

GOMOS Level 2 Daily Report

SUMMARY

[1. General Info](#)

[2. Summary of processed GOM_NL_2P products](#)

[3. Level 2 Quality information per product](#)

[3.1 Plot of level 2 quality information per product \(time dependant\)](#)

[3.2 Plot of level 2 quality information per product \(world map\)](#)

[4. Level 1 Quality information per product \(stored on level 2 products\)](#)

[4.1 Plot of level 1 quality information per product \(time dependant\)](#)

[4.1.1 Plot of level 1 quality information per product \(time dependant\): ASCENDING](#)

[4.1.2 Plot of level 1 quality information per product \(time dependant\): DESCENDING](#)

[4.2 Plot of level 1 quality information per product \(world map\)](#)

[4.2.1 Plot of level 1 quality information per product \(world map\): ASCENDING](#)

[4.2.2 Plot of level 1 quality information per product \(world map\): DESCENDING](#)

[5. Ozone profiles based on quality statistics and other trace gas profiles](#)

[5.1 Ozone statistics based on quality of products](#)

[5.2 Plot ozone profiles for all STD \(dark without errors\)](#)

[5.3 Plot ozone profiles where STD < 20% \(dark without errors\)](#)

[5.4. Plot ozone profiles where STD < 10% \(dark without errors\)](#)

[5.5. Plot ozone profiles where STD < 5% \(dark without errors\)](#)

[5.6 Plot NO2 profiles for all STD \(dark without errors\)](#)

[5.7 Plot NO3 profiles for all STD \(dark without errors\)](#)

[5.8 Plot H2O profiles \(only for occultations of stars 1,2,3,4,13,14,16,26,63 dark without errors\) for all STD](#)

[6. Auxiliary Data Files used for the production reported in section 2](#)

This report presents the daily analysis on parameters extracted from GOMOS level 2 data (GOM_NL__2P). It is intended to monitor some important parameters that will impact the quality of these products. A list of level 2 products (and content) that have arrived during the reporting day to the PCF is also given.

Item	Value
Time of report generation	18APR2013 22:48:46
Data source version	GOMOS/6.01
Start time of products	30-03-2004 (30MAR2004 00:00:00)
Stop time of products	31-03-2004 (31MAR2004 00:00:00)
Store outputs in DB	Yes
Nb of level 2 prods	434
Nb of prods with errors	0

2. Summary of processed GOM_NL__2P products.

Nr	Filename	UTC Start time	Limb	Duration	Star Id	Star Name	Star Mag	Star Temp	Nb Meas	Orbit	Prod. error
1	GOM_NL__2PRFIN20040330_000012_000000462025_00302_10877_1240.N1	30-MAR-2004 00:00:12	Bright	45.500	61	8Eps Peg	2.1000	3900.0	91	10877	No
2	GOM_NL__2PRFIN20040330_000334_000000682025_00302_10877_1241.N1	30-MAR-2004 00:03:34	Dark	67.500	11	53Alp Aql	0.76500	8000.0	135	10877	No
3	GOM_NL__2PRFIN20040330_000721_000000432025_00302_10877_1242.N1	30-MAR-2004 00:07:21	Dark	42.500	142	49Del Cap	2.8500	8900.0	85	10877	No
4	GOM_NL__2PRFIN20040330_001729_000000572025_00302_10877_1243.N1	30-MAR-2004 00:17:29	Dark	57.000	57	34Sig Sgr	2.0660	26000.	114	10877	No
5	GOM_NL__2PRFIN20040330_001933_000000452025_00302_10877_1244.N1	30-MAR-2004 00:19:33	Dark	45.000	45	Alp Pav	1.9400	26000.	90	10877	No
6	GOM_NL__2PRFIN20040330_002104_000000612025_00303_10878_1258.N1	30-MAR-2004 00:21:04	Dark	61.000	38	20Eps Sgr	1.8360	11000.	122	10878	No
7	GOM_NL__2PRFIN20040330_002457_000000532025_00303_10878_1259.N1	30-MAR-2004 00:24:57	Dark	53.000	40	The Sco	1.8590	7100.0	106	10878	No
8	GOM_NL__2PRFIN20040330_002701_000000442025_00303_10878_1260.N1	30-MAR-2004 00:27:01	Dark	44.000	43	Alp TrA	1.9100	4250.0	88	10878	No
9	GOM_NL__2PRFIN20040330_002919_000000712025_00303_10878_1261.N1	30-MAR-2004 00:29:19	Dark	71.000	75	26Eps Sco	2.2910	4250.0	142	10878	No
10	GOM_NL__2PRFIN20040330_003132_000000452025_00303_10878_1262.N1	30-MAR-2004 00:31:32	Dark	45.000	4	Alp1Cen	-0.010000	5800.0	90	10878	No
11	GOM_NL__2PRFIN20040330_003340_000001312025_00303_10878_1263.N1	30-MAR-2004 00:33:40	Straylight	131.00	16	21Alp Sco	1.0200	3000.0	262	10878	No
12	GOM_NL__2PRFIN20040330_003835_000000552025_00303_10878_1264.N1	30-MAR-2004 00:38:35	Straylight	54.500	54	5The Cen	2.0550	4500.0	109	10878	No
13	GOM_NL__2PRFIN20040330_004443_000000462025_00303_10878_1265.N1	30-MAR-2004 00:44:43	Twi_and_stray	45.500	106	9Bet Crv	2.6480	5600.0	91	10878	No
14	GOM_NL__2PRFIN20040330_004643_000000452025_00303_10878_1266.N1	30-MAR-2004 00:46:43	Twi_and_stray	45.000	100	4Gam Crv	2.5800	13100.	90	10878	No
15	GOM_NL__2PRFIN20040330_004838_000000572025_00303_10878_1267.N1	30-MAR-2004 00:48:38	Bright	57.000	15	67Alp Vir	0.97600	28000.	114	10878	No
16	GOM_NL__2PRFIN20040330_005154_000000482025_00303_10878_1268.N1	30-MAR-2004 00:51:54	Bright	48.000	121	29Gam Vir	2.7400	7200.0	96	10878	No
17	GOM_NL__2PRFIN20040330_005631_000000412025_00303_10878_1269.N1	30-MAR-2004 00:56:31	Bright	41.000	62	94Bet Leo	2.1360	9700.0	82	10878	No
18	GOM_NL__2PRFIN20040330_005805_000000392025_00303_10878_1270.N1	30-MAR-2004 00:58:05	Bright	38.500	96	68Del Leo	2.5600	9300.0	77	10878	No
19	GOM_NL__2PRFIN20040330_005939_000000382025_00303_10878_1271.N1	30-MAR-2004 00:59:39	Bright	38.000	166	17Eps Leo	2.9800	6000.0	76	10878	No
20	GOM_NL__2PRFIN20040330_010225_000000692025_00303_10878_1272.N1	30-MAR-2004 01:02:25	Bright	68.500	111	8Eta Boo	2.6800	6000.0	137	10878	No
21	GOM_NL__2PRFIN20040330_010456_000000372025_00303_10878_1273.N1	30-MAR-2004 01:04:56	Bright	37.000	174	52Psi UMa	3.0040	4400.0	74	10878	No
22	GOM_NL__2PRFIN20040330_010802_000000392025_00303_10878_1274.N1	30-MAR-2004 01:08:02	Bright	39.000	87	64Gam UMa	2.4330	11000.	78	10878	No
23	GOM_NL__2PRFIN20040330_010948_000000392025_00303_10878_1275.N1	30-MAR-2004 01:09:48	Bright	38.500	36	50Alp UMa	1.8000	6300.0	77	10878	No
24	GOM_NL__2PRFIN20040330_011137_000000692025_00303_10878_1276.N1	30-MAR-2004 01:11:37	Bright	68.500	180	27Gam Boo	3.0400	8000.0	137	10878	No
25	GOM_NL__2PRFIN20040330_011613_000000432025_00303_10878_1277.N1	30-MAR-2004 01:16:13	Bright	42.500	60	7Bet UMi	2.0810	3950.0	85	10878	No
26	GOM_NL__2PRFIN20040330_011746_000000402025_00303_10878_1278.N1	30-MAR-2004 01:17:46	Bright	39.500	49	1Alp UMi	1.9900	6300.0	79	10878	No
27	GOM_NL__2PRFIN20040330_011915_000000492025_00303_10878_1279.N1	30-MAR-2004 01:19:15	Bright	48.500	119	14Eta Dra	2.7270	4700.0	97	10878	No
28	GOM_NL__2PRFIN20040330_012415_000000412025_00303_10878_1280.N1	30-MAR-2004 01:24:15	Bright	40.500	76	27Gam Cas	2.3000	30000.	81	10878	No
29	GOM_NL__2PRFIN20040330_012536_000000412025_00303_10878_1281.N1	30-MAR-2004 01:25:36	Bright	41.000	68	18Alp Cas	2.2250	4500.0	82	10878	No
30	GOM_NL__2PRFIN20040330_013030_000000472025_00303_10878_1282.N1	30-MAR-2004 01:30:30	Bright	46.500	144	18Del Cyg	2.8600	11000.	93	10878	No
31	GOM_NL__2PRFIN20040330_013221_000000432025_00303_10878_1283.N1	30-MAR-2004 01:32:21	Bright	42.500	66	37Gam Cyg	2.2080	5900.0	85	10878	No
32	GOM_NL__2PRFIN20040330_013419_000000452025_00303_10878_1284.N1	30-MAR-2004 01:34:19	Bright	44.500	92	53Eps Cyg	2.5000	4500.0	89	10878	No
33	GOM_NL__2PRFIN20040330_014048_000000472025_00303_10878_1285.N1	30-MAR-2004 01:40:48	Bright	46.500	61	8Eps Peg	2.1000	3900.0	93	10878	No
34	GOM_NL__2PRFIN20040330_014410_000000752025_00303_10878_1286.N1	30-MAR-2004 01:44:10	Dark	75.000	11	53Alp Aql	0.76500	8000.0	150	10878	No
35	GOM_NL__2PRFIN20040330_014757_000000432025_00303_10878_1287.N1	30-MAR-2004 01:47:57	Dark	42.500	142	49Del Cap	2.8500	8900.0	85	10878	No
36	GOM_NL__2PRFIN20040330_015806_000000572025_00303_10878_1288.N1	30-MAR-2004 01:58:06	Dark	56.500	57	34Sig Sgr	2.0660	26000.	113	10878	No
37	GOM_NL__2PRFIN20040330_020009_000000402025_00303_10878_1289.N1	30-MAR-2004 02:00:09	Dark	40.000	45	Alp Pav	1.9400	26000.	80	10878	No
38	GOM_NL__2PRFIN20040330_034611_000000532025_00305_10880_1219.N1	30-MAR-2004 03:46:11	Dark	53.000	40	The Sco	1.8590	7100.0	106	10880	No
39	GOM_NL__2PRFIN20040330_034816_000000462025_00305_10880_1220.N1	30-MAR-2004 03:48:16	Dark	45.500	43	Alp TrA	1.9100	4250.0	91	10880	No
40	GOM_NL__2PRFIN20040330_035245_000000562025_00305_10880_1221.N1	30-MAR-2004 03:52:45	Dark	56.000	4	Alp1Cen	-0.010000	5800.0	112	10880	No
41	GOM_NL__2PRFIN20040330_035506_000000472025_00305_10880_1222.N1	30-MAR-2004 03:55:06	Straylight	46.500	12	Alp1Cru	0.77500	30000.	93	10880	No
42	GOM_NL__2PRFIN20040330_035632_000000472025_00305_10880_1223.N1	30-MAR-2004 03:56:32	Straylight	46.500	26	Gam Cru	1.6240	2900.0	93	10880	No

43	GOM_NL__2PRFIN20040330_035948_000000532025_00305_10880_1224.N1	30-MAR-2004 03:59:48	Straylight	53.000	54	5The Cen	2.0550	4500.0	106	10880	No
44	GOM_NL__2PRFIN20040330_040153_000001642025_00305_10880_1225.N1	30-MAR-2004 04:01:53	Twilight_stray	164.00	97	8Bet1Sco	2.5610	30000.	328	10880	No
45	GOM_NL__2PRFIN20040330_040627_000000472025_00305_10880_1226.N1	30-MAR-2004 04:06:27	Twilight_stray	46.500	171	2Eps Crv	3.0010	4250.0	93	10880	No
46	GOM_NL__2PRFIN20040330_040756_000000452025_00305_10880_1227.N1	30-MAR-2004 04:07:56	Twilight_stray	45.000	100	4Gam Crv	2.5800	13100.	90	10880	No
47	GOM_NL__2PRFIN20040330_040949_000000652025_00305_10880_1228.N1	30-MAR-2004 04:09:49	Bright	65.000	15	67Alp Vir	0.97600	28000.	130	10880	No
48	GOM_NL__2PRFIN20040330_041306_000000462025_00305_10880_1229.N1	30-MAR-2004 04:13:06	Bright	46.000	121	29Gam Vir	2.7400	7200.0	92	10880	No
49	GOM_NL__2PRFIN20040330_041744_000000412025_00305_10880_1230.N1	30-MAR-2004 04:17:44	Bright	40.500	62	94Bet Leo	2.1360	9700.0	81	10880	No
50	GOM_NL__2PRFIN20040330_041918_000000372025_00305_10880_1231.N1	30-MAR-2004 04:19:18	Bright	37.000	96	68Del Leo	2.5600	9300.0	74	10880	No
51	GOM_NL__2PRFIN20040330_042051_000000392025_00305_10880_1232.N1	30-MAR-2004 04:20:51	Bright	39.000	166	17Eps Leo	2.9800	6000.0	78	10880	No
52	GOM_NL__2PRFIN20040330_042334_000000702025_00305_10880_1233.N1	30-MAR-2004 04:23:34	Bright	70.000	111	8Eta Boo	2.6800	6000.0	140	10880	No
53	GOM_NL__2PRFIN20040330_042608_000000382025_00305_10880_1234.N1	30-MAR-2004 04:26:08	Bright	38.000	174	52Psi UMa	3.0040	4400.0	76	10880	No
54	GOM_NL__2PRFIN20040330_042914_000000402025_00305_10880_1235.N1	30-MAR-2004 04:29:14	Bright	40.000	87	64Gam UMa	2.4330	11000.	80	10880	No
55	GOM_NL__2PRFIN20040330_043100_000000402025_00305_10880_1236.N1	30-MAR-2004 04:31:00	Bright	39.500	36	50Alp UMa	1.8000	6300.0	79	10880	No
56	GOM_NL__2PRFIN20040330_043246_000000682025_00305_10880_1237.N1	30-MAR-2004 04:32:46	Bright	68.000	180	27Gam Boo	3.0400	8000.0	136	10880	No
57	GOM_NL__2PRFIN20040330_043725_000000432025_00305_10880_1238.N1	30-MAR-2004 04:37:25	Bright	43.000	60	7Bet UMi	2.0810	3950.0	86	10880	No
58	GOM_NL__2PRFIN20040330_043900_000000372025_00305_10880_1239.N1	30-MAR-2004 04:39:00	Bright	37.000	49	1Alp UMi	1.9900	6300.0	74	10880	No
59	GOM_NL__2PRFIN20040330_044530_000000382025_00305_10880_1240.N1	30-MAR-2004 04:45:30	Bright	38.000	76	27Gam Cas	2.3000	30000.	76	10880	No
60	GOM_NL__2PRFIN20040330_044650_000000402025_00305_10880_1241.N1	30-MAR-2004 04:46:50	Bright	40.000	68	18Alp Cas	2.2250	4500.0	80	10880	No
61	GOM_NL__2PRFIN20040330_045141_000000462025_00305_10880_1242.N1	30-MAR-2004 04:51:41	Bright	46.000	144	18Del Cyg	2.8600	11000.	92	10880	No
62	GOM_NL__2PRFIN20040330_045333_000000452025_00305_10880_1243.N1	30-MAR-2004 04:53:33	Bright	44.500	66	37Gam Cyg	2.2080	5900.0	89	10880	No
63	GOM_NL__2PRFIN20040330_045531_000000442025_00305_10880_1244.N1	30-MAR-2004 04:55:31	Bright	43.500	92	53Eps Cyg	2.5000	4500.0	87	10880	No
64	GOM_NL__2PRFIN20040330_050201_000000452025_00305_10880_1245.N1	30-MAR-2004 05:02:01	Bright	45.000	61	8Eps Peg	2.1000	3900.0	90	10880	No
65	GOM_NL__2PRFIN20040330_050524_000000682025_00305_10880_1246.N1	30-MAR-2004 05:05:24	Dark	67.500	11	53Alp Aql	0.76500	8000.0	135	10880	No
66	GOM_NL__2PRFIN20040330_050910_000000412025_00305_10880_1247.N1	30-MAR-2004 05:09:10	Dark	41.000	142	49Del Cap	2.8500	8900.0	82	10880	No
67	GOM_NL__2PRFIN20040330_051448_000000402025_00305_10880_1248.N1	30-MAR-2004 05:14:48	Dark	39.500	172	Gam Gru	3.0030	13100.	79	10880	No
68	GOM_NL__2PRFIN20040330_051920_000000592025_00305_10880_1249.N1	30-MAR-2004 05:19:20	Dark	58.500	57	34Sig Sgr	2.0660	26000.	117	10880	No
69	GOM_NL__2PRFIN20040330_052123_000000402025_00305_10880_1250.N1	30-MAR-2004 05:21:23	Dark	39.500	45	Alp Pav	1.9400	26000.	79	10880	No
70	GOM_NL__2PRFIN20040330_052257_000000562025_00306_10881_1220.N1	30-MAR-2004 05:22:57	Dark	55.500	38	20Eps Sgr	1.8360	11000.	111	10881	No
71	GOM_NL__2PRFIN20040330_052649_000000532025_00306_10881_1221.N1	30-MAR-2004 05:26:49	Dark	53.000	40	The Sco	1.8590	7100.0	106	10881	No
72	GOM_NL__2PRFIN20040330_052853_000000422025_00306_10881_1222.N1	30-MAR-2004 05:28:53	Dark	41.500	43	Alp TrA	1.9100	4250.0	83	10881	No
73	GOM_NL__2PRFIN20040330_053321_000000552025_00306_10881_1223.N1	30-MAR-2004 05:33:21	Dark	54.500	4	Alp1Cen	-0.010000	5800.0	109	10881	No
74	GOM_NL__2PRFIN20040330_053543_000000442025_00306_10881_1224.N1	30-MAR-2004 05:35:43	Straylight	44.000	12	Alp1Cru	0.77500	30000.	88	10881	No
75	GOM_NL__2PRFIN20040330_053709_000000512025_00306_10881_1225.N1	30-MAR-2004 05:37:09	Straylight	50.500	26	Gam Cru	1.6240	2900.0	101	10881	No
76	GOM_NL__2PRFIN20040330_054025_000000552025_00306_10881_1226.N1	30-MAR-2004 05:40:25	Straylight	54.500	54	5The Cen	2.0550	4500.0	109	10881	No
77	GOM_NL__2PRFIN20040330_054230_000001662025_00306_10881_1227.N1	30-MAR-2004 05:42:30	Twilight_stray	165.50	97	8Bet1Sco	2.5610	30000.	331	10881	No
78	GOM_NL__2PRFIN20040330_054704_000000452025_00306_10881_1228.N1	30-MAR-2004 05:47:04	Twilight_stray	44.500	171	2Eps Crv	3.0010	4250.0	89	10881	No
79	GOM_NL__2PRFIN20040330_054832_000000452025_00306_10881_1229.N1	30-MAR-2004 05:48:32	Twilight_stray	44.500	100	4Gam Crv	2.5800	13100.	89	10881	No
80	GOM_NL__2PRFIN20040330_055025_000000712025_00306_10881_1230.N1	30-MAR-2004 05:50:25	Bright	70.500	15	67Alp Vir	0.97600	28000.	141	10881	No
81	GOM_NL__2PRFIN20040330_055342_000000472025_00306_10881_1231.N1	30-MAR-2004 05:53:42	Bright	46.500	121	29Gam Vir	2.7400	7200.0	93	10881	No
82	GOM_NL__2PRFIN20040330_055820_000000412025_00306_10881_1232.N1	30-MAR-2004 05:58:20	Bright	40.500	62	94Bet Leo	2.1360	9700.0	81	10881	No
83	GOM_NL__2PRFIN20040330_055954_000000382025_00306_10881_1233.N1	30-MAR-2004 05:59:54	Bright	37.500	96	68Del Leo	2.5600	9300.0	75	10881	No
84	GOM_NL__2PRFIN20040330_060128_000000382025_00306_10881_1234.N1	30-MAR-2004 06:01:28	Bright	38.000	166	17Eps Leo	2.9800	6000.0	76	10881	No
85	GOM_NL__2PRFIN20040330_060407_000000702025_00306_10881_1235.N1	30-MAR-2004 06:04:07	Bright	70.000	111	8Eta Boo	2.6800	6000.0	140	10881	No
86	GOM_NL__2PRFIN20040330_060645_000000382025_00306_10881_1236.N1	30-MAR-2004 06:06:45	Bright	37.500	174	52Psi UMa	3.0040	4400.0	75	10881	No
87	GOM_NL__2PRFIN20040330_060950_000000392025_00306_10881_1237.N1	30-MAR-2004 06:09:50	Bright	38.500	87	64Gam UMa	2.4330	11000.	77	10881	No
88	GOM_NL__2PRFIN20040330_061136_000000402025_00306_10881_1238.N1	30-MAR-2004 06:11:36	Bright	40.000	36	50Alp UMa	1.8000	6300.0	80	10881	No
89	GOM_NL__2PRFIN20040330_061320_000000672025_00306_10881_1239.N1	30-MAR-2004 06:13:20	Bright	66.500	180	27Gam Boo	3.0400	8000.0	133	10881	No
90	GOM_NL__2PRFIN20040330_061801_000000412025_00306_10881_1240.N1	30-MAR-2004 06:18:01	Bright	41.000	60	7Bet UMi	2.0810	3950.0	82	10881	No
91	GOM_NL__2PRFIN20040330_061936_000000372025_00306_10881_1241.N1	30-MAR-2004 06:19:36	Bright	37.000	49	1Alp UMi	1.9900	6300.0	74	10881	No
92	GOM_NL__2PRFIN20040330_062607_000000372025_00306_10881_1242.N1	30-MAR-2004 06:26:07	Bright	37.000	76	27Gam Cas	2.3000	30000.	74	10881	No
93	GOM_NL__2PRFIN20040330_062727_000000402025_00306_10881_1243.N1	30-MAR-2004 06:27:27	Bright	40.000	68	18Alp Cas	2.2250	4500.0	80	10881	No
94	GOM_NL__2PRFIN20040330_063218_000000452025_00306_10881_1244.N1	30-MAR-2004 06:32:18	Bright	45.000	144	18Del Cyg	2.8600	11000.	90	10881	No
95	GOM_NL__2PRFIN20040330_063408_000000462025_00306_10881_1245.N1	30-MAR-2004 06:34:08	Bright	45.500	66	37Gam Cyg	2.2080	5900.0	91	10881	No
96	GOM_NL__2PRFIN20040330_063607_000000452025_00306_10881_1246.N1	30-MAR-2004 06:36:07	Bright	44.500	92	53Eps Cyg	2.5000	4500.0	89	10881	No
97	GOM_NL__2PRFIN20040330_064238_000000452025_00306_10881_1247.N1	30-MAR-2004 06:42:38	Bright	45.000	61	8Eps Peg	2.1000	3900.0	90	10881	No
98	GOM_NL__2PRFIN20040330_064600_000000672025_00306_10881_1248.N1	30-MAR-2004 06:46:00	Dark	67.000	11	53Alp Aql	0.76500	8000.0	134	10881	No
99	GOM_NL__2PRFIN20040330_064947_000000432025_00306_10881_1249.N1	30-MAR-2004 06:49:47	Dark	42.500	142	49Del Cap	2.8500	8900.0	85	10881	No
100	GOM_NL__2PRFIN20040330_065525_000000392025_00306_10881_1250.N1	30-MAR-2004 06:55:25	Dark	38.500	172	Gam Gru	3.0030	13100.	77	10881	No
101	GOM_NL__2PRFIN20040330_065958_000000552025_00306_10881_1251.N1	30-MAR-2004 06:59:58	Dark	55.000	57	34Sig Sgr	2.0660	26000.	110	10881	No

102	GOM_NL__2PRFIN20040330_070200_000000392025_00306_10881_1252.N1	30-MAR-2004 07:02:00	Dark	39.000	45	Alp Pav	1.9400	26000.	78	10881	No
103	GOM_NL__2PRFIN20040330_070334_000000562025_00307_10882_1223.N1	30-MAR-2004 07:03:34	Dark	55.500	38	20Eps Sgr	1.8360	11000.	111	10882	No
104	GOM_NL__2PRFIN20040330_070726_000000562025_00307_10882_1224.N1	30-MAR-2004 07:07:26	Dark	56.000	40	The Sco	1.8590	7100.0	112	10882	No
105	GOM_NL__2PRFIN20040330_070930_000000402025_00307_10882_1225.N1	30-MAR-2004 07:09:30	Dark	39.500	43	Alp TrA	1.9100	4250.0	79	10882	No
106	GOM_NL__2PRFIN20040330_071358_000000502025_00307_10882_1226.N1	30-MAR-2004 07:13:58	Dark	49.500	4	Alp1Cen	-0.010000	5800.0	99	10882	No
107	GOM_NL__2PRFIN20040330_071619_000000422025_00307_10882_1227.N1	30-MAR-2004 07:16:19	Straylight	42.000	12	Alp1Cru	0.77500	30000.	84	10882	No
108	GOM_NL__2PRFIN20040330_071746_000000432025_00307_10882_1228.N1	30-MAR-2004 07:17:46	Straylight	43.000	26	Gam Cru	1.6240	2900.0	86	10882	No
109	GOM_NL__2PRFIN20040330_072101_000000552025_00307_10882_1229.N1	30-MAR-2004 07:21:01	Straylight	55.000	54	5The Cen	2.0550	4500.0	110	10882	No
110	GOM_NL__2PRFIN20040330_072307_000001642025_00307_10882_1230.N1	30-MAR-2004 07:23:07	Tw_i_and_stray	164.00	97	8Bet1Sco	2.5610	30000.	328	10882	No
111	GOM_NL__2PRFIN20040330_072740_000000432025_00307_10882_1231.N1	30-MAR-2004 07:27:40	Tw_i_and_stray	42.500	171	2Eps Crv	3.0010	4250.0	85	10882	No
112	GOM_NL__2PRFIN20040330_072908_000000452025_00307_10882_1232.N1	30-MAR-2004 07:29:08	Tw_i_and_stray	44.500	100	4Gam Crv	2.5800	13100.	89	10882	No
113	GOM_NL__2PRFIN20040330_073101_000000732025_00307_10882_1233.N1	30-MAR-2004 07:31:01	Bright	72.500	15	67Alp Vir	0.97600	28000.	145	10882	No
114	GOM_NL__2PRFIN20040330_073418_000000452025_00307_10882_1234.N1	30-MAR-2004 07:34:18	Bright	44.500	121	29Gam Vir	2.7400	7200.0	89	10882	No
115	GOM_NL__2PRFIN20040330_073856_000000402025_00307_10882_1235.N1	30-MAR-2004 07:38:56	Bright	40.000	62	94Bet Leo	2.1360	9700.0	80	10882	No
116	GOM_NL__2PRFIN20040330_074030_000000392025_00307_10882_1236.N1	30-MAR-2004 07:40:30	Bright	38.500	96	68Del Leo	2.5600	9300.0	77	10882	No
117	GOM_NL__2PRFIN20040330_074204_000000372025_00307_10882_1237.N1	30-MAR-2004 07:42:04	Bright	36.500	166	17Eps Leo	2.9800	6000.0	73	10882	No
118	GOM_NL__2PRFIN20040330_074442_000000692025_00307_10882_1238.N1	30-MAR-2004 07:44:42	Bright	69.000	111	8Eta Boo	2.6800	6000.0	138	10882	No
119	GOM_NL__2PRFIN20040330_074720_000000372025_00307_10882_1239.N1	30-MAR-2004 07:47:20	Bright	37.000	174	52Psi UMa	3.0040	4400.0	74	10882	No
120	GOM_NL__2PRFIN20040330_075025_000000392025_00307_10882_1240.N1	30-MAR-2004 07:50:25	Bright	39.000	87	64Gam UMa	2.4330	11000.	78	10882	No
121	GOM_NL__2PRFIN20040330_075212_000000382025_00307_10882_1241.N1	30-MAR-2004 07:52:12	Bright	38.000	36	50Alp UMa	1.8000	6300.0	76	10882	No
122	GOM_NL__2PRFIN20040330_075354_000000692025_00307_10882_1242.N1	30-MAR-2004 07:53:54	Bright	68.500	180	27Gam Boo	3.0400	8000.0	137	10882	No
123	GOM_NL__2PRFIN20040330_075837_000000392025_00307_10882_1243.N1	30-MAR-2004 07:58:37	Bright	39.000	60	7Bet UMi	2.0810	3950.0	78	10882	No
124	GOM_NL__2PRFIN20040330_080012_000000342025_00307_10882_1244.N1	30-MAR-2004 08:00:12	Bright	33.500	49	1Alp UMi	1.9900	6300.0	67	10882	No
125	GOM_NL__2PRFIN20040330_080643_000000372025_00307_10882_1245.N1	30-MAR-2004 08:06:43	Bright	36.500	76	27Gam Cas	2.3000	30000.	73	10882	No
126	GOM_NL__2PRFIN20040330_080803_000000362025_00307_10882_1246.N1	30-MAR-2004 08:08:03	Bright	35.500	68	18Alp Cas	2.2250	4500.0	71	10882	No
127	GOM_NL__2PRFIN20040330_081253_000000482025_00307_10882_1247.N1	30-MAR-2004 08:12:53	Bright	47.500	144	18Del Cyg	2.8600	11000.	95	10882	No
128	GOM_NL__2PRFIN20040330_081444_000000452025_00307_10882_1248.N1	30-MAR-2004 08:14:44	Bright	44.500	66	37Gam Cyg	2.2080	5900.0	89	10882	No
129	GOM_NL__2PRFIN20040330_081644_000000442025_00307_10882_1249.N1	30-MAR-2004 08:16:44	Bright	43.500	92	53Eps Cyg	2.5000	4500.0	87	10882	No
130	GOM_NL__2PRFIN20040330_082314_000000442025_00307_10882_1250.N1	30-MAR-2004 08:23:14	Bright	44.000	61	8Eps Peg	2.1000	3900.0	88	10882	No
131	GOM_NL__2PRFIN20040330_082636_000000652025_00307_10882_1251.N1	30-MAR-2004 08:26:36	Dark	65.000	11	53Alp Aql	0.76500	8000.0	130	10882	No
132	GOM_NL__2PRFIN20040330_083024_000000402025_00307_10882_1252.N1	30-MAR-2004 08:30:24	Dark	40.000	142	49Del Cap	2.8500	8900.0	80	10882	No
133	GOM_NL__2PRFIN20040330_083601_000000402025_00307_10882_1253.N1	30-MAR-2004 08:36:01	Dark	40.000	172	Gam Gru	3.0030	13100.	80	10882	No
134	GOM_NL__2PRFIN20040330_084036_000000582025_00307_10882_1254.N1	30-MAR-2004 08:40:36	Dark	58.000	57	34Sig Sgr	2.0660	26000.	116	10882	No
135	GOM_NL__2PRFIN20040330_084236_000000402025_00307_10882_1255.N1	30-MAR-2004 08:42:36	Dark	39.500	45	Alp Pav	1.9400	26000.	79	10882	No
136	GOM_NL__2PRFIN20040330_084411_000000612025_00308_10883_1057.N1	30-MAR-2004 08:44:11	Dark	60.500	38	20Eps Sgr	1.8360	11000.	121	10883	No
137	GOM_NL__2PRFIN20040330_084803_000000522025_00308_10883_1058.N1	30-MAR-2004 08:48:03	Dark	51.500	40	The Sco	1.8590	7100.0	103	10883	No
138	GOM_NL__2PRFIN20040330_085006_000000412025_00308_10883_1059.N1	30-MAR-2004 08:50:06	Dark	40.500	43	Alp TrA	1.9100	4250.0	81	10883	No
139	GOM_NL__2PRFIN20040330_085434_000000552025_00308_10883_1060.N1	30-MAR-2004 08:54:34	Dark	55.000	4	Alp1Cen	-0.010000	5800.0	110	10883	No
140	GOM_NL__2PRFIN20040330_085655_000000492025_00308_10883_1061.N1	30-MAR-2004 08:56:55	Straylight	49.000	12	Alp1Cru	0.77500	30000.	98	10883	No
141	GOM_NL__2PRFIN20040330_085822_000000512025_00308_10883_1062.N1	30-MAR-2004 08:58:22	Straylight	51.000	26	Gam Cru	1.6240	2900.0	102	10883	No
142	GOM_NL__2PRFIN20040330_090138_000000532025_00308_10883_1063.N1	30-MAR-2004 09:01:38	Straylight	53.000	54	5The Cen	2.0550	4500.0	106	10883	No
143	GOM_NL__2PRFIN20040330_090344_000001672025_00308_10883_1064.N1	30-MAR-2004 09:03:44	Tw_i_and_stray	166.50	97	8Bet1Sco	2.5610	30000.	333	10883	No
144	GOM_NL__2PRFIN20040330_090816_000000432025_00308_10883_1065.N1	30-MAR-2004 09:08:16	Tw_i_and_stray	43.000	171	2Eps Crv	3.0010	4250.0	86	10883	No
145	GOM_NL__2PRFIN20040330_090944_000000452025_00308_10883_1066.N1	30-MAR-2004 09:09:44	Tw_i_and_stray	45.000	100	4Gam Crv	2.5800	13100.	90	10883	No
146	GOM_NL__2PRFIN20040330_091137_000000732025_00308_10883_1067.N1	30-MAR-2004 09:11:37	Bright	73.000	15	67Alp Vir	0.97600	28000.	146	10883	No
147	GOM_NL__2PRFIN20040330_091454_000000472025_00308_10883_1068.N1	30-MAR-2004 09:14:54	Bright	46.500	121	29Gam Vir	2.7400	7200.0	93	10883	No
148	GOM_NL__2PRFIN20040330_091931_000000422025_00308_10883_1069.N1	30-MAR-2004 09:19:31	Bright	41.500	62	94Bet Leo	2.1360	9700.0	83	10883	No
149	GOM_NL__2PRFIN20040330_092106_000000372025_00308_10883_1070.N1	30-MAR-2004 09:21:06	Bright	37.000	96	68Del Leo	2.5600	9300.0	74	10883	No
150	GOM_NL__2PRFIN20040330_092240_000000372025_00308_10883_1071.N1	30-MAR-2004 09:22:40	Bright	37.000	166	17Eps Leo	2.9800	6000.0	74	10883	No
151	GOM_NL__2PRFIN20040330_092516_000000732025_00308_10883_1072.N1	30-MAR-2004 09:25:16	Bright	72.500	111	8Eta Boo	2.6800	6000.0	145	10883	No
152	GOM_NL__2PRFIN20040330_092756_000000372025_00308_10883_1073.N1	30-MAR-2004 09:27:56	Bright	37.000	174	52Psi UMa	3.0040	4400.0	74	10883	No
153	GOM_NL__2PRFIN20040330_093101_000000392025_00308_10883_1074.N1	30-MAR-2004 09:31:01	Bright	39.000	87	64Gam UMa	2.4330	11000.	78	10883	No
154	GOM_NL__2PRFIN20040330_093247_000000362025_00308_10883_1075.N1	30-MAR-2004 09:32:47	Bright	35.500	36	50Alp UMa	1.8000	6300.0	71	10883	No
155	GOM_NL__2PRFIN20040330_093428_000000692025_00308_10883_1076.N1	30-MAR-2004 09:34:28	Bright	69.000	180	27Gam Boo	3.0400	8000.0	138	10883	No
156	GOM_NL__2PRFIN20040330_093912_000000422025_00308_10883_1077.N1	30-MAR-2004 09:39:12	Bright	41.500	60	7Bet UMi	2.0810	3950.0	83	10883	No
157	GOM_NL__2PRFIN20040330_094047_000000372025_00308_10883_1078.N1	30-MAR-2004 09:40:47	Bright	37.000	49	1Alp UMi	1.9900	6300.0	74	10883	No
158	GOM_NL__2PRFIN20040330_094720_000000372025_00308_10883_1079.N1	30-MAR-2004 09:47:20	Bright	37.000	76	27Gam Cas	2.3000	30000.	74	10883	No
159	GOM_NL__2PRFIN20040330_094839_000000362025_00308_10883_1080.N1	30-MAR-2004 09:48:39	Bright	36.000	68	18Alp Cas	2.2250	4500.0	72	10883	No
160	GOM_NL__2PRFIN20040330_095329_000000462025_00308_10883_1081.N1	30-MAR-2004 09:53:29	Bright	46.000	144	18Del Cyg	2.8600	11000.	92	10883	No

161	GOM_NL__2PRFIN20040330_095521_000000442025_00308_10883_1082.N1	30-MAR-2004 09:55:21	Bright	44.000	66	37Gam Cyg	2.2080	5900.0	88	10883	No
162	GOM_NL__2PRFIN20040330_095720_000000442025_00308_10883_1083.N1	30-MAR-2004 09:57:20	Bright	44.000	92	53Eps Cyg	2.5000	4500.0	88	10883	No
163	GOM_NL__2PRFIN20040330_100350_000000532025_00308_10883_1084.N1	30-MAR-2004 10:03:50	Bright	53.000	61	8Eps Peg	2.1000	3900.0	106	10883	No
164	GOM_NL__2PRFIN20040330_100714_000000722025_00308_10883_1085.N1	30-MAR-2004 10:07:14	Dark	72.000	11	53Alp Aql	0.76500	8000.0	144	10883	No
165	GOM_NL__2PRFIN20040330_101059_000000422025_00308_10883_1086.N1	30-MAR-2004 10:10:59	Dark	41.500	142	49Del Cap	2.8500	8900.0	83	10883	No
166	GOM_NL__2PRFIN20040330_101637_000000382025_00308_10883_1087.N1	30-MAR-2004 10:16:37	Dark	38.000	172	Gam Gru	3.0030	13100.	76	10883	No
167	GOM_NL__2PRFIN20040330_102113_000000582025_00308_10883_1088.N1	30-MAR-2004 10:21:13	Dark	57.500	57	34Sig Sgr	2.0660	26000.	115	10883	No
168	GOM_NL__2PRFIN20040330_102312_000000402025_00308_10883_1089.N1	30-MAR-2004 10:23:12	Dark	39.500	45	Alp Pav	1.9400	26000.	79	10883	No
169	GOM_NL__2PRFIN20040330_102449_000000582025_00309_10884_1057.N1	30-MAR-2004 10:24:49	Dark	58.000	38	20Eps Sgr	1.8360	11000.	116	10884	No
170	GOM_NL__2PRFIN20040330_102839_000000532025_00309_10884_1058.N1	30-MAR-2004 10:28:39	Dark	52.500	40	The Sco	1.8590	7100.0	105	10884	No
171	GOM_NL__2PRFIN20040330_103042_000000432025_00309_10884_1059.N1	30-MAR-2004 10:30:42	Dark	42.500	43	Alp TrA	1.9100	4250.0	85	10884	No
172	GOM_NL__2PRFIN20040330_103511_000000512025_00309_10884_1060.N1	30-MAR-2004 10:35:11	Dark	50.500	4	Alp1Cen	-0.010000	5800.0	101	10884	No
173	GOM_NL__2PRFIN20040330_103731_000000462025_00309_10884_1061.N1	30-MAR-2004 10:37:31	Straylight	45.500	12	Alp1Cru	0.77500	30000.	91	10884	No
174	GOM_NL__2PRFIN20040330_103857_000000472025_00309_10884_1062.N1	30-MAR-2004 10:38:57	Straylight	46.500	26	Gam Cru	1.6240	2900.0	93	10884	No
175	GOM_NL__2PRFIN20040330_104214_000000582025_00309_10884_1063.N1	30-MAR-2004 10:42:14	Straylight	57.500	54	5The Cen	2.0550	4500.0	115	10884	No
176	GOM_NL__2PRFIN20040330_104422_000001632025_00309_10884_1064.N1	30-MAR-2004 10:44:22	Twi_and_stray	163.00	97	8Bet1Sco	2.5610	30000.	326	10884	No
177	GOM_NL__2PRFIN20040330_104852_000000482025_00309_10884_1065.N1	30-MAR-2004 10:48:52	Twi_and_stray	47.500	171	2Eps Crv	3.0010	4250.0	95	10884	No
178	GOM_NL__2PRFIN20040330_105020_000000462025_00309_10884_1066.N1	30-MAR-2004 10:50:20	Twi_and_stray	46.000	100	4Gam Crv	2.5800	13100.	92	10884	No
179	GOM_NL__2PRFIN20040330_105213_000000732025_00309_10884_1067.N1	30-MAR-2004 10:52:13	Bright	73.000	15	67Alp Vir	0.97600	28000.	146	10884	No
180	GOM_NL__2PRFIN20040330_105529_000000472025_00309_10884_1068.N1	30-MAR-2004 10:55:29	Bright	46.500	121	29Gam Vir	2.7400	7200.0	93	10884	No
181	GOM_NL__2PRFIN20040330_110007_000000412025_00309_10884_1069.N1	30-MAR-2004 11:00:07	Bright	41.000	62	94Bet Leo	2.1360	9700.0	82	10884	No
182	GOM_NL__2PRFIN20040330_110142_000000372025_00309_10884_1070.N1	30-MAR-2004 11:01:42	Bright	36.500	96	68Del Leo	2.5600	9300.0	73	10884	No
183	GOM_NL__2PRFIN20040330_110316_000000392025_00309_10884_1071.N1	30-MAR-2004 11:03:16	Bright	38.500	166	17Eps Leo	2.9800	6000.0	77	10884	No
184	GOM_NL__2PRFIN20040330_110551_000000722025_00309_10884_1072.N1	30-MAR-2004 11:05:51	Bright	71.500	111	8Eta Boo	2.6800	6000.0	143	10884	No
185	GOM_NL__2PRFIN20040330_110832_000000402025_00309_10884_1073.N1	30-MAR-2004 11:08:32	Bright	39.500	174	52Psi UMa	3.0040	4400.0	79	10884	No
186	GOM_NL__2PRFIN20040330_111136_000000412025_00309_10884_1074.N1	30-MAR-2004 11:11:36	Bright	40.500	87	64Gam UMa	2.4330	11000.	81	10884	No
187	GOM_NL__2PRFIN20040330_111323_000000392025_00309_10884_1075.N1	30-MAR-2004 11:13:23	Bright	39.000	36	50Alp UMa	1.8000	6300.0	78	10884	No
188	GOM_NL__2PRFIN20040330_111503_000000652025_00309_10884_1076.N1	30-MAR-2004 11:15:03	Bright	65.000	180	27Gam Boo	3.0400	8000.0	130	10884	No
189	GOM_NL__2PRFIN20040330_111947_000000392025_00309_10884_1077.N1	30-MAR-2004 11:19:47	Bright	38.500	60	7Bet UMi	2.0810	3950.0	77	10884	No
190	GOM_NL__2PRFIN20040330_112122_000000382025_00309_10884_1078.N1	30-MAR-2004 11:21:22	Bright	38.000	49	1Alp UMi	1.9900	6300.0	76	10884	No
191	GOM_NL__2PRFIN20040330_112755_000000382025_00309_10884_1079.N1	30-MAR-2004 11:27:55	Bright	37.500	76	27Gam Cas	2.3000	30000.	75	10884	No
192	GOM_NL__2PRFIN20040330_112913_000000402025_00309_10884_1080.N1	30-MAR-2004 11:29:13	Bright	39.500	68	18Alp Cas	2.2250	4500.0	79	10884	No
193	GOM_NL__2PRFIN20040330_113405_000000462025_00309_10884_1081.N1	30-MAR-2004 11:34:05	Bright	46.000	144	18Del Cyg	2.8600	11000.	92	10884	No
194	GOM_NL__2PRFIN20040330_113557_000000462025_00309_10884_1082.N1	30-MAR-2004 11:35:57	Bright	46.000	66	37Gam Cyg	2.2080	5900.0	92	10884	No
195	GOM_NL__2PRFIN20040330_113756_000000452025_00309_10884_1083.N1	30-MAR-2004 11:37:56	Bright	45.000	92	53Eps Cyg	2.5000	4500.0	90	10884	No
196	GOM_NL__2PRFIN20040330_114426_000000462025_00309_10884_1084.N1	30-MAR-2004 11:44:26	Bright	46.000	61	8Eps Peg	2.1000	3900.0	92	10884	No
197	GOM_NL__2PRFIN20040330_114751_000000682025_00309_10884_1085.N1	30-MAR-2004 11:47:51	Dark	67.500	11	53Alp Aql	0.76500	8000.0	135	10884	No
198	GOM_NL__2PRFIN20040330_115135_000000402025_00309_10884_1086.N1	30-MAR-2004 11:51:35	Dark	40.000	142	49Del Cap	2.8500	8900.0	80	10884	No
199	GOM_NL__2PRFIN20040330_115713_000000402025_00309_10884_1087.N1	30-MAR-2004 11:57:13	Dark	39.500	172	Gam Gru	3.0030	13100.	79	10884	No
200	GOM_NL__2PRFIN20040330_120149_000000592025_00309_10884_1088.N1	30-MAR-2004 12:01:49	Dark	58.500	57	34Sig Sgr	2.0660	26000.	117	10884	No
201	GOM_NL__2PRFIN20040330_120348_000000402025_00309_10884_1089.N1	30-MAR-2004 12:03:48	Dark	39.500	45	Alp Pav	1.9400	26000.	79	10884	No
202	GOM_NL__2PRFIN20040330_120526_000000562025_00310_10885_1057.N1	30-MAR-2004 12:05:26	Dark	56.000	38	20Eps Sgr	1.8360	11000.	112	10885	No
203	GOM_NL__2PRFIN20040330_120916_000000562025_00310_10885_1058.N1	30-MAR-2004 12:09:16	Dark	55.500	40	The Sco	1.8590	7100.0	111	10885	No
204	GOM_NL__2PRFIN20040330_121118_000000432025_00310_10885_1059.N1	30-MAR-2004 12:11:18	Dark	43.000	43	Alp TrA	1.9100	4250.0	86	10885	No
205	GOM_NL__2PRFIN20040330_121307_000000402025_00310_10885_1060.N1	30-MAR-2004 12:13:07	Dark	40.000	134	Bet TrA	2.8100	6600.0	80	10885	No
206	GOM_NL__2PRFIN20040330_121547_000000522025_00310_10885_1061.N1	30-MAR-2004 12:15:47	Dark	52.000	4	Alp1Cen	-0.010000	5800.0	104	10885	No
207	GOM_NL__2PRFIN20040330_121807_000000402025_00310_10885_1062.N1	30-MAR-2004 12:18:07	Straylight	39.500	12	Alp1Cru	0.77500	30000.	79	10885	No
208	GOM_NL__2PRFIN20040330_121933_000000492025_00310_10885_1063.N1	30-MAR-2004 12:19:33	Straylight	49.000	26	Gam Cru	1.6240	2900.0	98	10885	No
209	GOM_NL__2PRFIN20040330_122129_000000412025_00310_10885_1064.N1	30-MAR-2004 12:21:29	Straylight	40.500	64	Gam Cen	2.2000	10600.	81	10885	No
210	GOM_NL__2PRFIN20040330_122254_000000412025_00310_10885_1065.N1	30-MAR-2004 12:22:54	Straylight	40.500	113	Mu Vel	2.6920	5000.0	81	10885	No
211	GOM_NL__2PRFIN20040330_122459_000001642025_00310_10885_1066.N1	30-MAR-2004 12:24:59	Twi_and_stray	163.50	97	8Bet1Sco	2.5610	30000.	327	10885	No
212	GOM_NL__2PRFIN20040330_122928_000000462025_00310_10885_1067.N1	30-MAR-2004 12:29:28	Twi_and_stray	45.500	171	2Eps Crv	3.0010	4250.0	91	10885	No
213	GOM_NL__2PRFIN20040330_123056_000000452025_00310_10885_1068.N1	30-MAR-2004 12:30:56	Twi_and_stray	45.000	100	4Gam Crv	2.5800	13100.	90	10885	No
214	GOM_NL__2PRFIN20040330_123248_000000722025_00310_10885_1069.N1	30-MAR-2004 12:32:48	Bright	72.000	15	67Alp Vir	0.97600	28000.	144	10885	No
215	GOM_NL__2PRFIN20040330_123605_000000472025_00310_10885_1070.N1	30-MAR-2004 12:36:05	Bright	46.500	121	29Gam Vir	2.7400	7200.0	93	10885	No
216	GOM_NL__2PRFIN20040330_124043_000000402025_00310_10885_1071.N1	30-MAR-2004 12:40:43	Bright	39.500	62	94Bet Leo	2.1360	9700.0	79	10885	No
217	GOM_NL__2PRFIN20040330_124217_000000372025_00310_10885_1072.N1	30-MAR-2004 12:42:17	Bright	37.000	96	68Del Leo	2.5600	9300.0	74	10885	No
218	GOM_NL__2PRFIN20040330_124352_000000382025_00310_10885_1073.N1	30-MAR-2004 12:43:52	Bright	37.500	166	17Eps Leo	2.9800	6000.0	75	10885	No
219	GOM_NL__2PRFIN20040330_124626_000000672025_00310_10885_1074.N1	30-MAR-2004 12:46:26	Bright	66.500	111	8Eta Boo	2.6800	6000.0	133	10885	No

220	GOM_NL__2PRFIN20040330_124908_000000372025_00310_10885_1075.N1	30-MAR-2004 12:49:08	Bright	37.000	174	52Psi UMa	3.0040	4400.0	74	10885	No
221	GOM_NL__2PRFIN20040330_125212_000000392025_00310_10885_1076.N1	30-MAR-2004 12:52:12	Bright	39.000	87	64Gam UMa	2.4330	11000.	78	10885	No
222	GOM_NL__2PRFIN20040330_125359_000000402025_00310_10885_1077.N1	30-MAR-2004 12:53:59	Bright	40.000	36	50Alp UMa	1.8000	6300.0	80	10885	No
223	GOM_NL__2PRFIN20040330_125538_000000652025_00310_10885_1078.N1	30-MAR-2004 12:55:38	Bright	65.000	180	27Gam Boo	3.0400	8000.0	130	10885	No
224	GOM_NL__2PRFIN20040330_130023_000000382025_00310_10885_1079.N1	30-MAR-2004 13:00:23	Bright	38.000	60	7Bet UMi	2.0810	3950.0	76	10885	No
225	GOM_NL__2PRFIN20040330_130159_000000372025_00310_10885_1080.N1	30-MAR-2004 13:01:59	Bright	36.500	49	1Alp UMi	1.9900	6300.0	73	10885	No
226	GOM_NL__2PRFIN20040330_130832_000000362025_00310_10885_1081.N1	30-MAR-2004 13:08:32	Bright	35.500	76	27Gam Cas	2.3000	30000.	71	10885	No
227	GOM_NL__2PRFIN20040330_130951_000000402025_00310_10885_1082.N1	30-MAR-2004 13:09:51	Bright	39.500	68	18Alp Cas	2.2250	4500.0	79	10885	No
228	GOM_NL__2PRFIN20040330_131441_000000462025_00310_10885_1083.N1	30-MAR-2004 13:14:41	Bright	45.500	144	18Del Cyg	2.8600	11000.	91	10885	No
229	GOM_NL__2PRFIN20040330_131633_000000452025_00310_10885_1084.N1	30-MAR-2004 13:16:33	Bright	44.500	66	37Gam Cyg	2.2080	5900.0	89	10885	No
230	GOM_NL__2PRFIN20040330_131832_000000442025_00310_10885_1085.N1	30-MAR-2004 13:18:32	Bright	43.500	92	53Eps Cyg	2.5000	4500.0	87	10885	No
231	GOM_NL__2PRFIN20040330_132502_000000452025_00310_10885_1086.N1	30-MAR-2004 13:25:02	Bright	45.000	61	8Eps Peg	2.1000	3900.0	90	10885	No
232	GOM_NL__2PRFIN20040330_132827_000000742025_00310_10885_1087.N1	30-MAR-2004 13:28:27	Dark	73.500	11	53Alp Aql	0.76500	8000.0	147	10885	No
233	GOM_NL__2PRFIN20040330_133212_000000412025_00310_10885_1088.N1	30-MAR-2004 13:32:12	Dark	40.500	142	49Del Cap	2.8500	8900.0	81	10885	No
234	GOM_NL__2PRFIN20040330_133749_000000382025_00310_10885_1089.N1	30-MAR-2004 13:37:49	Dark	38.000	172	Gam Gru	3.0030	13100.	76	10885	No
235	GOM_NL__2PRFIN20040330_134603_000000552025_00311_10886_1057.N1	30-MAR-2004 13:46:03	Dark	55.000	38	20Eps Sgr	1.8360	11000.	110	10886	No
236	GOM_NL__2PRFIN20040330_134953_000000512025_00311_10886_1058.N1	30-MAR-2004 13:49:53	Dark	51.000	40	The Sco	1.8590	7100.0	102	10886	No
237	GOM_NL__2PRFIN20040330_135153_000000442025_00311_10886_1059.N1	30-MAR-2004 13:51:53	Dark	43.500	43	Alp TrA	1.9100	4250.0	87	10886	No
238	GOM_NL__2PRFIN20040330_135343_000000422025_00311_10886_1060.N1	30-MAR-2004 13:53:43	Dark	41.500	134	Bet TrA	2.8100	6600.0	83	10886	No
239	GOM_NL__2PRFIN20040330_135623_000000562025_00311_10886_1061.N1	30-MAR-2004 13:56:23	Dark	56.000	4	Alp1Cen	-0.010000	5800.0	112	10886	No
240	GOM_NL__2PRFIN20040330_135842_000000472025_00311_10886_1062.N1	30-MAR-2004 13:58:42	Straylight	46.500	12	Alp1Cru	0.77500	30000.	93	10886	No
241	GOM_NL__2PRFIN20040330_140009_000000472025_00311_10886_1063.N1	30-MAR-2004 14:00:09	Straylight	47.000	26	Gam Cru	1.6240	2900.0	94	10886	No
242	GOM_NL__2PRFIN20040330_140205_000000442025_00311_10886_1064.N1	30-MAR-2004 14:02:05	Straylight	44.000	64	Gam Cen	2.2000	10600.	88	10886	No
243	GOM_NL__2PRFIN20040330_140331_000000432025_00311_10886_1065.N1	30-MAR-2004 14:03:31	Straylight	43.000	113	Mu Vel	2.6920	5000.0	86	10886	No
244	GOM_NL__2PRFIN20040330_140537_000001612025_00311_10886_1066.N1	30-MAR-2004 14:05:37	Tw_i_and_stray	161.00	97	8Bet1Sco	2.5610	30000.	322	10886	No
245	GOM_NL__2PRFIN20040330_141003_000000452025_00311_10886_1067.N1	30-MAR-2004 14:10:03	Tw_i_and_stray	44.500	171	2Eps Crv	3.0010	4250.0	89	10886	No
246	GOM_NL__2PRFIN20040330_141131_000000422025_00311_10886_1068.N1	30-MAR-2004 14:11:31	Tw_i_and_stray	42.000	100	4Gam Crv	2.5800	13100.	84	10886	No
247	GOM_NL__2PRFIN20040330_141324_000000622025_00311_10886_1069.N1	30-MAR-2004 14:13:24	Bright	62.000	15	67Alp Vir	0.97600	28000.	124	10886	No
248	GOM_NL__2PRFIN20040330_141641_000000472025_00311_10886_1070.N1	30-MAR-2004 14:16:41	Bright	46.500	121	29Gam Vir	2.7400	7200.0	93	10886	No
249	GOM_NL__2PRFIN20040330_142118_000000412025_00311_10886_1071.N1	30-MAR-2004 14:21:18	Bright	40.500	62	94Bet Leo	2.1360	9700.0	81	10886	No
250	GOM_NL__2PRFIN20040330_142253_000000382025_00311_10886_1072.N1	30-MAR-2004 14:22:53	Bright	38.000	96	68Del Leo	2.5600	9300.0	76	10886	No
251	GOM_NL__2PRFIN20040330_142428_000000402025_00311_10886_1073.N1	30-MAR-2004 14:24:28	Bright	39.500	166	17Eps Leo	2.9800	6000.0	79	10886	No
252	GOM_NL__2PRFIN20040330_142700_000000692025_00311_10886_1074.N1	30-MAR-2004 14:27:00	Bright	68.500	111	8Eta Boo	2.6800	6000.0	137	10886	No
253	GOM_NL__2PRFIN20040330_142943_000000382025_00311_10886_1075.N1	30-MAR-2004 14:29:43	Bright	38.000	174	52Psi UMa	3.0040	4400.0	76	10886	No
254	GOM_NL__2PRFIN20040330_143247_000000392025_00311_10886_1076.N1	30-MAR-2004 14:32:47	Bright	38.500	87	64Gam UMa	2.4330	11000.	77	10886	No
255	GOM_NL__2PRFIN20040330_143434_000000412025_00311_10886_1077.N1	30-MAR-2004 14:34:34	Bright	40.500	36	50Alp UMa	1.8000	6300.0	81	10886	No
256	GOM_NL__2PRFIN20040330_143612_000000672025_00311_10886_1078.N1	30-MAR-2004 14:36:12	Bright	66.500	180	27Gam Boo	3.0400	8000.0	133	10886	No
257	GOM_NL__2PRFIN20040330_144058_000000412025_00311_10886_1079.N1	30-MAR-2004 14:40:58	Bright	40.500	60	7Bet UMi	2.0810	3950.0	81	10886	No
258	GOM_NL__2PRFIN20040330_144234_000000382025_00311_10886_1080.N1	30-MAR-2004 14:42:34	Bright	37.500	49	1Alp UMi	1.9900	6300.0	75	10886	No
259	GOM_NL__2PRFIN20040330_144908_000000392025_00311_10886_1081.N1	30-MAR-2004 14:49:08	Bright	38.500	76	27Gam Cas	2.3000	30000.	77	10886	No
260	GOM_NL__2PRFIN20040330_145025_000000412025_00311_10886_1082.N1	30-MAR-2004 14:50:25	Bright	40.500	68	18Alp Cas	2.2250	4500.0	81	10886	No
261	GOM_NL__2PRFIN20040330_145517_000000462025_00311_10886_1083.N1	30-MAR-2004 14:55:17	Bright	46.000	144	18Del Cyg	2.8600	11000.	92	10886	No
262	GOM_NL__2PRFIN20040330_145708_000000442025_00311_10886_1084.N1	30-MAR-2004 14:57:08	Bright	43.500	66	37Gam Cyg	2.2080	5900.0	87	10886	No
263	GOM_NL__2PRFIN20040330_145907_000000592025_00311_10886_1085.N1	30-MAR-2004 14:59:07	Bright	59.000	92	53Eps Cyg	2.5000	4500.0	118	10886	No
264	GOM_NL__2PRFIN20040330_150538_000000462025_00311_10886_1086.N1	30-MAR-2004 15:05:38	Bright	45.500	61	8Eps Peg	2.1000	3900.0	91	10886	No
265	GOM_NL__2PRFIN20040330_150904_000000632025_00311_10886_1087.N1	30-MAR-2004 15:09:04	Dark	63.000	11	53Alp Aql	0.76500	8000.0	126	10886	No
266	GOM_NL__2PRFIN20040330_151248_000000422025_00311_10886_1088.N1	30-MAR-2004 15:12:48	Dark	42.000	142	49Del Cap	2.8500	8900.0	84	10886	No
267	GOM_NL__2PRFIN20040330_151825_000000402025_00311_10886_1089.N1	30-MAR-2004 15:18:25	Dark	40.000	172	Gam Gru	3.0030	13100.	80	10886	No
268	GOM_NL__2PRFIN20040330_152640_000000562025_00312_10887_1081.N1	30-MAR-2004 15:26:40	Dark	55.500	38	20Eps Sgr	1.8360	11000.	111	10887	No
269	GOM_NL__2PRFIN20040330_153030_000000552025_00312_10887_1082.N1	30-MAR-2004 15:30:30	Dark	54.500	40	The Sco	1.8590	7100.0	109	10887	No
270	GOM_NL__2PRFIN20040330_153228_000000442025_00312_10887_1083.N1	30-MAR-2004 15:32:28	Dark	43.500	43	Alp TrA	1.9100	4250.0	87	10887	No
271	GOM_NL__2PRFIN20040330_153420_000000432025_00312_10887_1084.N1	30-MAR-2004 15:34:20	Dark	43.000	134	Bet TrA	2.8100	6600.0	86	10887	No
272	GOM_NL__2PRFIN20040330_153659_000000522025_00312_10887_1085.N1	30-MAR-2004 15:36:59	Dark	51.500	4	Alp1Cen	-0.010000	5800.0	103	10887	No
273	GOM_NL__2PRFIN20040330_153917_000000452025_00312_10887_1086.N1	30-MAR-2004 15:39:17	Straylight	45.000	12	Alp1Cru	0.77500	30000.	90	10887	No
274	GOM_NL__2PRFIN20040330_154043_000000492025_00312_10887_1087.N1	30-MAR-2004 15:40:43	Straylight	49.000	26	Gam Cru	1.6240	2900.0	98	10887	No
275	GOM_NL__2PRFIN20040330_154241_000000412025_00312_10887_1088.N1	30-MAR-2004 15:42:41	Straylight	41.000	64	Gam Cen	2.2000	10600.	82	10887	No
276	GOM_NL__2PRFIN20040330_154407_000000412025_00312_10887_1089.N1	30-MAR-2004 15:44:07	Straylight	40.500	113	Mu Vel	2.6920	5000.0	81	10887	No
277	GOM_NL__2PRFIN20040330_154614_000001642025_00312_10887_1090.N1	30-MAR-2004 15:46:14	Tw_i_and_stray	164.00	97	8Bet1Sco	2.5610	30000.	328	10887	No
278	GOM_NL__2PRFIN20040330_155040_000000432025_00312_10887_1091.N1	30-MAR-2004 15:50:40	Tw_i_and_stray	43.000	171	2Eps Crv	3.0010	4250.0	86	10887	No

279	GOM_NL__2PRFIN20040330_155207_000000472025_00312_10887_1092.N1	30-MAR-2004 15:52:07	Twilight	46.500	100	4Gam Crv	2.5800	13100.	93	10887	No
280	GOM_NL__2PRFIN20040330_155400_000000612025_00312_10887_1093.N1	30-MAR-2004 15:54:00	Bright	61.000	15	67Alp Vir	0.97600	28000.	122	10887	No
281	GOM_NL__2PRFIN20040330_155716_000000472025_00312_10887_1094.N1	30-MAR-2004 15:57:16	Bright	47.000	121	29Gam Vir	2.7400	7200.0	94	10887	No
282	GOM_NL__2PRFIN20040330_160153_000000422025_00312_10887_1095.N1	30-MAR-2004 16:01:53	Bright	41.500	62	94Bet Leo	2.1360	9700.0	83	10887	No
283	GOM_NL__2PRFIN20040330_160329_000000382025_00312_10887_1096.N1	30-MAR-2004 16:03:29	Bright	38.000	96	68Del Leo	2.5600	9300.0	76	10887	No
284	GOM_NL__2PRFIN20040330_160505_000000382025_00312_10887_1097.N1	30-MAR-2004 16:05:05	Bright	37.500	166	17Eps Leo	2.9800	6000.0	75	10887	No
285	GOM_NL__2PRFIN20040330_160735_000000682025_00312_10887_1098.N1	30-MAR-2004 16:07:35	Bright	68.000	111	8Eta Boo	2.6800	6000.0	136	10887	No
286	GOM_NL__2PRFIN20040330_161019_000000392025_00312_10887_1099.N1	30-MAR-2004 16:10:19	Bright	38.500	174	52Psi UMa	3.0040	4400.0	77	10887	No
287	GOM_NL__2PRFIN20040330_161323_000000402025_00312_10887_1100.N1	30-MAR-2004 16:13:23	Bright	40.000	87	64Gam UMa	2.4330	11000.	80	10887	No
288	GOM_NL__2PRFIN20040330_161510_000000402025_00312_10887_1101.N1	30-MAR-2004 16:15:10	Bright	39.500	36	50Alp UMa	1.8000	6300.0	79	10887	No
289	GOM_NL__2PRFIN20040330_161646_000000682025_00312_10887_1102.N1	30-MAR-2004 16:16:46	Bright	67.500	180	27Gam Boo	3.0400	8000.0	135	10887	No
290	GOM_NL__2PRFIN20040330_162134_000000432025_00312_10887_1103.N1	30-MAR-2004 16:21:34	Bright	42.500	60	7Bet UMi	2.0810	3950.0	85	10887	No
291	GOM_NL__2PRFIN20040330_162308_000000412025_00312_10887_1104.N1	30-MAR-2004 16:23:08	Bright	41.000	49	1Alp UMi	1.9900	6300.0	82	10887	No
292	GOM_NL__2PRFIN20040330_162944_000000372025_00312_10887_1105.N1	30-MAR-2004 16:29:44	Bright	36.500	76	27Gam Cas	2.3000	30000.	73	10887	No
293	GOM_NL__2PRFIN20040330_163103_000000382025_00312_10887_1106.N1	30-MAR-2004 16:31:03	Bright	38.000	68	18Alp Cas	2.2250	4500.0	76	10887	No
294	GOM_NL__2PRFIN20040330_163550_000000492025_00312_10887_1107.N1	30-MAR-2004 16:35:50	Bright	48.500	144	18Del Cyg	2.8600	11000.	97	10887	No
295	GOM_NL__2PRFIN20040330_163745_000000452025_00312_10887_1108.N1	30-MAR-2004 16:37:45	Bright	45.000	66	37Gam Cyg	2.2080	5900.0	90	10887	No
296	GOM_NL__2PRFIN20040330_163941_000000462025_00312_10887_1109.N1	30-MAR-2004 16:39:41	Bright	46.000	92	53Eps Cyg	2.5000	4500.0	92	10887	No
297	GOM_NL__2PRFIN20040330_164614_000000432025_00312_10887_1110.N1	30-MAR-2004 16:46:14	Bright	43.000	61	8Eps Peg	2.1000	3900.0	86	10887	No
298	GOM_NL__2PRFIN20040330_164941_000000682025_00312_10887_1111.N1	30-MAR-2004 16:49:41	Dark	67.500	11	53Alp Aql	0.76500	8000.0	135	10887	No
299	GOM_NL__2PRFIN20040330_165324_000000442025_00312_10887_1112.N1	30-MAR-2004 16:53:24	Dark	44.000	142	49Del Cap	2.8500	8900.0	88	10887	No
300	GOM_NL__2PRFIN20040330_165902_000000372025_00312_10887_1113.N1	30-MAR-2004 16:59:02	Dark	37.000	172	Gam Gru	3.0030	13100.	74	10887	No
301	GOM_NL__2PRFIN20040330_170717_000000622025_00313_10888_1081.N1	30-MAR-2004 17:07:17	Dark	61.500	38	20Eps Sgr	1.8360	11000.	123	10888	No
302	GOM_NL__2PRFIN20040330_171107_000000542025_00313_10888_1082.N1	30-MAR-2004 17:11:07	Dark	53.500	40	The Sco	1.8590	7100.0	107	10888	No
303	GOM_NL__2PRFIN20040330_171307_000000452025_00313_10888_1083.N1	30-MAR-2004 17:13:07	Dark	45.000	43	Alp TrA	1.9100	4250.0	90	10888	No
304	GOM_NL__2PRFIN20040330_171456_000000412025_00313_10888_1084.N1	30-MAR-2004 17:14:56	Dark	40.500	134	Bet TrA	2.8100	6600.0	81	10888	No
305	GOM_NL__2PRFIN20040330_171736_000000492025_00313_10888_1085.N1	30-MAR-2004 17:17:36	Dark	48.500	4	Alp1Cen	-0.010000	5800.0	97	10888	No
306	GOM_NL__2PRFIN20040330_171955_000000462025_00313_10888_1086.N1	30-MAR-2004 17:19:55	Straylight	45.500	12	Alp1Cru	0.77500	30000.	91	10888	No
307	GOM_NL__2PRFIN20040330_172122_000000522025_00313_10888_1087.N1	30-MAR-2004 17:21:22	Straylight	51.500	26	Gam Cru	1.6240	2900.0	103	10888	No
308	GOM_NL__2PRFIN20040330_172317_000000412025_00313_10888_1088.N1	30-MAR-2004 17:23:17	Straylight	40.500	64	Gam Cen	2.2000	10600.	81	10888	No
309	GOM_NL__2PRFIN20040330_172443_000000432025_00313_10888_1089.N1	30-MAR-2004 17:24:43	Straylight	43.000	113	Mu Vel	2.6920	5000.0	86	10888	No
310	GOM_NL__2PRFIN20040330_172651_000001642025_00313_10888_1090.N1	30-MAR-2004 17:26:51	Twilight	163.50	97	8Bet1Sco	2.5610	30000.	327	10888	No
311	GOM_NL__2PRFIN20040330_173116_000000462025_00313_10888_1091.N1	30-MAR-2004 17:31:16	Twilight	46.000	171	2Eps Crv	3.0010	4250.0	92	10888	No
312	GOM_NL__2PRFIN20040330_173244_000000462025_00313_10888_1092.N1	30-MAR-2004 17:32:44	Twilight	46.000	100	4Gam Crv	2.5800	13100.	92	10888	No
313	GOM_NL__2PRFIN20040330_173436_000000702025_00313_10888_1093.N1	30-MAR-2004 17:34:36	Bright	69.500	15	67Alp Vir	0.97600	28000.	139	10888	No
314	GOM_NL__2PRFIN20040330_173751_000000472025_00313_10888_1094.N1	30-MAR-2004 17:37:51	Bright	47.000	121	29Gam Vir	2.7400	7200.0	94	10888	No
315	GOM_NL__2PRFIN20040330_174229_000000412025_00313_10888_1095.N1	30-MAR-2004 17:42:29	Bright	41.000	62	94Bet Leo	2.1360	9700.0	82	10888	No
316	GOM_NL__2PRFIN20040330_174405_000000382025_00313_10888_1096.N1	30-MAR-2004 17:44:05	Bright	37.500	96	68Del Leo	2.5600	9300.0	75	10888	No
317	GOM_NL__2PRFIN20040330_174541_000000382025_00313_10888_1097.N1	30-MAR-2004 17:45:41	Bright	37.500	166	17Eps Leo	2.9800	6000.0	75	10888	No
318	GOM_NL__2PRFIN20040330_174810_000000672025_00313_10888_1098.N1	30-MAR-2004 17:48:10	Bright	66.500	111	8Eta Boo	2.6800	6000.0	133	10888	No
319	GOM_NL__2PRFIN20040330_175055_000000402025_00313_10888_1099.N1	30-MAR-2004 17:50:55	Bright	39.500	174	52Psi UMa	3.0040	4400.0	79	10888	No
320	GOM_NL__2PRFIN20040330_175359_000000392025_00313_10888_1100.N1	30-MAR-2004 17:53:59	Bright	39.000	87	64Gam UMa	2.4330	11000.	78	10888	No
321	GOM_NL__2PRFIN20040330_175547_000000402025_00313_10888_1101.N1	30-MAR-2004 17:55:47	Bright	39.500	36	50Alp UMa	1.8000	6300.0	79	10888	No
322	GOM_NL__2PRFIN20040330_175721_000000672025_00313_10888_1102.N1	30-MAR-2004 17:57:21	Bright	67.000	180	27Gam Boo	3.0400	8000.0	134	10888	No
323	GOM_NL__2PRFIN20040330_180210_000000432025_00313_10888_1103.N1	30-MAR-2004 18:02:10	Bright	42.500	60	7Bet UMi	2.0810	3950.0	85	10888	No
324	GOM_NL__2PRFIN20040330_180346_000000402025_00313_10888_1104.N1	30-MAR-2004 18:03:46	Bright	39.500	49	1Alp UMi	1.9900	6300.0	79	10888	No
325	GOM_NL__2PRFIN20040330_181020_000000382025_00313_10888_1105.N1	30-MAR-2004 18:10:20	Bright	37.500	76	27Gam Cas	2.3000	30000.	75	10888	No
326	GOM_NL__2PRFIN20040330_181140_000000392025_00313_10888_1106.N1	30-MAR-2004 18:11:40	Bright	38.500	68	18Alp Cas	2.2250	4500.0	77	10888	No
327	GOM_NL__2PRFIN20040330_181628_000000482025_00313_10888_1107.N1	30-MAR-2004 18:16:28	Bright	47.500	144	18Del Cyg	2.8600	11000.	95	10888	No
328	GOM_NL__2PRFIN20040330_181820_000000472025_00313_10888_1108.N1	30-MAR-2004 18:18:20	Bright	46.500	66	37Gam Cyg	2.2080	5900.0	93	10888	No
329	GOM_NL__2PRFIN20040330_182020_000000452025_00313_10888_1109.N1	30-MAR-2004 18:20:20	Bright	45.000	92	53Eps Cyg	2.5000	4500.0	90	10888	No
330	GOM_NL__2PRFIN20040330_182650_000000482025_00313_10888_1110.N1	30-MAR-2004 18:26:50	Bright	48.000	61	8Eps Peg	2.1000	3900.0	96	10888	No
331	GOM_NL__2PRFIN20040330_183017_000000712025_00313_10888_1111.N1	30-MAR-2004 18:30:17	Dark	70.500	11	53Alp Aql	0.76500	8000.0	141	10888	No
332	GOM_NL__2PRFIN20040330_183400_000000432025_00313_10888_1112.N1	30-MAR-2004 18:34:00	Dark	43.000	142	49Del Cap	2.8500	8900.0	86	10888	No
333	GOM_NL__2PRFIN20040330_183938_000000382025_00313_10888_1113.N1	30-MAR-2004 18:39:38	Dark	38.000	172	Gam Gru	3.0030	13100.	76	10888	No
334	GOM_NL__2PRFIN20040330_184754_000000542025_00314_10889_1371.N1	30-MAR-2004 18:47:54	Dark	54.000	38	20Eps Sgr	1.8360	11000.	108	10889	No
335	GOM_NL__2PRFIN20040330_185144_000000522025_00314_10889_1372.N1	30-MAR-2004 18:51:44	Dark	51.500	40	The Sco	1.8590	7100.0	103	10889	No
336	GOM_NL__2PRFIN20040330_185343_000000412025_00314_10889_1373.N1	30-MAR-2004 18:53:43	Dark	41.000	43	Alp TrA	1.9100	4250.0	82	10889	No
337	GOM_NL__2PRFIN20040330_185533_000000422025_00314_10889_1374.N1	30-MAR-2004 18:55:33	Dark	42.000	134	Bet TrA	2.8100	6600.0	84	10889	No

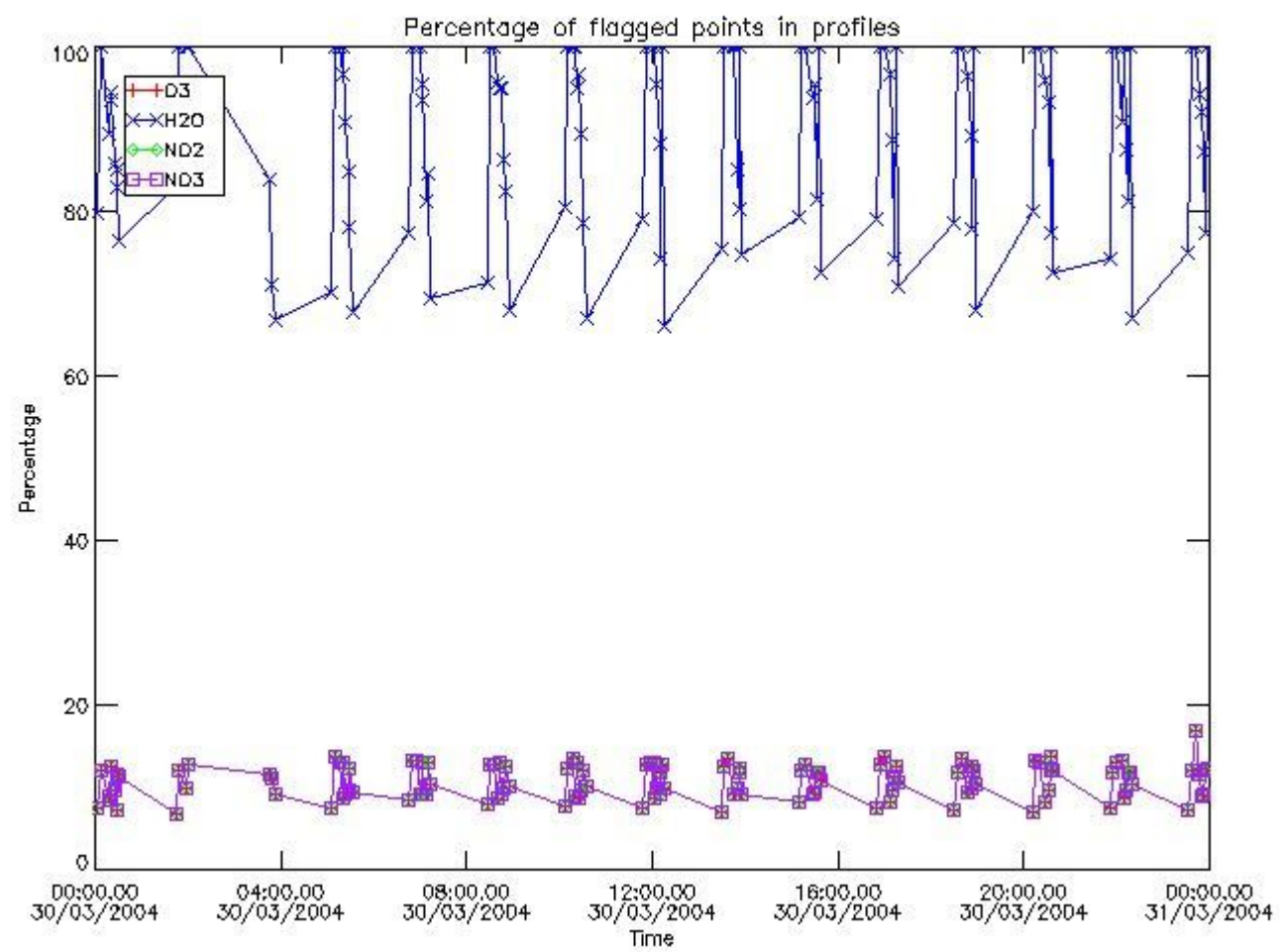
338	GOM_NL__2PRFIN20040330_185812_000000492025_00314_10889_1375.N1	30-MAR-2004 18:58:12	Dark	49.000	4	Alp1Cen	-0.010000	5800.0	98	10889	No
339	GOM_NL__2PRFIN20040330_190031_000000462025_00314_10889_1376.N1	30-MAR-2004 19:00:31	Straylight	45.500	12	Alp1Cru	0.77500	30000.	91	10889	No
340	GOM_NL__2PRFIN20040330_190157_000000472025_00314_10889_1377.N1	30-MAR-2004 19:01:57	Straylight	47.000	26	Gam Cru	1.6240	2900.0	94	10889	No
341	GOM_NL__2PRFIN20040330_190354_000000412025_00314_10889_1378.N1	30-MAR-2004 19:03:54	Straylight	40.500	64	Gam Cen	2.2000	10600.	81	10889	No
342	GOM_NL__2PRFIN20040330_190519_000000432025_00314_10889_1379.N1	30-MAR-2004 19:05:19	Straylight	43.000	113	Mu Vel	2.6920	5000.0	86	10889	No
343	GOM_NL__2PRFIN20040330_190729_000001722025_00314_10889_1380.N1	30-MAR-2004 19:07:29	Twl_and_stray	171.50	97	8Bet1Sco	2.5610	30000.	343	10889	No
344	GOM_NL__2PRFIN20040330_191152_000000442025_00314_10889_1381.N1	30-MAR-2004 19:11:52	Twl_and_stray	43.500	171	2Eps Crv	3.0010	4250.0	87	10889	No
345	GOM_NL__2PRFIN20040330_191319_000000462025_00314_10889_1382.N1	30-MAR-2004 19:13:19	Twl_and_stray	46.000	100	4Gam Crv	2.5800	13100.	92	10889	No
346	GOM_NL__2PRFIN20040330_191512_000000722025_00314_10889_1383.N1	30-MAR-2004 19:15:12	Bright	72.000	15	67Alp Vir	0.97600	28000.	144	10889	No
347	GOM_NL__2PRFIN20040330_191828_000000462025_00314_10889_1384.N1	30-MAR-2004 19:18:28	Bright	46.000	121	29Gam Vir	2.7400	7200.0	92	10889	No
348	GOM_NL__2PRFIN20040330_192305_000000412025_00314_10889_1385.N1	30-MAR-2004 19:23:05	Bright	41.000	62	94Bet Leo	2.1360	9700.0	82	10889	No
349	GOM_NL__2PRFIN20040330_192441_000000372025_00314_10889_1386.N1	30-MAR-2004 19:24:41	Bright	37.000	96	68Del Leo	2.5600	9300.0	74	10889	No
350	GOM_NL__2PRFIN20040330_192617_000000382025_00314_10889_1387.N1	30-MAR-2004 19:26:17	Bright	37.500	166	17Eps Leo	2.9800	6000.0	75	10889	No
351	GOM_NL__2PRFIN20040330_192844_000000662025_00314_10889_1388.N1	30-MAR-2004 19:28:44	Bright	66.000	111	8Eta Boo	2.6800	6000.0	132	10889	No
352	GOM_NL__2PRFIN20040330_193131_000000362025_00314_10889_1389.N1	30-MAR-2004 19:31:31	Bright	35.500	174	52Psi UMa	3.0040	4400.0	71	10889	No
353	GOM_NL__2PRFIN20040330_193435_000000402025_00314_10889_1390.N1	30-MAR-2004 19:34:35	Bright	39.500	87	64Gam UMa	2.4330	11000.	79	10889	No
354	GOM_NL__2PRFIN20040330_193622_000000402025_00314_10889_1391.N1	30-MAR-2004 19:36:22	Bright	39.500	36	50Alp UMa	1.8000	6300.0	79	10889	No
355	GOM_NL__2PRFIN20040330_193755_000000662025_00314_10889_1392.N1	30-MAR-2004 19:37:55	Bright	66.000	180	27Gam Boo	3.0400	8000.0	132	10889	No
356	GOM_NL__2PRFIN20040330_194245_000000422025_00314_10889_1393.N1	30-MAR-2004 19:42:45	Bright	42.000	60	7Bet UMi	2.0810	3950.0	84	10889	No
357	GOM_NL__2PRFIN20040330_194422_000000382025_00314_10889_1394.N1	30-MAR-2004 19:44:22	Bright	38.000	49	1Alp UMi	1.9900	6300.0	76	10889	No
358	GOM_NL__2PRFIN20040330_195056_000000382025_00314_10889_1395.N1	30-MAR-2004 19:50:56	Bright	38.000	76	27Gam Cas	2.3000	30000.	76	10889	No
359	GOM_NL__2PRFIN20040330_195214_000000412025_00314_10889_1396.N1	30-MAR-2004 19:52:14	Bright	41.000	68	18Alp Cas	2.2250	4500.0	82	10889	No
360	GOM_NL__2PRFIN20040330_195703_000000482025_00314_10889_1397.N1	30-MAR-2004 19:57:03	Bright	48.000	144	18Del Cyg	2.8600	11000.	96	10889	No
361	GOM_NL__2PRFIN20040330_195857_000000452025_00314_10889_1398.N1	30-MAR-2004 19:58:57	Bright	44.500	66	37Gam Cyg	2.2080	5900.0	89	10889	No
362	GOM_NL__2PRFIN20040330_200056_000000452025_00314_10889_1399.N1	30-MAR-2004 20:00:56	Bright	45.000	92	53Eps Cyg	2.5000	4500.0	90	10889	No
363	GOM_NL__2PRFIN20040330_200727_000000532025_00314_10889_1400.N1	30-MAR-2004 20:07:27	Bright	53.000	61	8Eps Peg	2.1000	3900.0	106	10889	No
364	GOM_NL__2PRFIN20040330_201054_000000732025_00314_10889_1401.N1	30-MAR-2004 20:10:54	Dark	72.500	11	53Alp Aql	0.76500	8000.0	145	10889	No
365	GOM_NL__2PRFIN20040330_201436_000000422025_00314_10889_1402.N1	30-MAR-2004 20:14:36	Dark	42.000	142	49Del Cap	2.8500	8900.0	84	10889	No
366	GOM_NL__2PRFIN20040330_202014_000000402025_00314_10889_1403.N1	30-MAR-2004 20:20:14	Dark	39.500	172	Gam Gru	3.0030	13100.	79	10889	No
367	GOM_NL__2PRFIN20040330_202831_000000632025_00315_10890_1246.N1	30-MAR-2004 20:28:31	Dark	62.500	38	20Eps Sgr	1.8360	11000.	125	10890	No
368	GOM_NL__2PRFIN20040330_203221_000000532025_00315_10890_1247.N1	30-MAR-2004 20:32:21	Dark	52.500	40	The Sco	1.8590	7100.0	105	10890	No
369	GOM_NL__2PRFIN20040330_203419_000000432025_00315_10890_1248.N1	30-MAR-2004 20:34:19	Dark	42.500	43	Alp TrA	1.9100	4250.0	85	10890	No
370	GOM_NL__2PRFIN20040330_203609_000000412025_00315_10890_1249.N1	30-MAR-2004 20:36:09	Dark	41.000	134	Bet TrA	2.8100	6600.0	82	10890	No
371	GOM_NL__2PRFIN20040330_203848_000000432025_00315_10890_1250.N1	30-MAR-2004 20:38:48	Dark	42.500	4	Alp1Cen	-0.010000	5800.0	85	10890	No
372	GOM_NL__2PRFIN20040330_204108_000000442025_00315_10890_1251.N1	30-MAR-2004 20:41:08	Straylight	44.000	12	Alp1Cru	0.77500	30000.	88	10890	No
373	GOM_NL__2PRFIN20040330_204234_000000452025_00315_10890_1252.N1	30-MAR-2004 20:42:34	Straylight	44.500	26	Gam Cru	1.6240	2900.0	89	10890	No
374	GOM_NL__2PRFIN20040330_204430_000000412025_00315_10890_1253.N1	30-MAR-2004 20:44:30	Straylight	40.500	64	Gam Cen	2.2000	10600.	81	10890	No
375	GOM_NL__2PRFIN20040330_204553_000000572025_00315_10890_1254.N1	30-MAR-2004 20:45:53	Straylight	56.500	54	5The Cen	2.0550	4500.0	113	10890	No
376	GOM_NL__2PRFIN20040330_205228_000000462025_00315_10890_1255.N1	30-MAR-2004 20:52:28	Twl_and_stray	45.500	171	2Eps Crv	3.0010	4250.0	91	10890	No
377	GOM_NL__2PRFIN20040330_205355_000000452025_00315_10890_1256.N1	30-MAR-2004 20:53:55	Twl_and_stray	44.500	100	4Gam Crv	2.5800	13100.	89	10890	No
378	GOM_NL__2PRFIN20040330_205548_000000722025_00315_10890_1257.N1	30-MAR-2004 20:55:48	Bright	72.000	15	67Alp Vir	0.97600	28000.	144	10890	No
379	GOM_NL__2PRFIN20040330_205904_000000462025_00315_10890_1258.N1	30-MAR-2004 20:59:04	Bright	45.500	121	29Gam Vir	2.7400	7200.0	91	10890	No
380	GOM_NL__2PRFIN20040330_210342_000000412025_00315_10890_1259.N1	30-MAR-2004 21:03:42	Bright	40.500	62	94Bet Leo	2.1360	9700.0	81	10890	No
381	GOM_NL__2PRFIN20040330_210517_000000382025_00315_10890_1260.N1	30-MAR-2004 21:05:17	Bright	38.000	96	68Del Leo	2.5600	9300.0	76	10890	No
382	GOM_NL__2PRFIN20040330_210653_000000372025_00315_10890_1261.N1	30-MAR-2004 21:06:53	Bright	37.000	166	17Eps Leo	2.9800	6000.0	74	10890	No
383	GOM_NL__2PRFIN20040330_210919_000000702025_00315_10890_1262.N1	30-MAR-2004 21:09:19	Bright	69.500	111	8Eta Boo	2.6800	6000.0	139	10890	No
384	GOM_NL__2PRFIN20040330_211207_000000382025_00315_10890_1263.N1	30-MAR-2004 21:12:07	Bright	38.000	174	52Psi UMa	3.0040	4400.0	76	10890	No
385	GOM_NL__2PRFIN20040330_211510_000000392025_00315_10890_1264.N1	30-MAR-2004 21:15:10	Bright	38.500	87	64Gam UMa	2.4330	11000.	77	10890	No
386	GOM_NL__2PRFIN20040330_211657_000000402025_00315_10890_1265.N1	30-MAR-2004 21:16:57	Bright	39.500	36	50Alp UMa	1.8000	6300.0	79	10890	No
387	GOM_NL__2PRFIN20040330_212321_000000422025_00315_10890_1266.N1	30-MAR-2004 21:23:21	Bright	41.500	60	7Bet UMi	2.0810	3950.0	83	10890	No
388	GOM_NL__2PRFIN20040330_212458_000000382025_00315_10890_1267.N1	30-MAR-2004 21:24:58	Bright	38.000	49	1Alp UMi	1.9900	6300.0	76	10890	No
389	GOM_NL__2PRFIN20040330_213133_000000392025_00315_10890_1268.N1	30-MAR-2004 21:31:33	Bright	38.500	76	27Gam Cas	2.3000	30000.	77	10890	No
390	GOM_NL__2PRFIN20040330_213253_000000392025_00315_10890_1269.N1	30-MAR-2004 21:32:53	Bright	38.500	68	18Alp Cas	2.2250	4500.0	77	10890	No
391	GOM_NL__2PRFIN20040330_213739_000000612025_00315_10890_1270.N1	30-MAR-2004 21:37:39	Bright	60.500	144	18Del Cyg	2.8600	11000.	121	10890	No
392	GOM_NL__2PRFIN20040330_213932_000000442025_00315_10890_1271.N1	30-MAR-2004 21:39:32	Bright	44.000	66	37Gam Cyg	2.2080	5900.0	88	10890	No
393	GOM_NL__2PRFIN20040330_214131_000000462025_00315_10890_1272.N1	30-MAR-2004 21:41:31	Bright	45.500	92	53Eps Cyg	2.5000	4500.0	91	10890	No
394	GOM_NL__2PRFIN20040330_214803_000000472025_00315_10890_1273.N1	30-MAR-2004 21:48:03	Bright	46.500	61	8Eps Peg	2.1000	3900.0	93	10890	No
395	GOM_NL__2PRFIN20040330_215131_000000692025_00315_10890_1274.N1	30-MAR-2004 21:51:31	Dark	68.500	11	53Alp Aql	0.76500	8000.0	137	10890	No
396	GOM_NL__2PRFIN20040330_215512_000000442025_00315_10890_1275.N1	30-MAR-2004 21:55:12	Dark	43.500	142	49Del Cap	2.8500	8900.0	87	10890	No

397	GOM_NL__2PRFIN20040330_220050_000000392025_00315_10890_1276.N1	30-MAR-2004 22:00:50	Dark	39.000	172	Gam Gru	3.0030	13100.	78	10890	No
398	GOM_NL__2PRFIN20040330_220726_000000392025_00315_10890_1277.N1	30-MAR-2004 22:07:26	Dark	38.500	45	Alp Pav	1.9400	26000.	77	10890	No
399	GOM_NL__2PRFIN20040330_220908_000000582025_00316_10891_1247.N1	30-MAR-2004 22:09:08	Dark	58.000	38	20Eps Sgr	1.8360	11000.	116	10891	No
400	GOM_NL__2PRFIN20040330_221258_000000532025_00316_10891_1248.N1	30-MAR-2004 22:12:58	Dark	52.500	40	The Sco	1.8590	7100.0	105	10891	No
401	GOM_NL__2PRFIN20040330_221455_000000432025_00316_10891_1249.N1	30-MAR-2004 22:14:55	Dark	43.000	43	Alp TrA	1.9100	4250.0	86	10891	No
402	GOM_NL__2PRFIN20040330_221645_000000432025_00316_10891_1250.N1	30-MAR-2004 22:16:45	Dark	43.000	134	Bet TrA	2.8100	6600.0	86	10891	No
403	GOM_NL__2PRFIN20040330_221924_000000492025_00316_10891_1251.N1	30-MAR-2004 22:19:24	Dark	49.000	4	Alp1Cen	-0.010000	5800.0	98	10891	No
404	GOM_NL__2PRFIN20040330_222144_000000462025_00316_10891_1252.N1	30-MAR-2004 22:21:44	Straylight	45.500	12	Alp1Cru	0.77500	30000.	91	10891	No
405	GOM_NL__2PRFIN20040330_222308_000000512025_00316_10891_1253.N1	30-MAR-2004 22:23:08	Straylight	51.000	26	Gam Cru	1.6240	2900.0	102	10891	No
406	GOM_NL__2PRFIN20040330_222506_000000472025_00316_10891_1254.N1	30-MAR-2004 22:25:06	Straylight	46.500	64	Gam Cen	2.2000	10600.	93	10891	No
407	GOM_NL__2PRFIN20040330_222629_000000562025_00316_10891_1255.N1	30-MAR-2004 22:26:29	Straylight	55.500	54	5The Cen	2.0550	4500.0	111	10891	No
408	GOM_NL__2PRFIN20040330_223304_000000442025_00316_10891_1256.N1	30-MAR-2004 22:33:04	Twilight_stray	43.500	171	2Eps Crv	3.0010	4250.0	87	10891	No
409	GOM_NL__2PRFIN20040330_223431_000000452025_00316_10891_1257.N1	30-MAR-2004 22:34:31	Twilight_stray	44.500	100	4Gam Crv	2.5800	13100.	89	10891	No
410	GOM_NL__2PRFIN20040330_223624_000000662025_00316_10891_1258.N1	30-MAR-2004 22:36:24	Bright	66.000	15	67Alp Vir	0.97600	28000.	132	10891	No
411	GOM_NL__2PRFIN20040330_223939_000000462025_00316_10891_1259.N1	30-MAR-2004 22:39:39	Bright	45.500	121	29Gam Vir	2.7400	7200.0	91	10891	No
412	GOM_NL__2PRFIN20040330_224417_000000412025_00316_10891_1260.N1	30-MAR-2004 22:44:17	Bright	40.500	62	94Bet Leo	2.1360	9700.0	81	10891	No
413	GOM_NL__2PRFIN20040330_224552_000000382025_00316_10891_1261.N1	30-MAR-2004 22:45:52	Bright	38.000	96	68Del Leo	2.5600	9300.0	76	10891	No
414	GOM_NL__2PRFIN20040330_224729_000000392025_00316_10891_1262.N1	30-MAR-2004 22:47:29	Bright	38.500	166	17Eps Leo	2.9800	6000.0	77	10891	No
415	GOM_NL__2PRFIN20040330_224954_000000662025_00316_10891_1263.N1	30-MAR-2004 22:49:54	Bright	65.500	111	8Eta Boo	2.6800	6000.0	131	10891	No
416	GOM_NL__2PRFIN20040330_225242_000000382025_00316_10891_1264.N1	30-MAR-2004 22:52:42	Bright	37.500	174	52Psi UMa	3.0040	4400.0	75	10891	No
417	GOM_NL__2PRFIN20040330_225546_000000402025_00316_10891_1265.N1	30-MAR-2004 22:55:46	Bright	40.000	87	64Gam UMa	2.4330	11000.	80	10891	No
418	GOM_NL__2PRFIN20040330_225733_000000392025_00316_10891_1266.N1	30-MAR-2004 22:57:33	Bright	38.500	36	50Alp UMa	1.8000	6300.0	77	10891	No
419	GOM_NL__2PRFIN20040330_230356_000000422025_00316_10891_1267.N1	30-MAR-2004 23:03:56	Bright	41.500	60	7Bet UMi	2.0810	3950.0	83	10891	No
420	GOM_NL__2PRFIN20040330_230532_000000392025_00316_10891_1268.N1	30-MAR-2004 23:05:32	Bright	38.500	49	1Alp UMi	1.9900	6300.0	77	10891	No
421	GOM_NL__2PRFIN20040330_231209_000000382025_00316_10891_1269.N1	30-MAR-2004 23:12:09	Bright	37.500	76	27Gam Cas	2.3000	30000.	75	10891	No
422	GOM_NL__2PRFIN20040330_231329_000000382025_00316_10891_1270.N1	30-MAR-2004 23:13:29	Bright	38.000	68	18Alp Cas	2.2250	4500.0	76	10891	No
423	GOM_NL__2PRFIN20040330_231815_000000492025_00316_10891_1271.N1	30-MAR-2004 23:18:15	Bright	48.500	144	18Del Cyg	2.8600	11000.	97	10891	No
424	GOM_NL__2PRFIN20040330_232008_000000462025_00316_10891_1272.N1	30-MAR-2004 23:20:08	Bright	46.000	66	37Gam Cyg	2.2080	5900.0	92	10891	No
425	GOM_NL__2PRFIN20040330_232208_000000422025_00316_10891_1273.N1	30-MAR-2004 23:22:08	Bright	41.500	92	53Eps Cyg	2.5000	4500.0	83	10891	No
426	GOM_NL__2PRFIN20040330_232836_000000502025_00316_10891_1274.N1	30-MAR-2004 23:28:36	Bright	50.000	61	8Eps Peg	2.1000	3900.0	100	10891	No
427	GOM_NL__2PRFIN20040330_233208_000000702025_00316_10891_1275.N1	30-MAR-2004 23:32:08	Dark	70.000	11	53Alp Aql	0.76500	8000.0	140	10891	No
428	GOM_NL__2PRFIN20040330_233548_000000432025_00316_10891_1276.N1	30-MAR-2004 23:35:48	Dark	42.500	142	49Del Cap	2.8500	8900.0	85	10891	No
429	GOM_NL__2PRFIN20040330_234125_000000392025_00316_10891_1277.N1	30-MAR-2004 23:41:25	Dark	39.000	172	Gam Gru	3.0030	13100.	78	10891	No
430	GOM_NL__2PRFIN20040330_234802_000000442025_00316_10891_1278.N1	30-MAR-2004 23:48:02	Dark	44.000	45	Alp Pav	1.9400	26000.	88	10891	No
431	GOM_NL__2PRFIN20040330_234945_000000572025_00317_10892_1248.N1	30-MAR-2004 23:49:45	Dark	56.500	38	20Eps Sgr	1.8360	11000.	113	10892	No
432	GOM_NL__2PRFIN20040330_235334_000000552025_00317_10892_1249.N1	30-MAR-2004 23:53:34	Dark	55.000	40	The Sco	1.8590	7100.0	110	10892	No
433	GOM_NL__2PRFIN20040330_235531_000000432025_00317_10892_1250.N1	30-MAR-2004 23:55:31	Dark	42.500	43	Alp TrA	1.9100	4250.0	85	10892	No
434	GOM_NL__2PRFIN20040330_235722_000000422025_00317_10892_1251.N1	30-MAR-2004 23:57:22	Dark	41.500	134	Bet TrA	2.8100	6600.0	83	10892	No

3. Quality information per product

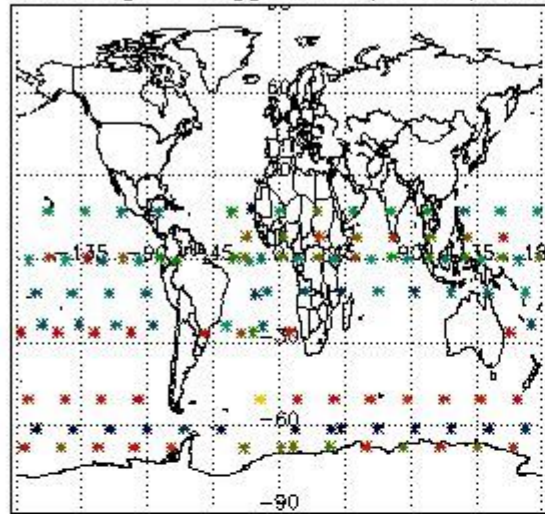
In this section it is plotted some information contained in the Quality Summary data set of the level 2 products. Only products in dark limb conditions and without errors (error flag in the MPH set to "0") are used.

3.1 Plot quality information per product (time dependant)

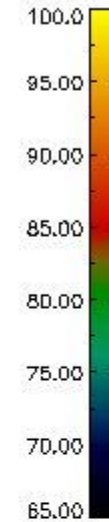
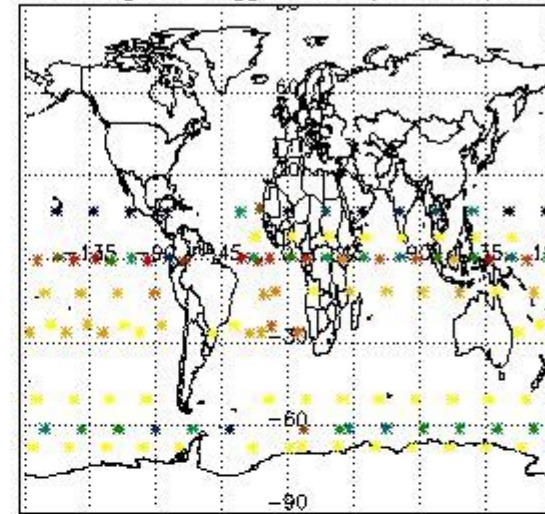


3.2 Plot quality information per product (world map)


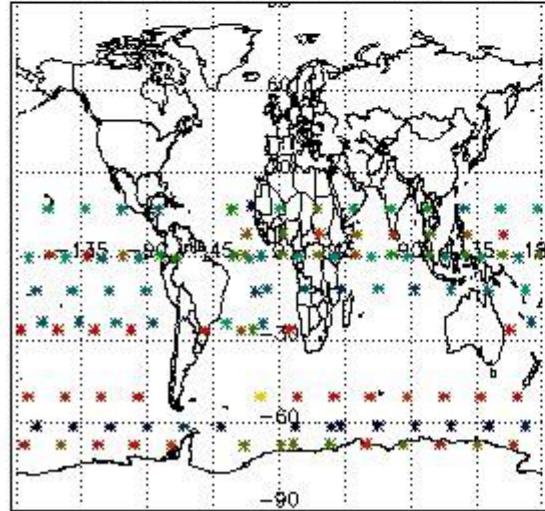
Percentage of flagged data per O3 profile



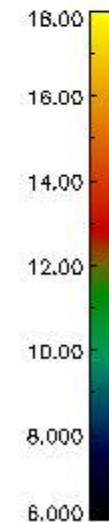
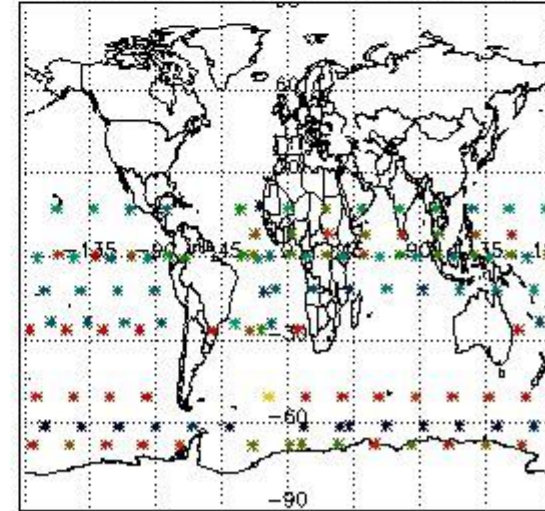
Percentage of flagged data per H2O profile



Percentage of flagged data per NO2 profile



Percentage of flagged data per NO3 profile

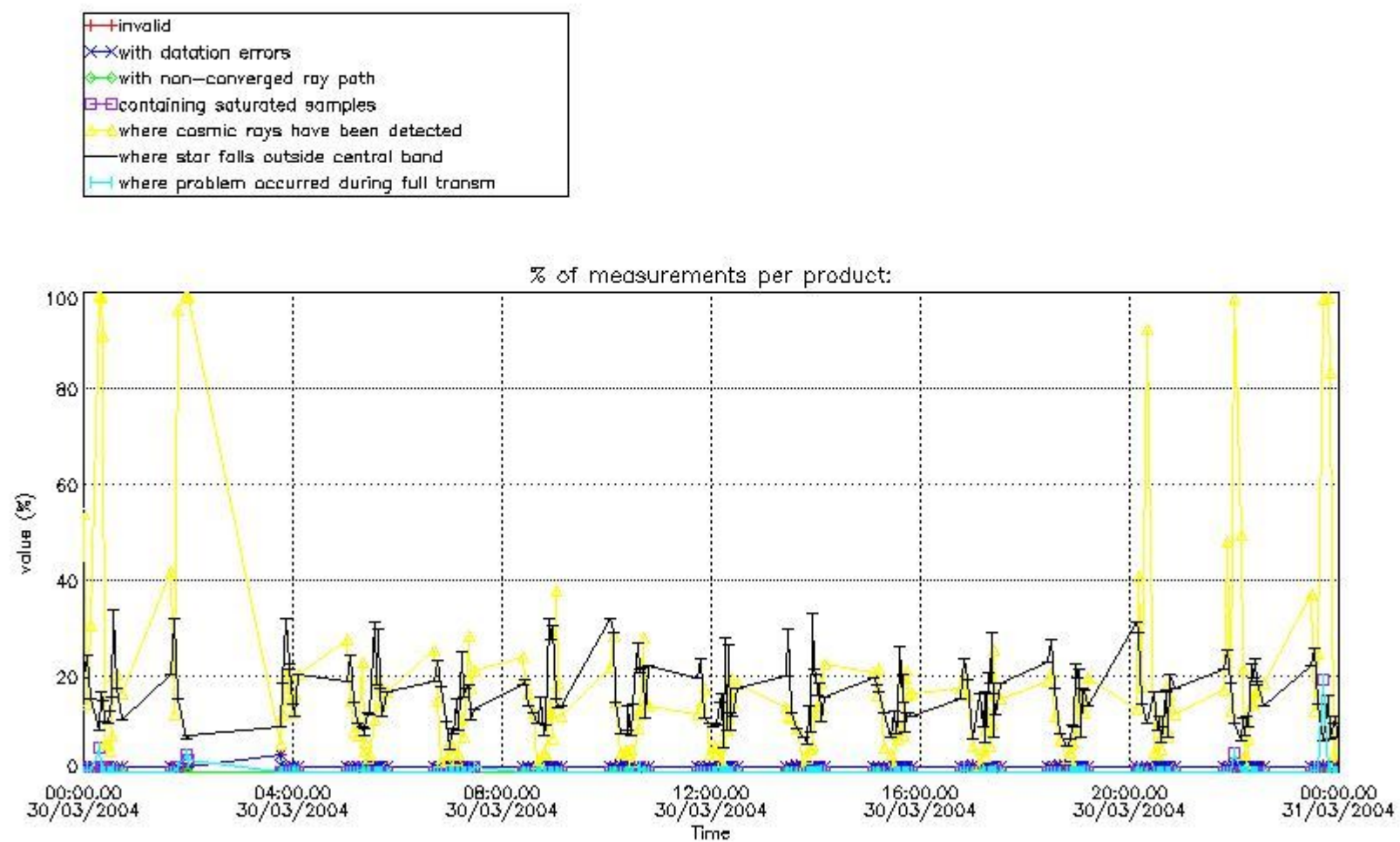


4. Level 1 quality information per product

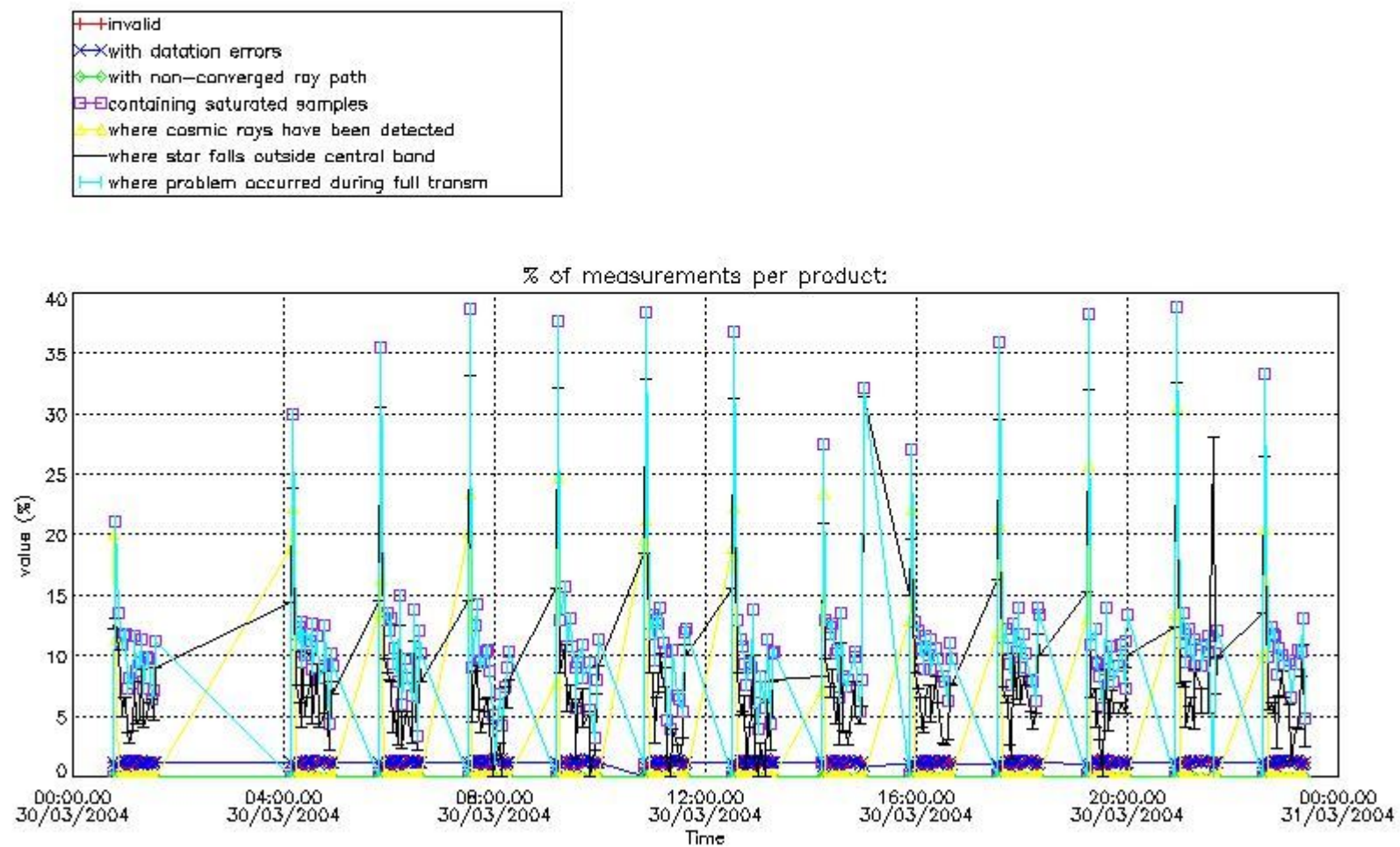
In this section it is plotted some information contained in the Quality Summary data set of the level 2 products that comes from the level 1b processing. Products without errors (error flag in the MPH set to "0") are used.

4.1 Plot quality information per product (time dependant) coming from level 1b processing

4.1.1 Plot level 1 quality information per product (time dependant): ENVISAT ASCENDING passes

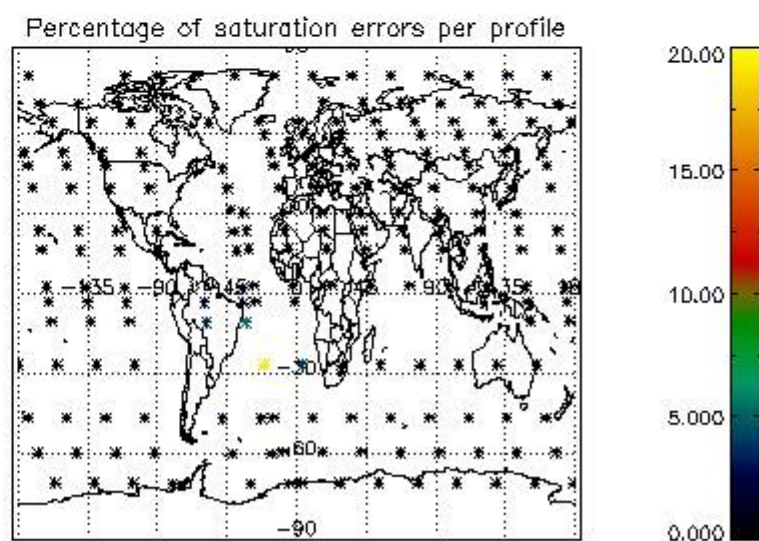
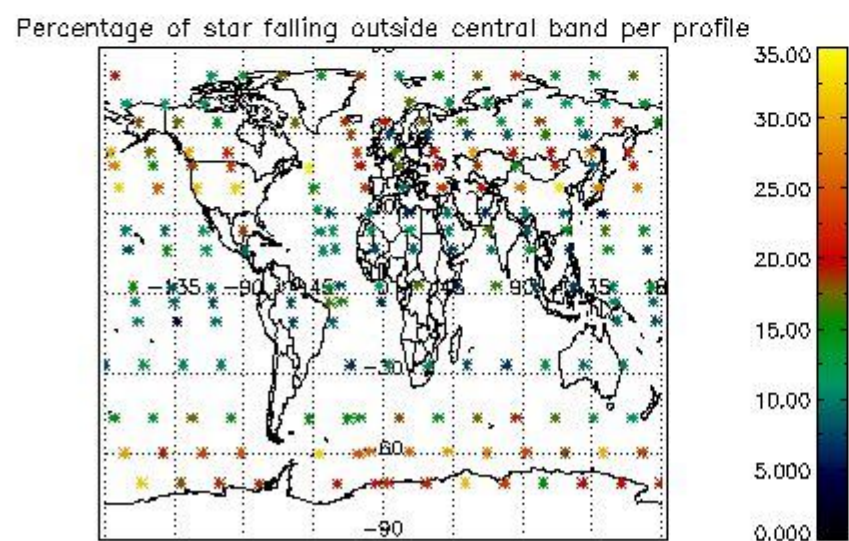
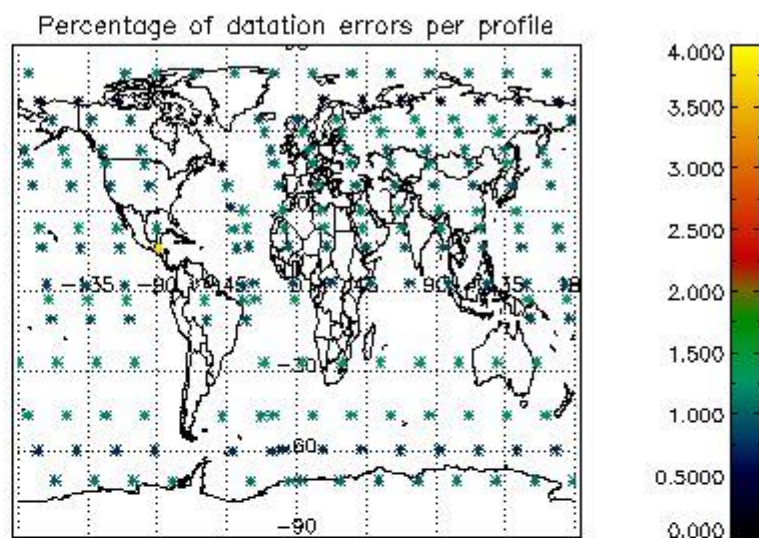
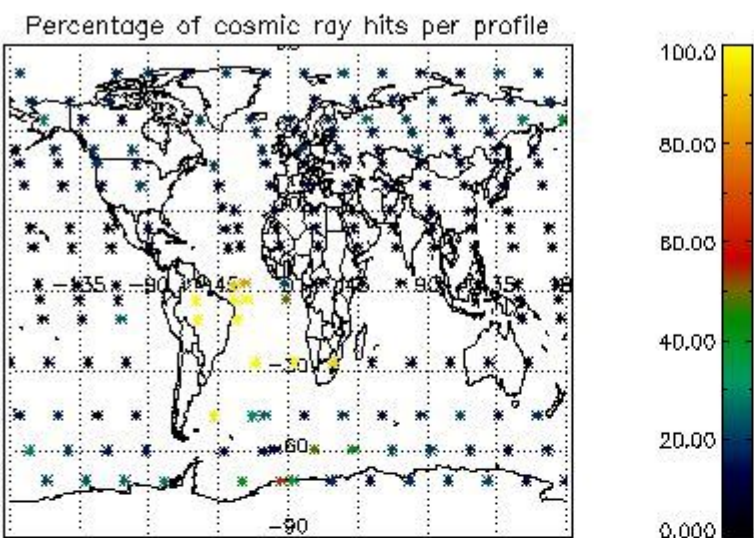


4.1.2 Plot level 1 quality information per product (time dependant): ENVI SAT DESCENDING passes

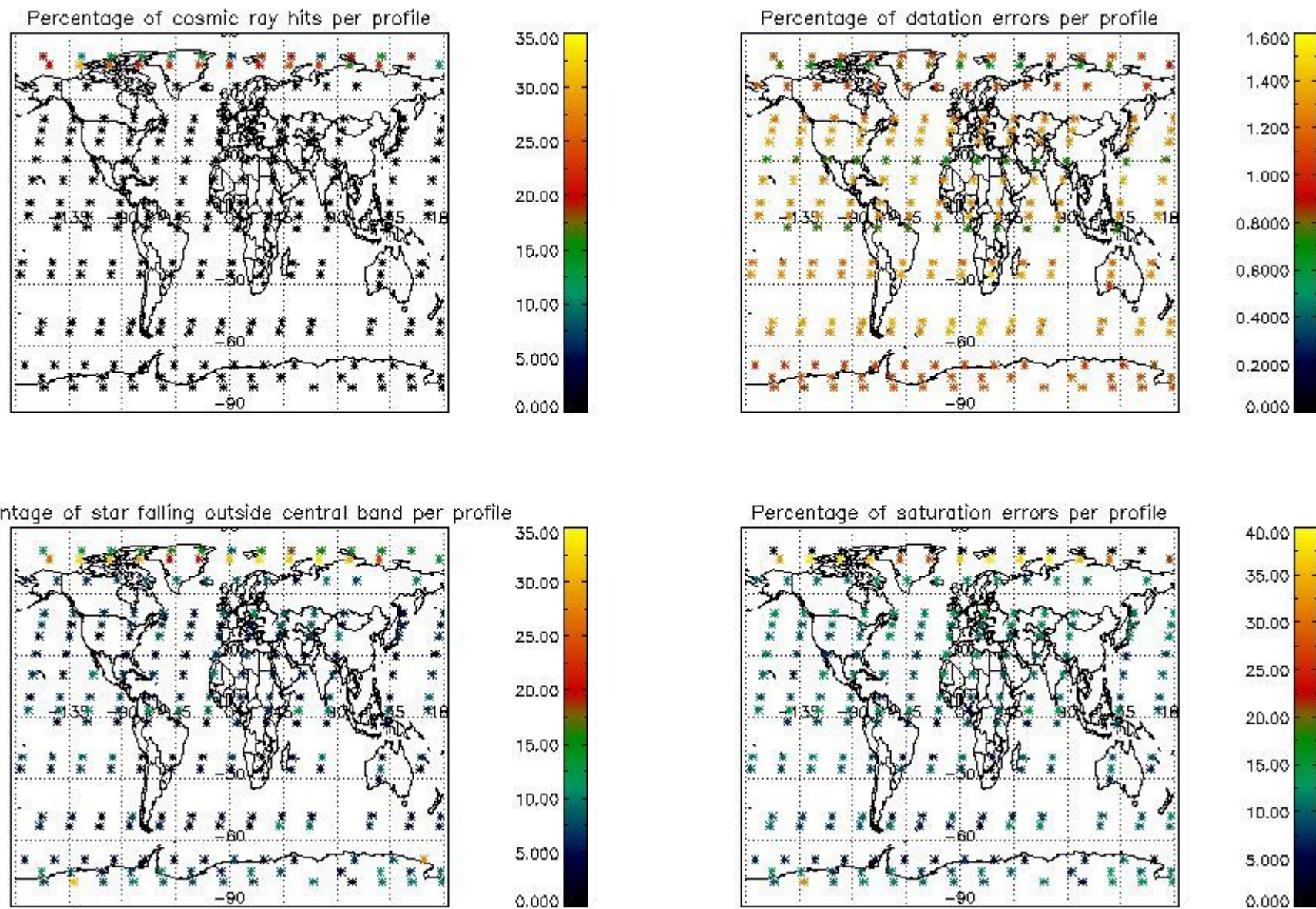


4.2 Plot quality information per product coming from level 1b processing (world map)

4.2.1 Plot level 1 quality information per product (world map): ENVISAT ASCENDING passes



4.2.2 Plot level 1 quality information per product (world map): ENVISAT DESCENDING passes



5. Trace gas profiles

5.1 Ozone statistics based on quality of products

The final quality of the products can be "measured" using the STD (Standard Deviation) attached to every point profile. This information is written to the parameter GOM_NL__2P/NL_LOCAL_SPECIES_DENSITY/o3_std of the level 2 products. The table below shows the statistics for given STD ranges.

The statistics are given with respect to the overall valid production:

- Products without fatal errors: GOM_NL__2P/MPH/PRODUCT_ERR=0
- Valid point profile: GOM_NL__2P/NL_LOCAL_SPECIES_DENSITY/pcd(0)=0

The 'Criteria' is applied to valid points of dark limb products:

- Products in dark limb illumination condition: GOM_NL__2P/NL_SUMMARY_QUALITY/obs_ill_cond=0
- Products without fatal errors: GOM_NL__2P/MPH/PRODUCT_ERR=0
- Valid point profile: GOM_NL__2P/NL_LOCAL_SPECIES_DENSITY/pcd(0)=0

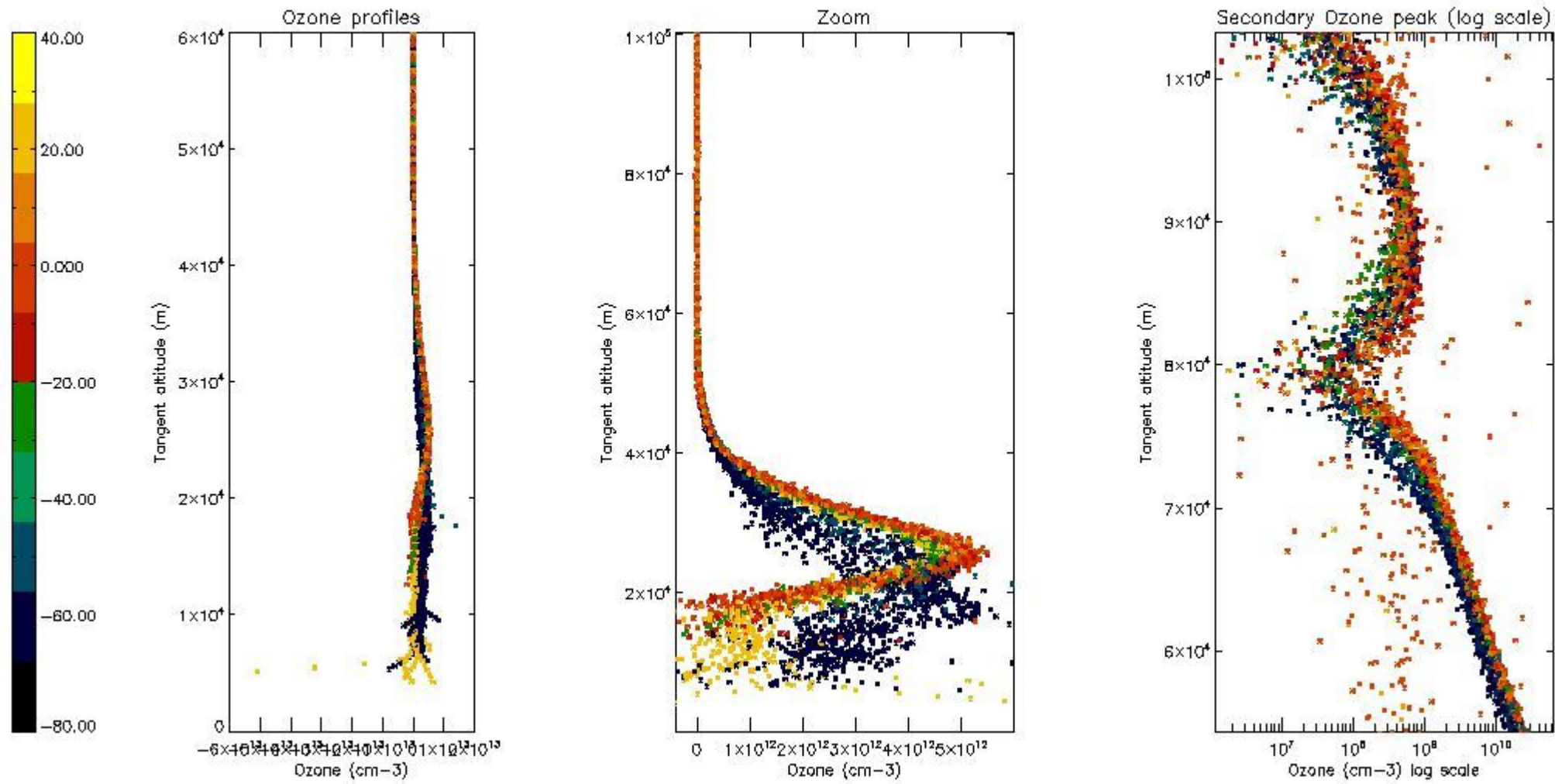
So, the table below shows the percentage of dark limb and valid observations for each criteria with respect to the overall valid daily observations.

Criteria	% of total production
All STD	28
STD < 20	17

STD < 10	14
STD < 5	9

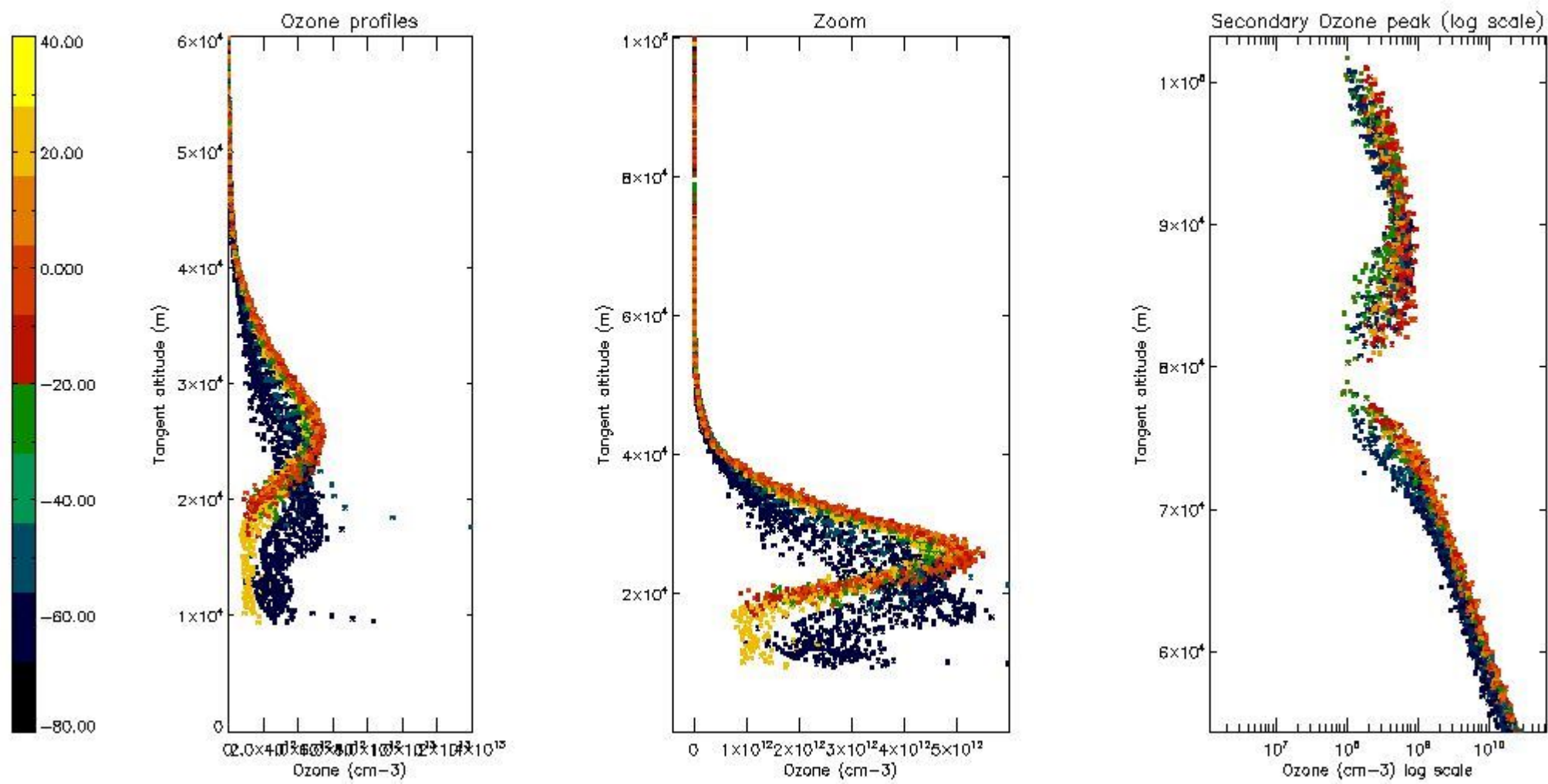
5.2 Plot ozone profiles for all STD (dark without errors)

The colorbar represents the latitude.



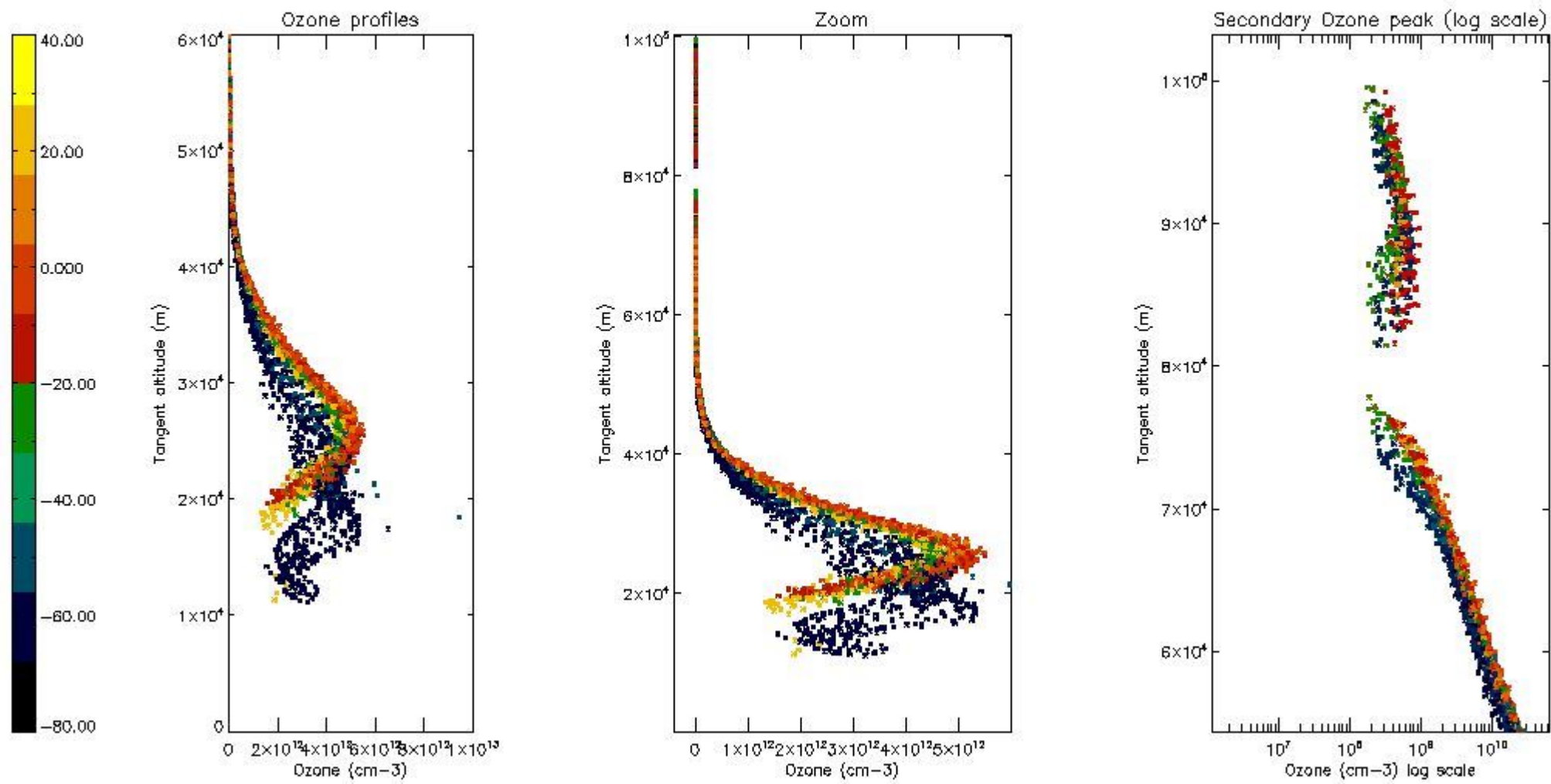
5.3 Plot ozone profiles where STD < 20% (dark without errors)

The colorbar represents the latitude.



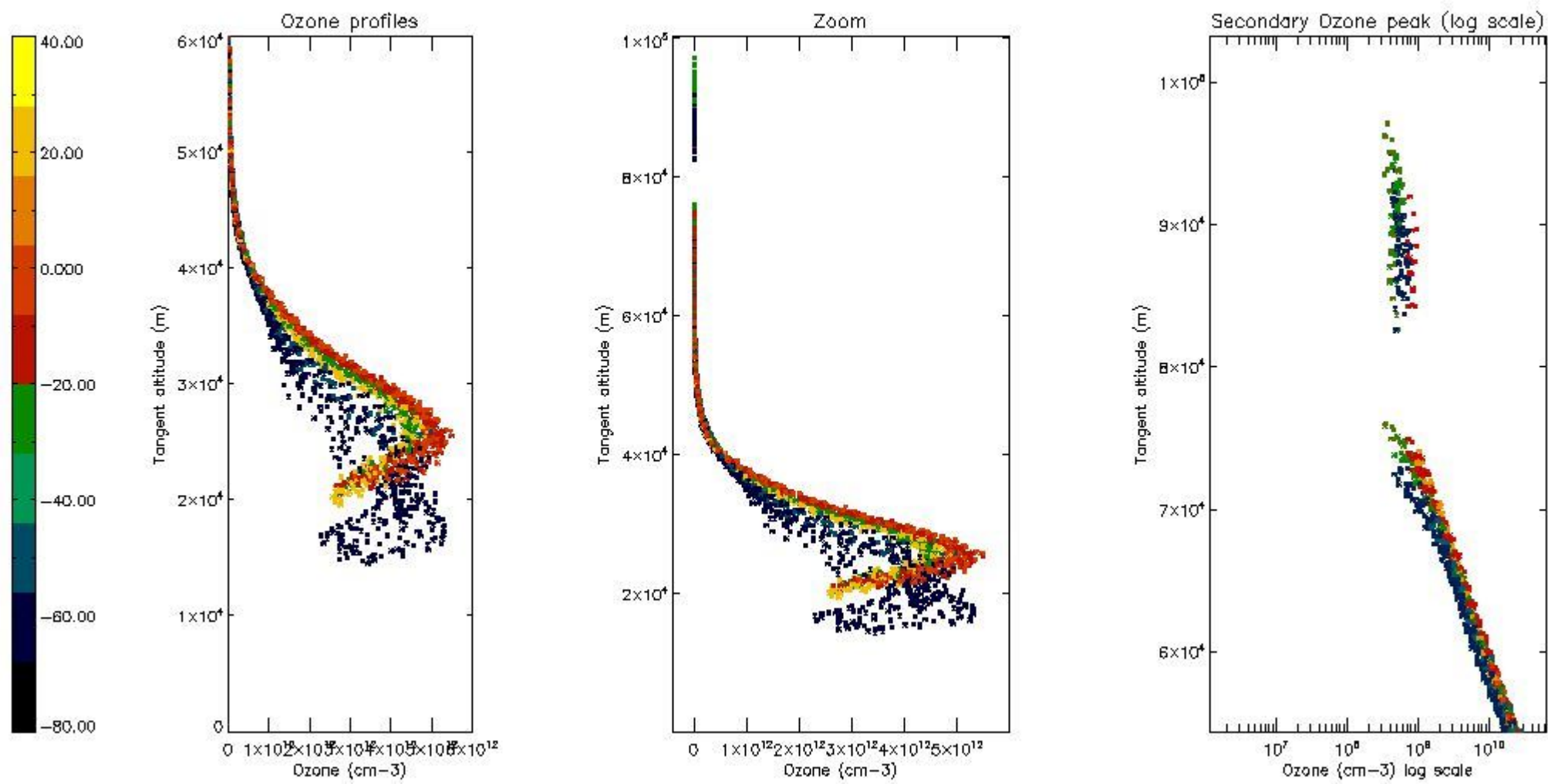
5.4 Plot ozone profiles where $STD < 10\%$ (dark without errors)

The colorbar represents the latitude.



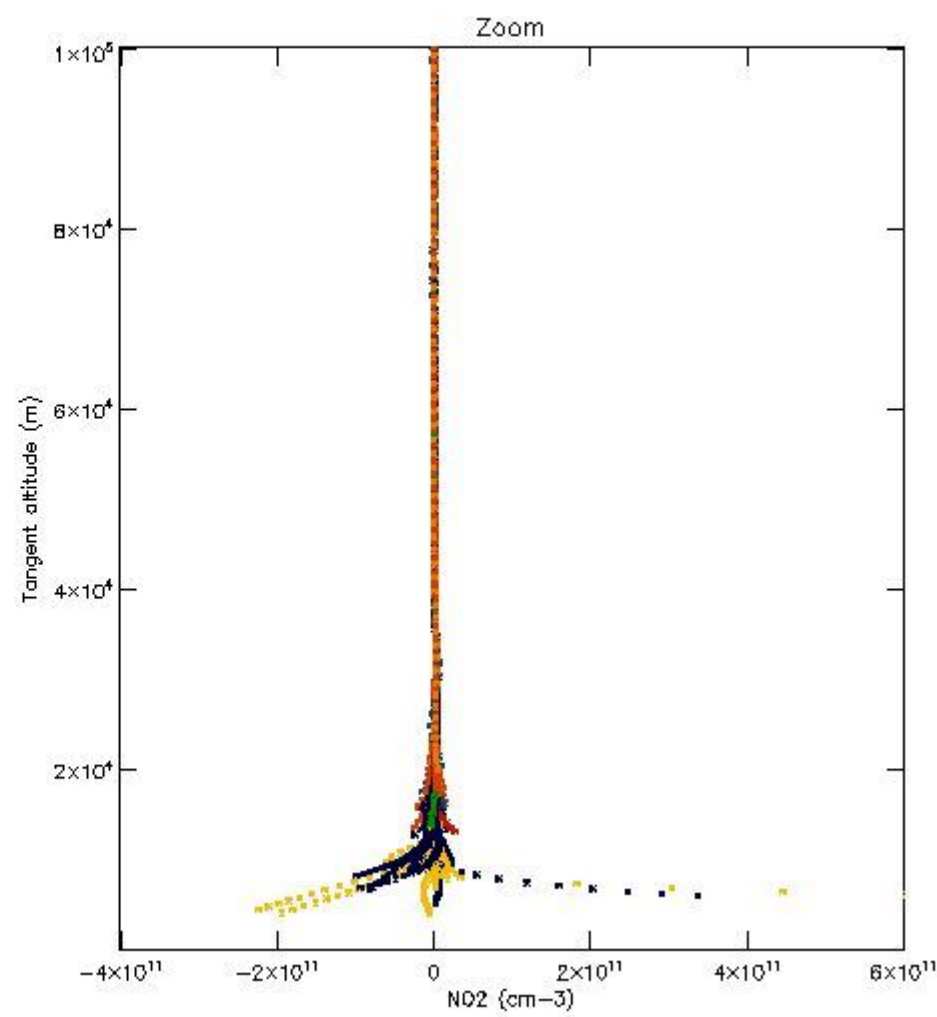
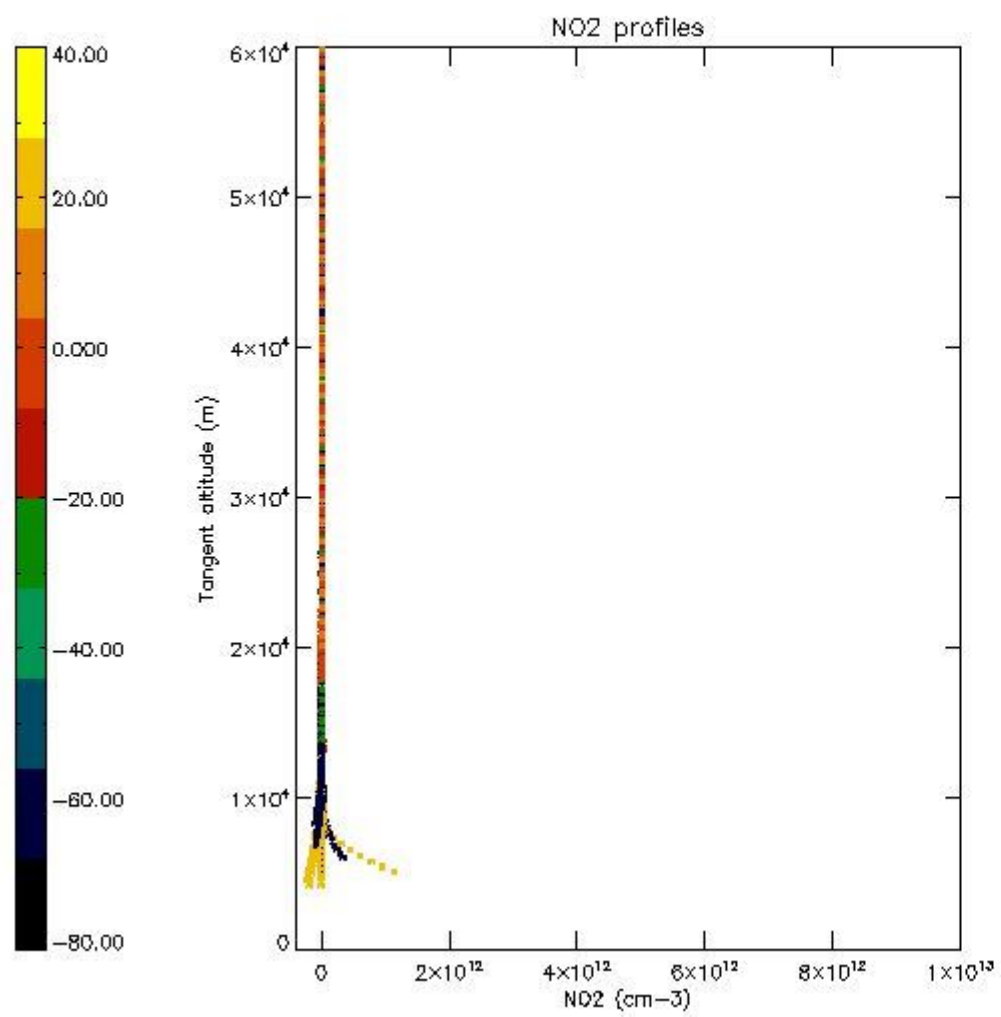
5.5 Plot ozone profiles where STD < 5% (dark without errors)

The colorbar represents the latitude.



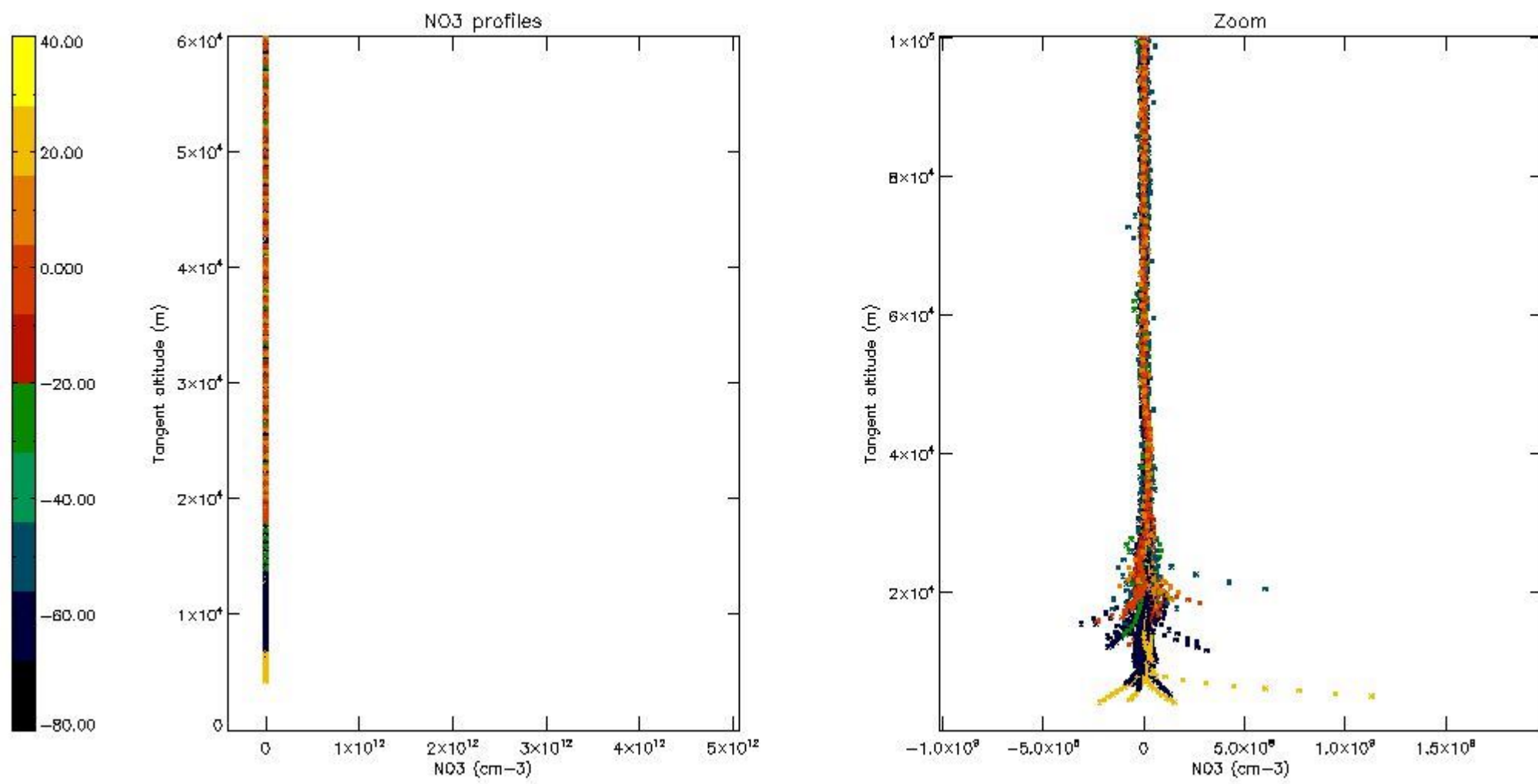
5.6 Plot NO₂ profiles for all STD (dark without errors)

The colorbar represents the latitude.



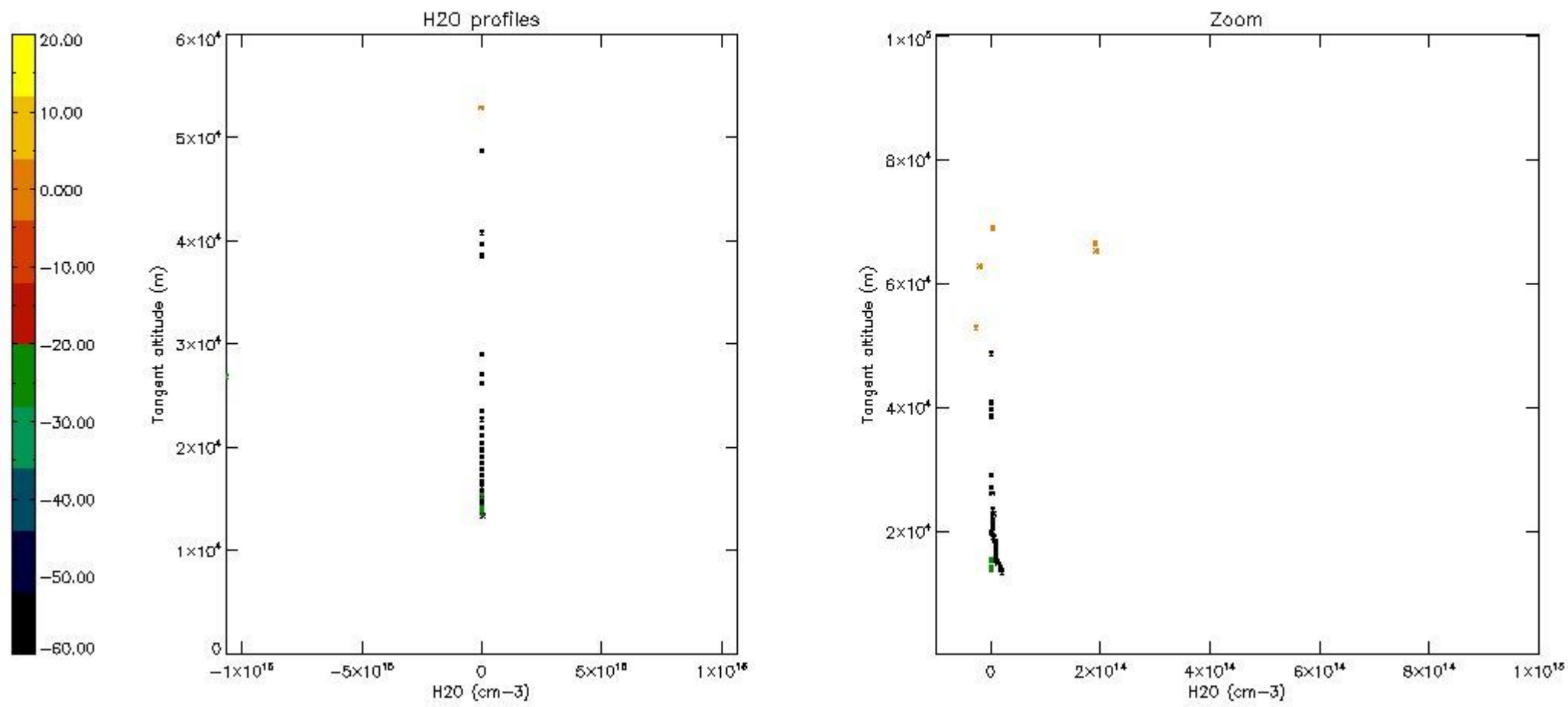
5.7 Plot NO₃ profiles for all STD (dark without errors)

The colorbar represents the latitude.



5.8 Plot H2O profiles for all STD (only for occultations of stars 1,2,3,4,13,14,16,26,63 dark without errors)

The colorbar represents the latitude.



6. Auxiliary Data Files used for the production reported in section 2

The number reported in the third column indicates since which file (see list in section 2) the corresponding auxiliary file has been used. The fourth column is the date of those product files.

Type	Auxiliary Filename	Used since product	Used since product date
INST_PHYS_CHARACTERISTICS	GOM_INS_AXVIEC20091111_143220_20030716_120000_20500101_000000	1	30-MAR-2004 00:00:12
LEVEL-2_PROC_CONFIG	GOM_PR2_AXVIEC20091111_152718_20020301_000000_20500101_000000	1	30-MAR-2004 00:00:12
CROSS_SECTIONS_FILE	GOM_CRS_AXVIEC20091111_154832_20020301_000000_20500101_000000	1	30-MAR-2004 00:00:12

GOMOS Level 2 Daily Report

SUMMARY

[1. General Info](#)

[2. Summary of processed GOM_NL_2P products](#)

[3. Level 2 Quality information per product](#)

[3.1 Plot of level 2 quality information per product \(time dependant\)](#)

[3.2 Plot of level 2 quality information per product \(world map\)](#)

[4. Level 1 Quality information per product \(stored on level 2 products\)](#)

[4.1 Plot of level 1 quality information per product \(time dependant\)](#)

[4.1.1 Plot of level 1 quality information per product \(time dependant\): ASCENDING](#)

[4.1.2 Plot of level 1 quality information per product \(time dependant\): DESCENDING](#)

[4.2 Plot of level 1 quality information per product \(world map\)](#)

[4.2.1 Plot of level 1 quality information per product \(world map\): ASCENDING](#)

[4.2.2 Plot of level 1 quality information per product \(world map\): DESCENDING](#)

[5. Ozone profiles based on quality statistics and other trace gas profiles](#)

[5.1 Ozone statistics based on quality of products](#)

[5.2 Plot ozone profiles for all STD \(dark without errors\)](#)

[5.3 Plot ozone profiles where STD < 20% \(dark without errors\)](#)

[5.4. Plot ozone profiles where STD < 10% \(dark without errors\)](#)

[5.5. Plot ozone profiles where STD < 5% \(dark without errors\)](#)

[5.6 Plot NO2 profiles for all STD \(dark without errors\)](#)

[5.7 Plot NO3 profiles for all STD \(dark without errors\)](#)

[5.8 Plot H2O profiles \(only for occultations of stars 1,2,3,4,13,14,16,26,63 dark without errors\) for all STD](#)

[6. Auxiliary Data Files used for the production reported in section 2](#)

This report presents the daily analysis on parameters extracted from GOMOS level 2 data (GOM_NL__2P). It is intended to monitor some important parameters that will impact the quality of these products. A list of level 2 products (and content) that have arrived during the reporting day to the PCF is also given.

Item	Value
Time of report generation	18APR2013 22:48:46
Data source version	GOMOS/6.01
Start time of products	30-03-2004 (30MAR2004 00:00:00)
Stop time of products	31-03-2004 (31MAR2004 00:00:00)
Store outputs in DB	Yes
Nb of level 2 prods	434
Nb of prods with errors	0

2. Summary of processed GOM_NL__2P products.

Nr	Filename	UTC Start time	Limb	Duration	Star Id	Star Name	Star Mag	Star Temp	Nb Meas	Orbit	Prod. error
1	GOM_NL__2PRFIN20040330_000012_000000462025_00302_10877_1240.N1	30-MAR-2004 00:00:12	Bright	45.500	61	8Eps Peg	2.1000	3900.0	91	10877	No
2	GOM_NL__2PRFIN20040330_000334_000000682025_00302_10877_1241.N1	30-MAR-2004 00:03:34	Dark	67.500	11	53Alp Aql	0.76500	8000.0	135	10877	No
3	GOM_NL__2PRFIN20040330_000721_000000432025_00302_10877_1242.N1	30-MAR-2004 00:07:21	Dark	42.500	142	49Del Cap	2.8500	8900.0	85	10877	No
4	GOM_NL__2PRFIN20040330_001729_000000572025_00302_10877_1243.N1	30-MAR-2004 00:17:29	Dark	57.000	57	34Sig Sgr	2.0660	26000.	114	10877	No
5	GOM_NL__2PRFIN20040330_001933_000000452025_00302_10877_1244.N1	30-MAR-2004 00:19:33	Dark	45.000	45	Alp Pav	1.9400	26000.	90	10877	No
6	GOM_NL__2PRFIN20040330_002104_000000612025_00303_10878_1258.N1	30-MAR-2004 00:21:04	Dark	61.000	38	20Eps Sgr	1.8360	11000.	122	10878	No
7	GOM_NL__2PRFIN20040330_002457_000000532025_00303_10878_1259.N1	30-MAR-2004 00:24:57	Dark	53.000	40	The Sco	1.8590	7100.0	106	10878	No
8	GOM_NL__2PRFIN20040330_002701_000000442025_00303_10878_1260.N1	30-MAR-2004 00:27:01	Dark	44.000	43	Alp TrA	1.9100	4250.0	88	10878	No
9	GOM_NL__2PRFIN20040330_002919_000000712025_00303_10878_1261.N1	30-MAR-2004 00:29:19	Dark	71.000	75	26Eps Sco	2.2910	4250.0	142	10878	No
10	GOM_NL__2PRFIN20040330_003132_000000452025_00303_10878_1262.N1	30-MAR-2004 00:31:32	Dark	45.000	4	Alp1Cen	-0.010000	5800.0	90	10878	No
11	GOM_NL__2PRFIN20040330_003340_000001312025_00303_10878_1263.N1	30-MAR-2004 00:33:40	Straylight	131.00	16	21Alp Sco	1.0200	3000.0	262	10878	No
12	GOM_NL__2PRFIN20040330_003835_000000552025_00303_10878_1264.N1	30-MAR-2004 00:38:35	Straylight	54.500	54	5The Cen	2.0550	4500.0	109	10878	No
13	GOM_NL__2PRFIN20040330_004443_000000462025_00303_10878_1265.N1	30-MAR-2004 00:44:43	Twi_and_stray	45.500	106	9Bet Crv	2.6480	5600.0	91	10878	No
14	GOM_NL__2PRFIN20040330_004643_000000452025_00303_10878_1266.N1	30-MAR-2004 00:46:43	Twi_and_stray	45.000	100	4Gam Crv	2.5800	13100.	90	10878	No
15	GOM_NL__2PRFIN20040330_004838_000000572025_00303_10878_1267.N1	30-MAR-2004 00:48:38	Bright	57.000	15	67Alp Vir	0.97600	28000.	114	10878	No
16	GOM_NL__2PRFIN20040330_005154_000000482025_00303_10878_1268.N1	30-MAR-2004 00:51:54	Bright	48.000	121	29Gam Vir	2.7400	7200.0	96	10878	No
17	GOM_NL__2PRFIN20040330_005631_000000412025_00303_10878_1269.N1	30-MAR-2004 00:56:31	Bright	41.000	62	94Bet Leo	2.1360	9700.0	82	10878	No
18	GOM_NL__2PRFIN20040330_005805_000000392025_00303_10878_1270.N1	30-MAR-2004 00:58:05	Bright	38.500	96	68Del Leo	2.5600	9300.0	77	10878	No
19	GOM_NL__2PRFIN20040330_005939_000000382025_00303_10878_1271.N1	30-MAR-2004 00:59:39	Bright	38.000	166	17Eps Leo	2.9800	6000.0	76	10878	No
20	GOM_NL__2PRFIN20040330_010225_000000692025_00303_10878_1272.N1	30-MAR-2004 01:02:25	Bright	68.500	111	8Eta Boo	2.6800	6000.0	137	10878	No
21	GOM_NL__2PRFIN20040330_010456_000000372025_00303_10878_1273.N1	30-MAR-2004 01:04:56	Bright	37.000	174	52Psi UMa	3.0040	4400.0	74	10878	No
22	GOM_NL__2PRFIN20040330_010802_000000392025_00303_10878_1274.N1	30-MAR-2004 01:08:02	Bright	39.000	87	64Gam UMa	2.4330	11000.	78	10878	No
23	GOM_NL__2PRFIN20040330_010948_000000392025_00303_10878_1275.N1	30-MAR-2004 01:09:48	Bright	38.500	36	50Alp UMa	1.8000	6300.0	77	10878	No
24	GOM_NL__2PRFIN20040330_011137_000000692025_00303_10878_1276.N1	30-MAR-2004 01:11:37	Bright	68.500	180	27Gam Boo	3.0400	8000.0	137	10878	No
25	GOM_NL__2PRFIN20040330_011613_000000432025_00303_10878_1277.N1	30-MAR-2004 01:16:13	Bright	42.500	60	7Bet UMi	2.0810	3950.0	85	10878	No
26	GOM_NL__2PRFIN20040330_011746_000000402025_00303_10878_1278.N1	30-MAR-2004 01:17:46	Bright	39.500	49	1Alp UMi	1.9900	6300.0	79	10878	No
27	GOM_NL__2PRFIN20040330_011915_000000492025_00303_10878_1279.N1	30-MAR-2004 01:19:15	Bright	48.500	119	14Eta Dra	2.7270	4700.0	97	10878	No
28	GOM_NL__2PRFIN20040330_012415_000000412025_00303_10878_1280.N1	30-MAR-2004 01:24:15	Bright	40.500	76	27Gam Cas	2.3000	30000.	81	10878	No
29	GOM_NL__2PRFIN20040330_012536_000000412025_00303_10878_1281.N1	30-MAR-2004 01:25:36	Bright	41.000	68	18Alp Cas	2.2250	4500.0	82	10878	No
30	GOM_NL__2PRFIN20040330_013030_000000472025_00303_10878_1282.N1	30-MAR-2004 01:30:30	Bright	46.500	144	18Del Cyg	2.8600	11000.	93	10878	No
31	GOM_NL__2PRFIN20040330_013221_000000432025_00303_10878_1283.N1	30-MAR-2004 01:32:21	Bright	42.500	66	37Gam Cyg	2.2080	5900.0	85	10878	No
32	GOM_NL__2PRFIN20040330_013419_000000452025_00303_10878_1284.N1	30-MAR-2004 01:34:19	Bright	44.500	92	53Eps Cyg	2.5000	4500.0	89	10878	No
33	GOM_NL__2PRFIN20040330_014048_000000472025_00303_10878_1285.N1	30-MAR-2004 01:40:48	Bright	46.500	61	8Eps Peg	2.1000	3900.0	93	10878	No
34	GOM_NL__2PRFIN20040330_014410_000000752025_00303_10878_1286.N1	30-MAR-2004 01:44:10	Dark	75.000	11	53Alp Aql	0.76500	8000.0	150	10878	No
35	GOM_NL__2PRFIN20040330_014757_000000432025_00303_10878_1287.N1	30-MAR-2004 01:47:57	Dark	42.500	142	49Del Cap	2.8500	8900.0	85	10878	No
36	GOM_NL__2PRFIN20040330_015806_000000572025_00303_10878_1288.N1	30-MAR-2004 01:58:06	Dark	56.500	57	34Sig Sgr	2.0660	26000.	113	10878	No
37	GOM_NL__2PRFIN20040330_020009_000000402025_00303_10878_1289.N1	30-MAR-2004 02:00:09	Dark	40.000	45	Alp Pav	1.9400	26000.	80	10878	No
38	GOM_NL__2PRFIN20040330_034611_000000532025_00305_10880_1219.N1	30-MAR-2004 03:46:11	Dark	53.000	40	The Sco	1.8590	7100.0	106	10880	No
39	GOM_NL__2PRFIN20040330_034816_000000462025_00305_10880_1220.N1	30-MAR-2004 03:48:16	Dark	45.500	43	Alp TrA	1.9100	4250.0	91	10880	No
40	GOM_NL__2PRFIN20040330_035245_000000562025_00305_10880_1221.N1	30-MAR-2004 03:52:45	Dark	56.000	4	Alp1Cen	-0.010000	5800.0	112	10880	No
41	GOM_NL__2PRFIN20040330_035506_000000472025_00305_10880_1222.N1	30-MAR-2004 03:55:06	Straylight	46.500	12	Alp1Cru	0.77500	30000.	93	10880	No
42	GOM_NL__2PRFIN20040330_035632_000000472025_00305_10880_1223.N1	30-MAR-2004 03:56:32	Straylight	46.500	26	Gam Cru	1.6240	2900.0	93	10880	No

43	GOM_NL__2PRFIN20040330_035948_000000532025_00305_10880_1224.N1	30-MAR-2004 03:59:48	Straylight	53.000	54	5The Cen	2.0550	4500.0	106	10880	No
44	GOM_NL__2PRFIN20040330_040153_000001642025_00305_10880_1225.N1	30-MAR-2004 04:01:53	Twilight_stray	164.00	97	8Bet1Sco	2.5610	30000.	328	10880	No
45	GOM_NL__2PRFIN20040330_040627_000000472025_00305_10880_1226.N1	30-MAR-2004 04:06:27	Twilight_stray	46.500	171	2Eps Crv	3.0010	4250.0	93	10880	No
46	GOM_NL__2PRFIN20040330_040756_000000452025_00305_10880_1227.N1	30-MAR-2004 04:07:56	Twilight_stray	45.000	100	4Gam Crv	2.5800	13100.	90	10880	No
47	GOM_NL__2PRFIN20040330_040949_000000652025_00305_10880_1228.N1	30-MAR-2004 04:09:49	Bright	65.000	15	67Alp Vir	0.97600	28000.	130	10880	No
48	GOM_NL__2PRFIN20040330_041306_000000462025_00305_10880_1229.N1	30-MAR-2004 04:13:06	Bright	46.000	121	29Gam Vir	2.7400	7200.0	92	10880	No
49	GOM_NL__2PRFIN20040330_041744_000000412025_00305_10880_1230.N1	30-MAR-2004 04:17:44	Bright	40.500	62	94Bet Leo	2.1360	9700.0	81	10880	No
50	GOM_NL__2PRFIN20040330_041918_000000372025_00305_10880_1231.N1	30-MAR-2004 04:19:18	Bright	37.000	96	68Del Leo	2.5600	9300.0	74	10880	No
51	GOM_NL__2PRFIN20040330_042051_000000392025_00305_10880_1232.N1	30-MAR-2004 04:20:51	Bright	39.000	166	17Eps Leo	2.9800	6000.0	78	10880	No
52	GOM_NL__2PRFIN20040330_042334_000000702025_00305_10880_1233.N1	30-MAR-2004 04:23:34	Bright	70.000	111	8Eta Boo	2.6800	6000.0	140	10880	No
53	GOM_NL__2PRFIN20040330_042608_000000382025_00305_10880_1234.N1	30-MAR-2004 04:26:08	Bright	38.000	174	52Psi UMa	3.0040	4400.0	76	10880	No
54	GOM_NL__2PRFIN20040330_042914_000000402025_00305_10880_1235.N1	30-MAR-2004 04:29:14	Bright	40.000	87	64Gam UMa	2.4330	11000.	80	10880	No
55	GOM_NL__2PRFIN20040330_043100_000000402025_00305_10880_1236.N1	30-MAR-2004 04:31:00	Bright	39.500	36	50Alp UMa	1.8000	6300.0	79	10880	No
56	GOM_NL__2PRFIN20040330_043246_000000682025_00305_10880_1237.N1	30-MAR-2004 04:32:46	Bright	68.000	180	27Gam Boo	3.0400	8000.0	136	10880	No
57	GOM_NL__2PRFIN20040330_043725_000000432025_00305_10880_1238.N1	30-MAR-2004 04:37:25	Bright	43.000	60	7Bet UMi	2.0810	3950.0	86	10880	No
58	GOM_NL__2PRFIN20040330_043900_000000372025_00305_10880_1239.N1	30-MAR-2004 04:39:00	Bright	37.000	49	1Alp UMi	1.9900	6300.0	74	10880	No
59	GOM_NL__2PRFIN20040330_044530_000000382025_00305_10880_1240.N1	30-MAR-2004 04:45:30	Bright	38.000	76	27Gam Cas	2.3000	30000.	76	10880	No
60	GOM_NL__2PRFIN20040330_044650_000000402025_00305_10880_1241.N1	30-MAR-2004 04:46:50	Bright	40.000	68	18Alp Cas	2.2250	4500.0	80	10880	No
61	GOM_NL__2PRFIN20040330_045141_000000462025_00305_10880_1242.N1	30-MAR-2004 04:51:41	Bright	46.000	144	18Del Cyg	2.8600	11000.	92	10880	No
62	GOM_NL__2PRFIN20040330_045333_000000452025_00305_10880_1243.N1	30-MAR-2004 04:53:33	Bright	44.500	66	37Gam Cyg	2.2080	5900.0	89	10880	No
63	GOM_NL__2PRFIN20040330_045531_000000442025_00305_10880_1244.N1	30-MAR-2004 04:55:31	Bright	43.500	92	53Eps Cyg	2.5000	4500.0	87	10880	No
64	GOM_NL__2PRFIN20040330_050201_000000452025_00305_10880_1245.N1	30-MAR-2004 05:02:01	Bright	45.000	61	8Eps Peg	2.1000	3900.0	90	10880	No
65	GOM_NL__2PRFIN20040330_050524_000000682025_00305_10880_1246.N1	30-MAR-2004 05:05:24	Dark	67.500	11	53Alp Aql	0.76500	8000.0	135	10880	No
66	GOM_NL__2PRFIN20040330_050910_000000412025_00305_10880_1247.N1	30-MAR-2004 05:09:10	Dark	41.000	142	49Del Cap	2.8500	8900.0	82	10880	No
67	GOM_NL__2PRFIN20040330_051448_000000402025_00305_10880_1248.N1	30-MAR-2004 05:14:48	Dark	39.500	172	Gam Gru	3.0030	13100.	79	10880	No
68	GOM_NL__2PRFIN20040330_051920_000000592025_00305_10880_1249.N1	30-MAR-2004 05:19:20	Dark	58.500	57	34Sig Sgr	2.0660	26000.	117	10880	No
69	GOM_NL__2PRFIN20040330_052123_000000402025_00305_10880_1250.N1	30-MAR-2004 05:21:23	Dark	39.500	45	Alp Pav	1.9400	26000.	79	10880	No
70	GOM_NL__2PRFIN20040330_052257_000000562025_00306_10881_1220.N1	30-MAR-2004 05:22:57	Dark	55.500	38	20Eps Sgr	1.8360	11000.	111	10881	No
71	GOM_NL__2PRFIN20040330_052649_000000532025_00306_10881_1221.N1	30-MAR-2004 05:26:49	Dark	53.000	40	The Sco	1.8590	7100.0	106	10881	No
72	GOM_NL__2PRFIN20040330_052853_000000422025_00306_10881_1222.N1	30-MAR-2004 05:28:53	Dark	41.500	43	Alp TrA	1.9100	4250.0	83	10881	No
73	GOM_NL__2PRFIN20040330_053321_000000552025_00306_10881_1223.N1	30-MAR-2004 05:33:21	Dark	54.500	4	Alp1Cen	-0.010000	5800.0	109	10881	No
74	GOM_NL__2PRFIN20040330_053543_000000442025_00306_10881_1224.N1	30-MAR-2004 05:35:43	Straylight	44.000	12	Alp1Cru	0.77500	30000.	88	10881	No
75	GOM_NL__2PRFIN20040330_053709_000000512025_00306_10881_1225.N1	30-MAR-2004 05:37:09	Straylight	50.500	26	Gam Cru	1.6240	2900.0	101	10881	No
76	GOM_NL__2PRFIN20040330_054025_000000552025_00306_10881_1226.N1	30-MAR-2004 05:40:25	Straylight	54.500	54	5The Cen	2.0550	4500.0	109	10881	No
77	GOM_NL__2PRFIN20040330_054230_000001662025_00306_10881_1227.N1	30-MAR-2004 05:42:30	Twilight_stray	165.50	97	8Bet1Sco	2.5610	30000.	331	10881	No
78	GOM_NL__2PRFIN20040330_054704_000000452025_00306_10881_1228.N1	30-MAR-2004 05:47:04	Twilight_stray	44.500	171	2Eps Crv	3.0010	4250.0	89	10881	No
79	GOM_NL__2PRFIN20040330_054832_000000452025_00306_10881_1229.N1	30-MAR-2004 05:48:32	Twilight_stray	44.500	100	4Gam Crv	2.5800	13100.	89	10881	No
80	GOM_NL__2PRFIN20040330_055025_000000712025_00306_10881_1230.N1	30-MAR-2004 05:50:25	Bright	70.500	15	67Alp Vir	0.97600	28000.	141	10881	No
81	GOM_NL__2PRFIN20040330_055342_000000472025_00306_10881_1231.N1	30-MAR-2004 05:53:42	Bright	46.500	121	29Gam Vir	2.7400	7200.0	93	10881	No
82	GOM_NL__2PRFIN20040330_055820_000000412025_00306_10881_1232.N1	30-MAR-2004 05:58:20	Bright	40.500	62	94Bet Leo	2.1360	9700.0	81	10881	No
83	GOM_NL__2PRFIN20040330_055954_000000382025_00306_10881_1233.N1	30-MAR-2004 05:59:54	Bright	37.500	96	68Del Leo	2.5600	9300.0	75	10881	No
84	GOM_NL__2PRFIN20040330_060128_000000382025_00306_10881_1234.N1	30-MAR-2004 06:01:28	Bright	38.000	166	17Eps Leo	2.9800	6000.0	76	10881	No
85	GOM_NL__2PRFIN20040330_060407_000000702025_00306_10881_1235.N1	30-MAR-2004 06:04:07	Bright	70.000	111	8Eta Boo	2.6800	6000.0	140	10881	No
86	GOM_NL__2PRFIN20040330_060645_000000382025_00306_10881_1236.N1	30-MAR-2004 06:06:45	Bright	37.500	174	52Psi UMa	3.0040	4400.0	75	10881	No
87	GOM_NL__2PRFIN20040330_060950_000000392025_00306_10881_1237.N1	30-MAR-2004 06:09:50	Bright	38.500	87	64Gam UMa	2.4330	11000.	77	10881	No
88	GOM_NL__2PRFIN20040330_061136_000000402025_00306_10881_1238.N1	30-MAR-2004 06:11:36	Bright	40.000	36	50Alp UMa	1.8000	6300.0	80	10881	No
89	GOM_NL__2PRFIN20040330_061320_000000672025_00306_10881_1239.N1	30-MAR-2004 06:13:20	Bright	66.500	180	27Gam Boo	3.0400	8000.0	133	10881	No
90	GOM_NL__2PRFIN20040330_061801_000000412025_00306_10881_1240.N1	30-MAR-2004 06:18:01	Bright	41.000	60	7Bet UMi	2.0810	3950.0	82	10881	No
91	GOM_NL__2PRFIN20040330_061936_000000372025_00306_10881_1241.N1	30-MAR-2004 06:19:36	Bright	37.000	49	1Alp UMi	1.9900	6300.0	74	10881	No
92	GOM_NL__2PRFIN20040330_062607_000000372025_00306_10881_1242.N1	30-MAR-2004 06:26:07	Bright	37.000	76	27Gam Cas	2.3000	30000.	74	10881	No
93	GOM_NL__2PRFIN20040330_062727_000000402025_00306_10881_1243.N1	30-MAR-2004 06:27:27	Bright	40.000	68	18Alp Cas	2.2250	4500.0	80	10881	No
94	GOM_NL__2PRFIN20040330_063218_000000452025_00306_10881_1244.N1	30-MAR-2004 06:32:18	Bright	45.000	144	18Del Cyg	2.8600	11000.	90	10881	No
95	GOM_NL__2PRFIN20040330_063408_000000462025_00306_10881_1245.N1	30-MAR-2004 06:34:08	Bright	45.500	66	37Gam Cyg	2.2080	5900.0	91	10881	No
96	GOM_NL__2PRFIN20040330_063607_000000452025_00306_10881_1246.N1	30-MAR-2004 06:36:07	Bright	44.500	92	53Eps Cyg	2.5000	4500.0	89	10881	No
97	GOM_NL__2PRFIN20040330_064238_000000452025_00306_10881_1247.N1	30-MAR-2004 06:42:38	Bright	45.000	61	8Eps Peg	2.1000	3900.0	90	10881	No
98	GOM_NL__2PRFIN20040330_064600_000000672025_00306_10881_1248.N1	30-MAR-2004 06:46:00	Dark	67.000	11	53Alp Aql	0.76500	8000.0	134	10881	No
99	GOM_NL__2PRFIN20040330_064947_000000432025_00306_10881_1249.N1	30-MAR-2004 06:49:47	Dark	42.500	142	49Del Cap	2.8500	8900.0	85	10881	No
100	GOM_NL__2PRFIN20040330_065525_000000392025_00306_10881_1250.N1	30-MAR-2004 06:55:25	Dark	38.500	172	Gam Gru	3.0030	13100.	77	10881	No
101	GOM_NL__2PRFIN20040330_065958_000000552025_00306_10881_1251.N1	30-MAR-2004 06:59:58	Dark	55.000	57	34Sig Sgr	2.0660	26000.	110	10881	No

102	GOM_NL__2PRFIN20040330_070200_000000392025_00306_10881_1252.N1	30-MAR-2004 07:02:00	Dark	39.000	45	Alp Pav	1.9400	26000.	78	10881	No
103	GOM_NL__2PRFIN20040330_070334_000000562025_00307_10882_1223.N1	30-MAR-2004 07:03:34	Dark	55.500	38	20Eps Sgr	1.8360	11000.	111	10882	No
104	GOM_NL__2PRFIN20040330_070726_000000562025_00307_10882_1224.N1	30-MAR-2004 07:07:26	Dark	56.000	40	The Sco	1.8590	7100.0	112	10882	No
105	GOM_NL__2PRFIN20040330_070930_000000402025_00307_10882_1225.N1	30-MAR-2004 07:09:30	Dark	39.500	43	Alp TrA	1.9100	4250.0	79	10882	No
106	GOM_NL__2PRFIN20040330_071358_000000502025_00307_10882_1226.N1	30-MAR-2004 07:13:58	Dark	49.500	4	Alp1Cen	-0.010000	5800.0	99	10882	No
107	GOM_NL__2PRFIN20040330_071619_000000422025_00307_10882_1227.N1	30-MAR-2004 07:16:19	Straylight	42.000	12	Alp1Cru	0.77500	30000.	84	10882	No
108	GOM_NL__2PRFIN20040330_071746_000000432025_00307_10882_1228.N1	30-MAR-2004 07:17:46	Straylight	43.000	26	Gam Cru	1.6240	2900.0	86	10882	No
109	GOM_NL__2PRFIN20040330_072101_000000552025_00307_10882_1229.N1	30-MAR-2004 07:21:01	Straylight	55.000	54	5The Cen	2.0550	4500.0	110	10882	No
110	GOM_NL__2PRFIN20040330_072307_000001642025_00307_10882_1230.N1	30-MAR-2004 07:23:07	Tw_i_and_stray	164.00	97	8Bet1Sco	2.5610	30000.	328	10882	No
111	GOM_NL__2PRFIN20040330_072740_000000432025_00307_10882_1231.N1	30-MAR-2004 07:27:40	Tw_i_and_stray	42.500	171	2Eps Crv	3.0010	4250.0	85	10882	No
112	GOM_NL__2PRFIN20040330_072908_000000452025_00307_10882_1232.N1	30-MAR-2004 07:29:08	Tw_i_and_stray	44.500	100	4Gam Crv	2.5800	13100.	89	10882	No
113	GOM_NL__2PRFIN20040330_073101_000000732025_00307_10882_1233.N1	30-MAR-2004 07:31:01	Bright	72.500	15	67Alp Vir	0.97600	28000.	145	10882	No
114	GOM_NL__2PRFIN20040330_073418_000000452025_00307_10882_1234.N1	30-MAR-2004 07:34:18	Bright	44.500	121	29Gam Vir	2.7400	7200.0	89	10882	No
115	GOM_NL__2PRFIN20040330_073856_000000402025_00307_10882_1235.N1	30-MAR-2004 07:38:56	Bright	40.000	62	94Bet Leo	2.1360	9700.0	80	10882	No
116	GOM_NL__2PRFIN20040330_074030_000000392025_00307_10882_1236.N1	30-MAR-2004 07:40:30	Bright	38.500	96	68Del Leo	2.5600	9300.0	77	10882	No
117	GOM_NL__2PRFIN20040330_074204_000000372025_00307_10882_1237.N1	30-MAR-2004 07:42:04	Bright	36.500	166	17Eps Leo	2.9800	6000.0	73	10882	No
118	GOM_NL__2PRFIN20040330_074442_000000692025_00307_10882_1238.N1	30-MAR-2004 07:44:42	Bright	69.000	111	8Eta Boo	2.6800	6000.0	138	10882	No
119	GOM_NL__2PRFIN20040330_074720_000000372025_00307_10882_1239.N1	30-MAR-2004 07:47:20	Bright	37.000	174	52Psi UMa	3.0040	4400.0	74	10882	No
120	GOM_NL__2PRFIN20040330_075025_000000392025_00307_10882_1240.N1	30-MAR-2004 07:50:25	Bright	39.000	87	64Gam UMa	2.4330	11000.	78	10882	No
121	GOM_NL__2PRFIN20040330_075212_000000382025_00307_10882_1241.N1	30-MAR-2004 07:52:12	Bright	38.000	36	50Alp UMa	1.8000	6300.0	76	10882	No
122	GOM_NL__2PRFIN20040330_075354_000000692025_00307_10882_1242.N1	30-MAR-2004 07:53:54	Bright	68.500	180	27Gam Boo	3.0400	8000.0	137	10882	No
123	GOM_NL__2PRFIN20040330_075837_000000392025_00307_10882_1243.N1	30-MAR-2004 07:58:37	Bright	39.000	60	7Bet UMi	2.0810	3950.0	78	10882	No
124	GOM_NL__2PRFIN20040330_080012_000000342025_00307_10882_1244.N1	30-MAR-2004 08:00:12	Bright	33.500	49	1Alp UMi	1.9900	6300.0	67	10882	No
125	GOM_NL__2PRFIN20040330_080643_000000372025_00307_10882_1245.N1	30-MAR-2004 08:06:43	Bright	36.500	76	27Gam Cas	2.3000	30000.	73	10882	No
126	GOM_NL__2PRFIN20040330_080803_000000362025_00307_10882_1246.N1	30-MAR-2004 08:08:03	Bright	35.500	68	18Alp Cas	2.2250	4500.0	71	10882	No
127	GOM_NL__2PRFIN20040330_081253_000000482025_00307_10882_1247.N1	30-MAR-2004 08:12:53	Bright	47.500	144	18Del Cyg	2.8600	11000.	95	10882	No
128	GOM_NL__2PRFIN20040330_081444_000000452025_00307_10882_1248.N1	30-MAR-2004 08:14:44	Bright	44.500	66	37Gam Cyg	2.2080	5900.0	89	10882	No
129	GOM_NL__2PRFIN20040330_081644_000000442025_00307_10882_1249.N1	30-MAR-2004 08:16:44	Bright	43.500	92	53Eps Cyg	2.5000	4500.0	87	10882	No
130	GOM_NL__2PRFIN20040330_082314_000000442025_00307_10882_1250.N1	30-MAR-2004 08:23:14	Bright	44.000	61	8Eps Peg	2.1000	3900.0	88	10882	No
131	GOM_NL__2PRFIN20040330_082636_000000652025_00307_10882_1251.N1	30-MAR-2004 08:26:36	Dark	65.000	11	53Alp Aql	0.76500	8000.0	130	10882	No
132	GOM_NL__2PRFIN20040330_083024_000000402025_00307_10882_1252.N1	30-MAR-2004 08:30:24	Dark	40.000	142	49Del Cap	2.8500	8900.0	80	10882	No
133	GOM_NL__2PRFIN20040330_083601_000000402025_00307_10882_1253.N1	30-MAR-2004 08:36:01	Dark	40.000	172	Gam Gru	3.0030	13100.	80	10882	No
134	GOM_NL__2PRFIN20040330_084036_000000582025_00307_10882_1254.N1	30-MAR-2004 08:40:36	Dark	58.000	57	34Sig Sgr	2.0660	26000.	116	10882	No
135	GOM_NL__2PRFIN20040330_084236_000000402025_00307_10882_1255.N1	30-MAR-2004 08:42:36	Dark	39.500	45	Alp Pav	1.9400	26000.	79	10882	No
136	GOM_NL__2PRFIN20040330_084411_000000612025_00308_10883_1057.N1	30-MAR-2004 08:44:11	Dark	60.500	38	20Eps Sgr	1.8360	11000.	121	10883	No
137	GOM_NL__2PRFIN20040330_084803_000000522025_00308_10883_1058.N1	30-MAR-2004 08:48:03	Dark	51.500	40	The Sco	1.8590	7100.0	103	10883	No
138	GOM_NL__2PRFIN20040330_085006_000000412025_00308_10883_1059.N1	30-MAR-2004 08:50:06	Dark	40.500	43	Alp TrA	1.9100	4250.0	81	10883	No
139	GOM_NL__2PRFIN20040330_085434_000000552025_00308_10883_1060.N1	30-MAR-2004 08:54:34	Dark	55.000	4	Alp1Cen	-0.010000	5800.0	110	10883	No
140	GOM_NL__2PRFIN20040330_085655_000000492025_00308_10883_1061.N1	30-MAR-2004 08:56:55	Straylight	49.000	12	Alp1Cru	0.77500	30000.	98	10883	No
141	GOM_NL__2PRFIN20040330_085822_000000512025_00308_10883_1062.N1	30-MAR-2004 08:58:22	Straylight	51.000	26	Gam Cru	1.6240	2900.0	102	10883	No
142	GOM_NL__2PRFIN20040330_090138_000000532025_00308_10883_1063.N1	30-MAR-2004 09:01:38	Straylight	53.000	54	5The Cen	2.0550	4500.0	106	10883	No
143	GOM_NL__2PRFIN20040330_090344_000001672025_00308_10883_1064.N1	30-MAR-2004 09:03:44	Tw_i_and_stray	166.50	97	8Bet1Sco	2.5610	30000.	333	10883	No
144	GOM_NL__2PRFIN20040330_090816_000000432025_00308_10883_1065.N1	30-MAR-2004 09:08:16	Tw_i_and_stray	43.000	171	2Eps Crv	3.0010	4250.0	86	10883	No
145	GOM_NL__2PRFIN20040330_090944_000000452025_00308_10883_1066.N1	30-MAR-2004 09:09:44	Tw_i_and_stray	45.000	100	4Gam Crv	2.5800	13100.	90	10883	No
146	GOM_NL__2PRFIN20040330_091137_000000732025_00308_10883_1067.N1	30-MAR-2004 09:11:37	Bright	73.000	15	67Alp Vir	0.97600	28000.	146	10883	No
147	GOM_NL__2PRFIN20040330_091454_000000472025_00308_10883_1068.N1	30-MAR-2004 09:14:54	Bright	46.500	121	29Gam Vir	2.7400	7200.0	93	10883	No
148	GOM_NL__2PRFIN20040330_091931_000000422025_00308_10883_1069.N1	30-MAR-2004 09:19:31	Bright	41.500	62	94Bet Leo	2.1360	9700.0	83	10883	No
149	GOM_NL__2PRFIN20040330_092106_000000372025_00308_10883_1070.N1	30-MAR-2004 09:21:06	Bright	37.000	96	68Del Leo	2.5600	9300.0	74	10883	No
150	GOM_NL__2PRFIN20040330_092240_000000372025_00308_10883_1071.N1	30-MAR-2004 09:22:40	Bright	37.000	166	17Eps Leo	2.9800	6000.0	74	10883	No
151	GOM_NL__2PRFIN20040330_092516_000000732025_00308_10883_1072.N1	30-MAR-2004 09:25:16	Bright	72.500	111	8Eta Boo	2.6800	6000.0	145	10883	No
152	GOM_NL__2PRFIN20040330_092756_000000372025_00308_10883_1073.N1	30-MAR-2004 09:27:56	Bright	37.000	174	52Psi UMa	3.0040	4400.0	74	10883	No
153	GOM_NL__2PRFIN20040330_093101_000000392025_00308_10883_1074.N1	30-MAR-2004 09:31:01	Bright	39.000	87	64Gam UMa	2.4330	11000.	78	10883	No
154	GOM_NL__2PRFIN20040330_093247_000000362025_00308_10883_1075.N1	30-MAR-2004 09:32:47	Bright	35.500	36	50Alp UMa	1.8000	6300.0	71	10883	No
155	GOM_NL__2PRFIN20040330_093428_000000692025_00308_10883_1076.N1	30-MAR-2004 09:34:28	Bright	69.000	180	27Gam Boo	3.0400	8000.0	138	10883	No
156	GOM_NL__2PRFIN20040330_093912_000000422025_00308_10883_1077.N1	30-MAR-2004 09:39:12	Bright	41.500	60	7Bet UMi	2.0810	3950.0	83	10883	No
157	GOM_NL__2PRFIN20040330_094047_000000372025_00308_10883_1078.N1	30-MAR-2004 09:40:47	Bright	37.000	49	1Alp UMi	1.9900	6300.0	74	10883	No
158	GOM_NL__2PRFIN20040330_094720_000000372025_00308_10883_1079.N1	30-MAR-2004 09:47:20	Bright	37.000	76	27Gam Cas	2.3000	30000.	74	10883	No
159	GOM_NL__2PRFIN20040330_094839_000000362025_00308_10883_1080.N1	30-MAR-2004 09:48:39	Bright	36.000	68	18Alp Cas	2.2250	4500.0	72	10883	No
160	GOM_NL__2PRFIN20040330_095329_000000462025_00308_10883_1081.N1	30-MAR-2004 09:53:29	Bright	46.000	144	18Del Cyg	2.8600	11000.	92	10883	No

161	GOM_NL__2PRFIN20040330_095521_000000442025_00308_10883_1082.N1	30-MAR-2004 09:55:21	Bright	44.000	66	37Gam Cyg	2.2080	5900.0	88	10883	No
162	GOM_NL__2PRFIN20040330_095720_000000442025_00308_10883_1083.N1	30-MAR-2004 09:57:20	Bright	44.000	92	53Eps Cyg	2.5000	4500.0	88	10883	No
163	GOM_NL__2PRFIN20040330_100350_000000532025_00308_10883_1084.N1	30-MAR-2004 10:03:50	Bright	53.000	61	8Eps Peg	2.1000	3900.0	106	10883	No
164	GOM_NL__2PRFIN20040330_100714_000000722025_00308_10883_1085.N1	30-MAR-2004 10:07:14	Dark	72.000	11	53Alp Aql	0.76500	8000.0	144	10883	No
165	GOM_NL__2PRFIN20040330_101059_000000422025_00308_10883_1086.N1	30-MAR-2004 10:10:59	Dark	41.500	142	49Del Cap	2.8500	8900.0	83	10883	No
166	GOM_NL__2PRFIN20040330_101637_000000382025_00308_10883_1087.N1	30-MAR-2004 10:16:37	Dark	38.000	172	Gam Gru	3.0030	13100.	76	10883	No
167	GOM_NL__2PRFIN20040330_102113_000000582025_00308_10883_1088.N1	30-MAR-2004 10:21:13	Dark	57.500	57	34Sig Sgr	2.0660	26000.	115	10883	No
168	GOM_NL__2PRFIN20040330_102312_000000402025_00308_10883_1089.N1	30-MAR-2004 10:23:12	Dark	39.500	45	Alp Pav	1.9400	26000.	79	10883	No
169	GOM_NL__2PRFIN20040330_102449_000000582025_00309_10884_1057.N1	30-MAR-2004 10:24:49	Dark	58.000	38	20Eps Sgr	1.8360	11000.	116	10884	No
170	GOM_NL__2PRFIN20040330_102839_000000532025_00309_10884_1058.N1	30-MAR-2004 10:28:39	Dark	52.500	40	The Sco	1.8590	7100.0	105	10884	No
171	GOM_NL__2PRFIN20040330_103042_000000432025_00309_10884_1059.N1	30-MAR-2004 10:30:42	Dark	42.500	43	Alp TrA	1.9100	4250.0	85	10884	No
172	GOM_NL__2PRFIN20040330_103511_000000512025_00309_10884_1060.N1	30-MAR-2004 10:35:11	Dark	50.500	4	Alp1Cen	-0.010000	5800.0	101	10884	No
173	GOM_NL__2PRFIN20040330_103731_000000462025_00309_10884_1061.N1	30-MAR-2004 10:37:31	Straylight	45.500	12	Alp1Cru	0.77500	30000.	91	10884	No
174	GOM_NL__2PRFIN20040330_103857_000000472025_00309_10884_1062.N1	30-MAR-2004 10:38:57	Straylight	46.500	26	Gam Cru	1.6240	2900.0	93	10884	No
175	GOM_NL__2PRFIN20040330_104214_000000582025_00309_10884_1063.N1	30-MAR-2004 10:42:14	Straylight	57.500	54	5The Cen	2.0550	4500.0	115	10884	No
176	GOM_NL__2PRFIN20040330_104422_000001632025_00309_10884_1064.N1	30-MAR-2004 10:44:22	Twi_and_stray	163.00	97	8Bet1Sco	2.5610	30000.	326	10884	No
177	GOM_NL__2PRFIN20040330_104852_000000482025_00309_10884_1065.N1	30-MAR-2004 10:48:52	Twi_and_stray	47.500	171	2Eps Crv	3.0010	4250.0	95	10884	No
178	GOM_NL__2PRFIN20040330_105020_000000462025_00309_10884_1066.N1	30-MAR-2004 10:50:20	Twi_and_stray	46.000	100	4Gam Crv	2.5800	13100.	92	10884	No
179	GOM_NL__2PRFIN20040330_105213_000000732025_00309_10884_1067.N1	30-MAR-2004 10:52:13	Bright	73.000	15	67Alp Vir	0.97600	28000.	146	10884	No
180	GOM_NL__2PRFIN20040330_105529_000000472025_00309_10884_1068.N1	30-MAR-2004 10:55:29	Bright	46.500	121	29Gam Vir	2.7400	7200.0	93	10884	No
181	GOM_NL__2PRFIN20040330_110007_000000412025_00309_10884_1069.N1	30-MAR-2004 11:00:07	Bright	41.000	62	94Bet Leo	2.1360	9700.0	82	10884	No
182	GOM_NL__2PRFIN20040330_110142_000000372025_00309_10884_1070.N1	30-MAR-2004 11:01:42	Bright	36.500	96	68Del Leo	2.5600	9300.0	73	10884	No
183	GOM_NL__2PRFIN20040330_110316_000000392025_00309_10884_1071.N1	30-MAR-2004 11:03:16	Bright	38.500	166	17Eps Leo	2.9800	6000.0	77	10884	No
184	GOM_NL__2PRFIN20040330_110551_000000722025_00309_10884_1072.N1	30-MAR-2004 11:05:51	Bright	71.500	111	8Eta Boo	2.6800	6000.0	143	10884	No
185	GOM_NL__2PRFIN20040330_110832_000000402025_00309_10884_1073.N1	30-MAR-2004 11:08:32	Bright	39.500	174	52Psi UMa	3.0040	4400.0	79	10884	No
186	GOM_NL__2PRFIN20040330_111136_000000412025_00309_10884_1074.N1	30-MAR-2004 11:11:36	Bright	40.500	87	64Gam UMa	2.4330	11000.	81	10884	No
187	GOM_NL__2PRFIN20040330_111323_000000392025_00309_10884_1075.N1	30-MAR-2004 11:13:23	Bright	39.000	36	50Alp UMa	1.8000	6300.0	78	10884	No
188	GOM_NL__2PRFIN20040330_111503_000000652025_00309_10884_1076.N1	30-MAR-2004 11:15:03	Bright	65.000	180	27Gam Boo	3.0400	8000.0	130	10884	No
189	GOM_NL__2PRFIN20040330_111947_000000392025_00309_10884_1077.N1	30-MAR-2004 11:19:47	Bright	38.500	60	7Bet UMi	2.0810	3950.0	77	10884	No
190	GOM_NL__2PRFIN20040330_112122_000000382025_00309_10884_1078.N1	30-MAR-2004 11:21:22	Bright	38.000	49	1Alp UMi	1.9900	6300.0	76	10884	No
191	GOM_NL__2PRFIN20040330_112755_000000382025_00309_10884_1079.N1	30-MAR-2004 11:27:55	Bright	37.500	76	27Gam Cas	2.3000	30000.	75	10884	No
192	GOM_NL__2PRFIN20040330_112913_000000402025_00309_10884_1080.N1	30-MAR-2004 11:29:13	Bright	39.500	68	18Alp Cas	2.2250	4500.0	79	10884	No
193	GOM_NL__2PRFIN20040330_113405_000000462025_00309_10884_1081.N1	30-MAR-2004 11:34:05	Bright	46.000	144	18Del Cyg	2.8600	11000.	92	10884	No
194	GOM_NL__2PRFIN20040330_113557_000000462025_00309_10884_1082.N1	30-MAR-2004 11:35:57	Bright	46.000	66	37Gam Cyg	2.2080	5900.0	92	10884	No
195	GOM_NL__2PRFIN20040330_113756_000000452025_00309_10884_1083.N1	30-MAR-2004 11:37:56	Bright	45.000	92	53Eps Cyg	2.5000	4500.0	90	10884	No
196	GOM_NL__2PRFIN20040330_114426_000000462025_00309_10884_1084.N1	30-MAR-2004 11:44:26	Bright	46.000	61	8Eps Peg	2.1000	3900.0	92	10884	No
197	GOM_NL__2PRFIN20040330_114751_000000682025_00309_10884_1085.N1	30-MAR-2004 11:47:51	Dark	67.500	11	53Alp Aql	0.76500	8000.0	135	10884	No
198	GOM_NL__2PRFIN20040330_115135_000000402025_00309_10884_1086.N1	30-MAR-2004 11:51:35	Dark	40.000	142	49Del Cap	2.8500	8900.0	80	10884	No
199	GOM_NL__2PRFIN20040330_115713_000000402025_00309_10884_1087.N1	30-MAR-2004 11:57:13	Dark	39.500	172	Gam Gru	3.0030	13100.	79	10884	No
200	GOM_NL__2PRFIN20040330_120149_000000592025_00309_10884_1088.N1	30-MAR-2004 12:01:49	Dark	58.500	57	34Sig Sgr	2.0660	26000.	117	10884	No
201	GOM_NL__2PRFIN20040330_120348_000000402025_00309_10884_1089.N1	30-MAR-2004 12:03:48	Dark	39.500	45	Alp Pav	1.9400	26000.	79	10884	No
202	GOM_NL__2PRFIN20040330_120526_000000562025_00310_10885_1057.N1	30-MAR-2004 12:05:26	Dark	56.000	38	20Eps Sgr	1.8360	11000.	112	10885	No
203	GOM_NL__2PRFIN20040330_120916_000000562025_00310_10885_1058.N1	30-MAR-2004 12:09:16	Dark	55.500	40	The Sco	1.8590	7100.0	111	10885	No
204	GOM_NL__2PRFIN20040330_121118_000000432025_00310_10885_1059.N1	30-MAR-2004 12:11:18	Dark	43.000	43	Alp TrA	1.9100	4250.0	86	10885	No
205	GOM_NL__2PRFIN20040330_121307_000000402025_00310_10885_1060.N1	30-MAR-2004 12:13:07	Dark	40.000	134	Bet TrA	2.8100	6600.0	80	10885	No
206	GOM_NL__2PRFIN20040330_121547_000000522025_00310_10885_1061.N1	30-MAR-2004 12:15:47	Dark	52.000	4	Alp1Cen	-0.010000	5800.0	104	10885	No
207	GOM_NL__2PRFIN20040330_121807_000000402025_00310_10885_1062.N1	30-MAR-2004 12:18:07	Straylight	39.500	12	Alp1Cru	0.77500	30000.	79	10885	No
208	GOM_NL__2PRFIN20040330_121933_000000492025_00310_10885_1063.N1	30-MAR-2004 12:19:33	Straylight	49.000	26	Gam Cru	1.6240	2900.0	98	10885	No
209	GOM_NL__2PRFIN20040330_122129_000000412025_00310_10885_1064.N1	30-MAR-2004 12:21:29	Straylight	40.500	64	Gam Cen	2.2000	10600.	81	10885	No
210	GOM_NL__2PRFIN20040330_122254_000000412025_00310_10885_1065.N1	30-MAR-2004 12:22:54	Straylight	40.500	113	Mu Vel	2.6920	5000.0	81	10885	No
211	GOM_NL__2PRFIN20040330_122459_000001642025_00310_10885_1066.N1	30-MAR-2004 12:24:59	Twi_and_stray	163.50	97	8Bet1Sco	2.5610	30000.	327	10885	No
212	GOM_NL__2PRFIN20040330_122928_000000462025_00310_10885_1067.N1	30-MAR-2004 12:29:28	Twi_and_stray	45.500	171	2Eps Crv	3.0010	4250.0	91	10885	No
213	GOM_NL__2PRFIN20040330_123056_000000452025_00310_10885_1068.N1	30-MAR-2004 12:30:56	Twi_and_stray	45.000	100	4Gam Crv	2.5800	13100.	90	10885	No
214	GOM_NL__2PRFIN20040330_123248_000000722025_00310_10885_1069.N1	30-MAR-2004 12:32:48	Bright	72.000	15	67Alp Vir	0.97600	28000.	144	10885	No
215	GOM_NL__2PRFIN20040330_123605_000000472025_00310_10885_1070.N1	30-MAR-2004 12:36:05	Bright	46.500	121	29Gam Vir	2.7400	7200.0	93	10885	No
216	GOM_NL__2PRFIN20040330_124043_000000402025_00310_10885_1071.N1	30-MAR-2004 12:40:43	Bright	39.500	62	94Bet Leo	2.1360	9700.0	79	10885	No
217	GOM_NL__2PRFIN20040330_124217_000000372025_00310_10885_1072.N1	30-MAR-2004 12:42:17	Bright	37.000	96	68Del Leo	2.5600	9300.0	74	10885	No
218	GOM_NL__2PRFIN20040330_124352_000000382025_00310_10885_1073.N1	30-MAR-2004 12:43:52	Bright	37.500	166	17Eps Leo	2.9800	6000.0	75	10885	No
219	GOM_NL__2PRFIN20040330_124626_000000672025_00310_10885_1074.N1	30-MAR-2004 12:46:26	Bright	66.500	111	8Eta Boo	2.6800	6000.0	133	10885	No

220	GOM_NL__2PRFIN20040330_124908_000000372025_00310_10885_1075.N1	30-MAR-2004 12:49:08	Bright	37.000	174	52Psi UMa	3.0040	4400.0	74	10885	No
221	GOM_NL__2PRFIN20040330_125212_000000392025_00310_10885_1076.N1	30-MAR-2004 12:52:12	Bright	39.000	87	64Gam UMa	2.4330	11000.	78	10885	No
222	GOM_NL__2PRFIN20040330_125359_000000402025_00310_10885_1077.N1	30-MAR-2004 12:53:59	Bright	40.000	36	50Alp UMa	1.8000	6300.0	80	10885	No
223	GOM_NL__2PRFIN20040330_125538_000000652025_00310_10885_1078.N1	30-MAR-2004 12:55:38	Bright	65.000	180	27Gam Boo	3.0400	8000.0	130	10885	No
224	GOM_NL__2PRFIN20040330_130023_000000382025_00310_10885_1079.N1	30-MAR-2004 13:00:23	Bright	38.000	60	7Bet UMi	2.0810	3950.0	76	10885	No
225	GOM_NL__2PRFIN20040330_130159_000000372025_00310_10885_1080.N1	30-MAR-2004 13:01:59	Bright	36.500	49	1Alp UMi	1.9900	6300.0	73	10885	No
226	GOM_NL__2PRFIN20040330_130832_000000362025_00310_10885_1081.N1	30-MAR-2004 13:08:32	Bright	35.500	76	27Gam Cas	2.3000	30000.	71	10885	No
227	GOM_NL__2PRFIN20040330_130951_000000402025_00310_10885_1082.N1	30-MAR-2004 13:09:51	Bright	39.500	68	18Alp Cas	2.2250	4500.0	79	10885	No
228	GOM_NL__2PRFIN20040330_131441_000000462025_00310_10885_1083.N1	30-MAR-2004 13:14:41	Bright	45.500	144	18Del Cyg	2.8600	11000.	91	10885	No
229	GOM_NL__2PRFIN20040330_131633_000000452025_00310_10885_1084.N1	30-MAR-2004 13:16:33	Bright	44.500	66	37Gam Cyg	2.2080	5900.0	89	10885	No
230	GOM_NL__2PRFIN20040330_131832_000000442025_00310_10885_1085.N1	30-MAR-2004 13:18:32	Bright	43.500	92	53Eps Cyg	2.5000	4500.0	87	10885	No
231	GOM_NL__2PRFIN20040330_132502_000000452025_00310_10885_1086.N1	30-MAR-2004 13:25:02	Bright	45.000	61	8Eps Peg	2.1000	3900.0	90	10885	No
232	GOM_NL__2PRFIN20040330_132827_000000742025_00310_10885_1087.N1	30-MAR-2004 13:28:27	Dark	73.500	11	53Alp Aql	0.76500	8000.0	147	10885	No
233	GOM_NL__2PRFIN20040330_133212_000000412025_00310_10885_1088.N1	30-MAR-2004 13:32:12	Dark	40.500	142	49Del Cap	2.8500	8900.0	81	10885	No
234	GOM_NL__2PRFIN20040330_133749_000000382025_00310_10885_1089.N1	30-MAR-2004 13:37:49	Dark	38.000	172	Gam Gru	3.0030	13100.	76	10885	No
235	GOM_NL__2PRFIN20040330_134603_000000552025_00311_10886_1057.N1	30-MAR-2004 13:46:03	Dark	55.000	38	20Eps Sgr	1.8360	11000.	110	10886	No
236	GOM_NL__2PRFIN20040330_134953_000000512025_00311_10886_1058.N1	30-MAR-2004 13:49:53	Dark	51.000	40	The Sco	1.8590	7100.0	102	10886	No
237	GOM_NL__2PRFIN20040330_135153_000000442025_00311_10886_1059.N1	30-MAR-2004 13:51:53	Dark	43.500	43	Alp TrA	1.9100	4250.0	87	10886	No
238	GOM_NL__2PRFIN20040330_135343_000000422025_00311_10886_1060.N1	30-MAR-2004 13:53:43	Dark	41.500	134	Bet TrA	2.8100	6600.0	83	10886	No
239	GOM_NL__2PRFIN20040330_135623_000000562025_00311_10886_1061.N1	30-MAR-2004 13:56:23	Dark	56.000	4	Alp1Cen	-0.010000	5800.0	112	10886	No
240	GOM_NL__2PRFIN20040330_135842_000000472025_00311_10886_1062.N1	30-MAR-2004 13:58:42	Straylight	46.500	12	Alp1Cru	0.77500	30000.	93	10886	No
241	GOM_NL__2PRFIN20040330_140009_000000472025_00311_10886_1063.N1	30-MAR-2004 14:00:09	Straylight	47.000	26	Gam Cru	1.6240	2900.0	94	10886	No
242	GOM_NL__2PRFIN20040330_140205_000000442025_00311_10886_1064.N1	30-MAR-2004 14:02:05	Straylight	44.000	64	Gam Cen	2.2000	10600.	88	10886	No
243	GOM_NL__2PRFIN20040330_140331_000000432025_00311_10886_1065.N1	30-MAR-2004 14:03:31	Straylight	43.000	113	Mu Vel	2.6920	5000.0	86	10886	No
244	GOM_NL__2PRFIN20040330_140537_000001612025_00311_10886_1066.N1	30-MAR-2004 14:05:37	Tw_i_and_stray	161.00	97	8Bet1Sco	2.5610	30000.	322	10886	No
245	GOM_NL__2PRFIN20040330_141003_000000452025_00311_10886_1067.N1	30-MAR-2004 14:10:03	Tw_i_and_stray	44.500	171	2Eps Crv	3.0010	4250.0	89	10886	No
246	GOM_NL__2PRFIN20040330_141131_000000422025_00311_10886_1068.N1	30-MAR-2004 14:11:31	Tw_i_and_stray	42.000	100	4Gam Crv	2.5800	13100.	84	10886	No
247	GOM_NL__2PRFIN20040330_141324_000000622025_00311_10886_1069.N1	30-MAR-2004 14:13:24	Bright	62.000	15	67Alp Vir	0.97600	28000.	124	10886	No
248	GOM_NL__2PRFIN20040330_141641_000000472025_00311_10886_1070.N1	30-MAR-2004 14:16:41	Bright	46.500	121	29Gam Vir	2.7400	7200.0	93	10886	No
249	GOM_NL__2PRFIN20040330_142118_000000412025_00311_10886_1071.N1	30-MAR-2004 14:21:18	Bright	40.500	62	94Bet Leo	2.1360	9700.0	81	10886	No
250	GOM_NL__2PRFIN20040330_142253_000000382025_00311_10886_1072.N1	30-MAR-2004 14:22:53	Bright	38.000	96	68Del Leo	2.5600	9300.0	76	10886	No
251	GOM_NL__2PRFIN20040330_142428_000000402025_00311_10886_1073.N1	30-MAR-2004 14:24:28	Bright	39.500	166	17Eps Leo	2.9800	6000.0	79	10886	No
252	GOM_NL__2PRFIN20040330_142700_000000692025_00311_10886_1074.N1	30-MAR-2004 14:27:00	Bright	68.500	111	8Eta Boo	2.6800	6000.0	137	10886	No
253	GOM_NL__2PRFIN20040330_142943_000000382025_00311_10886_1075.N1	30-MAR-2004 14:29:43	Bright	38.000	174	52Psi UMa	3.0040	4400.0	76	10886	No
254	GOM_NL__2PRFIN20040330_143247_000000392025_00311_10886_1076.N1	30-MAR-2004 14:32:47	Bright	38.500	87	64Gam UMa	2.4330	11000.	77	10886	No
255	GOM_NL__2PRFIN20040330_143434_000000412025_00311_10886_1077.N1	30-MAR-2004 14:34:34	Bright	40.500	36	50Alp UMa	1.8000	6300.0	81	10886	No
256	GOM_NL__2PRFIN20040330_143612_000000672025_00311_10886_1078.N1	30-MAR-2004 14:36:12	Bright	66.500	180	27Gam Boo	3.0400	8000.0	133	10886	No
257	GOM_NL__2PRFIN20040330_144058_000000412025_00311_10886_1079.N1	30-MAR-2004 14:40:58	Bright	40.500	60	7Bet UMi	2.0810	3950.0	81	10886	No
258	GOM_NL__2PRFIN20040330_144234_000000382025_00311_10886_1080.N1	30-MAR-2004 14:42:34	Bright	37.500	49	1Alp UMi	1.9900	6300.0	75	10886	No
259	GOM_NL__2PRFIN20040330_144908_000000392025_00311_10886_1081.N1	30-MAR-2004 14:49:08	Bright	38.500	76	27Gam Cas	2.3000	30000.	77	10886	No
260	GOM_NL__2PRFIN20040330_145025_000000412025_00311_10886_1082.N1	30-MAR-2004 14:50:25	Bright	40.500	68	18Alp Cas	2.2250	4500.0	81	10886	No
261	GOM_NL__2PRFIN20040330_145517_000000462025_00311_10886_1083.N1	30-MAR-2004 14:55:17	Bright	46.000	144	18Del Cyg	2.8600	11000.	92	10886	No
262	GOM_NL__2PRFIN20040330_145708_000000442025_00311_10886_1084.N1	30-MAR-2004 14:57:08	Bright	43.500	66	37Gam Cyg	2.2080	5900.0	87	10886	No
263	GOM_NL__2PRFIN20040330_145907_000000592025_00311_10886_1085.N1	30-MAR-2004 14:59:07	Bright	59.000	92	53Eps Cyg	2.5000	4500.0	118	10886	No
264	GOM_NL__2PRFIN20040330_150538_000000462025_00311_10886_1086.N1	30-MAR-2004 15:05:38	Bright	45.500	61	8Eps Peg	2.1000	3900.0	91	10886	No
265	GOM_NL__2PRFIN20040330_150904_000000632025_00311_10886_1087.N1	30-MAR-2004 15:09:04	Dark	63.000	11	53Alp Aql	0.76500	8000.0	126	10886	No
266	GOM_NL__2PRFIN20040330_151248_000000422025_00311_10886_1088.N1	30-MAR-2004 15:12:48	Dark	42.000	142	49Del Cap	2.8500	8900.0	84	10886	No
267	GOM_NL__2PRFIN20040330_151825_000000402025_00311_10886_1089.N1	30-MAR-2004 15:18:25	Dark	40.000	172	Gam Gru	3.0030	13100.	80	10886	No
268	GOM_NL__2PRFIN20040330_152640_000000562025_00312_10887_1081.N1	30-MAR-2004 15:26:40	Dark	55.500	38	20Eps Sgr	1.8360	11000.	111	10887	No
269	GOM_NL__2PRFIN20040330_153030_000000552025_00312_10887_1082.N1	30-MAR-2004 15:30:30	Dark	54.500	40	The Sco	1.8590	7100.0	109	10887	No
270	GOM_NL__2PRFIN20040330_153228_000000442025_00312_10887_1083.N1	30-MAR-2004 15:32:28	Dark	43.500	43	Alp TrA	1.9100	4250.0	87	10887	No
271	GOM_NL__2PRFIN20040330_153420_000000432025_00312_10887_1084.N1	30-MAR-2004 15:34:20	Dark	43.000	134	Bet TrA	2.8100	6600.0	86	10887	No
272	GOM_NL__2PRFIN20040330_153659_000000522025_00312_10887_1085.N1	30-MAR-2004 15:36:59	Dark	51.500	4	Alp1Cen	-0.010000	5800.0	103	10887	No
273	GOM_NL__2PRFIN20040330_153917_000000452025_00312_10887_1086.N1	30-MAR-2004 15:39:17	Straylight	45.000	12	Alp1Cru	0.77500	30000.	90	10887	No
274	GOM_NL__2PRFIN20040330_154043_000000492025_00312_10887_1087.N1	30-MAR-2004 15:40:43	Straylight	49.000	26	Gam Cru	1.6240	2900.0	98	10887	No
275	GOM_NL__2PRFIN20040330_154241_000000412025_00312_10887_1088.N1	30-MAR-2004 15:42:41	Straylight	41.000	64	Gam Cen	2.2000	10600.	82	10887	No
276	GOM_NL__2PRFIN20040330_154407_000000412025_00312_10887_1089.N1	30-MAR-2004 15:44:07	Straylight	40.500	113	Mu Vel	2.6920	5000.0	81	10887	No
277	GOM_NL__2PRFIN20040330_154614_000001642025_00312_10887_1090.N1	30-MAR-2004 15:46:14	Tw_i_and_stray	164.00	97	8Bet1Sco	2.5610	30000.	328	10887	No
278	GOM_NL__2PRFIN20040330_155040_000000432025_00312_10887_1091.N1	30-MAR-2004 15:50:40	Tw_i_and_stray	43.000	171	2Eps Crv	3.0010	4250.0	86	10887	No

279	GOM_NL__2PRFIN20040330_155207_000000472025_00312_10887_1092.N1	30-MAR-2004 15:52:07	Twilight	46.500	100	4Gam Crv	2.5800	13100.	93	10887	No
280	GOM_NL__2PRFIN20040330_155400_000000612025_00312_10887_1093.N1	30-MAR-2004 15:54:00	Bright	61.000	15	67Alp Vir	0.97600	28000.	122	10887	No
281	GOM_NL__2PRFIN20040330_155716_000000472025_00312_10887_1094.N1	30-MAR-2004 15:57:16	Bright	47.000	121	29Gam Vir	2.7400	7200.0	94	10887	No
282	GOM_NL__2PRFIN20040330_160153_000000422025_00312_10887_1095.N1	30-MAR-2004 16:01:53	Bright	41.500	62	94Bet Leo	2.1360	9700.0	83	10887	No
283	GOM_NL__2PRFIN20040330_160329_000000382025_00312_10887_1096.N1	30-MAR-2004 16:03:29	Bright	38.000	96	68Del Leo	2.5600	9300.0	76	10887	No
284	GOM_NL__2PRFIN20040330_160505_000000382025_00312_10887_1097.N1	30-MAR-2004 16:05:05	Bright	37.500	166	17Eps Leo	2.9800	6000.0	75	10887	No
285	GOM_NL__2PRFIN20040330_160735_000000682025_00312_10887_1098.N1	30-MAR-2004 16:07:35	Bright	68.000	111	8Eta Boo	2.6800	6000.0	136	10887	No
286	GOM_NL__2PRFIN20040330_161019_000000392025_00312_10887_1099.N1	30-MAR-2004 16:10:19	Bright	38.500	174	52Psi UMa	3.0040	4400.0	77	10887	No
287	GOM_NL__2PRFIN20040330_161323_000000402025_00312_10887_1100.N1	30-MAR-2004 16:13:23	Bright	40.000	87	64Gam UMa	2.4330	11000.	80	10887	No
288	GOM_NL__2PRFIN20040330_161510_000000402025_00312_10887_1101.N1	30-MAR-2004 16:15:10	Bright	39.500	36	50Alp UMa	1.8000	6300.0	79	10887	No
289	GOM_NL__2PRFIN20040330_161646_000000682025_00312_10887_1102.N1	30-MAR-2004 16:16:46	Bright	67.500	180	27Gam Boo	3.0400	8000.0	135	10887	No
290	GOM_NL__2PRFIN20040330_162134_000000432025_00312_10887_1103.N1	30-MAR-2004 16:21:34	Bright	42.500	60	7Bet UMi	2.0810	3950.0	85	10887	No
291	GOM_NL__2PRFIN20040330_162308_000000412025_00312_10887_1104.N1	30-MAR-2004 16:23:08	Bright	41.000	49	1Alp UMi	1.9900	6300.0	82	10887	No
292	GOM_NL__2PRFIN20040330_162944_000000372025_00312_10887_1105.N1	30-MAR-2004 16:29:44	Bright	36.500	76	27Gam Cas	2.3000	30000.	73	10887	No
293	GOM_NL__2PRFIN20040330_163103_000000382025_00312_10887_1106.N1	30-MAR-2004 16:31:03	Bright	38.000	68	18Alp Cas	2.2250	4500.0	76	10887	No
294	GOM_NL__2PRFIN20040330_163550_000000492025_00312_10887_1107.N1	30-MAR-2004 16:35:50	Bright	48.500	144	18Del Cyg	2.8600	11000.	97	10887	No
295	GOM_NL__2PRFIN20040330_163745_000000452025_00312_10887_1108.N1	30-MAR-2004 16:37:45	Bright	45.000	66	37Gam Cyg	2.2080	5900.0	90	10887	No
296	GOM_NL__2PRFIN20040330_163941_000000462025_00312_10887_1109.N1	30-MAR-2004 16:39:41	Bright	46.000	92	53Eps Cyg	2.5000	4500.0	92	10887	No
297	GOM_NL__2PRFIN20040330_164614_000000432025_00312_10887_1110.N1	30-MAR-2004 16:46:14	Bright	43.000	61	8Eps Peg	2.1000	3900.0	86	10887	No
298	GOM_NL__2PRFIN20040330_164941_000000682025_00312_10887_1111.N1	30-MAR-2004 16:49:41	Dark	67.500	11	53Alp Aql	0.76500	8000.0	135	10887	No
299	GOM_NL__2PRFIN20040330_165324_000000442025_00312_10887_1112.N1	30-MAR-2004 16:53:24	Dark	44.000	142	49Del Cap	2.8500	8900.0	88	10887	No
300	GOM_NL__2PRFIN20040330_165902_000000372025_00312_10887_1113.N1	30-MAR-2004 16:59:02	Dark	37.000	172	Gam Gru	3.0030	13100.	74	10887	No
301	GOM_NL__2PRFIN20040330_170717_000000622025_00313_10888_1081.N1	30-MAR-2004 17:07:17	Dark	61.500	38	20Eps Sgr	1.8360	11000.	123	10888	No
302	GOM_NL__2PRFIN20040330_171107_000000542025_00313_10888_1082.N1	30-MAR-2004 17:11:07	Dark	53.500	40	The Sco	1.8590	7100.0	107	10888	No
303	GOM_NL__2PRFIN20040330_171307_000000452025_00313_10888_1083.N1	30-MAR-2004 17:13:07	Dark	45.000	43	Alp TrA	1.9100	4250.0	90	10888	No
304	GOM_NL__2PRFIN20040330_171456_000000412025_00313_10888_1084.N1	30-MAR-2004 17:14:56	Dark	40.500	134	Bet TrA	2.8100	6600.0	81	10888	No
305	GOM_NL__2PRFIN20040330_171736_000000492025_00313_10888_1085.N1	30-MAR-2004 17:17:36	Dark	48.500	4	Alp1Cen	-0.010000	5800.0	97	10888	No
306	GOM_NL__2PRFIN20040330_171955_000000462025_00313_10888_1086.N1	30-MAR-2004 17:19:55	Straylight	45.500	12	Alp1Cru	0.77500	30000.	91	10888	No
307	GOM_NL__2PRFIN20040330_172122_000000522025_00313_10888_1087.N1	30-MAR-2004 17:21:22	Straylight	51.500	26	Gam Cru	1.6240	2900.0	103	10888	No
308	GOM_NL__2PRFIN20040330_172317_000000412025_00313_10888_1088.N1	30-MAR-2004 17:23:17	Straylight	40.500	64	Gam Cen	2.2000	10600.	81	10888	No
309	GOM_NL__2PRFIN20040330_172443_000000432025_00313_10888_1089.N1	30-MAR-2004 17:24:43	Straylight	43.000	113	Mu Vel	2.6920	5000.0	86	10888	No
310	GOM_NL__2PRFIN20040330_172651_000001642025_00313_10888_1090.N1	30-MAR-2004 17:26:51	Twilight	163.50	97	8Bet1Sco	2.5610	30000.	327	10888	No
311	GOM_NL__2PRFIN20040330_173116_000000462025_00313_10888_1091.N1	30-MAR-2004 17:31:16	Twilight	46.000	171	2Eps Crv	3.0010	4250.0	92	10888	No
312	GOM_NL__2PRFIN20040330_173244_000000462025_00313_10888_1092.N1	30-MAR-2004 17:32:44	Twilight	46.000	100	4Gam Crv	2.5800	13100.	92	10888	No
313	GOM_NL__2PRFIN20040330_173436_000000702025_00313_10888_1093.N1	30-MAR-2004 17:34:36	Bright	69.500	15	67Alp Vir	0.97600	28000.	139	10888	No
314	GOM_NL__2PRFIN20040330_173751_000000472025_00313_10888_1094.N1	30-MAR-2004 17:37:51	Bright	47.000	121	29Gam Vir	2.7400	7200.0	94	10888	No
315	GOM_NL__2PRFIN20040330_174229_000000412025_00313_10888_1095.N1	30-MAR-2004 17:42:29	Bright	41.000	62	94Bet Leo	2.1360	9700.0	82	10888	No
316	GOM_NL__2PRFIN20040330_174405_000000382025_00313_10888_1096.N1	30-MAR-2004 17:44:05	Bright	37.500	96	68Del Leo	2.5600	9300.0	75	10888	No
317	GOM_NL__2PRFIN20040330_174541_000000382025_00313_10888_1097.N1	30-MAR-2004 17:45:41	Bright	37.500	166	17Eps Leo	2.9800	6000.0	75	10888	No
318	GOM_NL__2PRFIN20040330_174810_000000672025_00313_10888_1098.N1	30-MAR-2004 17:48:10	Bright	66.500	111	8Eta Boo	2.6800	6000.0	133	10888	No
319	GOM_NL__2PRFIN20040330_175055_000000402025_00313_10888_1099.N1	30-MAR-2004 17:50:55	Bright	39.500	174	52Psi UMa	3.0040	4400.0	79	10888	No
320	GOM_NL__2PRFIN20040330_175359_000000392025_00313_10888_1100.N1	30-MAR-2004 17:53:59	Bright	39.000	87	64Gam UMa	2.4330	11000.	78	10888	No
321	GOM_NL__2PRFIN20040330_175547_000000402025_00313_10888_1101.N1	30-MAR-2004 17:55:47	Bright	39.500	36	50Alp UMa	1.8000	6300.0	79	10888	No
322	GOM_NL__2PRFIN20040330_175721_000000672025_00313_10888_1102.N1	30-MAR-2004 17:57:21	Bright	67.000	180	27Gam Boo	3.0400	8000.0	134	10888	No
323	GOM_NL__2PRFIN20040330_180210_000000432025_00313_10888_1103.N1	30-MAR-2004 18:02:10	Bright	42.500	60	7Bet UMi	2.0810	3950.0	85	10888	No
324	GOM_NL__2PRFIN20040330_180346_000000402025_00313_10888_1104.N1	30-MAR-2004 18:03:46	Bright	39.500	49	1Alp UMi	1.9900	6300.0	79	10888	No
325	GOM_NL__2PRFIN20040330_181020_000000382025_00313_10888_1105.N1	30-MAR-2004 18:10:20	Bright	37.500	76	27Gam Cas	2.3000	30000.	75	10888	No
326	GOM_NL__2PRFIN20040330_181140_000000392025_00313_10888_1106.N1	30-MAR-2004 18:11:40	Bright	38.500	68	18Alp Cas	2.2250	4500.0	77	10888	No
327	GOM_NL__2PRFIN20040330_181628_000000482025_00313_10888_1107.N1	30-MAR-2004 18:16:28	Bright	47.500	144	18Del Cyg	2.8600	11000.	95	10888	No
328	GOM_NL__2PRFIN20040330_181820_000000472025_00313_10888_1108.N1	30-MAR-2004 18:18:20	Bright	46.500	66	37Gam Cyg	2.2080	5900.0	93	10888	No
329	GOM_NL__2PRFIN20040330_182020_000000452025_00313_10888_1109.N1	30-MAR-2004 18:20:20	Bright	45.000	92	53Eps Cyg	2.5000	4500.0	90	10888	No
330	GOM_NL__2PRFIN20040330_182650_000000482025_00313_10888_1110.N1	30-MAR-2004 18:26:50	Bright	48.000	61	8Eps Peg	2.1000	3900.0	96	10888	No
331	GOM_NL__2PRFIN20040330_183017_000000712025_00313_10888_1111.N1	30-MAR-2004 18:30:17	Dark	70.500	11	53Alp Aql	0.76500	8000.0	141	10888	No
332	GOM_NL__2PRFIN20040330_183400_000000432025_00313_10888_1112.N1	30-MAR-2004 18:34:00	Dark	43.000	142	49Del Cap	2.8500	8900.0	86	10888	No
333	GOM_NL__2PRFIN20040330_183938_000000382025_00313_10888_1113.N1	30-MAR-2004 18:39:38	Dark	38.000	172	Gam Gru	3.0030	13100.	76	10888	No
334	GOM_NL__2PRFIN20040330_184754_000000542025_00314_10889_1371.N1	30-MAR-2004 18:47:54	Dark	54.000	38	20Eps Sgr	1.8360	11000.	108	10889	No
335	GOM_NL__2PRFIN20040330_185144_000000522025_00314_10889_1372.N1	30-MAR-2004 18:51:44	Dark	51.500	40	The Sco	1.8590	7100.0	103	10889	No
336	GOM_NL__2PRFIN20040330_185343_000000412025_00314_10889_1373.N1	30-MAR-2004 18:53:43	Dark	41.000	43	Alp TrA	1.9100	4250.0	82	10889	No
337	GOM_NL__2PRFIN20040330_185533_000000422025_00314_10889_1374.N1	30-MAR-2004 18:55:33	Dark	42.000	134	Bet TrA	2.8100	6600.0	84	10889	No

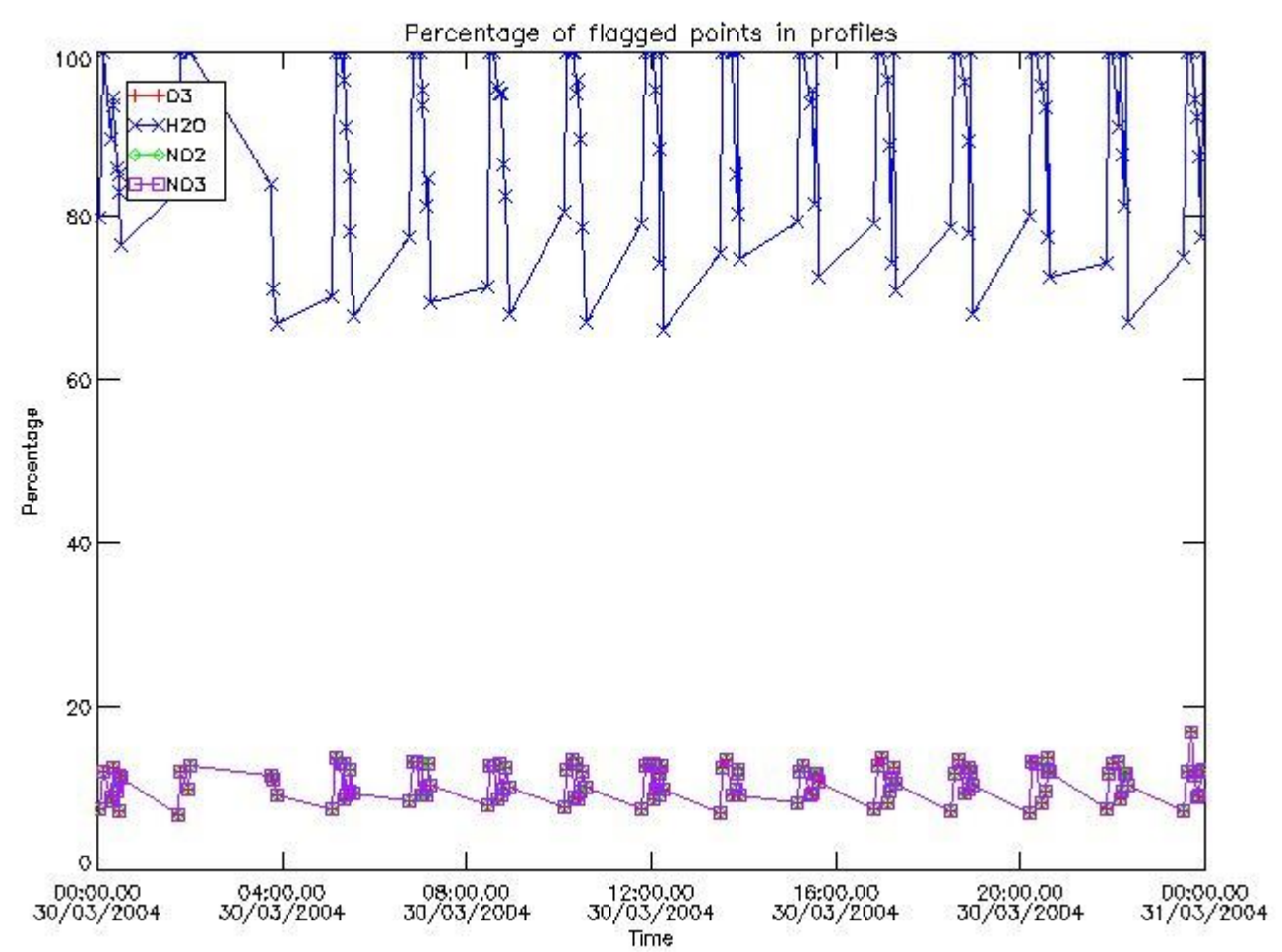
338	GOM_NL__2PRFIN20040330_185812_000000492025_00314_10889_1375.N1	30-MAR-2004 18:58:12	Dark	49.000	4	Alp1Cen	-0.010000	5800.0	98	10889	No
339	GOM_NL__2PRFIN20040330_190031_000000462025_00314_10889_1376.N1	30-MAR-2004 19:00:31	Straylight	45.500	12	Alp1Cru	0.77500	30000.	91	10889	No
340	GOM_NL__2PRFIN20040330_190157_000000472025_00314_10889_1377.N1	30-MAR-2004 19:01:57	Straylight	47.000	26	Gam Cru	1.6240	2900.0	94	10889	No
341	GOM_NL__2PRFIN20040330_190354_000000412025_00314_10889_1378.N1	30-MAR-2004 19:03:54	Straylight	40.500	64	Gam Cen	2.2000	10600.	81	10889	No
342	GOM_NL__2PRFIN20040330_190519_000000432025_00314_10889_1379.N1	30-MAR-2004 19:05:19	Straylight	43.000	113	Mu Vel	2.6920	5000.0	86	10889	No
343	GOM_NL__2PRFIN20040330_190729_000001722025_00314_10889_1380.N1	30-MAR-2004 19:07:29	Twl_and_stray	171.50	97	8Bet1Sco	2.5610	30000.	343	10889	No
344	GOM_NL__2PRFIN20040330_191152_000000442025_00314_10889_1381.N1	30-MAR-2004 19:11:52	Twl_and_stray	43.500	171	2Eps Crv	3.0010	4250.0	87	10889	No
345	GOM_NL__2PRFIN20040330_191319_000000462025_00314_10889_1382.N1	30-MAR-2004 19:13:19	Twl_and_stray	46.000	100	4Gam Crv	2.5800	13100.	92	10889	No
346	GOM_NL__2PRFIN20040330_191512_000000722025_00314_10889_1383.N1	30-MAR-2004 19:15:12	Bright	72.000	15	67Alp Vir	0.97600	28000.	144	10889	No
347	GOM_NL__2PRFIN20040330_191828_000000462025_00314_10889_1384.N1	30-MAR-2004 19:18:28	Bright	46.000	121	29Gam Vir	2.7400	7200.0	92	10889	No
348	GOM_NL__2PRFIN20040330_192305_000000412025_00314_10889_1385.N1	30-MAR-2004 19:23:05	Bright	41.000	62	94Bet Leo	2.1360	9700.0	82	10889	No
349	GOM_NL__2PRFIN20040330_192441_000000372025_00314_10889_1386.N1	30-MAR-2004 19:24:41	Bright	37.000	96	68Del Leo	2.5600	9300.0	74	10889	No
350	GOM_NL__2PRFIN20040330_192617_000000382025_00314_10889_1387.N1	30-MAR-2004 19:26:17	Bright	37.500	166	17Eps Leo	2.9800	6000.0	75	10889	No
351	GOM_NL__2PRFIN20040330_192844_000000662025_00314_10889_1388.N1	30-MAR-2004 19:28:44	Bright	66.000	111	8Eta Boo	2.6800	6000.0	132	10889	No
352	GOM_NL__2PRFIN20040330_193131_000000362025_00314_10889_1389.N1	30-MAR-2004 19:31:31	Bright	35.500	174	52Psi UMa	3.0040	4400.0	71	10889	No
353	GOM_NL__2PRFIN20040330_193435_000000402025_00314_10889_1390.N1	30-MAR-2004 19:34:35	Bright	39.500	87	64Gam UMa	2.4330	11000.	79	10889	No
354	GOM_NL__2PRFIN20040330_193622_000000402025_00314_10889_1391.N1	30-MAR-2004 19:36:22	Bright	39.500	36	50Alp UMa	1.8000	6300.0	79	10889	No
355	GOM_NL__2PRFIN20040330_193755_000000662025_00314_10889_1392.N1	30-MAR-2004 19:37:55	Bright	66.000	180	27Gam Boo	3.0400	8000.0	132	10889	No
356	GOM_NL__2PRFIN20040330_194245_000000422025_00314_10889_1393.N1	30-MAR-2004 19:42:45	Bright	42.000	60	7Bet UMi	2.0810	3950.0	84	10889	No
357	GOM_NL__2PRFIN20040330_194422_000000382025_00314_10889_1394.N1	30-MAR-2004 19:44:22	Bright	38.000	49	1Alp UMi	1.9900	6300.0	76	10889	No
358	GOM_NL__2PRFIN20040330_195056_000000382025_00314_10889_1395.N1	30-MAR-2004 19:50:56	Bright	38.000	76	27Gam Cas	2.3000	30000.	76	10889	No
359	GOM_NL__2PRFIN20040330_195214_000000412025_00314_10889_1396.N1	30-MAR-2004 19:52:14	Bright	41.000	68	18Alp Cas	2.2250	4500.0	82	10889	No
360	GOM_NL__2PRFIN20040330_195703_000000482025_00314_10889_1397.N1	30-MAR-2004 19:57:03	Bright	48.000	144	18Del Cyg	2.8600	11000.	96	10889	No
361	GOM_NL__2PRFIN20040330_195857_000000452025_00314_10889_1398.N1	30-MAR-2004 19:58:57	Bright	44.500	66	37Gam Cyg	2.2080	5900.0	89	10889	No
362	GOM_NL__2PRFIN20040330_200056_000000452025_00314_10889_1399.N1	30-MAR-2004 20:00:56	Bright	45.000	92	53Eps Cyg	2.5000	4500.0	90	10889	No
363	GOM_NL__2PRFIN20040330_200727_000000532025_00314_10889_1400.N1	30-MAR-2004 20:07:27	Bright	53.000	61	8Eps Peg	2.1000	3900.0	106	10889	No
364	GOM_NL__2PRFIN20040330_201054_000000732025_00314_10889_1401.N1	30-MAR-2004 20:10:54	Dark	72.500	11	53Alp Aql	0.76500	8000.0	145	10889	No
365	GOM_NL__2PRFIN20040330_201436_000000422025_00314_10889_1402.N1	30-MAR-2004 20:14:36	Dark	42.000	142	49Del Cap	2.8500	8900.0	84	10889	No
366	GOM_NL__2PRFIN20040330_202014_000000402025_00314_10889_1403.N1	30-MAR-2004 20:20:14	Dark	39.500	172	Gam Gru	3.0030	13100.	79	10889	No
367	GOM_NL__2PRFIN20040330_202831_000000632025_00315_10890_1246.N1	30-MAR-2004 20:28:31	Dark	62.500	38	20Eps Sgr	1.8360	11000.	125	10890	No
368	GOM_NL__2PRFIN20040330_203221_000000532025_00315_10890_1247.N1	30-MAR-2004 20:32:21	Dark	52.500	40	The Sco	1.8590	7100.0	105	10890	No
369	GOM_NL__2PRFIN20040330_203419_000000432025_00315_10890_1248.N1	30-MAR-2004 20:34:19	Dark	42.500	43	Alp TrA	1.9100	4250.0	85	10890	No
370	GOM_NL__2PRFIN20040330_203609_000000412025_00315_10890_1249.N1	30-MAR-2004 20:36:09	Dark	41.000	134	Bet TrA	2.8100	6600.0	82	10890	No
371	GOM_NL__2PRFIN20040330_203848_000000432025_00315_10890_1250.N1	30-MAR-2004 20:38:48	Dark	42.500	4	Alp1Cen	-0.010000	5800.0	85	10890	No
372	GOM_NL__2PRFIN20040330_204108_000000442025_00315_10890_1251.N1	30-MAR-2004 20:41:08	Straylight	44.000	12	Alp1Cru	0.77500	30000.	88	10890	No
373	GOM_NL__2PRFIN20040330_204234_000000452025_00315_10890_1252.N1	30-MAR-2004 20:42:34	Straylight	44.500	26	Gam Cru	1.6240	2900.0	89	10890	No
374	GOM_NL__2PRFIN20040330_204430_000000412025_00315_10890_1253.N1	30-MAR-2004 20:44:30	Straylight	40.500	64	Gam Cen	2.2000	10600.	81	10890	No
375	GOM_NL__2PRFIN20040330_204553_000000572025_00315_10890_1254.N1	30-MAR-2004 20:45:53	Straylight	56.500	54	5The Cen	2.0550	4500.0	113	10890	No
376	GOM_NL__2PRFIN20040330_205228_000000462025_00315_10890_1255.N1	30-MAR-2004 20:52:28	Twl_and_stray	45.500	171	2Eps Crv	3.0010	4250.0	91	10890	No
377	GOM_NL__2PRFIN20040330_205355_000000452025_00315_10890_1256.N1	30-MAR-2004 20:53:55	Twl_and_stray	44.500	100	4Gam Crv	2.5800	13100.	89	10890	No
378	GOM_NL__2PRFIN20040330_205548_000000722025_00315_10890_1257.N1	30-MAR-2004 20:55:48	Bright	72.000	15	67Alp Vir	0.97600	28000.	144	10890	No
379	GOM_NL__2PRFIN20040330_205904_000000462025_00315_10890_1258.N1	30-MAR-2004 20:59:04	Bright	45.500	121	29Gam Vir	2.7400	7200.0	91	10890	No
380	GOM_NL__2PRFIN20040330_210342_000000412025_00315_10890_1259.N1	30-MAR-2004 21:03:42	Bright	40.500	62	94Bet Leo	2.1360	9700.0	81	10890	No
381	GOM_NL__2PRFIN20040330_210517_000000382025_00315_10890_1260.N1	30-MAR-2004 21:05:17	Bright	38.000	96	68Del Leo	2.5600	9300.0	76	10890	No
382	GOM_NL__2PRFIN20040330_210653_000000372025_00315_10890_1261.N1	30-MAR-2004 21:06:53	Bright	37.000	166	17Eps Leo	2.9800	6000.0	74	10890	No
383	GOM_NL__2PRFIN20040330_210919_000000702025_00315_10890_1262.N1	30-MAR-2004 21:09:19	Bright	69.500	111	8Eta Boo	2.6800	6000.0	139	10890	No
384	GOM_NL__2PRFIN20040330_211207_000000382025_00315_10890_1263.N1	30-MAR-2004 21:12:07	Bright	38.000	174	52Psi UMa	3.0040	4400.0	76	10890	No
385	GOM_NL__2PRFIN20040330_211510_000000392025_00315_10890_1264.N1	30-MAR-2004 21:15:10	Bright	38.500	87	64Gam UMa	2.4330	11000.	77	10890	No
386	GOM_NL__2PRFIN20040330_211657_000000402025_00315_10890_1265.N1	30-MAR-2004 21:16:57	Bright	39.500	36	50Alp UMa	1.8000	6300.0	79	10890	No
387	GOM_NL__2PRFIN20040330_212321_000000422025_00315_10890_1266.N1	30-MAR-2004 21:23:21	Bright	41.500	60	7Bet UMi	2.0810	3950.0	83	10890	No
388	GOM_NL__2PRFIN20040330_212458_000000382025_00315_10890_1267.N1	30-MAR-2004 21:24:58	Bright	38.000	49	1Alp UMi	1.9900	6300.0	76	10890	No
389	GOM_NL__2PRFIN20040330_213133_000000392025_00315_10890_1268.N1	30-MAR-2004 21:31:33	Bright	38.500	76	27Gam Cas	2.3000	30000.	77	10890	No
390	GOM_NL__2PRFIN20040330_213253_000000392025_00315_10890_1269.N1	30-MAR-2004 21:32:53	Bright	38.500	68	18Alp Cas	2.2250	4500.0	77	10890	No
391	GOM_NL__2PRFIN20040330_213739_000000612025_00315_10890_1270.N1	30-MAR-2004 21:37:39	Bright	60.500	144	18Del Cyg	2.8600	11000.	121	10890	No
392	GOM_NL__2PRFIN20040330_213932_000000442025_00315_10890_1271.N1	30-MAR-2004 21:39:32	Bright	44.000	66	37Gam Cyg	2.2080	5900.0	88	10890	No
393	GOM_NL__2PRFIN20040330_214131_000000462025_00315_10890_1272.N1	30-MAR-2004 21:41:31	Bright	45.500	92	53Eps Cyg	2.5000	4500.0	91	10890	No
394	GOM_NL__2PRFIN20040330_214803_000000472025_00315_10890_1273.N1	30-MAR-2004 21:48:03	Bright	46.500	61	8Eps Peg	2.1000	3900.0	93	10890	No
395	GOM_NL__2PRFIN20040330_215131_000000692025_00315_10890_1274.N1	30-MAR-2004 21:51:31	Dark	68.500	11	53Alp Aql	0.76500	8000.0	137	10890	No
396	GOM_NL__2PRFIN20040330_215512_000000442025_00315_10890_1275.N1	30-MAR-2004 21:55:12	Dark	43.500	142	49Del Cap	2.8500	8900.0	87	10890	No

397	GOM_NL__2PRFIN20040330_220050_000000392025_00315_10890_1276.N1	30-MAR-2004 22:00:50	Dark	39.000	172	Gam Gru	3.0030	13100.	78	10890	No
398	GOM_NL__2PRFIN20040330_220726_000000392025_00315_10890_1277.N1	30-MAR-2004 22:07:26	Dark	38.500	45	Alp Pav	1.9400	26000.	77	10890	No
399	GOM_NL__2PRFIN20040330_220908_000000582025_00316_10891_1247.N1	30-MAR-2004 22:09:08	Dark	58.000	38	20Eps Sgr	1.8360	11000.	116	10891	No
400	GOM_NL__2PRFIN20040330_221258_000000532025_00316_10891_1248.N1	30-MAR-2004 22:12:58	Dark	52.500	40	The Sco	1.8590	7100.0	105	10891	No
401	GOM_NL__2PRFIN20040330_221455_000000432025_00316_10891_1249.N1	30-MAR-2004 22:14:55	Dark	43.000	43	Alp TrA	1.9100	4250.0	86	10891	No
402	GOM_NL__2PRFIN20040330_221645_000000432025_00316_10891_1250.N1	30-MAR-2004 22:16:45	Dark	43.000	134	Bet TrA	2.8100	6600.0	86	10891	No
403	GOM_NL__2PRFIN20040330_221924_000000492025_00316_10891_1251.N1	30-MAR-2004 22:19:24	Dark	49.000	4	Alp1Cen	-0.010000	5800.0	98	10891	No
404	GOM_NL__2PRFIN20040330_222144_000000462025_00316_10891_1252.N1	30-MAR-2004 22:21:44	Straylight	45.500	12	Alp1Cru	0.77500	30000.	91	10891	No
405	GOM_NL__2PRFIN20040330_222308_000000512025_00316_10891_1253.N1	30-MAR-2004 22:23:08	Straylight	51.000	26	Gam Cru	1.6240	2900.0	102	10891	No
406	GOM_NL__2PRFIN20040330_222506_000000472025_00316_10891_1254.N1	30-MAR-2004 22:25:06	Straylight	46.500	64	Gam Cen	2.2000	10600.	93	10891	No
407	GOM_NL__2PRFIN20040330_222629_000000562025_00316_10891_1255.N1	30-MAR-2004 22:26:29	Straylight	55.500	54	5The Cen	2.0550	4500.0	111	10891	No
408	GOM_NL__2PRFIN20040330_223304_000000442025_00316_10891_1256.N1	30-MAR-2004 22:33:04	Twilight_stray	43.500	171	2Eps Crv	3.0010	4250.0	87	10891	No
409	GOM_NL__2PRFIN20040330_223431_000000452025_00316_10891_1257.N1	30-MAR-2004 22:34:31	Twilight_stray	44.500	100	4Gam Crv	2.5800	13100.	89	10891	No
410	GOM_NL__2PRFIN20040330_223624_000000662025_00316_10891_1258.N1	30-MAR-2004 22:36:24	Bright	66.000	15	67Alp Vir	0.97600	28000.	132	10891	No
411	GOM_NL__2PRFIN20040330_223939_000000462025_00316_10891_1259.N1	30-MAR-2004 22:39:39	Bright	45.500	121	29Gam Vir	2.7400	7200.0	91	10891	No
412	GOM_NL__2PRFIN20040330_224417_000000412025_00316_10891_1260.N1	30-MAR-2004 22:44:17	Bright	40.500	62	94Bet Leo	2.1360	9700.0	81	10891	No
413	GOM_NL__2PRFIN20040330_224552_000000382025_00316_10891_1261.N1	30-MAR-2004 22:45:52	Bright	38.000	96	68Del Leo	2.5600	9300.0	76	10891	No
414	GOM_NL__2PRFIN20040330_224729_000000392025_00316_10891_1262.N1	30-MAR-2004 22:47:29	Bright	38.500	166	17Eps Leo	2.9800	6000.0	77	10891	No
415	GOM_NL__2PRFIN20040330_224954_000000662025_00316_10891_1263.N1	30-MAR-2004 22:49:54	Bright	65.500	111	8Eta Boo	2.6800	6000.0	131	10891	No
416	GOM_NL__2PRFIN20040330_225242_000000382025_00316_10891_1264.N1	30-MAR-2004 22:52:42	Bright	37.500	174	52Psi UMa	3.0040	4400.0	75	10891	No
417	GOM_NL__2PRFIN20040330_225546_000000402025_00316_10891_1265.N1	30-MAR-2004 22:55:46	Bright	40.000	87	64Gam UMa	2.4330	11000.	80	10891	No
418	GOM_NL__2PRFIN20040330_225733_000000392025_00316_10891_1266.N1	30-MAR-2004 22:57:33	Bright	38.500	36	50Alp UMa	1.8000	6300.0	77	10891	No
419	GOM_NL__2PRFIN20040330_230356_000000422025_00316_10891_1267.N1	30-MAR-2004 23:03:56	Bright	41.500	60	7Bet UMi	2.0810	3950.0	83	10891	No
420	GOM_NL__2PRFIN20040330_230532_000000392025_00316_10891_1268.N1	30-MAR-2004 23:05:32	Bright	38.500	49	1Alp UMi	1.9900	6300.0	77	10891	No
421	GOM_NL__2PRFIN20040330_231209_000000382025_00316_10891_1269.N1	30-MAR-2004 23:12:09	Bright	37.500	76	27Gam Cas	2.3000	30000.	75	10891	No
422	GOM_NL__2PRFIN20040330_231329_000000382025_00316_10891_1270.N1	30-MAR-2004 23:13:29	Bright	38.000	68	18Alp Cas	2.2250	4500.0	76	10891	No
423	GOM_NL__2PRFIN20040330_231815_000000492025_00316_10891_1271.N1	30-MAR-2004 23:18:15	Bright	48.500	144	18Del Cyg	2.8600	11000.	97	10891	No
424	GOM_NL__2PRFIN20040330_232008_000000462025_00316_10891_1272.N1	30-MAR-2004 23:20:08	Bright	46.000	66	37Gam Cyg	2.2080	5900.0	92	10891	No
425	GOM_NL__2PRFIN20040330_232208_000000422025_00316_10891_1273.N1	30-MAR-2004 23:22:08	Bright	41.500	92	53Eps Cyg	2.5000	4500.0	83	10891	No
426	GOM_NL__2PRFIN20040330_232836_000000502025_00316_10891_1274.N1	30-MAR-2004 23:28:36	Bright	50.000	61	8Eps Peg	2.1000	3900.0	100	10891	No
427	GOM_NL__2PRFIN20040330_233208_000000702025_00316_10891_1275.N1	30-MAR-2004 23:32:08	Dark	70.000	11	53Alp Aql	0.76500	8000.0	140	10891	No
428	GOM_NL__2PRFIN20040330_233548_000000432025_00316_10891_1276.N1	30-MAR-2004 23:35:48	Dark	42.500	142	49Del Cap	2.8500	8900.0	85	10891	No
429	GOM_NL__2PRFIN20040330_234125_000000392025_00316_10891_1277.N1	30-MAR-2004 23:41:25	Dark	39.000	172	Gam Gru	3.0030	13100.	78	10891	No
430	GOM_NL__2PRFIN20040330_234802_000000442025_00316_10891_1278.N1	30-MAR-2004 23:48:02	Dark	44.000	45	Alp Pav	1.9400	26000.	88	10891	No
431	GOM_NL__2PRFIN20040330_234945_000000572025_00317_10892_1248.N1	30-MAR-2004 23:49:45	Dark	56.500	38	20Eps Sgr	1.8360	11000.	113	10892	No
432	GOM_NL__2PRFIN20040330_235334_000000552025_00317_10892_1249.N1	30-MAR-2004 23:53:34	Dark	55.000	40	The Sco	1.8590	7100.0	110	10892	No
433	GOM_NL__2PRFIN20040330_235531_000000432025_00317_10892_1250.N1	30-MAR-2004 23:55:31	Dark	42.500	43	Alp TrA	1.9100	4250.0	85	10892	No
434	GOM_NL__2PRFIN20040330_235722_000000422025_00317_10892_1251.N1	30-MAR-2004 23:57:22	Dark	41.500	134	Bet TrA	2.8100	6600.0	83	10892	No

3. Quality information per product

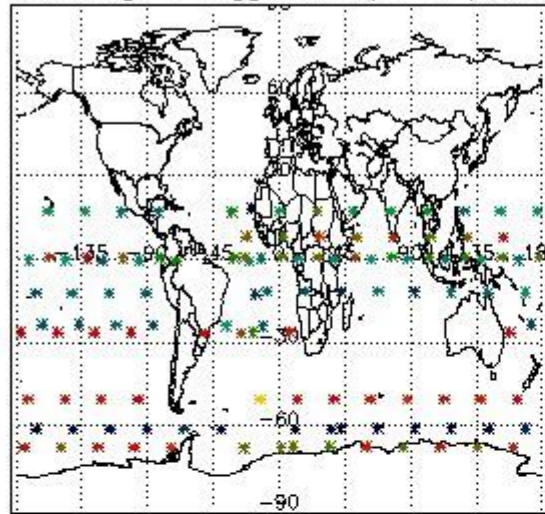
In this section it is plotted some information contained in the Quality Summary data set of the level 2 products. Only products in dark limb conditions and without errors (error flag in the MPH set to "0") are used.

3.1 Plot quality information per product (time dependant)

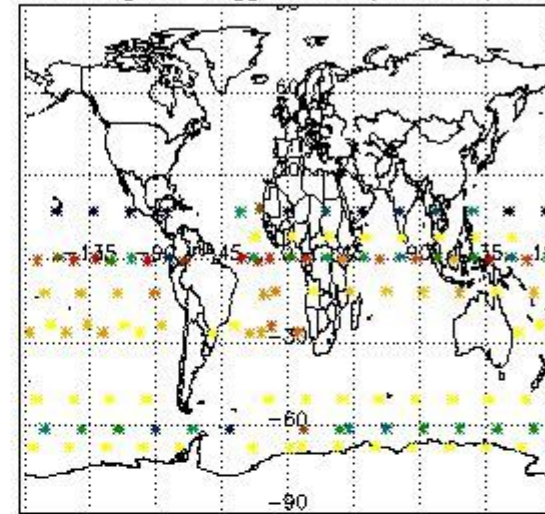


3.2 Plot quality information per product (world map)


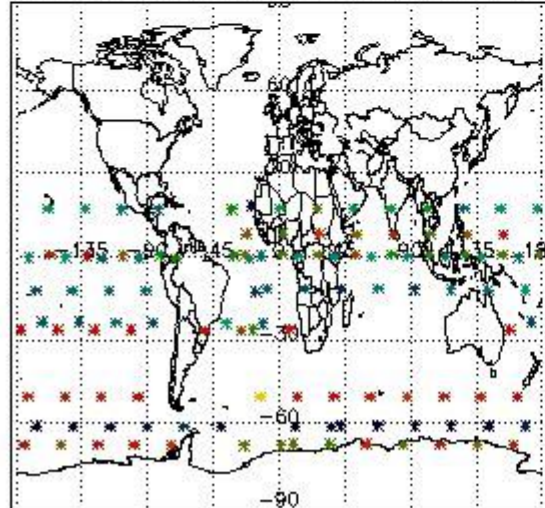
Percentage of flagged data per O3 profile



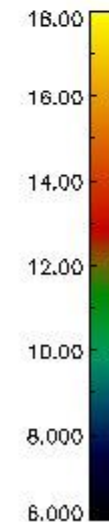
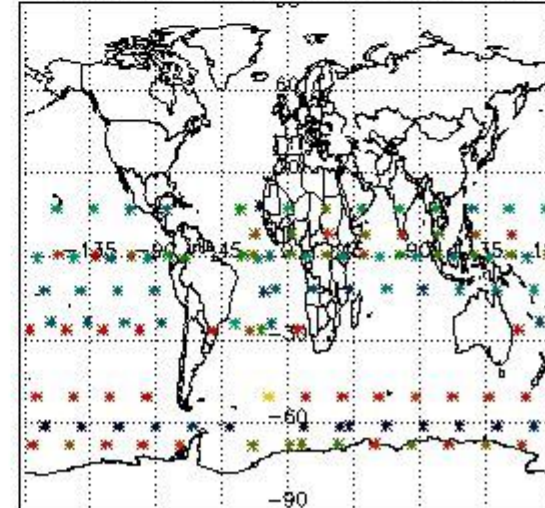
Percentage of flagged data per H2O profile



Percentage of flagged data per NO2 profile



Percentage of flagged data per NO3 profile

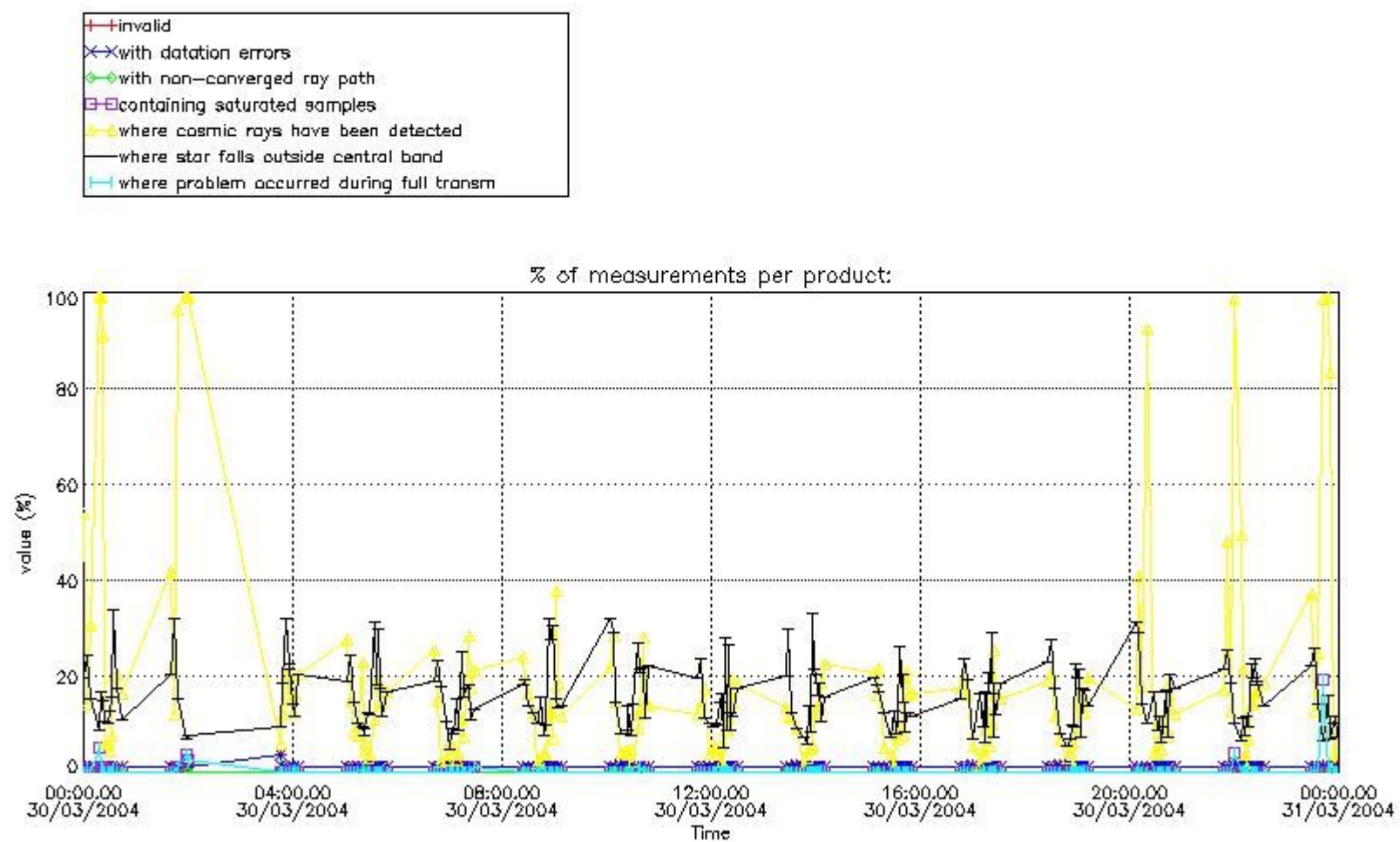


4. Level 1 quality information per product

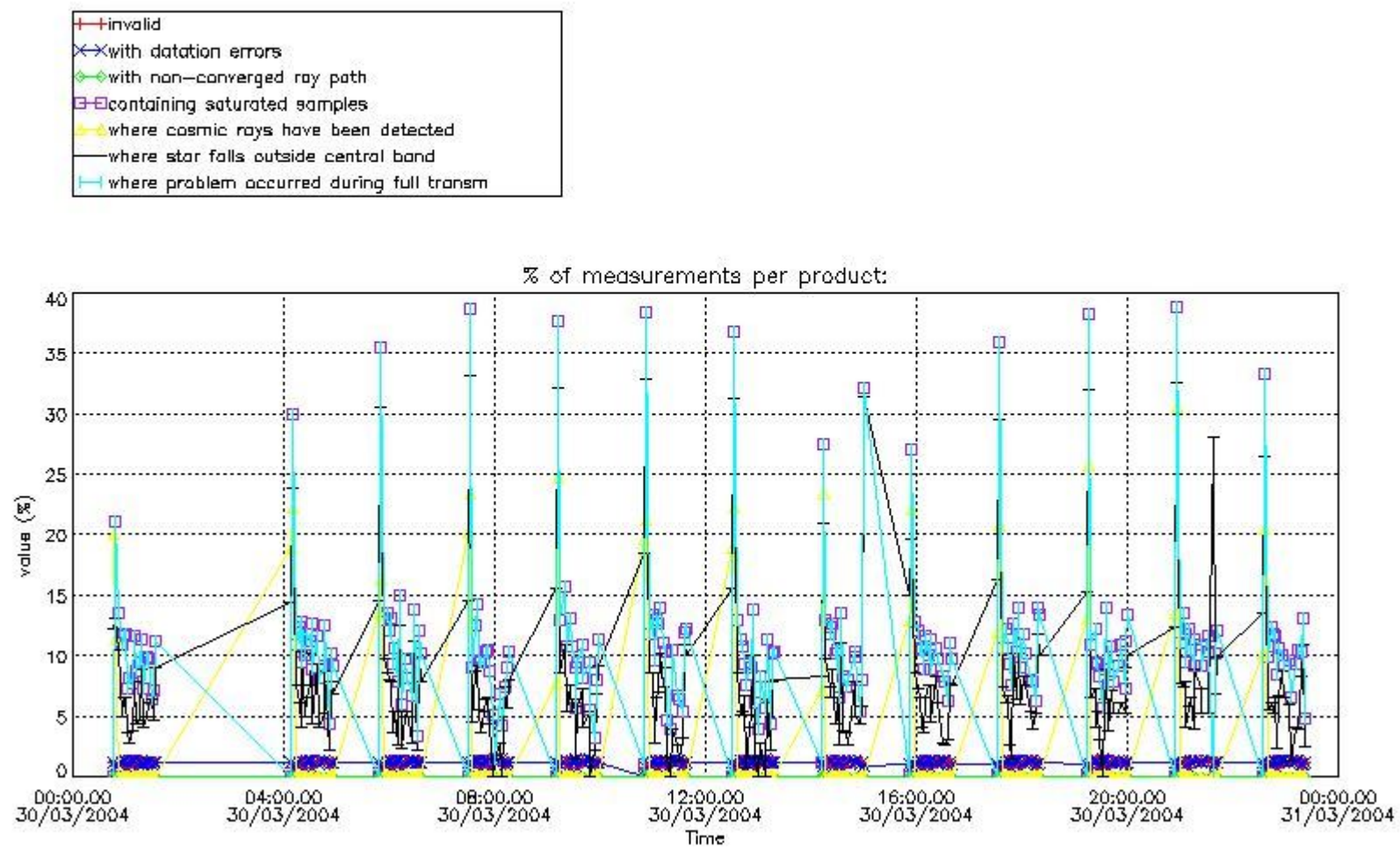
In this section it is plotted some information contained in the Quality Summary data set of the level 2 products that comes from the level 1b processing. Products without errors (error flag in the MPH set to "0") are used.

4.1 Plot quality information per product (time dependant) coming from level 1b processing

4.1.1 Plot level 1 quality information per product (time dependant): ENVISAT ASCENDING passes



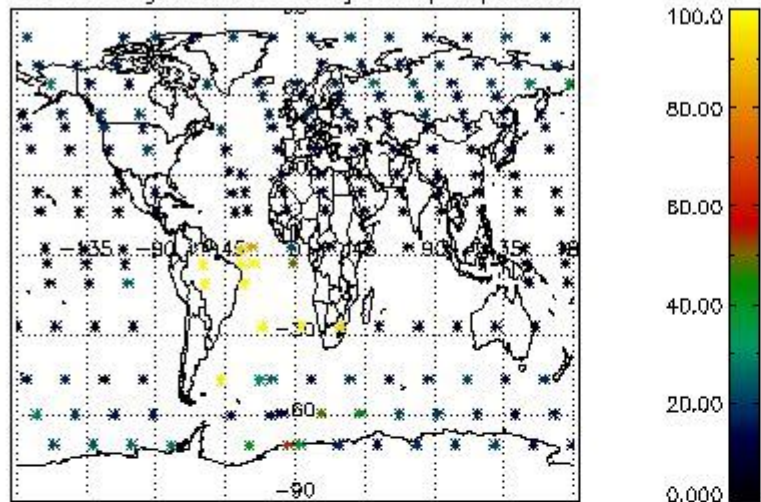
4.1.2 Plot level 1 quality information per product (time dependant): ENVI SAT DESCENDING passes



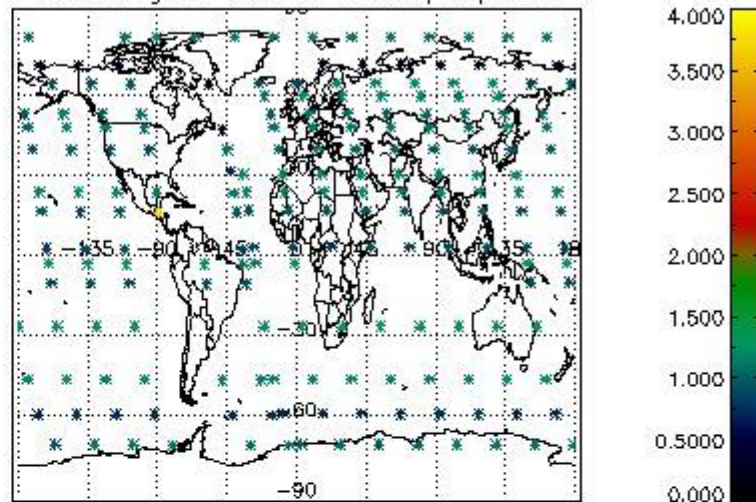
4.2 Plot quality information per product coming from level 1b processing (world map)

4.2.1 Plot level 1 quality information per product (world map): ENVISAT ASCENDING passes

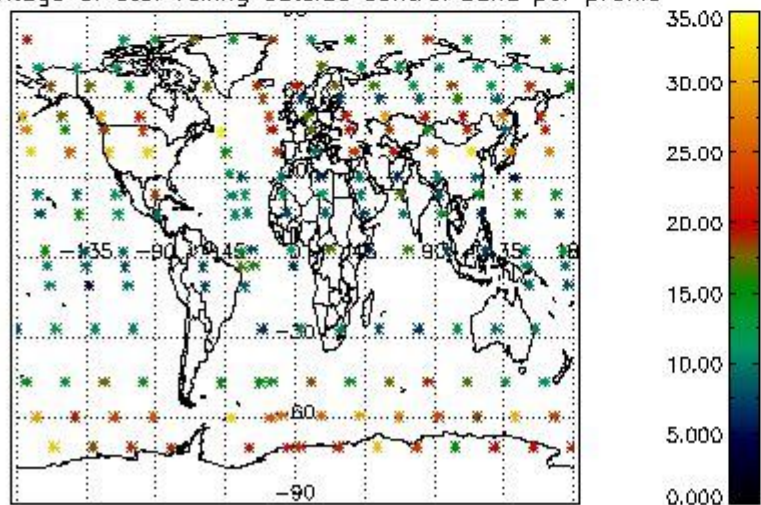
Percentage of cosmic ray hits per profile



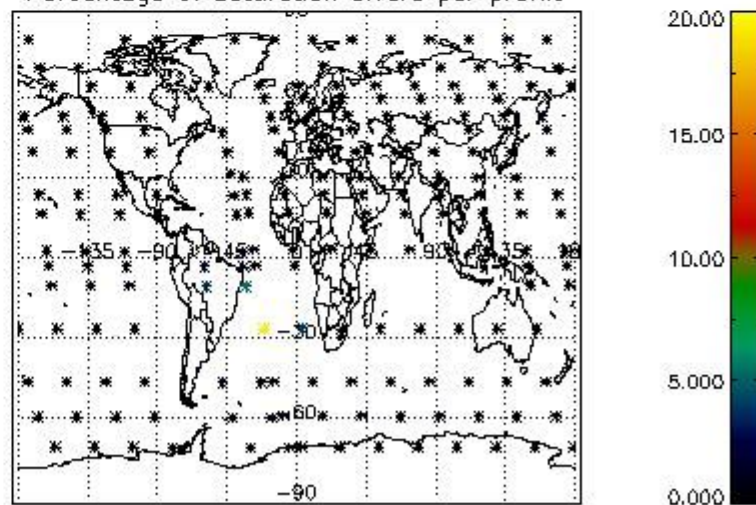
Percentage of datation errors per profile



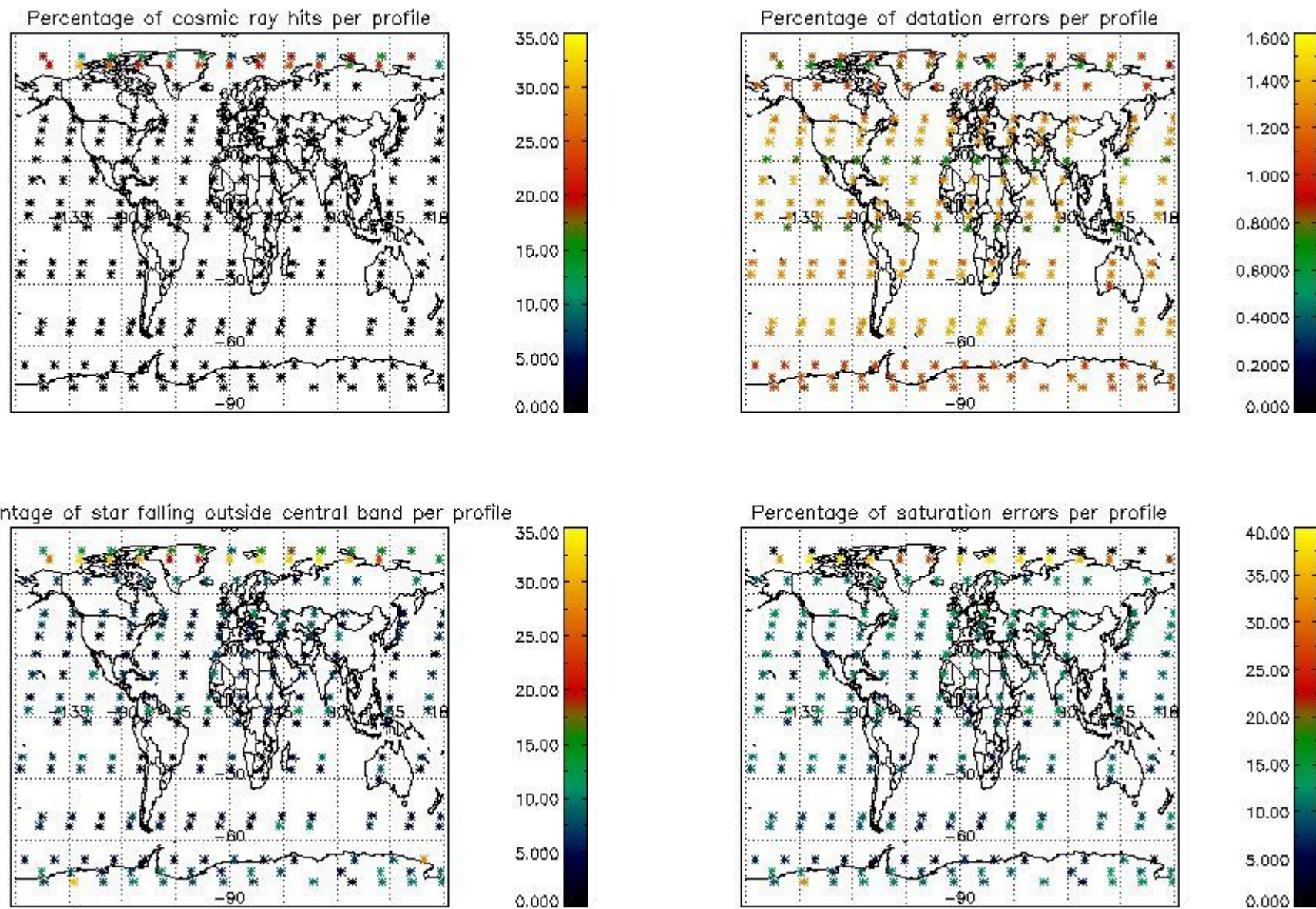
Percentage of star falling outside central band per profile



Percentage of saturation errors per profile



4.2.2 Plot level 1 quality information per product (world map): ENVISAT DESCENDING passes



5. Trace gas profiles

5.1 Ozone statistics based on quality of products

The final quality of the products can be "measured" using the STD (Standard Deviation) attached to every point profile. This information is written to the parameter GOM_NL__2P/NL_LOCAL_SPECIES_DENSITY/o3_std of the level 2 products. The table below shows the statistics for given STD ranges.

The statistics are given with respect to the overall valid production:

- Products without fatal errors: GOM_NL__2P/MPH/PRODUCT_ERR=0
- Valid point profile: GOM_NL__2P/NL_LOCAL_SPECIES_DENSITY/pcd(0)=0

The 'Criteria' is applied to valid points of dark limb products:

- Products in dark limb illumination condition: GOM_NL__2P/NL_SUMMARY_QUALITY/obs_ill_cond=0
- Products without fatal errors: GOM_NL__2P/MPH/PRODUCT_ERR=0
- Valid point profile: GOM_NL__2P/NL_LOCAL_SPECIES_DENSITY/pcd(0)=0

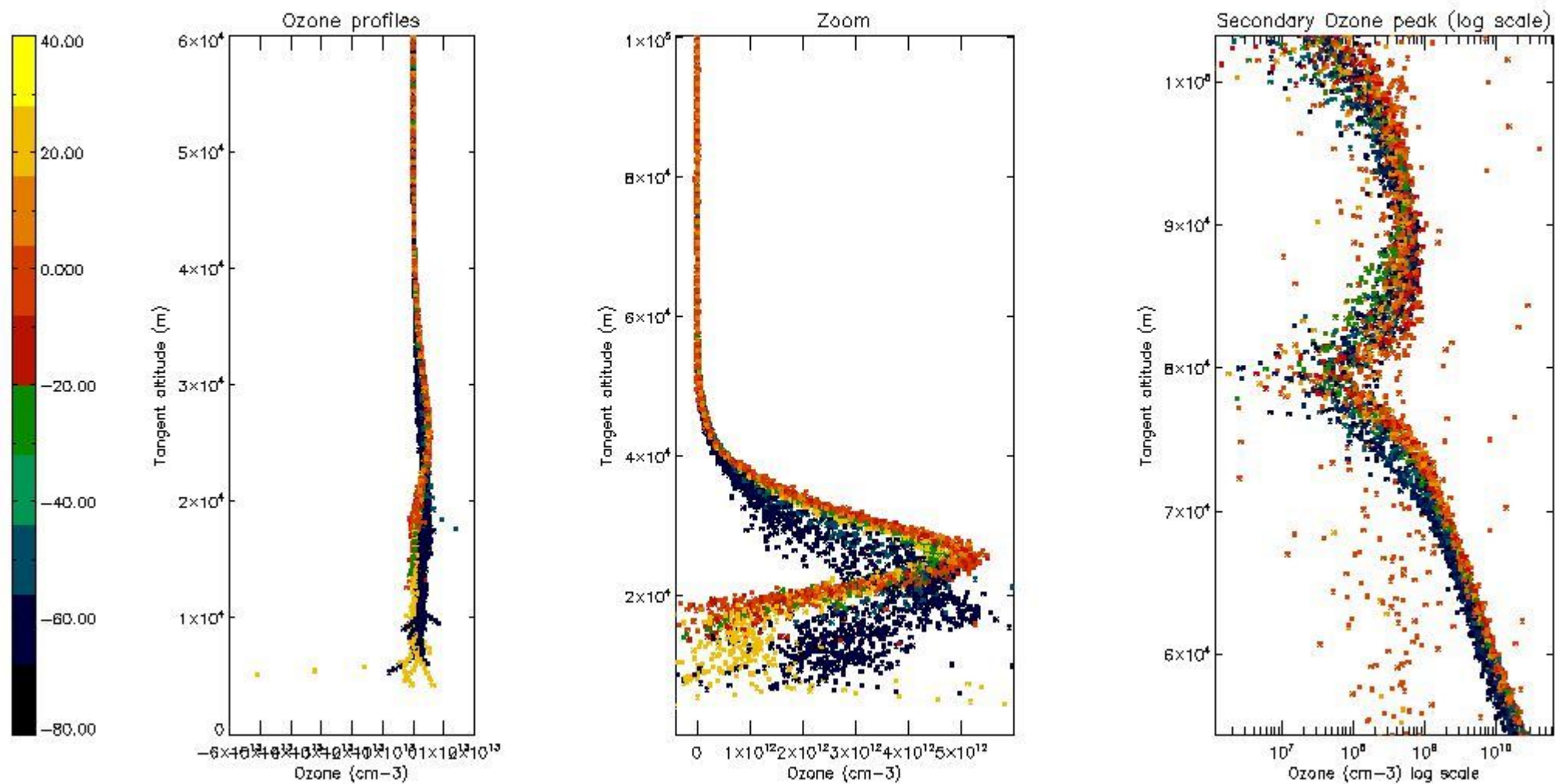
So, the table below shows the percentage of dark limb and valid observations for each criteria with respect to the overall valid daily observations.

Criteria	% of total production
All STD	28
STD < 20	17

STD < 10	14
STD < 5	9

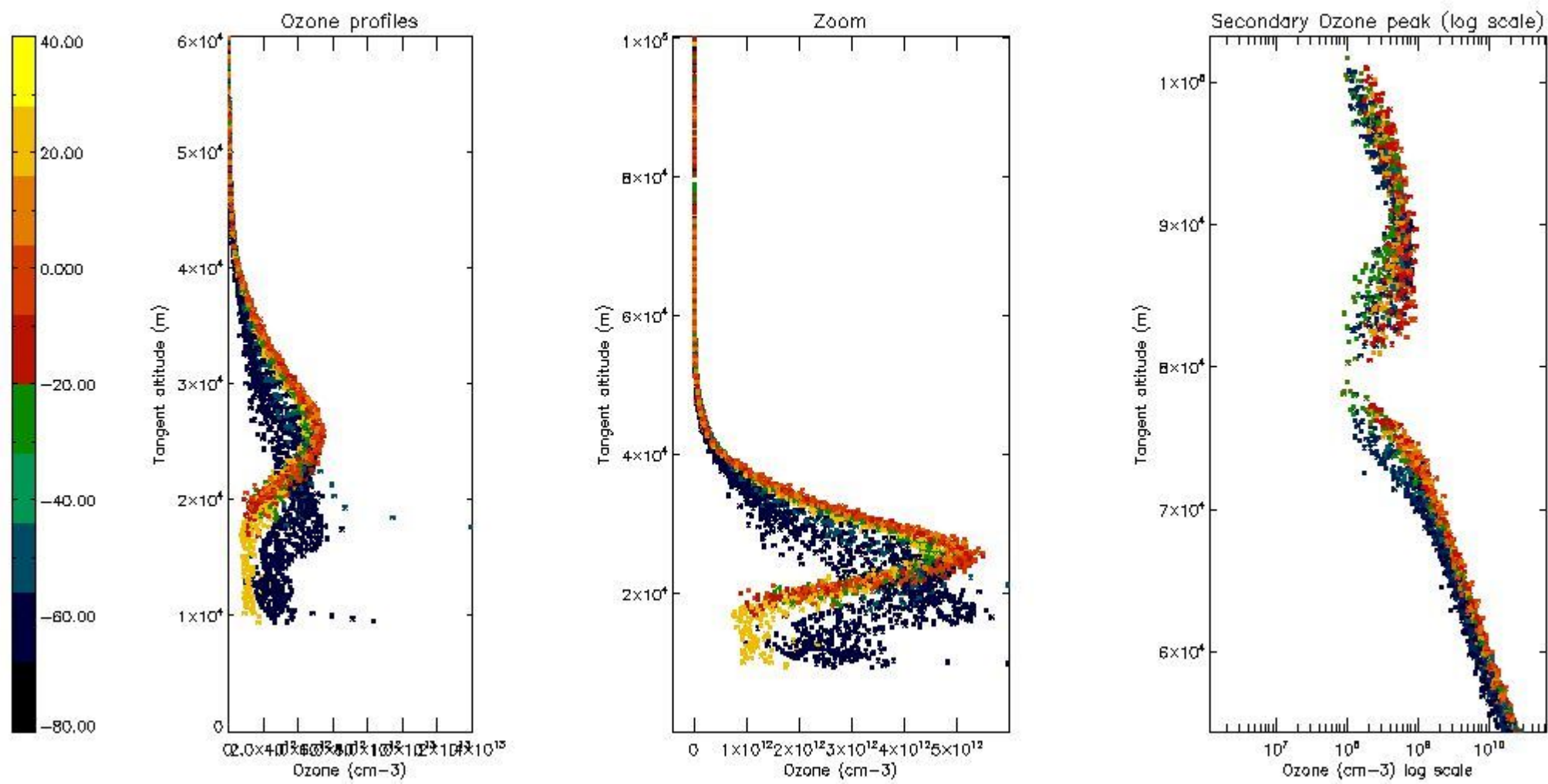
5.2 Plot ozone profiles for all STD (dark without errors)

The colorbar represents the latitude.



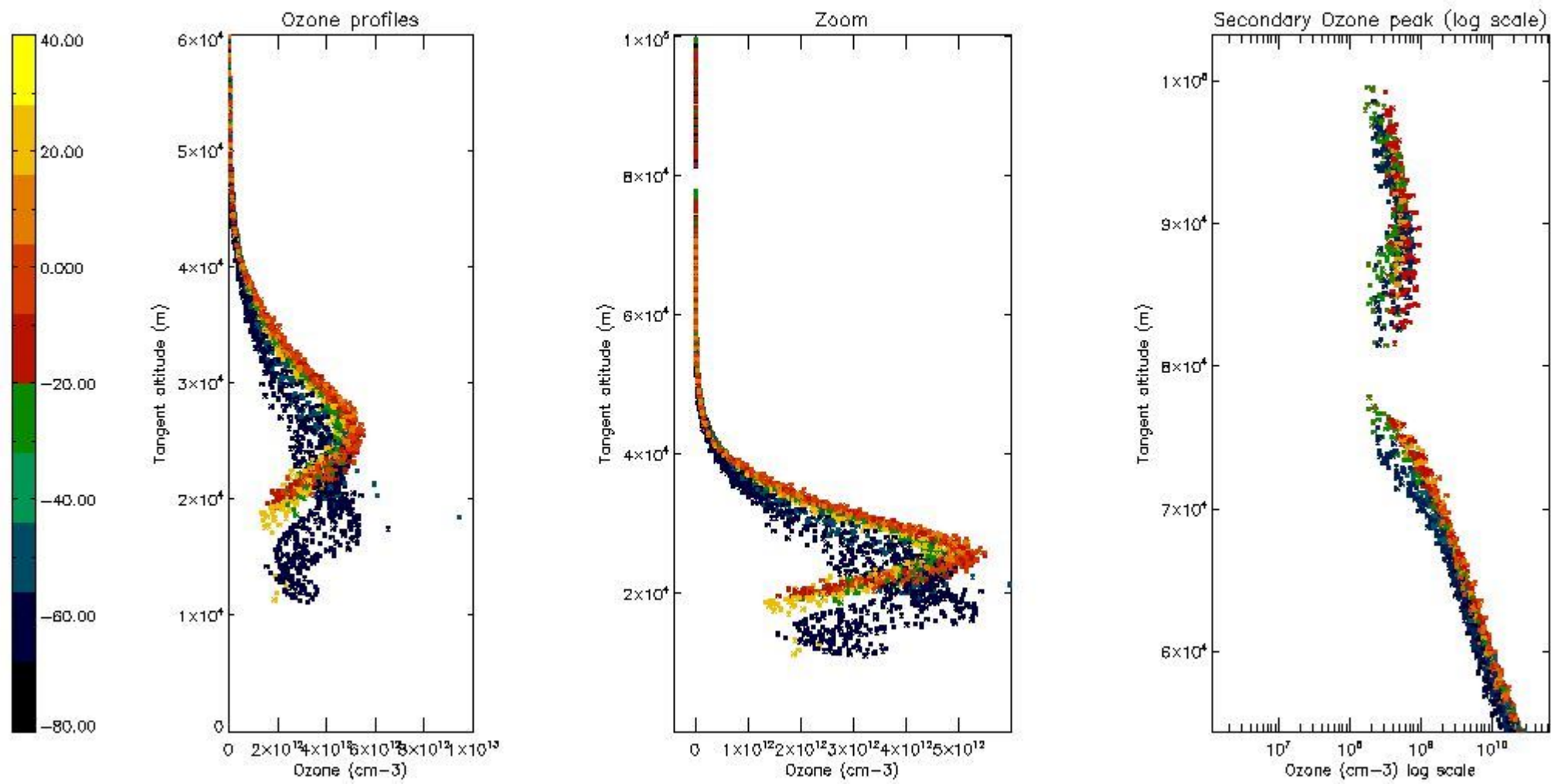
5.3 Plot ozone profiles where STD < 20% (dark without errors)

The colorbar represents the latitude.



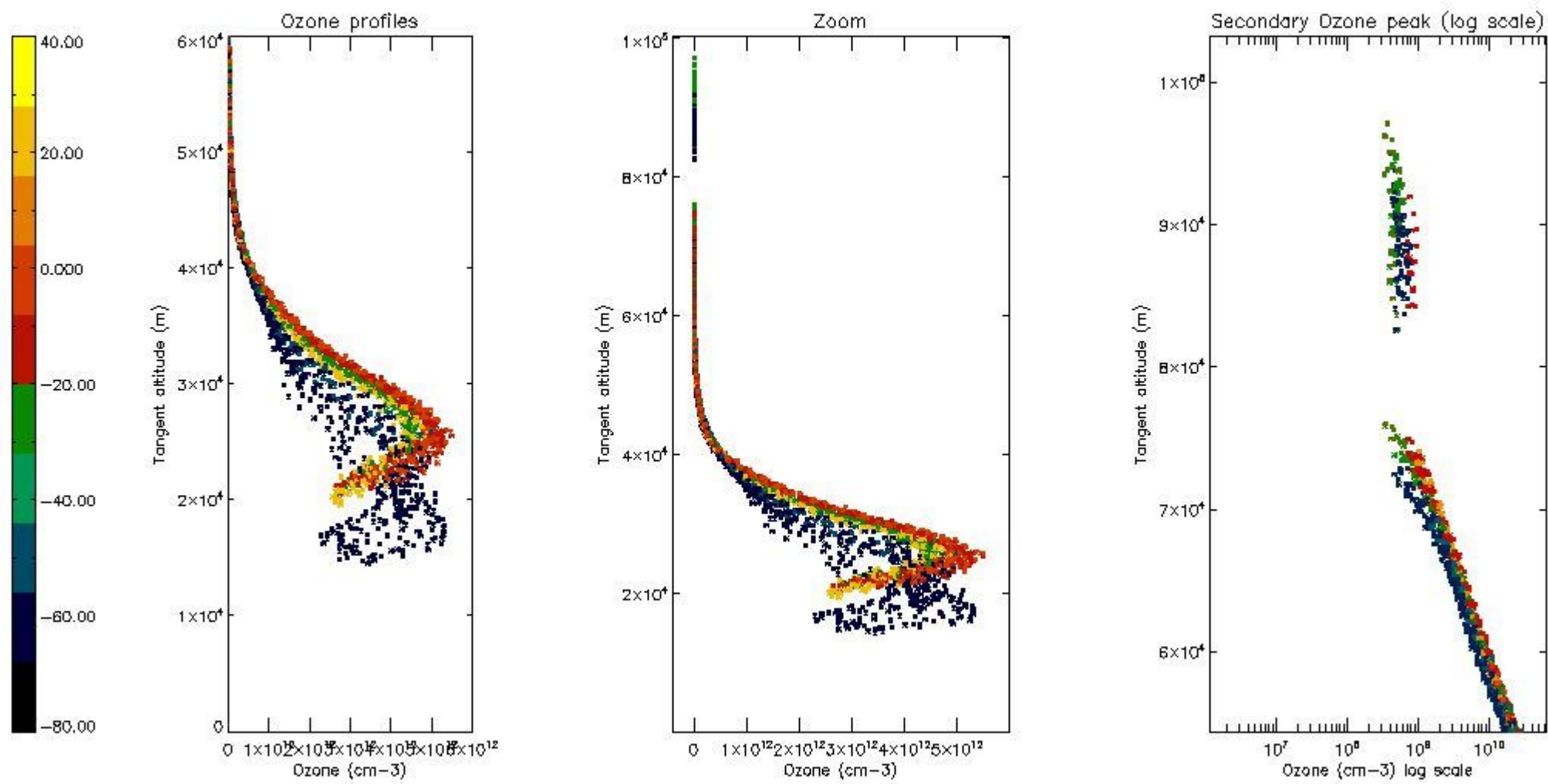
5.4 Plot ozone profiles where STD < 10% (dark without errors)

The colorbar represents the latitude.



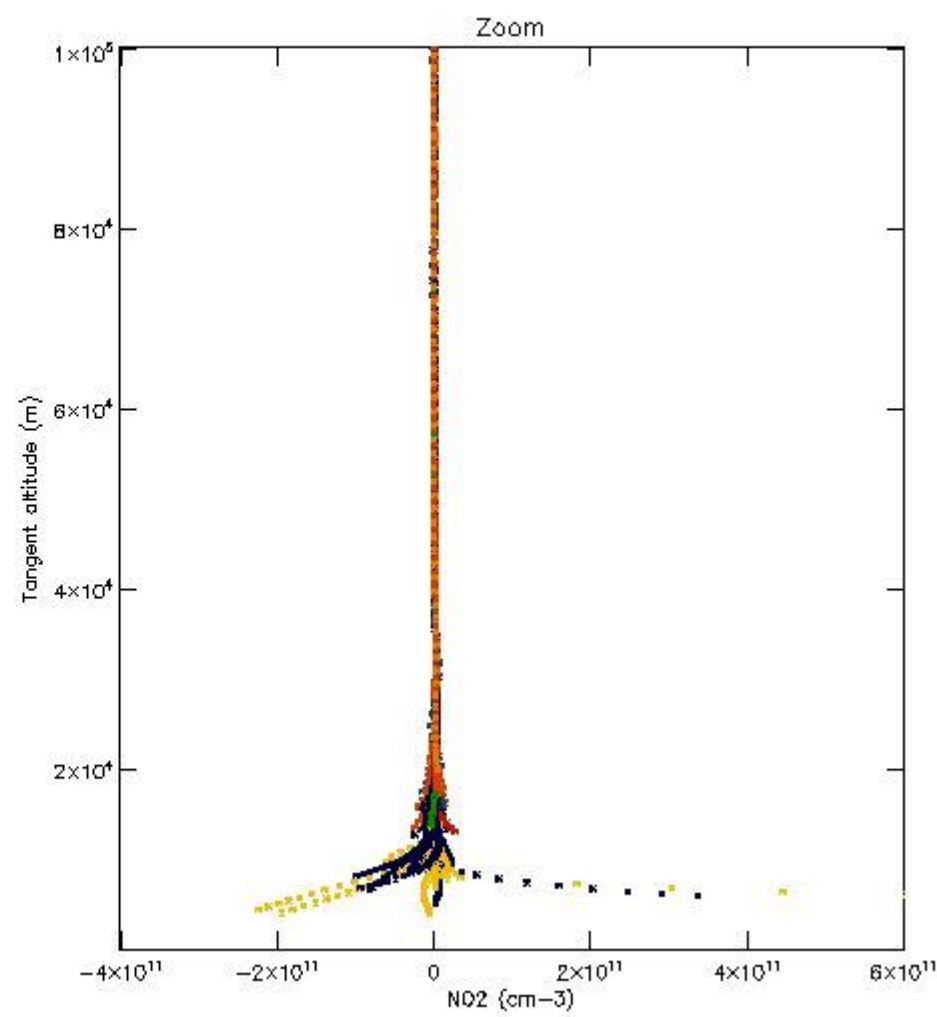
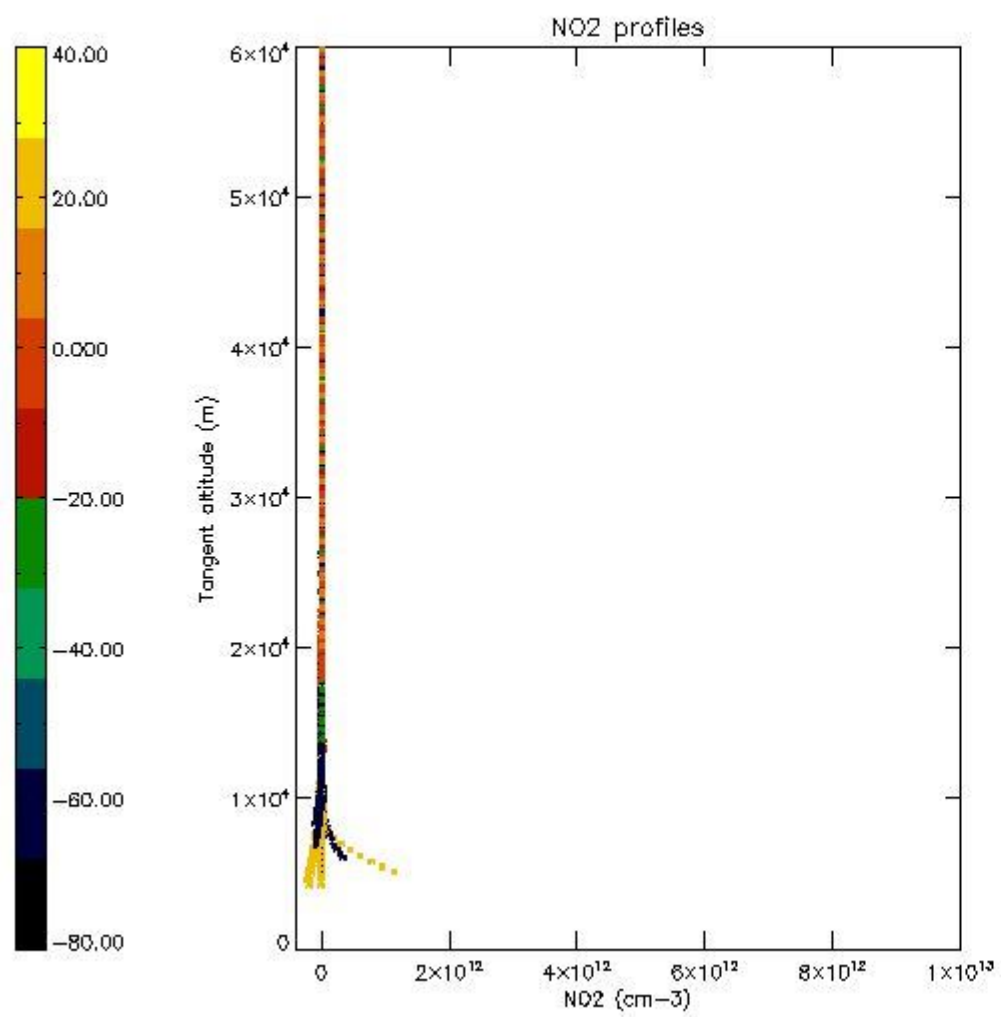
5.5 Plot ozone profiles where STD < 5% (dark without errors)

The colorbar represents the latitude.



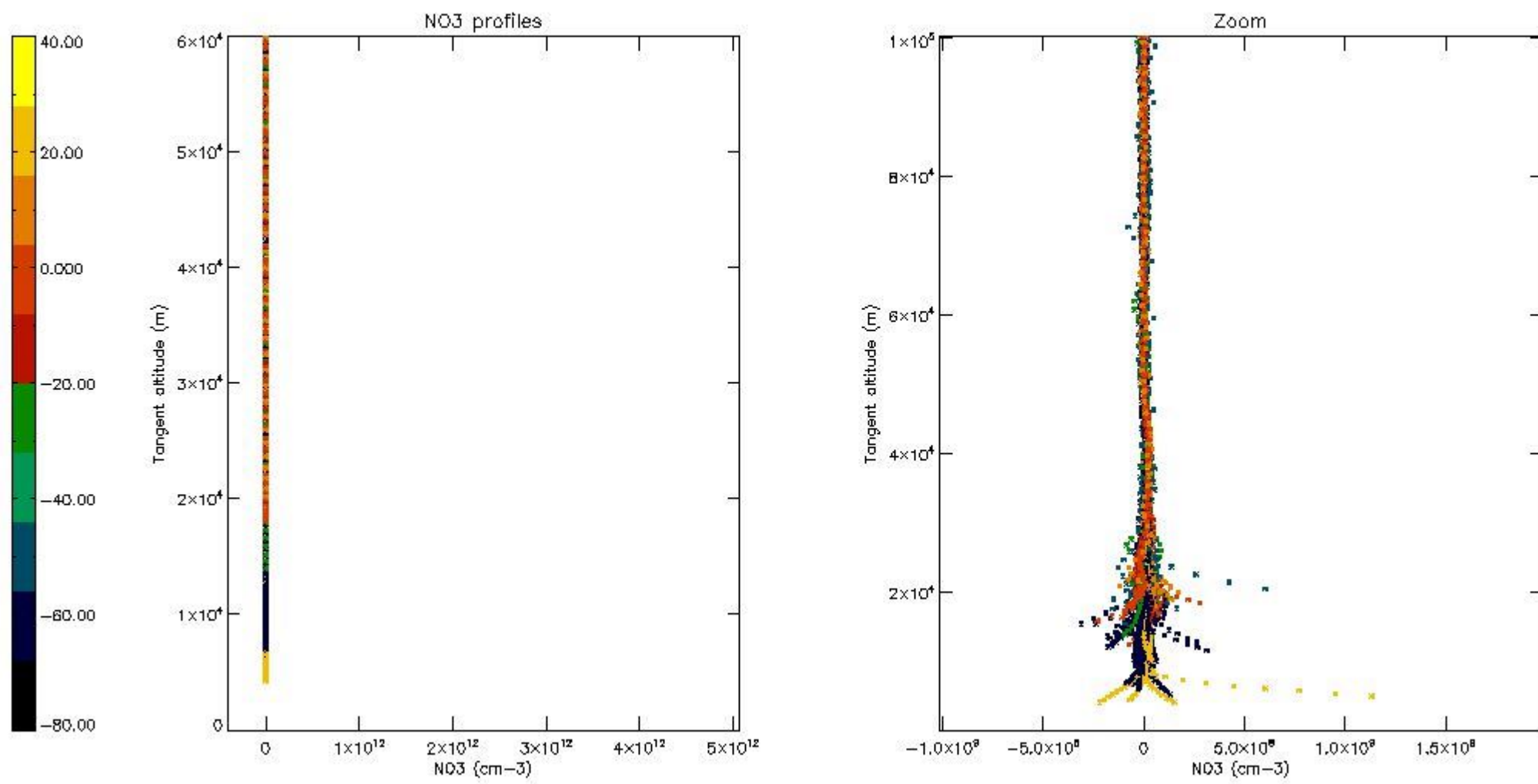
5.6 Plot NO₂ profiles for all STD (dark without errors)

The colorbar represents the latitude.



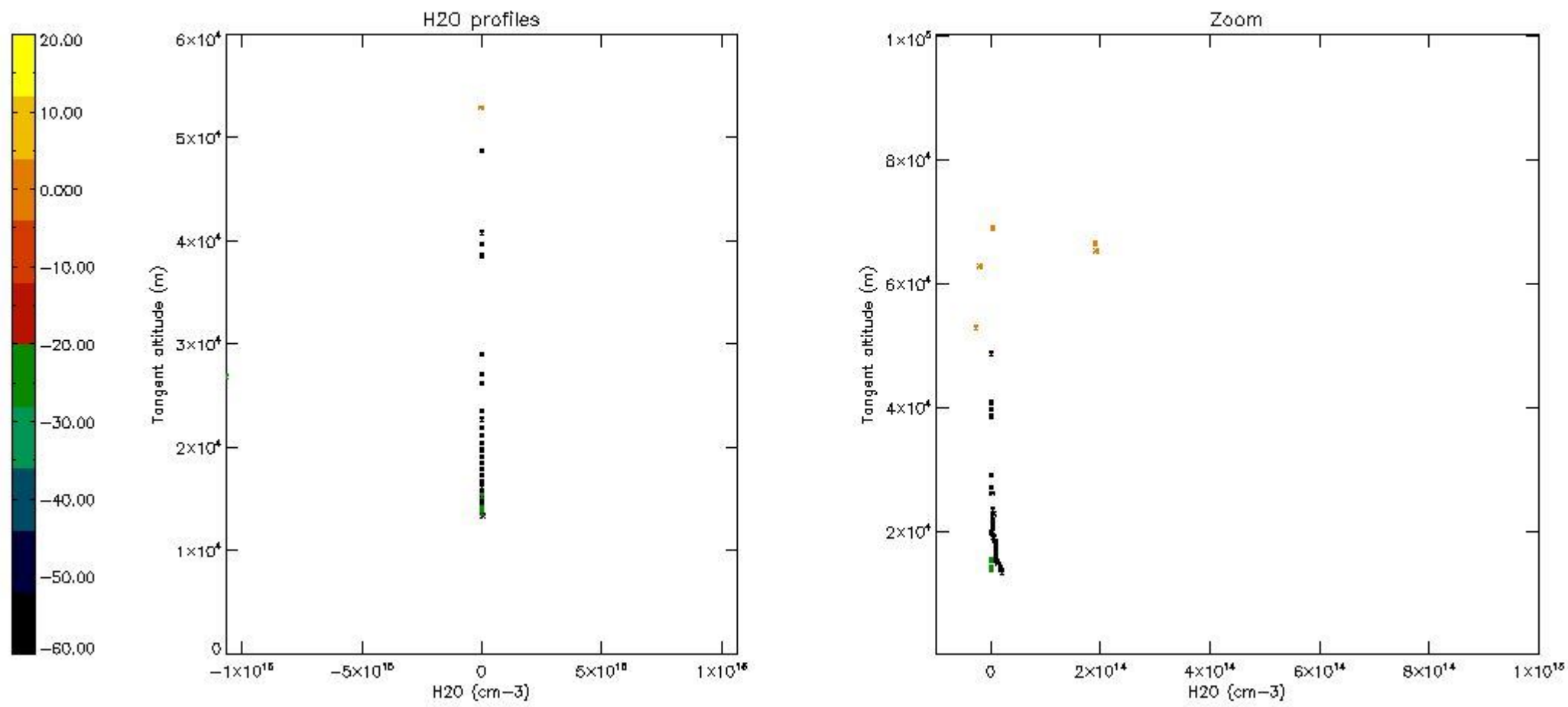
5.7 Plot NO₃ profiles for all STD (dark without errors)

The colorbar represents the latitude.



5.8 Plot H2O profiles for all STD (only for occultations of stars 1,2,3,4,13,14,16,26,63 dark without errors)

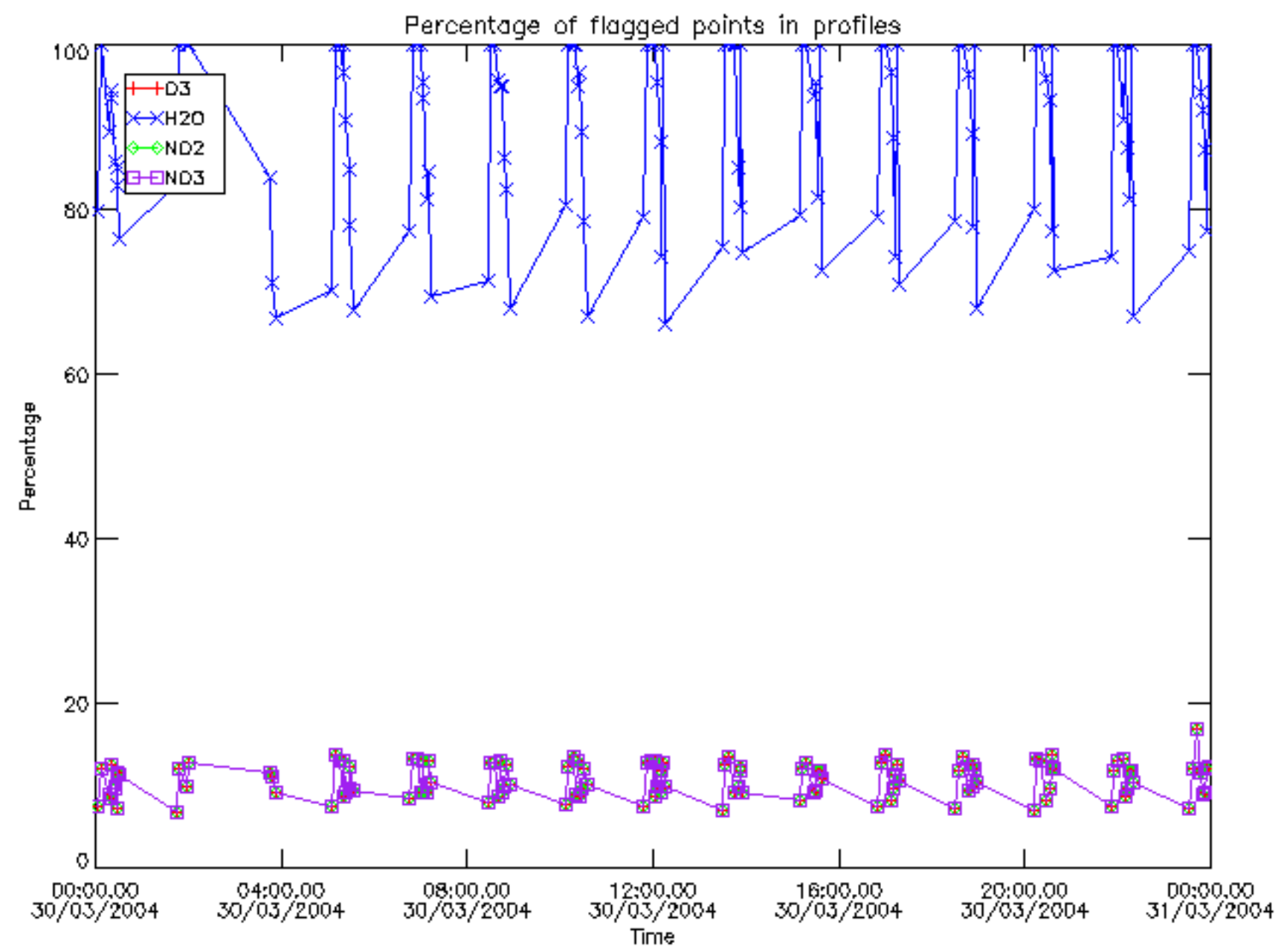
The colorbar represents the latitude.



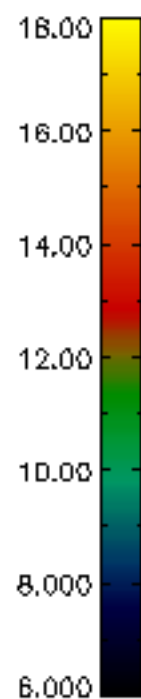
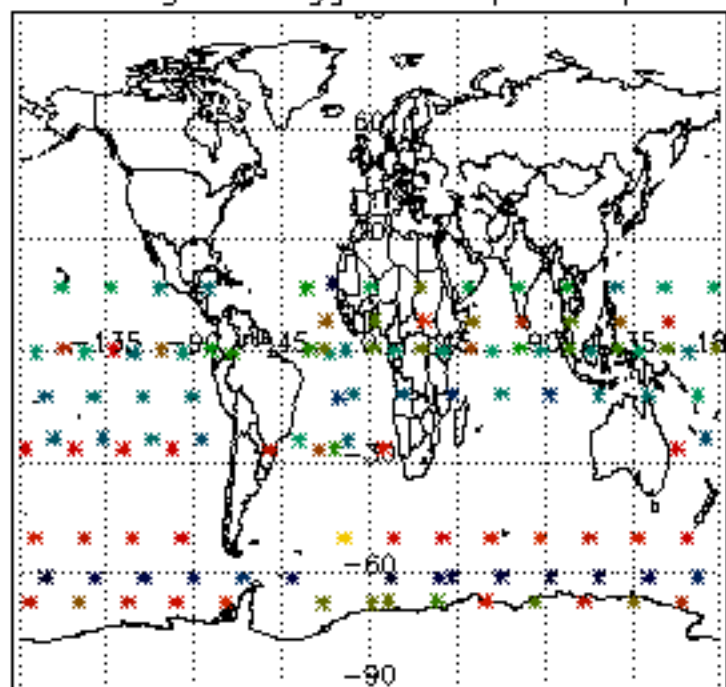
6. Auxiliary Data Files used for the production reported in section 2

The number reported in the third column indicates since which file (see list in section 2) the corresponding auxiliary file has been used. The fourth column is the date of those product files.

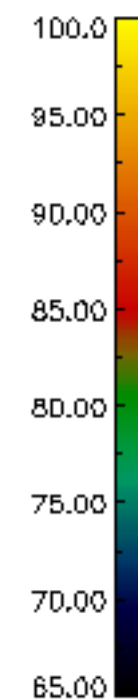
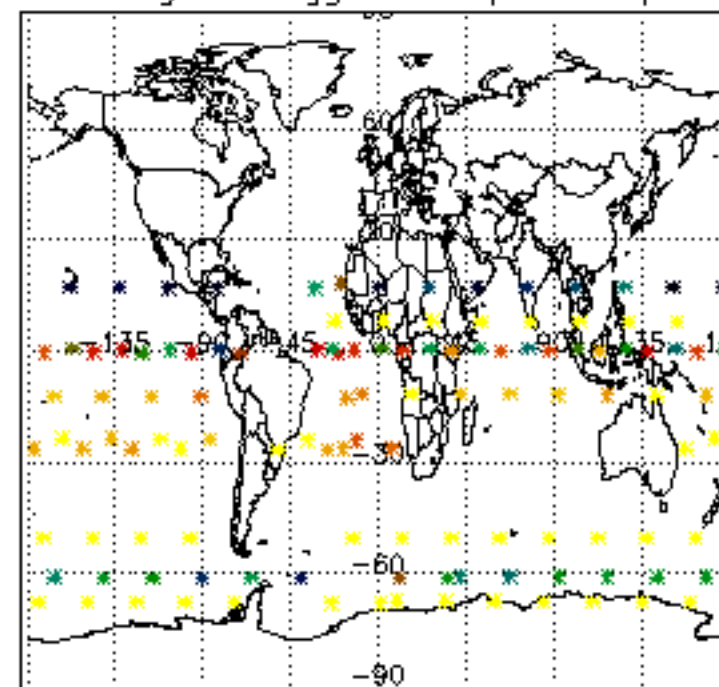
Type	Auxiliary Filename	Used since product	Used since product date
INST_PHYS_CHARACTERISTICS	GOM_INS_AXVIEC20091111_143220_20030716_120000_20500101_000000	1	30-MAR-2004 00:00:12
LEVEL-2_PROC_CONFIG	GOM_PR2_AXVIEC20091111_152718_20020301_000000_20500101_000000	1	30-MAR-2004 00:00:12
CROSS_SECTIONS_FILE	GOM_CRS_AXVIEC20091111_154832_20020301_000000_20500101_000000	1	30-MAR-2004 00:00:12



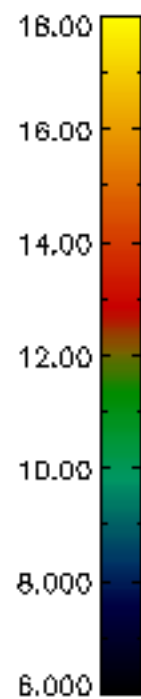
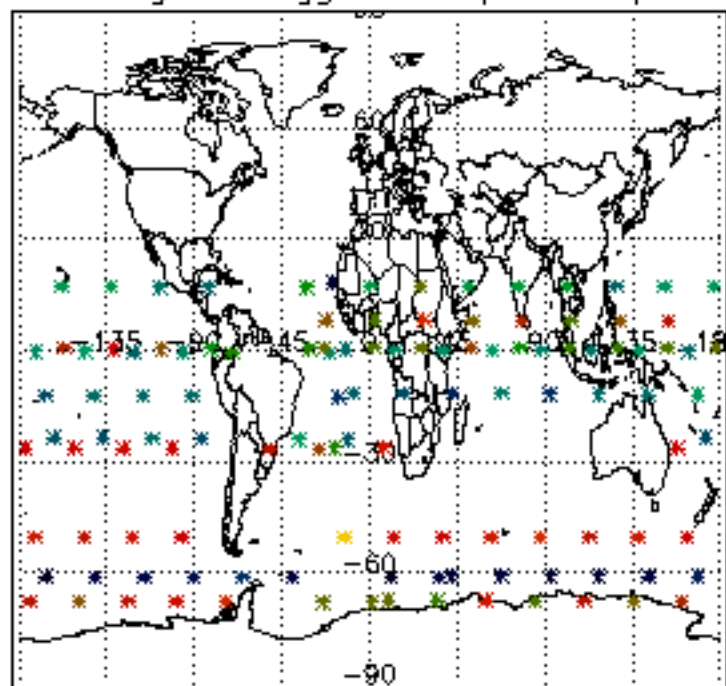
Percentage of flagged data per D3 profile



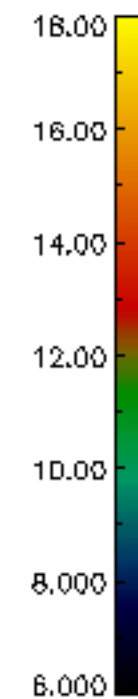
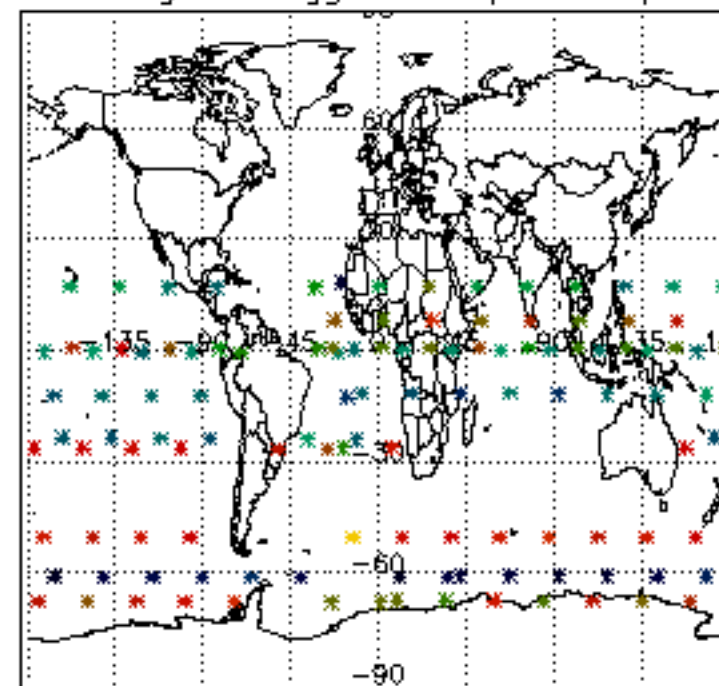
Percentage of flagged data per H2O profile

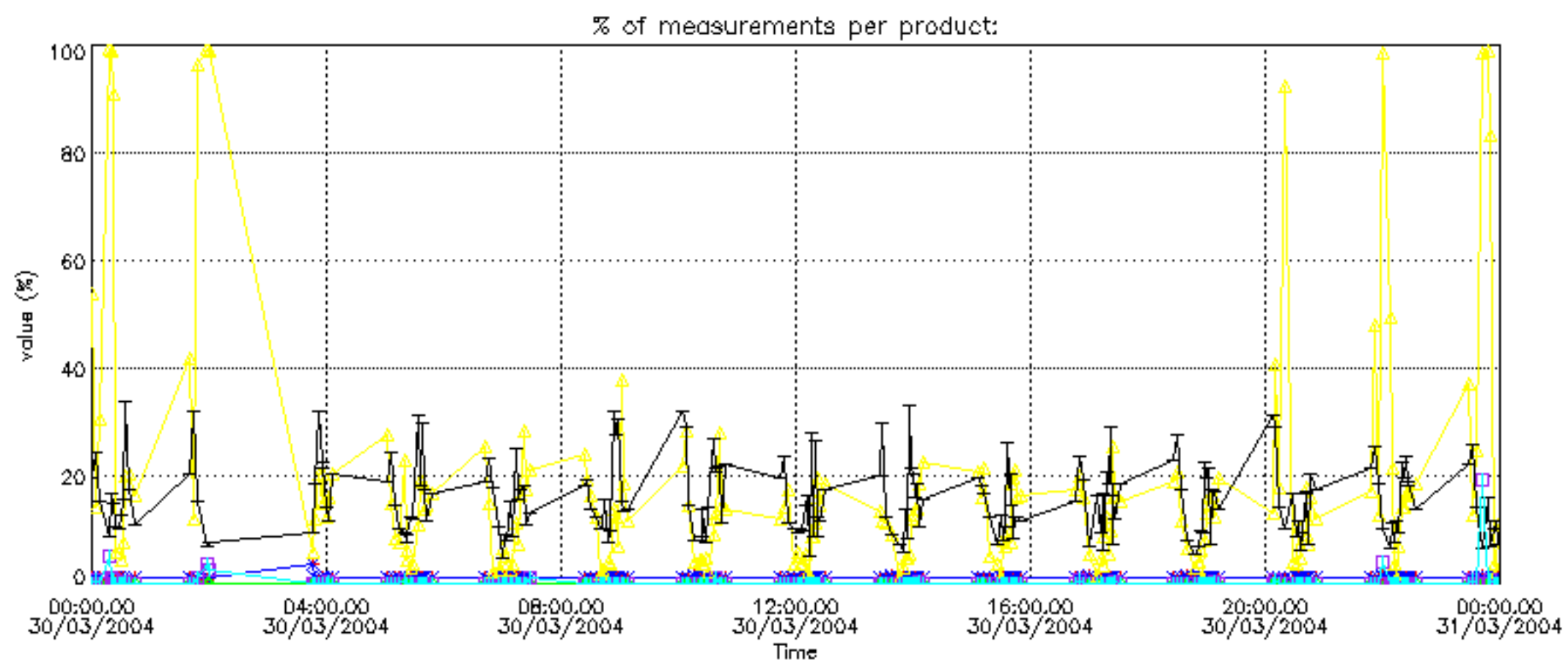


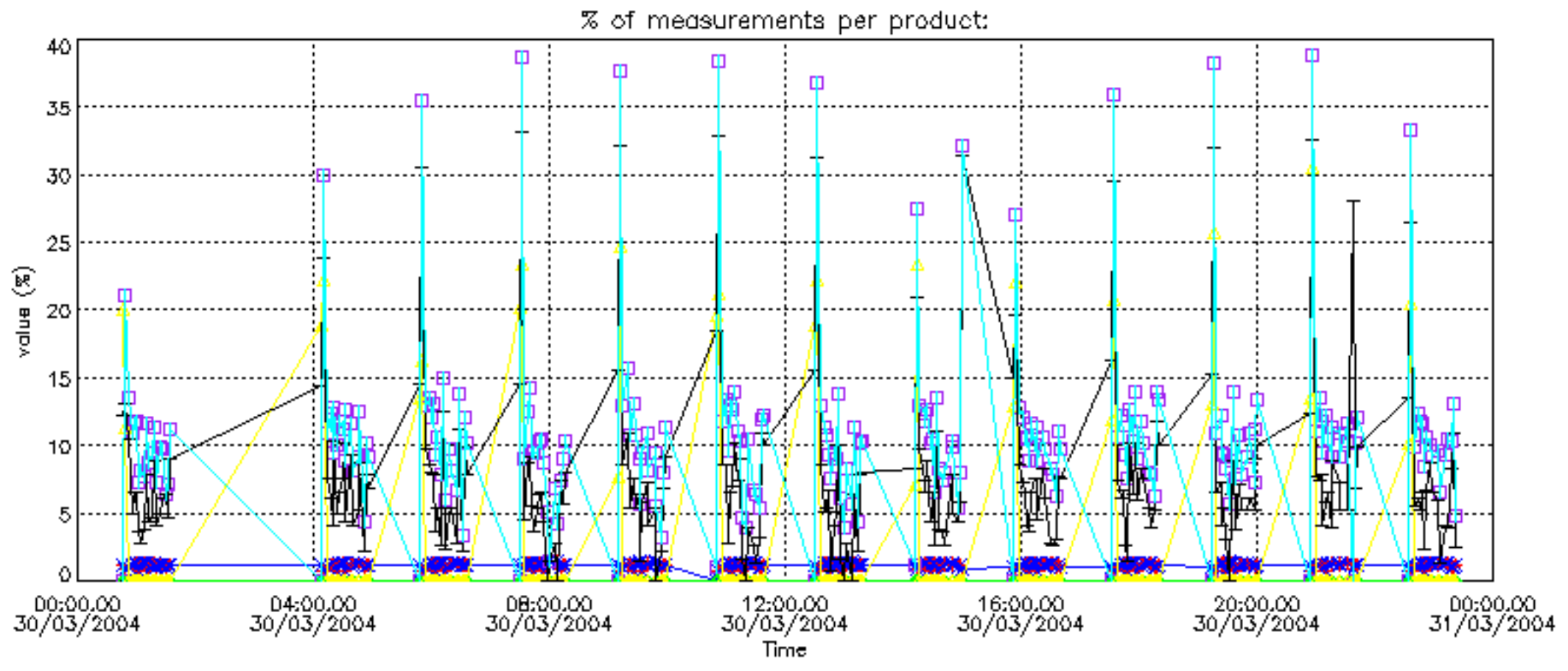
Percentage of flagged data per NO2 profile



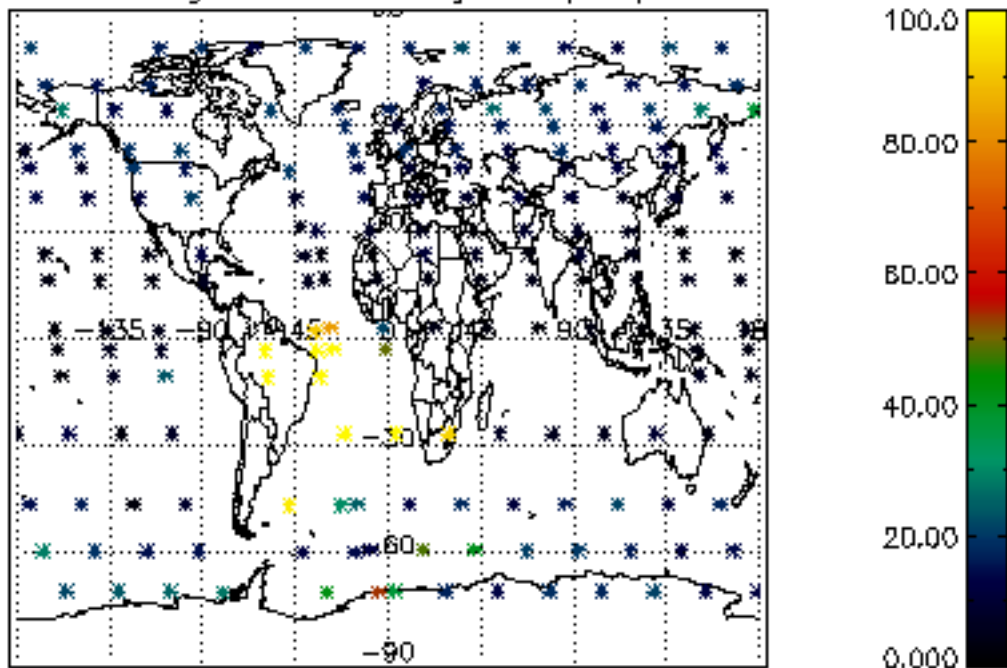
Percentage of flagged data per NO3 profile



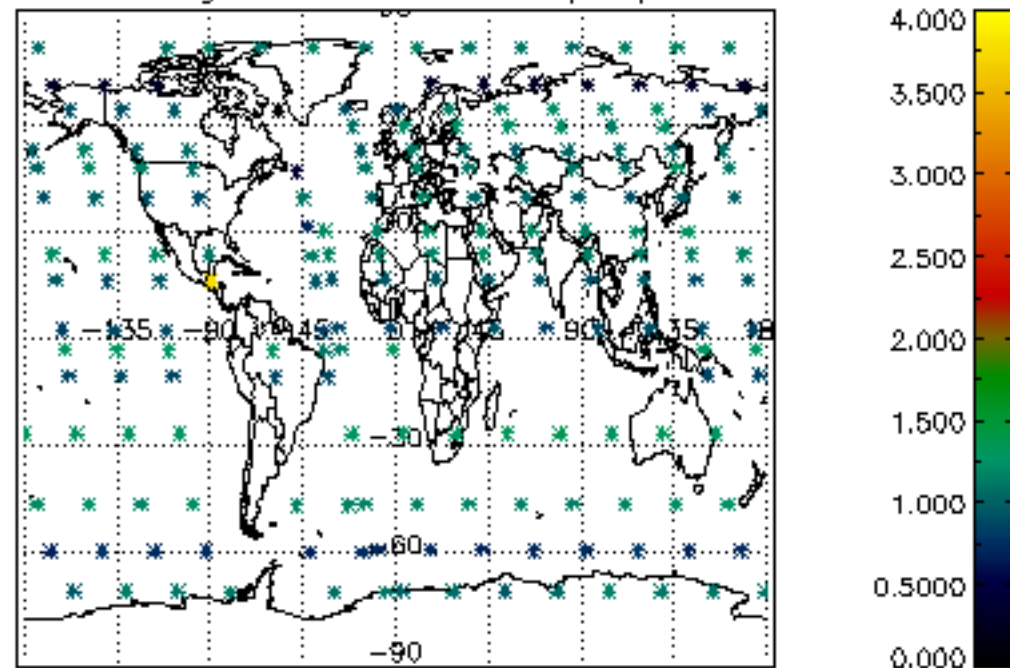




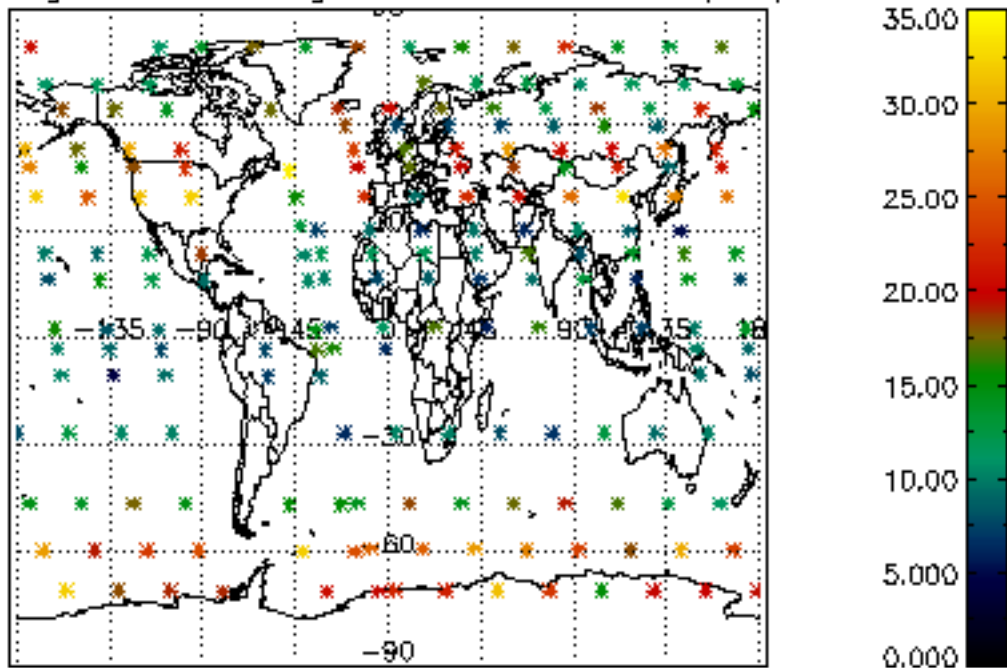
Percentage of cosmic ray hits per profile



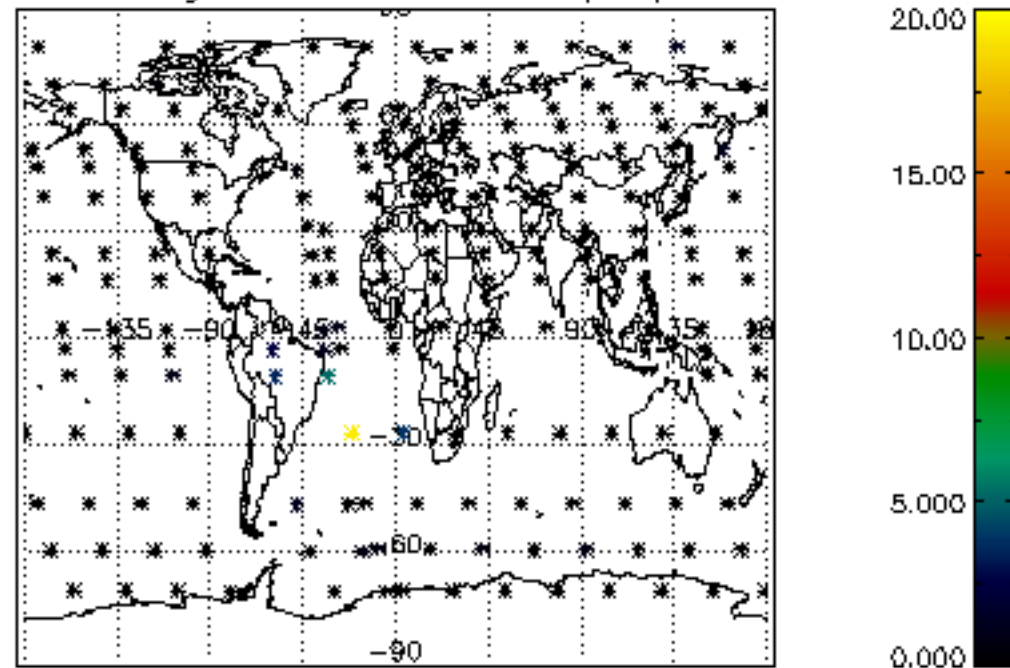
Percentage of datation errors per profile



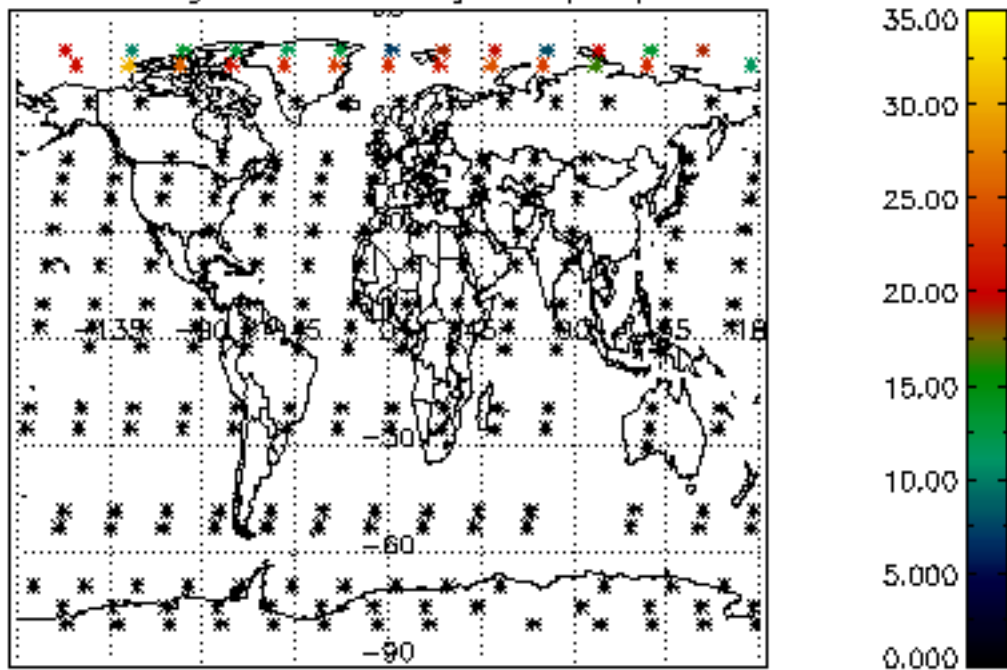
Percentage of star falling outside central band per profile



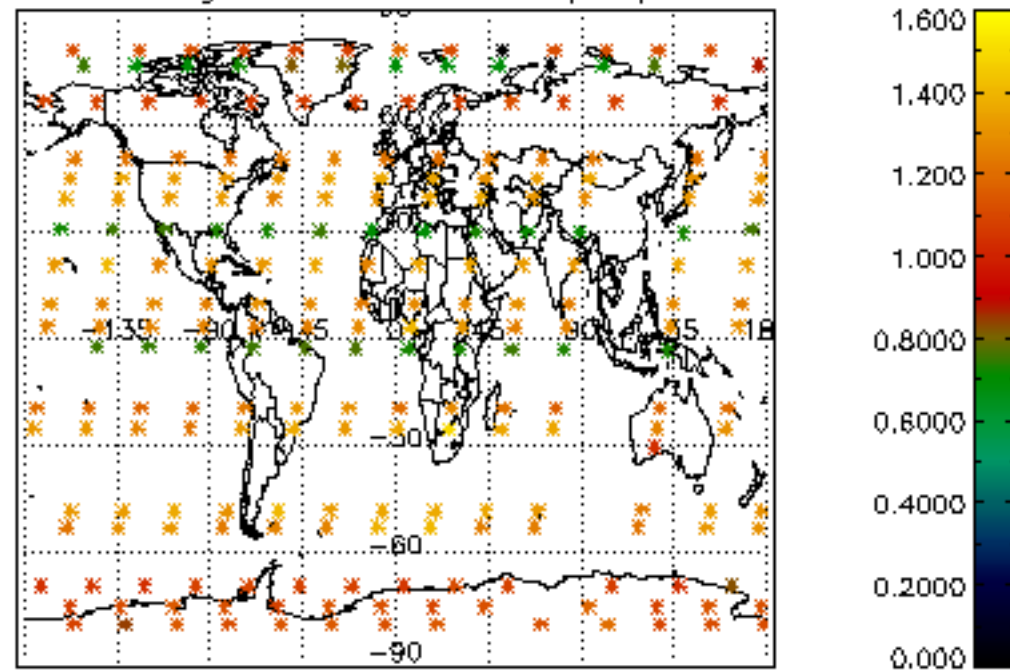
Percentage of saturation errors per profile



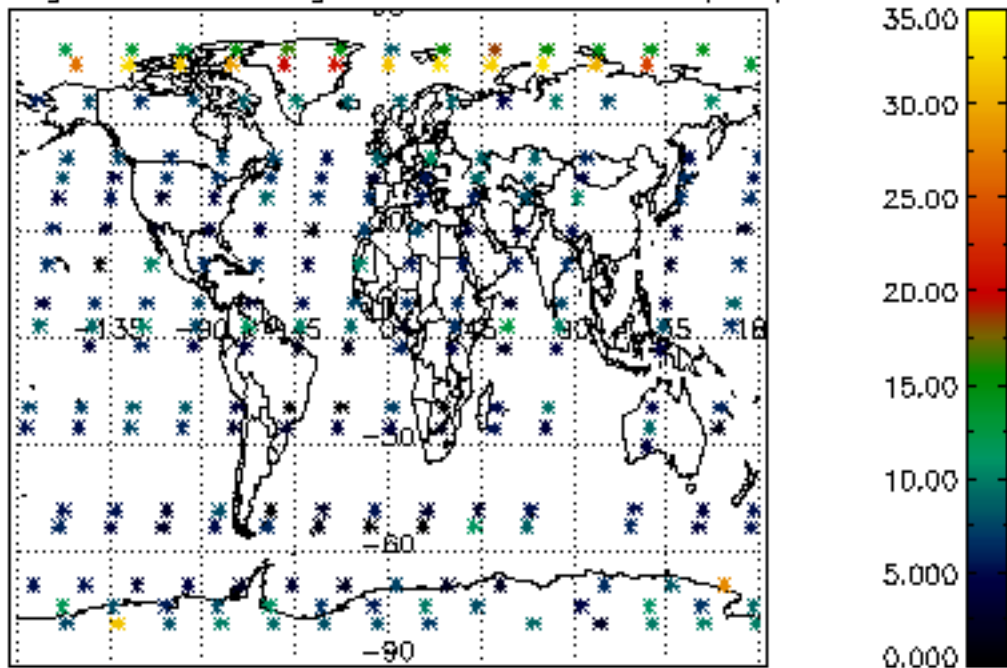
Percentage of cosmic ray hits per profile



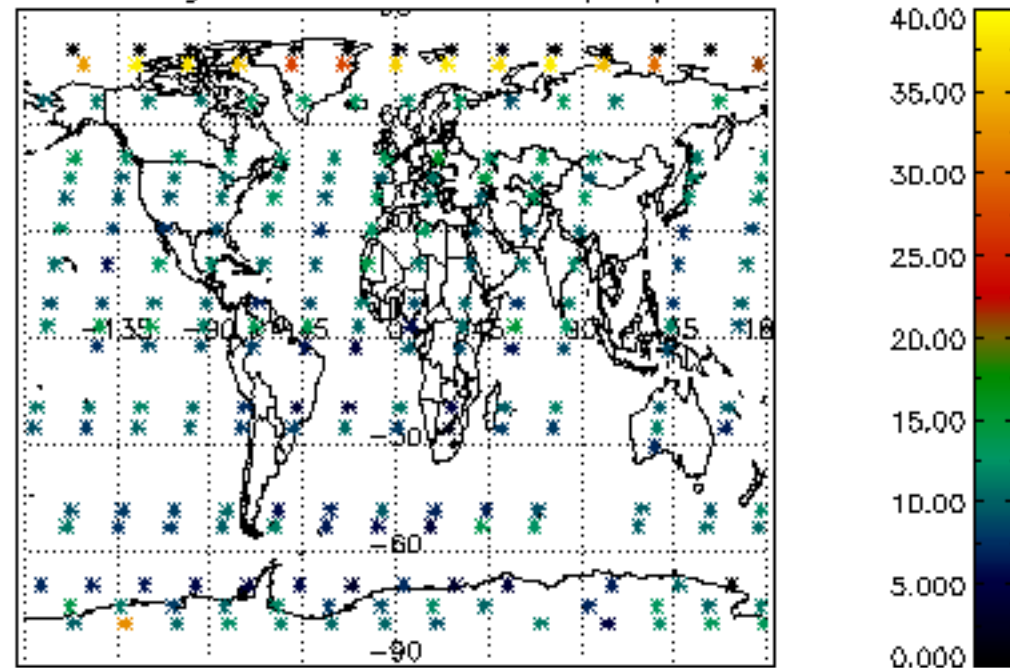
Percentage of datation errors per profile

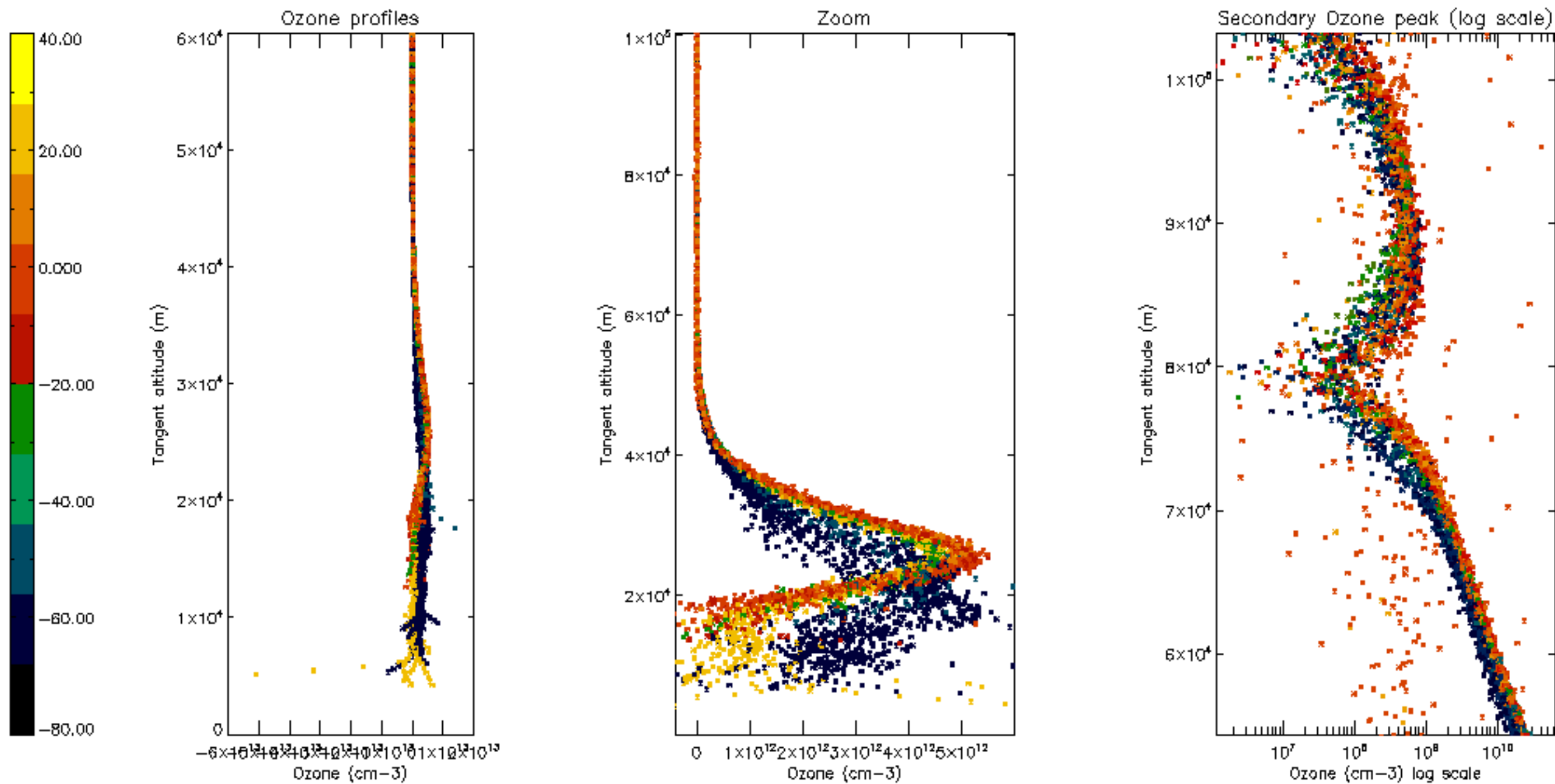


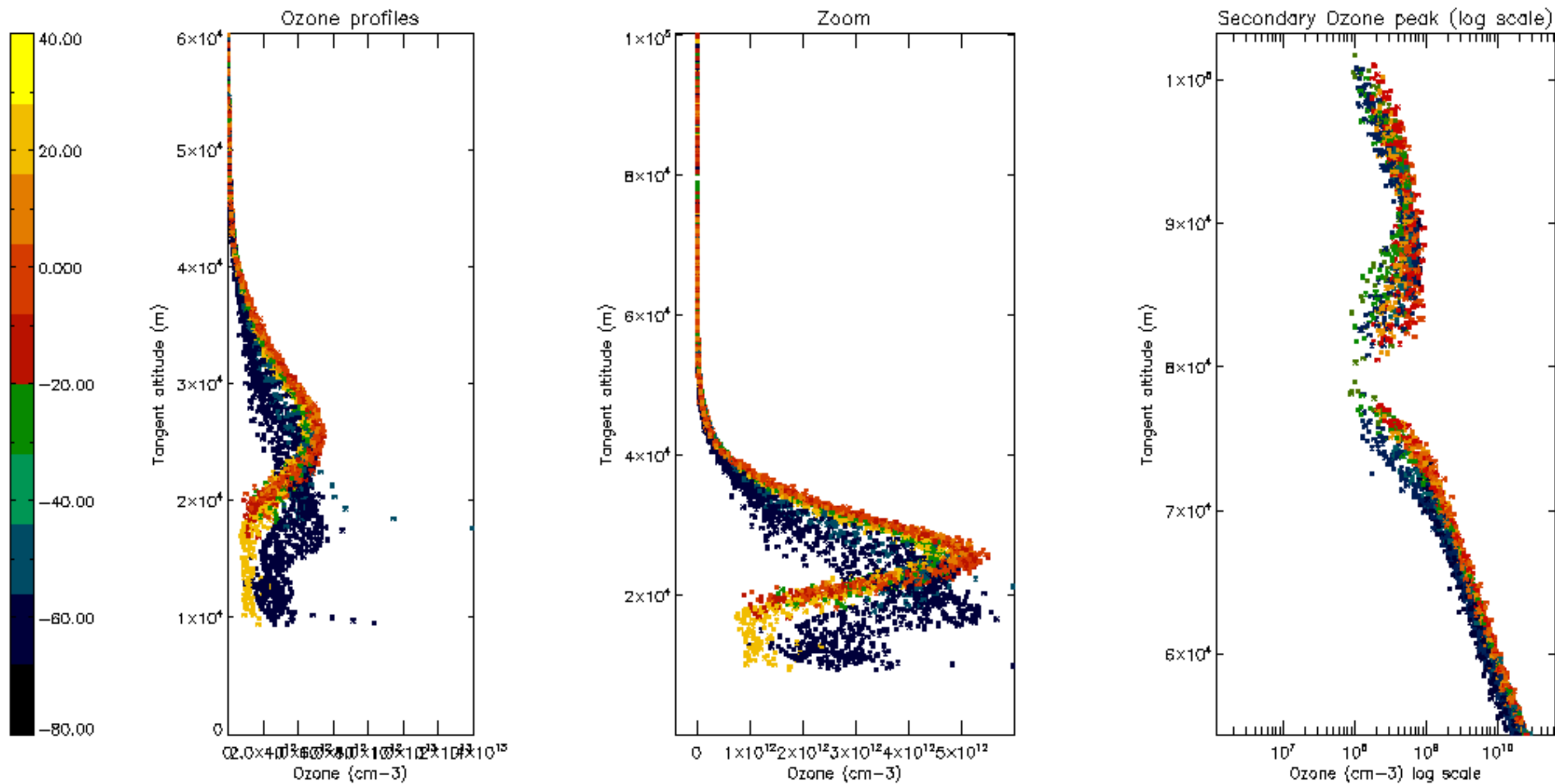
Percentage of star falling outside central band per profile

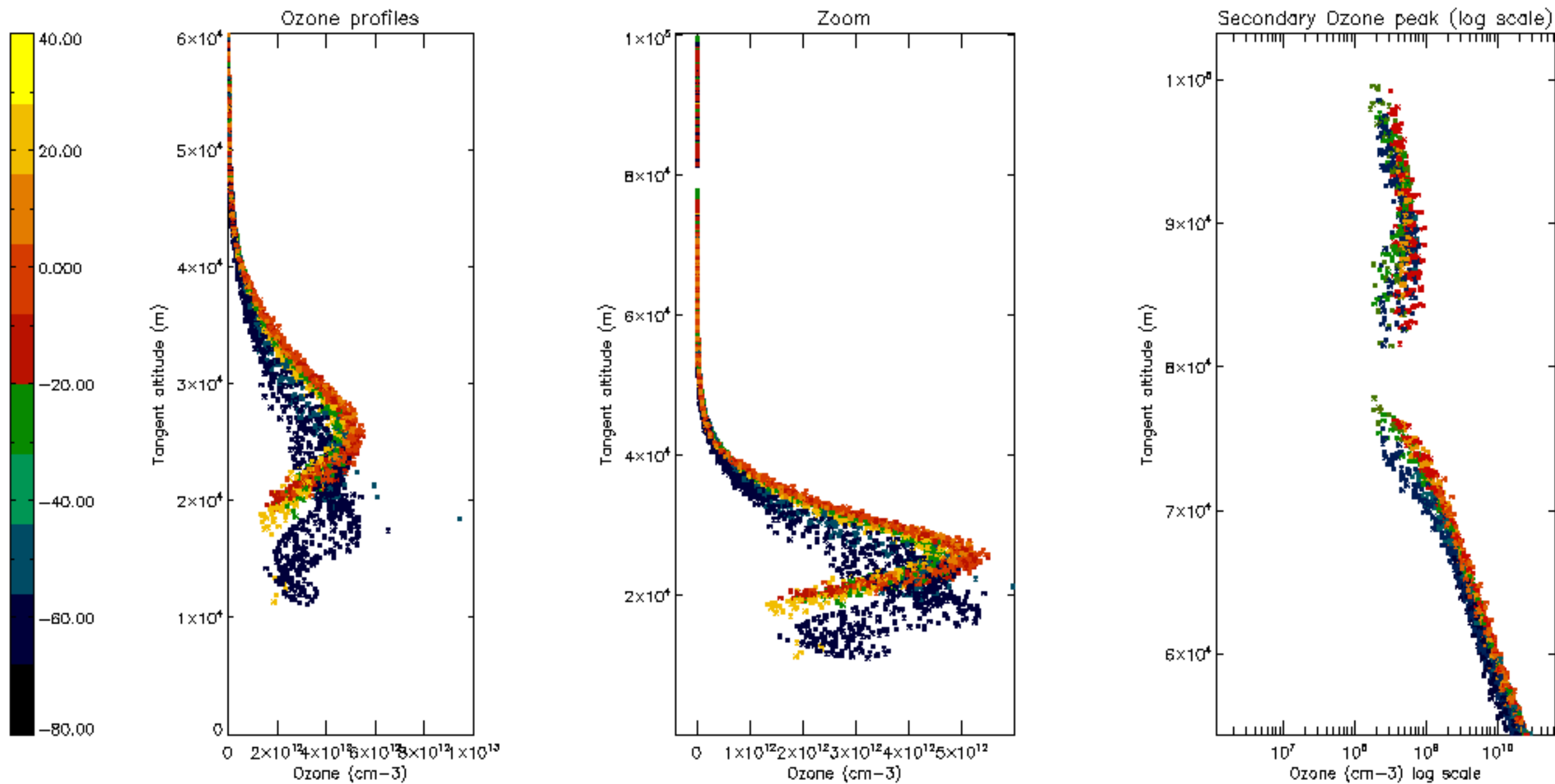


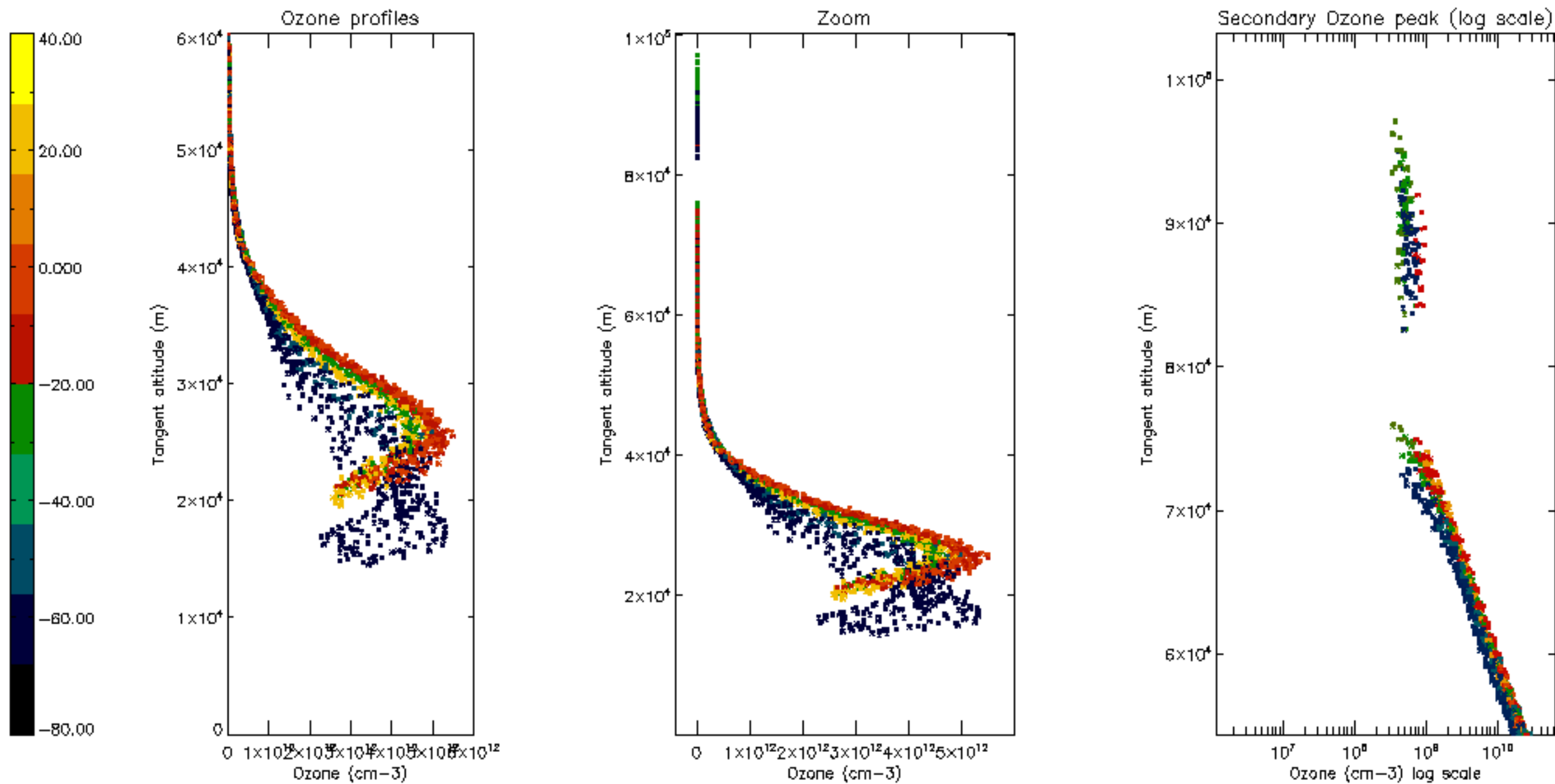
Percentage of saturation errors per profile

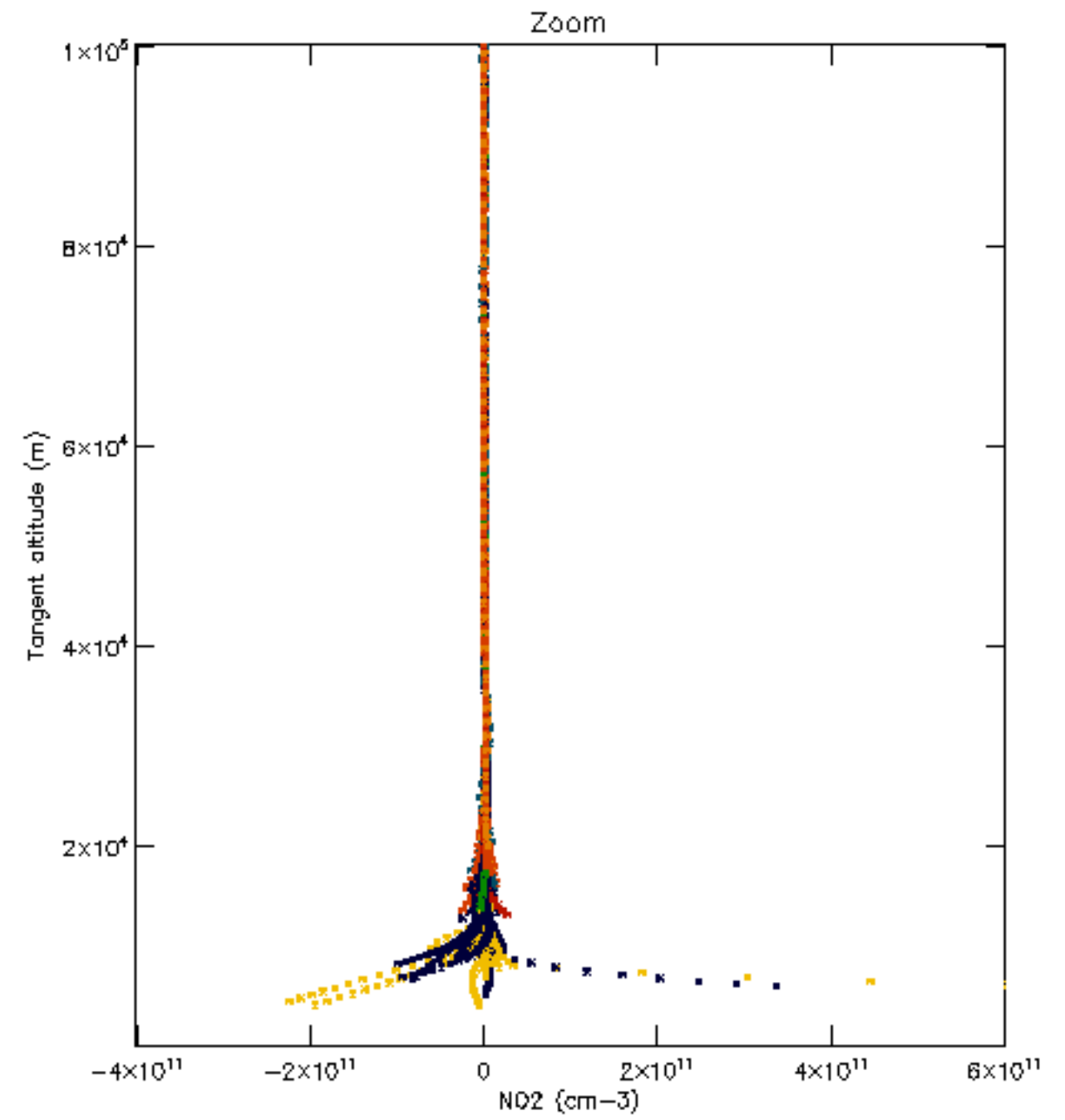
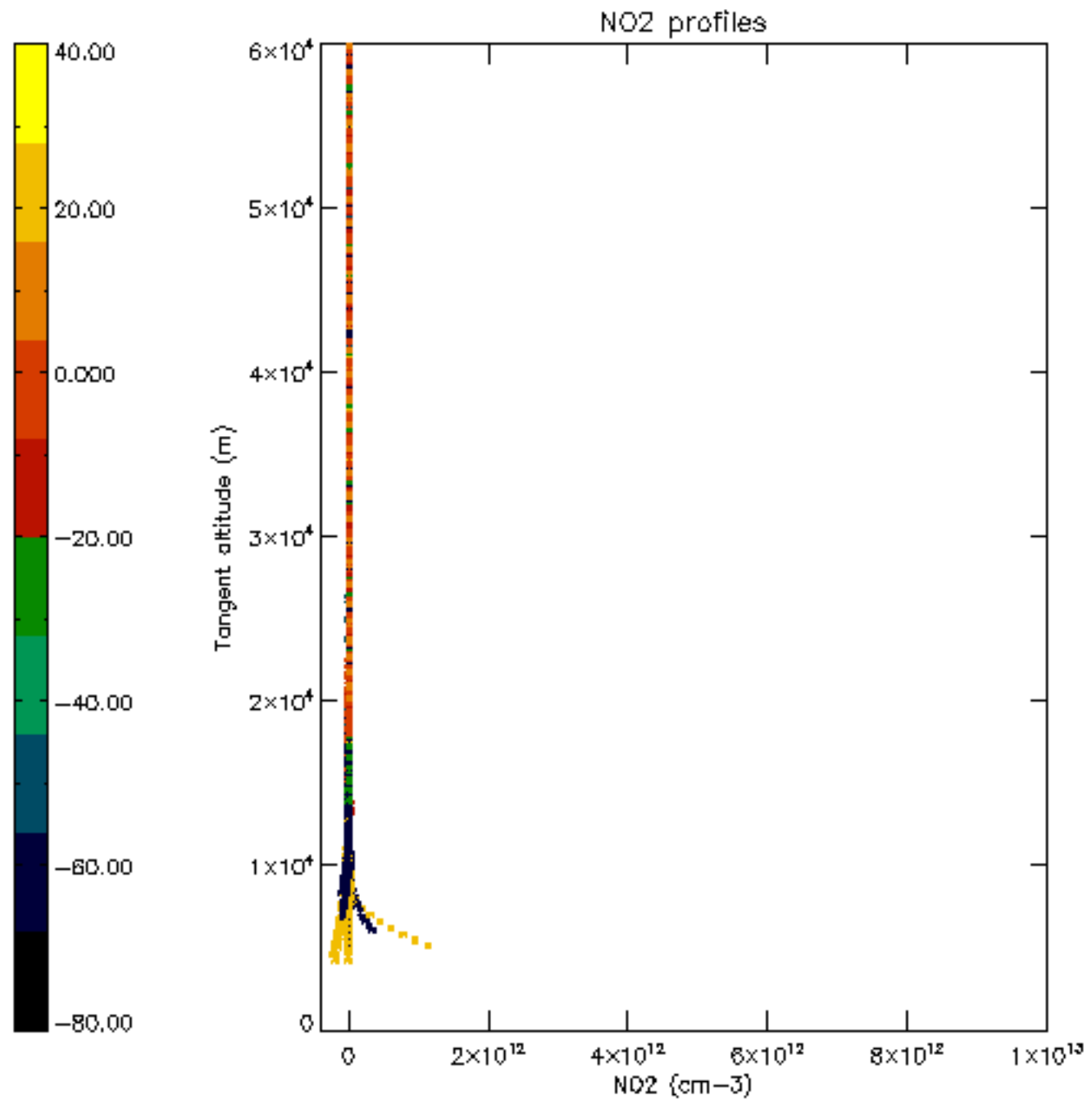


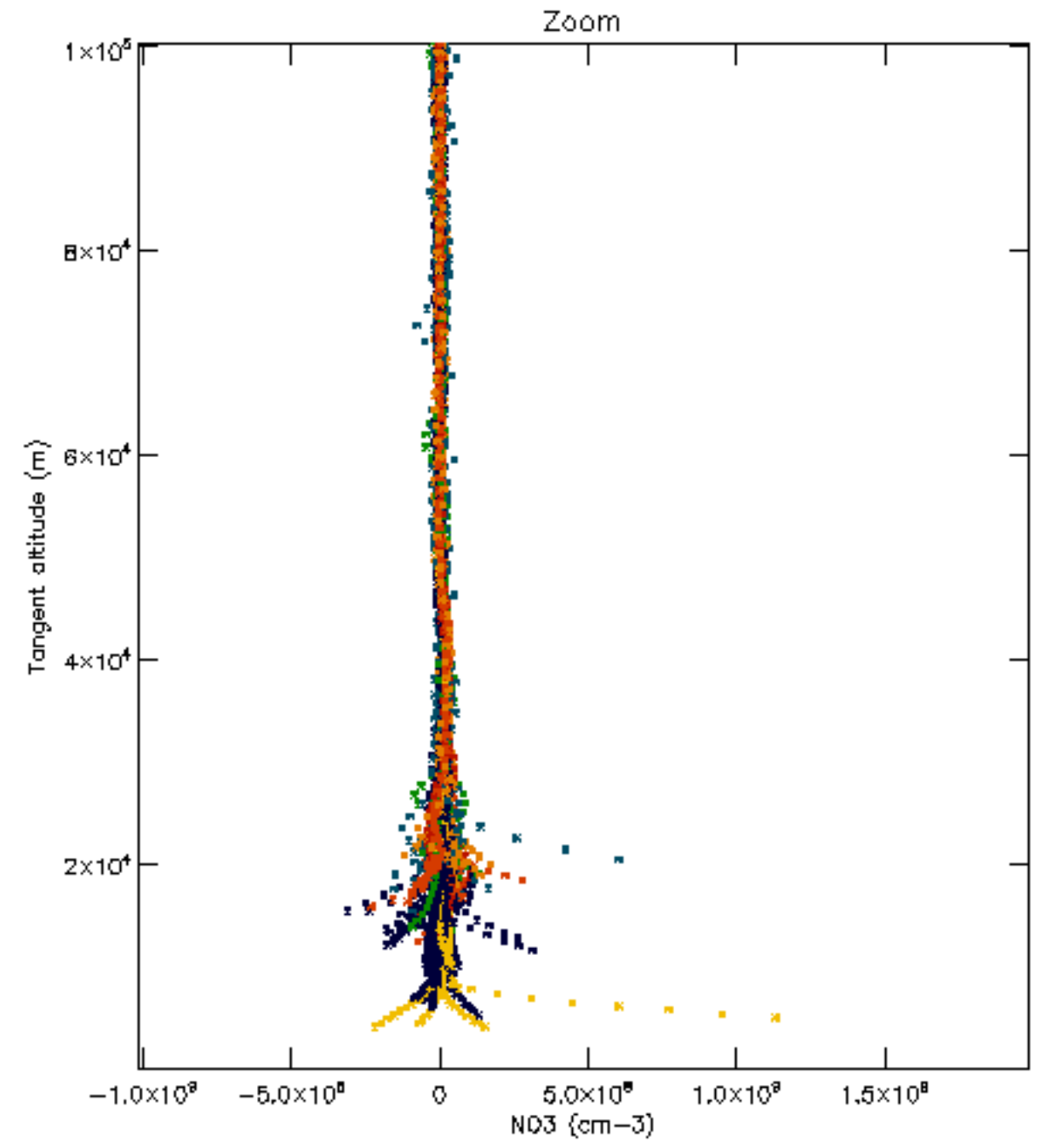
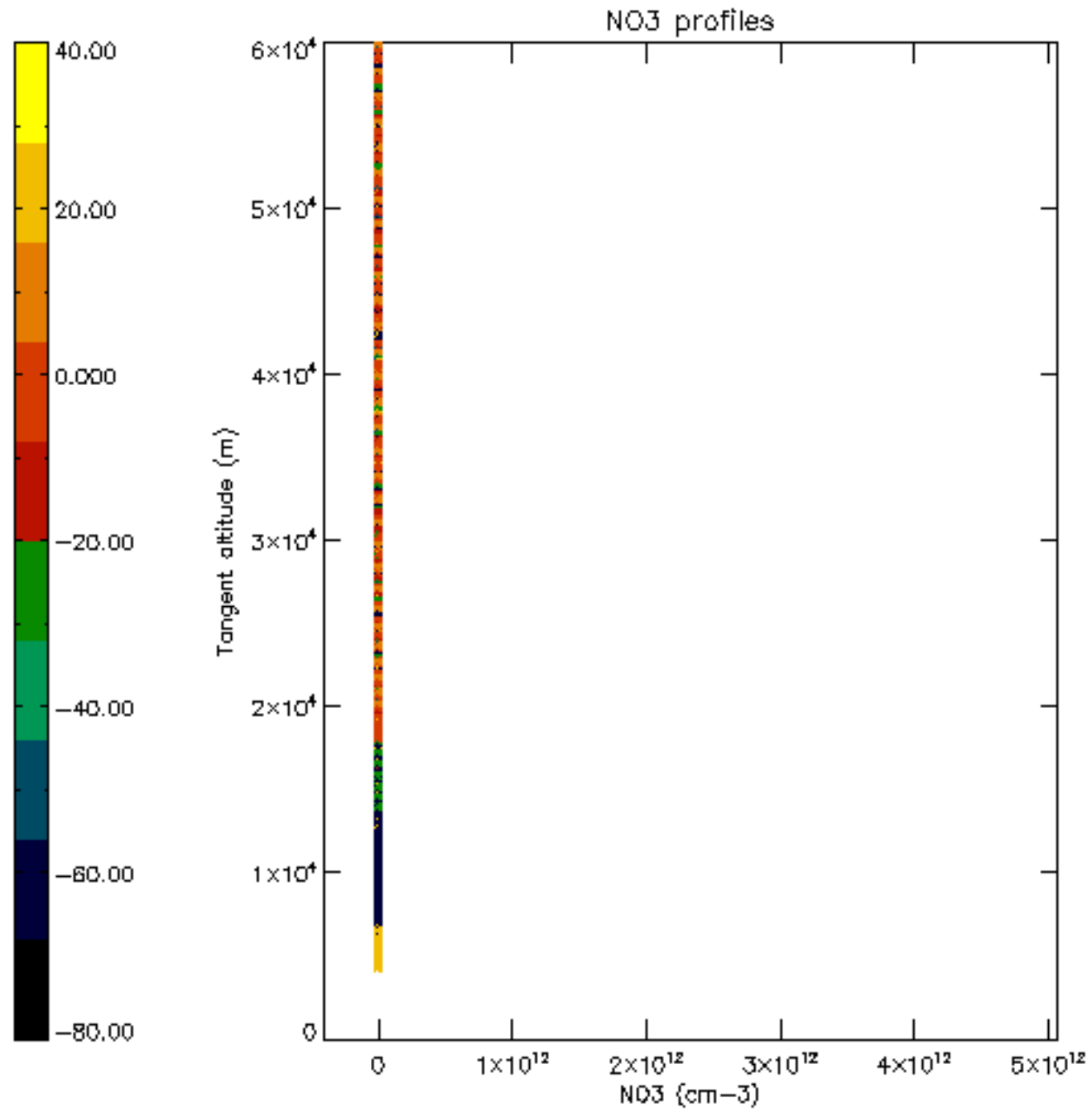


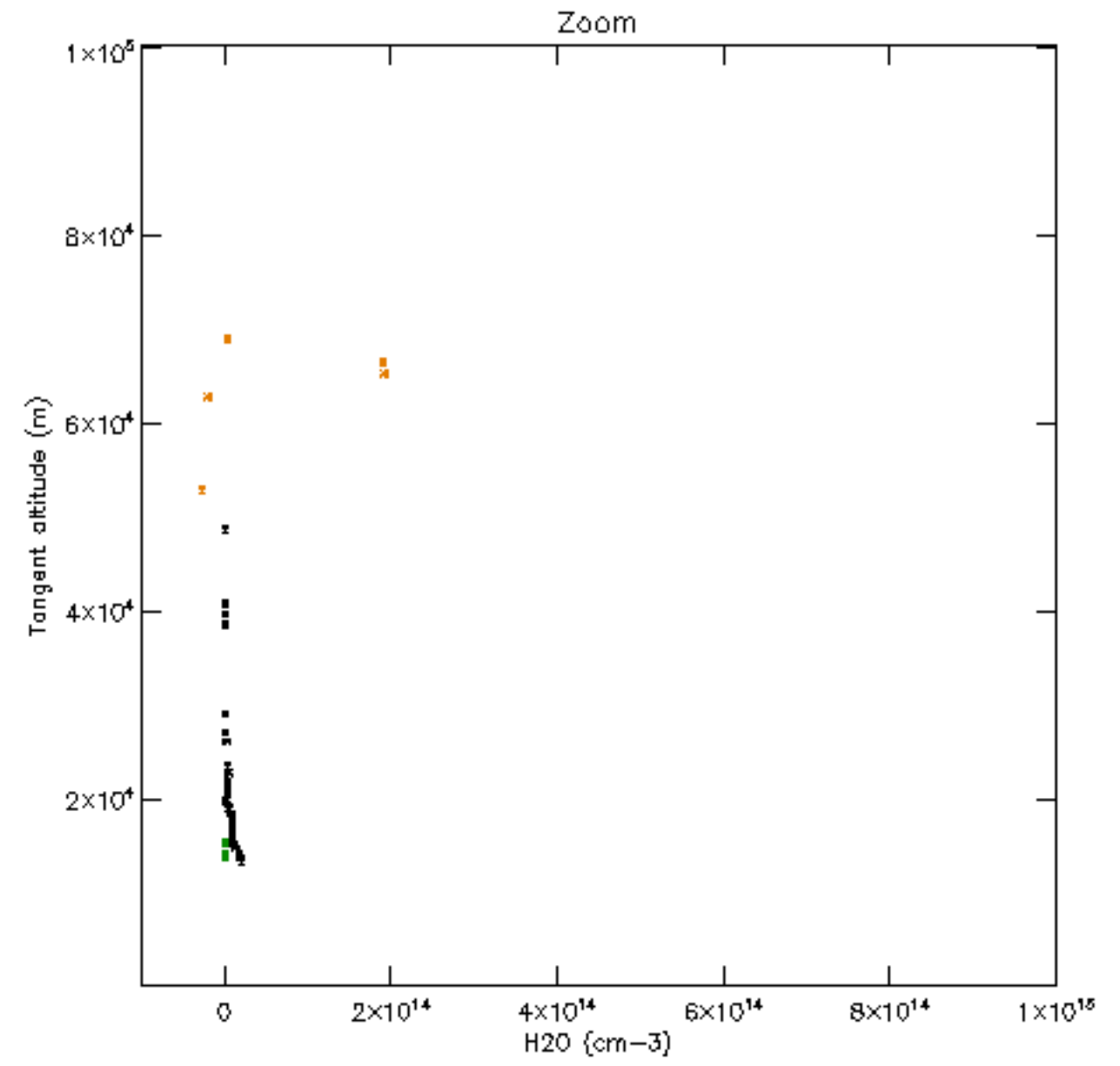
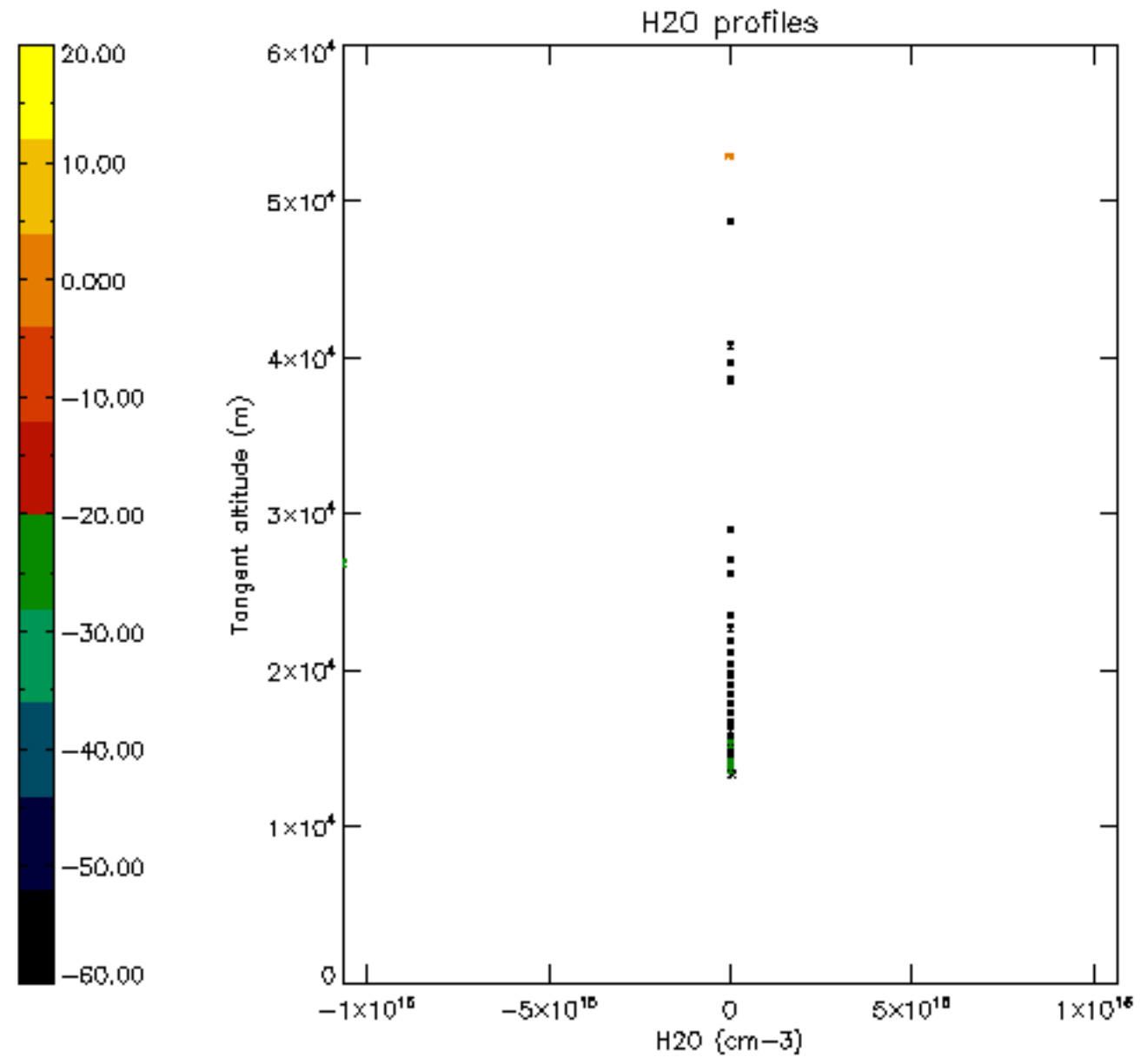


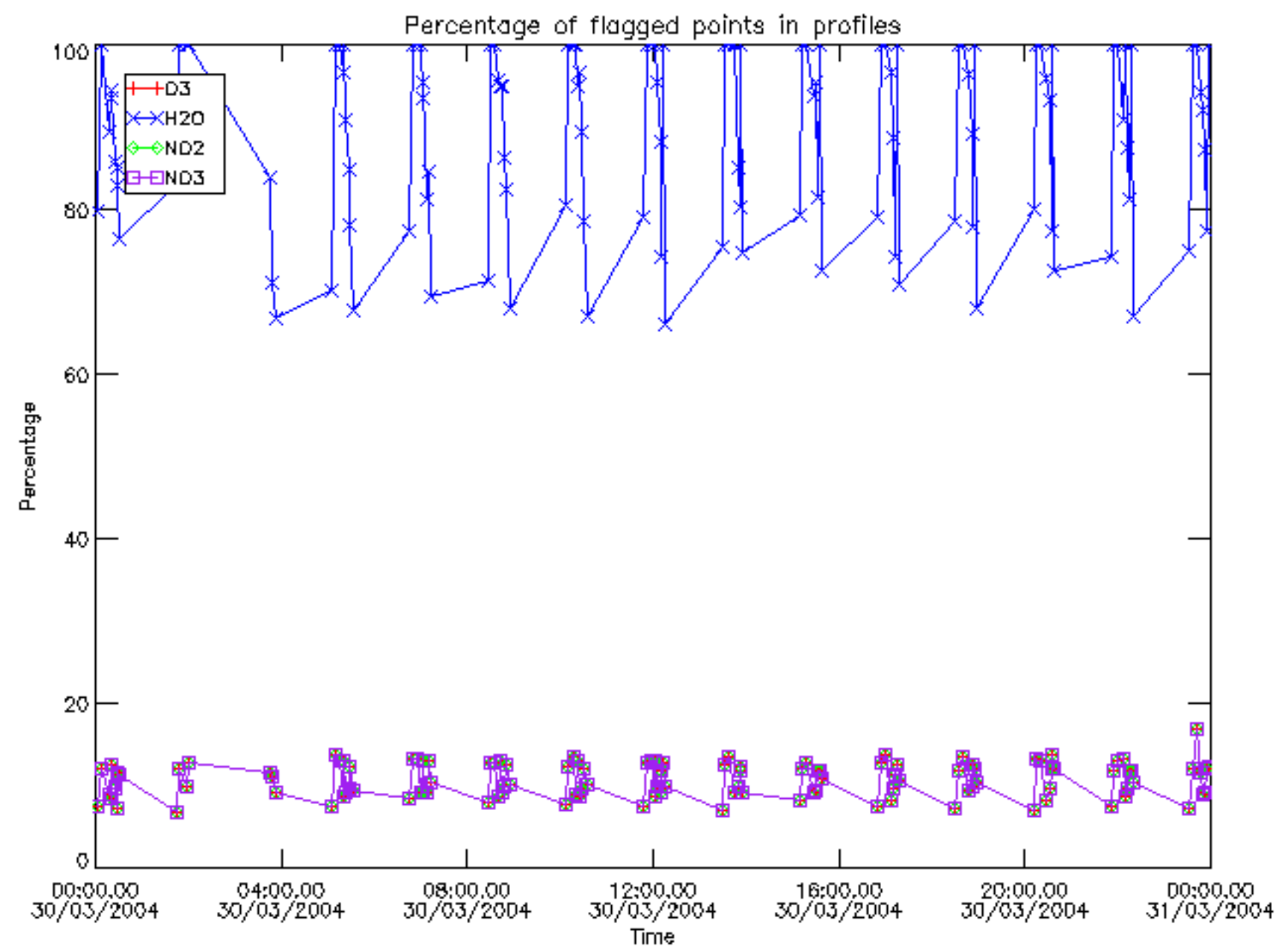




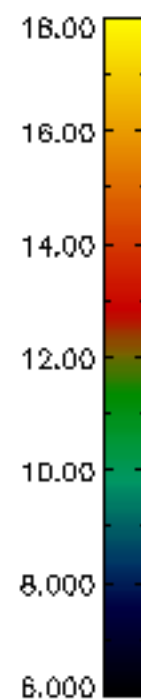
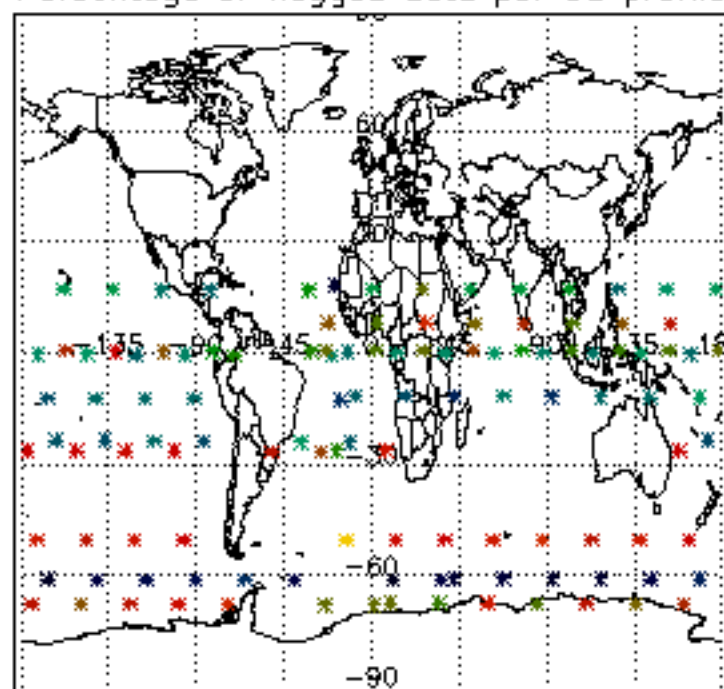




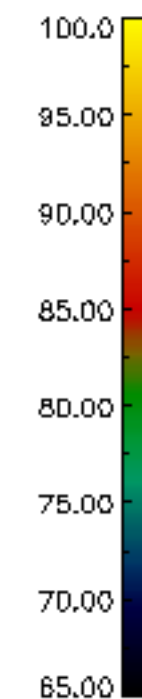
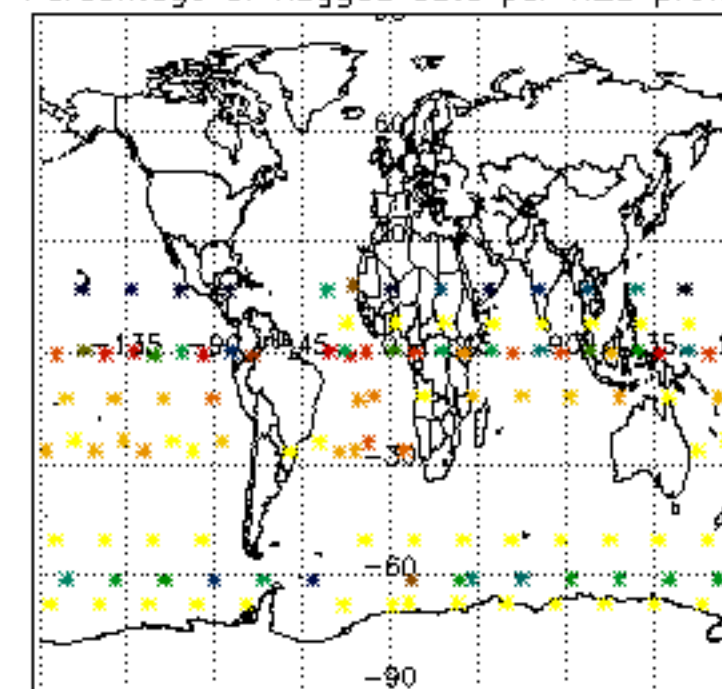




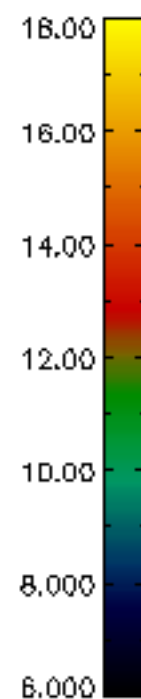
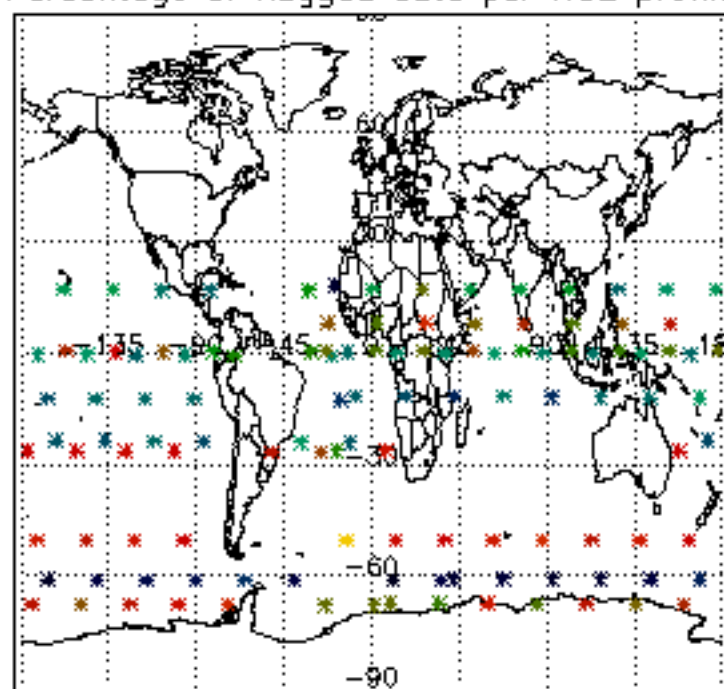
Percentage of flagged data per D3 profile



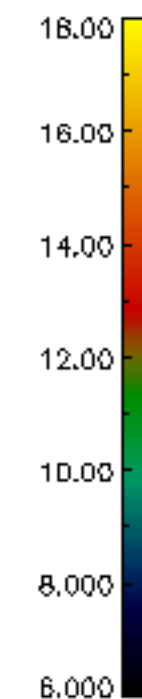
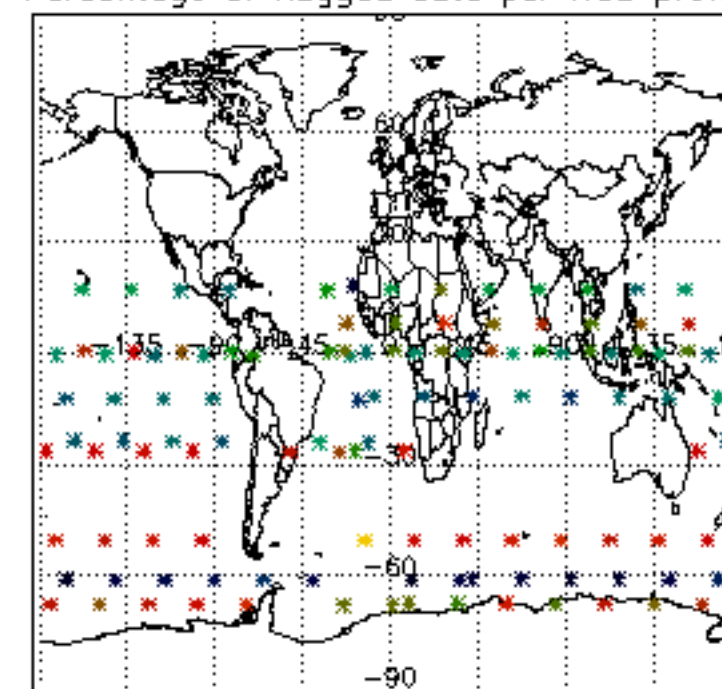
Percentage of flagged data per H2O profile

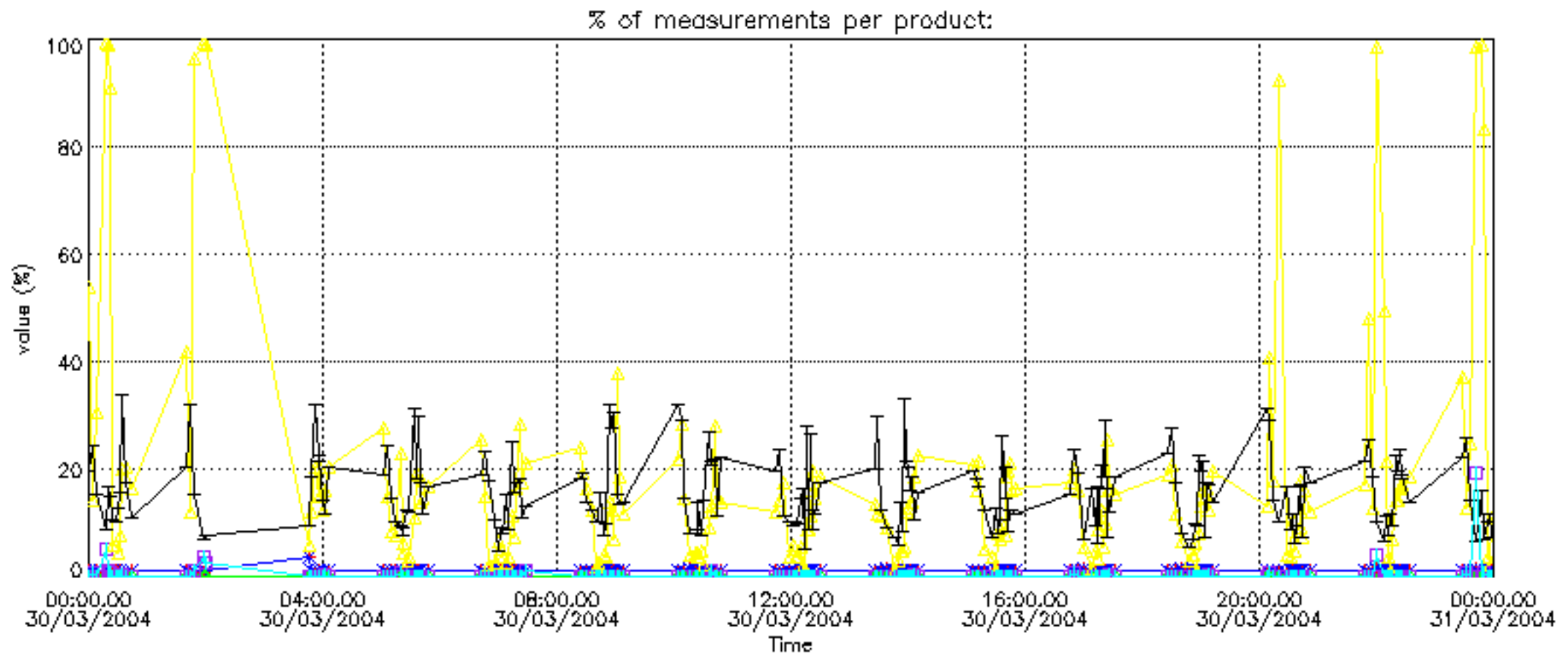


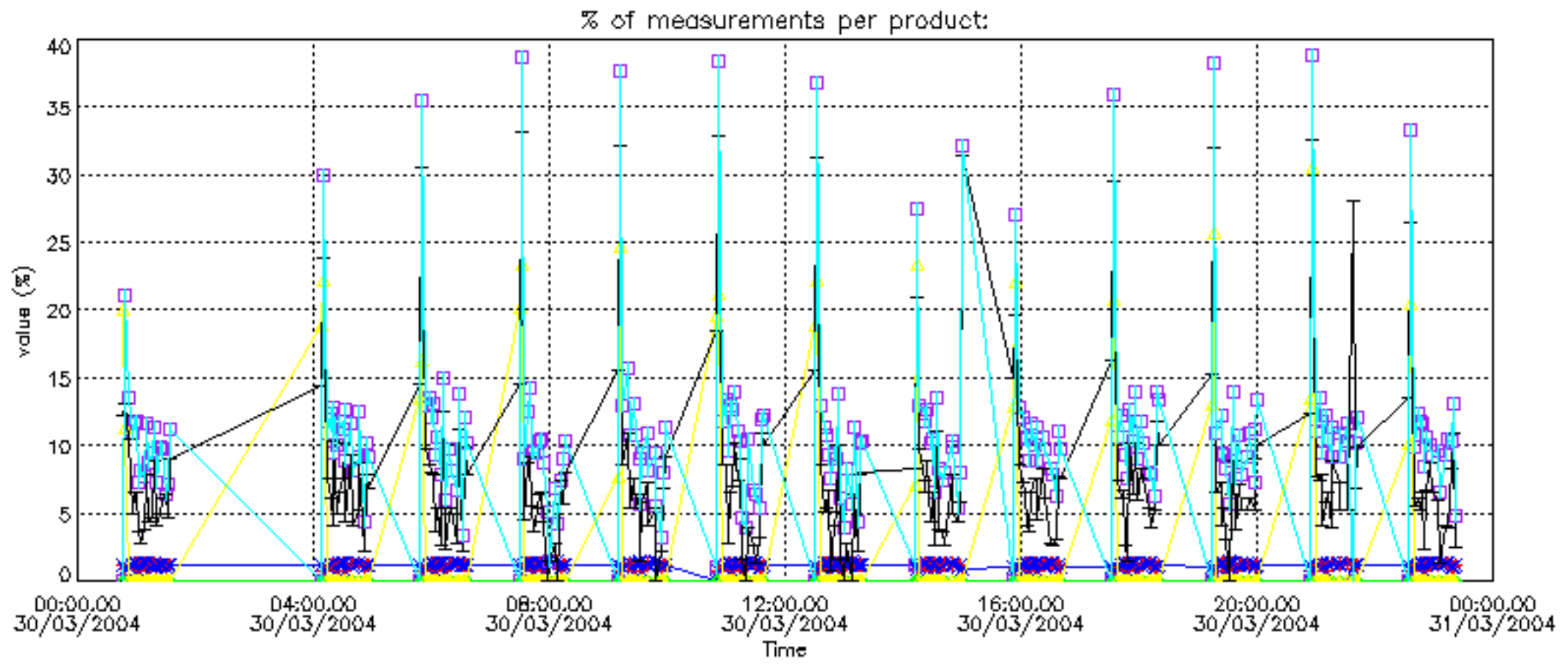
Percentage of flagged data per NO2 profile



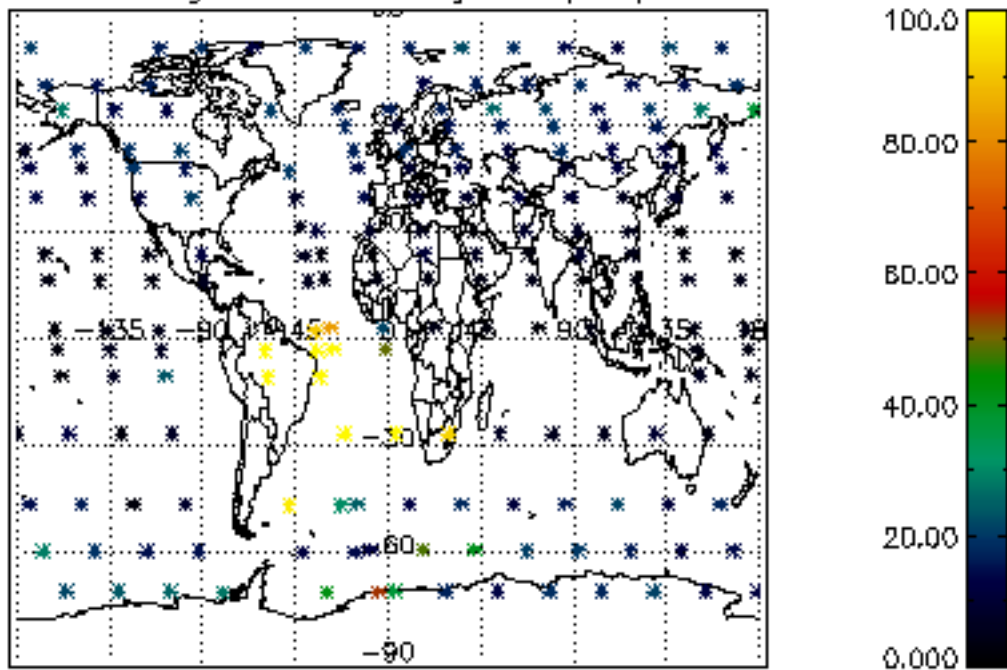
Percentage of flagged data per NO3 profile



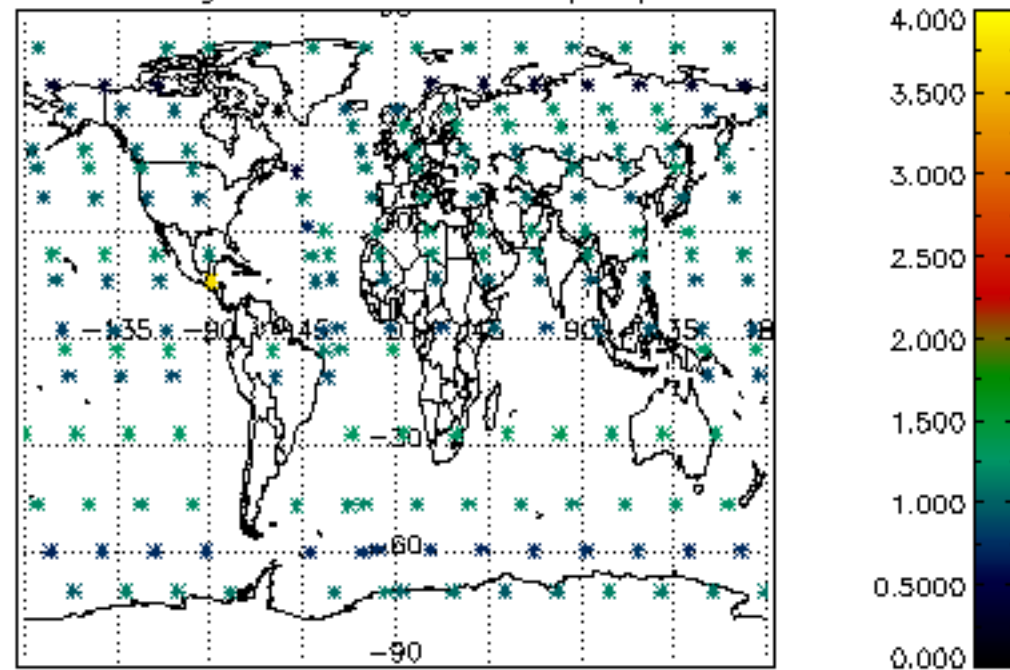




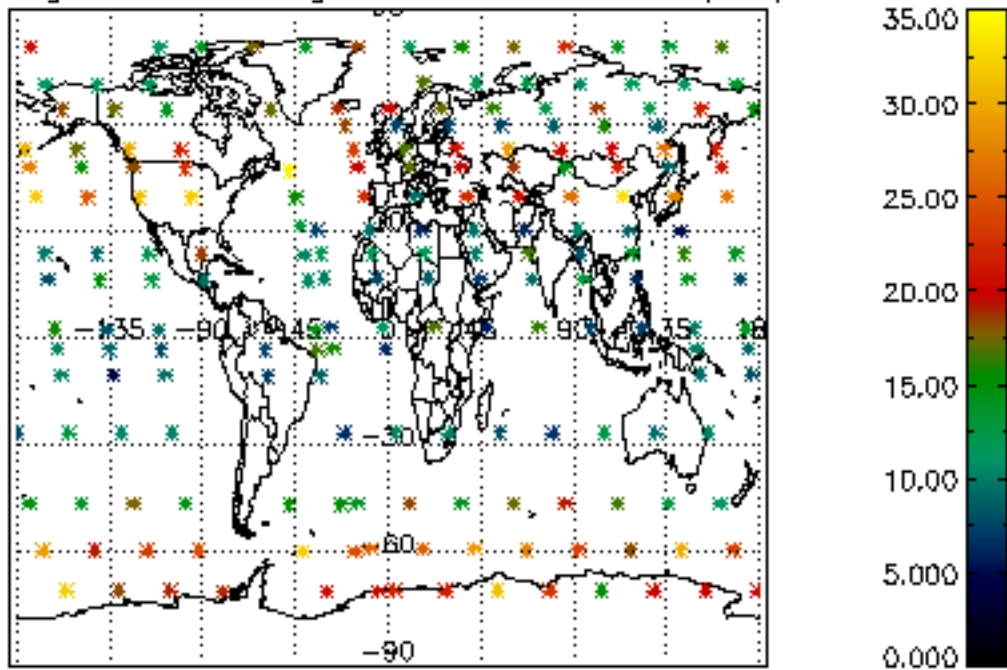
Percentage of cosmic ray hits per profile



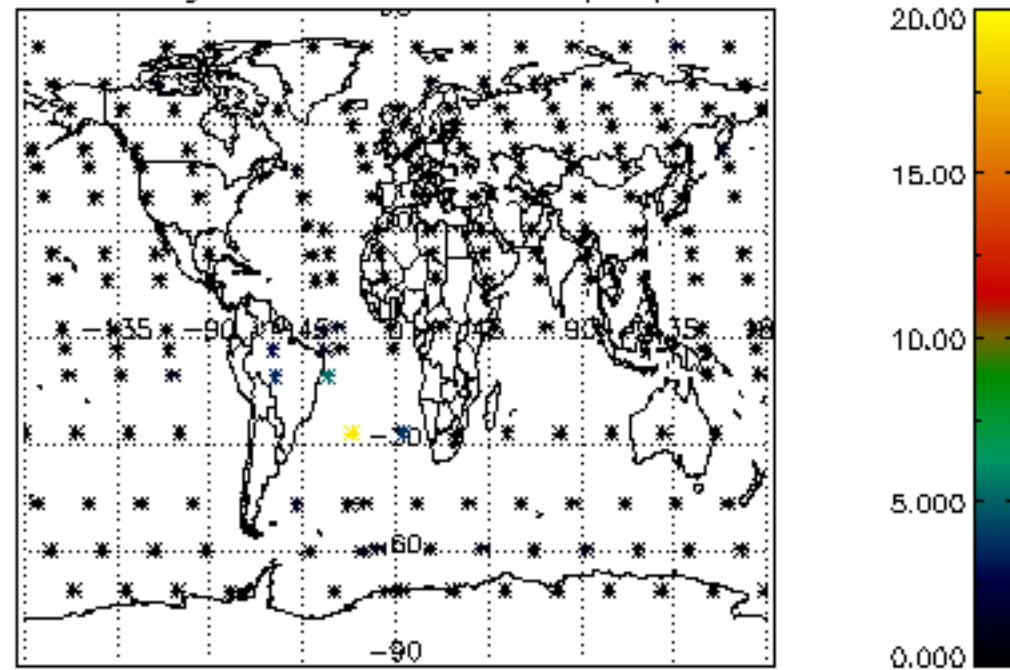
Percentage of datation errors per profile



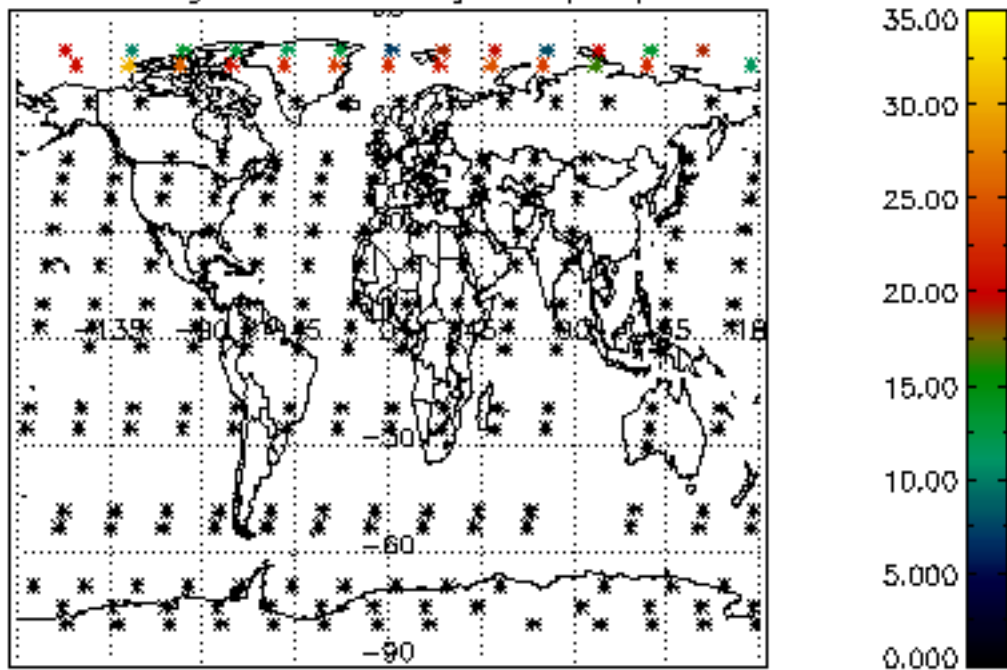
Percentage of star falling outside central band per profile



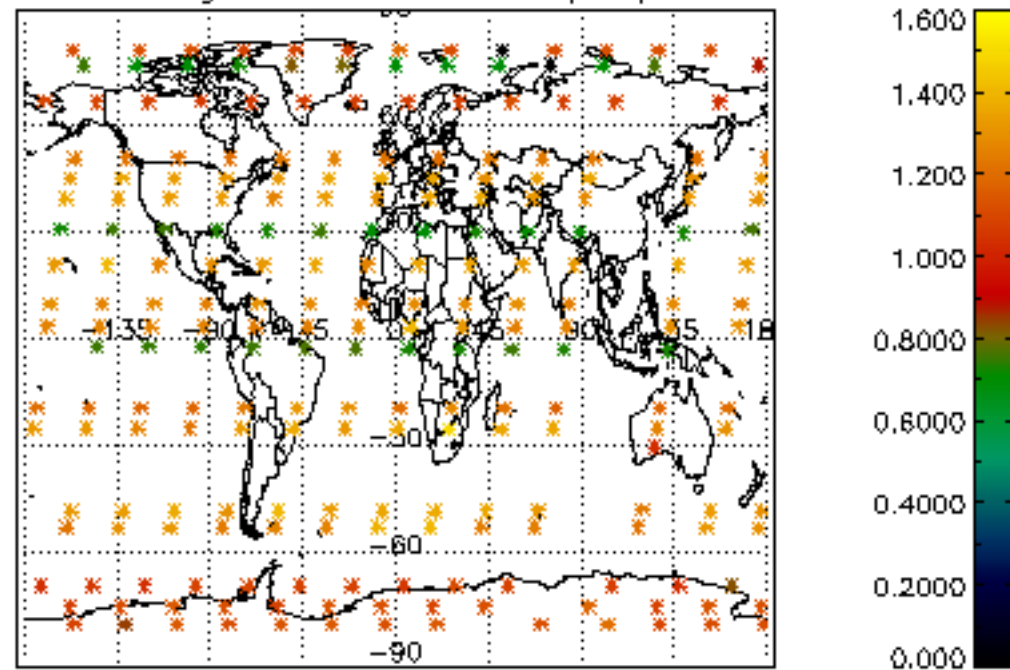
Percentage of saturation errors per profile



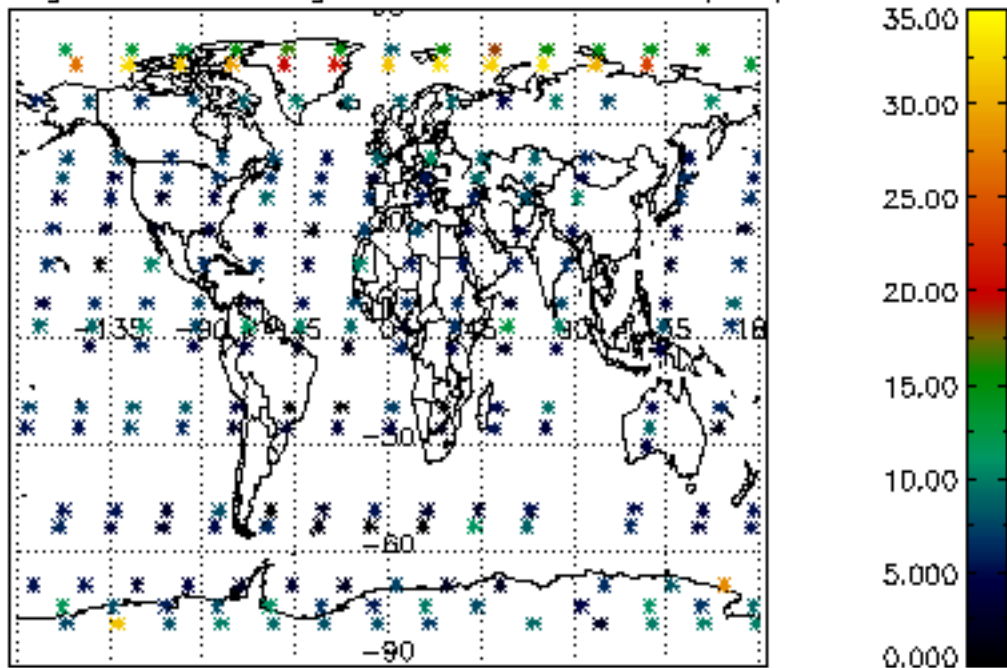
Percentage of cosmic ray hits per profile



Percentage of datation errors per profile



Percentage of star falling outside central band per profile



Percentage of saturation errors per profile

