

# GOMOS Level 2 Daily Report

## SUMMARY

### [1. General Info](#)

### [2. Summary of processed GOM\\_NL\\_2P products](#)

### [3. Level 2 Quality information per product](#)

#### [3.1 Plot of level 2 quality information per product \(time dependant\)](#)

#### [3.2 Plot of level 2 quality information per product \(world map\)](#)

### [4. Level 1 Quality information per product \(stored on level 2 products\)](#)

#### [4.1 Plot of level 1 quality information per product \(time dependant\)](#)

##### [4.1.1 Plot of level 1 quality information per product \(time dependant\): ASCENDING](#)

##### [4.1.2 Plot of level 1 quality information per product \(time dependant\): DESCENDING](#)

#### [4.2 Plot of level 1 quality information per product \(world map\)](#)

##### [4.2.1 Plot of level 1 quality information per product \(world map\): ASCENDING](#)

##### [4.2.2 Plot of level 1 quality information per product \(world map\): DESCENDING](#)

### [5. Ozone profiles based on quality statistics and other trace gas profiles](#)

#### [5.1 Ozone statistics based on quality of products](#)

#### [5.2 Plot ozone profiles for all STD \(dark without errors\)](#)

#### [5.3 Plot ozone profiles where STD < 20% \(dark without errors\)](#)

#### [5.4. Plot ozone profiles where STD < 10% \(dark without errors\)](#)

#### [5.5. Plot ozone profiles where STD < 5% \(dark without errors\)](#)

#### [5.6 Plot NO2 profiles for all STD \(dark without errors\)](#)

#### [5.7 Plot NO3 profiles for all STD \(dark without errors\)](#)

#### [5.8 Plot H2O profiles \(only for occultations of stars 1,2,3,4,13,14,16,26,63 dark without errors\) for all STD](#)

### [6. Auxiliary Data Files used for the production reported in section 2](#)

This report presents the daily analysis on parameters extracted from GOMOS level 2 data (GOM\_NL\_\_2P). It is intended to monitor some important parameters that will impact the quality of these products. A list of level 2 products (and content) that have arrived during the reporting day to the PCF is also given.

Item	Value
Time of report generation	18APR2013 22:44:21
Data source version	GOMOS/6.01
Start time of products	29-03-2004 (29MAR2004 00:00:00)
Stop time of products	30-03-2004 (30MAR2004 00:00:00)
Store outputs in DB	Yes
Nb of level 2 prods	474
Nb of prods with errors	1

## 2. Summary of processed GOM\_NL\_\_2P products.

Nr	Filename	UTC Start time	Limb	Duration	Star Id	Star Name	Star Mag	Star Temp	Nb Meas	Orbit	Prod. error
1	GOM_NL__2PRFIN20040329_000050_000000362025_00288_10863_1210.N1	29-MAR-2004 00:00:50	Bright	36.000	36	50Alp UMa	1.8000	6300.0	72	10863	No
2	GOM_NL__2PRFIN20040329_000304_000000692025_00288_10863_1211.N1	29-MAR-2004 00:03:04	Bright	69.000	180	27Gam Boo	3.0400	8000.0	138	10863	No
3	GOM_NL__2PRFIN20040329_000720_000000422025_00288_10863_1212.N1	29-MAR-2004 00:07:20	Bright	42.000	60	7Bet UMi	2.0810	3950.0	84	10863	No
4	GOM_NL__2PRFIN20040329_000848_000000392025_00288_10863_1213.N1	29-MAR-2004 00:08:48	Bright	39.000	49	1Alp UMi	1.9900	6300.0	78	10863	No
5	GOM_NL__2PRFIN20040329_001027_000000502025_00288_10863_1214.N1	29-MAR-2004 00:10:27	Bright	50.000	119	14Eta Dra	2.7270	4700.0	100	10863	No
6	GOM_NL__2PRFIN20040329_001514_000000392025_00288_10863_1215.N1	29-MAR-2004 00:15:14	Bright	38.500	76	27Gam Cas	2.3000	30000.	77	10863	No
7	GOM_NL__2PRFIN20040329_001632_000000412025_00288_10863_1216.N1	29-MAR-2004 00:16:32	Bright	40.500	68	18Alp Cas	2.2250	4500.0	81	10863	No
8	GOM_NL__2PRFIN20040329_002133_000000452025_00288_10863_1217.N1	29-MAR-2004 00:21:33	Bright	45.000	144	18Del Cyg	2.8600	11000.	90	10863	No
9	GOM_NL__2PRFIN20040329_002321_000000462025_00288_10863_1218.N1	29-MAR-2004 00:23:21	Bright	46.000	66	37Gam Cyg	2.2080	5900.0	92	10863	No
10	GOM_NL__2PRFIN20040329_002519_000000442025_00288_10863_1219.N1	29-MAR-2004 00:25:19	Bright	43.500	92	53Eps Cyg	2.5000	4500.0	87	10863	No
11	GOM_NL__2PRFIN20040329_003145_000000452025_00288_10863_1220.N1	29-MAR-2004 00:31:45	Bright	44.500	61	8Eps Peg	2.1000	3900.0	89	10863	No
12	GOM_NL__2PRFIN20040329_003501_000000662025_00288_10863_1221.N1	29-MAR-2004 00:35:01	Dark	65.500	11	53Alp Aql	0.76500	8000.0	131	10863	No
13	GOM_NL__2PRFIN20040329_003855_000000432025_00288_10863_1222.N1	29-MAR-2004 00:38:55	Dark	42.500	142	49Del Cap	2.8500	8900.0	85	10863	No
14	GOM_NL__2PRFIN20040329_004704_000000422025_00288_10863_1223.N1	29-MAR-2004 00:47:04	Dark	41.500	31	Alp Gru	1.7340	15200.	83	10863	No
15	GOM_NL__2PRFIN20040329_004848_000000562025_00288_10863_1224.N1	29-MAR-2004 00:48:48	Dark	56.000	57	34Sig Sgr	2.0660	26000.	112	10863	No
16	GOM_NL__2PRFIN20040329_005335_000000592025_00289_10864_1310.N1	29-MAR-2004 00:53:35	Dark	59.000	167	10Gam2Sgr	2.9840	4500.0	118	10864	No
17	GOM_NL__2PRFIN20040329_005634_000000592025_00289_10864_1311.N1	29-MAR-2004 00:56:34	Dark	59.000	25	35Lam Sco	1.6200	28000.	118	10864	No
18	GOM_NL__2PRFIN20040329_005834_000000422025_00289_10864_1312.N1	29-MAR-2004 00:58:34	Dark	41.500	43	Alp TrA	1.9100	4250.0	83	10864	No
19	GOM_NL__2PRFIN20040329_010035_000000742025_00289_10864_1313.N1	29-MAR-2004 01:00:35	Dark	74.000	75	26Eps Sco	2.2910	4250.0	148	10864	No
20	GOM_NL__2PRFIN20040329_010302_000000452025_00289_10864_1314.N1	29-MAR-2004 01:03:02	Dark	45.000	4	Alp1Cen	-0.010000	5800.0	90	10864	No
21	GOM_NL__2PRFIN20040329_010525_000000442025_00289_10864_1315.N1	29-MAR-2004 01:05:25	Straylight	43.500	12	Alp1Cru	0.77500	30000.	87	10864	No
22	GOM_NL__2PRFIN20040329_010651_000000482025_00289_10864_1316.N1	29-MAR-2004 01:06:51	Straylight	48.000	26	Gam Cru	1.6240	2900.0	96	10864	No
23	GOM_NL__2PRFIN20040329_011005_000000552025_00289_10864_1317.N1	29-MAR-2004 01:10:05	Straylight	54.500	54	5The Cen	2.0550	4500.0	109	10864	No
24	GOM_NL__2PRFIN20040329_011155_000001722025_00289_10864_1318.N1	29-MAR-2004 01:11:55	Twilight_stray	171.50	97	8Bet1Sco	2.5610	30000.	343	10864	No
25	GOM_NL__2PRFIN20040329_011618_000000492025_00289_10864_1319.N1	29-MAR-2004 01:16:18	Twilight_stray	49.000	106	9Bet Crv	2.6480	5600.0	98	10864	No
26	GOM_NL__2PRFIN20040329_011818_000000452025_00289_10864_1320.N1	29-MAR-2004 01:18:18	Twilight_stray	45.000	100	4Gam Crv	2.5800	13100.	90	10864	No
27	GOM_NL__2PRFIN20040329_012015_000000752025_00289_10864_1321.N1	29-MAR-2004 01:20:15	Bright	75.000	15	67Alp Vir	0.97600	28000.	150	10864	No
28	GOM_NL__2PRFIN20040329_012334_000000482025_00289_10864_1322.N1	29-MAR-2004 01:23:34	Bright	48.000	121	29Gam Vir	2.7400	7200.0	96	10864	No
29	GOM_NL__2PRFIN20040329_012739_000000402025_00289_10864_1323.N1	29-MAR-2004 01:27:39	Bright	39.500	22	32Alp Leo	1.3600	15200.	79	10864	No
30	GOM_NL__2PRFIN20040329_012943_000000392025_00289_10864_1324.N1	29-MAR-2004 01:29:43	Bright	39.000	96	68Del Leo	2.5600	9300.0	78	10864	No
31	GOM_NL__2PRFIN20040329_013113_000000382025_00289_10864_1325.N1	29-MAR-2004 01:31:13	Bright	37.500	166	17Eps Leo	2.9800	6000.0	75	10864	No
32	GOM_NL__2PRFIN20040329_013635_000000392025_00289_10864_1326.N1	29-MAR-2004 01:36:35	Bright	38.500	174	52Psi UMa	3.0040	4400.0	77	10864	No
33	GOM_NL__2PRFIN20040329_013954_000000382025_00289_10864_1327.N1	29-MAR-2004 01:39:54	Bright	37.500	82	48Bet UMa	2.3650	10600.	75	10864	No
34	GOM_NL__2PRFIN20040329_014126_000000382025_00289_10864_1328.N1	29-MAR-2004 01:41:26	Bright	37.500	36	50Alp UMa	1.8000	6300.0	75	10864	No
35	GOM_NL__2PRFIN20040329_014338_000000702025_00289_10864_1329.N1	29-MAR-2004 01:43:38	Bright	69.500	180	27Gam Boo	3.0400	8000.0	139	10864	No
36	GOM_NL__2PRFIN20040329_014755_000000392025_00289_10864_1330.N1	29-MAR-2004 01:47:55	Bright	38.500	60	7Bet UMi	2.0810	3950.0	77	10864	No
37	GOM_NL__2PRFIN20040329_014923_000000382025_00289_10864_1331.N1	29-MAR-2004 01:49:23	Bright	37.500	49	1Alp UMi	1.9900	6300.0	75	10864	No
38	GOM_NL__2PRFIN20040329_015102_000000492025_00289_10864_1332.N1	29-MAR-2004 01:51:02	Bright	49.000	119	14Eta Dra	2.7270	4700.0	98	10864	No
39	GOM_NL__2PRFIN20040329_015551_000000362025_00289_10864_1333.N1	29-MAR-2004 01:55:51	Bright	35.500	76	27Gam Cas	2.3000	30000.	71	10864	No
40	GOM_NL__2PRFIN20040329_015708_000000412025_00289_10864_1334.N1	29-MAR-2004 01:57:08	Bright	40.500	68	18Alp Cas	2.2250	4500.0	81	10864	No
41	GOM_NL__2PRFIN20040329_020210_000000462025_00289_10864_1335.N1	29-MAR-2004 02:02:10	Bright	45.500	144	18Del Cyg	2.8600	11000.	91	10864	No
42	GOM_NL__2PRFIN20040329_020358_000000442025_00289_10864_1336.N1	29-MAR-2004 02:03:58	Bright	43.500	66	37Gam Cyg	2.2080	5900.0	87	10864	No

43	GOM_NL__2PRFIN20040329_020555_000000432025_00289_10864_1337.N1	29-MAR-2004 02:05:55	Bright	42.500	92	53Eps Cyg	2.5000	4500.0	85	10864	No
44	GOM_NL__2PRFIN20040329_021222_000000432025_00289_10864_1338.N1	29-MAR-2004 02:12:22	Bright	42.500	61	8Eps Peg	2.1000	3900.0	85	10864	No
45	GOM_NL__2PRFIN20040329_021537_000000732025_00289_10864_1339.N1	29-MAR-2004 02:15:37	Dark	73.000	11	53Alp Aql	0.76500	8000.0	146	10864	No
46	GOM_NL__2PRFIN20040329_021931_000000432025_00289_10864_1340.N1	29-MAR-2004 02:19:31	Dark	43.000	142	49Del Cap	2.8500	8900.0	86	10864	No
47	GOM_NL__2PRFIN20040329_022511_000000392025_00289_10864_1341.N1	29-MAR-2004 02:25:11	Dark	38.500	172	Gam Gru	3.0030	13100.	77	10864	No
48	GOM_NL__2PRFIN20040329_022925_000000612025_00289_10864_1342.N1	29-MAR-2004 02:29:25	Dark	61.000	57	34Sig Sgr	2.0660	26000.	122	10864	No
49	GOM_NL__2PRFIN20040329_023712_000000592025_00290_10865_1164.N1	29-MAR-2004 02:37:12	Dark	58.500	25	35Lam Sco	1.6200	28000.	117	10865	No
50	GOM_NL__2PRFIN20040329_023911_000000422025_00290_10865_1165.N1	29-MAR-2004 02:39:11	Dark	41.500	43	Alp TrA	1.9100	4250.0	83	10865	No
51	GOM_NL__2PRFIN20040329_024112_000000742025_00290_10865_1166.N1	29-MAR-2004 02:41:12	Dark	73.500	75	26Eps Sco	2.2910	4250.0	147	10865	No
52	GOM_NL__2PRFIN20040329_024338_000000462025_00290_10865_1167.N1	29-MAR-2004 02:43:38	Dark	45.500	4	Alp1Cen	-0.010000	5800.0	91	10865	No
53	GOM_NL__2PRFIN20040329_024603_000000502025_00290_10865_1168.N1	29-MAR-2004 02:46:03	Straylight	50.000	12	Alp1Cru	0.77500	30000.	100	10865	No
54	GOM_NL__2PRFIN20040329_024729_000000492025_00290_10865_1169.N1	29-MAR-2004 02:47:29	Straylight	48.500	26	Gam Cru	1.6240	2900.0	97	10865	No
55	GOM_NL__2PRFIN20040329_025041_000000562025_00290_10865_1170.N1	29-MAR-2004 02:50:41	Straylight	55.500	54	5The Cen	2.0550	4500.0	111	10865	No
56	GOM_NL__2PRFIN20040329_025232_000001732025_00290_10865_1171.N1	29-MAR-2004 02:52:32	Tw_i_and_stray	172.50	97	8Bet1Sco	2.5610	30000.	345	10865	No
57	GOM_NL__2PRFIN20040329_025654_000000502025_00290_10865_1172.N1	29-MAR-2004 02:56:54	Tw_i_and_stray	49.500	106	9Bet Crv	2.6480	5600.0	99	10865	No
58	GOM_NL__2PRFIN20040329_025855_000000452025_00290_10865_1173.N1	29-MAR-2004 02:58:55	Tw_i_and_stray	44.500	100	4Gam Crv	2.5800	13100.	89	10865	No
59	GOM_NL__2PRFIN20040329_030051_000000722025_00290_10865_1174.N1	29-MAR-2004 03:00:51	Bright	71.500	15	67Alp Vir	0.97600	28000.	143	10865	No
60	GOM_NL__2PRFIN20040329_030410_000000472025_00290_10865_1175.N1	29-MAR-2004 03:04:10	Bright	47.000	121	29Gam Vir	2.7400	7200.0	94	10865	No
61	GOM_NL__2PRFIN20040329_030815_000000392025_00290_10865_1176.N1	29-MAR-2004 03:08:15	Bright	38.500	22	32Alp Leo	1.3600	15200.	77	10865	No
62	GOM_NL__2PRFIN20040329_031019_000000392025_00290_10865_1177.N1	29-MAR-2004 03:10:19	Bright	39.000	96	68Del Leo	2.5600	9300.0	78	10865	No
63	GOM_NL__2PRFIN20040329_031149_000000392025_00290_10865_1178.N1	29-MAR-2004 03:11:49	Bright	38.500	166	17Eps Leo	2.9800	6000.0	77	10865	No
64	GOM_NL__2PRFIN20040329_031710_000000402025_00290_10865_1179.N1	29-MAR-2004 03:17:10	Bright	40.000	174	52Psi UMa	3.0040	4400.0	80	10865	No
65	GOM_NL__2PRFIN20040329_032031_000000382025_00290_10865_1180.N1	29-MAR-2004 03:20:31	Bright	37.500	82	48Bet UMa	2.3650	10600.	75	10865	No
66	GOM_NL__2PRFIN20040329_032202_000000372025_00290_10865_1181.N1	29-MAR-2004 03:22:02	Bright	36.500	36	50Alp UMa	1.8000	6300.0	73	10865	No
67	GOM_NL__2PRFIN20040329_032412_000000692025_00290_10865_1182.N1	29-MAR-2004 03:24:12	Bright	68.500	180	27Gam Boo	3.0400	8000.0	137	10865	No
68	GOM_NL__2PRFIN20040329_032831_000000432025_00290_10865_1183.N1	29-MAR-2004 03:28:31	Bright	43.000	60	7Bet UMi	2.0810	3950.0	86	10865	No
69	GOM_NL__2PRFIN20040329_032959_000000392025_00290_10865_1184.N1	29-MAR-2004 03:29:59	Bright	38.500	49	1Alp UMi	1.9900	6300.0	77	10865	No
70	GOM_NL__2PRFIN20040329_033137_000000462025_00290_10865_1185.N1	29-MAR-2004 03:31:37	Bright	46.000	119	14Eta Dra	2.7270	4700.0	92	10865	No
71	GOM_NL__2PRFIN20040329_033626_000000382025_00290_10865_1186.N1	29-MAR-2004 03:36:26	Bright	38.000	76	27Gam Cas	2.3000	30000.	76	10865	No
72	GOM_NL__2PRFIN20040329_033745_000000412025_00290_10865_1187.N1	29-MAR-2004 03:37:45	Bright	40.500	68	18Alp Cas	2.2250	4500.0	81	10865	No
73	GOM_NL__2PRFIN20040329_034245_000000462025_00290_10865_1188.N1	29-MAR-2004 03:42:45	Bright	45.500	144	18Del Cyg	2.8600	11000.	91	10865	No
74	GOM_NL__2PRFIN20040329_034433_000000452025_00290_10865_1189.N1	29-MAR-2004 03:44:33	Bright	44.500	66	37Gam Cyg	2.2080	5900.0	89	10865	No
75	GOM_NL__2PRFIN20040329_034630_000000452025_00290_10865_1190.N1	29-MAR-2004 03:46:30	Bright	44.500	92	53Eps Cyg	2.5000	4500.0	89	10865	No
76	GOM_NL__2PRFIN20040329_035259_000000442025_00290_10865_1191.N1	29-MAR-2004 03:52:59	Bright	44.000	61	8Eps Peg	2.1000	3900.0	88	10865	No
77	GOM_NL__2PRFIN20040329_035614_000000672025_00290_10865_1192.N1	29-MAR-2004 03:56:14	Dark	66.500	11	53Alp Aql	0.76500	8000.0	133	10865	No
78	GOM_NL__2PRFIN20040329_040007_000000442025_00290_10865_1193.N1	29-MAR-2004 04:00:07	Dark	43.500	142	49Del Cap	2.8500	8900.0	87	10865	No
79	GOM_NL__2PRFIN20040329_040546_000000402025_00290_10865_1194.N1	29-MAR-2004 04:05:46	Dark	40.000	172	Gam Gru	3.0030	13100.	80	10865	No
80	GOM_NL__2PRFIN20040329_040817_000000402025_00290_10865_1195.N1	29-MAR-2004 04:08:17	Dark	40.000	31	Alp Gru	1.7340	15200.	80	10865	No
81	GOM_NL__2PRFIN20040329_041003_000000572025_00290_10865_1196.N1	29-MAR-2004 04:10:03	Dark	57.000	57	34Sig Sgr	2.0660	26000.	114	10865	No
82	GOM_NL__2PRFIN20040329_041339_000000582025_00291_10866_1326.N1	29-MAR-2004 04:13:39	Dark	57.500	38	20Eps Sgr	1.8360	11000.	115	10866	No
83	GOM_NL__2PRFIN20040329_041749_000000592025_00291_10866_1327.N1	29-MAR-2004 04:17:49	Dark	59.000	25	35Lam Sco	1.6200	28000.	118	10866	No
84	GOM_NL__2PRFIN20040329_041948_000000502025_00291_10866_1328.N1	29-MAR-2004 04:19:48	Dark	49.500	43	Alp TrA	1.9100	4250.0	99	10866	No
85	GOM_NL__2PRFIN20040329_042150_000000782025_00291_10866_1329.N1	29-MAR-2004 04:21:50	Dark	77.500	75	26Eps Sco	2.2910	4250.0	155	10866	No
86	GOM_NL__2PRFIN20040329_042415_000000542025_00291_10866_1330.N1	29-MAR-2004 04:24:15	Dark	54.000	4	Alp1Cen	-0.010000	5800.0	108	10866	No
87	GOM_NL__2PRFIN20040329_042640_000000452025_00291_10866_1331.N1	29-MAR-2004 04:26:40	Straylight	44.500	12	Alp1Cru	0.77500	30000.	89	10866	No
88	GOM_NL__2PRFIN20040329_042805_000000452025_00291_10866_1332.N1	29-MAR-2004 04:28:05	Straylight	45.000	26	Gam Cru	1.6240	2900.0	90	10866	No
89	GOM_NL__2PRFIN20040329_043118_000000552025_00291_10866_1333.N1	29-MAR-2004 04:31:18	Straylight	54.500	54	5The Cen	2.0550	4500.0	109	10866	No
90	GOM_NL__2PRFIN20040329_043309_000001792025_00291_10866_1334.N1	29-MAR-2004 04:33:09	Tw_i_and_stray	178.50	97	8Bet1Sco	2.5610	30000.	357	10866	No
91	GOM_NL__2PRFIN20040329_043730_000000482025_00291_10866_1335.N1	29-MAR-2004 04:37:30	Tw_i_and_stray	48.000	106	9Bet Crv	2.6480	5600.0	96	10866	No
92	GOM_NL__2PRFIN20040329_043931_000000432025_00291_10866_1336.N1	29-MAR-2004 04:39:31	Tw_i_and_stray	43.000	100	4Gam Crv	2.5800	13100.	86	10866	No
93	GOM_NL__2PRFIN20040329_044126_000000622025_00291_10866_1337.N1	29-MAR-2004 04:41:26	Bright	62.000	15	67Alp Vir	0.97600	28000.	124	10866	No
94	GOM_NL__2PRFIN20040329_044445_000000482025_00291_10866_1338.N1	29-MAR-2004 04:44:45	Bright	47.500	121	29Gam Vir	2.7400	7200.0	95	10866	No
95	GOM_NL__2PRFIN20040329_044852_000000392025_00291_10866_1339.N1	29-MAR-2004 04:48:52	Bright	38.500	22	32Alp Leo	1.3600	15200.	77	10866	No
96	GOM_NL__2PRFIN20040329_045055_000000382025_00291_10866_1340.N1	29-MAR-2004 04:50:55	Bright	38.000	96	68Del Leo	2.5600	9300.0	76	10866	No
97	GOM_NL__2PRFIN20040329_045225_000000392025_00291_10866_1341.N1	29-MAR-2004 04:52:25	Bright	38.500	166	17Eps Leo	2.9800	6000.0	77	10866	No
98	GOM_NL__2PRFIN20040329_045747_000000372025_00291_10866_1342.N1	29-MAR-2004 04:57:47	Bright	37.000	174	52Psi UMa	3.0040	4400.0	74	10866	No
99	GOM_NL__2PRFIN20040329_050106_000000382025_00291_10866_1343.N1	29-MAR-2004 05:01:06	Bright	38.000	82	48Bet UMa	2.3650	10600.	76	10866	No
100	GOM_NL__2PRFIN20040329_050238_000000382025_00291_10866_1344.N1	29-MAR-2004 05:02:38	Bright	37.500	36	50Alp UMa	1.8000	6300.0	75	10866	No
101	GOM_NL__2PRFIN20040329_050445_000000682025_00291_10866_1345.N1	29-MAR-2004 05:04:45	Bright	68.000	180	27Gam Boo	3.0400	8000.0	136	10866	No

102	GOM_NL__2PRFIN20040329_050906_000000442025_00291_10866_1346.N1	29-MAR-2004 05:09:06	Bright	43.500	60	7Bet UMi	2.0810	3950.0	87	10866	No
103	GOM_NL__2PRFIN20040329_051035_000000392025_00291_10866_1347.N1	29-MAR-2004 05:10:35	Bright	39.000	49	1Alp UMi	1.9900	6300.0	78	10866	No
104	GOM_NL__2PRFIN20040329_051213_000000482025_00291_10866_1348.N1	29-MAR-2004 05:12:13	Bright	48.000	119	14Eta Dra	2.7270	4700.0	96	10866	No
105	GOM_NL__2PRFIN20040329_051703_000000402025_00291_10866_1349.N1	29-MAR-2004 05:17:03	Bright	39.500	76	27Gam Cas	2.3000	30000.	79	10866	No
106	GOM_NL__2PRFIN20040329_051821_000000422025_00291_10866_1350.N1	29-MAR-2004 05:18:21	Bright	42.000	68	18Alp Cas	2.2250	4500.0	84	10866	No
107	GOM_NL__2PRFIN20040329_052321_000000472025_00291_10866_1351.N1	29-MAR-2004 05:23:21	Bright	47.000	144	18Del Cyg	2.8600	11000.	94	10866	No
108	GOM_NL__2PRFIN20040329_052509_000000452025_00291_10866_1352.N1	29-MAR-2004 05:25:09	Bright	45.000	66	37Gam Cyg	2.2080	5900.0	90	10866	No
109	GOM_NL__2PRFIN20040329_052706_000000452025_00291_10866_1353.N1	29-MAR-2004 05:27:06	Bright	44.500	92	53Eps Cyg	2.5000	4500.0	89	10866	No
110	GOM_NL__2PRFIN20040329_053335_000000442025_00291_10866_1354.N1	29-MAR-2004 05:33:35	Bright	43.500	61	8Eps Peg	2.1000	3900.0	87	10866	No
111	GOM_NL__2PRFIN20040329_053650_000000672025_00291_10866_1355.N1	29-MAR-2004 05:36:50	Dark	67.000	11	53Alp Aql	0.76500	8000.0	134	10866	No
112	GOM_NL__2PRFIN20040329_054044_000000392025_00291_10866_1356.N1	29-MAR-2004 05:40:44	Dark	39.000	142	49Del Cap	2.8500	8900.0	78	10866	No
113	GOM_NL__2PRFIN20040329_054623_000000392025_00291_10866_1357.N1	29-MAR-2004 05:46:23	Dark	39.000	172	Gam Gru	3.0030	13100.	78	10866	No
114	GOM_NL__2PRFIN20040329_054852_000000402025_00291_10866_1358.N1	29-MAR-2004 05:48:52	Dark	39.500	31	Alp Gru	1.7340	15200.	79	10866	No
115	GOM_NL__2PRFIN20040329_055040_000000562025_00291_10866_1359.N1	29-MAR-2004 05:50:40	Dark	56.000	57	34Sig Sgr	2.0660	26000.	112	10866	No
116	GOM_NL__2PRFIN20040329_055416_000000552025_00292_10867_1189.N1	29-MAR-2004 05:54:16	Dark	55.000	38	20Eps Sgr	1.8360	11000.	110	10867	No
117	GOM_NL__2PRFIN20040329_055827_000000672025_00292_10867_1190.N1	29-MAR-2004 05:58:27	Dark	67.000	25	35Lam Sco	1.6200	28000.	134	10867	No
118	GOM_NL__2PRFIN20040329_060024_000000422025_00292_10867_1191.N1	29-MAR-2004 06:00:24	Dark	42.000	43	Alp TrA	1.9100	4250.0	84	10867	No
119	GOM_NL__2PRFIN20040329_060227_000000772025_00292_10867_1192.N1	29-MAR-2004 06:02:27	Dark	77.000	75	26Eps Sco	2.2910	4250.0	154	10867	No
120	GOM_NL__2PRFIN20040329_060452_000000512025_00292_10867_1193.N1	29-MAR-2004 06:04:52	Dark	50.500	4	Alp1Cen	-0.010000	5800.0	101	10867	No
121	GOM_NL__2PRFIN20040329_060716_000000442025_00292_10867_1194.N1	29-MAR-2004 06:07:16	Straylight	43.500	12	Alp1Cru	0.77500	30000.	87	10867	No
122	GOM_NL__2PRFIN20040329_060842_000000512025_00292_10867_1195.N1	29-MAR-2004 06:08:42	Straylight	51.000	26	Gam Cru	1.6240	2900.0	102	10867	No
123	GOM_NL__2PRFIN20040329_061155_000000562025_00292_10867_1196.N1	29-MAR-2004 06:11:55	Straylight	55.500	54	5The Cen	2.0550	4500.0	111	10867	No
124	GOM_NL__2PRFIN20040329_061347_000001742025_00292_10867_1197.N1	29-MAR-2004 06:13:47	Tw_i_and_stray	174.00	97	8Bet1Sco	2.5610	30000.	348	10867	No
125	GOM_NL__2PRFIN20040329_061807_000000482025_00292_10867_1198.N1	29-MAR-2004 06:18:07	Tw_i_and_stray	47.500	106	9Bet Crv	2.6480	5600.0	95	10867	No
126	GOM_NL__2PRFIN20040329_062007_000000452025_00292_10867_1199.N1	29-MAR-2004 06:20:07	Tw_i_and_stray	45.000	100	4Gam Crv	2.5800	13100.	90	10867	No
127	GOM_NL__2PRFIN20040329_062202_000000672025_00292_10867_1200.N1	29-MAR-2004 06:22:02	Bright	67.000	15	67Alp Vir	0.97600	28000.	134	10867	No
128	GOM_NL__2PRFIN20040329_062521_000000472025_00292_10867_1201.N1	29-MAR-2004 06:25:21	Bright	46.500	121	29Gam Vir	2.7400	7200.0	93	10867	No
129	GOM_NL__2PRFIN20040329_062928_000000392025_00292_10867_1202.N1	29-MAR-2004 06:29:28	Bright	38.500	22	32Alp Leo	1.3600	15200.	77	10867	No
130	GOM_NL__2PRFIN20040329_063131_000000392025_00292_10867_1203.N1	29-MAR-2004 06:31:31	Bright	38.500	96	68Del Leo	2.5600	9300.0	77	10867	No
131	GOM_NL__2PRFIN20040329_063301_000000382025_00292_10867_1204.N1	29-MAR-2004 06:33:01	Bright	38.000	166	17Eps Leo	2.9800	6000.0	76	10867	No
132	GOM_NL__2PRFIN20040329_063823_000000392025_00292_10867_1205.N1	29-MAR-2004 06:38:23	Bright	38.500	174	52Psi UMa	3.0040	4400.0	77	10867	No
133	GOM_NL__2PRFIN20040329_064142_000000372025_00292_10867_1206.N1	29-MAR-2004 06:41:42	Bright	37.000	82	48Bet UMa	2.3650	10600.	74	10867	No
134	GOM_NL__2PRFIN20040329_064314_000000362025_00292_10867_1207.N1	29-MAR-2004 06:43:14	Bright	36.000	36	50Alp UMa	1.8000	6300.0	72	10867	No
135	GOM_NL__2PRFIN20040329_064520_000000702025_00292_10867_1208.N1	29-MAR-2004 06:45:20	Bright	70.000	180	27Gam Boo	3.0400	8000.0	140	10867	No
136	GOM_NL__2PRFIN20040329_064942_000000432025_00292_10867_1209.N1	29-MAR-2004 06:49:42	Bright	42.500	60	7Bet UMi	2.0810	3950.0	85	10867	No
137	GOM_NL__2PRFIN20040329_065112_000000382025_00292_10867_1210.N1	29-MAR-2004 06:51:12	Bright	38.000	49	1Alp UMi	1.9900	6300.0	76	10867	No
138	GOM_NL__2PRFIN20040329_065247_000000462025_00292_10867_1211.N1	29-MAR-2004 06:52:47	Bright	46.000	119	14Eta Dra	2.7270	4700.0	92	10867	No
139	GOM_NL__2PRFIN20040329_065740_000000392025_00292_10867_1212.N1	29-MAR-2004 06:57:40	Bright	38.500	76	27Gam Cas	2.3000	30000.	77	10867	No
140	GOM_NL__2PRFIN20040329_065857_000000422025_00292_10867_1213.N1	29-MAR-2004 06:58:57	Bright	42.000	68	18Alp Cas	2.2250	4500.0	84	10867	No
141	GOM_NL__2PRFIN20040329_070357_000000482025_00292_10867_1214.N1	29-MAR-2004 07:03:57	Bright	48.000	144	18Del Cyg	2.8600	11000.	96	10867	No
142	GOM_NL__2PRFIN20040329_070544_000000452025_00292_10867_1215.N1	29-MAR-2004 07:05:44	Bright	45.000	66	37Gam Cyg	2.2080	5900.0	90	10867	No
143	GOM_NL__2PRFIN20040329_070743_000000432025_00292_10867_1216.N1	29-MAR-2004 07:07:43	Bright	42.500	92	53Eps Cyg	2.5000	4500.0	85	10867	No
144	GOM_NL__2PRFIN20040329_071411_000000432025_00292_10867_1217.N1	29-MAR-2004 07:14:11	Bright	43.000	61	8Eps Peg	2.1000	3900.0	86	10867	No
145	GOM_NL__2PRFIN20040329_071726_000000642025_00292_10867_1218.N1	29-MAR-2004 07:17:26	Dark	63.500	11	53Alp Aql	0.76500	8000.0	127	10867	No
146	GOM_NL__2PRFIN20040329_072120_000000402025_00292_10867_1219.N1	29-MAR-2004 07:21:20	Dark	40.000	142	49Del Cap	2.8500	8900.0	80	10867	No
147	GOM_NL__2PRFIN20040329_072659_000000402025_00292_10867_1220.N1	29-MAR-2004 07:26:59	Dark	39.500	172	Gam Gru	3.0030	13100.	79	10867	No
148	GOM_NL__2PRFIN20040329_072929_000000392025_00292_10867_1221.N1	29-MAR-2004 07:29:29	Dark	38.500	31	Alp Gru	1.7340	15200.	77	10867	No
149	GOM_NL__2PRFIN20040329_073118_000000592025_00292_10867_1222.N1	29-MAR-2004 07:31:18	Dark	58.500	57	34Sig Sgr	2.0660	26000.	117	10867	No
150	GOM_NL__2PRFIN20040329_073454_000000612025_00293_10868_1036.N1	29-MAR-2004 07:34:54	Dark	61.000	38	20Eps Sgr	1.8360	11000.	122	10868	No
151	GOM_NL__2PRFIN20040329_073904_000000582025_00293_10868_1037.N1	29-MAR-2004 07:39:04	Dark	57.500	25	35Lam Sco	1.6200	28000.	115	10868	No
152	GOM_NL__2PRFIN20040329_074101_000000412025_00293_10868_1038.N1	29-MAR-2004 07:41:01	Dark	41.000	43	Alp TrA	1.9100	4250.0	82	10868	No
153	GOM_NL__2PRFIN20040329_074305_000000682025_00293_10868_1039.N1	29-MAR-2004 07:43:05	Dark	68.000	75	26Eps Sco	2.2910	4250.0	136	10868	No
154	GOM_NL__2PRFIN20040329_074528_000000472025_00293_10868_1040.N1	29-MAR-2004 07:45:28	Dark	46.500	4	Alp1Cen	-0.010000	5800.0	93	10868	No
155	GOM_NL__2PRFIN20040329_074753_000000442025_00293_10868_1041.N1	29-MAR-2004 07:47:53	Straylight	43.500	12	Alp1Cru	0.77500	30000.	87	10868	No
156	GOM_NL__2PRFIN20040329_074919_000000442025_00293_10868_1042.N1	29-MAR-2004 07:49:19	Straylight	44.000	26	Gam Cru	1.6240	2900.0	88	10868	No
157	GOM_NL__2PRFIN20040329_075231_000000542025_00293_10868_1043.N1	29-MAR-2004 07:52:31	Straylight	54.000	54	5The Cen	2.0550	4500.0	108	10868	No
158	GOM_NL__2PRFIN20040329_075424_000001662025_00293_10868_1044.N1	29-MAR-2004 07:54:24	Tw_i_and_stray	165.50	97	8Bet1Sco	2.5610	30000.	331	10868	No
159	GOM_NL__2PRFIN20040329_075843_000000492025_00293_10868_1045.N1	29-MAR-2004 07:58:43	Tw_i_and_stray	49.000	106	9Bet Crv	2.6480	5600.0	98	10868	No
160	GOM_NL__2PRFIN20040329_080043_000000452025_00293_10868_1046.N1	29-MAR-2004 08:00:43	Tw_i_and_stray	45.000	100	4Gam Crv	2.5800	13100.	90	10868	No

161	GOM_NL__2PRFIN20040329_080239_000000712025_00293_10868_1047.N1	29-MAR-2004 08:02:39	Bright	70.500	15	67Alp Vir	0.97600	28000.	141	10868	No
162	GOM_NL__2PRFIN20040329_080557_000000452025_00293_10868_1048.N1	29-MAR-2004 08:05:57	Bright	45.000	121	29Gam Vir	2.7400	7200.0	90	10868	No
163	GOM_NL__2PRFIN20040329_081004_000000382025_00293_10868_1049.N1	29-MAR-2004 08:10:04	Bright	38.000	22	32Alp Leo	1.3600	15200.	76	10868	No
164	GOM_NL__2PRFIN20040329_081207_000000382025_00293_10868_1050.N1	29-MAR-2004 08:12:07	Bright	37.500	96	68Del Leo	2.5600	9300.0	75	10868	No
165	GOM_NL__2PRFIN20040329_081337_000000382025_00293_10868_1051.N1	29-MAR-2004 08:13:37	Bright	37.500	166	17Eps Leo	2.9800	6000.0	75	10868	No
166	GOM_NL__2PRFIN20040329_081859_000000382025_00293_10868_1052.N1	29-MAR-2004 08:18:59	Bright	37.500	174	52Psi UMa	3.0040	4400.0	75	10868	No
167	GOM_NL__2PRFIN20040329_082218_000000382025_00293_10868_1053.N1	29-MAR-2004 08:22:18	Bright	38.000	82	48Bet UMa	2.3650	10600.	76	10868	No
168	GOM_NL__2PRFIN20040329_082350_000000392025_00293_10868_1054.N1	29-MAR-2004 08:23:50	Bright	38.500	36	50Alp UMa	1.8000	6300.0	77	10868	No
169	GOM_NL__2PRFIN20040329_082554_000000692025_00293_10868_1055.N1	29-MAR-2004 08:25:54	Bright	68.500	180	27Gam Boo	3.0400	8000.0	137	10868	No
170	GOM_NL__2PRFIN20040329_083018_000000392025_00293_10868_1056.N1	29-MAR-2004 08:30:18	Bright	39.000	60	7Bet UMi	2.0810	3950.0	78	10868	No
171	GOM_NL__2PRFIN20040329_083148_000000342025_00293_10868_1057.N1	29-MAR-2004 08:31:48	Bright	33.500	49	1Alp UMi	1.9900	6300.0	67	10868	No
172	GOM_NL__2PRFIN20040329_083323_000000492025_00293_10868_1058.N1	29-MAR-2004 08:33:23	Bright	49.000	119	14Eta Dra	2.7270	4700.0	98	10868	No
173	GOM_NL__2PRFIN20040329_083815_000000382025_00293_10868_1059.N1	29-MAR-2004 08:38:15	Bright	38.000	76	27Gam Cas	2.3000	30000.	76	10868	No
174	GOM_NL__2PRFIN20040329_083936_000000392025_00293_10868_1060.N1	29-MAR-2004 08:39:36	Bright	39.000	68	18Alp Cas	2.2250	4500.0	78	10868	No
175	GOM_NL__2PRFIN20040329_084432_000000462025_00293_10868_1061.N1	29-MAR-2004 08:44:32	Bright	46.000	144	18Del Cyg	2.8600	11000.	92	10868	No
176	GOM_NL__2PRFIN20040329_084621_000000432025_00293_10868_1062.N1	29-MAR-2004 08:46:21	Bright	42.500	66	37Gam Cyg	2.2080	5900.0	85	10868	No
177	GOM_NL__2PRFIN20040329_084819_000000442025_00293_10868_1063.N1	29-MAR-2004 08:48:19	Bright	43.500	92	53Eps Cyg	2.5000	4500.0	87	10868	No
178	GOM_NL__2PRFIN20040329_085448_000000452025_00293_10868_1064.N1	29-MAR-2004 08:54:48	Bright	45.000	61	8Eps Peg	2.1000	3900.0	90	10868	No
179	GOM_NL__2PRFIN20040329_085804_000000672025_00293_10868_1065.N1	29-MAR-2004 08:58:04	Dark	66.500	11	53Alp Aql	0.76500	8000.0	133	10868	No
180	GOM_NL__2PRFIN20040329_090156_000000392025_00293_10868_1066.N1	29-MAR-2004 09:01:56	Dark	39.000	142	49Del Cap	2.8500	8900.0	78	10868	No
181	GOM_NL__2PRFIN20040329_090735_000000382025_00293_10868_1067.N1	29-MAR-2004 09:07:35	Dark	38.000	172	Gam Gru	3.0030	13100.	76	10868	No
182	GOM_NL__2PRFIN20040329_091005_000000442025_00293_10868_1068.N1	29-MAR-2004 09:10:05	Dark	44.000	31	Alp Gru	1.7340	15200.	88	10868	No
183	GOM_NL__2PRFIN20040329_091155_000000562025_00293_10868_1069.N1	29-MAR-2004 09:11:55	Dark	55.500	57	34Sig Sgr	2.0660	26000.	111	10868	No
184	GOM_NL__2PRFIN20040329_091531_000000562025_00294_10869_1036.N1	29-MAR-2004 09:15:31	Dark	56.000	38	20Eps Sgr	1.8360	11000.	112	10869	No
185	GOM_NL__2PRFIN20040329_091941_000000572025_00294_10869_1037.N1	29-MAR-2004 09:19:41	Dark	57.000	25	35Lam Sco	1.6200	28000.	114	10869	No
186	GOM_NL__2PRFIN20040329_092136_000000402025_00294_10869_1038.N1	29-MAR-2004 09:21:36	Dark	40.000	43	Alp TrA	1.9100	4250.0	80	10869	No
187	GOM_NL__2PRFIN20040329_092341_000000702025_00294_10869_1039.N1	29-MAR-2004 09:23:41	Dark	70.000	75	26Eps Sco	2.2910	4250.0	140	10869	No
188	GOM_NL__2PRFIN20040329_092604_000000552025_00294_10869_1040.N1	29-MAR-2004 09:26:04	Dark	55.000	4	Alp1Cen	-0.010000	5800.0	110	10869	No
189	GOM_NL__2PRFIN20040329_092828_000000402025_00294_10869_1041.N1	29-MAR-2004 09:28:28	Straylight	39.500	12	Alp1Cru	0.77500	30000.	79	10869	No
190	GOM_NL__2PRFIN20040329_092954_000000532025_00294_10869_1042.N1	29-MAR-2004 09:29:54	Straylight	52.500	26	Gam Cru	1.6240	2900.0	105	10869	No
191	GOM_NL__2PRFIN20040329_093307_000000542025_00294_10869_1043.N1	29-MAR-2004 09:33:07	Straylight	53.500	54	5The Cen	2.0550	4500.0	107	10869	No
192	GOM_NL__2PRFIN20040329_093501_000001652025_00294_10869_1044.N1	29-MAR-2004 09:35:01	Tw_i_and_stray	165.00	97	8Bet1Sco	2.5610	30000.	330	10869	No
193	GOM_NL__2PRFIN20040329_093919_000000462025_00294_10869_1045.N1	29-MAR-2004 09:39:19	Tw_i_and_stray	46.000	106	9Bet Crv	2.6480	5600.0	92	10869	No
194	GOM_NL__2PRFIN20040329_094119_000000472025_00294_10869_1046.N1	29-MAR-2004 09:41:19	Tw_i_and_stray	46.500	100	4Gam Crv	2.5800	13100.	93	10869	No
195	GOM_NL__2PRFIN20040329_094314_000000742025_00294_10869_1047.N1	29-MAR-2004 09:43:14	Bright	74.000	15	67Alp Vir	0.97600	28000.	148	10869	No
196	GOM_NL__2PRFIN20040329_094633_000000462025_00294_10869_1048.N1	29-MAR-2004 09:46:33	Bright	46.000	121	29Gam Vir	2.7400	7200.0	92	10869	No
197	GOM_NL__2PRFIN20040329_095039_000000402025_00294_10869_1049.N1	29-MAR-2004 09:50:39	Bright	39.500	22	32Alp Leo	1.3600	15200.	79	10869	No
198	GOM_NL__2PRFIN20040329_095243_000000392025_00294_10869_1050.N1	29-MAR-2004 09:52:43	Bright	38.500	96	68Del Leo	2.5600	9300.0	77	10869	No
199	GOM_NL__2PRFIN20040329_095413_000000382025_00294_10869_1051.N1	29-MAR-2004 09:54:13	Bright	37.500	166	17Eps Leo	2.9800	6000.0	75	10869	No
200	GOM_NL__2PRFIN20040329_095934_000000382025_00294_10869_1052.N1	29-MAR-2004 09:59:34	Bright	38.000	174	52Psi UMa	3.0040	4400.0	76	10869	No
201	GOM_NL__2PRFIN20040329_100254_000000382025_00294_10869_1053.N1	29-MAR-2004 10:02:54	Bright	37.500	82	48Bet UMa	2.3650	10600.	75	10869	No
202	GOM_NL__2PRFIN20040329_100425_000000392025_00294_10869_1054.N1	29-MAR-2004 10:04:25	Bright	39.000	36	50Alp UMa	1.8000	6300.0	78	10869	No
203	GOM_NL__2PRFIN20040329_100629_000000712025_00294_10869_1055.N1	29-MAR-2004 10:06:29	Bright	70.500	180	27Gam Boo	3.0400	8000.0	141	10869	No
204	GOM_NL__2PRFIN20040329_101053_000000382025_00294_10869_1056.N1	29-MAR-2004 10:10:53	Bright	38.000	60	7Bet UMi	2.0810	3950.0	76	10869	No
205	GOM_NL__2PRFIN20040329_101221_000000412025_00294_10869_1057.N1	29-MAR-2004 10:12:21	Bright	41.000	49	1Alp UMi	1.9900	6300.0	82	10869	No
206	GOM_NL__2PRFIN20040329_101358_000000482025_00294_10869_1058.N1	29-MAR-2004 10:13:58	Bright	48.000	119	14Eta Dra	2.7270	4700.0	96	10869	No
207	GOM_NL__2PRFIN20040329_101850_000000412025_00294_10869_1059.N1	29-MAR-2004 10:18:50	Bright	41.000	76	27Gam Cas	2.3000	30000.	82	10869	No
208	GOM_NL__2PRFIN20040329_102010_000000402025_00294_10869_1060.N1	29-MAR-2004 10:20:10	Bright	40.000	68	18Alp Cas	2.2250	4500.0	80	10869	No
209	GOM_NL__2PRFIN20040329_102509_000000472025_00294_10869_1061.N1	29-MAR-2004 10:25:09	Bright	46.500	144	18Del Cyg	2.8600	11000.	93	10869	No
210	GOM_NL__2PRFIN20040329_102657_000000442025_00294_10869_1062.N1	29-MAR-2004 10:26:57	Bright	43.500	66	37Gam Cyg	2.2080	5900.0	87	10869	No
211	GOM_NL__2PRFIN20040329_102855_000000452025_00294_10869_1063.N1	29-MAR-2004 10:28:55	Bright	44.500	92	53Eps Cyg	2.5000	4500.0	89	10869	No
212	GOM_NL__2PRFIN20040329_103522_000000422025_00294_10869_1064.N1	29-MAR-2004 10:35:22	Bright	41.500	61	8Eps Peg	2.1000	3900.0	83	10869	No
213	GOM_NL__2PRFIN20040329_103840_000000682025_00294_10869_1065.N1	29-MAR-2004 10:38:40	Dark	67.500	11	53Alp Aql	0.76500	8000.0	135	10869	No
214	GOM_NL__2PRFIN20040329_104231_000000422025_00294_10869_1066.N1	29-MAR-2004 10:42:31	Dark	41.500	142	49Del Cap	2.8500	8900.0	83	10869	No
215	GOM_NL__2PRFIN20040329_104809_000000432025_00294_10869_1067.N1	29-MAR-2004 10:48:09	Dark	42.500	172	Gam Gru	3.0030	13100.	85	10869	No
216	GOM_NL__2PRFIN20040329_105041_000000432025_00294_10869_1068.N1	29-MAR-2004 10:50:41	Dark	42.500	31	Alp Gru	1.7340	15200.	85	10869	No
217	GOM_NL__2PRFIN20040329_105232_000000562025_00294_10869_1069.N1	29-MAR-2004 10:52:32	Dark	55.500	57	34Sig Sgr	2.0660	26000.	111	10869	No
218	GOM_NL__2PRFIN20040329_105607_000000572025_00295_10870_1036.N1	29-MAR-2004 10:56:07	Dark	56.500	38	20Eps Sgr	1.8360	11000.	113	10870	No
219	GOM_NL__2PRFIN20040329_110001_000000542025_00295_10870_1037.N1	29-MAR-2004 11:00:01	Dark	53.500	40	The Sco	1.8590	7100.0	107	10870	No

220	GOM_NL__2PRFIN20040329_110213_000000432025_00295_10870_1038.N1	29-MAR-2004 11:02:13	Dark	42.500	43	Alp TrA	1.9100	4250.0	85	10870	No
221	GOM_NL__2PRFIN20040329_110420_000000702025_00295_10870_1039.N1	29-MAR-2004 11:04:20	Dark	70.000	75	26Eps Sco	2.2910	4250.0	140	10870	No
222	GOM_NL__2PRFIN20040329_110641_000000452025_00295_10870_1040.N1	29-MAR-2004 11:06:41	Dark	44.500	4	Alp1Cen	-0.010000	5800.0	89	10870	No
223	GOM_NL__2PRFIN20040329_110905_000000472025_00295_10870_1041.N1	29-MAR-2004 11:09:05	Straylight	46.500	12	Alp1Cru	0.77500	30000.	93	10870	No
224	GOM_NL__2PRFIN20040329_111030_000000462025_00295_10870_1042.N1	29-MAR-2004 11:10:30	Straylight	46.000	26	Gam Cru	1.6240	2900.0	92	10870	No
225	GOM_NL__2PRFIN20040329_111225_000000422025_00295_10870_1043.N1	29-MAR-2004 11:12:25	Straylight	42.000	64	Gam Cen	2.2000	10600.	84	10870	No
226	GOM_NL__2PRFIN20040329_111353_000000432025_00295_10870_1044.N1	29-MAR-2004 11:13:53	Straylight	42.500	113	Mu Vel	2.6920	5000.0	85	10870	No
227	GOM_NL__2PRFIN20040329_111955_000000492025_00295_10870_1045.N1	29-MAR-2004 11:19:55	Tw_i_and_stray	48.500	106	9Bet Crv	2.6480	5600.0	97	10870	No
228	GOM_NL__2PRFIN20040329_112155_000000452025_00295_10870_1046.N1	29-MAR-2004 11:21:55	Dark	45.000	100	4Gam Crv	2.5800	13100.	90	10870	Yes
229	GOM_NL__2PRFIN20040329_112350_000000742025_00295_10870_1047.N1	29-MAR-2004 11:23:50	Bright	74.000	15	67Alp Vir	0.97600	28000.	148	10870	No
230	GOM_NL__2PRFIN20040329_112708_000000462025_00295_10870_1048.N1	29-MAR-2004 11:27:08	Bright	46.000	121	29Gam Vir	2.7400	7200.0	92	10870	No
231	GOM_NL__2PRFIN20040329_113115_000000392025_00295_10870_1049.N1	29-MAR-2004 11:31:15	Bright	38.500	22	32Alp Leo	1.3600	15200.	77	10870	No
232	GOM_NL__2PRFIN20040329_113318_000000392025_00295_10870_1050.N1	29-MAR-2004 11:33:18	Bright	39.000	96	68Del Leo	2.5600	9300.0	78	10870	No
233	GOM_NL__2PRFIN20040329_113449_000000392025_00295_10870_1051.N1	29-MAR-2004 11:34:49	Bright	38.500	166	17Eps Leo	2.9800	6000.0	77	10870	No
234	GOM_NL__2PRFIN20040329_114009_000000382025_00295_10870_1052.N1	29-MAR-2004 11:40:09	Bright	38.000	174	52Psi UMa	3.0040	4400.0	76	10870	No
235	GOM_NL__2PRFIN20040329_114330_000000372025_00295_10870_1053.N1	29-MAR-2004 11:43:30	Bright	37.000	82	48Bet UMa	2.3650	10600.	74	10870	No
236	GOM_NL__2PRFIN20040329_114501_000000392025_00295_10870_1054.N1	29-MAR-2004 11:45:01	Bright	38.500	36	50Alp UMa	1.8000	6300.0	77	10870	No
237	GOM_NL__2PRFIN20040329_114703_000000682025_00295_10870_1055.N1	29-MAR-2004 11:47:03	Bright	68.000	180	27Gam Boo	3.0400	8000.0	136	10870	No
238	GOM_NL__2PRFIN20040329_115129_000000392025_00295_10870_1056.N1	29-MAR-2004 11:51:29	Bright	38.500	60	7Bet UMi	2.0810	3950.0	77	10870	No
239	GOM_NL__2PRFIN20040329_115259_000000382025_00295_10870_1057.N1	29-MAR-2004 11:52:59	Bright	37.500	49	1Alp UMi	1.9900	6300.0	75	10870	No
240	GOM_NL__2PRFIN20040329_115434_000000472025_00295_10870_1058.N1	29-MAR-2004 11:54:34	Bright	46.500	119	14Eta Dra	2.7270	4700.0	93	10870	No
241	GOM_NL__2PRFIN20040329_115926_000000392025_00295_10870_1059.N1	29-MAR-2004 11:59:26	Bright	38.500	76	27Gam Cas	2.3000	30000.	77	10870	No
242	GOM_NL__2PRFIN20040329_120046_000000412025_00295_10870_1060.N1	29-MAR-2004 12:00:46	Bright	41.000	68	18Alp Cas	2.2250	4500.0	82	10870	No
243	GOM_NL__2PRFIN20040329_120544_000000462025_00295_10870_1061.N1	29-MAR-2004 12:05:44	Bright	46.000	144	18Del Cyg	2.8600	11000.	92	10870	No
244	GOM_NL__2PRFIN20040329_120734_000000432025_00295_10870_1062.N1	29-MAR-2004 12:07:34	Bright	43.000	66	37Gam Cyg	2.2080	5900.0	86	10870	No
245	GOM_NL__2PRFIN20040329_120930_000000442025_00295_10870_1063.N1	29-MAR-2004 12:09:30	Bright	43.500	92	53Eps Cyg	2.5000	4500.0	87	10870	No
246	GOM_NL__2PRFIN20040329_121559_000000472025_00295_10870_1064.N1	29-MAR-2004 12:15:59	Bright	46.500	61	8Eps Peg	2.1000	3900.0	93	10870	No
247	GOM_NL__2PRFIN20040329_121917_000000682025_00295_10870_1065.N1	29-MAR-2004 12:19:17	Dark	67.500	11	53Alp Aql	0.76500	8000.0	135	10870	No
248	GOM_NL__2PRFIN20040329_122308_000000412025_00295_10870_1066.N1	29-MAR-2004 12:23:08	Dark	41.000	142	49Del Cap	2.8500	8900.0	82	10870	No
249	GOM_NL__2PRFIN20040329_122847_000000402025_00295_10870_1067.N1	29-MAR-2004 12:28:47	Dark	40.000	172	Gam Gru	3.0030	13100.	80	10870	No
250	GOM_NL__2PRFIN20040329_123309_000000572025_00295_10870_1068.N1	29-MAR-2004 12:33:09	Dark	57.000	57	34Sig Sgr	2.0660	26000.	114	10870	No
251	GOM_NL__2PRFIN20040329_123520_000000402025_00295_10870_1069.N1	29-MAR-2004 12:35:20	Dark	40.000	45	Alp Pav	1.9400	26000.	80	10870	No
252	GOM_NL__2PRFIN20040329_124038_000000552025_00296_10871_1036.N1	29-MAR-2004 12:40:38	Dark	54.500	40	The Sco	1.8590	7100.0	109	10871	No
253	GOM_NL__2PRFIN20040329_124246_000000452025_00296_10871_1037.N1	29-MAR-2004 12:42:46	Dark	45.000	43	Alp TrA	1.9100	4250.0	90	10871	No
254	GOM_NL__2PRFIN20040329_124457_000000682025_00296_10871_1038.N1	29-MAR-2004 12:44:57	Dark	67.500	75	26Eps Sco	2.2910	4250.0	135	10871	No
255	GOM_NL__2PRFIN20040329_124717_000000562025_00296_10871_1039.N1	29-MAR-2004 12:47:17	Dark	55.500	4	Alp1Cen	-0.010000	5800.0	111	10871	No
256	GOM_NL__2PRFIN20040329_124938_000000422025_00296_10871_1040.N1	29-MAR-2004 12:49:38	Straylight	42.000	12	Alp1Cru	0.77500	30000.	84	10871	No
257	GOM_NL__2PRFIN20040329_125104_000000502025_00296_10871_1041.N1	29-MAR-2004 12:51:04	Straylight	49.500	26	Gam Cru	1.6240	2900.0	99	10871	No
258	GOM_NL__2PRFIN20040329_125259_000000462025_00296_10871_1042.N1	29-MAR-2004 12:52:59	Straylight	45.500	64	Gam Cen	2.2000	10600.	91	10871	No
259	GOM_NL__2PRFIN20040329_125429_000000412025_00296_10871_1043.N1	29-MAR-2004 12:54:29	Straylight	41.000	113	Mu Vel	2.6920	5000.0	82	10871	No
260	GOM_NL__2PRFIN20040329_130031_000000502025_00296_10871_1044.N1	29-MAR-2004 13:00:31	Tw_i_and_stray	49.500	106	9Bet Crv	2.6480	5600.0	99	10871	No
261	GOM_NL__2PRFIN20040329_130230_000000452025_00296_10871_1045.N1	29-MAR-2004 13:02:30	Tw_i_and_stray	44.500	100	4Gam Crv	2.5800	13100.	89	10871	No
262	GOM_NL__2PRFIN20040329_130427_000000692025_00296_10871_1046.N1	29-MAR-2004 13:04:27	Bright	69.000	15	67Alp Vir	0.97600	28000.	138	10871	No
263	GOM_NL__2PRFIN20040329_130744_000000482025_00296_10871_1047.N1	29-MAR-2004 13:07:44	Bright	47.500	121	29Gam Vir	2.7400	7200.0	95	10871	No
264	GOM_NL__2PRFIN20040329_131150_000000422025_00296_10871_1048.N1	29-MAR-2004 13:11:50	Bright	42.000	22	32Alp Leo	1.3600	15200.	84	10871	No
265	GOM_NL__2PRFIN20040329_131354_000000392025_00296_10871_1049.N1	29-MAR-2004 13:13:54	Bright	38.500	96	68Del Leo	2.5600	9300.0	77	10871	No
266	GOM_NL__2PRFIN20040329_131526_000000372025_00296_10871_1050.N1	29-MAR-2004 13:15:26	Bright	37.000	166	17Eps Leo	2.9800	6000.0	74	10871	No
267	GOM_NL__2PRFIN20040329_132046_000000392025_00296_10871_1051.N1	29-MAR-2004 13:20:46	Bright	39.000	174	52Psi UMa	3.0040	4400.0	78	10871	No
268	GOM_NL__2PRFIN20040329_132405_000000382025_00296_10871_1052.N1	29-MAR-2004 13:24:05	Bright	37.500	82	48Bet UMa	2.3650	10600.	75	10871	No
269	GOM_NL__2PRFIN20040329_132537_000000412025_00296_10871_1053.N1	29-MAR-2004 13:25:37	Bright	41.000	36	50Alp UMa	1.8000	6300.0	82	10871	No
270	GOM_NL__2PRFIN20040329_132738_000000692025_00296_10871_1054.N1	29-MAR-2004 13:27:38	Bright	68.500	180	27Gam Boo	3.0400	8000.0	137	10871	No
271	GOM_NL__2PRFIN20040329_133204_000000392025_00296_10871_1055.N1	29-MAR-2004 13:32:04	Bright	38.500	60	7Bet UMi	2.0810	3950.0	77	10871	No
272	GOM_NL__2PRFIN20040329_133333_000000392025_00296_10871_1056.N1	29-MAR-2004 13:33:33	Bright	38.500	49	1Alp UMi	1.9900	6300.0	77	10871	No
273	GOM_NL__2PRFIN20040329_133509_000000472025_00296_10871_1057.N1	29-MAR-2004 13:35:09	Bright	47.000	119	14Eta Dra	2.7270	4700.0	94	10871	No
274	GOM_NL__2PRFIN20040329_134004_000000392025_00296_10871_1058.N1	29-MAR-2004 13:40:04	Bright	39.000	76	27Gam Cas	2.3000	30000.	78	10871	No
275	GOM_NL__2PRFIN20040329_134124_000000392025_00296_10871_1059.N1	29-MAR-2004 13:41:24	Bright	39.000	68	18Alp Cas	2.2250	4500.0	78	10871	No
276	GOM_NL__2PRFIN20040329_134620_000000452025_00296_10871_1060.N1	29-MAR-2004 13:46:20	Bright	44.500	144	18Del Cyg	2.8600	11000.	89	10871	No
277	GOM_NL__2PRFIN20040329_134809_000000432025_00296_10871_1061.N1	29-MAR-2004 13:48:09	Bright	42.500	66	37Gam Cyg	2.2080	5900.0	85	10871	No
278	GOM_NL__2PRFIN20040329_135006_000000452025_00296_10871_1062.N1	29-MAR-2004 13:50:06	Bright	45.000	92	53Eps Cyg	2.5000	4500.0	90	10871	No

279	GOM_NL__2PRFIN20040329_135635_000000462025_00296_10871_1063.N1	29-MAR-2004 13:56:35	Bright	46.000	61	8Eps Peg	2.1000	3900.0	92	10871	No
280	GOM_NL__2PRFIN20040329_135954_000000642025_00296_10871_1064.N1	29-MAR-2004 13:59:54	Dark	63.500	11	53Alp Aql	0.76500	8000.0	127	10871	No
281	GOM_NL__2PRFIN20040329_140344_000000412025_00296_10871_1065.N1	29-MAR-2004 14:03:44	Dark	40.500	142	49Del Cap	2.8500	8900.0	81	10871	No
282	GOM_NL__2PRFIN20040329_140922_000000402025_00296_10871_1066.N1	29-MAR-2004 14:09:22	Dark	40.000	172	Gam Gru	3.0030	13100.	80	10871	No
283	GOM_NL__2PRFIN20040329_141345_000000582025_00296_10871_1067.N1	29-MAR-2004 14:13:45	Dark	58.000	57	34Sig Sgr	2.0660	26000.	116	10871	No
284	GOM_NL__2PRFIN20040329_141555_000000412025_00296_10871_1068.N1	29-MAR-2004 14:15:55	Dark	40.500	45	Alp Pav	1.9400	26000.	81	10871	No
285	GOM_NL__2PRFIN20040329_142114_000000542025_00297_10872_1036.N1	29-MAR-2004 14:21:14	Dark	53.500	40	The Sco	1.8590	7100.0	107	10872	No
286	GOM_NL__2PRFIN20040329_142323_000000432025_00297_10872_1037.N1	29-MAR-2004 14:23:23	Dark	42.500	43	Alp TrA	1.9100	4250.0	85	10872	No
287	GOM_NL__2PRFIN20040329_142534_000000842025_00297_10872_1038.N1	29-MAR-2004 14:25:34	Dark	83.500	75	26Eps Sco	2.2910	4250.0	167	10872	No
288	GOM_NL__2PRFIN20040329_142752_000000562025_00297_10872_1039.N1	29-MAR-2004 14:27:52	Dark	56.000	4	Alp1Cen	-0.010000	5800.0	112	10872	No
289	GOM_NL__2PRFIN20040329_143017_000000472025_00297_10872_1040.N1	29-MAR-2004 14:30:17	Straylight	46.500	12	Alp1Cru	0.77500	30000.	93	10872	No
290	GOM_NL__2PRFIN20040329_143143_000000482025_00297_10872_1041.N1	29-MAR-2004 14:31:43	Straylight	47.500	26	Gam Cru	1.6240	2900.0	95	10872	No
291	GOM_NL__2PRFIN20040329_143335_000000422025_00297_10872_1042.N1	29-MAR-2004 14:33:35	Straylight	41.500	64	Gam Cen	2.2000	10600.	83	10872	No
292	GOM_NL__2PRFIN20040329_143503_000000452025_00297_10872_1043.N1	29-MAR-2004 14:35:03	Straylight	45.000	113	Mu Vel	2.6920	5000.0	90	10872	No
293	GOM_NL__2PRFIN20040329_144107_000000502025_00297_10872_1044.N1	29-MAR-2004 14:41:07	Tw_i_and_stray	49.500	106	9Bet Crv	2.6480	5600.0	99	10872	No
294	GOM_NL__2PRFIN20040329_144306_000000442025_00297_10872_1045.N1	29-MAR-2004 14:43:06	Tw_i_and_stray	44.000	100	4Gam Crv	2.5800	13100.	88	10872	No
295	GOM_NL__2PRFIN20040329_144503_000000742025_00297_10872_1046.N1	29-MAR-2004 14:45:03	Bright	74.000	15	67Alp Vir	0.97600	28000.	148	10872	No
296	GOM_NL__2PRFIN20040329_144820_000000462025_00297_10872_1047.N1	29-MAR-2004 14:48:20	Bright	46.000	121	29Gam Vir	2.7400	7200.0	92	10872	No
297	GOM_NL__2PRFIN20040329_145227_000000392025_00297_10872_1048.N1	29-MAR-2004 14:52:27	Bright	39.000	22	32Alp Leo	1.3600	15200.	78	10872	No
298	GOM_NL__2PRFIN20040329_145430_000000382025_00297_10872_1049.N1	29-MAR-2004 14:54:30	Bright	37.500	96	68Del Leo	2.5600	9300.0	75	10872	No
299	GOM_NL__2PRFIN20040329_145602_000000372025_00297_10872_1050.N1	29-MAR-2004 14:56:02	Bright	37.000	166	17Eps Leo	2.9800	6000.0	74	10872	No
300	GOM_NL__2PRFIN20040329_150121_000000402025_00297_10872_1051.N1	29-MAR-2004 15:01:21	Bright	39.500	174	52Psi UMa	3.0040	4400.0	79	10872	No
301	GOM_NL__2PRFIN20040329_150441_000000382025_00297_10872_1052.N1	29-MAR-2004 15:04:41	Bright	38.000	82	48Bet UMa	2.3650	10600.	76	10872	No
302	GOM_NL__2PRFIN20040329_150613_000000402025_00297_10872_1053.N1	29-MAR-2004 15:06:13	Bright	40.000	36	50Alp UMa	1.8000	6300.0	80	10872	No
303	GOM_NL__2PRFIN20040329_150812_000000682025_00297_10872_1054.N1	29-MAR-2004 15:08:12	Bright	67.500	180	27Gam Boo	3.0400	8000.0	135	10872	No
304	GOM_NL__2PRFIN20040329_151240_000000392025_00297_10872_1055.N1	29-MAR-2004 15:12:40	Bright	39.000	60	7Bet UMi	2.0810	3950.0	78	10872	No
305	GOM_NL__2PRFIN20040329_151411_000000392025_00297_10872_1056.N1	29-MAR-2004 15:14:11	Bright	39.000	49	1Alp UMi	1.9900	6300.0	78	10872	No
306	GOM_NL__2PRFIN20040329_151544_000000482025_00297_10872_1057.N1	29-MAR-2004 15:15:44	Bright	48.000	119	14Eta Dra	2.7270	4700.0	96	10872	No
307	GOM_NL__2PRFIN20040329_152041_000000392025_00297_10872_1058.N1	29-MAR-2004 15:20:41	Bright	39.000	76	27Gam Cas	2.3000	30000.	78	10872	No
308	GOM_NL__2PRFIN20040329_152200_000000392025_00297_10872_1059.N1	29-MAR-2004 15:22:00	Bright	38.500	68	18Alp Cas	2.2250	4500.0	77	10872	No
309	GOM_NL__2PRFIN20040329_152656_000000452025_00297_10872_1060.N1	29-MAR-2004 15:26:56	Bright	45.000	144	18Del Cyg	2.8600	11000.	90	10872	No
310	GOM_NL__2PRFIN20040329_152845_000000442025_00297_10872_1061.N1	29-MAR-2004 15:28:45	Bright	43.500	66	37Gam Cyg	2.2080	5900.0	87	10872	No
311	GOM_NL__2PRFIN20040329_153043_000000442025_00297_10872_1062.N1	29-MAR-2004 15:30:43	Bright	43.500	92	53Eps Cyg	2.5000	4500.0	87	10872	No
312	GOM_NL__2PRFIN20040329_153711_000000502025_00297_10872_1063.N1	29-MAR-2004 15:37:11	Bright	49.500	61	8Eps Peg	2.1000	3900.0	99	10872	No
313	GOM_NL__2PRFIN20040329_154030_000000672025_00297_10872_1064.N1	29-MAR-2004 15:40:30	Dark	67.000	11	53Alp Aql	0.76500	8000.0	134	10872	No
314	GOM_NL__2PRFIN20040329_154420_000000432025_00297_10872_1065.N1	29-MAR-2004 15:44:20	Dark	42.500	142	49Del Cap	2.8500	8900.0	85	10872	No
315	GOM_NL__2PRFIN20040329_154958_000000412025_00297_10872_1066.N1	29-MAR-2004 15:49:58	Dark	41.000	172	Gam Gru	3.0030	13100.	82	10872	No
316	GOM_NL__2PRFIN20040329_155423_000000562025_00297_10872_1067.N1	29-MAR-2004 15:54:23	Dark	55.500	57	34Sig Sgr	2.0660	26000.	111	10872	No
317	GOM_NL__2PRFIN20040329_155632_000000462025_00297_10872_1068.N1	29-MAR-2004 15:56:32	Dark	46.000	45	Alp Pav	1.9400	26000.	92	10872	No
318	GOM_NL__2PRFIN20040329_160152_000000522025_00298_10873_1036.N1	29-MAR-2004 16:01:52	Dark	51.500	40	The Sco	1.8590	7100.0	103	10873	No
319	GOM_NL__2PRFIN20040329_160401_000000422025_00298_10873_1037.N1	29-MAR-2004 16:04:01	Dark	41.500	43	Alp TrA	1.9100	4250.0	83	10873	No
320	GOM_NL__2PRFIN20040329_160612_000000792025_00298_10873_1038.N1	29-MAR-2004 16:06:12	Dark	79.000	75	26Eps Sco	2.2910	4250.0	158	10873	No
321	GOM_NL__2PRFIN20040329_160830_000000562025_00298_10873_1039.N1	29-MAR-2004 16:08:30	Dark	55.500	4	Alp1Cen	-0.010000	5800.0	111	10873	No
322	GOM_NL__2PRFIN20040329_161051_000000482025_00298_10873_1040.N1	29-MAR-2004 16:10:51	Straylight	47.500	12	Alp1Cru	0.77500	30000.	95	10873	No
323	GOM_NL__2PRFIN20040329_161218_000000492025_00298_10873_1041.N1	29-MAR-2004 16:12:18	Straylight	48.500	26	Gam Cru	1.6240	2900.0	97	10873	No
324	GOM_NL__2PRFIN20040329_161411_000000442025_00298_10873_1042.N1	29-MAR-2004 16:14:11	Straylight	44.000	64	Gam Cen	2.2000	10600.	88	10873	No
325	GOM_NL__2PRFIN20040329_161542_000000402025_00298_10873_1043.N1	29-MAR-2004 16:15:42	Straylight	40.000	113	Mu Vel	2.6920	5000.0	80	10873	No
326	GOM_NL__2PRFIN20040329_162142_000000472025_00298_10873_1044.N1	29-MAR-2004 16:21:42	Tw_i_and_stray	47.000	106	9Bet Crv	2.6480	5600.0	94	10873	No
327	GOM_NL__2PRFIN20040329_162342_000000462025_00298_10873_1045.N1	29-MAR-2004 16:23:42	Tw_i_and_stray	45.500	100	4Gam Crv	2.5800	13100.	91	10873	No
328	GOM_NL__2PRFIN20040329_162539_000000742025_00298_10873_1046.N1	29-MAR-2004 16:25:39	Bright	74.000	15	67Alp Vir	0.97600	28000.	148	10873	No
329	GOM_NL__2PRFIN20040329_162856_000000462025_00298_10873_1047.N1	29-MAR-2004 16:28:56	Bright	46.000	121	29Gam Vir	2.7400	7200.0	92	10873	No
330	GOM_NL__2PRFIN20040329_163302_000000412025_00298_10873_1048.N1	29-MAR-2004 16:33:02	Bright	41.000	22	32Alp Leo	1.3600	15200.	82	10873	No
331	GOM_NL__2PRFIN20040329_163507_000000382025_00298_10873_1049.N1	29-MAR-2004 16:35:07	Bright	38.000	96	68Del Leo	2.5600	9300.0	76	10873	No
332	GOM_NL__2PRFIN20040329_163638_000000362025_00298_10873_1050.N1	29-MAR-2004 16:36:38	Bright	36.000	166	17Eps Leo	2.9800	6000.0	72	10873	No
333	GOM_NL__2PRFIN20040329_164157_000000402025_00298_10873_1051.N1	29-MAR-2004 16:41:57	Bright	39.500	174	52Psi UMa	3.0040	4400.0	79	10873	No
334	GOM_NL__2PRFIN20040329_164517_000000392025_00298_10873_1052.N1	29-MAR-2004 16:45:17	Bright	38.500	82	48Bet UMa	2.3650	10600.	77	10873	No
335	GOM_NL__2PRFIN20040329_164649_000000412025_00298_10873_1053.N1	29-MAR-2004 16:46:49	Bright	40.500	36	50Alp UMa	1.8000	6300.0	81	10873	No
336	GOM_NL__2PRFIN20040329_164846_000000692025_00298_10873_1054.N1	29-MAR-2004 16:48:46	Bright	69.000	180	27Gam Boo	3.0400	8000.0	138	10873	No
337	GOM_NL__2PRFIN20040329_165315_000000432025_00298_10873_1055.N1	29-MAR-2004 16:53:15	Bright	42.500	60	7Bet UMi	2.0810	3950.0	85	10873	No

338	GOM_NL__2PRFIN20040329_165447_000000392025_00298_10873_1056.N1	29-MAR-2004 16:54:47	Bright	39.000	49	1Alp UMi	1.9900	6300.0	78	10873	No
339	GOM_NL__2PRFIN20040329_165620_000000502025_00298_10873_1057.N1	29-MAR-2004 16:56:20	Bright	49.500	119	14Eta Dra	2.7270	4700.0	99	10873	No
340	GOM_NL__2PRFIN20040329_170116_000000392025_00298_10873_1058.N1	29-MAR-2004 17:01:16	Bright	39.000	76	27Gam Cas	2.3000	30000.	78	10873	No
341	GOM_NL__2PRFIN20040329_170235_000000422025_00298_10873_1059.N1	29-MAR-2004 17:02:35	Bright	42.000	68	18Alp Cas	2.2250	4500.0	84	10873	No
342	GOM_NL__2PRFIN20040329_170731_000000472025_00298_10873_1060.N1	29-MAR-2004 17:07:31	Bright	46.500	144	18Del Cyg	2.8600	11000.	93	10873	No
343	GOM_NL__2PRFIN20040329_170921_000000452025_00298_10873_1061.N1	29-MAR-2004 17:09:21	Bright	45.000	66	37Gam Cyg	2.2080	5900.0	90	10873	No
344	GOM_NL__2PRFIN20040329_171119_000000442025_00298_10873_1062.N1	29-MAR-2004 17:11:19	Bright	44.000	92	53Eps Cyg	2.5000	4500.0	88	10873	No
345	GOM_NL__2PRFIN20040329_171747_000000532025_00298_10873_1063.N1	29-MAR-2004 17:17:47	Bright	53.000	61	8Eps Peg	2.1000	3900.0	106	10873	No
346	GOM_NL__2PRFIN20040329_172107_000000672025_00298_10873_1064.N1	29-MAR-2004 17:21:07	Dark	67.000	11	53Alp Aql	0.76500	8000.0	134	10873	No
347	GOM_NL__2PRFIN20040329_172457_000000442025_00298_10873_1065.N1	29-MAR-2004 17:24:57	Dark	44.000	142	49Del Cap	2.8500	8900.0	88	10873	No
348	GOM_NL__2PRFIN20040329_173035_000000392025_00298_10873_1066.N1	29-MAR-2004 17:30:35	Dark	39.000	172	Gam Gru	3.0030	13100.	78	10873	No
349	GOM_NL__2PRFIN20040329_173500_000000582025_00298_10873_1067.N1	29-MAR-2004 17:35:00	Dark	57.500	57	34Sig Sgr	2.0660	26000.	115	10873	No
350	GOM_NL__2PRFIN20040329_173709_000000442025_00298_10873_1068.N1	29-MAR-2004 17:37:09	Dark	43.500	45	Alp Pav	1.9400	26000.	87	10873	No
351	GOM_NL__2PRFIN20040329_174229_000000532025_00299_10874_1036.N1	29-MAR-2004 17:42:29	Dark	52.500	40	The Sco	1.8590	7100.0	105	10874	No
352	GOM_NL__2PRFIN20040329_174438_000000422025_00299_10874_1037.N1	29-MAR-2004 17:44:38	Dark	41.500	43	Alp TrA	1.9100	4250.0	83	10874	No
353	GOM_NL__2PRFIN20040329_174649_000000792025_00299_10874_1038.N1	29-MAR-2004 17:46:49	Dark	78.500	75	26Eps Sco	2.2910	4250.0	157	10874	No
354	GOM_NL__2PRFIN20040329_174906_000000562025_00299_10874_1039.N1	29-MAR-2004 17:49:06	Dark	56.000	4	Alp1Cen	-0.010000	5800.0	112	10874	No
355	GOM_NL__2PRFIN20040329_175129_000000462025_00299_10874_1040.N1	29-MAR-2004 17:51:29	Straylight	46.000	12	Alp1Cru	0.77500	30000.	92	10874	No
356	GOM_NL__2PRFIN20040329_175254_000000482025_00299_10874_1041.N1	29-MAR-2004 17:52:54	Straylight	47.500	26	Gam Cru	1.6240	2900.0	95	10874	No
357	GOM_NL__2PRFIN20040329_175449_000000432025_00299_10874_1042.N1	29-MAR-2004 17:54:49	Straylight	43.000	64	Gam Cen	2.2000	10600.	86	10874	No
358	GOM_NL__2PRFIN20040329_175617_000000432025_00299_10874_1043.N1	29-MAR-2004 17:56:17	Straylight	43.000	113	Mu Vel	2.6920	5000.0	86	10874	No
359	GOM_NL__2PRFIN20040329_180218_000000502025_00299_10874_1044.N1	29-MAR-2004 18:02:18	Tw_i_and_stray	49.500	106	9Bet Crv	2.6480	5600.0	99	10874	No
360	GOM_NL__2PRFIN20040329_180418_000000462025_00299_10874_1045.N1	29-MAR-2004 18:04:18	Tw_i_and_stray	46.000	100	4Gam Crv	2.5800	13100.	92	10874	No
361	GOM_NL__2PRFIN20040329_180614_000000742025_00299_10874_1046.N1	29-MAR-2004 18:06:14	Bright	74.000	15	67Alp Vir	0.97600	28000.	148	10874	No
362	GOM_NL__2PRFIN20040329_180932_000000472025_00299_10874_1047.N1	29-MAR-2004 18:09:32	Bright	46.500	121	29Gam Vir	2.7400	7200.0	93	10874	No
363	GOM_NL__2PRFIN20040329_181338_000000412025_00299_10874_1048.N1	29-MAR-2004 18:13:38	Bright	41.000	22	32Alp Leo	1.3600	15200.	82	10874	No
364	GOM_NL__2PRFIN20040329_181542_000000382025_00299_10874_1049.N1	29-MAR-2004 18:15:42	Bright	38.000	96	68Del Leo	2.5600	9300.0	76	10874	No
365	GOM_NL__2PRFIN20040329_181714_000000382025_00299_10874_1050.N1	29-MAR-2004 18:17:14	Bright	37.500	166	17Eps Leo	2.9800	6000.0	75	10874	No
366	GOM_NL__2PRFIN20040329_182233_000000392025_00299_10874_1051.N1	29-MAR-2004 18:22:33	Bright	38.500	174	52Psi UMa	3.0040	4400.0	77	10874	No
367	GOM_NL__2PRFIN20040329_182553_000000382025_00299_10874_1052.N1	29-MAR-2004 18:25:53	Bright	37.500	82	48Bet UMa	2.3650	10600.	75	10874	No
368	GOM_NL__2PRFIN20040329_182725_000000382025_00299_10874_1053.N1	29-MAR-2004 18:27:25	Bright	38.000	36	50Alp UMa	1.8000	6300.0	76	10874	No
369	GOM_NL__2PRFIN20040329_182921_000000672025_00299_10874_1054.N1	29-MAR-2004 18:29:21	Bright	66.500	180	27Gam Boo	3.0400	8000.0	133	10874	No
370	GOM_NL__2PRFIN20040329_183351_000000432025_00299_10874_1055.N1	29-MAR-2004 18:33:51	Bright	42.500	60	7Bet UMi	2.0810	3950.0	85	10874	No
371	GOM_NL__2PRFIN20040329_183521_000000412025_00299_10874_1056.N1	29-MAR-2004 18:35:21	Bright	41.000	49	1Alp UMi	1.9900	6300.0	82	10874	No
372	GOM_NL__2PRFIN20040329_183655_000000462025_00299_10874_1057.N1	29-MAR-2004 18:36:55	Bright	46.000	119	14Eta Dra	2.7270	4700.0	92	10874	No
373	GOM_NL__2PRFIN20040329_184152_000000372025_00299_10874_1058.N1	29-MAR-2004 18:41:52	Bright	36.500	76	27Gam Cas	2.3000	30000.	73	10874	No
374	GOM_NL__2PRFIN20040329_184311_000000392025_00299_10874_1059.N1	29-MAR-2004 18:43:11	Bright	39.000	68	18Alp Cas	2.2250	4500.0	78	10874	No
375	GOM_NL__2PRFIN20040329_184807_000000452025_00299_10874_1060.N1	29-MAR-2004 18:48:07	Bright	44.500	144	18Del Cyg	2.8600	11000.	89	10874	No
376	GOM_NL__2PRFIN20040329_184957_000000452025_00299_10874_1061.N1	29-MAR-2004 18:49:57	Bright	45.000	66	37Gam Cyg	2.2080	5900.0	90	10874	No
377	GOM_NL__2PRFIN20040329_185155_000000442025_00299_10874_1062.N1	29-MAR-2004 18:51:55	Bright	43.500	92	53Eps Cyg	2.5000	4500.0	87	10874	No
378	GOM_NL__2PRFIN20040329_185824_000000422025_00299_10874_1063.N1	29-MAR-2004 18:58:24	Bright	42.000	61	8Eps Peg	2.1000	3900.0	84	10874	No
379	GOM_NL__2PRFIN20040329_190144_000000652025_00299_10874_1064.N1	29-MAR-2004 19:01:44	Dark	64.500	11	53Alp Aql	0.76500	8000.0	129	10874	No
380	GOM_NL__2PRFIN20040329_190533_000000422025_00299_10874_1065.N1	29-MAR-2004 19:05:33	Dark	42.000	142	49Del Cap	2.8500	8900.0	84	10874	No
381	GOM_NL__2PRFIN20040329_191111_000000402025_00299_10874_1066.N1	29-MAR-2004 19:11:11	Dark	39.500	172	Gam Gru	3.0030	13100.	79	10874	No
382	GOM_NL__2PRFIN20040329_191538_000000572025_00299_10874_1067.N1	29-MAR-2004 19:15:38	Dark	57.000	57	34Sig Sgr	2.0660	26000.	114	10874	No
383	GOM_NL__2PRFIN20040329_191745_000000422025_00299_10874_1068.N1	29-MAR-2004 19:17:45	Dark	42.000	45	Alp Pav	1.9400	26000.	84	10874	No
384	GOM_NL__2PRFIN20040329_192306_000000522025_00300_10875_1036.N1	29-MAR-2004 19:23:06	Dark	52.000	40	The Sco	1.8590	7100.0	104	10875	No
385	GOM_NL__2PRFIN20040329_192514_000000432025_00300_10875_1037.N1	29-MAR-2004 19:25:14	Dark	43.000	43	Alp TrA	1.9100	4250.0	86	10875	No
386	GOM_NL__2PRFIN20040329_192727_000000742025_00300_10875_1038.N1	29-MAR-2004 19:27:27	Dark	74.000	75	26Eps Sco	2.2910	4250.0	148	10875	No
387	GOM_NL__2PRFIN20040329_192943_000000492025_00300_10875_1039.N1	29-MAR-2004 19:29:43	Dark	48.500	4	Alp1Cen	-0.010000	5800.0	97	10875	No
388	GOM_NL__2PRFIN20040329_193146_0000001132025_00300_10875_1040.N1	29-MAR-2004 19:31:46	Straylight	113.00	16	21Alp Sco	1.0200	3000.0	226	10875	No
389	GOM_NL__2PRFIN20040329_193646_000000572025_00300_10875_1041.N1	29-MAR-2004 19:36:46	Straylight	56.500	54	5The Cen	2.0550	4500.0	113	10875	No
390	GOM_NL__2PRFIN20040329_194255_000000472025_00300_10875_1042.N1	29-MAR-2004 19:42:55	Tw_i_and_stray	46.500	106	9Bet Crv	2.6480	5600.0	93	10875	No
391	GOM_NL__2PRFIN20040329_194454_000000422025_00300_10875_1043.N1	29-MAR-2004 19:44:54	Tw_i_and_stray	42.000	100	4Gam Crv	2.5800	13100.	84	10875	No
392	GOM_NL__2PRFIN20040329_194650_000000732025_00300_10875_1044.N1	29-MAR-2004 19:46:50	Bright	73.000	15	67Alp Vir	0.97600	28000.	146	10875	No
393	GOM_NL__2PRFIN20040329_195008_000000462025_00300_10875_1045.N1	29-MAR-2004 19:50:08	Bright	45.500	121	29Gam Vir	2.7400	7200.0	91	10875	No
394	GOM_NL__2PRFIN20040329_195444_000000422025_00300_10875_1046.N1	29-MAR-2004 19:54:44	Bright	41.500	62	94Bet Leo	2.1360	9700.0	83	10875	No
395	GOM_NL__2PRFIN20040329_195618_000000392025_00300_10875_1047.N1	29-MAR-2004 19:56:18	Bright	38.500	96	68Del Leo	2.5600	9300.0	77	10875	No
396	GOM_NL__2PRFIN20040329_195750_000000382025_00300_10875_1048.N1	29-MAR-2004 19:57:50	Bright	38.000	166	17Eps Leo	2.9800	6000.0	76	10875	No



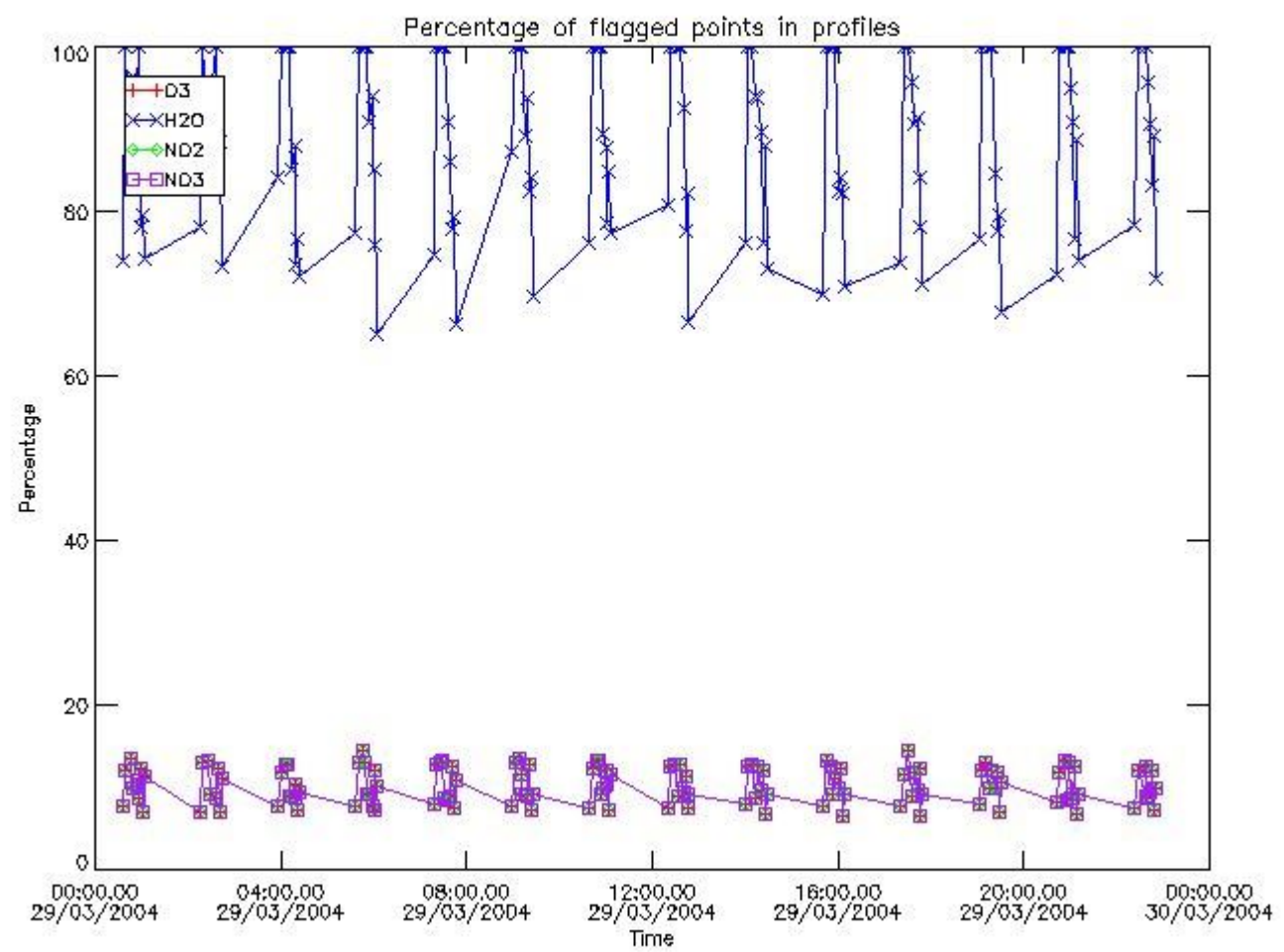
397	GOM_NL__2PRFIN20040329_200042_000000682025_00300_10875_1049.N1	29-MAR-2004 20:00:42	Bright	68.000	111	8Eta Boo	2.6800	6000.0	136	10875	No
398	GOM_NL__2PRFIN20040329_200309_000000382025_00300_10875_1050.N1	29-MAR-2004 20:03:09	Bright	38.000	174	52Psi UMa	3.0040	4400.0	76	10875	No
399	GOM_NL__2PRFIN20040329_200614_000000412025_00300_10875_1051.N1	29-MAR-2004 20:06:14	Bright	40.500	87	64Gam UMa	2.4330	11000.	81	10875	No
400	GOM_NL__2PRFIN20040329_200800_000000412025_00300_10875_1052.N1	29-MAR-2004 20:08:00	Bright	41.000	36	50Alp UMa	1.8000	6300.0	82	10875	No
401	GOM_NL__2PRFIN20040329_200955_000000662025_00300_10875_1053.N1	29-MAR-2004 20:09:55	Bright	66.000	180	27Gam Boo	3.0400	8000.0	132	10875	No
402	GOM_NL__2PRFIN20040329_201427_000000432025_00300_10875_1054.N1	29-MAR-2004 20:14:27	Bright	43.000	60	7Bet UMi	2.0810	3950.0	86	10875	No
403	GOM_NL__2PRFIN20040329_201559_000000372025_00300_10875_1055.N1	29-MAR-2004 20:15:59	Bright	36.500	49	1Alp UMi	1.9900	6300.0	73	10875	No
404	GOM_NL__2PRFIN20040329_201730_000000492025_00300_10875_1056.N1	29-MAR-2004 20:17:30	Bright	48.500	119	14Eta Dra	2.7270	4700.0	97	10875	No
405	GOM_NL__2PRFIN20040329_202229_000000392025_00300_10875_1057.N1	29-MAR-2004 20:22:29	Bright	39.000	76	27Gam Cas	2.3000	30000.	78	10875	No
406	GOM_NL__2PRFIN20040329_202350_000000392025_00300_10875_1058.N1	29-MAR-2004 20:23:50	Bright	39.000	68	18Alp Cas	2.2250	4500.0	78	10875	No
407	GOM_NL__2PRFIN20040329_202841_000000472025_00300_10875_1059.N1	29-MAR-2004 20:28:41	Bright	47.000	144	18Del Cyg	2.8600	11000.	94	10875	No
408	GOM_NL__2PRFIN20040329_203033_000000452025_00300_10875_1060.N1	29-MAR-2004 20:30:33	Bright	45.000	66	37Gam Cyg	2.2080	5900.0	90	10875	No
409	GOM_NL__2PRFIN20040329_203229_000000452025_00300_10875_1061.N1	29-MAR-2004 20:32:29	Bright	45.000	92	53Eps Cyg	2.5000	4500.0	90	10875	No
410	GOM_NL__2PRFIN20040329_203900_000000472025_00300_10875_1062.N1	29-MAR-2004 20:39:00	Bright	47.000	61	8Eps Peg	2.1000	3900.0	94	10875	No
411	GOM_NL__2PRFIN20040329_204220_000000622025_00300_10875_1063.N1	29-MAR-2004 20:42:20	Dark	62.000	11	53Alp Aql	0.76500	8000.0	124	10875	No
412	GOM_NL__2PRFIN20040329_204609_000000432025_00300_10875_1064.N1	29-MAR-2004 20:46:09	Dark	43.000	142	49Del Cap	2.8500	8900.0	86	10875	No
413	GOM_NL__2PRFIN20040329_205147_000000392025_00300_10875_1065.N1	29-MAR-2004 20:51:47	Dark	38.500	172	Gam Gru	3.0030	13100.	77	10875	No
414	GOM_NL__2PRFIN20040329_205614_000000602025_00300_10875_1066.N1	29-MAR-2004 20:56:14	Dark	60.000	57	34Sig Sgr	2.0660	26000.	120	10875	No
415	GOM_NL__2PRFIN20040329_205821_000000402025_00300_10875_1067.N1	29-MAR-2004 20:58:21	Dark	39.500	45	Alp Pav	1.9400	26000.	79	10875	No
416	GOM_NL__2PRFIN20040329_205950_000000592025_00301_10876_1211.N1	29-MAR-2004 20:59:50	Dark	58.500	38	20Eps Sgr	1.8360	11000.	117	10876	No
417	GOM_NL__2PRFIN20040329_210343_000000552025_00301_10876_1212.N1	29-MAR-2004 21:03:43	Dark	55.000	40	The Sco	1.8590	7100.0	110	10876	No
418	GOM_NL__2PRFIN20040329_210550_000000412025_00301_10876_1213.N1	29-MAR-2004 21:05:50	Dark	41.000	43	Alp TrA	1.9100	4250.0	82	10876	No
419	GOM_NL__2PRFIN20040329_210804_000000762025_00301_10876_1214.N1	29-MAR-2004 21:08:04	Dark	76.000	75	26Eps Sco	2.2910	4250.0	152	10876	No
420	GOM_NL__2PRFIN20040329_211019_000000562025_00301_10876_1215.N1	29-MAR-2004 21:10:19	Dark	56.000	4	Alp1Cen	-0.010000	5800.0	112	10876	No
421	GOM_NL__2PRFIN20040329_211224_000001162025_00301_10876_1216.N1	29-MAR-2004 21:12:24	Straylight	116.00	16	21Alp Sco	1.0200	3000.0	232	10876	No
422	GOM_NL__2PRFIN20040329_211722_000000572025_00301_10876_1217.N1	29-MAR-2004 21:17:22	Straylight	57.000	54	5The Cen	2.0550	4500.0	114	10876	No
423	GOM_NL__2PRFIN20040329_212331_000000482025_00301_10876_1218.N1	29-MAR-2004 21:23:31	Tw_i_and_stray	48.000	106	9Bet Crv	2.6480	5600.0	96	10876	No
424	GOM_NL__2PRFIN20040329_212530_000000432025_00301_10876_1219.N1	29-MAR-2004 21:25:30	Tw_i_and_stray	43.000	100	4Gam Crv	2.5800	13100.	86	10876	No
425	GOM_NL__2PRFIN20040329_212726_000000732025_00301_10876_1220.N1	29-MAR-2004 21:27:26	Bright	73.000	15	67Alp Vir	0.97600	28000.	146	10876	No
426	GOM_NL__2PRFIN20040329_213043_000000472025_00301_10876_1221.N1	29-MAR-2004 21:30:43	Bright	46.500	121	29Gam Vir	2.7400	7200.0	93	10876	No
427	GOM_NL__2PRFIN20040329_213520_000000412025_00301_10876_1222.N1	29-MAR-2004 21:35:20	Bright	41.000	62	94Bet Leo	2.1360	9700.0	82	10876	No
428	GOM_NL__2PRFIN20040329_213654_000000382025_00301_10876_1223.N1	29-MAR-2004 21:36:54	Bright	38.000	96	68Del Leo	2.5600	9300.0	76	10876	No
429	GOM_NL__2PRFIN20040329_213826_000000382025_00301_10876_1224.N1	29-MAR-2004 21:38:26	Bright	37.500	166	17Eps Leo	2.9800	6000.0	75	10876	No
430	GOM_NL__2PRFIN20040329_214116_000001062025_00301_10876_1225.N1	29-MAR-2004 21:41:16	Bright	106.00	111	8Eta Boo	2.6800	6000.0	212	10876	No
431	GOM_NL__2PRFIN20040329_214345_000000372025_00301_10876_1226.N1	29-MAR-2004 21:43:45	Bright	36.500	174	52Psi UMa	3.0040	4400.0	73	10876	No
432	GOM_NL__2PRFIN20040329_214651_000000382025_00301_10876_1227.N1	29-MAR-2004 21:46:51	Bright	38.000	87	64Gam UMa	2.4330	11000.	76	10876	No
433	GOM_NL__2PRFIN20040329_214836_000000402025_00301_10876_1228.N1	29-MAR-2004 21:48:36	Bright	40.000	36	50Alp UMa	1.8000	6300.0	80	10876	No
434	GOM_NL__2PRFIN20040329_215029_000000672025_00301_10876_1229.N1	29-MAR-2004 21:50:29	Bright	66.500	180	27Gam Boo	3.0400	8000.0	133	10876	No
435	GOM_NL__2PRFIN20040329_215502_000000402025_00301_10876_1230.N1	29-MAR-2004 21:55:02	Bright	39.500	60	7Bet UMi	2.0810	3950.0	79	10876	No
436	GOM_NL__2PRFIN20040329_215635_000000362025_00301_10876_1231.N1	29-MAR-2004 21:56:35	Bright	35.500	49	1Alp UMi	1.9900	6300.0	71	10876	No
437	GOM_NL__2PRFIN20040329_215805_000000492025_00301_10876_1232.N1	29-MAR-2004 21:58:05	Bright	49.000	119	14Eta Dra	2.7270	4700.0	98	10876	No
438	GOM_NL__2PRFIN20040329_220305_000000372025_00301_10876_1233.N1	29-MAR-2004 22:03:05	Bright	36.500	76	27Gam Cas	2.3000	30000.	73	10876	No
439	GOM_NL__2PRFIN20040329_220425_000000392025_00301_10876_1234.N1	29-MAR-2004 22:04:25	Bright	39.000	68	18Alp Cas	2.2250	4500.0	78	10876	No
440	GOM_NL__2PRFIN20040329_220918_000000482025_00301_10876_1235.N1	29-MAR-2004 22:09:18	Bright	48.000	144	18Del Cyg	2.8600	11000.	96	10876	No
441	GOM_NL__2PRFIN20040329_221109_000000442025_00301_10876_1236.N1	29-MAR-2004 22:11:09	Bright	44.000	66	37Gam Cyg	2.2080	5900.0	88	10876	No
442	GOM_NL__2PRFIN20040329_221307_000000442025_00301_10876_1237.N1	29-MAR-2004 22:13:07	Bright	43.500	92	53Eps Cyg	2.5000	4500.0	87	10876	No
443	GOM_NL__2PRFIN20040329_221936_000000462025_00301_10876_1238.N1	29-MAR-2004 22:19:36	Bright	46.000	61	8Eps Peg	2.1000	3900.0	92	10876	No
444	GOM_NL__2PRFIN20040329_222256_000000682025_00301_10876_1239.N1	29-MAR-2004 22:22:56	Dark	67.500	11	53Alp Aql	0.76500	8000.0	135	10876	No
445	GOM_NL__2PRFIN20040329_222645_000000422025_00301_10876_1240.N1	29-MAR-2004 22:26:45	Dark	42.000	142	49Del Cap	2.8500	8900.0	84	10876	No
446	GOM_NL__2PRFIN20040329_223652_000000572025_00301_10876_1241.N1	29-MAR-2004 22:36:52	Dark	56.500	57	34Sig Sgr	2.0660	26000.	113	10876	No
447	GOM_NL__2PRFIN20040329_223857_000000412025_00301_10876_1242.N1	29-MAR-2004 22:38:57	Dark	41.000	45	Alp Pav	1.9400	26000.	82	10876	No
448	GOM_NL__2PRFIN20040329_224025_000000592025_00302_10877_1213.N1	29-MAR-2004 22:40:25	Dark	58.500	38	20Eps Sgr	1.8360	11000.	117	10877	No
449	GOM_NL__2PRFIN20040329_224420_000000542025_00302_10877_1214.N1	29-MAR-2004 22:44:20	Dark	54.000	40	The Sco	1.8590	7100.0	108	10877	No
450	GOM_NL__2PRFIN20040329_224626_000000422025_00302_10877_1215.N1	29-MAR-2004 22:46:26	Dark	42.000	43	Alp TrA	1.9100	4250.0	84	10877	No
451	GOM_NL__2PRFIN20040329_224841_000000702025_00302_10877_1216.N1	29-MAR-2004 22:48:41	Dark	69.500	75	26Eps Sco	2.2910	4250.0	139	10877	No
452	GOM_NL__2PRFIN20040329_225055_000000522025_00302_10877_1217.N1	29-MAR-2004 22:50:55	Dark	52.000	4	Alp1Cen	-0.010000	5800.0	104	10877	No
453	GOM_NL__2PRFIN20040329_225302_000001212025_00302_10877_1218.N1	29-MAR-2004 22:53:02	Straylight	120.50	16	21Alp Sco	1.0200	3000.0	241	10877	No
454	GOM_NL__2PRFIN20040329_225758_000000552025_00302_10877_1219.N1	29-MAR-2004 22:57:58	Straylight	54.500	54	5The Cen	2.0550	4500.0	109	10877	No
455	GOM_NL__2PRFIN20040329_230407_000000462025_00302_10877_1220.N1	29-MAR-2004 23:04:07	Tw_i_and_stray	45.500	106	9Bet Crv	2.6480	5600.0	91	10877	No

456	GOM_NL__2PRFIN20040329_230607_000000432025_00302_10877_1221.N1	29-MAR-2004 23:06:07	Tw_i_and_stray	43.000	100	4Gam Crv	2.5800	13100.	86	10877	No
457	GOM_NL__2PRFIN20040329_230802_000000582025_00302_10877_1222.N1	29-MAR-2004 23:08:02	Bright	57.500	15	67Alp Vir	0.97600	28000.	115	10877	No
458	GOM_NL__2PRFIN20040329_231119_000000462025_00302_10877_1223.N1	29-MAR-2004 23:11:19	Bright	45.500	121	29Gam Vir	2.7400	7200.0	91	10877	No
459	GOM_NL__2PRFIN20040329_231555_000000422025_00302_10877_1224.N1	29-MAR-2004 23:15:55	Bright	41.500	62	94Bet Leo	2.1360	9700.0	83	10877	No
460	GOM_NL__2PRFIN20040329_231729_000000382025_00302_10877_1225.N1	29-MAR-2004 23:17:29	Bright	38.000	96	68Del Leo	2.5600	9300.0	76	10877	No
461	GOM_NL__2PRFIN20040329_231902_000000392025_00302_10877_1226.N1	29-MAR-2004 23:19:02	Bright	39.000	166	17Eps Leo	2.9800	6000.0	78	10877	No
462	GOM_NL__2PRFIN20040329_232150_000000682025_00302_10877_1227.N1	29-MAR-2004 23:21:50	Bright	67.500	111	8Eta Boo	2.6800	6000.0	135	10877	No
463	GOM_NL__2PRFIN20040329_232420_000000392025_00302_10877_1228.N1	29-MAR-2004 23:24:20	Bright	39.000	174	52Psi UMa	3.0040	4400.0	78	10877	No
464	GOM_NL__2PRFIN20040329_232726_000000402025_00302_10877_1229.N1	29-MAR-2004 23:27:26	Bright	39.500	87	64Gam UMa	2.4330	11000.	79	10877	No
465	GOM_NL__2PRFIN20040329_232912_000000392025_00302_10877_1230.N1	29-MAR-2004 23:29:12	Bright	39.000	36	50Alp UMa	1.8000	6300.0	78	10877	No
466	GOM_NL__2PRFIN20040329_233103_000000682025_00302_10877_1231.N1	29-MAR-2004 23:31:03	Bright	67.500	180	27Gam Boo	3.0400	8000.0	135	10877	No
467	GOM_NL__2PRFIN20040329_233538_000000412025_00302_10877_1232.N1	29-MAR-2004 23:35:38	Bright	41.000	60	7Bet UMi	2.0810	3950.0	82	10877	No
468	GOM_NL__2PRFIN20040329_233709_000000382025_00302_10877_1233.N1	29-MAR-2004 23:37:09	Bright	37.500	49	1Alp UMi	1.9900	6300.0	75	10877	No
469	GOM_NL__2PRFIN20040329_233840_000000492025_00302_10877_1234.N1	29-MAR-2004 23:38:40	Bright	49.000	119	14Eta Dra	2.7270	4700.0	98	10877	No
470	GOM_NL__2PRFIN20040329_234339_000000422025_00302_10877_1235.N1	29-MAR-2004 23:43:39	Bright	42.000	76	27Gam Cas	2.3000	30000.	84	10877	No
471	GOM_NL__2PRFIN20040329_234459_000000412025_00302_10877_1236.N1	29-MAR-2004 23:44:59	Bright	41.000	68	18Alp Cas	2.2250	4500.0	82	10877	No
472	GOM_NL__2PRFIN20040329_234955_000000452025_00302_10877_1237.N1	29-MAR-2004 23:49:55	Bright	44.500	144	18Del Cyg	2.8600	11000.	89	10877	No
473	GOM_NL__2PRFIN20040329_235145_000000442025_00302_10877_1238.N1	29-MAR-2004 23:51:45	Bright	44.000	66	37Gam Cyg	2.2080	5900.0	88	10877	No
474	GOM_NL__2PRFIN20040329_235343_000000452025_00302_10877_1239.N1	29-MAR-2004 23:53:43	Bright	45.000	92	53Eps Cyg	2.5000	4500.0	90	10877	No

### *3. Quality information per product*

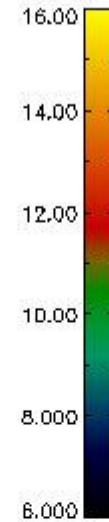
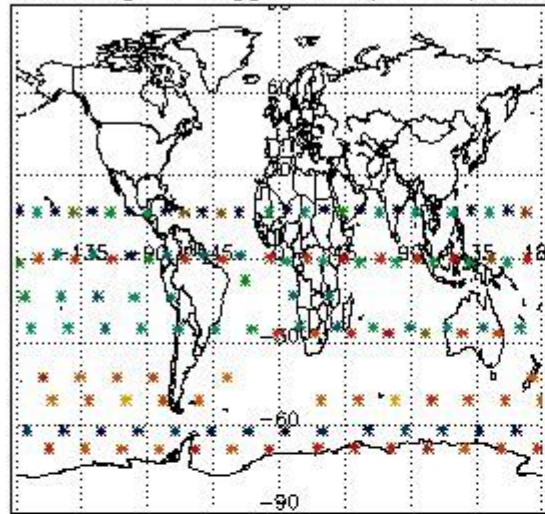
In this section it is plotted some information contained in the Quality Summary data set of the level 2 products. Only products in dark limb conditions and without errors (error flag in the MPH set to "0") are used.

#### *3.1 Plot quality information per product (time dependant)*

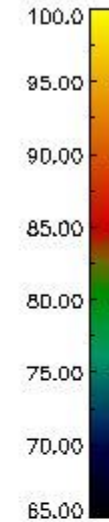
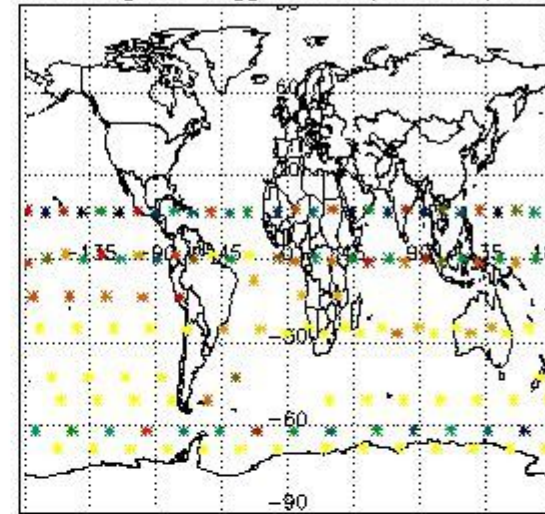


*3.2 Plot quality information per product (world map)*

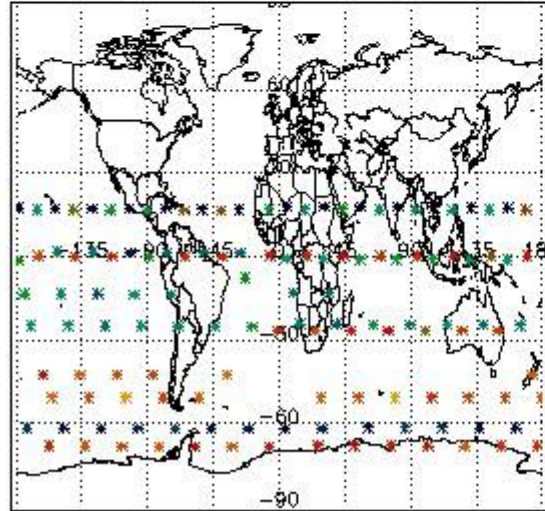
Percentage of flagged data per O3 profile



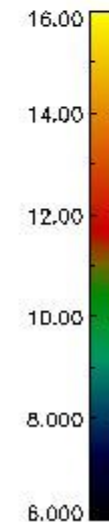
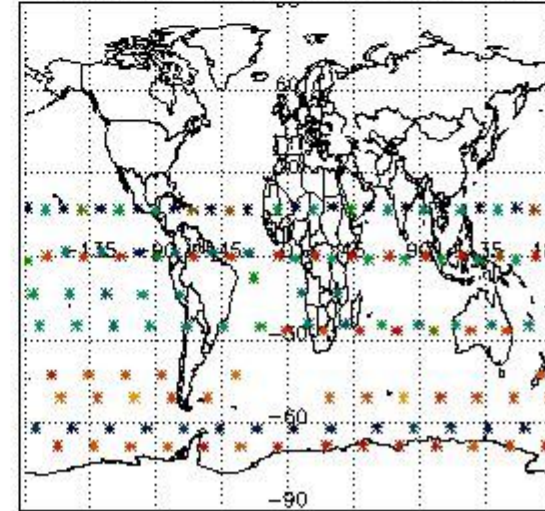
Percentage of flagged data per H2O profile



Percentage of flagged data per NO2 profile



Percentage of flagged data per NO3 profile

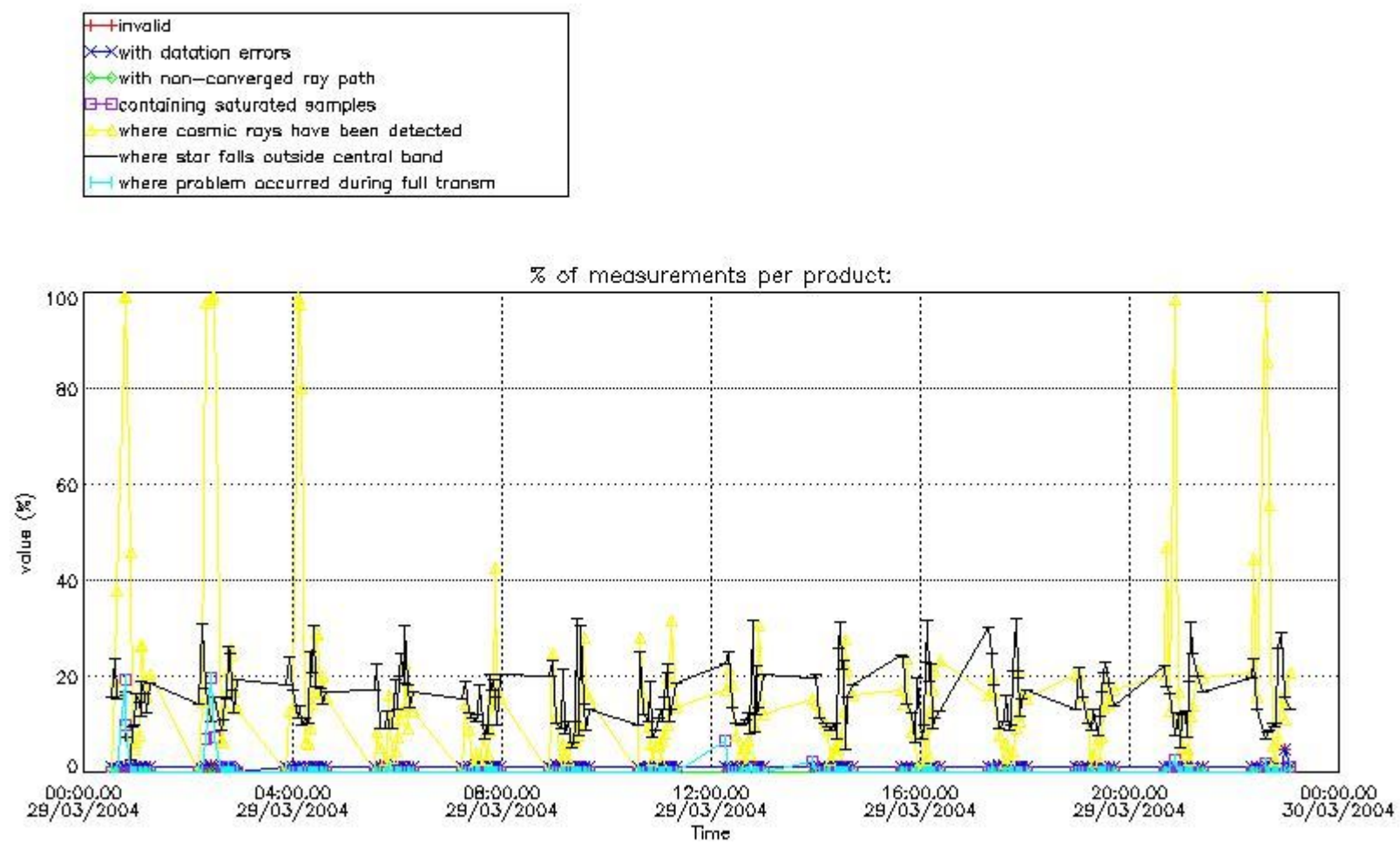


#### 4. Level 1 quality information per product

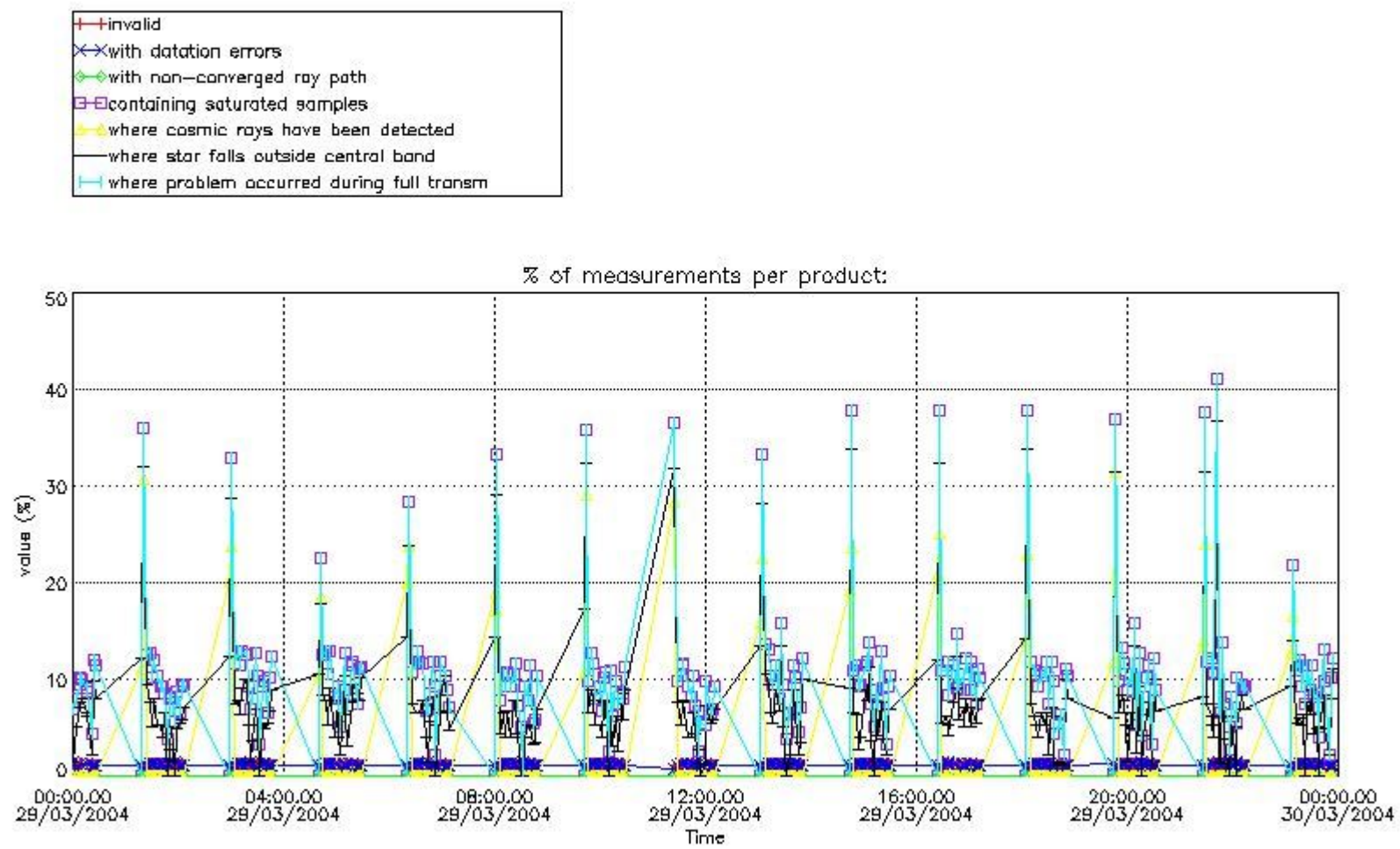
In this section it is plotted some information contained in the Quality Summary data set of the level 2 products that comes from the level 1b processing. Products without errors (error flag in the MPH set to "0") are used.

##### 4.1 Plot quality information per product (time dependant) coming from level 1b processing

###### 4.1.1 Plot level 1 quality information per product (time dependant): ENVISAT ASCENDING passes

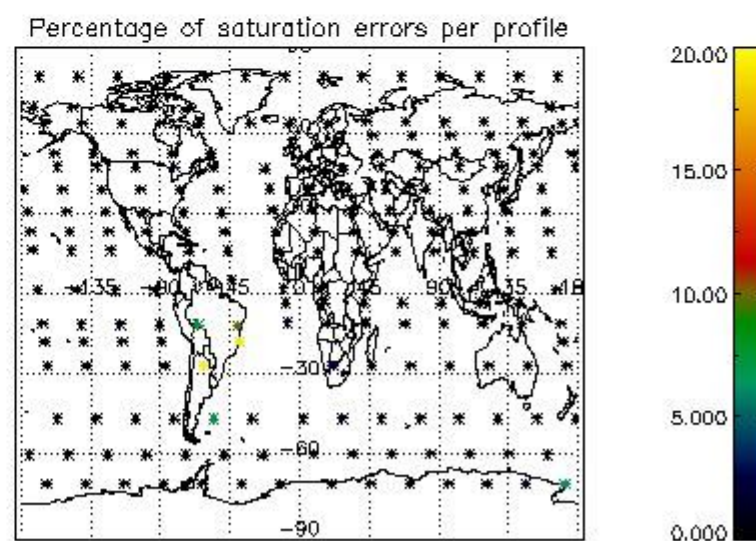
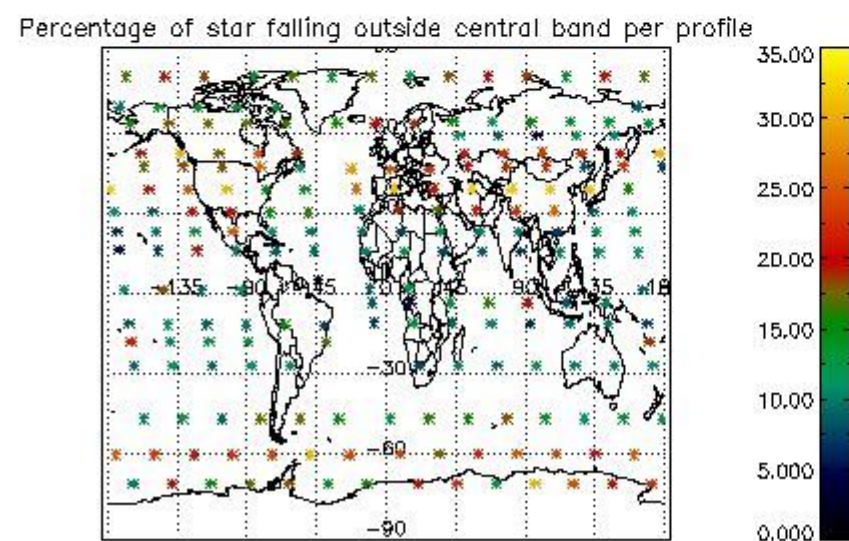
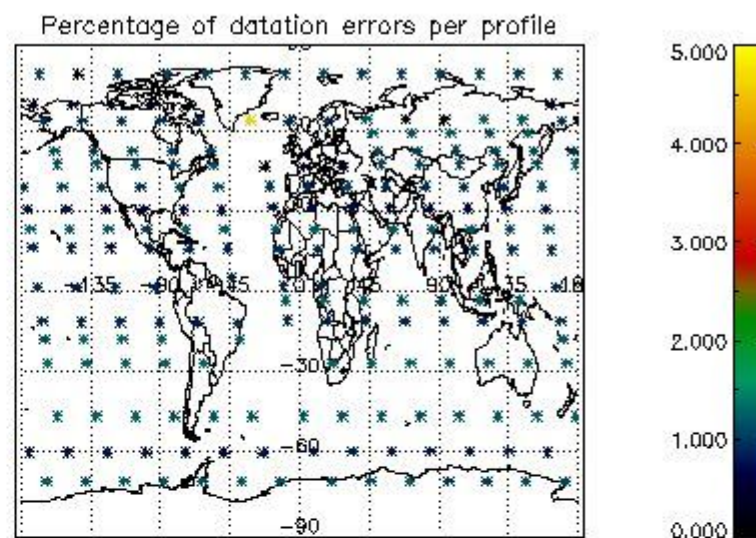
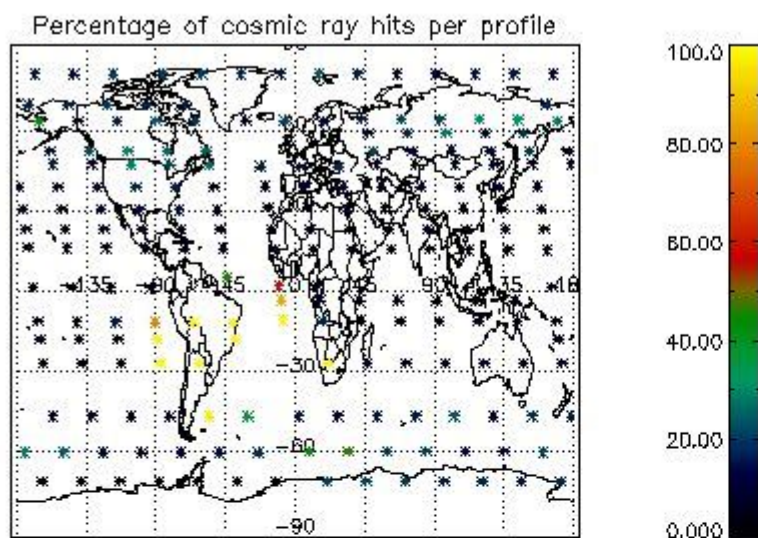


4.1.2 Plot level 1 quality information per product (time dependant): ENVI SAT DESCENDING passes

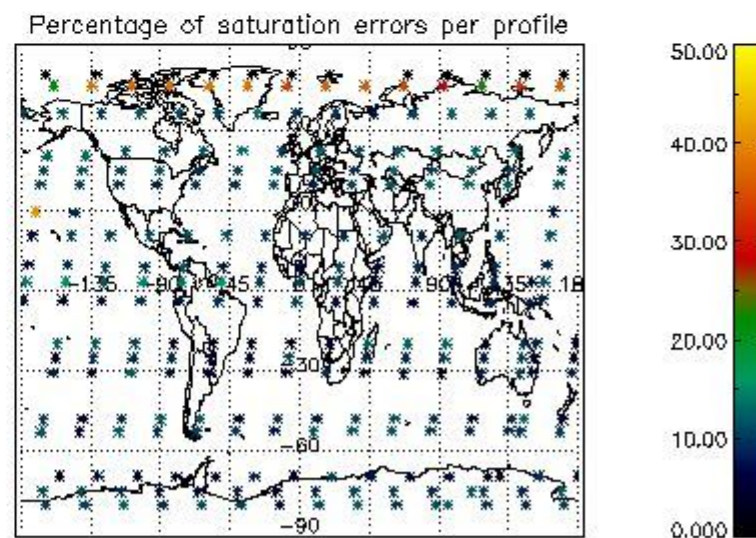
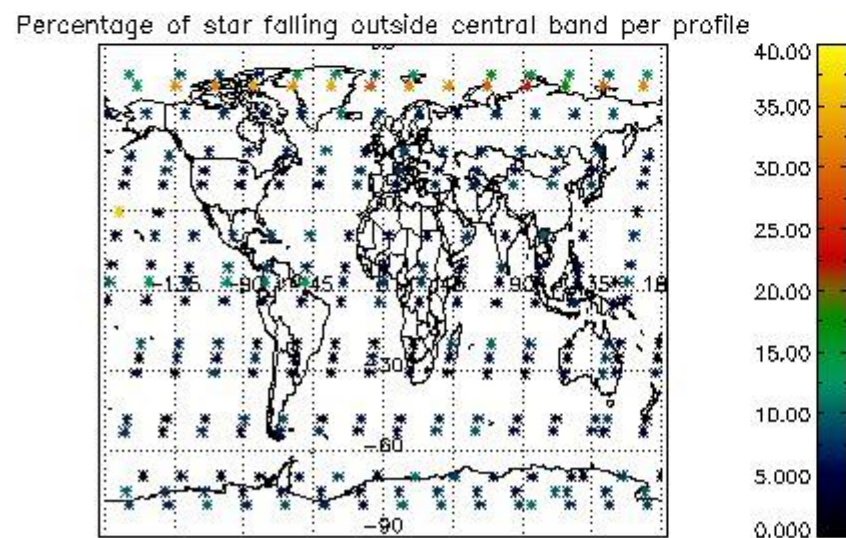
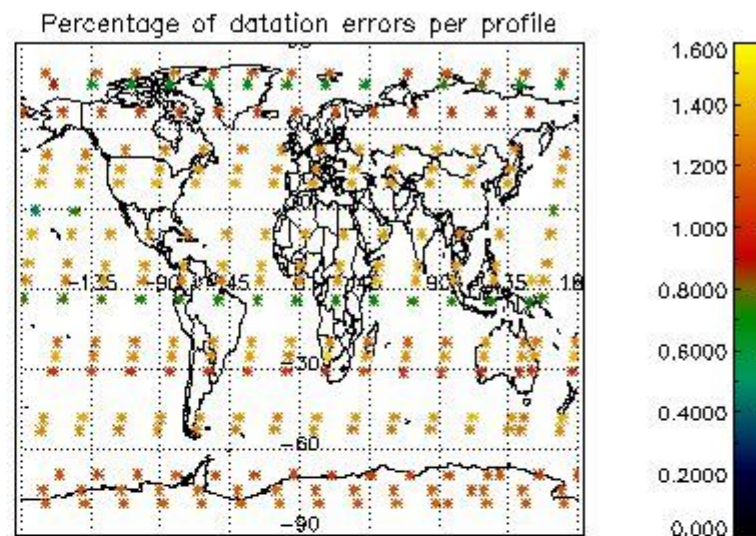
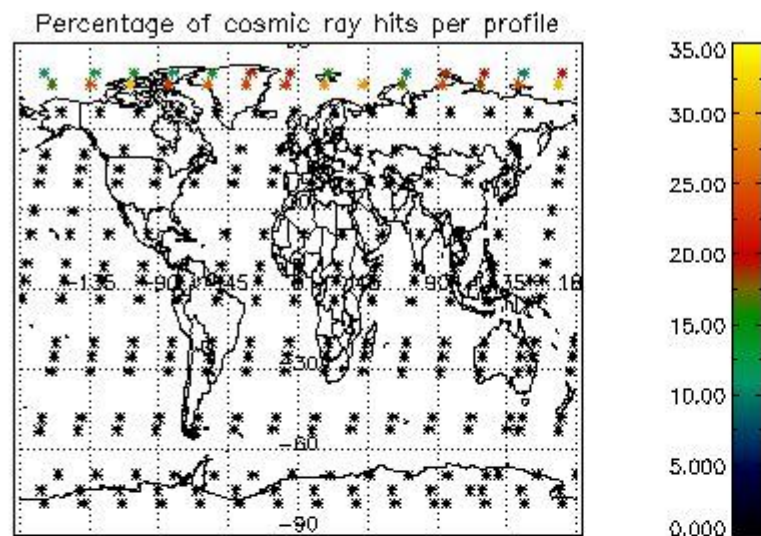


#### 4.2 Plot quality information per product coming from level 1b processing (world map)

##### 4.2.1 Plot level 1 quality information per product (world map): ENVISAT ASCENDING passes



4.2.2 Plot level 1 quality information per product (world map): ENVISAT DESCENDING passes



## 5. Trace gas profiles

### 5.1 Ozone statistics based on quality of products

The final quality of the products can be "measured" using the STD (Standard Deviation) attached to every point profile. This information is written to the parameter GOM\_NL\_\_2P/NL\_LOCAL\_SPECIES\_DENSITY/o3\_std of the level 2 products. The table below shows the statistics for given STD ranges.

The statistics are given with respect to the overall valid production:

- Products without fatal errors: GOM\_NL\_\_2P/MPH/PRODUCT\_ERR=0
- Valid point profile: GOM\_NL\_\_2P/NL\_LOCAL\_SPECIES\_DENSITY/pcd(0)=0

The 'Criteria' is applied to valid points of dark limb products:

- Products in dark limb illumination condition: GOM\_NL\_\_2P/NL\_SUMMARY\_QUALITY/obs\_ill\_cond=0
- Products without fatal errors: GOM\_NL\_\_2P/MPH/PRODUCT\_ERR=0
- Valid point profile: GOM\_NL\_\_2P/NL\_LOCAL\_SPECIES\_DENSITY/pcd(0)=0

So, the table below shows the percentage of dark limb and valid observations for each criteria with respect to the overall valid daily observations.

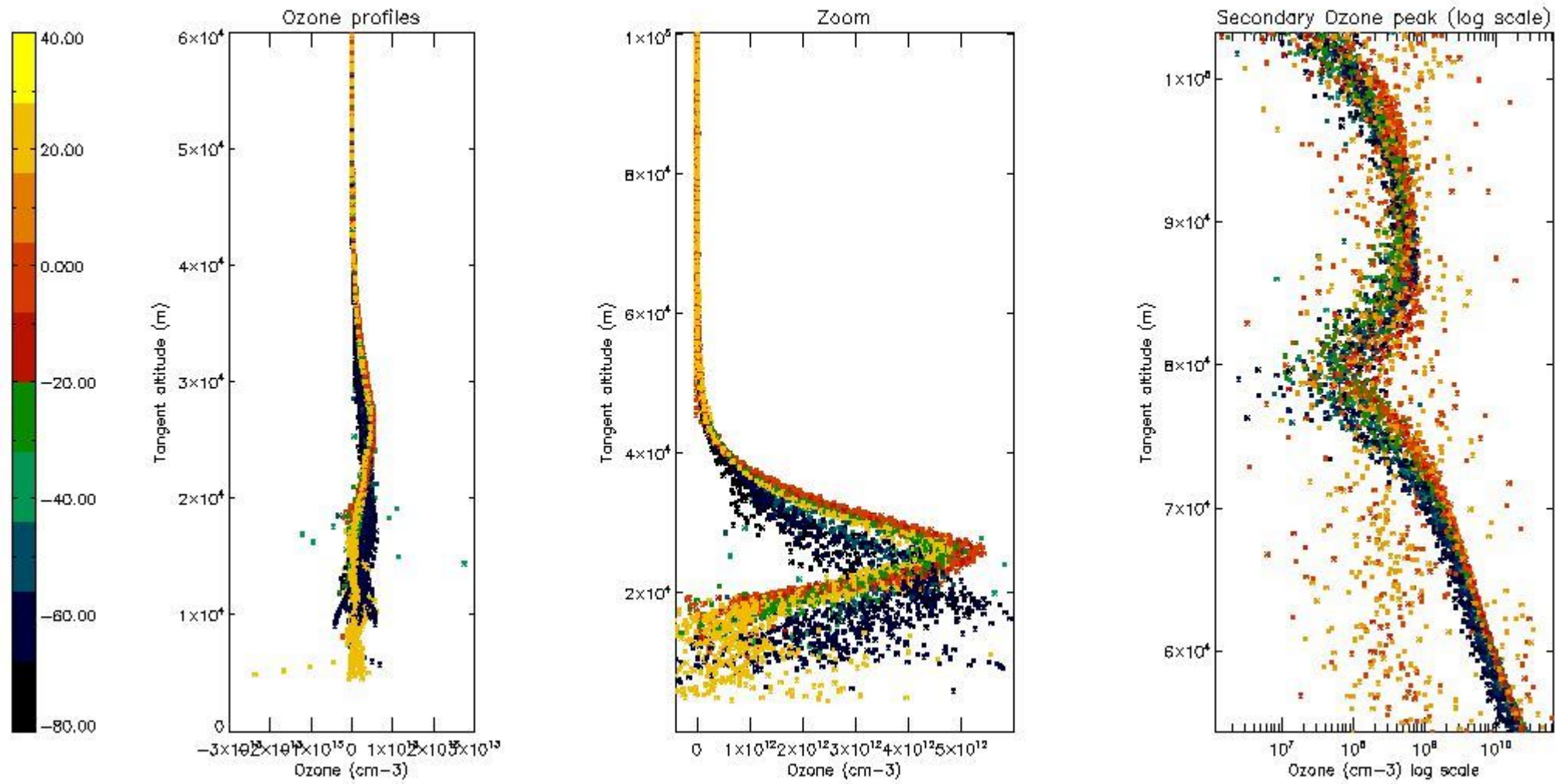
Criteria	% of total production
All STD	30
STD < 20	17



STD < 10	14
STD < 5	10

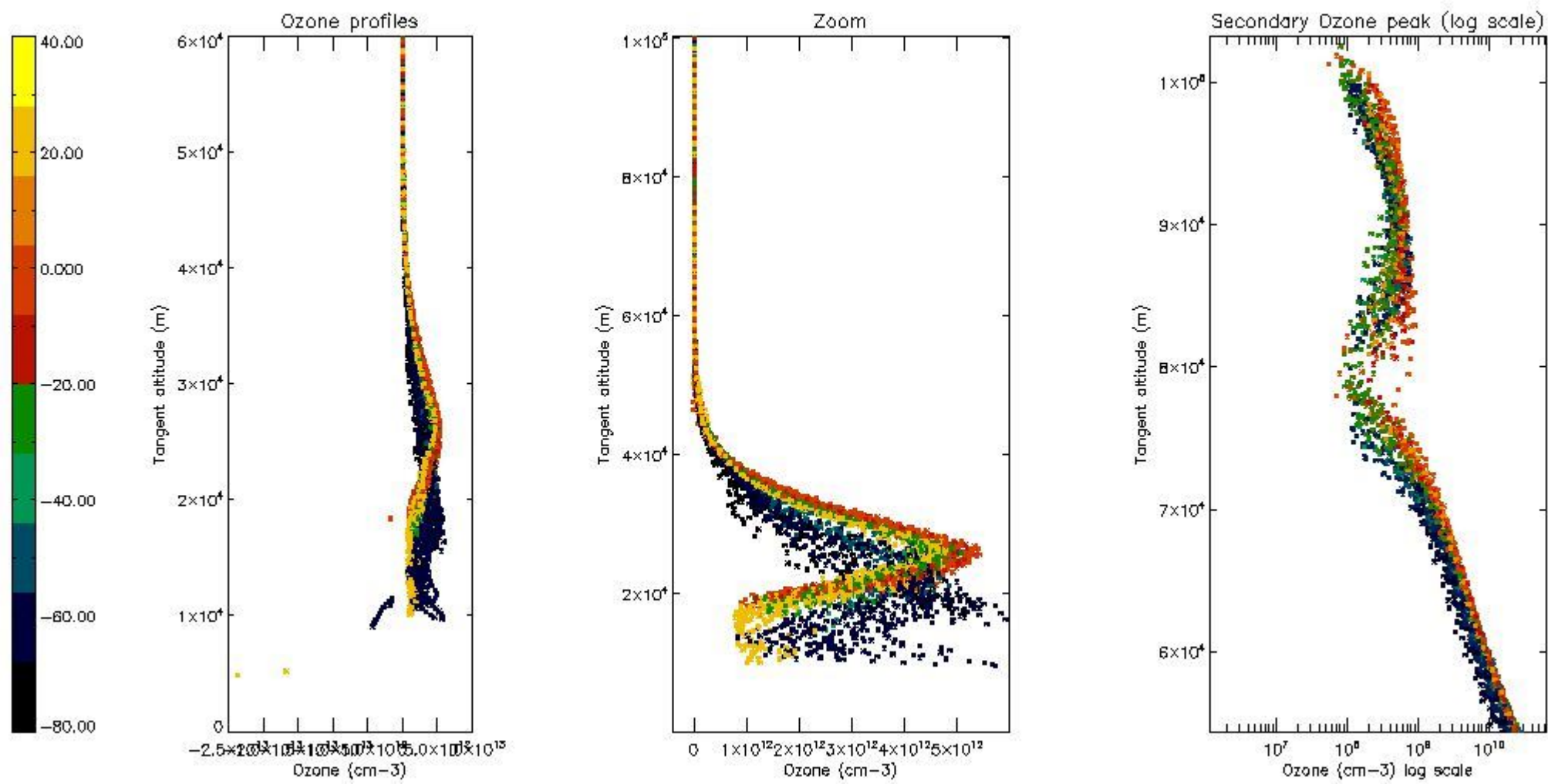
5.2 Plot ozone profiles for all STD (dark without errors)

The colorbar represents the latitude.



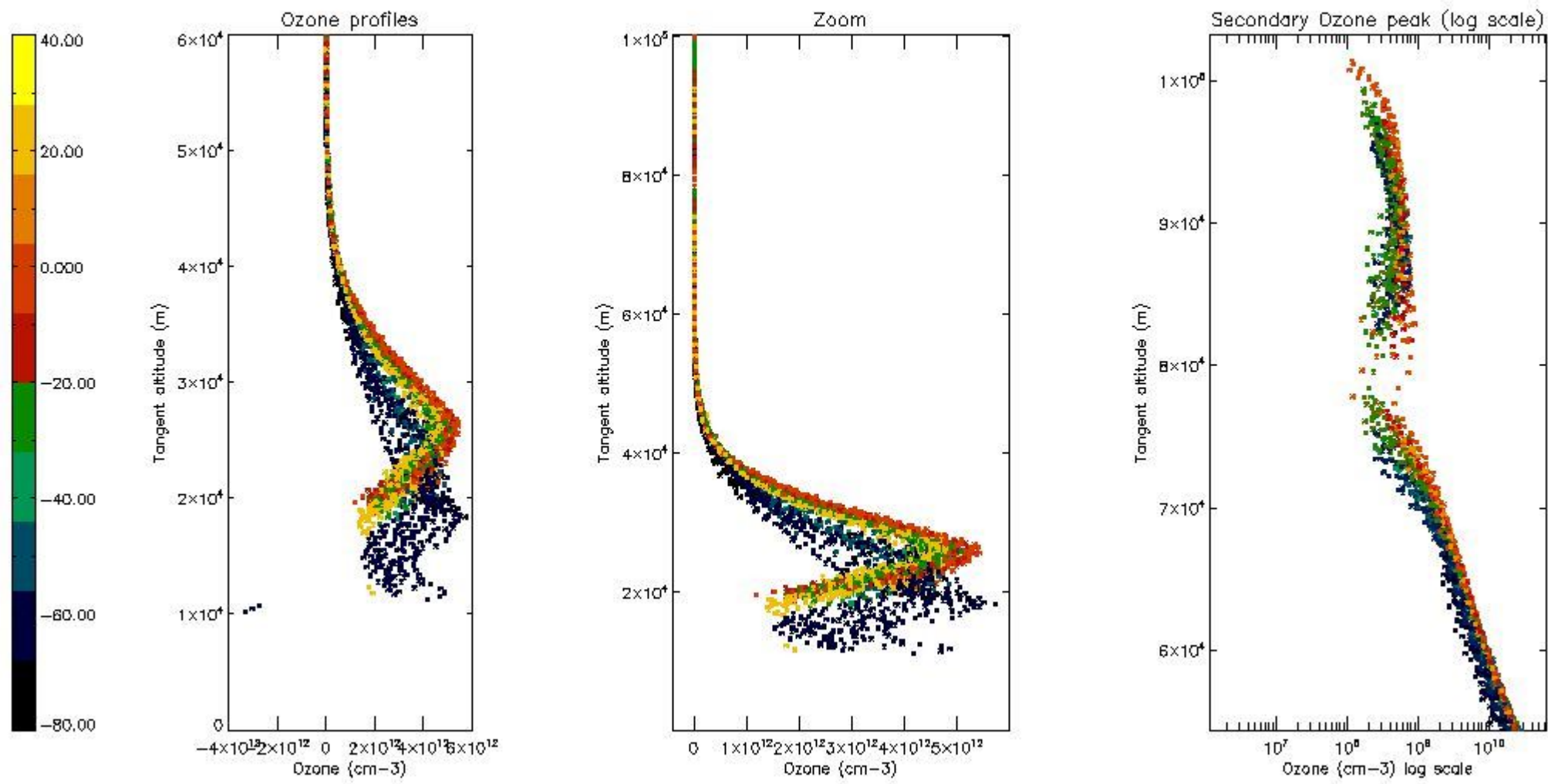
5.3 Plot ozone profiles where STD < 20% (dark without errors)

The colorbar represents the latitude.



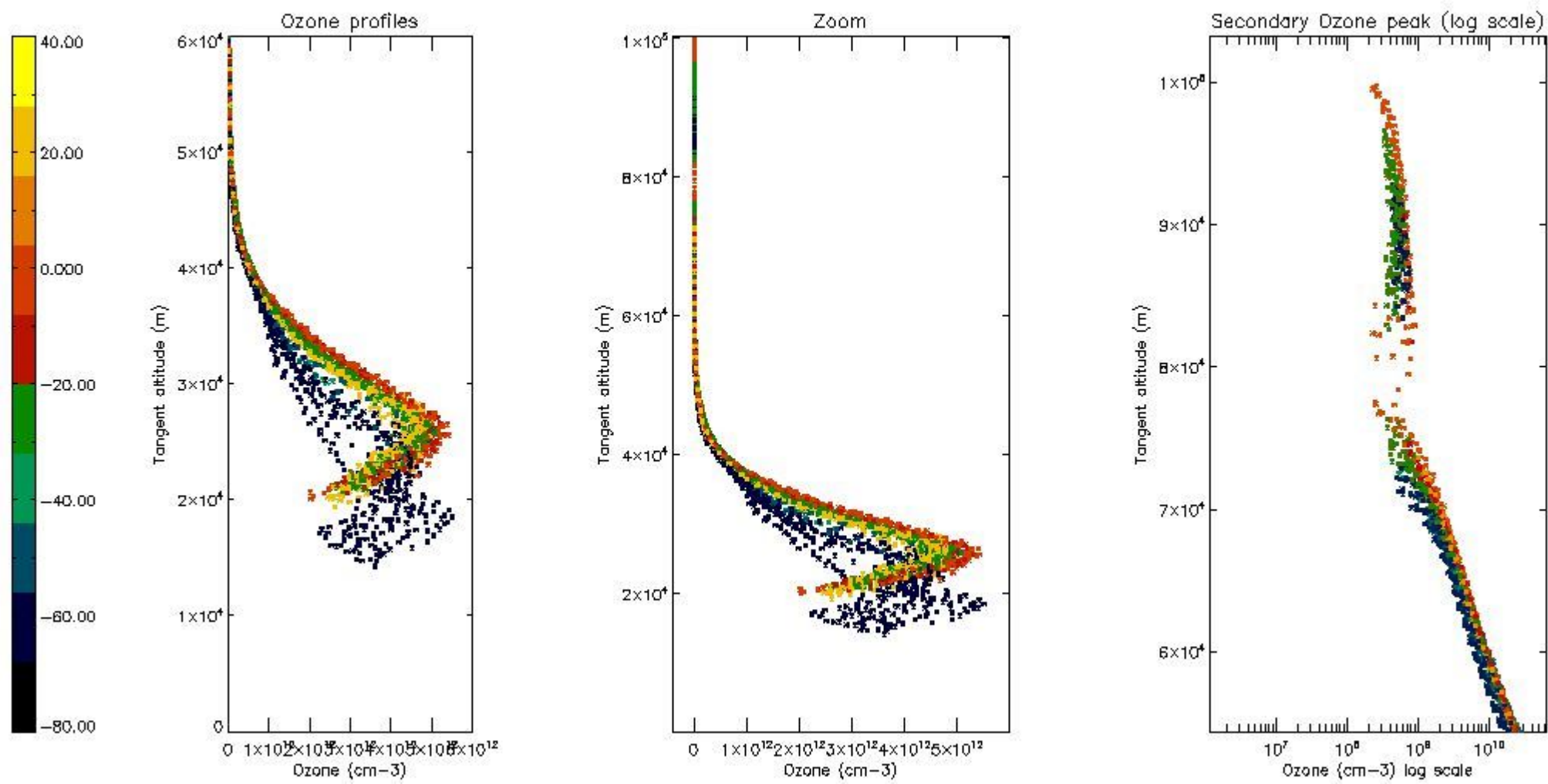
*5.4 Plot ozone profiles where STD < 10% (dark without errors)*

The colorbar represents the latitude.



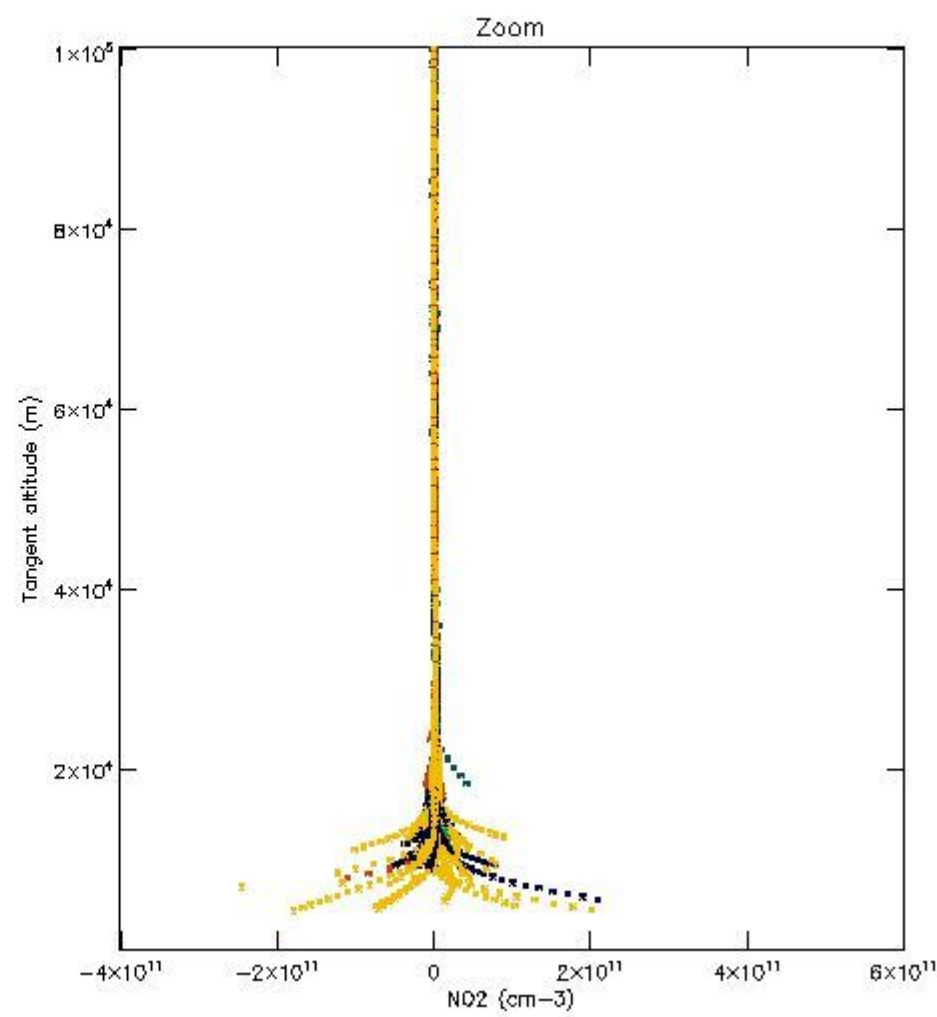
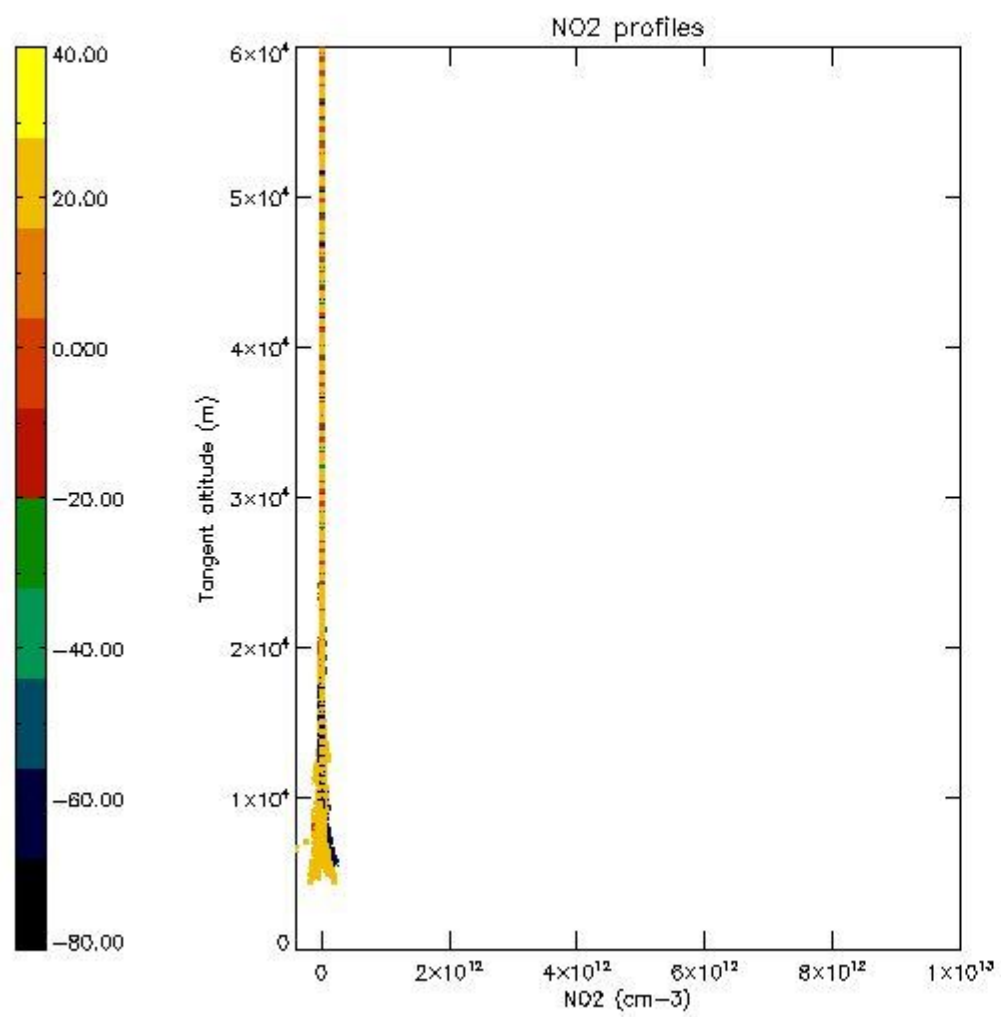
*5.5 Plot ozone profiles where STD < 5% (dark without errors)*

The colorbar represents the latitude.



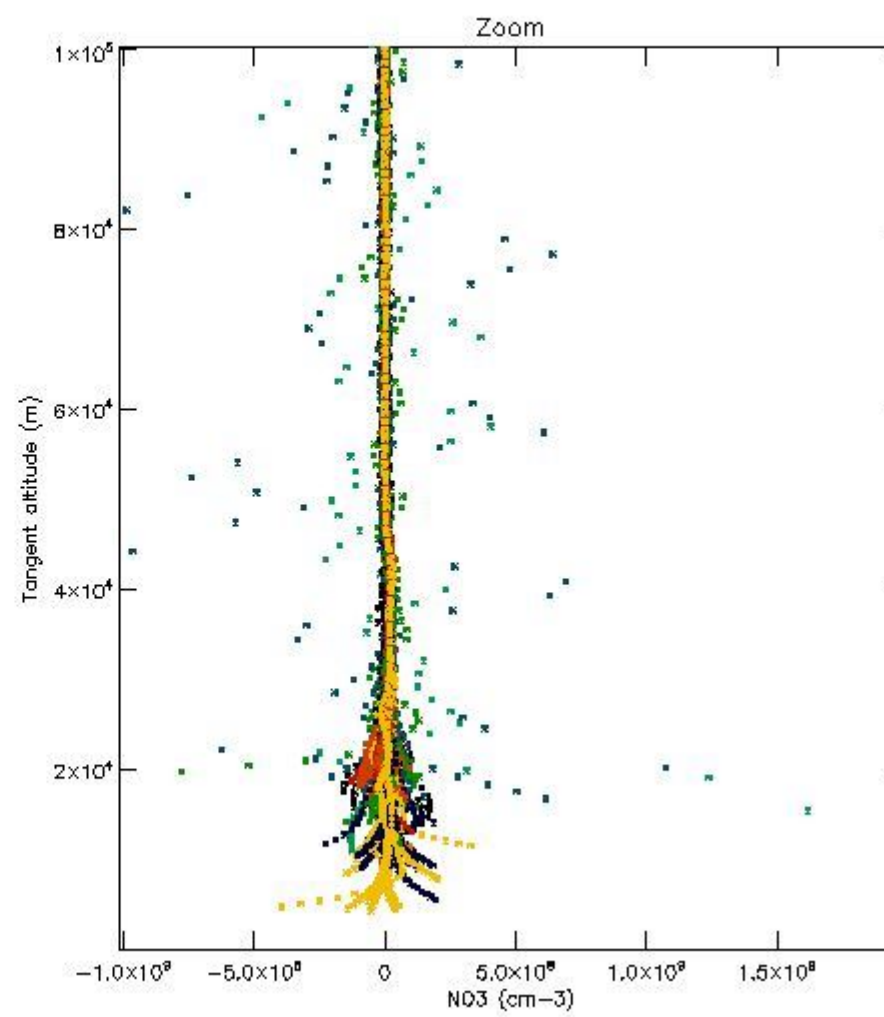
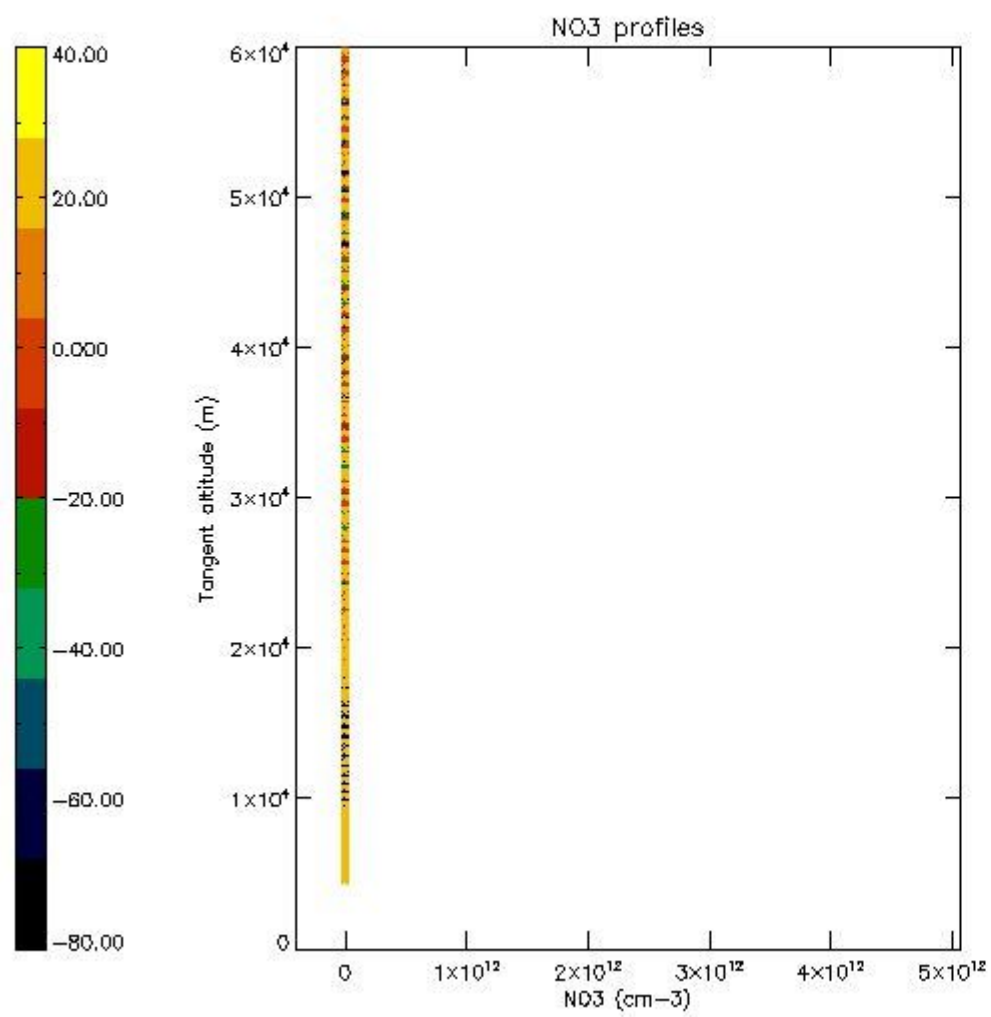
*5.6 Plot NO<sub>2</sub> profiles for all STD (dark without errors)*

The colorbar represents the latitude.



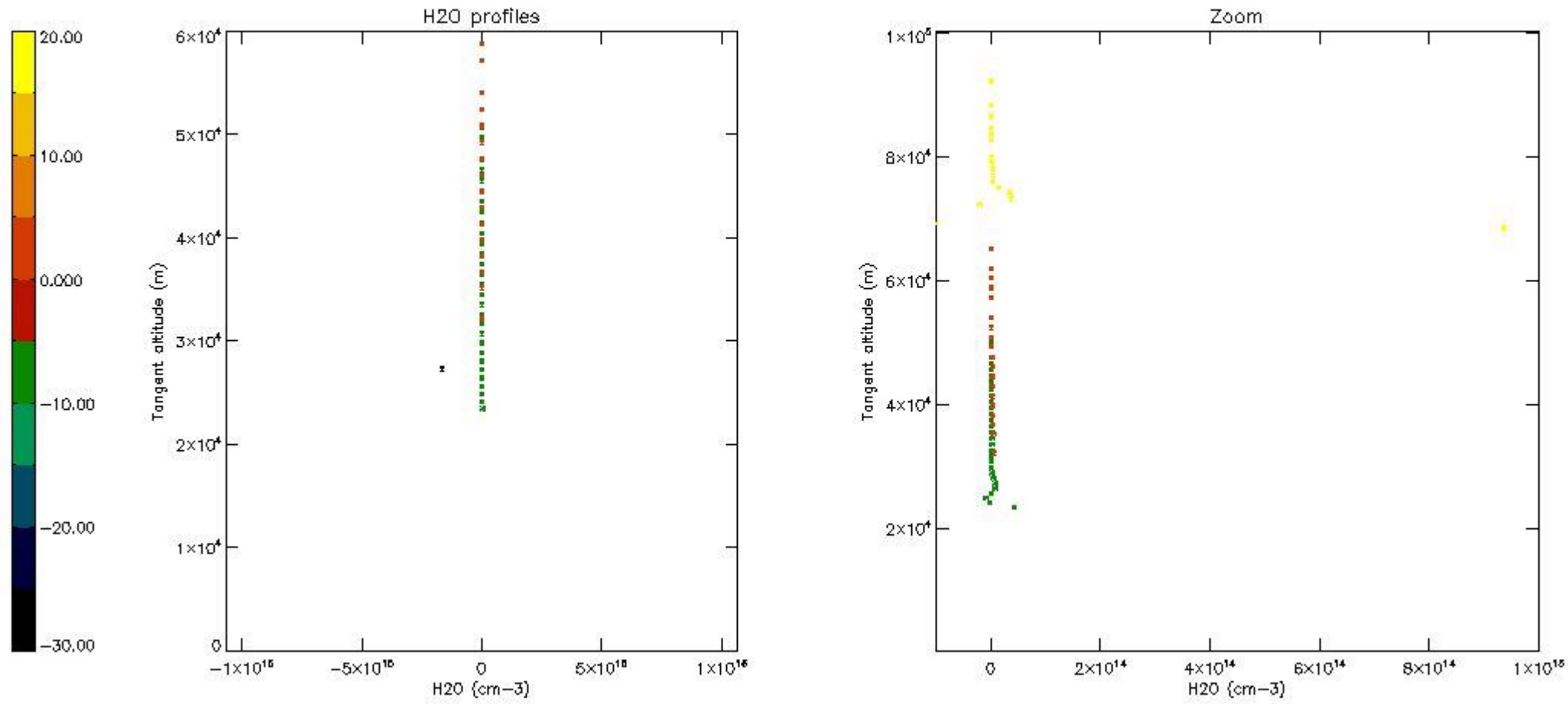
*5.7 Plot NO3 profiles for all STD (dark without errors)*

The colorbar represents the latitude.



*5.8 Plot H<sub>2</sub>O profiles for all STD (only for occultations of stars 1,2,3,4,13,14,16,26,63 dark without errors)*

The colorbar represents the latitude.



## 6. Auxiliary Data Files used for the production reported in section 2

The number reported in the third column indicates since which file (see list in section 2) the corresponding auxiliary file has been used. The fourth column is the date of those product files.

Type	Auxiliary Filename	Used since product	Used since product date
INST_PHYS_CHARACTERISTICS	GOM_INS_AXVIEC20091111_143220_20030716_120000_20500101_000000	1	29-MAR-2004 00:00:50
LEVEL-2_PROC_CONFIG	GOM_PR2_AXVIEC20091111_152718_20020301_000000_20500101_000000	1	29-MAR-2004 00:00:50
CROSS_SECTIONS_FILE	GOM_CRS_AXVIEC20091111_154832_20020301_000000_20500101_000000	1	29-MAR-2004 00:00:50

# GOMOS Level 2 Daily Report

## SUMMARY

### [1. General Info](#)

### [2. Summary of processed GOM\\_NL\\_2P products](#)

### [3. Level 2 Quality information per product](#)

#### [3.1 Plot of level 2 quality information per product \(time dependant\)](#)

#### [3.2 Plot of level 2 quality information per product \(world map\)](#)

### [4. Level 1 Quality information per product \(stored on level 2 products\)](#)

#### [4.1 Plot of level 1 quality information per product \(time dependant\)](#)

##### [4.1.1 Plot of level 1 quality information per product \(time dependant\): ASCENDING](#)

##### [4.1.2 Plot of level 1 quality information per product \(time dependant\): DESCENDING](#)

#### [4.2 Plot of level 1 quality information per product \(world map\)](#)

##### [4.2.1 Plot of level 1 quality information per product \(world map\): ASCENDING](#)

##### [4.2.2 Plot of level 1 quality information per product \(world map\): DESCENDING](#)

### [5. Ozone profiles based on quality statistics and other trace gas profiles](#)

#### [5.1 Ozone statistics based on quality of products](#)

#### [5.2 Plot ozone profiles for all STD \(dark without errors\)](#)

#### [5.3 Plot ozone profiles where STD < 20% \(dark without errors\)](#)

#### [5.4. Plot ozone profiles where STD < 10% \(dark without errors\)](#)

#### [5.5. Plot ozone profiles where STD < 5% \(dark without errors\)](#)

#### [5.6 Plot NO2 profiles for all STD \(dark without errors\)](#)

#### [5.7 Plot NO3 profiles for all STD \(dark without errors\)](#)

#### [5.8 Plot H2O profiles \(only for occultations of stars 1,2,3,4,13,14,16,26,63 dark without errors\) for all STD](#)

### [6. Auxiliary Data Files used for the production reported in section 2](#)



This report presents the daily analysis on parameters extracted from GOMOS level 2 data (GOM\_NL\_\_2P). It is intended to monitor some important parameters that will impact the quality of these products. A list of level 2 products (and content) that have arrived during the reporting day to the PCF is also given.

Item	Value
Time of report generation	18APR2013 22:44:21
Data source version	GOMOS/6.01
Start time of products	29-03-2004 (29MAR2004 00:00:00)
Stop time of products	30-03-2004 (30MAR2004 00:00:00)
Store outputs in DB	Yes
Nb of level 2 prods	474
Nb of prods with errors	1

## 2. Summary of processed GOM\_NL\_\_2P products.

Nr	Filename	UTC Start time	Limb	Duration	Star Id	Star Name	Star Mag	Star Temp	Nb Meas	Orbit	Prod. error
1	GOM_NL__2PRFIN20040329_000050_000000362025_00288_10863_1210.N1	29-MAR-2004 00:00:50	Bright	36.000	36	50Alp UMa	1.8000	6300.0	72	10863	No
2	GOM_NL__2PRFIN20040329_000304_000000692025_00288_10863_1211.N1	29-MAR-2004 00:03:04	Bright	69.000	180	27Gam Boo	3.0400	8000.0	138	10863	No
3	GOM_NL__2PRFIN20040329_000720_000000422025_00288_10863_1212.N1	29-MAR-2004 00:07:20	Bright	42.000	60	7Bet UMi	2.0810	3950.0	84	10863	No
4	GOM_NL__2PRFIN20040329_000848_000000392025_00288_10863_1213.N1	29-MAR-2004 00:08:48	Bright	39.000	49	1Alp UMi	1.9900	6300.0	78	10863	No
5	GOM_NL__2PRFIN20040329_001027_000000502025_00288_10863_1214.N1	29-MAR-2004 00:10:27	Bright	50.000	119	14Eta Dra	2.7270	4700.0	100	10863	No
6	GOM_NL__2PRFIN20040329_001514_000000392025_00288_10863_1215.N1	29-MAR-2004 00:15:14	Bright	38.500	76	27Gam Cas	2.3000	30000.	77	10863	No
7	GOM_NL__2PRFIN20040329_001632_000000412025_00288_10863_1216.N1	29-MAR-2004 00:16:32	Bright	40.500	68	18Alp Cas	2.2250	4500.0	81	10863	No
8	GOM_NL__2PRFIN20040329_002133_000000452025_00288_10863_1217.N1	29-MAR-2004 00:21:33	Bright	45.000	144	18Del Cyg	2.8600	11000.	90	10863	No
9	GOM_NL__2PRFIN20040329_002321_000000462025_00288_10863_1218.N1	29-MAR-2004 00:23:21	Bright	46.000	66	37Gam Cyg	2.2080	5900.0	92	10863	No
10	GOM_NL__2PRFIN20040329_002519_000000442025_00288_10863_1219.N1	29-MAR-2004 00:25:19	Bright	43.500	92	53Eps Cyg	2.5000	4500.0	87	10863	No
11	GOM_NL__2PRFIN20040329_003145_000000452025_00288_10863_1220.N1	29-MAR-2004 00:31:45	Bright	44.500	61	8Eps Peg	2.1000	3900.0	89	10863	No
12	GOM_NL__2PRFIN20040329_003501_000000662025_00288_10863_1221.N1	29-MAR-2004 00:35:01	Dark	65.500	11	53Alp Aql	0.76500	8000.0	131	10863	No
13	GOM_NL__2PRFIN20040329_003855_000000432025_00288_10863_1222.N1	29-MAR-2004 00:38:55	Dark	42.500	142	49Del Cap	2.8500	8900.0	85	10863	No
14	GOM_NL__2PRFIN20040329_004704_000000422025_00288_10863_1223.N1	29-MAR-2004 00:47:04	Dark	41.500	31	Alp Gru	1.7340	15200.	83	10863	No
15	GOM_NL__2PRFIN20040329_004848_000000562025_00288_10863_1224.N1	29-MAR-2004 00:48:48	Dark	56.000	57	34Sig Sgr	2.0660	26000.	112	10863	No
16	GOM_NL__2PRFIN20040329_005335_000000592025_00289_10864_1310.N1	29-MAR-2004 00:53:35	Dark	59.000	167	10Gam2Sgr	2.9840	4500.0	118	10864	No
17	GOM_NL__2PRFIN20040329_005634_000000592025_00289_10864_1311.N1	29-MAR-2004 00:56:34	Dark	59.000	25	35Lam Sco	1.6200	28000.	118	10864	No
18	GOM_NL__2PRFIN20040329_005834_000000422025_00289_10864_1312.N1	29-MAR-2004 00:58:34	Dark	41.500	43	Alp TrA	1.9100	4250.0	83	10864	No
19	GOM_NL__2PRFIN20040329_010035_000000742025_00289_10864_1313.N1	29-MAR-2004 01:00:35	Dark	74.000	75	26Eps Sco	2.2910	4250.0	148	10864	No
20	GOM_NL__2PRFIN20040329_010302_000000452025_00289_10864_1314.N1	29-MAR-2004 01:03:02	Dark	45.000	4	Alp1Cen	-0.010000	5800.0	90	10864	No
21	GOM_NL__2PRFIN20040329_010525_000000442025_00289_10864_1315.N1	29-MAR-2004 01:05:25	Straylight	43.500	12	Alp1Cru	0.77500	30000.	87	10864	No
22	GOM_NL__2PRFIN20040329_010651_000000482025_00289_10864_1316.N1	29-MAR-2004 01:06:51	Straylight	48.000	26	Gam Cru	1.6240	2900.0	96	10864	No
23	GOM_NL__2PRFIN20040329_011005_000000552025_00289_10864_1317.N1	29-MAR-2004 01:10:05	Straylight	54.500	54	5The Cen	2.0550	4500.0	109	10864	No
24	GOM_NL__2PRFIN20040329_011155_000001722025_00289_10864_1318.N1	29-MAR-2004 01:11:55	Twilight	171.50	97	8Bet1Sco	2.5610	30000.	343	10864	No
25	GOM_NL__2PRFIN20040329_011618_000000492025_00289_10864_1319.N1	29-MAR-2004 01:16:18	Twilight	49.000	106	9Bet Crv	2.6480	5600.0	98	10864	No
26	GOM_NL__2PRFIN20040329_011818_000000452025_00289_10864_1320.N1	29-MAR-2004 01:18:18	Twilight	45.000	100	4Gam Crv	2.5800	13100.	90	10864	No
27	GOM_NL__2PRFIN20040329_012015_000000752025_00289_10864_1321.N1	29-MAR-2004 01:20:15	Bright	75.000	15	67Alp Vir	0.97600	28000.	150	10864	No
28	GOM_NL__2PRFIN20040329_012334_000000482025_00289_10864_1322.N1	29-MAR-2004 01:23:34	Bright	48.000	121	29Gam Vir	2.7400	7200.0	96	10864	No
29	GOM_NL__2PRFIN20040329_012739_000000402025_00289_10864_1323.N1	29-MAR-2004 01:27:39	Bright	39.500	22	32Alp Leo	1.3600	15200.	79	10864	No
30	GOM_NL__2PRFIN20040329_012943_000000392025_00289_10864_1324.N1	29-MAR-2004 01:29:43	Bright	39.000	96	68Del Leo	2.5600	9300.0	78	10864	No
31	GOM_NL__2PRFIN20040329_013113_000000382025_00289_10864_1325.N1	29-MAR-2004 01:31:13	Bright	37.500	166	17Eps Leo	2.9800	6000.0	75	10864	No
32	GOM_NL__2PRFIN20040329_013635_000000392025_00289_10864_1326.N1	29-MAR-2004 01:36:35	Bright	38.500	174	52Psi UMa	3.0040	4400.0	77	10864	No
33	GOM_NL__2PRFIN20040329_013954_000000382025_00289_10864_1327.N1	29-MAR-2004 01:39:54	Bright	37.500	82	48Bet UMa	2.3650	10600.	75	10864	No
34	GOM_NL__2PRFIN20040329_014126_000000382025_00289_10864_1328.N1	29-MAR-2004 01:41:26	Bright	37.500	36	50Alp UMa	1.8000	6300.0	75	10864	No
35	GOM_NL__2PRFIN20040329_014338_000000702025_00289_10864_1329.N1	29-MAR-2004 01:43:38	Bright	69.500	180	27Gam Boo	3.0400	8000.0	139	10864	No
36	GOM_NL__2PRFIN20040329_014755_000000392025_00289_10864_1330.N1	29-MAR-2004 01:47:55	Bright	38.500	60	7Bet UMi	2.0810	3950.0	77	10864	No
37	GOM_NL__2PRFIN20040329_014923_000000382025_00289_10864_1331.N1	29-MAR-2004 01:49:23	Bright	37.500	49	1Alp UMi	1.9900	6300.0	75	10864	No
38	GOM_NL__2PRFIN20040329_015102_000000492025_00289_10864_1332.N1	29-MAR-2004 01:51:02	Bright	49.000	119	14Eta Dra	2.7270	4700.0	98	10864	No
39	GOM_NL__2PRFIN20040329_015551_000000362025_00289_10864_1333.N1	29-MAR-2004 01:55:51	Bright	35.500	76	27Gam Cas	2.3000	30000.	71	10864	No
40	GOM_NL__2PRFIN20040329_015708_000000412025_00289_10864_1334.N1	29-MAR-2004 01:57:08	Bright	40.500	68	18Alp Cas	2.2250	4500.0	81	10864	No
41	GOM_NL__2PRFIN20040329_020210_000000462025_00289_10864_1335.N1	29-MAR-2004 02:02:10	Bright	45.500	144	18Del Cyg	2.8600	11000.	91	10864	No
42	GOM_NL__2PRFIN20040329_020358_000000442025_00289_10864_1336.N1	29-MAR-2004 02:03:58	Bright	43.500	66	37Gam Cyg	2.2080	5900.0	87	10864	No















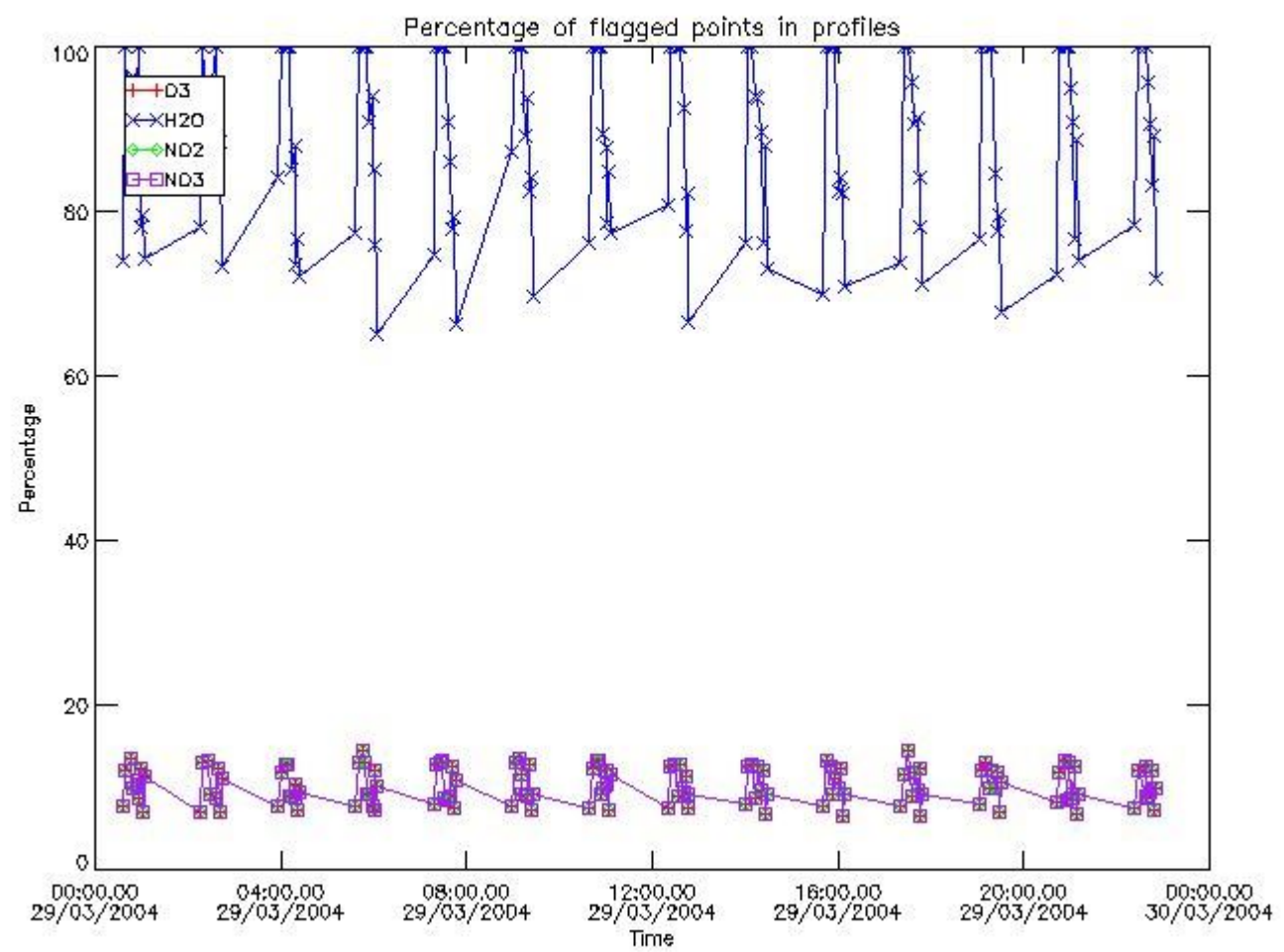


456	GOM_NL__2PRFIN20040329_230607_000000432025_00302_10877_1221.N1	29-MAR-2004 23:06:07	Tw_i_and_stray	43.000	100	4Gam Crv	2.5800	13100.	86	10877	No
457	GOM_NL__2PRFIN20040329_230802_000000582025_00302_10877_1222.N1	29-MAR-2004 23:08:02	Bright	57.500	15	67Alp Vir	0.97600	28000.	115	10877	No
458	GOM_NL__2PRFIN20040329_231119_000000462025_00302_10877_1223.N1	29-MAR-2004 23:11:19	Bright	45.500	121	29Gam Vir	2.7400	7200.0	91	10877	No
459	GOM_NL__2PRFIN20040329_231555_000000422025_00302_10877_1224.N1	29-MAR-2004 23:15:55	Bright	41.500	62	94Bet Leo	2.1360	9700.0	83	10877	No
460	GOM_NL__2PRFIN20040329_231729_000000382025_00302_10877_1225.N1	29-MAR-2004 23:17:29	Bright	38.000	96	68Del Leo	2.5600	9300.0	76	10877	No
461	GOM_NL__2PRFIN20040329_231902_000000392025_00302_10877_1226.N1	29-MAR-2004 23:19:02	Bright	39.000	166	17Eps Leo	2.9800	6000.0	78	10877	No
462	GOM_NL__2PRFIN20040329_232150_000000682025_00302_10877_1227.N1	29-MAR-2004 23:21:50	Bright	67.500	111	8Eta Boo	2.6800	6000.0	135	10877	No
463	GOM_NL__2PRFIN20040329_232420_000000392025_00302_10877_1228.N1	29-MAR-2004 23:24:20	Bright	39.000	174	52Psi UMa	3.0040	4400.0	78	10877	No
464	GOM_NL__2PRFIN20040329_232726_000000402025_00302_10877_1229.N1	29-MAR-2004 23:27:26	Bright	39.500	87	64Gam UMa	2.4330	11000.	79	10877	No
465	GOM_NL__2PRFIN20040329_232912_000000392025_00302_10877_1230.N1	29-MAR-2004 23:29:12	Bright	39.000	36	50Alp UMa	1.8000	6300.0	78	10877	No
466	GOM_NL__2PRFIN20040329_233103_000000682025_00302_10877_1231.N1	29-MAR-2004 23:31:03	Bright	67.500	180	27Gam Boo	3.0400	8000.0	135	10877	No
467	GOM_NL__2PRFIN20040329_233538_000000412025_00302_10877_1232.N1	29-MAR-2004 23:35:38	Bright	41.000	60	7Bet UMi	2.0810	3950.0	82	10877	No
468	GOM_NL__2PRFIN20040329_233709_000000382025_00302_10877_1233.N1	29-MAR-2004 23:37:09	Bright	37.500	49	1Alp UMi	1.9900	6300.0	75	10877	No
469	GOM_NL__2PRFIN20040329_233840_000000492025_00302_10877_1234.N1	29-MAR-2004 23:38:40	Bright	49.000	119	14Eta Dra	2.7270	4700.0	98	10877	No
470	GOM_NL__2PRFIN20040329_234339_000000422025_00302_10877_1235.N1	29-MAR-2004 23:43:39	Bright	42.000	76	27Gam Cas	2.3000	30000.	84	10877	No
471	GOM_NL__2PRFIN20040329_234459_000000412025_00302_10877_1236.N1	29-MAR-2004 23:44:59	Bright	41.000	68	18Alp Cas	2.2250	4500.0	82	10877	No
472	GOM_NL__2PRFIN20040329_234955_000000452025_00302_10877_1237.N1	29-MAR-2004 23:49:55	Bright	44.500	144	18Del Cyg	2.8600	11000.	89	10877	No
473	GOM_NL__2PRFIN20040329_235145_000000442025_00302_10877_1238.N1	29-MAR-2004 23:51:45	Bright	44.000	66	37Gam Cyg	2.2080	5900.0	88	10877	No
474	GOM_NL__2PRFIN20040329_235343_000000452025_00302_10877_1239.N1	29-MAR-2004 23:53:43	Bright	45.000	92	53Eps Cyg	2.5000	4500.0	90	10877	No

### *3. Quality information per product*

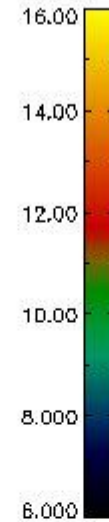
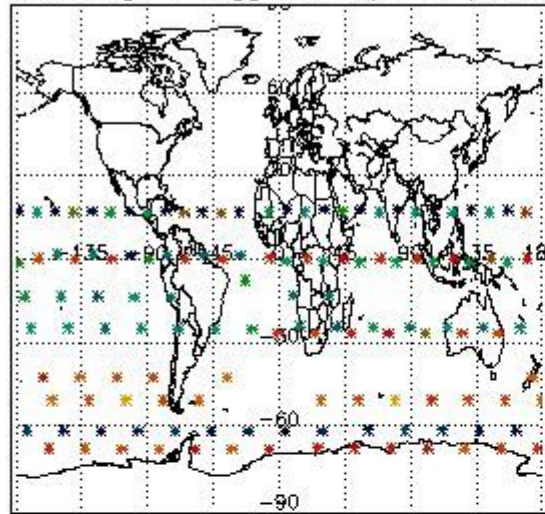
In this section it is plotted some information contained in the Quality Summary data set of the level 2 products. Only products in dark limb conditions and without errors (error flag in the MPH set to "0") are used.

#### *3.1 Plot quality information per product (time dependant)*

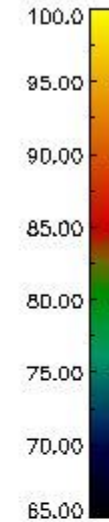
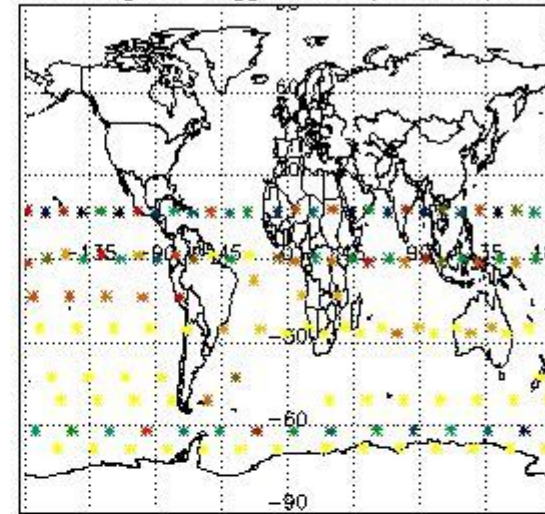


*3.2 Plot quality information per product (world map)*

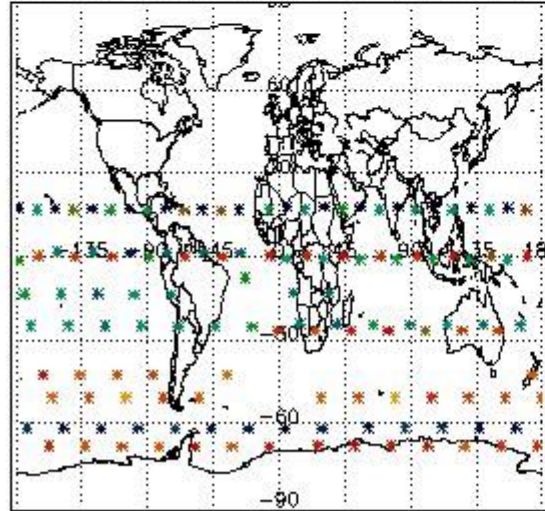
Percentage of flagged data per O3 profile



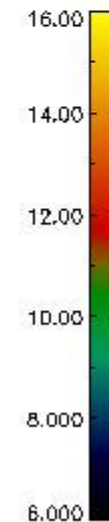
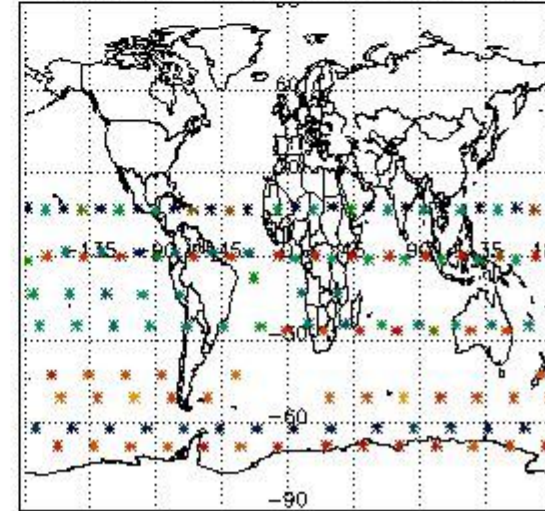
Percentage of flagged data per H2O profile



Percentage of flagged data per NO2 profile



Percentage of flagged data per NO3 profile

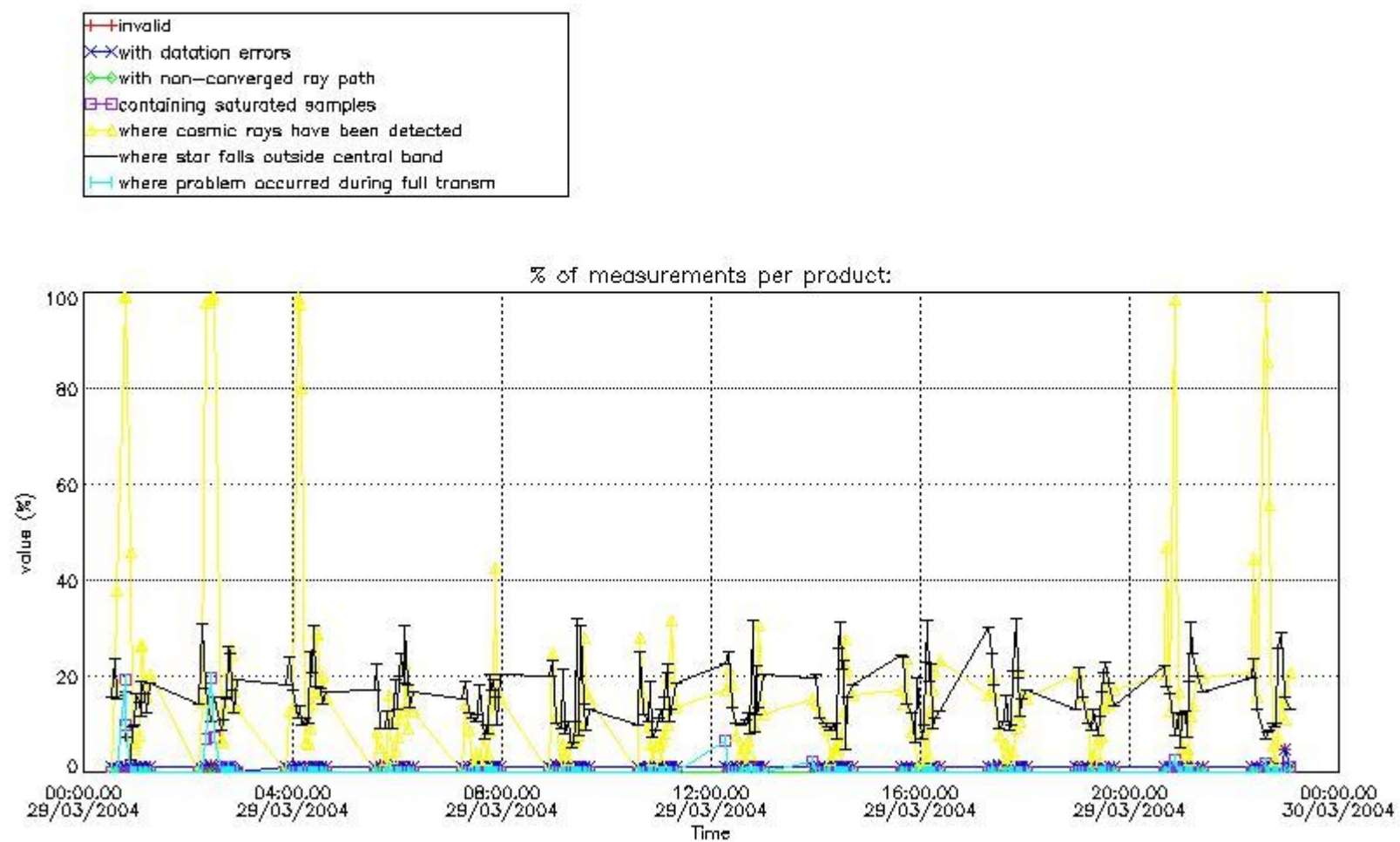


#### 4. Level 1 quality information per product

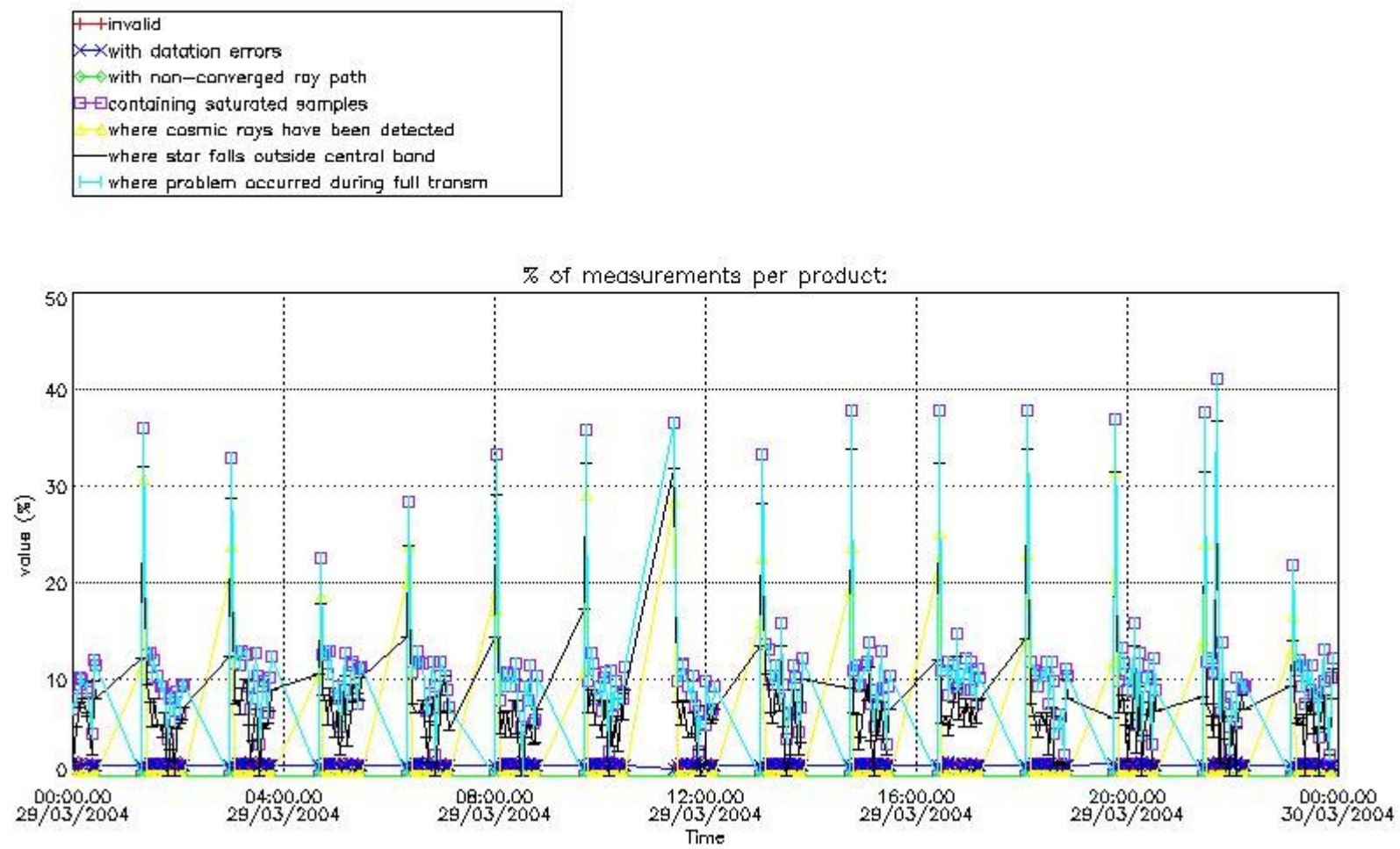
In this section it is plotted some information contained in the Quality Summary data set of the level 2 products that comes from the level 1b processing. Products without errors (error flag in the MPH set to "0") are used.

##### 4.1 Plot quality information per product (time dependant) coming from level 1b processing

###### 4.1.1 Plot level 1 quality information per product (time dependant): ENVISAT ASCENDING passes

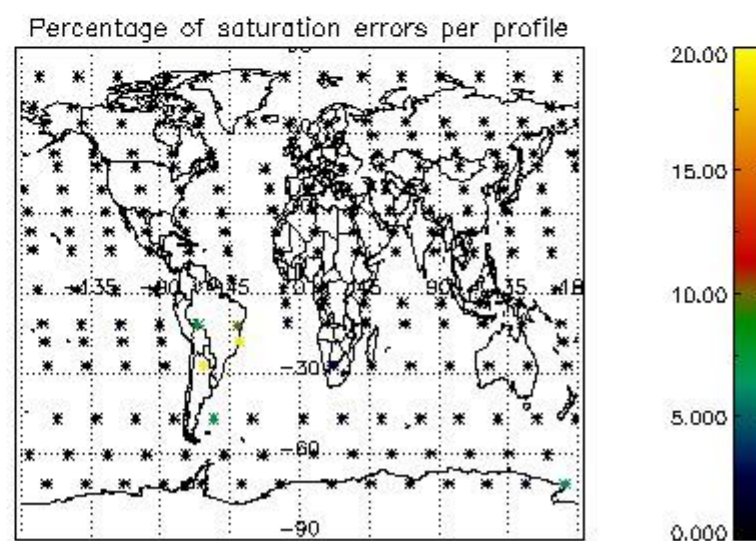
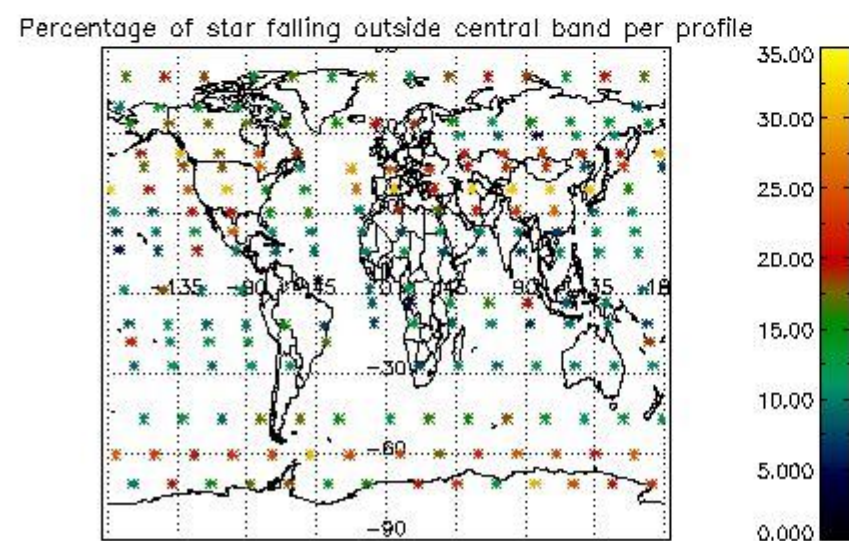
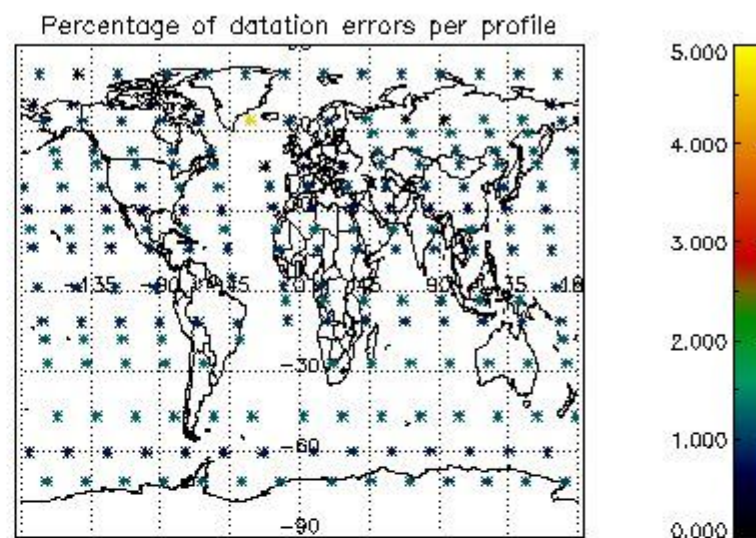
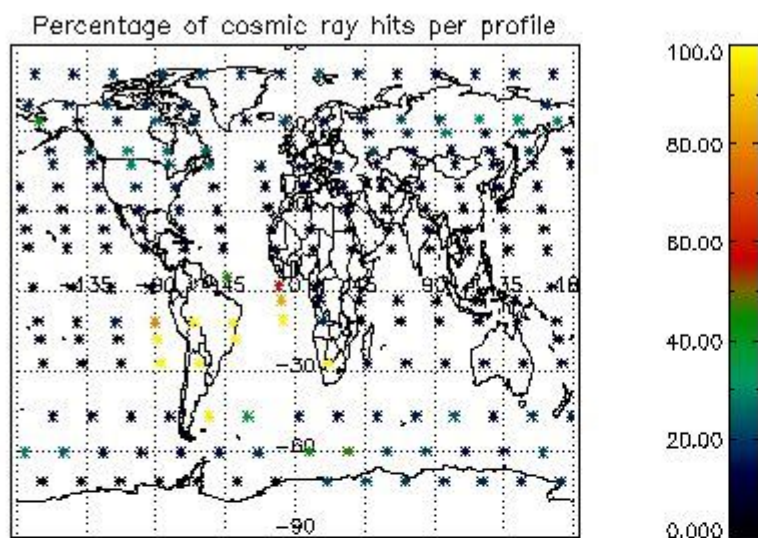


4.1.2 Plot level 1 quality information per product (time dependant): ENVI SAT DESCENDING passes

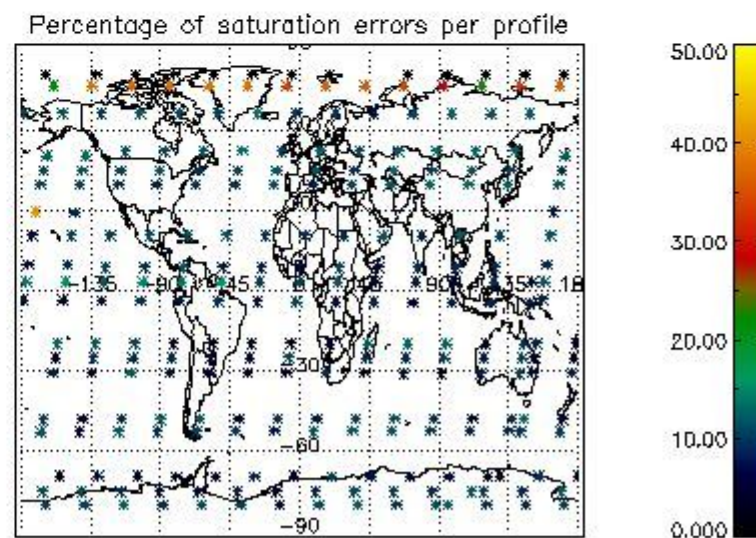
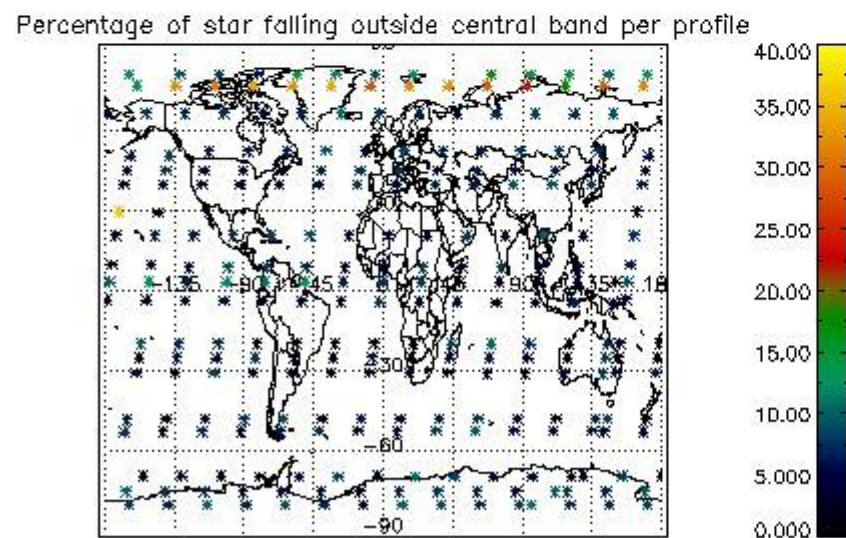
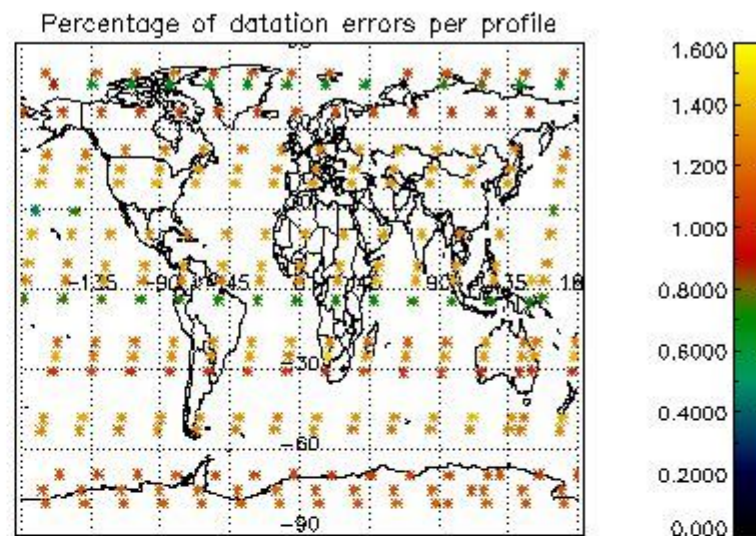
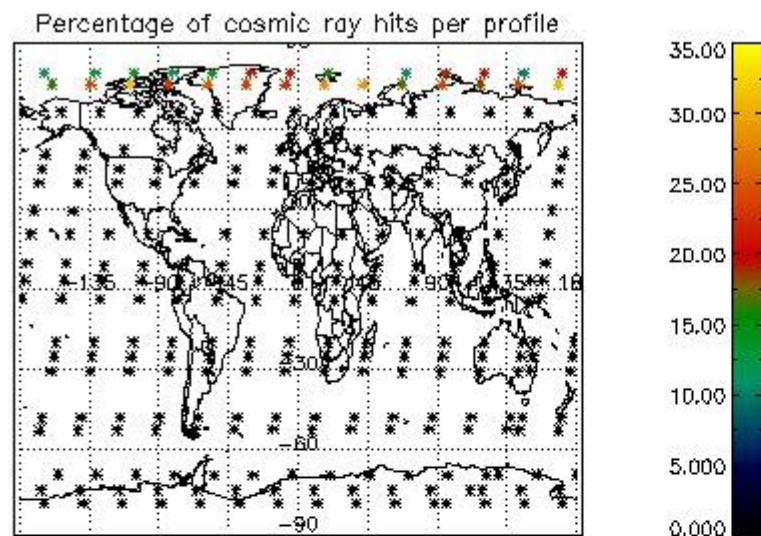


*4.2 Plot quality information per product coming from level 1b processing (world map)*

*4.2.1 Plot level 1 quality information per product (world map): ENVISAT ASCENDING passes*



4.2.2 Plot level 1 quality information per product (world map): ENVISAT DESCENDING passes



## 5. Trace gas profiles

### 5.1 Ozone statistics based on quality of products

The final quality of the products can be "measured" using the STD (Standard Deviation) attached to every point profile. This information is written to the parameter GOM\_NL\_\_2P/NL\_LOCAL\_SPECIES\_DENSITY/o3\_std of the level 2 products. The table below shows the statistics for given STD ranges.

The statistics are given with respect to the overall valid production:

- Products without fatal errors: GOM\_NL\_\_2P/MPH/PRODUCT\_ERR=0
- Valid point profile: GOM\_NL\_\_2P/NL\_LOCAL\_SPECIES\_DENSITY/pcd(0)=0

The 'Criteria' is applied to valid points of dark limb products:

- Products in dark limb illumination condition: GOM\_NL\_\_2P/NL\_SUMMARY\_QUALITY/obs\_ill\_cond=0
- Products without fatal errors: GOM\_NL\_\_2P/MPH/PRODUCT\_ERR=0
- Valid point profile: GOM\_NL\_\_2P/NL\_LOCAL\_SPECIES\_DENSITY/pcd(0)=0

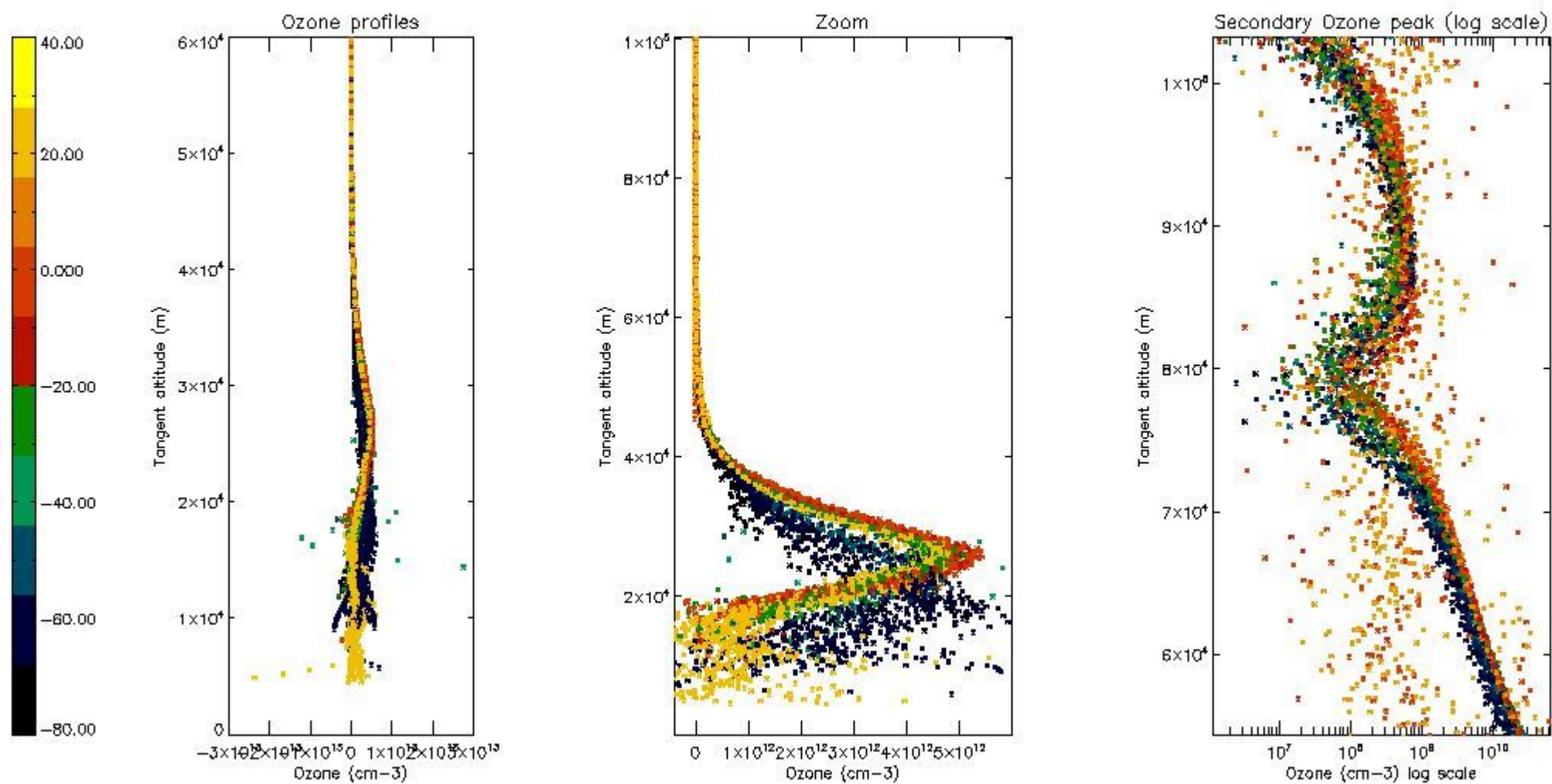
So, the table below shows the percentage of dark limb and valid observations for each criteria with respect to the overall valid daily observations.

Criteria	% of total production
All STD	30
STD < 20	17

STD < 10	14
STD < 5	10

5.2 Plot ozone profiles for all STD (dark without errors)

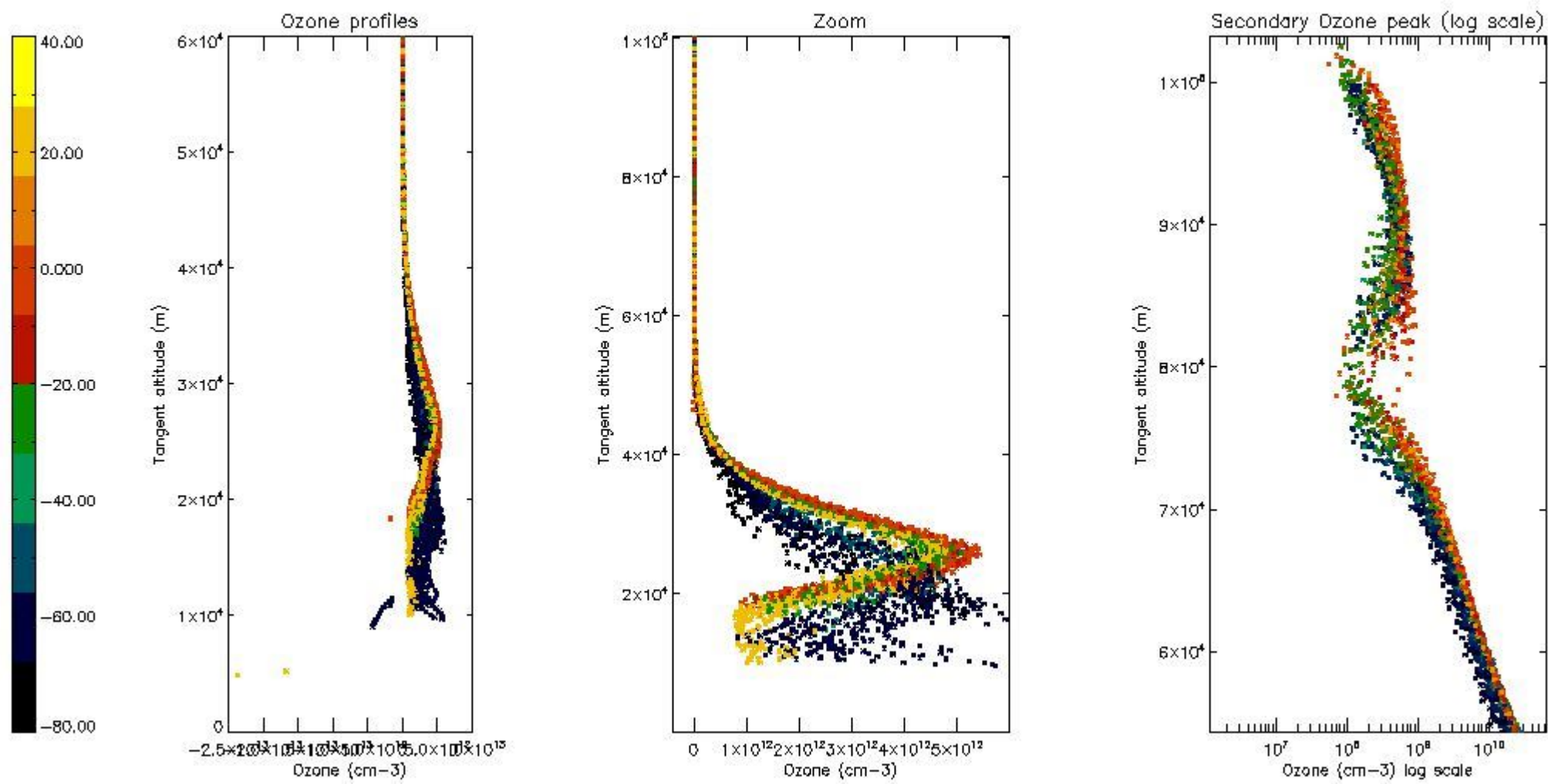
The colorbar represents the latitude.



5.3 Plot ozone profiles where STD < 20% (dark without errors)

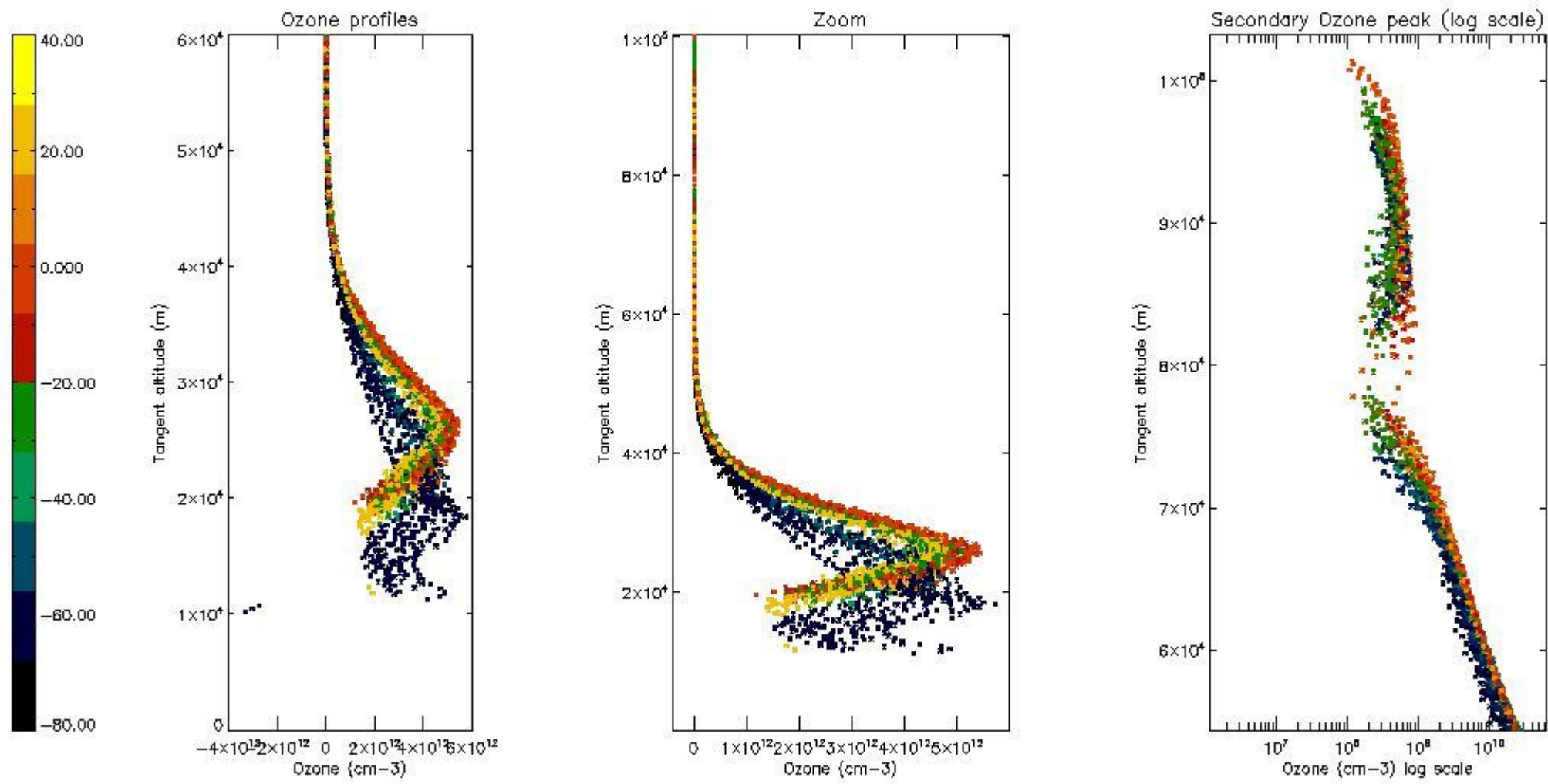
The colorbar represents the latitude.





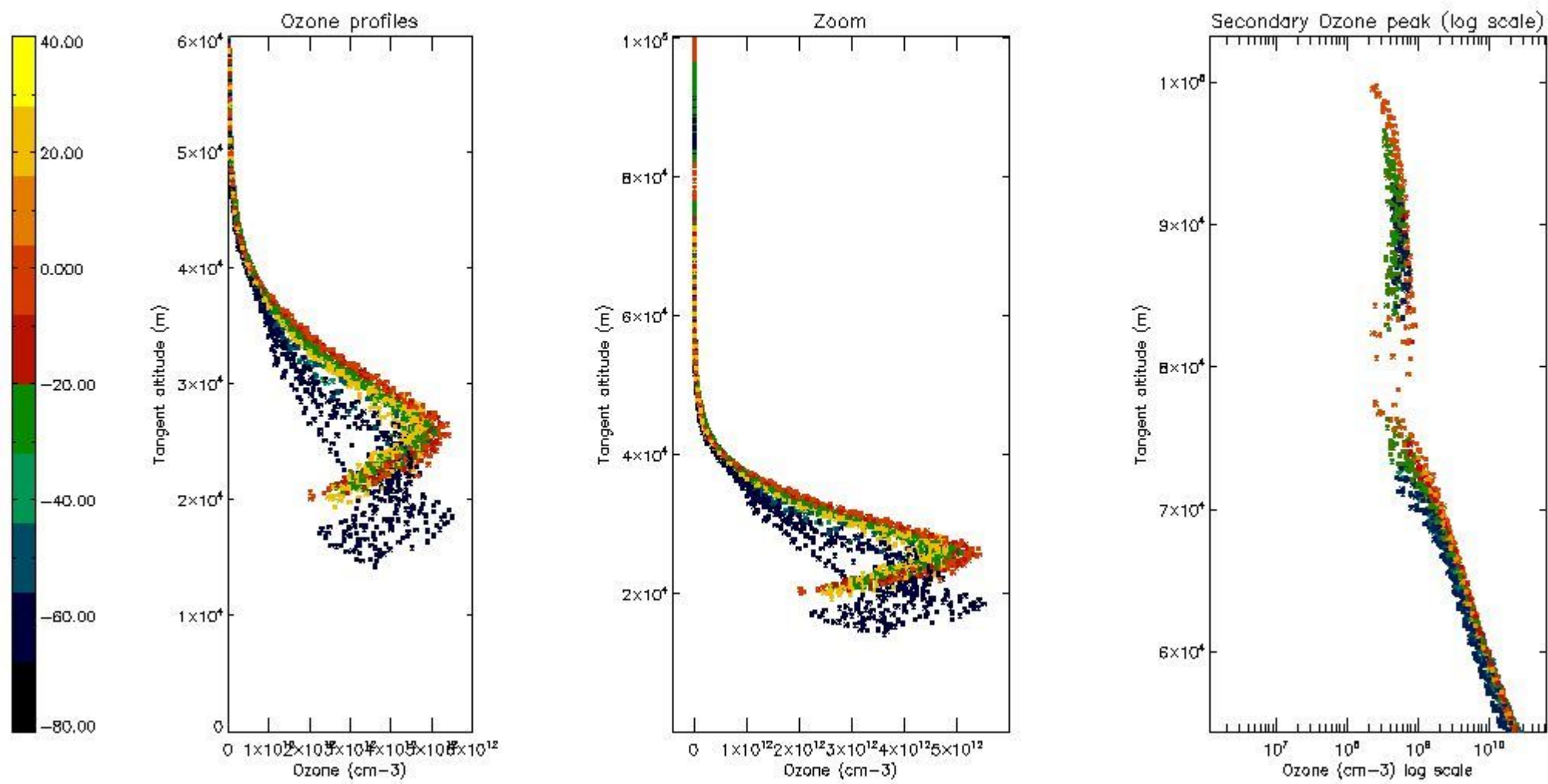
*5.4 Plot ozone profiles where STD < 10% (dark without errors)*

The colorbar represents the latitude.



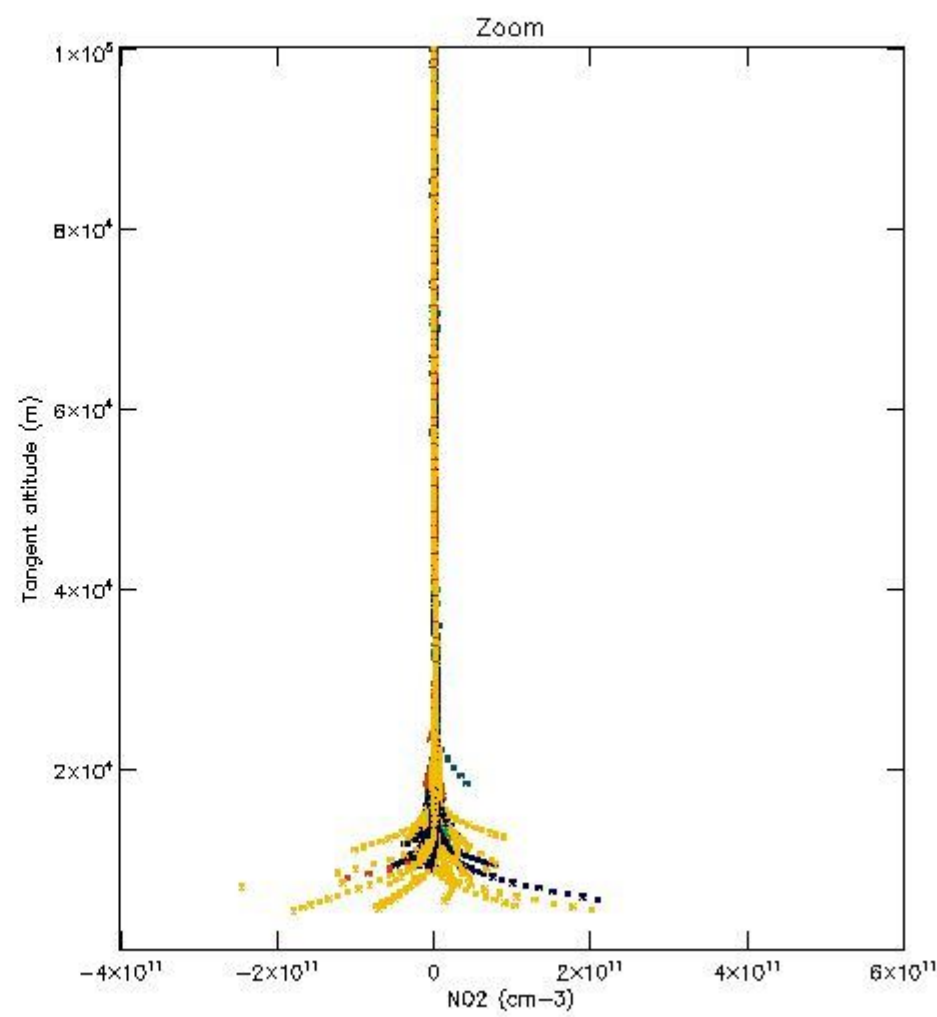
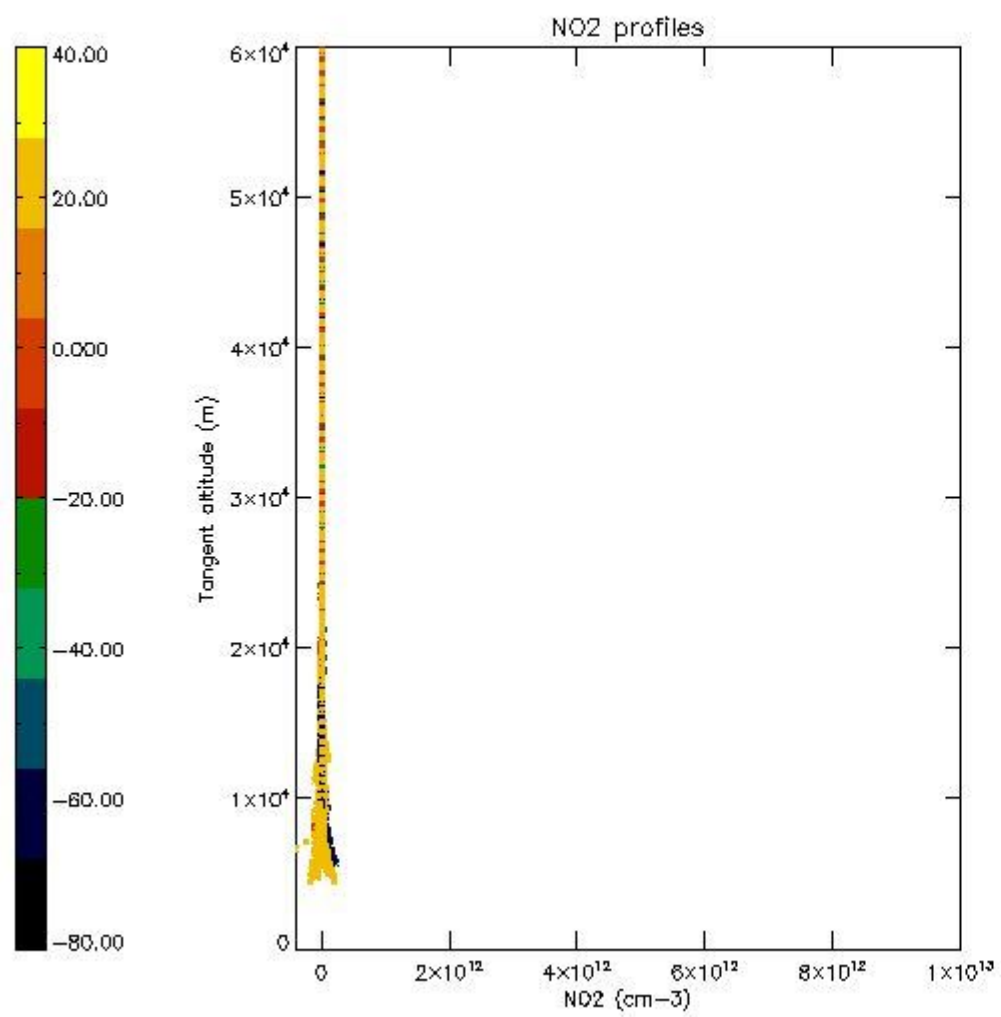
*5.5 Plot ozone profiles where STD < 5% (dark without errors)*

The colorbar represents the latitude.



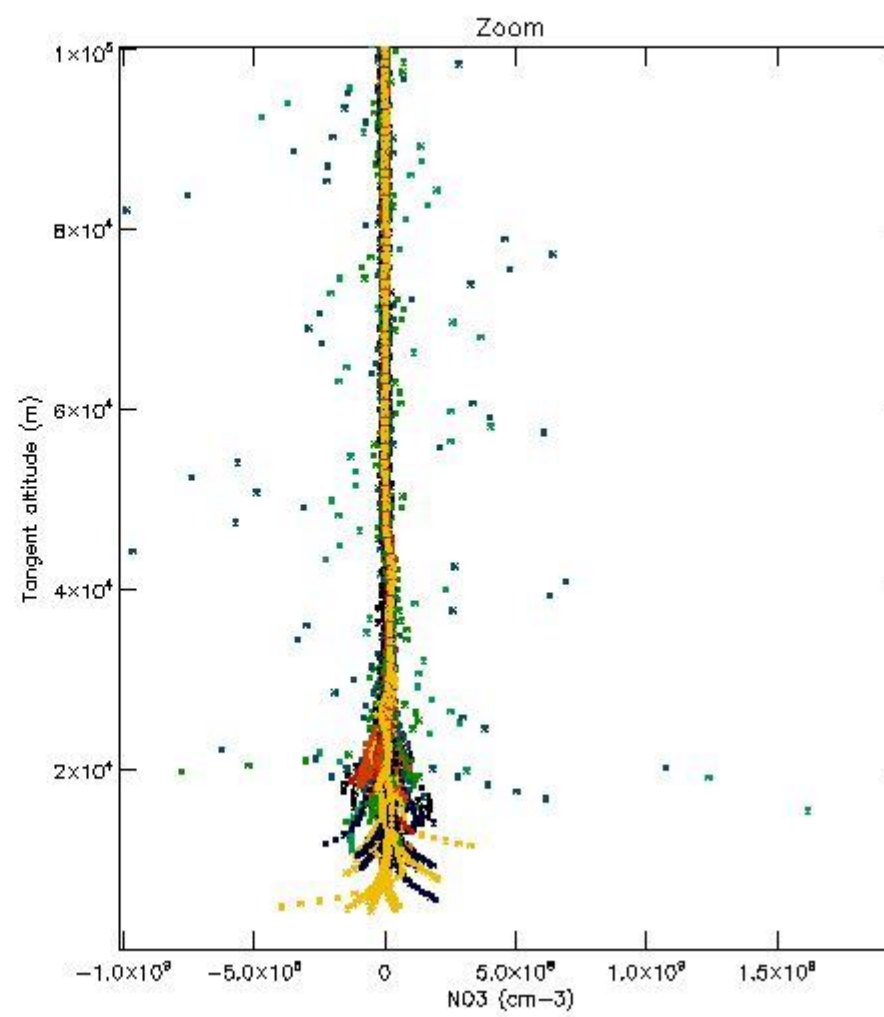
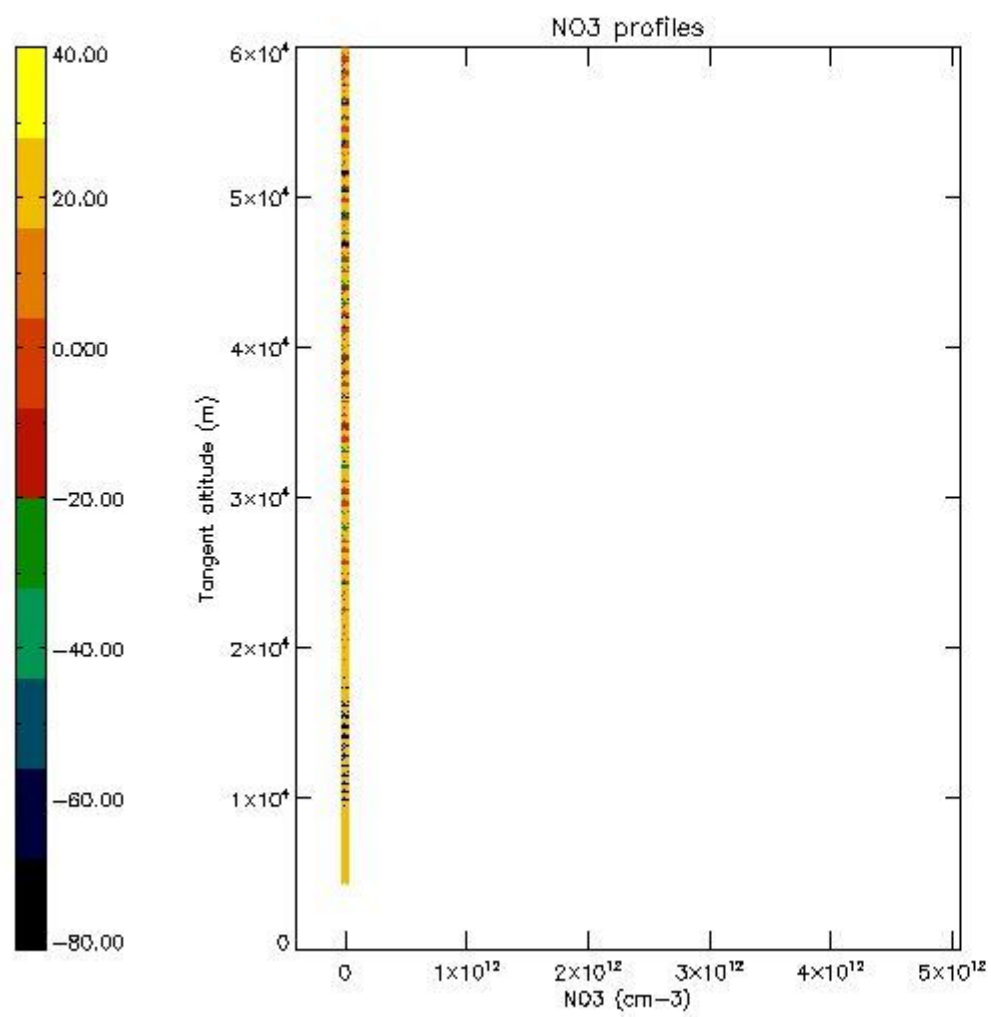
5.6 Plot NO<sub>2</sub> profiles for all STD (dark without errors)

The colorbar represents the latitude.



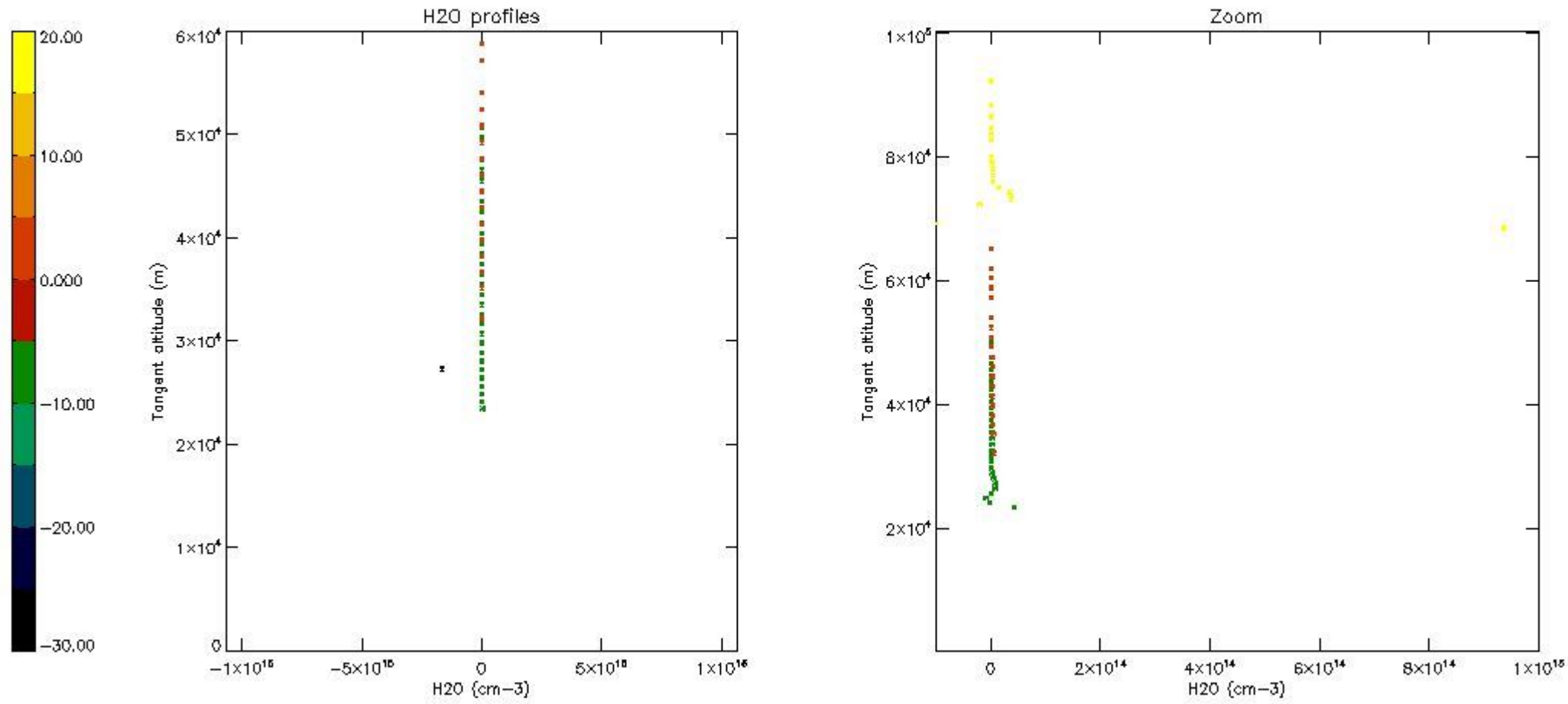
*5.7 Plot NO3 profiles for all STD (dark without errors)*

The colorbar represents the latitude.



*5.8 Plot H2O profiles for all STD (only for occultations of stars 1,2,3,4,13,14,16,26,63 dark without errors)*

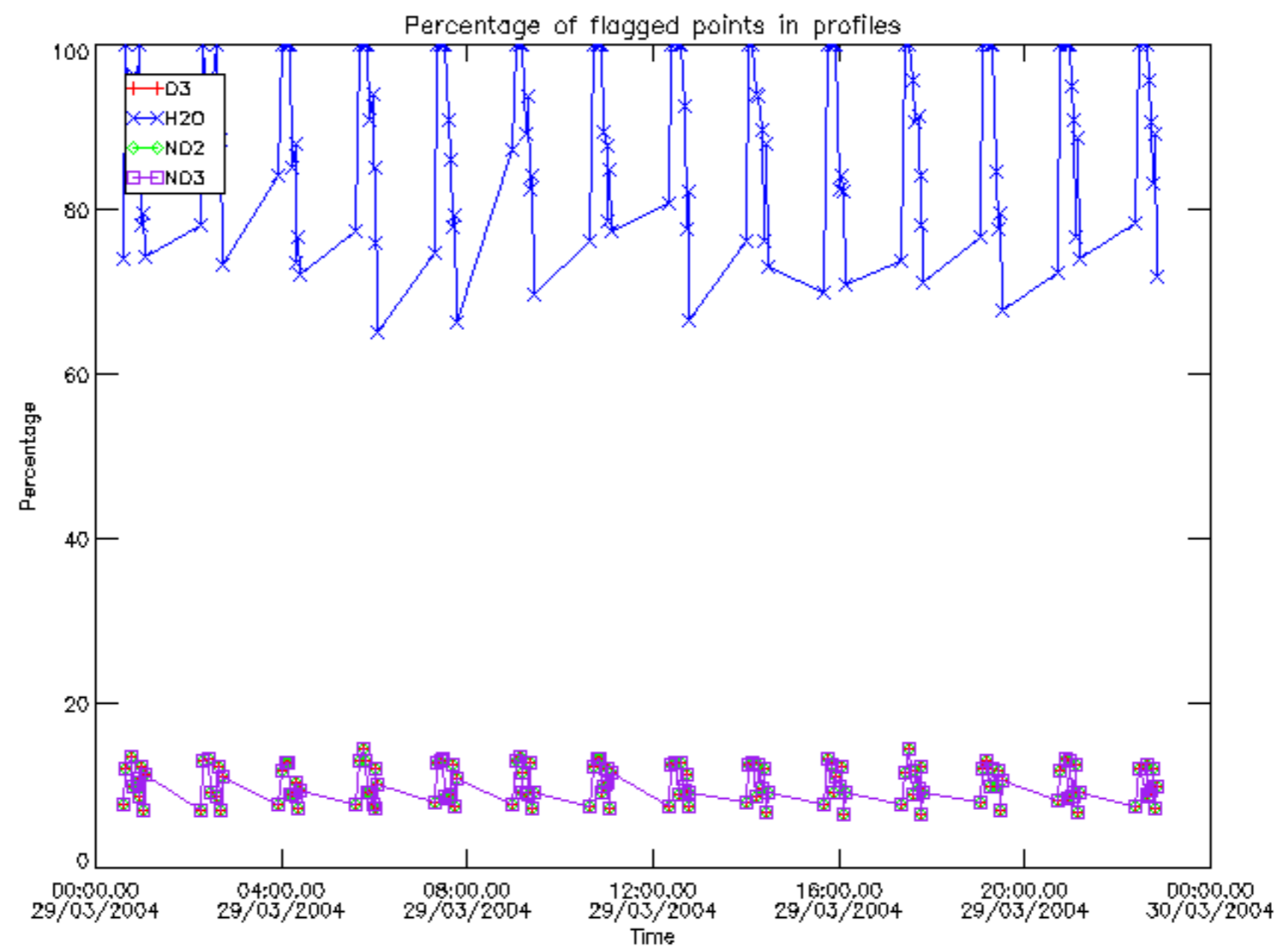
The colorbar represents the latitude.



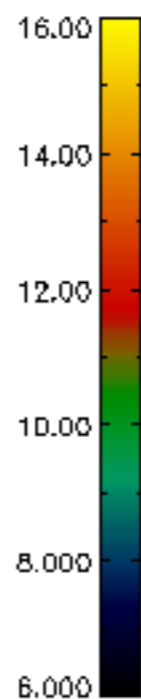
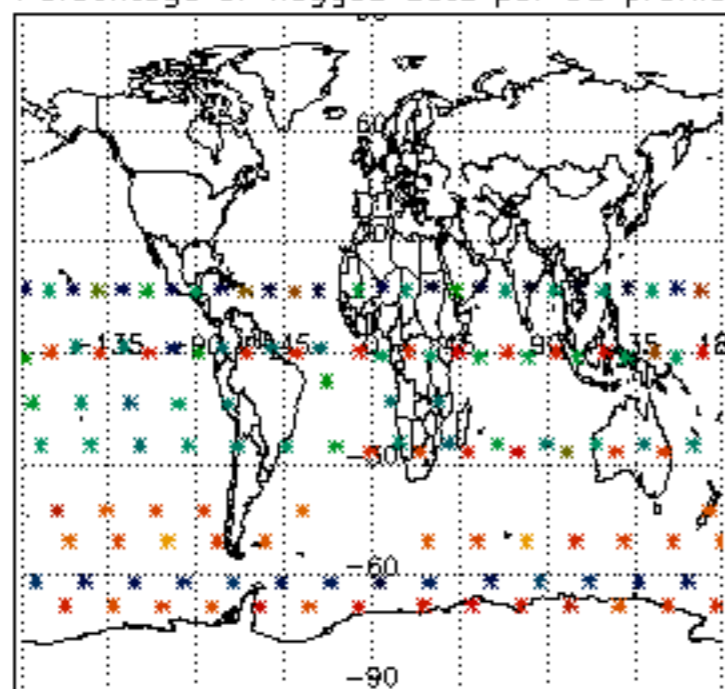
## 6. Auxiliary Data Files used for the production reported in section 2

The number reported in the third column indicates since which file (see list in section 2) the corresponding auxiliary file has been used. The fourth column is the date of those product files.

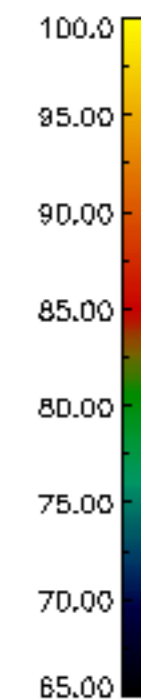
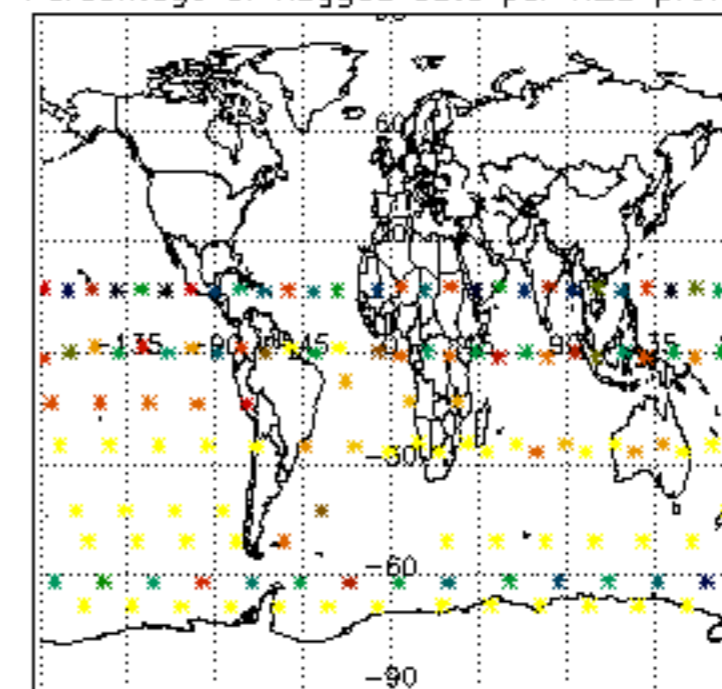
Type	Auxiliary Filename	Used since product	Used since product date
INST_PHYS_CHARACTERISTICS	GOM_INS_AXVIEC20091111_143220_20030716_120000_20500101_000000	1	29-MAR-2004 00:00:50
LEVEL-2_PROC_CONFIG	GOM_PR2_AXVIEC20091111_152718_20020301_000000_20500101_000000	1	29-MAR-2004 00:00:50
CROSS_SECTIONS_FILE	GOM_CRS_AXVIEC20091111_154832_20020301_000000_20500101_000000	1	29-MAR-2004 00:00:50



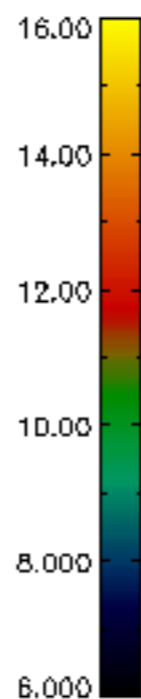
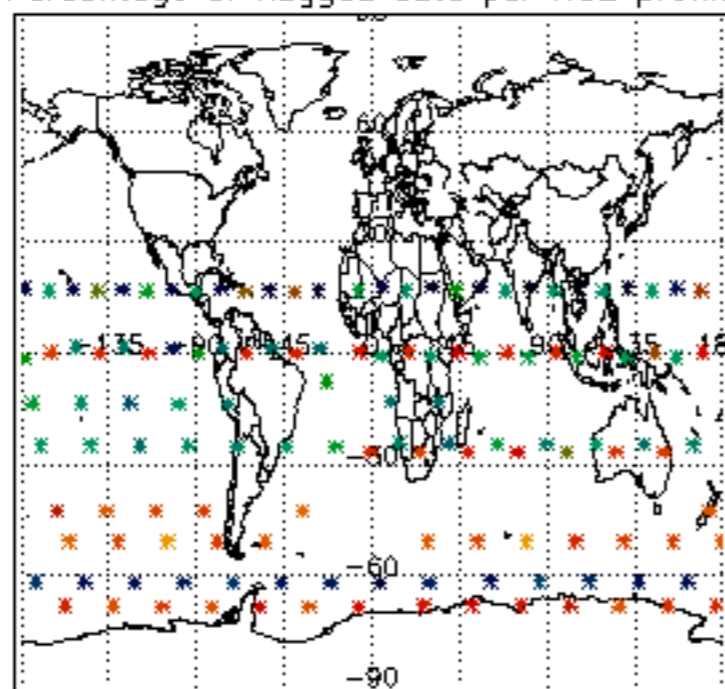
Percentage of flagged data per D3 profile



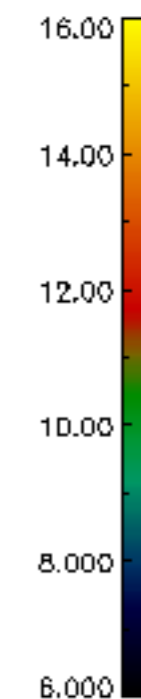
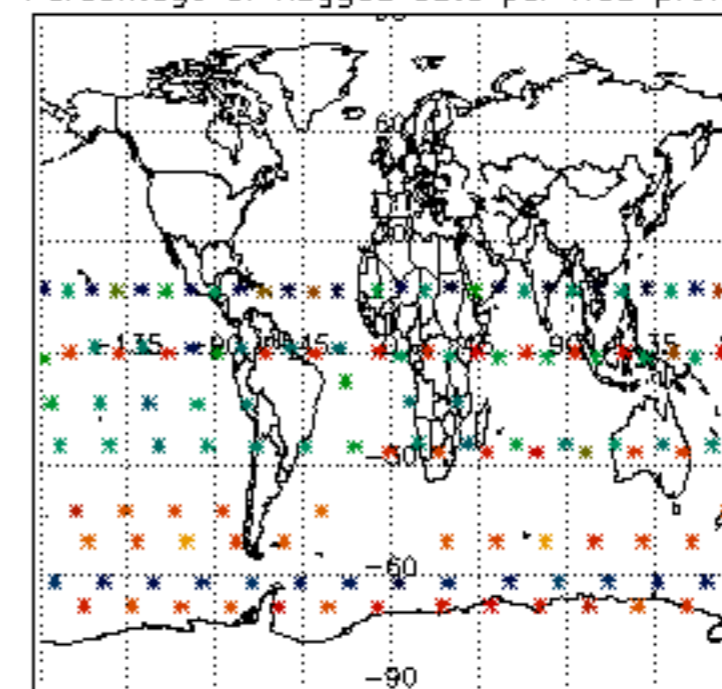
Percentage of flagged data per H2O profile



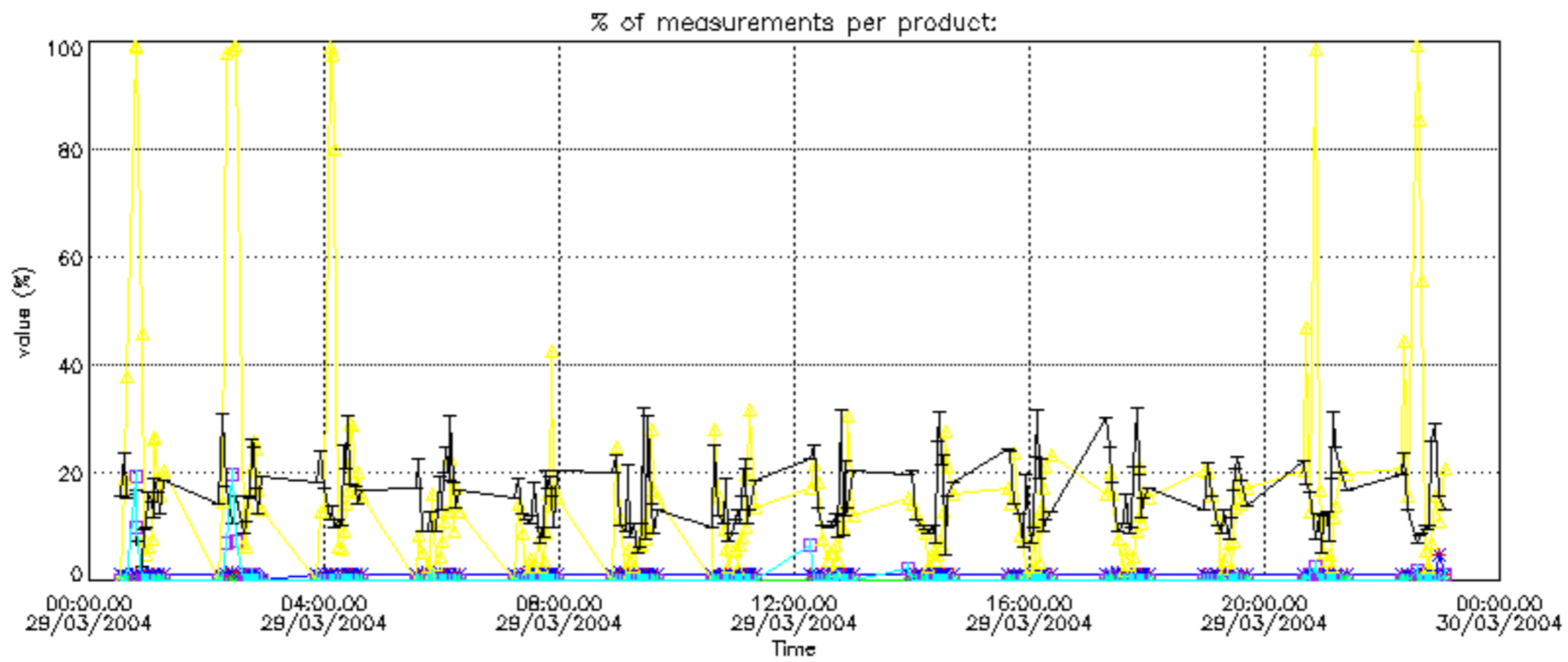
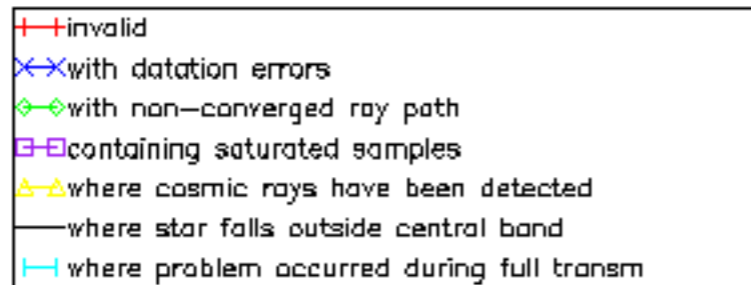
Percentage of flagged data per NO2 profile

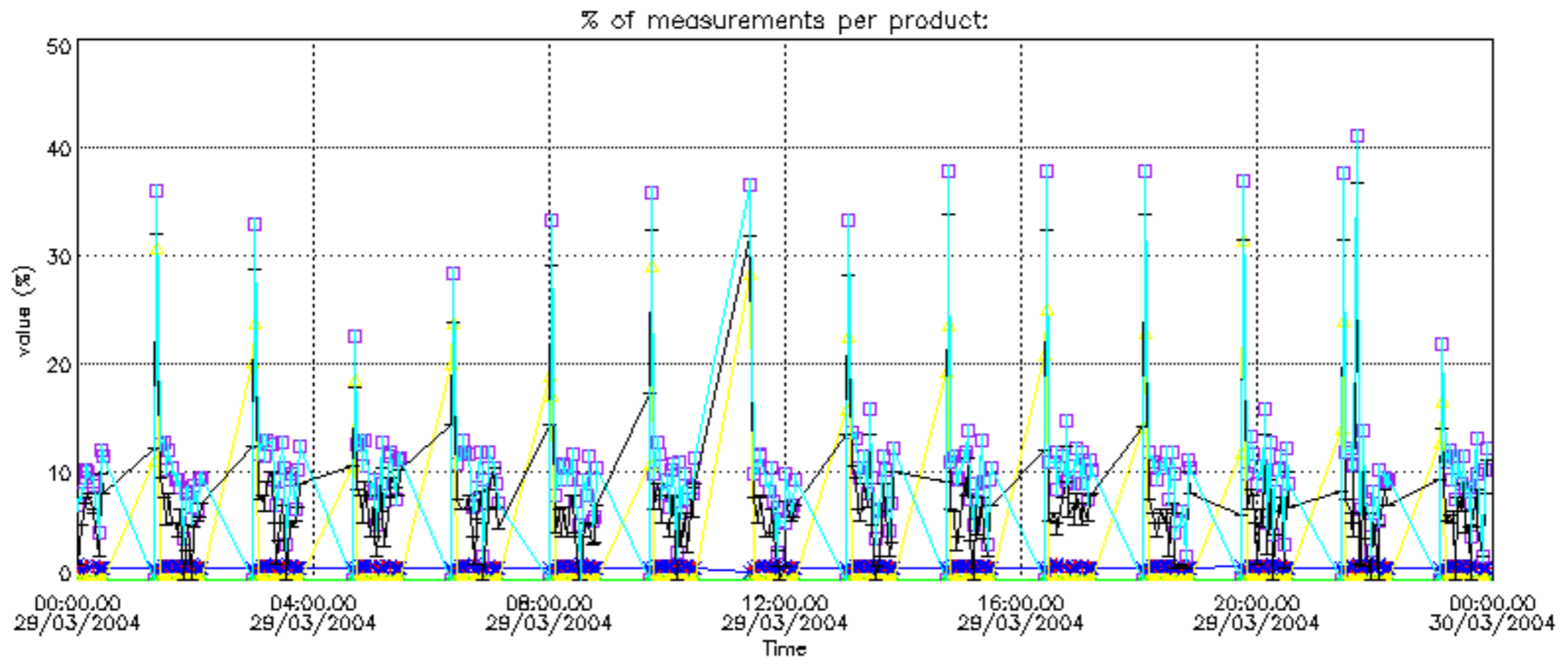
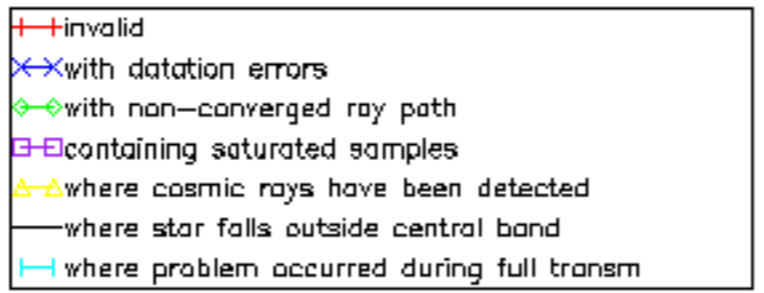


Percentage of flagged data per NO3 profile

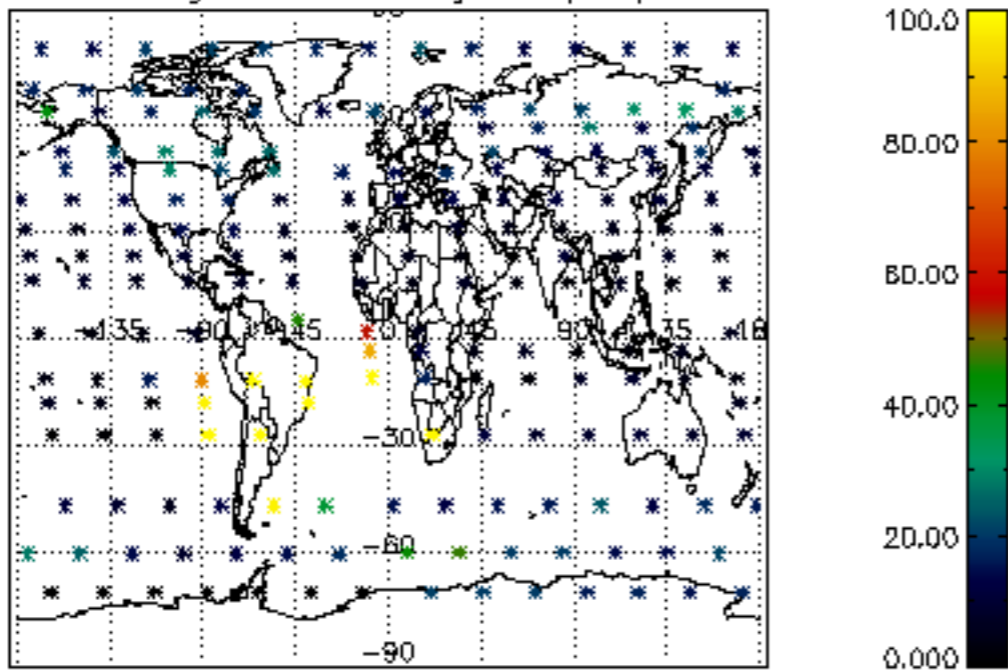




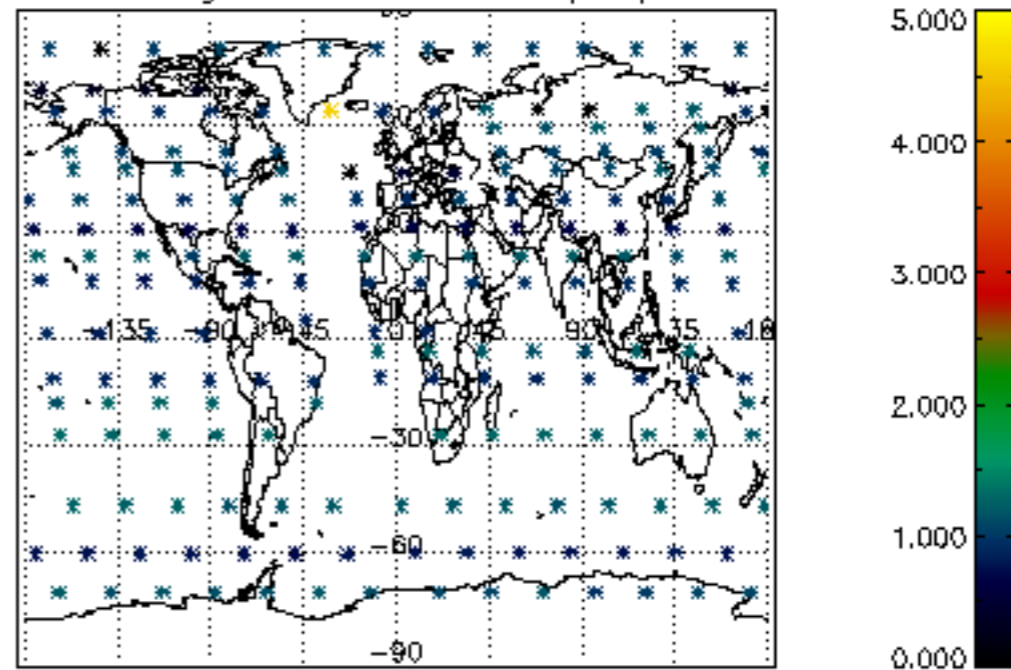




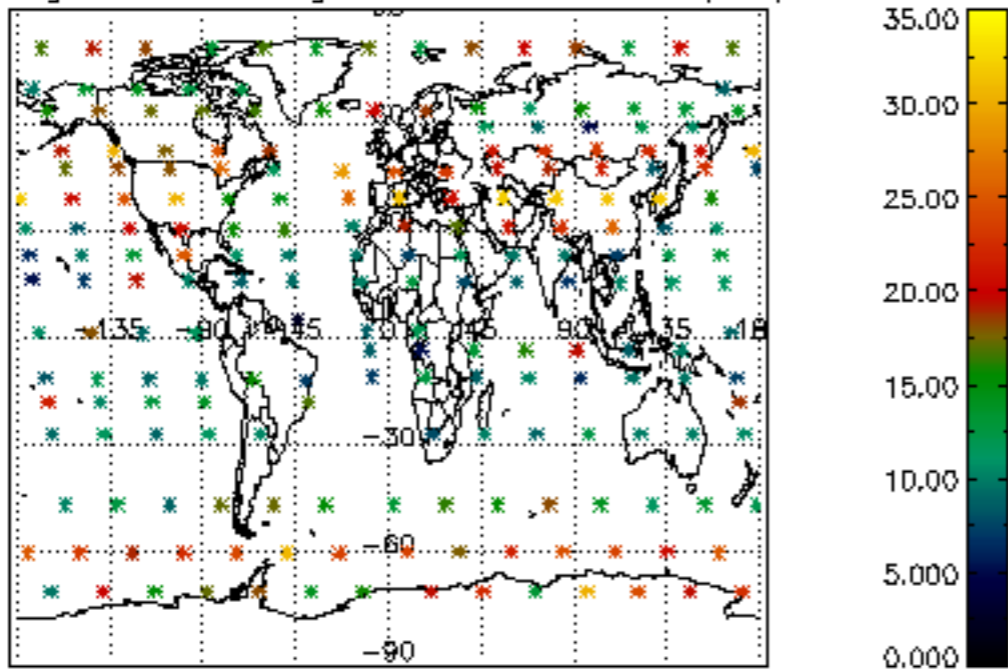
Percentage of cosmic ray hits per profile



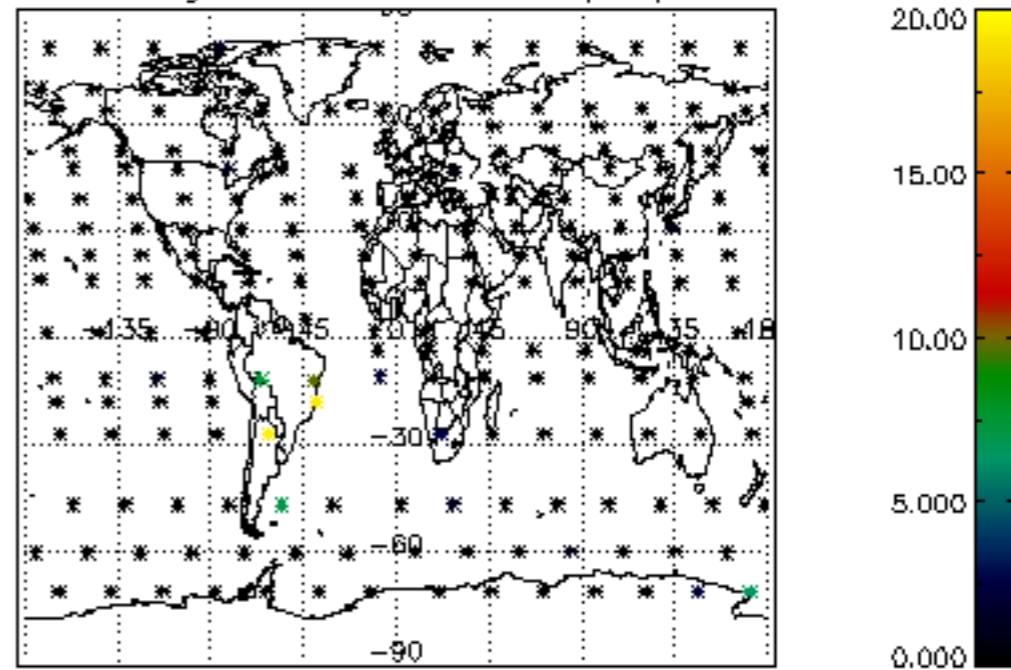
Percentage of datation errors per profile



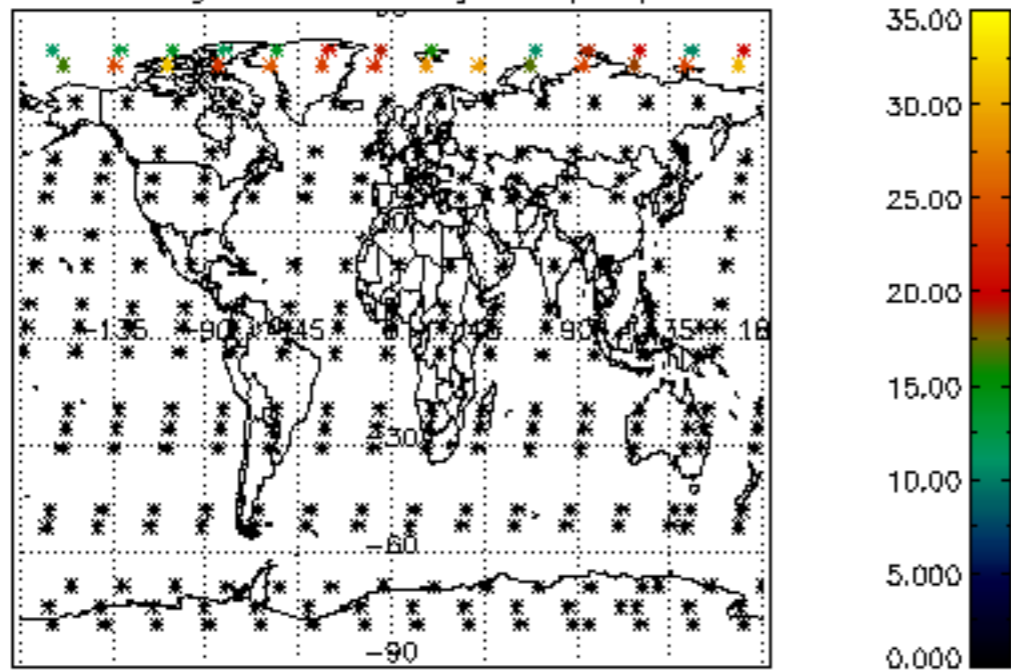
Percentage of star falling outside central band per profile



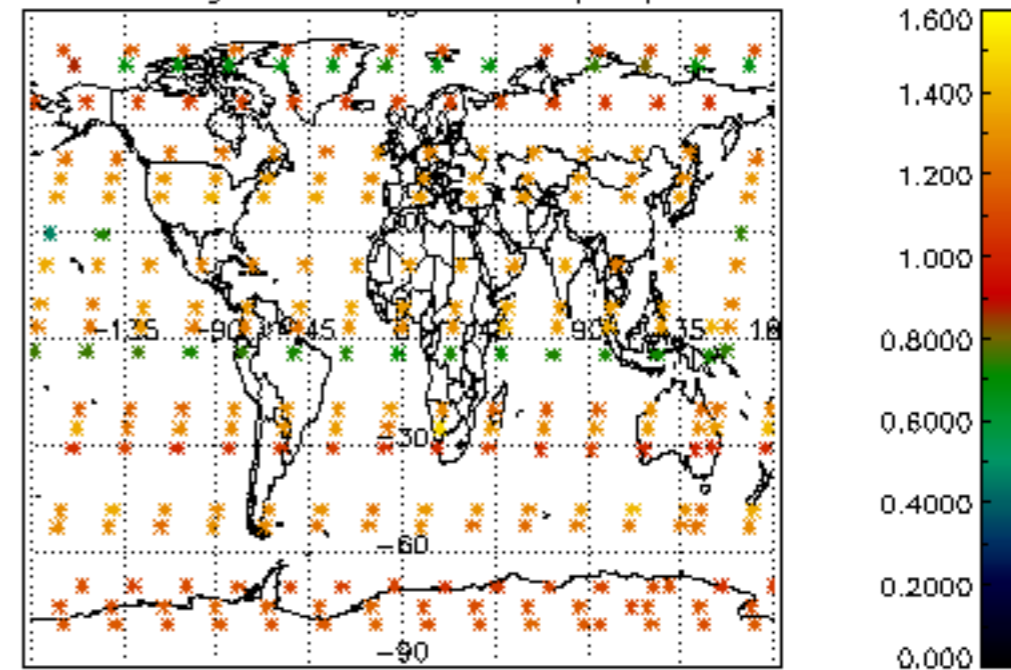
Percentage of saturation errors per profile



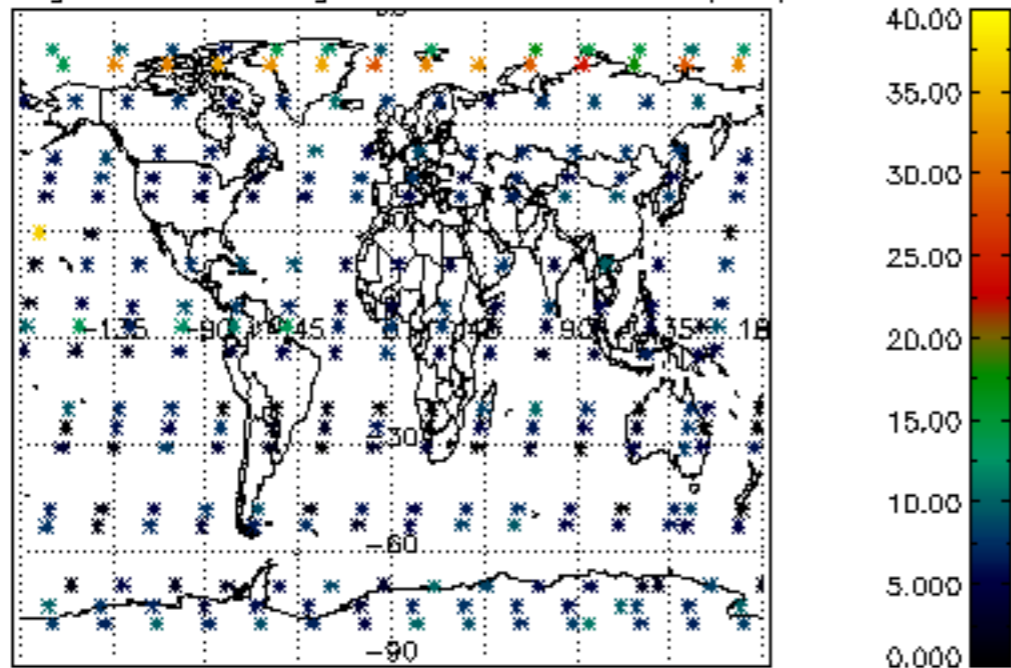
Percentage of cosmic ray hits per profile



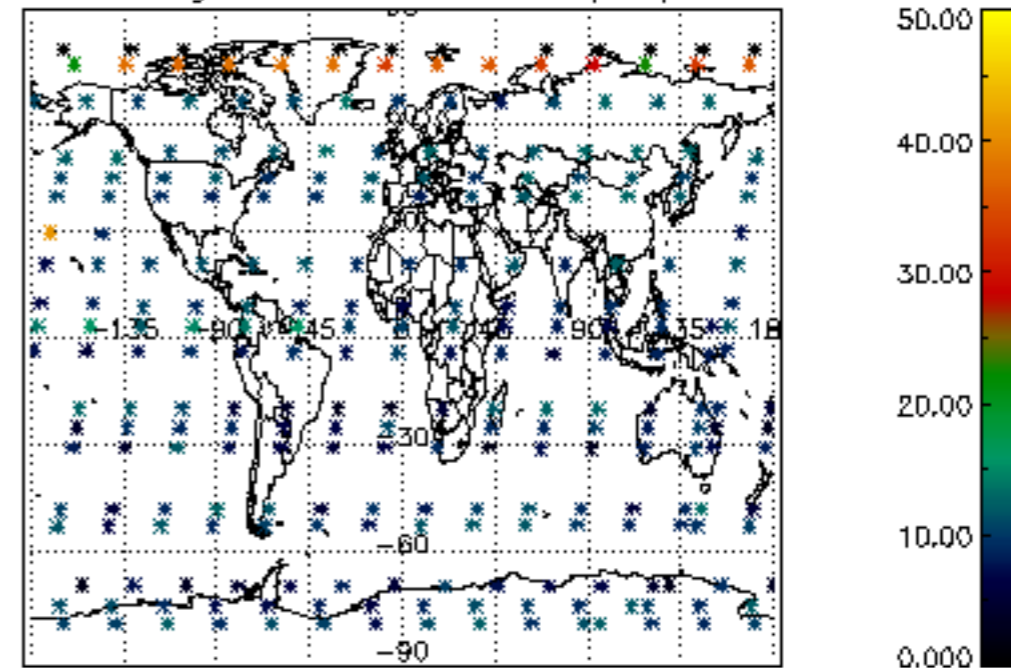
Percentage of datation errors per profile

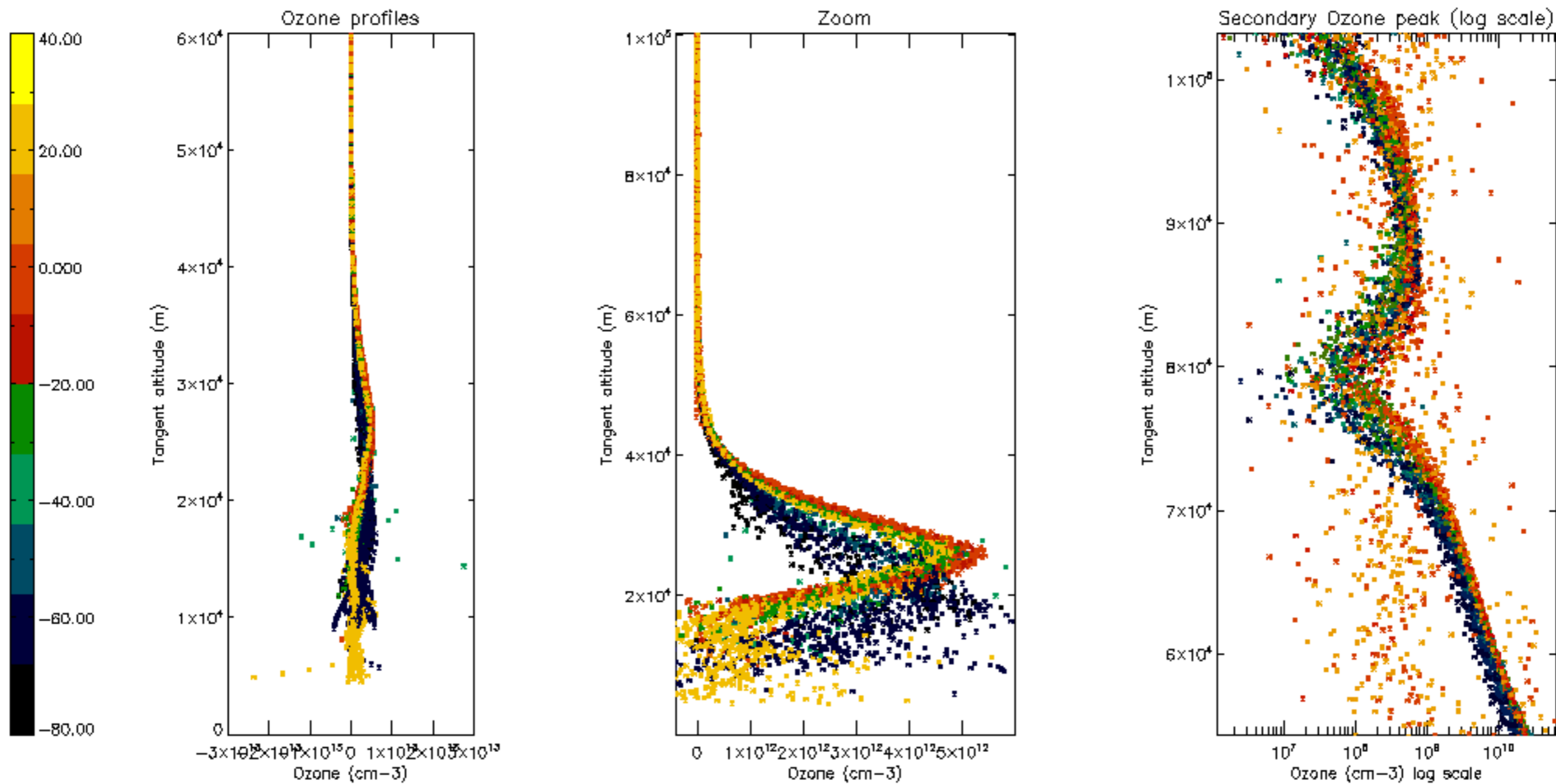


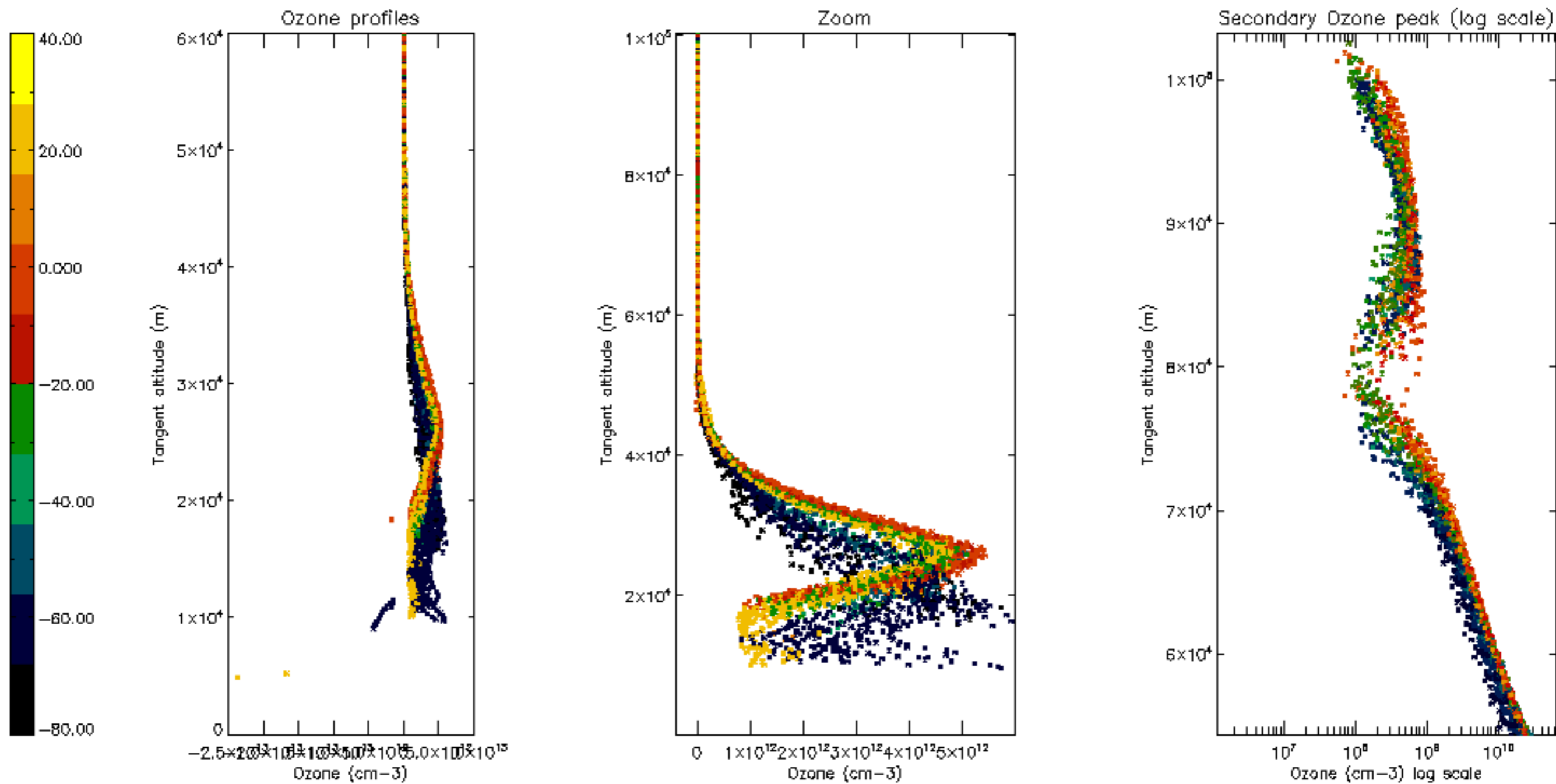
Percentage of star falling outside central band per profile

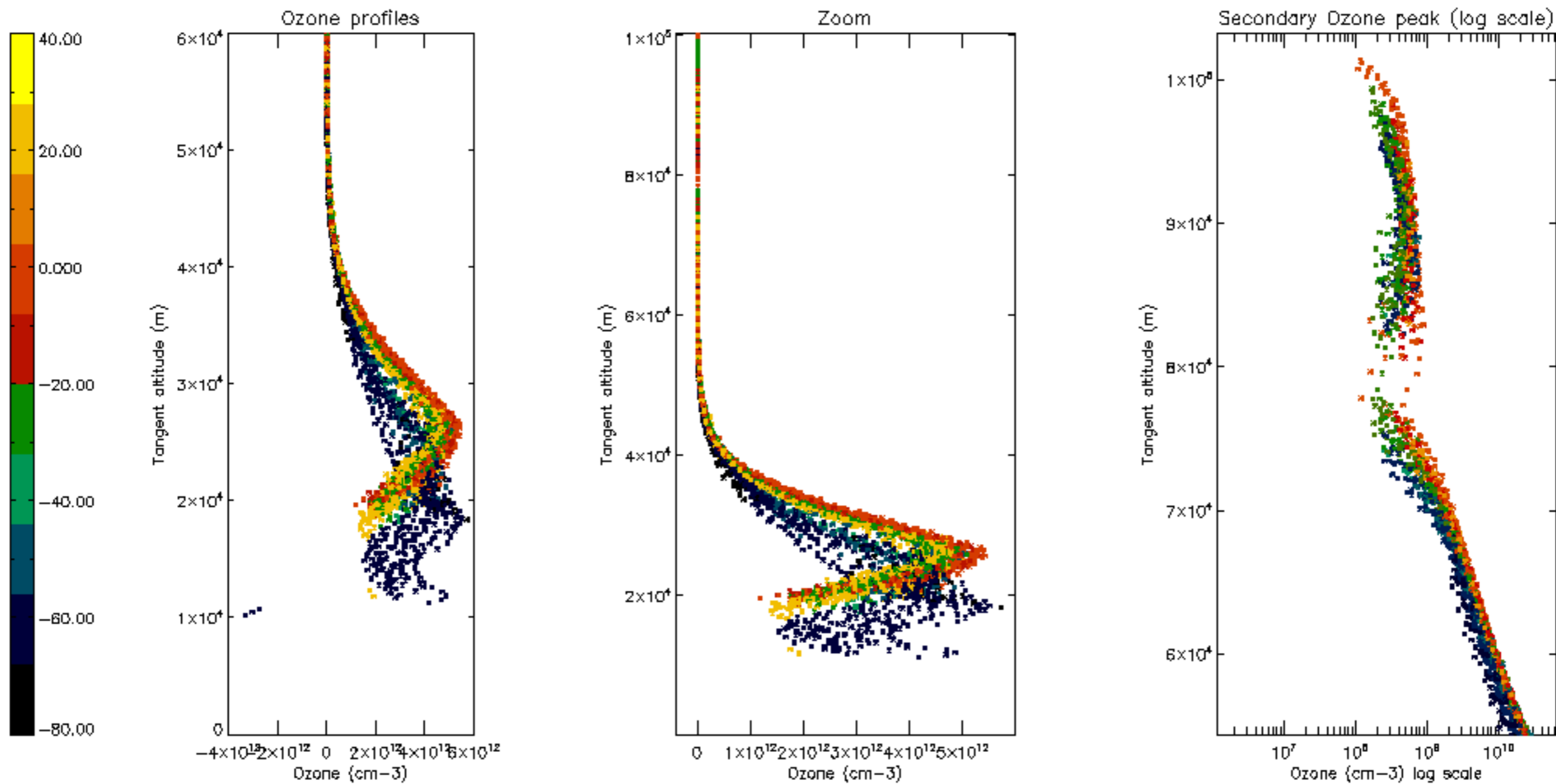


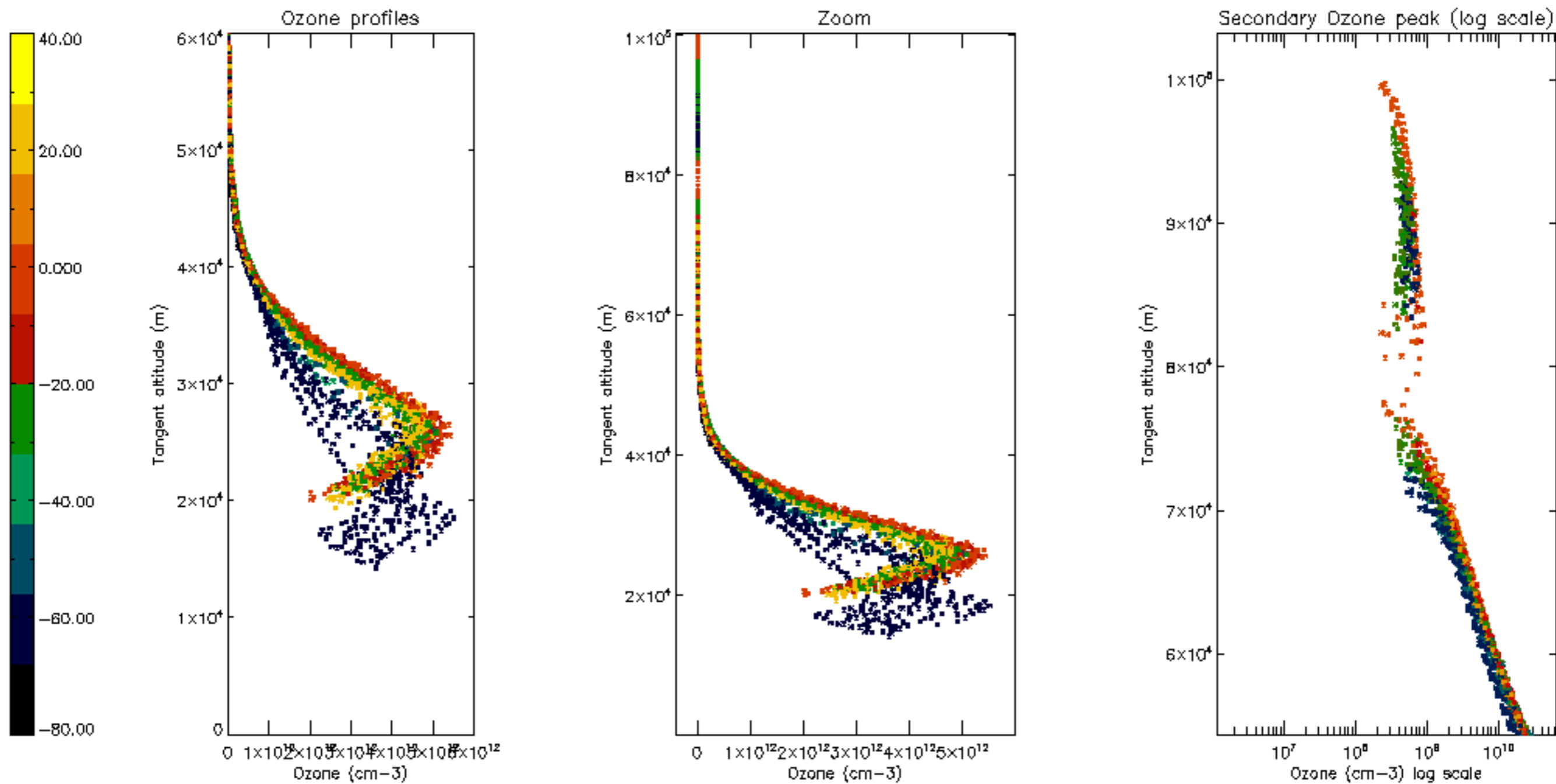
Percentage of saturation errors per profile



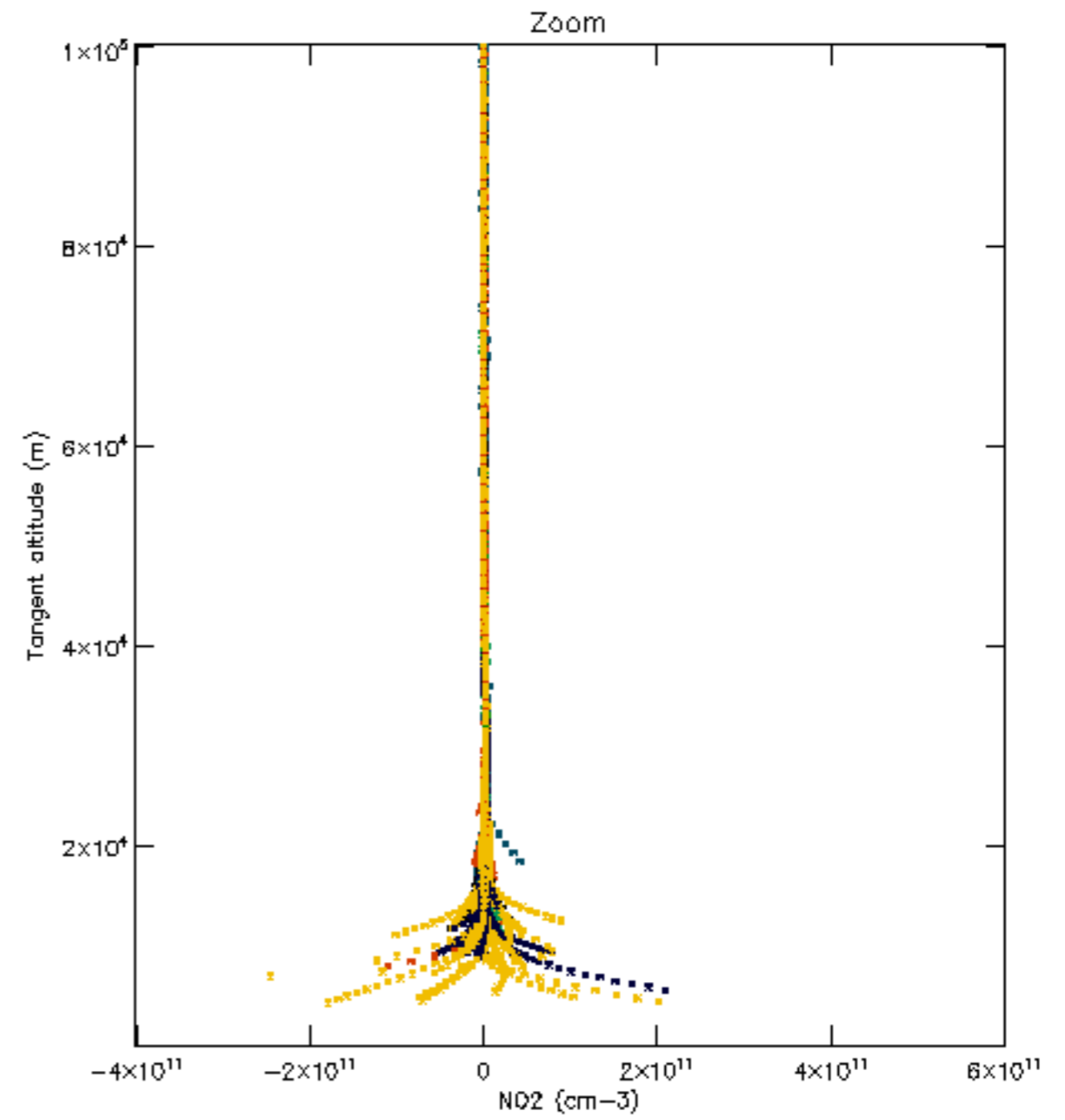
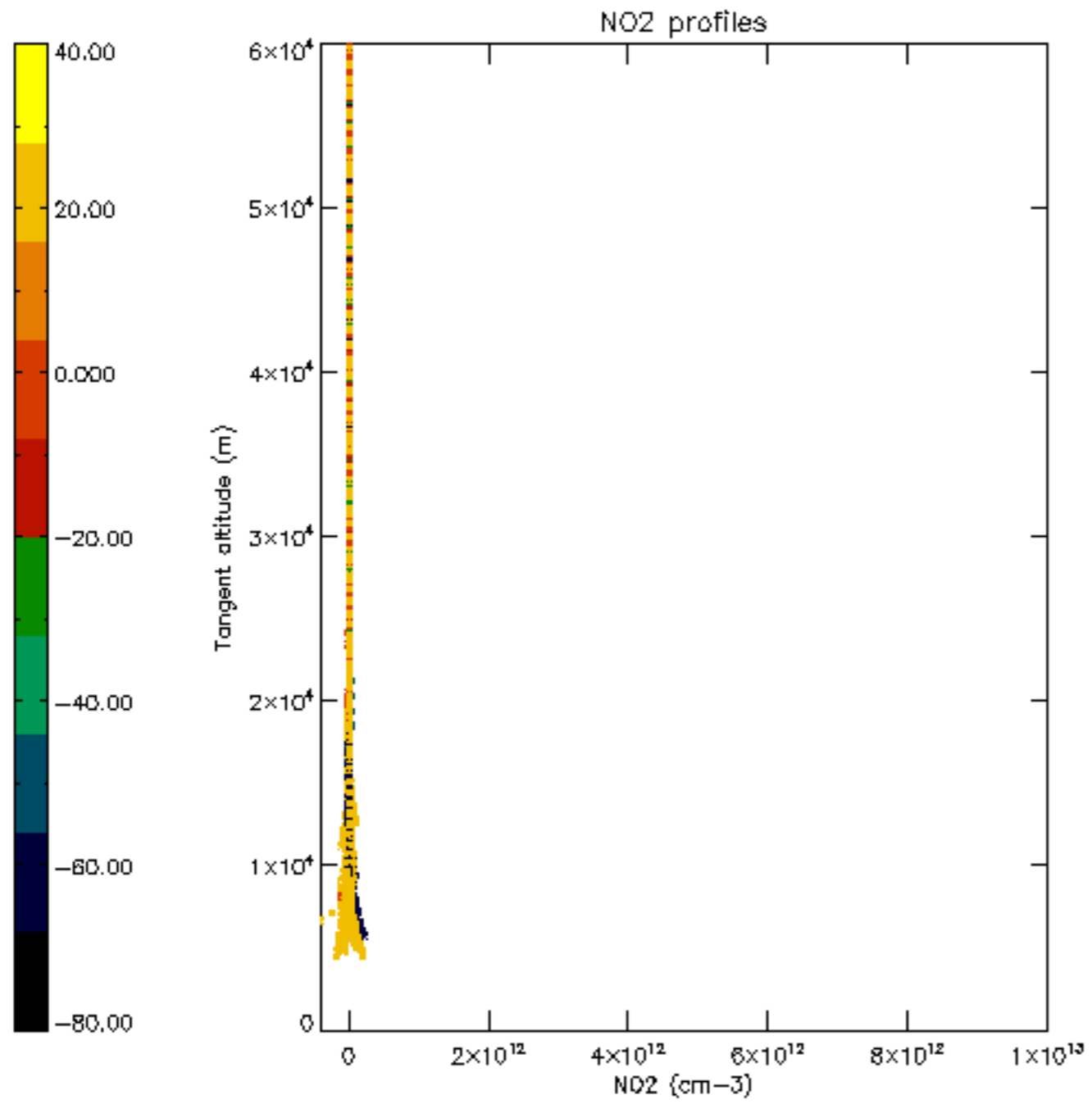


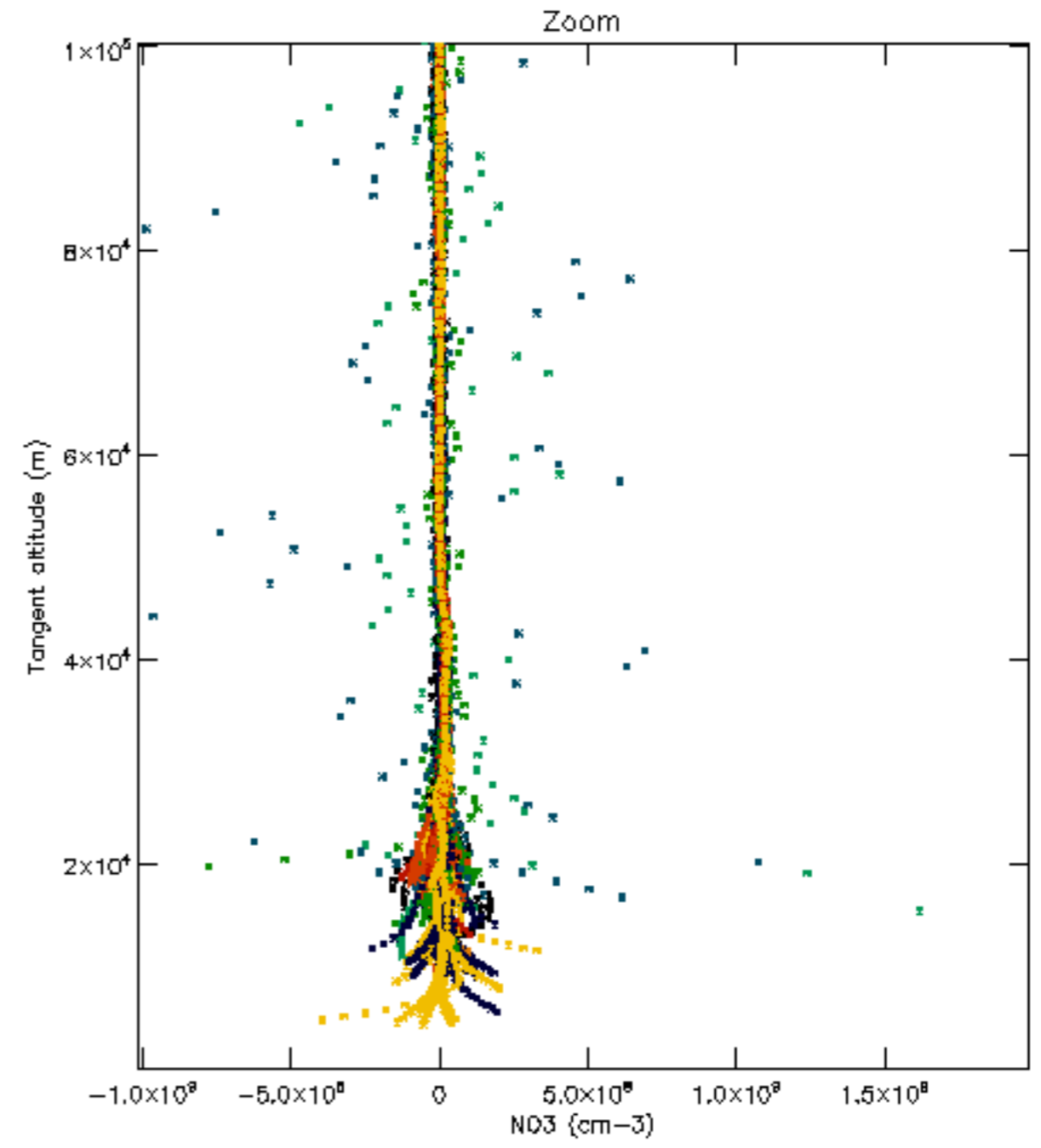
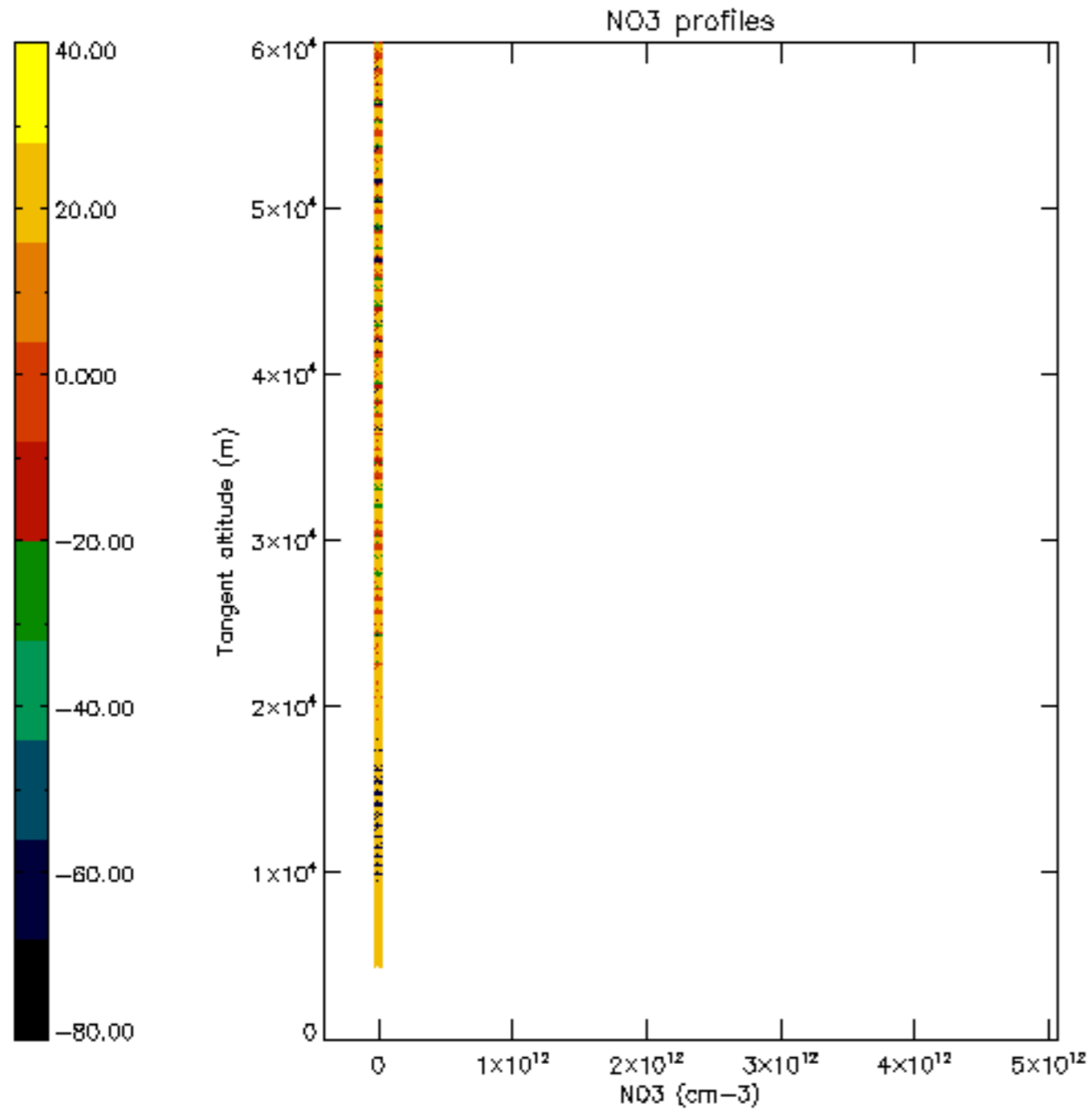


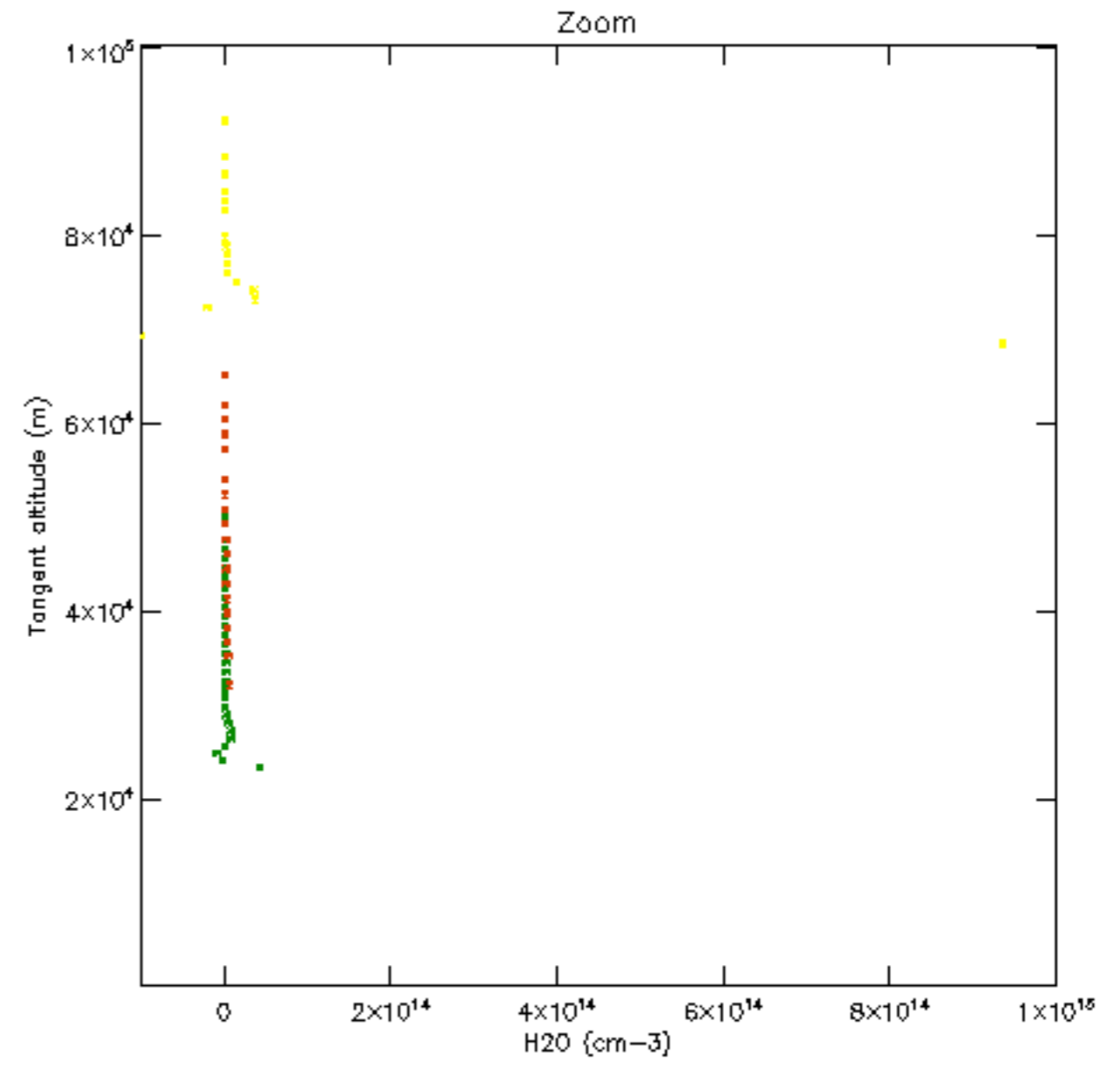
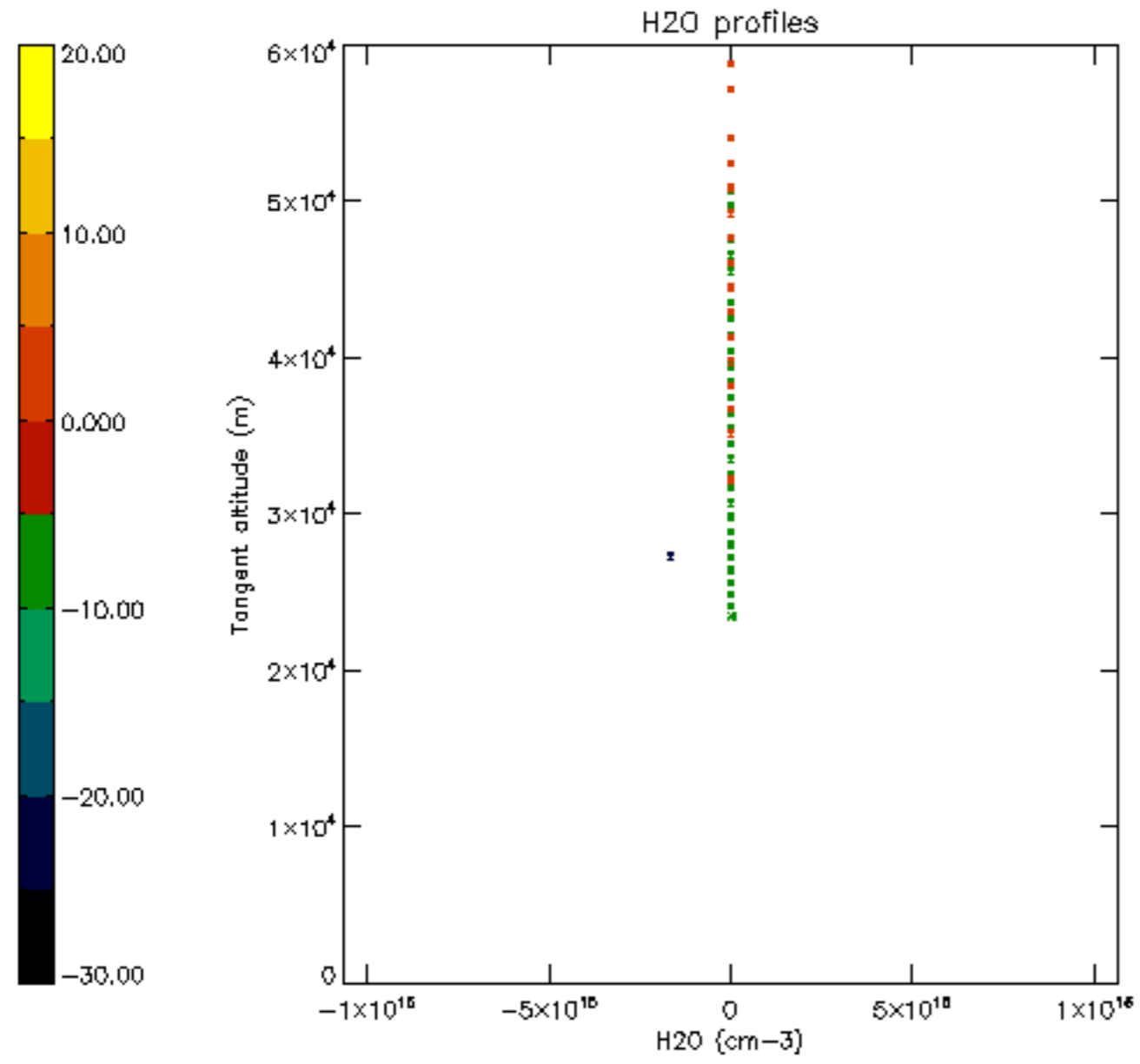


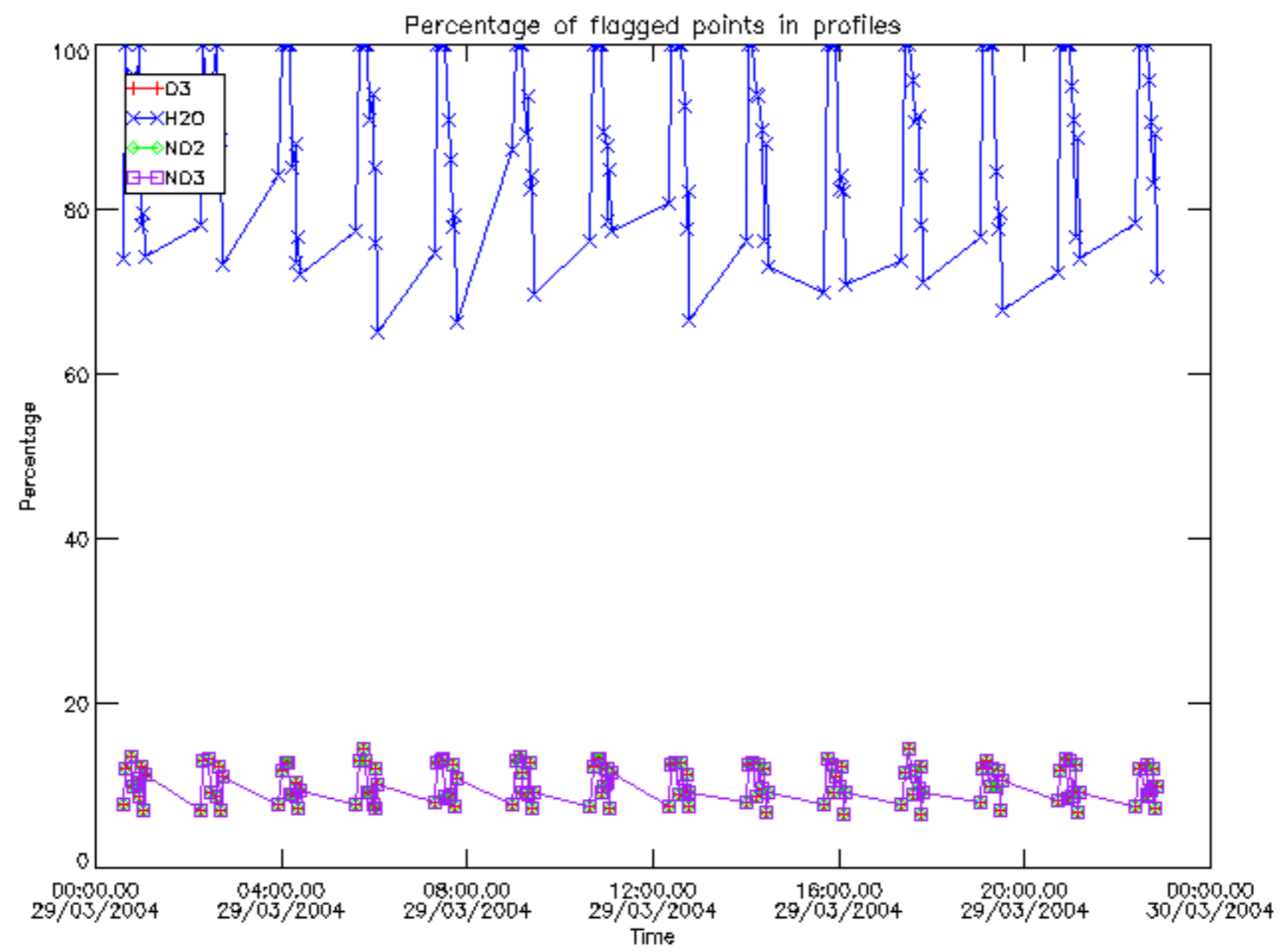




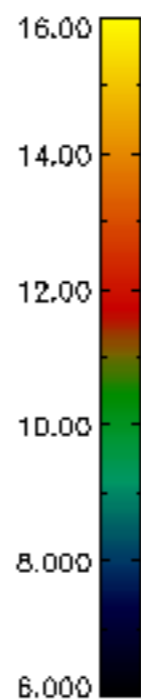
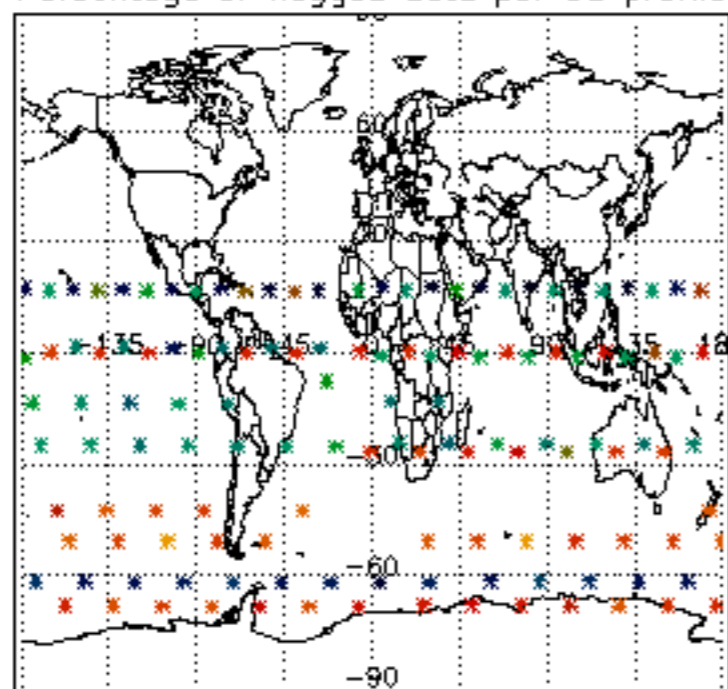




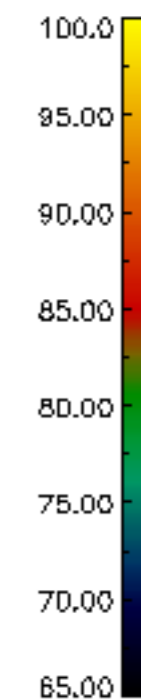
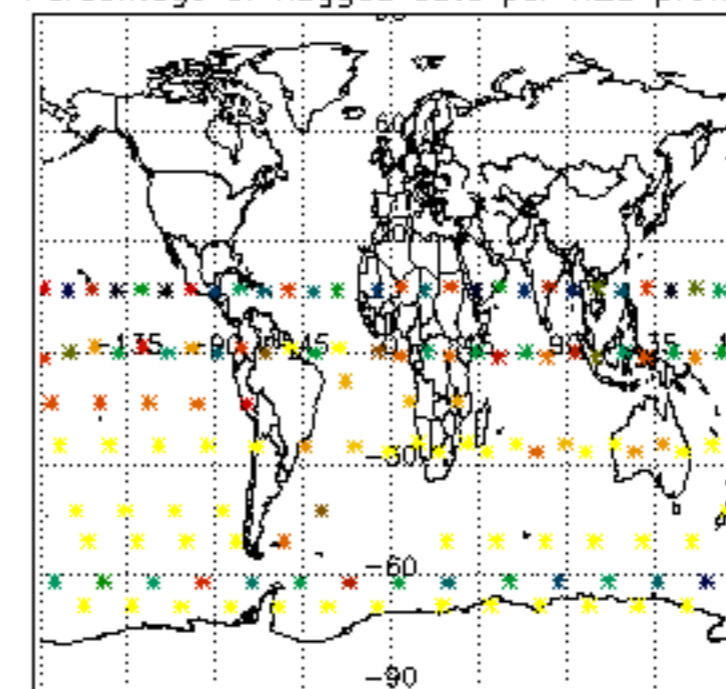




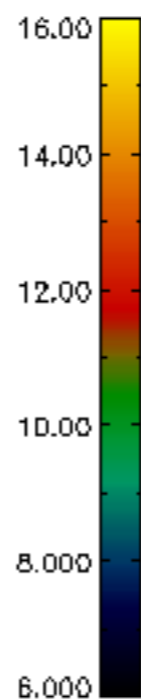
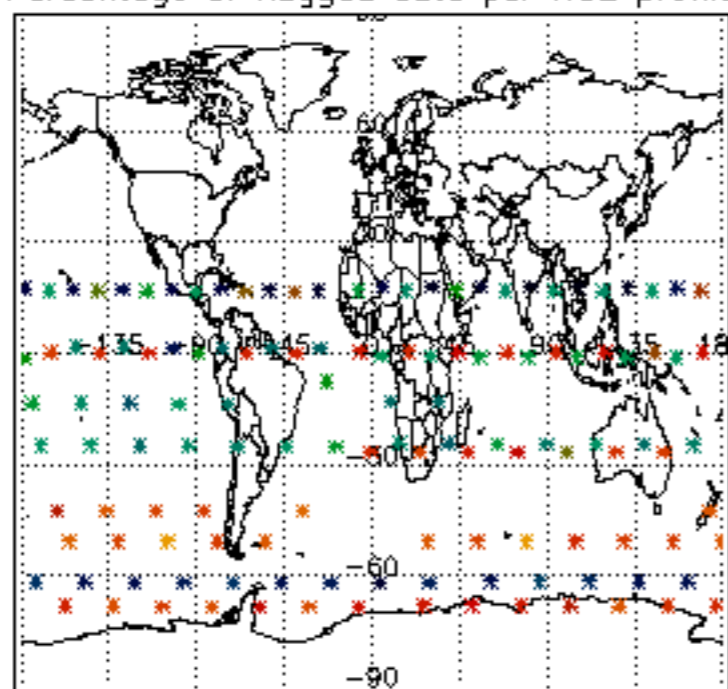
Percentage of flagged data per D3 profile



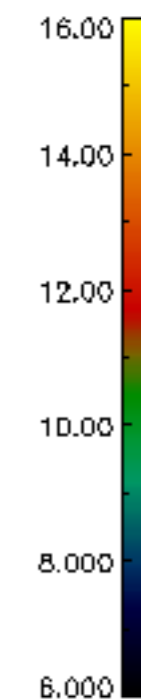
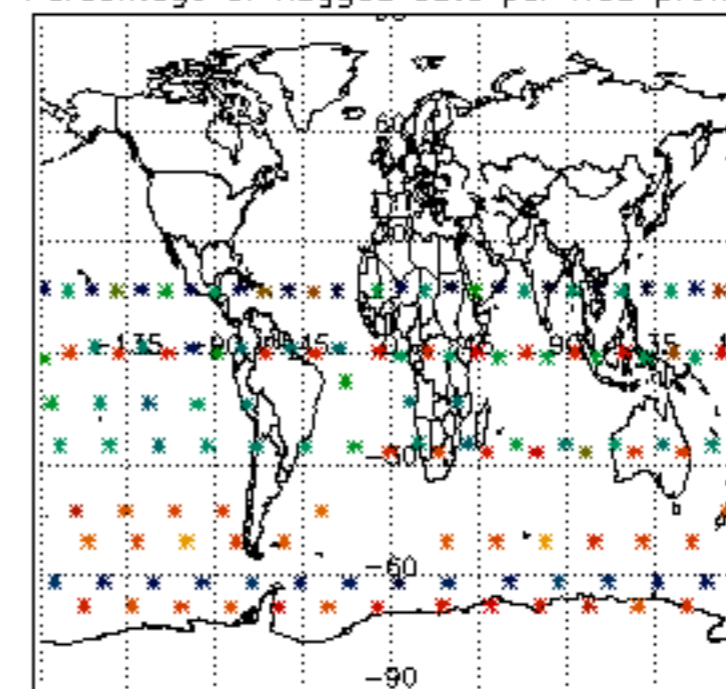
Percentage of flagged data per H2O profile

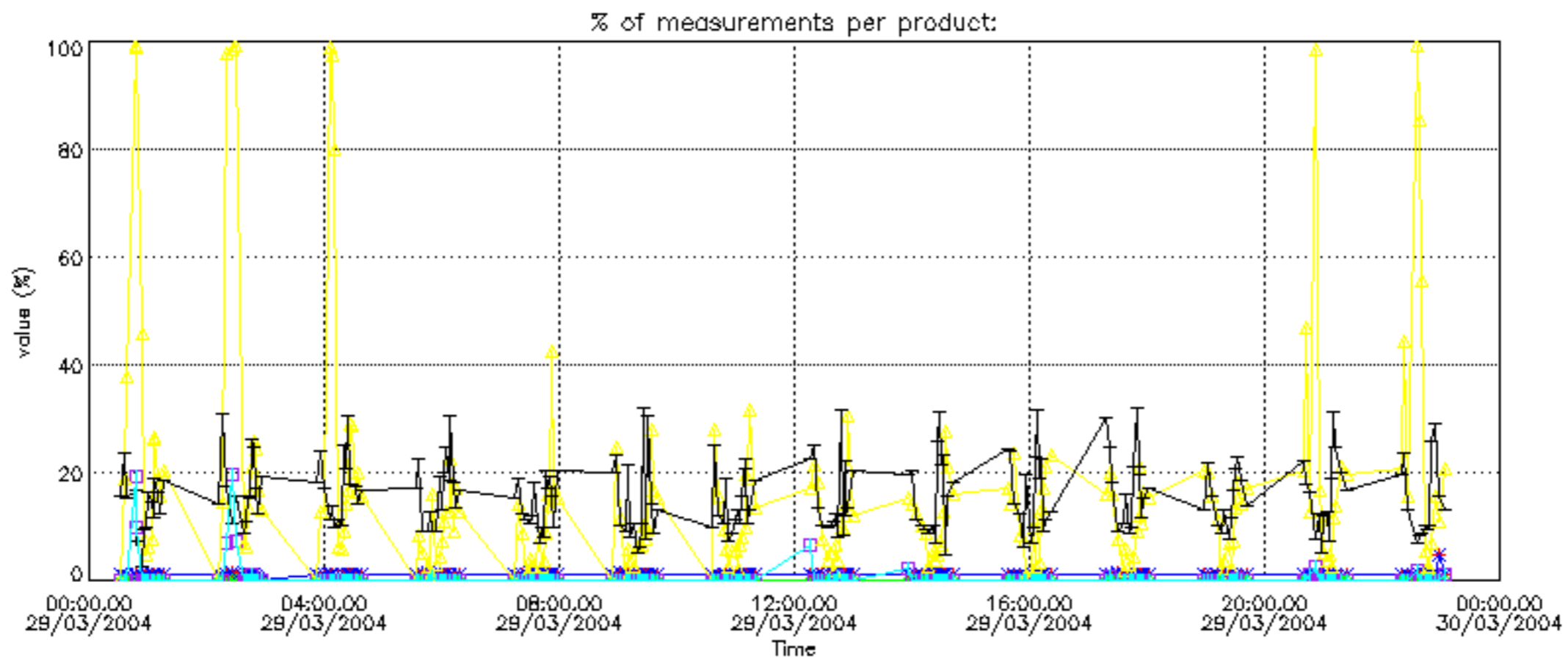
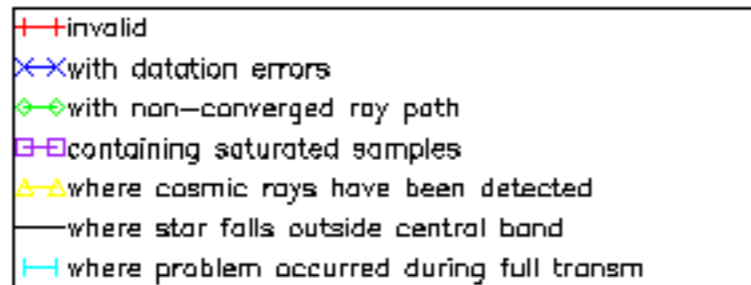


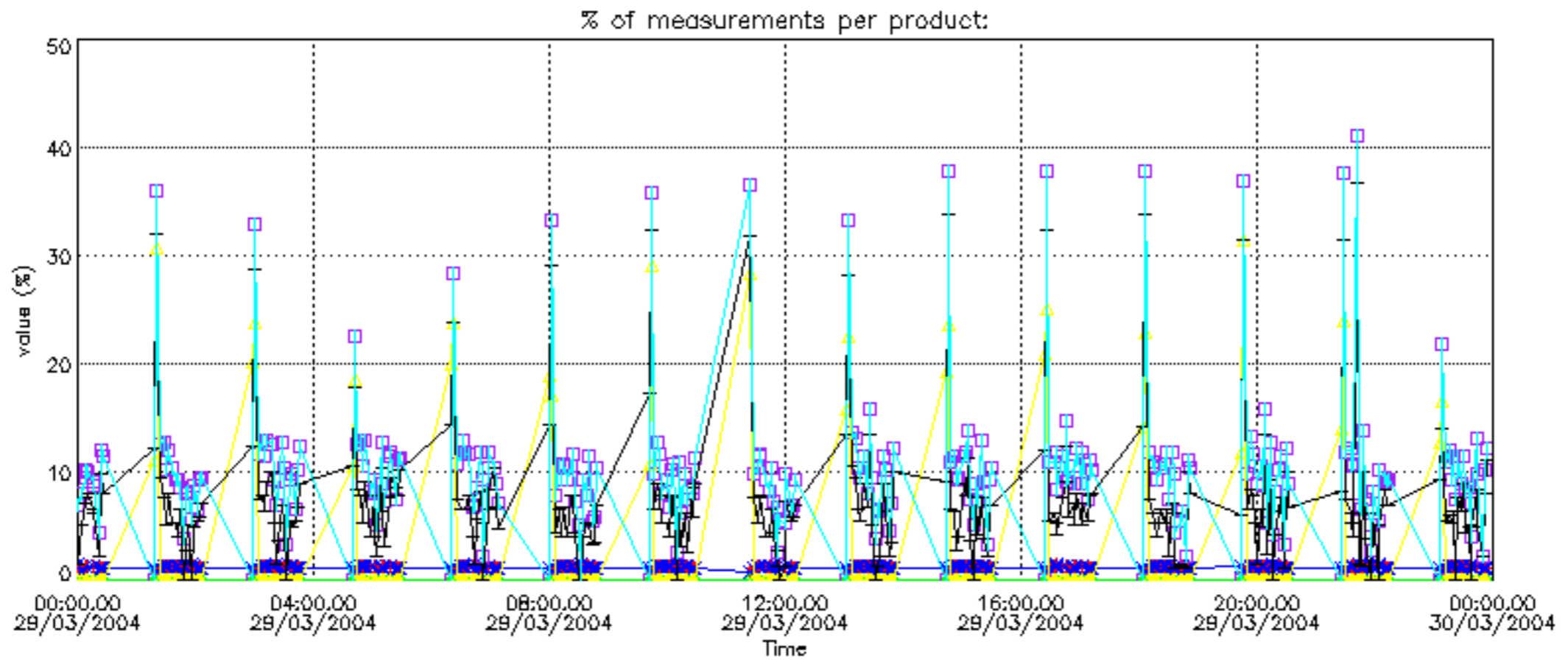
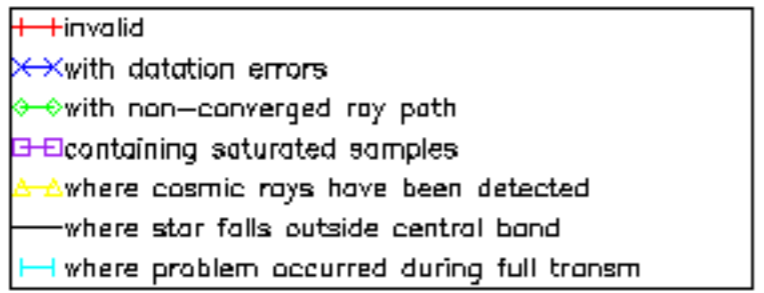
Percentage of flagged data per NO2 profile



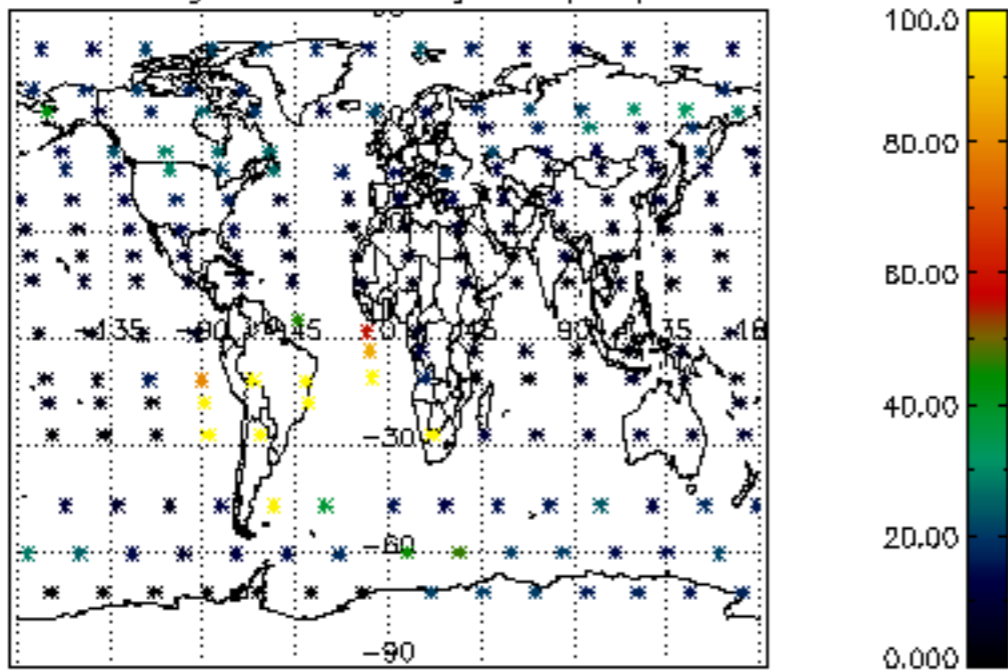
Percentage of flagged data per NO3 profile



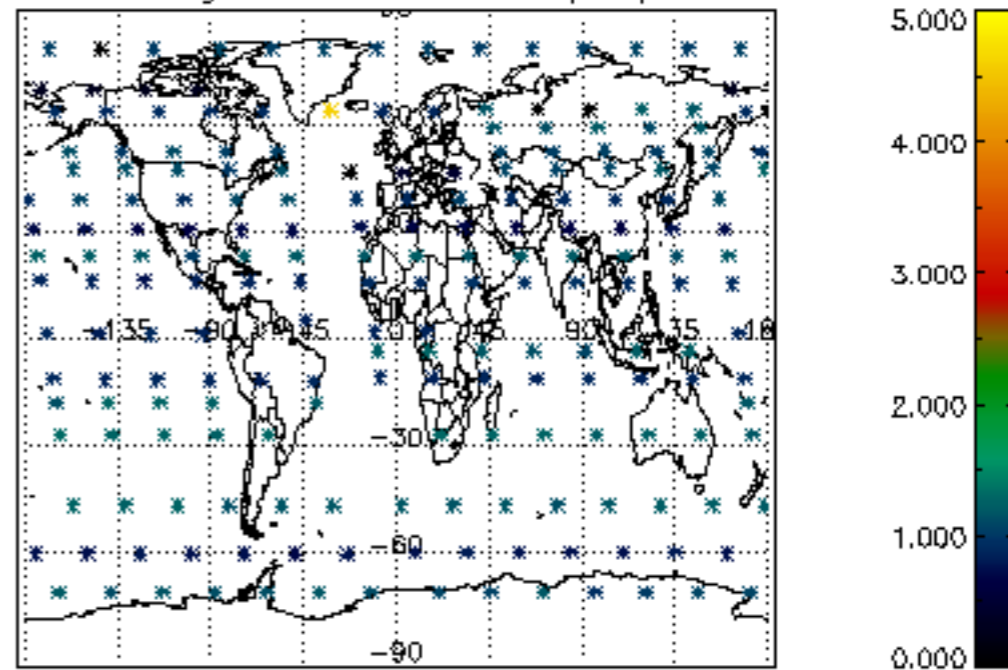




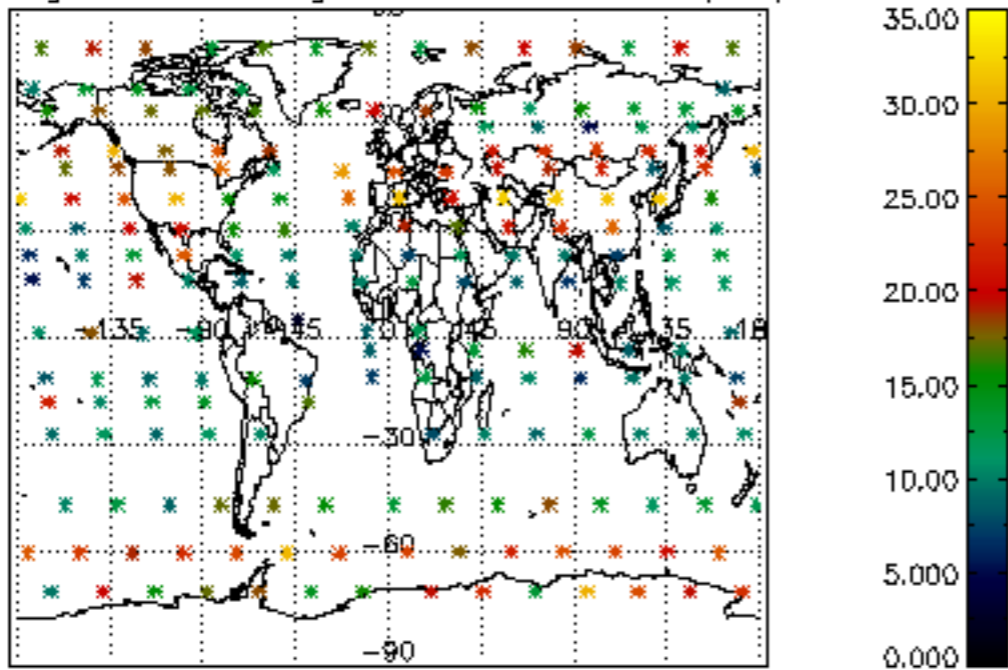
Percentage of cosmic ray hits per profile



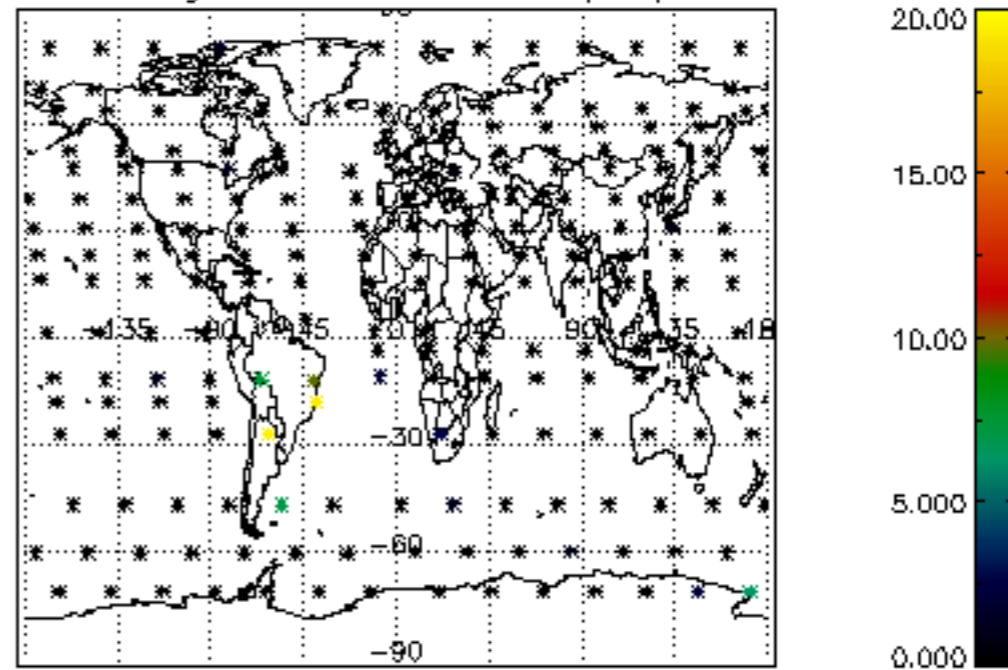
Percentage of datation errors per profile



Percentage of star falling outside central band per profile

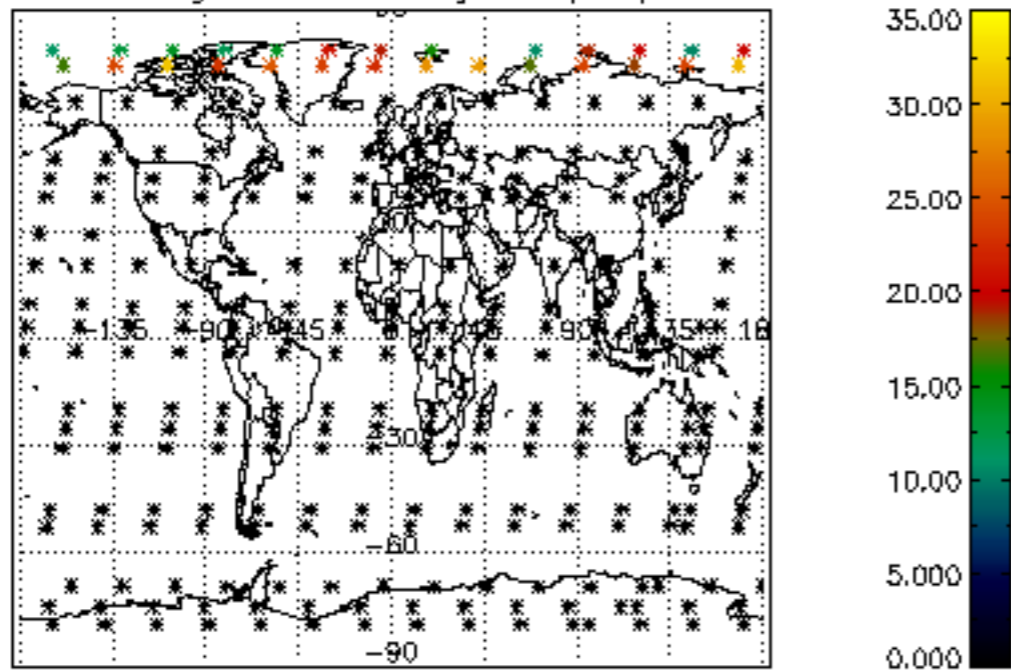


Percentage of saturation errors per profile

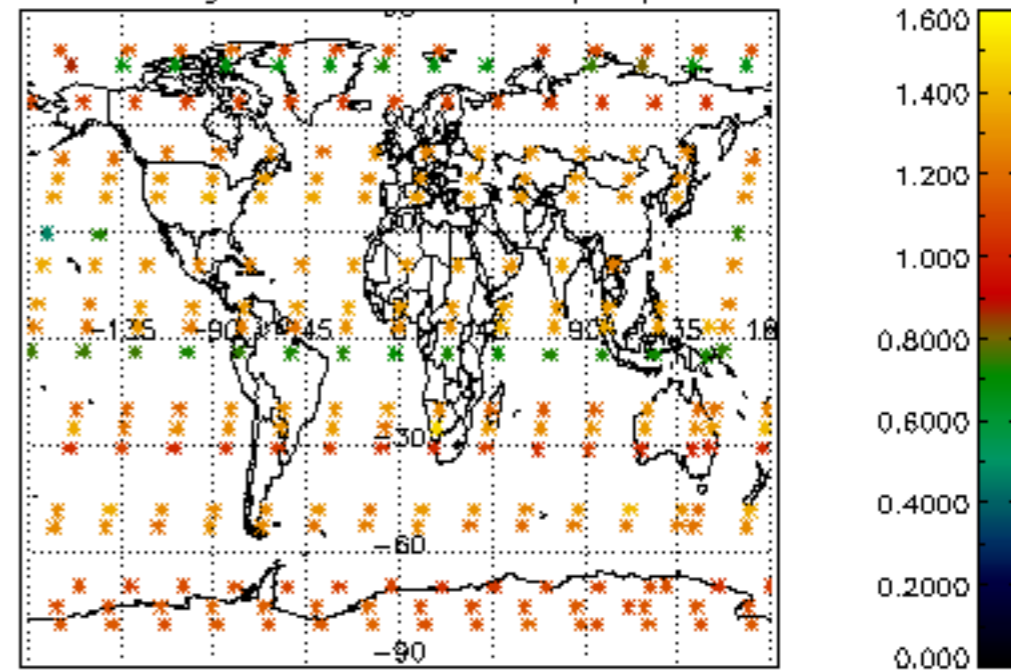




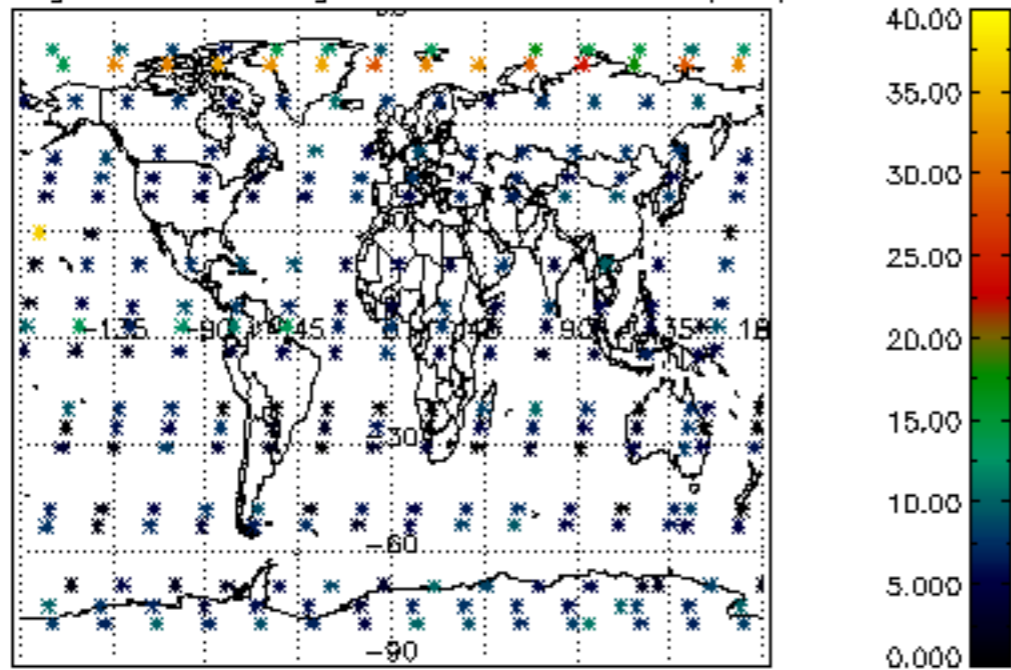
Percentage of cosmic ray hits per profile



Percentage of datation errors per profile



Percentage of star falling outside central band per profile



Percentage of saturation errors per profile

