

GOMOS Level 2 Daily Report

SUMMARY

[1. General Info](#)

[2. Summary of processed GOM_NL_2P products](#)

[3. Level 2 Quality information per product](#)

[3.1 Plot of level 2 quality information per product \(time dependant\)](#)

[3.2 Plot of level 2 quality information per product \(world map\)](#)

[4. Level 1 Quality information per product \(stored on level 2 products\)](#)

[4.1 Plot of level 1 quality information per product \(time dependant\)](#)

[4.1.1 Plot of level 1 quality information per product \(time dependant\): ASCENDING](#)

[4.1.2 Plot of level 1 quality information per product \(time dependant\): DESCENDING](#)

[4.2 Plot of level 1 quality information per product \(world map\)](#)

[4.2.1 Plot of level 1 quality information per product \(world map\): ASCENDING](#)

[4.2.2 Plot of level 1 quality information per product \(world map\): DESCENDING](#)

[5. Ozone profiles based on quality statistics and other trace gas profiles](#)

[5.1 Ozone statistics based on quality of products](#)

[5.2 Plot ozone profiles for all STD \(dark without errors\)](#)

[5.3 Plot ozone profiles where STD < 20% \(dark without errors\)](#)

[5.4. Plot ozone profiles where STD < 10% \(dark without errors\)](#)

[5.5. Plot ozone profiles where STD < 5% \(dark without errors\)](#)

[5.6 Plot NO2 profiles for all STD \(dark without errors\)](#)

[5.7 Plot NO3 profiles for all STD \(dark without errors\)](#)

[5.8 Plot H2O profiles \(only for occultations of stars 1,2,3,4,13,14,16,26,63 dark without errors\) for all STD](#)

[6. Auxiliary Data Files used for the production reported in section 2](#)

This report presents the daily analysis on parameters extracted from GOMOS level 2 data (GOM_NL__2P). It is intended to monitor some important parameters that will impact the quality of these products. A list of level 2 products (and content) that have arrived during the reporting day to the PCF is also given.

Item	Value
Time of report generation	18APR2013 22:31:48
Data source version	GOMOS/6.01
Start time of products	27-03-2004 (27MAR2004 00:00:00)
Stop time of products	28-03-2004 (28MAR2004 00:00:00)
Store outputs in DB	Yes
Nb of level 2 prods	444
Nb of prods with errors	0

2. Summary of processed GOM_NL__2P products.

Nr	Filename	UTC Start time	Limb	Duration	Star Id	Star Name	Star Mag	Star Temp	Nb Meas	Orbit	Prod. error
1	GOM_NL__2PRFIN20040327_001833_000000592025_00260_10835_0946.N1	27-MAR-2004 00:18:33	Dark	58.500	25	35Lam Sco	1.6200	28000.	117	10835	No
2	GOM_NL__2PRFIN20040327_002058_000000432025_00260_10835_0947.N1	27-MAR-2004 00:20:58	Dark	42.500	43	Alp TrA	1.9100	4250.0	85	10835	No
3	GOM_NL__2PRFIN20040327_002526_000000472025_00260_10835_0948.N1	27-MAR-2004 00:25:26	Dark	46.500	4	Alp1Cen	-0.010000	5800.0	93	10835	No
4	GOM_NL__2PRFIN20040327_002758_000000512025_00260_10835_0949.N1	27-MAR-2004 00:27:58	Straylight	51.000	12	Alp1Cru	0.77500	30000.	102	10835	No
5	GOM_NL__2PRFIN20040327_002920_000000492025_00260_10835_0950.N1	27-MAR-2004 00:29:20	Straylight	48.500	26	Gam Cru	1.6240	2900.0	97	10835	No
6	GOM_NL__2PRFIN20040327_003113_000000442025_00260_10835_0951.N1	27-MAR-2004 00:31:13	Straylight	44.000	64	Gam Cen	2.2000	10600.	88	10835	No
7	GOM_NL__2PRFIN20040327_003344_000001802025_00260_10835_0952.N1	27-MAR-2004 00:33:44	Twilight_and_stray	179.50	97	8Bet1Sco	2.5610	30000.	359	10835	No
8	GOM_NL__2PRFIN20040327_003849_000000502025_00260_10835_0953.N1	27-MAR-2004 00:38:49	Straylight	50.000	106	9Bet Crv	2.6480	5600.0	100	10835	No
9	GOM_NL__2PRFIN20040327_004032_000001032025_00260_10835_0954.N1	27-MAR-2004 00:40:32	Twilight_and_stray	102.50	122	9Alp2Lib	2.7470	9700.0	205	10835	No
10	GOM_NL__2PRFIN20040327_004614_000000512025_00260_10835_0955.N1	27-MAR-2004 00:46:14	Bright	51.000	121	29Gam Vir	2.7400	7200.0	102	10835	No
11	GOM_NL__2PRFIN20040327_005011_000000392025_00260_10835_0956.N1	27-MAR-2004 00:50:11	Bright	39.000	22	32Alp Leo	1.3600	15200.	78	10835	No
12	GOM_NL__2PRFIN20040327_005215_000000392025_00260_10835_0957.N1	27-MAR-2004 00:52:15	Bright	38.500	51	41Gam1Leo	2.0100	4500.0	77	10835	No
13	GOM_NL__2PRFIN20040327_005342_000000382025_00260_10835_0958.N1	27-MAR-2004 00:53:42	Bright	38.000	166	17Eps Leo	2.9800	6000.0	76	10835	No
14	GOM_NL__2PRFIN20040327_005917_000000402025_00260_10835_0959.N1	27-MAR-2004 00:59:17	Bright	40.000	174	52Psi UMa	3.0040	4400.0	80	10835	No
15	GOM_NL__2PRFIN20040327_010236_000000382025_00260_10835_0960.N1	27-MAR-2004 01:02:36	Bright	38.000	82	48Bet UMa	2.3650	10600.	76	10835	No
16	GOM_NL__2PRFIN20040327_010407_000000382025_00260_10835_0961.N1	27-MAR-2004 01:04:07	Bright	38.000	36	50Alp UMa	1.8000	6300.0	76	10835	No
17	GOM_NL__2PRFIN20040327_010706_000000692025_00260_10835_0962.N1	27-MAR-2004 01:07:06	Bright	68.500	180	27Gam Boo	3.0400	8000.0	137	10835	No
18	GOM_NL__2PRFIN20040327_011043_000000452025_00260_10835_0963.N1	27-MAR-2004 01:10:43	Bright	44.500	60	7Bet UMi	2.0810	3950.0	89	10835	No
19	GOM_NL__2PRFIN20040327_011401_000000502025_00260_10835_0964.N1	27-MAR-2004 01:14:01	Bright	49.500	119	14Eta Dra	2.7270	4700.0	99	10835	No
20	GOM_NL__2PRFIN20040327_011820_000000382025_00260_10835_0965.N1	27-MAR-2004 01:18:20	Bright	38.000	76	27Gam Cas	2.3000	30000.	76	10835	No
21	GOM_NL__2PRFIN20040327_011948_000000392025_00260_10835_0966.N1	27-MAR-2004 01:19:48	Bright	39.000	89	5Alp Cep	2.4510	8000.0	78	10835	No
22	GOM_NL__2PRFIN20040327_012452_000000432025_00260_10835_0967.N1	27-MAR-2004 01:24:52	Bright	42.500	144	18Del Cyg	2.8600	11000.	85	10835	No
23	GOM_NL__2PRFIN20040327_012635_000000422025_00260_10835_0968.N1	27-MAR-2004 01:26:35	Bright	41.500	66	37Gam Cyg	2.2080	5900.0	83	10835	No
24	GOM_NL__2PRFIN20040327_012830_000000422025_00260_10835_0969.N1	27-MAR-2004 01:28:30	Bright	41.500	92	53Eps Cyg	2.5000	4500.0	83	10835	No
25	GOM_NL__2PRFIN20040327_013454_000000442025_00260_10835_0970.N1	27-MAR-2004 01:34:54	Bright	43.500	61	8Eps Peg	2.1000	3900.0	87	10835	No
26	GOM_NL__2PRFIN20040327_013755_000000642025_00260_10835_0971.N1	27-MAR-2004 01:37:55	Dark	63.500	11	53Alp Aql	0.76500	8000.0	127	10835	No
27	GOM_NL__2PRFIN20040327_014201_000000422025_00260_10835_0972.N1	27-MAR-2004 01:42:01	Dark	42.000	142	49Del Cap	2.8500	8900.0	84	10835	No
28	GOM_NL__2PRFIN20040327_014917_000000562025_00260_10835_0973.N1	27-MAR-2004 01:49:17	Dark	56.000	155	41Pi Sgr	2.9000	6600.0	112	10835	No
29	GOM_NL__2PRFIN20040327_015128_000000532025_00260_10835_0974.N1	27-MAR-2004 01:51:28	Dark	53.000	57	34Sig Sgr	2.0660	26000.	106	10835	No
30	GOM_NL__2PRFIN20040327_015911_000000592025_00261_10836_0947.N1	27-MAR-2004 01:59:11	Dark	58.500	25	35Lam Sco	1.6200	28000.	117	10836	No
31	GOM_NL__2PRFIN20040327_020134_000000452025_00261_10836_0948.N1	27-MAR-2004 02:01:34	Dark	45.000	43	Alp TrA	1.9100	4250.0	90	10836	No
32	GOM_NL__2PRFIN20040327_020603_000000462025_00261_10836_0949.N1	27-MAR-2004 02:06:03	Dark	45.500	4	Alp1Cen	-0.010000	5800.0	91	10836	No
33	GOM_NL__2PRFIN20040327_020835_000000492025_00261_10836_0950.N1	27-MAR-2004 02:08:35	Straylight	48.500	12	Alp1Cru	0.77500	30000.	97	10836	No
34	GOM_NL__2PRFIN20040327_020958_000000502025_00261_10836_0951.N1	27-MAR-2004 02:09:58	Straylight	50.000	26	Gam Cru	1.6240	2900.0	100	10836	No
35	GOM_NL__2PRFIN20040327_021151_000000452025_00261_10836_0952.N1	27-MAR-2004 02:11:51	Straylight	44.500	64	Gam Cen	2.2000	10600.	89	10836	No
36	GOM_NL__2PRFIN20040327_021421_000001882025_00261_10836_0953.N1	27-MAR-2004 02:14:21	Twilight_and_stray	187.50	97	8Bet1Sco	2.5610	30000.	375	10836	No
37	GOM_NL__2PRFIN20040327_021925_000000482025_00261_10836_0954.N1	27-MAR-2004 02:19:25	Straylight	48.000	106	9Bet Crv	2.6480	5600.0	96	10836	No
38	GOM_NL__2PRFIN20040327_022108_000001082025_00261_10836_0955.N1	27-MAR-2004 02:21:08	Bright	107.50	122	9Alp2Lib	2.7470	9700.0	215	10836	No
39	GOM_NL__2PRFIN20040327_022652_000000502025_00261_10836_0956.N1	27-MAR-2004 02:26:52	Bright	50.000	121	29Gam Vir	2.7400	7200.0	100	10836	No
40	GOM_NL__2PRFIN20040327_023046_000000412025_00261_10836_0957.N1	27-MAR-2004 02:30:46	Bright	41.000	22	32Alp Leo	1.3600	15200.	82	10836	No
41	GOM_NL__2PRFIN20040327_023250_000000412025_00261_10836_0958.N1	27-MAR-2004 02:32:50	Bright	40.500	51	41Gam1Leo	2.0100	4500.0	81	10836	No
42	GOM_NL__2PRFIN20040327_023418_000000402025_00261_10836_0959.N1	27-MAR-2004 02:34:18	Bright	39.500	166	17Eps Leo	2.9800	6000.0	79	10836	No

43	GOM_NL__2PRFIN20040327_023953_000000382025_00261_10836_0960.N1	27-MAR-2004 02:39:53	Bright	38.000	174	52Psi UMa	3.0040	4400.0	76	10836	No
44	GOM_NL__2PRFIN20040327_024311_000000382025_00261_10836_0961.N1	27-MAR-2004 02:43:11	Bright	38.000	82	48Bet UMa	2.3650	10600.	76	10836	No
45	GOM_NL__2PRFIN20040327_024443_000000392025_00261_10836_0962.N1	27-MAR-2004 02:44:43	Bright	38.500	36	50Alp UMa	1.8000	6300.0	77	10836	No
46	GOM_NL__2PRFIN20040327_024740_000000722025_00261_10836_0963.N1	27-MAR-2004 02:47:40	Bright	71.500	180	27Gam Boo	3.0400	8000.0	143	10836	No
47	GOM_NL__2PRFIN20040327_025119_000000422025_00261_10836_0964.N1	27-MAR-2004 02:51:19	Bright	41.500	60	7Bet UMi	2.0810	3950.0	83	10836	No
48	GOM_NL__2PRFIN20040327_025435_000000502025_00261_10836_0965.N1	27-MAR-2004 02:54:35	Bright	49.500	119	14Eta Dra	2.7270	4700.0	99	10836	No
49	GOM_NL__2PRFIN20040327_025854_000000392025_00261_10836_0966.N1	27-MAR-2004 02:58:54	Bright	39.000	76	27Gam Cas	2.3000	30000.	78	10836	No
50	GOM_NL__2PRFIN20040327_030023_000000392025_00261_10836_0967.N1	27-MAR-2004 03:00:23	Bright	38.500	89	5Alp Cep	2.4510	8000.0	77	10836	No
51	GOM_NL__2PRFIN20040327_030527_000000512025_00261_10836_0968.N1	27-MAR-2004 03:05:27	Bright	50.500	144	18Del Cyg	2.8600	11000.	101	10836	No
52	GOM_NL__2PRFIN20040327_030711_000000452025_00261_10836_0969.N1	27-MAR-2004 03:07:11	Bright	44.500	66	37Gam Cyg	2.2080	5900.0	89	10836	No
53	GOM_NL__2PRFIN20040327_030906_000000432025_00261_10836_0970.N1	27-MAR-2004 03:09:06	Bright	43.000	92	53Eps Cyg	2.5000	4500.0	86	10836	No
54	GOM_NL__2PRFIN20040327_031530_000000422025_00261_10836_0971.N1	27-MAR-2004 03:15:30	Bright	41.500	61	8Eps Peg	2.1000	3900.0	83	10836	No
55	GOM_NL__2PRFIN20040327_031831_000000642025_00261_10836_0972.N1	27-MAR-2004 03:18:31	Dark	63.500	11	53Alp Aql	0.76500	8000.0	127	10836	No
56	GOM_NL__2PRFIN20040327_032237_000000432025_00261_10836_0973.N1	27-MAR-2004 03:22:37	Dark	43.000	142	49Del Cap	2.8500	8900.0	86	10836	No
57	GOM_NL__2PRFIN20040327_032820_000000402025_00261_10836_0974.N1	27-MAR-2004 03:28:20	Dark	40.000	172	Gam Gru	3.0030	13100.	80	10836	No
58	GOM_NL__2PRFIN20040327_032954_000000602025_00261_10836_0975.N1	27-MAR-2004 03:29:54	Dark	59.500	155	41Pi Sgr	2.9000	6600.0	119	10836	No
59	GOM_NL__2PRFIN20040327_033205_000000602025_00261_10836_0976.N1	27-MAR-2004 03:32:05	Dark	59.500	57	34Sig Sgr	2.0660	26000.	119	10836	No
60	GOM_NL__2PRFIN20040327_033948_000000592025_00262_10837_0948.N1	27-MAR-2004 03:39:48	Dark	58.500	25	35Lam Sco	1.6200	28000.	117	10837	No
61	GOM_NL__2PRFIN20040327_034213_000000422025_00262_10837_0949.N1	27-MAR-2004 03:42:13	Dark	41.500	43	Alp TrA	1.9100	4250.0	83	10837	No
62	GOM_NL__2PRFIN20040327_034639_000000552025_00262_10837_0950.N1	27-MAR-2004 03:46:39	Dark	54.500	4	Alp1Cen	-0.010000	5800.0	109	10837	No
63	GOM_NL__2PRFIN20040327_034910_000000452025_00262_10837_0951.N1	27-MAR-2004 03:49:10	Straylight	44.500	12	Alp1Cru	0.77500	30000.	89	10837	No
64	GOM_NL__2PRFIN20040327_035035_000000532025_00262_10837_0952.N1	27-MAR-2004 03:50:35	Straylight	53.000	26	Gam Cru	1.6240	2900.0	106	10837	No
65	GOM_NL__2PRFIN20040327_035228_000000452025_00262_10837_0953.N1	27-MAR-2004 03:52:28	Straylight	44.500	64	Gam Cen	2.2000	10600.	89	10837	No
66	GOM_NL__2PRFIN20040327_035459_000001822025_00262_10837_0954.N1	27-MAR-2004 03:54:59	Tw_i_and_stray	182.00	97	8Bet1Sco	2.5610	30000.	364	10837	No
67	GOM_NL__2PRFIN20040327_040001_000000532025_00262_10837_0955.N1	27-MAR-2004 04:00:01	Straylight	52.500	106	9Bet Crv	2.6480	5600.0	105	10837	No
68	GOM_NL__2PRFIN20040327_040143_000001092025_00262_10837_0956.N1	27-MAR-2004 04:01:43	Bright	108.50	122	9Alp2Lib	2.7470	9700.0	217	10837	No
69	GOM_NL__2PRFIN20040327_040726_000000502025_00262_10837_0957.N1	27-MAR-2004 04:07:26	Bright	50.000	121	29Gam Vir	2.7400	7200.0	100	10837	No
70	GOM_NL__2PRFIN20040327_041125_000000392025_00262_10837_0958.N1	27-MAR-2004 04:11:25	Bright	38.500	22	32Alp Leo	1.3600	15200.	77	10837	No
71	GOM_NL__2PRFIN20040327_041329_000000402025_00262_10837_0959.N1	27-MAR-2004 04:13:29	Bright	39.500	51	41Gam1Leo	2.0100	4500.0	79	10837	No
72	GOM_NL__2PRFIN20040327_041455_000000392025_00262_10837_0960.N1	27-MAR-2004 04:14:55	Bright	39.000	166	17Eps Leo	2.9800	6000.0	78	10837	No
73	GOM_NL__2PRFIN20040327_042029_000000392025_00262_10837_0961.N1	27-MAR-2004 04:20:29	Bright	39.000	174	52Psi UMa	3.0040	4400.0	78	10837	No
74	GOM_NL__2PRFIN20040327_042348_000000372025_00262_10837_0962.N1	27-MAR-2004 04:23:48	Bright	37.000	82	48Bet UMa	2.3650	10600.	74	10837	No
75	GOM_NL__2PRFIN20040327_042519_000000402025_00262_10837_0963.N1	27-MAR-2004 04:25:19	Bright	39.500	36	50Alp UMa	1.8000	6300.0	79	10837	No
76	GOM_NL__2PRFIN20040327_042814_000000712025_00262_10837_0964.N1	27-MAR-2004 04:28:14	Bright	71.000	180	27Gam Boo	3.0400	8000.0	142	10837	No
77	GOM_NL__2PRFIN20040327_043155_000000422025_00262_10837_0965.N1	27-MAR-2004 04:31:55	Bright	42.000	60	7Bet UMi	2.0810	3950.0	84	10837	No
78	GOM_NL__2PRFIN20040327_043511_000000492025_00262_10837_0966.N1	27-MAR-2004 04:35:11	Bright	48.500	119	14Eta Dra	2.7270	4700.0	97	10837	No
79	GOM_NL__2PRFIN20040327_043932_000000382025_00262_10837_0967.N1	27-MAR-2004 04:39:32	Bright	38.000	76	27Gam Cas	2.3000	30000.	76	10837	No
80	GOM_NL__2PRFIN20040327_044100_000000402025_00262_10837_0968.N1	27-MAR-2004 04:41:00	Bright	40.000	89	5Alp Cep	2.4510	8000.0	80	10837	No
81	GOM_NL__2PRFIN20040327_044603_000000442025_00262_10837_0969.N1	27-MAR-2004 04:46:03	Bright	44.000	144	18Del Cyg	2.8600	11000.	88	10837	No
82	GOM_NL__2PRFIN20040327_044746_000000442025_00262_10837_0970.N1	27-MAR-2004 04:47:46	Bright	43.500	66	37Gam Cyg	2.2080	5900.0	87	10837	No
83	GOM_NL__2PRFIN20040327_044942_000000432025_00262_10837_0971.N1	27-MAR-2004 04:49:42	Bright	42.500	92	53Eps Cyg	2.5000	4500.0	85	10837	No
84	GOM_NL__2PRFIN20040327_045606_000000412025_00262_10837_0972.N1	27-MAR-2004 04:56:06	Bright	40.500	61	8Eps Peg	2.1000	3900.0	81	10837	No
85	GOM_NL__2PRFIN20040327_045906_000000662025_00262_10837_0973.N1	27-MAR-2004 04:59:06	Dark	65.500	11	53Alp Aql	0.76500	8000.0	131	10837	No
86	GOM_NL__2PRFIN20040327_050314_000000432025_00262_10837_0974.N1	27-MAR-2004 05:03:14	Dark	42.500	142	49Del Cap	2.8500	8900.0	85	10837	No
87	GOM_NL__2PRFIN20040327_050856_000000402025_00262_10837_0975.N1	27-MAR-2004 05:08:56	Dark	40.000	172	Gam Gru	3.0030	13100.	80	10837	No
88	GOM_NL__2PRFIN20040327_051032_000000552025_00262_10837_0976.N1	27-MAR-2004 05:10:32	Dark	54.500	155	41Pi Sgr	2.9000	6600.0	109	10837	No
89	GOM_NL__2PRFIN20040327_051242_000000562025_00262_10837_0977.N1	27-MAR-2004 05:12:42	Dark	56.000	57	34Sig Sgr	2.0660	26000.	112	10837	No
90	GOM_NL__2PRFIN20040327_052026_000000592025_00263_10838_0948.N1	27-MAR-2004 05:20:26	Dark	58.500	25	35Lam Sco	1.6200	28000.	117	10838	No
91	GOM_NL__2PRFIN20040327_052250_000000442025_00263_10838_0949.N1	27-MAR-2004 05:22:50	Dark	43.500	43	Alp TrA	1.9100	4250.0	87	10838	No
92	GOM_NL__2PRFIN20040327_052716_000000482025_00263_10838_0950.N1	27-MAR-2004 05:27:16	Dark	48.000	4	Alp1Cen	-0.010000	5800.0	96	10838	No
93	GOM_NL__2PRFIN20040327_052947_000000452025_00263_10838_0951.N1	27-MAR-2004 05:29:47	Straylight	44.500	12	Alp1Cru	0.77500	30000.	89	10838	No
94	GOM_NL__2PRFIN20040327_053112_000000462025_00263_10838_0952.N1	27-MAR-2004 05:31:12	Straylight	45.500	26	Gam Cru	1.6240	2900.0	91	10838	No
95	GOM_NL__2PRFIN20040327_053305_000000442025_00263_10838_0953.N1	27-MAR-2004 05:33:05	Straylight	44.000	64	Gam Cen	2.2000	10600.	88	10838	No
96	GOM_NL__2PRFIN20040327_053537_000001932025_00263_10838_0954.N1	27-MAR-2004 05:35:37	Tw_i_and_stray	193.00	97	8Bet1Sco	2.5610	30000.	386	10838	No
97	GOM_NL__2PRFIN20040327_054038_000000512025_00263_10838_0955.N1	27-MAR-2004 05:40:38	Straylight	50.500	106	9Bet Crv	2.6480	5600.0	101	10838	No
98	GOM_NL__2PRFIN20040327_054219_000001092025_00263_10838_0956.N1	27-MAR-2004 05:42:19	Bright	108.50	122	9Alp2Lib	2.7470	9700.0	217	10838	No
99	GOM_NL__2PRFIN20040327_054804_000000482025_00263_10838_0957.N1	27-MAR-2004 05:48:04	Bright	48.000	121	29Gam Vir	2.7400	7200.0	96	10838	No
100	GOM_NL__2PRFIN20040327_055201_000000382025_00263_10838_0958.N1	27-MAR-2004 05:52:01	Bright	38.000	22	32Alp Leo	1.3600	15200.	76	10838	No
101	GOM_NL__2PRFIN20040327_055405_000000382025_00263_10838_0959.N1	27-MAR-2004 05:54:05	Bright	37.500	51	41Gam1Leo	2.0100	4500.0	75	10838	No

102	GOM_NL__2PRFIN20040327_055532_000000372025_00263_10838_0960.N1	27-MAR-2004 05:55:32	Bright	36.500	166	17Eps Leo	2.9800	6000.0	73	10838	No
103	GOM_NL__2PRFIN20040327_060105_000000382025_00263_10838_0961.N1	27-MAR-2004 06:01:05	Bright	37.500	174	52Psi UMa	3.0040	4400.0	75	10838	No
104	GOM_NL__2PRFIN20040327_060424_000000372025_00263_10838_0962.N1	27-MAR-2004 06:04:24	Bright	36.500	82	48Bet UMa	2.3650	10600.	73	10838	No
105	GOM_NL__2PRFIN20040327_060555_000000402025_00263_10838_0963.N1	27-MAR-2004 06:05:55	Bright	39.500	36	50Alp UMa	1.8000	6300.0	79	10838	No
106	GOM_NL__2PRFIN20040327_060848_000000692025_00263_10838_0964.N1	27-MAR-2004 06:08:48	Bright	69.000	180	27Gam Boo	3.0400	8000.0	138	10838	No
107	GOM_NL__2PRFIN20040327_061231_000000422025_00263_10838_0965.N1	27-MAR-2004 06:12:31	Bright	42.000	60	7Bet UMi	2.0810	3950.0	84	10838	No
108	GOM_NL__2PRFIN20040327_061546_000000512025_00263_10838_0966.N1	27-MAR-2004 06:15:46	Bright	50.500	119	14Eta Dra	2.7270	4700.0	101	10838	No
109	GOM_NL__2PRFIN20040327_062009_000000392025_00263_10838_0967.N1	27-MAR-2004 06:20:09	Bright	39.000	76	27Gam Cas	2.3000	30000.	78	10838	No
110	GOM_NL__2PRFIN20040327_062136_000000392025_00263_10838_0968.N1	27-MAR-2004 06:21:36	Bright	39.000	89	5Alp Cep	2.4510	8000.0	78	10838	No
111	GOM_NL__2PRFIN20040327_062638_000000452025_00263_10838_0969.N1	27-MAR-2004 06:26:38	Bright	44.500	144	18Del Cyg	2.8600	11000.	89	10838	No
112	GOM_NL__2PRFIN20040327_062823_000000432025_00263_10838_0970.N1	27-MAR-2004 06:28:23	Bright	43.000	66	37Gam Cyg	2.2080	5900.0	86	10838	No
113	GOM_NL__2PRFIN20040327_063019_000000432025_00263_10838_0971.N1	27-MAR-2004 06:30:19	Bright	43.000	92	53Eps Cyg	2.5000	4500.0	86	10838	No
114	GOM_NL__2PRFIN20040327_063643_000000422025_00263_10838_0972.N1	27-MAR-2004 06:36:43	Bright	42.000	61	8Eps Peg	2.1000	3900.0	84	10838	No
115	GOM_NL__2PRFIN20040327_063945_000000622025_00263_10838_0973.N1	27-MAR-2004 06:39:45	Dark	62.000	11	53Alp Aql	0.76500	8000.0	124	10838	No
116	GOM_NL__2PRFIN20040327_064351_000000402025_00263_10838_0974.N1	27-MAR-2004 06:43:51	Dark	40.000	142	49Del Cap	2.8500	8900.0	80	10838	No
117	GOM_NL__2PRFIN20040327_064932_000000392025_00263_10838_0975.N1	27-MAR-2004 06:49:32	Dark	38.500	172	Gam Gru	3.0030	13100.	77	10838	No
118	GOM_NL__2PRFIN20040327_065109_000000582025_00263_10838_0976.N1	27-MAR-2004 06:51:09	Dark	57.500	155	41Pi Sgr	2.9000	6600.0	115	10838	No
119	GOM_NL__2PRFIN20040327_065319_000000562025_00263_10838_0977.N1	27-MAR-2004 06:53:19	Dark	55.500	57	34Sig Sgr	2.0660	26000.	111	10838	No
120	GOM_NL__2PRFIN20040327_070103_000000602025_00264_10839_0968.N1	27-MAR-2004 07:01:03	Dark	59.500	25	35Lam Sco	1.6200	28000.	119	10839	No
121	GOM_NL__2PRFIN20040327_070327_000000442025_00264_10839_0969.N1	27-MAR-2004 07:03:27	Dark	44.000	43	Alp TrA	1.9100	4250.0	88	10839	No
122	GOM_NL__2PRFIN20040327_070752_000000532025_00264_10839_0970.N1	27-MAR-2004 07:07:52	Dark	52.500	4	Alp1Cen	-0.010000	5800.0	105	10839	No
123	GOM_NL__2PRFIN20040327_071024_000000452025_00264_10839_0971.N1	27-MAR-2004 07:10:24	Straylight	44.500	12	Alp1Cru	0.77500	30000.	89	10839	No
124	GOM_NL__2PRFIN20040327_071148_000000482025_00264_10839_0972.N1	27-MAR-2004 07:11:48	Straylight	47.500	26	Gam Cru	1.6240	2900.0	95	10839	No
125	GOM_NL__2PRFIN20040327_071342_000000432025_00264_10839_0973.N1	27-MAR-2004 07:13:42	Straylight	43.000	64	Gam Cen	2.2000	10600.	86	10839	No
126	GOM_NL__2PRFIN20040327_071614_000001872025_00264_10839_0974.N1	27-MAR-2004 07:16:14	Tw_i_and_stray	187.00	97	8Bet1Sco	2.5610	30000.	374	10839	No
127	GOM_NL__2PRFIN20040327_072115_000000472025_00264_10839_0975.N1	27-MAR-2004 07:21:15	Straylight	47.000	106	9Bet Crv	2.6480	5600.0	94	10839	No
128	GOM_NL__2PRFIN20040327_072256_000001092025_00264_10839_0976.N1	27-MAR-2004 07:22:56	Bright	109.00	122	9Alp2Lib	2.7470	9700.0	218	10839	No
129	GOM_NL__2PRFIN20040327_072840_000000492025_00264_10839_0977.N1	27-MAR-2004 07:28:40	Bright	49.000	121	29Gam Vir	2.7400	7200.0	98	10839	No
130	GOM_NL__2PRFIN20040327_073237_000000382025_00264_10839_0978.N1	27-MAR-2004 07:32:37	Bright	37.500	22	32Alp Leo	1.3600	15200.	75	10839	No
131	GOM_NL__2PRFIN20040327_073441_000000372025_00264_10839_0979.N1	27-MAR-2004 07:34:41	Bright	37.000	51	41Gam1Leo	2.0100	4500.0	74	10839	No
132	GOM_NL__2PRFIN20040327_073609_000000372025_00264_10839_0980.N1	27-MAR-2004 07:36:09	Bright	36.500	166	17Eps Leo	2.9800	6000.0	73	10839	No
133	GOM_NL__2PRFIN20040327_074141_000000372025_00264_10839_0981.N1	27-MAR-2004 07:41:41	Bright	37.000	174	52Psi UMa	3.0040	4400.0	74	10839	No
134	GOM_NL__2PRFIN20040327_074500_000000372025_00264_10839_0982.N1	27-MAR-2004 07:45:00	Bright	37.000	82	48Bet UMa	2.3650	10600.	74	10839	No
135	GOM_NL__2PRFIN20040327_074631_000000402025_00264_10839_0983.N1	27-MAR-2004 07:46:31	Bright	40.000	36	50Alp UMa	1.8000	6300.0	80	10839	No
136	GOM_NL__2PRFIN20040327_074923_000000702025_00264_10839_0984.N1	27-MAR-2004 07:49:23	Bright	70.000	180	27Gam Boo	3.0400	8000.0	140	10839	No
137	GOM_NL__2PRFIN20040327_075306_000000422025_00264_10839_0985.N1	27-MAR-2004 07:53:06	Bright	41.500	60	7Bet UMi	2.0810	3950.0	83	10839	No
138	GOM_NL__2PRFIN20040327_075621_000000492025_00264_10839_0986.N1	27-MAR-2004 07:56:21	Bright	48.500	119	14Eta Dra	2.7270	4700.0	97	10839	No
139	GOM_NL__2PRFIN20040327_080044_000000402025_00264_10839_0987.N1	27-MAR-2004 08:00:44	Bright	39.500	76	27Gam Cas	2.3000	30000.	79	10839	No
140	GOM_NL__2PRFIN20040327_080212_000000402025_00264_10839_0988.N1	27-MAR-2004 08:02:12	Bright	39.500	89	5Alp Cep	2.4510	8000.0	79	10839	No
141	GOM_NL__2PRFIN20040327_080715_000000442025_00264_10839_0989.N1	27-MAR-2004 08:07:15	Bright	44.000	144	18Del Cyg	2.8600	11000.	88	10839	No
142	GOM_NL__2PRFIN20040327_080858_000000432025_00264_10839_0990.N1	27-MAR-2004 08:08:58	Bright	42.500	66	37Gam Cyg	2.2080	5900.0	85	10839	No
143	GOM_NL__2PRFIN20040327_081055_000000432025_00264_10839_0991.N1	27-MAR-2004 08:10:55	Bright	42.500	92	53Eps Cyg	2.5000	4500.0	85	10839	No
144	GOM_NL__2PRFIN20040327_081719_000000402025_00264_10839_0992.N1	27-MAR-2004 08:17:19	Bright	40.000	61	8Eps Peg	2.1000	3900.0	80	10839	No
145	GOM_NL__2PRFIN20040327_082021_000000632025_00264_10839_0993.N1	27-MAR-2004 08:20:21	Dark	63.000	11	53Alp Aql	0.76500	8000.0	126	10839	No
146	GOM_NL__2PRFIN20040327_082427_000000402025_00264_10839_0994.N1	27-MAR-2004 08:24:27	Dark	40.000	142	49Del Cap	2.8500	8900.0	80	10839	No
147	GOM_NL__2PRFIN20040327_083009_000000392025_00264_10839_0995.N1	27-MAR-2004 08:30:09	Dark	38.500	172	Gam Gru	3.0030	13100.	77	10839	No
148	GOM_NL__2PRFIN20040327_083146_000000542025_00264_10839_0996.N1	27-MAR-2004 08:31:46	Dark	53.500	155	41Pi Sgr	2.9000	6600.0	107	10839	No
149	GOM_NL__2PRFIN20040327_083356_000000562025_00264_10839_0997.N1	27-MAR-2004 08:33:56	Dark	56.000	57	34Sig Sgr	2.0660	26000.	112	10839	No
150	GOM_NL__2PRFIN20040327_084140_000000562025_00265_10840_0968.N1	27-MAR-2004 08:41:40	Dark	56.000	25	35Lam Sco	1.6200	28000.	112	10840	No
151	GOM_NL__2PRFIN20040327_084403_000000392025_00265_10840_0969.N1	27-MAR-2004 08:44:03	Dark	38.500	43	Alp TrA	1.9100	4250.0	77	10840	No
152	GOM_NL__2PRFIN20040327_084537_000000792025_00265_10840_0970.N1	27-MAR-2004 08:45:37	Dark	78.500	75	26Eps Sco	2.2910	4250.0	157	10840	No
153	GOM_NL__2PRFIN20040327_084829_000000482025_00265_10840_0971.N1	27-MAR-2004 08:48:29	Dark	48.000	4	Alp1Cen	-0.010000	5800.0	96	10840	No
154	GOM_NL__2PRFIN20040327_085100_000000442025_00265_10840_0972.N1	27-MAR-2004 08:51:00	Straylight	44.000	12	Alp1Cru	0.77500	30000.	88	10840	No
155	GOM_NL__2PRFIN20040327_085225_000000462025_00265_10840_0973.N1	27-MAR-2004 08:52:25	Straylight	45.500	26	Gam Cru	1.6240	2900.0	91	10840	No
156	GOM_NL__2PRFIN20040327_085418_000000452025_00265_10840_0974.N1	27-MAR-2004 08:54:18	Straylight	44.500	64	Gam Cen	2.2000	10600.	89	10840	No
157	GOM_NL__2PRFIN20040327_085652_000001812025_00265_10840_0975.N1	27-MAR-2004 08:56:52	Tw_i_and_stray	181.00	97	8Bet1Sco	2.5610	30000.	362	10840	No
158	GOM_NL__2PRFIN20040327_090151_000000472025_00265_10840_0976.N1	27-MAR-2004 09:01:51	Straylight	46.500	106	9Bet Crv	2.6480	5600.0	93	10840	No
159	GOM_NL__2PRFIN20040327_090353_000000442025_00265_10840_0977.N1	27-MAR-2004 09:03:53	Tw_i_and_stray	44.000	100	4Gam Crv	2.5800	13100.	88	10840	No
160	GOM_NL__2PRFIN20040327_090554_000000672025_00265_10840_0978.N1	27-MAR-2004 09:05:54	Bright	66.500	15	67Alp Vir	0.97600	28000.	133	10840	No

161	GOM_NL__2PRFIN20040327_090916_000000472025_00265_10840_0979.N1	27-MAR-2004 09:09:16	Bright	47.000	121	29Gam Vir	2.7400	7200.0	94	10840	No
162	GOM_NL__2PRFIN20040327_091313_000000382025_00265_10840_0980.N1	27-MAR-2004 09:13:13	Bright	38.000	22	32Alp Leo	1.3600	15200.	76	10840	No
163	GOM_NL__2PRFIN20040327_091517_000000382025_00265_10840_0981.N1	27-MAR-2004 09:15:17	Bright	37.500	51	41Gam1Leo	2.0100	4500.0	75	10840	No
164	GOM_NL__2PRFIN20040327_091645_000000372025_00265_10840_0982.N1	27-MAR-2004 09:16:45	Bright	36.500	166	17Eps Leo	2.9800	6000.0	73	10840	No
165	GOM_NL__2PRFIN20040327_092216_000000392025_00265_10840_0983.N1	27-MAR-2004 09:22:16	Bright	39.000	174	52Psi UMa	3.0040	4400.0	78	10840	No
166	GOM_NL__2PRFIN20040327_092536_000000362025_00265_10840_0984.N1	27-MAR-2004 09:25:36	Bright	36.000	82	48Bet UMa	2.3650	10600.	72	10840	No
167	GOM_NL__2PRFIN20040327_092707_000000362025_00265_10840_0985.N1	27-MAR-2004 09:27:07	Bright	36.000	36	50Alp UMa	1.8000	6300.0	72	10840	No
168	GOM_NL__2PRFIN20040327_092957_000000722025_00265_10840_0986.N1	27-MAR-2004 09:29:57	Bright	71.500	180	27Gam Boo	3.0400	8000.0	143	10840	No
169	GOM_NL__2PRFIN20040327_093342_000000422025_00265_10840_0987.N1	27-MAR-2004 09:33:42	Bright	41.500	60	7Bet UMi	2.0810	3950.0	83	10840	No
170	GOM_NL__2PRFIN20040327_093657_000000512025_00265_10840_0988.N1	27-MAR-2004 09:36:57	Bright	50.500	119	14Eta Dra	2.7270	4700.0	101	10840	No
171	GOM_NL__2PRFIN20040327_094120_000000392025_00265_10840_0989.N1	27-MAR-2004 09:41:20	Bright	39.000	76	27Gam Cas	2.3000	30000.	78	10840	No
172	GOM_NL__2PRFIN20040327_094248_000000402025_00265_10840_0990.N1	27-MAR-2004 09:42:48	Bright	40.000	89	5Alp Cep	2.4510	8000.0	80	10840	No
173	GOM_NL__2PRFIN20040327_094751_000000442025_00265_10840_0991.N1	27-MAR-2004 09:47:51	Bright	43.500	144	18Del Cyg	2.8600	11000.	87	10840	No
174	GOM_NL__2PRFIN20040327_094934_000000442025_00265_10840_0992.N1	27-MAR-2004 09:49:34	Bright	44.000	66	37Gam Cyg	2.2080	5900.0	88	10840	No
175	GOM_NL__2PRFIN20040327_095131_000000422025_00265_10840_0993.N1	27-MAR-2004 09:51:31	Bright	41.500	92	53Eps Cyg	2.5000	4500.0	83	10840	No
176	GOM_NL__2PRFIN20040327_095755_000000432025_00265_10840_0994.N1	27-MAR-2004 09:57:55	Bright	43.000	61	8Eps Peg	2.1000	3900.0	86	10840	No
177	GOM_NL__2PRFIN20040327_100058_000000622025_00265_10840_0995.N1	27-MAR-2004 10:00:58	Dark	62.000	11	53Alp Aql	0.76500	8000.0	124	10840	No
178	GOM_NL__2PRFIN20040327_100503_000000392025_00265_10840_0996.N1	27-MAR-2004 10:05:03	Dark	39.000	142	49Del Cap	2.8500	8900.0	78	10840	No
179	GOM_NL__2PRFIN20040327_101045_000000382025_00265_10840_0997.N1	27-MAR-2004 10:10:45	Dark	38.000	172	Gam Gru	3.0030	13100.	76	10840	No
180	GOM_NL__2PRFIN20040327_101223_000000572025_00265_10840_0998.N1	27-MAR-2004 10:12:23	Dark	56.500	155	41Pi Sgr	2.9000	6600.0	113	10840	No
181	GOM_NL__2PRFIN20040327_101434_000000552025_00265_10840_0999.N1	27-MAR-2004 10:14:34	Dark	54.500	57	34Sig Sgr	2.0660	26000.	109	10840	No
182	GOM_NL__2PRFIN20040327_101915_000000642025_00266_10841_0968.N1	27-MAR-2004 10:19:15	Dark	63.500	167	10Gam2Sgr	2.9840	4500.0	127	10841	No
183	GOM_NL__2PRFIN20040327_102217_000000572025_00266_10841_0969.N1	27-MAR-2004 10:22:17	Dark	57.000	25	35Lam Sco	1.6200	28000.	114	10841	No
184	GOM_NL__2PRFIN20040327_102439_000000402025_00266_10841_0970.N1	27-MAR-2004 10:24:39	Dark	40.000	43	Alp TrA	1.9100	4250.0	80	10841	No
185	GOM_NL__2PRFIN20040327_102612_000000782025_00266_10841_0971.N1	27-MAR-2004 10:26:12	Dark	77.500	75	26Eps Sco	2.2910	4250.0	155	10841	No
186	GOM_NL__2PRFIN20040327_102905_000000562025_00266_10841_0972.N1	27-MAR-2004 10:29:05	Dark	56.000	4	Alp1Cen	-0.010000	5800.0	112	10841	No
187	GOM_NL__2PRFIN20040327_103136_000000462025_00266_10841_0973.N1	27-MAR-2004 10:31:36	Straylight	45.500	12	Alp1Cru	0.77500	30000.	91	10841	No
188	GOM_NL__2PRFIN20040327_103300_000000472025_00266_10841_0974.N1	27-MAR-2004 10:33:00	Straylight	47.000	26	Gam Cru	1.6240	2900.0	94	10841	No
189	GOM_NL__2PRFIN20040327_103454_000000412025_00266_10841_0975.N1	27-MAR-2004 10:34:54	Straylight	41.000	64	Gam Cen	2.2000	10600.	82	10841	No
190	GOM_NL__2PRFIN20040327_103730_000001912025_00266_10841_0976.N1	27-MAR-2004 10:37:30	Tw_i_and_stray	190.50	97	8Bet1Sco	2.5610	30000.	381	10841	No
191	GOM_NL__2PRFIN20040327_104226_000000492025_00266_10841_0977.N1	27-MAR-2004 10:42:26	Straylight	48.500	106	9Bet Crv	2.6480	5600.0	97	10841	No
192	GOM_NL__2PRFIN20040327_104429_000000432025_00266_10841_0978.N1	27-MAR-2004 10:44:29	Tw_i_and_stray	43.000	100	4Gam Crv	2.5800	13100.	86	10841	No
193	GOM_NL__2PRFIN20040327_104630_000000672025_00266_10841_0979.N1	27-MAR-2004 10:46:30	Bright	66.500	15	67Alp Vir	0.97600	28000.	133	10841	No
194	GOM_NL__2PRFIN20040327_104952_000000492025_00266_10841_0980.N1	27-MAR-2004 10:49:52	Bright	49.000	121	29Gam Vir	2.7400	7200.0	98	10841	No
195	GOM_NL__2PRFIN20040327_105349_000000392025_00266_10841_0981.N1	27-MAR-2004 10:53:49	Bright	38.500	22	32Alp Leo	1.3600	15200.	77	10841	No
196	GOM_NL__2PRFIN20040327_105553_000000382025_00266_10841_0982.N1	27-MAR-2004 10:55:53	Bright	38.000	51	41Gam1Leo	2.0100	4500.0	76	10841	No
197	GOM_NL__2PRFIN20040327_105720_000000372025_00266_10841_0983.N1	27-MAR-2004 10:57:20	Bright	37.000	166	17Eps Leo	2.9800	6000.0	74	10841	No
198	GOM_NL__2PRFIN20040327_110252_000000402025_00266_10841_0984.N1	27-MAR-2004 11:02:52	Bright	39.500	174	52Psi UMa	3.0040	4400.0	79	10841	No
199	GOM_NL__2PRFIN20040327_110611_000000382025_00266_10841_0985.N1	27-MAR-2004 11:06:11	Bright	38.000	82	48Bet UMa	2.3650	10600.	76	10841	No
200	GOM_NL__2PRFIN20040327_110742_000000412025_00266_10841_0986.N1	27-MAR-2004 11:07:42	Bright	41.000	36	50Alp UMa	1.8000	6300.0	82	10841	No
201	GOM_NL__2PRFIN20040327_111032_000000712025_00266_10841_0987.N1	27-MAR-2004 11:10:32	Bright	71.000	180	27Gam Boo	3.0400	8000.0	142	10841	No
202	GOM_NL__2PRFIN20040327_111417_000000432025_00266_10841_0988.N1	27-MAR-2004 11:14:17	Bright	42.500	60	7Bet UMi	2.0810	3950.0	85	10841	No
203	GOM_NL__2PRFIN20040327_111732_000000482025_00266_10841_0989.N1	27-MAR-2004 11:17:32	Bright	48.000	119	14Eta Dra	2.7270	4700.0	96	10841	No
204	GOM_NL__2PRFIN20040327_112157_000000402025_00266_10841_0990.N1	27-MAR-2004 11:21:57	Bright	39.500	76	27Gam Cas	2.3000	30000.	79	10841	No
205	GOM_NL__2PRFIN20040327_112323_000000402025_00266_10841_0991.N1	27-MAR-2004 11:23:23	Bright	39.500	89	5Alp Cep	2.4510	8000.0	79	10841	No
206	GOM_NL__2PRFIN20040327_112827_000000422025_00266_10841_0992.N1	27-MAR-2004 11:28:27	Bright	42.000	144	18Del Cyg	2.8600	11000.	84	10841	No
207	GOM_NL__2PRFIN20040327_113010_000000442025_00266_10841_0993.N1	27-MAR-2004 11:30:10	Bright	44.000	66	37Gam Cyg	2.2080	5900.0	88	10841	No
208	GOM_NL__2PRFIN20040327_113207_000000422025_00266_10841_0994.N1	27-MAR-2004 11:32:07	Bright	41.500	92	53Eps Cyg	2.5000	4500.0	83	10841	No
209	GOM_NL__2PRFIN20040327_113830_000000422025_00266_10841_0995.N1	27-MAR-2004 11:38:30	Bright	42.000	61	8Eps Peg	2.1000	3900.0	84	10841	No
210	GOM_NL__2PRFIN20040327_114135_000000652025_00266_10841_0996.N1	27-MAR-2004 11:41:35	Dark	64.500	11	53Alp Aql	0.76500	8000.0	129	10841	No
211	GOM_NL__2PRFIN20040327_114539_000000432025_00266_10841_0997.N1	27-MAR-2004 11:45:39	Dark	42.500	142	49Del Cap	2.8500	8900.0	85	10841	No
212	GOM_NL__2PRFIN20040327_115121_000000392025_00266_10841_0998.N1	27-MAR-2004 11:51:21	Dark	39.000	172	Gam Gru	3.0030	13100.	78	10841	No
213	GOM_NL__2PRFIN20040327_115300_000000572025_00266_10841_0999.N1	27-MAR-2004 11:53:00	Dark	56.500	155	41Pi Sgr	2.9000	6600.0	113	10841	No
214	GOM_NL__2PRFIN20040327_115511_000000582025_00266_10841_1000.N1	27-MAR-2004 11:55:11	Dark	57.500	57	34Sig Sgr	2.0660	26000.	115	10841	No
215	GOM_NL__2PRFIN20040327_115952_000000612025_00267_10842_0968.N1	27-MAR-2004 11:59:52	Dark	60.500	167	10Gam2Sgr	2.9840	4500.0	121	10842	No
216	GOM_NL__2PRFIN20040327_120254_000000582025_00267_10842_0969.N1	27-MAR-2004 12:02:54	Dark	57.500	25	35Lam Sco	1.6200	28000.	115	10842	No
217	GOM_NL__2PRFIN20040327_120515_000000452025_00267_10842_0970.N1	27-MAR-2004 12:05:15	Dark	44.500	43	Alp TrA	1.9100	4250.0	89	10842	No
218	GOM_NL__2PRFIN20040327_120651_000000692025_00267_10842_0971.N1	27-MAR-2004 12:06:51	Dark	69.000	75	26Eps Sco	2.2910	4250.0	138	10842	No
219	GOM_NL__2PRFIN20040327_120942_000000562025_00267_10842_0972.N1	27-MAR-2004 12:09:42	Dark	56.000	4	Alp1Cen	-0.010000	5800.0	112	10842	No

220	GOM_NL__2PRFIN20040327_121212_000000402025_00267_10842_0973.N1	27-MAR-2004 12:12:12	Straylight	40.000	12	Alp1Cru	0.77500	30000.	80	10842	No
221	GOM_NL__2PRFIN20040327_121336_000000492025_00267_10842_0974.N1	27-MAR-2004 12:13:36	Straylight	49.000	26	Gam Cru	1.6240	2900.0	98	10842	No
222	GOM_NL__2PRFIN20040327_121530_000000412025_00267_10842_0975.N1	27-MAR-2004 12:15:30	Straylight	40.500	64	Gam Cen	2.2000	10600.	81	10842	No
223	GOM_NL__2PRFIN20040327_121808_000001872025_00267_10842_0976.N1	27-MAR-2004 12:18:08	Tw_i_and_stray	187.00	97	8Bet1Sco	2.5610	30000.	374	10842	No
224	GOM_NL__2PRFIN20040327_122302_000000512025_00267_10842_0977.N1	27-MAR-2004 12:23:02	Straylight	50.500	106	9Bet Crv	2.6480	5600.0	101	10842	No
225	GOM_NL__2PRFIN20040327_122505_000000462025_00267_10842_0978.N1	27-MAR-2004 12:25:05	Tw_i_and_stray	46.000	100	4Gam Crv	2.5800	13100.	92	10842	No
226	GOM_NL__2PRFIN20040327_122706_000000772025_00267_10842_0979.N1	27-MAR-2004 12:27:06	Bright	77.000	15	67Alp Vir	0.97600	28000.	154	10842	No
227	GOM_NL__2PRFIN20040327_123024_000000502025_00267_10842_0980.N1	27-MAR-2004 12:30:24	Bright	50.000	121	29Gam Vir	2.7400	7200.0	100	10842	No
228	GOM_NL__2PRFIN20040327_123425_000000382025_00267_10842_0981.N1	27-MAR-2004 12:34:25	Bright	38.000	22	32Alp Leo	1.3600	15200.	76	10842	No
229	GOM_NL__2PRFIN20040327_123628_000000402025_00267_10842_0982.N1	27-MAR-2004 12:36:28	Bright	39.500	51	41Gam1Leo	2.0100	4500.0	79	10842	No
230	GOM_NL__2PRFIN20040327_123756_000000392025_00267_10842_0983.N1	27-MAR-2004 12:37:56	Bright	38.500	166	17Eps Leo	2.9800	6000.0	77	10842	No
231	GOM_NL__2PRFIN20040327_124328_000000392025_00267_10842_0984.N1	27-MAR-2004 12:43:28	Bright	39.000	174	52Psi UMa	3.0040	4400.0	78	10842	No
232	GOM_NL__2PRFIN20040327_124646_000000402025_00267_10842_0985.N1	27-MAR-2004 12:46:46	Bright	40.000	82	48Bet UMa	2.3650	10600.	80	10842	No
233	GOM_NL__2PRFIN20040327_124818_000000412025_00267_10842_0986.N1	27-MAR-2004 12:48:18	Bright	41.000	36	50Alp UMa	1.8000	6300.0	82	10842	No
234	GOM_NL__2PRFIN20040327_125106_000000722025_00267_10842_0987.N1	27-MAR-2004 12:51:06	Bright	71.500	180	27Gam Boo	3.0400	8000.0	143	10842	No
235	GOM_NL__2PRFIN20040327_125453_000000392025_00267_10842_0988.N1	27-MAR-2004 12:54:53	Bright	38.500	60	7Bet UMi	2.0810	3950.0	77	10842	No
236	GOM_NL__2PRFIN20040327_125808_000000482025_00267_10842_0989.N1	27-MAR-2004 12:58:08	Bright	48.000	119	14Eta Dra	2.7270	4700.0	96	10842	No
237	GOM_NL__2PRFIN20040327_130233_000000382025_00267_10842_0990.N1	27-MAR-2004 13:02:33	Bright	37.500	76	27Gam Cas	2.3000	30000.	75	10842	No
238	GOM_NL__2PRFIN20040327_130359_000000412025_00267_10842_0991.N1	27-MAR-2004 13:03:59	Bright	40.500	89	5Alp Cep	2.4510	8000.0	81	10842	No
239	GOM_NL__2PRFIN20040327_130902_000000452025_00267_10842_0992.N1	27-MAR-2004 13:09:02	Bright	44.500	144	18Del Cyg	2.8600	11000.	89	10842	No
240	GOM_NL__2PRFIN20040327_131047_000000432025_00267_10842_0993.N1	27-MAR-2004 13:10:47	Bright	42.500	66	37Gam Cyg	2.2080	5900.0	85	10842	No
241	GOM_NL__2PRFIN20040327_131243_000000422025_00267_10842_0994.N1	27-MAR-2004 13:12:43	Bright	42.000	92	53Eps Cyg	2.5000	4500.0	84	10842	No
242	GOM_NL__2PRFIN20040327_131904_000000432025_00267_10842_0995.N1	27-MAR-2004 13:19:04	Bright	42.500	61	8Eps Peg	2.1000	3900.0	85	10842	No
243	GOM_NL__2PRFIN20040327_132212_000000632025_00267_10842_0996.N1	27-MAR-2004 13:22:12	Dark	62.500	11	53Alp Aql	0.76500	8000.0	125	10842	No
244	GOM_NL__2PRFIN20040327_132614_000000412025_00267_10842_0997.N1	27-MAR-2004 13:26:14	Dark	40.500	142	49Del Cap	2.8500	8900.0	81	10842	No
245	GOM_NL__2PRFIN20040327_133157_000000392025_00267_10842_0998.N1	27-MAR-2004 13:31:57	Dark	38.500	172	Gam Gru	3.0030	13100.	77	10842	No
246	GOM_NL__2PRFIN20040327_133337_000000592025_00267_10842_0999.N1	27-MAR-2004 13:33:37	Dark	58.500	155	41Pi Sgr	2.9000	6600.0	117	10842	No
247	GOM_NL__2PRFIN20040327_133547_000000572025_00267_10842_1000.N1	27-MAR-2004 13:35:47	Dark	57.000	57	34Sig Sgr	2.0660	26000.	114	10842	No
248	GOM_NL__2PRFIN20040327_134030_000000592025_00268_10843_0968.N1	27-MAR-2004 13:40:30	Dark	59.000	167	10Gam2Sgr	2.9840	4500.0	118	10843	No
249	GOM_NL__2PRFIN20040327_134332_000000582025_00268_10843_0969.N1	27-MAR-2004 13:43:32	Dark	57.500	25	35Lam Sco	1.6200	28000.	115	10843	No
250	GOM_NL__2PRFIN20040327_134552_000000432025_00268_10843_0970.N1	27-MAR-2004 13:45:52	Dark	42.500	43	Alp TrA	1.9100	4250.0	85	10843	No
251	GOM_NL__2PRFIN20040327_134727_000000842025_00268_10843_0971.N1	27-MAR-2004 13:47:27	Dark	84.000	75	26Eps Sco	2.2910	4250.0	168	10843	No
252	GOM_NL__2PRFIN20040327_135018_000000562025_00268_10843_0972.N1	27-MAR-2004 13:50:18	Dark	56.000	4	Alp1Cen	-0.010000	5800.0	112	10843	No
253	GOM_NL__2PRFIN20040327_135248_000000502025_00268_10843_0973.N1	27-MAR-2004 13:52:48	Straylight	50.000	12	Alp1Cru	0.77500	30000.	100	10843	No
254	GOM_NL__2PRFIN20040327_135412_000000512025_00268_10843_0974.N1	27-MAR-2004 13:54:12	Straylight	50.500	26	Gam Cru	1.6240	2900.0	101	10843	No
255	GOM_NL__2PRFIN20040327_135606_000000422025_00268_10843_0975.N1	27-MAR-2004 13:56:06	Straylight	42.000	64	Gam Cen	2.2000	10600.	84	10843	No
256	GOM_NL__2PRFIN20040327_135845_000001802025_00268_10843_0976.N1	27-MAR-2004 13:58:45	Tw_i_and_stray	179.50	97	8Bet1Sco	2.5610	30000.	359	10843	No
257	GOM_NL__2PRFIN20040327_140339_000000512025_00268_10843_0977.N1	27-MAR-2004 14:03:39	Straylight	51.000	106	9Bet Crv	2.6480	5600.0	102	10843	No
258	GOM_NL__2PRFIN20040327_140541_000000472025_00268_10843_0978.N1	27-MAR-2004 14:05:41	Tw_i_and_stray	47.000	100	4Gam Crv	2.5800	13100.	94	10843	No
259	GOM_NL__2PRFIN20040327_140742_000000622025_00268_10843_0979.N1	27-MAR-2004 14:07:42	Bright	62.000	15	67Alp Vir	0.97600	28000.	124	10843	No
260	GOM_NL__2PRFIN20040327_141102_000000502025_00268_10843_0980.N1	27-MAR-2004 14:11:02	Bright	50.000	121	29Gam Vir	2.7400	7200.0	100	10843	No
261	GOM_NL__2PRFIN20040327_141501_000000382025_00268_10843_0981.N1	27-MAR-2004 14:15:01	Bright	38.000	22	32Alp Leo	1.3600	15200.	76	10843	No
262	GOM_NL__2PRFIN20040327_141704_000000382025_00268_10843_0982.N1	27-MAR-2004 14:17:04	Bright	37.500	51	41Gam1Leo	2.0100	4500.0	75	10843	No
263	GOM_NL__2PRFIN20040327_141832_000000382025_00268_10843_0983.N1	27-MAR-2004 14:18:32	Bright	37.500	166	17Eps Leo	2.9800	6000.0	75	10843	No
264	GOM_NL__2PRFIN20040327_142403_000000372025_00268_10843_0984.N1	27-MAR-2004 14:24:03	Bright	37.000	174	52Psi UMa	3.0040	4400.0	74	10843	No
265	GOM_NL__2PRFIN20040327_142722_000000402025_00268_10843_0985.N1	27-MAR-2004 14:27:22	Bright	39.500	82	48Bet UMa	2.3650	10600.	79	10843	No
266	GOM_NL__2PRFIN20040327_142854_000000392025_00268_10843_0986.N1	27-MAR-2004 14:28:54	Bright	38.500	36	50Alp UMa	1.8000	6300.0	77	10843	No
267	GOM_NL__2PRFIN20040327_143140_000000672025_00268_10843_0987.N1	27-MAR-2004 14:31:40	Bright	66.500	180	27Gam Boo	3.0400	8000.0	133	10843	No
268	GOM_NL__2PRFIN20040327_143528_000000422025_00268_10843_0988.N1	27-MAR-2004 14:35:28	Bright	41.500	60	7Bet UMi	2.0810	3950.0	83	10843	No
269	GOM_NL__2PRFIN20040327_143843_000000502025_00268_10843_0989.N1	27-MAR-2004 14:38:43	Bright	49.500	119	14Eta Dra	2.7270	4700.0	99	10843	No
270	GOM_NL__2PRFIN20040327_144310_000000382025_00268_10843_0990.N1	27-MAR-2004 14:43:10	Bright	38.000	76	27Gam Cas	2.3000	30000.	76	10843	No
271	GOM_NL__2PRFIN20040327_144435_000000392025_00268_10843_0991.N1	27-MAR-2004 14:44:35	Bright	38.500	89	5Alp Cep	2.4510	8000.0	77	10843	No
272	GOM_NL__2PRFIN20040327_144938_000000432025_00268_10843_0992.N1	27-MAR-2004 14:49:38	Bright	42.500	144	18Del Cyg	2.8600	11000.	85	10843	No
273	GOM_NL__2PRFIN20040327_145120_000000482025_00268_10843_0993.N1	27-MAR-2004 14:51:20	Bright	47.500	66	37Gam Cyg	2.2080	5900.0	95	10843	No
274	GOM_NL__2PRFIN20040327_145319_000000432025_00268_10843_0994.N1	27-MAR-2004 14:53:19	Bright	42.500	92	53Eps Cyg	2.5000	4500.0	85	10843	No
275	GOM_NL__2PRFIN20040327_145943_000000402025_00268_10843_0995.N1	27-MAR-2004 14:59:43	Bright	39.500	61	8Eps Peg	2.1000	3900.0	79	10843	No
276	GOM_NL__2PRFIN20040327_150248_000000632025_00268_10843_0996.N1	27-MAR-2004 15:02:48	Dark	63.000	11	53Alp Aql	0.76500	8000.0	126	10843	No
277	GOM_NL__2PRFIN20040327_150651_000000422025_00268_10843_0997.N1	27-MAR-2004 15:06:51	Dark	41.500	142	49Del Cap	2.8500	8900.0	83	10843	No
278	GOM_NL__2PRFIN20040327_151232_000000392025_00268_10843_0998.N1	27-MAR-2004 15:12:32	Dark	39.000	172	Gam Gru	3.0030	13100.	78	10843	No

279	GOM_NL__2PRFIN20040327_151414_000000562025_00268_10843_0999.N1	27-MAR-2004 15:14:14	Dark	56.000	155	41Pi Sgr	2.9000	6600.0	112	10843	No
280	GOM_NL__2PRFIN20040327_151625_000000562025_00268_10843_1000.N1	27-MAR-2004 15:16:25	Dark	55.500	57	34Sig Sgr	2.0660	26000.	111	10843	No
281	GOM_NL__2PRFIN20040327_152107_000000602025_00269_10844_0969.N1	27-MAR-2004 15:21:07	Dark	60.000	167	10Gam2Sgr	2.9840	4500.0	120	10844	No
282	GOM_NL__2PRFIN20040327_152409_000000572025_00269_10844_0970.N1	27-MAR-2004 15:24:09	Dark	56.500	25	35Lam Sco	1.6200	28000.	113	10844	No
283	GOM_NL__2PRFIN20040327_152628_000000442025_00269_10844_0971.N1	27-MAR-2004 15:26:28	Dark	43.500	43	Alp TrA	1.9100	4250.0	87	10844	No
284	GOM_NL__2PRFIN20040327_152806_000000682025_00269_10844_0972.N1	27-MAR-2004 15:28:06	Dark	68.000	75	26Eps Sco	2.2910	4250.0	136	10844	No
285	GOM_NL__2PRFIN20040327_153055_000000462025_00269_10844_0973.N1	27-MAR-2004 15:30:55	Dark	45.500	4	Alp1Cen	-0.010000	5800.0	91	10844	No
286	GOM_NL__2PRFIN20040327_153323_000000482025_00269_10844_0974.N1	27-MAR-2004 15:33:23	Straylight	48.000	12	Alp1Cru	0.77500	30000.	96	10844	No
287	GOM_NL__2PRFIN20040327_153448_000000422025_00269_10844_0975.N1	27-MAR-2004 15:34:48	Straylight	42.000	26	Gam Cru	1.6240	2900.0	84	10844	No
288	GOM_NL__2PRFIN20040327_153642_000000472025_00269_10844_0976.N1	27-MAR-2004 15:36:42	Straylight	47.000	64	Gam Cen	2.2000	10600.	94	10844	No
289	GOM_NL__2PRFIN20040327_153923_000001882025_00269_10844_0977.N1	27-MAR-2004 15:39:23	Tw_i_and_stray	188.00	97	8Bet1Sco	2.5610	30000.	376	10844	No
290	GOM_NL__2PRFIN20040327_154415_000000512025_00269_10844_0978.N1	27-MAR-2004 15:44:15	Straylight	50.500	106	9Bet Crv	2.6480	5600.0	101	10844	No
291	GOM_NL__2PRFIN20040327_154617_000000472025_00269_10844_0979.N1	27-MAR-2004 15:46:17	Tw_i_and_stray	47.000	100	4Gam Crv	2.5800	13100.	94	10844	No
292	GOM_NL__2PRFIN20040327_154818_000000662025_00269_10844_0980.N1	27-MAR-2004 15:48:18	Bright	65.500	15	67Alp Vir	0.97600	28000.	131	10844	No
293	GOM_NL__2PRFIN20040327_155138_000000482025_00269_10844_0981.N1	27-MAR-2004 15:51:38	Bright	48.000	121	29Gam Vir	2.7400	7200.0	96	10844	No
294	GOM_NL__2PRFIN20040327_155537_000000392025_00269_10844_0982.N1	27-MAR-2004 15:55:37	Bright	38.500	22	32Alp Leo	1.3600	15200.	77	10844	No
295	GOM_NL__2PRFIN20040327_155741_000000382025_00269_10844_0983.N1	27-MAR-2004 15:57:41	Bright	37.500	51	41Gam1Leo	2.0100	4500.0	75	10844	No
296	GOM_NL__2PRFIN20040327_155908_000000382025_00269_10844_0984.N1	27-MAR-2004 15:59:08	Bright	38.000	166	17Eps Leo	2.9800	6000.0	76	10844	No
297	GOM_NL__2PRFIN20040327_160439_000000372025_00269_10844_0985.N1	27-MAR-2004 16:04:39	Bright	36.500	174	52Psi UMa	3.0040	4400.0	73	10844	No
298	GOM_NL__2PRFIN20040327_160758_000000372025_00269_10844_0986.N1	27-MAR-2004 16:07:58	Bright	37.000	82	48Bet UMa	2.3650	10600.	74	10844	No
299	GOM_NL__2PRFIN20040327_160929_000000402025_00269_10844_0987.N1	27-MAR-2004 16:09:29	Bright	40.000	36	50Alp UMa	1.8000	6300.0	80	10844	No
300	GOM_NL__2PRFIN20040327_161214_000000702025_00269_10844_0988.N1	27-MAR-2004 16:12:14	Bright	70.000	180	27Gam Boo	3.0400	8000.0	140	10844	No
301	GOM_NL__2PRFIN20040327_161604_000000442025_00269_10844_0989.N1	27-MAR-2004 16:16:04	Bright	43.500	60	7Bet UMi	2.0810	3950.0	87	10844	No
302	GOM_NL__2PRFIN20040327_161918_000000492025_00269_10844_0990.N1	27-MAR-2004 16:19:18	Bright	48.500	119	14Eta Dra	2.7270	4700.0	97	10844	No
303	GOM_NL__2PRFIN20040327_162345_000000392025_00269_10844_0991.N1	27-MAR-2004 16:23:45	Bright	39.000	76	27Gam Cas	2.3000	30000.	78	10844	No
304	GOM_NL__2PRFIN20040327_162511_000000402025_00269_10844_0992.N1	27-MAR-2004 16:25:11	Bright	39.500	89	5Alp Cep	2.4510	8000.0	79	10844	No
305	GOM_NL__2PRFIN20040327_163014_000000442025_00269_10844_0993.N1	27-MAR-2004 16:30:14	Bright	43.500	144	18Del Cyg	2.8600	11000.	87	10844	No
306	GOM_NL__2PRFIN20040327_163158_000000462025_00269_10844_0994.N1	27-MAR-2004 16:31:58	Bright	45.500	66	37Gam Cyg	2.2080	5900.0	91	10844	No
307	GOM_NL__2PRFIN20040327_163354_000000442025_00269_10844_0995.N1	27-MAR-2004 16:33:54	Bright	43.500	92	53Eps Cyg	2.5000	4500.0	87	10844	No
308	GOM_NL__2PRFIN20040327_164019_000000422025_00269_10844_0996.N1	27-MAR-2004 16:40:19	Bright	41.500	61	8Eps Peg	2.1000	3900.0	83	10844	No
309	GOM_NL__2PRFIN20040327_164325_000000592025_00269_10844_0997.N1	27-MAR-2004 16:43:25	Dark	59.000	11	53Alp Aql	0.76500	8000.0	118	10844	No
310	GOM_NL__2PRFIN20040327_164727_000000432025_00269_10844_0998.N1	27-MAR-2004 16:47:27	Dark	42.500	142	49Del Cap	2.8500	8900.0	85	10844	No
311	GOM_NL__2PRFIN20040327_165309_000000382025_00269_10844_0999.N1	27-MAR-2004 16:53:09	Dark	38.000	172	Gam Gru	3.0030	13100.	76	10844	No
312	GOM_NL__2PRFIN20040327_165452_000000562025_00269_10844_1000.N1	27-MAR-2004 16:54:52	Dark	56.000	155	41Pi Sgr	2.9000	6600.0	112	10844	No
313	GOM_NL__2PRFIN20040327_165703_000000542025_00269_10844_1001.N1	27-MAR-2004 16:57:03	Dark	53.500	57	34Sig Sgr	2.0660	26000.	107	10844	No
314	GOM_NL__2PRFIN20040327_170144_000000592025_00270_10845_0970.N1	27-MAR-2004 17:01:44	Dark	59.000	167	10Gam2Sgr	2.9840	4500.0	118	10845	No
315	GOM_NL__2PRFIN20040327_170446_000000582025_00270_10845_0971.N1	27-MAR-2004 17:04:46	Dark	57.500	25	35Lam Sco	1.6200	28000.	115	10845	No
316	GOM_NL__2PRFIN20040327_170704_000000422025_00270_10845_0972.N1	27-MAR-2004 17:07:04	Dark	42.000	43	Alp TrA	1.9100	4250.0	84	10845	No
317	GOM_NL__2PRFIN20040327_170844_000000812025_00270_10845_0973.N1	27-MAR-2004 17:08:44	Dark	80.500	75	26Eps Sco	2.2910	4250.0	161	10845	No
318	GOM_NL__2PRFIN20040327_171131_000000552025_00270_10845_0974.N1	27-MAR-2004 17:11:31	Dark	55.000	4	Alp1Cen	-0.010000	5800.0	110	10845	No
319	GOM_NL__2PRFIN20040327_171400_000000502025_00270_10845_0975.N1	27-MAR-2004 17:14:00	Straylight	49.500	12	Alp1Cru	0.77500	30000.	99	10845	No
320	GOM_NL__2PRFIN20040327_171524_000000482025_00270_10845_0976.N1	27-MAR-2004 17:15:24	Straylight	48.000	26	Gam Cru	1.6240	2900.0	96	10845	No
321	GOM_NL__2PRFIN20040327_171832_000000592025_00270_10845_0977.N1	27-MAR-2004 17:18:32	Straylight	58.500	54	5The Cen	2.0550	4500.0	117	10845	No
322	GOM_NL__2PRFIN20040327_172418_000000552025_00270_10845_0978.N1	27-MAR-2004 17:24:18	Straylight	54.500	169	46Gam Hya	2.9910	4700.0	109	10845	No
323	GOM_NL__2PRFIN20040327_172654_000000452025_00270_10845_0979.N1	27-MAR-2004 17:26:54	Tw_i_and_stray	44.500	100	4Gam Crv	2.5800	13100.	89	10845	No
324	GOM_NL__2PRFIN20040327_172853_000000662025_00270_10845_0980.N1	27-MAR-2004 17:28:53	Bright	65.500	15	67Alp Vir	0.97600	28000.	131	10845	No
325	GOM_NL__2PRFIN20040327_173214_000000502025_00270_10845_0981.N1	27-MAR-2004 17:32:14	Bright	50.000	121	29Gam Vir	2.7400	7200.0	100	10845	No
326	GOM_NL__2PRFIN20040327_173613_000000402025_00270_10845_0982.N1	27-MAR-2004 17:36:13	Bright	39.500	22	32Alp Leo	1.3600	15200.	79	10845	No
327	GOM_NL__2PRFIN20040327_173822_000000392025_00270_10845_0983.N1	27-MAR-2004 17:38:22	Bright	38.500	96	68Del Leo	2.5600	9300.0	77	10845	No
328	GOM_NL__2PRFIN20040327_173945_000000372025_00270_10845_0984.N1	27-MAR-2004 17:39:45	Bright	37.000	166	17Eps Leo	2.9800	6000.0	74	10845	No
329	GOM_NL__2PRFIN20040327_174515_000000392025_00270_10845_0985.N1	27-MAR-2004 17:45:15	Bright	38.500	174	52Psi UMa	3.0040	4400.0	77	10845	No
330	GOM_NL__2PRFIN20040327_174834_000000372025_00270_10845_0986.N1	27-MAR-2004 17:48:34	Bright	37.000	82	48Bet UMa	2.3650	10600.	74	10845	No
331	GOM_NL__2PRFIN20040327_175005_000000402025_00270_10845_0987.N1	27-MAR-2004 17:50:05	Bright	40.000	36	50Alp UMa	1.8000	6300.0	80	10845	No
332	GOM_NL__2PRFIN20040327_175248_000000692025_00270_10845_0988.N1	27-MAR-2004 17:52:48	Bright	69.000	180	27Gam Boo	3.0400	8000.0	138	10845	No
333	GOM_NL__2PRFIN20040327_175639_000000432025_00270_10845_0989.N1	27-MAR-2004 17:56:39	Bright	42.500	60	7Bet UMi	2.0810	3950.0	85	10845	No
334	GOM_NL__2PRFIN20040327_175953_000000492025_00270_10845_0990.N1	27-MAR-2004 17:59:53	Bright	49.000	119	14Eta Dra	2.7270	4700.0	98	10845	No
335	GOM_NL__2PRFIN20040327_180420_000000382025_00270_10845_0991.N1	27-MAR-2004 18:04:20	Bright	38.000	76	27Gam Cas	2.3000	30000.	76	10845	No
336	GOM_NL__2PRFIN20040327_180536_000000372025_00270_10845_0992.N1	27-MAR-2004 18:05:36	Bright	36.500	74	11Bet Cas	2.2680	6600.0	73	10845	No
337	GOM_NL__2PRFIN20040327_181049_000000462025_00270_10845_0993.N1	27-MAR-2004 18:10:49	Bright	45.500	144	18Del Cyg	2.8600	11000.	91	10845	No

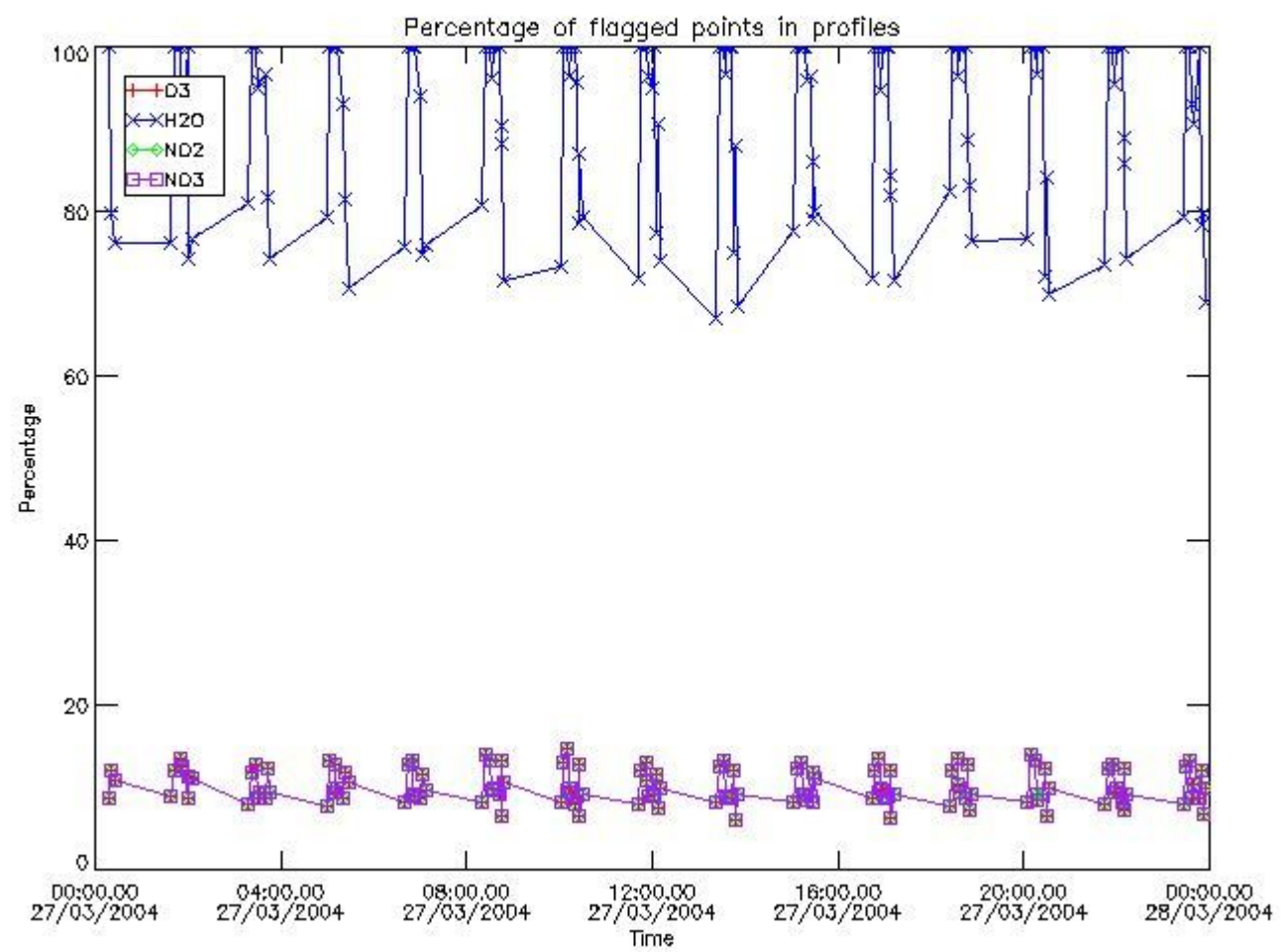
338	GOM_NL__2PRFIN20040327_181232_000000482025_00270_10845_0994.N1	27-MAR-2004 18:12:32	Bright	47.500	66	37Gam Cyg	2.2080	5900.0	95	10845	No
339	GOM_NL__2PRFIN20040327_181430_000000442025_00270_10845_0995.N1	27-MAR-2004 18:14:30	Bright	43.500	92	53Eps Cyg	2.5000	4500.0	87	10845	No
340	GOM_NL__2PRFIN20040327_182055_000000432025_00270_10845_0996.N1	27-MAR-2004 18:20:55	Bright	43.000	61	8Eps Peg	2.1000	3900.0	86	10845	No
341	GOM_NL__2PRFIN20040327_182401_000000662025_00270_10845_0997.N1	27-MAR-2004 18:24:01	Dark	65.500	11	53Alp Aql	0.76500	8000.0	131	10845	No
342	GOM_NL__2PRFIN20040327_182804_000000422025_00270_10845_0998.N1	27-MAR-2004 18:28:04	Dark	42.000	142	49Del Cap	2.8500	8900.0	84	10845	No
343	GOM_NL__2PRFIN20040327_183345_000000382025_00270_10845_0999.N1	27-MAR-2004 18:33:45	Dark	37.500	172	Gam Gru	3.0030	13100.	75	10845	No
344	GOM_NL__2PRFIN20040327_183529_000000552025_00270_10845_1000.N1	27-MAR-2004 18:35:29	Dark	54.500	155	41Pi Sgr	2.9000	6600.0	109	10845	No
345	GOM_NL__2PRFIN20040327_183740_000000542025_00270_10845_1001.N1	27-MAR-2004 18:37:40	Dark	54.000	57	34Sig Sgr	2.0660	26000.	108	10845	No
346	GOM_NL__2PRFIN20040327_184523_000000592025_00271_10846_0970.N1	27-MAR-2004 18:45:23	Dark	59.000	25	35Lam Sco	1.6200	28000.	118	10846	No
347	GOM_NL__2PRFIN20040327_184741_000000402025_00271_10846_0971.N1	27-MAR-2004 18:47:41	Dark	40.000	43	Alp TrA	1.9100	4250.0	80	10846	No
348	GOM_NL__2PRFIN20040327_184922_000000782025_00271_10846_0972.N1	27-MAR-2004 18:49:22	Dark	77.500	75	26Eps Sco	2.2910	4250.0	155	10846	No
349	GOM_NL__2PRFIN20040327_185208_000000562025_00271_10846_0973.N1	27-MAR-2004 18:52:08	Dark	55.500	4	Alp1Cen	-0.010000	5800.0	111	10846	No
350	GOM_NL__2PRFIN20040327_185437_000000452025_00271_10846_0974.N1	27-MAR-2004 18:54:37	Straylight	45.000	12	Alp1Cru	0.77500	30000.	90	10846	No
351	GOM_NL__2PRFIN20040327_185602_000000462025_00271_10846_0975.N1	27-MAR-2004 18:56:02	Straylight	45.500	26	Gam Cru	1.6240	2900.0	91	10846	No
352	GOM_NL__2PRFIN20040327_185908_000000582025_00271_10846_0976.N1	27-MAR-2004 18:59:08	Straylight	58.000	54	5The Cen	2.0550	4500.0	116	10846	No
353	GOM_NL__2PRFIN20040327_190454_000000542025_00271_10846_0977.N1	27-MAR-2004 19:04:54	Straylight	54.000	169	46Gam Hya	2.9910	4700.0	108	10846	No
354	GOM_NL__2PRFIN20040327_190730_000000442025_00271_10846_0978.N1	27-MAR-2004 19:07:30	Tw_i_and_stray	44.000	100	4Gam Crv	2.5800	13100.	88	10846	No
355	GOM_NL__2PRFIN20040327_190930_000000672025_00271_10846_0979.N1	27-MAR-2004 19:09:30	Bright	66.500	15	67Alp Vir	0.97600	28000.	133	10846	No
356	GOM_NL__2PRFIN20040327_191250_000000472025_00271_10846_0980.N1	27-MAR-2004 19:12:50	Bright	47.000	121	29Gam Vir	2.7400	7200.0	94	10846	No
357	GOM_NL__2PRFIN20040327_191650_000000382025_00271_10846_0981.N1	27-MAR-2004 19:16:50	Bright	37.500	22	32Alp Leo	1.3600	15200.	75	10846	No
358	GOM_NL__2PRFIN20040327_191859_000000392025_00271_10846_0982.N1	27-MAR-2004 19:18:59	Bright	38.500	96	68Del Leo	2.5600	9300.0	77	10846	No
359	GOM_NL__2PRFIN20040327_192022_000000392025_00271_10846_0983.N1	27-MAR-2004 19:20:22	Bright	39.000	166	17Eps Leo	2.9800	6000.0	78	10846	No
360	GOM_NL__2PRFIN20040327_192551_000000442025_00271_10846_0984.N1	27-MAR-2004 19:25:51	Bright	43.500	174	52Psi UMa	3.0040	4400.0	87	10846	No
361	GOM_NL__2PRFIN20040327_192911_000000372025_00271_10846_0985.N1	27-MAR-2004 19:29:11	Bright	36.500	82	48Bet UMa	2.3650	10600.	73	10846	No
362	GOM_NL__2PRFIN20040327_193042_000000402025_00271_10846_0986.N1	27-MAR-2004 19:30:42	Bright	40.000	36	50Alp UMa	1.8000	6300.0	80	10846	No
363	GOM_NL__2PRFIN20040327_193322_000000722025_00271_10846_0987.N1	27-MAR-2004 19:33:22	Bright	71.500	180	27Gam Boo	3.0400	8000.0	143	10846	No
364	GOM_NL__2PRFIN20040327_193716_000000422025_00271_10846_0988.N1	27-MAR-2004 19:37:16	Bright	41.500	60	7Bet UMi	2.0810	3950.0	83	10846	No
365	GOM_NL__2PRFIN20040327_194028_000000472025_00271_10846_0989.N1	27-MAR-2004 19:40:28	Bright	46.500	119	14Eta Dra	2.7270	4700.0	93	10846	No
366	GOM_NL__2PRFIN20040327_194458_000000372025_00271_10846_0990.N1	27-MAR-2004 19:44:58	Bright	37.000	76	27Gam Cas	2.3000	30000.	74	10846	No
367	GOM_NL__2PRFIN20040327_194612_000000372025_00271_10846_0991.N1	27-MAR-2004 19:46:12	Bright	37.000	74	11Bet Cas	2.2680	6600.0	74	10846	No
368	GOM_NL__2PRFIN20040327_195126_000000442025_00271_10846_0992.N1	27-MAR-2004 19:51:26	Bright	44.000	144	18Del Cyg	2.8600	11000.	88	10846	No
369	GOM_NL__2PRFIN20040327_195311_000000442025_00271_10846_0993.N1	27-MAR-2004 19:53:11	Bright	44.000	66	37Gam Cyg	2.2080	5900.0	88	10846	No
370	GOM_NL__2PRFIN20040327_195507_000000432025_00271_10846_0994.N1	27-MAR-2004 19:55:07	Bright	43.000	92	53Eps Cyg	2.5000	4500.0	86	10846	No
371	GOM_NL__2PRFIN20040327_200132_000000422025_00271_10846_0995.N1	27-MAR-2004 20:01:32	Bright	41.500	61	8Eps Peg	2.1000	3900.0	83	10846	No
372	GOM_NL__2PRFIN20040327_200438_000000632025_00271_10846_0996.N1	27-MAR-2004 20:04:38	Dark	62.500	11	53Alp Aql	0.76500	8000.0	125	10846	No
373	GOM_NL__2PRFIN20040327_200840_000000402025_00271_10846_0997.N1	27-MAR-2004 20:08:40	Dark	40.000	142	49Del Cap	2.8500	8900.0	80	10846	No
374	GOM_NL__2PRFIN20040327_201421_000000392025_00271_10846_0998.N1	27-MAR-2004 20:14:21	Dark	38.500	172	Gam Gru	3.0030	13100.	77	10846	No
375	GOM_NL__2PRFIN20040327_201606_000000602025_00271_10846_0999.N1	27-MAR-2004 20:16:06	Dark	60.000	155	41Pi Sgr	2.9000	6600.0	120	10846	No
376	GOM_NL__2PRFIN20040327_201817_000000562025_00271_10846_1000.N1	27-MAR-2004 20:18:17	Dark	55.500	57	34Sig Sgr	2.0660	26000.	111	10846	No
377	GOM_NL__2PRFIN20040327_202601_000000562025_00272_10847_0970.N1	27-MAR-2004 20:26:01	Dark	55.500	25	35Lam Sco	1.6200	28000.	111	10847	No
378	GOM_NL__2PRFIN20040327_202818_000000422025_00272_10847_0971.N1	27-MAR-2004 20:28:18	Dark	41.500	43	Alp TrA	1.9100	4250.0	83	10847	No
379	GOM_NL__2PRFIN20040327_202959_000000792025_00272_10847_0972.N1	27-MAR-2004 20:29:59	Dark	78.500	75	26Eps Sco	2.2910	4250.0	157	10847	No
380	GOM_NL__2PRFIN20040327_203244_000000522025_00272_10847_0973.N1	27-MAR-2004 20:32:44	Dark	52.000	4	Alp1Cen	-0.010000	5800.0	104	10847	No
381	GOM_NL__2PRFIN20040327_203513_000000442025_00272_10847_0974.N1	27-MAR-2004 20:35:13	Straylight	44.000	12	Alp1Cru	0.77500	30000.	88	10847	No
382	GOM_NL__2PRFIN20040327_203638_000000452025_00272_10847_0975.N1	27-MAR-2004 20:36:38	Straylight	45.000	26	Gam Cru	1.6240	2900.0	90	10847	No
383	GOM_NL__2PRFIN20040327_203945_000000572025_00272_10847_0976.N1	27-MAR-2004 20:39:45	Straylight	57.000	54	5The Cen	2.0550	4500.0	114	10847	No
384	GOM_NL__2PRFIN20040327_204531_000000552025_00272_10847_0977.N1	27-MAR-2004 20:45:31	Straylight	55.000	169	46Gam Hya	2.9910	4700.0	110	10847	No
385	GOM_NL__2PRFIN20040327_204806_000000432025_00272_10847_0978.N1	27-MAR-2004 20:48:06	Tw_i_and_stray	43.000	100	4Gam Crv	2.5800	13100.	86	10847	No
386	GOM_NL__2PRFIN20040327_205005_000000642025_00272_10847_0979.N1	27-MAR-2004 20:50:05	Bright	63.500	15	67Alp Vir	0.97600	28000.	127	10847	No
387	GOM_NL__2PRFIN20040327_205326_000000472025_00272_10847_0980.N1	27-MAR-2004 20:53:26	Bright	47.000	121	29Gam Vir	2.7400	7200.0	94	10847	No
388	GOM_NL__2PRFIN20040327_205726_000000392025_00272_10847_0981.N1	27-MAR-2004 20:57:26	Bright	38.500	22	32Alp Leo	1.3600	15200.	77	10847	No
389	GOM_NL__2PRFIN20040327_205934_000000382025_00272_10847_0982.N1	27-MAR-2004 20:59:34	Bright	38.000	96	68Del Leo	2.5600	9300.0	76	10847	No
390	GOM_NL__2PRFIN20040327_210057_000000372025_00272_10847_0983.N1	27-MAR-2004 21:00:57	Bright	37.000	166	17Eps Leo	2.9800	6000.0	74	10847	No
391	GOM_NL__2PRFIN20040327_210627_000000402025_00272_10847_0984.N1	27-MAR-2004 21:06:27	Bright	39.500	174	52Psi UMa	3.0040	4400.0	79	10847	No
392	GOM_NL__2PRFIN20040327_210946_000000372025_00272_10847_0985.N1	27-MAR-2004 21:09:46	Bright	37.000	82	48Bet UMa	2.3650	10600.	74	10847	No
393	GOM_NL__2PRFIN20040327_211118_000000402025_00272_10847_0986.N1	27-MAR-2004 21:11:18	Bright	39.500	36	50Alp UMa	1.8000	6300.0	79	10847	No
394	GOM_NL__2PRFIN20040327_211357_000000682025_00272_10847_0987.N1	27-MAR-2004 21:13:57	Bright	68.000	180	27Gam Boo	3.0400	8000.0	136	10847	No
395	GOM_NL__2PRFIN20040327_211751_000000402025_00272_10847_0988.N1	27-MAR-2004 21:17:51	Bright	40.000	60	7Bet UMi	2.0810	3950.0	80	10847	No
396	GOM_NL__2PRFIN20040327_212103_000000512025_00272_10847_0989.N1	27-MAR-2004 21:21:03	Bright	50.500	119	14Eta Dra	2.7270	4700.0	101	10847	No

397	GOM_NL__2PRFIN20040327_212535_000000382025_00272_10847_0990.N1	27-MAR-2004 21:25:35	Bright	37.500	76	27Gam Cas	2.3000	30000.	75	10847	No
398	GOM_NL__2PRFIN20040327_212648_000000382025_00272_10847_0991.N1	27-MAR-2004 21:26:48	Bright	37.500	74	11Bet Cas	2.2680	6600.0	75	10847	No
399	GOM_NL__2PRFIN20040327_213201_000000462025_00272_10847_0992.N1	27-MAR-2004 21:32:01	Bright	46.000	144	18Del Cyg	2.8600	11000.	92	10847	No
400	GOM_NL__2PRFIN20040327_213347_000000442025_00272_10847_0993.N1	27-MAR-2004 21:33:47	Bright	43.500	66	37Gam Cyg	2.2080	5900.0	87	10847	No
401	GOM_NL__2PRFIN20040327_213543_000000432025_00272_10847_0994.N1	27-MAR-2004 21:35:43	Bright	42.500	92	53Eps Cyg	2.5000	4500.0	85	10847	No
402	GOM_NL__2PRFIN20040327_214208_000000432025_00272_10847_0995.N1	27-MAR-2004 21:42:08	Bright	43.000	61	8Eps Peg	2.1000	3900.0	86	10847	No
403	GOM_NL__2PRFIN20040327_214514_000000652025_00272_10847_0996.N1	27-MAR-2004 21:45:14	Dark	64.500	11	53Alp Aql	0.76500	8000.0	129	10847	No
404	GOM_NL__2PRFIN20040327_214916_000000422025_00272_10847_0997.N1	27-MAR-2004 21:49:16	Dark	41.500	142	49Del Cap	2.8500	8900.0	83	10847	No
405	GOM_NL__2PRFIN20040327_215458_000000402025_00272_10847_0998.N1	27-MAR-2004 21:54:58	Dark	40.000	172	Gam Gru	3.0030	13100.	80	10847	No
406	GOM_NL__2PRFIN20040327_215643_000000542025_00272_10847_0999.N1	27-MAR-2004 21:56:43	Dark	54.000	155	41Pi Sgr	2.9000	6600.0	108	10847	No
407	GOM_NL__2PRFIN20040327_215853_000000572025_00272_10847_1000.N1	27-MAR-2004 21:58:53	Dark	56.500	57	34Sig Sgr	2.0660	26000.	113	10847	No
408	GOM_NL__2PRFIN20040327_220638_000000622025_00273_10848_0972.N1	27-MAR-2004 22:06:38	Dark	61.500	25	35Lam Sco	1.6200	28000.	123	10848	No
409	GOM_NL__2PRFIN20040327_220854_000000422025_00273_10848_0973.N1	27-MAR-2004 22:08:54	Dark	41.500	43	Alp TrA	1.9100	4250.0	83	10848	No
410	GOM_NL__2PRFIN20040327_221036_000000712025_00273_10848_0974.N1	27-MAR-2004 22:10:36	Dark	70.500	75	26Eps Sco	2.2910	4250.0	141	10848	No
411	GOM_NL__2PRFIN20040327_221320_000000552025_00273_10848_0975.N1	27-MAR-2004 22:13:20	Dark	55.000	4	Alp1Cen	-0.010000	5800.0	110	10848	No
412	GOM_NL__2PRFIN20040327_221549_000000442025_00273_10848_0976.N1	27-MAR-2004 22:15:49	Straylight	44.000	12	Alp1Cru	0.77500	30000.	88	10848	No
413	GOM_NL__2PRFIN20040327_221714_000000462025_00273_10848_0977.N1	27-MAR-2004 22:17:14	Straylight	46.000	26	Gam Cru	1.6240	2900.0	92	10848	No
414	GOM_NL__2PRFIN20040327_222021_000000582025_00273_10848_0978.N1	27-MAR-2004 22:20:21	Straylight	58.000	54	5The Cen	2.0550	4500.0	116	10848	No
415	GOM_NL__2PRFIN20040327_222607_000000532025_00273_10848_1161.N1	27-MAR-2004 22:26:07	Straylight	53.000	169	46Gam Hya	2.9910	4700.0	106	10848	No
416	GOM_NL__2PRFIN20040327_222842_000000452025_00273_10848_1162.N1	27-MAR-2004 22:28:42	Tw_i_and_stray	44.500	100	4Gam Crv	2.5800	13100.	89	10848	No
417	GOM_NL__2PRFIN20040327_223041_000000772025_00273_10848_1163.N1	27-MAR-2004 22:30:41	Bright	76.500	15	67Alp Vir	0.97600	28000.	153	10848	No
418	GOM_NL__2PRFIN20040327_223401_000000492025_00273_10848_1164.N1	27-MAR-2004 22:34:01	Bright	48.500	121	29Gam Vir	2.7400	7200.0	97	10848	No
419	GOM_NL__2PRFIN20040327_223801_000000392025_00273_10848_1165.N1	27-MAR-2004 22:38:01	Bright	39.000	22	32Alp Leo	1.3600	15200.	78	10848	No
420	GOM_NL__2PRFIN20040327_224010_000000392025_00273_10848_1166.N1	27-MAR-2004 22:40:10	Bright	38.500	96	68Del Leo	2.5600	9300.0	77	10848	No
421	GOM_NL__2PRFIN20040327_224133_000000392025_00273_10848_1167.N1	27-MAR-2004 22:41:33	Bright	39.000	166	17Eps Leo	2.9800	6000.0	78	10848	No
422	GOM_NL__2PRFIN20040327_224703_000000392025_00273_10848_1168.N1	27-MAR-2004 22:47:03	Bright	39.000	174	52Psi UMa	3.0040	4400.0	78	10848	No
423	GOM_NL__2PRFIN20040327_225022_000000362025_00273_10848_1169.N1	27-MAR-2004 22:50:22	Bright	35.500	82	48Bet UMa	2.3650	10600.	71	10848	No
424	GOM_NL__2PRFIN20040327_225153_000000402025_00273_10848_1170.N1	27-MAR-2004 22:51:53	Bright	39.500	36	50Alp UMa	1.8000	6300.0	79	10848	No
425	GOM_NL__2PRFIN20040327_225430_000000692025_00273_10848_1171.N1	27-MAR-2004 22:54:30	Bright	69.000	180	27Gam Boo	3.0400	8000.0	138	10848	No
426	GOM_NL__2PRFIN20040327_225827_000000412025_00273_10848_1172.N1	27-MAR-2004 22:58:27	Bright	40.500	60	7Bet UMi	2.0810	3950.0	81	10848	No
427	GOM_NL__2PRFIN20040327_230138_000000502025_00273_10848_1173.N1	27-MAR-2004 23:01:38	Bright	50.000	119	14Eta Dra	2.7270	4700.0	100	10848	No
428	GOM_NL__2PRFIN20040327_230611_000000392025_00273_10848_1174.N1	27-MAR-2004 23:06:11	Bright	39.000	76	27Gam Cas	2.3000	30000.	78	10848	No
429	GOM_NL__2PRFIN20040327_230724_000000372025_00273_10848_1175.N1	27-MAR-2004 23:07:24	Bright	37.000	74	11Bet Cas	2.2680	6600.0	74	10848	No
430	GOM_NL__2PRFIN20040327_231237_000000462025_00273_10848_1176.N1	27-MAR-2004 23:12:37	Bright	45.500	144	18Del Cyg	2.8600	11000.	91	10848	No
431	GOM_NL__2PRFIN20040327_231422_000000452025_00273_10848_1177.N1	27-MAR-2004 23:14:22	Bright	45.000	66	37Gam Cyg	2.2080	5900.0	90	10848	No
432	GOM_NL__2PRFIN20040327_231619_000000432025_00273_10848_1178.N1	27-MAR-2004 23:16:19	Bright	42.500	92	53Eps Cyg	2.5000	4500.0	85	10848	No
433	GOM_NL__2PRFIN20040327_232244_000000422025_00273_10848_1179.N1	27-MAR-2004 23:22:44	Bright	42.000	61	8Eps Peg	2.1000	3900.0	84	10848	No
434	GOM_NL__2PRFIN20040327_232551_000000642025_00273_10848_1180.N1	27-MAR-2004 23:25:51	Dark	63.500	11	53Alp Aql	0.76500	8000.0	127	10848	No
435	GOM_NL__2PRFIN20040327_232952_000000412025_00273_10848_1181.N1	27-MAR-2004 23:29:52	Dark	41.000	142	49Del Cap	2.8500	8900.0	82	10848	No
436	GOM_NL__2PRFIN20040327_233533_000000392025_00273_10848_1182.N1	27-MAR-2004 23:35:33	Dark	38.500	172	Gam Gru	3.0030	13100.	77	10848	No
437	GOM_NL__2PRFIN20040327_233719_000000592025_00273_10848_1183.N1	27-MAR-2004 23:37:19	Dark	58.500	155	41Pi Sgr	2.9000	6600.0	117	10848	No
438	GOM_NL__2PRFIN20040327_233930_000000542025_00273_10848_1184.N1	27-MAR-2004 23:39:30	Dark	54.000	57	34Sig Sgr	2.0660	26000.	108	10848	No
439	GOM_NL__2PRFIN20040327_234715_000000602025_00274_10849_1163.N1	27-MAR-2004 23:47:15	Dark	59.500	25	35Lam Sco	1.6200	28000.	119	10849	No
440	GOM_NL__2PRFIN20040327_234929_000000422025_00274_10849_1164.N1	27-MAR-2004 23:49:29	Dark	42.000	43	Alp TrA	1.9100	4250.0	84	10849	No
441	GOM_NL__2PRFIN20040327_235113_000000752025_00274_10849_1165.N1	27-MAR-2004 23:51:13	Dark	74.500	75	26Eps Sco	2.2910	4250.0	149	10849	No
442	GOM_NL__2PRFIN20040327_235356_000000522025_00274_10849_1166.N1	27-MAR-2004 23:53:56	Dark	52.000	4	Alp1Cen	-0.010000	5800.0	104	10849	No
443	GOM_NL__2PRFIN20040327_235625_000000482025_00274_10849_1167.N1	27-MAR-2004 23:56:25	Straylight	47.500	12	Alp1Cru	0.77500	30000.	95	10849	No
444	GOM_NL__2PRFIN20040327_235747_000000532025_00274_10849_1168.N1	27-MAR-2004 23:57:47	Straylight	53.000	26	Gam Cru	1.6240	2900.0	106	10849	No

3. Quality information per product

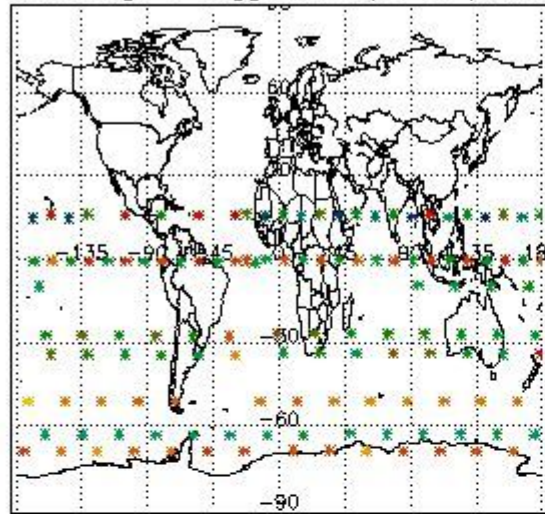
In this section it is plotted some information contained in the Quality Summary data set of the level 2 products. Only products in dark limb conditions and without errors (error flag in the MPH set to "0") are used.

3.1 Plot quality information per product (time dependant)

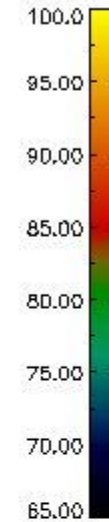
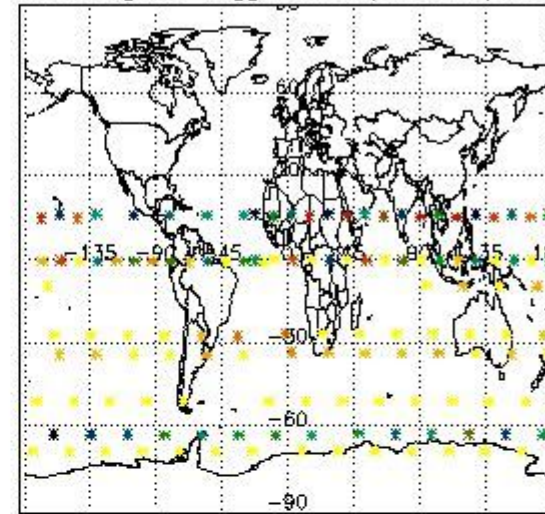


3.2 Plot quality information per product (world map)

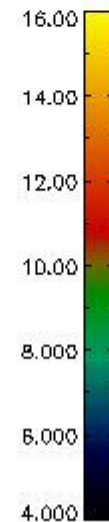
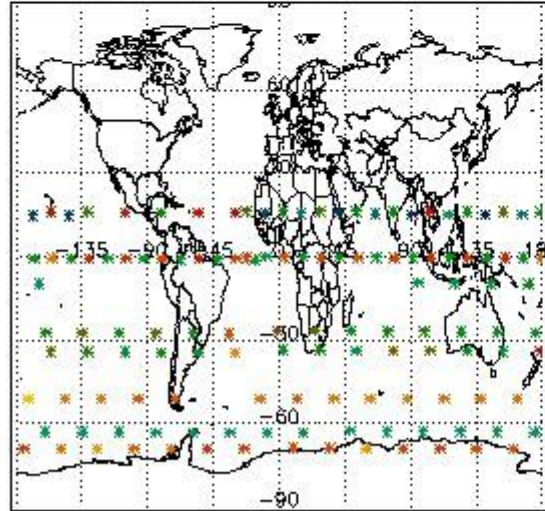
Percentage of flagged data per O3 profile



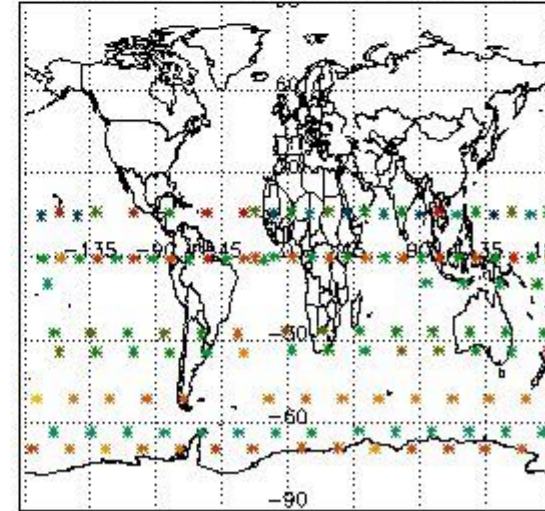
Percentage of flagged data per H2O profile



Percentage of flagged data per NO2 profile



Percentage of flagged data per NO3 profile

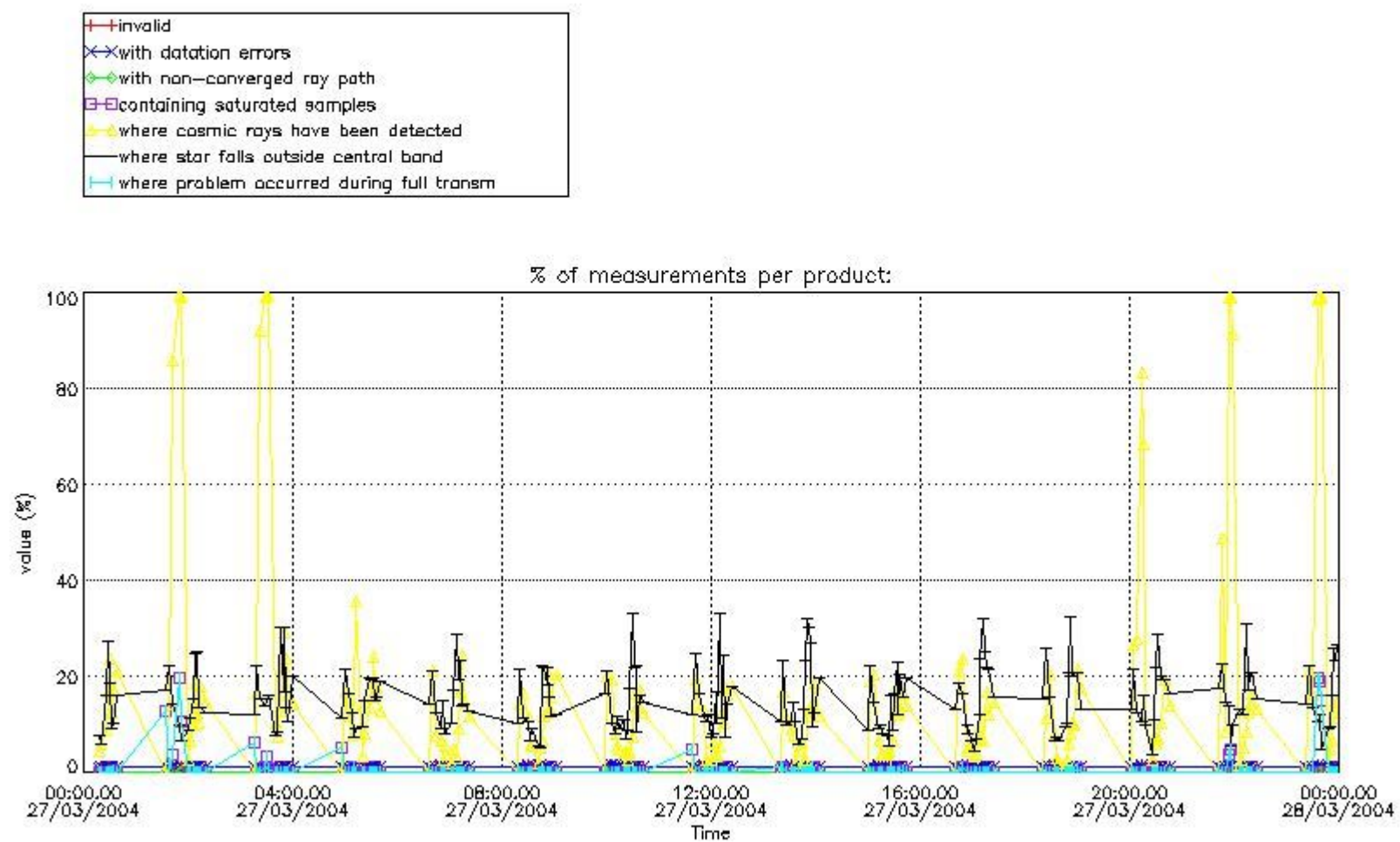


4. Level 1 quality information per product

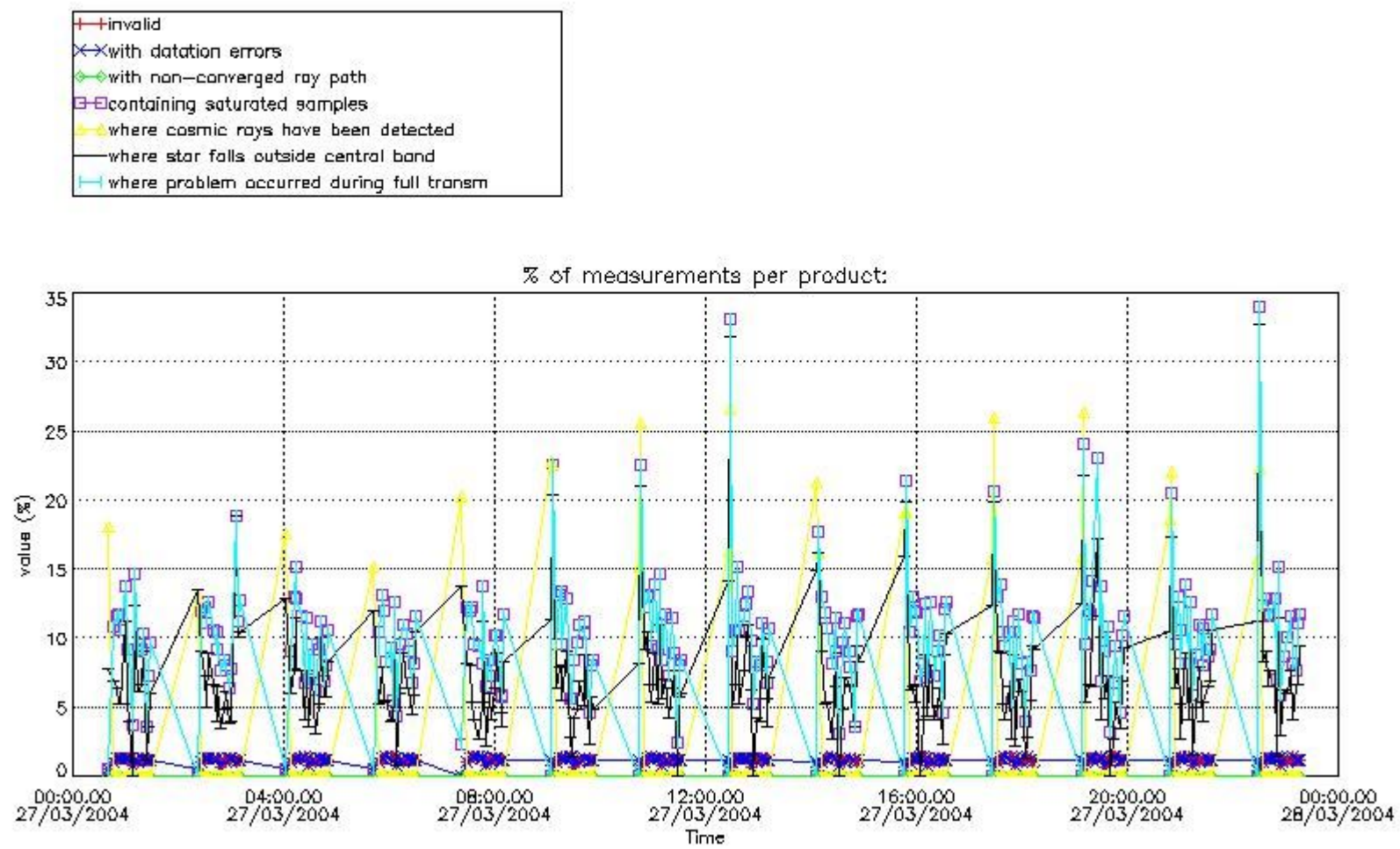
In this section it is plotted some information contained in the Quality Summary data set of the level 2 products that comes from the level 1b processing. Products without errors (error flag in the MPH set to "0") are used.

4.1 Plot quality information per product (time dependant) coming from level 1b processing

4.1.1 Plot level 1 quality information per product (time dependant): ENVISAT ASCENDING passes

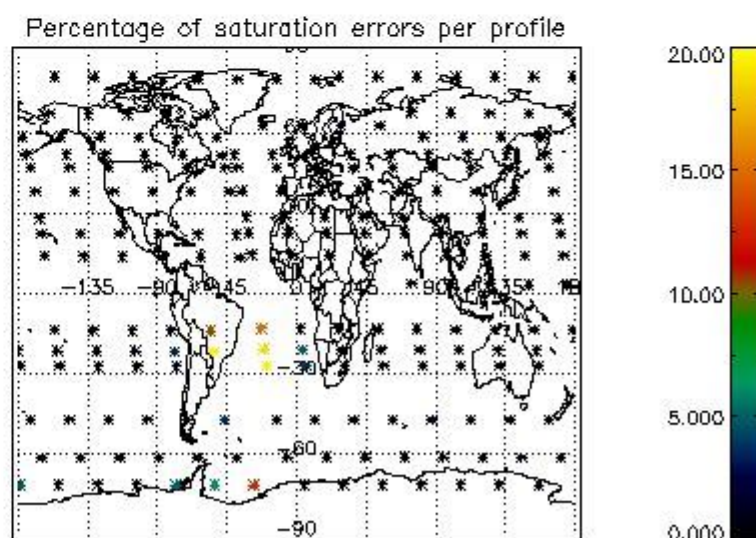
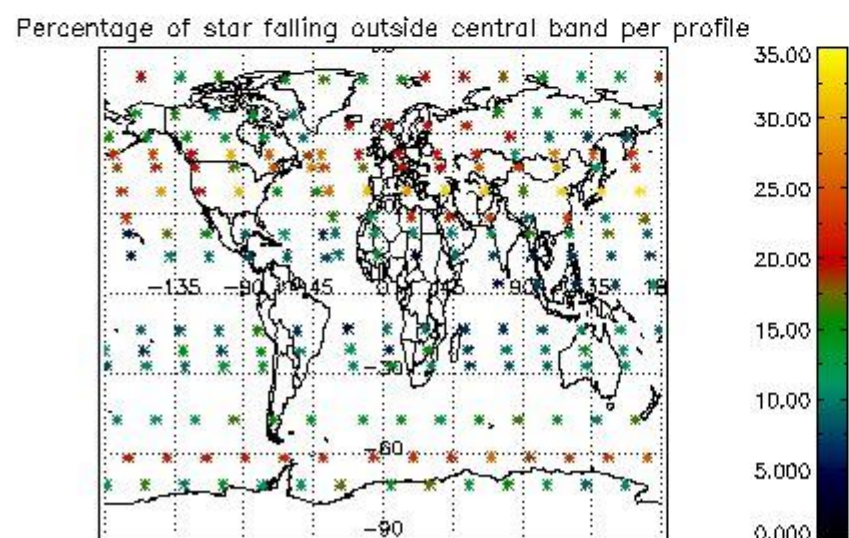
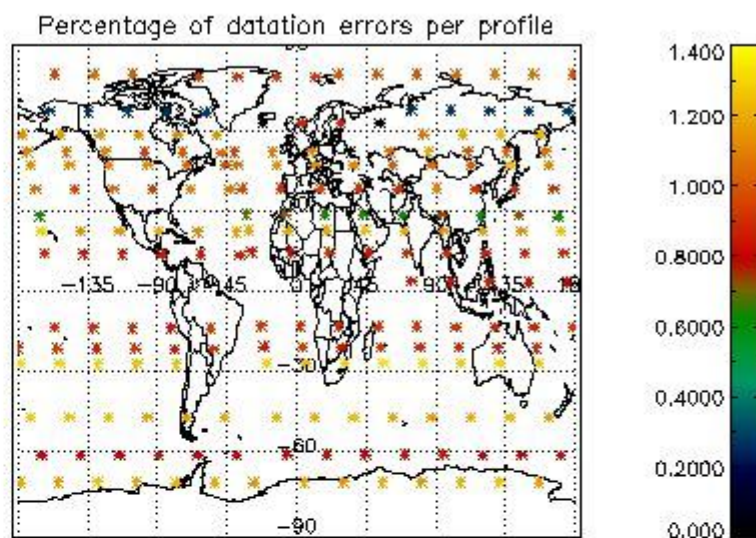
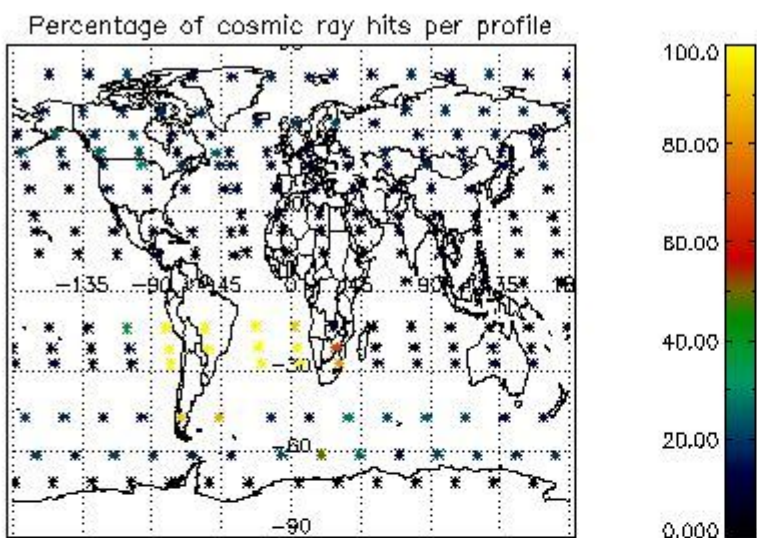


4.1.2 Plot level 1 quality information per product (time dependant): ENVI SAT DESCENDING passes

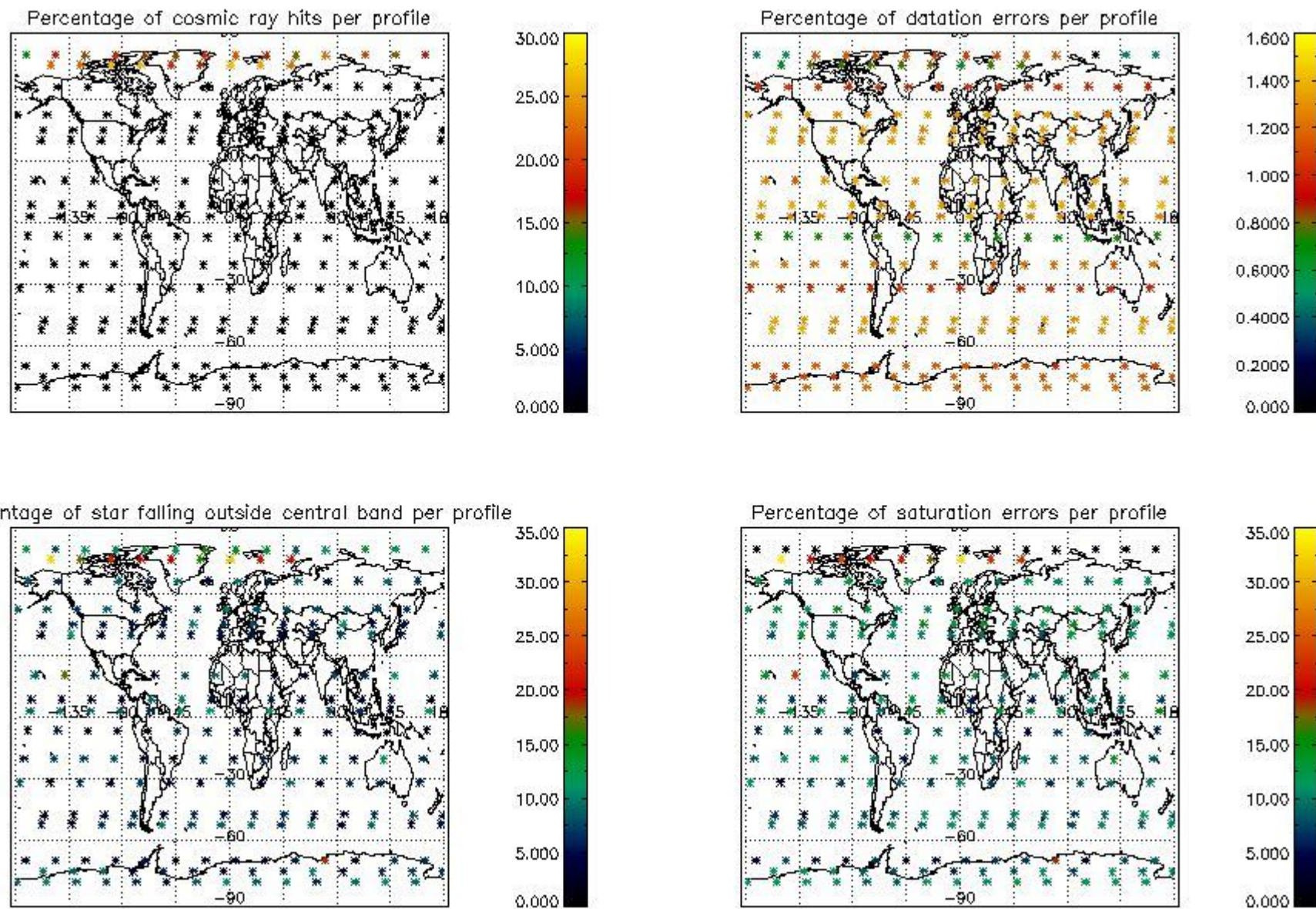


4.2 Plot quality information per product coming from level 1b processing (world map)

4.2.1 Plot level 1 quality information per product (world map): ENVISAT ASCENDING passes



4.2.2 Plot level 1 quality information per product (world map): ENVISAT DESCENDING passes



5. Trace gas profiles

5.1 Ozone statistics based on quality of products

The final quality of the products can be "measured" using the STD (Standard Deviation) attached to every point profile. This information is written to the parameter GOM_NL__2P/NL_LOCAL_SPECIES_DENSITY/o3_std of the level 2 products. The table below shows the statistics for given STD ranges.

The statistics are given with respect to the overall valid production:

- Products without fatal errors: GOM_NL__2P/MPH/PRODUCT_ERR=0
- Valid point profile: GOM_NL__2P/NL_LOCAL_SPECIES_DENSITY/pcd(0)=0

The 'Criteria' is applied to valid points of dark limb products:

- Products in dark limb illumination condition: GOM_NL__2P/NL_SUMMARY_QUALITY/obs_ill_cond=0
- Products without fatal errors: GOM_NL__2P/MPH/PRODUCT_ERR=0
- Valid point profile: GOM_NL__2P/NL_LOCAL_SPECIES_DENSITY/pcd(0)=0

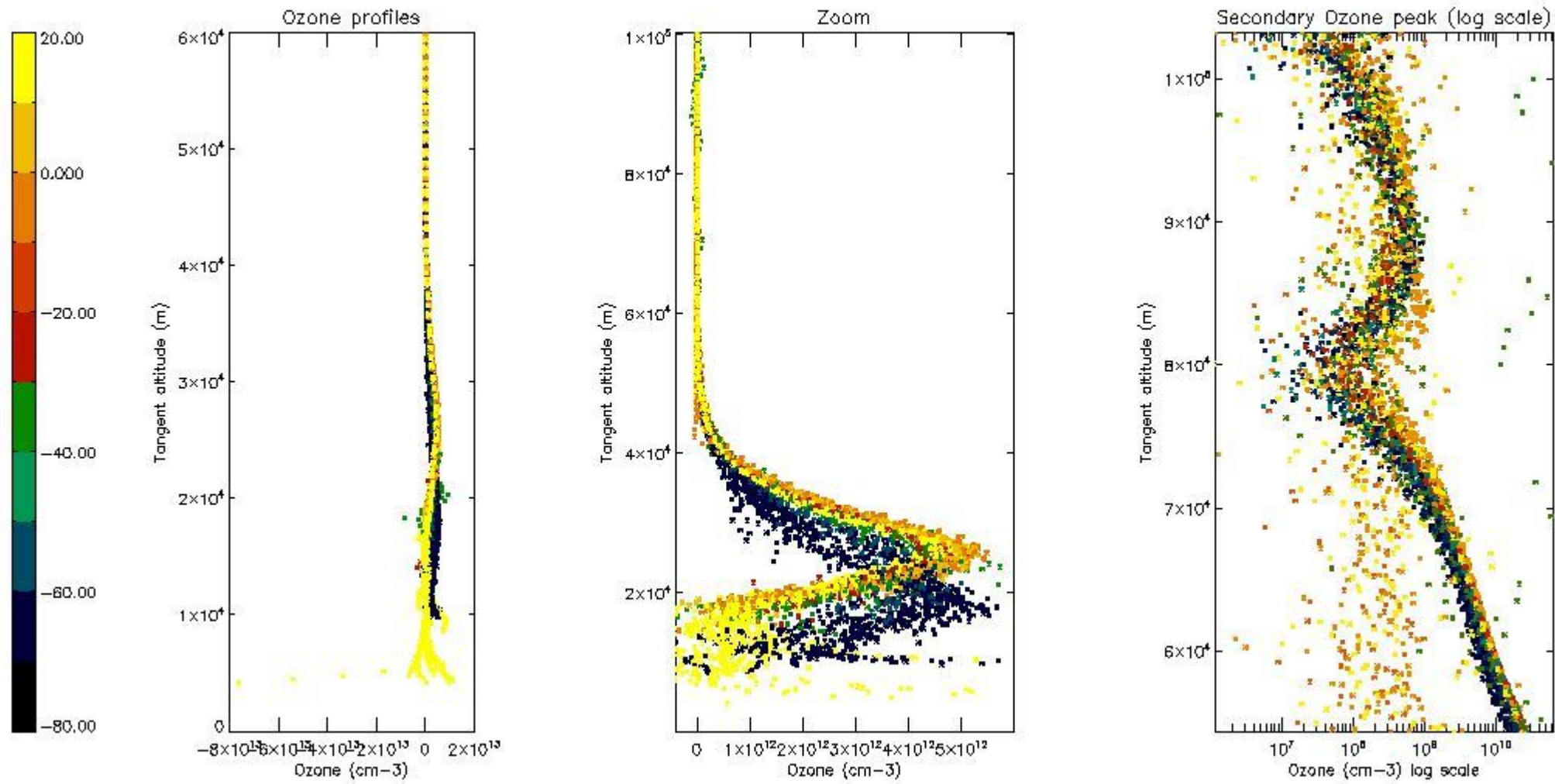
So, the table below shows the percentage of dark limb and valid observations for each criteria with respect to the overall valid daily observations.

Criteria	% of total production
All STD	31
STD < 20	17

STD < 10	14
STD < 5	9

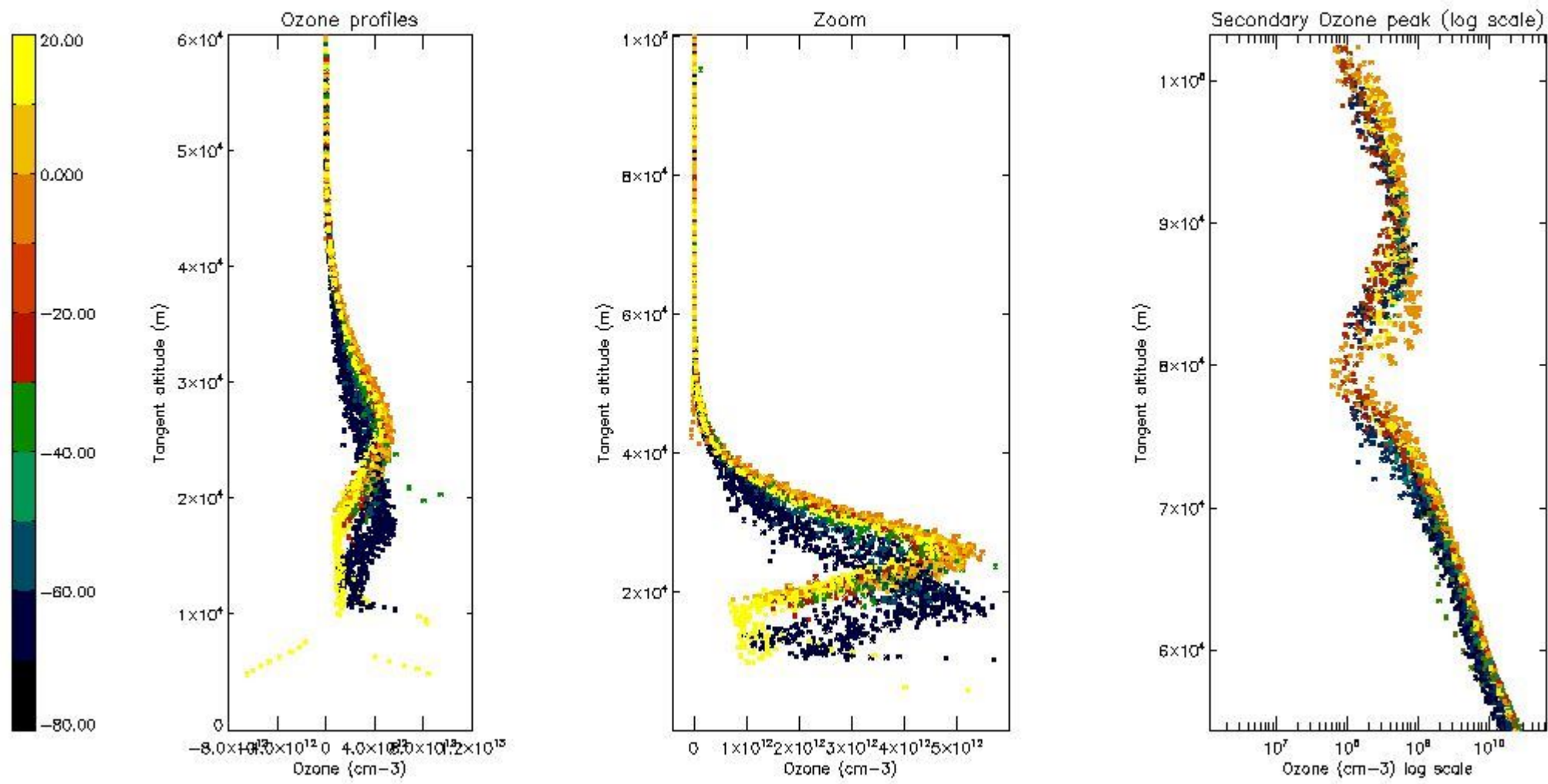
5.2 Plot ozone profiles for all STD (dark without errors)

The colorbar represents the latitude.



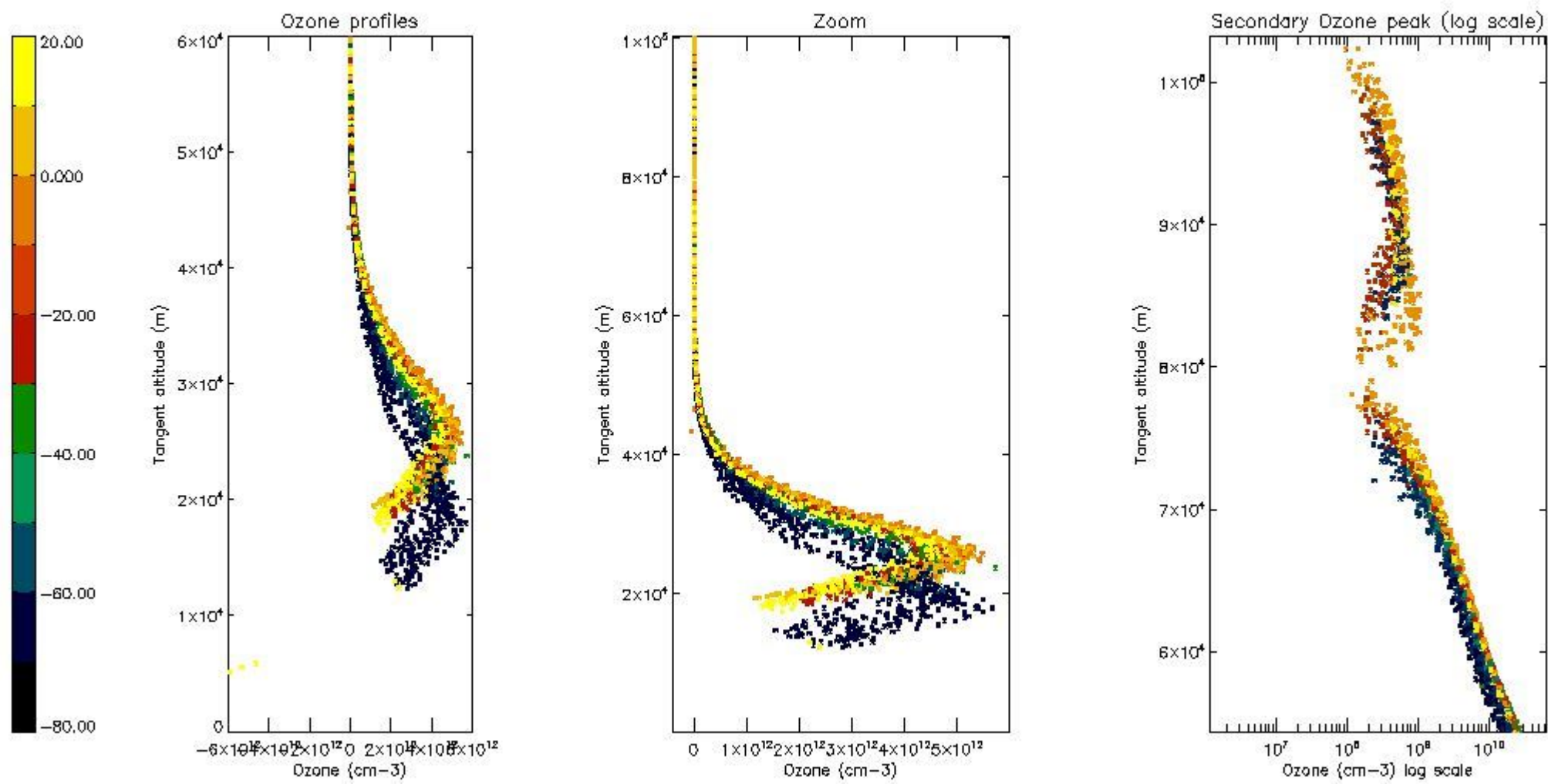
5.3 Plot ozone profiles where STD < 20% (dark without errors)

The colorbar represents the latitude.



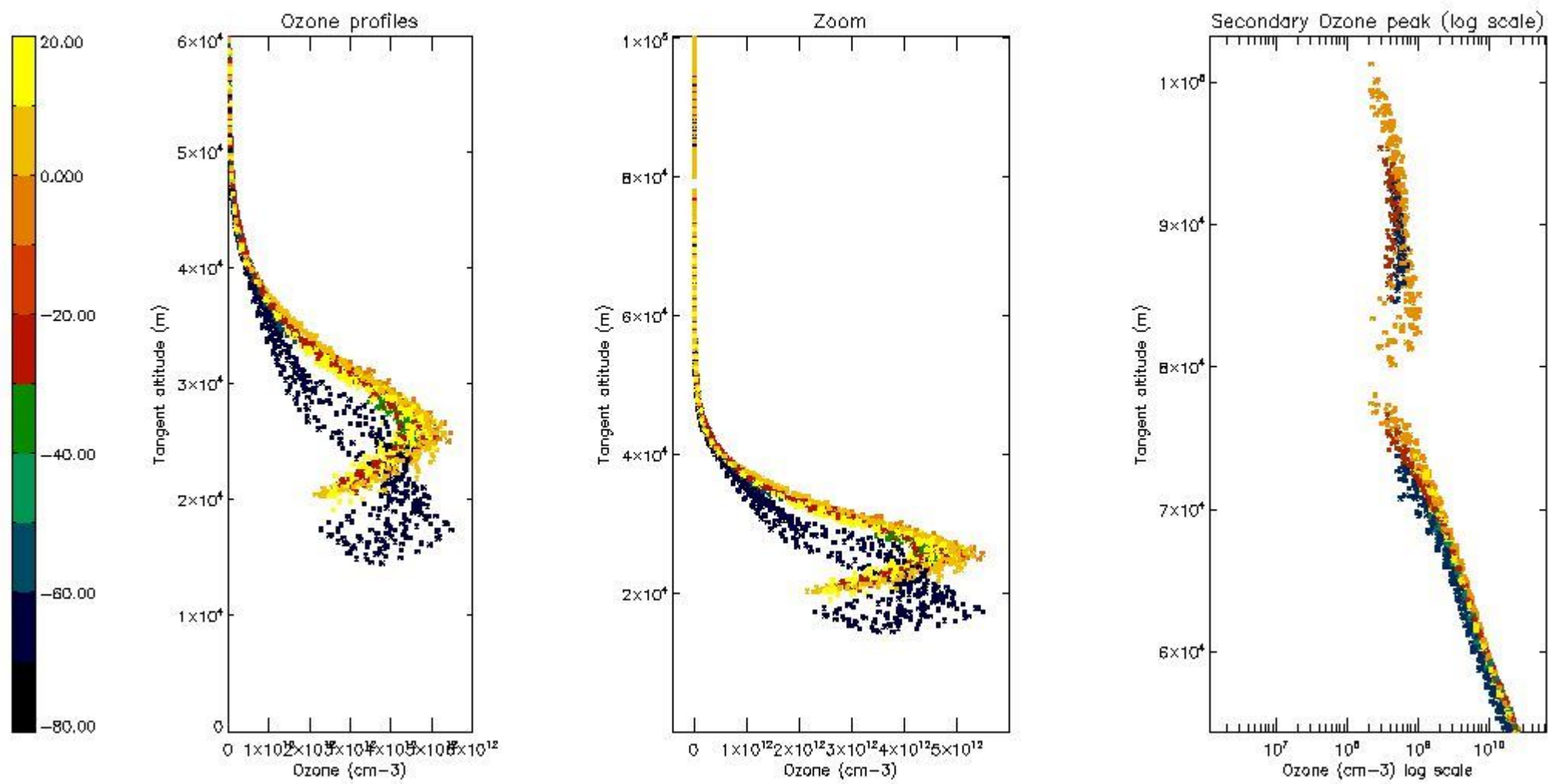
5.4 Plot ozone profiles where STD < 10% (dark without errors)

The colorbar represents the latitude.



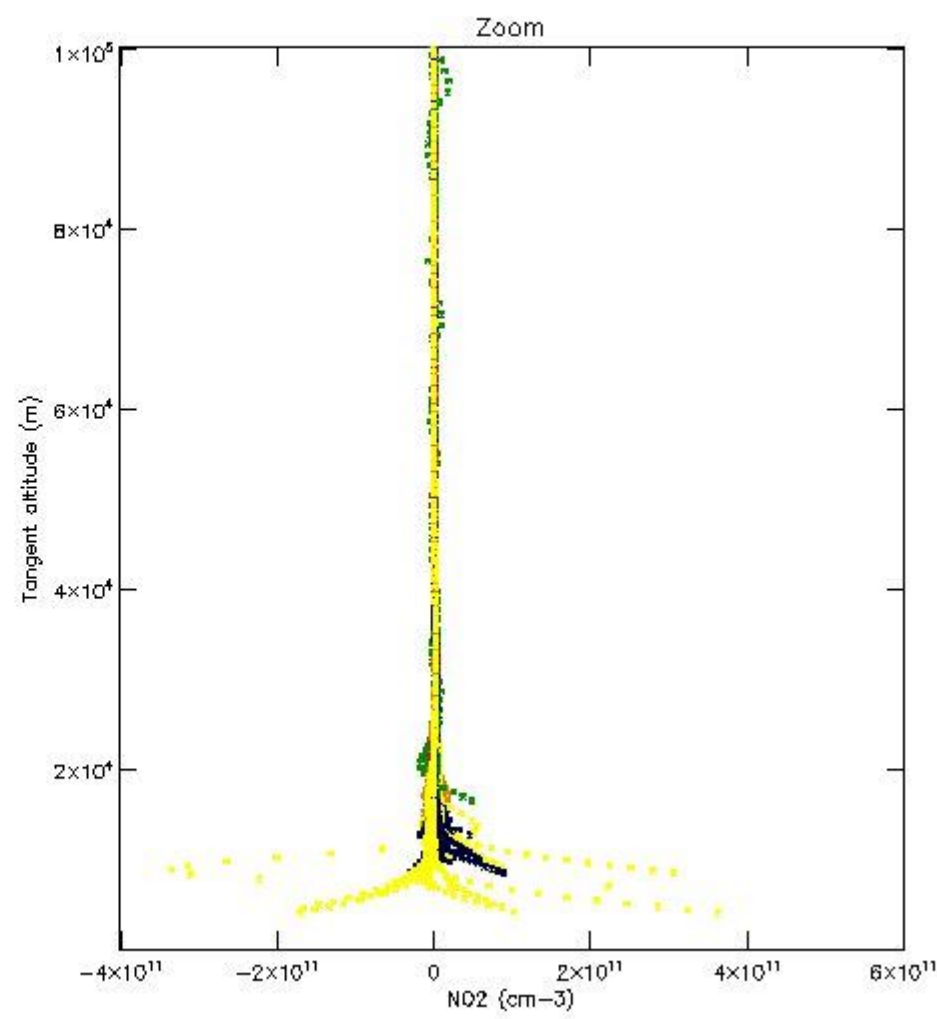
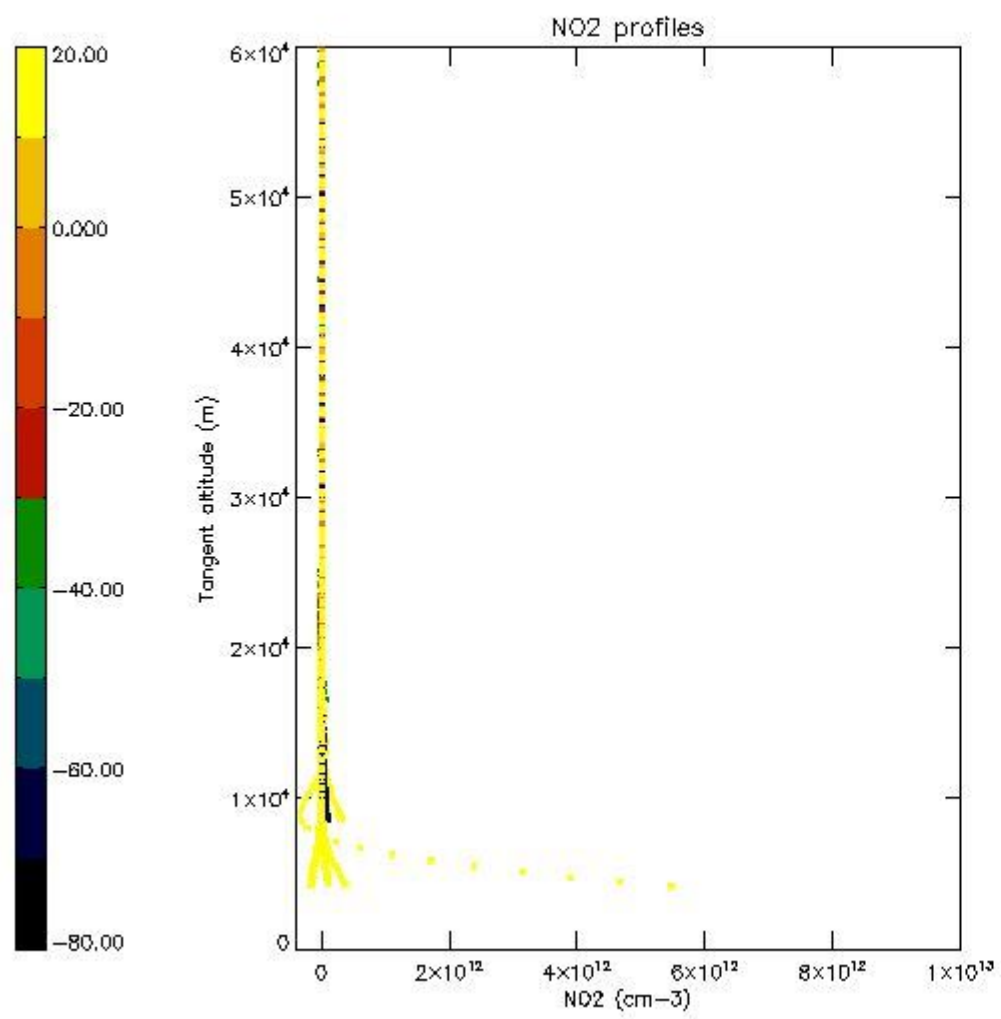
5.5 Plot ozone profiles where STD < 5% (dark without errors)

The colorbar represents the latitude.



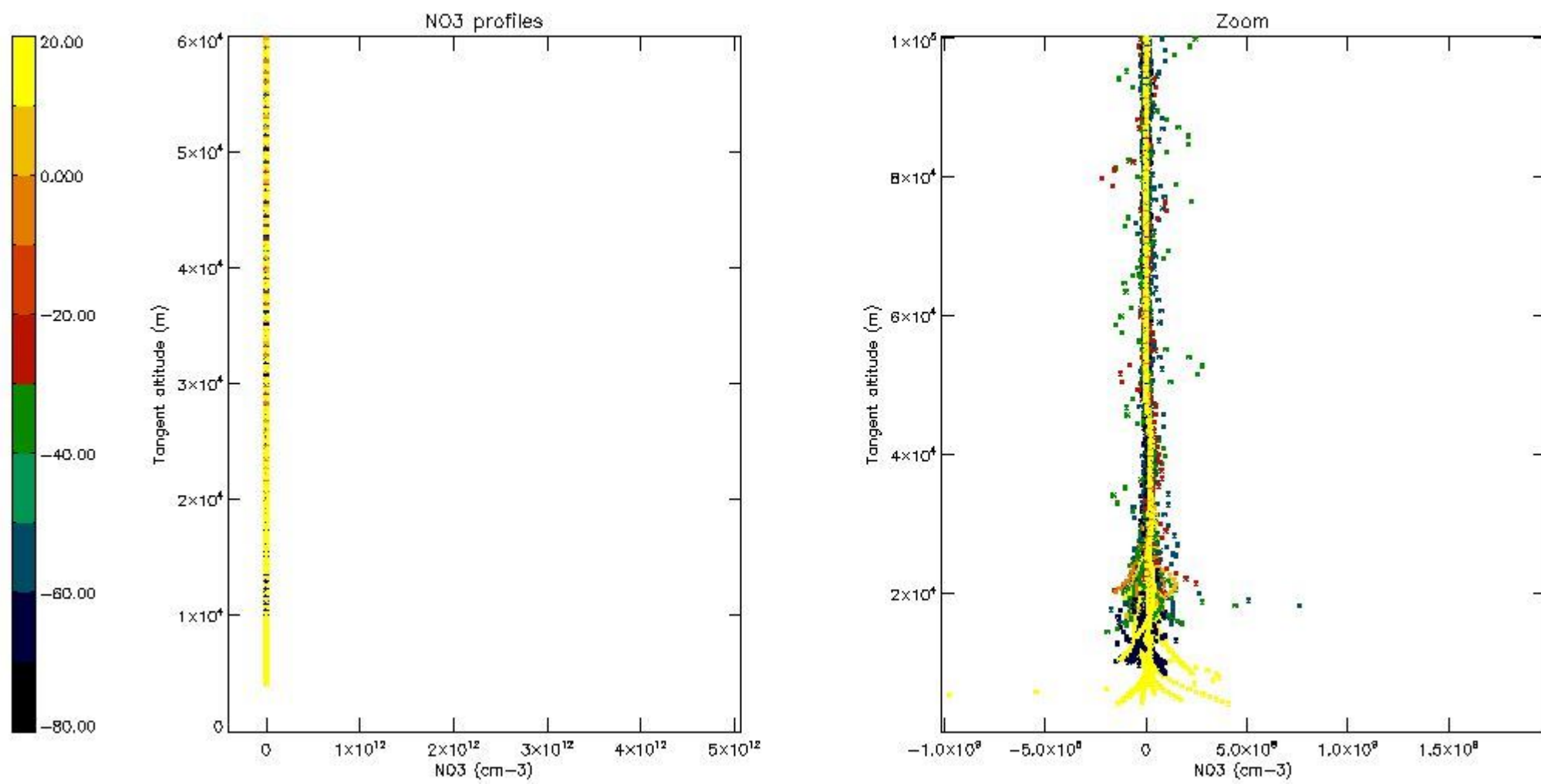
5.6 Plot NO₂ profiles for all STD (dark without errors)

The colorbar represents the latitude.



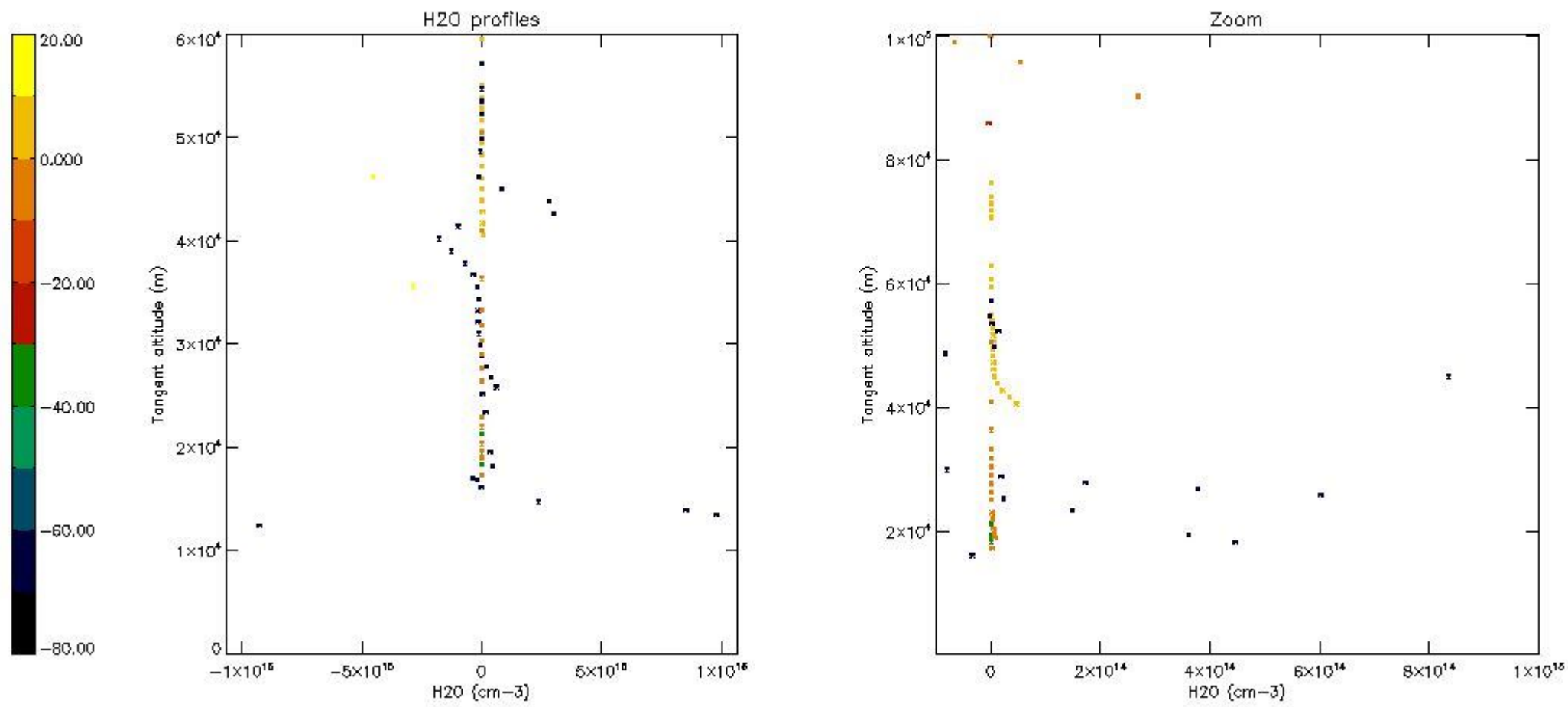
5.7 Plot NO3 profiles for all STD (dark without errors)

The colorbar represents the latitude.



5.8 Plot H2O profiles for all STD (only for occultations of stars 1,2,3,4,13,14,16,26,63 dark without errors)

The colorbar represents the latitude.



6. Auxiliary Data Files used for the production reported in section 2

The number reported in the third column indicates since which file (see list in section 2) the corresponding auxiliary file has been used. The fourth column is the date of those product files.

Type	Auxiliary Filename	Used since product	Used since product date
INST_PHYS_CHARACTERISTICS	GOM_INS_AXVIEC20091111_143220_20030716_120000_20500101_000000	1	27-MAR-2004 00:18:33
LEVEL-2_PROC_CONFIG	GOM_PR2_AXVIEC20091111_152718_20020301_000000_20500101_000000	1	27-MAR-2004 00:18:33
CROSS_SECTIONS_FILE	GOM_CRS_AXVIEC20091111_154832_20020301_000000_20500101_000000	1	27-MAR-2004 00:18:33

GOMOS Level 2 Daily Report

SUMMARY

[1. General Info](#)

[2. Summary of processed GOM_NL_2P products](#)

[3. Level 2 Quality information per product](#)

[3.1 Plot of level 2 quality information per product \(time dependant\)](#)

[3.2 Plot of level 2 quality information per product \(world map\)](#)

[4. Level 1 Quality information per product \(stored on level 2 products\)](#)

[4.1 Plot of level 1 quality information per product \(time dependant\)](#)

[4.1.1 Plot of level 1 quality information per product \(time dependant\): ASCENDING](#)

[4.1.2 Plot of level 1 quality information per product \(time dependant\): DESCENDING](#)

[4.2 Plot of level 1 quality information per product \(world map\)](#)

[4.2.1 Plot of level 1 quality information per product \(world map\): ASCENDING](#)

[4.2.2 Plot of level 1 quality information per product \(world map\): DESCENDING](#)

[5. Ozone profiles based on quality statistics and other trace gas profiles](#)

[5.1 Ozone statistics based on quality of products](#)

[5.2 Plot ozone profiles for all STD \(dark without errors\)](#)

[5.3 Plot ozone profiles where STD < 20% \(dark without errors\)](#)

[5.4. Plot ozone profiles where STD < 10% \(dark without errors\)](#)

[5.5. Plot ozone profiles where STD < 5% \(dark without errors\)](#)

[5.6 Plot NO2 profiles for all STD \(dark without errors\)](#)

[5.7 Plot NO3 profiles for all STD \(dark without errors\)](#)

[5.8 Plot H2O profiles \(only for occultations of stars 1,2,3,4,13,14,16,26,63 dark without errors\) for all STD](#)

[6. Auxiliary Data Files used for the production reported in section 2](#)

This report presents the daily analysis on parameters extracted from GOMOS level 2 data (GOM_NL__2P). It is intended to monitor some important parameters that will impact the quality of these products. A list of level 2 products (and content) that have arrived during the reporting day to the PCF is also given.

Item	Value
Time of report generation	18APR2013 22:31:48
Data source version	GOMOS/6.01
Start time of products	27-03-2004 (27MAR2004 00:00:00)
Stop time of products	28-03-2004 (28MAR2004 00:00:00)
Store outputs in DB	Yes
Nb of level 2 prods	444
Nb of prods with errors	0

2. Summary of processed GOM_NL__2P products.

Nr	Filename	UTC Start time	Limb	Duration	Star Id	Star Name	Star Mag	Star Temp	Nb Meas	Orbit	Prod. error
1	GOM_NL__2PRFIN20040327_001833_000000592025_00260_10835_0946.N1	27-MAR-2004 00:18:33	Dark	58.500	25	35Lam Sco	1.6200	28000.	117	10835	No
2	GOM_NL__2PRFIN20040327_002058_000000432025_00260_10835_0947.N1	27-MAR-2004 00:20:58	Dark	42.500	43	Alp TrA	1.9100	4250.0	85	10835	No
3	GOM_NL__2PRFIN20040327_002526_000000472025_00260_10835_0948.N1	27-MAR-2004 00:25:26	Dark	46.500	4	Alp1Cen	-0.010000	5800.0	93	10835	No
4	GOM_NL__2PRFIN20040327_002758_000000512025_00260_10835_0949.N1	27-MAR-2004 00:27:58	Straylight	51.000	12	Alp1Cru	0.77500	30000.	102	10835	No
5	GOM_NL__2PRFIN20040327_002920_000000492025_00260_10835_0950.N1	27-MAR-2004 00:29:20	Straylight	48.500	26	Gam Cru	1.6240	2900.0	97	10835	No
6	GOM_NL__2PRFIN20040327_003113_000000442025_00260_10835_0951.N1	27-MAR-2004 00:31:13	Straylight	44.000	64	Gam Cen	2.2000	10600.	88	10835	No
7	GOM_NL__2PRFIN20040327_003344_000001802025_00260_10835_0952.N1	27-MAR-2004 00:33:44	Twilight_stray	179.50	97	8Bet1Sco	2.5610	30000.	359	10835	No
8	GOM_NL__2PRFIN20040327_003849_000000502025_00260_10835_0953.N1	27-MAR-2004 00:38:49	Straylight	50.000	106	9Bet Crv	2.6480	5600.0	100	10835	No
9	GOM_NL__2PRFIN20040327_004032_000001032025_00260_10835_0954.N1	27-MAR-2004 00:40:32	Twilight_stray	102.50	122	9Alp2Lib	2.7470	9700.0	205	10835	No
10	GOM_NL__2PRFIN20040327_004614_000000512025_00260_10835_0955.N1	27-MAR-2004 00:46:14	Bright	51.000	121	29Gam Vir	2.7400	7200.0	102	10835	No
11	GOM_NL__2PRFIN20040327_005011_000000392025_00260_10835_0956.N1	27-MAR-2004 00:50:11	Bright	39.000	22	32Alp Leo	1.3600	15200.	78	10835	No
12	GOM_NL__2PRFIN20040327_005215_000000392025_00260_10835_0957.N1	27-MAR-2004 00:52:15	Bright	38.500	51	41Gam1Leo	2.0100	4500.0	77	10835	No
13	GOM_NL__2PRFIN20040327_005342_000000382025_00260_10835_0958.N1	27-MAR-2004 00:53:42	Bright	38.000	166	17Eps Leo	2.9800	6000.0	76	10835	No
14	GOM_NL__2PRFIN20040327_005917_000000402025_00260_10835_0959.N1	27-MAR-2004 00:59:17	Bright	40.000	174	52Psi UMa	3.0040	4400.0	80	10835	No
15	GOM_NL__2PRFIN20040327_010236_000000382025_00260_10835_0960.N1	27-MAR-2004 01:02:36	Bright	38.000	82	48Bet UMa	2.3650	10600.	76	10835	No
16	GOM_NL__2PRFIN20040327_010407_000000382025_00260_10835_0961.N1	27-MAR-2004 01:04:07	Bright	38.000	36	50Alp UMa	1.8000	6300.0	76	10835	No
17	GOM_NL__2PRFIN20040327_010706_000000692025_00260_10835_0962.N1	27-MAR-2004 01:07:06	Bright	68.500	180	27Gam Boo	3.0400	8000.0	137	10835	No
18	GOM_NL__2PRFIN20040327_011043_000000452025_00260_10835_0963.N1	27-MAR-2004 01:10:43	Bright	44.500	60	7Bet UMi	2.0810	3950.0	89	10835	No
19	GOM_NL__2PRFIN20040327_011401_000000502025_00260_10835_0964.N1	27-MAR-2004 01:14:01	Bright	49.500	119	14Eta Dra	2.7270	4700.0	99	10835	No
20	GOM_NL__2PRFIN20040327_011820_000000382025_00260_10835_0965.N1	27-MAR-2004 01:18:20	Bright	38.000	76	27Gam Cas	2.3000	30000.	76	10835	No
21	GOM_NL__2PRFIN20040327_011948_000000392025_00260_10835_0966.N1	27-MAR-2004 01:19:48	Bright	39.000	89	5Alp Cep	2.4510	8000.0	78	10835	No
22	GOM_NL__2PRFIN20040327_012452_000000432025_00260_10835_0967.N1	27-MAR-2004 01:24:52	Bright	42.500	144	18Del Cyg	2.8600	11000.	85	10835	No
23	GOM_NL__2PRFIN20040327_012635_000000422025_00260_10835_0968.N1	27-MAR-2004 01:26:35	Bright	41.500	66	37Gam Cyg	2.2080	5900.0	83	10835	No
24	GOM_NL__2PRFIN20040327_012830_000000422025_00260_10835_0969.N1	27-MAR-2004 01:28:30	Bright	41.500	92	53Eps Cyg	2.5000	4500.0	83	10835	No
25	GOM_NL__2PRFIN20040327_013454_000000442025_00260_10835_0970.N1	27-MAR-2004 01:34:54	Bright	43.500	61	8Eps Peg	2.1000	3900.0	87	10835	No
26	GOM_NL__2PRFIN20040327_013755_000000642025_00260_10835_0971.N1	27-MAR-2004 01:37:55	Dark	63.500	11	53Alp Aql	0.76500	8000.0	127	10835	No
27	GOM_NL__2PRFIN20040327_014201_000000422025_00260_10835_0972.N1	27-MAR-2004 01:42:01	Dark	42.000	142	49Del Cap	2.8500	8900.0	84	10835	No
28	GOM_NL__2PRFIN20040327_014917_000000562025_00260_10835_0973.N1	27-MAR-2004 01:49:17	Dark	56.000	155	41Pi Sgr	2.9000	6600.0	112	10835	No
29	GOM_NL__2PRFIN20040327_015128_000000532025_00260_10835_0974.N1	27-MAR-2004 01:51:28	Dark	53.000	57	34Sig Sgr	2.0660	26000.	106	10835	No
30	GOM_NL__2PRFIN20040327_015911_000000592025_00261_10836_0947.N1	27-MAR-2004 01:59:11	Dark	58.500	25	35Lam Sco	1.6200	28000.	117	10836	No
31	GOM_NL__2PRFIN20040327_020134_000000452025_00261_10836_0948.N1	27-MAR-2004 02:01:34	Dark	45.000	43	Alp TrA	1.9100	4250.0	90	10836	No
32	GOM_NL__2PRFIN20040327_020603_000000462025_00261_10836_0949.N1	27-MAR-2004 02:06:03	Dark	45.500	4	Alp1Cen	-0.010000	5800.0	91	10836	No
33	GOM_NL__2PRFIN20040327_020835_000000492025_00261_10836_0950.N1	27-MAR-2004 02:08:35	Straylight	48.500	12	Alp1Cru	0.77500	30000.	97	10836	No
34	GOM_NL__2PRFIN20040327_020958_000000502025_00261_10836_0951.N1	27-MAR-2004 02:09:58	Straylight	50.000	26	Gam Cru	1.6240	2900.0	100	10836	No
35	GOM_NL__2PRFIN20040327_021151_000000452025_00261_10836_0952.N1	27-MAR-2004 02:11:51	Straylight	44.500	64	Gam Cen	2.2000	10600.	89	10836	No
36	GOM_NL__2PRFIN20040327_021421_000001882025_00261_10836_0953.N1	27-MAR-2004 02:14:21	Twilight_stray	187.50	97	8Bet1Sco	2.5610	30000.	375	10836	No
37	GOM_NL__2PRFIN20040327_021925_000000482025_00261_10836_0954.N1	27-MAR-2004 02:19:25	Straylight	48.000	106	9Bet Crv	2.6480	5600.0	96	10836	No
38	GOM_NL__2PRFIN20040327_022108_000001082025_00261_10836_0955.N1	27-MAR-2004 02:21:08	Bright	107.50	122	9Alp2Lib	2.7470	9700.0	215	10836	No
39	GOM_NL__2PRFIN20040327_022652_000000502025_00261_10836_0956.N1	27-MAR-2004 02:26:52	Bright	50.000	121	29Gam Vir	2.7400	7200.0	100	10836	No
40	GOM_NL__2PRFIN20040327_023046_000000412025_00261_10836_0957.N1	27-MAR-2004 02:30:46	Bright	41.000	22	32Alp Leo	1.3600	15200.	82	10836	No
41	GOM_NL__2PRFIN20040327_023250_000000412025_00261_10836_0958.N1	27-MAR-2004 02:32:50	Bright	40.500	51	41Gam1Leo	2.0100	4500.0	81	10836	No
42	GOM_NL__2PRFIN20040327_023418_000000402025_00261_10836_0959.N1	27-MAR-2004 02:34:18	Bright	39.500	166	17Eps Leo	2.9800	6000.0	79	10836	No

43	GOM_NL__2PRFIN20040327_023953_000000382025_00261_10836_0960.N1	27-MAR-2004 02:39:53	Bright	38.000	174	52Psi UMa	3.0040	4400.0	76	10836	No
44	GOM_NL__2PRFIN20040327_024311_000000382025_00261_10836_0961.N1	27-MAR-2004 02:43:11	Bright	38.000	82	48Bet UMa	2.3650	10600.	76	10836	No
45	GOM_NL__2PRFIN20040327_024443_000000392025_00261_10836_0962.N1	27-MAR-2004 02:44:43	Bright	38.500	36	50Alp UMa	1.8000	6300.0	77	10836	No
46	GOM_NL__2PRFIN20040327_024740_000000722025_00261_10836_0963.N1	27-MAR-2004 02:47:40	Bright	71.500	180	27Gam Boo	3.0400	8000.0	143	10836	No
47	GOM_NL__2PRFIN20040327_025119_000000422025_00261_10836_0964.N1	27-MAR-2004 02:51:19	Bright	41.500	60	7Bet UMi	2.0810	3950.0	83	10836	No
48	GOM_NL__2PRFIN20040327_025435_000000502025_00261_10836_0965.N1	27-MAR-2004 02:54:35	Bright	49.500	119	14Eta Dra	2.7270	4700.0	99	10836	No
49	GOM_NL__2PRFIN20040327_025854_000000392025_00261_10836_0966.N1	27-MAR-2004 02:58:54	Bright	39.000	76	27Gam Cas	2.3000	30000.	78	10836	No
50	GOM_NL__2PRFIN20040327_030023_000000392025_00261_10836_0967.N1	27-MAR-2004 03:00:23	Bright	38.500	89	5Alp Cep	2.4510	8000.0	77	10836	No
51	GOM_NL__2PRFIN20040327_030527_000000512025_00261_10836_0968.N1	27-MAR-2004 03:05:27	Bright	50.500	144	18Del Cyg	2.8600	11000.	101	10836	No
52	GOM_NL__2PRFIN20040327_030711_000000452025_00261_10836_0969.N1	27-MAR-2004 03:07:11	Bright	44.500	66	37Gam Cyg	2.2080	5900.0	89	10836	No
53	GOM_NL__2PRFIN20040327_030906_000000432025_00261_10836_0970.N1	27-MAR-2004 03:09:06	Bright	43.000	92	53Eps Cyg	2.5000	4500.0	86	10836	No
54	GOM_NL__2PRFIN20040327_031530_000000422025_00261_10836_0971.N1	27-MAR-2004 03:15:30	Bright	41.500	61	8Eps Peg	2.1000	3900.0	83	10836	No
55	GOM_NL__2PRFIN20040327_031831_000000642025_00261_10836_0972.N1	27-MAR-2004 03:18:31	Dark	63.500	11	53Alp Aql	0.76500	8000.0	127	10836	No
56	GOM_NL__2PRFIN20040327_032237_000000432025_00261_10836_0973.N1	27-MAR-2004 03:22:37	Dark	43.000	142	49Del Cap	2.8500	8900.0	86	10836	No
57	GOM_NL__2PRFIN20040327_032820_000000402025_00261_10836_0974.N1	27-MAR-2004 03:28:20	Dark	40.000	172	Gam Gru	3.0030	13100.	80	10836	No
58	GOM_NL__2PRFIN20040327_032954_000000602025_00261_10836_0975.N1	27-MAR-2004 03:29:54	Dark	59.500	155	41Pi Sgr	2.9000	6600.0	119	10836	No
59	GOM_NL__2PRFIN20040327_033205_000000602025_00261_10836_0976.N1	27-MAR-2004 03:32:05	Dark	59.500	57	34Sig Sgr	2.0660	26000.	119	10836	No
60	GOM_NL__2PRFIN20040327_033948_000000592025_00262_10837_0948.N1	27-MAR-2004 03:39:48	Dark	58.500	25	35Lam Sco	1.6200	28000.	117	10837	No
61	GOM_NL__2PRFIN20040327_034213_000000422025_00262_10837_0949.N1	27-MAR-2004 03:42:13	Dark	41.500	43	Alp TrA	1.9100	4250.0	83	10837	No
62	GOM_NL__2PRFIN20040327_034639_000000552025_00262_10837_0950.N1	27-MAR-2004 03:46:39	Dark	54.500	4	Alp1Cen	-0.010000	5800.0	109	10837	No
63	GOM_NL__2PRFIN20040327_034910_000000452025_00262_10837_0951.N1	27-MAR-2004 03:49:10	Straylight	44.500	12	Alp1Cru	0.77500	30000.	89	10837	No
64	GOM_NL__2PRFIN20040327_035035_000000532025_00262_10837_0952.N1	27-MAR-2004 03:50:35	Straylight	53.000	26	Gam Cru	1.6240	2900.0	106	10837	No
65	GOM_NL__2PRFIN20040327_035228_000000452025_00262_10837_0953.N1	27-MAR-2004 03:52:28	Straylight	44.500	64	Gam Cen	2.2000	10600.	89	10837	No
66	GOM_NL__2PRFIN20040327_035459_000001822025_00262_10837_0954.N1	27-MAR-2004 03:54:59	Tw_i_and_stray	182.00	97	8Bet1Sco	2.5610	30000.	364	10837	No
67	GOM_NL__2PRFIN20040327_040001_000000532025_00262_10837_0955.N1	27-MAR-2004 04:00:01	Straylight	52.500	106	9Bet Crv	2.6480	5600.0	105	10837	No
68	GOM_NL__2PRFIN20040327_040143_000001092025_00262_10837_0956.N1	27-MAR-2004 04:01:43	Bright	108.50	122	9Alp2Lib	2.7470	9700.0	217	10837	No
69	GOM_NL__2PRFIN20040327_040726_000000502025_00262_10837_0957.N1	27-MAR-2004 04:07:26	Bright	50.000	121	29Gam Vir	2.7400	7200.0	100	10837	No
70	GOM_NL__2PRFIN20040327_041125_000000392025_00262_10837_0958.N1	27-MAR-2004 04:11:25	Bright	38.500	22	32Alp Leo	1.3600	15200.	77	10837	No
71	GOM_NL__2PRFIN20040327_041329_000000402025_00262_10837_0959.N1	27-MAR-2004 04:13:29	Bright	39.500	51	41Gam1Leo	2.0100	4500.0	79	10837	No
72	GOM_NL__2PRFIN20040327_041455_000000392025_00262_10837_0960.N1	27-MAR-2004 04:14:55	Bright	39.000	166	17Eps Leo	2.9800	6000.0	78	10837	No
73	GOM_NL__2PRFIN20040327_042029_000000392025_00262_10837_0961.N1	27-MAR-2004 04:20:29	Bright	39.000	174	52Psi UMa	3.0040	4400.0	78	10837	No
74	GOM_NL__2PRFIN20040327_042348_000000372025_00262_10837_0962.N1	27-MAR-2004 04:23:48	Bright	37.000	82	48Bet UMa	2.3650	10600.	74	10837	No
75	GOM_NL__2PRFIN20040327_042519_000000402025_00262_10837_0963.N1	27-MAR-2004 04:25:19	Bright	39.500	36	50Alp UMa	1.8000	6300.0	79	10837	No
76	GOM_NL__2PRFIN20040327_042814_000000712025_00262_10837_0964.N1	27-MAR-2004 04:28:14	Bright	71.000	180	27Gam Boo	3.0400	8000.0	142	10837	No
77	GOM_NL__2PRFIN20040327_043155_000000422025_00262_10837_0965.N1	27-MAR-2004 04:31:55	Bright	42.000	60	7Bet UMi	2.0810	3950.0	84	10837	No
78	GOM_NL__2PRFIN20040327_043511_000000492025_00262_10837_0966.N1	27-MAR-2004 04:35:11	Bright	48.500	119	14Eta Dra	2.7270	4700.0	97	10837	No
79	GOM_NL__2PRFIN20040327_043932_000000382025_00262_10837_0967.N1	27-MAR-2004 04:39:32	Bright	38.000	76	27Gam Cas	2.3000	30000.	76	10837	No
80	GOM_NL__2PRFIN20040327_044100_000000402025_00262_10837_0968.N1	27-MAR-2004 04:41:00	Bright	40.000	89	5Alp Cep	2.4510	8000.0	80	10837	No
81	GOM_NL__2PRFIN20040327_044603_000000442025_00262_10837_0969.N1	27-MAR-2004 04:46:03	Bright	44.000	144	18Del Cyg	2.8600	11000.	88	10837	No
82	GOM_NL__2PRFIN20040327_044746_000000442025_00262_10837_0970.N1	27-MAR-2004 04:47:46	Bright	43.500	66	37Gam Cyg	2.2080	5900.0	87	10837	No
83	GOM_NL__2PRFIN20040327_044942_000000432025_00262_10837_0971.N1	27-MAR-2004 04:49:42	Bright	42.500	92	53Eps Cyg	2.5000	4500.0	85	10837	No
84	GOM_NL__2PRFIN20040327_045606_000000412025_00262_10837_0972.N1	27-MAR-2004 04:56:06	Bright	40.500	61	8Eps Peg	2.1000	3900.0	81	10837	No
85	GOM_NL__2PRFIN20040327_045906_000000662025_00262_10837_0973.N1	27-MAR-2004 04:59:06	Dark	65.500	11	53Alp Aql	0.76500	8000.0	131	10837	No
86	GOM_NL__2PRFIN20040327_050314_000000432025_00262_10837_0974.N1	27-MAR-2004 05:03:14	Dark	42.500	142	49Del Cap	2.8500	8900.0	85	10837	No
87	GOM_NL__2PRFIN20040327_050856_000000402025_00262_10837_0975.N1	27-MAR-2004 05:08:56	Dark	40.000	172	Gam Gru	3.0030	13100.	80	10837	No
88	GOM_NL__2PRFIN20040327_051032_000000552025_00262_10837_0976.N1	27-MAR-2004 05:10:32	Dark	54.500	155	41Pi Sgr	2.9000	6600.0	109	10837	No
89	GOM_NL__2PRFIN20040327_051242_000000562025_00262_10837_0977.N1	27-MAR-2004 05:12:42	Dark	56.000	57	34Sig Sgr	2.0660	26000.	112	10837	No
90	GOM_NL__2PRFIN20040327_052026_000000592025_00263_10838_0948.N1	27-MAR-2004 05:20:26	Dark	58.500	25	35Lam Sco	1.6200	28000.	117	10838	No
91	GOM_NL__2PRFIN20040327_052250_000000442025_00263_10838_0949.N1	27-MAR-2004 05:22:50	Dark	43.500	43	Alp TrA	1.9100	4250.0	87	10838	No
92	GOM_NL__2PRFIN20040327_052716_000000482025_00263_10838_0950.N1	27-MAR-2004 05:27:16	Dark	48.000	4	Alp1Cen	-0.010000	5800.0	96	10838	No
93	GOM_NL__2PRFIN20040327_052947_000000452025_00263_10838_0951.N1	27-MAR-2004 05:29:47	Straylight	44.500	12	Alp1Cru	0.77500	30000.	89	10838	No
94	GOM_NL__2PRFIN20040327_053112_000000462025_00263_10838_0952.N1	27-MAR-2004 05:31:12	Straylight	45.500	26	Gam Cru	1.6240	2900.0	91	10838	No
95	GOM_NL__2PRFIN20040327_053305_000000442025_00263_10838_0953.N1	27-MAR-2004 05:33:05	Straylight	44.000	64	Gam Cen	2.2000	10600.	88	10838	No
96	GOM_NL__2PRFIN20040327_053537_000001932025_00263_10838_0954.N1	27-MAR-2004 05:35:37	Tw_i_and_stray	193.00	97	8Bet1Sco	2.5610	30000.	386	10838	No
97	GOM_NL__2PRFIN20040327_054038_000000512025_00263_10838_0955.N1	27-MAR-2004 05:40:38	Straylight	50.500	106	9Bet Crv	2.6480	5600.0	101	10838	No
98	GOM_NL__2PRFIN20040327_054219_000001092025_00263_10838_0956.N1	27-MAR-2004 05:42:19	Bright	108.50	122	9Alp2Lib	2.7470	9700.0	217	10838	No
99	GOM_NL__2PRFIN20040327_054804_000000482025_00263_10838_0957.N1	27-MAR-2004 05:48:04	Bright	48.000	121	29Gam Vir	2.7400	7200.0	96	10838	No
100	GOM_NL__2PRFIN20040327_055201_000000382025_00263_10838_0958.N1	27-MAR-2004 05:52:01	Bright	38.000	22	32Alp Leo	1.3600	15200.	76	10838	No
101	GOM_NL__2PRFIN20040327_055405_000000382025_00263_10838_0959.N1	27-MAR-2004 05:54:05	Bright	37.500	51	41Gam1Leo	2.0100	4500.0	75	10838	No

102	GOM_NL__2PRFIN20040327_055532_000000372025_00263_10838_0960.N1	27-MAR-2004 05:55:32	Bright	36.500	166	17Eps Leo	2.9800	6000.0	73	10838	No
103	GOM_NL__2PRFIN20040327_060105_000000382025_00263_10838_0961.N1	27-MAR-2004 06:01:05	Bright	37.500	174	52Psi UMa	3.0040	4400.0	75	10838	No
104	GOM_NL__2PRFIN20040327_060424_000000372025_00263_10838_0962.N1	27-MAR-2004 06:04:24	Bright	36.500	82	48Bet UMa	2.3650	10600.	73	10838	No
105	GOM_NL__2PRFIN20040327_060555_000000402025_00263_10838_0963.N1	27-MAR-2004 06:05:55	Bright	39.500	36	50Alp UMa	1.8000	6300.0	79	10838	No
106	GOM_NL__2PRFIN20040327_060848_000000692025_00263_10838_0964.N1	27-MAR-2004 06:08:48	Bright	69.000	180	27Gam Boo	3.0400	8000.0	138	10838	No
107	GOM_NL__2PRFIN20040327_061231_000000422025_00263_10838_0965.N1	27-MAR-2004 06:12:31	Bright	42.000	60	7Bet UMi	2.0810	3950.0	84	10838	No
108	GOM_NL__2PRFIN20040327_061546_000000512025_00263_10838_0966.N1	27-MAR-2004 06:15:46	Bright	50.500	119	14Eta Dra	2.7270	4700.0	101	10838	No
109	GOM_NL__2PRFIN20040327_062009_000000392025_00263_10838_0967.N1	27-MAR-2004 06:20:09	Bright	39.000	76	27Gam Cas	2.3000	30000.	78	10838	No
110	GOM_NL__2PRFIN20040327_062136_000000392025_00263_10838_0968.N1	27-MAR-2004 06:21:36	Bright	39.000	89	5Alp Cep	2.4510	8000.0	78	10838	No
111	GOM_NL__2PRFIN20040327_062638_000000452025_00263_10838_0969.N1	27-MAR-2004 06:26:38	Bright	44.500	144	18Del Cyg	2.8600	11000.	89	10838	No
112	GOM_NL__2PRFIN20040327_062823_000000432025_00263_10838_0970.N1	27-MAR-2004 06:28:23	Bright	43.000	66	37Gam Cyg	2.2080	5900.0	86	10838	No
113	GOM_NL__2PRFIN20040327_063019_000000432025_00263_10838_0971.N1	27-MAR-2004 06:30:19	Bright	43.000	92	53Eps Cyg	2.5000	4500.0	86	10838	No
114	GOM_NL__2PRFIN20040327_063643_000000422025_00263_10838_0972.N1	27-MAR-2004 06:36:43	Bright	42.000	61	8Eps Peg	2.1000	3900.0	84	10838	No
115	GOM_NL__2PRFIN20040327_063945_000000622025_00263_10838_0973.N1	27-MAR-2004 06:39:45	Dark	62.000	11	53Alp Aql	0.76500	8000.0	124	10838	No
116	GOM_NL__2PRFIN20040327_064351_000000402025_00263_10838_0974.N1	27-MAR-2004 06:43:51	Dark	40.000	142	49Del Cap	2.8500	8900.0	80	10838	No
117	GOM_NL__2PRFIN20040327_064932_000000392025_00263_10838_0975.N1	27-MAR-2004 06:49:32	Dark	38.500	172	Gam Gru	3.0030	13100.	77	10838	No
118	GOM_NL__2PRFIN20040327_065109_000000582025_00263_10838_0976.N1	27-MAR-2004 06:51:09	Dark	57.500	155	41Pi Sgr	2.9000	6600.0	115	10838	No
119	GOM_NL__2PRFIN20040327_065319_000000562025_00263_10838_0977.N1	27-MAR-2004 06:53:19	Dark	55.500	57	34Sig Sgr	2.0660	26000.	111	10838	No
120	GOM_NL__2PRFIN20040327_070103_000000602025_00264_10839_0968.N1	27-MAR-2004 07:01:03	Dark	59.500	25	35Lam Sco	1.6200	28000.	119	10839	No
121	GOM_NL__2PRFIN20040327_070327_000000442025_00264_10839_0969.N1	27-MAR-2004 07:03:27	Dark	44.000	43	Alp TrA	1.9100	4250.0	88	10839	No
122	GOM_NL__2PRFIN20040327_070752_000000532025_00264_10839_0970.N1	27-MAR-2004 07:07:52	Dark	52.500	4	Alp1Cen	-0.010000	5800.0	105	10839	No
123	GOM_NL__2PRFIN20040327_071024_000000452025_00264_10839_0971.N1	27-MAR-2004 07:10:24	Straylight	44.500	12	Alp1Cru	0.77500	30000.	89	10839	No
124	GOM_NL__2PRFIN20040327_071148_000000482025_00264_10839_0972.N1	27-MAR-2004 07:11:48	Straylight	47.500	26	Gam Cru	1.6240	2900.0	95	10839	No
125	GOM_NL__2PRFIN20040327_071342_000000432025_00264_10839_0973.N1	27-MAR-2004 07:13:42	Straylight	43.000	64	Gam Cen	2.2000	10600.	86	10839	No
126	GOM_NL__2PRFIN20040327_071614_000001872025_00264_10839_0974.N1	27-MAR-2004 07:16:14	Tw_i_and_stray	187.00	97	8Bet1Sco	2.5610	30000.	374	10839	No
127	GOM_NL__2PRFIN20040327_072115_000000472025_00264_10839_0975.N1	27-MAR-2004 07:21:15	Straylight	47.000	106	9Bet Crv	2.6480	5600.0	94	10839	No
128	GOM_NL__2PRFIN20040327_072256_000001092025_00264_10839_0976.N1	27-MAR-2004 07:22:56	Bright	109.00	122	9Alp2Lib	2.7470	9700.0	218	10839	No
129	GOM_NL__2PRFIN20040327_072840_000000492025_00264_10839_0977.N1	27-MAR-2004 07:28:40	Bright	49.000	121	29Gam Vir	2.7400	7200.0	98	10839	No
130	GOM_NL__2PRFIN20040327_073237_000000382025_00264_10839_0978.N1	27-MAR-2004 07:32:37	Bright	37.500	22	32Alp Leo	1.3600	15200.	75	10839	No
131	GOM_NL__2PRFIN20040327_073441_000000372025_00264_10839_0979.N1	27-MAR-2004 07:34:41	Bright	37.000	51	41Gam1Leo	2.0100	4500.0	74	10839	No
132	GOM_NL__2PRFIN20040327_073609_000000372025_00264_10839_0980.N1	27-MAR-2004 07:36:09	Bright	36.500	166	17Eps Leo	2.9800	6000.0	73	10839	No
133	GOM_NL__2PRFIN20040327_074141_000000372025_00264_10839_0981.N1	27-MAR-2004 07:41:41	Bright	37.000	174	52Psi UMa	3.0040	4400.0	74	10839	No
134	GOM_NL__2PRFIN20040327_074500_000000372025_00264_10839_0982.N1	27-MAR-2004 07:45:00	Bright	37.000	82	48Bet UMa	2.3650	10600.	74	10839	No
135	GOM_NL__2PRFIN20040327_074631_000000402025_00264_10839_0983.N1	27-MAR-2004 07:46:31	Bright	40.000	36	50Alp UMa	1.8000	6300.0	80	10839	No
136	GOM_NL__2PRFIN20040327_074923_000000702025_00264_10839_0984.N1	27-MAR-2004 07:49:23	Bright	70.000	180	27Gam Boo	3.0400	8000.0	140	10839	No
137	GOM_NL__2PRFIN20040327_075306_000000422025_00264_10839_0985.N1	27-MAR-2004 07:53:06	Bright	41.500	60	7Bet UMi	2.0810	3950.0	83	10839	No
138	GOM_NL__2PRFIN20040327_075621_000000492025_00264_10839_0986.N1	27-MAR-2004 07:56:21	Bright	48.500	119	14Eta Dra	2.7270	4700.0	97	10839	No
139	GOM_NL__2PRFIN20040327_080044_000000402025_00264_10839_0987.N1	27-MAR-2004 08:00:44	Bright	39.500	76	27Gam Cas	2.3000	30000.	79	10839	No
140	GOM_NL__2PRFIN20040327_080212_000000402025_00264_10839_0988.N1	27-MAR-2004 08:02:12	Bright	39.500	89	5Alp Cep	2.4510	8000.0	79	10839	No
141	GOM_NL__2PRFIN20040327_080715_000000442025_00264_10839_0989.N1	27-MAR-2004 08:07:15	Bright	44.000	144	18Del Cyg	2.8600	11000.	88	10839	No
142	GOM_NL__2PRFIN20040327_080858_000000432025_00264_10839_0990.N1	27-MAR-2004 08:08:58	Bright	42.500	66	37Gam Cyg	2.2080	5900.0	85	10839	No
143	GOM_NL__2PRFIN20040327_081055_000000432025_00264_10839_0991.N1	27-MAR-2004 08:10:55	Bright	42.500	92	53Eps Cyg	2.5000	4500.0	85	10839	No
144	GOM_NL__2PRFIN20040327_081719_000000402025_00264_10839_0992.N1	27-MAR-2004 08:17:19	Bright	40.000	61	8Eps Peg	2.1000	3900.0	80	10839	No
145	GOM_NL__2PRFIN20040327_082021_000000632025_00264_10839_0993.N1	27-MAR-2004 08:20:21	Dark	63.000	11	53Alp Aql	0.76500	8000.0	126	10839	No
146	GOM_NL__2PRFIN20040327_082427_000000402025_00264_10839_0994.N1	27-MAR-2004 08:24:27	Dark	40.000	142	49Del Cap	2.8500	8900.0	80	10839	No
147	GOM_NL__2PRFIN20040327_083009_000000392025_00264_10839_0995.N1	27-MAR-2004 08:30:09	Dark	38.500	172	Gam Gru	3.0030	13100.	77	10839	No
148	GOM_NL__2PRFIN20040327_083146_000000542025_00264_10839_0996.N1	27-MAR-2004 08:31:46	Dark	53.500	155	41Pi Sgr	2.9000	6600.0	107	10839	No
149	GOM_NL__2PRFIN20040327_083356_000000562025_00264_10839_0997.N1	27-MAR-2004 08:33:56	Dark	56.000	57	34Sig Sgr	2.0660	26000.	112	10839	No
150	GOM_NL__2PRFIN20040327_084140_000000562025_00265_10840_0968.N1	27-MAR-2004 08:41:40	Dark	56.000	25	35Lam Sco	1.6200	28000.	112	10840	No
151	GOM_NL__2PRFIN20040327_084403_000000392025_00265_10840_0969.N1	27-MAR-2004 08:44:03	Dark	38.500	43	Alp TrA	1.9100	4250.0	77	10840	No
152	GOM_NL__2PRFIN20040327_084537_000000792025_00265_10840_0970.N1	27-MAR-2004 08:45:37	Dark	78.500	75	26Eps Sco	2.2910	4250.0	157	10840	No
153	GOM_NL__2PRFIN20040327_084829_000000482025_00265_10840_0971.N1	27-MAR-2004 08:48:29	Dark	48.000	4	Alp1Cen	-0.010000	5800.0	96	10840	No
154	GOM_NL__2PRFIN20040327_085100_000000442025_00265_10840_0972.N1	27-MAR-2004 08:51:00	Straylight	44.000	12	Alp1Cru	0.77500	30000.	88	10840	No
155	GOM_NL__2PRFIN20040327_085225_000000462025_00265_10840_0973.N1	27-MAR-2004 08:52:25	Straylight	45.500	26	Gam Cru	1.6240	2900.0	91	10840	No
156	GOM_NL__2PRFIN20040327_085418_000000452025_00265_10840_0974.N1	27-MAR-2004 08:54:18	Straylight	44.500	64	Gam Cen	2.2000	10600.	89	10840	No
157	GOM_NL__2PRFIN20040327_085652_000001812025_00265_10840_0975.N1	27-MAR-2004 08:56:52	Tw_i_and_stray	181.00	97	8Bet1Sco	2.5610	30000.	362	10840	No
158	GOM_NL__2PRFIN20040327_090151_000000472025_00265_10840_0976.N1	27-MAR-2004 09:01:51	Straylight	46.500	106	9Bet Crv	2.6480	5600.0	93	10840	No
159	GOM_NL__2PRFIN20040327_090353_000000442025_00265_10840_0977.N1	27-MAR-2004 09:03:53	Tw_i_and_stray	44.000	100	4Gam Crv	2.5800	13100.	88	10840	No
160	GOM_NL__2PRFIN20040327_090554_000000672025_00265_10840_0978.N1	27-MAR-2004 09:05:54	Bright	66.500	15	67Alp Vir	0.97600	28000.	133	10840	No

161	GOM_NL__2PRFIN20040327_090916_000000472025_00265_10840_0979.N1	27-MAR-2004 09:09:16	Bright	47.000	121	29Gam Vir	2.7400	7200.0	94	10840	No
162	GOM_NL__2PRFIN20040327_091313_000000382025_00265_10840_0980.N1	27-MAR-2004 09:13:13	Bright	38.000	22	32Alp Leo	1.3600	15200.	76	10840	No
163	GOM_NL__2PRFIN20040327_091517_000000382025_00265_10840_0981.N1	27-MAR-2004 09:15:17	Bright	37.500	51	41Gam1Leo	2.0100	4500.0	75	10840	No
164	GOM_NL__2PRFIN20040327_091645_000000372025_00265_10840_0982.N1	27-MAR-2004 09:16:45	Bright	36.500	166	17Eps Leo	2.9800	6000.0	73	10840	No
165	GOM_NL__2PRFIN20040327_092216_000000392025_00265_10840_0983.N1	27-MAR-2004 09:22:16	Bright	39.000	174	52Psi UMa	3.0040	4400.0	78	10840	No
166	GOM_NL__2PRFIN20040327_092536_000000362025_00265_10840_0984.N1	27-MAR-2004 09:25:36	Bright	36.000	82	48Bet UMa	2.3650	10600.	72	10840	No
167	GOM_NL__2PRFIN20040327_092707_000000362025_00265_10840_0985.N1	27-MAR-2004 09:27:07	Bright	36.000	36	50Alp UMa	1.8000	6300.0	72	10840	No
168	GOM_NL__2PRFIN20040327_092957_000000722025_00265_10840_0986.N1	27-MAR-2004 09:29:57	Bright	71.500	180	27Gam Boo	3.0400	8000.0	143	10840	No
169	GOM_NL__2PRFIN20040327_093342_000000422025_00265_10840_0987.N1	27-MAR-2004 09:33:42	Bright	41.500	60	7Bet UMi	2.0810	3950.0	83	10840	No
170	GOM_NL__2PRFIN20040327_093657_000000512025_00265_10840_0988.N1	27-MAR-2004 09:36:57	Bright	50.500	119	14Eta Dra	2.7270	4700.0	101	10840	No
171	GOM_NL__2PRFIN20040327_094120_000000392025_00265_10840_0989.N1	27-MAR-2004 09:41:20	Bright	39.000	76	27Gam Cas	2.3000	30000.	78	10840	No
172	GOM_NL__2PRFIN20040327_094248_000000402025_00265_10840_0990.N1	27-MAR-2004 09:42:48	Bright	40.000	89	5Alp Cep	2.4510	8000.0	80	10840	No
173	GOM_NL__2PRFIN20040327_094751_000000442025_00265_10840_0991.N1	27-MAR-2004 09:47:51	Bright	43.500	144	18Del Cyg	2.8600	11000.	87	10840	No
174	GOM_NL__2PRFIN20040327_094934_000000442025_00265_10840_0992.N1	27-MAR-2004 09:49:34	Bright	44.000	66	37Gam Cyg	2.2080	5900.0	88	10840	No
175	GOM_NL__2PRFIN20040327_095131_000000422025_00265_10840_0993.N1	27-MAR-2004 09:51:31	Bright	41.500	92	53Eps Cyg	2.5000	4500.0	83	10840	No
176	GOM_NL__2PRFIN20040327_095755_000000432025_00265_10840_0994.N1	27-MAR-2004 09:57:55	Bright	43.000	61	8Eps Peg	2.1000	3900.0	86	10840	No
177	GOM_NL__2PRFIN20040327_100058_000000622025_00265_10840_0995.N1	27-MAR-2004 10:00:58	Dark	62.000	11	53Alp Aql	0.76500	8000.0	124	10840	No
178	GOM_NL__2PRFIN20040327_100503_000000392025_00265_10840_0996.N1	27-MAR-2004 10:05:03	Dark	39.000	142	49Del Cap	2.8500	8900.0	78	10840	No
179	GOM_NL__2PRFIN20040327_101045_000000382025_00265_10840_0997.N1	27-MAR-2004 10:10:45	Dark	38.000	172	Gam Gru	3.0030	13100.	76	10840	No
180	GOM_NL__2PRFIN20040327_101223_000000572025_00265_10840_0998.N1	27-MAR-2004 10:12:23	Dark	56.500	155	41Pi Sgr	2.9000	6600.0	113	10840	No
181	GOM_NL__2PRFIN20040327_101434_000000552025_00265_10840_0999.N1	27-MAR-2004 10:14:34	Dark	54.500	57	34Sig Sgr	2.0660	26000.	109	10840	No
182	GOM_NL__2PRFIN20040327_101915_000000642025_00266_10841_0968.N1	27-MAR-2004 10:19:15	Dark	63.500	167	10Gam2Sgr	2.9840	4500.0	127	10841	No
183	GOM_NL__2PRFIN20040327_102217_000000572025_00266_10841_0969.N1	27-MAR-2004 10:22:17	Dark	57.000	25	35Lam Sco	1.6200	28000.	114	10841	No
184	GOM_NL__2PRFIN20040327_102439_000000402025_00266_10841_0970.N1	27-MAR-2004 10:24:39	Dark	40.000	43	Alp TrA	1.9100	4250.0	80	10841	No
185	GOM_NL__2PRFIN20040327_102612_000000782025_00266_10841_0971.N1	27-MAR-2004 10:26:12	Dark	77.500	75	26Eps Sco	2.2910	4250.0	155	10841	No
186	GOM_NL__2PRFIN20040327_102905_000000562025_00266_10841_0972.N1	27-MAR-2004 10:29:05	Dark	56.000	4	Alp1Cen	-0.010000	5800.0	112	10841	No
187	GOM_NL__2PRFIN20040327_103136_000000462025_00266_10841_0973.N1	27-MAR-2004 10:31:36	Straylight	45.500	12	Alp1Cru	0.77500	30000.	91	10841	No
188	GOM_NL__2PRFIN20040327_103300_000000472025_00266_10841_0974.N1	27-MAR-2004 10:33:00	Straylight	47.000	26	Gam Cru	1.6240	2900.0	94	10841	No
189	GOM_NL__2PRFIN20040327_103454_000000412025_00266_10841_0975.N1	27-MAR-2004 10:34:54	Straylight	41.000	64	Gam Cen	2.2000	10600.	82	10841	No
190	GOM_NL__2PRFIN20040327_103730_000001912025_00266_10841_0976.N1	27-MAR-2004 10:37:30	Twi_and_stray	190.50	97	8Bet1Sco	2.5610	30000.	381	10841	No
191	GOM_NL__2PRFIN20040327_104226_000000492025_00266_10841_0977.N1	27-MAR-2004 10:42:26	Straylight	48.500	106	9Bet Crv	2.6480	5600.0	97	10841	No
192	GOM_NL__2PRFIN20040327_104429_000000432025_00266_10841_0978.N1	27-MAR-2004 10:44:29	Twi_and_stray	43.000	100	4Gam Crv	2.5800	13100.	86	10841	No
193	GOM_NL__2PRFIN20040327_104630_000000672025_00266_10841_0979.N1	27-MAR-2004 10:46:30	Bright	66.500	15	67Alp Vir	0.97600	28000.	133	10841	No
194	GOM_NL__2PRFIN20040327_104952_000000492025_00266_10841_0980.N1	27-MAR-2004 10:49:52	Bright	49.000	121	29Gam Vir	2.7400	7200.0	98	10841	No
195	GOM_NL__2PRFIN20040327_105349_000000392025_00266_10841_0981.N1	27-MAR-2004 10:53:49	Bright	38.500	22	32Alp Leo	1.3600	15200.	77	10841	No
196	GOM_NL__2PRFIN20040327_105553_000000382025_00266_10841_0982.N1	27-MAR-2004 10:55:53	Bright	38.000	51	41Gam1Leo	2.0100	4500.0	76	10841	No
197	GOM_NL__2PRFIN20040327_105720_000000372025_00266_10841_0983.N1	27-MAR-2004 10:57:20	Bright	37.000	166	17Eps Leo	2.9800	6000.0	74	10841	No
198	GOM_NL__2PRFIN20040327_110252_000000402025_00266_10841_0984.N1	27-MAR-2004 11:02:52	Bright	39.500	174	52Psi UMa	3.0040	4400.0	79	10841	No
199	GOM_NL__2PRFIN20040327_110611_000000382025_00266_10841_0985.N1	27-MAR-2004 11:06:11	Bright	38.000	82	48Bet UMa	2.3650	10600.	76	10841	No
200	GOM_NL__2PRFIN20040327_110742_000000412025_00266_10841_0986.N1	27-MAR-2004 11:07:42	Bright	41.000	36	50Alp UMa	1.8000	6300.0	82	10841	No
201	GOM_NL__2PRFIN20040327_111032_000000712025_00266_10841_0987.N1	27-MAR-2004 11:10:32	Bright	71.000	180	27Gam Boo	3.0400	8000.0	142	10841	No
202	GOM_NL__2PRFIN20040327_111417_000000432025_00266_10841_0988.N1	27-MAR-2004 11:14:17	Bright	42.500	60	7Bet UMi	2.0810	3950.0	85	10841	No
203	GOM_NL__2PRFIN20040327_111732_000000482025_00266_10841_0989.N1	27-MAR-2004 11:17:32	Bright	48.000	119	14Eta Dra	2.7270	4700.0	96	10841	No
204	GOM_NL__2PRFIN20040327_112157_000000402025_00266_10841_0990.N1	27-MAR-2004 11:21:57	Bright	39.500	76	27Gam Cas	2.3000	30000.	79	10841	No
205	GOM_NL__2PRFIN20040327_112323_000000402025_00266_10841_0991.N1	27-MAR-2004 11:23:23	Bright	39.500	89	5Alp Cep	2.4510	8000.0	79	10841	No
206	GOM_NL__2PRFIN20040327_112827_000000422025_00266_10841_0992.N1	27-MAR-2004 11:28:27	Bright	42.000	144	18Del Cyg	2.8600	11000.	84	10841	No
207	GOM_NL__2PRFIN20040327_113010_000000442025_00266_10841_0993.N1	27-MAR-2004 11:30:10	Bright	44.000	66	37Gam Cyg	2.2080	5900.0	88	10841	No
208	GOM_NL__2PRFIN20040327_113207_000000422025_00266_10841_0994.N1	27-MAR-2004 11:32:07	Bright	41.500	92	53Eps Cyg	2.5000	4500.0	83	10841	No
209	GOM_NL__2PRFIN20040327_113830_000000422025_00266_10841_0995.N1	27-MAR-2004 11:38:30	Bright	42.000	61	8Eps Peg	2.1000	3900.0	84	10841	No
210	GOM_NL__2PRFIN20040327_114135_000000652025_00266_10841_0996.N1	27-MAR-2004 11:41:35	Dark	64.500	11	53Alp Aql	0.76500	8000.0	129	10841	No
211	GOM_NL__2PRFIN20040327_114539_000000432025_00266_10841_0997.N1	27-MAR-2004 11:45:39	Dark	42.500	142	49Del Cap	2.8500	8900.0	85	10841	No
212	GOM_NL__2PRFIN20040327_115121_000000392025_00266_10841_0998.N1	27-MAR-2004 11:51:21	Dark	39.000	172	Gam Gru	3.0030	13100.	78	10841	No
213	GOM_NL__2PRFIN20040327_115300_000000572025_00266_10841_0999.N1	27-MAR-2004 11:53:00	Dark	56.500	155	41Pi Sgr	2.9000	6600.0	113	10841	No
214	GOM_NL__2PRFIN20040327_115511_000000582025_00266_10841_1000.N1	27-MAR-2004 11:55:11	Dark	57.500	57	34Sig Sgr	2.0660	26000.	115	10841	No
215	GOM_NL__2PRFIN20040327_115952_000000612025_00267_10842_0968.N1	27-MAR-2004 11:59:52	Dark	60.500	167	10Gam2Sgr	2.9840	4500.0	121	10842	No
216	GOM_NL__2PRFIN20040327_120254_000000582025_00267_10842_0969.N1	27-MAR-2004 12:02:54	Dark	57.500	25	35Lam Sco	1.6200	28000.	115	10842	No
217	GOM_NL__2PRFIN20040327_120515_000000452025_00267_10842_0970.N1	27-MAR-2004 12:05:15	Dark	44.500	43	Alp TrA	1.9100	4250.0	89	10842	No
218	GOM_NL__2PRFIN20040327_120651_000000692025_00267_10842_0971.N1	27-MAR-2004 12:06:51	Dark	69.000	75	26Eps Sco	2.2910	4250.0	138	10842	No
219	GOM_NL__2PRFIN20040327_120942_000000562025_00267_10842_0972.N1	27-MAR-2004 12:09:42	Dark	56.000	4	Alp1Cen	-0.010000	5800.0	112	10842	No

220	GOM_NL__2PRFIN20040327_121212_000000402025_00267_10842_0973.N1	27-MAR-2004 12:12:12	Straylight	40.000	12	Alp1Cru	0.77500	30000.	80	10842	No
221	GOM_NL__2PRFIN20040327_121336_000000492025_00267_10842_0974.N1	27-MAR-2004 12:13:36	Straylight	49.000	26	Gam Cru	1.6240	2900.0	98	10842	No
222	GOM_NL__2PRFIN20040327_121530_000000412025_00267_10842_0975.N1	27-MAR-2004 12:15:30	Straylight	40.500	64	Gam Cen	2.2000	10600.	81	10842	No
223	GOM_NL__2PRFIN20040327_121808_000001872025_00267_10842_0976.N1	27-MAR-2004 12:18:08	Tw_i_and_stray	187.00	97	8Bet1Sco	2.5610	30000.	374	10842	No
224	GOM_NL__2PRFIN20040327_122302_000000512025_00267_10842_0977.N1	27-MAR-2004 12:23:02	Straylight	50.500	106	9Bet Crv	2.6480	5600.0	101	10842	No
225	GOM_NL__2PRFIN20040327_122505_000000462025_00267_10842_0978.N1	27-MAR-2004 12:25:05	Tw_i_and_stray	46.000	100	4Gam Crv	2.5800	13100.	92	10842	No
226	GOM_NL__2PRFIN20040327_122706_000000772025_00267_10842_0979.N1	27-MAR-2004 12:27:06	Bright	77.000	15	67Alp Vir	0.97600	28000.	154	10842	No
227	GOM_NL__2PRFIN20040327_123024_000000502025_00267_10842_0980.N1	27-MAR-2004 12:30:24	Bright	50.000	121	29Gam Vir	2.7400	7200.0	100	10842	No
228	GOM_NL__2PRFIN20040327_123425_000000382025_00267_10842_0981.N1	27-MAR-2004 12:34:25	Bright	38.000	22	32Alp Leo	1.3600	15200.	76	10842	No
229	GOM_NL__2PRFIN20040327_123628_000000402025_00267_10842_0982.N1	27-MAR-2004 12:36:28	Bright	39.500	51	41Gam1Leo	2.0100	4500.0	79	10842	No
230	GOM_NL__2PRFIN20040327_123756_000000392025_00267_10842_0983.N1	27-MAR-2004 12:37:56	Bright	38.500	166	17Eps Leo	2.9800	6000.0	77	10842	No
231	GOM_NL__2PRFIN20040327_124328_000000392025_00267_10842_0984.N1	27-MAR-2004 12:43:28	Bright	39.000	174	52Psi UMa	3.0040	4400.0	78	10842	No
232	GOM_NL__2PRFIN20040327_124646_000000402025_00267_10842_0985.N1	27-MAR-2004 12:46:46	Bright	40.000	82	48Bet UMa	2.3650	10600.	80	10842	No
233	GOM_NL__2PRFIN20040327_124818_000000412025_00267_10842_0986.N1	27-MAR-2004 12:48:18	Bright	41.000	36	50Alp UMa	1.8000	6300.0	82	10842	No
234	GOM_NL__2PRFIN20040327_125106_000000722025_00267_10842_0987.N1	27-MAR-2004 12:51:06	Bright	71.500	180	27Gam Boo	3.0400	8000.0	143	10842	No
235	GOM_NL__2PRFIN20040327_125453_000000392025_00267_10842_0988.N1	27-MAR-2004 12:54:53	Bright	38.500	60	7Bet UMi	2.0810	3950.0	77	10842	No
236	GOM_NL__2PRFIN20040327_125808_000000482025_00267_10842_0989.N1	27-MAR-2004 12:58:08	Bright	48.000	119	14Eta Dra	2.7270	4700.0	96	10842	No
237	GOM_NL__2PRFIN20040327_130233_000000382025_00267_10842_0990.N1	27-MAR-2004 13:02:33	Bright	37.500	76	27Gam Cas	2.3000	30000.	75	10842	No
238	GOM_NL__2PRFIN20040327_130359_000000412025_00267_10842_0991.N1	27-MAR-2004 13:03:59	Bright	40.500	89	5Alp Cep	2.4510	8000.0	81	10842	No
239	GOM_NL__2PRFIN20040327_130902_000000452025_00267_10842_0992.N1	27-MAR-2004 13:09:02	Bright	44.500	144	18Del Cyg	2.8600	11000.	89	10842	No
240	GOM_NL__2PRFIN20040327_131047_000000432025_00267_10842_0993.N1	27-MAR-2004 13:10:47	Bright	42.500	66	37Gam Cyg	2.2080	5900.0	85	10842	No
241	GOM_NL__2PRFIN20040327_131243_000000422025_00267_10842_0994.N1	27-MAR-2004 13:12:43	Bright	42.000	92	53Eps Cyg	2.5000	4500.0	84	10842	No
242	GOM_NL__2PRFIN20040327_131904_000000432025_00267_10842_0995.N1	27-MAR-2004 13:19:04	Bright	42.500	61	8Eps Peg	2.1000	3900.0	85	10842	No
243	GOM_NL__2PRFIN20040327_132212_000000632025_00267_10842_0996.N1	27-MAR-2004 13:22:12	Dark	62.500	11	53Alp Aql	0.76500	8000.0	125	10842	No
244	GOM_NL__2PRFIN20040327_132614_000000412025_00267_10842_0997.N1	27-MAR-2004 13:26:14	Dark	40.500	142	49Del Cap	2.8500	8900.0	81	10842	No
245	GOM_NL__2PRFIN20040327_133157_000000392025_00267_10842_0998.N1	27-MAR-2004 13:31:57	Dark	38.500	172	Gam Gru	3.0030	13100.	77	10842	No
246	GOM_NL__2PRFIN20040327_133337_000000592025_00267_10842_0999.N1	27-MAR-2004 13:33:37	Dark	58.500	155	41Pi Sgr	2.9000	6600.0	117	10842	No
247	GOM_NL__2PRFIN20040327_133547_000000572025_00267_10842_1000.N1	27-MAR-2004 13:35:47	Dark	57.000	57	34Sig Sgr	2.0660	26000.	114	10842	No
248	GOM_NL__2PRFIN20040327_134030_000000592025_00268_10843_0968.N1	27-MAR-2004 13:40:30	Dark	59.000	167	10Gam2Sgr	2.9840	4500.0	118	10843	No
249	GOM_NL__2PRFIN20040327_134332_000000582025_00268_10843_0969.N1	27-MAR-2004 13:43:32	Dark	57.500	25	35Lam Sco	1.6200	28000.	115	10843	No
250	GOM_NL__2PRFIN20040327_134552_000000432025_00268_10843_0970.N1	27-MAR-2004 13:45:52	Dark	42.500	43	Alp TrA	1.9100	4250.0	85	10843	No
251	GOM_NL__2PRFIN20040327_134727_000000842025_00268_10843_0971.N1	27-MAR-2004 13:47:27	Dark	84.000	75	26Eps Sco	2.2910	4250.0	168	10843	No
252	GOM_NL__2PRFIN20040327_135018_000000562025_00268_10843_0972.N1	27-MAR-2004 13:50:18	Dark	56.000	4	Alp1Cen	-0.010000	5800.0	112	10843	No
253	GOM_NL__2PRFIN20040327_135248_000000502025_00268_10843_0973.N1	27-MAR-2004 13:52:48	Straylight	50.000	12	Alp1Cru	0.77500	30000.	100	10843	No
254	GOM_NL__2PRFIN20040327_135412_000000512025_00268_10843_0974.N1	27-MAR-2004 13:54:12	Straylight	50.500	26	Gam Cru	1.6240	2900.0	101	10843	No
255	GOM_NL__2PRFIN20040327_135606_000000422025_00268_10843_0975.N1	27-MAR-2004 13:56:06	Straylight	42.000	64	Gam Cen	2.2000	10600.	84	10843	No
256	GOM_NL__2PRFIN20040327_135845_000001802025_00268_10843_0976.N1	27-MAR-2004 13:58:45	Tw_i_and_stray	179.50	97	8Bet1Sco	2.5610	30000.	359	10843	No
257	GOM_NL__2PRFIN20040327_140339_000000512025_00268_10843_0977.N1	27-MAR-2004 14:03:39	Straylight	51.000	106	9Bet Crv	2.6480	5600.0	102	10843	No
258	GOM_NL__2PRFIN20040327_140541_000000472025_00268_10843_0978.N1	27-MAR-2004 14:05:41	Tw_i_and_stray	47.000	100	4Gam Crv	2.5800	13100.	94	10843	No
259	GOM_NL__2PRFIN20040327_140742_000000622025_00268_10843_0979.N1	27-MAR-2004 14:07:42	Bright	62.000	15	67Alp Vir	0.97600	28000.	124	10843	No
260	GOM_NL__2PRFIN20040327_141102_000000502025_00268_10843_0980.N1	27-MAR-2004 14:11:02	Bright	50.000	121	29Gam Vir	2.7400	7200.0	100	10843	No
261	GOM_NL__2PRFIN20040327_141501_000000382025_00268_10843_0981.N1	27-MAR-2004 14:15:01	Bright	38.000	22	32Alp Leo	1.3600	15200.	76	10843	No
262	GOM_NL__2PRFIN20040327_141704_000000382025_00268_10843_0982.N1	27-MAR-2004 14:17:04	Bright	37.500	51	41Gam1Leo	2.0100	4500.0	75	10843	No
263	GOM_NL__2PRFIN20040327_141832_000000382025_00268_10843_0983.N1	27-MAR-2004 14:18:32	Bright	37.500	166	17Eps Leo	2.9800	6000.0	75	10843	No
264	GOM_NL__2PRFIN20040327_142403_000000372025_00268_10843_0984.N1	27-MAR-2004 14:24:03	Bright	37.000	174	52Psi UMa	3.0040	4400.0	74	10843	No
265	GOM_NL__2PRFIN20040327_142722_000000402025_00268_10843_0985.N1	27-MAR-2004 14:27:22	Bright	39.500	82	48Bet UMa	2.3650	10600.	79	10843	No
266	GOM_NL__2PRFIN20040327_142854_000000392025_00268_10843_0986.N1	27-MAR-2004 14:28:54	Bright	38.500	36	50Alp UMa	1.8000	6300.0	77	10843	No
267	GOM_NL__2PRFIN20040327_143140_000000672025_00268_10843_0987.N1	27-MAR-2004 14:31:40	Bright	66.500	180	27Gam Boo	3.0400	8000.0	133	10843	No
268	GOM_NL__2PRFIN20040327_143528_000000422025_00268_10843_0988.N1	27-MAR-2004 14:35:28	Bright	41.500	60	7Bet UMi	2.0810	3950.0	83	10843	No
269	GOM_NL__2PRFIN20040327_143843_000000502025_00268_10843_0989.N1	27-MAR-2004 14:38:43	Bright	49.500	119	14Eta Dra	2.7270	4700.0	99	10843	No
270	GOM_NL__2PRFIN20040327_144310_000000382025_00268_10843_0990.N1	27-MAR-2004 14:43:10	Bright	38.000	76	27Gam Cas	2.3000	30000.	76	10843	No
271	GOM_NL__2PRFIN20040327_144435_000000392025_00268_10843_0991.N1	27-MAR-2004 14:44:35	Bright	38.500	89	5Alp Cep	2.4510	8000.0	77	10843	No
272	GOM_NL__2PRFIN20040327_144938_000000432025_00268_10843_0992.N1	27-MAR-2004 14:49:38	Bright	42.500	144	18Del Cyg	2.8600	11000.	85	10843	No
273	GOM_NL__2PRFIN20040327_145120_000000482025_00268_10843_0993.N1	27-MAR-2004 14:51:20	Bright	47.500	66	37Gam Cyg	2.2080	5900.0	95	10843	No
274	GOM_NL__2PRFIN20040327_145319_000000432025_00268_10843_0994.N1	27-MAR-2004 14:53:19	Bright	42.500	92	53Eps Cyg	2.5000	4500.0	85	10843	No
275	GOM_NL__2PRFIN20040327_145943_000000402025_00268_10843_0995.N1	27-MAR-2004 14:59:43	Bright	39.500	61	8Eps Peg	2.1000	3900.0	79	10843	No
276	GOM_NL__2PRFIN20040327_150248_000000632025_00268_10843_0996.N1	27-MAR-2004 15:02:48	Dark	63.000	11	53Alp Aql	0.76500	8000.0	126	10843	No
277	GOM_NL__2PRFIN20040327_150651_000000422025_00268_10843_0997.N1	27-MAR-2004 15:06:51	Dark	41.500	142	49Del Cap	2.8500	8900.0	83	10843	No
278	GOM_NL__2PRFIN20040327_151232_000000392025_00268_10843_0998.N1	27-MAR-2004 15:12:32	Dark	39.000	172	Gam Gru	3.0030	13100.	78	10843	No

279	GOM_NL__2PRFIN20040327_151414_000000562025_00268_10843_0999.N1	27-MAR-2004 15:14:14	Dark	56.000	155	41Pi Sgr	2.9000	6600.0	112	10843	No
280	GOM_NL__2PRFIN20040327_151625_000000562025_00268_10843_1000.N1	27-MAR-2004 15:16:25	Dark	55.500	57	34Sig Sgr	2.0660	26000.	111	10843	No
281	GOM_NL__2PRFIN20040327_152107_000000602025_00269_10844_0969.N1	27-MAR-2004 15:21:07	Dark	60.000	167	10Gam2Sgr	2.9840	4500.0	120	10844	No
282	GOM_NL__2PRFIN20040327_152409_000000572025_00269_10844_0970.N1	27-MAR-2004 15:24:09	Dark	56.500	25	35Lam Sco	1.6200	28000.	113	10844	No
283	GOM_NL__2PRFIN20040327_152628_000000442025_00269_10844_0971.N1	27-MAR-2004 15:26:28	Dark	43.500	43	Alp TrA	1.9100	4250.0	87	10844	No
284	GOM_NL__2PRFIN20040327_152806_000000682025_00269_10844_0972.N1	27-MAR-2004 15:28:06	Dark	68.000	75	26Eps Sco	2.2910	4250.0	136	10844	No
285	GOM_NL__2PRFIN20040327_153055_000000462025_00269_10844_0973.N1	27-MAR-2004 15:30:55	Dark	45.500	4	Alp1Cen	-0.010000	5800.0	91	10844	No
286	GOM_NL__2PRFIN20040327_153323_000000482025_00269_10844_0974.N1	27-MAR-2004 15:33:23	Straylight	48.000	12	Alp1Cru	0.77500	30000.	96	10844	No
287	GOM_NL__2PRFIN20040327_153448_000000422025_00269_10844_0975.N1	27-MAR-2004 15:34:48	Straylight	42.000	26	Gam Cru	1.6240	2900.0	84	10844	No
288	GOM_NL__2PRFIN20040327_153642_000000472025_00269_10844_0976.N1	27-MAR-2004 15:36:42	Straylight	47.000	64	Gam Cen	2.2000	10600.	94	10844	No
289	GOM_NL__2PRFIN20040327_153923_000001882025_00269_10844_0977.N1	27-MAR-2004 15:39:23	Tw_i_and_stray	188.00	97	8Bet1Sco	2.5610	30000.	376	10844	No
290	GOM_NL__2PRFIN20040327_154415_000000512025_00269_10844_0978.N1	27-MAR-2004 15:44:15	Straylight	50.500	106	9Bet Crv	2.6480	5600.0	101	10844	No
291	GOM_NL__2PRFIN20040327_154617_000000472025_00269_10844_0979.N1	27-MAR-2004 15:46:17	Tw_i_and_stray	47.000	100	4Gam Crv	2.5800	13100.	94	10844	No
292	GOM_NL__2PRFIN20040327_154818_000000662025_00269_10844_0980.N1	27-MAR-2004 15:48:18	Bright	65.500	15	67Alp Vir	0.97600	28000.	131	10844	No
293	GOM_NL__2PRFIN20040327_155138_000000482025_00269_10844_0981.N1	27-MAR-2004 15:51:38	Bright	48.000	121	29Gam Vir	2.7400	7200.0	96	10844	No
294	GOM_NL__2PRFIN20040327_155537_000000392025_00269_10844_0982.N1	27-MAR-2004 15:55:37	Bright	38.500	22	32Alp Leo	1.3600	15200.	77	10844	No
295	GOM_NL__2PRFIN20040327_155741_000000382025_00269_10844_0983.N1	27-MAR-2004 15:57:41	Bright	37.500	51	41Gam1Leo	2.0100	4500.0	75	10844	No
296	GOM_NL__2PRFIN20040327_155908_000000382025_00269_10844_0984.N1	27-MAR-2004 15:59:08	Bright	38.000	166	17Eps Leo	2.9800	6000.0	76	10844	No
297	GOM_NL__2PRFIN20040327_160439_000000372025_00269_10844_0985.N1	27-MAR-2004 16:04:39	Bright	36.500	174	52Psi UMa	3.0040	4400.0	73	10844	No
298	GOM_NL__2PRFIN20040327_160758_000000372025_00269_10844_0986.N1	27-MAR-2004 16:07:58	Bright	37.000	82	48Bet UMa	2.3650	10600.	74	10844	No
299	GOM_NL__2PRFIN20040327_160929_000000402025_00269_10844_0987.N1	27-MAR-2004 16:09:29	Bright	40.000	36	50Alp UMa	1.8000	6300.0	80	10844	No
300	GOM_NL__2PRFIN20040327_161214_000000702025_00269_10844_0988.N1	27-MAR-2004 16:12:14	Bright	70.000	180	27Gam Boo	3.0400	8000.0	140	10844	No
301	GOM_NL__2PRFIN20040327_161604_000000442025_00269_10844_0989.N1	27-MAR-2004 16:16:04	Bright	43.500	60	7Bet UMi	2.0810	3950.0	87	10844	No
302	GOM_NL__2PRFIN20040327_161918_000000492025_00269_10844_0990.N1	27-MAR-2004 16:19:18	Bright	48.500	119	14Eta Dra	2.7270	4700.0	97	10844	No
303	GOM_NL__2PRFIN20040327_162345_000000392025_00269_10844_0991.N1	27-MAR-2004 16:23:45	Bright	39.000	76	27Gam Cas	2.3000	30000.	78	10844	No
304	GOM_NL__2PRFIN20040327_162511_000000402025_00269_10844_0992.N1	27-MAR-2004 16:25:11	Bright	39.500	89	5Alp Cep	2.4510	8000.0	79	10844	No
305	GOM_NL__2PRFIN20040327_163014_000000442025_00269_10844_0993.N1	27-MAR-2004 16:30:14	Bright	43.500	144	18Del Cyg	2.8600	11000.	87	10844	No
306	GOM_NL__2PRFIN20040327_163158_000000462025_00269_10844_0994.N1	27-MAR-2004 16:31:58	Bright	45.500	66	37Gam Cyg	2.2080	5900.0	91	10844	No
307	GOM_NL__2PRFIN20040327_163354_000000442025_00269_10844_0995.N1	27-MAR-2004 16:33:54	Bright	43.500	92	53Eps Cyg	2.5000	4500.0	87	10844	No
308	GOM_NL__2PRFIN20040327_164019_000000422025_00269_10844_0996.N1	27-MAR-2004 16:40:19	Bright	41.500	61	8Eps Peg	2.1000	3900.0	83	10844	No
309	GOM_NL__2PRFIN20040327_164325_000000592025_00269_10844_0997.N1	27-MAR-2004 16:43:25	Dark	59.000	11	53Alp Aql	0.76500	8000.0	118	10844	No
310	GOM_NL__2PRFIN20040327_164727_000000432025_00269_10844_0998.N1	27-MAR-2004 16:47:27	Dark	42.500	142	49Del Cap	2.8500	8900.0	85	10844	No
311	GOM_NL__2PRFIN20040327_165309_000000382025_00269_10844_0999.N1	27-MAR-2004 16:53:09	Dark	38.000	172	Gam Gru	3.0030	13100.	76	10844	No
312	GOM_NL__2PRFIN20040327_165452_000000562025_00269_10844_1000.N1	27-MAR-2004 16:54:52	Dark	56.000	155	41Pi Sgr	2.9000	6600.0	112	10844	No
313	GOM_NL__2PRFIN20040327_165703_000000542025_00269_10844_1001.N1	27-MAR-2004 16:57:03	Dark	53.500	57	34Sig Sgr	2.0660	26000.	107	10844	No
314	GOM_NL__2PRFIN20040327_170144_000000592025_00270_10845_0970.N1	27-MAR-2004 17:01:44	Dark	59.000	167	10Gam2Sgr	2.9840	4500.0	118	10845	No
315	GOM_NL__2PRFIN20040327_170446_000000582025_00270_10845_0971.N1	27-MAR-2004 17:04:46	Dark	57.500	25	35Lam Sco	1.6200	28000.	115	10845	No
316	GOM_NL__2PRFIN20040327_170704_000000422025_00270_10845_0972.N1	27-MAR-2004 17:07:04	Dark	42.000	43	Alp TrA	1.9100	4250.0	84	10845	No
317	GOM_NL__2PRFIN20040327_170844_000000812025_00270_10845_0973.N1	27-MAR-2004 17:08:44	Dark	80.500	75	26Eps Sco	2.2910	4250.0	161	10845	No
318	GOM_NL__2PRFIN20040327_171131_000000552025_00270_10845_0974.N1	27-MAR-2004 17:11:31	Dark	55.000	4	Alp1Cen	-0.010000	5800.0	110	10845	No
319	GOM_NL__2PRFIN20040327_171400_000000502025_00270_10845_0975.N1	27-MAR-2004 17:14:00	Straylight	49.500	12	Alp1Cru	0.77500	30000.	99	10845	No
320	GOM_NL__2PRFIN20040327_171524_000000482025_00270_10845_0976.N1	27-MAR-2004 17:15:24	Straylight	48.000	26	Gam Cru	1.6240	2900.0	96	10845	No
321	GOM_NL__2PRFIN20040327_171832_000000592025_00270_10845_0977.N1	27-MAR-2004 17:18:32	Straylight	58.500	54	5The Cen	2.0550	4500.0	117	10845	No
322	GOM_NL__2PRFIN20040327_172418_000000552025_00270_10845_0978.N1	27-MAR-2004 17:24:18	Straylight	54.500	169	46Gam Hya	2.9910	4700.0	109	10845	No
323	GOM_NL__2PRFIN20040327_172654_000000452025_00270_10845_0979.N1	27-MAR-2004 17:26:54	Tw_i_and_stray	44.500	100	4Gam Crv	2.5800	13100.	89	10845	No
324	GOM_NL__2PRFIN20040327_172853_000000662025_00270_10845_0980.N1	27-MAR-2004 17:28:53	Bright	65.500	15	67Alp Vir	0.97600	28000.	131	10845	No
325	GOM_NL__2PRFIN20040327_173214_000000502025_00270_10845_0981.N1	27-MAR-2004 17:32:14	Bright	50.000	121	29Gam Vir	2.7400	7200.0	100	10845	No
326	GOM_NL__2PRFIN20040327_173613_000000402025_00270_10845_0982.N1	27-MAR-2004 17:36:13	Bright	39.500	22	32Alp Leo	1.3600	15200.	79	10845	No
327	GOM_NL__2PRFIN20040327_173822_000000392025_00270_10845_0983.N1	27-MAR-2004 17:38:22	Bright	38.500	96	68Del Leo	2.5600	9300.0	77	10845	No
328	GOM_NL__2PRFIN20040327_173945_000000372025_00270_10845_0984.N1	27-MAR-2004 17:39:45	Bright	37.000	166	17Eps Leo	2.9800	6000.0	74	10845	No
329	GOM_NL__2PRFIN20040327_174515_000000392025_00270_10845_0985.N1	27-MAR-2004 17:45:15	Bright	38.500	174	52Psi UMa	3.0040	4400.0	77	10845	No
330	GOM_NL__2PRFIN20040327_174834_000000372025_00270_10845_0986.N1	27-MAR-2004 17:48:34	Bright	37.000	82	48Bet UMa	2.3650	10600.	74	10845	No
331	GOM_NL__2PRFIN20040327_175005_000000402025_00270_10845_0987.N1	27-MAR-2004 17:50:05	Bright	40.000	36	50Alp UMa	1.8000	6300.0	80	10845	No
332	GOM_NL__2PRFIN20040327_175248_000000692025_00270_10845_0988.N1	27-MAR-2004 17:52:48	Bright	69.000	180	27Gam Boo	3.0400	8000.0	138	10845	No
333	GOM_NL__2PRFIN20040327_175639_000000432025_00270_10845_0989.N1	27-MAR-2004 17:56:39	Bright	42.500	60	7Bet UMi	2.0810	3950.0	85	10845	No
334	GOM_NL__2PRFIN20040327_175953_000000492025_00270_10845_0990.N1	27-MAR-2004 17:59:53	Bright	49.000	119	14Eta Dra	2.7270	4700.0	98	10845	No
335	GOM_NL__2PRFIN20040327_180420_000000382025_00270_10845_0991.N1	27-MAR-2004 18:04:20	Bright	38.000	76	27Gam Cas	2.3000	30000.	76	10845	No
336	GOM_NL__2PRFIN20040327_180536_000000372025_00270_10845_0992.N1	27-MAR-2004 18:05:36	Bright	36.500	74	11Bet Cas	2.2680	6600.0	73	10845	No
337	GOM_NL__2PRFIN20040327_181049_000000462025_00270_10845_0993.N1	27-MAR-2004 18:10:49	Bright	45.500	144	18Del Cyg	2.8600	11000.	91	10845	No

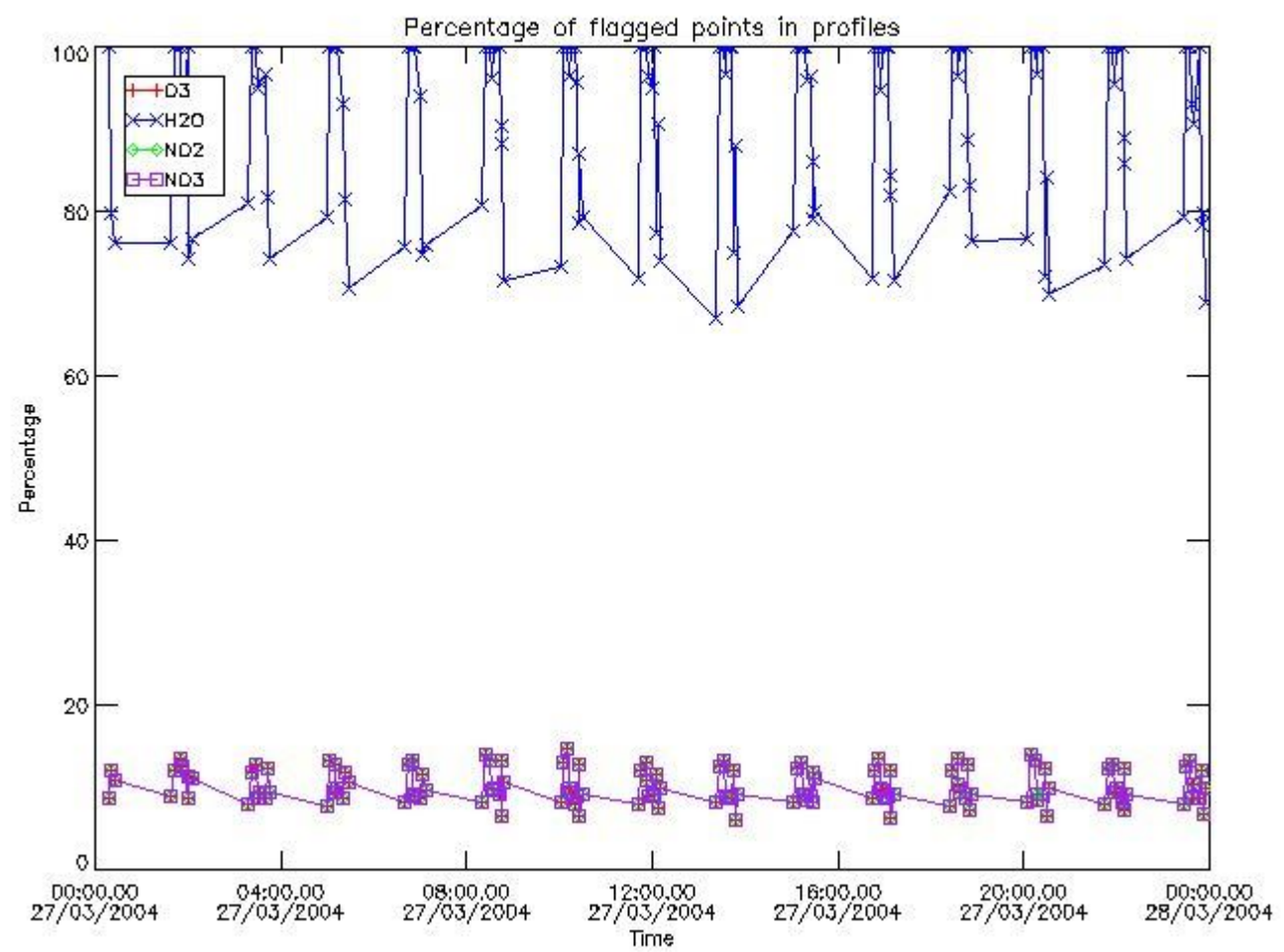
338	GOM_NL__2PRFIN20040327_181232_000000482025_00270_10845_0994.N1	27-MAR-2004 18:12:32	Bright	47.500	66	37Gam Cyg	2.2080	5900.0	95	10845	No
339	GOM_NL__2PRFIN20040327_181430_000000442025_00270_10845_0995.N1	27-MAR-2004 18:14:30	Bright	43.500	92	53Eps Cyg	2.5000	4500.0	87	10845	No
340	GOM_NL__2PRFIN20040327_182055_000000432025_00270_10845_0996.N1	27-MAR-2004 18:20:55	Bright	43.000	61	8Eps Peg	2.1000	3900.0	86	10845	No
341	GOM_NL__2PRFIN20040327_182401_000000662025_00270_10845_0997.N1	27-MAR-2004 18:24:01	Dark	65.500	11	53Alp Aql	0.76500	8000.0	131	10845	No
342	GOM_NL__2PRFIN20040327_182804_000000422025_00270_10845_0998.N1	27-MAR-2004 18:28:04	Dark	42.000	142	49Del Cap	2.8500	8900.0	84	10845	No
343	GOM_NL__2PRFIN20040327_183345_000000382025_00270_10845_0999.N1	27-MAR-2004 18:33:45	Dark	37.500	172	Gam Gru	3.0030	13100.	75	10845	No
344	GOM_NL__2PRFIN20040327_183529_000000552025_00270_10845_1000.N1	27-MAR-2004 18:35:29	Dark	54.500	155	41Pi Sgr	2.9000	6600.0	109	10845	No
345	GOM_NL__2PRFIN20040327_183740_000000542025_00270_10845_1001.N1	27-MAR-2004 18:37:40	Dark	54.000	57	34Sig Sgr	2.0660	26000.	108	10845	No
346	GOM_NL__2PRFIN20040327_184523_000000592025_00271_10846_0970.N1	27-MAR-2004 18:45:23	Dark	59.000	25	35Lam Sco	1.6200	28000.	118	10846	No
347	GOM_NL__2PRFIN20040327_184741_000000402025_00271_10846_0971.N1	27-MAR-2004 18:47:41	Dark	40.000	43	Alp TrA	1.9100	4250.0	80	10846	No
348	GOM_NL__2PRFIN20040327_184922_000000782025_00271_10846_0972.N1	27-MAR-2004 18:49:22	Dark	77.500	75	26Eps Sco	2.2910	4250.0	155	10846	No
349	GOM_NL__2PRFIN20040327_185208_000000562025_00271_10846_0973.N1	27-MAR-2004 18:52:08	Dark	55.500	4	Alp1Cen	-0.010000	5800.0	111	10846	No
350	GOM_NL__2PRFIN20040327_185437_000000452025_00271_10846_0974.N1	27-MAR-2004 18:54:37	Straylight	45.000	12	Alp1Cru	0.77500	30000.	90	10846	No
351	GOM_NL__2PRFIN20040327_185602_000000462025_00271_10846_0975.N1	27-MAR-2004 18:56:02	Straylight	45.500	26	Gam Cru	1.6240	2900.0	91	10846	No
352	GOM_NL__2PRFIN20040327_185908_000000582025_00271_10846_0976.N1	27-MAR-2004 18:59:08	Straylight	58.000	54	5The Cen	2.0550	4500.0	116	10846	No
353	GOM_NL__2PRFIN20040327_190454_000000542025_00271_10846_0977.N1	27-MAR-2004 19:04:54	Straylight	54.000	169	46Gam Hya	2.9910	4700.0	108	10846	No
354	GOM_NL__2PRFIN20040327_190730_000000442025_00271_10846_0978.N1	27-MAR-2004 19:07:30	Tw_i_and_stray	44.000	100	4Gam Crv	2.5800	13100.	88	10846	No
355	GOM_NL__2PRFIN20040327_190930_000000672025_00271_10846_0979.N1	27-MAR-2004 19:09:30	Bright	66.500	15	67Alp Vir	0.97600	28000.	133	10846	No
356	GOM_NL__2PRFIN20040327_191250_000000472025_00271_10846_0980.N1	27-MAR-2004 19:12:50	Bright	47.000	121	29Gam Vir	2.7400	7200.0	94	10846	No
357	GOM_NL__2PRFIN20040327_191650_000000382025_00271_10846_0981.N1	27-MAR-2004 19:16:50	Bright	37.500	22	32Alp Leo	1.3600	15200.	75	10846	No
358	GOM_NL__2PRFIN20040327_191859_000000392025_00271_10846_0982.N1	27-MAR-2004 19:18:59	Bright	38.500	96	68Del Leo	2.5600	9300.0	77	10846	No
359	GOM_NL__2PRFIN20040327_192022_000000392025_00271_10846_0983.N1	27-MAR-2004 19:20:22	Bright	39.000	166	17Eps Leo	2.9800	6000.0	78	10846	No
360	GOM_NL__2PRFIN20040327_192551_000000442025_00271_10846_0984.N1	27-MAR-2004 19:25:51	Bright	43.500	174	52Psi UMa	3.0040	4400.0	87	10846	No
361	GOM_NL__2PRFIN20040327_192911_000000372025_00271_10846_0985.N1	27-MAR-2004 19:29:11	Bright	36.500	82	48Bet UMa	2.3650	10600.	73	10846	No
362	GOM_NL__2PRFIN20040327_193042_000000402025_00271_10846_0986.N1	27-MAR-2004 19:30:42	Bright	40.000	36	50Alp UMa	1.8000	6300.0	80	10846	No
363	GOM_NL__2PRFIN20040327_193322_000000722025_00271_10846_0987.N1	27-MAR-2004 19:33:22	Bright	71.500	180	27Gam Boo	3.0400	8000.0	143	10846	No
364	GOM_NL__2PRFIN20040327_193716_000000422025_00271_10846_0988.N1	27-MAR-2004 19:37:16	Bright	41.500	60	7Bet UMi	2.0810	3950.0	83	10846	No
365	GOM_NL__2PRFIN20040327_194028_000000472025_00271_10846_0989.N1	27-MAR-2004 19:40:28	Bright	46.500	119	14Eta Dra	2.7270	4700.0	93	10846	No
366	GOM_NL__2PRFIN20040327_194458_000000372025_00271_10846_0990.N1	27-MAR-2004 19:44:58	Bright	37.000	76	27Gam Cas	2.3000	30000.	74	10846	No
367	GOM_NL__2PRFIN20040327_194612_000000372025_00271_10846_0991.N1	27-MAR-2004 19:46:12	Bright	37.000	74	11Bet Cas	2.2680	6600.0	74	10846	No
368	GOM_NL__2PRFIN20040327_195126_000000442025_00271_10846_0992.N1	27-MAR-2004 19:51:26	Bright	44.000	144	18Del Cyg	2.8600	11000.	88	10846	No
369	GOM_NL__2PRFIN20040327_195311_000000442025_00271_10846_0993.N1	27-MAR-2004 19:53:11	Bright	44.000	66	37Gam Cyg	2.2080	5900.0	88	10846	No
370	GOM_NL__2PRFIN20040327_195507_000000432025_00271_10846_0994.N1	27-MAR-2004 19:55:07	Bright	43.000	92	53Eps Cyg	2.5000	4500.0	86	10846	No
371	GOM_NL__2PRFIN20040327_200132_000000422025_00271_10846_0995.N1	27-MAR-2004 20:01:32	Bright	41.500	61	8Eps Peg	2.1000	3900.0	83	10846	No
372	GOM_NL__2PRFIN20040327_200438_000000632025_00271_10846_0996.N1	27-MAR-2004 20:04:38	Dark	62.500	11	53Alp Aql	0.76500	8000.0	125	10846	No
373	GOM_NL__2PRFIN20040327_200840_000000402025_00271_10846_0997.N1	27-MAR-2004 20:08:40	Dark	40.000	142	49Del Cap	2.8500	8900.0	80	10846	No
374	GOM_NL__2PRFIN20040327_201421_000000392025_00271_10846_0998.N1	27-MAR-2004 20:14:21	Dark	38.500	172	Gam Gru	3.0030	13100.	77	10846	No
375	GOM_NL__2PRFIN20040327_201606_000000602025_00271_10846_0999.N1	27-MAR-2004 20:16:06	Dark	60.000	155	41Pi Sgr	2.9000	6600.0	120	10846	No
376	GOM_NL__2PRFIN20040327_201817_000000562025_00271_10846_1000.N1	27-MAR-2004 20:18:17	Dark	55.500	57	34Sig Sgr	2.0660	26000.	111	10846	No
377	GOM_NL__2PRFIN20040327_202601_000000562025_00272_10847_0970.N1	27-MAR-2004 20:26:01	Dark	55.500	25	35Lam Sco	1.6200	28000.	111	10847	No
378	GOM_NL__2PRFIN20040327_202818_000000422025_00272_10847_0971.N1	27-MAR-2004 20:28:18	Dark	41.500	43	Alp TrA	1.9100	4250.0	83	10847	No
379	GOM_NL__2PRFIN20040327_202959_000000792025_00272_10847_0972.N1	27-MAR-2004 20:29:59	Dark	78.500	75	26Eps Sco	2.2910	4250.0	157	10847	No
380	GOM_NL__2PRFIN20040327_203244_000000522025_00272_10847_0973.N1	27-MAR-2004 20:32:44	Dark	52.000	4	Alp1Cen	-0.010000	5800.0	104	10847	No
381	GOM_NL__2PRFIN20040327_203513_000000442025_00272_10847_0974.N1	27-MAR-2004 20:35:13	Straylight	44.000	12	Alp1Cru	0.77500	30000.	88	10847	No
382	GOM_NL__2PRFIN20040327_203638_000000452025_00272_10847_0975.N1	27-MAR-2004 20:36:38	Straylight	45.000	26	Gam Cru	1.6240	2900.0	90	10847	No
383	GOM_NL__2PRFIN20040327_203945_000000572025_00272_10847_0976.N1	27-MAR-2004 20:39:45	Straylight	57.000	54	5The Cen	2.0550	4500.0	114	10847	No
384	GOM_NL__2PRFIN20040327_204531_000000552025_00272_10847_0977.N1	27-MAR-2004 20:45:31	Straylight	55.000	169	46Gam Hya	2.9910	4700.0	110	10847	No
385	GOM_NL__2PRFIN20040327_204806_000000432025_00272_10847_0978.N1	27-MAR-2004 20:48:06	Tw_i_and_stray	43.000	100	4Gam Crv	2.5800	13100.	86	10847	No
386	GOM_NL__2PRFIN20040327_205005_000000642025_00272_10847_0979.N1	27-MAR-2004 20:50:05	Bright	63.500	15	67Alp Vir	0.97600	28000.	127	10847	No
387	GOM_NL__2PRFIN20040327_205326_000000472025_00272_10847_0980.N1	27-MAR-2004 20:53:26	Bright	47.000	121	29Gam Vir	2.7400	7200.0	94	10847	No
388	GOM_NL__2PRFIN20040327_205726_000000392025_00272_10847_0981.N1	27-MAR-2004 20:57:26	Bright	38.500	22	32Alp Leo	1.3600	15200.	77	10847	No
389	GOM_NL__2PRFIN20040327_205934_000000382025_00272_10847_0982.N1	27-MAR-2004 20:59:34	Bright	38.000	96	68Del Leo	2.5600	9300.0	76	10847	No
390	GOM_NL__2PRFIN20040327_210057_000000372025_00272_10847_0983.N1	27-MAR-2004 21:00:57	Bright	37.000	166	17Eps Leo	2.9800	6000.0	74	10847	No
391	GOM_NL__2PRFIN20040327_210627_000000402025_00272_10847_0984.N1	27-MAR-2004 21:06:27	Bright	39.500	174	52Psi UMa	3.0040	4400.0	79	10847	No
392	GOM_NL__2PRFIN20040327_210946_000000372025_00272_10847_0985.N1	27-MAR-2004 21:09:46	Bright	37.000	82	48Bet UMa	2.3650	10600.	74	10847	No
393	GOM_NL__2PRFIN20040327_211118_000000402025_00272_10847_0986.N1	27-MAR-2004 21:11:18	Bright	39.500	36	50Alp UMa	1.8000	6300.0	79	10847	No
394	GOM_NL__2PRFIN20040327_211357_000000682025_00272_10847_0987.N1	27-MAR-2004 21:13:57	Bright	68.000	180	27Gam Boo	3.0400	8000.0	136	10847	No
395	GOM_NL__2PRFIN20040327_211751_000000402025_00272_10847_0988.N1	27-MAR-2004 21:17:51	Bright	40.000	60	7Bet UMi	2.0810	3950.0	80	10847	No
396	GOM_NL__2PRFIN20040327_212103_000000512025_00272_10847_0989.N1	27-MAR-2004 21:21:03	Bright	50.500	119	14Eta Dra	2.7270	4700.0	101	10847	No

397	GOM_NL__2PRFIN20040327_212535_000000382025_00272_10847_0990.N1	27-MAR-2004 21:25:35	Bright	37.500	76	27Gam Cas	2.3000	30000.	75	10847	No
398	GOM_NL__2PRFIN20040327_212648_000000382025_00272_10847_0991.N1	27-MAR-2004 21:26:48	Bright	37.500	74	11Bet Cas	2.2680	6600.0	75	10847	No
399	GOM_NL__2PRFIN20040327_213201_000000462025_00272_10847_0992.N1	27-MAR-2004 21:32:01	Bright	46.000	144	18Del Cyg	2.8600	11000.	92	10847	No
400	GOM_NL__2PRFIN20040327_213347_000000442025_00272_10847_0993.N1	27-MAR-2004 21:33:47	Bright	43.500	66	37Gam Cyg	2.2080	5900.0	87	10847	No
401	GOM_NL__2PRFIN20040327_213543_000000432025_00272_10847_0994.N1	27-MAR-2004 21:35:43	Bright	42.500	92	53Eps Cyg	2.5000	4500.0	85	10847	No
402	GOM_NL__2PRFIN20040327_214208_000000432025_00272_10847_0995.N1	27-MAR-2004 21:42:08	Bright	43.000	61	8Eps Peg	2.1000	3900.0	86	10847	No
403	GOM_NL__2PRFIN20040327_214514_000000652025_00272_10847_0996.N1	27-MAR-2004 21:45:14	Dark	64.500	11	53Alp Aql	0.76500	8000.0	129	10847	No
404	GOM_NL__2PRFIN20040327_214916_000000422025_00272_10847_0997.N1	27-MAR-2004 21:49:16	Dark	41.500	142	49Del Cap	2.8500	8900.0	83	10847	No
405	GOM_NL__2PRFIN20040327_215458_000000402025_00272_10847_0998.N1	27-MAR-2004 21:54:58	Dark	40.000	172	Gam Gru	3.0030	13100.	80	10847	No
406	GOM_NL__2PRFIN20040327_215643_000000542025_00272_10847_0999.N1	27-MAR-2004 21:56:43	Dark	54.000	155	41Pi Sgr	2.9000	6600.0	108	10847	No
407	GOM_NL__2PRFIN20040327_215853_000000572025_00272_10847_1000.N1	27-MAR-2004 21:58:53	Dark	56.500	57	34Sig Sgr	2.0660	26000.	113	10847	No
408	GOM_NL__2PRFIN20040327_220638_000000622025_00273_10848_0972.N1	27-MAR-2004 22:06:38	Dark	61.500	25	35Lam Sco	1.6200	28000.	123	10848	No
409	GOM_NL__2PRFIN20040327_220854_000000422025_00273_10848_0973.N1	27-MAR-2004 22:08:54	Dark	41.500	43	Alp TrA	1.9100	4250.0	83	10848	No
410	GOM_NL__2PRFIN20040327_221036_000000712025_00273_10848_0974.N1	27-MAR-2004 22:10:36	Dark	70.500	75	26Eps Sco	2.2910	4250.0	141	10848	No
411	GOM_NL__2PRFIN20040327_221320_000000552025_00273_10848_0975.N1	27-MAR-2004 22:13:20	Dark	55.000	4	Alp1Cen	-0.010000	5800.0	110	10848	No
412	GOM_NL__2PRFIN20040327_221549_000000442025_00273_10848_0976.N1	27-MAR-2004 22:15:49	Straylight	44.000	12	Alp1Cru	0.77500	30000.	88	10848	No
413	GOM_NL__2PRFIN20040327_221714_000000462025_00273_10848_0977.N1	27-MAR-2004 22:17:14	Straylight	46.000	26	Gam Cru	1.6240	2900.0	92	10848	No
414	GOM_NL__2PRFIN20040327_222021_000000582025_00273_10848_0978.N1	27-MAR-2004 22:20:21	Straylight	58.000	54	5The Cen	2.0550	4500.0	116	10848	No
415	GOM_NL__2PRFIN20040327_222607_000000532025_00273_10848_1161.N1	27-MAR-2004 22:26:07	Straylight	53.000	169	46Gam Hya	2.9910	4700.0	106	10848	No
416	GOM_NL__2PRFIN20040327_222842_000000452025_00273_10848_1162.N1	27-MAR-2004 22:28:42	Tw_i_and_stray	44.500	100	4Gam Crv	2.5800	13100.	89	10848	No
417	GOM_NL__2PRFIN20040327_223041_000000772025_00273_10848_1163.N1	27-MAR-2004 22:30:41	Bright	76.500	15	67Alp Vir	0.97600	28000.	153	10848	No
418	GOM_NL__2PRFIN20040327_223401_000000492025_00273_10848_1164.N1	27-MAR-2004 22:34:01	Bright	48.500	121	29Gam Vir	2.7400	7200.0	97	10848	No
419	GOM_NL__2PRFIN20040327_223801_000000392025_00273_10848_1165.N1	27-MAR-2004 22:38:01	Bright	39.000	22	32Alp Leo	1.3600	15200.	78	10848	No
420	GOM_NL__2PRFIN20040327_224010_000000392025_00273_10848_1166.N1	27-MAR-2004 22:40:10	Bright	38.500	96	68Del Leo	2.5600	9300.0	77	10848	No
421	GOM_NL__2PRFIN20040327_224133_000000392025_00273_10848_1167.N1	27-MAR-2004 22:41:33	Bright	39.000	166	17Eps Leo	2.9800	6000.0	78	10848	No
422	GOM_NL__2PRFIN20040327_224703_000000392025_00273_10848_1168.N1	27-MAR-2004 22:47:03	Bright	39.000	174	52Psi UMa	3.0040	4400.0	78	10848	No
423	GOM_NL__2PRFIN20040327_225022_000000362025_00273_10848_1169.N1	27-MAR-2004 22:50:22	Bright	35.500	82	48Bet UMa	2.3650	10600.	71	10848	No
424	GOM_NL__2PRFIN20040327_225153_000000402025_00273_10848_1170.N1	27-MAR-2004 22:51:53	Bright	39.500	36	50Alp UMa	1.8000	6300.0	79	10848	No
425	GOM_NL__2PRFIN20040327_225430_000000692025_00273_10848_1171.N1	27-MAR-2004 22:54:30	Bright	69.000	180	27Gam Boo	3.0400	8000.0	138	10848	No
426	GOM_NL__2PRFIN20040327_225827_000000412025_00273_10848_1172.N1	27-MAR-2004 22:58:27	Bright	40.500	60	7Bet UMi	2.0810	3950.0	81	10848	No
427	GOM_NL__2PRFIN20040327_230138_000000502025_00273_10848_1173.N1	27-MAR-2004 23:01:38	Bright	50.000	119	14Eta Dra	2.7270	4700.0	100	10848	No
428	GOM_NL__2PRFIN20040327_230611_000000392025_00273_10848_1174.N1	27-MAR-2004 23:06:11	Bright	39.000	76	27Gam Cas	2.3000	30000.	78	10848	No
429	GOM_NL__2PRFIN20040327_230724_000000372025_00273_10848_1175.N1	27-MAR-2004 23:07:24	Bright	37.000	74	11Bet Cas	2.2680	6600.0	74	10848	No
430	GOM_NL__2PRFIN20040327_231237_000000462025_00273_10848_1176.N1	27-MAR-2004 23:12:37	Bright	45.500	144	18Del Cyg	2.8600	11000.	91	10848	No
431	GOM_NL__2PRFIN20040327_231422_000000452025_00273_10848_1177.N1	27-MAR-2004 23:14:22	Bright	45.000	66	37Gam Cyg	2.2080	5900.0	90	10848	No
432	GOM_NL__2PRFIN20040327_231619_000000432025_00273_10848_1178.N1	27-MAR-2004 23:16:19	Bright	42.500	92	53Eps Cyg	2.5000	4500.0	85	10848	No
433	GOM_NL__2PRFIN20040327_232244_000000422025_00273_10848_1179.N1	27-MAR-2004 23:22:44	Bright	42.000	61	8Eps Peg	2.1000	3900.0	84	10848	No
434	GOM_NL__2PRFIN20040327_232551_000000642025_00273_10848_1180.N1	27-MAR-2004 23:25:51	Dark	63.500	11	53Alp Aql	0.76500	8000.0	127	10848	No
435	GOM_NL__2PRFIN20040327_232952_000000412025_00273_10848_1181.N1	27-MAR-2004 23:29:52	Dark	41.000	142	49Del Cap	2.8500	8900.0	82	10848	No
436	GOM_NL__2PRFIN20040327_233533_000000392025_00273_10848_1182.N1	27-MAR-2004 23:35:33	Dark	38.500	172	Gam Gru	3.0030	13100.	77	10848	No
437	GOM_NL__2PRFIN20040327_233719_000000592025_00273_10848_1183.N1	27-MAR-2004 23:37:19	Dark	58.500	155	41Pi Sgr	2.9000	6600.0	117	10848	No
438	GOM_NL__2PRFIN20040327_233930_000000542025_00273_10848_1184.N1	27-MAR-2004 23:39:30	Dark	54.000	57	34Sig Sgr	2.0660	26000.	108	10848	No
439	GOM_NL__2PRFIN20040327_234715_000000602025_00274_10849_1163.N1	27-MAR-2004 23:47:15	Dark	59.500	25	35Lam Sco	1.6200	28000.	119	10849	No
440	GOM_NL__2PRFIN20040327_234929_000000422025_00274_10849_1164.N1	27-MAR-2004 23:49:29	Dark	42.000	43	Alp TrA	1.9100	4250.0	84	10849	No
441	GOM_NL__2PRFIN20040327_235113_000000752025_00274_10849_1165.N1	27-MAR-2004 23:51:13	Dark	74.500	75	26Eps Sco	2.2910	4250.0	149	10849	No
442	GOM_NL__2PRFIN20040327_235356_000000522025_00274_10849_1166.N1	27-MAR-2004 23:53:56	Dark	52.000	4	Alp1Cen	-0.010000	5800.0	104	10849	No
443	GOM_NL__2PRFIN20040327_235625_000000482025_00274_10849_1167.N1	27-MAR-2004 23:56:25	Straylight	47.500	12	Alp1Cru	0.77500	30000.	95	10849	No
444	GOM_NL__2PRFIN20040327_235747_000000532025_00274_10849_1168.N1	27-MAR-2004 23:57:47	Straylight	53.000	26	Gam Cru	1.6240	2900.0	106	10849	No

3. Quality information per product

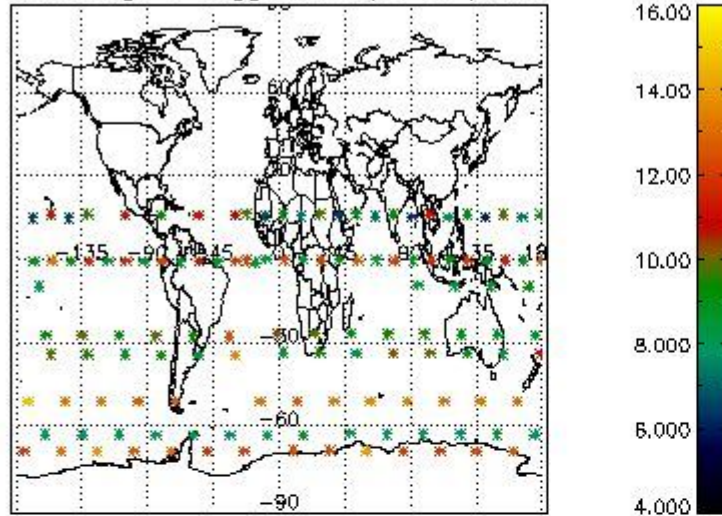
In this section it is plotted some information contained in the Quality Summary data set of the level 2 products. Only products in dark limb conditions and without errors (error flag in the MPH set to "0") are used.

3.1 Plot quality information per product (time dependant)

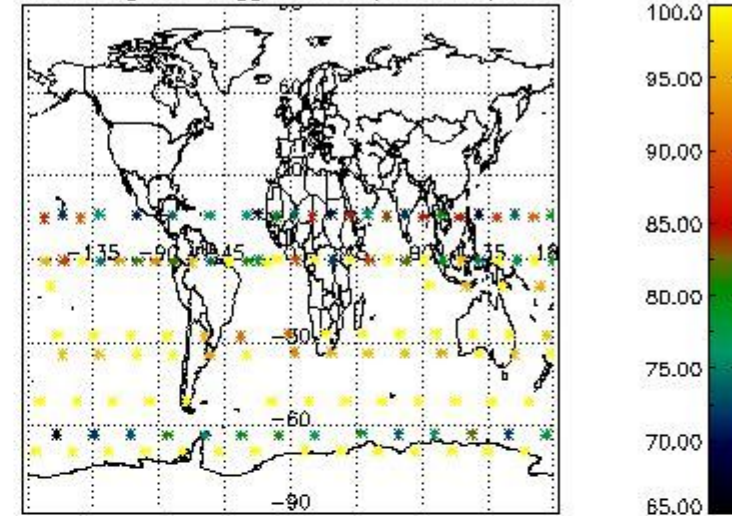


3.2 Plot quality information per product (world map)

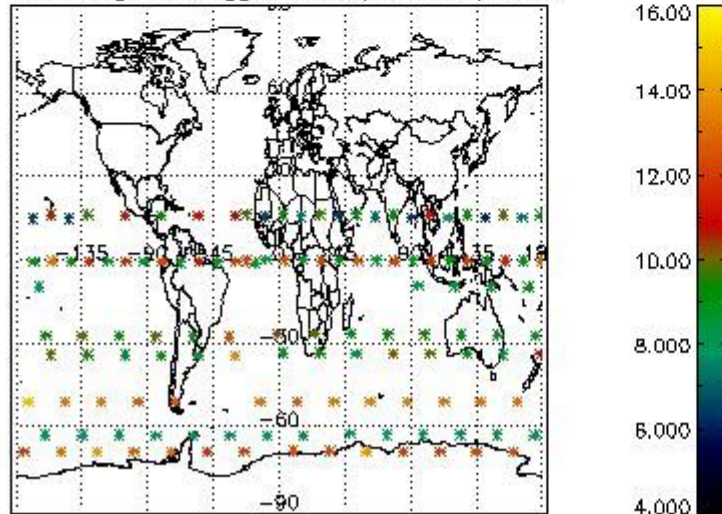
Percentage of flagged data per O3 profile



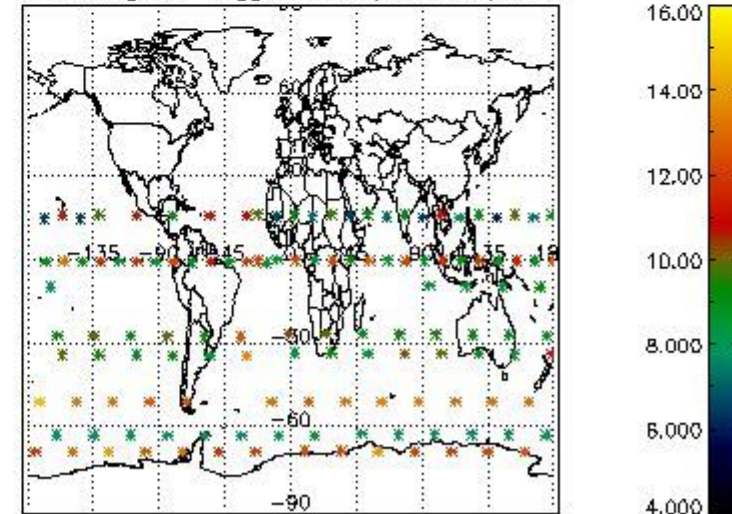
Percentage of flagged data per H2O profile



Percentage of flagged data per NO2 profile



Percentage of flagged data per NO3 profile

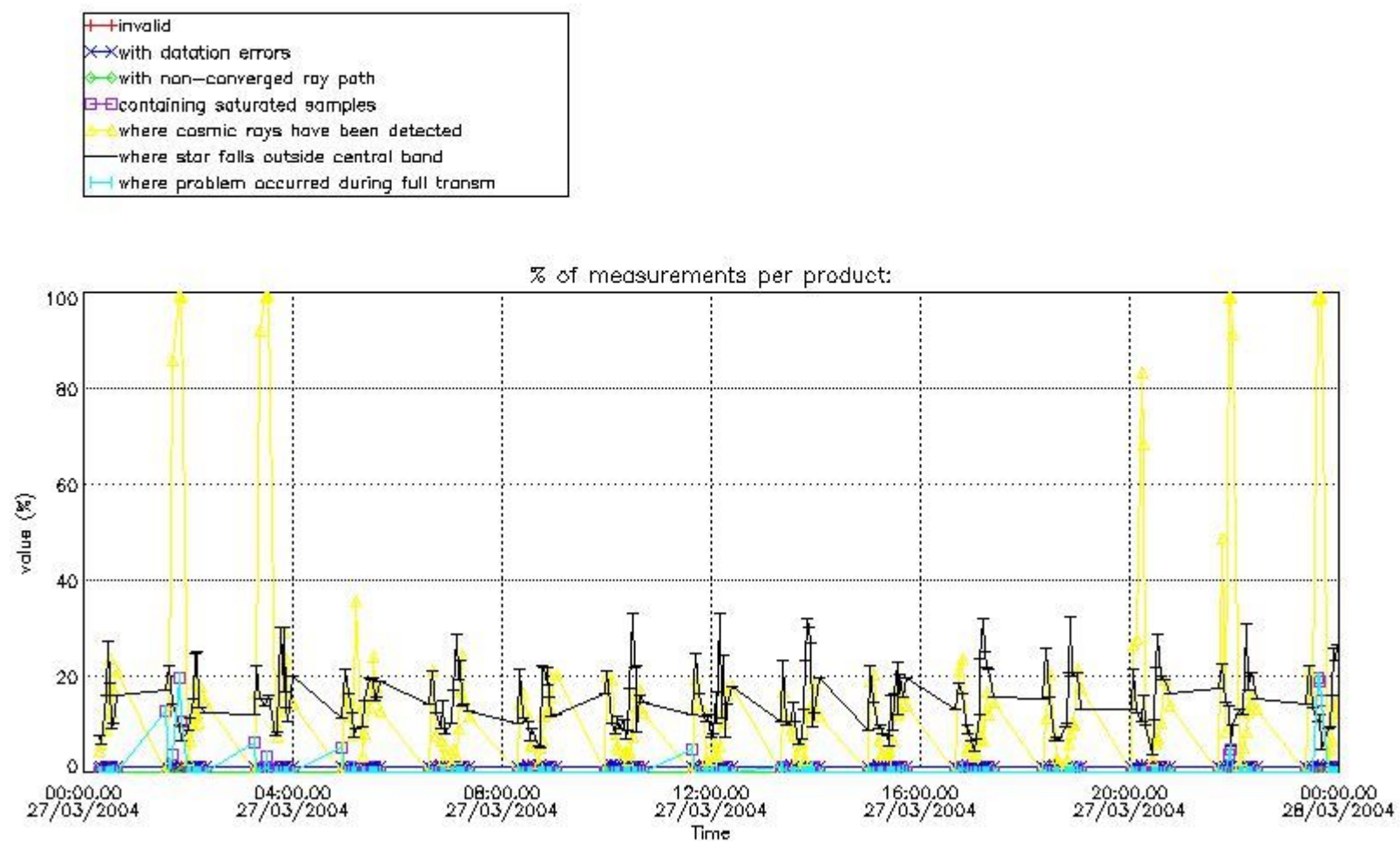


4. Level 1 quality information per product

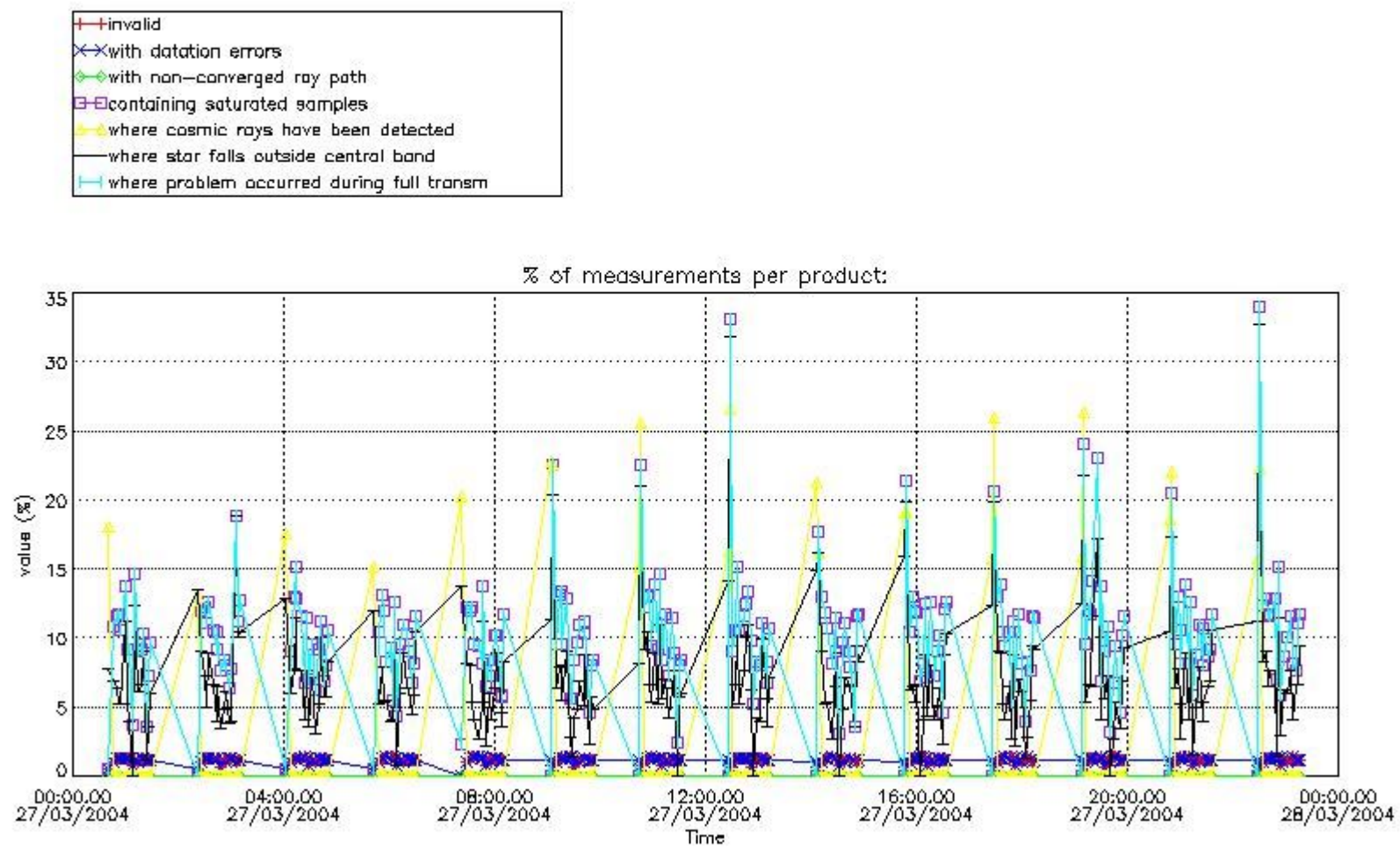
In this section it is plotted some information contained in the Quality Summary data set of the level 2 products that comes from the level 1b processing. Products without errors (error flag in the MPH set to "0") are used.

4.1 Plot quality information per product (time dependant) coming from level 1b processing

4.1.1 Plot level 1 quality information per product (time dependant): ENVISAT ASCENDING passes



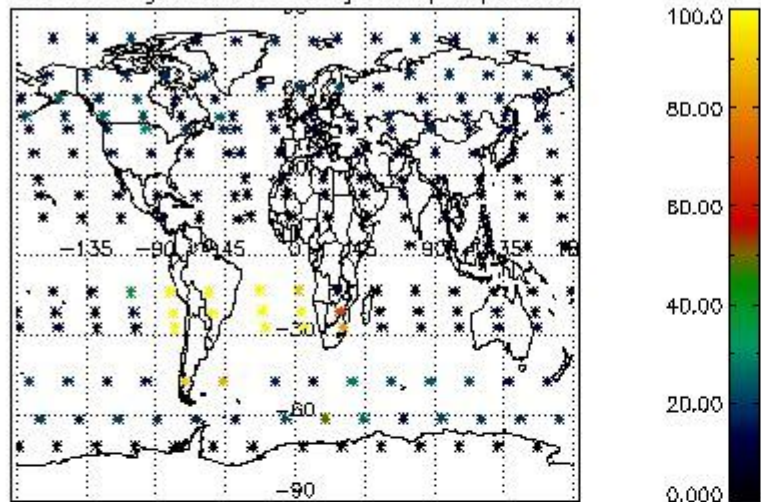
4.1.2 Plot level 1 quality information per product (time dependant): ENVI SAT DESCENDING passes



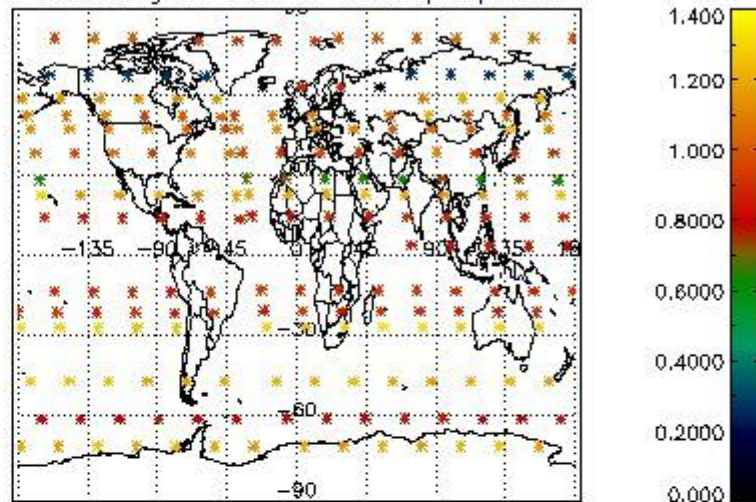
4.2 Plot quality information per product coming from level 1b processing (world map)

4.2.1 Plot level 1 quality information per product (world map): ENVISAT ASCENDING passes

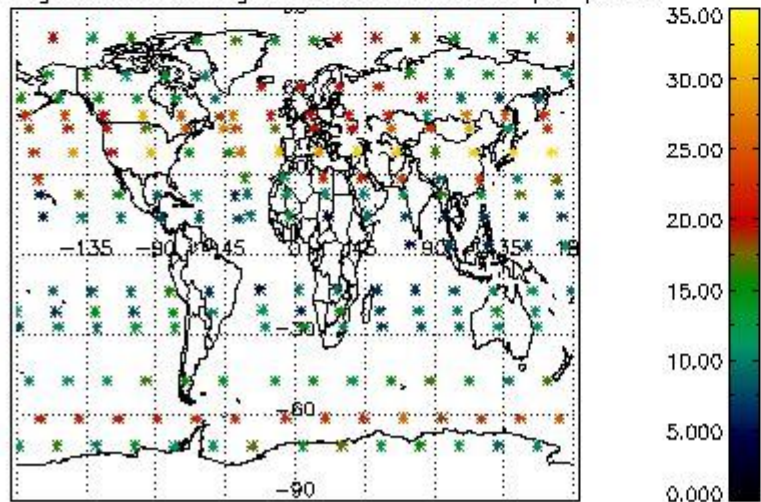
Percentage of cosmic ray hits per profile



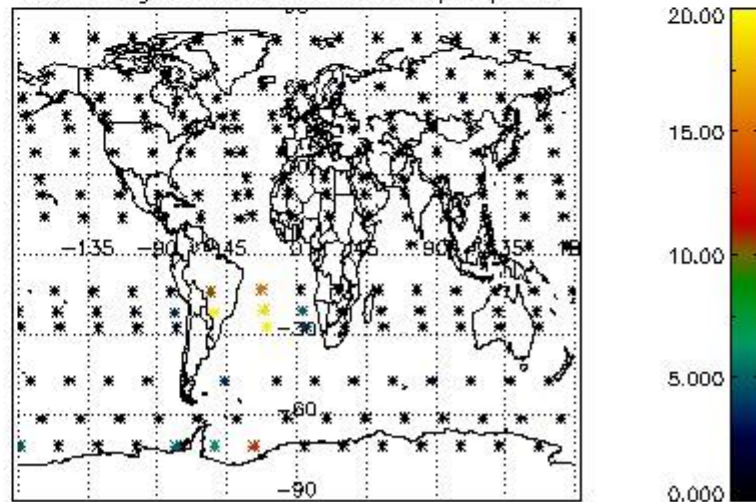
Percentage of datation errors per profile



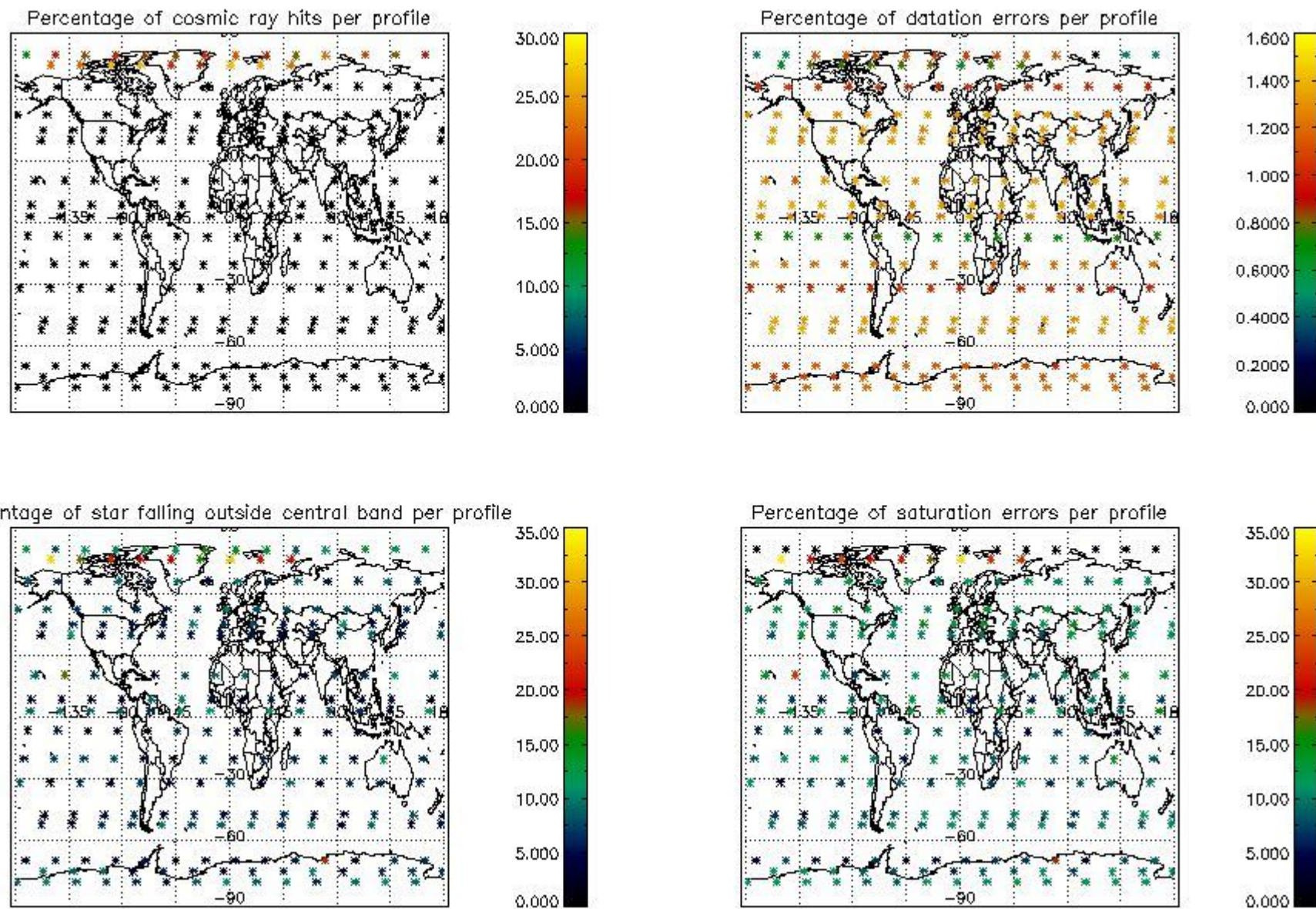
Percentage of star falling outside central band per profile



Percentage of saturation errors per profile



4.2.2 Plot level 1 quality information per product (world map): ENVISAT DESCENDING passes



5. Trace gas profiles

5.1 Ozone statistics based on quality of products

The final quality of the products can be "measured" using the STD (Standard Deviation) attached to every point profile. This information is written to the parameter GOM_NL__2P/NL_LOCAL_SPECIES_DENSITY/o3_std of the level 2 products. The table below shows the statistics for given STD ranges.

The statistics are given with respect to the overall valid production:

- Products without fatal errors: GOM_NL__2P/MPH/PRODUCT_ERR=0
- Valid point profile: GOM_NL__2P/NL_LOCAL_SPECIES_DENSITY/pcd(0)=0

The 'Criteria' is applied to valid points of dark limb products:

- Products in dark limb illumination condition: GOM_NL__2P/NL_SUMMARY_QUALITY/obs_ill_cond=0
- Products without fatal errors: GOM_NL__2P/MPH/PRODUCT_ERR=0
- Valid point profile: GOM_NL__2P/NL_LOCAL_SPECIES_DENSITY/pcd(0)=0

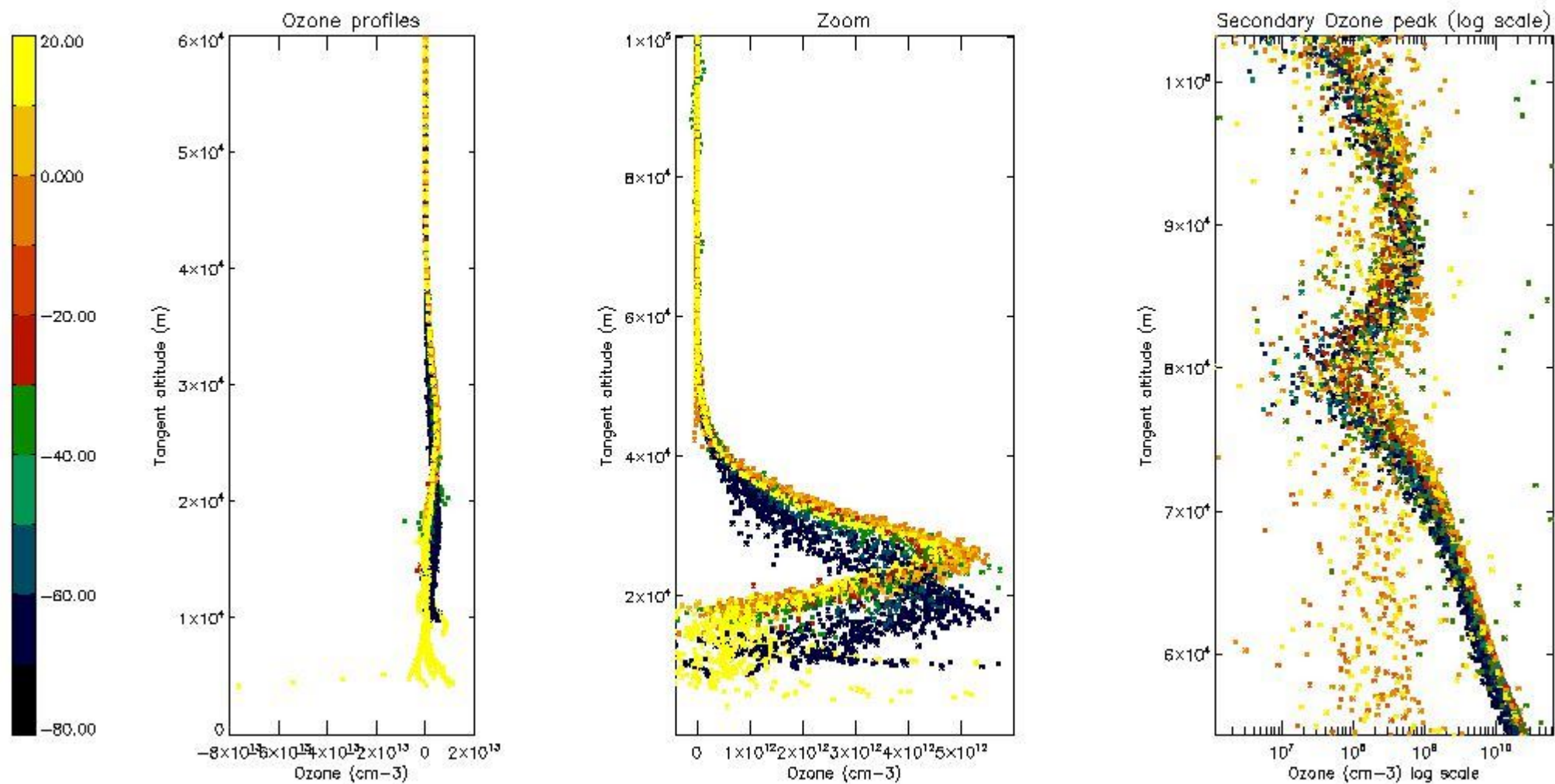
So, the table below shows the percentage of dark limb and valid observations for each criteria with respect to the overall valid daily observations.

Criteria	% of total production
All STD	31
STD < 20	17

STD < 10	14
STD < 5	9

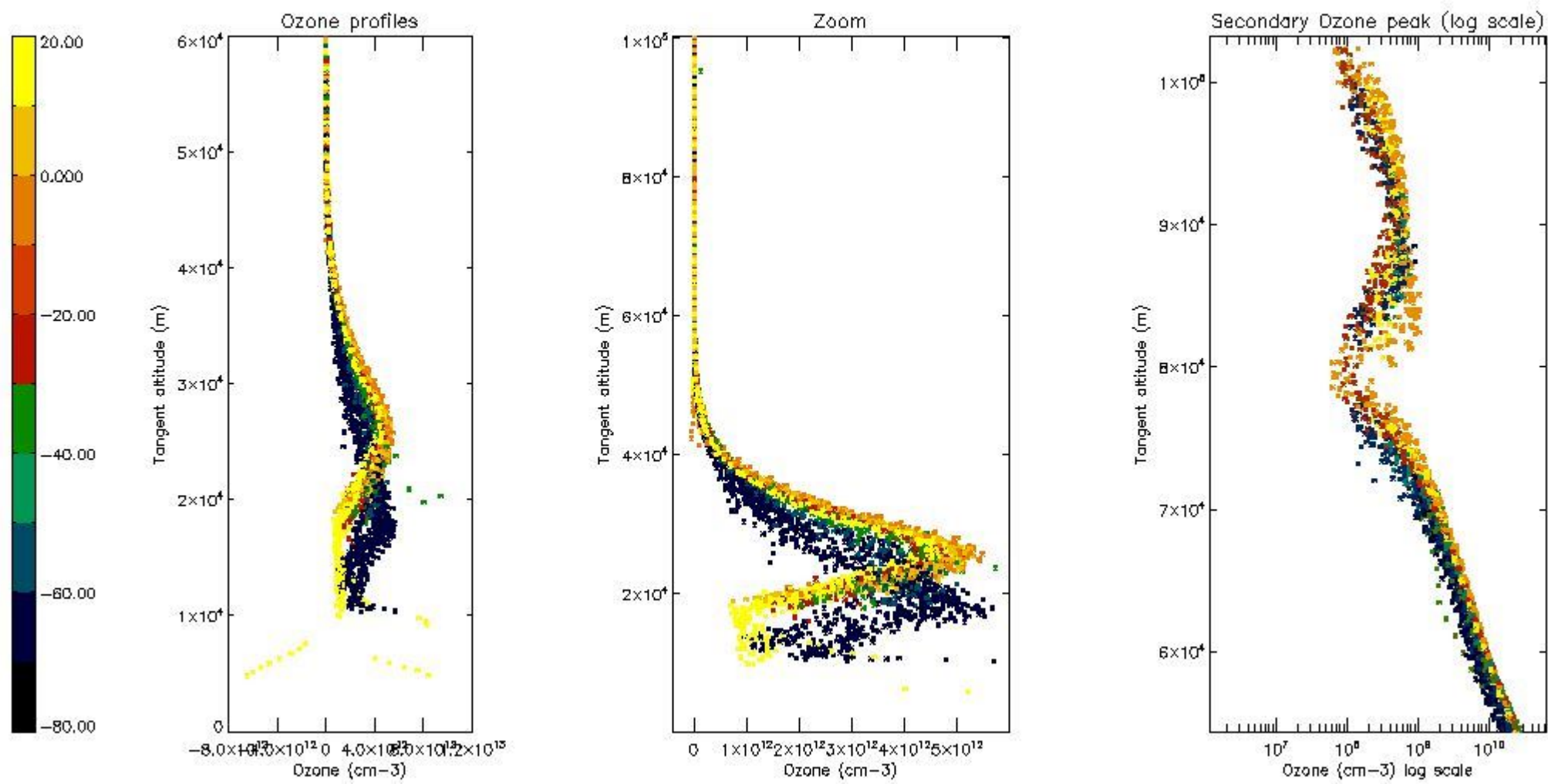
5.2 Plot ozone profiles for all STD (dark without errors)

The colorbar represents the latitude.



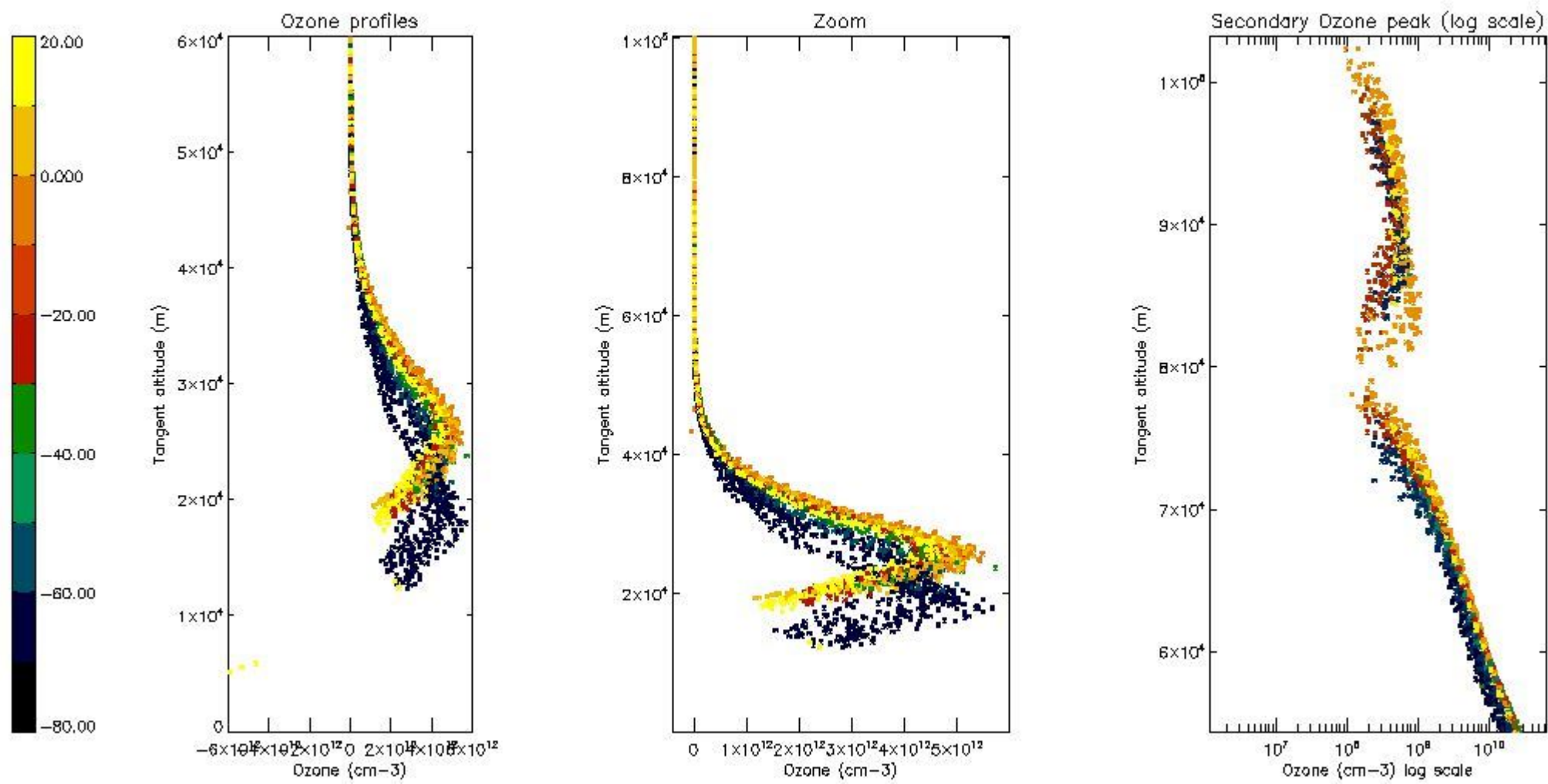
5.3 Plot ozone profiles where STD < 20% (dark without errors)

The colorbar represents the latitude.



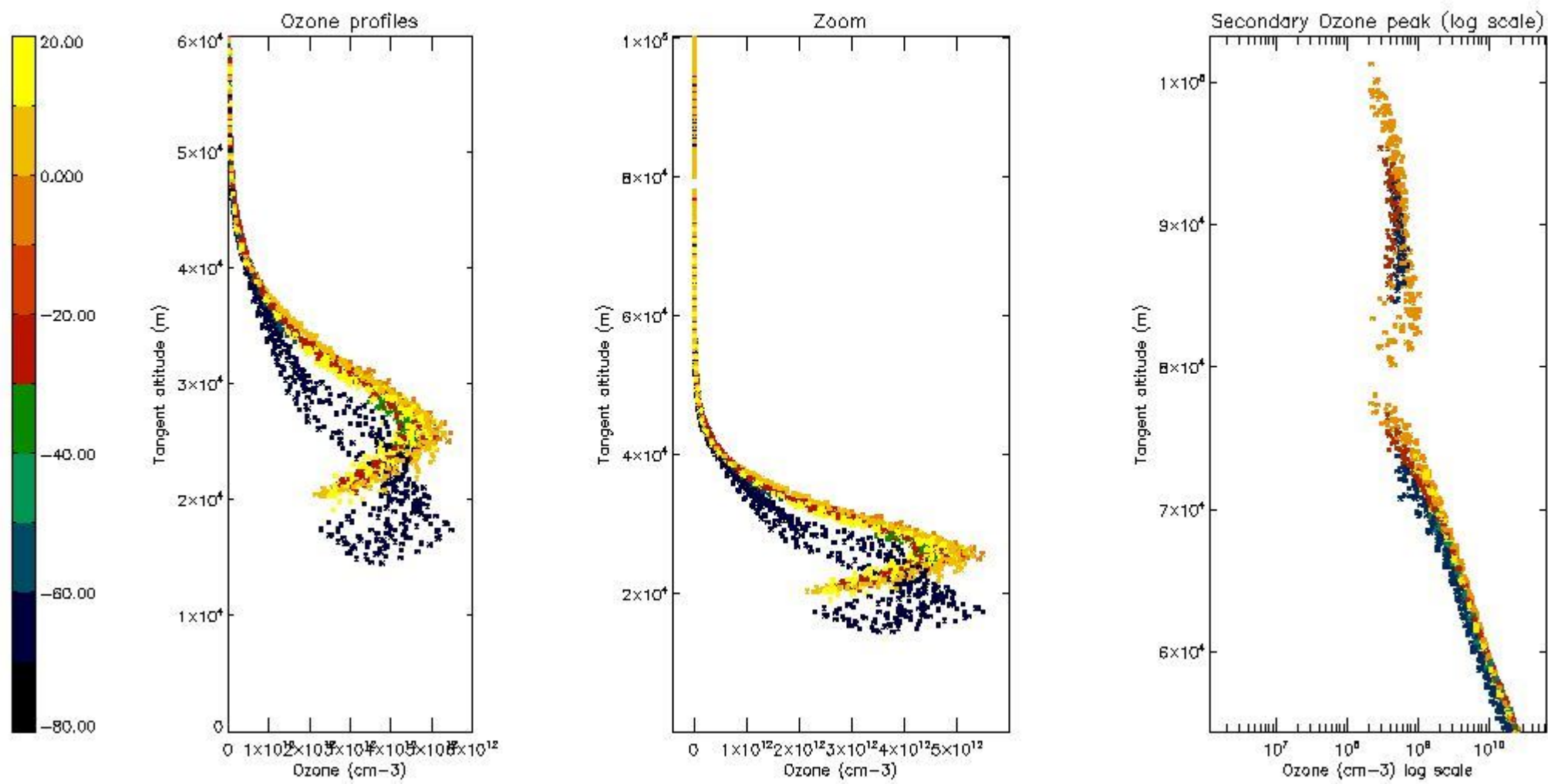
5.4 Plot ozone profiles where STD < 10% (dark without errors)

The colorbar represents the latitude.



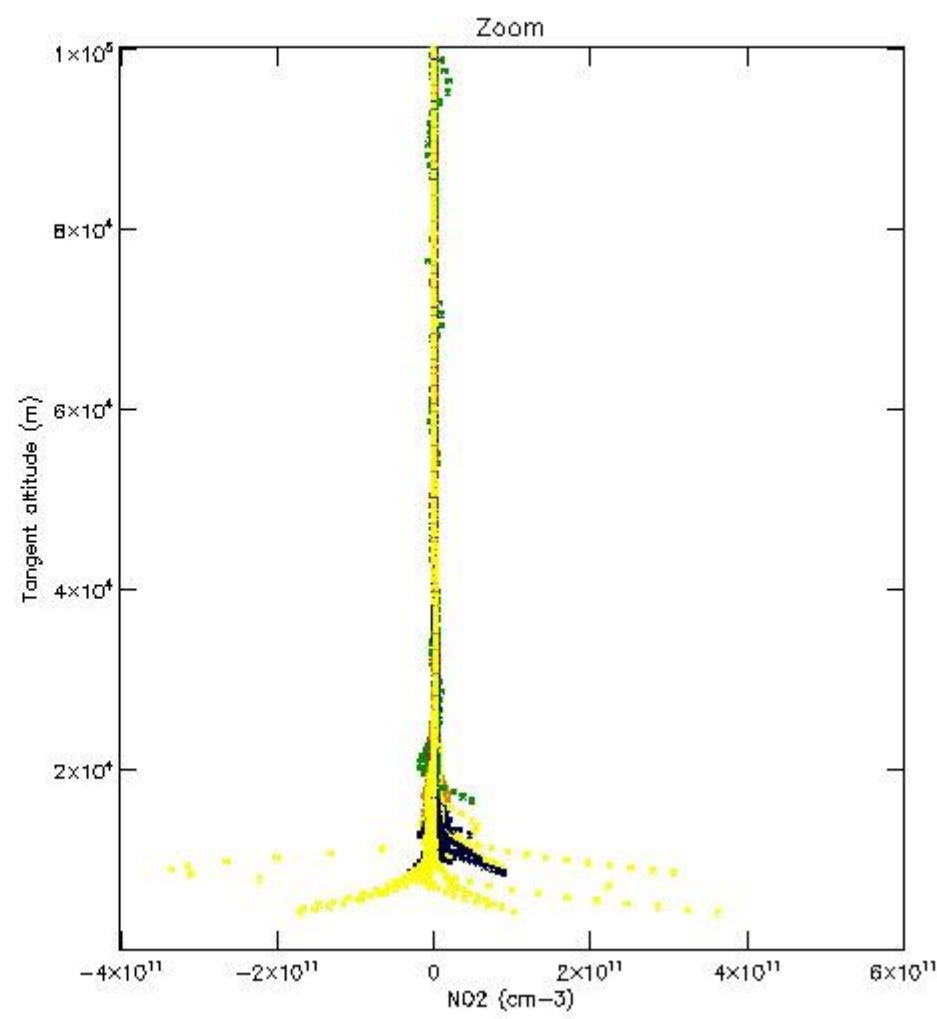
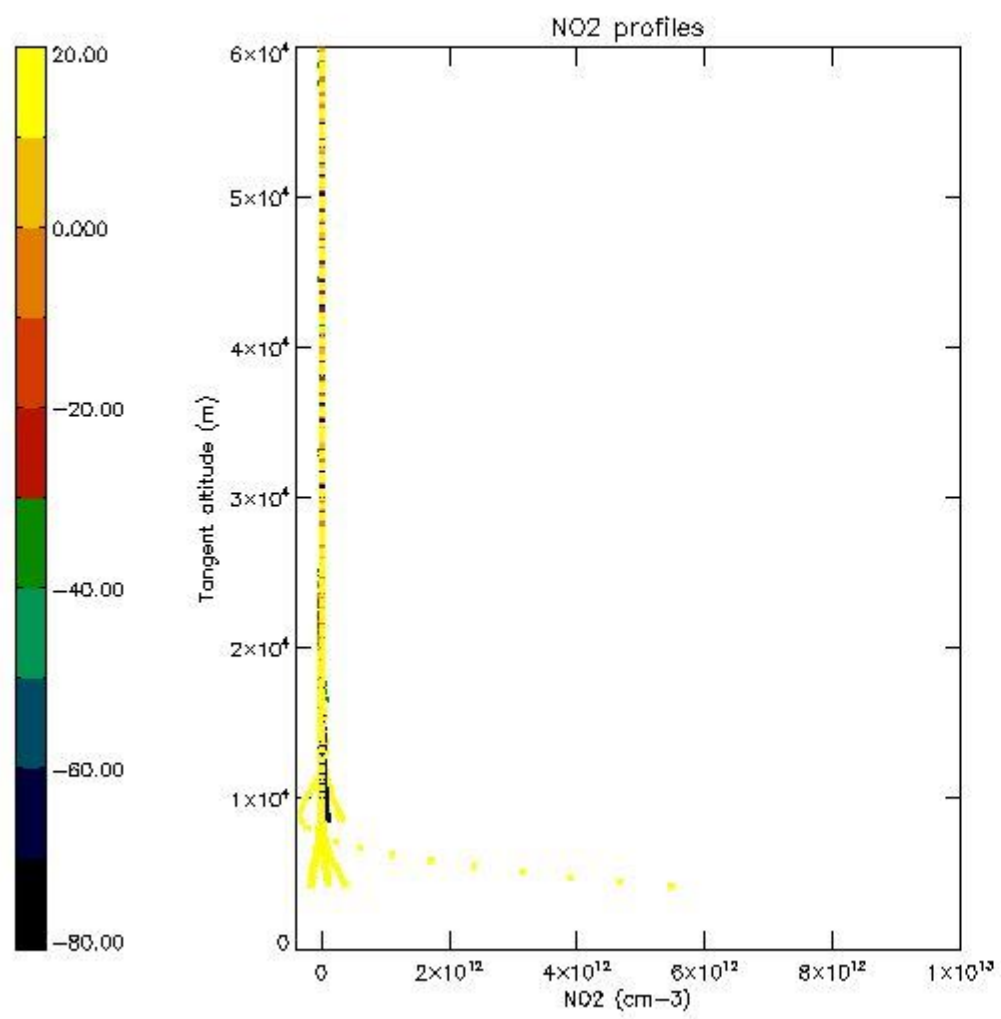
5.5 Plot ozone profiles where STD < 5% (dark without errors)

The colorbar represents the latitude.



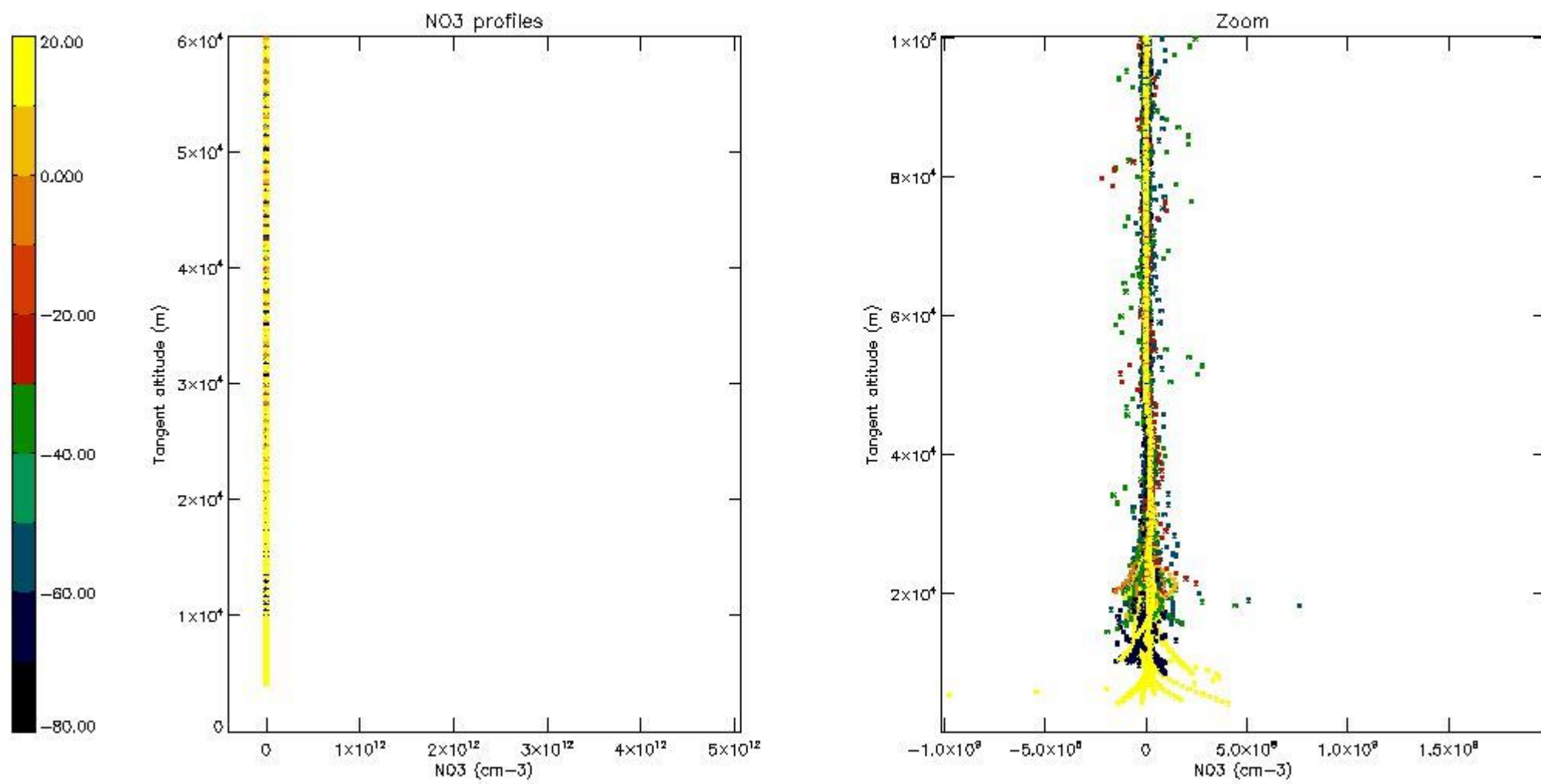
5.6 Plot NO₂ profiles for all STD (dark without errors)

The colorbar represents the latitude.



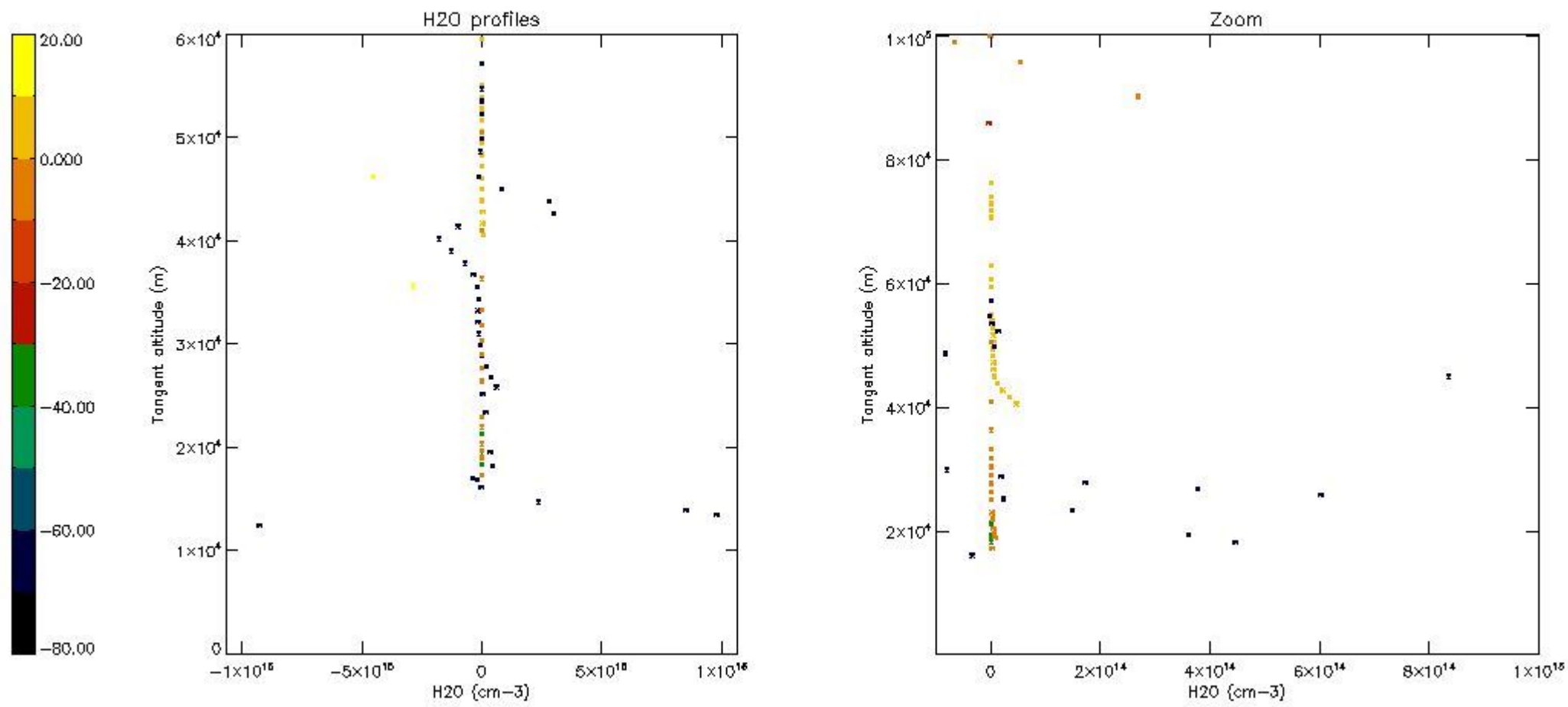
5.7 Plot NO3 profiles for all STD (dark without errors)

The colorbar represents the latitude.



5.8 Plot H2O profiles for all STD (only for occultations of stars 1,2,3,4,13,14,16,26,63 dark without errors)


The colorbar represents the latitude.



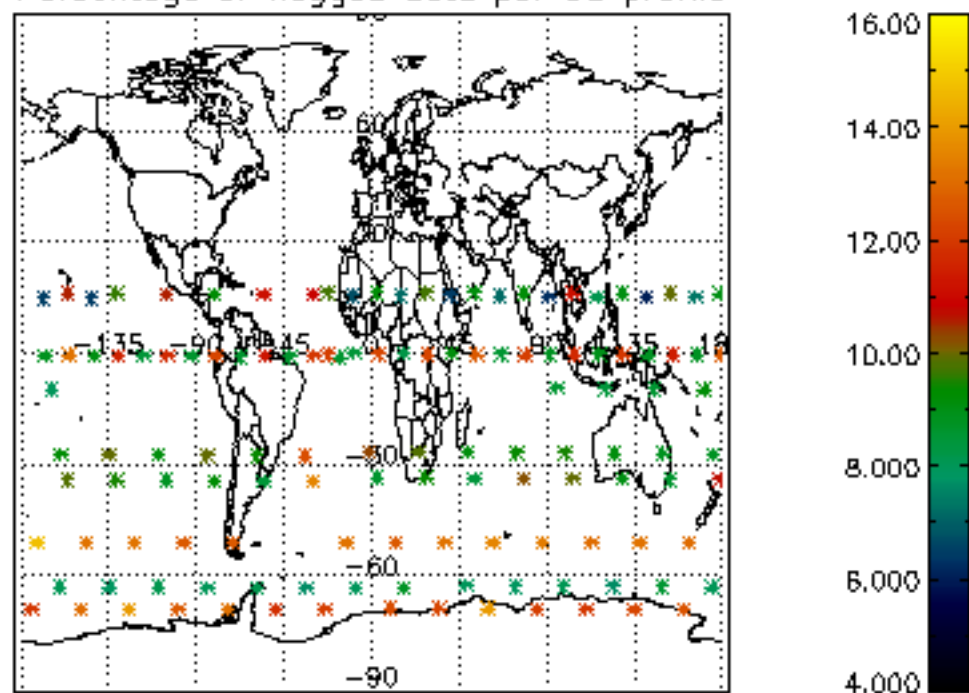
6. Auxiliary Data Files used for the production reported in section 2

The number reported in the third column indicates since which file (see list in section 2) the corresponding auxiliary file has been used. The fourth column is the date of those product files.

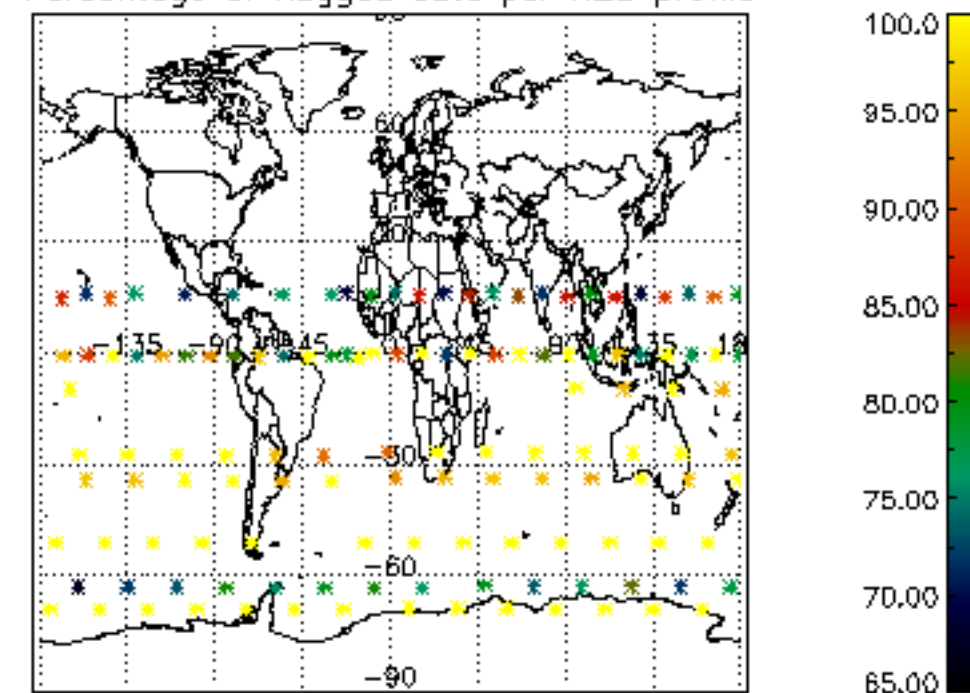
Type	Auxiliary Filename	Used since product	Used since product date
INST_PHYS_CHARACTERISTICS	GOM_INS_AXVIEC20091111_143220_20030716_120000_20500101_000000	1	27-MAR-2004 00:18:33
LEVEL-2_PROC_CONFIG	GOM_PR2_AXVIEC20091111_152718_20020301_000000_20500101_000000	1	27-MAR-2004 00:18:33
CROSS_SECTIONS_FILE	GOM_CRS_AXVIEC20091111_154832_20020301_000000_20500101_000000	1	27-MAR-2004 00:18:33



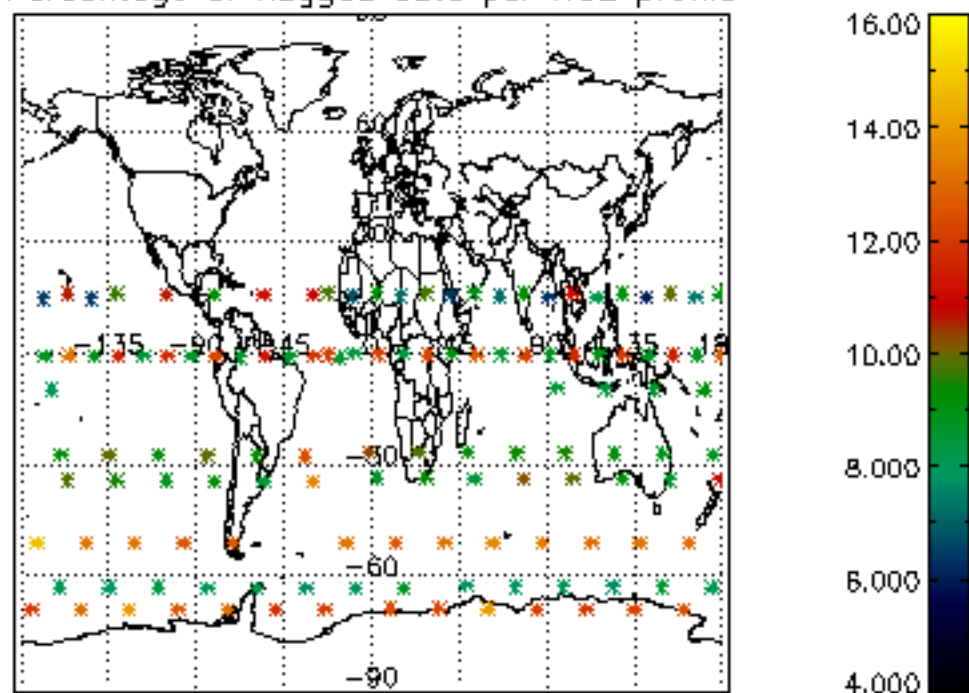
Percentage of flagged data per D3 profile



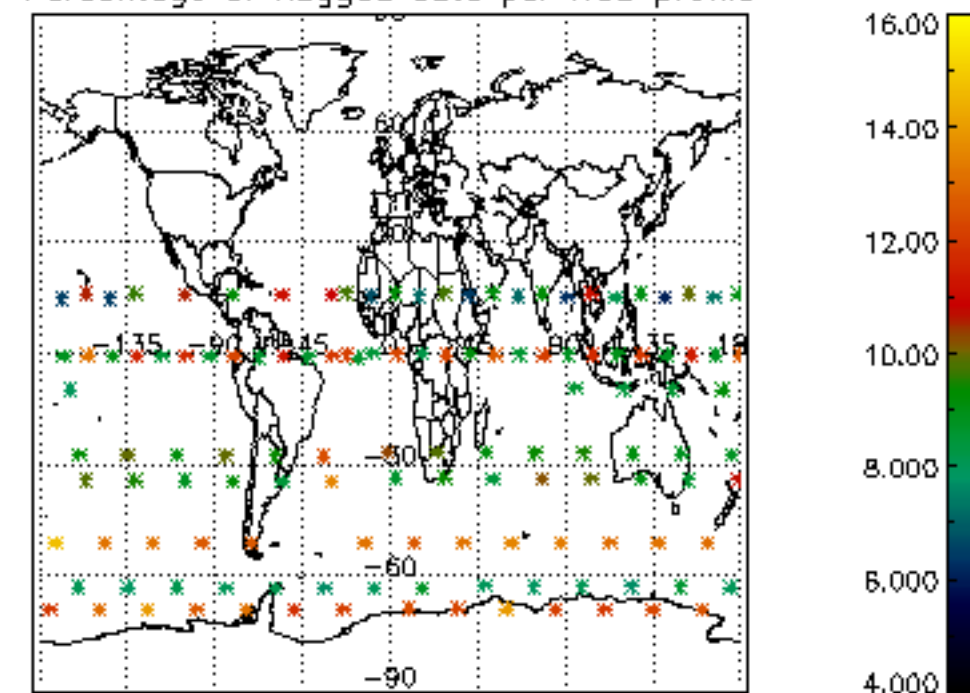
Percentage of flagged data per H2O profile

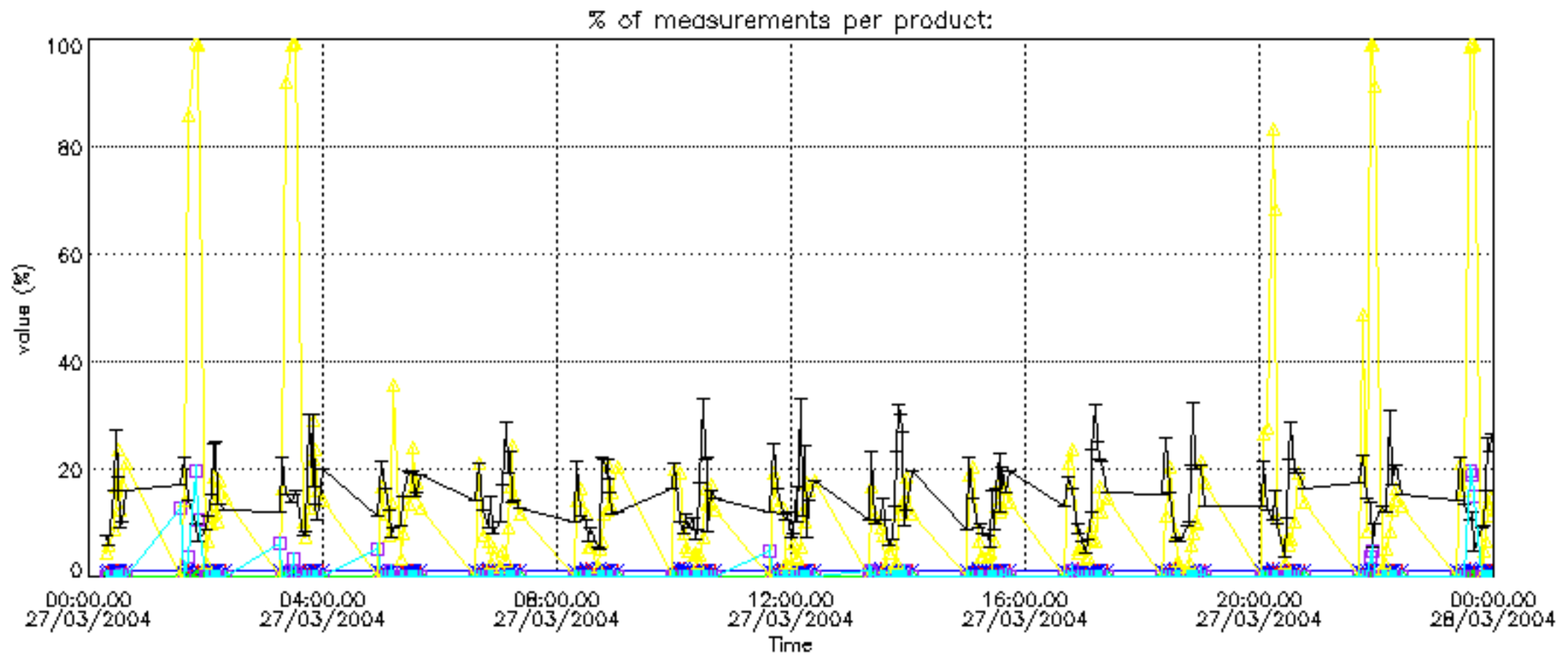


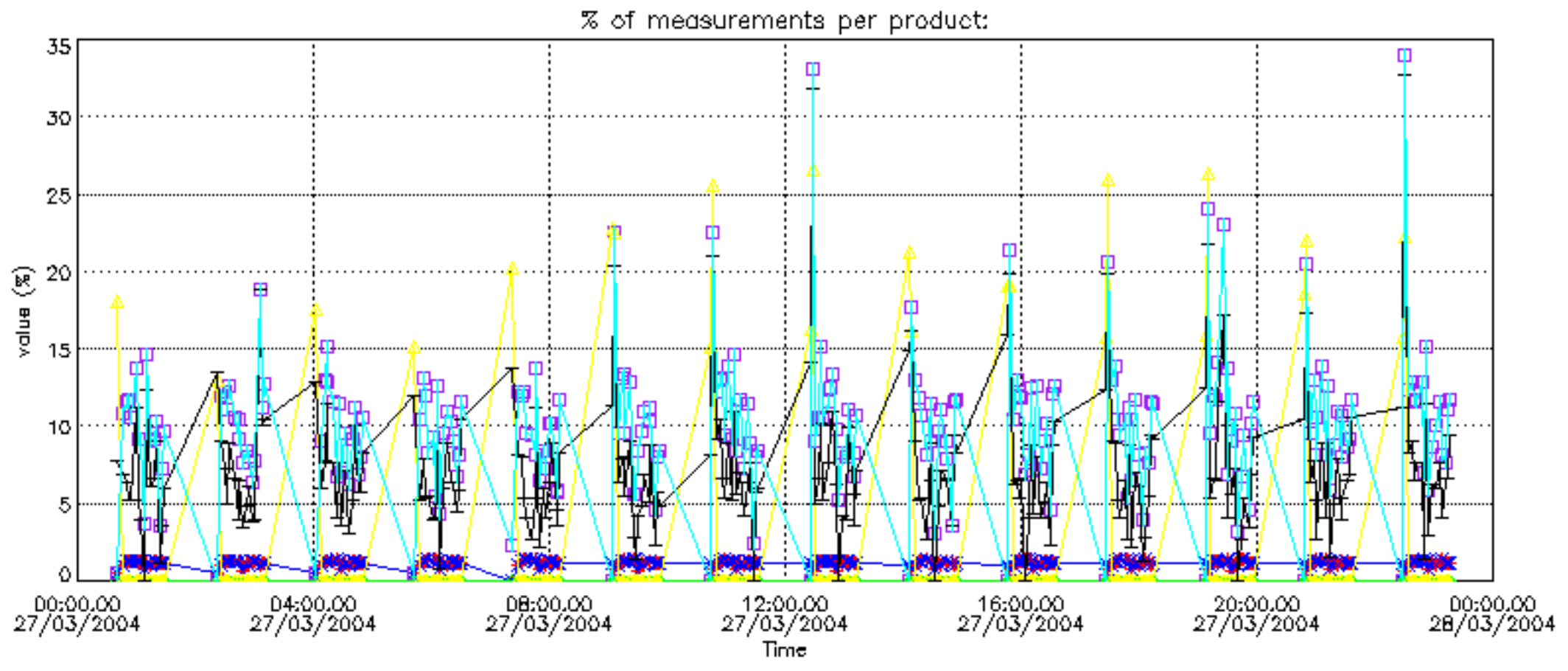
Percentage of flagged data per NO2 profile



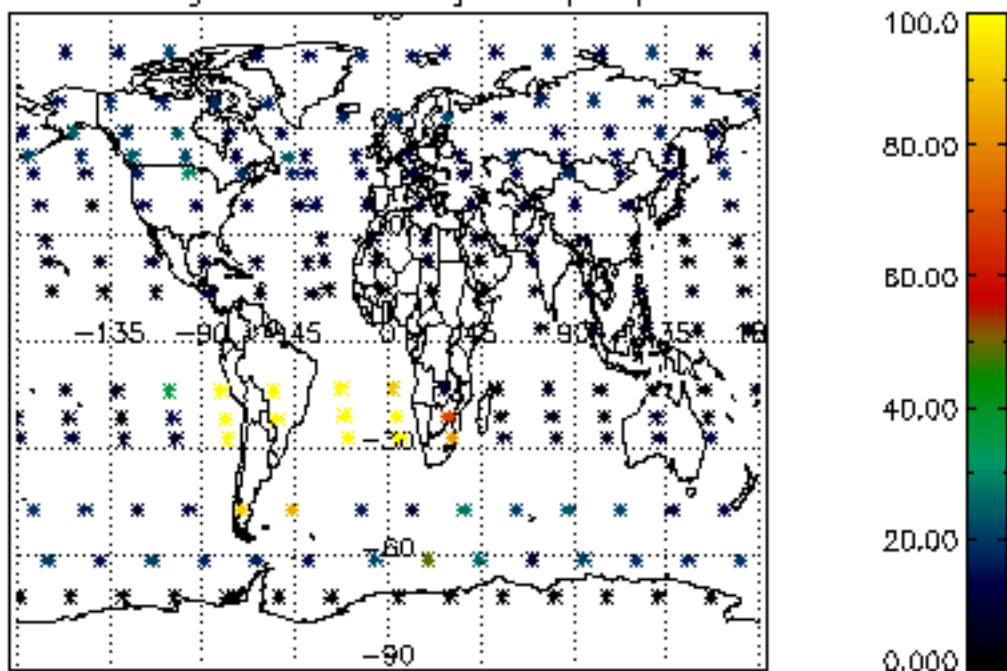
Percentage of flagged data per NO3 profile



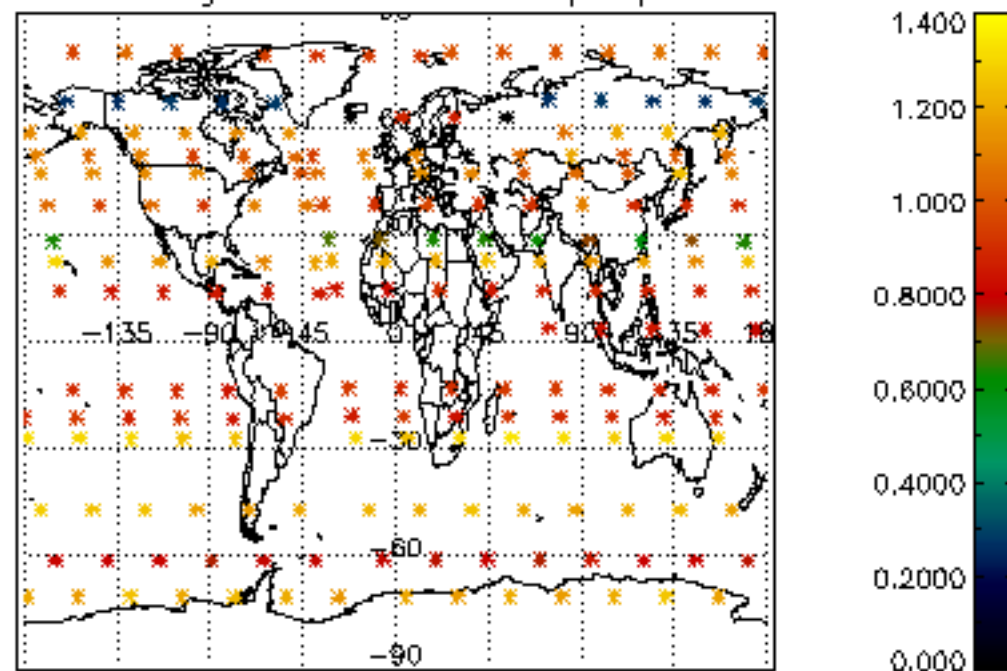




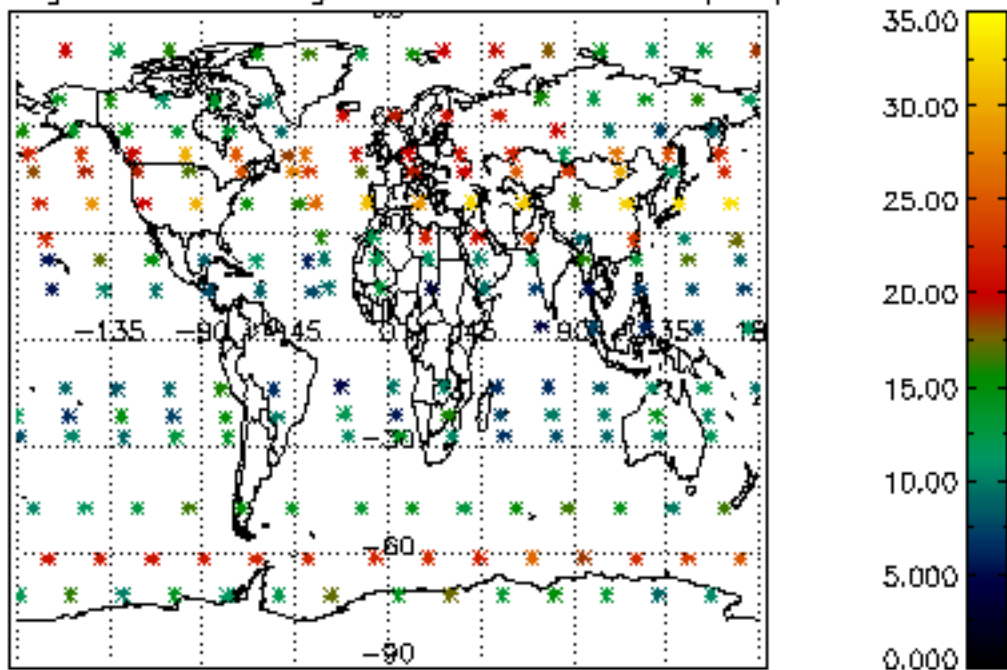
Percentage of cosmic ray hits per profile



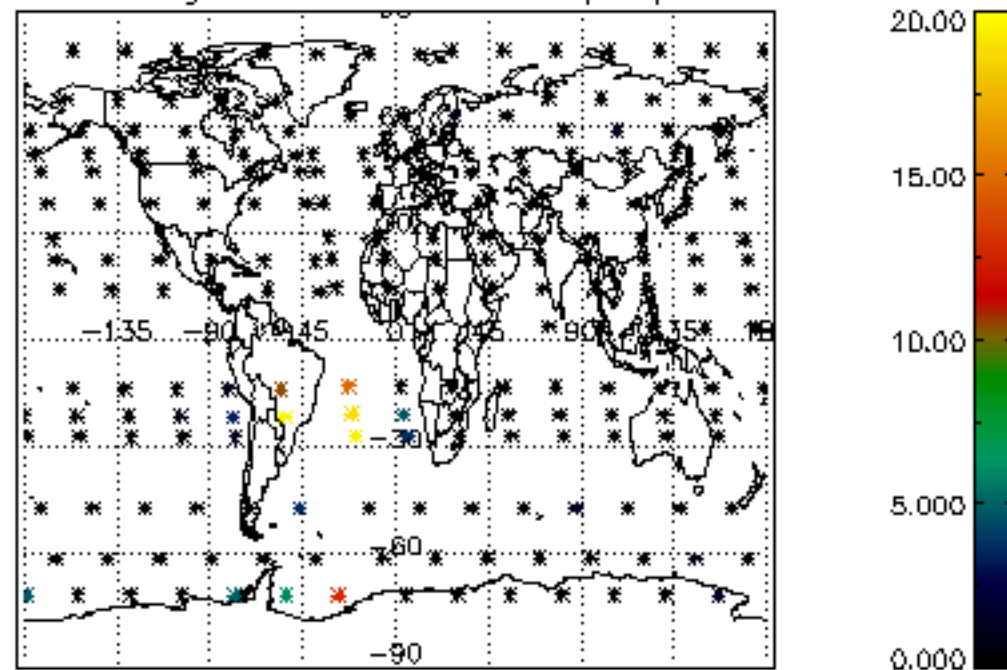
Percentage of datation errors per profile



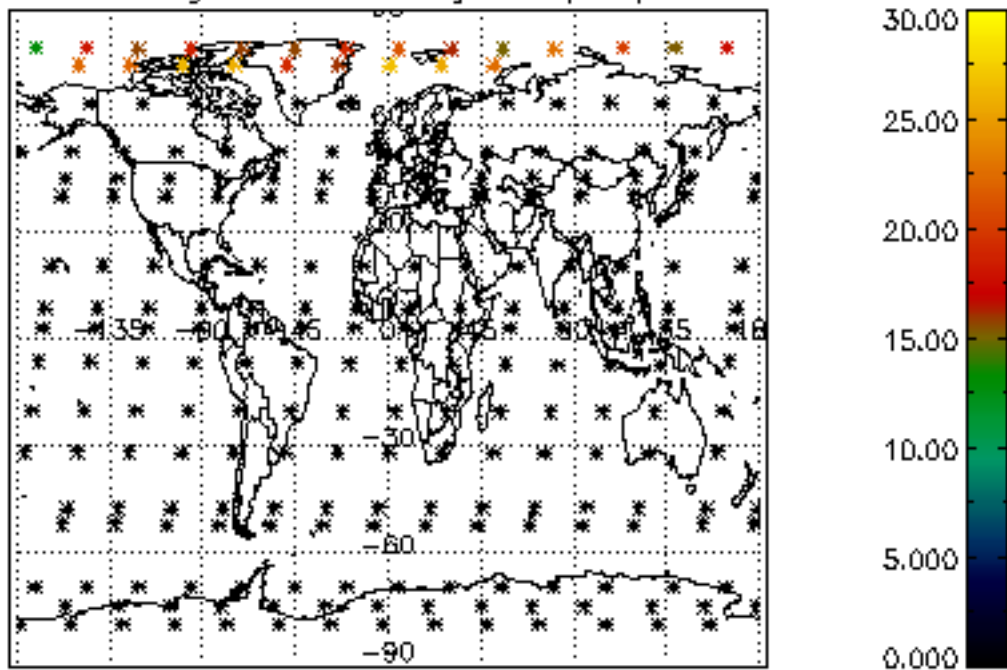
Percentage of star falling outside central band per profile



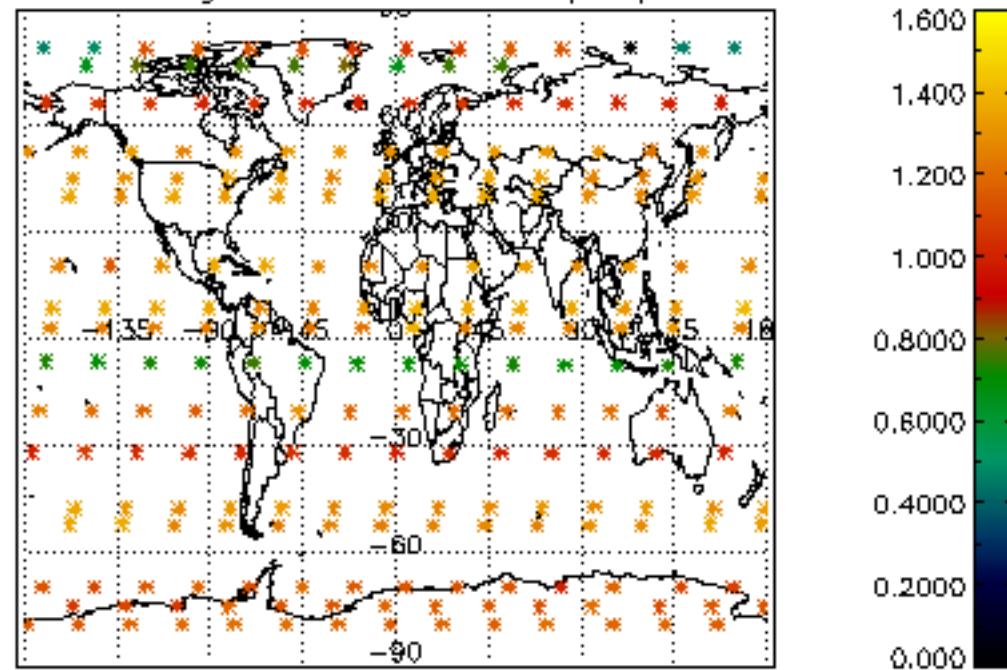
Percentage of saturation errors per profile



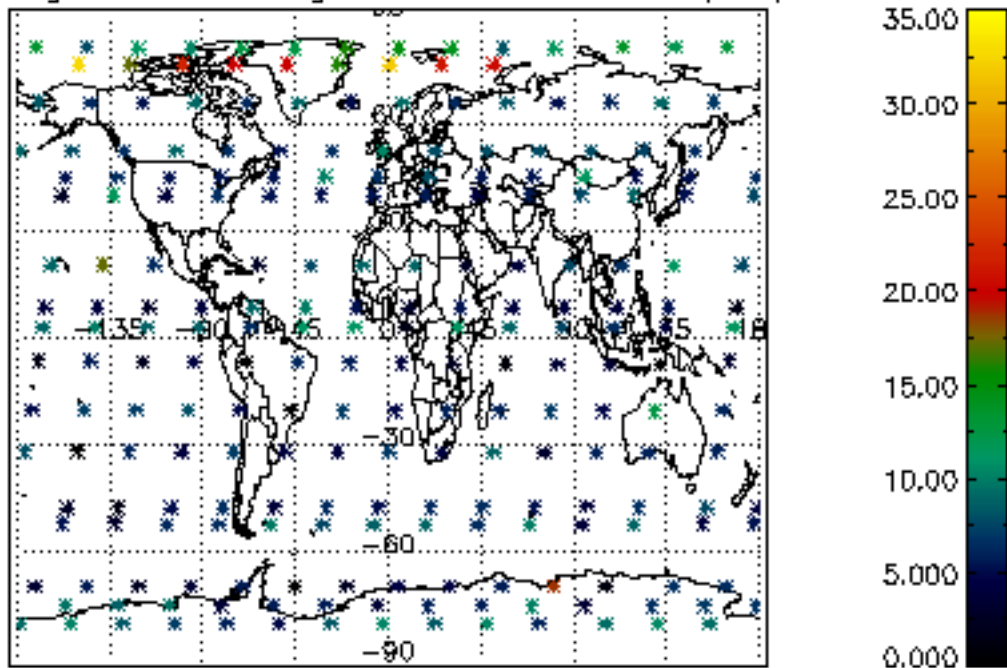
Percentage of cosmic ray hits per profile



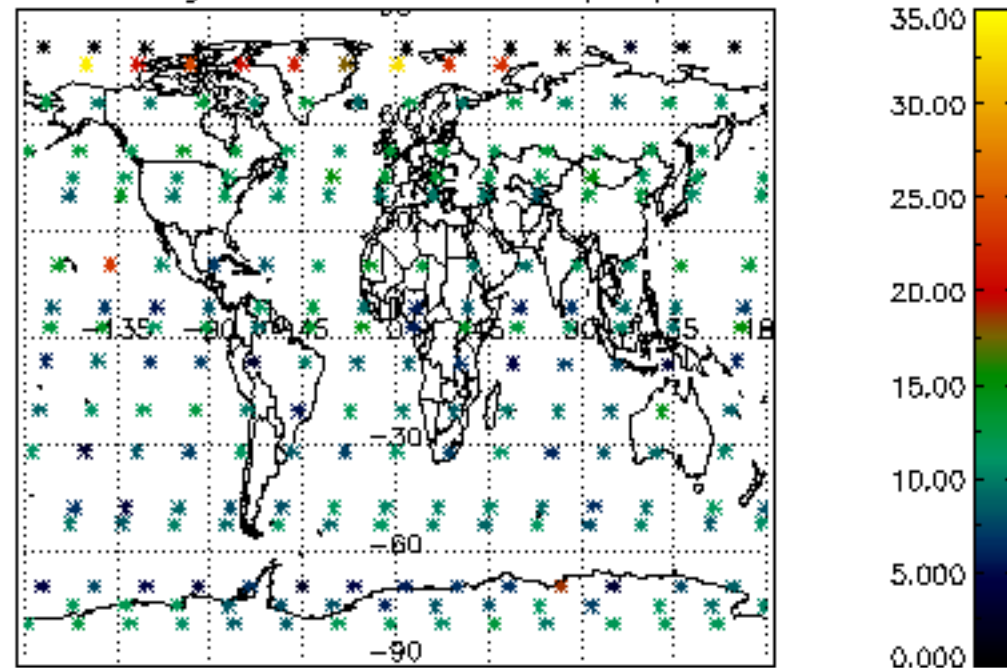
Percentage of datation errors per profile

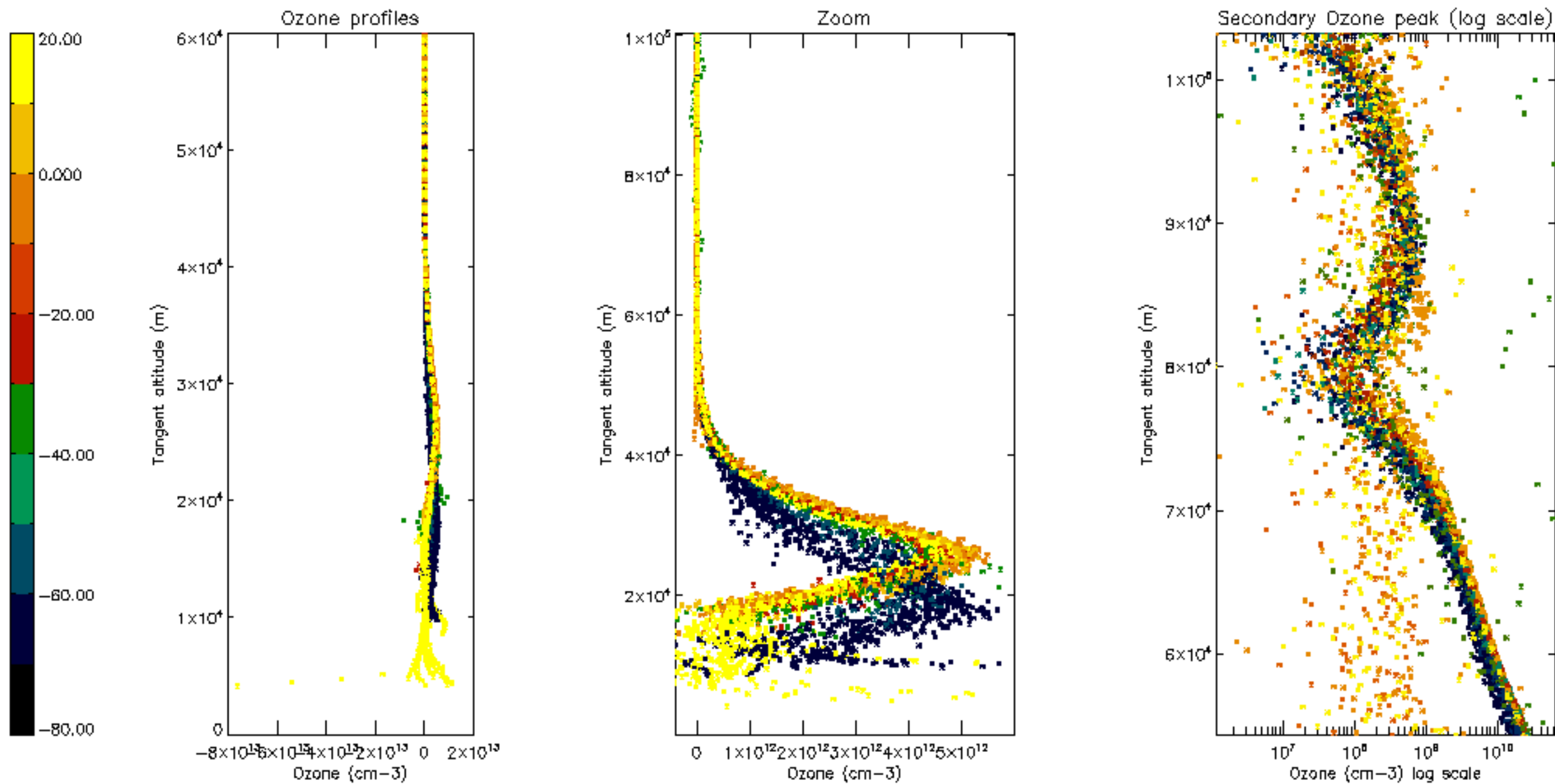


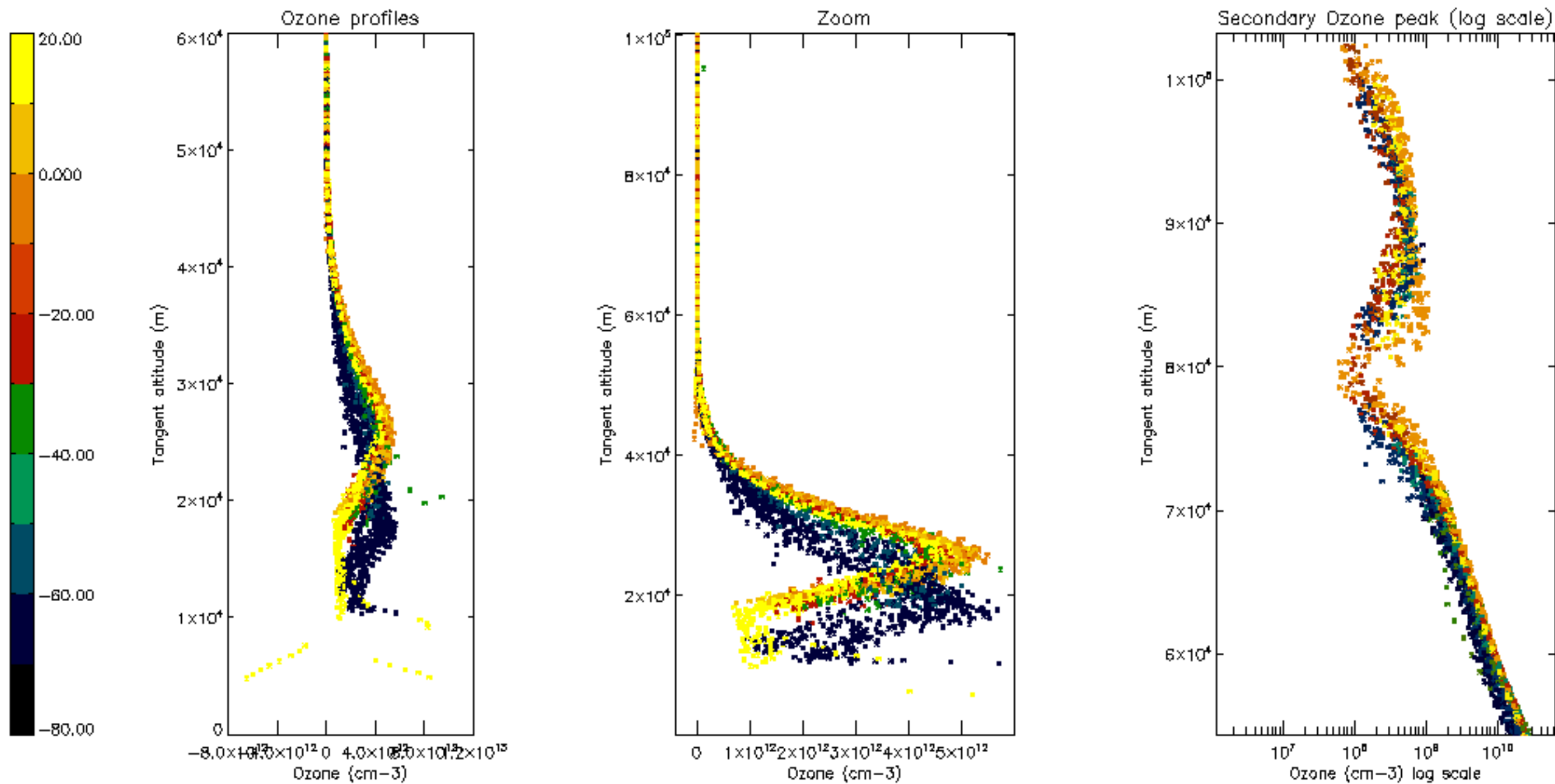
Percentage of star falling outside central band per profile

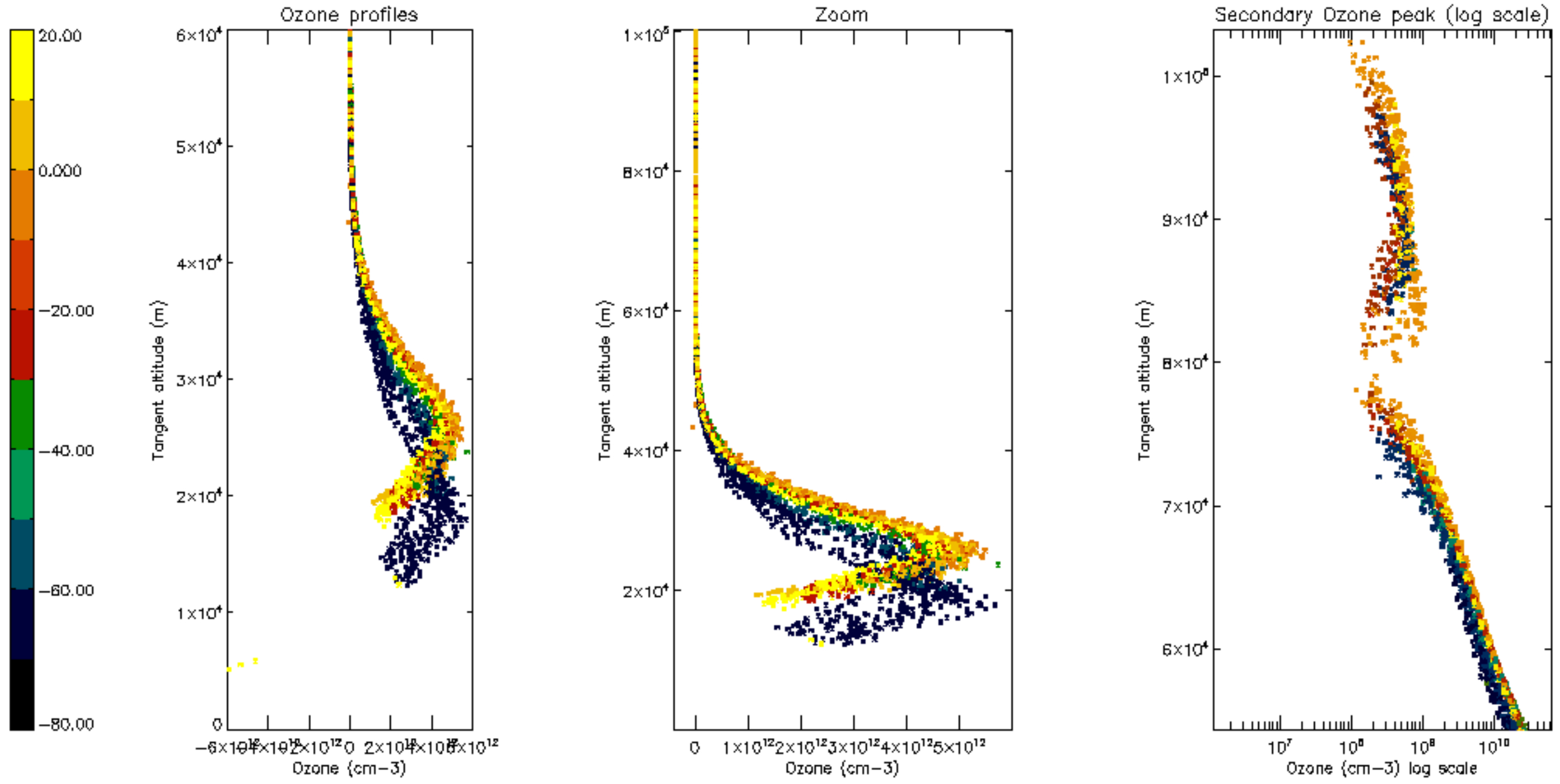


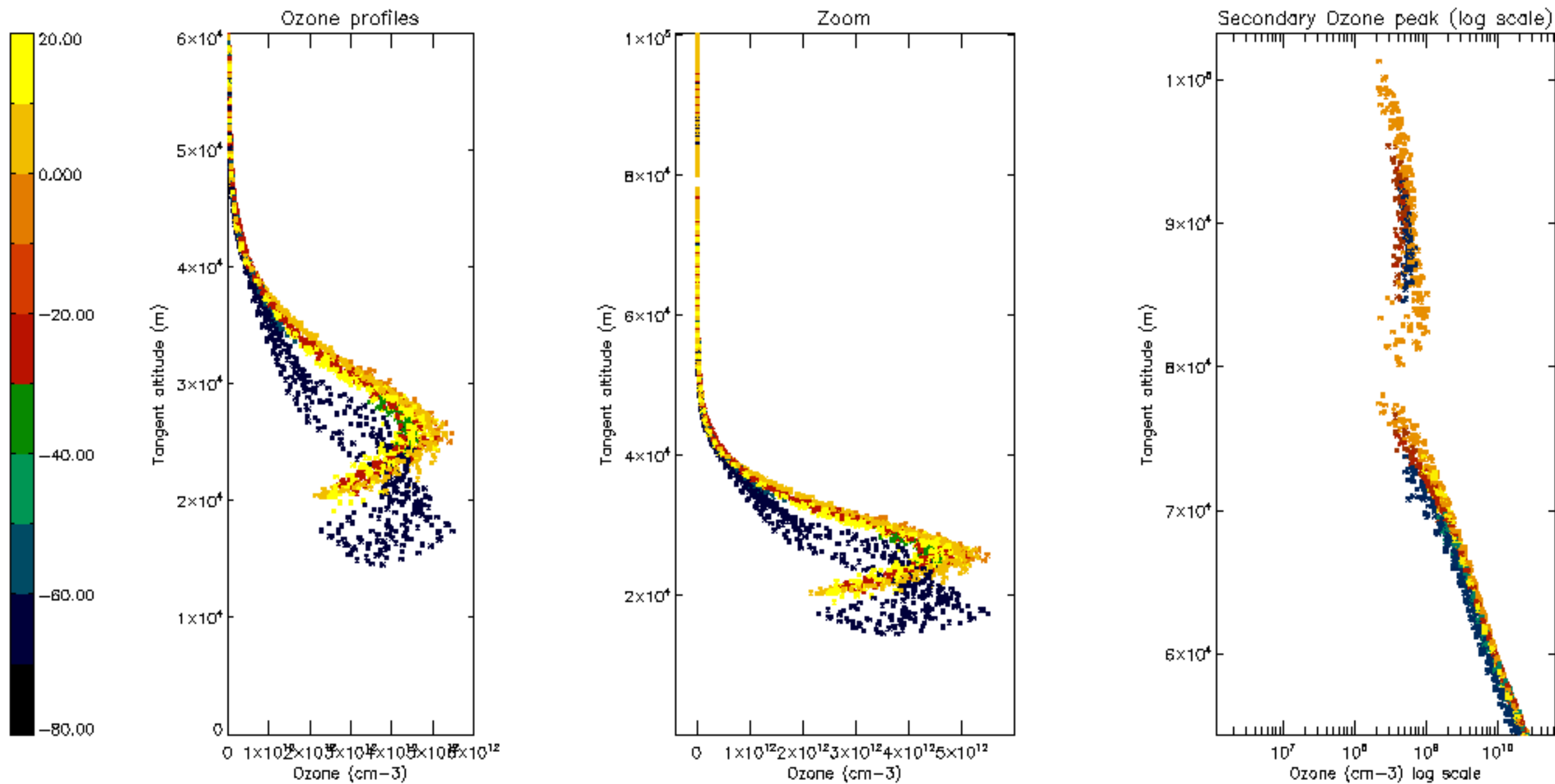
Percentage of saturation errors per profile

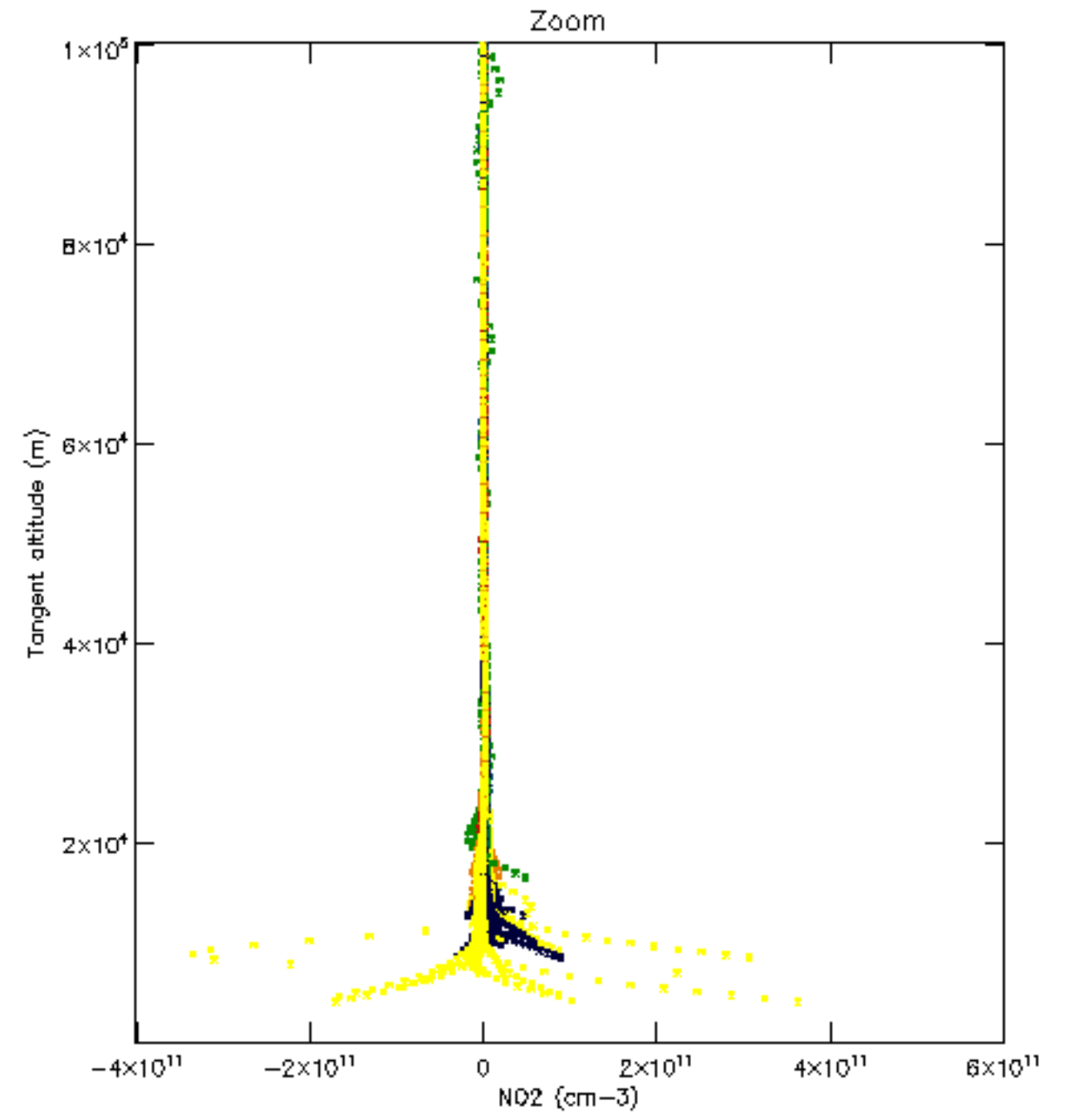
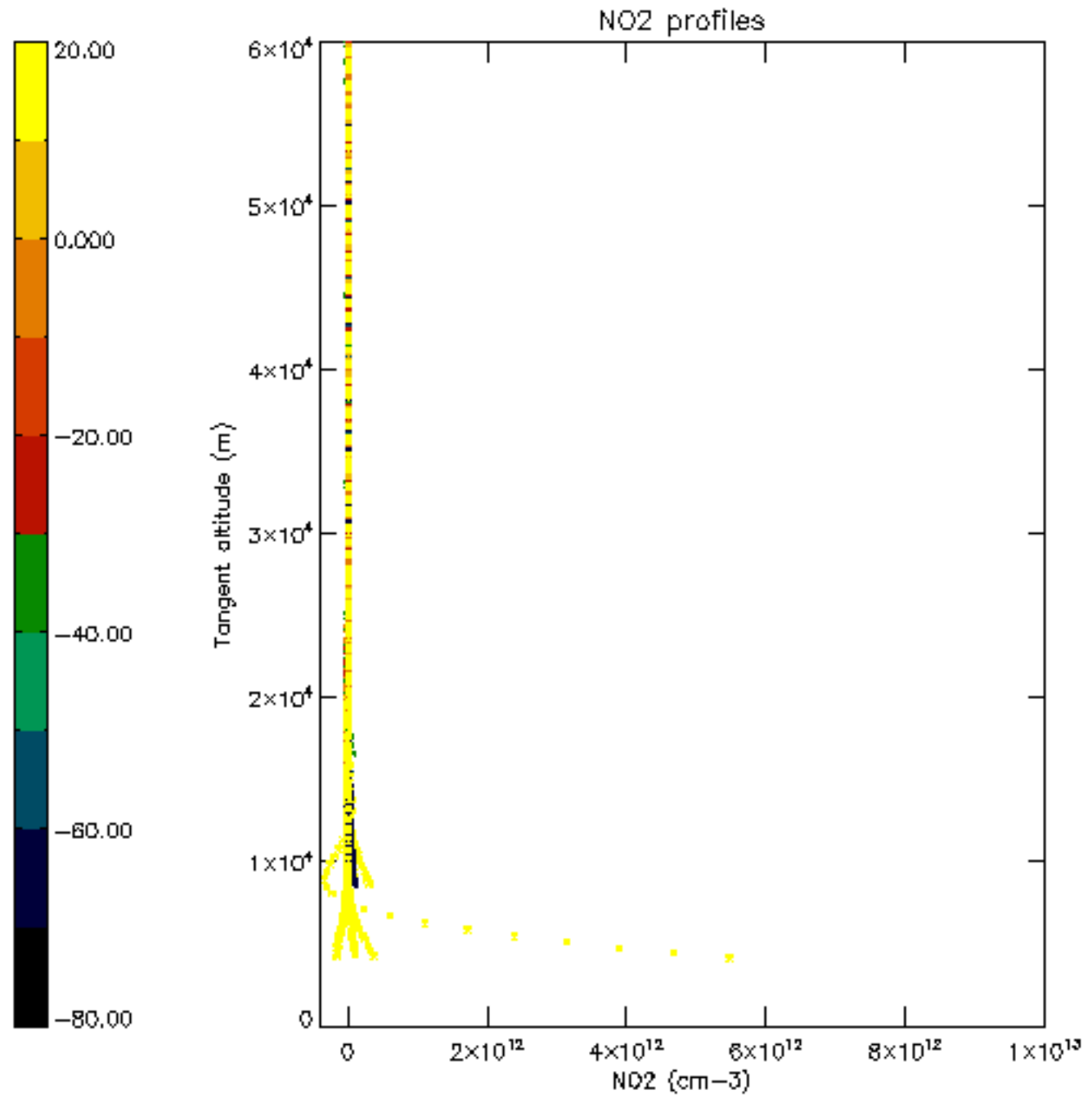


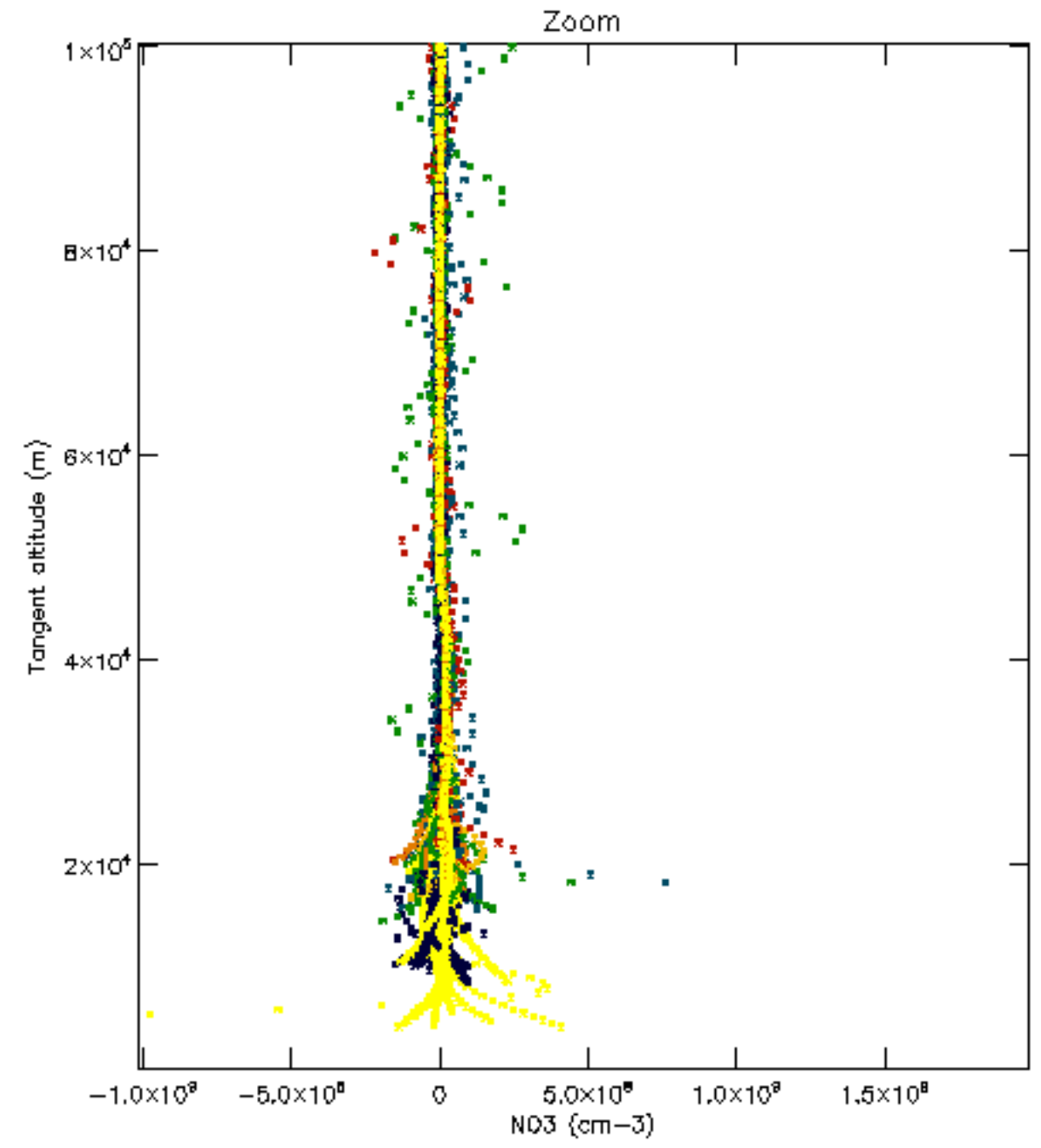
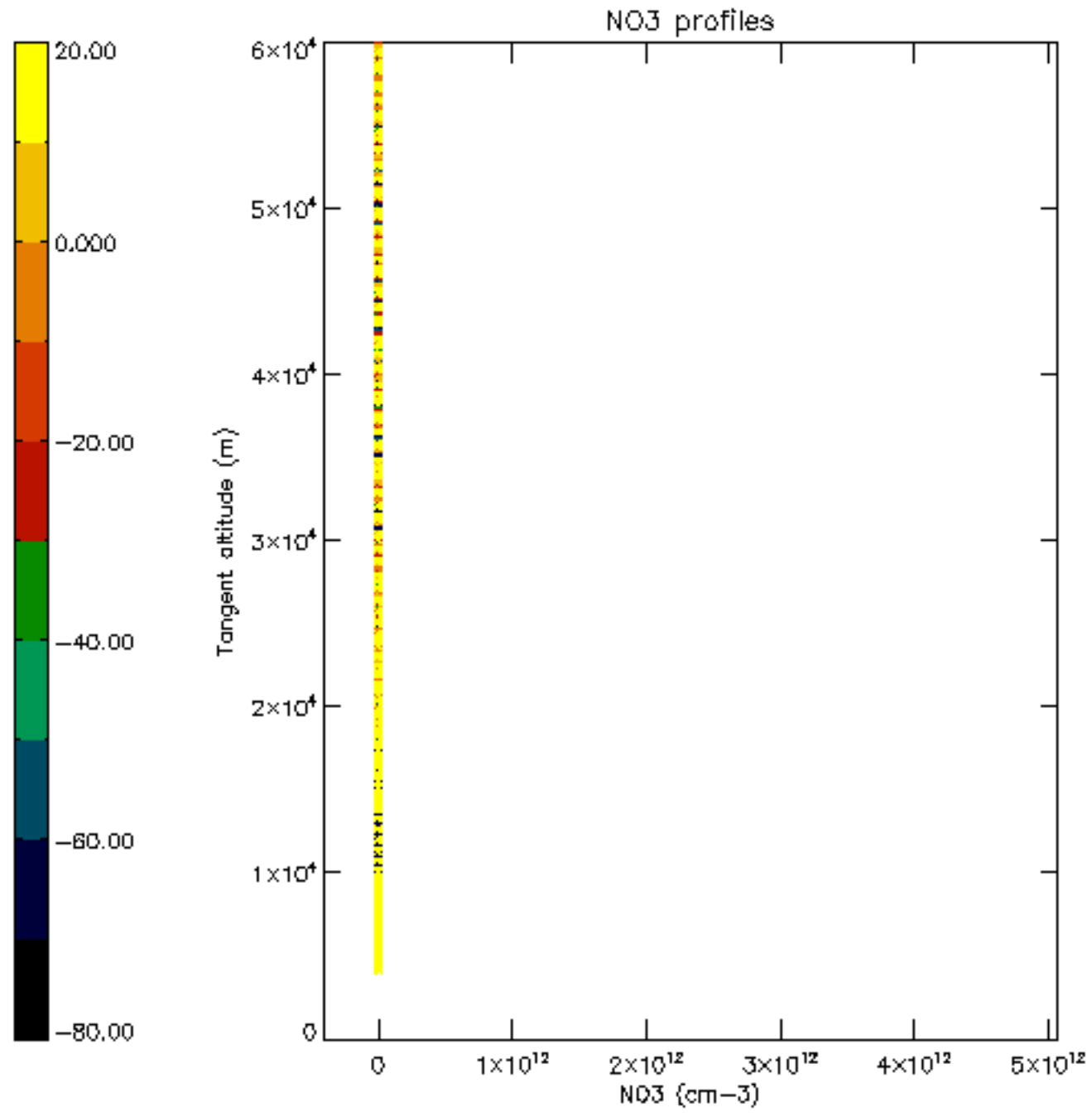


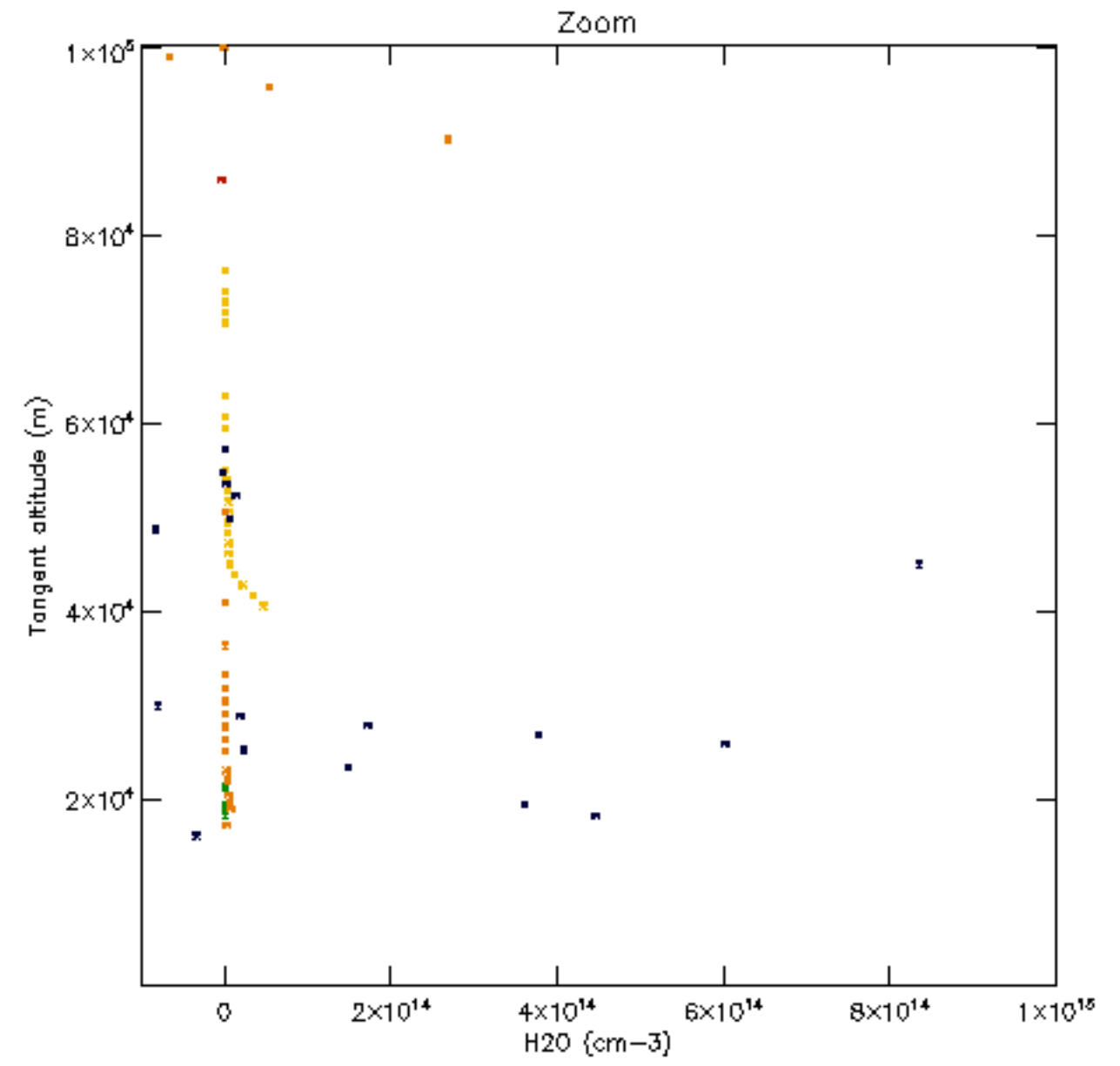
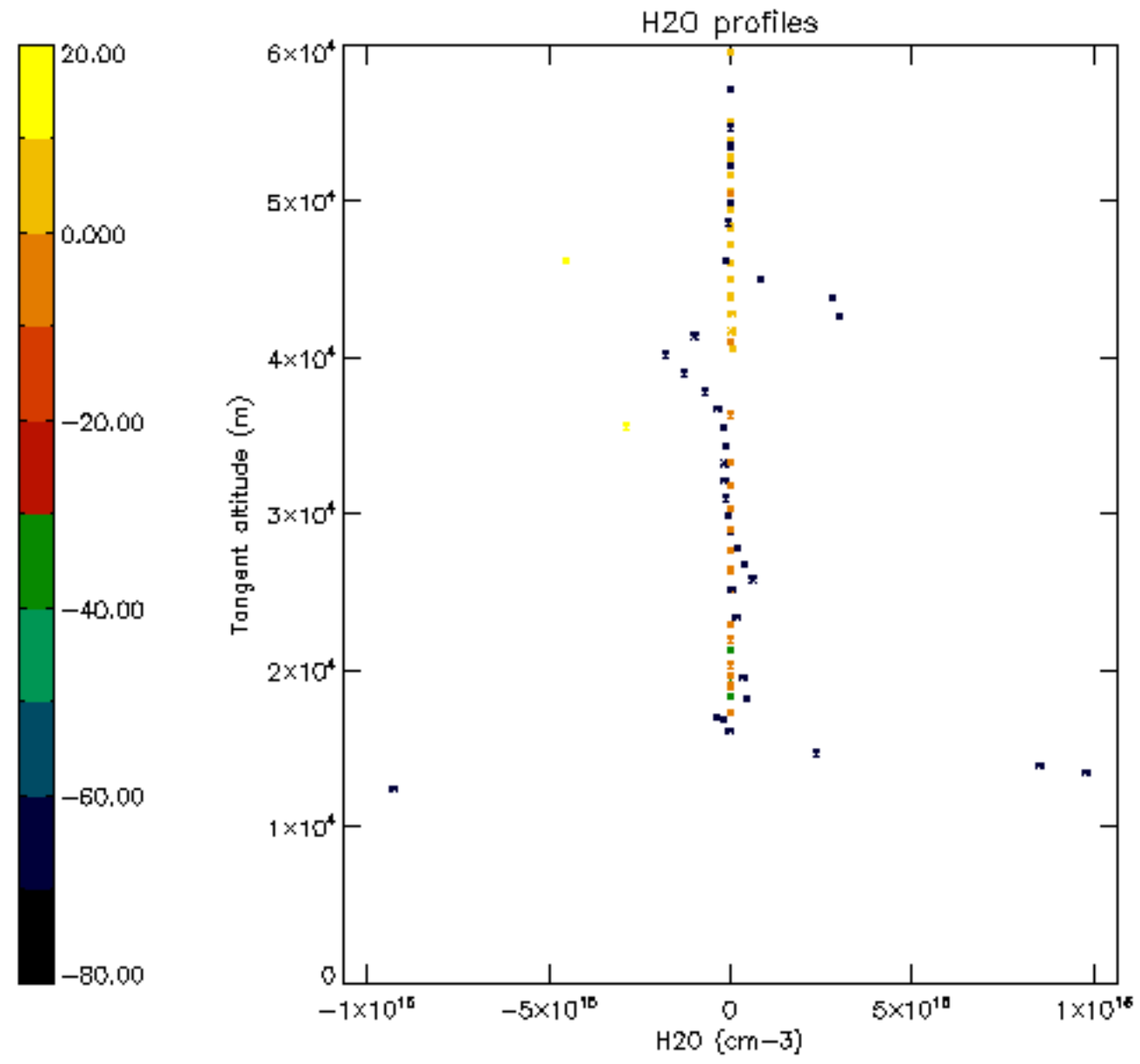







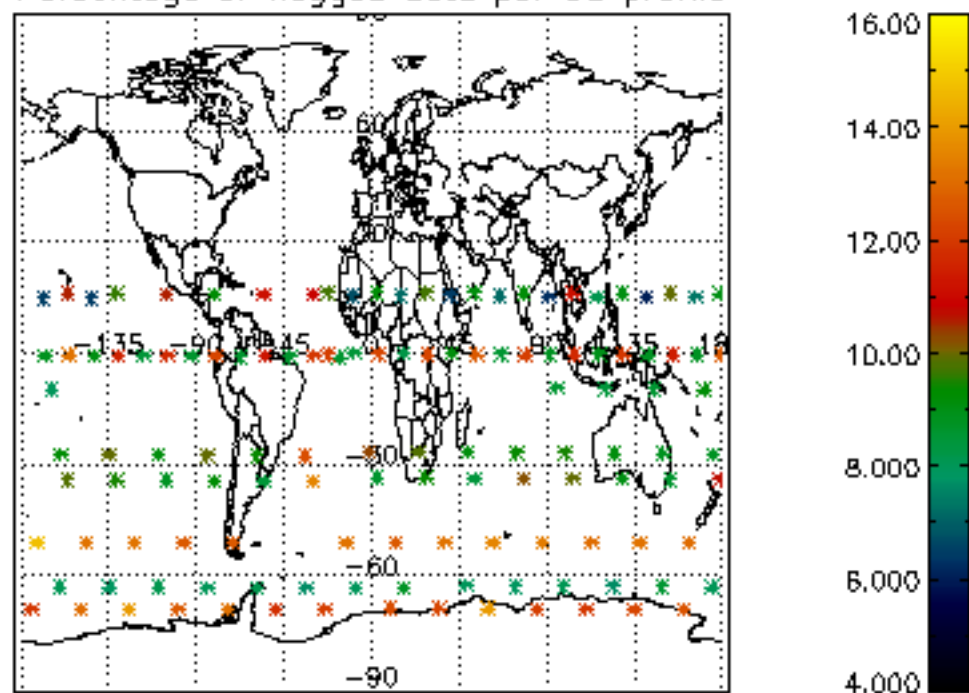




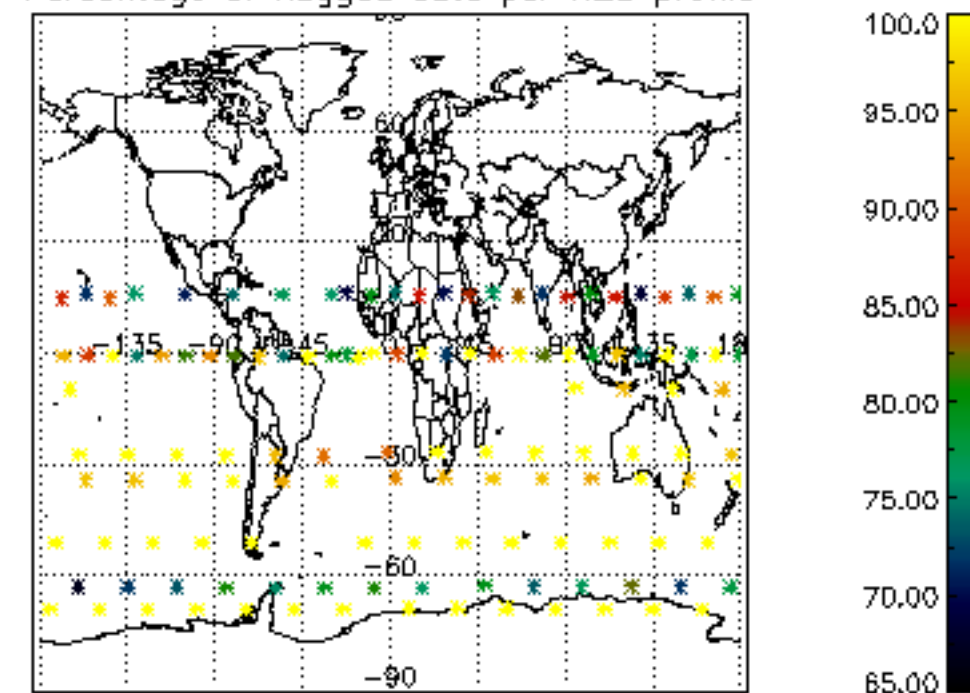




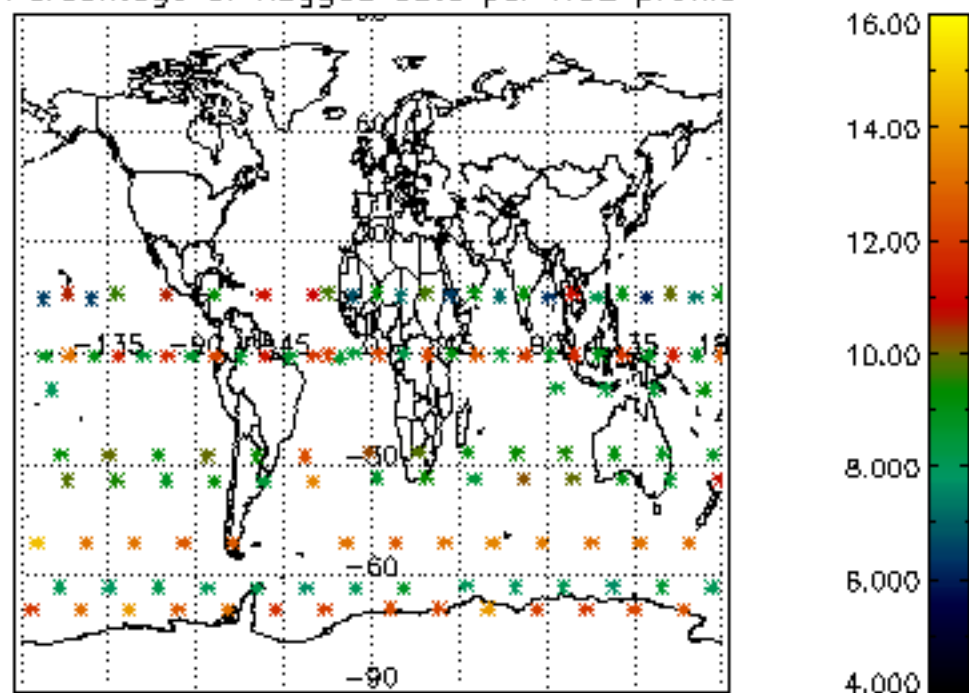
Percentage of flagged data per D3 profile



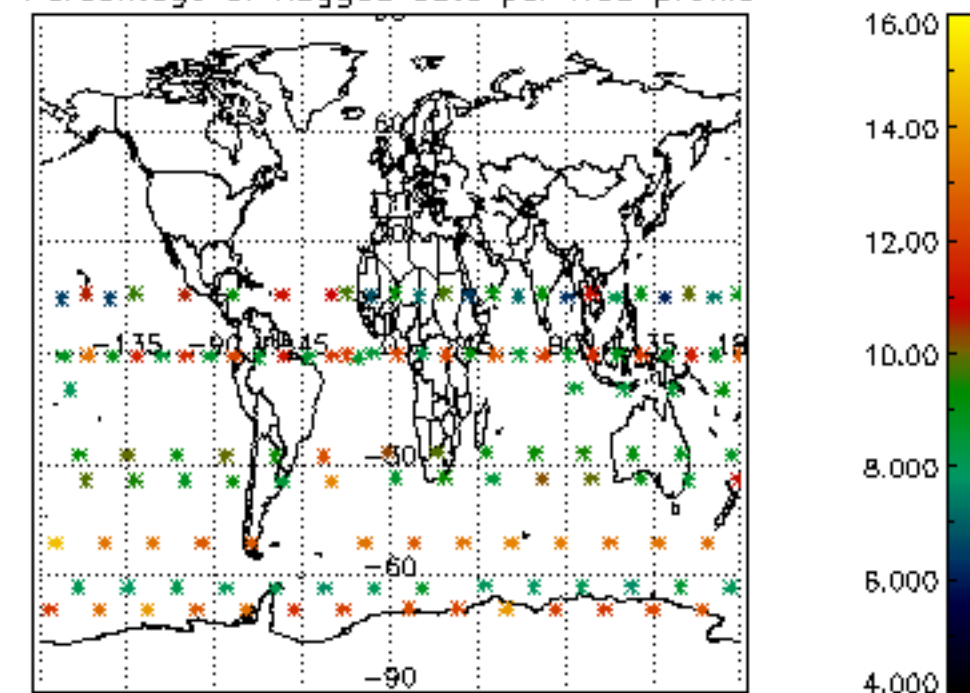
Percentage of flagged data per H2O profile

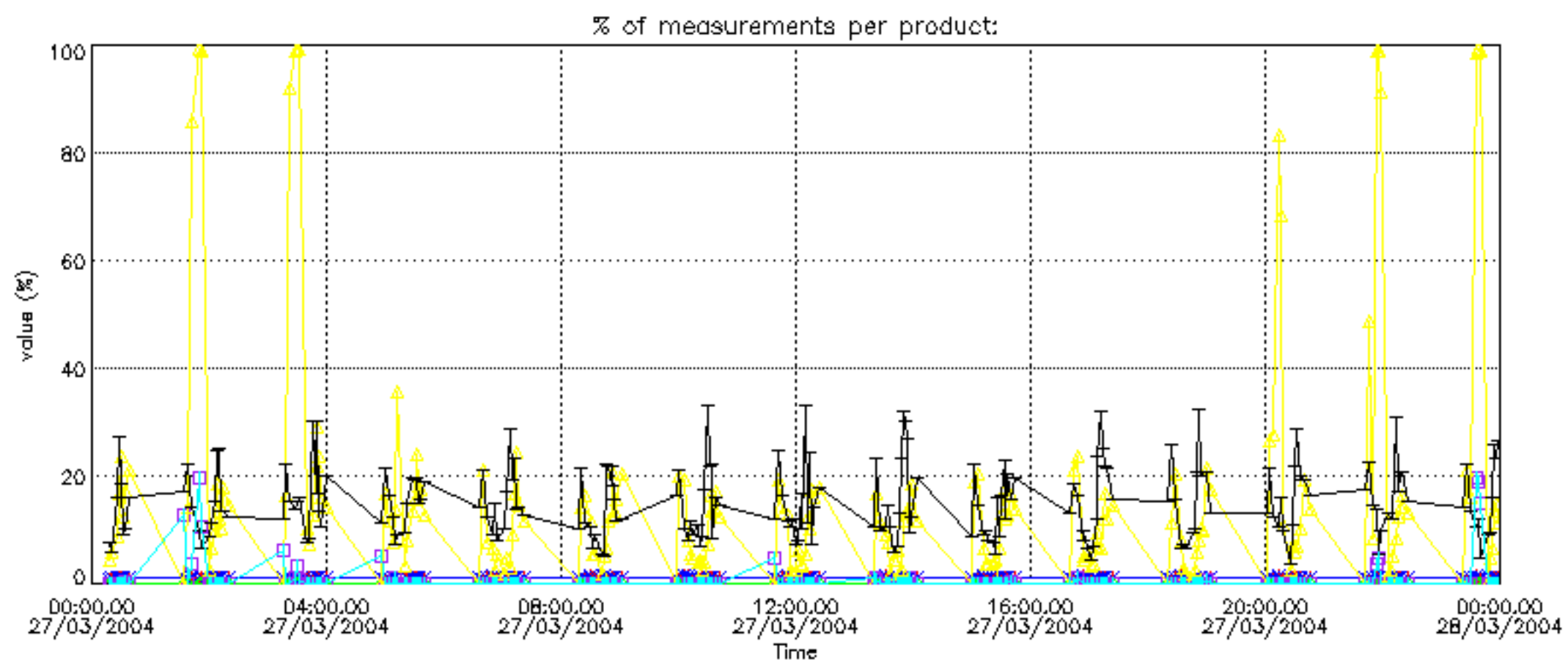
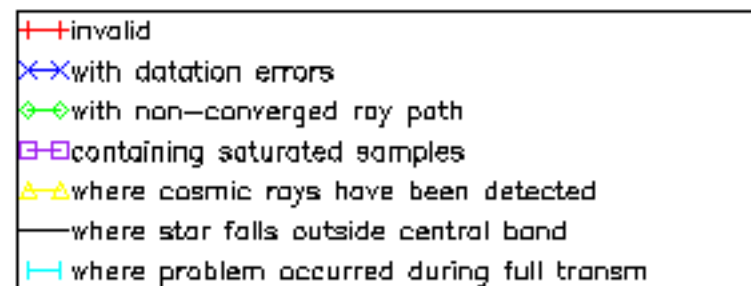


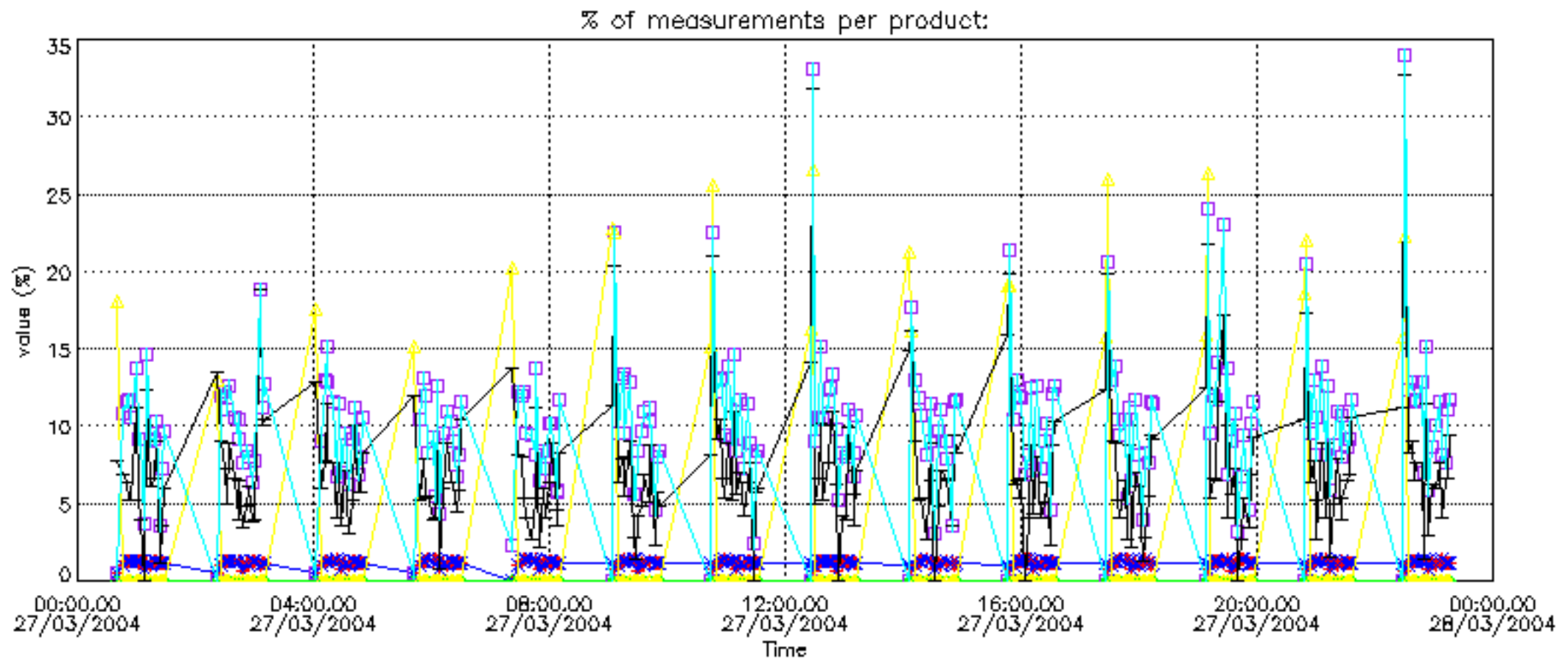
Percentage of flagged data per NO2 profile



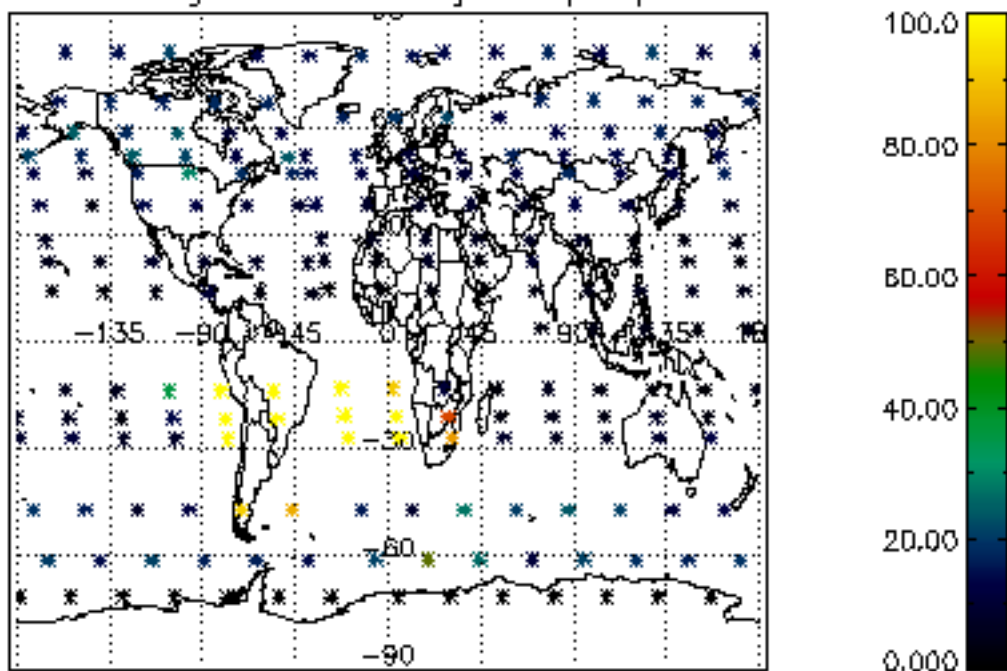
Percentage of flagged data per NO3 profile



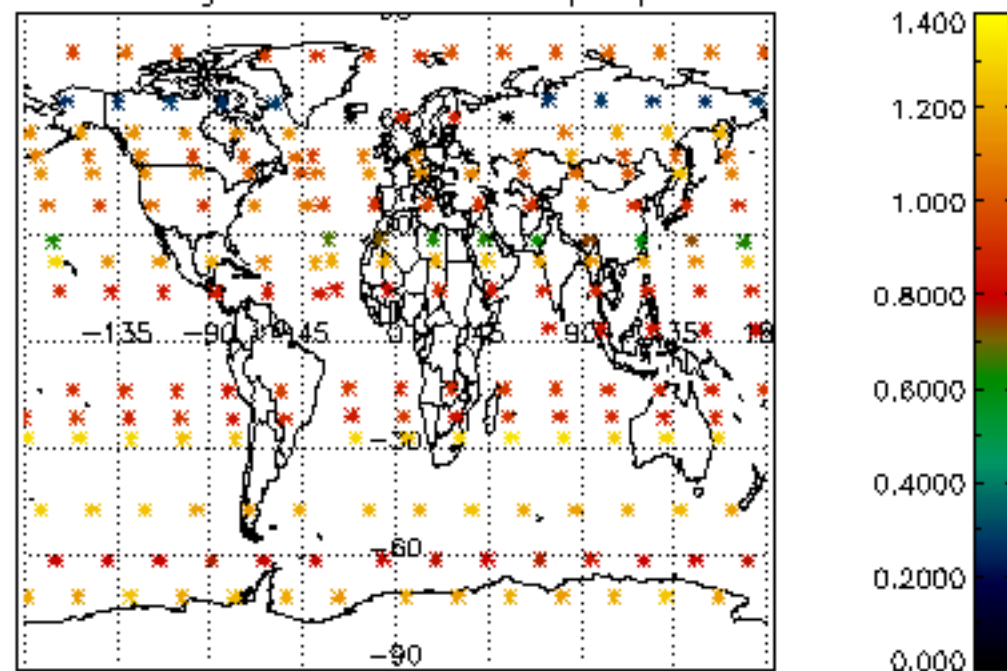




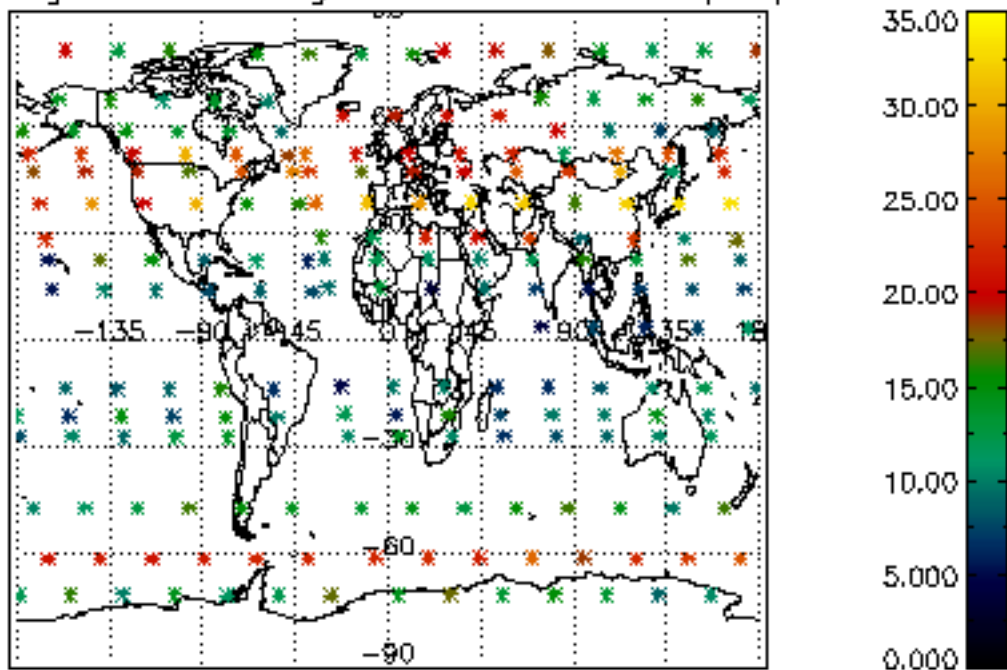
Percentage of cosmic ray hits per profile



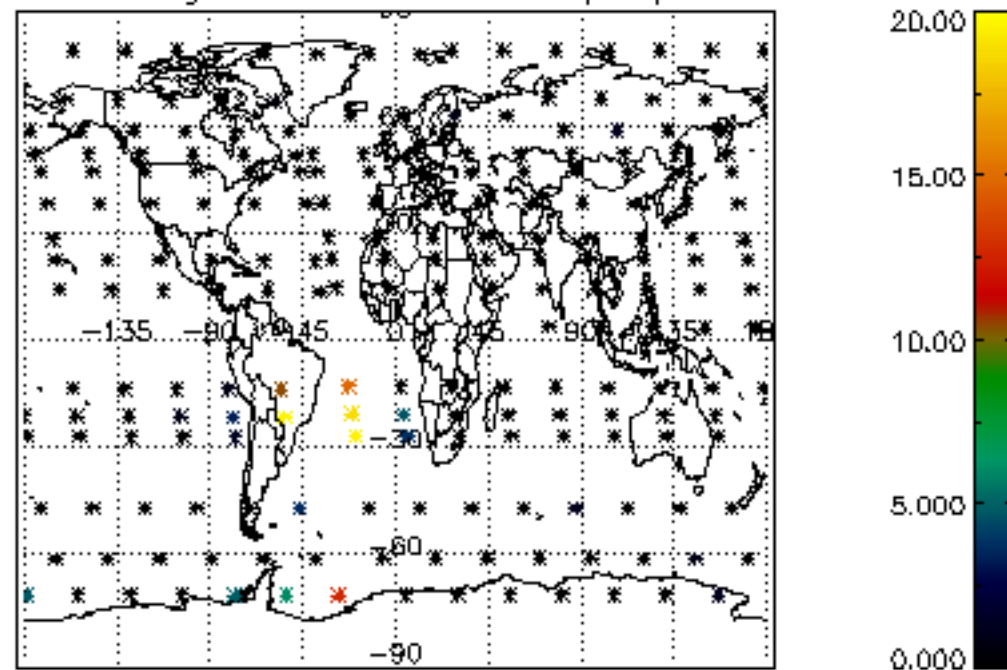
Percentage of datation errors per profile



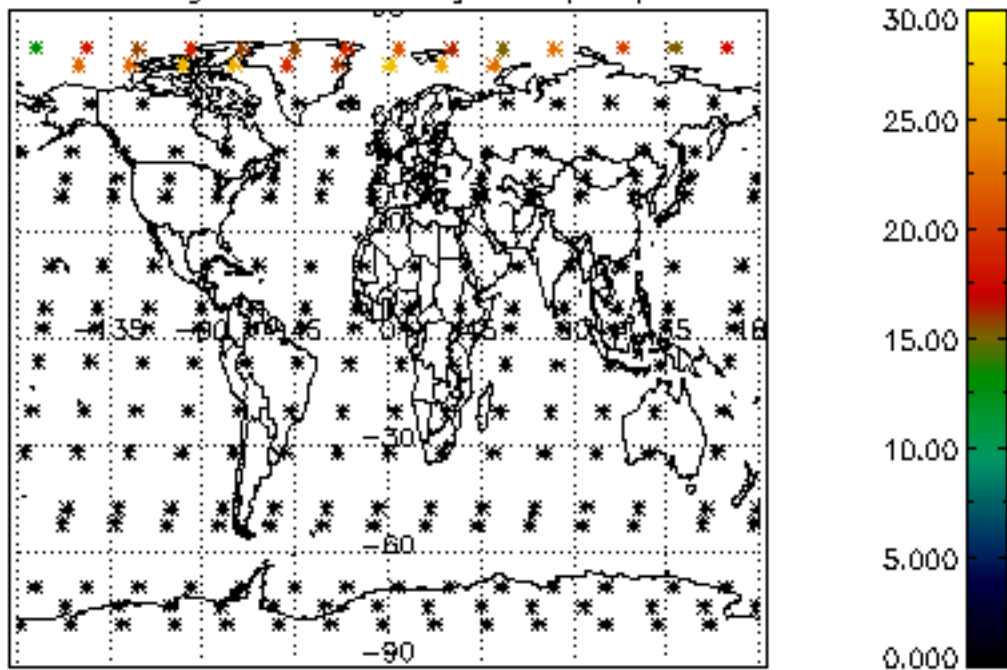
Percentage of star falling outside central band per profile



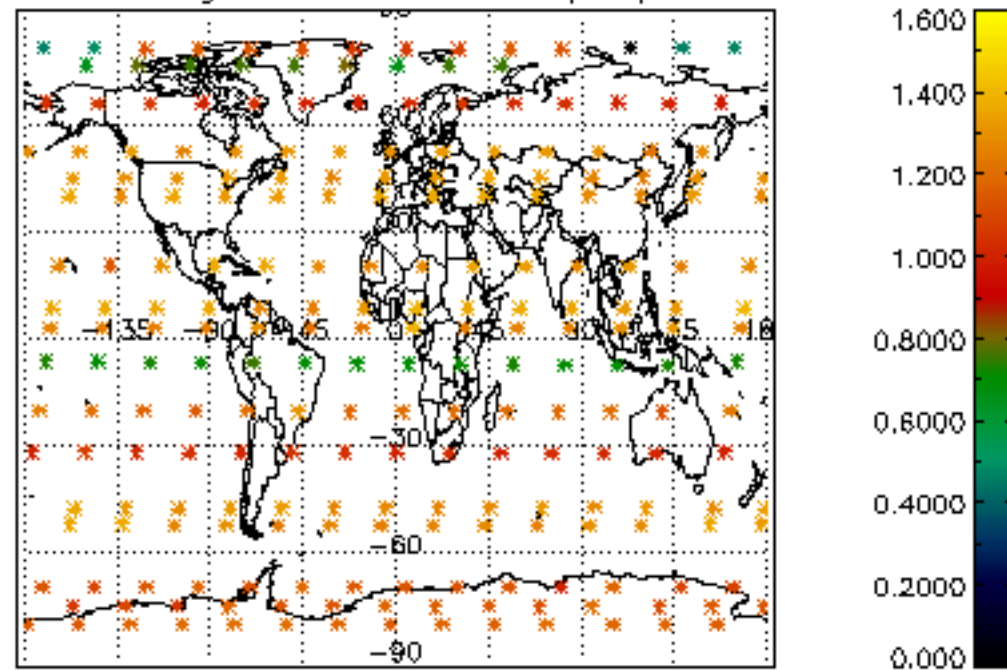
Percentage of saturation errors per profile



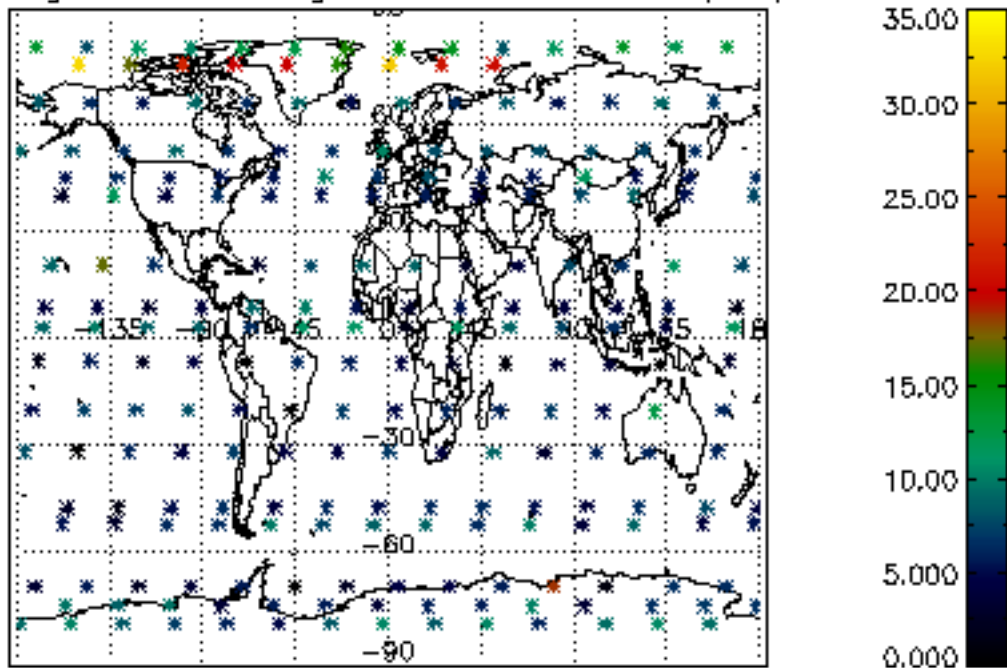
Percentage of cosmic ray hits per profile



Percentage of datation errors per profile



Percentage of star falling outside central band per profile



Percentage of saturation errors per profile

