

GOMOS Level 2 Daily Report

SUMMARY

[1. General Info](#)

[2. Summary of processed GOM_NL_2P products](#)

[3. Level 2 Quality information per product](#)

[3.1 Plot of level 2 quality information per product \(time dependant\)](#)

[3.2 Plot of level 2 quality information per product \(world map\)](#)

[4. Level 1 Quality information per product \(stored on level 2 products\)](#)

[4.1 Plot of level 1 quality information per product \(time dependant\)](#)

[4.1.1 Plot of level 1 quality information per product \(time dependant\): ASCENDING](#)

[4.1.2 Plot of level 1 quality information per product \(time dependant\): DESCENDING](#)

[4.2 Plot of level 1 quality information per product \(world map\)](#)

[4.2.1 Plot of level 1 quality information per product \(world map\): ASCENDING](#)

[4.2.2 Plot of level 1 quality information per product \(world map\): DESCENDING](#)

[5. Ozone profiles based on quality statistics and other trace gas profiles](#)

[5.1 Ozone statistics based on quality of products](#)

[5.2 Plot ozone profiles for all STD \(dark without errors\)](#)

[5.3 Plot ozone profiles where STD < 20% \(dark without errors\)](#)

[5.4. Plot ozone profiles where STD < 10% \(dark without errors\)](#)

[5.5. Plot ozone profiles where STD < 5% \(dark without errors\)](#)

[5.6 Plot NO2 profiles for all STD \(dark without errors\)](#)

[5.7 Plot NO3 profiles for all STD \(dark without errors\)](#)

[5.8 Plot H2O profiles \(only for occultations of stars 1,2,3,4,13,14,16,26,63 dark without errors\) for all STD](#)

[6. Auxiliary Data Files used for the production reported in section 2](#)

This report presents the daily analysis on parameters extracted from GOMOS level 2 data (GOM_NL__2P). It is intended to monitor some important parameters that will impact the quality of these products. A list of level 2 products (and content) that have arrived during the reporting day to the PCF is also given.

Item	Value
Time of report generation	18APR2013 22:27:02
Data source version	GOMOS/6.01
Start time of products	26-03-2004 (26MAR2004 00:00:00)
Stop time of products	27-03-2004 (27MAR2004 00:00:00)
Store outputs in DB	Yes
Nb of level 2 prods	404
Nb of prods with errors	0

2. Summary of processed GOM_NL__2P products.

Nr	Filename	UTC Start time	Limb	Duration	Star Id	Star Name	Star Mag	Star Temp	Nb Meas	Orbit	Prod. error
1	GOM_NL__2PRFIN20040326_000149_000000442025_00245_10820_0942.N1	26-MAR-2004 00:01:49	Bright	44.000	60	7Bet UMi	2.0810	3950.0	88	10820	No
2	GOM_NL__2PRFIN20040326_000512_000000512025_00245_10820_0943.N1	26-MAR-2004 00:05:12	Bright	51.000	119	14Eta Dra	2.7270	4700.0	102	10820	No
3	GOM_NL__2PRFIN20040326_000913_000000402025_00245_10820_0944.N1	26-MAR-2004 00:09:13	Bright	39.500	76	27Gam Cas	2.3000	30000.	79	10820	No
4	GOM_NL__2PRFIN20040326_001049_000000382025_00245_10820_0945.N1	26-MAR-2004 00:10:49	Bright	38.000	89	5Alp Cep	2.4510	8000.0	76	10820	No
5	GOM_NL__2PRFIN20040326_001559_000000432025_00245_10820_0946.N1	26-MAR-2004 00:15:59	Bright	42.500	19	50Alp Cyg	1.2460	10500.	85	10820	No
6	GOM_NL__2PRFIN20040326_001737_000000412025_00245_10820_0947.N1	26-MAR-2004 00:17:37	Bright	40.500	66	37Gam Cyg	2.2080	5900.0	81	10820	No
7	GOM_NL__2PRFIN20040326_001929_000000432025_00245_10820_0948.N1	26-MAR-2004 00:19:29	Bright	42.500	92	53Eps Cyg	2.5000	4500.0	85	10820	No
8	GOM_NL__2PRFIN20040326_002846_000000692025_00245_10820_0949.N1	26-MAR-2004 00:28:46	Straylight	69.000	11	53Alp Aql	0.76500	8000.0	138	10820	No
9	GOM_NL__2PRFIN20040326_003258_000000432025_00245_10820_0950.N1	26-MAR-2004 00:32:58	Dark	42.500	142	49Del Cap	2.8500	8900.0	85	10820	No
10	GOM_NL__2PRFIN20040326_003841_000000402025_00245_10820_0951.N1	26-MAR-2004 00:38:41	Dark	40.000	172	Gam Gru	3.0030	13100.	80	10820	No
11	GOM_NL__2PRFIN20040326_004116_000000402025_00245_10820_0952.N1	26-MAR-2004 00:41:16	Dark	40.000	31	Alp Gru	1.7340	15200.	80	10820	No
12	GOM_NL__2PRFIN20040326_004547_000000542025_00245_10820_0953.N1	26-MAR-2004 00:45:47	Dark	54.000	38	20Eps Sgr	1.8360	11000.	108	10820	No
13	GOM_NL__2PRFIN20040326_004953_000000582025_00246_10821_0921.N1	26-MAR-2004 00:49:53	Dark	57.500	25	35Lam Sco	1.6200	28000.	115	10821	No
14	GOM_NL__2PRFIN20040326_005231_000000452025_00246_10821_0922.N1	26-MAR-2004 00:52:31	Dark	45.000	43	Alp TrA	1.9100	4250.0	90	10821	No
15	GOM_NL__2PRFIN20040326_005415_000000412025_00246_10821_0923.N1	26-MAR-2004 00:54:15	Dark	41.000	134	Bet TrA	2.8100	6600.0	82	10821	No
16	GOM_NL__2PRFIN20040326_005656_000000562025_00246_10821_0924.N1	26-MAR-2004 00:56:56	Dark	55.500	4	Alp1Cen	-0.010000	5800.0	111	10821	No
17	GOM_NL__2PRFIN20040326_005932_000000462025_00246_10821_0925.N1	26-MAR-2004 00:59:32	Straylight	46.000	12	Alp1Cru	0.77500	30000.	92	10821	No
18	GOM_NL__2PRFIN20040326_010055_000000462025_00246_10821_0926.N1	26-MAR-2004 01:00:55	Straylight	45.500	26	Gam Cru	1.6240	2900.0	91	10821	No
19	GOM_NL__2PRFIN20040326_010355_000000552025_00246_10821_0927.N1	26-MAR-2004 01:03:55	Straylight	55.000	54	5The Cen	2.0550	4500.0	110	10821	No
20	GOM_NL__2PRFIN20040326_011024_000000522025_00246_10821_0928.N1	26-MAR-2004 01:10:24	Straylight	52.000	106	9Bet Crv	2.6480	5600.0	104	10821	No
21	GOM_NL__2PRFIN20040326_011228_000000482025_00246_10821_0929.N1	26-MAR-2004 01:12:28	Twilight_stray	48.000	100	4Gam Crv	2.5800	13100.	96	10821	No
22	GOM_NL__2PRFIN20040326_011433_000000742025_00246_10821_0930.N1	26-MAR-2004 01:14:33	Bright	74.000	15	67Alp Vir	0.97600	28000.	148	10821	No
23	GOM_NL__2PRFIN20040326_011756_000000502025_00246_10821_0931.N1	26-MAR-2004 01:17:56	Bright	49.500	121	29Gam Vir	2.7400	7200.0	99	10821	No
24	GOM_NL__2PRFIN20040326_012147_000000392025_00246_10821_0932.N1	26-MAR-2004 01:21:47	Bright	39.000	22	32Alp Leo	1.3600	15200.	78	10821	No
25	GOM_NL__2PRFIN20040326_012351_000000392025_00246_10821_0933.N1	26-MAR-2004 01:23:51	Bright	39.000	51	41Gam1Leo	2.0100	4500.0	78	10821	No
26	GOM_NL__2PRFIN20040326_012516_000000382025_00246_10821_0934.N1	26-MAR-2004 01:25:16	Bright	38.000	166	17Eps Leo	2.9800	6000.0	76	10821	No
27	GOM_NL__2PRFIN20040326_013056_000000402025_00246_10821_0935.N1	26-MAR-2004 01:30:56	Bright	39.500	174	52Psi UMa	3.0040	4400.0	79	10821	No
28	GOM_NL__2PRFIN20040326_013414_000000382025_00246_10821_0936.N1	26-MAR-2004 01:34:14	Bright	38.000	82	48Bet UMa	2.3650	10600.	76	10821	No
29	GOM_NL__2PRFIN20040326_013546_000000382025_00246_10821_0937.N1	26-MAR-2004 01:35:46	Bright	37.500	36	50Alp UMa	1.8000	6300.0	75	10821	No
30	GOM_NL__2PRFIN20040326_013708_000000492025_00246_10821_0938.N1	26-MAR-2004 01:37:08	Bright	48.500	55	79Zet UMa	2.0600	10200.	97	10821	No
31	GOM_NL__2PRFIN20040326_013909_000000732025_00246_10821_0939.N1	26-MAR-2004 01:39:09	Bright	72.500	180	27Gam Boo	3.0400	8000.0	145	10821	No
32	GOM_NL__2PRFIN20040326_014225_000000422025_00246_10821_0940.N1	26-MAR-2004 01:42:25	Bright	41.500	60	7Bet UMi	2.0810	3950.0	83	10821	No
33	GOM_NL__2PRFIN20040326_014547_000000462025_00246_10821_0941.N1	26-MAR-2004 01:45:47	Bright	45.500	119	14Eta Dra	2.7270	4700.0	91	10821	No
34	GOM_NL__2PRFIN20040326_014952_000000382025_00246_10821_0942.N1	26-MAR-2004 01:49:52	Bright	37.500	76	27Gam Cas	2.3000	30000.	75	10821	No
35	GOM_NL__2PRFIN20040326_015123_000000422025_00246_10821_0943.N1	26-MAR-2004 01:51:23	Bright	41.500	89	5Alp Cep	2.4510	8000.0	83	10821	No
36	GOM_NL__2PRFIN20040326_015635_000000442025_00246_10821_0944.N1	26-MAR-2004 01:56:35	Bright	43.500	19	50Alp Cyg	1.2460	10500.	87	10821	No
37	GOM_NL__2PRFIN20040326_015813_000000432025_00246_10821_0945.N1	26-MAR-2004 01:58:13	Bright	43.000	66	37Gam Cyg	2.2080	5900.0	86	10821	No
38	GOM_NL__2PRFIN20040326_020005_000000432025_00246_10821_0946.N1	26-MAR-2004 02:00:05	Bright	43.000	92	53Eps Cyg	2.5000	4500.0	86	10821	No
39	GOM_NL__2PRFIN20040326_020921_000000622025_00246_10821_0947.N1	26-MAR-2004 02:09:21	Straylight	61.500	11	53Alp Aql	0.76500	8000.0	123	10821	No
40	GOM_NL__2PRFIN20040326_021333_000000462025_00246_10821_0948.N1	26-MAR-2004 02:13:33	Dark	45.500	142	49Del Cap	2.8500	8900.0	91	10821	No
41	GOM_NL__2PRFIN20040326_022152_000000422025_00246_10821_0949.N1	26-MAR-2004 02:21:52	Dark	42.000	31	Alp Gru	1.7340	15200.	84	10821	No
42	GOM_NL__2PRFIN20040326_022625_000000572025_00246_10821_0950.N1	26-MAR-2004 02:26:25	Dark	56.500	38	20Eps Sgr	1.8360	11000.	113	10821	No

43	GOM_NL__2PRFIN20040326_023030_00000572025_00247_10822_0922.N1	26-MAR-2004 02:30:30	Dark	57.000	25	35Lam Sco	1.6200	28000.	114	10822	No
44	GOM_NL__2PRFIN20040326_023307_00000422025_00247_10822_0923.N1	26-MAR-2004 02:33:07	Dark	41.500	43	Alp TrA	1.9100	4250.0	83	10822	No
45	GOM_NL__2PRFIN20040326_023451_00000422025_00247_10822_0924.N1	26-MAR-2004 02:34:51	Dark	41.500	134	Bet TrA	2.8100	6600.0	83	10822	No
46	GOM_NL__2PRFIN20040326_023732_00000562025_00247_10822_0925.N1	26-MAR-2004 02:37:32	Dark	56.000	4	Alp1Cen	-0.010000	5800.0	112	10822	No
47	GOM_NL__2PRFIN20040326_024008_00000482025_00247_10822_0926.N1	26-MAR-2004 02:40:08	Straylight	48.000	12	Alp1Cru	0.77500	30000.	96	10822	No
48	GOM_NL__2PRFIN20040326_024132_00000532025_00247_10822_0927.N1	26-MAR-2004 02:41:32	Straylight	53.000	26	Gam Cru	1.6240	2900.0	106	10822	No
49	GOM_NL__2PRFIN20040326_024432_00000632025_00247_10822_0928.N1	26-MAR-2004 02:44:32	Straylight	62.500	54	5The Cen	2.0550	4500.0	125	10822	No
50	GOM_NL__2PRFIN20040326_025100_00000512025_00247_10822_0929.N1	26-MAR-2004 02:51:00	Straylight	50.500	106	9Bet Crv	2.6480	5600.0	101	10822	No
51	GOM_NL__2PRFIN20040326_025304_00000482025_00247_10822_0930.N1	26-MAR-2004 02:53:04	Twilight_stray	47.500	100	4Gam Crv	2.5800	13100.	95	10822	No
52	GOM_NL__2PRFIN20040326_025509_00000712025_00247_10822_0931.N1	26-MAR-2004 02:55:09	Bright	70.500	15	67Alp Vir	0.97600	28000.	141	10822	No
53	GOM_NL__2PRFIN20040326_025832_00000502025_00247_10822_0932.N1	26-MAR-2004 02:58:32	Bright	50.000	121	29Gam Vir	2.7400	7200.0	100	10822	No
54	GOM_NL__2PRFIN20040326_030220_00000422025_00247_10822_0933.N1	26-MAR-2004 03:02:20	Bright	41.500	22	32Alp Leo	1.3600	15200.	83	10822	No
55	GOM_NL__2PRFIN20040326_030427_00000402025_00247_10822_0934.N1	26-MAR-2004 03:04:27	Bright	39.500	51	41Gam1Leo	2.0100	4500.0	79	10822	No
56	GOM_NL__2PRFIN20040326_030550_00000412025_00247_10822_0935.N1	26-MAR-2004 03:05:50	Bright	40.500	166	17Eps Leo	2.9800	6000.0	81	10822	No
57	GOM_NL__2PRFIN20040326_031132_00000392025_00247_10822_0936.N1	26-MAR-2004 03:11:32	Bright	39.000	174	52Psi UMa	3.0040	4400.0	78	10822	No
58	GOM_NL__2PRFIN20040326_031450_00000382025_00247_10822_0937.N1	26-MAR-2004 03:14:50	Bright	37.500	82	48Bet UMa	2.3650	10600.	75	10822	No
59	GOM_NL__2PRFIN20040326_031621_00000392025_00247_10822_0938.N1	26-MAR-2004 03:16:21	Bright	38.500	36	50Alp UMa	1.8000	6300.0	77	10822	No
60	GOM_NL__2PRFIN20040326_031745_00000482025_00247_10822_0939.N1	26-MAR-2004 03:17:45	Bright	48.000	55	79Zet UMa	2.0600	10200.	96	10822	No
61	GOM_NL__2PRFIN20040326_031943_00000742025_00247_10822_0940.N1	26-MAR-2004 03:19:43	Bright	74.000	180	27Gam Boo	3.0400	8000.0	148	10822	No
62	GOM_NL__2PRFIN20040326_032300_00000432025_00247_10822_0941.N1	26-MAR-2004 03:23:00	Bright	43.000	60	7Bet UMi	2.0810	3950.0	86	10822	No
63	GOM_NL__2PRFIN20040326_032623_00000482025_00247_10822_0942.N1	26-MAR-2004 03:26:23	Bright	47.500	119	14Eta Dra	2.7270	4700.0	95	10822	No
64	GOM_NL__2PRFIN20040326_033028_00000382025_00247_10822_0943.N1	26-MAR-2004 03:30:28	Bright	38.000	76	27Gam Cas	2.3000	30000.	76	10822	No
65	GOM_NL__2PRFIN20040326_033159_00000422025_00247_10822_0944.N1	26-MAR-2004 03:31:59	Bright	41.500	89	5Alp Cep	2.4510	8000.0	83	10822	No
66	GOM_NL__2PRFIN20040326_033711_00000392025_00247_10822_0945.N1	26-MAR-2004 03:37:11	Bright	38.500	19	50Alp Cyg	1.2460	10500.	77	10822	No
67	GOM_NL__2PRFIN20040326_033848_00000432025_00247_10822_0946.N1	26-MAR-2004 03:38:48	Bright	42.500	66	37Gam Cyg	2.2080	5900.0	85	10822	No
68	GOM_NL__2PRFIN20040326_034041_00000422025_00247_10822_0947.N1	26-MAR-2004 03:40:41	Bright	42.000	92	53Eps Cyg	2.5000	4500.0	84	10822	No
69	GOM_NL__2PRFIN20040326_034959_00000612025_00247_10822_0948.N1	26-MAR-2004 03:49:59	Straylight	60.500	11	53Alp Aql	0.76500	8000.0	121	10822	No
70	GOM_NL__2PRFIN20040326_035409_00000452025_00247_10822_0949.N1	26-MAR-2004 03:54:09	Dark	44.500	142	49Del Cap	2.8500	8900.0	89	10822	No
71	GOM_NL__2PRFIN20040326_035954_00000392025_00247_10822_0950.N1	26-MAR-2004 03:59:54	Dark	39.000	172	Gam Gru	3.0030	13100.	78	10822	No
72	GOM_NL__2PRFIN20040326_040228_00000432025_00247_10822_0951.N1	26-MAR-2004 04:02:28	Dark	42.500	31	Alp Gru	1.7340	15200.	85	10822	No
73	GOM_NL__2PRFIN20040326_040702_00000592025_00247_10822_0952.N1	26-MAR-2004 04:07:02	Dark	58.500	38	20Eps Sgr	1.8360	11000.	117	10822	No
74	GOM_NL__2PRFIN20040326_041107_00000582025_00248_10823_0922.N1	26-MAR-2004 04:11:07	Dark	58.000	25	35Lam Sco	1.6200	28000.	116	10823	No
75	GOM_NL__2PRFIN20040326_041344_00000432025_00248_10823_0923.N1	26-MAR-2004 04:13:44	Dark	42.500	43	Alp TrA	1.9100	4250.0	85	10823	No
76	GOM_NL__2PRFIN20040326_041528_00000422025_00248_10823_0924.N1	26-MAR-2004 04:15:28	Dark	41.500	134	Bet TrA	2.8100	6600.0	83	10823	No
77	GOM_NL__2PRFIN20040326_041809_00000492025_00248_10823_0925.N1	26-MAR-2004 04:18:09	Dark	48.500	4	Alp1Cen	-0.010000	5800.0	97	10823	No
78	GOM_NL__2PRFIN20040326_042045_00000442025_00248_10823_0926.N1	26-MAR-2004 04:20:45	Straylight	44.000	12	Alp1Cru	0.77500	30000.	88	10823	No
79	GOM_NL__2PRFIN20040326_042207_00000522025_00248_10823_0927.N1	26-MAR-2004 04:22:07	Straylight	51.500	26	Gam Cru	1.6240	2900.0	103	10823	No
80	GOM_NL__2PRFIN20040326_042508_00000552025_00248_10823_0928.N1	26-MAR-2004 04:25:08	Straylight	55.000	54	5The Cen	2.0550	4500.0	110	10823	No
81	GOM_NL__2PRFIN20040326_043136_00000502025_00248_10823_0929.N1	26-MAR-2004 04:31:36	Straylight	50.000	106	9Bet Crv	2.6480	5600.0	100	10823	No
82	GOM_NL__2PRFIN20040326_043340_00000462025_00248_10823_0930.N1	26-MAR-2004 04:33:40	Twilight_stray	46.000	100	4Gam Crv	2.5800	13100.	92	10823	No
83	GOM_NL__2PRFIN20040326_043545_00000692025_00248_10823_0931.N1	26-MAR-2004 04:35:45	Bright	68.500	15	67Alp Vir	0.97600	28000.	137	10823	No
84	GOM_NL__2PRFIN20040326_043905_00000522025_00248_10823_0932.N1	26-MAR-2004 04:39:05	Bright	52.000	121	29Gam Vir	2.7400	7200.0	104	10823	No
85	GOM_NL__2PRFIN20040326_044259_00000392025_00248_10823_0933.N1	26-MAR-2004 04:42:59	Bright	39.000	22	32Alp Leo	1.3600	15200.	78	10823	No
86	GOM_NL__2PRFIN20040326_044504_00000382025_00248_10823_0934.N1	26-MAR-2004 04:45:04	Bright	38.000	51	41Gam1Leo	2.0100	4500.0	76	10823	No
87	GOM_NL__2PRFIN20040326_044630_00000392025_00248_10823_0935.N1	26-MAR-2004 04:46:30	Bright	38.500	166	17Eps Leo	2.9800	6000.0	77	10823	No
88	GOM_NL__2PRFIN20040326_045208_00000392025_00248_10823_0936.N1	26-MAR-2004 04:52:08	Bright	39.000	174	52Psi UMa	3.0040	4400.0	78	10823	No
89	GOM_NL__2PRFIN20040326_045526_00000392025_00248_10823_0937.N1	26-MAR-2004 04:55:26	Bright	39.000	82	48Bet UMa	2.3650	10600.	78	10823	No
90	GOM_NL__2PRFIN20040326_045658_00000392025_00248_10823_0938.N1	26-MAR-2004 04:56:58	Bright	38.500	36	50Alp UMa	1.8000	6300.0	77	10823	No
91	GOM_NL__2PRFIN20040326_045821_00000452025_00248_10823_0939.N1	26-MAR-2004 04:58:21	Bright	45.000	55	79Zet UMa	2.0600	10200.	90	10823	No
92	GOM_NL__2PRFIN20040326_050017_00000732025_00248_10823_0940.N1	26-MAR-2004 05:00:17	Bright	73.000	180	27Gam Boo	3.0400	8000.0	146	10823	No
93	GOM_NL__2PRFIN20040326_050337_00000422025_00248_10823_0941.N1	26-MAR-2004 05:03:37	Bright	42.000	60	7Bet UMi	2.0810	3950.0	84	10823	No
94	GOM_NL__2PRFIN20040326_050658_00000482025_00248_10823_0942.N1	26-MAR-2004 05:06:58	Bright	48.000	119	14Eta Dra	2.7270	4700.0	96	10823	No
95	GOM_NL__2PRFIN20040326_051102_00000412025_00248_10823_0943.N1	26-MAR-2004 05:11:02	Bright	41.000	76	27Gam Cas	2.3000	30000.	82	10823	No
96	GOM_NL__2PRFIN20040326_051237_00000392025_00248_10823_0944.N1	26-MAR-2004 05:12:37	Bright	39.000	89	5Alp Cep	2.4510	8000.0	78	10823	No
97	GOM_NL__2PRFIN20040326_051747_00000412025_00248_10823_0945.N1	26-MAR-2004 05:17:47	Bright	41.000	19	50Alp Cyg	1.2460	10500.	82	10823	No
98	GOM_NL__2PRFIN20040326_051924_00000442025_00248_10823_0946.N1	26-MAR-2004 05:19:24	Bright	44.000	66	37Gam Cyg	2.2080	5900.0	88	10823	No
99	GOM_NL__2PRFIN20040326_052118_00000422025_00248_10823_0947.N1	26-MAR-2004 05:21:18	Bright	41.500	92	53Eps Cyg	2.5000	4500.0	83	10823	No
100	GOM_NL__2PRFIN20040326_053034_00000622025_00248_10823_0948.N1	26-MAR-2004 05:30:34	Straylight	61.500	11	53Alp Aql	0.76500	8000.0	123	10823	No
101	GOM_NL__2PRFIN20040326_053448_00000392025_00248_10823_0949.N1	26-MAR-2004 05:34:48	Dark	39.000	142	49Del Cap	2.8500	8900.0	78	10823	No

102	GOM_NL_2PRFIN20040326_054030_000000402025_00248_10823_0950.N1	26-MAR-2004 05:40:30	Dark	40.000	172	Gam Gru	3.0030	13100.	80	10823	No
103	GOM_NL_2PRFIN20040326_054304_000000432025_00248_10823_0951.N1	26-MAR-2004 05:43:04	Dark	42.500	31	Alp Gru	1.7340	15200.	85	10823	No
104	GOM_NL_2PRFIN20040326_054739_000000532025_00248_10823_0952.N1	26-MAR-2004 05:47:39	Dark	52.500	38	20Eps Sgr	1.8360	11000.	105	10823	No
105	GOM_NL_2PRFIN20040326_055143_000000602025_00249_10824_0922.N1	26-MAR-2004 05:51:43	Dark	59.500	25	35Lam Sco	1.6200	28000.	119	10824	No
106	GOM_NL_2PRFIN20040326_055421_000000442025_00249_10824_0923.N1	26-MAR-2004 05:54:21	Dark	43.500	43	Alp TrA	1.9100	4250.0	87	10824	No
107	GOM_NL_2PRFIN20040326_055604_000000402025_00249_10824_0924.N1	26-MAR-2004 05:56:04	Dark	40.000	134	Bet TrA	2.8100	6600.0	80	10824	No
108	GOM_NL_2PRFIN20040326_055846_000000492025_00249_10824_0925.N1	26-MAR-2004 05:58:46	Dark	48.500	4	Alp1Cen	-0.010000	5800.0	97	10824	No
109	GOM_NL_2PRFIN20040326_060121_000000452025_00249_10824_0926.N1	26-MAR-2004 06:01:21	Straylight	44.500	12	Alp1Cru	0.77500	30000.	89	10824	No
110	GOM_NL_2PRFIN20040326_060245_000000452025_00249_10824_0927.N1	26-MAR-2004 06:02:45	Straylight	45.000	26	Gam Cru	1.6240	2900.0	90	10824	No
111	GOM_NL_2PRFIN20040326_060545_000000582025_00249_10824_0928.N1	26-MAR-2004 06:05:45	Straylight	58.000	54	5The Cen	2.0550	4500.0	116	10824	No
112	GOM_NL_2PRFIN20040326_061213_000000512025_00249_10824_0929.N1	26-MAR-2004 06:12:13	Straylight	51.000	106	9Bet Crv	2.6480	5600.0	102	10824	No
113	GOM_NL_2PRFIN20040326_061417_000000462025_00249_10824_0930.N1	26-MAR-2004 06:14:17	Tw_i_and_stray	46.000	100	4Gam Crv	2.5800	13100.	92	10824	No
114	GOM_NL_2PRFIN20040326_061620_000000732025_00249_10824_0931.N1	26-MAR-2004 06:16:20	Bright	72.500	15	67Alp Vir	0.97600	28000.	145	10824	No
115	GOM_NL_2PRFIN20040326_061944_000000502025_00249_10824_0932.N1	26-MAR-2004 06:19:44	Bright	50.000	121	29Gam Vir	2.7400	7200.0	100	10824	No
116	GOM_NL_2PRFIN20040326_062336_000000382025_00249_10824_0933.N1	26-MAR-2004 06:23:36	Bright	38.000	22	32Alp Leo	1.3600	15200.	76	10824	No
117	GOM_NL_2PRFIN20040326_062541_000000382025_00249_10824_0934.N1	26-MAR-2004 06:25:41	Bright	37.500	51	41Gam1Leo	2.0100	4500.0	75	10824	No
118	GOM_NL_2PRFIN20040326_062706_000000382025_00249_10824_0935.N1	26-MAR-2004 06:27:06	Bright	38.000	166	17Eps Leo	2.9800	6000.0	76	10824	No
119	GOM_NL_2PRFIN20040326_063244_000000392025_00249_10824_0936.N1	26-MAR-2004 06:32:44	Bright	39.000	174	52Psi UMa	3.0040	4400.0	78	10824	No
120	GOM_NL_2PRFIN20040326_063602_000000392025_00249_10824_0937.N1	26-MAR-2004 06:36:02	Bright	38.500	82	48Bet UMa	2.3650	10600.	77	10824	No
121	GOM_NL_2PRFIN20040326_063734_000000382025_00249_10824_0938.N1	26-MAR-2004 06:37:34	Bright	37.500	36	50Alp UMa	1.8000	6300.0	75	10824	No
122	GOM_NL_2PRFIN20040326_063856_000000442025_00249_10824_0939.N1	26-MAR-2004 06:38:56	Bright	44.000	55	79Zet UMa	2.0600	10200.	88	10824	No
123	GOM_NL_2PRFIN20040326_064051_000000732025_00249_10824_0940.N1	26-MAR-2004 06:40:51	Bright	73.000	180	27Gam Boo	3.0400	8000.0	146	10824	No
124	GOM_NL_2PRFIN20040326_064413_000000422025_00249_10824_0941.N1	26-MAR-2004 06:44:13	Bright	41.500	60	7Bet UMi	2.0810	3950.0	83	10824	No
125	GOM_NL_2PRFIN20040326_064733_000000492025_00249_10824_0942.N1	26-MAR-2004 06:47:33	Bright	48.500	119	14Eta Dra	2.7270	4700.0	97	10824	No
126	GOM_NL_2PRFIN20040326_065140_000000382025_00249_10824_0943.N1	26-MAR-2004 06:51:40	Bright	37.500	76	27Gam Cas	2.3000	30000.	75	10824	No
127	GOM_NL_2PRFIN20040326_065313_000000392025_00249_10824_0944.N1	26-MAR-2004 06:53:13	Bright	39.000	89	5Alp Cep	2.4510	8000.0	78	10824	No
128	GOM_NL_2PRFIN20040326_065823_000000422025_00249_10824_0945.N1	26-MAR-2004 06:58:23	Bright	42.000	19	50Alp Cyg	1.2460	10500.	84	10824	No
129	GOM_NL_2PRFIN20040326_070000_000000442025_00249_10824_0946.N1	26-MAR-2004 07:00:00	Bright	44.000	66	37Gam Cyg	2.2080	5900.0	88	10824	No
130	GOM_NL_2PRFIN20040326_070154_000000432025_00249_10824_0947.N1	26-MAR-2004 07:01:54	Bright	42.500	92	53Eps Cyg	2.5000	4500.0	85	10824	No
131	GOM_NL_2PRFIN20040326_071111_000000692025_00249_10824_0948.N1	26-MAR-2004 07:11:11	Straylight	69.000	11	53Alp Aql	0.76500	8000.0	138	10824	No
132	GOM_NL_2PRFIN20040326_071524_000000422025_00249_10824_0949.N1	26-MAR-2004 07:15:24	Dark	41.500	142	49Del Cap	2.8500	8900.0	83	10824	No
133	GOM_NL_2PRFIN20040326_072107_000000382025_00249_10824_0950.N1	26-MAR-2004 07:21:07	Dark	38.000	172	Gam Gru	3.0030	13100.	76	10824	No
134	GOM_NL_2PRFIN20040326_072340_000000422025_00249_10824_0951.N1	26-MAR-2004 07:23:40	Dark	42.000	31	Alp Gru	1.7340	15200.	84	10824	No
135	GOM_NL_2PRFIN20040326_072816_000000542025_00249_10824_0952.N1	26-MAR-2004 07:28:16	Dark	53.500	38	20Eps Sgr	1.8360	11000.	107	10824	No
136	GOM_NL_2PRFIN20040326_073222_000000592025_00250_10825_0922.N1	26-MAR-2004 07:32:22	Dark	58.500	25	35Lam Sco	1.6200	28000.	117	10825	No
137	GOM_NL_2PRFIN20040326_073458_000000402025_00250_10825_0923.N1	26-MAR-2004 07:34:58	Dark	40.000	43	Alp TrA	1.9100	4250.0	80	10825	No
138	GOM_NL_2PRFIN20040326_073641_000000412025_00250_10825_0924.N1	26-MAR-2004 07:36:41	Dark	41.000	134	Bet TrA	2.8100	6600.0	82	10825	No
139	GOM_NL_2PRFIN20040326_073923_000000482025_00250_10825_0925.N1	26-MAR-2004 07:39:23	Dark	48.000	4	Alp1Cen	-0.010000	5800.0	96	10825	No
140	GOM_NL_2PRFIN20040326_074157_000000402025_00250_10825_0926.N1	26-MAR-2004 07:41:57	Straylight	40.000	12	Alp1Cru	0.77500	30000.	80	10825	No
141	GOM_NL_2PRFIN20040326_074321_000000462025_00250_10825_0927.N1	26-MAR-2004 07:43:21	Straylight	45.500	26	Gam Cru	1.6240	2900.0	91	10825	No
142	GOM_NL_2PRFIN20040326_074514_000000442025_00250_10825_0928.N1	26-MAR-2004 07:45:14	Straylight	44.000	64	Gam Cen	2.2000	10600.	88	10825	No
143	GOM_NL_2PRFIN20040326_074725_0000001962025_00250_10825_0929.N1	26-MAR-2004 07:47:25	Tw_i_and_stray	195.50	97	8Bet1Sco	2.5610	30000.	391	10825	No
144	GOM_NL_2PRFIN20040326_075249_000000502025_00250_10825_0930.N1	26-MAR-2004 07:52:49	Straylight	49.500	106	9Bet Crv	2.6480	5600.0	99	10825	No
145	GOM_NL_2PRFIN20040326_075453_000000472025_00250_10825_0931.N1	26-MAR-2004 07:54:53	Tw_i_and_stray	47.000	100	4Gam Crv	2.5800	13100.	94	10825	No
146	GOM_NL_2PRFIN20040326_075656_000000682025_00250_10825_0932.N1	26-MAR-2004 07:56:56	Bright	68.000	15	67Alp Vir	0.97600	28000.	136	10825	No
147	GOM_NL_2PRFIN20040326_080020_000000492025_00250_10825_0933.N1	26-MAR-2004 08:00:20	Bright	48.500	121	29Gam Vir	2.7400	7200.0	97	10825	No
148	GOM_NL_2PRFIN20040326_080412_000000382025_00250_10825_0934.N1	26-MAR-2004 08:04:12	Bright	37.500	22	32Alp Leo	1.3600	15200.	75	10825	No
149	GOM_NL_2PRFIN20040326_080617_000000382025_00250_10825_0935.N1	26-MAR-2004 08:06:17	Bright	37.500	51	41Gam1Leo	2.0100	4500.0	75	10825	No
150	GOM_NL_2PRFIN20040326_080742_000000382025_00250_10825_0936.N1	26-MAR-2004 08:07:42	Bright	37.500	166	17Eps Leo	2.9800	6000.0	75	10825	No
151	GOM_NL_2PRFIN20040326_081320_000000382025_00250_10825_0937.N1	26-MAR-2004 08:13:20	Bright	37.500	174	52Psi UMa	3.0040	4400.0	75	10825	No
152	GOM_NL_2PRFIN20040326_081638_000000382025_00250_10825_0938.N1	26-MAR-2004 08:16:38	Bright	37.500	82	48Bet UMa	2.3650	10600.	75	10825	No
153	GOM_NL_2PRFIN20040326_082125_000000722025_00250_10825_0939.N1	26-MAR-2004 08:21:25	Bright	71.500	180	27Gam Boo	3.0400	8000.0	143	10825	No
154	GOM_NL_2PRFIN20040326_082448_000000422025_00250_10825_0940.N1	26-MAR-2004 08:24:48	Bright	41.500	60	7Bet UMi	2.0810	3950.0	83	10825	No
155	GOM_NL_2PRFIN20040326_082808_000000492025_00250_10825_0941.N1	26-MAR-2004 08:28:08	Bright	49.000	119	14Eta Dra	2.7270	4700.0	98	10825	No
156	GOM_NL_2PRFIN20040326_083217_000000402025_00250_10825_0942.N1	26-MAR-2004 08:32:17	Bright	40.000	76	27Gam Cas	2.3000	30000.	80	10825	No
157	GOM_NL_2PRFIN20040326_083350_000000382025_00250_10825_0943.N1	26-MAR-2004 08:33:50	Bright	37.500	89	5Alp Cep	2.4510	8000.0	75	10825	No
158	GOM_NL_2PRFIN20040326_083859_000000392025_00250_10825_0944.N1	26-MAR-2004 08:38:59	Bright	39.000	19	50Alp Cyg	1.2460	10500.	78	10825	No
159	GOM_NL_2PRFIN20040326_084036_000000442025_00250_10825_0945.N1	26-MAR-2004 08:40:36	Bright	43.500	66	37Gam Cyg	2.2080	5900.0	87	10825	No
160	GOM_NL_2PRFIN20040326_084230_000000412025_00250_10825_0946.N1	26-MAR-2004 08:42:30	Bright	41.000	92	53Eps Cyg	2.5000	4500.0	82	10825	No

161	GOM_NL__2PRFIN20040326_085149_000000622025_00250_10825_0947.N1	26-MAR-2004 08:51:49	Straylight	61.500	11	53Alp Aql	0.76500	8000.0	123	10825	No
162	GOM_NL__2PRFIN20040326_085600_000000402025_00250_10825_0948.N1	26-MAR-2004 08:56:00	Dark	40.000	142	49Del Cap	2.8500	8900.0	80	10825	No
163	GOM_NL__2PRFIN20040326_090143_000000392025_00250_10825_0949.N1	26-MAR-2004 09:01:43	Dark	38.500	172	Gam Gru	3.0030	13100.	77	10825	No
164	GOM_NL__2PRFIN20040326_090416_000000432025_00250_10825_0950.N1	26-MAR-2004 09:04:16	Dark	43.000	31	Alp Gru	1.7340	15200.	86	10825	No
165	GOM_NL__2PRFIN20040326_091259_000000572025_00251_10826_0923.N1	26-MAR-2004 09:12:59	Dark	56.500	25	35Lam Sco	1.6200	28000.	113	10826	No
166	GOM_NL__2PRFIN20040326_091534_000000422025_00251_10826_0924.N1	26-MAR-2004 09:15:34	Dark	42.000	43	Alp TrA	1.9100	4250.0	84	10826	No
167	GOM_NL__2PRFIN20040326_091717_000000402025_00251_10826_0925.N1	26-MAR-2004 09:17:17	Dark	40.000	134	Bet TrA	2.8100	6600.0	80	10826	No
168	GOM_NL__2PRFIN20040326_091959_000000482025_00251_10826_0926.N1	26-MAR-2004 09:19:59	Dark	48.000	4	Alp1Cen	-0.010000	5800.0	96	10826	No
169	GOM_NL__2PRFIN20040326_092233_000000442025_00251_10826_0927.N1	26-MAR-2004 09:22:33	Straylight	44.000	12	Alp1Cru	0.77500	30000.	88	10826	No
170	GOM_NL__2PRFIN20040326_092357_000000442025_00251_10826_0928.N1	26-MAR-2004 09:23:57	Straylight	44.000	26	Gam Cru	1.6240	2900.0	88	10826	No
171	GOM_NL__2PRFIN20040326_092550_000000432025_00251_10826_0929.N1	26-MAR-2004 09:25:50	Straylight	43.000	64	Gam Cen	2.2000	10600.	86	10826	No
172	GOM_NL__2PRFIN20040326_092803_000001812025_00251_10826_0930.N1	26-MAR-2004 09:28:03	Straylight	181.00	97	8Bet1Sco	2.5610	30000.	362	10826	No
173	GOM_NL__2PRFIN20040326_093325_000000492025_00251_10826_0931.N1	26-MAR-2004 09:33:25	Straylight	48.500	106	9Bet Crv	2.6480	5600.0	97	10826	No
174	GOM_NL__2PRFIN20040326_093529_000000432025_00251_10826_0932.N1	26-MAR-2004 09:35:29	Tw_i_and_stray	43.000	100	4Gam Crv	2.5800	13100.	86	10826	No
175	GOM_NL__2PRFIN20040326_093732_000000662025_00251_10826_0933.N1	26-MAR-2004 09:37:32	Bright	65.500	15	67Alp Vir	0.97600	28000.	131	10826	No
176	GOM_NL__2PRFIN20040326_094056_000000492025_00251_10826_0934.N1	26-MAR-2004 09:40:56	Bright	48.500	121	29Gam Vir	2.7400	7200.0	97	10826	No
177	GOM_NL__2PRFIN20040326_094448_000000392025_00251_10826_0935.N1	26-MAR-2004 09:44:48	Bright	38.500	22	32Alp Leo	1.3600	15200.	77	10826	No
178	GOM_NL__2PRFIN20040326_094653_000000372025_00251_10826_0936.N1	26-MAR-2004 09:46:53	Bright	37.000	51	41Gam1Leo	2.0100	4500.0	74	10826	No
179	GOM_NL__2PRFIN20040326_094818_000000382025_00251_10826_0937.N1	26-MAR-2004 09:48:18	Bright	37.500	166	17Eps Leo	2.9800	6000.0	75	10826	No
180	GOM_NL__2PRFIN20040326_095355_000000402025_00251_10826_0938.N1	26-MAR-2004 09:53:55	Bright	40.000	174	52Psi UMa	3.0040	4400.0	80	10826	No
181	GOM_NL__2PRFIN20040326_095714_000000372025_00251_10826_0939.N1	26-MAR-2004 09:57:14	Bright	37.000	82	48Bet UMa	2.3650	10600.	74	10826	No
182	GOM_NL__2PRFIN20040326_100159_000000702025_00251_10826_0940.N1	26-MAR-2004 10:01:59	Bright	70.000	180	27Gam Boo	3.0400	8000.0	140	10826	No
183	GOM_NL__2PRFIN20040326_100523_000000442025_00251_10826_0941.N1	26-MAR-2004 10:05:23	Bright	43.500	60	7Bet UMi	2.0810	3950.0	87	10826	No
184	GOM_NL__2PRFIN20040326_100844_000000512025_00251_10826_0942.N1	26-MAR-2004 10:08:44	Bright	50.500	119	14Eta Dra	2.7270	4700.0	101	10826	No
185	GOM_NL__2PRFIN20040326_101251_000000422025_00251_10826_0943.N1	26-MAR-2004 10:12:51	Bright	41.500	76	27Gam Cas	2.3000	30000.	83	10826	No
186	GOM_NL__2PRFIN20040326_101425_000000392025_00251_10826_0944.N1	26-MAR-2004 10:14:25	Bright	39.000	89	5Alp Cep	2.4510	8000.0	78	10826	No
187	GOM_NL__2PRFIN20040326_101935_000000422025_00251_10826_0945.N1	26-MAR-2004 10:19:35	Bright	41.500	19	50Alp Cyg	1.2460	10500.	83	10826	No
188	GOM_NL__2PRFIN20040326_102112_000000432025_00251_10826_0946.N1	26-MAR-2004 10:21:12	Bright	42.500	66	37Gam Cyg	2.2080	5900.0	85	10826	No
189	GOM_NL__2PRFIN20040326_102306_000000422025_00251_10826_0947.N1	26-MAR-2004 10:23:06	Bright	42.000	92	53Eps Cyg	2.5000	4500.0	84	10826	No
190	GOM_NL__2PRFIN20040326_103226_000000622025_00251_10826_0948.N1	26-MAR-2004 10:32:26	Straylight	61.500	11	53Alp Aql	0.76500	8000.0	123	10826	No
191	GOM_NL__2PRFIN20040326_103636_000000422025_00251_10826_0949.N1	26-MAR-2004 10:36:36	Dark	41.500	142	49Del Cap	2.8500	8900.0	83	10826	No
192	GOM_NL__2PRFIN20040326_104219_000000402025_00251_10826_0950.N1	26-MAR-2004 10:42:19	Dark	40.000	172	Gam Gru	3.0030	13100.	80	10826	No
193	GOM_NL__2PRFIN20040326_104451_000000422025_00251_10826_0951.N1	26-MAR-2004 10:44:51	Dark	41.500	31	Alp Gru	1.7340	15200.	83	10826	No
194	GOM_NL__2PRFIN20040326_105336_000000562025_00252_10827_0923.N1	26-MAR-2004 10:53:36	Dark	56.000	25	35Lam Sco	1.6200	28000.	112	10827	No
195	GOM_NL__2PRFIN20040326_105610_000000462025_00252_10827_0924.N1	26-MAR-2004 10:56:10	Dark	45.500	43	Alp TrA	1.9100	4250.0	91	10827	No
196	GOM_NL__2PRFIN20040326_105753_000000412025_00252_10827_0925.N1	26-MAR-2004 10:57:53	Dark	40.500	134	Bet TrA	2.8100	6600.0	81	10827	No
197	GOM_NL__2PRFIN20040326_110035_000000562025_00252_10827_0926.N1	26-MAR-2004 11:00:35	Dark	56.000	4	Alp1Cen	-0.010000	5800.0	112	10827	No
198	GOM_NL__2PRFIN20040326_110309_000000412025_00252_10827_0927.N1	26-MAR-2004 11:03:09	Straylight	40.500	12	Alp1Cru	0.77500	30000.	81	10827	No
199	GOM_NL__2PRFIN20040326_110433_000000462025_00252_10827_0928.N1	26-MAR-2004 11:04:33	Straylight	45.500	26	Gam Cru	1.6240	2900.0	91	10827	No
200	GOM_NL__2PRFIN20040326_110626_000000422025_00252_10827_0929.N1	26-MAR-2004 11:06:26	Straylight	42.000	64	Gam Cen	2.2000	10600.	84	10827	No
201	GOM_NL__2PRFIN20040326_110841_000001962025_00252_10827_0930.N1	26-MAR-2004 11:08:41	Tw_i_and_stray	195.50	97	8Bet1Sco	2.5610	30000.	391	10827	No
202	GOM_NL__2PRFIN20040326_111400_000000502025_00252_10827_0931.N1	26-MAR-2004 11:14:00	Straylight	49.500	106	9Bet Crv	2.6480	5600.0	99	10827	No
203	GOM_NL__2PRFIN20040326_111605_000000462025_00252_10827_0932.N1	26-MAR-2004 11:16:05	Tw_i_and_stray	45.500	100	4Gam Crv	2.5800	13100.	91	10827	No
204	GOM_NL__2PRFIN20040326_111808_000000792025_00252_10827_0933.N1	26-MAR-2004 11:18:08	Bright	79.000	15	67Alp Vir	0.97600	28000.	158	10827	No
205	GOM_NL__2PRFIN20040326_112128_000000532025_00252_10827_0934.N1	26-MAR-2004 11:21:28	Bright	52.500	121	29Gam Vir	2.7400	7200.0	105	10827	No
206	GOM_NL__2PRFIN20040326_112523_000000382025_00252_10827_0935.N1	26-MAR-2004 11:25:23	Bright	37.500	22	32Alp Leo	1.3600	15200.	75	10827	No
207	GOM_NL__2PRFIN20040326_112727_000000402025_00252_10827_0936.N1	26-MAR-2004 11:27:27	Bright	39.500	51	41Gam1Leo	2.0100	4500.0	79	10827	No
208	GOM_NL__2PRFIN20040326_112853_000000392025_00252_10827_0937.N1	26-MAR-2004 11:28:53	Bright	38.500	166	17Eps Leo	2.9800	6000.0	77	10827	No
209	GOM_NL__2PRFIN20040326_113431_000000392025_00252_10827_0938.N1	26-MAR-2004 11:34:31	Bright	39.000	174	52Psi UMa	3.0040	4400.0	78	10827	No
210	GOM_NL__2PRFIN20040326_113750_000000392025_00252_10827_0939.N1	26-MAR-2004 11:37:50	Bright	38.500	82	48Bet UMa	2.3650	10600.	77	10827	No
211	GOM_NL__2PRFIN20040326_114233_000000702025_00252_10827_0940.N1	26-MAR-2004 11:42:33	Bright	70.000	180	27Gam Boo	3.0400	8000.0	140	10827	No
212	GOM_NL__2PRFIN20040326_114558_000000422025_00252_10827_0941.N1	26-MAR-2004 11:45:58	Bright	41.500	60	7Bet UMi	2.0810	3950.0	83	10827	No
213	GOM_NL__2PRFIN20040326_114919_000000472025_00252_10827_0942.N1	26-MAR-2004 11:49:19	Bright	47.000	119	14Eta Dra	2.7270	4700.0	94	10827	No
214	GOM_NL__2PRFIN20040326_115329_000000392025_00252_10827_0943.N1	26-MAR-2004 11:53:29	Bright	38.500	76	27Gam Cas	2.3000	30000.	77	10827	No
215	GOM_NL__2PRFIN20040326_115500_000000382025_00252_10827_0944.N1	26-MAR-2004 11:55:00	Bright	38.000	89	5Alp Cep	2.4510	8000.0	76	10827	No
216	GOM_NL__2PRFIN20040326_120011_000000422025_00252_10827_0945.N1	26-MAR-2004 12:00:11	Bright	41.500	19	50Alp Cyg	1.2460	10500.	83	10827	No
217	GOM_NL__2PRFIN20040326_120148_000000432025_00252_10827_0946.N1	26-MAR-2004 12:01:48	Bright	43.000	66	37Gam Cyg	2.2080	5900.0	86	10827	No
218	GOM_NL__2PRFIN20040326_120342_000000432025_00252_10827_0947.N1	26-MAR-2004 12:03:42	Bright	42.500	92	53Eps Cyg	2.5000	4500.0	85	10827	No
219	GOM_NL__2PRFIN20040326_121303_000000612025_00252_10827_0948.N1	26-MAR-2004 12:13:03	Straylight	61.000	11	53Alp Aql	0.76500	8000.0	122	10827	No

220	GOM_NL__2PRFIN20040326_121712_000000432025_00252_10827_0949.N1	26-MAR-2004 12:17:12	Dark	43.000	142	49Del Cap	2.8500	8900.0	86	10827	No
221	GOM_NL__2PRFIN20040326_122255_000000392025_00252_10827_0950.N1	26-MAR-2004 12:22:55	Dark	39.000	172	Gam Gru	3.0030	13100.	78	10827	No
222	GOM_NL__2PRFIN20040326_122528_000000382025_00252_10827_0951.N1	26-MAR-2004 12:25:28	Dark	38.000	31	Alp Gru	1.7340	15200.	76	10827	No
223	GOM_NL__2PRFIN20040326_123413_000000582025_00253_10828_0923.N1	26-MAR-2004 12:34:13	Dark	58.000	25	35Lam Sco	1.6200	28000.	116	10828	No
224	GOM_NL__2PRFIN20040326_123646_000000412025_00253_10828_0924.N1	26-MAR-2004 12:36:46	Dark	41.000	43	Alp TrA	1.9100	4250.0	82	10828	No
225	GOM_NL__2PRFIN20040326_123829_000000412025_00253_10828_0925.N1	26-MAR-2004 12:38:29	Dark	40.500	134	Bet TrA	2.8100	6600.0	81	10828	No
226	GOM_NL__2PRFIN20040326_124111_000000562025_00253_10828_0926.N1	26-MAR-2004 12:41:11	Dark	56.000	4	Alp1Cen	-0.010000	5800.0	112	10828	No
227	GOM_NL__2PRFIN20040326_124345_000000442025_00253_10828_0927.N1	26-MAR-2004 12:43:45	Straylight	44.000	12	Alp1Cru	0.77500	30000.	88	10828	No
228	GOM_NL__2PRFIN20040326_124509_000000472025_00253_10828_0928.N1	26-MAR-2004 12:45:09	Straylight	46.500	26	Gam Cru	1.6240	2900.0	93	10828	No
229	GOM_NL__2PRFIN20040326_124702_000000472025_00253_10828_0929.N1	26-MAR-2004 12:47:02	Straylight	46.500	64	Gam Cen	2.2000	10600.	93	10828	No
230	GOM_NL__2PRFIN20040326_124919_000001952025_00253_10828_0930.N1	26-MAR-2004 12:49:19	Tw_i_and_stray	195.00	97	8Bet1Sco	2.5610	30000.	390	10828	No
231	GOM_NL__2PRFIN20040326_125436_000000492025_00253_10828_0931.N1	26-MAR-2004 12:54:36	Straylight	49.000	106	9Bet Crv	2.6480	5600.0	98	10828	No
232	GOM_NL__2PRFIN20040326_125640_000000472025_00253_10828_0932.N1	26-MAR-2004 12:56:40	Tw_i_and_stray	46.500	100	4Gam Crv	2.5800	13100.	93	10828	No
233	GOM_NL__2PRFIN20040326_125844_000000792025_00253_10828_0933.N1	26-MAR-2004 12:58:44	Bright	79.000	15	67Alp Vir	0.97600	28000.	158	10828	No
234	GOM_NL__2PRFIN20040326_130206_000000502025_00253_10828_0934.N1	26-MAR-2004 13:02:06	Bright	49.500	121	29Gam Vir	2.7400	7200.0	99	10828	No
235	GOM_NL__2PRFIN20040326_130559_000000402025_00253_10828_0935.N1	26-MAR-2004 13:05:59	Bright	39.500	22	32Alp Leo	1.3600	15200.	79	10828	No
236	GOM_NL__2PRFIN20040326_130803_000000392025_00253_10828_0936.N1	26-MAR-2004 13:08:03	Bright	39.000	51	41Gam1Leo	2.0100	4500.0	78	10828	No
237	GOM_NL__2PRFIN20040326_130929_000000382025_00253_10828_0937.N1	26-MAR-2004 13:09:29	Bright	38.000	166	17Eps Leo	2.9800	6000.0	76	10828	No
238	GOM_NL__2PRFIN20040326_131507_000000382025_00253_10828_0938.N1	26-MAR-2004 13:15:07	Bright	38.000	174	52Psi UMa	3.0040	4400.0	76	10828	No
239	GOM_NL__2PRFIN20040326_131825_000000372025_00253_10828_0939.N1	26-MAR-2004 13:18:25	Bright	37.000	82	48Bet UMa	2.3650	10600.	74	10828	No
240	GOM_NL__2PRFIN20040326_132307_000000692025_00253_10828_0940.N1	26-MAR-2004 13:23:07	Bright	69.000	180	27Gam Boo	3.0400	8000.0	138	10828	No
241	GOM_NL__2PRFIN20040326_132634_000000392025_00253_10828_0941.N1	26-MAR-2004 13:26:34	Bright	38.500	60	7Bet UMi	2.0810	3950.0	77	10828	No
242	GOM_NL__2PRFIN20040326_132954_000000462025_00253_10828_0942.N1	26-MAR-2004 13:29:54	Bright	45.500	119	14Eta Dra	2.7270	4700.0	91	10828	No
243	GOM_NL__2PRFIN20040326_133404_000000412025_00253_10828_0943.N1	26-MAR-2004 13:34:04	Bright	41.000	76	27Gam Cas	2.3000	30000.	82	10828	No
244	GOM_NL__2PRFIN20040326_133537_000000382025_00253_10828_0944.N1	26-MAR-2004 13:35:37	Bright	38.000	89	5Alp Cep	2.4510	8000.0	76	10828	No
245	GOM_NL__2PRFIN20040326_134046_000000402025_00253_10828_0945.N1	26-MAR-2004 13:40:46	Bright	40.000	19	50Alp Cyg	1.2460	10500.	80	10828	No
246	GOM_NL__2PRFIN20040326_134224_000000442025_00253_10828_0946.N1	26-MAR-2004 13:42:24	Bright	43.500	66	37Gam Cyg	2.2080	5900.0	87	10828	No
247	GOM_NL__2PRFIN20040326_134417_000000442025_00253_10828_0947.N1	26-MAR-2004 13:44:17	Bright	43.500	92	53Eps Cyg	2.5000	4500.0	87	10828	No
248	GOM_NL__2PRFIN20040326_135337_000000702025_00253_10828_0948.N1	26-MAR-2004 13:53:37	Straylight	70.000	11	53Alp Aql	0.76500	8000.0	140	10828	No
249	GOM_NL__2PRFIN20040326_135748_000000432025_00253_10828_0949.N1	26-MAR-2004 13:57:48	Dark	42.500	142	49Del Cap	2.8500	8900.0	85	10828	No
250	GOM_NL__2PRFIN20040326_140332_000000382025_00253_10828_0950.N1	26-MAR-2004 14:03:32	Dark	38.000	172	Gam Gru	3.0030	13100.	76	10828	No
251	GOM_NL__2PRFIN20040326_140604_000000402025_00253_10828_0951.N1	26-MAR-2004 14:06:04	Dark	40.000	31	Alp Gru	1.7340	15200.	80	10828	No
252	GOM_NL__2PRFIN20040326_141451_000000582025_00254_10829_0944.N1	26-MAR-2004 14:14:51	Dark	58.000	25	35Lam Sco	1.6200	28000.	116	10829	No
253	GOM_NL__2PRFIN20040326_141723_000000432025_00254_10829_0945.N1	26-MAR-2004 14:17:23	Dark	42.500	43	Alp TrA	1.9100	4250.0	85	10829	No
254	GOM_NL__2PRFIN20040326_141906_000000422025_00254_10829_0946.N1	26-MAR-2004 14:19:06	Dark	41.500	134	Bet TrA	2.8100	6600.0	83	10829	No
255	GOM_NL__2PRFIN20040326_142148_000000552025_00254_10829_0947.N1	26-MAR-2004 14:21:48	Dark	55.000	4	Alp1Cen	-0.010000	5800.0	110	10829	No
256	GOM_NL__2PRFIN20040326_142421_000000502025_00254_10829_0948.N1	26-MAR-2004 14:24:21	Straylight	50.000	12	Alp1Cru	0.77500	30000.	100	10829	No
257	GOM_NL__2PRFIN20040326_142546_000000502025_00254_10829_0949.N1	26-MAR-2004 14:25:46	Straylight	49.500	26	Gam Cru	1.6240	2900.0	99	10829	No
258	GOM_NL__2PRFIN20040326_142739_000000412025_00254_10829_0950.N1	26-MAR-2004 14:27:39	Straylight	40.500	64	Gam Cen	2.2000	10600.	81	10829	No
259	GOM_NL__2PRFIN20040326_142957_000001902025_00254_10829_0951.N1	26-MAR-2004 14:29:57	Tw_i_and_stray	190.00	97	8Bet1Sco	2.5610	30000.	380	10829	No
260	GOM_NL__2PRFIN20040326_143513_000000502025_00254_10829_0952.N1	26-MAR-2004 14:35:13	Straylight	50.000	106	9Bet Crv	2.6480	5600.0	100	10829	No
261	GOM_NL__2PRFIN20040326_143717_000000452025_00254_10829_0953.N1	26-MAR-2004 14:37:17	Tw_i_and_stray	44.500	100	4Gam Crv	2.5800	13100.	89	10829	No
262	GOM_NL__2PRFIN20040326_143920_000000662025_00254_10829_0954.N1	26-MAR-2004 14:39:20	Bright	66.000	15	67Alp Vir	0.97600	28000.	132	10829	No
263	GOM_NL__2PRFIN20040326_144242_000000502025_00254_10829_0955.N1	26-MAR-2004 14:42:42	Bright	49.500	121	29Gam Vir	2.7400	7200.0	99	10829	No
264	GOM_NL__2PRFIN20040326_144636_000000392025_00254_10829_0956.N1	26-MAR-2004 14:46:36	Bright	39.000	22	32Alp Leo	1.3600	15200.	78	10829	No
265	GOM_NL__2PRFIN20040326_144840_000000382025_00254_10829_0957.N1	26-MAR-2004 14:48:40	Bright	38.000	51	41Gam1Leo	2.0100	4500.0	76	10829	No
266	GOM_NL__2PRFIN20040326_145006_000000382025_00254_10829_0958.N1	26-MAR-2004 14:50:06	Bright	38.000	166	17Eps Leo	2.9800	6000.0	76	10829	No
267	GOM_NL__2PRFIN20040326_145543_000000372025_00254_10829_0959.N1	26-MAR-2004 14:55:43	Bright	37.000	174	52Psi UMa	3.0040	4400.0	74	10829	No
268	GOM_NL__2PRFIN20040326_145901_000000392025_00254_10829_0960.N1	26-MAR-2004 14:59:01	Bright	38.500	82	48Bet UMa	2.3650	10600.	77	10829	No
269	GOM_NL__2PRFIN20040326_150341_000000732025_00254_10829_0961.N1	26-MAR-2004 15:03:41	Bright	72.500	180	27Gam Boo	3.0400	8000.0	145	10829	No
270	GOM_NL__2PRFIN20040326_150710_000000432025_00254_10829_0962.N1	26-MAR-2004 15:07:10	Bright	42.500	60	7Bet UMi	2.0810	3950.0	85	10829	No
271	GOM_NL__2PRFIN20040326_151029_000000502025_00254_10829_0963.N1	26-MAR-2004 15:10:29	Bright	50.000	119	14Eta Dra	2.7270	4700.0	100	10829	No
272	GOM_NL__2PRFIN20040326_151442_000000392025_00254_10829_0964.N1	26-MAR-2004 15:14:42	Bright	38.500	76	27Gam Cas	2.3000	30000.	77	10829	No
273	GOM_NL__2PRFIN20040326_151613_000000362025_00254_10829_0965.N1	26-MAR-2004 15:16:13	Bright	36.000	89	5Alp Cep	2.4510	8000.0	72	10829	No
274	GOM_NL__2PRFIN20040326_152123_000000392025_00254_10829_0966.N1	26-MAR-2004 15:21:23	Bright	38.500	19	50Alp Cyg	1.2460	10500.	77	10829	No
275	GOM_NL__2PRFIN20040326_152300_000000432025_00254_10829_0967.N1	26-MAR-2004 15:23:00	Bright	42.500	66	37Gam Cyg	2.2080	5900.0	85	10829	No
276	GOM_NL__2PRFIN20040326_152454_000000422025_00254_10829_0968.N1	26-MAR-2004 15:24:54	Bright	42.000	92	53Eps Cyg	2.5000	4500.0	84	10829	No
277	GOM_NL__2PRFIN20040326_153416_000000642025_00254_10829_0969.N1	26-MAR-2004 15:34:16	Dark	63.500	11	53Alp Aql	0.76500	8000.0	127	10829	No
278	GOM_NL__2PRFIN20040326_153825_000000422025_00254_10829_0970.N1	26-MAR-2004 15:38:25	Dark	42.000	142	49Del Cap	2.8500	8900.0	84	10829	No

279	GOM_NL__2PRFIN20040326_154408_000000402025_00254_10829_0971.N1	26-MAR-2004 15:44:08	Dark	39.500	172	Gam Gru	3.0030	13100.	79	10829	No
280	GOM_NL__2PRFIN20040326_154640_000000442025_00254_10829_0972.N1	26-MAR-2004 15:46:40	Dark	44.000	31	Alp Gru	1.7340	15200.	88	10829	No
281	GOM_NL__2PRFIN20040326_155528_000000572025_00255_10830_0944.N1	26-MAR-2004 15:55:28	Dark	57.000	25	35Lam Sco	1.6200	28000.	114	10830	No
282	GOM_NL__2PRFIN20040326_155759_000000432025_00255_10830_0945.N1	26-MAR-2004 15:57:59	Dark	43.000	43	Alp TrA	1.9100	4250.0	86	10830	No
283	GOM_NL__2PRFIN20040326_155942_000000422025_00255_10830_0946.N1	26-MAR-2004 15:59:42	Dark	41.500	134	Bet TrA	2.8100	6600.0	83	10830	No
284	GOM_NL__2PRFIN20040326_160224_000000562025_00255_10830_0947.N1	26-MAR-2004 16:02:24	Dark	56.000	4	Alp1Cen	-0.010000	5800.0	112	10830	No
285	GOM_NL__2PRFIN20040326_160458_000000422025_00255_10830_0948.N1	26-MAR-2004 16:04:58	Straylight	41.500	12	Alp1Cru	0.77500	30000.	83	10830	No
286	GOM_NL__2PRFIN20040326_160622_000000492025_00255_10830_0949.N1	26-MAR-2004 16:06:22	Straylight	49.000	26	Gam Cru	1.6240	2900.0	98	10830	No
287	GOM_NL__2PRFIN20040326_160924_000000572025_00255_10830_0950.N1	26-MAR-2004 16:09:24	Straylight	56.500	54	5The Cen	2.0550	4500.0	113	10830	No
288	GOM_NL__2PRFIN20040326_161549_000000532025_00255_10830_0951.N1	26-MAR-2004 16:15:49	Straylight	52.500	106	9Bet Crv	2.6480	5600.0	105	10830	No
289	GOM_NL__2PRFIN20040326_161806_000000472025_00255_10830_0952.N1	26-MAR-2004 16:18:06	Tw_i_and_stray	47.000	163	7Del Crv	2.9450	11000.	94	10830	No
290	GOM_NL__2PRFIN20040326_161956_000000792025_00255_10830_0953.N1	26-MAR-2004 16:19:56	Bright	79.000	15	67Alp Vir	0.97600	28000.	158	10830	No
291	GOM_NL__2PRFIN20040326_162317_000000492025_00255_10830_0954.N1	26-MAR-2004 16:23:17	Bright	49.000	121	29Gam Vir	2.7400	7200.0	98	10830	No
292	GOM_NL__2PRFIN20040326_162711_000000402025_00255_10830_0955.N1	26-MAR-2004 16:27:11	Bright	39.500	22	32Alp Leo	1.3600	15200.	79	10830	No
293	GOM_NL__2PRFIN20040326_162915_000000392025_00255_10830_0956.N1	26-MAR-2004 16:29:15	Bright	39.000	51	41Gam1Leo	2.0100	4500.0	78	10830	No
294	GOM_NL__2PRFIN20040326_163040_000000412025_00255_10830_0957.N1	26-MAR-2004 16:30:40	Bright	40.500	166	17Eps Leo	2.9800	6000.0	81	10830	No
295	GOM_NL__2PRFIN20040326_163619_000000392025_00255_10830_0958.N1	26-MAR-2004 16:36:19	Bright	39.000	174	52Psi UMa	3.0040	4400.0	78	10830	No
296	GOM_NL__2PRFIN20040326_163937_000000512025_00255_10830_0959.N1	26-MAR-2004 16:39:37	Bright	50.500	82	48Bet UMa	2.3650	10600.	101	10830	No
297	GOM_NL__2PRFIN20040326_164108_000000402025_00255_10830_0960.N1	26-MAR-2004 16:41:08	Bright	40.000	36	50Alp UMa	1.8000	6300.0	80	10830	No
298	GOM_NL__2PRFIN20040326_164416_000000712025_00255_10830_0961.N1	26-MAR-2004 16:44:16	Bright	71.000	180	27Gam Boo	3.0400	8000.0	142	10830	No
299	GOM_NL__2PRFIN20040326_164746_000000422025_00255_10830_0962.N1	26-MAR-2004 16:47:46	Bright	42.000	60	7Bet UMi	2.0810	3950.0	84	10830	No
300	GOM_NL__2PRFIN20040326_165105_000000502025_00255_10830_0963.N1	26-MAR-2004 16:51:05	Bright	50.000	119	14Eta Dra	2.7270	4700.0	100	10830	No
301	GOM_NL__2PRFIN20040326_165518_000000402025_00255_10830_0964.N1	26-MAR-2004 16:55:18	Bright	40.000	76	27Gam Cas	2.3000	30000.	80	10830	No
302	GOM_NL__2PRFIN20040326_165648_000000372025_00255_10830_0965.N1	26-MAR-2004 16:56:48	Bright	37.000	89	5Alp Cep	2.4510	8000.0	74	10830	No
303	GOM_NL__2PRFIN20040326_170152_000000452025_00255_10830_0966.N1	26-MAR-2004 17:01:52	Bright	45.000	144	18Del Cyg	2.8600	11000.	90	10830	No
304	GOM_NL__2PRFIN20040326_170336_000000422025_00255_10830_0967.N1	26-MAR-2004 17:03:36	Bright	42.000	66	37Gam Cyg	2.2080	5900.0	84	10830	No
305	GOM_NL__2PRFIN20040326_170530_000000412025_00255_10830_0968.N1	26-MAR-2004 17:05:30	Bright	41.000	92	53Eps Cyg	2.5000	4500.0	82	10830	No
306	GOM_NL__2PRFIN20040326_171153_000000432025_00255_10830_0969.N1	26-MAR-2004 17:11:53	Bright	42.500	61	8Eps Peg	2.1000	3900.0	85	10830	No
307	GOM_NL__2PRFIN20040326_171450_000000702025_00255_10830_0970.N1	26-MAR-2004 17:14:50	Straylight	70.000	11	53Alp Aql	0.76500	8000.0	140	10830	No
308	GOM_NL__2PRFIN20040326_171901_000000402025_00255_10830_0971.N1	26-MAR-2004 17:19:01	Dark	40.000	142	49Del Cap	2.8500	8900.0	80	10830	No
309	GOM_NL__2PRFIN20040326_172443_000000392025_00255_10830_0972.N1	26-MAR-2004 17:24:43	Dark	39.000	172	Gam Gru	3.0030	13100.	78	10830	No
310	GOM_NL__2PRFIN20040326_172823_000000542025_00255_10830_0973.N1	26-MAR-2004 17:28:23	Dark	53.500	57	34Sig Sgr	2.0660	26000.	107	10830	No
311	GOM_NL__2PRFIN20040326_173159_000000552025_00255_10830_0974.N1	26-MAR-2004 17:31:59	Dark	54.500	38	20Eps Sgr	1.8360	11000.	109	10830	No
312	GOM_NL__2PRFIN20040326_173605_000000612025_00256_10831_0945.N1	26-MAR-2004 17:36:05	Dark	61.000	25	35Lam Sco	1.6200	28000.	122	10831	No
313	GOM_NL__2PRFIN20040326_173836_000000422025_00256_10831_0946.N1	26-MAR-2004 17:38:36	Dark	42.000	43	Alp TrA	1.9100	4250.0	84	10831	No
314	GOM_NL__2PRFIN20040326_174019_000000422025_00256_10831_0947.N1	26-MAR-2004 17:40:19	Dark	41.500	134	Bet TrA	2.8100	6600.0	83	10831	No
315	GOM_NL__2PRFIN20040326_174301_000000562025_00256_10831_0948.N1	26-MAR-2004 17:43:01	Dark	56.000	4	Alp1Cen	-0.010000	5800.0	112	10831	No
316	GOM_NL__2PRFIN20040326_174534_000000402025_00256_10831_0949.N1	26-MAR-2004 17:45:34	Straylight	39.500	12	Alp1Cru	0.77500	30000.	79	10831	No
317	GOM_NL__2PRFIN20040326_174658_000000492025_00256_10831_0950.N1	26-MAR-2004 17:46:58	Straylight	49.000	26	Gam Cru	1.6240	2900.0	98	10831	No
318	GOM_NL__2PRFIN20040326_175000_000000562025_00256_10831_0951.N1	26-MAR-2004 17:50:00	Straylight	55.500	54	5The Cen	2.0550	4500.0	111	10831	No
319	GOM_NL__2PRFIN20040326_175625_000000502025_00256_10831_0952.N1	26-MAR-2004 17:56:25	Straylight	50.000	106	9Bet Crv	2.6480	5600.0	100	10831	No
320	GOM_NL__2PRFIN20040326_175842_000000472025_00256_10831_0953.N1	26-MAR-2004 17:58:42	Tw_i_and_stray	47.000	163	7Del Crv	2.9450	11000.	94	10831	No
321	GOM_NL__2PRFIN20040326_180031_000000632025_00256_10831_0954.N1	26-MAR-2004 18:00:31	Bright	63.000	15	67Alp Vir	0.97600	28000.	126	10831	No
322	GOM_NL__2PRFIN20040326_180354_000000512025_00256_10831_0955.N1	26-MAR-2004 18:03:54	Bright	50.500	121	29Gam Vir	2.7400	7200.0	101	10831	No
323	GOM_NL__2PRFIN20040326_180748_000000392025_00256_10831_0956.N1	26-MAR-2004 18:07:48	Bright	39.000	22	32Alp Leo	1.3600	15200.	78	10831	No
324	GOM_NL__2PRFIN20040326_180952_000000382025_00256_10831_0957.N1	26-MAR-2004 18:09:52	Bright	38.000	51	41Gam1Leo	2.0100	4500.0	76	10831	No
325	GOM_NL__2PRFIN20040326_181118_000000382025_00256_10831_0958.N1	26-MAR-2004 18:11:18	Bright	38.000	166	17Eps Leo	2.9800	6000.0	76	10831	No
326	GOM_NL__2PRFIN20040326_181654_000000382025_00256_10831_0959.N1	26-MAR-2004 18:16:54	Bright	37.500	174	52Psi UMa	3.0040	4400.0	75	10831	No
327	GOM_NL__2PRFIN20040326_182013_000000402025_00256_10831_0960.N1	26-MAR-2004 18:20:13	Bright	39.500	82	48Bet UMa	2.3650	10600.	79	10831	No
328	GOM_NL__2PRFIN20040326_182144_000000402025_00256_10831_0961.N1	26-MAR-2004 18:21:44	Bright	40.000	36	50Alp UMa	1.8000	6300.0	80	10831	No
329	GOM_NL__2PRFIN20040326_182450_000000712025_00256_10831_0962.N1	26-MAR-2004 18:24:50	Bright	70.500	180	27Gam Boo	3.0400	8000.0	141	10831	No
330	GOM_NL__2PRFIN20040326_182822_000000382025_00256_10831_0963.N1	26-MAR-2004 18:28:22	Bright	38.000	60	7Bet UMi	2.0810	3950.0	76	10831	No
331	GOM_NL__2PRFIN20040326_183140_000000512025_00256_10831_0964.N1	26-MAR-2004 18:31:40	Bright	51.000	119	14Eta Dra	2.7270	4700.0	102	10831	No
332	GOM_NL__2PRFIN20040326_183552_000000402025_00256_10831_0965.N1	26-MAR-2004 18:35:52	Bright	39.500	76	27Gam Cas	2.3000	30000.	79	10831	No
333	GOM_NL__2PRFIN20040326_183725_000000382025_00256_10831_0966.N1	26-MAR-2004 18:37:25	Bright	37.500	89	5Alp Cep	2.4510	8000.0	75	10831	No
334	GOM_NL__2PRFIN20040326_184228_000000452025_00256_10831_0967.N1	26-MAR-2004 18:42:28	Bright	44.500	144	18Del Cyg	2.8600	11000.	89	10831	No
335	GOM_NL__2PRFIN20040326_184411_000000442025_00256_10831_0968.N1	26-MAR-2004 18:44:11	Bright	44.000	66	37Gam Cyg	2.2080	5900.0	88	10831	No
336	GOM_NL__2PRFIN20040326_184606_000000432025_00256_10831_0969.N1	26-MAR-2004 18:46:06	Bright	42.500	92	53Eps Cyg	2.5000	4500.0	85	10831	No
337	GOM_NL__2PRFIN20040326_185230_000000402025_00256_10831_0970.N1	26-MAR-2004 18:52:30	Bright	39.500	61	8Eps Peg	2.1000	3900.0	79	10831	No

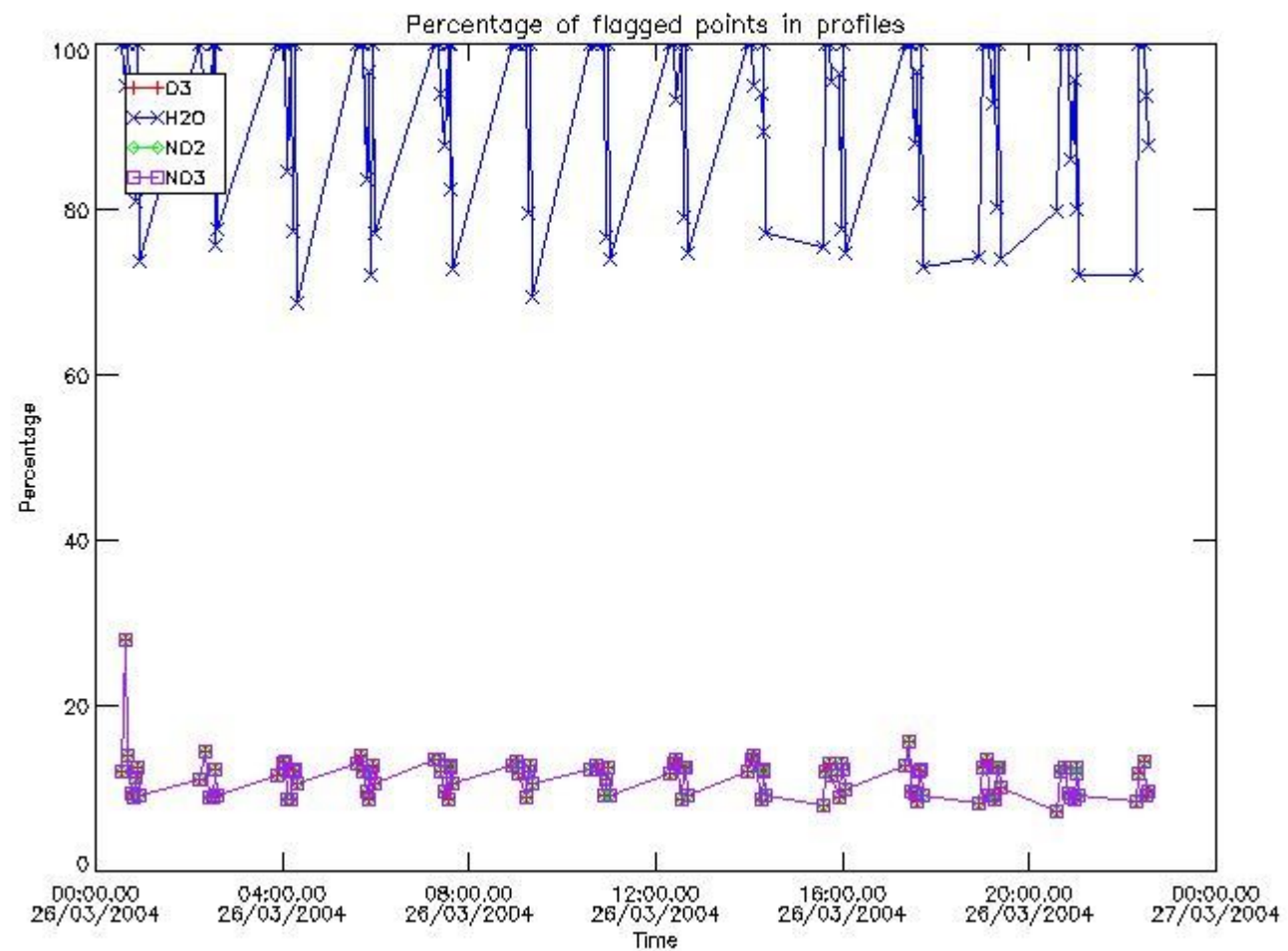
338	GOM_NL__2PRFIN20040326_185529_000000632025_00256_10831_0971.N1	26-MAR-2004 18:55:29	Dark	62.500	11	53Alp Aql	0.76500	8000.0	125	10831	No
339	GOM_NL__2PRFIN20040326_185937_000000412025_00256_10831_0972.N1	26-MAR-2004 18:59:37	Dark	41.000	142	49Del Cap	2.8500	8900.0	82	10831	No
340	GOM_NL__2PRFIN20040326_190520_000000382025_00256_10831_0973.N1	26-MAR-2004 19:05:20	Dark	38.000	172	Gam Gru	3.0030	13100.	76	10831	No
341	GOM_NL__2PRFIN20040326_190900_000000562025_00256_10831_0974.N1	26-MAR-2004 19:09:00	Dark	56.000	57	34Sig Sgr	2.0660	26000.	112	10831	No
342	GOM_NL__2PRFIN20040326_191236_000000552025_00256_10831_0975.N1	26-MAR-2004 19:12:36	Dark	55.000	38	20Eps Sgr	1.8360	11000.	110	10831	No
343	GOM_NL__2PRFIN20040326_191642_000000592025_00257_10832_0945.N1	26-MAR-2004 19:16:42	Dark	59.000	25	35Lam Sco	1.6200	28000.	118	10832	No
344	GOM_NL__2PRFIN20040326_191912_000000412025_00257_10832_0946.N1	26-MAR-2004 19:19:12	Dark	41.000	43	Alp TrA	1.9100	4250.0	82	10832	No
345	GOM_NL__2PRFIN20040326_192056_000000412025_00257_10832_0947.N1	26-MAR-2004 19:20:56	Dark	40.500	134	Bet TrA	2.8100	6600.0	81	10832	No
346	GOM_NL__2PRFIN20040326_192338_000000512025_00257_10832_0948.N1	26-MAR-2004 19:23:38	Dark	50.500	4	Alp1Cen	-0.010000	5800.0	101	10832	No
347	GOM_NL__2PRFIN20040326_192610_000000462025_00257_10832_0949.N1	26-MAR-2004 19:26:10	Straylight	46.000	12	Alp1Cru	0.77500	30000.	92	10832	No
348	GOM_NL__2PRFIN20040326_192734_000000472025_00257_10832_0950.N1	26-MAR-2004 19:27:34	Straylight	47.000	26	Gam Cru	1.6240	2900.0	94	10832	No
349	GOM_NL__2PRFIN20040326_193037_000000542025_00257_10832_0951.N1	26-MAR-2004 19:30:37	Straylight	54.000	54	5The Cen	2.0550	4500.0	108	10832	No
350	GOM_NL__2PRFIN20040326_193702_000000512025_00257_10832_0952.N1	26-MAR-2004 19:37:02	Straylight	50.500	106	9Bet Crv	2.6480	5600.0	101	10832	No
351	GOM_NL__2PRFIN20040326_193918_000000452025_00257_10832_0953.N1	26-MAR-2004 19:39:18	Tw_i_and_stray	45.000	163	7Del Crv	2.9450	11000.	90	10832	No
352	GOM_NL__2PRFIN20040326_194108_000000662025_00257_10832_0954.N1	26-MAR-2004 19:41:08	Bright	66.000	15	67Alp Vir	0.97600	28000.	132	10832	No
353	GOM_NL__2PRFIN20040326_194430_000000502025_00257_10832_0955.N1	26-MAR-2004 19:44:30	Bright	50.000	121	29Gam Vir	2.7400	7200.0	100	10832	No
354	GOM_NL__2PRFIN20040326_194824_000000382025_00257_10832_0956.N1	26-MAR-2004 19:48:24	Bright	38.000	22	32Alp Leo	1.3600	15200.	76	10832	No
355	GOM_NL__2PRFIN20040326_195028_000000392025_00257_10832_0957.N1	26-MAR-2004 19:50:28	Bright	38.500	51	41Gam1Leo	2.0100	4500.0	77	10832	No
356	GOM_NL__2PRFIN20040326_195155_000000382025_00257_10832_0958.N1	26-MAR-2004 19:51:55	Bright	38.000	166	17Eps Leo	2.9800	6000.0	76	10832	No
357	GOM_NL__2PRFIN20040326_195730_000000462025_00257_10832_0959.N1	26-MAR-2004 19:57:30	Bright	45.500	174	52Psi UMa	3.0040	4400.0	91	10832	No
358	GOM_NL__2PRFIN20040326_200049_000000462025_00257_10832_0960.N1	26-MAR-2004 20:00:49	Bright	45.500	82	48Bet UMa	2.3650	10600.	91	10832	No
359	GOM_NL__2PRFIN20040326_200220_000000412025_00257_10832_0961.N1	26-MAR-2004 20:02:20	Bright	40.500	36	50Alp UMa	1.8000	6300.0	81	10832	No
360	GOM_NL__2PRFIN20040326_200524_000000722025_00257_10832_0962.N1	26-MAR-2004 20:05:24	Bright	72.000	180	27Gam Boo	3.0400	8000.0	144	10832	No
361	GOM_NL__2PRFIN20040326_200857_000000422025_00257_10832_0963.N1	26-MAR-2004 20:08:57	Bright	41.500	60	7Bet UMi	2.0810	3950.0	83	10832	No
362	GOM_NL__2PRFIN20040326_201215_000000462025_00257_10832_0964.N1	26-MAR-2004 20:12:15	Bright	46.000	119	14Eta Dra	2.7270	4700.0	92	10832	No
363	GOM_NL__2PRFIN20040326_201631_000000362025_00257_10832_0965.N1	26-MAR-2004 20:16:31	Bright	36.000	76	27Gam Cas	2.3000	30000.	72	10832	No
364	GOM_NL__2PRFIN20040326_201801_000000372025_00257_10832_0966.N1	26-MAR-2004 20:18:01	Bright	36.500	89	5Alp Cep	2.4510	8000.0	73	10832	No
365	GOM_NL__2PRFIN20040326_202304_000000442025_00257_10832_0967.N1	26-MAR-2004 20:23:04	Bright	43.500	144	18Del Cyg	2.8600	11000.	87	10832	No
366	GOM_NL__2PRFIN20040326_202448_000000452025_00257_10832_0968.N1	26-MAR-2004 20:24:48	Bright	44.500	66	37Gam Cyg	2.2080	5900.0	89	10832	No
367	GOM_NL__2PRFIN20040326_202642_000000422025_00257_10832_0969.N1	26-MAR-2004 20:26:42	Bright	42.000	92	53Eps Cyg	2.5000	4500.0	84	10832	No
368	GOM_NL__2PRFIN20040326_203306_000000422025_00257_10832_0970.N1	26-MAR-2004 20:33:06	Bright	42.000	61	8Eps Peg	2.1000	3900.0	84	10832	No
369	GOM_NL__2PRFIN20040326_203606_000000702025_00257_10832_0971.N1	26-MAR-2004 20:36:06	Dark	70.000	11	53Alp Aql	0.76500	8000.0	140	10832	No
370	GOM_NL__2PRFIN20040326_204014_000000422025_00257_10832_0972.N1	26-MAR-2004 20:40:14	Dark	42.000	142	49Del Cap	2.8500	8900.0	84	10832	No
371	GOM_NL__2PRFIN20040326_204555_000000412025_00257_10832_0973.N1	26-MAR-2004 20:45:55	Dark	40.500	172	Gam Gru	3.0030	13100.	81	10832	No
372	GOM_NL__2PRFIN20040326_204937_000000542025_00257_10832_0974.N1	26-MAR-2004 20:49:37	Dark	54.000	57	34Sig Sgr	2.0660	26000.	108	10832	No
373	GOM_NL__2PRFIN20040326_205313_000000582025_00257_10832_0975.N1	26-MAR-2004 20:53:13	Dark	57.500	38	20Eps Sgr	1.8360	11000.	115	10832	No
374	GOM_NL__2PRFIN20040326_205719_000000582025_00258_10833_0945.N1	26-MAR-2004 20:57:19	Dark	58.000	25	35Lam Sco	1.6200	28000.	116	10833	No
375	GOM_NL__2PRFIN20040326_205947_000000432025_00258_10833_0946.N1	26-MAR-2004 20:59:47	Dark	43.000	43	Alp TrA	1.9100	4250.0	86	10833	No
376	GOM_NL__2PRFIN20040326_210132_000000412025_00258_10833_0947.N1	26-MAR-2004 21:01:32	Dark	41.000	134	Bet TrA	2.8100	6600.0	82	10833	No
377	GOM_NL__2PRFIN20040326_210414_000000562025_00258_10833_0948.N1	26-MAR-2004 21:04:14	Dark	56.000	4	Alp1Cen	-0.010000	5800.0	112	10833	No
378	GOM_NL__2PRFIN20040326_210646_000000502025_00258_10833_0949.N1	26-MAR-2004 21:06:46	Straylight	50.000	12	Alp1Cru	0.77500	30000.	100	10833	No
379	GOM_NL__2PRFIN20040326_210808_000000492025_00258_10833_0950.N1	26-MAR-2004 21:08:08	Straylight	48.500	26	Gam Cru	1.6240	2900.0	97	10833	No
380	GOM_NL__2PRFIN20040326_211113_000000532025_00258_10833_0951.N1	26-MAR-2004 21:11:13	Straylight	53.000	54	5The Cen	2.0550	4500.0	106	10833	No
381	GOM_NL__2PRFIN20040326_211738_000000492025_00258_10833_0952.N1	26-MAR-2004 21:17:38	Straylight	49.000	106	9Bet Crv	2.6480	5600.0	98	10833	No
382	GOM_NL__2PRFIN20040326_211954_000000462025_00258_10833_0953.N1	26-MAR-2004 21:19:54	Tw_i_and_stray	45.500	163	7Del Crv	2.9450	11000.	91	10833	No
383	GOM_NL__2PRFIN20040326_212144_000000672025_00258_10833_0954.N1	26-MAR-2004 21:21:44	Bright	67.000	15	67Alp Vir	0.97600	28000.	134	10833	No
384	GOM_NL__2PRFIN20040326_212505_000000502025_00258_10833_0955.N1	26-MAR-2004 21:25:05	Bright	49.500	121	29Gam Vir	2.7400	7200.0	99	10833	No
385	GOM_NL__2PRFIN20040326_212900_000000392025_00258_10833_0956.N1	26-MAR-2004 21:29:00	Bright	39.000	22	32Alp Leo	1.3600	15200.	78	10833	No
386	GOM_NL__2PRFIN20040326_213103_000000392025_00258_10833_0957.N1	26-MAR-2004 21:31:03	Bright	38.500	51	41Gam1Leo	2.0100	4500.0	77	10833	No
387	GOM_NL__2PRFIN20040326_213230_000000392025_00258_10833_0958.N1	26-MAR-2004 21:32:30	Bright	38.500	166	17Eps Leo	2.9800	6000.0	77	10833	No
388	GOM_NL__2PRFIN20040326_213806_000000402025_00258_10833_0959.N1	26-MAR-2004 21:38:06	Bright	39.500	174	52Psi UMa	3.0040	4400.0	79	10833	No
389	GOM_NL__2PRFIN20040326_214124_000000382025_00258_10833_0960.N1	26-MAR-2004 21:41:24	Bright	37.500	82	48Bet UMa	2.3650	10600.	75	10833	No
390	GOM_NL__2PRFIN20040326_214256_000000412025_00258_10833_0961.N1	26-MAR-2004 21:42:56	Bright	40.500	36	50Alp UMa	1.8000	6300.0	81	10833	No
391	GOM_NL__2PRFIN20040326_214558_000000732025_00258_10833_0962.N1	26-MAR-2004 21:45:58	Bright	72.500	180	27Gam Boo	3.0400	8000.0	145	10833	No
392	GOM_NL__2PRFIN20040326_214933_000000422025_00258_10833_0963.N1	26-MAR-2004 21:49:33	Bright	42.000	60	7Bet UMi	2.0810	3950.0	84	10833	No
393	GOM_NL__2PRFIN20040326_215250_000000502025_00258_10833_0964.N1	26-MAR-2004 21:52:50	Bright	49.500	119	14Eta Dra	2.7270	4700.0	99	10833	No
394	GOM_NL__2PRFIN20040326_215707_000000392025_00258_10833_0965.N1	26-MAR-2004 21:57:07	Bright	38.500	76	27Gam Cas	2.3000	30000.	77	10833	No
395	GOM_NL__2PRFIN20040326_215837_000000422025_00258_10833_0966.N1	26-MAR-2004 21:58:37	Bright	42.000	89	5Alp Cep	2.4510	8000.0	84	10833	No
396	GOM_NL__2PRFIN20040326_220340_000000452025_00258_10833_0967.N1	26-MAR-2004 22:03:40	Bright	45.000	144	18Del Cyg	2.8600	11000.	90	10833	No

397	GOM_NL__2PRFIN20040326_220524_000000452025_00258_10833_0968.N1	26-MAR-2004 22:05:24	Bright	44.500	66	37Gam Cyg	2.2080	5900.0	89	10833	No
398	GOM_NL__2PRFIN20040326_220718_000000432025_00258_10833_0969.N1	26-MAR-2004 22:07:18	Bright	43.000	92	53Eps Cyg	2.5000	4500.0	86	10833	No
399	GOM_NL__2PRFIN20040326_221342_000000432025_00258_10833_0970.N1	26-MAR-2004 22:13:42	Bright	43.000	61	8Eps Peg	2.1000	3900.0	86	10833	No
400	GOM_NL__2PRFIN20040326_221642_000000672025_00258_10833_0971.N1	26-MAR-2004 22:16:42	Dark	66.500	11	53Alp Aql	0.76500	8000.0	133	10833	No
401	GOM_NL__2PRFIN20040326_222049_000000432025_00258_10833_0972.N1	26-MAR-2004 22:20:49	Dark	43.000	142	49Del Cap	2.8500	8900.0	86	10833	No
402	GOM_NL__2PRFIN20040326_222632_000000392025_00258_10833_0973.N1	26-MAR-2004 22:26:32	Dark	38.500	172	Gam Gru	3.0030	13100.	77	10833	No
403	GOM_NL__2PRFIN20040326_223014_000000562025_00258_10833_0974.N1	26-MAR-2004 22:30:14	Dark	55.500	57	34Sig Sgr	2.0660	26000.	111	10833	No
404	GOM_NL__2PRFIN20040326_223350_000000532025_00258_10833_0975.N1	26-MAR-2004 22:33:50	Dark	53.000	38	20Eps Sgr	1.8360	11000.	106	10833	No

3. Quality information per product

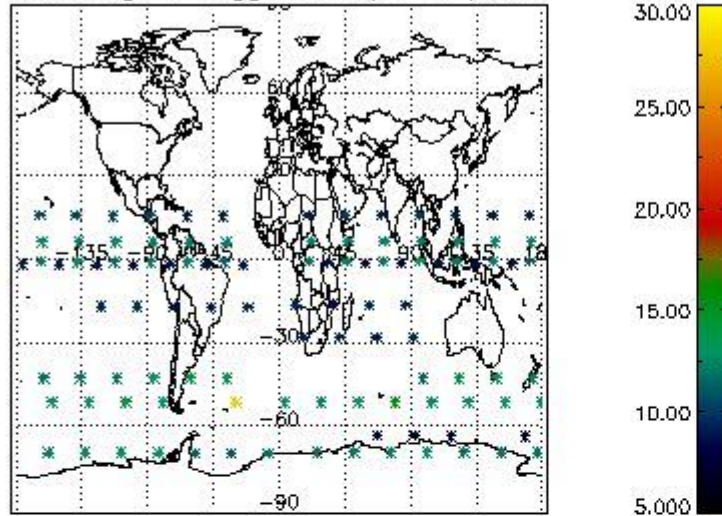
In this section it is plotted some information contained in the Quality Summary data set of the level 2 products. Only products in dark limb conditions and without errors (error flag in the MPH set to "0") are used.

3.1 Plot quality information per product (time dependant)

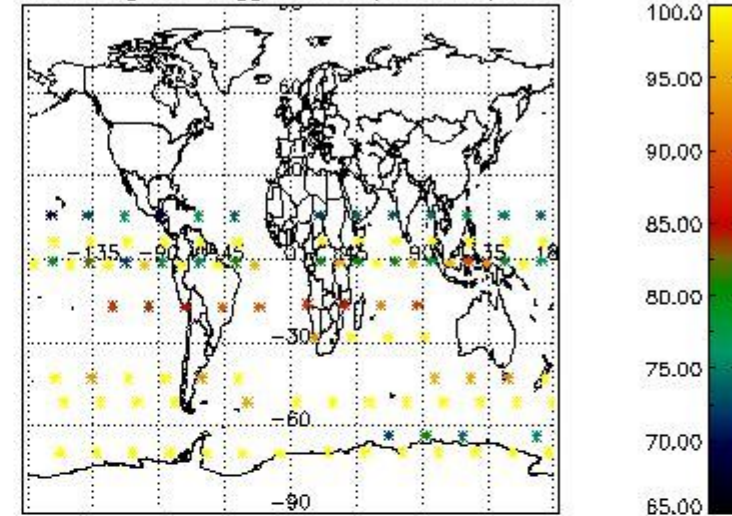


3.2 Plot quality information per product (world map)

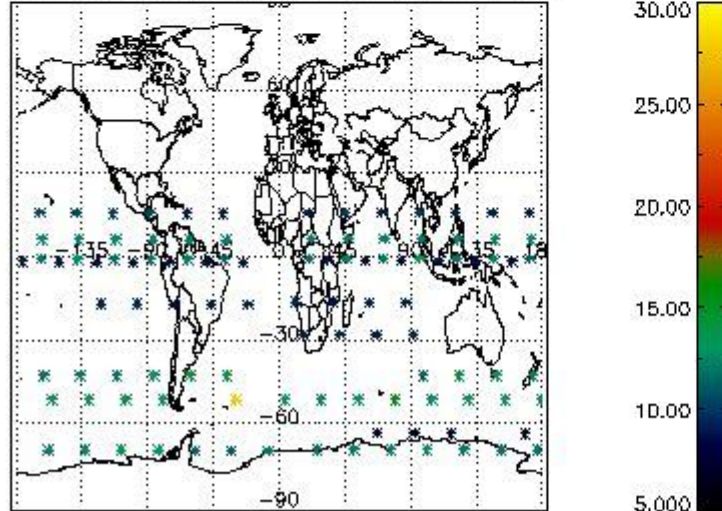
Percentage of flagged data per O3 profile



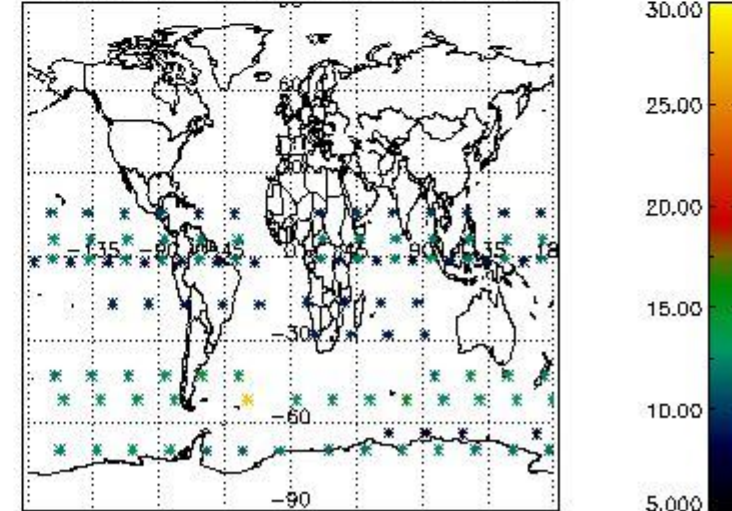
Percentage of flagged data per H2O profile



Percentage of flagged data per NO2 profile



Percentage of flagged data per NO3 profile

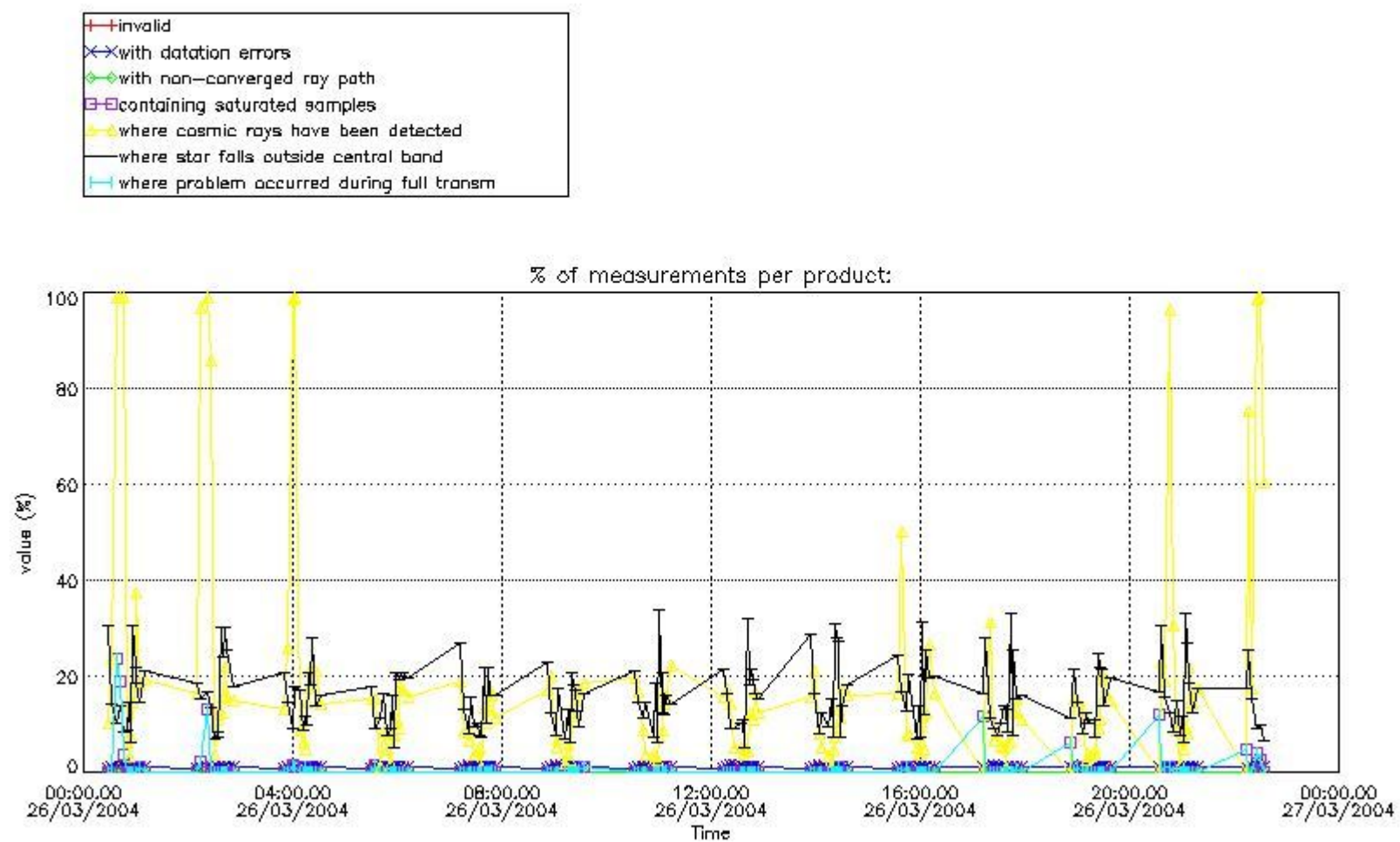


4. Level 1 quality information per product

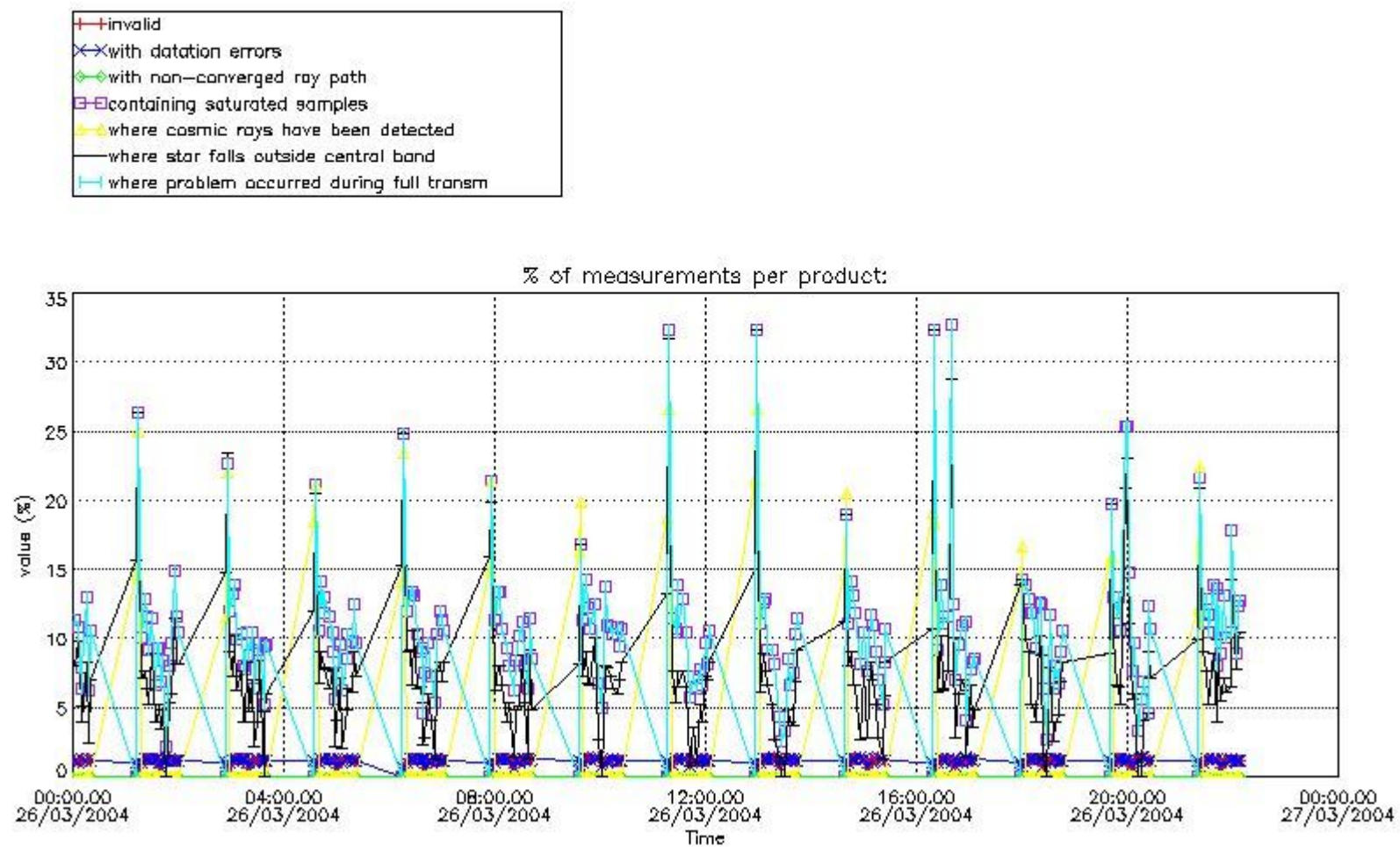
In this section it is plotted some information contained in the Quality Summary data set of the level 2 products that comes from the level 1b processing. Products without errors (error flag in the MPH set to "0") are used.

4.1 Plot quality information per product (time dependant) coming from level 1b processing

4.1.1 Plot level 1 quality information per product (time dependant): ENVISAT ASCENDING passes



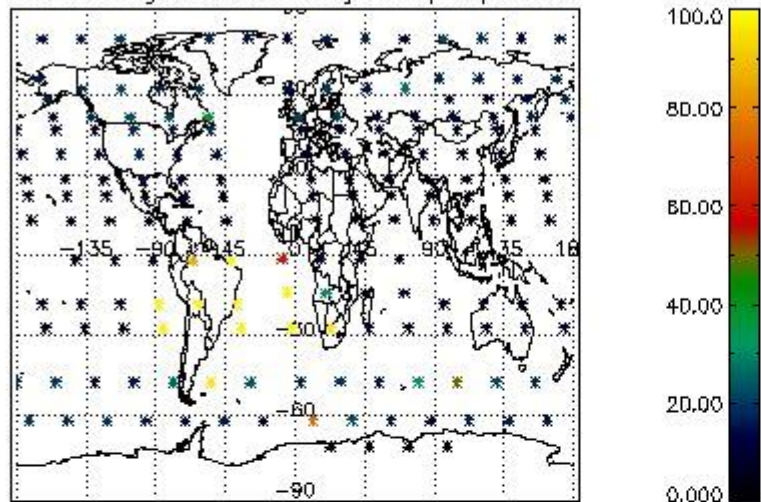
4.1.2 Plot level 1 quality information per product (time dependant): ENVI SAT DESCENDING passes



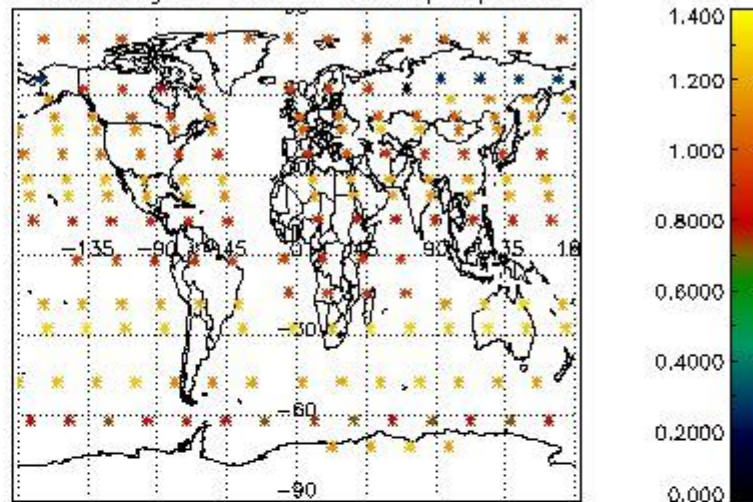
4.2 Plot quality information per product coming from level 1b processing (world map)

4.2.1 Plot level 1 quality information per product (world map): ENVISAT ASCENDING passes

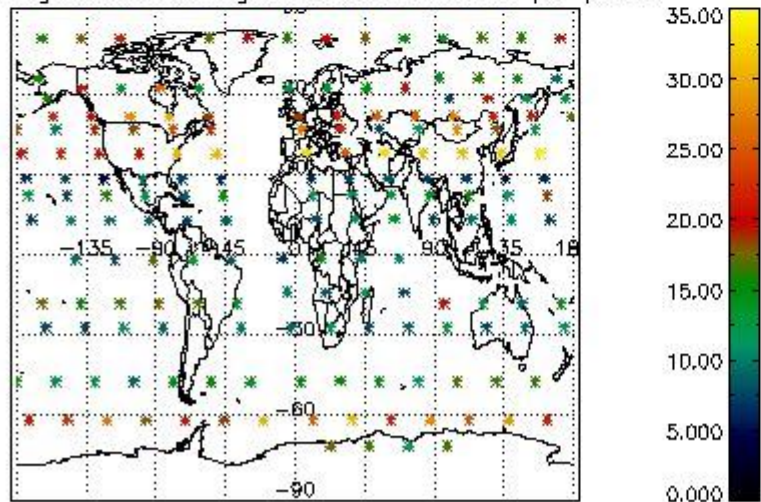
Percentage of cosmic ray hits per profile



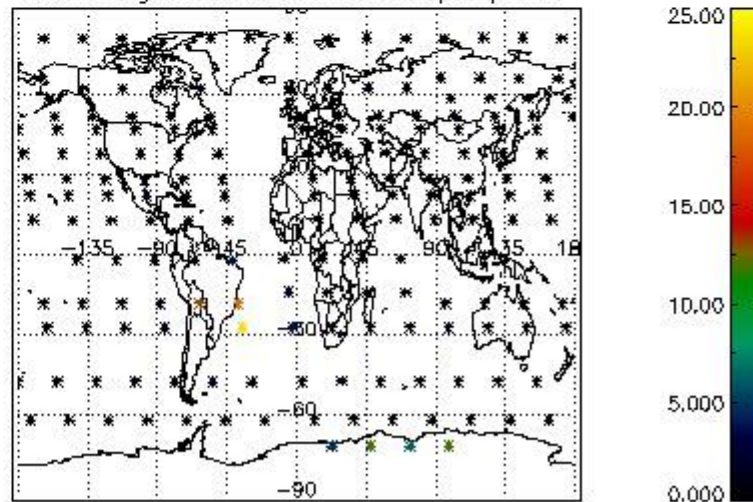
Percentage of datation errors per profile



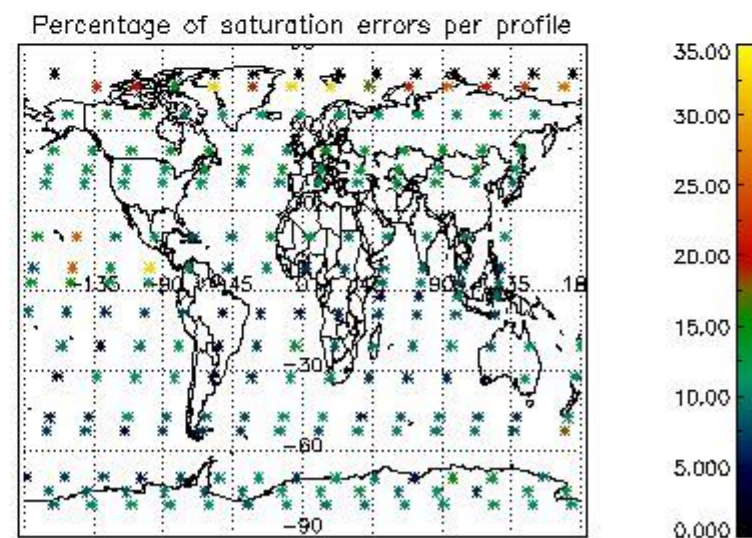
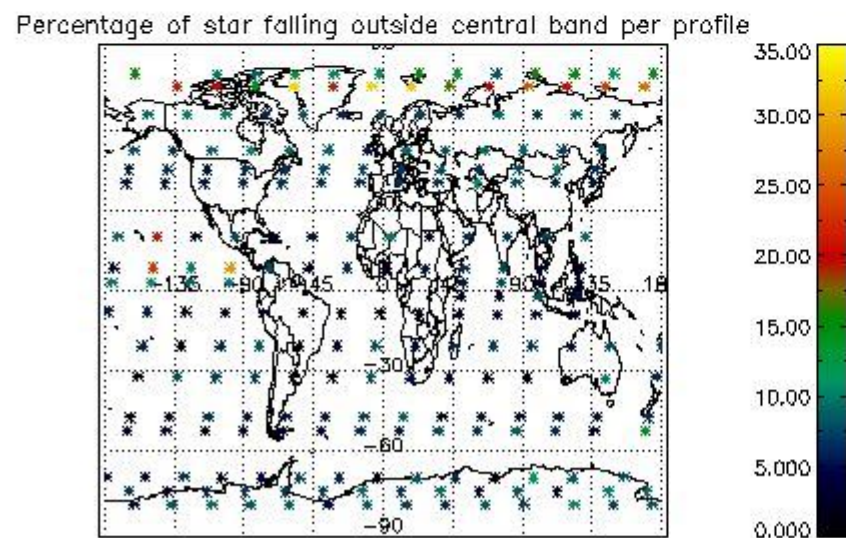
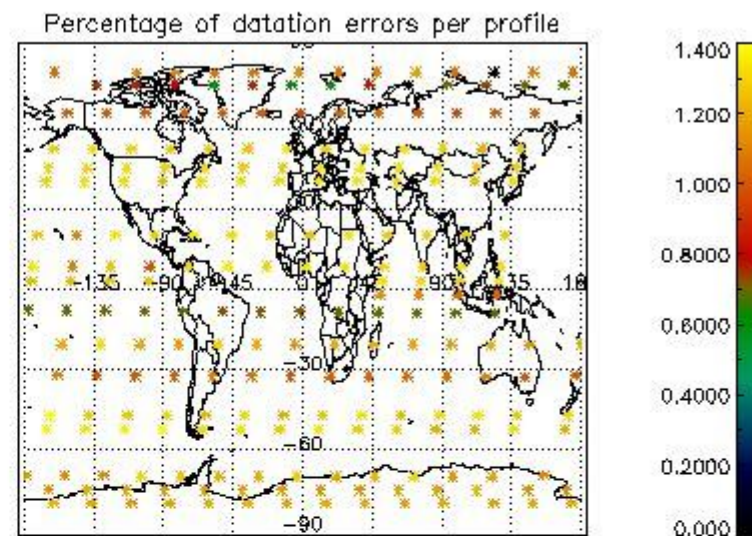
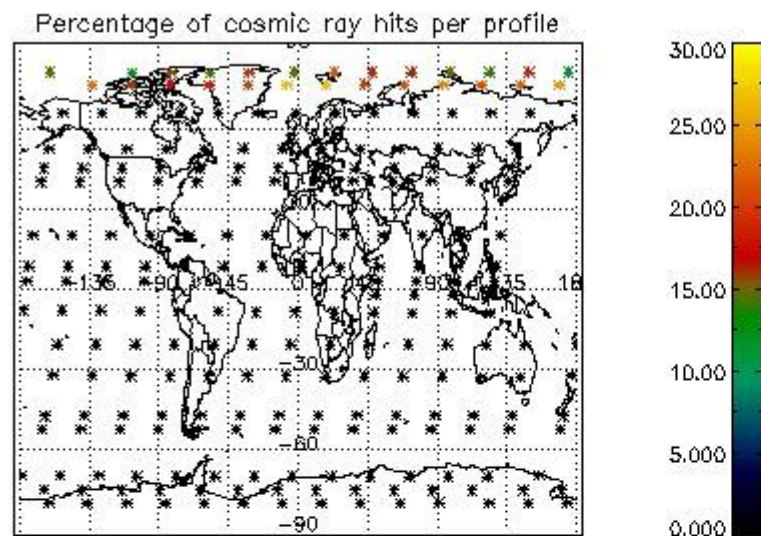
Percentage of star falling outside central band per profile



Percentage of saturation errors per profile



4.2.2 Plot level 1 quality information per product (world map): ENVISAT DESCENDING passes



5. Trace gas profiles

5.1 Ozone statistics based on quality of products

The final quality of the products can be "measured" using the STD (Standard Deviation) attached to every point profile. This information is written to the parameter GOM_NL__2P/NL_LOCAL_SPECIES_DENSITY/o3_std of the level 2 products. The table below shows the statistics for given STD ranges.

The statistics are given with respect to the overall valid production:

- Products without fatal errors: GOM_NL__2P/MPH/PRODUCT_ERR=0
- Valid point profile: GOM_NL__2P/NL_LOCAL_SPECIES_DENSITY/pcd(0)=0

The 'Criteria' is applied to valid points of dark limb products:

- Products in dark limb illumination condition: GOM_NL__2P/NL_SUMMARY_QUALITY/obs_ill_cond=0
- Products without fatal errors: GOM_NL__2P/MPH/PRODUCT_ERR=0
- Valid point profile: GOM_NL__2P/NL_LOCAL_SPECIES_DENSITY/pcd(0)=0

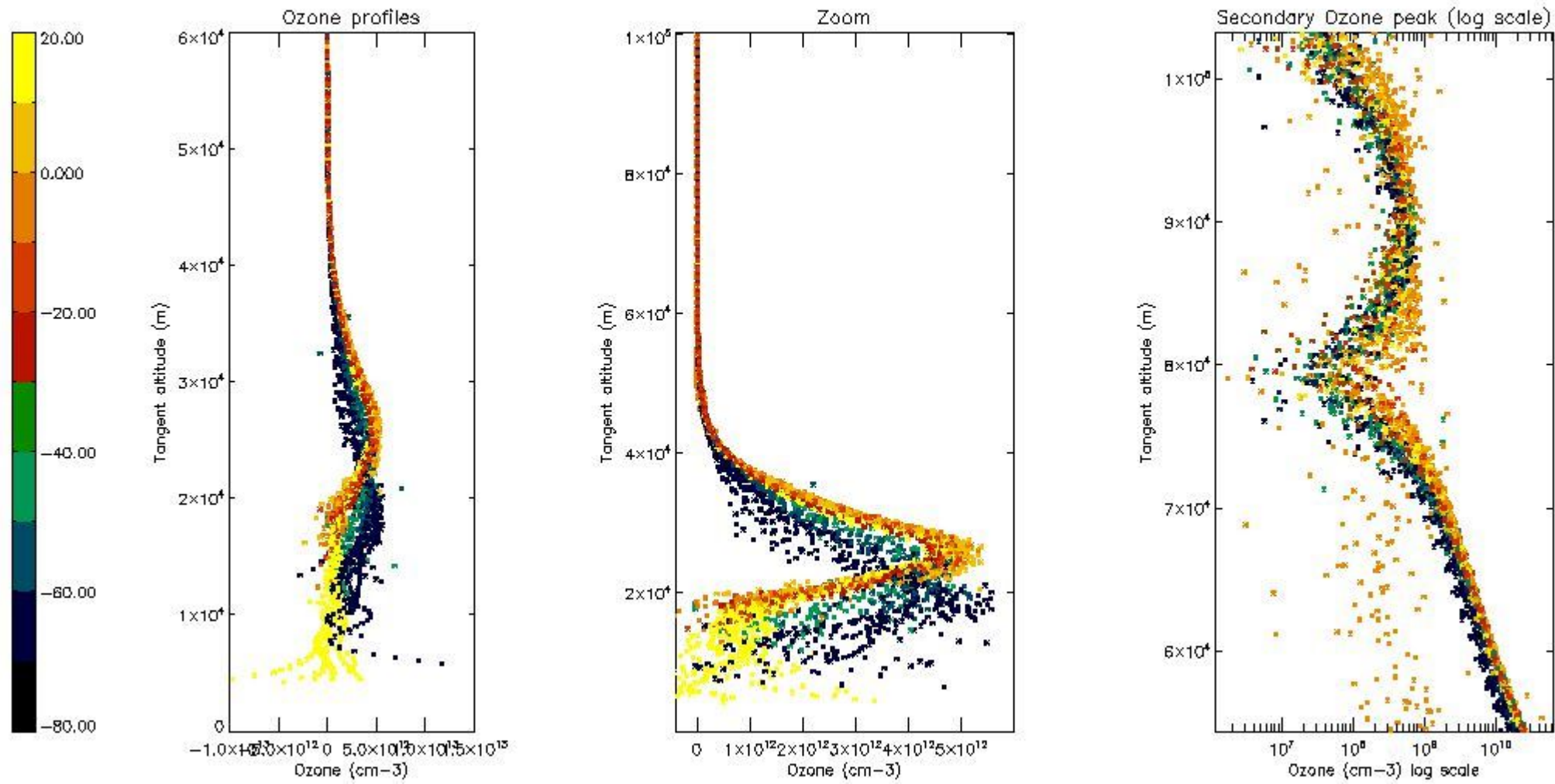
So, the table below shows the percentage of dark limb and valid observations for each criteria with respect to the overall valid daily observations.

Criteria	% of total production
All STD	26
STD < 20	16

STD < 10	13
STD < 5	8

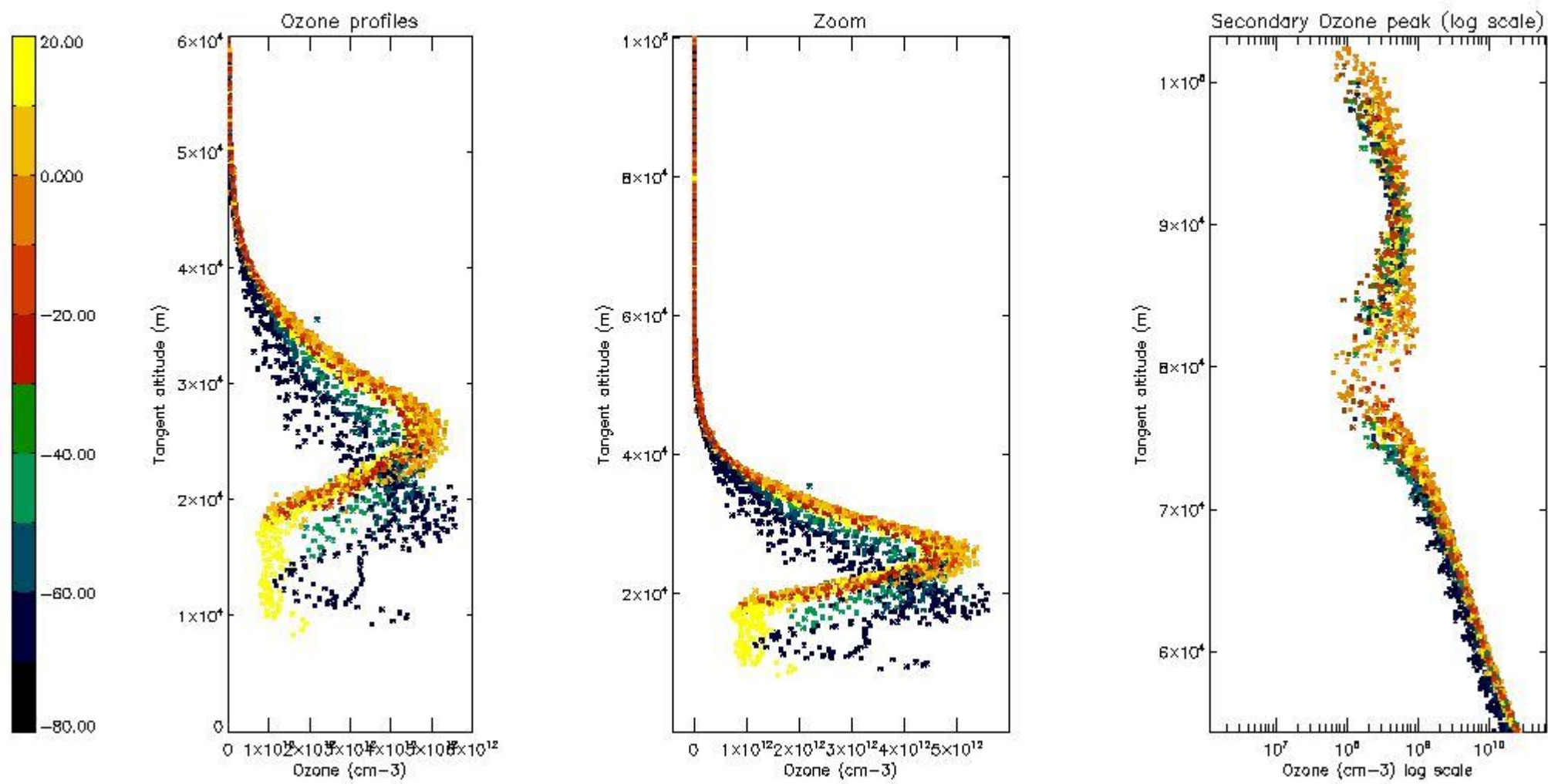
5.2 Plot ozone profiles for all STD (dark without errors)

The colorbar represents the latitude.



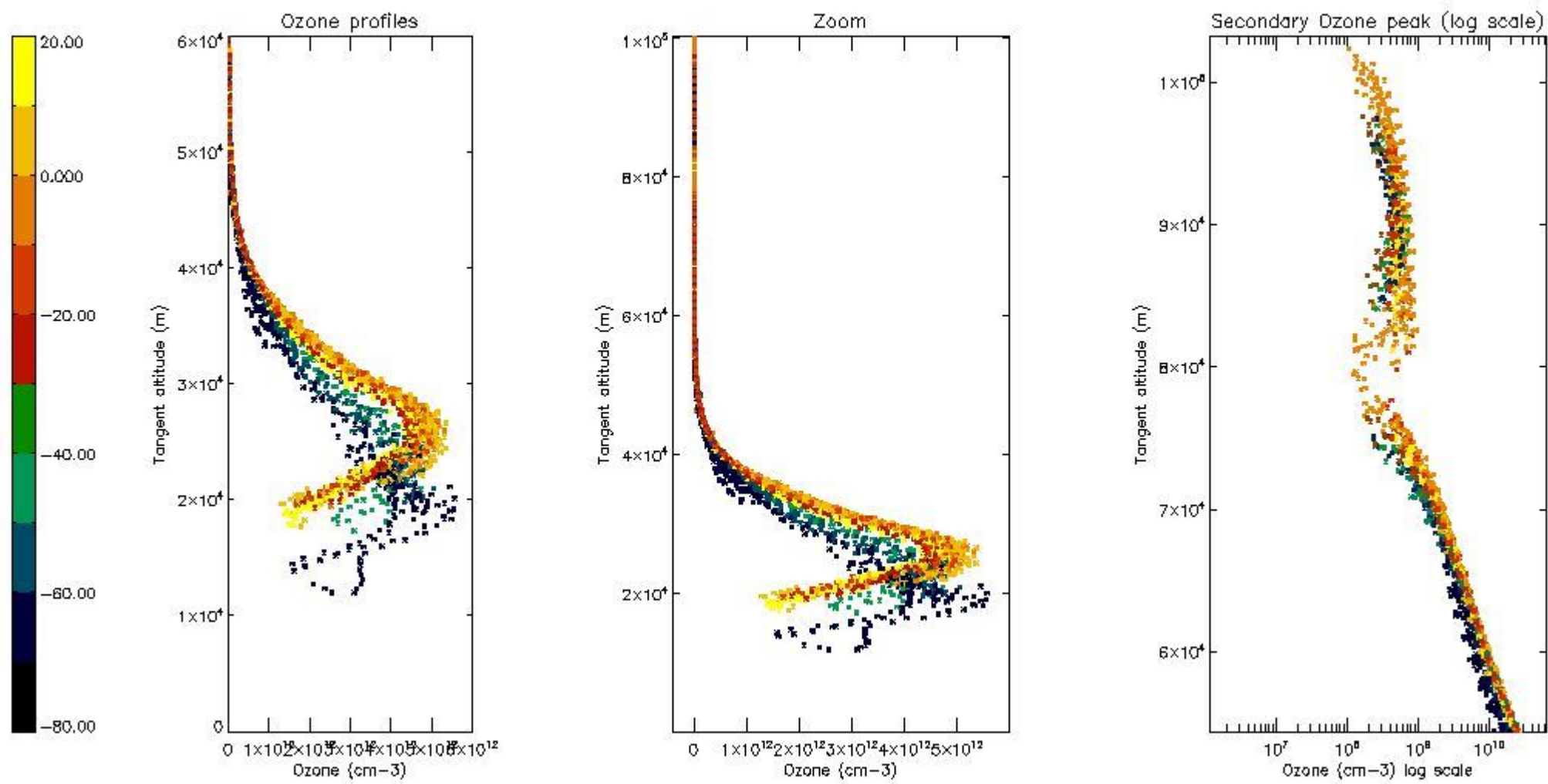
5.3 Plot ozone profiles where STD < 20% (dark without errors)

The colorbar represents the latitude.



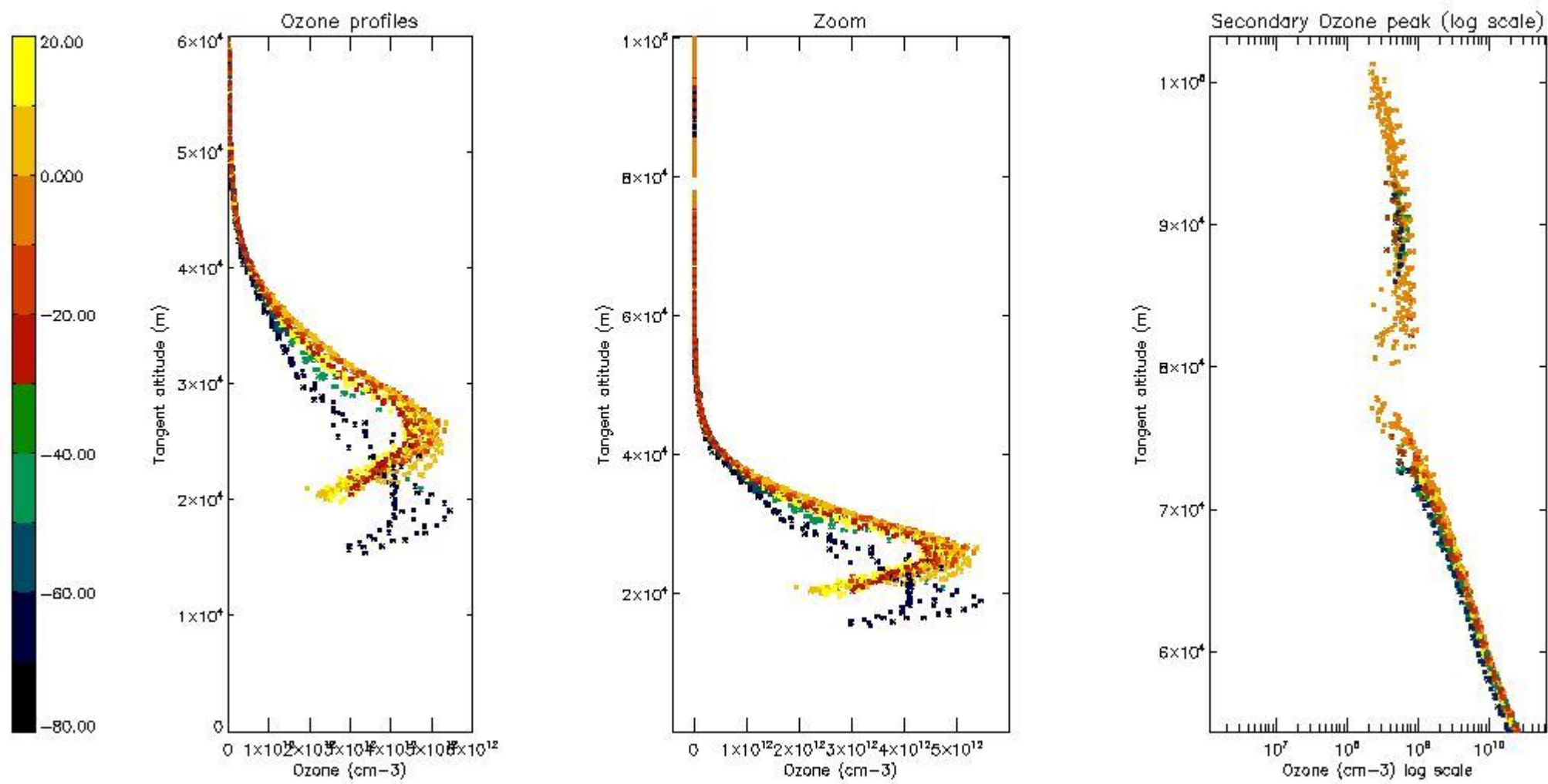
5.4 Plot ozone profiles where STD < 10% (dark without errors)

The colorbar represents the latitude.



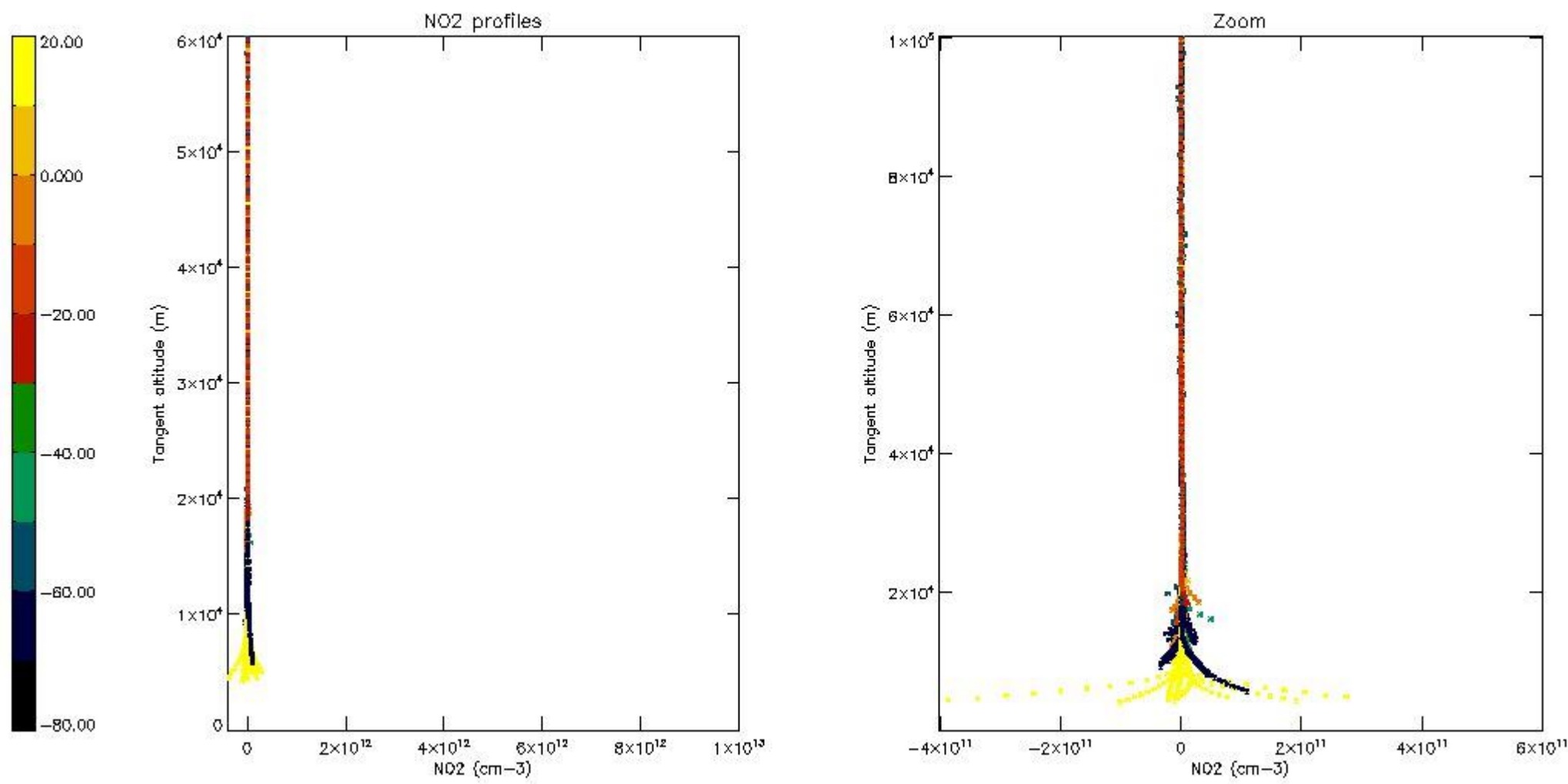
5.5 Plot ozone profiles where STD < 5% (dark without errors)

The colorbar represents the latitude.



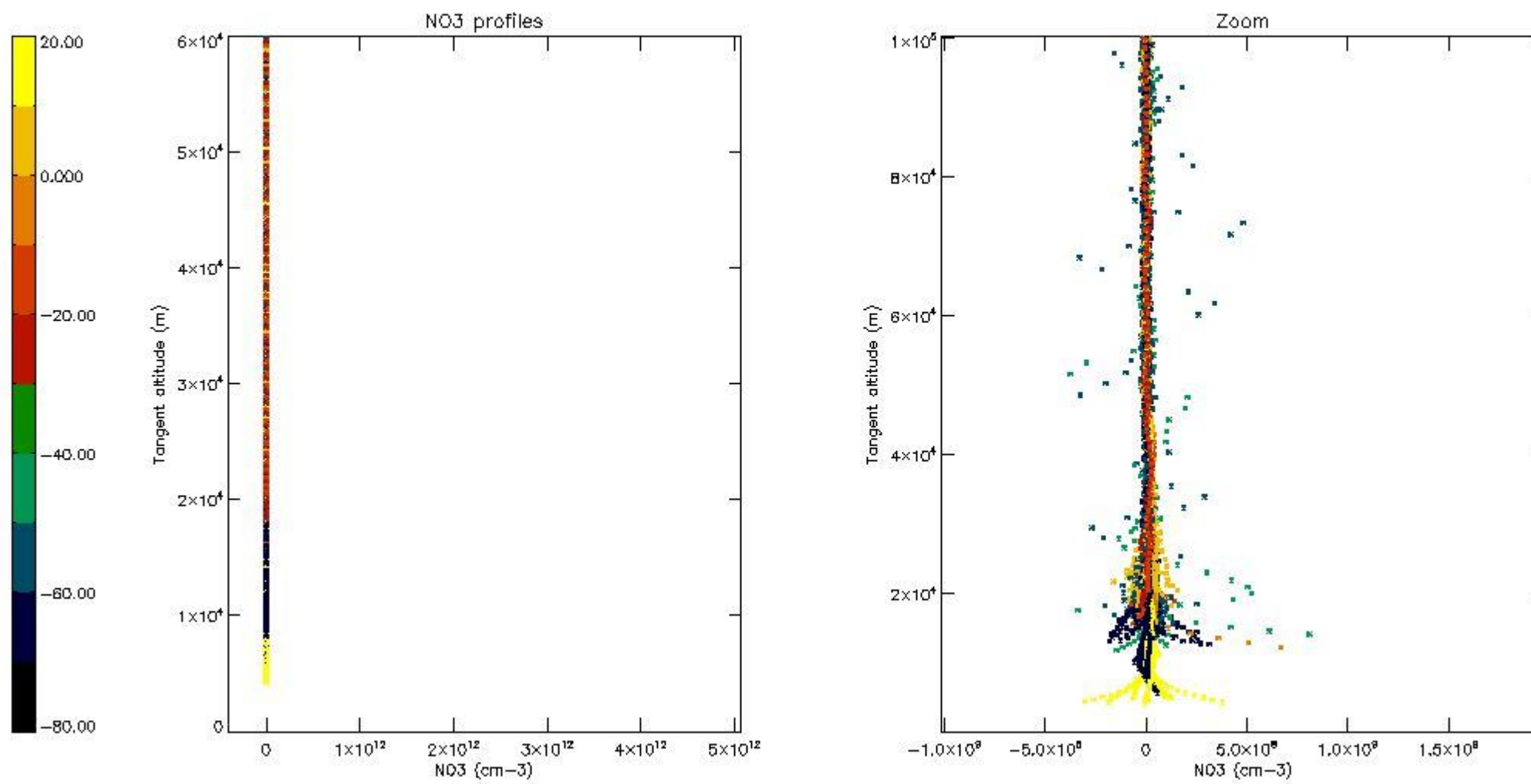
5.6 Plot NO₂ profiles for all STD (dark without errors)

The colorbar represents the latitude.



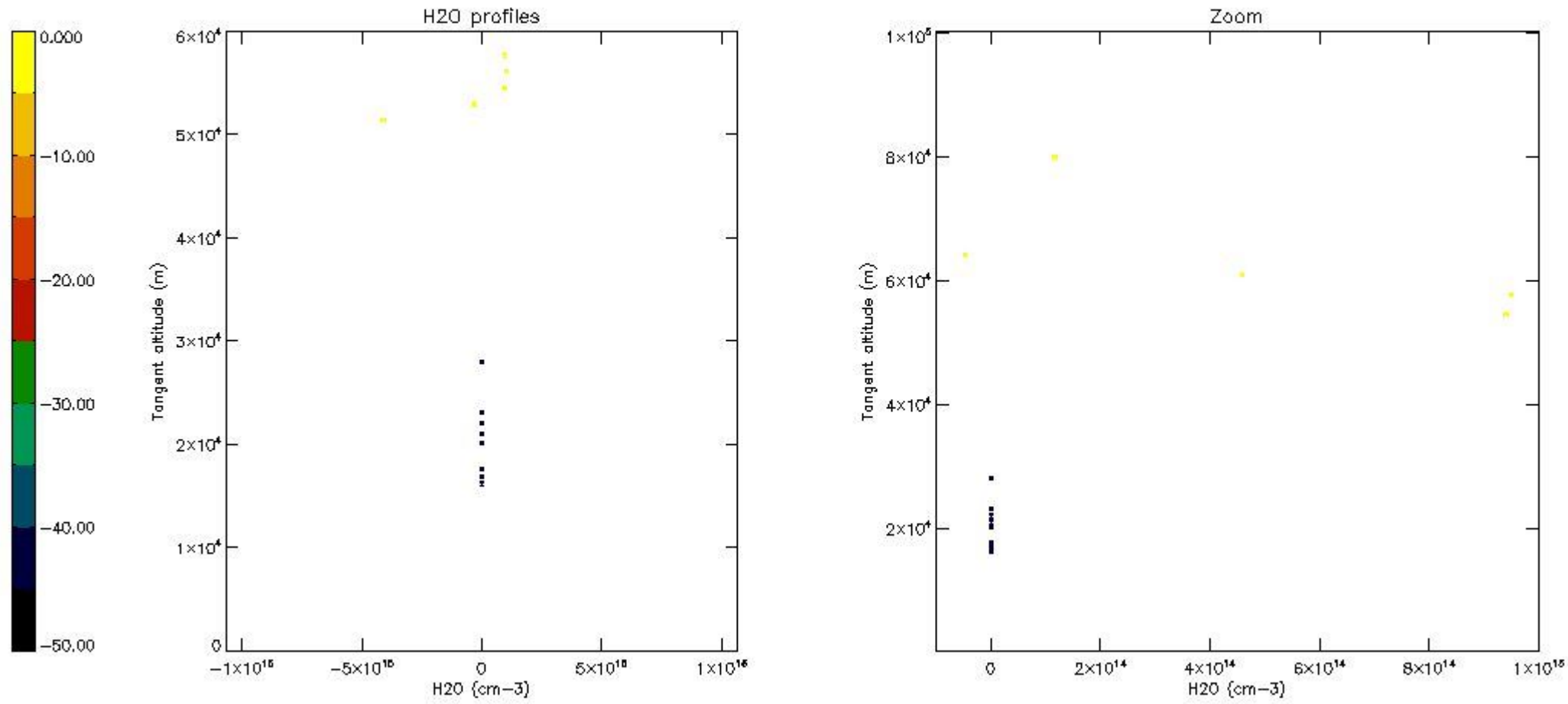
5.7 Plot NO3 profiles for all STD (dark without errors)

The colorbar represents the latitude.



5.8 Plot H2O profiles for all STD (only for occultations of stars 1,2,3,4,13,14,16,26,63 dark without errors)

The colorbar represents the latitude.



6. Auxiliary Data Files used for the production reported in section 2

The number reported in the third column indicates since which file (see list in section 2) the corresponding auxiliary file has been used. The fourth column is the date of those product files.

Type	Auxiliary Filename	Used since product	Used since product date
INST_PHYS_CHARACTERISTICS	GOM_INS_AXVIEC20091111_143220_20030716_120000_20500101_000000	1	26-MAR-2004 00:01:49
LEVEL-2_PROC_CONFIG	GOM_PR2_AXVIEC20091111_152718_20020301_000000_20500101_000000	1	26-MAR-2004 00:01:49
CROSS_SECTIONS_FILE	GOM_CRS_AXVIEC20091111_154832_20020301_000000_20500101_000000	1	26-MAR-2004 00:01:49

GOMOS Level 2 Daily Report

SUMMARY

[1. General Info](#)

[2. Summary of processed GOM_NL_2P products](#)

[3. Level 2 Quality information per product](#)

[3.1 Plot of level 2 quality information per product \(time dependant\)](#)

[3.2 Plot of level 2 quality information per product \(world map\)](#)

[4. Level 1 Quality information per product \(stored on level 2 products\)](#)

[4.1 Plot of level 1 quality information per product \(time dependant\)](#)

[4.1.1 Plot of level 1 quality information per product \(time dependant\): ASCENDING](#)

[4.1.2 Plot of level 1 quality information per product \(time dependant\): DESCENDING](#)

[4.2 Plot of level 1 quality information per product \(world map\)](#)

[4.2.1 Plot of level 1 quality information per product \(world map\): ASCENDING](#)

[4.2.2 Plot of level 1 quality information per product \(world map\): DESCENDING](#)

[5. Ozone profiles based on quality statistics and other trace gas profiles](#)

[5.1 Ozone statistics based on quality of products](#)

[5.2 Plot ozone profiles for all STD \(dark without errors\)](#)

[5.3 Plot ozone profiles where STD < 20% \(dark without errors\)](#)

[5.4. Plot ozone profiles where STD < 10% \(dark without errors\)](#)

[5.5. Plot ozone profiles where STD < 5% \(dark without errors\)](#)

[5.6 Plot NO2 profiles for all STD \(dark without errors\)](#)

[5.7 Plot NO3 profiles for all STD \(dark without errors\)](#)

[5.8 Plot H2O profiles \(only for occultations of stars 1,2,3,4,13,14,16,26,63 dark without errors\) for all STD](#)

[6. Auxiliary Data Files used for the production reported in section 2](#)

This report presents the daily analysis on parameters extracted from GOMOS level 2 data (GOM_NL__2P). It is intended to monitor some important parameters that will impact the quality of these products. A list of level 2 products (and content) that have arrived during the reporting day to the PCF is also given.

Item	Value
Time of report generation	18APR2013 22:27:02
Data source version	GOMOS/6.01
Start time of products	26-03-2004 (26MAR2004 00:00:00)
Stop time of products	27-03-2004 (27MAR2004 00:00:00)
Store outputs in DB	Yes
Nb of level 2 prods	404
Nb of prods with errors	0

2. Summary of processed GOM_NL__2P products.

Nr	Filename	UTC Start time	Limb	Duration	Star Id	Star Name	Star Mag	Star Temp	Nb Meas	Orbit	Prod. error
1	GOM_NL__2PRFIN20040326_000149_000000442025_00245_10820_0942.N1	26-MAR-2004 00:01:49	Bright	44.000	60	7Bet UMi	2.0810	3950.0	88	10820	No
2	GOM_NL__2PRFIN20040326_000512_000000512025_00245_10820_0943.N1	26-MAR-2004 00:05:12	Bright	51.000	119	14Eta Dra	2.7270	4700.0	102	10820	No
3	GOM_NL__2PRFIN20040326_000913_000000402025_00245_10820_0944.N1	26-MAR-2004 00:09:13	Bright	39.500	76	27Gam Cas	2.3000	30000.	79	10820	No
4	GOM_NL__2PRFIN20040326_001049_000000382025_00245_10820_0945.N1	26-MAR-2004 00:10:49	Bright	38.000	89	5Alp Cep	2.4510	8000.0	76	10820	No
5	GOM_NL__2PRFIN20040326_001559_000000432025_00245_10820_0946.N1	26-MAR-2004 00:15:59	Bright	42.500	19	50Alp Cyg	1.2460	10500.	85	10820	No
6	GOM_NL__2PRFIN20040326_001737_000000412025_00245_10820_0947.N1	26-MAR-2004 00:17:37	Bright	40.500	66	37Gam Cyg	2.2080	5900.0	81	10820	No
7	GOM_NL__2PRFIN20040326_001929_000000432025_00245_10820_0948.N1	26-MAR-2004 00:19:29	Bright	42.500	92	53Eps Cyg	2.5000	4500.0	85	10820	No
8	GOM_NL__2PRFIN20040326_002846_000000692025_00245_10820_0949.N1	26-MAR-2004 00:28:46	Straylight	69.000	11	53Alp Aql	0.76500	8000.0	138	10820	No
9	GOM_NL__2PRFIN20040326_003258_000000432025_00245_10820_0950.N1	26-MAR-2004 00:32:58	Dark	42.500	142	49Del Cap	2.8500	8900.0	85	10820	No
10	GOM_NL__2PRFIN20040326_003841_000000402025_00245_10820_0951.N1	26-MAR-2004 00:38:41	Dark	40.000	172	Gam Gru	3.0030	13100.	80	10820	No
11	GOM_NL__2PRFIN20040326_004116_000000402025_00245_10820_0952.N1	26-MAR-2004 00:41:16	Dark	40.000	31	Alp Gru	1.7340	15200.	80	10820	No
12	GOM_NL__2PRFIN20040326_004547_000000542025_00245_10820_0953.N1	26-MAR-2004 00:45:47	Dark	54.000	38	20Eps Sgr	1.8360	11000.	108	10820	No
13	GOM_NL__2PRFIN20040326_004953_000000582025_00246_10821_0921.N1	26-MAR-2004 00:49:53	Dark	57.500	25	35Lam Sco	1.6200	28000.	115	10821	No
14	GOM_NL__2PRFIN20040326_005231_000000452025_00246_10821_0922.N1	26-MAR-2004 00:52:31	Dark	45.000	43	Alp TrA	1.9100	4250.0	90	10821	No
15	GOM_NL__2PRFIN20040326_005415_000000412025_00246_10821_0923.N1	26-MAR-2004 00:54:15	Dark	41.000	134	Bet TrA	2.8100	6600.0	82	10821	No
16	GOM_NL__2PRFIN20040326_005656_000000562025_00246_10821_0924.N1	26-MAR-2004 00:56:56	Dark	55.500	4	Alp1Cen	-0.010000	5800.0	111	10821	No
17	GOM_NL__2PRFIN20040326_005932_000000462025_00246_10821_0925.N1	26-MAR-2004 00:59:32	Straylight	46.000	12	Alp1Cru	0.77500	30000.	92	10821	No
18	GOM_NL__2PRFIN20040326_010055_000000462025_00246_10821_0926.N1	26-MAR-2004 01:00:55	Straylight	45.500	26	Gam Cru	1.6240	2900.0	91	10821	No
19	GOM_NL__2PRFIN20040326_010355_000000552025_00246_10821_0927.N1	26-MAR-2004 01:03:55	Straylight	55.000	54	5The Cen	2.0550	4500.0	110	10821	No
20	GOM_NL__2PRFIN20040326_011024_000000522025_00246_10821_0928.N1	26-MAR-2004 01:10:24	Straylight	52.000	106	9Bet Crv	2.6480	5600.0	104	10821	No
21	GOM_NL__2PRFIN20040326_011228_000000482025_00246_10821_0929.N1	26-MAR-2004 01:12:28	Twilight_stray	48.000	100	4Gam Crv	2.5800	13100.	96	10821	No
22	GOM_NL__2PRFIN20040326_011433_000000742025_00246_10821_0930.N1	26-MAR-2004 01:14:33	Bright	74.000	15	67Alp Vir	0.97600	28000.	148	10821	No
23	GOM_NL__2PRFIN20040326_011756_000000502025_00246_10821_0931.N1	26-MAR-2004 01:17:56	Bright	49.500	121	29Gam Vir	2.7400	7200.0	99	10821	No
24	GOM_NL__2PRFIN20040326_012147_000000392025_00246_10821_0932.N1	26-MAR-2004 01:21:47	Bright	39.000	22	32Alp Leo	1.3600	15200.	78	10821	No
25	GOM_NL__2PRFIN20040326_012351_000000392025_00246_10821_0933.N1	26-MAR-2004 01:23:51	Bright	39.000	51	41Gam1Leo	2.0100	4500.0	78	10821	No
26	GOM_NL__2PRFIN20040326_012516_000000382025_00246_10821_0934.N1	26-MAR-2004 01:25:16	Bright	38.000	166	17Eps Leo	2.9800	6000.0	76	10821	No
27	GOM_NL__2PRFIN20040326_013056_000000402025_00246_10821_0935.N1	26-MAR-2004 01:30:56	Bright	39.500	174	52Psi UMa	3.0040	4400.0	79	10821	No
28	GOM_NL__2PRFIN20040326_013414_000000382025_00246_10821_0936.N1	26-MAR-2004 01:34:14	Bright	38.000	82	48Bet UMa	2.3650	10600.	76	10821	No
29	GOM_NL__2PRFIN20040326_013546_000000382025_00246_10821_0937.N1	26-MAR-2004 01:35:46	Bright	37.500	36	50Alp UMa	1.8000	6300.0	75	10821	No
30	GOM_NL__2PRFIN20040326_013708_000000492025_00246_10821_0938.N1	26-MAR-2004 01:37:08	Bright	48.500	55	79Zet UMa	2.0600	10200.	97	10821	No
31	GOM_NL__2PRFIN20040326_013909_000000732025_00246_10821_0939.N1	26-MAR-2004 01:39:09	Bright	72.500	180	27Gam Boo	3.0400	8000.0	145	10821	No
32	GOM_NL__2PRFIN20040326_014225_000000422025_00246_10821_0940.N1	26-MAR-2004 01:42:25	Bright	41.500	60	7Bet UMi	2.0810	3950.0	83	10821	No
33	GOM_NL__2PRFIN20040326_014547_000000462025_00246_10821_0941.N1	26-MAR-2004 01:45:47	Bright	45.500	119	14Eta Dra	2.7270	4700.0	91	10821	No
34	GOM_NL__2PRFIN20040326_014952_000000382025_00246_10821_0942.N1	26-MAR-2004 01:49:52	Bright	37.500	76	27Gam Cas	2.3000	30000.	75	10821	No
35	GOM_NL__2PRFIN20040326_015123_000000422025_00246_10821_0943.N1	26-MAR-2004 01:51:23	Bright	41.500	89	5Alp Cep	2.4510	8000.0	83	10821	No
36	GOM_NL__2PRFIN20040326_015635_000000442025_00246_10821_0944.N1	26-MAR-2004 01:56:35	Bright	43.500	19	50Alp Cyg	1.2460	10500.	87	10821	No
37	GOM_NL__2PRFIN20040326_015813_000000432025_00246_10821_0945.N1	26-MAR-2004 01:58:13	Bright	43.000	66	37Gam Cyg	2.2080	5900.0	86	10821	No
38	GOM_NL__2PRFIN20040326_020005_000000432025_00246_10821_0946.N1	26-MAR-2004 02:00:05	Bright	43.000	92	53Eps Cyg	2.5000	4500.0	86	10821	No
39	GOM_NL__2PRFIN20040326_020921_000000622025_00246_10821_0947.N1	26-MAR-2004 02:09:21	Straylight	61.500	11	53Alp Aql	0.76500	8000.0	123	10821	No
40	GOM_NL__2PRFIN20040326_021333_000000462025_00246_10821_0948.N1	26-MAR-2004 02:13:33	Dark	45.500	142	49Del Cap	2.8500	8900.0	91	10821	No
41	GOM_NL__2PRFIN20040326_022152_000000422025_00246_10821_0949.N1	26-MAR-2004 02:21:52	Dark	42.000	31	Alp Gru	1.7340	15200.	84	10821	No
42	GOM_NL__2PRFIN20040326_022625_000000572025_00246_10821_0950.N1	26-MAR-2004 02:26:25	Dark	56.500	38	20Eps Sgr	1.8360	11000.	113	10821	No

43	GOM_NL__2PRFIN20040326_023030_000000572025_00247_10822_0922.N1	26-MAR-2004 02:30:30	Dark	57.000	25	35Lam Sco	1.6200	28000.	114	10822	No
44	GOM_NL__2PRFIN20040326_023307_000000422025_00247_10822_0923.N1	26-MAR-2004 02:33:07	Dark	41.500	43	Alp TrA	1.9100	4250.0	83	10822	No
45	GOM_NL__2PRFIN20040326_023451_000000422025_00247_10822_0924.N1	26-MAR-2004 02:34:51	Dark	41.500	134	Bet TrA	2.8100	6600.0	83	10822	No
46	GOM_NL__2PRFIN20040326_023732_000000562025_00247_10822_0925.N1	26-MAR-2004 02:37:32	Dark	56.000	4	Alp1Cen	-0.010000	5800.0	112	10822	No
47	GOM_NL__2PRFIN20040326_024008_000000482025_00247_10822_0926.N1	26-MAR-2004 02:40:08	Straylight	48.000	12	Alp1Cru	0.77500	30000.	96	10822	No
48	GOM_NL__2PRFIN20040326_024132_000000532025_00247_10822_0927.N1	26-MAR-2004 02:41:32	Straylight	53.000	26	Gam Cru	1.6240	2900.0	106	10822	No
49	GOM_NL__2PRFIN20040326_024432_000000632025_00247_10822_0928.N1	26-MAR-2004 02:44:32	Straylight	62.500	54	5The Cen	2.0550	4500.0	125	10822	No
50	GOM_NL__2PRFIN20040326_025100_000000512025_00247_10822_0929.N1	26-MAR-2004 02:51:00	Straylight	50.500	106	9Bet Crv	2.6480	5600.0	101	10822	No
51	GOM_NL__2PRFIN20040326_025304_000000482025_00247_10822_0930.N1	26-MAR-2004 02:53:04	Tw_i_and_stray	47.500	100	4Gam Crv	2.5800	13100.	95	10822	No
52	GOM_NL__2PRFIN20040326_025509_000000712025_00247_10822_0931.N1	26-MAR-2004 02:55:09	Bright	70.500	15	67Alp Vir	0.97600	28000.	141	10822	No
53	GOM_NL__2PRFIN20040326_025832_000000502025_00247_10822_0932.N1	26-MAR-2004 02:58:32	Bright	50.000	121	29Gam Vir	2.7400	7200.0	100	10822	No
54	GOM_NL__2PRFIN20040326_030220_000000422025_00247_10822_0933.N1	26-MAR-2004 03:02:20	Bright	41.500	22	32Alp Leo	1.3600	15200.	83	10822	No
55	GOM_NL__2PRFIN20040326_030427_000000402025_00247_10822_0934.N1	26-MAR-2004 03:04:27	Bright	39.500	51	41Gam1Leo	2.0100	4500.0	79	10822	No
56	GOM_NL__2PRFIN20040326_030550_000000412025_00247_10822_0935.N1	26-MAR-2004 03:05:50	Bright	40.500	166	17Eps Leo	2.9800	6000.0	81	10822	No
57	GOM_NL__2PRFIN20040326_031132_000000392025_00247_10822_0936.N1	26-MAR-2004 03:11:32	Bright	39.000	174	52Psi UMa	3.0040	4400.0	78	10822	No
58	GOM_NL__2PRFIN20040326_031450_000000382025_00247_10822_0937.N1	26-MAR-2004 03:14:50	Bright	37.500	82	48Bet UMa	2.3650	10600.	75	10822	No
59	GOM_NL__2PRFIN20040326_031621_000000392025_00247_10822_0938.N1	26-MAR-2004 03:16:21	Bright	38.500	36	50Alp UMa	1.8000	6300.0	77	10822	No
60	GOM_NL__2PRFIN20040326_031745_000000482025_00247_10822_0939.N1	26-MAR-2004 03:17:45	Bright	48.000	55	79Zet UMa	2.0600	10200.	96	10822	No
61	GOM_NL__2PRFIN20040326_031943_000000742025_00247_10822_0940.N1	26-MAR-2004 03:19:43	Bright	74.000	180	27Gam Boo	3.0400	8000.0	148	10822	No
62	GOM_NL__2PRFIN20040326_032300_000000432025_00247_10822_0941.N1	26-MAR-2004 03:23:00	Bright	43.000	60	7Bet UMi	2.0810	3950.0	86	10822	No
63	GOM_NL__2PRFIN20040326_032623_000000482025_00247_10822_0942.N1	26-MAR-2004 03:26:23	Bright	47.500	119	14Eta Dra	2.7270	4700.0	95	10822	No
64	GOM_NL__2PRFIN20040326_033028_000000382025_00247_10822_0943.N1	26-MAR-2004 03:30:28	Bright	38.000	76	27Gam Cas	2.3000	30000.	76	10822	No
65	GOM_NL__2PRFIN20040326_033159_000000422025_00247_10822_0944.N1	26-MAR-2004 03:31:59	Bright	41.500	89	5Alp Cep	2.4510	8000.0	83	10822	No
66	GOM_NL__2PRFIN20040326_033711_000000392025_00247_10822_0945.N1	26-MAR-2004 03:37:11	Bright	38.500	19	50Alp Cyg	1.2460	10500.	77	10822	No
67	GOM_NL__2PRFIN20040326_033848_000000432025_00247_10822_0946.N1	26-MAR-2004 03:38:48	Bright	42.500	66	37Gam Cyg	2.2080	5900.0	85	10822	No
68	GOM_NL__2PRFIN20040326_034041_000000422025_00247_10822_0947.N1	26-MAR-2004 03:40:41	Bright	42.000	92	53Eps Cyg	2.5000	4500.0	84	10822	No
69	GOM_NL__2PRFIN20040326_034959_000000612025_00247_10822_0948.N1	26-MAR-2004 03:49:59	Straylight	60.500	11	53Alp Aql	0.76500	8000.0	121	10822	No
70	GOM_NL__2PRFIN20040326_035409_000000452025_00247_10822_0949.N1	26-MAR-2004 03:54:09	Dark	44.500	142	49Del Cap	2.8500	8900.0	89	10822	No
71	GOM_NL__2PRFIN20040326_035954_000000392025_00247_10822_0950.N1	26-MAR-2004 03:59:54	Dark	39.000	172	Gam Gru	3.0030	13100.	78	10822	No
72	GOM_NL__2PRFIN20040326_040228_000000432025_00247_10822_0951.N1	26-MAR-2004 04:02:28	Dark	42.500	31	Alp Gru	1.7340	15200.	85	10822	No
73	GOM_NL__2PRFIN20040326_040702_000000592025_00247_10822_0952.N1	26-MAR-2004 04:07:02	Dark	58.500	38	20Eps Sgr	1.8360	11000.	117	10822	No
74	GOM_NL__2PRFIN20040326_041107_000000582025_00248_10823_0922.N1	26-MAR-2004 04:11:07	Dark	58.000	25	35Lam Sco	1.6200	28000.	116	10823	No
75	GOM_NL__2PRFIN20040326_041344_000000432025_00248_10823_0923.N1	26-MAR-2004 04:13:44	Dark	42.500	43	Alp TrA	1.9100	4250.0	85	10823	No
76	GOM_NL__2PRFIN20040326_041528_000000422025_00248_10823_0924.N1	26-MAR-2004 04:15:28	Dark	41.500	134	Bet TrA	2.8100	6600.0	83	10823	No
77	GOM_NL__2PRFIN20040326_041809_000000492025_00248_10823_0925.N1	26-MAR-2004 04:18:09	Dark	48.500	4	Alp1Cen	-0.010000	5800.0	97	10823	No
78	GOM_NL__2PRFIN20040326_042045_000000442025_00248_10823_0926.N1	26-MAR-2004 04:20:45	Straylight	44.000	12	Alp1Cru	0.77500	30000.	88	10823	No
79	GOM_NL__2PRFIN20040326_042207_000000522025_00248_10823_0927.N1	26-MAR-2004 04:22:07	Straylight	51.500	26	Gam Cru	1.6240	2900.0	103	10823	No
80	GOM_NL__2PRFIN20040326_042508_000000552025_00248_10823_0928.N1	26-MAR-2004 04:25:08	Straylight	55.000	54	5The Cen	2.0550	4500.0	110	10823	No
81	GOM_NL__2PRFIN20040326_043136_000000502025_00248_10823_0929.N1	26-MAR-2004 04:31:36	Straylight	50.000	106	9Bet Crv	2.6480	5600.0	100	10823	No
82	GOM_NL__2PRFIN20040326_043340_000000462025_00248_10823_0930.N1	26-MAR-2004 04:33:40	Tw_i_and_stray	46.000	100	4Gam Crv	2.5800	13100.	92	10823	No
83	GOM_NL__2PRFIN20040326_043545_000000692025_00248_10823_0931.N1	26-MAR-2004 04:35:45	Bright	68.500	15	67Alp Vir	0.97600	28000.	137	10823	No
84	GOM_NL__2PRFIN20040326_043905_000000522025_00248_10823_0932.N1	26-MAR-2004 04:39:05	Bright	52.000	121	29Gam Vir	2.7400	7200.0	104	10823	No
85	GOM_NL__2PRFIN20040326_044259_000000392025_00248_10823_0933.N1	26-MAR-2004 04:42:59	Bright	39.000	22	32Alp Leo	1.3600	15200.	78	10823	No
86	GOM_NL__2PRFIN20040326_044504_000000382025_00248_10823_0934.N1	26-MAR-2004 04:45:04	Bright	38.000	51	41Gam1Leo	2.0100	4500.0	76	10823	No
87	GOM_NL__2PRFIN20040326_044630_000000392025_00248_10823_0935.N1	26-MAR-2004 04:46:30	Bright	38.500	166	17Eps Leo	2.9800	6000.0	77	10823	No
88	GOM_NL__2PRFIN20040326_045208_000000392025_00248_10823_0936.N1	26-MAR-2004 04:52:08	Bright	39.000	174	52Psi UMa	3.0040	4400.0	78	10823	No
89	GOM_NL__2PRFIN20040326_045526_000000392025_00248_10823_0937.N1	26-MAR-2004 04:55:26	Bright	39.000	82	48Bet UMa	2.3650	10600.	78	10823	No
90	GOM_NL__2PRFIN20040326_045658_000000392025_00248_10823_0938.N1	26-MAR-2004 04:56:58	Bright	38.500	36	50Alp UMa	1.8000	6300.0	77	10823	No
91	GOM_NL__2PRFIN20040326_045821_000000452025_00248_10823_0939.N1	26-MAR-2004 04:58:21	Bright	45.000	55	79Zet UMa	2.0600	10200.	90	10823	No
92	GOM_NL__2PRFIN20040326_050017_000000732025_00248_10823_0940.N1	26-MAR-2004 05:00:17	Bright	73.000	180	27Gam Boo	3.0400	8000.0	146	10823	No
93	GOM_NL__2PRFIN20040326_050337_000000422025_00248_10823_0941.N1	26-MAR-2004 05:03:37	Bright	42.000	60	7Bet UMi	2.0810	3950.0	84	10823	No
94	GOM_NL__2PRFIN20040326_050658_000000482025_00248_10823_0942.N1	26-MAR-2004 05:06:58	Bright	48.000	119	14Eta Dra	2.7270	4700.0	96	10823	No
95	GOM_NL__2PRFIN20040326_051102_000000412025_00248_10823_0943.N1	26-MAR-2004 05:11:02	Bright	41.000	76	27Gam Cas	2.3000	30000.	82	10823	No
96	GOM_NL__2PRFIN20040326_051237_000000392025_00248_10823_0944.N1	26-MAR-2004 05:12:37	Bright	39.000	89	5Alp Cep	2.4510	8000.0	78	10823	No
97	GOM_NL__2PRFIN20040326_051747_000000412025_00248_10823_0945.N1	26-MAR-2004 05:17:47	Bright	41.000	19	50Alp Cyg	1.2460	10500.	82	10823	No
98	GOM_NL__2PRFIN20040326_051924_000000442025_00248_10823_0946.N1	26-MAR-2004 05:19:24	Bright	44.000	66	37Gam Cyg	2.2080	5900.0	88	10823	No
99	GOM_NL__2PRFIN20040326_052118_000000422025_00248_10823_0947.N1	26-MAR-2004 05:21:18	Bright	41.500	92	53Eps Cyg	2.5000	4500.0	83	10823	No
100	GOM_NL__2PRFIN20040326_053034_000000622025_00248_10823_0948.N1	26-MAR-2004 05:30:34	Straylight	61.500	11	53Alp Aql	0.76500	8000.0	123	10823	No
101	GOM_NL__2PRFIN20040326_053448_000000392025_00248_10823_0949.N1	26-MAR-2004 05:34:48	Dark	39.000	142	49Del Cap	2.8500	8900.0	78	10823	No

102	GOM_NL__2PRFIN20040326_054030_000000402025_00248_10823_0950.N1	26-MAR-2004 05:40:30	Dark	40.000	172	Gam Gru	3.0030	13100.	80	10823	No
103	GOM_NL__2PRFIN20040326_054304_000000432025_00248_10823_0951.N1	26-MAR-2004 05:43:04	Dark	42.500	31	Alp Gru	1.7340	15200.	85	10823	No
104	GOM_NL__2PRFIN20040326_054739_000000532025_00248_10823_0952.N1	26-MAR-2004 05:47:39	Dark	52.500	38	20Eps Sgr	1.8360	11000.	105	10823	No
105	GOM_NL__2PRFIN20040326_055143_000000602025_00249_10824_0922.N1	26-MAR-2004 05:51:43	Dark	59.500	25	35Lam Sco	1.6200	28000.	119	10824	No
106	GOM_NL__2PRFIN20040326_055421_000000442025_00249_10824_0923.N1	26-MAR-2004 05:54:21	Dark	43.500	43	Alp TrA	1.9100	4250.0	87	10824	No
107	GOM_NL__2PRFIN20040326_055604_000000402025_00249_10824_0924.N1	26-MAR-2004 05:56:04	Dark	40.000	134	Bet TrA	2.8100	6600.0	80	10824	No
108	GOM_NL__2PRFIN20040326_055846_000000492025_00249_10824_0925.N1	26-MAR-2004 05:58:46	Dark	48.500	4	Alp1Cen	-0.010000	5800.0	97	10824	No
109	GOM_NL__2PRFIN20040326_060121_000000452025_00249_10824_0926.N1	26-MAR-2004 06:01:21	Straylight	44.500	12	Alp1Cru	0.77500	30000.	89	10824	No
110	GOM_NL__2PRFIN20040326_060245_000000452025_00249_10824_0927.N1	26-MAR-2004 06:02:45	Straylight	45.000	26	Gam Cru	1.6240	2900.0	90	10824	No
111	GOM_NL__2PRFIN20040326_060545_000000582025_00249_10824_0928.N1	26-MAR-2004 06:05:45	Straylight	58.000	54	5The Cen	2.0550	4500.0	116	10824	No
112	GOM_NL__2PRFIN20040326_061213_000000512025_00249_10824_0929.N1	26-MAR-2004 06:12:13	Straylight	51.000	106	9Bet Crv	2.6480	5600.0	102	10824	No
113	GOM_NL__2PRFIN20040326_061417_000000462025_00249_10824_0930.N1	26-MAR-2004 06:14:17	Tw_i_and_stray	46.000	100	4Gam Crv	2.5800	13100.	92	10824	No
114	GOM_NL__2PRFIN20040326_061620_000000732025_00249_10824_0931.N1	26-MAR-2004 06:16:20	Bright	72.500	15	67Alp Vir	0.97600	28000.	145	10824	No
115	GOM_NL__2PRFIN20040326_061944_000000502025_00249_10824_0932.N1	26-MAR-2004 06:19:44	Bright	50.000	121	29Gam Vir	2.7400	7200.0	100	10824	No
116	GOM_NL__2PRFIN20040326_062336_000000382025_00249_10824_0933.N1	26-MAR-2004 06:23:36	Bright	38.000	22	32Alp Leo	1.3600	15200.	76	10824	No
117	GOM_NL__2PRFIN20040326_062541_000000382025_00249_10824_0934.N1	26-MAR-2004 06:25:41	Bright	37.500	51	41Gam1Leo	2.0100	4500.0	75	10824	No
118	GOM_NL__2PRFIN20040326_062706_000000382025_00249_10824_0935.N1	26-MAR-2004 06:27:06	Bright	38.000	166	17Eps Leo	2.9800	6000.0	76	10824	No
119	GOM_NL__2PRFIN20040326_063244_000000392025_00249_10824_0936.N1	26-MAR-2004 06:32:44	Bright	39.000	174	52Psi UMa	3.0040	4400.0	78	10824	No
120	GOM_NL__2PRFIN20040326_063602_000000392025_00249_10824_0937.N1	26-MAR-2004 06:36:02	Bright	38.500	82	48Bet UMa	2.3650	10600.	77	10824	No
121	GOM_NL__2PRFIN20040326_063734_000000382025_00249_10824_0938.N1	26-MAR-2004 06:37:34	Bright	37.500	36	50Alp UMa	1.8000	6300.0	75	10824	No
122	GOM_NL__2PRFIN20040326_063856_000000442025_00249_10824_0939.N1	26-MAR-2004 06:38:56	Bright	44.000	55	79Zet UMa	2.0600	10200.	88	10824	No
123	GOM_NL__2PRFIN20040326_064051_000000732025_00249_10824_0940.N1	26-MAR-2004 06:40:51	Bright	73.000	180	27Gam Boo	3.0400	8000.0	146	10824	No
124	GOM_NL__2PRFIN20040326_064413_000000422025_00249_10824_0941.N1	26-MAR-2004 06:44:13	Bright	41.500	60	7Bet UMi	2.0810	3950.0	83	10824	No
125	GOM_NL__2PRFIN20040326_064733_000000492025_00249_10824_0942.N1	26-MAR-2004 06:47:33	Bright	48.500	119	14Eta Dra	2.7270	4700.0	97	10824	No
126	GOM_NL__2PRFIN20040326_065140_000000382025_00249_10824_0943.N1	26-MAR-2004 06:51:40	Bright	37.500	76	27Gam Cas	2.3000	30000.	75	10824	No
127	GOM_NL__2PRFIN20040326_065313_000000392025_00249_10824_0944.N1	26-MAR-2004 06:53:13	Bright	39.000	89	5Alp Cep	2.4510	8000.0	78	10824	No
128	GOM_NL__2PRFIN20040326_065823_000000422025_00249_10824_0945.N1	26-MAR-2004 06:58:23	Bright	42.000	19	50Alp Cyg	1.2460	10500.	84	10824	No
129	GOM_NL__2PRFIN20040326_070000_000000442025_00249_10824_0946.N1	26-MAR-2004 07:00:00	Bright	44.000	66	37Gam Cyg	2.2080	5900.0	88	10824	No
130	GOM_NL__2PRFIN20040326_070154_000000432025_00249_10824_0947.N1	26-MAR-2004 07:01:54	Bright	42.500	92	53Eps Cyg	2.5000	4500.0	85	10824	No
131	GOM_NL__2PRFIN20040326_071111_000000692025_00249_10824_0948.N1	26-MAR-2004 07:11:11	Straylight	69.000	11	53Alp Aql	0.76500	8000.0	138	10824	No
132	GOM_NL__2PRFIN20040326_071524_000000422025_00249_10824_0949.N1	26-MAR-2004 07:15:24	Dark	41.500	142	49Del Cap	2.8500	8900.0	83	10824	No
133	GOM_NL__2PRFIN20040326_072107_000000382025_00249_10824_0950.N1	26-MAR-2004 07:21:07	Dark	38.000	172	Gam Gru	3.0030	13100.	76	10824	No
134	GOM_NL__2PRFIN20040326_072340_000000422025_00249_10824_0951.N1	26-MAR-2004 07:23:40	Dark	42.000	31	Alp Gru	1.7340	15200.	84	10824	No
135	GOM_NL__2PRFIN20040326_072816_000000542025_00249_10824_0952.N1	26-MAR-2004 07:28:16	Dark	53.500	38	20Eps Sgr	1.8360	11000.	107	10824	No
136	GOM_NL__2PRFIN20040326_073222_000000592025_00250_10825_0922.N1	26-MAR-2004 07:32:22	Dark	58.500	25	35Lam Sco	1.6200	28000.	117	10825	No
137	GOM_NL__2PRFIN20040326_073458_000000402025_00250_10825_0923.N1	26-MAR-2004 07:34:58	Dark	40.000	43	Alp TrA	1.9100	4250.0	80	10825	No
138	GOM_NL__2PRFIN20040326_073641_000000412025_00250_10825_0924.N1	26-MAR-2004 07:36:41	Dark	41.000	134	Bet TrA	2.8100	6600.0	82	10825	No
139	GOM_NL__2PRFIN20040326_073923_000000482025_00250_10825_0925.N1	26-MAR-2004 07:39:23	Dark	48.000	4	Alp1Cen	-0.010000	5800.0	96	10825	No
140	GOM_NL__2PRFIN20040326_074157_000000402025_00250_10825_0926.N1	26-MAR-2004 07:41:57	Straylight	40.000	12	Alp1Cru	0.77500	30000.	80	10825	No
141	GOM_NL__2PRFIN20040326_074321_000000462025_00250_10825_0927.N1	26-MAR-2004 07:43:21	Straylight	45.500	26	Gam Cru	1.6240	2900.0	91	10825	No
142	GOM_NL__2PRFIN20040326_074514_000000442025_00250_10825_0928.N1	26-MAR-2004 07:45:14	Straylight	44.000	64	Gam Cen	2.2000	10600.	88	10825	No
143	GOM_NL__2PRFIN20040326_074725_000001962025_00250_10825_0929.N1	26-MAR-2004 07:47:25	Tw_i_and_stray	195.50	97	8Bet1Sco	2.5610	30000.	391	10825	No
144	GOM_NL__2PRFIN20040326_075249_000000502025_00250_10825_0930.N1	26-MAR-2004 07:52:49	Straylight	49.500	106	9Bet Crv	2.6480	5600.0	99	10825	No
145	GOM_NL__2PRFIN20040326_075453_000000472025_00250_10825_0931.N1	26-MAR-2004 07:54:53	Tw_i_and_stray	47.000	100	4Gam Crv	2.5800	13100.	94	10825	No
146	GOM_NL__2PRFIN20040326_075656_000000682025_00250_10825_0932.N1	26-MAR-2004 07:56:56	Bright	68.000	15	67Alp Vir	0.97600	28000.	136	10825	No
147	GOM_NL__2PRFIN20040326_080020_000000492025_00250_10825_0933.N1	26-MAR-2004 08:00:20	Bright	48.500	121	29Gam Vir	2.7400	7200.0	97	10825	No
148	GOM_NL__2PRFIN20040326_080412_000000382025_00250_10825_0934.N1	26-MAR-2004 08:04:12	Bright	37.500	22	32Alp Leo	1.3600	15200.	75	10825	No
149	GOM_NL__2PRFIN20040326_080617_000000382025_00250_10825_0935.N1	26-MAR-2004 08:06:17	Bright	37.500	51	41Gam1Leo	2.0100	4500.0	75	10825	No
150	GOM_NL__2PRFIN20040326_080742_000000382025_00250_10825_0936.N1	26-MAR-2004 08:07:42	Bright	37.500	166	17Eps Leo	2.9800	6000.0	75	10825	No
151	GOM_NL__2PRFIN20040326_081320_000000382025_00250_10825_0937.N1	26-MAR-2004 08:13:20	Bright	37.500	174	52Psi UMa	3.0040	4400.0	75	10825	No
152	GOM_NL__2PRFIN20040326_081638_000000382025_00250_10825_0938.N1	26-MAR-2004 08:16:38	Bright	37.500	82	48Bet UMa	2.3650	10600.	75	10825	No
153	GOM_NL__2PRFIN20040326_082125_000000722025_00250_10825_0939.N1	26-MAR-2004 08:21:25	Bright	71.500	180	27Gam Boo	3.0400	8000.0	143	10825	No
154	GOM_NL__2PRFIN20040326_082448_000000422025_00250_10825_0940.N1	26-MAR-2004 08:24:48	Bright	41.500	60	7Bet UMi	2.0810	3950.0	83	10825	No
155	GOM_NL__2PRFIN20040326_082808_000000492025_00250_10825_0941.N1	26-MAR-2004 08:28:08	Bright	49.000	119	14Eta Dra	2.7270	4700.0	98	10825	No
156	GOM_NL__2PRFIN20040326_083217_000000402025_00250_10825_0942.N1	26-MAR-2004 08:32:17	Bright	40.000	76	27Gam Cas	2.3000	30000.	80	10825	No
157	GOM_NL__2PRFIN20040326_083350_000000382025_00250_10825_0943.N1	26-MAR-2004 08:33:50	Bright	37.500	89	5Alp Cep	2.4510	8000.0	75	10825	No
158	GOM_NL__2PRFIN20040326_083859_000000392025_00250_10825_0944.N1	26-MAR-2004 08:38:59	Bright	39.000	19	50Alp Cyg	1.2460	10500.	78	10825	No
159	GOM_NL__2PRFIN20040326_084036_000000442025_00250_10825_0945.N1	26-MAR-2004 08:40:36	Bright	43.500	66	37Gam Cyg	2.2080	5900.0	87	10825	No
160	GOM_NL__2PRFIN20040326_084230_000000412025_00250_10825_0946.N1	26-MAR-2004 08:42:30	Bright	41.000	92	53Eps Cyg	2.5000	4500.0	82	10825	No

161	GOM_NL__2PRFIN20040326_085149_000000622025_00250_10825_0947.N1	26-MAR-2004 08:51:49	Straylight	61.500	11	53Alp Aql	0.76500	8000.0	123	10825	No
162	GOM_NL__2PRFIN20040326_085600_000000402025_00250_10825_0948.N1	26-MAR-2004 08:56:00	Dark	40.000	142	49Del Cap	2.8500	8900.0	80	10825	No
163	GOM_NL__2PRFIN20040326_090143_000000392025_00250_10825_0949.N1	26-MAR-2004 09:01:43	Dark	38.500	172	Gam Gru	3.0030	13100.	77	10825	No
164	GOM_NL__2PRFIN20040326_090416_000000432025_00250_10825_0950.N1	26-MAR-2004 09:04:16	Dark	43.000	31	Alp Gru	1.7340	15200.	86	10825	No
165	GOM_NL__2PRFIN20040326_091259_000000572025_00251_10826_0923.N1	26-MAR-2004 09:12:59	Dark	56.500	25	35Lam Sco	1.6200	28000.	113	10826	No
166	GOM_NL__2PRFIN20040326_091534_000000422025_00251_10826_0924.N1	26-MAR-2004 09:15:34	Dark	42.000	43	Alp TrA	1.9100	4250.0	84	10826	No
167	GOM_NL__2PRFIN20040326_091717_000000402025_00251_10826_0925.N1	26-MAR-2004 09:17:17	Dark	40.000	134	Bet TrA	2.8100	6600.0	80	10826	No
168	GOM_NL__2PRFIN20040326_091959_000000482025_00251_10826_0926.N1	26-MAR-2004 09:19:59	Dark	48.000	4	Alp1Cen	-0.010000	5800.0	96	10826	No
169	GOM_NL__2PRFIN20040326_092233_000000442025_00251_10826_0927.N1	26-MAR-2004 09:22:33	Straylight	44.000	12	Alp1Cru	0.77500	30000.	88	10826	No
170	GOM_NL__2PRFIN20040326_092357_000000442025_00251_10826_0928.N1	26-MAR-2004 09:23:57	Straylight	44.000	26	Gam Cru	1.6240	2900.0	88	10826	No
171	GOM_NL__2PRFIN20040326_092550_000000432025_00251_10826_0929.N1	26-MAR-2004 09:25:50	Straylight	43.000	64	Gam Cen	2.2000	10600.	86	10826	No
172	GOM_NL__2PRFIN20040326_092803_000001812025_00251_10826_0930.N1	26-MAR-2004 09:28:03	Straylight	181.00	97	8Bet1Sco	2.5610	30000.	362	10826	No
173	GOM_NL__2PRFIN20040326_093325_000000492025_00251_10826_0931.N1	26-MAR-2004 09:33:25	Straylight	48.500	106	9Bet Crv	2.6480	5600.0	97	10826	No
174	GOM_NL__2PRFIN20040326_093529_000000432025_00251_10826_0932.N1	26-MAR-2004 09:35:29	Tw_i_and_stray	43.000	100	4Gam Crv	2.5800	13100.	86	10826	No
175	GOM_NL__2PRFIN20040326_093732_000000662025_00251_10826_0933.N1	26-MAR-2004 09:37:32	Bright	65.500	15	67Alp Vir	0.97600	28000.	131	10826	No
176	GOM_NL__2PRFIN20040326_094056_000000492025_00251_10826_0934.N1	26-MAR-2004 09:40:56	Bright	48.500	121	29Gam Vir	2.7400	7200.0	97	10826	No
177	GOM_NL__2PRFIN20040326_094448_000000392025_00251_10826_0935.N1	26-MAR-2004 09:44:48	Bright	38.500	22	32Alp Leo	1.3600	15200.	77	10826	No
178	GOM_NL__2PRFIN20040326_094653_000000372025_00251_10826_0936.N1	26-MAR-2004 09:46:53	Bright	37.000	51	41Gam1Leo	2.0100	4500.0	74	10826	No
179	GOM_NL__2PRFIN20040326_094818_000000382025_00251_10826_0937.N1	26-MAR-2004 09:48:18	Bright	37.500	166	17Eps Leo	2.9800	6000.0	75	10826	No
180	GOM_NL__2PRFIN20040326_095355_000000402025_00251_10826_0938.N1	26-MAR-2004 09:53:55	Bright	40.000	174	52Psi UMa	3.0040	4400.0	80	10826	No
181	GOM_NL__2PRFIN20040326_095714_000000372025_00251_10826_0939.N1	26-MAR-2004 09:57:14	Bright	37.000	82	48Bet UMa	2.3650	10600.	74	10826	No
182	GOM_NL__2PRFIN20040326_100159_000000702025_00251_10826_0940.N1	26-MAR-2004 10:01:59	Bright	70.000	180	27Gam Boo	3.0400	8000.0	140	10826	No
183	GOM_NL__2PRFIN20040326_100523_000000442025_00251_10826_0941.N1	26-MAR-2004 10:05:23	Bright	43.500	60	7Bet UMi	2.0810	3950.0	87	10826	No
184	GOM_NL__2PRFIN20040326_100844_000000512025_00251_10826_0942.N1	26-MAR-2004 10:08:44	Bright	50.500	119	14Eta Dra	2.7270	4700.0	101	10826	No
185	GOM_NL__2PRFIN20040326_101251_000000422025_00251_10826_0943.N1	26-MAR-2004 10:12:51	Bright	41.500	76	27Gam Cas	2.3000	30000.	83	10826	No
186	GOM_NL__2PRFIN20040326_101425_000000392025_00251_10826_0944.N1	26-MAR-2004 10:14:25	Bright	39.000	89	5Alp Cep	2.4510	8000.0	78	10826	No
187	GOM_NL__2PRFIN20040326_101935_000000422025_00251_10826_0945.N1	26-MAR-2004 10:19:35	Bright	41.500	19	50Alp Cyg	1.2460	10500.	83	10826	No
188	GOM_NL__2PRFIN20040326_102112_000000432025_00251_10826_0946.N1	26-MAR-2004 10:21:12	Bright	42.500	66	37Gam Cyg	2.2080	5900.0	85	10826	No
189	GOM_NL__2PRFIN20040326_102306_000000422025_00251_10826_0947.N1	26-MAR-2004 10:23:06	Bright	42.000	92	53Eps Cyg	2.5000	4500.0	84	10826	No
190	GOM_NL__2PRFIN20040326_103226_000000622025_00251_10826_0948.N1	26-MAR-2004 10:32:26	Straylight	61.500	11	53Alp Aql	0.76500	8000.0	123	10826	No
191	GOM_NL__2PRFIN20040326_103636_000000422025_00251_10826_0949.N1	26-MAR-2004 10:36:36	Dark	41.500	142	49Del Cap	2.8500	8900.0	83	10826	No
192	GOM_NL__2PRFIN20040326_104219_000000402025_00251_10826_0950.N1	26-MAR-2004 10:42:19	Dark	40.000	172	Gam Gru	3.0030	13100.	80	10826	No
193	GOM_NL__2PRFIN20040326_104451_000000422025_00251_10826_0951.N1	26-MAR-2004 10:44:51	Dark	41.500	31	Alp Gru	1.7340	15200.	83	10826	No
194	GOM_NL__2PRFIN20040326_105336_000000562025_00252_10827_0923.N1	26-MAR-2004 10:53:36	Dark	56.000	25	35Lam Sco	1.6200	28000.	112	10827	No
195	GOM_NL__2PRFIN20040326_105610_000000462025_00252_10827_0924.N1	26-MAR-2004 10:56:10	Dark	45.500	43	Alp TrA	1.9100	4250.0	91	10827	No
196	GOM_NL__2PRFIN20040326_105753_000000412025_00252_10827_0925.N1	26-MAR-2004 10:57:53	Dark	40.500	134	Bet TrA	2.8100	6600.0	81	10827	No
197	GOM_NL__2PRFIN20040326_110035_000000562025_00252_10827_0926.N1	26-MAR-2004 11:00:35	Dark	56.000	4	Alp1Cen	-0.010000	5800.0	112	10827	No
198	GOM_NL__2PRFIN20040326_110309_000000412025_00252_10827_0927.N1	26-MAR-2004 11:03:09	Straylight	40.500	12	Alp1Cru	0.77500	30000.	81	10827	No
199	GOM_NL__2PRFIN20040326_110433_000000462025_00252_10827_0928.N1	26-MAR-2004 11:04:33	Straylight	45.500	26	Gam Cru	1.6240	2900.0	91	10827	No
200	GOM_NL__2PRFIN20040326_110626_000000422025_00252_10827_0929.N1	26-MAR-2004 11:06:26	Straylight	42.000	64	Gam Cen	2.2000	10600.	84	10827	No
201	GOM_NL__2PRFIN20040326_110841_000001962025_00252_10827_0930.N1	26-MAR-2004 11:08:41	Tw_i_and_stray	195.50	97	8Bet1Sco	2.5610	30000.	391	10827	No
202	GOM_NL__2PRFIN20040326_111400_000000502025_00252_10827_0931.N1	26-MAR-2004 11:14:00	Straylight	49.500	106	9Bet Crv	2.6480	5600.0	99	10827	No
203	GOM_NL__2PRFIN20040326_111605_000000462025_00252_10827_0932.N1	26-MAR-2004 11:16:05	Tw_i_and_stray	45.500	100	4Gam Crv	2.5800	13100.	91	10827	No
204	GOM_NL__2PRFIN20040326_111808_000000792025_00252_10827_0933.N1	26-MAR-2004 11:18:08	Bright	79.000	15	67Alp Vir	0.97600	28000.	158	10827	No
205	GOM_NL__2PRFIN20040326_112128_000000532025_00252_10827_0934.N1	26-MAR-2004 11:21:28	Bright	52.500	121	29Gam Vir	2.7400	7200.0	105	10827	No
206	GOM_NL__2PRFIN20040326_112523_000000382025_00252_10827_0935.N1	26-MAR-2004 11:25:23	Bright	37.500	22	32Alp Leo	1.3600	15200.	75	10827	No
207	GOM_NL__2PRFIN20040326_112727_000000402025_00252_10827_0936.N1	26-MAR-2004 11:27:27	Bright	39.500	51	41Gam1Leo	2.0100	4500.0	79	10827	No
208	GOM_NL__2PRFIN20040326_112853_000000392025_00252_10827_0937.N1	26-MAR-2004 11:28:53	Bright	38.500	166	17Eps Leo	2.9800	6000.0	77	10827	No
209	GOM_NL__2PRFIN20040326_113431_000000392025_00252_10827_0938.N1	26-MAR-2004 11:34:31	Bright	39.000	174	52Psi UMa	3.0040	4400.0	78	10827	No
210	GOM_NL__2PRFIN20040326_113750_000000392025_00252_10827_0939.N1	26-MAR-2004 11:37:50	Bright	38.500	82	48Bet UMa	2.3650	10600.	77	10827	No
211	GOM_NL__2PRFIN20040326_114233_000000702025_00252_10827_0940.N1	26-MAR-2004 11:42:33	Bright	70.000	180	27Gam Boo	3.0400	8000.0	140	10827	No
212	GOM_NL__2PRFIN20040326_114558_000000422025_00252_10827_0941.N1	26-MAR-2004 11:45:58	Bright	41.500	60	7Bet UMi	2.0810	3950.0	83	10827	No
213	GOM_NL__2PRFIN20040326_114919_000000472025_00252_10827_0942.N1	26-MAR-2004 11:49:19	Bright	47.000	119	14Eta Dra	2.7270	4700.0	94	10827	No
214	GOM_NL__2PRFIN20040326_115329_000000392025_00252_10827_0943.N1	26-MAR-2004 11:53:29	Bright	38.500	76	27Gam Cas	2.3000	30000.	77	10827	No
215	GOM_NL__2PRFIN20040326_115500_000000382025_00252_10827_0944.N1	26-MAR-2004 11:55:00	Bright	38.000	89	5Alp Cep	2.4510	8000.0	76	10827	No
216	GOM_NL__2PRFIN20040326_120011_000000422025_00252_10827_0945.N1	26-MAR-2004 12:00:11	Bright	41.500	19	50Alp Cyg	1.2460	10500.	83	10827	No
217	GOM_NL__2PRFIN20040326_120148_000000432025_00252_10827_0946.N1	26-MAR-2004 12:01:48	Bright	43.000	66	37Gam Cyg	2.2080	5900.0	86	10827	No
218	GOM_NL__2PRFIN20040326_120342_000000432025_00252_10827_0947.N1	26-MAR-2004 12:03:42	Bright	42.500	92	53Eps Cyg	2.5000	4500.0	85	10827	No
219	GOM_NL__2PRFIN20040326_121303_000000612025_00252_10827_0948.N1	26-MAR-2004 12:13:03	Straylight	61.000	11	53Alp Aql	0.76500	8000.0	122	10827	No

220	GOM_NL__2PRFIN20040326_121712_000000432025_00252_10827_0949.N1	26-MAR-2004 12:17:12	Dark	43.000	142	49Del Cap	2.8500	8900.0	86	10827	No
221	GOM_NL__2PRFIN20040326_122255_000000392025_00252_10827_0950.N1	26-MAR-2004 12:22:55	Dark	39.000	172	Gam Gru	3.0030	13100.	78	10827	No
222	GOM_NL__2PRFIN20040326_122528_000000382025_00252_10827_0951.N1	26-MAR-2004 12:25:28	Dark	38.000	31	Alp Gru	1.7340	15200.	76	10827	No
223	GOM_NL__2PRFIN20040326_123413_000000582025_00253_10828_0923.N1	26-MAR-2004 12:34:13	Dark	58.000	25	35Lam Sco	1.6200	28000.	116	10828	No
224	GOM_NL__2PRFIN20040326_123646_000000412025_00253_10828_0924.N1	26-MAR-2004 12:36:46	Dark	41.000	43	Alp TrA	1.9100	4250.0	82	10828	No
225	GOM_NL__2PRFIN20040326_123829_000000412025_00253_10828_0925.N1	26-MAR-2004 12:38:29	Dark	40.500	134	Bet TrA	2.8100	6600.0	81	10828	No
226	GOM_NL__2PRFIN20040326_124111_000000562025_00253_10828_0926.N1	26-MAR-2004 12:41:11	Dark	56.000	4	Alp1Cen	-0.010000	5800.0	112	10828	No
227	GOM_NL__2PRFIN20040326_124345_000000442025_00253_10828_0927.N1	26-MAR-2004 12:43:45	Straylight	44.000	12	Alp1Cru	0.77500	30000.	88	10828	No
228	GOM_NL__2PRFIN20040326_124509_000000472025_00253_10828_0928.N1	26-MAR-2004 12:45:09	Straylight	46.500	26	Gam Cru	1.6240	2900.0	93	10828	No
229	GOM_NL__2PRFIN20040326_124702_000000472025_00253_10828_0929.N1	26-MAR-2004 12:47:02	Straylight	46.500	64	Gam Cen	2.2000	10600.	93	10828	No
230	GOM_NL__2PRFIN20040326_124919_000001952025_00253_10828_0930.N1	26-MAR-2004 12:49:19	Tw_i_and_stray	195.00	97	8Bet1Sco	2.5610	30000.	390	10828	No
231	GOM_NL__2PRFIN20040326_125436_000000492025_00253_10828_0931.N1	26-MAR-2004 12:54:36	Straylight	49.000	106	9Bet Crv	2.6480	5600.0	98	10828	No
232	GOM_NL__2PRFIN20040326_125640_000000472025_00253_10828_0932.N1	26-MAR-2004 12:56:40	Tw_i_and_stray	46.500	100	4Gam Crv	2.5800	13100.	93	10828	No
233	GOM_NL__2PRFIN20040326_125844_000000792025_00253_10828_0933.N1	26-MAR-2004 12:58:44	Bright	79.000	15	67Alp Vir	0.97600	28000.	158	10828	No
234	GOM_NL__2PRFIN20040326_130206_000000502025_00253_10828_0934.N1	26-MAR-2004 13:02:06	Bright	49.500	121	29Gam Vir	2.7400	7200.0	99	10828	No
235	GOM_NL__2PRFIN20040326_130559_000000402025_00253_10828_0935.N1	26-MAR-2004 13:05:59	Bright	39.500	22	32Alp Leo	1.3600	15200.	79	10828	No
236	GOM_NL__2PRFIN20040326_130803_000000392025_00253_10828_0936.N1	26-MAR-2004 13:08:03	Bright	39.000	51	41Gam1Leo	2.0100	4500.0	78	10828	No
237	GOM_NL__2PRFIN20040326_130929_000000382025_00253_10828_0937.N1	26-MAR-2004 13:09:29	Bright	38.000	166	17Eps Leo	2.9800	6000.0	76	10828	No
238	GOM_NL__2PRFIN20040326_131507_000000382025_00253_10828_0938.N1	26-MAR-2004 13:15:07	Bright	38.000	174	52Psi UMa	3.0040	4400.0	76	10828	No
239	GOM_NL__2PRFIN20040326_131825_000000372025_00253_10828_0939.N1	26-MAR-2004 13:18:25	Bright	37.000	82	48Bet UMa	2.3650	10600.	74	10828	No
240	GOM_NL__2PRFIN20040326_132307_000000692025_00253_10828_0940.N1	26-MAR-2004 13:23:07	Bright	69.000	180	27Gam Boo	3.0400	8000.0	138	10828	No
241	GOM_NL__2PRFIN20040326_132634_000000392025_00253_10828_0941.N1	26-MAR-2004 13:26:34	Bright	38.500	60	7Bet UMi	2.0810	3950.0	77	10828	No
242	GOM_NL__2PRFIN20040326_132954_000000462025_00253_10828_0942.N1	26-MAR-2004 13:29:54	Bright	45.500	119	14Eta Dra	2.7270	4700.0	91	10828	No
243	GOM_NL__2PRFIN20040326_133404_000000412025_00253_10828_0943.N1	26-MAR-2004 13:34:04	Bright	41.000	76	27Gam Cas	2.3000	30000.	82	10828	No
244	GOM_NL__2PRFIN20040326_133537_000000382025_00253_10828_0944.N1	26-MAR-2004 13:35:37	Bright	38.000	89	5Alp Cep	2.4510	8000.0	76	10828	No
245	GOM_NL__2PRFIN20040326_134046_000000402025_00253_10828_0945.N1	26-MAR-2004 13:40:46	Bright	40.000	19	50Alp Cyg	1.2460	10500.	80	10828	No
246	GOM_NL__2PRFIN20040326_134224_000000442025_00253_10828_0946.N1	26-MAR-2004 13:42:24	Bright	43.500	66	37Gam Cyg	2.2080	5900.0	87	10828	No
247	GOM_NL__2PRFIN20040326_134417_000000442025_00253_10828_0947.N1	26-MAR-2004 13:44:17	Bright	43.500	92	53Eps Cyg	2.5000	4500.0	87	10828	No
248	GOM_NL__2PRFIN20040326_135337_000000702025_00253_10828_0948.N1	26-MAR-2004 13:53:37	Straylight	70.000	11	53Alp Aql	0.76500	8000.0	140	10828	No
249	GOM_NL__2PRFIN20040326_135748_000000432025_00253_10828_0949.N1	26-MAR-2004 13:57:48	Dark	42.500	142	49Del Cap	2.8500	8900.0	85	10828	No
250	GOM_NL__2PRFIN20040326_140332_000000382025_00253_10828_0950.N1	26-MAR-2004 14:03:32	Dark	38.000	172	Gam Gru	3.0030	13100.	76	10828	No
251	GOM_NL__2PRFIN20040326_140604_000000402025_00253_10828_0951.N1	26-MAR-2004 14:06:04	Dark	40.000	31	Alp Gru	1.7340	15200.	80	10828	No
252	GOM_NL__2PRFIN20040326_141451_000000582025_00254_10829_0944.N1	26-MAR-2004 14:14:51	Dark	58.000	25	35Lam Sco	1.6200	28000.	116	10829	No
253	GOM_NL__2PRFIN20040326_141723_000000432025_00254_10829_0945.N1	26-MAR-2004 14:17:23	Dark	42.500	43	Alp TrA	1.9100	4250.0	85	10829	No
254	GOM_NL__2PRFIN20040326_141906_000000422025_00254_10829_0946.N1	26-MAR-2004 14:19:06	Dark	41.500	134	Bet TrA	2.8100	6600.0	83	10829	No
255	GOM_NL__2PRFIN20040326_142148_000000552025_00254_10829_0947.N1	26-MAR-2004 14:21:48	Dark	55.000	4	Alp1Cen	-0.010000	5800.0	110	10829	No
256	GOM_NL__2PRFIN20040326_142421_000000502025_00254_10829_0948.N1	26-MAR-2004 14:24:21	Straylight	50.000	12	Alp1Cru	0.77500	30000.	100	10829	No
257	GOM_NL__2PRFIN20040326_142546_000000502025_00254_10829_0949.N1	26-MAR-2004 14:25:46	Straylight	49.500	26	Gam Cru	1.6240	2900.0	99	10829	No
258	GOM_NL__2PRFIN20040326_142739_000000412025_00254_10829_0950.N1	26-MAR-2004 14:27:39	Straylight	40.500	64	Gam Cen	2.2000	10600.	81	10829	No
259	GOM_NL__2PRFIN20040326_142957_000001902025_00254_10829_0951.N1	26-MAR-2004 14:29:57	Tw_i_and_stray	190.00	97	8Bet1Sco	2.5610	30000.	380	10829	No
260	GOM_NL__2PRFIN20040326_143513_000000502025_00254_10829_0952.N1	26-MAR-2004 14:35:13	Straylight	50.000	106	9Bet Crv	2.6480	5600.0	100	10829	No
261	GOM_NL__2PRFIN20040326_143717_000000452025_00254_10829_0953.N1	26-MAR-2004 14:37:17	Tw_i_and_stray	44.500	100	4Gam Crv	2.5800	13100.	89	10829	No
262	GOM_NL__2PRFIN20040326_143920_000000662025_00254_10829_0954.N1	26-MAR-2004 14:39:20	Bright	66.000	15	67Alp Vir	0.97600	28000.	132	10829	No
263	GOM_NL__2PRFIN20040326_144242_000000502025_00254_10829_0955.N1	26-MAR-2004 14:42:42	Bright	49.500	121	29Gam Vir	2.7400	7200.0	99	10829	No
264	GOM_NL__2PRFIN20040326_144636_000000392025_00254_10829_0956.N1	26-MAR-2004 14:46:36	Bright	39.000	22	32Alp Leo	1.3600	15200.	78	10829	No
265	GOM_NL__2PRFIN20040326_144840_000000382025_00254_10829_0957.N1	26-MAR-2004 14:48:40	Bright	38.000	51	41Gam1Leo	2.0100	4500.0	76	10829	No
266	GOM_NL__2PRFIN20040326_145006_000000382025_00254_10829_0958.N1	26-MAR-2004 14:50:06	Bright	38.000	166	17Eps Leo	2.9800	6000.0	76	10829	No
267	GOM_NL__2PRFIN20040326_145543_000000372025_00254_10829_0959.N1	26-MAR-2004 14:55:43	Bright	37.000	174	52Psi UMa	3.0040	4400.0	74	10829	No
268	GOM_NL__2PRFIN20040326_145901_000000392025_00254_10829_0960.N1	26-MAR-2004 14:59:01	Bright	38.500	82	48Bet UMa	2.3650	10600.	77	10829	No
269	GOM_NL__2PRFIN20040326_150341_000000732025_00254_10829_0961.N1	26-MAR-2004 15:03:41	Bright	72.500	180	27Gam Boo	3.0400	8000.0	145	10829	No
270	GOM_NL__2PRFIN20040326_150710_000000432025_00254_10829_0962.N1	26-MAR-2004 15:07:10	Bright	42.500	60	7Bet UMi	2.0810	3950.0	85	10829	No
271	GOM_NL__2PRFIN20040326_151029_000000502025_00254_10829_0963.N1	26-MAR-2004 15:10:29	Bright	50.000	119	14Eta Dra	2.7270	4700.0	100	10829	No
272	GOM_NL__2PRFIN20040326_151442_000000392025_00254_10829_0964.N1	26-MAR-2004 15:14:42	Bright	38.500	76	27Gam Cas	2.3000	30000.	77	10829	No
273	GOM_NL__2PRFIN20040326_151613_000000362025_00254_10829_0965.N1	26-MAR-2004 15:16:13	Bright	36.000	89	5Alp Cep	2.4510	8000.0	72	10829	No
274	GOM_NL__2PRFIN20040326_152123_000000392025_00254_10829_0966.N1	26-MAR-2004 15:21:23	Bright	38.500	19	50Alp Cyg	1.2460	10500.	77	10829	No
275	GOM_NL__2PRFIN20040326_152300_000000432025_00254_10829_0967.N1	26-MAR-2004 15:23:00	Bright	42.500	66	37Gam Cyg	2.2080	5900.0	85	10829	No
276	GOM_NL__2PRFIN20040326_152454_000000422025_00254_10829_0968.N1	26-MAR-2004 15:24:54	Bright	42.000	92	53Eps Cyg	2.5000	4500.0	84	10829	No
277	GOM_NL__2PRFIN20040326_153416_000000642025_00254_10829_0969.N1	26-MAR-2004 15:34:16	Dark	63.500	11	53Alp Aql	0.76500	8000.0	127	10829	No
278	GOM_NL__2PRFIN20040326_153825_000000422025_00254_10829_0970.N1	26-MAR-2004 15:38:25	Dark	42.000	142	49Del Cap	2.8500	8900.0	84	10829	No

279	GOM_NL__2PRFIN20040326_154408_000000402025_00254_10829_0971.N1	26-MAR-2004 15:44:08	Dark	39.500	172	Gam Gru	3.0030	13100.	79	10829	No
280	GOM_NL__2PRFIN20040326_154640_000000442025_00254_10829_0972.N1	26-MAR-2004 15:46:40	Dark	44.000	31	Alp Gru	1.7340	15200.	88	10829	No
281	GOM_NL__2PRFIN20040326_155528_000000572025_00255_10830_0944.N1	26-MAR-2004 15:55:28	Dark	57.000	25	35Lam Sco	1.6200	28000.	114	10830	No
282	GOM_NL__2PRFIN20040326_155759_000000432025_00255_10830_0945.N1	26-MAR-2004 15:57:59	Dark	43.000	43	Alp TrA	1.9100	4250.0	86	10830	No
283	GOM_NL__2PRFIN20040326_155942_000000422025_00255_10830_0946.N1	26-MAR-2004 15:59:42	Dark	41.500	134	Bet TrA	2.8100	6600.0	83	10830	No
284	GOM_NL__2PRFIN20040326_160224_000000562025_00255_10830_0947.N1	26-MAR-2004 16:02:24	Dark	56.000	4	Alp1Cen	-0.010000	5800.0	112	10830	No
285	GOM_NL__2PRFIN20040326_160458_000000422025_00255_10830_0948.N1	26-MAR-2004 16:04:58	Straylight	41.500	12	Alp1Cru	0.77500	30000.	83	10830	No
286	GOM_NL__2PRFIN20040326_160622_000000492025_00255_10830_0949.N1	26-MAR-2004 16:06:22	Straylight	49.000	26	Gam Cru	1.6240	2900.0	98	10830	No
287	GOM_NL__2PRFIN20040326_160924_000000572025_00255_10830_0950.N1	26-MAR-2004 16:09:24	Straylight	56.500	54	5The Cen	2.0550	4500.0	113	10830	No
288	GOM_NL__2PRFIN20040326_161549_000000532025_00255_10830_0951.N1	26-MAR-2004 16:15:49	Straylight	52.500	106	9Bet Crv	2.6480	5600.0	105	10830	No
289	GOM_NL__2PRFIN20040326_161806_000000472025_00255_10830_0952.N1	26-MAR-2004 16:18:06	Tw_i_and_stray	47.000	163	7Del Crv	2.9450	11000.	94	10830	No
290	GOM_NL__2PRFIN20040326_161956_000000792025_00255_10830_0953.N1	26-MAR-2004 16:19:56	Bright	79.000	15	67Alp Vir	0.97600	28000.	158	10830	No
291	GOM_NL__2PRFIN20040326_162317_000000492025_00255_10830_0954.N1	26-MAR-2004 16:23:17	Bright	49.000	121	29Gam Vir	2.7400	7200.0	98	10830	No
292	GOM_NL__2PRFIN20040326_162711_000000402025_00255_10830_0955.N1	26-MAR-2004 16:27:11	Bright	39.500	22	32Alp Leo	1.3600	15200.	79	10830	No
293	GOM_NL__2PRFIN20040326_162915_000000392025_00255_10830_0956.N1	26-MAR-2004 16:29:15	Bright	39.000	51	41Gam1Leo	2.0100	4500.0	78	10830	No
294	GOM_NL__2PRFIN20040326_163040_000000412025_00255_10830_0957.N1	26-MAR-2004 16:30:40	Bright	40.500	166	17Eps Leo	2.9800	6000.0	81	10830	No
295	GOM_NL__2PRFIN20040326_163619_000000392025_00255_10830_0958.N1	26-MAR-2004 16:36:19	Bright	39.000	174	52Psi UMa	3.0040	4400.0	78	10830	No
296	GOM_NL__2PRFIN20040326_163937_000000512025_00255_10830_0959.N1	26-MAR-2004 16:39:37	Bright	50.500	82	48Bet UMa	2.3650	10600.	101	10830	No
297	GOM_NL__2PRFIN20040326_164108_000000402025_00255_10830_0960.N1	26-MAR-2004 16:41:08	Bright	40.000	36	50Alp UMa	1.8000	6300.0	80	10830	No
298	GOM_NL__2PRFIN20040326_164416_000000712025_00255_10830_0961.N1	26-MAR-2004 16:44:16	Bright	71.000	180	27Gam Boo	3.0400	8000.0	142	10830	No
299	GOM_NL__2PRFIN20040326_164746_000000422025_00255_10830_0962.N1	26-MAR-2004 16:47:46	Bright	42.000	60	7Bet UMi	2.0810	3950.0	84	10830	No
300	GOM_NL__2PRFIN20040326_165105_000000502025_00255_10830_0963.N1	26-MAR-2004 16:51:05	Bright	50.000	119	14Eta Dra	2.7270	4700.0	100	10830	No
301	GOM_NL__2PRFIN20040326_165518_000000402025_00255_10830_0964.N1	26-MAR-2004 16:55:18	Bright	40.000	76	27Gam Cas	2.3000	30000.	80	10830	No
302	GOM_NL__2PRFIN20040326_165648_000000372025_00255_10830_0965.N1	26-MAR-2004 16:56:48	Bright	37.000	89	5Alp Cep	2.4510	8000.0	74	10830	No
303	GOM_NL__2PRFIN20040326_170152_000000452025_00255_10830_0966.N1	26-MAR-2004 17:01:52	Bright	45.000	144	18Del Cyg	2.8600	11000.	90	10830	No
304	GOM_NL__2PRFIN20040326_170336_000000422025_00255_10830_0967.N1	26-MAR-2004 17:03:36	Bright	42.000	66	37Gam Cyg	2.2080	5900.0	84	10830	No
305	GOM_NL__2PRFIN20040326_170530_000000412025_00255_10830_0968.N1	26-MAR-2004 17:05:30	Bright	41.000	92	53Eps Cyg	2.5000	4500.0	82	10830	No
306	GOM_NL__2PRFIN20040326_171153_000000432025_00255_10830_0969.N1	26-MAR-2004 17:11:53	Bright	42.500	61	8Eps Peg	2.1000	3900.0	85	10830	No
307	GOM_NL__2PRFIN20040326_171450_000000702025_00255_10830_0970.N1	26-MAR-2004 17:14:50	Straylight	70.000	11	53Alp Aql	0.76500	8000.0	140	10830	No
308	GOM_NL__2PRFIN20040326_171901_000000402025_00255_10830_0971.N1	26-MAR-2004 17:19:01	Dark	40.000	142	49Del Cap	2.8500	8900.0	80	10830	No
309	GOM_NL__2PRFIN20040326_172443_000000392025_00255_10830_0972.N1	26-MAR-2004 17:24:43	Dark	39.000	172	Gam Gru	3.0030	13100.	78	10830	No
310	GOM_NL__2PRFIN20040326_172823_000000542025_00255_10830_0973.N1	26-MAR-2004 17:28:23	Dark	53.500	57	34Sig Sgr	2.0660	26000.	107	10830	No
311	GOM_NL__2PRFIN20040326_173159_000000552025_00255_10830_0974.N1	26-MAR-2004 17:31:59	Dark	54.500	38	20Eps Sgr	1.8360	11000.	109	10830	No
312	GOM_NL__2PRFIN20040326_173605_000000612025_00256_10831_0945.N1	26-MAR-2004 17:36:05	Dark	61.000	25	35Lam Sco	1.6200	28000.	122	10831	No
313	GOM_NL__2PRFIN20040326_173836_000000422025_00256_10831_0946.N1	26-MAR-2004 17:38:36	Dark	42.000	43	Alp TrA	1.9100	4250.0	84	10831	No
314	GOM_NL__2PRFIN20040326_174019_000000422025_00256_10831_0947.N1	26-MAR-2004 17:40:19	Dark	41.500	134	Bet TrA	2.8100	6600.0	83	10831	No
315	GOM_NL__2PRFIN20040326_174301_000000562025_00256_10831_0948.N1	26-MAR-2004 17:43:01	Dark	56.000	4	Alp1Cen	-0.010000	5800.0	112	10831	No
316	GOM_NL__2PRFIN20040326_174534_000000402025_00256_10831_0949.N1	26-MAR-2004 17:45:34	Straylight	39.500	12	Alp1Cru	0.77500	30000.	79	10831	No
317	GOM_NL__2PRFIN20040326_174658_000000492025_00256_10831_0950.N1	26-MAR-2004 17:46:58	Straylight	49.000	26	Gam Cru	1.6240	2900.0	98	10831	No
318	GOM_NL__2PRFIN20040326_175000_000000562025_00256_10831_0951.N1	26-MAR-2004 17:50:00	Straylight	55.500	54	5The Cen	2.0550	4500.0	111	10831	No
319	GOM_NL__2PRFIN20040326_175625_000000502025_00256_10831_0952.N1	26-MAR-2004 17:56:25	Straylight	50.000	106	9Bet Crv	2.6480	5600.0	100	10831	No
320	GOM_NL__2PRFIN20040326_175842_000000472025_00256_10831_0953.N1	26-MAR-2004 17:58:42	Tw_i_and_stray	47.000	163	7Del Crv	2.9450	11000.	94	10831	No
321	GOM_NL__2PRFIN20040326_180031_000000632025_00256_10831_0954.N1	26-MAR-2004 18:00:31	Bright	63.000	15	67Alp Vir	0.97600	28000.	126	10831	No
322	GOM_NL__2PRFIN20040326_180354_000000512025_00256_10831_0955.N1	26-MAR-2004 18:03:54	Bright	50.500	121	29Gam Vir	2.7400	7200.0	101	10831	No
323	GOM_NL__2PRFIN20040326_180748_000000392025_00256_10831_0956.N1	26-MAR-2004 18:07:48	Bright	39.000	22	32Alp Leo	1.3600	15200.	78	10831	No
324	GOM_NL__2PRFIN20040326_180952_000000382025_00256_10831_0957.N1	26-MAR-2004 18:09:52	Bright	38.000	51	41Gam1Leo	2.0100	4500.0	76	10831	No
325	GOM_NL__2PRFIN20040326_181118_000000382025_00256_10831_0958.N1	26-MAR-2004 18:11:18	Bright	38.000	166	17Eps Leo	2.9800	6000.0	76	10831	No
326	GOM_NL__2PRFIN20040326_181654_000000382025_00256_10831_0959.N1	26-MAR-2004 18:16:54	Bright	37.500	174	52Psi UMa	3.0040	4400.0	75	10831	No
327	GOM_NL__2PRFIN20040326_182013_000000402025_00256_10831_0960.N1	26-MAR-2004 18:20:13	Bright	39.500	82	48Bet UMa	2.3650	10600.	79	10831	No
328	GOM_NL__2PRFIN20040326_182144_000000402025_00256_10831_0961.N1	26-MAR-2004 18:21:44	Bright	40.000	36	50Alp UMa	1.8000	6300.0	80	10831	No
329	GOM_NL__2PRFIN20040326_182450_000000712025_00256_10831_0962.N1	26-MAR-2004 18:24:50	Bright	70.500	180	27Gam Boo	3.0400	8000.0	141	10831	No
330	GOM_NL__2PRFIN20040326_182822_000000382025_00256_10831_0963.N1	26-MAR-2004 18:28:22	Bright	38.000	60	7Bet UMi	2.0810	3950.0	76	10831	No
331	GOM_NL__2PRFIN20040326_183140_000000512025_00256_10831_0964.N1	26-MAR-2004 18:31:40	Bright	51.000	119	14Eta Dra	2.7270	4700.0	102	10831	No
332	GOM_NL__2PRFIN20040326_183552_000000402025_00256_10831_0965.N1	26-MAR-2004 18:35:52	Bright	39.500	76	27Gam Cas	2.3000	30000.	79	10831	No
333	GOM_NL__2PRFIN20040326_183725_000000382025_00256_10831_0966.N1	26-MAR-2004 18:37:25	Bright	37.500	89	5Alp Cep	2.4510	8000.0	75	10831	No
334	GOM_NL__2PRFIN20040326_184228_000000452025_00256_10831_0967.N1	26-MAR-2004 18:42:28	Bright	44.500	144	18Del Cyg	2.8600	11000.	89	10831	No
335	GOM_NL__2PRFIN20040326_184411_000000442025_00256_10831_0968.N1	26-MAR-2004 18:44:11	Bright	44.000	66	37Gam Cyg	2.2080	5900.0	88	10831	No
336	GOM_NL__2PRFIN20040326_184606_000000432025_00256_10831_0969.N1	26-MAR-2004 18:46:06	Bright	42.500	92	53Eps Cyg	2.5000	4500.0	85	10831	No
337	GOM_NL__2PRFIN20040326_185230_000000402025_00256_10831_0970.N1	26-MAR-2004 18:52:30	Bright	39.500	61	8Eps Peg	2.1000	3900.0	79	10831	No

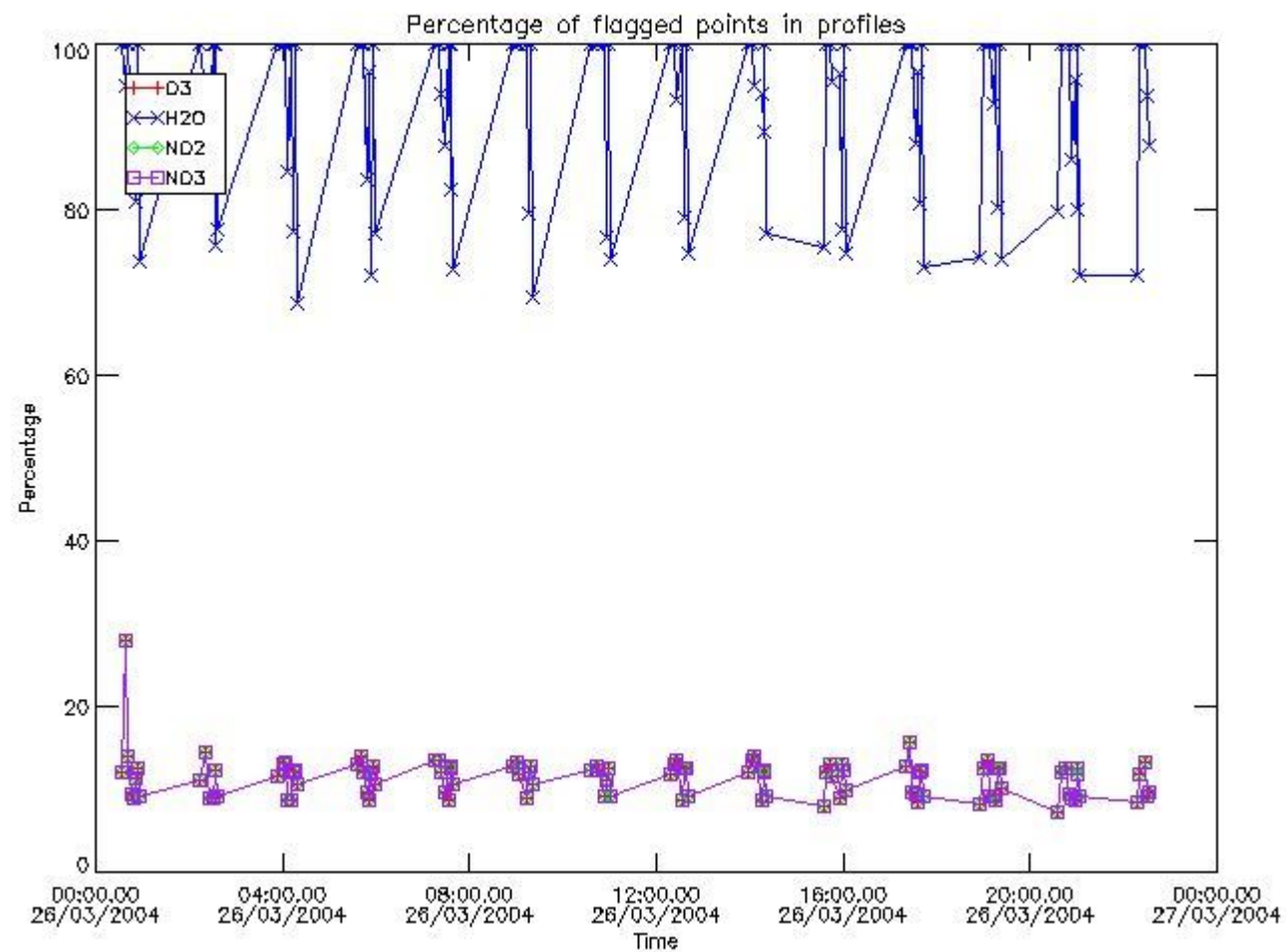
338	GOM_NL__2PRFIN20040326_185529_000000632025_00256_10831_0971.N1	26-MAR-2004 18:55:29	Dark	62.500	11	53Alp Aql	0.76500	8000.0	125	10831	No
339	GOM_NL__2PRFIN20040326_185937_000000412025_00256_10831_0972.N1	26-MAR-2004 18:59:37	Dark	41.000	142	49Del Cap	2.8500	8900.0	82	10831	No
340	GOM_NL__2PRFIN20040326_190520_000000382025_00256_10831_0973.N1	26-MAR-2004 19:05:20	Dark	38.000	172	Gam Gru	3.0030	13100.	76	10831	No
341	GOM_NL__2PRFIN20040326_190900_000000562025_00256_10831_0974.N1	26-MAR-2004 19:09:00	Dark	56.000	57	34Sig Sgr	2.0660	26000.	112	10831	No
342	GOM_NL__2PRFIN20040326_191236_000000552025_00256_10831_0975.N1	26-MAR-2004 19:12:36	Dark	55.000	38	20Eps Sgr	1.8360	11000.	110	10831	No
343	GOM_NL__2PRFIN20040326_191642_000000592025_00257_10832_0945.N1	26-MAR-2004 19:16:42	Dark	59.000	25	35Lam Sco	1.6200	28000.	118	10832	No
344	GOM_NL__2PRFIN20040326_191912_000000412025_00257_10832_0946.N1	26-MAR-2004 19:19:12	Dark	41.000	43	Alp TrA	1.9100	4250.0	82	10832	No
345	GOM_NL__2PRFIN20040326_192056_000000412025_00257_10832_0947.N1	26-MAR-2004 19:20:56	Dark	40.500	134	Bet TrA	2.8100	6600.0	81	10832	No
346	GOM_NL__2PRFIN20040326_192338_000000512025_00257_10832_0948.N1	26-MAR-2004 19:23:38	Dark	50.500	4	Alp1Cen	-0.010000	5800.0	101	10832	No
347	GOM_NL__2PRFIN20040326_192610_000000462025_00257_10832_0949.N1	26-MAR-2004 19:26:10	Straylight	46.000	12	Alp1Cru	0.77500	30000.	92	10832	No
348	GOM_NL__2PRFIN20040326_192734_000000472025_00257_10832_0950.N1	26-MAR-2004 19:27:34	Straylight	47.000	26	Gam Cru	1.6240	2900.0	94	10832	No
349	GOM_NL__2PRFIN20040326_193037_000000542025_00257_10832_0951.N1	26-MAR-2004 19:30:37	Straylight	54.000	54	5The Cen	2.0550	4500.0	108	10832	No
350	GOM_NL__2PRFIN20040326_193702_000000512025_00257_10832_0952.N1	26-MAR-2004 19:37:02	Straylight	50.500	106	9Bet Crv	2.6480	5600.0	101	10832	No
351	GOM_NL__2PRFIN20040326_193918_000000452025_00257_10832_0953.N1	26-MAR-2004 19:39:18	Tw_i_and_stray	45.000	163	7Del Crv	2.9450	11000.	90	10832	No
352	GOM_NL__2PRFIN20040326_194108_000000662025_00257_10832_0954.N1	26-MAR-2004 19:41:08	Bright	66.000	15	67Alp Vir	0.97600	28000.	132	10832	No
353	GOM_NL__2PRFIN20040326_194430_000000502025_00257_10832_0955.N1	26-MAR-2004 19:44:30	Bright	50.000	121	29Gam Vir	2.7400	7200.0	100	10832	No
354	GOM_NL__2PRFIN20040326_194824_000000382025_00257_10832_0956.N1	26-MAR-2004 19:48:24	Bright	38.000	22	32Alp Leo	1.3600	15200.	76	10832	No
355	GOM_NL__2PRFIN20040326_195028_000000392025_00257_10832_0957.N1	26-MAR-2004 19:50:28	Bright	38.500	51	41Gam1Leo	2.0100	4500.0	77	10832	No
356	GOM_NL__2PRFIN20040326_195155_000000382025_00257_10832_0958.N1	26-MAR-2004 19:51:55	Bright	38.000	166	17Eps Leo	2.9800	6000.0	76	10832	No
357	GOM_NL__2PRFIN20040326_195730_000000462025_00257_10832_0959.N1	26-MAR-2004 19:57:30	Bright	45.500	174	52Psi UMa	3.0040	4400.0	91	10832	No
358	GOM_NL__2PRFIN20040326_200049_000000462025_00257_10832_0960.N1	26-MAR-2004 20:00:49	Bright	45.500	82	48Bet UMa	2.3650	10600.	91	10832	No
359	GOM_NL__2PRFIN20040326_200220_000000412025_00257_10832_0961.N1	26-MAR-2004 20:02:20	Bright	40.500	36	50Alp UMa	1.8000	6300.0	81	10832	No
360	GOM_NL__2PRFIN20040326_200524_000000722025_00257_10832_0962.N1	26-MAR-2004 20:05:24	Bright	72.000	180	27Gam Boo	3.0400	8000.0	144	10832	No
361	GOM_NL__2PRFIN20040326_200857_000000422025_00257_10832_0963.N1	26-MAR-2004 20:08:57	Bright	41.500	60	7Bet UMi	2.0810	3950.0	83	10832	No
362	GOM_NL__2PRFIN20040326_201215_000000462025_00257_10832_0964.N1	26-MAR-2004 20:12:15	Bright	46.000	119	14Eta Dra	2.7270	4700.0	92	10832	No
363	GOM_NL__2PRFIN20040326_201631_000000362025_00257_10832_0965.N1	26-MAR-2004 20:16:31	Bright	36.000	76	27Gam Cas	2.3000	30000.	72	10832	No
364	GOM_NL__2PRFIN20040326_201801_000000372025_00257_10832_0966.N1	26-MAR-2004 20:18:01	Bright	36.500	89	5Alp Cep	2.4510	8000.0	73	10832	No
365	GOM_NL__2PRFIN20040326_202304_000000442025_00257_10832_0967.N1	26-MAR-2004 20:23:04	Bright	43.500	144	18Del Cyg	2.8600	11000.	87	10832	No
366	GOM_NL__2PRFIN20040326_202448_000000452025_00257_10832_0968.N1	26-MAR-2004 20:24:48	Bright	44.500	66	37Gam Cyg	2.2080	5900.0	89	10832	No
367	GOM_NL__2PRFIN20040326_202642_000000422025_00257_10832_0969.N1	26-MAR-2004 20:26:42	Bright	42.000	92	53Eps Cyg	2.5000	4500.0	84	10832	No
368	GOM_NL__2PRFIN20040326_203306_000000422025_00257_10832_0970.N1	26-MAR-2004 20:33:06	Bright	42.000	61	8Eps Peg	2.1000	3900.0	84	10832	No
369	GOM_NL__2PRFIN20040326_203606_000000702025_00257_10832_0971.N1	26-MAR-2004 20:36:06	Dark	70.000	11	53Alp Aql	0.76500	8000.0	140	10832	No
370	GOM_NL__2PRFIN20040326_204014_000000422025_00257_10832_0972.N1	26-MAR-2004 20:40:14	Dark	42.000	142	49Del Cap	2.8500	8900.0	84	10832	No
371	GOM_NL__2PRFIN20040326_204555_000000412025_00257_10832_0973.N1	26-MAR-2004 20:45:55	Dark	40.500	172	Gam Gru	3.0030	13100.	81	10832	No
372	GOM_NL__2PRFIN20040326_204937_000000542025_00257_10832_0974.N1	26-MAR-2004 20:49:37	Dark	54.000	57	34Sig Sgr	2.0660	26000.	108	10832	No
373	GOM_NL__2PRFIN20040326_205313_000000582025_00257_10832_0975.N1	26-MAR-2004 20:53:13	Dark	57.500	38	20Eps Sgr	1.8360	11000.	115	10832	No
374	GOM_NL__2PRFIN20040326_205719_000000582025_00258_10833_0945.N1	26-MAR-2004 20:57:19	Dark	58.000	25	35Lam Sco	1.6200	28000.	116	10833	No
375	GOM_NL__2PRFIN20040326_205947_000000432025_00258_10833_0946.N1	26-MAR-2004 20:59:47	Dark	43.000	43	Alp TrA	1.9100	4250.0	86	10833	No
376	GOM_NL__2PRFIN20040326_210132_000000412025_00258_10833_0947.N1	26-MAR-2004 21:01:32	Dark	41.000	134	Bet TrA	2.8100	6600.0	82	10833	No
377	GOM_NL__2PRFIN20040326_210414_000000562025_00258_10833_0948.N1	26-MAR-2004 21:04:14	Dark	56.000	4	Alp1Cen	-0.010000	5800.0	112	10833	No
378	GOM_NL__2PRFIN20040326_210646_000000502025_00258_10833_0949.N1	26-MAR-2004 21:06:46	Straylight	50.000	12	Alp1Cru	0.77500	30000.	100	10833	No
379	GOM_NL__2PRFIN20040326_210808_000000492025_00258_10833_0950.N1	26-MAR-2004 21:08:08	Straylight	48.500	26	Gam Cru	1.6240	2900.0	97	10833	No
380	GOM_NL__2PRFIN20040326_211113_000000532025_00258_10833_0951.N1	26-MAR-2004 21:11:13	Straylight	53.000	54	5The Cen	2.0550	4500.0	106	10833	No
381	GOM_NL__2PRFIN20040326_211738_000000492025_00258_10833_0952.N1	26-MAR-2004 21:17:38	Straylight	49.000	106	9Bet Crv	2.6480	5600.0	98	10833	No
382	GOM_NL__2PRFIN20040326_211954_000000462025_00258_10833_0953.N1	26-MAR-2004 21:19:54	Tw_i_and_stray	45.500	163	7Del Crv	2.9450	11000.	91	10833	No
383	GOM_NL__2PRFIN20040326_212144_000000672025_00258_10833_0954.N1	26-MAR-2004 21:21:44	Bright	67.000	15	67Alp Vir	0.97600	28000.	134	10833	No
384	GOM_NL__2PRFIN20040326_212505_000000502025_00258_10833_0955.N1	26-MAR-2004 21:25:05	Bright	49.500	121	29Gam Vir	2.7400	7200.0	99	10833	No
385	GOM_NL__2PRFIN20040326_212900_000000392025_00258_10833_0956.N1	26-MAR-2004 21:29:00	Bright	39.000	22	32Alp Leo	1.3600	15200.	78	10833	No
386	GOM_NL__2PRFIN20040326_213103_000000392025_00258_10833_0957.N1	26-MAR-2004 21:31:03	Bright	38.500	51	41Gam1Leo	2.0100	4500.0	77	10833	No
387	GOM_NL__2PRFIN20040326_213230_000000392025_00258_10833_0958.N1	26-MAR-2004 21:32:30	Bright	38.500	166	17Eps Leo	2.9800	6000.0	77	10833	No
388	GOM_NL__2PRFIN20040326_213806_000000402025_00258_10833_0959.N1	26-MAR-2004 21:38:06	Bright	39.500	174	52Psi UMa	3.0040	4400.0	79	10833	No
389	GOM_NL__2PRFIN20040326_214124_000000382025_00258_10833_0960.N1	26-MAR-2004 21:41:24	Bright	37.500	82	48Bet UMa	2.3650	10600.	75	10833	No
390	GOM_NL__2PRFIN20040326_214256_000000412025_00258_10833_0961.N1	26-MAR-2004 21:42:56	Bright	40.500	36	50Alp UMa	1.8000	6300.0	81	10833	No
391	GOM_NL__2PRFIN20040326_214558_000000732025_00258_10833_0962.N1	26-MAR-2004 21:45:58	Bright	72.500	180	27Gam Boo	3.0400	8000.0	145	10833	No
392	GOM_NL__2PRFIN20040326_214933_000000422025_00258_10833_0963.N1	26-MAR-2004 21:49:33	Bright	42.000	60	7Bet UMi	2.0810	3950.0	84	10833	No
393	GOM_NL__2PRFIN20040326_215250_000000502025_00258_10833_0964.N1	26-MAR-2004 21:52:50	Bright	49.500	119	14Eta Dra	2.7270	4700.0	99	10833	No
394	GOM_NL__2PRFIN20040326_215707_000000392025_00258_10833_0965.N1	26-MAR-2004 21:57:07	Bright	38.500	76	27Gam Cas	2.3000	30000.	77	10833	No
395	GOM_NL__2PRFIN20040326_215837_000000422025_00258_10833_0966.N1	26-MAR-2004 21:58:37	Bright	42.000	89	5Alp Cep	2.4510	8000.0	84	10833	No
396	GOM_NL__2PRFIN20040326_220340_000000452025_00258_10833_0967.N1	26-MAR-2004 22:03:40	Bright	45.000	144	18Del Cyg	2.8600	11000.	90	10833	No

397	GOM_NL__2PRFIN20040326_220524_000000452025_00258_10833_0968.N1	26-MAR-2004 22:05:24	Bright	44.500	66	37Gam Cyg	2.2080	5900.0	89	10833	No
398	GOM_NL__2PRFIN20040326_220718_000000432025_00258_10833_0969.N1	26-MAR-2004 22:07:18	Bright	43.000	92	53Eps Cyg	2.5000	4500.0	86	10833	No
399	GOM_NL__2PRFIN20040326_221342_000000432025_00258_10833_0970.N1	26-MAR-2004 22:13:42	Bright	43.000	61	8Eps Peg	2.1000	3900.0	86	10833	No
400	GOM_NL__2PRFIN20040326_221642_000000672025_00258_10833_0971.N1	26-MAR-2004 22:16:42	Dark	66.500	11	53Alp Aql	0.76500	8000.0	133	10833	No
401	GOM_NL__2PRFIN20040326_222049_000000432025_00258_10833_0972.N1	26-MAR-2004 22:20:49	Dark	43.000	142	49Del Cap	2.8500	8900.0	86	10833	No
402	GOM_NL__2PRFIN20040326_222632_000000392025_00258_10833_0973.N1	26-MAR-2004 22:26:32	Dark	38.500	172	Gam Gru	3.0030	13100.	77	10833	No
403	GOM_NL__2PRFIN20040326_223014_000000562025_00258_10833_0974.N1	26-MAR-2004 22:30:14	Dark	55.500	57	34Sig Sgr	2.0660	26000.	111	10833	No
404	GOM_NL__2PRFIN20040326_223350_000000532025_00258_10833_0975.N1	26-MAR-2004 22:33:50	Dark	53.000	38	20Eps Sgr	1.8360	11000.	106	10833	No

3. Quality information per product

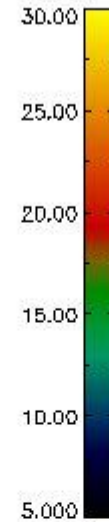
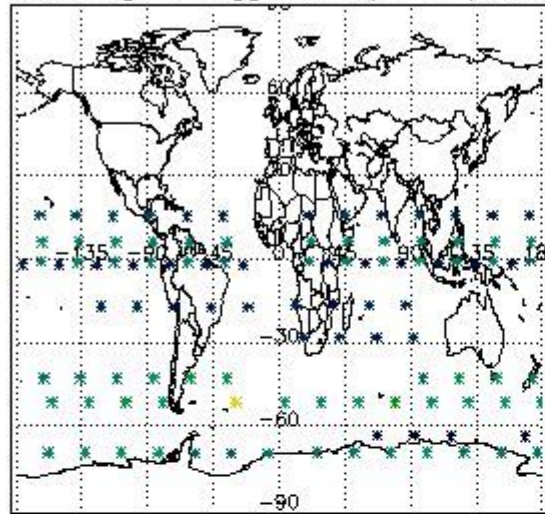
In this section it is plotted some information contained in the Quality Summary data set of the level 2 products. Only products in dark limb conditions and without errors (error flag in the MPH set to "0") are used.

3.1 Plot quality information per product (time dependant)

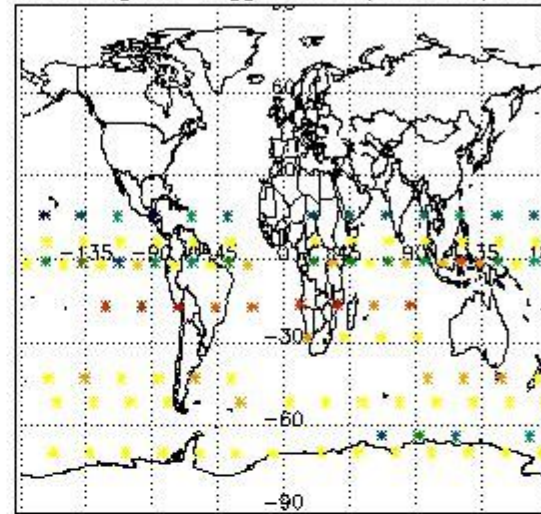


3.2 Plot quality information per product (world map)


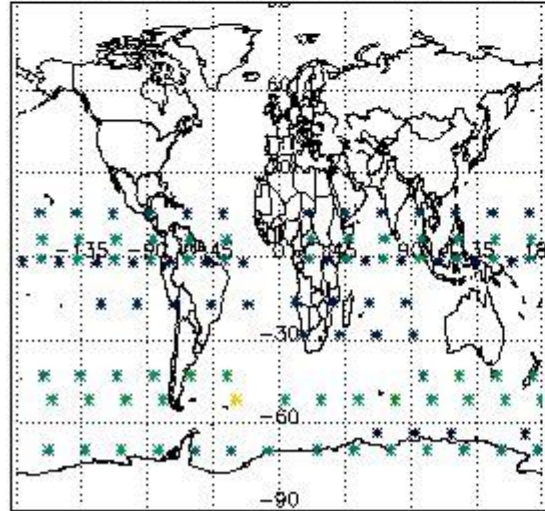
Percentage of flagged data per O3 profile



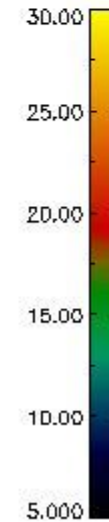
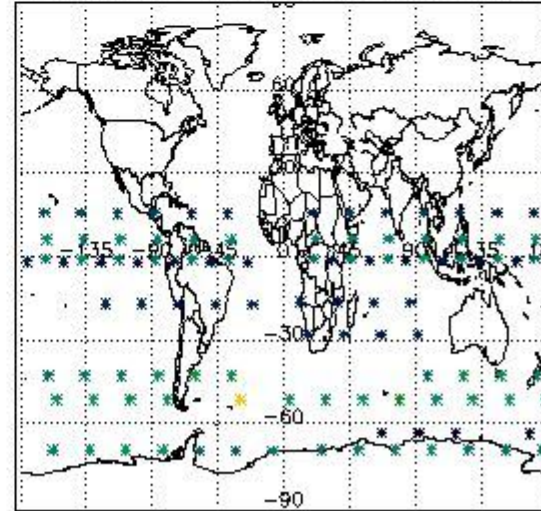
Percentage of flagged data per H2O profile



Percentage of flagged data per NO2 profile



Percentage of flagged data per NO3 profile

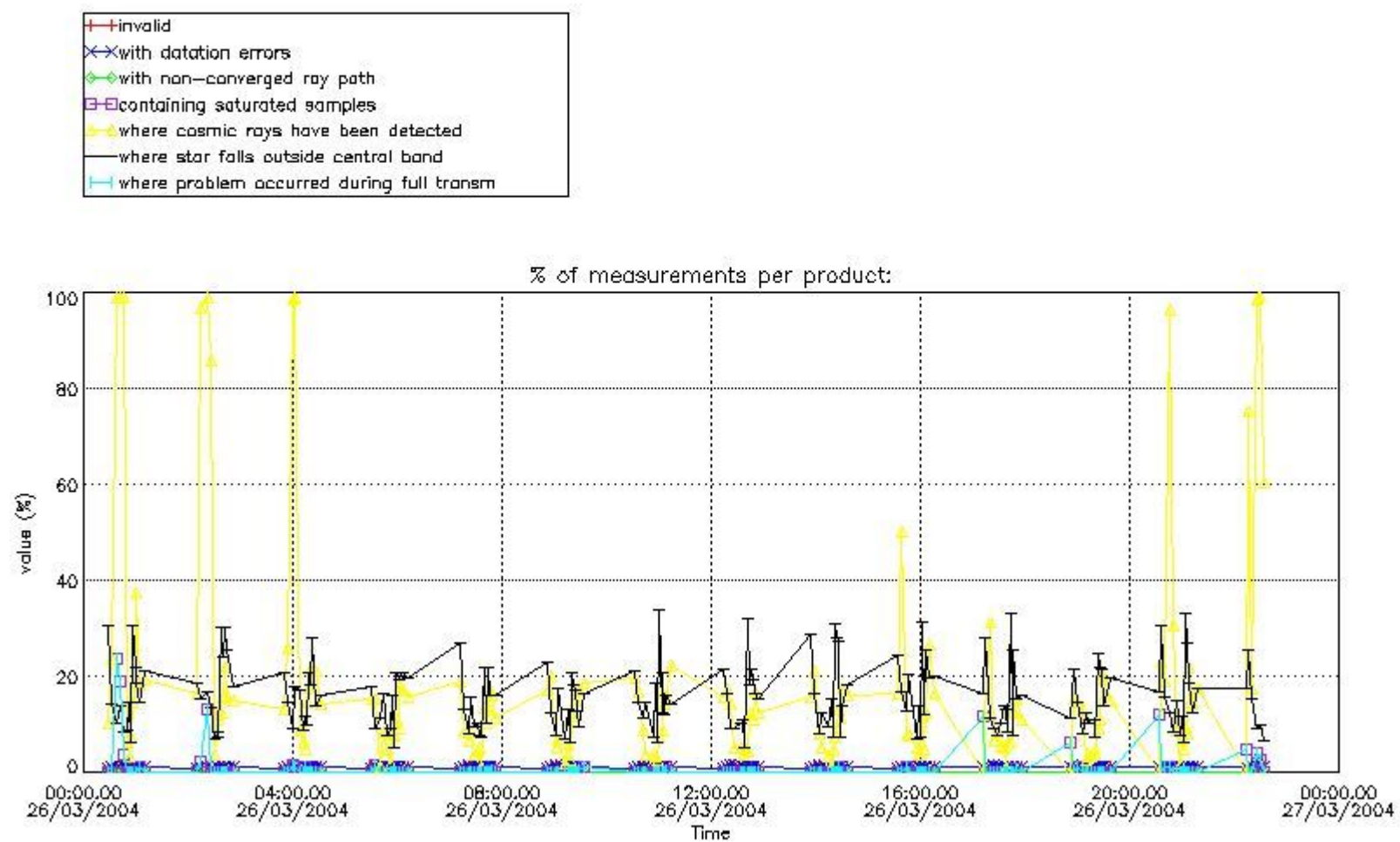


4. Level 1 quality information per product

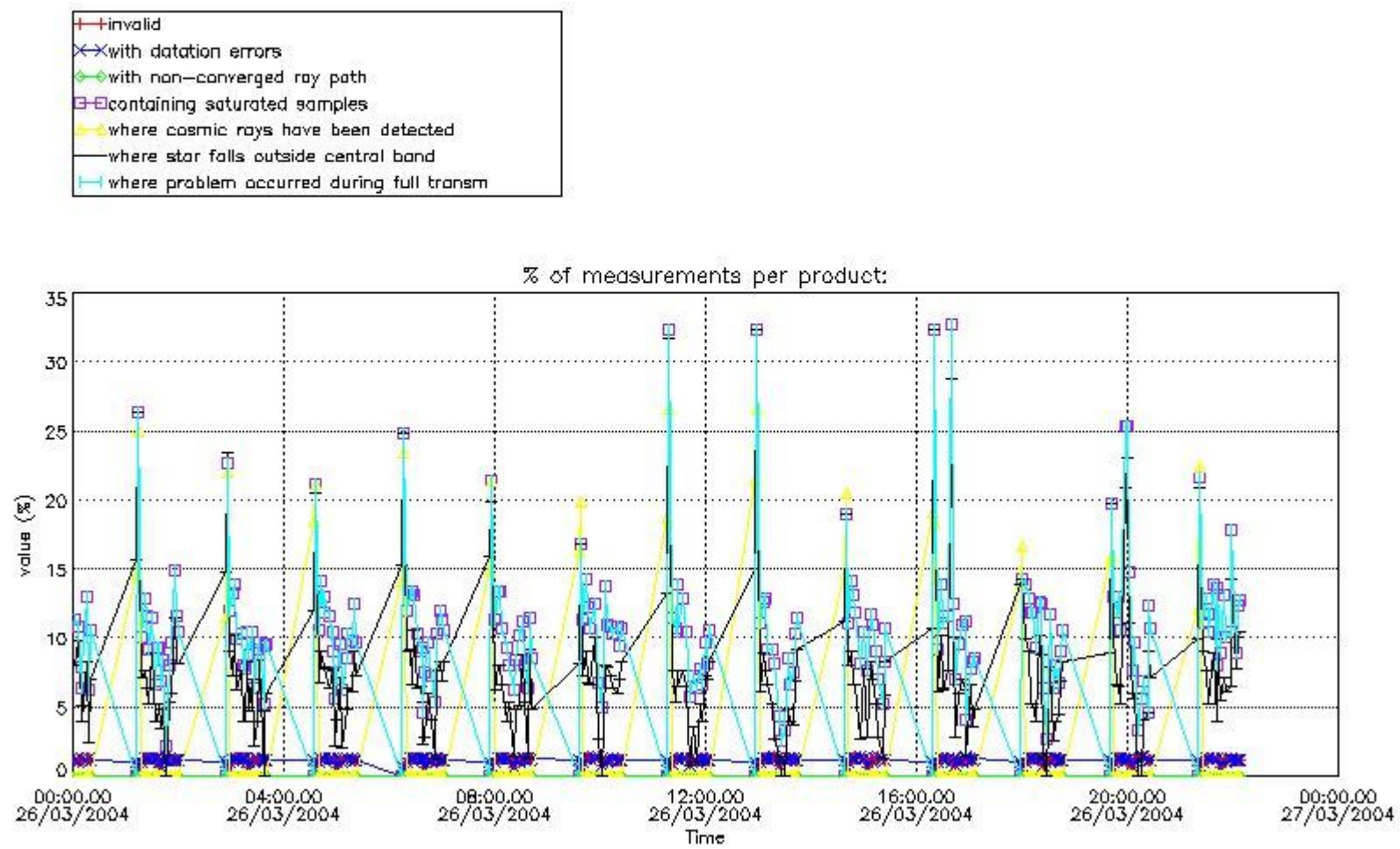
In this section it is plotted some information contained in the Quality Summary data set of the level 2 products that comes from the level 1b processing. Products without errors (error flag in the MPH set to "0") are used.

4.1 Plot quality information per product (time dependant) coming from level 1b processing

4.1.1 Plot level 1 quality information per product (time dependant): ENVISAT ASCENDING passes



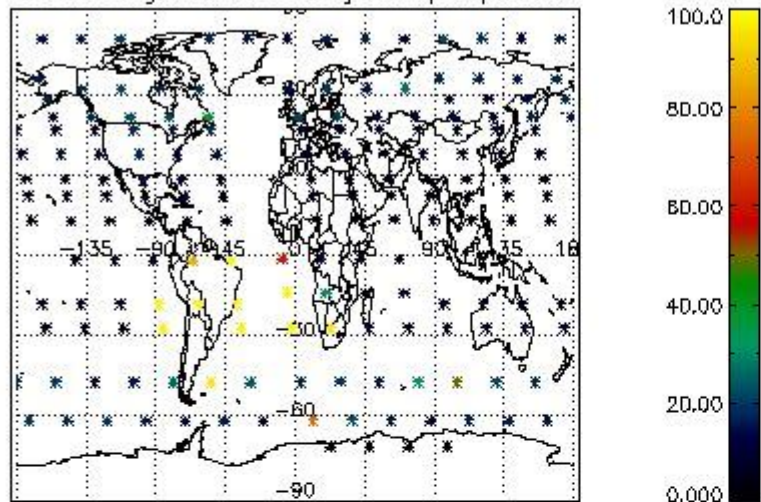
4.1.2 Plot level 1 quality information per product (time dependant): ENVI SAT DESCENDING passes



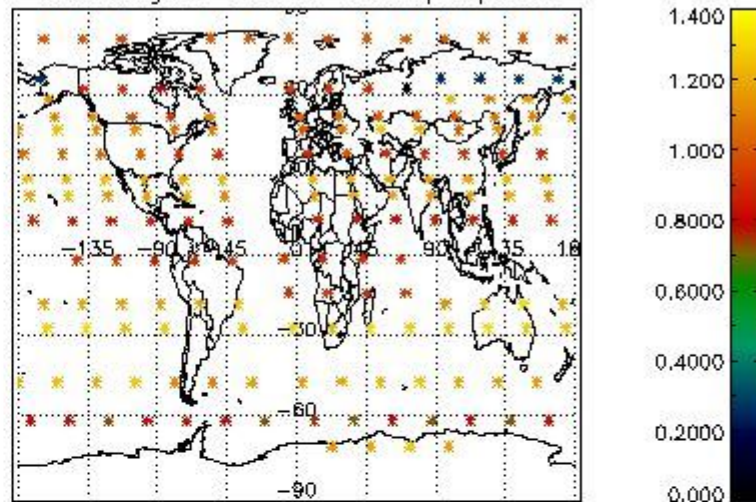
4.2 Plot quality information per product coming from level 1b processing (world map)

4.2.1 Plot level 1 quality information per product (world map): ENVISAT ASCENDING passes

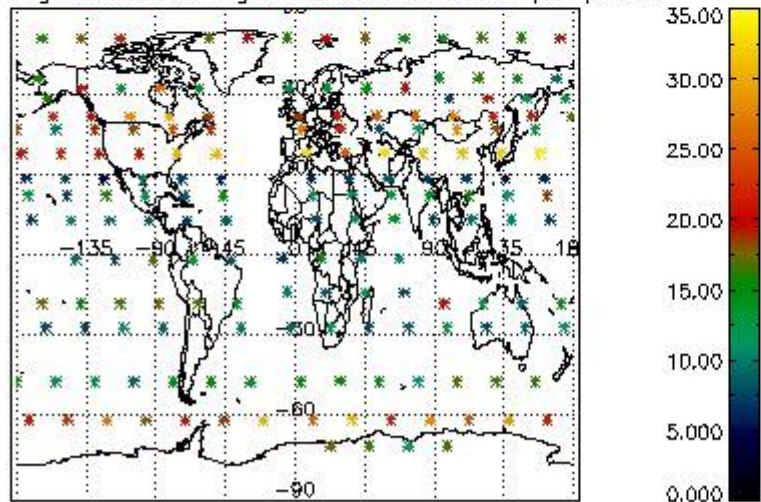
Percentage of cosmic ray hits per profile



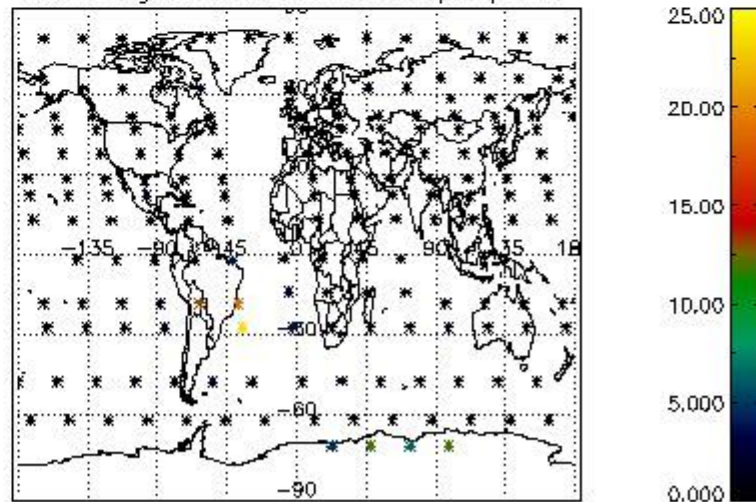
Percentage of datation errors per profile



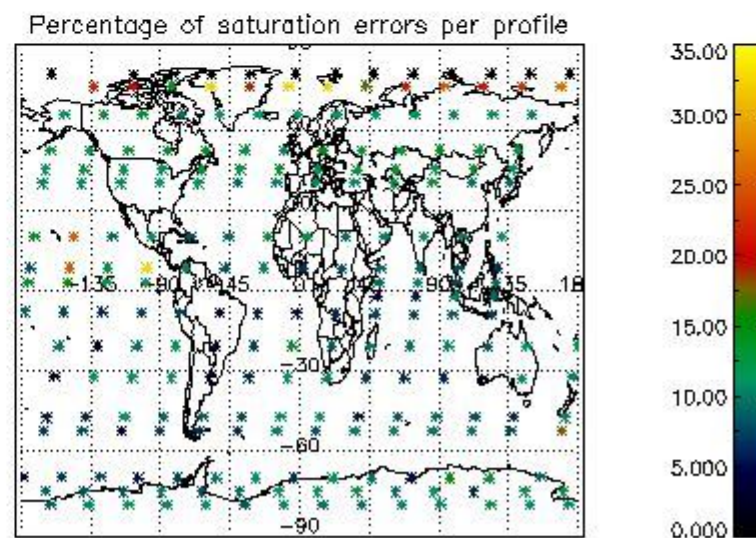
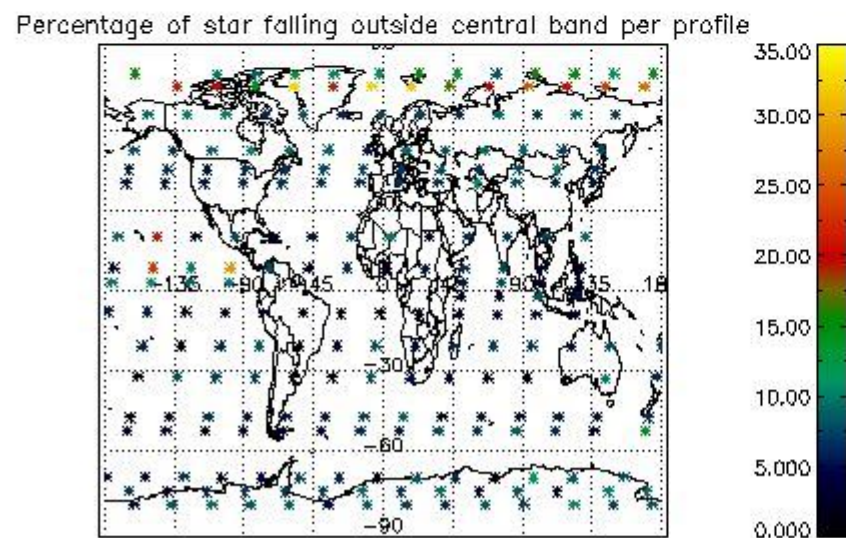
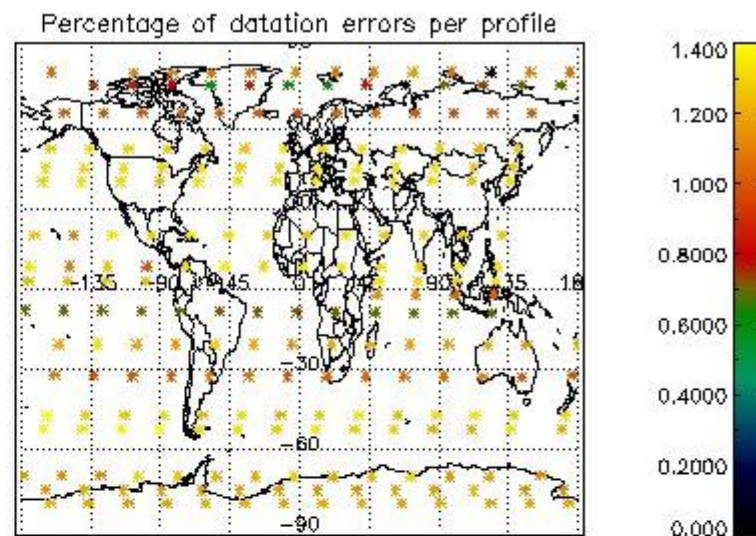
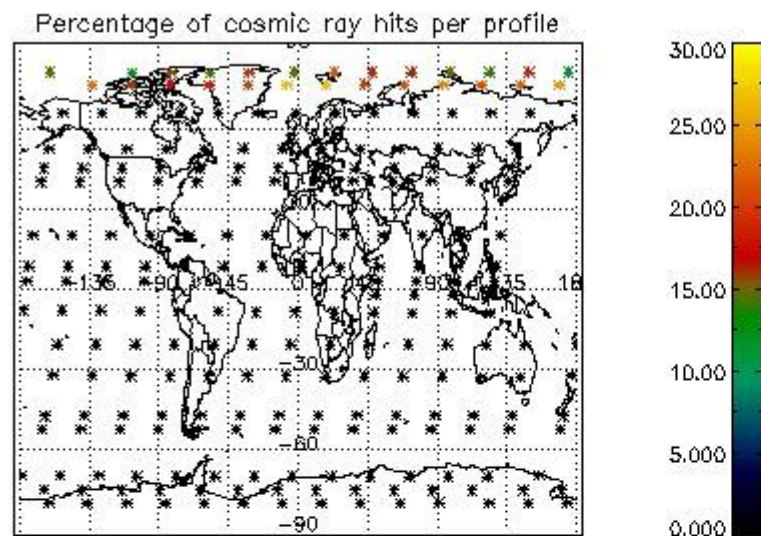
Percentage of star falling outside central band per profile



Percentage of saturation errors per profile



4.2.2 Plot level 1 quality information per product (world map): ENVISAT DESCENDING passes



5. Trace gas profiles

5.1 Ozone statistics based on quality of products

The final quality of the products can be "measured" using the STD (Standard Deviation) attached to every point profile. This information is written to the parameter GOM_NL__2P/NL_LOCAL_SPECIES_DENSITY/o3_std of the level 2 products. The table below shows the statistics for given STD ranges.

The statistics are given with respect to the overall valid production:

- Products without fatal errors: GOM_NL__2P/MPH/PRODUCT_ERR=0
- Valid point profile: GOM_NL__2P/NL_LOCAL_SPECIES_DENSITY/pcd(0)=0

The 'Criteria' is applied to valid points of dark limb products:

- Products in dark limb illumination condition: GOM_NL__2P/NL_SUMMARY_QUALITY/obs_ill_cond=0
- Products without fatal errors: GOM_NL__2P/MPH/PRODUCT_ERR=0
- Valid point profile: GOM_NL__2P/NL_LOCAL_SPECIES_DENSITY/pcd(0)=0

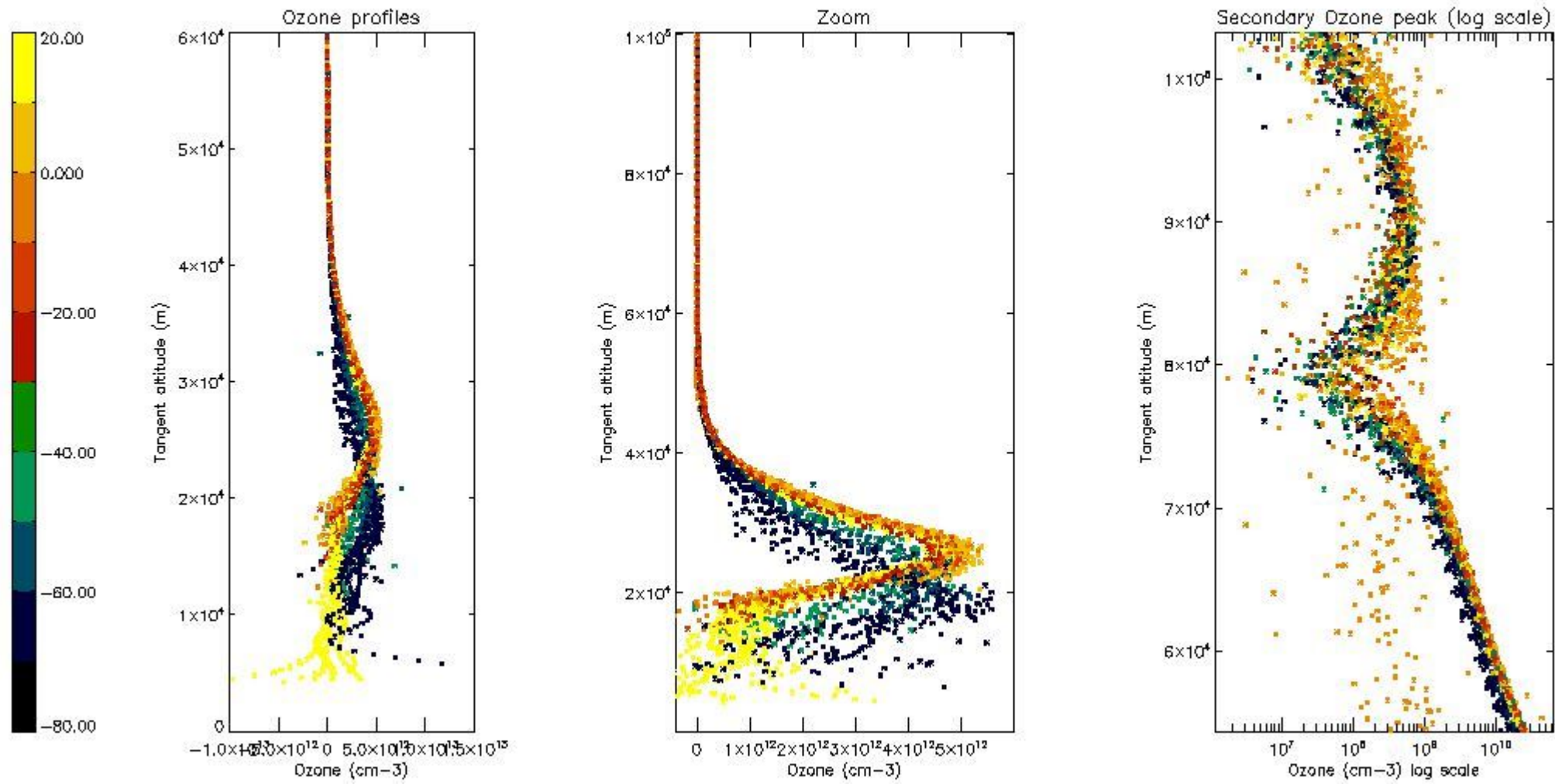
So, the table below shows the percentage of dark limb and valid observations for each criteria with respect to the overall valid daily observations.

Criteria	% of total production
All STD	26
STD < 20	16

STD < 10	13
STD < 5	8

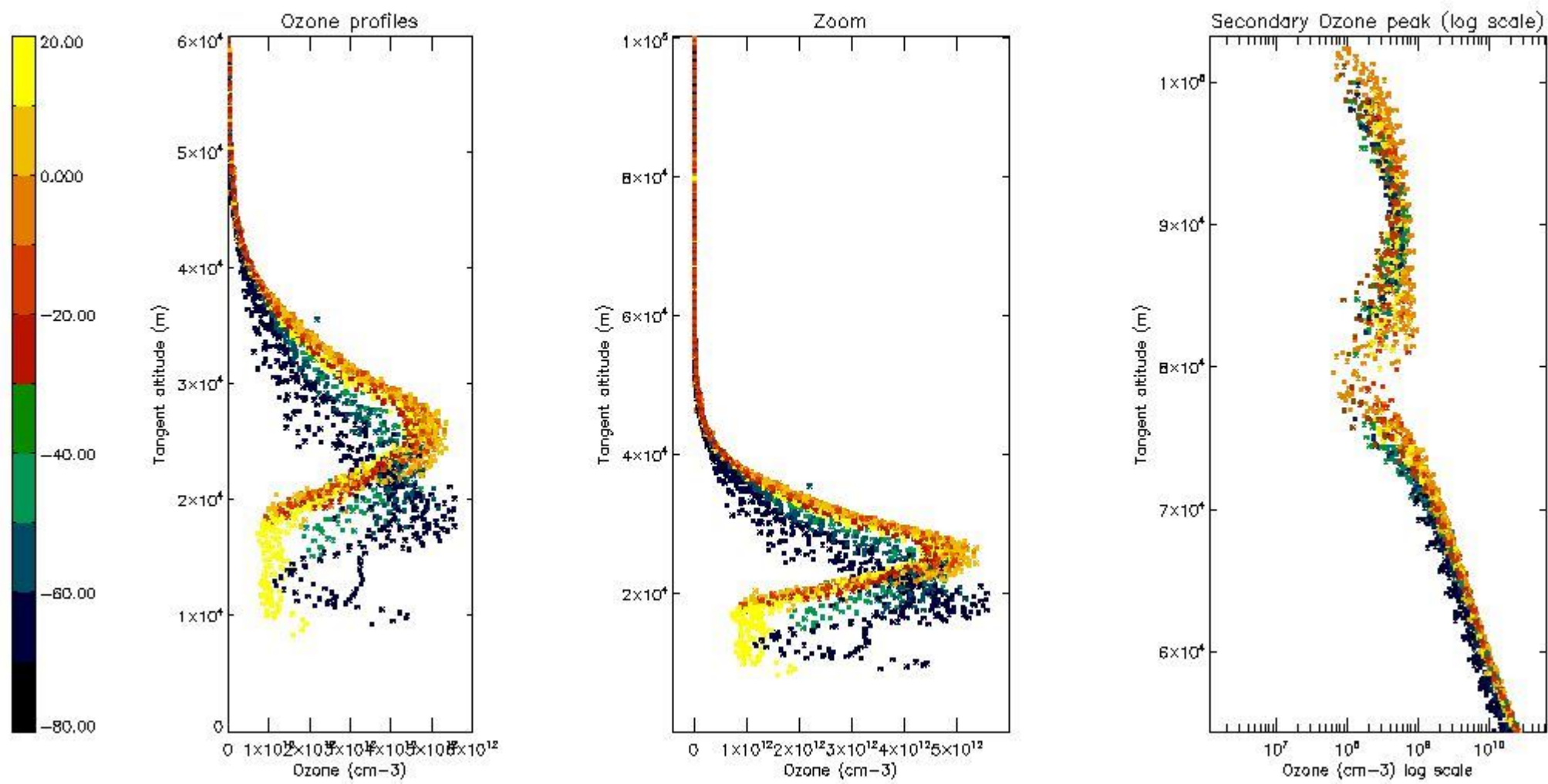
5.2 Plot ozone profiles for all STD (dark without errors)

The colorbar represents the latitude.



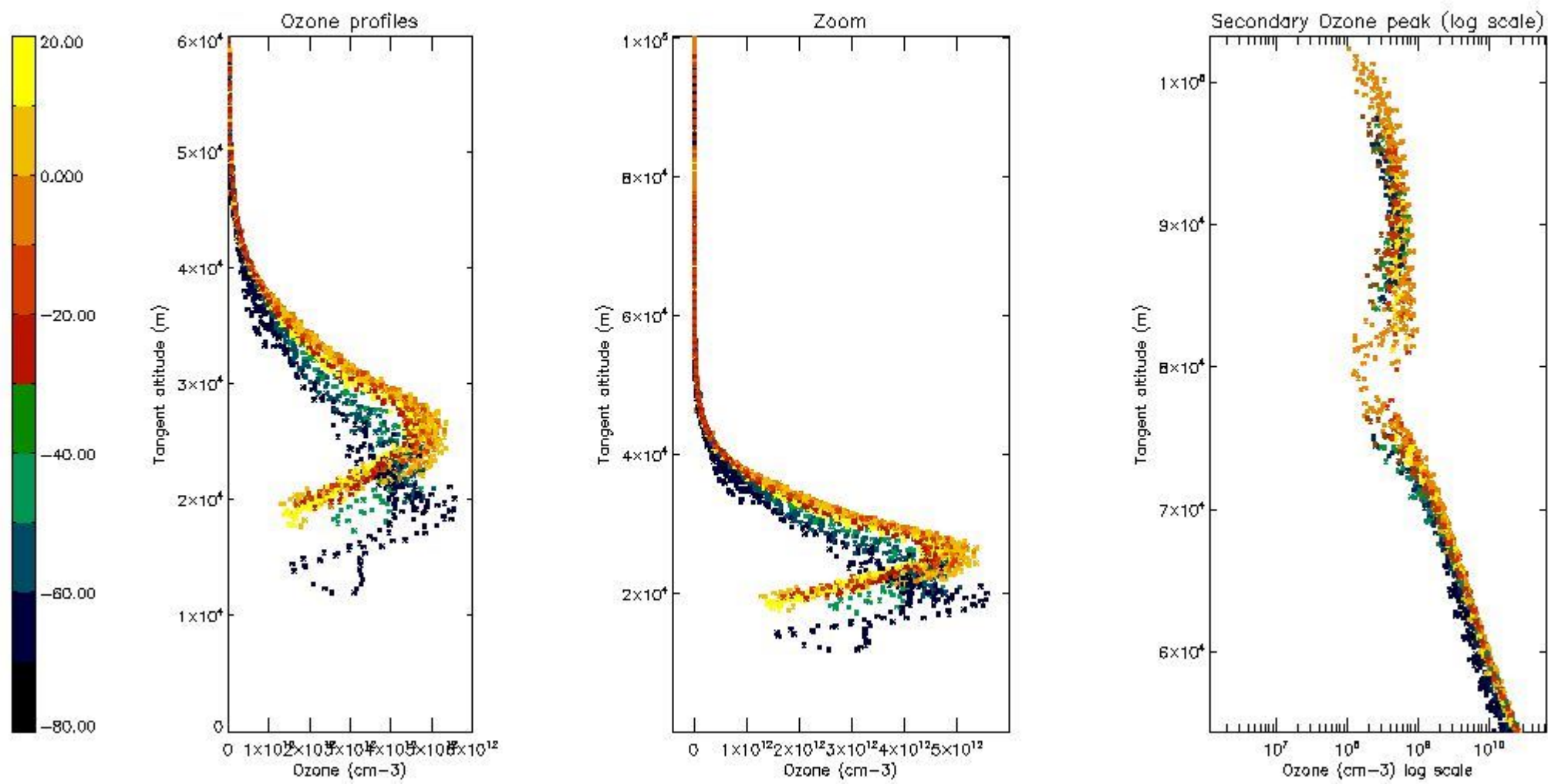
5.3 Plot ozone profiles where STD < 20% (dark without errors)

The colorbar represents the latitude.



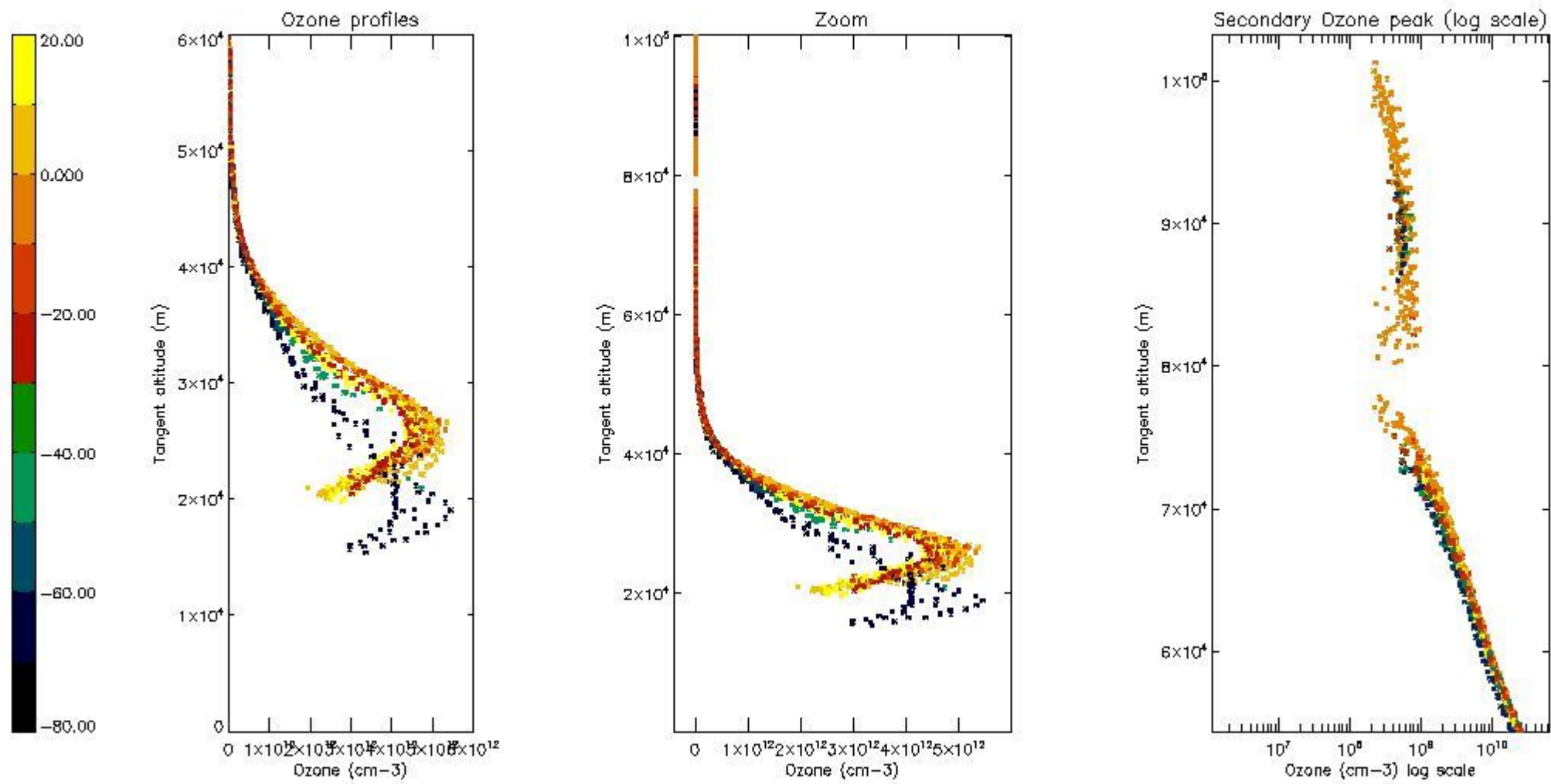
5.4 Plot ozone profiles where STD < 10% (dark without errors)

The colorbar represents the latitude.



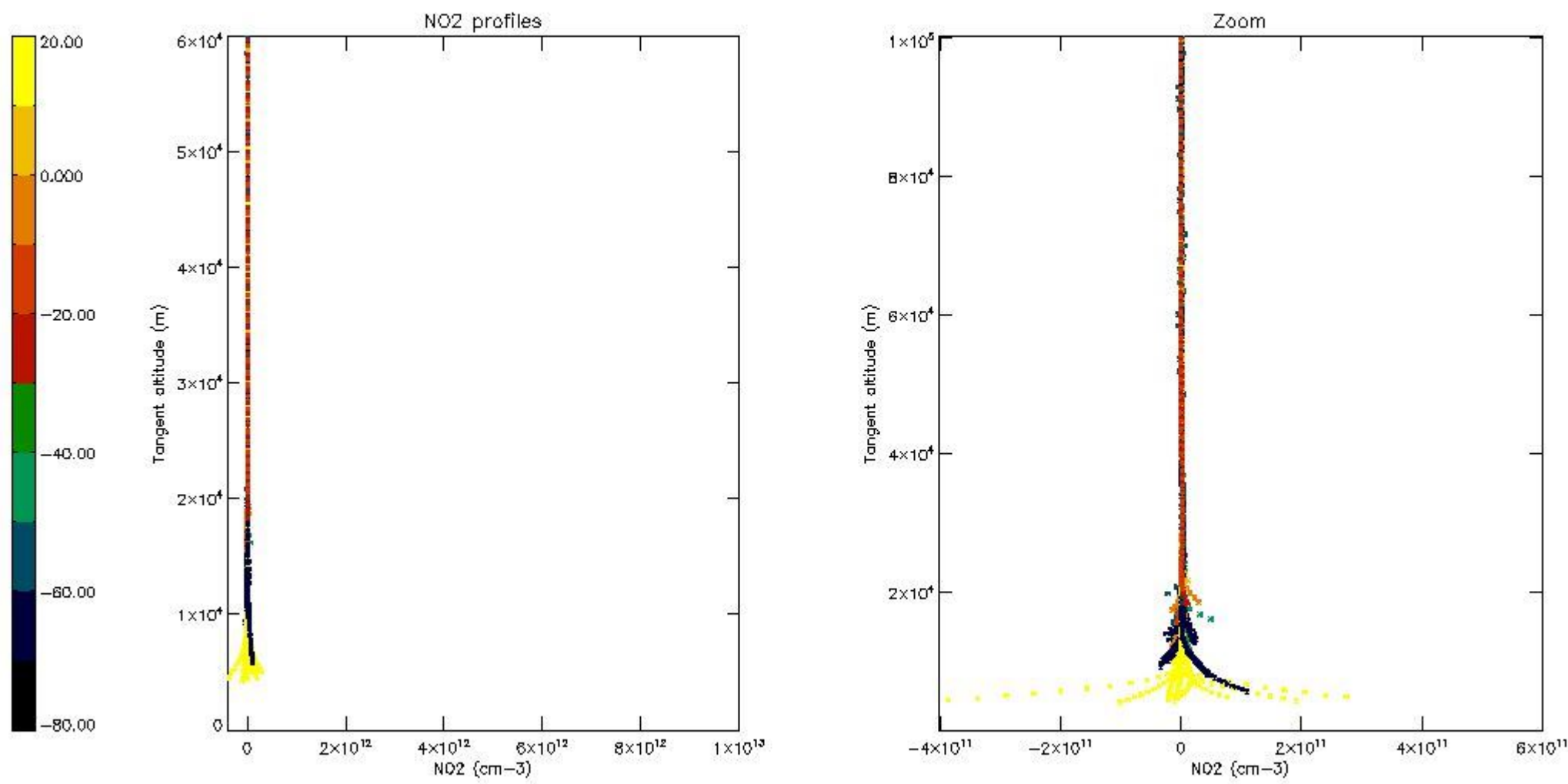
5.5 Plot ozone profiles where STD < 5% (dark without errors)

The colorbar represents the latitude.



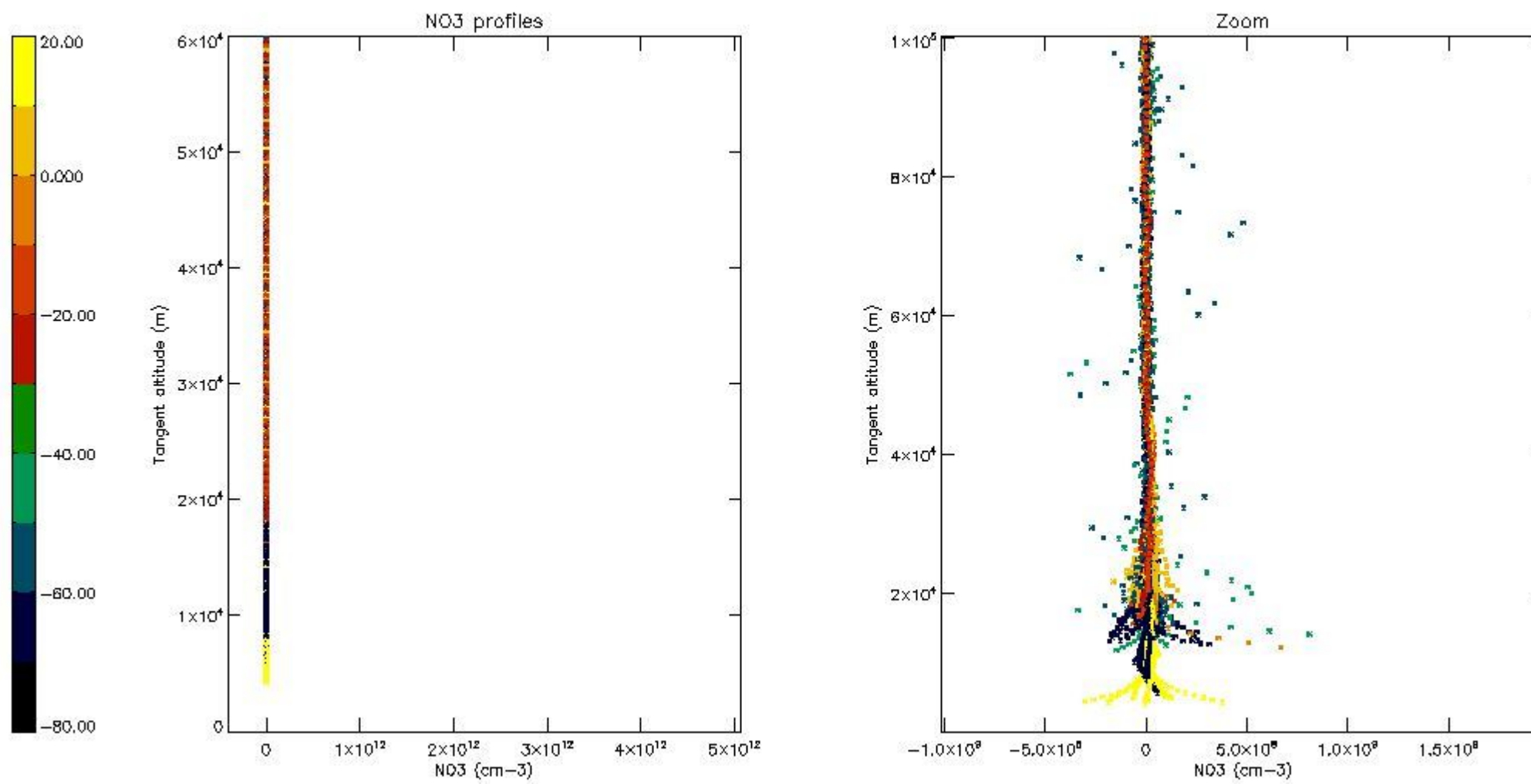
5.6 Plot NO₂ profiles for all STD (dark without errors)

The colorbar represents the latitude.



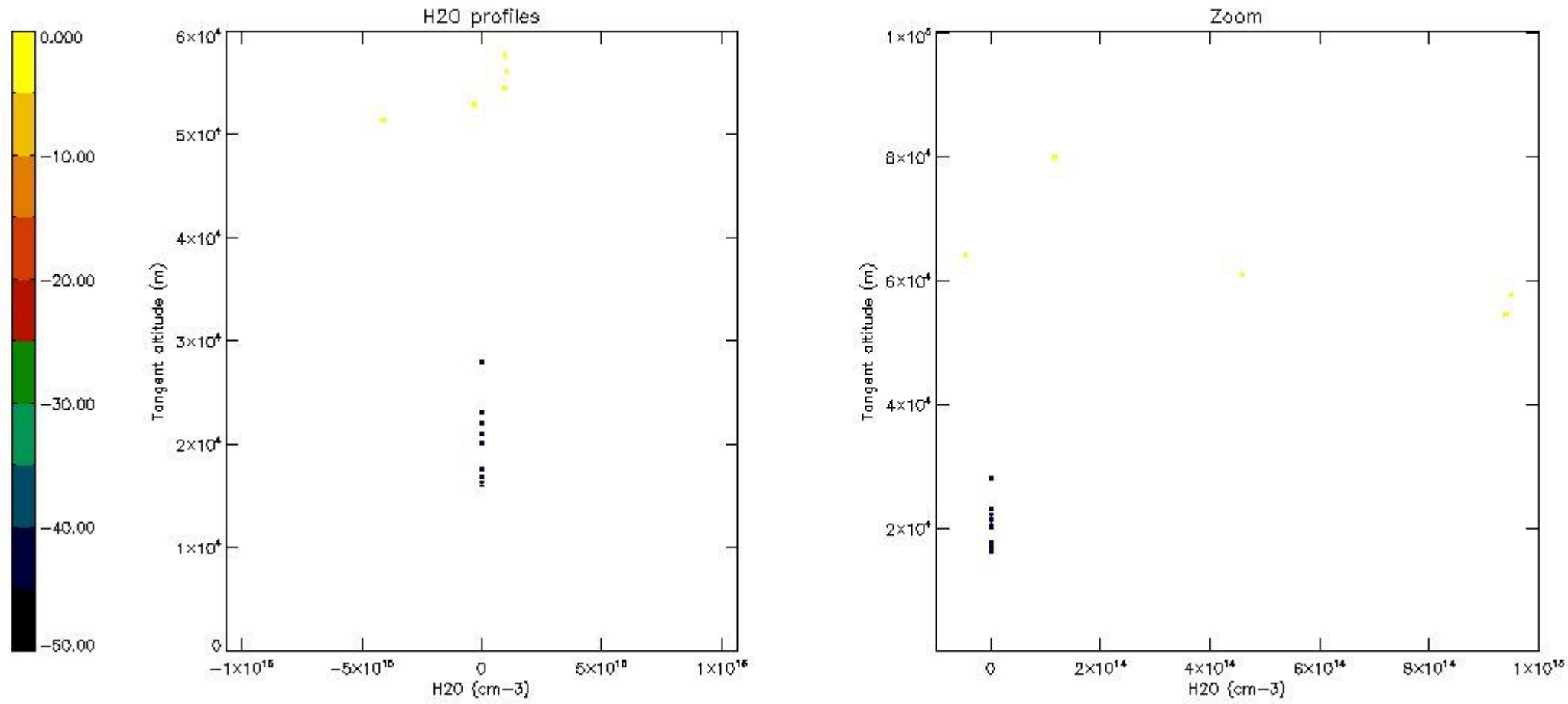
5.7 Plot NO3 profiles for all STD (dark without errors)

The colorbar represents the latitude.



5.8 Plot H2O profiles for all STD (only for occultations of stars 1,2,3,4,13,14,16,26,63 dark without errors)

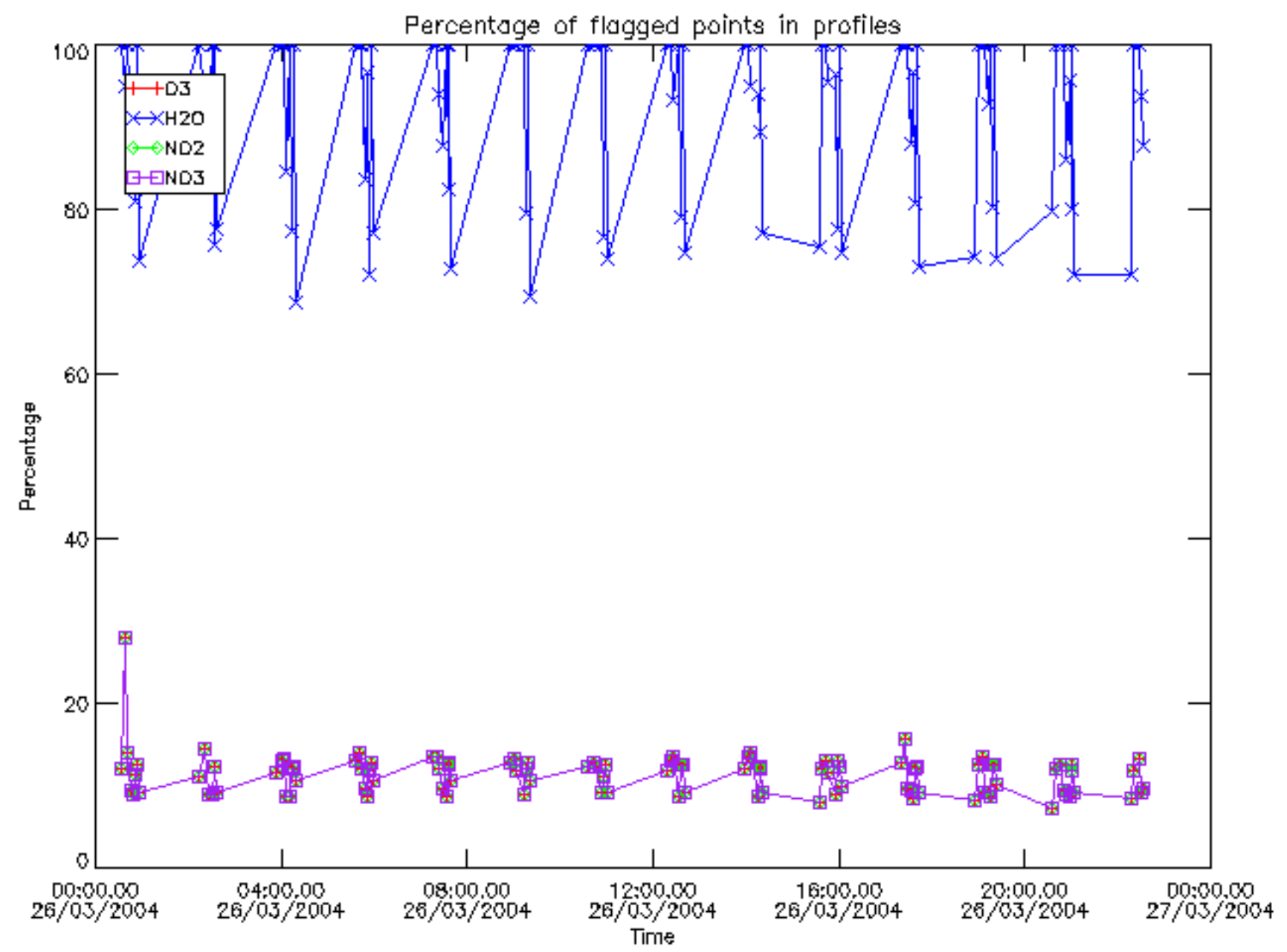
The colorbar represents the latitude.



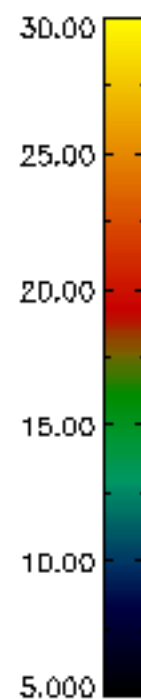
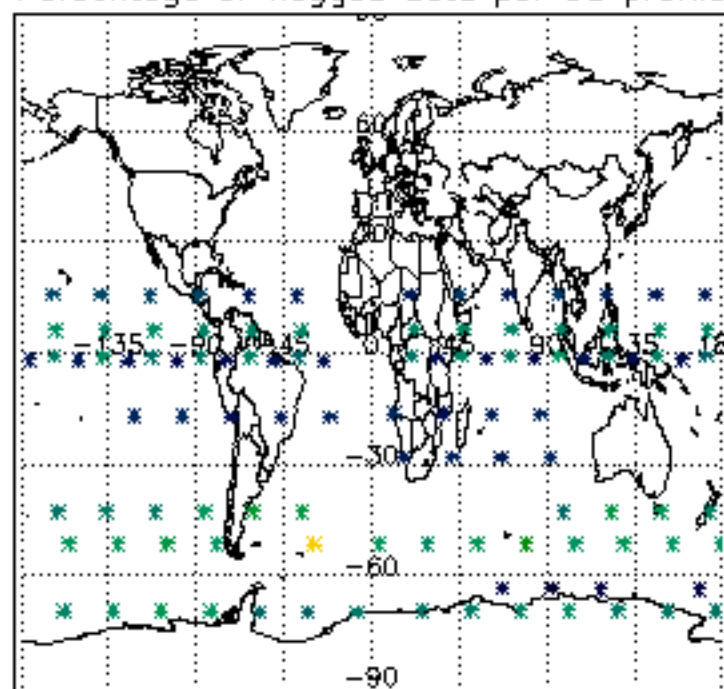
6. Auxiliary Data Files used for the production reported in section 2

The number reported in the third column indicates since which file (see list in section 2) the corresponding auxiliary file has been used. The fourth column is the date of those product files.

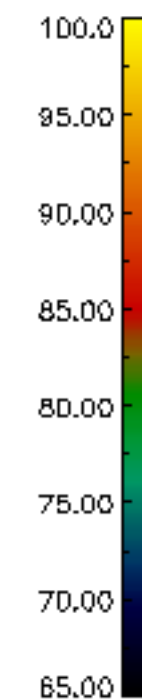
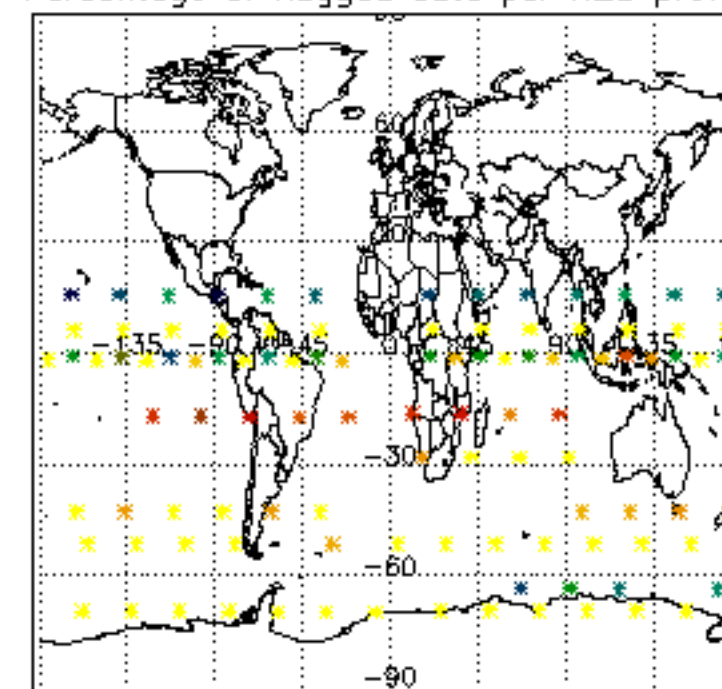
Type	Auxiliary Filename	Used since product	Used since product date
INST_PHYS_CHARACTERISTICS	GOM_INS_AXVIEC20091111_143220_20030716_120000_20500101_000000	1	26-MAR-2004 00:01:49
LEVEL-2_PROC_CONFIG	GOM_PR2_AXVIEC20091111_152718_20020301_000000_20500101_000000	1	26-MAR-2004 00:01:49
CROSS_SECTIONS_FILE	GOM_CRS_AXVIEC20091111_154832_20020301_000000_20500101_000000	1	26-MAR-2004 00:01:49



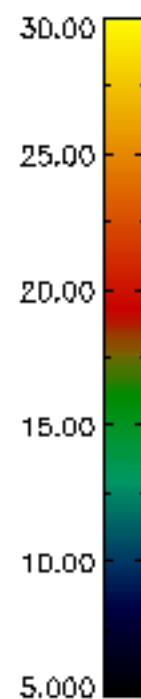
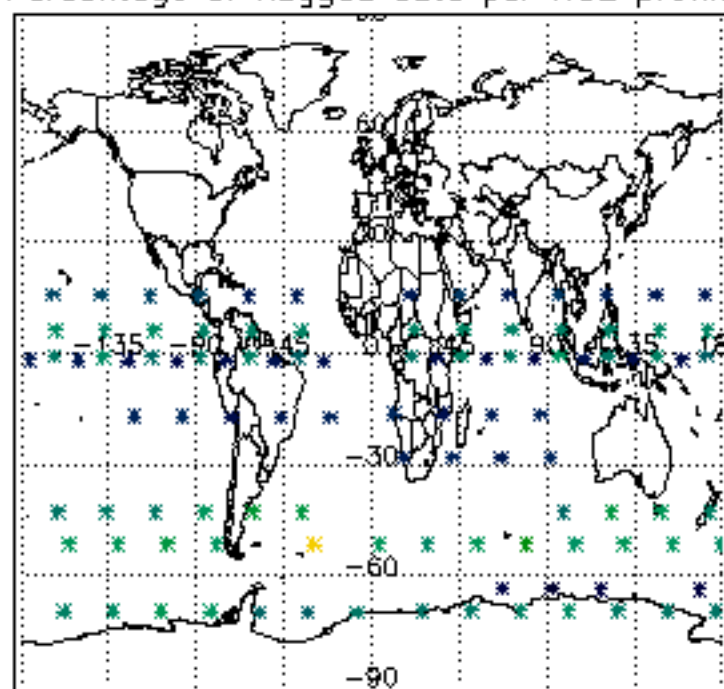
Percentage of flagged data per D3 profile



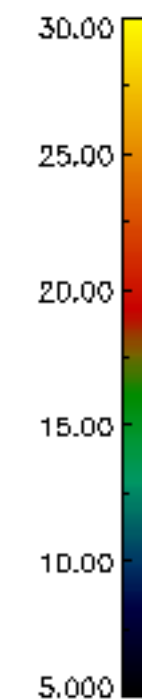
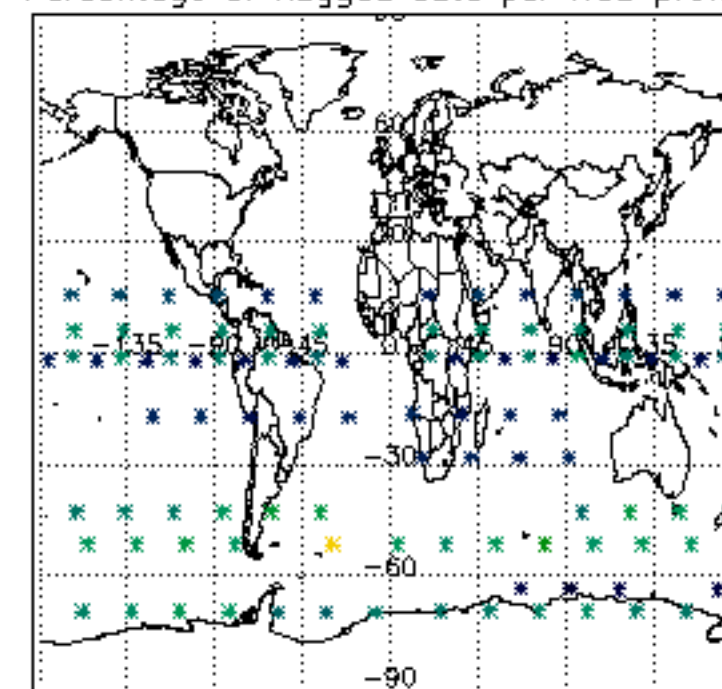
Percentage of flagged data per H2O profile

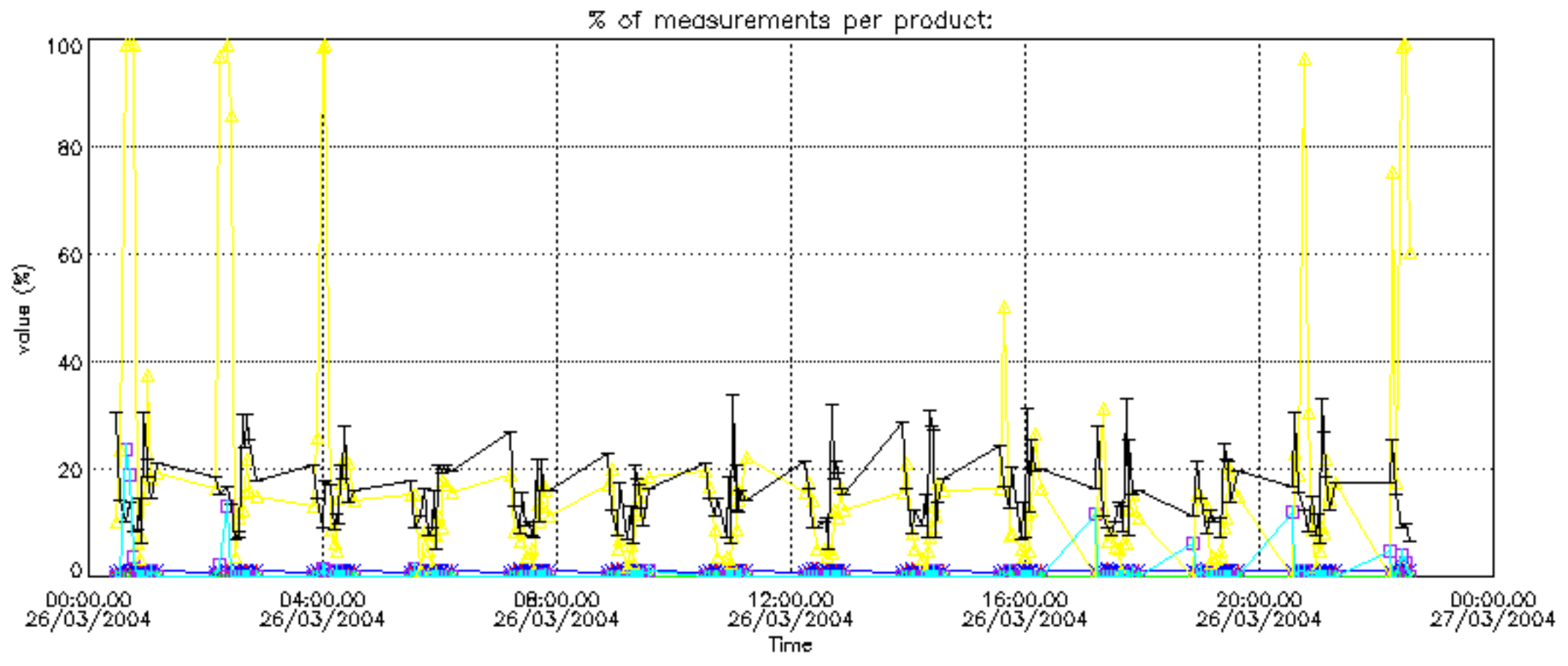


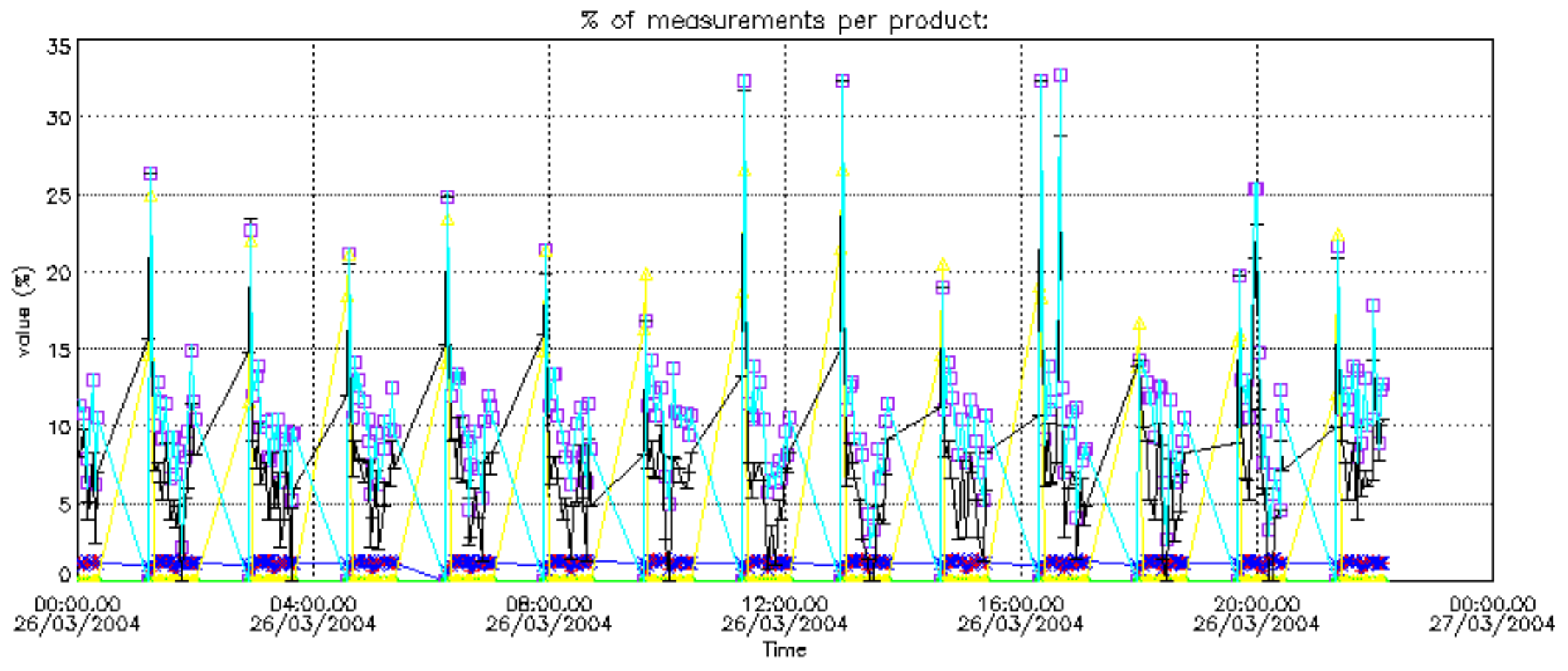
Percentage of flagged data per NO2 profile



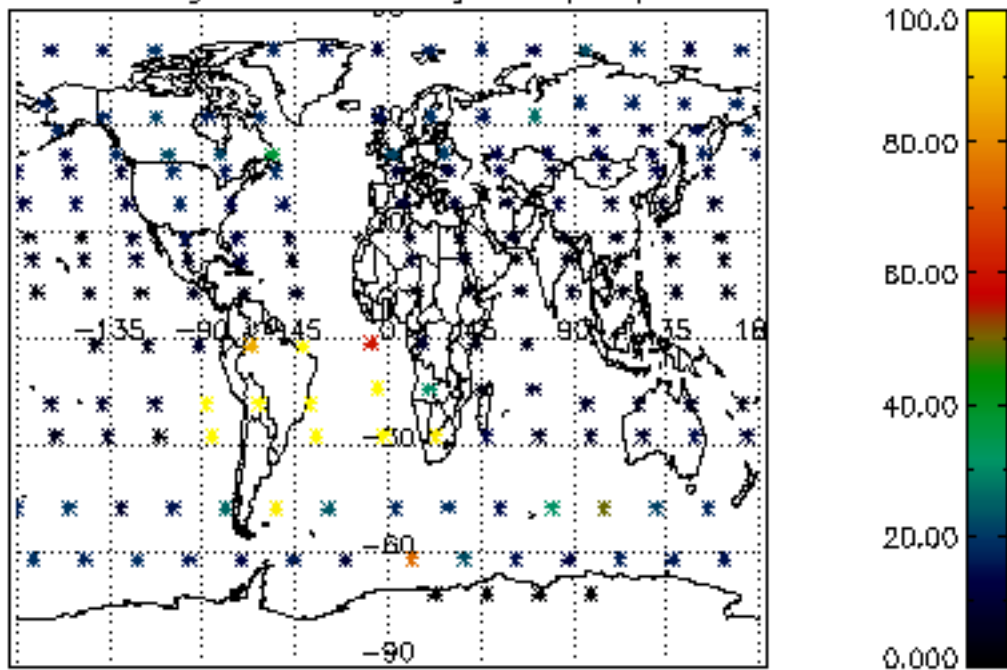
Percentage of flagged data per NO3 profile



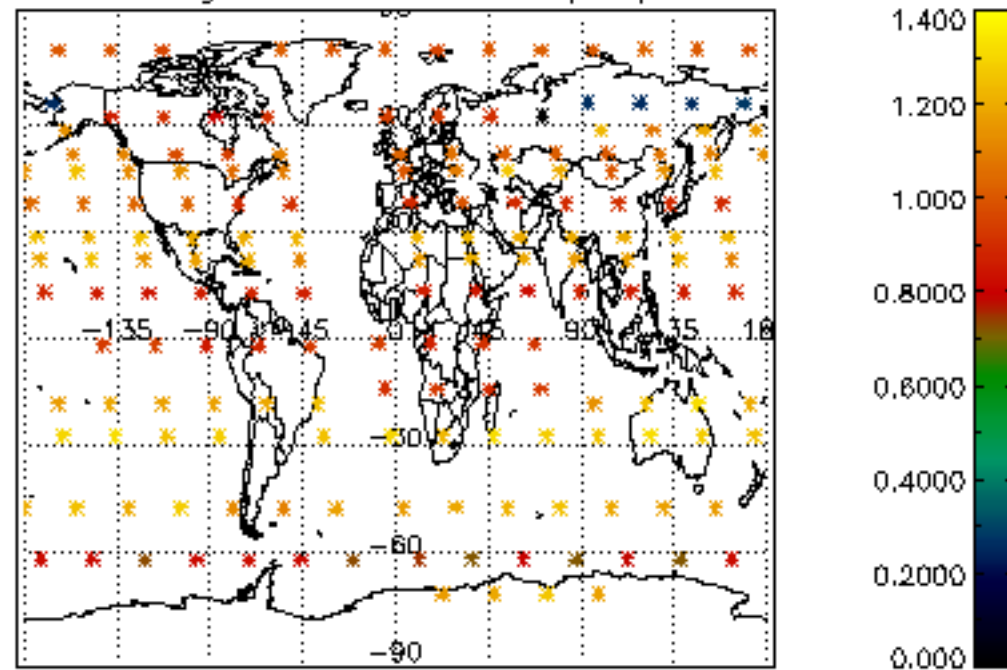




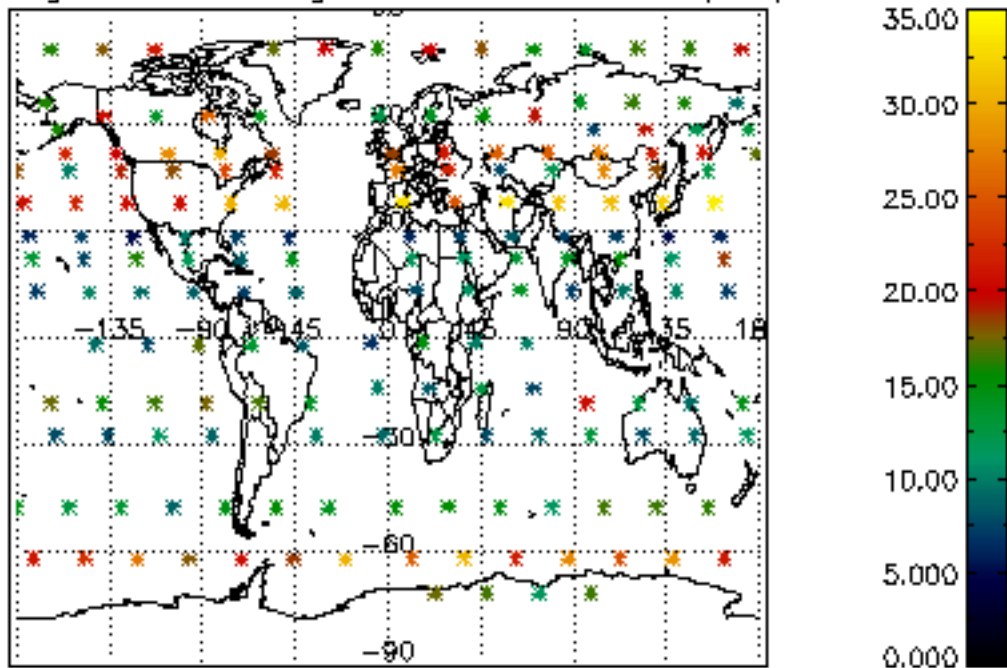
Percentage of cosmic ray hits per profile



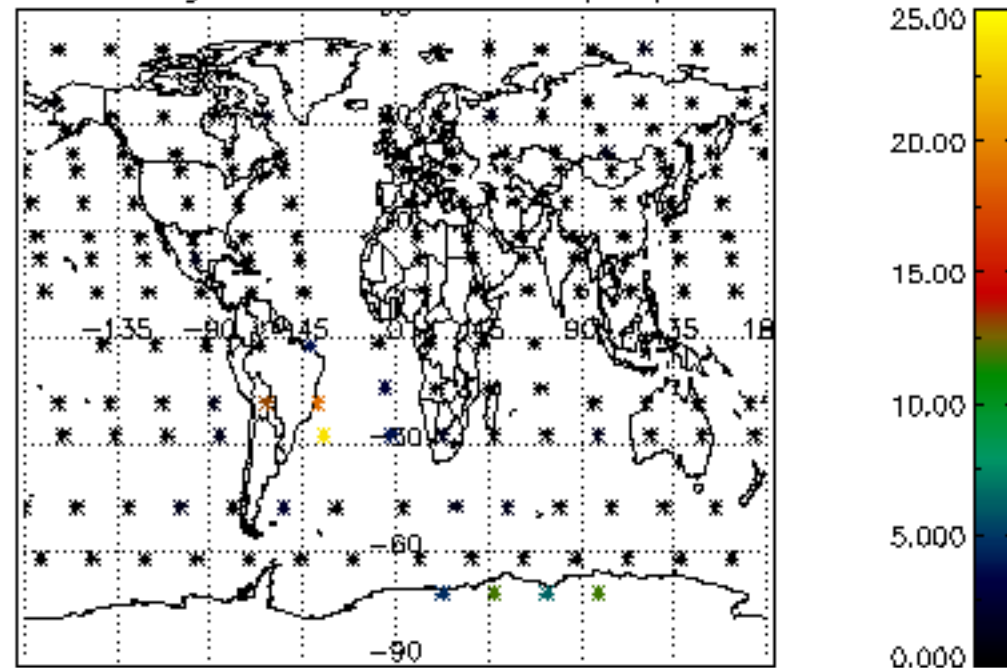
Percentage of datation errors per profile



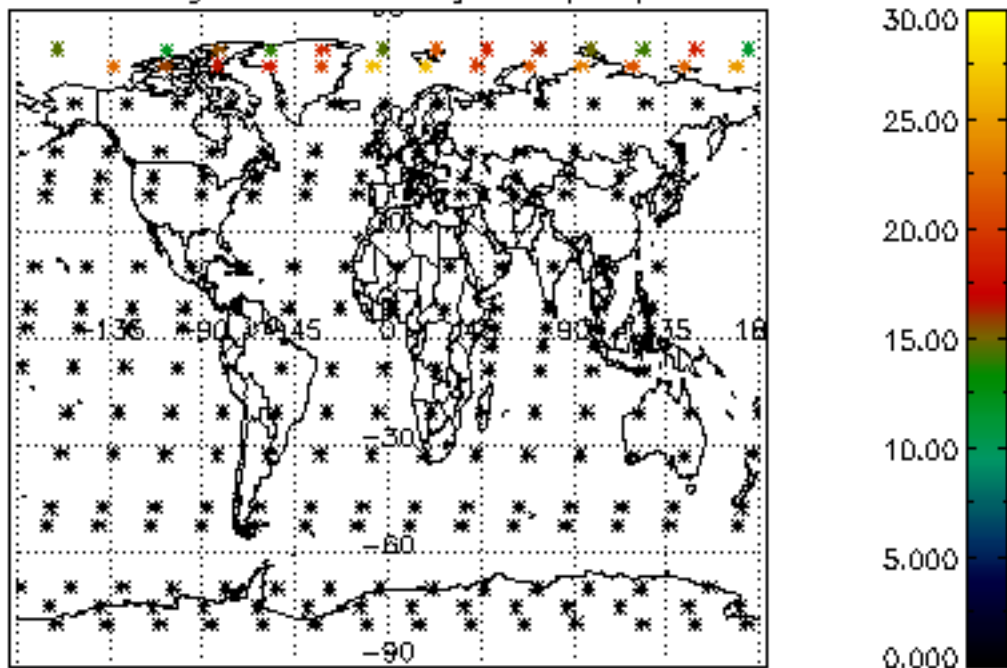
Percentage of star falling outside central band per profile



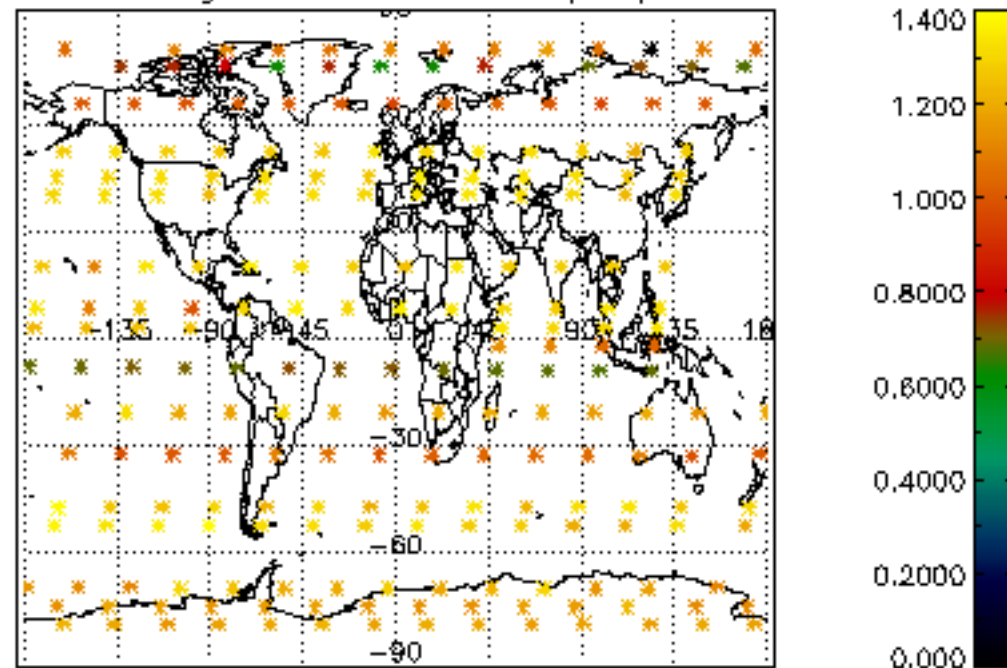
Percentage of saturation errors per profile



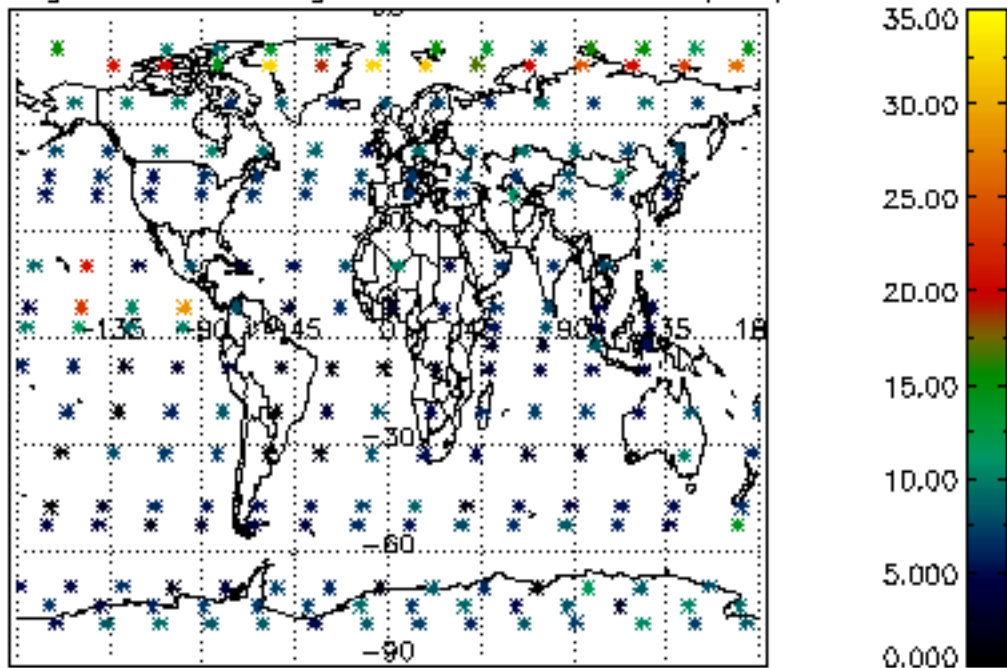
Percentage of cosmic ray hits per profile



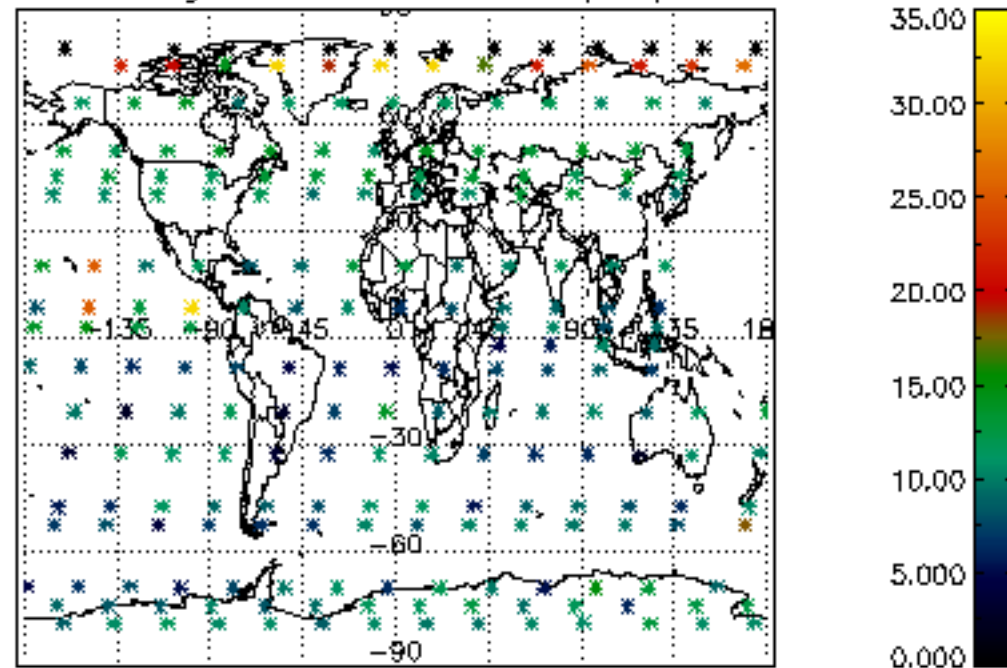
Percentage of datation errors per profile

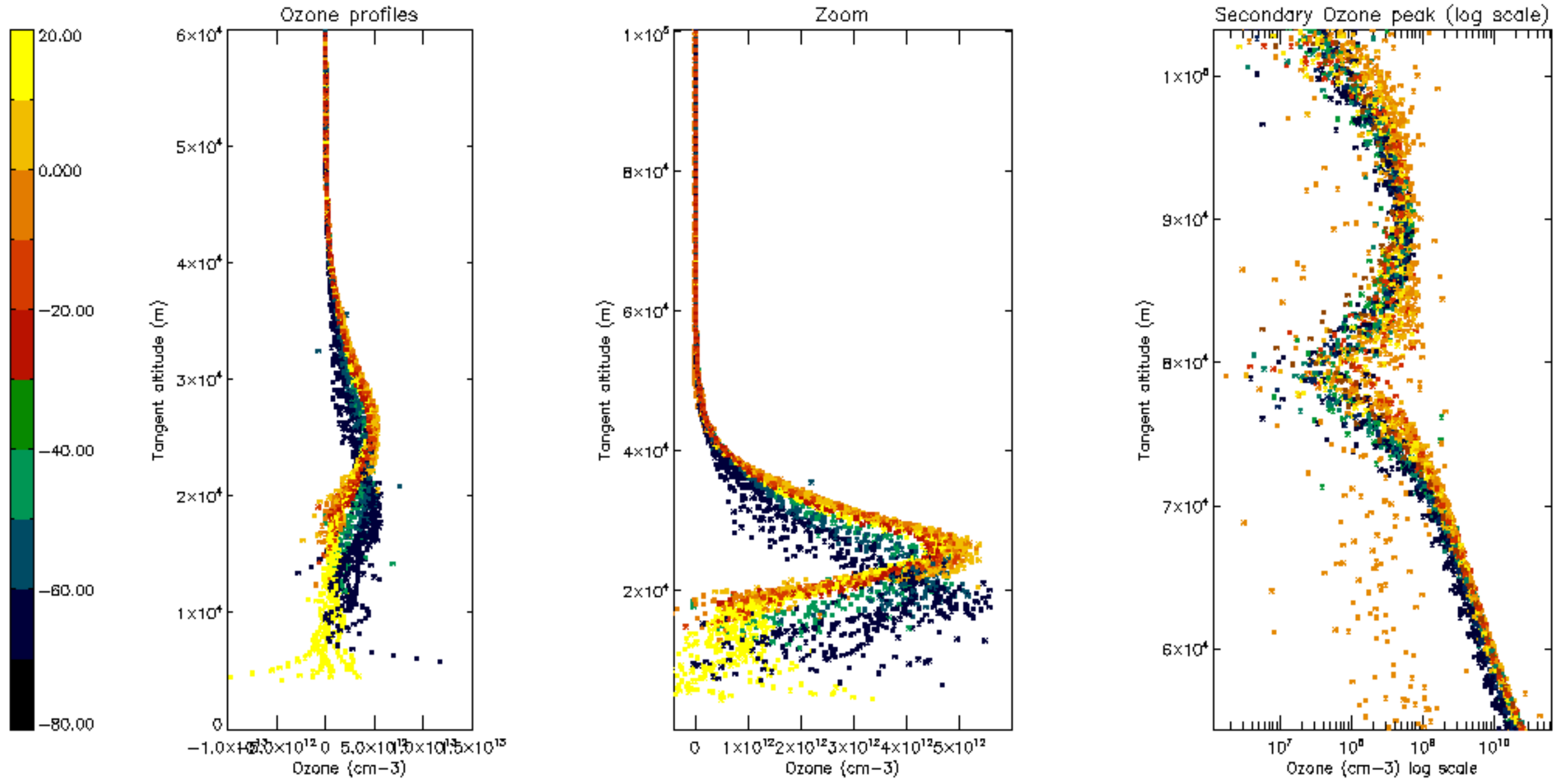


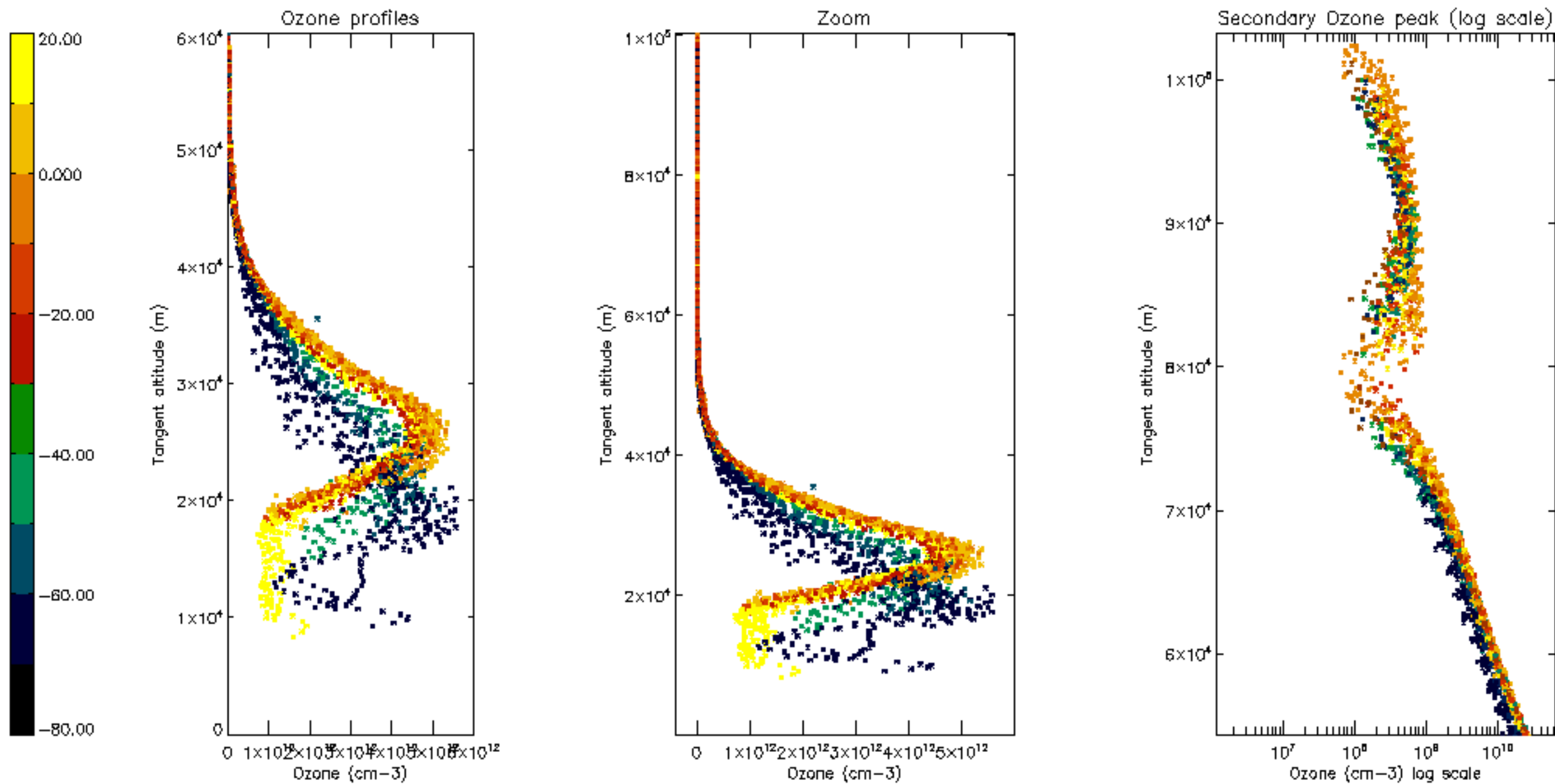
Percentage of star falling outside central band per profile

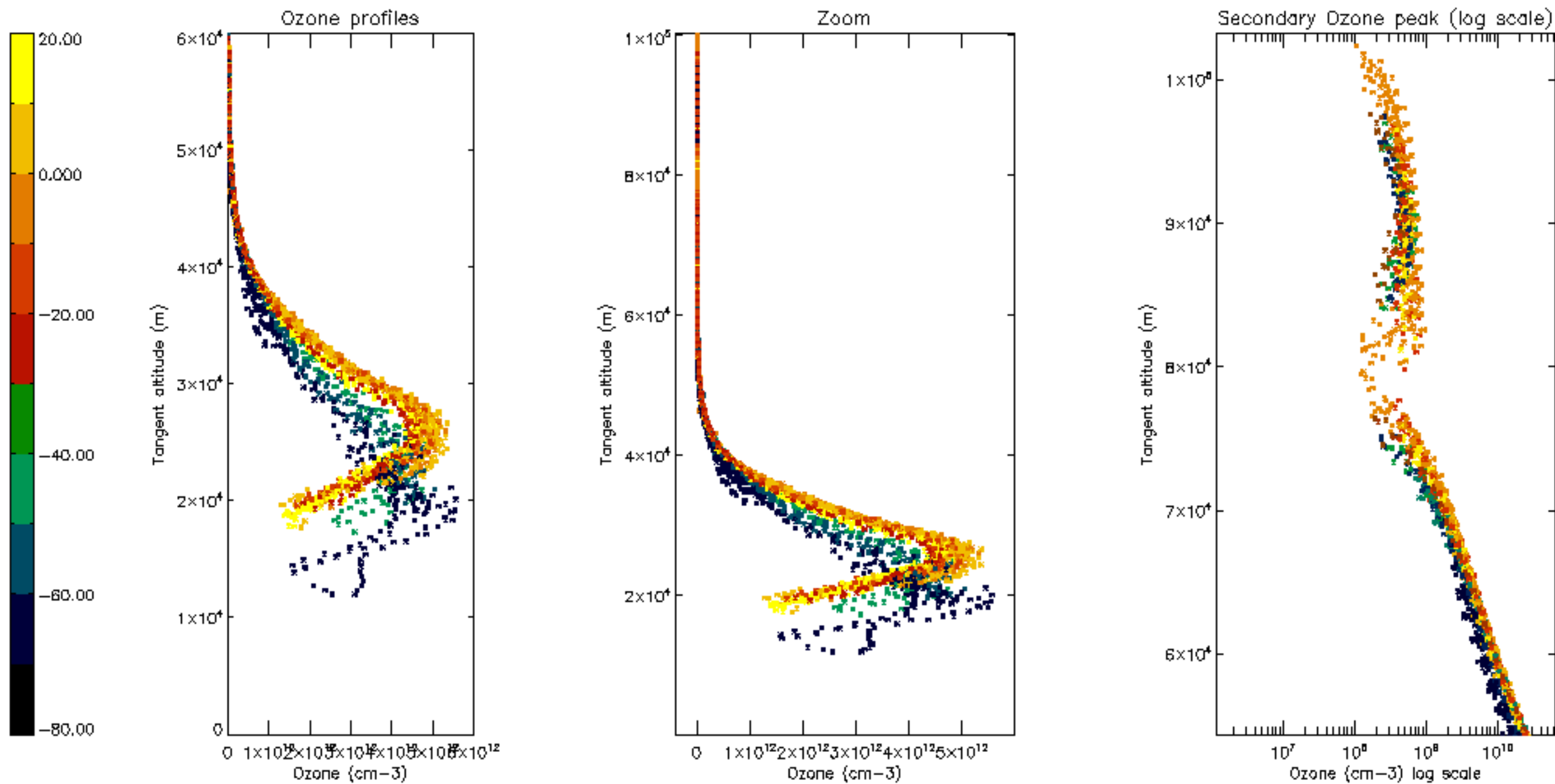


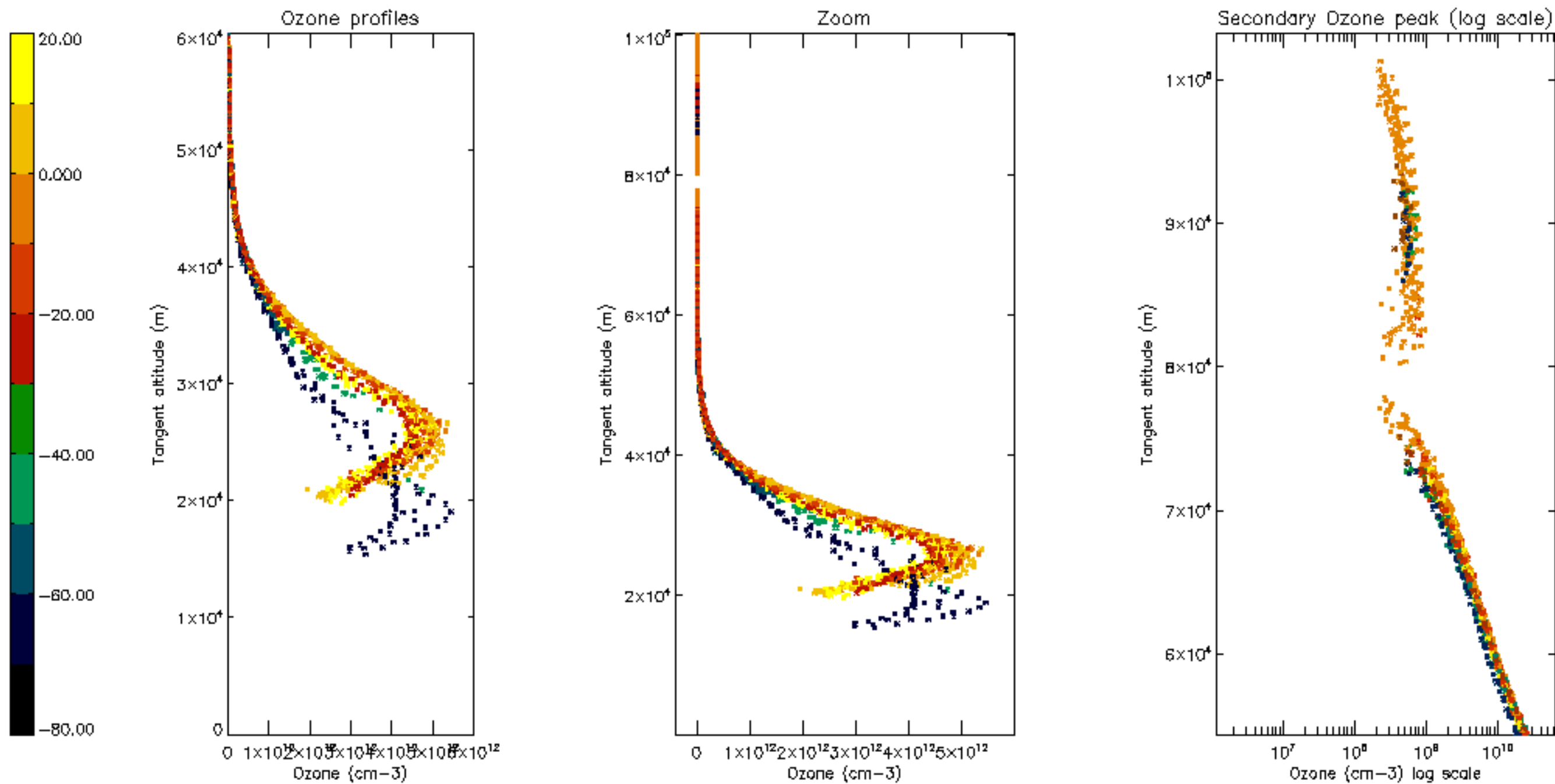
Percentage of saturation errors per profile

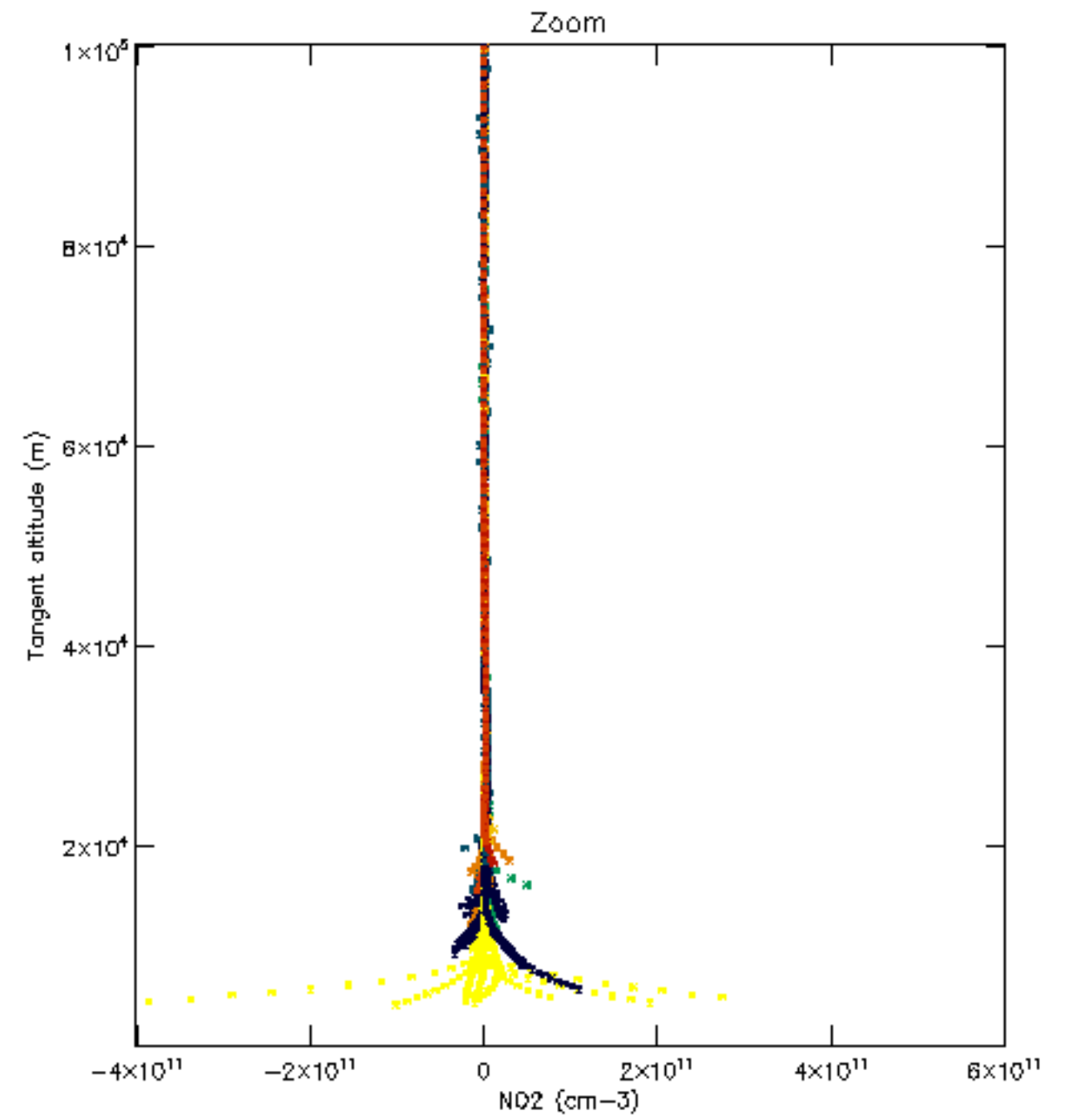
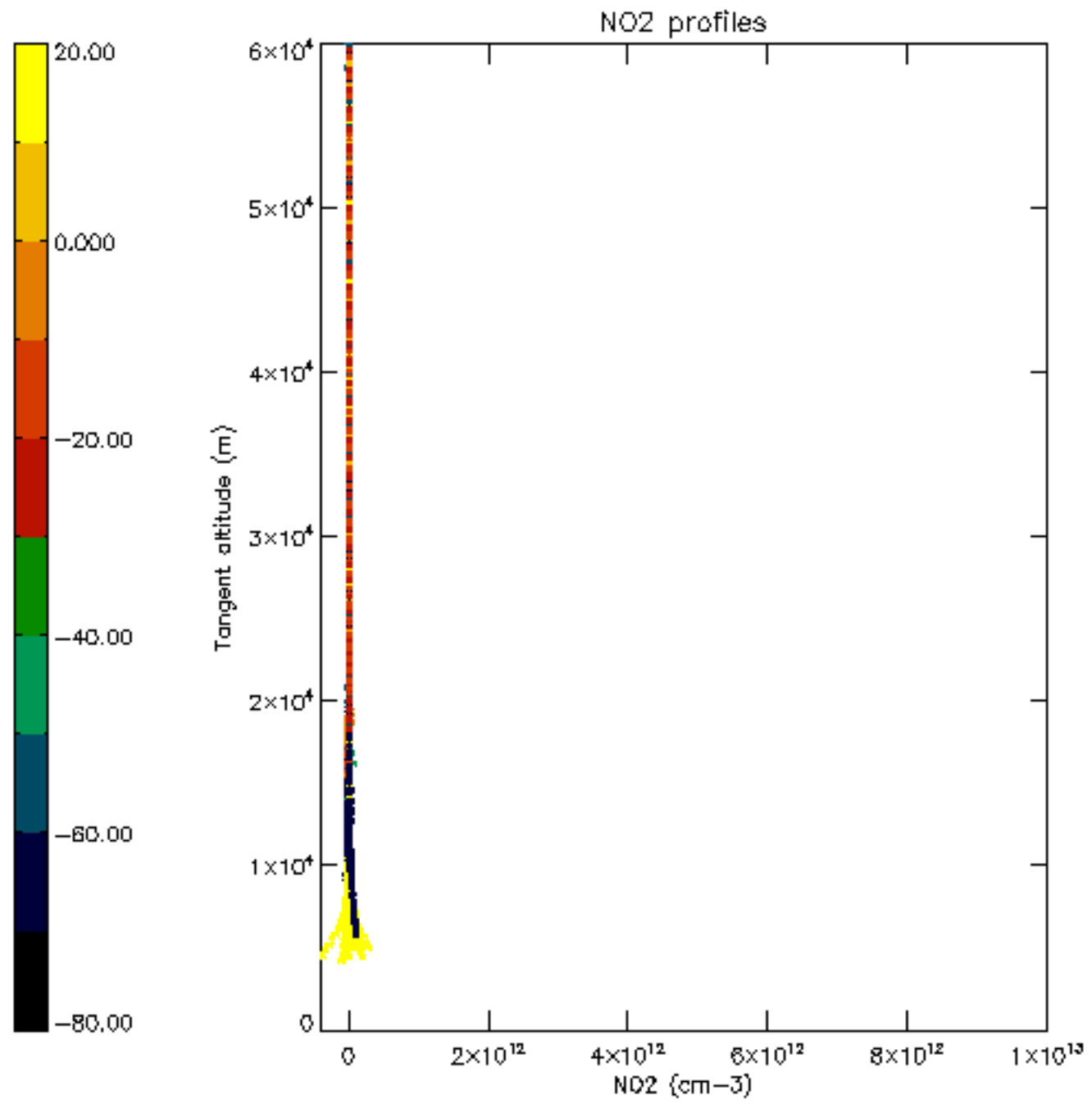


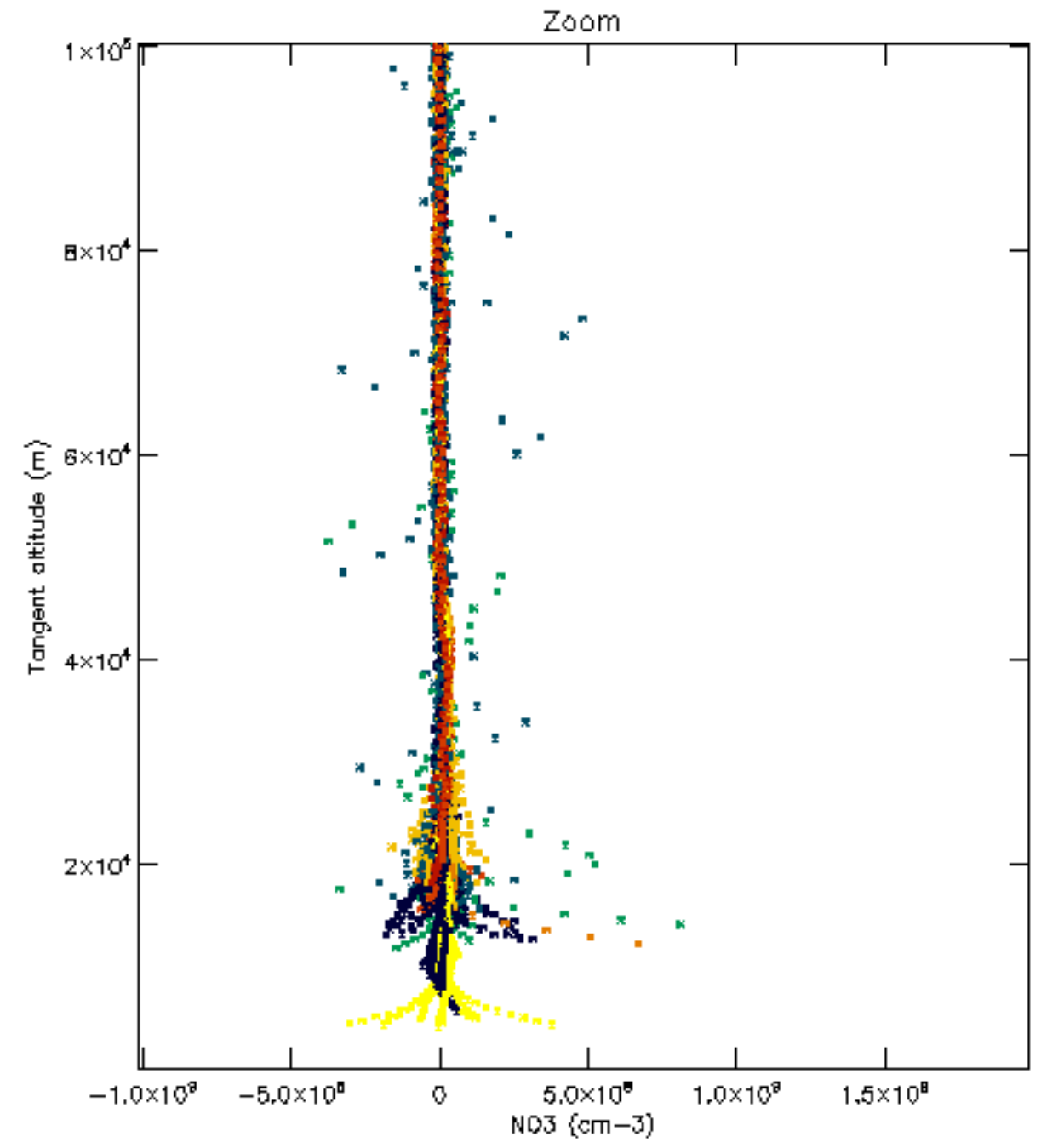
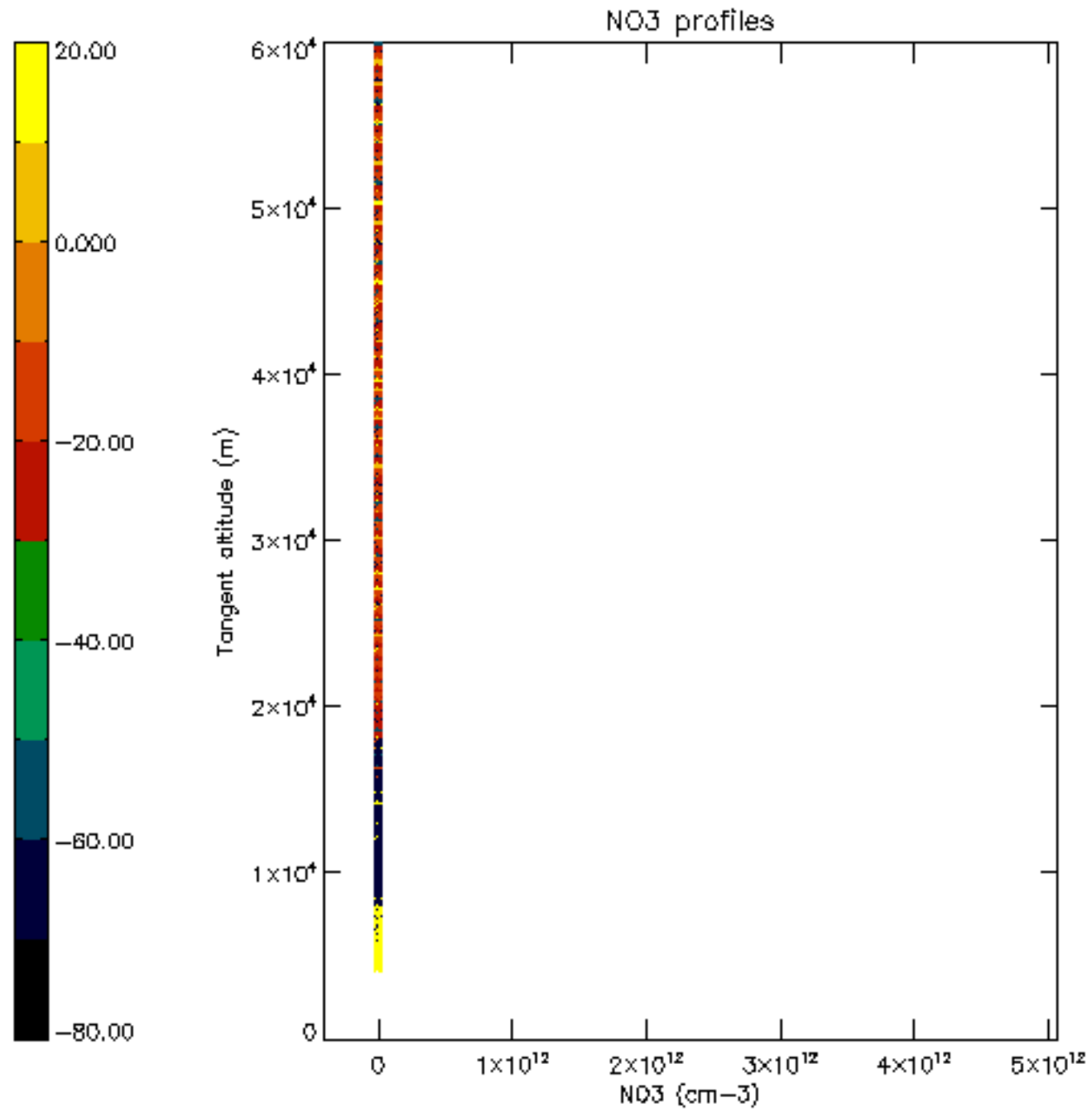


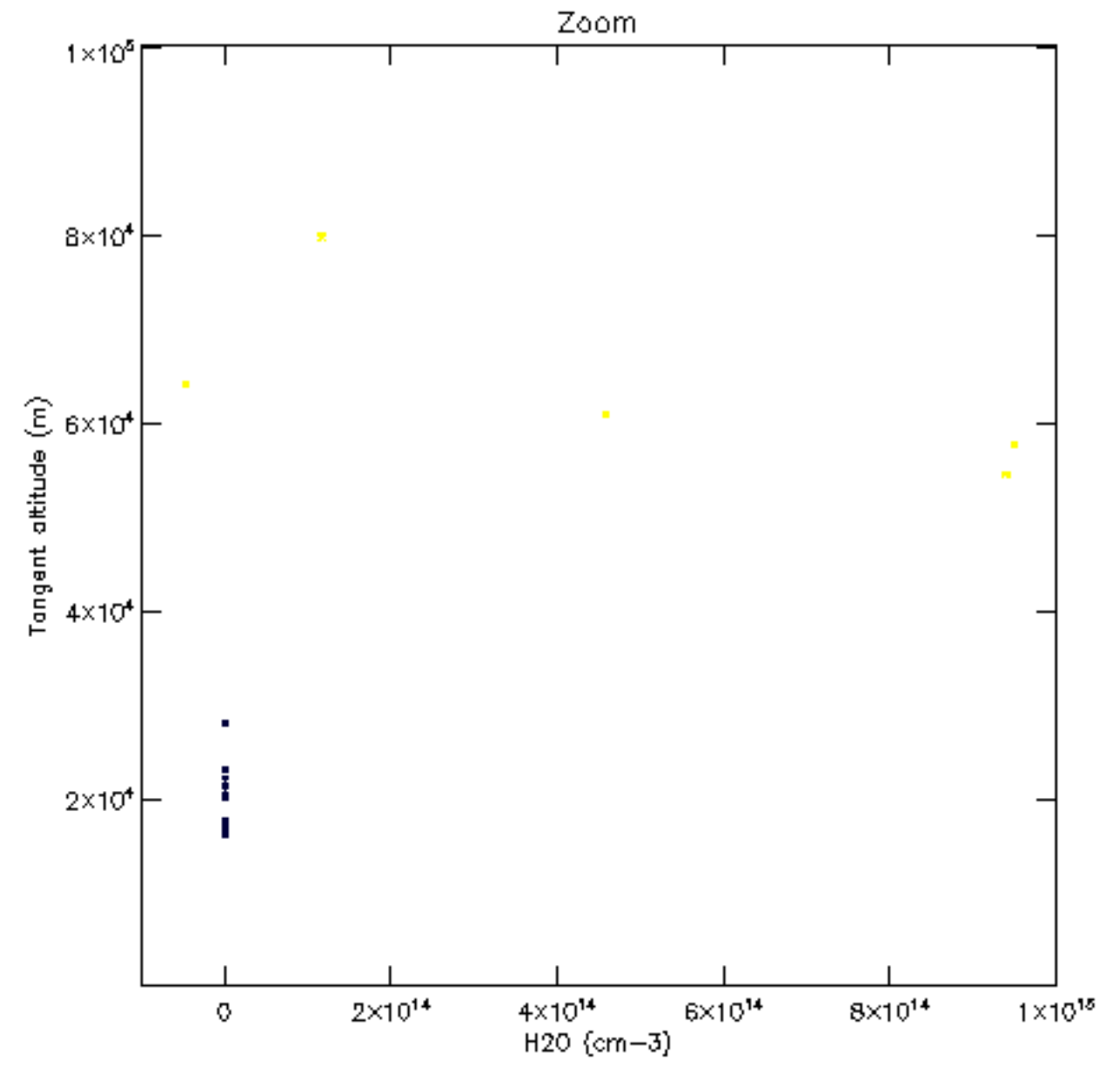
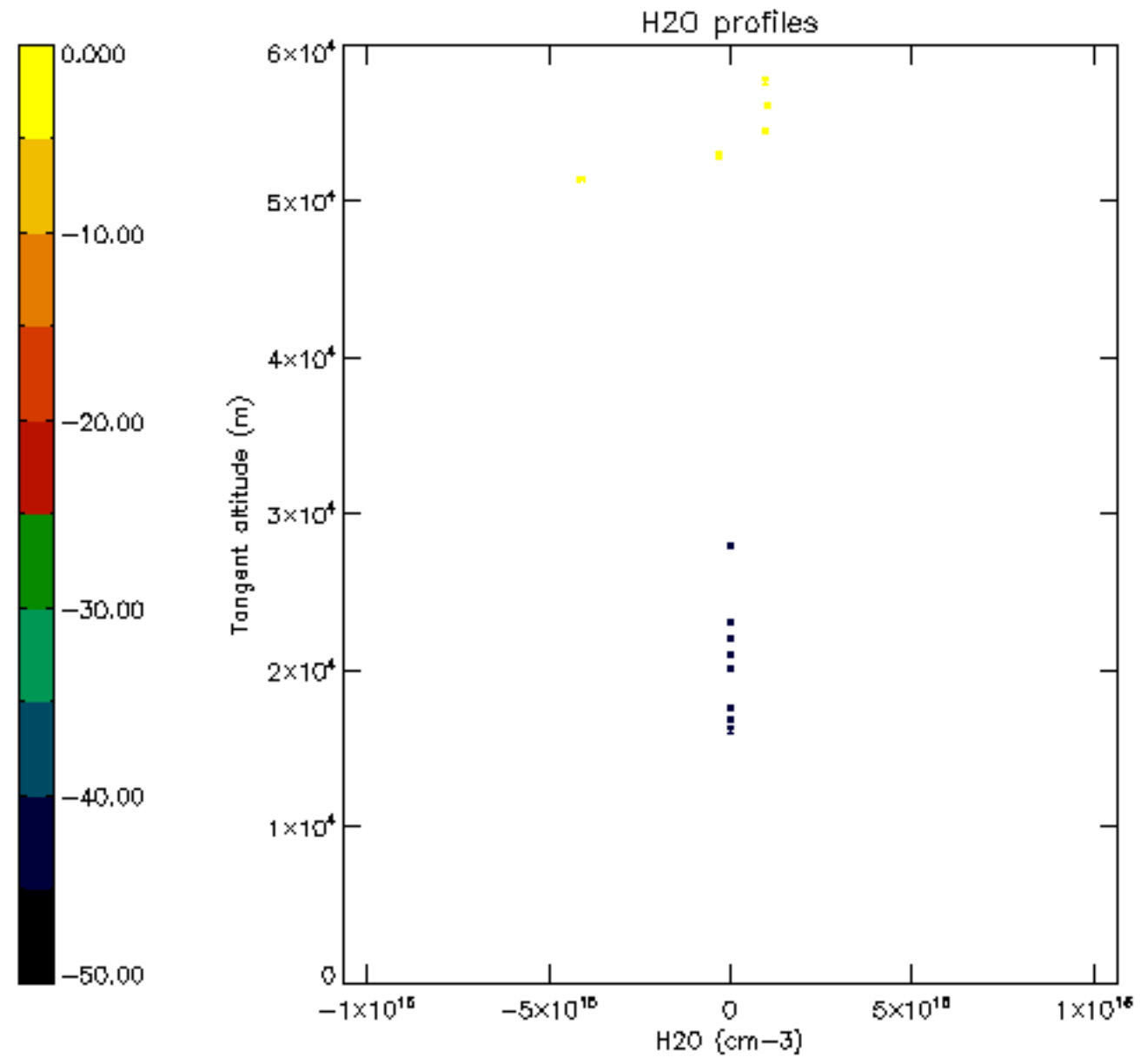


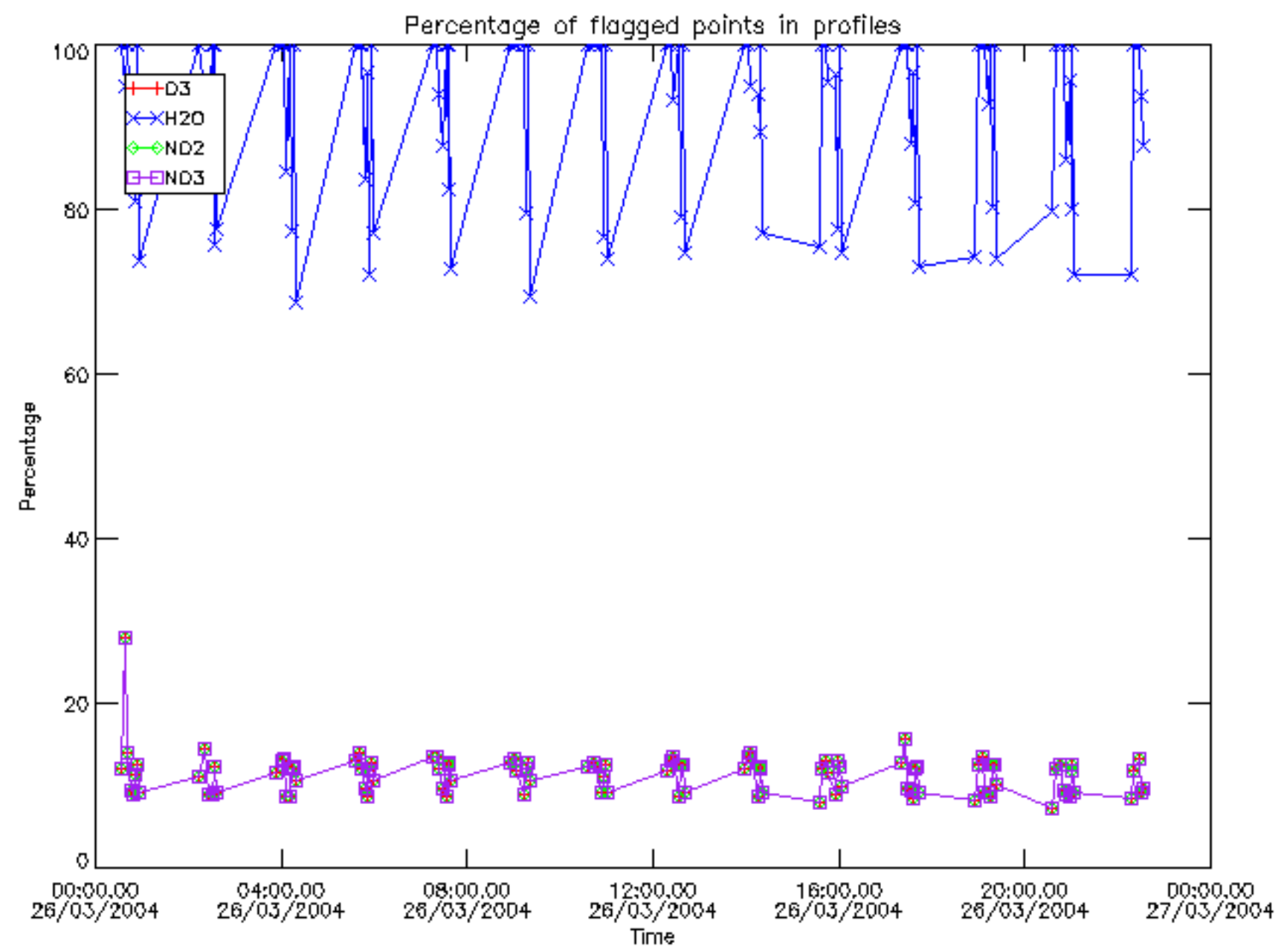




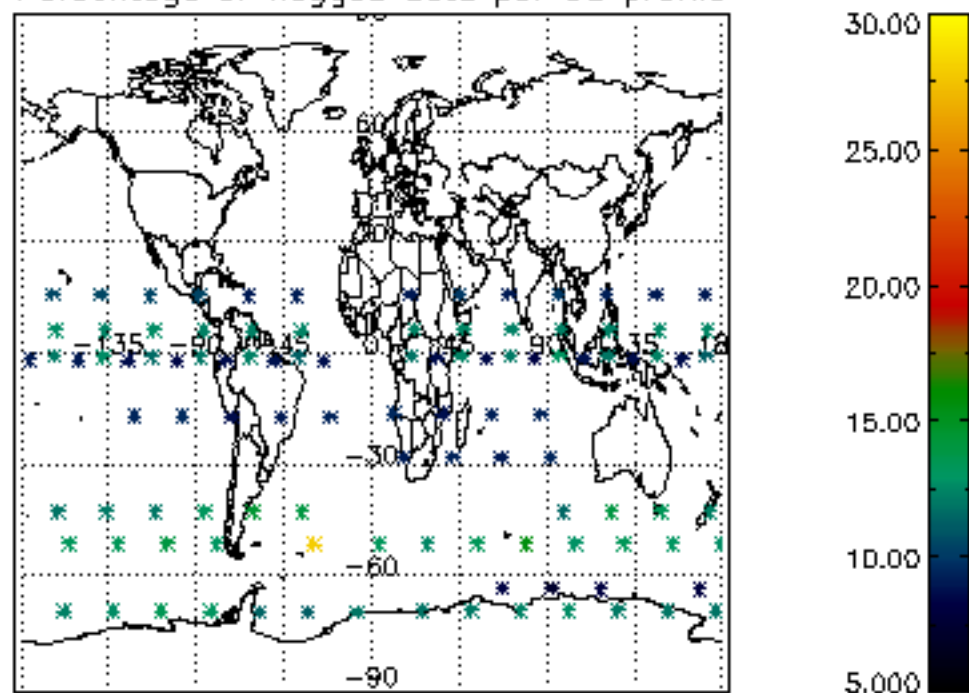




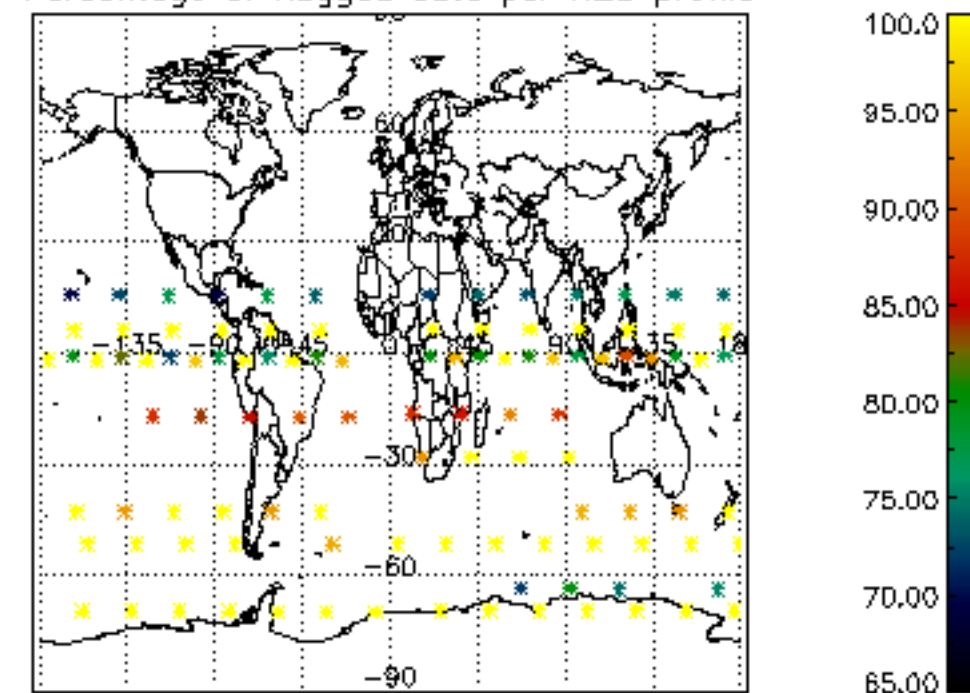




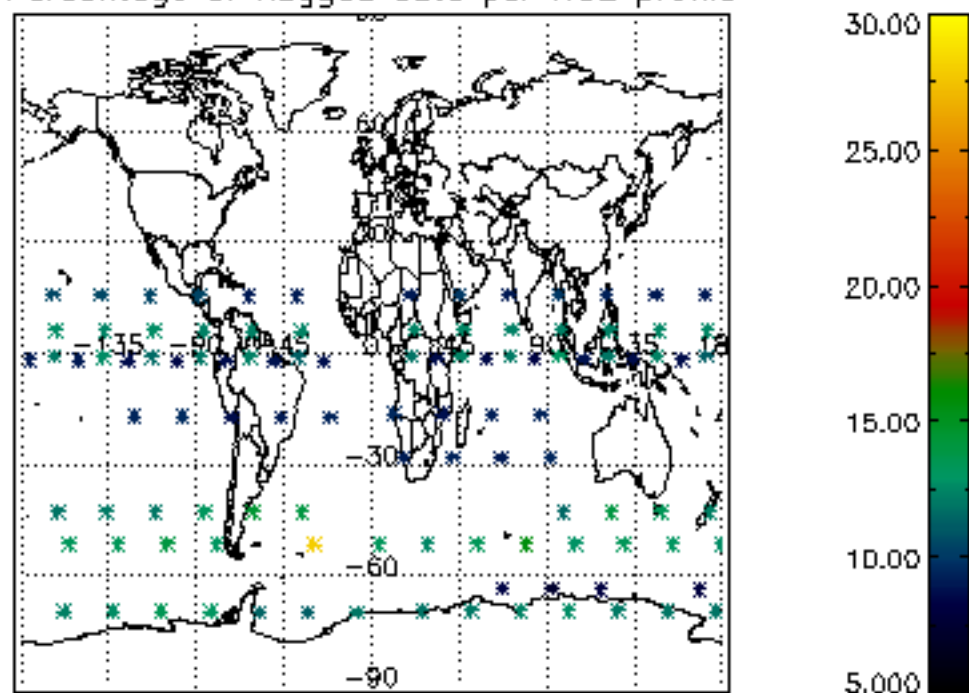
Percentage of flagged data per D3 profile



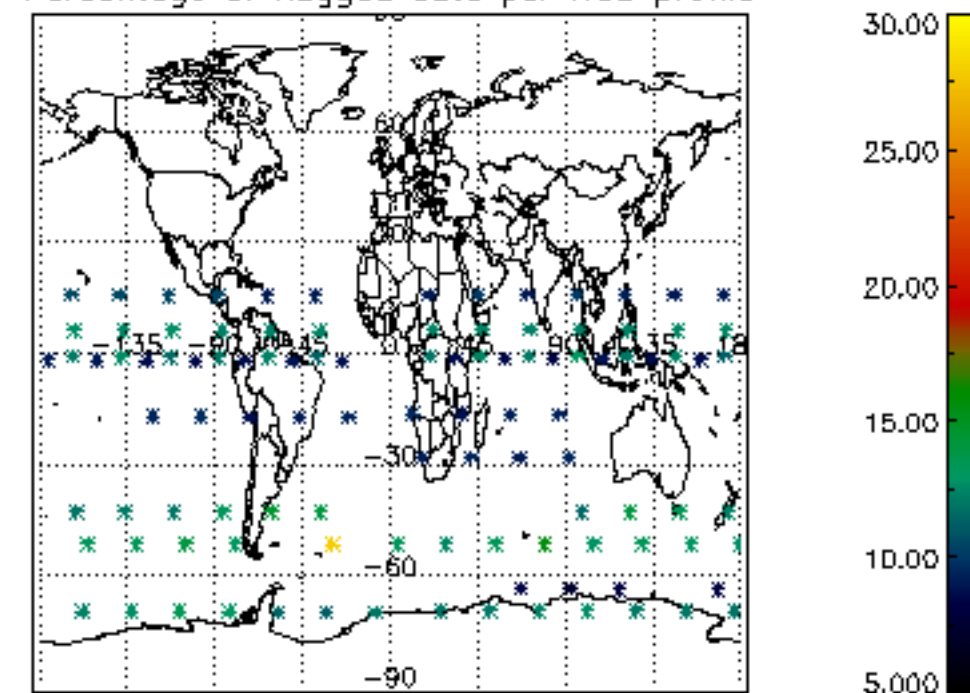
Percentage of flagged data per H2O profile

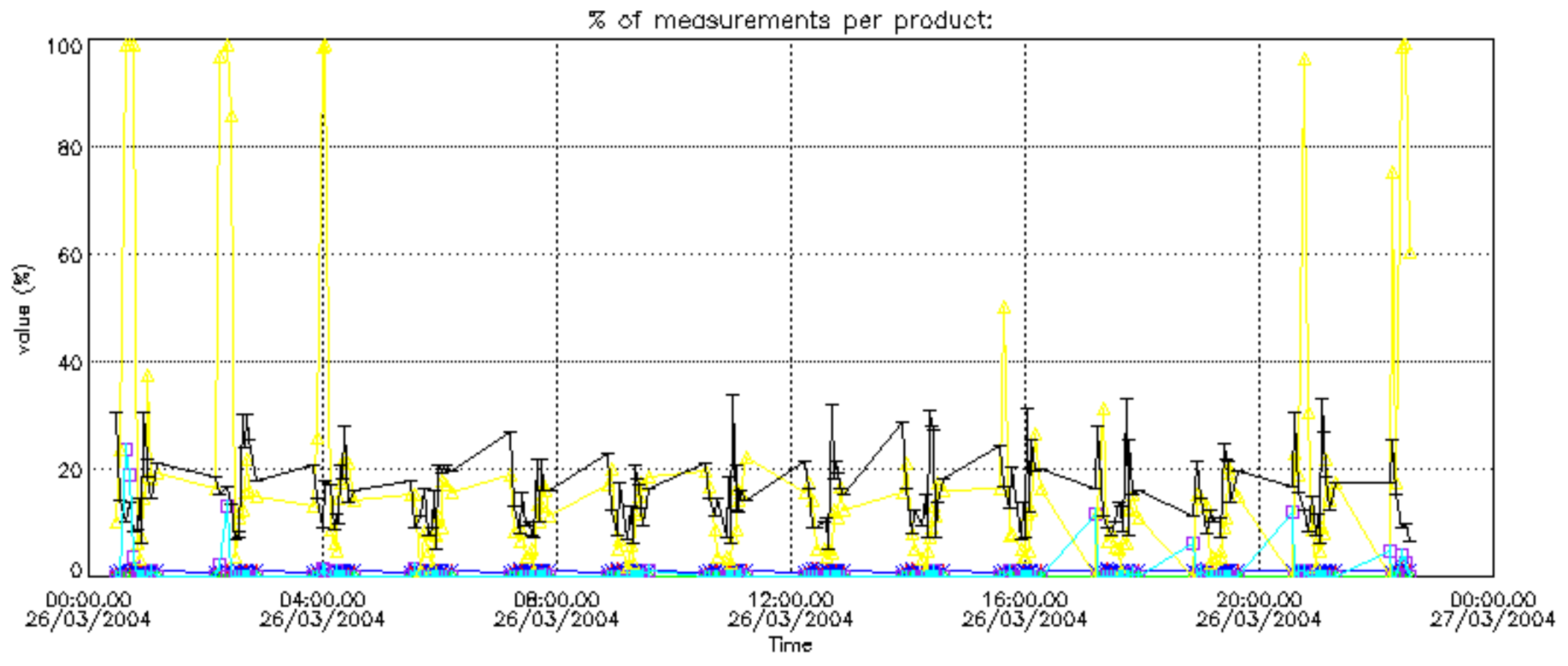


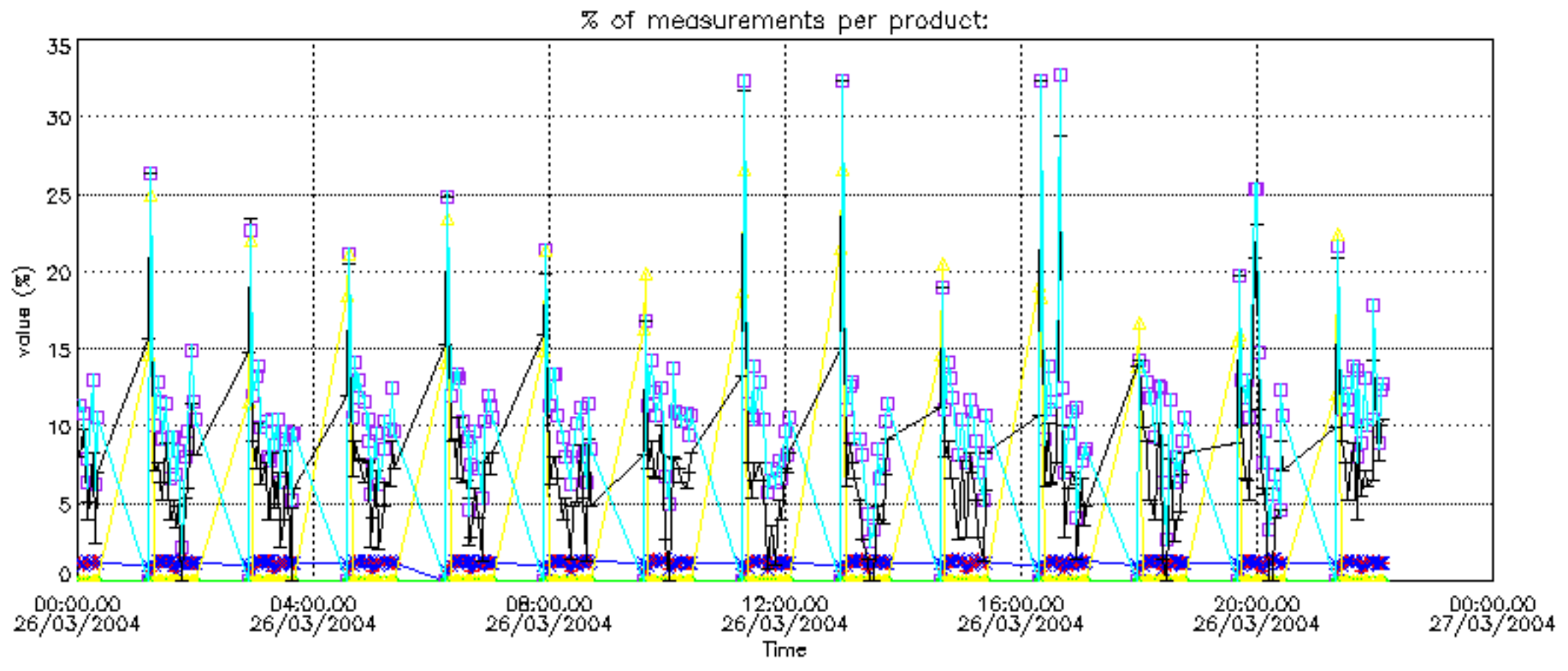
Percentage of flagged data per NO2 profile



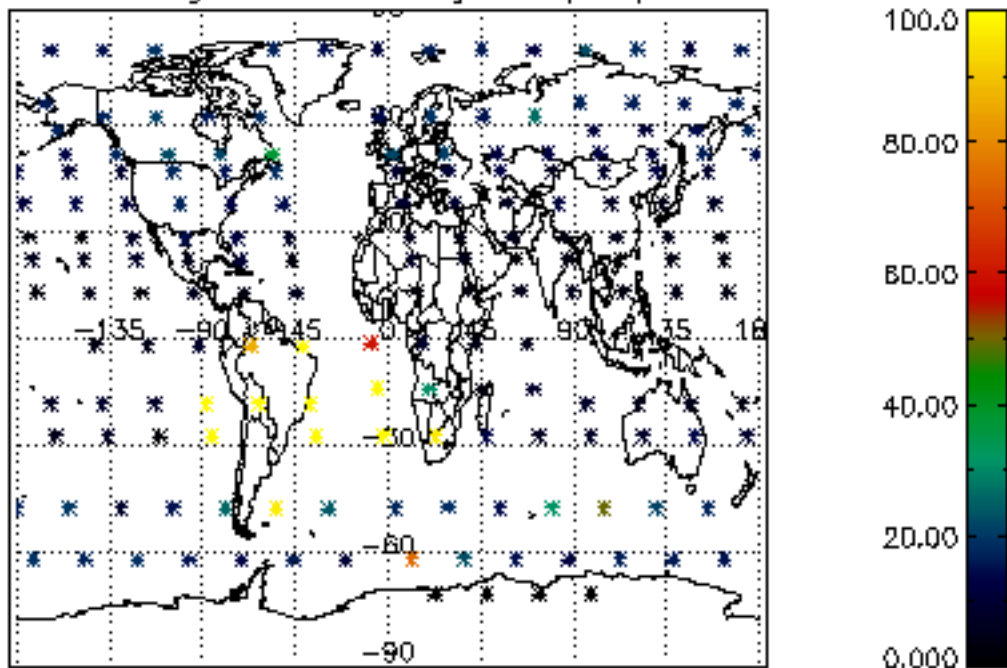
Percentage of flagged data per NO3 profile



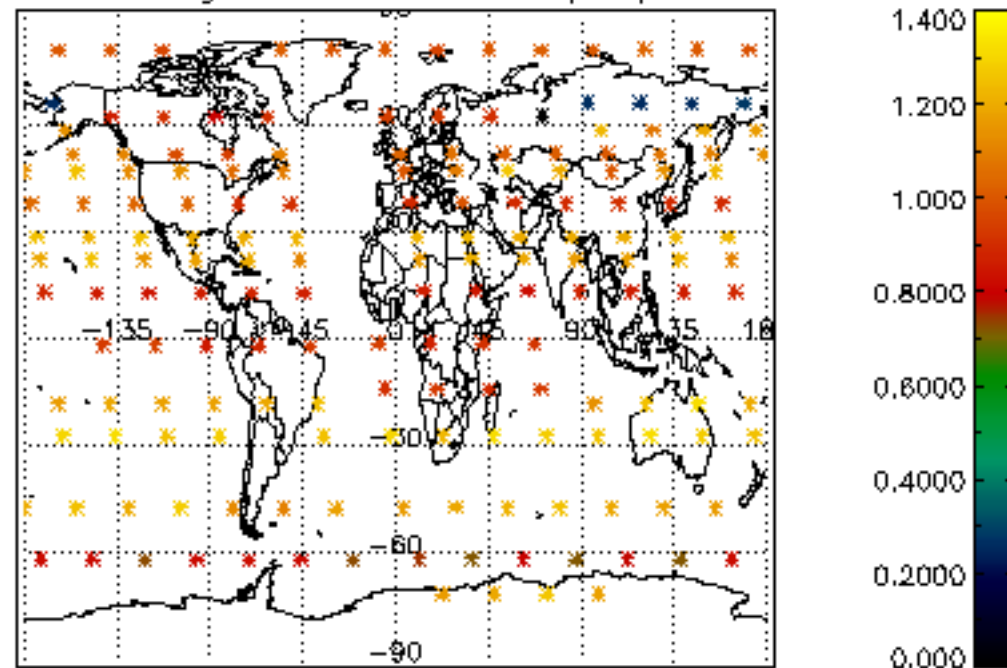




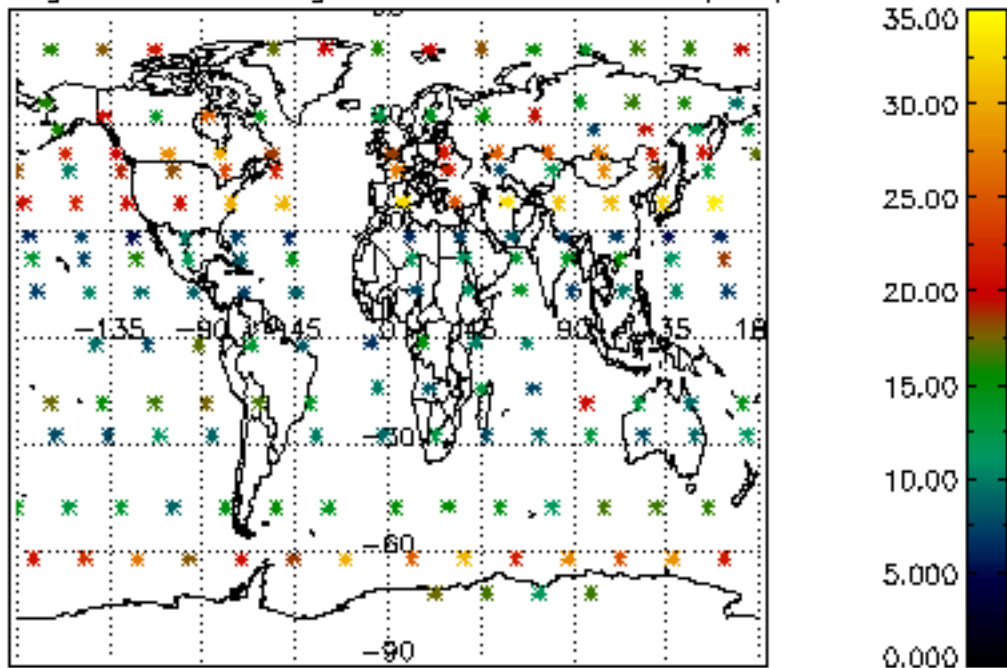
Percentage of cosmic ray hits per profile



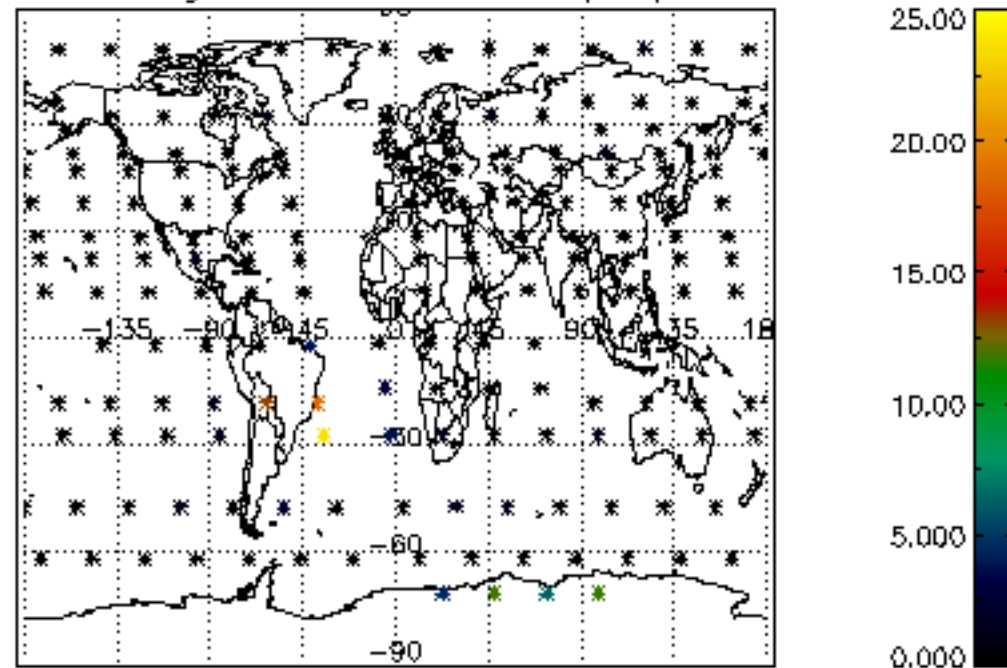
Percentage of datation errors per profile



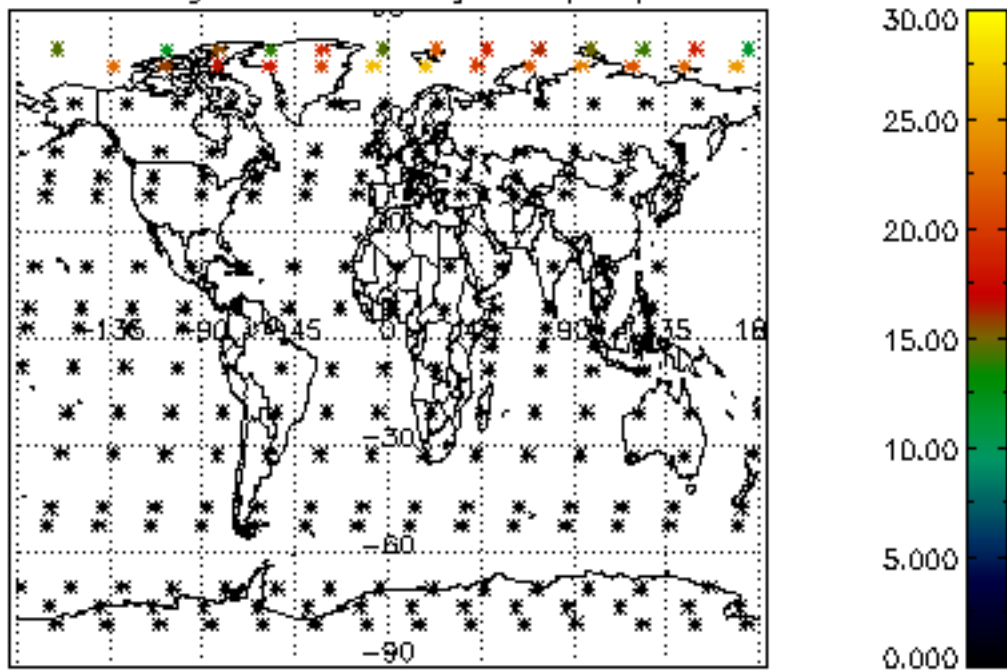
Percentage of star falling outside central band per profile



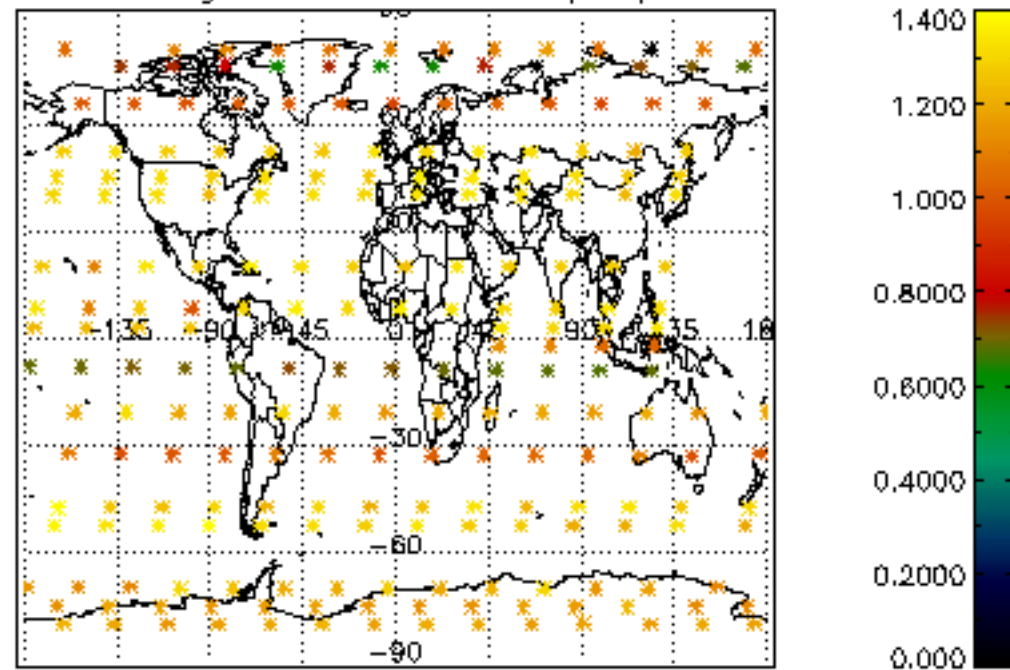
Percentage of saturation errors per profile



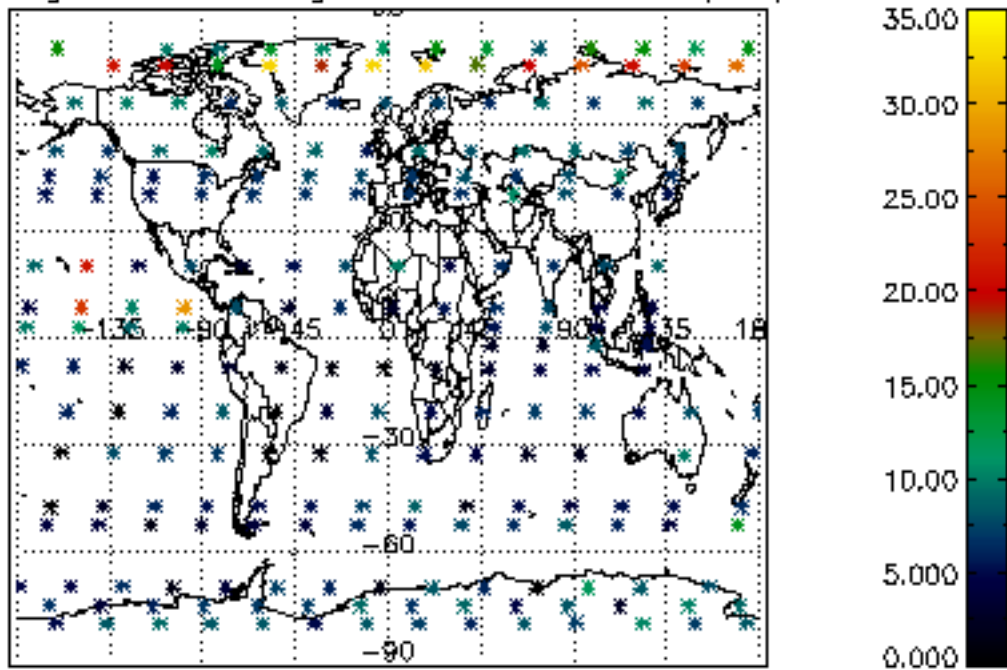
Percentage of cosmic ray hits per profile



Percentage of datation errors per profile



Percentage of star falling outside central band per profile



Percentage of saturation errors per profile

