

# GOMOS Level 2 Daily Report

## SUMMARY

### [1. General Info](#)

### [2. Summary of processed GOM\\_NL\\_2P products](#)

### [3. Level 2 Quality information per product](#)

#### [3.1 Plot of level 2 quality information per product \(time dependant\)](#)

#### [3.2 Plot of level 2 quality information per product \(world map\)](#)

### [4. Level 1 Quality information per product \(stored on level 2 products\)](#)

#### [4.1 Plot of level 1 quality information per product \(time dependant\)](#)

##### [4.1.1 Plot of level 1 quality information per product \(time dependant\): ASCENDING](#)

##### [4.1.2 Plot of level 1 quality information per product \(time dependant\): DESCENDING](#)

#### [4.2 Plot of level 1 quality information per product \(world map\)](#)

##### [4.2.1 Plot of level 1 quality information per product \(world map\): ASCENDING](#)

##### [4.2.2 Plot of level 1 quality information per product \(world map\): DESCENDING](#)

### [5. Ozone profiles based on quality statistics and other trace gas profiles](#)

#### [5.1 Ozone statistics based on quality of products](#)

#### [5.2 Plot ozone profiles for all STD \(dark without errors\)](#)

#### [5.3 Plot ozone profiles where STD < 20% \(dark without errors\)](#)

#### [5.4. Plot ozone profiles where STD < 10% \(dark without errors\)](#)

#### [5.5. Plot ozone profiles where STD < 5% \(dark without errors\)](#)

#### [5.6 Plot NO2 profiles for all STD \(dark without errors\)](#)

#### [5.7 Plot NO3 profiles for all STD \(dark without errors\)](#)

#### [5.8 Plot H2O profiles \(only for occultations of stars 1,2,3,4,13,14,16,26,63 dark without errors\) for all STD](#)

### [6. Auxiliary Data Files used for the production reported in section 2](#)

This report presents the daily analysis on parameters extracted from GOMOS level 2 data (GOM\_NL\_\_2P). It is intended to monitor some important parameters that will impact the quality of these products. A list of level 2 products (and content) that have arrived during the reporting day to the PCF is also given.

Item	Value
Time of report generation	18APR2013 22:22:55
Data source version	GOMOS/6.01
Start time of products	25-03-2004 (25MAR2004 00:00:00)
Stop time of products	26-03-2004 (26MAR2004 00:00:00)
Store outputs in DB	Yes
Nb of level 2 prods	464
Nb of prods with errors	0

## 2. Summary of processed GOM\_NL\_\_2P products.

Nr	Filename	UTC Start time	Limb	Duration	Star Id	Star Name	Star Mag	Star Temp	Nb Meas	Orbit	Prod. error
1	GOM_NL__2PRFIN20040325_000047_000000542025_00231_10806_0866.N1	25-MAR-2004 00:00:47	Straylight	54.000	169	46Gam Hya	2.9910	4700.0	108	10806	No
2	GOM_NL__2PRFIN20040325_000324_000000492025_00231_10806_0867.N1	25-MAR-2004 00:03:24	Twilight_stray	48.500	100	4Gam Crv	2.5800	13100.	97	10806	No
3	GOM_NL__2PRFIN20040325_000536_000000742025_00231_10806_0868.N1	25-MAR-2004 00:05:36	Bright	74.000	15	67Alp Vir	0.97600	28000.	148	10806	No
4	GOM_NL__2PRFIN20040325_000900_000000512025_00231_10806_0869.N1	25-MAR-2004 00:09:00	Bright	50.500	121	29Gam Vir	2.7400	7200.0	101	10806	No
5	GOM_NL__2PRFIN20040325_001245_000000392025_00231_10806_0870.N1	25-MAR-2004 00:12:45	Bright	39.000	22	32Alp Leo	1.3600	15200.	78	10806	No
6	GOM_NL__2PRFIN20040325_001451_000000392025_00231_10806_0871.N1	25-MAR-2004 00:14:51	Bright	39.000	51	41Gam1Leo	2.0100	4500.0	78	10806	No
7	GOM_NL__2PRFIN20040325_001612_000000392025_00231_10806_0872.N1	25-MAR-2004 00:16:12	Bright	38.500	166	17Eps Leo	2.9800	6000.0	77	10806	No
8	GOM_NL__2PRFIN20040325_002159_000000402025_00231_10806_0873.N1	25-MAR-2004 00:21:59	Bright	39.500	174	52Psi UMa	3.0040	4400.0	79	10806	No
9	GOM_NL__2PRFIN20040325_002518_000000372025_00231_10806_0874.N1	25-MAR-2004 00:25:18	Bright	36.500	82	48Bet UMa	2.3650	10600.	73	10806	No
10	GOM_NL__2PRFIN20040325_002649_000000402025_00231_10806_0875.N1	25-MAR-2004 00:26:49	Bright	39.500	36	50Alp UMa	1.8000	6300.0	79	10806	No
11	GOM_NL__2PRFIN20040325_002821_000000462025_00231_10806_0876.N1	25-MAR-2004 00:28:21	Bright	46.000	55	79Zet UMa	2.0600	10200.	92	10806	No
12	GOM_NL__2PRFIN20040325_003037_000000762025_00231_10806_0877.N1	25-MAR-2004 00:30:37	Bright	75.500	180	27Gam Boo	3.0400	8000.0	151	10806	No
13	GOM_NL__2PRFIN20040325_003332_000000422025_00231_10806_0878.N1	25-MAR-2004 00:33:32	Bright	42.000	60	7Bet UMi	2.0810	3950.0	84	10806	No
14	GOM_NL__2PRFIN20040325_003659_000000482025_00231_10806_0879.N1	25-MAR-2004 00:36:59	Bright	48.000	119	14Eta Dra	2.7270	4700.0	96	10806	No
15	GOM_NL__2PRFIN20040325_004046_000000412025_00231_10806_0880.N1	25-MAR-2004 00:40:46	Bright	41.000	76	27Gam Cas	2.3000	30000.	82	10806	No
16	GOM_NL__2PRFIN20040325_004204_000000392025_00231_10806_0881.N1	25-MAR-2004 00:42:04	Bright	38.500	74	11Bet Cas	2.2680	6600.0	77	10806	No
17	GOM_NL__2PRFIN20040325_004736_000000412025_00231_10806_0882.N1	25-MAR-2004 00:47:36	Bright	40.500	19	50Alp Cyg	1.2460	10500.	81	10806	No
18	GOM_NL__2PRFIN20040325_004913_000000442025_00231_10806_0883.N1	25-MAR-2004 00:49:13	Bright	44.000	66	37Gam Cyg	2.2080	5900.0	88	10806	No
19	GOM_NL__2PRFIN20040325_005103_000000452025_00231_10806_0884.N1	25-MAR-2004 00:51:03	Bright	44.500	92	53Eps Cyg	2.5000	4500.0	89	10806	No
20	GOM_NL__2PRFIN20040325_010016_000000672025_00231_10806_0885.N1	25-MAR-2004 01:00:16	Straylight	66.500	11	53Alp Aql	0.76500	8000.0	133	10806	No
21	GOM_NL__2PRFIN20040325_010431_000000452025_00231_10806_0886.N1	25-MAR-2004 01:04:31	Dark	45.000	142	49Del Cap	2.8500	8900.0	90	10806	No
22	GOM_NL__2PRFIN20040325_011123_000000502025_00231_10806_0887.N1	25-MAR-2004 01:11:23	Dark	50.000	155	41Pi Sgr	2.9000	6600.0	100	10806	No
23	GOM_NL__2PRFIN20040325_011709_000000512025_00231_10806_0888.N1	25-MAR-2004 01:17:09	Dark	51.000	38	20Eps Sgr	1.8360	11000.	102	10806	No
24	GOM_NL__2PRFIN20040325_012036_000000542025_00232_10807_0859.N1	25-MAR-2004 01:20:36	Dark	53.500	85	Kap Sco	2.4070	28000.	107	10807	No
25	GOM_NL__2PRFIN20040325_012220_000000482025_00232_10807_0860.N1	25-MAR-2004 01:22:20	Dark	47.500	141	Bet Ara	2.8400	4600.0	95	10807	No
26	GOM_NL__2PRFIN20040325_012401_000000472025_00232_10807_0861.N1	25-MAR-2004 01:24:01	Dark	46.500	43	Alp TrA	1.9100	4250.0	93	10807	No
27	GOM_NL__2PRFIN20040325_012544_000000412025_00232_10807_0862.N1	25-MAR-2004 01:25:44	Dark	41.000	134	Bet TrA	2.8100	6600.0	82	10807	No
28	GOM_NL__2PRFIN20040325_012826_000000562025_00232_10807_0863.N1	25-MAR-2004 01:28:26	Dark	56.000	4	Alp1Cen	-0.010000	5800.0	112	10807	No
29	GOM_NL__2PRFIN20040325_013104_000000502025_00232_10807_0864.N1	25-MAR-2004 01:31:04	Straylight	50.000	12	Alp1Cru	0.77500	30000.	100	10807	No
30	GOM_NL__2PRFIN20040325_013228_000000482025_00232_10807_0865.N1	25-MAR-2004 01:32:28	Straylight	47.500	26	Gam Cru	1.6240	2900.0	95	10807	No
31	GOM_NL__2PRFIN20040325_013523_000000572025_00232_10807_0866.N1	25-MAR-2004 01:35:23	Straylight	56.500	54	5The Cen	2.0550	4500.0	113	10807	No
32	GOM_NL__2PRFIN20040325_014123_000000532025_00232_10807_0867.N1	25-MAR-2004 01:41:23	Straylight	52.500	169	46Gam Hya	2.9910	4700.0	105	10807	No
33	GOM_NL__2PRFIN20040325_014402_000000492025_00232_10807_0868.N1	25-MAR-2004 01:44:02	Twilight_stray	48.500	100	4Gam Crv	2.5800	13100.	97	10807	No
34	GOM_NL__2PRFIN20040325_014611_000000702025_00232_10807_0869.N1	25-MAR-2004 01:46:11	Bright	70.000	15	67Alp Vir	0.97600	28000.	140	10807	No
35	GOM_NL__2PRFIN20040325_014937_000000512025_00232_10807_0870.N1	25-MAR-2004 01:49:37	Bright	51.000	121	29Gam Vir	2.7400	7200.0	102	10807	No
36	GOM_NL__2PRFIN20040325_015321_000000402025_00232_10807_0871.N1	25-MAR-2004 01:53:21	Bright	40.000	22	32Alp Leo	1.3600	15200.	80	10807	No
37	GOM_NL__2PRFIN20040325_015527_000000402025_00232_10807_0872.N1	25-MAR-2004 01:55:27	Bright	40.000	51	41Gam1Leo	2.0100	4500.0	80	10807	No
38	GOM_NL__2PRFIN20040325_015650_000000392025_00232_10807_0873.N1	25-MAR-2004 01:56:50	Bright	39.000	166	17Eps Leo	2.9800	6000.0	78	10807	No
39	GOM_NL__2PRFIN20040325_020235_000000422025_00232_10807_0874.N1	25-MAR-2004 02:02:35	Bright	41.500	174	52Psi UMa	3.0040	4400.0	83	10807	No
40	GOM_NL__2PRFIN20040325_020554_000000372025_00232_10807_0875.N1	25-MAR-2004 02:05:54	Bright	36.500	82	48Bet UMa	2.3650	10600.	73	10807	No
41	GOM_NL__2PRFIN20040325_020724_000000382025_00232_10807_0876.N1	25-MAR-2004 02:07:24	Bright	37.500	36	50Alp UMa	1.8000	6300.0	75	10807	No
42	GOM_NL__2PRFIN20040325_020857_000000472025_00232_10807_0877.N1	25-MAR-2004 02:08:57	Bright	46.500	55	79Zet UMa	2.0600	10200.	93	10807	No

43	GOM_NL__2PRFIN20040325_021111_000000772025_00232_10807_0878.N1	25-MAR-2004 02:11:11	Bright	76.500	180	27Gam Boo	3.0400	8000.0	153	10807	No
44	GOM_NL__2PRFIN20040325_021407_000000422025_00232_10807_0879.N1	25-MAR-2004 02:14:07	Bright	42.000	60	7Bet UMi	2.0810	3950.0	84	10807	No
45	GOM_NL__2PRFIN20040325_021734_000000512025_00232_10807_0880.N1	25-MAR-2004 02:17:34	Bright	50.500	119	14Eta Dra	2.7270	4700.0	101	10807	No
46	GOM_NL__2PRFIN20040325_022124_000000392025_00232_10807_0881.N1	25-MAR-2004 02:21:24	Bright	39.000	76	27Gam Cas	2.3000	30000.	78	10807	No
47	GOM_NL__2PRFIN20040325_022240_000000392025_00232_10807_0882.N1	25-MAR-2004 02:22:40	Bright	39.000	74	11Bet Cas	2.2680	6600.0	78	10807	No
48	GOM_NL__2PRFIN20040325_022812_000000412025_00232_10807_0883.N1	25-MAR-2004 02:28:12	Bright	41.000	19	50Alp Cyg	1.2460	10500.	82	10807	No
49	GOM_NL__2PRFIN20040325_022949_000000422025_00232_10807_0884.N1	25-MAR-2004 02:29:49	Bright	41.500	66	37Gam Cyg	2.2080	5900.0	83	10807	No
50	GOM_NL__2PRFIN20040325_023141_000000422025_00232_10807_0885.N1	25-MAR-2004 02:31:41	Bright	41.500	92	53Eps Cyg	2.5000	4500.0	83	10807	No
51	GOM_NL__2PRFIN20040325_024053_000000642025_00232_10807_0886.N1	25-MAR-2004 02:40:53	Straylight	64.000	11	53Alp Aql	0.76500	8000.0	128	10807	No
52	GOM_NL__2PRFIN20040325_024508_000000442025_00232_10807_0887.N1	25-MAR-2004 02:45:08	Dark	43.500	142	49Del Cap	2.8500	8900.0	87	10807	No
53	GOM_NL__2PRFIN20040325_025200_000000532025_00232_10807_0888.N1	25-MAR-2004 02:52:00	Dark	53.000	155	41Pi Sgr	2.9000	6600.0	106	10807	No
54	GOM_NL__2PRFIN20040325_025746_000000632025_00232_10807_0889.N1	25-MAR-2004 02:57:46	Dark	62.500	38	20Eps Sgr	1.8360	11000.	125	10807	No
55	GOM_NL__2PRFIN20040325_030113_000000542025_00233_10808_0860.N1	25-MAR-2004 03:01:13	Dark	54.000	85	Kap Sco	2.4070	28000.	108	10808	No
56	GOM_NL__2PRFIN20040325_030258_000000462025_00233_10808_0861.N1	25-MAR-2004 03:02:58	Dark	46.000	141	Bet Ara	2.8400	4600.0	92	10808	No
57	GOM_NL__2PRFIN20040325_030439_000000412025_00233_10808_0862.N1	25-MAR-2004 03:04:39	Dark	41.000	43	Alp TrA	1.9100	4250.0	82	10808	No
58	GOM_NL__2PRFIN20040325_030620_000000422025_00233_10808_0863.N1	25-MAR-2004 03:06:20	Dark	42.000	134	Bet TrA	2.8100	6600.0	84	10808	No
59	GOM_NL__2PRFIN20040325_030903_000000562025_00233_10808_0864.N1	25-MAR-2004 03:09:03	Dark	56.000	4	Alp1Cen	-0.010000	5800.0	112	10808	No
60	GOM_NL__2PRFIN20040325_031139_000000422025_00233_10808_0865.N1	25-MAR-2004 03:11:39	Straylight	42.000	12	Alp1Cru	0.77500	30000.	84	10808	No
61	GOM_NL__2PRFIN20040325_031302_000000502025_00233_10808_0866.N1	25-MAR-2004 03:13:02	Straylight	50.000	26	Gam Cru	1.6240	2900.0	100	10808	No
62	GOM_NL__2PRFIN20040325_031600_000000612025_00233_10808_0867.N1	25-MAR-2004 03:16:00	Straylight	60.500	54	5The Cen	2.0550	4500.0	121	10808	No
63	GOM_NL__2PRFIN20040325_032159_000000592025_00233_10808_0868.N1	25-MAR-2004 03:21:59	Straylight	58.500	169	46Gam Hya	2.9910	4700.0	117	10808	No
64	GOM_NL__2PRFIN20040325_032438_000000492025_00233_10808_0869.N1	25-MAR-2004 03:24:38	Tw_i_and_stray	48.500	100	4Gam Crv	2.5800	13100.	97	10808	No
65	GOM_NL__2PRFIN20040325_032647_000000632025_00233_10808_0870.N1	25-MAR-2004 03:26:47	Bright	63.000	15	67Alp Vir	0.97600	28000.	126	10808	No
66	GOM_NL__2PRFIN20040325_033013_000000492025_00233_10808_0871.N1	25-MAR-2004 03:30:13	Bright	48.500	121	29Gam Vir	2.7400	7200.0	97	10808	No
67	GOM_NL__2PRFIN20040325_033357_000000392025_00233_10808_0872.N1	25-MAR-2004 03:33:57	Bright	39.000	22	32Alp Leo	1.3600	15200.	78	10808	No
68	GOM_NL__2PRFIN20040325_033603_000000402025_00233_10808_0873.N1	25-MAR-2004 03:36:03	Bright	39.500	51	41Gam1Leo	2.0100	4500.0	79	10808	No
69	GOM_NL__2PRFIN20040325_033725_000000422025_00233_10808_0874.N1	25-MAR-2004 03:37:25	Bright	42.000	166	17Eps Leo	2.9800	6000.0	84	10808	No
70	GOM_NL__2PRFIN20040325_034311_000000392025_00233_10808_0875.N1	25-MAR-2004 03:43:11	Bright	38.500	174	52Psi UMa	3.0040	4400.0	77	10808	No
71	GOM_NL__2PRFIN20040325_034629_000000392025_00233_10808_0876.N1	25-MAR-2004 03:46:29	Bright	39.000	82	48Bet UMa	2.3650	10600.	78	10808	No
72	GOM_NL__2PRFIN20040325_034801_000000402025_00233_10808_0877.N1	25-MAR-2004 03:48:01	Bright	40.000	36	50Alp UMa	1.8000	6300.0	80	10808	No
73	GOM_NL__2PRFIN20040325_034931_000000482025_00233_10808_0878.N1	25-MAR-2004 03:49:31	Bright	48.000	55	79Zet UMa	2.0600	10200.	96	10808	No
74	GOM_NL__2PRFIN20040325_035145_000000762025_00233_10808_0879.N1	25-MAR-2004 03:51:45	Bright	75.500	180	27Gam Boo	3.0400	8000.0	151	10808	No
75	GOM_NL__2PRFIN20040325_035440_000000452025_00233_10808_0880.N1	25-MAR-2004 03:54:40	Bright	44.500	60	7Bet UMi	2.0810	3950.0	89	10808	No
76	GOM_NL__2PRFIN20040325_035809_000000492025_00233_10808_0881.N1	25-MAR-2004 03:58:09	Bright	48.500	119	14Eta Dra	2.7270	4700.0	97	10808	No
77	GOM_NL__2PRFIN20040325_040200_000000392025_00233_10808_0882.N1	25-MAR-2004 04:02:00	Bright	38.500	76	27Gam Cas	2.3000	30000.	77	10808	No
78	GOM_NL__2PRFIN20040325_040317_000000382025_00233_10808_0883.N1	25-MAR-2004 04:03:17	Bright	38.000	74	11Bet Cas	2.2680	6600.0	76	10808	No
79	GOM_NL__2PRFIN20040325_040846_000000442025_00233_10808_0884.N1	25-MAR-2004 04:08:46	Bright	44.000	19	50Alp Cyg	1.2460	10500.	88	10808	No
80	GOM_NL__2PRFIN20040325_041024_000000422025_00233_10808_0885.N1	25-MAR-2004 04:10:24	Bright	42.000	66	37Gam Cyg	2.2080	5900.0	84	10808	No
81	GOM_NL__2PRFIN20040325_041215_000000452025_00233_10808_0886.N1	25-MAR-2004 04:12:15	Bright	44.500	92	53Eps Cyg	2.5000	4500.0	89	10808	No
82	GOM_NL__2PRFIN20040325_042129_000000602025_00233_10808_0887.N1	25-MAR-2004 04:21:29	Straylight	60.000	11	53Alp Aql	0.76500	8000.0	120	10808	No
83	GOM_NL__2PRFIN20040325_042545_000000432025_00233_10808_0888.N1	25-MAR-2004 04:25:45	Dark	42.500	142	49Del Cap	2.8500	8900.0	85	10808	No
84	GOM_NL__2PRFIN20040325_043237_000000512025_00233_10808_0889.N1	25-MAR-2004 04:32:37	Dark	50.500	155	41Pi Sgr	2.9000	6600.0	101	10808	No
85	GOM_NL__2PRFIN20040325_043823_000000532025_00233_10808_0890.N1	25-MAR-2004 04:38:23	Dark	53.000	38	20Eps Sgr	1.8360	11000.	106	10808	No
86	GOM_NL__2PRFIN20040325_044150_000000532025_00234_10809_0881.N1	25-MAR-2004 04:41:50	Dark	53.000	85	Kap Sco	2.4070	28000.	106	10809	No
87	GOM_NL__2PRFIN20040325_044336_000000442025_00234_10809_0882.N1	25-MAR-2004 04:43:36	Dark	44.000	141	Bet Ara	2.8400	4600.0	88	10809	No
88	GOM_NL__2PRFIN20040325_044516_000000422025_00234_10809_0883.N1	25-MAR-2004 04:45:16	Dark	41.500	43	Alp TrA	1.9100	4250.0	83	10809	No
89	GOM_NL__2PRFIN20040325_044657_000000412025_00234_10809_0884.N1	25-MAR-2004 04:46:57	Dark	40.500	134	Bet TrA	2.8100	6600.0	81	10809	No
90	GOM_NL__2PRFIN20040325_044940_000000482025_00234_10809_0885.N1	25-MAR-2004 04:49:40	Dark	47.500	4	Alp1Cen	-0.010000	5800.0	95	10809	No
91	GOM_NL__2PRFIN20040325_045218_000000442025_00234_10809_0886.N1	25-MAR-2004 04:52:18	Straylight	44.000	12	Alp1Cru	0.77500	30000.	88	10809	No
92	GOM_NL__2PRFIN20040325_045341_000000472025_00234_10809_0887.N1	25-MAR-2004 04:53:41	Straylight	46.500	26	Gam Cru	1.6240	2900.0	93	10809	No
93	GOM_NL__2PRFIN20040325_045636_000000582025_00234_10809_0888.N1	25-MAR-2004 04:56:36	Straylight	57.500	54	5The Cen	2.0550	4500.0	115	10809	No
94	GOM_NL__2PRFIN20040325_050235_000000592025_00234_10809_0889.N1	25-MAR-2004 05:02:35	Straylight	59.000	169	46Gam Hya	2.9910	4700.0	118	10809	No
95	GOM_NL__2PRFIN20040325_050516_000000462025_00234_10809_0890.N1	25-MAR-2004 05:05:16	Tw_i_and_stray	46.000	100	4Gam Crv	2.5800	13100.	92	10809	No
96	GOM_NL__2PRFIN20040325_050721_000000752025_00234_10809_0891.N1	25-MAR-2004 05:07:21	Bright	74.500	15	67Alp Vir	0.97600	28000.	149	10809	No
97	GOM_NL__2PRFIN20040325_051048_000000502025_00234_10809_0892.N1	25-MAR-2004 05:10:48	Bright	50.000	121	29Gam Vir	2.7400	7200.0	100	10809	No
98	GOM_NL__2PRFIN20040325_051434_000000392025_00234_10809_0893.N1	25-MAR-2004 05:14:34	Bright	39.000	22	32Alp Leo	1.3600	15200.	78	10809	No
99	GOM_NL__2PRFIN20040325_051640_000000382025_00234_10809_0894.N1	25-MAR-2004 05:16:40	Bright	38.000	51	41Gam1Leo	2.0100	4500.0	76	10809	No
100	GOM_NL__2PRFIN20040325_051803_000000382025_00234_10809_0895.N1	25-MAR-2004 05:18:03	Bright	38.000	166	17Eps Leo	2.9800	6000.0	76	10809	No
101	GOM_NL__2PRFIN20040325_052348_000000402025_00234_10809_0896.N1	25-MAR-2004 05:23:48	Bright	39.500	174	52Psi UMa	3.0040	4400.0	79	10809	No

102	GOM_NL__2PRFIN20040325_052705_000000392025_00234_10809_0897.N1	25-MAR-2004 05:27:05	Bright	38.500	82	48Bet UMa	2.3650	10600.	77	10809	No
103	GOM_NL__2PRFIN20040325_052837_000000402025_00234_10809_0898.N1	25-MAR-2004 05:28:37	Bright	39.500	36	50Alp UMa	1.8000	6300.0	79	10809	No
104	GOM_NL__2PRFIN20040325_053008_000000462025_00234_10809_0899.N1	25-MAR-2004 05:30:08	Bright	45.500	55	79Zet UMa	2.0600	10200.	91	10809	No
105	GOM_NL__2PRFIN20040325_053219_000000772025_00234_10809_0900.N1	25-MAR-2004 05:32:19	Bright	76.500	180	27Gam Boo	3.0400	8000.0	153	10809	No
106	GOM_NL__2PRFIN20040325_053519_000000422025_00234_10809_0901.N1	25-MAR-2004 05:35:19	Bright	42.000	60	7Bet UMi	2.0810	3950.0	84	10809	No
107	GOM_NL__2PRFIN20040325_053844_000000512025_00234_10809_0902.N1	25-MAR-2004 05:38:44	Bright	50.500	119	14Eta Dra	2.7270	4700.0	101	10809	No
108	GOM_NL__2PRFIN20040325_054237_000000392025_00234_10809_0903.N1	25-MAR-2004 05:42:37	Bright	39.000	76	27Gam Cas	2.3000	30000.	78	10809	No
109	GOM_NL__2PRFIN20040325_054352_000000392025_00234_10809_0904.N1	25-MAR-2004 05:43:52	Bright	38.500	74	11Bet Cas	2.2680	6600.0	77	10809	No
110	GOM_NL__2PRFIN20040325_054922_000000422025_00234_10809_0905.N1	25-MAR-2004 05:49:22	Bright	42.000	19	50Alp Cyg	1.2460	10500.	84	10809	No
111	GOM_NL__2PRFIN20040325_055101_000000442025_00234_10809_0906.N1	25-MAR-2004 05:51:01	Bright	43.500	66	37Gam Cyg	2.2080	5900.0	87	10809	No
112	GOM_NL__2PRFIN20040325_055253_000000402025_00234_10809_0907.N1	25-MAR-2004 05:52:53	Bright	40.000	92	53Eps Cyg	2.5000	4500.0	80	10809	No
113	GOM_NL__2PRFIN20040325_060206_000000612025_00234_10809_0908.N1	25-MAR-2004 06:02:06	Straylight	61.000	11	53Alp Aql	0.76500	8000.0	122	10809	No
114	GOM_NL__2PRFIN20040325_060622_000000432025_00234_10809_0909.N1	25-MAR-2004 06:06:22	Dark	42.500	142	49Del Cap	2.8500	8900.0	85	10809	No
115	GOM_NL__2PRFIN20040325_061314_000000532025_00234_10809_0910.N1	25-MAR-2004 06:13:14	Dark	53.000	155	41Pi Sgr	2.9000	6600.0	106	10809	No
116	GOM_NL__2PRFIN20040325_061900_000000542025_00234_10809_0911.N1	25-MAR-2004 06:19:00	Dark	53.500	38	20Eps Sgr	1.8360	11000.	107	10809	No
117	GOM_NL__2PRFIN20040325_062227_000000522025_00235_10810_0882.N1	25-MAR-2004 06:22:27	Dark	52.000	85	Kap Sco	2.4070	28000.	104	10810	No
118	GOM_NL__2PRFIN20040325_062413_000000452025_00235_10810_0883.N1	25-MAR-2004 06:24:13	Dark	44.500	141	Bet Ara	2.8400	4600.0	89	10810	No
119	GOM_NL__2PRFIN20040325_062552_000000432025_00235_10810_0884.N1	25-MAR-2004 06:25:52	Dark	42.500	43	Alp TrA	1.9100	4250.0	85	10810	No
120	GOM_NL__2PRFIN20040325_062734_000000412025_00235_10810_0885.N1	25-MAR-2004 06:27:34	Dark	41.000	134	Bet TrA	2.8100	6600.0	82	10810	No
121	GOM_NL__2PRFIN20040325_063016_000000562025_00235_10810_0886.N1	25-MAR-2004 06:30:16	Dark	56.000	4	Alp1Cen	-0.010000	5800.0	112	10810	No
122	GOM_NL__2PRFIN20040325_063254_000000452025_00235_10810_0887.N1	25-MAR-2004 06:32:54	Straylight	44.500	12	Alp1Cru	0.77500	30000.	89	10810	No
123	GOM_NL__2PRFIN20040325_063417_000000462025_00235_10810_0888.N1	25-MAR-2004 06:34:17	Straylight	46.000	26	Gam Cru	1.6240	2900.0	92	10810	No
124	GOM_NL__2PRFIN20040325_063609_000000422025_00235_10810_0889.N1	25-MAR-2004 06:36:09	Straylight	41.500	64	Gam Cen	2.2000	10600.	83	10810	No
125	GOM_NL__2PRFIN20040325_063749_000000442025_00235_10810_0890.N1	25-MAR-2004 06:37:49	Straylight	44.000	113	Mu Vel	2.6920	5000.0	88	10810	No
126	GOM_NL__2PRFIN20040325_064347_000000502025_00235_10810_0891.N1	25-MAR-2004 06:43:47	Straylight	50.000	106	9Bet Crv	2.6480	5600.0	100	10810	No
127	GOM_NL__2PRFIN20040325_064552_000000482025_00235_10810_0892.N1	25-MAR-2004 06:45:52	Tw_i_and_stray	47.500	100	4Gam Crv	2.5800	13100.	95	10810	No
128	GOM_NL__2PRFIN20040325_064759_000000722025_00235_10810_0893.N1	25-MAR-2004 06:47:59	Bright	71.500	15	67Alp Vir	0.97600	28000.	143	10810	No
129	GOM_NL__2PRFIN20040325_065124_000000512025_00235_10810_0894.N1	25-MAR-2004 06:51:24	Bright	50.500	121	29Gam Vir	2.7400	7200.0	101	10810	No
130	GOM_NL__2PRFIN20040325_065510_000000392025_00235_10810_0895.N1	25-MAR-2004 06:55:10	Bright	38.500	22	32Alp Leo	1.3600	15200.	77	10810	No
131	GOM_NL__2PRFIN20040325_065716_000000382025_00235_10810_0896.N1	25-MAR-2004 06:57:16	Bright	37.500	51	41Gam1Leo	2.0100	4500.0	75	10810	No
132	GOM_NL__2PRFIN20040325_065840_000000382025_00235_10810_0897.N1	25-MAR-2004 06:58:40	Bright	37.500	166	17Eps Leo	2.9800	6000.0	75	10810	No
133	GOM_NL__2PRFIN20040325_070424_000000392025_00235_10810_0898.N1	25-MAR-2004 07:04:24	Bright	39.000	174	52Psi UMa	3.0040	4400.0	78	10810	No
134	GOM_NL__2PRFIN20040325_070741_000000392025_00235_10810_0899.N1	25-MAR-2004 07:07:41	Bright	38.500	82	48Bet UMa	2.3650	10600.	77	10810	No
135	GOM_NL__2PRFIN20040325_070913_000000382025_00235_10810_0900.N1	25-MAR-2004 07:09:13	Bright	38.000	36	50Alp UMa	1.8000	6300.0	76	10810	No
136	GOM_NL__2PRFIN20040325_071043_000000462025_00235_10810_0901.N1	25-MAR-2004 07:10:43	Bright	46.000	55	79Zet UMa	2.0600	10200.	92	10810	No
137	GOM_NL__2PRFIN20040325_071253_000000772025_00235_10810_0902.N1	25-MAR-2004 07:12:53	Bright	76.500	180	27Gam Boo	3.0400	8000.0	153	10810	No
138	GOM_NL__2PRFIN20040325_071554_000000422025_00235_10810_0903.N1	25-MAR-2004 07:15:54	Bright	42.000	60	7Bet UMi	2.0810	3950.0	84	10810	No
139	GOM_NL__2PRFIN20040325_071920_000000472025_00235_10810_0904.N1	25-MAR-2004 07:19:20	Bright	47.000	119	14Eta Dra	2.7270	4700.0	94	10810	No
140	GOM_NL__2PRFIN20040325_072313_000000392025_00235_10810_0905.N1	25-MAR-2004 07:23:13	Bright	39.000	76	27Gam Cas	2.3000	30000.	78	10810	No
141	GOM_NL__2PRFIN20040325_072451_000000402025_00235_10810_0906.N1	25-MAR-2004 07:24:51	Bright	39.500	89	5Alp Cep	2.4510	8000.0	79	10810	No
142	GOM_NL__2PRFIN20040325_072958_000000442025_00235_10810_0907.N1	25-MAR-2004 07:29:58	Bright	44.000	19	50Alp Cyg	1.2460	10500.	88	10810	No
143	GOM_NL__2PRFIN20040325_073137_000000422025_00235_10810_0908.N1	25-MAR-2004 07:31:37	Bright	42.000	66	37Gam Cyg	2.2080	5900.0	84	10810	No
144	GOM_NL__2PRFIN20040325_073329_000000432025_00235_10810_0909.N1	25-MAR-2004 07:33:29	Bright	42.500	92	53Eps Cyg	2.5000	4500.0	85	10810	No
145	GOM_NL__2PRFIN20040325_074242_000000672025_00235_10810_0910.N1	25-MAR-2004 07:42:42	Straylight	66.500	11	53Alp Aql	0.76500	8000.0	133	10810	No
146	GOM_NL__2PRFIN20040325_074658_000000412025_00235_10810_0911.N1	25-MAR-2004 07:46:58	Dark	40.500	142	49Del Cap	2.8500	8900.0	81	10810	No
147	GOM_NL__2PRFIN20040325_075242_000000382025_00235_10810_0912.N1	25-MAR-2004 07:52:42	Dark	38.000	172	Gam Gru	3.0030	13100.	76	10810	No
148	GOM_NL__2PRFIN20040325_075516_000000402025_00235_10810_0913.N1	25-MAR-2004 07:55:16	Dark	39.500	31	Alp Gru	1.7340	15200.	79	10810	No
149	GOM_NL__2PRFIN20040325_075937_000000552025_00235_10810_0914.N1	25-MAR-2004 07:59:37	Dark	54.500	38	20Eps Sgr	1.8360	11000.	109	10810	No
150	GOM_NL__2PRFIN20040325_080305_000000532025_00236_10811_0883.N1	25-MAR-2004 08:03:05	Dark	53.000	85	Kap Sco	2.4070	28000.	106	10811	No
151	GOM_NL__2PRFIN20040325_080449_000000462025_00236_10811_0884.N1	25-MAR-2004 08:04:49	Dark	45.500	141	Bet Ara	2.8400	4600.0	91	10811	No
152	GOM_NL__2PRFIN20040325_080629_000000402025_00236_10811_0885.N1	25-MAR-2004 08:06:29	Dark	40.000	43	Alp TrA	1.9100	4250.0	80	10811	No
153	GOM_NL__2PRFIN20040325_080810_000000432025_00236_10811_0886.N1	25-MAR-2004 08:08:10	Dark	42.500	134	Bet TrA	2.8100	6600.0	85	10811	No
154	GOM_NL__2PRFIN20040325_081053_000000452025_00236_10811_0887.N1	25-MAR-2004 08:10:53	Dark	45.000	4	Alp1Cen	-0.010000	5800.0	90	10811	No
155	GOM_NL__2PRFIN20040325_081330_000000482025_00236_10811_0888.N1	25-MAR-2004 08:13:30	Straylight	47.500	12	Alp1Cru	0.77500	30000.	95	10811	No
156	GOM_NL__2PRFIN20040325_081454_000000512025_00236_10811_0889.N1	25-MAR-2004 08:14:54	Straylight	51.000	26	Gam Cru	1.6240	2900.0	102	10811	No
157	GOM_NL__2PRFIN20040325_081646_000000422025_00236_10811_0890.N1	25-MAR-2004 08:16:46	Straylight	42.000	64	Gam Cen	2.2000	10600.	84	10811	No
158	GOM_NL__2PRFIN20040325_081826_000000402025_00236_10811_0891.N1	25-MAR-2004 08:18:26	Straylight	39.500	113	Mu Vel	2.6920	5000.0	79	10811	No
159	GOM_NL__2PRFIN20040325_082423_000000512025_00236_10811_0892.N1	25-MAR-2004 08:24:23	Straylight	50.500	106	9Bet Crv	2.6480	5600.0	101	10811	No
160	GOM_NL__2PRFIN20040325_082628_000000472025_00236_10811_0893.N1	25-MAR-2004 08:26:28	Tw_i_and_stray	47.000	100	4Gam Crv	2.5800	13100.	94	10811	No

161	GOM_NL__2PRFIN20040325_082834_000000722025_00236_10811_0894.N1	25-MAR-2004 08:28:34	Bright	72.000	15	67Alp Vir	0.97600	28000.	144	10811	No
162	GOM_NL__2PRFIN20040325_083159_000000502025_00236_10811_0895.N1	25-MAR-2004 08:31:59	Bright	50.000	121	29Gam Vir	2.7400	7200.0	100	10811	No
163	GOM_NL__2PRFIN20040325_083546_000000392025_00236_10811_0896.N1	25-MAR-2004 08:35:46	Bright	39.000	22	32Alp Leo	1.3600	15200.	78	10811	No
164	GOM_NL__2PRFIN20040325_083752_000000382025_00236_10811_0897.N1	25-MAR-2004 08:37:52	Bright	38.000	51	41Gam1Leo	2.0100	4500.0	76	10811	No
165	GOM_NL__2PRFIN20040325_083916_000000372025_00236_10811_0898.N1	25-MAR-2004 08:39:16	Bright	37.000	166	17Eps Leo	2.9800	6000.0	74	10811	No
166	GOM_NL__2PRFIN20040325_084459_000000392025_00236_10811_0899.N1	25-MAR-2004 08:44:59	Bright	39.000	174	52Psi UMa	3.0040	4400.0	78	10811	No
167	GOM_NL__2PRFIN20040325_084817_000000362025_00236_10811_0900.N1	25-MAR-2004 08:48:17	Bright	36.000	82	48Bet UMa	2.3650	10600.	72	10811	No
168	GOM_NL__2PRFIN20040325_084949_000000382025_00236_10811_0901.N1	25-MAR-2004 08:49:49	Bright	37.500	36	50Alp UMa	1.8000	6300.0	75	10811	No
169	GOM_NL__2PRFIN20040325_085118_000000442025_00236_10811_0902.N1	25-MAR-2004 08:51:18	Bright	44.000	55	79Zet UMa	2.0600	10200.	88	10811	No
170	GOM_NL__2PRFIN20040325_085327_000000762025_00236_10811_0903.N1	25-MAR-2004 08:53:27	Bright	76.000	180	27Gam Boo	3.0400	8000.0	152	10811	No
171	GOM_NL__2PRFIN20040325_085630_000000422025_00236_10811_0904.N1	25-MAR-2004 08:56:30	Bright	42.000	60	7Bet UMi	2.0810	3950.0	84	10811	No
172	GOM_NL__2PRFIN20040325_085955_000000492025_00236_10811_0905.N1	25-MAR-2004 08:59:55	Bright	48.500	119	14Eta Dra	2.7270	4700.0	97	10811	No
173	GOM_NL__2PRFIN20040325_090349_000000402025_00236_10811_0906.N1	25-MAR-2004 09:03:49	Bright	40.000	76	27Gam Cas	2.3000	30000.	80	10811	No
174	GOM_NL__2PRFIN20040325_090527_000000382025_00236_10811_0907.N1	25-MAR-2004 09:05:27	Bright	38.000	89	5Alp Cep	2.4510	8000.0	76	10811	No
175	GOM_NL__2PRFIN20040325_091035_000000442025_00236_10811_0908.N1	25-MAR-2004 09:10:35	Bright	44.000	19	50Alp Cyg	1.2460	10500.	88	10811	No
176	GOM_NL__2PRFIN20040325_091212_000000442025_00236_10811_0909.N1	25-MAR-2004 09:12:12	Bright	43.500	66	37Gam Cyg	2.2080	5900.0	87	10811	No
177	GOM_NL__2PRFIN20040325_091405_000000422025_00236_10811_0910.N1	25-MAR-2004 09:14:05	Bright	42.000	92	53Eps Cyg	2.5000	4500.0	84	10811	No
178	GOM_NL__2PRFIN20040325_092318_000000692025_00236_10811_0911.N1	25-MAR-2004 09:23:18	Straylight	69.000	11	53Alp Aql	0.76500	8000.0	138	10811	No
179	GOM_NL__2PRFIN20040325_092734_000000422025_00236_10811_0912.N1	25-MAR-2004 09:27:34	Dark	41.500	142	49Del Cap	2.8500	8900.0	83	10811	No
180	GOM_NL__2PRFIN20040325_093318_000000392025_00236_10811_0913.N1	25-MAR-2004 09:33:18	Dark	38.500	172	Gam Gru	3.0030	13100.	77	10811	No
181	GOM_NL__2PRFIN20040325_093552_000000432025_00236_10811_0914.N1	25-MAR-2004 09:35:52	Dark	42.500	31	Alp Gru	1.7340	15200.	85	10811	No
182	GOM_NL__2PRFIN20040325_094014_000000602025_00236_10811_0915.N1	25-MAR-2004 09:40:14	Dark	59.500	38	20Eps Sgr	1.8360	11000.	119	10811	No
183	GOM_NL__2PRFIN20040325_094342_000000522025_00237_10812_0884.N1	25-MAR-2004 09:43:42	Dark	51.500	85	Kap Sco	2.4070	28000.	103	10812	No
184	GOM_NL__2PRFIN20040325_094526_000000452025_00237_10812_0885.N1	25-MAR-2004 09:45:26	Dark	44.500	141	Bet Ara	2.8400	4600.0	89	10812	No
185	GOM_NL__2PRFIN20040325_094705_000000432025_00237_10812_0886.N1	25-MAR-2004 09:47:05	Dark	42.500	43	Alp TrA	1.9100	4250.0	85	10812	No
186	GOM_NL__2PRFIN20040325_094847_000000402025_00237_10812_0887.N1	25-MAR-2004 09:48:47	Dark	39.500	134	Bet TrA	2.8100	6600.0	79	10812	No
187	GOM_NL__2PRFIN20040325_095129_000000512025_00237_10812_0888.N1	25-MAR-2004 09:51:29	Dark	51.000	4	Alp1Cen	-0.010000	5800.0	102	10812	No
188	GOM_NL__2PRFIN20040325_095407_000000402025_00237_10812_0889.N1	25-MAR-2004 09:54:07	Straylight	39.500	12	Alp1Cru	0.77500	30000.	79	10812	No
189	GOM_NL__2PRFIN20040325_095530_000000502025_00237_10812_0890.N1	25-MAR-2004 09:55:30	Straylight	49.500	26	Gam Cru	1.6240	2900.0	99	10812	No
190	GOM_NL__2PRFIN20040325_095722_000000412025_00237_10812_0891.N1	25-MAR-2004 09:57:22	Straylight	41.000	64	Gam Cen	2.2000	10600.	82	10812	No
191	GOM_NL__2PRFIN20040325_095902_000000422025_00237_10812_0892.N1	25-MAR-2004 09:59:02	Straylight	42.000	113	Mu Vel	2.6920	5000.0	84	10812	No
192	GOM_NL__2PRFIN20040325_100458_000000532025_00237_10812_0893.N1	25-MAR-2004 10:04:58	Straylight	53.000	106	9Bet Crv	2.6480	5600.0	106	10812	No
193	GOM_NL__2PRFIN20040325_100704_000000462025_00237_10812_0894.N1	25-MAR-2004 10:07:04	Tw_i_and_stray	46.000	100	4Gam Crv	2.5800	13100.	92	10812	No
194	GOM_NL__2PRFIN20040325_100908_000000642025_00237_10812_0895.N1	25-MAR-2004 10:09:08	Bright	63.500	15	67Alp Vir	0.97600	28000.	127	10812	No
195	GOM_NL__2PRFIN20040325_101235_000000512025_00237_10812_0896.N1	25-MAR-2004 10:12:35	Bright	50.500	121	29Gam Vir	2.7400	7200.0	101	10812	No
196	GOM_NL__2PRFIN20040325_101622_000000382025_00237_10812_0897.N1	25-MAR-2004 10:16:22	Bright	37.500	22	32Alp Leo	1.3600	15200.	75	10812	No
197	GOM_NL__2PRFIN20040325_101827_000000402025_00237_10812_0898.N1	25-MAR-2004 10:18:27	Bright	39.500	51	41Gam1Leo	2.0100	4500.0	79	10812	No
198	GOM_NL__2PRFIN20040325_101952_000000382025_00237_10812_0899.N1	25-MAR-2004 10:19:52	Bright	38.000	166	17Eps Leo	2.9800	6000.0	76	10812	No
199	GOM_NL__2PRFIN20040325_102535_000000392025_00237_10812_0900.N1	25-MAR-2004 10:25:35	Bright	39.000	174	52Psi UMa	3.0040	4400.0	78	10812	No
200	GOM_NL__2PRFIN20040325_102853_000000382025_00237_10812_0901.N1	25-MAR-2004 10:28:53	Bright	38.000	82	48Bet UMa	2.3650	10600.	76	10812	No
201	GOM_NL__2PRFIN20040325_103025_000000402025_00237_10812_0902.N1	25-MAR-2004 10:30:25	Bright	39.500	36	50Alp UMa	1.8000	6300.0	79	10812	No
202	GOM_NL__2PRFIN20040325_103150_000000502025_00237_10812_0903.N1	25-MAR-2004 10:31:50	Bright	49.500	55	79Zet UMa	2.0600	10200.	99	10812	No
203	GOM_NL__2PRFIN20040325_103402_000000742025_00237_10812_0904.N1	25-MAR-2004 10:34:02	Bright	74.000	180	27Gam Boo	3.0400	8000.0	148	10812	No
204	GOM_NL__2PRFIN20040325_103705_000000422025_00237_10812_0905.N1	25-MAR-2004 10:37:05	Bright	42.000	60	7Bet UMi	2.0810	3950.0	84	10812	No
205	GOM_NL__2PRFIN20040325_104030_000000512025_00237_10812_0906.N1	25-MAR-2004 10:40:30	Bright	50.500	119	14Eta Dra	2.7270	4700.0	101	10812	No
206	GOM_NL__2PRFIN20040325_104425_000000402025_00237_10812_0907.N1	25-MAR-2004 10:44:25	Bright	39.500	76	27Gam Cas	2.3000	30000.	79	10812	No
207	GOM_NL__2PRFIN20040325_104603_000000372025_00237_10812_0908.N1	25-MAR-2004 10:46:03	Bright	37.000	89	5Alp Cep	2.4510	8000.0	74	10812	No
208	GOM_NL__2PRFIN20040325_105111_000000422025_00237_10812_0909.N1	25-MAR-2004 10:51:11	Bright	42.000	19	50Alp Cyg	1.2460	10500.	84	10812	No
209	GOM_NL__2PRFIN20040325_105249_000000442025_00237_10812_0910.N1	25-MAR-2004 10:52:49	Bright	43.500	66	37Gam Cyg	2.2080	5900.0	87	10812	No
210	GOM_NL__2PRFIN20040325_105441_000000422025_00237_10812_0911.N1	25-MAR-2004 10:54:41	Bright	41.500	92	53Eps Cyg	2.5000	4500.0	83	10812	No
211	GOM_NL__2PRFIN20040325_110355_000000592025_00237_10812_0912.N1	25-MAR-2004 11:03:55	Straylight	59.000	11	53Alp Aql	0.76500	8000.0	118	10812	No
212	GOM_NL__2PRFIN20040325_110810_000000412025_00237_10812_0913.N1	25-MAR-2004 11:08:10	Dark	40.500	142	49Del Cap	2.8500	8900.0	81	10812	No
213	GOM_NL__2PRFIN20040325_111354_000000372025_00237_10812_0914.N1	25-MAR-2004 11:13:54	Dark	37.000	172	Gam Gru	3.0030	13100.	74	10812	No
214	GOM_NL__2PRFIN20040325_111628_000000422025_00237_10812_0915.N1	25-MAR-2004 11:16:28	Dark	42.000	31	Alp Gru	1.7340	15200.	84	10812	No
215	GOM_NL__2PRFIN20040325_112051_000000552025_00237_10812_0916.N1	25-MAR-2004 11:20:51	Dark	55.000	38	20Eps Sgr	1.8360	11000.	110	10812	No
216	GOM_NL__2PRFIN20040325_112419_000000522025_00238_10813_0886.N1	25-MAR-2004 11:24:19	Dark	52.000	85	Kap Sco	2.4070	28000.	104	10813	No
217	GOM_NL__2PRFIN20040325_112603_000000452025_00238_10813_0887.N1	25-MAR-2004 11:26:03	Dark	44.500	141	Bet Ara	2.8400	4600.0	89	10813	No
218	GOM_NL__2PRFIN20040325_112741_000000432025_00238_10813_0888.N1	25-MAR-2004 11:27:41	Dark	43.000	43	Alp TrA	1.9100	4250.0	86	10813	No
219	GOM_NL__2PRFIN20040325_112923_000000412025_00238_10813_0889.N1	25-MAR-2004 11:29:23	Dark	41.000	134	Bet TrA	2.8100	6600.0	82	10813	No

220	GOM_NL__2PRFIN20040325_113205_000000522025_00238_10813_0890.N1	25-MAR-2004 11:32:05	Dark	52.000	4	Alp1Cen	-0.010000	5800.0	104	10813	No
221	GOM_NL__2PRFIN20040325_113442_000000482025_00238_10813_0891.N1	25-MAR-2004 11:34:42	Straylight	48.000	12	Alp1Cru	0.77500	30000.	96	10813	No
222	GOM_NL__2PRFIN20040325_113606_000000462025_00238_10813_0892.N1	25-MAR-2004 11:36:06	Straylight	45.500	26	Gam Cru	1.6240	2900.0	91	10813	No
223	GOM_NL__2PRFIN20040325_113758_000000452025_00238_10813_0893.N1	25-MAR-2004 11:37:58	Straylight	44.500	64	Gam Cen	2.2000	10600.	89	10813	No
224	GOM_NL__2PRFIN20040325_113938_000000432025_00238_10813_0894.N1	25-MAR-2004 11:39:38	Straylight	42.500	113	Mu Vel	2.6920	5000.0	85	10813	No
225	GOM_NL__2PRFIN20040325_114535_000000492025_00238_10813_0895.N1	25-MAR-2004 11:45:35	Straylight	48.500	106	9Bet Crv	2.6480	5600.0	97	10813	No
226	GOM_NL__2PRFIN20040325_114740_000000462025_00238_10813_0896.N1	25-MAR-2004 11:47:40	Twl_and_stray	45.500	100	4Gam Crv	2.5800	13100.	91	10813	No
227	GOM_NL__2PRFIN20040325_114946_000000722025_00238_10813_0897.N1	25-MAR-2004 11:49:46	Bright	71.500	15	67Alp Vir	0.97600	28000.	143	10813	No
228	GOM_NL__2PRFIN20040325_115310_000000512025_00238_10813_0898.N1	25-MAR-2004 11:53:10	Bright	50.500	121	29Gam Vir	2.7400	7200.0	101	10813	No
229	GOM_NL__2PRFIN20040325_115658_000000402025_00238_10813_0899.N1	25-MAR-2004 11:56:58	Bright	39.500	22	32Alp Leo	1.3600	15200.	79	10813	No
230	GOM_NL__2PRFIN20040325_115903_000000382025_00238_10813_0900.N1	25-MAR-2004 11:59:03	Bright	38.000	51	41Gam1Leo	2.0100	4500.0	76	10813	No
231	GOM_NL__2PRFIN20040325_120028_000000372025_00238_10813_0901.N1	25-MAR-2004 12:00:28	Bright	36.500	166	17Eps Leo	2.9800	6000.0	73	10813	No
232	GOM_NL__2PRFIN20040325_120610_000000392025_00238_10813_0902.N1	25-MAR-2004 12:06:10	Bright	39.000	174	52Psi UMa	3.0040	4400.0	78	10813	No
233	GOM_NL__2PRFIN20040325_120928_000000382025_00238_10813_0903.N1	25-MAR-2004 12:09:28	Bright	37.500	82	48Bet UMa	2.3650	10600.	75	10813	No
234	GOM_NL__2PRFIN20040325_121100_000000402025_00238_10813_0904.N1	25-MAR-2004 12:11:00	Bright	40.000	36	50Alp UMa	1.8000	6300.0	80	10813	No
235	GOM_NL__2PRFIN20040325_121228_000000482025_00238_10813_0905.N1	25-MAR-2004 12:12:28	Bright	47.500	55	79Zet UMa	2.0600	10200.	95	10813	No
236	GOM_NL__2PRFIN20040325_121436_000000722025_00238_10813_0906.N1	25-MAR-2004 12:14:36	Bright	72.000	180	27Gam Boo	3.0400	8000.0	144	10813	No
237	GOM_NL__2PRFIN20040325_121741_000000392025_00238_10813_0907.N1	25-MAR-2004 12:17:41	Bright	39.000	60	7Bet UMi	2.0810	3950.0	78	10813	No
238	GOM_NL__2PRFIN20040325_122106_000000502025_00238_10813_0908.N1	25-MAR-2004 12:21:06	Bright	50.000	119	14Eta Dra	2.7270	4700.0	100	10813	No
239	GOM_NL__2PRFIN20040325_122502_000000362025_00238_10813_0909.N1	25-MAR-2004 12:25:02	Bright	35.500	76	27Gam Cas	2.3000	30000.	71	10813	No
240	GOM_NL__2PRFIN20040325_122639_000000382025_00238_10813_0910.N1	25-MAR-2004 12:26:39	Bright	37.500	89	5Alp Cep	2.4510	8000.0	75	10813	No
241	GOM_NL__2PRFIN20040325_123147_000000432025_00238_10813_0911.N1	25-MAR-2004 12:31:47	Bright	43.000	19	50Alp Cyg	1.2460	10500.	86	10813	No
242	GOM_NL__2PRFIN20040325_123325_000000432025_00238_10813_0912.N1	25-MAR-2004 12:33:25	Bright	43.000	66	37Gam Cyg	2.2080	5900.0	86	10813	No
243	GOM_NL__2PRFIN20040325_123517_000000442025_00238_10813_0913.N1	25-MAR-2004 12:35:17	Bright	43.500	92	53Eps Cyg	2.5000	4500.0	87	10813	No
244	GOM_NL__2PRFIN20040325_124431_000000582025_00238_10813_0914.N1	25-MAR-2004 12:44:31	Straylight	57.500	11	53Alp Aql	0.76500	8000.0	115	10813	No
245	GOM_NL__2PRFIN20040325_124845_000000422025_00238_10813_0915.N1	25-MAR-2004 12:48:45	Dark	42.000	142	49Del Cap	2.8500	8900.0	84	10813	No
246	GOM_NL__2PRFIN20040325_125430_000000392025_00238_10813_0916.N1	25-MAR-2004 12:54:30	Dark	38.500	172	Gam Gru	3.0030	13100.	77	10813	No
247	GOM_NL__2PRFIN20040325_125704_000000412025_00238_10813_0917.N1	25-MAR-2004 12:57:04	Dark	40.500	31	Alp Gru	1.7340	15200.	81	10813	No
248	GOM_NL__2PRFIN20040325_130128_000000592025_00238_10813_0918.N1	25-MAR-2004 13:01:28	Dark	58.500	38	20Eps Sgr	1.8360	11000.	117	10813	No
249	GOM_NL__2PRFIN20040325_130456_000000532025_00239_10814_0889.N1	25-MAR-2004 13:04:56	Dark	52.500	85	Kap Sco	2.4070	28000.	105	10814	No
250	GOM_NL__2PRFIN20040325_130639_000000452025_00239_10814_0890.N1	25-MAR-2004 13:06:39	Dark	45.000	141	Bet Ara	2.8400	4600.0	90	10814	No
251	GOM_NL__2PRFIN20040325_130818_000000412025_00239_10814_0891.N1	25-MAR-2004 13:08:18	Dark	41.000	43	Alp TrA	1.9100	4250.0	82	10814	No
252	GOM_NL__2PRFIN20040325_131000_000000422025_00239_10814_0892.N1	25-MAR-2004 13:10:00	Dark	41.500	134	Bet TrA	2.8100	6600.0	83	10814	No
253	GOM_NL__2PRFIN20040325_131242_000000532025_00239_10814_0893.N1	25-MAR-2004 13:12:42	Dark	52.500	4	Alp1Cen	-0.010000	5800.0	105	10814	No
254	GOM_NL__2PRFIN20040325_131518_000000472025_00239_10814_0894.N1	25-MAR-2004 13:15:18	Straylight	47.000	12	Alp1Cru	0.77500	30000.	94	10814	No
255	GOM_NL__2PRFIN20040325_131642_000000462025_00239_10814_0895.N1	25-MAR-2004 13:16:42	Straylight	46.000	26	Gam Cru	1.6240	2900.0	92	10814	No
256	GOM_NL__2PRFIN20040325_131835_000000412025_00239_10814_0896.N1	25-MAR-2004 13:18:35	Straylight	40.500	64	Gam Cen	2.2000	10600.	81	10814	No
257	GOM_NL__2PRFIN20040325_132014_000000432025_00239_10814_0897.N1	25-MAR-2004 13:20:14	Straylight	42.500	113	Mu Vel	2.6920	5000.0	85	10814	No
258	GOM_NL__2PRFIN20040325_132611_000000472025_00239_10814_0898.N1	25-MAR-2004 13:26:11	Straylight	47.000	106	9Bet Crv	2.6480	5600.0	94	10814	No
259	GOM_NL__2PRFIN20040325_132816_000000452025_00239_10814_0899.N1	25-MAR-2004 13:28:16	Twl_and_stray	44.500	100	4Gam Crv	2.5800	13100.	89	10814	No
260	GOM_NL__2PRFIN20040325_133022_000000702025_00239_10814_0900.N1	25-MAR-2004 13:30:22	Bright	69.500	15	67Alp Vir	0.97600	28000.	139	10814	No
261	GOM_NL__2PRFIN20040325_133346_000000512025_00239_10814_0901.N1	25-MAR-2004 13:33:46	Bright	51.000	121	29Gam Vir	2.7400	7200.0	102	10814	No
262	GOM_NL__2PRFIN20040325_133734_000000392025_00239_10814_0902.N1	25-MAR-2004 13:37:34	Bright	38.500	22	32Alp Leo	1.3600	15200.	77	10814	No
263	GOM_NL__2PRFIN20040325_133939_000000382025_00239_10814_0903.N1	25-MAR-2004 13:39:39	Bright	38.000	51	41Gam1Leo	2.0100	4500.0	76	10814	No
264	GOM_NL__2PRFIN20040325_134104_000000372025_00239_10814_0904.N1	25-MAR-2004 13:41:04	Bright	37.000	166	17Eps Leo	2.9800	6000.0	74	10814	No
265	GOM_NL__2PRFIN20040325_134646_000000392025_00239_10814_0905.N1	25-MAR-2004 13:46:46	Bright	38.500	174	52Psi UMa	3.0040	4400.0	77	10814	No
266	GOM_NL__2PRFIN20040325_135004_000000392025_00239_10814_0906.N1	25-MAR-2004 13:50:04	Bright	39.000	82	48Bet UMa	2.3650	10600.	78	10814	No
267	GOM_NL__2PRFIN20040325_135136_000000392025_00239_10814_0907.N1	25-MAR-2004 13:51:36	Bright	39.000	36	50Alp UMa	1.8000	6300.0	78	10814	No
268	GOM_NL__2PRFIN20040325_135303_000000472025_00239_10814_0908.N1	25-MAR-2004 13:53:03	Bright	46.500	55	79Zet UMa	2.0600	10200.	93	10814	No
269	GOM_NL__2PRFIN20040325_135509_000000752025_00239_10814_0909.N1	25-MAR-2004 13:55:09	Bright	74.500	180	27Gam Boo	3.0400	8000.0	149	10814	No
270	GOM_NL__2PRFIN20040325_135817_000000392025_00239_10814_0910.N1	25-MAR-2004 13:58:17	Bright	39.000	60	7Bet UMi	2.0810	3950.0	78	10814	No
271	GOM_NL__2PRFIN20040325_140140_000000482025_00239_10814_0911.N1	25-MAR-2004 14:01:40	Bright	47.500	119	14Eta Dra	2.7270	4700.0	95	10814	No
272	GOM_NL__2PRFIN20040325_140538_000000382025_00239_10814_0912.N1	25-MAR-2004 14:05:38	Bright	38.000	76	27Gam Cas	2.3000	30000.	76	10814	No
273	GOM_NL__2PRFIN20040325_140714_000000392025_00239_10814_0913.N1	25-MAR-2004 14:07:14	Bright	38.500	89	5Alp Cep	2.4510	8000.0	77	10814	No
274	GOM_NL__2PRFIN20040325_141223_000000432025_00239_10814_0914.N1	25-MAR-2004 14:12:23	Bright	42.500	19	50Alp Cyg	1.2460	10500.	85	10814	No
275	GOM_NL__2PRFIN20040325_141401_000000442025_00239_10814_0915.N1	25-MAR-2004 14:14:01	Bright	44.000	66	37Gam Cyg	2.2080	5900.0	88	10814	No
276	GOM_NL__2PRFIN20040325_141553_000000432025_00239_10814_0916.N1	25-MAR-2004 14:15:53	Bright	42.500	92	53Eps Cyg	2.5000	4500.0	85	10814	No
277	GOM_NL__2PRFIN20040325_142508_000000642025_00239_10814_0917.N1	25-MAR-2004 14:25:08	Straylight	63.500	11	53Alp Aql	0.76500	8000.0	127	10814	No
278	GOM_NL__2PRFIN20040325_142923_000000412025_00239_10814_0918.N1	25-MAR-2004 14:29:23	Dark	41.000	142	49Del Cap	2.8500	8900.0	82	10814	No

279	GOM_NL__2PRFIN20040325_143506_000000392025_00239_10814_0919.N1	25-MAR-2004 14:35:06	Dark	39.000	172	Gam Gru	3.0030	13100.	78	10814	No
280	GOM_NL__2PRFIN20040325_143740_000000432025_00239_10814_0920.N1	25-MAR-2004 14:37:40	Dark	43.000	31	Alp Gru	1.7340	15200.	86	10814	No
281	GOM_NL__2PRFIN20040325_144205_000000542025_00239_10814_0921.N1	25-MAR-2004 14:42:05	Dark	54.000	38	20Eps Sgr	1.8360	11000.	108	10814	No
282	GOM_NL__2PRFIN20040325_144533_000000522025_00240_10815_0889.N1	25-MAR-2004 14:45:33	Dark	51.500	85	Kap Sco	2.4070	28000.	103	10815	No
283	GOM_NL__2PRFIN20040325_144716_000000442025_00240_10815_0890.N1	25-MAR-2004 14:47:16	Dark	44.000	141	Bet Ara	2.8400	4600.0	88	10815	No
284	GOM_NL__2PRFIN20040325_144854_000000402025_00240_10815_0891.N1	25-MAR-2004 14:48:54	Dark	39.500	43	Alp TrA	1.9100	4250.0	79	10815	No
285	GOM_NL__2PRFIN20040325_145036_000000432025_00240_10815_0892.N1	25-MAR-2004 14:50:36	Dark	42.500	134	Bet TrA	2.8100	6600.0	85	10815	No
286	GOM_NL__2PRFIN20040325_145318_000000562025_00240_10815_0893.N1	25-MAR-2004 14:53:18	Dark	56.000	4	Alp1Cen	-0.010000	5800.0	112	10815	No
287	GOM_NL__2PRFIN20040325_145554_000000502025_00240_10815_0894.N1	25-MAR-2004 14:55:54	Straylight	50.000	12	Alp1Cru	0.77500	30000.	100	10815	No
288	GOM_NL__2PRFIN20040325_145718_000000482025_00240_10815_0895.N1	25-MAR-2004 14:57:18	Straylight	47.500	26	Gam Cru	1.6240	2900.0	95	10815	No
289	GOM_NL__2PRFIN20040325_145910_000000402025_00240_10815_0896.N1	25-MAR-2004 14:59:10	Straylight	40.000	64	Gam Cen	2.2000	10600.	80	10815	No
290	GOM_NL__2PRFIN20040325_150050_000000442025_00240_10815_0897.N1	25-MAR-2004 15:00:50	Straylight	44.000	113	Mu Vel	2.6920	5000.0	88	10815	No
291	GOM_NL__2PRFIN20040325_150647_000000532025_00240_10815_0898.N1	25-MAR-2004 15:06:47	Straylight	53.000	106	9Bet Crv	2.6480	5600.0	106	10815	No
292	GOM_NL__2PRFIN20040325_150851_000000492025_00240_10815_0899.N1	25-MAR-2004 15:08:51	Tw_i_and_stray	49.000	100	4Gam Crv	2.5800	13100.	98	10815	No
293	GOM_NL__2PRFIN20040325_151058_000000692025_00240_10815_0900.N1	25-MAR-2004 15:10:58	Bright	68.500	15	67Alp Vir	0.97600	28000.	137	10815	No
294	GOM_NL__2PRFIN20040325_151422_000000522025_00240_10815_0901.N1	25-MAR-2004 15:14:22	Bright	51.500	121	29Gam Vir	2.7400	7200.0	103	10815	No
295	GOM_NL__2PRFIN20040325_151810_000000392025_00240_10815_0902.N1	25-MAR-2004 15:18:10	Bright	39.000	22	32Alp Leo	1.3600	15200.	78	10815	No
296	GOM_NL__2PRFIN20040325_152015_000000382025_00240_10815_0903.N1	25-MAR-2004 15:20:15	Bright	38.000	51	41Gam1Leo	2.0100	4500.0	76	10815	No
297	GOM_NL__2PRFIN20040325_152140_000000392025_00240_10815_0904.N1	25-MAR-2004 15:21:40	Bright	38.500	166	17Eps Leo	2.9800	6000.0	77	10815	No
298	GOM_NL__2PRFIN20040325_152722_000000392025_00240_10815_0905.N1	25-MAR-2004 15:27:22	Bright	38.500	174	52Psi UMa	3.0040	4400.0	77	10815	No
299	GOM_NL__2PRFIN20040325_153040_000000402025_00240_10815_0906.N1	25-MAR-2004 15:30:40	Bright	39.500	82	48Bet UMa	2.3650	10600.	79	10815	No
300	GOM_NL__2PRFIN20040325_153212_000000402025_00240_10815_0907.N1	25-MAR-2004 15:32:12	Bright	40.000	36	50Alp UMa	1.8000	6300.0	80	10815	No
301	GOM_NL__2PRFIN20040325_153339_000000472025_00240_10815_0908.N1	25-MAR-2004 15:33:39	Bright	47.000	55	79Zet UMa	2.0600	10200.	94	10815	No
302	GOM_NL__2PRFIN20040325_153544_000000732025_00240_10815_0909.N1	25-MAR-2004 15:35:44	Bright	73.000	180	27Gam Boo	3.0400	8000.0	146	10815	No
303	GOM_NL__2PRFIN20040325_153852_000000422025_00240_10815_0910.N1	25-MAR-2004 15:38:52	Bright	41.500	60	7Bet UMi	2.0810	3950.0	83	10815	No
304	GOM_NL__2PRFIN20040325_154216_000000492025_00240_10815_0911.N1	25-MAR-2004 15:42:16	Bright	48.500	119	14Eta Dra	2.7270	4700.0	97	10815	No
305	GOM_NL__2PRFIN20040325_154614_000000392025_00240_10815_0912.N1	25-MAR-2004 15:46:14	Bright	39.000	76	27Gam Cas	2.3000	30000.	78	10815	No
306	GOM_NL__2PRFIN20040325_154750_000000392025_00240_10815_0913.N1	25-MAR-2004 15:47:50	Bright	38.500	89	5Alp Cep	2.4510	8000.0	77	10815	No
307	GOM_NL__2PRFIN20040325_155259_000000392025_00240_10815_0914.N1	25-MAR-2004 15:52:59	Bright	39.000	19	50Alp Cyg	1.2460	10500.	78	10815	No
308	GOM_NL__2PRFIN20040325_155437_000000412025_00240_10815_0915.N1	25-MAR-2004 15:54:37	Bright	41.000	66	37Gam Cyg	2.2080	5900.0	82	10815	No
309	GOM_NL__2PRFIN20040325_155629_000000432025_00240_10815_0916.N1	25-MAR-2004 15:56:29	Bright	43.000	92	53Eps Cyg	2.5000	4500.0	86	10815	No
310	GOM_NL__2PRFIN20040325_160545_000000602025_00240_10815_0917.N1	25-MAR-2004 16:05:45	Straylight	59.500	11	53Alp Aql	0.76500	8000.0	119	10815	No
311	GOM_NL__2PRFIN20040325_160959_000000412025_00240_10815_0918.N1	25-MAR-2004 16:09:59	Dark	40.500	142	49Del Cap	2.8500	8900.0	81	10815	No
312	GOM_NL__2PRFIN20040325_161542_000000382025_00240_10815_0919.N1	25-MAR-2004 16:15:42	Dark	37.500	172	Gam Gru	3.0030	13100.	75	10815	No
313	GOM_NL__2PRFIN20040325_161816_000000412025_00240_10815_0920.N1	25-MAR-2004 16:18:16	Dark	40.500	31	Alp Gru	1.7340	15200.	81	10815	No
314	GOM_NL__2PRFIN20040325_162243_000000532025_00240_10815_0921.N1	25-MAR-2004 16:22:43	Dark	53.000	38	20Eps Sgr	1.8360	11000.	106	10815	No
315	GOM_NL__2PRFIN20040325_162610_000000532025_00241_10816_0889.N1	25-MAR-2004 16:26:10	Dark	53.000	85	Kap Sco	2.4070	28000.	106	10816	No
316	GOM_NL__2PRFIN20040325_162753_000000452025_00241_10816_0890.N1	25-MAR-2004 16:27:53	Dark	44.500	141	Bet Ara	2.8400	4600.0	89	10816	No
317	GOM_NL__2PRFIN20040325_162931_000000432025_00241_10816_0891.N1	25-MAR-2004 16:29:31	Dark	43.000	43	Alp TrA	1.9100	4250.0	86	10816	No
318	GOM_NL__2PRFIN20040325_163112_000000412025_00241_10816_0892.N1	25-MAR-2004 16:31:12	Dark	41.000	134	Bet TrA	2.8100	6600.0	82	10816	No
319	GOM_NL__2PRFIN20040325_163355_000000562025_00241_10816_0893.N1	25-MAR-2004 16:33:55	Dark	56.000	4	Alp1Cen	-0.010000	5800.0	112	10816	No
320	GOM_NL__2PRFIN20040325_163631_000000512025_00241_10816_0894.N1	25-MAR-2004 16:36:31	Straylight	51.000	12	Alp1Cru	0.77500	30000.	102	10816	No
321	GOM_NL__2PRFIN20040325_163755_000000532025_00241_10816_0895.N1	25-MAR-2004 16:37:55	Straylight	52.500	26	Gam Cru	1.6240	2900.0	105	10816	No
322	GOM_NL__2PRFIN20040325_163947_000000462025_00241_10816_0896.N1	25-MAR-2004 16:39:47	Straylight	45.500	64	Gam Cen	2.2000	10600.	91	10816	No
323	GOM_NL__2PRFIN20040325_164126_000000402025_00241_10816_0897.N1	25-MAR-2004 16:41:26	Straylight	40.000	113	Mu Vel	2.6920	5000.0	80	10816	No
324	GOM_NL__2PRFIN20040325_164724_000000502025_00241_10816_0898.N1	25-MAR-2004 16:47:24	Straylight	50.000	106	9Bet Crv	2.6480	5600.0	100	10816	No
325	GOM_NL__2PRFIN20040325_164927_000000472025_00241_10816_0899.N1	25-MAR-2004 16:49:27	Tw_i_and_stray	47.000	100	4Gam Crv	2.5800	13100.	94	10816	No
326	GOM_NL__2PRFIN20040325_165133_000000702025_00241_10816_0900.N1	25-MAR-2004 16:51:33	Bright	70.000	15	67Alp Vir	0.97600	28000.	140	10816	No
327	GOM_NL__2PRFIN20040325_165458_000000502025_00241_10816_0901.N1	25-MAR-2004 16:54:58	Bright	49.500	121	29Gam Vir	2.7400	7200.0	99	10816	No
328	GOM_NL__2PRFIN20040325_165847_000000392025_00241_10816_0902.N1	25-MAR-2004 16:58:47	Bright	38.500	22	32Alp Leo	1.3600	15200.	77	10816	No
329	GOM_NL__2PRFIN20040325_170052_000000382025_00241_10816_0903.N1	25-MAR-2004 17:00:52	Bright	38.000	51	41Gam1Leo	2.0100	4500.0	76	10816	No
330	GOM_NL__2PRFIN20040325_170216_000000382025_00241_10816_0904.N1	25-MAR-2004 17:02:16	Bright	38.000	166	17Eps Leo	2.9800	6000.0	76	10816	No
331	GOM_NL__2PRFIN20040325_170757_000000382025_00241_10816_0905.N1	25-MAR-2004 17:07:57	Bright	38.000	174	52Psi UMa	3.0040	4400.0	76	10816	No
332	GOM_NL__2PRFIN20040325_171116_000000402025_00241_10816_0906.N1	25-MAR-2004 17:11:16	Bright	39.500	82	48Bet UMa	2.3650	10600.	79	10816	No
333	GOM_NL__2PRFIN20040325_171248_000000392025_00241_10816_0907.N1	25-MAR-2004 17:12:48	Bright	39.000	36	50Alp UMa	1.8000	6300.0	78	10816	No
334	GOM_NL__2PRFIN20040325_171414_000000452025_00241_10816_0908.N1	25-MAR-2004 17:14:14	Bright	45.000	55	79Zet UMa	2.0600	10200.	90	10816	No
335	GOM_NL__2PRFIN20040325_171618_000000752025_00241_10816_0909.N1	25-MAR-2004 17:16:18	Bright	74.500	180	27Gam Boo	3.0400	8000.0	149	10816	No
336	GOM_NL__2PRFIN20040325_171928_000000422025_00241_10816_0910.N1	25-MAR-2004 17:19:28	Bright	42.000	60	7Bet UMi	2.0810	3950.0	84	10816	No
337	GOM_NL__2PRFIN20040325_172251_000000492025_00241_10816_0911.N1	25-MAR-2004 17:22:51	Bright	49.000	119	14Eta Dra	2.7270	4700.0	98	10816	No

338	GOM_NL__2PRFIN20040325_172651_000000392025_00241_10816_0912.N1	25-MAR-2004 17:26:51	Bright	39.000	76	27Gam Cas	2.3000	30000.	78	10816	No
339	GOM_NL__2PRFIN20040325_172827_000000362025_00241_10816_0913.N1	25-MAR-2004 17:28:27	Bright	35.500	89	5Alp Cep	2.4510	8000.0	71	10816	No
340	GOM_NL__2PRFIN20040325_173335_000000402025_00241_10816_0914.N1	25-MAR-2004 17:33:35	Bright	39.500	19	50Alp Cyg	1.2460	10500.	79	10816	No
341	GOM_NL__2PRFIN20040325_173513_000000412025_00241_10816_0915.N1	25-MAR-2004 17:35:13	Bright	40.500	66	37Gam Cyg	2.2080	5900.0	81	10816	No
342	GOM_NL__2PRFIN20040325_173705_000000402025_00241_10816_0916.N1	25-MAR-2004 17:37:05	Bright	40.000	92	53Eps Cyg	2.5000	4500.0	80	10816	No
343	GOM_NL__2PRFIN20040325_174621_000000592025_00241_10816_0917.N1	25-MAR-2004 17:46:21	Straylight	59.000	11	53Alp Aql	0.76500	8000.0	118	10816	No
344	GOM_NL__2PRFIN20040325_175035_000000432025_00241_10816_0918.N1	25-MAR-2004 17:50:35	Dark	43.000	142	49Del Cap	2.8500	8900.0	86	10816	No
345	GOM_NL__2PRFIN20040325_175619_000000372025_00241_10816_0919.N1	25-MAR-2004 17:56:19	Dark	37.000	172	Gam Gru	3.0030	13100.	74	10816	No
346	GOM_NL__2PRFIN20040325_175852_000000402025_00241_10816_0920.N1	25-MAR-2004 17:58:52	Dark	39.500	31	Alp Gru	1.7340	15200.	79	10816	No
347	GOM_NL__2PRFIN20040325_180320_000000592025_00241_10816_0921.N1	25-MAR-2004 18:03:20	Dark	59.000	38	20Eps Sgr	1.8360	11000.	118	10816	No
348	GOM_NL__2PRFIN20040325_180647_000000532025_00242_10817_0904.N1	25-MAR-2004 18:06:47	Dark	52.500	85	Kap Sco	2.4070	28000.	105	10817	No
349	GOM_NL__2PRFIN20040325_180830_000000432025_00242_10817_0905.N1	25-MAR-2004 18:08:30	Dark	43.000	141	Bet Ara	2.8400	4600.0	86	10817	No
350	GOM_NL__2PRFIN20040325_181007_000000512025_00242_10817_0906.N1	25-MAR-2004 18:10:07	Dark	50.500	43	Alp TrA	1.9100	4250.0	101	10817	No
351	GOM_NL__2PRFIN20040325_181149_000000422025_00242_10817_0907.N1	25-MAR-2004 18:11:49	Dark	41.500	134	Bet TrA	2.8100	6600.0	83	10817	No
352	GOM_NL__2PRFIN20040325_181431_000000562025_00242_10817_0908.N1	25-MAR-2004 18:14:31	Dark	56.000	4	Alp1Cen	-0.010000	5800.0	112	10817	No
353	GOM_NL__2PRFIN20040325_181707_000000412025_00242_10817_0909.N1	25-MAR-2004 18:17:07	Straylight	40.500	12	Alp1Cru	0.77500	30000.	81	10817	No
354	GOM_NL__2PRFIN20040325_181831_000000532025_00242_10817_0910.N1	25-MAR-2004 18:18:31	Straylight	52.500	26	Gam Cru	1.6240	2900.0	105	10817	No
355	GOM_NL__2PRFIN20040325_182023_000000452025_00242_10817_0911.N1	25-MAR-2004 18:20:23	Straylight	44.500	64	Gam Cen	2.2000	10600.	89	10817	No
356	GOM_NL__2PRFIN20040325_182202_000000432025_00242_10817_0912.N1	25-MAR-2004 18:22:02	Straylight	43.000	113	Mu Vel	2.6920	5000.0	86	10817	No
357	GOM_NL__2PRFIN20040325_182800_000000482025_00242_10817_0913.N1	25-MAR-2004 18:28:00	Straylight	47.500	106	9Bet Crv	2.6480	5600.0	95	10817	No
358	GOM_NL__2PRFIN20040325_183004_000000472025_00242_10817_0914.N1	25-MAR-2004 18:30:04	Tw_i_and_stray	47.000	100	4Gam Crv	2.5800	13100.	94	10817	No
359	GOM_NL__2PRFIN20040325_183210_000000722025_00242_10817_0915.N1	25-MAR-2004 18:32:10	Bright	72.000	15	67Alp Vir	0.97600	28000.	144	10817	No
360	GOM_NL__2PRFIN20040325_183534_000000502025_00242_10817_0916.N1	25-MAR-2004 18:35:34	Bright	49.500	121	29Gam Vir	2.7400	7200.0	99	10817	No
361	GOM_NL__2PRFIN20040325_183923_000000392025_00242_10817_0917.N1	25-MAR-2004 18:39:23	Bright	38.500	22	32Alp Leo	1.3600	15200.	77	10817	No
362	GOM_NL__2PRFIN20040325_184128_000000382025_00242_10817_0918.N1	25-MAR-2004 18:41:28	Bright	38.000	51	41Gam1Leo	2.0100	4500.0	76	10817	No
363	GOM_NL__2PRFIN20040325_184253_000000392025_00242_10817_0919.N1	25-MAR-2004 18:42:53	Bright	38.500	166	17Eps Leo	2.9800	6000.0	77	10817	No
364	GOM_NL__2PRFIN20040325_184833_000000402025_00242_10817_0920.N1	25-MAR-2004 18:48:33	Bright	39.500	174	52Psi UMa	3.0040	4400.0	79	10817	No
365	GOM_NL__2PRFIN20040325_185152_000000392025_00242_10817_0921.N1	25-MAR-2004 18:51:52	Bright	38.500	82	48Bet UMa	2.3650	10600.	77	10817	No
366	GOM_NL__2PRFIN20040325_185324_000000392025_00242_10817_0922.N1	25-MAR-2004 18:53:24	Bright	38.500	36	50Alp UMa	1.8000	6300.0	77	10817	No
367	GOM_NL__2PRFIN20040325_185449_000000452025_00242_10817_0923.N1	25-MAR-2004 18:54:49	Bright	45.000	55	79Zet UMa	2.0600	10200.	90	10817	No
368	GOM_NL__2PRFIN20040325_185652_000000742025_00242_10817_0924.N1	25-MAR-2004 18:56:52	Bright	73.500	180	27Gam Boo	3.0400	8000.0	147	10817	No
369	GOM_NL__2PRFIN20040325_190003_000000412025_00242_10817_0925.N1	25-MAR-2004 19:00:03	Bright	40.500	60	7Bet UMi	2.0810	3950.0	81	10817	No
370	GOM_NL__2PRFIN20040325_190326_000000492025_00242_10817_0926.N1	25-MAR-2004 19:03:26	Bright	49.000	119	14Eta Dra	2.7270	4700.0	98	10817	No
371	GOM_NL__2PRFIN20040325_190727_000000372025_00242_10817_0927.N1	25-MAR-2004 19:07:27	Bright	37.000	76	27Gam Cas	2.3000	30000.	74	10817	No
372	GOM_NL__2PRFIN20040325_190903_000000382025_00242_10817_0928.N1	25-MAR-2004 19:09:03	Bright	37.500	89	5Alp Cep	2.4510	8000.0	75	10817	No
373	GOM_NL__2PRFIN20040325_191412_000000432025_00242_10817_0929.N1	25-MAR-2004 19:14:12	Bright	43.000	19	50Alp Cyg	1.2460	10500.	86	10817	No
374	GOM_NL__2PRFIN20040325_191548_000000442025_00242_10817_0930.N1	25-MAR-2004 19:15:48	Bright	43.500	66	37Gam Cyg	2.2080	5900.0	87	10817	No
375	GOM_NL__2PRFIN20040325_191742_000000432025_00242_10817_0931.N1	25-MAR-2004 19:17:42	Bright	42.500	92	53Eps Cyg	2.5000	4500.0	85	10817	No
376	GOM_NL__2PRFIN20040325_192657_000000632025_00242_10817_0932.N1	25-MAR-2004 19:26:57	Straylight	63.000	11	53Alp Aql	0.76500	8000.0	126	10817	No
377	GOM_NL__2PRFIN20040325_193111_000000412025_00242_10817_0933.N1	25-MAR-2004 19:31:11	Dark	41.000	142	49Del Cap	2.8500	8900.0	82	10817	No
378	GOM_NL__2PRFIN20040325_193655_000000392025_00242_10817_0934.N1	25-MAR-2004 19:36:55	Dark	38.500	172	Gam Gru	3.0030	13100.	77	10817	No
379	GOM_NL__2PRFIN20040325_193928_000000412025_00242_10817_0935.N1	25-MAR-2004 19:39:28	Dark	40.500	31	Alp Gru	1.7340	15200.	81	10817	No
380	GOM_NL__2PRFIN20040325_194357_000000582025_00242_10817_0936.N1	25-MAR-2004 19:43:57	Dark	58.000	38	20Eps Sgr	1.8360	11000.	116	10817	No
381	GOM_NL__2PRFIN20040325_194725_000000532025_00243_10818_0902.N1	25-MAR-2004 19:47:25	Dark	52.500	85	Kap Sco	2.4070	28000.	105	10818	No
382	GOM_NL__2PRFIN20040325_194906_000000432025_00243_10818_0903.N1	25-MAR-2004 19:49:06	Dark	43.000	141	Bet Ara	2.8400	4600.0	86	10818	No
383	GOM_NL__2PRFIN20040325_195043_000000402025_00243_10818_0904.N1	25-MAR-2004 19:50:43	Dark	40.000	43	Alp TrA	1.9100	4250.0	80	10818	No
384	GOM_NL__2PRFIN20040325_195225_000000422025_00243_10818_0905.N1	25-MAR-2004 19:52:25	Dark	41.500	134	Bet TrA	2.8100	6600.0	83	10818	No
385	GOM_NL__2PRFIN20040325_195507_000000562025_00243_10818_0906.N1	25-MAR-2004 19:55:07	Dark	55.500	4	Alp1Cen	-0.010000	5800.0	111	10818	No
386	GOM_NL__2PRFIN20040325_195743_000000482025_00243_10818_0907.N1	25-MAR-2004 19:57:43	Straylight	48.000	12	Alp1Cru	0.77500	30000.	96	10818	No
387	GOM_NL__2PRFIN20040325_195907_000000482025_00243_10818_0908.N1	25-MAR-2004 19:59:07	Straylight	48.000	26	Gam Cru	1.6240	2900.0	96	10818	No
388	GOM_NL__2PRFIN20040325_200100_000000422025_00243_10818_0909.N1	25-MAR-2004 20:01:00	Straylight	42.000	64	Gam Cen	2.2000	10600.	84	10818	No
389	GOM_NL__2PRFIN20040325_200238_000000402025_00243_10818_0910.N1	25-MAR-2004 20:02:38	Straylight	40.000	113	Mu Vel	2.6920	5000.0	80	10818	No
390	GOM_NL__2PRFIN20040325_200836_000000522025_00243_10818_0911.N1	25-MAR-2004 20:08:36	Straylight	52.000	106	9Bet Crv	2.6480	5600.0	104	10818	No
391	GOM_NL__2PRFIN20040325_201040_000000442025_00243_10818_0912.N1	25-MAR-2004 20:10:40	Tw_i_and_stray	44.000	100	4Gam Crv	2.5800	13100.	88	10818	No
392	GOM_NL__2PRFIN20040325_201245_000000702025_00243_10818_0913.N1	25-MAR-2004 20:12:45	Bright	69.500	15	67Alp Vir	0.97600	28000.	139	10818	No
393	GOM_NL__2PRFIN20040325_201609_000000482025_00243_10818_0914.N1	25-MAR-2004 20:16:09	Bright	48.000	121	29Gam Vir	2.7400	7200.0	96	10818	No
394	GOM_NL__2PRFIN20040325_201959_000000402025_00243_10818_0915.N1	25-MAR-2004 20:19:59	Bright	39.500	22	32Alp Leo	1.3600	15200.	79	10818	No
395	GOM_NL__2PRFIN20040325_202204_000000382025_00243_10818_0916.N1	25-MAR-2004 20:22:04	Bright	37.500	51	41Gam1Leo	2.0100	4500.0	75	10818	No
396	GOM_NL__2PRFIN20040325_202329_000000382025_00243_10818_0917.N1	25-MAR-2004 20:23:29	Bright	37.500	166	17Eps Leo	2.9800	6000.0	75	10818	No



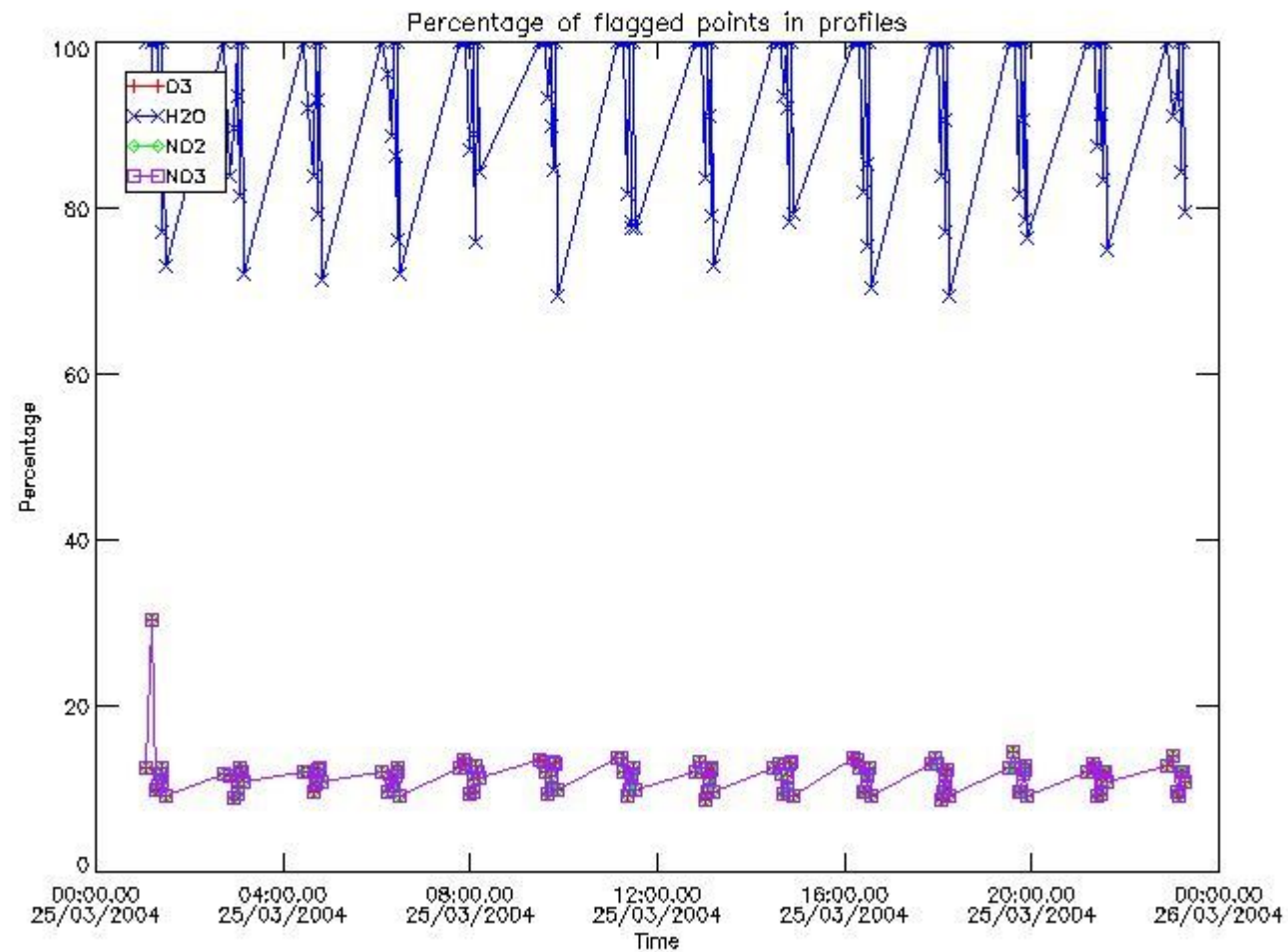
397	GOM_NL__2PRFIN20040325_202909_000000392025_00243_10818_0918.N1	25-MAR-2004 20:29:09	Bright	39.000	174	52Psi UMa	3.0040	4400.0	78	10818	No
398	GOM_NL__2PRFIN20040325_203227_000000392025_00243_10818_0919.N1	25-MAR-2004 20:32:27	Bright	38.500	82	48Bet UMa	2.3650	10600.	77	10818	No
399	GOM_NL__2PRFIN20040325_203359_000000392025_00243_10818_0920.N1	25-MAR-2004 20:33:59	Bright	38.500	36	50Alp UMa	1.8000	6300.0	77	10818	No
400	GOM_NL__2PRFIN20040325_203524_000000472025_00243_10818_0921.N1	25-MAR-2004 20:35:24	Bright	47.000	55	79Zet UMa	2.0600	10200.	94	10818	No
401	GOM_NL__2PRFIN20040325_203726_000000742025_00243_10818_0922.N1	25-MAR-2004 20:37:26	Bright	73.500	180	27Gam Boo	3.0400	8000.0	147	10818	No
402	GOM_NL__2PRFIN20040325_204039_000000422025_00243_10818_0923.N1	25-MAR-2004 20:40:39	Bright	42.000	60	7Bet UMi	2.0810	3950.0	84	10818	No
403	GOM_NL__2PRFIN20040325_204402_000000482025_00243_10818_0924.N1	25-MAR-2004 20:44:02	Bright	48.000	119	14Eta Dra	2.7270	4700.0	96	10818	No
404	GOM_NL__2PRFIN20040325_204803_000000402025_00243_10818_0925.N1	25-MAR-2004 20:48:03	Bright	39.500	76	27Gam Cas	2.3000	30000.	79	10818	No
405	GOM_NL__2PRFIN20040325_204938_000000352025_00243_10818_0926.N1	25-MAR-2004 20:49:38	Bright	35.000	89	5Alp Cep	2.4510	8000.0	70	10818	No
406	GOM_NL__2PRFIN20040325_205447_000000412025_00243_10818_0927.N1	25-MAR-2004 20:54:47	Bright	41.000	19	50Alp Cyg	1.2460	10500.	82	10818	No
407	GOM_NL__2PRFIN20040325_205624_000000442025_00243_10818_0928.N1	25-MAR-2004 20:56:24	Bright	44.000	66	37Gam Cyg	2.2080	5900.0	88	10818	No
408	GOM_NL__2PRFIN20040325_205818_000000412025_00243_10818_0929.N1	25-MAR-2004 20:58:18	Bright	41.000	92	53Eps Cyg	2.5000	4500.0	82	10818	No
409	GOM_NL__2PRFIN20040325_210733_000000642025_00243_10818_0930.N1	25-MAR-2004 21:07:33	Straylight	64.000	11	53Alp Aql	0.76500	8000.0	128	10818	No
410	GOM_NL__2PRFIN20040325_211147_000000422025_00243_10818_0931.N1	25-MAR-2004 21:11:47	Dark	42.000	142	49Del Cap	2.8500	8900.0	84	10818	No
411	GOM_NL__2PRFIN20040325_211730_000000402025_00243_10818_0932.N1	25-MAR-2004 21:17:30	Dark	39.500	172	Gam Gru	3.0030	13100.	79	10818	No
412	GOM_NL__2PRFIN20040325_212004_000000412025_00243_10818_0933.N1	25-MAR-2004 21:20:04	Dark	41.000	31	Alp Gru	1.7340	15200.	82	10818	No
413	GOM_NL__2PRFIN20040325_212433_000000562025_00243_10818_0934.N1	25-MAR-2004 21:24:33	Dark	56.000	38	20Eps Sgr	1.8360	11000.	112	10818	No
414	GOM_NL__2PRFIN20040325_212801_000000542025_00244_10819_1074.N1	25-MAR-2004 21:28:01	Dark	54.000	85	Kap Sco	2.4070	28000.	108	10819	No
415	GOM_NL__2PRFIN20040325_212942_000000462025_00244_10819_1075.N1	25-MAR-2004 21:29:42	Dark	46.000	141	Bet Ara	2.8400	4600.0	92	10819	No
416	GOM_NL__2PRFIN20040325_213118_000000432025_00244_10819_1076.N1	25-MAR-2004 21:31:18	Dark	42.500	43	Alp TrA	1.9100	4250.0	85	10819	No
417	GOM_NL__2PRFIN20040325_213301_000000432025_00244_10819_1077.N1	25-MAR-2004 21:33:01	Dark	42.500	134	Bet TrA	2.8100	6600.0	85	10819	No
418	GOM_NL__2PRFIN20040325_213543_000000472025_00244_10819_1078.N1	25-MAR-2004 21:35:43	Dark	46.500	4	Alp1Cen	-0.010000	5800.0	93	10819	No
419	GOM_NL__2PRFIN20040325_213819_000000472025_00244_10819_1079.N1	25-MAR-2004 21:38:19	Straylight	47.000	12	Alp1Cru	0.77500	30000.	94	10819	No
420	GOM_NL__2PRFIN20040325_213942_000000482025_00244_10819_1080.N1	25-MAR-2004 21:39:42	Straylight	48.000	26	Gam Cru	1.6240	2900.0	96	10819	No
421	GOM_NL__2PRFIN20040325_214135_000000462025_00244_10819_1081.N1	25-MAR-2004 21:41:35	Straylight	45.500	64	Gam Cen	2.2000	10600.	91	10819	No
422	GOM_NL__2PRFIN20040325_214314_000000442025_00244_10819_1082.N1	25-MAR-2004 21:43:14	Straylight	43.500	113	Mu Vel	2.6920	5000.0	87	10819	No
423	GOM_NL__2PRFIN20040325_214912_000000482025_00244_10819_1083.N1	25-MAR-2004 21:49:12	Straylight	48.000	106	9Bet Crv	2.6480	5600.0	96	10819	No
424	GOM_NL__2PRFIN20040325_215115_000000472025_00244_10819_1084.N1	25-MAR-2004 21:51:15	Tw_i_and_stray	47.000	100	4Gam Crv	2.5800	13100.	94	10819	No
425	GOM_NL__2PRFIN20040325_215322_000000672025_00244_10819_1085.N1	25-MAR-2004 21:53:22	Bright	67.000	15	67Alp Vir	0.97600	28000.	134	10819	No
426	GOM_NL__2PRFIN20040325_215645_000000492025_00244_10819_1086.N1	25-MAR-2004 21:56:45	Bright	49.000	121	29Gam Vir	2.7400	7200.0	98	10819	No
427	GOM_NL__2PRFIN20040325_220034_000000402025_00244_10819_1087.N1	25-MAR-2004 22:00:34	Bright	40.000	22	32Alp Leo	1.3600	15200.	80	10819	No
428	GOM_NL__2PRFIN20040325_220237_000000412025_00244_10819_1088.N1	25-MAR-2004 22:02:37	Bright	41.000	51	41Gam1Leo	2.0100	4500.0	82	10819	No
429	GOM_NL__2PRFIN20040325_220404_000000392025_00244_10819_1089.N1	25-MAR-2004 22:04:04	Bright	39.000	166	17Eps Leo	2.9800	6000.0	78	10819	No
430	GOM_NL__2PRFIN20040325_220944_000000402025_00244_10819_1090.N1	25-MAR-2004 22:09:44	Bright	40.000	174	52Psi UMa	3.0040	4400.0	80	10819	No
431	GOM_NL__2PRFIN20040325_221303_000000382025_00244_10819_1091.N1	25-MAR-2004 22:13:03	Bright	38.000	82	48Bet UMa	2.3650	10600.	76	10819	No
432	GOM_NL__2PRFIN20040325_221434_000000372025_00244_10819_1092.N1	25-MAR-2004 22:14:34	Bright	36.500	36	50Alp UMa	1.8000	6300.0	73	10819	No
433	GOM_NL__2PRFIN20040325_221559_000000472025_00244_10819_1093.N1	25-MAR-2004 22:15:59	Bright	46.500	55	79Zet UMa	2.0600	10200.	93	10819	No
434	GOM_NL__2PRFIN20040325_221800_000000732025_00244_10819_1094.N1	25-MAR-2004 22:18:00	Bright	73.000	180	27Gam Boo	3.0400	8000.0	146	10819	No
435	GOM_NL__2PRFIN20040325_222115_000000392025_00244_10819_1095.N1	25-MAR-2004 22:21:15	Bright	38.500	60	7Bet UMi	2.0810	3950.0	77	10819	No
436	GOM_NL__2PRFIN20040325_222437_000000502025_00244_10819_1096.N1	25-MAR-2004 22:24:37	Bright	49.500	119	14Eta Dra	2.7270	4700.0	99	10819	No
437	GOM_NL__2PRFIN20040325_222839_000000402025_00244_10819_1097.N1	25-MAR-2004 22:28:39	Bright	39.500	76	27Gam Cas	2.3000	30000.	79	10819	No
438	GOM_NL__2PRFIN20040325_223014_000000392025_00244_10819_1098.N1	25-MAR-2004 22:30:14	Bright	38.500	89	5Alp Cep	2.4510	8000.0	77	10819	No
439	GOM_NL__2PRFIN20040325_223523_000000412025_00244_10819_1099.N1	25-MAR-2004 22:35:23	Bright	40.500	19	50Alp Cyg	1.2460	10500.	81	10819	No
440	GOM_NL__2PRFIN20040325_223700_000000442025_00244_10819_1100.N1	25-MAR-2004 22:37:00	Bright	43.500	66	37Gam Cyg	2.2080	5900.0	87	10819	No
441	GOM_NL__2PRFIN20040325_223851_000000442025_00244_10819_1101.N1	25-MAR-2004 22:38:51	Bright	44.000	92	53Eps Cyg	2.5000	4500.0	88	10819	No
442	GOM_NL__2PRFIN20040325_224810_000000662025_00244_10819_1102.N1	25-MAR-2004 22:48:10	Straylight	65.500	11	53Alp Aql	0.76500	8000.0	131	10819	No
443	GOM_NL__2PRFIN20040325_225220_000000442025_00244_10819_1103.N1	25-MAR-2004 22:52:20	Dark	43.500	142	49Del Cap	2.8500	8900.0	87	10819	No
444	GOM_NL__2PRFIN20040325_230039_000000402025_00244_10819_1104.N1	25-MAR-2004 23:00:39	Dark	40.000	31	Alp Gru	1.7340	15200.	80	10819	No
445	GOM_NL__2PRFIN20040325_230510_000000542025_00244_10819_1105.N1	25-MAR-2004 23:05:10	Dark	53.500	38	20Eps Sgr	1.8360	11000.	107	10819	No
446	GOM_NL__2PRFIN20040325_230915_000000562025_00245_10820_0923.N1	25-MAR-2004 23:09:15	Dark	56.000	25	35Lam Sco	1.6200	28000.	112	10820	No
447	GOM_NL__2PRFIN20040325_231153_000000422025_00245_10820_0924.N1	25-MAR-2004 23:11:53	Dark	42.000	43	Alp TrA	1.9100	4250.0	84	10820	No
448	GOM_NL__2PRFIN20040325_231338_000000432025_00245_10820_0925.N1	25-MAR-2004 23:13:38	Dark	42.500	134	Bet TrA	2.8100	6600.0	85	10820	No
449	GOM_NL__2PRFIN20040325_231619_000000472025_00245_10820_0926.N1	25-MAR-2004 23:16:19	Dark	47.000	4	Alp1Cen	-0.010000	5800.0	94	10820	No
450	GOM_NL__2PRFIN20040325_231856_000000392025_00245_10820_0927.N1	25-MAR-2004 23:18:56	Straylight	39.000	12	Alp1Cru	0.77500	30000.	78	10820	No
451	GOM_NL__2PRFIN20040325_232019_000000532025_00245_10820_0928.N1	25-MAR-2004 23:20:19	Straylight	53.000	26	Gam Cru	1.6240	2900.0	106	10820	No
452	GOM_NL__2PRFIN20040325_232318_000000562025_00245_10820_0929.N1	25-MAR-2004 23:23:18	Straylight	55.500	54	5The Cen	2.0550	4500.0	111	10820	No
453	GOM_NL__2PRFIN20040325_232948_000000502025_00245_10820_0930.N1	25-MAR-2004 23:29:48	Straylight	50.000	106	9Bet Crv	2.6480	5600.0	100	10820	No
454	GOM_NL__2PRFIN20040325_233151_000000462025_00245_10820_0931.N1	25-MAR-2004 23:31:51	Tw_i_and_stray	45.500	100	4Gam Crv	2.5800	13100.	91	10820	No
455	GOM_NL__2PRFIN20040325_233357_000000692025_00245_10820_0932.N1	25-MAR-2004 23:33:57	Bright	68.500	15	67Alp Vir	0.97600	28000.	137	10820	No

456	GOM_NL__2PRFIN20040325_233718_000000532025_00245_10820_0933.N1	25-MAR-2004 23:37:18	Bright	53.000	121	29Gam Vir	2.7400	7200.0	106	10820	No
457	GOM_NL__2PRFIN20040325_234110_000000402025_00245_10820_0934.N1	25-MAR-2004 23:41:10	Bright	39.500	22	32Alp Leo	1.3600	15200.	79	10820	No
458	GOM_NL__2PRFIN20040325_234315_000000382025_00245_10820_0935.N1	25-MAR-2004 23:43:15	Bright	37.500	51	41Gam1Leo	2.0100	4500.0	75	10820	No
459	GOM_NL__2PRFIN20040325_234440_000000392025_00245_10820_0936.N1	25-MAR-2004 23:44:40	Bright	38.500	166	17Eps Leo	2.9800	6000.0	77	10820	No
460	GOM_NL__2PRFIN20040325_235020_000000542025_00245_10820_0937.N1	25-MAR-2004 23:50:20	Bright	54.000	174	52Psi UMa	3.0040	4400.0	108	10820	No
461	GOM_NL__2PRFIN20040325_235339_000000362025_00245_10820_0938.N1	25-MAR-2004 23:53:39	Bright	36.000	82	48Bet UMa	2.3650	10600.	72	10820	No
462	GOM_NL__2PRFIN20040325_235510_000000392025_00245_10820_0939.N1	25-MAR-2004 23:55:10	Bright	39.000	36	50Alp UMa	1.8000	6300.0	78	10820	No
463	GOM_NL__2PRFIN20040325_235634_000000482025_00245_10820_0940.N1	25-MAR-2004 23:56:34	Bright	47.500	55	79Zet UMa	2.0600	10200.	95	10820	No
464	GOM_NL__2PRFIN20040325_235835_000000732025_00245_10820_0941.N1	25-MAR-2004 23:58:35	Bright	72.500	180	27Gam Boo	3.0400	8000.0	145	10820	No

### 3. Quality information per product

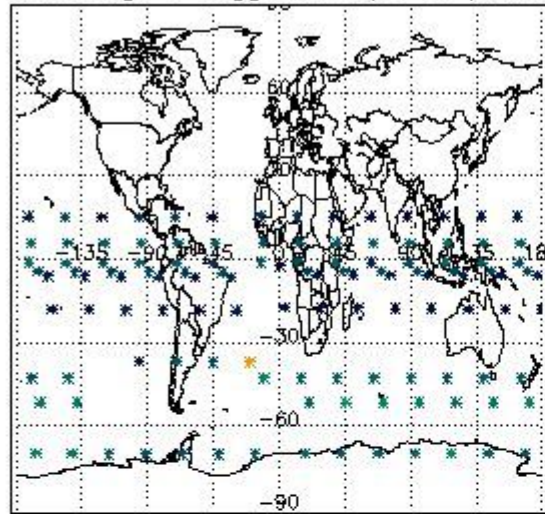
In this section it is plotted some information contained in the Quality Summary data set of the level 2 products. Only products in dark limb conditions and without errors (error flag in the MPH set to "0") are used.

#### 3.1 Plot quality information per product (time dependant)

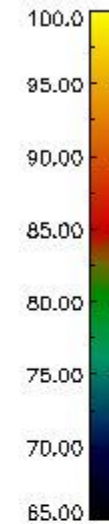
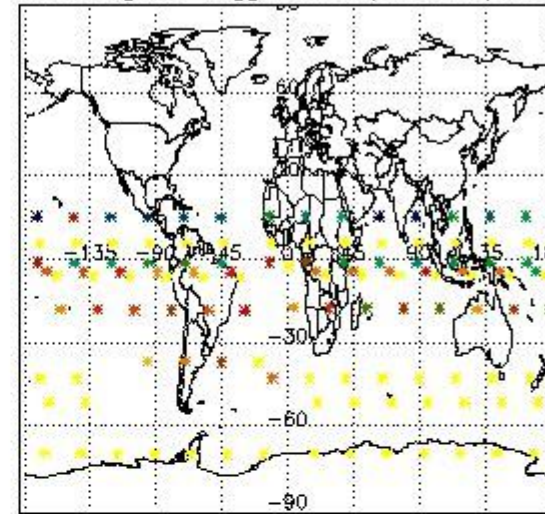


#### 3.2 Plot quality information per product (world map)

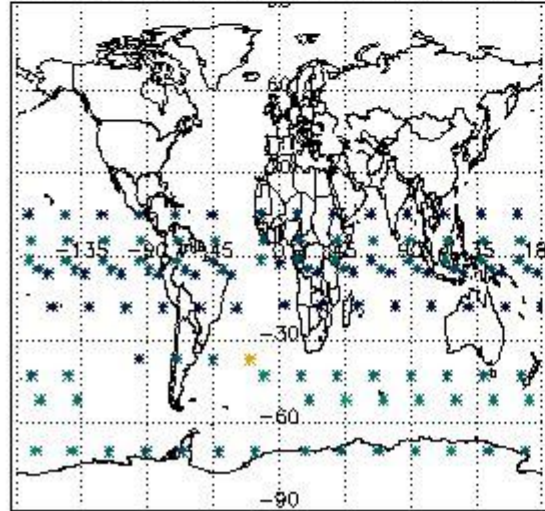
Percentage of flagged data per O3 profile



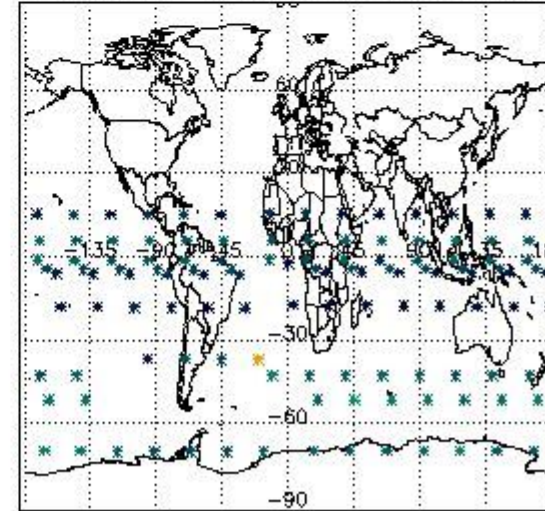
Percentage of flagged data per H2O profile



Percentage of flagged data per NO2 profile



Percentage of flagged data per NO3 profile

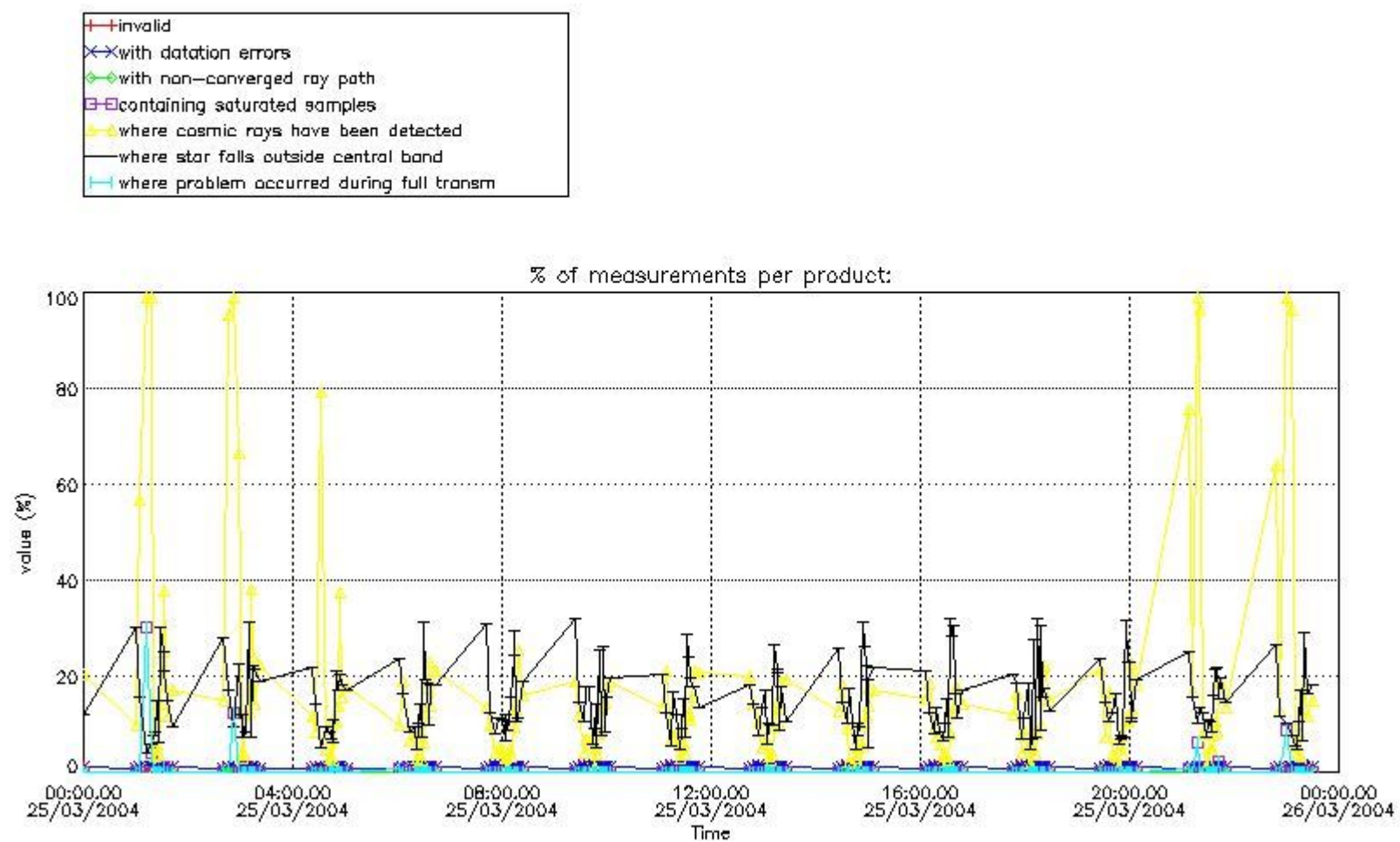


#### 4. Level 1 quality information per product

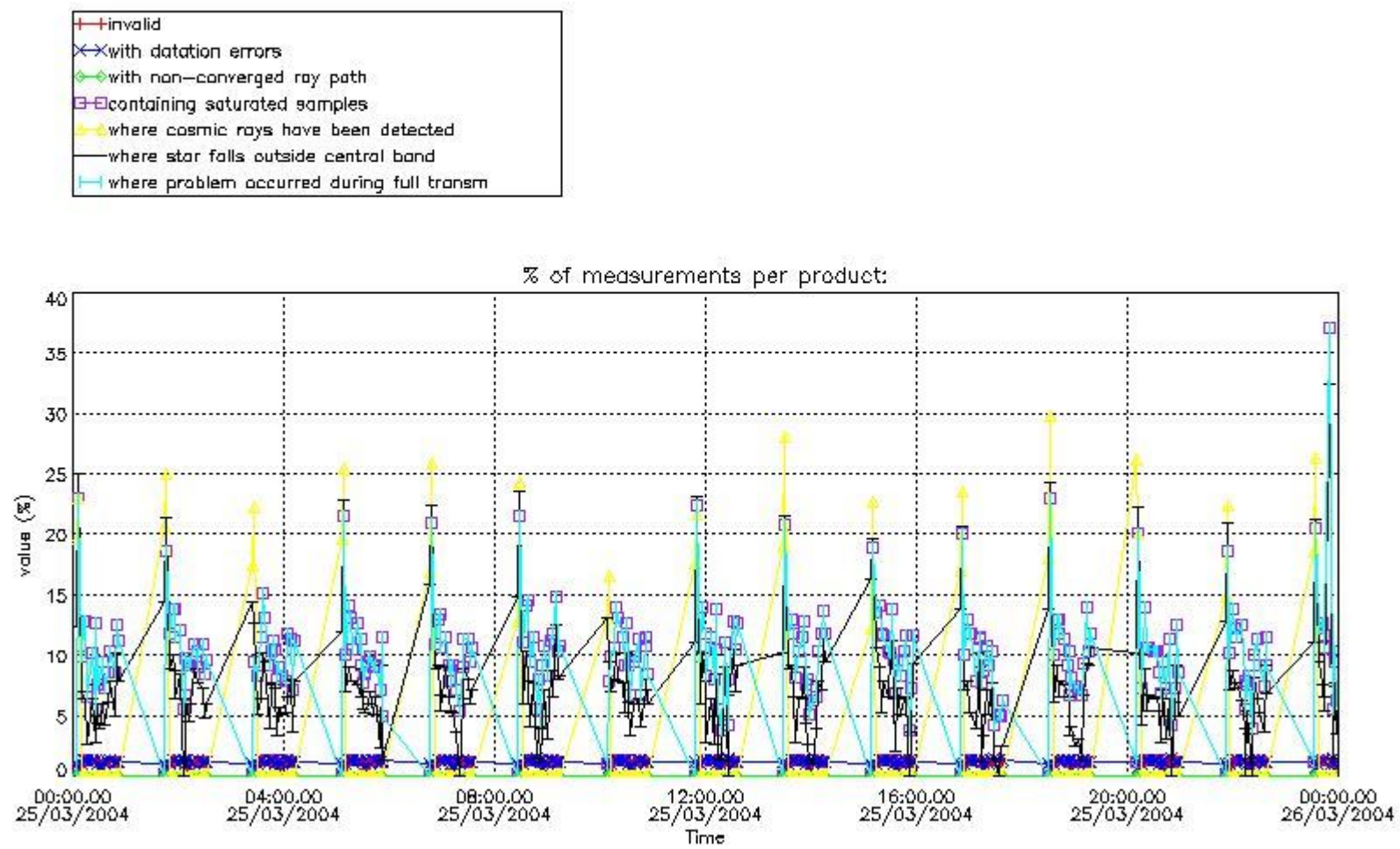
In this section it is plotted some information contained in the Quality Summary data set of the level 2 products that comes from the level 1b processing. Products without errors (error flag in the MPH set to "0") are used.

##### 4.1 Plot quality information per product (time dependant) coming from level 1b processing

###### 4.1.1 Plot level 1 quality information per product (time dependant): ENVISAT ASCENDING passes

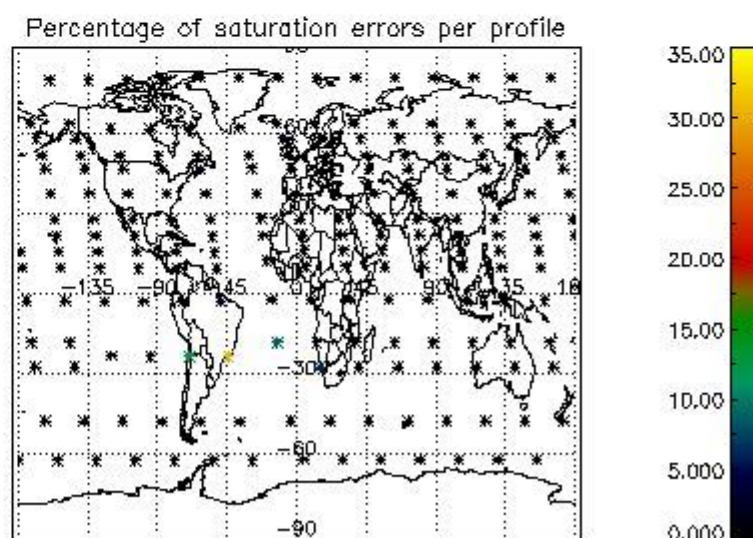
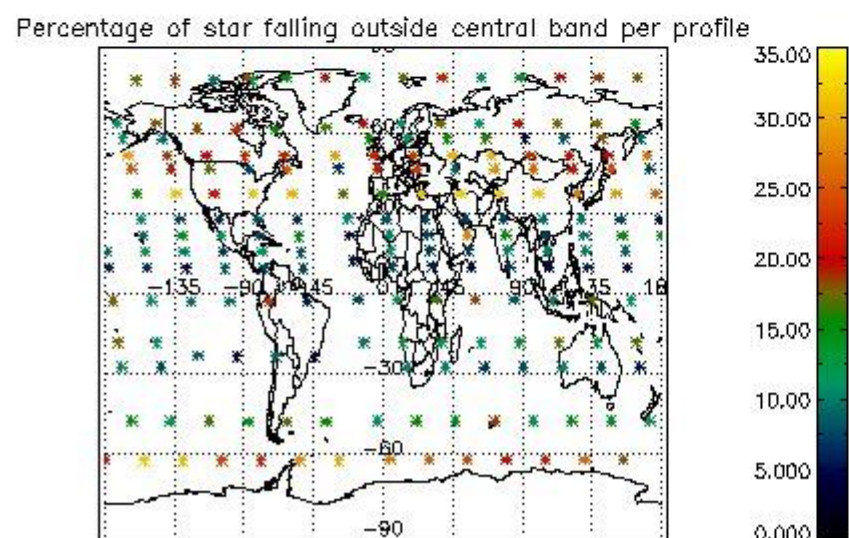
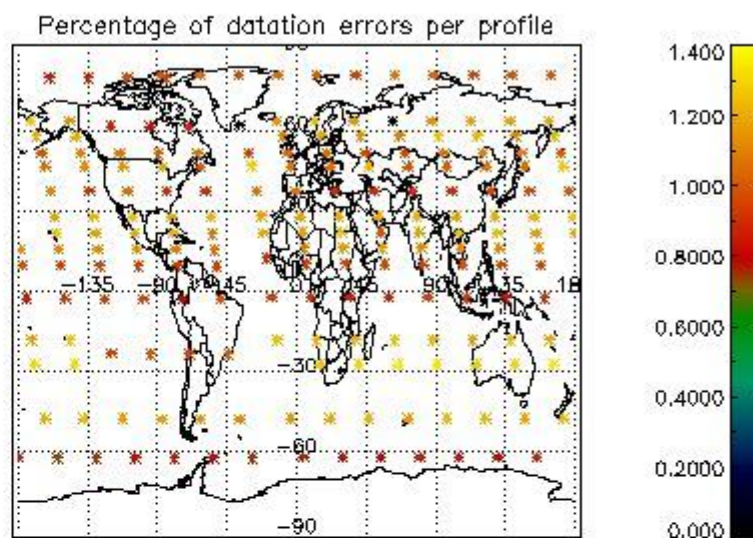
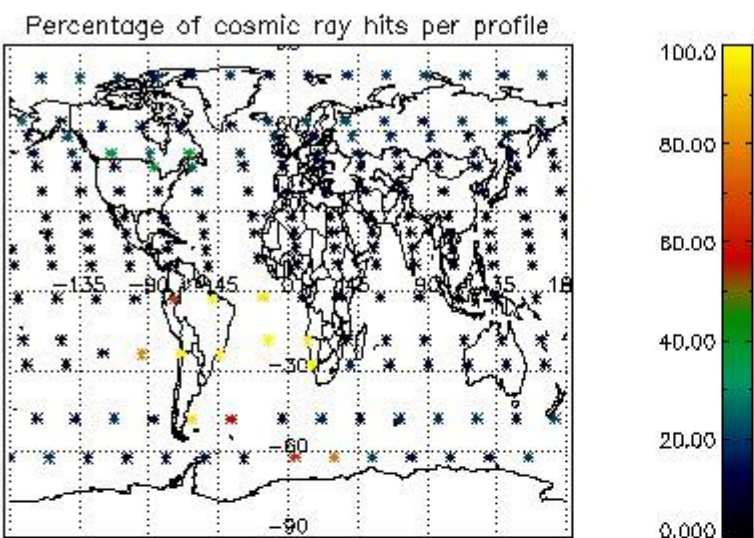


4.1.2 Plot level 1 quality information per product (time dependant): ENVI SAT DESCENDING passes

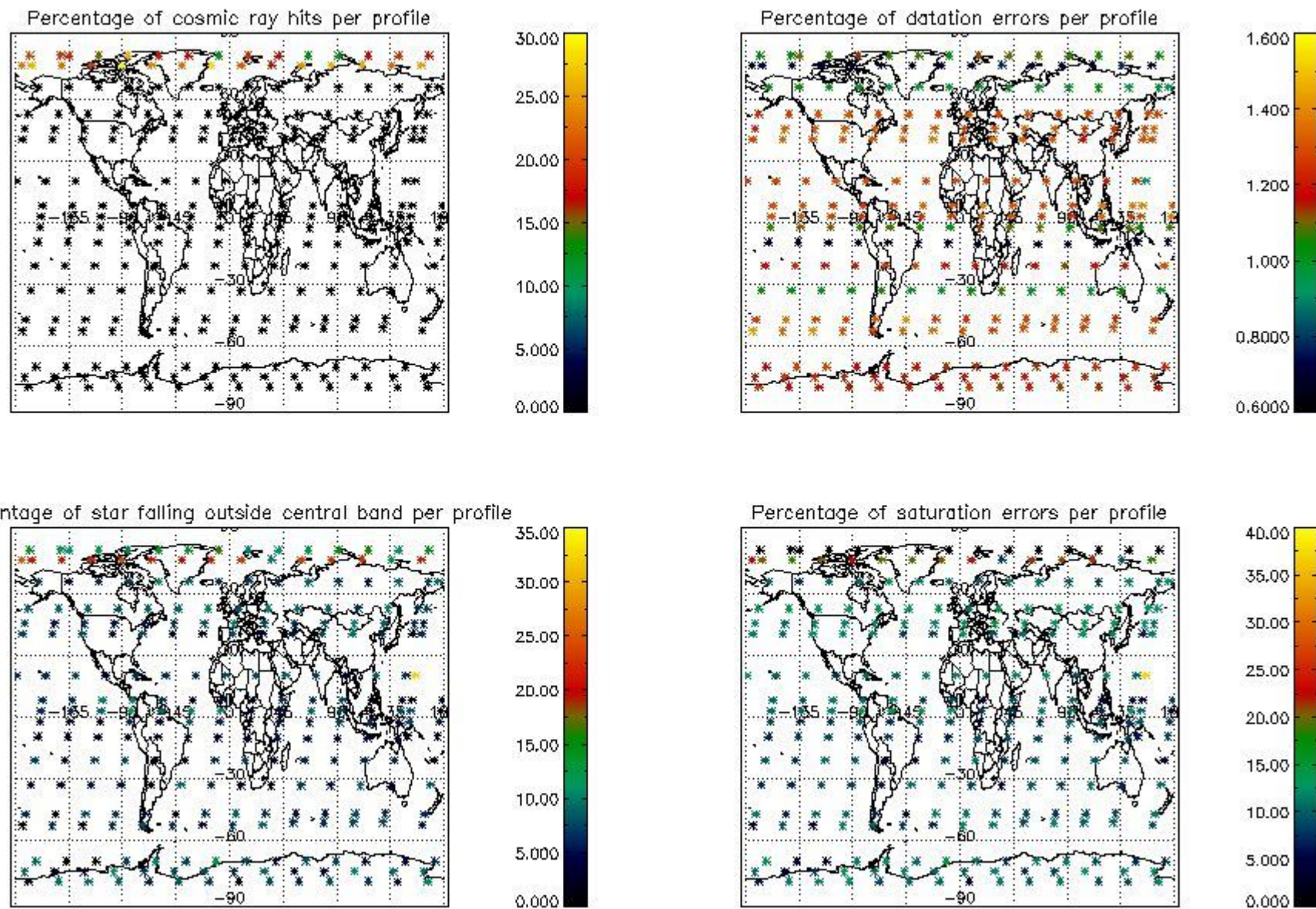


*4.2 Plot quality information per product coming from level 1b processing (world map)*

*4.2.1 Plot level 1 quality information per product (world map): ENVISAT ASCENDING passes*



4.2.2 Plot level 1 quality information per product (world map): ENVISAT DESCENDING passes



## 5. Trace gas profiles

### 5.1 Ozone statistics based on quality of products

The final quality of the products can be "measured" using the STD (Standard Deviation) attached to every point profile. This information is written to the parameter GOM\_NL\_\_2P/NL\_LOCAL\_SPECIES\_DENSITY/o3\_std of the level 2 products. The table below shows the statistics for given STD ranges.

The statistics are given with respect to the overall valid production:

- Products without fatal errors: GOM\_NL\_\_2P/MPH/PRODUCT\_ERR=0
- Valid point profile: GOM\_NL\_\_2P/NL\_LOCAL\_SPECIES\_DENSITY/pcd(0)=0

The 'Criteria' is applied to valid points of dark limb products:

- Products in dark limb illumination condition: GOM\_NL\_\_2P/NL\_SUMMARY\_QUALITY/obs\_ill\_cond=0
- Products without fatal errors: GOM\_NL\_\_2P/MPH/PRODUCT\_ERR=0
- Valid point profile: GOM\_NL\_\_2P/NL\_LOCAL\_SPECIES\_DENSITY/pcd(0)=0

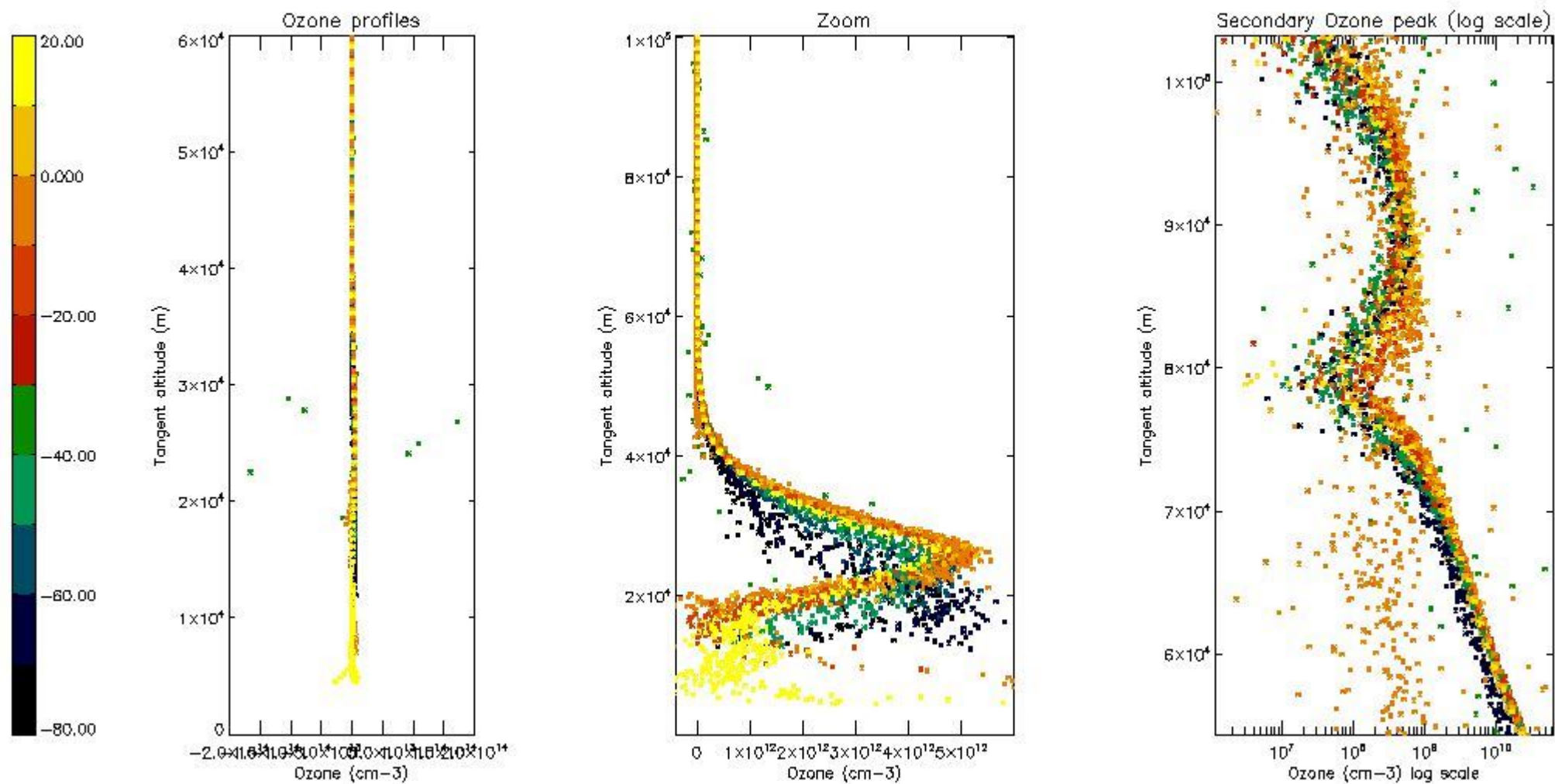
So, the table below shows the percentage of dark limb and valid observations for each criteria with respect to the overall valid daily observations.

Criteria	% of total production
All STD	26
STD < 20	14

STD < 10	12
STD < 5	7

5.2 Plot ozone profiles for all STD (dark without errors)

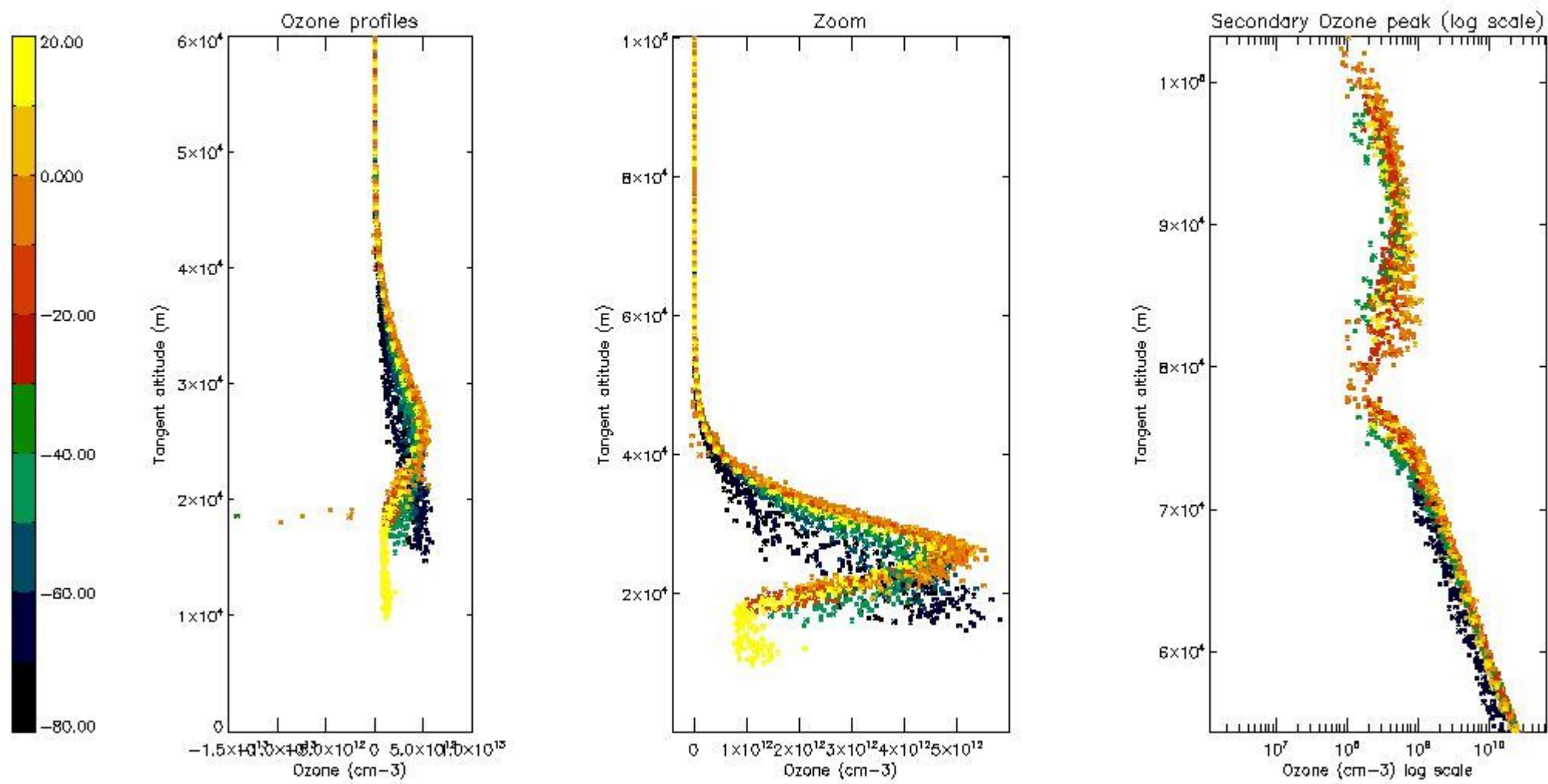
The colorbar represents the latitude.



5.3 Plot ozone profiles where STD < 20% (dark without errors)

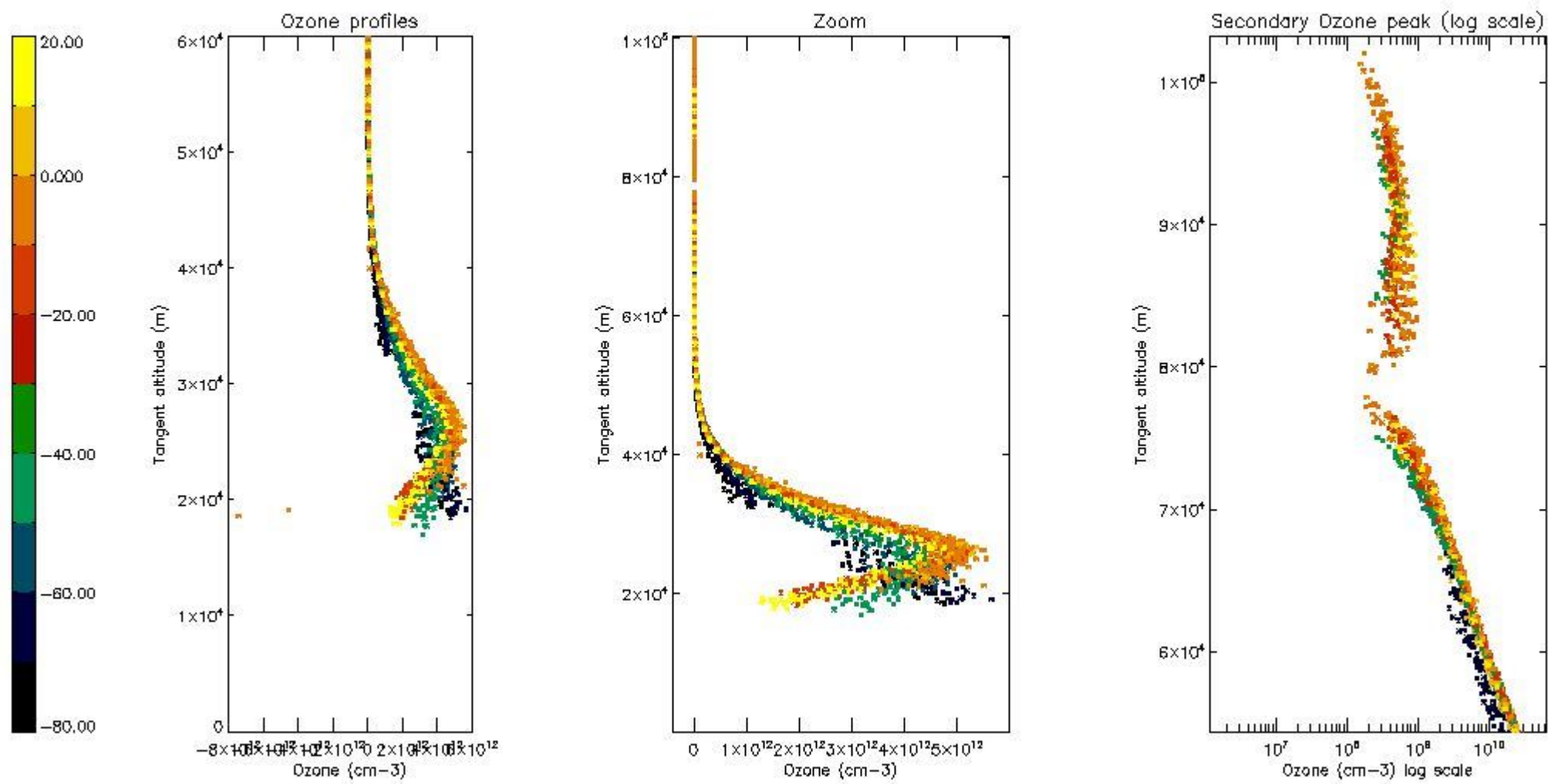
The colorbar represents the latitude.





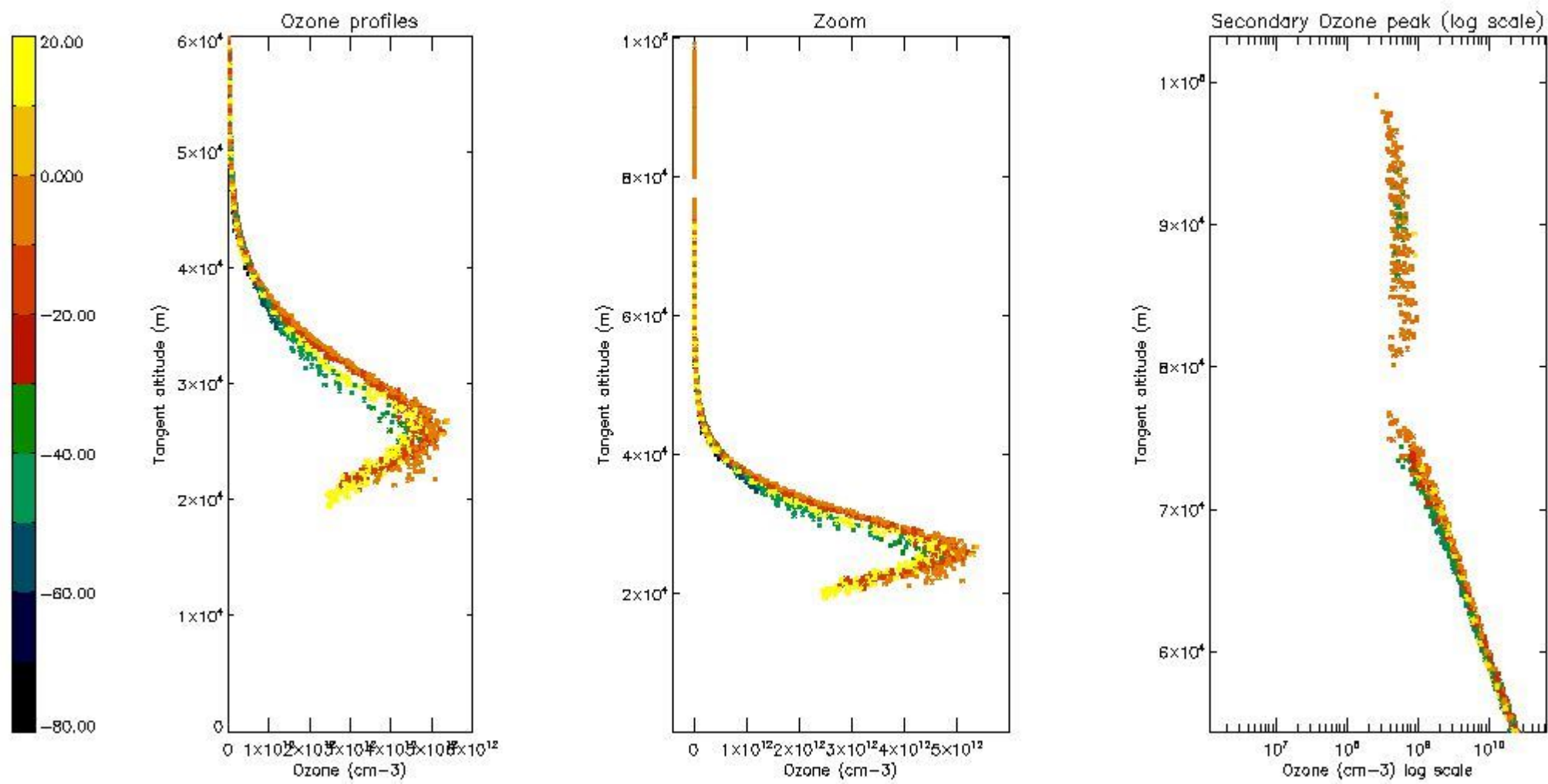
*5.4 Plot ozone profiles where STD < 10% (dark without errors)*

The colorbar represents the latitude.



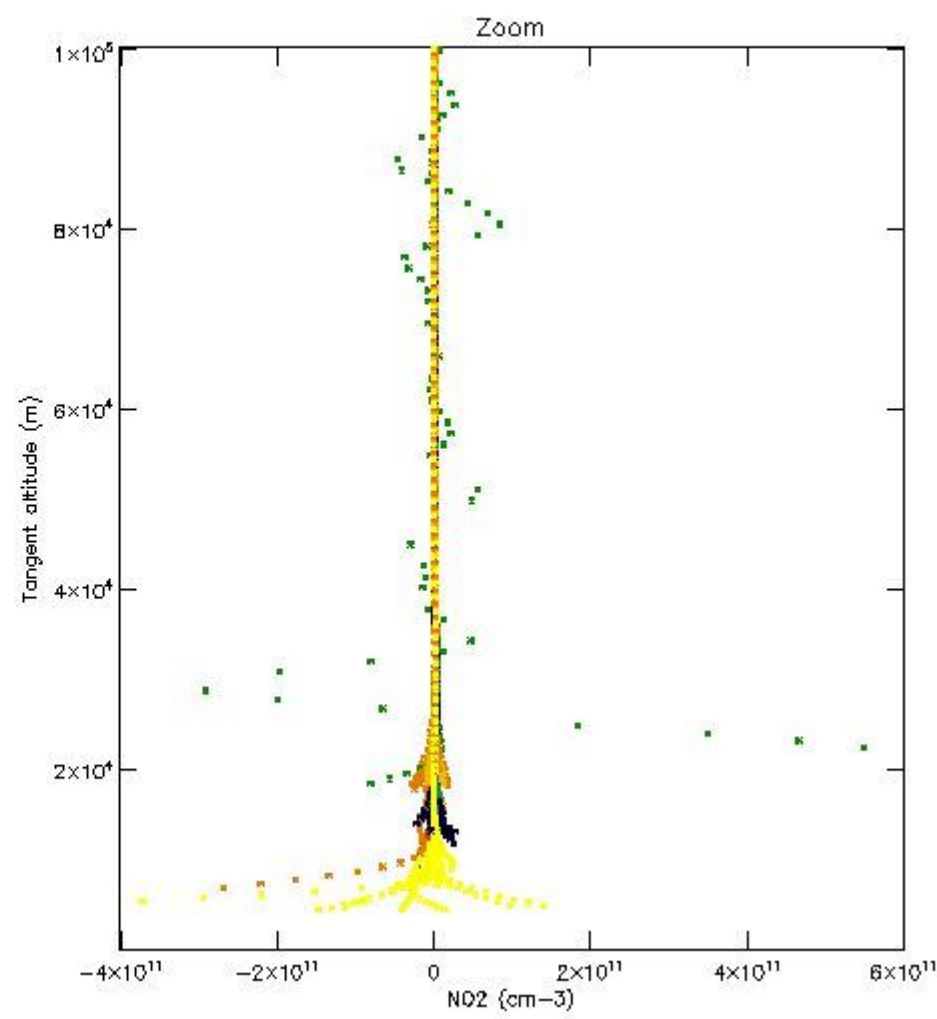
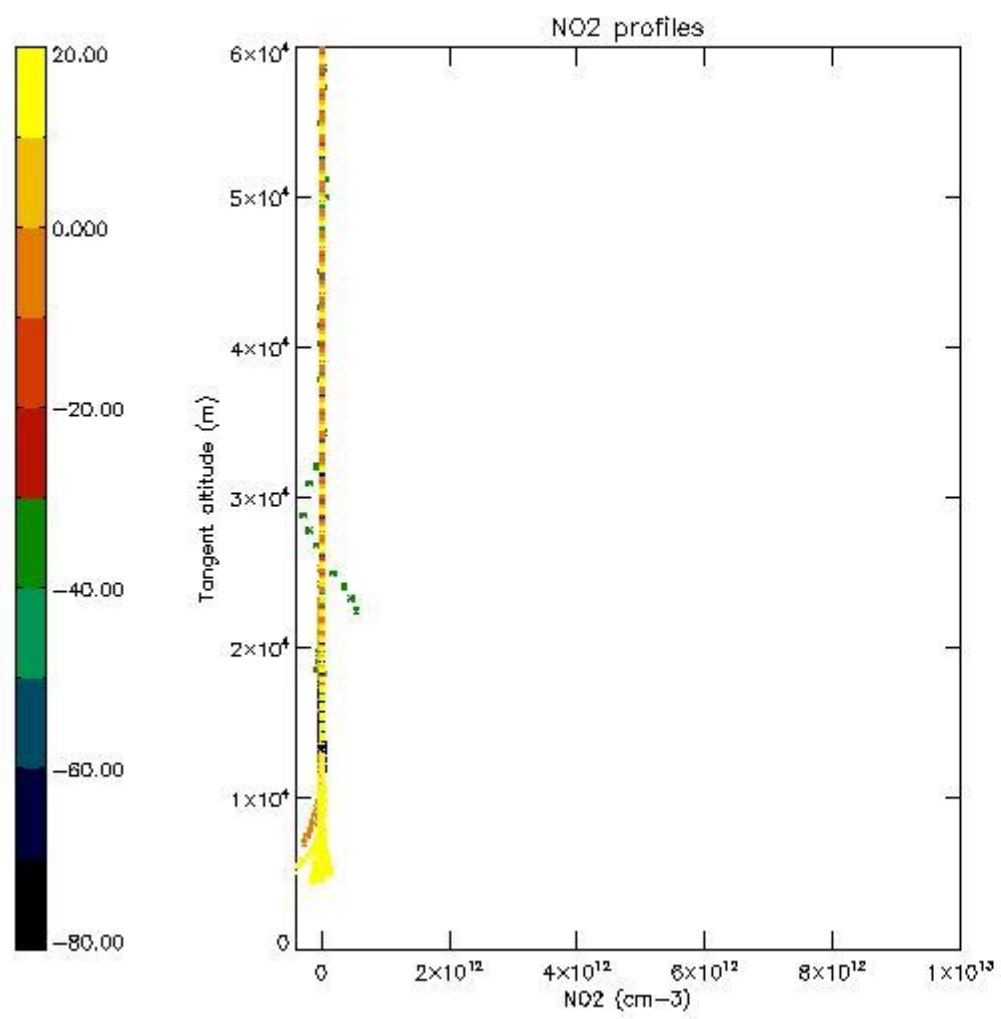
*5.5 Plot ozone profiles where STD < 5% (dark without errors)*

The colorbar represents the latitude.



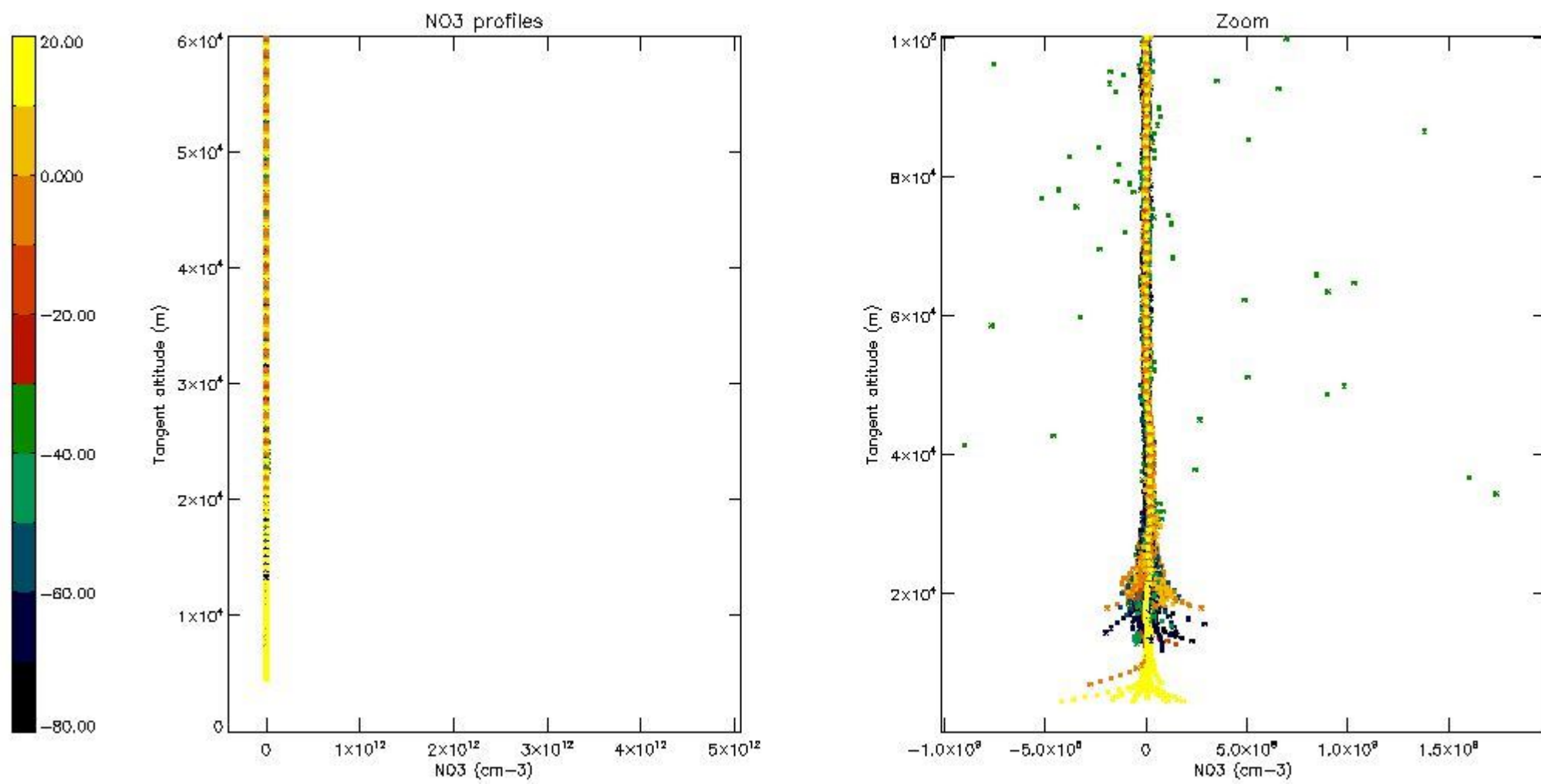
*5.6 Plot NO<sub>2</sub> profiles for all STD (dark without errors)*

The colorbar represents the latitude.



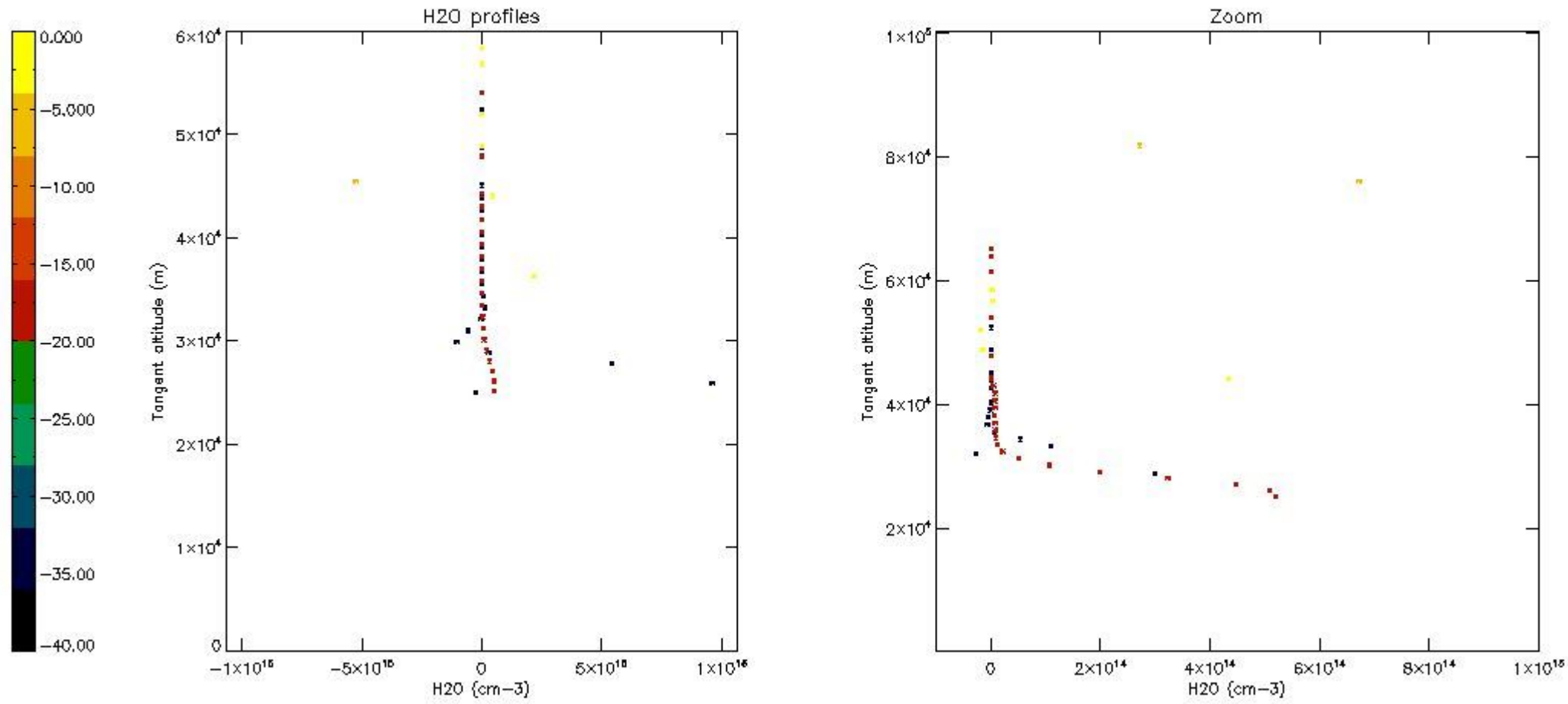
*5.7 Plot NO3 profiles for all STD (dark without errors)*

The colorbar represents the latitude.



5.8 Plot H2O profiles for all STD (only for occultations of stars 1,2,3,4,13,14,16,26,63 dark without errors)

The colorbar represents the latitude.



## 6. Auxiliary Data Files used for the production reported in section 2

The number reported in the third column indicates since which file (see list in section 2) the corresponding auxiliary file has been used. The fourth column is the date of those product files.

Type	Auxiliary Filename	Used since product	Used since product date
INST_PHYS_CHARACTERISTICS	GOM_INS_AXVIEC20091111_143220_20030716_120000_20500101_000000	1	25-MAR-2004 00:00:47
LEVEL-2_PROC_CONFIG	GOM_PR2_AXVIEC20091111_152718_20020301_000000_20500101_000000	1	25-MAR-2004 00:00:47
CROSS_SECTIONS_FILE	GOM_CRS_AXVIEC20091111_154832_20020301_000000_20500101_000000	1	25-MAR-2004 00:00:47

# GOMOS Level 2 Daily Report

## SUMMARY

### [1. General Info](#)

### [2. Summary of processed GOM\\_NL\\_2P products](#)

### [3. Level 2 Quality information per product](#)

#### [3.1 Plot of level 2 quality information per product \(time dependant\)](#)

#### [3.2 Plot of level 2 quality information per product \(world map\)](#)

### [4. Level 1 Quality information per product \(stored on level 2 products\)](#)

#### [4.1 Plot of level 1 quality information per product \(time dependant\)](#)

##### [4.1.1 Plot of level 1 quality information per product \(time dependant\): ASCENDING](#)

##### [4.1.2 Plot of level 1 quality information per product \(time dependant\): DESCENDING](#)

#### [4.2 Plot of level 1 quality information per product \(world map\)](#)

##### [4.2.1 Plot of level 1 quality information per product \(world map\): ASCENDING](#)

##### [4.2.2 Plot of level 1 quality information per product \(world map\): DESCENDING](#)

### [5. Ozone profiles based on quality statistics and other trace gas profiles](#)

#### [5.1 Ozone statistics based on quality of products](#)

#### [5.2 Plot ozone profiles for all STD \(dark without errors\)](#)

#### [5.3 Plot ozone profiles where STD < 20% \(dark without errors\)](#)

#### [5.4. Plot ozone profiles where STD < 10% \(dark without errors\)](#)

#### [5.5. Plot ozone profiles where STD < 5% \(dark without errors\)](#)

#### [5.6 Plot NO2 profiles for all STD \(dark without errors\)](#)

#### [5.7 Plot NO3 profiles for all STD \(dark without errors\)](#)

#### [5.8 Plot H2O profiles \(only for occultations of stars 1,2,3,4,13,14,16,26,63 dark without errors\) for all STD](#)

### [6. Auxiliary Data Files used for the production reported in section 2](#)

This report presents the daily analysis on parameters extracted from GOMOS level 2 data (GOM\_NL\_\_2P). It is intended to monitor some important parameters that will impact the quality of these products. A list of level 2 products (and content) that have arrived during the reporting day to the PCF is also given.

Item	Value
Time of report generation	18APR2013 22:22:55
Data source version	GOMOS/6.01
Start time of products	25-03-2004 (25MAR2004 00:00:00)
Stop time of products	26-03-2004 (26MAR2004 00:00:00)
Store outputs in DB	Yes
Nb of level 2 prods	464
Nb of prods with errors	0

## 2. Summary of processed GOM\_NL\_\_2P products.

Nr	Filename	UTC Start time	Limb	Duration	Star Id	Star Name	Star Mag	Star Temp	Nb Meas	Orbit	Prod. error
1	GOM_NL__2PRFIN20040325_000047_000000542025_00231_10806_0866.N1	25-MAR-2004 00:00:47	Straylight	54.000	169	46Gam Hya	2.9910	4700.0	108	10806	No
2	GOM_NL__2PRFIN20040325_000324_000000492025_00231_10806_0867.N1	25-MAR-2004 00:03:24	Twilight_stray	48.500	100	4Gam Crv	2.5800	13100.	97	10806	No
3	GOM_NL__2PRFIN20040325_000536_000000742025_00231_10806_0868.N1	25-MAR-2004 00:05:36	Bright	74.000	15	67Alp Vir	0.97600	28000.	148	10806	No
4	GOM_NL__2PRFIN20040325_000900_000000512025_00231_10806_0869.N1	25-MAR-2004 00:09:00	Bright	50.500	121	29Gam Vir	2.7400	7200.0	101	10806	No
5	GOM_NL__2PRFIN20040325_001245_000000392025_00231_10806_0870.N1	25-MAR-2004 00:12:45	Bright	39.000	22	32Alp Leo	1.3600	15200.	78	10806	No
6	GOM_NL__2PRFIN20040325_001451_000000392025_00231_10806_0871.N1	25-MAR-2004 00:14:51	Bright	39.000	51	41Gam1Leo	2.0100	4500.0	78	10806	No
7	GOM_NL__2PRFIN20040325_001612_000000392025_00231_10806_0872.N1	25-MAR-2004 00:16:12	Bright	38.500	166	17Eps Leo	2.9800	6000.0	77	10806	No
8	GOM_NL__2PRFIN20040325_002159_000000402025_00231_10806_0873.N1	25-MAR-2004 00:21:59	Bright	39.500	174	52Psi UMa	3.0040	4400.0	79	10806	No
9	GOM_NL__2PRFIN20040325_002518_000000372025_00231_10806_0874.N1	25-MAR-2004 00:25:18	Bright	36.500	82	48Bet UMa	2.3650	10600.	73	10806	No
10	GOM_NL__2PRFIN20040325_002649_000000402025_00231_10806_0875.N1	25-MAR-2004 00:26:49	Bright	39.500	36	50Alp UMa	1.8000	6300.0	79	10806	No
11	GOM_NL__2PRFIN20040325_002821_000000462025_00231_10806_0876.N1	25-MAR-2004 00:28:21	Bright	46.000	55	79Zet UMa	2.0600	10200.	92	10806	No
12	GOM_NL__2PRFIN20040325_003037_000000762025_00231_10806_0877.N1	25-MAR-2004 00:30:37	Bright	75.500	180	27Gam Boo	3.0400	8000.0	151	10806	No
13	GOM_NL__2PRFIN20040325_003332_000000422025_00231_10806_0878.N1	25-MAR-2004 00:33:32	Bright	42.000	60	7Bet UMi	2.0810	3950.0	84	10806	No
14	GOM_NL__2PRFIN20040325_003659_000000482025_00231_10806_0879.N1	25-MAR-2004 00:36:59	Bright	48.000	119	14Eta Dra	2.7270	4700.0	96	10806	No
15	GOM_NL__2PRFIN20040325_004046_000000412025_00231_10806_0880.N1	25-MAR-2004 00:40:46	Bright	41.000	76	27Gam Cas	2.3000	30000.	82	10806	No
16	GOM_NL__2PRFIN20040325_004204_000000392025_00231_10806_0881.N1	25-MAR-2004 00:42:04	Bright	38.500	74	11Bet Cas	2.2680	6600.0	77	10806	No
17	GOM_NL__2PRFIN20040325_004736_000000412025_00231_10806_0882.N1	25-MAR-2004 00:47:36	Bright	40.500	19	50Alp Cyg	1.2460	10500.	81	10806	No
18	GOM_NL__2PRFIN20040325_004913_000000442025_00231_10806_0883.N1	25-MAR-2004 00:49:13	Bright	44.000	66	37Gam Cyg	2.2080	5900.0	88	10806	No
19	GOM_NL__2PRFIN20040325_005103_000000452025_00231_10806_0884.N1	25-MAR-2004 00:51:03	Bright	44.500	92	53Eps Cyg	2.5000	4500.0	89	10806	No
20	GOM_NL__2PRFIN20040325_010016_000000672025_00231_10806_0885.N1	25-MAR-2004 01:00:16	Straylight	66.500	11	53Alp Aql	0.76500	8000.0	133	10806	No
21	GOM_NL__2PRFIN20040325_010431_000000452025_00231_10806_0886.N1	25-MAR-2004 01:04:31	Dark	45.000	142	49Del Cap	2.8500	8900.0	90	10806	No
22	GOM_NL__2PRFIN20040325_011123_000000502025_00231_10806_0887.N1	25-MAR-2004 01:11:23	Dark	50.000	155	41Pi Sgr	2.9000	6600.0	100	10806	No
23	GOM_NL__2PRFIN20040325_011709_000000512025_00231_10806_0888.N1	25-MAR-2004 01:17:09	Dark	51.000	38	20Eps Sgr	1.8360	11000.	102	10806	No
24	GOM_NL__2PRFIN20040325_012036_000000542025_00232_10807_0859.N1	25-MAR-2004 01:20:36	Dark	53.500	85	Kap Sco	2.4070	28000.	107	10807	No
25	GOM_NL__2PRFIN20040325_012220_000000482025_00232_10807_0860.N1	25-MAR-2004 01:22:20	Dark	47.500	141	Bet Ara	2.8400	4600.0	95	10807	No
26	GOM_NL__2PRFIN20040325_012401_000000472025_00232_10807_0861.N1	25-MAR-2004 01:24:01	Dark	46.500	43	Alp TrA	1.9100	4250.0	93	10807	No
27	GOM_NL__2PRFIN20040325_012544_000000412025_00232_10807_0862.N1	25-MAR-2004 01:25:44	Dark	41.000	134	Bet TrA	2.8100	6600.0	82	10807	No
28	GOM_NL__2PRFIN20040325_012826_000000562025_00232_10807_0863.N1	25-MAR-2004 01:28:26	Dark	56.000	4	Alp1Cen	-0.010000	5800.0	112	10807	No
29	GOM_NL__2PRFIN20040325_013104_000000502025_00232_10807_0864.N1	25-MAR-2004 01:31:04	Straylight	50.000	12	Alp1Cru	0.77500	30000.	100	10807	No
30	GOM_NL__2PRFIN20040325_013228_000000482025_00232_10807_0865.N1	25-MAR-2004 01:32:28	Straylight	47.500	26	Gam Cru	1.6240	2900.0	95	10807	No
31	GOM_NL__2PRFIN20040325_013523_000000572025_00232_10807_0866.N1	25-MAR-2004 01:35:23	Straylight	56.500	54	5The Cen	2.0550	4500.0	113	10807	No
32	GOM_NL__2PRFIN20040325_014123_000000532025_00232_10807_0867.N1	25-MAR-2004 01:41:23	Straylight	52.500	169	46Gam Hya	2.9910	4700.0	105	10807	No
33	GOM_NL__2PRFIN20040325_014402_000000492025_00232_10807_0868.N1	25-MAR-2004 01:44:02	Twilight_stray	48.500	100	4Gam Crv	2.5800	13100.	97	10807	No
34	GOM_NL__2PRFIN20040325_014611_000000702025_00232_10807_0869.N1	25-MAR-2004 01:46:11	Bright	70.000	15	67Alp Vir	0.97600	28000.	140	10807	No
35	GOM_NL__2PRFIN20040325_014937_000000512025_00232_10807_0870.N1	25-MAR-2004 01:49:37	Bright	51.000	121	29Gam Vir	2.7400	7200.0	102	10807	No
36	GOM_NL__2PRFIN20040325_015321_000000402025_00232_10807_0871.N1	25-MAR-2004 01:53:21	Bright	40.000	22	32Alp Leo	1.3600	15200.	80	10807	No
37	GOM_NL__2PRFIN20040325_015527_000000402025_00232_10807_0872.N1	25-MAR-2004 01:55:27	Bright	40.000	51	41Gam1Leo	2.0100	4500.0	80	10807	No
38	GOM_NL__2PRFIN20040325_015650_000000392025_00232_10807_0873.N1	25-MAR-2004 01:56:50	Bright	39.000	166	17Eps Leo	2.9800	6000.0	78	10807	No
39	GOM_NL__2PRFIN20040325_020235_000000422025_00232_10807_0874.N1	25-MAR-2004 02:02:35	Bright	41.500	174	52Psi UMa	3.0040	4400.0	83	10807	No
40	GOM_NL__2PRFIN20040325_020554_000000372025_00232_10807_0875.N1	25-MAR-2004 02:05:54	Bright	36.500	82	48Bet UMa	2.3650	10600.	73	10807	No
41	GOM_NL__2PRFIN20040325_020724_000000382025_00232_10807_0876.N1	25-MAR-2004 02:07:24	Bright	37.500	36	50Alp UMa	1.8000	6300.0	75	10807	No
42	GOM_NL__2PRFIN20040325_020857_000000472025_00232_10807_0877.N1	25-MAR-2004 02:08:57	Bright	46.500	55	79Zet UMa	2.0600	10200.	93	10807	No















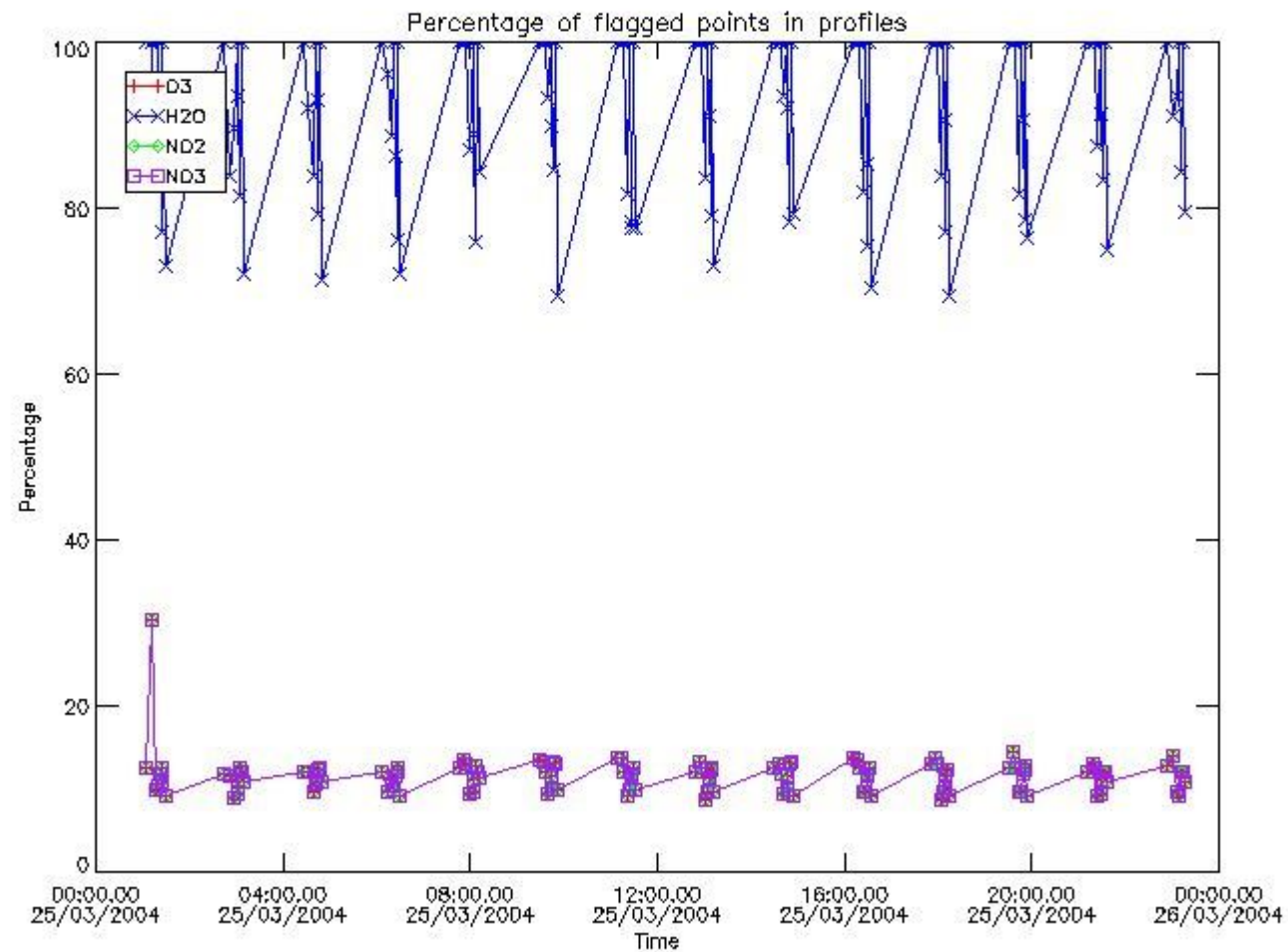


456	GOM_NL__2PRFIN20040325_233718_000000532025_00245_10820_0933.N1	25-MAR-2004 23:37:18	Bright	53.000	121	29Gam Vir	2.7400	7200.0	106	10820	No
457	GOM_NL__2PRFIN20040325_234110_000000402025_00245_10820_0934.N1	25-MAR-2004 23:41:10	Bright	39.500	22	32Alp Leo	1.3600	15200.	79	10820	No
458	GOM_NL__2PRFIN20040325_234315_000000382025_00245_10820_0935.N1	25-MAR-2004 23:43:15	Bright	37.500	51	41Gam1Leo	2.0100	4500.0	75	10820	No
459	GOM_NL__2PRFIN20040325_234440_000000392025_00245_10820_0936.N1	25-MAR-2004 23:44:40	Bright	38.500	166	17Eps Leo	2.9800	6000.0	77	10820	No
460	GOM_NL__2PRFIN20040325_235020_000000542025_00245_10820_0937.N1	25-MAR-2004 23:50:20	Bright	54.000	174	52Psi UMa	3.0040	4400.0	108	10820	No
461	GOM_NL__2PRFIN20040325_235339_000000362025_00245_10820_0938.N1	25-MAR-2004 23:53:39	Bright	36.000	82	48Bet UMa	2.3650	10600.	72	10820	No
462	GOM_NL__2PRFIN20040325_235510_000000392025_00245_10820_0939.N1	25-MAR-2004 23:55:10	Bright	39.000	36	50Alp UMa	1.8000	6300.0	78	10820	No
463	GOM_NL__2PRFIN20040325_235634_000000482025_00245_10820_0940.N1	25-MAR-2004 23:56:34	Bright	47.500	55	79Zet UMa	2.0600	10200.	95	10820	No
464	GOM_NL__2PRFIN20040325_235835_000000732025_00245_10820_0941.N1	25-MAR-2004 23:58:35	Bright	72.500	180	27Gam Boo	3.0400	8000.0	145	10820	No

### 3. Quality information per product

In this section it is plotted some information contained in the Quality Summary data set of the level 2 products. Only products in dark limb conditions and without errors (error flag in the MPH set to "0") are used.

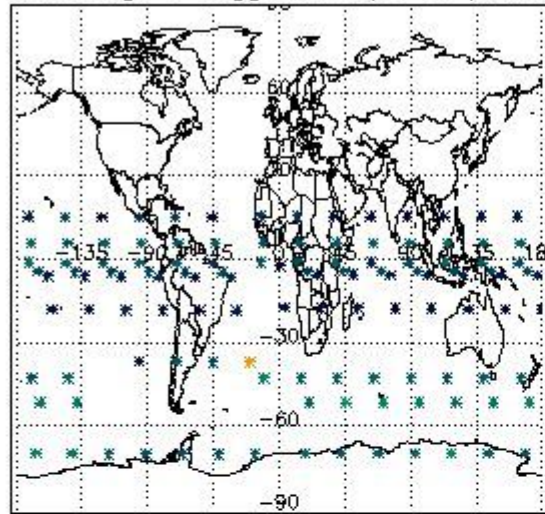
#### 3.1 Plot quality information per product (time dependant)



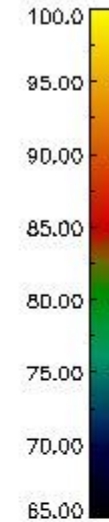
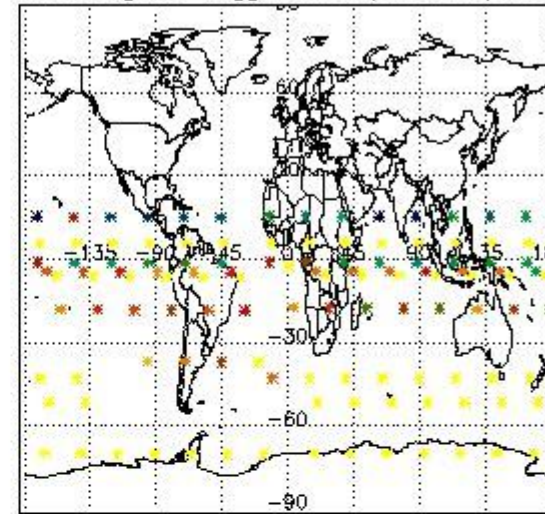
#### 3.2 Plot quality information per product (world map)



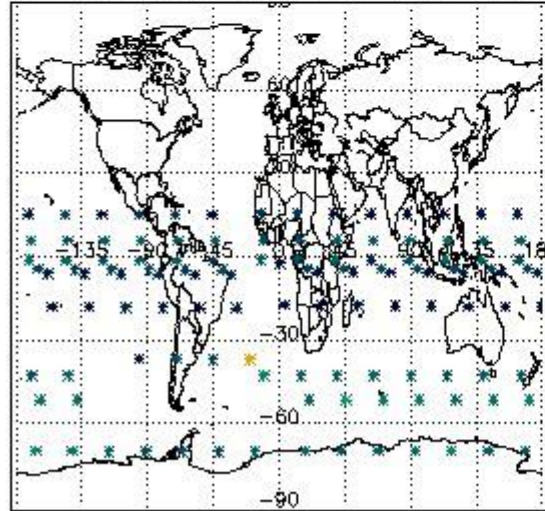
Percentage of flagged data per O3 profile



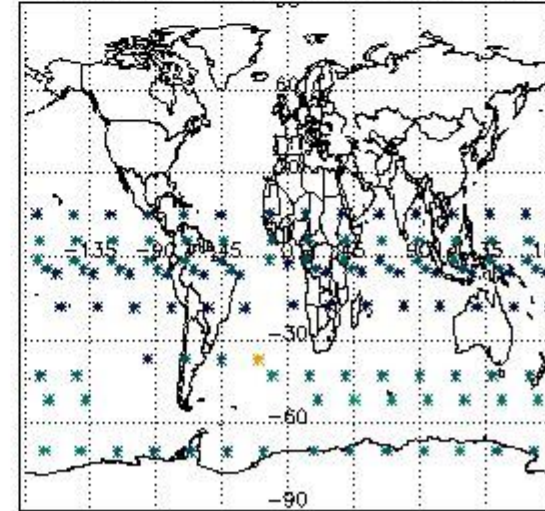
Percentage of flagged data per H2O profile



Percentage of flagged data per NO2 profile



Percentage of flagged data per NO3 profile

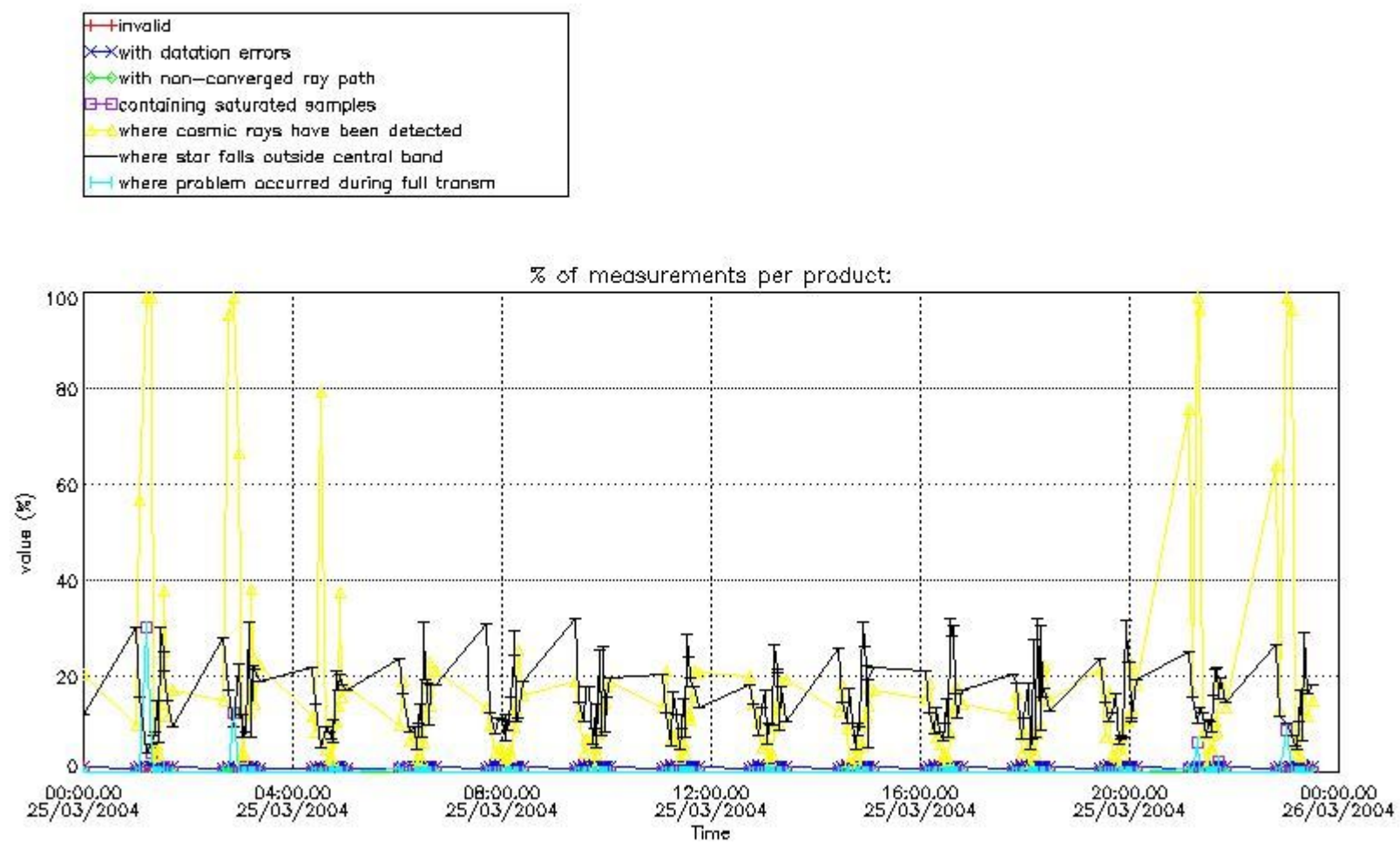


#### 4. Level 1 quality information per product

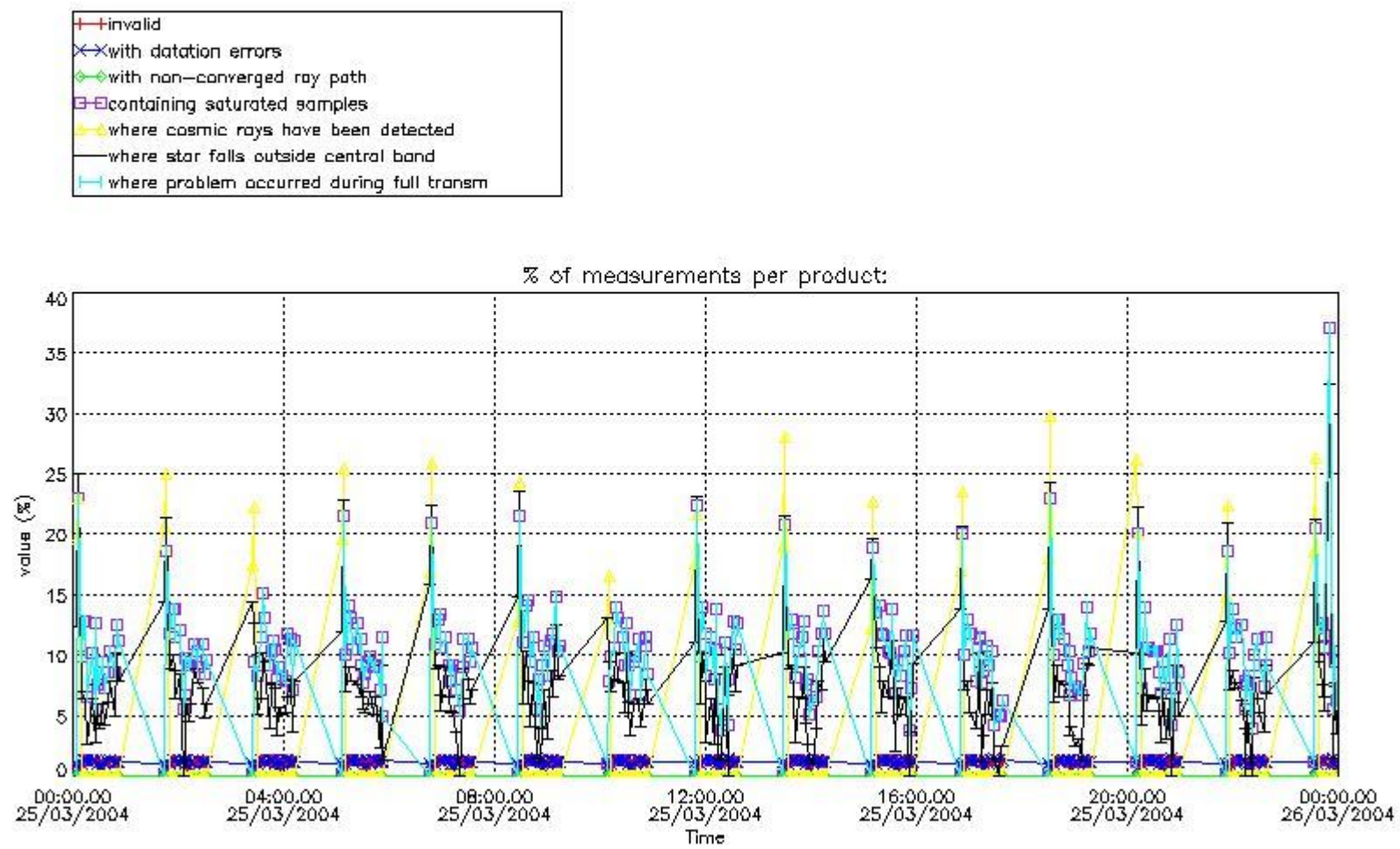
In this section it is plotted some information contained in the Quality Summary data set of the level 2 products that comes from the level 1b processing. Products without errors (error flag in the MPH set to "0") are used.

##### 4.1 Plot quality information per product (time dependant) coming from level 1b processing

###### 4.1.1 Plot level 1 quality information per product (time dependant): ENVISAT ASCENDING passes

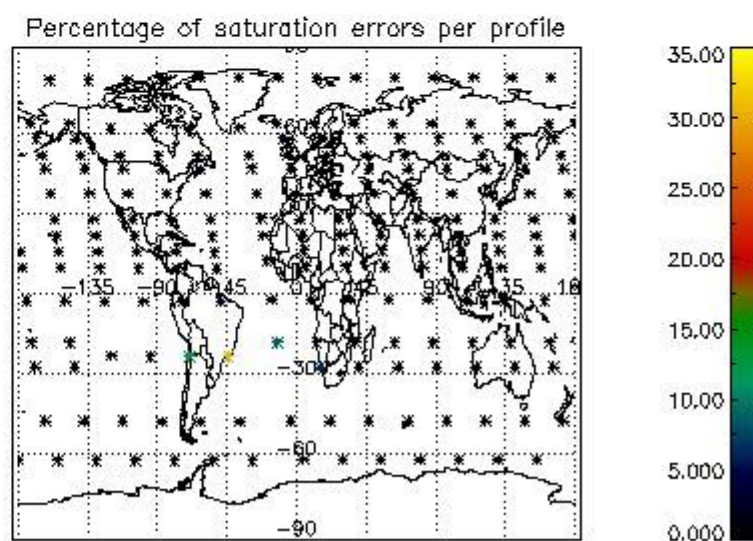
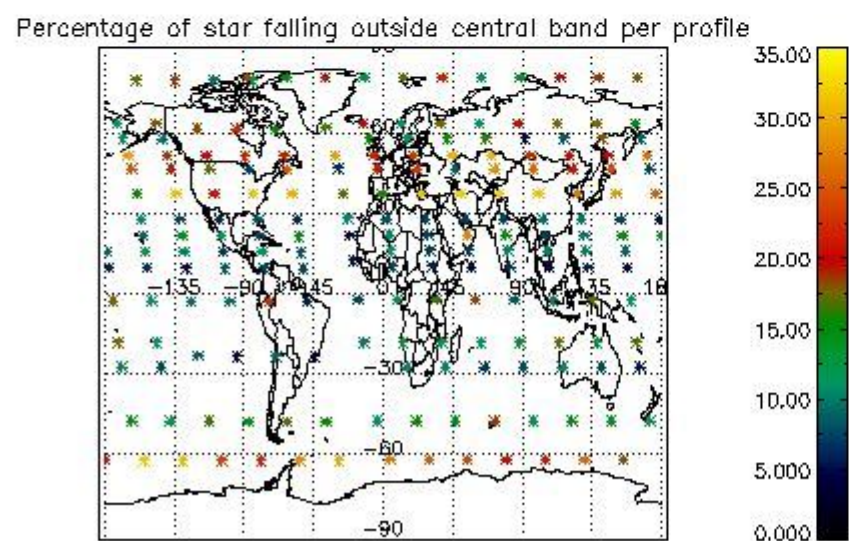
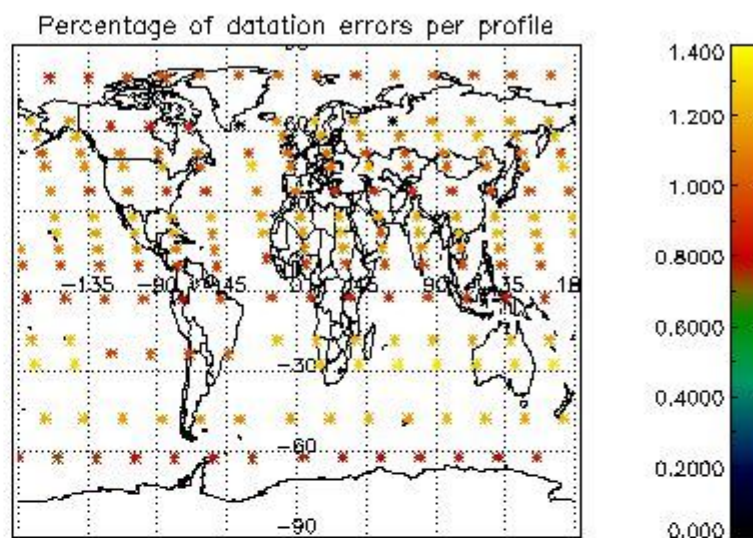
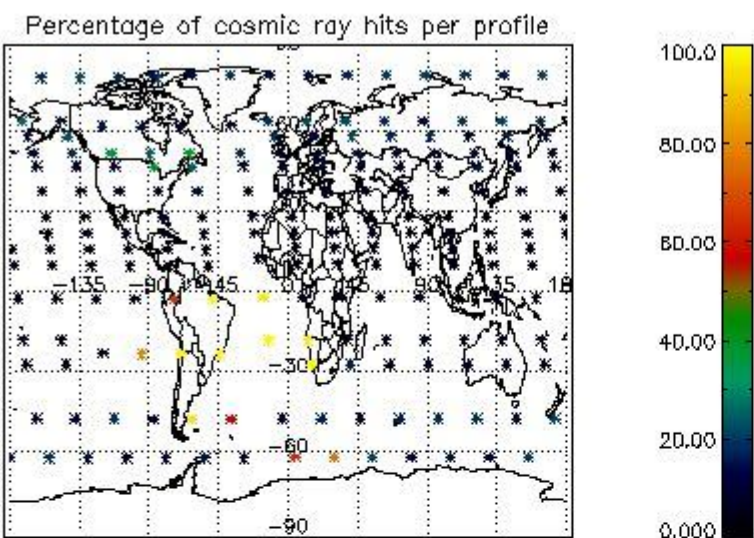


4.1.2 Plot level 1 quality information per product (time dependant): ENVI SAT DESCENDING passes

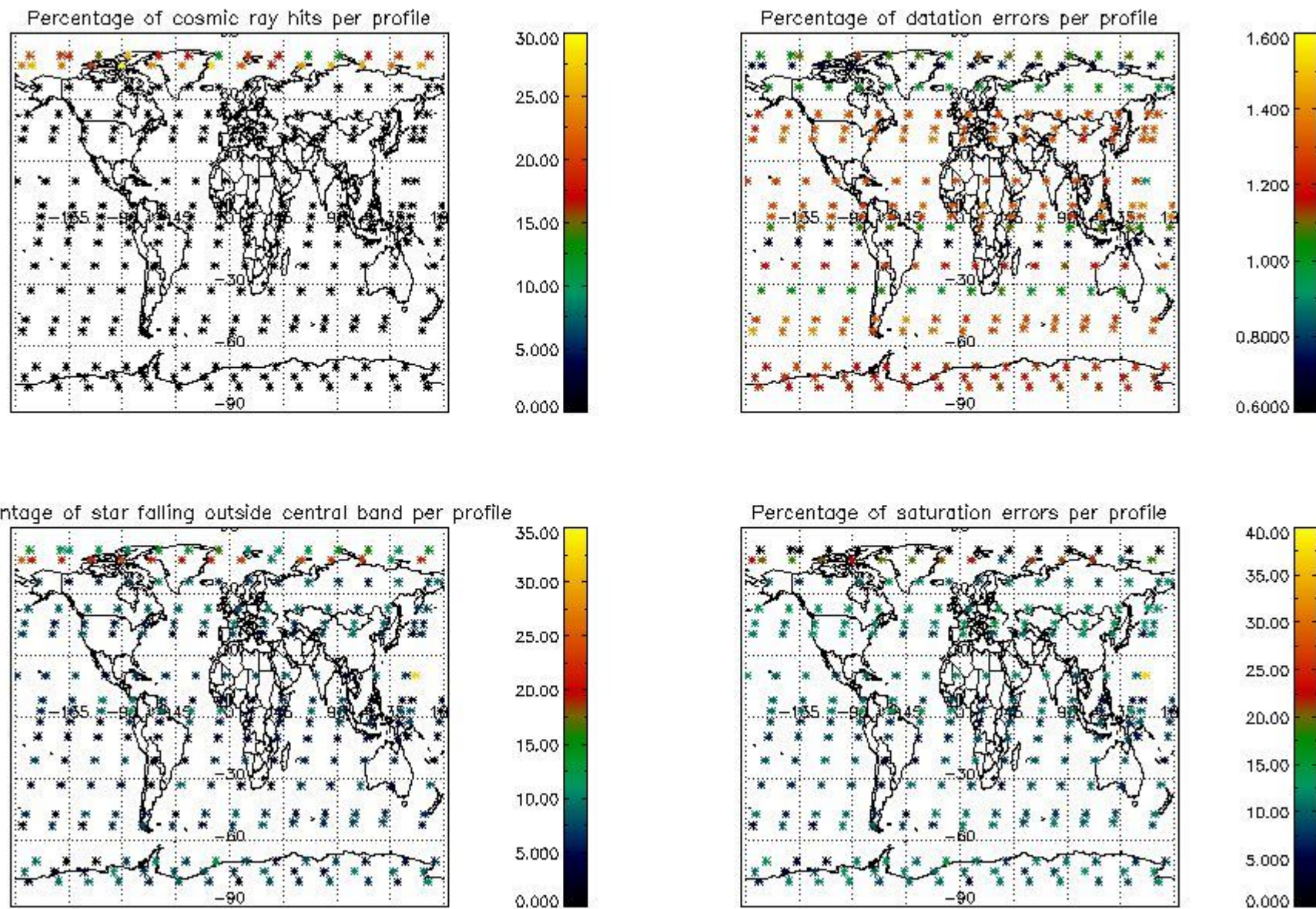


*4.2 Plot quality information per product coming from level 1b processing (world map)*

*4.2.1 Plot level 1 quality information per product (world map): ENVISAT ASCENDING passes*



4.2.2 Plot level 1 quality information per product (world map): ENVISAT DESCENDING passes



## 5. Trace gas profiles

### 5.1 Ozone statistics based on quality of products

The final quality of the products can be "measured" using the STD (Standard Deviation) attached to every point profile. This information is written to the parameter GOM\_NL\_\_2P/NL\_LOCAL\_SPECIES\_DENSITY/o3\_std of the level 2 products. The table below shows the statistics for given STD ranges.

The statistics are given with respect to the overall valid production:

- Products without fatal errors: GOM\_NL\_\_2P/MPH/PRODUCT\_ERR=0
- Valid point profile: GOM\_NL\_\_2P/NL\_LOCAL\_SPECIES\_DENSITY/pcd(0)=0

The 'Criteria' is applied to valid points of dark limb products:

- Products in dark limb illumination condition: GOM\_NL\_\_2P/NL\_SUMMARY\_QUALITY/obs\_ill\_cond=0
- Products without fatal errors: GOM\_NL\_\_2P/MPH/PRODUCT\_ERR=0
- Valid point profile: GOM\_NL\_\_2P/NL\_LOCAL\_SPECIES\_DENSITY/pcd(0)=0

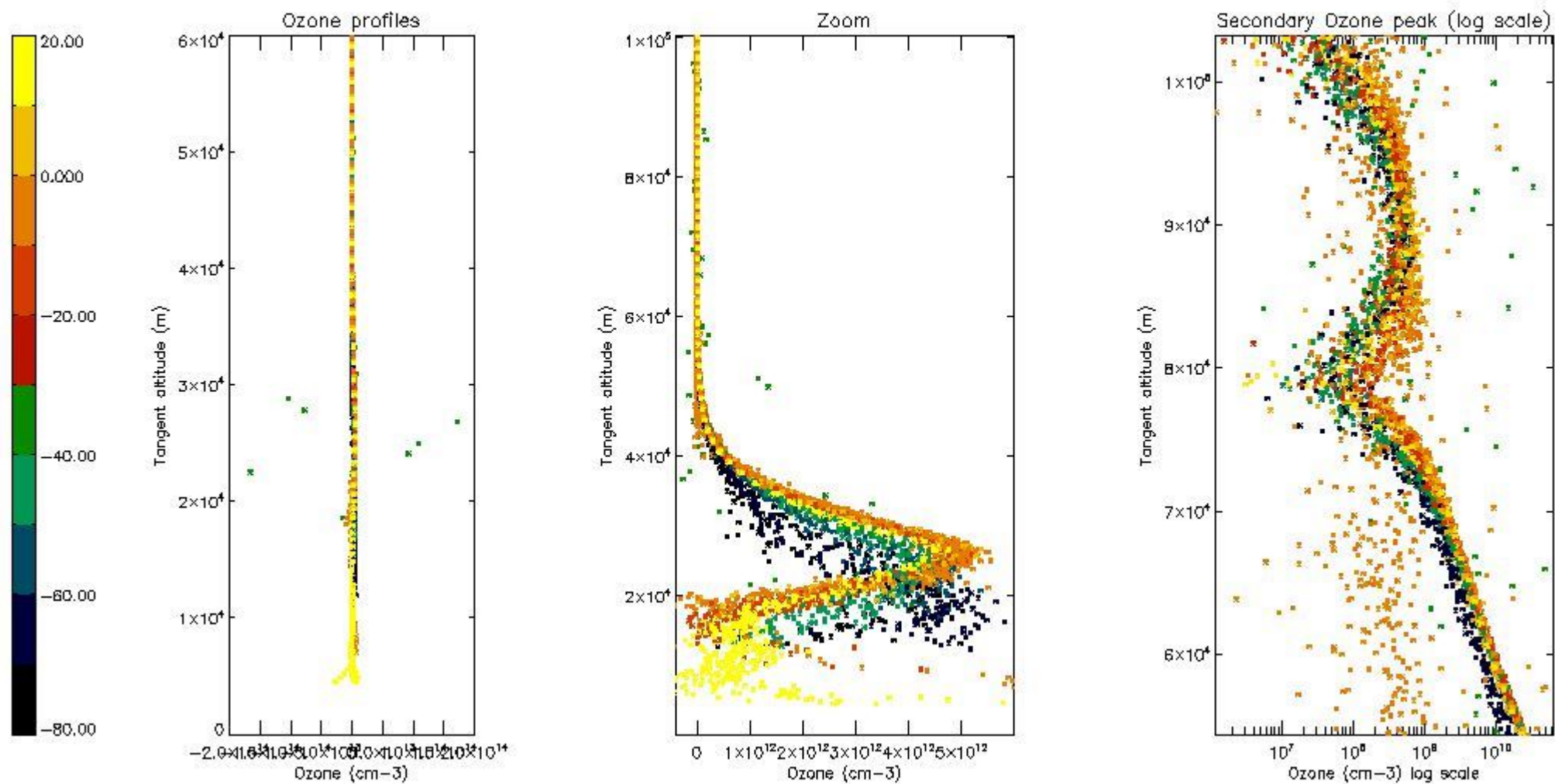
So, the table below shows the percentage of dark limb and valid observations for each criteria with respect to the overall valid daily observations.

Criteria	% of total production
All STD	26
STD < 20	14

STD < 10	12
STD < 5	7

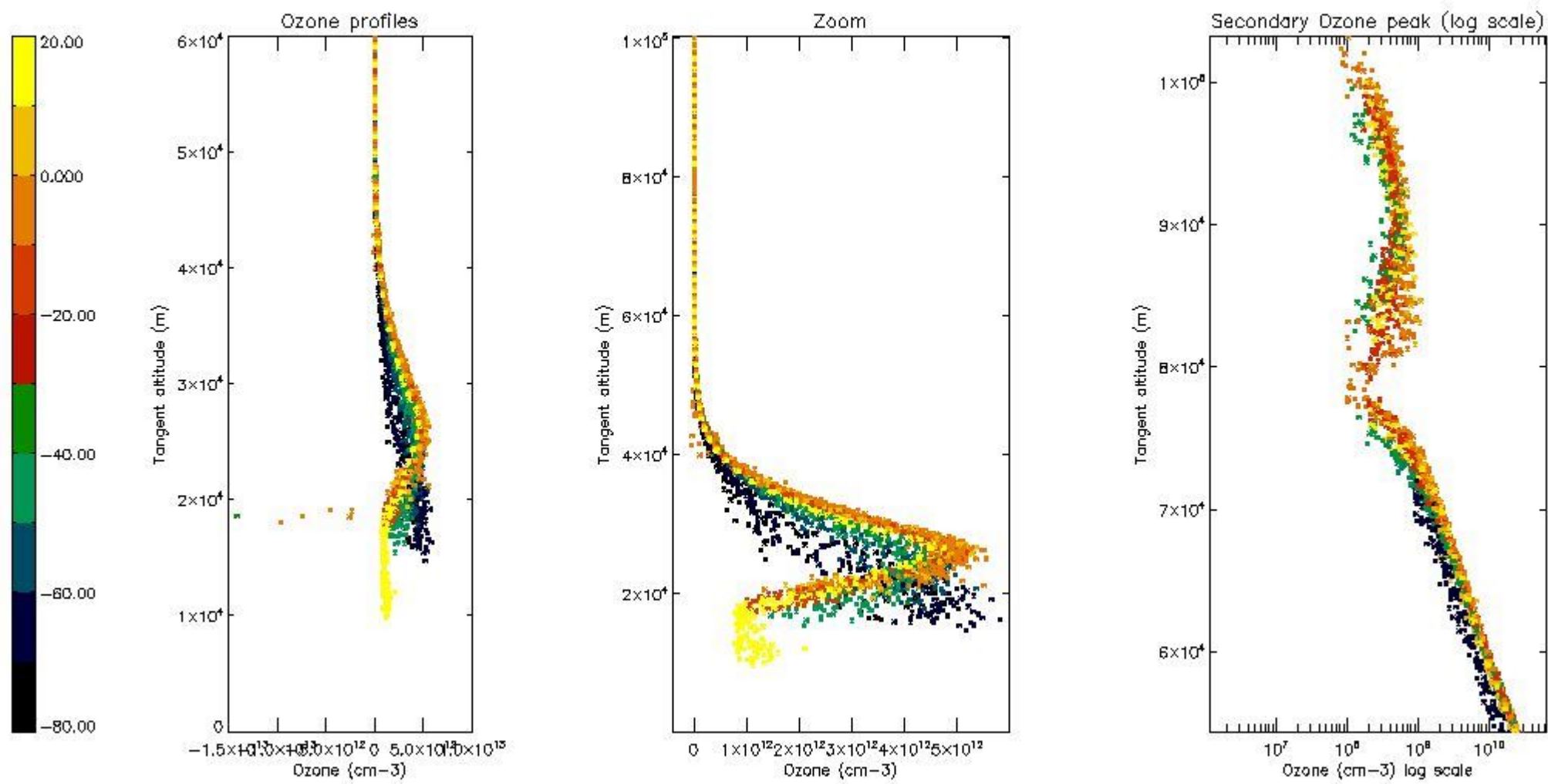
5.2 Plot ozone profiles for all STD (dark without errors)

The colorbar represents the latitude.



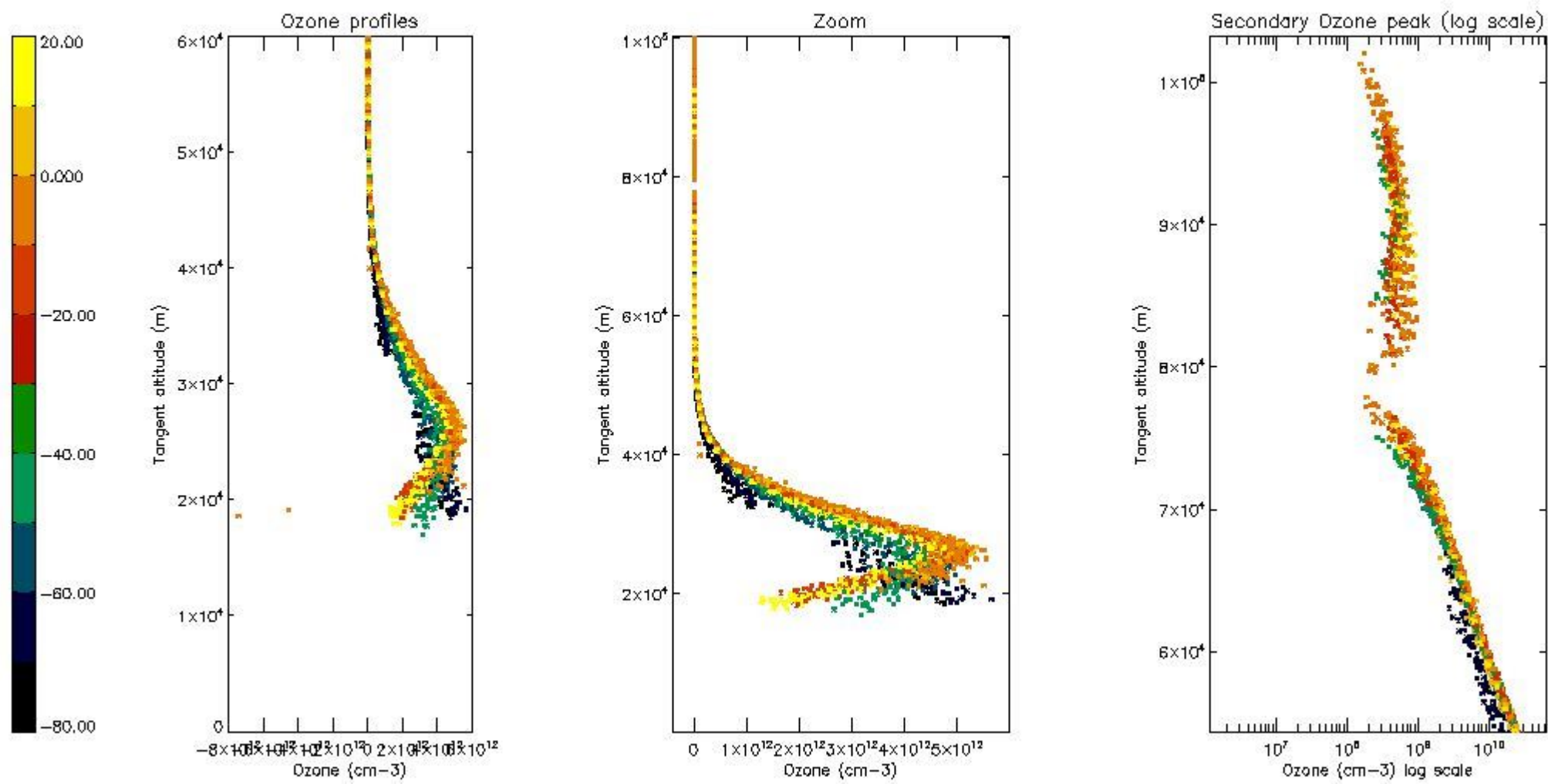
5.3 Plot ozone profiles where STD < 20% (dark without errors)

The colorbar represents the latitude.



*5.4 Plot ozone profiles where STD < 10% (dark without errors)*

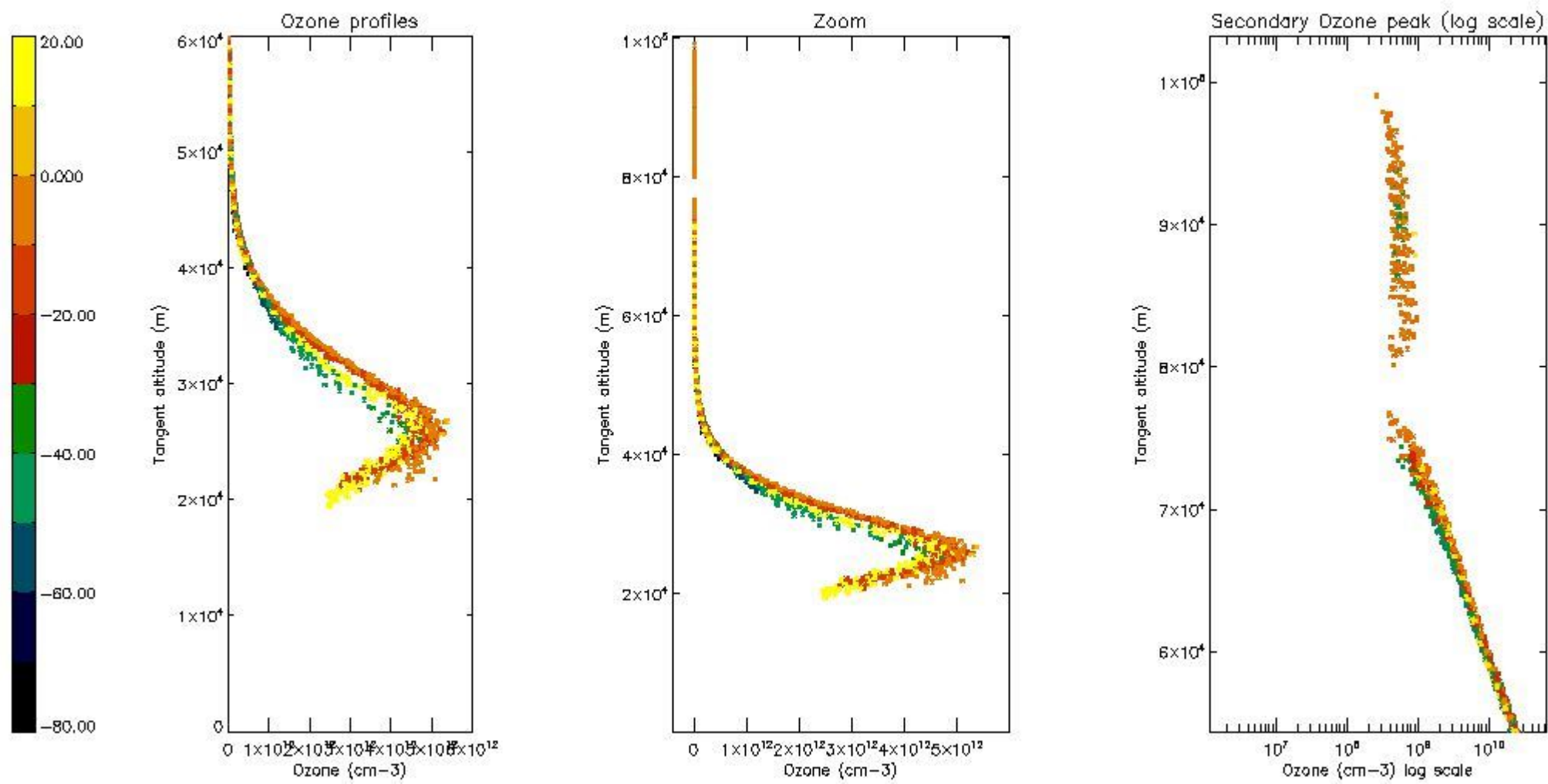
The colorbar represents the latitude.



*5.5 Plot ozone profiles where STD < 5% (dark without errors)*

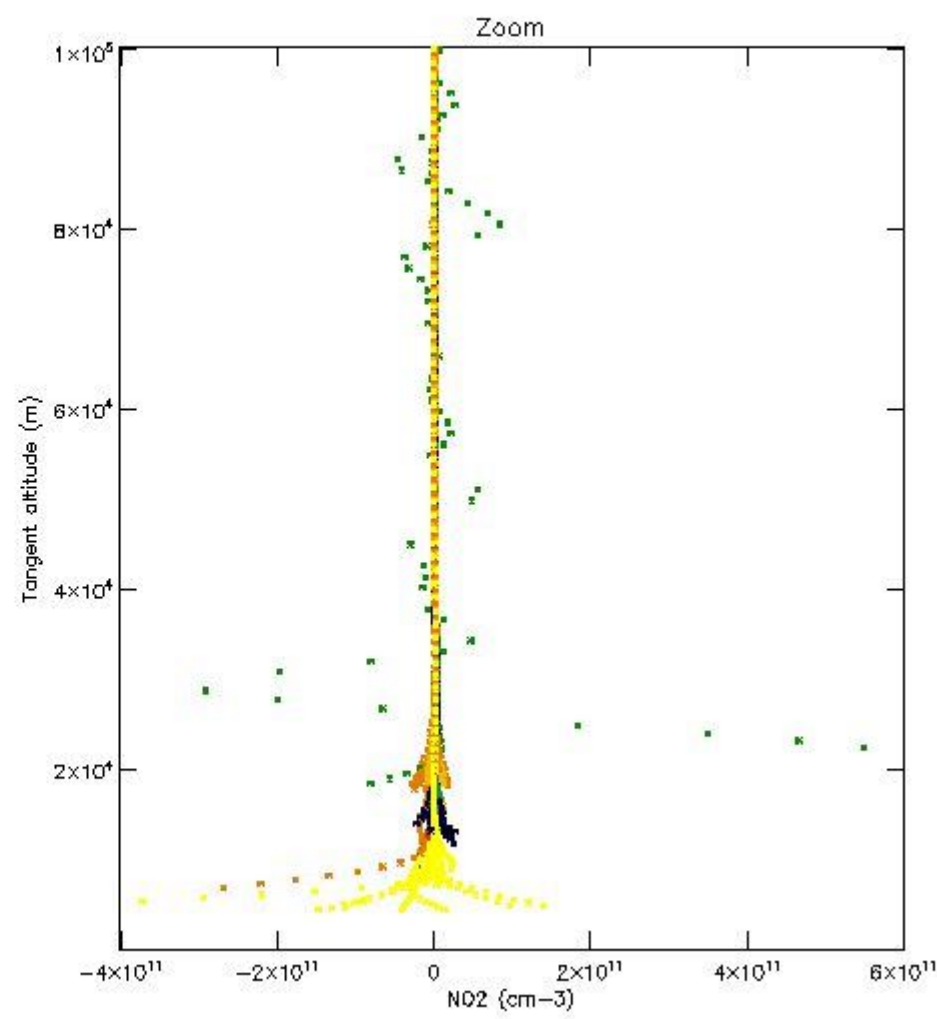
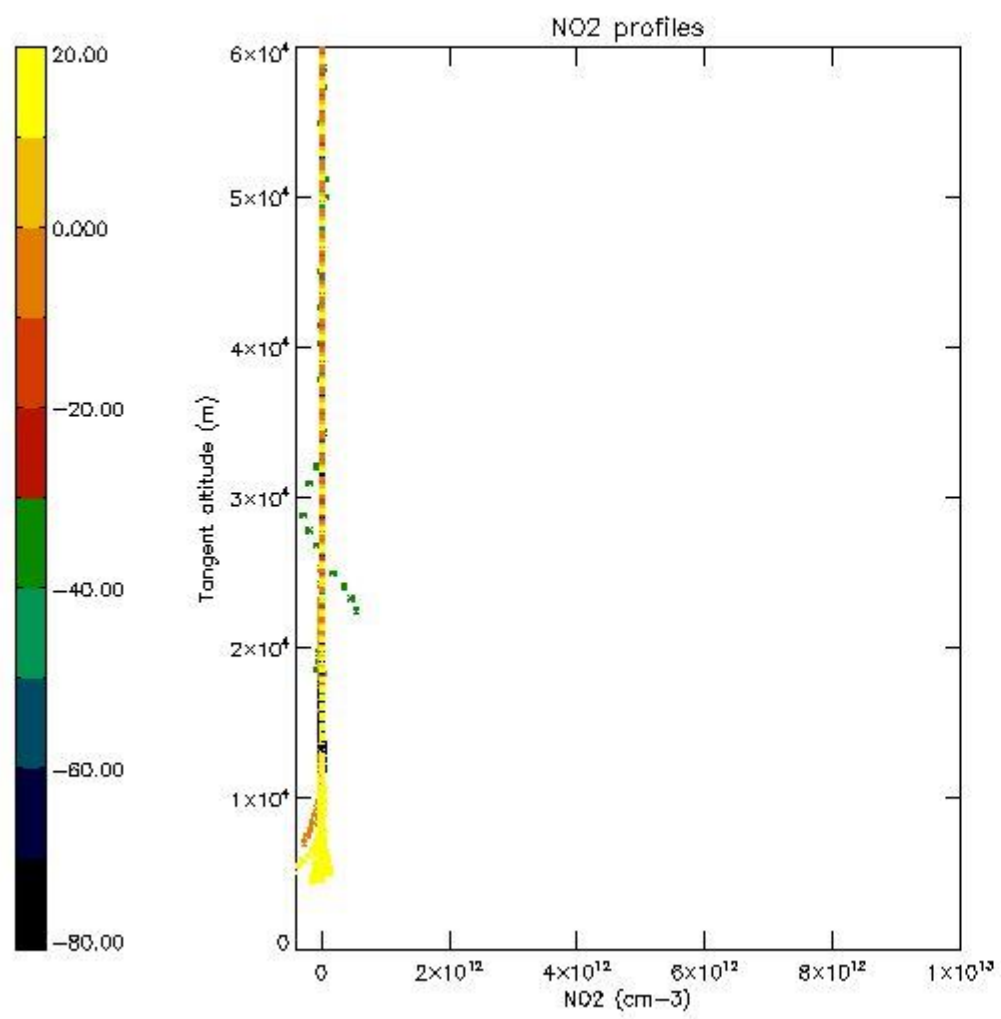
The colorbar represents the latitude.





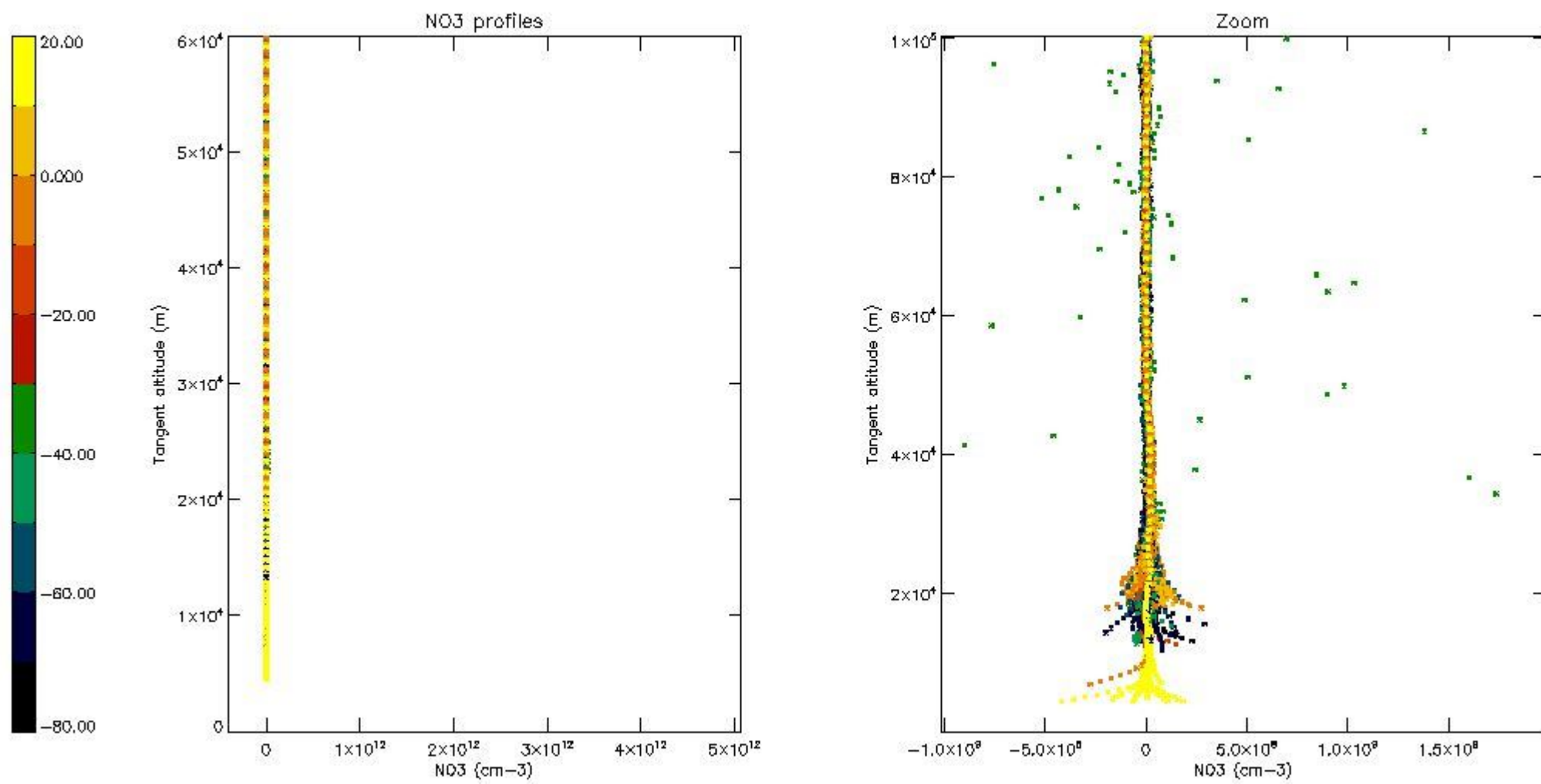
*5.6 Plot NO<sub>2</sub> profiles for all STD (dark without errors)*

The colorbar represents the latitude.



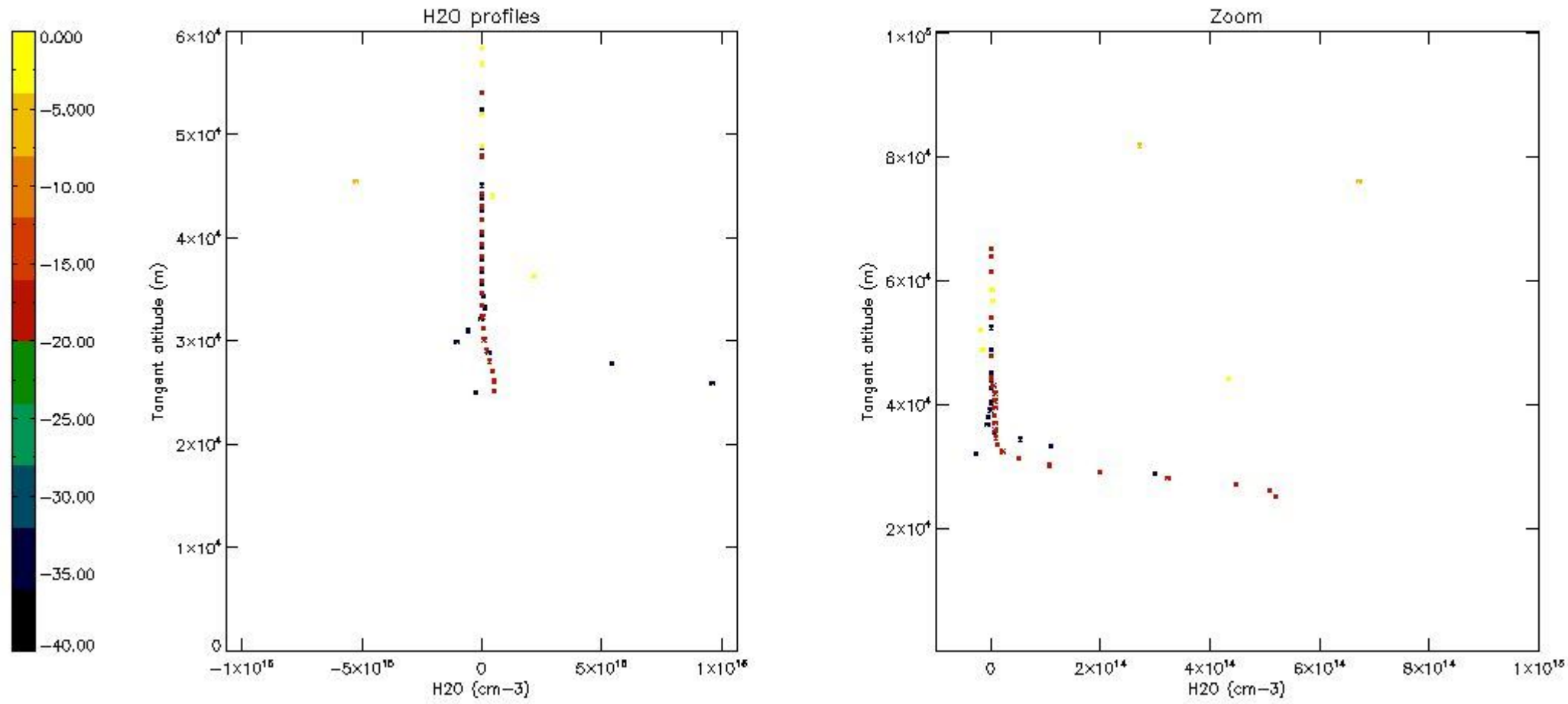
*5.7 Plot NO3 profiles for all STD (dark without errors)*

The colorbar represents the latitude.



5.8 Plot H<sub>2</sub>O profiles for all STD (only for occultations of stars 1,2,3,4,13,14,16,26,63 dark without errors)

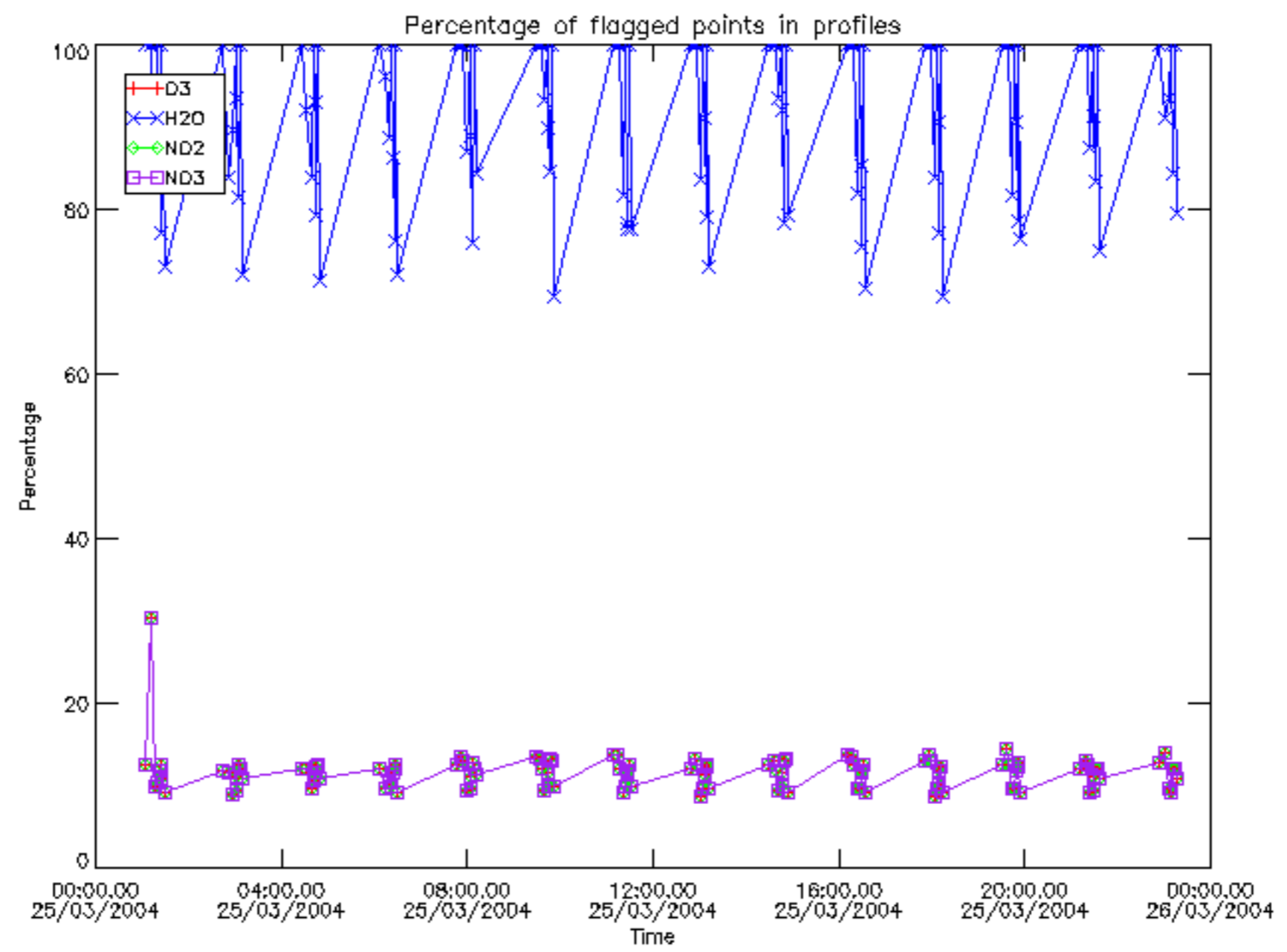
The colorbar represents the latitude.



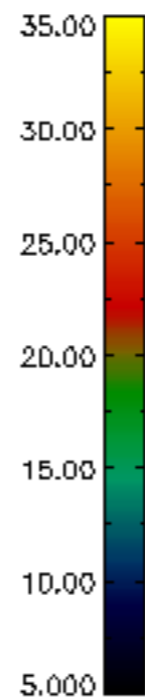
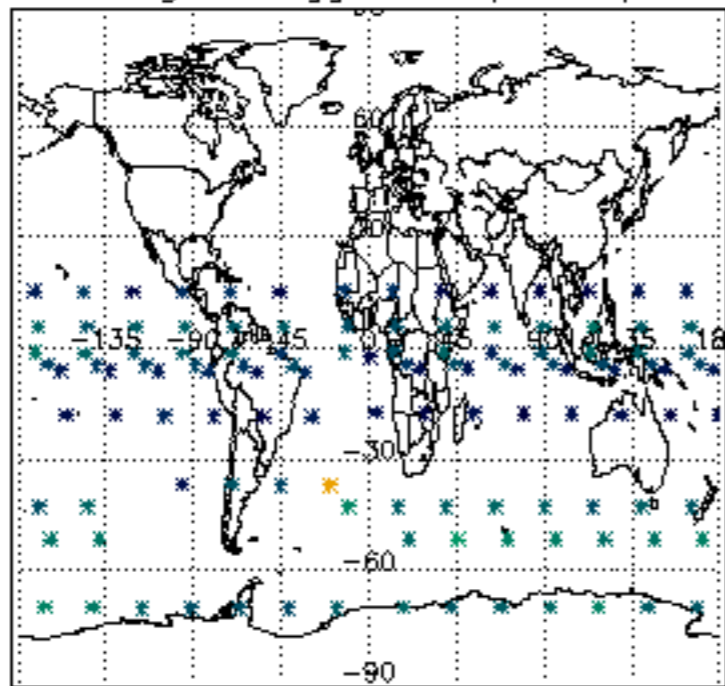
## 6. Auxiliary Data Files used for the production reported in section 2

The number reported in the third column indicates since which file (see list in section 2) the corresponding auxiliary file has been used. The fourth column is the date of those product files.

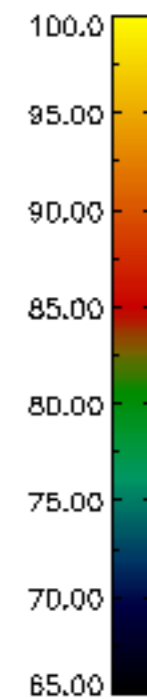
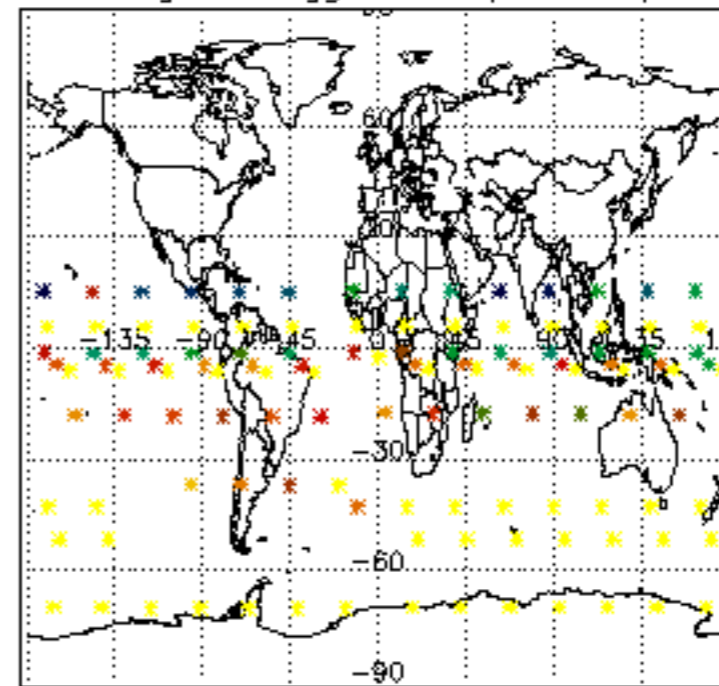
Type	Auxiliary Filename	Used since product	Used since product date
INST_PHYS_CHARACTERISTICS	GOM_INS_AXVIEC20091111_143220_20030716_120000_20500101_000000	1	25-MAR-2004 00:00:47
LEVEL-2_PROC_CONFIG	GOM_PR2_AXVIEC20091111_152718_20020301_000000_20500101_000000	1	25-MAR-2004 00:00:47
CROSS_SECTIONS_FILE	GOM_CR2_AXVIEC20091111_154832_20020301_000000_20500101_000000	1	25-MAR-2004 00:00:47



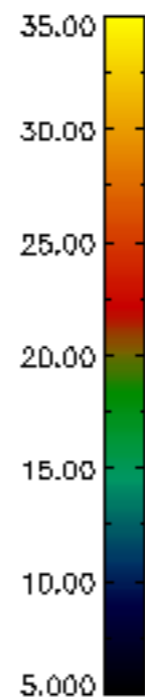
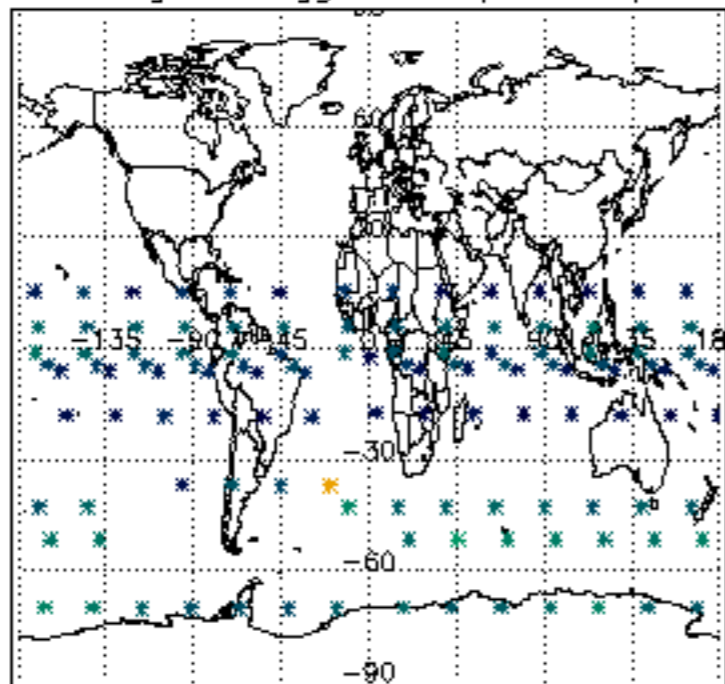
Percentage of flagged data per D3 profile



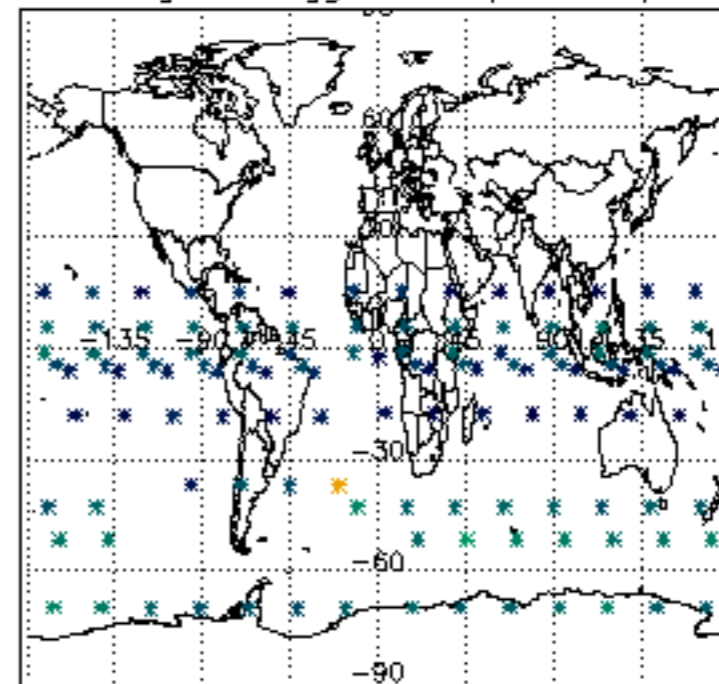
Percentage of flagged data per H2O profile

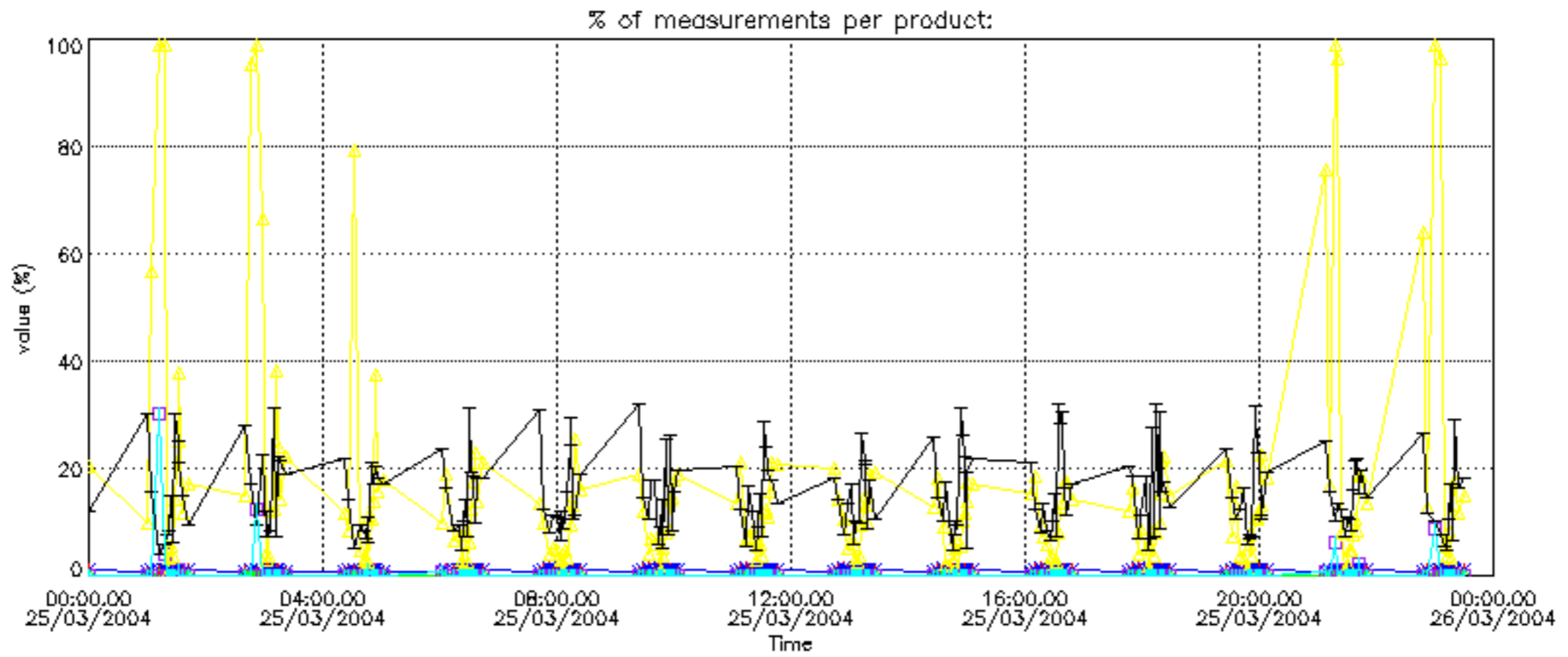
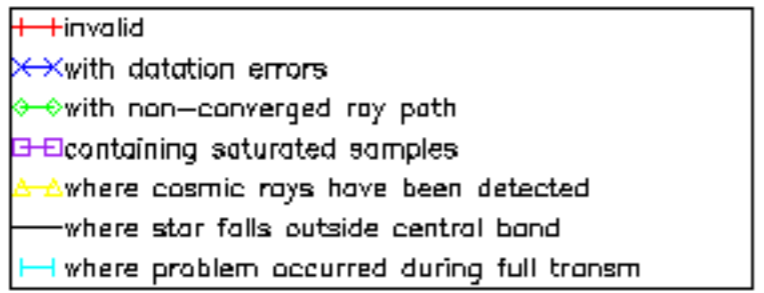


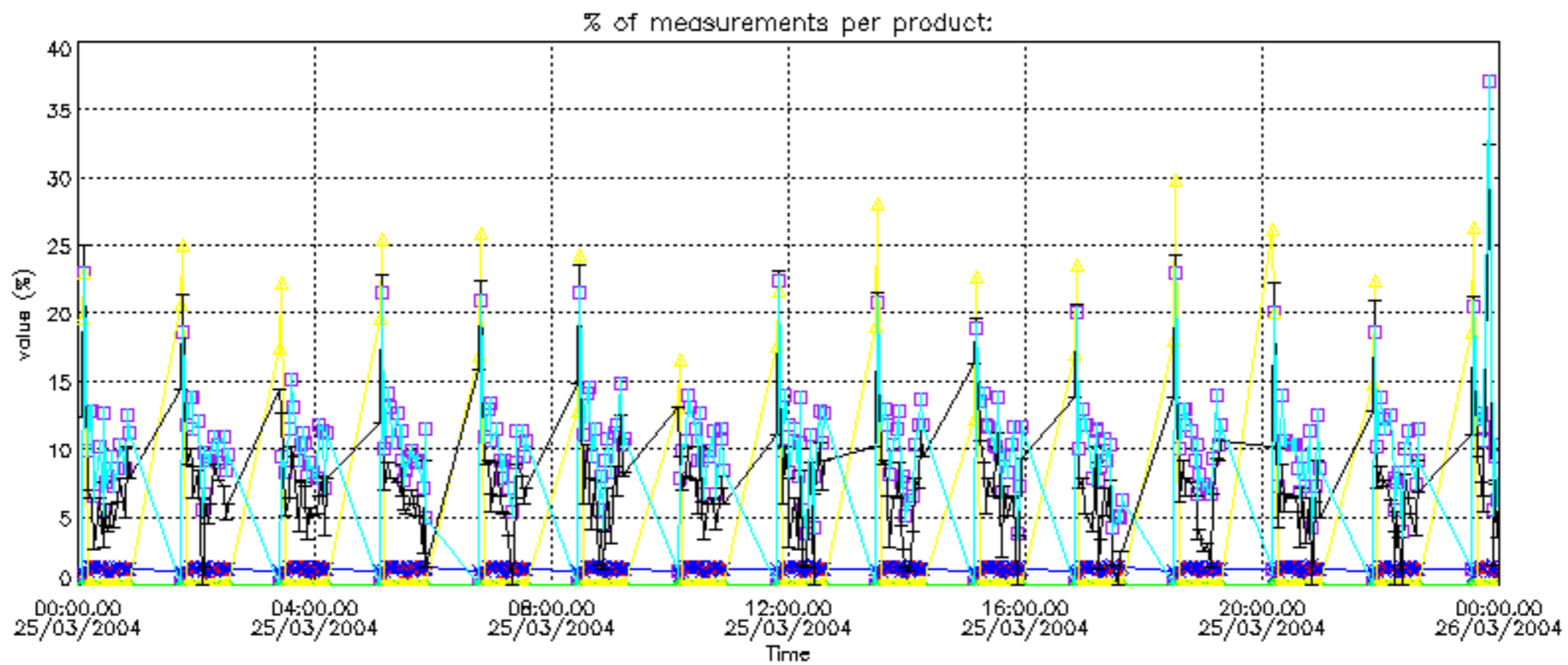
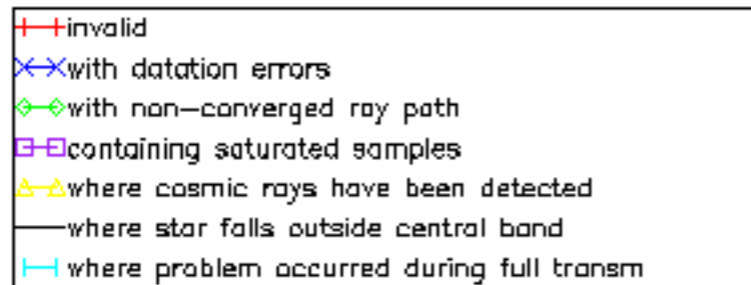
Percentage of flagged data per NO2 profile



Percentage of flagged data per NO3 profile

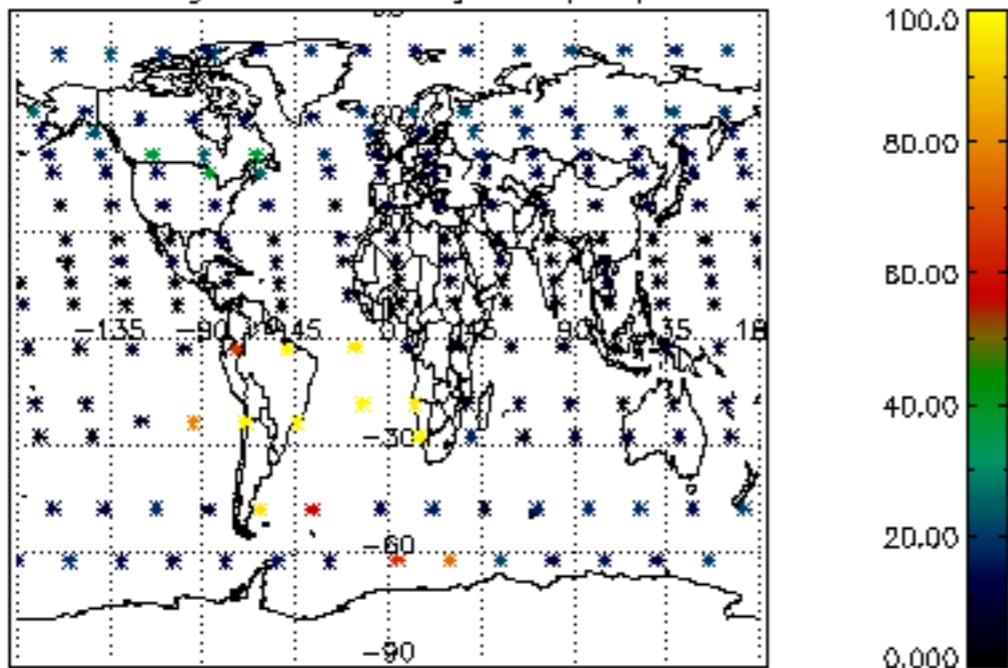




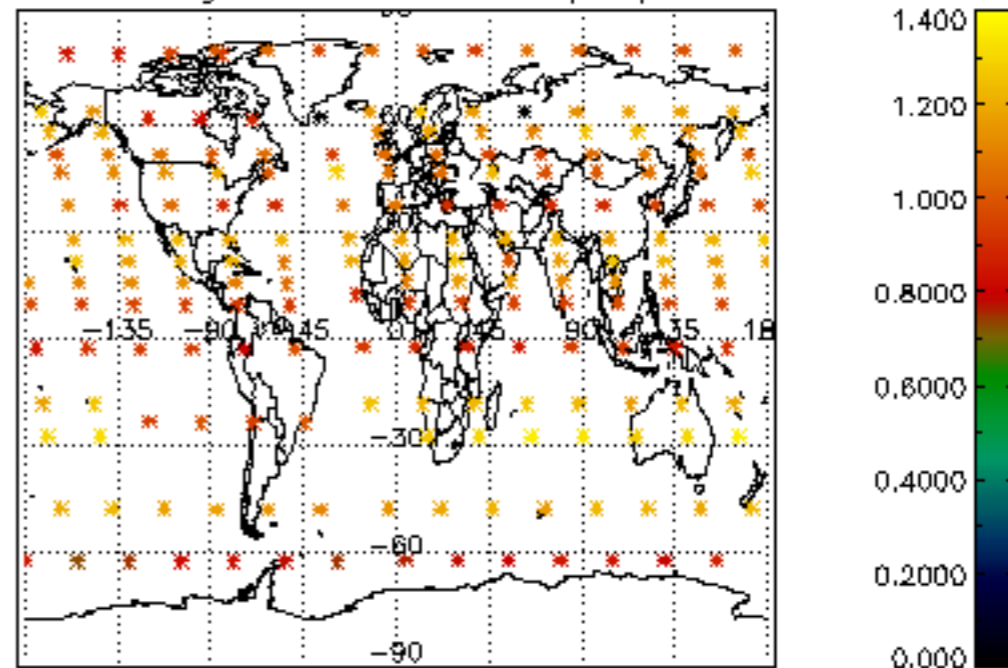




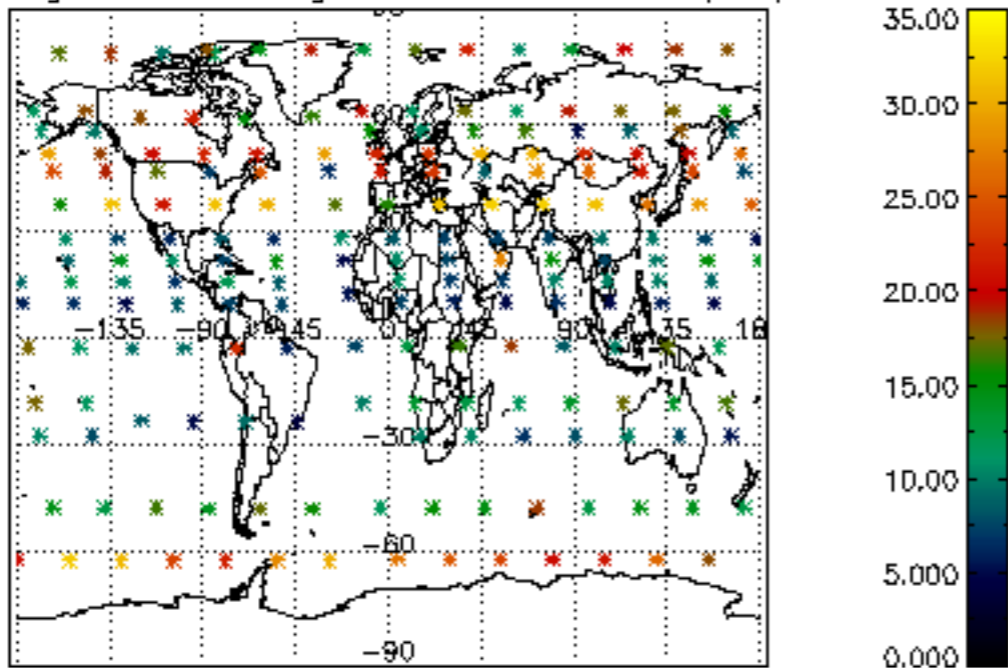
Percentage of cosmic ray hits per profile



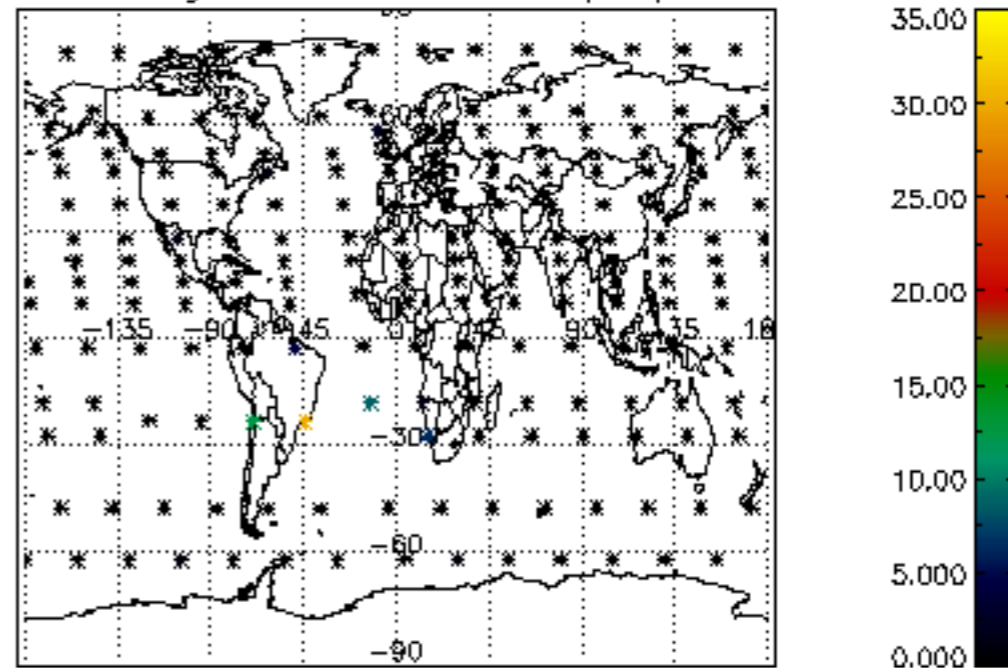
Percentage of datation errors per profile



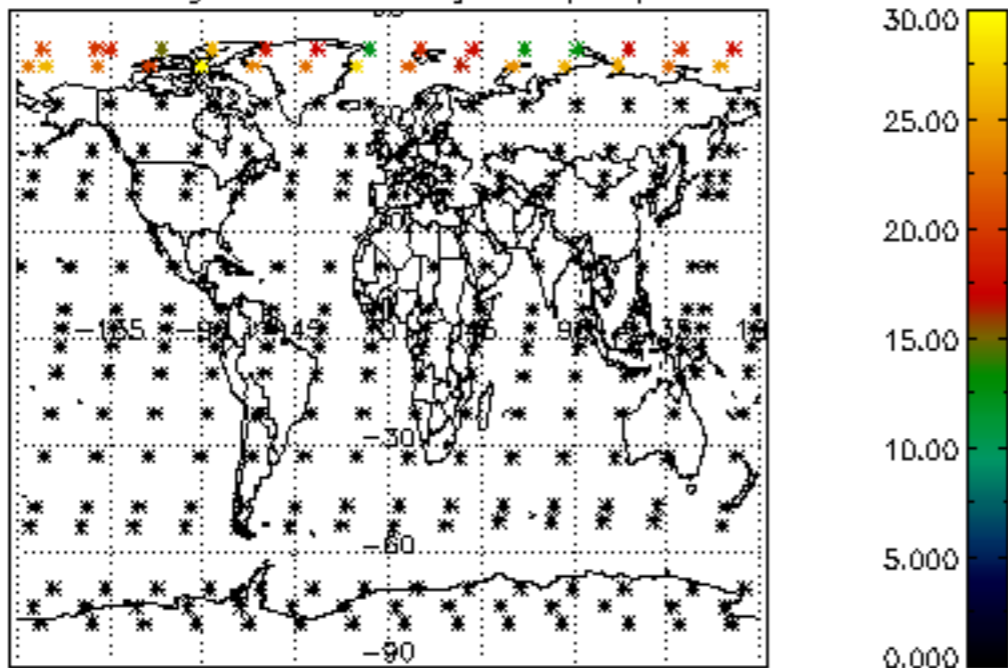
Percentage of star falling outside central band per profile



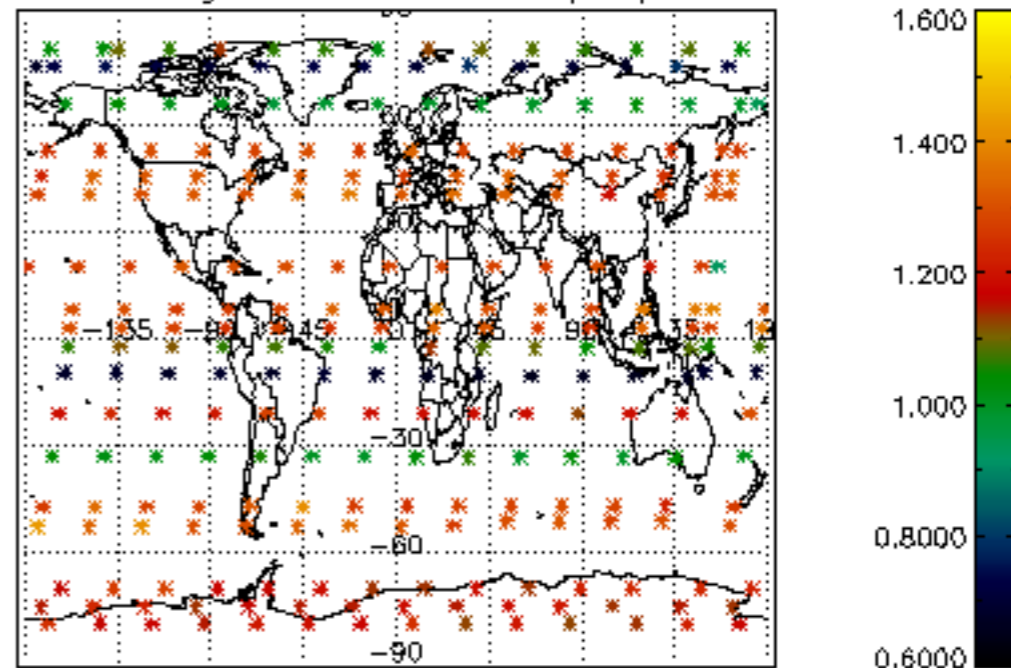
Percentage of saturation errors per profile



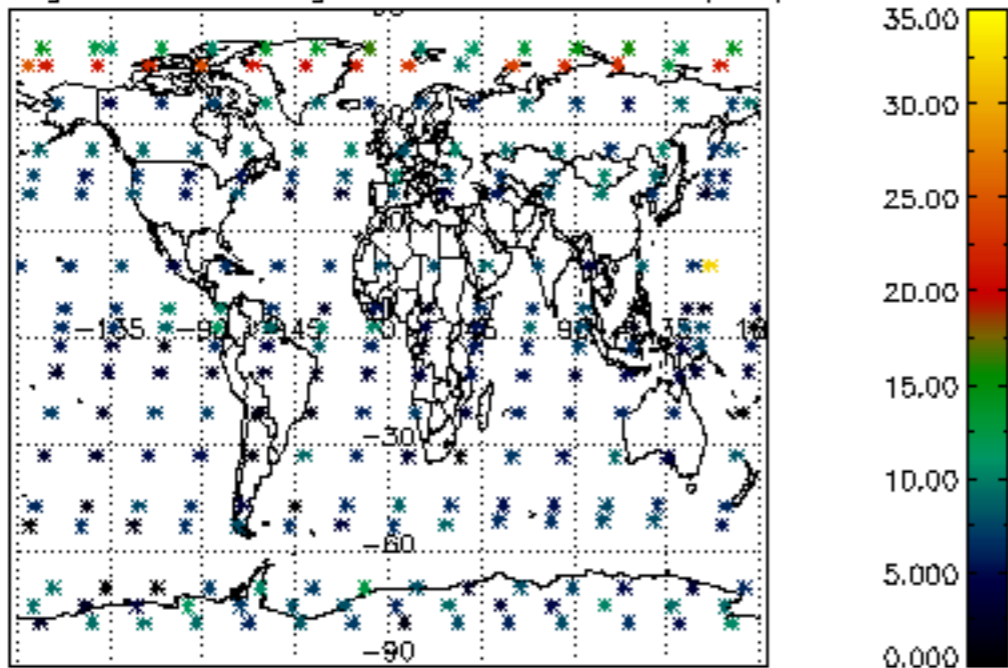
Percentage of cosmic ray hits per profile



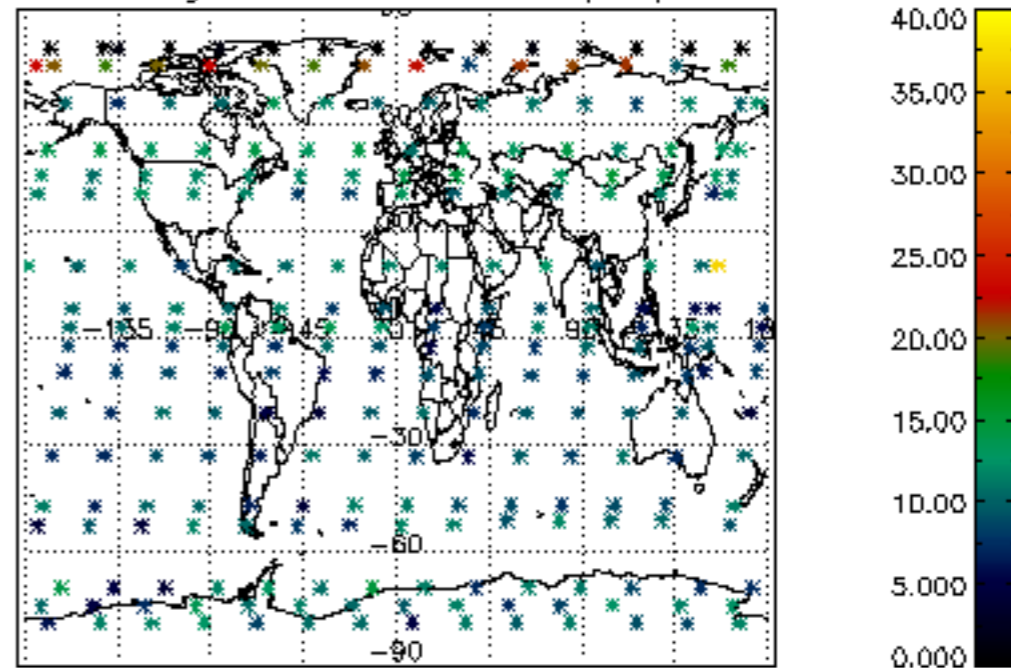
Percentage of datation errors per profile

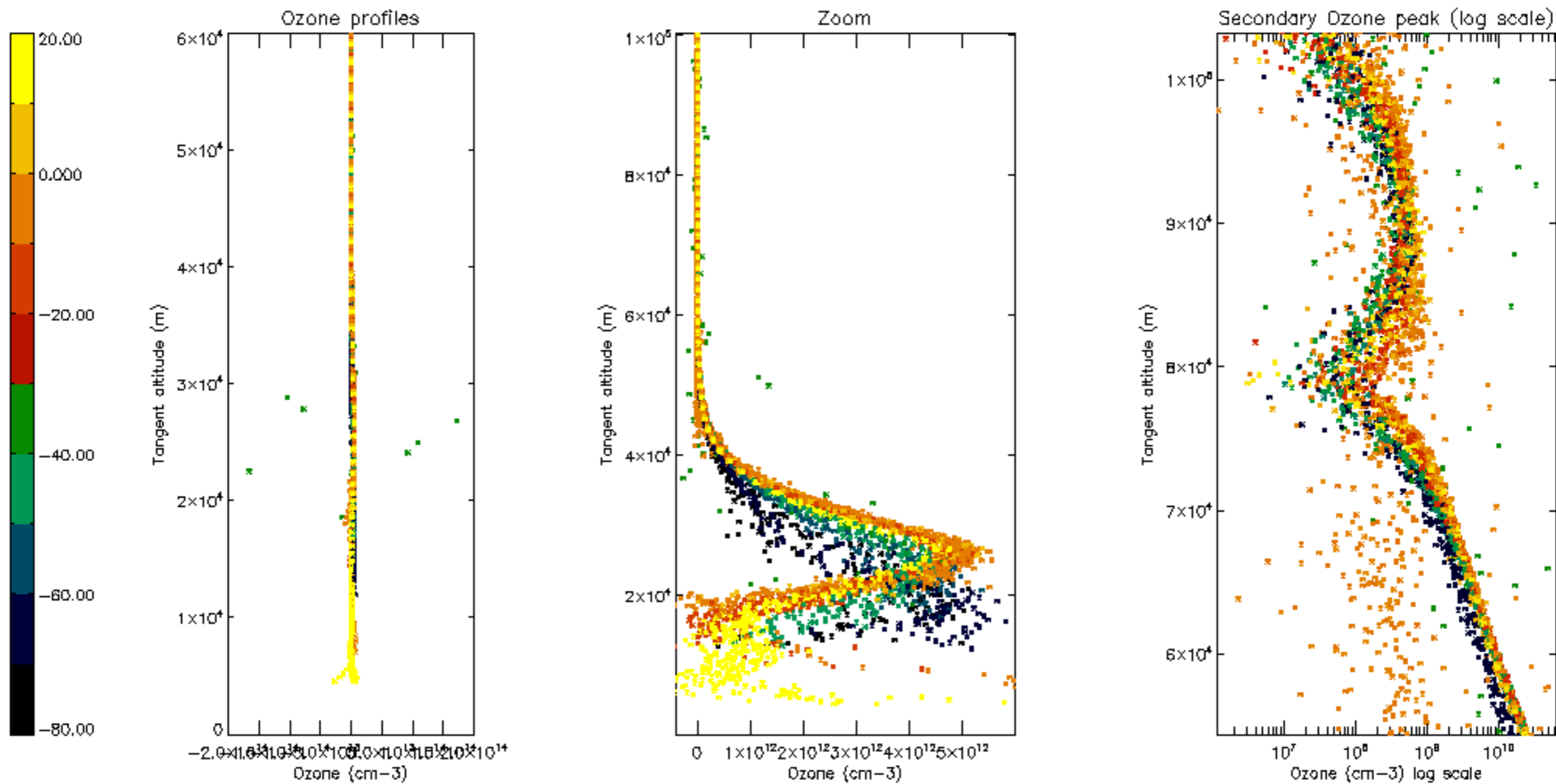


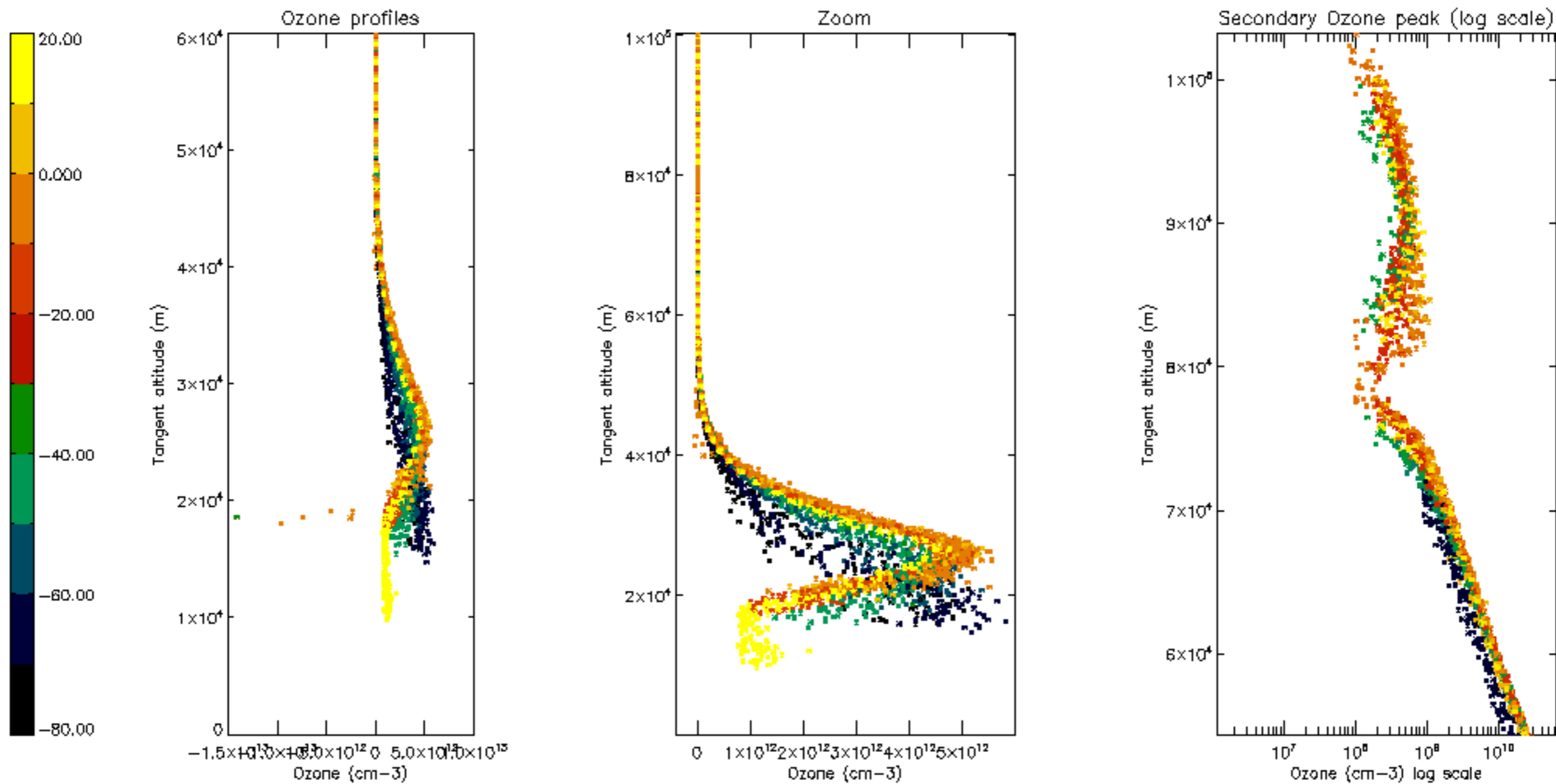
Percentage of star falling outside central band per profile

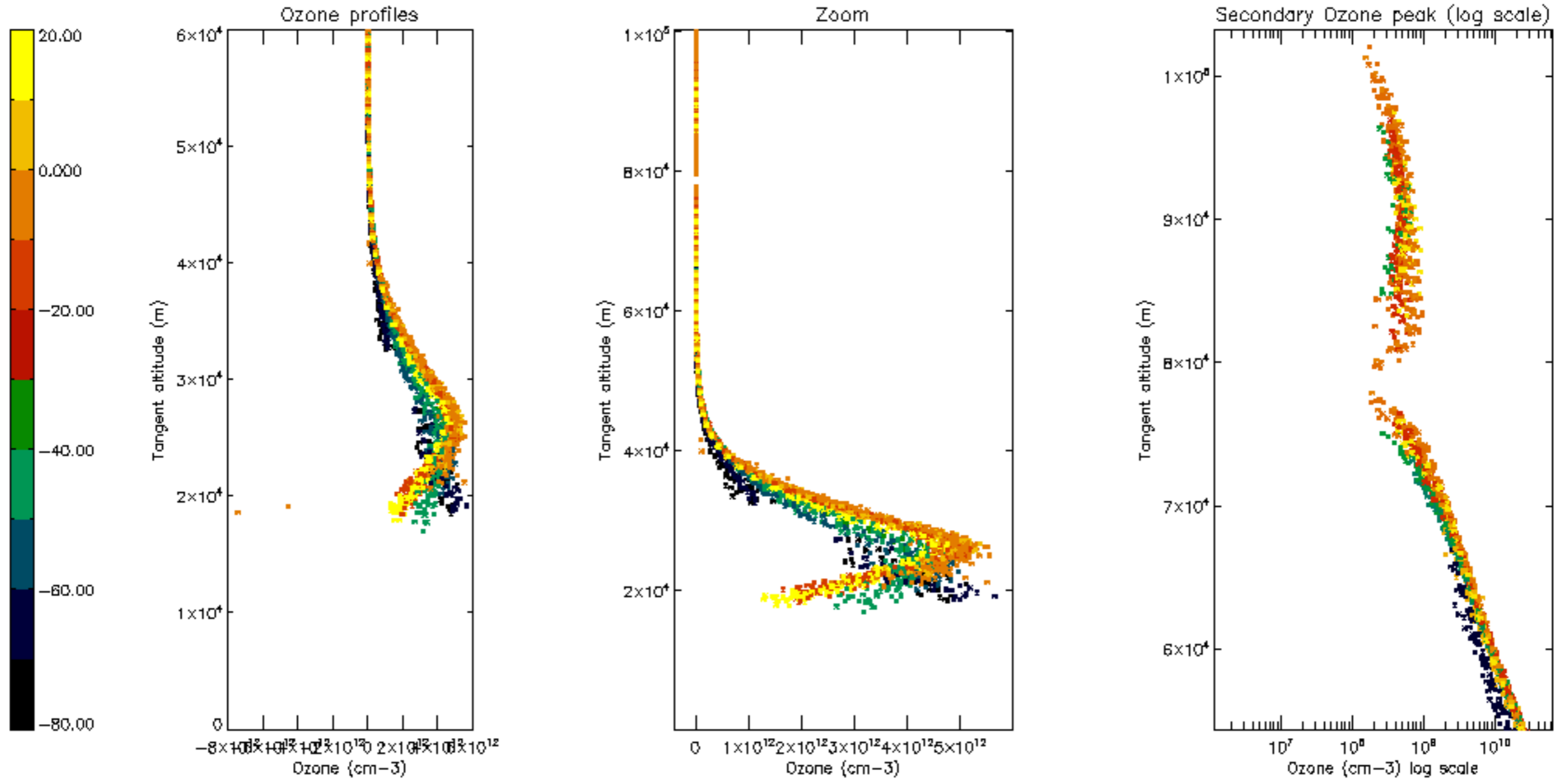


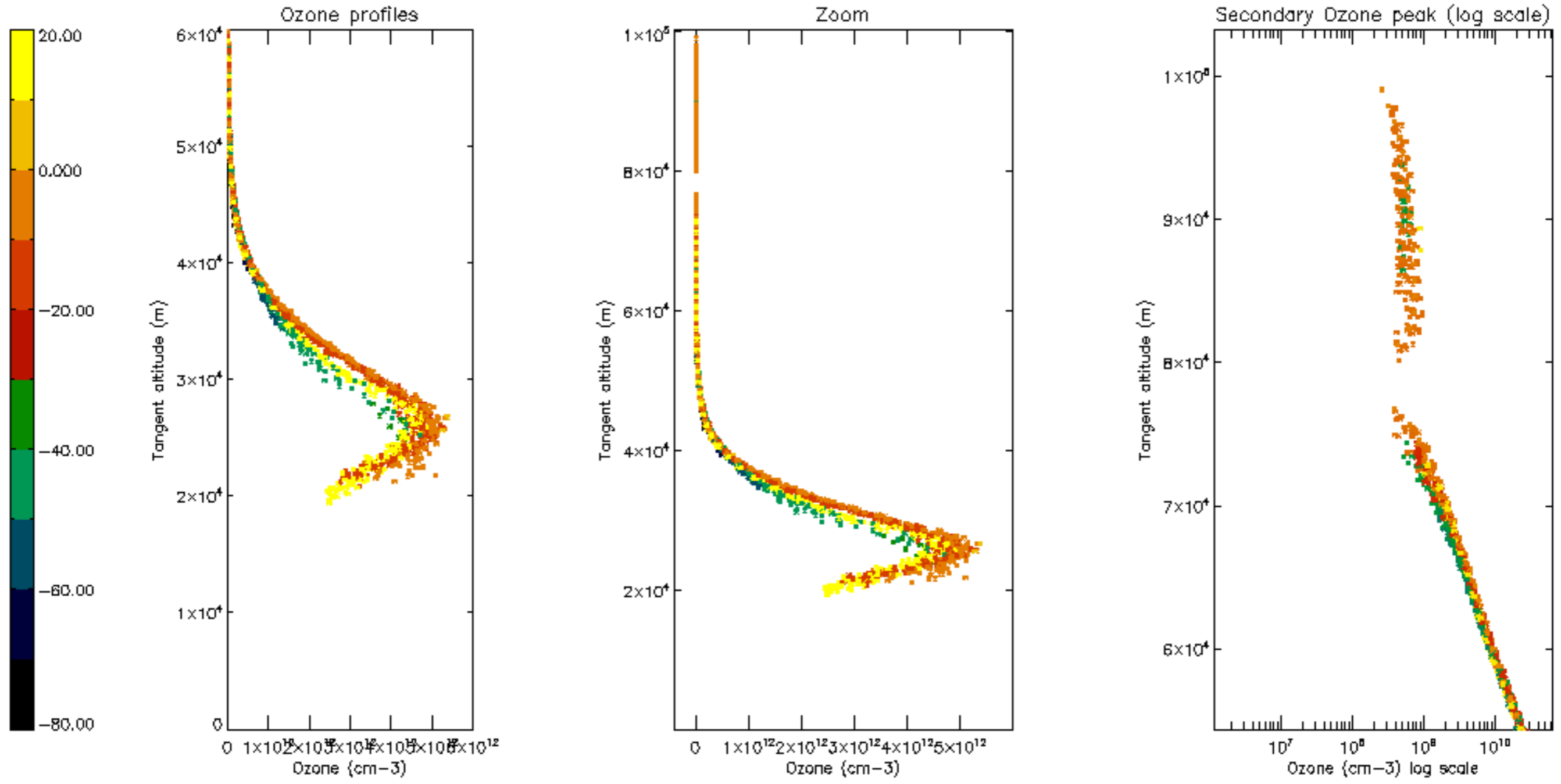
Percentage of saturation errors per profile

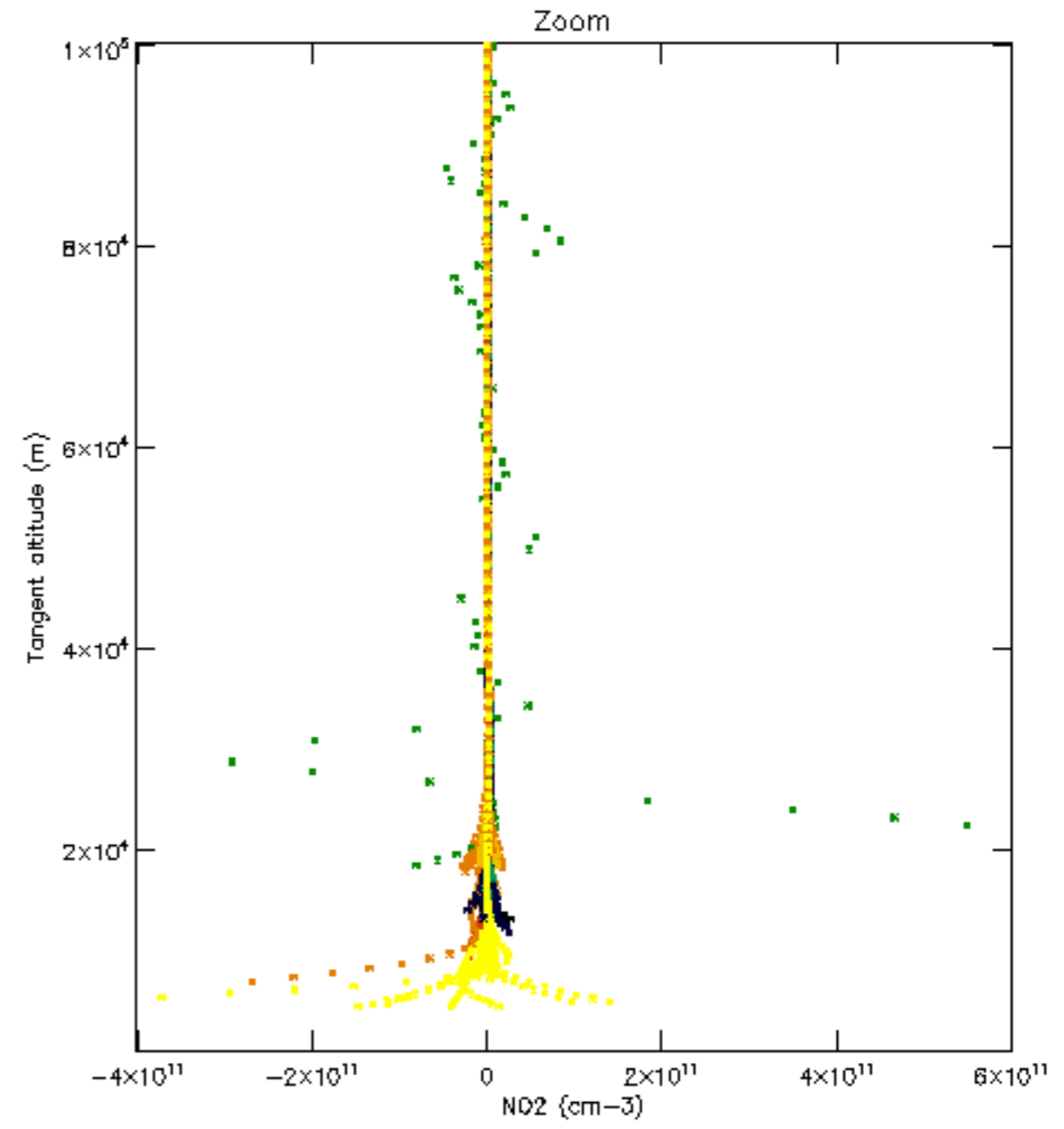
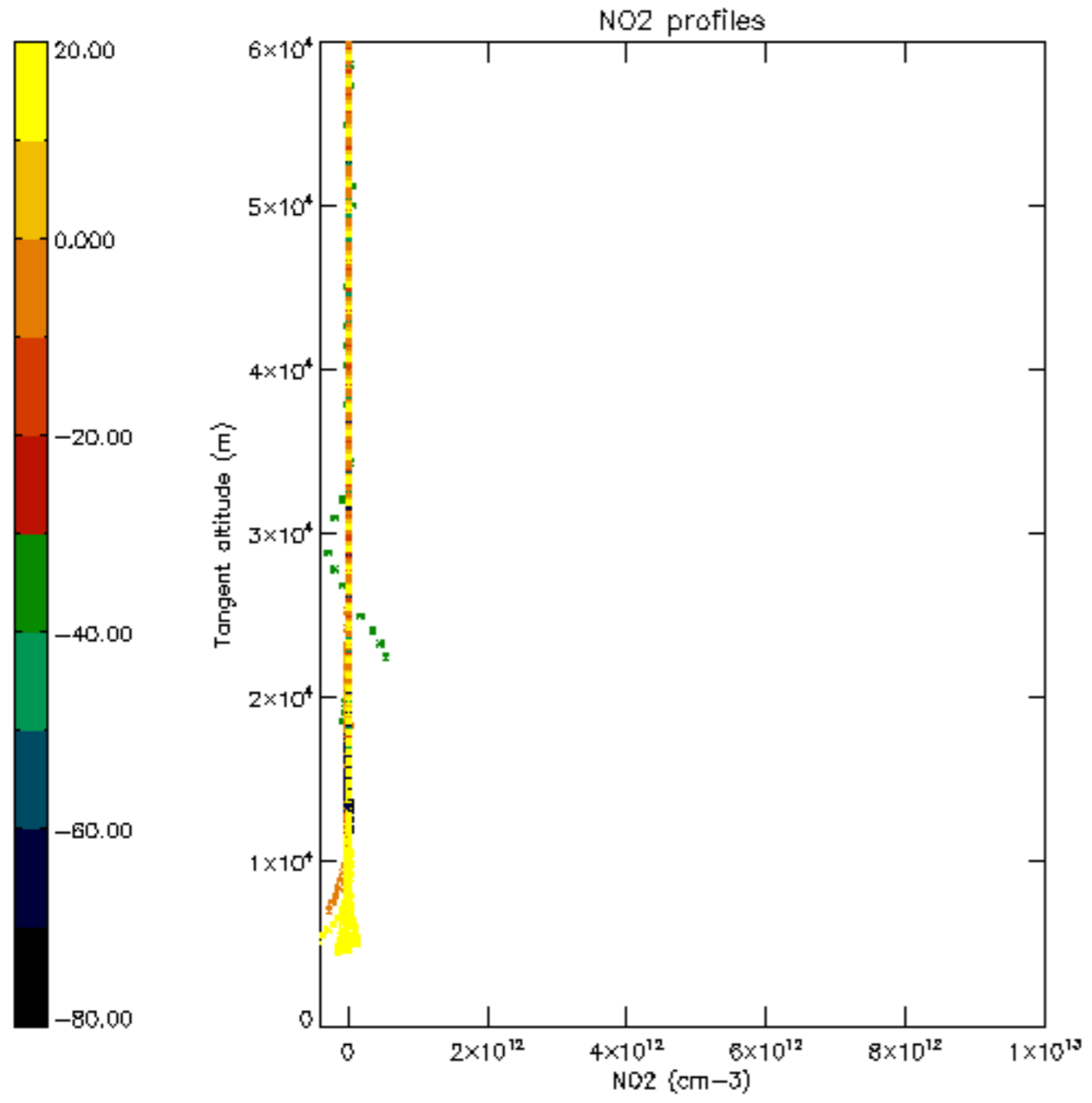


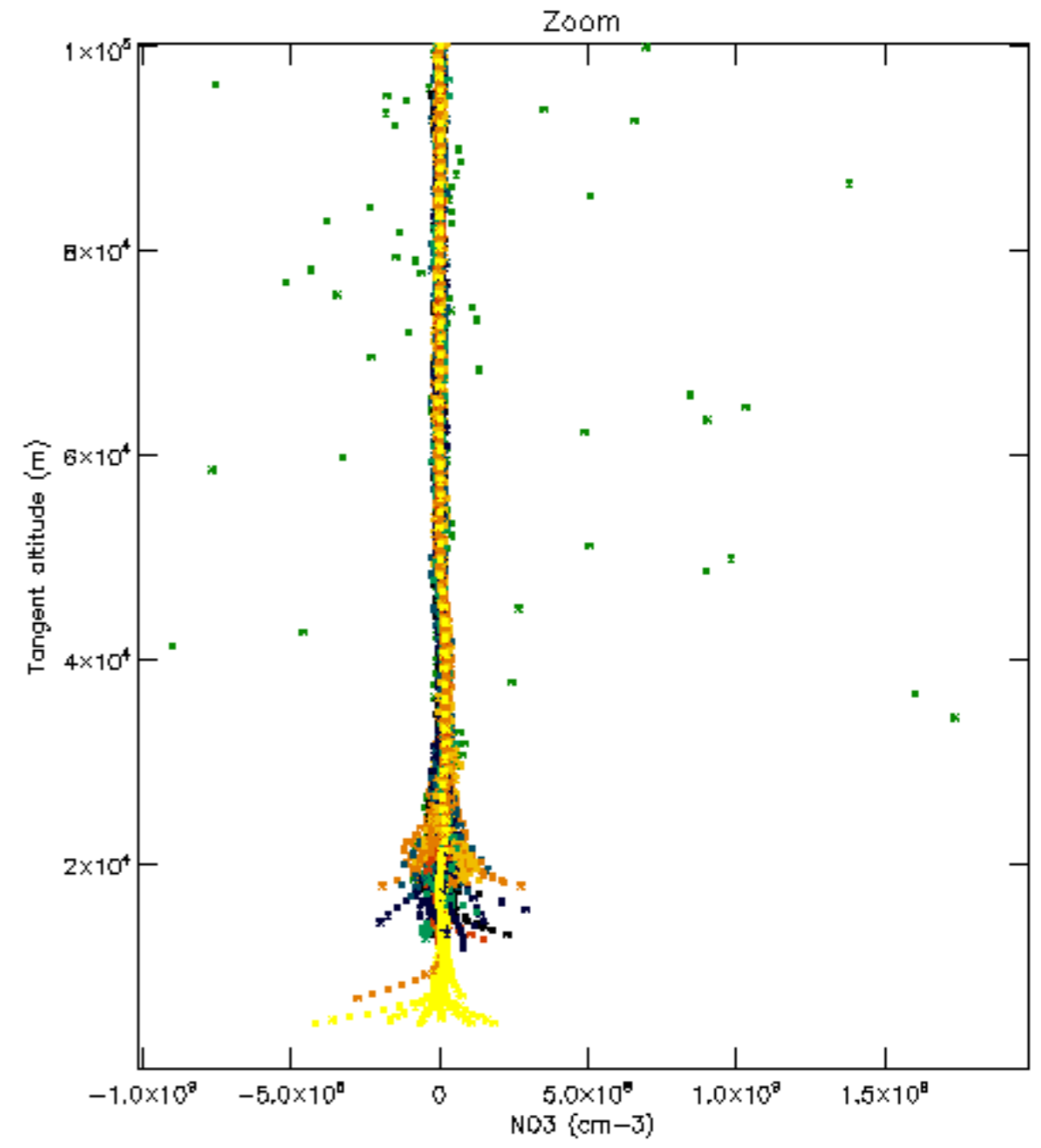
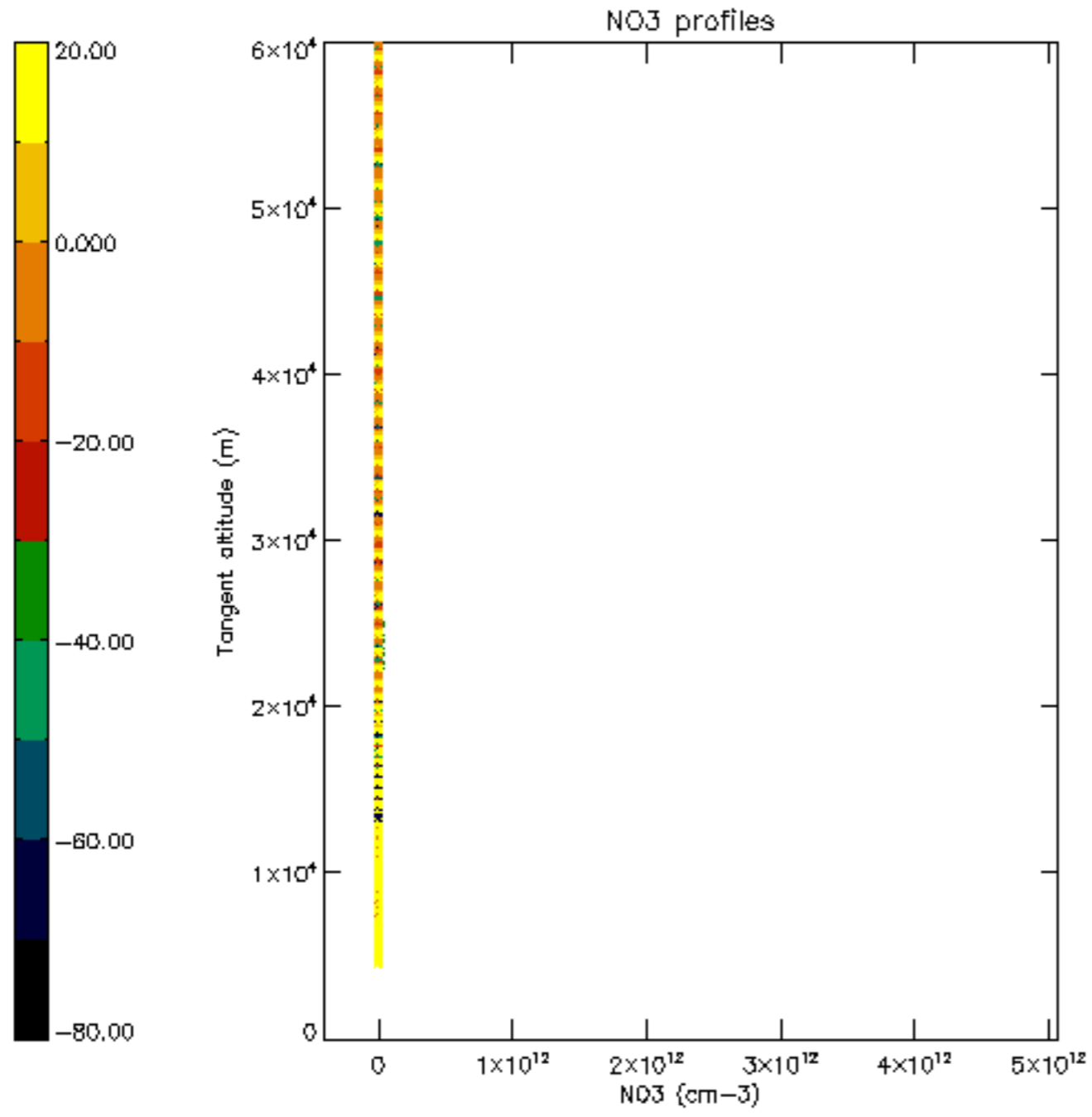




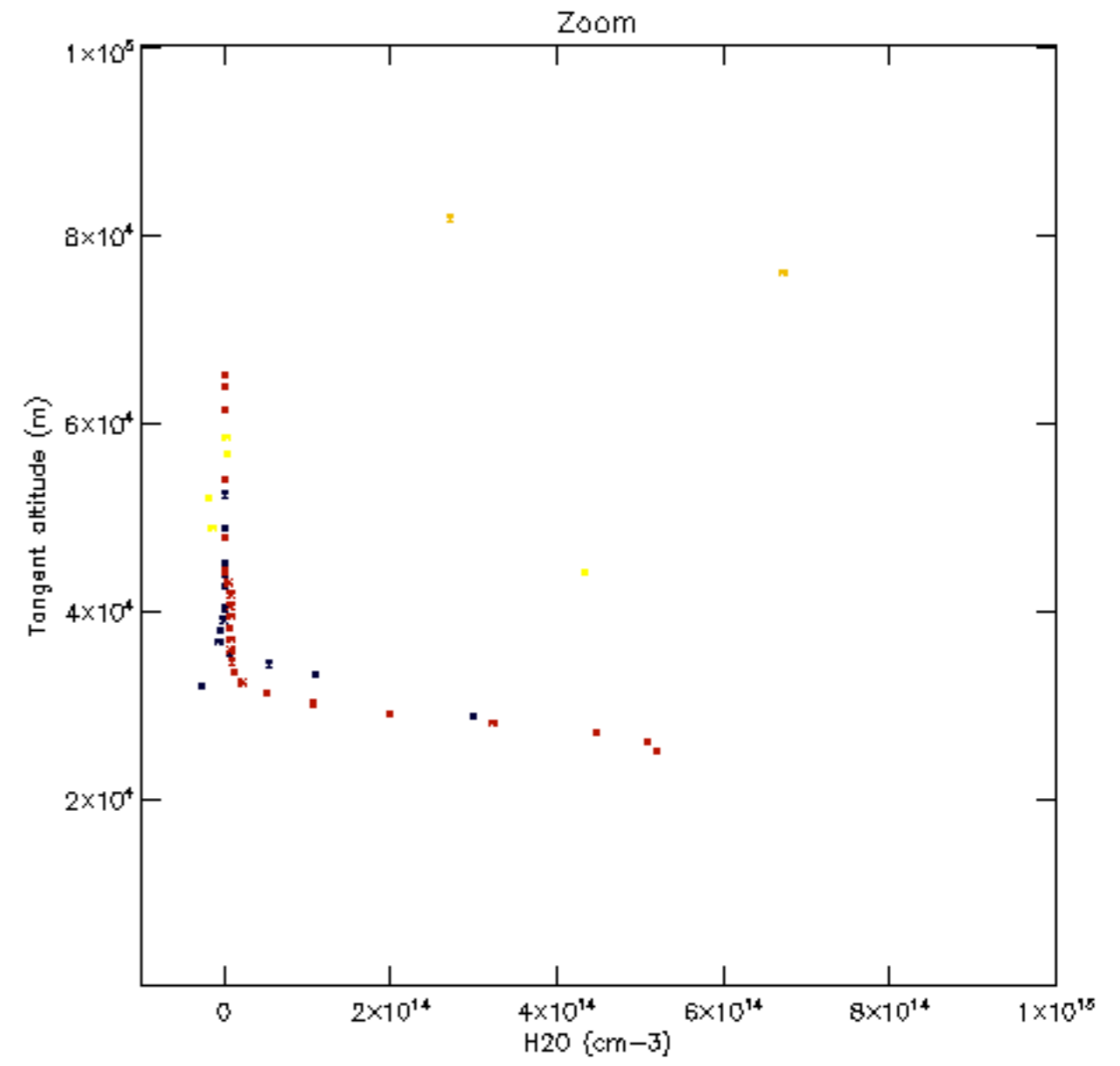
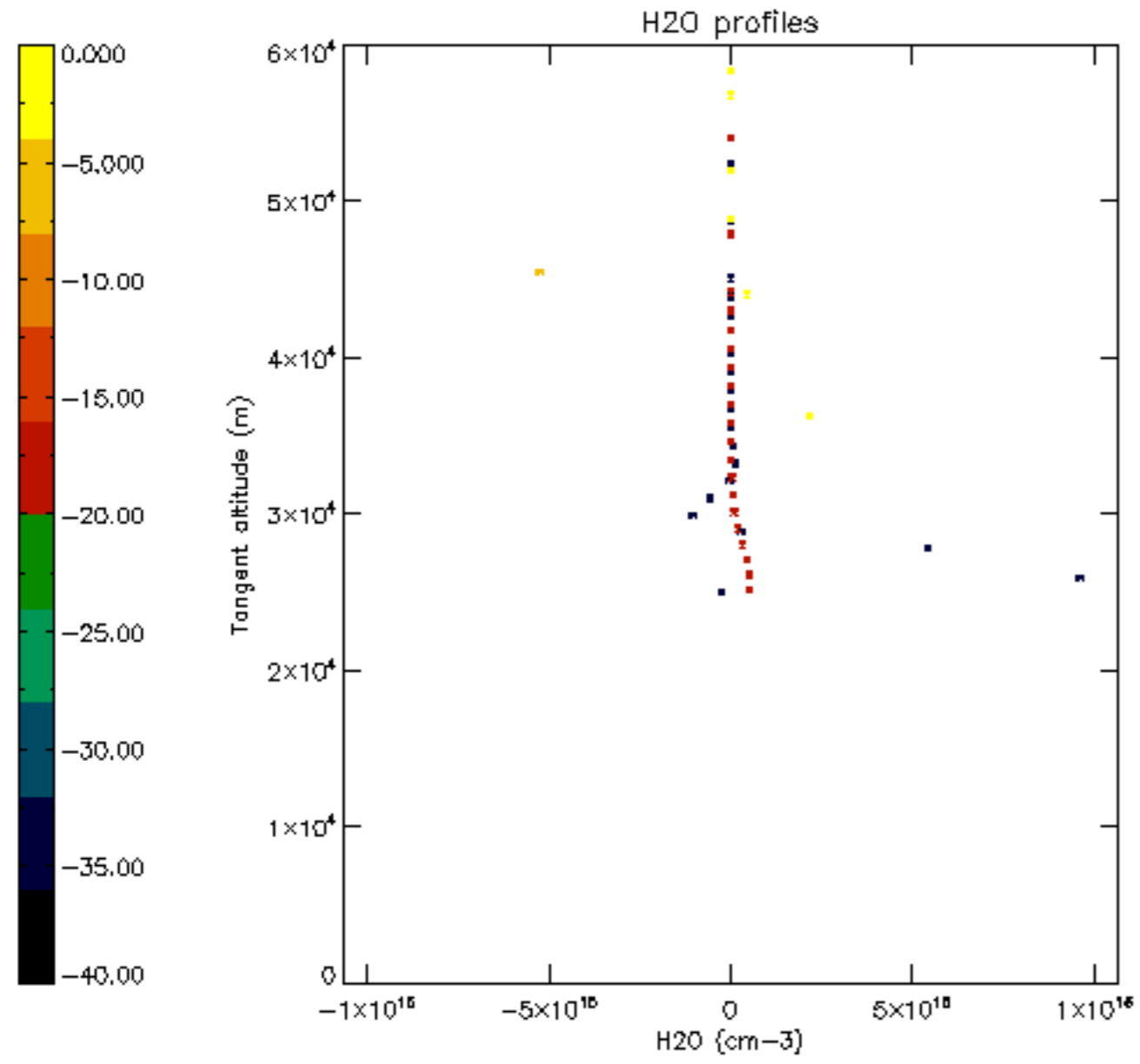


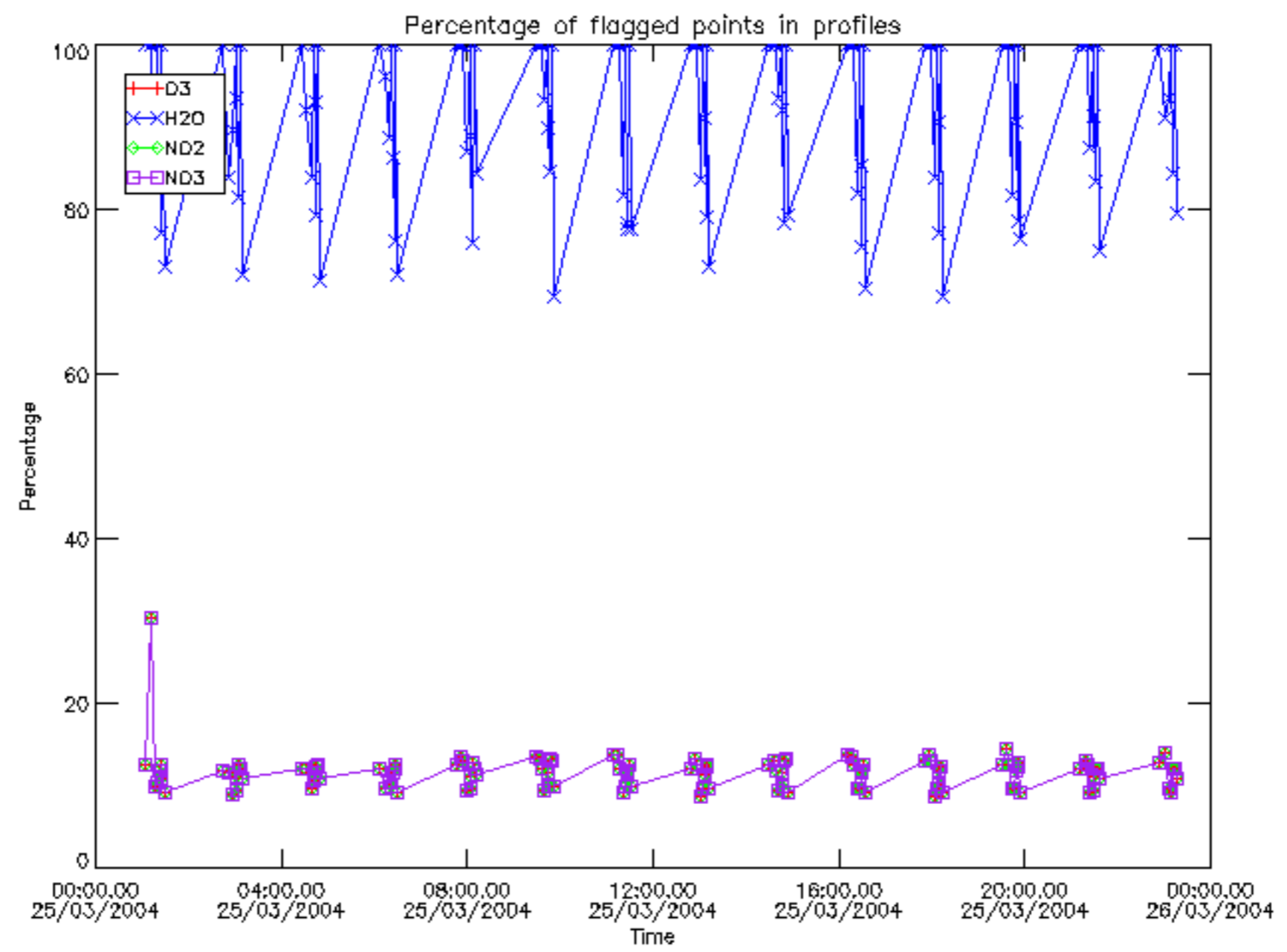




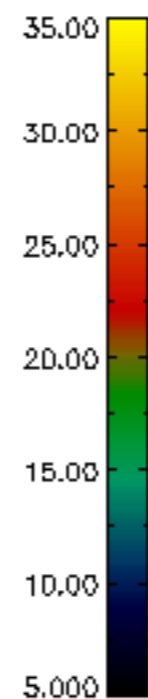
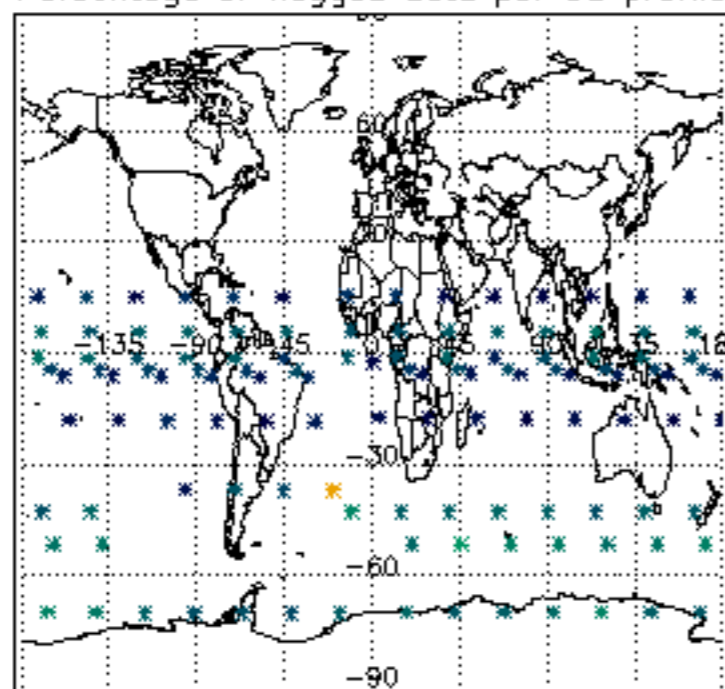




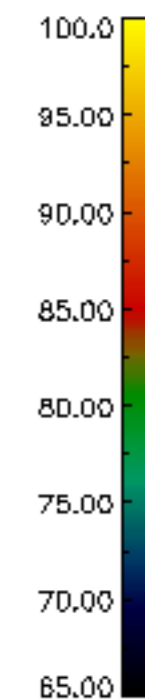
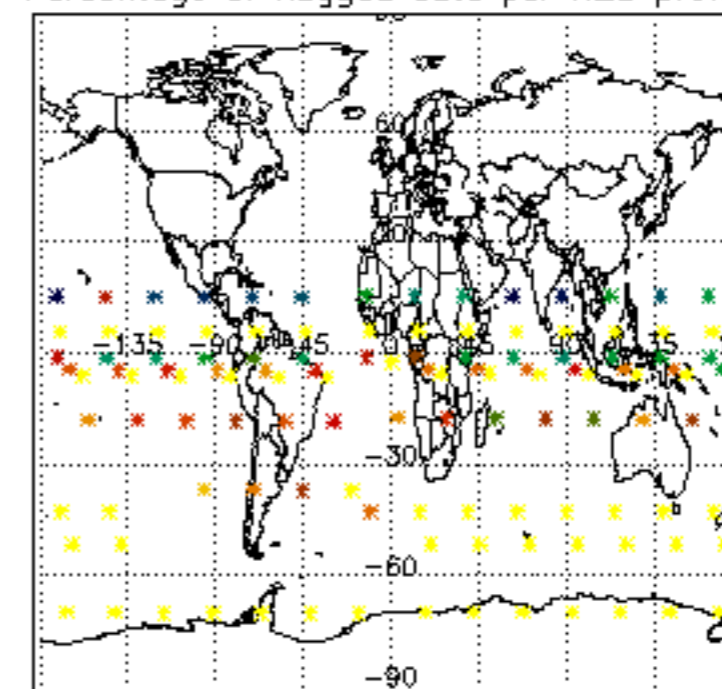




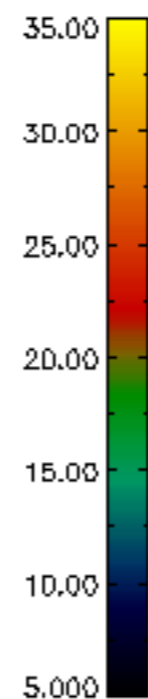
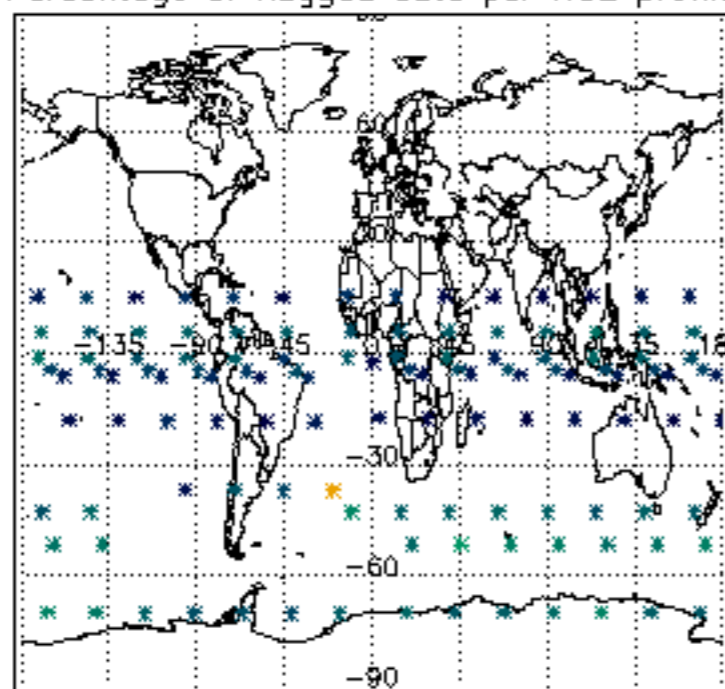
Percentage of flagged data per D3 profile



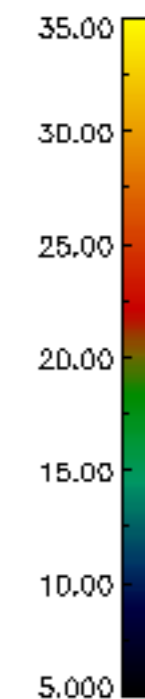
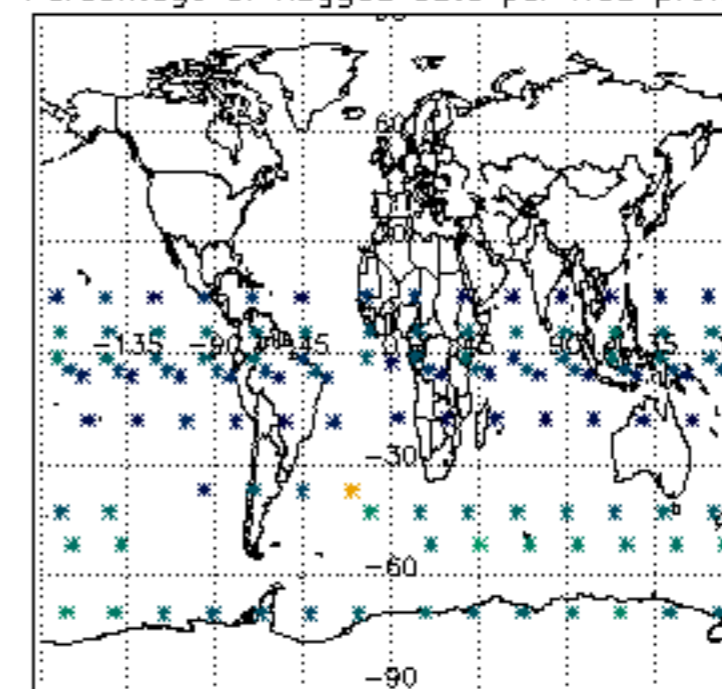
Percentage of flagged data per H2O profile

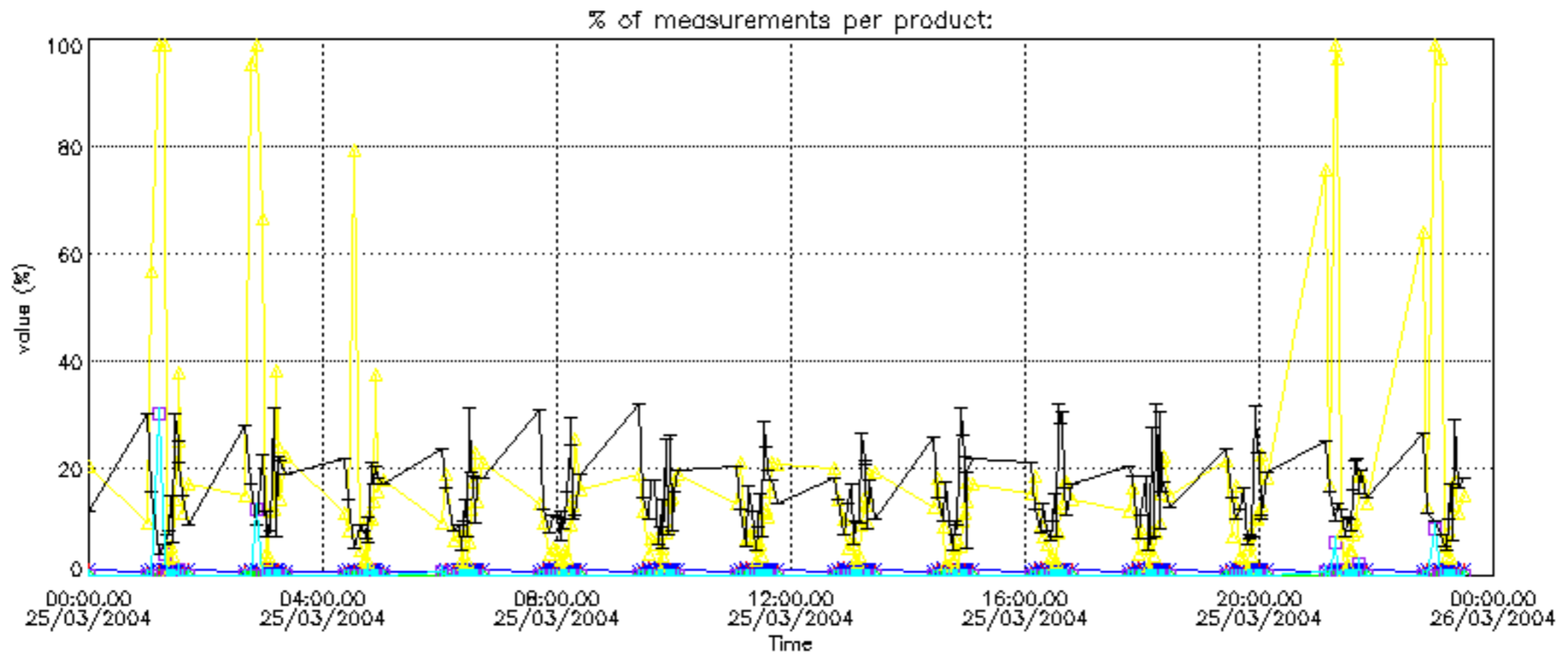
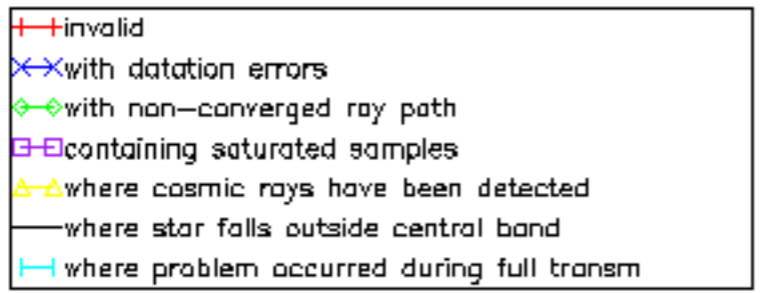


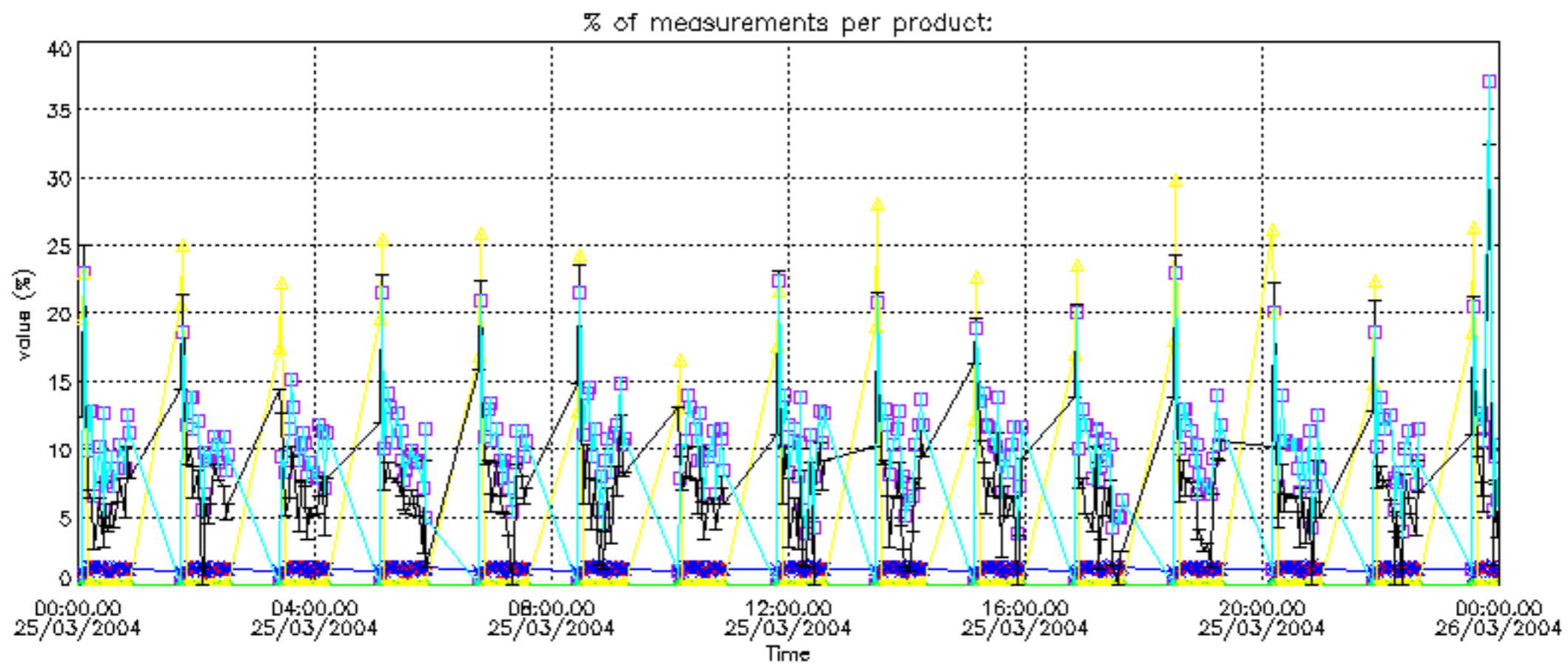
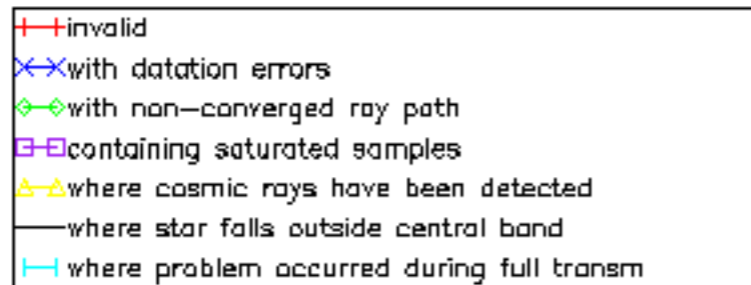
Percentage of flagged data per NO2 profile



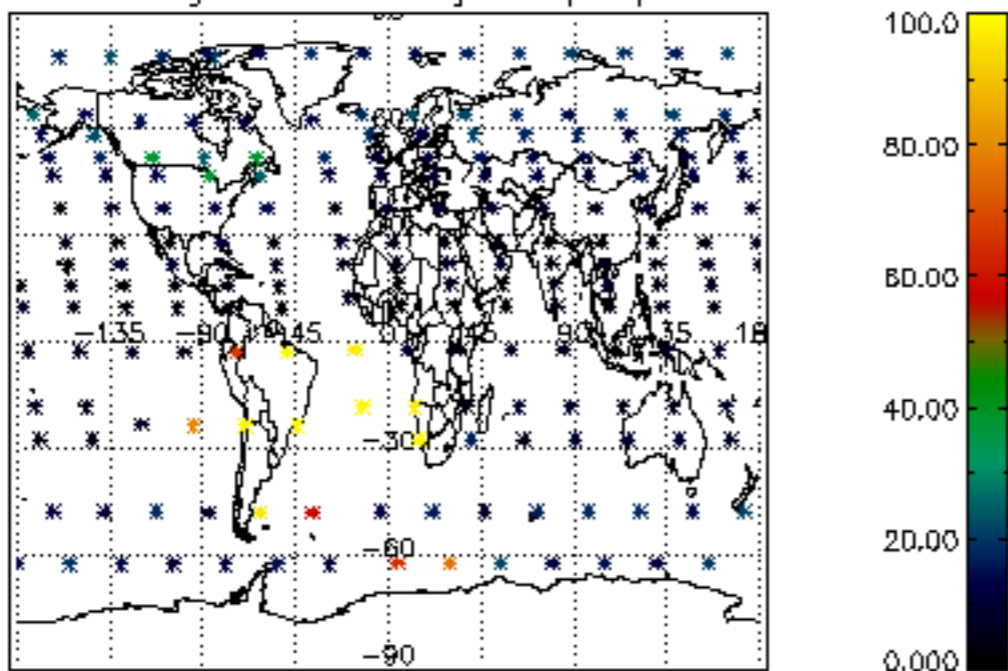
Percentage of flagged data per NO3 profile



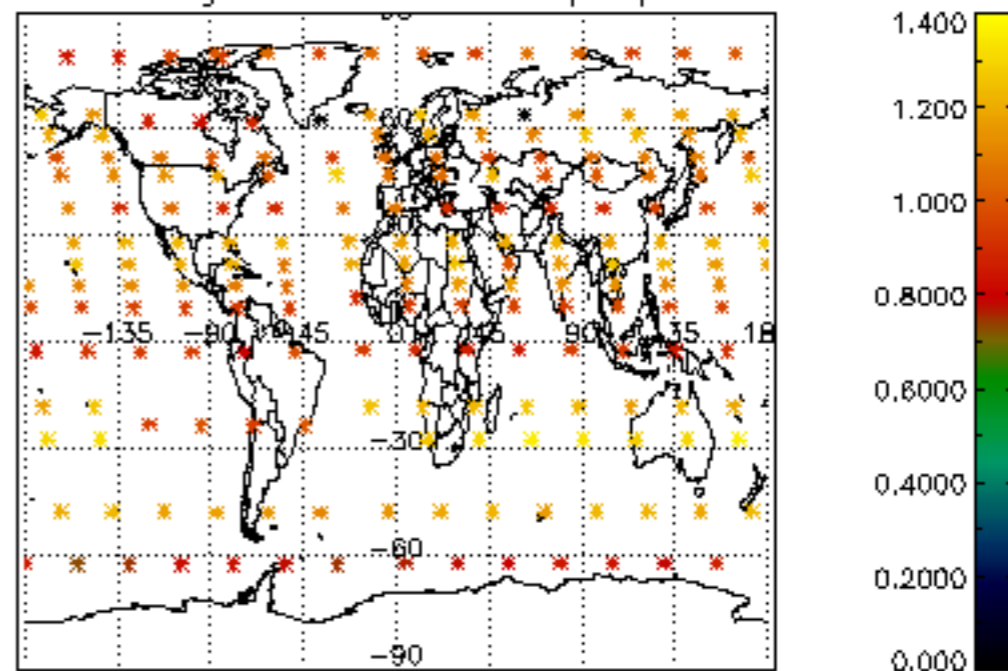




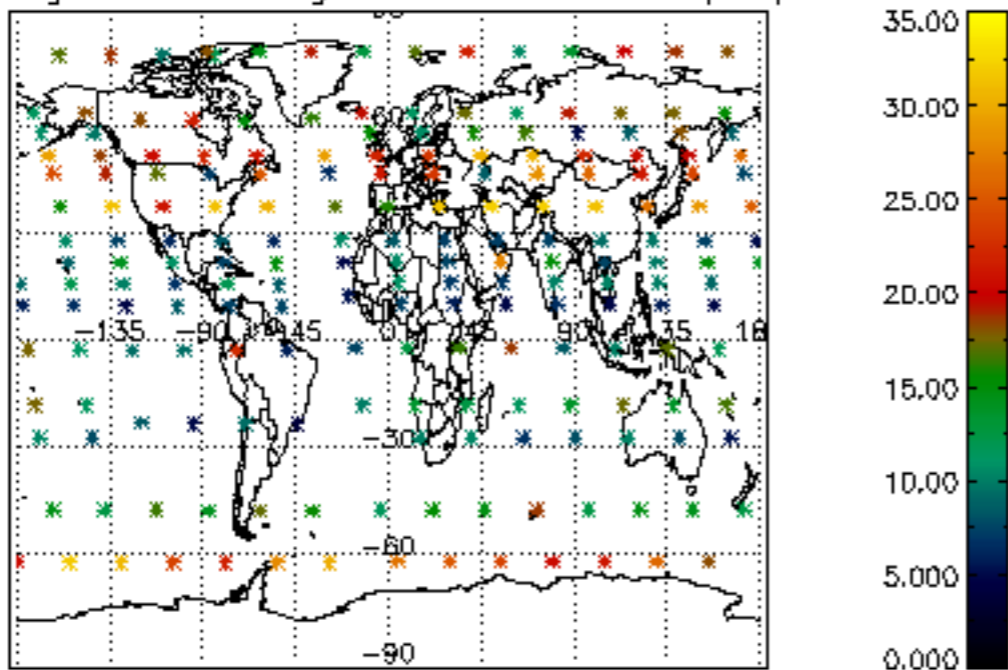
Percentage of cosmic ray hits per profile



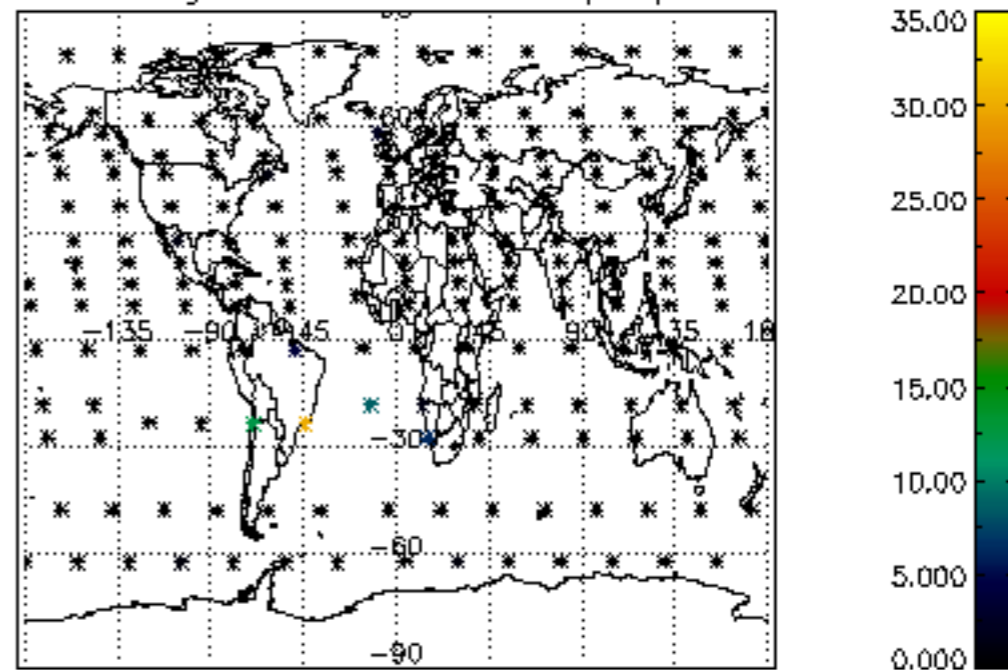
Percentage of datation errors per profile



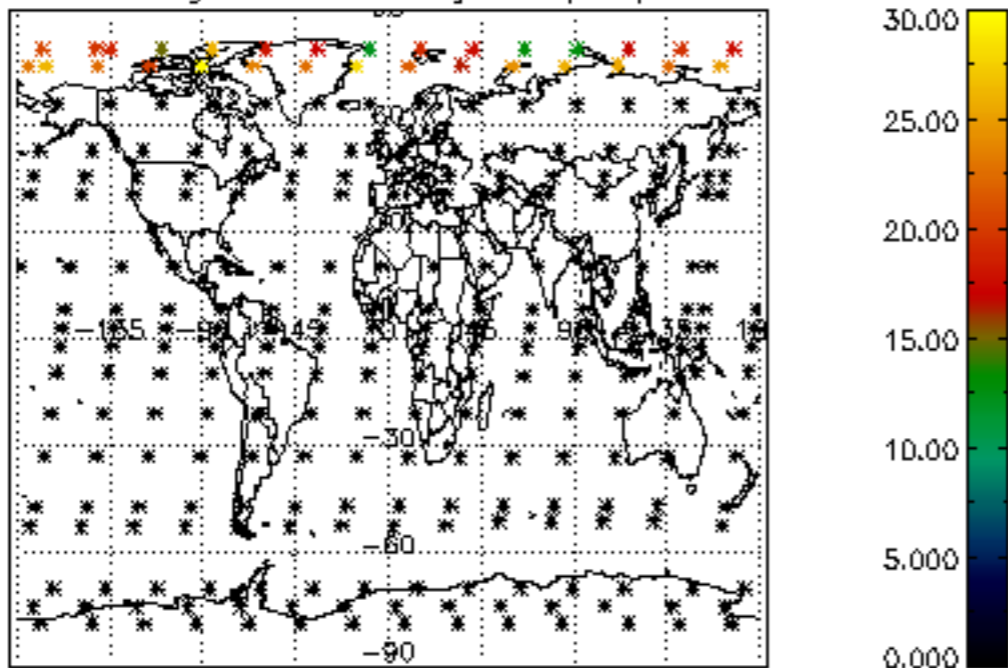
Percentage of star falling outside central band per profile



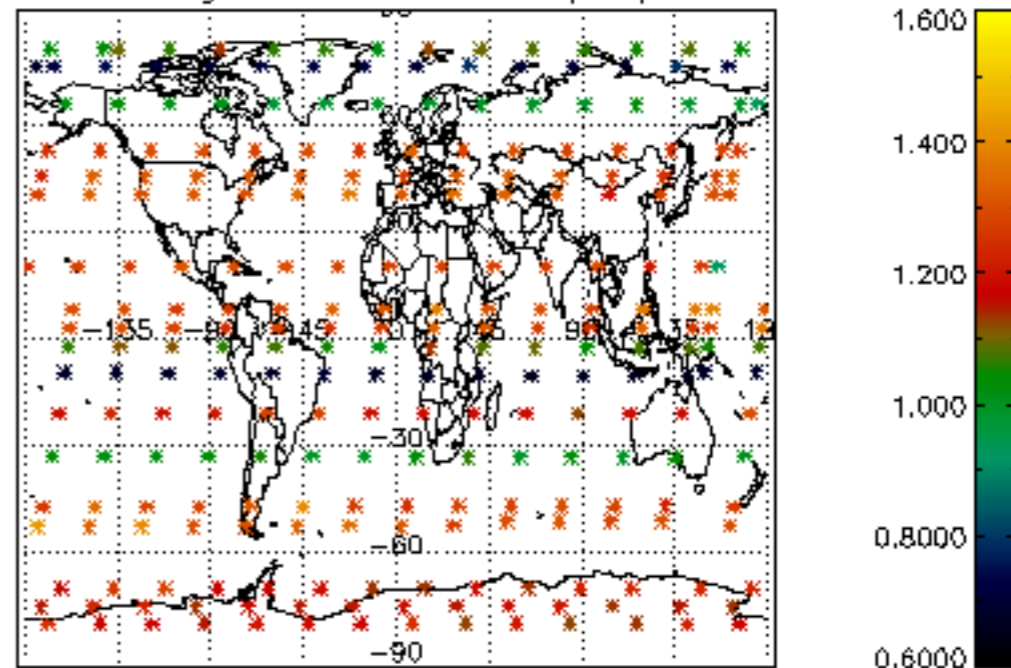
Percentage of saturation errors per profile



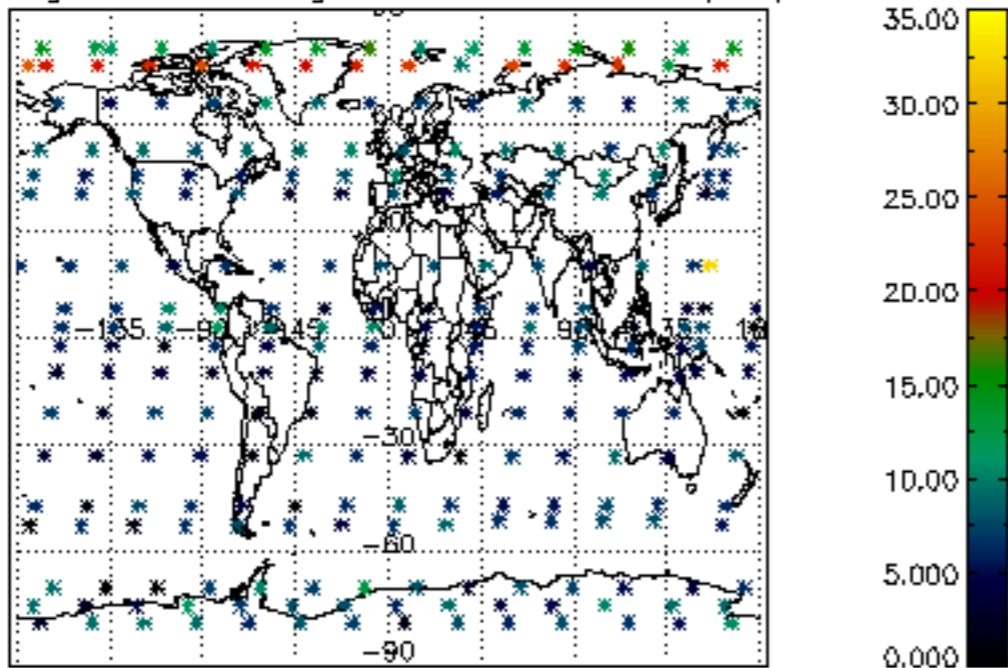
Percentage of cosmic ray hits per profile



Percentage of datation errors per profile



Percentage of star falling outside central band per profile



Percentage of saturation errors per profile

