

# GOMOS Level 2 Daily Report

## SUMMARY

### [1. General Info](#)

### [2. Summary of processed GOM\\_NL\\_2P products](#)

### [3. Level 2 Quality information per product](#)

#### [3.1 Plot of level 2 quality information per product \(time dependant\)](#)

#### [3.2 Plot of level 2 quality information per product \(world map\)](#)

### [4. Level 1 Quality information per product \(stored on level 2 products\)](#)

#### [4.1 Plot of level 1 quality information per product \(time dependant\)](#)

##### [4.1.1 Plot of level 1 quality information per product \(time dependant\): ASCENDING](#)

##### [4.1.2 Plot of level 1 quality information per product \(time dependant\): DESCENDING](#)

#### [4.2 Plot of level 1 quality information per product \(world map\)](#)

##### [4.2.1 Plot of level 1 quality information per product \(world map\): ASCENDING](#)

##### [4.2.2 Plot of level 1 quality information per product \(world map\): DESCENDING](#)

### [5. Ozone profiles based on quality statistics and other trace gas profiles](#)

#### [5.1 Ozone statistics based on quality of products](#)

#### [5.2 Plot ozone profiles for all STD \(dark without errors\)](#)

#### [5.3 Plot ozone profiles where STD < 20% \(dark without errors\)](#)

#### [5.4. Plot ozone profiles where STD < 10% \(dark without errors\)](#)

#### [5.5. Plot ozone profiles where STD < 5% \(dark without errors\)](#)

#### [5.6 Plot NO2 profiles for all STD \(dark without errors\)](#)

#### [5.7 Plot NO3 profiles for all STD \(dark without errors\)](#)

#### [5.8 Plot H2O profiles \(only for occultations of stars 1,2,3,4,13,14,16,26,63 dark without errors\) for all STD](#)

### [6. Auxiliary Data Files used for the production reported in section 2](#)

This report presents the daily analysis on parameters extracted from GOMOS level 2 data (GOM\_NL\_\_2P). It is intended to monitor some important parameters that will impact the quality of these products. A list of level 2 products (and content) that have arrived during the reporting day to the PCF is also given.

Item	Value
Time of report generation	18APR2013 22:18:25
Data source version	GOMOS/6.01
Start time of products	24-03-2004 (24MAR2004 00:00:00)
Stop time of products	25-03-2004 (25MAR2004 00:00:00)
Store outputs in DB	Yes
Nb of level 2 prods	328
Nb of prods with errors	0

## 2. Summary of processed GOM\_NL\_\_2P products.

Nr	Filename	UTC Start time	Limb	Duration	Star Id	Star Name	Star Mag	Star Temp	Nb Meas	Orbit	Prod. error
1	GOM_NL__2PRFIN20040324_000753_000000552025_00216_10791_0842.N1	24-MAR-2004 00:07:53	Dark	55.000	38	20Eps Sgr	1.8360	11000.	110	10791	No
2	GOM_NL__2PRFIN20040324_001120_000000502025_00217_10792_0816.N1	24-MAR-2004 00:11:20	Dark	50.000	85	Kap Sco	2.4070	28000.	100	10792	No
3	GOM_NL__2PRFIN20040324_001310_000000462025_00217_10792_0817.N1	24-MAR-2004 00:13:10	Dark	45.500	141	Bet Ara	2.8400	4600.0	91	10792	No
4	GOM_NL__2PRFIN20040324_001455_000000482025_00217_10792_0818.N1	24-MAR-2004 00:14:55	Dark	48.000	43	Alp TrA	1.9100	4250.0	96	10792	No
5	GOM_NL__2PRFIN20040324_001637_000000432025_00217_10792_0819.N1	24-MAR-2004 00:16:37	Dark	42.500	134	Bet TrA	2.8100	6600.0	85	10792	No
6	GOM_NL__2PRFIN20040324_001920_000000512025_00217_10792_0820.N1	24-MAR-2004 00:19:20	Dark	51.000	4	Alp1Cen	-0.010000	5800.0	102	10792	No
7	GOM_NL__2PRFIN20040324_002202_000000472025_00217_10792_0821.N1	24-MAR-2004 00:22:02	Straylight	47.000	12	Alp1Cru	0.77500	30000.	94	10792	No
8	GOM_NL__2PRFIN20040324_002322_000000532025_00217_10792_0822.N1	24-MAR-2004 00:23:22	Straylight	53.000	26	Gam Cru	1.6240	2900.0	106	10792	No
9	GOM_NL__2PRFIN20040324_002614_000000582025_00217_10792_0823.N1	24-MAR-2004 00:26:14	Straylight	58.000	54	5The Cen	2.0550	4500.0	116	10792	No
10	GOM_NL__2PRFIN20040324_003329_000000442025_00217_10792_0824.N1	24-MAR-2004 00:33:29	Straylight	44.000	171	2Eps Crv	3.0010	4250.0	88	10792	No
11	GOM_NL__2PRFIN20040324_003501_000000462025_00217_10792_0825.N1	24-MAR-2004 00:35:01	Twilight	46.000	100	4Gam Crv	2.5800	13100.	92	10792	No
12	GOM_NL__2PRFIN20040324_003715_000000702025_00217_10792_0826.N1	24-MAR-2004 00:37:15	Bright	69.500	15	67Alp Vir	0.97600	28000.	139	10792	No
13	GOM_NL__2PRFIN20040324_004041_000000522025_00217_10792_0827.N1	24-MAR-2004 00:40:41	Bright	52.000	121	29Gam Vir	2.7400	7200.0	104	10792	No
14	GOM_NL__2PRFIN20040324_004420_000000402025_00217_10792_0828.N1	24-MAR-2004 00:44:20	Bright	40.000	22	32Alp Leo	1.3600	15200.	80	10792	No
15	GOM_NL__2PRFIN20040324_004626_000000392025_00217_10792_0829.N1	24-MAR-2004 00:46:26	Bright	39.000	51	41Gam1Leo	2.0100	4500.0	78	10792	No
16	GOM_NL__2PRFIN20040324_004747_000000402025_00217_10792_0830.N1	24-MAR-2004 00:47:47	Bright	39.500	166	17Eps Leo	2.9800	6000.0	79	10792	No
17	GOM_NL__2PRFIN20040324_005338_000000402025_00217_10792_0831.N1	24-MAR-2004 00:53:38	Bright	39.500	174	52Psi UMa	3.0040	4400.0	79	10792	No
18	GOM_NL__2PRFIN20040324_005657_000000382025_00217_10792_0832.N1	24-MAR-2004 00:56:57	Bright	38.000	82	48Bet UMa	2.3650	10600.	76	10792	No
19	GOM_NL__2PRFIN20040324_005829_000000382025_00217_10792_0833.N1	24-MAR-2004 00:58:29	Bright	38.000	36	50Alp UMa	1.8000	6300.0	76	10792	No
20	GOM_NL__2PRFIN20040324_010009_000000462025_00217_10792_0834.N1	24-MAR-2004 01:00:09	Bright	46.000	55	79Zet UMa	2.0600	10200.	92	10792	No
21	GOM_NL__2PRFIN20040324_010514_000000422025_00217_10792_0835.N1	24-MAR-2004 01:05:14	Bright	41.500	60	7Bet UMi	2.0810	3950.0	83	10792	No
22	GOM_NL__2PRFIN20040324_010845_000000502025_00217_10792_0836.N1	24-MAR-2004 01:08:45	Bright	50.000	119	14Eta Dra	2.7270	4700.0	100	10792	No
23	GOM_NL__2PRFIN20040324_011337_000000392025_00217_10792_0837.N1	24-MAR-2004 01:13:37	Bright	39.000	74	11Bet Cas	2.2680	6600.0	78	10792	No
24	GOM_NL__2PRFIN20040324_011913_000000412025_00217_10792_0838.N1	24-MAR-2004 01:19:13	Bright	40.500	19	50Alp Cyg	1.2460	10500.	81	10792	No
25	GOM_NL__2PRFIN20040324_012050_000000422025_00217_10792_0839.N1	24-MAR-2004 01:20:50	Bright	41.500	66	37Gam Cyg	2.2080	5900.0	83	10792	No
26	GOM_NL__2PRFIN20040324_012241_000000412025_00217_10792_0840.N1	24-MAR-2004 01:22:41	Bright	40.500	92	53Eps Cyg	2.5000	4500.0	81	10792	No
27	GOM_NL__2PRFIN20040324_013145_000000562025_00217_10792_0841.N1	24-MAR-2004 01:31:45	Twilight	55.500	11	53Alp Aql	0.76500	8000.0	111	10792	No
28	GOM_NL__2PRFIN20040324_013327_000000432025_00217_10792_0842.N1	24-MAR-2004 01:33:27	Twilight	42.500	154	22Bet Aqr	2.8990	5700.0	85	10792	No
29	GOM_NL__2PRFIN20040324_014829_000000552025_00217_10792_0843.N1	24-MAR-2004 01:48:29	Dark	55.000	38	20Eps Sgr	1.8360	11000.	110	10792	No
30	GOM_NL__2PRFIN20040324_015157_000000532025_00218_10793_0817.N1	24-MAR-2004 01:51:57	Dark	52.500	85	Kap Sco	2.4070	28000.	105	10793	No
31	GOM_NL__2PRFIN20040324_015347_000000492025_00218_10793_0818.N1	24-MAR-2004 01:53:47	Dark	48.500	141	Bet Ara	2.8400	4600.0	97	10793	No
32	GOM_NL__2PRFIN20040324_015532_000000512025_00218_10793_0819.N1	24-MAR-2004 01:55:32	Dark	50.500	43	Alp TrA	1.9100	4250.0	101	10793	No
33	GOM_NL__2PRFIN20040324_015714_000000422025_00218_10793_0820.N1	24-MAR-2004 01:57:14	Dark	42.000	134	Bet TrA	2.8100	6600.0	84	10793	No
34	GOM_NL__2PRFIN20040324_015956_000000562025_00218_10793_0821.N1	24-MAR-2004 01:59:56	Dark	56.000	4	Alp1Cen	-0.010000	5800.0	112	10793	No
35	GOM_NL__2PRFIN20040324_020236_000000532025_00218_10793_0822.N1	24-MAR-2004 02:02:36	Straylight	53.000	12	Alp1Cru	0.77500	30000.	106	10793	No
36	GOM_NL__2PRFIN20040324_020358_000000512025_00218_10793_0823.N1	24-MAR-2004 02:03:58	Straylight	50.500	26	Gam Cru	1.6240	2900.0	101	10793	No
37	GOM_NL__2PRFIN20040324_020649_000000582025_00218_10793_0824.N1	24-MAR-2004 02:06:49	Straylight	57.500	54	5The Cen	2.0550	4500.0	115	10793	No
38	GOM_NL__2PRFIN20040324_021405_000000462025_00218_10793_0825.N1	24-MAR-2004 02:14:05	Straylight	45.500	171	2Eps Crv	3.0010	4250.0	91	10793	No
39	GOM_NL__2PRFIN20040324_021538_000000492025_00218_10793_0826.N1	24-MAR-2004 02:15:38	Twilight	49.000	100	4Gam Crv	2.5800	13100.	98	10793	No
40	GOM_NL__2PRFIN20040324_021750_000000842025_00218_10793_0827.N1	24-MAR-2004 02:17:50	Bright	84.000	15	67Alp Vir	0.97600	28000.	168	10793	No
41	GOM_NL__2PRFIN20040324_022117_000000512025_00218_10793_0828.N1	24-MAR-2004 02:21:17	Bright	51.000	121	29Gam Vir	2.7400	7200.0	102	10793	No
42	GOM_NL__2PRFIN20040324_022457_000000392025_00218_10793_0829.N1	24-MAR-2004 02:24:57	Bright	39.000	22	32Alp Leo	1.3600	15200.	78	10793	No

43	GOM_NL__2PRFIN20040324_022703_000000392025_00218_10793_0830.N1	24-MAR-2004 02:27:03	Bright	39.000	51	41Gam1Leo	2.0100	4500.0	78	10793	No
44	GOM_NL__2PRFIN20040324_022823_000000422025_00218_10793_0831.N1	24-MAR-2004 02:28:23	Bright	41.500	166	17Eps Leo	2.9800	6000.0	83	10793	No
45	GOM_NL__2PRFIN20040324_023416_000000392025_00218_10793_0832.N1	24-MAR-2004 02:34:16	Bright	39.000	174	52Psi UMa	3.0040	4400.0	78	10793	No
46	GOM_NL__2PRFIN20040324_023733_000000372025_00218_10793_0833.N1	24-MAR-2004 02:37:33	Bright	36.500	82	48Bet UMa	2.3650	10600.	73	10793	No
47	GOM_NL__2PRFIN20040324_023905_000000372025_00218_10793_0834.N1	24-MAR-2004 02:39:05	Bright	37.000	36	50Alp UMa	1.8000	6300.0	74	10793	No
48	GOM_NL__2PRFIN20040324_024044_000000482025_00218_10793_0835.N1	24-MAR-2004 02:40:44	Bright	47.500	55	79Zet UMa	2.0600	10200.	95	10793	No
49	GOM_NL__2PRFIN20040324_024547_000000452025_00218_10793_0836.N1	24-MAR-2004 02:45:47	Bright	45.000	60	7Bet UMi	2.0810	3950.0	90	10793	No
50	GOM_NL__2PRFIN20040324_024921_000000492025_00218_10793_0837.N1	24-MAR-2004 02:49:21	Bright	48.500	119	14Eta Dra	2.7270	4700.0	97	10793	No
51	GOM_NL__2PRFIN20040324_025414_000000372025_00218_10793_0838.N1	24-MAR-2004 02:54:14	Bright	37.000	74	11Bet Cas	2.2680	6600.0	74	10793	No
52	GOM_NL__2PRFIN20040324_025948_000000392025_00218_10793_0839.N1	24-MAR-2004 02:59:48	Bright	39.000	19	50Alp Cyg	1.2460	10500.	78	10793	No
53	GOM_NL__2PRFIN20040324_030124_000000432025_00218_10793_0840.N1	24-MAR-2004 03:01:24	Bright	43.000	66	37Gam Cyg	2.2080	5900.0	86	10793	No
54	GOM_NL__2PRFIN20040324_030314_000000442025_00218_10793_0841.N1	24-MAR-2004 03:03:14	Bright	43.500	92	53Eps Cyg	2.5000	4500.0	87	10793	No
55	GOM_NL__2PRFIN20040324_031221_000000652025_00218_10793_0842.N1	24-MAR-2004 03:12:21	Twilight	65.000	11	53Alp Aql	0.76500	8000.0	130	10793	No
56	GOM_NL__2PRFIN20040324_031400_000000462025_00218_10793_0843.N1	24-MAR-2004 03:14:00	Twilight	46.000	154	22Bet Aqr	2.8990	5700.0	92	10793	No
57	GOM_NL__2PRFIN20040324_032322_000000512025_00218_10793_0844.N1	24-MAR-2004 03:23:22	Dark	51.000	155	41Pi Sgr	2.9000	6600.0	102	10793	No
58	GOM_NL__2PRFIN20040324_032907_000000542025_00218_10793_0845.N1	24-MAR-2004 03:29:07	Dark	54.000	38	20Eps Sgr	1.8360	11000.	108	10793	No
59	GOM_NL__2PRFIN20040324_033234_000000532025_00219_10794_0818.N1	24-MAR-2004 03:32:34	Dark	52.500	85	Kap Sco	2.4070	28000.	105	10794	No
60	GOM_NL__2PRFIN20040324_033426_000000452025_00219_10794_0819.N1	24-MAR-2004 03:34:26	Dark	45.000	141	Bet Ara	2.8400	4600.0	90	10794	No
61	GOM_NL__2PRFIN20040324_033611_000000422025_00219_10794_0820.N1	24-MAR-2004 03:36:11	Dark	41.500	43	Alp TrA	1.9100	4250.0	83	10794	No
62	GOM_NL__2PRFIN20040324_033751_000000422025_00219_10794_0821.N1	24-MAR-2004 03:37:51	Dark	41.500	134	Bet TrA	2.8100	6600.0	83	10794	No
63	GOM_NL__2PRFIN20040324_034033_000000562025_00219_10794_0822.N1	24-MAR-2004 03:40:33	Dark	56.000	4	Alp1Cen	-0.010000	5800.0	112	10794	No
64	GOM_NL__2PRFIN20040324_034315_000000502025_00219_10794_0823.N1	24-MAR-2004 03:43:15	Straylight	49.500	12	Alp1Cru	0.77500	30000.	99	10794	No
65	GOM_NL__2PRFIN20040324_034437_000000532025_00219_10794_0824.N1	24-MAR-2004 03:44:37	Straylight	53.000	26	Gam Cru	1.6240	2900.0	106	10794	No
66	GOM_NL__2PRFIN20040324_034728_000000632025_00219_10794_0825.N1	24-MAR-2004 03:47:28	Straylight	63.000	54	5The Cen	2.0550	4500.0	126	10794	No
67	GOM_NL__2PRFIN20040324_035441_000000512025_00219_10794_0826.N1	24-MAR-2004 03:54:41	Straylight	50.500	171	2Eps Crv	3.0010	4250.0	101	10794	No
68	GOM_NL__2PRFIN20040324_035615_000000482025_00219_10794_0827.N1	24-MAR-2004 03:56:15	Twilight	48.000	100	4Gam Crv	2.5800	13100.	96	10794	No
69	GOM_NL__2PRFIN20040324_035826_000000682025_00219_10794_0828.N1	24-MAR-2004 03:58:26	Bright	68.000	15	67Alp Vir	0.97600	28000.	136	10794	No
70	GOM_NL__2PRFIN20040324_040152_000000522025_00219_10794_0829.N1	24-MAR-2004 04:01:52	Bright	51.500	121	29Gam Vir	2.7400	7200.0	103	10794	No
71	GOM_NL__2PRFIN20040324_040533_000000392025_00219_10794_0830.N1	24-MAR-2004 04:05:33	Bright	38.500	22	32Alp Leo	1.3600	15200.	77	10794	No
72	GOM_NL__2PRFIN20040324_040739_000000402025_00219_10794_0831.N1	24-MAR-2004 04:07:39	Bright	39.500	51	41Gam1Leo	2.0100	4500.0	79	10794	No
73	GOM_NL__2PRFIN20040324_040902_000000392025_00219_10794_0832.N1	24-MAR-2004 04:09:02	Bright	38.500	166	17Eps Leo	2.9800	6000.0	77	10794	No
74	GOM_NL__2PRFIN20040324_041451_000000382025_00219_10794_0833.N1	24-MAR-2004 04:14:51	Bright	38.000	174	52Psi UMa	3.0040	4400.0	76	10794	No
75	GOM_NL__2PRFIN20040324_041809_000000382025_00219_10794_0834.N1	24-MAR-2004 04:18:09	Bright	37.500	82	48Bet UMa	2.3650	10600.	75	10794	No
76	GOM_NL__2PRFIN20040324_041940_000000392025_00219_10794_0835.N1	24-MAR-2004 04:19:40	Bright	39.000	36	50Alp UMa	1.8000	6300.0	78	10794	No
77	GOM_NL__2PRFIN20040324_042119_000000472025_00219_10794_0836.N1	24-MAR-2004 04:21:19	Bright	46.500	55	79Zet UMa	2.0600	10200.	93	10794	No
78	GOM_NL__2PRFIN20040324_042625_000000422025_00219_10794_0837.N1	24-MAR-2004 04:26:25	Bright	42.000	60	7Bet UMi	2.0810	3950.0	84	10794	No
79	GOM_NL__2PRFIN20040324_042955_000000472025_00219_10794_0838.N1	24-MAR-2004 04:29:55	Bright	47.000	119	14Eta Dra	2.7270	4700.0	94	10794	No
80	GOM_NL__2PRFIN20040324_043450_000000392025_00219_10794_0839.N1	24-MAR-2004 04:34:50	Bright	39.000	74	11Bet Cas	2.2680	6600.0	78	10794	No
81	GOM_NL__2PRFIN20040324_044024_000000402025_00219_10794_0840.N1	24-MAR-2004 04:40:24	Bright	39.500	19	50Alp Cyg	1.2460	10500.	79	10794	No
82	GOM_NL__2PRFIN20040324_044201_000000442025_00219_10794_0841.N1	24-MAR-2004 04:42:01	Bright	43.500	66	37Gam Cyg	2.2080	5900.0	87	10794	No
83	GOM_NL__2PRFIN20040324_044353_000000422025_00219_10794_0842.N1	24-MAR-2004 04:43:53	Bright	42.000	92	53Eps Cyg	2.5000	4500.0	84	10794	No
84	GOM_NL__2PRFIN20040324_045258_000000592025_00219_10794_0843.N1	24-MAR-2004 04:52:58	Twilight	58.500	11	53Alp Aql	0.76500	8000.0	117	10794	No
85	GOM_NL__2PRFIN20040324_045439_000000432025_00219_10794_0844.N1	24-MAR-2004 04:54:39	Twilight	43.000	154	22Bet Aqr	2.8990	5700.0	86	10794	No
86	GOM_NL__2PRFIN20040324_050359_000000522025_00219_10794_0845.N1	24-MAR-2004 05:03:59	Dark	51.500	155	41Pi Sgr	2.9000	6600.0	103	10794	No
87	GOM_NL__2PRFIN20040324_050943_000000672025_00219_10794_0846.N1	24-MAR-2004 05:09:43	Dark	67.000	38	20Eps Sgr	1.8360	11000.	134	10794	No
88	GOM_NL__2PRFIN20040324_051311_000000522025_00220_10795_0819.N1	24-MAR-2004 05:13:11	Dark	51.500	85	Kap Sco	2.4070	28000.	103	10795	No
89	GOM_NL__2PRFIN20040324_051503_000000452025_00220_10795_0820.N1	24-MAR-2004 05:15:03	Dark	44.500	141	Bet Ara	2.8400	4600.0	89	10795	No
90	GOM_NL__2PRFIN20040324_051647_000000402025_00220_10795_0821.N1	24-MAR-2004 05:16:47	Dark	40.000	43	Alp TrA	1.9100	4250.0	80	10795	No
91	GOM_NL__2PRFIN20040324_051827_000000412025_00220_10795_0822.N1	24-MAR-2004 05:18:27	Dark	40.500	134	Bet TrA	2.8100	6600.0	81	10795	No
92	GOM_NL__2PRFIN20040324_052110_000000482025_00220_10795_0823.N1	24-MAR-2004 05:21:10	Dark	48.000	4	Alp1Cen	-0.010000	5800.0	96	10795	No
93	GOM_NL__2PRFIN20040324_052351_000000502025_00220_10795_0824.N1	24-MAR-2004 05:23:51	Straylight	50.000	12	Alp1Cru	0.77500	30000.	100	10795	No
94	GOM_NL__2PRFIN20040324_052514_000000512025_00220_10795_0825.N1	24-MAR-2004 05:25:14	Straylight	51.000	26	Gam Cru	1.6240	2900.0	102	10795	No
95	GOM_NL__2PRFIN20040324_052704_000000412025_00220_10795_0826.N1	24-MAR-2004 05:27:04	Straylight	41.000	64	Gam Cen	2.2000	10600.	82	10795	No
96	GOM_NL__2PRFIN20040324_052848_000000432025_00220_10795_0827.N1	24-MAR-2004 05:28:48	Straylight	43.000	113	Mu Vel	2.6920	5000.0	86	10795	No
97	GOM_NL__2PRFIN20040324_053445_000000552025_00220_10795_0828.N1	24-MAR-2004 05:34:45	Straylight	54.500	106	9Bet Crv	2.6480	5600.0	109	10795	No
98	GOM_NL__2PRFIN20040324_053651_000000472025_00220_10795_0829.N1	24-MAR-2004 05:36:51	Twilight	47.000	100	4Gam Crv	2.5800	13100.	94	10795	No
99	GOM_NL__2PRFIN20040324_053902_000000702025_00220_10795_0830.N1	24-MAR-2004 05:39:02	Bright	70.000	15	67Alp Vir	0.97600	28000.	140	10795	No
100	GOM_NL__2PRFIN20040324_054229_000000502025_00220_10795_0831.N1	24-MAR-2004 05:42:29	Bright	50.000	121	29Gam Vir	2.7400	7200.0	100	10795	No
101	GOM_NL__2PRFIN20040324_054609_000000392025_00220_10795_0832.N1	24-MAR-2004 05:46:09	Bright	38.500	22	32Alp Leo	1.3600	15200.	77	10795	No

102	GOM_NL__2PRFIN20040324_054816_000000382025_00220_10795_0833.N1	24-MAR-2004 05:48:16	Bright	37.500	51	41Gam1Leo	2.0100	4500.0	75	10795	No
103	GOM_NL__2PRFIN20040324_054938_000000392025_00220_10795_0834.N1	24-MAR-2004 05:49:38	Bright	38.500	166	17Eps Leo	2.9800	6000.0	77	10795	No
104	GOM_NL__2PRFIN20040324_055527_000000402025_00220_10795_0835.N1	24-MAR-2004 05:55:27	Bright	40.000	174	52Psi UMa	3.0040	4400.0	80	10795	No
105	GOM_NL__2PRFIN20040324_055845_000000382025_00220_10795_0836.N1	24-MAR-2004 05:58:45	Bright	37.500	82	48Bet UMa	2.3650	10600.	75	10795	No
106	GOM_NL__2PRFIN20040324_060016_000000392025_00220_10795_0837.N1	24-MAR-2004 06:00:16	Bright	38.500	36	50Alp UMa	1.8000	6300.0	77	10795	No
107	GOM_NL__2PRFIN20040324_060154_000000462025_00220_10795_0838.N1	24-MAR-2004 06:01:54	Bright	46.000	55	79Zet UMa	2.0600	10200.	92	10795	No
108	GOM_NL__2PRFIN20040324_060423_000000772025_00220_10795_0839.N1	24-MAR-2004 06:04:23	Bright	77.000	180	27Gam Boo	3.0400	8000.0	154	10795	No
109	GOM_NL__2PRFIN20040324_060700_000000432025_00220_10795_0840.N1	24-MAR-2004 06:07:00	Bright	43.000	60	7Bet UMi	2.0810	3950.0	86	10795	No
110	GOM_NL__2PRFIN20040324_061031_000000492025_00220_10795_0841.N1	24-MAR-2004 06:10:31	Bright	48.500	119	14Eta Dra	2.7270	4700.0	97	10795	No
111	GOM_NL__2PRFIN20040324_061409_000000382025_00220_10795_0842.N1	24-MAR-2004 06:14:09	Bright	38.000	76	27Gam Cas	2.3000	30000.	76	10795	No
112	GOM_NL__2PRFIN20040324_061526_000000392025_00220_10795_0843.N1	24-MAR-2004 06:15:26	Bright	39.000	74	11Bet Cas	2.2680	6600.0	78	10795	No
113	GOM_NL__2PRFIN20040324_062100_000000392025_00220_10795_0844.N1	24-MAR-2004 06:21:00	Bright	39.000	19	50Alp Cyg	1.2460	10500.	78	10795	No
114	GOM_NL__2PRFIN20040324_062237_000000432025_00220_10795_0845.N1	24-MAR-2004 06:22:37	Bright	42.500	66	37Gam Cyg	2.2080	5900.0	85	10795	No
115	GOM_NL__2PRFIN20040324_062428_000000422025_00220_10795_0846.N1	24-MAR-2004 06:24:28	Bright	41.500	92	53Eps Cyg	2.5000	4500.0	83	10795	No
116	GOM_NL__2PRFIN20040324_063335_000000592025_00220_10795_0847.N1	24-MAR-2004 06:33:35	Tw_i_and_stray	58.500	11	53Alp Aql	0.76500	8000.0	117	10795	No
117	GOM_NL__2PRFIN20040324_063756_000000422025_00220_10795_0848.N1	24-MAR-2004 06:37:56	Dark	41.500	142	49Del Cap	2.8500	8900.0	83	10795	No
118	GOM_NL__2PRFIN20040324_064436_000000552025_00220_10795_0849.N1	24-MAR-2004 06:44:36	Dark	55.000	155	41Pi Sgr	2.9000	6600.0	110	10795	No
119	GOM_NL__2PRFIN20040324_065020_000000612025_00220_10795_0850.N1	24-MAR-2004 06:50:20	Dark	60.500	38	20Eps Sgr	1.8360	11000.	121	10795	No
120	GOM_NL__2PRFIN20040324_065348_000000532025_00221_10796_0841.N1	24-MAR-2004 06:53:48	Dark	53.000	85	Kap Sco	2.4070	28000.	106	10796	No
121	GOM_NL__2PRFIN20040324_065540_000000442025_00221_10796_0842.N1	24-MAR-2004 06:55:40	Dark	44.000	141	Bet Ara	2.8400	4600.0	88	10796	No
122	GOM_NL__2PRFIN20040324_065724_000000442025_00221_10796_0843.N1	24-MAR-2004 06:57:24	Dark	43.500	43	Alp TrA	1.9100	4250.0	87	10796	No
123	GOM_NL__2PRFIN20040324_065904_000000412025_00221_10796_0844.N1	24-MAR-2004 06:59:04	Dark	41.000	134	Bet TrA	2.8100	6600.0	82	10796	No
124	GOM_NL__2PRFIN20040324_070147_000000562025_00221_10796_0845.N1	24-MAR-2004 07:01:47	Dark	56.000	4	Alp1Cen	-0.010000	5800.0	112	10796	No
125	GOM_NL__2PRFIN20040324_070428_000000442025_00221_10796_0846.N1	24-MAR-2004 07:04:28	Straylight	44.000	12	Alp1Cru	0.77500	30000.	88	10796	No
126	GOM_NL__2PRFIN20040324_070550_000000452025_00221_10796_0847.N1	24-MAR-2004 07:05:50	Straylight	45.000	26	Gam Cru	1.6240	2900.0	90	10796	No
127	GOM_NL__2PRFIN20040324_070741_000000452025_00221_10796_0848.N1	24-MAR-2004 07:07:41	Straylight	44.500	64	Gam Cen	2.2000	10600.	89	10796	No
128	GOM_NL__2PRFIN20040324_070925_000000412025_00221_10796_0849.N1	24-MAR-2004 07:09:25	Straylight	41.000	113	Mu Vel	2.6920	5000.0	82	10796	No
129	GOM_NL__2PRFIN20040324_071521_000000522025_00221_10796_0850.N1	24-MAR-2004 07:15:21	Straylight	51.500	106	9Bet Crv	2.6480	5600.0	103	10796	No
130	GOM_NL__2PRFIN20040324_071727_000000482025_00221_10796_0851.N1	24-MAR-2004 07:17:27	Tw_i_and_stray	47.500	100	4Gam Crv	2.5800	13100.	95	10796	No
131	GOM_NL__2PRFIN20040324_071938_000000732025_00221_10796_0852.N1	24-MAR-2004 07:19:38	Bright	72.500	15	67Alp Vir	0.97600	28000.	145	10796	No
132	GOM_NL__2PRFIN20040324_072304_000000522025_00221_10796_0853.N1	24-MAR-2004 07:23:04	Bright	52.000	121	29Gam Vir	2.7400	7200.0	104	10796	No
133	GOM_NL__2PRFIN20040324_072646_000000382025_00221_10796_0854.N1	24-MAR-2004 07:26:46	Bright	38.000	22	32Alp Leo	1.3600	15200.	76	10796	No
134	GOM_NL__2PRFIN20040324_072852_000000382025_00221_10796_0855.N1	24-MAR-2004 07:28:52	Bright	37.500	51	41Gam1Leo	2.0100	4500.0	75	10796	No
135	GOM_NL__2PRFIN20040324_073015_000000372025_00221_10796_0856.N1	24-MAR-2004 07:30:15	Bright	37.000	166	17Eps Leo	2.9800	6000.0	74	10796	No
136	GOM_NL__2PRFIN20040324_073603_000000382025_00221_10796_0857.N1	24-MAR-2004 07:36:03	Bright	38.000	174	52Psi UMa	3.0040	4400.0	76	10796	No
137	GOM_NL__2PRFIN20040324_073921_000000372025_00221_10796_0858.N1	24-MAR-2004 07:39:21	Bright	37.000	82	48Bet UMa	2.3650	10600.	74	10796	No
138	GOM_NL__2PRFIN20040324_074052_000000392025_00221_10796_0859.N1	24-MAR-2004 07:40:52	Bright	38.500	36	50Alp UMa	1.8000	6300.0	77	10796	No
139	GOM_NL__2PRFIN20040324_074229_000000472025_00221_10796_0860.N1	24-MAR-2004 07:42:29	Bright	46.500	55	79Zet UMa	2.0600	10200.	93	10796	No
140	GOM_NL__2PRFIN20040324_074457_000000782025_00221_10796_0861.N1	24-MAR-2004 07:44:57	Bright	77.500	180	27Gam Boo	3.0400	8000.0	155	10796	No
141	GOM_NL__2PRFIN20040324_074737_000000422025_00221_10796_0862.N1	24-MAR-2004 07:47:37	Bright	41.500	60	7Bet UMi	2.0810	3950.0	83	10796	No
142	GOM_NL__2PRFIN20040324_075106_000000522025_00221_10796_0863.N1	24-MAR-2004 07:51:06	Bright	51.500	119	14Eta Dra	2.7270	4700.0	103	10796	No
143	GOM_NL__2PRFIN20040324_075446_000000362025_00221_10796_0864.N1	24-MAR-2004 07:54:46	Bright	36.000	76	27Gam Cas	2.3000	30000.	72	10796	No
144	GOM_NL__2PRFIN20040324_075602_000000362025_00221_10796_0865.N1	24-MAR-2004 07:56:02	Bright	35.500	74	11Bet Cas	2.2680	6600.0	71	10796	No
145	GOM_NL__2PRFIN20040324_080137_000000432025_00221_10796_0866.N1	24-MAR-2004 08:01:37	Bright	42.500	19	50Alp Cyg	1.2460	10500.	85	10796	No
146	GOM_NL__2PRFIN20040324_080313_000000422025_00221_10796_0867.N1	24-MAR-2004 08:03:13	Bright	42.000	66	37Gam Cyg	2.2080	5900.0	84	10796	No
147	GOM_NL__2PRFIN20040324_080505_000000412025_00221_10796_0868.N1	24-MAR-2004 08:05:05	Bright	40.500	92	53Eps Cyg	2.5000	4500.0	81	10796	No
148	GOM_NL__2PRFIN20040324_081411_000000622025_00221_10796_0869.N1	24-MAR-2004 08:14:11	Tw_i_and_stray	62.000	11	53Alp Aql	0.76500	8000.0	124	10796	No
149	GOM_NL__2PRFIN20040324_081832_000000432025_00221_10796_0870.N1	24-MAR-2004 08:18:32	Dark	43.000	142	49Del Cap	2.8500	8900.0	86	10796	No
150	GOM_NL__2PRFIN20040324_082513_000000572025_00221_10796_0871.N1	24-MAR-2004 08:25:13	Dark	57.000	155	41Pi Sgr	2.9000	6600.0	114	10796	No
151	GOM_NL__2PRFIN20040324_083058_000000552025_00221_10796_0872.N1	24-MAR-2004 08:30:58	Dark	54.500	38	20Eps Sgr	1.8360	11000.	109	10796	No
152	GOM_NL__2PRFIN20040324_083425_000000532025_00222_10797_0843.N1	24-MAR-2004 08:34:25	Dark	52.500	85	Kap Sco	2.4070	28000.	105	10797	No
153	GOM_NL__2PRFIN20040324_083617_000000452025_00222_10797_0844.N1	24-MAR-2004 08:36:17	Dark	44.500	141	Bet Ara	2.8400	4600.0	89	10797	No
154	GOM_NL__2PRFIN20040324_083801_000000402025_00222_10797_0845.N1	24-MAR-2004 08:38:01	Dark	39.500	43	Alp TrA	1.9100	4250.0	79	10797	No
155	GOM_NL__2PRFIN20040324_083940_000000412025_00222_10797_0846.N1	24-MAR-2004 08:39:40	Dark	40.500	134	Bet TrA	2.8100	6600.0	81	10797	No
156	GOM_NL__2PRFIN20040324_084223_000000422025_00222_10797_0847.N1	24-MAR-2004 08:42:23	Dark	41.500	4	Alp1Cen	-0.010000	5800.0	83	10797	No
157	GOM_NL__2PRFIN20040324_084504_000000492025_00222_10797_0848.N1	24-MAR-2004 08:45:04	Straylight	48.500	12	Alp1Cru	0.77500	30000.	97	10797	No
158	GOM_NL__2PRFIN20040324_084627_000000452025_00222_10797_0849.N1	24-MAR-2004 08:46:27	Straylight	45.000	26	Gam Cru	1.6240	2900.0	90	10797	No
159	GOM_NL__2PRFIN20040324_084818_000000432025_00222_10797_0850.N1	24-MAR-2004 08:48:18	Straylight	43.000	64	Gam Cen	2.2000	10600.	86	10797	No
160	GOM_NL__2PRFIN20040324_085001_000000432025_00222_10797_0851.N1	24-MAR-2004 08:50:01	Straylight	42.500	113	Mu Vel	2.6920	5000.0	85	10797	No



161	GOM_NL__2PRFIN20040324_085557_000000512025_00222_10797_0852.N1	24-MAR-2004 08:55:57	Straylight	51.000	106	9Bet Crv	2.6480	5600.0	102	10797	No
162	GOM_NL__2PRFIN20040324_085803_000000482025_00222_10797_0853.N1	24-MAR-2004 08:58:03	Tw_i_and_stray	47.500	100	4Gam Crv	2.5800	13100.	95	10797	No
163	GOM_NL__2PRFIN20040324_090012_000000752025_00222_10797_0854.N1	24-MAR-2004 09:00:12	Bright	74.500	15	67Alp Vir	0.97600	28000.	149	10797	No
164	GOM_NL__2PRFIN20040324_090340_000000512025_00222_10797_0855.N1	24-MAR-2004 09:03:40	Bright	50.500	121	29Gam Vir	2.7400	7200.0	101	10797	No
165	GOM_NL__2PRFIN20040324_090722_000000382025_00222_10797_0856.N1	24-MAR-2004 09:07:22	Bright	37.500	22	32Alp Leo	1.3600	15200.	75	10797	No
166	GOM_NL__2PRFIN20040324_090928_000000382025_00222_10797_0857.N1	24-MAR-2004 09:09:28	Bright	38.000	51	41Gam1Leo	2.0100	4500.0	76	10797	No
167	GOM_NL__2PRFIN20040324_091051_000000372025_00222_10797_0858.N1	24-MAR-2004 09:10:51	Bright	36.500	166	17Eps Leo	2.9800	6000.0	73	10797	No
168	GOM_NL__2PRFIN20040324_091639_000000392025_00222_10797_0859.N1	24-MAR-2004 09:16:39	Bright	39.000	174	52Psi UMa	3.0040	4400.0	78	10797	No
169	GOM_NL__2PRFIN20040324_091957_000000372025_00222_10797_0860.N1	24-MAR-2004 09:19:57	Bright	36.500	82	48Bet UMa	2.3650	10600.	73	10797	No
170	GOM_NL__2PRFIN20040324_092128_000000392025_00222_10797_0861.N1	24-MAR-2004 09:21:28	Bright	39.000	36	50Alp UMa	1.8000	6300.0	78	10797	No
171	GOM_NL__2PRFIN20040324_092305_000000462025_00222_10797_0862.N1	24-MAR-2004 09:23:05	Bright	45.500	55	79Zet UMa	2.0600	10200.	91	10797	No
172	GOM_NL__2PRFIN20040324_092530_000000772025_00222_10797_0863.N1	24-MAR-2004 09:25:30	Bright	76.500	180	27Gam Boo	3.0400	8000.0	153	10797	No
173	GOM_NL__2PRFIN20040324_092812_000000432025_00222_10797_0864.N1	24-MAR-2004 09:28:12	Bright	43.000	60	7Bet UMi	2.0810	3950.0	86	10797	No
174	GOM_NL__2PRFIN20040324_093141_000000482025_00222_10797_0865.N1	24-MAR-2004 09:31:41	Bright	48.000	119	14Eta Dra	2.7270	4700.0	96	10797	No
175	GOM_NL__2PRFIN20040324_093522_000000392025_00222_10797_0866.N1	24-MAR-2004 09:35:22	Bright	38.500	76	27Gam Cas	2.3000	30000.	77	10797	No
176	GOM_NL__2PRFIN20040324_093638_000000382025_00222_10797_0867.N1	24-MAR-2004 09:36:38	Bright	38.000	74	11Bet Cas	2.2680	6600.0	76	10797	No
177	GOM_NL__2PRFIN20040324_094213_000000412025_00222_10797_0868.N1	24-MAR-2004 09:42:13	Bright	41.000	19	50Alp Cyg	1.2460	10500.	82	10797	No
178	GOM_NL__2PRFIN20040324_094349_000000442025_00222_10797_0869.N1	24-MAR-2004 09:43:49	Bright	44.000	66	37Gam Cyg	2.2080	5900.0	88	10797	No
179	GOM_NL__2PRFIN20040324_094541_000000422025_00222_10797_0870.N1	24-MAR-2004 09:45:41	Bright	41.500	92	53Eps Cyg	2.5000	4500.0	83	10797	No
180	GOM_NL__2PRFIN20040324_095448_000000672025_00222_10797_0871.N1	24-MAR-2004 09:54:48	Tw_i_and_stray	67.000	11	53Alp Aql	0.76500	8000.0	134	10797	No
181	GOM_NL__2PRFIN20040324_095908_000000392025_00222_10797_0872.N1	24-MAR-2004 09:59:08	Dark	39.000	142	49Del Cap	2.8500	8900.0	78	10797	No
182	GOM_NL__2PRFIN20040324_100550_000000522025_00222_10797_0873.N1	24-MAR-2004 10:05:50	Dark	52.000	155	41Pi Sgr	2.9000	6600.0	104	10797	No
183	GOM_NL__2PRFIN20040324_101135_000000552025_00222_10797_0874.N1	24-MAR-2004 10:11:35	Dark	54.500	38	20Eps Sgr	1.8360	11000.	109	10797	No
184	GOM_NL__2PRFIN20040324_101502_000000532025_00223_10798_0850.N1	24-MAR-2004 10:15:02	Dark	52.500	85	Kap Sco	2.4070	28000.	105	10798	No
185	GOM_NL__2PRFIN20040324_101653_000000422025_00223_10798_0851.N1	24-MAR-2004 10:16:53	Dark	42.000	141	Bet Ara	2.8400	4600.0	84	10798	No
186	GOM_NL__2PRFIN20040324_101837_000000422025_00223_10798_0852.N1	24-MAR-2004 10:18:37	Dark	41.500	43	Alp TrA	1.9100	4250.0	83	10798	No
187	GOM_NL__2PRFIN20040324_102017_000000412025_00223_10798_0853.N1	24-MAR-2004 10:20:17	Dark	40.500	134	Bet TrA	2.8100	6600.0	81	10798	No
188	GOM_NL__2PRFIN20040324_102259_000000532025_00223_10798_0854.N1	24-MAR-2004 10:22:59	Dark	53.000	4	Alp1Cen	-0.010000	5800.0	106	10798	No
189	GOM_NL__2PRFIN20040324_102540_000000472025_00223_10798_0855.N1	24-MAR-2004 10:25:40	Straylight	46.500	12	Alp1Cru	0.77500	30000.	93	10798	No
190	GOM_NL__2PRFIN20040324_102703_000000502025_00223_10798_0856.N1	24-MAR-2004 10:27:03	Straylight	49.500	26	Gam Cru	1.6240	2900.0	99	10798	No
191	GOM_NL__2PRFIN20040324_102854_000000412025_00223_10798_0857.N1	24-MAR-2004 10:28:54	Straylight	41.000	64	Gam Cen	2.2000	10600.	82	10798	No
192	GOM_NL__2PRFIN20040324_103037_000000442025_00223_10798_0858.N1	24-MAR-2004 10:30:37	Straylight	43.500	113	Mu Vel	2.6920	5000.0	87	10798	No
193	GOM_NL__2PRFIN20040324_103633_000000502025_00223_10798_0859.N1	24-MAR-2004 10:36:33	Straylight	50.000	106	9Bet Crv	2.6480	5600.0	100	10798	No
194	GOM_NL__2PRFIN20040324_103839_000000472025_00223_10798_0860.N1	24-MAR-2004 10:38:39	Tw_i_and_stray	46.500	100	4Gam Crv	2.5800	13100.	93	10798	No
195	GOM_NL__2PRFIN20040324_104049_000000712025_00223_10798_0861.N1	24-MAR-2004 10:40:49	Bright	70.500	15	67Alp Vir	0.97600	28000.	141	10798	No
196	GOM_NL__2PRFIN20040324_104415_000000512025_00223_10798_0862.N1	24-MAR-2004 10:44:15	Bright	51.000	121	29Gam Vir	2.7400	7200.0	102	10798	No
197	GOM_NL__2PRFIN20040324_104757_000000402025_00223_10798_0863.N1	24-MAR-2004 10:47:57	Bright	39.500	22	32Alp Leo	1.3600	15200.	79	10798	No
198	GOM_NL__2PRFIN20040324_105004_000000402025_00223_10798_0864.N1	24-MAR-2004 10:50:04	Bright	39.500	51	41Gam1Leo	2.0100	4500.0	79	10798	No
199	GOM_NL__2PRFIN20040324_105127_000000382025_00223_10798_0865.N1	24-MAR-2004 10:51:27	Bright	37.500	166	17Eps Leo	2.9800	6000.0	75	10798	No
200	GOM_NL__2PRFIN20040324_105714_000000402025_00223_10798_0866.N1	24-MAR-2004 10:57:14	Bright	40.000	174	52Psi UMa	3.0040	4400.0	80	10798	No
201	GOM_NL__2PRFIN20040324_110032_000000372025_00223_10798_0867.N1	24-MAR-2004 11:00:32	Bright	36.500	82	48Bet UMa	2.3650	10600.	73	10798	No
202	GOM_NL__2PRFIN20040324_110204_000000392025_00223_10798_0868.N1	24-MAR-2004 11:02:04	Bright	39.000	36	50Alp UMa	1.8000	6300.0	78	10798	No
203	GOM_NL__2PRFIN20040324_110340_000000462025_00223_10798_0869.N1	24-MAR-2004 11:03:40	Bright	46.000	55	79Zet UMa	2.0600	10200.	92	10798	No
204	GOM_NL__2PRFIN20040324_110604_000000772025_00223_10798_0870.N1	24-MAR-2004 11:06:04	Bright	76.500	180	27Gam Boo	3.0400	8000.0	153	10798	No
205	GOM_NL__2PRFIN20040324_110847_000000432025_00223_10798_0871.N1	24-MAR-2004 11:08:47	Bright	42.500	60	7Bet UMi	2.0810	3950.0	85	10798	No
206	GOM_NL__2PRFIN20040324_111217_000000492025_00223_10798_0872.N1	24-MAR-2004 11:12:17	Bright	48.500	119	14Eta Dra	2.7270	4700.0	97	10798	No
207	GOM_NL__2PRFIN20040324_111558_000000402025_00223_10798_0873.N1	24-MAR-2004 11:15:58	Bright	39.500	76	27Gam Cas	2.3000	30000.	79	10798	No
208	GOM_NL__2PRFIN20040324_111715_000000362025_00223_10798_0874.N1	24-MAR-2004 11:17:15	Bright	36.000	74	11Bet Cas	2.2680	6600.0	72	10798	No
209	GOM_NL__2PRFIN20040324_112249_000000392025_00223_10798_0875.N1	24-MAR-2004 11:22:49	Bright	38.500	19	50Alp Cyg	1.2460	10500.	77	10798	No
210	GOM_NL__2PRFIN20040324_112425_000000432025_00223_10798_0876.N1	24-MAR-2004 11:24:25	Bright	43.000	66	37Gam Cyg	2.2080	5900.0	86	10798	No
211	GOM_NL__2PRFIN20040324_112617_000000402025_00223_10798_0877.N1	24-MAR-2004 11:26:17	Bright	39.500	92	53Eps Cyg	2.5000	4500.0	79	10798	No
212	GOM_NL__2PRFIN20040324_113524_000000632025_00223_10798_0878.N1	24-MAR-2004 11:35:24	Straylight	63.000	11	53Alp Aql	0.76500	8000.0	126	10798	No
213	GOM_NL__2PRFIN20040324_113944_000000402025_00223_10798_0879.N1	24-MAR-2004 11:39:44	Dark	40.000	142	49Del Cap	2.8500	8900.0	80	10798	No
214	GOM_NL__2PRFIN20040324_114627_000000532025_00223_10798_0880.N1	24-MAR-2004 11:46:27	Dark	53.000	155	41Pi Sgr	2.9000	6600.0	106	10798	No
215	GOM_NL__2PRFIN20040324_115212_000000522025_00223_10798_0881.N1	24-MAR-2004 11:52:12	Dark	51.500	38	20Eps Sgr	1.8360	11000.	103	10798	No
216	GOM_NL__2PRFIN20040324_115539_000000512025_00224_10799_0848.N1	24-MAR-2004 11:55:39	Dark	50.500	85	Kap Sco	2.4070	28000.	101	10799	No
217	GOM_NL__2PRFIN20040324_115729_000000482025_00224_10799_0849.N1	24-MAR-2004 11:57:29	Dark	47.500	141	Bet Ara	2.8400	4600.0	95	10799	No
218	GOM_NL__2PRFIN20040324_115913_000000442025_00224_10799_0850.N1	24-MAR-2004 11:59:13	Dark	44.000	43	Alp TrA	1.9100	4250.0	88	10799	No
219	GOM_NL__2PRFIN20040324_120053_000000412025_00224_10799_0851.N1	24-MAR-2004 12:00:53	Dark	41.000	134	Bet TrA	2.8100	6600.0	82	10799	No

220	GOM_NL__2PRFIN20040324_120335_000000512025_00224_10799_0852.N1	24-MAR-2004 12:03:35	Dark	51.000	4	Alp1Cen	-0.010000	5800.0	102	10799	No
221	GOM_NL__2PRFIN20040324_120616_000000432025_00224_10799_0853.N1	24-MAR-2004 12:06:16	Straylight	42.500	12	Alp1Cru	0.77500	30000.	85	10799	No
222	GOM_NL__2PRFIN20040324_120739_000000472025_00224_10799_0854.N1	24-MAR-2004 12:07:39	Straylight	47.000	26	Gam Cru	1.6240	2900.0	94	10799	No
223	GOM_NL__2PRFIN20040324_120930_000000442025_00224_10799_0855.N1	24-MAR-2004 12:09:30	Straylight	44.000	64	Gam Cen	2.2000	10600.	88	10799	No
224	GOM_NL__2PRFIN20040324_121112_000000442025_00224_10799_0856.N1	24-MAR-2004 12:11:12	Straylight	44.000	113	Mu Vel	2.6920	5000.0	88	10799	No
225	GOM_NL__2PRFIN20040324_121709_000000492025_00224_10799_0857.N1	24-MAR-2004 12:17:09	Straylight	49.000	106	9Bet Crv	2.6480	5600.0	98	10799	No
226	GOM_NL__2PRFIN20040324_121915_000000462025_00224_10799_0858.N1	24-MAR-2004 12:19:15	Twl_and_stray	46.000	100	4Gam Crv	2.5800	13100.	92	10799	No
227	GOM_NL__2PRFIN20040324_122125_000000682025_00224_10799_0859.N1	24-MAR-2004 12:21:25	Bright	68.000	15	67Alp Vir	0.97600	28000.	136	10799	No
228	GOM_NL__2PRFIN20040324_122451_000000512025_00224_10799_0860.N1	24-MAR-2004 12:24:51	Bright	51.000	121	29Gam Vir	2.7400	7200.0	102	10799	No
229	GOM_NL__2PRFIN20040324_122833_000000392025_00224_10799_0861.N1	24-MAR-2004 12:28:33	Bright	38.500	22	32Alp Leo	1.3600	15200.	77	10799	No
230	GOM_NL__2PRFIN20040324_123039_000000392025_00224_10799_0862.N1	24-MAR-2004 12:30:39	Bright	38.500	51	41Gam1Leo	2.0100	4500.0	77	10799	No
231	GOM_NL__2PRFIN20040324_123202_000000382025_00224_10799_0863.N1	24-MAR-2004 12:32:02	Bright	37.500	166	17Eps Leo	2.9800	6000.0	75	10799	No
232	GOM_NL__2PRFIN20040324_123750_000000392025_00224_10799_0864.N1	24-MAR-2004 12:37:50	Bright	39.000	174	52Psi UMa	3.0040	4400.0	78	10799	No
233	GOM_NL__2PRFIN20040324_124108_000000392025_00224_10799_0865.N1	24-MAR-2004 12:41:08	Bright	38.500	82	48Bet UMa	2.3650	10600.	77	10799	No
234	GOM_NL__2PRFIN20040324_124239_000000402025_00224_10799_0866.N1	24-MAR-2004 12:42:39	Bright	40.000	36	50Alp UMa	1.8000	6300.0	80	10799	No
235	GOM_NL__2PRFIN20040324_124415_000000472025_00224_10799_0867.N1	24-MAR-2004 12:44:15	Bright	46.500	55	79Zet UMa	2.0600	10200.	93	10799	No
236	GOM_NL__2PRFIN20040324_124639_000000782025_00224_10799_0868.N1	24-MAR-2004 12:46:39	Bright	77.500	180	27Gam Boo	3.0400	8000.0	155	10799	No
237	GOM_NL__2PRFIN20040324_124923_000000392025_00224_10799_0869.N1	24-MAR-2004 12:49:23	Bright	39.000	60	7Bet UMi	2.0810	3950.0	78	10799	No
238	GOM_NL__2PRFIN20040324_125634_000000392025_00224_10799_0870.N1	24-MAR-2004 12:56:34	Bright	38.500	76	27Gam Cas	2.3000	30000.	77	10799	No
239	GOM_NL__2PRFIN20040324_125751_000000382025_00224_10799_0871.N1	24-MAR-2004 12:57:51	Bright	37.500	74	11Bet Cas	2.2680	6600.0	75	10799	No
240	GOM_NL__2PRFIN20040324_130324_000000422025_00224_10799_0872.N1	24-MAR-2004 13:03:24	Bright	42.000	19	50Alp Cyg	1.2460	10500.	84	10799	No
241	GOM_NL__2PRFIN20040324_130500_000000442025_00224_10799_0873.N1	24-MAR-2004 13:05:00	Bright	44.000	66	37Gam Cyg	2.2080	5900.0	88	10799	No
242	GOM_NL__2PRFIN20040324_130653_000000432025_00224_10799_0874.N1	24-MAR-2004 13:06:53	Bright	42.500	92	53Eps Cyg	2.5000	4500.0	85	10799	No
243	GOM_NL__2PRFIN20040324_131600_000000572025_00224_10799_0875.N1	24-MAR-2004 13:16:00	Straylight	57.000	11	53Alp Aql	0.76500	8000.0	114	10799	No
244	GOM_NL__2PRFIN20040324_132021_000000412025_00224_10799_0876.N1	24-MAR-2004 13:20:21	Dark	41.000	142	49Del Cap	2.8500	8900.0	82	10799	No
245	GOM_NL__2PRFIN20040324_132704_000000532025_00224_10799_0877.N1	24-MAR-2004 13:27:04	Dark	52.500	155	41Pi Sgr	2.9000	6600.0	105	10799	No
246	GOM_NL__2PRFIN20040324_133249_000000552025_00224_10799_0878.N1	24-MAR-2004 13:32:49	Dark	54.500	38	20Eps Sgr	1.8360	11000.	109	10799	No
247	GOM_NL__2PRFIN20040324_133617_000000552025_00225_10800_0850.N1	24-MAR-2004 13:36:17	Dark	54.500	85	Kap Sco	2.4070	28000.	109	10800	No
248	GOM_NL__2PRFIN20040324_133806_000000442025_00225_10800_0851.N1	24-MAR-2004 13:38:06	Dark	43.500	141	Bet Ara	2.8400	4600.0	87	10800	No
249	GOM_NL__2PRFIN20040324_133949_000000392025_00225_10800_0852.N1	24-MAR-2004 13:39:49	Dark	39.000	43	Alp TrA	1.9100	4250.0	78	10800	No
250	GOM_NL__2PRFIN20040324_134129_000000422025_00225_10800_0853.N1	24-MAR-2004 13:41:29	Dark	42.000	134	Bet TrA	2.8100	6600.0	84	10800	No
251	GOM_NL__2PRFIN20040324_134412_000000562025_00225_10800_0854.N1	24-MAR-2004 13:44:12	Dark	56.000	4	Alp1Cen	-0.010000	5800.0	112	10800	No
252	GOM_NL__2PRFIN20040324_134652_000000472025_00225_10800_0855.N1	24-MAR-2004 13:46:52	Straylight	46.500	12	Alp1Cru	0.77500	30000.	93	10800	No
253	GOM_NL__2PRFIN20040324_134815_000000472025_00225_10800_0856.N1	24-MAR-2004 13:48:15	Straylight	47.000	26	Gam Cru	1.6240	2900.0	94	10800	No
254	GOM_NL__2PRFIN20040324_135006_000000442025_00225_10800_0857.N1	24-MAR-2004 13:50:06	Straylight	44.000	64	Gam Cen	2.2000	10600.	88	10800	No
255	GOM_NL__2PRFIN20040324_135148_000000412025_00225_10800_0858.N1	24-MAR-2004 13:51:48	Straylight	40.500	113	Mu Vel	2.6920	5000.0	81	10800	No
256	GOM_NL__2PRFIN20040324_135817_000000472025_00225_10800_0859.N1	24-MAR-2004 13:58:17	Straylight	47.000	171	2Eps Crv	3.0010	4250.0	94	10800	No
257	GOM_NL__2PRFIN20040324_135951_000000472025_00225_10800_0860.N1	24-MAR-2004 13:59:51	Twl_and_stray	46.500	100	4Gam Crv	2.5800	13100.	93	10800	No
258	GOM_NL__2PRFIN20040324_140200_000000702025_00225_10800_0861.N1	24-MAR-2004 14:02:00	Bright	69.500	15	67Alp Vir	0.97600	28000.	139	10800	No
259	GOM_NL__2PRFIN20040324_140527_000000512025_00225_10800_0862.N1	24-MAR-2004 14:05:27	Bright	51.000	121	29Gam Vir	2.7400	7200.0	102	10800	No
260	GOM_NL__2PRFIN20040324_140910_000000382025_00225_10800_0863.N1	24-MAR-2004 14:09:10	Bright	38.000	22	32Alp Leo	1.3600	15200.	76	10800	No
261	GOM_NL__2PRFIN20040324_141116_000000382025_00225_10800_0864.N1	24-MAR-2004 14:11:16	Bright	37.500	51	41Gam1Leo	2.0100	4500.0	75	10800	No
262	GOM_NL__2PRFIN20040324_141239_000000362025_00225_10800_0865.N1	24-MAR-2004 14:12:39	Bright	36.000	166	17Eps Leo	2.9800	6000.0	72	10800	No
263	GOM_NL__2PRFIN20040324_141826_000000382025_00225_10800_0866.N1	24-MAR-2004 14:18:26	Bright	38.000	174	52Psi UMa	3.0040	4400.0	76	10800	No
264	GOM_NL__2PRFIN20040324_142144_000000382025_00225_10800_0867.N1	24-MAR-2004 14:21:44	Bright	37.500	82	48Bet UMa	2.3650	10600.	75	10800	No
265	GOM_NL__2PRFIN20040324_142315_000000402025_00225_10800_0868.N1	24-MAR-2004 14:23:15	Bright	40.000	36	50Alp UMa	1.8000	6300.0	80	10800	No
266	GOM_NL__2PRFIN20040324_142450_000000482025_00225_10800_0869.N1	24-MAR-2004 14:24:50	Bright	48.000	55	79Zet UMa	2.0600	10200.	96	10800	No
267	GOM_NL__2PRFIN20040324_142713_000000782025_00225_10800_0870.N1	24-MAR-2004 14:27:13	Bright	77.500	180	27Gam Boo	3.0400	8000.0	155	10800	No
268	GOM_NL__2PRFIN20040324_142959_000000412025_00225_10800_0871.N1	24-MAR-2004 14:29:59	Bright	41.000	60	7Bet UMi	2.0810	3950.0	82	10800	No
269	GOM_NL__2PRFIN20040324_143327_000000502025_00225_10800_0872.N1	24-MAR-2004 14:33:27	Bright	49.500	119	14Eta Dra	2.7270	4700.0	99	10800	No
270	GOM_NL__2PRFIN20040324_143710_000000382025_00225_10800_0873.N1	24-MAR-2004 14:37:10	Bright	38.000	76	27Gam Cas	2.3000	30000.	76	10800	No
271	GOM_NL__2PRFIN20040324_143828_000000372025_00225_10800_0874.N1	24-MAR-2004 14:38:28	Bright	37.000	74	11Bet Cas	2.2680	6600.0	74	10800	No
272	GOM_NL__2PRFIN20040324_144401_000000412025_00225_10800_0875.N1	24-MAR-2004 14:44:01	Bright	40.500	19	50Alp Cyg	1.2460	10500.	81	10800	No
273	GOM_NL__2PRFIN20040324_144537_000000432025_00225_10800_0876.N1	24-MAR-2004 14:45:37	Bright	42.500	66	37Gam Cyg	2.2080	5900.0	85	10800	No
274	GOM_NL__2PRFIN20040324_144729_000000402025_00225_10800_0877.N1	24-MAR-2004 14:47:29	Bright	39.500	92	53Eps Cyg	2.5000	4500.0	79	10800	No
275	GOM_NL__2PRFIN20040324_145637_000000622025_00225_10800_0878.N1	24-MAR-2004 14:56:37	Straylight	61.500	11	53Alp Aql	0.76500	8000.0	123	10800	No
276	GOM_NL__2PRFIN20040324_150057_000000422025_00225_10800_0879.N1	24-MAR-2004 15:00:57	Dark	41.500	142	49Del Cap	2.8500	8900.0	83	10800	No
277	GOM_NL__2PRFIN20040324_150741_000000542025_00225_10800_0880.N1	24-MAR-2004 15:07:41	Dark	54.000	155	41Pi Sgr	2.9000	6600.0	108	10800	No
278	GOM_NL__2PRFIN20040324_151654_000000522025_00226_10801_0850.N1	24-MAR-2004 15:16:54	Dark	51.500	85	Kap Sco	2.4070	28000.	103	10801	No

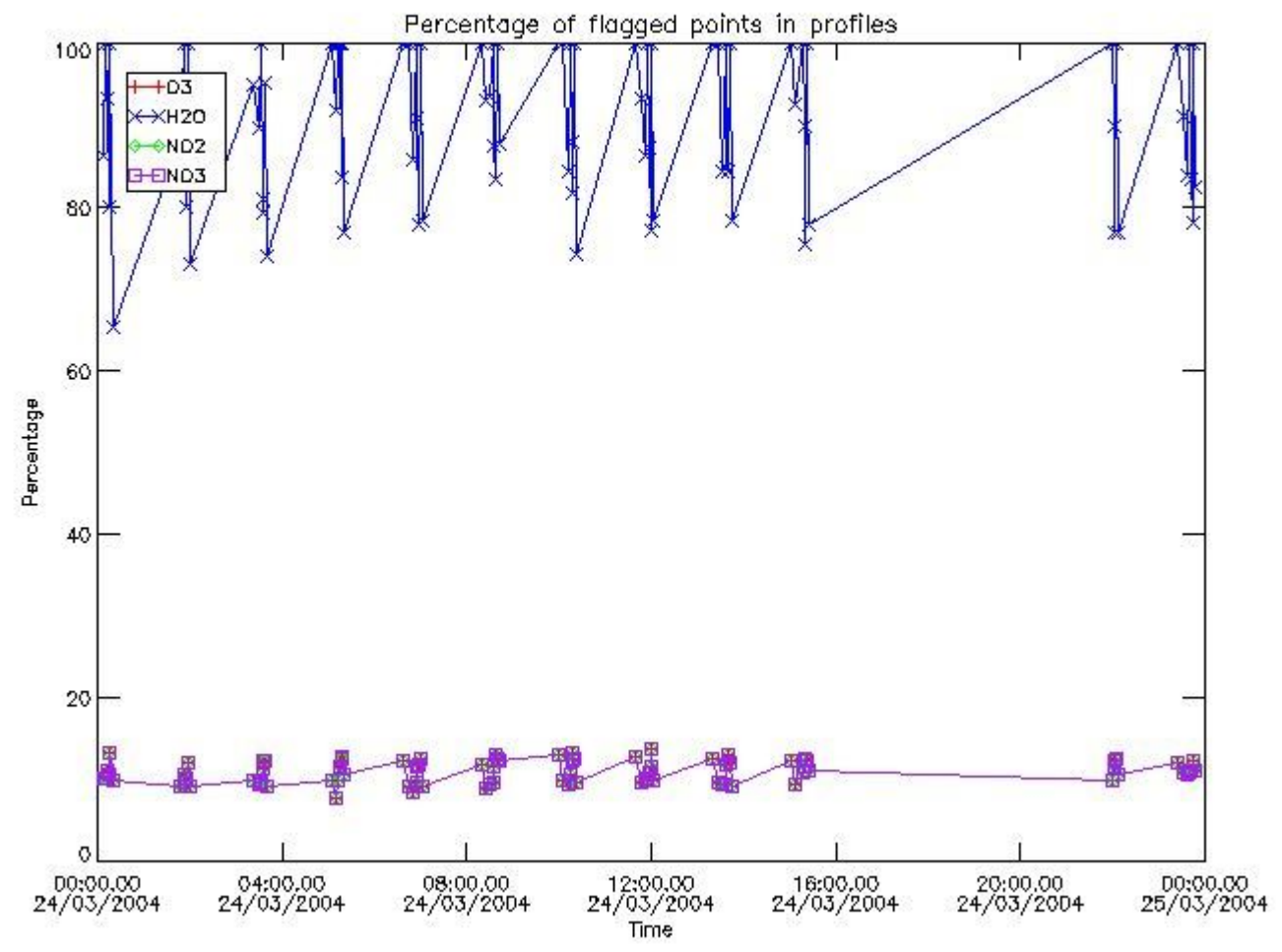
279	GOM_NL__2PRFIN20040324_151842_000000452025_00226_10801_0851.N1	24-MAR-2004 15:18:42	Dark	44.500	141	Bet Ara	2.8400	4600.0	89	10801	No
280	GOM_NL__2PRFIN20040324_152025_000000412025_00226_10801_0852.N1	24-MAR-2004 15:20:25	Dark	41.000	43	Alp TrA	1.9100	4250.0	82	10801	No
281	GOM_NL__2PRFIN20040324_152205_000000422025_00226_10801_0853.N1	24-MAR-2004 15:22:05	Dark	41.500	134	Bet TrA	2.8100	6600.0	83	10801	No
282	GOM_NL__2PRFIN20040324_152448_000000462025_00226_10801_0854.N1	24-MAR-2004 15:24:48	Dark	45.500	4	Alp1Cen	-0.010000	5800.0	91	10801	No
283	GOM_NL__2PRFIN20040324_152727_000000402025_00226_10801_0855.N1	24-MAR-2004 15:27:27	Straylight	40.000	12	Alp1Cru	0.77500	30000.	80	10801	No
284	GOM_NL__2PRFIN20040324_152851_000000482025_00226_10801_0856.N1	24-MAR-2004 15:28:51	Straylight	48.000	26	Gam Cru	1.6240	2900.0	96	10801	No
285	GOM_NL__2PRFIN20040324_153043_000000412025_00226_10801_0857.N1	24-MAR-2004 15:30:43	Straylight	41.000	64	Gam Cen	2.2000	10600.	82	10801	No
286	GOM_NL__2PRFIN20040324_153224_000000432025_00226_10801_0858.N1	24-MAR-2004 15:32:24	Straylight	42.500	113	Mu Vel	2.6920	5000.0	85	10801	No
287	GOM_NL__2PRFIN20040324_153853_000000472025_00226_10801_0859.N1	24-MAR-2004 15:38:53	Straylight	46.500	171	2Eps Crv	3.0010	4250.0	93	10801	No
288	GOM_NL__2PRFIN20040324_154027_000000492025_00226_10801_0860.N1	24-MAR-2004 15:40:27	Twi_and_stray	49.000	100	4Gam Crv	2.5800	13100.	98	10801	No
289	GOM_NL__2PRFIN20040324_154236_000000692025_00226_10801_0861.N1	24-MAR-2004 15:42:36	Bright	69.000	15	67Alp Vir	0.97600	28000.	138	10801	No
290	GOM_NL__2PRFIN20040324_215922_000000522025_00230_10805_0858.N1	24-MAR-2004 21:59:22	Dark	52.000	85	Kap Sco	2.4070	28000.	104	10805	No
291	GOM_NL__2PRFIN20040324_220110_000000452025_00230_10805_0859.N1	24-MAR-2004 22:01:10	Dark	44.500	141	Bet Ara	2.8400	4600.0	89	10805	No
292	GOM_NL__2PRFIN20040324_220250_000000422025_00230_10805_0860.N1	24-MAR-2004 22:02:50	Dark	41.500	43	Alp TrA	1.9100	4250.0	83	10805	No
293	GOM_NL__2PRFIN20040324_220431_000000412025_00230_10805_0861.N1	24-MAR-2004 22:04:31	Dark	41.000	134	Bet TrA	2.8100	6600.0	82	10805	No
294	GOM_NL__2PRFIN20040324_220714_000000482025_00230_10805_0862.N1	24-MAR-2004 22:07:14	Dark	48.000	4	Alp1Cen	-0.010000	5800.0	96	10805	No
295	GOM_NL__2PRFIN20040324_220952_000000502025_00230_10805_0863.N1	24-MAR-2004 22:09:52	Straylight	50.000	12	Alp1Cru	0.77500	30000.	100	10805	No
296	GOM_NL__2PRFIN20040324_221115_000000482025_00230_10805_0864.N1	24-MAR-2004 22:11:15	Straylight	48.000	26	Gam Cru	1.6240	2900.0	96	10805	No
297	GOM_NL__2PRFIN20040324_221410_000000602025_00230_10805_0865.N1	24-MAR-2004 22:14:10	Straylight	60.000	54	5The Cen	2.0550	4500.0	120	10805	No
298	GOM_NL__2PRFIN20040324_222010_000000562025_00230_10805_0866.N1	24-MAR-2004 22:20:10	Straylight	56.000	169	46Gam Hya	2.9910	4700.0	112	10805	No
299	GOM_NL__2PRFIN20040324_222250_000000452025_00230_10805_0867.N1	24-MAR-2004 22:22:50	Twi_and_stray	45.000	100	4Gam Crv	2.5800	13100.	90	10805	No
300	GOM_NL__2PRFIN20040324_222500_000000702025_00230_10805_0868.N1	24-MAR-2004 22:25:00	Bright	69.500	15	67Alp Vir	0.97600	28000.	139	10805	No
301	GOM_NL__2PRFIN20040324_222825_000000522025_00230_10805_0869.N1	24-MAR-2004 22:28:25	Bright	51.500	121	29Gam Vir	2.7400	7200.0	103	10805	No
302	GOM_NL__2PRFIN20040324_223210_000000392025_00230_10805_0870.N1	24-MAR-2004 22:32:10	Bright	38.500	22	32Alp Leo	1.3600	15200.	77	10805	No
303	GOM_NL__2PRFIN20040324_223416_000000382025_00230_10805_0871.N1	24-MAR-2004 22:34:16	Bright	37.500	51	41Gam1Leo	2.0100	4500.0	75	10805	No
304	GOM_NL__2PRFIN20040324_223538_000000392025_00230_10805_0872.N1	24-MAR-2004 22:35:38	Bright	39.000	166	17Eps Leo	2.9800	6000.0	78	10805	No
305	GOM_NL__2PRFIN20040324_224125_000000402025_00230_10805_0873.N1	24-MAR-2004 22:41:25	Bright	39.500	174	52Psi UMa	3.0040	4400.0	79	10805	No
306	GOM_NL__2PRFIN20040324_224442_000000372025_00230_10805_0874.N1	24-MAR-2004 22:44:42	Bright	37.000	82	48Bet UMa	2.3650	10600.	74	10805	No
307	GOM_NL__2PRFIN20040324_224614_000000392025_00230_10805_0875.N1	24-MAR-2004 22:46:14	Bright	38.500	36	50Alp UMa	1.8000	6300.0	77	10805	No
308	GOM_NL__2PRFIN20040324_224747_000000462025_00230_10805_0876.N1	24-MAR-2004 22:47:47	Bright	46.000	55	79Zet UMa	2.0600	10200.	92	10805	No
309	GOM_NL__2PRFIN20040324_225003_000000762025_00230_10805_0877.N1	24-MAR-2004 22:50:03	Bright	75.500	180	27Gam Boo	3.0400	8000.0	151	10805	No
310	GOM_NL__2PRFIN20040324_225257_000000392025_00230_10805_0878.N1	24-MAR-2004 22:52:57	Bright	38.500	60	7Bet UMi	2.0810	3950.0	77	10805	No
311	GOM_NL__2PRFIN20040324_225624_000000462025_00230_10805_0879.N1	24-MAR-2004 22:56:24	Bright	46.000	119	14Eta Dra	2.7270	4700.0	92	10805	No
312	GOM_NL__2PRFIN20040324_230012_000000362025_00230_10805_0880.N1	24-MAR-2004 23:00:12	Bright	36.000	76	27Gam Cas	2.3000	30000.	72	10805	No
313	GOM_NL__2PRFIN20040324_230128_000000382025_00230_10805_0881.N1	24-MAR-2004 23:01:28	Bright	38.000	74	11Bet Cas	2.2680	6600.0	76	10805	No
314	GOM_NL__2PRFIN20040324_230700_000000432025_00230_10805_0882.N1	24-MAR-2004 23:07:00	Bright	42.500	19	50Alp Cyg	1.2460	10500.	85	10805	No
315	GOM_NL__2PRFIN20040324_230836_000000442025_00230_10805_0883.N1	24-MAR-2004 23:08:36	Bright	43.500	66	37Gam Cyg	2.2080	5900.0	87	10805	No
316	GOM_NL__2PRFIN20040324_231028_000000432025_00230_10805_0884.N1	24-MAR-2004 23:10:28	Bright	42.500	92	53Eps Cyg	2.5000	4500.0	85	10805	No
317	GOM_NL__2PRFIN20040324_231940_000000632025_00230_10805_0885.N1	24-MAR-2004 23:19:40	Straylight	62.500	11	53Alp Aql	0.76500	8000.0	125	10805	No
318	GOM_NL__2PRFIN20040324_232357_000000422025_00230_10805_0886.N1	24-MAR-2004 23:23:57	Dark	42.000	142	49Del Cap	2.8500	8900.0	84	10805	No
319	GOM_NL__2PRFIN20040324_233046_000000522025_00230_10805_0887.N1	24-MAR-2004 23:30:46	Dark	51.500	155	41Pi Sgr	2.9000	6600.0	103	10805	No
320	GOM_NL__2PRFIN20040324_233632_000000532025_00230_10805_0888.N1	24-MAR-2004 23:36:32	Dark	53.000	38	20Eps Sgr	1.8360	11000.	106	10805	No
321	GOM_NL__2PRFIN20040324_233959_000000522025_00231_10806_0858.N1	24-MAR-2004 23:39:59	Dark	52.000	85	Kap Sco	2.4070	28000.	104	10806	No
322	GOM_NL__2PRFIN20040324_234146_000000462025_00231_10806_0859.N1	24-MAR-2004 23:41:46	Dark	45.500	141	Bet Ara	2.8400	4600.0	91	10806	No
323	GOM_NL__2PRFIN20040324_234326_000000422025_00231_10806_0860.N1	24-MAR-2004 23:43:26	Dark	41.500	43	Alp TrA	1.9100	4250.0	83	10806	No
324	GOM_NL__2PRFIN20040324_234507_000000422025_00231_10806_0861.N1	24-MAR-2004 23:45:07	Dark	41.500	134	Bet TrA	2.8100	6600.0	83	10806	No
325	GOM_NL__2PRFIN20040324_234750_000000462025_00231_10806_0862.N1	24-MAR-2004 23:47:50	Dark	46.000	4	Alp1Cen	-0.010000	5800.0	92	10806	No
326	GOM_NL__2PRFIN20040324_235027_000000482025_00231_10806_0863.N1	24-MAR-2004 23:50:27	Straylight	48.000	12	Alp1Cru	0.77500	30000.	96	10806	No
327	GOM_NL__2PRFIN20040324_235150_000000532025_00231_10806_0864.N1	24-MAR-2004 23:51:50	Straylight	53.000	26	Gam Cru	1.6240	2900.0	106	10806	No
328	GOM_NL__2PRFIN20040324_235447_000000592025_00231_10806_0865.N1	24-MAR-2004 23:54:47	Straylight	58.500	54	5The Cen	2.0550	4500.0	117	10806	No

### 3. Quality information per product

In this section it is plotted some information contained in the Quality Summary data set of the level 2 products. Only products in dark limb conditions and without errors (error flag in the MPH set to "0") are used.



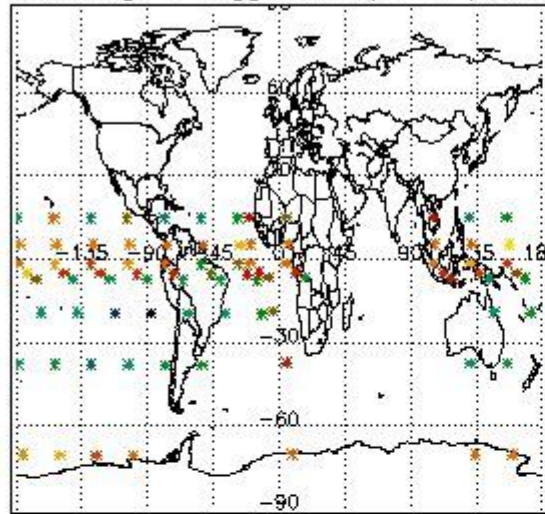
3.1 Plot quality information per product (time dependant)



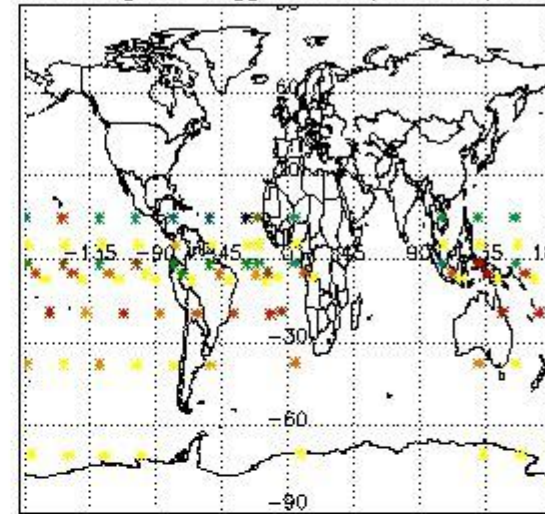
3.2 Plot quality information per product (world map)



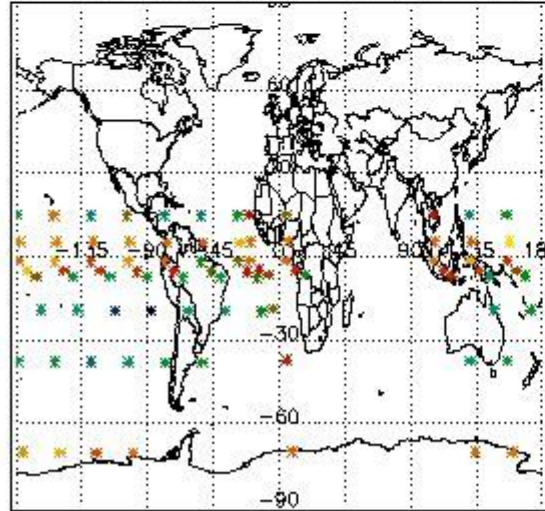
Percentage of flagged data per O3 profile



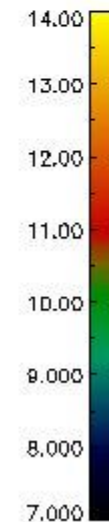
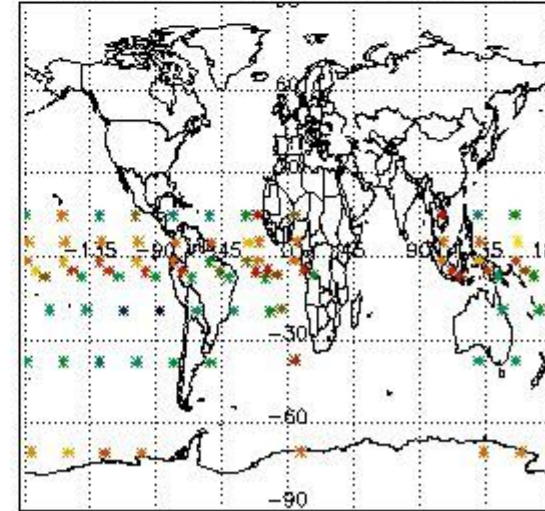
Percentage of flagged data per H2O profile



Percentage of flagged data per NO2 profile



Percentage of flagged data per NO3 profile

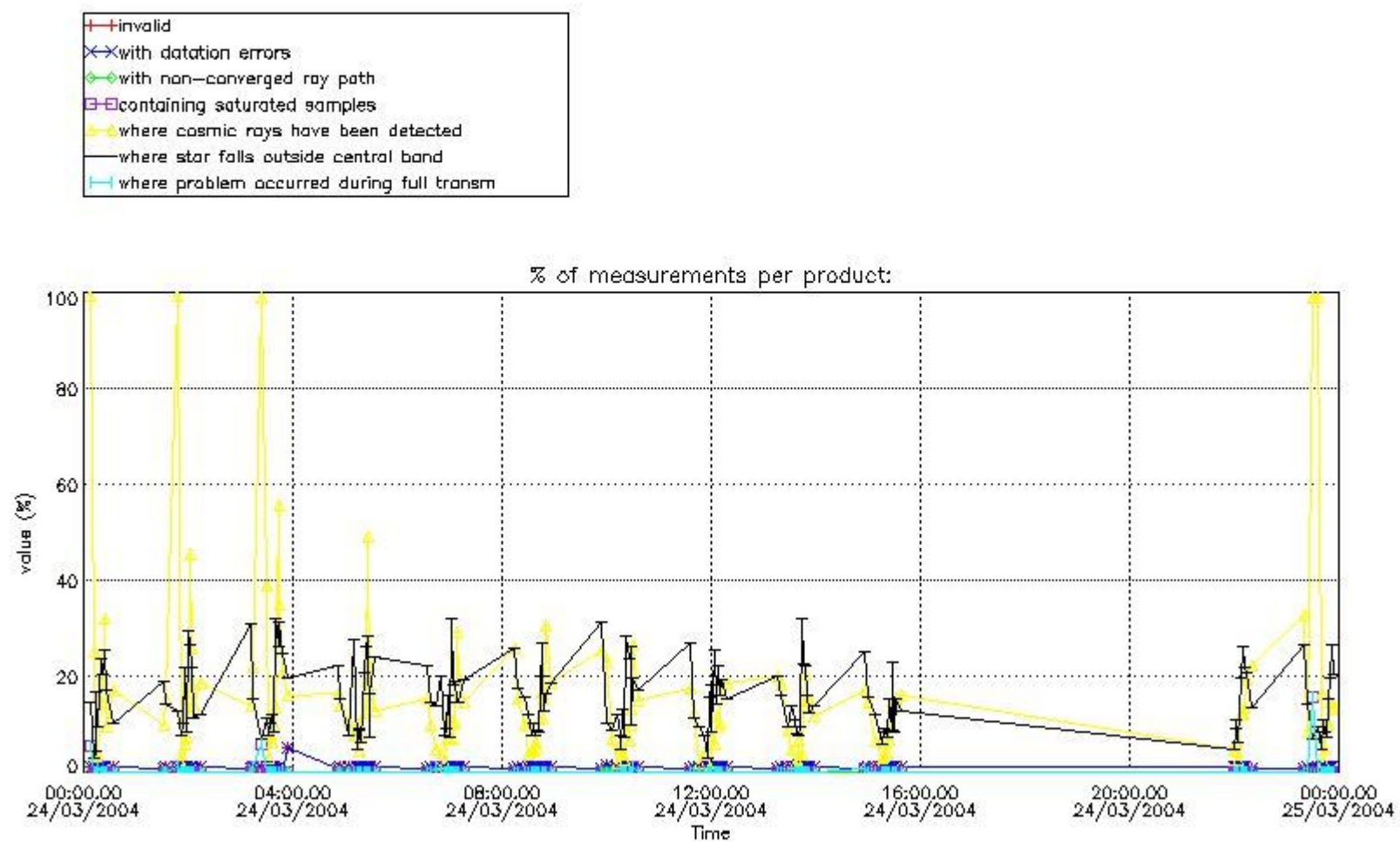


#### 4. Level 1 quality information per product

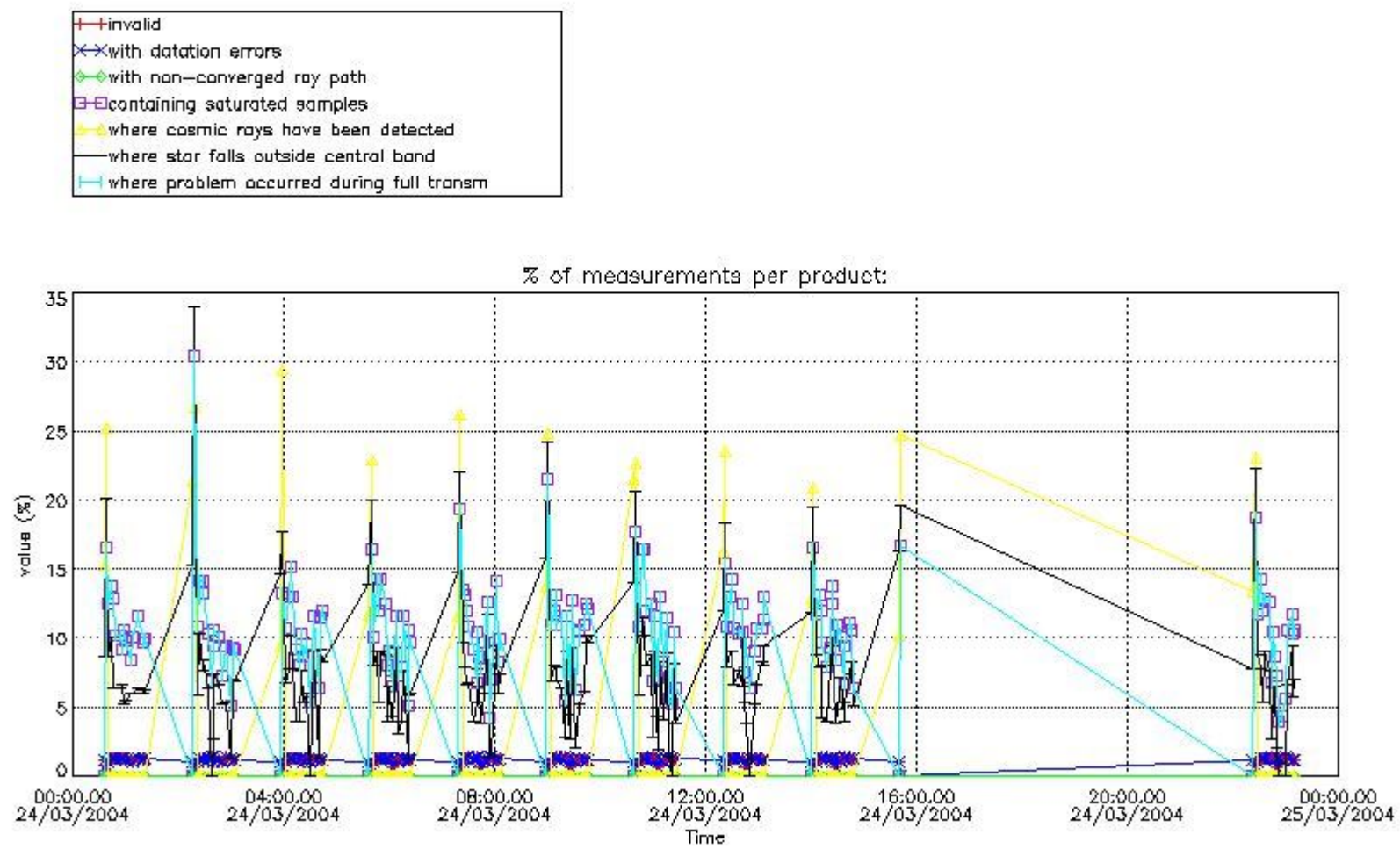
In this section it is plotted some information contained in the Quality Summary data set of the level 2 products that comes from the level 1b processing. Products without errors (error flag in the MPH set to "0") are used.

##### 4.1 Plot quality information per product (time dependant) coming from level 1b processing

###### 4.1.1 Plot level 1 quality information per product (time dependant): ENVISAT ASCENDING passes



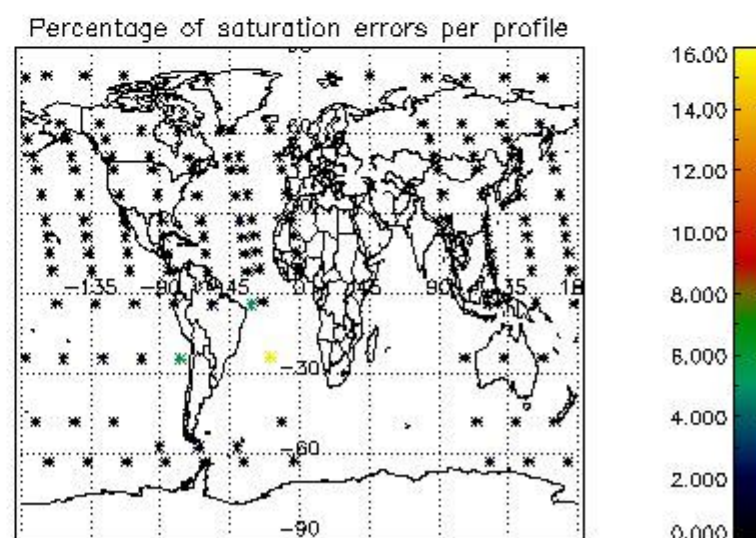
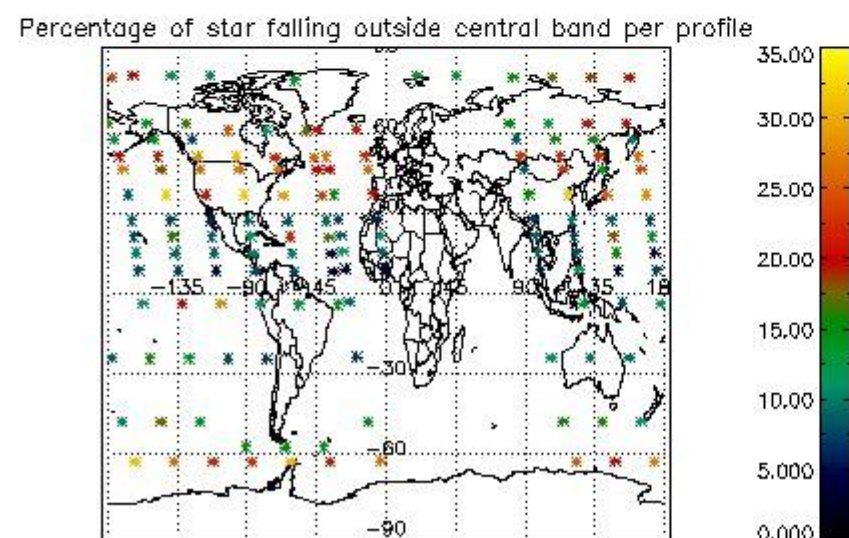
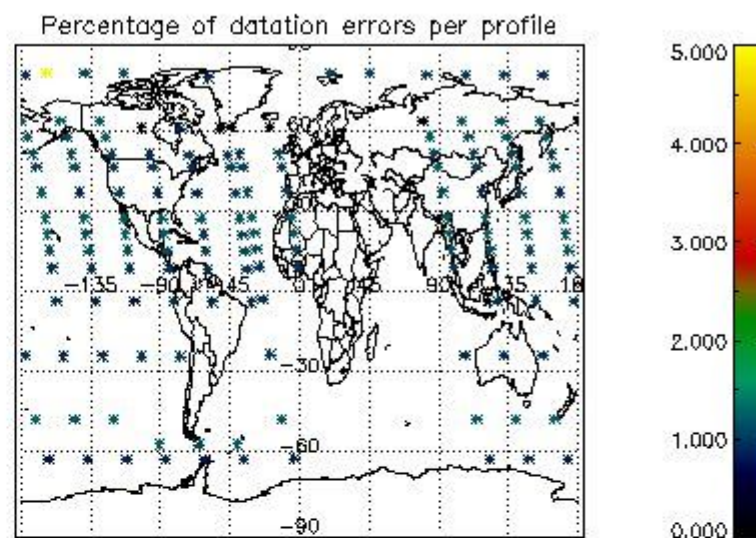
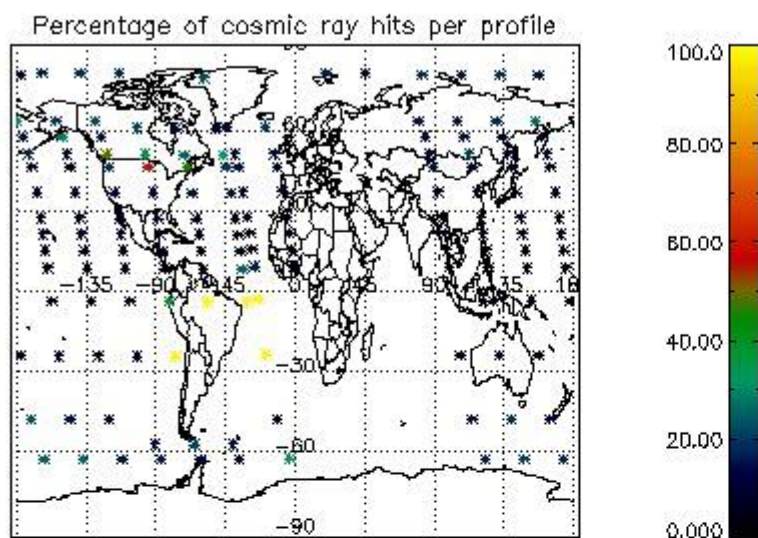
4.1.2 Plot level 1 quality information per product (time dependant): ENVI SAT DESCENDING passes



#### 4.2 Plot quality information per product coming from level 1b processing (world map)

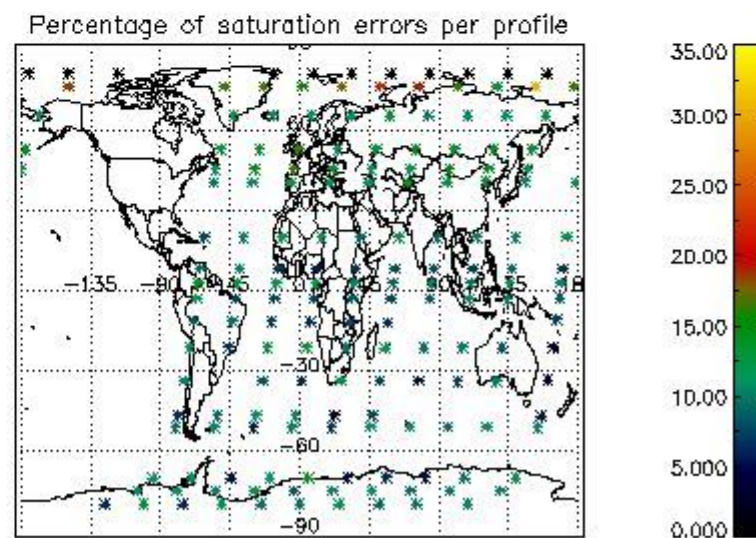
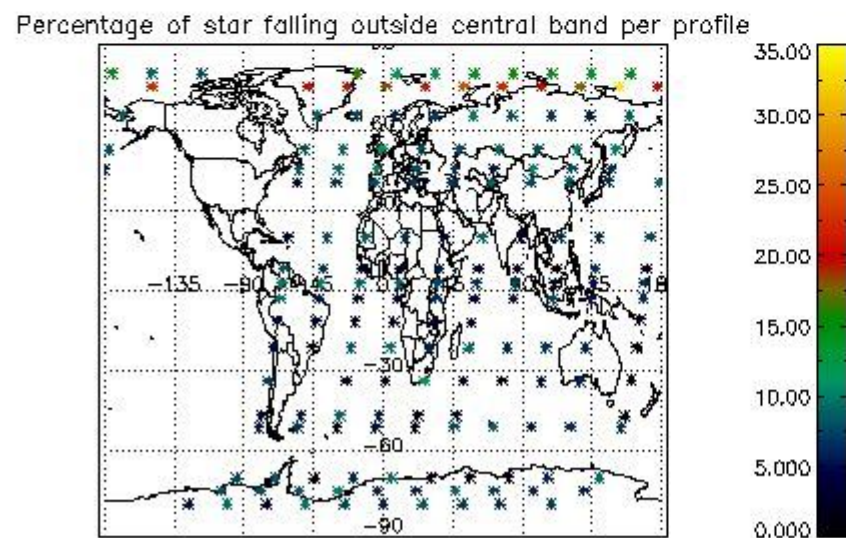
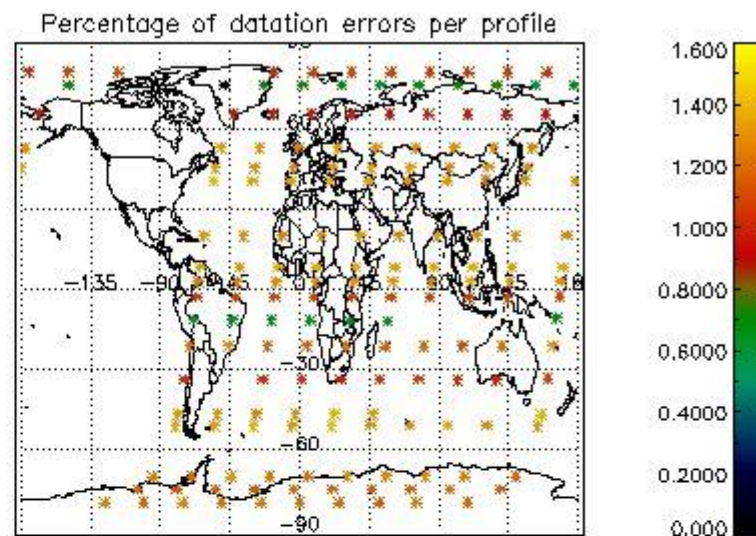
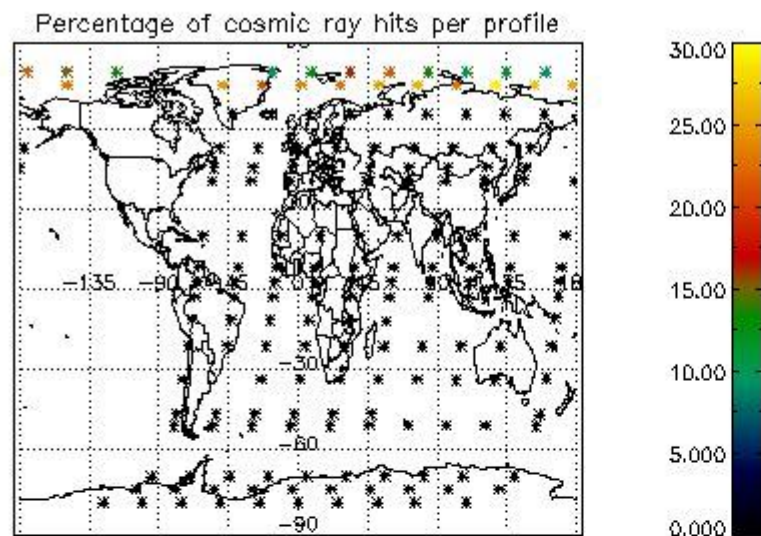
##### 4.2.1 Plot level 1 quality information per product (world map): ENVISAT ASCENDING passes





4.2.2 Plot level 1 quality information per product (world map): ENVISAT DESCENDING passes





## 5. Trace gas profiles

### 5.1 Ozone statistics based on quality of products

The final quality of the products can be "measured" using the STD (Standard Deviation) attached to every point profile. This information is written to the parameter GOM\_NL\_\_2P/NL\_LOCAL\_SPECIES\_DENSITY/o3\_std of the level 2 products. The table below shows the statistics for given STD ranges.

The statistics are given with respect to the overall valid production:

- Products without fatal errors: GOM\_NL\_\_2P/MPH/PRODUCT\_ERR=0
- Valid point profile: GOM\_NL\_\_2P/NL\_LOCAL\_SPECIES\_DENSITY/pcd(0)=0

The 'Criteria' is applied to valid points of dark limb products:

- Products in dark limb illumination condition: GOM\_NL\_\_2P/NL\_SUMMARY\_QUALITY/obs\_ill\_cond=0
- Products without fatal errors: GOM\_NL\_\_2P/MPH/PRODUCT\_ERR=0
- Valid point profile: GOM\_NL\_\_2P/NL\_LOCAL\_SPECIES\_DENSITY/pcd(0)=0

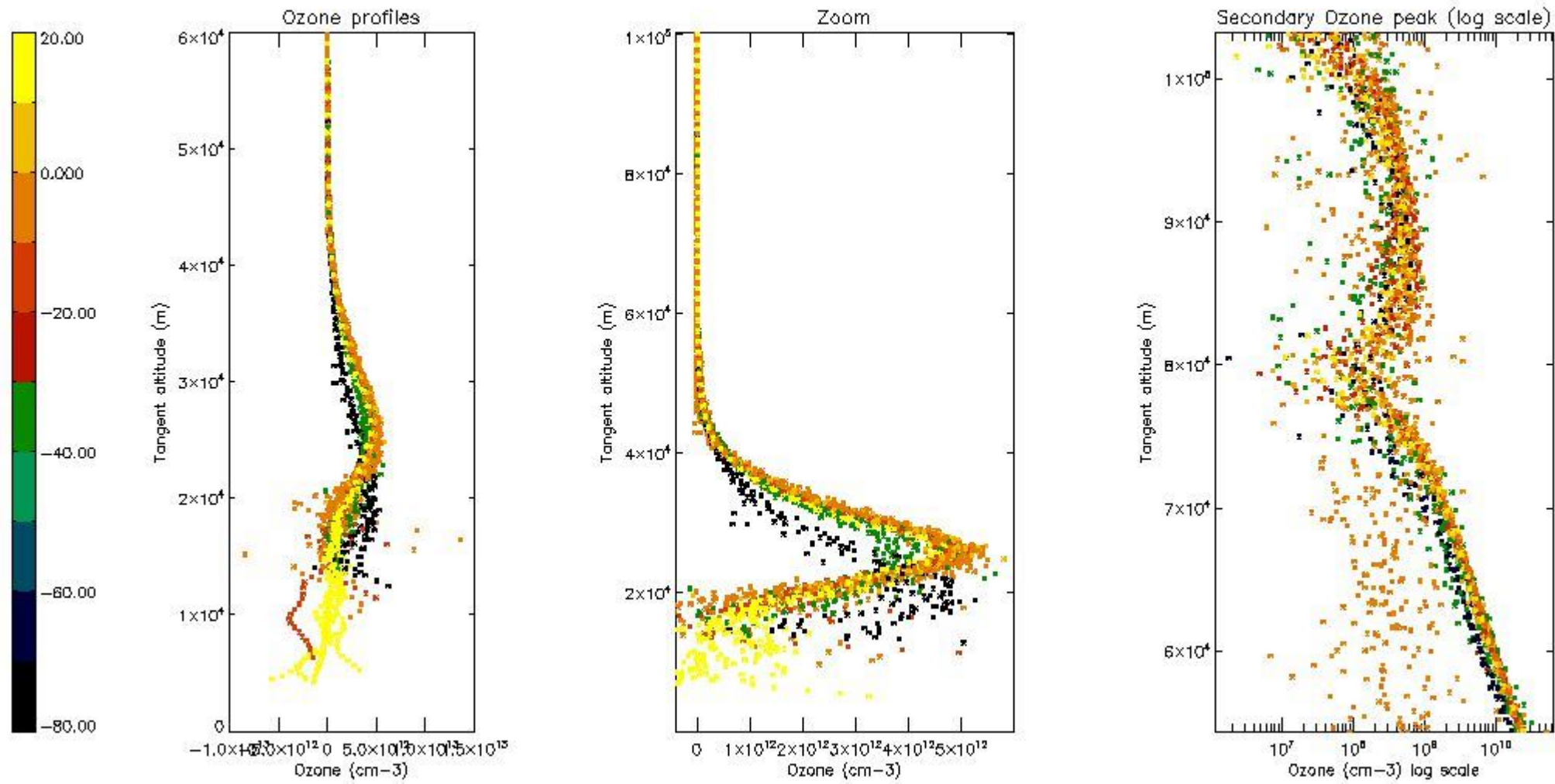
So, the table below shows the percentage of dark limb and valid observations for each criteria with respect to the overall valid daily observations.

Criteria	% of total production
All STD	27
STD < 20	14

STD < 10	12
STD < 5	6

5.2 Plot ozone profiles for all STD (dark without errors)

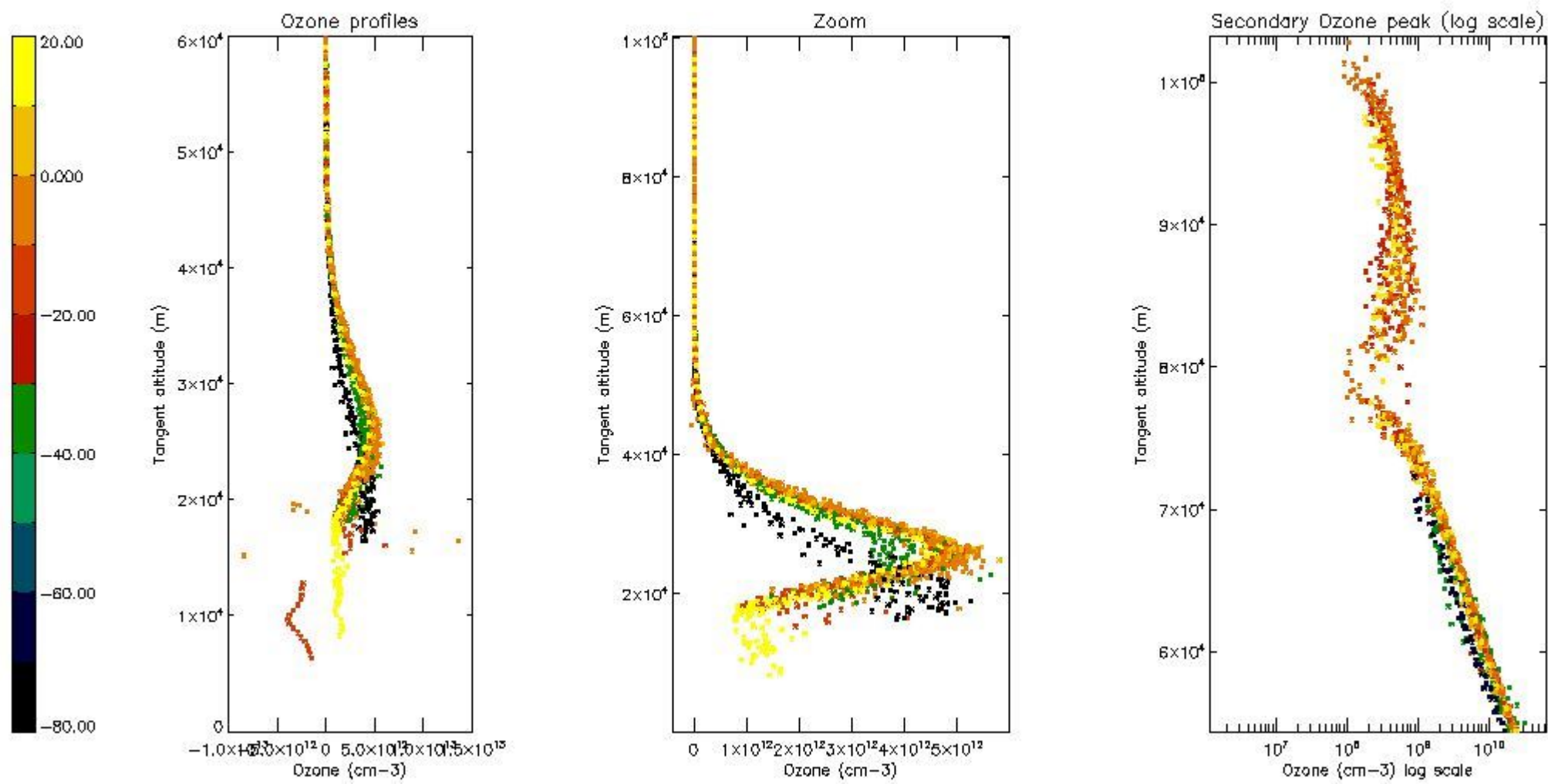
The colorbar represents the latitude.



5.3 Plot ozone profiles where STD < 20% (dark without errors)

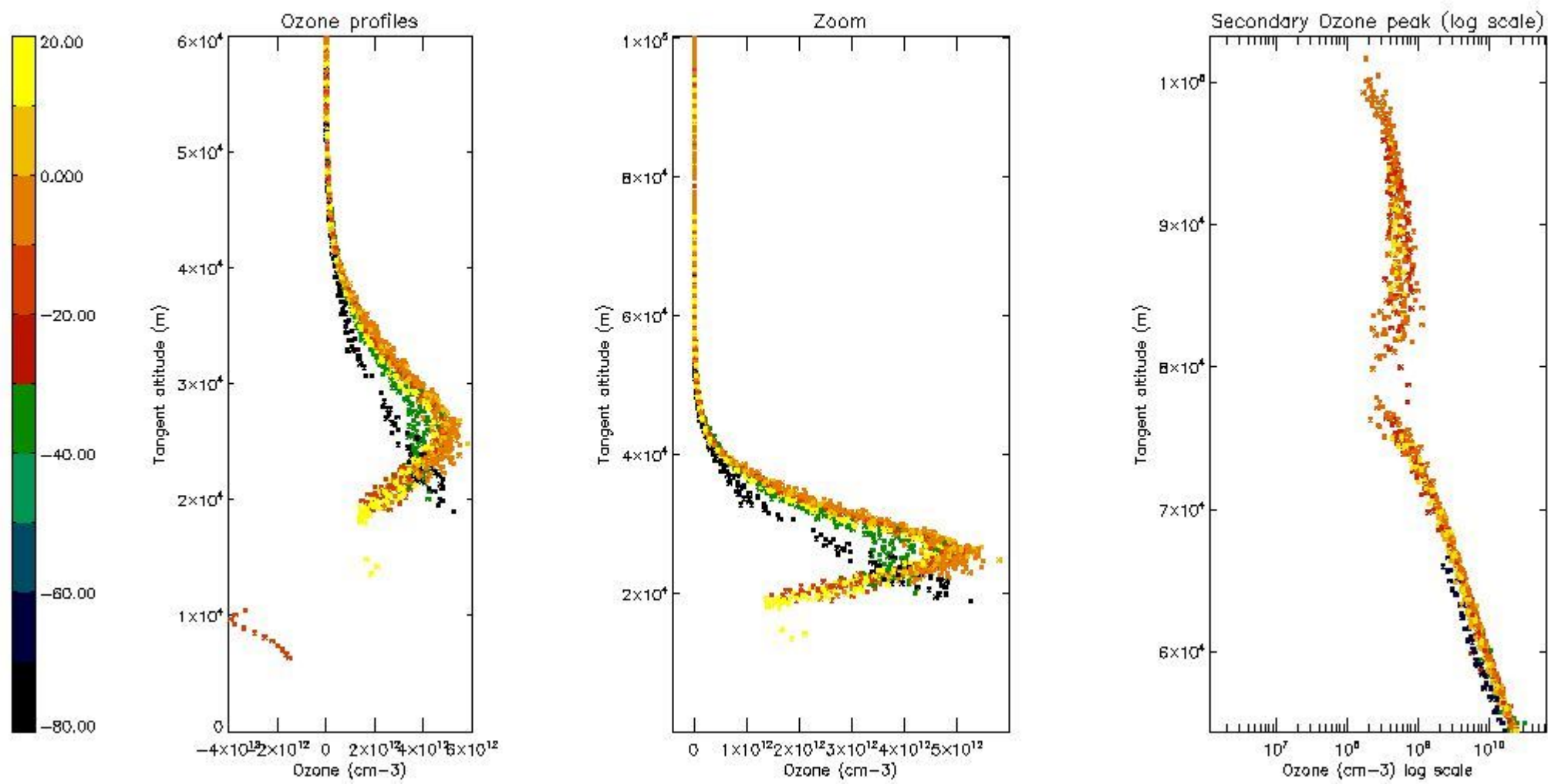
The colorbar represents the latitude.





*5.4 Plot ozone profiles where STD < 10% (dark without errors)*

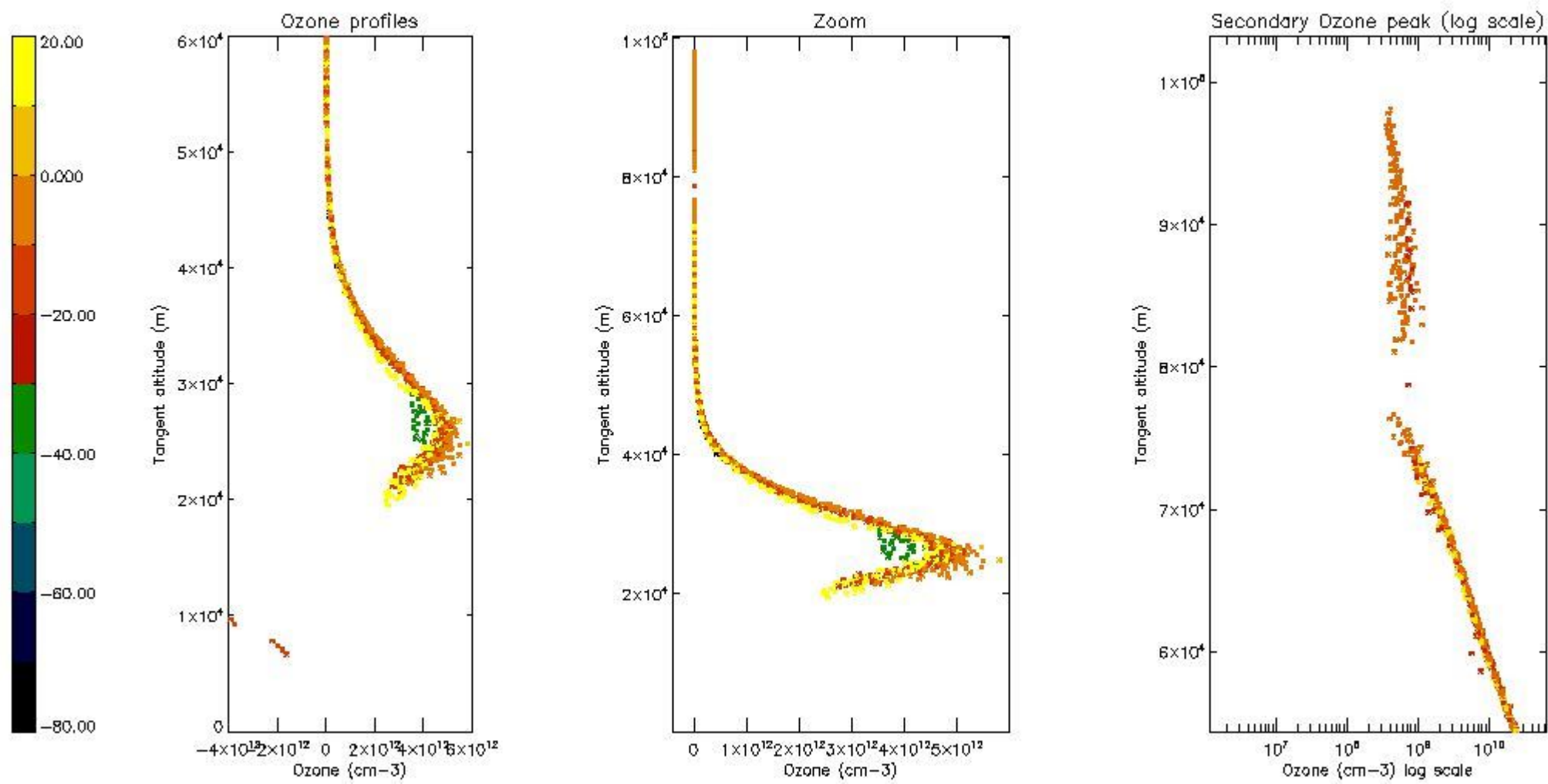
The colorbar represents the latitude.



*5.5 Plot ozone profiles where STD < 5% (dark without errors)*

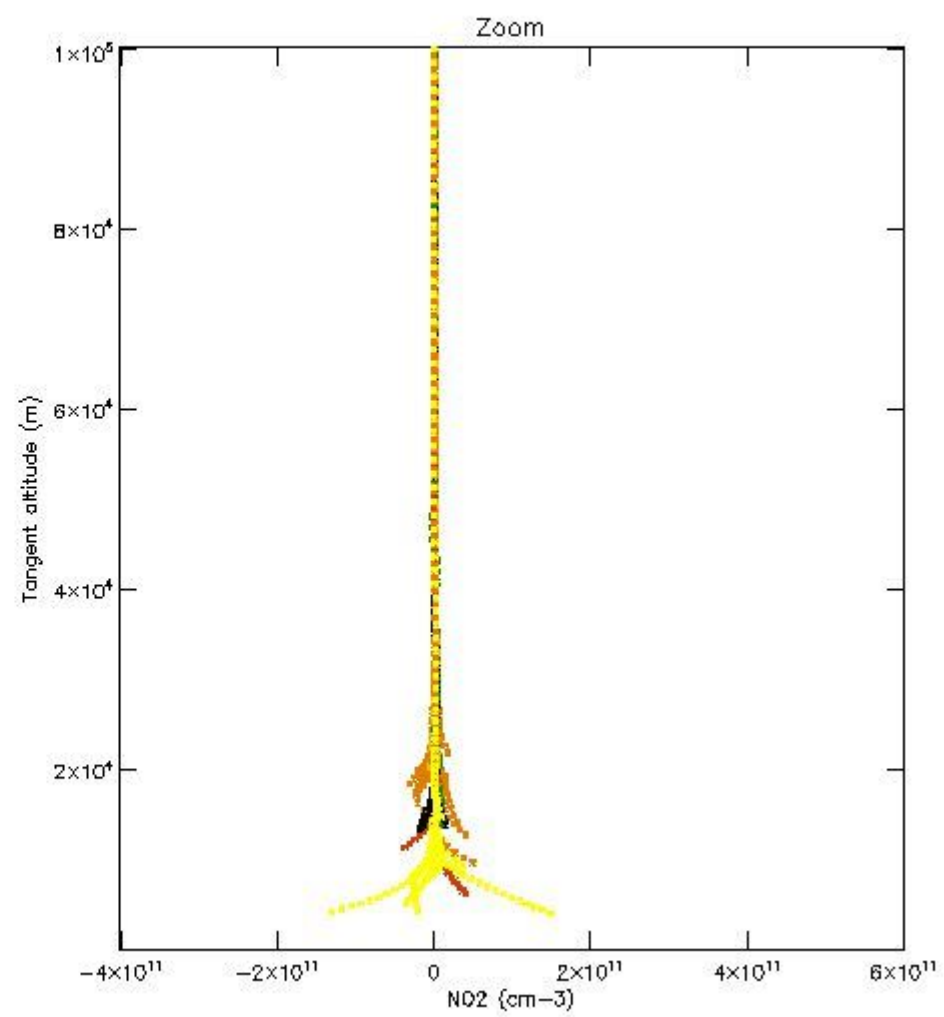
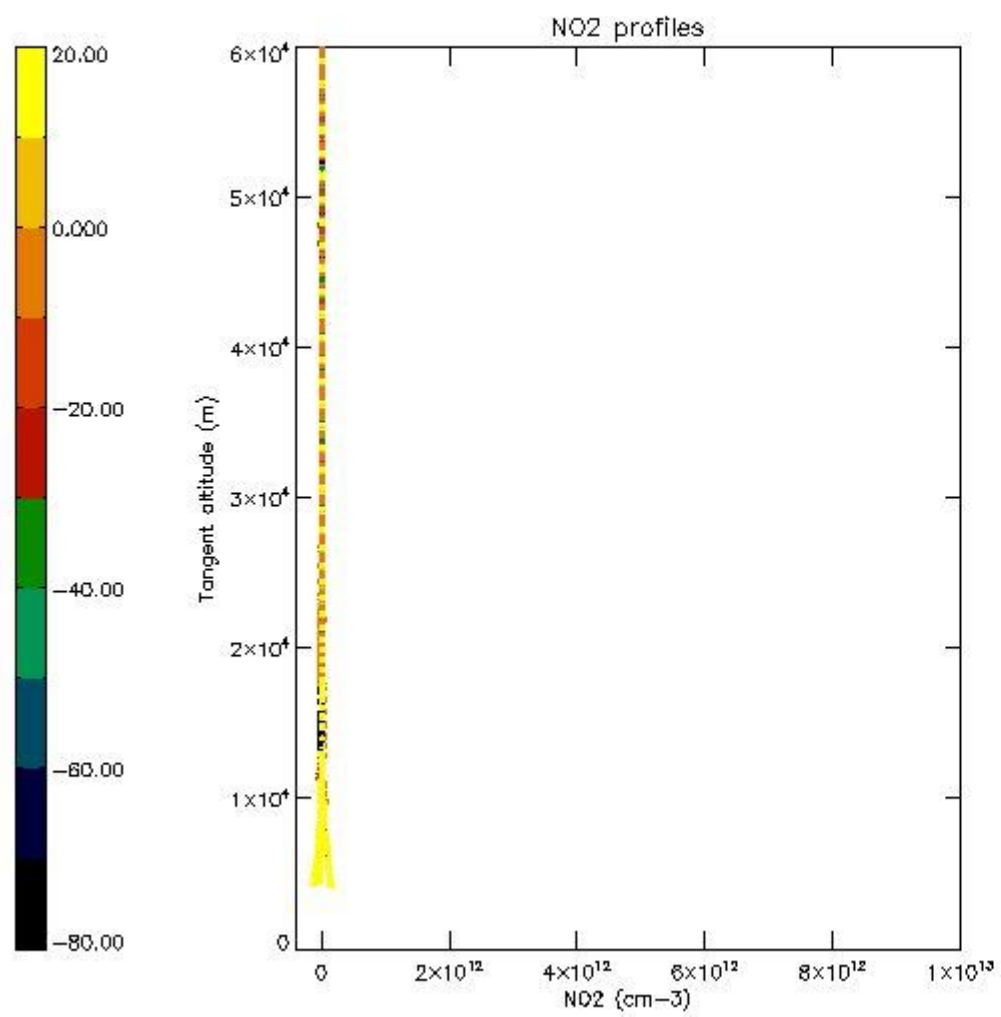
The colorbar represents the latitude.





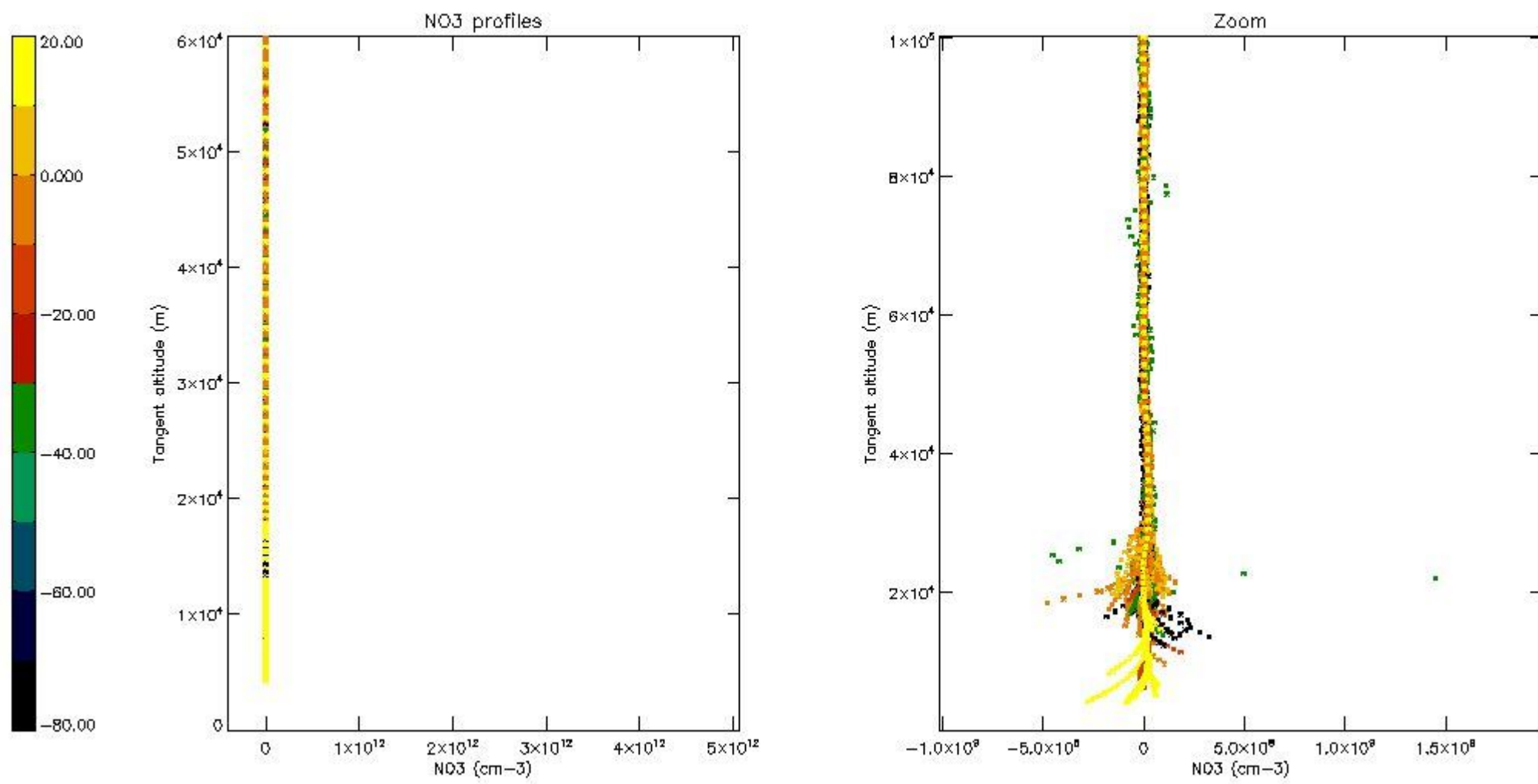
*5.6 Plot NO<sub>2</sub> profiles for all STD (dark without errors)*

The colorbar represents the latitude.



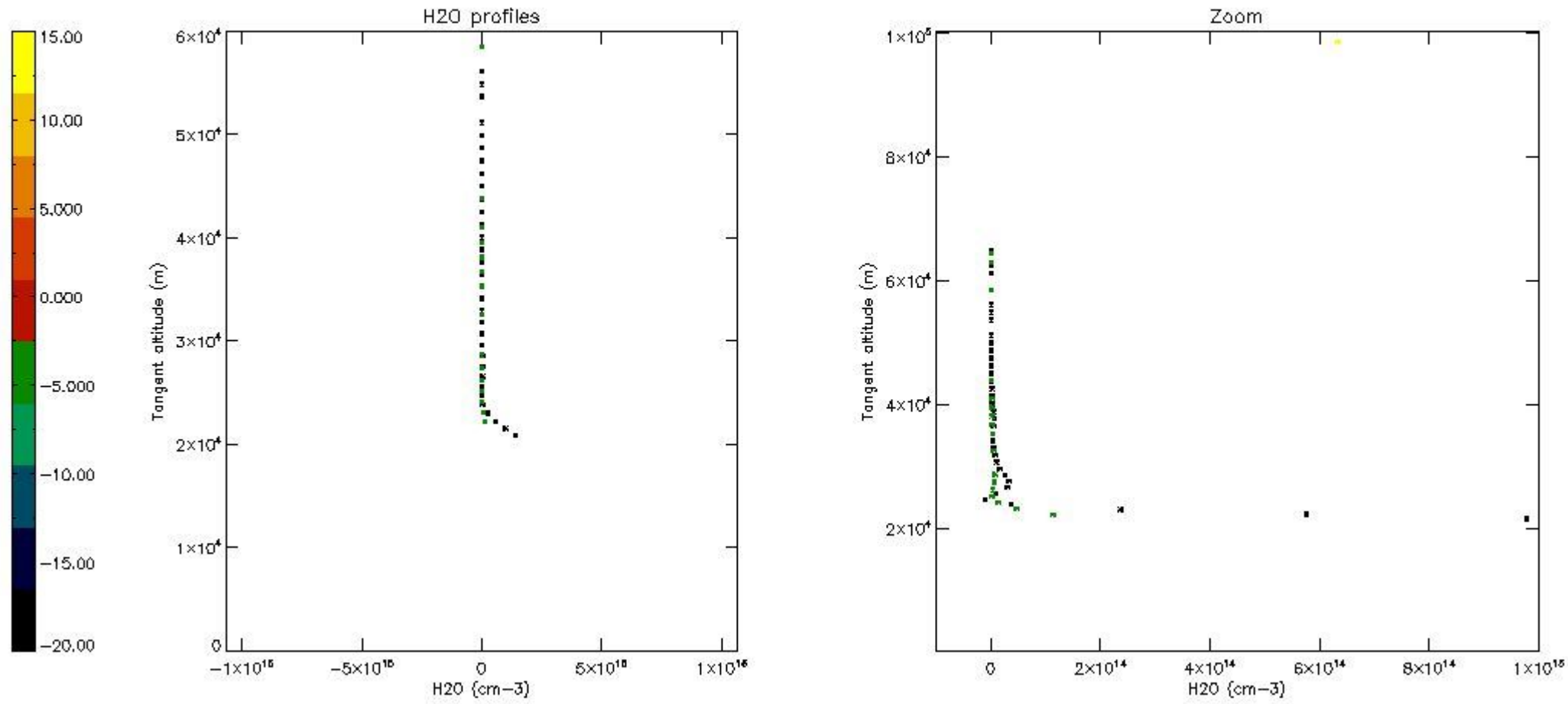
*5.7 Plot NO3 profiles for all STD (dark without errors)*

The colorbar represents the latitude.



5.8 Plot H<sub>2</sub>O profiles for all STD (only for occultations of stars 1,2,3,4,13,14,16,26,63 dark without errors)

The colorbar represents the latitude.



## 6. Auxiliary Data Files used for the production reported in section 2

The number reported in the third column indicates since which file (see list in section 2) the corresponding auxiliary file has been used. The fourth column is the date of those product files.

Type	Auxiliary Filename	Used since product	Used since product date
INST_PHYS_CHARACTERISTICS	GOM_INS_AXVIEC20091111_143220_20030716_120000_20500101_000000	1	24-MAR-2004 00:07:53
LEVEL-2_PROC_CONFIG	GOM_PR2_AXVIEC20091111_152718_20020301_000000_20500101_000000	1	24-MAR-2004 00:07:53
CROSS_SECTIONS_FILE	GOM_CRS_AXVIEC20091111_154832_20020301_000000_20500101_000000	1	24-MAR-2004 00:07:53



# GOMOS Level 2 Daily Report

## SUMMARY

### [1. General Info](#)

### [2. Summary of processed GOM\\_NL\\_2P products](#)

### [3. Level 2 Quality information per product](#)

#### [3.1 Plot of level 2 quality information per product \(time dependant\)](#)

#### [3.2 Plot of level 2 quality information per product \(world map\)](#)

### [4. Level 1 Quality information per product \(stored on level 2 products\)](#)

#### [4.1 Plot of level 1 quality information per product \(time dependant\)](#)

##### [4.1.1 Plot of level 1 quality information per product \(time dependant\): ASCENDING](#)

##### [4.1.2 Plot of level 1 quality information per product \(time dependant\): DESCENDING](#)

#### [4.2 Plot of level 1 quality information per product \(world map\)](#)

##### [4.2.1 Plot of level 1 quality information per product \(world map\): ASCENDING](#)

##### [4.2.2 Plot of level 1 quality information per product \(world map\): DESCENDING](#)

### [5. Ozone profiles based on quality statistics and other trace gas profiles](#)

#### [5.1 Ozone statistics based on quality of products](#)

#### [5.2 Plot ozone profiles for all STD \(dark without errors\)](#)

#### [5.3 Plot ozone profiles where STD < 20% \(dark without errors\)](#)

#### [5.4. Plot ozone profiles where STD < 10% \(dark without errors\)](#)

#### [5.5. Plot ozone profiles where STD < 5% \(dark without errors\)](#)

#### [5.6 Plot NO2 profiles for all STD \(dark without errors\)](#)

#### [5.7 Plot NO3 profiles for all STD \(dark without errors\)](#)

#### [5.8 Plot H2O profiles \(only for occultations of stars 1,2,3,4,13,14,16,26,63 dark without errors\) for all STD](#)

### [6. Auxiliary Data Files used for the production reported in section 2](#)

This report presents the daily analysis on parameters extracted from GOMOS level 2 data (GOM\_NL\_\_2P). It is intended to monitor some important parameters that will impact the quality of these products. A list of level 2 products (and content) that have arrived during the reporting day to the PCF is also given.

Item	Value
Time of report generation	18APR2013 22:18:25
Data source version	GOMOS/6.01
Start time of products	24-03-2004 (24MAR2004 00:00:00)
Stop time of products	25-03-2004 (25MAR2004 00:00:00)
Store outputs in DB	Yes
Nb of level 2 prods	328
Nb of prods with errors	0

## 2. Summary of processed GOM\_NL\_\_2P products.

Nr	Filename	UTC Start time	Limb	Duration	Star Id	Star Name	Star Mag	Star Temp	Nb Meas	Orbit	Prod. error
1	GOM_NL__2PRFIN20040324_000753_000000552025_00216_10791_0842.N1	24-MAR-2004 00:07:53	Dark	55.000	38	20Eps Sgr	1.8360	11000.	110	10791	No
2	GOM_NL__2PRFIN20040324_001120_000000502025_00217_10792_0816.N1	24-MAR-2004 00:11:20	Dark	50.000	85	Kap Sco	2.4070	28000.	100	10792	No
3	GOM_NL__2PRFIN20040324_001310_000000462025_00217_10792_0817.N1	24-MAR-2004 00:13:10	Dark	45.500	141	Bet Ara	2.8400	4600.0	91	10792	No
4	GOM_NL__2PRFIN20040324_001455_000000482025_00217_10792_0818.N1	24-MAR-2004 00:14:55	Dark	48.000	43	Alp TrA	1.9100	4250.0	96	10792	No
5	GOM_NL__2PRFIN20040324_001637_000000432025_00217_10792_0819.N1	24-MAR-2004 00:16:37	Dark	42.500	134	Bet TrA	2.8100	6600.0	85	10792	No
6	GOM_NL__2PRFIN20040324_001920_000000512025_00217_10792_0820.N1	24-MAR-2004 00:19:20	Dark	51.000	4	Alp1Cen	-0.010000	5800.0	102	10792	No
7	GOM_NL__2PRFIN20040324_002202_000000472025_00217_10792_0821.N1	24-MAR-2004 00:22:02	Straylight	47.000	12	Alp1Cru	0.77500	30000.	94	10792	No
8	GOM_NL__2PRFIN20040324_002322_000000532025_00217_10792_0822.N1	24-MAR-2004 00:23:22	Straylight	53.000	26	Gam Cru	1.6240	2900.0	106	10792	No
9	GOM_NL__2PRFIN20040324_002614_000000582025_00217_10792_0823.N1	24-MAR-2004 00:26:14	Straylight	58.000	54	5The Cen	2.0550	4500.0	116	10792	No
10	GOM_NL__2PRFIN20040324_003329_000000442025_00217_10792_0824.N1	24-MAR-2004 00:33:29	Straylight	44.000	171	2Eps Crv	3.0010	4250.0	88	10792	No
11	GOM_NL__2PRFIN20040324_003501_000000462025_00217_10792_0825.N1	24-MAR-2004 00:35:01	Twilight	46.000	100	4Gam Crv	2.5800	13100.	92	10792	No
12	GOM_NL__2PRFIN20040324_003715_000000702025_00217_10792_0826.N1	24-MAR-2004 00:37:15	Bright	69.500	15	67Alp Vir	0.97600	28000.	139	10792	No
13	GOM_NL__2PRFIN20040324_004041_000000522025_00217_10792_0827.N1	24-MAR-2004 00:40:41	Bright	52.000	121	29Gam Vir	2.7400	7200.0	104	10792	No
14	GOM_NL__2PRFIN20040324_004420_000000402025_00217_10792_0828.N1	24-MAR-2004 00:44:20	Bright	40.000	22	32Alp Leo	1.3600	15200.	80	10792	No
15	GOM_NL__2PRFIN20040324_004626_000000392025_00217_10792_0829.N1	24-MAR-2004 00:46:26	Bright	39.000	51	41Gam1Leo	2.0100	4500.0	78	10792	No
16	GOM_NL__2PRFIN20040324_004747_000000402025_00217_10792_0830.N1	24-MAR-2004 00:47:47	Bright	39.500	166	17Eps Leo	2.9800	6000.0	79	10792	No
17	GOM_NL__2PRFIN20040324_005338_000000402025_00217_10792_0831.N1	24-MAR-2004 00:53:38	Bright	39.500	174	52Psi UMa	3.0040	4400.0	79	10792	No
18	GOM_NL__2PRFIN20040324_005657_000000382025_00217_10792_0832.N1	24-MAR-2004 00:56:57	Bright	38.000	82	48Bet UMa	2.3650	10600.	76	10792	No
19	GOM_NL__2PRFIN20040324_005829_000000382025_00217_10792_0833.N1	24-MAR-2004 00:58:29	Bright	38.000	36	50Alp UMa	1.8000	6300.0	76	10792	No
20	GOM_NL__2PRFIN20040324_010009_000000462025_00217_10792_0834.N1	24-MAR-2004 01:00:09	Bright	46.000	55	79Zet UMa	2.0600	10200.	92	10792	No
21	GOM_NL__2PRFIN20040324_010514_000000422025_00217_10792_0835.N1	24-MAR-2004 01:05:14	Bright	41.500	60	7Bet UMi	2.0810	3950.0	83	10792	No
22	GOM_NL__2PRFIN20040324_010845_000000502025_00217_10792_0836.N1	24-MAR-2004 01:08:45	Bright	50.000	119	14Eta Dra	2.7270	4700.0	100	10792	No
23	GOM_NL__2PRFIN20040324_011337_000000392025_00217_10792_0837.N1	24-MAR-2004 01:13:37	Bright	39.000	74	11Bet Cas	2.2680	6600.0	78	10792	No
24	GOM_NL__2PRFIN20040324_011913_000000412025_00217_10792_0838.N1	24-MAR-2004 01:19:13	Bright	40.500	19	50Alp Cyg	1.2460	10500.	81	10792	No
25	GOM_NL__2PRFIN20040324_012050_000000422025_00217_10792_0839.N1	24-MAR-2004 01:20:50	Bright	41.500	66	37Gam Cyg	2.2080	5900.0	83	10792	No
26	GOM_NL__2PRFIN20040324_012241_000000412025_00217_10792_0840.N1	24-MAR-2004 01:22:41	Bright	40.500	92	53Eps Cyg	2.5000	4500.0	81	10792	No
27	GOM_NL__2PRFIN20040324_013145_000000562025_00217_10792_0841.N1	24-MAR-2004 01:31:45	Twilight	55.500	11	53Alp Aql	0.76500	8000.0	111	10792	No
28	GOM_NL__2PRFIN20040324_013327_000000432025_00217_10792_0842.N1	24-MAR-2004 01:33:27	Twilight	42.500	154	22Bet Aqr	2.8990	5700.0	85	10792	No
29	GOM_NL__2PRFIN20040324_014829_000000552025_00217_10792_0843.N1	24-MAR-2004 01:48:29	Dark	55.000	38	20Eps Sgr	1.8360	11000.	110	10792	No
30	GOM_NL__2PRFIN20040324_015157_000000532025_00218_10793_0817.N1	24-MAR-2004 01:51:57	Dark	52.500	85	Kap Sco	2.4070	28000.	105	10793	No
31	GOM_NL__2PRFIN20040324_015347_000000492025_00218_10793_0818.N1	24-MAR-2004 01:53:47	Dark	48.500	141	Bet Ara	2.8400	4600.0	97	10793	No
32	GOM_NL__2PRFIN20040324_015532_000000512025_00218_10793_0819.N1	24-MAR-2004 01:55:32	Dark	50.500	43	Alp TrA	1.9100	4250.0	101	10793	No
33	GOM_NL__2PRFIN20040324_015714_000000422025_00218_10793_0820.N1	24-MAR-2004 01:57:14	Dark	42.000	134	Bet TrA	2.8100	6600.0	84	10793	No
34	GOM_NL__2PRFIN20040324_015956_000000562025_00218_10793_0821.N1	24-MAR-2004 01:59:56	Dark	56.000	4	Alp1Cen	-0.010000	5800.0	112	10793	No
35	GOM_NL__2PRFIN20040324_020236_000000532025_00218_10793_0822.N1	24-MAR-2004 02:02:36	Straylight	53.000	12	Alp1Cru	0.77500	30000.	106	10793	No
36	GOM_NL__2PRFIN20040324_020358_000000512025_00218_10793_0823.N1	24-MAR-2004 02:03:58	Straylight	50.500	26	Gam Cru	1.6240	2900.0	101	10793	No
37	GOM_NL__2PRFIN20040324_020649_000000582025_00218_10793_0824.N1	24-MAR-2004 02:06:49	Straylight	57.500	54	5The Cen	2.0550	4500.0	115	10793	No
38	GOM_NL__2PRFIN20040324_021405_000000462025_00218_10793_0825.N1	24-MAR-2004 02:14:05	Straylight	45.500	171	2Eps Crv	3.0010	4250.0	91	10793	No
39	GOM_NL__2PRFIN20040324_021538_000000492025_00218_10793_0826.N1	24-MAR-2004 02:15:38	Twilight	49.000	100	4Gam Crv	2.5800	13100.	98	10793	No
40	GOM_NL__2PRFIN20040324_021750_000000842025_00218_10793_0827.N1	24-MAR-2004 02:17:50	Bright	84.000	15	67Alp Vir	0.97600	28000.	168	10793	No
41	GOM_NL__2PRFIN20040324_022117_000000512025_00218_10793_0828.N1	24-MAR-2004 02:21:17	Bright	51.000	121	29Gam Vir	2.7400	7200.0	102	10793	No
42	GOM_NL__2PRFIN20040324_022457_000000392025_00218_10793_0829.N1	24-MAR-2004 02:24:57	Bright	39.000	22	32Alp Leo	1.3600	15200.	78	10793	No

43	GOM_NL__2PRFIN20040324_022703_000000392025_00218_10793_0830.N1	24-MAR-2004 02:27:03	Bright	39.000	51	41Gam1Leo	2.0100	4500.0	78	10793	No
44	GOM_NL__2PRFIN20040324_022823_000000422025_00218_10793_0831.N1	24-MAR-2004 02:28:23	Bright	41.500	166	17Eps Leo	2.9800	6000.0	83	10793	No
45	GOM_NL__2PRFIN20040324_023416_000000392025_00218_10793_0832.N1	24-MAR-2004 02:34:16	Bright	39.000	174	52Psi UMa	3.0040	4400.0	78	10793	No
46	GOM_NL__2PRFIN20040324_023733_000000372025_00218_10793_0833.N1	24-MAR-2004 02:37:33	Bright	36.500	82	48Bet UMa	2.3650	10600.	73	10793	No
47	GOM_NL__2PRFIN20040324_023905_000000372025_00218_10793_0834.N1	24-MAR-2004 02:39:05	Bright	37.000	36	50Alp UMa	1.8000	6300.0	74	10793	No
48	GOM_NL__2PRFIN20040324_024044_000000482025_00218_10793_0835.N1	24-MAR-2004 02:40:44	Bright	47.500	55	79Zet UMa	2.0600	10200.	95	10793	No
49	GOM_NL__2PRFIN20040324_024547_000000452025_00218_10793_0836.N1	24-MAR-2004 02:45:47	Bright	45.000	60	7Bet UMi	2.0810	3950.0	90	10793	No
50	GOM_NL__2PRFIN20040324_024921_000000492025_00218_10793_0837.N1	24-MAR-2004 02:49:21	Bright	48.500	119	14Eta Dra	2.7270	4700.0	97	10793	No
51	GOM_NL__2PRFIN20040324_025414_000000372025_00218_10793_0838.N1	24-MAR-2004 02:54:14	Bright	37.000	74	11Bet Cas	2.2680	6600.0	74	10793	No
52	GOM_NL__2PRFIN20040324_025948_000000392025_00218_10793_0839.N1	24-MAR-2004 02:59:48	Bright	39.000	19	50Alp Cyg	1.2460	10500.	78	10793	No
53	GOM_NL__2PRFIN20040324_030124_000000432025_00218_10793_0840.N1	24-MAR-2004 03:01:24	Bright	43.000	66	37Gam Cyg	2.2080	5900.0	86	10793	No
54	GOM_NL__2PRFIN20040324_030314_000000442025_00218_10793_0841.N1	24-MAR-2004 03:03:14	Bright	43.500	92	53Eps Cyg	2.5000	4500.0	87	10793	No
55	GOM_NL__2PRFIN20040324_031221_000000652025_00218_10793_0842.N1	24-MAR-2004 03:12:21	Twilight	65.000	11	53Alp Aql	0.76500	8000.0	130	10793	No
56	GOM_NL__2PRFIN20040324_031400_000000462025_00218_10793_0843.N1	24-MAR-2004 03:14:00	Twilight	46.000	154	22Bet Aqr	2.8990	5700.0	92	10793	No
57	GOM_NL__2PRFIN20040324_032322_000000512025_00218_10793_0844.N1	24-MAR-2004 03:23:22	Dark	51.000	155	41Pi Sgr	2.9000	6600.0	102	10793	No
58	GOM_NL__2PRFIN20040324_032907_000000542025_00218_10793_0845.N1	24-MAR-2004 03:29:07	Dark	54.000	38	20Eps Sgr	1.8360	11000.	108	10793	No
59	GOM_NL__2PRFIN20040324_033234_000000532025_00219_10794_0818.N1	24-MAR-2004 03:32:34	Dark	52.500	85	Kap Sco	2.4070	28000.	105	10794	No
60	GOM_NL__2PRFIN20040324_033426_000000452025_00219_10794_0819.N1	24-MAR-2004 03:34:26	Dark	45.000	141	Bet Ara	2.8400	4600.0	90	10794	No
61	GOM_NL__2PRFIN20040324_033611_000000422025_00219_10794_0820.N1	24-MAR-2004 03:36:11	Dark	41.500	43	Alp TrA	1.9100	4250.0	83	10794	No
62	GOM_NL__2PRFIN20040324_033751_000000422025_00219_10794_0821.N1	24-MAR-2004 03:37:51	Dark	41.500	134	Bet TrA	2.8100	6600.0	83	10794	No
63	GOM_NL__2PRFIN20040324_034033_000000562025_00219_10794_0822.N1	24-MAR-2004 03:40:33	Dark	56.000	4	Alp1Cen	-0.010000	5800.0	112	10794	No
64	GOM_NL__2PRFIN20040324_034315_000000502025_00219_10794_0823.N1	24-MAR-2004 03:43:15	Straylight	49.500	12	Alp1Cru	0.77500	30000.	99	10794	No
65	GOM_NL__2PRFIN20040324_034437_000000532025_00219_10794_0824.N1	24-MAR-2004 03:44:37	Straylight	53.000	26	Gam Cru	1.6240	2900.0	106	10794	No
66	GOM_NL__2PRFIN20040324_034728_000000632025_00219_10794_0825.N1	24-MAR-2004 03:47:28	Straylight	63.000	54	5The Cen	2.0550	4500.0	126	10794	No
67	GOM_NL__2PRFIN20040324_035441_000000512025_00219_10794_0826.N1	24-MAR-2004 03:54:41	Straylight	50.500	171	2Eps Crv	3.0010	4250.0	101	10794	No
68	GOM_NL__2PRFIN20040324_035615_000000482025_00219_10794_0827.N1	24-MAR-2004 03:56:15	Twilight	48.000	100	4Gam Crv	2.5800	13100.	96	10794	No
69	GOM_NL__2PRFIN20040324_035826_000000682025_00219_10794_0828.N1	24-MAR-2004 03:58:26	Bright	68.000	15	67Alp Vir	0.97600	28000.	136	10794	No
70	GOM_NL__2PRFIN20040324_040152_000000522025_00219_10794_0829.N1	24-MAR-2004 04:01:52	Bright	51.500	121	29Gam Vir	2.7400	7200.0	103	10794	No
71	GOM_NL__2PRFIN20040324_040533_000000392025_00219_10794_0830.N1	24-MAR-2004 04:05:33	Bright	38.500	22	32Alp Leo	1.3600	15200.	77	10794	No
72	GOM_NL__2PRFIN20040324_040739_000000402025_00219_10794_0831.N1	24-MAR-2004 04:07:39	Bright	39.500	51	41Gam1Leo	2.0100	4500.0	79	10794	No
73	GOM_NL__2PRFIN20040324_040902_000000392025_00219_10794_0832.N1	24-MAR-2004 04:09:02	Bright	38.500	166	17Eps Leo	2.9800	6000.0	77	10794	No
74	GOM_NL__2PRFIN20040324_041451_000000382025_00219_10794_0833.N1	24-MAR-2004 04:14:51	Bright	38.000	174	52Psi UMa	3.0040	4400.0	76	10794	No
75	GOM_NL__2PRFIN20040324_041809_000000382025_00219_10794_0834.N1	24-MAR-2004 04:18:09	Bright	37.500	82	48Bet UMa	2.3650	10600.	75	10794	No
76	GOM_NL__2PRFIN20040324_041940_000000392025_00219_10794_0835.N1	24-MAR-2004 04:19:40	Bright	39.000	36	50Alp UMa	1.8000	6300.0	78	10794	No
77	GOM_NL__2PRFIN20040324_042119_000000472025_00219_10794_0836.N1	24-MAR-2004 04:21:19	Bright	46.500	55	79Zet UMa	2.0600	10200.	93	10794	No
78	GOM_NL__2PRFIN20040324_042625_000000422025_00219_10794_0837.N1	24-MAR-2004 04:26:25	Bright	42.000	60	7Bet UMi	2.0810	3950.0	84	10794	No
79	GOM_NL__2PRFIN20040324_042955_000000472025_00219_10794_0838.N1	24-MAR-2004 04:29:55	Bright	47.000	119	14Eta Dra	2.7270	4700.0	94	10794	No
80	GOM_NL__2PRFIN20040324_043450_000000392025_00219_10794_0839.N1	24-MAR-2004 04:34:50	Bright	39.000	74	11Bet Cas	2.2680	6600.0	78	10794	No
81	GOM_NL__2PRFIN20040324_044024_000000402025_00219_10794_0840.N1	24-MAR-2004 04:40:24	Bright	39.500	19	50Alp Cyg	1.2460	10500.	79	10794	No
82	GOM_NL__2PRFIN20040324_044201_000000442025_00219_10794_0841.N1	24-MAR-2004 04:42:01	Bright	43.500	66	37Gam Cyg	2.2080	5900.0	87	10794	No
83	GOM_NL__2PRFIN20040324_044353_000000422025_00219_10794_0842.N1	24-MAR-2004 04:43:53	Bright	42.000	92	53Eps Cyg	2.5000	4500.0	84	10794	No
84	GOM_NL__2PRFIN20040324_045258_000000592025_00219_10794_0843.N1	24-MAR-2004 04:52:58	Twilight	58.500	11	53Alp Aql	0.76500	8000.0	117	10794	No
85	GOM_NL__2PRFIN20040324_045439_000000432025_00219_10794_0844.N1	24-MAR-2004 04:54:39	Twilight	43.000	154	22Bet Aqr	2.8990	5700.0	86	10794	No
86	GOM_NL__2PRFIN20040324_050359_000000522025_00219_10794_0845.N1	24-MAR-2004 05:03:59	Dark	51.500	155	41Pi Sgr	2.9000	6600.0	103	10794	No
87	GOM_NL__2PRFIN20040324_050943_000000672025_00219_10794_0846.N1	24-MAR-2004 05:09:43	Dark	67.000	38	20Eps Sgr	1.8360	11000.	134	10794	No
88	GOM_NL__2PRFIN20040324_051311_000000522025_00220_10795_0819.N1	24-MAR-2004 05:13:11	Dark	51.500	85	Kap Sco	2.4070	28000.	103	10795	No
89	GOM_NL__2PRFIN20040324_051503_000000452025_00220_10795_0820.N1	24-MAR-2004 05:15:03	Dark	44.500	141	Bet Ara	2.8400	4600.0	89	10795	No
90	GOM_NL__2PRFIN20040324_051647_000000402025_00220_10795_0821.N1	24-MAR-2004 05:16:47	Dark	40.000	43	Alp TrA	1.9100	4250.0	80	10795	No
91	GOM_NL__2PRFIN20040324_051827_000000412025_00220_10795_0822.N1	24-MAR-2004 05:18:27	Dark	40.500	134	Bet TrA	2.8100	6600.0	81	10795	No
92	GOM_NL__2PRFIN20040324_052110_000000482025_00220_10795_0823.N1	24-MAR-2004 05:21:10	Dark	48.000	4	Alp1Cen	-0.010000	5800.0	96	10795	No
93	GOM_NL__2PRFIN20040324_052351_000000502025_00220_10795_0824.N1	24-MAR-2004 05:23:51	Straylight	50.000	12	Alp1Cru	0.77500	30000.	100	10795	No
94	GOM_NL__2PRFIN20040324_052514_000000512025_00220_10795_0825.N1	24-MAR-2004 05:25:14	Straylight	51.000	26	Gam Cru	1.6240	2900.0	102	10795	No
95	GOM_NL__2PRFIN20040324_052704_000000412025_00220_10795_0826.N1	24-MAR-2004 05:27:04	Straylight	41.000	64	Gam Cen	2.2000	10600.	82	10795	No
96	GOM_NL__2PRFIN20040324_052848_000000432025_00220_10795_0827.N1	24-MAR-2004 05:28:48	Straylight	43.000	113	Mu Vel	2.6920	5000.0	86	10795	No
97	GOM_NL__2PRFIN20040324_053445_000000552025_00220_10795_0828.N1	24-MAR-2004 05:34:45	Straylight	54.500	106	9Bet Crv	2.6480	5600.0	109	10795	No
98	GOM_NL__2PRFIN20040324_053651_000000472025_00220_10795_0829.N1	24-MAR-2004 05:36:51	Twilight	47.000	100	4Gam Crv	2.5800	13100.	94	10795	No
99	GOM_NL__2PRFIN20040324_053902_000000702025_00220_10795_0830.N1	24-MAR-2004 05:39:02	Bright	70.000	15	67Alp Vir	0.97600	28000.	140	10795	No
100	GOM_NL__2PRFIN20040324_054229_000000502025_00220_10795_0831.N1	24-MAR-2004 05:42:29	Bright	50.000	121	29Gam Vir	2.7400	7200.0	100	10795	No
101	GOM_NL__2PRFIN20040324_054609_000000392025_00220_10795_0832.N1	24-MAR-2004 05:46:09	Bright	38.500	22	32Alp Leo	1.3600	15200.	77	10795	No

102	GOM_NL__2PRFIN20040324_054816_000000382025_00220_10795_0833.N1	24-MAR-2004 05:48:16	Bright	37.500	51	41Gam1Leo	2.0100	4500.0	75	10795	No
103	GOM_NL__2PRFIN20040324_054938_000000392025_00220_10795_0834.N1	24-MAR-2004 05:49:38	Bright	38.500	166	17Eps Leo	2.9800	6000.0	77	10795	No
104	GOM_NL__2PRFIN20040324_055527_000000402025_00220_10795_0835.N1	24-MAR-2004 05:55:27	Bright	40.000	174	52Psi UMa	3.0040	4400.0	80	10795	No
105	GOM_NL__2PRFIN20040324_055845_000000382025_00220_10795_0836.N1	24-MAR-2004 05:58:45	Bright	37.500	82	48Bet UMa	2.3650	10600.	75	10795	No
106	GOM_NL__2PRFIN20040324_060016_000000392025_00220_10795_0837.N1	24-MAR-2004 06:00:16	Bright	38.500	36	50Alp UMa	1.8000	6300.0	77	10795	No
107	GOM_NL__2PRFIN20040324_060154_000000462025_00220_10795_0838.N1	24-MAR-2004 06:01:54	Bright	46.000	55	79Zet UMa	2.0600	10200.	92	10795	No
108	GOM_NL__2PRFIN20040324_060423_000000772025_00220_10795_0839.N1	24-MAR-2004 06:04:23	Bright	77.000	180	27Gam Boo	3.0400	8000.0	154	10795	No
109	GOM_NL__2PRFIN20040324_060700_000000432025_00220_10795_0840.N1	24-MAR-2004 06:07:00	Bright	43.000	60	7Bet UMi	2.0810	3950.0	86	10795	No
110	GOM_NL__2PRFIN20040324_061031_000000492025_00220_10795_0841.N1	24-MAR-2004 06:10:31	Bright	48.500	119	14Eta Dra	2.7270	4700.0	97	10795	No
111	GOM_NL__2PRFIN20040324_061409_000000382025_00220_10795_0842.N1	24-MAR-2004 06:14:09	Bright	38.000	76	27Gam Cas	2.3000	30000.	76	10795	No
112	GOM_NL__2PRFIN20040324_061526_000000392025_00220_10795_0843.N1	24-MAR-2004 06:15:26	Bright	39.000	74	11Bet Cas	2.2680	6600.0	78	10795	No
113	GOM_NL__2PRFIN20040324_062100_000000392025_00220_10795_0844.N1	24-MAR-2004 06:21:00	Bright	39.000	19	50Alp Cyg	1.2460	10500.	78	10795	No
114	GOM_NL__2PRFIN20040324_062237_000000432025_00220_10795_0845.N1	24-MAR-2004 06:22:37	Bright	42.500	66	37Gam Cyg	2.2080	5900.0	85	10795	No
115	GOM_NL__2PRFIN20040324_062428_000000422025_00220_10795_0846.N1	24-MAR-2004 06:24:28	Bright	41.500	92	53Eps Cyg	2.5000	4500.0	83	10795	No
116	GOM_NL__2PRFIN20040324_063335_000000592025_00220_10795_0847.N1	24-MAR-2004 06:33:35	Tw_i_and_stray	58.500	11	53Alp Aql	0.76500	8000.0	117	10795	No
117	GOM_NL__2PRFIN20040324_063756_000000422025_00220_10795_0848.N1	24-MAR-2004 06:37:56	Dark	41.500	142	49Del Cap	2.8500	8900.0	83	10795	No
118	GOM_NL__2PRFIN20040324_064436_000000552025_00220_10795_0849.N1	24-MAR-2004 06:44:36	Dark	55.000	155	41Pi Sgr	2.9000	6600.0	110	10795	No
119	GOM_NL__2PRFIN20040324_065020_000000612025_00220_10795_0850.N1	24-MAR-2004 06:50:20	Dark	60.500	38	20Eps Sgr	1.8360	11000.	121	10795	No
120	GOM_NL__2PRFIN20040324_065348_000000532025_00221_10796_0841.N1	24-MAR-2004 06:53:48	Dark	53.000	85	Kap Sco	2.4070	28000.	106	10796	No
121	GOM_NL__2PRFIN20040324_065540_000000442025_00221_10796_0842.N1	24-MAR-2004 06:55:40	Dark	44.000	141	Bet Ara	2.8400	4600.0	88	10796	No
122	GOM_NL__2PRFIN20040324_065724_000000442025_00221_10796_0843.N1	24-MAR-2004 06:57:24	Dark	43.500	43	Alp TrA	1.9100	4250.0	87	10796	No
123	GOM_NL__2PRFIN20040324_065904_000000412025_00221_10796_0844.N1	24-MAR-2004 06:59:04	Dark	41.000	134	Bet TrA	2.8100	6600.0	82	10796	No
124	GOM_NL__2PRFIN20040324_070147_000000562025_00221_10796_0845.N1	24-MAR-2004 07:01:47	Dark	56.000	4	Alp1Cen	-0.010000	5800.0	112	10796	No
125	GOM_NL__2PRFIN20040324_070428_000000442025_00221_10796_0846.N1	24-MAR-2004 07:04:28	Straylight	44.000	12	Alp1Cru	0.77500	30000.	88	10796	No
126	GOM_NL__2PRFIN20040324_070550_000000452025_00221_10796_0847.N1	24-MAR-2004 07:05:50	Straylight	45.000	26	Gam Cru	1.6240	2900.0	90	10796	No
127	GOM_NL__2PRFIN20040324_070741_000000452025_00221_10796_0848.N1	24-MAR-2004 07:07:41	Straylight	44.500	64	Gam Cen	2.2000	10600.	89	10796	No
128	GOM_NL__2PRFIN20040324_070925_000000412025_00221_10796_0849.N1	24-MAR-2004 07:09:25	Straylight	41.000	113	Mu Vel	2.6920	5000.0	82	10796	No
129	GOM_NL__2PRFIN20040324_071521_000000522025_00221_10796_0850.N1	24-MAR-2004 07:15:21	Straylight	51.500	106	9Bet Crv	2.6480	5600.0	103	10796	No
130	GOM_NL__2PRFIN20040324_071727_000000482025_00221_10796_0851.N1	24-MAR-2004 07:17:27	Tw_i_and_stray	47.500	100	4Gam Crv	2.5800	13100.	95	10796	No
131	GOM_NL__2PRFIN20040324_071938_000000732025_00221_10796_0852.N1	24-MAR-2004 07:19:38	Bright	72.500	15	67Alp Vir	0.97600	28000.	145	10796	No
132	GOM_NL__2PRFIN20040324_072304_000000522025_00221_10796_0853.N1	24-MAR-2004 07:23:04	Bright	52.000	121	29Gam Vir	2.7400	7200.0	104	10796	No
133	GOM_NL__2PRFIN20040324_072646_000000382025_00221_10796_0854.N1	24-MAR-2004 07:26:46	Bright	38.000	22	32Alp Leo	1.3600	15200.	76	10796	No
134	GOM_NL__2PRFIN20040324_072852_000000382025_00221_10796_0855.N1	24-MAR-2004 07:28:52	Bright	37.500	51	41Gam1Leo	2.0100	4500.0	75	10796	No
135	GOM_NL__2PRFIN20040324_073015_000000372025_00221_10796_0856.N1	24-MAR-2004 07:30:15	Bright	37.000	166	17Eps Leo	2.9800	6000.0	74	10796	No
136	GOM_NL__2PRFIN20040324_073603_000000382025_00221_10796_0857.N1	24-MAR-2004 07:36:03	Bright	38.000	174	52Psi UMa	3.0040	4400.0	76	10796	No
137	GOM_NL__2PRFIN20040324_073921_000000372025_00221_10796_0858.N1	24-MAR-2004 07:39:21	Bright	37.000	82	48Bet UMa	2.3650	10600.	74	10796	No
138	GOM_NL__2PRFIN20040324_074052_000000392025_00221_10796_0859.N1	24-MAR-2004 07:40:52	Bright	38.500	36	50Alp UMa	1.8000	6300.0	77	10796	No
139	GOM_NL__2PRFIN20040324_074229_000000472025_00221_10796_0860.N1	24-MAR-2004 07:42:29	Bright	46.500	55	79Zet UMa	2.0600	10200.	93	10796	No
140	GOM_NL__2PRFIN20040324_074457_000000782025_00221_10796_0861.N1	24-MAR-2004 07:44:57	Bright	77.500	180	27Gam Boo	3.0400	8000.0	155	10796	No
141	GOM_NL__2PRFIN20040324_074737_000000422025_00221_10796_0862.N1	24-MAR-2004 07:47:37	Bright	41.500	60	7Bet UMi	2.0810	3950.0	83	10796	No
142	GOM_NL__2PRFIN20040324_075106_000000522025_00221_10796_0863.N1	24-MAR-2004 07:51:06	Bright	51.500	119	14Eta Dra	2.7270	4700.0	103	10796	No
143	GOM_NL__2PRFIN20040324_075446_000000362025_00221_10796_0864.N1	24-MAR-2004 07:54:46	Bright	36.000	76	27Gam Cas	2.3000	30000.	72	10796	No
144	GOM_NL__2PRFIN20040324_075602_000000362025_00221_10796_0865.N1	24-MAR-2004 07:56:02	Bright	35.500	74	11Bet Cas	2.2680	6600.0	71	10796	No
145	GOM_NL__2PRFIN20040324_080137_000000432025_00221_10796_0866.N1	24-MAR-2004 08:01:37	Bright	42.500	19	50Alp Cyg	1.2460	10500.	85	10796	No
146	GOM_NL__2PRFIN20040324_080313_000000422025_00221_10796_0867.N1	24-MAR-2004 08:03:13	Bright	42.000	66	37Gam Cyg	2.2080	5900.0	84	10796	No
147	GOM_NL__2PRFIN20040324_080505_000000412025_00221_10796_0868.N1	24-MAR-2004 08:05:05	Bright	40.500	92	53Eps Cyg	2.5000	4500.0	81	10796	No
148	GOM_NL__2PRFIN20040324_081411_000000622025_00221_10796_0869.N1	24-MAR-2004 08:14:11	Tw_i_and_stray	62.000	11	53Alp Aql	0.76500	8000.0	124	10796	No
149	GOM_NL__2PRFIN20040324_081832_000000432025_00221_10796_0870.N1	24-MAR-2004 08:18:32	Dark	43.000	142	49Del Cap	2.8500	8900.0	86	10796	No
150	GOM_NL__2PRFIN20040324_082513_000000572025_00221_10796_0871.N1	24-MAR-2004 08:25:13	Dark	57.000	155	41Pi Sgr	2.9000	6600.0	114	10796	No
151	GOM_NL__2PRFIN20040324_083058_000000552025_00221_10796_0872.N1	24-MAR-2004 08:30:58	Dark	54.500	38	20Eps Sgr	1.8360	11000.	109	10796	No
152	GOM_NL__2PRFIN20040324_083425_000000532025_00222_10797_0843.N1	24-MAR-2004 08:34:25	Dark	52.500	85	Kap Sco	2.4070	28000.	105	10797	No
153	GOM_NL__2PRFIN20040324_083617_000000452025_00222_10797_0844.N1	24-MAR-2004 08:36:17	Dark	44.500	141	Bet Ara	2.8400	4600.0	89	10797	No
154	GOM_NL__2PRFIN20040324_083801_000000402025_00222_10797_0845.N1	24-MAR-2004 08:38:01	Dark	39.500	43	Alp TrA	1.9100	4250.0	79	10797	No
155	GOM_NL__2PRFIN20040324_083940_000000412025_00222_10797_0846.N1	24-MAR-2004 08:39:40	Dark	40.500	134	Bet TrA	2.8100	6600.0	81	10797	No
156	GOM_NL__2PRFIN20040324_084223_000000422025_00222_10797_0847.N1	24-MAR-2004 08:42:23	Dark	41.500	4	Alp1Cen	-0.010000	5800.0	83	10797	No
157	GOM_NL__2PRFIN20040324_084504_000000492025_00222_10797_0848.N1	24-MAR-2004 08:45:04	Straylight	48.500	12	Alp1Cru	0.77500	30000.	97	10797	No
158	GOM_NL__2PRFIN20040324_084627_000000452025_00222_10797_0849.N1	24-MAR-2004 08:46:27	Straylight	45.000	26	Gam Cru	1.6240	2900.0	90	10797	No
159	GOM_NL__2PRFIN20040324_084818_000000432025_00222_10797_0850.N1	24-MAR-2004 08:48:18	Straylight	43.000	64	Gam Cen	2.2000	10600.	86	10797	No
160	GOM_NL__2PRFIN20040324_085001_000000432025_00222_10797_0851.N1	24-MAR-2004 08:50:01	Straylight	42.500	113	Mu Vel	2.6920	5000.0	85	10797	No



161	GOM_NL__2PRFIN20040324_085557_000000512025_00222_10797_0852.N1	24-MAR-2004 08:55:57	Straylight	51.000	106	9Bet Crv	2.6480	5600.0	102	10797	No
162	GOM_NL__2PRFIN20040324_085803_000000482025_00222_10797_0853.N1	24-MAR-2004 08:58:03	Twilight_stray	47.500	100	4Gam Crv	2.5800	13100.	95	10797	No
163	GOM_NL__2PRFIN20040324_090012_000000752025_00222_10797_0854.N1	24-MAR-2004 09:00:12	Bright	74.500	15	67Alp Vir	0.97600	28000.	149	10797	No
164	GOM_NL__2PRFIN20040324_090340_000000512025_00222_10797_0855.N1	24-MAR-2004 09:03:40	Bright	50.500	121	29Gam Vir	2.7400	7200.0	101	10797	No
165	GOM_NL__2PRFIN20040324_090722_000000382025_00222_10797_0856.N1	24-MAR-2004 09:07:22	Bright	37.500	22	32Alp Leo	1.3600	15200.	75	10797	No
166	GOM_NL__2PRFIN20040324_090928_000000382025_00222_10797_0857.N1	24-MAR-2004 09:09:28	Bright	38.000	51	41Gam1Leo	2.0100	4500.0	76	10797	No
167	GOM_NL__2PRFIN20040324_091051_000000372025_00222_10797_0858.N1	24-MAR-2004 09:10:51	Bright	36.500	166	17Eps Leo	2.9800	6000.0	73	10797	No
168	GOM_NL__2PRFIN20040324_091639_000000392025_00222_10797_0859.N1	24-MAR-2004 09:16:39	Bright	39.000	174	52Psi UMa	3.0040	4400.0	78	10797	No
169	GOM_NL__2PRFIN20040324_091957_000000372025_00222_10797_0860.N1	24-MAR-2004 09:19:57	Bright	36.500	82	48Bet UMa	2.3650	10600.	73	10797	No
170	GOM_NL__2PRFIN20040324_092128_000000392025_00222_10797_0861.N1	24-MAR-2004 09:21:28	Bright	39.000	36	50Alp UMa	1.8000	6300.0	78	10797	No
171	GOM_NL__2PRFIN20040324_092305_000000462025_00222_10797_0862.N1	24-MAR-2004 09:23:05	Bright	45.500	55	79Zet UMa	2.0600	10200.	91	10797	No
172	GOM_NL__2PRFIN20040324_092530_000000772025_00222_10797_0863.N1	24-MAR-2004 09:25:30	Bright	76.500	180	27Gam Boo	3.0400	8000.0	153	10797	No
173	GOM_NL__2PRFIN20040324_092812_000000432025_00222_10797_0864.N1	24-MAR-2004 09:28:12	Bright	43.000	60	7Bet UMi	2.0810	3950.0	86	10797	No
174	GOM_NL__2PRFIN20040324_093141_000000482025_00222_10797_0865.N1	24-MAR-2004 09:31:41	Bright	48.000	119	14Eta Dra	2.7270	4700.0	96	10797	No
175	GOM_NL__2PRFIN20040324_093522_000000392025_00222_10797_0866.N1	24-MAR-2004 09:35:22	Bright	38.500	76	27Gam Cas	2.3000	30000.	77	10797	No
176	GOM_NL__2PRFIN20040324_093638_000000382025_00222_10797_0867.N1	24-MAR-2004 09:36:38	Bright	38.000	74	11Bet Cas	2.2680	6600.0	76	10797	No
177	GOM_NL__2PRFIN20040324_094213_000000412025_00222_10797_0868.N1	24-MAR-2004 09:42:13	Bright	41.000	19	50Alp Cyg	1.2460	10500.	82	10797	No
178	GOM_NL__2PRFIN20040324_094349_000000442025_00222_10797_0869.N1	24-MAR-2004 09:43:49	Bright	44.000	66	37Gam Cyg	2.2080	5900.0	88	10797	No
179	GOM_NL__2PRFIN20040324_094541_000000422025_00222_10797_0870.N1	24-MAR-2004 09:45:41	Bright	41.500	92	53Eps Cyg	2.5000	4500.0	83	10797	No
180	GOM_NL__2PRFIN20040324_095448_000000672025_00222_10797_0871.N1	24-MAR-2004 09:54:48	Twilight_stray	67.000	11	53Alp Aql	0.76500	8000.0	134	10797	No
181	GOM_NL__2PRFIN20040324_095908_000000392025_00222_10797_0872.N1	24-MAR-2004 09:59:08	Dark	39.000	142	49Del Cap	2.8500	8900.0	78	10797	No
182	GOM_NL__2PRFIN20040324_100550_000000522025_00222_10797_0873.N1	24-MAR-2004 10:05:50	Dark	52.000	155	41Pi Sgr	2.9000	6600.0	104	10797	No
183	GOM_NL__2PRFIN20040324_101135_000000552025_00222_10797_0874.N1	24-MAR-2004 10:11:35	Dark	54.500	38	20Eps Sgr	1.8360	11000.	109	10797	No
184	GOM_NL__2PRFIN20040324_101502_000000532025_00223_10798_0850.N1	24-MAR-2004 10:15:02	Dark	52.500	85	Kap Sco	2.4070	28000.	105	10798	No
185	GOM_NL__2PRFIN20040324_101653_000000422025_00223_10798_0851.N1	24-MAR-2004 10:16:53	Dark	42.000	141	Bet Ara	2.8400	4600.0	84	10798	No
186	GOM_NL__2PRFIN20040324_101837_000000422025_00223_10798_0852.N1	24-MAR-2004 10:18:37	Dark	41.500	43	Alp TrA	1.9100	4250.0	83	10798	No
187	GOM_NL__2PRFIN20040324_102017_000000412025_00223_10798_0853.N1	24-MAR-2004 10:20:17	Dark	40.500	134	Bet TrA	2.8100	6600.0	81	10798	No
188	GOM_NL__2PRFIN20040324_102259_000000532025_00223_10798_0854.N1	24-MAR-2004 10:22:59	Dark	53.000	4	Alp1Cen	-0.010000	5800.0	106	10798	No
189	GOM_NL__2PRFIN20040324_102540_000000472025_00223_10798_0855.N1	24-MAR-2004 10:25:40	Straylight	46.500	12	Alp1Cru	0.77500	30000.	93	10798	No
190	GOM_NL__2PRFIN20040324_102703_000000502025_00223_10798_0856.N1	24-MAR-2004 10:27:03	Straylight	49.500	26	Gam Cru	1.6240	2900.0	99	10798	No
191	GOM_NL__2PRFIN20040324_102854_000000412025_00223_10798_0857.N1	24-MAR-2004 10:28:54	Straylight	41.000	64	Gam Cen	2.2000	10600.	82	10798	No
192	GOM_NL__2PRFIN20040324_103037_000000442025_00223_10798_0858.N1	24-MAR-2004 10:30:37	Straylight	43.500	113	Mu Vel	2.6920	5000.0	87	10798	No
193	GOM_NL__2PRFIN20040324_103633_000000502025_00223_10798_0859.N1	24-MAR-2004 10:36:33	Straylight	50.000	106	9Bet Crv	2.6480	5600.0	100	10798	No
194	GOM_NL__2PRFIN20040324_103839_000000472025_00223_10798_0860.N1	24-MAR-2004 10:38:39	Twilight_stray	46.500	100	4Gam Crv	2.5800	13100.	93	10798	No
195	GOM_NL__2PRFIN20040324_104049_000000712025_00223_10798_0861.N1	24-MAR-2004 10:40:49	Bright	70.500	15	67Alp Vir	0.97600	28000.	141	10798	No
196	GOM_NL__2PRFIN20040324_104415_000000512025_00223_10798_0862.N1	24-MAR-2004 10:44:15	Bright	51.000	121	29Gam Vir	2.7400	7200.0	102	10798	No
197	GOM_NL__2PRFIN20040324_104757_000000402025_00223_10798_0863.N1	24-MAR-2004 10:47:57	Bright	39.500	22	32Alp Leo	1.3600	15200.	79	10798	No
198	GOM_NL__2PRFIN20040324_105004_000000402025_00223_10798_0864.N1	24-MAR-2004 10:50:04	Bright	39.500	51	41Gam1Leo	2.0100	4500.0	79	10798	No
199	GOM_NL__2PRFIN20040324_105127_000000382025_00223_10798_0865.N1	24-MAR-2004 10:51:27	Bright	37.500	166	17Eps Leo	2.9800	6000.0	75	10798	No
200	GOM_NL__2PRFIN20040324_105714_000000402025_00223_10798_0866.N1	24-MAR-2004 10:57:14	Bright	40.000	174	52Psi UMa	3.0040	4400.0	80	10798	No
201	GOM_NL__2PRFIN20040324_110032_000000372025_00223_10798_0867.N1	24-MAR-2004 11:00:32	Bright	36.500	82	48Bet UMa	2.3650	10600.	73	10798	No
202	GOM_NL__2PRFIN20040324_110204_000000392025_00223_10798_0868.N1	24-MAR-2004 11:02:04	Bright	39.000	36	50Alp UMa	1.8000	6300.0	78	10798	No
203	GOM_NL__2PRFIN20040324_110340_000000462025_00223_10798_0869.N1	24-MAR-2004 11:03:40	Bright	46.000	55	79Zet UMa	2.0600	10200.	92	10798	No
204	GOM_NL__2PRFIN20040324_110604_000000772025_00223_10798_0870.N1	24-MAR-2004 11:06:04	Bright	76.500	180	27Gam Boo	3.0400	8000.0	153	10798	No
205	GOM_NL__2PRFIN20040324_110847_000000432025_00223_10798_0871.N1	24-MAR-2004 11:08:47	Bright	42.500	60	7Bet UMi	2.0810	3950.0	85	10798	No
206	GOM_NL__2PRFIN20040324_111217_000000492025_00223_10798_0872.N1	24-MAR-2004 11:12:17	Bright	48.500	119	14Eta Dra	2.7270	4700.0	97	10798	No
207	GOM_NL__2PRFIN20040324_111558_000000402025_00223_10798_0873.N1	24-MAR-2004 11:15:58	Bright	39.500	76	27Gam Cas	2.3000	30000.	79	10798	No
208	GOM_NL__2PRFIN20040324_111715_000000362025_00223_10798_0874.N1	24-MAR-2004 11:17:15	Bright	36.000	74	11Bet Cas	2.2680	6600.0	72	10798	No
209	GOM_NL__2PRFIN20040324_112249_000000392025_00223_10798_0875.N1	24-MAR-2004 11:22:49	Bright	38.500	19	50Alp Cyg	1.2460	10500.	77	10798	No
210	GOM_NL__2PRFIN20040324_112425_000000432025_00223_10798_0876.N1	24-MAR-2004 11:24:25	Bright	43.000	66	37Gam Cyg	2.2080	5900.0	86	10798	No
211	GOM_NL__2PRFIN20040324_112617_000000402025_00223_10798_0877.N1	24-MAR-2004 11:26:17	Bright	39.500	92	53Eps Cyg	2.5000	4500.0	79	10798	No
212	GOM_NL__2PRFIN20040324_113524_000000632025_00223_10798_0878.N1	24-MAR-2004 11:35:24	Straylight	63.000	11	53Alp Aql	0.76500	8000.0	126	10798	No
213	GOM_NL__2PRFIN20040324_113944_000000402025_00223_10798_0879.N1	24-MAR-2004 11:39:44	Dark	40.000	142	49Del Cap	2.8500	8900.0	80	10798	No
214	GOM_NL__2PRFIN20040324_114627_000000532025_00223_10798_0880.N1	24-MAR-2004 11:46:27	Dark	53.000	155	41Pi Sgr	2.9000	6600.0	106	10798	No
215	GOM_NL__2PRFIN20040324_115212_000000522025_00223_10798_0881.N1	24-MAR-2004 11:52:12	Dark	51.500	38	20Eps Sgr	1.8360	11000.	103	10798	No
216	GOM_NL__2PRFIN20040324_115539_000000512025_00224_10799_0848.N1	24-MAR-2004 11:55:39	Dark	50.500	85	Kap Sco	2.4070	28000.	101	10799	No
217	GOM_NL__2PRFIN20040324_115729_000000482025_00224_10799_0849.N1	24-MAR-2004 11:57:29	Dark	47.500	141	Bet Ara	2.8400	4600.0	95	10799	No
218	GOM_NL__2PRFIN20040324_115913_000000442025_00224_10799_0850.N1	24-MAR-2004 11:59:13	Dark	44.000	43	Alp TrA	1.9100	4250.0	88	10799	No
219	GOM_NL__2PRFIN20040324_120053_000000412025_00224_10799_0851.N1	24-MAR-2004 12:00:53	Dark	41.000	134	Bet TrA	2.8100	6600.0	82	10799	No

220	GOM_NL__2PRFIN20040324_120335_000000512025_00224_10799_0852.N1	24-MAR-2004 12:03:35	Dark	51.000	4	Alp1Cen	-0.010000	5800.0	102	10799	No
221	GOM_NL__2PRFIN20040324_120616_000000432025_00224_10799_0853.N1	24-MAR-2004 12:06:16	Straylight	42.500	12	Alp1Cru	0.77500	30000.	85	10799	No
222	GOM_NL__2PRFIN20040324_120739_000000472025_00224_10799_0854.N1	24-MAR-2004 12:07:39	Straylight	47.000	26	Gam Cru	1.6240	2900.0	94	10799	No
223	GOM_NL__2PRFIN20040324_120930_000000442025_00224_10799_0855.N1	24-MAR-2004 12:09:30	Straylight	44.000	64	Gam Cen	2.2000	10600.	88	10799	No
224	GOM_NL__2PRFIN20040324_121112_000000442025_00224_10799_0856.N1	24-MAR-2004 12:11:12	Straylight	44.000	113	Mu Vel	2.6920	5000.0	88	10799	No
225	GOM_NL__2PRFIN20040324_121709_000000492025_00224_10799_0857.N1	24-MAR-2004 12:17:09	Straylight	49.000	106	9Bet Crv	2.6480	5600.0	98	10799	No
226	GOM_NL__2PRFIN20040324_121915_000000462025_00224_10799_0858.N1	24-MAR-2004 12:19:15	Twl_and_stray	46.000	100	4Gam Crv	2.5800	13100.	92	10799	No
227	GOM_NL__2PRFIN20040324_122125_000000682025_00224_10799_0859.N1	24-MAR-2004 12:21:25	Bright	68.000	15	67Alp Vir	0.97600	28000.	136	10799	No
228	GOM_NL__2PRFIN20040324_122451_000000512025_00224_10799_0860.N1	24-MAR-2004 12:24:51	Bright	51.000	121	29Gam Vir	2.7400	7200.0	102	10799	No
229	GOM_NL__2PRFIN20040324_122833_000000392025_00224_10799_0861.N1	24-MAR-2004 12:28:33	Bright	38.500	22	32Alp Leo	1.3600	15200.	77	10799	No
230	GOM_NL__2PRFIN20040324_123039_000000392025_00224_10799_0862.N1	24-MAR-2004 12:30:39	Bright	38.500	51	41Gam1Leo	2.0100	4500.0	77	10799	No
231	GOM_NL__2PRFIN20040324_123202_000000382025_00224_10799_0863.N1	24-MAR-2004 12:32:02	Bright	37.500	166	17Eps Leo	2.9800	6000.0	75	10799	No
232	GOM_NL__2PRFIN20040324_123750_000000392025_00224_10799_0864.N1	24-MAR-2004 12:37:50	Bright	39.000	174	52Psi UMa	3.0040	4400.0	78	10799	No
233	GOM_NL__2PRFIN20040324_124108_000000392025_00224_10799_0865.N1	24-MAR-2004 12:41:08	Bright	38.500	82	48Bet UMa	2.3650	10600.	77	10799	No
234	GOM_NL__2PRFIN20040324_124239_000000402025_00224_10799_0866.N1	24-MAR-2004 12:42:39	Bright	40.000	36	50Alp UMa	1.8000	6300.0	80	10799	No
235	GOM_NL__2PRFIN20040324_124415_000000472025_00224_10799_0867.N1	24-MAR-2004 12:44:15	Bright	46.500	55	79Zet UMa	2.0600	10200.	93	10799	No
236	GOM_NL__2PRFIN20040324_124639_000000782025_00224_10799_0868.N1	24-MAR-2004 12:46:39	Bright	77.500	180	27Gam Boo	3.0400	8000.0	155	10799	No
237	GOM_NL__2PRFIN20040324_124923_000000392025_00224_10799_0869.N1	24-MAR-2004 12:49:23	Bright	39.000	60	7Bet UMi	2.0810	3950.0	78	10799	No
238	GOM_NL__2PRFIN20040324_125634_000000392025_00224_10799_0870.N1	24-MAR-2004 12:56:34	Bright	38.500	76	27Gam Cas	2.3000	30000.	77	10799	No
239	GOM_NL__2PRFIN20040324_125751_000000382025_00224_10799_0871.N1	24-MAR-2004 12:57:51	Bright	37.500	74	11Bet Cas	2.2680	6600.0	75	10799	No
240	GOM_NL__2PRFIN20040324_130324_000000422025_00224_10799_0872.N1	24-MAR-2004 13:03:24	Bright	42.000	19	50Alp Cyg	1.2460	10500.	84	10799	No
241	GOM_NL__2PRFIN20040324_130500_000000442025_00224_10799_0873.N1	24-MAR-2004 13:05:00	Bright	44.000	66	37Gam Cyg	2.2080	5900.0	88	10799	No
242	GOM_NL__2PRFIN20040324_130653_000000432025_00224_10799_0874.N1	24-MAR-2004 13:06:53	Bright	42.500	92	53Eps Cyg	2.5000	4500.0	85	10799	No
243	GOM_NL__2PRFIN20040324_131600_000000572025_00224_10799_0875.N1	24-MAR-2004 13:16:00	Straylight	57.000	11	53Alp Aql	0.76500	8000.0	114	10799	No
244	GOM_NL__2PRFIN20040324_132021_000000412025_00224_10799_0876.N1	24-MAR-2004 13:20:21	Dark	41.000	142	49Del Cap	2.8500	8900.0	82	10799	No
245	GOM_NL__2PRFIN20040324_132704_000000532025_00224_10799_0877.N1	24-MAR-2004 13:27:04	Dark	52.500	155	41Pi Sgr	2.9000	6600.0	105	10799	No
246	GOM_NL__2PRFIN20040324_133249_000000552025_00224_10799_0878.N1	24-MAR-2004 13:32:49	Dark	54.500	38	20Eps Sgr	1.8360	11000.	109	10799	No
247	GOM_NL__2PRFIN20040324_133617_000000552025_00225_10800_0850.N1	24-MAR-2004 13:36:17	Dark	54.500	85	Kap Sco	2.4070	28000.	109	10800	No
248	GOM_NL__2PRFIN20040324_133806_000000442025_00225_10800_0851.N1	24-MAR-2004 13:38:06	Dark	43.500	141	Bet Ara	2.8400	4600.0	87	10800	No
249	GOM_NL__2PRFIN20040324_133949_000000392025_00225_10800_0852.N1	24-MAR-2004 13:39:49	Dark	39.000	43	Alp TrA	1.9100	4250.0	78	10800	No
250	GOM_NL__2PRFIN20040324_134129_000000422025_00225_10800_0853.N1	24-MAR-2004 13:41:29	Dark	42.000	134	Bet TrA	2.8100	6600.0	84	10800	No
251	GOM_NL__2PRFIN20040324_134412_000000562025_00225_10800_0854.N1	24-MAR-2004 13:44:12	Dark	56.000	4	Alp1Cen	-0.010000	5800.0	112	10800	No
252	GOM_NL__2PRFIN20040324_134652_000000472025_00225_10800_0855.N1	24-MAR-2004 13:46:52	Straylight	46.500	12	Alp1Cru	0.77500	30000.	93	10800	No
253	GOM_NL__2PRFIN20040324_134815_000000472025_00225_10800_0856.N1	24-MAR-2004 13:48:15	Straylight	47.000	26	Gam Cru	1.6240	2900.0	94	10800	No
254	GOM_NL__2PRFIN20040324_135006_000000442025_00225_10800_0857.N1	24-MAR-2004 13:50:06	Straylight	44.000	64	Gam Cen	2.2000	10600.	88	10800	No
255	GOM_NL__2PRFIN20040324_135148_000000412025_00225_10800_0858.N1	24-MAR-2004 13:51:48	Straylight	40.500	113	Mu Vel	2.6920	5000.0	81	10800	No
256	GOM_NL__2PRFIN20040324_135817_000000472025_00225_10800_0859.N1	24-MAR-2004 13:58:17	Straylight	47.000	171	2Eps Crv	3.0010	4250.0	94	10800	No
257	GOM_NL__2PRFIN20040324_135951_000000472025_00225_10800_0860.N1	24-MAR-2004 13:59:51	Twl_and_stray	46.500	100	4Gam Crv	2.5800	13100.	93	10800	No
258	GOM_NL__2PRFIN20040324_140200_000000702025_00225_10800_0861.N1	24-MAR-2004 14:02:00	Bright	69.500	15	67Alp Vir	0.97600	28000.	139	10800	No
259	GOM_NL__2PRFIN20040324_140527_000000512025_00225_10800_0862.N1	24-MAR-2004 14:05:27	Bright	51.000	121	29Gam Vir	2.7400	7200.0	102	10800	No
260	GOM_NL__2PRFIN20040324_140910_000000382025_00225_10800_0863.N1	24-MAR-2004 14:09:10	Bright	38.000	22	32Alp Leo	1.3600	15200.	76	10800	No
261	GOM_NL__2PRFIN20040324_141116_000000382025_00225_10800_0864.N1	24-MAR-2004 14:11:16	Bright	37.500	51	41Gam1Leo	2.0100	4500.0	75	10800	No
262	GOM_NL__2PRFIN20040324_141239_000000362025_00225_10800_0865.N1	24-MAR-2004 14:12:39	Bright	36.000	166	17Eps Leo	2.9800	6000.0	72	10800	No
263	GOM_NL__2PRFIN20040324_141826_000000382025_00225_10800_0866.N1	24-MAR-2004 14:18:26	Bright	38.000	174	52Psi UMa	3.0040	4400.0	76	10800	No
264	GOM_NL__2PRFIN20040324_142144_000000382025_00225_10800_0867.N1	24-MAR-2004 14:21:44	Bright	37.500	82	48Bet UMa	2.3650	10600.	75	10800	No
265	GOM_NL__2PRFIN20040324_142315_000000402025_00225_10800_0868.N1	24-MAR-2004 14:23:15	Bright	40.000	36	50Alp UMa	1.8000	6300.0	80	10800	No
266	GOM_NL__2PRFIN20040324_142450_000000482025_00225_10800_0869.N1	24-MAR-2004 14:24:50	Bright	48.000	55	79Zet UMa	2.0600	10200.	96	10800	No
267	GOM_NL__2PRFIN20040324_142713_000000782025_00225_10800_0870.N1	24-MAR-2004 14:27:13	Bright	77.500	180	27Gam Boo	3.0400	8000.0	155	10800	No
268	GOM_NL__2PRFIN20040324_142959_000000412025_00225_10800_0871.N1	24-MAR-2004 14:29:59	Bright	41.000	60	7Bet UMi	2.0810	3950.0	82	10800	No
269	GOM_NL__2PRFIN20040324_143327_000000502025_00225_10800_0872.N1	24-MAR-2004 14:33:27	Bright	49.500	119	14Eta Dra	2.7270	4700.0	99	10800	No
270	GOM_NL__2PRFIN20040324_143710_000000382025_00225_10800_0873.N1	24-MAR-2004 14:37:10	Bright	38.000	76	27Gam Cas	2.3000	30000.	76	10800	No
271	GOM_NL__2PRFIN20040324_143828_000000372025_00225_10800_0874.N1	24-MAR-2004 14:38:28	Bright	37.000	74	11Bet Cas	2.2680	6600.0	74	10800	No
272	GOM_NL__2PRFIN20040324_144401_000000412025_00225_10800_0875.N1	24-MAR-2004 14:44:01	Bright	40.500	19	50Alp Cyg	1.2460	10500.	81	10800	No
273	GOM_NL__2PRFIN20040324_144537_000000432025_00225_10800_0876.N1	24-MAR-2004 14:45:37	Bright	42.500	66	37Gam Cyg	2.2080	5900.0	85	10800	No
274	GOM_NL__2PRFIN20040324_144729_000000402025_00225_10800_0877.N1	24-MAR-2004 14:47:29	Bright	39.500	92	53Eps Cyg	2.5000	4500.0	79	10800	No
275	GOM_NL__2PRFIN20040324_145637_000000622025_00225_10800_0878.N1	24-MAR-2004 14:56:37	Straylight	61.500	11	53Alp Aql	0.76500	8000.0	123	10800	No
276	GOM_NL__2PRFIN20040324_150057_000000422025_00225_10800_0879.N1	24-MAR-2004 15:00:57	Dark	41.500	142	49Del Cap	2.8500	8900.0	83	10800	No
277	GOM_NL__2PRFIN20040324_150741_000000542025_00225_10800_0880.N1	24-MAR-2004 15:07:41	Dark	54.000	155	41Pi Sgr	2.9000	6600.0	108	10800	No
278	GOM_NL__2PRFIN20040324_151654_000000522025_00226_10801_0850.N1	24-MAR-2004 15:16:54	Dark	51.500	85	Kap Sco	2.4070	28000.	103	10801	No

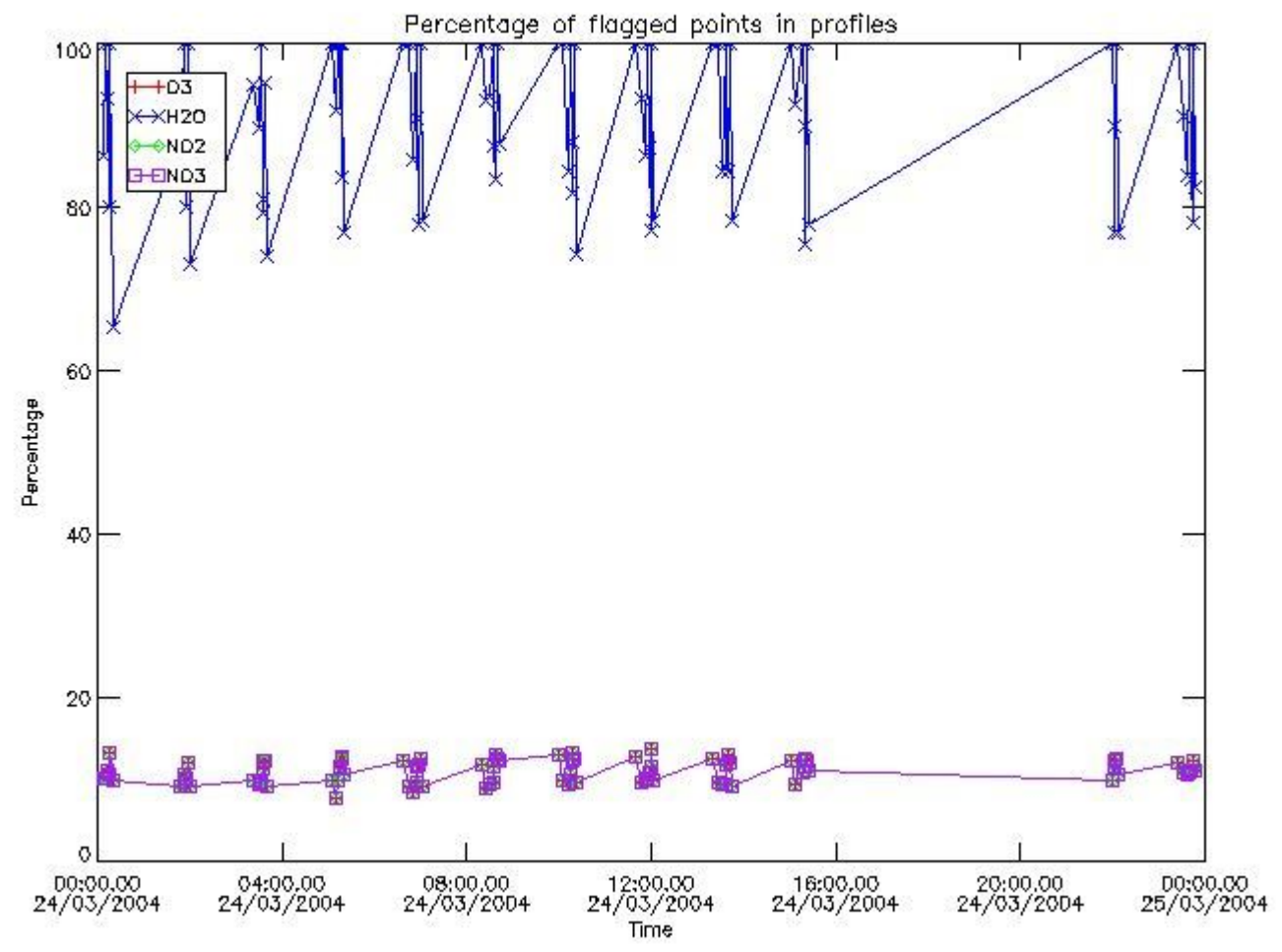
279	GOM_NL__2PRFIN20040324_151842_000000452025_00226_10801_0851.N1	24-MAR-2004 15:18:42	Dark	44.500	141	Bet Ara	2.8400	4600.0	89	10801	No
280	GOM_NL__2PRFIN20040324_152025_000000412025_00226_10801_0852.N1	24-MAR-2004 15:20:25	Dark	41.000	43	Alp TrA	1.9100	4250.0	82	10801	No
281	GOM_NL__2PRFIN20040324_152205_000000422025_00226_10801_0853.N1	24-MAR-2004 15:22:05	Dark	41.500	134	Bet TrA	2.8100	6600.0	83	10801	No
282	GOM_NL__2PRFIN20040324_152448_000000462025_00226_10801_0854.N1	24-MAR-2004 15:24:48	Dark	45.500	4	Alp1Cen	-0.010000	5800.0	91	10801	No
283	GOM_NL__2PRFIN20040324_152727_000000402025_00226_10801_0855.N1	24-MAR-2004 15:27:27	Straylight	40.000	12	Alp1Cru	0.77500	30000.	80	10801	No
284	GOM_NL__2PRFIN20040324_152851_000000482025_00226_10801_0856.N1	24-MAR-2004 15:28:51	Straylight	48.000	26	Gam Cru	1.6240	2900.0	96	10801	No
285	GOM_NL__2PRFIN20040324_153043_000000412025_00226_10801_0857.N1	24-MAR-2004 15:30:43	Straylight	41.000	64	Gam Cen	2.2000	10600.	82	10801	No
286	GOM_NL__2PRFIN20040324_153224_000000432025_00226_10801_0858.N1	24-MAR-2004 15:32:24	Straylight	42.500	113	Mu Vel	2.6920	5000.0	85	10801	No
287	GOM_NL__2PRFIN20040324_153853_000000472025_00226_10801_0859.N1	24-MAR-2004 15:38:53	Straylight	46.500	171	2Eps Crv	3.0010	4250.0	93	10801	No
288	GOM_NL__2PRFIN20040324_154027_000000492025_00226_10801_0860.N1	24-MAR-2004 15:40:27	Tw_i_and_stray	49.000	100	4Gam Crv	2.5800	13100.	98	10801	No
289	GOM_NL__2PRFIN20040324_154236_000000692025_00226_10801_0861.N1	24-MAR-2004 15:42:36	Bright	69.000	15	67Alp Vir	0.97600	28000.	138	10801	No
290	GOM_NL__2PRFIN20040324_215922_000000522025_00230_10805_0858.N1	24-MAR-2004 21:59:22	Dark	52.000	85	Kap Sco	2.4070	28000.	104	10805	No
291	GOM_NL__2PRFIN20040324_220110_000000452025_00230_10805_0859.N1	24-MAR-2004 22:01:10	Dark	44.500	141	Bet Ara	2.8400	4600.0	89	10805	No
292	GOM_NL__2PRFIN20040324_220250_000000422025_00230_10805_0860.N1	24-MAR-2004 22:02:50	Dark	41.500	43	Alp TrA	1.9100	4250.0	83	10805	No
293	GOM_NL__2PRFIN20040324_220431_000000412025_00230_10805_0861.N1	24-MAR-2004 22:04:31	Dark	41.000	134	Bet TrA	2.8100	6600.0	82	10805	No
294	GOM_NL__2PRFIN20040324_220714_000000482025_00230_10805_0862.N1	24-MAR-2004 22:07:14	Dark	48.000	4	Alp1Cen	-0.010000	5800.0	96	10805	No
295	GOM_NL__2PRFIN20040324_220952_000000502025_00230_10805_0863.N1	24-MAR-2004 22:09:52	Straylight	50.000	12	Alp1Cru	0.77500	30000.	100	10805	No
296	GOM_NL__2PRFIN20040324_221115_000000482025_00230_10805_0864.N1	24-MAR-2004 22:11:15	Straylight	48.000	26	Gam Cru	1.6240	2900.0	96	10805	No
297	GOM_NL__2PRFIN20040324_221410_000000602025_00230_10805_0865.N1	24-MAR-2004 22:14:10	Straylight	60.000	54	5The Cen	2.0550	4500.0	120	10805	No
298	GOM_NL__2PRFIN20040324_222010_000000562025_00230_10805_0866.N1	24-MAR-2004 22:20:10	Straylight	56.000	169	46Gam Hya	2.9910	4700.0	112	10805	No
299	GOM_NL__2PRFIN20040324_222250_000000452025_00230_10805_0867.N1	24-MAR-2004 22:22:50	Tw_i_and_stray	45.000	100	4Gam Crv	2.5800	13100.	90	10805	No
300	GOM_NL__2PRFIN20040324_222500_000000702025_00230_10805_0868.N1	24-MAR-2004 22:25:00	Bright	69.500	15	67Alp Vir	0.97600	28000.	139	10805	No
301	GOM_NL__2PRFIN20040324_222825_000000522025_00230_10805_0869.N1	24-MAR-2004 22:28:25	Bright	51.500	121	29Gam Vir	2.7400	7200.0	103	10805	No
302	GOM_NL__2PRFIN20040324_223210_000000392025_00230_10805_0870.N1	24-MAR-2004 22:32:10	Bright	38.500	22	32Alp Leo	1.3600	15200.	77	10805	No
303	GOM_NL__2PRFIN20040324_223416_000000382025_00230_10805_0871.N1	24-MAR-2004 22:34:16	Bright	37.500	51	41Gam1Leo	2.0100	4500.0	75	10805	No
304	GOM_NL__2PRFIN20040324_223538_000000392025_00230_10805_0872.N1	24-MAR-2004 22:35:38	Bright	39.000	166	17Eps Leo	2.9800	6000.0	78	10805	No
305	GOM_NL__2PRFIN20040324_224125_000000402025_00230_10805_0873.N1	24-MAR-2004 22:41:25	Bright	39.500	174	52Psi UMa	3.0040	4400.0	79	10805	No
306	GOM_NL__2PRFIN20040324_224442_000000372025_00230_10805_0874.N1	24-MAR-2004 22:44:42	Bright	37.000	82	48Bet UMa	2.3650	10600.	74	10805	No
307	GOM_NL__2PRFIN20040324_224614_000000392025_00230_10805_0875.N1	24-MAR-2004 22:46:14	Bright	38.500	36	50Alp UMa	1.8000	6300.0	77	10805	No
308	GOM_NL__2PRFIN20040324_224747_000000462025_00230_10805_0876.N1	24-MAR-2004 22:47:47	Bright	46.000	55	79Zet UMa	2.0600	10200.	92	10805	No
309	GOM_NL__2PRFIN20040324_225003_000000762025_00230_10805_0877.N1	24-MAR-2004 22:50:03	Bright	75.500	180	27Gam Boo	3.0400	8000.0	151	10805	No
310	GOM_NL__2PRFIN20040324_225257_000000392025_00230_10805_0878.N1	24-MAR-2004 22:52:57	Bright	38.500	60	7Bet UMi	2.0810	3950.0	77	10805	No
311	GOM_NL__2PRFIN20040324_225624_000000462025_00230_10805_0879.N1	24-MAR-2004 22:56:24	Bright	46.000	119	14Eta Dra	2.7270	4700.0	92	10805	No
312	GOM_NL__2PRFIN20040324_230012_000000362025_00230_10805_0880.N1	24-MAR-2004 23:00:12	Bright	36.000	76	27Gam Cas	2.3000	30000.	72	10805	No
313	GOM_NL__2PRFIN20040324_230128_000000382025_00230_10805_0881.N1	24-MAR-2004 23:01:28	Bright	38.000	74	11Bet Cas	2.2680	6600.0	76	10805	No
314	GOM_NL__2PRFIN20040324_230700_000000432025_00230_10805_0882.N1	24-MAR-2004 23:07:00	Bright	42.500	19	50Alp Cyg	1.2460	10500.	85	10805	No
315	GOM_NL__2PRFIN20040324_230836_000000442025_00230_10805_0883.N1	24-MAR-2004 23:08:36	Bright	43.500	66	37Gam Cyg	2.2080	5900.0	87	10805	No
316	GOM_NL__2PRFIN20040324_231028_000000432025_00230_10805_0884.N1	24-MAR-2004 23:10:28	Bright	42.500	92	53Eps Cyg	2.5000	4500.0	85	10805	No
317	GOM_NL__2PRFIN20040324_231940_000000632025_00230_10805_0885.N1	24-MAR-2004 23:19:40	Straylight	62.500	11	53Alp Aql	0.76500	8000.0	125	10805	No
318	GOM_NL__2PRFIN20040324_232357_000000422025_00230_10805_0886.N1	24-MAR-2004 23:23:57	Dark	42.000	142	49Del Cap	2.8500	8900.0	84	10805	No
319	GOM_NL__2PRFIN20040324_233046_000000522025_00230_10805_0887.N1	24-MAR-2004 23:30:46	Dark	51.500	155	41Pi Sgr	2.9000	6600.0	103	10805	No
320	GOM_NL__2PRFIN20040324_233632_000000532025_00230_10805_0888.N1	24-MAR-2004 23:36:32	Dark	53.000	38	20Eps Sgr	1.8360	11000.	106	10805	No
321	GOM_NL__2PRFIN20040324_233959_000000522025_00231_10806_0858.N1	24-MAR-2004 23:39:59	Dark	52.000	85	Kap Sco	2.4070	28000.	104	10806	No
322	GOM_NL__2PRFIN20040324_234146_000000462025_00231_10806_0859.N1	24-MAR-2004 23:41:46	Dark	45.500	141	Bet Ara	2.8400	4600.0	91	10806	No
323	GOM_NL__2PRFIN20040324_234326_000000422025_00231_10806_0860.N1	24-MAR-2004 23:43:26	Dark	41.500	43	Alp TrA	1.9100	4250.0	83	10806	No
324	GOM_NL__2PRFIN20040324_234507_000000422025_00231_10806_0861.N1	24-MAR-2004 23:45:07	Dark	41.500	134	Bet TrA	2.8100	6600.0	83	10806	No
325	GOM_NL__2PRFIN20040324_234750_000000462025_00231_10806_0862.N1	24-MAR-2004 23:47:50	Dark	46.000	4	Alp1Cen	-0.010000	5800.0	92	10806	No
326	GOM_NL__2PRFIN20040324_235027_000000482025_00231_10806_0863.N1	24-MAR-2004 23:50:27	Straylight	48.000	12	Alp1Cru	0.77500	30000.	96	10806	No
327	GOM_NL__2PRFIN20040324_235150_000000532025_00231_10806_0864.N1	24-MAR-2004 23:51:50	Straylight	53.000	26	Gam Cru	1.6240	2900.0	106	10806	No
328	GOM_NL__2PRFIN20040324_235447_000000592025_00231_10806_0865.N1	24-MAR-2004 23:54:47	Straylight	58.500	54	5The Cen	2.0550	4500.0	117	10806	No

### 3. Quality information per product

In this section it is plotted some information contained in the Quality Summary data set of the level 2 products. Only products in dark limb conditions and without errors (error flag in the MPH set to "0") are used.



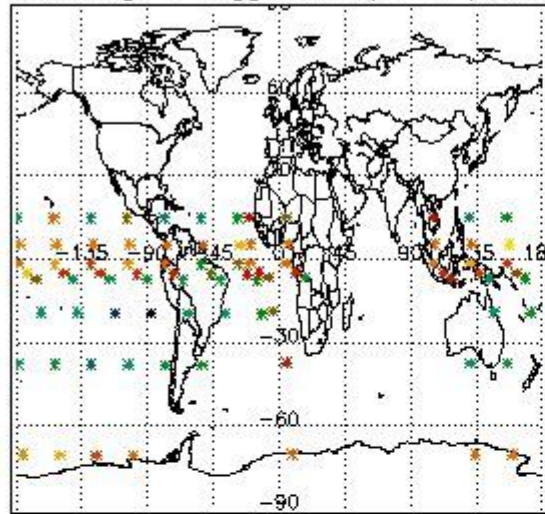
3.1 Plot quality information per product (time dependant)



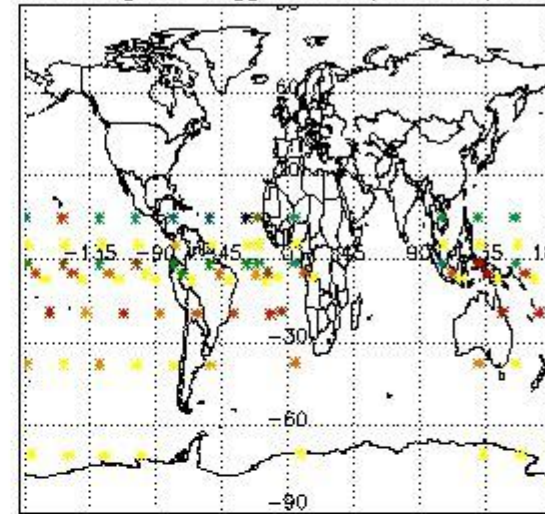
3.2 Plot quality information per product (world map)



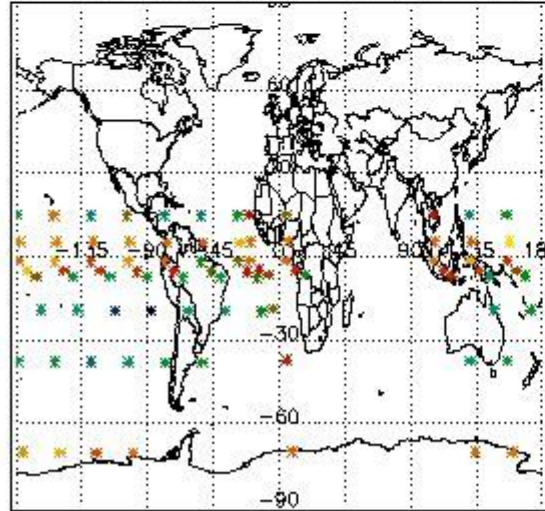
Percentage of flagged data per O3 profile



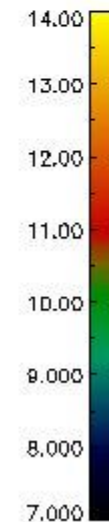
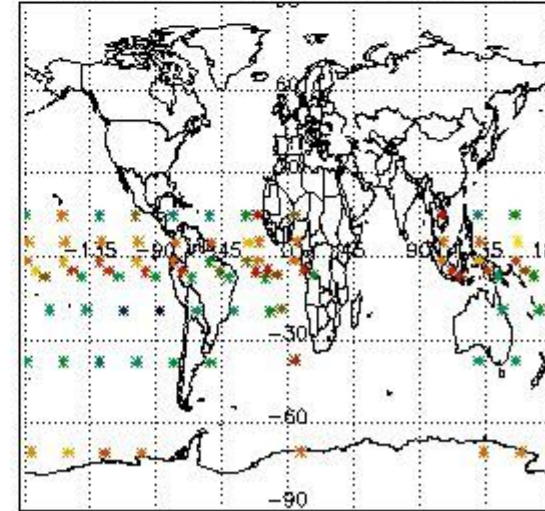
Percentage of flagged data per H2O profile



Percentage of flagged data per NO2 profile



Percentage of flagged data per NO3 profile

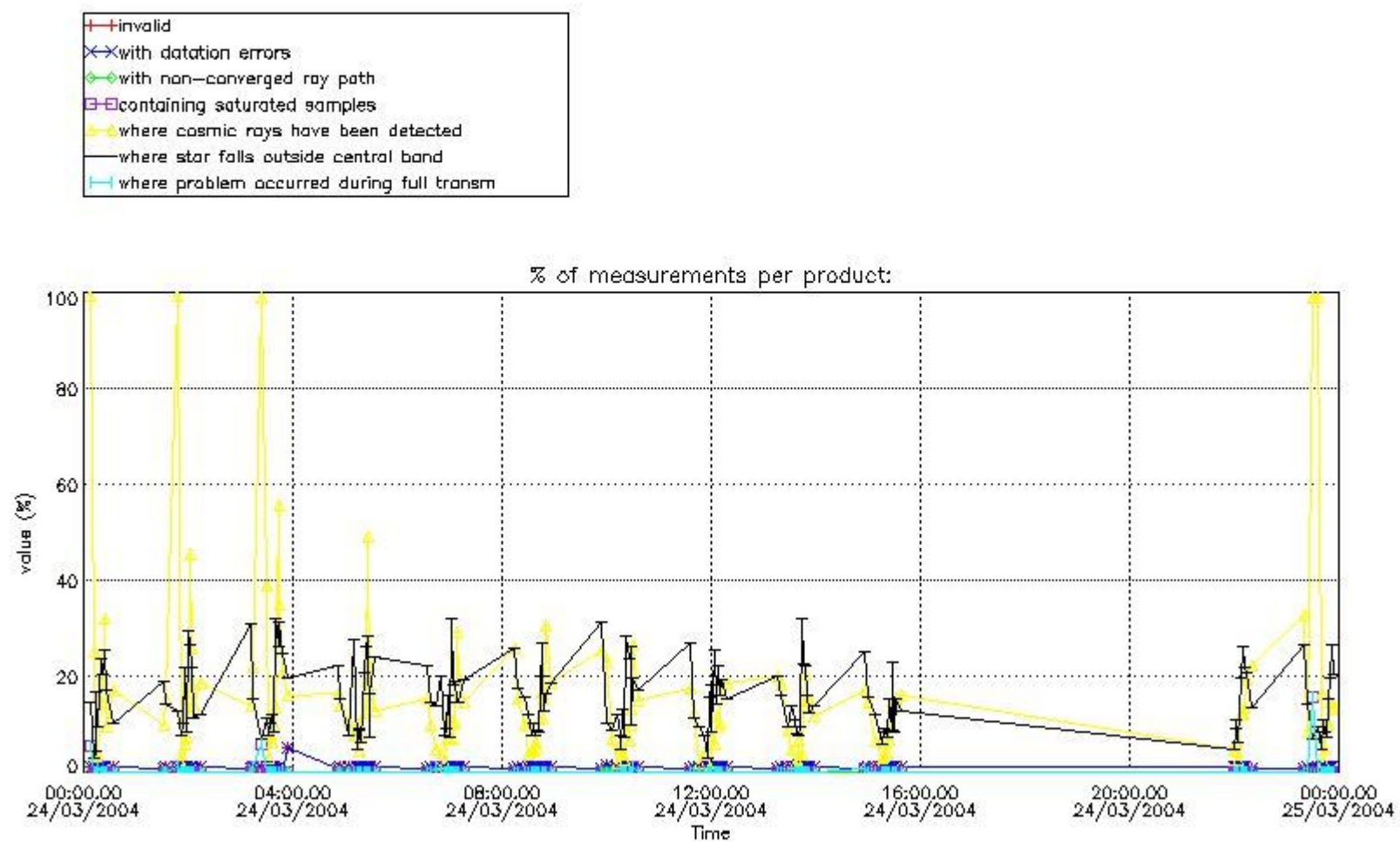


#### 4. Level 1 quality information per product

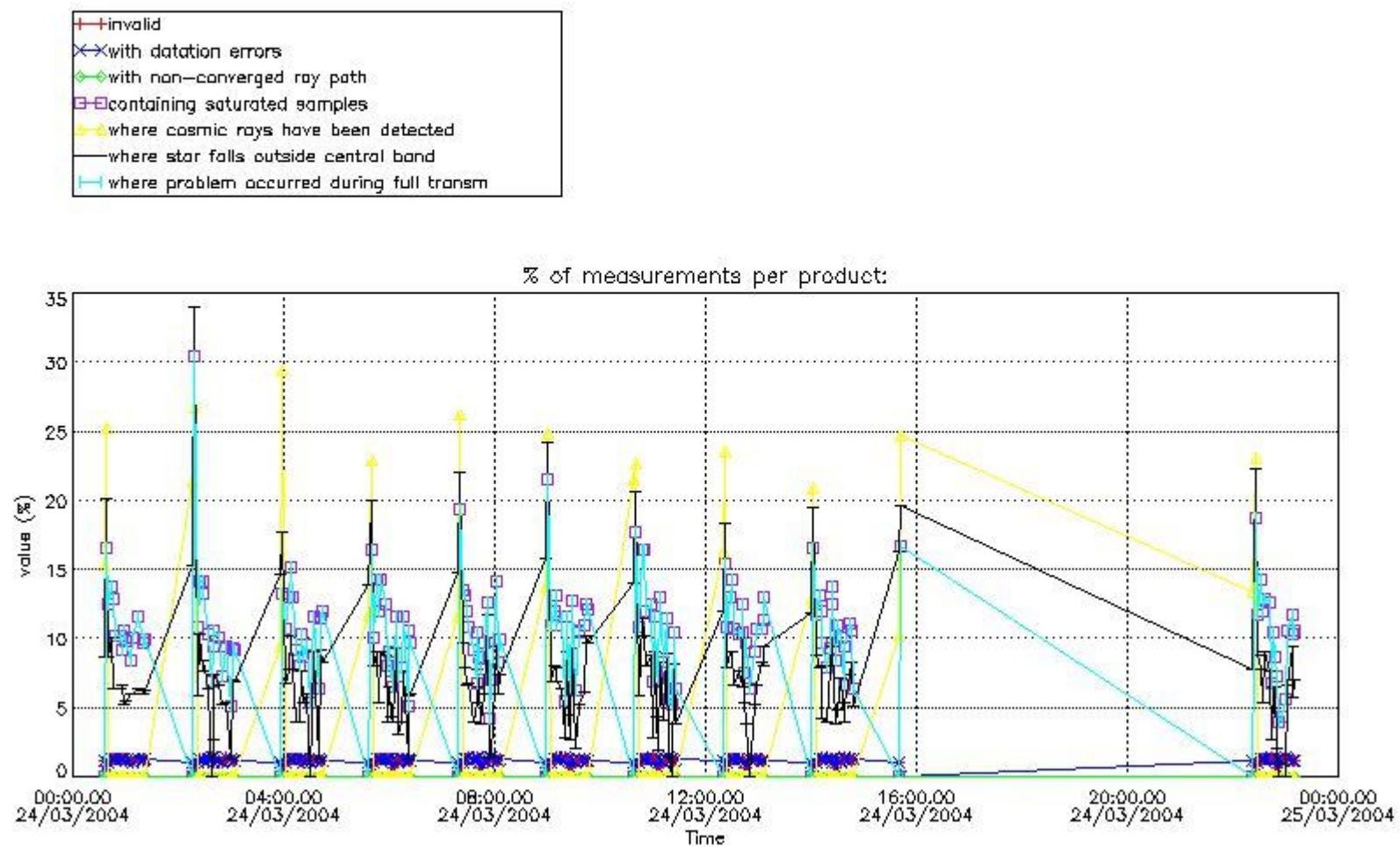
In this section it is plotted some information contained in the Quality Summary data set of the level 2 products that comes from the level 1b processing. Products without errors (error flag in the MPH set to "0") are used.

##### 4.1 Plot quality information per product (time dependant) coming from level 1b processing

###### 4.1.1 Plot level 1 quality information per product (time dependant): ENVISAT ASCENDING passes



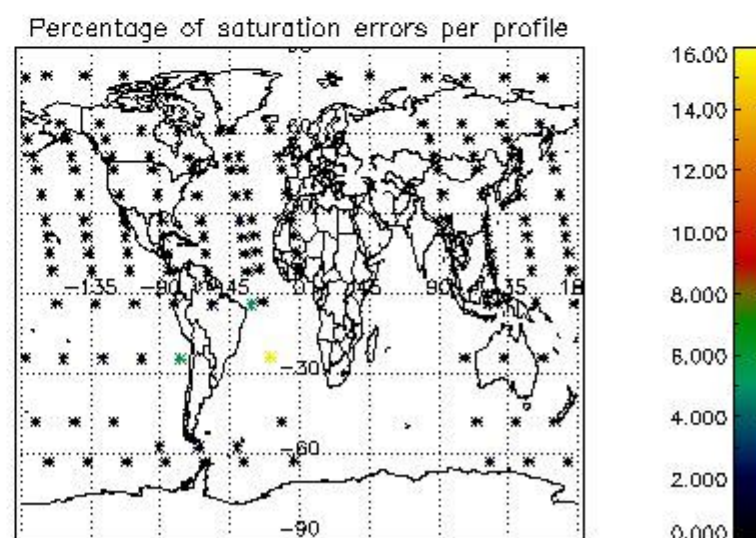
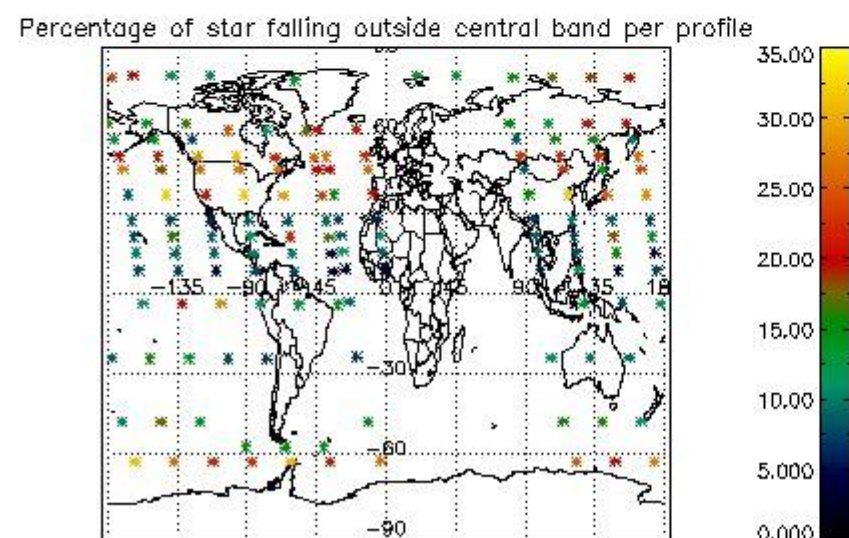
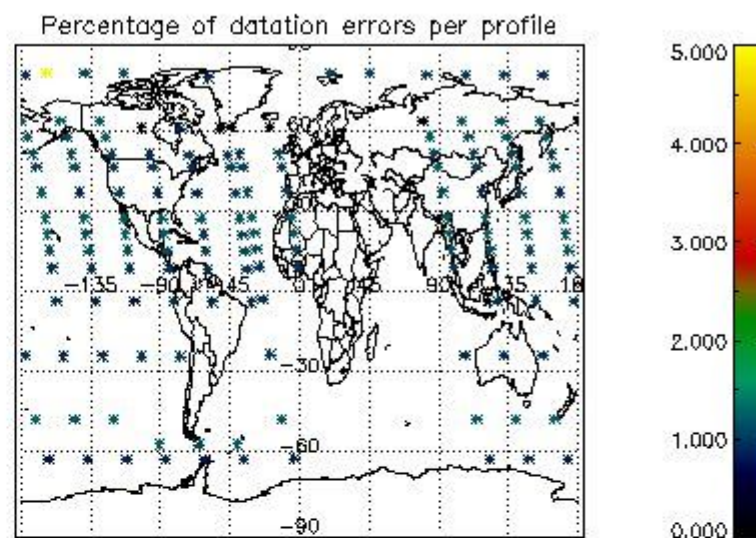
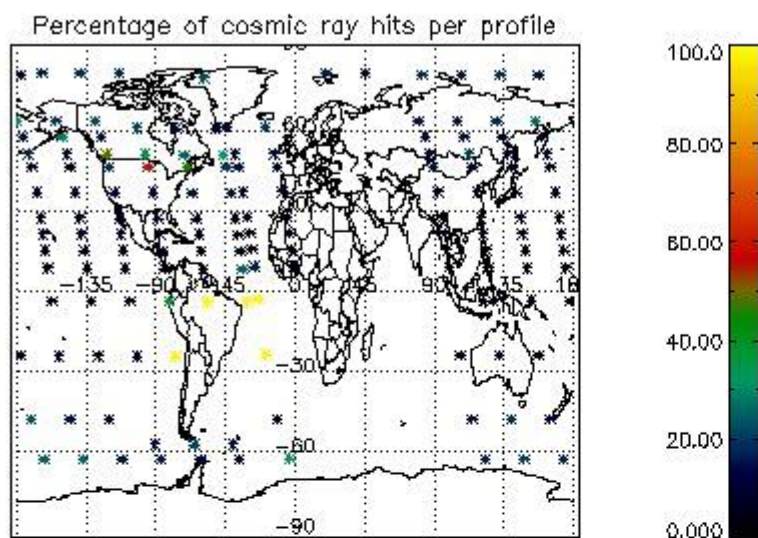
4.1.2 Plot level 1 quality information per product (time dependant): ENVI SAT DESCENDING passes



4.2 Plot quality information per product coming from level 1b processing (world map)

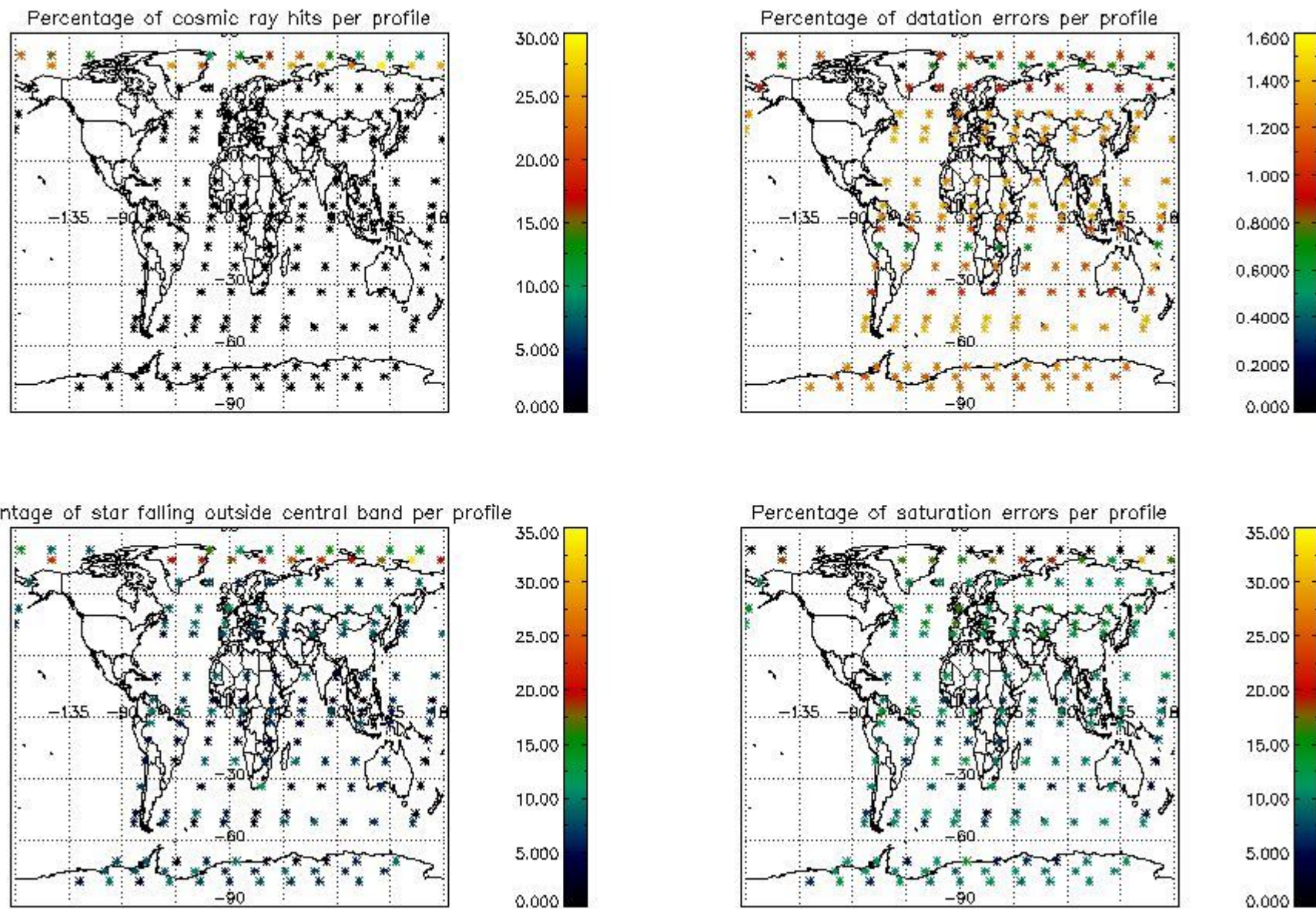
4.2.1 Plot level 1 quality information per product (world map): ENVISAT ASCENDING passes





4.2.2 Plot level 1 quality information per product (world map): ENVISAT DESCENDING passes





## 5. Trace gas profiles

### 5.1 Ozone statistics based on quality of products

The final quality of the products can be "measured" using the STD (Standard Deviation) attached to every point profile. This information is written to the parameter GOM\_NL\_\_2P/NL\_LOCAL\_SPECIES\_DENSITY/o3\_std of the level 2 products. The table below shows the statistics for given STD ranges.

The statistics are given with respect to the overall valid production:

- Products without fatal errors: GOM\_NL\_\_2P/MPH/PRODUCT\_ERR=0
- Valid point profile: GOM\_NL\_\_2P/NL\_LOCAL\_SPECIES\_DENSITY/pcd(0)=0

The 'Criteria' is applied to valid points of dark limb products:

- Products in dark limb illumination condition: GOM\_NL\_\_2P/NL\_SUMMARY\_QUALITY/obs\_ill\_cond=0
- Products without fatal errors: GOM\_NL\_\_2P/MPH/PRODUCT\_ERR=0
- Valid point profile: GOM\_NL\_\_2P/NL\_LOCAL\_SPECIES\_DENSITY/pcd(0)=0

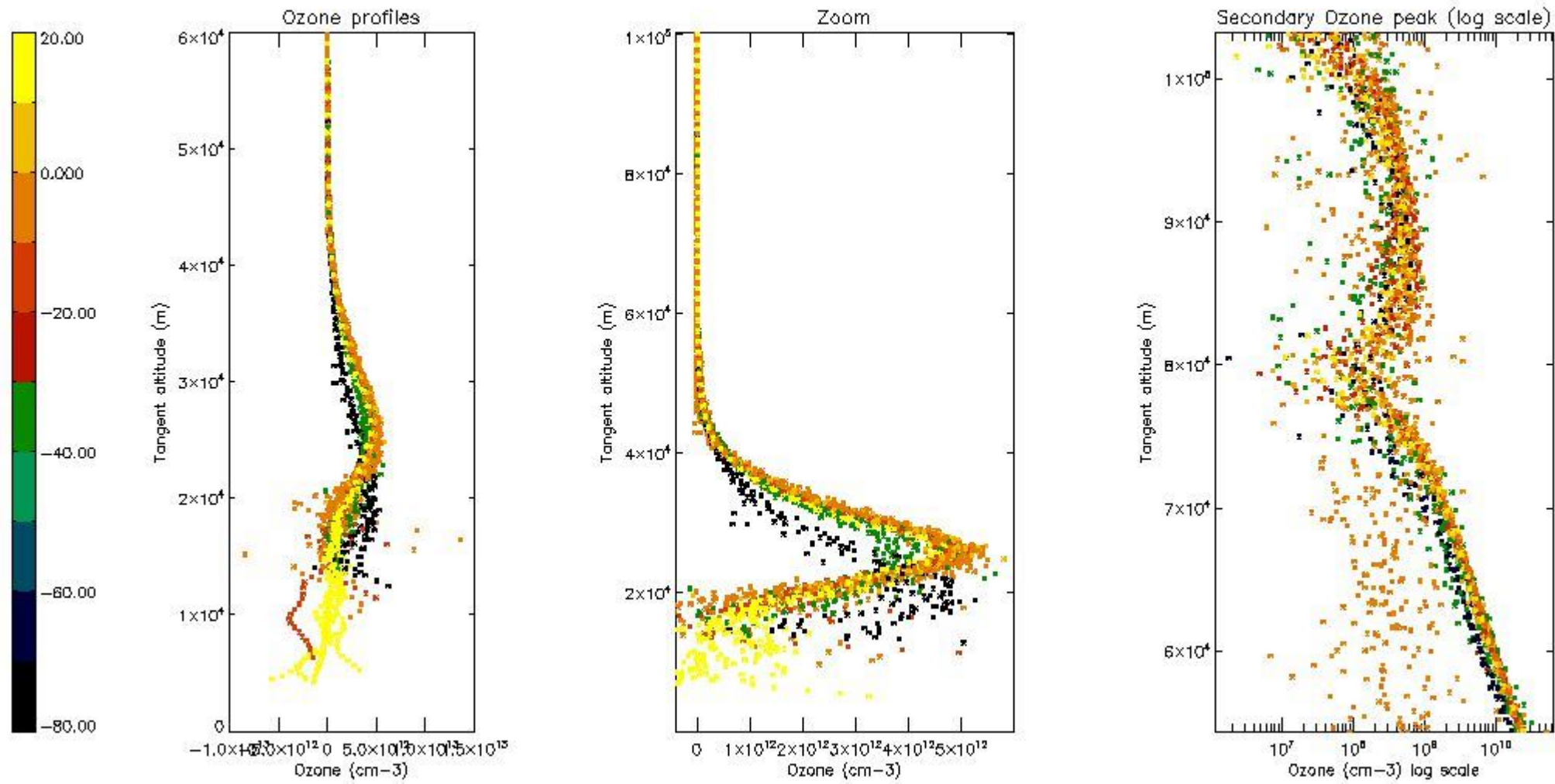
So, the table below shows the percentage of dark limb and valid observations for each criteria with respect to the overall valid daily observations.

Criteria	% of total production
All STD	27
STD < 20	14

STD < 10	12
STD < 5	6

5.2 Plot ozone profiles for all STD (dark without errors)

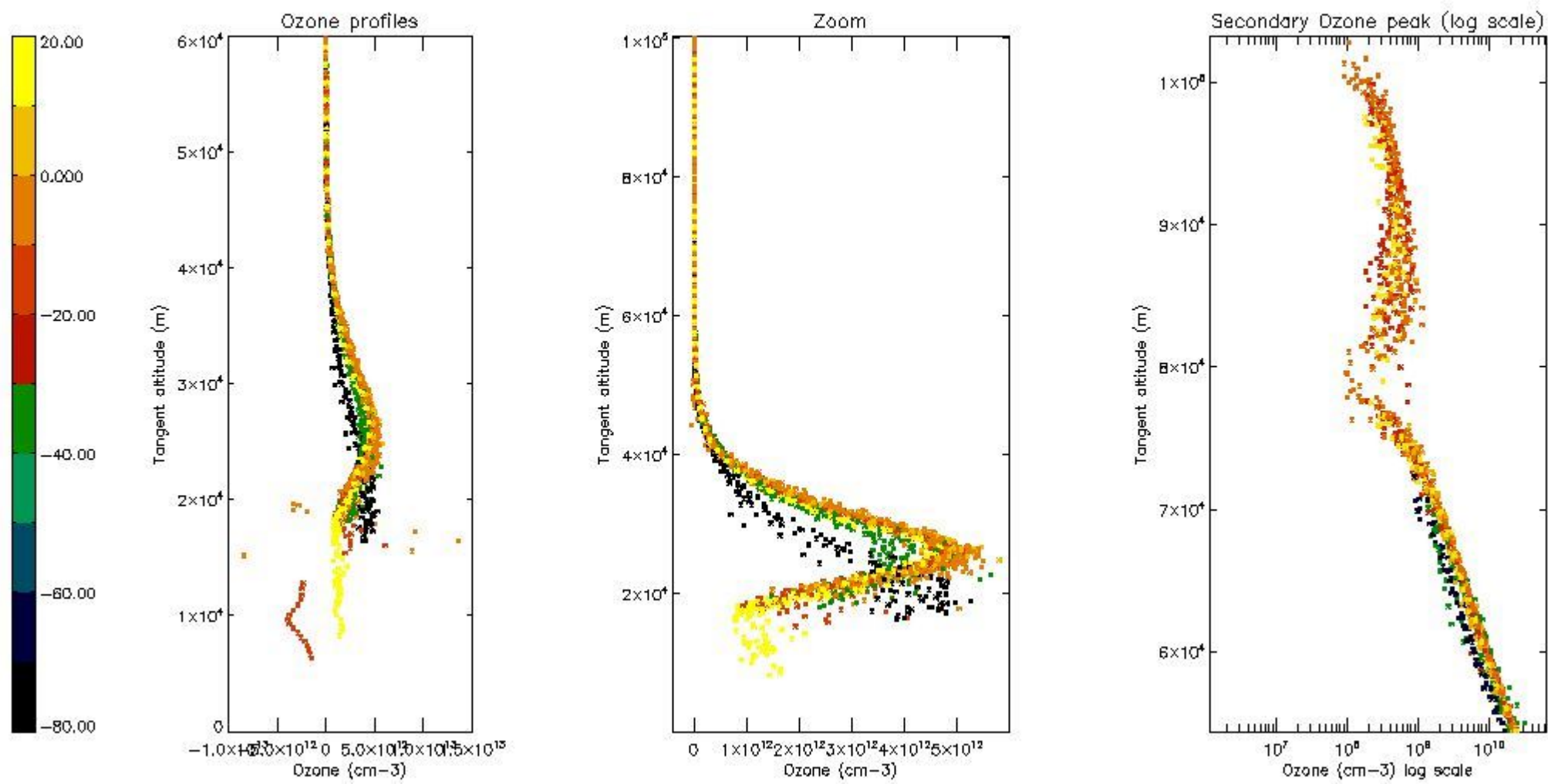
The colorbar represents the latitude.



5.3 Plot ozone profiles where STD < 20% (dark without errors)

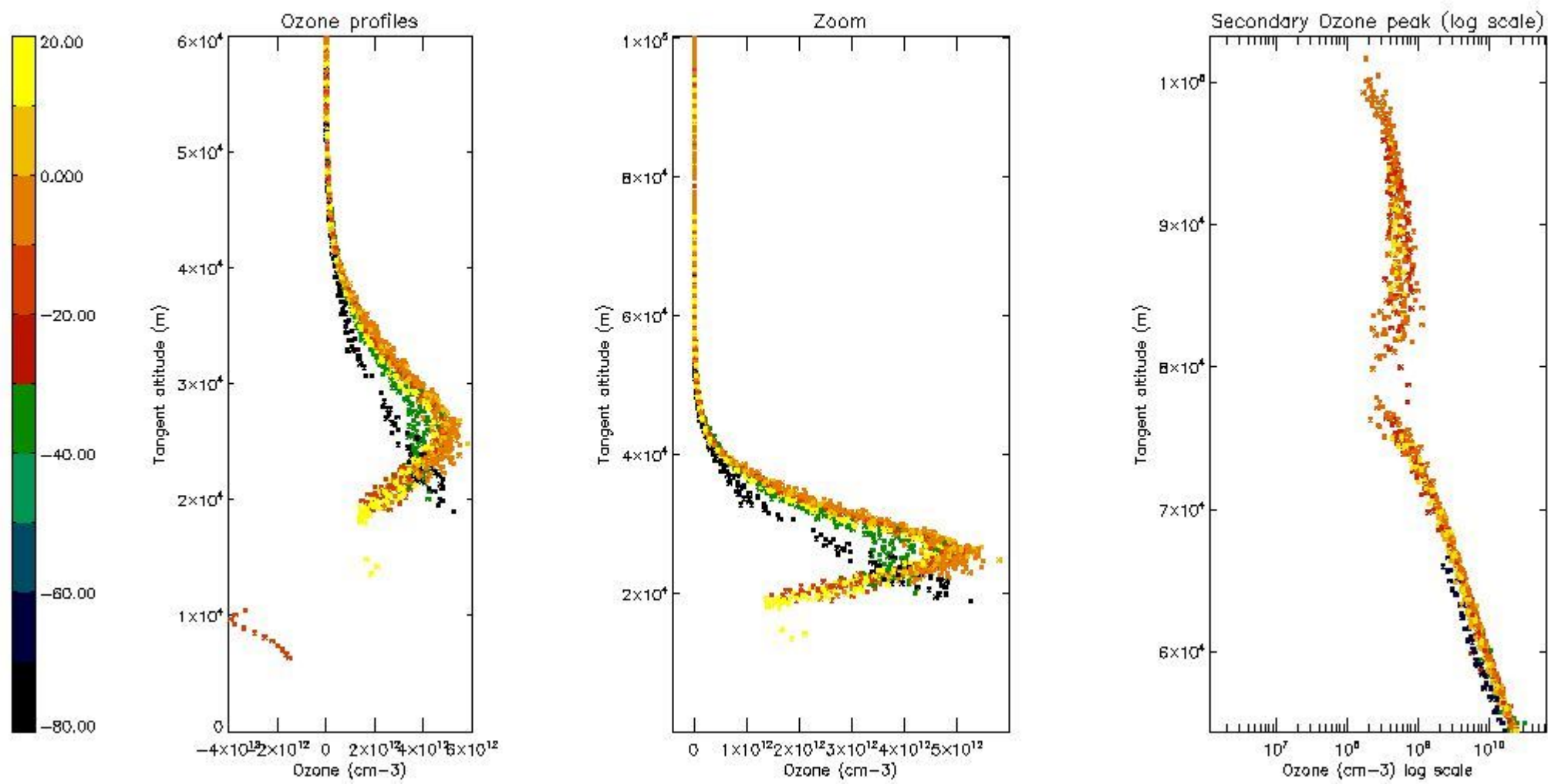
The colorbar represents the latitude.





*5.4 Plot ozone profiles where STD < 10% (dark without errors)*

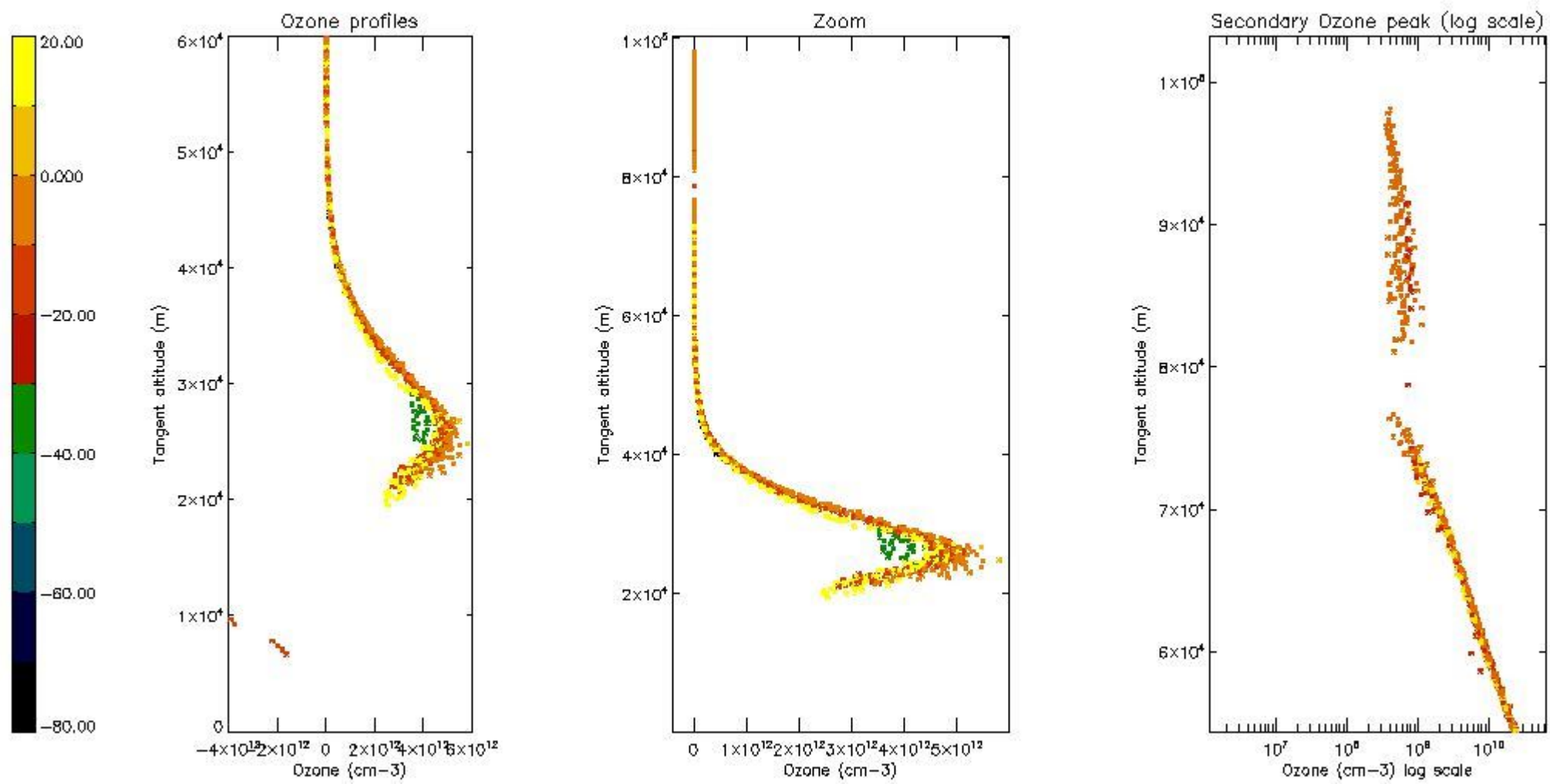
The colorbar represents the latitude.



*5.5 Plot ozone profiles where STD < 5% (dark without errors)*

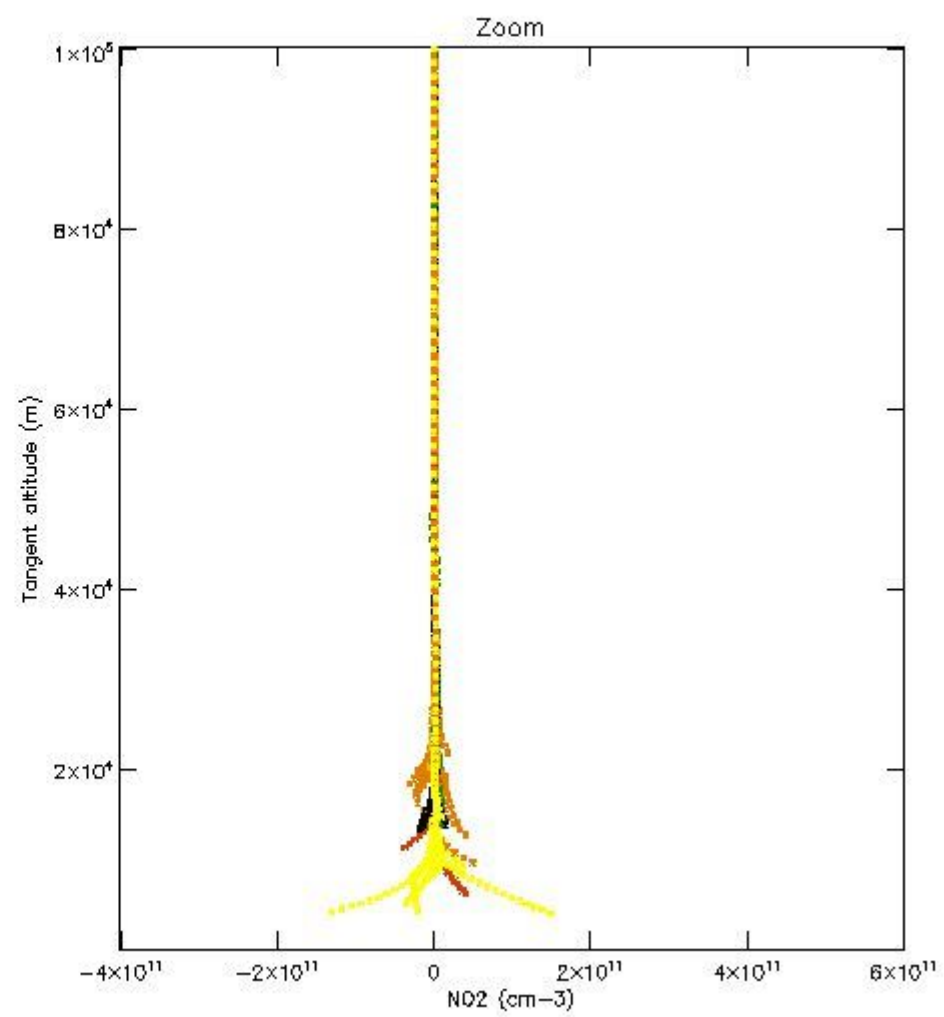
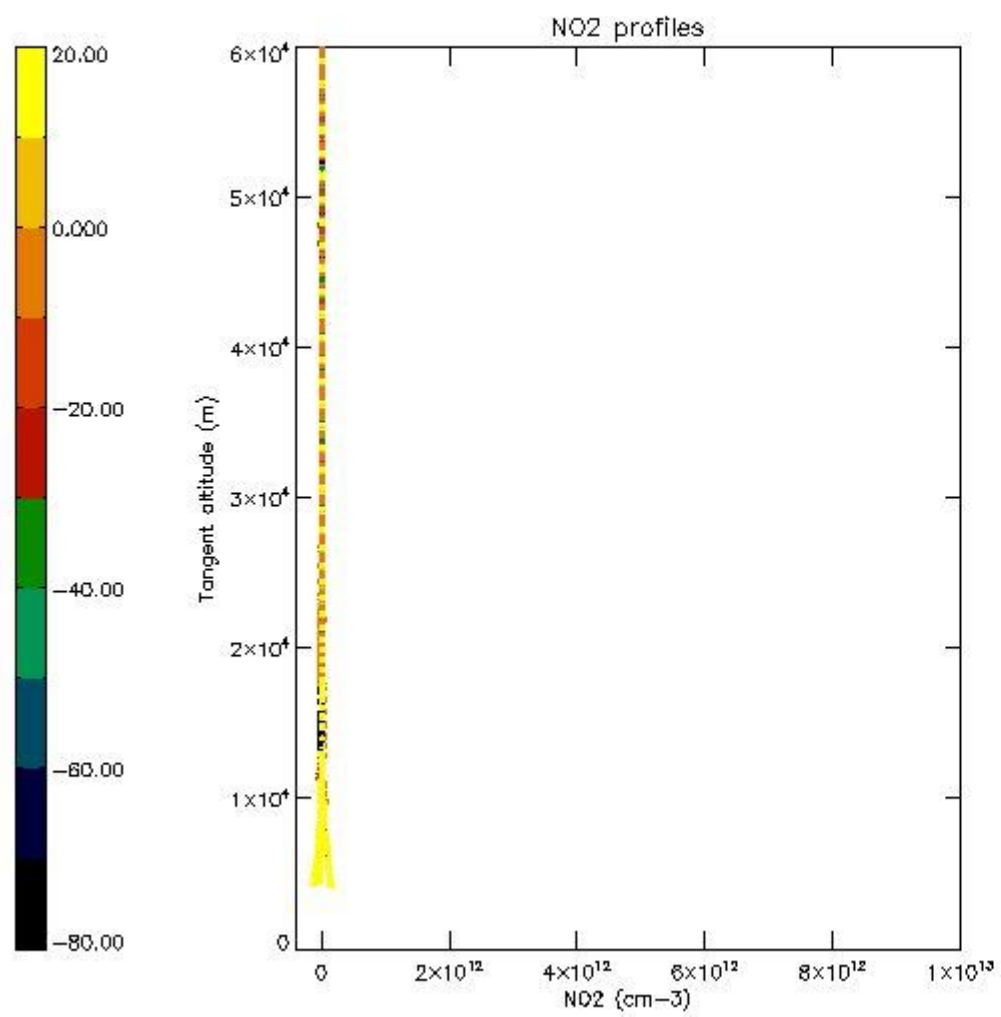
The colorbar represents the latitude.





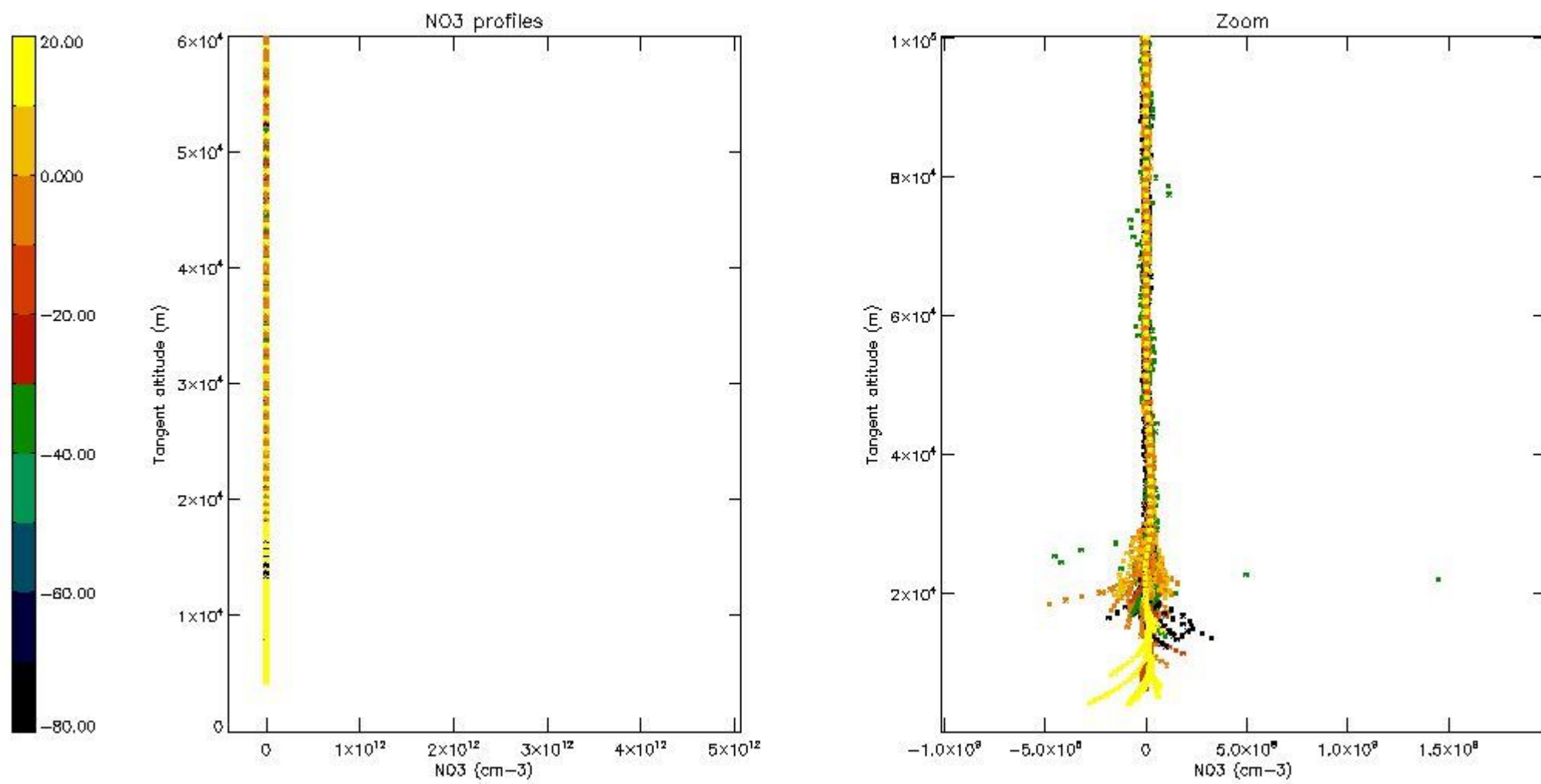
*5.6 Plot NO<sub>2</sub> profiles for all STD (dark without errors)*

The colorbar represents the latitude.



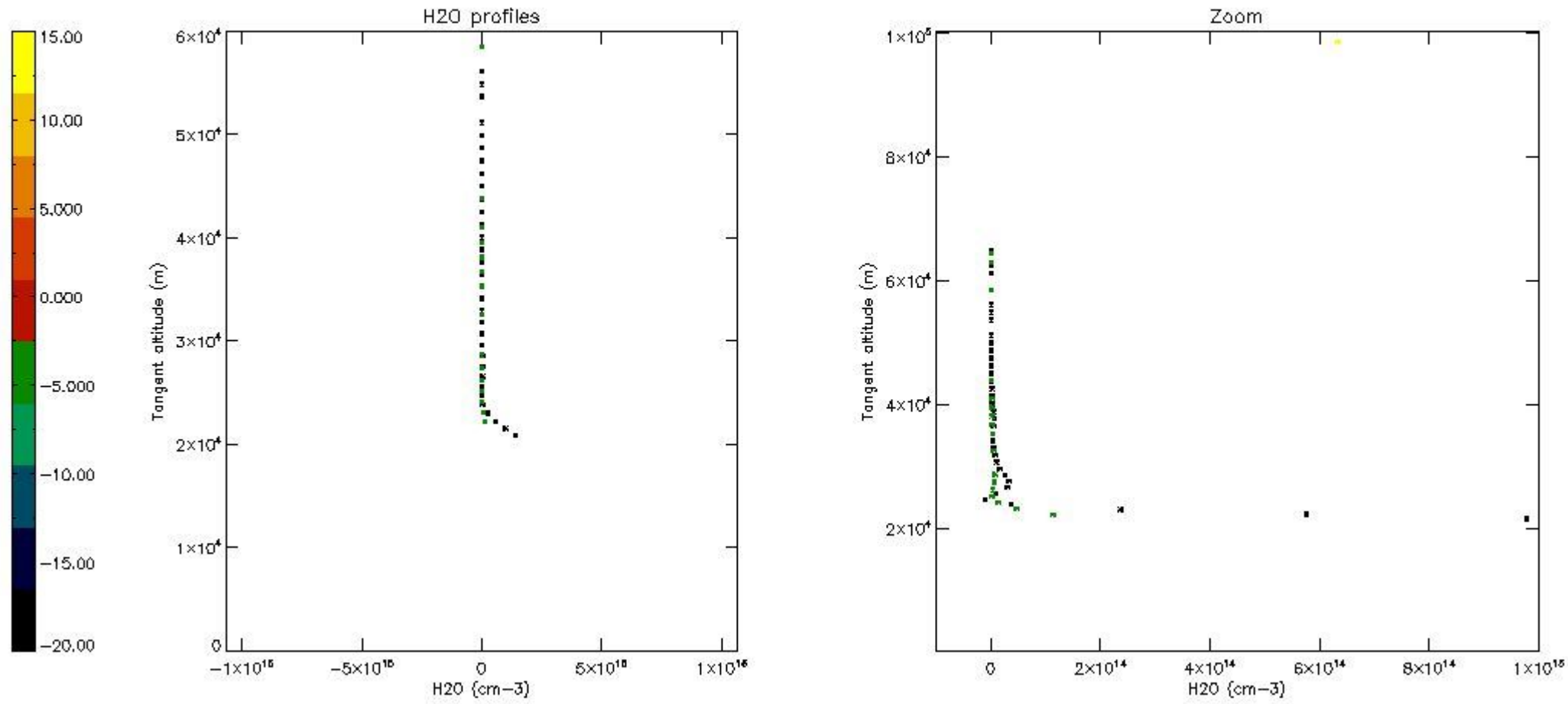
*5.7 Plot NO3 profiles for all STD (dark without errors)*

The colorbar represents the latitude.



5.8 Plot H<sub>2</sub>O profiles for all STD (only for occultations of stars 1,2,3,4,13,14,16,26,63 dark without errors)

The colorbar represents the latitude.

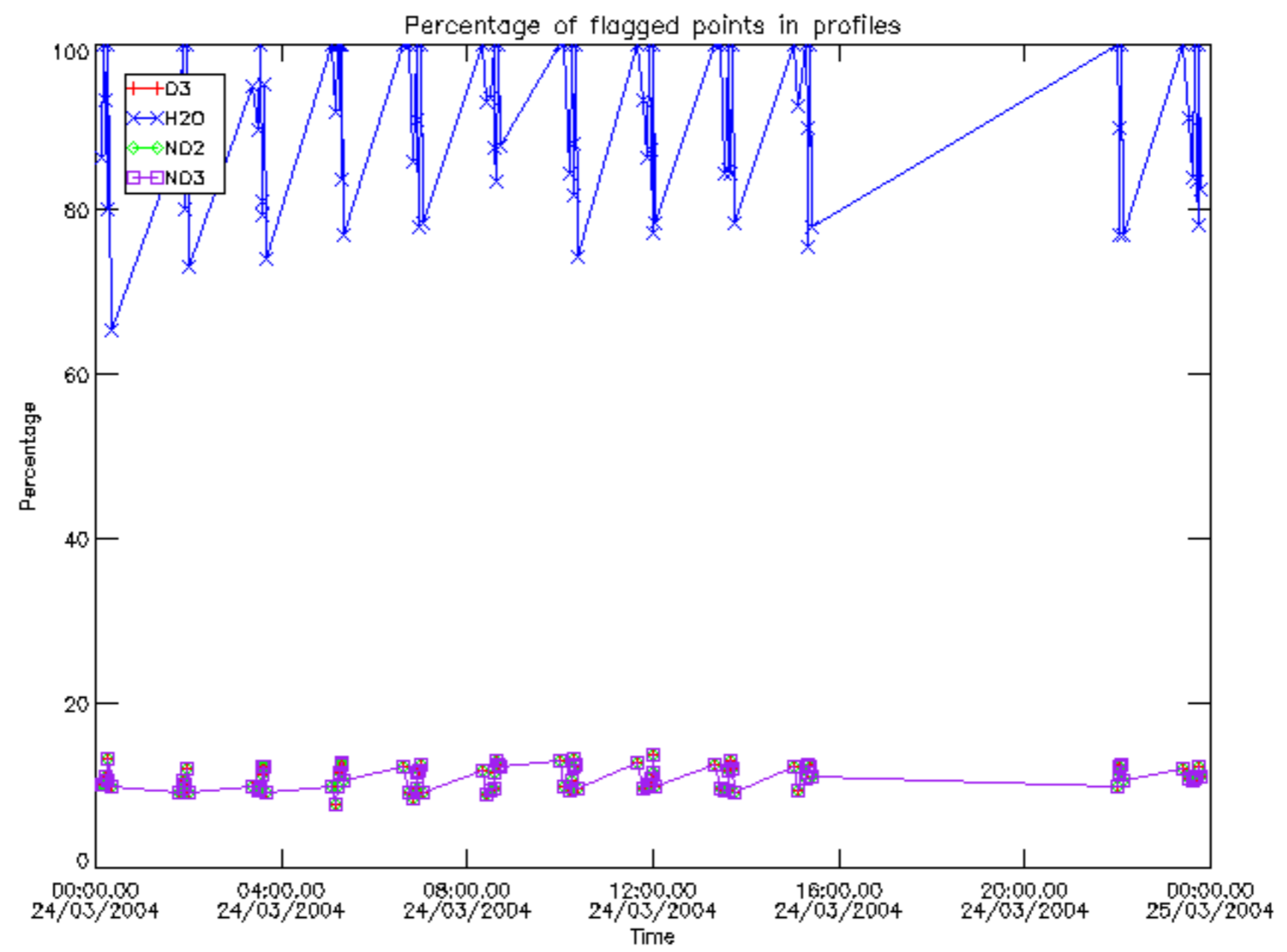


## 6. Auxiliary Data Files used for the production reported in section 2

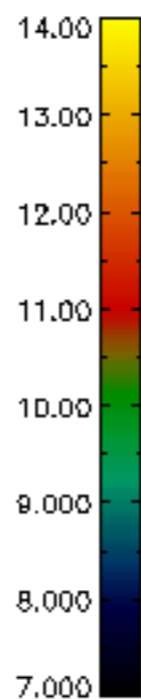
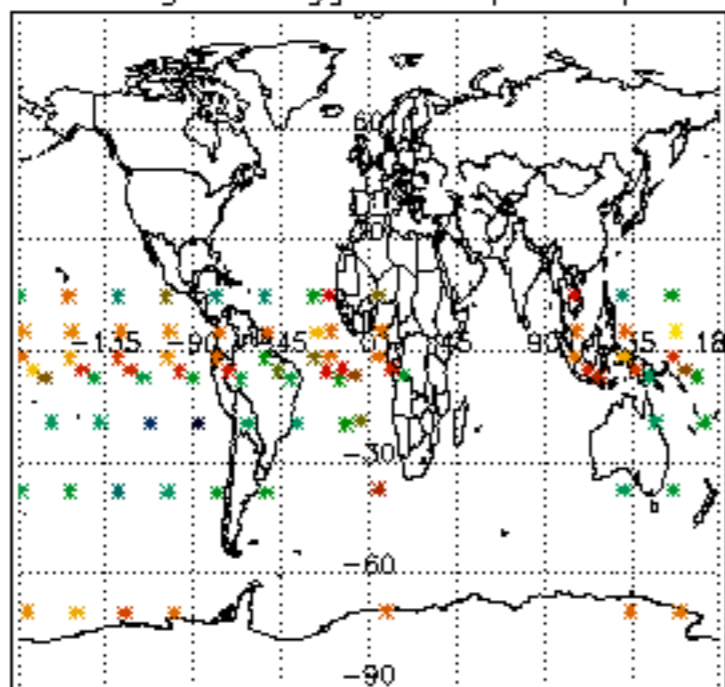
The number reported in the third column indicates since which file (see list in section 2) the corresponding auxiliary file has been used. The fourth column is the date of those product files.

Type	Auxiliary Filename	Used since product	Used since product date
INST_PHYS_CHARACTERISTICS	GOM_INS_AXVIEC20091111_143220_20030716_120000_20500101_000000	1	24-MAR-2004 00:07:53
LEVEL-2_PROC_CONFIG	GOM_PR2_AXVIEC20091111_152718_20020301_000000_20500101_000000	1	24-MAR-2004 00:07:53
CROSS_SECTIONS_FILE	GOM_CRS_AXVIEC20091111_154832_20020301_000000_20500101_000000	1	24-MAR-2004 00:07:53

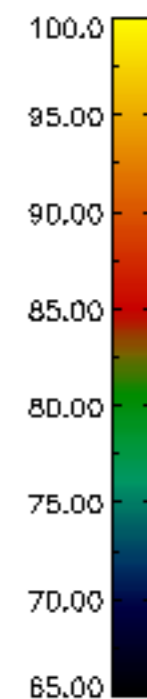
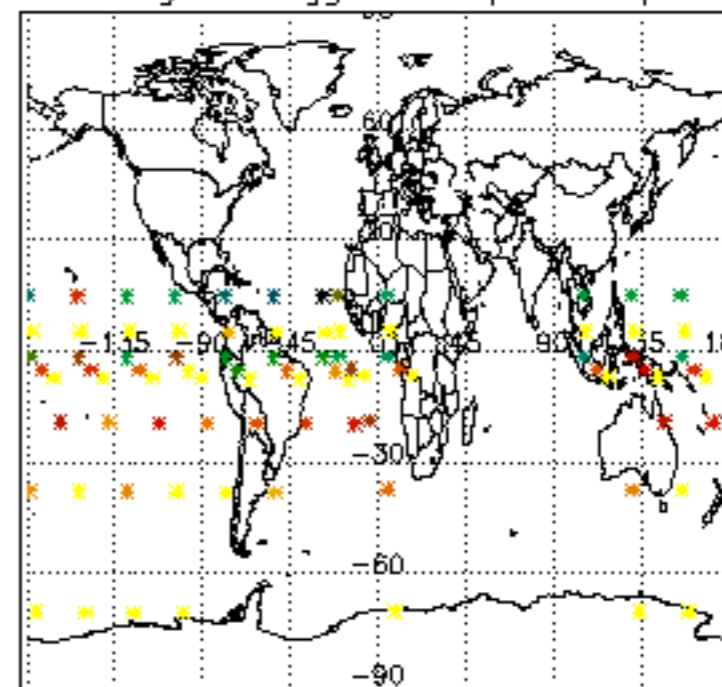




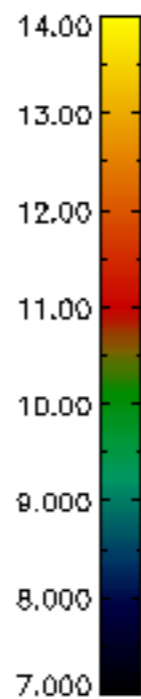
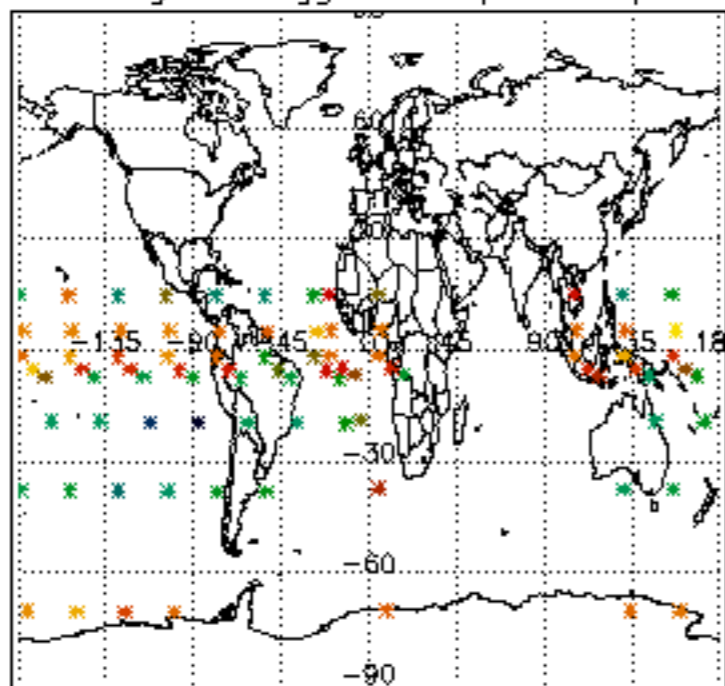
Percentage of flagged data per D3 profile



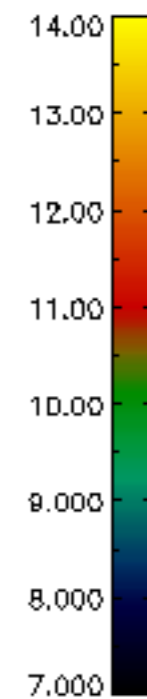
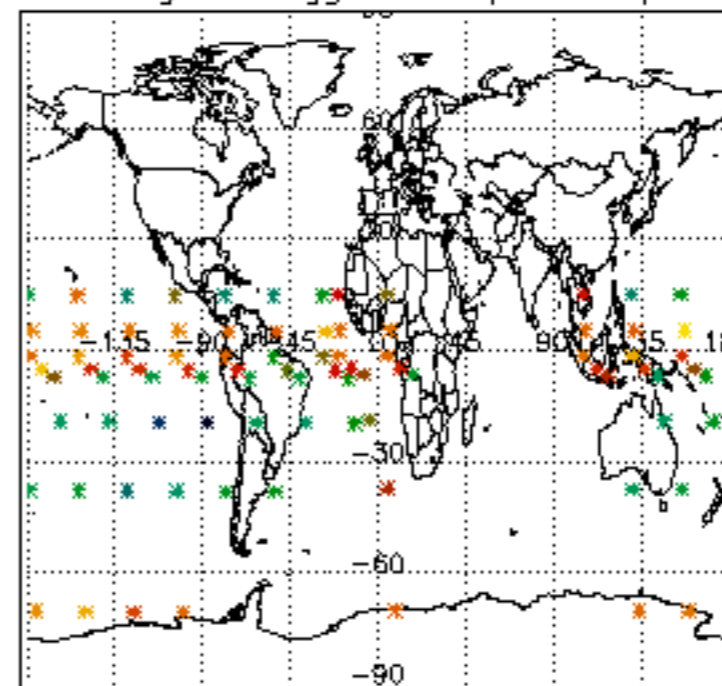
Percentage of flagged data per H2O profile

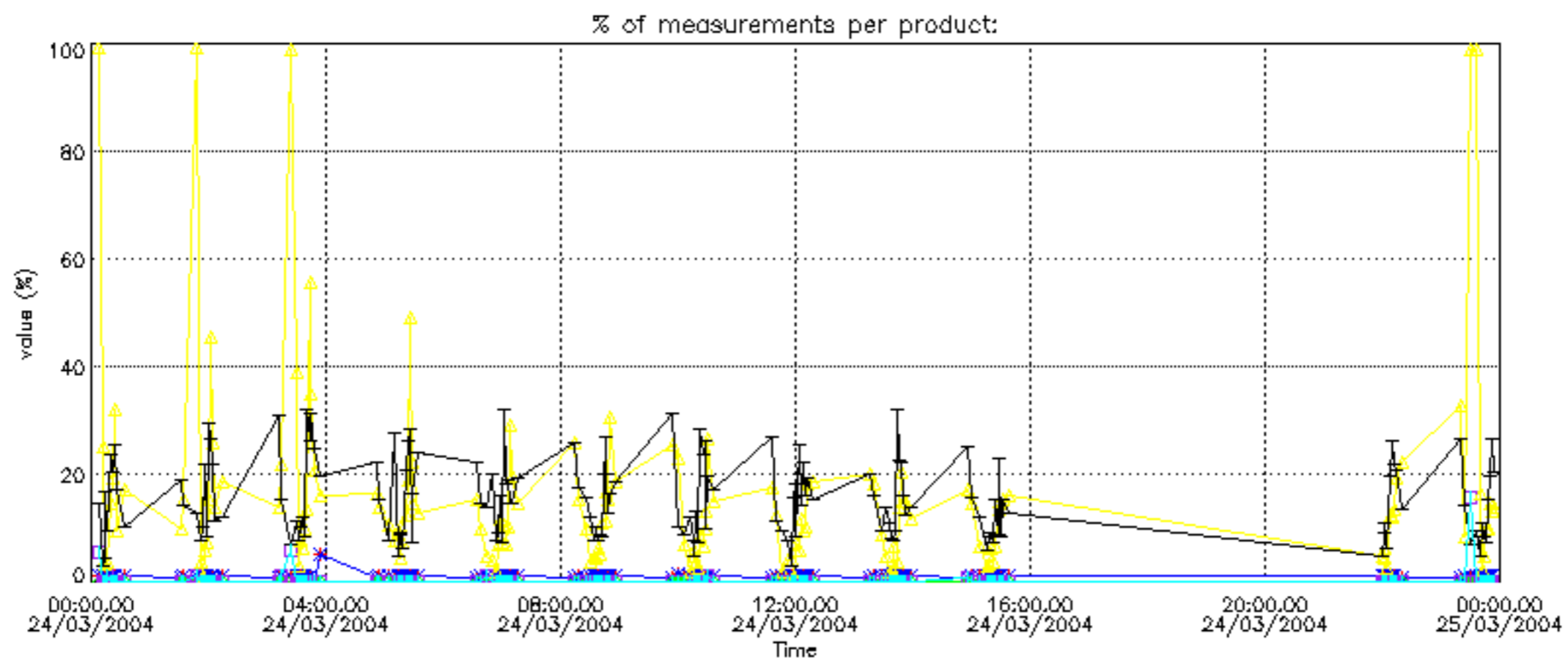


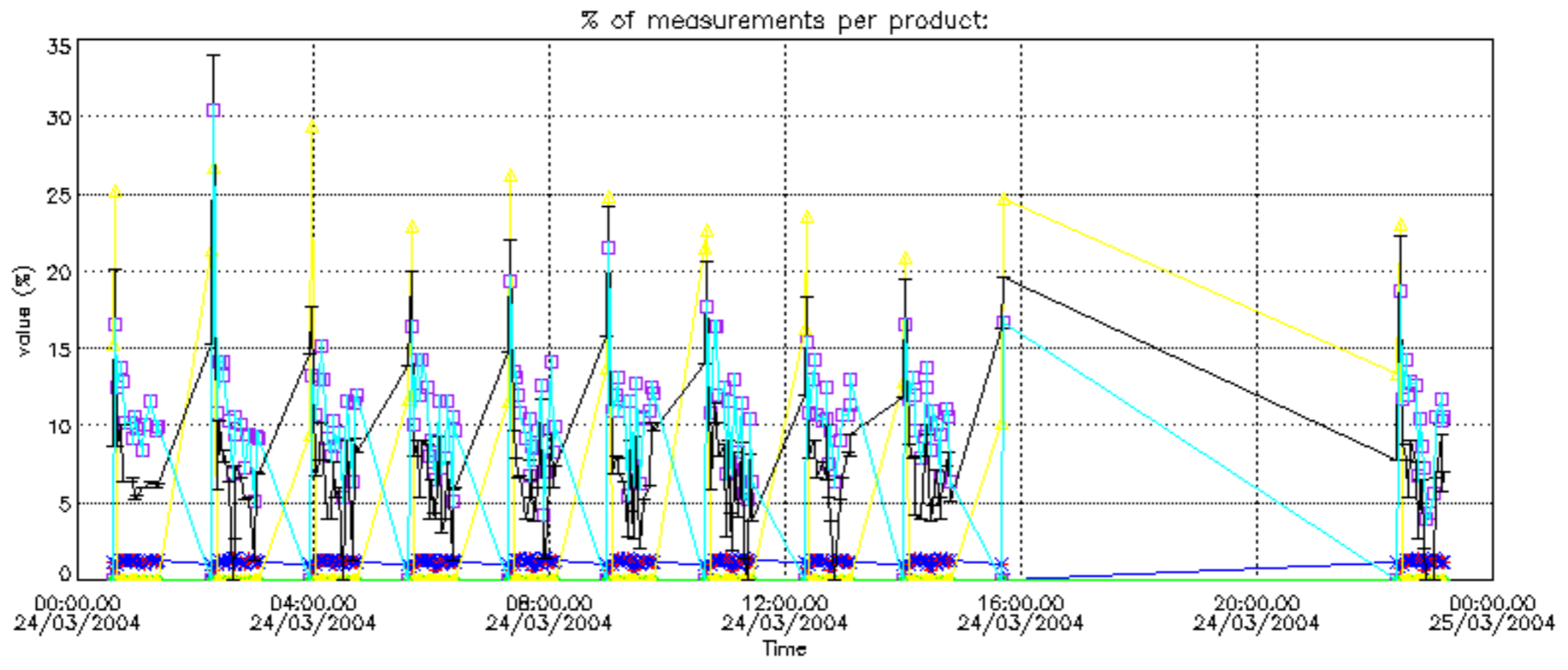
Percentage of flagged data per NO2 profile



Percentage of flagged data per NO3 profile

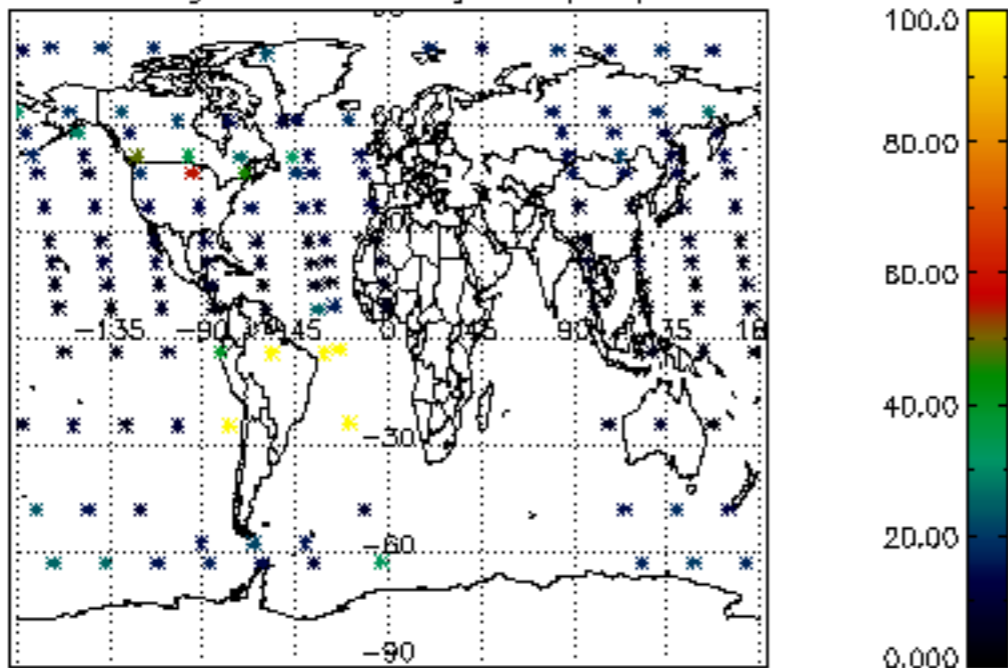




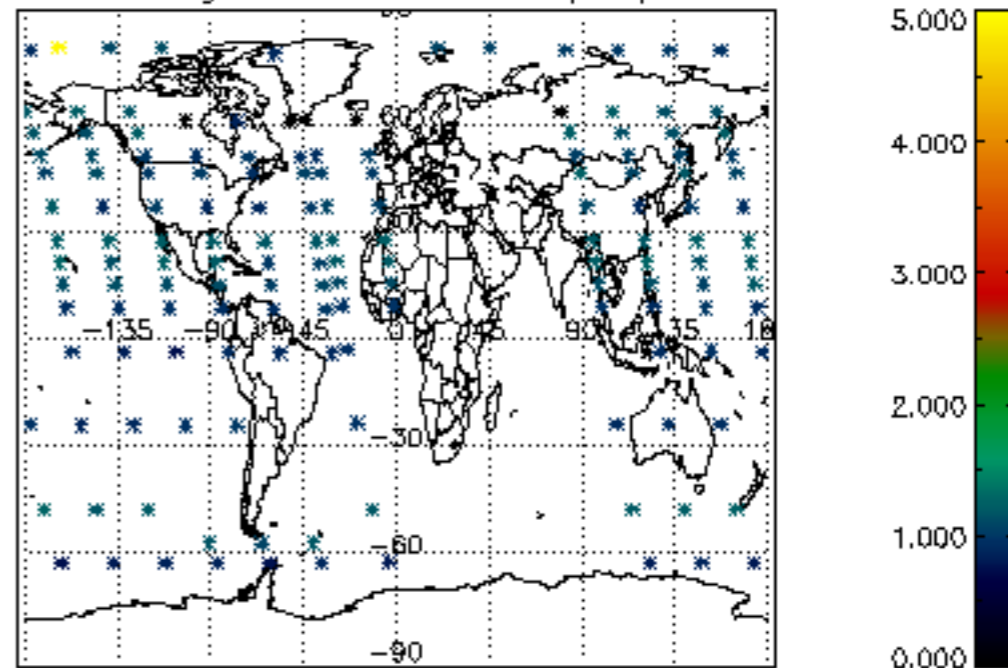




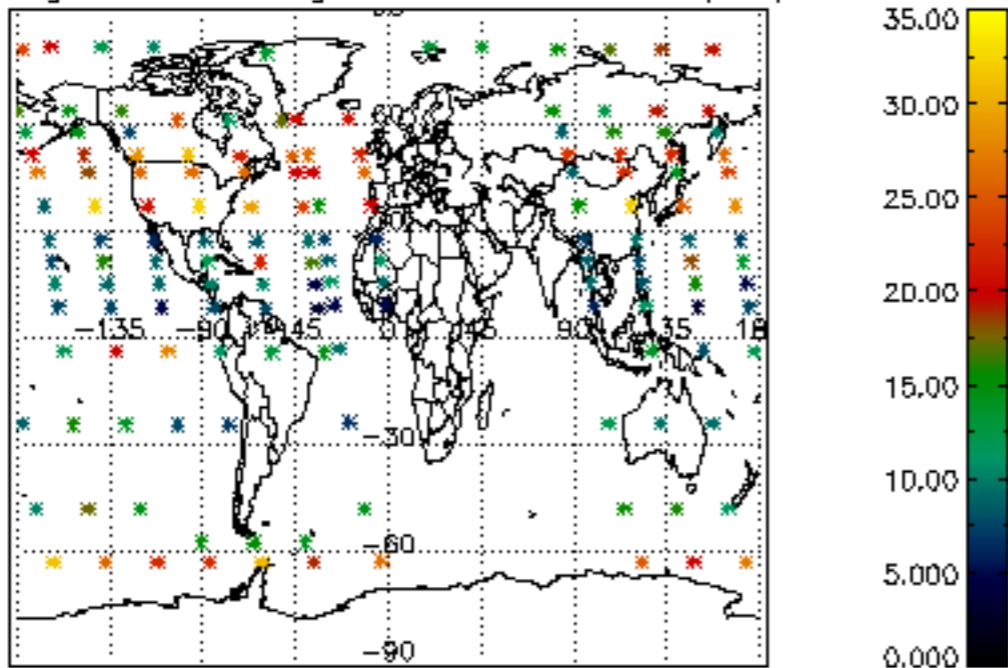
Percentage of cosmic ray hits per profile



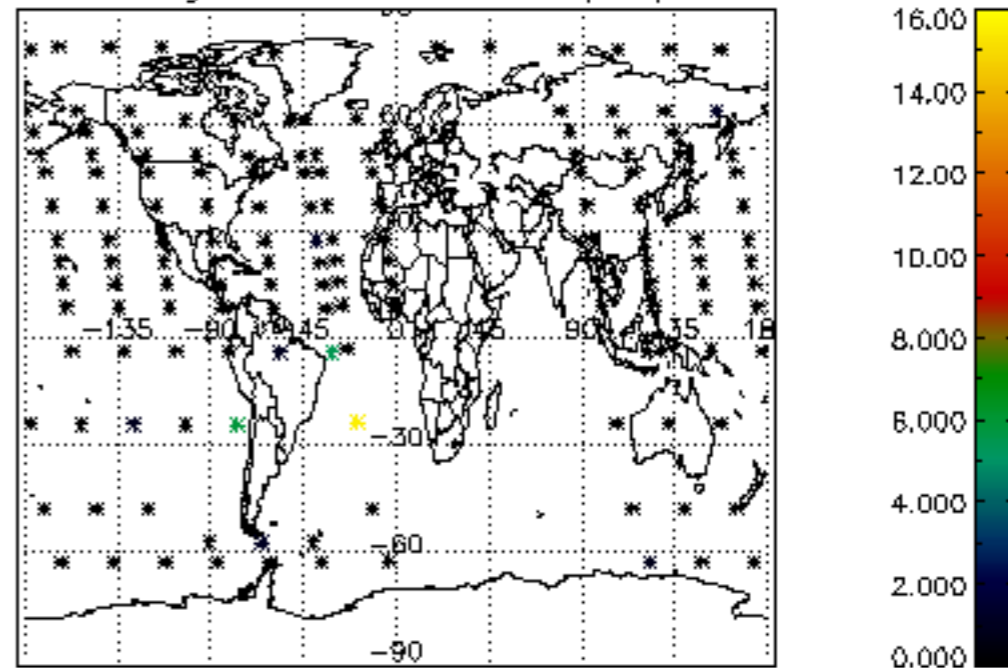
Percentage of datation errors per profile



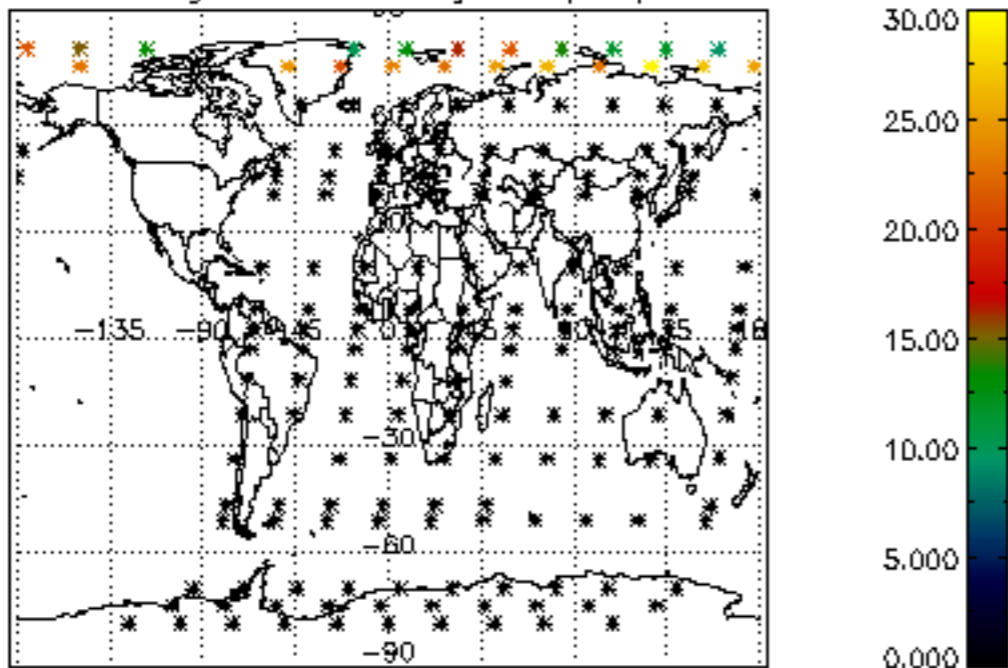
Percentage of star falling outside central band per profile



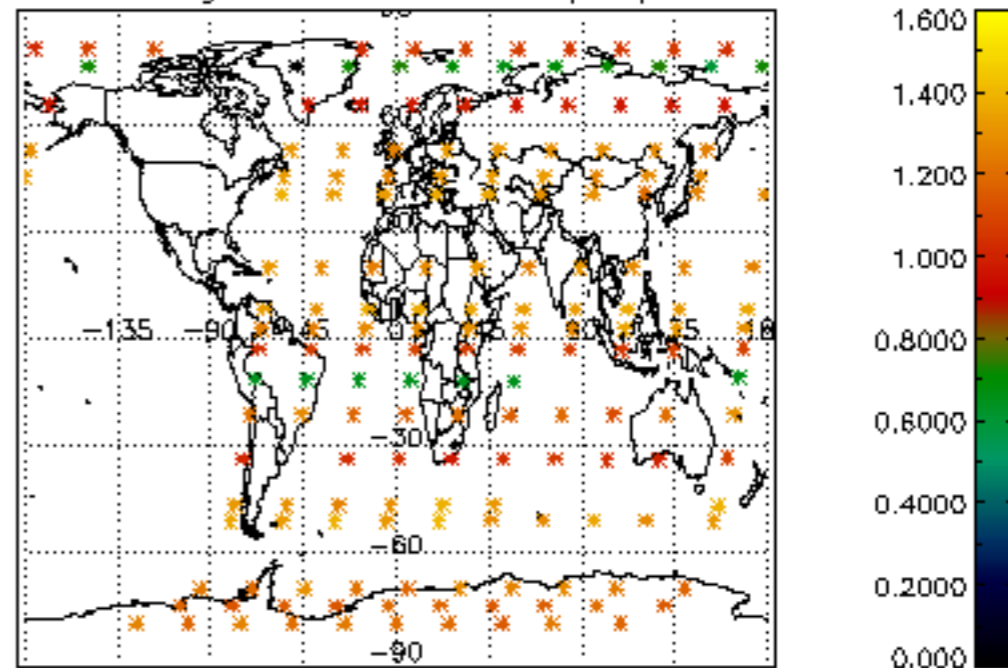
Percentage of saturation errors per profile



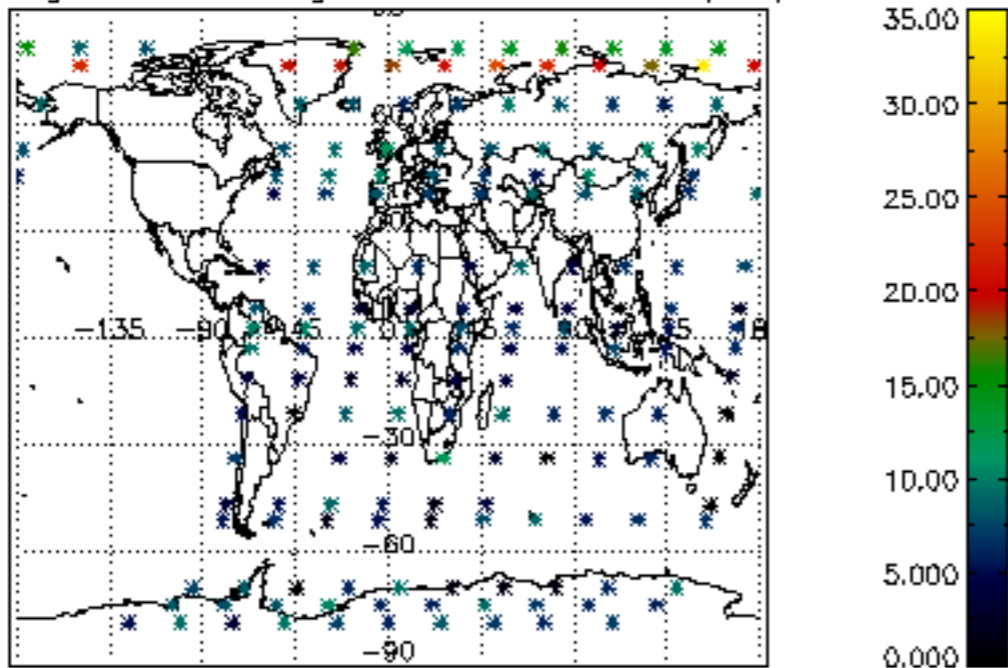
Percentage of cosmic ray hits per profile



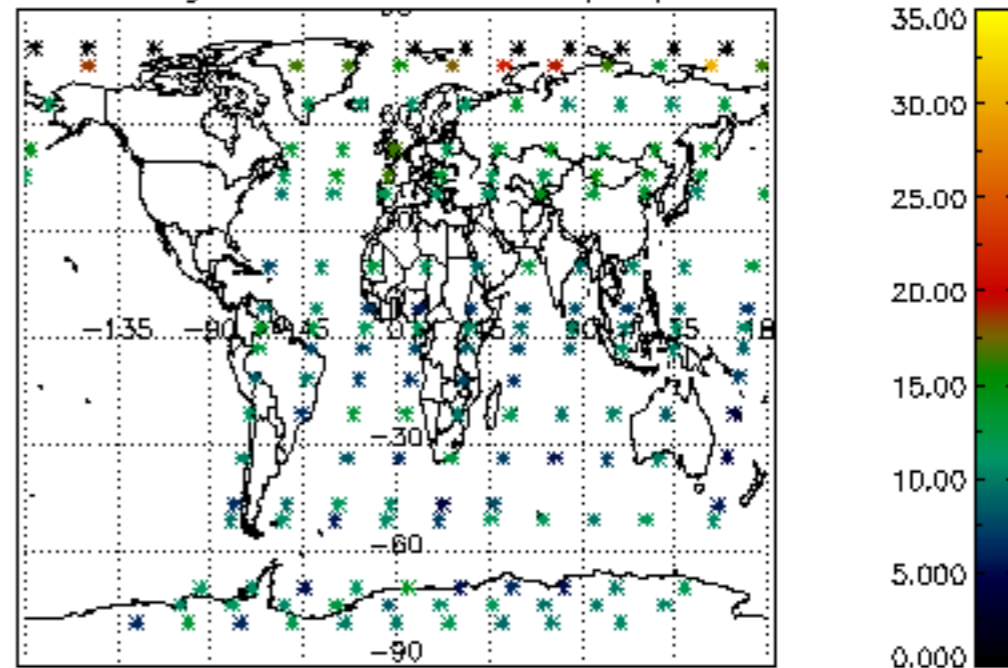
Percentage of datation errors per profile

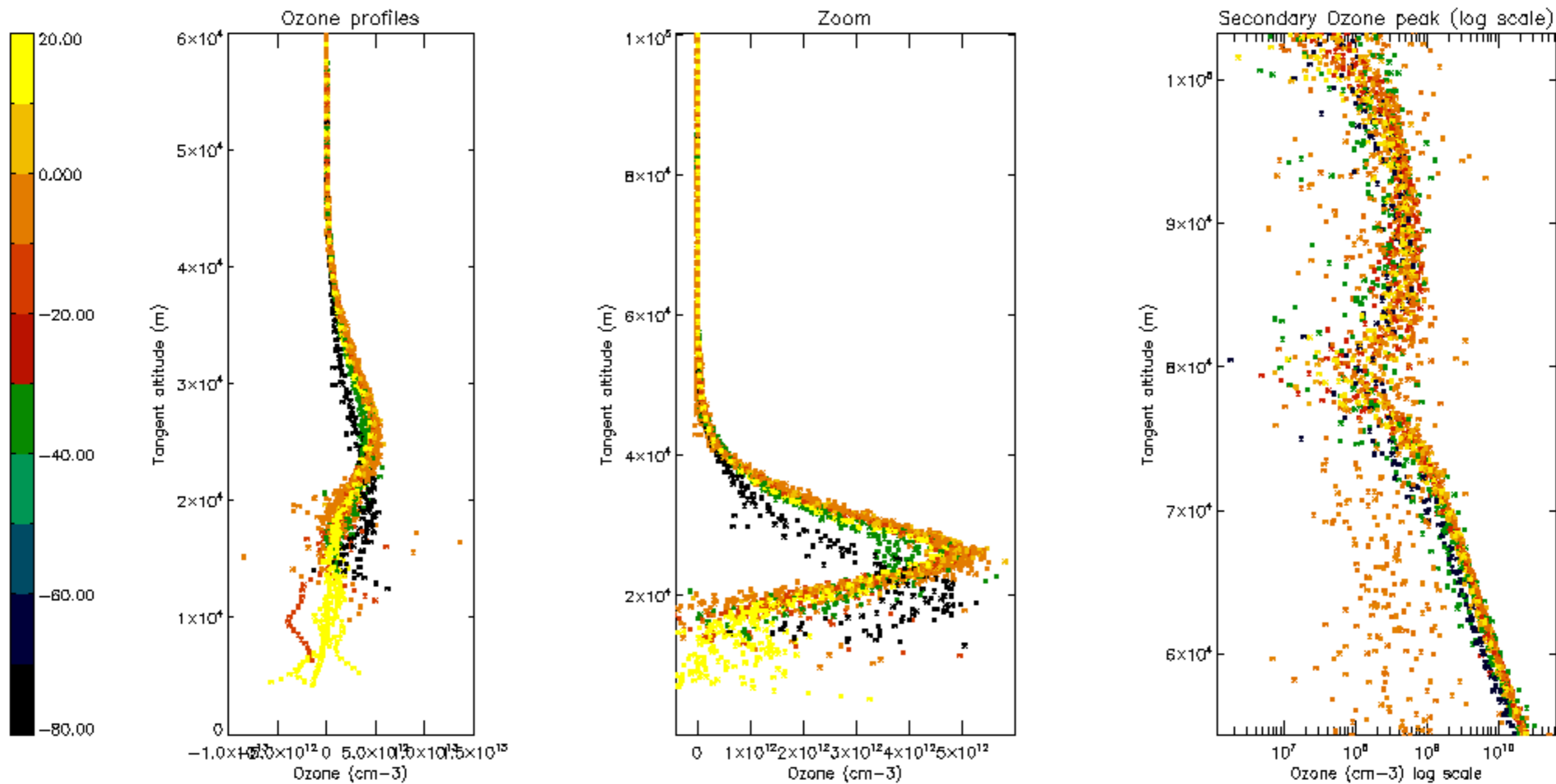


Percentage of star falling outside central band per profile

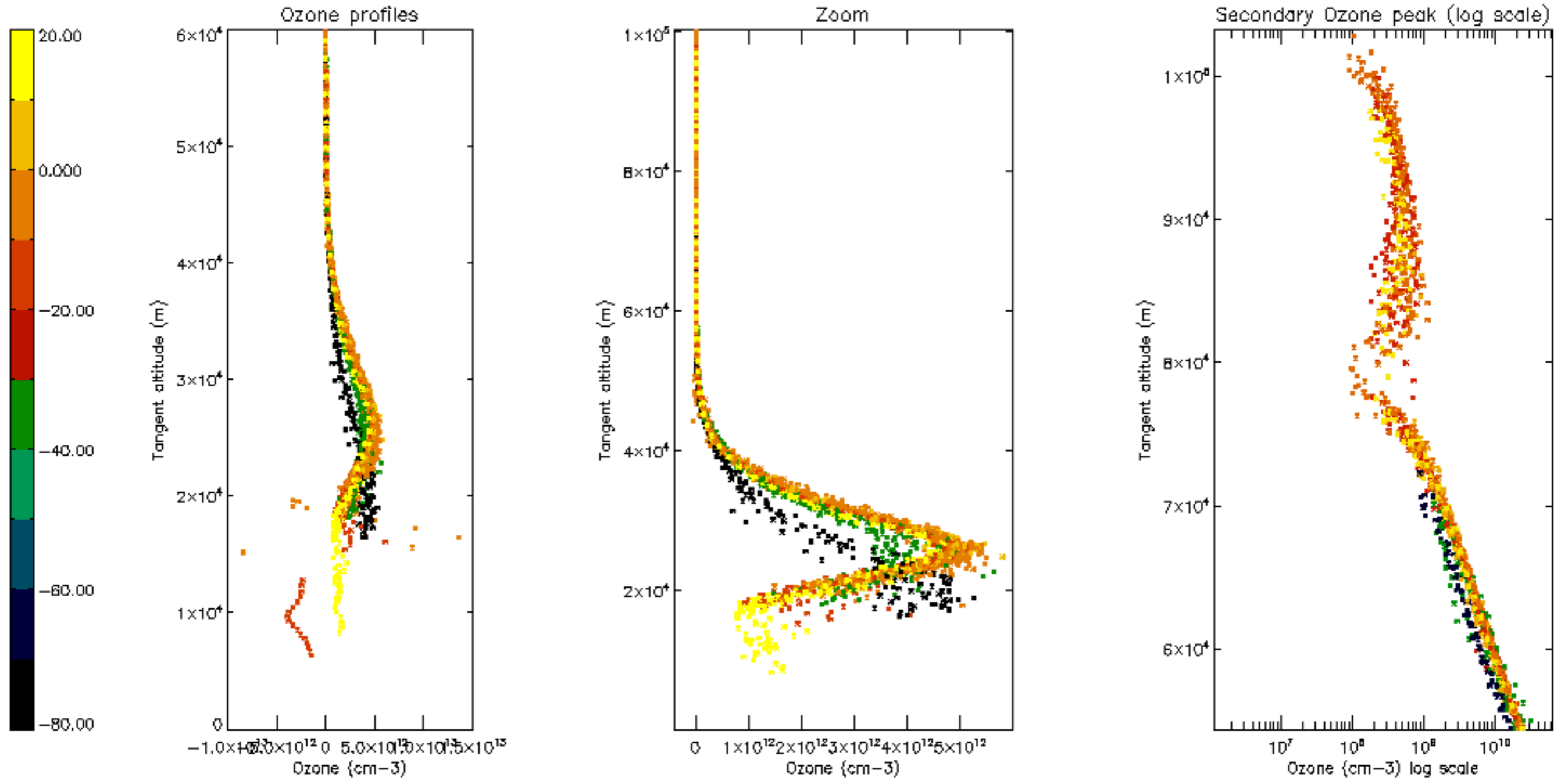


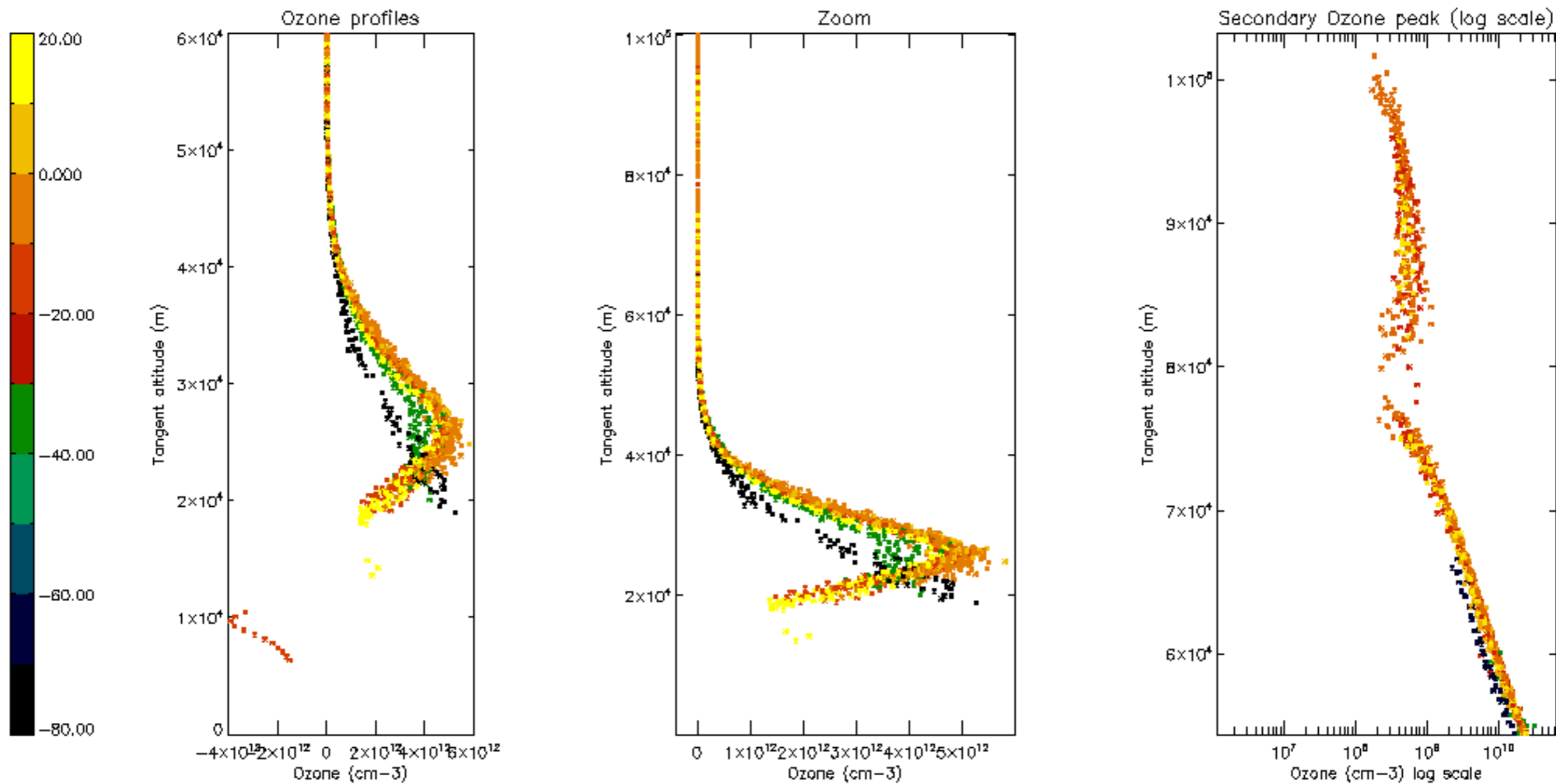
Percentage of saturation errors per profile

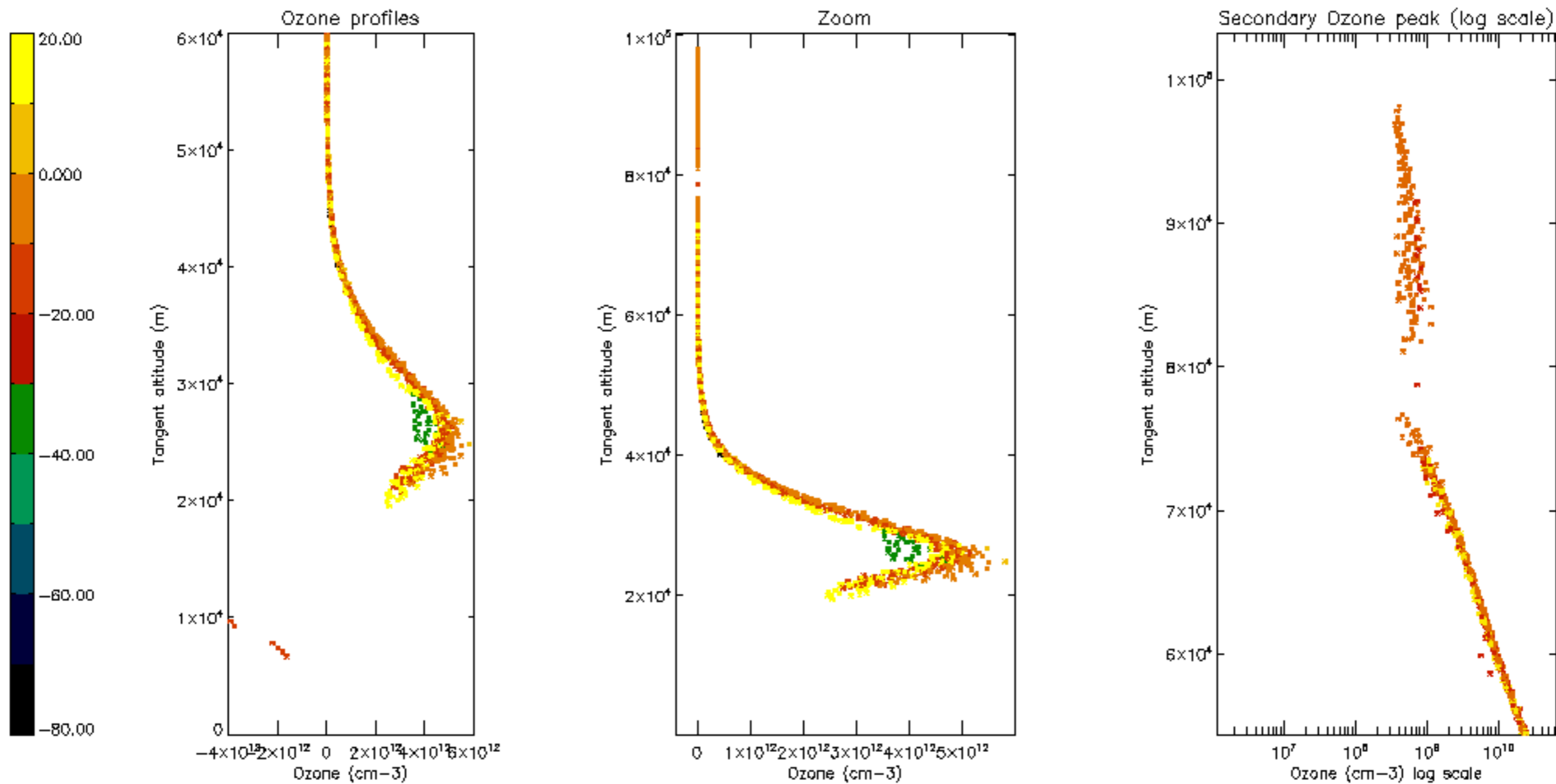


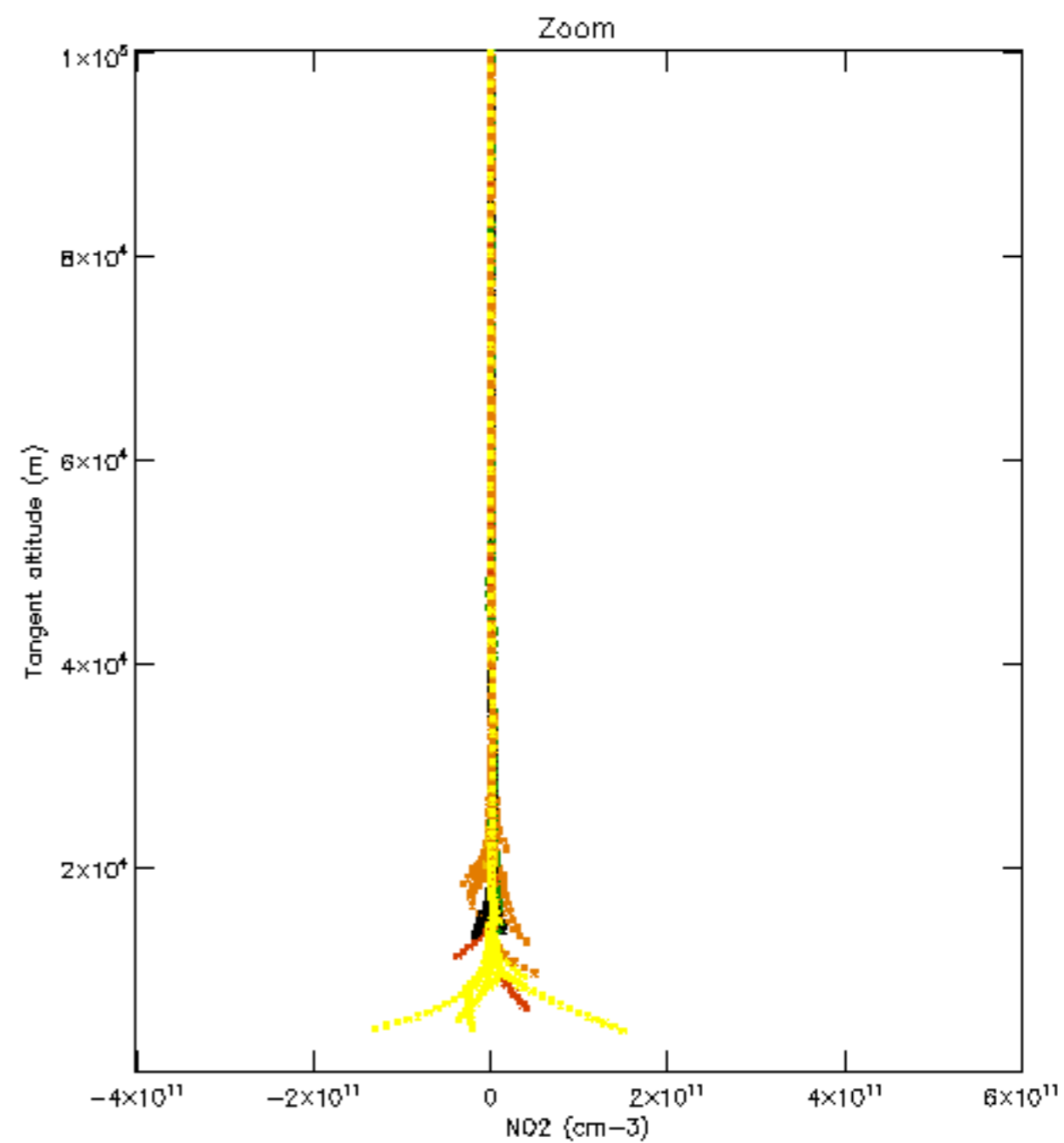
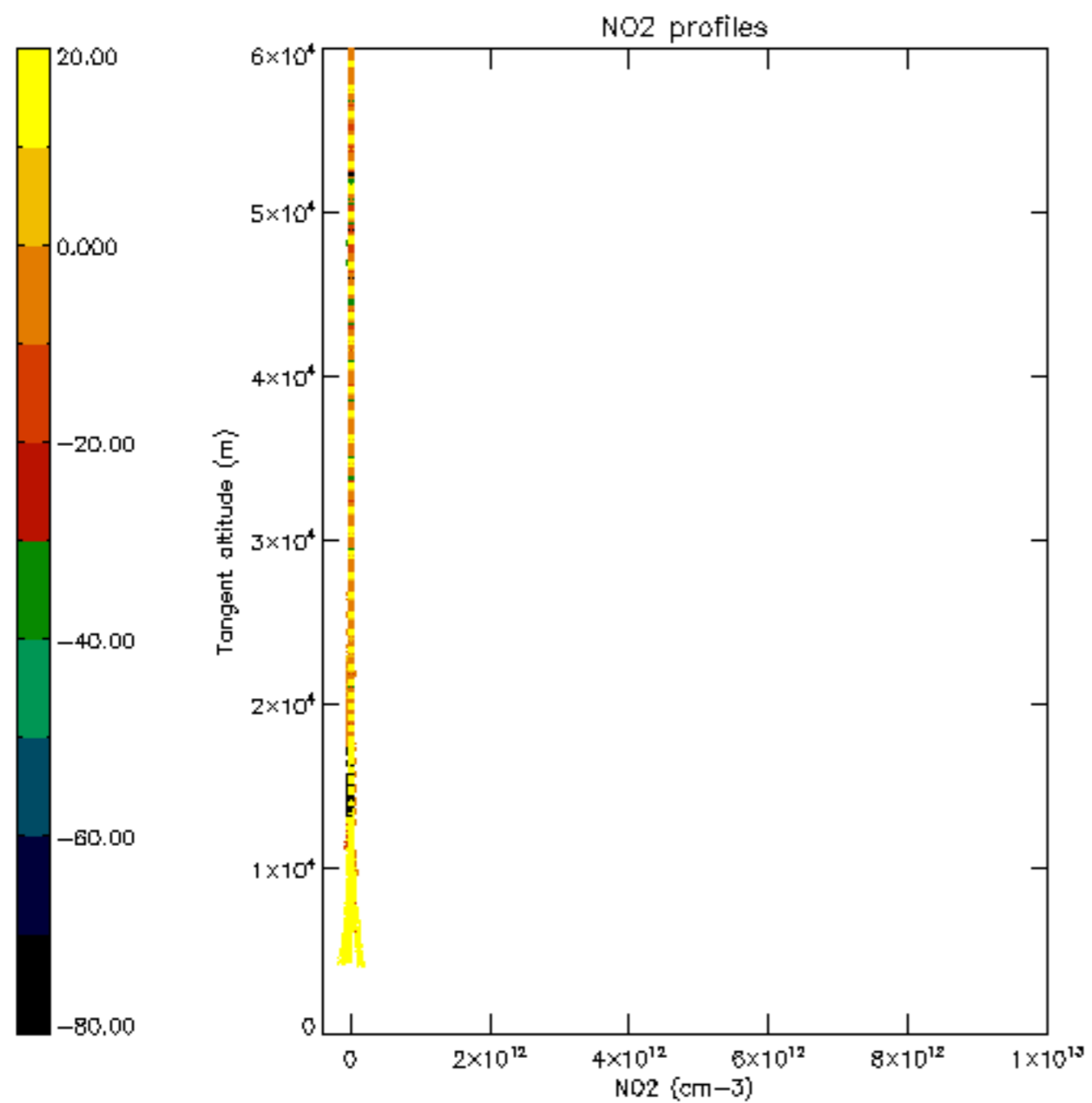




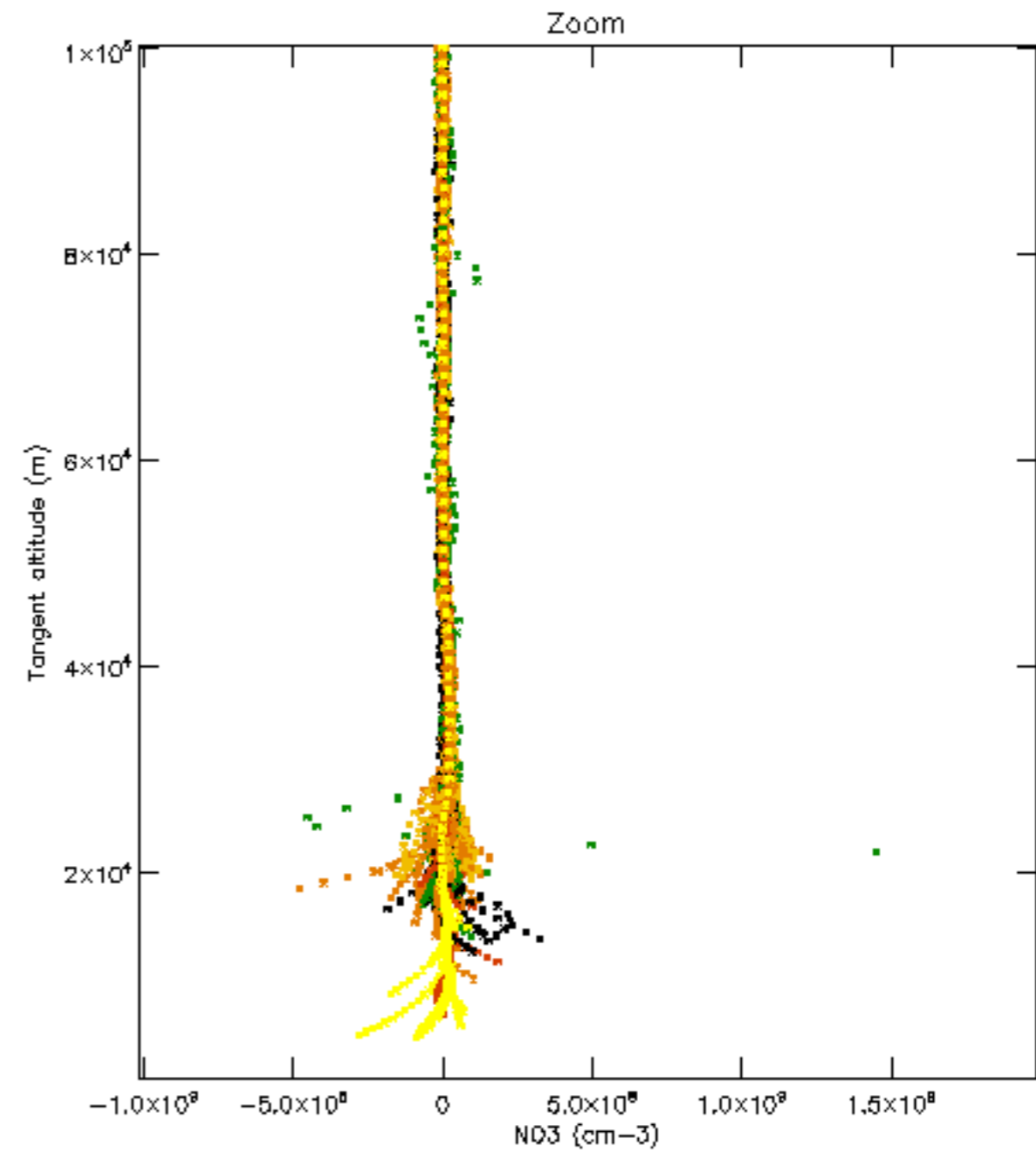
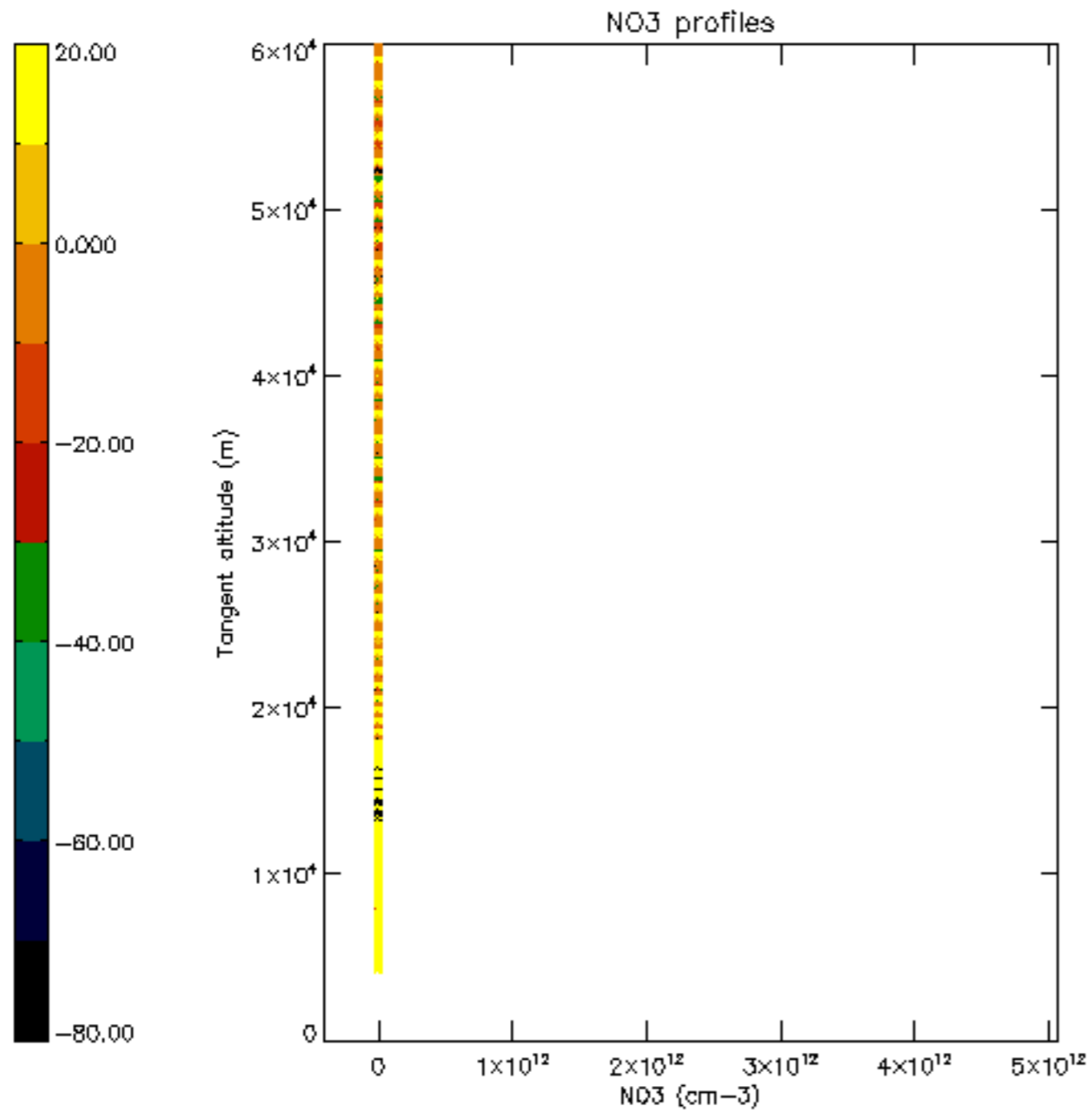


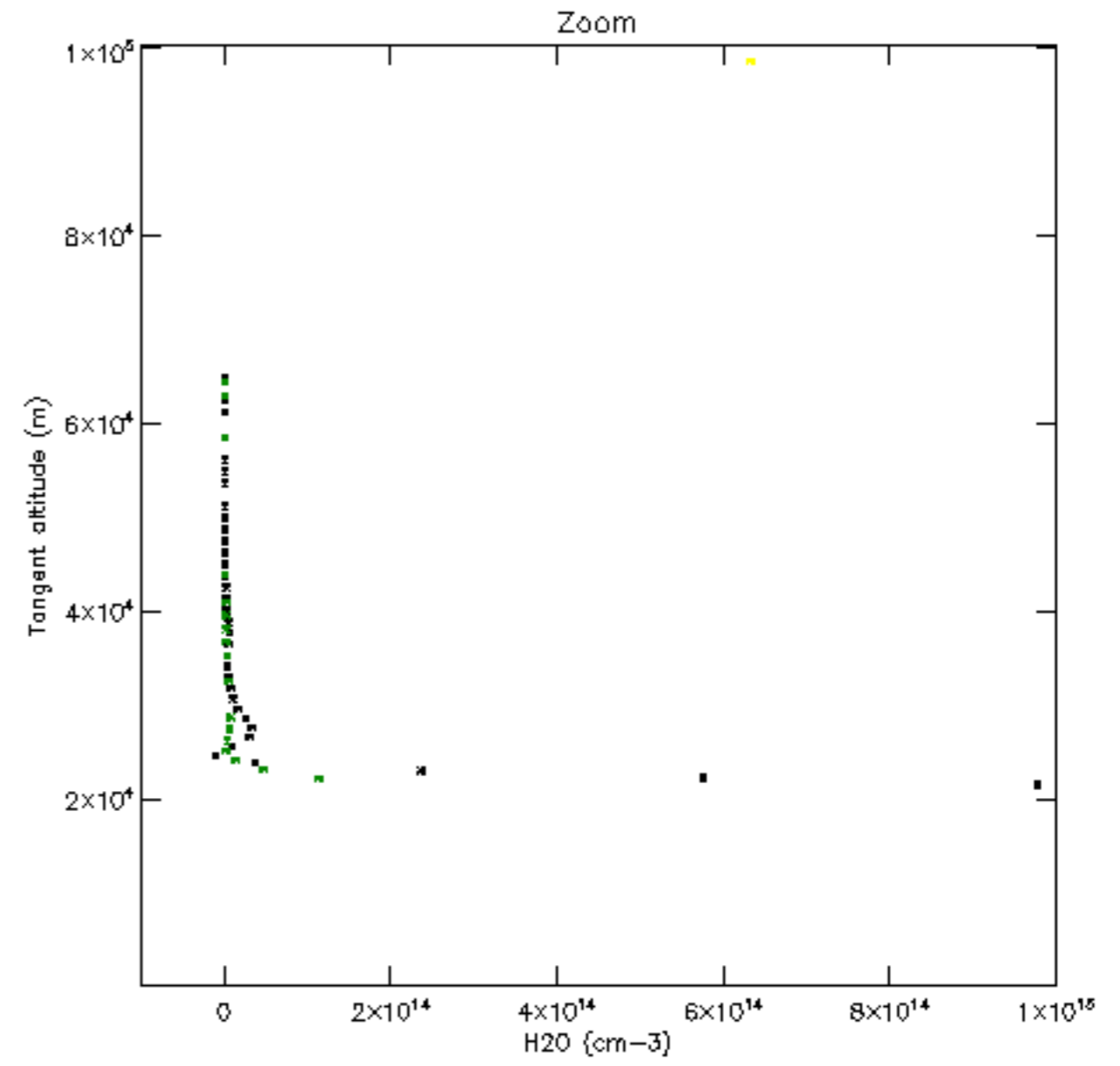
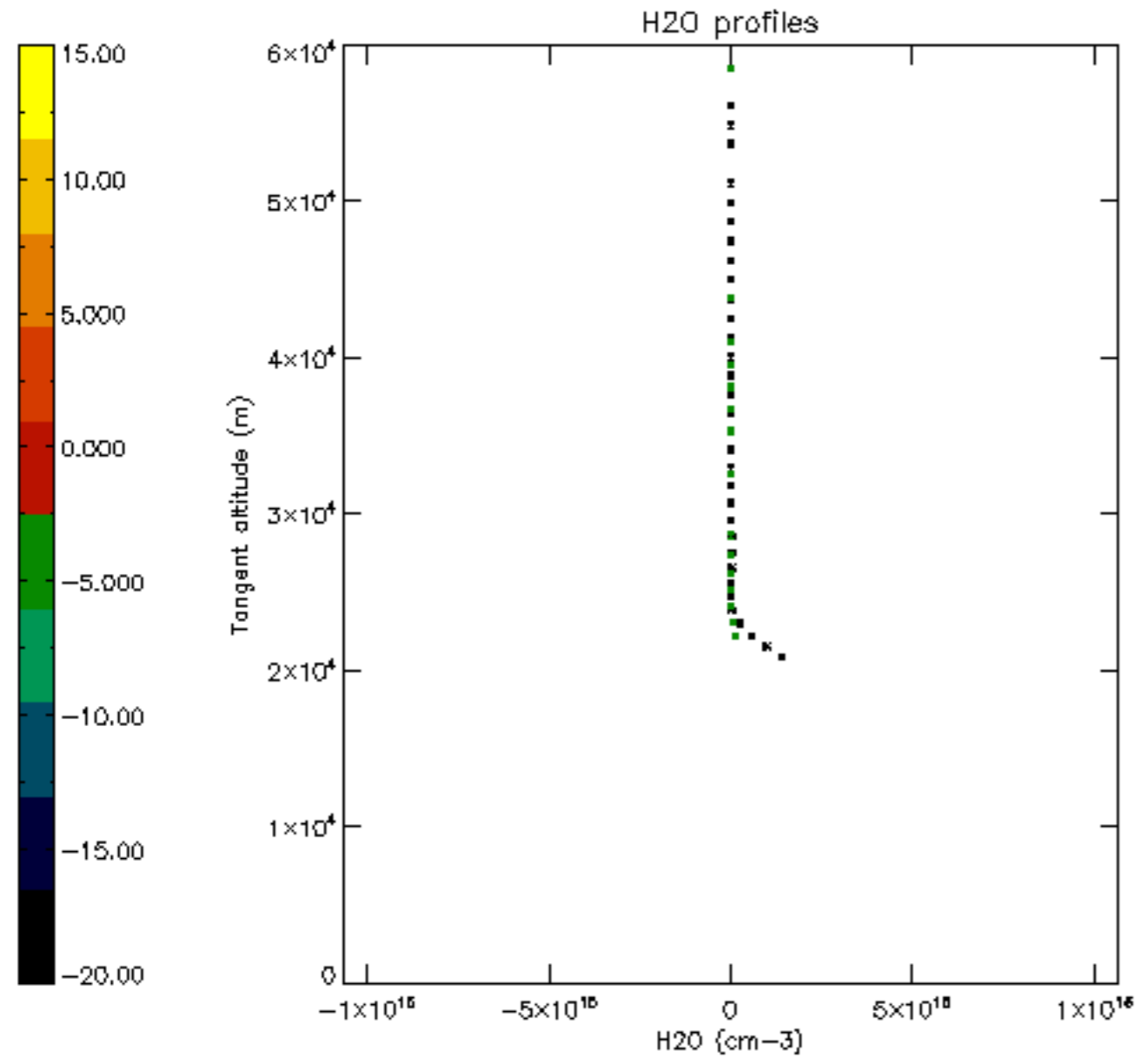


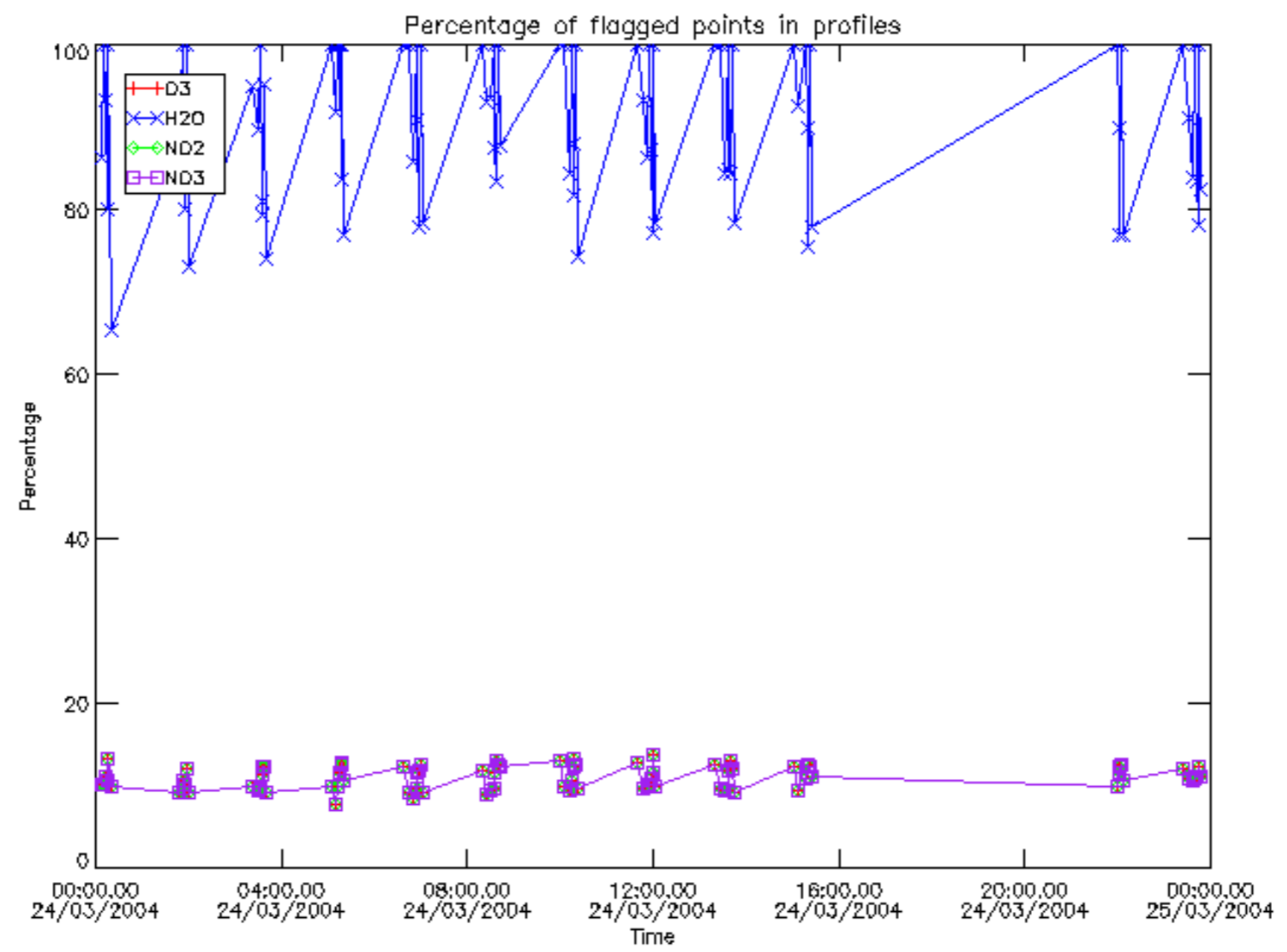




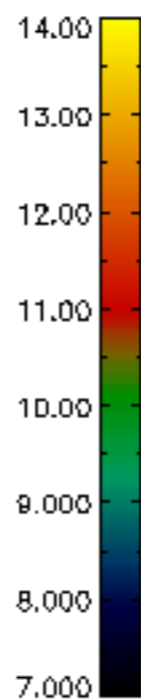
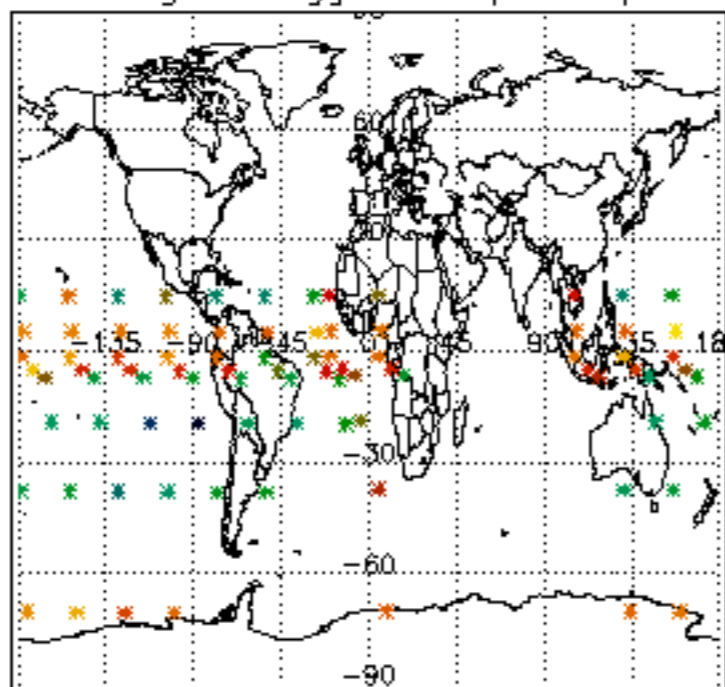




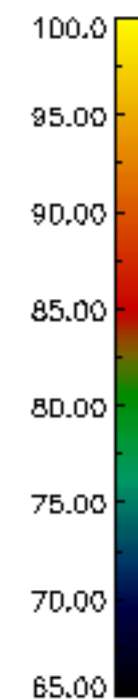
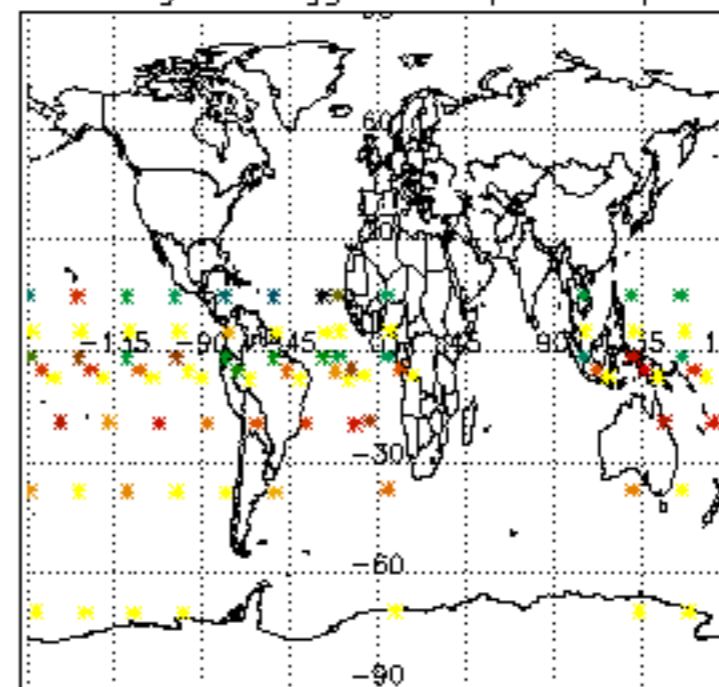




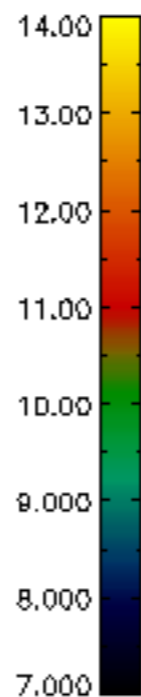
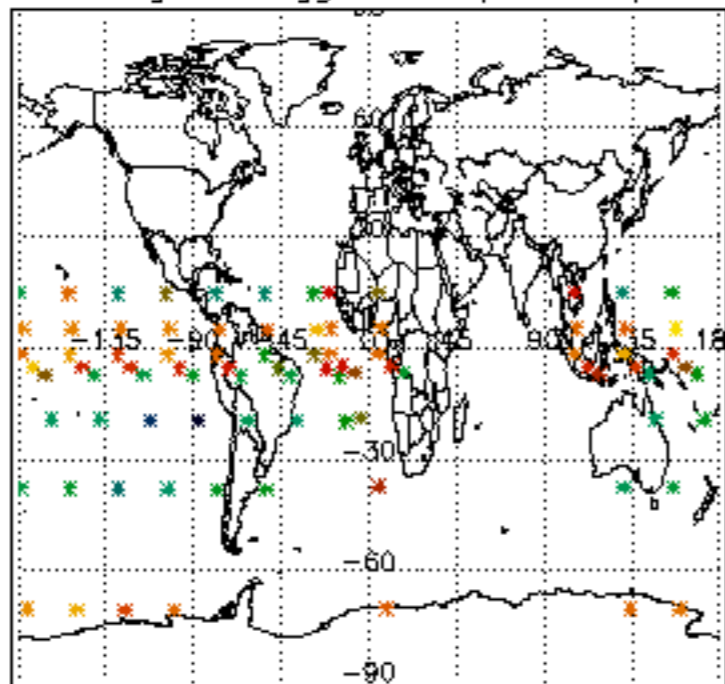
Percentage of flagged data per D3 profile



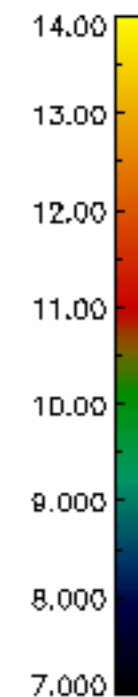
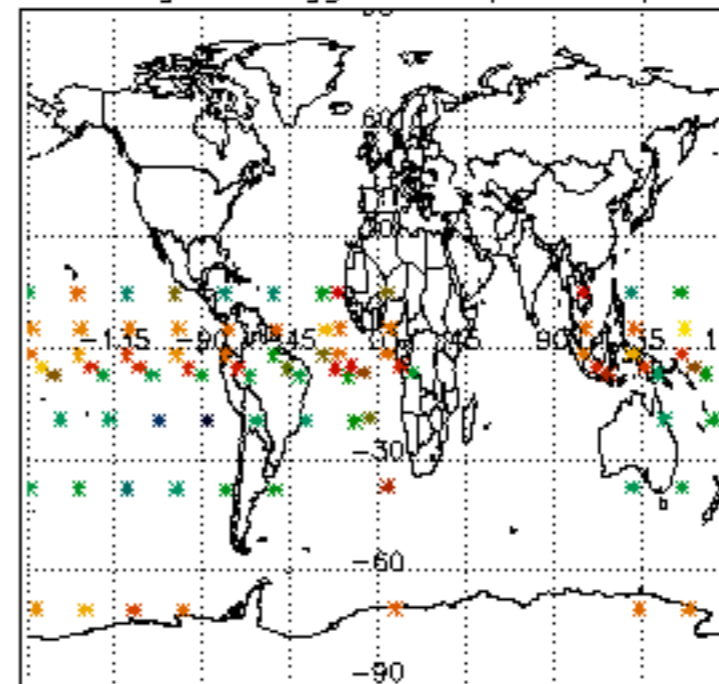
Percentage of flagged data per H2O profile



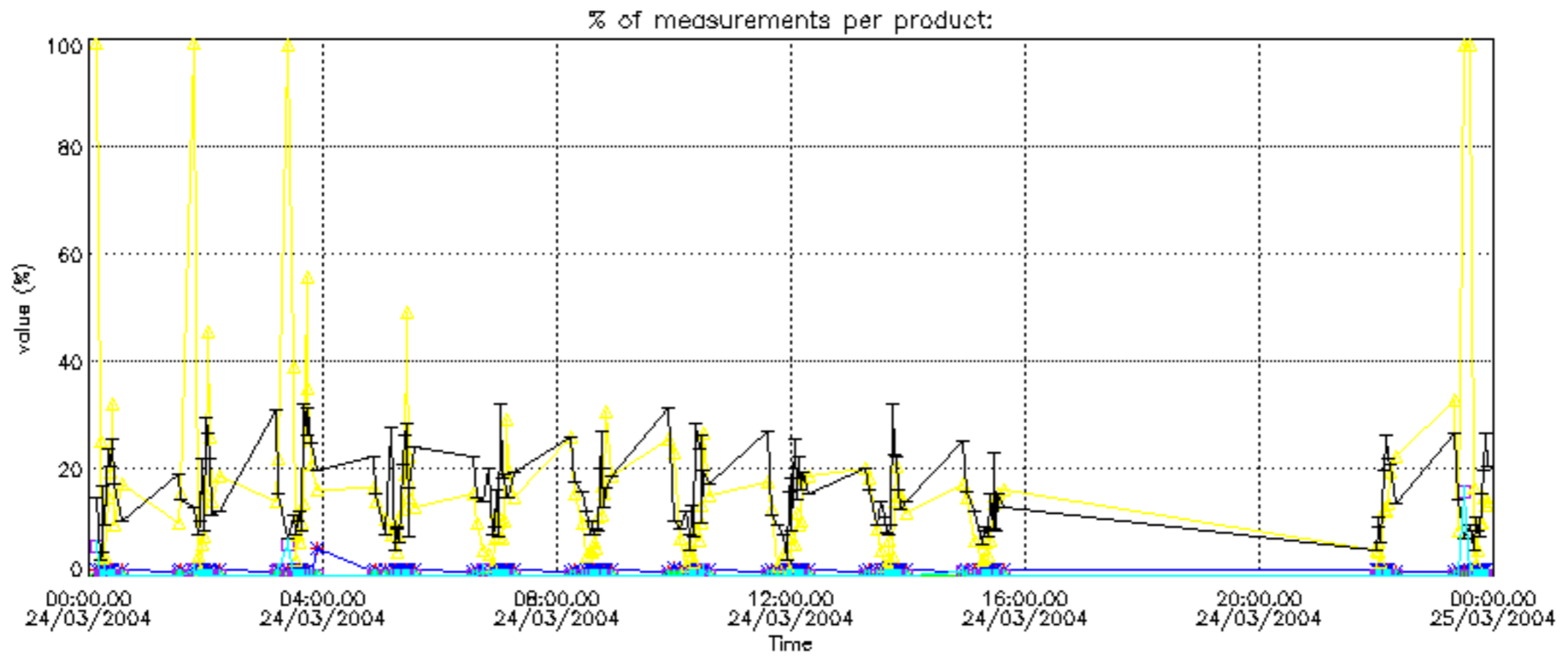
Percentage of flagged data per NO2 profile

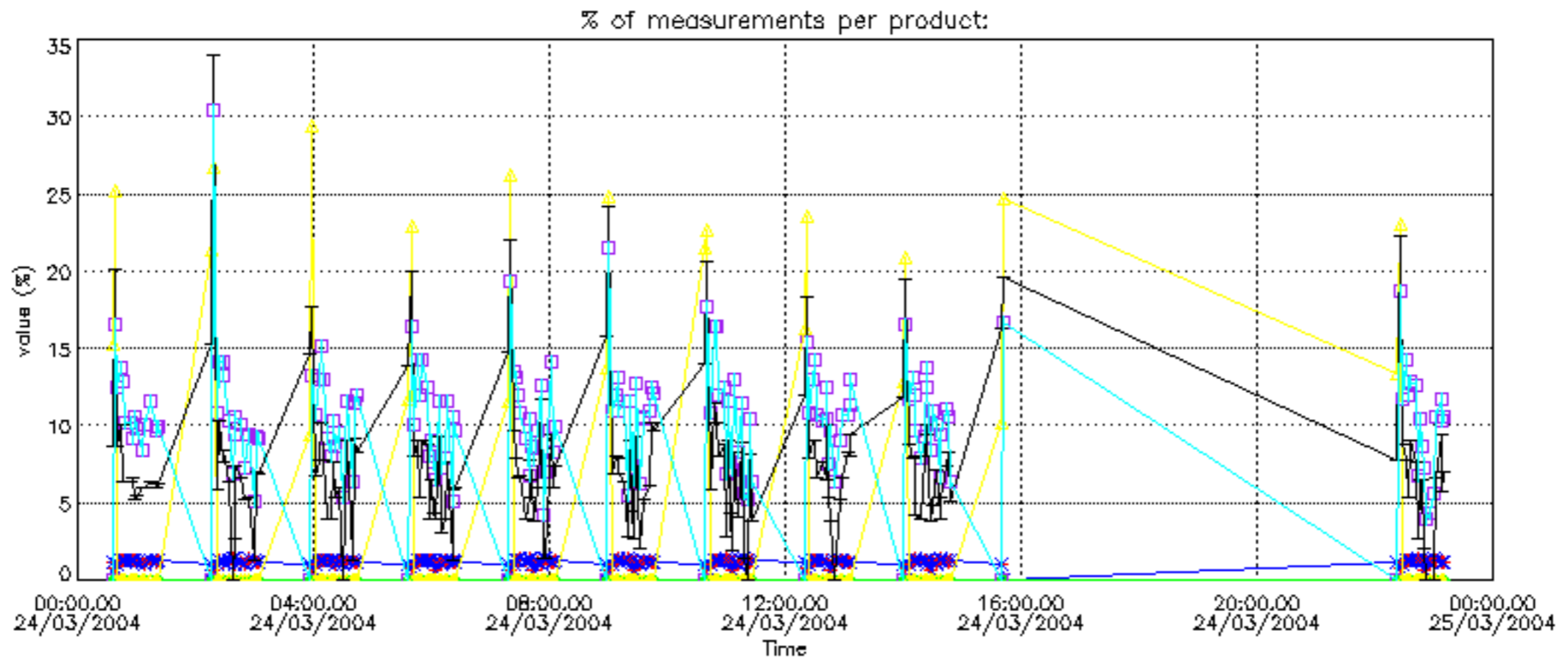


Percentage of flagged data per NO3 profile

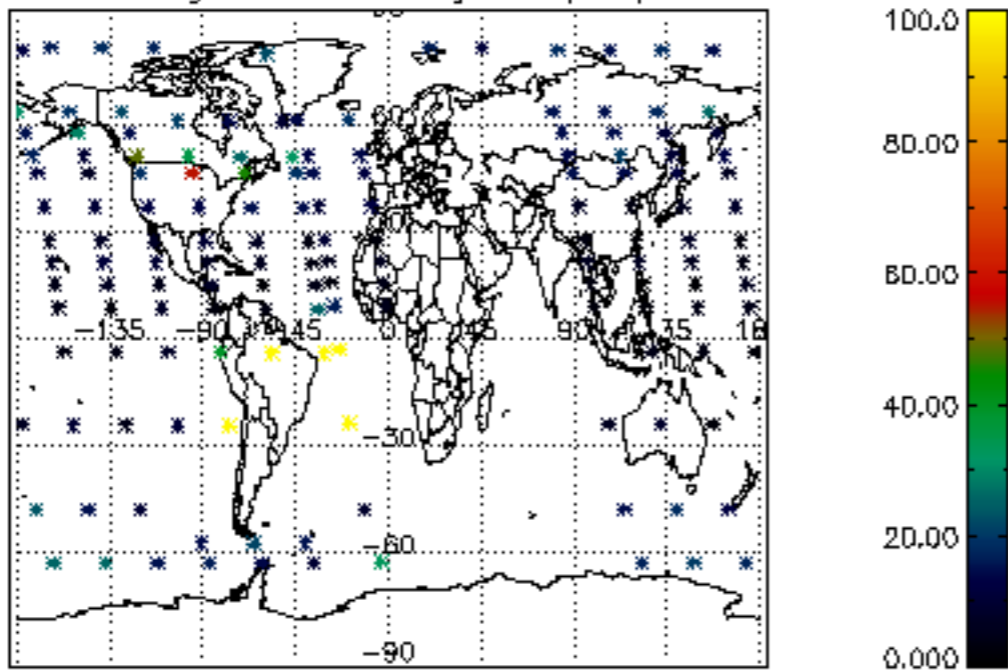




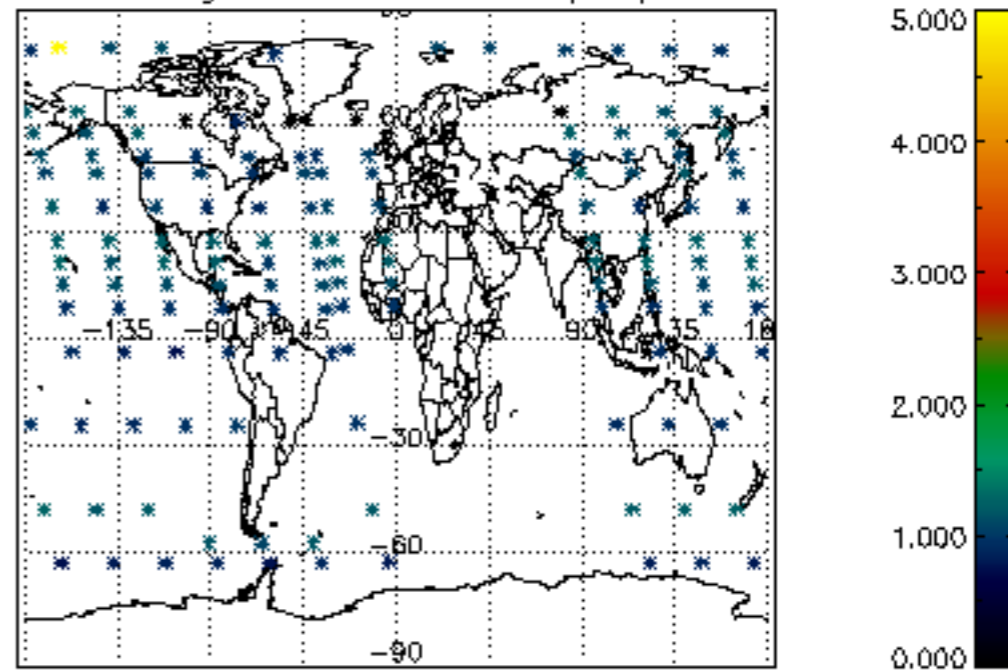




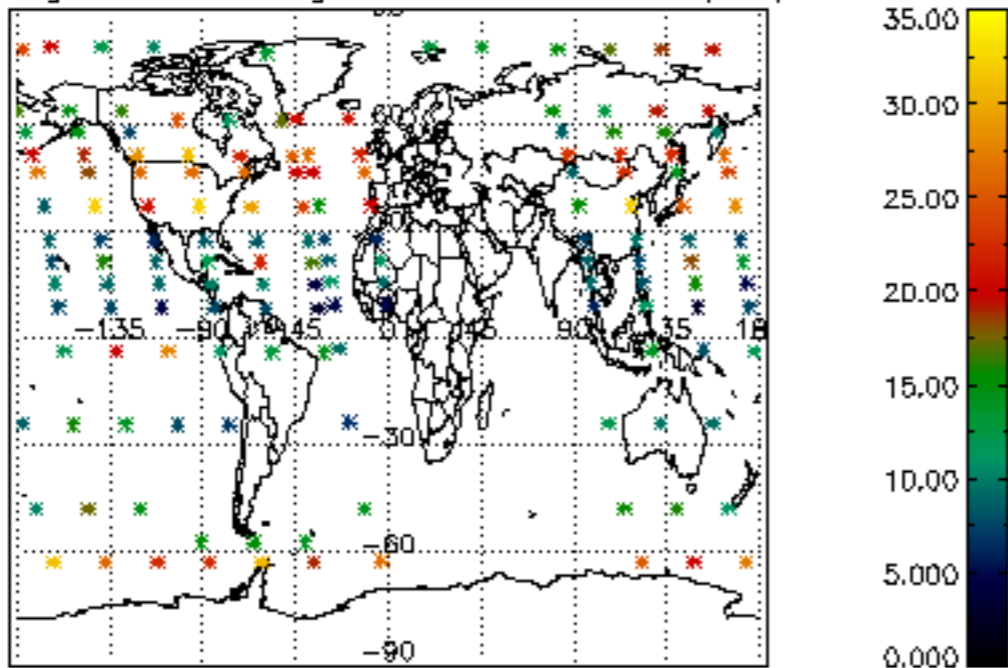
Percentage of cosmic ray hits per profile



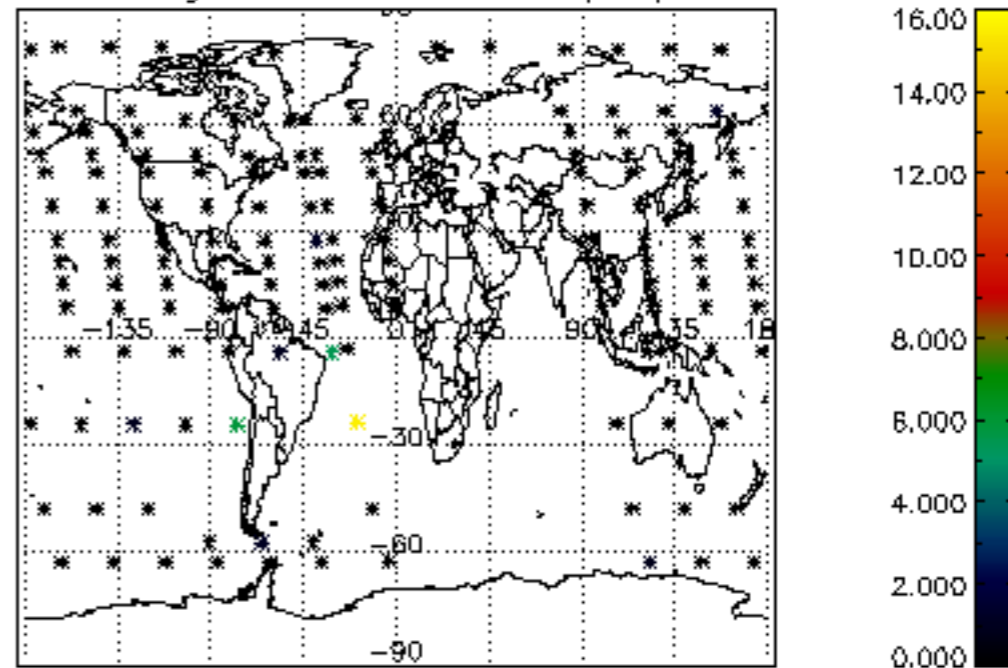
Percentage of datation errors per profile



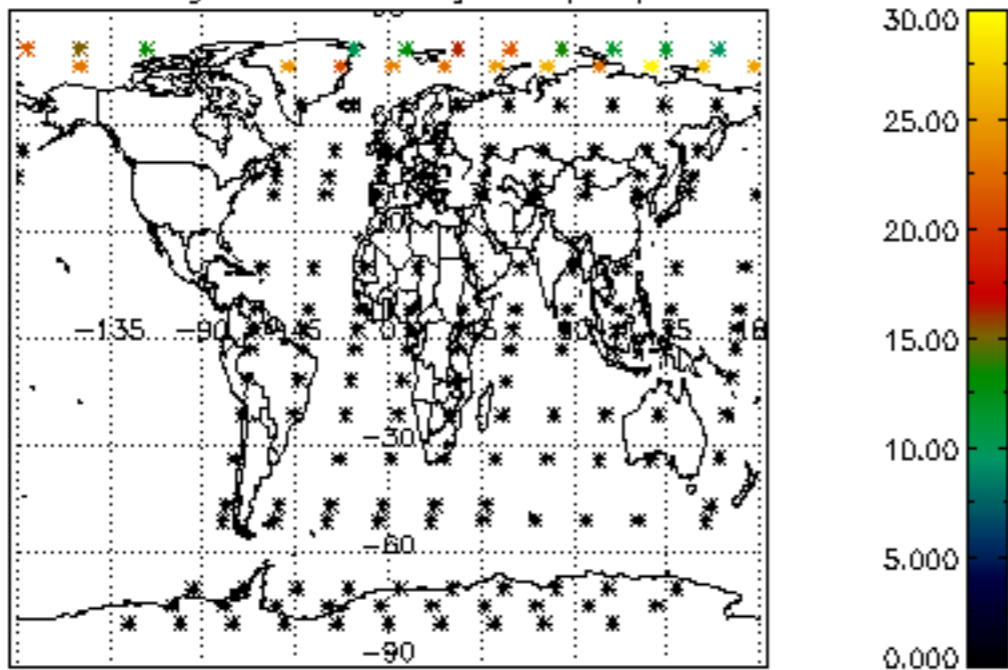
Percentage of star falling outside central band per profile



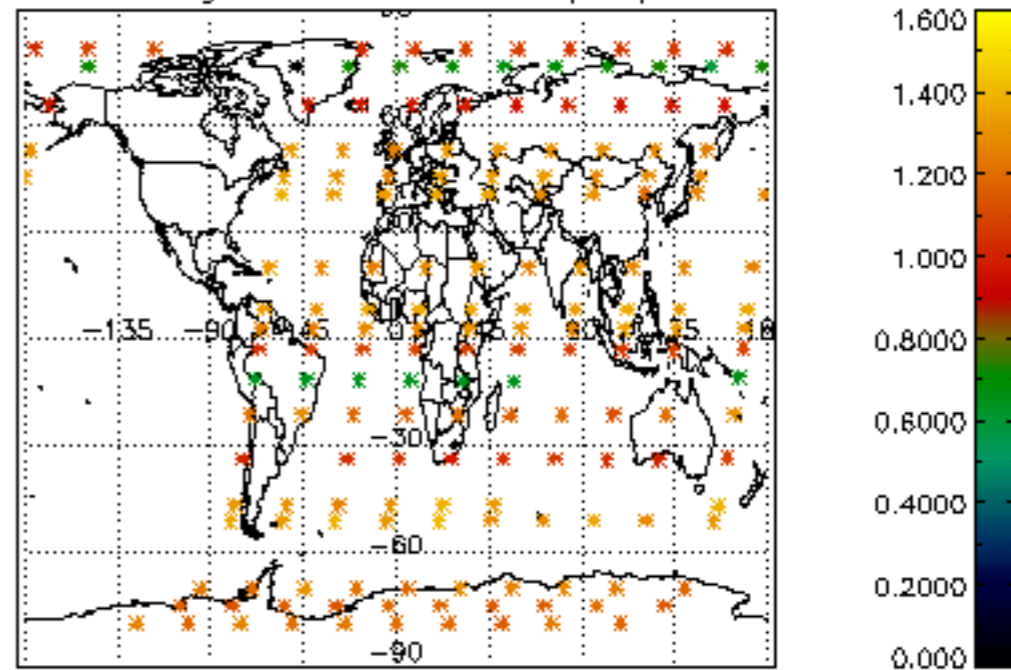
Percentage of saturation errors per profile



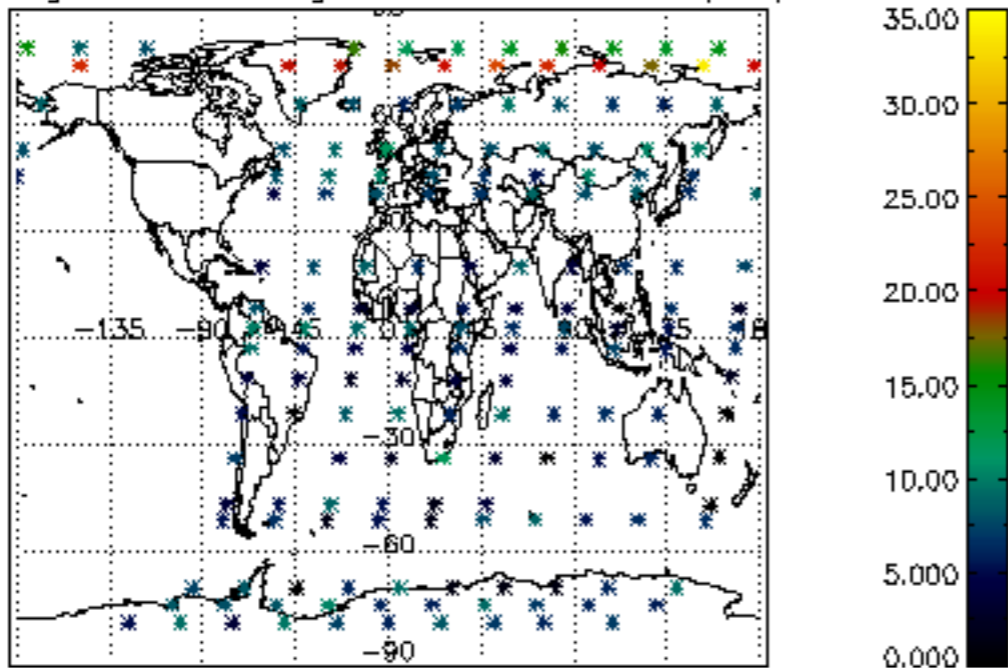
Percentage of cosmic ray hits per profile



Percentage of datation errors per profile



Percentage of star falling outside central band per profile



Percentage of saturation errors per profile

