

GOMOS Level 2 Daily Report

SUMMARY

[1. General Info](#)

[2. Summary of processed GOM_NL_2P products](#)

[3. Level 2 Quality information per product](#)

[3.1 Plot of level 2 quality information per product \(time dependant\)](#)

[3.2 Plot of level 2 quality information per product \(world map\)](#)

[4. Level 1 Quality information per product \(stored on level 2 products\)](#)

[4.1 Plot of level 1 quality information per product \(time dependant\)](#)

[4.1.1 Plot of level 1 quality information per product \(time dependant\): ASCENDING](#)

[4.1.2 Plot of level 1 quality information per product \(time dependant\): DESCENDING](#)

[4.2 Plot of level 1 quality information per product \(world map\)](#)

[4.2.1 Plot of level 1 quality information per product \(world map\): ASCENDING](#)

[4.2.2 Plot of level 1 quality information per product \(world map\): DESCENDING](#)

[5. Ozone profiles based on quality statistics and other trace gas profiles](#)

[5.1 Ozone statistics based on quality of products](#)

[5.2 Plot ozone profiles for all STD \(dark without errors\)](#)

[5.3 Plot ozone profiles where STD < 20% \(dark without errors\)](#)

[5.4. Plot ozone profiles where STD < 10% \(dark without errors\)](#)

[5.5. Plot ozone profiles where STD < 5% \(dark without errors\)](#)

[5.6 Plot NO2 profiles for all STD \(dark without errors\)](#)

[5.7 Plot NO3 profiles for all STD \(dark without errors\)](#)

[5.8 Plot H2O profiles \(only for occultations of stars 1,2,3,4,13,14,16,26,63 dark without errors\) for all STD](#)

[6. Auxiliary Data Files used for the production reported in section 2](#)

This report presents the daily analysis on parameters extracted from GOMOS level 2 data (GOM_NL__2P).
 It is intended to monitor some important parameters that will impact the quality of these products.
 A list of level 2 products (and content) that have arrived during the reporting day to the PCF is also given.

Item	Value
Time of report generation	18APR2013 22:14:27
Data source version	GOMOS/6.01
Start time of products	23-03-2004 (23MAR2004 00:00:00)
Stop time of products	24-03-2004 (24MAR2004 00:00:00)
Store outputs in DB	Yes
Nb of level 2 prods	385
Nb of prods with errors	0

2. Summary of processed GOM_NL__2P products.

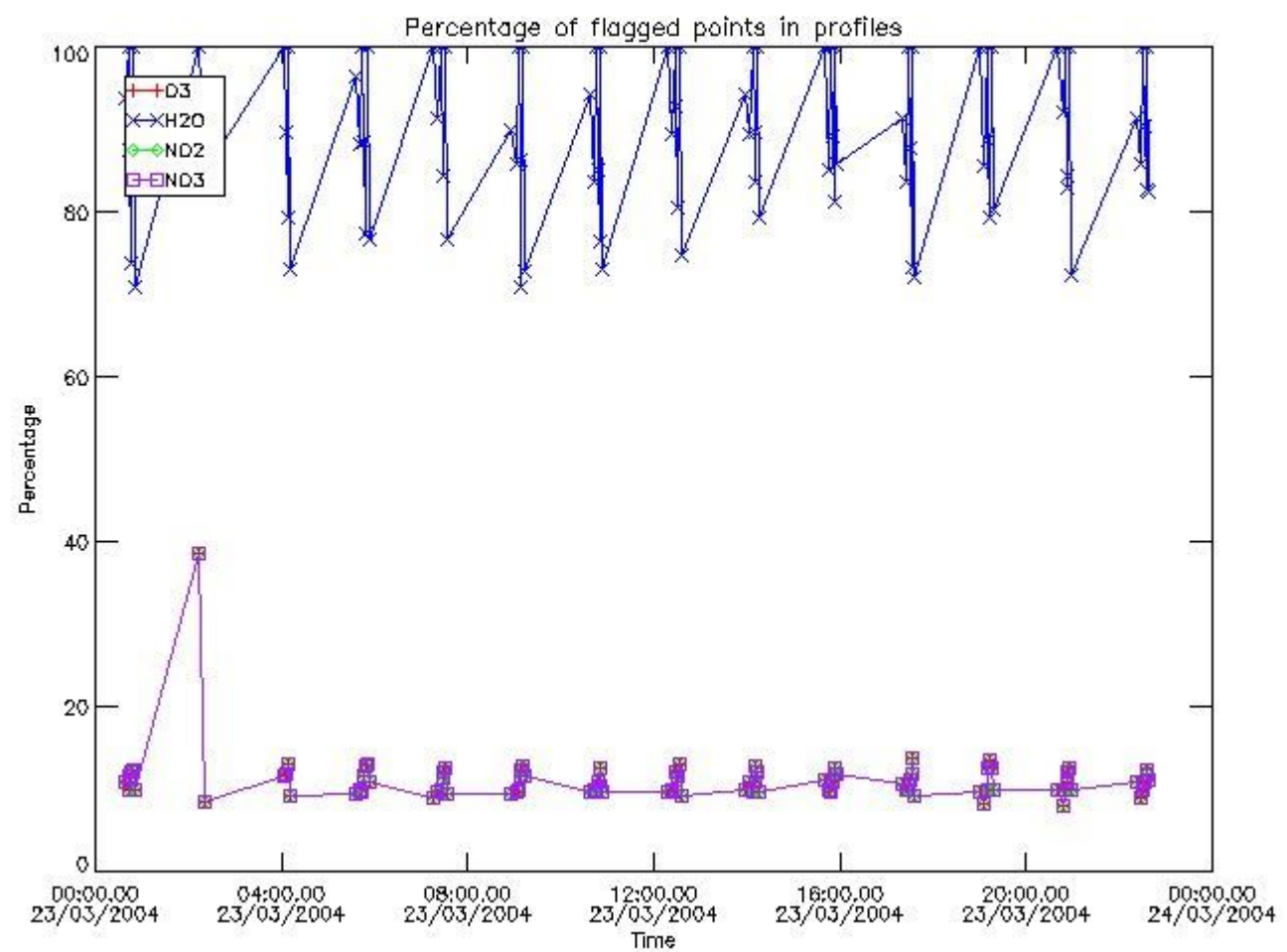
Nr	Filename	UTC Start time	Limb	Duration	Star Id	Star Name	Star Mag	Star Temp	Nb Meas	Orbit	Prod. error
1	GOM_NL__2PRFIN20040323_001014_000000382025_00202_10777_0804.N1	23-MAR-2004 00:10:14	Bright	37.500	19	50Alp Cyg	1.2460	10500.	75	10777	No
2	GOM_NL__2PRFIN20040323_001150_000000422025_00202_10777_0805.N1	23-MAR-2004 00:11:50	Bright	41.500	66	37Gam Cyg	2.2080	5900.0	83	10777	No
3	GOM_NL__2PRFIN20040323_001340_000000402025_00202_10777_0806.N1	23-MAR-2004 00:13:40	Bright	40.000	92	53Eps Cyg	2.5000	4500.0	80	10777	No
4	GOM_NL__2PRFIN20040323_002237_000000572025_00202_10777_0807.N1	23-MAR-2004 00:22:37	Twilight	57.000	11	53Alp Aql	0.76500	8000.0	114	10777	No
5	GOM_NL__2PRFIN20040323_003913_000000562025_00202_10777_0808.N1	23-MAR-2004 00:39:13	Dark	56.000	38	20Eps Sgr	1.8360	11000.	112	10777	No
6	GOM_NL__2PRFIN20040323_004240_000000512025_00203_10778_0781.N1	23-MAR-2004 00:42:40	Dark	51.000	85	Kap Sco	2.4070	28000.	102	10778	No
7	GOM_NL__2PRFIN20040323_004439_000000452025_00203_10778_0782.N1	23-MAR-2004 00:44:39	Dark	44.500	141	Bet Ara	2.8400	4600.0	89	10778	No
8	GOM_NL__2PRFIN20040323_004628_000000432025_00203_10778_0783.N1	23-MAR-2004 00:46:28	Dark	42.500	43	Alp TrA	1.9100	4250.0	85	10778	No
9	GOM_NL__2PRFIN20040323_004806_000000422025_00203_10778_0784.N1	23-MAR-2004 00:48:06	Dark	41.500	134	Bet TrA	2.8100	6600.0	83	10778	No
10	GOM_NL__2PRFIN20040323_005049_000000522025_00203_10778_0785.N1	23-MAR-2004 00:50:49	Dark	52.000	4	Alp1Cen	-0.010000	5800.0	104	10778	No
11	GOM_NL__2PRFIN20040323_005335_000000482025_00203_10778_0786.N1	23-MAR-2004 00:53:35	Straylight	47.500	12	Alp1Cru	0.77500	30000.	95	10778	No
12	GOM_NL__2PRFIN20040323_005456_000000542025_00203_10778_0787.N1	23-MAR-2004 00:54:56	Straylight	54.000	26	Gam Cru	1.6240	2900.0	108	10778	No
13	GOM_NL__2PRFIN20040323_005647_000000452025_00203_10778_0788.N1	23-MAR-2004 00:56:47	Straylight	45.000	64	Gam Cen	2.2000	10600.	90	10778	No
14	GOM_NL__2PRFIN20040323_005833_000000422025_00203_10778_0789.N1	23-MAR-2004 00:58:33	Straylight	41.500	113	Mu Vel	2.6920	5000.0	83	10778	No
15	GOM_NL__2PRFIN20040323_010429_000000522025_00203_10778_0790.N1	23-MAR-2004 01:04:29	Straylight	52.000	106	9Bet Crv	2.6480	5600.0	104	10778	No
16	GOM_NL__2PRFIN20040323_010637_000000482025_00203_10778_0791.N1	23-MAR-2004 01:06:37	Twilight	47.500	100	4Gam Crv	2.5800	13100.	95	10778	No
17	GOM_NL__2PRFIN20040323_010853_000000732025_00203_10778_0792.N1	23-MAR-2004 01:08:53	Bright	72.500	15	67Alp Vir	0.97600	28000.	145	10778	No
18	GOM_NL__2PRFIN20040323_011223_000000532025_00203_10778_0793.N1	23-MAR-2004 01:12:23	Bright	52.500	121	29Gam Vir	2.7400	7200.0	105	10778	No
19	GOM_NL__2PRFIN20040323_011553_000000422025_00203_10778_0794.N1	23-MAR-2004 01:15:53	Bright	41.500	22	32Alp Leo	1.3600	15200.	83	10778	No
20	GOM_NL__2PRFIN20040323_011802_000000392025_00203_10778_0795.N1	23-MAR-2004 01:18:02	Bright	39.000	51	41Gam1Leo	2.0100	4500.0	78	10778	No
21	GOM_NL__2PRFIN20040323_011923_000000392025_00203_10778_0796.N1	23-MAR-2004 01:19:23	Bright	39.000	166	17Eps Leo	2.9800	6000.0	78	10778	No
22	GOM_NL__2PRFIN20040323_012519_000000402025_00203_10778_0797.N1	23-MAR-2004 01:25:19	Bright	39.500	174	52Psi UMa	3.0040	4400.0	79	10778	No
23	GOM_NL__2PRFIN20040323_012644_000000492025_00203_10778_0798.N1	23-MAR-2004 01:26:44	Bright	48.500	152	12Alp2CVn	2.8900	11000.	97	10778	No
24	GOM_NL__2PRFIN20040323_012836_000000382025_00203_10778_0799.N1	23-MAR-2004 01:28:36	Bright	37.500	82	48Bet UMa	2.3650	10600.	75	10778	No
25	GOM_NL__2PRFIN20040323_013007_000000392025_00203_10778_0800.N1	23-MAR-2004 01:30:07	Bright	38.500	36	50Alp UMa	1.8000	6300.0	77	10778	No
26	GOM_NL__2PRFIN20040323_013156_000000472025_00203_10778_0801.N1	23-MAR-2004 01:31:56	Bright	47.000	55	79Zet UMa	2.0600	10200.	94	10778	No
27	GOM_NL__2PRFIN20040323_013655_000000432025_00203_10778_0802.N1	23-MAR-2004 01:36:55	Bright	43.000	60	7Bet UMi	2.0810	3950.0	86	10778	No
28	GOM_NL__2PRFIN20040323_014031_000000502025_00203_10778_0803.N1	23-MAR-2004 01:40:31	Bright	50.000	119	14Eta Dra	2.7270	4700.0	100	10778	No
29	GOM_NL__2PRFIN20040323_015050_000000402025_00203_10778_0804.N1	23-MAR-2004 01:50:50	Bright	40.000	19	50Alp Cyg	1.2460	10500.	80	10778	No
30	GOM_NL__2PRFIN20040323_015226_000000412025_00203_10778_0805.N1	23-MAR-2004 01:52:26	Bright	40.500	66	37Gam Cyg	2.2080	5900.0	81	10778	No
31	GOM_NL__2PRFIN20040323_015416_000000422025_00203_10778_0806.N1	23-MAR-2004 01:54:16	Bright	42.000	92	53Eps Cyg	2.5000	4500.0	84	10778	No
32	GOM_NL__2PRFIN20040323_020314_000000572025_00203_10778_0807.N1	23-MAR-2004 02:03:14	Twilight	57.000	11	53Alp Aql	0.76500	8000.0	114	10778	No
33	GOM_NL__2PRFIN20040323_021407_000000532025_00203_10778_0808.N1	23-MAR-2004 02:14:07	Dark	52.500	155	41Pi Sgr	2.9000	6600.0	105	10778	No
34	GOM_NL__2PRFIN20040323_021950_000000602025_00203_10778_0809.N1	23-MAR-2004 02:19:50	Dark	59.500	38	20Eps Sgr	1.8360	11000.	119	10778	No
35	GOM_NL__2PRFIN20040323_040354_000000532025_00205_10780_0784.N1	23-MAR-2004 04:03:54	Dark	52.500	85	Kap Sco	2.4070	28000.	105	10780	No
36	GOM_NL__2PRFIN20040323_040554_000000442025_00205_10780_0785.N1	23-MAR-2004 04:05:54	Dark	43.500	141	Bet Ara	2.8400	4600.0	87	10780	No
37	GOM_NL__2PRFIN20040323_040742_000000392025_00205_10780_0786.N1	23-MAR-2004 04:07:42	Dark	39.000	43	Alp TrA	1.9100	4250.0	78	10780	No
38	GOM_NL__2PRFIN20040323_040920_000000402025_00205_10780_0787.N1	23-MAR-2004 04:09:20	Dark	39.500	134	Bet TrA	2.8100	6600.0	79	10780	No
39	GOM_NL__2PRFIN20040323_041203_000000562025_00205_10780_0788.N1	23-MAR-2004 04:12:03	Dark	56.000	4	Alp1Cen	-0.010000	5800.0	112	10780	No
40	GOM_NL__2PRFIN20040323_041448_000000522025_00205_10780_0789.N1	23-MAR-2004 04:14:48	Straylight	51.500	12	Alp1Cru	0.77500	30000.	103	10780	No
41	GOM_NL__2PRFIN20040323_041610_000000462025_00205_10780_0790.N1	23-MAR-2004 04:16:10	Straylight	45.500	26	Gam Cru	1.6240	2900.0	91	10780	No
42	GOM_NL__2PRFIN20040323_041856_000000622025_00205_10780_0791.N1	23-MAR-2004 04:18:56	Straylight	62.000	54	5The Cen	2.0550	4500.0	124	10780	No

338	GOM_NL__2PRFIN20040323_211217_000000502025_00215_10790_0822.N1	23-MAR-2004 21:12:17	Straylight	50.000	171	2Eps Crv	3.0010	4250.0	100	10790	No
339	GOM_NL__2PRFIN20040323_211350_000000482025_00215_10790_0823.N1	23-MAR-2004 21:13:50	Twilight	47.500	100	4Gam Crv	2.5800	13100.	95	10790	No
340	GOM_NL__2PRFIN20040323_211603_000000712025_00215_10790_0824.N1	23-MAR-2004 21:16:03	Bright	70.500	15	67Alp Vir	0.97600	28000.	141	10790	No
341	GOM_NL__2PRFIN20040323_211930_000000522025_00215_10790_0825.N1	23-MAR-2004 21:19:30	Bright	51.500	121	29Gam Vir	2.7400	7200.0	103	10790	No
342	GOM_NL__2PRFIN20040323_212308_000000402025_00215_10790_0826.N1	23-MAR-2004 21:23:08	Bright	39.500	22	32Alp Leo	1.3600	15200.	79	10790	No
343	GOM_NL__2PRFIN20040323_212516_000000382025_00215_10790_0827.N1	23-MAR-2004 21:25:16	Bright	37.500	51	41Gam1Leo	2.0100	4500.0	75	10790	No
344	GOM_NL__2PRFIN20040323_212636_000000402025_00215_10790_0828.N1	23-MAR-2004 21:26:36	Bright	39.500	166	17Eps Leo	2.9800	6000.0	79	10790	No
345	GOM_NL__2PRFIN20040323_213228_000000402025_00215_10790_0829.N1	23-MAR-2004 21:32:28	Bright	40.000	174	52Psi UMa	3.0040	4400.0	80	10790	No
346	GOM_NL__2PRFIN20040323_213546_000000382025_00215_10790_0830.N1	23-MAR-2004 21:35:46	Bright	37.500	82	48Bet UMa	2.3650	10600.	75	10790	No
347	GOM_NL__2PRFIN20040323_213717_000000402025_00215_10790_0831.N1	23-MAR-2004 21:37:17	Bright	40.000	36	50Alp UMa	1.8000	6300.0	80	10790	No
348	GOM_NL__2PRFIN20040323_213858_000000472025_00215_10790_0832.N1	23-MAR-2004 21:38:58	Bright	46.500	55	79Zet UMa	2.0600	10200.	93	10790	No
349	GOM_NL__2PRFIN20040323_214403_000000432025_00215_10790_0833.N1	23-MAR-2004 21:44:03	Bright	42.500	60	7Bet UMi	2.0810	3950.0	85	10790	No
350	GOM_NL__2PRFIN20040323_214734_000000502025_00215_10790_0834.N1	23-MAR-2004 21:47:34	Bright	50.000	119	14Eta Dra	2.7270	4700.0	100	10790	No
351	GOM_NL__2PRFIN20040323_215224_000000362025_00215_10790_0835.N1	23-MAR-2004 21:52:24	Bright	36.000	74	11Bet Cas	2.2680	6600.0	72	10790	No
352	GOM_NL__2PRFIN20040323_215801_000000422025_00215_10790_0836.N1	23-MAR-2004 21:58:01	Bright	42.000	19	50Alp Cyg	1.2460	10500.	84	10790	No
353	GOM_NL__2PRFIN20040323_215937_000000432025_00215_10790_0837.N1	23-MAR-2004 21:59:37	Bright	43.000	66	37Gam Cyg	2.2080	5900.0	86	10790	No
354	GOM_NL__2PRFIN20040323_220126_000000442025_00215_10790_0838.N1	23-MAR-2004 22:01:26	Bright	44.000	92	53Eps Cyg	2.5000	4500.0	88	10790	No
355	GOM_NL__2PRFIN20040323_221032_000000602025_00215_10790_0839.N1	23-MAR-2004 22:10:32	Twilight	59.500	11	53Alp Aql	0.76500	8000.0	119	10790	No
356	GOM_NL__2PRFIN20040323_221215_000000402025_00215_10790_0840.N1	23-MAR-2004 22:12:15	Twilight	40.000	154	22Bet Aqr	2.8990	5700.0	80	10790	No
357	GOM_NL__2PRFIN20040323_222131_000000522025_00215_10790_0841.N1	23-MAR-2004 22:21:31	Dark	52.000	155	41Pi Sgr	2.9000	6600.0	104	10790	No
358	GOM_NL__2PRFIN20040323_222716_000000572025_00215_10790_0842.N1	23-MAR-2004 22:27:16	Dark	57.000	38	20Eps Sgr	1.8360	11000.	114	10790	No
359	GOM_NL__2PRFIN20040323_223042_000000522025_00216_10791_0815.N1	23-MAR-2004 22:30:42	Dark	51.500	85	Kap Sco	2.4070	28000.	103	10791	No
360	GOM_NL__2PRFIN20040323_223235_000000482025_00216_10791_0816.N1	23-MAR-2004 22:32:35	Dark	47.500	141	Bet Ara	2.8400	4600.0	95	10791	No
361	GOM_NL__2PRFIN20040323_223421_000000442025_00216_10791_0817.N1	23-MAR-2004 22:34:21	Dark	43.500	43	Alp TrA	1.9100	4250.0	87	10791	No
362	GOM_NL__2PRFIN20040323_223601_000000422025_00216_10791_0818.N1	23-MAR-2004 22:36:01	Dark	41.500	134	Bet TrA	2.8100	6600.0	83	10791	No
363	GOM_NL__2PRFIN20040323_223843_000000462025_00216_10791_0819.N1	23-MAR-2004 22:38:43	Dark	46.000	4	Alp1Cen	-0.010000	5800.0	92	10791	No
364	GOM_NL__2PRFIN20040323_224124_000000482025_00216_10791_0820.N1	23-MAR-2004 22:41:24	Straylight	48.000	12	Alp1Cru	0.77500	30000.	96	10791	No
365	GOM_NL__2PRFIN20040323_224246_000000502025_00216_10791_0821.N1	23-MAR-2004 22:42:46	Straylight	50.000	26	Gam Cru	1.6240	2900.0	100	10791	No
366	GOM_NL__2PRFIN20040323_224537_000000652025_00216_10791_0822.N1	23-MAR-2004 22:45:37	Straylight	64.500	54	5The Cen	2.0550	4500.0	129	10791	No
367	GOM_NL__2PRFIN20040323_225253_000000482025_00216_10791_0823.N1	23-MAR-2004 22:52:53	Straylight	47.500	171	2Eps Crv	3.0010	4250.0	95	10791	No
368	GOM_NL__2PRFIN20040323_225426_000000432025_00216_10791_0824.N1	23-MAR-2004 22:54:26	Twilight	43.000	100	4Gam Crv	2.5800	13100.	86	10791	No
369	GOM_NL__2PRFIN20040323_225639_000000702025_00216_10791_0825.N1	23-MAR-2004 22:56:39	Bright	69.500	15	67Alp Vir	0.97600	28000.	139	10791	No
370	GOM_NL__2PRFIN20040323_230006_000000532025_00216_10791_0826.N1	23-MAR-2004 23:00:06	Bright	52.500	121	29Gam Vir	2.7400	7200.0	105	10791	No
371	GOM_NL__2PRFIN20040323_230344_000000392025_00216_10791_0827.N1	23-MAR-2004 23:03:44	Bright	39.000	22	32Alp Leo	1.3600	15200.	78	10791	No
372	GOM_NL__2PRFIN20040323_230551_000000392025_00216_10791_0828.N1	23-MAR-2004 23:05:51	Bright	38.500	51	41Gam1Leo	2.0100	4500.0	77	10791	No
373	GOM_NL__2PRFIN20040323_230712_000000382025_00216_10791_0829.N1	23-MAR-2004 23:07:12	Bright	37.500	166	17Eps Leo	2.9800	6000.0	75	10791	No
374	GOM_NL__2PRFIN20040323_231303_000000392025_00216_10791_0830.N1	23-MAR-2004 23:13:03	Bright	39.000	174	52Psi UMa	3.0040	4400.0	78	10791	No
375	GOM_NL__2PRFIN20040323_231621_000000382025_00216_10791_0831.N1	23-MAR-2004 23:16:21	Bright	38.000	82	48Bet UMa	2.3650	10600.	76	10791	No
376	GOM_NL__2PRFIN20040323_231753_000000392025_00216_10791_0832.N1	23-MAR-2004 23:17:53	Bright	38.500	36	50Alp UMa	1.8000	6300.0	77	10791	No
377	GOM_NL__2PRFIN20040323_231933_000000472025_00216_10791_0833.N1	23-MAR-2004 23:19:33	Bright	47.000	55	79Zet UMa	2.0600	10200.	94	10791	No
378	GOM_NL__2PRFIN20040323_232437_000000392025_00216_10791_0834.N1	23-MAR-2004 23:24:37	Bright	38.500	60	7Bet UMi	2.0810	3950.0	77	10791	No
379	GOM_NL__2PRFIN20040323_232810_000000492025_00216_10791_0835.N1	23-MAR-2004 23:28:10	Bright	49.000	119	14Eta Dra	2.7270	4700.0	98	10791	No
380	GOM_NL__2PRFIN20040323_233301_000000382025_00216_10791_0836.N1	23-MAR-2004 23:33:01	Bright	38.000	74	11Bet Cas	2.2680	6600.0	76	10791	No
381	GOM_NL__2PRFIN20040323_233835_000000422025_00216_10791_0837.N1	23-MAR-2004 23:38:35	Bright	41.500	19	50Alp Cyg	1.2460	10500.	83	10791	No
382	GOM_NL__2PRFIN20040323_234013_000000442025_00216_10791_0838.N1	23-MAR-2004 23:40:13	Bright	43.500	66	37Gam Cyg	2.2080	5900.0	87	10791	No
383	GOM_NL__2PRFIN20040323_234204_000000412025_00216_10791_0839.N1	23-MAR-2004 23:42:04	Bright	41.000	92	53Eps Cyg	2.5000	4500.0	82	10791	No
384	GOM_NL__2PRFIN20040323_235108_000000632025_00216_10791_0840.N1	23-MAR-2004 23:51:08	Twilight	63.000	11	53Alp Aql	0.76500	8000.0	126	10791	No
385	GOM_NL__2PRFIN20040323_235250_000000462025_00216_10791_0841.N1	23-MAR-2004 23:52:50	Twilight	46.000	154	22Bet Aqr	2.8990	5700.0	92	10791	No

3. Quality information per product

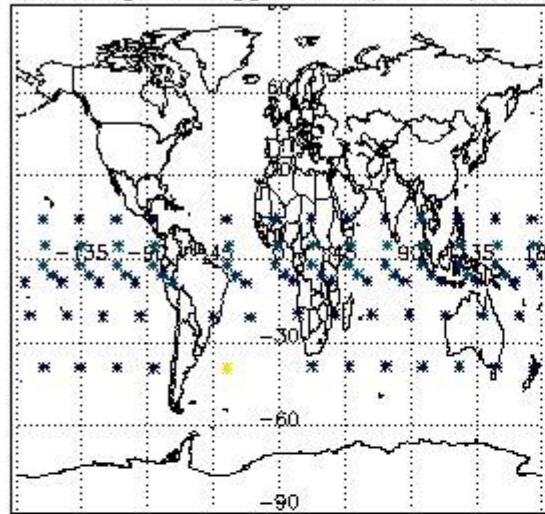
In this section it is plotted some information contained in the Quality Summary data set of the level 2 products. Only products in dark limb conditions and without errors (error flag in the MPH set to "0") are used.

3.1 Plot quality information per product (time dependant)

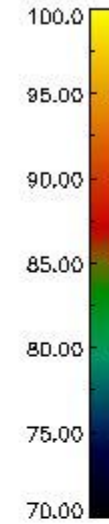
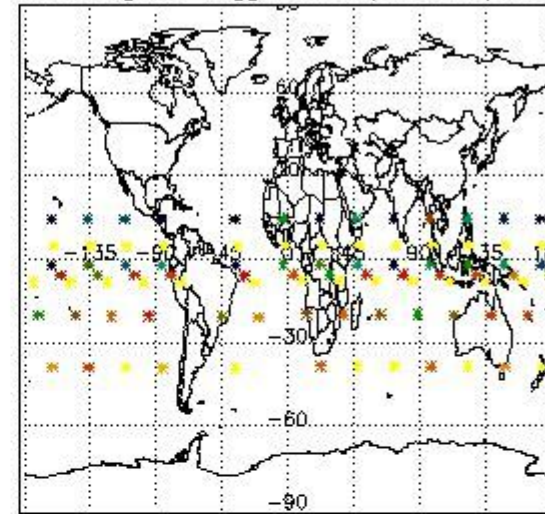


3.2 Plot quality information per product (world map)

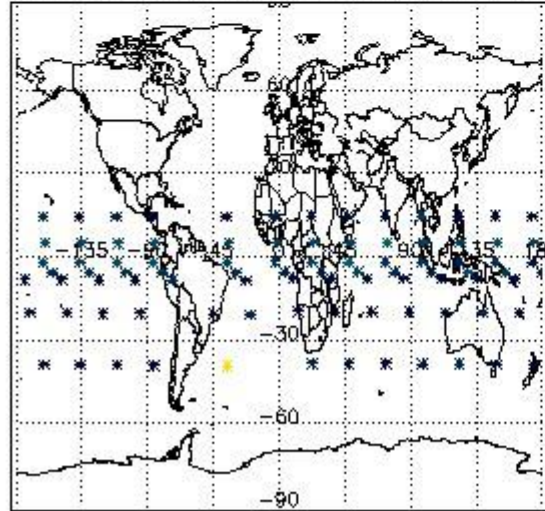
Percentage of flagged data per O3 profile



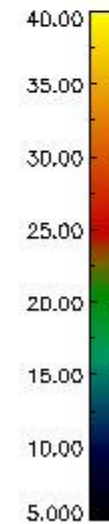
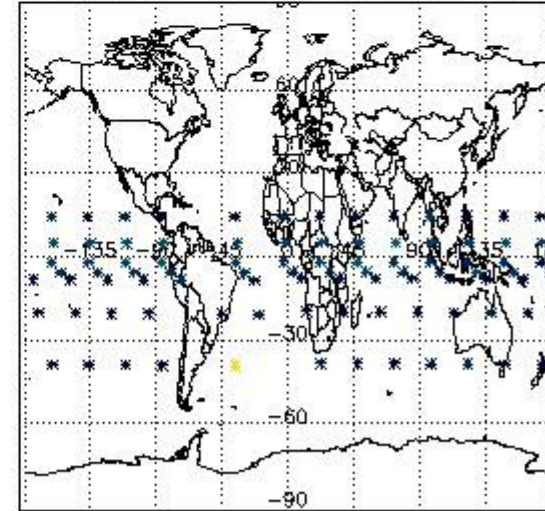
Percentage of flagged data per H2O profile



Percentage of flagged data per NO2 profile



Percentage of flagged data per NO3 profile

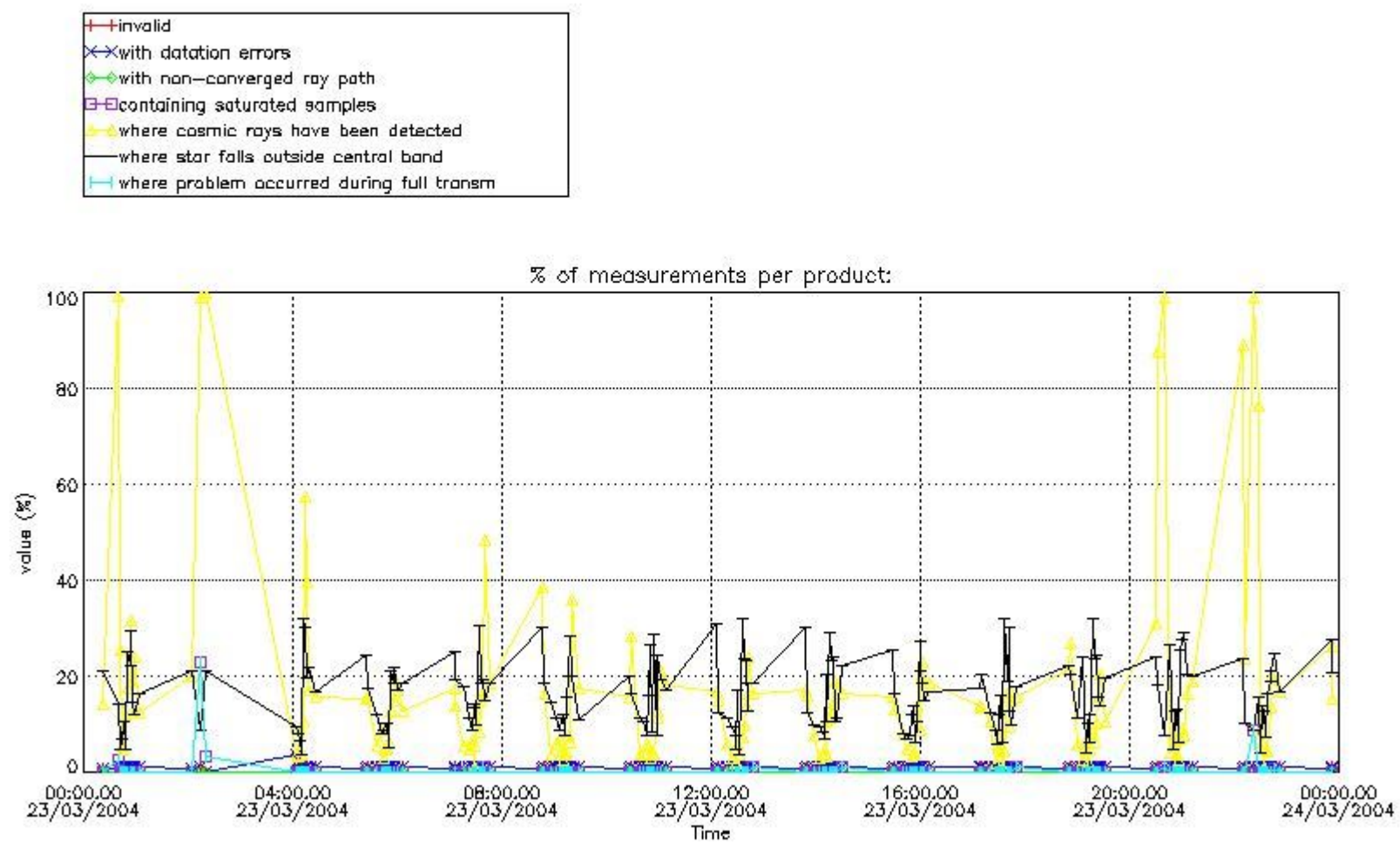


4. Level 1 quality information per product

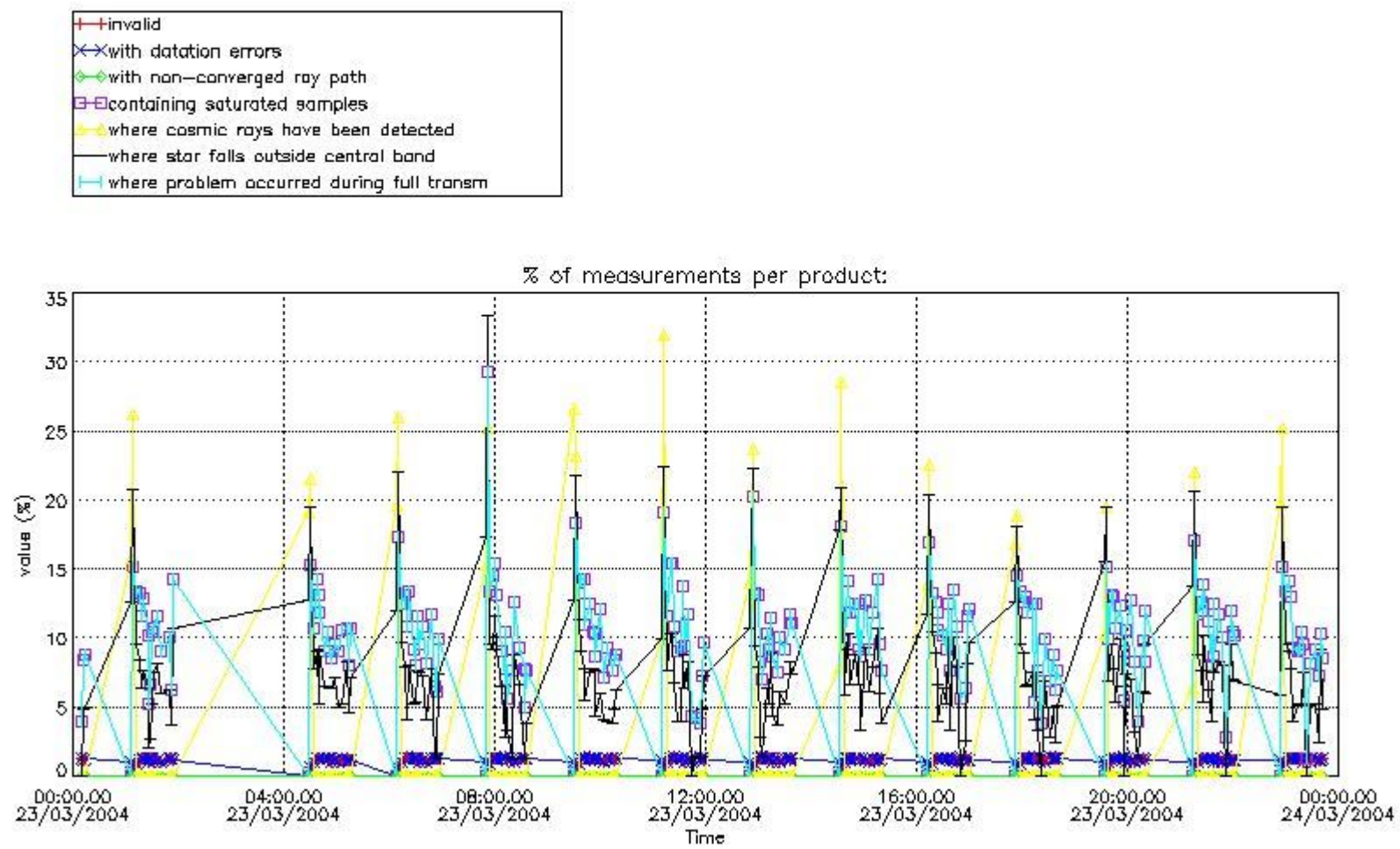
In this section it is plotted some information contained in the Quality Summary data set of the level 2 products that comes from the level 1b processing. Products without errors (error flag in the MPH set to "0") are used.

4.1 Plot quality information per product (time dependant) coming from level 1b processing

4.1.1 Plot level 1 quality information per product (time dependant): ENVISAT ASCENDING passes



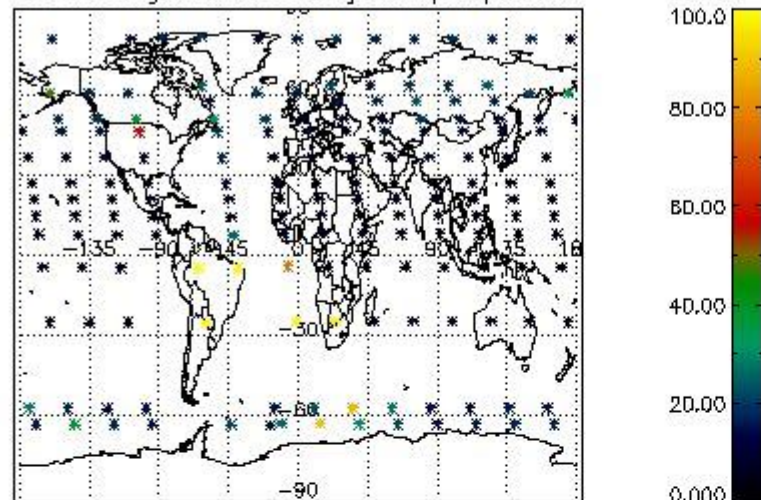
4.1.2 Plot level 1 quality information per product (time dependant): ENVI SAT DESCENDING passes



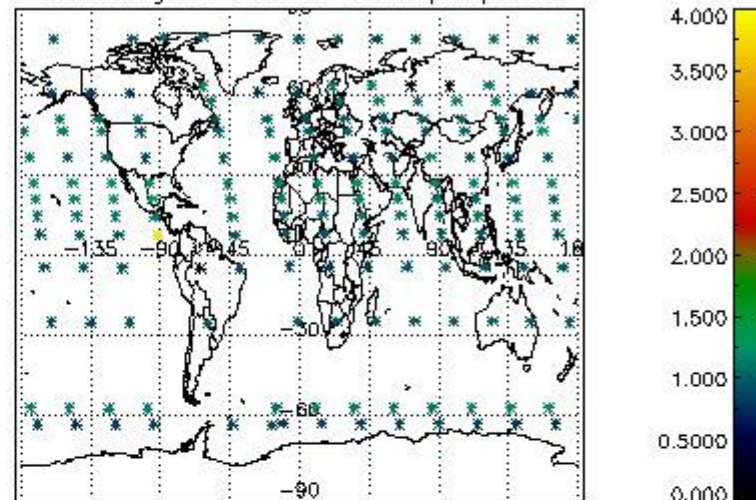
4.2 Plot quality information per product coming from level 1b processing (world map)

4.2.1 Plot level 1 quality information per product (world map): ENVISAT ASCENDING passes

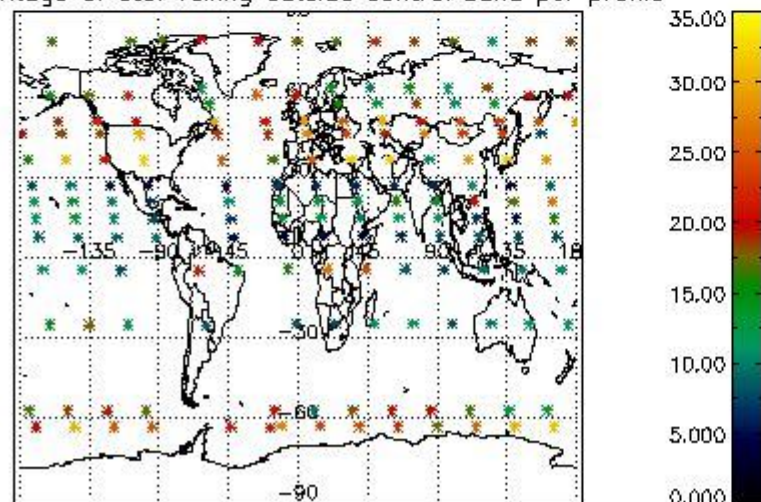
Percentage of cosmic ray hits per profile



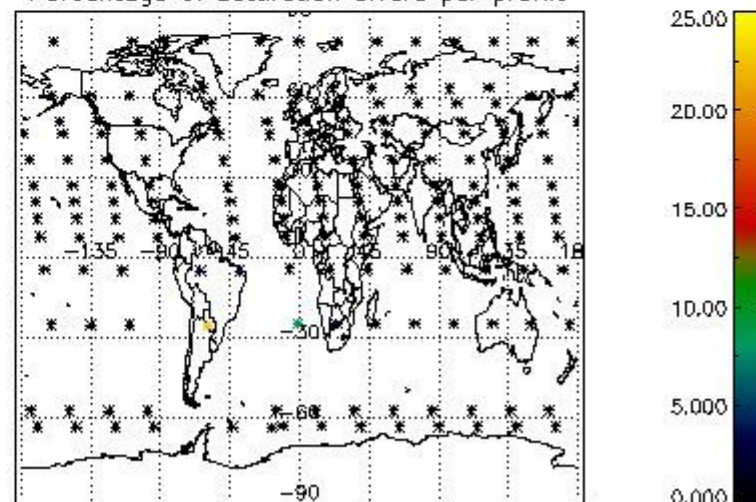
Percentage of datation errors per profile



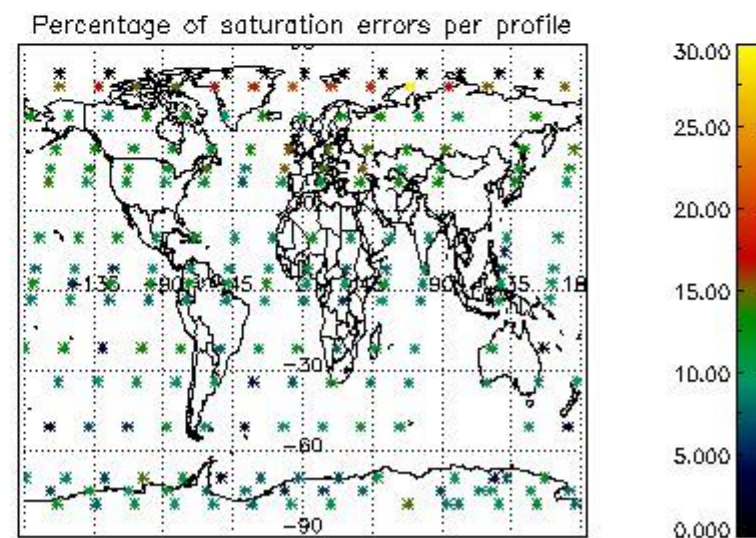
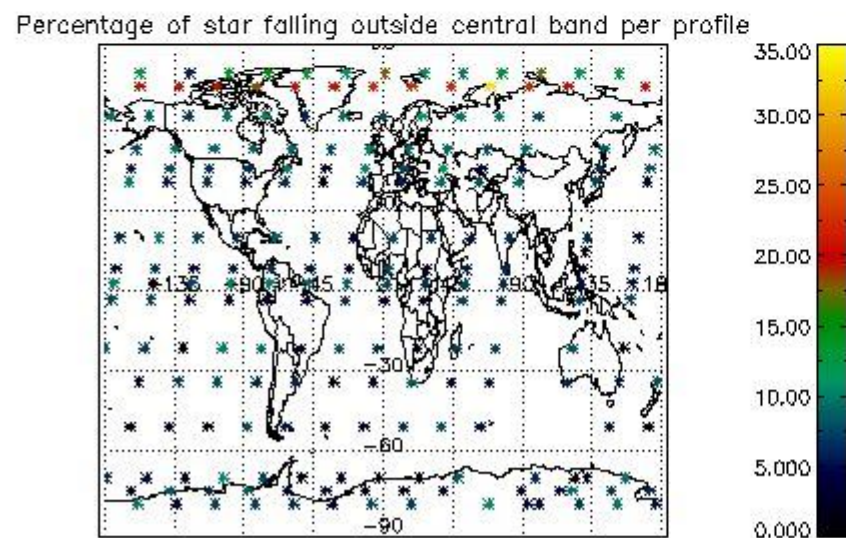
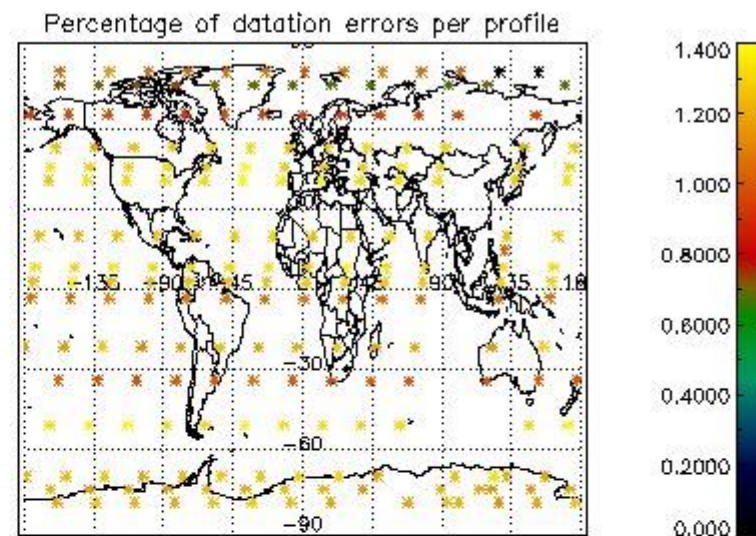
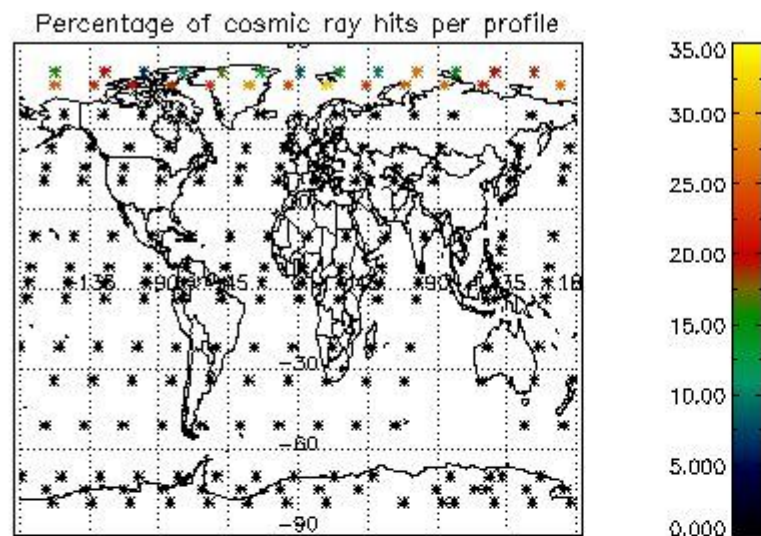
Percentage of star falling outside central band per profile



Percentage of saturation errors per profile



4.2.2 Plot level 1 quality information per product (world map): ENVISAT DESCENDING passes



5. Trace gas profiles

5.1 Ozone statistics based on quality of products

The final quality of the products can be "measured" using the STD (Standard Deviation) attached to every point profile. This information is written to the parameter GOM_NL__2P/NL_LOCAL_SPECIES_DENSITY/o3_std of the level 2 products. The table below shows the statistics for given STD ranges.

The statistics are given with respect to the overall valid production:

- Products without fatal errors: GOM_NL__2P/MPH/PRODUCT_ERR=0
- Valid point profile: GOM_NL__2P/NL_LOCAL_SPECIES_DENSITY/pcd(0)=0

The 'Criteria' is applied to valid points of dark limb products:

- Products in dark limb illumination condition: GOM_NL__2P/NL_SUMMARY_QUALITY/obs_ill_cond=0
- Products without fatal errors: GOM_NL__2P/MPH/PRODUCT_ERR=0
- Valid point profile: GOM_NL__2P/NL_LOCAL_SPECIES_DENSITY/pcd(0)=0

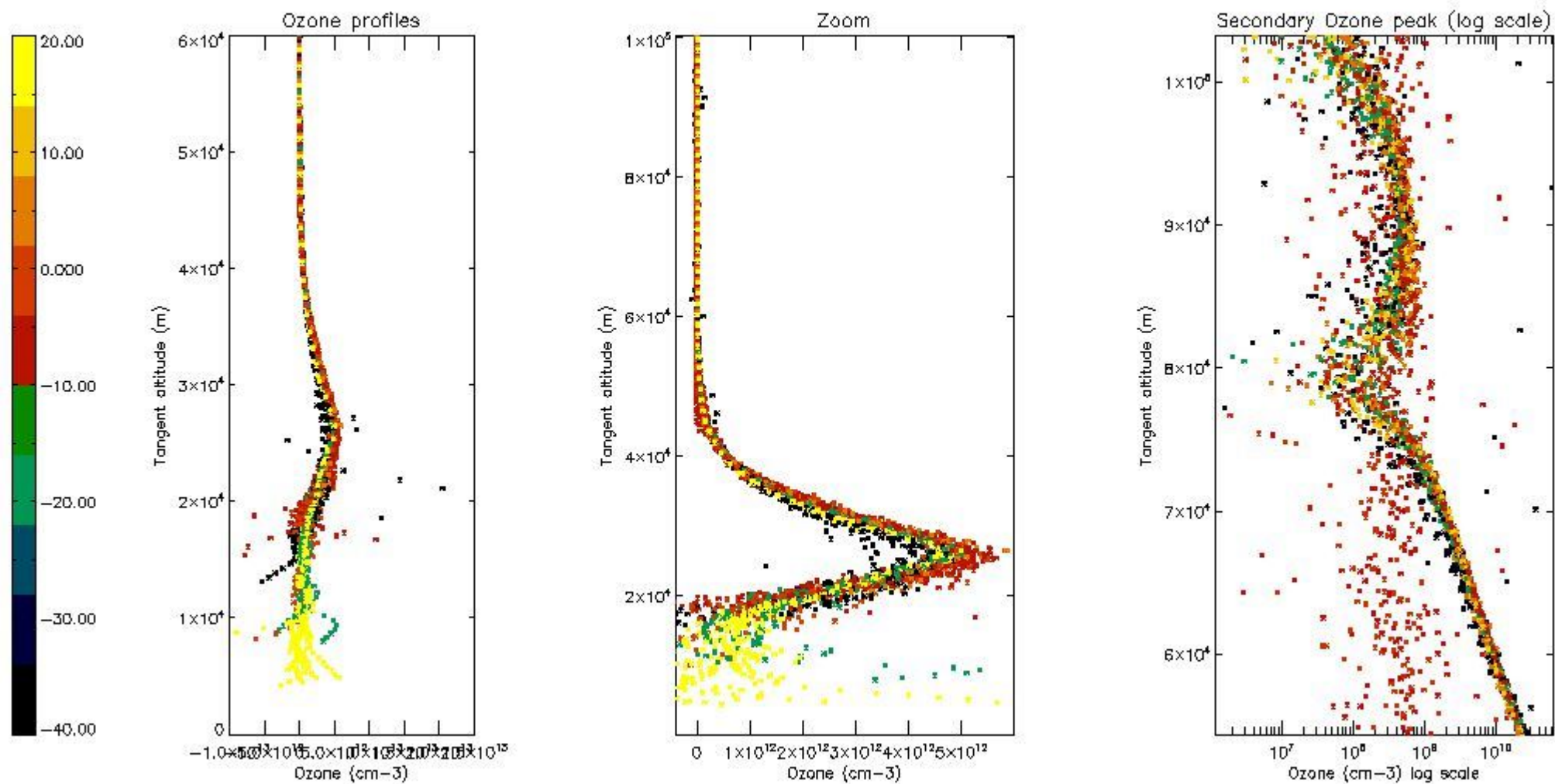
So, the table below shows the percentage of dark limb and valid observations for each criteria with respect to the overall valid daily observations.

Criteria	% of total production
All STD	25
STD < 20	13

STD < 10	11
STD < 5	6

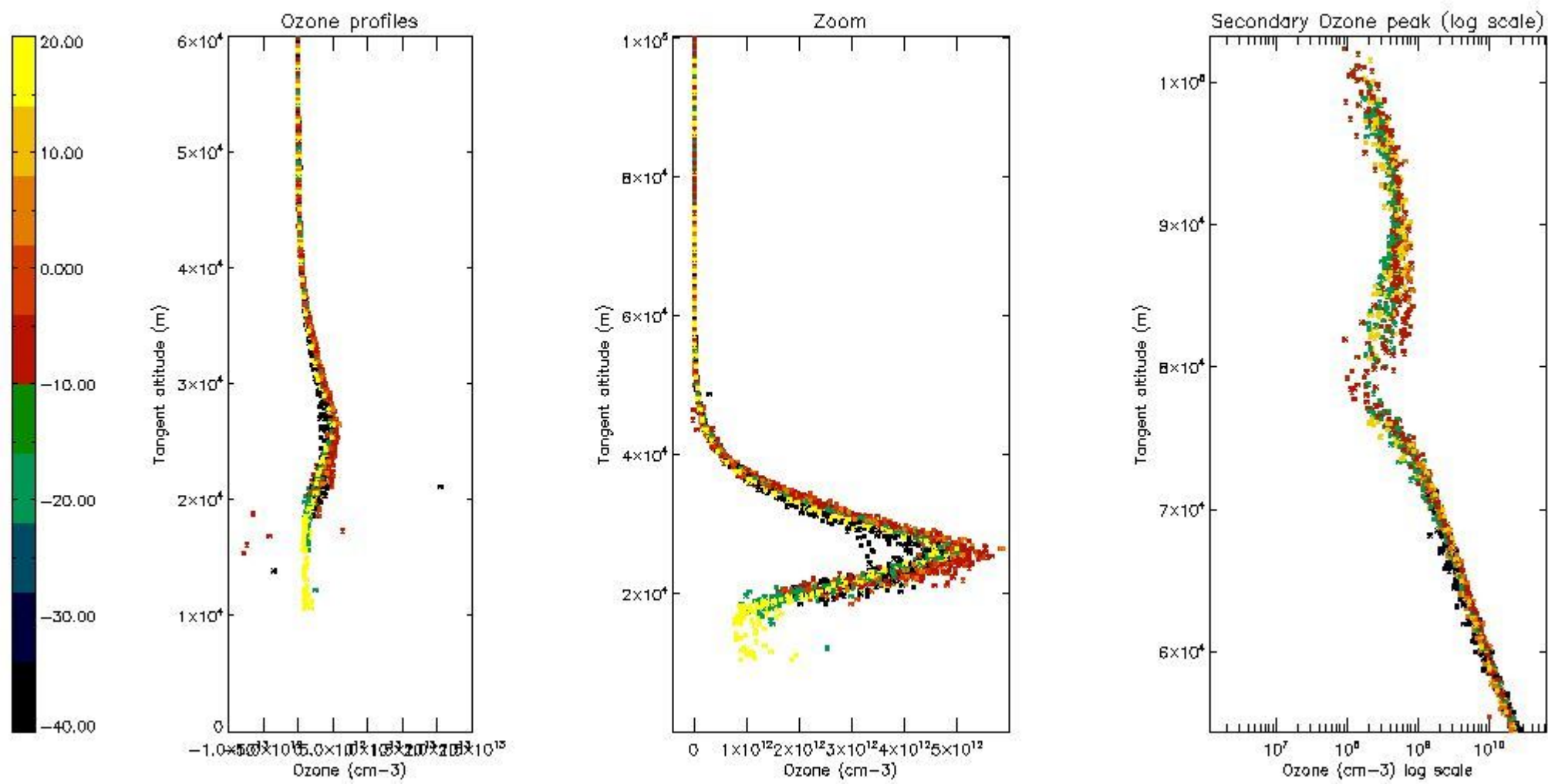
5.2 Plot ozone profiles for all STD (dark without errors)

The colorbar represents the latitude.



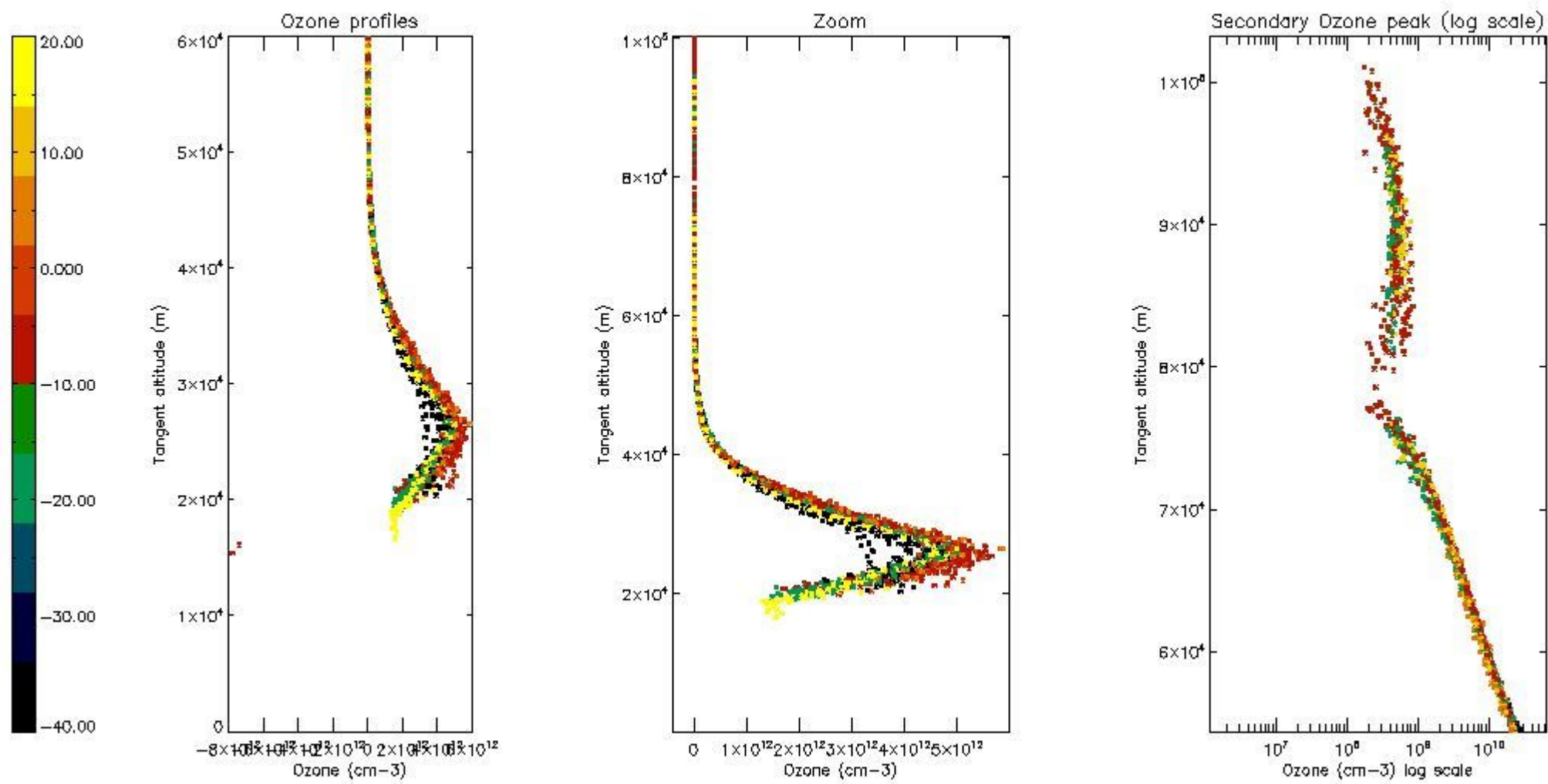
5.3 Plot ozone profiles where STD < 20% (dark without errors)

The colorbar represents the latitude.



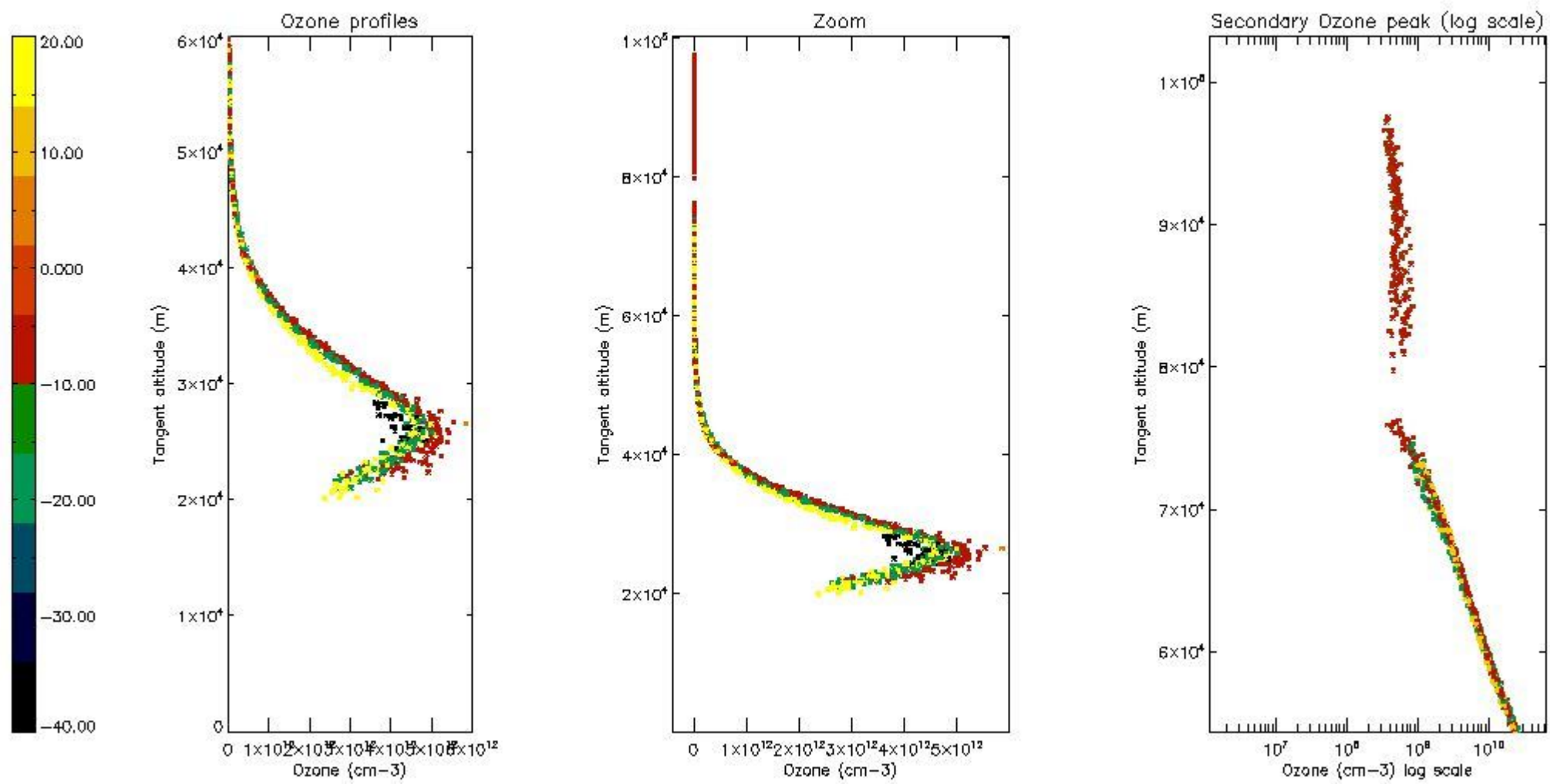
5.4 Plot ozone profiles where $STD < 10\%$ (dark without errors)

The colorbar represents the latitude.



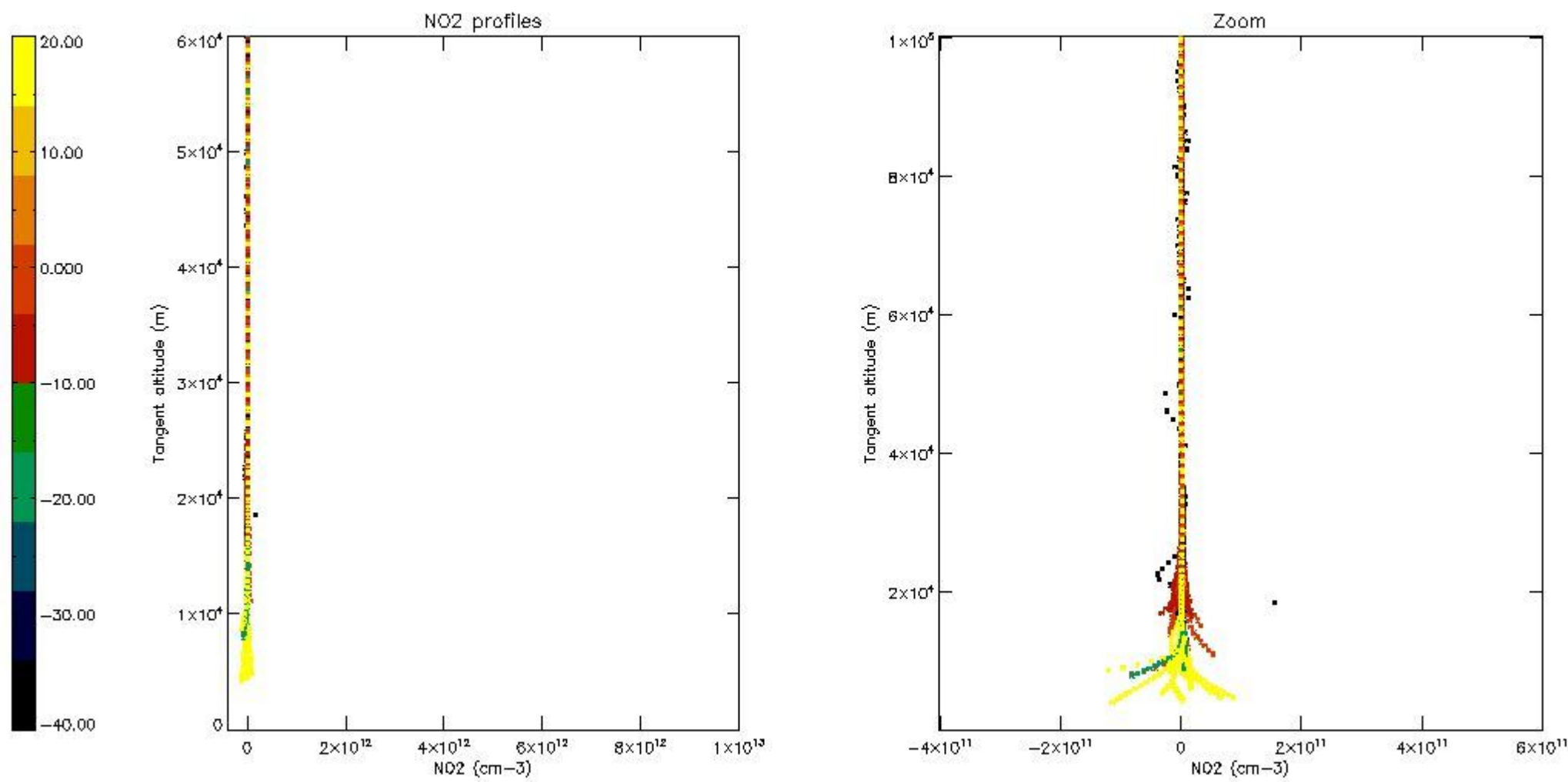
5.5 Plot ozone profiles where STD < 5% (dark without errors)

The colorbar represents the latitude.



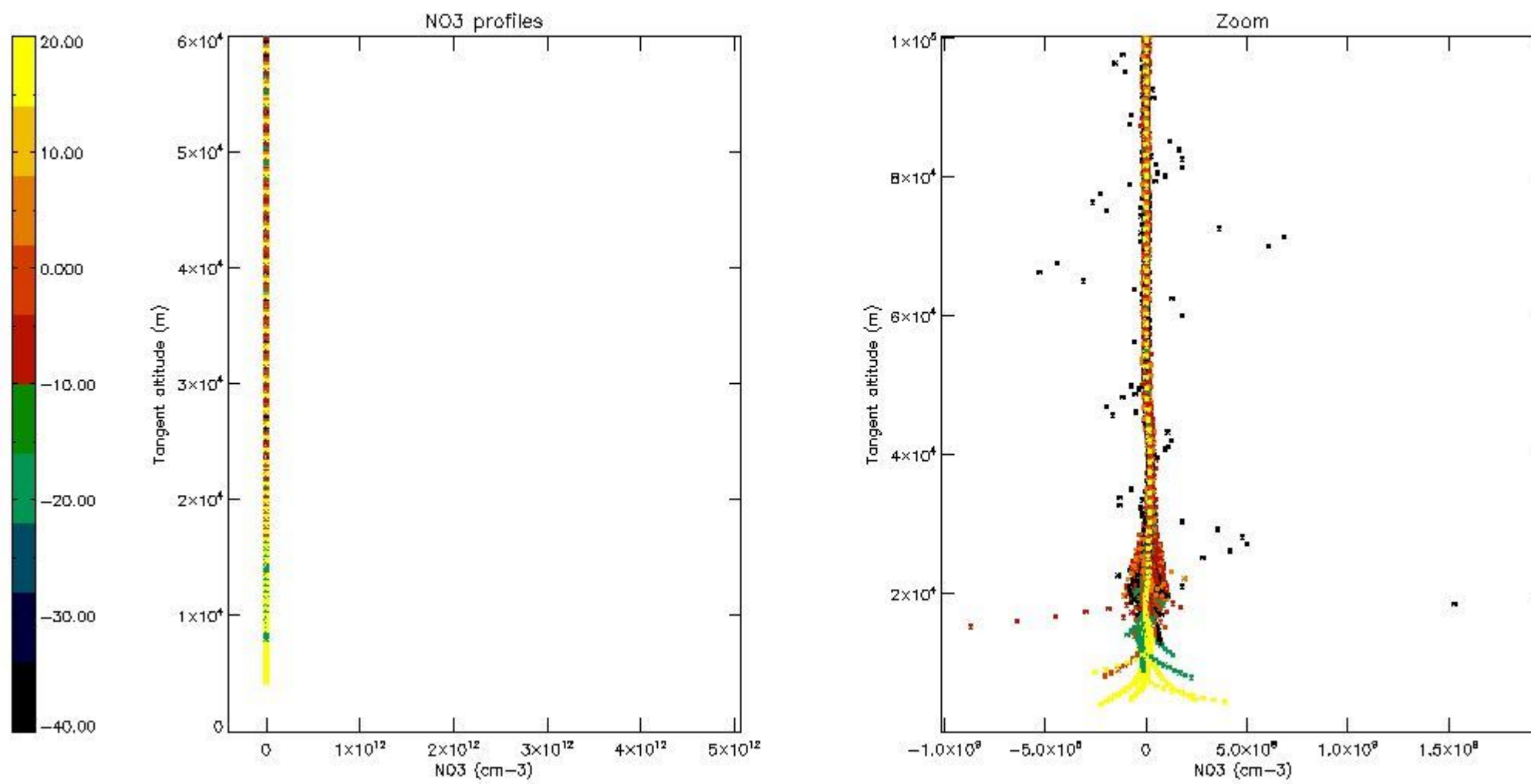
5.6 Plot NO₂ profiles for all STD (dark without errors)

The colorbar represents the latitude.



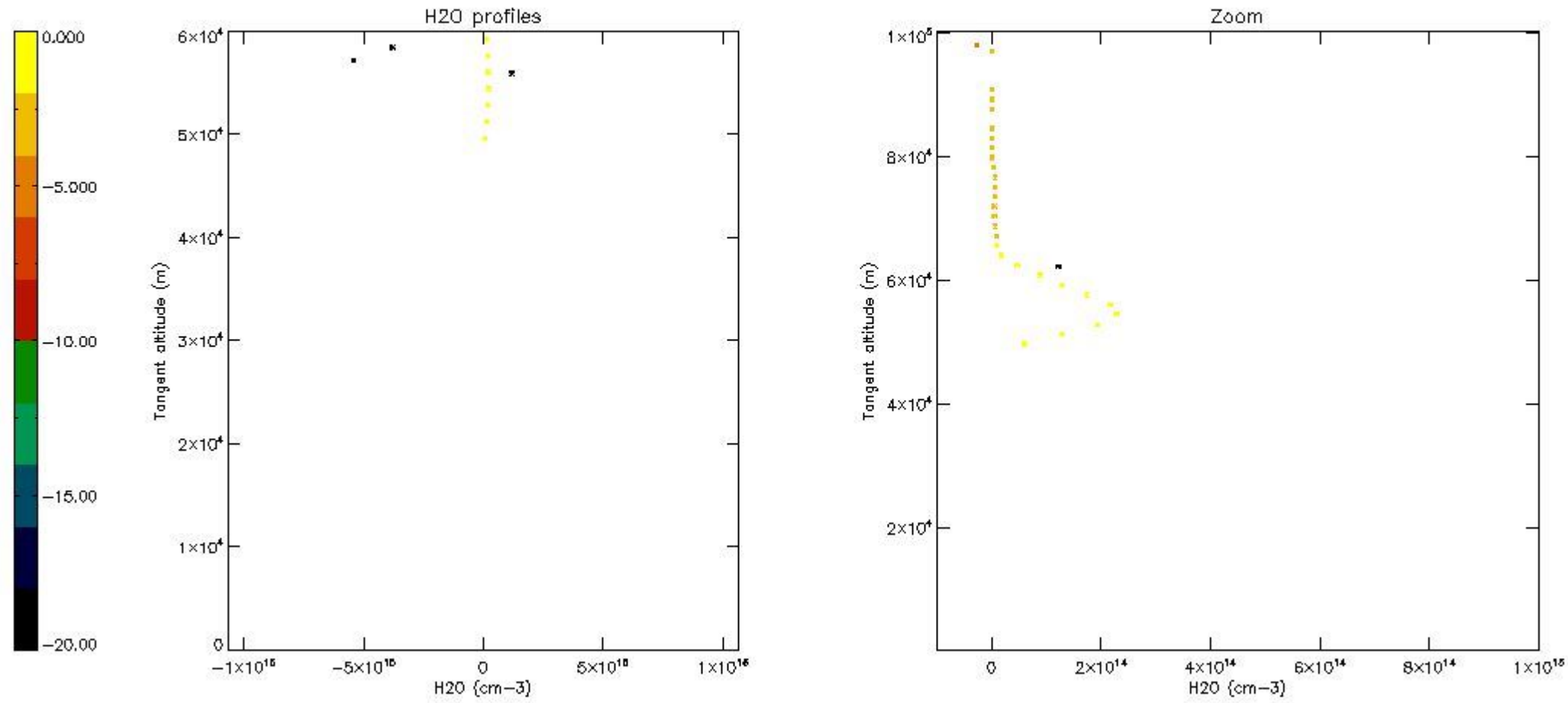
5.7 Plot NO3 profiles for all STD (dark without errors)

The colorbar represents the latitude.



5.8 Plot H2O profiles for all STD (only for occultations of stars 1,2,3,4,13,14,16,26,63 dark without errors)

The colorbar represents the latitude.



6. Auxiliary Data Files used for the production reported in section 2

The number reported in the third column indicates since which file (see list in section 2) the corresponding auxiliary file has been used. The fourth column is the date of those product files.

Type	Auxiliary Filename	Used since product	Used since product date
INST_PHYS_CHARACTERISTICS	GOM_INS_AXVIEC20091111_143220_20030716_120000_20500101_000000	1	23-MAR-2004 00:10:14
LEVEL-2_PROC_CONFIG	GOM_PR2_AXVIEC20091111_152718_20020301_000000_20500101_000000	1	23-MAR-2004 00:10:14
CROSS_SECTIONS_FILE	GOM_CRS_AXVIEC20091111_154832_20020301_000000_20500101_000000	1	23-MAR-2004 00:10:14

GOMOS Level 2 Daily Report

SUMMARY

[1. General Info](#)

[2. Summary of processed GOM_NL_2P products](#)

[3. Level 2 Quality information per product](#)

[3.1 Plot of level 2 quality information per product \(time dependant\)](#)

[3.2 Plot of level 2 quality information per product \(world map\)](#)

[4. Level 1 Quality information per product \(stored on level 2 products\)](#)

[4.1 Plot of level 1 quality information per product \(time dependant\)](#)

[4.1.1 Plot of level 1 quality information per product \(time dependant\): ASCENDING](#)

[4.1.2 Plot of level 1 quality information per product \(time dependant\): DESCENDING](#)

[4.2 Plot of level 1 quality information per product \(world map\)](#)

[4.2.1 Plot of level 1 quality information per product \(world map\): ASCENDING](#)

[4.2.2 Plot of level 1 quality information per product \(world map\): DESCENDING](#)

[5. Ozone profiles based on quality statistics and other trace gas profiles](#)

[5.1 Ozone statistics based on quality of products](#)

[5.2 Plot ozone profiles for all STD \(dark without errors\)](#)

[5.3 Plot ozone profiles where STD < 20% \(dark without errors\)](#)

[5.4. Plot ozone profiles where STD < 10% \(dark without errors\)](#)

[5.5. Plot ozone profiles where STD < 5% \(dark without errors\)](#)

[5.6 Plot NO2 profiles for all STD \(dark without errors\)](#)

[5.7 Plot NO3 profiles for all STD \(dark without errors\)](#)

[5.8 Plot H2O profiles \(only for occultations of stars 1,2,3,4,13,14,16,26,63 dark without errors\) for all STD](#)

[6. Auxiliary Data Files used for the production reported in section 2](#)

This report presents the daily analysis on parameters extracted from GOMOS level 2 data (GOM_NL__2P). It is intended to monitor some important parameters that will impact the quality of these products. A list of level 2 products (and content) that have arrived during the reporting day to the PCF is also given.

Item	Value
Time of report generation	18APR2013 22:14:27
Data source version	GOMOS/6.01
Start time of products	23-03-2004 (23MAR2004 00:00:00)
Stop time of products	24-03-2004 (24MAR2004 00:00:00)
Store outputs in DB	Yes
Nb of level 2 prods	385
Nb of prods with errors	0

2. Summary of processed GOM_NL__2P products.

Nr	Filename	UTC Start time	Limb	Duration	Star Id	Star Name	Star Mag	Star Temp	Nb Meas	Orbit	Prod. error
1	GOM_NL__2PRFIN20040323_001014_000000382025_00202_10777_0804.N1	23-MAR-2004 00:10:14	Bright	37.500	19	50Alp Cyg	1.2460	10500.	75	10777	No
2	GOM_NL__2PRFIN20040323_001150_000000422025_00202_10777_0805.N1	23-MAR-2004 00:11:50	Bright	41.500	66	37Gam Cyg	2.2080	5900.0	83	10777	No
3	GOM_NL__2PRFIN20040323_001340_000000402025_00202_10777_0806.N1	23-MAR-2004 00:13:40	Bright	40.000	92	53Eps Cyg	2.5000	4500.0	80	10777	No
4	GOM_NL__2PRFIN20040323_002237_000000572025_00202_10777_0807.N1	23-MAR-2004 00:22:37	Twilight	57.000	11	53Alp Aql	0.76500	8000.0	114	10777	No
5	GOM_NL__2PRFIN20040323_003913_000000562025_00202_10777_0808.N1	23-MAR-2004 00:39:13	Dark	56.000	38	20Eps Sgr	1.8360	11000.	112	10777	No
6	GOM_NL__2PRFIN20040323_004240_000000512025_00203_10778_0781.N1	23-MAR-2004 00:42:40	Dark	51.000	85	Kap Sco	2.4070	28000.	102	10778	No
7	GOM_NL__2PRFIN20040323_004439_000000452025_00203_10778_0782.N1	23-MAR-2004 00:44:39	Dark	44.500	141	Bet Ara	2.8400	4600.0	89	10778	No
8	GOM_NL__2PRFIN20040323_004628_000000432025_00203_10778_0783.N1	23-MAR-2004 00:46:28	Dark	42.500	43	Alp TrA	1.9100	4250.0	85	10778	No
9	GOM_NL__2PRFIN20040323_004806_000000422025_00203_10778_0784.N1	23-MAR-2004 00:48:06	Dark	41.500	134	Bet TrA	2.8100	6600.0	83	10778	No
10	GOM_NL__2PRFIN20040323_005049_000000522025_00203_10778_0785.N1	23-MAR-2004 00:50:49	Dark	52.000	4	Alp1Cen	-0.010000	5800.0	104	10778	No
11	GOM_NL__2PRFIN20040323_005335_000000482025_00203_10778_0786.N1	23-MAR-2004 00:53:35	Straylight	47.500	12	Alp1Cru	0.77500	30000.	95	10778	No
12	GOM_NL__2PRFIN20040323_005456_000000542025_00203_10778_0787.N1	23-MAR-2004 00:54:56	Straylight	54.000	26	Gam Cru	1.6240	2900.0	108	10778	No
13	GOM_NL__2PRFIN20040323_005647_000000452025_00203_10778_0788.N1	23-MAR-2004 00:56:47	Straylight	45.000	64	Gam Cen	2.2000	10600.	90	10778	No
14	GOM_NL__2PRFIN20040323_005833_000000422025_00203_10778_0789.N1	23-MAR-2004 00:58:33	Straylight	41.500	113	Mu Vel	2.6920	5000.0	83	10778	No
15	GOM_NL__2PRFIN20040323_010429_000000522025_00203_10778_0790.N1	23-MAR-2004 01:04:29	Straylight	52.000	106	9Bet Crv	2.6480	5600.0	104	10778	No
16	GOM_NL__2PRFIN20040323_010637_000000482025_00203_10778_0791.N1	23-MAR-2004 01:06:37	Twilight	47.500	100	4Gam Crv	2.5800	13100.	95	10778	No
17	GOM_NL__2PRFIN20040323_010853_000000732025_00203_10778_0792.N1	23-MAR-2004 01:08:53	Bright	72.500	15	67Alp Vir	0.97600	28000.	145	10778	No
18	GOM_NL__2PRFIN20040323_011223_000000532025_00203_10778_0793.N1	23-MAR-2004 01:12:23	Bright	52.500	121	29Gam Vir	2.7400	7200.0	105	10778	No
19	GOM_NL__2PRFIN20040323_011553_000000422025_00203_10778_0794.N1	23-MAR-2004 01:15:53	Bright	41.500	22	32Alp Leo	1.3600	15200.	83	10778	No
20	GOM_NL__2PRFIN20040323_011802_000000392025_00203_10778_0795.N1	23-MAR-2004 01:18:02	Bright	39.000	51	41Gam1Leo	2.0100	4500.0	78	10778	No
21	GOM_NL__2PRFIN20040323_011923_000000392025_00203_10778_0796.N1	23-MAR-2004 01:19:23	Bright	39.000	166	17Eps Leo	2.9800	6000.0	78	10778	No
22	GOM_NL__2PRFIN20040323_012519_000000402025_00203_10778_0797.N1	23-MAR-2004 01:25:19	Bright	39.500	174	52Psi UMa	3.0040	4400.0	79	10778	No
23	GOM_NL__2PRFIN20040323_012644_000000492025_00203_10778_0798.N1	23-MAR-2004 01:26:44	Bright	48.500	152	12Alp2CVn	2.8900	11000.	97	10778	No
24	GOM_NL__2PRFIN20040323_012836_000000382025_00203_10778_0799.N1	23-MAR-2004 01:28:36	Bright	37.500	82	48Bet UMa	2.3650	10600.	75	10778	No
25	GOM_NL__2PRFIN20040323_013007_000000392025_00203_10778_0800.N1	23-MAR-2004 01:30:07	Bright	38.500	36	50Alp UMa	1.8000	6300.0	77	10778	No
26	GOM_NL__2PRFIN20040323_013156_000000472025_00203_10778_0801.N1	23-MAR-2004 01:31:56	Bright	47.000	55	79Zet UMa	2.0600	10200.	94	10778	No
27	GOM_NL__2PRFIN20040323_013655_000000432025_00203_10778_0802.N1	23-MAR-2004 01:36:55	Bright	43.000	60	7Bet UMi	2.0810	3950.0	86	10778	No
28	GOM_NL__2PRFIN20040323_014031_000000502025_00203_10778_0803.N1	23-MAR-2004 01:40:31	Bright	50.000	119	14Eta Dra	2.7270	4700.0	100	10778	No
29	GOM_NL__2PRFIN20040323_015050_000000402025_00203_10778_0804.N1	23-MAR-2004 01:50:50	Bright	40.000	19	50Alp Cyg	1.2460	10500.	80	10778	No
30	GOM_NL__2PRFIN20040323_015226_000000412025_00203_10778_0805.N1	23-MAR-2004 01:52:26	Bright	40.500	66	37Gam Cyg	2.2080	5900.0	81	10778	No
31	GOM_NL__2PRFIN20040323_015416_000000422025_00203_10778_0806.N1	23-MAR-2004 01:54:16	Bright	42.000	92	53Eps Cyg	2.5000	4500.0	84	10778	No
32	GOM_NL__2PRFIN20040323_020314_000000572025_00203_10778_0807.N1	23-MAR-2004 02:03:14	Twilight	57.000	11	53Alp Aql	0.76500	8000.0	114	10778	No
33	GOM_NL__2PRFIN20040323_021407_000000532025_00203_10778_0808.N1	23-MAR-2004 02:14:07	Dark	52.500	155	41Pi Sgr	2.9000	6600.0	105	10778	No
34	GOM_NL__2PRFIN20040323_021950_000000602025_00203_10778_0809.N1	23-MAR-2004 02:19:50	Dark	59.500	38	20Eps Sgr	1.8360	11000.	119	10778	No
35	GOM_NL__2PRFIN20040323_040354_000000532025_00205_10780_0784.N1	23-MAR-2004 04:03:54	Dark	52.500	85	Kap Sco	2.4070	28000.	105	10780	No
36	GOM_NL__2PRFIN20040323_040554_000000442025_00205_10780_0785.N1	23-MAR-2004 04:05:54	Dark	43.500	141	Bet Ara	2.8400	4600.0	87	10780	No
37	GOM_NL__2PRFIN20040323_040742_000000392025_00205_10780_0786.N1	23-MAR-2004 04:07:42	Dark	39.000	43	Alp TrA	1.9100	4250.0	78	10780	No
38	GOM_NL__2PRFIN20040323_040920_000000402025_00205_10780_0787.N1	23-MAR-2004 04:09:20	Dark	39.500	134	Bet TrA	2.8100	6600.0	79	10780	No
39	GOM_NL__2PRFIN20040323_041203_000000562025_00205_10780_0788.N1	23-MAR-2004 04:12:03	Dark	56.000	4	Alp1Cen	-0.010000	5800.0	112	10780	No
40	GOM_NL__2PRFIN20040323_041448_000000522025_00205_10780_0789.N1	23-MAR-2004 04:14:48	Straylight	51.500	12	Alp1Cru	0.77500	30000.	103	10780	No
41	GOM_NL__2PRFIN20040323_041610_000000462025_00205_10780_0790.N1	23-MAR-2004 04:16:10	Straylight	45.500	26	Gam Cru	1.6240	2900.0	91	10780	No
42	GOM_NL__2PRFIN20040323_041856_000000622025_00205_10780_0791.N1	23-MAR-2004 04:18:56	Straylight	62.000	54	5The Cen	2.0550	4500.0	124	10780	No

102	GOM_NL__2PRFIN20040323_074903_000000492025_00207_10782_0793.N1	23-MAR-2004 07:49:03	Twilight	49.000	100	4Gam Crv	2.5800	13100.	98	10782	No
103	GOM_NL__2PRFIN20040323_075116_000000862025_00207_10782_0794.N1	23-MAR-2004 07:51:16	Bright	85.500	15	67Alp Vir	0.97600	28000.	171	10782	No
104	GOM_NL__2PRFIN20040323_075445_000000532025_00207_10782_0795.N1	23-MAR-2004 07:54:45	Bright	52.500	121	29Gam Vir	2.7400	7200.0	105	10782	No
105	GOM_NL__2PRFIN20040323_075821_000000382025_00207_10782_0796.N1	23-MAR-2004 07:58:21	Bright	38.000	22	32Alp Leo	1.3600	15200.	76	10782	No
106	GOM_NL__2PRFIN20040323_080028_000000392025_00207_10782_0797.N1	23-MAR-2004 08:00:28	Bright	39.000	51	41Gam1Leo	2.0100	4500.0	78	10782	No
107	GOM_NL__2PRFIN20040323_080149_000000382025_00207_10782_0798.N1	23-MAR-2004 08:01:49	Bright	38.000	166	17Eps Leo	2.9800	6000.0	76	10782	No
108	GOM_NL__2PRFIN20040323_080743_000000392025_00207_10782_0799.N1	23-MAR-2004 08:07:43	Bright	38.500	174	52Psi UMa	3.0040	4400.0	77	10782	No
109	GOM_NL__2PRFIN20040323_081100_000000362025_00207_10782_0800.N1	23-MAR-2004 08:11:00	Bright	36.000	82	48Bet UMa	2.3650	10600.	72	10782	No
110	GOM_NL__2PRFIN20040323_081231_000000392025_00207_10782_0801.N1	23-MAR-2004 08:12:31	Bright	38.500	36	50Alp UMa	1.8000	6300.0	77	10782	No
111	GOM_NL__2PRFIN20040323_081417_000000452025_00207_10782_0802.N1	23-MAR-2004 08:14:17	Bright	45.000	55	79Zet UMa	2.0600	10200.	90	10782	No
112	GOM_NL__2PRFIN20040323_081919_000000402025_00207_10782_0803.N1	23-MAR-2004 08:19:19	Bright	39.500	60	7Bet UMi	2.0810	3950.0	79	10782	No
113	GOM_NL__2PRFIN20040323_082252_000000522025_00207_10782_0804.N1	23-MAR-2004 08:22:52	Bright	51.500	119	14Eta Dra	2.7270	4700.0	103	10782	No
114	GOM_NL__2PRFIN20040323_082736_000000382025_00207_10782_0805.N1	23-MAR-2004 08:27:36	Bright	37.500	74	11Bet Cas	2.2680	6600.0	75	10782	No
115	GOM_NL__2PRFIN20040323_083314_000000392025_00207_10782_0806.N1	23-MAR-2004 08:33:14	Bright	38.500	19	50Alp Cyg	1.2460	10500.	77	10782	No
116	GOM_NL__2PRFIN20040323_083450_000000402025_00207_10782_0807.N1	23-MAR-2004 08:34:50	Bright	40.000	66	37Gam Cyg	2.2080	5900.0	80	10782	No
117	GOM_NL__2PRFIN20040323_083641_000000392025_00207_10782_0808.N1	23-MAR-2004 08:36:41	Bright	39.000	92	53Eps Cyg	2.5000	4500.0	78	10782	No
118	GOM_NL__2PRFIN20040323_084540_000000662025_00207_10782_0809.N1	23-MAR-2004 08:45:40	Twilight	66.000	11	53Alp Aql	0.76500	8000.0	132	10782	No
119	GOM_NL__2PRFIN20040323_084726_000000432025_00207_10782_0810.N1	23-MAR-2004 08:47:26	Twilight	43.000	154	22Bet Aqr	2.8990	5700.0	86	10782	No
120	GOM_NL__2PRFIN20040323_085636_000000552025_00207_10782_0811.N1	23-MAR-2004 08:56:36	Dark	54.500	155	41Pi Sgr	2.9000	6600.0	109	10782	No
121	GOM_NL__2PRFIN20040323_090220_000000532025_00207_10782_0812.N1	23-MAR-2004 09:02:20	Dark	53.000	38	20Eps Sgr	1.8360	11000.	106	10782	No
122	GOM_NL__2PRFIN20040323_090546_000000522025_00208_10783_0784.N1	23-MAR-2004 09:05:46	Dark	52.000	85	Kap Sco	2.4070	28000.	104	10783	No
123	GOM_NL__2PRFIN20040323_090744_000000452025_00208_10783_0785.N1	23-MAR-2004 09:07:44	Dark	44.500	141	Bet Ara	2.8400	4600.0	89	10783	No
124	GOM_NL__2PRFIN20040323_090932_000000422025_00208_10783_0786.N1	23-MAR-2004 09:09:32	Dark	41.500	43	Alp TrA	1.9100	4250.0	83	10783	No
125	GOM_NL__2PRFIN20040323_091110_000000402025_00208_10783_0787.N1	23-MAR-2004 09:11:10	Dark	40.000	134	Bet TrA	2.8100	6600.0	80	10783	No
126	GOM_NL__2PRFIN20040323_091353_000000452025_00208_10783_0788.N1	23-MAR-2004 09:13:53	Dark	44.500	4	Alp1Cen	-0.010000	5800.0	89	10783	No
127	GOM_NL__2PRFIN20040323_091637_000000452025_00208_10783_0789.N1	23-MAR-2004 09:16:37	Straylight	45.000	12	Alp1Cru	0.77500	30000.	90	10783	No
128	GOM_NL__2PRFIN20040323_091759_000000502025_00208_10783_0790.N1	23-MAR-2004 09:17:59	Straylight	49.500	26	Gam Cru	1.6240	2900.0	99	10783	No
129	GOM_NL__2PRFIN20040323_092046_000000602025_00208_10783_0791.N1	23-MAR-2004 09:20:46	Straylight	60.000	54	5The Cen	2.0550	4500.0	120	10783	No
130	GOM_NL__2PRFIN20040323_092731_000000462025_00208_10783_0792.N1	23-MAR-2004 09:27:31	Straylight	46.000	106	9Bet Crv	2.6480	5600.0	92	10783	No
131	GOM_NL__2PRFIN20040323_092938_000000472025_00208_10783_0793.N1	23-MAR-2004 09:29:38	Twilight	47.000	100	4Gam Crv	2.5800	13100.	94	10783	No
132	GOM_NL__2PRFIN20040323_093152_000000742025_00208_10783_0794.N1	23-MAR-2004 09:31:52	Bright	73.500	15	67Alp Vir	0.97600	28000.	147	10783	No
133	GOM_NL__2PRFIN20040323_093521_000000532025_00208_10783_0795.N1	23-MAR-2004 09:35:21	Bright	53.000	121	29Gam Vir	2.7400	7200.0	106	10783	No
134	GOM_NL__2PRFIN20040323_093857_000000392025_00208_10783_0796.N1	23-MAR-2004 09:38:57	Bright	38.500	22	32Alp Leo	1.3600	15200.	77	10783	No
135	GOM_NL__2PRFIN20040323_094104_000000392025_00208_10783_0797.N1	23-MAR-2004 09:41:04	Bright	38.500	51	41Gam1Leo	2.0100	4500.0	77	10783	No
136	GOM_NL__2PRFIN20040323_094225_000000372025_00208_10783_0798.N1	23-MAR-2004 09:42:25	Bright	36.500	166	17Eps Leo	2.9800	6000.0	73	10783	No
137	GOM_NL__2PRFIN20040323_094818_000000402025_00208_10783_0799.N1	23-MAR-2004 09:48:18	Bright	40.000	174	52Psi UMa	3.0040	4400.0	80	10783	No
138	GOM_NL__2PRFIN20040323_095136_000000392025_00208_10783_0800.N1	23-MAR-2004 09:51:36	Bright	38.500	82	48Bet UMa	2.3650	10600.	77	10783	No
139	GOM_NL__2PRFIN20040323_095307_000000392025_00208_10783_0801.N1	23-MAR-2004 09:53:07	Bright	39.000	36	50Alp UMa	1.8000	6300.0	78	10783	No
140	GOM_NL__2PRFIN20040323_095452_000000462025_00208_10783_0802.N1	23-MAR-2004 09:54:52	Bright	46.000	55	79Zet UMa	2.0600	10200.	92	10783	No
141	GOM_NL__2PRFIN20040323_095954_000000422025_00208_10783_0803.N1	23-MAR-2004 09:59:54	Bright	41.500	60	7Bet UMi	2.0810	3950.0	83	10783	No
142	GOM_NL__2PRFIN20040323_100327_000000492025_00208_10783_0804.N1	23-MAR-2004 10:03:27	Bright	49.000	119	14Eta Dra	2.7270	4700.0	98	10783	No
143	GOM_NL__2PRFIN20040323_100812_000000382025_00208_10783_0805.N1	23-MAR-2004 10:08:12	Bright	37.500	74	11Bet Cas	2.2680	6600.0	75	10783	No
144	GOM_NL__2PRFIN20040323_101350_000000402025_00208_10783_0806.N1	23-MAR-2004 10:13:50	Bright	39.500	19	50Alp Cyg	1.2460	10500.	79	10783	No
145	GOM_NL__2PRFIN20040323_101526_000000422025_00208_10783_0807.N1	23-MAR-2004 10:15:26	Bright	41.500	66	37Gam Cyg	2.2080	5900.0	83	10783	No
146	GOM_NL__2PRFIN20040323_101716_000000402025_00208_10783_0808.N1	23-MAR-2004 10:17:16	Bright	40.000	92	53Eps Cyg	2.5000	4500.0	80	10783	No
147	GOM_NL__2PRFIN20040323_102616_000000572025_00208_10783_0809.N1	23-MAR-2004 10:26:16	Twilight	57.000	11	53Alp Aql	0.76500	8000.0	114	10783	No
148	GOM_NL__2PRFIN20040323_102802_000000432025_00208_10783_0810.N1	23-MAR-2004 10:28:02	Twilight	42.500	154	22Bet Aqr	2.8990	5700.0	85	10783	No
149	GOM_NL__2PRFIN20040323_103713_000000532025_00208_10783_0811.N1	23-MAR-2004 10:37:13	Dark	52.500	155	41Pi Sgr	2.9000	6600.0	105	10783	No
150	GOM_NL__2PRFIN20040323_104257_000000522025_00208_10783_0812.N1	23-MAR-2004 10:42:57	Dark	52.000	38	20Eps Sgr	1.8360	11000.	104	10783	No
151	GOM_NL__2PRFIN20040323_104623_000000522025_00209_10784_0784.N1	23-MAR-2004 10:46:23	Dark	52.000	85	Kap Sco	2.4070	28000.	104	10784	No
152	GOM_NL__2PRFIN20040323_104820_000000472025_00209_10784_0785.N1	23-MAR-2004 10:48:20	Dark	47.000	141	Bet Ara	2.8400	4600.0	94	10784	No
153	GOM_NL__2PRFIN20040323_105008_000000492025_00209_10784_0786.N1	23-MAR-2004 10:50:08	Dark	49.000	43	Alp TrA	1.9100	4250.0	98	10784	No
154	GOM_NL__2PRFIN20040323_105146_000000412025_00209_10784_0787.N1	23-MAR-2004 10:51:46	Dark	41.000	134	Bet TrA	2.8100	6600.0	82	10784	No
155	GOM_NL__2PRFIN20040323_105429_000000532025_00209_10784_0788.N1	23-MAR-2004 10:54:29	Dark	52.500	4	Alp1Cen	-0.010000	5800.0	105	10784	No
156	GOM_NL__2PRFIN20040323_105713_000000402025_00209_10784_0789.N1	23-MAR-2004 10:57:13	Straylight	39.500	12	Alp1Cru	0.77500	30000.	79	10784	No
157	GOM_NL__2PRFIN20040323_105835_000000482025_00209_10784_0790.N1	23-MAR-2004 10:58:35	Straylight	47.500	26	Gam Cru	1.6240	2900.0	95	10784	No
158	GOM_NL__2PRFIN20040323_110122_000000602025_00209_10784_0791.N1	23-MAR-2004 11:01:22	Straylight	59.500	54	5The Cen	2.0550	4500.0	119	10784	No
159	GOM_NL__2PRFIN20040323_110807_000000502025_00209_10784_0792.N1	23-MAR-2004 11:08:07	Straylight	50.000	106	9Bet Crv	2.6480	5600.0	100	10784	No
160	GOM_NL__2PRFIN20040323_111014_000000462025_00209_10784_0793.N1	23-MAR-2004 11:10:14	Twilight	45.500	100	4Gam Crv	2.5800	13100.	91	10784	No

161	GOM_NL__2PRFIN20040323_111228_000000742025_00209_10784_0794.N1	23-MAR-2004 11:12:28	Bright	73.500	15	67Alp Vir	0.97600	28000.	147	10784	No
162	GOM_NL__2PRFIN20040323_111556_000000522025_00209_10784_0795.N1	23-MAR-2004 11:15:56	Bright	52.000	121	29Gam Vir	2.7400	7200.0	104	10784	No
163	GOM_NL__2PRFIN20040323_111933_000000392025_00209_10784_0796.N1	23-MAR-2004 11:19:33	Bright	39.000	22	32Alp Leo	1.3600	15200.	78	10784	No
164	GOM_NL__2PRFIN20040323_112140_000000392025_00209_10784_0797.N1	23-MAR-2004 11:21:40	Bright	39.000	51	41Gam1Leo	2.0100	4500.0	78	10784	No
165	GOM_NL__2PRFIN20040323_112301_000000372025_00209_10784_0798.N1	23-MAR-2004 11:23:01	Bright	37.000	166	17Eps Leo	2.9800	6000.0	74	10784	No
166	GOM_NL__2PRFIN20040323_112854_000000392025_00209_10784_0799.N1	23-MAR-2004 11:28:54	Bright	38.500	174	52Psi UMa	3.0040	4400.0	77	10784	No
167	GOM_NL__2PRFIN20040323_113211_000000382025_00209_10784_0800.N1	23-MAR-2004 11:32:11	Bright	37.500	82	48Bet UMa	2.3650	10600.	75	10784	No
168	GOM_NL__2PRFIN20040323_113342_000000402025_00209_10784_0801.N1	23-MAR-2004 11:33:42	Bright	40.000	36	50Alp UMa	1.8000	6300.0	80	10784	No
169	GOM_NL__2PRFIN20040323_113526_000000482025_00209_10784_0802.N1	23-MAR-2004 11:35:26	Bright	47.500	55	79Zet UMa	2.0600	10200.	95	10784	No
170	GOM_NL__2PRFIN20040323_114029_000000432025_00209_10784_0803.N1	23-MAR-2004 11:40:29	Bright	42.500	60	7Bet UMi	2.0810	3950.0	85	10784	No
171	GOM_NL__2PRFIN20040323_114402_000000472025_00209_10784_0804.N1	23-MAR-2004 11:44:02	Bright	46.500	119	14Eta Dra	2.7270	4700.0	93	10784	No
172	GOM_NL__2PRFIN20040323_114847_000000362025_00209_10784_0805.N1	23-MAR-2004 11:48:47	Bright	36.000	74	11Bet Cas	2.2680	6600.0	72	10784	No
173	GOM_NL__2PRFIN20040323_115425_000000392025_00209_10784_0806.N1	23-MAR-2004 11:54:25	Bright	39.000	19	50Alp Cyg	1.2460	10500.	78	10784	No
174	GOM_NL__2PRFIN20040323_115602_000000412025_00209_10784_0807.N1	23-MAR-2004 11:56:02	Bright	41.000	66	37Gam Cyg	2.2080	5900.0	82	10784	No
175	GOM_NL__2PRFIN20040323_115751_000000422025_00209_10784_0808.N1	23-MAR-2004 11:57:51	Bright	41.500	92	53Eps Cyg	2.5000	4500.0	83	10784	No
176	GOM_NL__2PRFIN20040323_120653_000000662025_00209_10784_0809.N1	23-MAR-2004 12:06:53	Twl_and_stray	66.000	11	53Alp Aql	0.76500	8000.0	132	10784	No
177	GOM_NL__2PRFIN20040323_120838_000000412025_00209_10784_0810.N1	23-MAR-2004 12:08:38	Twilight	40.500	154	22Bet Aqr	2.8990	5700.0	81	10784	No
178	GOM_NL__2PRFIN20040323_121750_000000532025_00209_10784_0811.N1	23-MAR-2004 12:17:50	Dark	53.000	155	41Pi Sgr	2.9000	6600.0	106	10784	No
179	GOM_NL__2PRFIN20040323_122333_000000522025_00209_10784_0812.N1	23-MAR-2004 12:23:33	Dark	52.000	38	20Eps Sgr	1.8360	11000.	104	10784	No
180	GOM_NL__2PRFIN20040323_122700_000000532025_00210_10785_0784.N1	23-MAR-2004 12:27:00	Dark	52.500	85	Kap Sco	2.4070	28000.	105	10785	No
181	GOM_NL__2PRFIN20040323_122857_000000432025_00210_10785_0785.N1	23-MAR-2004 12:28:57	Dark	42.500	141	Bet Ara	2.8400	4600.0	85	10785	No
182	GOM_NL__2PRFIN20040323_123044_000000442025_00210_10785_0786.N1	23-MAR-2004 12:30:44	Dark	44.000	43	Alp TrA	1.9100	4250.0	88	10785	No
183	GOM_NL__2PRFIN20040323_123223_000000402025_00210_10785_0787.N1	23-MAR-2004 12:32:23	Dark	39.500	134	Bet TrA	2.8100	6600.0	79	10785	No
184	GOM_NL__2PRFIN20040323_123505_000000562025_00210_10785_0788.N1	23-MAR-2004 12:35:05	Dark	56.000	4	Alp1Cen	-0.010000	5800.0	112	10785	No
185	GOM_NL__2PRFIN20040323_123749_000000472025_00210_10785_0789.N1	23-MAR-2004 12:37:49	Straylight	46.500	12	Alp1Cru	0.77500	30000.	93	10785	No
186	GOM_NL__2PRFIN20040323_123911_000000482025_00210_10785_0790.N1	23-MAR-2004 12:39:11	Straylight	47.500	26	Gam Cru	1.6240	2900.0	95	10785	No
187	GOM_NL__2PRFIN20040323_124102_000000432025_00210_10785_0791.N1	23-MAR-2004 12:41:02	Straylight	43.000	64	Gam Cen	2.2000	10600.	86	10785	No
188	GOM_NL__2PRFIN20040323_124247_000000442025_00210_10785_0792.N1	23-MAR-2004 12:42:47	Straylight	43.500	113	Mu Vel	2.6920	5000.0	87	10785	No
189	GOM_NL__2PRFIN20040323_124843_000000522025_00210_10785_0793.N1	23-MAR-2004 12:48:43	Straylight	51.500	106	9Bet Crv	2.6480	5600.0	103	10785	No
190	GOM_NL__2PRFIN20040323_125050_000000472025_00210_10785_0794.N1	23-MAR-2004 12:50:50	Twl_and_stray	46.500	100	4Gam Crv	2.5800	13100.	93	10785	No
191	GOM_NL__2PRFIN20040323_125303_000000742025_00210_10785_0795.N1	23-MAR-2004 12:53:03	Bright	74.000	15	67Alp Vir	0.97600	28000.	148	10785	No
192	GOM_NL__2PRFIN20040323_125632_000000532025_00210_10785_0796.N1	23-MAR-2004 12:56:32	Bright	53.000	121	29Gam Vir	2.7400	7200.0	106	10785	No
193	GOM_NL__2PRFIN20040323_130009_000000382025_00210_10785_0797.N1	23-MAR-2004 13:00:09	Bright	38.000	22	32Alp Leo	1.3600	15200.	76	10785	No
194	GOM_NL__2PRFIN20040323_130216_000000362025_00210_10785_0798.N1	23-MAR-2004 13:02:16	Bright	36.000	51	41Gam1Leo	2.0100	4500.0	72	10785	No
195	GOM_NL__2PRFIN20040323_130336_000000362025_00210_10785_0799.N1	23-MAR-2004 13:03:36	Bright	36.000	166	17Eps Leo	2.9800	6000.0	72	10785	No
196	GOM_NL__2PRFIN20040323_130929_000000392025_00210_10785_0800.N1	23-MAR-2004 13:09:29	Bright	39.000	174	52Psi UMa	3.0040	4400.0	78	10785	No
197	GOM_NL__2PRFIN20040323_131247_000000382025_00210_10785_0801.N1	23-MAR-2004 13:12:47	Bright	38.000	82	48Bet UMa	2.3650	10600.	76	10785	No
198	GOM_NL__2PRFIN20040323_131418_000000402025_00210_10785_0802.N1	23-MAR-2004 13:14:18	Bright	39.500	36	50Alp UMa	1.8000	6300.0	79	10785	No
199	GOM_NL__2PRFIN20040323_131602_000000472025_00210_10785_0803.N1	23-MAR-2004 13:16:02	Bright	46.500	55	79Zet UMa	2.0600	10200.	93	10785	No
200	GOM_NL__2PRFIN20040323_132105_000000402025_00210_10785_0804.N1	23-MAR-2004 13:21:05	Bright	40.000	60	7Bet UMi	2.0810	3950.0	80	10785	No
201	GOM_NL__2PRFIN20040323_132438_000000502025_00210_10785_0805.N1	23-MAR-2004 13:24:38	Bright	49.500	119	14Eta Dra	2.7270	4700.0	99	10785	No
202	GOM_NL__2PRFIN20040323_132924_000000382025_00210_10785_0806.N1	23-MAR-2004 13:29:24	Bright	38.000	74	11Bet Cas	2.2680	6600.0	76	10785	No
203	GOM_NL__2PRFIN20040323_133502_000000412025_00210_10785_0807.N1	23-MAR-2004 13:35:02	Bright	40.500	19	50Alp Cyg	1.2460	10500.	81	10785	No
204	GOM_NL__2PRFIN20040323_133638_000000432025_00210_10785_0808.N1	23-MAR-2004 13:36:38	Bright	42.500	66	37Gam Cyg	2.2080	5900.0	85	10785	No
205	GOM_NL__2PRFIN20040323_133829_000000412025_00210_10785_0809.N1	23-MAR-2004 13:38:29	Bright	40.500	92	53Eps Cyg	2.5000	4500.0	81	10785	No
206	GOM_NL__2PRFIN20040323_134729_000000652025_00210_10785_0810.N1	23-MAR-2004 13:47:29	Twl_and_stray	64.500	11	53Alp Aql	0.76500	8000.0	129	10785	No
207	GOM_NL__2PRFIN20040323_134914_000000412025_00210_10785_0811.N1	23-MAR-2004 13:49:14	Twilight	40.500	154	22Bet Aqr	2.8990	5700.0	81	10785	No
208	GOM_NL__2PRFIN20040323_135827_000000522025_00210_10785_0812.N1	23-MAR-2004 13:58:27	Dark	51.500	155	41Pi Sgr	2.9000	6600.0	103	10785	No
209	GOM_NL__2PRFIN20040323_140410_000000522025_00210_10785_0813.N1	23-MAR-2004 14:04:10	Dark	52.000	38	20Eps Sgr	1.8360	11000.	104	10785	No
210	GOM_NL__2PRFIN20040323_140737_000000532025_00211_10786_0804.N1	23-MAR-2004 14:07:37	Dark	53.000	85	Kap Sco	2.4070	28000.	106	10786	No
211	GOM_NL__2PRFIN20040323_140933_000000442025_00211_10786_0805.N1	23-MAR-2004 14:09:33	Dark	44.000	141	Bet Ara	2.8400	4600.0	88	10786	No
212	GOM_NL__2PRFIN20040323_141120_000000472025_00211_10786_0806.N1	23-MAR-2004 14:11:20	Dark	46.500	43	Alp TrA	1.9100	4250.0	93	10786	No
213	GOM_NL__2PRFIN20040323_141259_000000422025_00211_10786_0807.N1	23-MAR-2004 14:12:59	Dark	42.000	134	Bet TrA	2.8100	6600.0	84	10786	No
214	GOM_NL__2PRFIN20040323_141542_000000542025_00211_10786_0808.N1	23-MAR-2004 14:15:42	Dark	53.500	4	Alp1Cen	-0.010000	5800.0	107	10786	No
215	GOM_NL__2PRFIN20040323_141825_000000482025_00211_10786_0809.N1	23-MAR-2004 14:18:25	Straylight	47.500	12	Alp1Cru	0.77500	30000.	95	10786	No
216	GOM_NL__2PRFIN20040323_141947_000000482025_00211_10786_0810.N1	23-MAR-2004 14:19:47	Straylight	48.000	26	Gam Cru	1.6240	2900.0	96	10786	No
217	GOM_NL__2PRFIN20040323_142138_000000422025_00211_10786_0811.N1	23-MAR-2004 14:21:38	Straylight	42.000	64	Gam Cen	2.2000	10600.	84	10786	No
218	GOM_NL__2PRFIN20040323_142322_000000412025_00211_10786_0812.N1	23-MAR-2004 14:23:22	Straylight	40.500	113	Mu Vel	2.6920	5000.0	81	10786	No
219	GOM_NL__2PRFIN20040323_142919_000000552025_00211_10786_0813.N1	23-MAR-2004 14:29:19	Straylight	54.500	106	9Bet Crv	2.6480	5600.0	109	10786	No

220	GOM_NL__2PRFIN20040323_143126_00000512025_00211_10786_0814.N1	23-MAR-2004 14:31:26	Twilight	50.500	100	4Gam Crv	2.5800	13100.	101	10786	No
221	GOM_NL__2PRFIN20040323_143339_00000722025_00211_10786_0815.N1	23-MAR-2004 14:33:39	Bright	72.000	15	67Alp Vir	0.97600	28000.	144	10786	No
222	GOM_NL__2PRFIN20040323_143708_00000512025_00211_10786_0816.N1	23-MAR-2004 14:37:08	Bright	51.000	121	29Gam Vir	2.7400	7200.0	102	10786	No
223	GOM_NL__2PRFIN20040323_144044_00000382025_00211_10786_0817.N1	23-MAR-2004 14:40:44	Bright	38.000	22	32Alp Leo	1.3600	15200.	76	10786	No
224	GOM_NL__2PRFIN20040323_144251_00000392025_00211_10786_0818.N1	23-MAR-2004 14:42:51	Bright	39.000	51	41Gam1Leo	2.0100	4500.0	78	10786	No
225	GOM_NL__2PRFIN20040323_144412_00000382025_00211_10786_0819.N1	23-MAR-2004 14:44:12	Bright	38.000	166	17Eps Leo	2.9800	6000.0	76	10786	No
226	GOM_NL__2PRFIN20040323_145005_00000402025_00211_10786_0820.N1	23-MAR-2004 14:50:05	Bright	40.000	174	52Psi UMa	3.0040	4400.0	80	10786	No
227	GOM_NL__2PRFIN20040323_145323_00000382025_00211_10786_0821.N1	23-MAR-2004 14:53:23	Bright	38.000	82	48Bet UMa	2.3650	10600.	76	10786	No
228	GOM_NL__2PRFIN20040323_145454_00000402025_00211_10786_0822.N1	23-MAR-2004 14:54:54	Bright	40.000	36	50Alp UMa	1.8000	6300.0	80	10786	No
229	GOM_NL__2PRFIN20040323_145637_00000462025_00211_10786_0823.N1	23-MAR-2004 14:56:37	Bright	46.000	55	79Zet UMa	2.0600	10200.	92	10786	No
230	GOM_NL__2PRFIN20040323_150141_00000432025_00211_10786_0824.N1	23-MAR-2004 15:01:41	Bright	43.000	60	7Bet UMi	2.0810	3950.0	86	10786	No
231	GOM_NL__2PRFIN20040323_150514_00000492025_00211_10786_0825.N1	23-MAR-2004 15:05:14	Bright	49.000	119	14Eta Dra	2.7270	4700.0	98	10786	No
232	GOM_NL__2PRFIN20040323_151000_00000382025_00211_10786_0826.N1	23-MAR-2004 15:10:00	Bright	38.000	74	11Bet Cas	2.2680	6600.0	76	10786	No
233	GOM_NL__2PRFIN20040323_151538_00000422025_00211_10786_0827.N1	23-MAR-2004 15:15:38	Bright	42.000	19	50Alp Cyg	1.2460	10500.	84	10786	No
234	GOM_NL__2PRFIN20040323_151714_00000422025_00211_10786_0828.N1	23-MAR-2004 15:17:14	Bright	42.000	66	37Gam Cyg	2.2080	5900.0	84	10786	No
235	GOM_NL__2PRFIN20040323_151905_00000392025_00211_10786_0829.N1	23-MAR-2004 15:19:05	Bright	39.000	92	53Eps Cyg	2.5000	4500.0	78	10786	No
236	GOM_NL__2PRFIN20040323_152806_00000612025_00211_10786_0830.N1	23-MAR-2004 15:28:06	Twilight	60.500	11	53Alp Aql	0.76500	8000.0	121	10786	No
237	GOM_NL__2PRFIN20040323_152950_00000432025_00211_10786_0831.N1	23-MAR-2004 15:29:50	Twilight	42.500	154	22Bet Aqr	2.8990	5700.0	85	10786	No
238	GOM_NL__2PRFIN20040323_153904_00000512025_00211_10786_0832.N1	23-MAR-2004 15:39:04	Dark	50.500	155	41Pi Sgr	2.9000	6600.0	101	10786	No
239	GOM_NL__2PRFIN20040323_154448_00000512025_00211_10786_0833.N1	23-MAR-2004 15:44:48	Dark	51.000	38	20Eps Sgr	1.8360	11000.	102	10786	No
240	GOM_NL__2PRFIN20040323_154814_00000532025_00212_10787_0805.N1	23-MAR-2004 15:48:14	Dark	52.500	85	Kap Sco	2.4070	28000.	105	10787	No
241	GOM_NL__2PRFIN20040323_155009_00000472025_00212_10787_0806.N1	23-MAR-2004 15:50:09	Dark	46.500	141	Bet Ara	2.8400	4600.0	93	10787	No
242	GOM_NL__2PRFIN20040323_155156_00000432025_00212_10787_0807.N1	23-MAR-2004 15:51:56	Dark	43.000	43	Alp TrA	1.9100	4250.0	86	10787	No
243	GOM_NL__2PRFIN20040323_155335_00000412025_00212_10787_0808.N1	23-MAR-2004 15:53:35	Dark	40.500	134	Bet TrA	2.8100	6600.0	81	10787	No
244	GOM_NL__2PRFIN20040323_155618_00000432025_00212_10787_0809.N1	23-MAR-2004 15:56:18	Dark	43.000	4	Alp1Cen	-0.010000	5800.0	86	10787	No
245	GOM_NL__2PRFIN20040323_155901_00000522025_00212_10787_0810.N1	23-MAR-2004 15:59:01	Straylight	51.500	12	Alp1Cru	0.77500	30000.	103	10787	No
246	GOM_NL__2PRFIN20040323_160023_00000482025_00212_10787_0811.N1	23-MAR-2004 16:00:23	Straylight	47.500	26	Gam Cru	1.6240	2900.0	95	10787	No
247	GOM_NL__2PRFIN20040323_160214_00000462025_00212_10787_0812.N1	23-MAR-2004 16:02:14	Straylight	46.000	64	Gam Cen	2.2000	10600.	92	10787	No
248	GOM_NL__2PRFIN20040323_160357_00000442025_00212_10787_0813.N1	23-MAR-2004 16:03:57	Straylight	43.500	113	Mu Vel	2.6920	5000.0	87	10787	No
249	GOM_NL__2PRFIN20040323_160955_00000512025_00212_10787_0814.N1	23-MAR-2004 16:09:55	Straylight	51.000	106	9Bet Crv	2.6480	5600.0	102	10787	No
250	GOM_NL__2PRFIN20040323_161202_00000472025_00212_10787_0815.N1	23-MAR-2004 16:12:02	Twilight	47.000	100	4Gam Crv	2.5800	13100.	94	10787	No
251	GOM_NL__2PRFIN20040323_161416_00000712025_00212_10787_0816.N1	23-MAR-2004 16:14:16	Bright	71.000	15	67Alp Vir	0.97600	28000.	142	10787	No
252	GOM_NL__2PRFIN20040323_161743_00000532025_00212_10787_0817.N1	23-MAR-2004 16:17:43	Bright	53.000	121	29Gam Vir	2.7400	7200.0	106	10787	No
253	GOM_NL__2PRFIN20040323_162119_00000402025_00212_10787_0818.N1	23-MAR-2004 16:21:19	Bright	39.500	22	32Alp Leo	1.3600	15200.	79	10787	No
254	GOM_NL__2PRFIN20040323_162327_00000382025_00212_10787_0819.N1	23-MAR-2004 16:23:27	Bright	38.000	51	41Gam1Leo	2.0100	4500.0	76	10787	No
255	GOM_NL__2PRFIN20040323_162448_00000382025_00212_10787_0820.N1	23-MAR-2004 16:24:48	Bright	38.000	166	17Eps Leo	2.9800	6000.0	76	10787	No
256	GOM_NL__2PRFIN20040323_163041_00000402025_00212_10787_0821.N1	23-MAR-2004 16:30:41	Bright	39.500	174	52Psi UMa	3.0040	4400.0	79	10787	No
257	GOM_NL__2PRFIN20040323_163359_00000382025_00212_10787_0822.N1	23-MAR-2004 16:33:59	Bright	38.000	82	48Bet UMa	2.3650	10600.	76	10787	No
258	GOM_NL__2PRFIN20040323_163530_00000402025_00212_10787_0823.N1	23-MAR-2004 16:35:30	Bright	40.000	36	50Alp UMa	1.8000	6300.0	80	10787	No
259	GOM_NL__2PRFIN20040323_163713_00000462025_00212_10787_0824.N1	23-MAR-2004 16:37:13	Bright	46.000	55	79Zet UMa	2.0600	10200.	92	10787	No
260	GOM_NL__2PRFIN20040323_164215_00000452025_00212_10787_0825.N1	23-MAR-2004 16:42:15	Bright	44.500	60	7Bet UMi	2.0810	3950.0	89	10787	No
261	GOM_NL__2PRFIN20040323_164549_00000512025_00212_10787_0826.N1	23-MAR-2004 16:45:49	Bright	51.000	119	14Eta Dra	2.7270	4700.0	102	10787	No
262	GOM_NL__2PRFIN20040323_165036_00000362025_00212_10787_0827.N1	23-MAR-2004 16:50:36	Bright	36.000	74	11Bet Cas	2.2680	6600.0	72	10787	No
263	GOM_NL__2PRFIN20040323_165613_00000392025_00212_10787_0828.N1	23-MAR-2004 16:56:13	Bright	39.000	19	50Alp Cyg	1.2460	10500.	78	10787	No
264	GOM_NL__2PRFIN20040323_165750_00000432025_00212_10787_0829.N1	23-MAR-2004 16:57:50	Bright	43.000	66	37Gam Cyg	2.2080	5900.0	86	10787	No
265	GOM_NL__2PRFIN20040323_165941_00000422025_00212_10787_0830.N1	23-MAR-2004 16:59:41	Bright	41.500	92	53Eps Cyg	2.5000	4500.0	83	10787	No
266	GOM_NL__2PRFIN20040323_170842_00000552025_00212_10787_0831.N1	23-MAR-2004 17:08:42	Twilight	55.000	11	53Alp Aql	0.76500	8000.0	110	10787	No
267	GOM_NL__2PRFIN20040323_171026_00000452025_00212_10787_0832.N1	23-MAR-2004 17:10:26	Twilight	44.500	154	22Bet Aqr	2.8990	5700.0	89	10787	No
268	GOM_NL__2PRFIN20040323_171941_00000532025_00212_10787_0833.N1	23-MAR-2004 17:19:41	Dark	53.000	155	41Pi Sgr	2.9000	6600.0	106	10787	No
269	GOM_NL__2PRFIN20040323_172525_00000522025_00212_10787_0834.N1	23-MAR-2004 17:25:25	Dark	52.000	38	20Eps Sgr	1.8360	11000.	104	10787	No
270	GOM_NL__2PRFIN20040323_172851_00000522025_00213_10788_0806.N1	23-MAR-2004 17:28:51	Dark	51.500	85	Kap Sco	2.4070	28000.	103	10788	No
271	GOM_NL__2PRFIN20040323_173046_00000462025_00213_10788_0807.N1	23-MAR-2004 17:30:46	Dark	45.500	141	Bet Ara	2.8400	4600.0	91	10788	No
272	GOM_NL__2PRFIN20040323_173233_00000442025_00213_10788_0808.N1	23-MAR-2004 17:32:33	Dark	43.500	43	Alp TrA	1.9100	4250.0	87	10788	No
273	GOM_NL__2PRFIN20040323_173412_00000412025_00213_10788_0809.N1	23-MAR-2004 17:34:12	Dark	40.500	134	Bet TrA	2.8100	6600.0	81	10788	No
274	GOM_NL__2PRFIN20040323_173654_00000562025_00213_10788_0810.N1	23-MAR-2004 17:36:54	Dark	56.000	4	Alp1Cen	-0.010000	5800.0	112	10788	No
275	GOM_NL__2PRFIN20040323_173938_00000452025_00213_10788_0811.N1	23-MAR-2004 17:39:38	Straylight	45.000	12	Alp1Cru	0.77500	30000.	90	10788	No
276	GOM_NL__2PRFIN20040323_174100_00000532025_00213_10788_0812.N1	23-MAR-2004 17:41:00	Straylight	53.000	26	Gam Cru	1.6240	2900.0	106	10788	No
277	GOM_NL__2PRFIN20040323_174251_00000442025_00213_10788_0813.N1	23-MAR-2004 17:42:51	Straylight	43.500	64	Gam Cen	2.2000	10600.	87	10788	No
278	GOM_NL__2PRFIN20040323_174435_00000412025_00213_10788_0814.N1	23-MAR-2004 17:44:35	Straylight	40.500	113	Mu Vel	2.6920	5000.0	81	10788	No

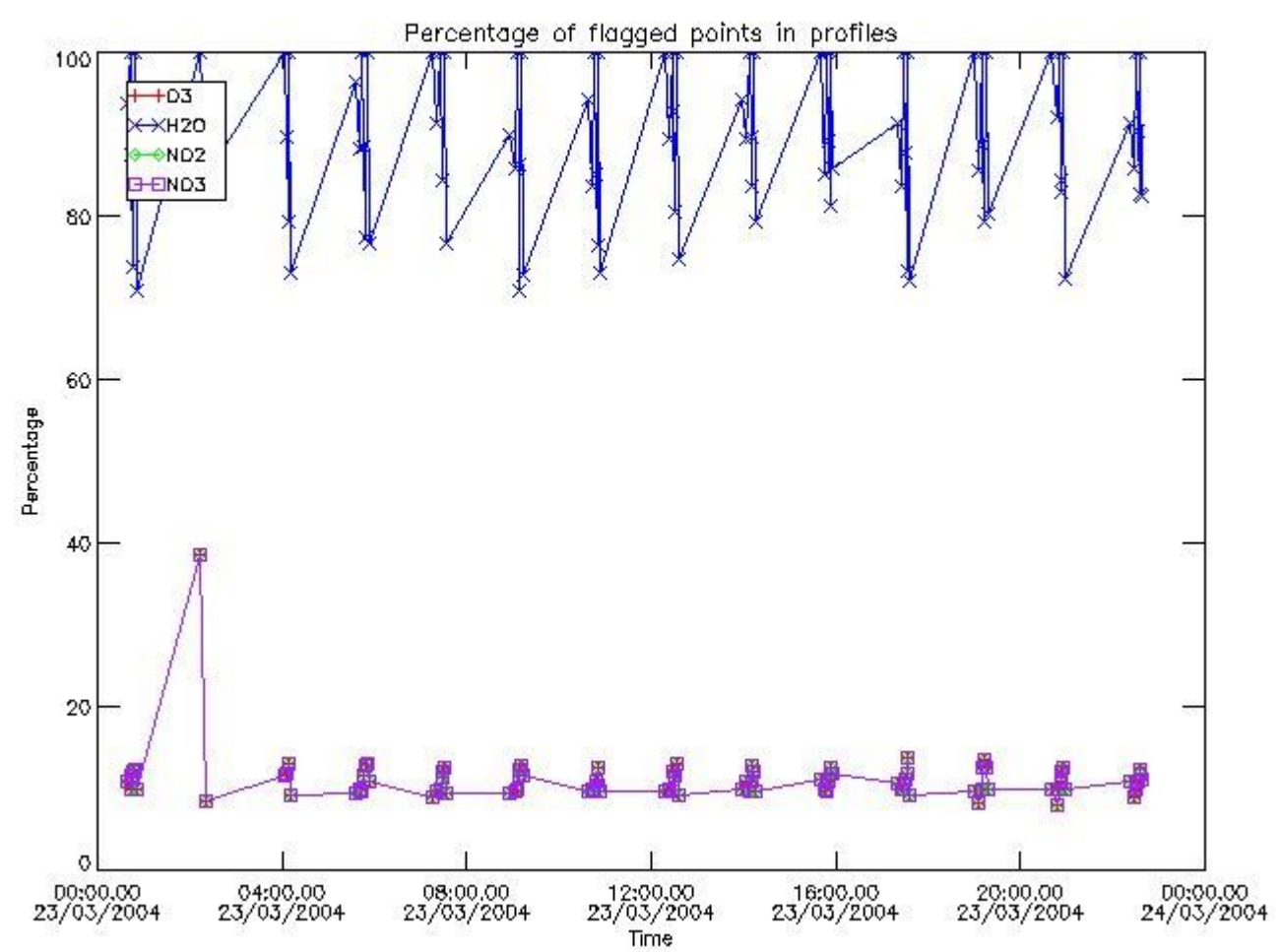
279	GOM_NL__2PRFIN20040323_175032_000000512025_00213_10788_0815.N1	23-MAR-2004 17:50:32	Straylight	51.000	106	9Bet Crv	2.6480	5600.0	102	10788	No
280	GOM_NL__2PRFIN20040323_175238_000000482025_00213_10788_0816.N1	23-MAR-2004 17:52:38	Twilight	47.500	100	4Gam Crv	2.5800	13100.	95	10788	No
281	GOM_NL__2PRFIN20040323_175451_000000692025_00213_10788_0817.N1	23-MAR-2004 17:54:51	Bright	69.000	15	67Alp Vir	0.97600	28000.	138	10788	No
282	GOM_NL__2PRFIN20040323_175819_000000532025_00213_10788_0818.N1	23-MAR-2004 17:58:19	Bright	52.500	121	29Gam Vir	2.7400	7200.0	105	10788	No
283	GOM_NL__2PRFIN20040323_180156_000000402025_00213_10788_0819.N1	23-MAR-2004 18:01:56	Bright	39.500	22	32Alp Leo	1.3600	15200.	79	10788	No
284	GOM_NL__2PRFIN20040323_180403_000000392025_00213_10788_0820.N1	23-MAR-2004 18:04:03	Bright	38.500	51	41Gam1Leo	2.0100	4500.0	77	10788	No
285	GOM_NL__2PRFIN20040323_180525_000000382025_00213_10788_0821.N1	23-MAR-2004 18:05:25	Bright	38.000	166	17Eps Leo	2.9800	6000.0	76	10788	No
286	GOM_NL__2PRFIN20040323_181117_000000402025_00213_10788_0822.N1	23-MAR-2004 18:11:17	Bright	40.000	174	52Psi UMa	3.0040	4400.0	80	10788	No
287	GOM_NL__2PRFIN20040323_181435_000000372025_00213_10788_0823.N1	23-MAR-2004 18:14:35	Bright	37.000	82	48Bet UMa	2.3650	10600.	74	10788	No
288	GOM_NL__2PRFIN20040323_181605_000000402025_00213_10788_0824.N1	23-MAR-2004 18:16:05	Bright	40.000	36	50Alp UMa	1.8000	6300.0	80	10788	No
289	GOM_NL__2PRFIN20040323_181748_000000462025_00213_10788_0825.N1	23-MAR-2004 18:17:48	Bright	45.500	55	79Zet UMa	2.0600	10200.	91	10788	No
290	GOM_NL__2PRFIN20040323_182251_000000392025_00213_10788_0826.N1	23-MAR-2004 18:22:51	Bright	39.000	60	7Bet UMi	2.0810	3950.0	78	10788	No
291	GOM_NL__2PRFIN20040323_182624_000000512025_00213_10788_0827.N1	23-MAR-2004 18:26:24	Bright	50.500	119	14Eta Dra	2.7270	4700.0	101	10788	No
292	GOM_NL__2PRFIN20040323_183113_000000372025_00213_10788_0828.N1	23-MAR-2004 18:31:13	Bright	36.500	74	11Bet Cas	2.2680	6600.0	73	10788	No
293	GOM_NL__2PRFIN20040323_183649_000000402025_00213_10788_0829.N1	23-MAR-2004 18:36:49	Bright	40.000	19	50Alp Cyg	1.2460	10500.	80	10788	No
294	GOM_NL__2PRFIN20040323_183826_000000412025_00213_10788_0830.N1	23-MAR-2004 18:38:26	Bright	40.500	66	37Gam Cyg	2.2080	5900.0	81	10788	No
295	GOM_NL__2PRFIN20040323_184017_000000402025_00213_10788_0831.N1	23-MAR-2004 18:40:17	Bright	39.500	92	53Eps Cyg	2.5000	4500.0	79	10788	No
296	GOM_NL__2PRFIN20040323_184918_000000592025_00213_10788_0832.N1	23-MAR-2004 18:49:18	Twilight	58.500	11	53Alp Aql	0.76500	8000.0	117	10788	No
297	GOM_NL__2PRFIN20040323_185103_000000452025_00213_10788_0833.N1	23-MAR-2004 18:51:03	Twilight	44.500	154	22Bet Aqr	2.8990	5700.0	89	10788	No
298	GOM_NL__2PRFIN20040323_190018_000000532025_00213_10788_0834.N1	23-MAR-2004 19:00:18	Dark	53.000	155	41Pi Sgr	2.9000	6600.0	106	10788	No
299	GOM_NL__2PRFIN20040323_190602_000000632025_00213_10788_0835.N1	23-MAR-2004 19:06:02	Dark	62.500	38	20Eps Sgr	1.8360	11000.	125	10788	No
300	GOM_NL__2PRFIN20040323_190928_000000512025_00214_10789_0812.N1	23-MAR-2004 19:09:28	Dark	51.000	85	Kap Sco	2.4070	28000.	102	10789	No
301	GOM_NL__2PRFIN20040323_191123_000000452025_00214_10789_0813.N1	23-MAR-2004 19:11:23	Dark	45.000	141	Bet Ara	2.8400	4600.0	90	10789	No
302	GOM_NL__2PRFIN20040323_191309_000000422025_00214_10789_0814.N1	23-MAR-2004 19:13:09	Dark	41.500	43	Alp TrA	1.9100	4250.0	83	10789	No
303	GOM_NL__2PRFIN20040323_191448_000000412025_00214_10789_0815.N1	23-MAR-2004 19:14:48	Dark	41.000	134	Bet TrA	2.8100	6600.0	82	10789	No
304	GOM_NL__2PRFIN20040323_191731_000000562025_00214_10789_0816.N1	23-MAR-2004 19:17:31	Dark	56.000	4	Alp1Cen	-0.010000	5800.0	112	10789	No
305	GOM_NL__2PRFIN20040323_192013_000000492025_00214_10789_0817.N1	23-MAR-2004 19:20:13	Straylight	48.500	12	Alp1Cru	0.77500	30000.	97	10789	No
306	GOM_NL__2PRFIN20040323_192135_000000502025_00214_10789_0818.N1	23-MAR-2004 19:21:35	Straylight	49.500	26	Gam Cru	1.6240	2900.0	99	10789	No
307	GOM_NL__2PRFIN20040323_192327_000000452025_00214_10789_0819.N1	23-MAR-2004 19:23:27	Straylight	45.000	64	Gam Cen	2.2000	10600.	90	10789	No
308	GOM_NL__2PRFIN20040323_192509_000000442025_00214_10789_0820.N1	23-MAR-2004 19:25:09	Straylight	44.000	113	Mu Vel	2.6920	5000.0	88	10789	No
309	GOM_NL__2PRFIN20040323_193108_000000532025_00214_10789_0821.N1	23-MAR-2004 19:31:08	Straylight	53.000	106	9Bet Crv	2.6480	5600.0	106	10789	No
310	GOM_NL__2PRFIN20040323_193314_000000492025_00214_10789_0822.N1	23-MAR-2004 19:33:14	Twilight	48.500	100	4Gam Crv	2.5800	13100.	97	10789	No
311	GOM_NL__2PRFIN20040323_193528_000000702025_00214_10789_0823.N1	23-MAR-2004 19:35:28	Bright	69.500	15	67Alp Vir	0.97600	28000.	139	10789	No
312	GOM_NL__2PRFIN20040323_193854_000000512025_00214_10789_0824.N1	23-MAR-2004 19:38:54	Bright	50.500	121	29Gam Vir	2.7400	7200.0	101	10789	No
313	GOM_NL__2PRFIN20040323_194230_000000422025_00214_10789_0825.N1	23-MAR-2004 19:42:30	Bright	42.000	22	32Alp Leo	1.3600	15200.	84	10789	No
314	GOM_NL__2PRFIN20040323_194439_000000392025_00214_10789_0826.N1	23-MAR-2004 19:44:39	Bright	38.500	51	41Gam1Leo	2.0100	4500.0	77	10789	No
315	GOM_NL__2PRFIN20040323_194601_000000382025_00214_10789_0827.N1	23-MAR-2004 19:46:01	Bright	37.500	166	17Eps Leo	2.9800	6000.0	75	10789	No
316	GOM_NL__2PRFIN20040323_195152_000000412025_00214_10789_0828.N1	23-MAR-2004 19:51:52	Bright	40.500	174	52Psi UMa	3.0040	4400.0	81	10789	No
317	GOM_NL__2PRFIN20040323_195510_000000392025_00214_10789_0829.N1	23-MAR-2004 19:55:10	Bright	38.500	82	48Bet UMa	2.3650	10600.	77	10789	No
318	GOM_NL__2PRFIN20040323_195641_000000372025_00214_10789_0830.N1	23-MAR-2004 19:56:41	Bright	36.500	36	50Alp UMa	1.8000	6300.0	73	10789	No
319	GOM_NL__2PRFIN20040323_195823_000000482025_00214_10789_0831.N1	23-MAR-2004 19:58:23	Bright	47.500	55	79Zet UMa	2.0600	10200.	95	10789	No
320	GOM_NL__2PRFIN20040323_200327_000000432025_00214_10789_0832.N1	23-MAR-2004 20:03:27	Bright	43.000	60	7Bet UMi	2.0810	3950.0	86	10789	No
321	GOM_NL__2PRFIN20040323_200700_000000482025_00214_10789_0833.N1	23-MAR-2004 20:07:00	Bright	48.000	119	14Eta Dra	2.7270	4700.0	96	10789	No
322	GOM_NL__2PRFIN20040323_201146_000000382025_00214_10789_0834.N1	23-MAR-2004 20:11:46	Bright	37.500	74	11Bet Cas	2.2680	6600.0	75	10789	No
323	GOM_NL__2PRFIN20040323_201725_000000412025_00214_10789_0835.N1	23-MAR-2004 20:17:25	Bright	41.000	19	50Alp Cyg	1.2460	10500.	82	10789	No
324	GOM_NL__2PRFIN20040323_201901_000000422025_00214_10789_0836.N1	23-MAR-2004 20:19:01	Bright	42.000	66	37Gam Cyg	2.2080	5900.0	84	10789	No
325	GOM_NL__2PRFIN20040323_202052_000000422025_00214_10789_0837.N1	23-MAR-2004 20:20:52	Bright	42.000	92	53Eps Cyg	2.5000	4500.0	84	10789	No
326	GOM_NL__2PRFIN20040323_202955_000000602025_00214_10789_0838.N1	23-MAR-2004 20:29:55	Twilight	60.000	11	53Alp Aql	0.76500	8000.0	120	10789	No
327	GOM_NL__2PRFIN20040323_203138_000000442025_00214_10789_0839.N1	23-MAR-2004 20:31:38	Twilight	44.000	154	22Bet Aqr	2.8990	5700.0	88	10789	No
328	GOM_NL__2PRFIN20040323_204055_000000522025_00214_10789_0840.N1	23-MAR-2004 20:40:55	Dark	51.500	155	41Pi Sgr	2.9000	6600.0	103	10789	No
329	GOM_NL__2PRFIN20040323_204639_000000642025_00214_10789_0841.N1	23-MAR-2004 20:46:39	Dark	64.000	38	20Eps Sgr	1.8360	11000.	128	10789	No
330	GOM_NL__2PRFIN20040323_205006_000000512025_00215_10790_0814.N1	23-MAR-2004 20:50:06	Dark	51.000	85	Kap Sco	2.4070	28000.	102	10790	No
331	GOM_NL__2PRFIN20040323_205159_000000472025_00215_10790_0815.N1	23-MAR-2004 20:51:59	Dark	47.000	141	Bet Ara	2.8400	4600.0	94	10790	No
332	GOM_NL__2PRFIN20040323_205345_000000422025_00215_10790_0816.N1	23-MAR-2004 20:53:45	Dark	42.000	43	Alp TrA	1.9100	4250.0	84	10790	No
333	GOM_NL__2PRFIN20040323_205524_000000412025_00215_10790_0817.N1	23-MAR-2004 20:55:24	Dark	41.000	134	Bet TrA	2.8100	6600.0	82	10790	No
334	GOM_NL__2PRFIN20040323_205807_000000512025_00215_10790_0818.N1	23-MAR-2004 20:58:07	Dark	51.000	4	Alp1Cen	-0.010000	5800.0	102	10790	No
335	GOM_NL__2PRFIN20040323_210049_000000512025_00215_10790_0819.N1	23-MAR-2004 21:00:49	Straylight	50.500	12	Alp1Cru	0.77500	30000.	101	10790	No
336	GOM_NL__2PRFIN20040323_210212_000000532025_00215_10790_0820.N1	23-MAR-2004 21:02:12	Straylight	53.000	26	Gam Cru	1.6240	2900.0	106	10790	No
337	GOM_NL__2PRFIN20040323_210501_000000612025_00215_10790_0821.N1	23-MAR-2004 21:05:01	Straylight	61.000	54	5The Cen	2.0550	4500.0	122	10790	No

338	GOM_NL__2PRFIN20040323_211217_000000502025_00215_10790_0822.N1	23-MAR-2004 21:12:17	Straylight	50.000	171	2Eps Crv	3.0010	4250.0	100	10790	No
339	GOM_NL__2PRFIN20040323_211350_000000482025_00215_10790_0823.N1	23-MAR-2004 21:13:50	Twl_and_stray	47.500	100	4Gam Crv	2.5800	13100.	95	10790	No
340	GOM_NL__2PRFIN20040323_211603_000000712025_00215_10790_0824.N1	23-MAR-2004 21:16:03	Bright	70.500	15	67Alp Vir	0.97600	28000.	141	10790	No
341	GOM_NL__2PRFIN20040323_211930_000000522025_00215_10790_0825.N1	23-MAR-2004 21:19:30	Bright	51.500	121	29Gam Vir	2.7400	7200.0	103	10790	No
342	GOM_NL__2PRFIN20040323_212308_000000402025_00215_10790_0826.N1	23-MAR-2004 21:23:08	Bright	39.500	22	32Alp Leo	1.3600	15200.	79	10790	No
343	GOM_NL__2PRFIN20040323_212516_000000382025_00215_10790_0827.N1	23-MAR-2004 21:25:16	Bright	37.500	51	41Gam1Leo	2.0100	4500.0	75	10790	No
344	GOM_NL__2PRFIN20040323_212636_000000402025_00215_10790_0828.N1	23-MAR-2004 21:26:36	Bright	39.500	166	17Eps Leo	2.9800	6000.0	79	10790	No
345	GOM_NL__2PRFIN20040323_213228_000000402025_00215_10790_0829.N1	23-MAR-2004 21:32:28	Bright	40.000	174	52Psi UMa	3.0040	4400.0	80	10790	No
346	GOM_NL__2PRFIN20040323_213546_000000382025_00215_10790_0830.N1	23-MAR-2004 21:35:46	Bright	37.500	82	48Bet UMa	2.3650	10600.	75	10790	No
347	GOM_NL__2PRFIN20040323_213717_000000402025_00215_10790_0831.N1	23-MAR-2004 21:37:17	Bright	40.000	36	50Alp UMa	1.8000	6300.0	80	10790	No
348	GOM_NL__2PRFIN20040323_213858_000000472025_00215_10790_0832.N1	23-MAR-2004 21:38:58	Bright	46.500	55	79Zet UMa	2.0600	10200.	93	10790	No
349	GOM_NL__2PRFIN20040323_214403_000000432025_00215_10790_0833.N1	23-MAR-2004 21:44:03	Bright	42.500	60	7Bet UMi	2.0810	3950.0	85	10790	No
350	GOM_NL__2PRFIN20040323_214734_000000502025_00215_10790_0834.N1	23-MAR-2004 21:47:34	Bright	50.000	119	14Eta Dra	2.7270	4700.0	100	10790	No
351	GOM_NL__2PRFIN20040323_215224_000000362025_00215_10790_0835.N1	23-MAR-2004 21:52:24	Bright	36.000	74	11Bet Cas	2.2680	6600.0	72	10790	No
352	GOM_NL__2PRFIN20040323_215801_000000422025_00215_10790_0836.N1	23-MAR-2004 21:58:01	Bright	42.000	19	50Alp Cyg	1.2460	10500.	84	10790	No
353	GOM_NL__2PRFIN20040323_215937_000000432025_00215_10790_0837.N1	23-MAR-2004 21:59:37	Bright	43.000	66	37Gam Cyg	2.2080	5900.0	86	10790	No
354	GOM_NL__2PRFIN20040323_220126_000000442025_00215_10790_0838.N1	23-MAR-2004 22:01:26	Bright	44.000	92	53Eps Cyg	2.5000	4500.0	88	10790	No
355	GOM_NL__2PRFIN20040323_221032_000000602025_00215_10790_0839.N1	23-MAR-2004 22:10:32	Twl_and_stray	59.500	11	53Alp Aql	0.76500	8000.0	119	10790	No
356	GOM_NL__2PRFIN20040323_221215_000000402025_00215_10790_0840.N1	23-MAR-2004 22:12:15	Twilight	40.000	154	22Bet Aqr	2.8990	5700.0	80	10790	No
357	GOM_NL__2PRFIN20040323_222131_000000522025_00215_10790_0841.N1	23-MAR-2004 22:21:31	Dark	52.000	155	41Pi Sgr	2.9000	6600.0	104	10790	No
358	GOM_NL__2PRFIN20040323_222716_000000572025_00215_10790_0842.N1	23-MAR-2004 22:27:16	Dark	57.000	38	20Eps Sgr	1.8360	11000.	114	10790	No
359	GOM_NL__2PRFIN20040323_223042_000000522025_00216_10791_0815.N1	23-MAR-2004 22:30:42	Dark	51.500	85	Kap Sco	2.4070	28000.	103	10791	No
360	GOM_NL__2PRFIN20040323_223235_000000482025_00216_10791_0816.N1	23-MAR-2004 22:32:35	Dark	47.500	141	Bet Ara	2.8400	4600.0	95	10791	No
361	GOM_NL__2PRFIN20040323_223421_000000442025_00216_10791_0817.N1	23-MAR-2004 22:34:21	Dark	43.500	43	Alp TrA	1.9100	4250.0	87	10791	No
362	GOM_NL__2PRFIN20040323_223601_000000422025_00216_10791_0818.N1	23-MAR-2004 22:36:01	Dark	41.500	134	Bet TrA	2.8100	6600.0	83	10791	No
363	GOM_NL__2PRFIN20040323_223843_000000462025_00216_10791_0819.N1	23-MAR-2004 22:38:43	Dark	46.000	4	Alp1Cen	-0.010000	5800.0	92	10791	No
364	GOM_NL__2PRFIN20040323_224124_000000482025_00216_10791_0820.N1	23-MAR-2004 22:41:24	Straylight	48.000	12	Alp1Cru	0.77500	30000.	96	10791	No
365	GOM_NL__2PRFIN20040323_224246_000000502025_00216_10791_0821.N1	23-MAR-2004 22:42:46	Straylight	50.000	26	Gam Cru	1.6240	2900.0	100	10791	No
366	GOM_NL__2PRFIN20040323_224537_000000652025_00216_10791_0822.N1	23-MAR-2004 22:45:37	Straylight	64.500	54	5The Cen	2.0550	4500.0	129	10791	No
367	GOM_NL__2PRFIN20040323_225253_000000482025_00216_10791_0823.N1	23-MAR-2004 22:52:53	Straylight	47.500	171	2Eps Crv	3.0010	4250.0	95	10791	No
368	GOM_NL__2PRFIN20040323_225426_000000432025_00216_10791_0824.N1	23-MAR-2004 22:54:26	Twl_and_stray	43.000	100	4Gam Crv	2.5800	13100.	86	10791	No
369	GOM_NL__2PRFIN20040323_225639_000000702025_00216_10791_0825.N1	23-MAR-2004 22:56:39	Bright	69.500	15	67Alp Vir	0.97600	28000.	139	10791	No
370	GOM_NL__2PRFIN20040323_230006_000000532025_00216_10791_0826.N1	23-MAR-2004 23:00:06	Bright	52.500	121	29Gam Vir	2.7400	7200.0	105	10791	No
371	GOM_NL__2PRFIN20040323_230344_000000392025_00216_10791_0827.N1	23-MAR-2004 23:03:44	Bright	39.000	22	32Alp Leo	1.3600	15200.	78	10791	No
372	GOM_NL__2PRFIN20040323_230551_000000392025_00216_10791_0828.N1	23-MAR-2004 23:05:51	Bright	38.500	51	41Gam1Leo	2.0100	4500.0	77	10791	No
373	GOM_NL__2PRFIN20040323_230712_000000382025_00216_10791_0829.N1	23-MAR-2004 23:07:12	Bright	37.500	166	17Eps Leo	2.9800	6000.0	75	10791	No
374	GOM_NL__2PRFIN20040323_231303_000000392025_00216_10791_0830.N1	23-MAR-2004 23:13:03	Bright	39.000	174	52Psi UMa	3.0040	4400.0	78	10791	No
375	GOM_NL__2PRFIN20040323_231621_000000382025_00216_10791_0831.N1	23-MAR-2004 23:16:21	Bright	38.000	82	48Bet UMa	2.3650	10600.	76	10791	No
376	GOM_NL__2PRFIN20040323_231753_000000392025_00216_10791_0832.N1	23-MAR-2004 23:17:53	Bright	38.500	36	50Alp UMa	1.8000	6300.0	77	10791	No
377	GOM_NL__2PRFIN20040323_231933_000000472025_00216_10791_0833.N1	23-MAR-2004 23:19:33	Bright	47.000	55	79Zet UMa	2.0600	10200.	94	10791	No
378	GOM_NL__2PRFIN20040323_232437_000000392025_00216_10791_0834.N1	23-MAR-2004 23:24:37	Bright	38.500	60	7Bet UMi	2.0810	3950.0	77	10791	No
379	GOM_NL__2PRFIN20040323_232810_000000492025_00216_10791_0835.N1	23-MAR-2004 23:28:10	Bright	49.000	119	14Eta Dra	2.7270	4700.0	98	10791	No
380	GOM_NL__2PRFIN20040323_233301_000000382025_00216_10791_0836.N1	23-MAR-2004 23:33:01	Bright	38.000	74	11Bet Cas	2.2680	6600.0	76	10791	No
381	GOM_NL__2PRFIN20040323_233835_000000422025_00216_10791_0837.N1	23-MAR-2004 23:38:35	Bright	41.500	19	50Alp Cyg	1.2460	10500.	83	10791	No
382	GOM_NL__2PRFIN20040323_234013_000000442025_00216_10791_0838.N1	23-MAR-2004 23:40:13	Bright	43.500	66	37Gam Cyg	2.2080	5900.0	87	10791	No
383	GOM_NL__2PRFIN20040323_234204_000000412025_00216_10791_0839.N1	23-MAR-2004 23:42:04	Bright	41.000	92	53Eps Cyg	2.5000	4500.0	82	10791	No
384	GOM_NL__2PRFIN20040323_235108_000000632025_00216_10791_0840.N1	23-MAR-2004 23:51:08	Twl_and_stray	63.000	11	53Alp Aql	0.76500	8000.0	126	10791	No
385	GOM_NL__2PRFIN20040323_235250_000000462025_00216_10791_0841.N1	23-MAR-2004 23:52:50	Twilight	46.000	154	22Bet Aqr	2.8990	5700.0	92	10791	No

3. Quality information per product

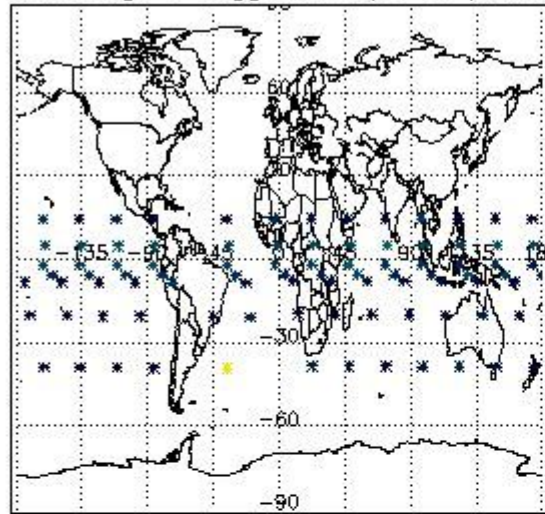
In this section it is plotted some information contained in the Quality Summary data set of the level 2 products. Only products in dark limb conditions and without errors (error flag in the MPH set to "0") are used.

3.1 Plot quality information per product (time dependant)

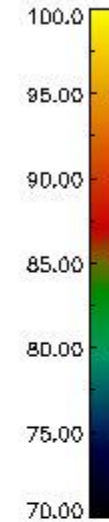
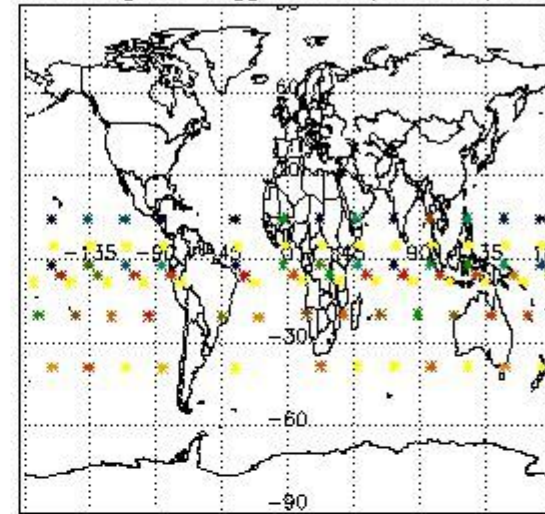


3.2 Plot quality information per product (world map)

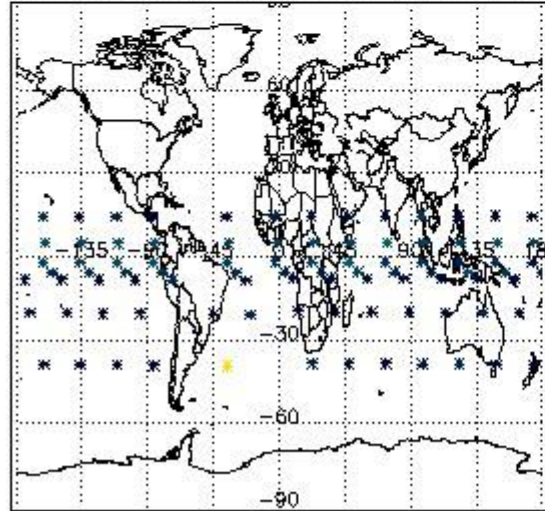
Percentage of flagged data per O3 profile



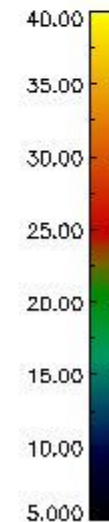
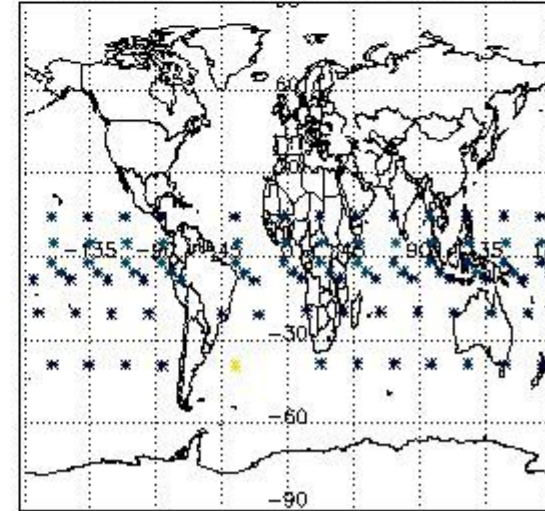
Percentage of flagged data per H2O profile



Percentage of flagged data per NO2 profile



Percentage of flagged data per NO3 profile

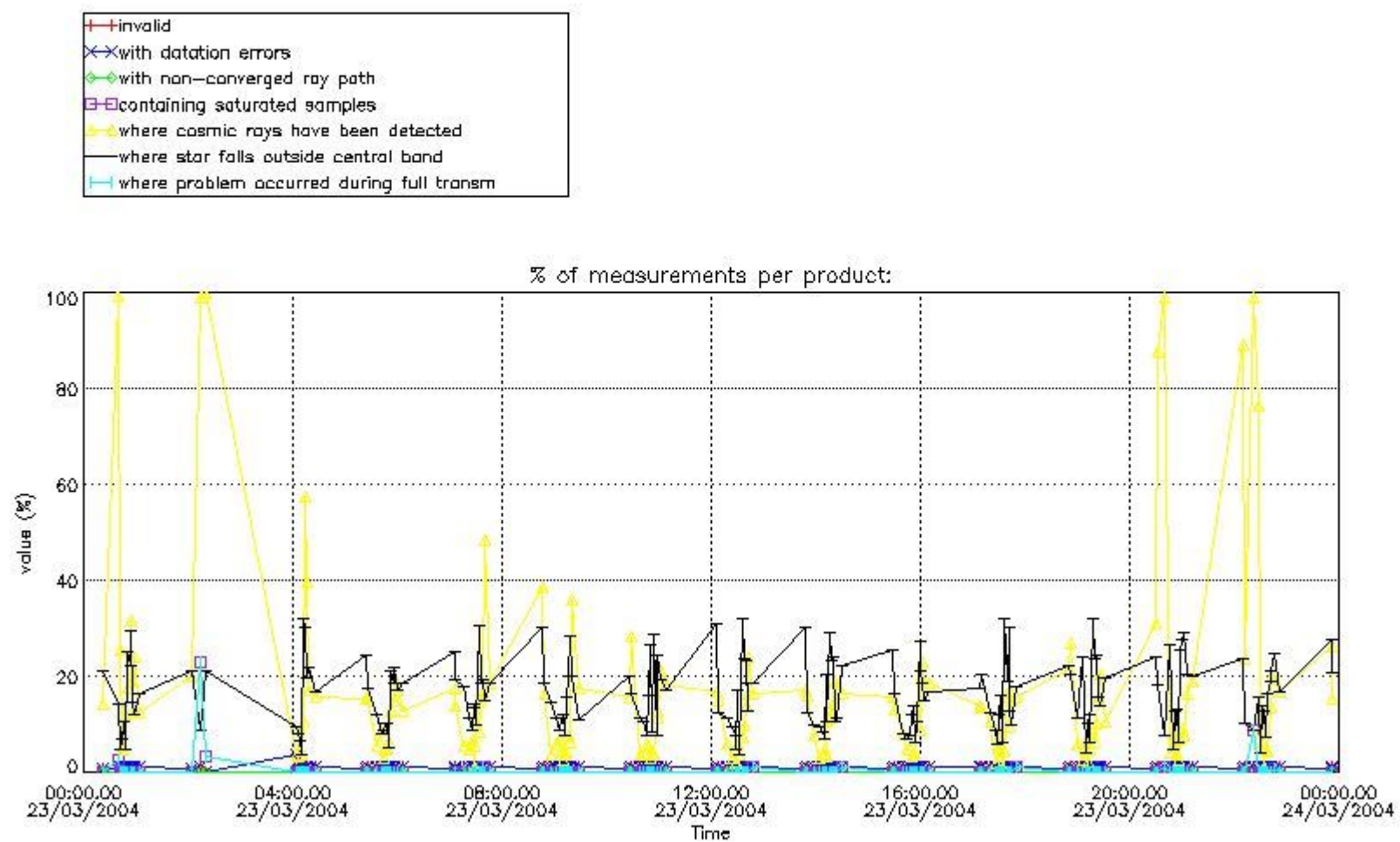


4. Level 1 quality information per product

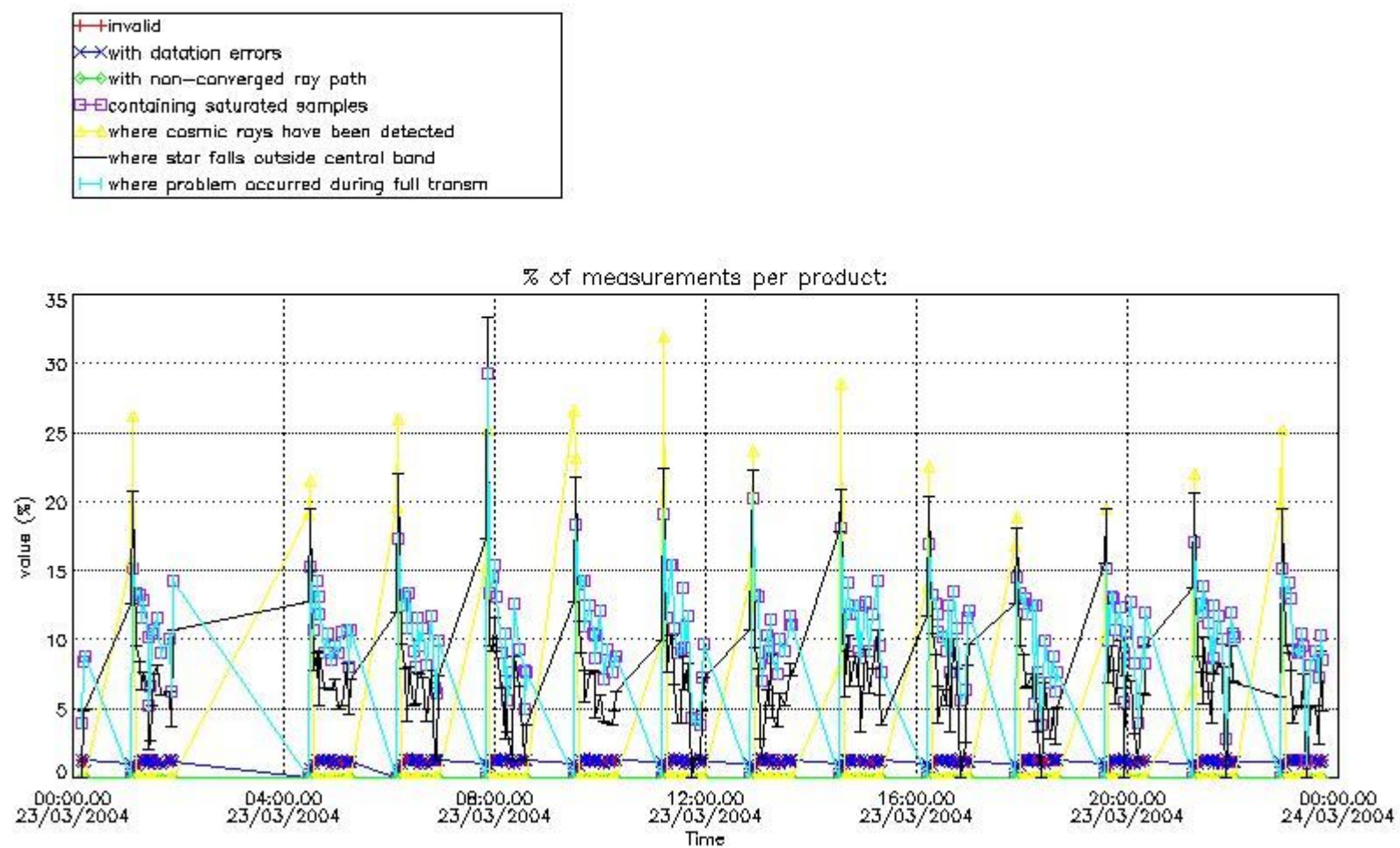
In this section it is plotted some information contained in the Quality Summary data set of the level 2 products that comes from the level 1b processing. Products without errors (error flag in the MPH set to "0") are used.

4.1 Plot quality information per product (time dependant) coming from level 1b processing

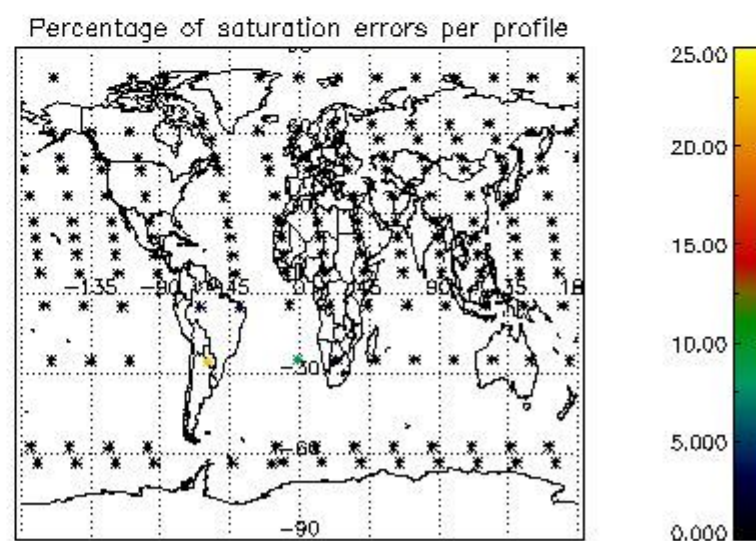
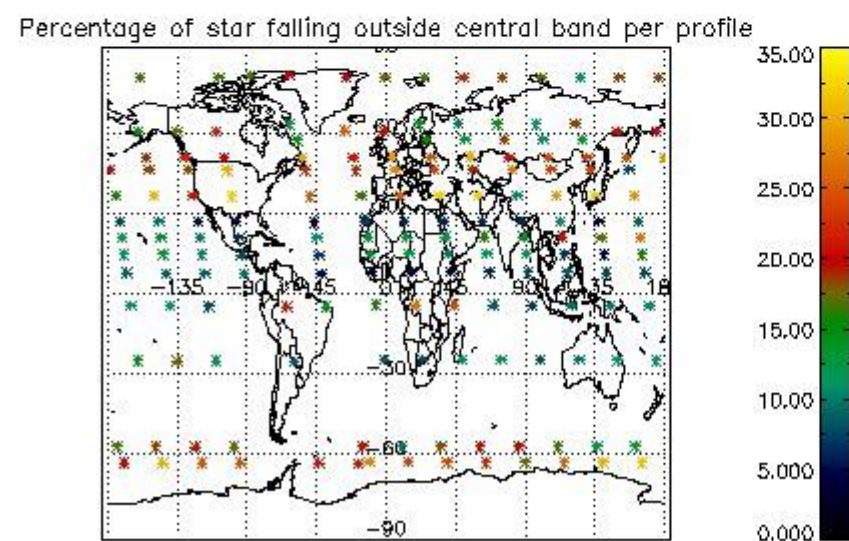
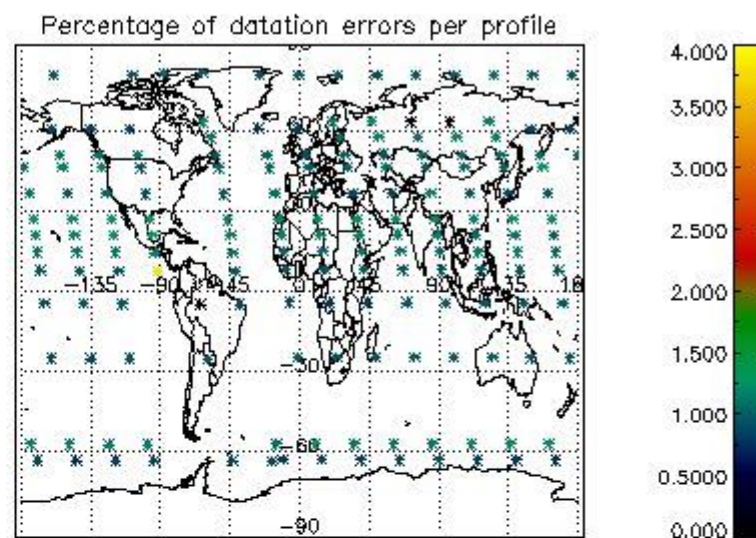
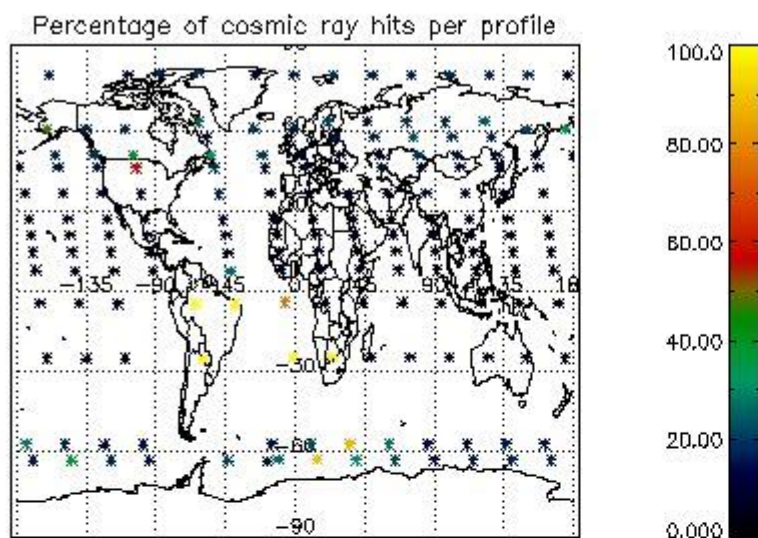
4.1.1 Plot level 1 quality information per product (time dependant): ENVISAT ASCENDING passes



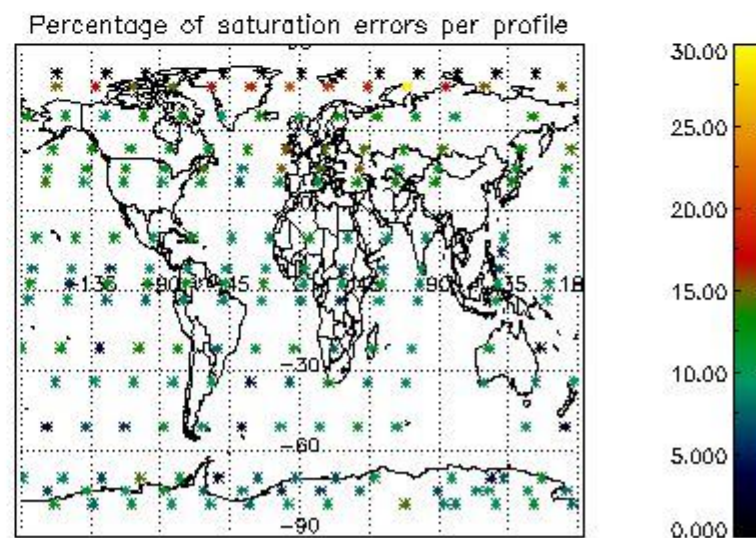
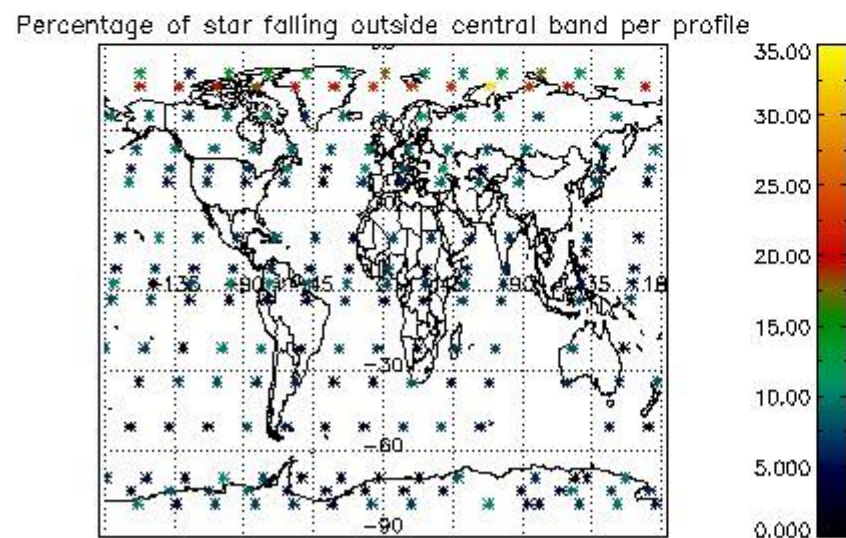
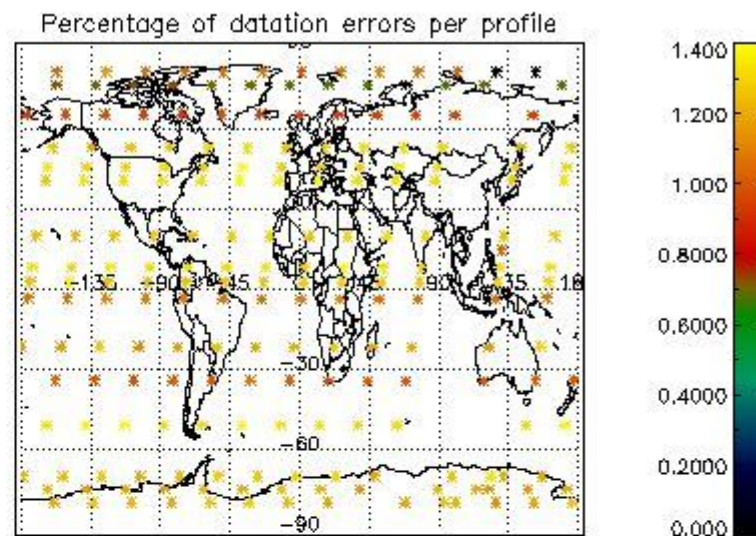
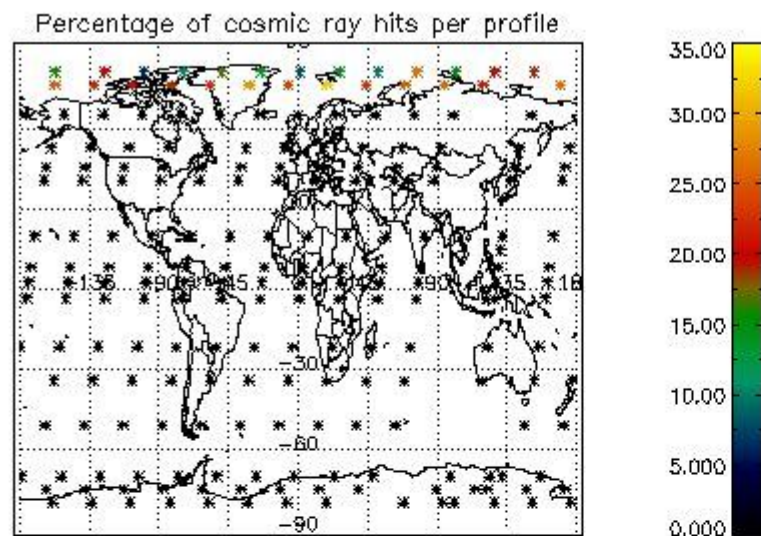
4.1.2 Plot level 1 quality information per product (time dependant): ENVI SAT DESCENDING passes



4.2 Plot quality information per product coming from level 1b processing (world map)
 4.2.1 Plot level 1 quality information per product (world map): ENVISAT ASCENDING passes



4.2.2 Plot level 1 quality information per product (world map): ENVISAT DESCENDING passes



5. Trace gas profiles

5.1 Ozone statistics based on quality of products

The final quality of the products can be "measured" using the STD (Standard Deviation) attached to every point profile. This information is written to the parameter GOM_NL__2P/NL_LOCAL_SPECIES_DENSITY/o3_std of the level 2 products. The table below shows the statistics for given STD ranges.

The statistics are given with respect to the overall valid production:

- Products without fatal errors: GOM_NL__2P/MPH/PRODUCT_ERR=0
- Valid point profile: GOM_NL__2P/NL_LOCAL_SPECIES_DENSITY/pcd(0)=0

The 'Criteria' is applied to valid points of dark limb products:

- Products in dark limb illumination condition: GOM_NL__2P/NL_SUMMARY_QUALITY/obs_ill_cond=0
- Products without fatal errors: GOM_NL__2P/MPH/PRODUCT_ERR=0
- Valid point profile: GOM_NL__2P/NL_LOCAL_SPECIES_DENSITY/pcd(0)=0

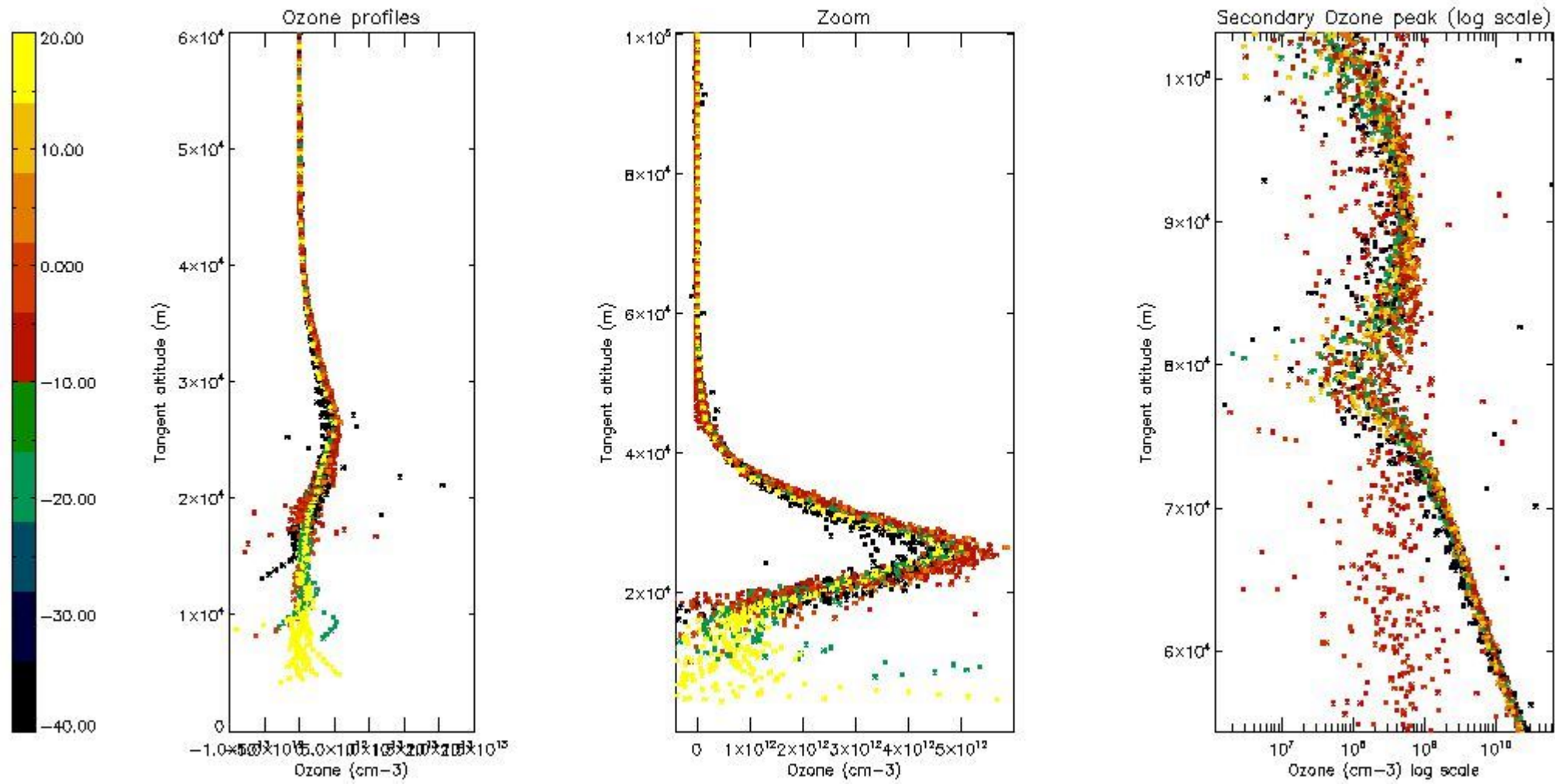
So, the table below shows the percentage of dark limb and valid observations for each criteria with respect to the overall valid daily observations.

Criteria	% of total production
All STD	25
STD < 20	13

STD < 10	11
STD < 5	6

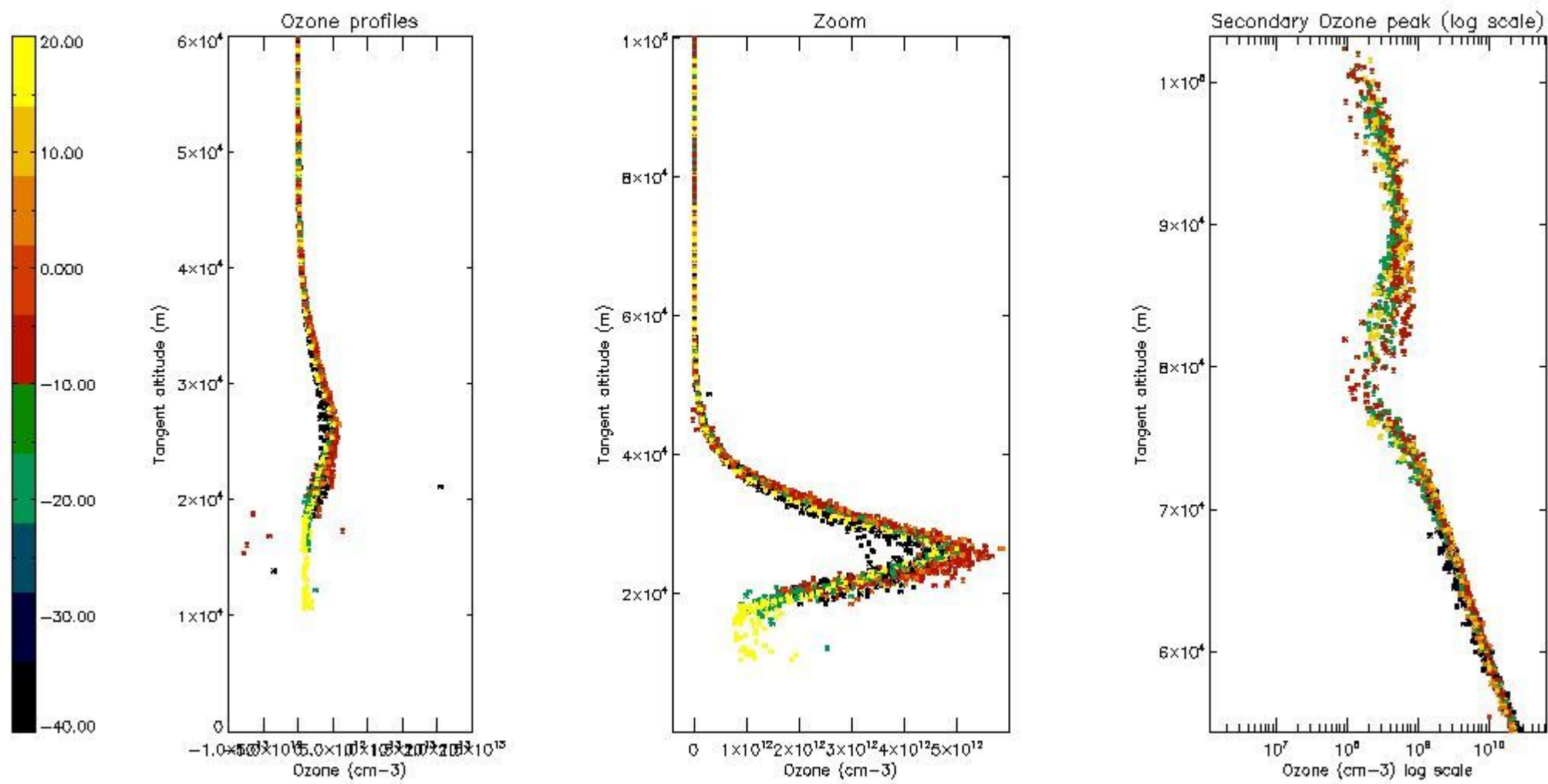
5.2 Plot ozone profiles for all STD (dark without errors)

The colorbar represents the latitude.



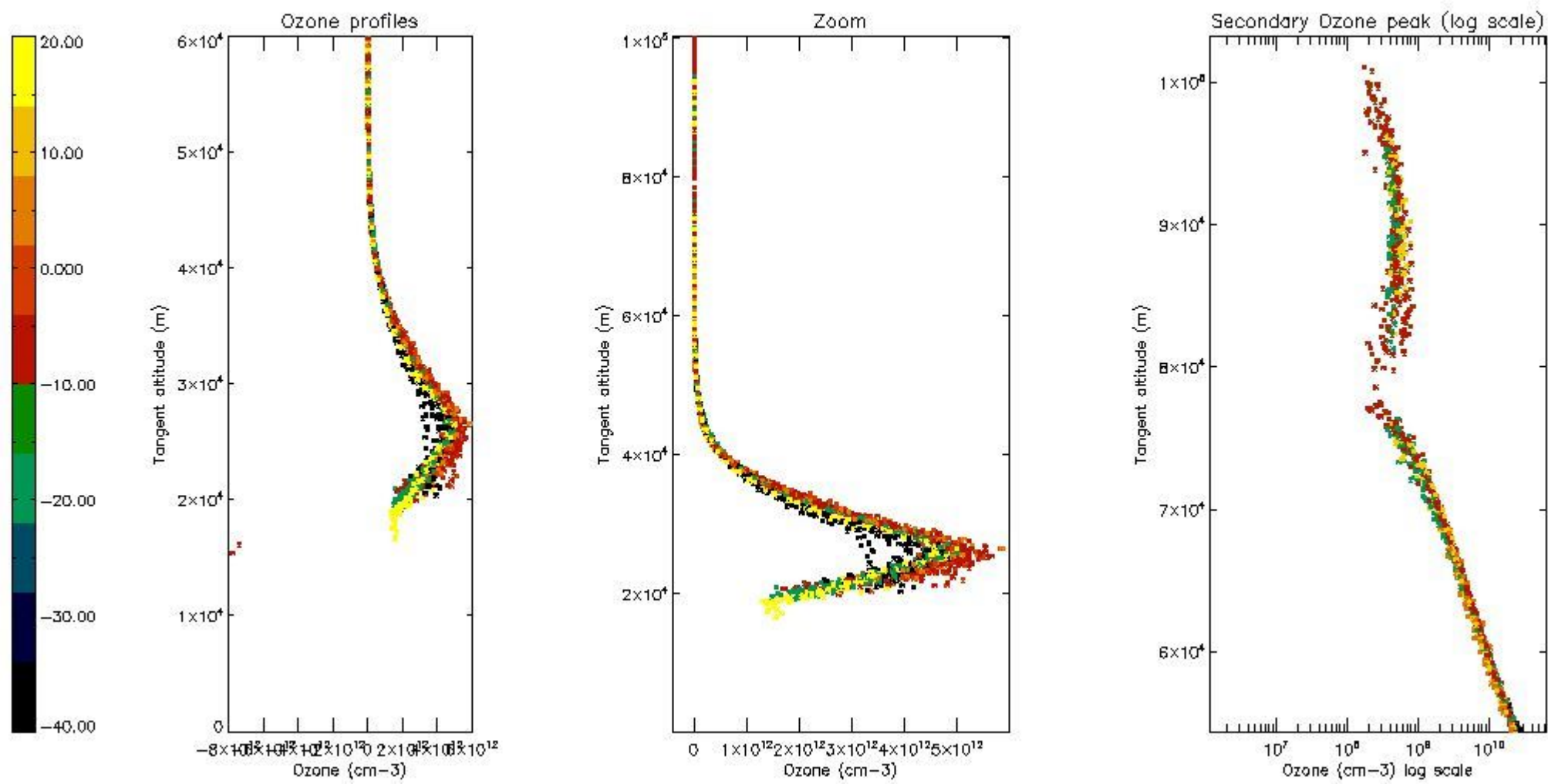
5.3 Plot ozone profiles where STD < 20% (dark without errors)

The colorbar represents the latitude.



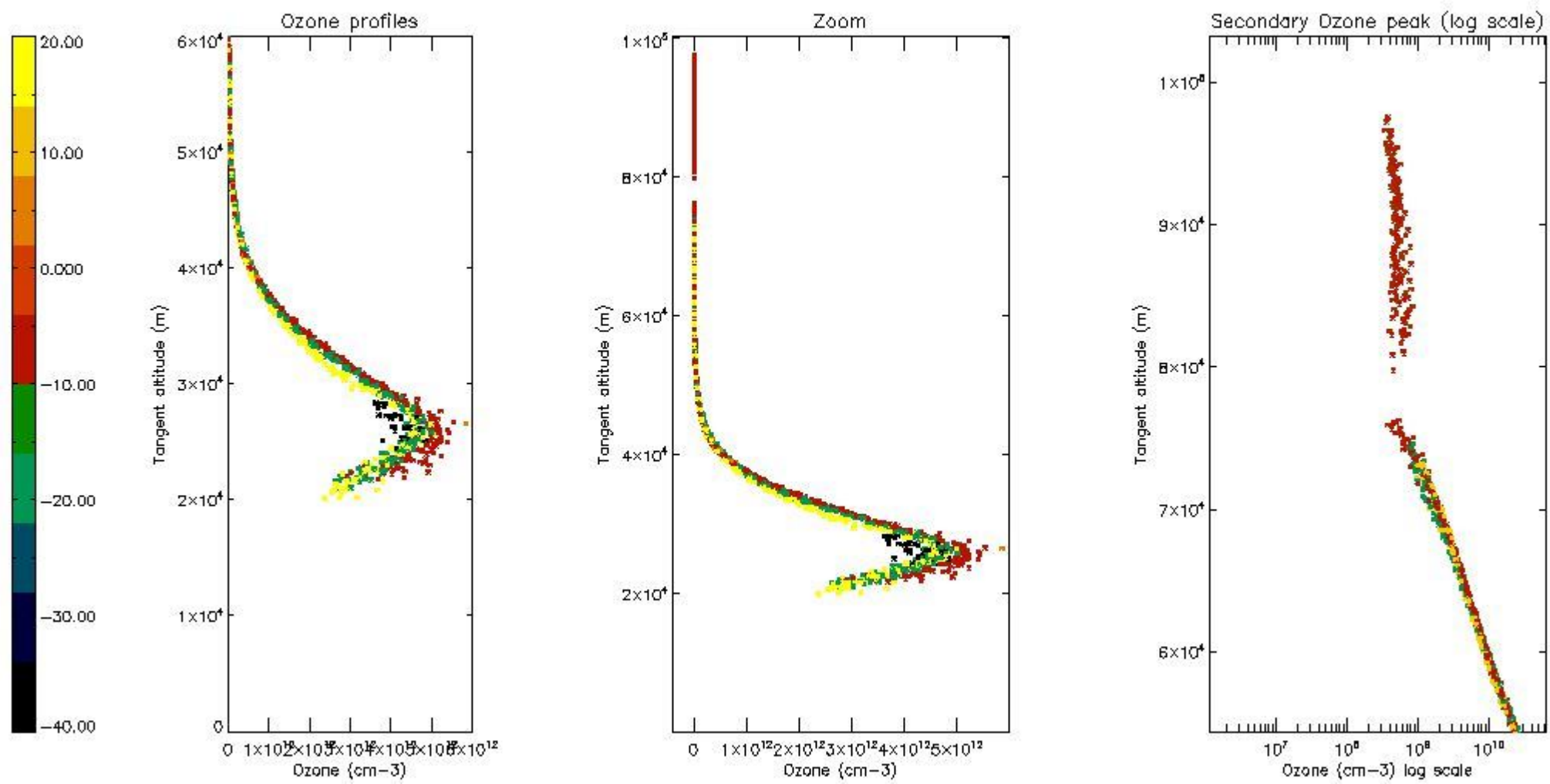
5.4 Plot ozone profiles where STD < 10% (dark without errors)

The colorbar represents the latitude.



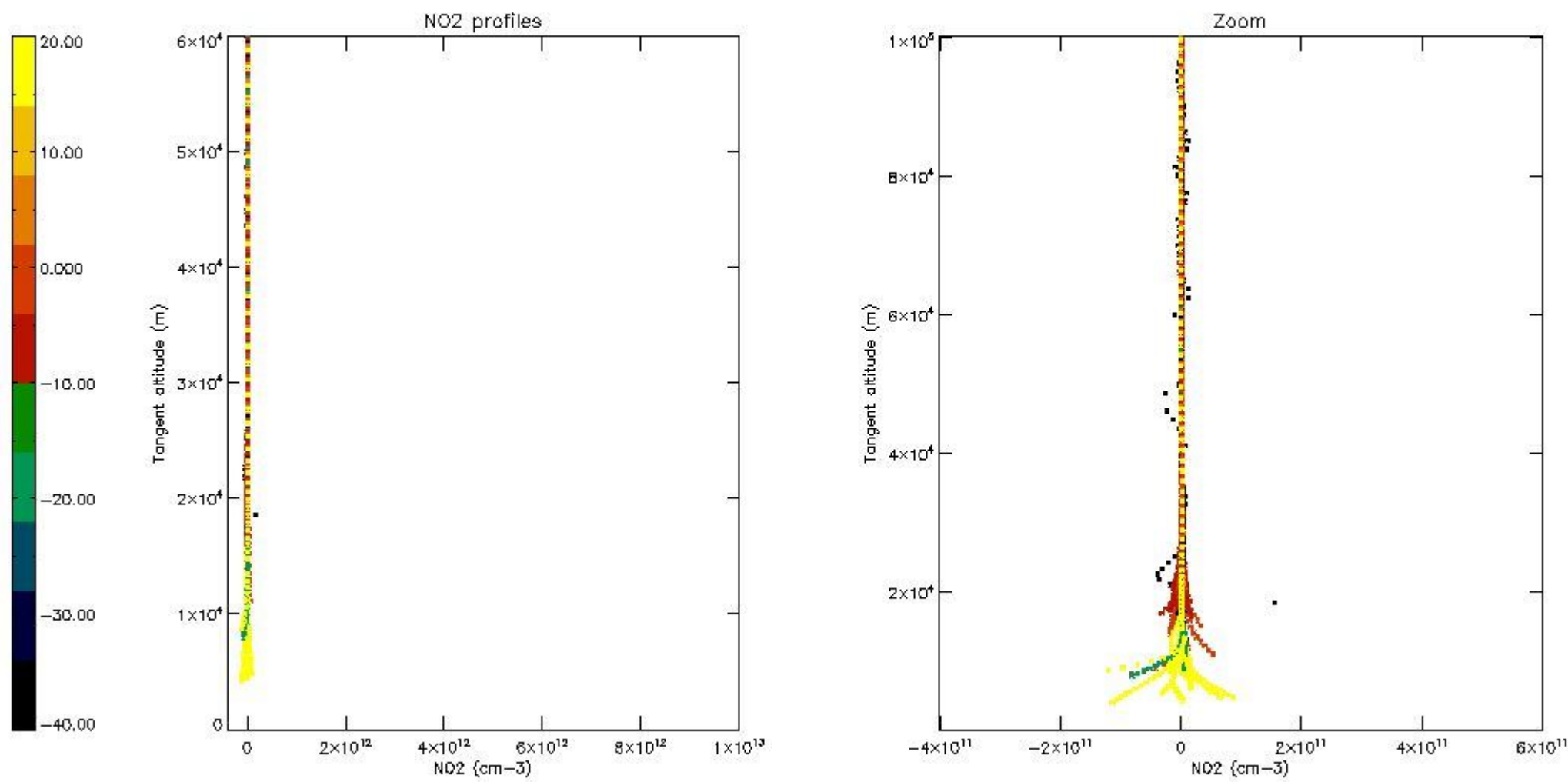
5.5 Plot ozone profiles where STD < 5% (dark without errors)

The colorbar represents the latitude.



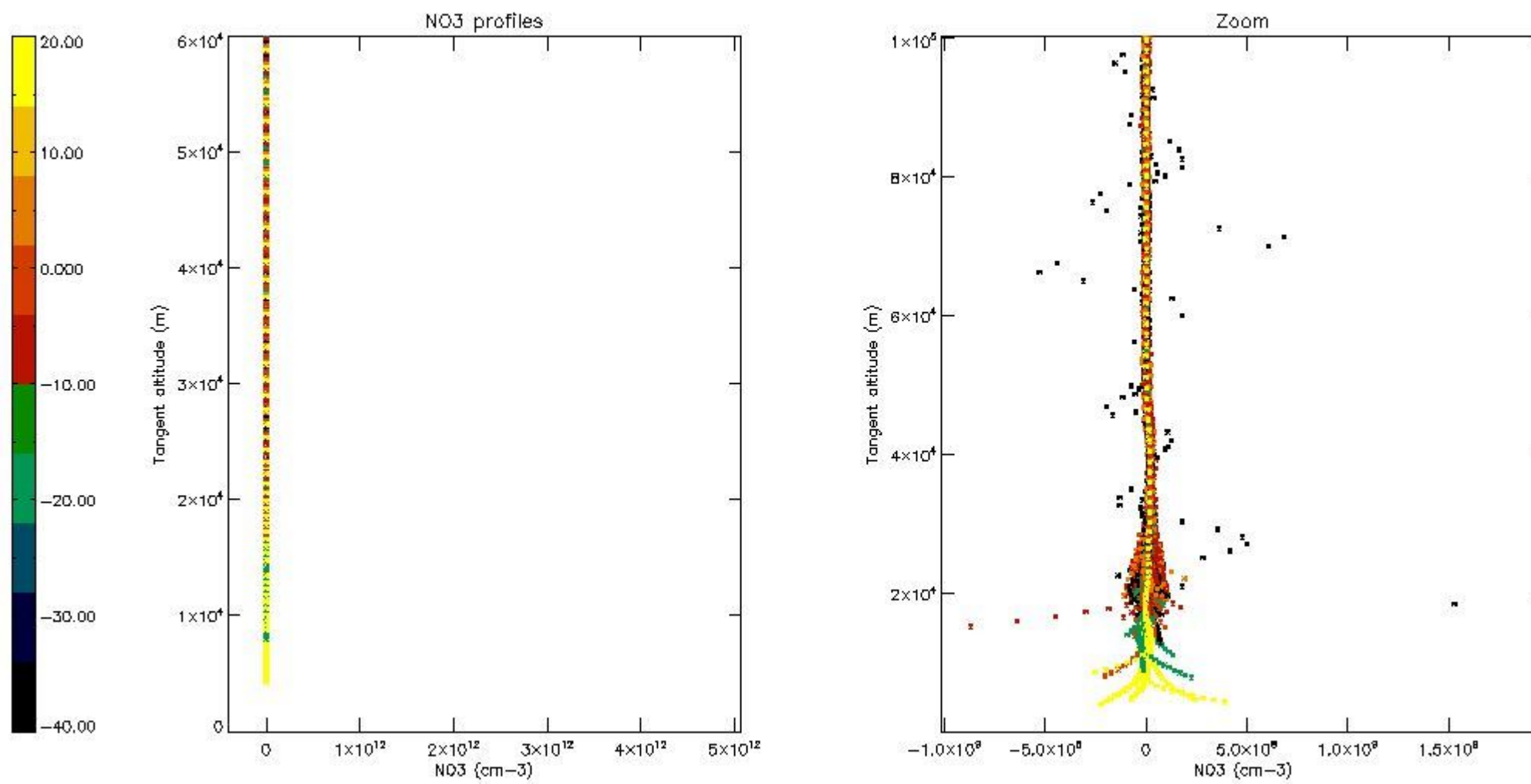
5.6 Plot NO₂ profiles for all STD (dark without errors)

The colorbar represents the latitude.



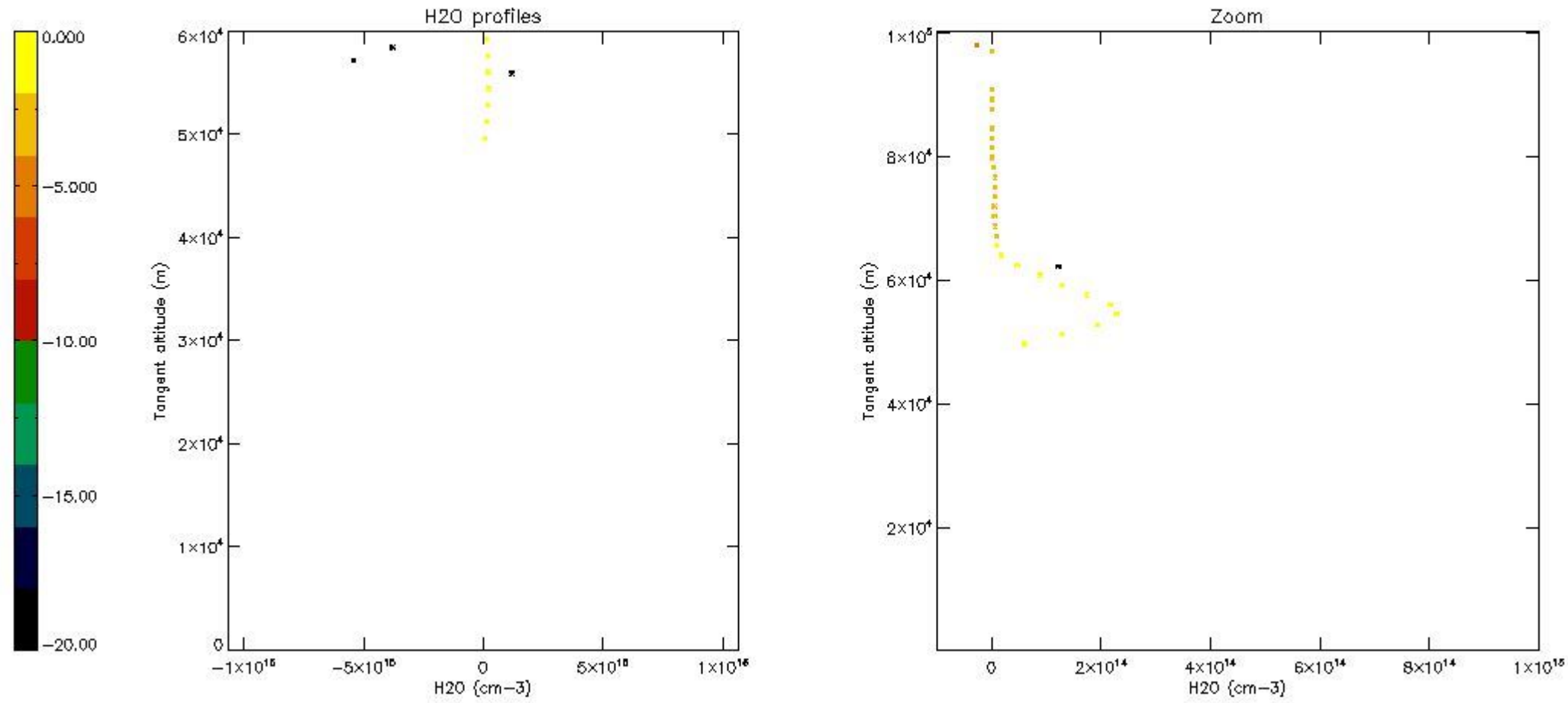
5.7 Plot NO3 profiles for all STD (dark without errors)

The colorbar represents the latitude.



5.8 Plot H₂O profiles for all STD (only for occultations of stars 1,2,3,4,13,14,16,26,63 dark without errors)

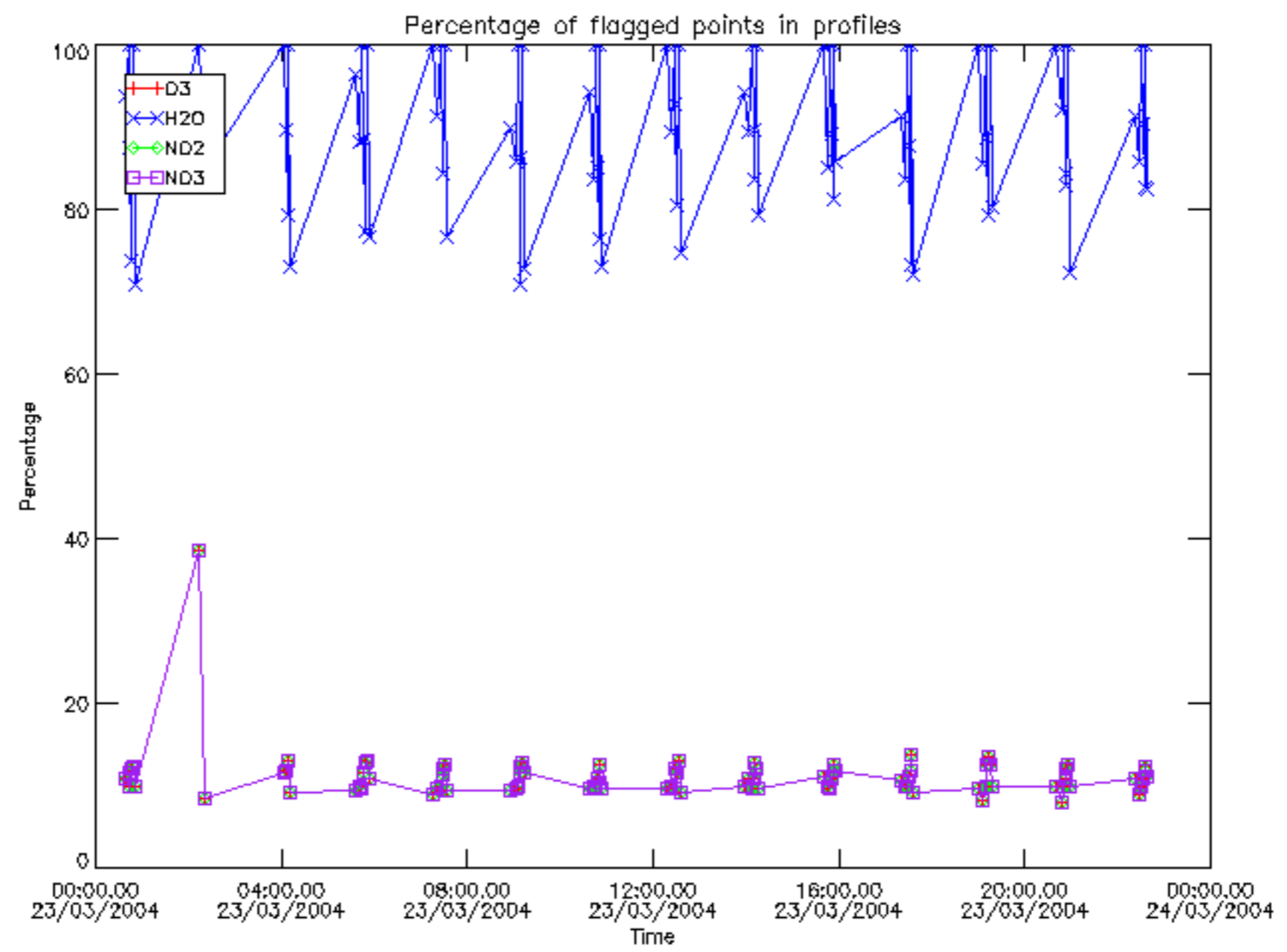
The colorbar represents the latitude.



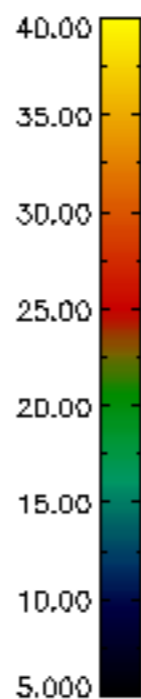
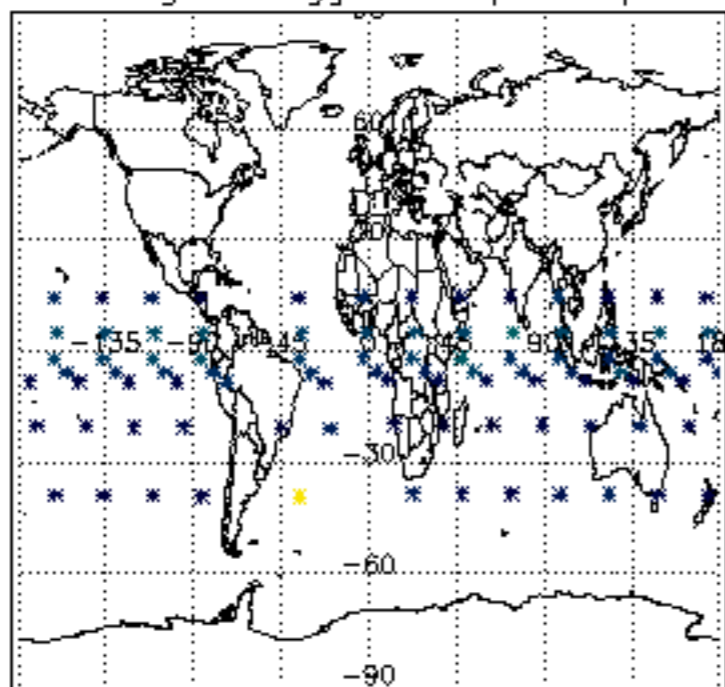
6. Auxiliary Data Files used for the production reported in section 2

The number reported in the third column indicates since which file (see list in section 2) the corresponding auxiliary file has been used. The fourth column is the date of those product files.

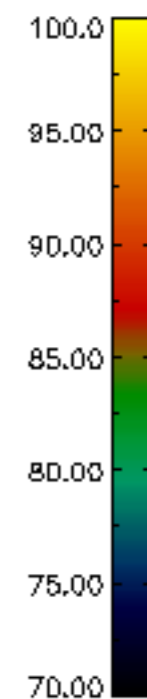
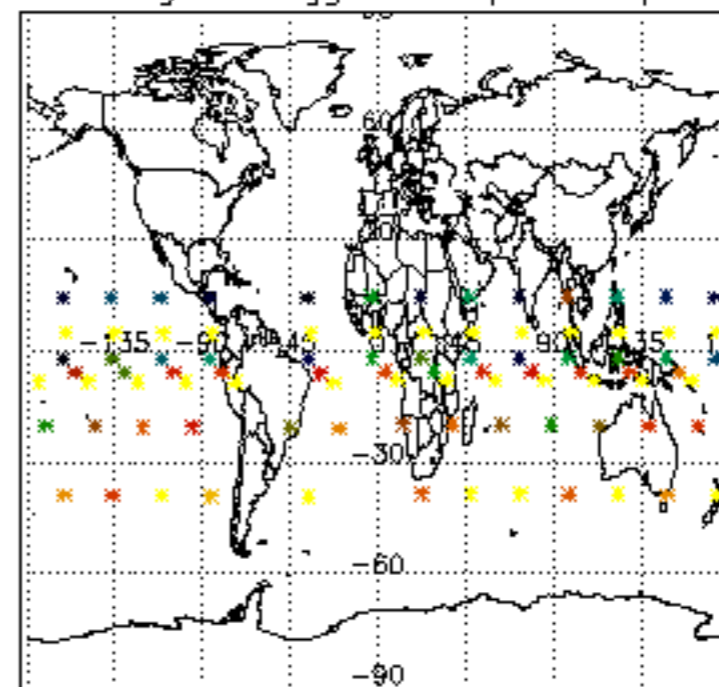
Type	Auxiliary Filename	Used since product	Used since product date
INST_PHYS_CHARACTERISTICS	GOM_INS_AXVIEC20091111_143220_20030716_120000_20500101_000000	1	23-MAR-2004 00:10:14
LEVEL-2_PROC_CONFIG	GOM_PR2_AXVIEC20091111_152718_20020301_000000_20500101_000000	1	23-MAR-2004 00:10:14
CROSS_SECTIONS_FILE	GOM_CRS_AXVIEC20091111_154832_20020301_000000_20500101_000000	1	23-MAR-2004 00:10:14



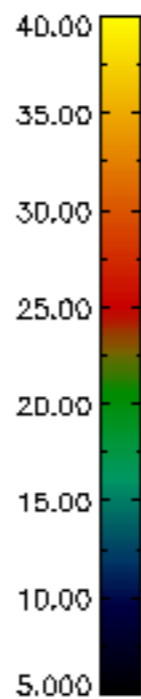
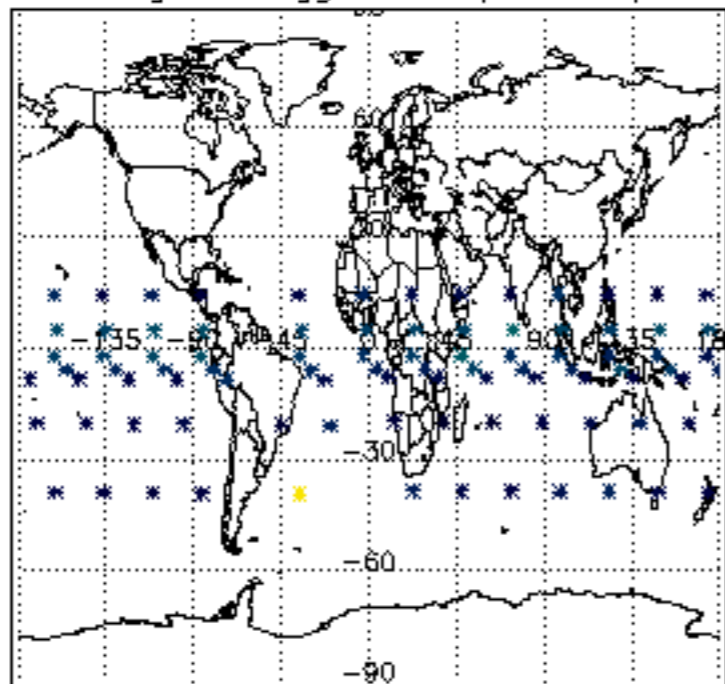
Percentage of flagged data per D3 profile



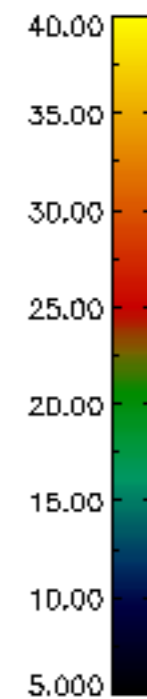
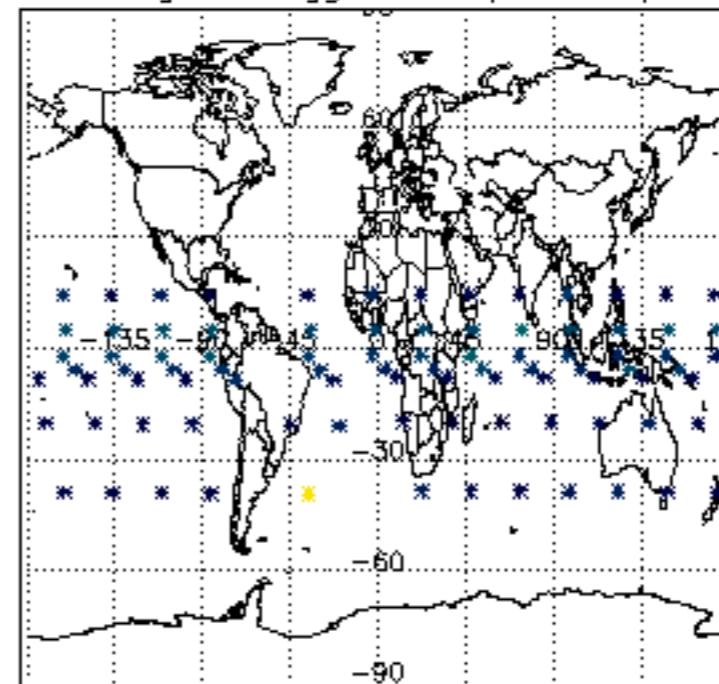
Percentage of flagged data per H2O profile

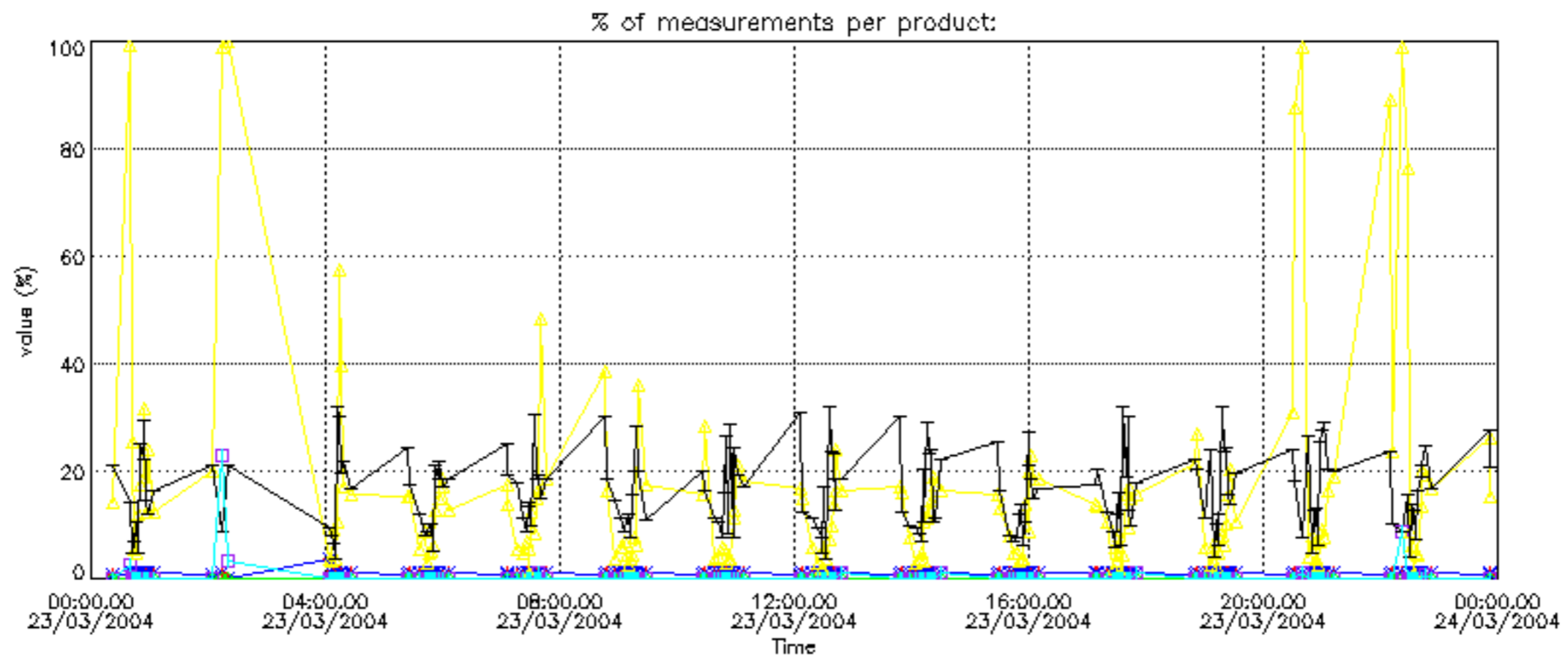


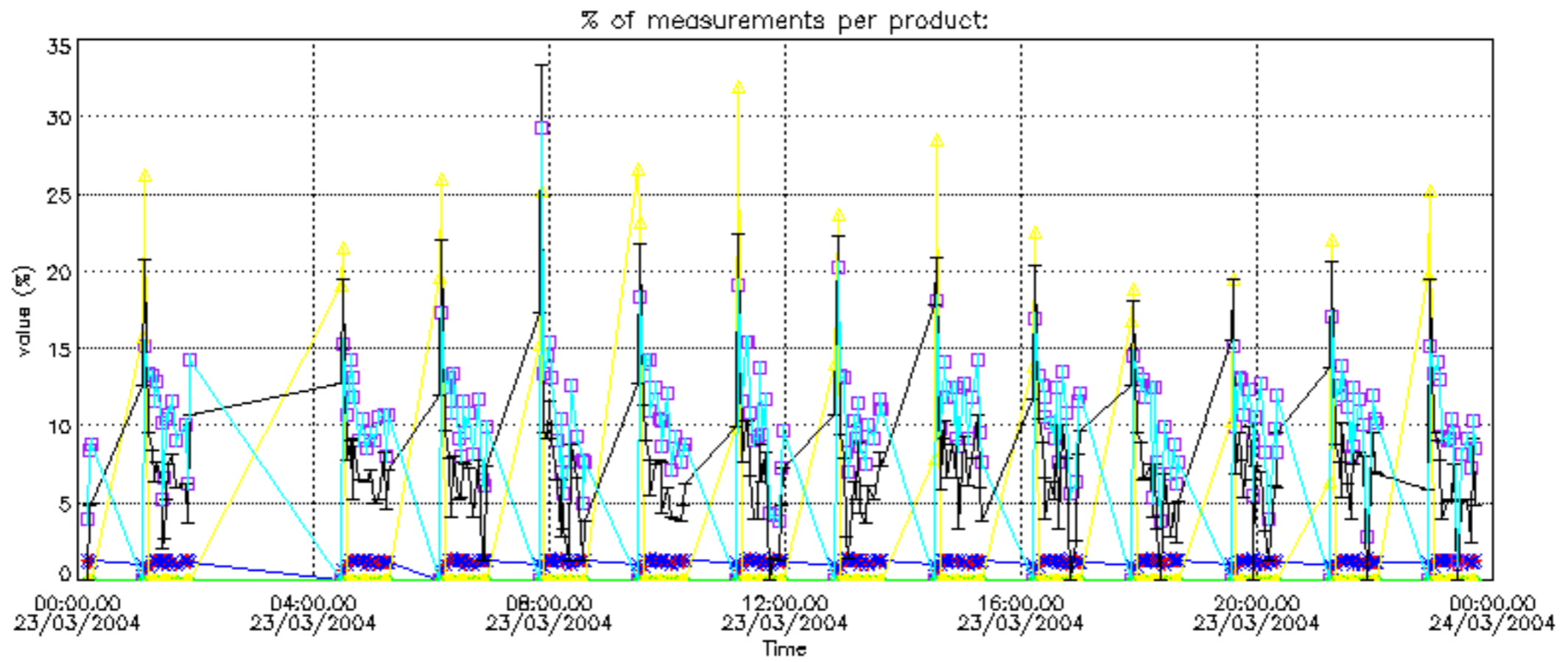
Percentage of flagged data per NO2 profile



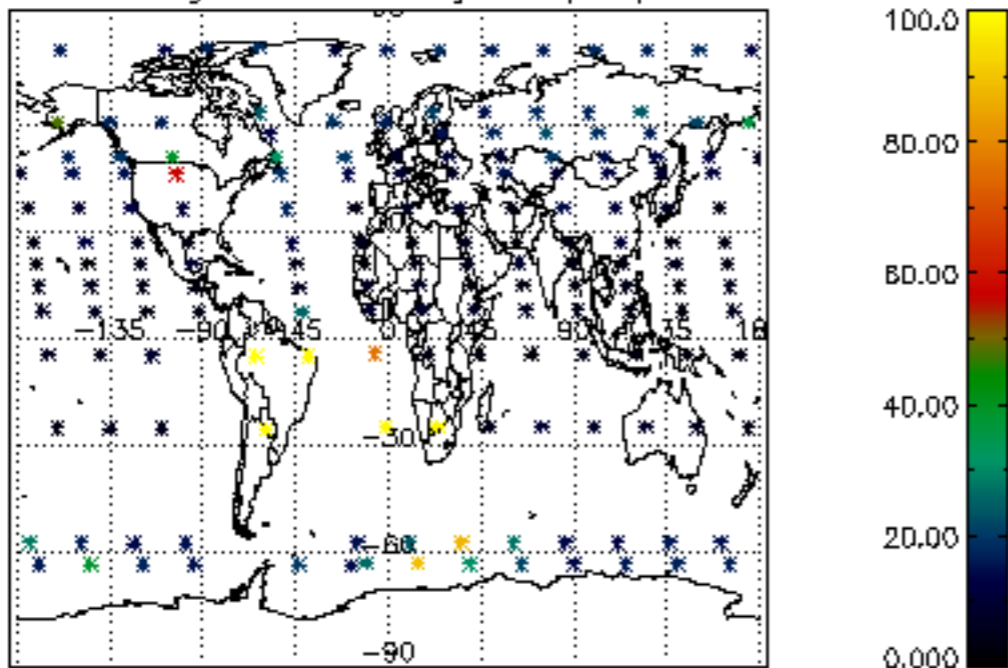
Percentage of flagged data per NO3 profile



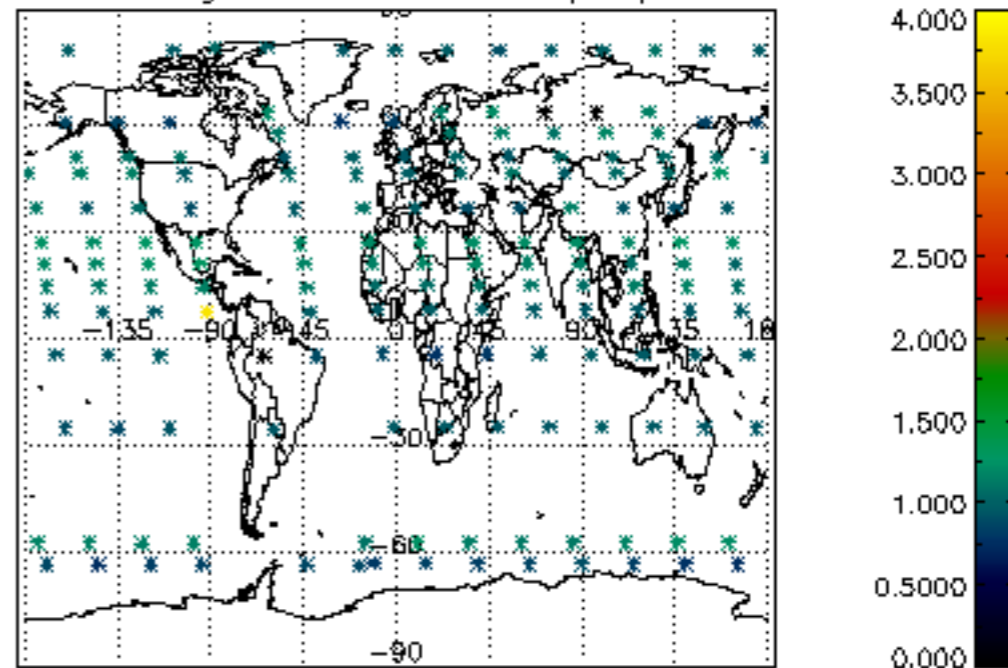




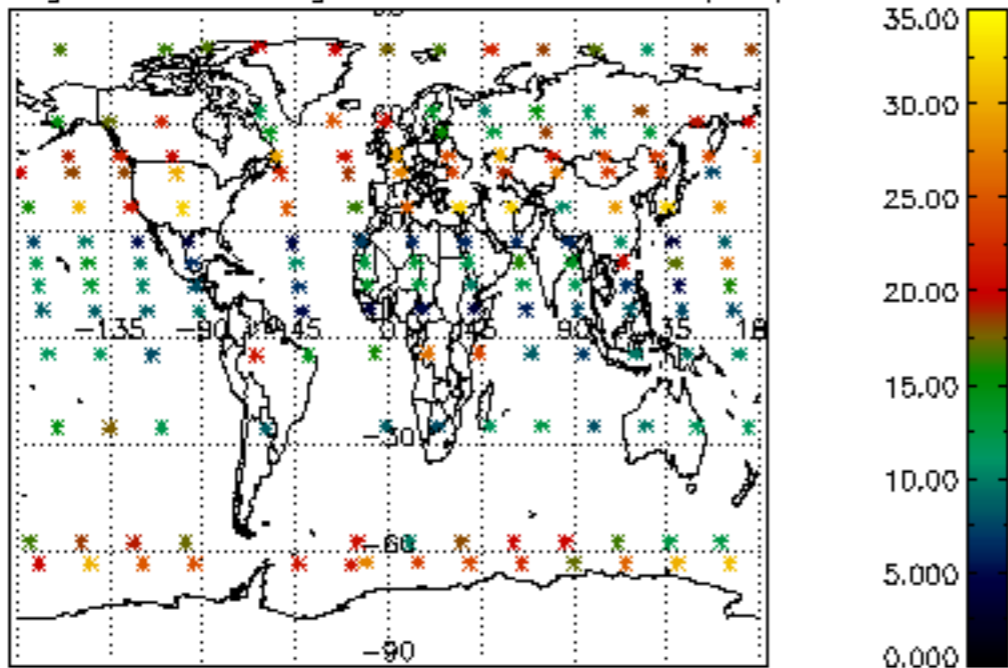
Percentage of cosmic ray hits per profile



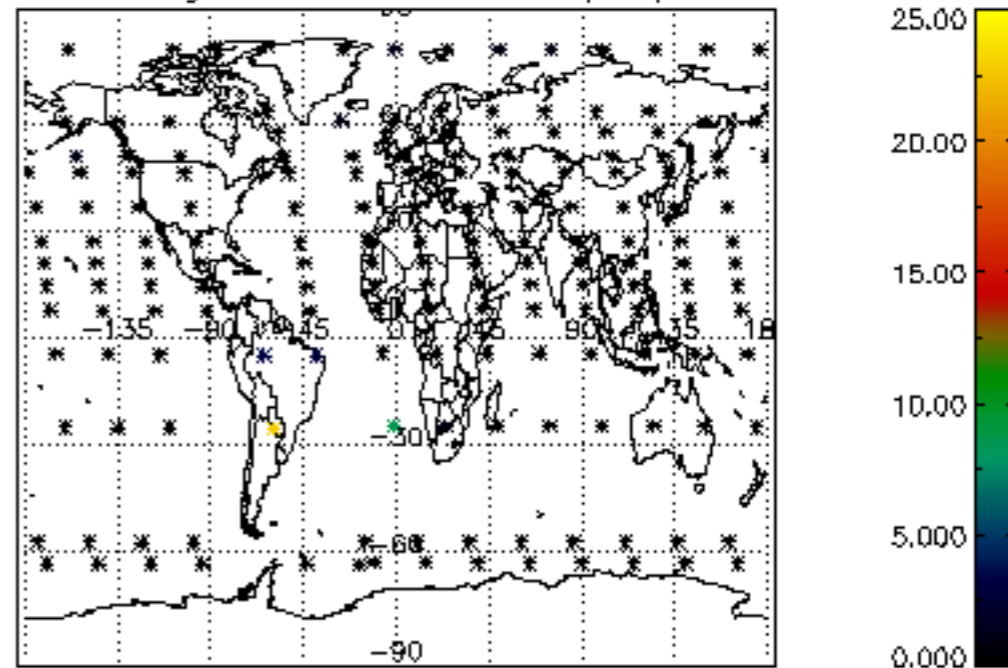
Percentage of datation errors per profile



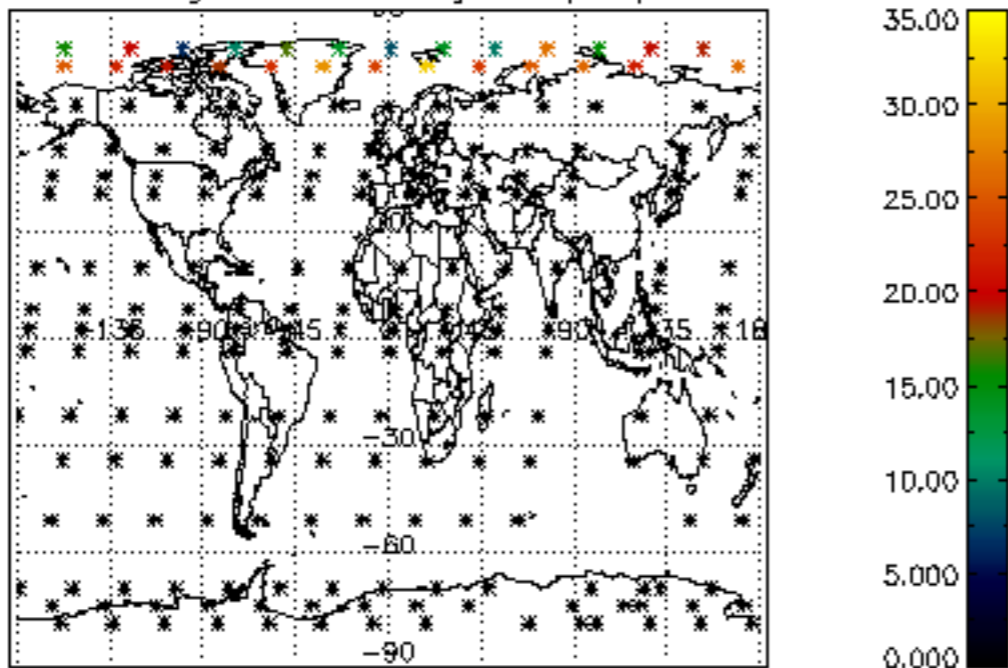
Percentage of star falling outside central band per profile



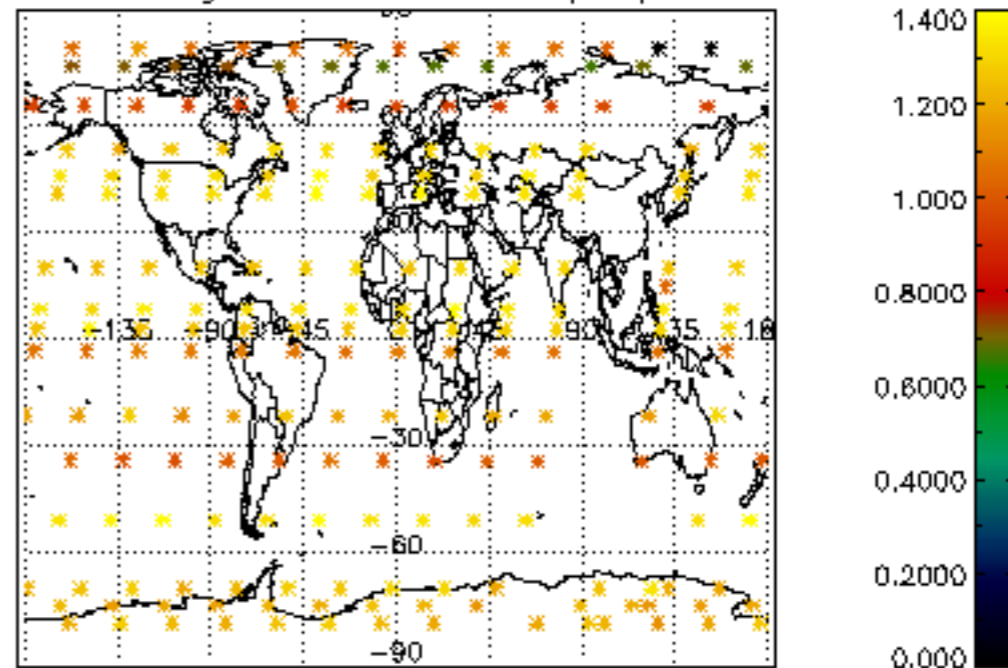
Percentage of saturation errors per profile



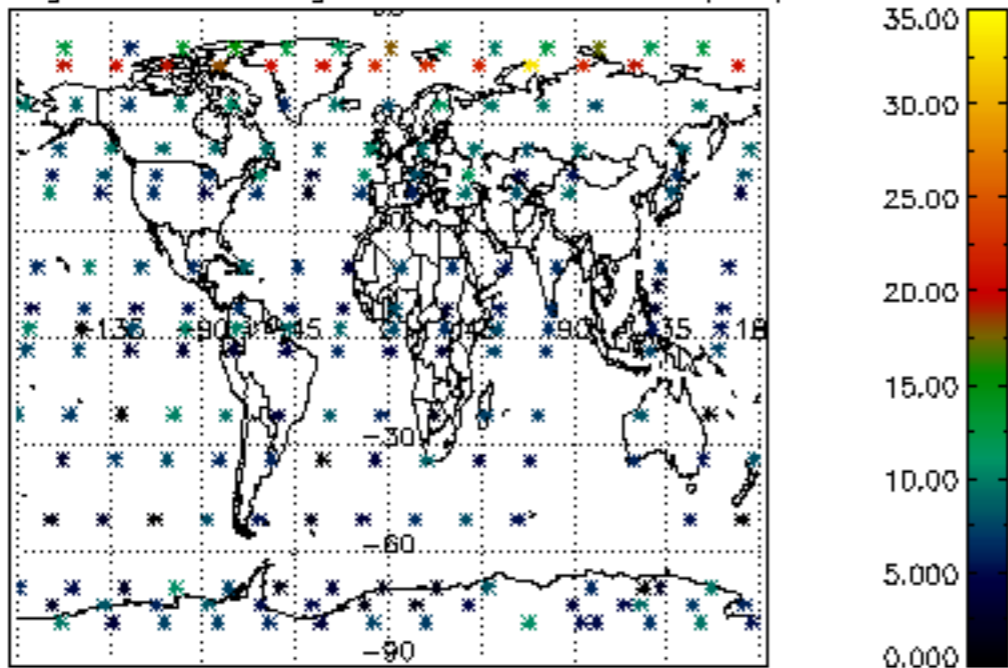
Percentage of cosmic ray hits per profile



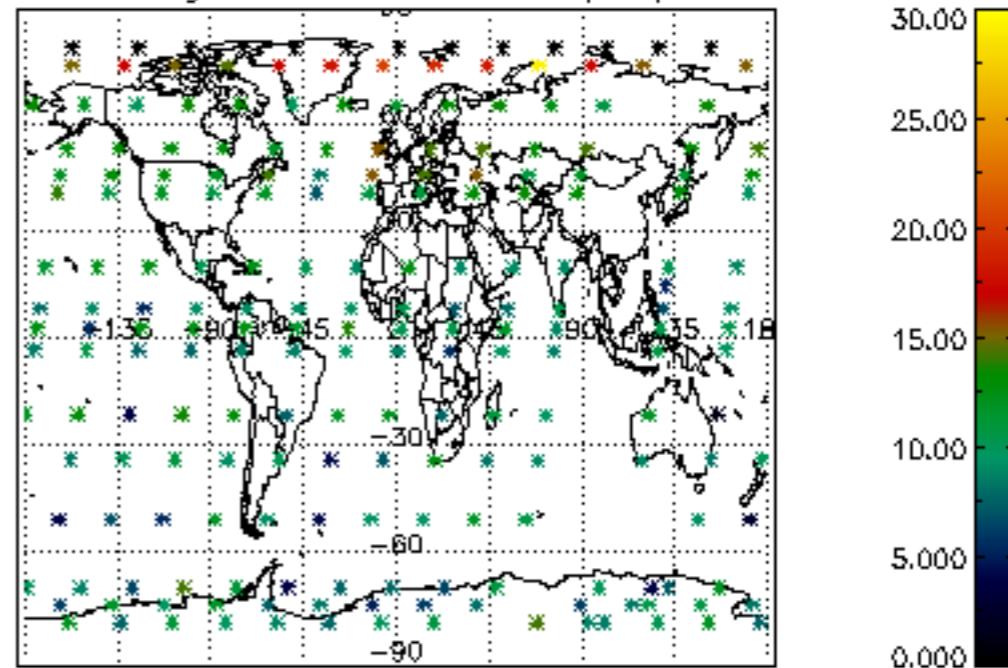
Percentage of datation errors per profile

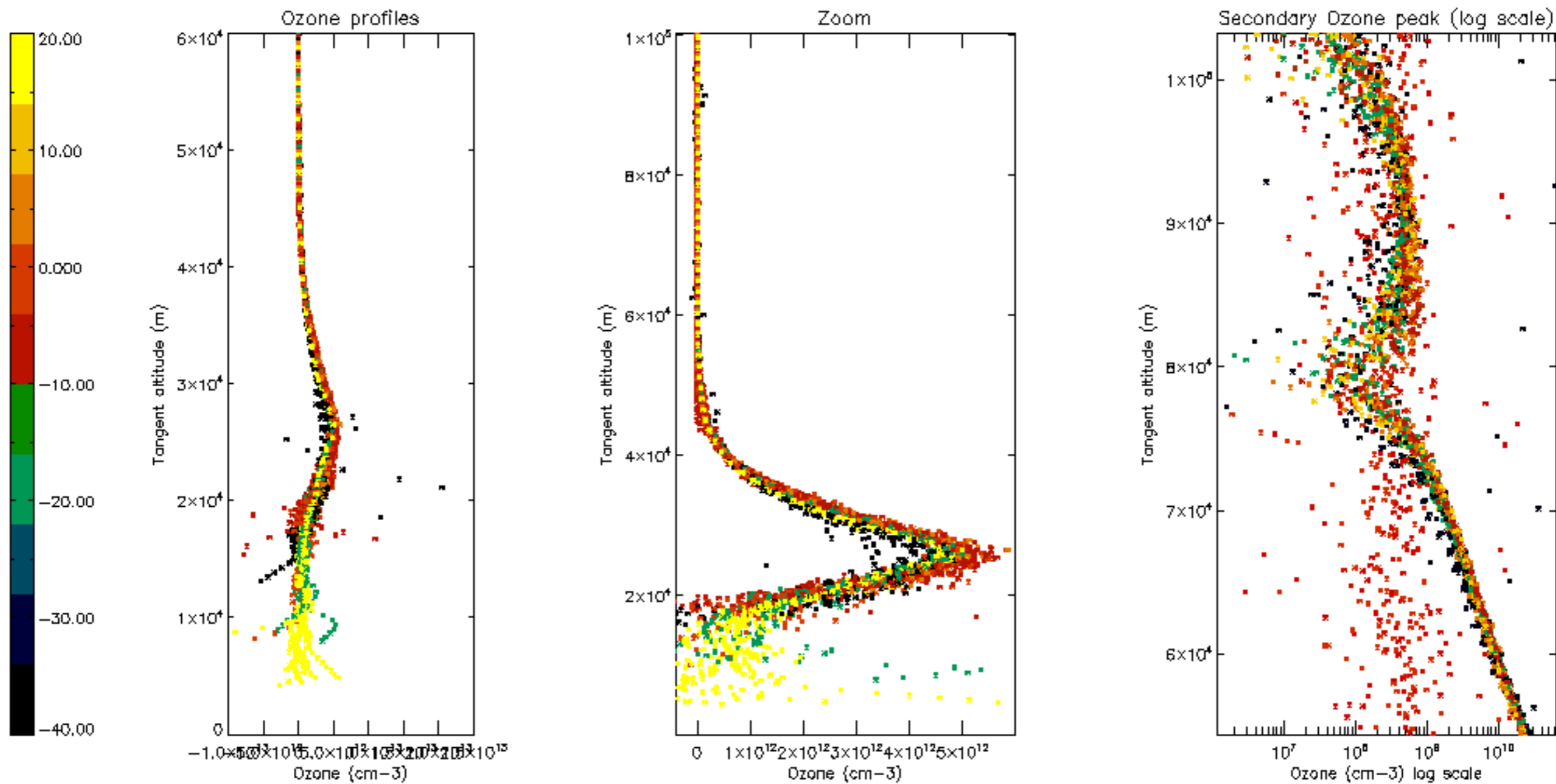


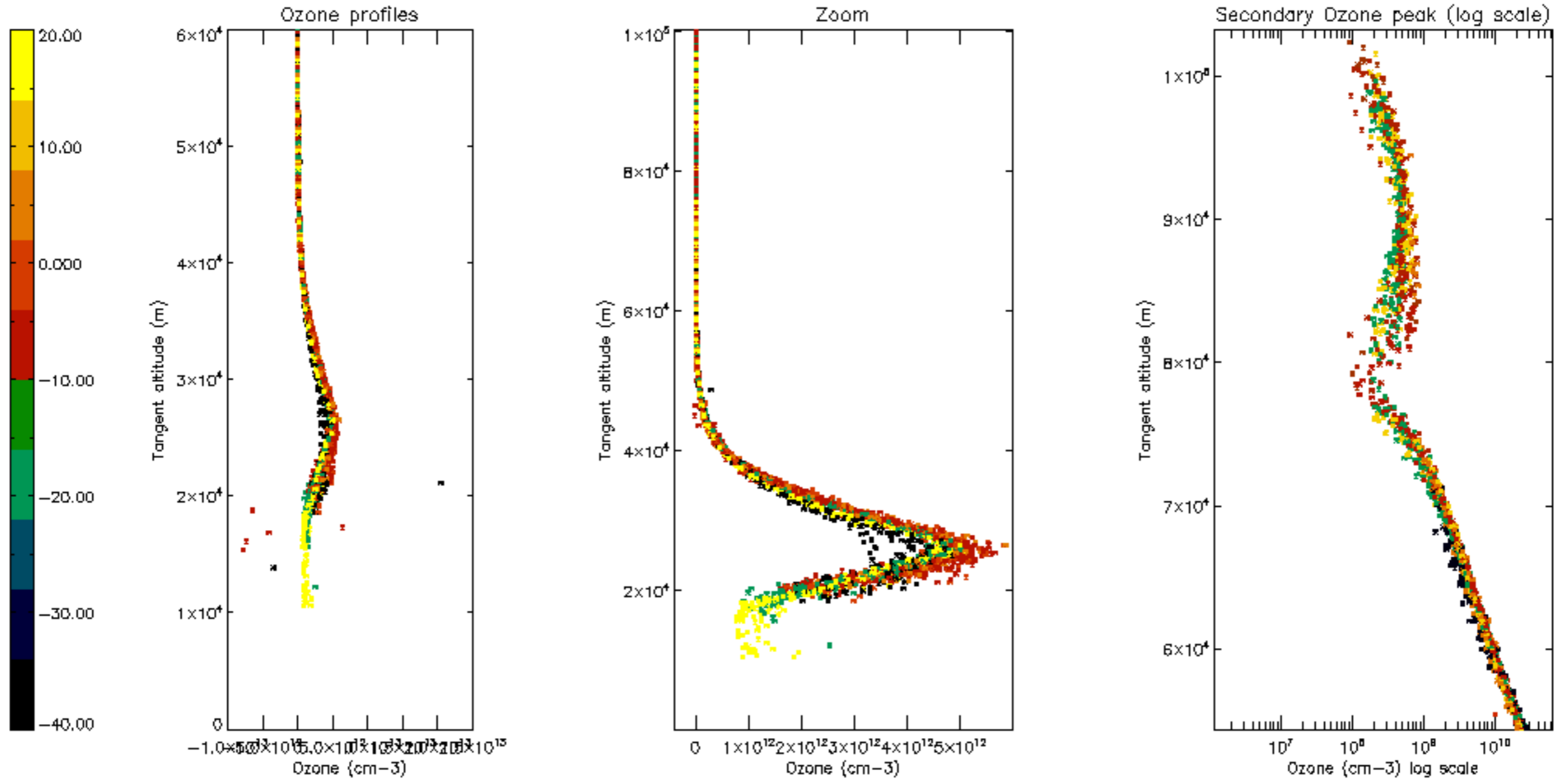
Percentage of star falling outside central band per profile

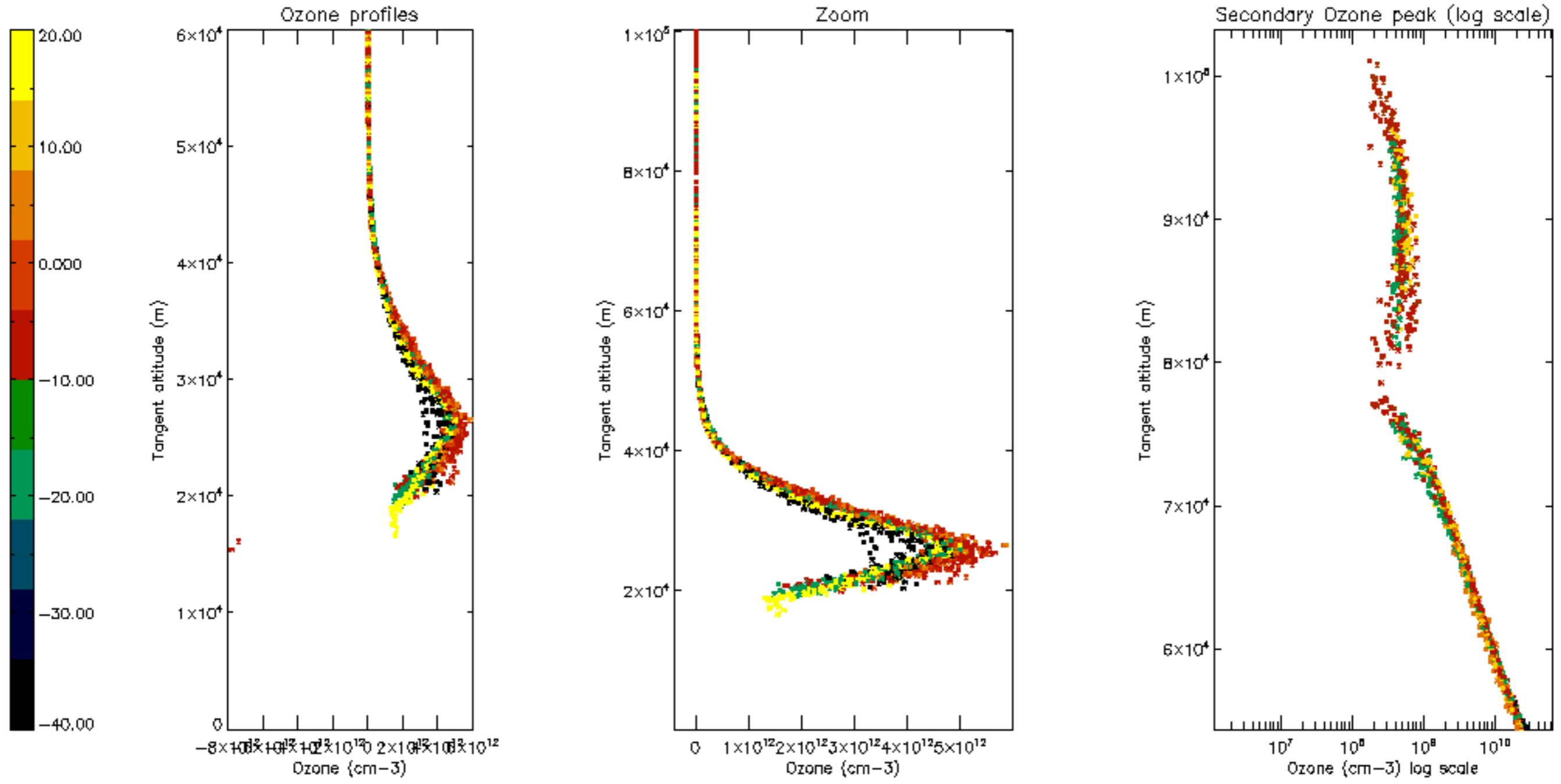


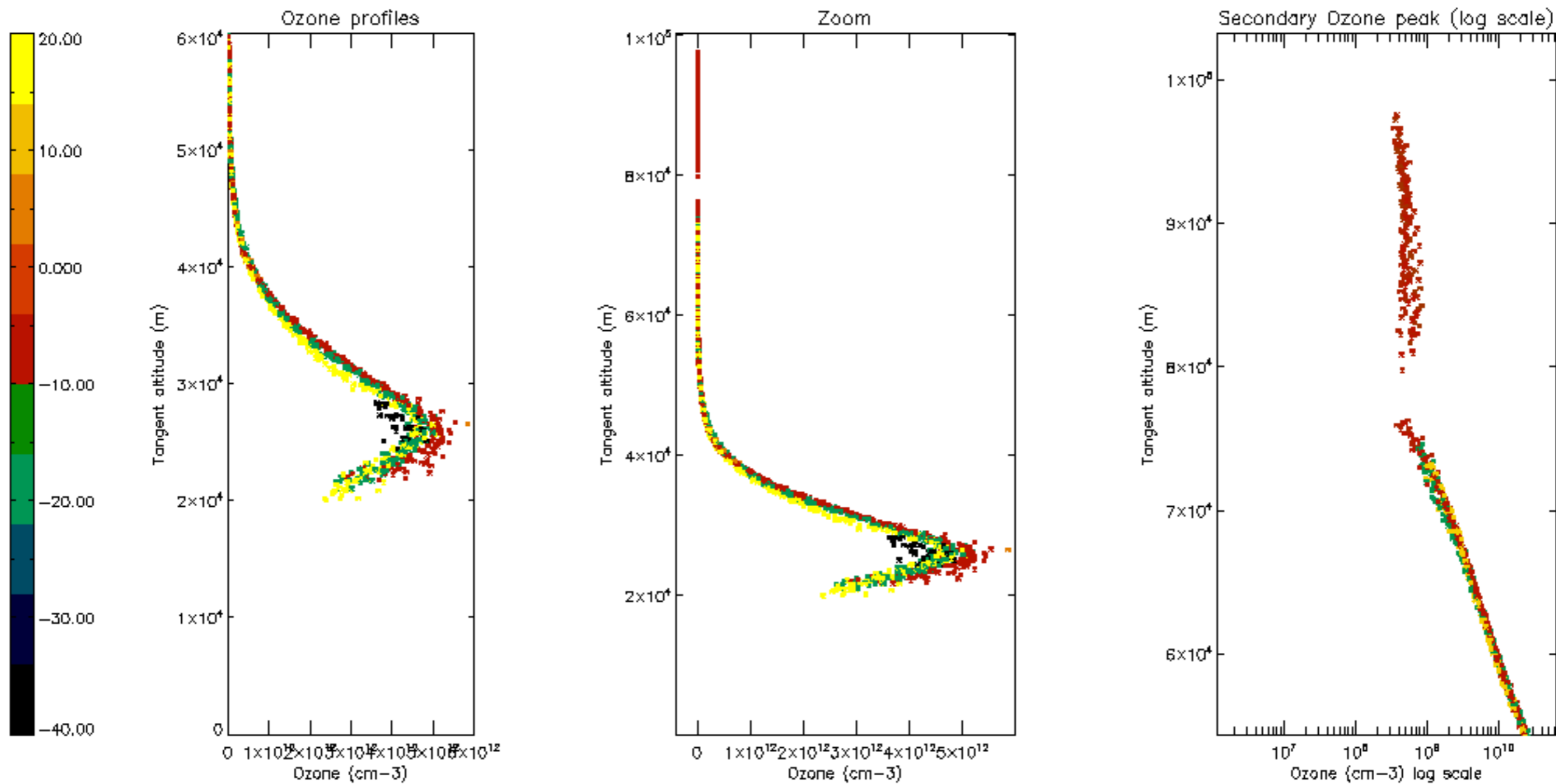
Percentage of saturation errors per profile

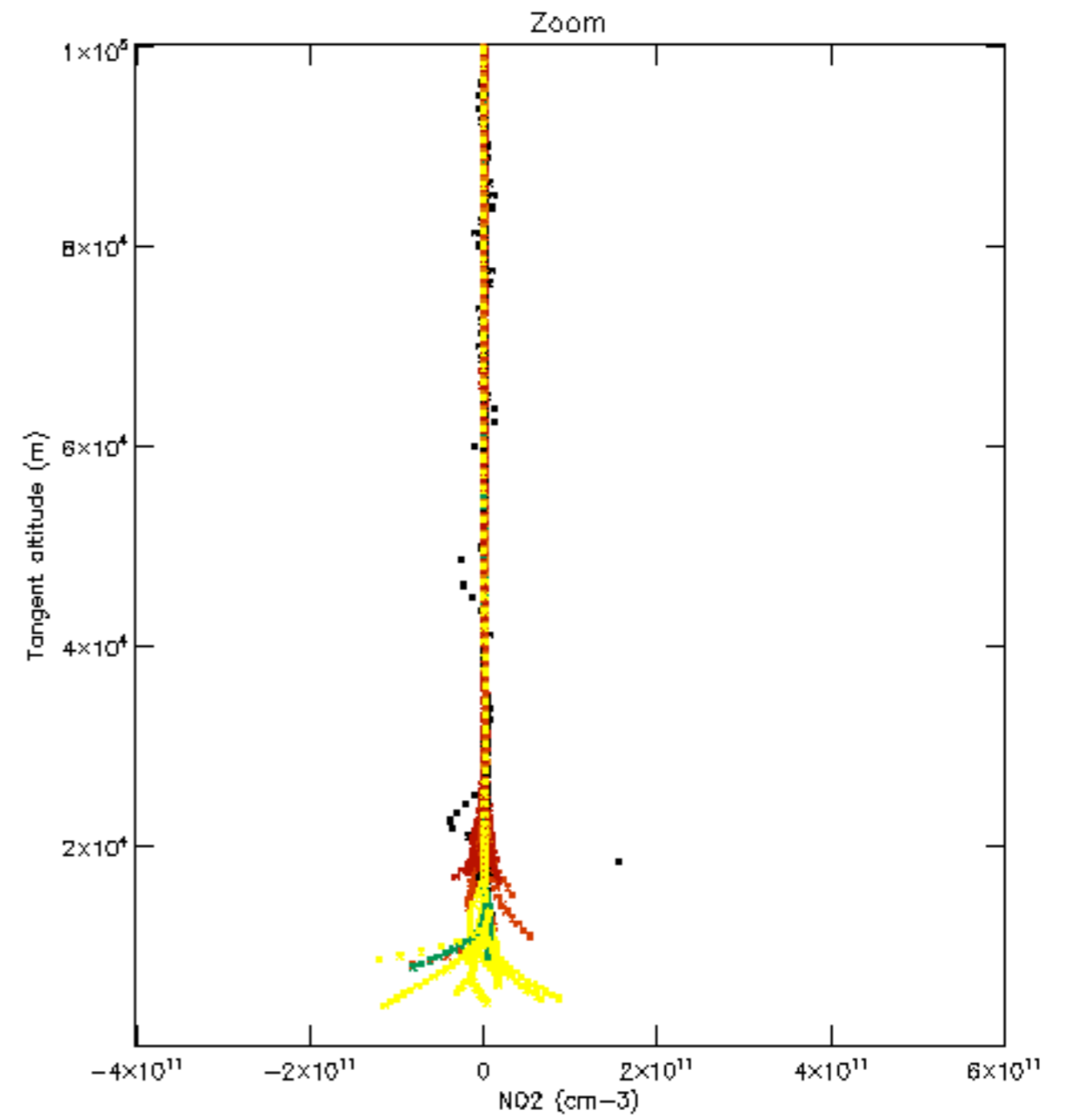
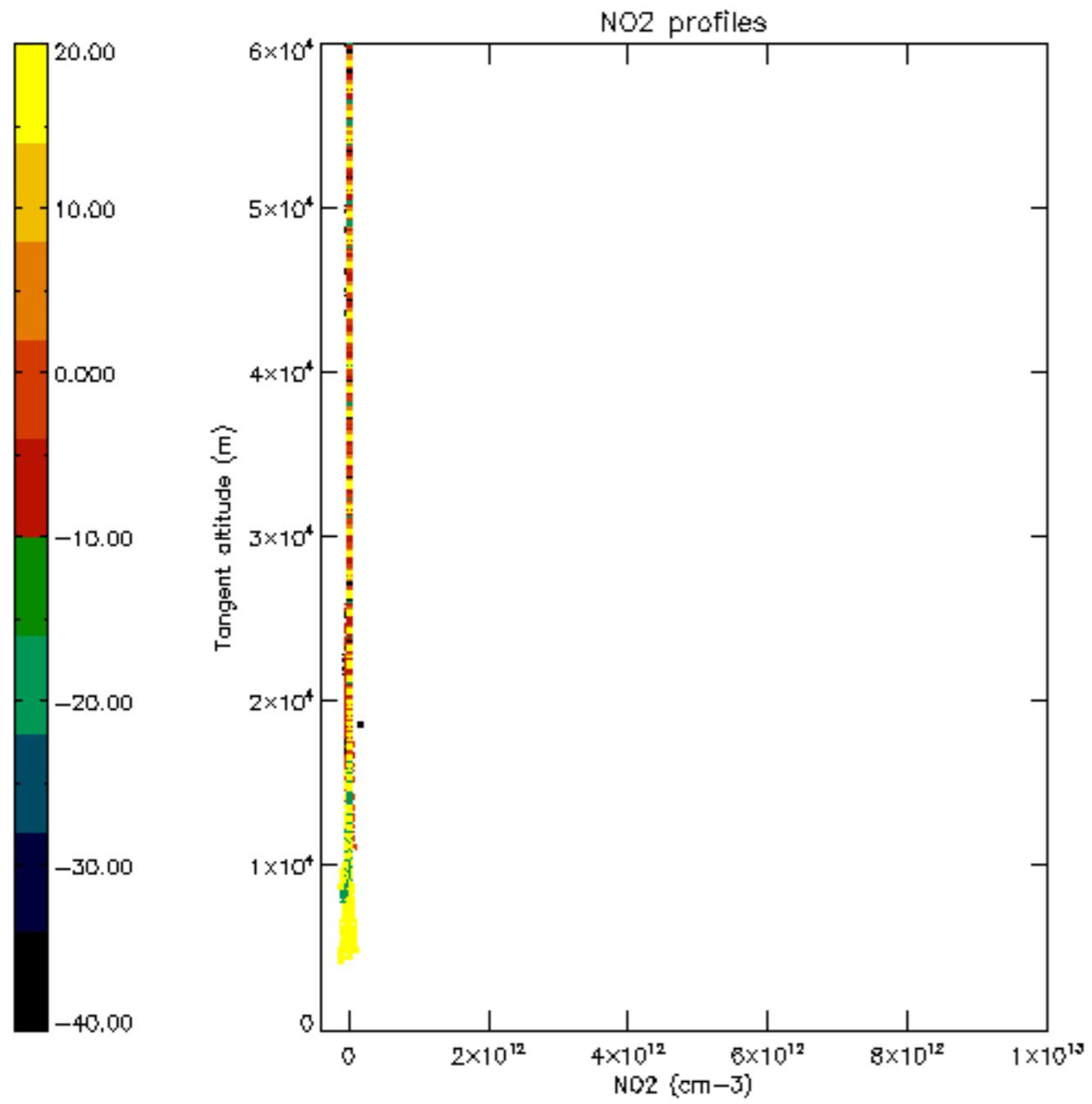


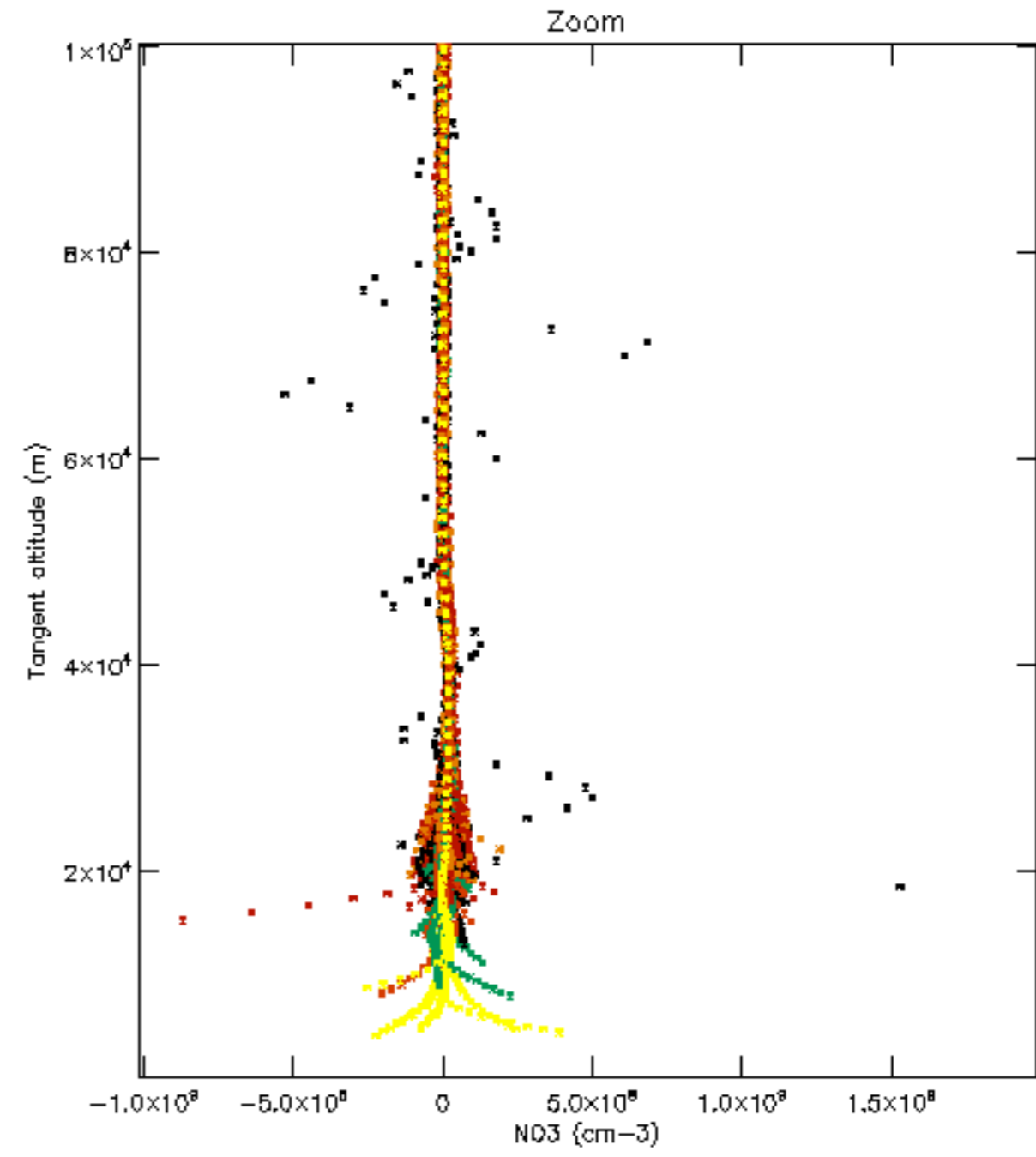
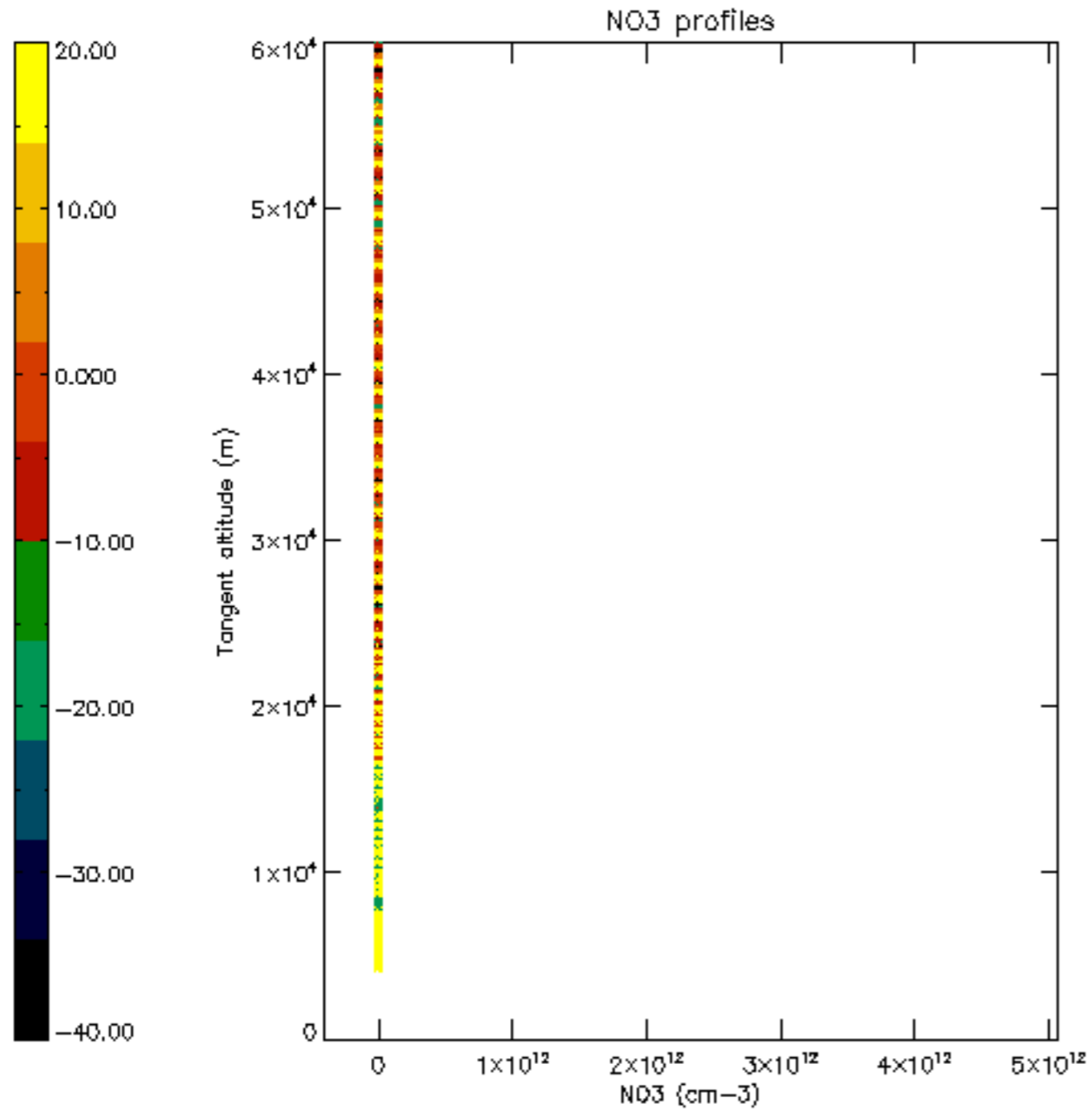


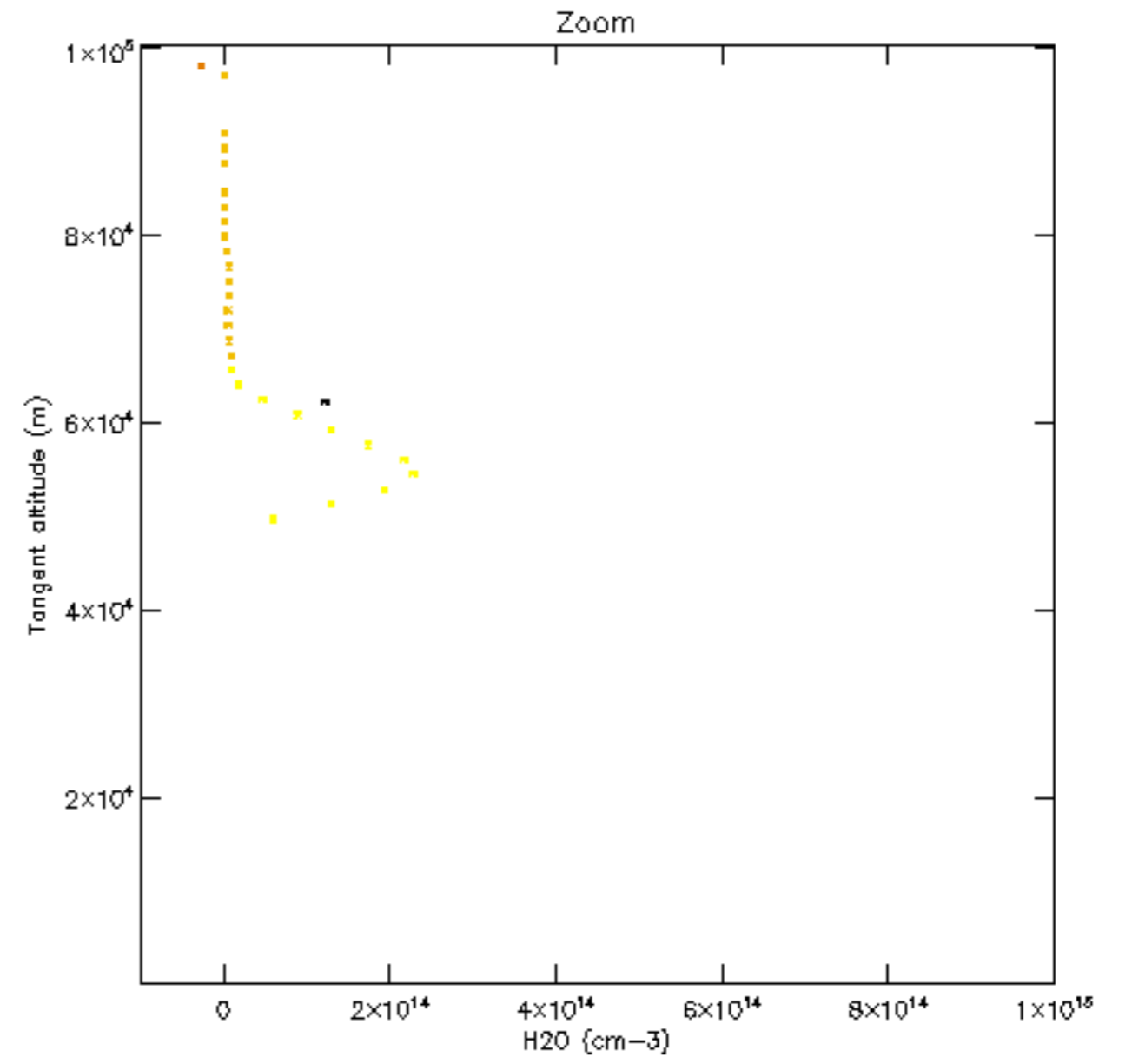
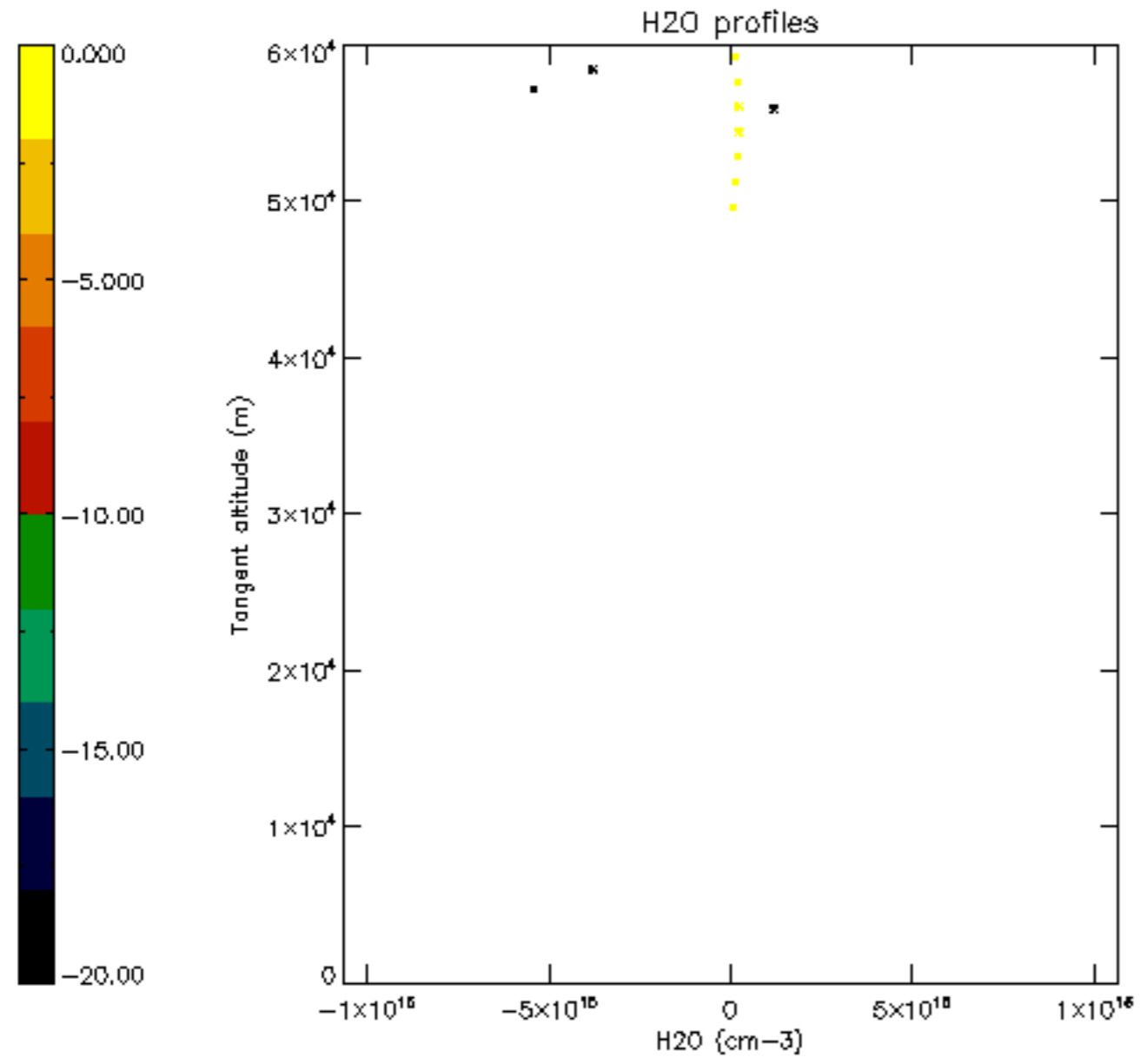


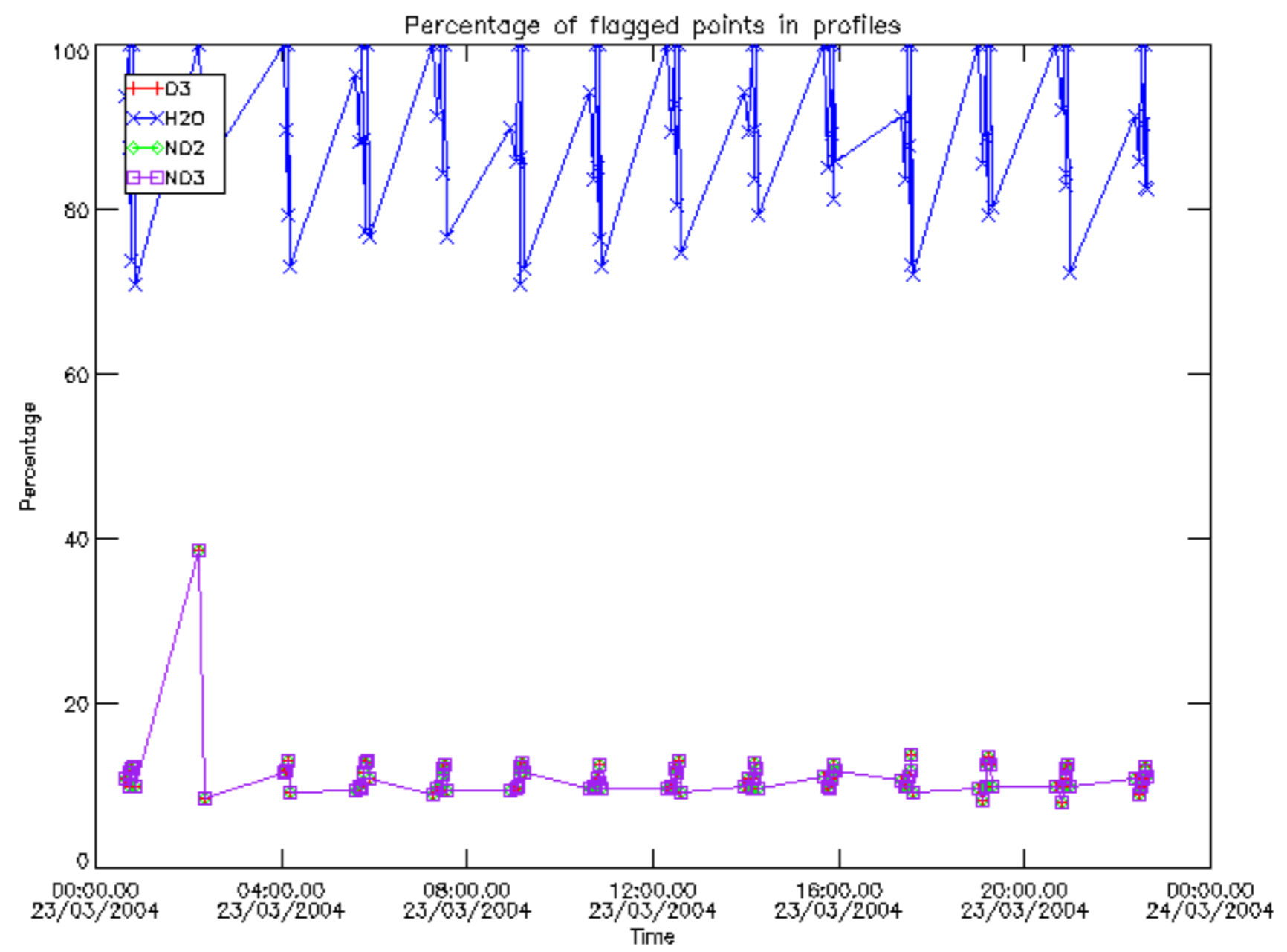




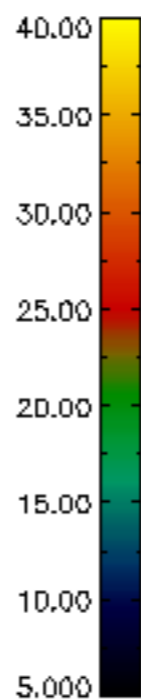
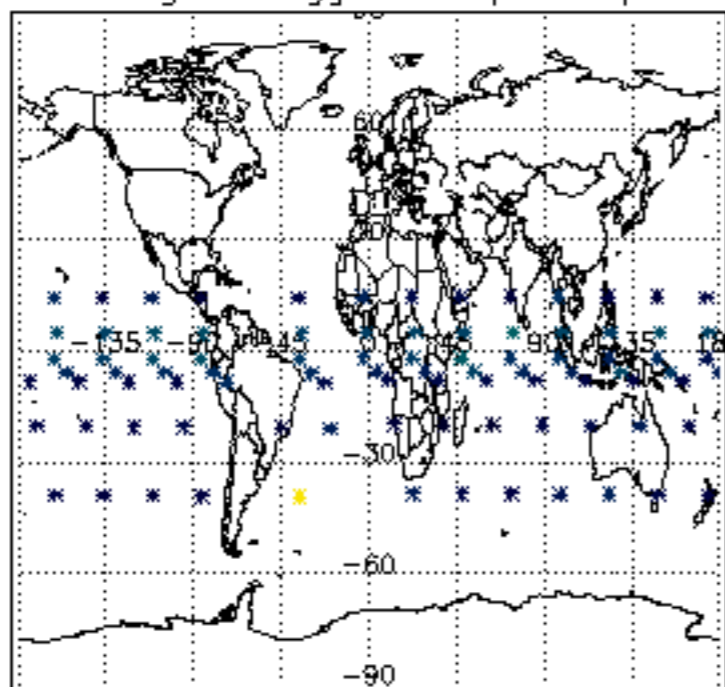




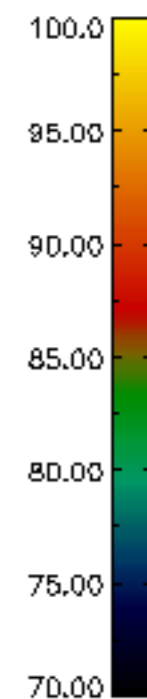
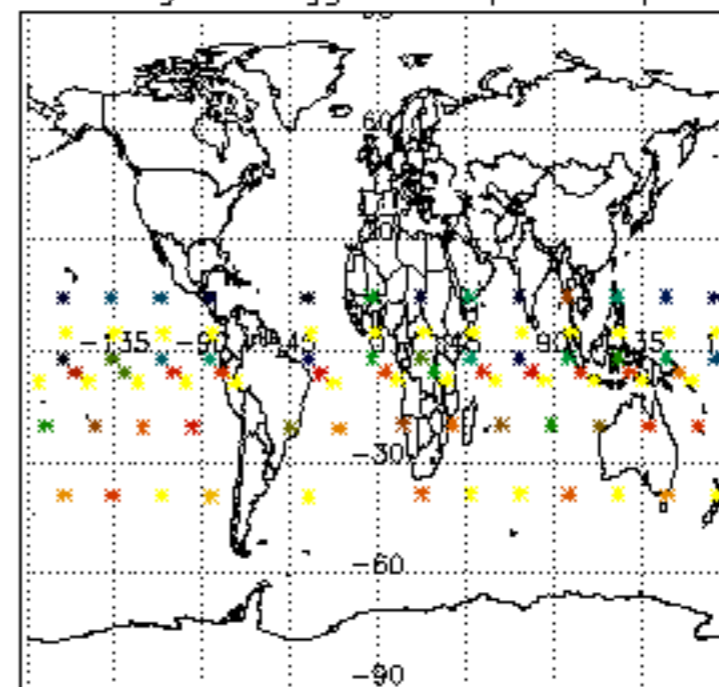




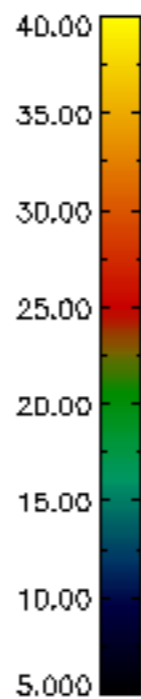
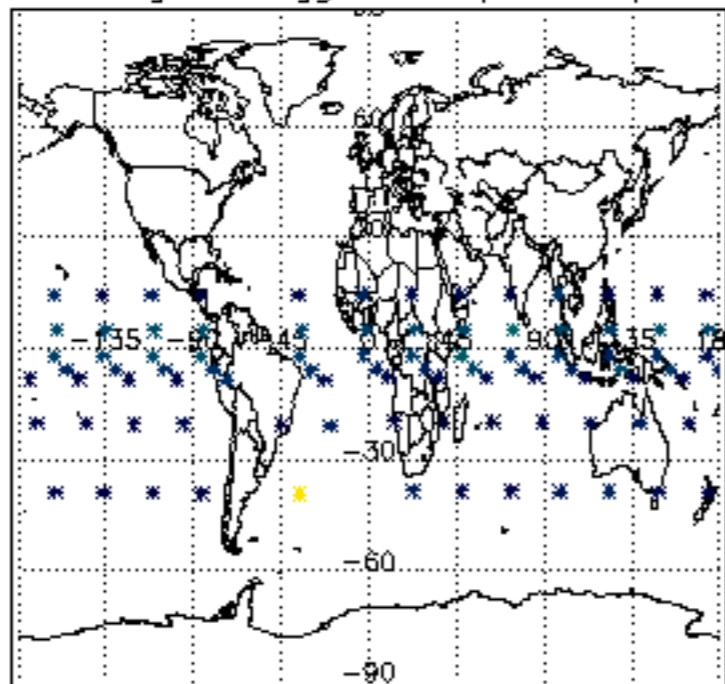
Percentage of flagged data per D3 profile



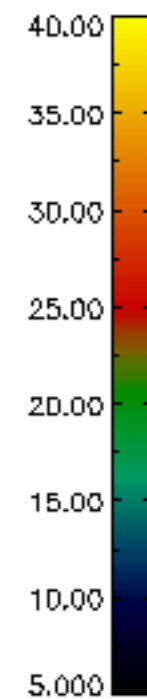
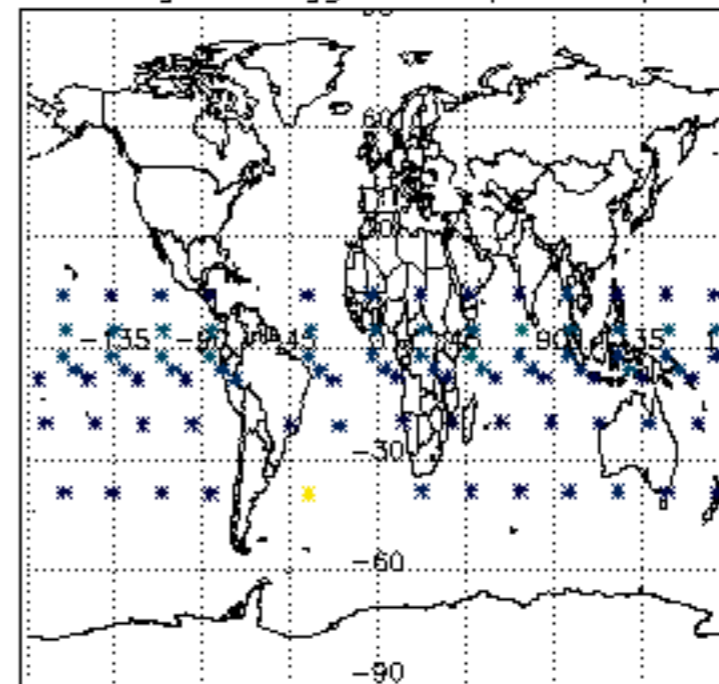
Percentage of flagged data per H2O profile

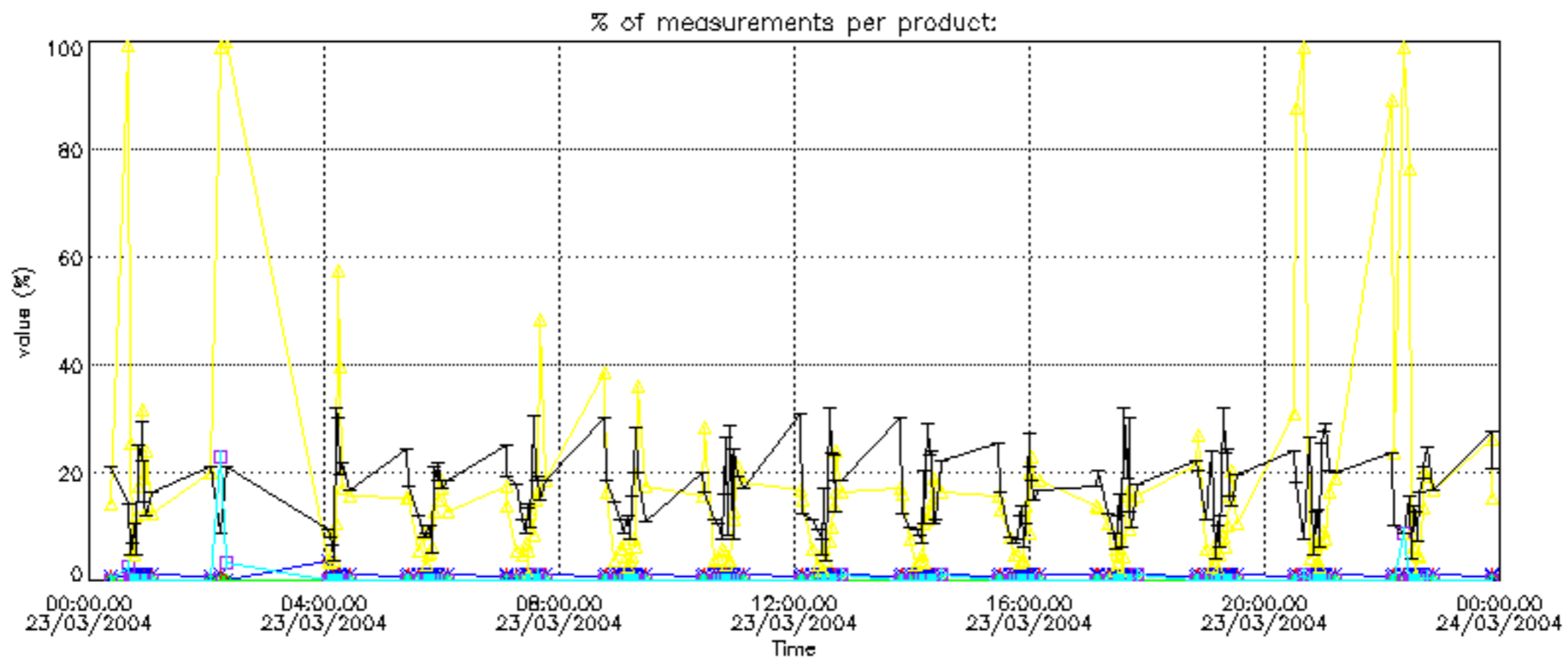


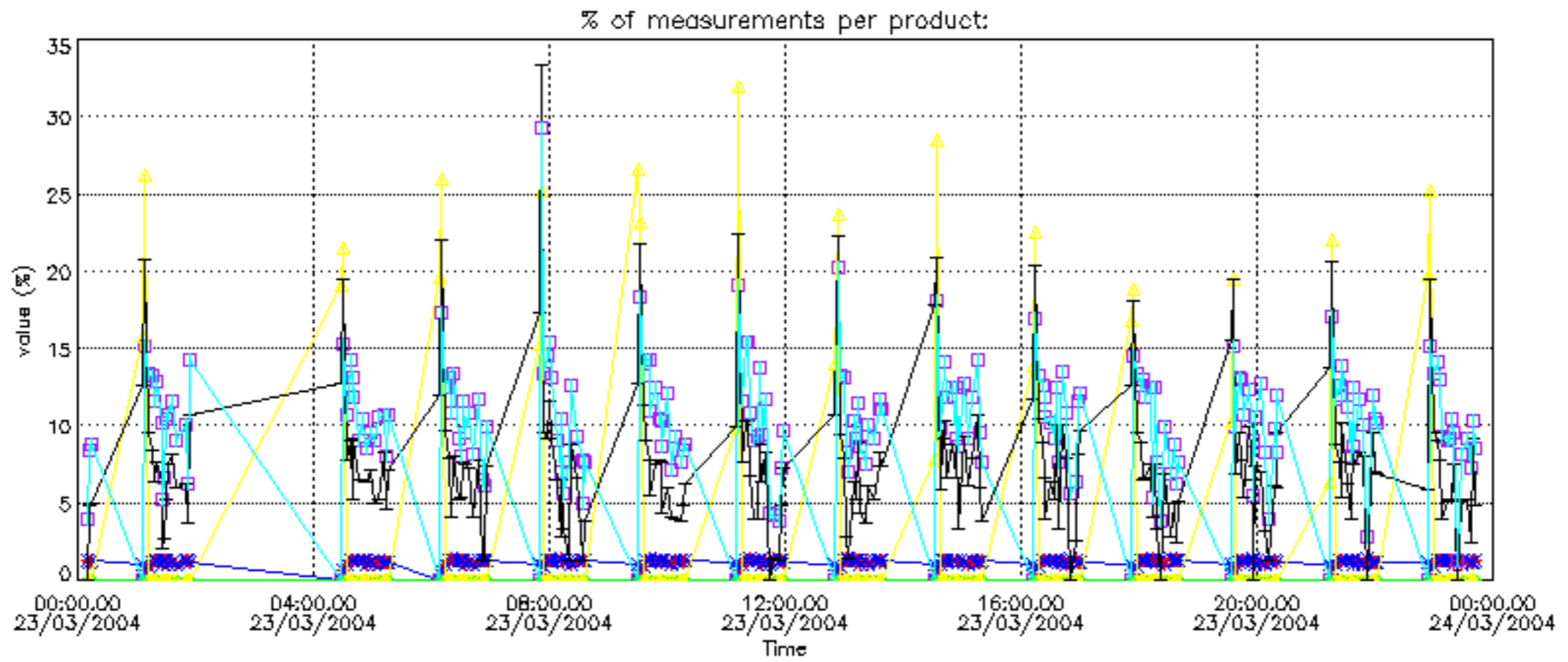
Percentage of flagged data per NO2 profile



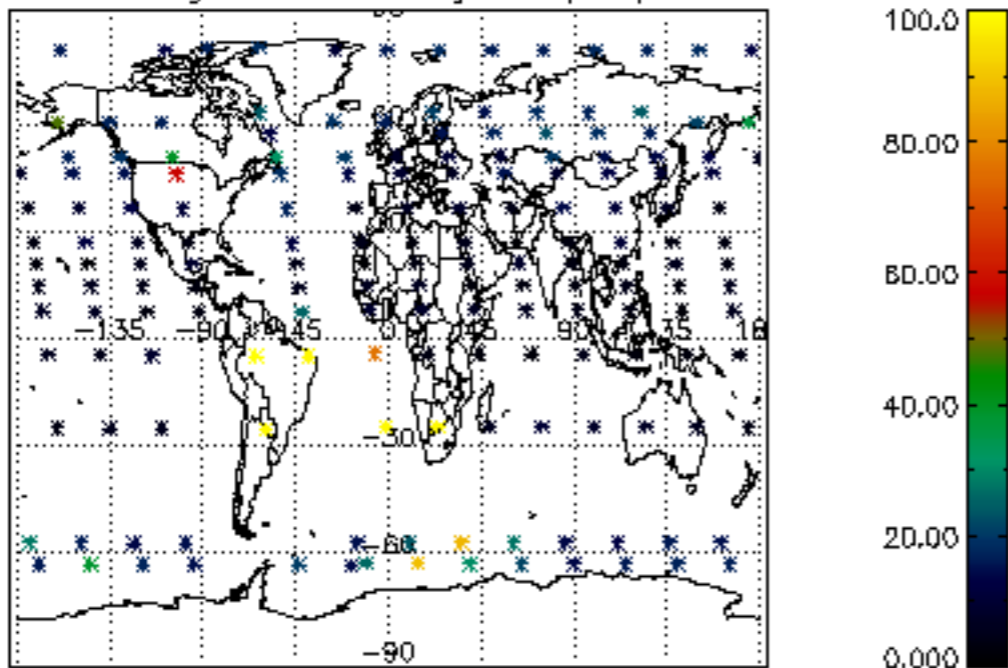
Percentage of flagged data per NO3 profile



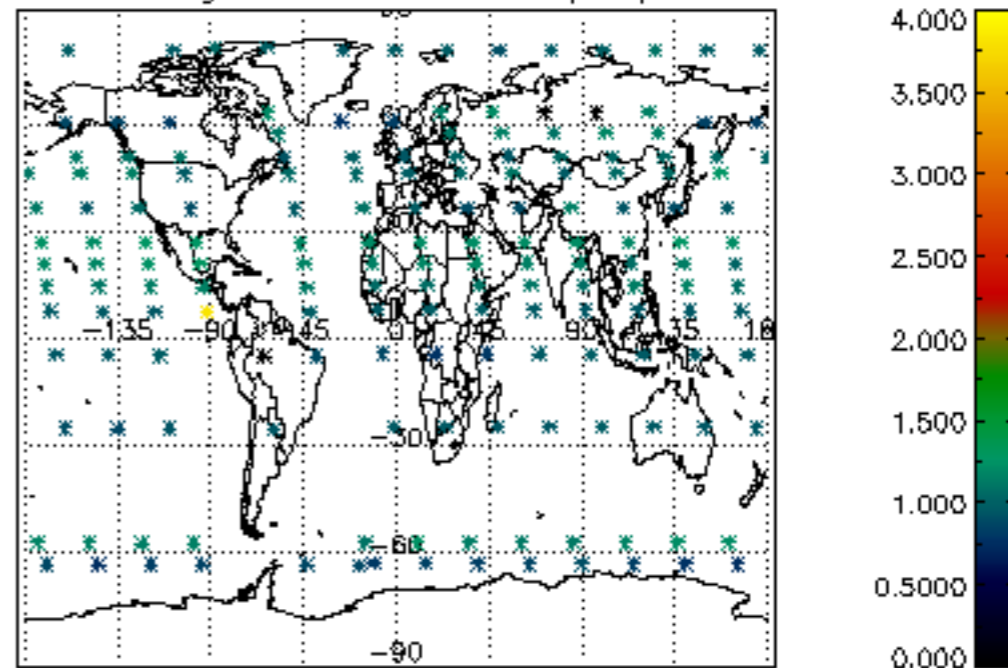




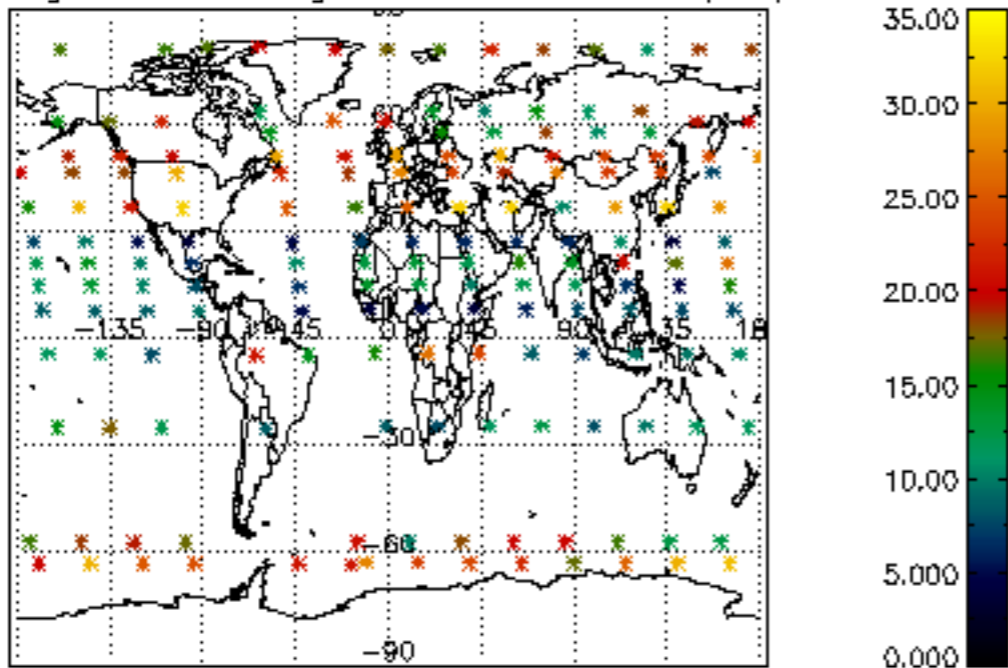
Percentage of cosmic ray hits per profile



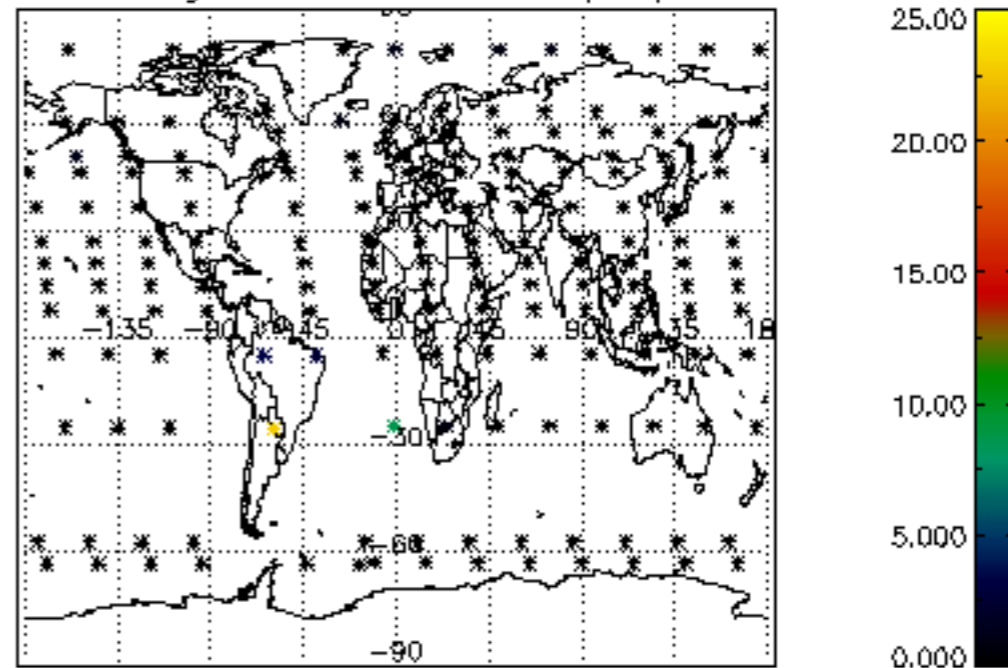
Percentage of datation errors per profile



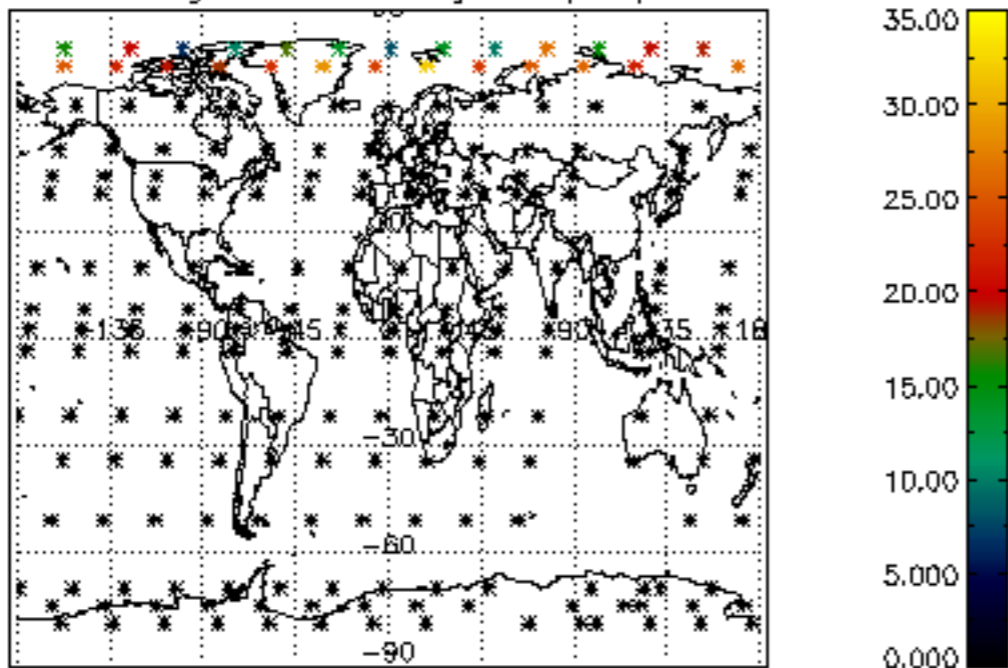
Percentage of star falling outside central band per profile



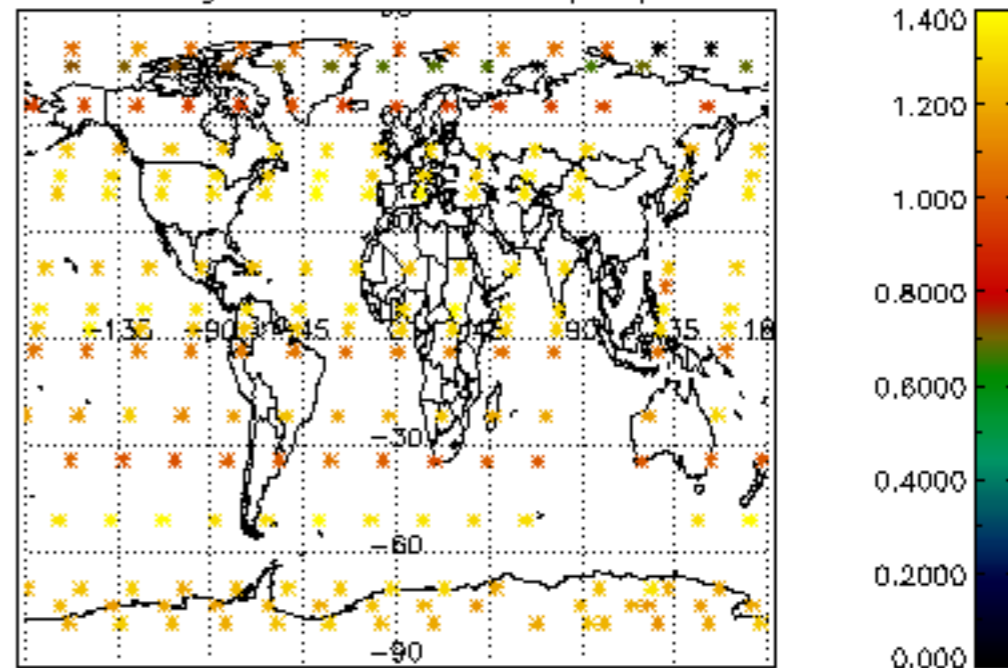
Percentage of saturation errors per profile



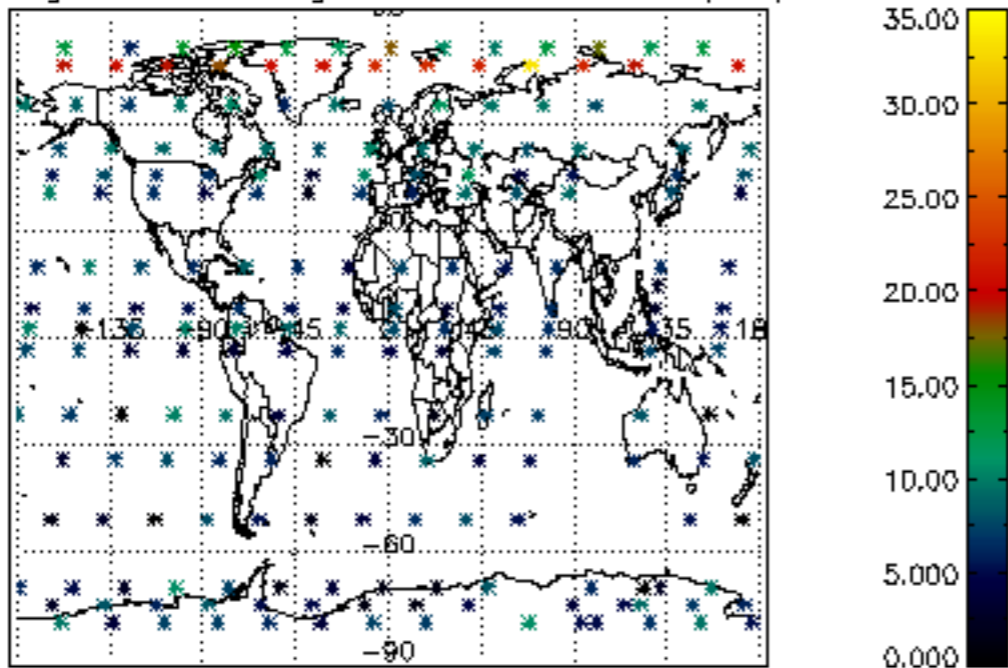
Percentage of cosmic ray hits per profile



Percentage of datation errors per profile



Percentage of star falling outside central band per profile



Percentage of saturation errors per profile

