

GOMOS Level 2 Daily Report

SUMMARY

[1. General Info](#)

[2. Summary of processed GOM_NL_2P products](#)

[3. Level 2 Quality information per product](#)

[3.1 Plot of level 2 quality information per product \(time dependant\)](#)

[3.2 Plot of level 2 quality information per product \(world map\)](#)

[4. Level 1 Quality information per product \(stored on level 2 products\)](#)

[4.1 Plot of level 1 quality information per product \(time dependant\)](#)

[4.1.1 Plot of level 1 quality information per product \(time dependant\): ASCENDING](#)

[4.1.2 Plot of level 1 quality information per product \(time dependant\): DESCENDING](#)

[4.2 Plot of level 1 quality information per product \(world map\)](#)

[4.2.1 Plot of level 1 quality information per product \(world map\): ASCENDING](#)

[4.2.2 Plot of level 1 quality information per product \(world map\): DESCENDING](#)

[5. Ozone profiles based on quality statistics and other trace gas profiles](#)

[5.1 Ozone statistics based on quality of products](#)

[5.2 Plot ozone profiles for all STD \(dark without errors\)](#)

[5.3 Plot ozone profiles where STD < 20% \(dark without errors\)](#)

[5.4. Plot ozone profiles where STD < 10% \(dark without errors\)](#)

[5.5. Plot ozone profiles where STD < 5% \(dark without errors\)](#)

[5.6 Plot NO2 profiles for all STD \(dark without errors\)](#)

[5.7 Plot NO3 profiles for all STD \(dark without errors\)](#)

[5.8 Plot H2O profiles \(only for occultations of stars 1,2,3,4,13,14,16,26,63 dark without errors\) for all STD](#)

[6. Auxiliary Data Files used for the production reported in section 2](#)

This report presents the daily analysis on parameters extracted from GOMOS level 2 data (GOM_NL__2P). It is intended to monitor some important parameters that will impact the quality of these products. A list of level 2 products (and content) that have arrived during the reporting day to the PCF is also given.

Item	Value
Time of report generation	18APR2013 22:09:03
Data source version	GOMOS/6.01
Start time of products	22-03-2004 (22MAR2004 00:00:00)
Stop time of products	23-03-2004 (23MAR2004 00:00:00)
Store outputs in DB	Yes
Nb of level 2 prods	449
Nb of prods with errors	0

2. Summary of processed GOM_NL__2P products.

Nr	Filename	UTC Start time	Limb	Duration	Star Id	Star Name	Star Mag	Star Temp	Nb Meas	Orbit	Prod. error
1	GOM_NL__2PRFIN20040322_000327_000000522025_00188_10763_0752.N1	22-MAR-2004 00:03:27	Bright	51.500	121	29Gam Vir	2.7400	7200.0	103	10763	No
2	GOM_NL__2PRFIN20040322_000654_000000392025_00188_10763_0753.N1	22-MAR-2004 00:06:54	Bright	38.500	22	32Alp Leo	1.3600	15200.	77	10763	No
3	GOM_NL__2PRFIN20040322_000903_000000392025_00188_10763_0754.N1	22-MAR-2004 00:09:03	Bright	38.500	51	41Gam1Leo	2.0100	4500.0	77	10763	No
4	GOM_NL__2PRFIN20040322_001022_000000372025_00188_10763_0755.N1	22-MAR-2004 00:10:22	Bright	37.000	166	17Eps Leo	2.9800	6000.0	74	10763	No
5	GOM_NL__2PRFIN20040322_001624_000000402025_00188_10763_0756.N1	22-MAR-2004 00:16:24	Bright	39.500	174	52Psi UMa	3.0040	4400.0	79	10763	No
6	GOM_NL__2PRFIN20040322_001939_000000382025_00188_10763_0757.N1	22-MAR-2004 00:19:39	Bright	37.500	82	48Bet UMa	2.3650	10600.	75	10763	No
7	GOM_NL__2PRFIN20040322_002111_000000392025_00188_10763_0758.N1	22-MAR-2004 00:21:11	Bright	39.000	36	50Alp UMa	1.8000	6300.0	78	10763	No
8	GOM_NL__2PRFIN20040322_002308_000000452025_00188_10763_0759.N1	22-MAR-2004 00:23:08	Bright	45.000	55	79Zet UMa	2.0600	10200.	90	10763	No
9	GOM_NL__2PRFIN20040322_002802_000000432025_00188_10763_0760.N1	22-MAR-2004 00:28:02	Bright	43.000	60	7Bet UMi	2.0810	3950.0	86	10763	No
10	GOM_NL__2PRFIN20040322_003142_000000442025_00188_10763_0761.N1	22-MAR-2004 00:31:42	Bright	44.000	119	14Eta Dra	2.7270	4700.0	88	10763	No
11	GOM_NL__2PRFIN20040322_003608_000000372025_00188_10763_0762.N1	22-MAR-2004 00:36:08	Bright	37.000	74	11Bet Cas	2.2680	6600.0	74	10763	No
12	GOM_NL__2PRFIN20040322_003757_000000582025_00188_10763_0763.N1	22-MAR-2004 00:37:57	Bright	57.500	69	33Gam Dra	2.2310	3800.0	115	10763	No
13	GOM_NL__2PRFIN20040322_004150_000000402025_00188_10763_0764.N1	22-MAR-2004 00:41:50	Bright	40.000	19	50Alp Cyg	1.2460	10500.	80	10763	No
14	GOM_NL__2PRFIN20040322_004326_000000422025_00188_10763_0765.N1	22-MAR-2004 00:43:26	Bright	41.500	66	37Gam Cyg	2.2080	5900.0	83	10763	No
15	GOM_NL__2PRFIN20040322_004515_000000412025_00188_10763_0766.N1	22-MAR-2004 00:45:15	Bright	40.500	92	53Eps Cyg	2.5000	4500.0	81	10763	No
16	GOM_NL__2PRFIN20040322_005407_000000572025_00188_10763_0767.N1	22-MAR-2004 00:54:07	Twilight	56.500	11	53Alp Aql	0.76500	8000.0	113	10763	No
17	GOM_NL__2PRFIN20040322_010453_000000532025_00188_10763_0768.N1	22-MAR-2004 01:04:53	Dark	52.500	155	41Pi Sgr	2.9000	6600.0	105	10763	No
18	GOM_NL__2PRFIN20040322_010845_000000572025_00188_10763_0769.N1	22-MAR-2004 01:08:45	Dark	56.500	137	22Lam Sgr	2.8240	4400.0	113	10763	No
19	GOM_NL__2PRFIN20040322_011035_000000572025_00188_10763_0770.N1	22-MAR-2004 01:10:35	Dark	57.000	38	20Eps Sgr	1.8360	11000.	114	10763	No
20	GOM_NL__2PRFIN20040322_011401_000000522025_00189_10764_0740.N1	22-MAR-2004 01:14:01	Dark	51.500	85	Kap Sco	2.4070	28000.	103	10764	No
21	GOM_NL__2PRFIN20040322_011607_000000462025_00189_10764_0741.N1	22-MAR-2004 01:16:07	Dark	45.500	141	Bet Ara	2.8400	4600.0	91	10764	No
22	GOM_NL__2PRFIN20040322_011800_000000422025_00189_10764_0742.N1	22-MAR-2004 01:18:00	Dark	41.500	43	Alp TrA	1.9100	4250.0	83	10764	No
23	GOM_NL__2PRFIN20040322_011936_000000422025_00189_10764_0743.N1	22-MAR-2004 01:19:36	Dark	41.500	134	Bet TrA	2.8100	6600.0	83	10764	No
24	GOM_NL__2PRFIN20040322_012220_000000562025_00189_10764_0744.N1	22-MAR-2004 01:22:20	Dark	56.000	4	Alp1Cen	-0.010000	5800.0	112	10764	No
25	GOM_NL__2PRFIN20040322_012508_000000472025_00189_10764_0745.N1	22-MAR-2004 01:25:08	Straylight	46.500	12	Alp1Cru	0.77500	30000.	93	10764	No
26	GOM_NL__2PRFIN20040322_012629_000000542025_00189_10764_0746.N1	22-MAR-2004 01:26:29	Straylight	54.000	26	Gam Cru	1.6240	2900.0	108	10764	No
27	GOM_NL__2PRFIN20040322_012819_000000472025_00189_10764_0747.N1	22-MAR-2004 01:28:19	Straylight	47.000	64	Gam Cen	2.2000	10600.	94	10764	No
28	GOM_NL__2PRFIN20040322_013006_000000432025_00189_10764_0748.N1	22-MAR-2004 01:30:06	Straylight	43.000	113	Mu Vel	2.6920	5000.0	86	10764	No
29	GOM_NL__2PRFIN20040322_013603_000000542025_00189_10764_0749.N1	22-MAR-2004 01:36:03	Straylight	54.000	106	9Bet Crv	2.6480	5600.0	108	10764	No
30	GOM_NL__2PRFIN20040322_013812_000000512025_00189_10764_0750.N1	22-MAR-2004 01:38:12	Twilight	50.500	100	4Gam Crv	2.5800	13100.	101	10764	No
31	GOM_NL__2PRFIN20040322_014031_000000752025_00189_10764_0751.N1	22-MAR-2004 01:40:31	Bright	74.500	15	67Alp Vir	0.97600	28000.	149	10764	No
32	GOM_NL__2PRFIN20040322_014403_000000552025_00189_10764_0752.N1	22-MAR-2004 01:44:03	Bright	55.000	121	29Gam Vir	2.7400	7200.0	110	10764	No
33	GOM_NL__2PRFIN20040322_014731_000000402025_00189_10764_0753.N1	22-MAR-2004 01:47:31	Bright	39.500	22	32Alp Leo	1.3600	15200.	79	10764	No
34	GOM_NL__2PRFIN20040322_014939_000000412025_00189_10764_0754.N1	22-MAR-2004 01:49:39	Bright	41.000	51	41Gam1Leo	2.0100	4500.0	82	10764	No
35	GOM_NL__2PRFIN20040322_015058_000000382025_00189_10764_0755.N1	22-MAR-2004 01:50:58	Bright	37.500	166	17Eps Leo	2.9800	6000.0	75	10764	No
36	GOM_NL__2PRFIN20040322_015659_000000402025_00189_10764_0756.N1	22-MAR-2004 01:56:59	Bright	39.500	174	52Psi UMa	3.0040	4400.0	79	10764	No
37	GOM_NL__2PRFIN20040322_020015_000000382025_00189_10764_0757.N1	22-MAR-2004 02:00:15	Bright	37.500	82	48Bet UMa	2.3650	10600.	75	10764	No
38	GOM_NL__2PRFIN20040322_020147_000000392025_00189_10764_0758.N1	22-MAR-2004 02:01:47	Bright	39.000	36	50Alp UMa	1.8000	6300.0	78	10764	No
39	GOM_NL__2PRFIN20040322_020342_000000472025_00189_10764_0759.N1	22-MAR-2004 02:03:42	Bright	47.000	55	79Zet UMa	2.0600	10200.	94	10764	No
40	GOM_NL__2PRFIN20040322_020837_000000432025_00189_10764_0760.N1	22-MAR-2004 02:08:37	Bright	43.000	60	7Bet UMi	2.0810	3950.0	86	10764	No
41	GOM_NL__2PRFIN20040322_021217_000000492025_00189_10764_0761.N1	22-MAR-2004 02:12:17	Bright	48.500	119	14Eta Dra	2.7270	4700.0	97	10764	No
42	GOM_NL__2PRFIN20040322_021644_000000392025_00189_10764_0762.N1	22-MAR-2004 02:16:44	Bright	38.500	74	11Bet Cas	2.2680	6600.0	77	10764	No

161	GOM_NL__2PRFIN20040322_083323_000000372025_00193_10768_0775.N1	22-MAR-2004 08:33:23	Bright	37.000	166	17Eps Leo	2.9800	6000.0	74	10768	No
162	GOM_NL__2PRFIN20040322_083923_000000402025_00193_10768_0776.N1	22-MAR-2004 08:39:23	Bright	39.500	174	52Psi UMa	3.0040	4400.0	79	10768	No
163	GOM_NL__2PRFIN20040322_084054_000000512025_00193_10768_0777.N1	22-MAR-2004 08:40:54	Bright	50.500	152	12Alp2CVn	2.8900	11000.	101	10768	No
164	GOM_NL__2PRFIN20040322_084246_000000402025_00193_10768_0778.N1	22-MAR-2004 08:42:46	Bright	40.000	87	64Gam UMa	2.4330	11000.	80	10768	No
165	GOM_NL__2PRFIN20040322_084411_000000392025_00193_10768_0779.N1	22-MAR-2004 08:44:11	Bright	39.000	36	50Alp UMa	1.8000	6300.0	78	10768	No
166	GOM_NL__2PRFIN20040322_084603_000000472025_00193_10768_0780.N1	22-MAR-2004 08:46:03	Bright	46.500	55	79Zet UMa	2.0600	10200.	93	10768	No
167	GOM_NL__2PRFIN20040322_085100_000000382025_00193_10768_0781.N1	22-MAR-2004 08:51:00	Bright	37.500	60	7Bet UMi	2.0810	3950.0	75	10768	No
168	GOM_NL__2PRFIN20040322_085439_000000492025_00193_10768_0782.N1	22-MAR-2004 08:54:39	Bright	49.000	119	14Eta Dra	2.7270	4700.0	98	10768	No
169	GOM_NL__2PRFIN20040322_085909_000000382025_00193_10768_0783.N1	22-MAR-2004 08:59:09	Bright	38.000	74	11Bet Cas	2.2680	6600.0	76	10768	No
170	GOM_NL__2PRFIN20040322_090054_000000592025_00193_10768_0784.N1	22-MAR-2004 09:00:54	Bright	59.000	69	33Gam Dra	2.2310	3800.0	118	10768	No
171	GOM_NL__2PRFIN20040322_090451_000000372025_00193_10768_0785.N1	22-MAR-2004 09:04:51	Bright	37.000	19	50Alp Cyg	1.2460	10500.	74	10768	No
172	GOM_NL__2PRFIN20040322_090626_000000442025_00193_10768_0786.N1	22-MAR-2004 09:06:26	Bright	44.000	66	37Gam Cyg	2.2080	5900.0	88	10768	No
173	GOM_NL__2PRFIN20040322_090815_000000402025_00193_10768_0787.N1	22-MAR-2004 09:08:15	Bright	39.500	92	53Eps Cyg	2.5000	4500.0	79	10768	No
174	GOM_NL__2PRFIN20040322_091709_000000582025_00193_10768_0788.N1	22-MAR-2004 09:17:09	Tw_i_and_stray	58.000	11	53Alp Aql	0.76500	8000.0	116	10768	No
175	GOM_NL__2PRFIN20040322_092759_000000572025_00193_10768_0789.N1	22-MAR-2004 09:27:59	Dark	57.000	155	41Pi Sgr	2.9000	6600.0	114	10768	No
176	GOM_NL__2PRFIN20040322_093152_000000592025_00193_10768_0790.N1	22-MAR-2004 09:31:52	Dark	58.500	137	22Lam Sgr	2.8240	4400.0	117	10768	No
177	GOM_NL__2PRFIN20040322_093341_000000522025_00193_10768_0791.N1	22-MAR-2004 09:33:41	Dark	52.000	38	20Eps Sgr	1.8360	11000.	104	10768	No
178	GOM_NL__2PRFIN20040322_093706_000000512025_00194_10769_0760.N1	22-MAR-2004 09:37:06	Dark	50.500	85	Kap Sco	2.4070	28000.	101	10769	No
179	GOM_NL__2PRFIN20040322_093910_000000452025_00194_10769_0761.N1	22-MAR-2004 09:39:10	Dark	44.500	141	Bet Ara	2.8400	4600.0	89	10769	No
180	GOM_NL__2PRFIN20040322_094102_000000462025_00194_10769_0762.N1	22-MAR-2004 09:41:02	Dark	45.500	43	Alp TrA	1.9100	4250.0	91	10769	No
181	GOM_NL__2PRFIN20040322_094239_000000412025_00194_10769_0763.N1	22-MAR-2004 09:42:39	Dark	41.000	134	Bet TrA	2.8100	6600.0	82	10769	No
182	GOM_NL__2PRFIN20040322_094522_000000452025_00194_10769_0764.N1	22-MAR-2004 09:45:22	Dark	44.500	4	Alp1Cen	-0.010000	5800.0	89	10769	No
183	GOM_NL__2PRFIN20040322_094810_000000462025_00194_10769_0765.N1	22-MAR-2004 09:48:10	Straylight	46.000	12	Alp1Cru	0.77500	30000.	92	10769	No
184	GOM_NL__2PRFIN20040322_094931_000000502025_00194_10769_0766.N1	22-MAR-2004 09:49:31	Straylight	49.500	26	Gam Cru	1.6240	2900.0	99	10769	No
185	GOM_NL__2PRFIN20040322_095121_000000432025_00194_10769_0767.N1	22-MAR-2004 09:51:21	Straylight	42.500	64	Gam Cen	2.2000	10600.	85	10769	No
186	GOM_NL__2PRFIN20040322_095309_000000402025_00194_10769_0768.N1	22-MAR-2004 09:53:09	Straylight	40.000	113	Mu Vel	2.6920	5000.0	80	10769	No
187	GOM_NL__2PRFIN20040322_095905_000000502025_00194_10769_0769.N1	22-MAR-2004 09:59:05	Straylight	49.500	106	9Bet Crv	2.6480	5600.0	99	10769	No
188	GOM_NL__2PRFIN20040322_100114_000000452025_00194_10769_0770.N1	22-MAR-2004 10:01:14	Tw_i_and_stray	45.000	100	4Gam Crv	2.5800	13100.	90	10769	No
189	GOM_NL__2PRFIN20040322_100330_000000782025_00194_10769_0771.N1	22-MAR-2004 10:03:30	Bright	77.500	15	67Alp Vir	0.97600	28000.	155	10769	No
190	GOM_NL__2PRFIN20040322_100702_000000532025_00194_10769_0772.N1	22-MAR-2004 10:07:02	Bright	52.500	121	29Gam Vir	2.7400	7200.0	105	10769	No
191	GOM_NL__2PRFIN20040322_101031_000000402025_00194_10769_0773.N1	22-MAR-2004 10:10:31	Bright	40.000	22	32Alp Leo	1.3600	15200.	80	10769	No
192	GOM_NL__2PRFIN20040322_101240_000000392025_00194_10769_0774.N1	22-MAR-2004 10:12:40	Bright	39.000	51	41Gam1Leo	2.0100	4500.0	78	10769	No
193	GOM_NL__2PRFIN20040322_101359_000000462025_00194_10769_0775.N1	22-MAR-2004 10:13:59	Bright	45.500	166	17Eps Leo	2.9800	6000.0	91	10769	No
194	GOM_NL__2PRFIN20040322_101958_000000402025_00194_10769_0776.N1	22-MAR-2004 10:19:58	Bright	40.000	174	52Psi UMa	3.0040	4400.0	80	10769	No
195	GOM_NL__2PRFIN20040322_102129_000000492025_00194_10769_0777.N1	22-MAR-2004 10:21:29	Bright	49.000	152	12Alp2CVn	2.8900	11000.	98	10769	No
196	GOM_NL__2PRFIN20040322_102321_000000422025_00194_10769_0778.N1	22-MAR-2004 10:23:21	Bright	41.500	87	64Gam UMa	2.4330	11000.	83	10769	No
197	GOM_NL__2PRFIN20040322_102446_000000392025_00194_10769_0779.N1	22-MAR-2004 10:24:46	Bright	39.000	36	50Alp UMa	1.8000	6300.0	78	10769	No
198	GOM_NL__2PRFIN20040322_102638_000000472025_00194_10769_0780.N1	22-MAR-2004 10:26:38	Bright	47.000	55	79Zet UMa	2.0600	10200.	94	10769	No
199	GOM_NL__2PRFIN20040322_103135_000000422025_00194_10769_0781.N1	22-MAR-2004 10:31:35	Bright	42.000	60	7Bet UMi	2.0810	3950.0	84	10769	No
200	GOM_NL__2PRFIN20040322_103514_000000502025_00194_10769_0782.N1	22-MAR-2004 10:35:14	Bright	49.500	119	14Eta Dra	2.7270	4700.0	99	10769	No
201	GOM_NL__2PRFIN20040322_103945_000000382025_00194_10769_0783.N1	22-MAR-2004 10:39:45	Bright	37.500	74	11Bet Cas	2.2680	6600.0	75	10769	No
202	GOM_NL__2PRFIN20040322_104130_000000592025_00194_10769_0784.N1	22-MAR-2004 10:41:30	Bright	58.500	69	33Gam Dra	2.2310	3800.0	117	10769	No
203	GOM_NL__2PRFIN20040322_104527_000000402025_00194_10769_0785.N1	22-MAR-2004 10:45:27	Bright	39.500	19	50Alp Cyg	1.2460	10500.	79	10769	No
204	GOM_NL__2PRFIN20040322_104702_000000432025_00194_10769_0786.N1	22-MAR-2004 10:47:02	Bright	42.500	66	37Gam Cyg	2.2080	5900.0	85	10769	No
205	GOM_NL__2PRFIN20040322_104851_000000432025_00194_10769_0787.N1	22-MAR-2004 10:48:51	Bright	42.500	92	53Eps Cyg	2.5000	4500.0	85	10769	No
206	GOM_NL__2PRFIN20040322_105745_000000602025_00194_10769_0788.N1	22-MAR-2004 10:57:45	Tw_i_and_stray	59.500	11	53Alp Aql	0.76500	8000.0	119	10769	No
207	GOM_NL__2PRFIN20040322_110836_000000572025_00194_10769_0789.N1	22-MAR-2004 11:08:36	Dark	57.000	155	41Pi Sgr	2.9000	6600.0	114	10769	No
208	GOM_NL__2PRFIN20040322_111228_000000592025_00194_10769_0790.N1	22-MAR-2004 11:12:28	Dark	58.500	137	22Lam Sgr	2.8240	4400.0	117	10769	No
209	GOM_NL__2PRFIN20040322_111417_000000532025_00194_10769_0791.N1	22-MAR-2004 11:14:17	Dark	52.500	38	20Eps Sgr	1.8360	11000.	105	10769	No
210	GOM_NL__2PRFIN20040322_111947_000000422025_00195_10770_0760.N1	22-MAR-2004 11:19:47	Dark	42.000	141	Bet Ara	2.8400	4600.0	84	10770	No
211	GOM_NL__2PRFIN20040322_112139_000000452025_00195_10770_0761.N1	22-MAR-2004 11:21:39	Dark	45.000	43	Alp TrA	1.9100	4250.0	90	10770	No
212	GOM_NL__2PRFIN20040322_112316_000000422025_00195_10770_0762.N1	22-MAR-2004 11:23:16	Dark	42.000	134	Bet TrA	2.8100	6600.0	84	10770	No
213	GOM_NL__2PRFIN20040322_112559_000000482025_00195_10770_0763.N1	22-MAR-2004 11:25:59	Dark	48.000	4	Alp1Cen	-0.010000	5800.0	96	10770	No
214	GOM_NL__2PRFIN20040322_112846_000000412025_00195_10770_0764.N1	22-MAR-2004 11:28:46	Straylight	40.500	12	Alp1Cru	0.77500	30000.	81	10770	No
215	GOM_NL__2PRFIN20040322_113007_000000482025_00195_10770_0765.N1	22-MAR-2004 11:30:07	Straylight	48.000	26	Gam Cru	1.6240	2900.0	96	10770	No
216	GOM_NL__2PRFIN20040322_113157_000000442025_00195_10770_0766.N1	22-MAR-2004 11:31:57	Straylight	43.500	64	Gam Cen	2.2000	10600.	87	10770	No
217	GOM_NL__2PRFIN20040322_113345_000000452025_00195_10770_0767.N1	22-MAR-2004 11:33:45	Straylight	45.000	113	Mu Vel	2.6920	5000.0	90	10770	No
218	GOM_NL__2PRFIN20040322_113941_000000492025_00195_10770_0768.N1	22-MAR-2004 11:39:41	Straylight	48.500	106	9Bet Crv	2.6480	5600.0	97	10770	No
219	GOM_NL__2PRFIN20040322_114149_000000462025_00195_10770_0769.N1	22-MAR-2004 11:41:49	Tw_i_and_stray	45.500	100	4Gam Crv	2.5800	13100.	91	10770	No

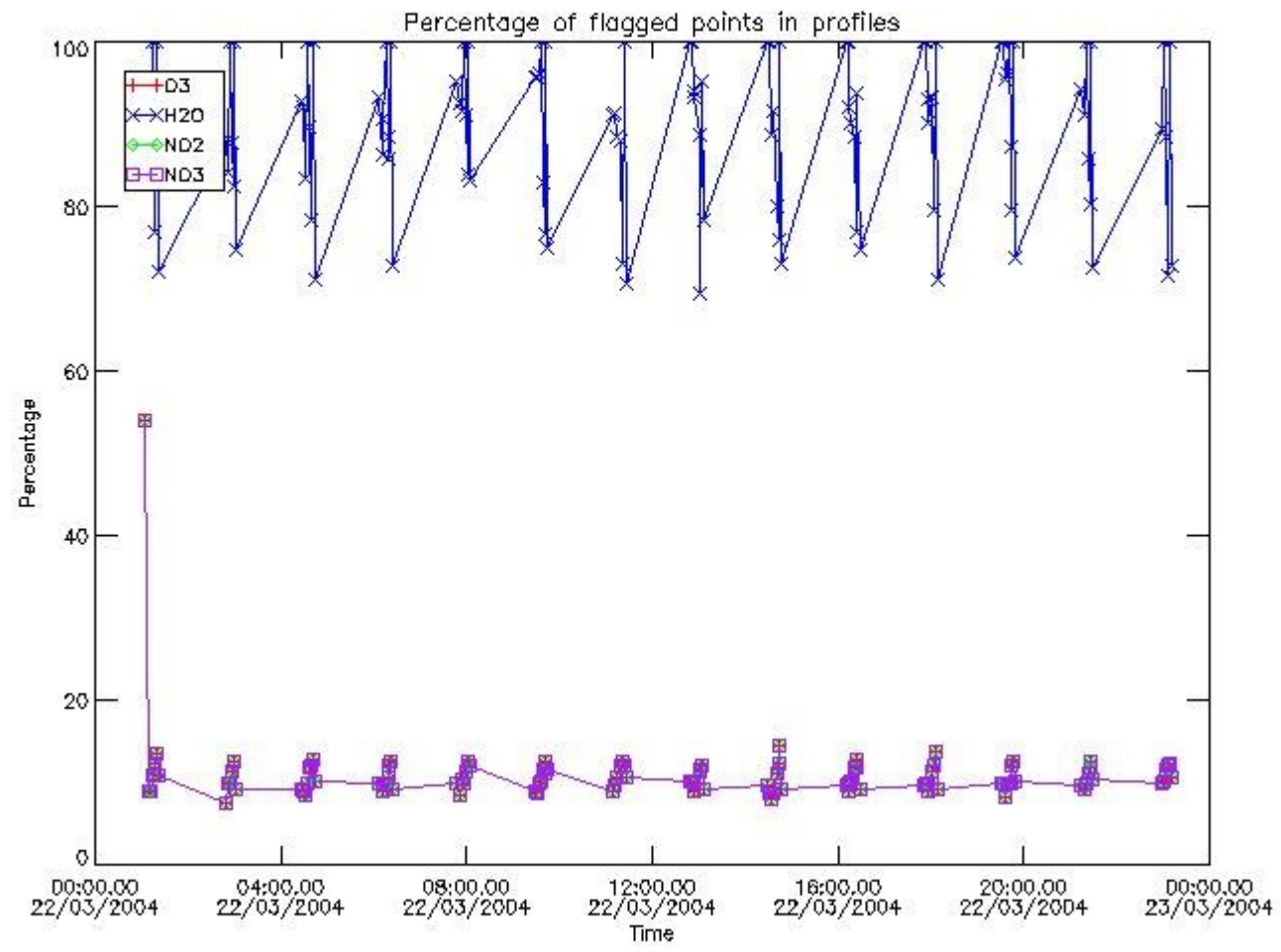
220	GOM_NL__2PRFIN20040322_114406_000000712025_00195_10770_0770.N1	22-MAR-2004 11:44:06	Bright	71.000	15	67Alp Vir	0.97600	28000.	142	10770	No
221	GOM_NL__2PRFIN20040322_114737_000000512025_00195_10770_0771.N1	22-MAR-2004 11:47:37	Bright	51.000	121	29Gam Vir	2.7400	7200.0	102	10770	No
222	GOM_NL__2PRFIN20040322_115107_000000402025_00195_10770_0772.N1	22-MAR-2004 11:51:07	Bright	39.500	22	32Alp Leo	1.3600	15200.	79	10770	No
223	GOM_NL__2PRFIN20040322_115316_000000382025_00195_10770_0773.N1	22-MAR-2004 11:53:16	Bright	38.000	51	41Gam1Leo	2.0100	4500.0	76	10770	No
224	GOM_NL__2PRFIN20040322_115435_000000382025_00195_10770_0774.N1	22-MAR-2004 11:54:35	Bright	38.000	166	17Eps Leo	2.9800	6000.0	76	10770	No
225	GOM_NL__2PRFIN20040322_120034_000000412025_00195_10770_0775.N1	22-MAR-2004 12:00:34	Bright	40.500	174	52Psi UMa	3.0040	4400.0	81	10770	No
226	GOM_NL__2PRFIN20040322_120204_000000502025_00195_10770_0776.N1	22-MAR-2004 12:02:04	Bright	50.000	152	12Alp2CVn	2.8900	11000.	100	10770	No
227	GOM_NL__2PRFIN20040322_120350_000000402025_00195_10770_0777.N1	22-MAR-2004 12:03:50	Bright	39.500	82	48Bet UMa	2.3650	10600.	79	10770	No
228	GOM_NL__2PRFIN20040322_120521_000000402025_00195_10770_0778.N1	22-MAR-2004 12:05:21	Bright	40.000	36	50Alp UMa	1.8000	6300.0	80	10770	No
229	GOM_NL__2PRFIN20040322_120714_000000482025_00195_10770_0779.N1	22-MAR-2004 12:07:14	Bright	47.500	55	79Zet UMa	2.0600	10200.	95	10770	No
230	GOM_NL__2PRFIN20040322_121210_000000442025_00195_10770_0780.N1	22-MAR-2004 12:12:10	Bright	43.500	60	7Bet UMi	2.0810	3950.0	87	10770	No
231	GOM_NL__2PRFIN20040322_121550_000000502025_00195_10770_0781.N1	22-MAR-2004 12:15:50	Bright	49.500	119	14Eta Dra	2.7270	4700.0	99	10770	No
232	GOM_NL__2PRFIN20040322_122021_000000382025_00195_10770_0782.N1	22-MAR-2004 12:20:21	Bright	37.500	74	11Bet Cas	2.2680	6600.0	75	10770	No
233	GOM_NL__2PRFIN20040322_122205_000000602025_00195_10770_0783.N1	22-MAR-2004 12:22:05	Bright	59.500	69	33Gam Dra	2.2310	3800.0	119	10770	No
234	GOM_NL__2PRFIN20040322_122602_000000412025_00195_10770_0784.N1	22-MAR-2004 12:26:02	Bright	41.000	19	50Alp Cyg	1.2460	10500.	82	10770	No
235	GOM_NL__2PRFIN20040322_122738_000000402025_00195_10770_0785.N1	22-MAR-2004 12:27:38	Bright	40.000	66	37Gam Cyg	2.2080	5900.0	80	10770	No
236	GOM_NL__2PRFIN20040322_122927_000000412025_00195_10770_0786.N1	22-MAR-2004 12:29:27	Bright	41.000	92	53Eps Cyg	2.5000	4500.0	82	10770	No
237	GOM_NL__2PRFIN20040322_123822_000000592025_00195_10770_0787.N1	22-MAR-2004 12:38:22	Tw_i_and_stray	59.000	11	53Alp Aql	0.76500	8000.0	118	10770	No
238	GOM_NL__2PRFIN20040322_124912_000000512025_00195_10770_0788.N1	22-MAR-2004 12:49:12	Dark	50.500	155	41Pi Sgr	2.9000	6600.0	101	10770	No
239	GOM_NL__2PRFIN20040322_125120_000000512025_00195_10770_0789.N1	22-MAR-2004 12:51:20	Dark	50.500	57	34Sig Sgr	2.0660	26000.	101	10770	No
240	GOM_NL__2PRFIN20040322_125305_000000582025_00195_10770_0790.N1	22-MAR-2004 12:53:05	Dark	57.500	137	22Lam Sgr	2.8240	4400.0	115	10770	No
241	GOM_NL__2PRFIN20040322_125455_000000522025_00195_10770_0791.N1	22-MAR-2004 12:54:55	Dark	52.000	38	20Eps Sgr	1.8360	11000.	104	10770	No
242	GOM_NL__2PRFIN20040322_130023_000000452025_00196_10771_0761.N1	22-MAR-2004 13:00:23	Dark	45.000	141	Bet Ara	2.8400	4600.0	90	10771	No
243	GOM_NL__2PRFIN20040322_130214_000000452025_00196_10771_0762.N1	22-MAR-2004 13:02:14	Dark	44.500	43	Alp TrA	1.9100	4250.0	89	10771	No
244	GOM_NL__2PRFIN20040322_130351_000000432025_00196_10771_0763.N1	22-MAR-2004 13:03:51	Dark	42.500	134	Bet TrA	2.8100	6600.0	85	10771	No
245	GOM_NL__2PRFIN20040322_130635_000000562025_00196_10771_0764.N1	22-MAR-2004 13:06:35	Dark	56.000	4	Alp1Cen	-0.010000	5800.0	112	10771	No
246	GOM_NL__2PRFIN20040322_130921_000000472025_00196_10771_0765.N1	22-MAR-2004 13:09:21	Straylight	46.500	12	Alp1Cru	0.77500	30000.	93	10771	No
247	GOM_NL__2PRFIN20040322_131043_000000512025_00196_10771_0766.N1	22-MAR-2004 13:10:43	Straylight	50.500	26	Gam Cru	1.6240	2900.0	101	10771	No
248	GOM_NL__2PRFIN20040322_131233_000000442025_00196_10771_0767.N1	22-MAR-2004 13:12:33	Straylight	44.000	64	Gam Cen	2.2000	10600.	88	10771	No
249	GOM_NL__2PRFIN20040322_131419_000000452025_00196_10771_0768.N1	22-MAR-2004 13:14:19	Straylight	45.000	113	Mu Vel	2.6920	5000.0	90	10771	No
250	GOM_NL__2PRFIN20040322_132016_000000542025_00196_10771_0769.N1	22-MAR-2004 13:20:16	Straylight	53.500	106	9Bet Crv	2.6480	5600.0	107	10771	No
251	GOM_NL__2PRFIN20040322_132225_000000482025_00196_10771_0770.N1	22-MAR-2004 13:22:25	Tw_i_and_stray	48.000	100	4Gam Crv	2.5800	13100.	96	10771	No
252	GOM_NL__2PRFIN20040322_132442_000000732025_00196_10771_0771.N1	22-MAR-2004 13:24:42	Bright	72.500	15	67Alp Vir	0.97600	28000.	145	10771	No
253	GOM_NL__2PRFIN20040322_132813_000000522025_00196_10771_0772.N1	22-MAR-2004 13:28:13	Bright	52.000	121	29Gam Vir	2.7400	7200.0	104	10771	No
254	GOM_NL__2PRFIN20040322_133141_000000412025_00196_10771_0773.N1	22-MAR-2004 13:31:41	Bright	41.000	22	32Alp Leo	1.3600	15200.	82	10771	No
255	GOM_NL__2PRFIN20040322_133351_000000392025_00196_10771_0774.N1	22-MAR-2004 13:33:51	Bright	38.500	51	41Gam1Leo	2.0100	4500.0	77	10771	No
256	GOM_NL__2PRFIN20040322_133508_000000402025_00196_10771_0775.N1	22-MAR-2004 13:35:08	Bright	40.000	166	17Eps Leo	2.9800	6000.0	80	10771	No
257	GOM_NL__2PRFIN20040322_134109_000000392025_00196_10771_0776.N1	22-MAR-2004 13:41:09	Bright	38.500	174	52Psi UMa	3.0040	4400.0	77	10771	No
258	GOM_NL__2PRFIN20040322_134239_000000492025_00196_10771_0777.N1	22-MAR-2004 13:42:39	Bright	48.500	152	12Alp2CVn	2.8900	11000.	97	10771	No
259	GOM_NL__2PRFIN20040322_134425_000000392025_00196_10771_0778.N1	22-MAR-2004 13:44:25	Bright	38.500	82	48Bet UMa	2.3650	10600.	77	10771	No
260	GOM_NL__2PRFIN20040322_134557_000000412025_00196_10771_0779.N1	22-MAR-2004 13:45:57	Bright	40.500	36	50Alp UMa	1.8000	6300.0	81	10771	No
261	GOM_NL__2PRFIN20040322_134749_000000462025_00196_10771_0780.N1	22-MAR-2004 13:47:49	Bright	46.000	55	79Zet UMa	2.0600	10200.	92	10771	No
262	GOM_NL__2PRFIN20040322_135244_000000422025_00196_10771_0781.N1	22-MAR-2004 13:52:44	Bright	42.000	60	7Bet UMi	2.0810	3950.0	84	10771	No
263	GOM_NL__2PRFIN20040322_135625_000000502025_00196_10771_0782.N1	22-MAR-2004 13:56:25	Bright	49.500	119	14Eta Dra	2.7270	4700.0	99	10771	No
264	GOM_NL__2PRFIN20040322_140057_000000392025_00196_10771_0783.N1	22-MAR-2004 14:00:57	Bright	39.000	74	11Bet Cas	2.2680	6600.0	78	10771	No
265	GOM_NL__2PRFIN20040322_140240_000000562025_00196_10771_0784.N1	22-MAR-2004 14:02:40	Bright	55.500	69	33Gam Dra	2.2310	3800.0	111	10771	No
266	GOM_NL__2PRFIN20040322_140638_000000432025_00196_10771_0785.N1	22-MAR-2004 14:06:38	Bright	42.500	19	50Alp Cyg	1.2460	10500.	85	10771	No
267	GOM_NL__2PRFIN20040322_140814_000000422025_00196_10771_0786.N1	22-MAR-2004 14:08:14	Bright	42.000	66	37Gam Cyg	2.2080	5900.0	84	10771	No
268	GOM_NL__2PRFIN20040322_141003_000000412025_00196_10771_0787.N1	22-MAR-2004 14:10:03	Bright	40.500	92	53Eps Cyg	2.5000	4500.0	81	10771	No
269	GOM_NL__2PRFIN20040322_141859_000000542025_00196_10771_0788.N1	22-MAR-2004 14:18:59	Tw_i_and_stray	54.000	11	53Alp Aql	0.76500	8000.0	108	10771	No
270	GOM_NL__2PRFIN20040322_142949_000000532025_00196_10771_0789.N1	22-MAR-2004 14:29:49	Dark	52.500	155	41Pi Sgr	2.9000	6600.0	105	10771	No
271	GOM_NL__2PRFIN20040322_143157_000000602025_00196_10771_0790.N1	22-MAR-2004 14:31:57	Dark	59.500	57	34Sig Sgr	2.0660	26000.	119	10771	No
272	GOM_NL__2PRFIN20040322_143343_000000712025_00196_10771_0791.N1	22-MAR-2004 14:33:43	Dark	70.500	137	22Lam Sgr	2.8240	4400.0	141	10771	No
273	GOM_NL__2PRFIN20040322_143532_000000592025_00196_10771_0792.N1	22-MAR-2004 14:35:32	Dark	59.000	38	20Eps Sgr	1.8360	11000.	118	10771	No
274	GOM_NL__2PRFIN20040322_144059_000000462025_00197_10772_0761.N1	22-MAR-2004 14:40:59	Dark	45.500	141	Bet Ara	2.8400	4600.0	91	10772	No
275	GOM_NL__2PRFIN20040322_144251_000000422025_00197_10772_0762.N1	22-MAR-2004 14:42:51	Dark	42.000	43	Alp TrA	1.9100	4250.0	84	10772	No
276	GOM_NL__2PRFIN20040322_144428_000000422025_00197_10772_0763.N1	22-MAR-2004 14:44:28	Dark	41.500	134	Bet TrA	2.8100	6600.0	83	10772	No
277	GOM_NL__2PRFIN20040322_144711_000000562025_00197_10772_0764.N1	22-MAR-2004 14:47:11	Dark	56.000	4	Alp1Cen	-0.010000	5800.0	112	10772	No
278	GOM_NL__2PRFIN20040322_144956_000000512025_00197_10772_0765.N1	22-MAR-2004 14:49:56	Straylight	50.500	12	Alp1Cru	0.77500	30000.	101	10772	No

279	GOM_NL__2PRFIN20040322_145117_000000522025_00197_10772_0766.N1	22-MAR-2004 14:51:17	Straylight	51.500	26	Gam Cru	1.6240	2900.0	103	10772	No
280	GOM_NL__2PRFIN20040322_145309_000000472025_00197_10772_0767.N1	22-MAR-2004 14:53:09	Straylight	46.500	64	Gam Cen	2.2000	10600.	93	10772	No
281	GOM_NL__2PRFIN20040322_145455_000000412025_00197_10772_0768.N1	22-MAR-2004 14:54:55	Straylight	40.500	113	Mu Vel	2.6920	5000.0	81	10772	No
282	GOM_NL__2PRFIN20040322_150053_000000512025_00197_10772_0769.N1	22-MAR-2004 15:00:53	Straylight	51.000	106	9Bet Crv	2.6480	5600.0	102	10772	No
283	GOM_NL__2PRFIN20040322_150301_000000502025_00197_10772_0770.N1	22-MAR-2004 15:03:01	Tw_i_and_stray	49.500	100	4Gam Crv	2.5800	13100.	99	10772	No
284	GOM_NL__2PRFIN20040322_150518_000000712025_00197_10772_0771.N1	22-MAR-2004 15:05:18	Bright	70.500	15	67Alp Vir	0.97600	28000.	141	10772	No
285	GOM_NL__2PRFIN20040322_150849_000000532025_00197_10772_0772.N1	22-MAR-2004 15:08:49	Bright	52.500	121	29Gam Vir	2.7400	7200.0	105	10772	No
286	GOM_NL__2PRFIN20040322_151217_000000412025_00197_10772_0773.N1	22-MAR-2004 15:12:17	Bright	41.000	22	32Alp Leo	1.3600	15200.	82	10772	No
287	GOM_NL__2PRFIN20040322_151425_000000422025_00197_10772_0774.N1	22-MAR-2004 15:14:25	Bright	41.500	51	41Gam1Leo	2.0100	4500.0	83	10772	No
288	GOM_NL__2PRFIN20040322_151545_000000412025_00197_10772_0775.N1	22-MAR-2004 15:15:45	Bright	40.500	166	17Eps Leo	2.9800	6000.0	81	10772	No
289	GOM_NL__2PRFIN20040322_152145_000000402025_00197_10772_0776.N1	22-MAR-2004 15:21:45	Bright	40.000	174	52Psi UMa	3.0040	4400.0	80	10772	No
290	GOM_NL__2PRFIN20040322_152314_000000502025_00197_10772_0777.N1	22-MAR-2004 15:23:14	Bright	50.000	152	12Alp2CVn	2.8900	11000.	100	10772	No
291	GOM_NL__2PRFIN20040322_152501_000000412025_00197_10772_0778.N1	22-MAR-2004 15:25:01	Bright	40.500	82	48Bet UMa	2.3650	10600.	81	10772	No
292	GOM_NL__2PRFIN20040322_152632_000000412025_00197_10772_0779.N1	22-MAR-2004 15:26:32	Bright	41.000	36	50Alp UMa	1.8000	6300.0	82	10772	No
293	GOM_NL__2PRFIN20040322_152824_000000482025_00197_10772_0780.N1	22-MAR-2004 15:28:24	Bright	47.500	55	79Zet UMa	2.0600	10200.	95	10772	No
294	GOM_NL__2PRFIN20040322_153321_000000432025_00197_10772_0781.N1	22-MAR-2004 15:33:21	Bright	43.000	60	7Bet UMi	2.0810	3950.0	86	10772	No
295	GOM_NL__2PRFIN20040322_153659_000000512025_00197_10772_0782.N1	22-MAR-2004 15:36:59	Bright	51.000	119	14Eta Dra	2.7270	4700.0	102	10772	No
296	GOM_NL__2PRFIN20040322_154134_000000392025_00197_10772_0783.N1	22-MAR-2004 15:41:34	Bright	38.500	74	11Bet Cas	2.2680	6600.0	77	10772	No
297	GOM_NL__2PRFIN20040322_154316_000000562025_00197_10772_0784.N1	22-MAR-2004 15:43:16	Bright	55.500	69	33Gam Dra	2.2310	3800.0	111	10772	No
298	GOM_NL__2PRFIN20040322_154715_000000422025_00197_10772_0785.N1	22-MAR-2004 15:47:15	Bright	41.500	19	50Alp Cyg	1.2460	10500.	83	10772	No
299	GOM_NL__2PRFIN20040322_154850_000000432025_00197_10772_0786.N1	22-MAR-2004 15:48:50	Bright	43.000	66	37Gam Cyg	2.2080	5900.0	86	10772	No
300	GOM_NL__2PRFIN20040322_155039_000000402025_00197_10772_0787.N1	22-MAR-2004 15:50:39	Bright	39.500	92	53Eps Cyg	2.5000	4500.0	79	10772	No
301	GOM_NL__2PRFIN20040322_155935_000000642025_00197_10772_0788.N1	22-MAR-2004 15:59:35	Tw_i_and_stray	63.500	11	53Alp Aql	0.76500	8000.0	127	10772	No
302	GOM_NL__2PRFIN20040322_161026_000000532025_00197_10772_0789.N1	22-MAR-2004 16:10:26	Dark	53.000	155	41Pi Sgr	2.9000	6600.0	106	10772	No
303	GOM_NL__2PRFIN20040322_161234_000000512025_00197_10772_0790.N1	22-MAR-2004 16:12:34	Dark	51.000	57	34Sig Sgr	2.0660	26000.	102	10772	No
304	GOM_NL__2PRFIN20040322_161420_000000582025_00197_10772_0791.N1	22-MAR-2004 16:14:20	Dark	57.500	137	22Lam Sgr	2.8240	4400.0	115	10772	No
305	GOM_NL__2PRFIN20040322_161609_000000512025_00197_10772_0792.N1	22-MAR-2004 16:16:09	Dark	50.500	38	20Eps Sgr	1.8360	11000.	101	10772	No
306	GOM_NL__2PRFIN20040322_162137_000000442025_00198_10773_0761.N1	22-MAR-2004 16:21:37	Dark	43.500	141	Bet Ara	2.8400	4600.0	87	10773	No
307	GOM_NL__2PRFIN20040322_162327_000000442025_00198_10773_0762.N1	22-MAR-2004 16:23:27	Dark	43.500	43	Alp TrA	1.9100	4250.0	87	10773	No
308	GOM_NL__2PRFIN20040322_162505_000000402025_00198_10773_0763.N1	22-MAR-2004 16:25:05	Dark	40.000	134	Bet TrA	2.8100	6600.0	80	10773	No
309	GOM_NL__2PRFIN20040322_162748_000000562025_00198_10773_0764.N1	22-MAR-2004 16:27:48	Dark	56.000	4	Alp1Cen	-0.010000	5800.0	112	10773	No
310	GOM_NL__2PRFIN20040322_163034_000000462025_00198_10773_0765.N1	22-MAR-2004 16:30:34	Straylight	46.000	12	Alp1Cru	0.77500	30000.	92	10773	No
311	GOM_NL__2PRFIN20040322_163156_000000412025_00198_10773_0766.N1	22-MAR-2004 16:31:56	Straylight	40.500	26	Gam Cru	1.6240	2900.0	81	10773	No
312	GOM_NL__2PRFIN20040322_163346_000000422025_00198_10773_0767.N1	22-MAR-2004 16:33:46	Straylight	42.000	64	Gam Cen	2.2000	10600.	84	10773	No
313	GOM_NL__2PRFIN20040322_163533_000000442025_00198_10773_0768.N1	22-MAR-2004 16:35:33	Straylight	44.000	113	Mu Vel	2.6920	5000.0	88	10773	No
314	GOM_NL__2PRFIN20040322_164127_000000552025_00198_10773_0769.N1	22-MAR-2004 16:41:27	Straylight	54.500	106	9Bet Crv	2.6480	5600.0	109	10773	No
315	GOM_NL__2PRFIN20040322_164337_000000492025_00198_10773_0770.N1	22-MAR-2004 16:43:37	Tw_i_and_stray	49.000	100	4Gam Crv	2.5800	13100.	98	10773	No
316	GOM_NL__2PRFIN20040322_164554_000000732025_00198_10773_0771.N1	22-MAR-2004 16:45:54	Bright	72.500	15	67Alp Vir	0.97600	28000.	145	10773	No
317	GOM_NL__2PRFIN20040322_164924_000000512025_00198_10773_0772.N1	22-MAR-2004 16:49:24	Bright	51.000	121	29Gam Vir	2.7400	7200.0	102	10773	No
318	GOM_NL__2PRFIN20040322_165253_000000422025_00198_10773_0773.N1	22-MAR-2004 16:52:53	Bright	42.000	22	32Alp Leo	1.3600	15200.	84	10773	No
319	GOM_NL__2PRFIN20040322_165501_000000412025_00198_10773_0774.N1	22-MAR-2004 16:55:01	Bright	41.000	51	41Gam1Leo	2.0100	4500.0	82	10773	No
320	GOM_NL__2PRFIN20040322_165623_000000392025_00198_10773_0775.N1	22-MAR-2004 16:56:23	Bright	38.500	166	17Eps Leo	2.9800	6000.0	77	10773	No
321	GOM_NL__2PRFIN20040322_170221_000000402025_00198_10773_0776.N1	22-MAR-2004 17:02:21	Bright	39.500	174	52Psi UMa	3.0040	4400.0	79	10773	No
322	GOM_NL__2PRFIN20040322_170349_000000492025_00198_10773_0777.N1	22-MAR-2004 17:03:49	Bright	49.000	152	12Alp2CVn	2.8900	11000.	98	10773	No
323	GOM_NL__2PRFIN20040322_170537_000000392025_00198_10773_0778.N1	22-MAR-2004 17:05:37	Bright	39.000	82	48Bet UMa	2.3650	10600.	78	10773	No
324	GOM_NL__2PRFIN20040322_170709_000000392025_00198_10773_0779.N1	22-MAR-2004 17:07:09	Bright	39.000	36	50Alp UMa	1.8000	6300.0	78	10773	No
325	GOM_NL__2PRFIN20040322_170859_000000482025_00198_10773_0780.N1	22-MAR-2004 17:08:59	Bright	48.000	55	79Zet UMa	2.0600	10200.	96	10773	No
326	GOM_NL__2PRFIN20040322_171355_000000422025_00198_10773_0781.N1	22-MAR-2004 17:13:55	Bright	42.000	60	7Bet UMi	2.0810	3950.0	84	10773	No
327	GOM_NL__2PRFIN20040322_171735_000000512025_00198_10773_0782.N1	22-MAR-2004 17:17:35	Bright	50.500	119	14Eta Dra	2.7270	4700.0	101	10773	No
328	GOM_NL__2PRFIN20040322_172210_000000352025_00198_10773_0783.N1	22-MAR-2004 17:22:10	Bright	34.500	74	11Bet Cas	2.2680	6600.0	69	10773	No
329	GOM_NL__2PRFIN20040322_172351_000000562025_00198_10773_0784.N1	22-MAR-2004 17:23:51	Bright	55.500	69	33Gam Dra	2.2310	3800.0	111	10773	No
330	GOM_NL__2PRFIN20040322_172750_000000392025_00198_10773_0785.N1	22-MAR-2004 17:27:50	Bright	39.000	19	50Alp Cyg	1.2460	10500.	78	10773	No
331	GOM_NL__2PRFIN20040322_172926_000000432025_00198_10773_0786.N1	22-MAR-2004 17:29:26	Bright	43.000	66	37Gam Cyg	2.2080	5900.0	86	10773	No
332	GOM_NL__2PRFIN20040322_173116_000000412025_00198_10773_0787.N1	22-MAR-2004 17:31:16	Bright	41.000	92	53Eps Cyg	2.5000	4500.0	82	10773	No
333	GOM_NL__2PRFIN20040322_174012_000000582025_00198_10773_0788.N1	22-MAR-2004 17:40:12	Tw_i_and_stray	58.000	11	53Alp Aql	0.76500	8000.0	116	10773	No
334	GOM_NL__2PRFIN20040322_175104_000000532025_00198_10773_0789.N1	22-MAR-2004 17:51:04	Dark	53.000	155	41Pi Sgr	2.9000	6600.0	106	10773	No
335	GOM_NL__2PRFIN20040322_175311_000000512025_00198_10773_0790.N1	22-MAR-2004 17:53:11	Dark	51.000	57	34Sig Sgr	2.0660	26000.	102	10773	No
336	GOM_NL__2PRFIN20040322_175457_000000582025_00198_10773_0791.N1	22-MAR-2004 17:54:57	Dark	57.500	137	22Lam Sgr	2.8240	4400.0	115	10773	No
337	GOM_NL__2PRFIN20040322_175646_000000522025_00198_10773_0792.N1	22-MAR-2004 17:56:46	Dark	51.500	38	20Eps Sgr	1.8360	11000.	103	10773	No

338	GOM_NL__2PRFIN20040322_180214_000000452025_00199_10774_0761.N1	22-MAR-2004 18:02:14	Dark	45.000	141	Bet Ara	2.8400	4600.0	90	10774	No
339	GOM_NL__2PRFIN20040322_180404_000000422025_00199_10774_0762.N1	22-MAR-2004 18:04:04	Dark	42.000	43	Alp TrA	1.9100	4250.0	84	10774	No
340	GOM_NL__2PRFIN20040322_180541_000000412025_00199_10774_0763.N1	22-MAR-2004 18:05:41	Dark	40.500	134	Bet TrA	2.8100	6600.0	81	10774	No
341	GOM_NL__2PRFIN20040322_180825_000000562025_00199_10774_0764.N1	22-MAR-2004 18:08:25	Dark	56.000	4	Alp1Cen	-0.010000	5800.0	112	10774	No
342	GOM_NL__2PRFIN20040322_181110_000000482025_00199_10774_0765.N1	22-MAR-2004 18:11:10	Straylight	48.000	12	Alp1Cru	0.77500	30000.	96	10774	No
343	GOM_NL__2PRFIN20040322_181232_000000422025_00199_10774_0766.N1	22-MAR-2004 18:12:32	Straylight	41.500	26	Gam Cru	1.6240	2900.0	83	10774	No
344	GOM_NL__2PRFIN20040322_181423_000000472025_00199_10774_0767.N1	22-MAR-2004 18:14:23	Straylight	46.500	64	Gam Cen	2.2000	10600.	93	10774	No
345	GOM_NL__2PRFIN20040322_181607_000000452025_00199_10774_0768.N1	22-MAR-2004 18:16:07	Straylight	45.000	113	Mu Vel	2.6920	5000.0	90	10774	No
346	GOM_NL__2PRFIN20040322_182203_000000572025_00199_10774_0769.N1	22-MAR-2004 18:22:03	Straylight	56.500	106	9Bet Crv	2.6480	5600.0	113	10774	No
347	GOM_NL__2PRFIN20040322_182413_000000492025_00199_10774_0770.N1	22-MAR-2004 18:24:13	Tw_i_and_stray	49.000	100	4Gam Crv	2.5800	13100.	98	10774	No
348	GOM_NL__2PRFIN20040322_182630_000000712025_00199_10774_0771.N1	22-MAR-2004 18:26:30	Bright	71.000	15	67Alp Vir	0.97600	28000.	142	10774	No
349	GOM_NL__2PRFIN20040322_183000_000000522025_00199_10774_0772.N1	22-MAR-2004 18:30:00	Bright	52.000	121	29Gam Vir	2.7400	7200.0	104	10774	No
350	GOM_NL__2PRFIN20040322_183329_000000422025_00199_10774_0773.N1	22-MAR-2004 18:33:29	Bright	42.000	22	32Alp Leo	1.3600	15200.	84	10774	No
351	GOM_NL__2PRFIN20040322_183537_000000422025_00199_10774_0774.N1	22-MAR-2004 18:35:37	Bright	41.500	51	41Gam1Leo	2.0100	4500.0	83	10774	No
352	GOM_NL__2PRFIN20040322_183659_000000392025_00199_10774_0775.N1	22-MAR-2004 18:36:59	Bright	39.000	166	17Eps Leo	2.9800	6000.0	78	10774	No
353	GOM_NL__2PRFIN20040322_184257_000000392025_00199_10774_0776.N1	22-MAR-2004 18:42:57	Bright	39.000	174	52Psi UMa	3.0040	4400.0	78	10774	No
354	GOM_NL__2PRFIN20040322_184424_000000492025_00199_10774_0777.N1	22-MAR-2004 18:44:24	Bright	49.000	152	12Alp2CVn	2.8900	11000.	98	10774	No
355	GOM_NL__2PRFIN20040322_184613_000000402025_00199_10774_0778.N1	22-MAR-2004 18:46:13	Bright	40.000	82	48Bet UMa	2.3650	10600.	80	10774	No
356	GOM_NL__2PRFIN20040322_184745_000000362025_00199_10774_0779.N1	22-MAR-2004 18:47:45	Bright	36.000	36	50Alp UMa	1.8000	6300.0	72	10774	No
357	GOM_NL__2PRFIN20040322_184935_000000452025_00199_10774_0780.N1	22-MAR-2004 18:49:35	Bright	44.500	55	79Zet UMa	2.0600	10200.	89	10774	No
358	GOM_NL__2PRFIN20040322_185433_000000422025_00199_10774_0781.N1	22-MAR-2004 18:54:33	Bright	42.000	60	7Bet UMi	2.0810	3950.0	84	10774	No
359	GOM_NL__2PRFIN20040322_185811_000000512025_00199_10774_0782.N1	22-MAR-2004 18:58:11	Bright	50.500	119	14Eta Dra	2.7270	4700.0	101	10774	No
360	GOM_NL__2PRFIN20040322_190246_000000362025_00199_10774_0783.N1	22-MAR-2004 19:02:46	Bright	35.500	74	11Bet Cas	2.2680	6600.0	71	10774	No
361	GOM_NL__2PRFIN20040322_190427_000000562025_00199_10774_0784.N1	22-MAR-2004 19:04:27	Bright	55.500	69	33Gam Dra	2.2310	3800.0	111	10774	No
362	GOM_NL__2PRFIN20040322_190827_000000422025_00199_10774_0785.N1	22-MAR-2004 19:08:27	Bright	41.500	19	50Alp Cyg	1.2460	10500.	83	10774	No
363	GOM_NL__2PRFIN20040322_191003_000000422025_00199_10774_0786.N1	22-MAR-2004 19:10:03	Bright	42.000	66	37Gam Cyg	2.2080	5900.0	84	10774	No
364	GOM_NL__2PRFIN20040322_191152_000000412025_00199_10774_0787.N1	22-MAR-2004 19:11:52	Bright	41.000	92	53Eps Cyg	2.5000	4500.0	82	10774	No
365	GOM_NL__2PRFIN20040322_192048_000000632025_00199_10774_0788.N1	22-MAR-2004 19:20:48	Tw_i_and_stray	62.500	11	53Alp Aql	0.76500	8000.0	125	10774	No
366	GOM_NL__2PRFIN20040322_193140_000000522025_00199_10774_0789.N1	22-MAR-2004 19:31:40	Dark	52.000	155	41Pi Sgr	2.9000	6600.0	104	10774	No
367	GOM_NL__2PRFIN20040322_193348_000000522025_00199_10774_0790.N1	22-MAR-2004 19:33:48	Dark	52.000	57	34Sig Sgr	2.0660	26000.	104	10774	No
368	GOM_NL__2PRFIN20040322_193535_000000682025_00199_10774_0791.N1	22-MAR-2004 19:35:35	Dark	67.500	137	22Lam Sgr	2.8240	4400.0	135	10774	No
369	GOM_NL__2PRFIN20040322_193723_000000522025_00199_10774_0792.N1	22-MAR-2004 19:37:23	Dark	51.500	38	20Eps Sgr	1.8360	11000.	103	10774	No
370	GOM_NL__2PRFIN20040322_194049_000000522025_00200_10775_0781.N1	22-MAR-2004 19:40:49	Dark	51.500	85	Kap Sco	2.4070	28000.	103	10775	No
371	GOM_NL__2PRFIN20040322_194250_000000522025_00200_10775_0782.N1	22-MAR-2004 19:42:50	Dark	51.500	141	Bet Ara	2.8400	4600.0	103	10775	No
372	GOM_NL__2PRFIN20040322_194440_000000422025_00200_10775_0783.N1	22-MAR-2004 19:44:40	Dark	42.000	43	Alp TrA	1.9100	4250.0	84	10775	No
373	GOM_NL__2PRFIN20040322_194618_000000412025_00200_10775_0784.N1	22-MAR-2004 19:46:18	Dark	40.500	134	Bet TrA	2.8100	6600.0	81	10775	No
374	GOM_NL__2PRFIN20040322_194901_000000562025_00200_10775_0785.N1	22-MAR-2004 19:49:01	Dark	55.500	4	Alp1Cen	-0.010000	5800.0	111	10775	No
375	GOM_NL__2PRFIN20040322_195146_000000492025_00200_10775_0786.N1	22-MAR-2004 19:51:46	Straylight	49.000	12	Alp1Cru	0.77500	30000.	98	10775	No
376	GOM_NL__2PRFIN20040322_195306_000000542025_00200_10775_0787.N1	22-MAR-2004 19:53:06	Straylight	54.000	26	Gam Cru	1.6240	2900.0	108	10775	No
377	GOM_NL__2PRFIN20040322_195459_000000452025_00200_10775_0788.N1	22-MAR-2004 19:54:59	Straylight	45.000	64	Gam Cen	2.2000	10600.	90	10775	No
378	GOM_NL__2PRFIN20040322_195643_000000452025_00200_10775_0789.N1	22-MAR-2004 19:56:43	Straylight	44.500	113	Mu Vel	2.6920	5000.0	89	10775	No
379	GOM_NL__2PRFIN20040322_200241_000000532025_00200_10775_0790.N1	22-MAR-2004 20:02:41	Straylight	52.500	106	9Bet Crv	2.6480	5600.0	105	10775	No
380	GOM_NL__2PRFIN20040322_200450_000000492025_00200_10775_0791.N1	22-MAR-2004 20:04:50	Tw_i_and_stray	48.500	100	4Gam Crv	2.5800	13100.	97	10775	No
381	GOM_NL__2PRFIN20040322_200706_000000732025_00200_10775_0792.N1	22-MAR-2004 20:07:06	Bright	72.500	15	67Alp Vir	0.97600	28000.	145	10775	No
382	GOM_NL__2PRFIN20040322_201036_000000512025_00200_10775_0793.N1	22-MAR-2004 20:10:36	Bright	51.000	121	29Gam Vir	2.7400	7200.0	102	10775	No
383	GOM_NL__2PRFIN20040322_201407_000000402025_00200_10775_0794.N1	22-MAR-2004 20:14:07	Bright	39.500	22	32Alp Leo	1.3600	15200.	79	10775	No
384	GOM_NL__2PRFIN20040322_201615_000000392025_00200_10775_0795.N1	22-MAR-2004 20:16:15	Bright	39.000	51	41Gam1Leo	2.0100	4500.0	78	10775	No
385	GOM_NL__2PRFIN20040322_201735_000000392025_00200_10775_0796.N1	22-MAR-2004 20:17:35	Bright	39.000	166	17Eps Leo	2.9800	6000.0	78	10775	No
386	GOM_NL__2PRFIN20040322_202332_000000412025_00200_10775_0797.N1	22-MAR-2004 20:23:32	Bright	41.000	174	52Psi UMa	3.0040	4400.0	82	10775	No
387	GOM_NL__2PRFIN20040322_202459_000000492025_00200_10775_0798.N1	22-MAR-2004 20:24:59	Bright	48.500	152	12Alp2CVn	2.8900	11000.	97	10775	No
388	GOM_NL__2PRFIN20040322_202649_000000392025_00200_10775_0799.N1	22-MAR-2004 20:26:49	Bright	39.000	82	48Bet UMa	2.3650	10600.	78	10775	No
389	GOM_NL__2PRFIN20040322_202821_000000412025_00200_10775_0800.N1	22-MAR-2004 20:28:21	Bright	41.000	36	50Alp UMa	1.8000	6300.0	82	10775	No
390	GOM_NL__2PRFIN20040322_203010_000000472025_00200_10775_0801.N1	22-MAR-2004 20:30:10	Bright	46.500	55	79Zet UMa	2.0600	10200.	93	10775	No
391	GOM_NL__2PRFIN20040322_203509_000000442025_00200_10775_0802.N1	22-MAR-2004 20:35:09	Bright	43.500	60	7Bet UMi	2.0810	3950.0	87	10775	No
392	GOM_NL__2PRFIN20040322_203845_000000492025_00200_10775_0803.N1	22-MAR-2004 20:38:45	Bright	49.000	119	14Eta Dra	2.7270	4700.0	98	10775	No
393	GOM_NL__2PRFIN20040322_204902_000000392025_00200_10775_0804.N1	22-MAR-2004 20:49:02	Bright	39.000	19	50Alp Cyg	1.2460	10500.	78	10775	No
394	GOM_NL__2PRFIN20040322_205037_000000442025_00200_10775_0805.N1	22-MAR-2004 20:50:37	Bright	43.500	66	37Gam Cyg	2.2080	5900.0	87	10775	No
395	GOM_NL__2PRFIN20040322_205227_000000412025_00200_10775_0806.N1	22-MAR-2004 20:52:27	Bright	41.000	92	53Eps Cyg	2.5000	4500.0	82	10775	No
396	GOM_NL__2PRFIN20040322_210125_000000582025_00200_10775_0807.N1	22-MAR-2004 21:01:25	Tw_i_and_stray	57.500	11	53Alp Aql	0.76500	8000.0	115	10775	No

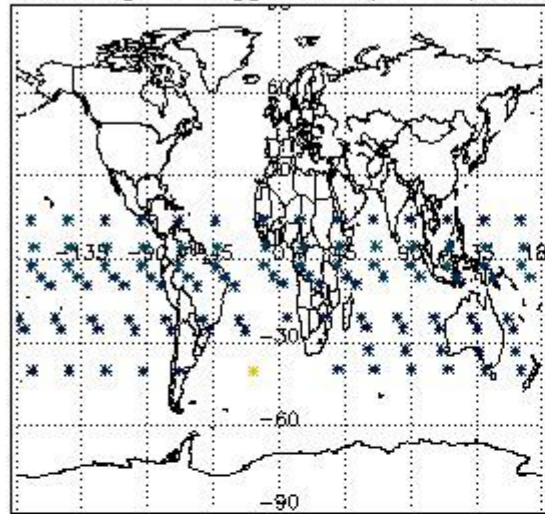
the MPH set to "0") are used.

3.1 Plot quality information per product (time dependant)

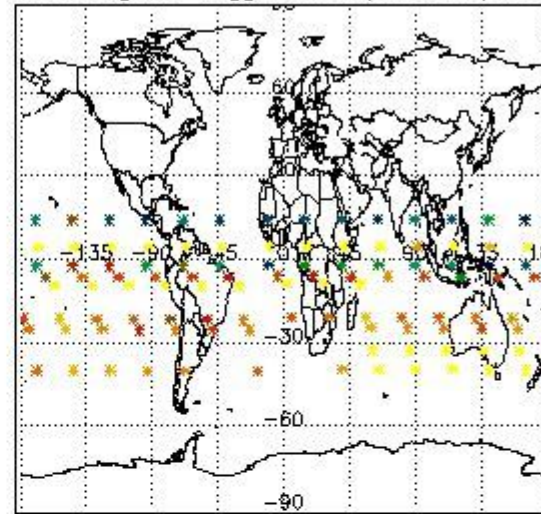


3.2 Plot quality information per product (world map)

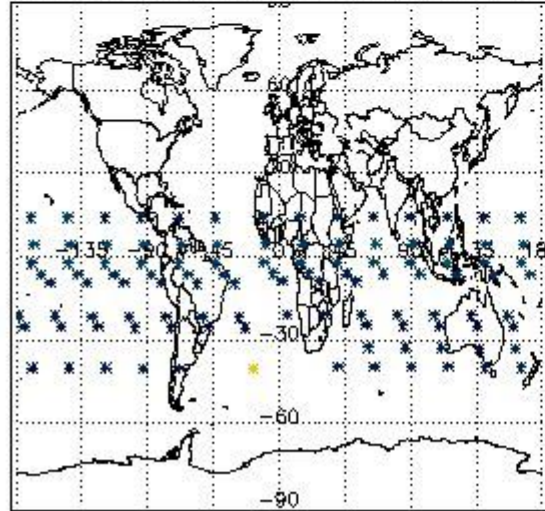
Percentage of flagged data per O3 profile




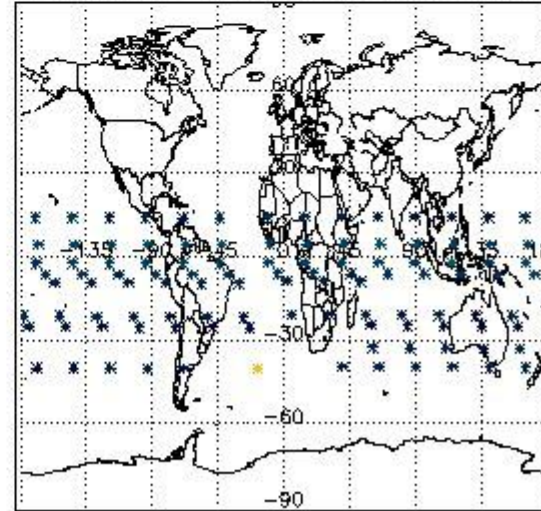
Percentage of flagged data per H2O profile



Percentage of flagged data per NO2 profile



Percentage of flagged data per NO3 profile

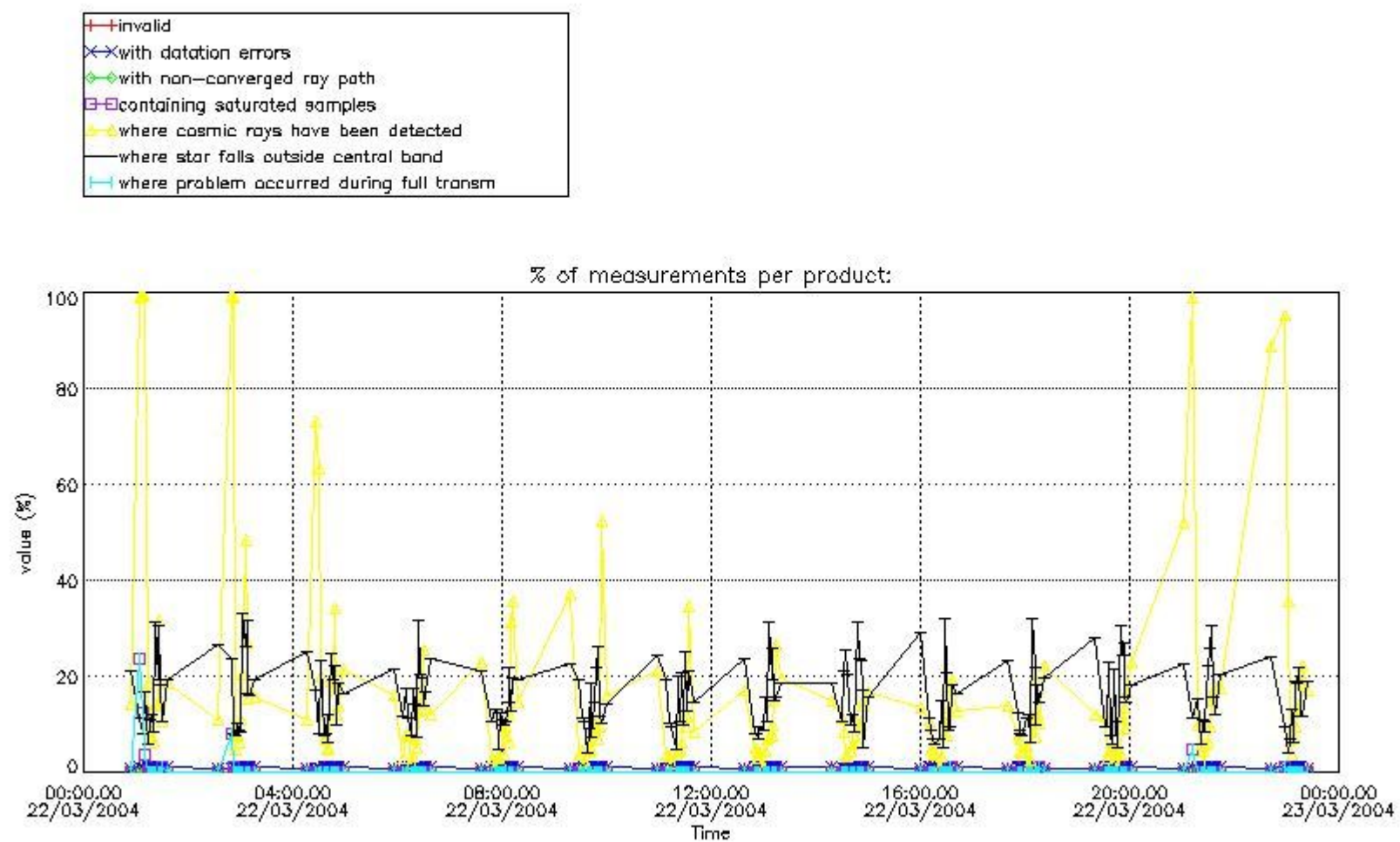


4. Level 1 quality information per product

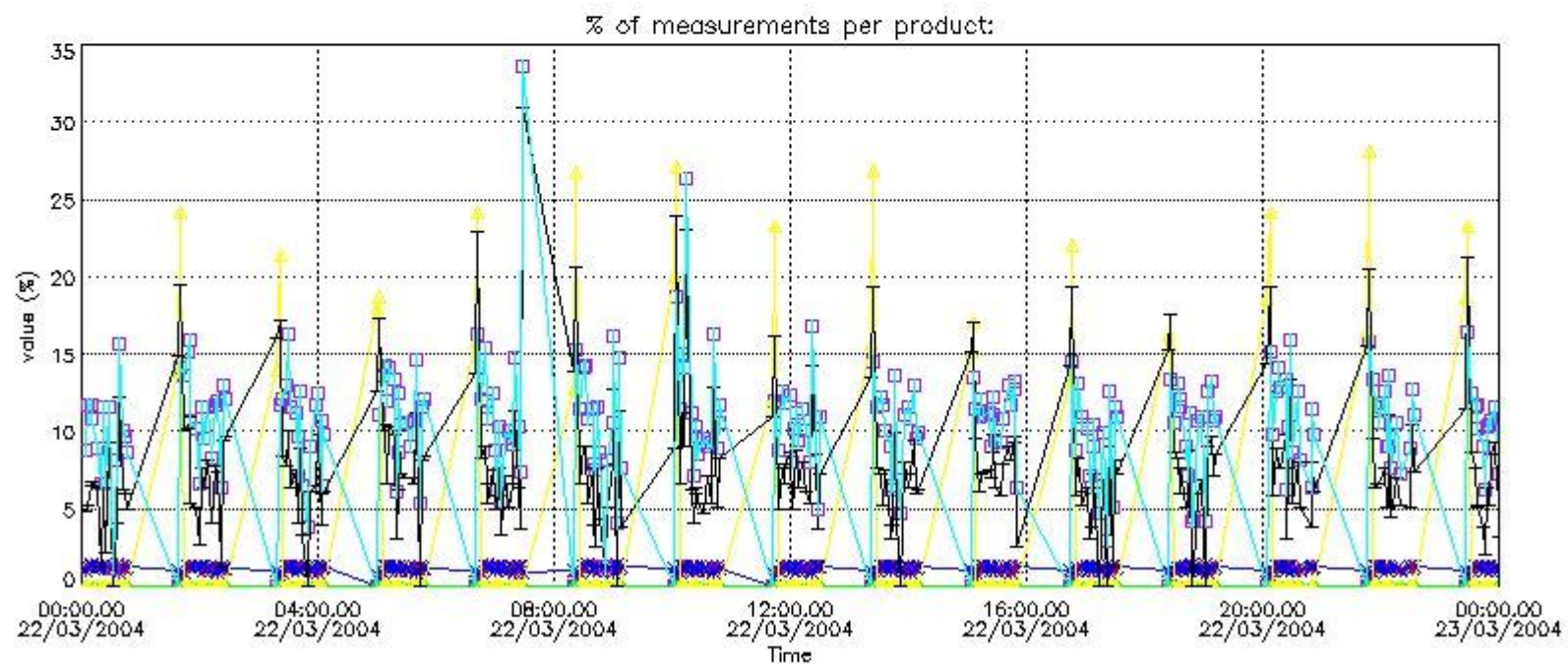
In this section it is plotted some information contained in the Quality Summary data set of the level 2 products that comes from the level 1b processing. Products without errors (error flag in the MPH set to "0") are used.

4.1 Plot quality information per product (time dependant) coming from level 1b processing

4.1.1 Plot level 1 quality information per product (time dependant): ENVISAT ASCENDING passes



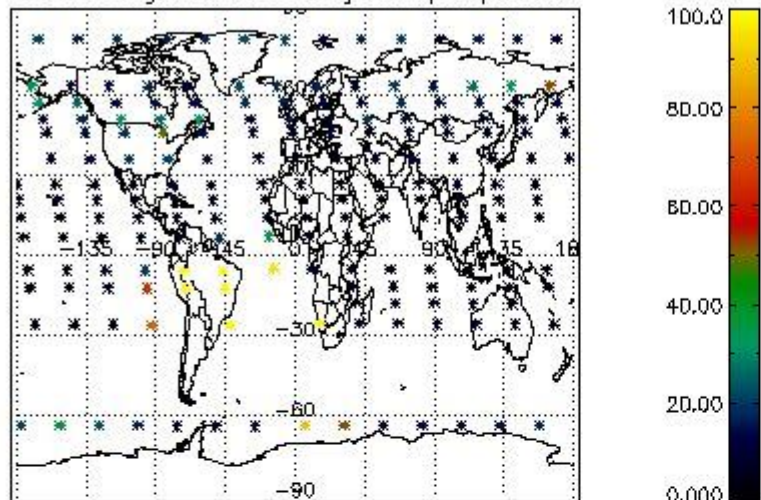
4.1.2 Plot level 1 quality information per product (time dependant): ENVI SAT DESCENDING passes



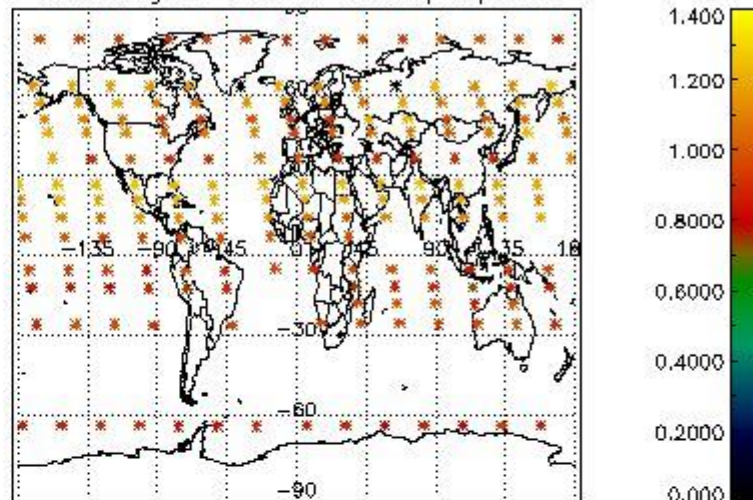
4.2 Plot quality information per product coming from level 1b processing (world map)

4.2.1 Plot level 1 quality information per product (world map): ENVISAT ASCENDING passes

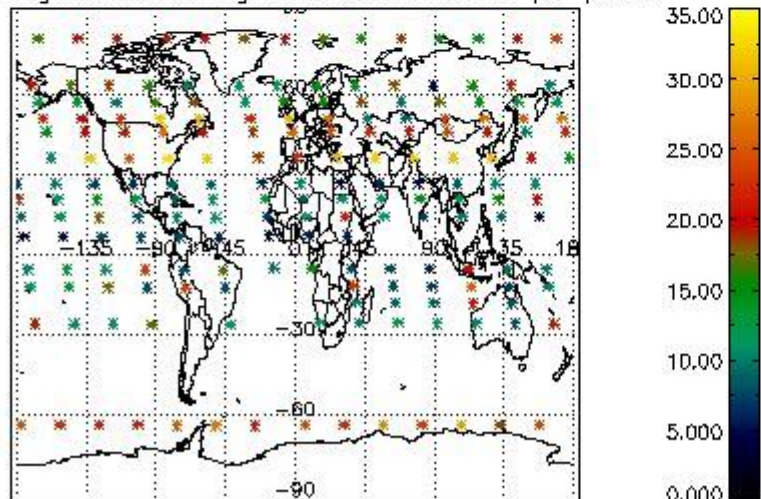
Percentage of cosmic ray hits per profile



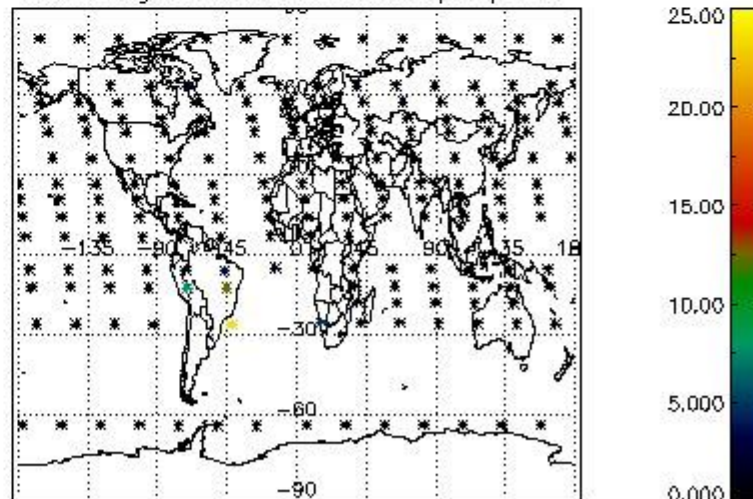
Percentage of datation errors per profile



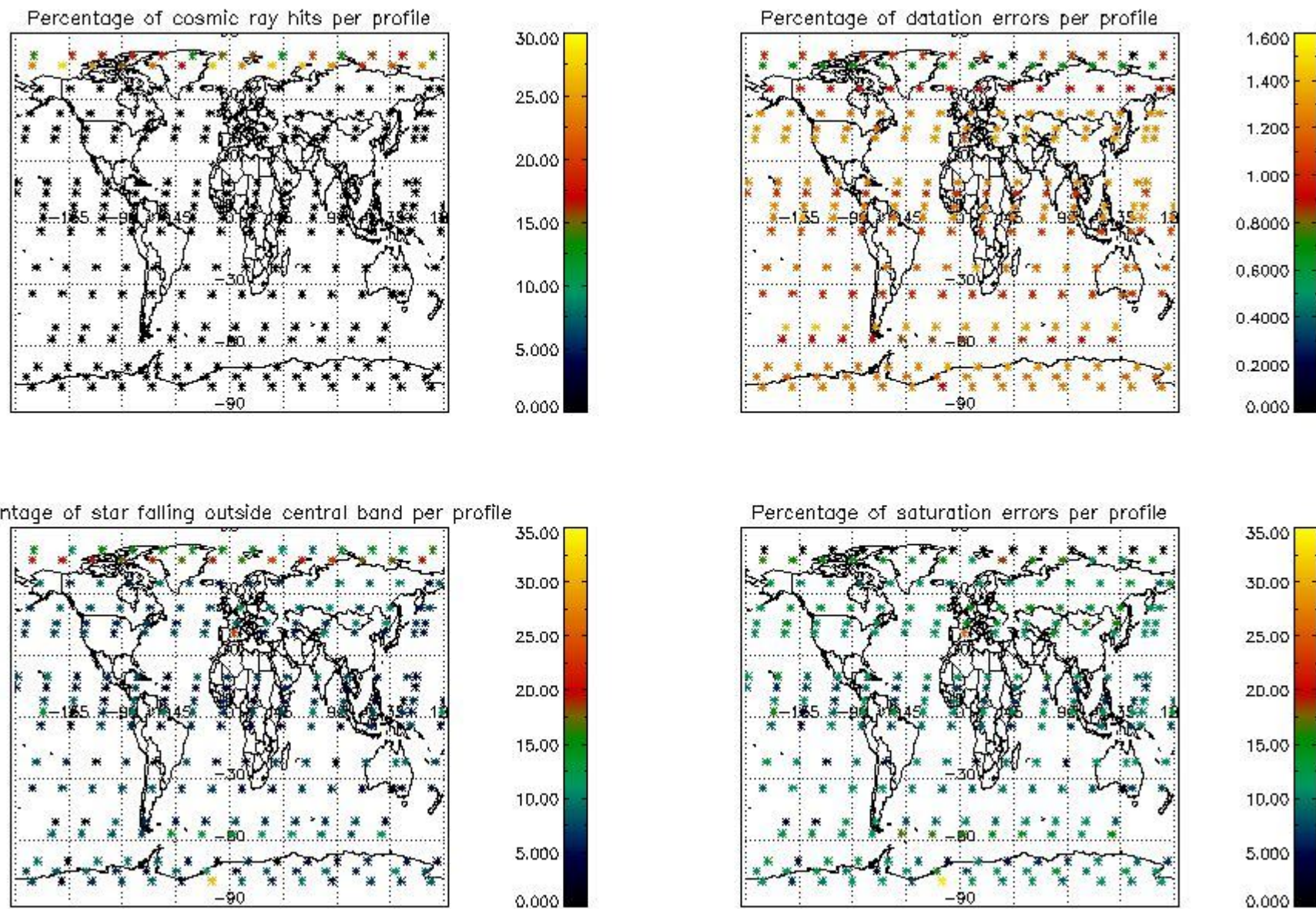
Percentage of star falling outside central band per profile



Percentage of saturation errors per profile



4.2.2 Plot level 1 quality information per product (world map): ENVISAT DESCENDING passes



5. Trace gas profiles

5.1 Ozone statistics based on quality of products

The final quality of the products can be "measured" using the STD (Standard Deviation) attached to every point profile. This information is written to the parameter GOM_NL__2P/NL_LOCAL_SPECIES_DENSITY/o3_std of the level 2 products. The table below shows the statistics for given STD ranges.

The statistics are given with respect to the overall valid production:

- Products without fatal errors: GOM_NL__2P/MPH/PRODUCT_ERR=0
- Valid point profile: GOM_NL__2P/NL_LOCAL_SPECIES_DENSITY/pcd(0)=0

The 'Criteria' is applied to valid points of dark limb products:

- Products in dark limb illumination condition: GOM_NL__2P/NL_SUMMARY_QUALITY/obs_ill_cond=0
- Products without fatal errors: GOM_NL__2P/MPH/PRODUCT_ERR=0
- Valid point profile: GOM_NL__2P/NL_LOCAL_SPECIES_DENSITY/pcd(0)=0

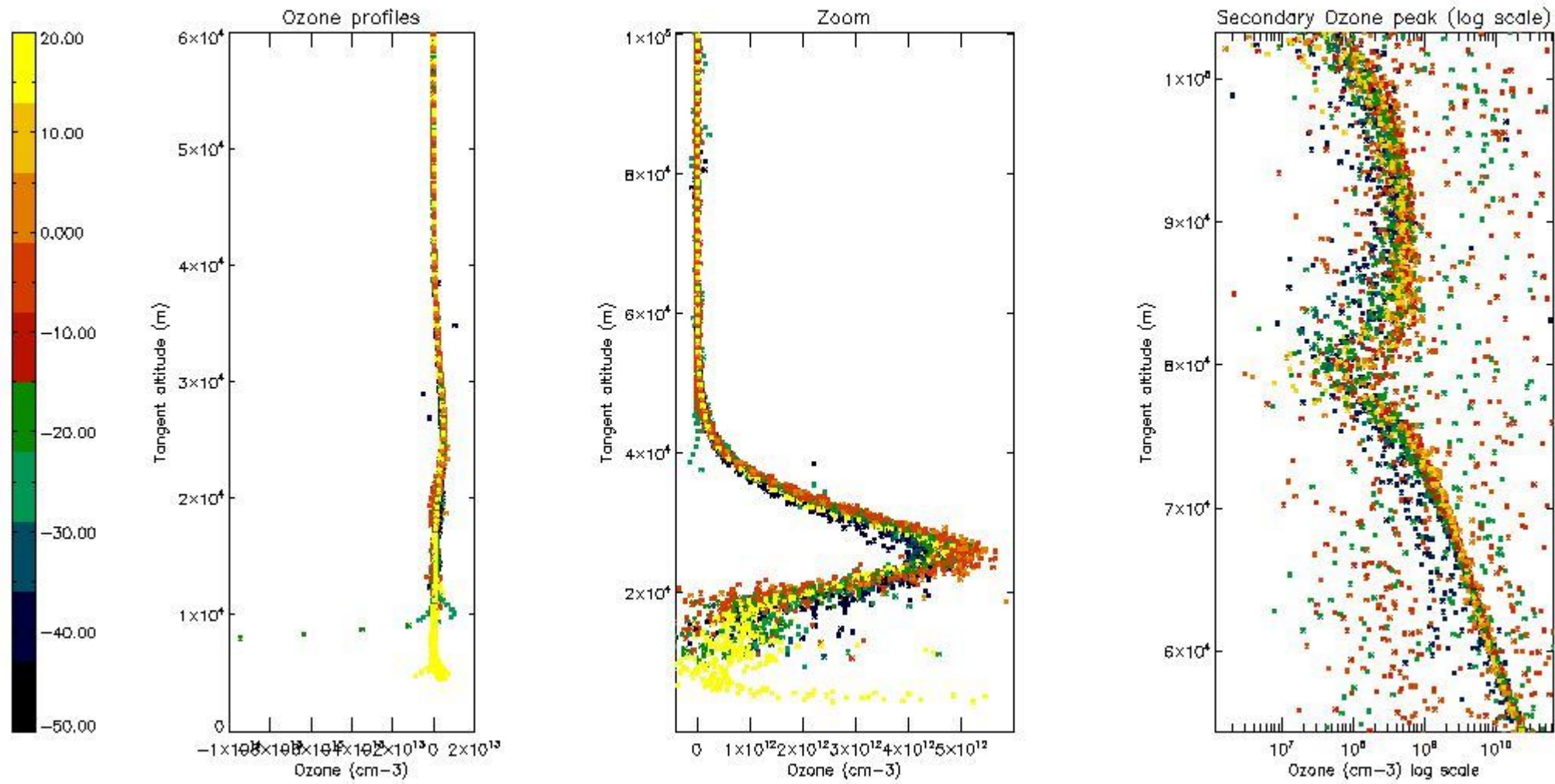
So, the table below shows the percentage of dark limb and valid observations for each criteria with respect to the overall valid daily observations.

Criteria	% of total production
All STD	26
STD < 20	12

STD < 10	10
STD < 5	6

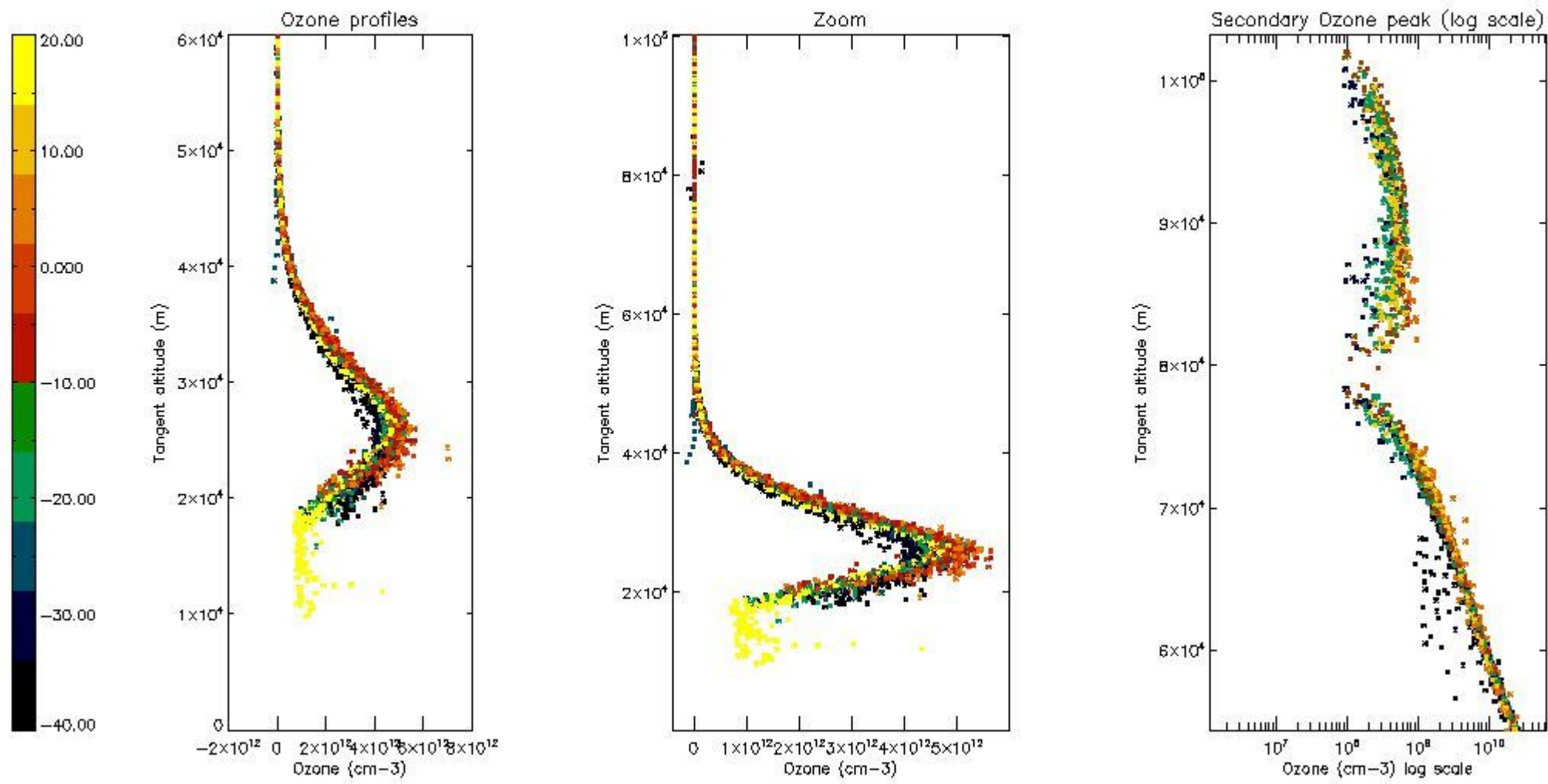
5.2 Plot ozone profiles for all STD (dark without errors)

The colorbar represents the latitude.



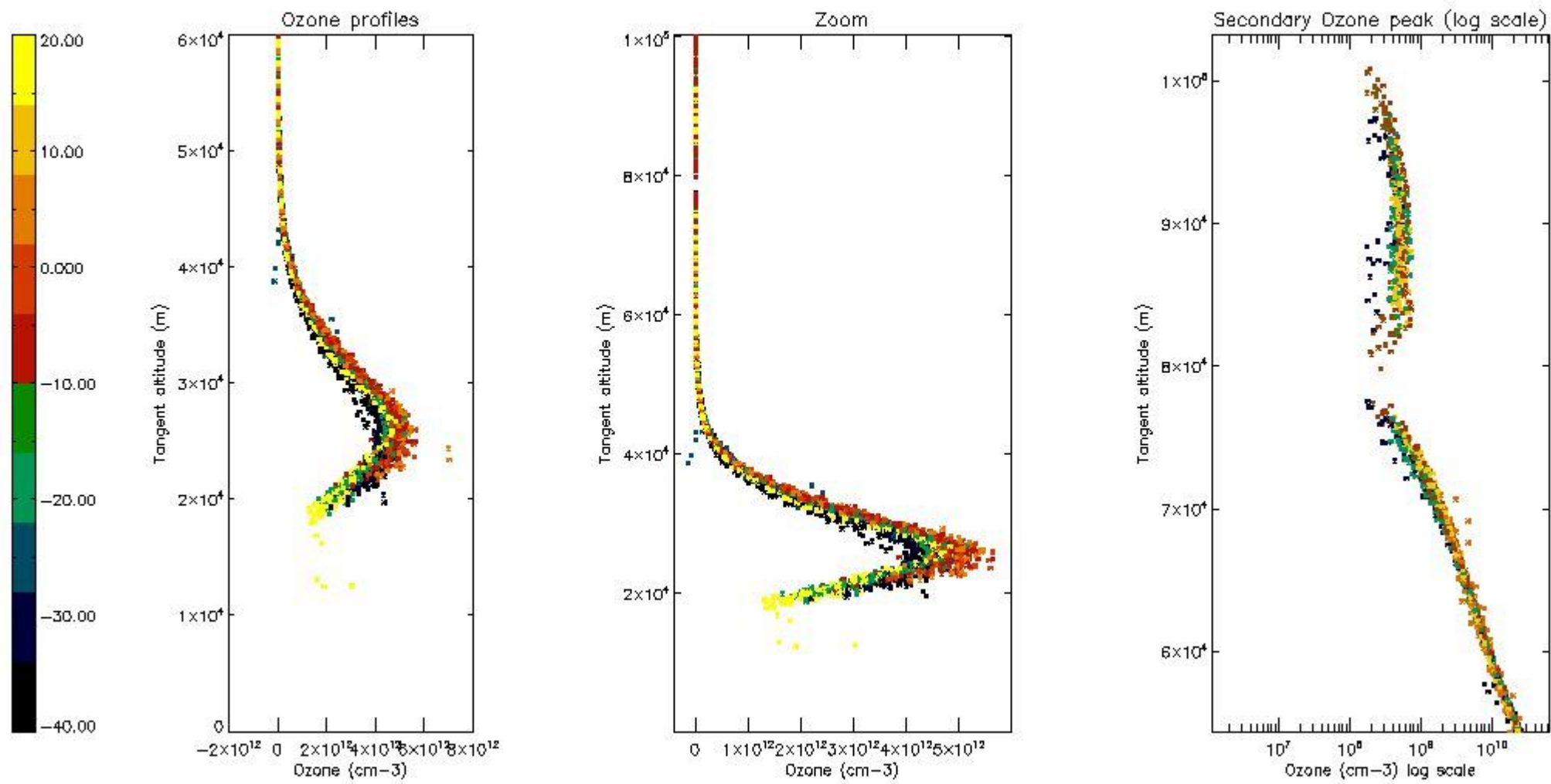
5.3 Plot ozone profiles where STD < 20% (dark without errors)

The colorbar represents the latitude.



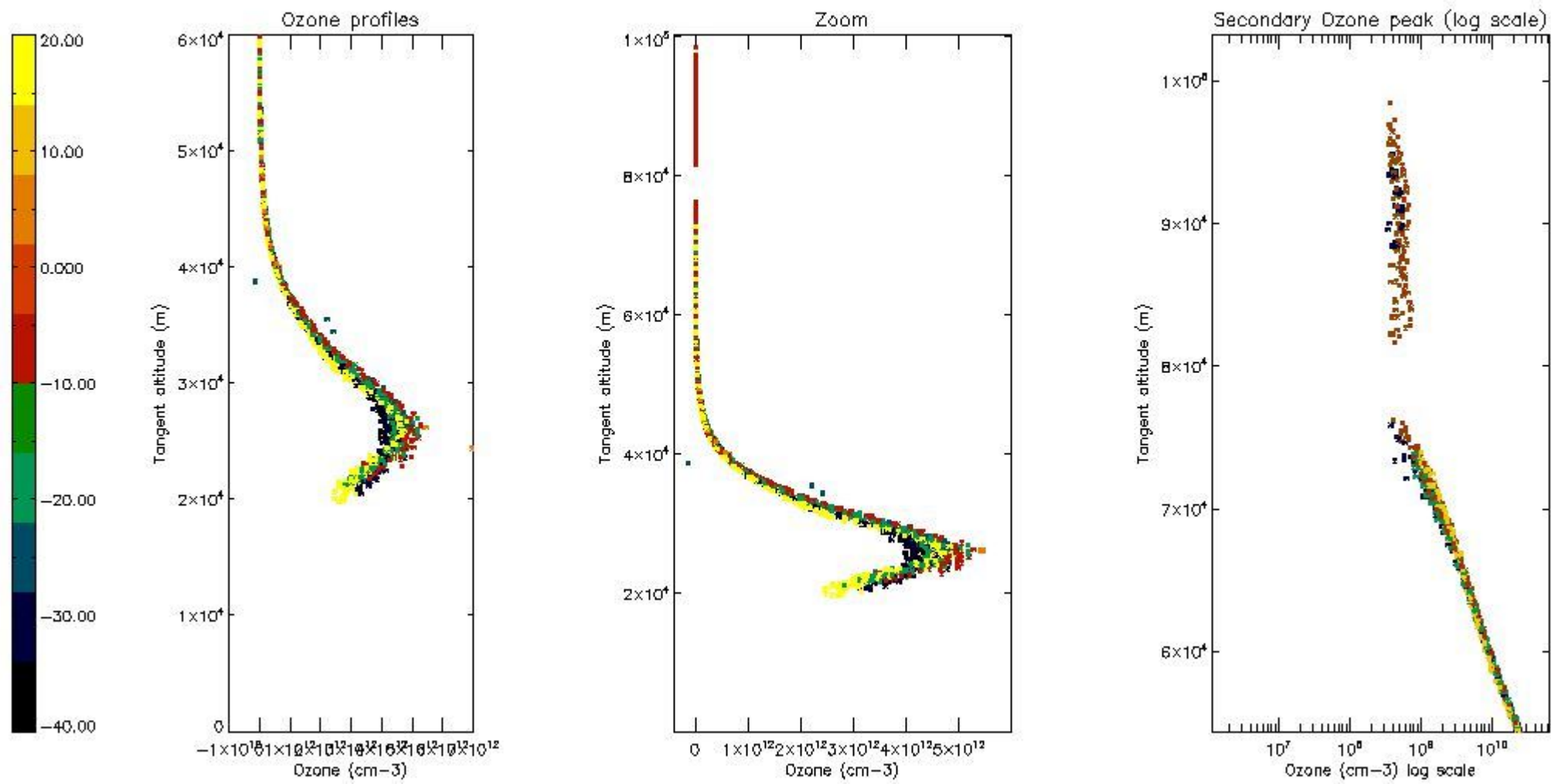
5.4 Plot ozone profiles where STD < 10% (dark without errors)

The colorbar represents the latitude.



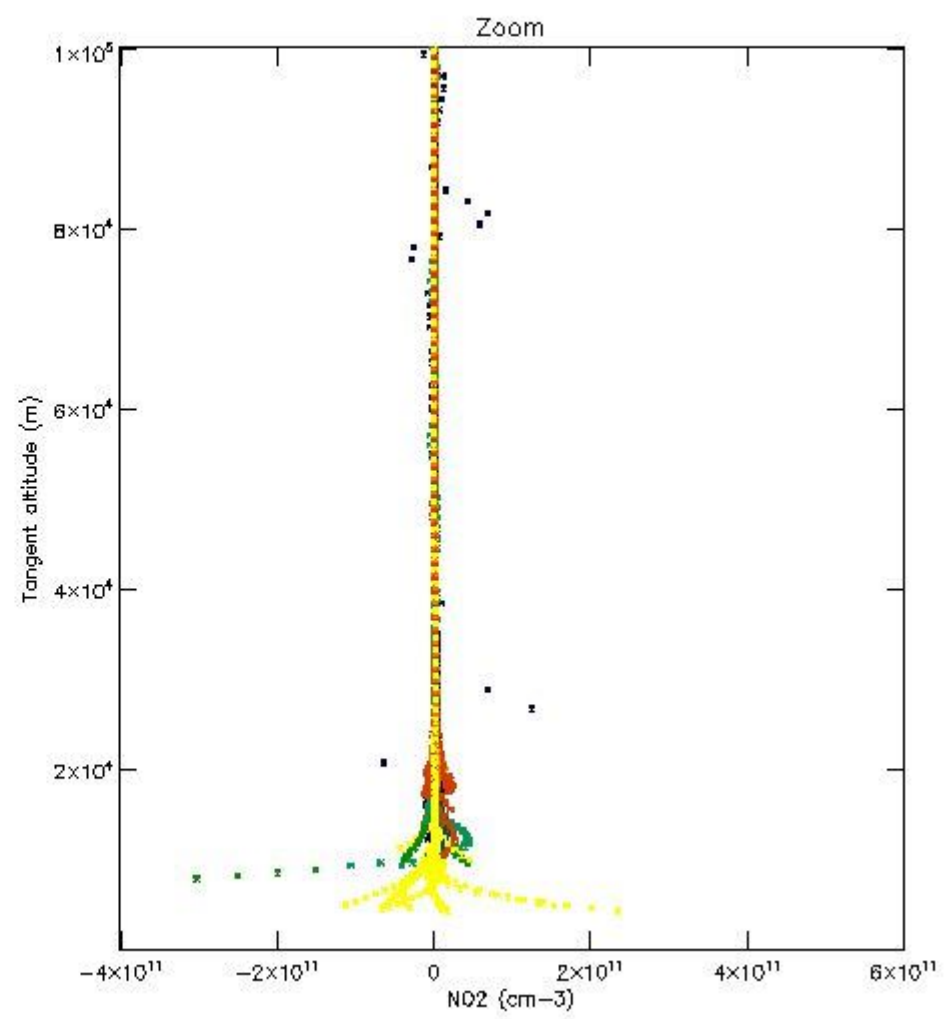
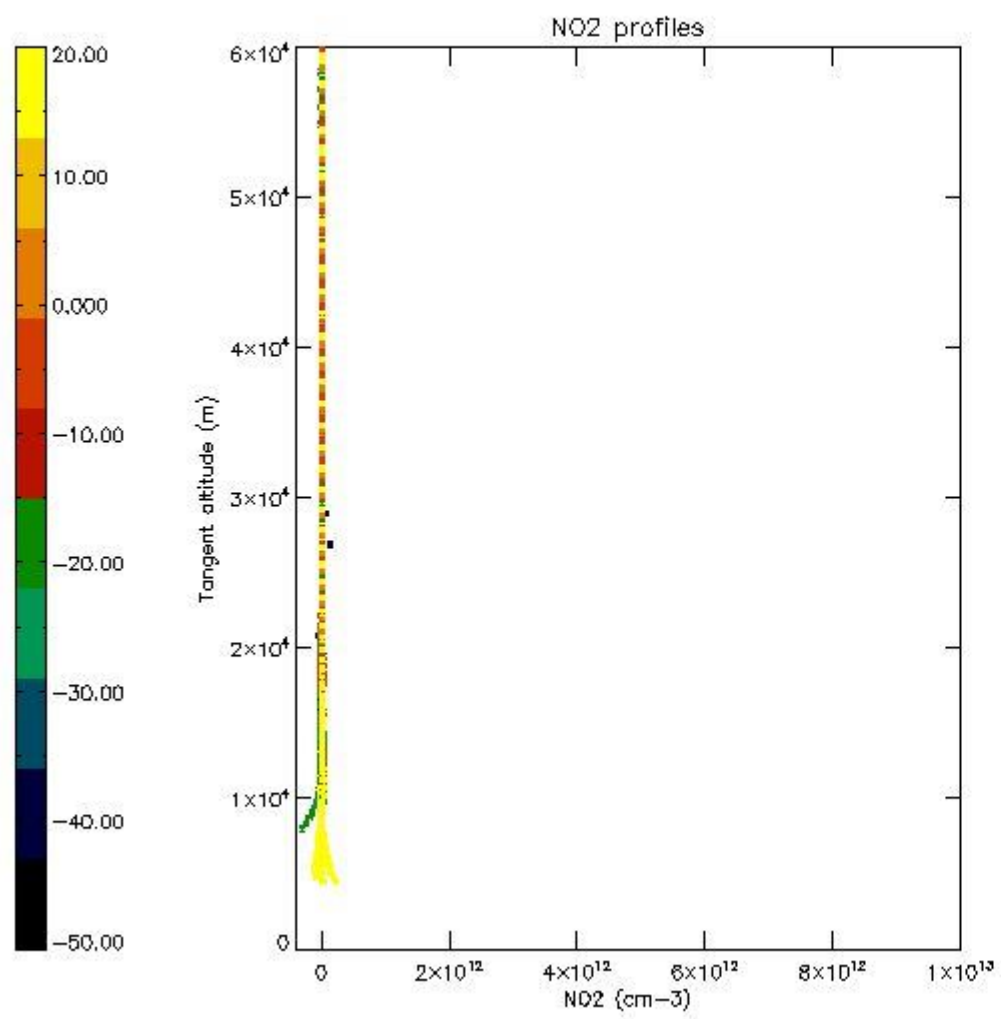
5.5 Plot ozone profiles where STD < 5% (dark without errors)

The colorbar represents the latitude.



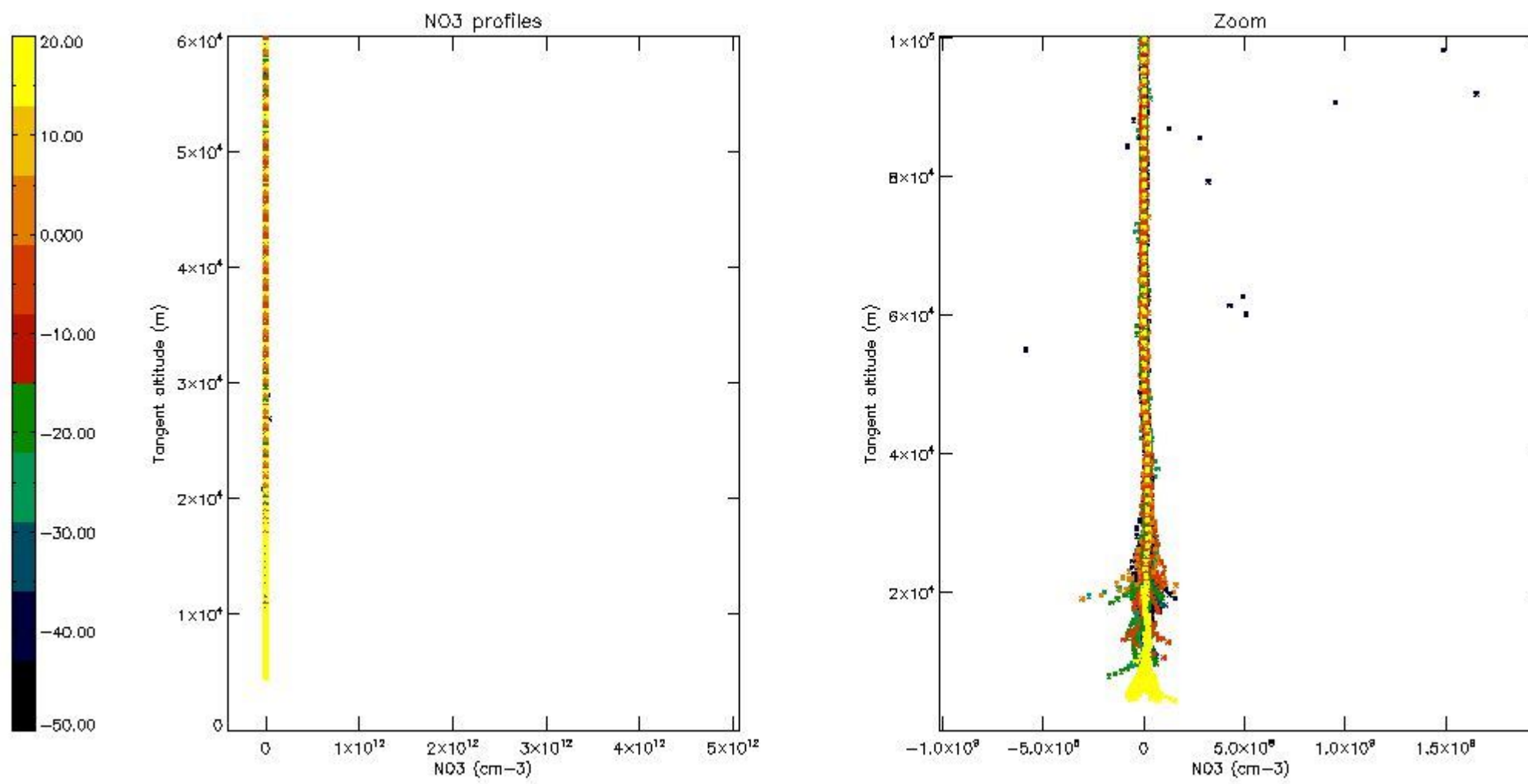
5.6 Plot NO₂ profiles for all STD (dark without errors)

The colorbar represents the latitude.



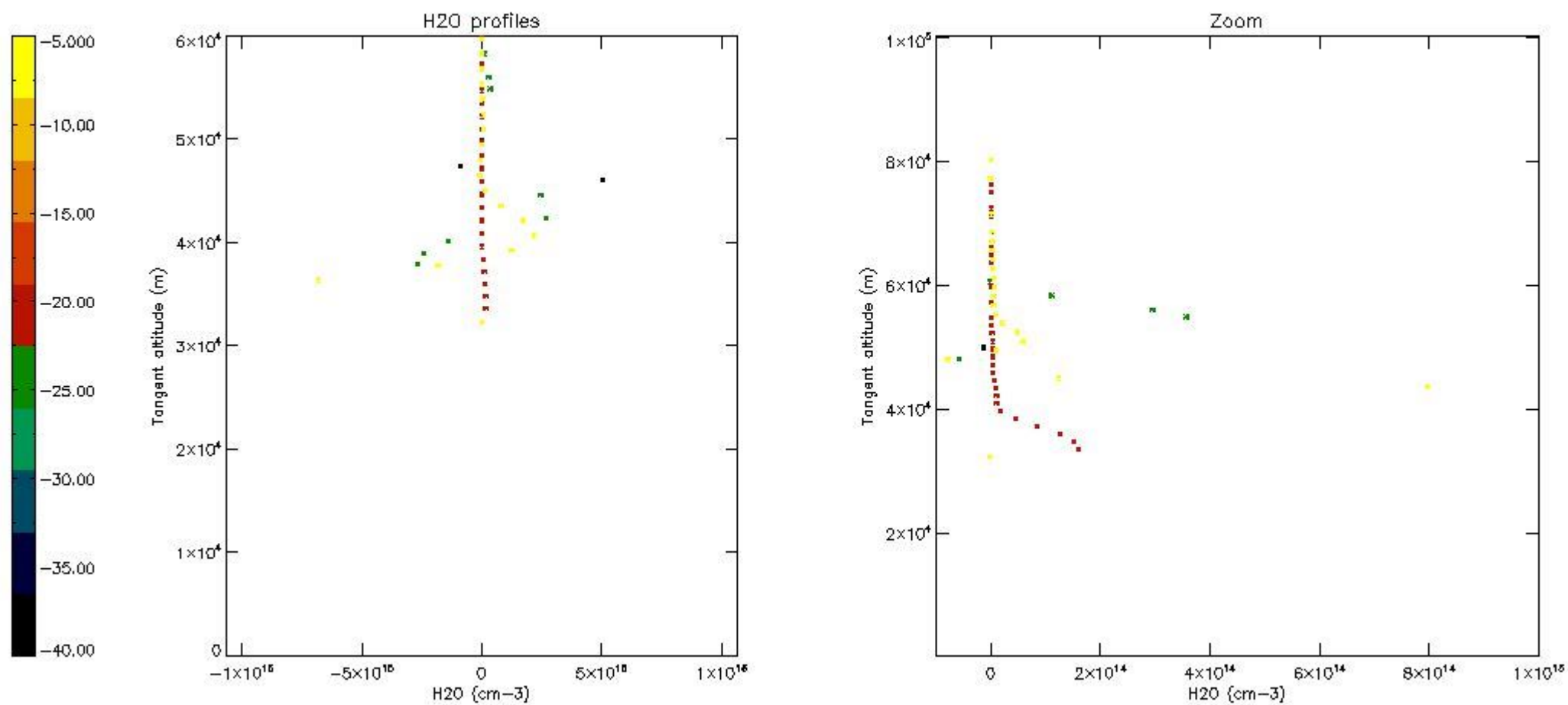
5.7 Plot NO3 profiles for all STD (dark without errors)

The colorbar represents the latitude.



5.8 Plot H₂O profiles for all STD (only for occultations of stars 1,2,3,4,13,14,16,26,63 dark without errors)

The colorbar represents the latitude.



6. Auxiliary Data Files used for the production reported in section 2

The number reported in the third column indicates since which file (see list in section 2) the corresponding auxiliary file has been used. The fourth column is the date of those product files.

Type	Auxiliary Filename	Used since product	Used since product date
INST_PHYS_CHARACTERISTICS	GOM_INS_AXVIEC20091111_143220_20030716_120000_20500101_000000	1	22-MAR-2004 00:03:27
LEVEL-2_PROC_CONFIG	GOM_PR2_AXVIEC20091111_152718_20020301_000000_20500101_000000	1	22-MAR-2004 00:03:27
CROSS_SECTIONS_FILE	GOM_CRS_AXVIEC20091111_154832_20020301_000000_20500101_000000	1	22-MAR-2004 00:03:27

GOMOS Level 2 Daily Report

SUMMARY

[1. General Info](#)

[2. Summary of processed GOM_NL_2P products](#)

[3. Level 2 Quality information per product](#)

[3.1 Plot of level 2 quality information per product \(time dependant\)](#)

[3.2 Plot of level 2 quality information per product \(world map\)](#)

[4. Level 1 Quality information per product \(stored on level 2 products\)](#)

[4.1 Plot of level 1 quality information per product \(time dependant\)](#)

[4.1.1 Plot of level 1 quality information per product \(time dependant\): ASCENDING](#)

[4.1.2 Plot of level 1 quality information per product \(time dependant\): DESCENDING](#)

[4.2 Plot of level 1 quality information per product \(world map\)](#)

[4.2.1 Plot of level 1 quality information per product \(world map\): ASCENDING](#)

[4.2.2 Plot of level 1 quality information per product \(world map\): DESCENDING](#)

[5. Ozone profiles based on quality statistics and other trace gas profiles](#)

[5.1 Ozone statistics based on quality of products](#)

[5.2 Plot ozone profiles for all STD \(dark without errors\)](#)

[5.3 Plot ozone profiles where STD < 20% \(dark without errors\)](#)

[5.4. Plot ozone profiles where STD < 10% \(dark without errors\)](#)

[5.5. Plot ozone profiles where STD < 5% \(dark without errors\)](#)

[5.6 Plot NO2 profiles for all STD \(dark without errors\)](#)

[5.7 Plot NO3 profiles for all STD \(dark without errors\)](#)

[5.8 Plot H2O profiles \(only for occultations of stars 1,2,3,4,13,14,16,26,63 dark without errors\) for all STD](#)

[6. Auxiliary Data Files used for the production reported in section 2](#)

This report presents the daily analysis on parameters extracted from GOMOS level 2 data (GOM_NL__2P). It is intended to monitor some important parameters that will impact the quality of these products. A list of level 2 products (and content) that have arrived during the reporting day to the PCF is also given.

Item	Value
Time of report generation	18APR2013 22:09:03
Data source version	GOMOS/6.01
Start time of products	22-03-2004 (22MAR2004 00:00:00)
Stop time of products	23-03-2004 (23MAR2004 00:00:00)
Store outputs in DB	Yes
Nb of level 2 prods	449
Nb of prods with errors	0

2. Summary of processed GOM_NL__2P products.

Nr	Filename	UTC Start time	Limb	Duration	Star Id	Star Name	Star Mag	Star Temp	Nb Meas	Orbit	Prod. error
1	GOM_NL__2PRFIN20040322_000327_000000522025_00188_10763_0752.N1	22-MAR-2004 00:03:27	Bright	51.500	121	29Gam Vir	2.7400	7200.0	103	10763	No
2	GOM_NL__2PRFIN20040322_000654_000000392025_00188_10763_0753.N1	22-MAR-2004 00:06:54	Bright	38.500	22	32Alp Leo	1.3600	15200.	77	10763	No
3	GOM_NL__2PRFIN20040322_000903_000000392025_00188_10763_0754.N1	22-MAR-2004 00:09:03	Bright	38.500	51	41Gam1Leo	2.0100	4500.0	77	10763	No
4	GOM_NL__2PRFIN20040322_001022_000000372025_00188_10763_0755.N1	22-MAR-2004 00:10:22	Bright	37.000	166	17Eps Leo	2.9800	6000.0	74	10763	No
5	GOM_NL__2PRFIN20040322_001624_000000402025_00188_10763_0756.N1	22-MAR-2004 00:16:24	Bright	39.500	174	52Psi UMa	3.0040	4400.0	79	10763	No
6	GOM_NL__2PRFIN20040322_001939_000000382025_00188_10763_0757.N1	22-MAR-2004 00:19:39	Bright	37.500	82	48Bet UMa	2.3650	10600.	75	10763	No
7	GOM_NL__2PRFIN20040322_002111_000000392025_00188_10763_0758.N1	22-MAR-2004 00:21:11	Bright	39.000	36	50Alp UMa	1.8000	6300.0	78	10763	No
8	GOM_NL__2PRFIN20040322_002308_000000452025_00188_10763_0759.N1	22-MAR-2004 00:23:08	Bright	45.000	55	79Zet UMa	2.0600	10200.	90	10763	No
9	GOM_NL__2PRFIN20040322_002802_000000432025_00188_10763_0760.N1	22-MAR-2004 00:28:02	Bright	43.000	60	7Bet UMi	2.0810	3950.0	86	10763	No
10	GOM_NL__2PRFIN20040322_003142_000000442025_00188_10763_0761.N1	22-MAR-2004 00:31:42	Bright	44.000	119	14Eta Dra	2.7270	4700.0	88	10763	No
11	GOM_NL__2PRFIN20040322_003608_000000372025_00188_10763_0762.N1	22-MAR-2004 00:36:08	Bright	37.000	74	11Bet Cas	2.2680	6600.0	74	10763	No
12	GOM_NL__2PRFIN20040322_003757_000000582025_00188_10763_0763.N1	22-MAR-2004 00:37:57	Bright	57.500	69	33Gam Dra	2.2310	3800.0	115	10763	No
13	GOM_NL__2PRFIN20040322_004150_000000402025_00188_10763_0764.N1	22-MAR-2004 00:41:50	Bright	40.000	19	50Alp Cyg	1.2460	10500.	80	10763	No
14	GOM_NL__2PRFIN20040322_004326_000000422025_00188_10763_0765.N1	22-MAR-2004 00:43:26	Bright	41.500	66	37Gam Cyg	2.2080	5900.0	83	10763	No
15	GOM_NL__2PRFIN20040322_004515_000000412025_00188_10763_0766.N1	22-MAR-2004 00:45:15	Bright	40.500	92	53Eps Cyg	2.5000	4500.0	81	10763	No
16	GOM_NL__2PRFIN20040322_005407_000000572025_00188_10763_0767.N1	22-MAR-2004 00:54:07	Twilight	56.500	11	53Alp Aql	0.76500	8000.0	113	10763	No
17	GOM_NL__2PRFIN20040322_010453_000000532025_00188_10763_0768.N1	22-MAR-2004 01:04:53	Dark	52.500	155	41Pi Sgr	2.9000	6600.0	105	10763	No
18	GOM_NL__2PRFIN20040322_010845_000000572025_00188_10763_0769.N1	22-MAR-2004 01:08:45	Dark	56.500	137	22Lam Sgr	2.8240	4400.0	113	10763	No
19	GOM_NL__2PRFIN20040322_011035_000000572025_00188_10763_0770.N1	22-MAR-2004 01:10:35	Dark	57.000	38	20Eps Sgr	1.8360	11000.	114	10763	No
20	GOM_NL__2PRFIN20040322_011401_000000522025_00189_10764_0740.N1	22-MAR-2004 01:14:01	Dark	51.500	85	Kap Sco	2.4070	28000.	103	10764	No
21	GOM_NL__2PRFIN20040322_011607_000000462025_00189_10764_0741.N1	22-MAR-2004 01:16:07	Dark	45.500	141	Bet Ara	2.8400	4600.0	91	10764	No
22	GOM_NL__2PRFIN20040322_011800_000000422025_00189_10764_0742.N1	22-MAR-2004 01:18:00	Dark	41.500	43	Alp TrA	1.9100	4250.0	83	10764	No
23	GOM_NL__2PRFIN20040322_011936_000000422025_00189_10764_0743.N1	22-MAR-2004 01:19:36	Dark	41.500	134	Bet TrA	2.8100	6600.0	83	10764	No
24	GOM_NL__2PRFIN20040322_012220_000000562025_00189_10764_0744.N1	22-MAR-2004 01:22:20	Dark	56.000	4	Alp1Cen	-0.010000	5800.0	112	10764	No
25	GOM_NL__2PRFIN20040322_012508_000000472025_00189_10764_0745.N1	22-MAR-2004 01:25:08	Straylight	46.500	12	Alp1Cru	0.77500	30000.	93	10764	No
26	GOM_NL__2PRFIN20040322_012629_000000542025_00189_10764_0746.N1	22-MAR-2004 01:26:29	Straylight	54.000	26	Gam Cru	1.6240	2900.0	108	10764	No
27	GOM_NL__2PRFIN20040322_012819_000000472025_00189_10764_0747.N1	22-MAR-2004 01:28:19	Straylight	47.000	64	Gam Cen	2.2000	10600.	94	10764	No
28	GOM_NL__2PRFIN20040322_013006_000000432025_00189_10764_0748.N1	22-MAR-2004 01:30:06	Straylight	43.000	113	Mu Vel	2.6920	5000.0	86	10764	No
29	GOM_NL__2PRFIN20040322_013603_000000542025_00189_10764_0749.N1	22-MAR-2004 01:36:03	Straylight	54.000	106	9Bet Crv	2.6480	5600.0	108	10764	No
30	GOM_NL__2PRFIN20040322_013812_000000512025_00189_10764_0750.N1	22-MAR-2004 01:38:12	Twilight	50.500	100	4Gam Crv	2.5800	13100.	101	10764	No
31	GOM_NL__2PRFIN20040322_014031_000000752025_00189_10764_0751.N1	22-MAR-2004 01:40:31	Bright	74.500	15	67Alp Vir	0.97600	28000.	149	10764	No
32	GOM_NL__2PRFIN20040322_014403_000000552025_00189_10764_0752.N1	22-MAR-2004 01:44:03	Bright	55.000	121	29Gam Vir	2.7400	7200.0	110	10764	No
33	GOM_NL__2PRFIN20040322_014731_000000402025_00189_10764_0753.N1	22-MAR-2004 01:47:31	Bright	39.500	22	32Alp Leo	1.3600	15200.	79	10764	No
34	GOM_NL__2PRFIN20040322_014939_000000412025_00189_10764_0754.N1	22-MAR-2004 01:49:39	Bright	41.000	51	41Gam1Leo	2.0100	4500.0	82	10764	No
35	GOM_NL__2PRFIN20040322_015058_000000382025_00189_10764_0755.N1	22-MAR-2004 01:50:58	Bright	37.500	166	17Eps Leo	2.9800	6000.0	75	10764	No
36	GOM_NL__2PRFIN20040322_015659_000000402025_00189_10764_0756.N1	22-MAR-2004 01:56:59	Bright	39.500	174	52Psi UMa	3.0040	4400.0	79	10764	No
37	GOM_NL__2PRFIN20040322_020015_000000382025_00189_10764_0757.N1	22-MAR-2004 02:00:15	Bright	37.500	82	48Bet UMa	2.3650	10600.	75	10764	No
38	GOM_NL__2PRFIN20040322_020147_000000392025_00189_10764_0758.N1	22-MAR-2004 02:01:47	Bright	39.000	36	50Alp UMa	1.8000	6300.0	78	10764	No
39	GOM_NL__2PRFIN20040322_020342_000000472025_00189_10764_0759.N1	22-MAR-2004 02:03:42	Bright	47.000	55	79Zet UMa	2.0600	10200.	94	10764	No
40	GOM_NL__2PRFIN20040322_020837_000000432025_00189_10764_0760.N1	22-MAR-2004 02:08:37	Bright	43.000	60	7Bet UMi	2.0810	3950.0	86	10764	No
41	GOM_NL__2PRFIN20040322_021217_000000492025_00189_10764_0761.N1	22-MAR-2004 02:12:17	Bright	48.500	119	14Eta Dra	2.7270	4700.0	97	10764	No
42	GOM_NL__2PRFIN20040322_021644_000000392025_00189_10764_0762.N1	22-MAR-2004 02:16:44	Bright	38.500	74	11Bet Cas	2.2680	6600.0	77	10764	No

161	GOM_NL__2PRFIN20040322_083323_000000372025_00193_10768_0775.N1	22-MAR-2004 08:33:23	Bright	37.000	166	17Eps Leo	2.9800	6000.0	74	10768	No
162	GOM_NL__2PRFIN20040322_083923_000000402025_00193_10768_0776.N1	22-MAR-2004 08:39:23	Bright	39.500	174	52Psi UMa	3.0040	4400.0	79	10768	No
163	GOM_NL__2PRFIN20040322_084054_000000512025_00193_10768_0777.N1	22-MAR-2004 08:40:54	Bright	50.500	152	12Alp2CVn	2.8900	11000.	101	10768	No
164	GOM_NL__2PRFIN20040322_084246_000000402025_00193_10768_0778.N1	22-MAR-2004 08:42:46	Bright	40.000	87	64Gam UMa	2.4330	11000.	80	10768	No
165	GOM_NL__2PRFIN20040322_084411_000000392025_00193_10768_0779.N1	22-MAR-2004 08:44:11	Bright	39.000	36	50Alp UMa	1.8000	6300.0	78	10768	No
166	GOM_NL__2PRFIN20040322_084603_000000472025_00193_10768_0780.N1	22-MAR-2004 08:46:03	Bright	46.500	55	79Zet UMa	2.0600	10200.	93	10768	No
167	GOM_NL__2PRFIN20040322_085100_000000382025_00193_10768_0781.N1	22-MAR-2004 08:51:00	Bright	37.500	60	7Bet UMi	2.0810	3950.0	75	10768	No
168	GOM_NL__2PRFIN20040322_085439_000000492025_00193_10768_0782.N1	22-MAR-2004 08:54:39	Bright	49.000	119	14Eta Dra	2.7270	4700.0	98	10768	No
169	GOM_NL__2PRFIN20040322_085909_000000382025_00193_10768_0783.N1	22-MAR-2004 08:59:09	Bright	38.000	74	11Bet Cas	2.2680	6600.0	76	10768	No
170	GOM_NL__2PRFIN20040322_090054_000000592025_00193_10768_0784.N1	22-MAR-2004 09:00:54	Bright	59.000	69	33Gam Dra	2.2310	3800.0	118	10768	No
171	GOM_NL__2PRFIN20040322_090451_000000372025_00193_10768_0785.N1	22-MAR-2004 09:04:51	Bright	37.000	19	50Alp Cyg	1.2460	10500.	74	10768	No
172	GOM_NL__2PRFIN20040322_090626_000000442025_00193_10768_0786.N1	22-MAR-2004 09:06:26	Bright	44.000	66	37Gam Cyg	2.2080	5900.0	88	10768	No
173	GOM_NL__2PRFIN20040322_090815_000000402025_00193_10768_0787.N1	22-MAR-2004 09:08:15	Bright	39.500	92	53Eps Cyg	2.5000	4500.0	79	10768	No
174	GOM_NL__2PRFIN20040322_091709_000000582025_00193_10768_0788.N1	22-MAR-2004 09:17:09	Tw_i_and_stray	58.000	11	53Alp Aql	0.76500	8000.0	116	10768	No
175	GOM_NL__2PRFIN20040322_092759_000000572025_00193_10768_0789.N1	22-MAR-2004 09:27:59	Dark	57.000	155	41Pi Sgr	2.9000	6600.0	114	10768	No
176	GOM_NL__2PRFIN20040322_093152_000000592025_00193_10768_0790.N1	22-MAR-2004 09:31:52	Dark	58.500	137	22Lam Sgr	2.8240	4400.0	117	10768	No
177	GOM_NL__2PRFIN20040322_093341_000000522025_00193_10768_0791.N1	22-MAR-2004 09:33:41	Dark	52.000	38	20Eps Sgr	1.8360	11000.	104	10768	No
178	GOM_NL__2PRFIN20040322_093706_000000512025_00194_10769_0760.N1	22-MAR-2004 09:37:06	Dark	50.500	85	Kap Sco	2.4070	28000.	101	10769	No
179	GOM_NL__2PRFIN20040322_093910_000000452025_00194_10769_0761.N1	22-MAR-2004 09:39:10	Dark	44.500	141	Bet Ara	2.8400	4600.0	89	10769	No
180	GOM_NL__2PRFIN20040322_094102_000000462025_00194_10769_0762.N1	22-MAR-2004 09:41:02	Dark	45.500	43	Alp TrA	1.9100	4250.0	91	10769	No
181	GOM_NL__2PRFIN20040322_094239_000000412025_00194_10769_0763.N1	22-MAR-2004 09:42:39	Dark	41.000	134	Bet TrA	2.8100	6600.0	82	10769	No
182	GOM_NL__2PRFIN20040322_094522_000000452025_00194_10769_0764.N1	22-MAR-2004 09:45:22	Dark	44.500	4	Alp1Cen	-0.010000	5800.0	89	10769	No
183	GOM_NL__2PRFIN20040322_094810_000000462025_00194_10769_0765.N1	22-MAR-2004 09:48:10	Straylight	46.000	12	Alp1Cru	0.77500	30000.	92	10769	No
184	GOM_NL__2PRFIN20040322_094931_000000502025_00194_10769_0766.N1	22-MAR-2004 09:49:31	Straylight	49.500	26	Gam Cru	1.6240	2900.0	99	10769	No
185	GOM_NL__2PRFIN20040322_095121_000000432025_00194_10769_0767.N1	22-MAR-2004 09:51:21	Straylight	42.500	64	Gam Cen	2.2000	10600.	85	10769	No
186	GOM_NL__2PRFIN20040322_095309_000000402025_00194_10769_0768.N1	22-MAR-2004 09:53:09	Straylight	40.000	113	Mu Vel	2.6920	5000.0	80	10769	No
187	GOM_NL__2PRFIN20040322_095905_000000502025_00194_10769_0769.N1	22-MAR-2004 09:59:05	Straylight	49.500	106	9Bet Crv	2.6480	5600.0	99	10769	No
188	GOM_NL__2PRFIN20040322_100114_000000452025_00194_10769_0770.N1	22-MAR-2004 10:01:14	Tw_i_and_stray	45.000	100	4Gam Crv	2.5800	13100.	90	10769	No
189	GOM_NL__2PRFIN20040322_100330_000000782025_00194_10769_0771.N1	22-MAR-2004 10:03:30	Bright	77.500	15	67Alp Vir	0.97600	28000.	155	10769	No
190	GOM_NL__2PRFIN20040322_100702_000000532025_00194_10769_0772.N1	22-MAR-2004 10:07:02	Bright	52.500	121	29Gam Vir	2.7400	7200.0	105	10769	No
191	GOM_NL__2PRFIN20040322_101031_000000402025_00194_10769_0773.N1	22-MAR-2004 10:10:31	Bright	40.000	22	32Alp Leo	1.3600	15200.	80	10769	No
192	GOM_NL__2PRFIN20040322_101240_000000392025_00194_10769_0774.N1	22-MAR-2004 10:12:40	Bright	39.000	51	41Gam1Leo	2.0100	4500.0	78	10769	No
193	GOM_NL__2PRFIN20040322_101359_000000462025_00194_10769_0775.N1	22-MAR-2004 10:13:59	Bright	45.500	166	17Eps Leo	2.9800	6000.0	91	10769	No
194	GOM_NL__2PRFIN20040322_101958_000000402025_00194_10769_0776.N1	22-MAR-2004 10:19:58	Bright	40.000	174	52Psi UMa	3.0040	4400.0	80	10769	No
195	GOM_NL__2PRFIN20040322_102129_000000492025_00194_10769_0777.N1	22-MAR-2004 10:21:29	Bright	49.000	152	12Alp2CVn	2.8900	11000.	98	10769	No
196	GOM_NL__2PRFIN20040322_102321_000000422025_00194_10769_0778.N1	22-MAR-2004 10:23:21	Bright	41.500	87	64Gam UMa	2.4330	11000.	83	10769	No
197	GOM_NL__2PRFIN20040322_102446_000000392025_00194_10769_0779.N1	22-MAR-2004 10:24:46	Bright	39.000	36	50Alp UMa	1.8000	6300.0	78	10769	No
198	GOM_NL__2PRFIN20040322_102638_000000472025_00194_10769_0780.N1	22-MAR-2004 10:26:38	Bright	47.000	55	79Zet UMa	2.0600	10200.	94	10769	No
199	GOM_NL__2PRFIN20040322_103135_000000422025_00194_10769_0781.N1	22-MAR-2004 10:31:35	Bright	42.000	60	7Bet UMi	2.0810	3950.0	84	10769	No
200	GOM_NL__2PRFIN20040322_103514_000000502025_00194_10769_0782.N1	22-MAR-2004 10:35:14	Bright	49.500	119	14Eta Dra	2.7270	4700.0	99	10769	No
201	GOM_NL__2PRFIN20040322_103945_000000382025_00194_10769_0783.N1	22-MAR-2004 10:39:45	Bright	37.500	74	11Bet Cas	2.2680	6600.0	75	10769	No
202	GOM_NL__2PRFIN20040322_104130_000000592025_00194_10769_0784.N1	22-MAR-2004 10:41:30	Bright	58.500	69	33Gam Dra	2.2310	3800.0	117	10769	No
203	GOM_NL__2PRFIN20040322_104527_000000402025_00194_10769_0785.N1	22-MAR-2004 10:45:27	Bright	39.500	19	50Alp Cyg	1.2460	10500.	79	10769	No
204	GOM_NL__2PRFIN20040322_104702_000000432025_00194_10769_0786.N1	22-MAR-2004 10:47:02	Bright	42.500	66	37Gam Cyg	2.2080	5900.0	85	10769	No
205	GOM_NL__2PRFIN20040322_104851_000000432025_00194_10769_0787.N1	22-MAR-2004 10:48:51	Bright	42.500	92	53Eps Cyg	2.5000	4500.0	85	10769	No
206	GOM_NL__2PRFIN20040322_105745_000000602025_00194_10769_0788.N1	22-MAR-2004 10:57:45	Tw_i_and_stray	59.500	11	53Alp Aql	0.76500	8000.0	119	10769	No
207	GOM_NL__2PRFIN20040322_110836_000000572025_00194_10769_0789.N1	22-MAR-2004 11:08:36	Dark	57.000	155	41Pi Sgr	2.9000	6600.0	114	10769	No
208	GOM_NL__2PRFIN20040322_111228_000000592025_00194_10769_0790.N1	22-MAR-2004 11:12:28	Dark	58.500	137	22Lam Sgr	2.8240	4400.0	117	10769	No
209	GOM_NL__2PRFIN20040322_111417_000000532025_00194_10769_0791.N1	22-MAR-2004 11:14:17	Dark	52.500	38	20Eps Sgr	1.8360	11000.	105	10769	No
210	GOM_NL__2PRFIN20040322_111947_000000422025_00195_10770_0760.N1	22-MAR-2004 11:19:47	Dark	42.000	141	Bet Ara	2.8400	4600.0	84	10770	No
211	GOM_NL__2PRFIN20040322_112139_000000452025_00195_10770_0761.N1	22-MAR-2004 11:21:39	Dark	45.000	43	Alp TrA	1.9100	4250.0	90	10770	No
212	GOM_NL__2PRFIN20040322_112316_000000422025_00195_10770_0762.N1	22-MAR-2004 11:23:16	Dark	42.000	134	Bet TrA	2.8100	6600.0	84	10770	No
213	GOM_NL__2PRFIN20040322_112559_000000482025_00195_10770_0763.N1	22-MAR-2004 11:25:59	Dark	48.000	4	Alp1Cen	-0.010000	5800.0	96	10770	No
214	GOM_NL__2PRFIN20040322_112846_000000412025_00195_10770_0764.N1	22-MAR-2004 11:28:46	Straylight	40.500	12	Alp1Cru	0.77500	30000.	81	10770	No
215	GOM_NL__2PRFIN20040322_113007_000000482025_00195_10770_0765.N1	22-MAR-2004 11:30:07	Straylight	48.000	26	Gam Cru	1.6240	2900.0	96	10770	No
216	GOM_NL__2PRFIN20040322_113157_000000442025_00195_10770_0766.N1	22-MAR-2004 11:31:57	Straylight	43.500	64	Gam Cen	2.2000	10600.	87	10770	No
217	GOM_NL__2PRFIN20040322_113345_000000452025_00195_10770_0767.N1	22-MAR-2004 11:33:45	Straylight	45.000	113	Mu Vel	2.6920	5000.0	90	10770	No
218	GOM_NL__2PRFIN20040322_113941_000000492025_00195_10770_0768.N1	22-MAR-2004 11:39:41	Straylight	48.500	106	9Bet Crv	2.6480	5600.0	97	10770	No
219	GOM_NL__2PRFIN20040322_114149_000000462025_00195_10770_0769.N1	22-MAR-2004 11:41:49	Tw_i_and_stray	45.500	100	4Gam Crv	2.5800	13100.	91	10770	No

220	GOM_NL__2PRFIN20040322_114406_000000712025_00195_10770_0770.N1	22-MAR-2004 11:44:06	Bright	71.000	15	67Alp Vir	0.97600	28000.	142	10770	No
221	GOM_NL__2PRFIN20040322_114737_000000512025_00195_10770_0771.N1	22-MAR-2004 11:47:37	Bright	51.000	121	29Gam Vir	2.7400	7200.0	102	10770	No
222	GOM_NL__2PRFIN20040322_115107_000000402025_00195_10770_0772.N1	22-MAR-2004 11:51:07	Bright	39.500	22	32Alp Leo	1.3600	15200.	79	10770	No
223	GOM_NL__2PRFIN20040322_115316_000000382025_00195_10770_0773.N1	22-MAR-2004 11:53:16	Bright	38.000	51	41Gam1Leo	2.0100	4500.0	76	10770	No
224	GOM_NL__2PRFIN20040322_115435_000000382025_00195_10770_0774.N1	22-MAR-2004 11:54:35	Bright	38.000	166	17Eps Leo	2.9800	6000.0	76	10770	No
225	GOM_NL__2PRFIN20040322_120034_000000412025_00195_10770_0775.N1	22-MAR-2004 12:00:34	Bright	40.500	174	52Psi UMa	3.0040	4400.0	81	10770	No
226	GOM_NL__2PRFIN20040322_120204_000000502025_00195_10770_0776.N1	22-MAR-2004 12:02:04	Bright	50.000	152	12Alp2CVn	2.8900	11000.	100	10770	No
227	GOM_NL__2PRFIN20040322_120350_000000402025_00195_10770_0777.N1	22-MAR-2004 12:03:50	Bright	39.500	82	48Bet UMa	2.3650	10600.	79	10770	No
228	GOM_NL__2PRFIN20040322_120521_000000402025_00195_10770_0778.N1	22-MAR-2004 12:05:21	Bright	40.000	36	50Alp UMa	1.8000	6300.0	80	10770	No
229	GOM_NL__2PRFIN20040322_120714_000000482025_00195_10770_0779.N1	22-MAR-2004 12:07:14	Bright	47.500	55	79Zet UMa	2.0600	10200.	95	10770	No
230	GOM_NL__2PRFIN20040322_121210_000000442025_00195_10770_0780.N1	22-MAR-2004 12:12:10	Bright	43.500	60	7Bet UMi	2.0810	3950.0	87	10770	No
231	GOM_NL__2PRFIN20040322_121550_000000502025_00195_10770_0781.N1	22-MAR-2004 12:15:50	Bright	49.500	119	14Eta Dra	2.7270	4700.0	99	10770	No
232	GOM_NL__2PRFIN20040322_122021_000000382025_00195_10770_0782.N1	22-MAR-2004 12:20:21	Bright	37.500	74	11Bet Cas	2.2680	6600.0	75	10770	No
233	GOM_NL__2PRFIN20040322_122205_000000602025_00195_10770_0783.N1	22-MAR-2004 12:22:05	Bright	59.500	69	33Gam Dra	2.2310	3800.0	119	10770	No
234	GOM_NL__2PRFIN20040322_122602_000000412025_00195_10770_0784.N1	22-MAR-2004 12:26:02	Bright	41.000	19	50Alp Cyg	1.2460	10500.	82	10770	No
235	GOM_NL__2PRFIN20040322_122738_000000402025_00195_10770_0785.N1	22-MAR-2004 12:27:38	Bright	40.000	66	37Gam Cyg	2.2080	5900.0	80	10770	No
236	GOM_NL__2PRFIN20040322_122927_000000412025_00195_10770_0786.N1	22-MAR-2004 12:29:27	Bright	41.000	92	53Eps Cyg	2.5000	4500.0	82	10770	No
237	GOM_NL__2PRFIN20040322_123822_000000592025_00195_10770_0787.N1	22-MAR-2004 12:38:22	Twilight	59.000	11	53Alp Aql	0.76500	8000.0	118	10770	No
238	GOM_NL__2PRFIN20040322_124912_000000512025_00195_10770_0788.N1	22-MAR-2004 12:49:12	Dark	50.500	155	41Pi Sgr	2.9000	6600.0	101	10770	No
239	GOM_NL__2PRFIN20040322_125120_000000512025_00195_10770_0789.N1	22-MAR-2004 12:51:20	Dark	50.500	57	34Sig Sgr	2.0660	26000.	101	10770	No
240	GOM_NL__2PRFIN20040322_125305_000000582025_00195_10770_0790.N1	22-MAR-2004 12:53:05	Dark	57.500	137	22Lam Sgr	2.8240	4400.0	115	10770	No
241	GOM_NL__2PRFIN20040322_125455_000000522025_00195_10770_0791.N1	22-MAR-2004 12:54:55	Dark	52.000	38	20Eps Sgr	1.8360	11000.	104	10770	No
242	GOM_NL__2PRFIN20040322_130023_000000452025_00196_10771_0761.N1	22-MAR-2004 13:00:23	Dark	45.000	141	Bet Ara	2.8400	4600.0	90	10771	No
243	GOM_NL__2PRFIN20040322_130214_000000452025_00196_10771_0762.N1	22-MAR-2004 13:02:14	Dark	44.500	43	Alp TrA	1.9100	4250.0	89	10771	No
244	GOM_NL__2PRFIN20040322_130351_000000432025_00196_10771_0763.N1	22-MAR-2004 13:03:51	Dark	42.500	134	Bet TrA	2.8100	6600.0	85	10771	No
245	GOM_NL__2PRFIN20040322_130635_000000562025_00196_10771_0764.N1	22-MAR-2004 13:06:35	Dark	56.000	4	Alp1Cen	-0.010000	5800.0	112	10771	No
246	GOM_NL__2PRFIN20040322_130921_000000472025_00196_10771_0765.N1	22-MAR-2004 13:09:21	Straylight	46.500	12	Alp1Cru	0.77500	30000.	93	10771	No
247	GOM_NL__2PRFIN20040322_131043_000000512025_00196_10771_0766.N1	22-MAR-2004 13:10:43	Straylight	50.500	26	Gam Cru	1.6240	2900.0	101	10771	No
248	GOM_NL__2PRFIN20040322_131233_000000442025_00196_10771_0767.N1	22-MAR-2004 13:12:33	Straylight	44.000	64	Gam Cen	2.2000	10600.	88	10771	No
249	GOM_NL__2PRFIN20040322_131419_000000452025_00196_10771_0768.N1	22-MAR-2004 13:14:19	Straylight	45.000	113	Mu Vel	2.6920	5000.0	90	10771	No
250	GOM_NL__2PRFIN20040322_132016_000000542025_00196_10771_0769.N1	22-MAR-2004 13:20:16	Straylight	53.500	106	9Bet Crv	2.6480	5600.0	107	10771	No
251	GOM_NL__2PRFIN20040322_132225_000000482025_00196_10771_0770.N1	22-MAR-2004 13:22:25	Twilight	48.000	100	4Gam Crv	2.5800	13100.	96	10771	No
252	GOM_NL__2PRFIN20040322_132442_000000732025_00196_10771_0771.N1	22-MAR-2004 13:24:42	Bright	72.500	15	67Alp Vir	0.97600	28000.	145	10771	No
253	GOM_NL__2PRFIN20040322_132813_000000522025_00196_10771_0772.N1	22-MAR-2004 13:28:13	Bright	52.000	121	29Gam Vir	2.7400	7200.0	104	10771	No
254	GOM_NL__2PRFIN20040322_133141_000000412025_00196_10771_0773.N1	22-MAR-2004 13:31:41	Bright	41.000	22	32Alp Leo	1.3600	15200.	82	10771	No
255	GOM_NL__2PRFIN20040322_133351_000000392025_00196_10771_0774.N1	22-MAR-2004 13:33:51	Bright	38.500	51	41Gam1Leo	2.0100	4500.0	77	10771	No
256	GOM_NL__2PRFIN20040322_133508_000000402025_00196_10771_0775.N1	22-MAR-2004 13:35:08	Bright	40.000	166	17Eps Leo	2.9800	6000.0	80	10771	No
257	GOM_NL__2PRFIN20040322_134109_000000392025_00196_10771_0776.N1	22-MAR-2004 13:41:09	Bright	38.500	174	52Psi UMa	3.0040	4400.0	77	10771	No
258	GOM_NL__2PRFIN20040322_134239_000000492025_00196_10771_0777.N1	22-MAR-2004 13:42:39	Bright	48.500	152	12Alp2CVn	2.8900	11000.	97	10771	No
259	GOM_NL__2PRFIN20040322_134425_000000392025_00196_10771_0778.N1	22-MAR-2004 13:44:25	Bright	38.500	82	48Bet UMa	2.3650	10600.	77	10771	No
260	GOM_NL__2PRFIN20040322_134557_000000412025_00196_10771_0779.N1	22-MAR-2004 13:45:57	Bright	40.500	36	50Alp UMa	1.8000	6300.0	81	10771	No
261	GOM_NL__2PRFIN20040322_134749_000000462025_00196_10771_0780.N1	22-MAR-2004 13:47:49	Bright	46.000	55	79Zet UMa	2.0600	10200.	92	10771	No
262	GOM_NL__2PRFIN20040322_135244_000000422025_00196_10771_0781.N1	22-MAR-2004 13:52:44	Bright	42.000	60	7Bet UMi	2.0810	3950.0	84	10771	No
263	GOM_NL__2PRFIN20040322_135625_000000502025_00196_10771_0782.N1	22-MAR-2004 13:56:25	Bright	49.500	119	14Eta Dra	2.7270	4700.0	99	10771	No
264	GOM_NL__2PRFIN20040322_140057_000000392025_00196_10771_0783.N1	22-MAR-2004 14:00:57	Bright	39.000	74	11Bet Cas	2.2680	6600.0	78	10771	No
265	GOM_NL__2PRFIN20040322_140240_000000562025_00196_10771_0784.N1	22-MAR-2004 14:02:40	Bright	55.500	69	33Gam Dra	2.2310	3800.0	111	10771	No
266	GOM_NL__2PRFIN20040322_140638_000000432025_00196_10771_0785.N1	22-MAR-2004 14:06:38	Bright	42.500	19	50Alp Cyg	1.2460	10500.	85	10771	No
267	GOM_NL__2PRFIN20040322_140814_000000422025_00196_10771_0786.N1	22-MAR-2004 14:08:14	Bright	42.000	66	37Gam Cyg	2.2080	5900.0	84	10771	No
268	GOM_NL__2PRFIN20040322_141003_000000412025_00196_10771_0787.N1	22-MAR-2004 14:10:03	Bright	40.500	92	53Eps Cyg	2.5000	4500.0	81	10771	No
269	GOM_NL__2PRFIN20040322_141859_000000542025_00196_10771_0788.N1	22-MAR-2004 14:18:59	Twilight	54.000	11	53Alp Aql	0.76500	8000.0	108	10771	No
270	GOM_NL__2PRFIN20040322_142949_000000532025_00196_10771_0789.N1	22-MAR-2004 14:29:49	Dark	52.500	155	41Pi Sgr	2.9000	6600.0	105	10771	No
271	GOM_NL__2PRFIN20040322_143157_000000602025_00196_10771_0790.N1	22-MAR-2004 14:31:57	Dark	59.500	57	34Sig Sgr	2.0660	26000.	119	10771	No
272	GOM_NL__2PRFIN20040322_143343_000000712025_00196_10771_0791.N1	22-MAR-2004 14:33:43	Dark	70.500	137	22Lam Sgr	2.8240	4400.0	141	10771	No
273	GOM_NL__2PRFIN20040322_143532_000000592025_00196_10771_0792.N1	22-MAR-2004 14:35:32	Dark	59.000	38	20Eps Sgr	1.8360	11000.	118	10771	No
274	GOM_NL__2PRFIN20040322_144059_000000462025_00197_10772_0761.N1	22-MAR-2004 14:40:59	Dark	45.500	141	Bet Ara	2.8400	4600.0	91	10772	No
275	GOM_NL__2PRFIN20040322_144251_000000422025_00197_10772_0762.N1	22-MAR-2004 14:42:51	Dark	42.000	43	Alp TrA	1.9100	4250.0	84	10772	No
276	GOM_NL__2PRFIN20040322_144428_000000422025_00197_10772_0763.N1	22-MAR-2004 14:44:28	Dark	41.500	134	Bet TrA	2.8100	6600.0	83	10772	No
277	GOM_NL__2PRFIN20040322_144711_000000562025_00197_10772_0764.N1	22-MAR-2004 14:47:11	Dark	56.000	4	Alp1Cen	-0.010000	5800.0	112	10772	No
278	GOM_NL__2PRFIN20040322_144956_000000512025_00197_10772_0765.N1	22-MAR-2004 14:49:56	Straylight	50.500	12	Alp1Cru	0.77500	30000.	101	10772	No

279	GOM_NL__2PRFIN20040322_145117_00000522025_00197_10772_0766.N1	22-MAR-2004 14:51:17	Straylight	51.500	26	Gam Cru	1.6240	2900.0	103	10772	No
280	GOM_NL__2PRFIN20040322_145309_00000472025_00197_10772_0767.N1	22-MAR-2004 14:53:09	Straylight	46.500	64	Gam Cen	2.2000	10600.	93	10772	No
281	GOM_NL__2PRFIN20040322_145455_00000412025_00197_10772_0768.N1	22-MAR-2004 14:54:55	Straylight	40.500	113	Mu Vel	2.6920	5000.0	81	10772	No
282	GOM_NL__2PRFIN20040322_150053_00000512025_00197_10772_0769.N1	22-MAR-2004 15:00:53	Straylight	51.000	106	9Bet Crv	2.6480	5600.0	102	10772	No
283	GOM_NL__2PRFIN20040322_150301_00000502025_00197_10772_0770.N1	22-MAR-2004 15:03:01	Tw_i_and_stray	49.500	100	4Gam Crv	2.5800	13100.	99	10772	No
284	GOM_NL__2PRFIN20040322_150518_00000712025_00197_10772_0771.N1	22-MAR-2004 15:05:18	Bright	70.500	15	67Alp Vir	0.97600	28000.	141	10772	No
285	GOM_NL__2PRFIN20040322_150849_00000532025_00197_10772_0772.N1	22-MAR-2004 15:08:49	Bright	52.500	121	29Gam Vir	2.7400	7200.0	105	10772	No
286	GOM_NL__2PRFIN20040322_151217_00000412025_00197_10772_0773.N1	22-MAR-2004 15:12:17	Bright	41.000	22	32Alp Leo	1.3600	15200.	82	10772	No
287	GOM_NL__2PRFIN20040322_151425_00000422025_00197_10772_0774.N1	22-MAR-2004 15:14:25	Bright	41.500	51	41Gam1Leo	2.0100	4500.0	83	10772	No
288	GOM_NL__2PRFIN20040322_151545_00000412025_00197_10772_0775.N1	22-MAR-2004 15:15:45	Bright	40.500	166	17Eps Leo	2.9800	6000.0	81	10772	No
289	GOM_NL__2PRFIN20040322_152145_00000402025_00197_10772_0776.N1	22-MAR-2004 15:21:45	Bright	40.000	174	52Psi UMa	3.0040	4400.0	80	10772	No
290	GOM_NL__2PRFIN20040322_152314_00000502025_00197_10772_0777.N1	22-MAR-2004 15:23:14	Bright	50.000	152	12Alp2CVn	2.8900	11000.	100	10772	No
291	GOM_NL__2PRFIN20040322_152501_00000412025_00197_10772_0778.N1	22-MAR-2004 15:25:01	Bright	40.500	82	48Bet UMa	2.3650	10600.	81	10772	No
292	GOM_NL__2PRFIN20040322_152632_00000412025_00197_10772_0779.N1	22-MAR-2004 15:26:32	Bright	41.000	36	50Alp UMa	1.8000	6300.0	82	10772	No
293	GOM_NL__2PRFIN20040322_152824_00000482025_00197_10772_0780.N1	22-MAR-2004 15:28:24	Bright	47.500	55	79Zet UMa	2.0600	10200.	95	10772	No
294	GOM_NL__2PRFIN20040322_153321_00000432025_00197_10772_0781.N1	22-MAR-2004 15:33:21	Bright	43.000	60	7Bet UMi	2.0810	3950.0	86	10772	No
295	GOM_NL__2PRFIN20040322_153659_00000512025_00197_10772_0782.N1	22-MAR-2004 15:36:59	Bright	51.000	119	14Eta Dra	2.7270	4700.0	102	10772	No
296	GOM_NL__2PRFIN20040322_154134_00000392025_00197_10772_0783.N1	22-MAR-2004 15:41:34	Bright	38.500	74	11Bet Cas	2.2680	6600.0	77	10772	No
297	GOM_NL__2PRFIN20040322_154316_00000562025_00197_10772_0784.N1	22-MAR-2004 15:43:16	Bright	55.500	69	33Gam Dra	2.2310	3800.0	111	10772	No
298	GOM_NL__2PRFIN20040322_154715_00000422025_00197_10772_0785.N1	22-MAR-2004 15:47:15	Bright	41.500	19	50Alp Cyg	1.2460	10500.	83	10772	No
299	GOM_NL__2PRFIN20040322_154850_00000432025_00197_10772_0786.N1	22-MAR-2004 15:48:50	Bright	43.000	66	37Gam Cyg	2.2080	5900.0	86	10772	No
300	GOM_NL__2PRFIN20040322_155039_00000402025_00197_10772_0787.N1	22-MAR-2004 15:50:39	Bright	39.500	92	53Eps Cyg	2.5000	4500.0	79	10772	No
301	GOM_NL__2PRFIN20040322_155935_00000642025_00197_10772_0788.N1	22-MAR-2004 15:59:35	Tw_i_and_stray	63.500	11	53Alp Aql	0.76500	8000.0	127	10772	No
302	GOM_NL__2PRFIN20040322_161026_00000532025_00197_10772_0789.N1	22-MAR-2004 16:10:26	Dark	53.000	155	41Pi Sgr	2.9000	6600.0	106	10772	No
303	GOM_NL__2PRFIN20040322_161234_00000512025_00197_10772_0790.N1	22-MAR-2004 16:12:34	Dark	51.000	57	34Sig Sgr	2.0660	26000.	102	10772	No
304	GOM_NL__2PRFIN20040322_161420_00000582025_00197_10772_0791.N1	22-MAR-2004 16:14:20	Dark	57.500	137	22Lam Sgr	2.8240	4400.0	115	10772	No
305	GOM_NL__2PRFIN20040322_161609_00000512025_00197_10772_0792.N1	22-MAR-2004 16:16:09	Dark	50.500	38	20Eps Sgr	1.8360	11000.	101	10772	No
306	GOM_NL__2PRFIN20040322_162137_00000442025_00198_10773_0761.N1	22-MAR-2004 16:21:37	Dark	43.500	141	Bet Ara	2.8400	4600.0	87	10773	No
307	GOM_NL__2PRFIN20040322_162327_00000442025_00198_10773_0762.N1	22-MAR-2004 16:23:27	Dark	43.500	43	Alp TrA	1.9100	4250.0	87	10773	No
308	GOM_NL__2PRFIN20040322_162505_00000402025_00198_10773_0763.N1	22-MAR-2004 16:25:05	Dark	40.000	134	Bet TrA	2.8100	6600.0	80	10773	No
309	GOM_NL__2PRFIN20040322_162748_00000562025_00198_10773_0764.N1	22-MAR-2004 16:27:48	Dark	56.000	4	Alp1Cen	-0.010000	5800.0	112	10773	No
310	GOM_NL__2PRFIN20040322_163034_00000462025_00198_10773_0765.N1	22-MAR-2004 16:30:34	Straylight	46.000	12	Alp1Cru	0.77500	30000.	92	10773	No
311	GOM_NL__2PRFIN20040322_163156_00000412025_00198_10773_0766.N1	22-MAR-2004 16:31:56	Straylight	40.500	26	Gam Cru	1.6240	2900.0	81	10773	No
312	GOM_NL__2PRFIN20040322_163346_00000422025_00198_10773_0767.N1	22-MAR-2004 16:33:46	Straylight	42.000	64	Gam Cen	2.2000	10600.	84	10773	No
313	GOM_NL__2PRFIN20040322_163533_00000442025_00198_10773_0768.N1	22-MAR-2004 16:35:33	Straylight	44.000	113	Mu Vel	2.6920	5000.0	88	10773	No
314	GOM_NL__2PRFIN20040322_164127_00000552025_00198_10773_0769.N1	22-MAR-2004 16:41:27	Straylight	54.500	106	9Bet Crv	2.6480	5600.0	109	10773	No
315	GOM_NL__2PRFIN20040322_164337_00000492025_00198_10773_0770.N1	22-MAR-2004 16:43:37	Tw_i_and_stray	49.000	100	4Gam Crv	2.5800	13100.	98	10773	No
316	GOM_NL__2PRFIN20040322_164554_00000732025_00198_10773_0771.N1	22-MAR-2004 16:45:54	Bright	72.500	15	67Alp Vir	0.97600	28000.	145	10773	No
317	GOM_NL__2PRFIN20040322_164924_00000512025_00198_10773_0772.N1	22-MAR-2004 16:49:24	Bright	51.000	121	29Gam Vir	2.7400	7200.0	102	10773	No
318	GOM_NL__2PRFIN20040322_165253_00000422025_00198_10773_0773.N1	22-MAR-2004 16:52:53	Bright	42.000	22	32Alp Leo	1.3600	15200.	84	10773	No
319	GOM_NL__2PRFIN20040322_165501_00000412025_00198_10773_0774.N1	22-MAR-2004 16:55:01	Bright	41.000	51	41Gam1Leo	2.0100	4500.0	82	10773	No
320	GOM_NL__2PRFIN20040322_165623_00000392025_00198_10773_0775.N1	22-MAR-2004 16:56:23	Bright	38.500	166	17Eps Leo	2.9800	6000.0	77	10773	No
321	GOM_NL__2PRFIN20040322_170221_00000402025_00198_10773_0776.N1	22-MAR-2004 17:02:21	Bright	39.500	174	52Psi UMa	3.0040	4400.0	79	10773	No
322	GOM_NL__2PRFIN20040322_170349_00000492025_00198_10773_0777.N1	22-MAR-2004 17:03:49	Bright	49.000	152	12Alp2CVn	2.8900	11000.	98	10773	No
323	GOM_NL__2PRFIN20040322_170537_00000392025_00198_10773_0778.N1	22-MAR-2004 17:05:37	Bright	39.000	82	48Bet UMa	2.3650	10600.	78	10773	No
324	GOM_NL__2PRFIN20040322_170709_00000392025_00198_10773_0779.N1	22-MAR-2004 17:07:09	Bright	39.000	36	50Alp UMa	1.8000	6300.0	78	10773	No
325	GOM_NL__2PRFIN20040322_170859_00000482025_00198_10773_0780.N1	22-MAR-2004 17:08:59	Bright	48.000	55	79Zet UMa	2.0600	10200.	96	10773	No
326	GOM_NL__2PRFIN20040322_171355_00000422025_00198_10773_0781.N1	22-MAR-2004 17:13:55	Bright	42.000	60	7Bet UMi	2.0810	3950.0	84	10773	No
327	GOM_NL__2PRFIN20040322_171735_00000512025_00198_10773_0782.N1	22-MAR-2004 17:17:35	Bright	50.500	119	14Eta Dra	2.7270	4700.0	101	10773	No
328	GOM_NL__2PRFIN20040322_172210_00000352025_00198_10773_0783.N1	22-MAR-2004 17:22:10	Bright	34.500	74	11Bet Cas	2.2680	6600.0	69	10773	No
329	GOM_NL__2PRFIN20040322_172351_00000562025_00198_10773_0784.N1	22-MAR-2004 17:23:51	Bright	55.500	69	33Gam Dra	2.2310	3800.0	111	10773	No
330	GOM_NL__2PRFIN20040322_172750_00000392025_00198_10773_0785.N1	22-MAR-2004 17:27:50	Bright	39.000	19	50Alp Cyg	1.2460	10500.	78	10773	No
331	GOM_NL__2PRFIN20040322_172926_00000432025_00198_10773_0786.N1	22-MAR-2004 17:29:26	Bright	43.000	66	37Gam Cyg	2.2080	5900.0	86	10773	No
332	GOM_NL__2PRFIN20040322_173116_00000412025_00198_10773_0787.N1	22-MAR-2004 17:31:16	Bright	41.000	92	53Eps Cyg	2.5000	4500.0	82	10773	No
333	GOM_NL__2PRFIN20040322_174012_00000582025_00198_10773_0788.N1	22-MAR-2004 17:40:12	Tw_i_and_stray	58.000	11	53Alp Aql	0.76500	8000.0	116	10773	No
334	GOM_NL__2PRFIN20040322_175104_00000532025_00198_10773_0789.N1	22-MAR-2004 17:51:04	Dark	53.000	155	41Pi Sgr	2.9000	6600.0	106	10773	No
335	GOM_NL__2PRFIN20040322_175311_00000512025_00198_10773_0790.N1	22-MAR-2004 17:53:11	Dark	51.000	57	34Sig Sgr	2.0660	26000.	102	10773	No
336	GOM_NL__2PRFIN20040322_175457_00000582025_00198_10773_0791.N1	22-MAR-2004 17:54:57	Dark	57.500	137	22Lam Sgr	2.8240	4400.0	115	10773	No
337	GOM_NL__2PRFIN20040322_175646_00000522025_00198_10773_0792.N1	22-MAR-2004 17:56:46	Dark	51.500	38	20Eps Sgr	1.8360	11000.	103	10773	No

338	GOM_NL__2PRFIN20040322_180214_000000452025_00199_10774_0761.N1	22-MAR-2004 18:02:14	Dark	45.000	141	Bet Ara	2.8400	4600.0	90	10774	No
339	GOM_NL__2PRFIN20040322_180404_000000422025_00199_10774_0762.N1	22-MAR-2004 18:04:04	Dark	42.000	43	Alp TrA	1.9100	4250.0	84	10774	No
340	GOM_NL__2PRFIN20040322_180541_000000412025_00199_10774_0763.N1	22-MAR-2004 18:05:41	Dark	40.500	134	Bet TrA	2.8100	6600.0	81	10774	No
341	GOM_NL__2PRFIN20040322_180825_000000562025_00199_10774_0764.N1	22-MAR-2004 18:08:25	Dark	56.000	4	Alp1Cen	-0.010000	5800.0	112	10774	No
342	GOM_NL__2PRFIN20040322_181110_000000482025_00199_10774_0765.N1	22-MAR-2004 18:11:10	Straylight	48.000	12	Alp1Cru	0.77500	30000.	96	10774	No
343	GOM_NL__2PRFIN20040322_181232_000000422025_00199_10774_0766.N1	22-MAR-2004 18:12:32	Straylight	41.500	26	Gam Cru	1.6240	2900.0	83	10774	No
344	GOM_NL__2PRFIN20040322_181423_000000472025_00199_10774_0767.N1	22-MAR-2004 18:14:23	Straylight	46.500	64	Gam Cen	2.2000	10600.	93	10774	No
345	GOM_NL__2PRFIN20040322_181607_000000452025_00199_10774_0768.N1	22-MAR-2004 18:16:07	Straylight	45.000	113	Mu Vel	2.6920	5000.0	90	10774	No
346	GOM_NL__2PRFIN20040322_182203_000000572025_00199_10774_0769.N1	22-MAR-2004 18:22:03	Straylight	56.500	106	9Bet Crv	2.6480	5600.0	113	10774	No
347	GOM_NL__2PRFIN20040322_182413_000000492025_00199_10774_0770.N1	22-MAR-2004 18:24:13	Tw_i_and_stray	49.000	100	4Gam Crv	2.5800	13100.	98	10774	No
348	GOM_NL__2PRFIN20040322_182630_000000712025_00199_10774_0771.N1	22-MAR-2004 18:26:30	Bright	71.000	15	67Alp Vir	0.97600	28000.	142	10774	No
349	GOM_NL__2PRFIN20040322_183000_000000522025_00199_10774_0772.N1	22-MAR-2004 18:30:00	Bright	52.000	121	29Gam Vir	2.7400	7200.0	104	10774	No
350	GOM_NL__2PRFIN20040322_183329_000000422025_00199_10774_0773.N1	22-MAR-2004 18:33:29	Bright	42.000	22	32Alp Leo	1.3600	15200.	84	10774	No
351	GOM_NL__2PRFIN20040322_183537_000000422025_00199_10774_0774.N1	22-MAR-2004 18:35:37	Bright	41.500	51	41Gam1Leo	2.0100	4500.0	83	10774	No
352	GOM_NL__2PRFIN20040322_183659_000000392025_00199_10774_0775.N1	22-MAR-2004 18:36:59	Bright	39.000	166	17Eps Leo	2.9800	6000.0	78	10774	No
353	GOM_NL__2PRFIN20040322_184257_000000392025_00199_10774_0776.N1	22-MAR-2004 18:42:57	Bright	39.000	174	52Psi UMa	3.0040	4400.0	78	10774	No
354	GOM_NL__2PRFIN20040322_184424_000000492025_00199_10774_0777.N1	22-MAR-2004 18:44:24	Bright	49.000	152	12Alp2CVn	2.8900	11000.	98	10774	No
355	GOM_NL__2PRFIN20040322_184613_000000402025_00199_10774_0778.N1	22-MAR-2004 18:46:13	Bright	40.000	82	48Bet UMa	2.3650	10600.	80	10774	No
356	GOM_NL__2PRFIN20040322_184745_000000362025_00199_10774_0779.N1	22-MAR-2004 18:47:45	Bright	36.000	36	50Alp UMa	1.8000	6300.0	72	10774	No
357	GOM_NL__2PRFIN20040322_184935_000000452025_00199_10774_0780.N1	22-MAR-2004 18:49:35	Bright	44.500	55	79Zet UMa	2.0600	10200.	89	10774	No
358	GOM_NL__2PRFIN20040322_185433_000000422025_00199_10774_0781.N1	22-MAR-2004 18:54:33	Bright	42.000	60	7Bet UMi	2.0810	3950.0	84	10774	No
359	GOM_NL__2PRFIN20040322_185811_000000512025_00199_10774_0782.N1	22-MAR-2004 18:58:11	Bright	50.500	119	14Eta Dra	2.7270	4700.0	101	10774	No
360	GOM_NL__2PRFIN20040322_190246_000000362025_00199_10774_0783.N1	22-MAR-2004 19:02:46	Bright	35.500	74	11Bet Cas	2.2680	6600.0	71	10774	No
361	GOM_NL__2PRFIN20040322_190427_000000562025_00199_10774_0784.N1	22-MAR-2004 19:04:27	Bright	55.500	69	33Gam Dra	2.2310	3800.0	111	10774	No
362	GOM_NL__2PRFIN20040322_190827_000000422025_00199_10774_0785.N1	22-MAR-2004 19:08:27	Bright	41.500	19	50Alp Cyg	1.2460	10500.	83	10774	No
363	GOM_NL__2PRFIN20040322_191003_000000422025_00199_10774_0786.N1	22-MAR-2004 19:10:03	Bright	42.000	66	37Gam Cyg	2.2080	5900.0	84	10774	No
364	GOM_NL__2PRFIN20040322_191152_000000412025_00199_10774_0787.N1	22-MAR-2004 19:11:52	Bright	41.000	92	53Eps Cyg	2.5000	4500.0	82	10774	No
365	GOM_NL__2PRFIN20040322_192048_000000632025_00199_10774_0788.N1	22-MAR-2004 19:20:48	Tw_i_and_stray	62.500	11	53Alp Aql	0.76500	8000.0	125	10774	No
366	GOM_NL__2PRFIN20040322_193140_000000522025_00199_10774_0789.N1	22-MAR-2004 19:31:40	Dark	52.000	155	41Pi Sgr	2.9000	6600.0	104	10774	No
367	GOM_NL__2PRFIN20040322_193348_000000522025_00199_10774_0790.N1	22-MAR-2004 19:33:48	Dark	52.000	57	34Sig Sgr	2.0660	26000.	104	10774	No
368	GOM_NL__2PRFIN20040322_193535_000000682025_00199_10774_0791.N1	22-MAR-2004 19:35:35	Dark	67.500	137	22Lam Sgr	2.8240	4400.0	135	10774	No
369	GOM_NL__2PRFIN20040322_193723_000000522025_00199_10774_0792.N1	22-MAR-2004 19:37:23	Dark	51.500	38	20Eps Sgr	1.8360	11000.	103	10774	No
370	GOM_NL__2PRFIN20040322_194049_000000522025_00200_10775_0781.N1	22-MAR-2004 19:40:49	Dark	51.500	85	Kap Sco	2.4070	28000.	103	10775	No
371	GOM_NL__2PRFIN20040322_194250_000000522025_00200_10775_0782.N1	22-MAR-2004 19:42:50	Dark	51.500	141	Bet Ara	2.8400	4600.0	103	10775	No
372	GOM_NL__2PRFIN20040322_194440_000000422025_00200_10775_0783.N1	22-MAR-2004 19:44:40	Dark	42.000	43	Alp TrA	1.9100	4250.0	84	10775	No
373	GOM_NL__2PRFIN20040322_194618_000000412025_00200_10775_0784.N1	22-MAR-2004 19:46:18	Dark	40.500	134	Bet TrA	2.8100	6600.0	81	10775	No
374	GOM_NL__2PRFIN20040322_194901_000000562025_00200_10775_0785.N1	22-MAR-2004 19:49:01	Dark	55.500	4	Alp1Cen	-0.010000	5800.0	111	10775	No
375	GOM_NL__2PRFIN20040322_195146_000000492025_00200_10775_0786.N1	22-MAR-2004 19:51:46	Straylight	49.000	12	Alp1Cru	0.77500	30000.	98	10775	No
376	GOM_NL__2PRFIN20040322_195306_000000542025_00200_10775_0787.N1	22-MAR-2004 19:53:06	Straylight	54.000	26	Gam Cru	1.6240	2900.0	108	10775	No
377	GOM_NL__2PRFIN20040322_195459_000000452025_00200_10775_0788.N1	22-MAR-2004 19:54:59	Straylight	45.000	64	Gam Cen	2.2000	10600.	90	10775	No
378	GOM_NL__2PRFIN20040322_195643_000000452025_00200_10775_0789.N1	22-MAR-2004 19:56:43	Straylight	44.500	113	Mu Vel	2.6920	5000.0	89	10775	No
379	GOM_NL__2PRFIN20040322_200241_000000532025_00200_10775_0790.N1	22-MAR-2004 20:02:41	Straylight	52.500	106	9Bet Crv	2.6480	5600.0	105	10775	No
380	GOM_NL__2PRFIN20040322_200450_000000492025_00200_10775_0791.N1	22-MAR-2004 20:04:50	Tw_i_and_stray	48.500	100	4Gam Crv	2.5800	13100.	97	10775	No
381	GOM_NL__2PRFIN20040322_200706_000000732025_00200_10775_0792.N1	22-MAR-2004 20:07:06	Bright	72.500	15	67Alp Vir	0.97600	28000.	145	10775	No
382	GOM_NL__2PRFIN20040322_201036_000000512025_00200_10775_0793.N1	22-MAR-2004 20:10:36	Bright	51.000	121	29Gam Vir	2.7400	7200.0	102	10775	No
383	GOM_NL__2PRFIN20040322_201407_000000402025_00200_10775_0794.N1	22-MAR-2004 20:14:07	Bright	39.500	22	32Alp Leo	1.3600	15200.	79	10775	No
384	GOM_NL__2PRFIN20040322_201615_000000392025_00200_10775_0795.N1	22-MAR-2004 20:16:15	Bright	39.000	51	41Gam1Leo	2.0100	4500.0	78	10775	No
385	GOM_NL__2PRFIN20040322_201735_000000392025_00200_10775_0796.N1	22-MAR-2004 20:17:35	Bright	39.000	166	17Eps Leo	2.9800	6000.0	78	10775	No
386	GOM_NL__2PRFIN20040322_202332_000000412025_00200_10775_0797.N1	22-MAR-2004 20:23:32	Bright	41.000	174	52Psi UMa	3.0040	4400.0	82	10775	No
387	GOM_NL__2PRFIN20040322_202459_000000492025_00200_10775_0798.N1	22-MAR-2004 20:24:59	Bright	48.500	152	12Alp2CVn	2.8900	11000.	97	10775	No
388	GOM_NL__2PRFIN20040322_202649_000000392025_00200_10775_0799.N1	22-MAR-2004 20:26:49	Bright	39.000	82	48Bet UMa	2.3650	10600.	78	10775	No
389	GOM_NL__2PRFIN20040322_202821_000000412025_00200_10775_0800.N1	22-MAR-2004 20:28:21	Bright	41.000	36	50Alp UMa	1.8000	6300.0	82	10775	No
390	GOM_NL__2PRFIN20040322_203010_000000472025_00200_10775_0801.N1	22-MAR-2004 20:30:10	Bright	46.500	55	79Zet UMa	2.0600	10200.	93	10775	No
391	GOM_NL__2PRFIN20040322_203509_000000442025_00200_10775_0802.N1	22-MAR-2004 20:35:09	Bright	43.500	60	7Bet UMi	2.0810	3950.0	87	10775	No
392	GOM_NL__2PRFIN20040322_203845_000000492025_00200_10775_0803.N1	22-MAR-2004 20:38:45	Bright	49.000	119	14Eta Dra	2.7270	4700.0	98	10775	No
393	GOM_NL__2PRFIN20040322_204902_000000392025_00200_10775_0804.N1	22-MAR-2004 20:49:02	Bright	39.000	19	50Alp Cyg	1.2460	10500.	78	10775	No
394	GOM_NL__2PRFIN20040322_205037_000000442025_00200_10775_0805.N1	22-MAR-2004 20:50:37	Bright	43.500	66	37Gam Cyg	2.2080	5900.0	87	10775	No
395	GOM_NL__2PRFIN20040322_205227_000000412025_00200_10775_0806.N1	22-MAR-2004 20:52:27	Bright	41.000	92	53Eps Cyg	2.5000	4500.0	82	10775	No
396	GOM_NL__2PRFIN20040322_210125_000000582025_00200_10775_0807.N1	22-MAR-2004 21:01:25	Tw_i_and_stray	57.500	11	53Alp Aql	0.76500	8000.0	115	10775	No

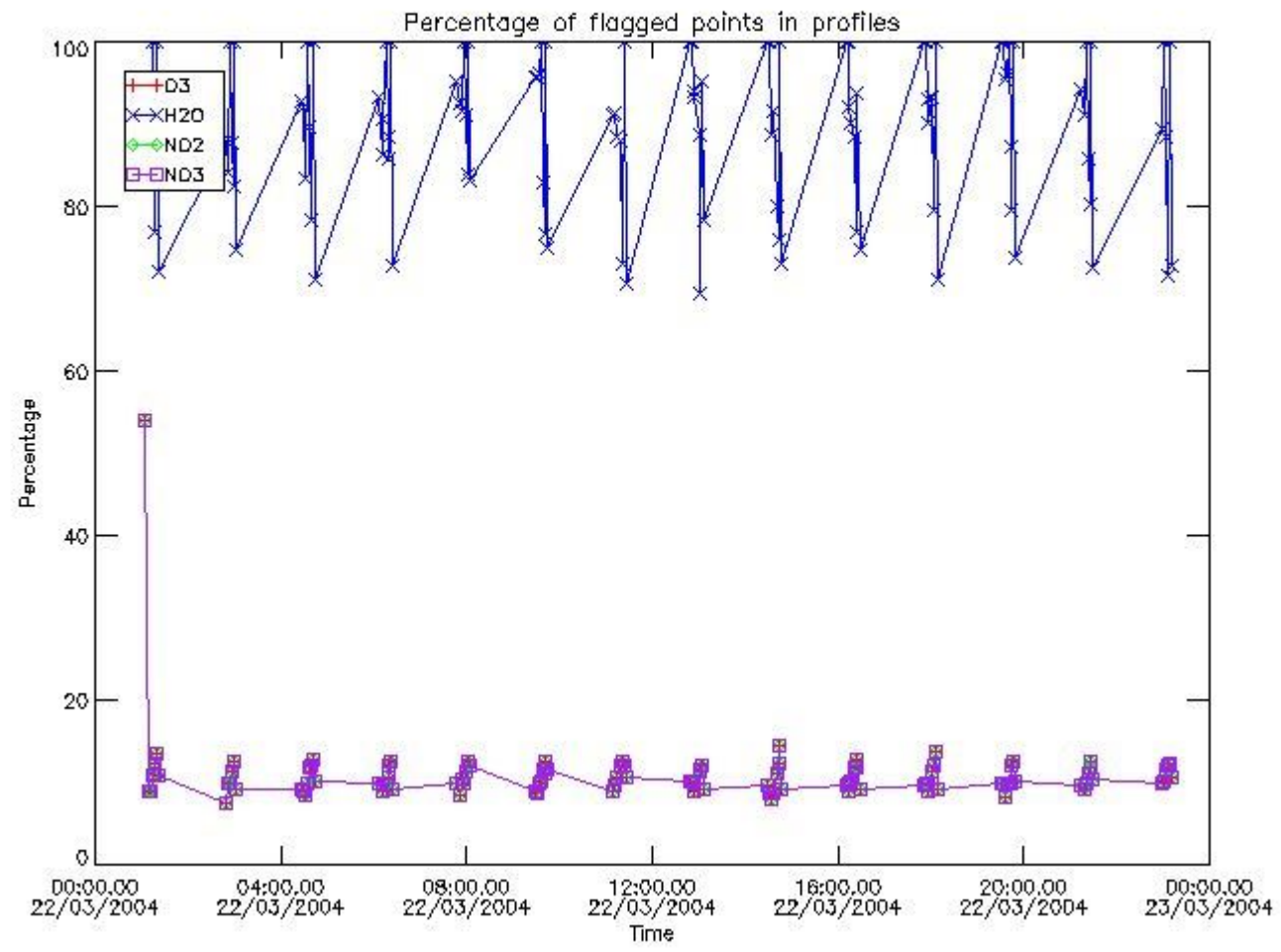
397	GOM_NL__2PRFIN20040322_211217_000000532025_00200_10775_0808.N1	22-MAR-2004 21:12:17	Dark	52.500	155	41Pi Sgr	2.9000	6600.0	105	10775	No
398	GOM_NL__2PRFIN20040322_211800_000000562025_00200_10775_0809.N1	22-MAR-2004 21:18:00	Dark	56.000	38	20Eps Sgr	1.8360	11000.	112	10775	No
399	GOM_NL__2PRFIN20040322_212126_000000512025_00201_10776_0781.N1	22-MAR-2004 21:21:26	Dark	51.000	85	Kap Sco	2.4070	28000.	102	10776	No
400	GOM_NL__2PRFIN20040322_212327_000000462025_00201_10776_0782.N1	22-MAR-2004 21:23:27	Dark	46.000	141	Bet Ara	2.8400	4600.0	92	10776	No
401	GOM_NL__2PRFIN20040322_212516_000000412025_00201_10776_0783.N1	22-MAR-2004 21:25:16	Dark	41.000	43	Alp TrA	1.9100	4250.0	82	10776	No
402	GOM_NL__2PRFIN20040322_212654_000000432025_00201_10776_0784.N1	22-MAR-2004 21:26:54	Dark	43.000	134	Bet TrA	2.8100	6600.0	86	10776	No
403	GOM_NL__2PRFIN20040322_212937_000000502025_00201_10776_0785.N1	22-MAR-2004 21:29:37	Dark	49.500	4	Alp1Cen	-0.010000	5800.0	99	10776	No
404	GOM_NL__2PRFIN20040322_213221_000000532025_00201_10776_0786.N1	22-MAR-2004 21:32:21	Straylight	52.500	12	Alp1Cru	0.77500	30000.	105	10776	No
405	GOM_NL__2PRFIN20040322_213344_000000542025_00201_10776_0787.N1	22-MAR-2004 21:33:44	Straylight	54.000	26	Gam Cru	1.6240	2900.0	108	10776	No
406	GOM_NL__2PRFIN20040322_213535_000000452025_00201_10776_0788.N1	22-MAR-2004 21:35:35	Straylight	44.500	64	Gam Cen	2.2000	10600.	89	10776	No
407	GOM_NL__2PRFIN20040322_213721_000000422025_00201_10776_0789.N1	22-MAR-2004 21:37:21	Straylight	42.000	113	Mu Vel	2.6920	5000.0	84	10776	No
408	GOM_NL__2PRFIN20040322_214318_000000542025_00201_10776_0790.N1	22-MAR-2004 21:43:18	Straylight	54.000	106	9Bet Crv	2.6480	5600.0	108	10776	No
409	GOM_NL__2PRFIN20040322_214526_000000492025_00201_10776_0791.N1	22-MAR-2004 21:45:26	Tw_i_and_stray	48.500	100	4Gam Crv	2.5800	13100.	97	10776	No
410	GOM_NL__2PRFIN20040322_214741_000000732025_00201_10776_0792.N1	22-MAR-2004 21:47:41	Bright	73.000	15	67Alp Vir	0.97600	28000.	146	10776	No
411	GOM_NL__2PRFIN20040322_215111_000000532025_00201_10776_0793.N1	22-MAR-2004 21:51:11	Bright	52.500	121	29Gam Vir	2.7400	7200.0	105	10776	No
412	GOM_NL__2PRFIN20040322_215443_000000392025_00201_10776_0794.N1	22-MAR-2004 21:54:43	Bright	39.000	22	32Alp Leo	1.3600	15200.	78	10776	No
413	GOM_NL__2PRFIN20040322_215651_000000382025_00201_10776_0795.N1	22-MAR-2004 21:56:51	Bright	38.000	51	41Gam1Leo	2.0100	4500.0	76	10776	No
414	GOM_NL__2PRFIN20040322_215811_000000382025_00201_10776_0796.N1	22-MAR-2004 21:58:11	Bright	38.000	166	17Eps Leo	2.9800	6000.0	76	10776	No
415	GOM_NL__2PRFIN20040322_220408_000000402025_00201_10776_0797.N1	22-MAR-2004 22:04:08	Bright	39.500	174	52Psi UMa	3.0040	4400.0	79	10776	No
416	GOM_NL__2PRFIN20040322_220534_000000502025_00201_10776_0798.N1	22-MAR-2004 22:05:34	Bright	49.500	152	12Alp2CVn	2.8900	11000.	99	10776	No
417	GOM_NL__2PRFIN20040322_220724_000000392025_00201_10776_0799.N1	22-MAR-2004 22:07:24	Bright	39.000	82	48Bet UMa	2.3650	10600.	78	10776	No
418	GOM_NL__2PRFIN20040322_220856_000000412025_00201_10776_0800.N1	22-MAR-2004 22:08:56	Bright	40.500	36	50Alp UMa	1.8000	6300.0	81	10776	No
419	GOM_NL__2PRFIN20040322_221045_000000462025_00201_10776_0801.N1	22-MAR-2004 22:10:45	Bright	45.500	55	79Zet UMa	2.0600	10200.	91	10776	No
420	GOM_NL__2PRFIN20040322_221544_000000432025_00201_10776_0802.N1	22-MAR-2004 22:15:44	Bright	42.500	60	7Bet UMi	2.0810	3950.0	85	10776	No
421	GOM_NL__2PRFIN20040322_221921_000000492025_00201_10776_0803.N1	22-MAR-2004 22:19:21	Bright	48.500	119	14Eta Dra	2.7270	4700.0	97	10776	No
422	GOM_NL__2PRFIN20040322_222938_000000402025_00201_10776_0804.N1	22-MAR-2004 22:29:38	Bright	39.500	19	50Alp Cyg	1.2460	10500.	79	10776	No
423	GOM_NL__2PRFIN20040322_223114_000000432025_00201_10776_0805.N1	22-MAR-2004 22:31:14	Bright	43.000	66	37Gam Cyg	2.2080	5900.0	86	10776	No
424	GOM_NL__2PRFIN20040322_223304_000000412025_00201_10776_0806.N1	22-MAR-2004 22:33:04	Bright	40.500	92	53Eps Cyg	2.5000	4500.0	81	10776	No
425	GOM_NL__2PRFIN20040322_224201_000000592025_00201_10776_0807.N1	22-MAR-2004 22:42:01	Tw_i_and_stray	58.500	11	53Alp Aql	0.76500	8000.0	117	10776	No
426	GOM_NL__2PRFIN20040322_225837_000000522025_00201_10776_0808.N1	22-MAR-2004 22:58:37	Dark	52.000	38	20Eps Sgr	1.8360	11000.	104	10776	No
427	GOM_NL__2PRFIN20040322_230203_000000512025_00202_10777_0781.N1	22-MAR-2004 23:02:03	Dark	50.500	85	Kap Sco	2.4070	28000.	101	10777	No
428	GOM_NL__2PRFIN20040322_230403_000000442025_00202_10777_0782.N1	22-MAR-2004 23:04:03	Dark	44.000	141	Bet Ara	2.8400	4600.0	88	10777	No
429	GOM_NL__2PRFIN20040322_230553_000000432025_00202_10777_0783.N1	22-MAR-2004 23:05:53	Dark	42.500	43	Alp TrA	1.9100	4250.0	85	10777	No
430	GOM_NL__2PRFIN20040322_230730_000000422025_00202_10777_0784.N1	22-MAR-2004 23:07:30	Dark	41.500	134	Bet TrA	2.8100	6600.0	83	10777	No
431	GOM_NL__2PRFIN20040322_231013_000000482025_00202_10777_0785.N1	22-MAR-2004 23:10:13	Dark	48.000	4	Alp1Cen	-0.010000	5800.0	96	10777	No
432	GOM_NL__2PRFIN20040322_231258_000000462025_00202_10777_0786.N1	22-MAR-2004 23:12:58	Straylight	45.500	12	Alp1Cru	0.77500	30000.	91	10777	No
433	GOM_NL__2PRFIN20040322_231418_000000512025_00202_10777_0787.N1	22-MAR-2004 23:14:18	Straylight	50.500	26	Gam Cru	1.6240	2900.0	101	10777	No
434	GOM_NL__2PRFIN20040322_231611_000000442025_00202_10777_0788.N1	22-MAR-2004 23:16:11	Straylight	43.500	64	Gam Cen	2.2000	10600.	87	10777	No
435	GOM_NL__2PRFIN20040322_231756_000000432025_00202_10777_0789.N1	22-MAR-2004 23:17:56	Straylight	42.500	113	Mu Vel	2.6920	5000.0	85	10777	No
436	GOM_NL__2PRFIN20040322_232351_000000562025_00202_10777_0790.N1	22-MAR-2004 23:23:51	Straylight	55.500	106	9Bet Crv	2.6480	5600.0	111	10777	No
437	GOM_NL__2PRFIN20040322_232601_000000482025_00202_10777_0791.N1	22-MAR-2004 23:26:01	Tw_i_and_stray	48.000	100	4Gam Crv	2.5800	13100.	96	10777	No
438	GOM_NL__2PRFIN20040322_232818_000000732025_00202_10777_0792.N1	22-MAR-2004 23:28:18	Bright	73.000	15	67Alp Vir	0.97600	28000.	146	10777	No
439	GOM_NL__2PRFIN20040322_233147_000000522025_00202_10777_0793.N1	22-MAR-2004 23:31:47	Bright	52.000	121	29Gam Vir	2.7400	7200.0	104	10777	No
440	GOM_NL__2PRFIN20040322_233519_000000392025_00202_10777_0794.N1	22-MAR-2004 23:35:19	Bright	39.000	22	32Alp Leo	1.3600	15200.	78	10777	No
441	GOM_NL__2PRFIN20040322_233726_000000392025_00202_10777_0795.N1	22-MAR-2004 23:37:26	Bright	38.500	51	41Gam1Leo	2.0100	4500.0	77	10777	No
442	GOM_NL__2PRFIN20040322_233845_000000402025_00202_10777_0796.N1	22-MAR-2004 23:38:45	Bright	39.500	166	17Eps Leo	2.9800	6000.0	79	10777	No
443	GOM_NL__2PRFIN20040322_234443_000000392025_00202_10777_0797.N1	22-MAR-2004 23:44:43	Bright	39.000	174	52Psi UMa	3.0040	4400.0	78	10777	No
444	GOM_NL__2PRFIN20040322_234609_000000482025_00202_10777_0798.N1	22-MAR-2004 23:46:09	Bright	48.000	152	12Alp2CVn	2.8900	11000.	96	10777	No
445	GOM_NL__2PRFIN20040322_234800_000000392025_00202_10777_0799.N1	22-MAR-2004 23:48:00	Bright	39.000	82	48Bet UMa	2.3650	10600.	78	10777	No
446	GOM_NL__2PRFIN20040322_234932_000000392025_00202_10777_0800.N1	22-MAR-2004 23:49:32	Bright	38.500	36	50Alp UMa	1.8000	6300.0	77	10777	No
447	GOM_NL__2PRFIN20040322_235121_000000472025_00202_10777_0801.N1	22-MAR-2004 23:51:21	Bright	47.000	55	79Zet UMa	2.0600	10200.	94	10777	No
448	GOM_NL__2PRFIN20040322_235620_000000432025_00202_10777_0802.N1	22-MAR-2004 23:56:20	Bright	43.000	60	7Bet UMi	2.0810	3950.0	86	10777	No
449	GOM_NL__2PRFIN20040322_235956_000000482025_00202_10777_0803.N1	22-MAR-2004 23:59:56	Bright	48.000	119	14Eta Dra	2.7270	4700.0	96	10777	No

3. Quality information per product

In this section it is plotted some information contained in the Quality Summary data set of the level 2 products. Only products in dark limb conditions and without errors (error flag in

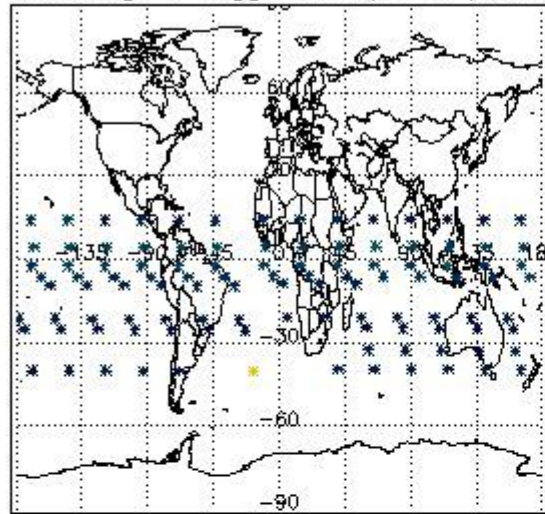
the MPH set to "0") are used.

3.1 Plot quality information per product (time dependant)

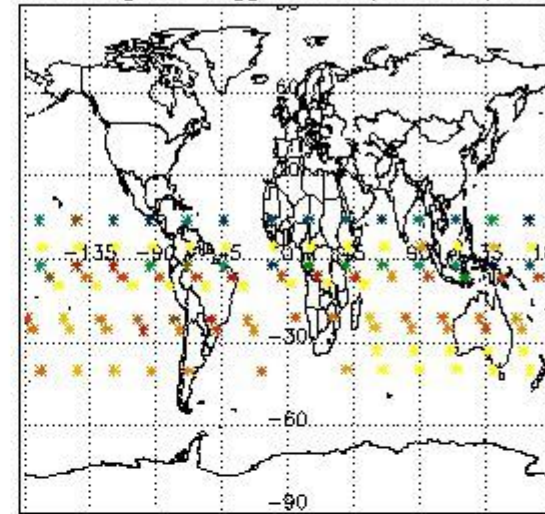


3.2 Plot quality information per product (world map)


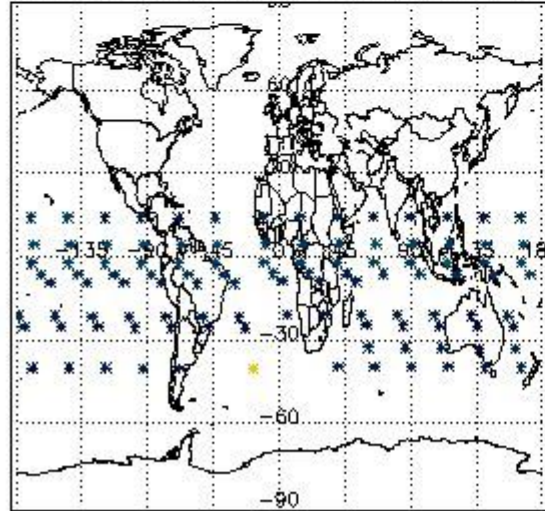
Percentage of flagged data per O3 profile



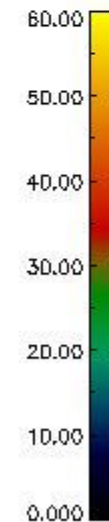
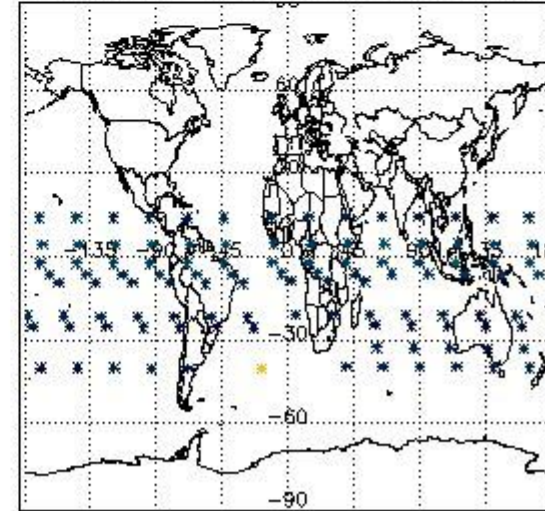
Percentage of flagged data per H2O profile



Percentage of flagged data per NO2 profile



Percentage of flagged data per NO3 profile

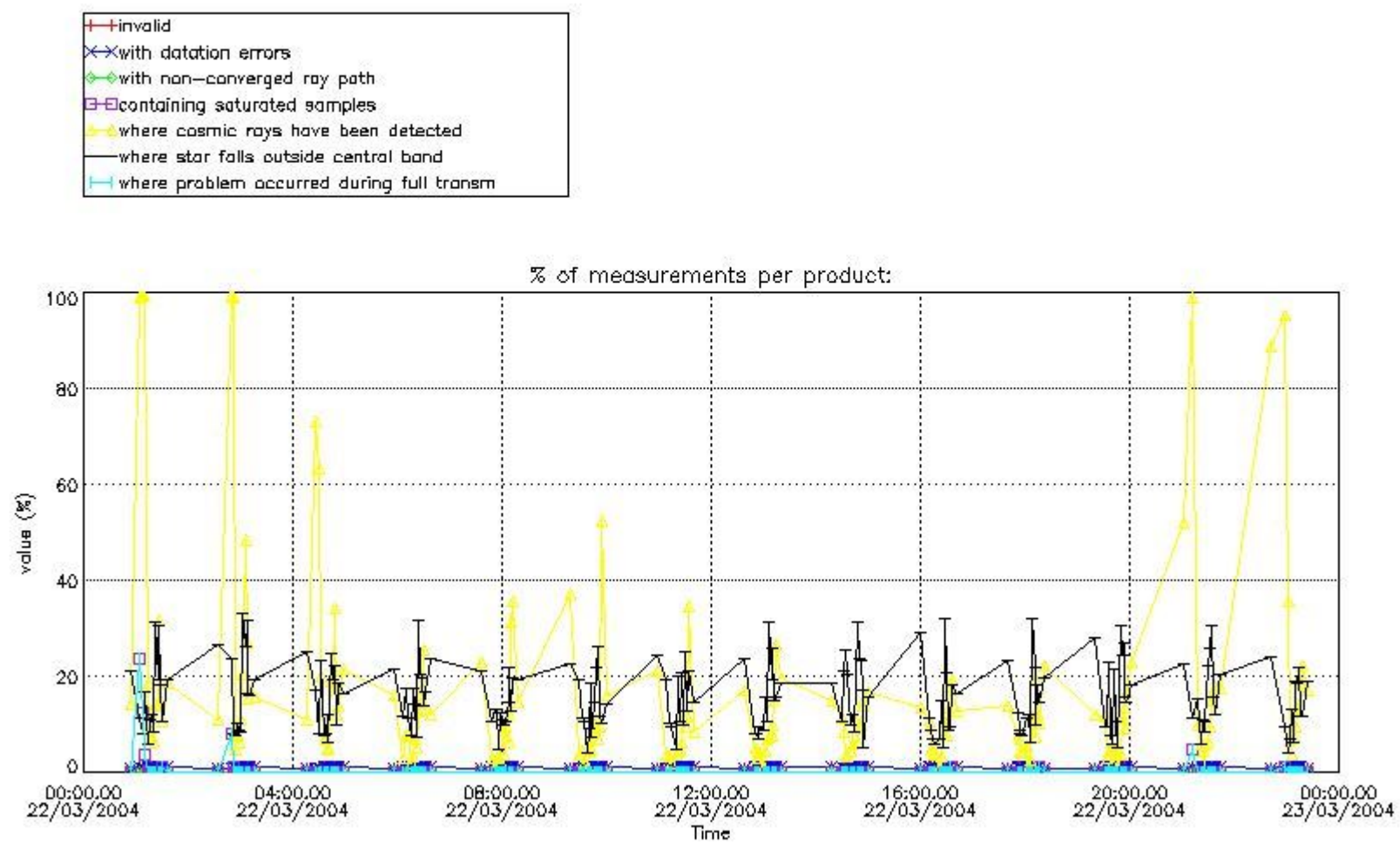


4. Level 1 quality information per product

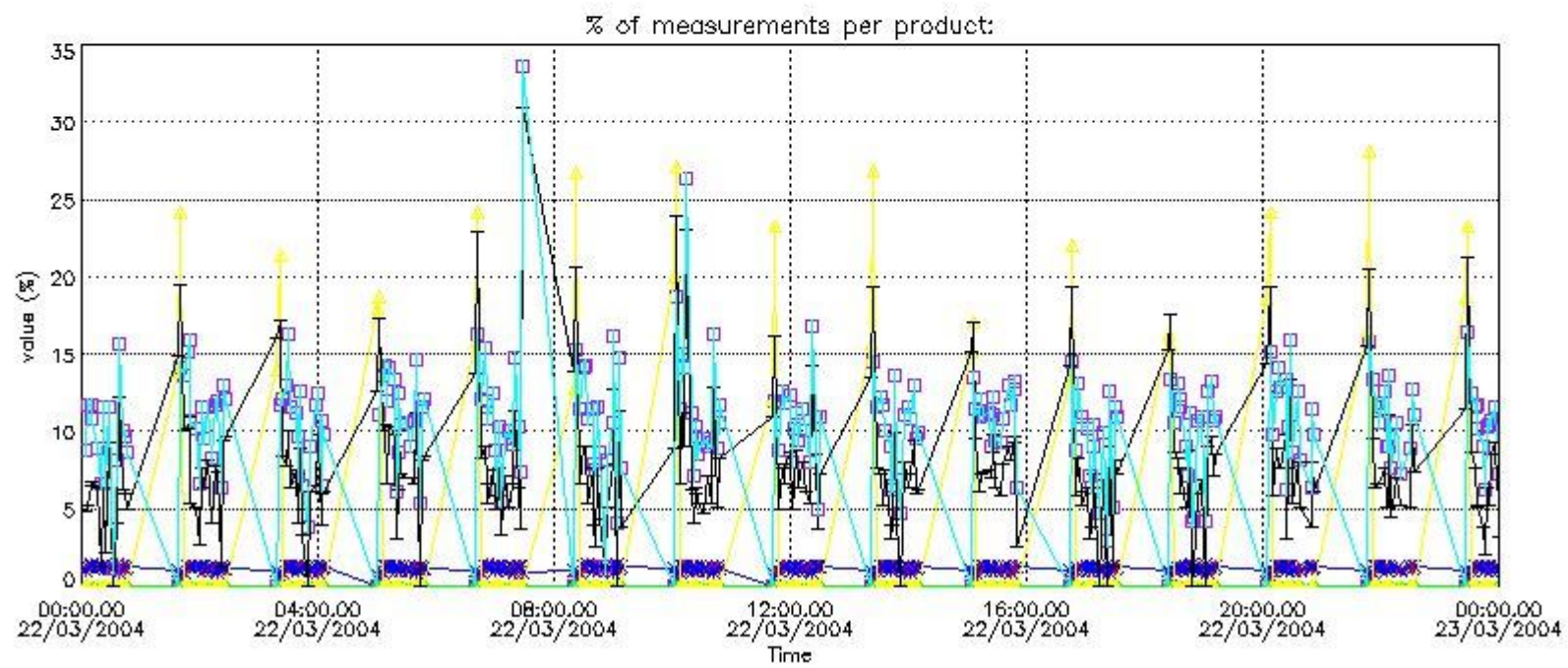
In this section it is plotted some information contained in the Quality Summary data set of the level 2 products that comes from the level 1b processing. Products without errors (error flag in the MPH set to "0") are used.

4.1 Plot quality information per product (time dependant) coming from level 1b processing

4.1.1 Plot level 1 quality information per product (time dependant): ENVISAT ASCENDING passes



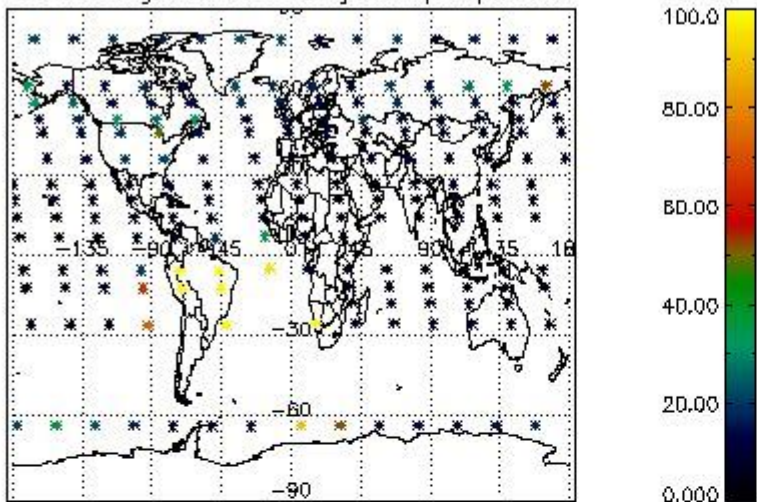
4.1.2 Plot level 1 quality information per product (time dependant): ENVI SAT DESCENDING passes



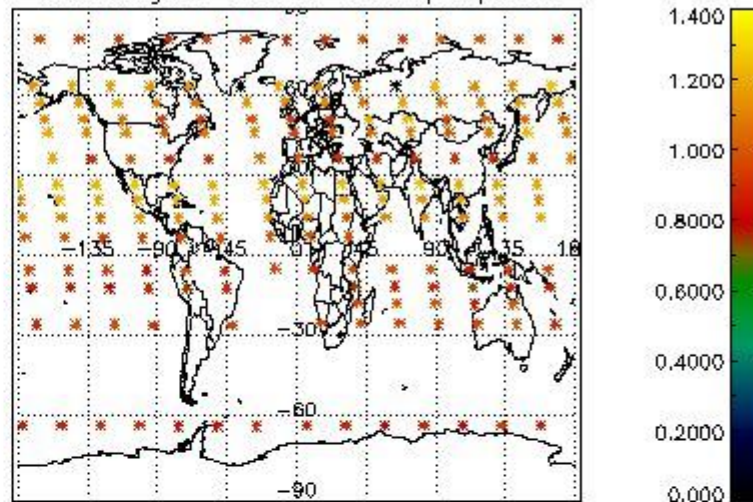
4.2 Plot quality information per product coming from level 1b processing (world map)

4.2.1 Plot level 1 quality information per product (world map): ENVISAT ASCENDING passes

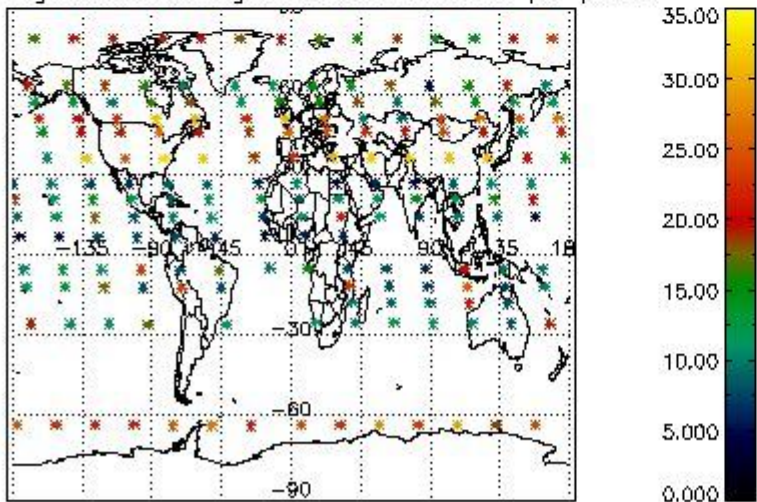
Percentage of cosmic ray hits per profile



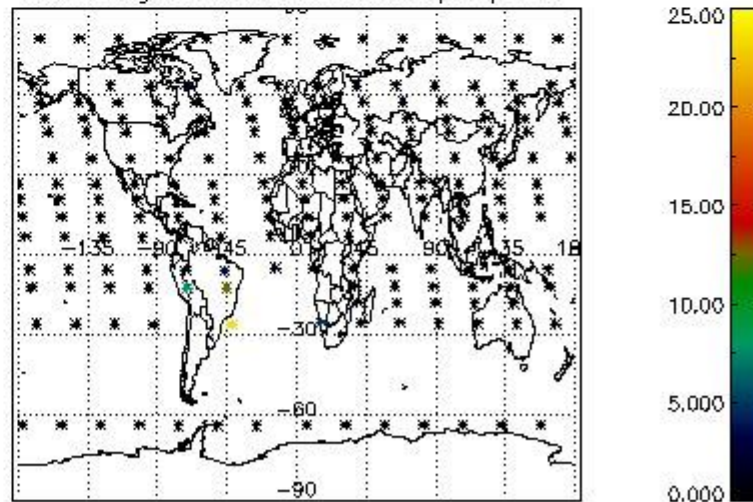
Percentage of datation errors per profile



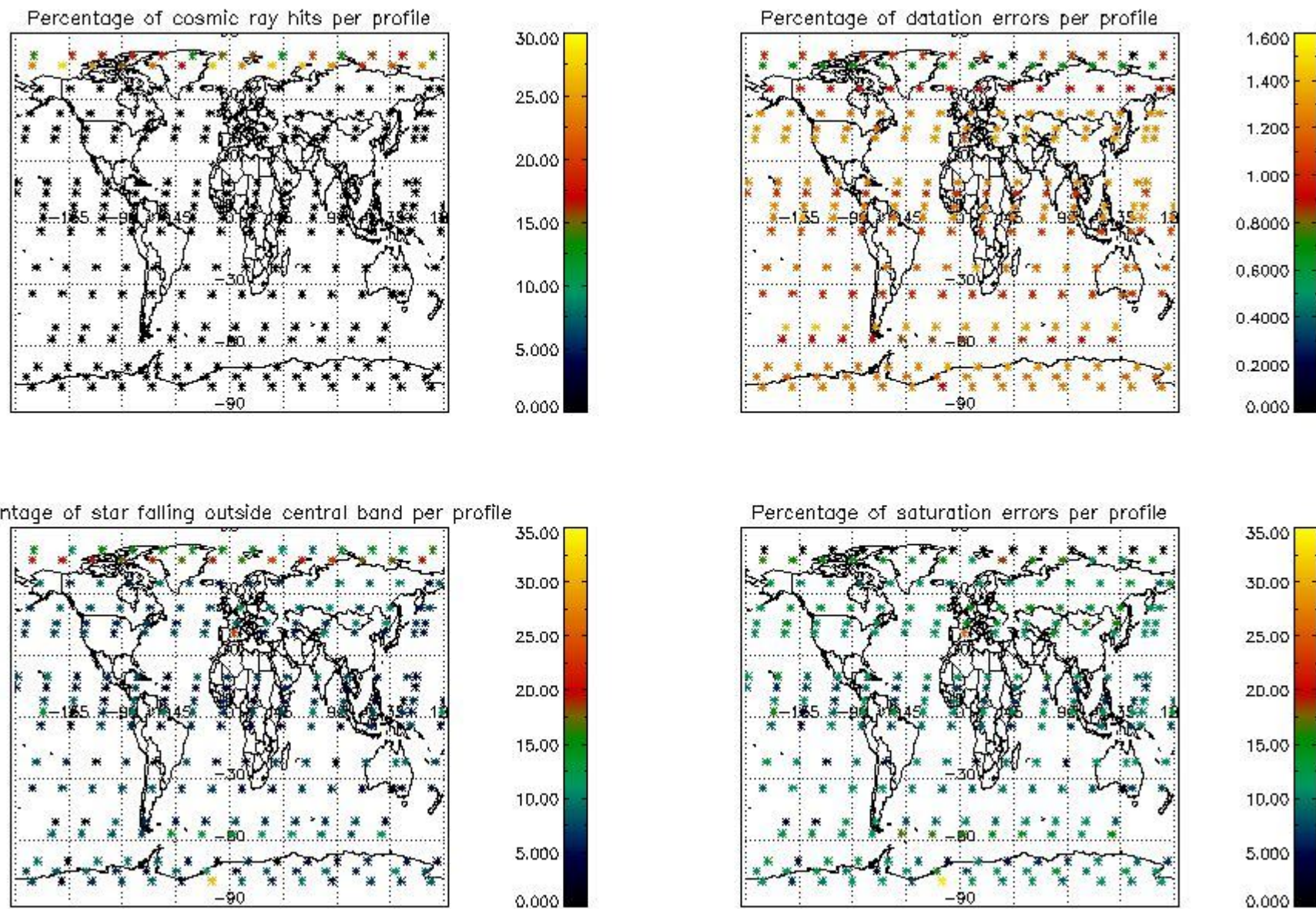
Percentage of star falling outside central band per profile



Percentage of saturation errors per profile



4.2.2 Plot level 1 quality information per product (world map): ENVISAT DESCENDING passes



5. Trace gas profiles

5.1 Ozone statistics based on quality of products

The final quality of the products can be "measured" using the STD (Standard Deviation) attached to every point profile. This information is written to the parameter GOM_NL__2P/NL_LOCAL_SPECIES_DENSITY/o3_std of the level 2 products. The table below shows the statistics for given STD ranges.

The statistics are given with respect to the overall valid production:

- Products without fatal errors: GOM_NL__2P/MPH/PRODUCT_ERR=0
- Valid point profile: GOM_NL__2P/NL_LOCAL_SPECIES_DENSITY/pcd(0)=0

The 'Criteria' is applied to valid points of dark limb products:

- Products in dark limb illumination condition: GOM_NL__2P/NL_SUMMARY_QUALITY/obs_ill_cond=0
- Products without fatal errors: GOM_NL__2P/MPH/PRODUCT_ERR=0
- Valid point profile: GOM_NL__2P/NL_LOCAL_SPECIES_DENSITY/pcd(0)=0

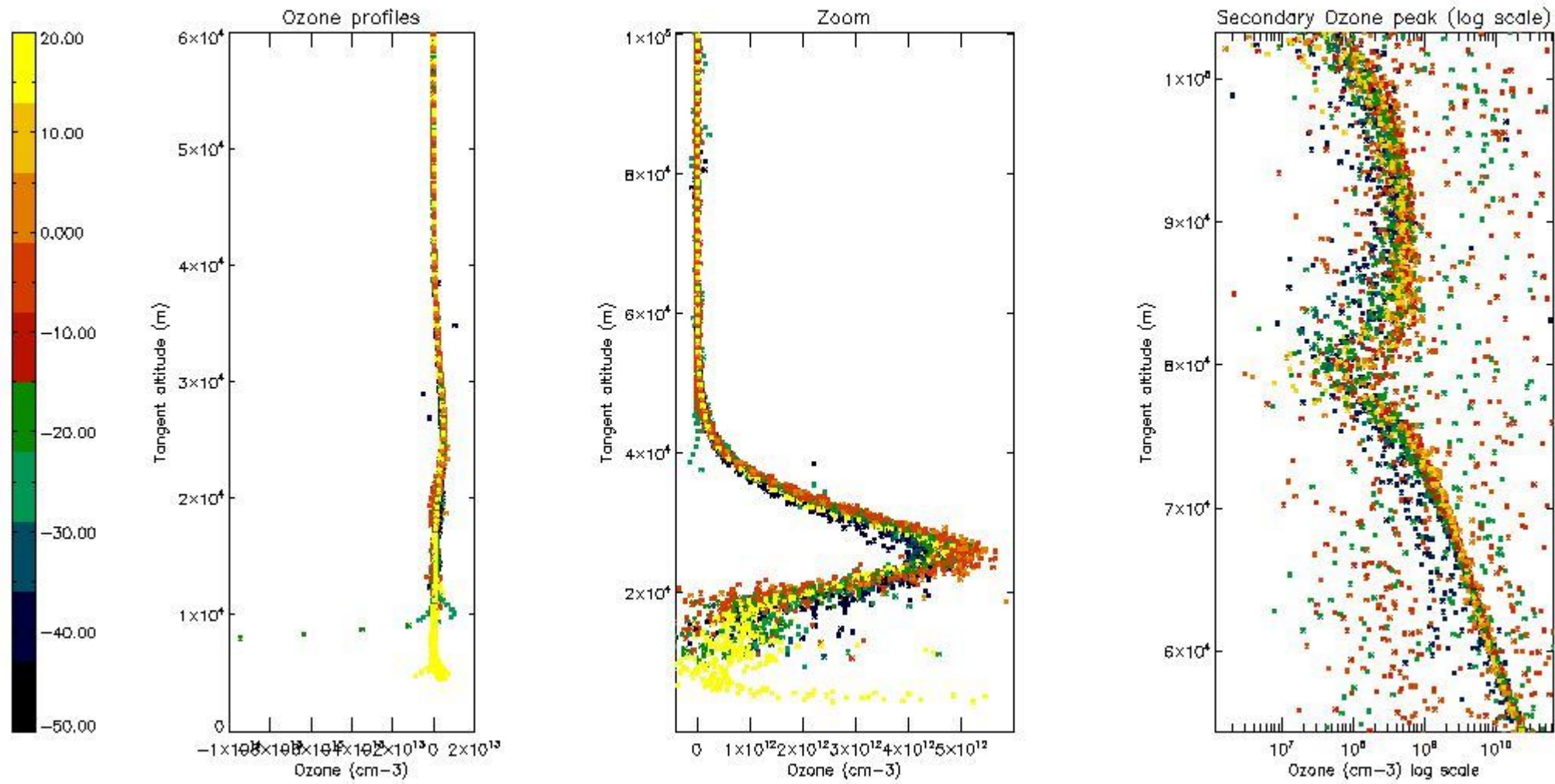
So, the table below shows the percentage of dark limb and valid observations for each criteria with respect to the overall valid daily observations.

Criteria	% of total production
All STD	26
STD < 20	12

STD < 10	10
STD < 5	6

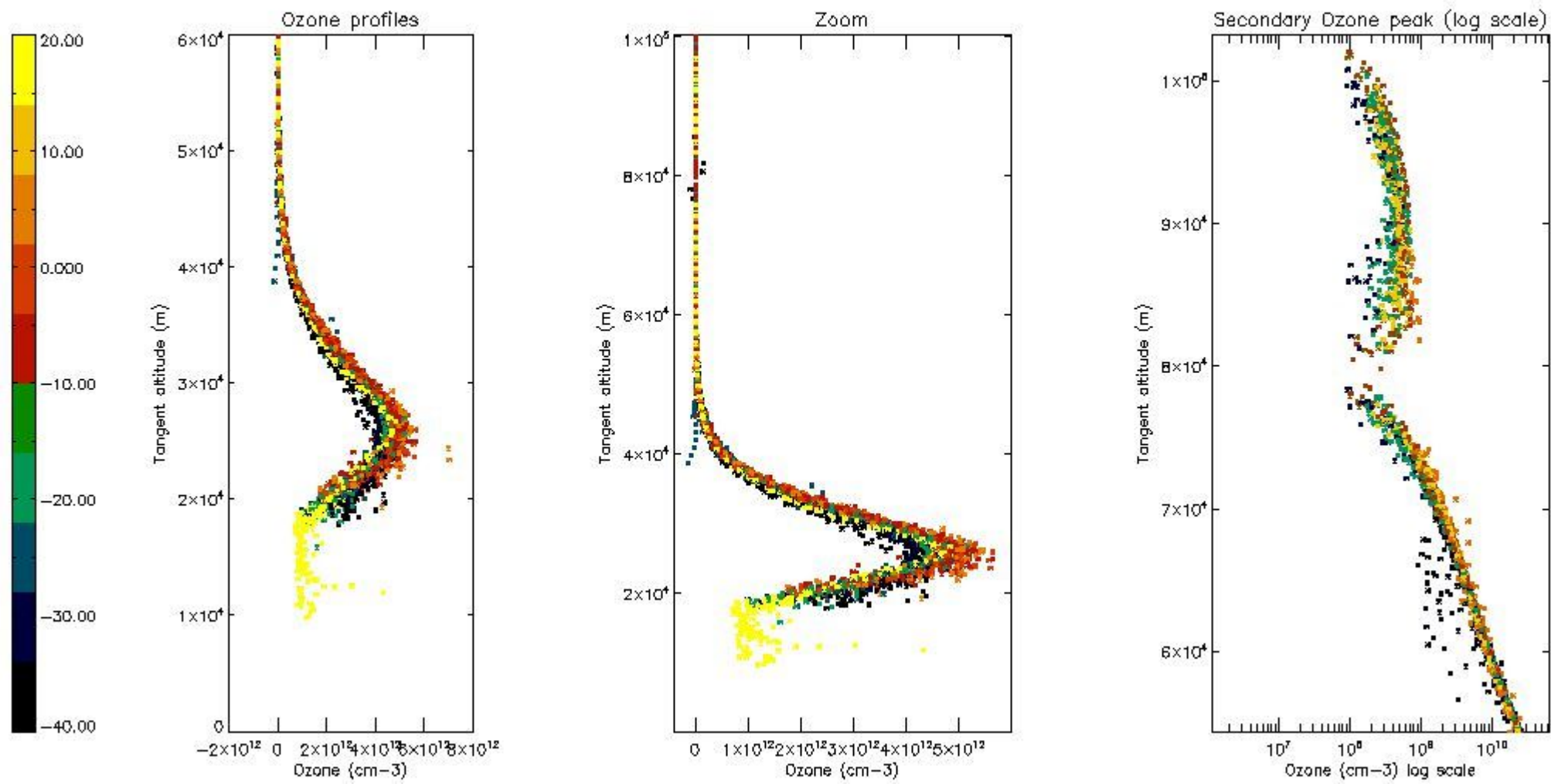
5.2 Plot ozone profiles for all STD (dark without errors)

The colorbar represents the latitude.



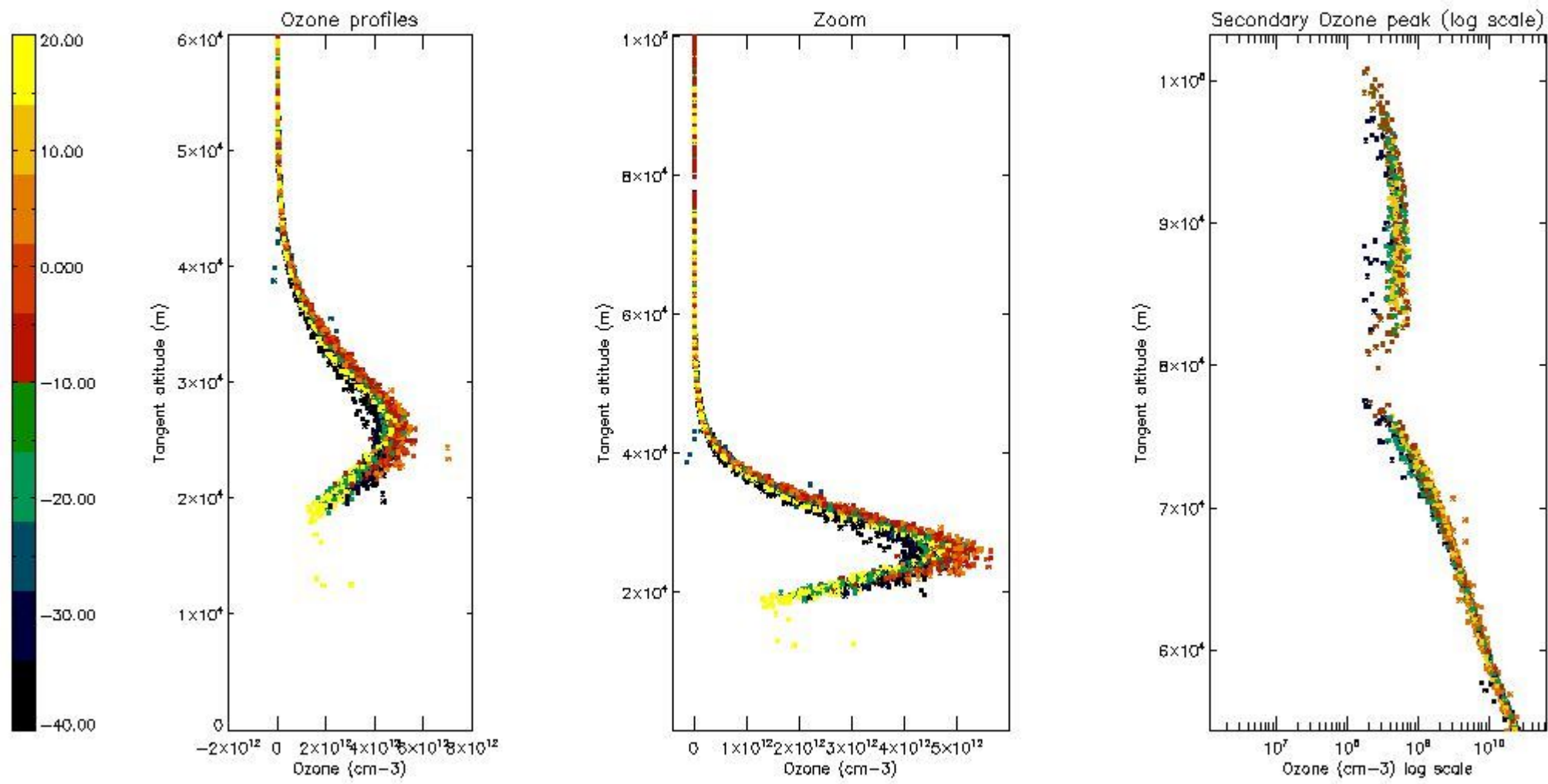
5.3 Plot ozone profiles where STD < 20% (dark without errors)

The colorbar represents the latitude.



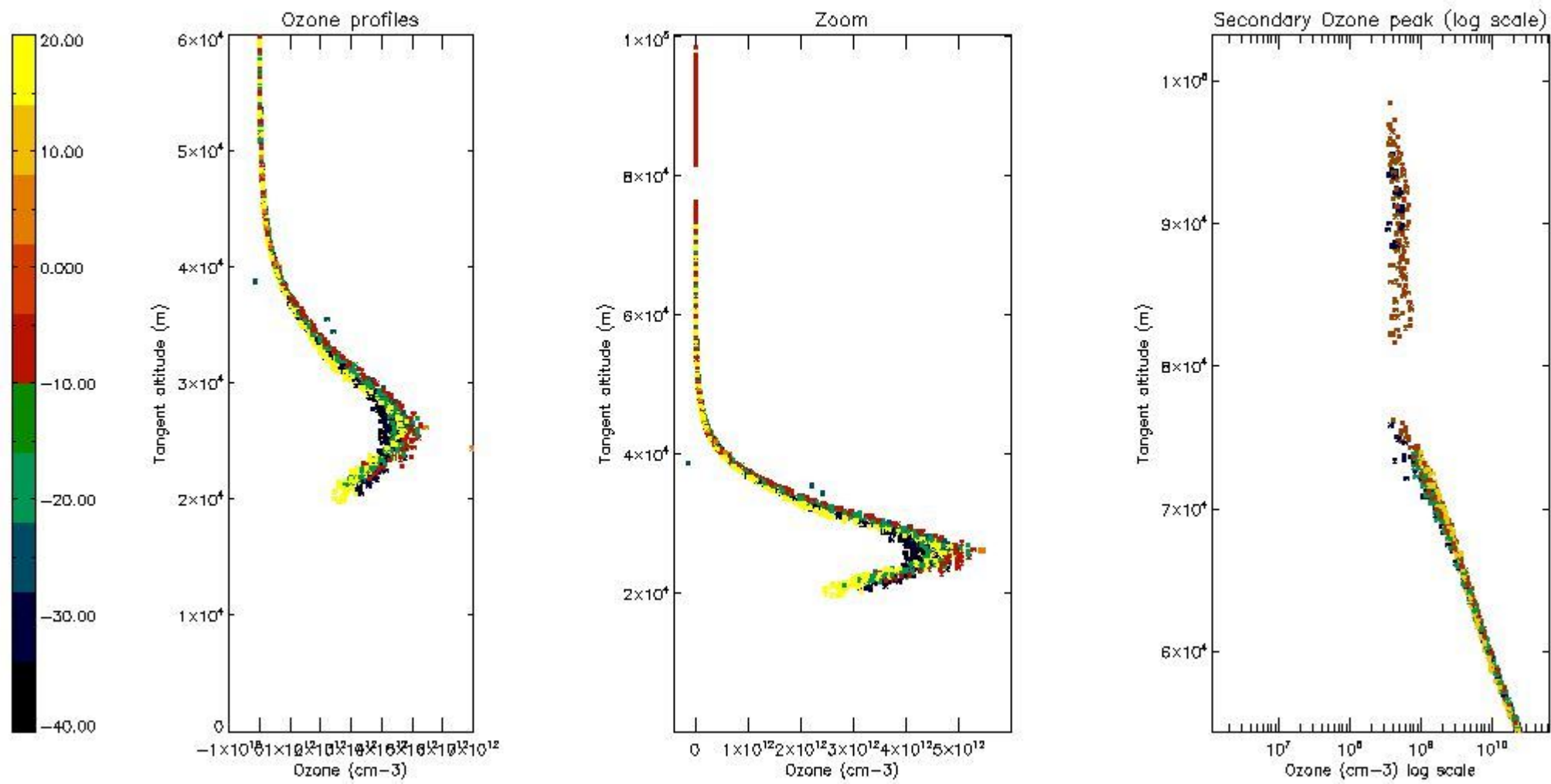
5.4 Plot ozone profiles where STD < 10% (dark without errors)

The colorbar represents the latitude.



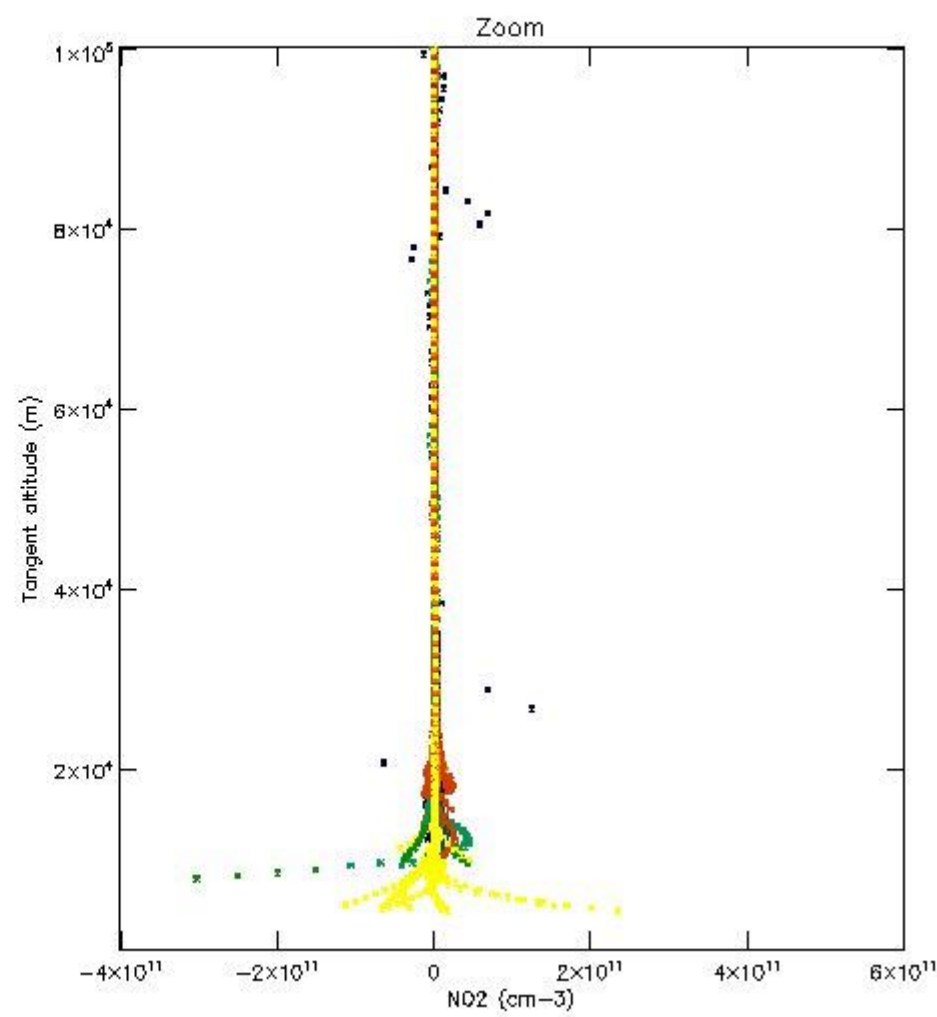
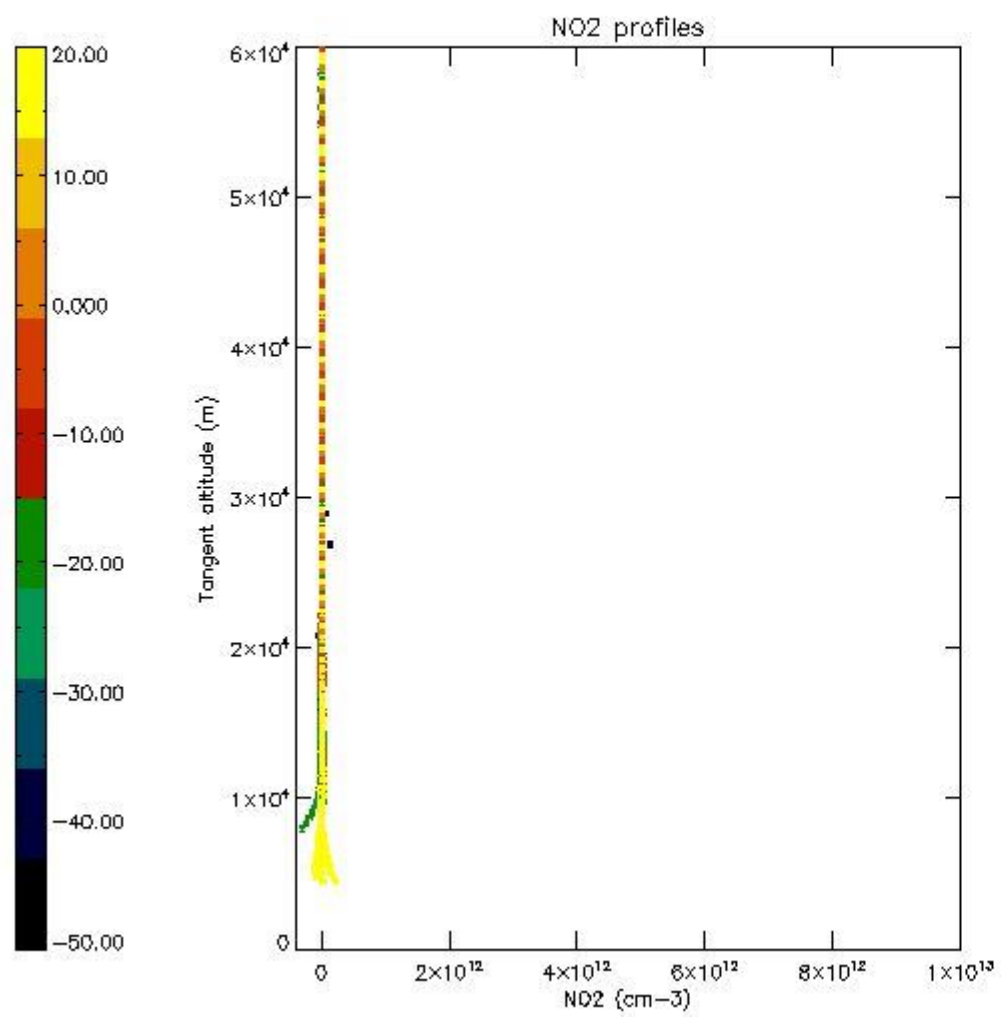
5.5 Plot ozone profiles where STD < 5% (dark without errors)

The colorbar represents the latitude.



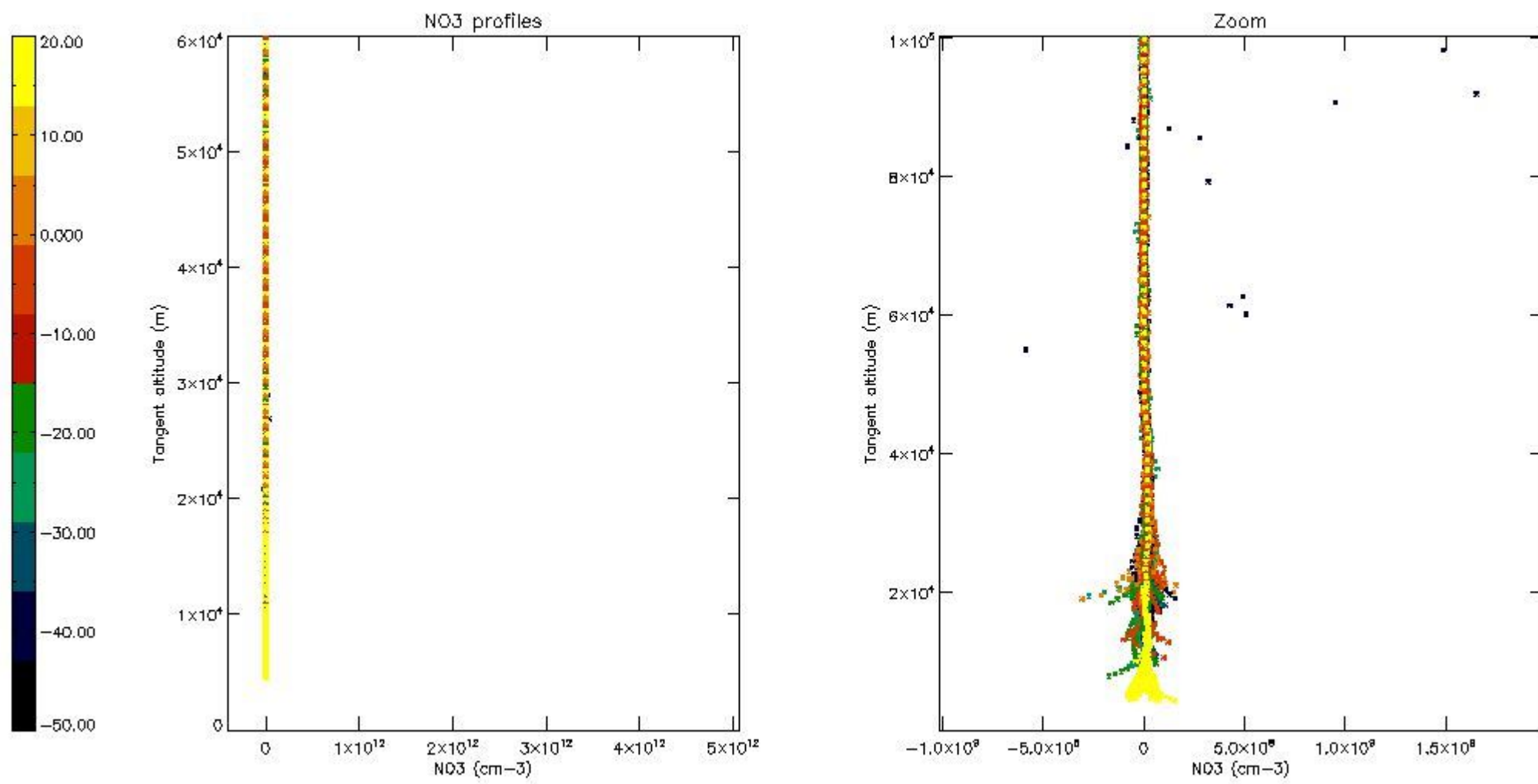
5.6 Plot NO₂ profiles for all STD (dark without errors)

The colorbar represents the latitude.



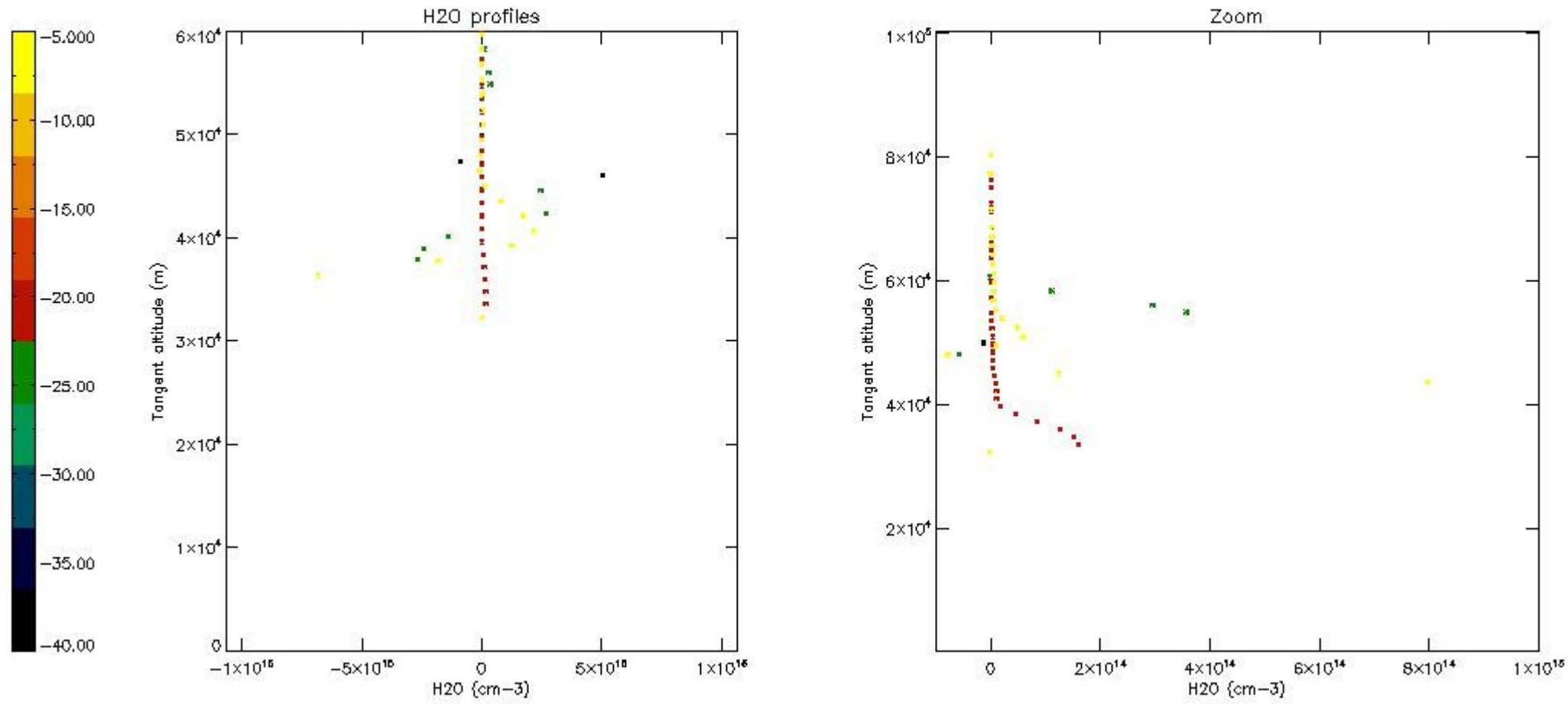
5.7 Plot NO3 profiles for all STD (dark without errors)

The colorbar represents the latitude.



5.8 Plot H₂O profiles for all STD (only for occultations of stars 1,2,3,4,13,14,16,26,63 dark without errors)

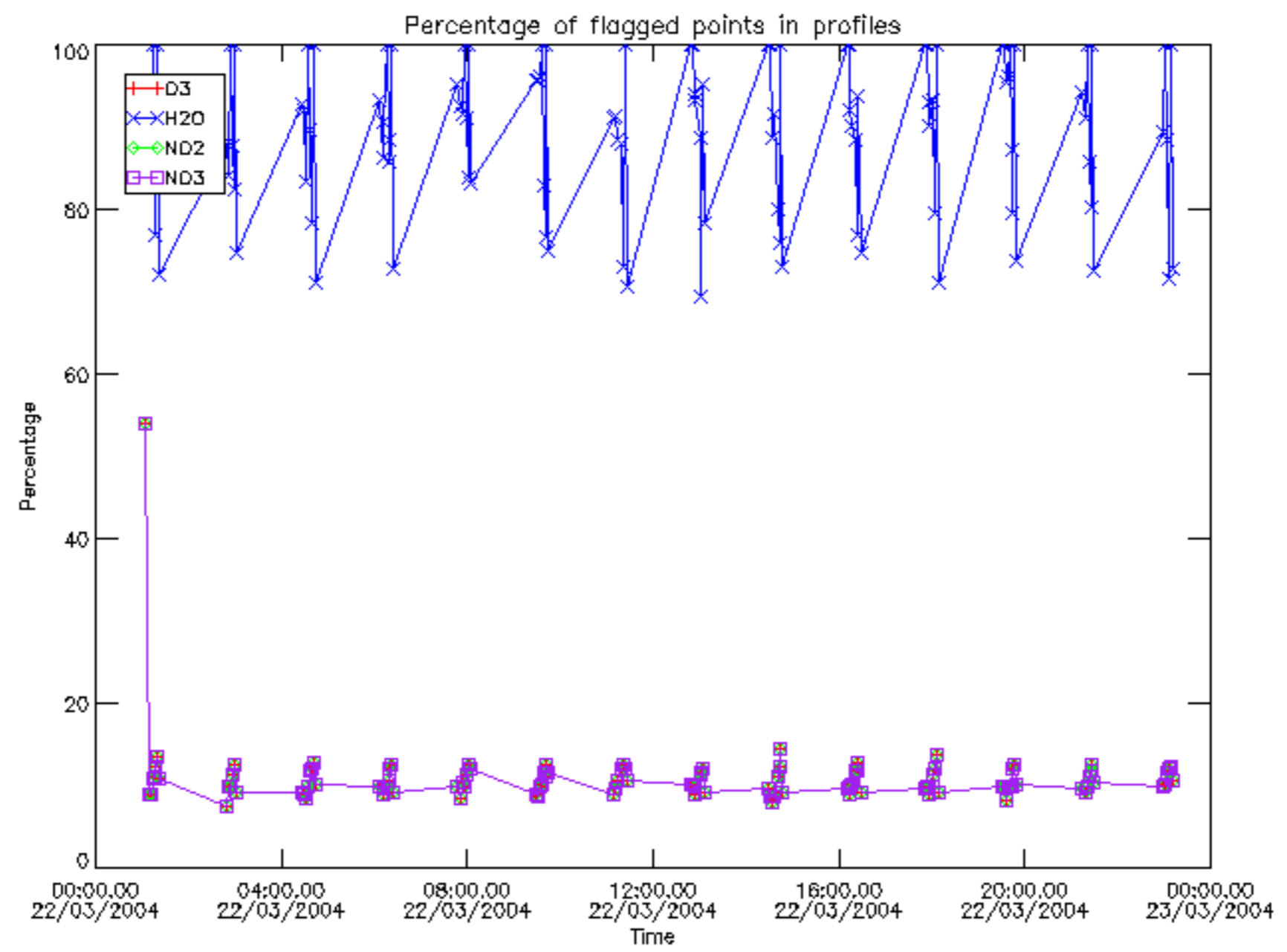
The colorbar represents the latitude.



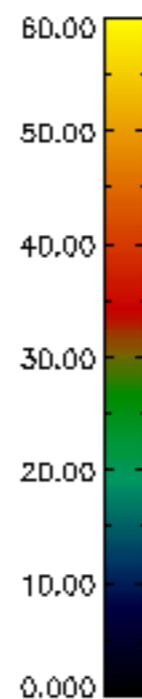
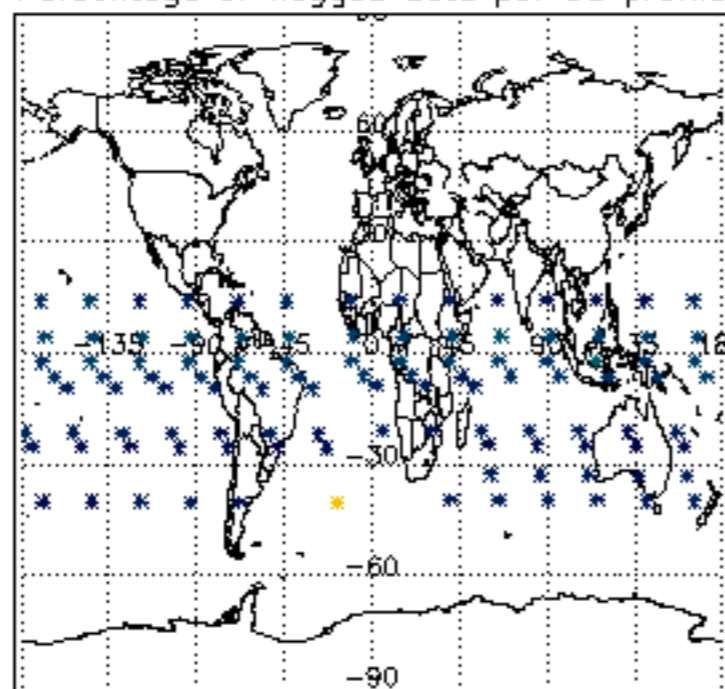
6. Auxiliary Data Files used for the production reported in section 2

The number reported in the third column indicates since which file (see list in section 2) the corresponding auxiliary file has been used. The fourth column is the date of those product files.

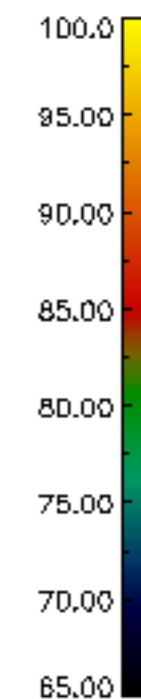
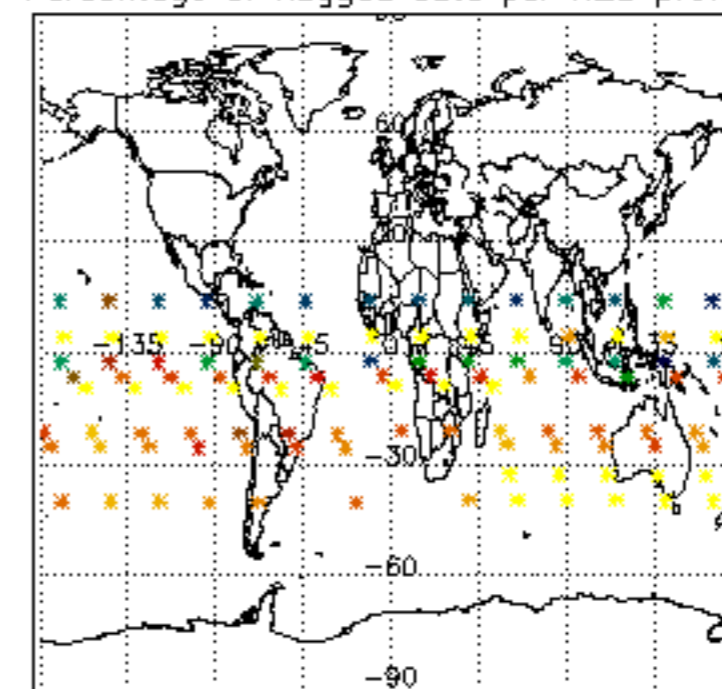
Type	Auxiliary Filename	Used since product	Used since product date
INST_PHYS_CHARACTERISTICS	GOM_INS_AXVIEC20091111_143220_20030716_120000_20500101_000000	1	22-MAR-2004 00:03:27
LEVEL-2_PROC_CONFIG	GOM_PR2_AXVIEC20091111_152718_20020301_000000_20500101_000000	1	22-MAR-2004 00:03:27
CROSS_SECTIONS_FILE	GOM_CRS_AXVIEC20091111_154832_20020301_000000_20500101_000000	1	22-MAR-2004 00:03:27



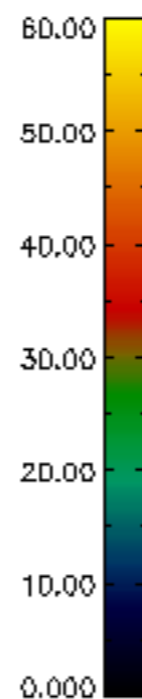
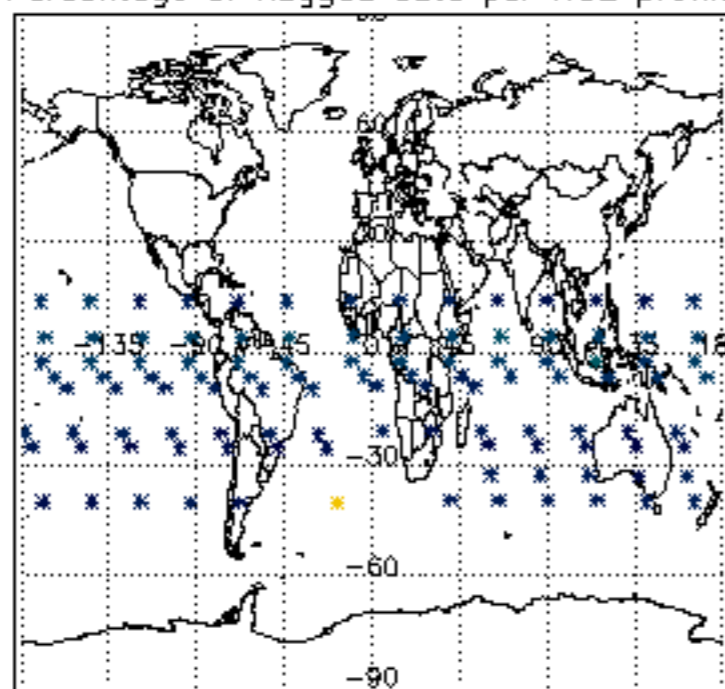
Percentage of flagged data per D3 profile



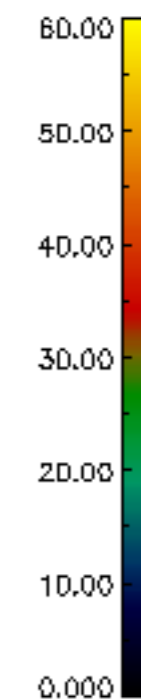
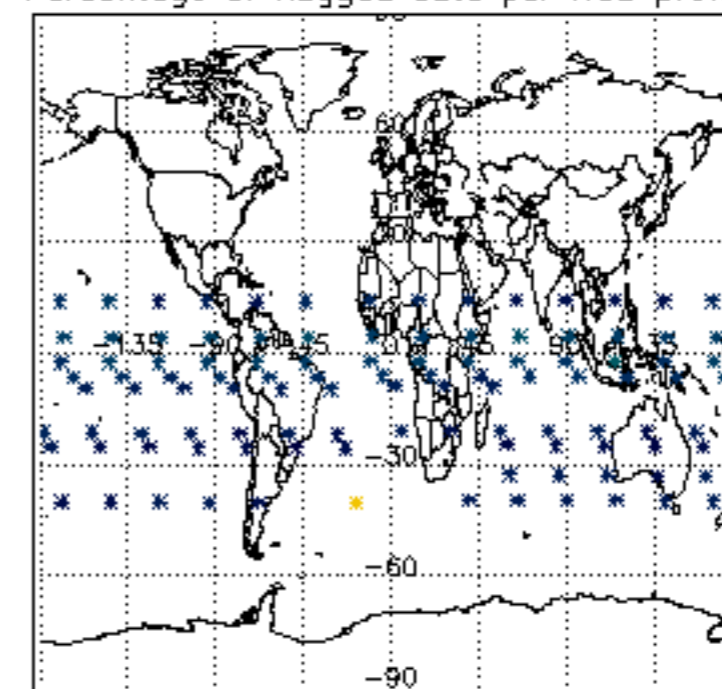
Percentage of flagged data per H2O profile

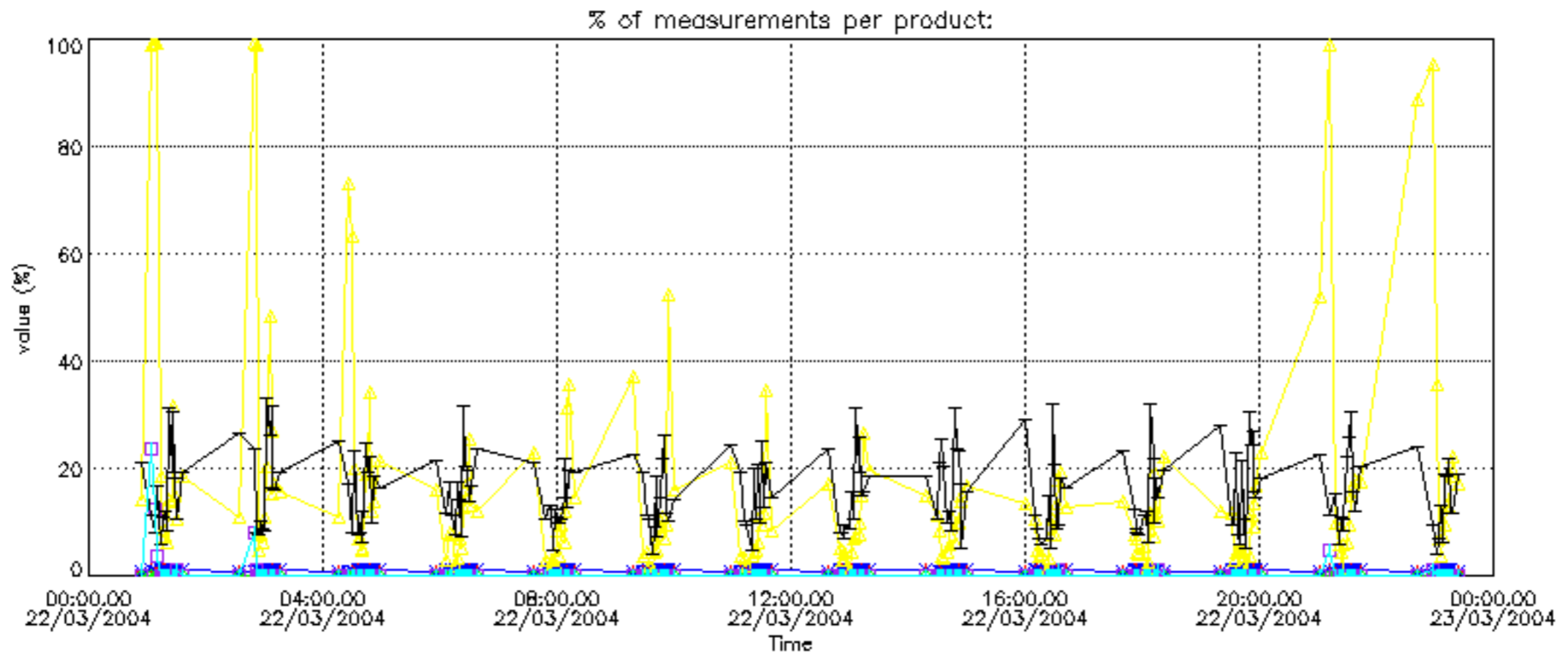


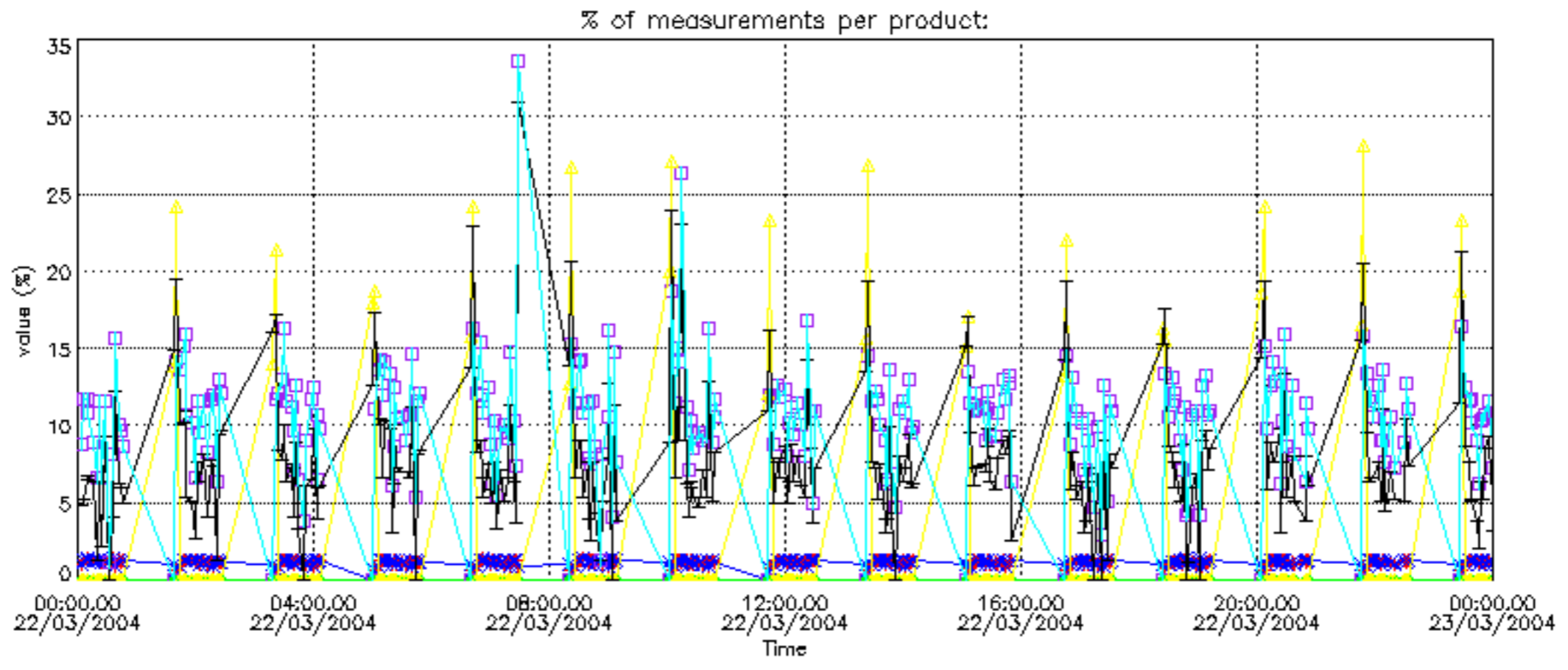
Percentage of flagged data per NO2 profile



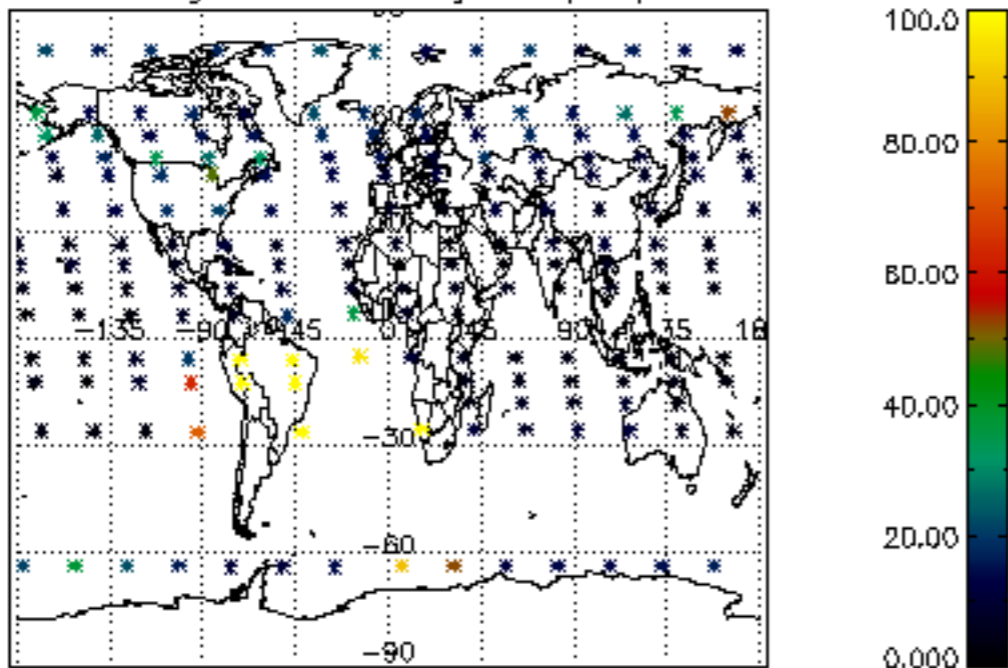
Percentage of flagged data per NO3 profile



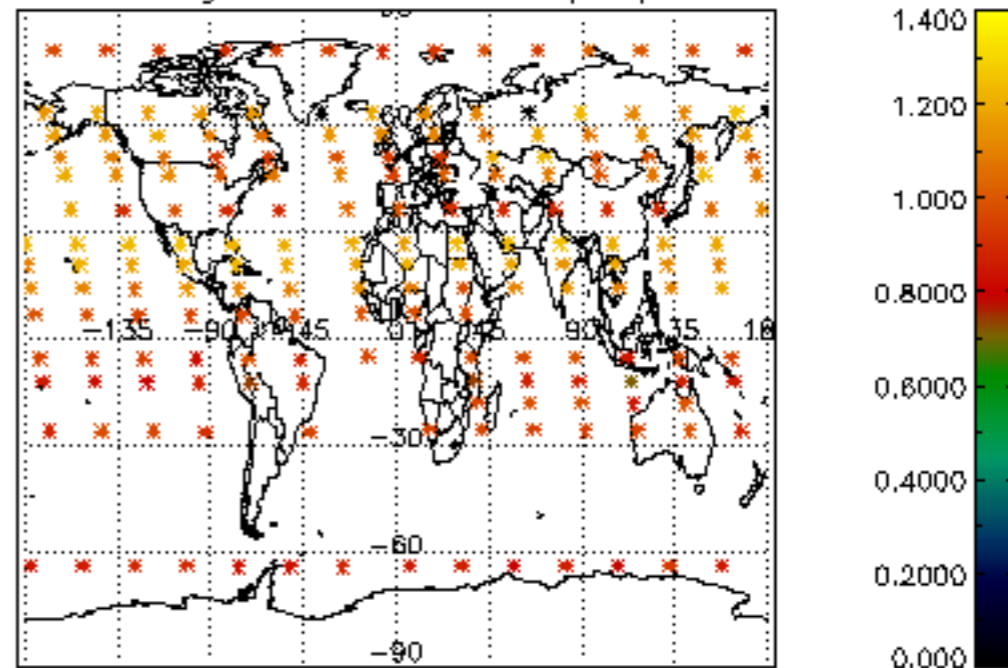




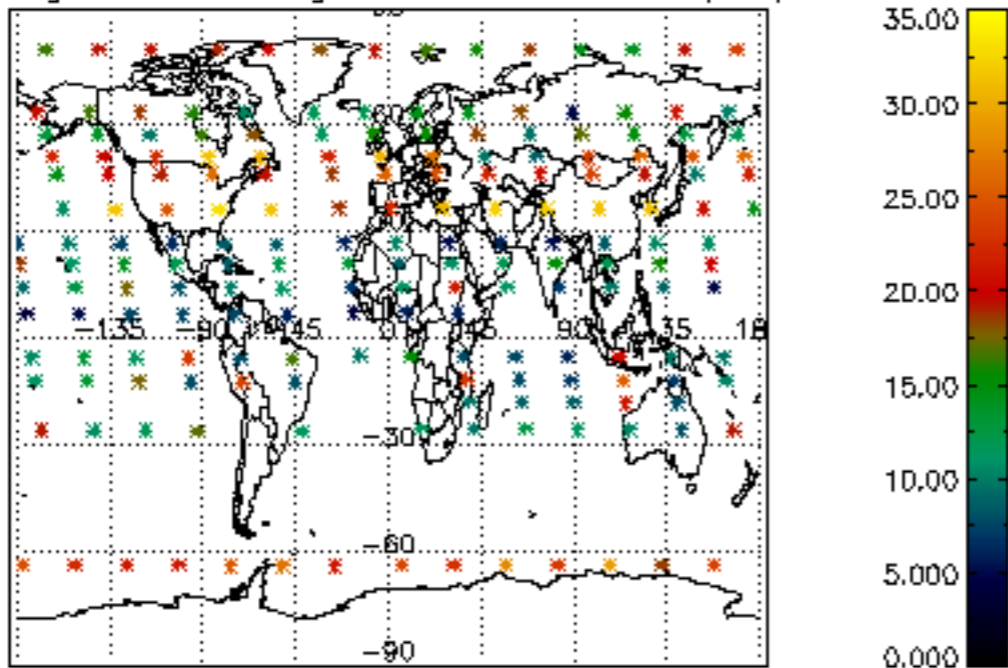
Percentage of cosmic ray hits per profile



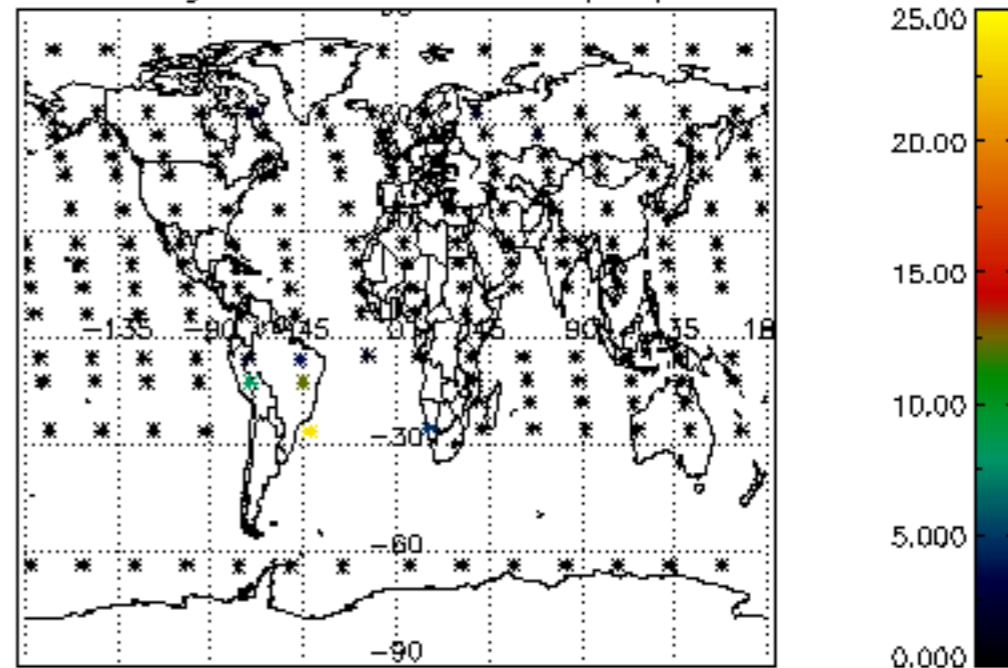
Percentage of datation errors per profile



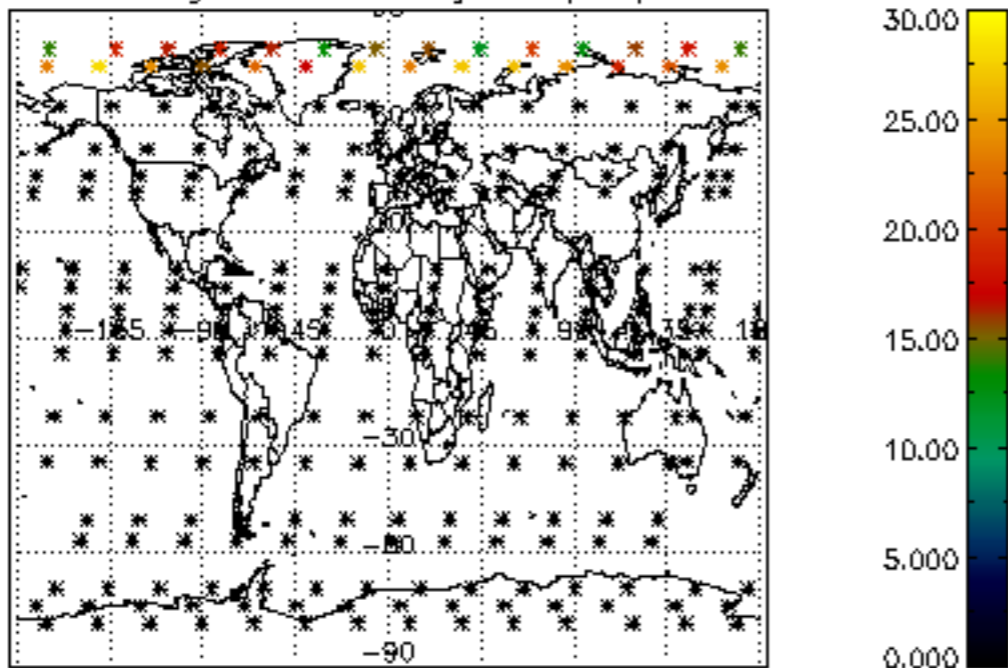
Percentage of star falling outside central band per profile



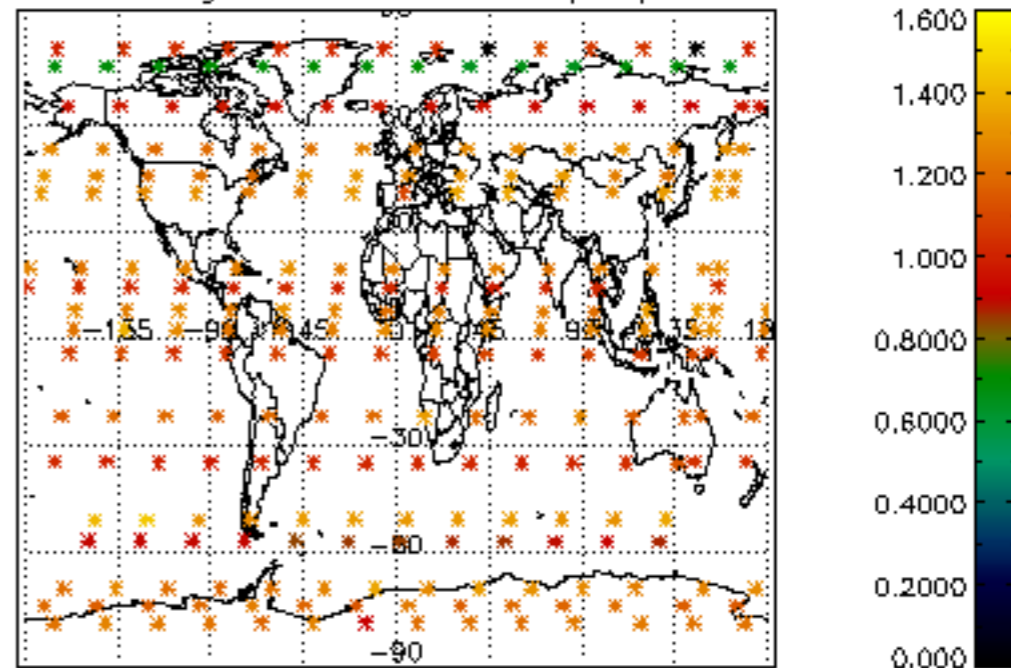
Percentage of saturation errors per profile



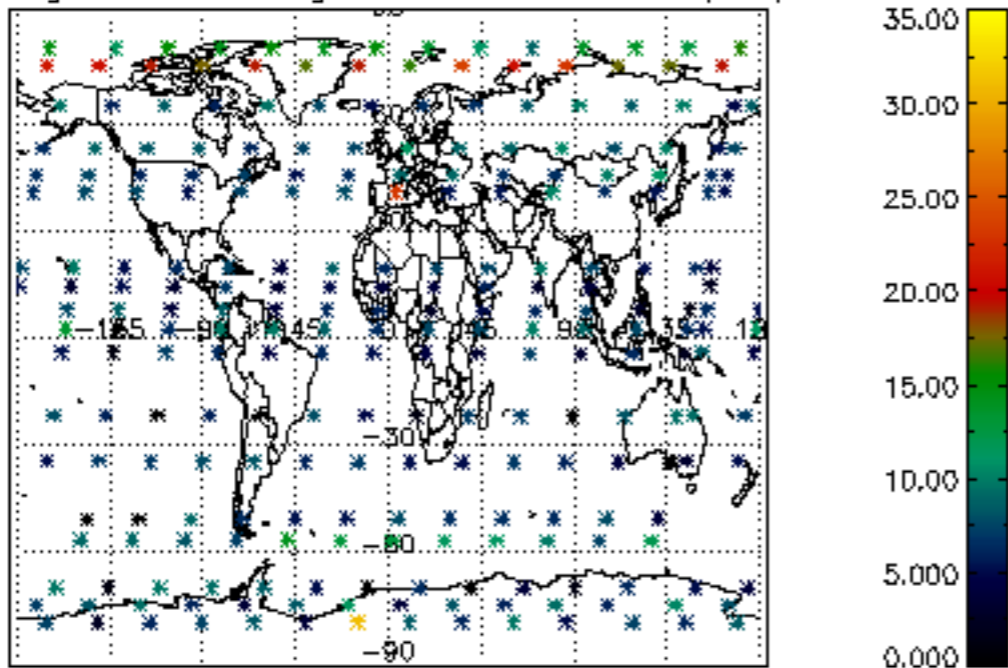
Percentage of cosmic ray hits per profile



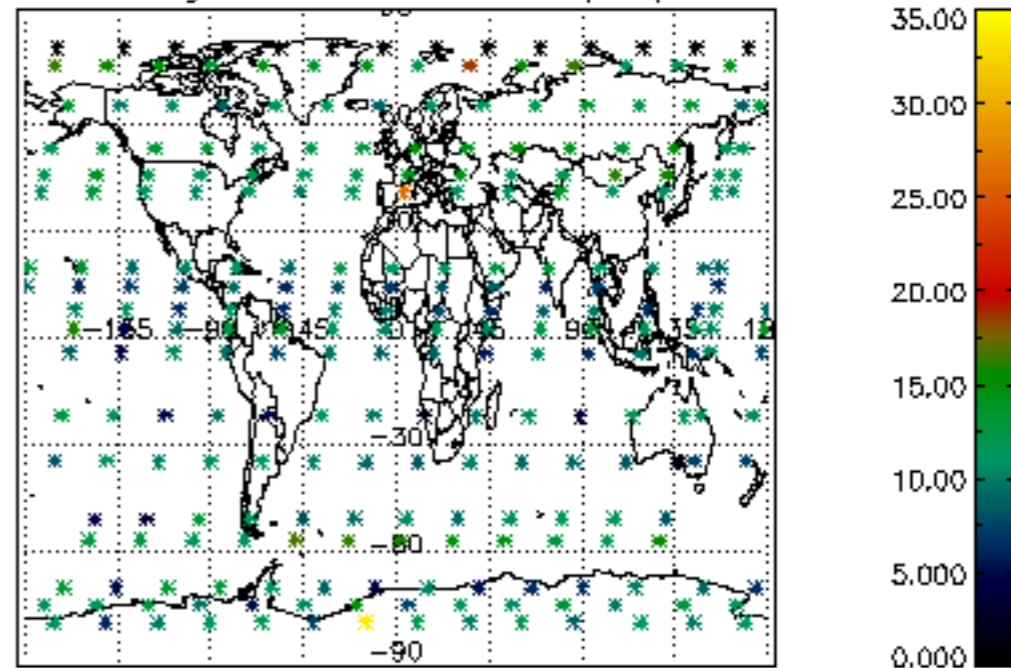
Percentage of datation errors per profile

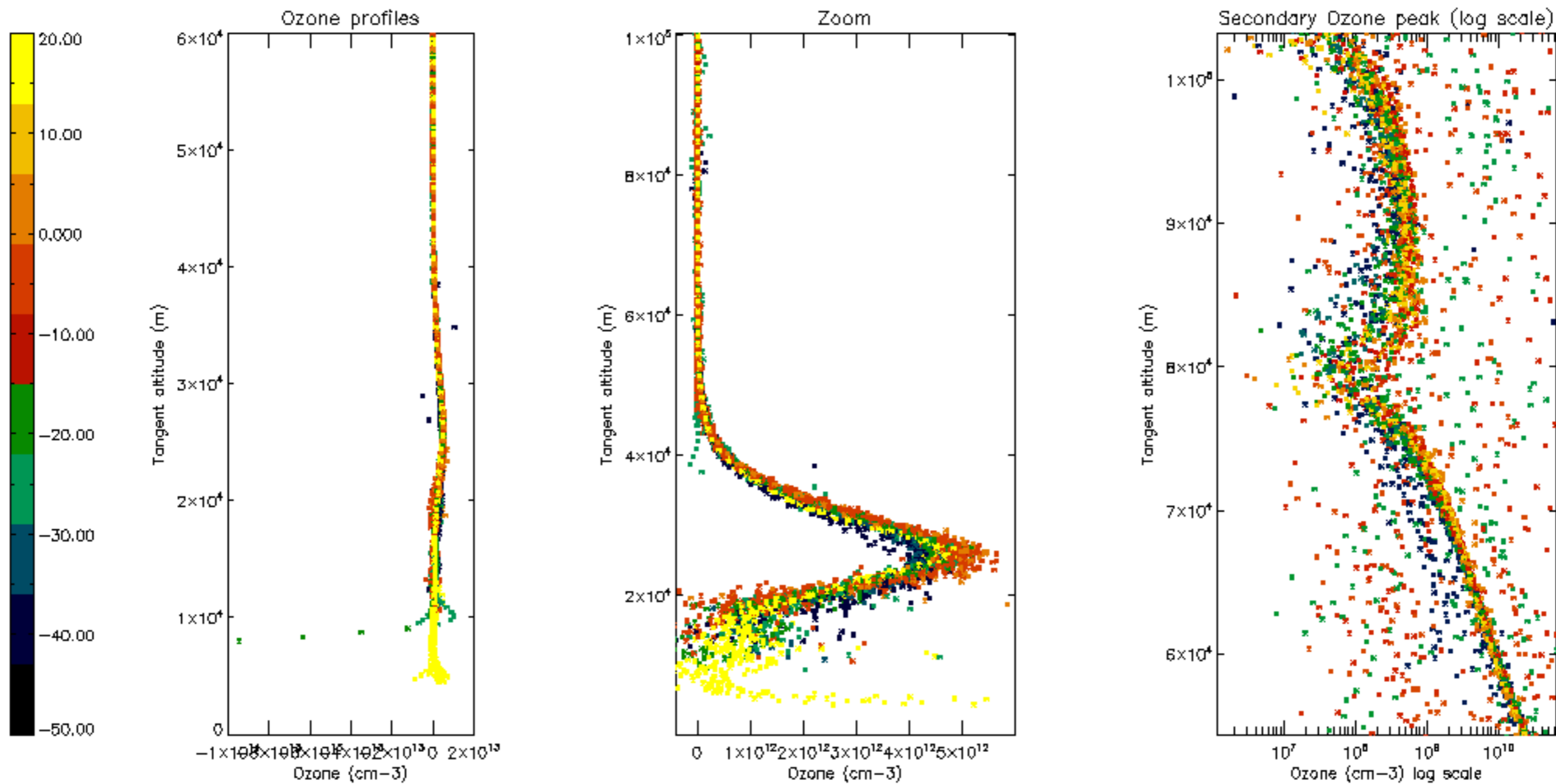


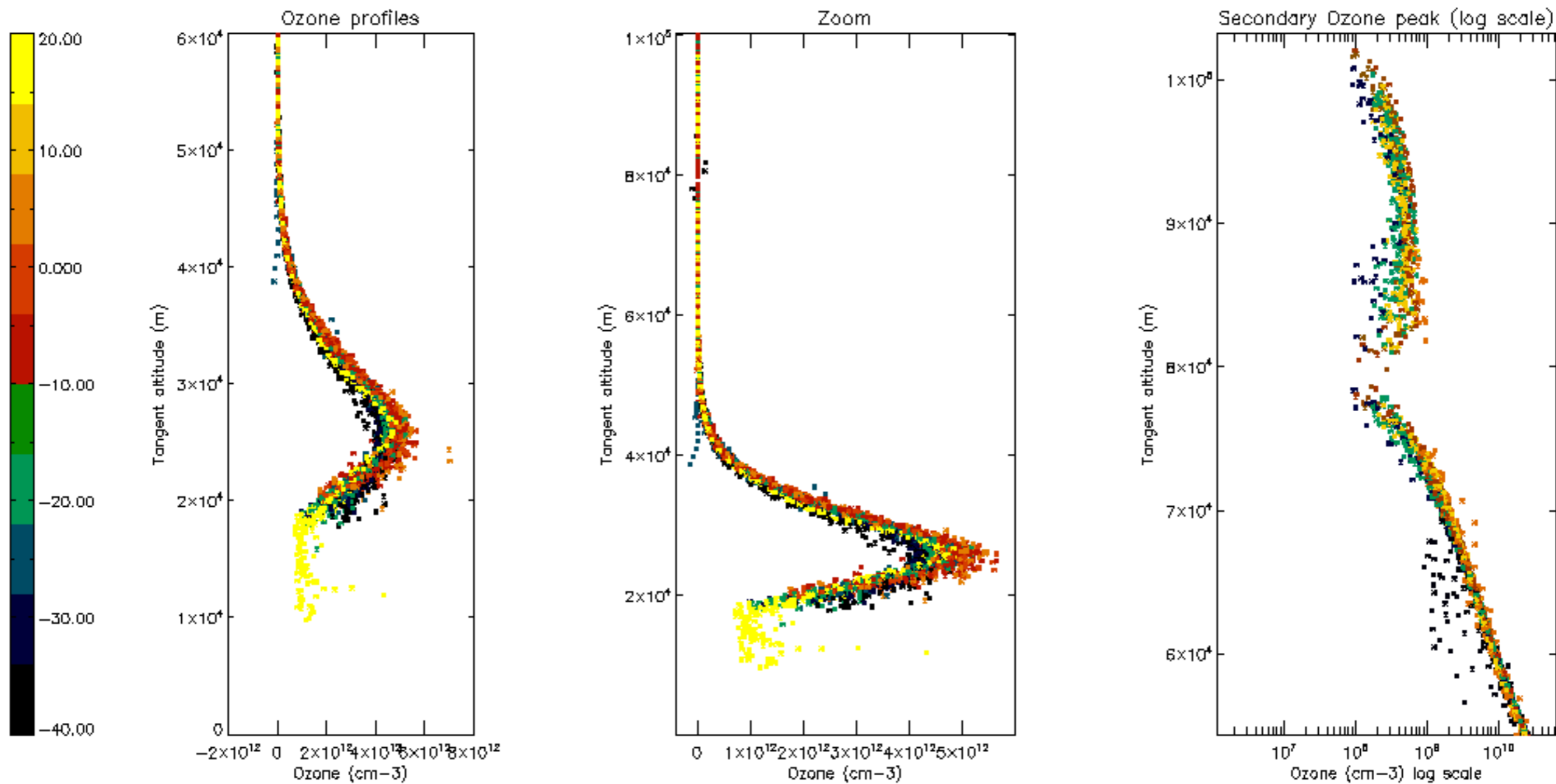
Percentage of star falling outside central band per profile

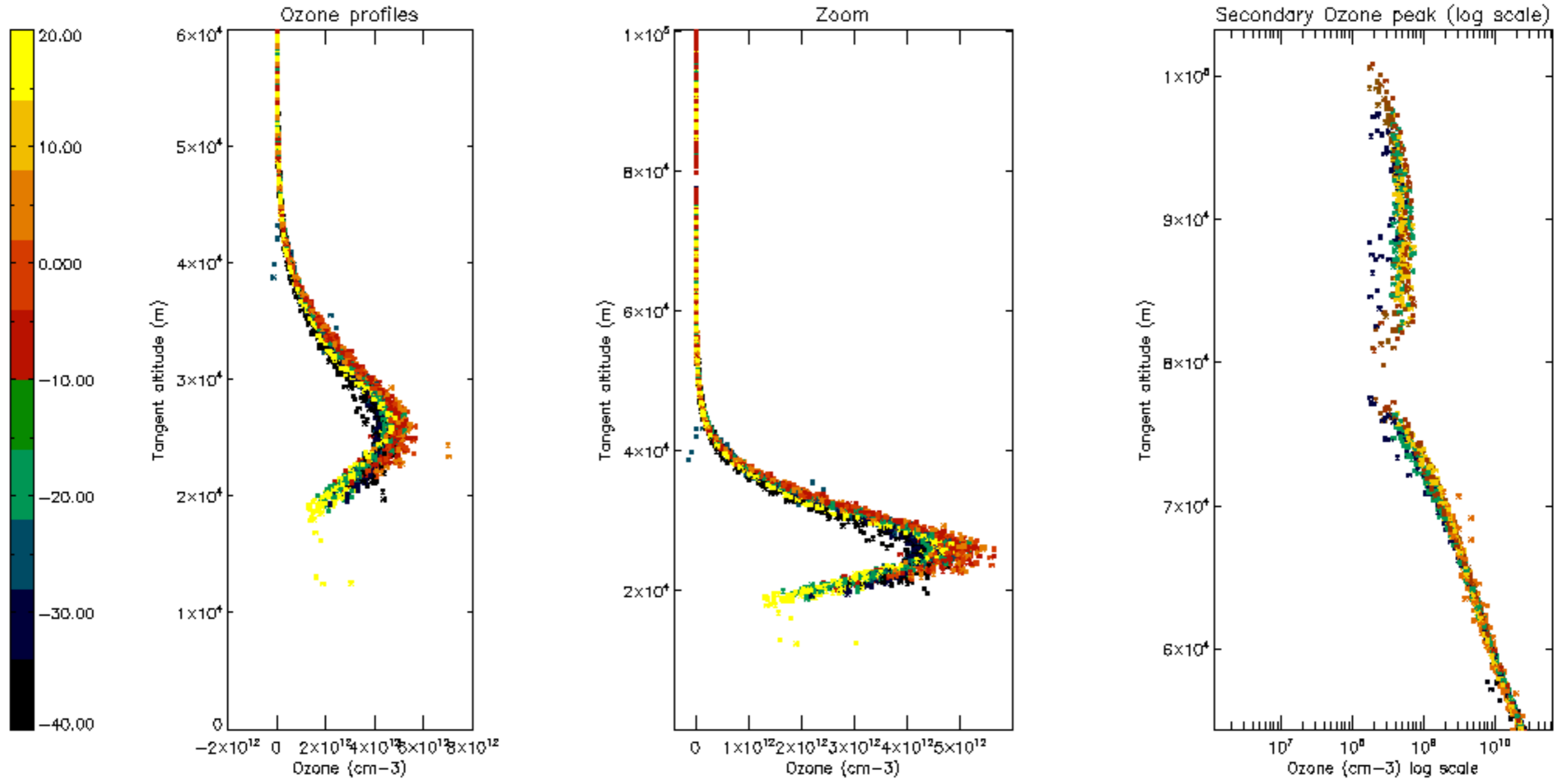


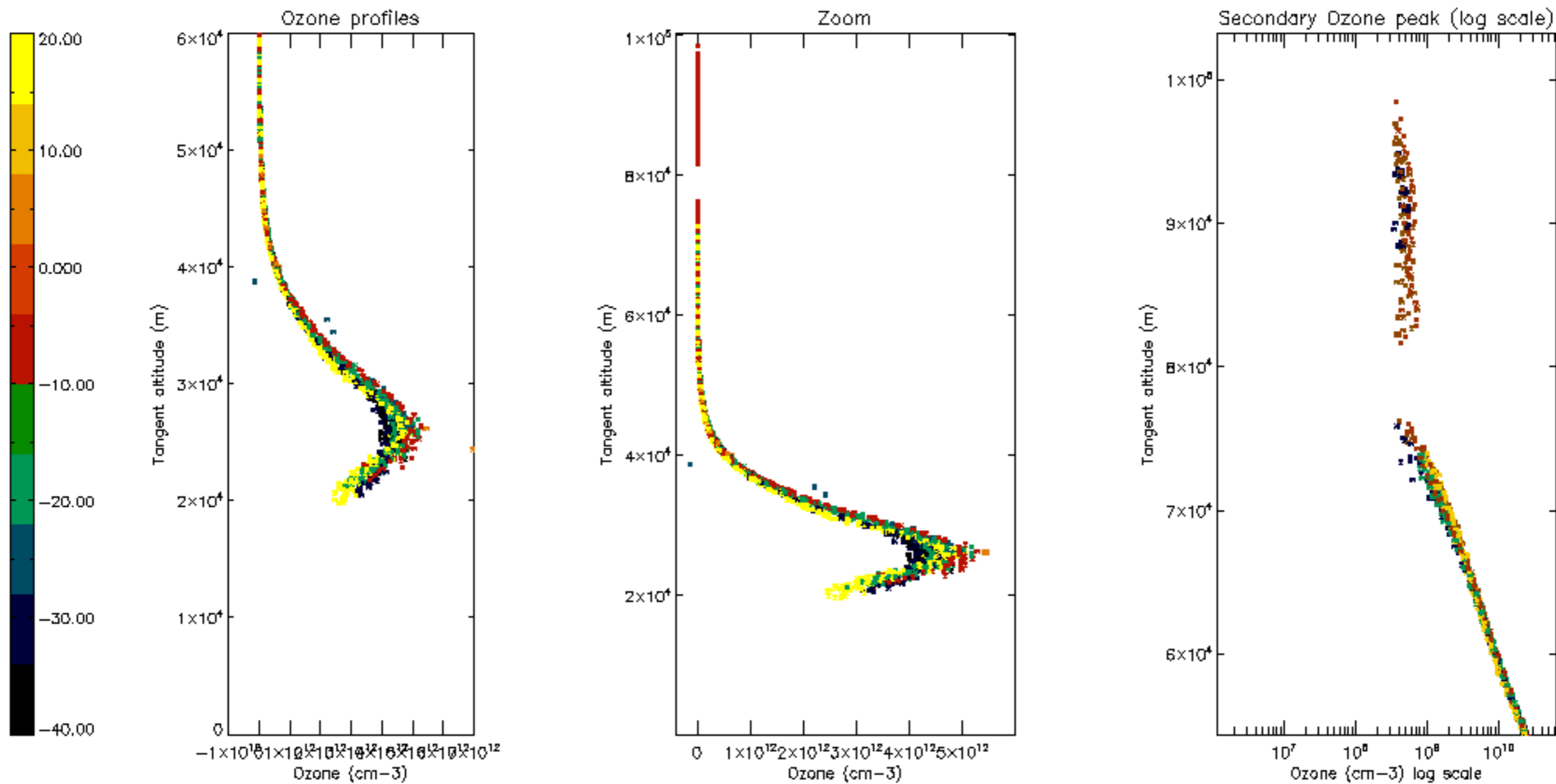
Percentage of saturation errors per profile

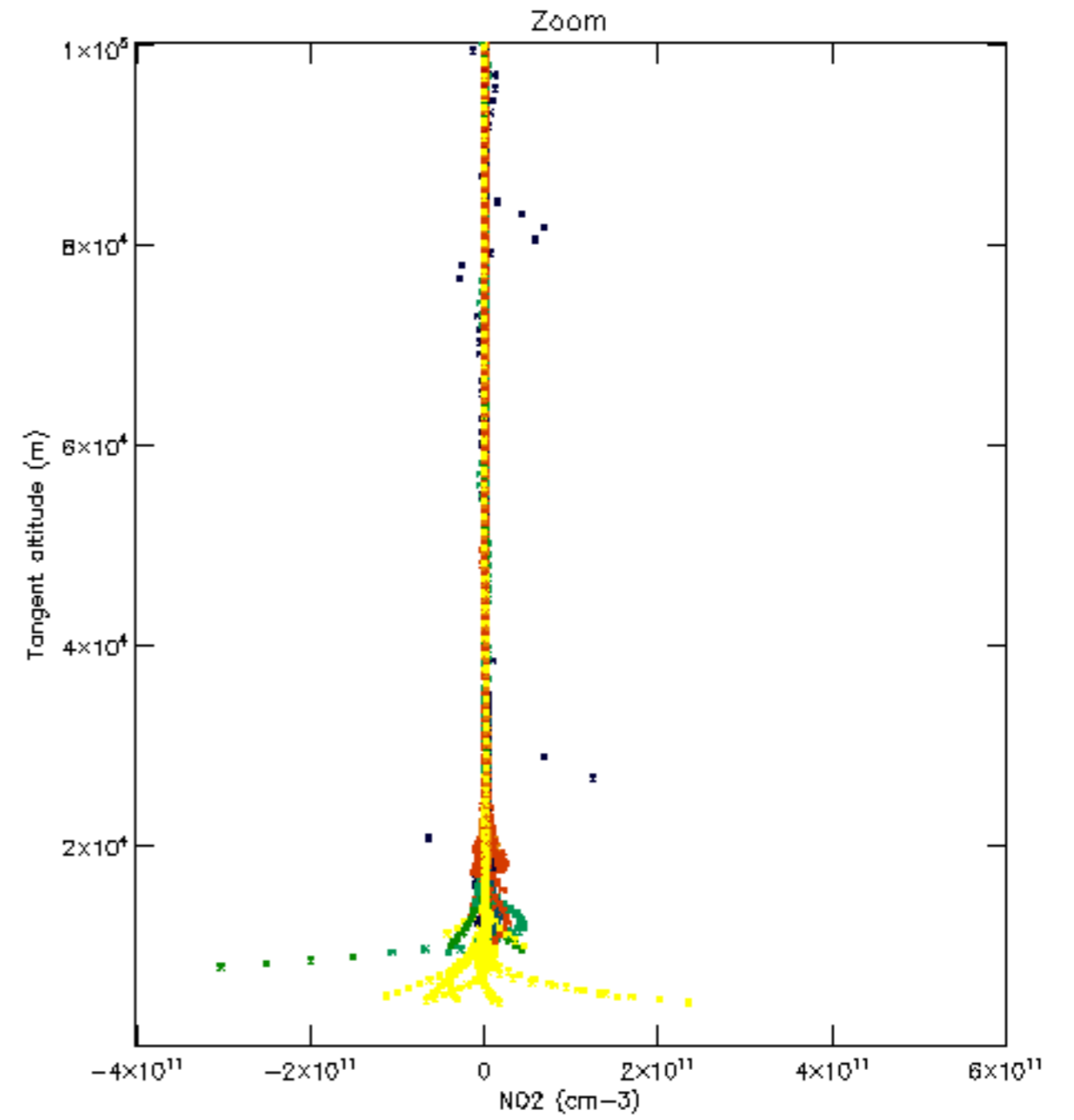
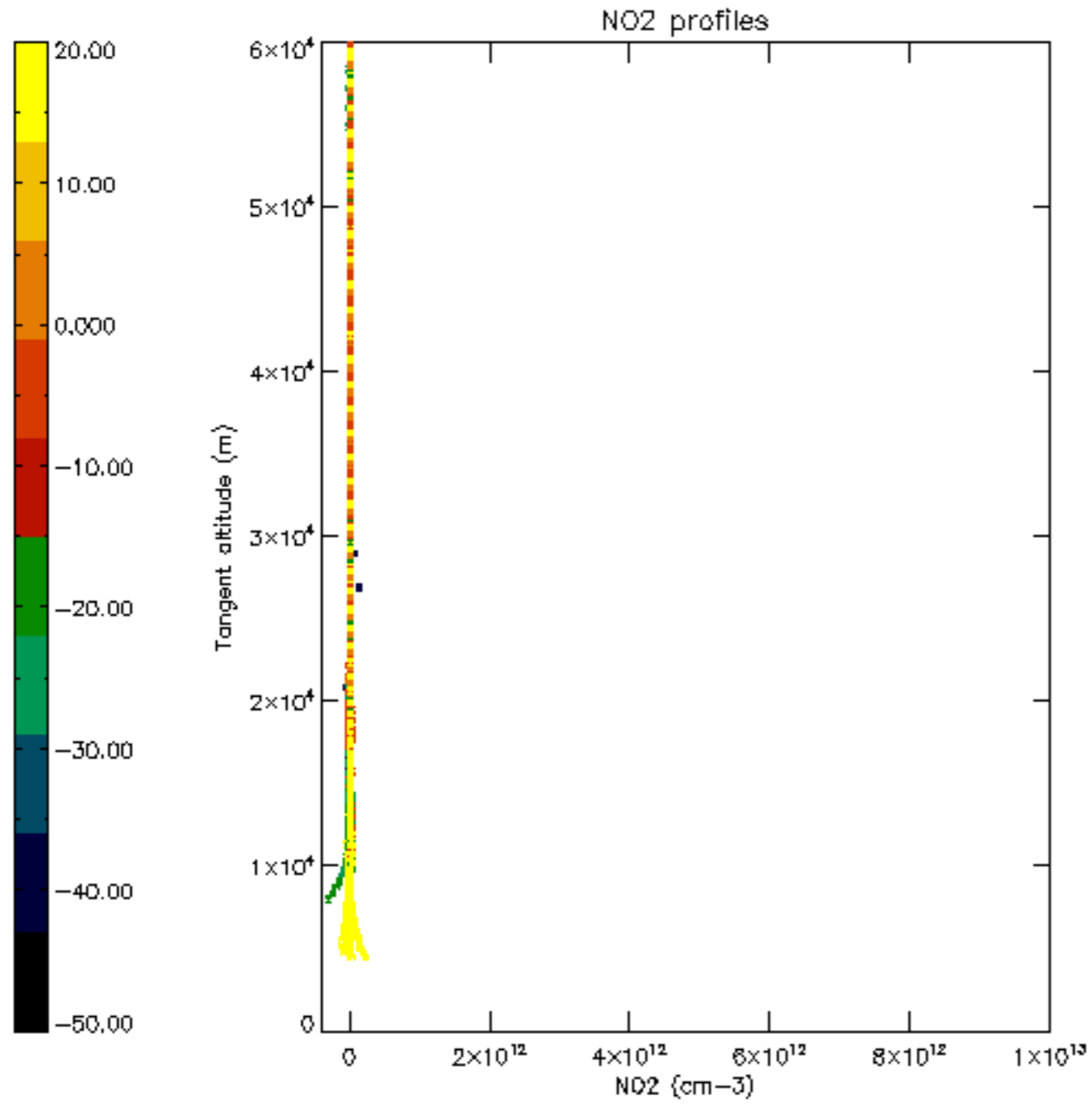


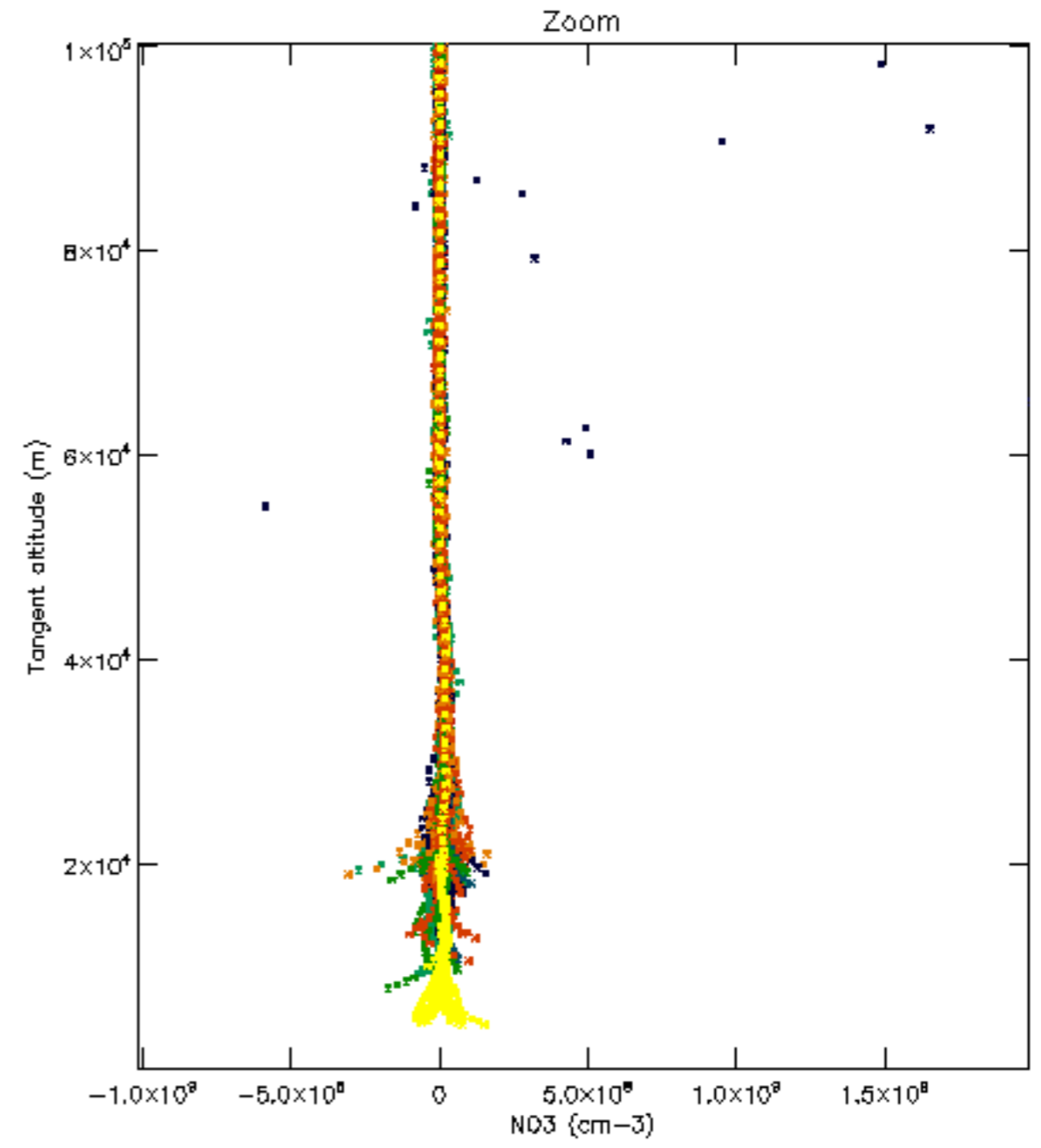
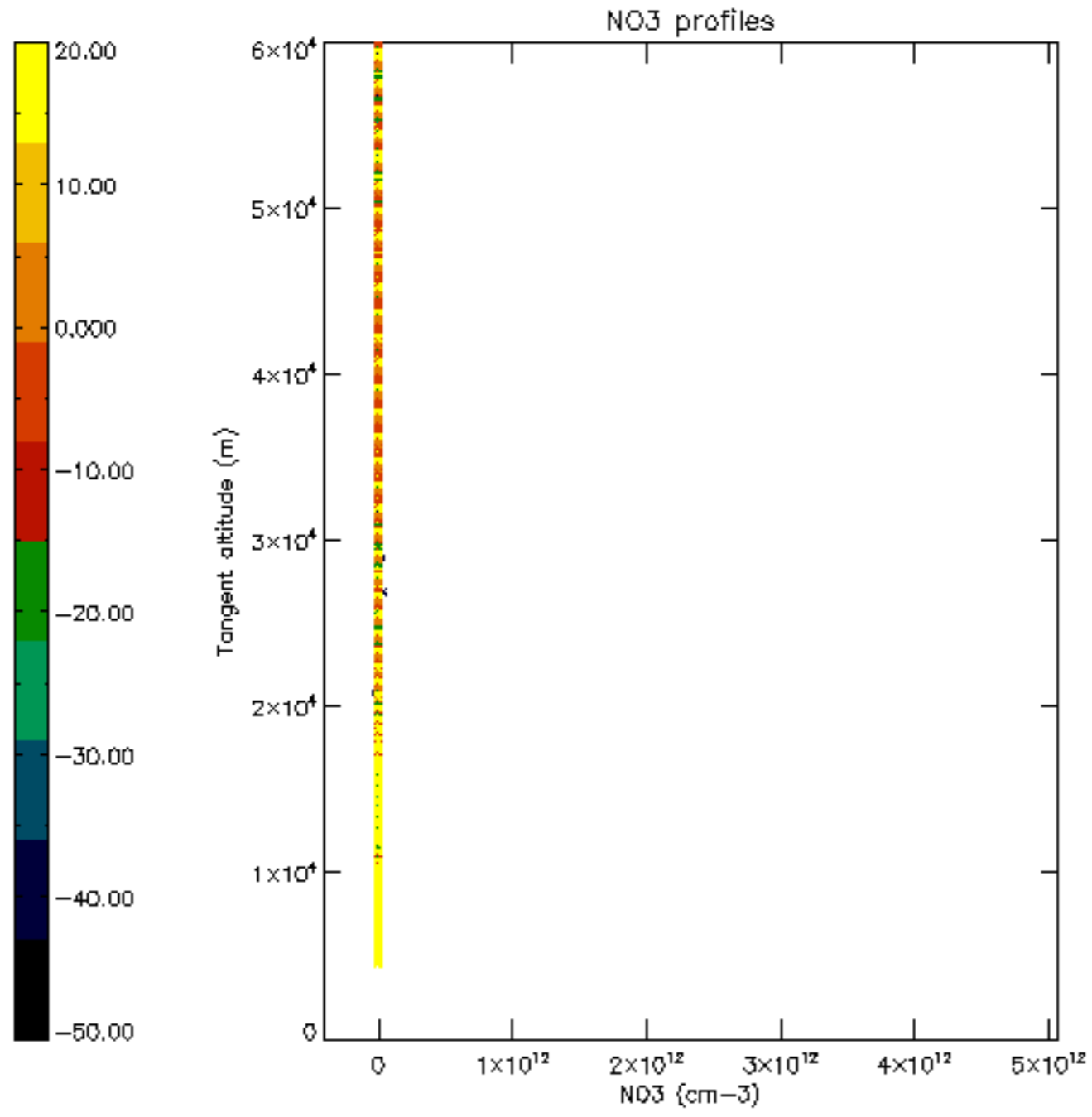


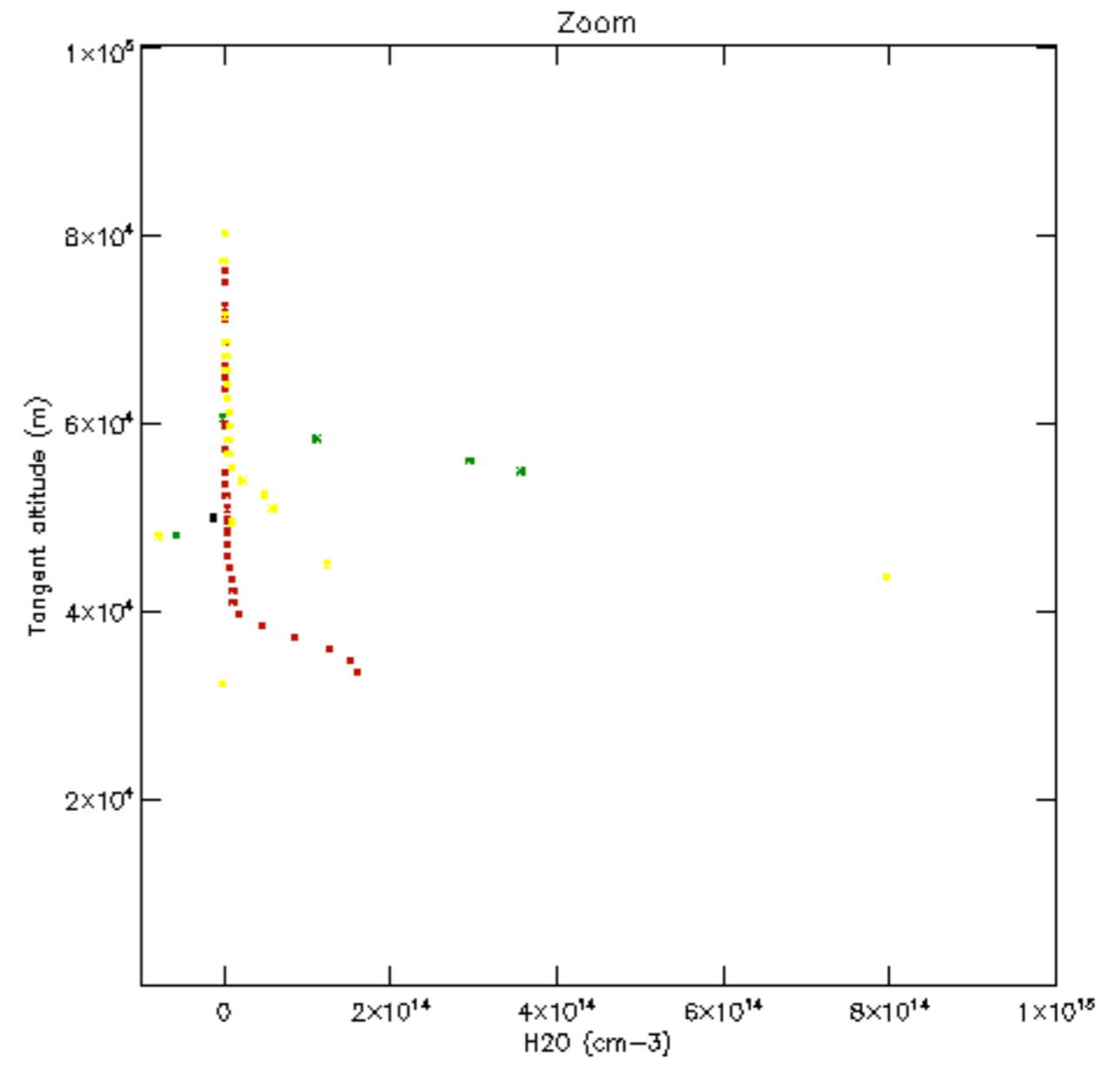
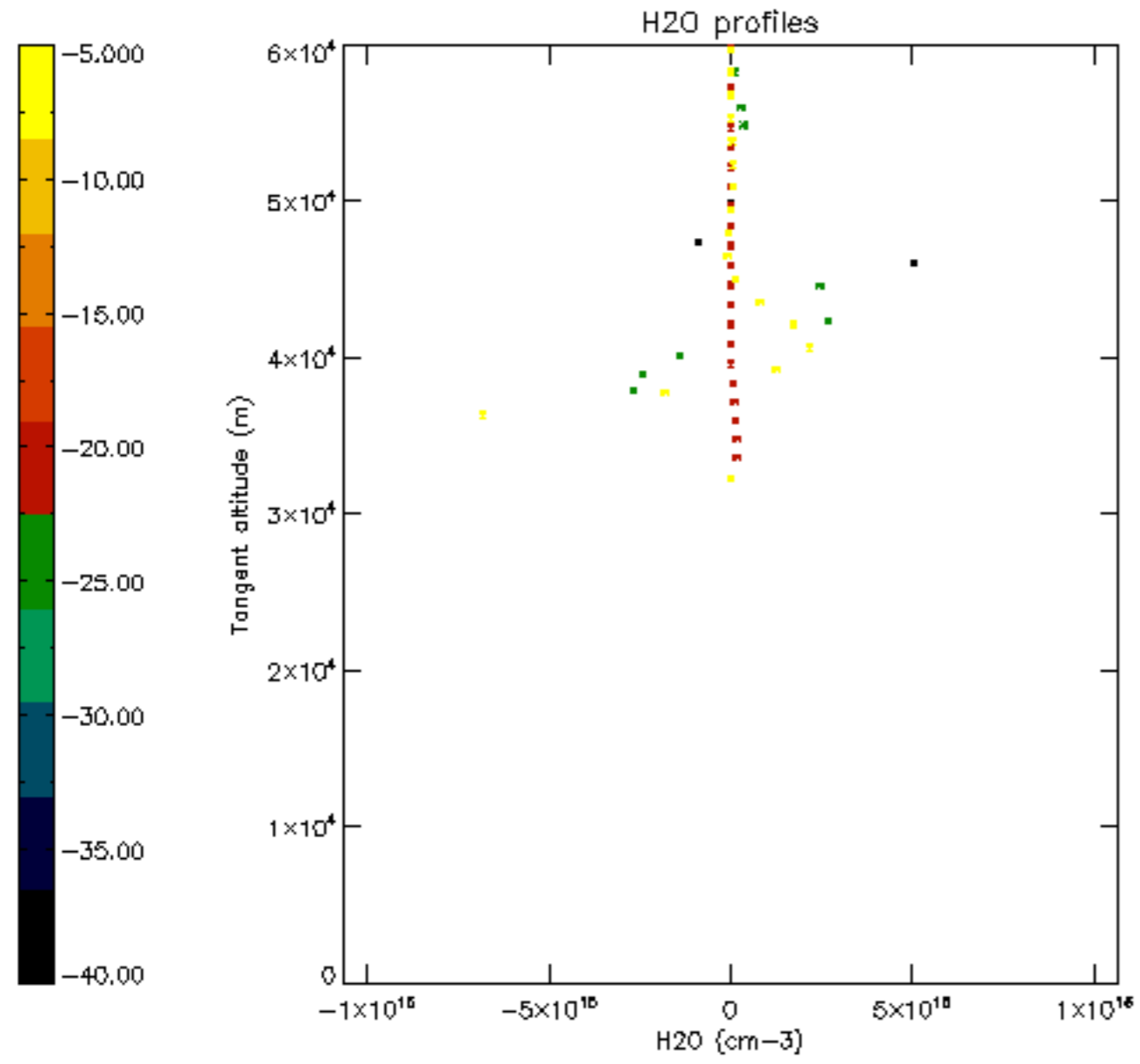


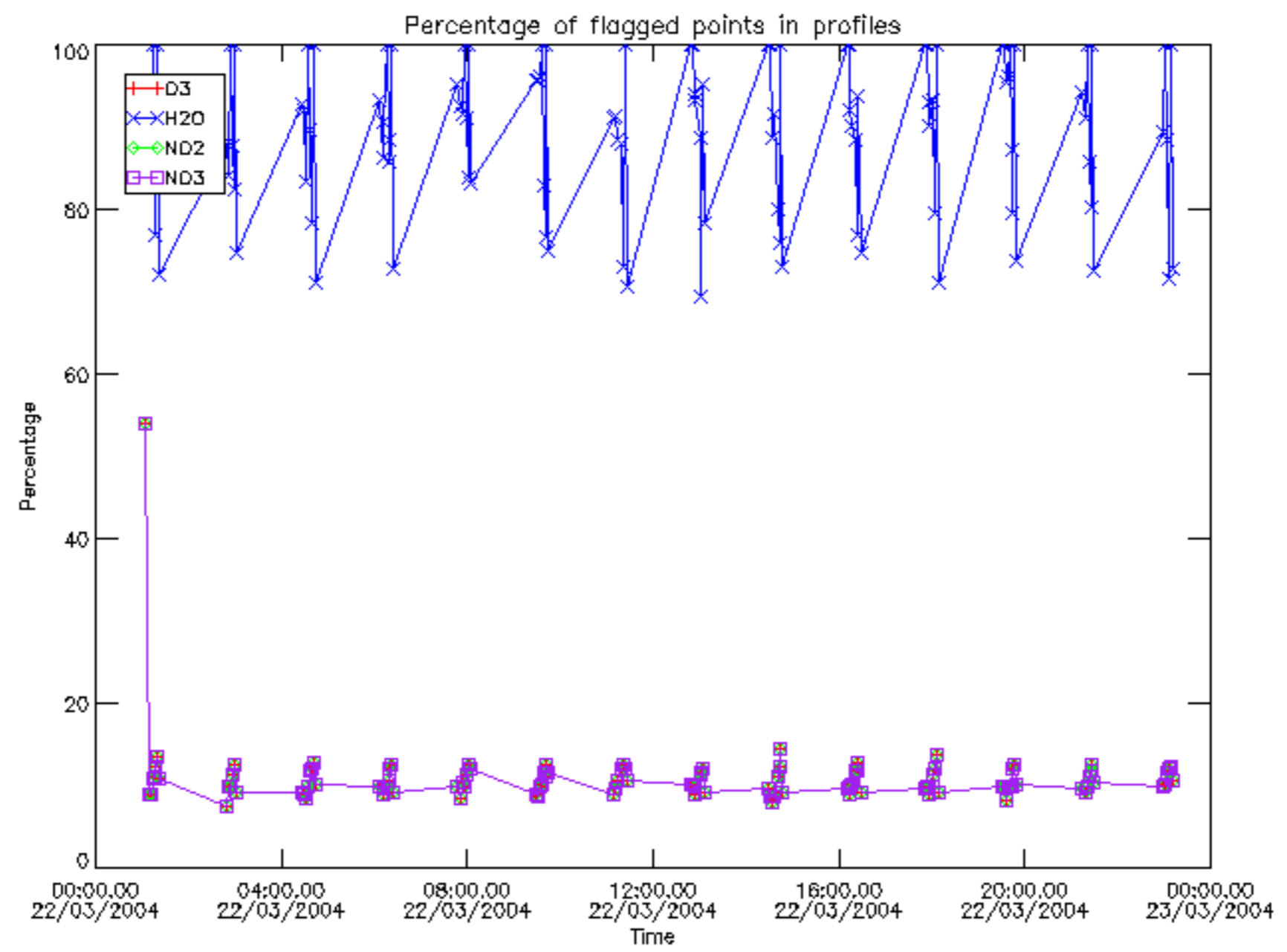




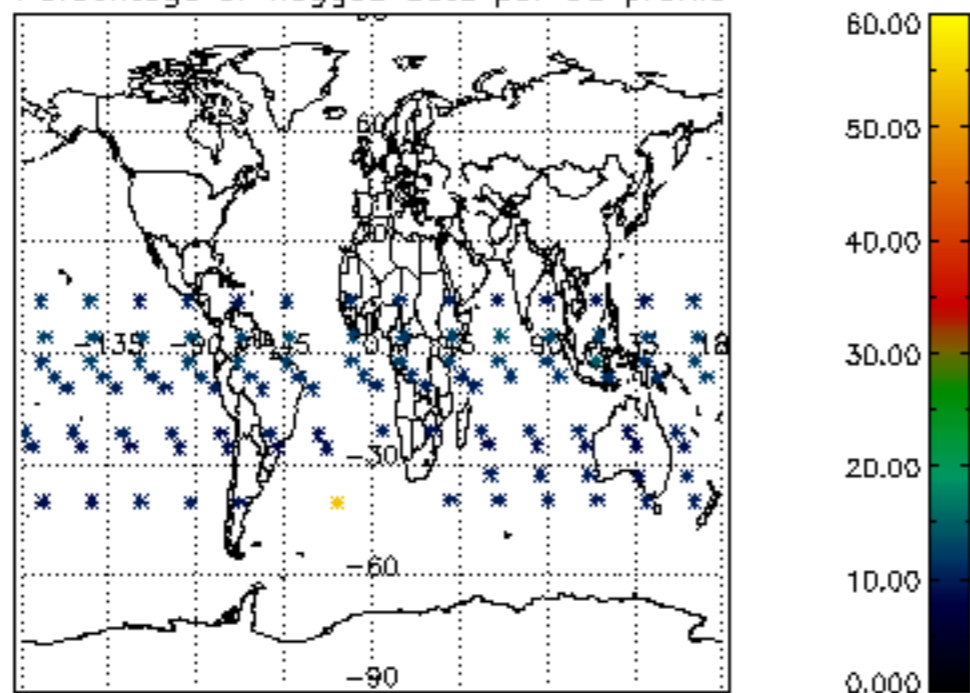




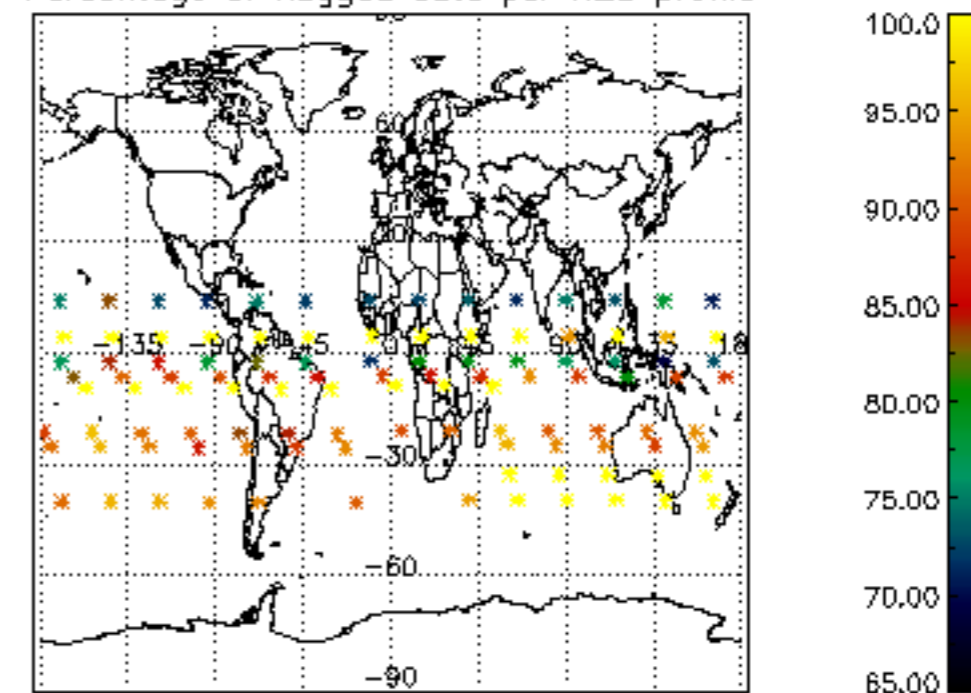




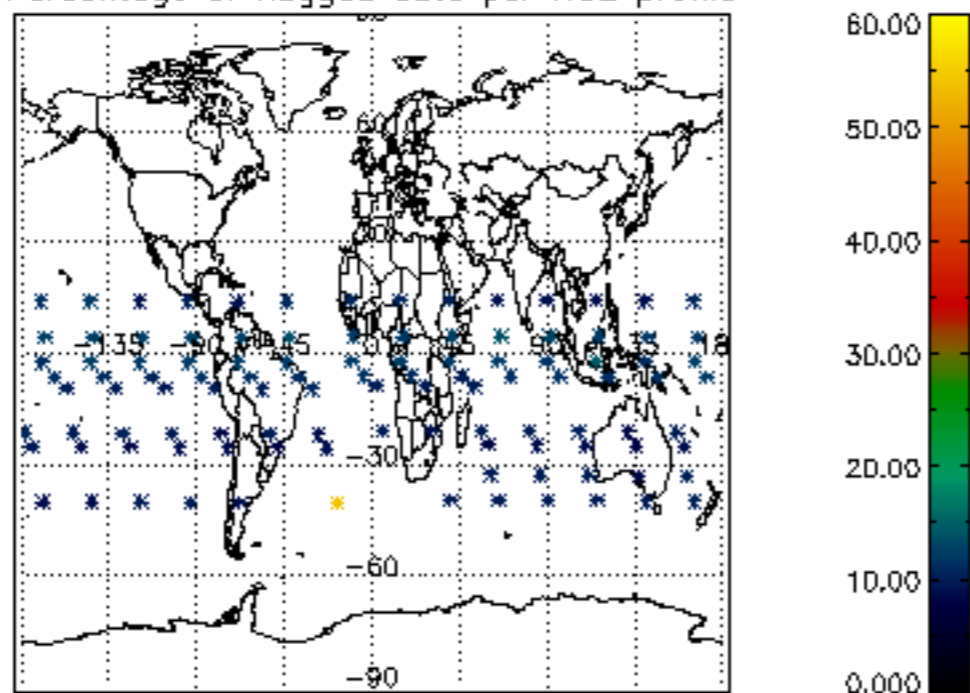
Percentage of flagged data per D3 profile



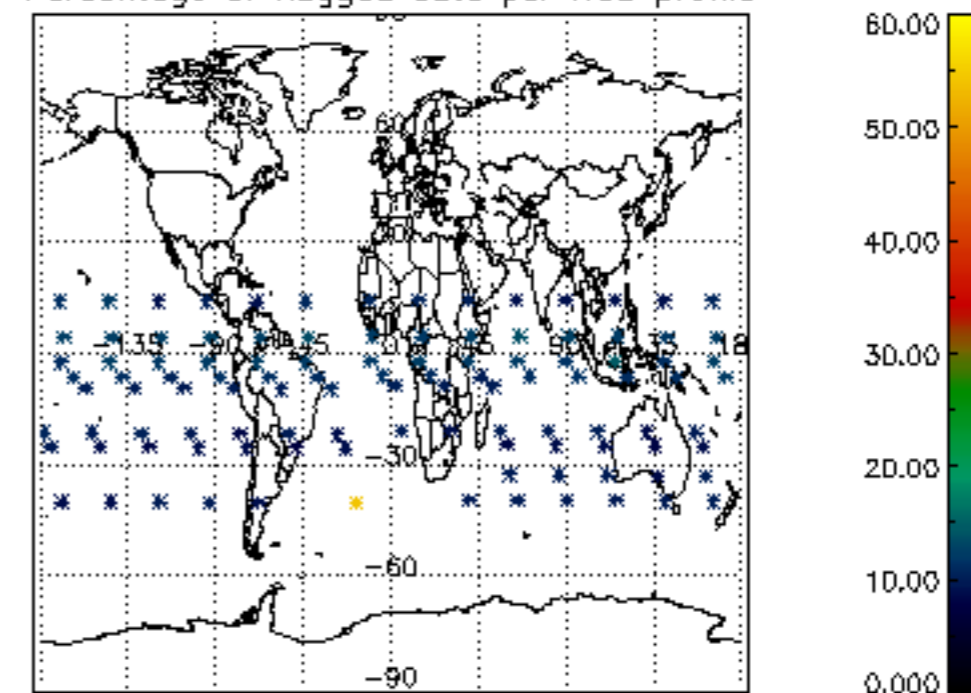
Percentage of flagged data per H2O profile

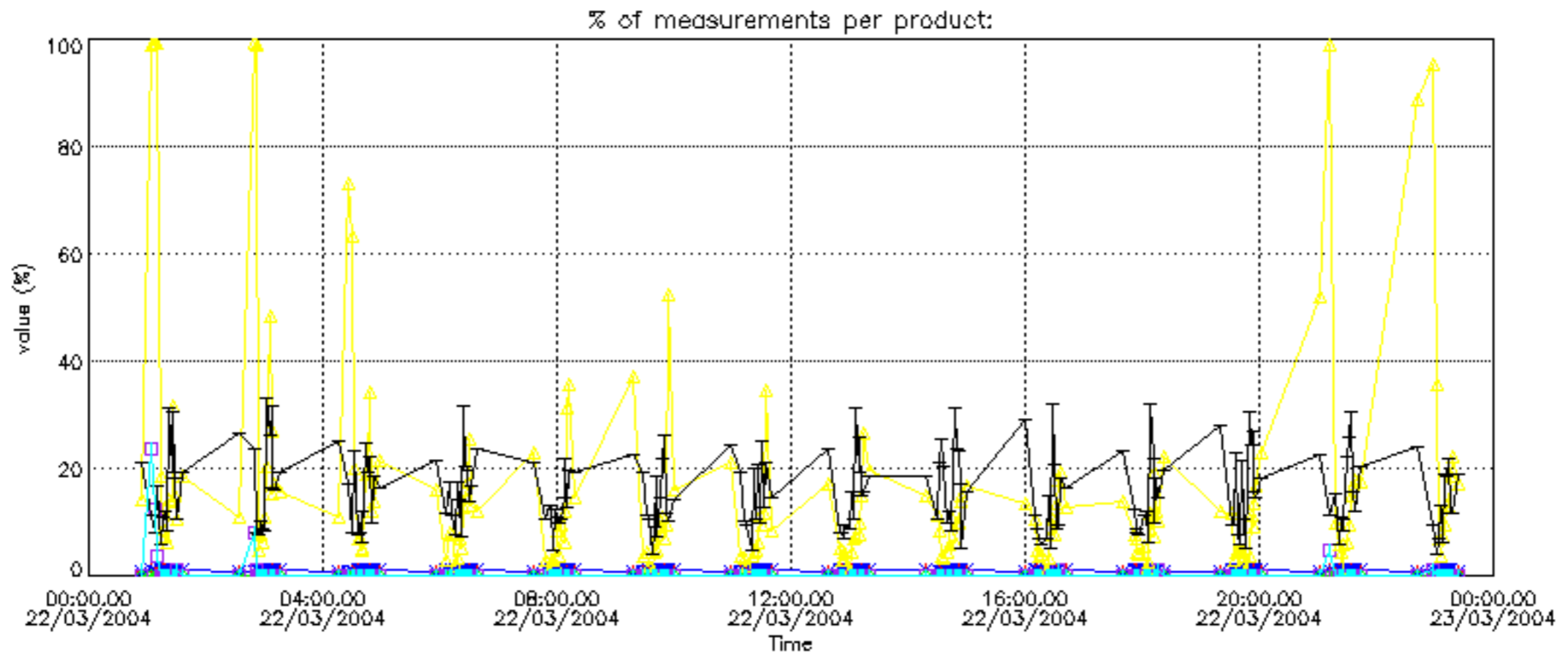


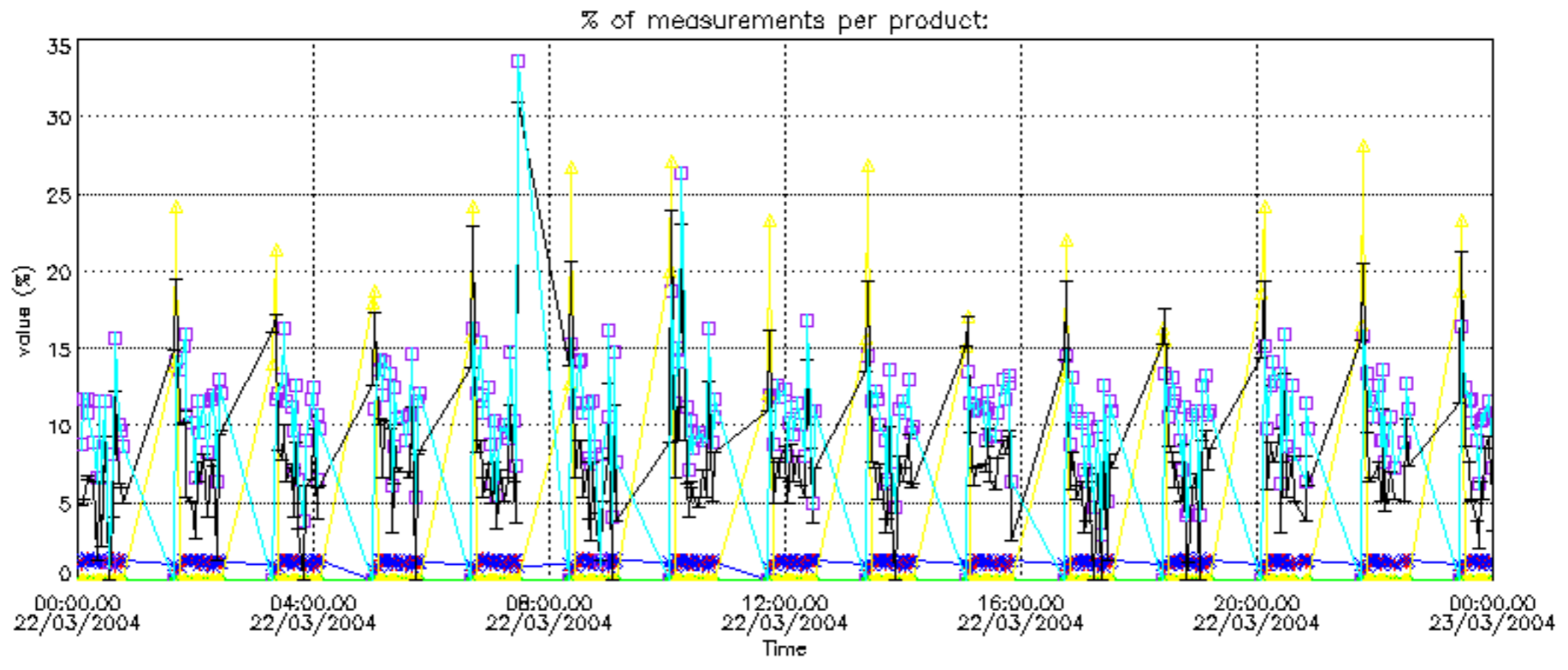
Percentage of flagged data per NO2 profile



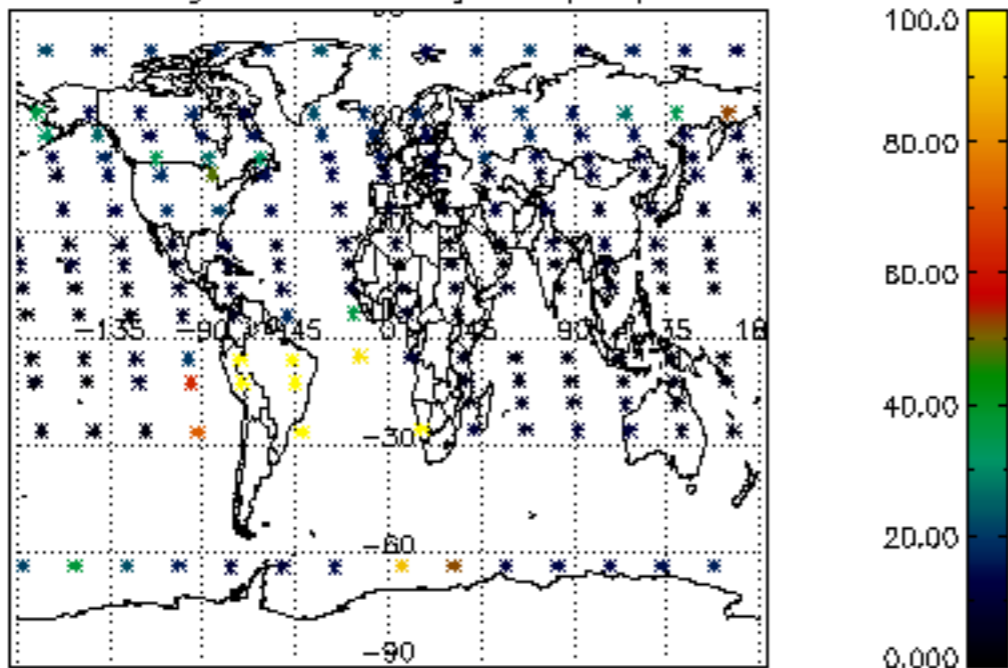
Percentage of flagged data per NO3 profile



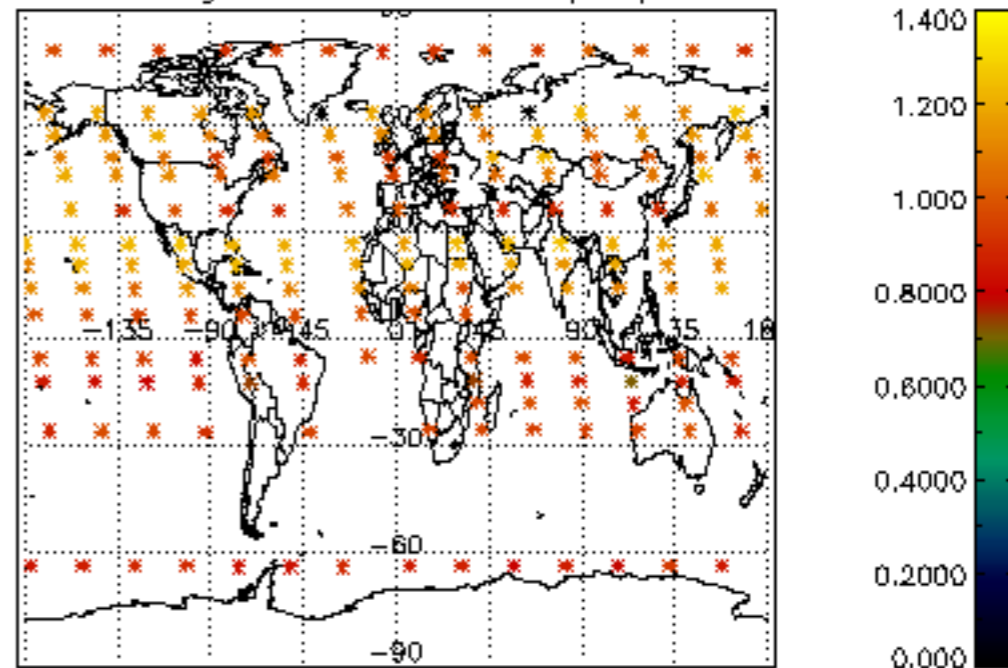




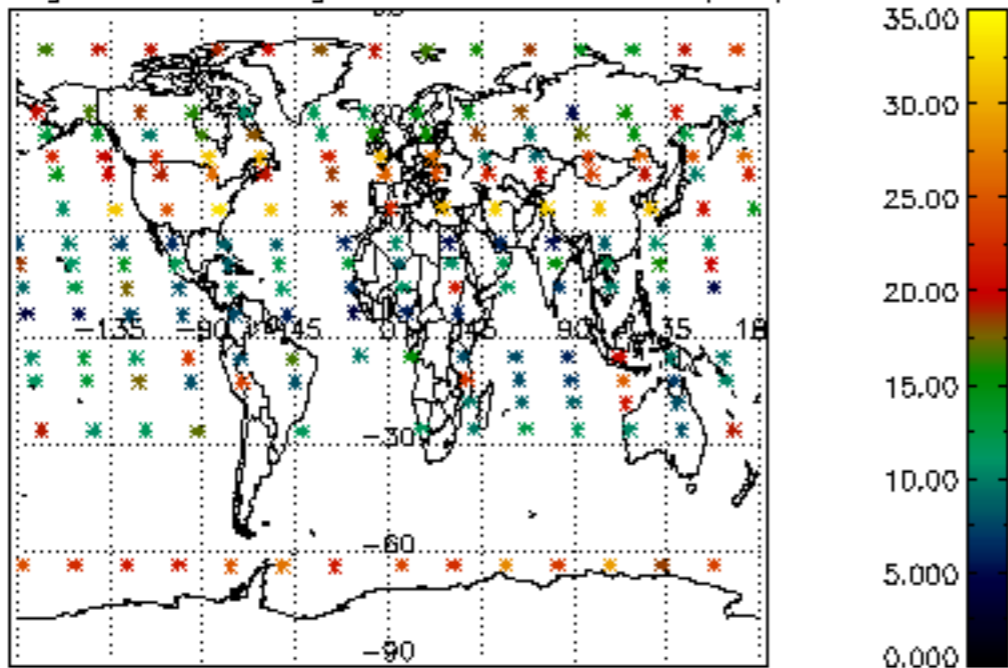
Percentage of cosmic ray hits per profile



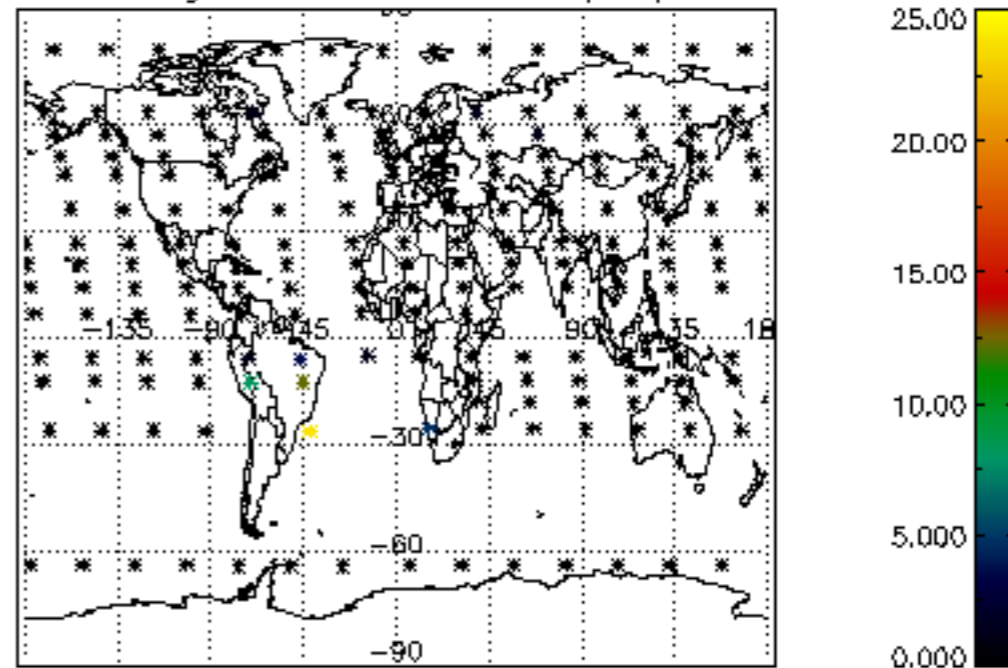
Percentage of datation errors per profile



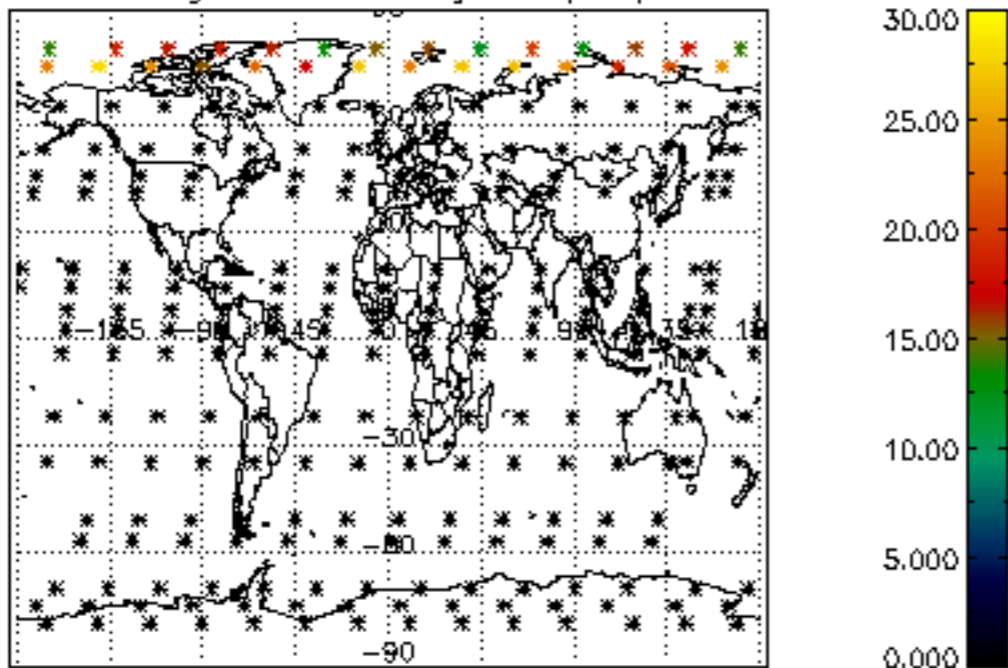
Percentage of star falling outside central band per profile



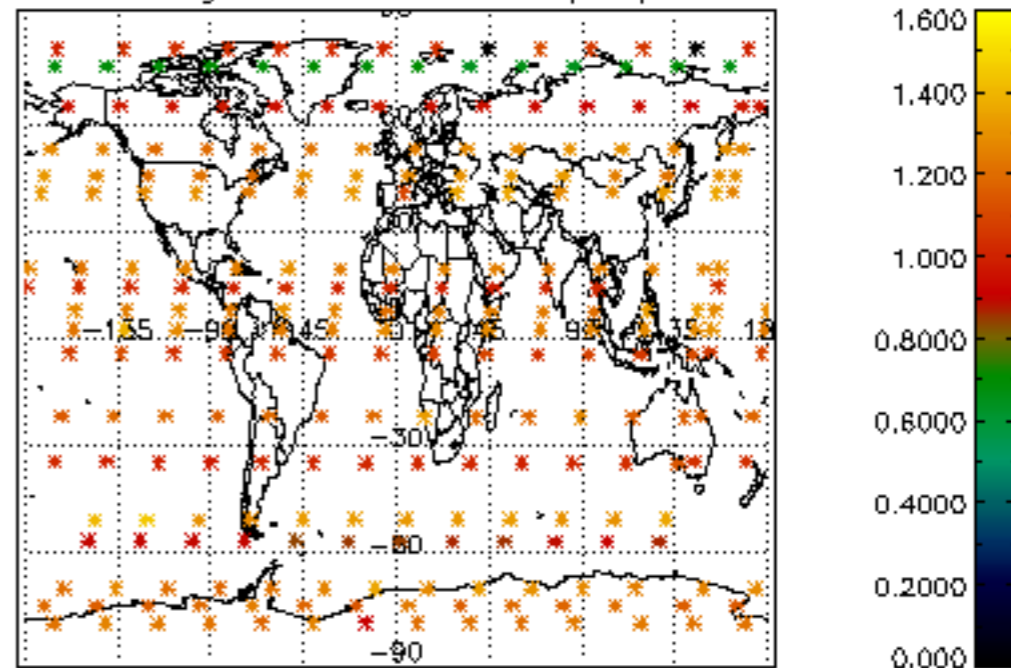
Percentage of saturation errors per profile



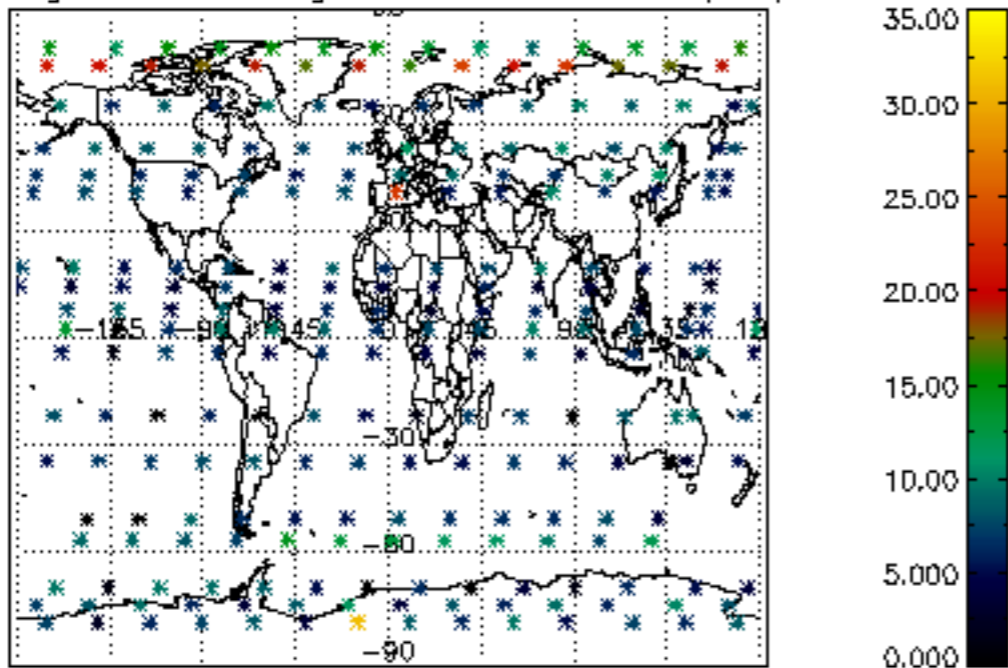
Percentage of cosmic ray hits per profile



Percentage of datation errors per profile



Percentage of star falling outside central band per profile



Percentage of saturation errors per profile

