

GOMOS Level 2 Daily Report

SUMMARY

[1. General Info](#)

[2. Summary of processed GOM_NL_2P products](#)

[3. Level 2 Quality information per product](#)

[3.1 Plot of level 2 quality information per product \(time dependant\)](#)

[3.2 Plot of level 2 quality information per product \(world map\)](#)

[4. Level 1 Quality information per product \(stored on level 2 products\)](#)

[4.1 Plot of level 1 quality information per product \(time dependant\)](#)

[4.1.1 Plot of level 1 quality information per product \(time dependant\): ASCENDING](#)

[4.1.2 Plot of level 1 quality information per product \(time dependant\): DESCENDING](#)

[4.2 Plot of level 1 quality information per product \(world map\)](#)

[4.2.1 Plot of level 1 quality information per product \(world map\): ASCENDING](#)

[4.2.2 Plot of level 1 quality information per product \(world map\): DESCENDING](#)

[5. Ozone profiles based on quality statistics and other trace gas profiles](#)

[5.1 Ozone statistics based on quality of products](#)

[5.2 Plot ozone profiles for all STD \(dark without errors\)](#)

[5.3 Plot ozone profiles where STD < 20% \(dark without errors\)](#)

[5.4. Plot ozone profiles where STD < 10% \(dark without errors\)](#)

[5.5. Plot ozone profiles where STD < 5% \(dark without errors\)](#)

[5.6 Plot NO2 profiles for all STD \(dark without errors\)](#)

[5.7 Plot NO3 profiles for all STD \(dark without errors\)](#)

[5.8 Plot H2O profiles \(only for occultations of stars 1,2,3,4,13,14,16,26,63 dark without errors\) for all STD](#)

[6. Auxiliary Data Files used for the production reported in section 2](#)

This report presents the daily analysis on parameters extracted from GOMOS level 2 data (GOM_NL__2P). It is intended to monitor some important parameters that will impact the quality of these products. A list of level 2 products (and content) that have arrived during the reporting day to the PCF is also given.

Item	Value
Time of report generation	18APR2013 22:01:14
Data source version	GOMOS/6.01
Start time of products	21-03-2004 (21MAR2004 00:00:00)
Stop time of products	22-03-2004 (22MAR2004 00:00:00)
Store outputs in DB	Yes
Nb of level 2 prods	444
Nb of prods with errors	0

2. Summary of processed GOM_NL__2P products.

Nr	Filename	UTC Start time	Limb	Duration	Star Id	Star Name	Star Mag	Star Temp	Nb Meas	Orbit	Prod. error
1	GOM_NL__2PRFIN20040321_000120_000000552025_00173_10748_0747.N1	21-MAR-2004 00:01:20	Dark	55.000	38	20Eps Sgr	1.8360	11000.	110	10748	No
2	GOM_NL__2PRFIN20040321_000657_000000452025_00174_10749_0718.N1	21-MAR-2004 00:06:57	Dark	45.000	141	Bet Ara	2.8400	4600.0	90	10749	No
3	GOM_NL__2PRFIN20040321_000854_000000422025_00174_10749_0719.N1	21-MAR-2004 00:08:54	Dark	42.000	43	Alp TrA	1.9100	4250.0	84	10749	No
4	GOM_NL__2PRFIN20040321_001029_000000412025_00174_10749_0720.N1	21-MAR-2004 00:10:29	Dark	41.000	134	Bet TrA	2.8100	6600.0	82	10749	No
5	GOM_NL__2PRFIN20040321_001313_000000472025_00174_10749_0721.N1	21-MAR-2004 00:13:13	Dark	46.500	4	Alp1Cen	-0.010000	5800.0	93	10749	No
6	GOM_NL__2PRFIN20040321_001603_000000492025_00174_10749_0722.N1	21-MAR-2004 00:16:03	Straylight	48.500	12	Alp1Cru	0.77500	30000.	97	10749	No
7	GOM_NL__2PRFIN20040321_001723_000000512025_00174_10749_0723.N1	21-MAR-2004 00:17:23	Straylight	51.000	26	Gam Cru	1.6240	2900.0	102	10749	No
8	GOM_NL__2PRFIN20040321_002000_000000602025_00174_10749_0724.N1	21-MAR-2004 00:20:00	Straylight	59.500	54	5The Cen	2.0550	4500.0	119	10749	No
9	GOM_NL__2PRFIN20040321_002623_000000652025_00174_10749_0725.N1	21-MAR-2004 00:26:23	Straylight	64.500	169	46Gam Hya	2.9910	4700.0	129	10749	No
10	GOM_NL__2PRFIN20040321_002911_000000502025_00174_10749_0726.N1	21-MAR-2004 00:29:11	Tw_i_and_stray	49.500	100	4Gam Crv	2.5800	13100.	99	10749	No
11	GOM_NL__2PRFIN20040321_003135_000000772025_00174_10749_0727.N1	21-MAR-2004 00:31:35	Bright	76.500	15	67Alp Vir	0.97600	28000.	153	10749	No
12	GOM_NL__2PRFIN20040321_003508_000000552025_00174_10749_0728.N1	21-MAR-2004 00:35:08	Bright	54.500	121	29Gam Vir	2.7400	7200.0	109	10749	No
13	GOM_NL__2PRFIN20040321_003830_000000382025_00174_10749_0729.N1	21-MAR-2004 00:38:30	Bright	38.000	22	32Alp Leo	1.3600	15200.	76	10749	No
14	GOM_NL__2PRFIN20040321_004040_000000392025_00174_10749_0730.N1	21-MAR-2004 00:40:40	Bright	38.500	51	41Gam1Leo	2.0100	4500.0	77	10749	No
15	GOM_NL__2PRFIN20040321_004156_000000392025_00174_10749_0731.N1	21-MAR-2004 00:41:56	Bright	38.500	166	17Eps Leo	2.9800	6000.0	77	10749	No
16	GOM_NL__2PRFIN20040321_004804_000000412025_00174_10749_0732.N1	21-MAR-2004 00:48:04	Bright	40.500	174	52Psi UMa	3.0040	4400.0	81	10749	No
17	GOM_NL__2PRFIN20040321_005120_000000372025_00174_10749_0733.N1	21-MAR-2004 00:51:20	Bright	36.500	82	48Bet UMa	2.3650	10600.	73	10749	No
18	GOM_NL__2PRFIN20040321_005250_000000402025_00174_10749_0734.N1	21-MAR-2004 00:52:50	Bright	40.000	36	50Alp UMa	1.8000	6300.0	80	10749	No
19	GOM_NL__2PRFIN20040321_005454_000000472025_00174_10749_0735.N1	21-MAR-2004 00:54:54	Bright	46.500	55	79Zet UMa	2.0600	10200.	93	10749	No
20	GOM_NL__2PRFIN20040321_005943_000000432025_00174_10749_0736.N1	21-MAR-2004 00:59:43	Bright	43.000	60	7Bet UMi	2.0810	3950.0	86	10749	No
21	GOM_NL__2PRFIN20040321_010328_000000502025_00174_10749_0737.N1	21-MAR-2004 01:03:28	Bright	50.000	119	14Eta Dra	2.7270	4700.0	100	10749	No
22	GOM_NL__2PRFIN20040321_010740_000000372025_00174_10749_0738.N1	21-MAR-2004 01:07:40	Bright	37.000	74	11Bet Cas	2.2680	6600.0	74	10749	No
23	GOM_NL__2PRFIN20040321_010939_000000582025_00174_10749_0739.N1	21-MAR-2004 01:09:39	Bright	57.500	69	33Gam Dra	2.2310	3800.0	115	10749	No
24	GOM_NL__2PRFIN20040321_011328_000000382025_00174_10749_0740.N1	21-MAR-2004 01:13:28	Bright	38.000	19	50Alp Cyg	1.2460	10500.	76	10749	No
25	GOM_NL__2PRFIN20040321_011502_000000422025_00174_10749_0741.N1	21-MAR-2004 01:15:02	Bright	42.000	66	37Gam Cyg	2.2080	5900.0	84	10749	No
26	GOM_NL__2PRFIN20040321_011650_000000412025_00174_10749_0742.N1	21-MAR-2004 01:16:50	Bright	41.000	92	53Eps Cyg	2.5000	4500.0	82	10749	No
27	GOM_NL__2PRFIN20040321_012537_000000572025_00174_10749_0743.N1	21-MAR-2004 01:25:37	Tw_i_and_stray	56.500	11	53Alp Aql	0.76500	8000.0	113	10749	No
28	GOM_NL__2PRFIN20040321_013824_000000522025_00174_10749_0744.N1	21-MAR-2004 01:38:24	Dark	52.000	57	34Sig Sgr	2.0660	26000.	104	10749	No
29	GOM_NL__2PRFIN20040321_014004_000000602025_00174_10749_0745.N1	21-MAR-2004 01:40:04	Dark	59.500	137	22Lam Sgr	2.8240	4400.0	119	10749	No
30	GOM_NL__2PRFIN20040321_014158_000000562025_00174_10749_0746.N1	21-MAR-2004 01:41:58	Dark	56.000	38	20Eps Sgr	1.8360	11000.	112	10749	No
31	GOM_NL__2PRFIN20040321_014734_000000442025_00175_10750_0718.N1	21-MAR-2004 01:47:34	Dark	43.500	141	Bet Ara	2.8400	4600.0	87	10750	No
32	GOM_NL__2PRFIN20040321_014929_000000462025_00175_10750_0719.N1	21-MAR-2004 01:49:29	Dark	45.500	43	Alp TrA	1.9100	4250.0	91	10750	No
33	GOM_NL__2PRFIN20040321_015106_000000402025_00175_10750_0720.N1	21-MAR-2004 01:51:06	Dark	39.500	134	Bet TrA	2.8100	6600.0	79	10750	No
34	GOM_NL__2PRFIN20040321_015349_000000562025_00175_10750_0721.N1	21-MAR-2004 01:53:49	Dark	56.000	4	Alp1Cen	-0.010000	5800.0	112	10750	No
35	GOM_NL__2PRFIN20040321_015639_000000532025_00175_10750_0722.N1	21-MAR-2004 01:56:39	Straylight	53.000	12	Alp1Cru	0.77500	30000.	106	10750	No
36	GOM_NL__2PRFIN20040321_015801_000000482025_00175_10750_0723.N1	21-MAR-2004 01:58:01	Straylight	48.000	26	Gam Cru	1.6240	2900.0	96	10750	No
37	GOM_NL__2PRFIN20040321_015950_000000432025_00175_10750_0724.N1	21-MAR-2004 01:59:50	Straylight	42.500	64	Gam Cen	2.2000	10600.	85	10750	No
38	GOM_NL__2PRFIN20040321_020142_000000422025_00175_10750_0725.N1	21-MAR-2004 02:01:42	Straylight	42.000	113	Mu Vel	2.6920	5000.0	84	10750	No
39	GOM_NL__2PRFIN20040321_020738_000000552025_00175_10750_0726.N1	21-MAR-2004 02:07:38	Straylight	54.500	106	9Bet Crv	2.6480	5600.0	109	10750	No
40	GOM_NL__2PRFIN20040321_020947_000000502025_00175_10750_0727.N1	21-MAR-2004 02:09:47	Tw_i_and_stray	49.500	100	4Gam Crv	2.5800	13100.	99	10750	No
41	GOM_NL__2PRFIN20040321_021211_000000772025_00175_10750_0728.N1	21-MAR-2004 02:12:11	Bright	76.500	15	67Alp Vir	0.97600	28000.	153	10750	No
42	GOM_NL__2PRFIN20040321_021544_000000552025_00175_10750_0729.N1	21-MAR-2004 02:15:44	Bright	54.500	121	29Gam Vir	2.7400	7200.0	109	10750	No

43	GOM_NL__2PRFIN20040321_021904_000000412025_00175_10750_0730.N1	21-MAR-2004 02:19:04	Bright	40.500	22	32Alp Leo	1.3600	15200.	81	10750	No
44	GOM_NL__2PRFIN20040321_022113_000000432025_00175_10750_0731.N1	21-MAR-2004 02:21:13	Bright	42.500	51	41Gam1Leo	2.0100	4500.0	85	10750	No
45	GOM_NL__2PRFIN20040321_022230_000000412025_00175_10750_0732.N1	21-MAR-2004 02:22:30	Bright	40.500	166	17Eps Leo	2.9800	6000.0	81	10750	No
46	GOM_NL__2PRFIN20040321_022839_000000402025_00175_10750_0733.N1	21-MAR-2004 02:28:39	Bright	39.500	174	52Psi UMa	3.0040	4400.0	79	10750	No
47	GOM_NL__2PRFIN20040321_023155_000000392025_00175_10750_0734.N1	21-MAR-2004 02:31:55	Bright	39.000	82	48Bet UMa	2.3650	10600.	78	10750	No
48	GOM_NL__2PRFIN20040321_023326_000000392025_00175_10750_0735.N1	21-MAR-2004 02:33:26	Bright	38.500	36	50Alp UMa	1.8000	6300.0	77	10750	No
49	GOM_NL__2PRFIN20040321_023530_000000482025_00175_10750_0736.N1	21-MAR-2004 02:35:30	Bright	47.500	55	79Zet UMa	2.0600	10200.	95	10750	No
50	GOM_NL__2PRFIN20040321_024020_000000422025_00175_10750_0737.N1	21-MAR-2004 02:40:20	Bright	41.500	60	7Bet UMi	2.0810	3950.0	83	10750	No
51	GOM_NL__2PRFIN20040321_024404_000000492025_00175_10750_0738.N1	21-MAR-2004 02:44:04	Bright	49.000	119	14Eta Dra	2.7270	4700.0	98	10750	No
52	GOM_NL__2PRFIN20040321_024816_000000392025_00175_10750_0739.N1	21-MAR-2004 02:48:16	Bright	38.500	74	11Bet Cas	2.2680	6600.0	77	10750	No
53	GOM_NL__2PRFIN20040321_025015_000000562025_00175_10750_0740.N1	21-MAR-2004 02:50:15	Bright	56.000	69	33Gam Dra	2.2310	3800.0	112	10750	No
54	GOM_NL__2PRFIN20040321_025403_000000422025_00175_10750_0741.N1	21-MAR-2004 02:54:03	Bright	42.000	19	50Alp Cyg	1.2460	10500.	84	10750	No
55	GOM_NL__2PRFIN20040321_025539_000000402025_00175_10750_0742.N1	21-MAR-2004 02:55:39	Bright	39.500	66	37Gam Cyg	2.2080	5900.0	79	10750	No
56	GOM_NL__2PRFIN20040321_025726_000000412025_00175_10750_0743.N1	21-MAR-2004 02:57:26	Bright	41.000	92	53Eps Cyg	2.5000	4500.0	82	10750	No
57	GOM_NL__2PRFIN20040321_030613_000000642025_00175_10750_0744.N1	21-MAR-2004 03:06:13	Tw_i_and_stray	64.000	11	53Alp Aql	0.76500	8000.0	128	10750	No
58	GOM_NL__2PRFIN20040321_031654_000000522025_00175_10750_0745.N1	21-MAR-2004 03:16:54	Dark	51.500	155	41Pi Sgr	2.9000	6600.0	103	10750	No
59	GOM_NL__2PRFIN20040321_031901_000000512025_00175_10750_0746.N1	21-MAR-2004 03:19:01	Dark	50.500	57	34Sig Sgr	2.0660	26000.	101	10750	No
60	GOM_NL__2PRFIN20040321_032042_000000622025_00175_10750_0747.N1	21-MAR-2004 03:20:42	Dark	61.500	137	22Lam Sgr	2.8240	4400.0	123	10750	No
61	GOM_NL__2PRFIN20040321_032234_000000552025_00175_10750_0748.N1	21-MAR-2004 03:22:34	Dark	55.000	38	20Eps Sgr	1.8360	11000.	110	10750	No
62	GOM_NL__2PRFIN20040321_032811_000000452025_00176_10751_0718.N1	21-MAR-2004 03:28:11	Dark	45.000	141	Bet Ara	2.8400	4600.0	90	10751	No
63	GOM_NL__2PRFIN20040321_033007_000000412025_00176_10751_0719.N1	21-MAR-2004 03:30:07	Dark	41.000	43	Alp TrA	1.9100	4250.0	82	10751	No
64	GOM_NL__2PRFIN20040321_033143_000000412025_00176_10751_0720.N1	21-MAR-2004 03:31:43	Dark	40.500	134	Bet TrA	2.8100	6600.0	81	10751	No
65	GOM_NL__2PRFIN20040321_033426_000000472025_00176_10751_0721.N1	21-MAR-2004 03:34:26	Dark	46.500	4	Alp1Cen	-0.010000	5800.0	93	10751	No
66	GOM_NL__2PRFIN20040321_033717_000000452025_00176_10751_0722.N1	21-MAR-2004 03:37:17	Straylight	44.500	12	Alp1Cru	0.77500	30000.	89	10751	No
67	GOM_NL__2PRFIN20040321_033838_000000542025_00176_10751_0723.N1	21-MAR-2004 03:38:38	Straylight	54.000	26	Gam Cru	1.6240	2900.0	108	10751	No
68	GOM_NL__2PRFIN20040321_034027_000000452025_00176_10751_0724.N1	21-MAR-2004 03:40:27	Straylight	45.000	64	Gam Cen	2.2000	10600.	90	10751	No
69	GOM_NL__2PRFIN20040321_034219_000000442025_00176_10751_0725.N1	21-MAR-2004 03:42:19	Straylight	43.500	113	Mu Vel	2.6920	5000.0	87	10751	No
70	GOM_NL__2PRFIN20040321_034814_000000552025_00176_10751_0726.N1	21-MAR-2004 03:48:14	Straylight	54.500	106	9Bet Crv	2.6480	5600.0	109	10751	No
71	GOM_NL__2PRFIN20040321_035024_000000492025_00176_10751_0727.N1	21-MAR-2004 03:50:24	Tw_i_and_stray	49.000	100	4Gam Crv	2.5800	13100.	98	10751	No
72	GOM_NL__2PRFIN20040321_035247_000000722025_00176_10751_0728.N1	21-MAR-2004 03:52:47	Tw_i_and_stray	72.000	15	67Alp Vir	0.97600	28000.	144	10751	No
73	GOM_NL__2PRFIN20040321_035619_000000552025_00176_10751_0729.N1	21-MAR-2004 03:56:19	Bright	55.000	121	29Gam Vir	2.7400	7200.0	110	10751	No
74	GOM_NL__2PRFIN20040321_035942_000000402025_00176_10751_0730.N1	21-MAR-2004 03:59:42	Bright	39.500	22	32Alp Leo	1.3600	15200.	79	10751	No
75	GOM_NL__2PRFIN20040321_040152_000000392025_00176_10751_0731.N1	21-MAR-2004 04:01:52	Bright	38.500	51	41Gam1Leo	2.0100	4500.0	77	10751	No
76	GOM_NL__2PRFIN20040321_040309_000000382025_00176_10751_0732.N1	21-MAR-2004 04:03:09	Bright	38.000	166	17Eps Leo	2.9800	6000.0	76	10751	No
77	GOM_NL__2PRFIN20040321_040916_000000392025_00176_10751_0733.N1	21-MAR-2004 04:09:16	Bright	39.000	174	52Psi UMa	3.0040	4400.0	78	10751	No
78	GOM_NL__2PRFIN20040321_041231_000000392025_00176_10751_0734.N1	21-MAR-2004 04:12:31	Bright	38.500	82	48Bet UMa	2.3650	10600.	77	10751	No
79	GOM_NL__2PRFIN20040321_041402_000000402025_00176_10751_0735.N1	21-MAR-2004 04:14:02	Bright	40.000	36	50Alp UMa	1.8000	6300.0	80	10751	No
80	GOM_NL__2PRFIN20040321_041605_000000482025_00176_10751_0736.N1	21-MAR-2004 04:16:05	Bright	48.000	55	79Zet UMa	2.0600	10200.	96	10751	No
81	GOM_NL__2PRFIN20040321_042056_000000422025_00176_10751_0737.N1	21-MAR-2004 04:20:56	Bright	42.000	60	7Bet UMi	2.0810	3950.0	84	10751	No
82	GOM_NL__2PRFIN20040321_042439_000000502025_00176_10751_0738.N1	21-MAR-2004 04:24:39	Bright	49.500	119	14Eta Dra	2.7270	4700.0	99	10751	No
83	GOM_NL__2PRFIN20040321_042853_000000392025_00176_10751_0739.N1	21-MAR-2004 04:28:53	Bright	38.500	74	11Bet Cas	2.2680	6600.0	77	10751	No
84	GOM_NL__2PRFIN20040321_043050_000000582025_00176_10751_0740.N1	21-MAR-2004 04:30:50	Bright	57.500	69	33Gam Dra	2.2310	3800.0	115	10751	No
85	GOM_NL__2PRFIN20040321_043440_000000412025_00176_10751_0741.N1	21-MAR-2004 04:34:40	Bright	41.000	19	50Alp Cyg	1.2460	10500.	82	10751	No
86	GOM_NL__2PRFIN20040321_043615_000000422025_00176_10751_0742.N1	21-MAR-2004 04:36:15	Bright	41.500	66	37Gam Cyg	2.2080	5900.0	83	10751	No
87	GOM_NL__2PRFIN20040321_043803_000000402025_00176_10751_0743.N1	21-MAR-2004 04:38:03	Bright	40.000	92	53Eps Cyg	2.5000	4500.0	80	10751	No
88	GOM_NL__2PRFIN20040321_044649_000000562025_00176_10751_0744.N1	21-MAR-2004 04:46:49	Tw_i_and_stray	55.500	11	53Alp Aql	0.76500	8000.0	111	10751	No
89	GOM_NL__2PRFIN20040321_045732_000000532025_00176_10751_0745.N1	21-MAR-2004 04:57:32	Dark	53.000	155	41Pi Sgr	2.9000	6600.0	106	10751	No
90	GOM_NL__2PRFIN20040321_045938_000000512025_00176_10751_0746.N1	21-MAR-2004 04:59:38	Dark	50.500	57	34Sig Sgr	2.0660	26000.	101	10751	No
91	GOM_NL__2PRFIN20040321_050119_000000562025_00176_10751_0747.N1	21-MAR-2004 05:01:19	Dark	55.500	137	22Lam Sgr	2.8240	4400.0	111	10751	No
92	GOM_NL__2PRFIN20040321_050312_000000492025_00176_10751_0748.N1	21-MAR-2004 05:03:12	Dark	49.000	38	20Eps Sgr	1.8360	11000.	98	10751	No
93	GOM_NL__2PRFIN20040321_050848_000000442025_00177_10752_0719.N1	21-MAR-2004 05:08:48	Dark	43.500	141	Bet Ara	2.8400	4600.0	87	10752	No
94	GOM_NL__2PRFIN20040321_051044_000000412025_00177_10752_0720.N1	21-MAR-2004 05:10:44	Dark	41.000	43	Alp TrA	1.9100	4250.0	82	10752	No
95	GOM_NL__2PRFIN20040321_051219_000000422025_00177_10752_0721.N1	21-MAR-2004 05:12:19	Dark	41.500	134	Bet TrA	2.8100	6600.0	83	10752	No
96	GOM_NL__2PRFIN20040321_051503_000000472025_00177_10752_0722.N1	21-MAR-2004 05:15:03	Dark	46.500	4	Alp1Cen	-0.010000	5800.0	93	10752	No
97	GOM_NL__2PRFIN20040321_051754_000000452025_00177_10752_0723.N1	21-MAR-2004 05:17:54	Straylight	44.500	12	Alp1Cru	0.77500	30000.	89	10752	No
98	GOM_NL__2PRFIN20040321_051915_000000472025_00177_10752_0724.N1	21-MAR-2004 05:19:15	Straylight	47.000	26	Gam Cru	1.6240	2900.0	94	10752	No
99	GOM_NL__2PRFIN20040321_052104_000000462025_00177_10752_0725.N1	21-MAR-2004 05:21:04	Straylight	46.000	64	Gam Cen	2.2000	10600.	92	10752	No
100	GOM_NL__2PRFIN20040321_052255_000000402025_00177_10752_0726.N1	21-MAR-2004 05:22:55	Straylight	40.000	113	Mu Vel	2.6920	5000.0	80	10752	No
101	GOM_NL__2PRFIN20040321_052851_000000512025_00177_10752_0727.N1	21-MAR-2004 05:28:51	Straylight	50.500	106	9Bet Crv	2.6480	5600.0	101	10752	No

102	GOM_NL__2PRFIN20040321_053101_000000502025_00177_10752_0728.N1	21-MAR-2004 05:31:01	Twilight	49.500	100	4Gam Crv	2.5800	13100.	99	10752	No
103	GOM_NL__2PRFIN20040321_053322_000000772025_00177_10752_0729.N1	21-MAR-2004 05:33:22	Bright	77.000	15	67Alp Vir	0.97600	28000.	154	10752	No
104	GOM_NL__2PRFIN20040321_053655_000000542025_00177_10752_0730.N1	21-MAR-2004 05:36:55	Bright	54.000	121	29Gam Vir	2.7400	7200.0	108	10752	No
105	GOM_NL__2PRFIN20040321_054019_000000392025_00177_10752_0731.N1	21-MAR-2004 05:40:19	Bright	38.500	22	32Alp Leo	1.3600	15200.	77	10752	No
106	GOM_NL__2PRFIN20040321_054229_000000382025_00177_10752_0732.N1	21-MAR-2004 05:42:29	Bright	37.500	51	41Gam1Leo	2.0100	4500.0	75	10752	No
107	GOM_NL__2PRFIN20040321_054346_000000382025_00177_10752_0733.N1	21-MAR-2004 05:43:46	Bright	37.500	166	17Eps Leo	2.9800	6000.0	75	10752	No
108	GOM_NL__2PRFIN20040321_054952_000000412025_00177_10752_0734.N1	21-MAR-2004 05:49:52	Bright	41.000	174	52Psi UMa	3.0040	4400.0	82	10752	No
109	GOM_NL__2PRFIN20040321_055308_000000382025_00177_10752_0735.N1	21-MAR-2004 05:53:08	Bright	38.000	82	48Bet UMa	2.3650	10600.	76	10752	No
110	GOM_NL__2PRFIN20040321_055438_000000392025_00177_10752_0736.N1	21-MAR-2004 05:54:38	Bright	39.000	36	50Alp UMa	1.8000	6300.0	78	10752	No
111	GOM_NL__2PRFIN20040321_055640_000000472025_00177_10752_0737.N1	21-MAR-2004 05:56:40	Bright	47.000	55	79Zet UMa	2.0600	10200.	94	10752	No
112	GOM_NL__2PRFIN20040321_060131_000000442025_00177_10752_0738.N1	21-MAR-2004 06:01:31	Bright	43.500	60	7Bet UMi	2.0810	3950.0	87	10752	No
113	GOM_NL__2PRFIN20040321_060514_000000512025_00177_10752_0739.N1	21-MAR-2004 06:05:14	Bright	50.500	119	14Eta Dra	2.7270	4700.0	101	10752	No
114	GOM_NL__2PRFIN20040321_060929_000000392025_00177_10752_0740.N1	21-MAR-2004 06:09:29	Bright	39.000	74	11Bet Cas	2.2680	6600.0	78	10752	No
115	GOM_NL__2PRFIN20040321_061126_000000552025_00177_10752_0741.N1	21-MAR-2004 06:11:26	Bright	55.000	69	33Gam Dra	2.2310	3800.0	110	10752	No
116	GOM_NL__2PRFIN20040321_061516_000000382025_00177_10752_0742.N1	21-MAR-2004 06:15:16	Bright	37.500	19	50Alp Cyg	1.2460	10500.	75	10752	No
117	GOM_NL__2PRFIN20040321_061651_000000422025_00177_10752_0743.N1	21-MAR-2004 06:16:51	Bright	42.000	66	37Gam Cyg	2.2080	5900.0	84	10752	No
118	GOM_NL__2PRFIN20040321_061839_000000392025_00177_10752_0744.N1	21-MAR-2004 06:18:39	Bright	39.000	92	53Eps Cyg	2.5000	4500.0	78	10752	No
119	GOM_NL__2PRFIN20040321_062726_000000602025_00177_10752_0745.N1	21-MAR-2004 06:27:26	Twilight	59.500	11	53Alp Aql	0.76500	8000.0	119	10752	No
120	GOM_NL__2PRFIN20040321_063809_000000532025_00177_10752_0746.N1	21-MAR-2004 06:38:09	Dark	53.000	155	41Pi Sgr	2.9000	6600.0	106	10752	No
121	GOM_NL__2PRFIN20040321_064015_000000532025_00177_10752_0747.N1	21-MAR-2004 06:40:15	Dark	52.500	57	34Sig Sgr	2.0660	26000.	105	10752	No
122	GOM_NL__2PRFIN20040321_064157_000000612025_00177_10752_0748.N1	21-MAR-2004 06:41:57	Dark	60.500	137	22Lam Sgr	2.8240	4400.0	121	10752	No
123	GOM_NL__2PRFIN20040321_064349_000000512025_00177_10752_0749.N1	21-MAR-2004 06:43:49	Dark	50.500	38	20Eps Sgr	1.8360	11000.	101	10752	No
124	GOM_NL__2PRFIN20040321_064925_000000432025_00178_10753_0720.N1	21-MAR-2004 06:49:25	Dark	42.500	141	Bet Ara	2.8400	4600.0	85	10753	No
125	GOM_NL__2PRFIN20040321_065121_000000532025_00178_10753_0721.N1	21-MAR-2004 06:51:21	Dark	52.500	43	Alp TrA	1.9100	4250.0	105	10753	No
126	GOM_NL__2PRFIN20040321_065256_000000402025_00178_10753_0722.N1	21-MAR-2004 06:52:56	Dark	40.000	134	Bet TrA	2.8100	6600.0	80	10753	No
127	GOM_NL__2PRFIN20040321_065539_000000562025_00178_10753_0723.N1	21-MAR-2004 06:55:39	Dark	56.000	4	Alp1Cen	-0.010000	5800.0	112	10753	No
128	GOM_NL__2PRFIN20040321_065831_000000452025_00178_10753_0724.N1	21-MAR-2004 06:58:31	Straylight	45.000	12	Alp1Cru	0.77500	30000.	90	10753	No
129	GOM_NL__2PRFIN20040321_065951_000000462025_00178_10753_0725.N1	21-MAR-2004 06:59:51	Straylight	46.000	26	Gam Cru	1.6240	2900.0	92	10753	No
130	GOM_NL__2PRFIN20040321_070140_000000432025_00178_10753_0726.N1	21-MAR-2004 07:01:40	Straylight	42.500	64	Gam Cen	2.2000	10600.	85	10753	No
131	GOM_NL__2PRFIN20040321_070332_000000432025_00178_10753_0727.N1	21-MAR-2004 07:03:32	Straylight	43.000	113	Mu Vel	2.6920	5000.0	86	10753	No
132	GOM_NL__2PRFIN20040321_070927_000000522025_00178_10753_0728.N1	21-MAR-2004 07:09:27	Straylight	52.000	106	9Bet Crv	2.6480	5600.0	104	10753	No
133	GOM_NL__2PRFIN20040321_071137_000000482025_00178_10753_0729.N1	21-MAR-2004 07:11:37	Twilight	48.000	100	4Gam Crv	2.5800	13100.	96	10753	No
134	GOM_NL__2PRFIN20040321_071358_000000732025_00178_10753_0730.N1	21-MAR-2004 07:13:58	Twilight	72.500	15	67Alp Vir	0.97600	28000.	145	10753	No
135	GOM_NL__2PRFIN20040321_071731_000000542025_00178_10753_0731.N1	21-MAR-2004 07:17:31	Bright	53.500	121	29Gam Vir	2.7400	7200.0	107	10753	No
136	GOM_NL__2PRFIN20040321_072055_000000392025_00178_10753_0732.N1	21-MAR-2004 07:20:55	Bright	38.500	22	32Alp Leo	1.3600	15200.	77	10753	No
137	GOM_NL__2PRFIN20040321_072305_000000382025_00178_10753_0733.N1	21-MAR-2004 07:23:05	Bright	38.000	51	41Gam1Leo	2.0100	4500.0	76	10753	No
138	GOM_NL__2PRFIN20040321_072422_000000382025_00178_10753_0734.N1	21-MAR-2004 07:24:22	Bright	37.500	166	17Eps Leo	2.9800	6000.0	75	10753	No
139	GOM_NL__2PRFIN20040321_073027_000000412025_00178_10753_0735.N1	21-MAR-2004 07:30:27	Bright	40.500	174	52Psi UMa	3.0040	4400.0	81	10753	No
140	GOM_NL__2PRFIN20040321_073343_000000392025_00178_10753_0736.N1	21-MAR-2004 07:33:43	Bright	39.000	82	48Bet UMa	2.3650	10600.	78	10753	No
141	GOM_NL__2PRFIN20040321_073514_000000392025_00178_10753_0737.N1	21-MAR-2004 07:35:14	Bright	38.500	36	50Alp UMa	1.8000	6300.0	77	10753	No
142	GOM_NL__2PRFIN20040321_073716_000000482025_00178_10753_0738.N1	21-MAR-2004 07:37:16	Bright	47.500	55	79Zet UMa	2.0600	10200.	95	10753	No
143	GOM_NL__2PRFIN20040321_074207_000000382025_00178_10753_0739.N1	21-MAR-2004 07:42:07	Bright	38.000	60	7Bet UMi	2.0810	3950.0	76	10753	No
144	GOM_NL__2PRFIN20040321_074549_000000472025_00178_10753_0740.N1	21-MAR-2004 07:45:49	Bright	46.500	119	14Eta Dra	2.7270	4700.0	93	10753	No
145	GOM_NL__2PRFIN20040321_075006_000000392025_00178_10753_0741.N1	21-MAR-2004 07:50:06	Bright	38.500	74	11Bet Cas	2.2680	6600.0	77	10753	No
146	GOM_NL__2PRFIN20040321_075202_000000542025_00178_10753_0742.N1	21-MAR-2004 07:52:02	Bright	54.000	69	33Gam Dra	2.2310	3800.0	108	10753	No
147	GOM_NL__2PRFIN20040321_075552_000000412025_00178_10753_0743.N1	21-MAR-2004 07:55:52	Bright	40.500	19	50Alp Cyg	1.2460	10500.	81	10753	No
148	GOM_NL__2PRFIN20040321_075727_000000422025_00178_10753_0744.N1	21-MAR-2004 07:57:27	Bright	41.500	66	37Gam Cyg	2.2080	5900.0	83	10753	No
149	GOM_NL__2PRFIN20040321_075915_000000402025_00178_10753_0745.N1	21-MAR-2004 07:59:15	Bright	40.000	92	53Eps Cyg	2.5000	4500.0	80	10753	No
150	GOM_NL__2PRFIN20040321_080802_000000572025_00178_10753_0746.N1	21-MAR-2004 08:08:02	Twilight	56.500	11	53Alp Aql	0.76500	8000.0	113	10753	No
151	GOM_NL__2PRFIN20040321_081845_000000552025_00178_10753_0747.N1	21-MAR-2004 08:18:45	Dark	54.500	155	41Pi Sgr	2.9000	6600.0	109	10753	No
152	GOM_NL__2PRFIN20040321_082052_000000542025_00178_10753_0748.N1	21-MAR-2004 08:20:52	Dark	53.500	57	34Sig Sgr	2.0660	26000.	107	10753	No
153	GOM_NL__2PRFIN20040321_082234_000000592025_00178_10753_0749.N1	21-MAR-2004 08:22:34	Dark	58.500	137	22Lam Sgr	2.8240	4400.0	117	10753	No
154	GOM_NL__2PRFIN20040321_082426_000000542025_00178_10753_0750.N1	21-MAR-2004 08:24:26	Dark	54.000	38	20Eps Sgr	1.8360	11000.	108	10753	No
155	GOM_NL__2PRFIN20040321_083001_000000442025_00179_10754_0720.N1	21-MAR-2004 08:30:01	Dark	43.500	141	Bet Ara	2.8400	4600.0	87	10754	No
156	GOM_NL__2PRFIN20040321_083157_000000402025_00179_10754_0721.N1	21-MAR-2004 08:31:57	Dark	40.000	43	Alp TrA	1.9100	4250.0	80	10754	No
157	GOM_NL__2PRFIN20040321_083332_000000402025_00179_10754_0722.N1	21-MAR-2004 08:33:32	Dark	40.000	134	Bet TrA	2.8100	6600.0	80	10754	No
158	GOM_NL__2PRFIN20040321_083616_000000492025_00179_10754_0723.N1	21-MAR-2004 08:36:16	Dark	49.000	4	Alp1Cen	-0.010000	5800.0	98	10754	No
159	GOM_NL__2PRFIN20040321_083907_000000452025_00179_10754_0724.N1	21-MAR-2004 08:39:07	Straylight	45.000	12	Alp1Cru	0.77500	30000.	90	10754	No
160	GOM_NL__2PRFIN20040321_084028_000000462025_00179_10754_0725.N1	21-MAR-2004 08:40:28	Straylight	45.500	26	Gam Cru	1.6240	2900.0	91	10754	No

161	GOM_NL__2PRFIN20040321_084217_000000422025_00179_10754_0726.N1	21-MAR-2004 08:42:17	Straylight	41.500	64	Gam Cen	2.2000	10600.	83	10754	No
162	GOM_NL__2PRFIN20040321_084408_000000412025_00179_10754_0727.N1	21-MAR-2004 08:44:08	Straylight	41.000	113	Mu Vel	2.6920	5000.0	82	10754	No
163	GOM_NL__2PRFIN20040321_085003_000000502025_00179_10754_0728.N1	21-MAR-2004 08:50:03	Straylight	50.000	106	9Bet Crv	2.6480	5600.0	100	10754	No
164	GOM_NL__2PRFIN20040321_085213_000000462025_00179_10754_0729.N1	21-MAR-2004 08:52:13	Tw_i_and_stray	46.000	100	4Gam Crv	2.5800	13100.	92	10754	No
165	GOM_NL__2PRFIN20040321_085433_000000762025_00179_10754_0730.N1	21-MAR-2004 08:54:33	Bright	76.000	15	67Alp Vir	0.97600	28000.	152	10754	No
166	GOM_NL__2PRFIN20040321_085807_000000542025_00179_10754_0731.N1	21-MAR-2004 08:58:07	Bright	54.000	121	29Gam Vir	2.7400	7200.0	108	10754	No
167	GOM_NL__2PRFIN20040321_090131_000000392025_00179_10754_0732.N1	21-MAR-2004 09:01:31	Bright	38.500	22	32Alp Leo	1.3600	15200.	77	10754	No
168	GOM_NL__2PRFIN20040321_090341_000000382025_00179_10754_0733.N1	21-MAR-2004 09:03:41	Bright	38.000	51	41Gam1Leo	2.0100	4500.0	76	10754	No
169	GOM_NL__2PRFIN20040321_090458_000000382025_00179_10754_0734.N1	21-MAR-2004 09:04:58	Bright	37.500	166	17Eps Leo	2.9800	6000.0	75	10754	No
170	GOM_NL__2PRFIN20040321_091103_000000392025_00179_10754_0735.N1	21-MAR-2004 09:11:03	Bright	39.000	174	52Psi UMa	3.0040	4400.0	78	10754	No
171	GOM_NL__2PRFIN20040321_091419_000000392025_00179_10754_0736.N1	21-MAR-2004 09:14:19	Bright	38.500	82	48Bet UMa	2.3650	10600.	77	10754	No
172	GOM_NL__2PRFIN20040321_091550_000000402025_00179_10754_0737.N1	21-MAR-2004 09:15:50	Bright	40.000	36	50Alp UMa	1.8000	6300.0	80	10754	No
173	GOM_NL__2PRFIN20040321_091751_000000462025_00179_10754_0738.N1	21-MAR-2004 09:17:51	Bright	45.500	55	79Zet UMa	2.0600	10200.	91	10754	No
174	GOM_NL__2PRFIN20040321_092241_000000432025_00179_10754_0739.N1	21-MAR-2004 09:22:41	Bright	43.000	60	7Bet UMi	2.0810	3950.0	86	10754	No
175	GOM_NL__2PRFIN20040321_092625_000000502025_00179_10754_0740.N1	21-MAR-2004 09:26:25	Bright	49.500	119	14Eta Dra	2.7270	4700.0	99	10754	No
176	GOM_NL__2PRFIN20040321_093041_000000392025_00179_10754_0741.N1	21-MAR-2004 09:30:41	Bright	39.000	74	11Bet Cas	2.2680	6600.0	78	10754	No
177	GOM_NL__2PRFIN20040321_093238_000000562025_00179_10754_0742.N1	21-MAR-2004 09:32:38	Bright	55.500	69	33Gam Dra	2.2310	3800.0	111	10754	No
178	GOM_NL__2PRFIN20040321_093627_000000392025_00179_10754_0743.N1	21-MAR-2004 09:36:27	Bright	38.500	19	50Alp Cyg	1.2460	10500.	77	10754	No
179	GOM_NL__2PRFIN20040321_093803_000000412025_00179_10754_0744.N1	21-MAR-2004 09:38:03	Bright	41.000	66	37Gam Cyg	2.2080	5900.0	82	10754	No
180	GOM_NL__2PRFIN20040321_093951_000000392025_00179_10754_0745.N1	21-MAR-2004 09:39:51	Bright	39.000	92	53Eps Cyg	2.5000	4500.0	78	10754	No
181	GOM_NL__2PRFIN20040321_094839_000000622025_00179_10754_0746.N1	21-MAR-2004 09:48:39	Tw_i_and_stray	61.500	11	53Alp Aql	0.76500	8000.0	123	10754	No
182	GOM_NL__2PRFIN20040321_095922_000000552025_00179_10754_0747.N1	21-MAR-2004 09:59:22	Dark	55.000	155	41Pi Sgr	2.9000	6600.0	110	10754	No
183	GOM_NL__2PRFIN20040321_100129_000000532025_00179_10754_0748.N1	21-MAR-2004 10:01:29	Dark	53.000	57	34Sig Sgr	2.0660	26000.	106	10754	No
184	GOM_NL__2PRFIN20040321_100311_000000572025_00179_10754_0749.N1	21-MAR-2004 10:03:11	Dark	57.000	137	22Lam Sgr	2.8240	4400.0	114	10754	No
185	GOM_NL__2PRFIN20040321_100503_000000552025_00179_10754_0750.N1	21-MAR-2004 10:05:03	Dark	54.500	38	20Eps Sgr	1.8360	11000.	109	10754	No
186	GOM_NL__2PRFIN20040321_100828_000000522025_00180_10755_0740.N1	21-MAR-2004 10:08:28	Dark	52.000	85	Kap Sco	2.4070	28000.	104	10755	No
187	GOM_NL__2PRFIN20040321_101038_000000442025_00180_10755_0741.N1	21-MAR-2004 10:10:38	Dark	44.000	141	Bet Ara	2.8400	4600.0	88	10755	No
188	GOM_NL__2PRFIN20040321_101233_000000422025_00180_10755_0742.N1	21-MAR-2004 10:12:33	Dark	41.500	43	Alp TrA	1.9100	4250.0	83	10755	No
189	GOM_NL__2PRFIN20040321_101409_000000412025_00180_10755_0743.N1	21-MAR-2004 10:14:09	Dark	40.500	134	Bet TrA	2.8100	6600.0	81	10755	No
190	GOM_NL__2PRFIN20040321_101652_000000442025_00180_10755_0744.N1	21-MAR-2004 10:16:52	Dark	44.000	4	Alp1Cen	-0.010000	5800.0	88	10755	No
191	GOM_NL__2PRFIN20040321_101943_000000452025_00180_10755_0745.N1	21-MAR-2004 10:19:43	Straylight	45.000	12	Alp1Cru	0.77500	30000.	90	10755	No
192	GOM_NL__2PRFIN20040321_102104_000000482025_00180_10755_0746.N1	21-MAR-2004 10:21:04	Straylight	47.500	26	Gam Cru	1.6240	2900.0	95	10755	No
193	GOM_NL__2PRFIN20040321_102253_000000442025_00180_10755_0747.N1	21-MAR-2004 10:22:53	Straylight	44.000	64	Gam Cen	2.2000	10600.	88	10755	No
194	GOM_NL__2PRFIN20040321_102444_000000402025_00180_10755_0748.N1	21-MAR-2004 10:24:44	Straylight	40.000	113	Mu Vel	2.6920	5000.0	80	10755	No
195	GOM_NL__2PRFIN20040321_103039_000000502025_00180_10755_0749.N1	21-MAR-2004 10:30:39	Straylight	49.500	106	9Bet Crv	2.6480	5600.0	99	10755	No
196	GOM_NL__2PRFIN20040321_103249_000000462025_00180_10755_0750.N1	21-MAR-2004 10:32:49	Tw_i_and_stray	45.500	100	4Gam Crv	2.5800	13100.	91	10755	No
197	GOM_NL__2PRFIN20040321_103509_000000772025_00180_10755_0751.N1	21-MAR-2004 10:35:09	Bright	76.500	15	67Alp Vir	0.97600	28000.	153	10755	No
198	GOM_NL__2PRFIN20040321_103842_000000562025_00180_10755_0752.N1	21-MAR-2004 10:38:42	Bright	55.500	121	29Gam Vir	2.7400	7200.0	111	10755	No
199	GOM_NL__2PRFIN20040321_104207_000000392025_00180_10755_0753.N1	21-MAR-2004 10:42:07	Bright	38.500	22	32Alp Leo	1.3600	15200.	77	10755	No
200	GOM_NL__2PRFIN20040321_104416_000000392025_00180_10755_0754.N1	21-MAR-2004 10:44:16	Bright	38.500	51	41Gam1Leo	2.0100	4500.0	77	10755	No
201	GOM_NL__2PRFIN20040321_104534_000000382025_00180_10755_0755.N1	21-MAR-2004 10:45:34	Bright	37.500	166	17Eps Leo	2.9800	6000.0	75	10755	No
202	GOM_NL__2PRFIN20040321_105138_000000412025_00180_10755_0756.N1	21-MAR-2004 10:51:38	Bright	40.500	174	52Psi UMa	3.0040	4400.0	81	10755	No
203	GOM_NL__2PRFIN20040321_105455_000000382025_00180_10755_0757.N1	21-MAR-2004 10:54:55	Bright	38.000	82	48Bet UMa	2.3650	10600.	76	10755	No
204	GOM_NL__2PRFIN20040321_105625_000000412025_00180_10755_0758.N1	21-MAR-2004 10:56:25	Bright	40.500	36	50Alp UMa	1.8000	6300.0	81	10755	No
205	GOM_NL__2PRFIN20040321_105826_000000482025_00180_10755_0759.N1	21-MAR-2004 10:58:26	Bright	47.500	55	79Zet UMa	2.0600	10200.	95	10755	No
206	GOM_NL__2PRFIN20040321_110700_000000492025_00180_10755_0760.N1	21-MAR-2004 11:07:00	Bright	49.000	119	14Eta Dra	2.7270	4700.0	98	10755	No
207	GOM_NL__2PRFIN20040321_111118_000000382025_00180_10755_0761.N1	21-MAR-2004 11:11:18	Bright	38.000	74	11Bet Cas	2.2680	6600.0	76	10755	No
208	GOM_NL__2PRFIN20040321_111313_000000552025_00180_10755_0762.N1	21-MAR-2004 11:13:13	Bright	54.500	69	33Gam Dra	2.2310	3800.0	109	10755	No
209	GOM_NL__2PRFIN20040321_111703_000000392025_00180_10755_0763.N1	21-MAR-2004 11:17:03	Bright	38.500	19	50Alp Cyg	1.2460	10500.	77	10755	No
210	GOM_NL__2PRFIN20040321_111839_000000412025_00180_10755_0764.N1	21-MAR-2004 11:18:39	Bright	41.000	66	37Gam Cyg	2.2080	5900.0	82	10755	No
211	GOM_NL__2PRFIN20040321_112027_000000402025_00180_10755_0765.N1	21-MAR-2004 11:20:27	Bright	39.500	92	53Eps Cyg	2.5000	4500.0	79	10755	No
212	GOM_NL__2PRFIN20040321_112915_000000522025_00180_10755_0766.N1	21-MAR-2004 11:29:15	Tw_i_and_stray	51.500	11	53Alp Aql	0.76500	8000.0	103	10755	No
213	GOM_NL__2PRFIN20040321_113959_000000502025_00180_10755_0767.N1	21-MAR-2004 11:39:59	Dark	49.500	155	41Pi Sgr	2.9000	6600.0	99	10755	No
214	GOM_NL__2PRFIN20040321_114348_000000632025_00180_10755_0768.N1	21-MAR-2004 11:43:48	Dark	62.500	137	22Lam Sgr	2.8240	4400.0	125	10755	No
215	GOM_NL__2PRFIN20040321_114540_000000532025_00180_10755_0769.N1	21-MAR-2004 11:45:40	Dark	53.000	38	20Eps Sgr	1.8360	11000.	106	10755	No
216	GOM_NL__2PRFIN20040321_114904_000000522025_00181_10756_0740.N1	21-MAR-2004 11:49:04	Dark	52.000	85	Kap Sco	2.4070	28000.	104	10756	No
217	GOM_NL__2PRFIN20040321_115114_000000452025_00181_10756_0741.N1	21-MAR-2004 11:51:14	Dark	45.000	141	Bet Ara	2.8400	4600.0	90	10756	No
218	GOM_NL__2PRFIN20040321_115309_000000472025_00181_10756_0742.N1	21-MAR-2004 11:53:09	Dark	47.000	43	Alp TrA	1.9100	4250.0	94	10756	No
219	GOM_NL__2PRFIN20040321_115445_000000422025_00181_10756_0743.N1	21-MAR-2004 11:54:45	Dark	41.500	134	Bet TrA	2.8100	6600.0	83	10756	No

220	GOM_NL__2PRFIN20040321_115728_000000452025_00181_10756_0744.N1	21-MAR-2004 11:57:28	Dark	44.500	4	Alp1Cen	-0.010000	5800.0	89	10756	No
221	GOM_NL__2PRFIN20040321_120019_000000472025_00181_10756_0745.N1	21-MAR-2004 12:00:19	Straylight	46.500	12	Alp1Cru	0.77500	30000.	93	10756	No
222	GOM_NL__2PRFIN20040321_120139_000000492025_00181_10756_0746.N1	21-MAR-2004 12:01:39	Straylight	49.000	26	Gam Cru	1.6240	2900.0	98	10756	No
223	GOM_NL__2PRFIN20040321_120328_000000432025_00181_10756_0747.N1	21-MAR-2004 12:03:28	Straylight	42.500	64	Gam Cen	2.2000	10600.	85	10756	No
224	GOM_NL__2PRFIN20040321_120519_000000452025_00181_10756_0748.N1	21-MAR-2004 12:05:19	Straylight	44.500	113	Mu Vel	2.6920	5000.0	89	10756	No
225	GOM_NL__2PRFIN20040321_121115_000000512025_00181_10756_0749.N1	21-MAR-2004 12:11:15	Straylight	51.000	106	9Bet Crv	2.6480	5600.0	102	10756	No
226	GOM_NL__2PRFIN20040321_121324_000000462025_00181_10756_0750.N1	21-MAR-2004 12:13:24	Twl_and_stray	46.000	100	4Gam Crv	2.5800	13100.	92	10756	No
227	GOM_NL__2PRFIN20040321_121544_000000792025_00181_10756_0751.N1	21-MAR-2004 12:15:44	Bright	78.500	15	67Alp Vir	0.97600	28000.	157	10756	No
228	GOM_NL__2PRFIN20040321_121917_000000542025_00181_10756_0752.N1	21-MAR-2004 12:19:17	Bright	53.500	121	29Gam Vir	2.7400	7200.0	107	10756	No
229	GOM_NL__2PRFIN20040321_122242_000000412025_00181_10756_0753.N1	21-MAR-2004 12:22:42	Bright	41.000	22	32Alp Leo	1.3600	15200.	82	10756	No
230	GOM_NL__2PRFIN20040321_122452_000000382025_00181_10756_0754.N1	21-MAR-2004 12:24:52	Bright	38.000	51	41Gam1Leo	2.0100	4500.0	76	10756	No
231	GOM_NL__2PRFIN20040321_122609_000000372025_00181_10756_0755.N1	21-MAR-2004 12:26:09	Bright	37.000	166	17Eps Leo	2.9800	6000.0	74	10756	No
232	GOM_NL__2PRFIN20040321_123213_000000402025_00181_10756_0756.N1	21-MAR-2004 12:32:13	Bright	39.500	174	52Psi UMa	3.0040	4400.0	79	10756	No
233	GOM_NL__2PRFIN20040321_123530_000000392025_00181_10756_0757.N1	21-MAR-2004 12:35:30	Bright	39.000	82	48Bet UMa	2.3650	10600.	78	10756	No
234	GOM_NL__2PRFIN20040321_123700_000000412025_00181_10756_0758.N1	21-MAR-2004 12:37:00	Bright	40.500	36	50Alp UMa	1.8000	6300.0	81	10756	No
235	GOM_NL__2PRFIN20040321_123901_000000482025_00181_10756_0759.N1	21-MAR-2004 12:39:01	Bright	47.500	55	79Zet UMa	2.0600	10200.	95	10756	No
236	GOM_NL__2PRFIN20040321_124352_000000412025_00181_10756_0760.N1	21-MAR-2004 12:43:52	Bright	41.000	60	7Bet UMi	2.0810	3950.0	82	10756	No
237	GOM_NL__2PRFIN20040321_124735_000000492025_00181_10756_0761.N1	21-MAR-2004 12:47:35	Bright	49.000	119	14Eta Dra	2.7270	4700.0	98	10756	No
238	GOM_NL__2PRFIN20040321_125154_000000372025_00181_10756_0762.N1	21-MAR-2004 12:51:54	Bright	36.500	74	11Bet Cas	2.2680	6600.0	73	10756	No
239	GOM_NL__2PRFIN20040321_125349_000000572025_00181_10756_0763.N1	21-MAR-2004 12:53:49	Bright	56.500	69	33Gam Dra	2.2310	3800.0	113	10756	No
240	GOM_NL__2PRFIN20040321_125739_000000382025_00181_10756_0764.N1	21-MAR-2004 12:57:39	Bright	38.000	19	50Alp Cyg	1.2460	10500.	76	10756	No
241	GOM_NL__2PRFIN20040321_125914_000000402025_00181_10756_0765.N1	21-MAR-2004 12:59:14	Bright	40.000	66	37Gam Cyg	2.2080	5900.0	80	10756	No
242	GOM_NL__2PRFIN20040321_130100_000000442025_00181_10756_0766.N1	21-MAR-2004 13:01:00	Bright	43.500	92	53Eps Cyg	2.5000	4500.0	87	10756	No
243	GOM_NL__2PRFIN20040321_130952_000000572025_00181_10756_0767.N1	21-MAR-2004 13:09:52	Twl_and_stray	57.000	11	53Alp Aql	0.76500	8000.0	114	10756	No
244	GOM_NL__2PRFIN20040321_132036_000000562025_00181_10756_0768.N1	21-MAR-2004 13:20:36	Dark	55.500	155	41Pi Sgr	2.9000	6600.0	111	10756	No
245	GOM_NL__2PRFIN20040321_132424_000000612025_00181_10756_0769.N1	21-MAR-2004 13:24:24	Dark	60.500	137	22Lam Sgr	2.8240	4400.0	121	10756	No
246	GOM_NL__2PRFIN20040321_132616_000000532025_00181_10756_0770.N1	21-MAR-2004 13:26:16	Dark	52.500	38	20Eps Sgr	1.8360	11000.	105	10756	No
247	GOM_NL__2PRFIN20040321_132941_000000522025_00182_10757_0740.N1	21-MAR-2004 13:29:41	Dark	51.500	85	Kap Sco	2.4070	28000.	103	10757	No
248	GOM_NL__2PRFIN20040321_133150_000000452025_00182_10757_0741.N1	21-MAR-2004 13:31:50	Dark	44.500	141	Bet Ara	2.8400	4600.0	89	10757	No
249	GOM_NL__2PRFIN20040321_133346_000000412025_00182_10757_0742.N1	21-MAR-2004 13:33:46	Dark	41.000	43	Alp TrA	1.9100	4250.0	82	10757	No
250	GOM_NL__2PRFIN20040321_133521_000000412025_00182_10757_0743.N1	21-MAR-2004 13:35:21	Dark	41.000	134	Bet TrA	2.8100	6600.0	82	10757	No
251	GOM_NL__2PRFIN20040321_133805_000000462025_00182_10757_0744.N1	21-MAR-2004 13:38:05	Dark	46.000	4	Alp1Cen	-0.010000	5800.0	92	10757	No
252	GOM_NL__2PRFIN20040321_134054_000000442025_00182_10757_0745.N1	21-MAR-2004 13:40:54	Straylight	44.000	12	Alp1Cru	0.77500	30000.	88	10757	No
253	GOM_NL__2PRFIN20040321_134215_000000492025_00182_10757_0746.N1	21-MAR-2004 13:42:15	Straylight	48.500	26	Gam Cru	1.6240	2900.0	97	10757	No
254	GOM_NL__2PRFIN20040321_134405_000000422025_00182_10757_0747.N1	21-MAR-2004 13:44:05	Straylight	42.000	64	Gam Cen	2.2000	10600.	84	10757	No
255	GOM_NL__2PRFIN20040321_134555_000000402025_00182_10757_0748.N1	21-MAR-2004 13:45:55	Straylight	40.000	113	Mu Vel	2.6920	5000.0	80	10757	No
256	GOM_NL__2PRFIN20040321_135150_000000522025_00182_10757_0749.N1	21-MAR-2004 13:51:50	Straylight	51.500	106	9Bet Crv	2.6480	5600.0	103	10757	No
257	GOM_NL__2PRFIN20040321_135359_000000502025_00182_10757_0750.N1	21-MAR-2004 13:53:59	Twl_and_stray	49.500	100	4Gam Crv	2.5800	13100.	99	10757	No
258	GOM_NL__2PRFIN20040321_135621_000000762025_00182_10757_0751.N1	21-MAR-2004 13:56:21	Bright	76.000	15	67Alp Vir	0.97600	28000.	152	10757	No
259	GOM_NL__2PRFIN20040321_135953_000000552025_00182_10757_0752.N1	21-MAR-2004 13:59:53	Bright	55.000	121	29Gam Vir	2.7400	7200.0	110	10757	No
260	GOM_NL__2PRFIN20040321_140316_000000412025_00182_10757_0753.N1	21-MAR-2004 14:03:16	Bright	41.000	22	32Alp Leo	1.3600	15200.	82	10757	No
261	GOM_NL__2PRFIN20040321_140525_000000412025_00182_10757_0754.N1	21-MAR-2004 14:05:25	Bright	41.000	51	41Gam1Leo	2.0100	4500.0	82	10757	No
262	GOM_NL__2PRFIN20040321_140645_000000382025_00182_10757_0755.N1	21-MAR-2004 14:06:45	Bright	38.000	166	17Eps Leo	2.9800	6000.0	76	10757	No
263	GOM_NL__2PRFIN20040321_141249_000000392025_00182_10757_0756.N1	21-MAR-2004 14:12:49	Bright	38.500	174	52Psi UMa	3.0040	4400.0	77	10757	No
264	GOM_NL__2PRFIN20040321_141605_000000402025_00182_10757_0757.N1	21-MAR-2004 14:16:05	Bright	40.000	82	48Bet UMa	2.3650	10600.	80	10757	No
265	GOM_NL__2PRFIN20040321_141736_000000392025_00182_10757_0758.N1	21-MAR-2004 14:17:36	Bright	38.500	36	50Alp UMa	1.8000	6300.0	77	10757	No
266	GOM_NL__2PRFIN20040321_141936_000000492025_00182_10757_0759.N1	21-MAR-2004 14:19:36	Bright	48.500	55	79Zet UMa	2.0600	10200.	97	10757	No
267	GOM_NL__2PRFIN20040321_142428_000000392025_00182_10757_0760.N1	21-MAR-2004 14:24:28	Bright	39.000	60	7Bet UMi	2.0810	3950.0	78	10757	No
268	GOM_NL__2PRFIN20040321_142811_000000502025_00182_10757_0761.N1	21-MAR-2004 14:28:11	Bright	49.500	119	14Eta Dra	2.7270	4700.0	99	10757	No
269	GOM_NL__2PRFIN20040321_143230_000000382025_00182_10757_0762.N1	21-MAR-2004 14:32:30	Bright	37.500	74	11Bet Cas	2.2680	6600.0	75	10757	No
270	GOM_NL__2PRFIN20040321_143424_000000562025_00182_10757_0763.N1	21-MAR-2004 14:34:24	Bright	56.000	69	33Gam Dra	2.2310	3800.0	112	10757	No
271	GOM_NL__2PRFIN20040321_143814_000000432025_00182_10757_0764.N1	21-MAR-2004 14:38:14	Bright	43.000	19	50Alp Cyg	1.2460	10500.	86	10757	No
272	GOM_NL__2PRFIN20040321_143951_000000432025_00182_10757_0765.N1	21-MAR-2004 14:39:51	Bright	42.500	66	37Gam Cyg	2.2080	5900.0	85	10757	No
273	GOM_NL__2PRFIN20040321_144136_000000442025_00182_10757_0766.N1	21-MAR-2004 14:41:36	Bright	44.000	92	53Eps Cyg	2.5000	4500.0	88	10757	No
274	GOM_NL__2PRFIN20040321_145028_000000582025_00182_10757_0767.N1	21-MAR-2004 14:50:28	Twl_and_stray	57.500	11	53Alp Aql	0.76500	8000.0	115	10757	No
275	GOM_NL__2PRFIN20040321_150113_000000582025_00182_10757_0768.N1	21-MAR-2004 15:01:13	Dark	58.000	155	41Pi Sgr	2.9000	6600.0	116	10757	No
276	GOM_NL__2PRFIN20040321_150502_000000562025_00182_10757_0769.N1	21-MAR-2004 15:05:02	Dark	56.000	137	22Lam Sgr	2.8240	4400.0	112	10757	No
277	GOM_NL__2PRFIN20040321_150653_000000502025_00182_10757_0770.N1	21-MAR-2004 15:06:53	Dark	49.500	38	20Eps Sgr	1.8360	11000.	99	10757	No
278	GOM_NL__2PRFIN20040321_151018_000000522025_00183_10758_0740.N1	21-MAR-2004 15:10:18	Dark	52.000	85	Kap Sco	2.4070	28000.	104	10758	No

279	GOM_NL__2PRFIN20040321_151227_000000462025_00183_10758_0741.N1	21-MAR-2004 15:12:27	Dark	45.500	141	Bet Ara	2.8400	4600.0	91	10758	No
280	GOM_NL__2PRFIN20040321_151421_000000442025_00183_10758_0742.N1	21-MAR-2004 15:14:21	Dark	43.500	43	Alp TrA	1.9100	4250.0	87	10758	No
281	GOM_NL__2PRFIN20040321_151558_000000412025_00183_10758_0743.N1	21-MAR-2004 15:15:58	Dark	41.000	134	Bet TrA	2.8100	6600.0	82	10758	No
282	GOM_NL__2PRFIN20040321_151841_000000462025_00183_10758_0744.N1	21-MAR-2004 15:18:41	Dark	45.500	4	Alp1Cen	-0.010000	5800.0	91	10758	No
283	GOM_NL__2PRFIN20040321_152130_000000512025_00183_10758_0745.N1	21-MAR-2004 15:21:30	Straylight	51.000	12	Alp1Cru	0.77500	30000.	102	10758	No
284	GOM_NL__2PRFIN20040321_152251_000000512025_00183_10758_0746.N1	21-MAR-2004 15:22:51	Straylight	51.000	26	Gam Cru	1.6240	2900.0	102	10758	No
285	GOM_NL__2PRFIN20040321_152441_000000432025_00183_10758_0747.N1	21-MAR-2004 15:24:41	Straylight	42.500	64	Gam Cen	2.2000	10600.	85	10758	No
286	GOM_NL__2PRFIN20040321_152629_000000422025_00183_10758_0748.N1	21-MAR-2004 15:26:29	Straylight	42.000	113	Mu Vel	2.6920	5000.0	84	10758	No
287	GOM_NL__2PRFIN20040321_153227_000000532025_00183_10758_0749.N1	21-MAR-2004 15:32:27	Straylight	52.500	106	9Bet Crv	2.6480	5600.0	105	10758	No
288	GOM_NL__2PRFIN20040321_153436_000000492025_00183_10758_0750.N1	21-MAR-2004 15:34:36	Tw_i_and_stray	48.500	100	4Gam Crv	2.5800	13100.	97	10758	No
289	GOM_NL__2PRFIN20040321_153656_000000772025_00183_10758_0751.N1	21-MAR-2004 15:36:56	Bright	77.000	15	67Alp Vir	0.97600	28000.	154	10758	No
290	GOM_NL__2PRFIN20040321_154029_000000552025_00183_10758_0752.N1	21-MAR-2004 15:40:29	Bright	55.000	121	29Gam Vir	2.7400	7200.0	110	10758	No
291	GOM_NL__2PRFIN20040321_154354_000000452025_00183_10758_0753.N1	21-MAR-2004 15:43:54	Bright	45.000	22	32Alp Leo	1.3600	15200.	90	10758	No
292	GOM_NL__2PRFIN20040321_154601_000000412025_00183_10758_0754.N1	21-MAR-2004 15:46:01	Bright	40.500	51	41Gam1Leo	2.0100	4500.0	81	10758	No
293	GOM_NL__2PRFIN20040321_154722_000000382025_00183_10758_0755.N1	21-MAR-2004 15:47:22	Bright	38.000	166	17Eps Leo	2.9800	6000.0	76	10758	No
294	GOM_NL__2PRFIN20040321_155324_000000422025_00183_10758_0756.N1	21-MAR-2004 15:53:24	Bright	42.000	174	52Psi UMa	3.0040	4400.0	84	10758	No
295	GOM_NL__2PRFIN20040321_155641_000000392025_00183_10758_0757.N1	21-MAR-2004 15:56:41	Bright	39.000	82	48Bet UMa	2.3650	10600.	78	10758	No
296	GOM_NL__2PRFIN20040321_155812_000000412025_00183_10758_0758.N1	21-MAR-2004 15:58:12	Bright	41.000	36	50Alp UMa	1.8000	6300.0	82	10758	No
297	GOM_NL__2PRFIN20040321_160011_000000472025_00183_10758_0759.N1	21-MAR-2004 16:00:11	Bright	47.000	55	79Zet UMa	2.0600	10200.	94	10758	No
298	GOM_NL__2PRFIN20040321_160503_000000432025_00183_10758_0760.N1	21-MAR-2004 16:05:03	Bright	43.000	60	7Bet UMi	2.0810	3950.0	86	10758	No
299	GOM_NL__2PRFIN20040321_160846_000000502025_00183_10758_0761.N1	21-MAR-2004 16:08:46	Bright	50.000	119	14Eta Dra	2.7270	4700.0	100	10758	No
300	GOM_NL__2PRFIN20040321_161307_000000392025_00183_10758_0762.N1	21-MAR-2004 16:13:07	Bright	38.500	74	11Bet Cas	2.2680	6600.0	77	10758	No
301	GOM_NL__2PRFIN20040321_161500_000000542025_00183_10758_0763.N1	21-MAR-2004 16:15:00	Bright	53.500	69	33Gam Dra	2.2310	3800.0	107	10758	No
302	GOM_NL__2PRFIN20040321_161851_000000422025_00183_10758_0764.N1	21-MAR-2004 16:18:51	Bright	41.500	19	50Alp Cyg	1.2460	10500.	83	10758	No
303	GOM_NL__2PRFIN20040321_162026_000000432025_00183_10758_0765.N1	21-MAR-2004 16:20:26	Bright	42.500	66	37Gam Cyg	2.2080	5900.0	85	10758	No
304	GOM_NL__2PRFIN20040321_162214_000000402025_00183_10758_0766.N1	21-MAR-2004 16:22:14	Bright	39.500	92	53Eps Cyg	2.5000	4500.0	79	10758	No
305	GOM_NL__2PRFIN20040321_163105_000000582025_00183_10758_0767.N1	21-MAR-2004 16:31:05	Tw_i_and_stray	57.500	11	53Alp Aql	0.76500	8000.0	115	10758	No
306	GOM_NL__2PRFIN20040321_164150_000000502025_00183_10758_0768.N1	21-MAR-2004 16:41:50	Dark	49.500	155	41Pi Sgr	2.9000	6600.0	99	10758	No
307	GOM_NL__2PRFIN20040321_164539_000000592025_00183_10758_0769.N1	21-MAR-2004 16:45:39	Dark	58.500	137	22Lam Sgr	2.8240	4400.0	117	10758	No
308	GOM_NL__2PRFIN20040321_164730_000000522025_00183_10758_0770.N1	21-MAR-2004 16:47:30	Dark	51.500	38	20Eps Sgr	1.8360	11000.	103	10758	No
309	GOM_NL__2PRFIN20040321_165056_000000522025_00184_10759_0740.N1	21-MAR-2004 16:50:56	Dark	52.000	85	Kap Sco	2.4070	28000.	104	10759	No
310	GOM_NL__2PRFIN20040321_165304_000000452025_00184_10759_0741.N1	21-MAR-2004 16:53:04	Dark	45.000	141	Bet Ara	2.8400	4600.0	90	10759	No
311	GOM_NL__2PRFIN20040321_165458_000000402025_00184_10759_0742.N1	21-MAR-2004 16:54:58	Dark	40.000	43	Alp TrA	1.9100	4250.0	80	10759	No
312	GOM_NL__2PRFIN20040321_165635_000000422025_00184_10759_0743.N1	21-MAR-2004 16:56:35	Dark	41.500	134	Bet TrA	2.8100	6600.0	83	10759	No
313	GOM_NL__2PRFIN20040321_165918_000000562025_00184_10759_0744.N1	21-MAR-2004 16:59:18	Dark	56.000	4	Alp1Cen	-0.010000	5800.0	112	10759	No
314	GOM_NL__2PRFIN20040321_170208_000000512025_00184_10759_0745.N1	21-MAR-2004 17:02:08	Straylight	51.000	12	Alp1Cru	0.77500	30000.	102	10759	No
315	GOM_NL__2PRFIN20040321_170328_000000492025_00184_10759_0746.N1	21-MAR-2004 17:03:28	Straylight	48.500	26	Gam Cru	1.6240	2900.0	97	10759	No
316	GOM_NL__2PRFIN20040321_170518_000000422025_00184_10759_0747.N1	21-MAR-2004 17:05:18	Straylight	42.000	64	Gam Cen	2.2000	10600.	84	10759	No
317	GOM_NL__2PRFIN20040321_170708_000000442025_00184_10759_0748.N1	21-MAR-2004 17:07:08	Straylight	43.500	113	Mu Vel	2.6920	5000.0	87	10759	No
318	GOM_NL__2PRFIN20040321_171303_000000522025_00184_10759_0749.N1	21-MAR-2004 17:13:03	Straylight	52.000	106	9Bet Crv	2.6480	5600.0	104	10759	No
319	GOM_NL__2PRFIN20040321_171512_000000502025_00184_10759_0750.N1	21-MAR-2004 17:15:12	Tw_i_and_stray	49.500	100	4Gam Crv	2.5800	13100.	99	10759	No
320	GOM_NL__2PRFIN20040321_171732_000000722025_00184_10759_0751.N1	21-MAR-2004 17:17:32	Tw_i_and_stray	72.000	15	67Alp Vir	0.97600	28000.	144	10759	No
321	GOM_NL__2PRFIN20040321_172105_000000532025_00184_10759_0752.N1	21-MAR-2004 17:21:05	Bright	52.500	121	29Gam Vir	2.7400	7200.0	105	10759	No
322	GOM_NL__2PRFIN20040321_172430_000000412025_00184_10759_0753.N1	21-MAR-2004 17:24:30	Bright	40.500	22	32Alp Leo	1.3600	15200.	81	10759	No
323	GOM_NL__2PRFIN20040321_172637_000000422025_00184_10759_0754.N1	21-MAR-2004 17:26:37	Bright	41.500	51	41Gam1Leo	2.0100	4500.0	83	10759	No
324	GOM_NL__2PRFIN20040321_172758_000000372025_00184_10759_0755.N1	21-MAR-2004 17:27:58	Bright	37.000	166	17Eps Leo	2.9800	6000.0	74	10759	No
325	GOM_NL__2PRFIN20040321_173401_000000412025_00184_10759_0756.N1	21-MAR-2004 17:34:01	Bright	41.000	174	52Psi UMa	3.0040	4400.0	82	10759	No
326	GOM_NL__2PRFIN20040321_173717_000000382025_00184_10759_0757.N1	21-MAR-2004 17:37:17	Bright	38.000	82	48Bet UMa	2.3650	10600.	76	10759	No
327	GOM_NL__2PRFIN20040321_173848_000000412025_00184_10759_0758.N1	21-MAR-2004 17:38:48	Bright	40.500	36	50Alp UMa	1.8000	6300.0	81	10759	No
328	GOM_NL__2PRFIN20040321_174047_000000492025_00184_10759_0759.N1	21-MAR-2004 17:40:47	Bright	48.500	55	79Zet UMa	2.0600	10200.	97	10759	No
329	GOM_NL__2PRFIN20040321_174540_000000432025_00184_10759_0760.N1	21-MAR-2004 17:45:40	Bright	43.000	60	7Bet UMi	2.0810	3950.0	86	10759	No
330	GOM_NL__2PRFIN20040321_174921_000000502025_00184_10759_0761.N1	21-MAR-2004 17:49:21	Bright	50.000	119	14Eta Dra	2.7270	4700.0	100	10759	No
331	GOM_NL__2PRFIN20040321_175342_000000362025_00184_10759_0762.N1	21-MAR-2004 17:53:42	Bright	36.000	74	11Bet Cas	2.2680	6600.0	72	10759	No
332	GOM_NL__2PRFIN20040321_175535_000000582025_00184_10759_0763.N1	21-MAR-2004 17:55:35	Bright	57.500	69	33Gam Dra	2.2310	3800.0	115	10759	No
333	GOM_NL__2PRFIN20040321_175926_000000392025_00184_10759_0764.N1	21-MAR-2004 17:59:26	Bright	39.000	19	50Alp Cyg	1.2460	10500.	78	10759	No
334	GOM_NL__2PRFIN20040321_180102_000000412025_00184_10759_0765.N1	21-MAR-2004 18:01:02	Bright	40.500	66	37Gam Cyg	2.2080	5900.0	81	10759	No
335	GOM_NL__2PRFIN20040321_180251_000000402025_00184_10759_0766.N1	21-MAR-2004 18:02:51	Bright	40.000	92	53Eps Cyg	2.5000	4500.0	80	10759	No
336	GOM_NL__2PRFIN20040321_181141_000000602025_00184_10759_0767.N1	21-MAR-2004 18:11:41	Tw_i_and_stray	59.500	11	53Alp Aql	0.76500	8000.0	119	10759	No
337	GOM_NL__2PRFIN20040321_182227_000000522025_00184_10759_0768.N1	21-MAR-2004 18:22:27	Dark	51.500	155	41Pi Sgr	2.9000	6600.0	103	10759	No

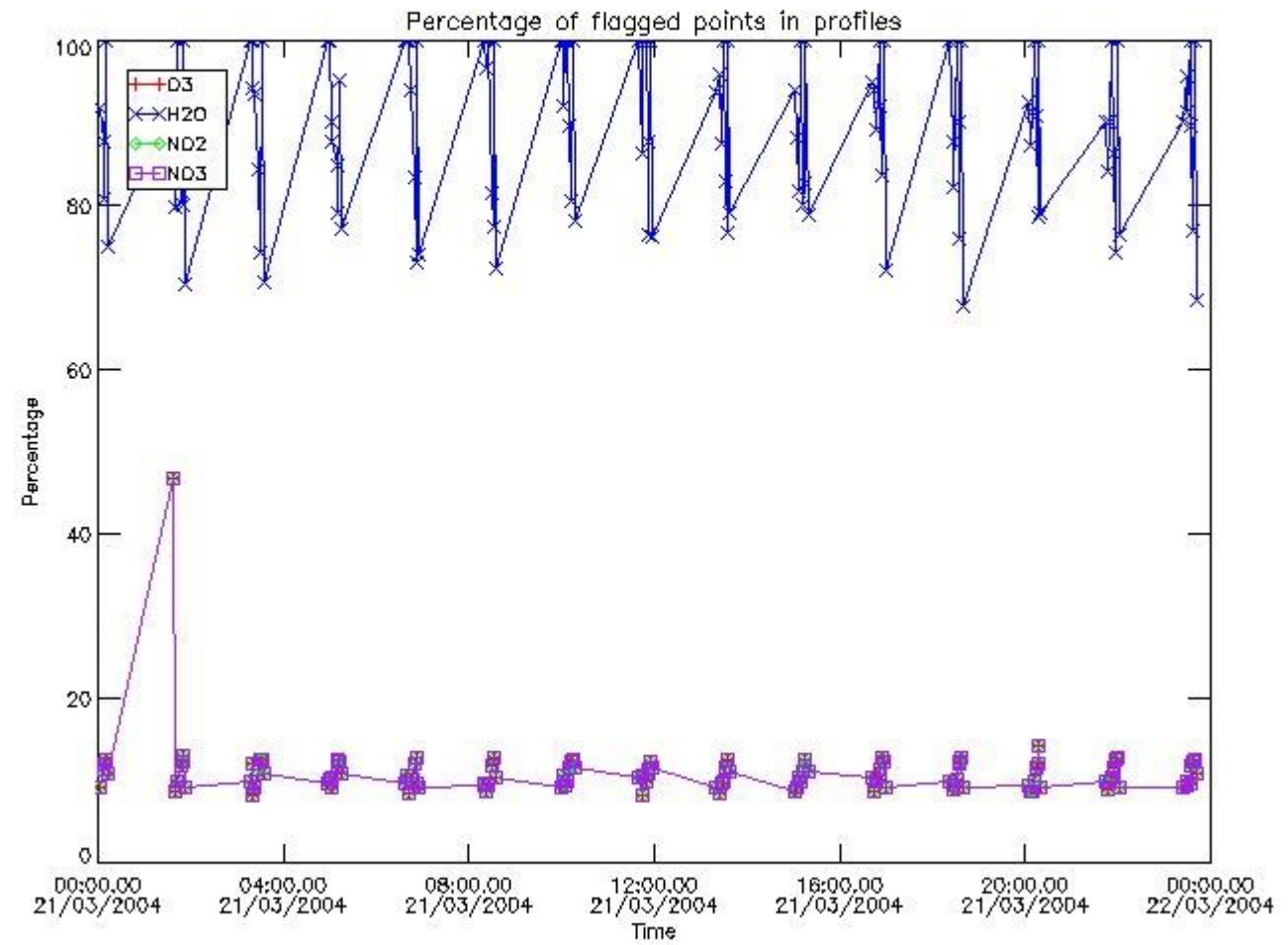
338	GOM_NL__2PRFIN20040321_182617_000000582025_00184_10759_0769.N1	21-MAR-2004 18:26:17	Dark	57.500	137	22Lam Sgr	2.8240	4400.0	115	10759	No
339	GOM_NL__2PRFIN20040321_182808_000000542025_00184_10759_0770.N1	21-MAR-2004 18:28:08	Dark	54.000	38	20Eps Sgr	1.8360	11000.	108	10759	No
340	GOM_NL__2PRFIN20040321_183133_000000512025_00185_10760_0740.N1	21-MAR-2004 18:31:33	Dark	50.500	85	Kap Sco	2.4070	28000.	101	10760	No
341	GOM_NL__2PRFIN20040321_183341_000000462025_00185_10760_0741.N1	21-MAR-2004 18:33:41	Dark	45.500	141	Bet Ara	2.8400	4600.0	91	10760	No
342	GOM_NL__2PRFIN20040321_183535_000000422025_00185_10760_0742.N1	21-MAR-2004 18:35:35	Dark	42.000	43	Alp TrA	1.9100	4250.0	84	10760	No
343	GOM_NL__2PRFIN20040321_183711_000000402025_00185_10760_0743.N1	21-MAR-2004 18:37:11	Dark	40.000	134	Bet TrA	2.8100	6600.0	80	10760	No
344	GOM_NL__2PRFIN20040321_183955_000000562025_00185_10760_0744.N1	21-MAR-2004 18:39:55	Dark	56.000	4	Alp1Cen	-0.010000	5800.0	112	10760	No
345	GOM_NL__2PRFIN20040321_184244_000000412025_00185_10760_0745.N1	21-MAR-2004 18:42:44	Straylight	40.500	12	Alp1Cru	0.77500	30000.	81	10760	No
346	GOM_NL__2PRFIN20040321_184405_000000472025_00185_10760_0746.N1	21-MAR-2004 18:44:05	Straylight	46.500	26	Gam Cru	1.6240	2900.0	93	10760	No
347	GOM_NL__2PRFIN20040321_184554_000000422025_00185_10760_0747.N1	21-MAR-2004 18:45:54	Straylight	41.500	64	Gam Cen	2.2000	10600.	83	10760	No
348	GOM_NL__2PRFIN20040321_184744_000000432025_00185_10760_0748.N1	21-MAR-2004 18:47:44	Straylight	43.000	113	Mu Vel	2.6920	5000.0	86	10760	No
349	GOM_NL__2PRFIN20040321_185340_000000532025_00185_10760_0749.N1	21-MAR-2004 18:53:40	Straylight	53.000	106	9Bet Crv	2.6480	5600.0	106	10760	No
350	GOM_NL__2PRFIN20040321_185549_000000502025_00185_10760_0750.N1	21-MAR-2004 18:55:49	Tw_i_and_stray	49.500	100	4Gam Crv	2.5800	13100.	99	10760	No
351	GOM_NL__2PRFIN20040321_185809_000000772025_00185_10760_0751.N1	21-MAR-2004 18:58:09	Bright	76.500	15	67Alp Vir	0.97600	28000.	153	10760	No
352	GOM_NL__2PRFIN20040321_190140_000000542025_00185_10760_0752.N1	21-MAR-2004 19:01:40	Bright	54.000	121	29Gam Vir	2.7400	7200.0	108	10760	No
353	GOM_NL__2PRFIN20040321_190507_000000402025_00185_10760_0753.N1	21-MAR-2004 19:05:07	Bright	39.500	22	32Alp Leo	1.3600	15200.	79	10760	No
354	GOM_NL__2PRFIN20040321_190716_000000402025_00185_10760_0754.N1	21-MAR-2004 19:07:16	Bright	39.500	51	41Gam1Leo	2.0100	4500.0	79	10760	No
355	GOM_NL__2PRFIN20040321_190834_000000382025_00185_10760_0755.N1	21-MAR-2004 19:08:34	Bright	38.000	166	17Eps Leo	2.9800	6000.0	76	10760	No
356	GOM_NL__2PRFIN20040321_191437_000000402025_00185_10760_0756.N1	21-MAR-2004 19:14:37	Bright	39.500	174	52Psi UMa	3.0040	4400.0	79	10760	No
357	GOM_NL__2PRFIN20040321_191753_000000392025_00185_10760_0757.N1	21-MAR-2004 19:17:53	Bright	39.000	82	48Bet UMa	2.3650	10600.	78	10760	No
358	GOM_NL__2PRFIN20040321_191924_000000382025_00185_10760_0758.N1	21-MAR-2004 19:19:24	Bright	37.500	36	50Alp UMa	1.8000	6300.0	75	10760	No
359	GOM_NL__2PRFIN20040321_192122_000000462025_00185_10760_0759.N1	21-MAR-2004 19:21:22	Bright	46.000	55	79Zet UMa	2.0600	10200.	92	10760	No
360	GOM_NL__2PRFIN20040321_192615_000000442025_00185_10760_0760.N1	21-MAR-2004 19:26:15	Bright	44.000	60	7Bet UMi	2.0810	3950.0	88	10760	No
361	GOM_NL__2PRFIN20040321_192956_000000502025_00185_10760_0761.N1	21-MAR-2004 19:29:56	Bright	49.500	119	14Eta Dra	2.7270	4700.0	99	10760	No
362	GOM_NL__2PRFIN20040321_193419_000000362025_00185_10760_0762.N1	21-MAR-2004 19:34:19	Bright	35.500	74	11Bet Cas	2.2680	6600.0	71	10760	No
363	GOM_NL__2PRFIN20040321_193609_000000572025_00185_10760_0763.N1	21-MAR-2004 19:36:09	Bright	57.000	69	33Gam Dra	2.2310	3800.0	114	10760	No
364	GOM_NL__2PRFIN20040321_194002_000000422025_00185_10760_0764.N1	21-MAR-2004 19:40:02	Bright	41.500	19	50Alp Cyg	1.2460	10500.	83	10760	No
365	GOM_NL__2PRFIN20040321_194138_000000432025_00185_10760_0765.N1	21-MAR-2004 19:41:38	Bright	42.500	66	37Gam Cyg	2.2080	5900.0	85	10760	No
366	GOM_NL__2PRFIN20040321_194327_000000412025_00185_10760_0766.N1	21-MAR-2004 19:43:27	Bright	41.000	92	53Eps Cyg	2.5000	4500.0	82	10760	No
367	GOM_NL__2PRFIN20040321_195218_000000572025_00185_10760_0767.N1	21-MAR-2004 19:52:18	Tw_i_and_stray	56.500	11	53Alp Aql	0.76500	8000.0	113	10760	No
368	GOM_NL__2PRFIN20040321_200303_000000552025_00185_10760_0768.N1	21-MAR-2004 20:03:03	Dark	54.500	155	41Pi Sgr	2.9000	6600.0	109	10760	No
369	GOM_NL__2PRFIN20040321_200654_000000602025_00185_10760_0769.N1	21-MAR-2004 20:06:54	Dark	59.500	137	22Lam Sgr	2.8240	4400.0	119	10760	No
370	GOM_NL__2PRFIN20040321_200845_000000582025_00185_10760_0770.N1	21-MAR-2004 20:08:45	Dark	58.000	38	20Eps Sgr	1.8360	11000.	116	10760	No
371	GOM_NL__2PRFIN20040321_201210_000000522025_00186_10761_0740.N1	21-MAR-2004 20:12:10	Dark	51.500	85	Kap Sco	2.4070	28000.	103	10761	No
372	GOM_NL__2PRFIN20040321_201418_000000442025_00186_10761_0741.N1	21-MAR-2004 20:14:18	Dark	44.000	141	Bet Ara	2.8400	4600.0	88	10761	No
373	GOM_NL__2PRFIN20040321_201611_000000432025_00186_10761_0742.N1	21-MAR-2004 20:16:11	Dark	42.500	43	Alp TrA	1.9100	4250.0	85	10761	No
374	GOM_NL__2PRFIN20040321_201748_000000402025_00186_10761_0743.N1	21-MAR-2004 20:17:48	Dark	39.500	134	Bet TrA	2.8100	6600.0	79	10761	No
375	GOM_NL__2PRFIN20040321_202031_000000552025_00186_10761_0744.N1	21-MAR-2004 20:20:31	Dark	55.000	4	Alp1Cen	-0.010000	5800.0	110	10761	No
376	GOM_NL__2PRFIN20040321_202320_000000462025_00186_10761_0745.N1	21-MAR-2004 20:23:20	Straylight	46.000	12	Alp1Cru	0.77500	30000.	92	10761	No
377	GOM_NL__2PRFIN20040321_202441_000000542025_00186_10761_0746.N1	21-MAR-2004 20:24:41	Straylight	54.000	26	Gam Cru	1.6240	2900.0	108	10761	No
378	GOM_NL__2PRFIN20040321_202631_000000452025_00186_10761_0747.N1	21-MAR-2004 20:26:31	Straylight	45.000	64	Gam Cen	2.2000	10600.	90	10761	No
379	GOM_NL__2PRFIN20040321_202820_000000402025_00186_10761_0748.N1	21-MAR-2004 20:28:20	Straylight	39.500	113	Mu Vel	2.6920	5000.0	79	10761	No
380	GOM_NL__2PRFIN20040321_203416_000000532025_00186_10761_0749.N1	21-MAR-2004 20:34:16	Straylight	52.500	106	9Bet Crv	2.6480	5600.0	105	10761	No
381	GOM_NL__2PRFIN20040321_203625_000000502025_00186_10761_0750.N1	21-MAR-2004 20:36:25	Tw_i_and_stray	49.500	100	4Gam Crv	2.5800	13100.	99	10761	No
382	GOM_NL__2PRFIN20040321_203843_000000762025_00186_10761_0751.N1	21-MAR-2004 20:38:43	Bright	76.000	15	67Alp Vir	0.97600	28000.	152	10761	No
383	GOM_NL__2PRFIN20040321_204216_000000552025_00186_10761_0752.N1	21-MAR-2004 20:42:16	Bright	55.000	121	29Gam Vir	2.7400	7200.0	110	10761	No
384	GOM_NL__2PRFIN20040321_204543_000000392025_00186_10761_0753.N1	21-MAR-2004 20:45:43	Bright	38.500	22	32Alp Leo	1.3600	15200.	77	10761	No
385	GOM_NL__2PRFIN20040321_204752_000000382025_00186_10761_0754.N1	21-MAR-2004 20:47:52	Bright	38.000	51	41Gam1Leo	2.0100	4500.0	76	10761	No
386	GOM_NL__2PRFIN20040321_204911_000000362025_00186_10761_0755.N1	21-MAR-2004 20:49:11	Bright	36.000	166	17Eps Leo	2.9800	6000.0	72	10761	No
387	GOM_NL__2PRFIN20040321_205513_000000382025_00186_10761_0756.N1	21-MAR-2004 20:55:13	Bright	38.000	174	52Psi UMa	3.0040	4400.0	76	10761	No
388	GOM_NL__2PRFIN20040321_205829_000000382025_00186_10761_0757.N1	21-MAR-2004 20:58:29	Bright	38.000	82	48Bet UMa	2.3650	10600.	76	10761	No
389	GOM_NL__2PRFIN20040321_210000_000000402025_00186_10761_0758.N1	21-MAR-2004 21:00:00	Bright	39.500	36	50Alp UMa	1.8000	6300.0	79	10761	No
390	GOM_NL__2PRFIN20040321_210157_000000462025_00186_10761_0759.N1	21-MAR-2004 21:01:57	Bright	46.000	55	79Zet UMa	2.0600	10200.	92	10761	No
391	GOM_NL__2PRFIN20040321_210651_000000432025_00186_10761_0760.N1	21-MAR-2004 21:06:51	Bright	43.000	60	7Bet UMi	2.0810	3950.0	86	10761	No
392	GOM_NL__2PRFIN20040321_211032_000000472025_00186_10761_0761.N1	21-MAR-2004 21:10:32	Bright	47.000	119	14Eta Dra	2.7270	4700.0	94	10761	No
393	GOM_NL__2PRFIN20040321_211455_000000352025_00186_10761_0762.N1	21-MAR-2004 21:14:55	Bright	34.500	74	11Bet Cas	2.2680	6600.0	69	10761	No
394	GOM_NL__2PRFIN20040321_211645_000000552025_00186_10761_0763.N1	21-MAR-2004 21:16:45	Bright	55.000	69	33Gam Dra	2.2310	3800.0	110	10761	No
395	GOM_NL__2PRFIN20040321_212039_000000382025_00186_10761_0764.N1	21-MAR-2004 21:20:39	Bright	38.000	19	50Alp Cyg	1.2460	10500.	76	10761	No
396	GOM_NL__2PRFIN20040321_212214_000000422025_00186_10761_0765.N1	21-MAR-2004 21:22:14	Bright	41.500	66	37Gam Cyg	2.2080	5900.0	83	10761	No

397	GOM_NL__2PRFIN20040321_212403_000000402025_00186_10761_0766.N1	21-MAR-2004 21:24:03	Bright	39.500	92	53Eps Cyg	2.5000	4500.0	79	10761	No
398	GOM_NL__2PRFIN20040321_213254_000000542025_00186_10761_0767.N1	21-MAR-2004 21:32:54	Twilight_and_stray	53.500	11	53Alp Aql	0.76500	8000.0	107	10761	No
399	GOM_NL__2PRFIN20040321_214340_000000512025_00186_10761_0768.N1	21-MAR-2004 21:43:40	Dark	51.000	155	41Pi Sgr	2.9000	6600.0	102	10761	No
400	GOM_NL__2PRFIN20040321_214731_000000632025_00186_10761_0769.N1	21-MAR-2004 21:47:31	Dark	63.000	137	22Lam Sgr	2.8240	4400.0	126	10761	No
401	GOM_NL__2PRFIN20040321_214922_000000512025_00186_10761_0770.N1	21-MAR-2004 21:49:22	Dark	51.000	38	20Eps Sgr	1.8360	11000.	102	10761	No
402	GOM_NL__2PRFIN20040321_215247_000000492025_00187_10762_0740.N1	21-MAR-2004 21:52:47	Dark	49.000	85	Kap Sco	2.4070	28000.	98	10762	No
403	GOM_NL__2PRFIN20040321_215454_000000442025_00187_10762_0741.N1	21-MAR-2004 21:54:54	Dark	44.000	141	Bet Ara	2.8400	4600.0	88	10762	No
404	GOM_NL__2PRFIN20040321_215648_000000412025_00187_10762_0742.N1	21-MAR-2004 21:56:48	Dark	41.000	43	Alp TrA	1.9100	4250.0	82	10762	No
405	GOM_NL__2PRFIN20040321_215824_000000402025_00187_10762_0743.N1	21-MAR-2004 21:58:24	Dark	40.000	134	Bet TrA	2.8100	6600.0	80	10762	No
406	GOM_NL__2PRFIN20040321_220107_000000562025_00187_10762_0744.N1	21-MAR-2004 22:01:07	Dark	55.500	4	Alp1Cen	-0.010000	5800.0	111	10762	No
407	GOM_NL__2PRFIN20040321_220356_000000482025_00187_10762_0745.N1	21-MAR-2004 22:03:56	Straylight	48.000	12	Alp1Cru	0.77500	30000.	96	10762	No
408	GOM_NL__2PRFIN20040321_220517_000000492025_00187_10762_0746.N1	21-MAR-2004 22:05:17	Straylight	48.500	26	Gam Cru	1.6240	2900.0	97	10762	No
409	GOM_NL__2PRFIN20040321_220707_000000452025_00187_10762_0747.N1	21-MAR-2004 22:07:07	Straylight	44.500	64	Gam Cen	2.2000	10600.	89	10762	No
410	GOM_NL__2PRFIN20040321_220856_000000432025_00187_10762_0748.N1	21-MAR-2004 22:08:56	Straylight	43.000	113	Mu Vel	2.6920	5000.0	86	10762	No
411	GOM_NL__2PRFIN20040321_221451_000000522025_00187_10762_0749.N1	21-MAR-2004 22:14:51	Straylight	52.000	106	9Bet Crv	2.6480	5600.0	104	10762	No
412	GOM_NL__2PRFIN20040321_221700_000000492025_00187_10762_0750.N1	21-MAR-2004 22:17:00	Twilight_and_stray	49.000	100	4Gam Crv	2.5800	13100.	98	10762	No
413	GOM_NL__2PRFIN20040321_221920_000000742025_00187_10762_0751.N1	21-MAR-2004 22:19:20	Bright	73.500	15	67Alp Vir	0.97600	28000.	147	10762	No
414	GOM_NL__2PRFIN20040321_222251_000000532025_00187_10762_0752.N1	21-MAR-2004 22:22:51	Bright	53.000	121	29Gam Vir	2.7400	7200.0	106	10762	No
415	GOM_NL__2PRFIN20040321_222619_000000392025_00187_10762_0753.N1	21-MAR-2004 22:26:19	Bright	38.500	22	32Alp Leo	1.3600	15200.	77	10762	No
416	GOM_NL__2PRFIN20040321_222827_000000392025_00187_10762_0754.N1	21-MAR-2004 22:28:27	Bright	39.000	51	41Gam1Leo	2.0100	4500.0	78	10762	No
417	GOM_NL__2PRFIN20040321_222947_000000372025_00187_10762_0755.N1	21-MAR-2004 22:29:47	Bright	36.500	166	17Eps Leo	2.9800	6000.0	73	10762	No
418	GOM_NL__2PRFIN20040321_223548_000000392025_00187_10762_0756.N1	21-MAR-2004 22:35:48	Bright	38.500	174	52Psi UMa	3.0040	4400.0	77	10762	No
419	GOM_NL__2PRFIN20040321_223904_000000392025_00187_10762_0757.N1	21-MAR-2004 22:39:04	Bright	39.000	82	48Bet UMa	2.3650	10600.	78	10762	No
420	GOM_NL__2PRFIN20040321_224036_000000412025_00187_10762_0758.N1	21-MAR-2004 22:40:36	Bright	40.500	36	50Alp UMa	1.8000	6300.0	81	10762	No
421	GOM_NL__2PRFIN20040321_224232_000000472025_00187_10762_0759.N1	21-MAR-2004 22:42:32	Bright	46.500	55	79Zet UMa	2.0600	10200.	93	10762	No
422	GOM_NL__2PRFIN20040321_224726_000000442025_00187_10762_0760.N1	21-MAR-2004 22:47:26	Bright	43.500	60	7Bet UMi	2.0810	3950.0	87	10762	No
423	GOM_NL__2PRFIN20040321_225107_000000502025_00187_10762_0761.N1	21-MAR-2004 22:51:07	Bright	49.500	119	14Eta Dra	2.7270	4700.0	99	10762	No
424	GOM_NL__2PRFIN20040321_225531_000000352025_00187_10762_0762.N1	21-MAR-2004 22:55:31	Bright	35.000	74	11Bet Cas	2.2680	6600.0	70	10762	No
425	GOM_NL__2PRFIN20040321_225721_000000592025_00187_10762_0763.N1	21-MAR-2004 22:57:21	Bright	59.000	69	33Gam Dra	2.2310	3800.0	118	10762	No
426	GOM_NL__2PRFIN20040321_230114_000000392025_00187_10762_0764.N1	21-MAR-2004 23:01:14	Bright	39.000	19	50Alp Cyg	1.2460	10500.	78	10762	No
427	GOM_NL__2PRFIN20040321_230251_000000402025_00187_10762_0765.N1	21-MAR-2004 23:02:51	Bright	40.000	66	37Gam Cyg	2.2080	5900.0	80	10762	No
428	GOM_NL__2PRFIN20040321_230439_000000412025_00187_10762_0766.N1	21-MAR-2004 23:04:39	Bright	40.500	92	53Eps Cyg	2.5000	4500.0	81	10762	No
429	GOM_NL__2PRFIN20040321_231330_000000582025_00187_10762_0767.N1	21-MAR-2004 23:13:30	Twilight_and_stray	57.500	11	53Alp Aql	0.76500	8000.0	115	10762	No
430	GOM_NL__2PRFIN20040321_232417_000000562025_00187_10762_0768.N1	21-MAR-2004 23:24:17	Dark	55.500	155	41Pi Sgr	2.9000	6600.0	111	10762	No
431	GOM_NL__2PRFIN20040321_232808_000000602025_00187_10762_0769.N1	21-MAR-2004 23:28:08	Dark	59.500	137	22Lam Sgr	2.8240	4400.0	119	10762	No
432	GOM_NL__2PRFIN20040321_232958_000000522025_00187_10762_0770.N1	21-MAR-2004 23:29:58	Dark	52.000	38	20Eps Sgr	1.8360	11000.	104	10762	No
433	GOM_NL__2PRFIN20040321_233324_000000532025_00188_10763_0740.N1	21-MAR-2004 23:33:24	Dark	52.500	85	Kap Sco	2.4070	28000.	105	10763	No
434	GOM_NL__2PRFIN20040321_233531_000000442025_00188_10763_0741.N1	21-MAR-2004 23:35:31	Dark	43.500	141	Bet Ara	2.8400	4600.0	87	10763	No
435	GOM_NL__2PRFIN20040321_233724_000000422025_00188_10763_0742.N1	21-MAR-2004 23:37:24	Dark	41.500	43	Alp TrA	1.9100	4250.0	83	10763	No
436	GOM_NL__2PRFIN20040321_233900_000000412025_00188_10763_0743.N1	21-MAR-2004 23:39:00	Dark	40.500	134	Bet TrA	2.8100	6600.0	81	10763	No
437	GOM_NL__2PRFIN20040321_234143_000000472025_00188_10763_0744.N1	21-MAR-2004 23:41:43	Dark	46.500	4	Alp1Cen	-0.010000	5800.0	93	10763	No
438	GOM_NL__2PRFIN20040321_234432_000000402025_00188_10763_0745.N1	21-MAR-2004 23:44:32	Straylight	40.000	12	Alp1Cru	0.77500	30000.	80	10763	No
439	GOM_NL__2PRFIN20040321_234552_000000492025_00188_10763_0746.N1	21-MAR-2004 23:45:52	Straylight	48.500	26	Gam Cru	1.6240	2900.0	97	10763	No
440	GOM_NL__2PRFIN20040321_234743_000000462025_00188_10763_0747.N1	21-MAR-2004 23:47:43	Straylight	46.000	64	Gam Cen	2.2000	10600.	92	10763	No
441	GOM_NL__2PRFIN20040321_234930_000000432025_00188_10763_0748.N1	21-MAR-2004 23:49:30	Straylight	42.500	113	Mu Vel	2.6920	5000.0	85	10763	No
442	GOM_NL__2PRFIN20040321_235527_000000512025_00188_10763_0749.N1	21-MAR-2004 23:55:27	Straylight	51.000	106	9Bet Crv	2.6480	5600.0	102	10763	No
443	GOM_NL__2PRFIN20040321_235736_000000492025_00188_10763_0750.N1	21-MAR-2004 23:57:36	Twilight_and_stray	49.000	100	4Gam Crv	2.5800	13100.	98	10763	No
444	GOM_NL__2PRFIN20040321_235955_000000762025_00188_10763_0751.N1	21-MAR-2004 23:59:55	Bright	76.000	15	67Alp Vir	0.97600	28000.	152	10763	No

3. Quality information per product


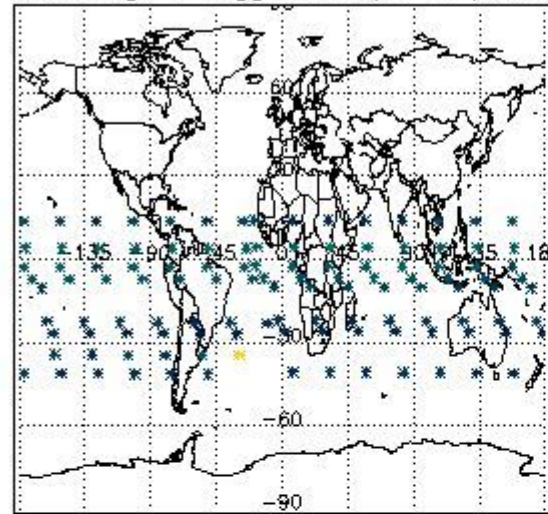
In this section it is plotted some information contained in the Quality Summary data set of the level 2 products. Only products in dark limb conditions and without errors (error flag in the MPH set to "0") are used.

3.1 Plot quality information per product (time dependant)

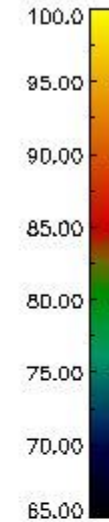
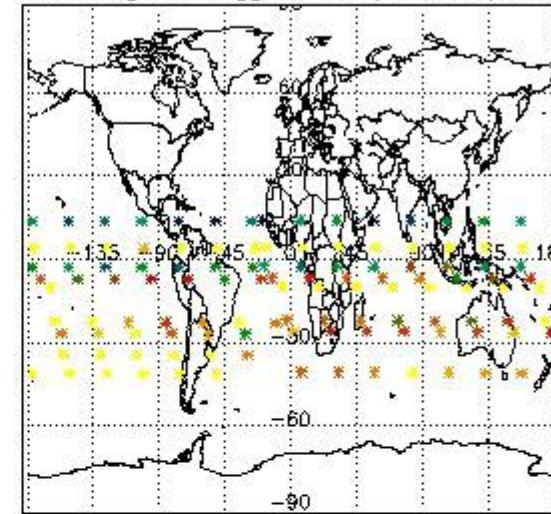


3.2 Plot quality information per product (world map)


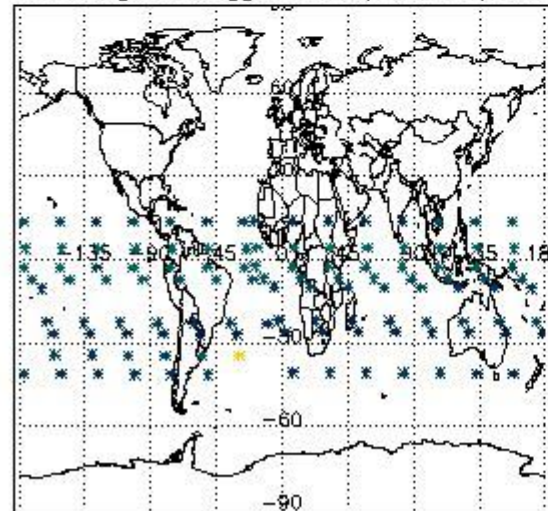
Percentage of flagged data per O3 profile



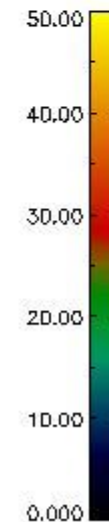
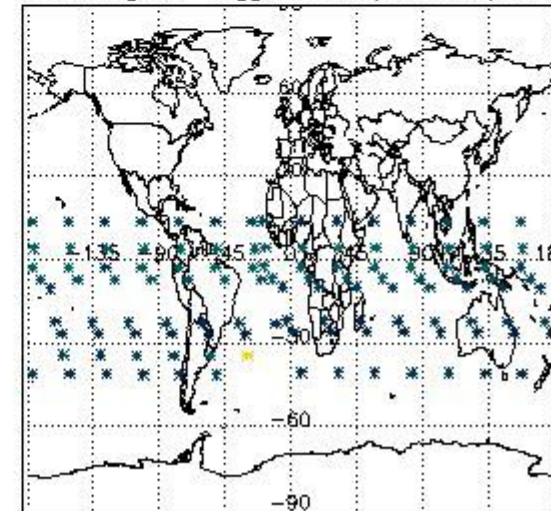
Percentage of flagged data per H2O profile



Percentage of flagged data per NO2 profile



Percentage of flagged data per NO3 profile

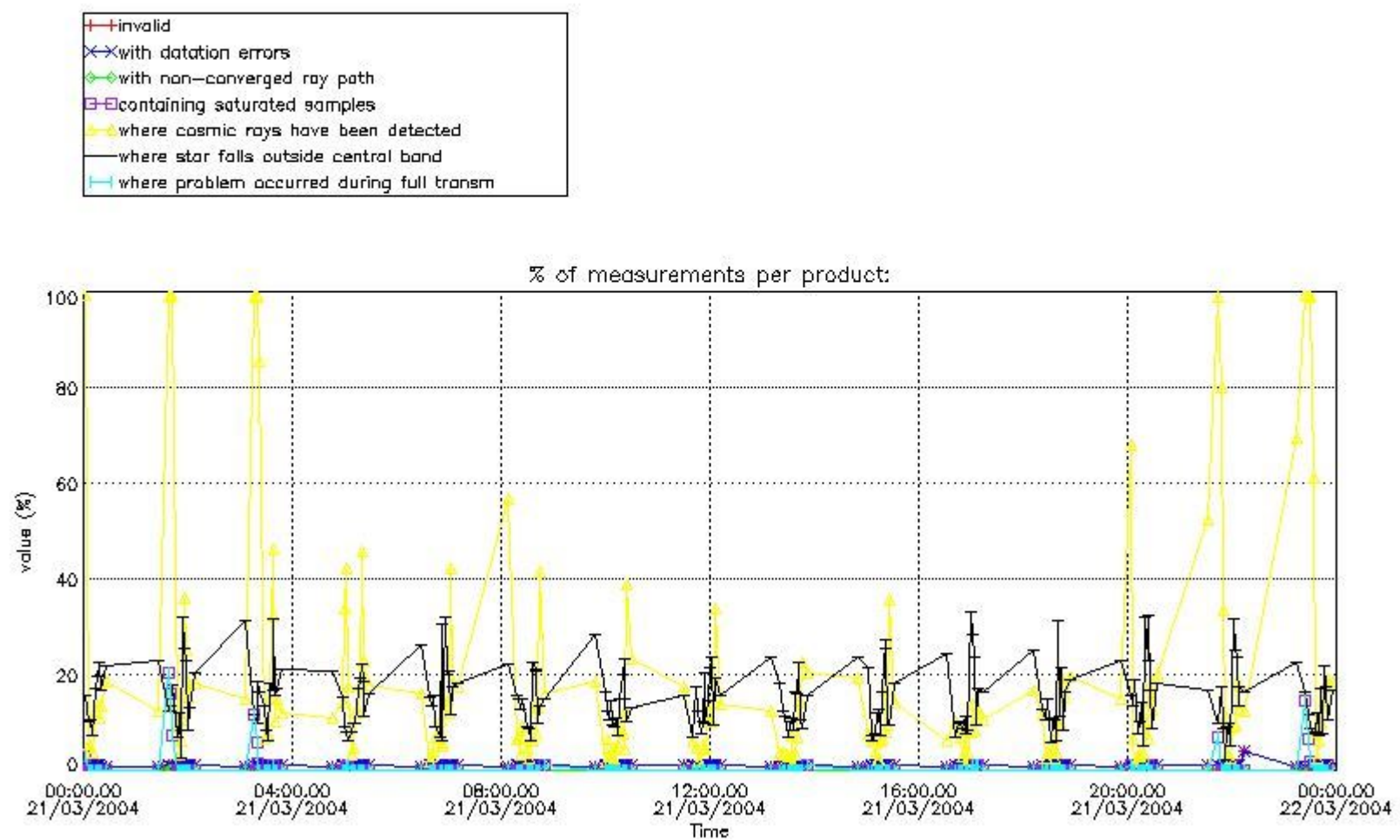


4. Level 1 quality information per product

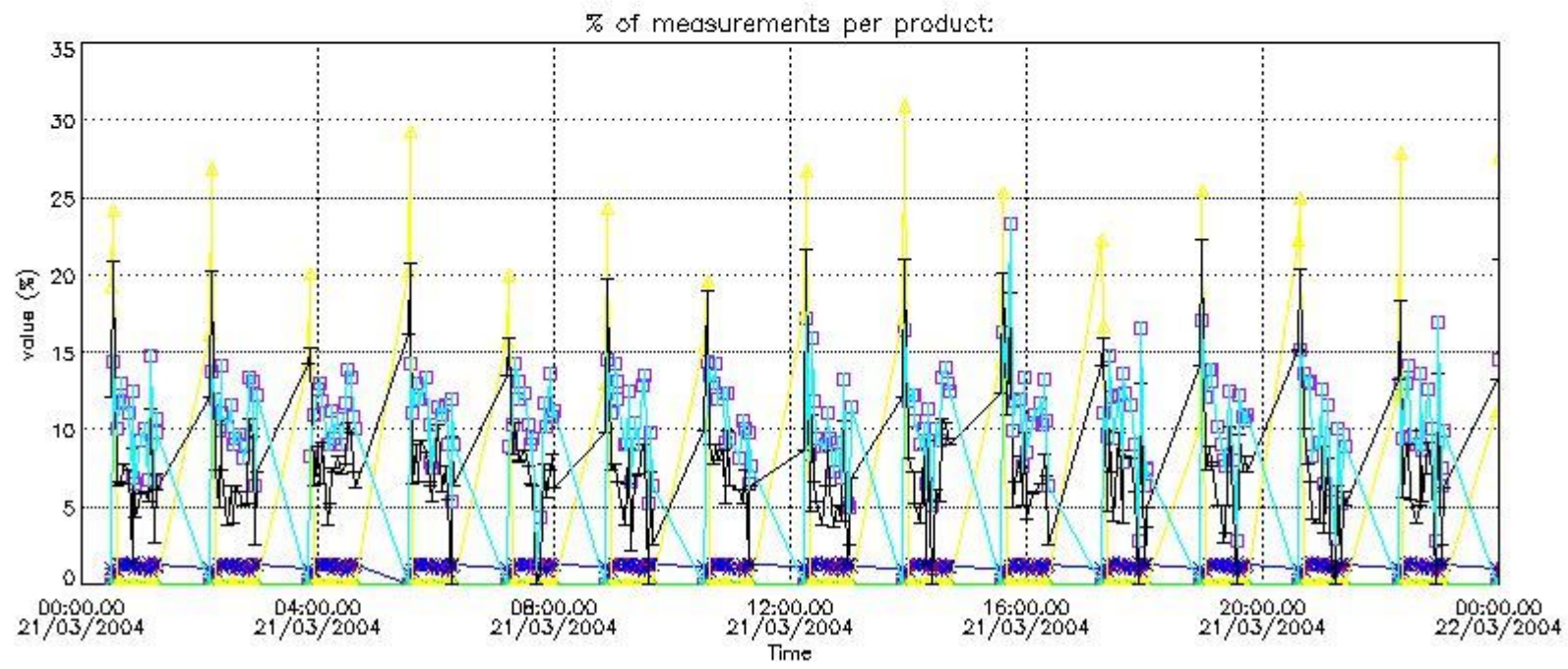
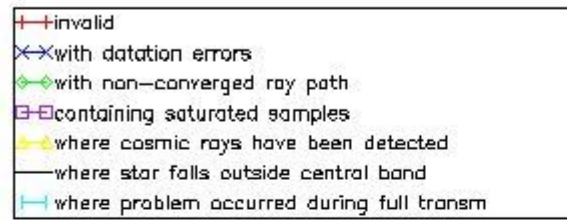
In this section it is plotted some information contained in the Quality Summary data set of the level 2 products that comes from the level 1b processing. Products without errors (error flag in the MPH set to "0") are used.

4.1 Plot quality information per product (time dependant) coming from level 1b processing

4.1.1 Plot level 1 quality information per product (time dependant): ENVISAT ASCENDING passes

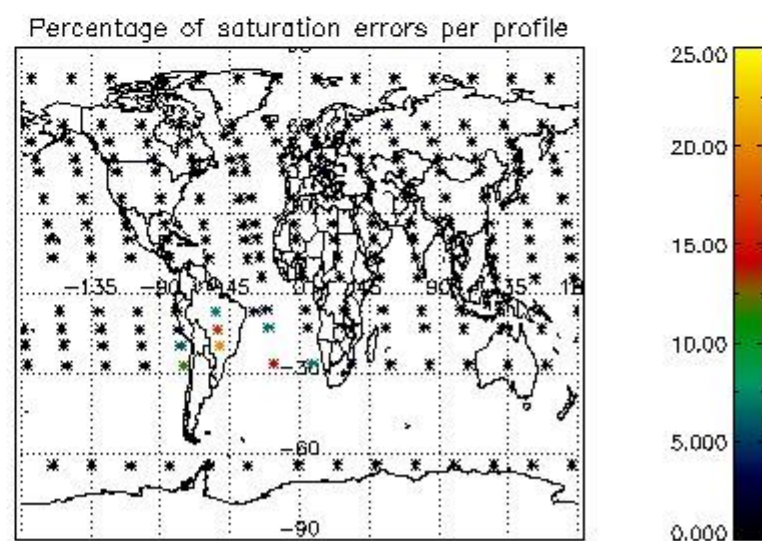
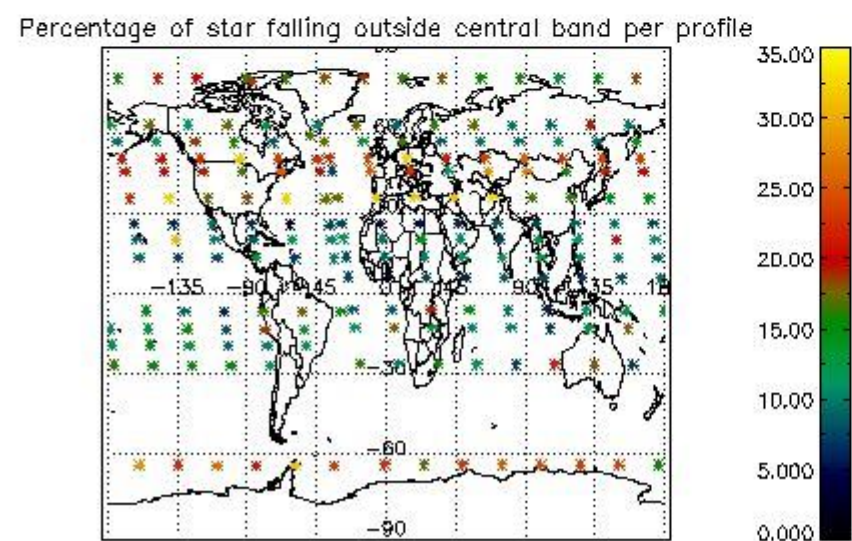
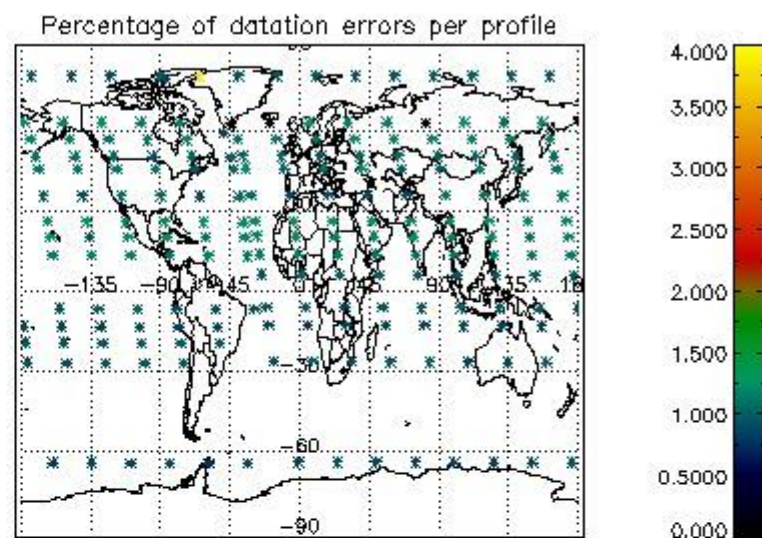
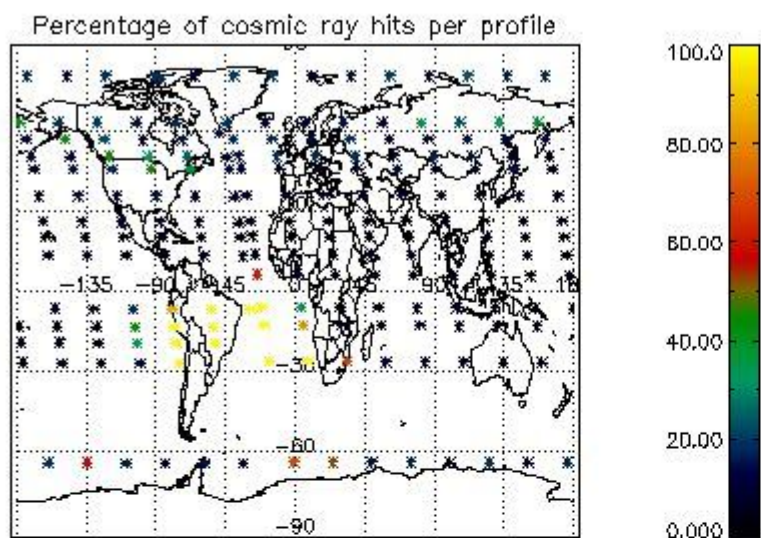


4.1.2 Plot level 1 quality information per product (time dependant): ENVISAT DESCENDING passes

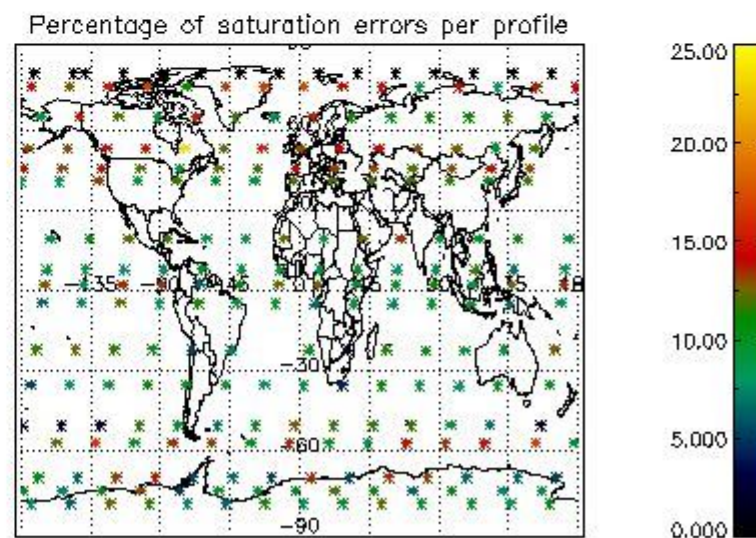
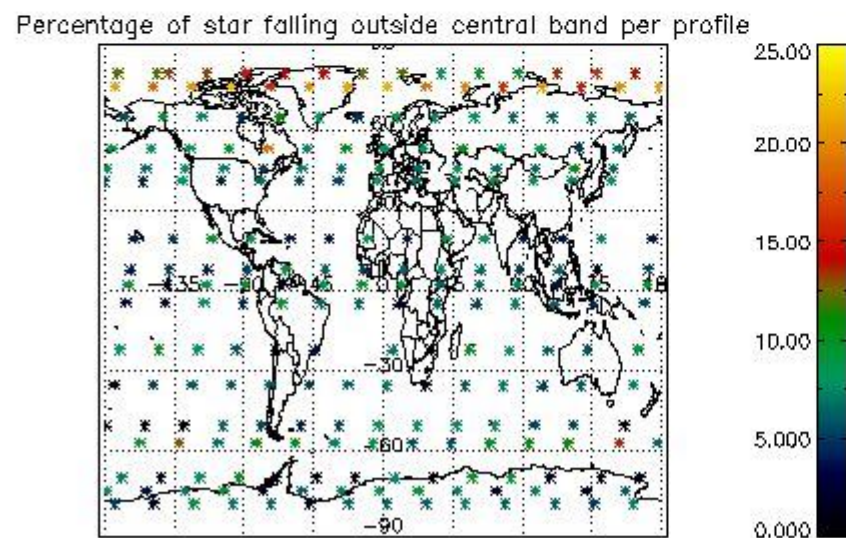
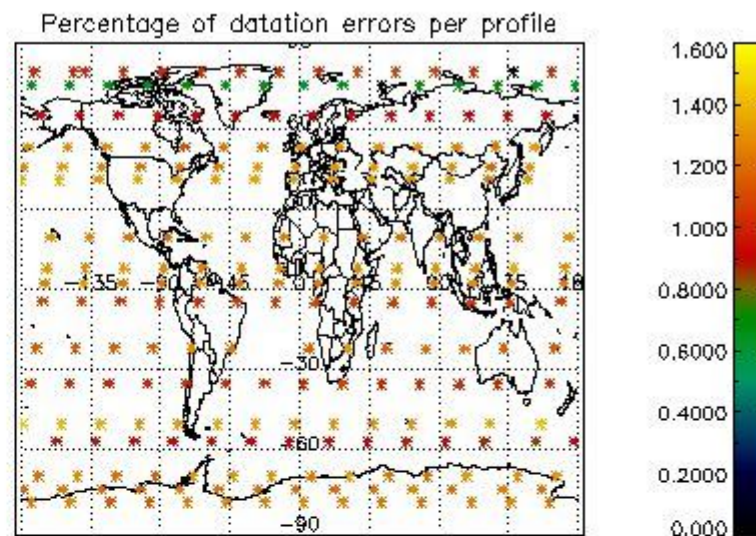
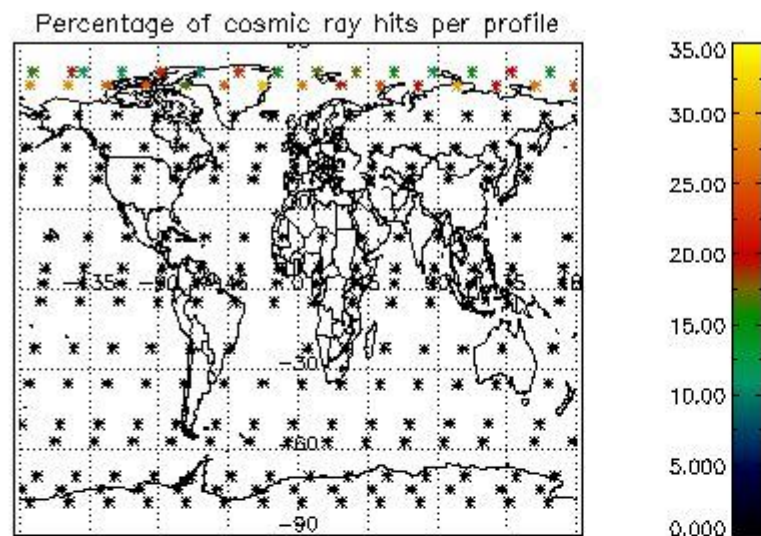


4.2 Plot quality information per product coming from level 1b processing (world map)

4.2.1 Plot level 1 quality information per product (world map): ENVISAT ASCENDING passes



4.2.2 Plot level 1 quality information per product (world map): ENVISAT DESCENDING passes



5. Trace gas profiles

5.1 Ozone statistics based on quality of products

The final quality of the products can be "measured" using the STD (Standard Deviation) attached to every point profile. This information is written to the parameter GOM_NL__2P/NL_LOCAL_SPECIES_DENSITY/o3_std of the level 2 products. The table below shows the statistics for given STD ranges.

The statistics are given with respect to the overall valid production:

- Products without fatal errors: GOM_NL__2P/MPH/PRODUCT_ERR=0
- Valid point profile: GOM_NL__2P/NL_LOCAL_SPECIES_DENSITY/pcd(0)=0

The 'Criteria' is applied to valid points of dark limb products:

- Products in dark limb illumination condition: GOM_NL__2P/NL_SUMMARY_QUALITY/obs_ill_cond=0
- Products without fatal errors: GOM_NL__2P/MPH/PRODUCT_ERR=0
- Valid point profile: GOM_NL__2P/NL_LOCAL_SPECIES_DENSITY/pcd(0)=0

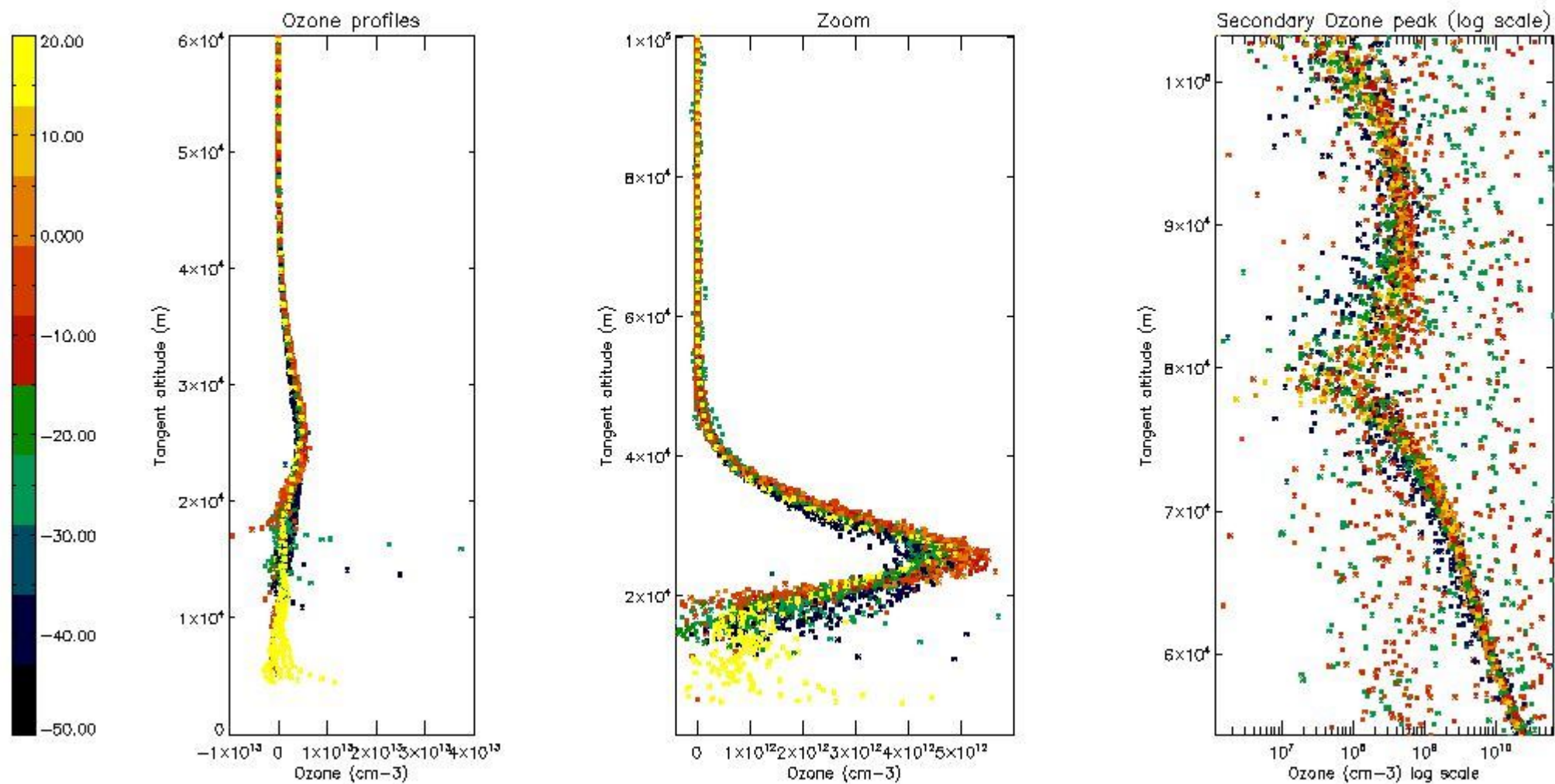
So, the table below shows the percentage of dark limb and valid observations for each criteria with respect to the overall valid daily observations.

Criteria	% of total production
All STD	28
STD < 20	13

STD < 10	11
STD < 5	6

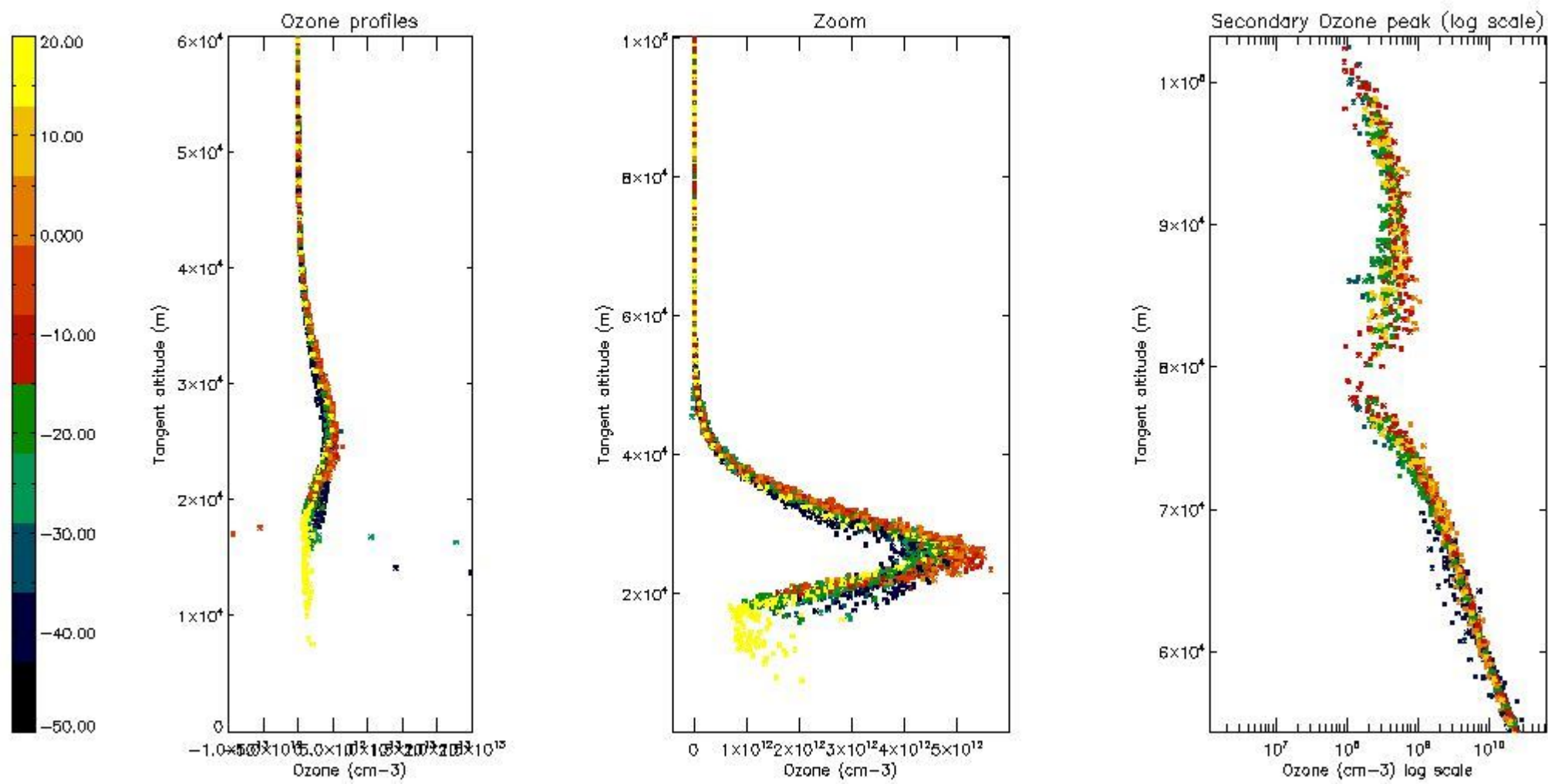
5.2 Plot ozone profiles for all STD (dark without errors)

The colorbar represents the latitude.



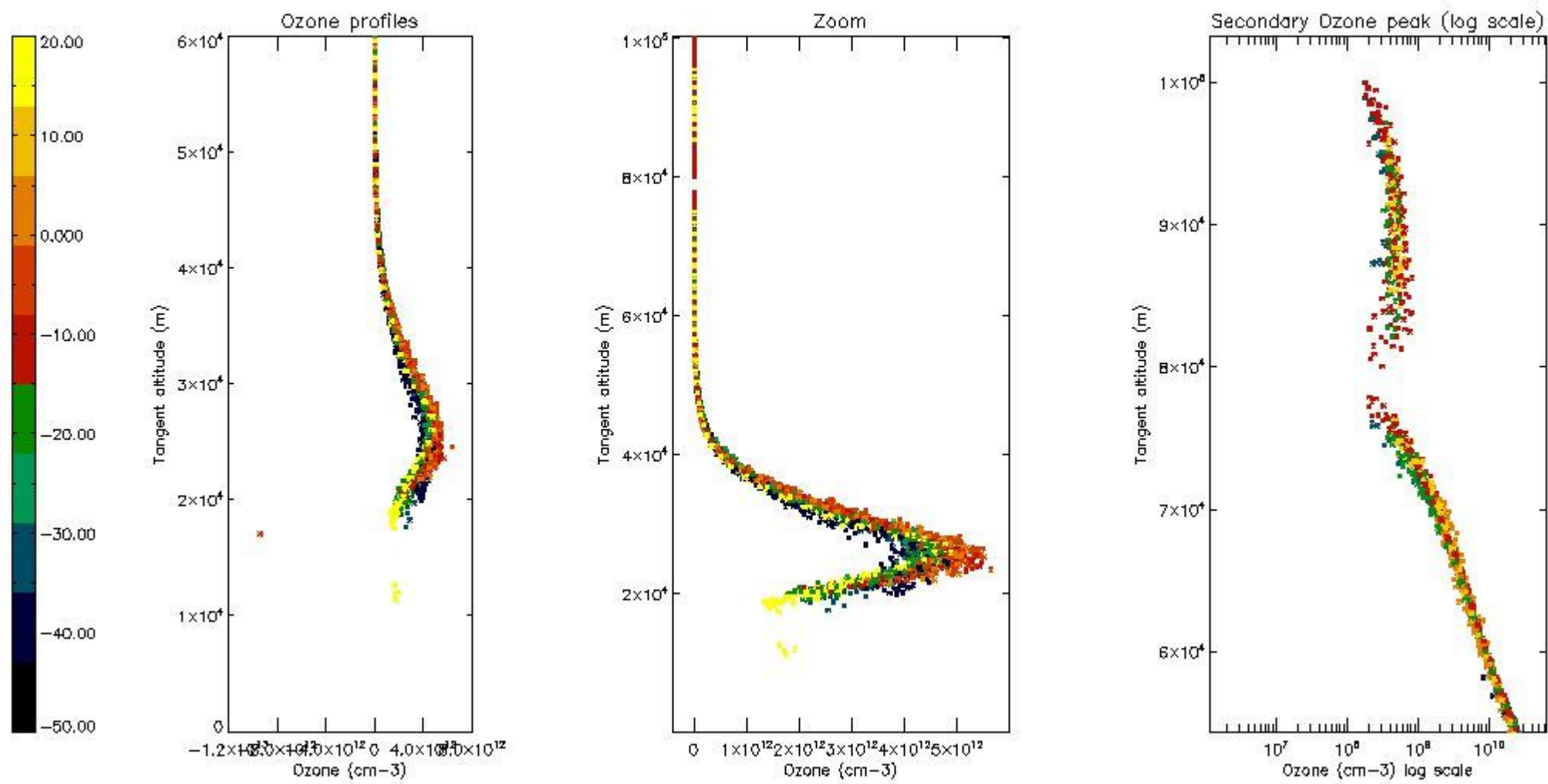
5.3 Plot ozone profiles where STD < 20% (dark without errors)

The colorbar represents the latitude.



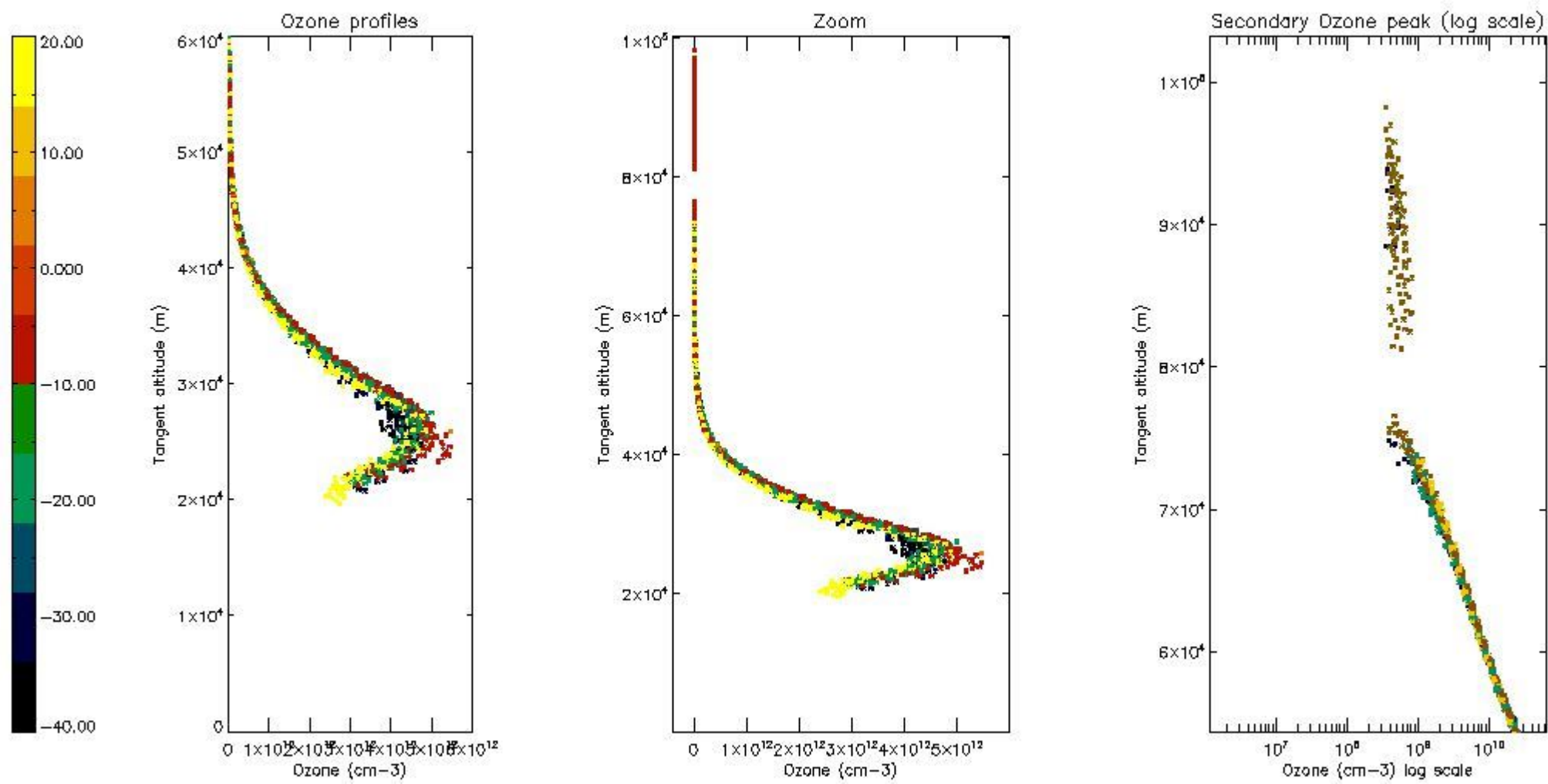
5.4 Plot ozone profiles where STD < 10% (dark without errors)

The colorbar represents the latitude.



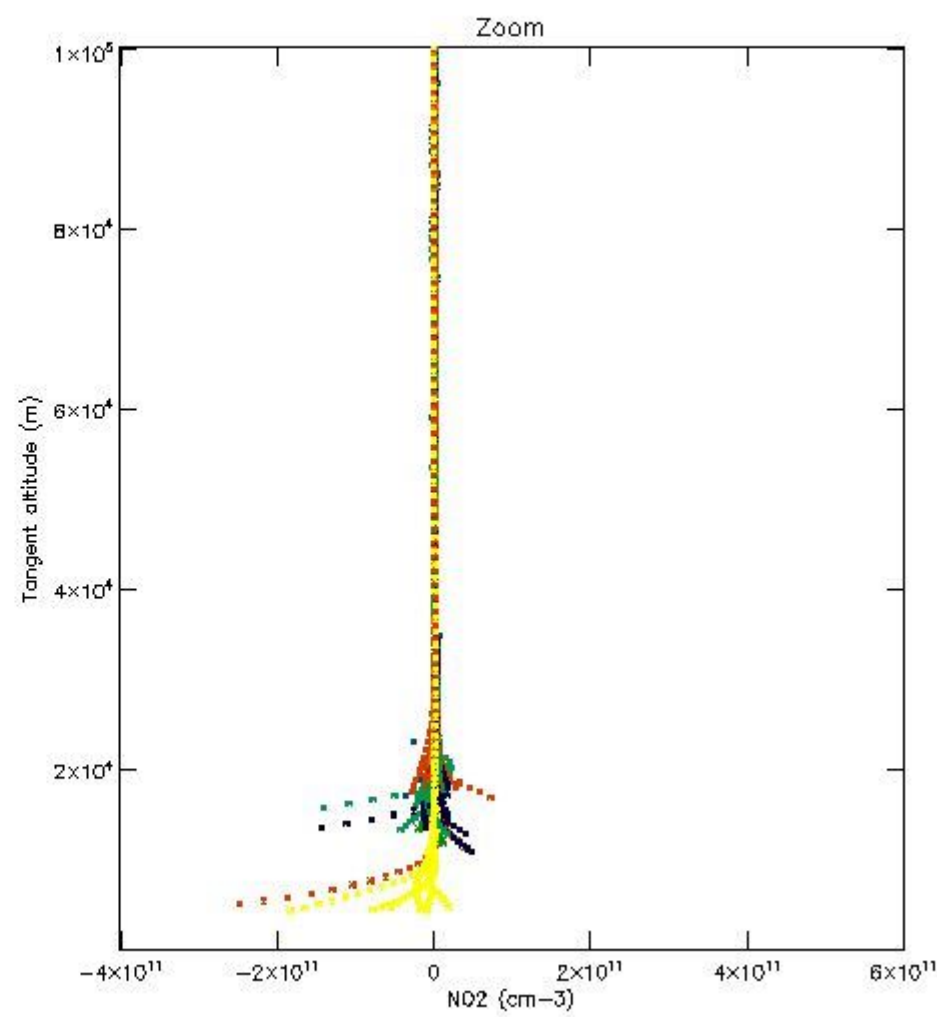
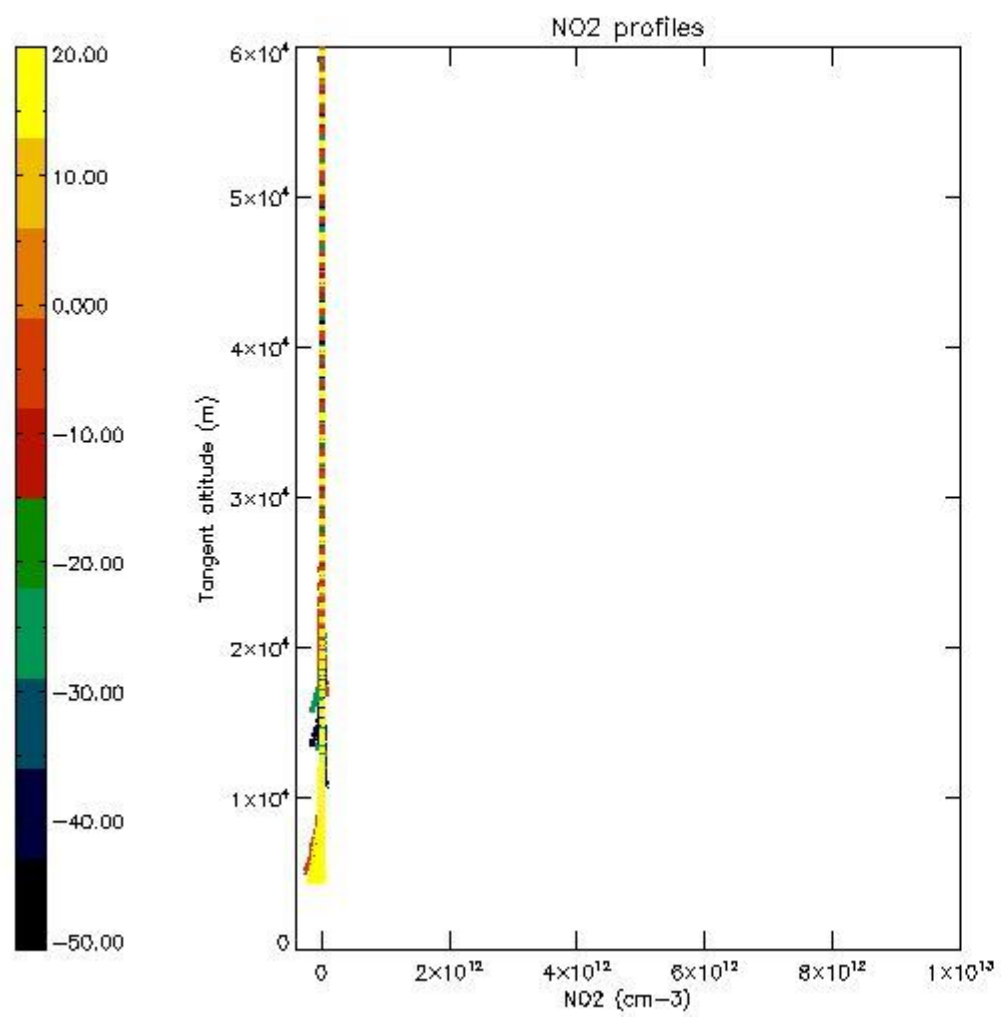
5.5 Plot ozone profiles where STD < 5% (dark without errors)

The colorbar represents the latitude.



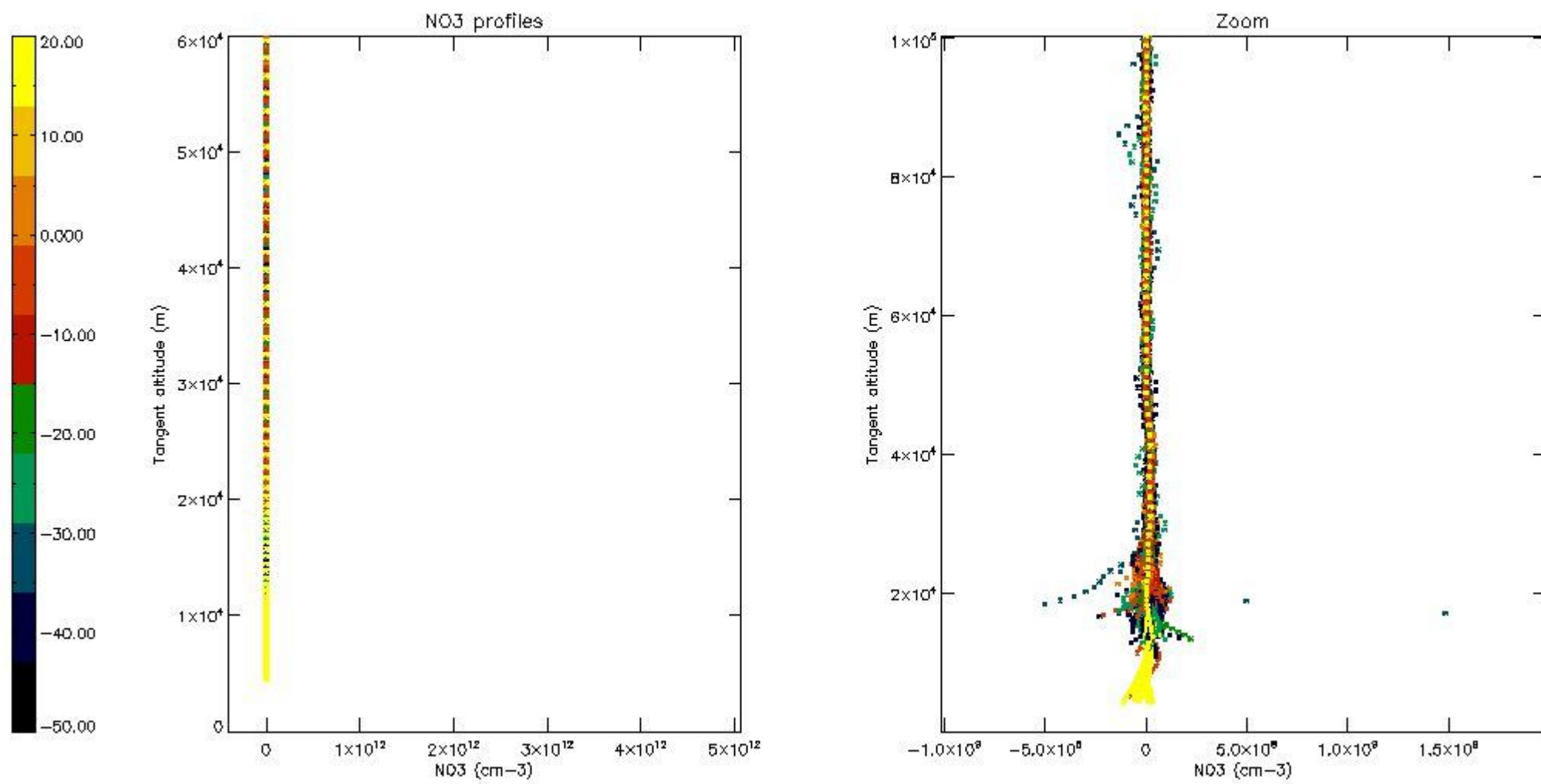
5.6 Plot NO₂ profiles for all STD (dark without errors)

The colorbar represents the latitude.



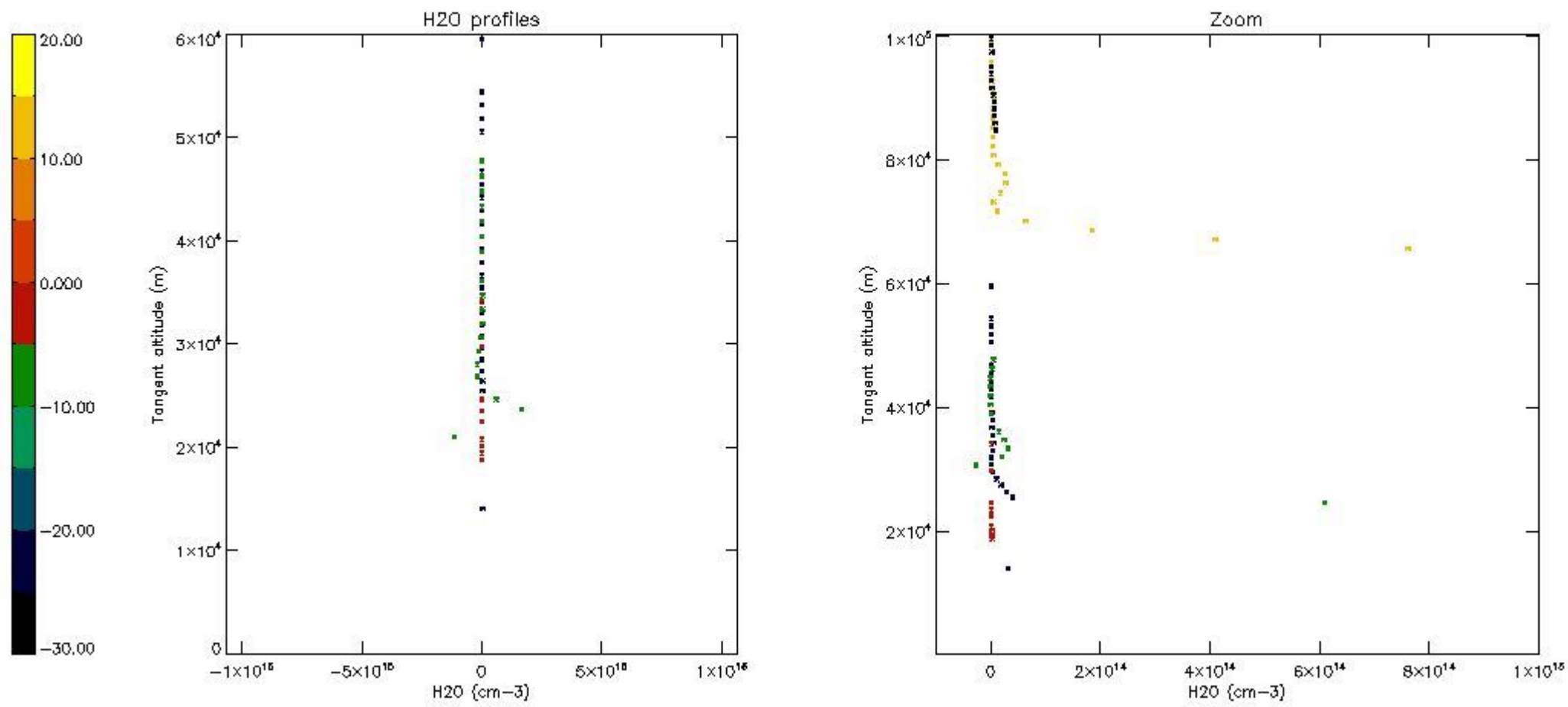
5.7 Plot NO3 profiles for all STD (dark without errors)

The colorbar represents the latitude.



5.8 Plot H₂O profiles for all STD (only for occultations of stars 1,2,3,4,13,14,16,26,63 dark without errors)

The colorbar represents the latitude.



6. Auxiliary Data Files used for the production reported in section 2

The number reported in the third column indicates since which file (see list in section 2) the corresponding auxiliary file has been used. The fourth column is the date of those product files.

Type	Auxiliary Filename	Used since product	Used since product date
INST_PHYS_CHARACTERISTICS	GOM_INS_AXVIEC20091111_143220_20030716_120000_20500101_000000	1	21-MAR-2004 00:01:20
LEVEL-2_PROC_CONFIG	GOM_PR2_AXVIEC20091111_152718_20020301_000000_20500101_000000	1	21-MAR-2004 00:01:20
CROSS_SECTIONS_FILE	GOM_CRS_AXVIEC20091111_154832_20020301_000000_20500101_000000	1	21-MAR-2004 00:01:20

GOMOS Level 2 Daily Report

SUMMARY

[1. General Info](#)

[2. Summary of processed GOM_NL_2P products](#)

[3. Level 2 Quality information per product](#)

[3.1 Plot of level 2 quality information per product \(time dependant\)](#)

[3.2 Plot of level 2 quality information per product \(world map\)](#)

[4. Level 1 Quality information per product \(stored on level 2 products\)](#)

[4.1 Plot of level 1 quality information per product \(time dependant\)](#)

[4.1.1 Plot of level 1 quality information per product \(time dependant\): ASCENDING](#)

[4.1.2 Plot of level 1 quality information per product \(time dependant\): DESCENDING](#)

[4.2 Plot of level 1 quality information per product \(world map\)](#)

[4.2.1 Plot of level 1 quality information per product \(world map\): ASCENDING](#)

[4.2.2 Plot of level 1 quality information per product \(world map\): DESCENDING](#)

[5. Ozone profiles based on quality statistics and other trace gas profiles](#)

[5.1 Ozone statistics based on quality of products](#)

[5.2 Plot ozone profiles for all STD \(dark without errors\)](#)

[5.3 Plot ozone profiles where STD < 20% \(dark without errors\)](#)

[5.4. Plot ozone profiles where STD < 10% \(dark without errors\)](#)

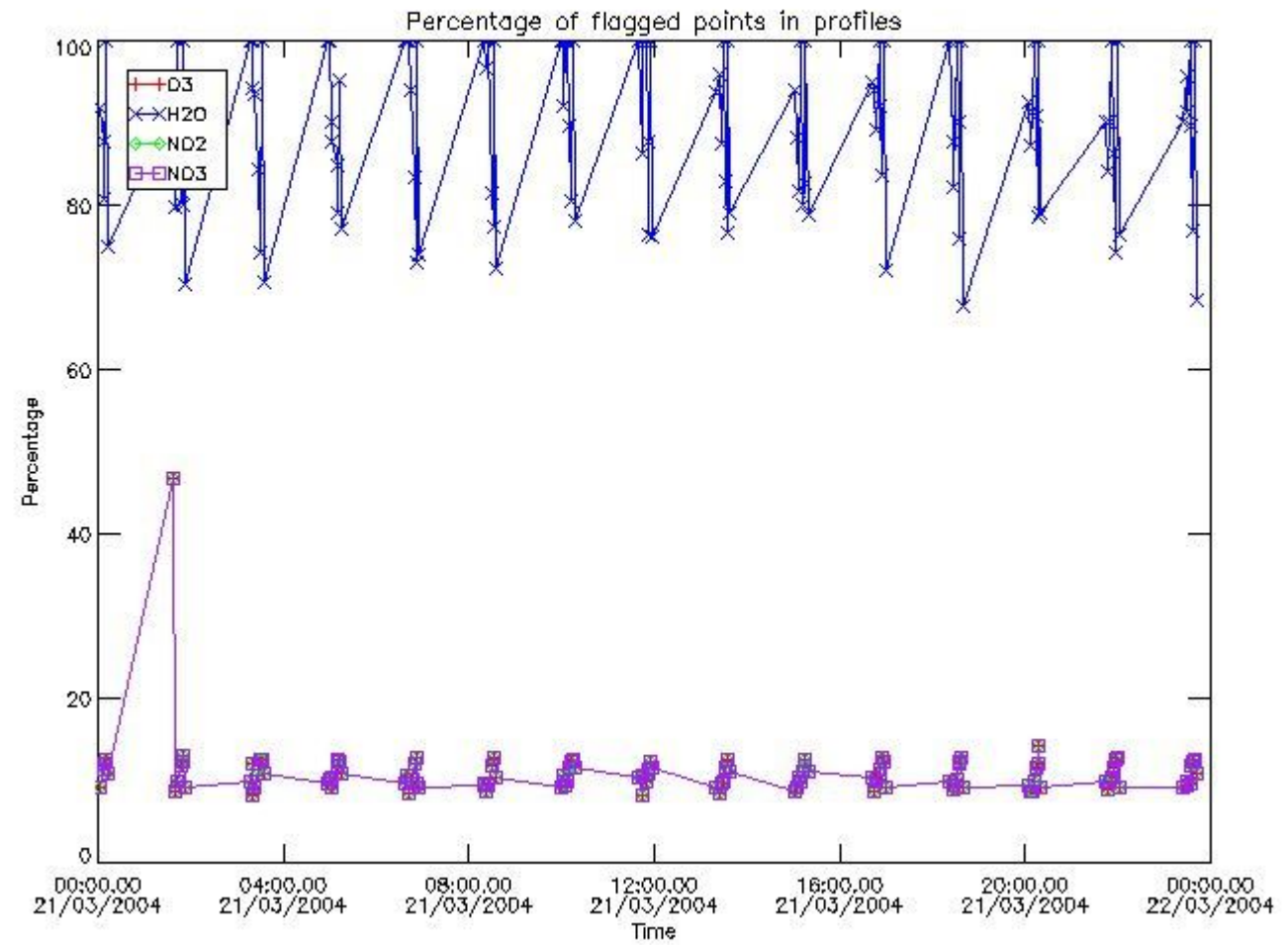
[5.5. Plot ozone profiles where STD < 5% \(dark without errors\)](#)

[5.6 Plot NO2 profiles for all STD \(dark without errors\)](#)

[5.7 Plot NO3 profiles for all STD \(dark without errors\)](#)


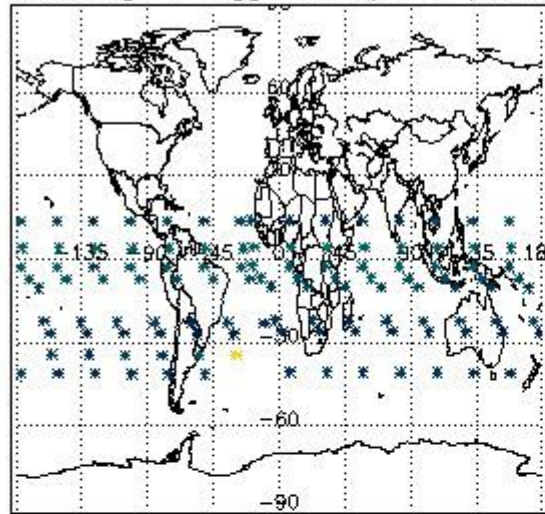
[5.8 Plot H2O profiles \(only for occultations of stars 1,2,3,4,13,14,16,26,63 dark without errors\) for all STD](#)

[6. Auxiliary Data Files used for the production reported in section 2](#)

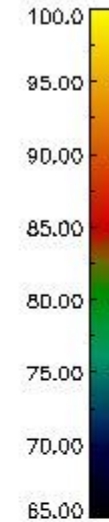
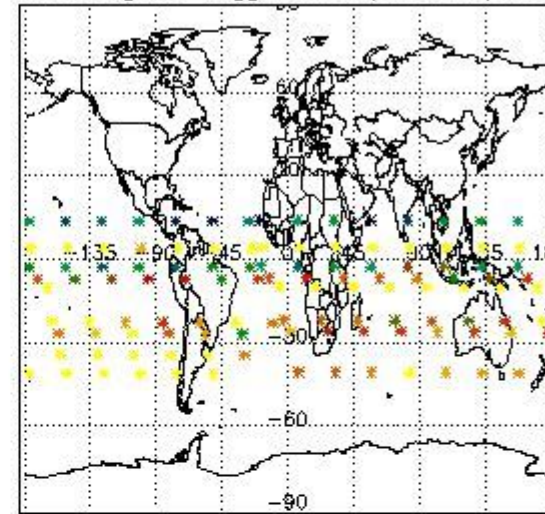


3.2 Plot quality information per product (world map)

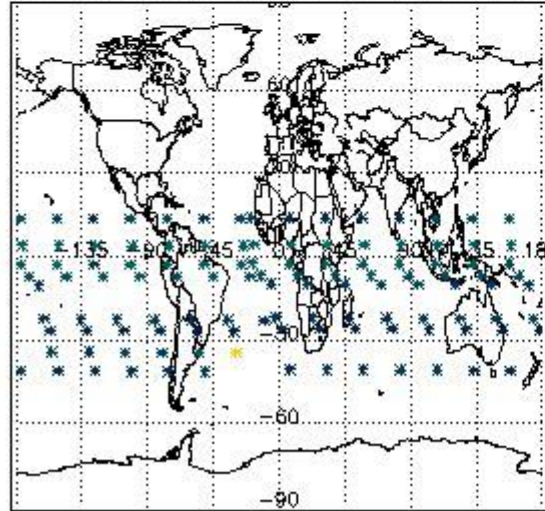
Percentage of flagged data per O3 profile



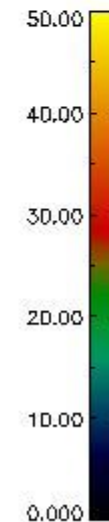
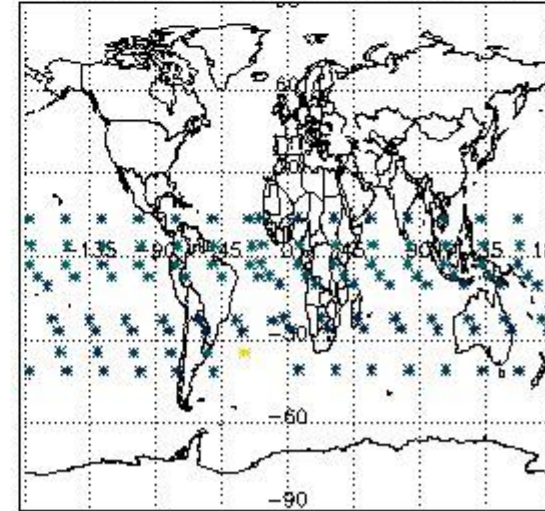
Percentage of flagged data per H2O profile



Percentage of flagged data per NO2 profile



Percentage of flagged data per NO3 profile

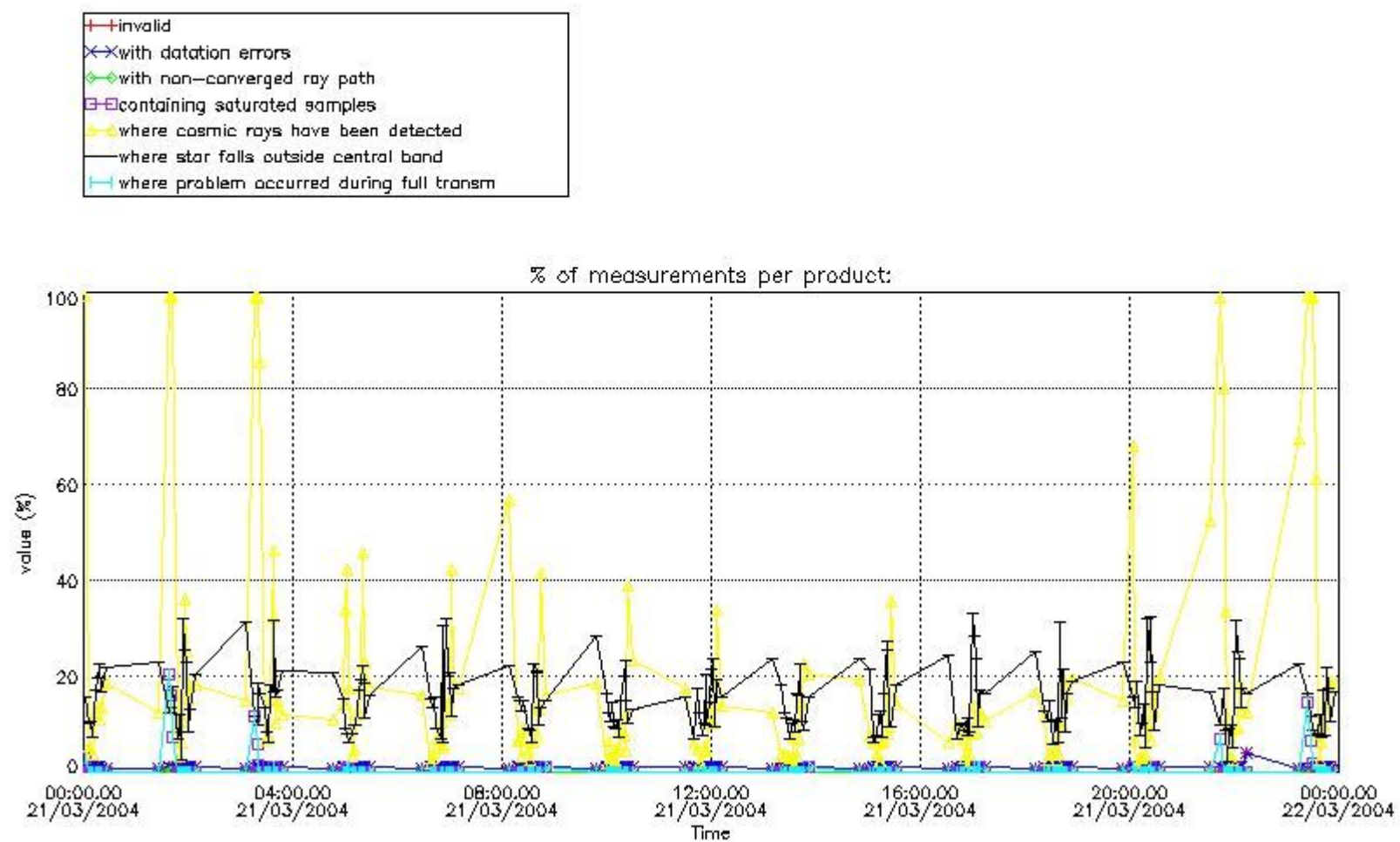


4. Level 1 quality information per product

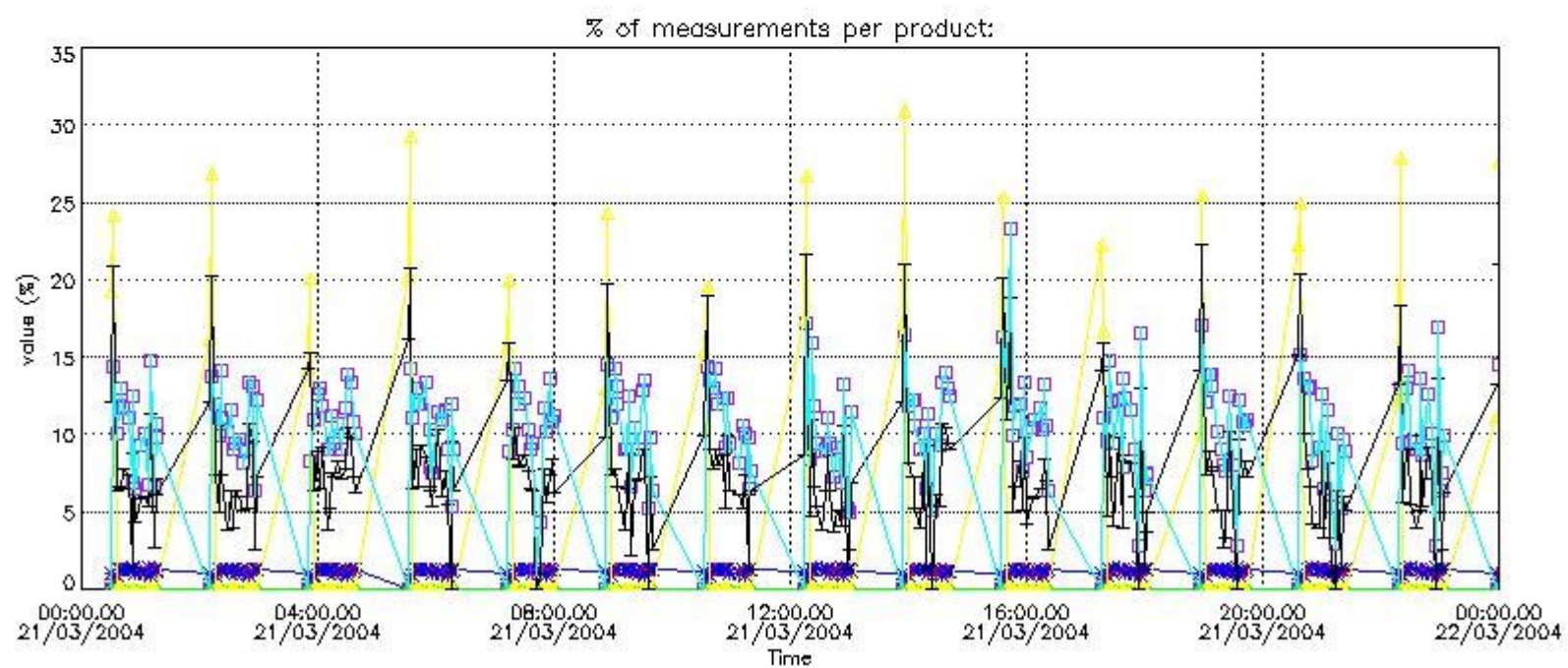
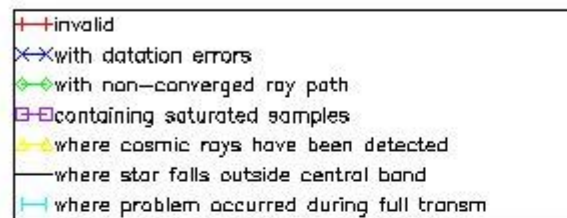
In this section it is plotted some information contained in the Quality Summary data set of the level 2 products that comes from the level 1b processing. Products without errors (error flag in the MPH set to "0") are used.

4.1 Plot quality information per product (time dependant) coming from level 1b processing

4.1.1 Plot level 1 quality information per product (time dependant): ENVISAT ASCENDING passes

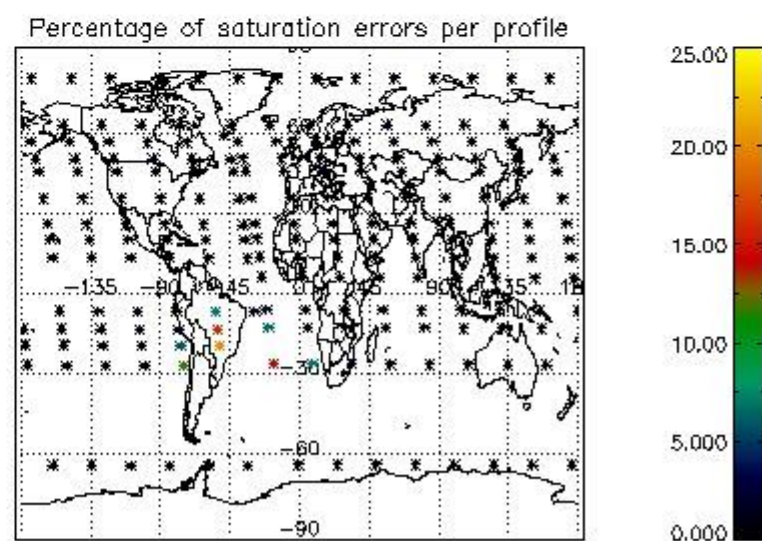
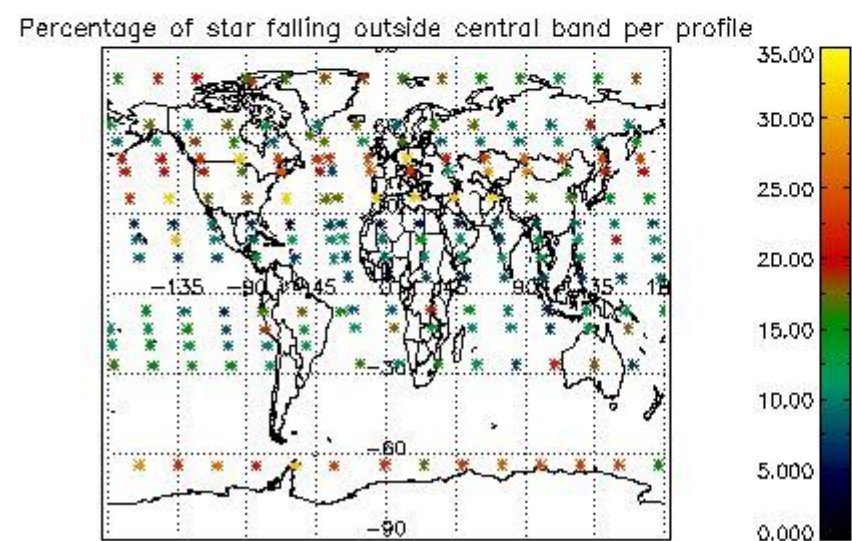
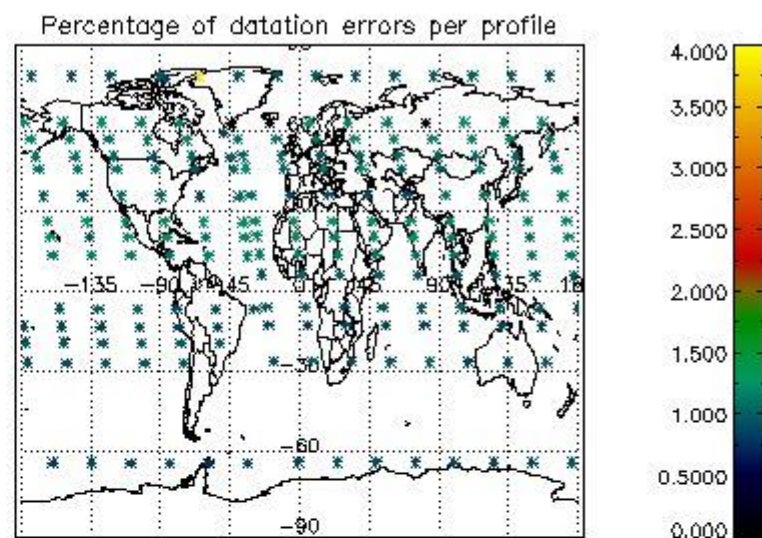
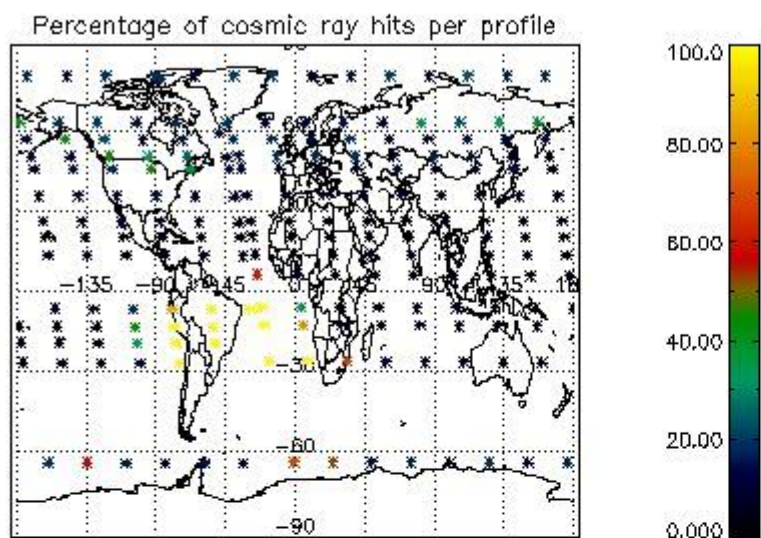


4.1.2 Plot level 1 quality information per product (time dependant): ENVI SAT DESCENDING passes

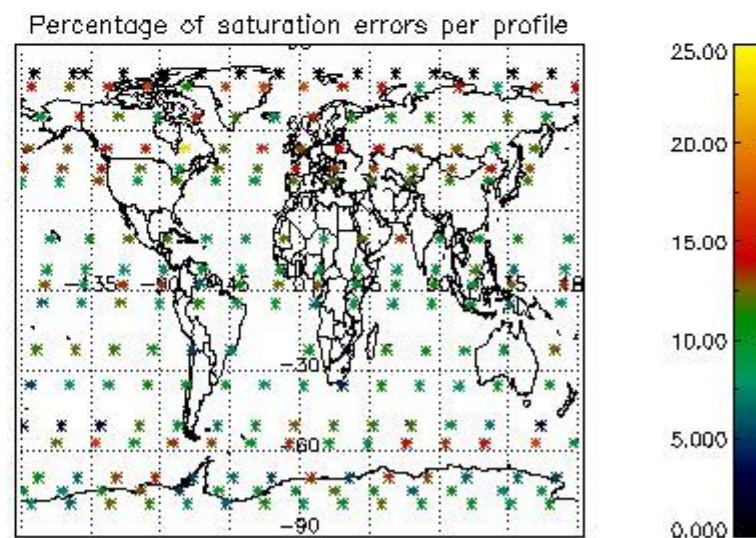
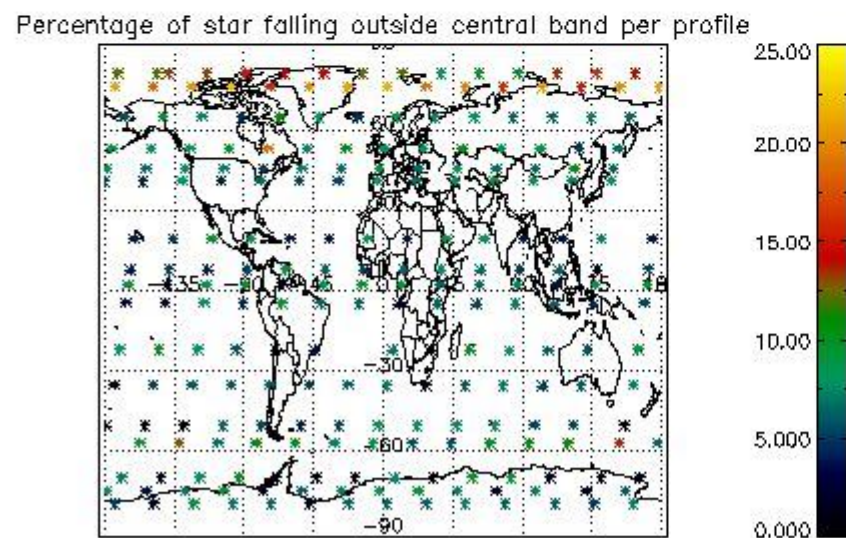
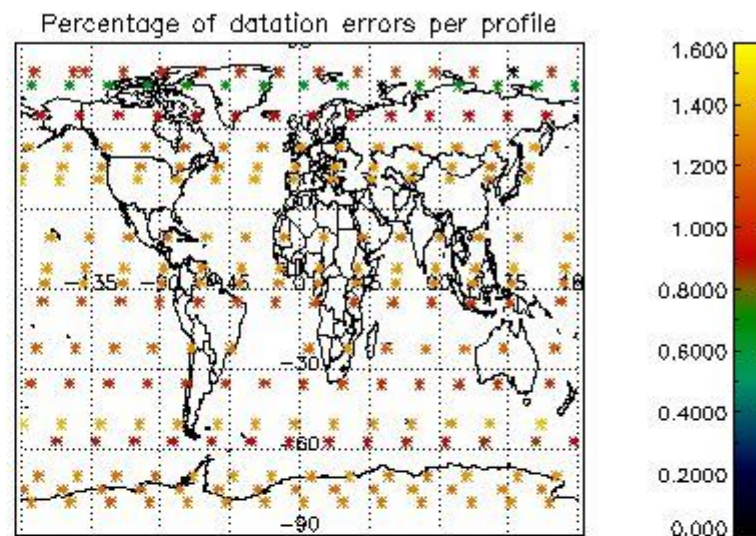
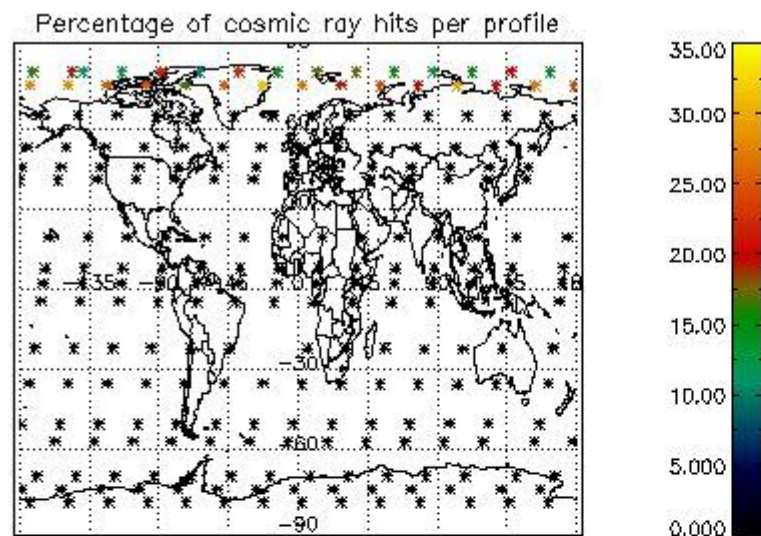


4.2 Plot quality information per product coming from level 1b processing (world map)

4.2.1 Plot level 1 quality information per product (world map): ENVISAT ASCENDING passes



4.2.2 Plot level 1 quality information per product (world map): ENVISAT DESCENDING passes



5. Trace gas profiles

5.1 Ozone statistics based on quality of products

The final quality of the products can be "measured" using the STD (Standard Deviation) attached to every point profile. This information is written to the parameter GOM_NL__2P/NL_LOCAL_SPECIES_DENSITY/o3_std of the level 2 products. The table below shows the statistics for given STD ranges.

The statistics are given with respect to the overall valid production:

- Products without fatal errors: GOM_NL__2P/MPH/PRODUCT_ERR=0
- Valid point profile: GOM_NL__2P/NL_LOCAL_SPECIES_DENSITY/pcd(0)=0

The 'Criteria' is applied to valid points of dark limb products:

- Products in dark limb illumination condition: GOM_NL__2P/NL_SUMMARY_QUALITY/obs_ill_cond=0
- Products without fatal errors: GOM_NL__2P/MPH/PRODUCT_ERR=0
- Valid point profile: GOM_NL__2P/NL_LOCAL_SPECIES_DENSITY/pcd(0)=0

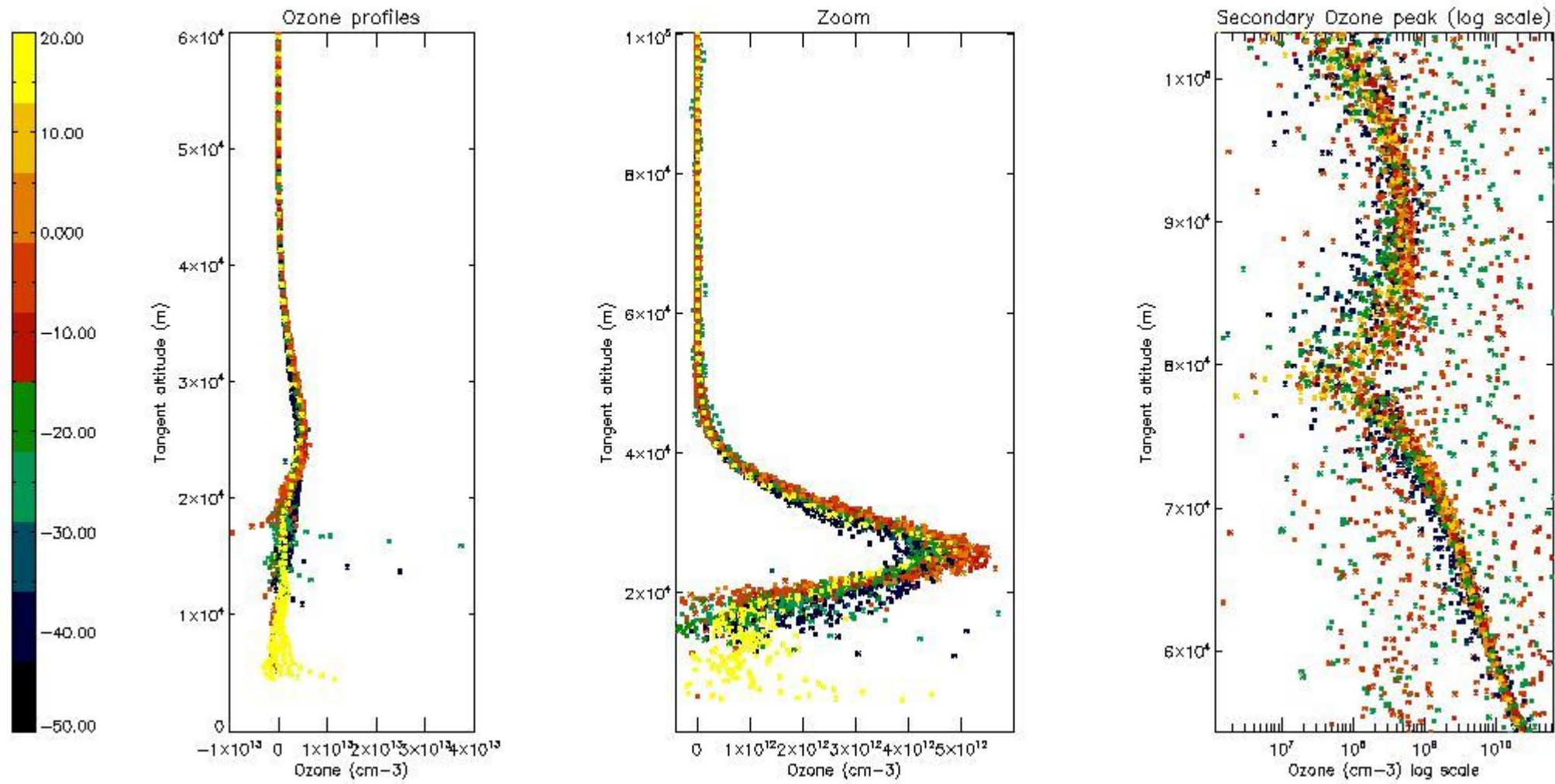
So, the table below shows the percentage of dark limb and valid observations for each criteria with respect to the overall valid daily observations.

Criteria	% of total production
All STD	28
STD < 20	13

STD < 10	11
STD < 5	6

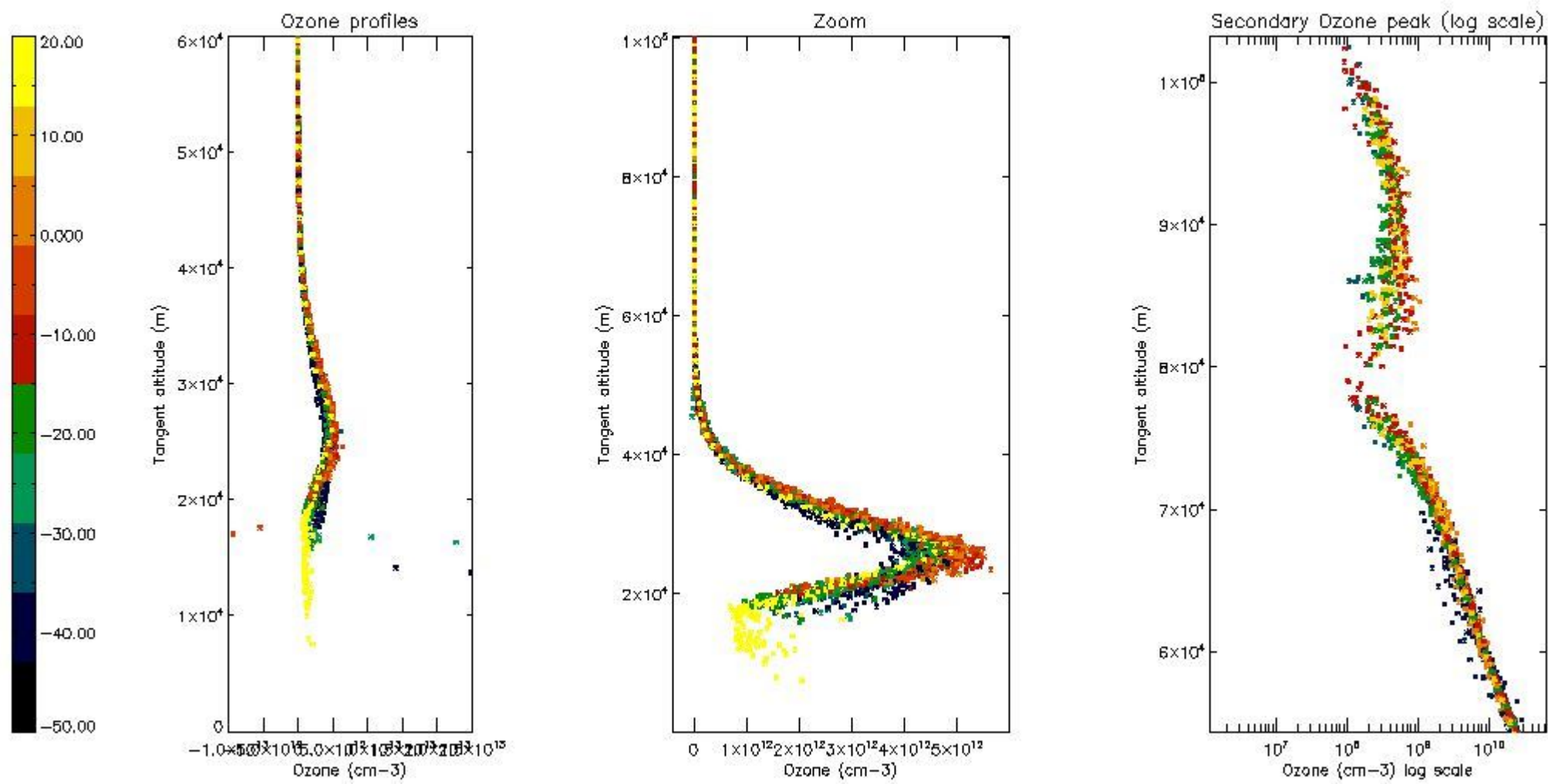
5.2 Plot ozone profiles for all STD (dark without errors)

The colorbar represents the latitude.



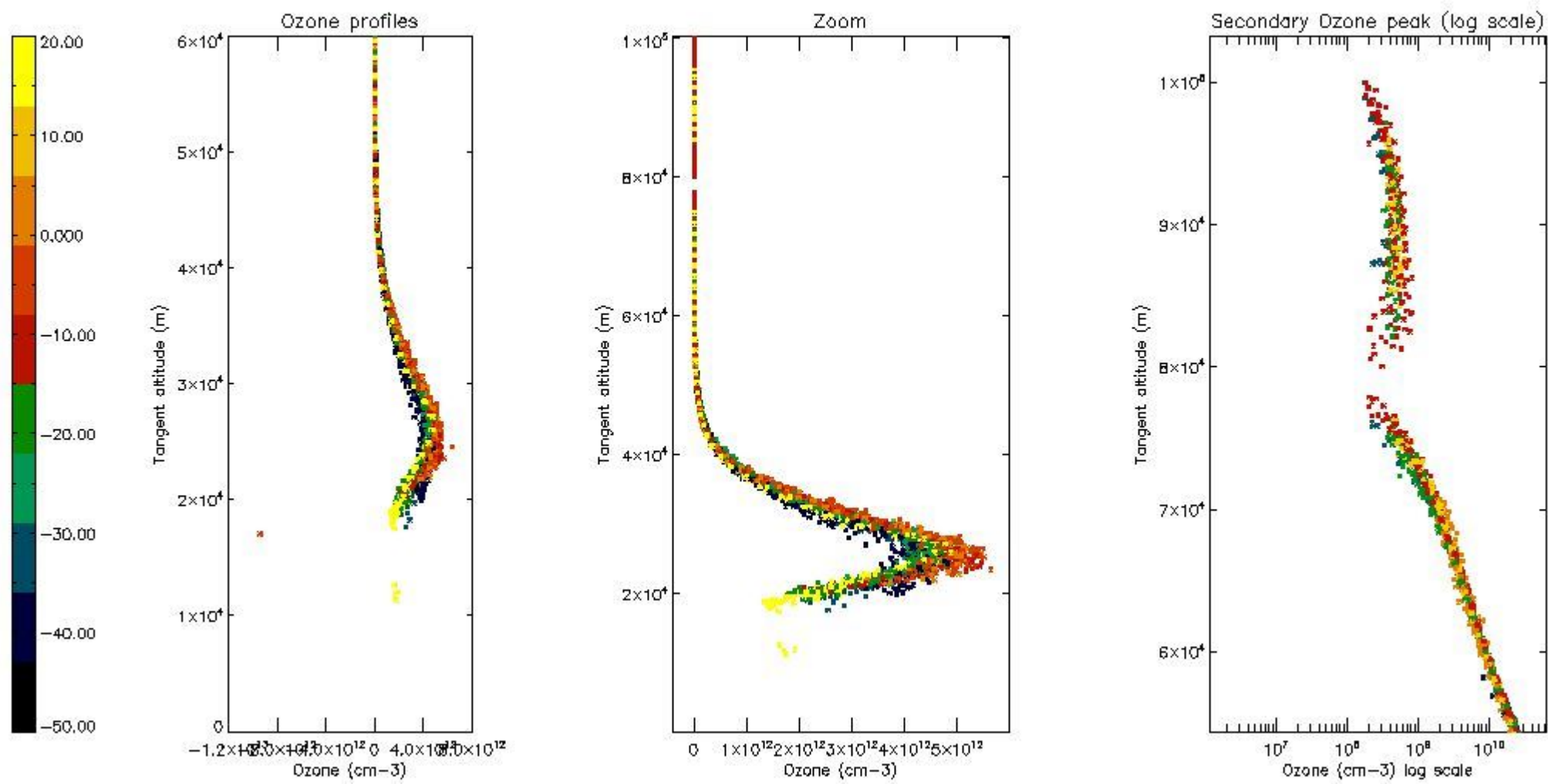
5.3 Plot ozone profiles where STD < 20% (dark without errors)

The colorbar represents the latitude.



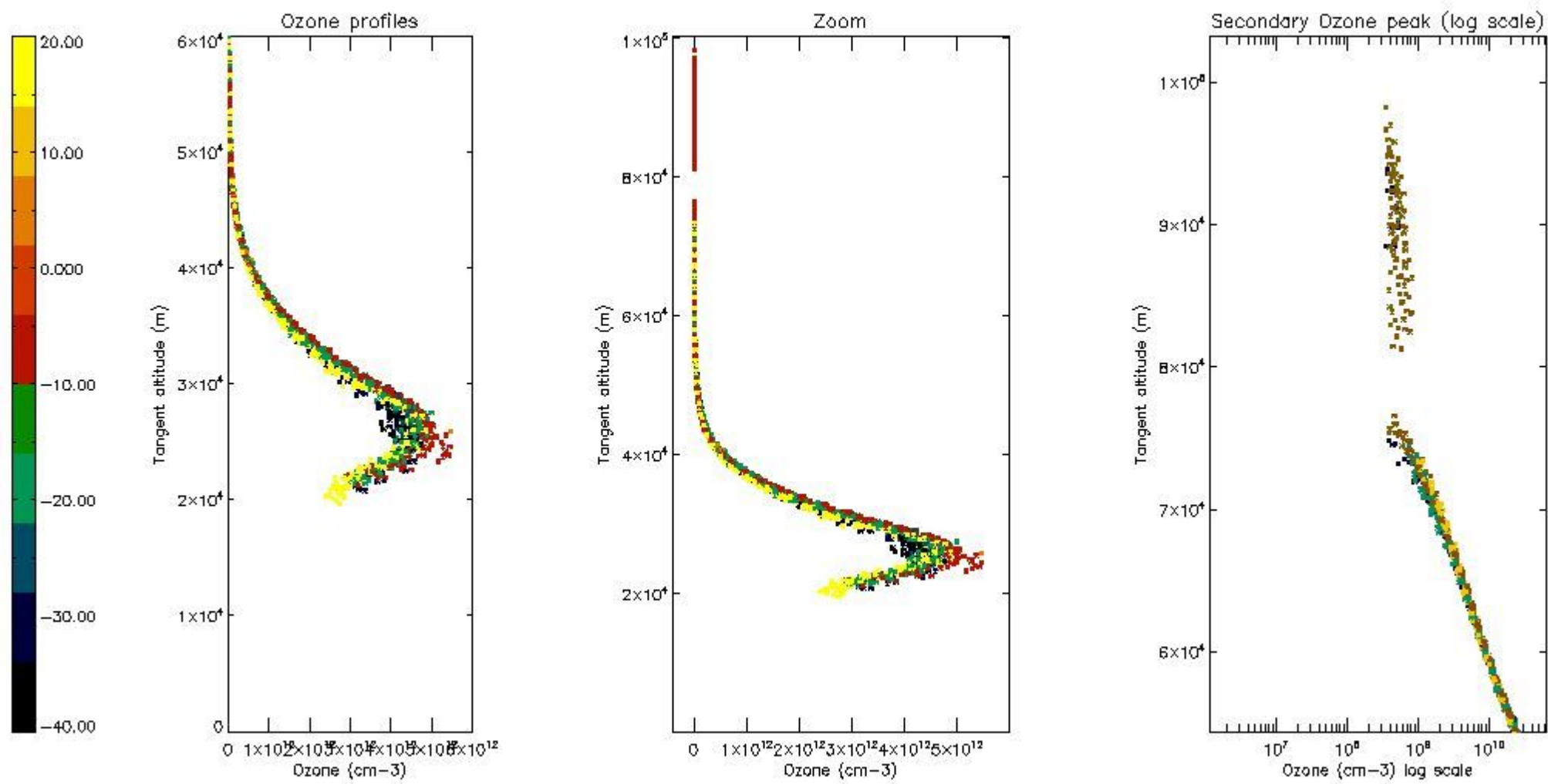
5.4 Plot ozone profiles where $STD < 10\%$ (dark without errors)

The colorbar represents the latitude.



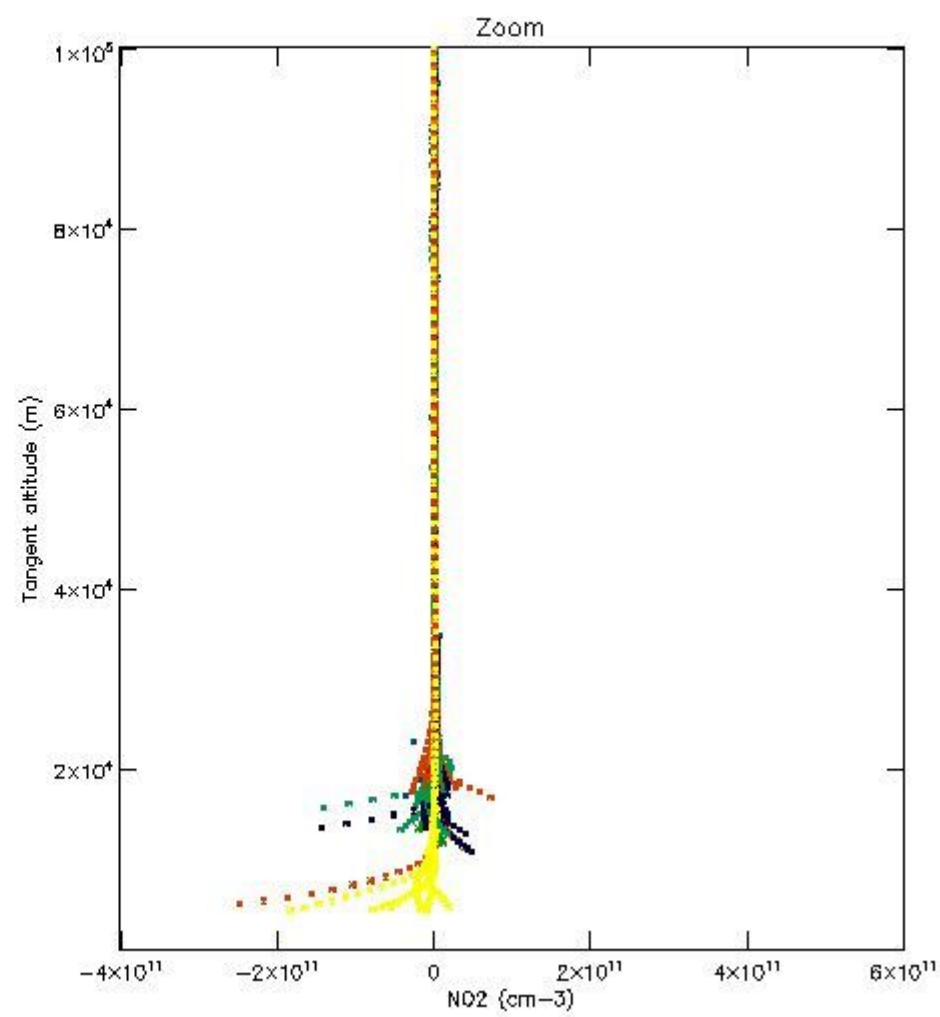
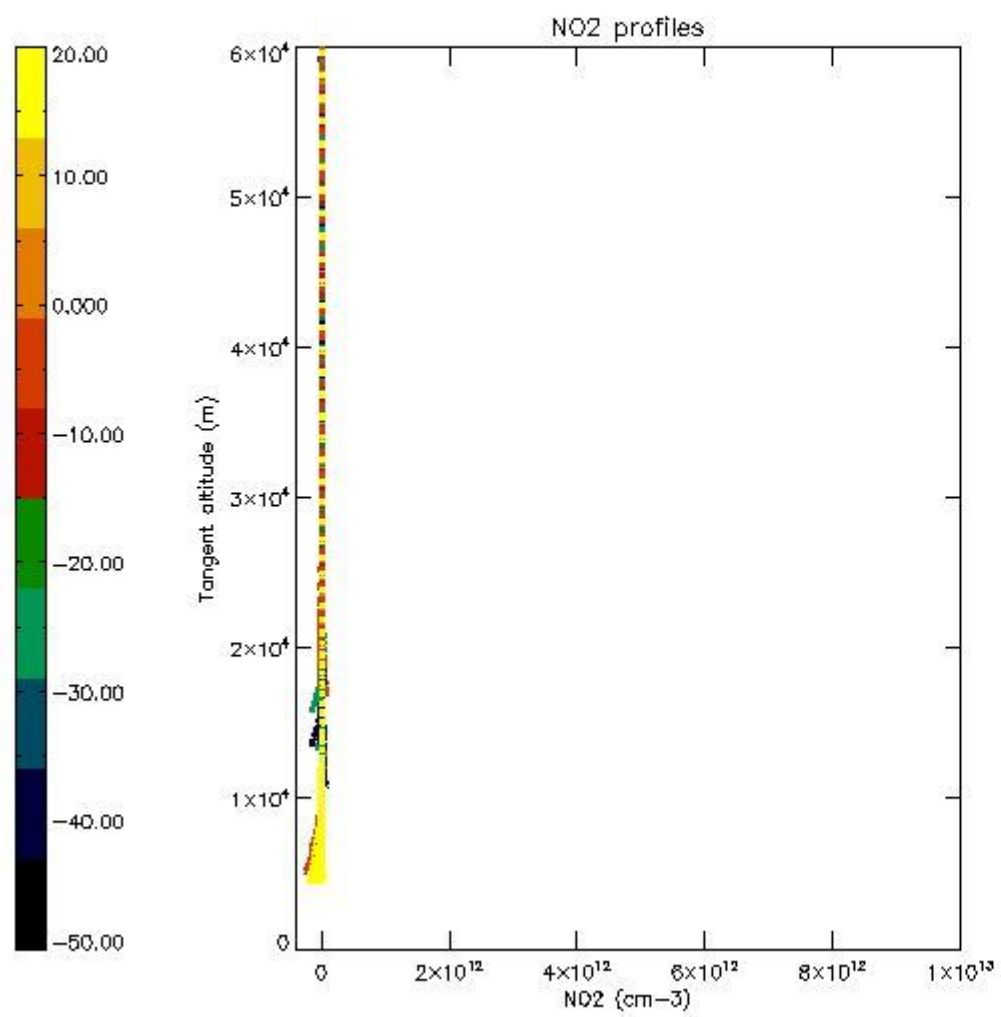
5.5 Plot ozone profiles where STD < 5% (dark without errors)

The colorbar represents the latitude.



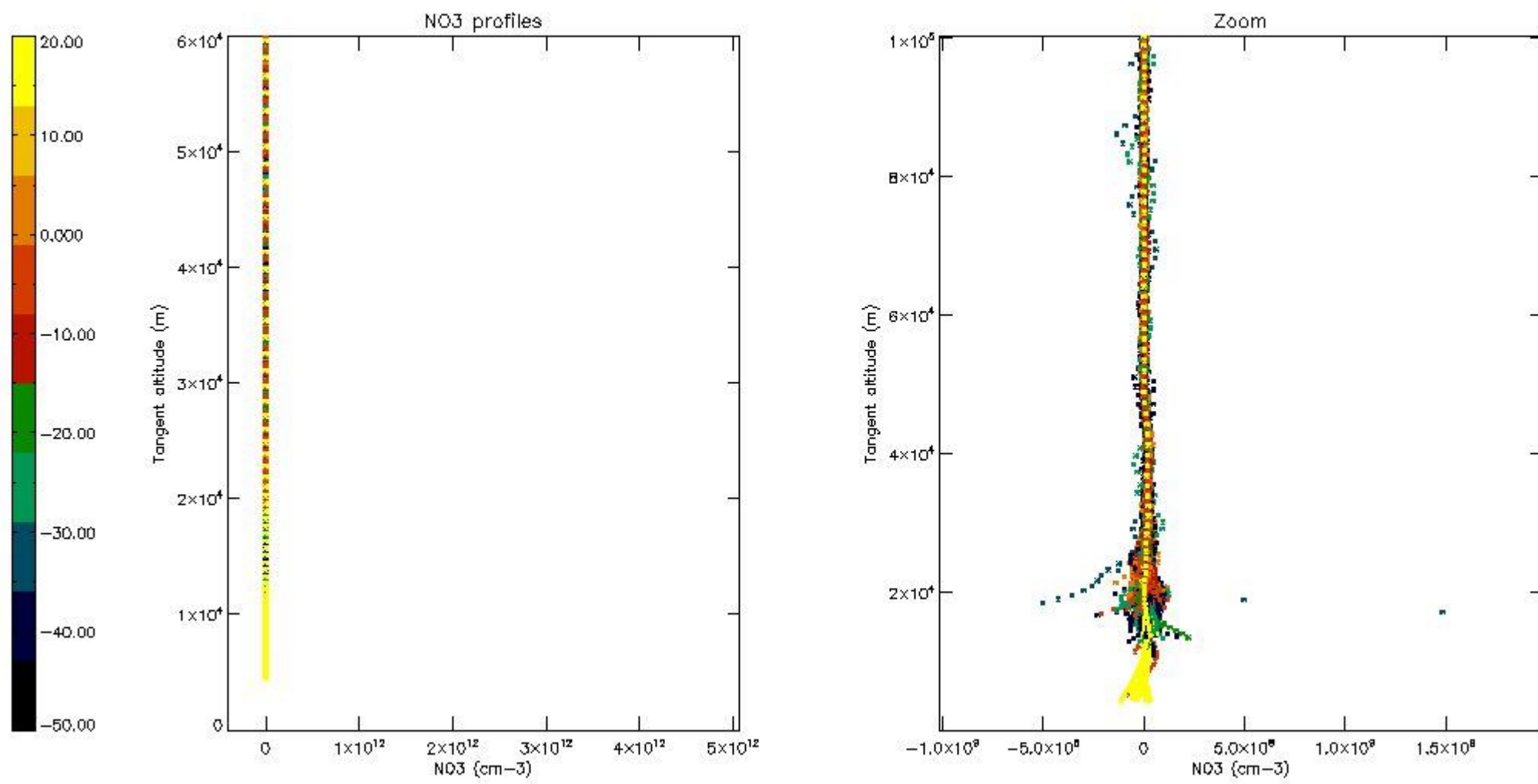
5.6 Plot NO₂ profiles for all STD (dark without errors)

The colorbar represents the latitude.



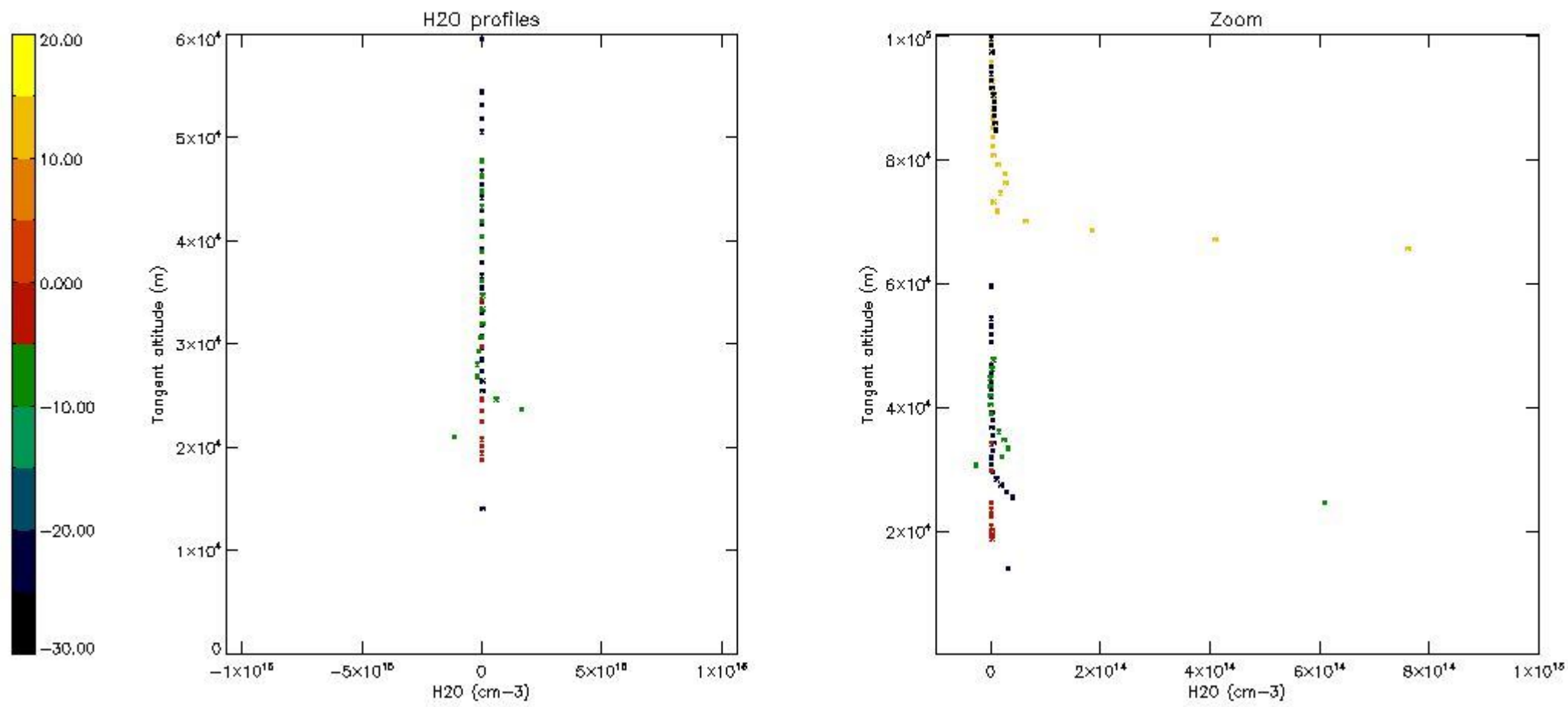
5.7 Plot NO3 profiles for all STD (dark without errors)

The colorbar represents the latitude.



5.8 Plot H₂O profiles for all STD (only for occultations of stars 1,2,3,4,13,14,16,26,63 dark without errors)

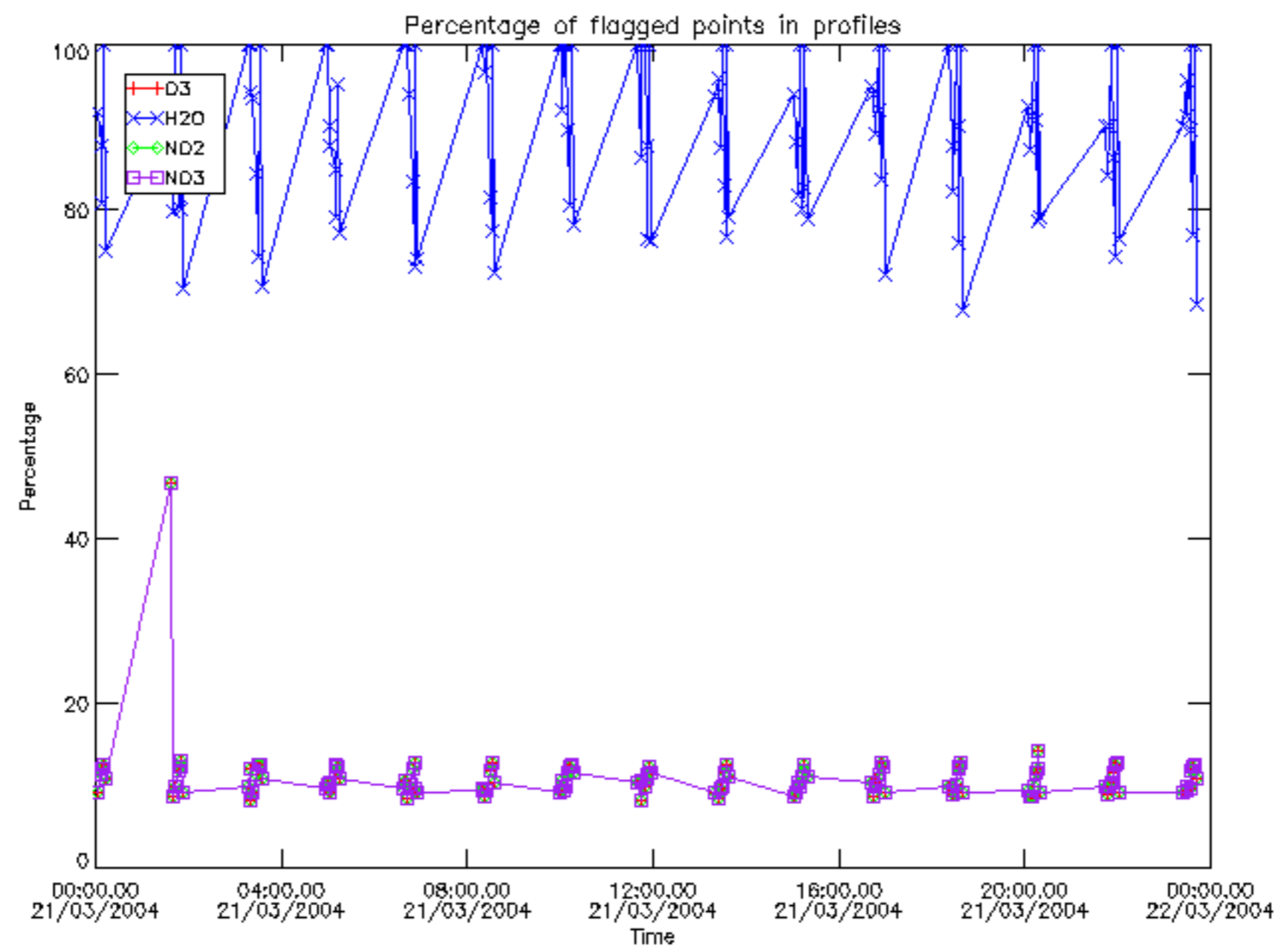
The colorbar represents the latitude.



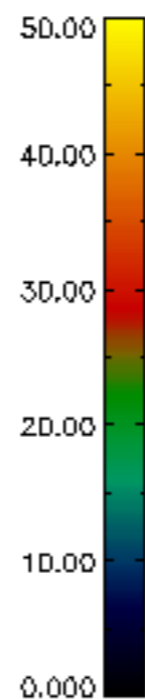
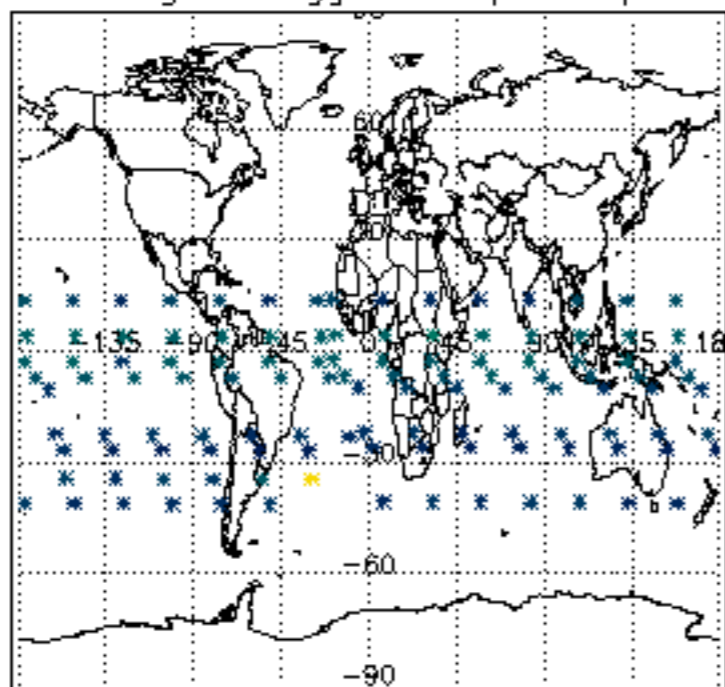
6. Auxiliary Data Files used for the production reported in section 2

The number reported in the third column indicates since which file (see list in section 2) the corresponding auxiliary file has been used. The fourth column is the date of those product files.

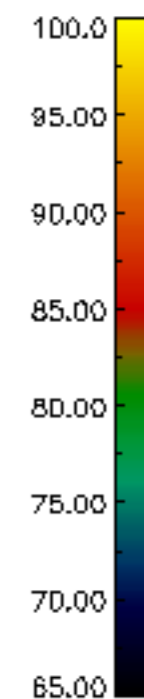
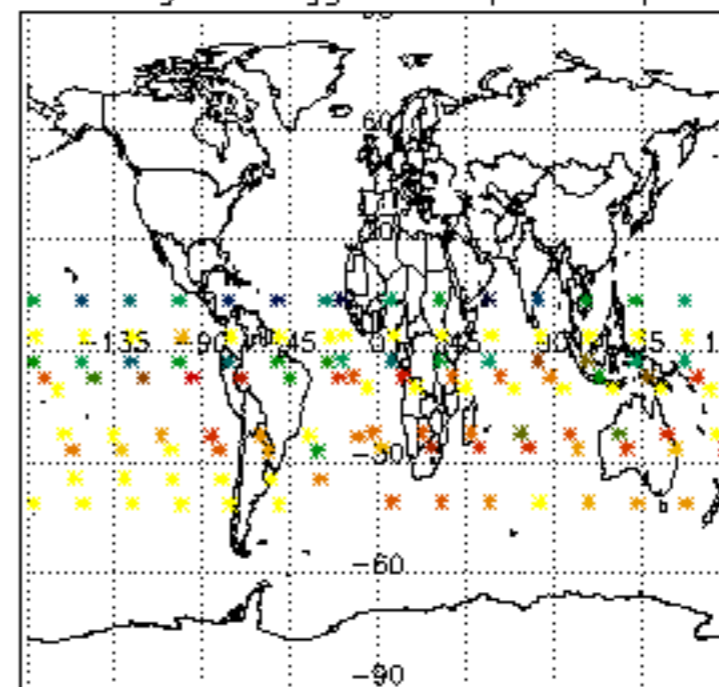
Type	Auxiliary Filename	Used since product	Used since product date
INST_PHYS_CHARACTERISTICS	GOM_INS_AXVIEC20091111_143220_20030716_120000_20500101_000000	1	21-MAR-2004 00:01:20
LEVEL-2_PROC_CONFIG	GOM_PR2_AXVIEC20091111_152718_20020301_000000_20500101_000000	1	21-MAR-2004 00:01:20
CROSS_SECTIONS_FILE	GOM_CRS_AXVIEC20091111_154832_20020301_000000_20500101_000000	1	21-MAR-2004 00:01:20



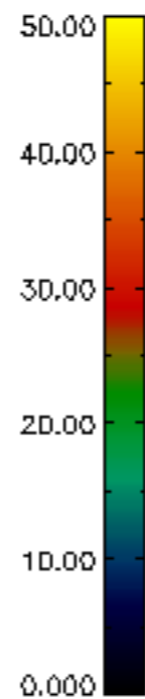
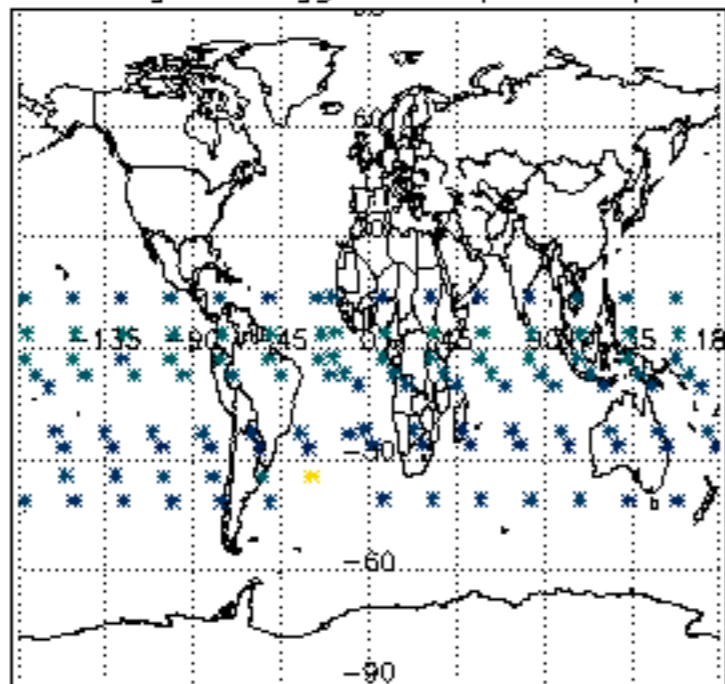
Percentage of flagged data per D3 profile



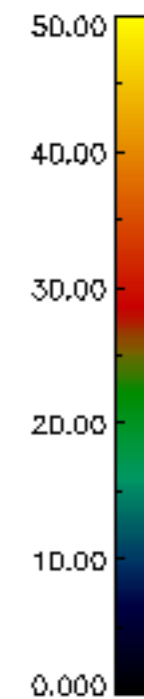
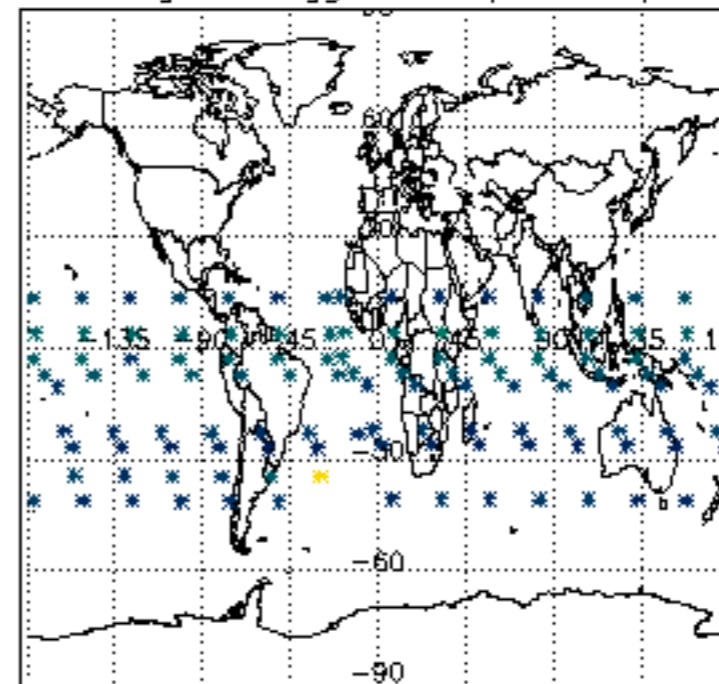
Percentage of flagged data per H2O profile

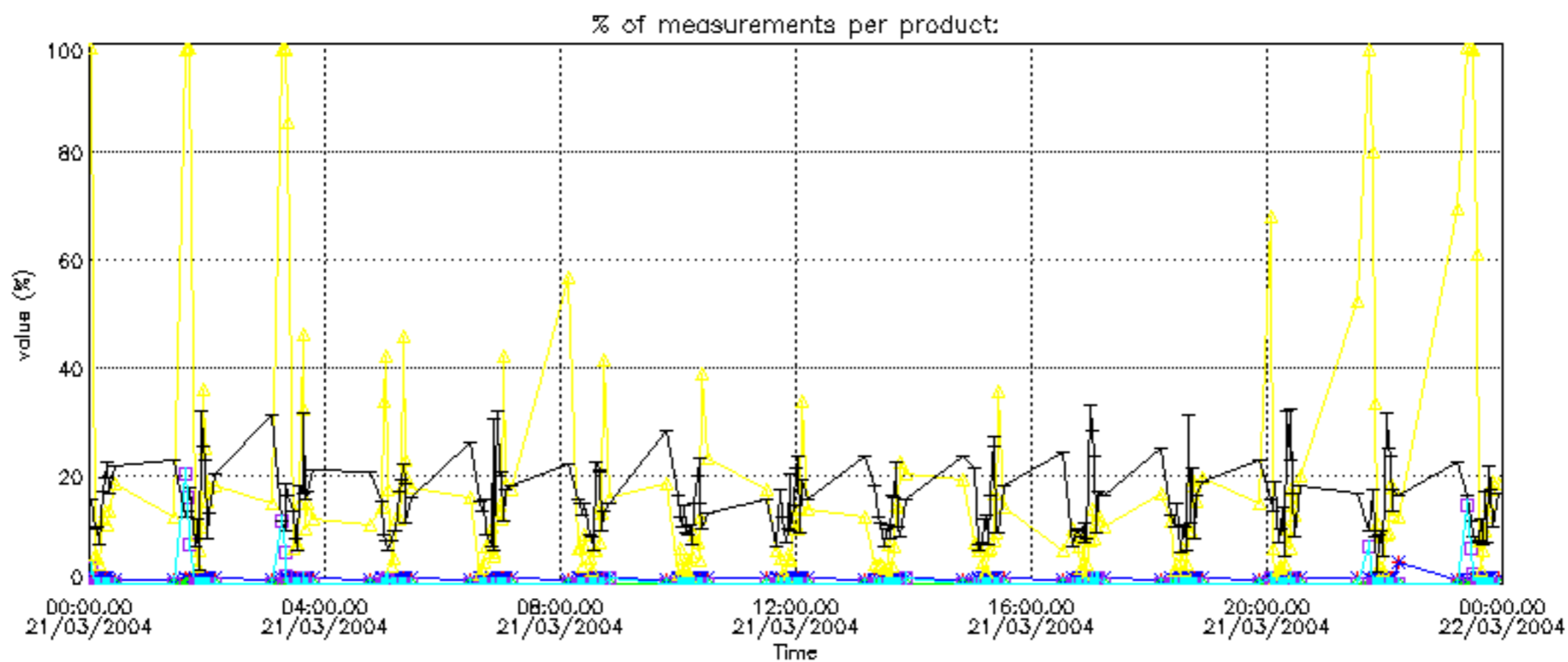
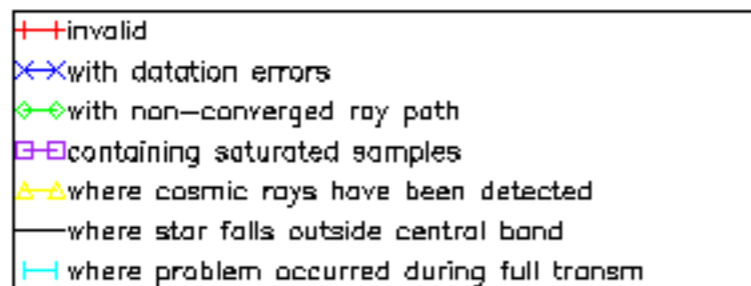


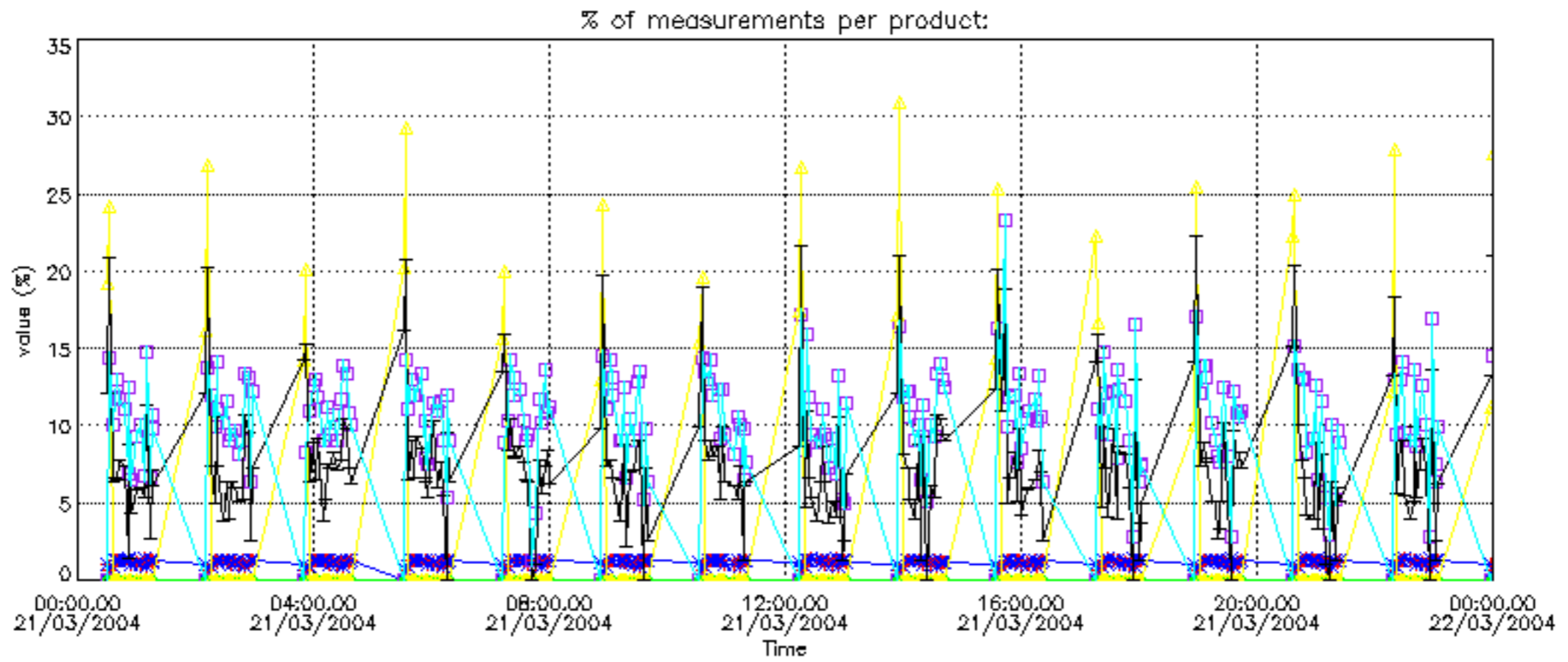
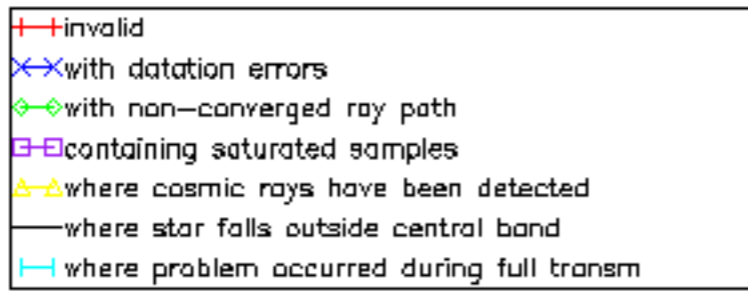
Percentage of flagged data per NO2 profile



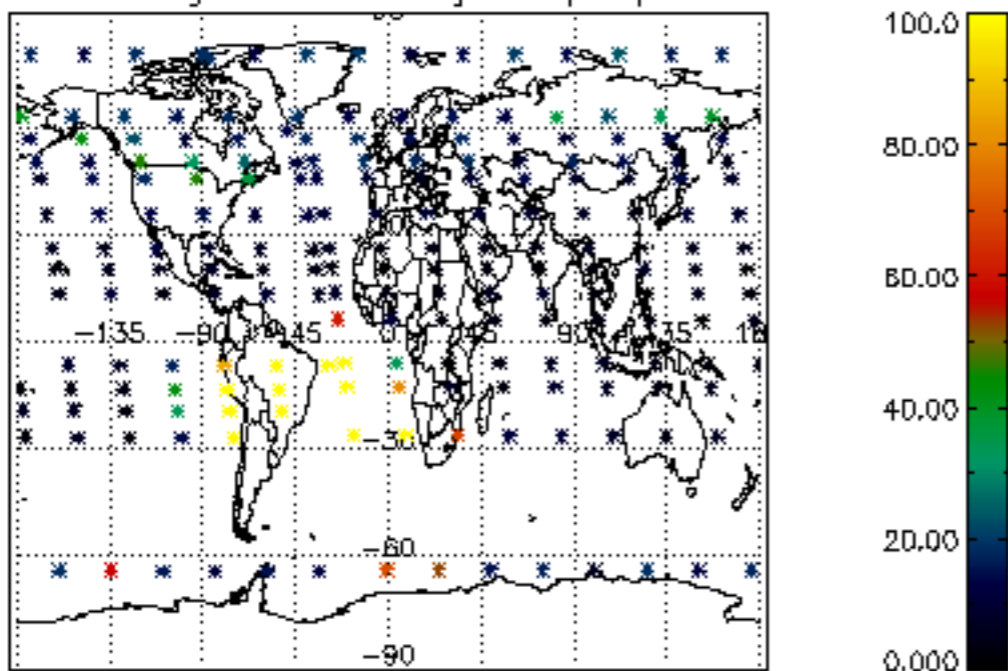
Percentage of flagged data per NO3 profile



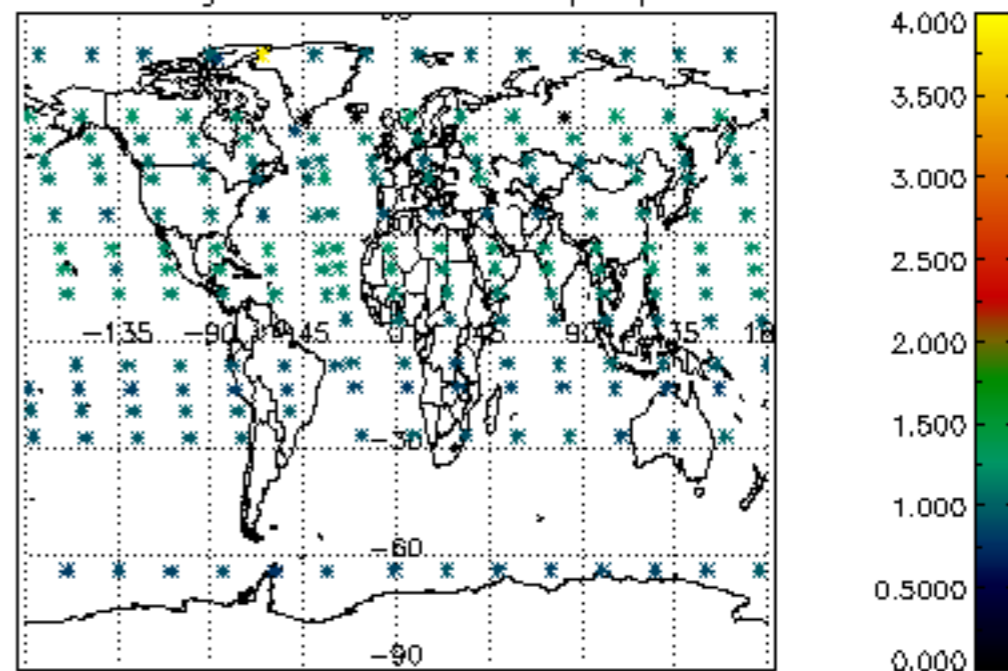




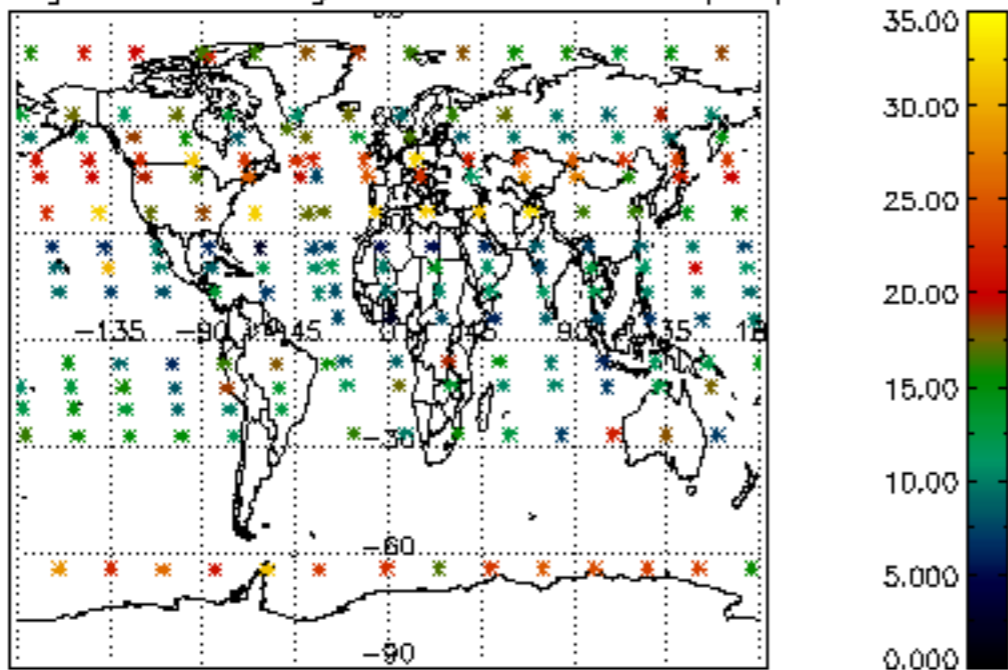
Percentage of cosmic ray hits per profile



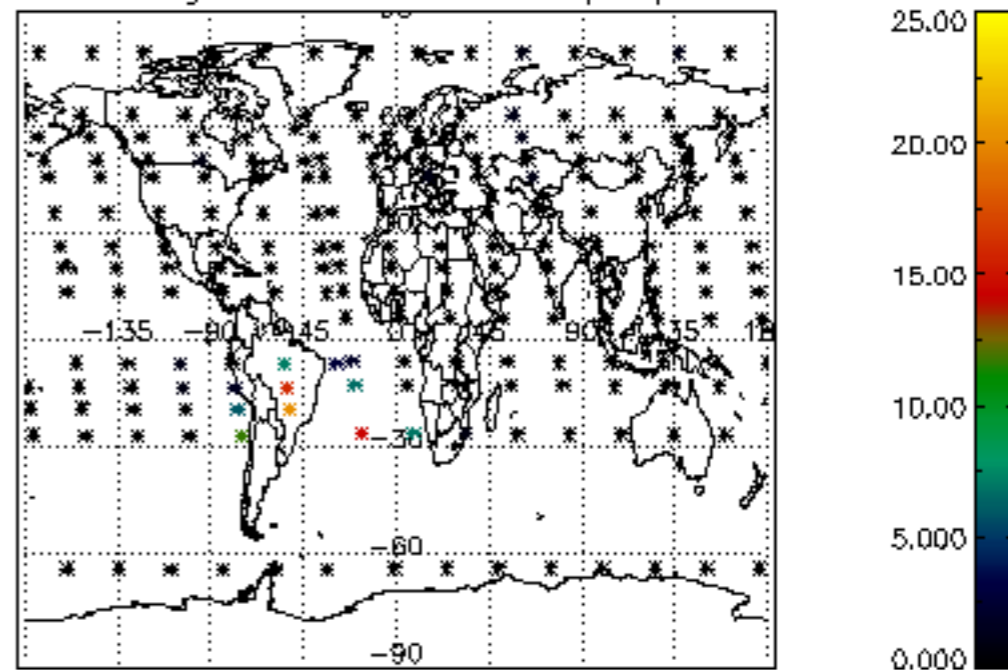
Percentage of datation errors per profile



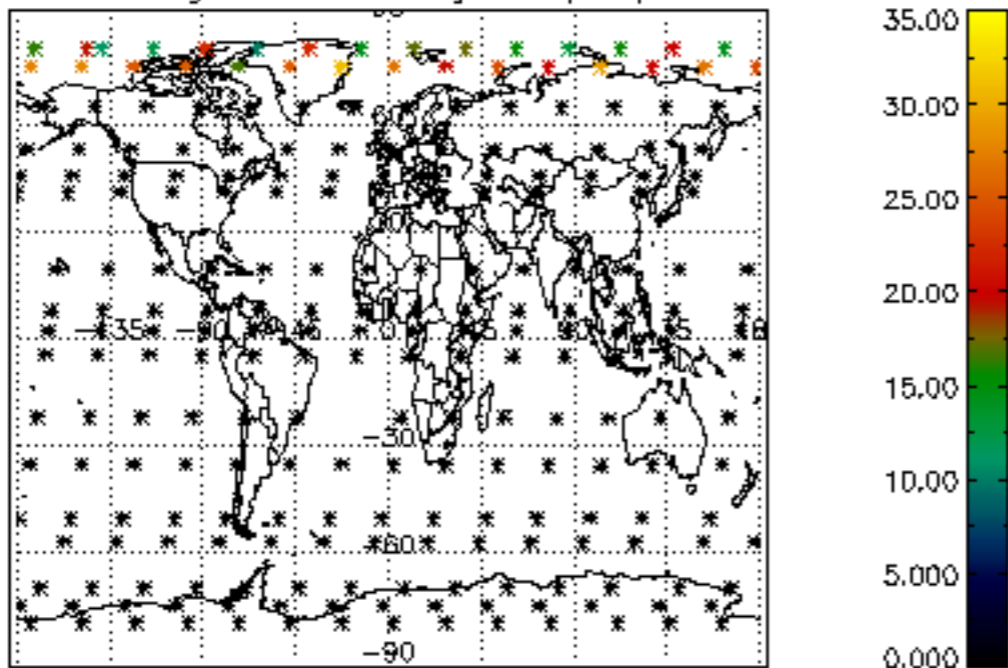
Percentage of star falling outside central band per profile



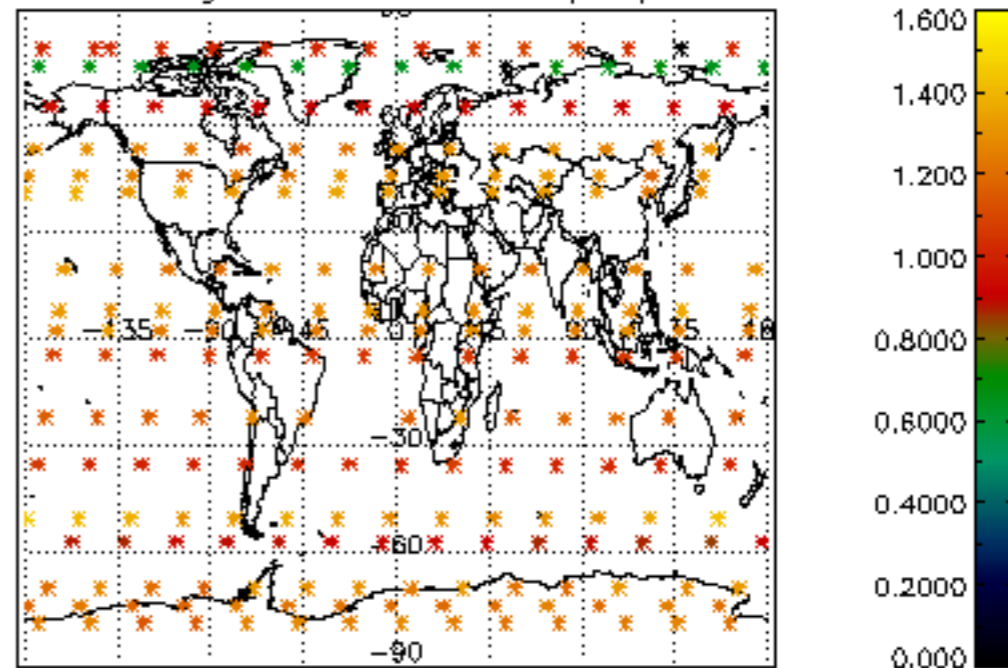
Percentage of saturation errors per profile



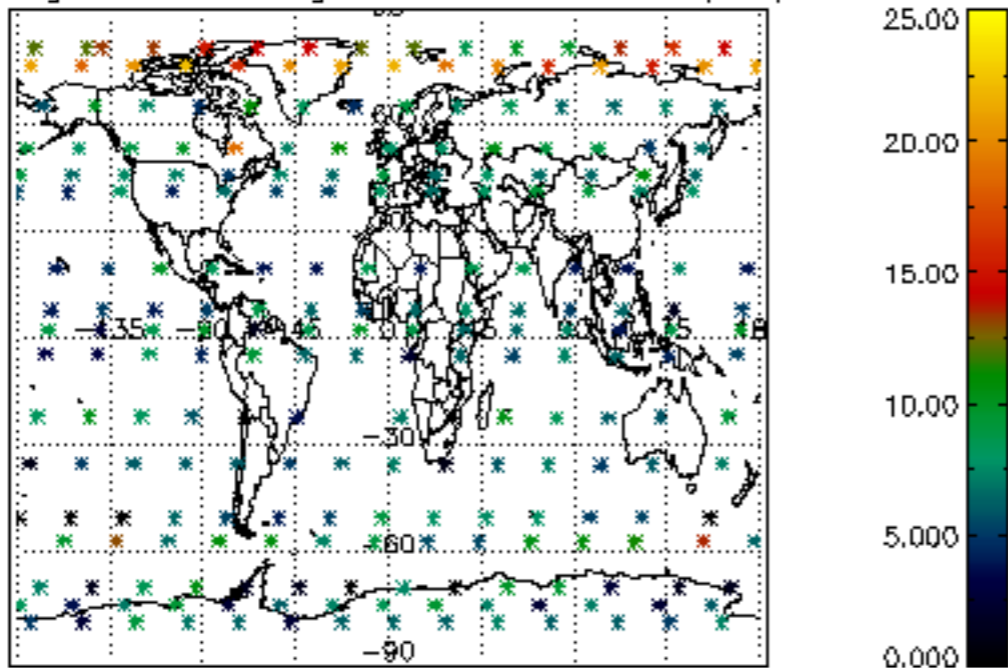
Percentage of cosmic ray hits per profile



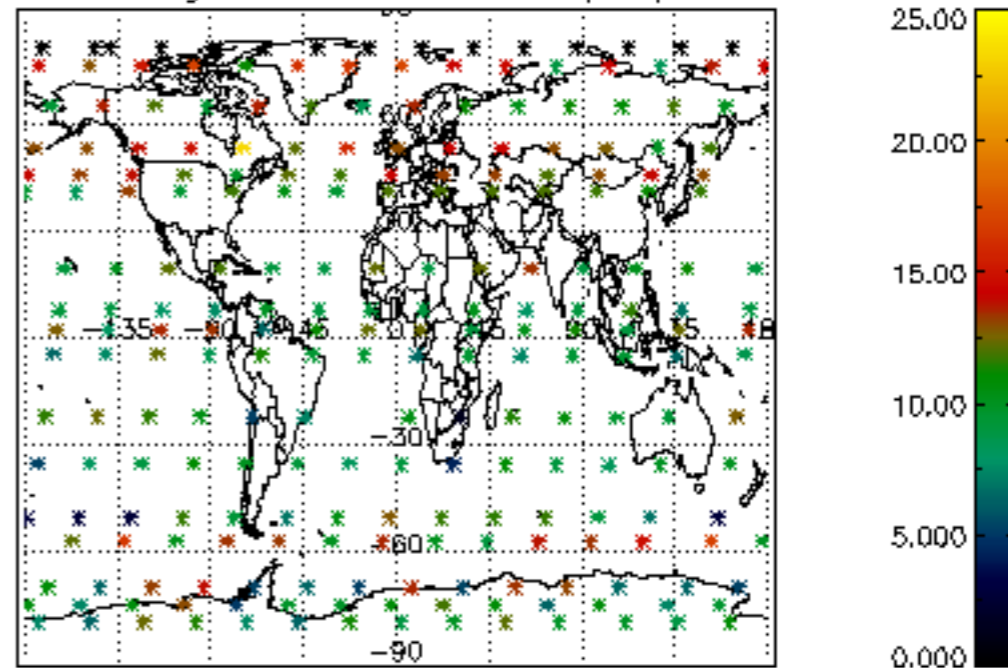
Percentage of datation errors per profile

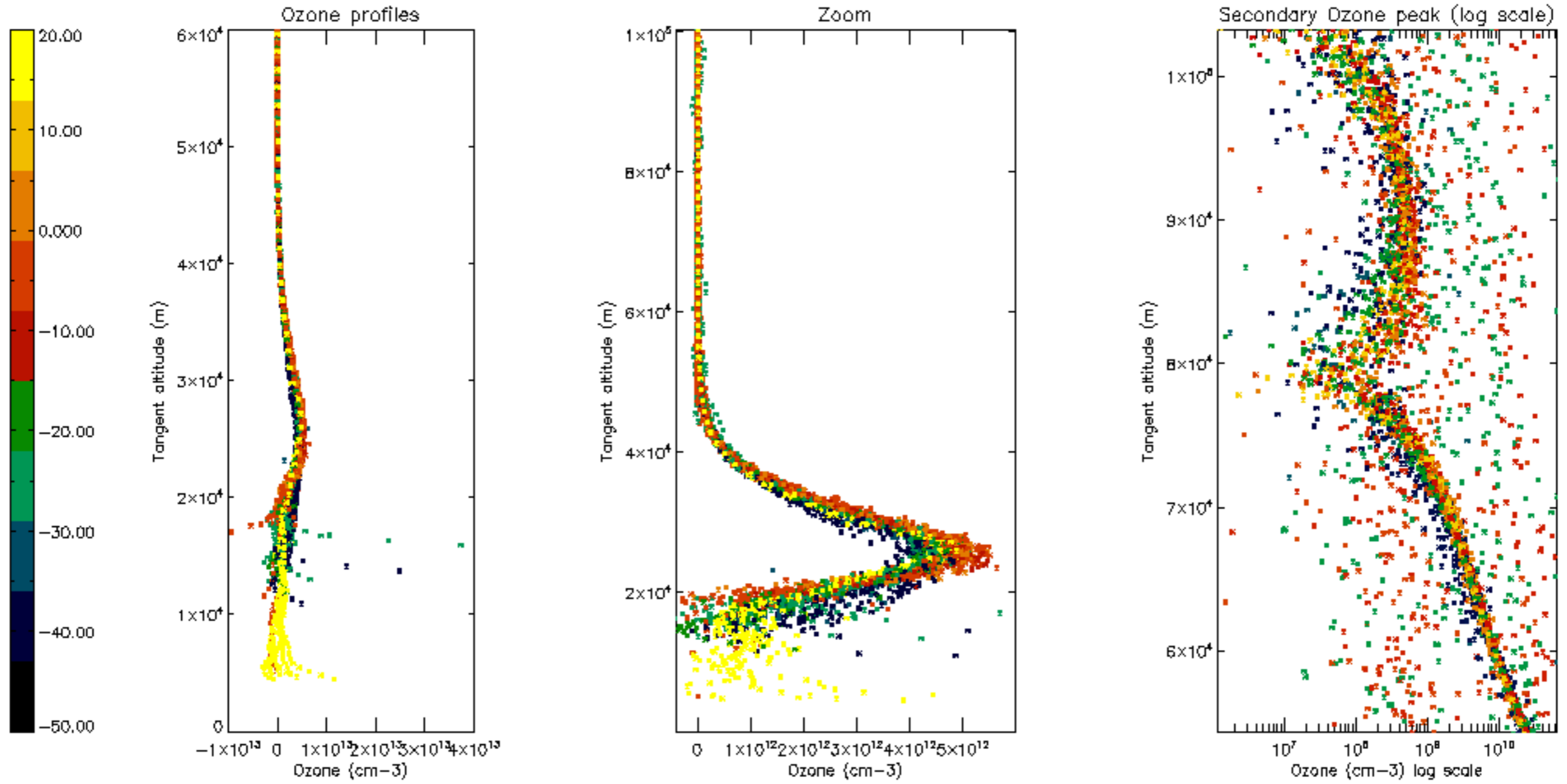


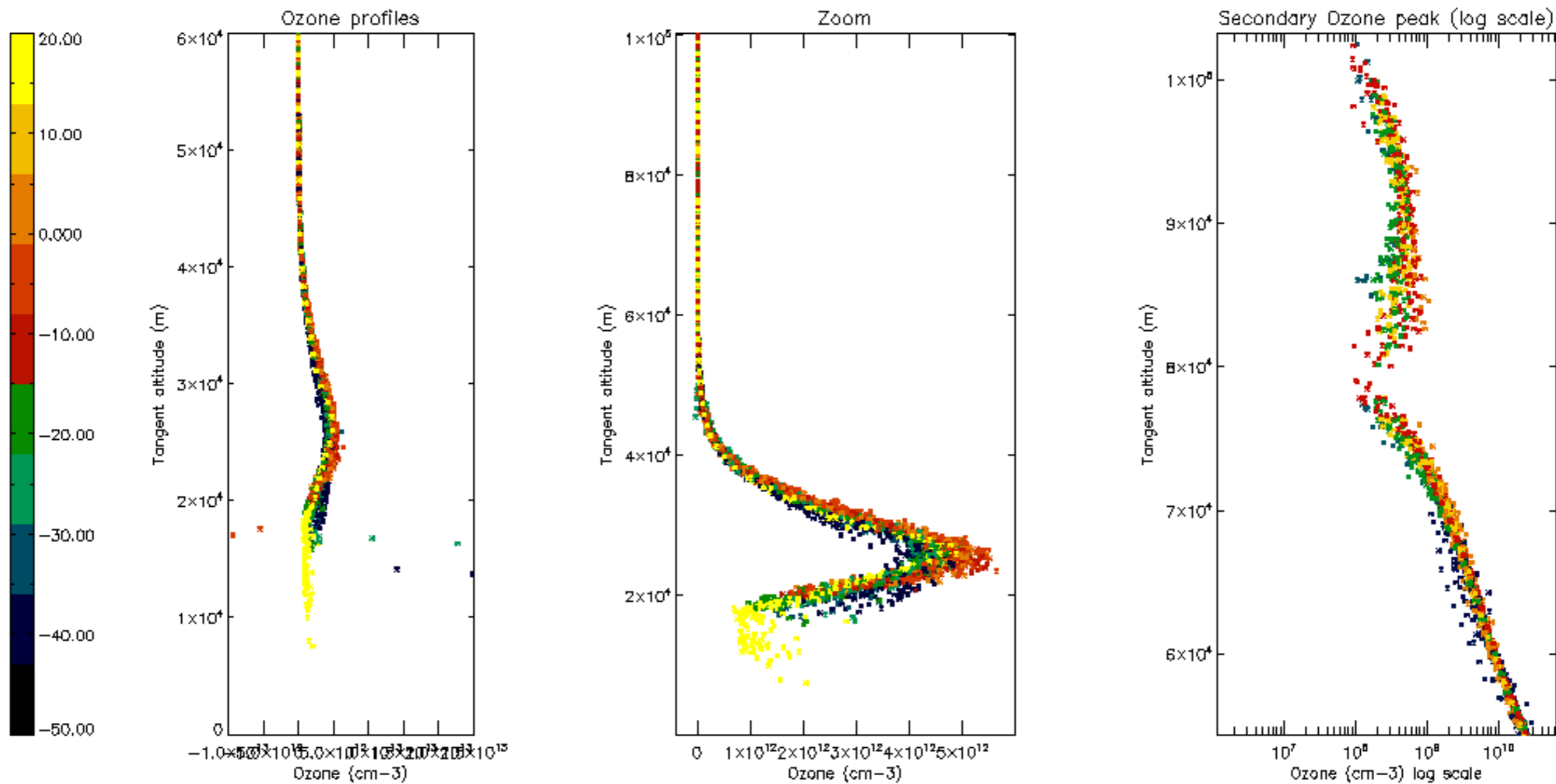
Percentage of star falling outside central band per profile

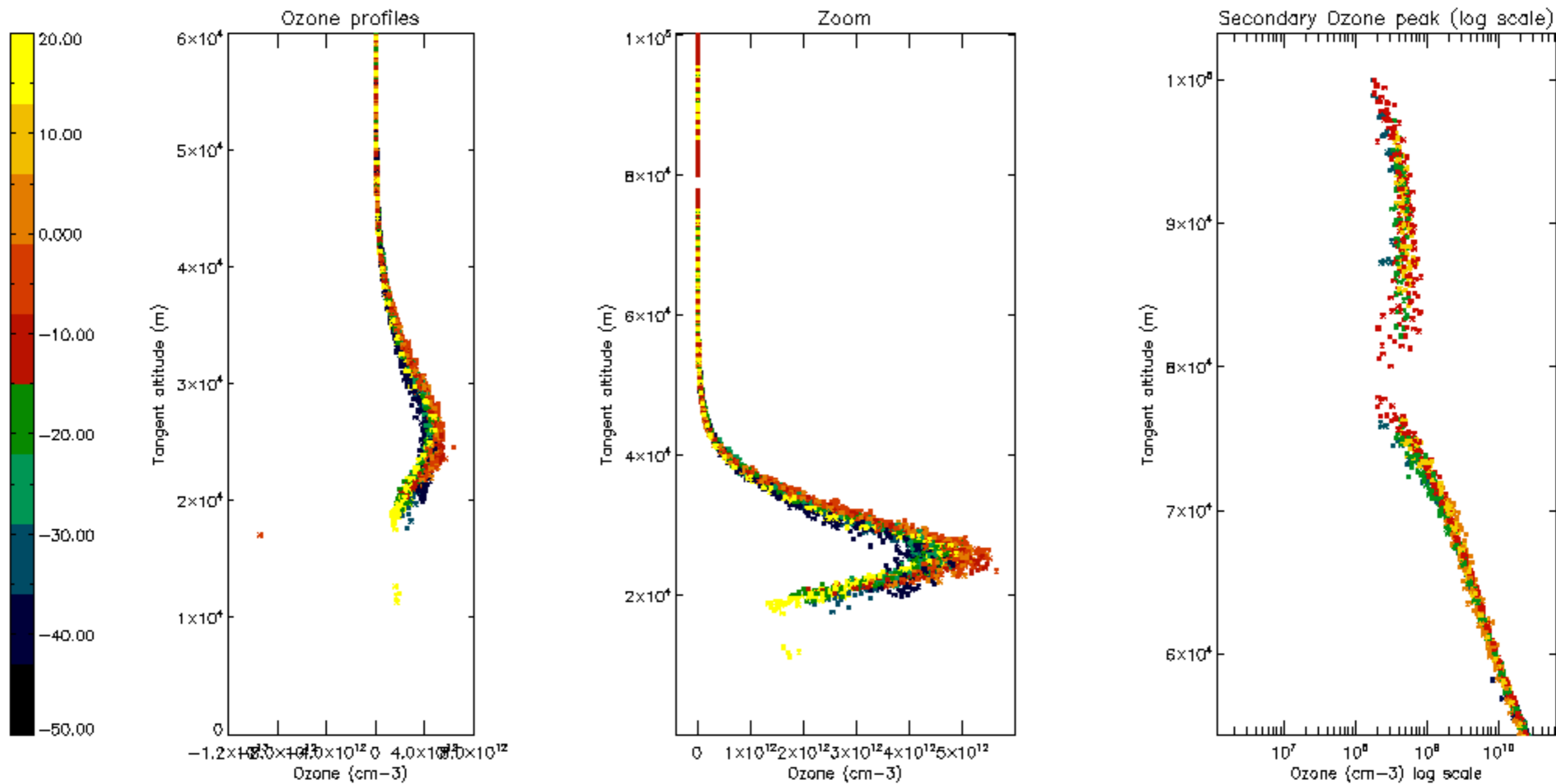


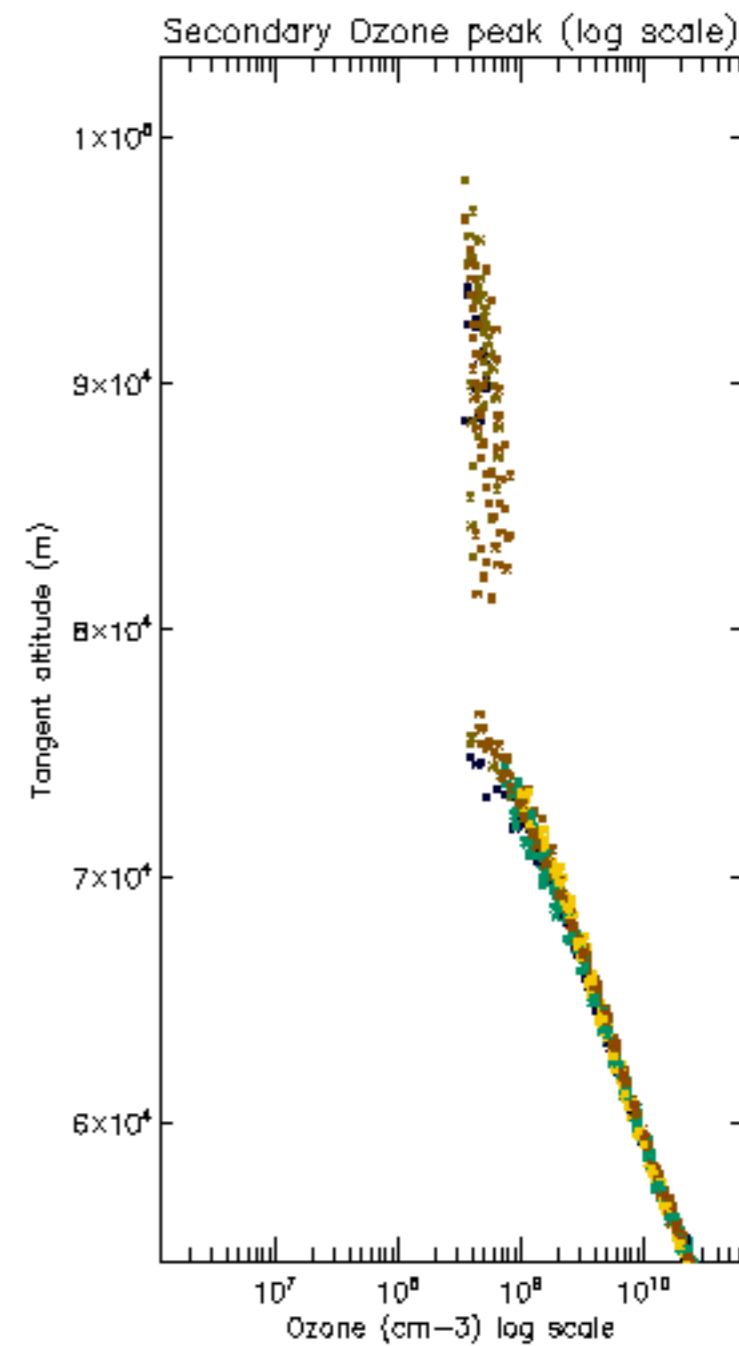
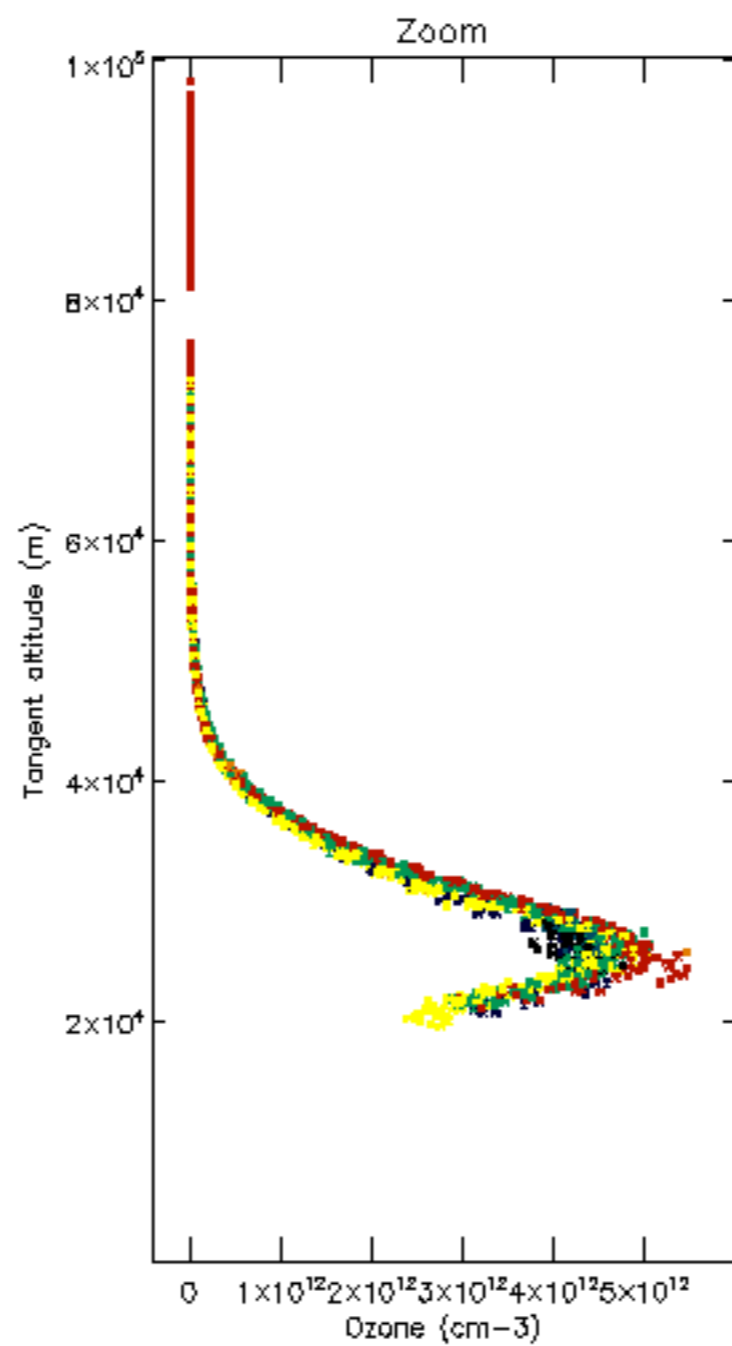
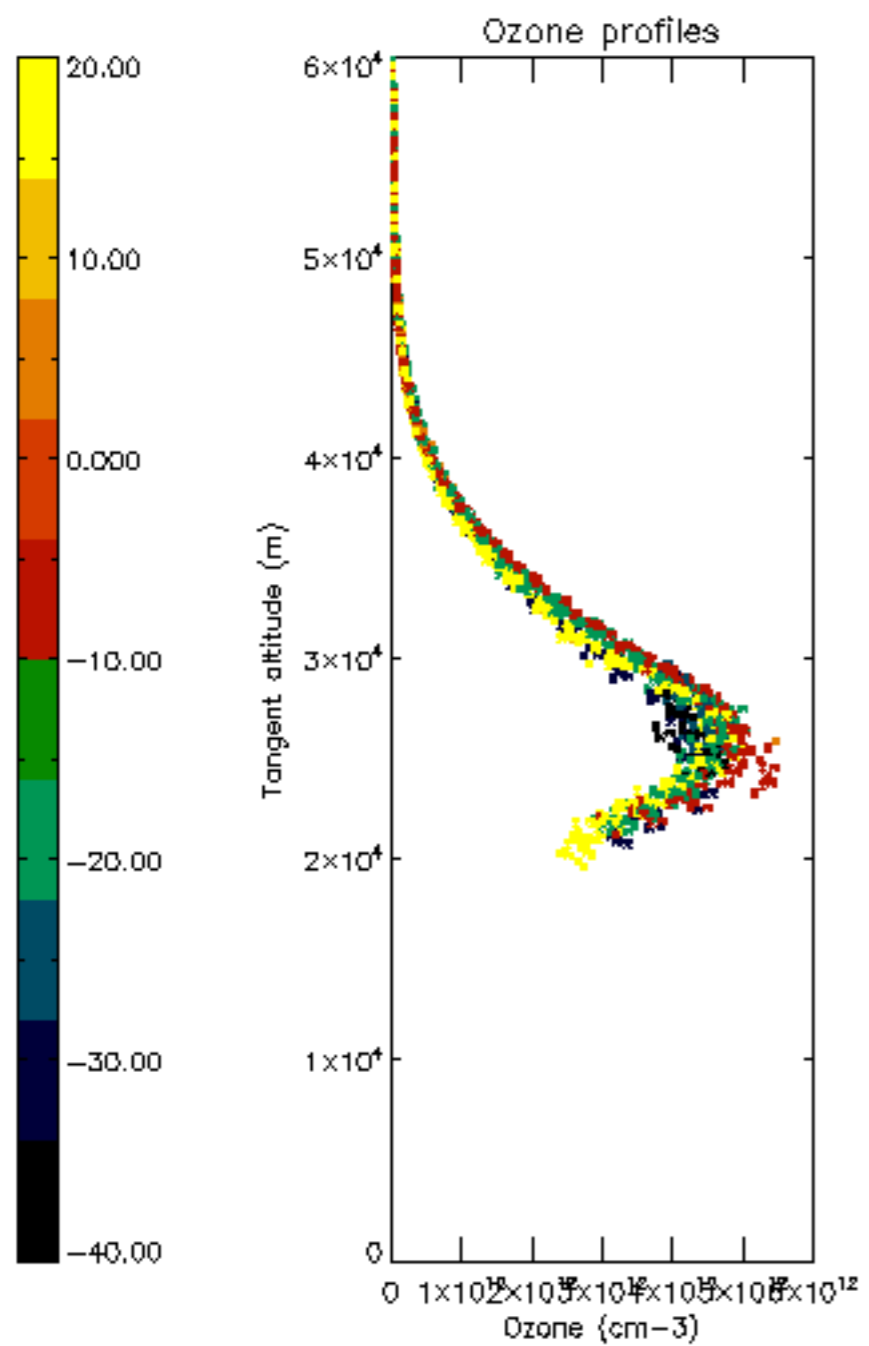
Percentage of saturation errors per profile

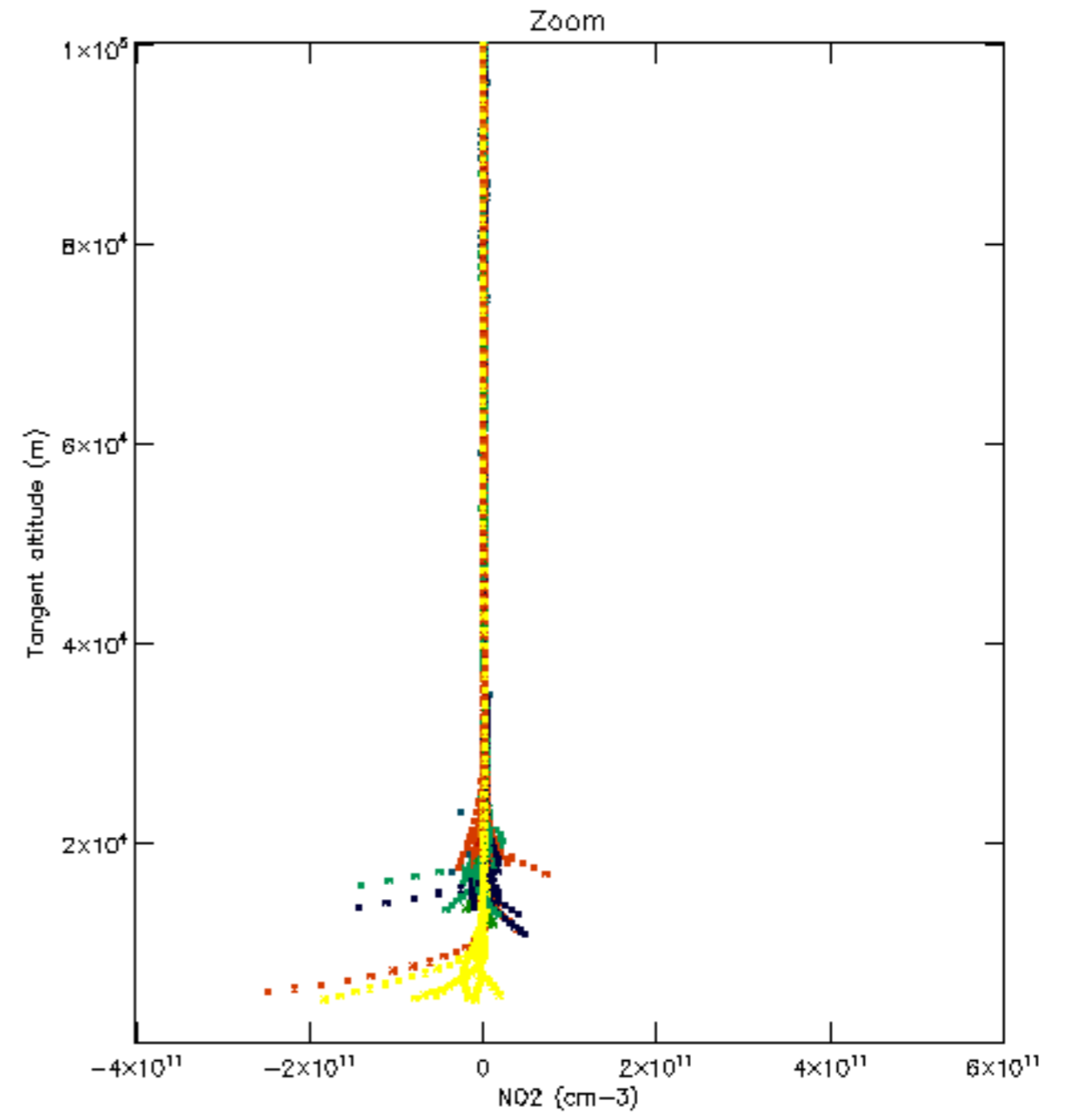
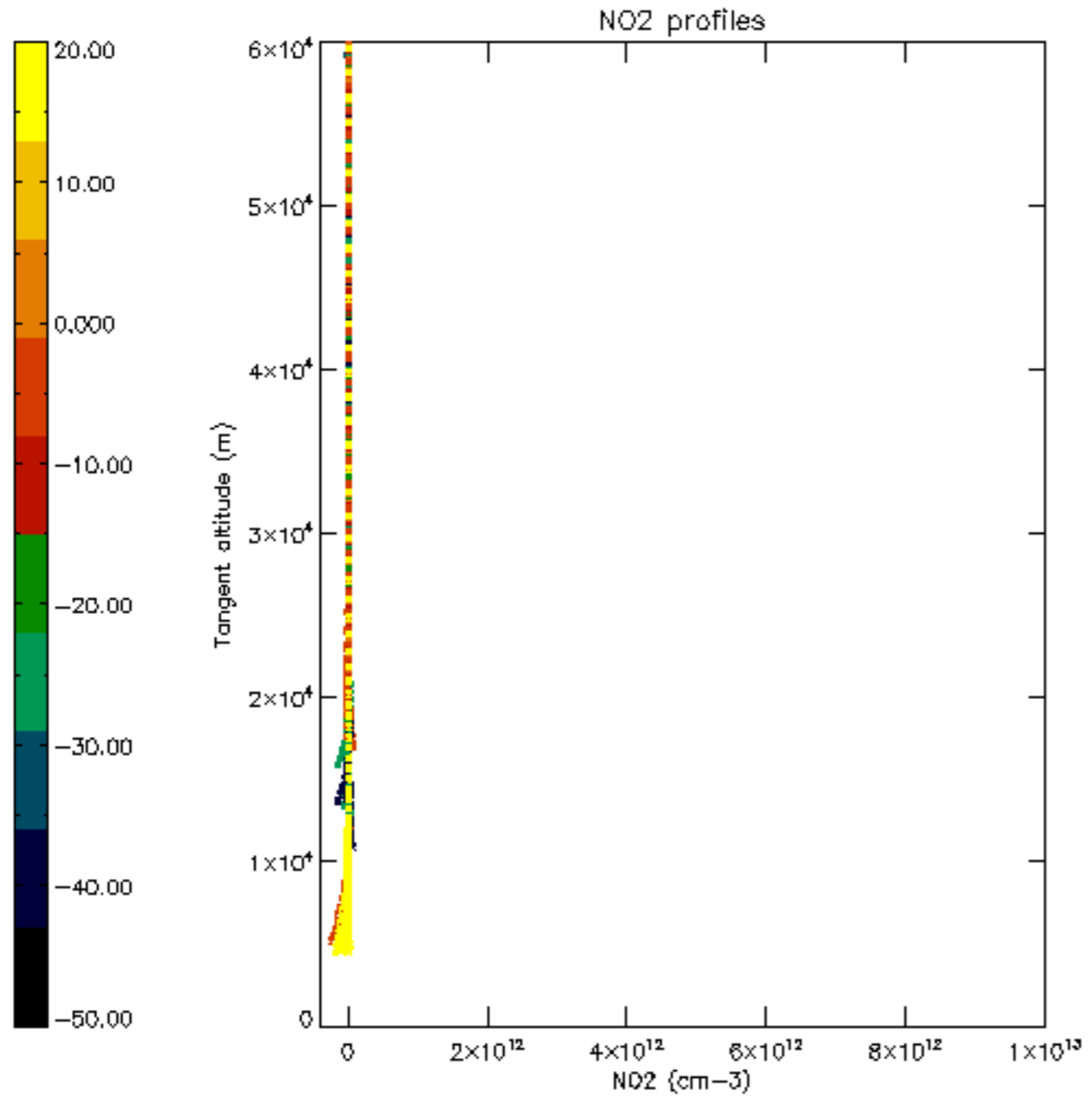


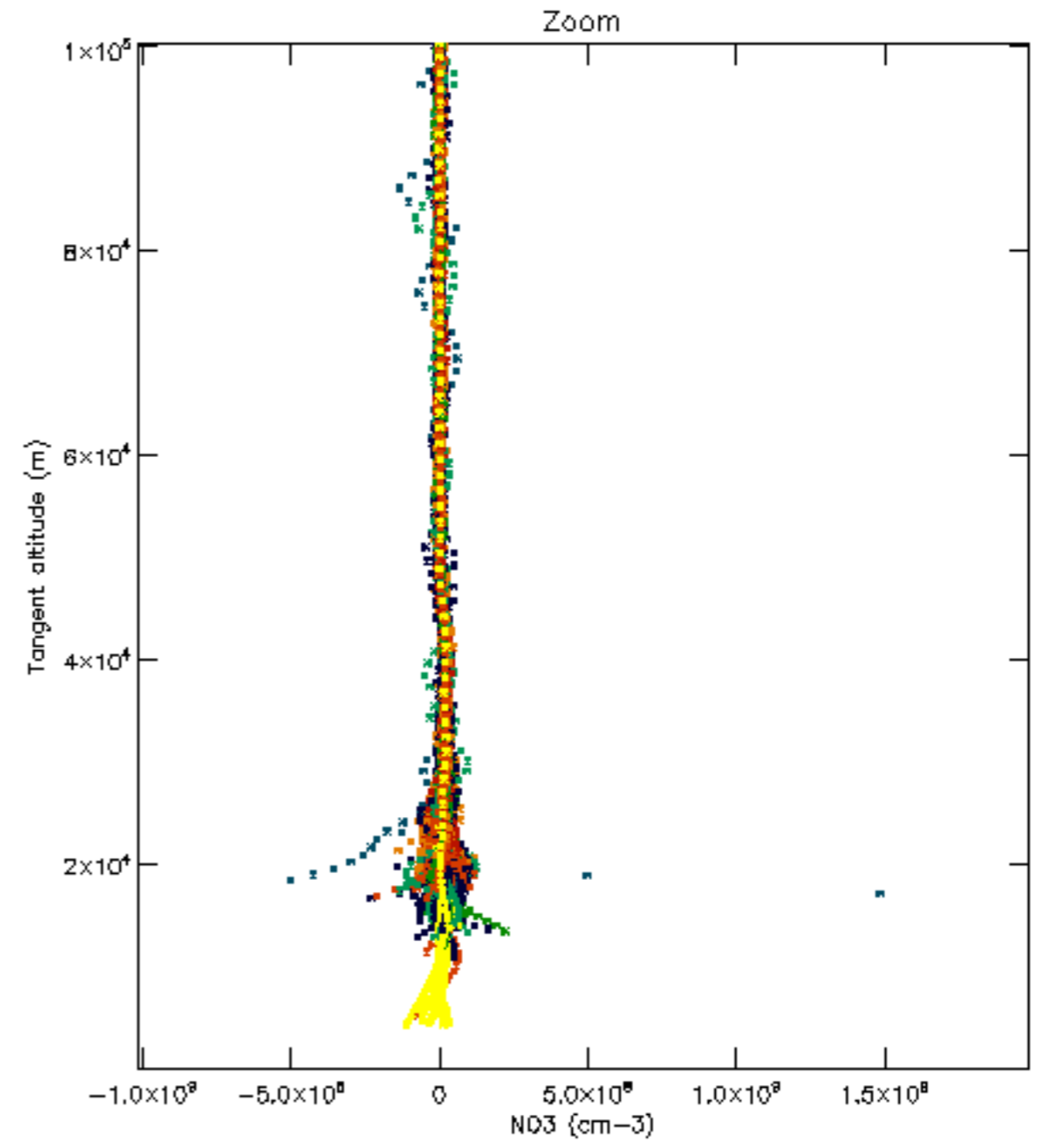
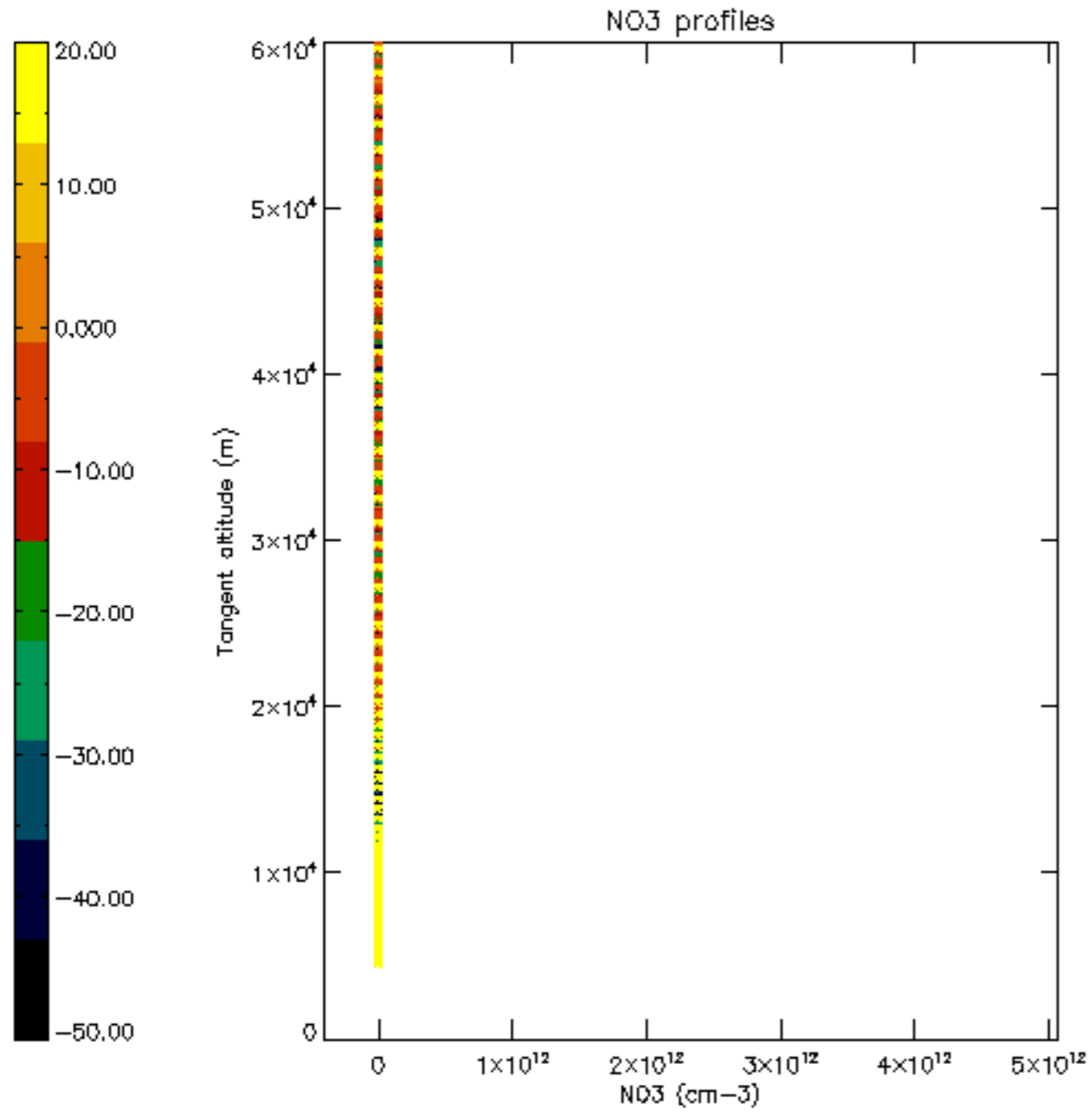


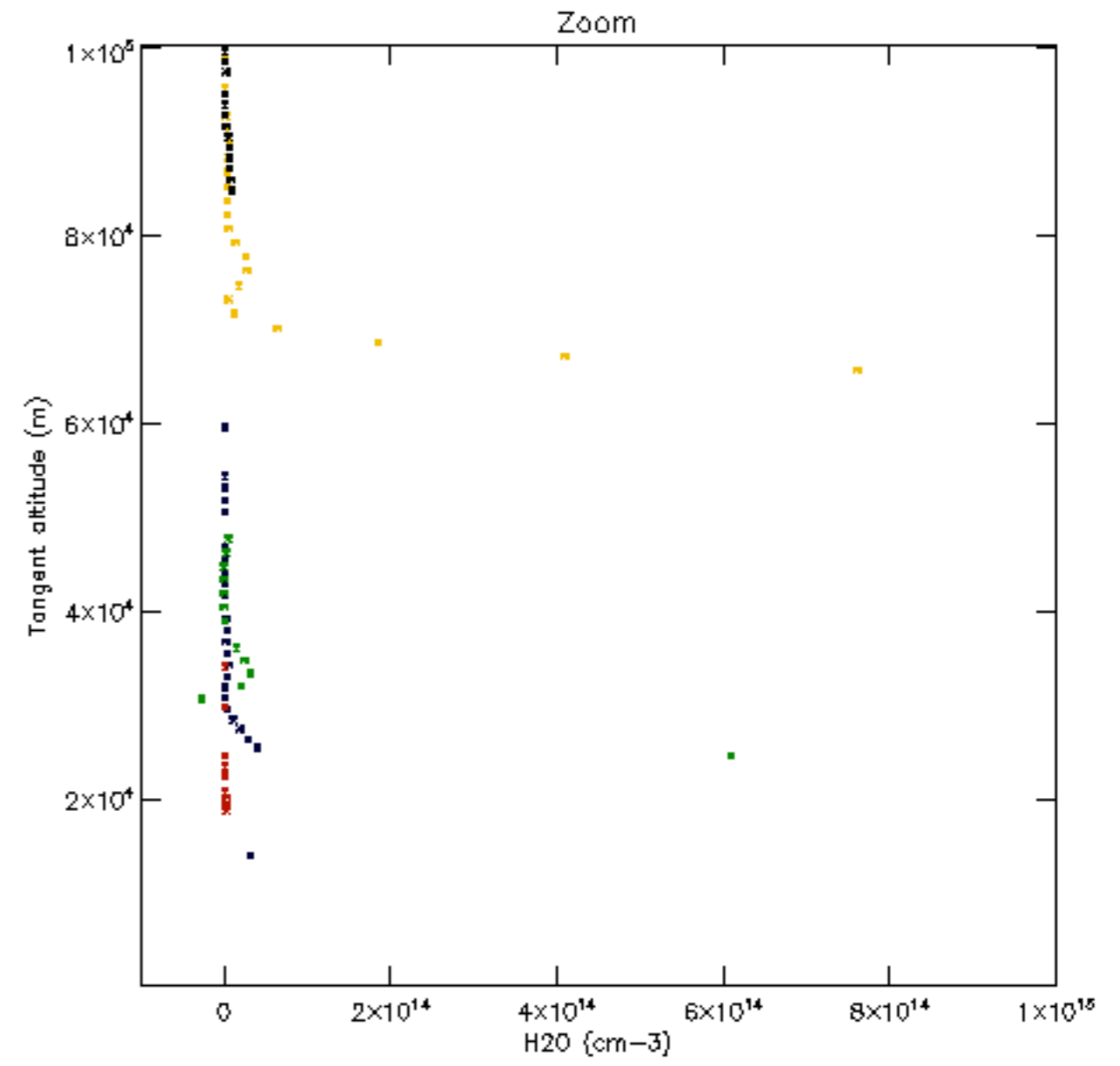
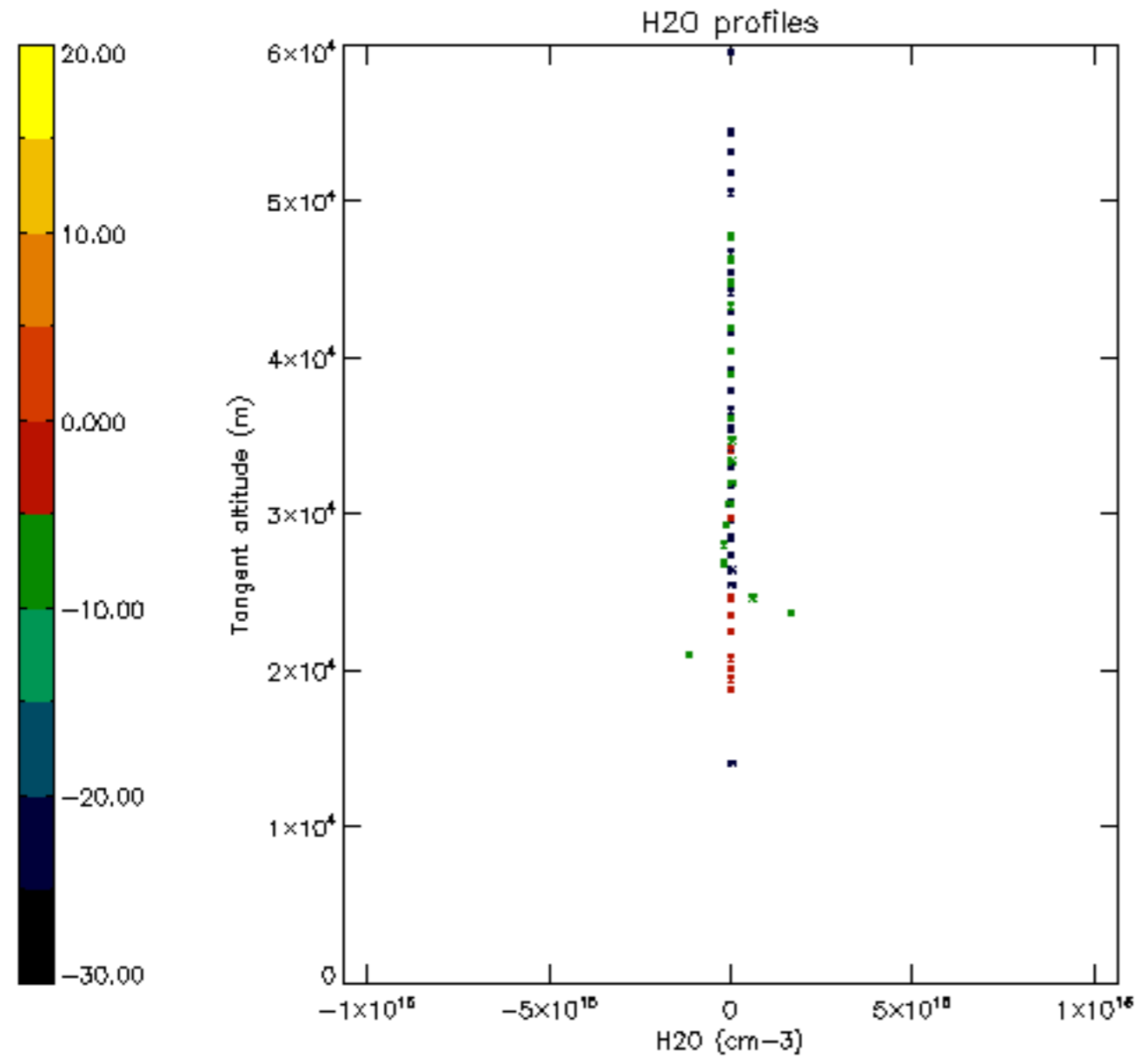


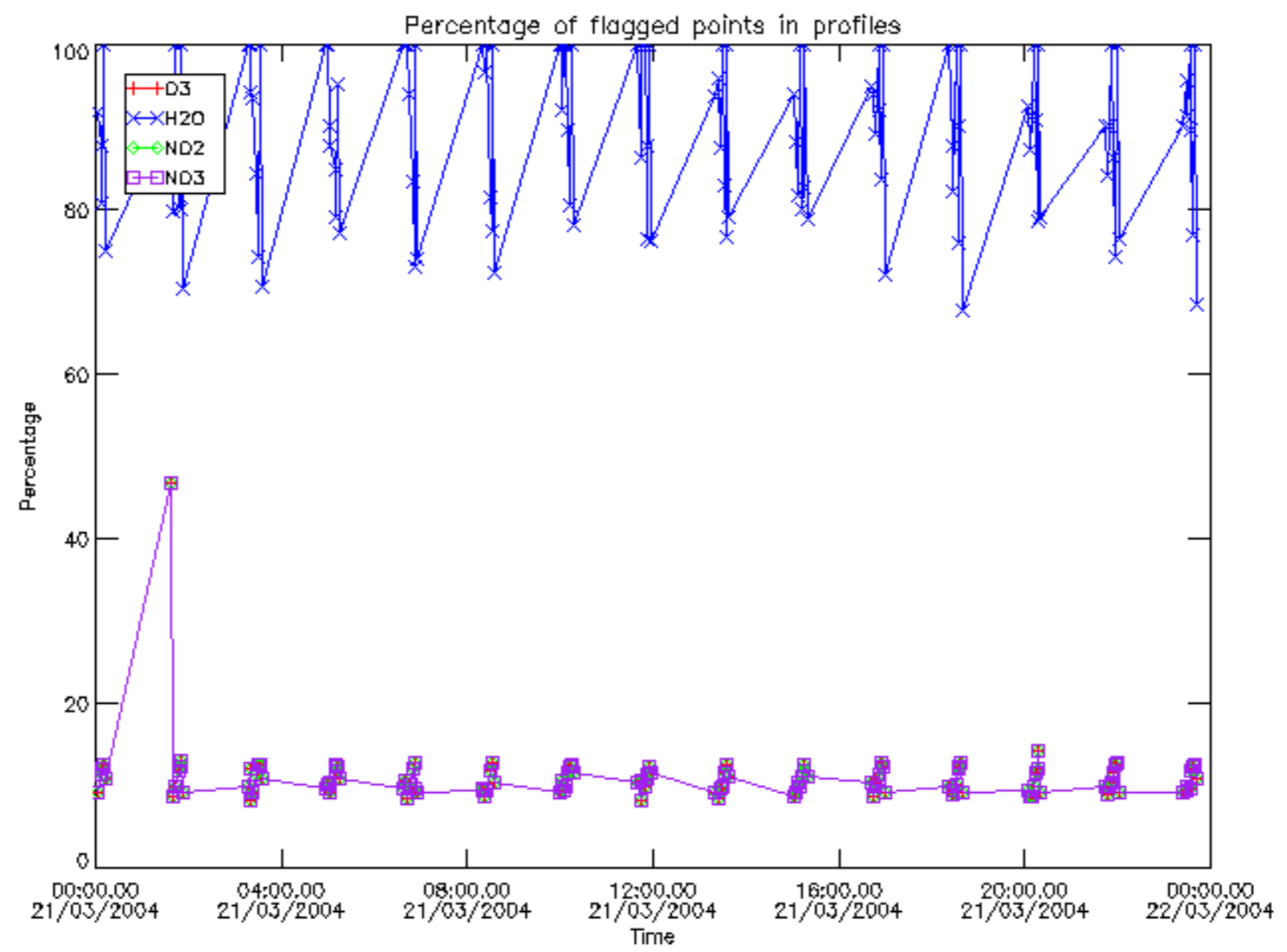




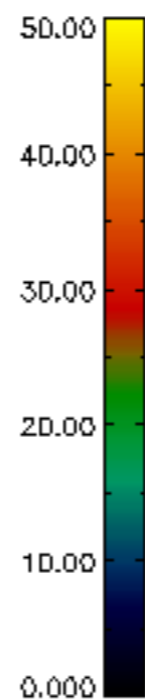
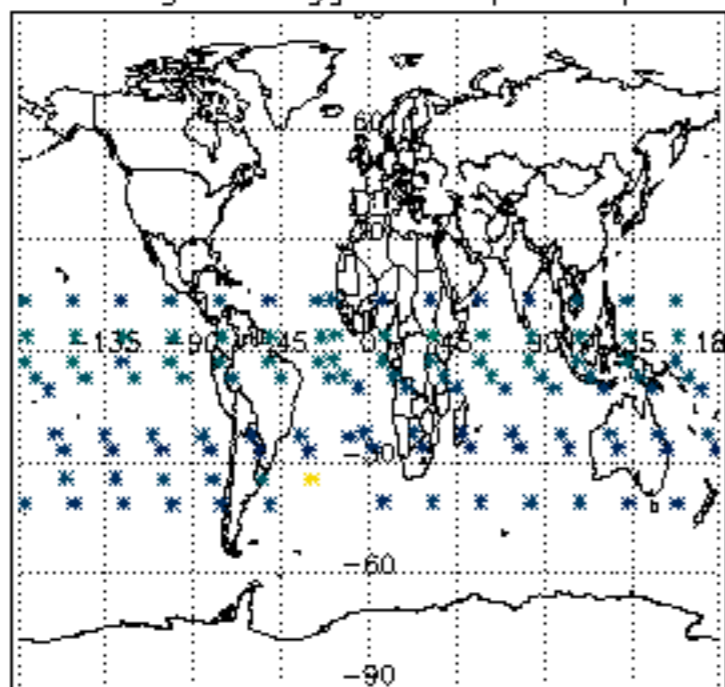




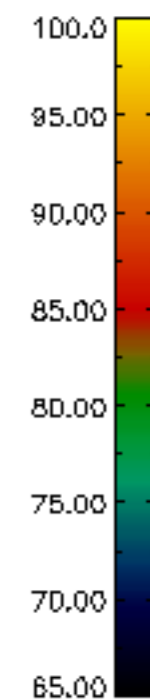
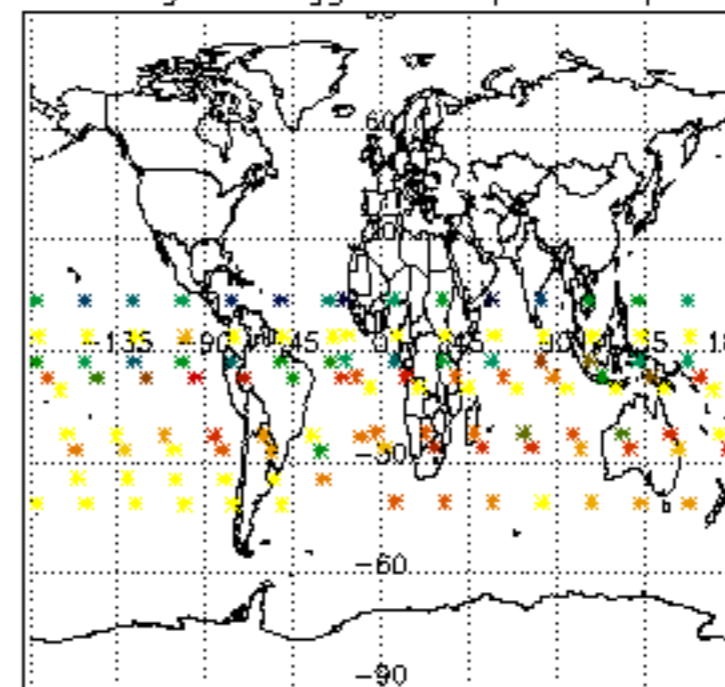




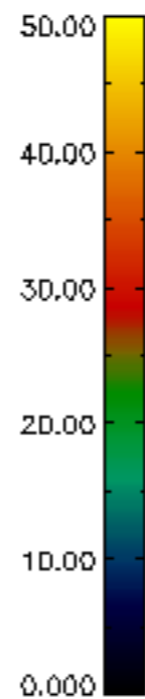
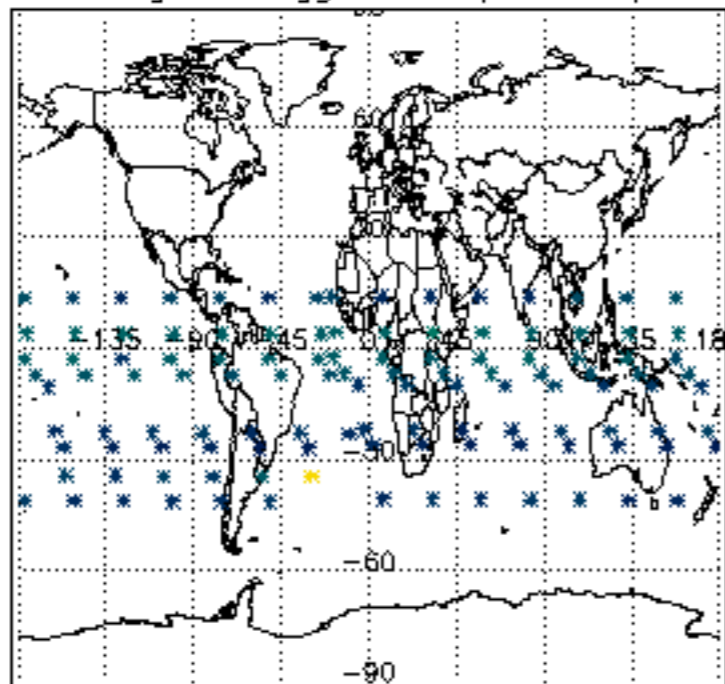
Percentage of flagged data per D3 profile



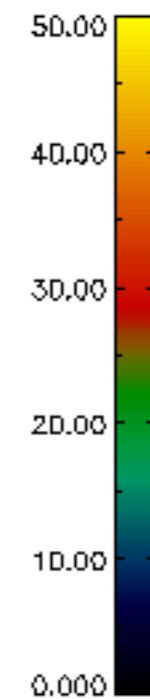
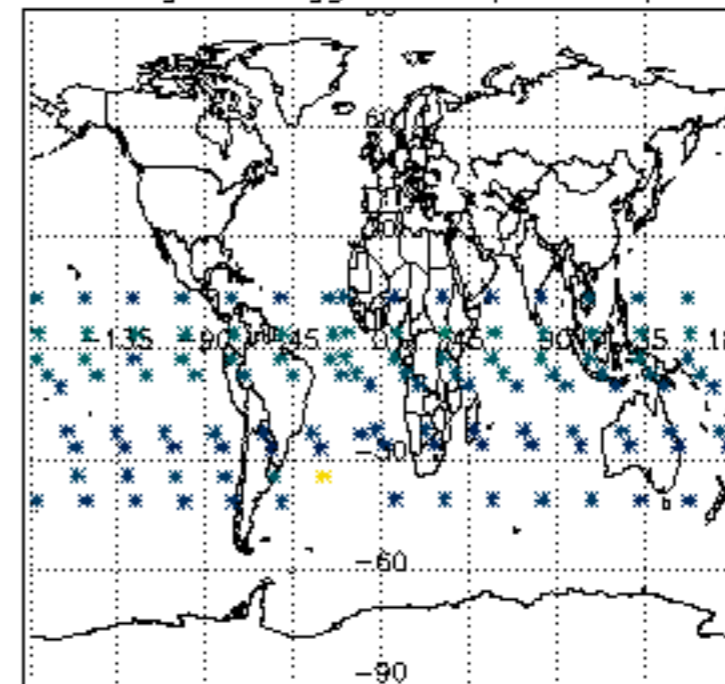
Percentage of flagged data per H2O profile

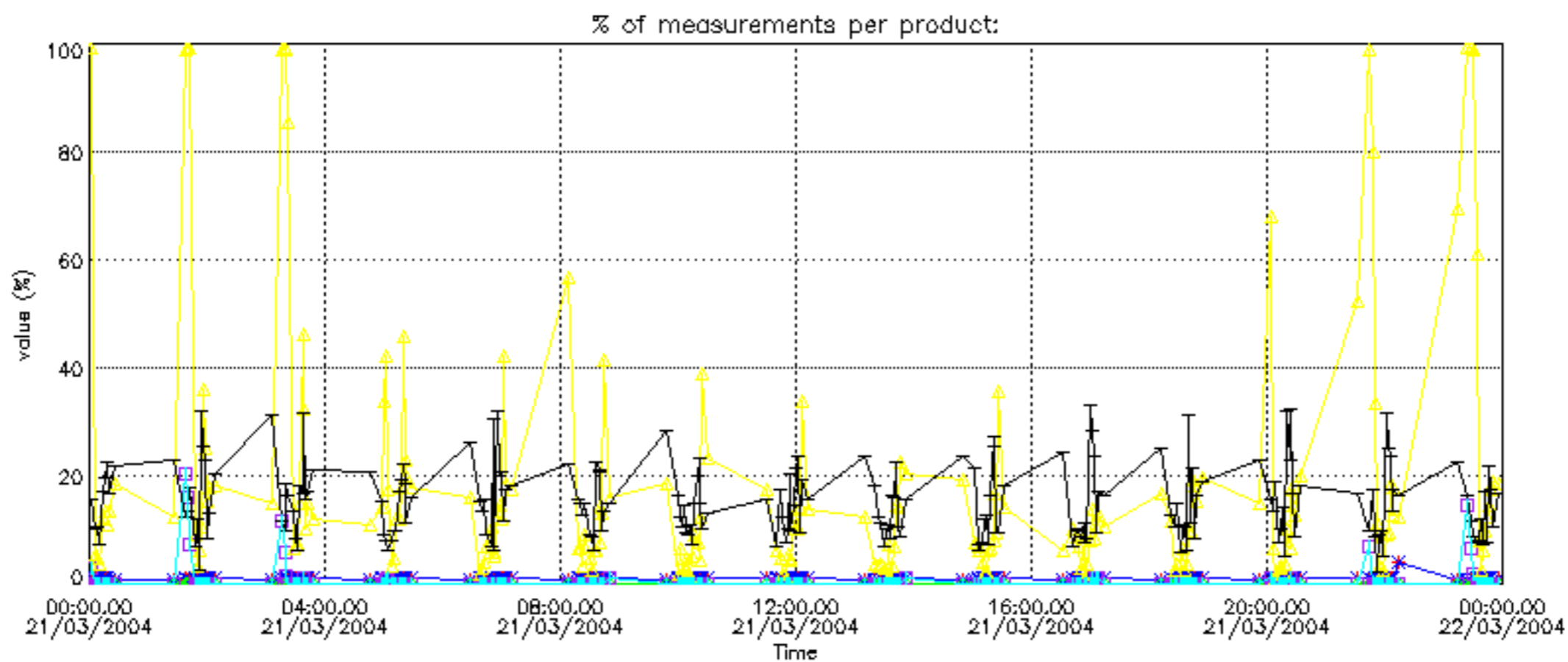
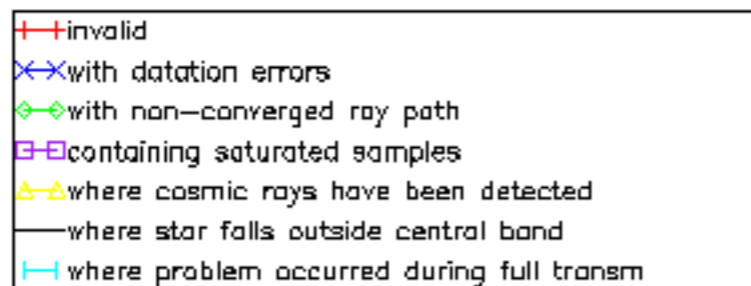


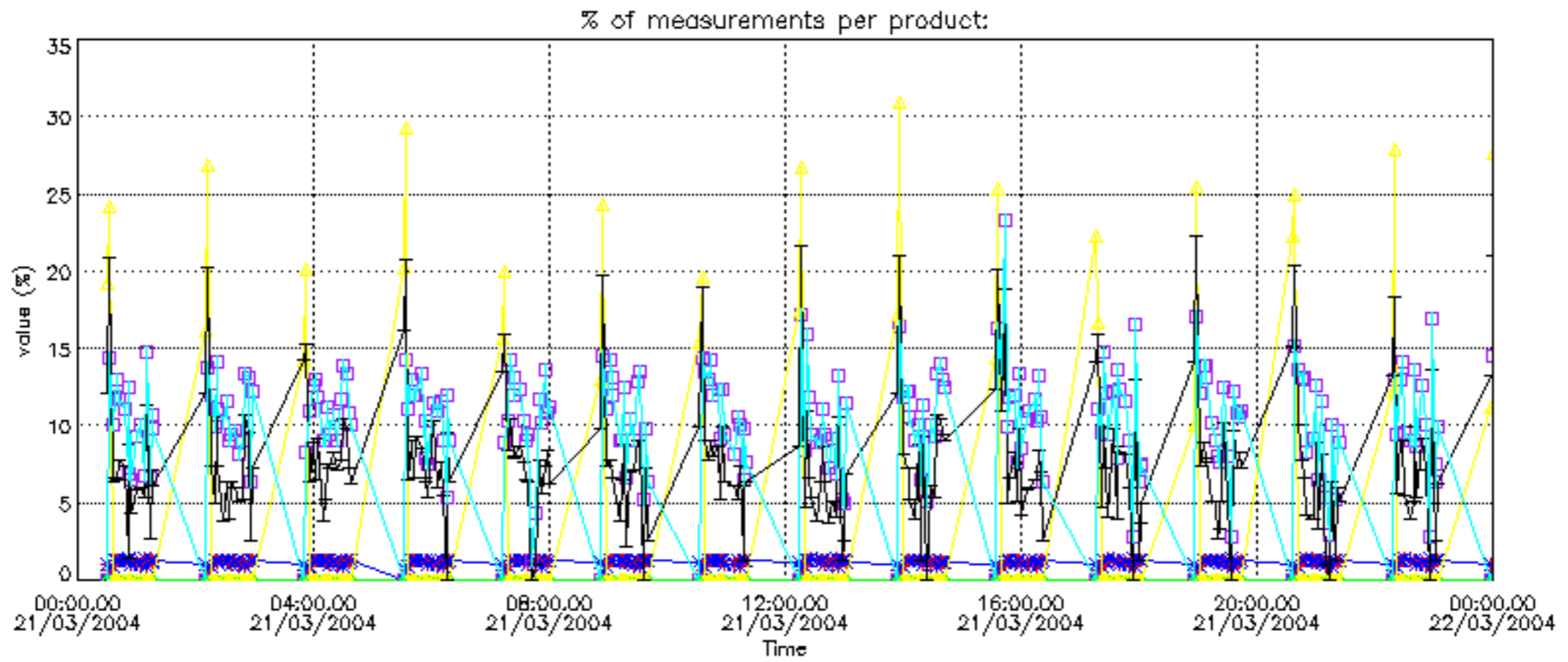
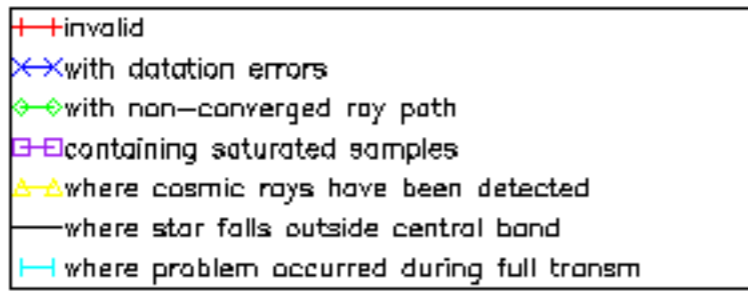
Percentage of flagged data per NO2 profile



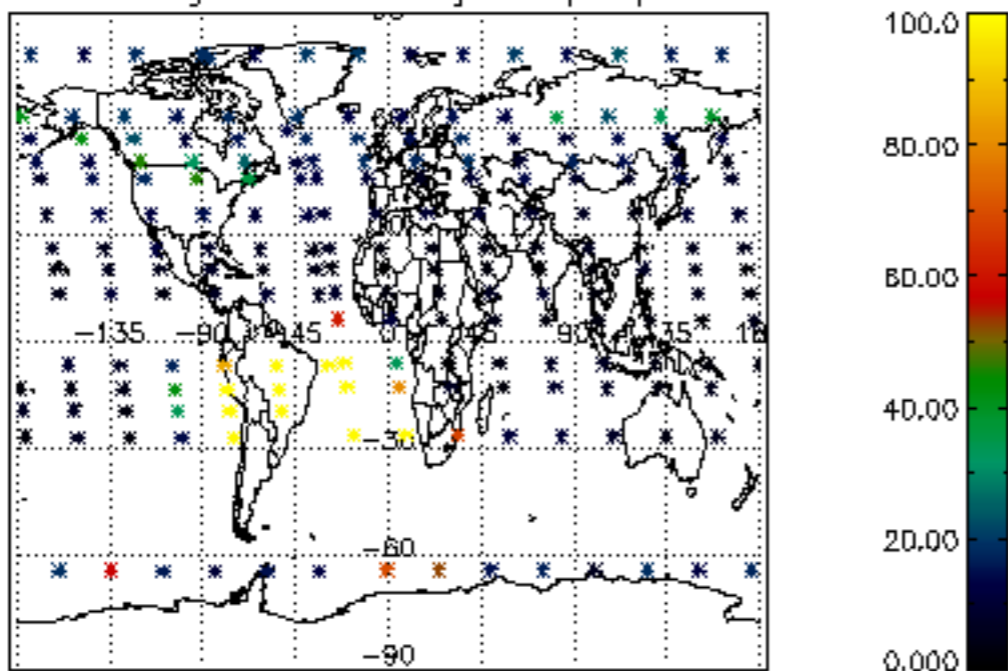
Percentage of flagged data per NO3 profile



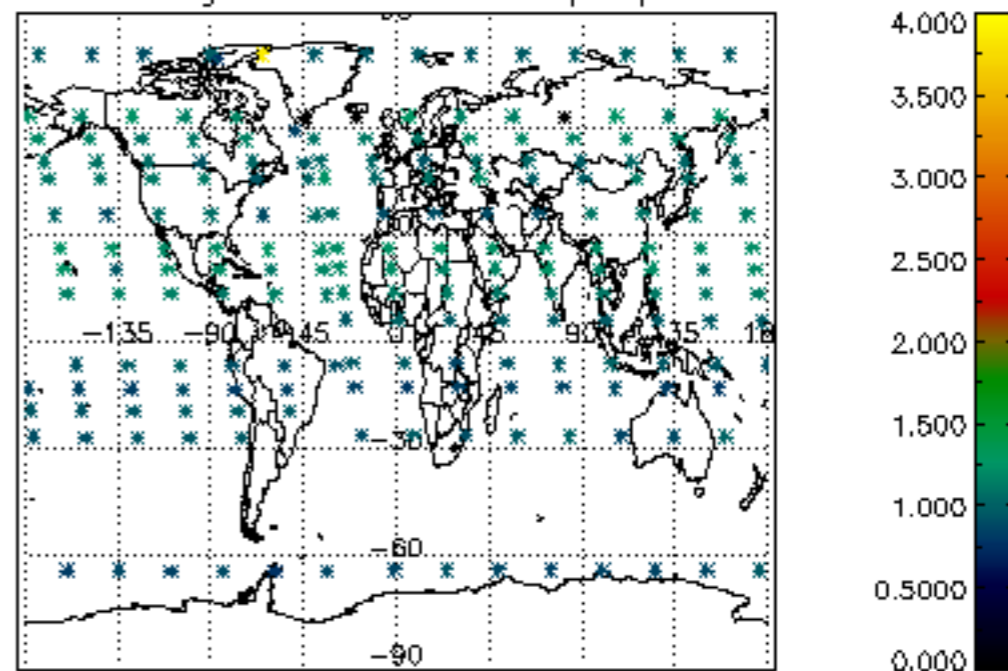




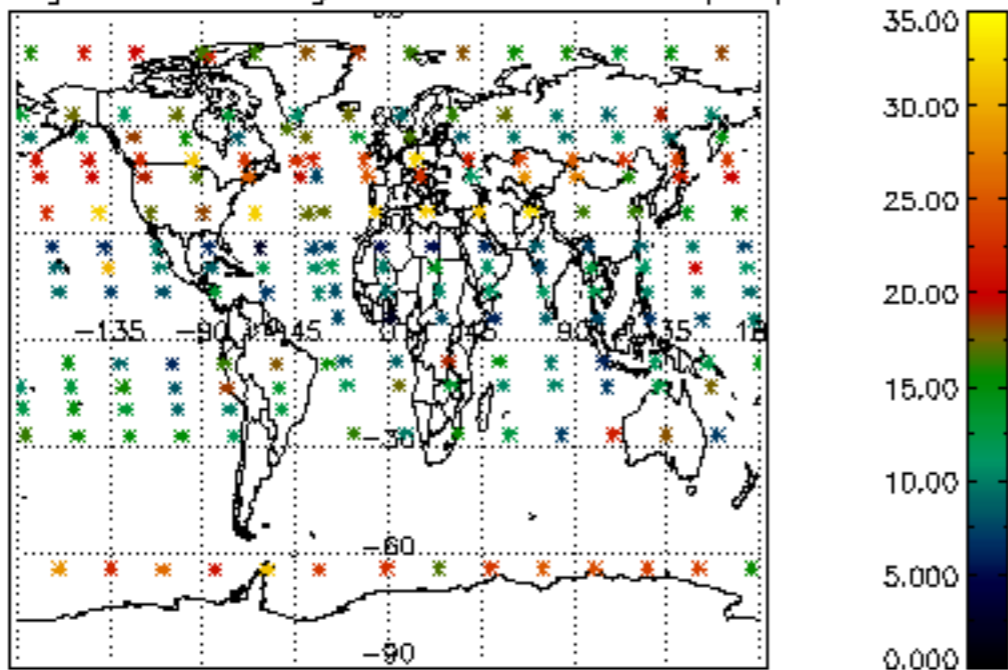
Percentage of cosmic ray hits per profile



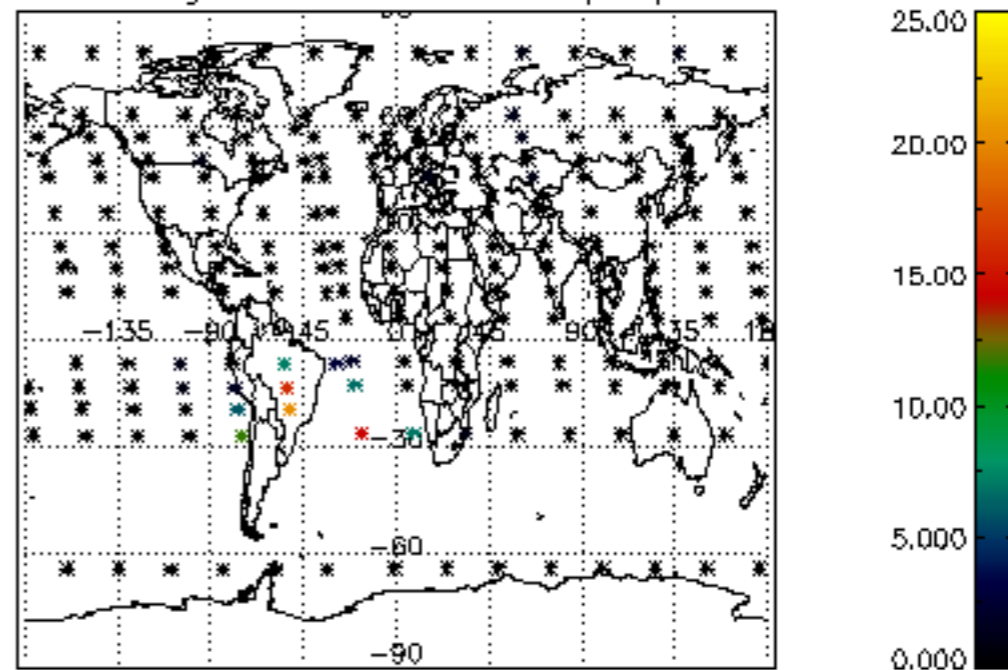
Percentage of datation errors per profile



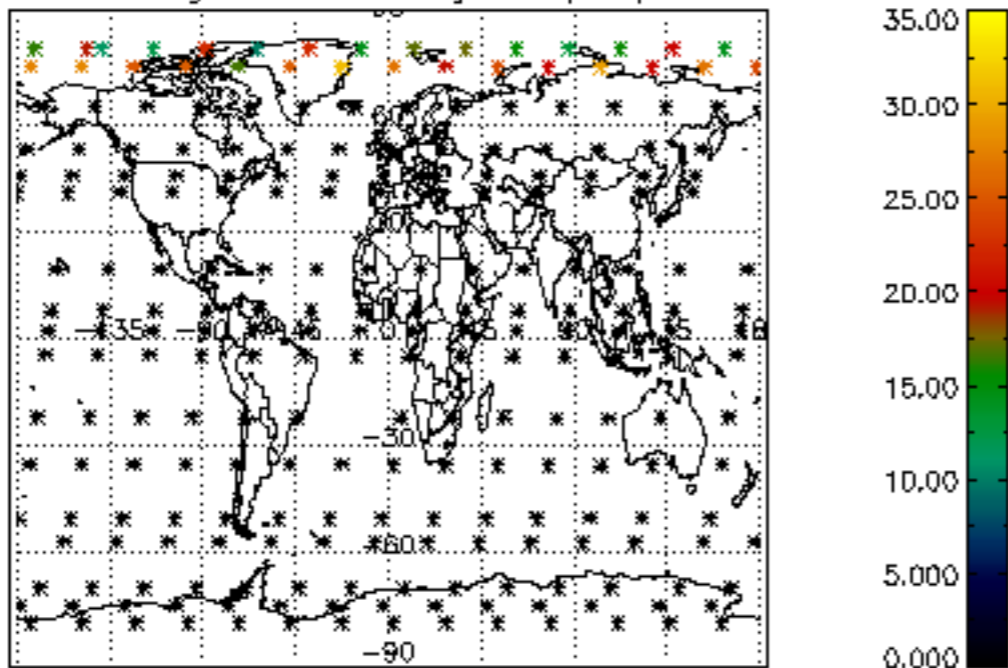
Percentage of star falling outside central band per profile



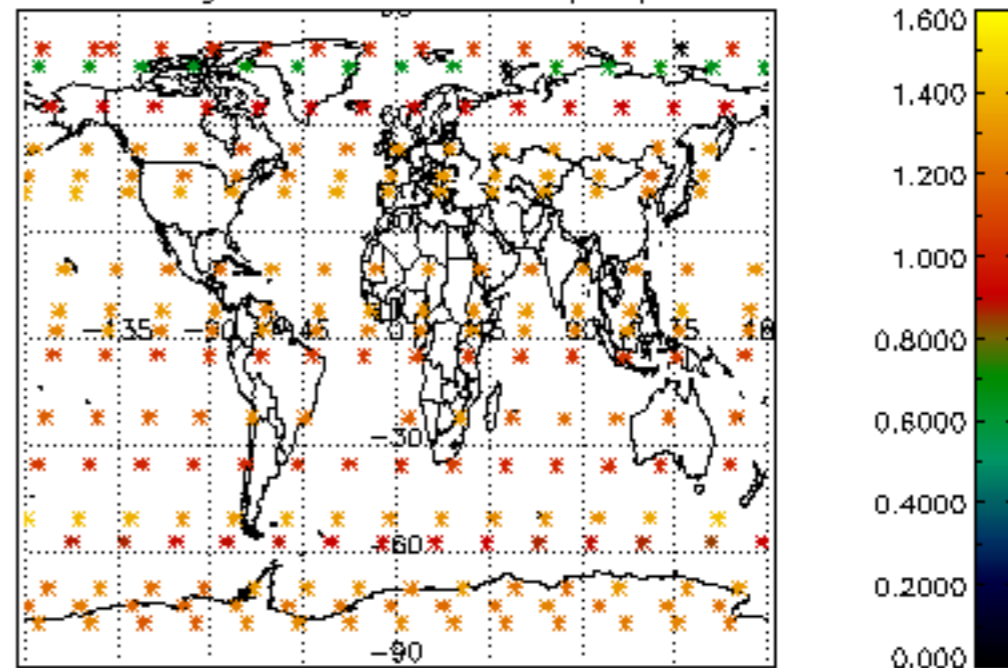
Percentage of saturation errors per profile



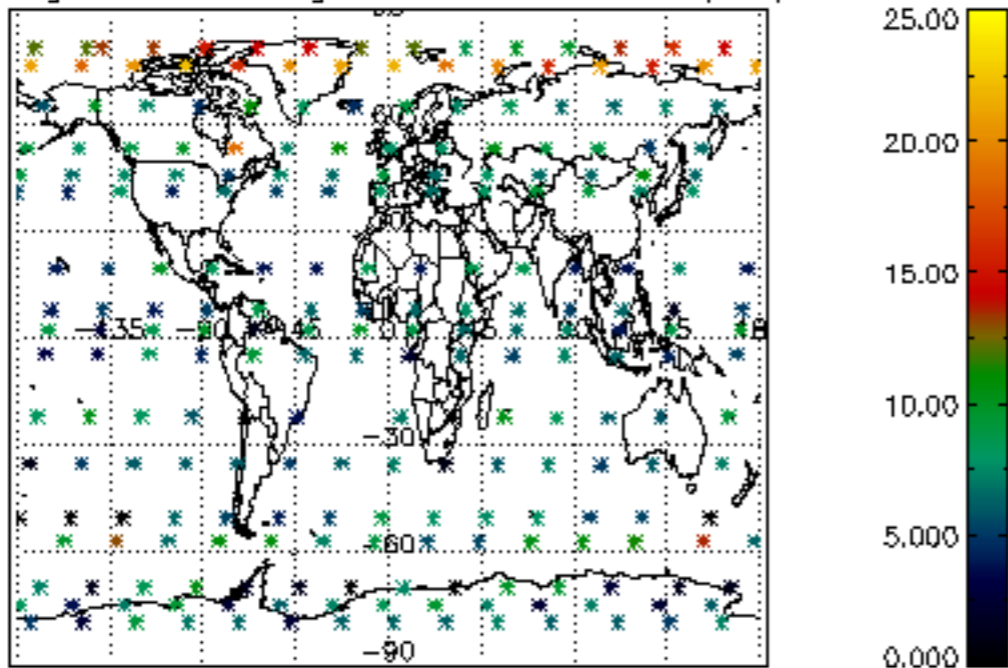
Percentage of cosmic ray hits per profile



Percentage of datation errors per profile



Percentage of star falling outside central band per profile



Percentage of saturation errors per profile

