

GOMOS Level 2 Daily Report

SUMMARY

[1. General Info](#)

[2. Summary of processed GOM_NL_2P products](#)

[3. Level 2 Quality information per product](#)

[3.1 Plot of level 2 quality information per product \(time dependant\)](#)

[3.2 Plot of level 2 quality information per product \(world map\)](#)

[4. Level 1 Quality information per product \(stored on level 2 products\)](#)

[4.1 Plot of level 1 quality information per product \(time dependant\)](#)

[4.1.1 Plot of level 1 quality information per product \(time dependant\): ASCENDING](#)

[4.1.2 Plot of level 1 quality information per product \(time dependant\): DESCENDING](#)

[4.2 Plot of level 1 quality information per product \(world map\)](#)

[4.2.1 Plot of level 1 quality information per product \(world map\): ASCENDING](#)

[4.2.2 Plot of level 1 quality information per product \(world map\): DESCENDING](#)

[5. Ozone profiles based on quality statistics and other trace gas profiles](#)

[5.1 Ozone statistics based on quality of products](#)

[5.2 Plot ozone profiles for all STD \(dark without errors\)](#)

[5.3 Plot ozone profiles where STD < 20% \(dark without errors\)](#)

[5.4. Plot ozone profiles where STD < 10% \(dark without errors\)](#)

[5.5. Plot ozone profiles where STD < 5% \(dark without errors\)](#)

[5.6 Plot NO2 profiles for all STD \(dark without errors\)](#)

[5.7 Plot NO3 profiles for all STD \(dark without errors\)](#)

[5.8 Plot H2O profiles \(only for occultations of stars 1,2,3,4,13,14,16,26,63 dark without errors\) for all STD](#)

[6. Auxiliary Data Files used for the production reported in section 2](#)

This report presents the daily analysis on parameters extracted from GOMOS level 2 data (GOM_NL__2P). It is intended to monitor some important parameters that will impact the quality of these products. A list of level 2 products (and content) that have arrived during the reporting day to the PCF is also given.

Item	Value
Time of report generation	18APR2013 21:47:35
Data source version	GOMOS/6.01
Start time of products	18-03-2004 (18MAR2004 00:00:00)
Stop time of products	19-03-2004 (19MAR2004 00:00:00)
Store outputs in DB	Yes
Nb of level 2 prods	437
Nb of prods with errors	0

2. Summary of processed GOM_NL__2P products.

Nr	Filename	UTC Start time	Limb	Duration	Star Id	Star Name	Star Mag	Star Temp	Nb Meas	Orbit	Prod. error
1	GOM_NL__2PRFIN20040318_000042_000000472025_00131_10706_0629.N1	18-MAR-2004 00:00:42	Dark	47.000	141	Bet Ara	2.8400	4600.0	94	10706	No
2	GOM_NL__2PRFIN20040318_000250_000000542025_00131_10706_0630.N1	18-MAR-2004 00:02:50	Dark	54.000	43	Alp TrA	1.9100	4250.0	108	10706	No
3	GOM_NL__2PRFIN20040318_000421_000000422025_00131_10706_0631.N1	18-MAR-2004 00:04:21	Dark	42.000	134	Bet TrA	2.8100	6600.0	84	10706	No
4	GOM_NL__2PRFIN20040318_000704_000000482025_00131_10706_0632.N1	18-MAR-2004 00:07:04	Dark	48.000	4	Alp1Cen	-0.010000	5800.0	96	10706	No
5	GOM_NL__2PRFIN20040318_000835_000000392025_00131_10706_0633.N1	18-MAR-2004 00:08:35	Dark	39.000	112	Alp Mus	2.6880	26000.	78	10706	No
6	GOM_NL__2PRFIN20040318_001005_000000532025_00131_10706_0634.N1	18-MAR-2004 00:10:05	Dark	53.000	12	Alp1Cru	0.77500	30000.	106	10706	No
7	GOM_NL__2PRFIN20040318_001123_000000522025_00131_10706_0635.N1	18-MAR-2004 00:11:23	Straylight	52.000	26	Gam Cru	1.6240	2900.0	104	10706	No
8	GOM_NL__2PRFIN20040318_001343_000000632025_00131_10706_0636.N1	18-MAR-2004 00:13:43	Straylight	63.000	54	5The Cen	2.0550	4500.0	126	10706	No
9	GOM_NL__2PRFIN20040318_001527_000000522025_00131_10706_0637.N1	18-MAR-2004 00:15:27	Straylight	51.500	123	lot Cen	2.7500	10200.	103	10706	No
10	GOM_NL__2PRFIN20040318_002023_000000612025_00131_10706_0638.N1	18-MAR-2004 00:20:23	Straylight	61.000	169	46Gam Hya	2.9910	4700.0	122	10706	No
11	GOM_NL__2PRFIN20040318_002322_000000512025_00131_10706_0639.N1	18-MAR-2004 00:23:22	Twilight_stray	50.500	100	4Gam Crv	2.5800	13100.	101	10706	No
12	GOM_NL__2PRFIN20040318_002558_000000832025_00131_10706_0640.N1	18-MAR-2004 00:25:58	Bright	82.500	15	67Alp Vir	0.97600	28000.	165	10706	No
13	GOM_NL__2PRFIN20040318_002939_000000592025_00131_10706_0641.N1	18-MAR-2004 00:29:39	Bright	59.000	121	29Gam Vir	2.7400	7200.0	118	10706	No
14	GOM_NL__2PRFIN20040318_003239_000000422025_00131_10706_0642.N1	18-MAR-2004 00:32:39	Bright	41.500	22	32Alp Leo	1.3600	15200.	83	10706	No
15	GOM_NL__2PRFIN20040318_003454_000000402025_00131_10706_0643.N1	18-MAR-2004 00:34:54	Bright	40.000	51	41Gam1Leo	2.0100	4500.0	80	10706	No
16	GOM_NL__2PRFIN20040318_004231_000000412025_00131_10706_0644.N1	18-MAR-2004 00:42:31	Bright	41.000	174	52Psi UMa	3.0040	4400.0	82	10706	No
17	GOM_NL__2PRFIN20040318_004544_000000382025_00131_10706_0645.N1	18-MAR-2004 00:45:44	Bright	38.000	82	48Bet UMa	2.3650	10600.	76	10706	No
18	GOM_NL__2PRFIN20040318_005017_000000552025_00131_10706_0646.N1	18-MAR-2004 00:50:17	Bright	55.000	39	85Eta UMa	1.8540	24000.	110	10706	No
19	GOM_NL__2PRFIN20040318_005414_000000412025_00131_10706_0647.N1	18-MAR-2004 00:54:14	Bright	41.000	60	7Bet UMi	2.0810	3950.0	82	10706	No
20	GOM_NL__2PRFIN20040318_005810_000000512025_00131_10706_0648.N1	18-MAR-2004 00:58:10	Bright	50.500	119	14Eta Dra	2.7270	4700.0	101	10706	No
21	GOM_NL__2PRFIN20040318_010141_000000382025_00131_10706_0649.N1	18-MAR-2004 01:01:41	Bright	37.500	74	11Bet Cas	2.2680	6600.0	75	10706	No
22	GOM_NL__2PRFIN20040318_010414_000000532025_00131_10706_0650.N1	18-MAR-2004 01:04:14	Bright	52.500	69	33Gam Dra	2.2310	3800.0	105	10706	No
23	GOM_NL__2PRFIN20040318_010741_000000402025_00131_10706_0651.N1	18-MAR-2004 01:07:41	Bright	39.500	19	50Alp Cyg	1.2460	10500.	79	10706	No
24	GOM_NL__2PRFIN20040318_010915_000000412025_00131_10706_0652.N1	18-MAR-2004 01:09:15	Bright	40.500	66	37Gam Cyg	2.2080	5900.0	81	10706	No
25	GOM_NL__2PRFIN20040318_011100_000000412025_00131_10706_0653.N1	18-MAR-2004 01:11:00	Bright	41.000	92	53Eps Cyg	2.5000	4500.0	82	10706	No
26	GOM_NL__2PRFIN20040318_011931_000000542025_00131_10706_0654.N1	18-MAR-2004 01:19:31	Twilight_stray	53.500	11	53Alp Aql	0.76500	8000.0	107	10706	No
27	GOM_NL__2PRFIN20040318_012953_000000522025_00131_10706_0655.N1	18-MAR-2004 01:29:53	Dark	52.000	155	41Pi Sgr	2.9000	6600.0	104	10706	No
28	GOM_NL__2PRFIN20040318_013157_000000512025_00131_10706_0656.N1	18-MAR-2004 01:31:57	Dark	50.500	57	34Sig Sgr	2.0660	26000.	101	10706	No
29	GOM_NL__2PRFIN20040318_013328_000000572025_00131_10706_0657.N1	18-MAR-2004 01:33:28	Dark	56.500	137	22Lam Sgr	2.8240	4400.0	113	10706	No
30	GOM_NL__2PRFIN20040318_013526_000000552025_00131_10706_0658.N1	18-MAR-2004 01:35:26	Dark	54.500	38	20Eps Sgr	1.8360	11000.	109	10706	No
31	GOM_NL__2PRFIN20040318_014117_000000482025_00132_10707_0629.N1	18-MAR-2004 01:41:17	Dark	47.500	141	Bet Ara	2.8400	4600.0	95	10707	No
32	GOM_NL__2PRFIN20040318_014326_000000462025_00132_10707_0630.N1	18-MAR-2004 01:43:26	Dark	46.000	43	Alp TrA	1.9100	4250.0	92	10707	No
33	GOM_NL__2PRFIN20040318_014458_000000422025_00132_10707_0631.N1	18-MAR-2004 01:44:58	Dark	41.500	134	Bet TrA	2.8100	6600.0	83	10707	No
34	GOM_NL__2PRFIN20040318_014740_000000492025_00132_10707_0632.N1	18-MAR-2004 01:47:40	Dark	49.000	4	Alp1Cen	-0.010000	5800.0	98	10707	No
35	GOM_NL__2PRFIN20040318_014910_000000402025_00132_10707_0633.N1	18-MAR-2004 01:49:10	Dark	40.000	112	Alp Mus	2.6880	26000.	80	10707	No
36	GOM_NL__2PRFIN20040318_015043_000000522025_00132_10707_0634.N1	18-MAR-2004 01:50:43	Dark	52.000	12	Alp1Cru	0.77500	30000.	104	10707	No
37	GOM_NL__2PRFIN20040318_015159_000000542025_00132_10707_0635.N1	18-MAR-2004 01:51:59	Straylight	54.000	26	Gam Cru	1.6240	2900.0	108	10707	No
38	GOM_NL__2PRFIN20040318_015420_000000602025_00132_10707_0636.N1	18-MAR-2004 01:54:20	Straylight	60.000	54	5The Cen	2.0550	4500.0	120	10707	No
39	GOM_NL__2PRFIN20040318_015603_000000502025_00132_10707_0637.N1	18-MAR-2004 01:56:03	Straylight	50.000	123	lot Cen	2.7500	10200.	100	10707	No
40	GOM_NL__2PRFIN20040318_020059_000000632025_00132_10707_0638.N1	18-MAR-2004 02:00:59	Straylight	63.000	169	46Gam Hya	2.9910	4700.0	126	10707	No
41	GOM_NL__2PRFIN20040318_020357_000000532025_00132_10707_0639.N1	18-MAR-2004 02:03:57	Twilight_stray	52.500	100	4Gam Crv	2.5800	13100.	105	10707	No
42	GOM_NL__2PRFIN20040318_020634_000000802025_00132_10707_0640.N1	18-MAR-2004 02:06:34	Bright	80.000	15	67Alp Vir	0.97600	28000.	160	10707	No

43	GOM_NL__2PRFIN20040318_021013_000000582025_00132_10707_0641.N1	18-MAR-2004 02: 10: 13	Bright	58.000	121	29Gam Vir	2.7400	7200.0	116	10707	No
44	GOM_NL__2PRFIN20040318_021315_000000442025_00132_10707_0642.N1	18-MAR-2004 02: 13: 15	Bright	43.500	22	32Alp Leo	1.3600	15200.	87	10707	No
45	GOM_NL__2PRFIN20040318_021528_000000472025_00132_10707_0643.N1	18-MAR-2004 02: 15: 28	Bright	46.500	51	41Gam1Leo	2.0100	4500.0	93	10707	No
46	GOM_NL__2PRFIN20040318_022306_000000402025_00132_10707_0644.N1	18-MAR-2004 02: 23: 06	Bright	40.000	174	52Psi UMa	3.0040	4400.0	80	10707	No
47	GOM_NL__2PRFIN20040318_022619_000000392025_00132_10707_0645.N1	18-MAR-2004 02: 26: 19	Bright	38.500	82	48Bet UMa	2.3650	10600.	77	10707	No
48	GOM_NL__2PRFIN20040318_023052_000000512025_00132_10707_0646.N1	18-MAR-2004 02: 30: 52	Bright	50.500	39	85Eta UMa	1.8540	24000.	101	10707	No
49	GOM_NL__2PRFIN20040318_023449_000000422025_00132_10707_0647.N1	18-MAR-2004 02: 34: 49	Bright	42.000	60	7Bet UMi	2.0810	3950.0	84	10707	No
50	GOM_NL__2PRFIN20040318_023845_000000502025_00132_10707_0648.N1	18-MAR-2004 02: 38: 45	Bright	49.500	119	14Eta Dra	2.7270	4700.0	99	10707	No
51	GOM_NL__2PRFIN20040318_024218_000000392025_00132_10707_0649.N1	18-MAR-2004 02: 42: 18	Bright	39.000	74	11Bet Cas	2.2680	6600.0	78	10707	No
52	GOM_NL__2PRFIN20040318_024449_000000532025_00132_10707_0650.N1	18-MAR-2004 02: 44: 49	Bright	52.500	69	33Gam Dra	2.2310	3800.0	105	10707	No
53	GOM_NL__2PRFIN20040318_024817_000000382025_00132_10707_0651.N1	18-MAR-2004 02: 48: 17	Bright	38.000	19	50Alp Cyg	1.2460	10500.	76	10707	No
54	GOM_NL__2PRFIN20040318_024951_000000422025_00132_10707_0652.N1	18-MAR-2004 02: 49: 51	Bright	42.000	66	37Gam Cyg	2.2080	5900.0	84	10707	No
55	GOM_NL__2PRFIN20040318_025136_000000402025_00132_10707_0653.N1	18-MAR-2004 02: 51: 36	Bright	40.000	92	53Eps Cyg	2.5000	4500.0	80	10707	No
56	GOM_NL__2PRFIN20040318_030007_000000552025_00132_10707_0654.N1	18-MAR-2004 03: 00: 07	Tw_i_and_stray	54.500	11	53Alp Aql	0.76500	8000.0	109	10707	No
57	GOM_NL__2PRFIN20040318_031232_000000562025_00132_10707_0655.N1	18-MAR-2004 03: 12: 32	Dark	55.500	57	34Sig Sgr	2.0660	26000.	111	10707	No
58	GOM_NL__2PRFIN20040318_031405_000000592025_00132_10707_0656.N1	18-MAR-2004 03: 14: 05	Dark	58.500	137	22Lam Sgr	2.8240	4400.0	117	10707	No
59	GOM_NL__2PRFIN20040318_031604_000000542025_00132_10707_0657.N1	18-MAR-2004 03: 16: 04	Dark	54.000	38	20Eps Sgr	1.8360	11000.	108	10707	No
60	GOM_NL__2PRFIN20040318_032156_000000442025_00133_10708_0629.N1	18-MAR-2004 03: 21: 56	Dark	44.000	141	Bet Ara	2.8400	4600.0	88	10708	No
61	GOM_NL__2PRFIN20040318_032404_000000432025_00133_10708_0630.N1	18-MAR-2004 03: 24: 04	Dark	42.500	43	Alp TrA	1.9100	4250.0	85	10708	No
62	GOM_NL__2PRFIN20040318_032534_000000412025_00133_10708_0631.N1	18-MAR-2004 03: 25: 34	Dark	40.500	134	Bet TrA	2.8100	6600.0	81	10708	No
63	GOM_NL__2PRFIN20040318_032818_000000572025_00133_10708_0632.N1	18-MAR-2004 03: 28: 18	Dark	57.000	4	Alp1Cen	-0.010000	5800.0	114	10708	No
64	GOM_NL__2PRFIN20040318_032948_000000402025_00133_10708_0633.N1	18-MAR-2004 03: 29: 48	Dark	40.000	112	Alp Mus	2.6880	26000.	80	10708	No
65	GOM_NL__2PRFIN20040318_033119_000000502025_00133_10708_0634.N1	18-MAR-2004 03: 31: 19	Dark	49.500	12	Alp1Cru	0.77500	30000.	99	10708	No
66	GOM_NL__2PRFIN20040318_033237_000000542025_00133_10708_0635.N1	18-MAR-2004 03: 32: 37	Straylight	54.000	26	Gam Cru	1.6240	2900.0	108	10708	No
67	GOM_NL__2PRFIN20040318_033457_000000602025_00133_10708_0636.N1	18-MAR-2004 03: 34: 57	Straylight	59.500	54	5The Cen	2.0550	4500.0	119	10708	No
68	GOM_NL__2PRFIN20040318_033640_000000512025_00133_10708_0637.N1	18-MAR-2004 03: 36: 40	Straylight	51.000	123	lot Cen	2.7500	10200.	102	10708	No
69	GOM_NL__2PRFIN20040318_034135_000000662025_00133_10708_0638.N1	18-MAR-2004 03: 41: 35	Straylight	66.000	169	46Gam Hya	2.9910	4700.0	132	10708	No
70	GOM_NL__2PRFIN20040318_034433_000000492025_00133_10708_0639.N1	18-MAR-2004 03: 44: 33	Tw_i_and_stray	49.000	100	4Gam Crv	2.5800	13100.	98	10708	No
71	GOM_NL__2PRFIN20040318_034709_000000832025_00133_10708_0640.N1	18-MAR-2004 03: 47: 09	Bright	82.500	15	67Alp Vir	0.97600	28000.	165	10708	No
72	GOM_NL__2PRFIN20040318_035049_000000582025_00133_10708_0641.N1	18-MAR-2004 03: 50: 49	Bright	58.000	121	29Gam Vir	2.7400	7200.0	116	10708	No
73	GOM_NL__2PRFIN20040318_035354_000000392025_00133_10708_0642.N1	18-MAR-2004 03: 53: 54	Bright	38.500	22	32Alp Leo	1.3600	15200.	77	10708	No
74	GOM_NL__2PRFIN20040318_035605_000000412025_00133_10708_0643.N1	18-MAR-2004 03: 56: 05	Bright	40.500	51	41Gam1Leo	2.0100	4500.0	81	10708	No
75	GOM_NL__2PRFIN20040318_040342_000000402025_00133_10708_0644.N1	18-MAR-2004 04: 03: 42	Bright	39.500	174	52Psi UMa	3.0040	4400.0	79	10708	No
76	GOM_NL__2PRFIN20040318_040655_000000402025_00133_10708_0645.N1	18-MAR-2004 04: 06: 55	Bright	39.500	82	48Bet UMa	2.3650	10600.	79	10708	No
77	GOM_NL__2PRFIN20040318_041127_000000552025_00133_10708_0646.N1	18-MAR-2004 04: 11: 27	Bright	55.000	39	85Eta UMa	1.8540	24000.	110	10708	No
78	GOM_NL__2PRFIN20040318_041525_000000432025_00133_10708_0647.N1	18-MAR-2004 04: 15: 25	Bright	42.500	60	7Bet UMi	2.0810	3950.0	85	10708	No
79	GOM_NL__2PRFIN20040318_041921_000000512025_00133_10708_0648.N1	18-MAR-2004 04: 19: 21	Bright	51.000	119	14Eta Dra	2.7270	4700.0	102	10708	No
80	GOM_NL__2PRFIN20040318_042254_000000402025_00133_10708_0649.N1	18-MAR-2004 04: 22: 54	Bright	40.000	74	11Bet Cas	2.2680	6600.0	80	10708	No
81	GOM_NL__2PRFIN20040318_042524_000000532025_00133_10708_0650.N1	18-MAR-2004 04: 25: 24	Bright	53.000	69	33Gam Dra	2.2310	3800.0	106	10708	No
82	GOM_NL__2PRFIN20040318_042853_000000392025_00133_10708_0651.N1	18-MAR-2004 04: 28: 53	Bright	38.500	19	50Alp Cyg	1.2460	10500.	77	10708	No
83	GOM_NL__2PRFIN20040318_043027_000000422025_00133_10708_0652.N1	18-MAR-2004 04: 30: 27	Bright	42.000	66	37Gam Cyg	2.2080	5900.0	84	10708	No
84	GOM_NL__2PRFIN20040318_043213_000000392025_00133_10708_0653.N1	18-MAR-2004 04: 32: 13	Bright	39.000	92	53Eps Cyg	2.5000	4500.0	78	10708	No
85	GOM_NL__2PRFIN20040318_044043_000000592025_00133_10708_0654.N1	18-MAR-2004 04: 40: 43	Tw_i_and_stray	58.500	11	53Alp Aql	0.76500	8000.0	117	10708	No
86	GOM_NL__2PRFIN20040318_045107_000000522025_00133_10708_0655.N1	18-MAR-2004 04: 51: 07	Dark	52.000	155	41Pi Sgr	2.9000	6600.0	104	10708	No
87	GOM_NL__2PRFIN20040318_045311_000000482025_00133_10708_0656.N1	18-MAR-2004 04: 53: 11	Dark	48.000	57	34Sig Sgr	2.0660	26000.	96	10708	No
88	GOM_NL__2PRFIN20040318_045443_000000572025_00133_10708_0657.N1	18-MAR-2004 04: 54: 43	Dark	56.500	137	22Lam Sgr	2.8240	4400.0	113	10708	No
89	GOM_NL__2PRFIN20040318_045642_000000522025_00133_10708_0658.N1	18-MAR-2004 04: 56: 42	Dark	52.000	38	20Eps Sgr	1.8360	11000.	104	10708	No
90	GOM_NL__2PRFIN20040318_050233_000000442025_00134_10709_0630.N1	18-MAR-2004 05: 02: 33	Dark	44.000	141	Bet Ara	2.8400	4600.0	88	10709	No
91	GOM_NL__2PRFIN20040318_050441_000000412025_00134_10709_0631.N1	18-MAR-2004 05: 04: 41	Dark	41.000	43	Alp TrA	1.9100	4250.0	82	10709	No
92	GOM_NL__2PRFIN20040318_050611_000000412025_00134_10709_0632.N1	18-MAR-2004 05: 06: 11	Dark	40.500	134	Bet TrA	2.8100	6600.0	81	10709	No
93	GOM_NL__2PRFIN20040318_050855_000000552025_00134_10709_0633.N1	18-MAR-2004 05: 08: 55	Dark	54.500	4	Alp1Cen	-0.010000	5800.0	109	10709	No
94	GOM_NL__2PRFIN20040318_051025_000000392025_00134_10709_0634.N1	18-MAR-2004 05: 10: 25	Dark	38.500	112	Alp Mus	2.6880	26000.	77	10709	No
95	GOM_NL__2PRFIN20040318_051156_000000452025_00134_10709_0635.N1	18-MAR-2004 05: 11: 56	Dark	44.500	12	Alp1Cru	0.77500	30000.	89	10709	No
96	GOM_NL__2PRFIN20040318_051315_000000482025_00134_10709_0636.N1	18-MAR-2004 05: 13: 15	Straylight	47.500	26	Gam Cru	1.6240	2900.0	95	10709	No
97	GOM_NL__2PRFIN20040318_051534_000000652025_00134_10709_0637.N1	18-MAR-2004 05: 15: 34	Straylight	64.500	54	5The Cen	2.0550	4500.0	129	10709	No
98	GOM_NL__2PRFIN20040318_051717_000000502025_00134_10709_0638.N1	18-MAR-2004 05: 17: 17	Straylight	49.500	123	lot Cen	2.7500	10200.	99	10709	No
99	GOM_NL__2PRFIN20040318_052212_000000622025_00134_10709_0639.N1	18-MAR-2004 05: 22: 12	Straylight	62.000	169	46Gam Hya	2.9910	4700.0	124	10709	No
100	GOM_NL__2PRFIN20040318_052509_000000522025_00134_10709_0640.N1	18-MAR-2004 05: 25: 09	Tw_i_and_stray	51.500	100	4Gam Crv	2.5800	13100.	103	10709	No
101	GOM_NL__2PRFIN20040318_052744_000000842025_00134_10709_0641.N1	18-MAR-2004 05: 27: 44	Bright	84.000	15	67Alp Vir	0.97600	28000.	168	10709	No

102	GOM_NL__2PRFIN20040318_053125_000000602025_00134_10709_0642.N1	18-MAR-2004 05:31:25	Bright	59.500	121	29Gam Vir	2.7400	7200.0	119	10709	No
103	GOM_NL__2PRFIN20040318_053431_000000382025_00134_10709_0643.N1	18-MAR-2004 05:34:31	Bright	38.000	22	32Alp Leo	1.3600	15200.	76	10709	No
104	GOM_NL__2PRFIN20040318_053642_000000392025_00134_10709_0644.N1	18-MAR-2004 05:36:42	Bright	38.500	51	41Gam1Leo	2.0100	4500.0	77	10709	No
105	GOM_NL__2PRFIN20040318_054418_000000402025_00134_10709_0645.N1	18-MAR-2004 05:44:18	Bright	40.000	174	52Psi UMa	3.0040	4400.0	80	10709	No
106	GOM_NL__2PRFIN20040318_054732_000000382025_00134_10709_0646.N1	18-MAR-2004 05:47:32	Bright	37.500	82	48Bet UMa	2.3650	10600.	75	10709	No
107	GOM_NL__2PRFIN20040318_055201_000000532025_00134_10709_0647.N1	18-MAR-2004 05:52:01	Bright	53.000	39	85Eta UMa	1.8540	24000.	106	10709	No
108	GOM_NL__2PRFIN20040318_055601_000000432025_00134_10709_0648.N1	18-MAR-2004 05:56:01	Bright	43.000	60	7Bet UMi	2.0810	3950.0	86	10709	No
109	GOM_NL__2PRFIN20040318_055956_000000502025_00134_10709_0649.N1	18-MAR-2004 05:59:56	Bright	50.000	119	14Eta Dra	2.7270	4700.0	100	10709	No
110	GOM_NL__2PRFIN20040318_060328_000000412025_00134_10709_0650.N1	18-MAR-2004 06:03:28	Bright	40.500	74	11Bet Cas	2.2680	6600.0	81	10709	No
111	GOM_NL__2PRFIN20040318_060600_000000562025_00134_10709_0651.N1	18-MAR-2004 06:06:00	Bright	56.000	69	33Gam Dra	2.2310	3800.0	112	10709	No
112	GOM_NL__2PRFIN20040318_060929_000000402025_00134_10709_0652.N1	18-MAR-2004 06:09:29	Bright	40.000	19	50Alp Cyg	1.2460	10500.	80	10709	No
113	GOM_NL__2PRFIN20040318_061103_000000422025_00134_10709_0653.N1	18-MAR-2004 06:11:03	Bright	41.500	66	37Gam Cyg	2.2080	5900.0	83	10709	No
114	GOM_NL__2PRFIN20040318_061248_000000392025_00134_10709_0654.N1	18-MAR-2004 06:12:48	Bright	39.000	92	53Eps Cyg	2.5000	4500.0	78	10709	No
115	GOM_NL__2PRFIN20040318_062120_000000542025_00134_10709_0655.N1	18-MAR-2004 06:21:20	Tw_i_and_stray	54.000	11	53Alp Aql	0.76500	8000.0	108	10709	No
116	GOM_NL__2PRFIN20040318_063144_000000482025_00134_10709_0656.N1	18-MAR-2004 06:31:44	Dark	48.000	155	41Pi Sgr	2.9000	6600.0	96	10709	No
117	GOM_NL__2PRFIN20040318_063348_000000502025_00134_10709_0657.N1	18-MAR-2004 06:33:48	Dark	50.000	57	34Sig Sgr	2.0660	26000.	100	10709	No
118	GOM_NL__2PRFIN20040318_063519_000000602025_00134_10709_0658.N1	18-MAR-2004 06:35:19	Dark	60.000	137	22Lam Sgr	2.8240	4400.0	120	10709	No
119	GOM_NL__2PRFIN20040318_063719_000000612025_00134_10709_0659.N1	18-MAR-2004 06:37:19	Dark	61.000	38	20Eps Sgr	1.8360	11000.	122	10709	No
120	GOM_NL__2PRFIN20040318_064310_000000432025_00135_10710_0630.N1	18-MAR-2004 06:43:10	Dark	42.500	141	Bet Ara	2.8400	4600.0	85	10710	No
121	GOM_NL__2PRFIN20040318_064518_000000462025_00135_10710_0631.N1	18-MAR-2004 06:45:18	Dark	45.500	43	Alp TrA	1.9100	4250.0	91	10710	No
122	GOM_NL__2PRFIN20040318_064647_000000412025_00135_10710_0632.N1	18-MAR-2004 06:46:47	Dark	41.000	134	Bet TrA	2.8100	6600.0	82	10710	No
123	GOM_NL__2PRFIN20040318_064931_000000512025_00135_10710_0633.N1	18-MAR-2004 06:49:31	Dark	51.000	4	Alp1Cen	-0.010000	5800.0	102	10710	No
124	GOM_NL__2PRFIN20040318_065101_000000382025_00135_10710_0634.N1	18-MAR-2004 06:51:01	Dark	38.000	112	Alp Mus	2.6880	26000.	76	10710	No
125	GOM_NL__2PRFIN20040318_065233_000000482025_00135_10710_0635.N1	18-MAR-2004 06:52:33	Dark	47.500	12	Alp1Cru	0.77500	30000.	95	10710	No
126	GOM_NL__2PRFIN20040318_065351_000000482025_00135_10710_0636.N1	18-MAR-2004 06:53:51	Straylight	48.000	26	Gam Cru	1.6240	2900.0	96	10710	No
127	GOM_NL__2PRFIN20040318_065611_000000632025_00135_10710_0637.N1	18-MAR-2004 06:56:11	Straylight	63.000	54	5The Cen	2.0550	4500.0	126	10710	No
128	GOM_NL__2PRFIN20040318_065754_000000492025_00135_10710_0638.N1	18-MAR-2004 06:57:54	Straylight	49.000	123	lot Cen	2.7500	10200.	98	10710	No
129	GOM_NL__2PRFIN20040318_070331_000000532025_00135_10710_0639.N1	18-MAR-2004 07:03:31	Straylight	52.500	106	9Bet Crv	2.6480	5600.0	105	10710	No
130	GOM_NL__2PRFIN20040318_070546_000000512025_00135_10710_0640.N1	18-MAR-2004 07:05:46	Tw_i_and_stray	50.500	100	4Gam Crv	2.5800	13100.	101	10710	No
131	GOM_NL__2PRFIN20040318_070820_000000852025_00135_10710_0641.N1	18-MAR-2004 07:08:20	Bright	85.000	15	67Alp Vir	0.97600	28000.	170	10710	No
132	GOM_NL__2PRFIN20040318_071200_000000582025_00135_10710_0642.N1	18-MAR-2004 07:12:00	Bright	58.000	121	29Gam Vir	2.7400	7200.0	116	10710	No
133	GOM_NL__2PRFIN20040318_071507_000000392025_00135_10710_0643.N1	18-MAR-2004 07:15:07	Bright	39.000	22	32Alp Leo	1.3600	15200.	78	10710	No
134	GOM_NL__2PRFIN20040318_071719_000000392025_00135_10710_0644.N1	18-MAR-2004 07:17:19	Bright	38.500	51	41Gam1Leo	2.0100	4500.0	77	10710	No
135	GOM_NL__2PRFIN20040318_072454_000000412025_00135_10710_0645.N1	18-MAR-2004 07:24:54	Bright	40.500	174	52Psi UMa	3.0040	4400.0	81	10710	No
136	GOM_NL__2PRFIN20040318_072807_000000402025_00135_10710_0646.N1	18-MAR-2004 07:28:07	Bright	39.500	82	48Bet UMa	2.3650	10600.	79	10710	No
137	GOM_NL__2PRFIN20040318_072938_000000412025_00135_10710_0647.N1	18-MAR-2004 07:29:38	Bright	40.500	36	50Alp UMa	1.8000	6300.0	81	10710	No
138	GOM_NL__2PRFIN20040318_073203_000000492025_00135_10710_0648.N1	18-MAR-2004 07:32:03	Bright	48.500	55	79Zet UMa	2.0600	10200.	97	10710	No
139	GOM_NL__2PRFIN20040318_073637_000000402025_00135_10710_0649.N1	18-MAR-2004 07:36:37	Bright	39.500	60	7Bet UMi	2.0810	3950.0	79	10710	No
140	GOM_NL__2PRFIN20040318_074032_000000502025_00135_10710_0650.N1	18-MAR-2004 07:40:32	Bright	49.500	119	14Eta Dra	2.7270	4700.0	99	10710	No
141	GOM_NL__2PRFIN20040318_074405_000000412025_00135_10710_0651.N1	18-MAR-2004 07:44:05	Bright	40.500	74	11Bet Cas	2.2680	6600.0	81	10710	No
142	GOM_NL__2PRFIN20040318_074636_000000512025_00135_10710_0652.N1	18-MAR-2004 07:46:36	Bright	50.500	69	33Gam Dra	2.2310	3800.0	101	10710	No
143	GOM_NL__2PRFIN20040318_075005_000000402025_00135_10710_0653.N1	18-MAR-2004 07:50:05	Bright	39.500	19	50Alp Cyg	1.2460	10500.	79	10710	No
144	GOM_NL__2PRFIN20040318_075139_000000412025_00135_10710_0654.N1	18-MAR-2004 07:51:39	Bright	40.500	66	37Gam Cyg	2.2080	5900.0	81	10710	No
145	GOM_NL__2PRFIN20040318_075324_000000412025_00135_10710_0655.N1	18-MAR-2004 07:53:24	Bright	41.000	92	53Eps Cyg	2.5000	4500.0	82	10710	No
146	GOM_NL__2PRFIN20040318_080156_000000562025_00135_10710_0656.N1	18-MAR-2004 08:01:56	Tw_i_and_stray	55.500	11	53Alp Aql	0.76500	8000.0	111	10710	No
147	GOM_NL__2PRFIN20040318_081221_000000532025_00135_10710_0657.N1	18-MAR-2004 08:12:21	Dark	52.500	155	41Pi Sgr	2.9000	6600.0	105	10710	No
148	GOM_NL__2PRFIN20040318_081425_000000522025_00135_10710_0658.N1	18-MAR-2004 08:14:25	Dark	51.500	57	34Sig Sgr	2.0660	26000.	103	10710	No
149	GOM_NL__2PRFIN20040318_081557_000000592025_00135_10710_0659.N1	18-MAR-2004 08:15:57	Dark	58.500	137	22Lam Sgr	2.8240	4400.0	117	10710	No
150	GOM_NL__2PRFIN20040318_081756_000000542025_00135_10710_0660.N1	18-MAR-2004 08:17:56	Dark	53.500	38	20Eps Sgr	1.8360	11000.	107	10710	No
151	GOM_NL__2PRFIN20040318_082347_000000482025_00136_10711_0630.N1	18-MAR-2004 08:23:47	Dark	47.500	141	Bet Ara	2.8400	4600.0	95	10711	No
152	GOM_NL__2PRFIN20040318_082554_000000422025_00136_10711_0631.N1	18-MAR-2004 08:25:54	Dark	41.500	43	Alp TrA	1.9100	4250.0	83	10711	No
153	GOM_NL__2PRFIN20040318_082724_000000412025_00136_10711_0632.N1	18-MAR-2004 08:27:24	Dark	41.000	134	Bet TrA	2.8100	6600.0	82	10711	No
154	GOM_NL__2PRFIN20040318_083008_000000472025_00136_10711_0633.N1	18-MAR-2004 08:30:08	Dark	47.000	4	Alp1Cen	-0.010000	5800.0	94	10711	No
155	GOM_NL__2PRFIN20040318_083138_000000392025_00136_10711_0634.N1	18-MAR-2004 08:31:38	Dark	38.500	112	Alp Mus	2.6880	26000.	77	10711	No
156	GOM_NL__2PRFIN20040318_083309_000000452025_00136_10711_0635.N1	18-MAR-2004 08:33:09	Dark	44.500	12	Alp1Cru	0.77500	30000.	89	10711	No
157	GOM_NL__2PRFIN20040318_083427_000000472025_00136_10711_0636.N1	18-MAR-2004 08:34:27	Straylight	47.000	26	Gam Cru	1.6240	2900.0	94	10711	No
158	GOM_NL__2PRFIN20040318_083648_000000612025_00136_10711_0637.N1	18-MAR-2004 08:36:48	Straylight	61.000	54	5The Cen	2.0550	4500.0	122	10711	No
159	GOM_NL__2PRFIN20040318_083830_000000502025_00136_10711_0638.N1	18-MAR-2004 08:38:30	Straylight	49.500	123	lot Cen	2.7500	10200.	99	10711	No
160	GOM_NL__2PRFIN20040318_084407_000000562025_00136_10711_0639.N1	18-MAR-2004 08:44:07	Straylight	56.000	106	9Bet Crv	2.6480	5600.0	112	10711	No

161	GOM_NL__2PRFIN20040318_084622_000000532025_00136_10711_0640.N1	18-MAR-2004 08:46:22	Twilight	52.500	100	4Gam Crv	2.5800	13100.	105	10711	No
162	GOM_NL__2PRFIN20040318_084855_000000912025_00136_10711_0641.N1	18-MAR-2004 08:48:55	Bright	90.500	15	67Alp Vir	0.97600	28000.	181	10711	No
163	GOM_NL__2PRFIN20040318_085236_000000592025_00136_10711_0642.N1	18-MAR-2004 08:52:36	Bright	59.000	121	29Gam Vir	2.7400	7200.0	118	10711	No
164	GOM_NL__2PRFIN20040318_085543_000000382025_00136_10711_0643.N1	18-MAR-2004 08:55:43	Bright	38.000	22	32Alp Leo	1.3600	15200.	76	10711	No
165	GOM_NL__2PRFIN20040318_085755_000000392025_00136_10711_0644.N1	18-MAR-2004 08:57:55	Bright	38.500	51	41Gam1Leo	2.0100	4500.0	77	10711	No
166	GOM_NL__2PRFIN20040318_090530_000000392025_00136_10711_0645.N1	18-MAR-2004 09:05:30	Bright	39.000	174	52Psi UMa	3.0040	4400.0	78	10711	No
167	GOM_NL__2PRFIN20040318_090843_000000382025_00136_10711_0646.N1	18-MAR-2004 09:08:43	Bright	38.000	82	48Bet UMa	2.3650	10600.	76	10711	No
168	GOM_NL__2PRFIN20040318_091013_000000402025_00136_10711_0647.N1	18-MAR-2004 09:10:13	Bright	39.500	36	50Alp UMa	1.8000	6300.0	79	10711	No
169	GOM_NL__2PRFIN20040318_091238_000000492025_00136_10711_0648.N1	18-MAR-2004 09:12:38	Bright	48.500	55	79Zet UMa	2.0600	10200.	97	10711	No
170	GOM_NL__2PRFIN20040318_091713_000000432025_00136_10711_0649.N1	18-MAR-2004 09:17:13	Bright	42.500	60	7Bet UMi	2.0810	3950.0	85	10711	No
171	GOM_NL__2PRFIN20040318_092108_000000502025_00136_10711_0650.N1	18-MAR-2004 09:21:08	Bright	49.500	119	14Eta Dra	2.7270	4700.0	99	10711	No
172	GOM_NL__2PRFIN20040318_092443_000000402025_00136_10711_0651.N1	18-MAR-2004 09:24:43	Bright	39.500	74	11Bet Cas	2.2680	6600.0	79	10711	No
173	GOM_NL__2PRFIN20040318_092711_000000532025_00136_10711_0652.N1	18-MAR-2004 09:27:11	Bright	53.000	69	33Gam Dra	2.2310	3800.0	106	10711	No
174	GOM_NL__2PRFIN20040318_093041_000000412025_00136_10711_0653.N1	18-MAR-2004 09:30:41	Bright	40.500	19	50Alp Cyg	1.2460	10500.	81	10711	No
175	GOM_NL__2PRFIN20040318_093215_000000412025_00136_10711_0654.N1	18-MAR-2004 09:32:15	Bright	41.000	66	37Gam Cyg	2.2080	5900.0	82	10711	No
176	GOM_NL__2PRFIN20040318_093400_000000392025_00136_10711_0655.N1	18-MAR-2004 09:34:00	Bright	39.000	92	53Eps Cyg	2.5000	4500.0	78	10711	No
177	GOM_NL__2PRFIN20040318_094232_000000602025_00136_10711_0656.N1	18-MAR-2004 09:42:32	Twilight	59.500	11	53Alp Aql	0.76500	8000.0	119	10711	No
178	GOM_NL__2PRFIN20040318_095258_000000502025_00136_10711_0657.N1	18-MAR-2004 09:52:58	Dark	50.000	155	41Pi Sgr	2.9000	6600.0	100	10711	No
179	GOM_NL__2PRFIN20040318_095502_000000502025_00136_10711_0658.N1	18-MAR-2004 09:55:02	Dark	49.500	57	34Sig Sgr	2.0660	26000.	99	10711	No
180	GOM_NL__2PRFIN20040318_095634_000000582025_00136_10711_0659.N1	18-MAR-2004 09:56:34	Dark	58.000	137	22Lam Sgr	2.8240	4400.0	116	10711	No
181	GOM_NL__2PRFIN20040318_095833_000000532025_00136_10711_0660.N1	18-MAR-2004 09:58:33	Dark	52.500	38	20Eps Sgr	1.8360	11000.	105	10711	No
182	GOM_NL__2PRFIN20040318_100423_000000442025_00137_10712_0630.N1	18-MAR-2004 10:04:23	Dark	44.000	141	Bet Ara	2.8400	4600.0	88	10712	No
183	GOM_NL__2PRFIN20040318_100631_000000412025_00137_10712_0631.N1	18-MAR-2004 10:06:31	Dark	40.500	43	Alp TrA	1.9100	4250.0	81	10712	No
184	GOM_NL__2PRFIN20040318_100801_000000422025_00137_10712_0632.N1	18-MAR-2004 10:08:01	Dark	41.500	134	Bet TrA	2.8100	6600.0	83	10712	No
185	GOM_NL__2PRFIN20040318_101044_000000572025_00137_10712_0633.N1	18-MAR-2004 10:10:44	Dark	57.000	4	Alp1Cen	-0.010000	5800.0	114	10712	No
186	GOM_NL__2PRFIN20040318_101214_000000372025_00137_10712_0634.N1	18-MAR-2004 10:12:14	Dark	37.000	112	Alp Mus	2.6880	26000.	74	10712	No
187	GOM_NL__2PRFIN20040318_101345_000000462025_00137_10712_0635.N1	18-MAR-2004 10:13:45	Dark	45.500	12	Alp1Cru	0.77500	30000.	91	10712	No
188	GOM_NL__2PRFIN20040318_101504_000000472025_00137_10712_0636.N1	18-MAR-2004 10:15:04	Straylight	46.500	26	Gam Cru	1.6240	2900.0	93	10712	No
189	GOM_NL__2PRFIN20040318_101724_000000612025_00137_10712_0637.N1	18-MAR-2004 10:17:24	Straylight	60.500	54	5The Cen	2.0550	4500.0	121	10712	No
190	GOM_NL__2PRFIN20040318_101906_000000512025_00137_10712_0638.N1	18-MAR-2004 10:19:06	Straylight	50.500	123	lot Cen	2.7500	10200.	101	10712	No
191	GOM_NL__2PRFIN20040318_102443_000000532025_00137_10712_0639.N1	18-MAR-2004 10:24:43	Straylight	53.000	106	9Bet Crv	2.6480	5600.0	106	10712	No
192	GOM_NL__2PRFIN20040318_102657_000000502025_00137_10712_0640.N1	18-MAR-2004 10:26:57	Twilight	49.500	100	4Gam Crv	2.5800	13100.	99	10712	No
193	GOM_NL__2PRFIN20040318_102931_000000842025_00137_10712_0641.N1	18-MAR-2004 10:29:31	Bright	83.500	15	67Alp Vir	0.97600	28000.	167	10712	No
194	GOM_NL__2PRFIN20040318_103309_000000592025_00137_10712_0642.N1	18-MAR-2004 10:33:09	Bright	59.000	121	29Gam Vir	2.7400	7200.0	118	10712	No
195	GOM_NL__2PRFIN20040318_103618_000000392025_00137_10712_0643.N1	18-MAR-2004 10:36:18	Bright	39.000	22	32Alp Leo	1.3600	15200.	78	10712	No
196	GOM_NL__2PRFIN20040318_103830_000000402025_00137_10712_0644.N1	18-MAR-2004 10:38:30	Bright	39.500	51	41Gam1Leo	2.0100	4500.0	79	10712	No
197	GOM_NL__2PRFIN20040318_104605_000000402025_00137_10712_0645.N1	18-MAR-2004 10:46:05	Bright	40.000	174	52Psi UMa	3.0040	4400.0	80	10712	No
198	GOM_NL__2PRFIN20040318_104919_000000392025_00137_10712_0646.N1	18-MAR-2004 10:49:19	Bright	38.500	82	48Bet UMa	2.3650	10600.	77	10712	No
199	GOM_NL__2PRFIN20040318_105049_000000422025_00137_10712_0647.N1	18-MAR-2004 10:50:49	Bright	41.500	36	50Alp UMa	1.8000	6300.0	83	10712	No
200	GOM_NL__2PRFIN20040318_105313_000000492025_00137_10712_0648.N1	18-MAR-2004 10:53:13	Bright	48.500	55	79Zet UMa	2.0600	10200.	97	10712	No
201	GOM_NL__2PRFIN20040318_105747_000000432025_00137_10712_0649.N1	18-MAR-2004 10:57:47	Bright	43.000	60	7Bet UMi	2.0810	3950.0	86	10712	No
202	GOM_NL__2PRFIN20040318_110142_000000502025_00137_10712_0650.N1	18-MAR-2004 11:01:42	Bright	49.500	119	14Eta Dra	2.7270	4700.0	99	10712	No
203	GOM_NL__2PRFIN20040318_110519_000000422025_00137_10712_0651.N1	18-MAR-2004 11:05:19	Bright	42.000	74	11Bet Cas	2.2680	6600.0	84	10712	No
204	GOM_NL__2PRFIN20040318_110747_000000552025_00137_10712_0652.N1	18-MAR-2004 11:07:47	Bright	54.500	69	33Gam Dra	2.2310	3800.0	109	10712	No
205	GOM_NL__2PRFIN20040318_111117_000000402025_00137_10712_0653.N1	18-MAR-2004 11:11:17	Bright	39.500	19	50Alp Cyg	1.2460	10500.	79	10712	No
206	GOM_NL__2PRFIN20040318_111251_000000422025_00137_10712_0654.N1	18-MAR-2004 11:12:51	Bright	41.500	66	37Gam Cyg	2.2080	5900.0	83	10712	No
207	GOM_NL__2PRFIN20040318_111436_000000412025_00137_10712_0655.N1	18-MAR-2004 11:14:36	Bright	40.500	92	53Eps Cyg	2.5000	4500.0	81	10712	No
208	GOM_NL__2PRFIN20040318_112309_000000552025_00137_10712_0656.N1	18-MAR-2004 11:23:09	Twilight	54.500	11	53Alp Aql	0.76500	8000.0	109	10712	No
209	GOM_NL__2PRFIN20040318_113335_000000512025_00137_10712_0657.N1	18-MAR-2004 11:33:35	Dark	51.000	155	41Pi Sgr	2.9000	6600.0	102	10712	No
210	GOM_NL__2PRFIN20040318_113539_000000542025_00137_10712_0658.N1	18-MAR-2004 11:35:39	Dark	54.000	57	34Sig Sgr	2.0660	26000.	108	10712	No
211	GOM_NL__2PRFIN20040318_113710_000000562025_00137_10712_0659.N1	18-MAR-2004 11:37:10	Dark	55.500	137	22Lam Sgr	2.8240	4400.0	111	10712	No
212	GOM_NL__2PRFIN20040318_113910_000000502025_00137_10712_0660.N1	18-MAR-2004 11:39:10	Dark	49.500	38	20Eps Sgr	1.8360	11000.	99	10712	No
213	GOM_NL__2PRFIN20040318_114500_000000442025_00138_10713_0630.N1	18-MAR-2004 11:45:00	Dark	43.500	141	Bet Ara	2.8400	4600.0	87	10713	No
214	GOM_NL__2PRFIN20040318_114707_000000412025_00138_10713_0631.N1	18-MAR-2004 11:47:07	Dark	41.000	43	Alp TrA	1.9100	4250.0	82	10713	No
215	GOM_NL__2PRFIN20040318_114836_000000422025_00138_10713_0632.N1	18-MAR-2004 11:48:36	Dark	42.000	134	Bet TrA	2.8100	6600.0	84	10713	No
216	GOM_NL__2PRFIN20040318_115121_000000442025_00138_10713_0633.N1	18-MAR-2004 11:51:21	Dark	44.000	4	Alp1Cen	-0.010000	5800.0	88	10713	No
217	GOM_NL__2PRFIN20040318_115250_000000382025_00138_10713_0634.N1	18-MAR-2004 11:52:50	Dark	38.000	112	Alp Mus	2.6880	26000.	76	10713	No
218	GOM_NL__2PRFIN20040318_115421_000000482025_00138_10713_0635.N1	18-MAR-2004 11:54:21	Dark	47.500	12	Alp1Cru	0.77500	30000.	95	10713	No
219	GOM_NL__2PRFIN20040318_115539_000000512025_00138_10713_0636.N1	18-MAR-2004 11:55:39	Straylight	50.500	26	Gam Cru	1.6240	2900.0	101	10713	No

220	GOM_NL__2PRFIN20040318_115801_000000622025_00138_10713_0637.N1	18-MAR-2004 11:58:01	Straylight	61.500	54	5The Cen	2.0550	4500.0	123	10713	No
221	GOM_NL__2PRFIN20040318_115942_000000502025_00138_10713_0638.N1	18-MAR-2004 11:59:42	Straylight	49.500	123	lot Cen	2.7500	10200.	99	10713	No
222	GOM_NL__2PRFIN20040318_120519_000000512025_00138_10713_0639.N1	18-MAR-2004 12:05:19	Straylight	51.000	106	9Bet Crv	2.6480	5600.0	102	10713	No
223	GOM_NL__2PRFIN20040318_120733_000000512025_00138_10713_0640.N1	18-MAR-2004 12:07:33	Tw_i_and_stray	50.500	100	4Gam Crv	2.5800	13100.	101	10713	No
224	GOM_NL__2PRFIN20040318_121005_000000842025_00138_10713_0641.N1	18-MAR-2004 12:10:05	Bright	83.500	15	67Alp Vir	0.97600	28000.	167	10713	No
225	GOM_NL__2PRFIN20040318_121345_000000602025_00138_10713_0642.N1	18-MAR-2004 12:13:45	Bright	60.000	121	29Gam Vir	2.7400	7200.0	120	10713	No
226	GOM_NL__2PRFIN20040318_121654_000000402025_00138_10713_0643.N1	18-MAR-2004 12:16:54	Bright	40.000	22	32Alp Leo	1.3600	15200.	80	10713	No
227	GOM_NL__2PRFIN20040318_121906_000000382025_00138_10713_0644.N1	18-MAR-2004 12:19:06	Bright	38.000	51	41Gam1Leo	2.0100	4500.0	76	10713	No
228	GOM_NL__2PRFIN20040318_122640_000000412025_00138_10713_0645.N1	18-MAR-2004 12:26:40	Bright	40.500	174	52Psi UMa	3.0040	4400.0	81	10713	No
229	GOM_NL__2PRFIN20040318_122954_000000392025_00138_10713_0646.N1	18-MAR-2004 12:29:54	Bright	39.000	82	48Bet UMa	2.3650	10600.	78	10713	No
230	GOM_NL__2PRFIN20040318_123124_000000422025_00138_10713_0647.N1	18-MAR-2004 12:31:24	Bright	41.500	36	50Alp UMa	1.8000	6300.0	83	10713	No
231	GOM_NL__2PRFIN20040318_123348_000000502025_00138_10713_0648.N1	18-MAR-2004 12:33:48	Bright	49.500	55	79Zet UMa	2.0600	10200.	99	10713	No
232	GOM_NL__2PRFIN20040318_123823_000000412025_00138_10713_0649.N1	18-MAR-2004 12:38:23	Bright	40.500	60	7Bet UMi	2.0810	3950.0	81	10713	No
233	GOM_NL__2PRFIN20040318_124218_000000452025_00138_10713_0650.N1	18-MAR-2004 12:42:18	Bright	45.000	119	14Eta Dra	2.7270	4700.0	90	10713	No
234	GOM_NL__2PRFIN20040318_124553_000000412025_00138_10713_0651.N1	18-MAR-2004 12:45:53	Bright	40.500	74	11Bet Cas	2.2680	6600.0	81	10713	No
235	GOM_NL__2PRFIN20040318_124822_000000562025_00138_10713_0652.N1	18-MAR-2004 12:48:22	Bright	55.500	69	33Gam Dra	2.2310	3800.0	111	10713	No
236	GOM_NL__2PRFIN20040318_125153_000000412025_00138_10713_0653.N1	18-MAR-2004 12:51:53	Bright	40.500	19	50Alp Cyg	1.2460	10500.	81	10713	No
237	GOM_NL__2PRFIN20040318_125327_000000422025_00138_10713_0654.N1	18-MAR-2004 12:53:27	Bright	42.000	66	37Gam Cyg	2.2080	5900.0	84	10713	No
238	GOM_NL__2PRFIN20040318_125513_000000382025_00138_10713_0655.N1	18-MAR-2004 12:55:13	Bright	38.000	92	53Eps Cyg	2.5000	4500.0	76	10713	No
239	GOM_NL__2PRFIN20040318_130345_000000582025_00138_10713_0656.N1	18-MAR-2004 13:03:45	Tw_i_and_stray	58.000	11	53Alp Aql	0.76500	8000.0	116	10713	No
240	GOM_NL__2PRFIN20040318_131411_000000482025_00138_10713_0657.N1	18-MAR-2004 13:14:11	Dark	48.000	155	41Pi Sgr	2.9000	6600.0	96	10713	No
241	GOM_NL__2PRFIN20040318_131615_000000512025_00138_10713_0658.N1	18-MAR-2004 13:16:15	Dark	50.500	57	34Sig Sgr	2.0660	26000.	101	10713	No
242	GOM_NL__2PRFIN20040318_131747_000000642025_00138_10713_0659.N1	18-MAR-2004 13:17:47	Dark	63.500	137	22Lam Sgr	2.8240	4400.0	127	10713	No
243	GOM_NL__2PRFIN20040318_131947_000000512025_00138_10713_0660.N1	18-MAR-2004 13:19:47	Dark	50.500	38	20Eps Sgr	1.8360	11000.	101	10713	No
244	GOM_NL__2PRFIN20040318_132536_000000432025_00139_10714_0630.N1	18-MAR-2004 13:25:36	Dark	43.000	141	Bet Ara	2.8400	4600.0	86	10714	No
245	GOM_NL__2PRFIN20040318_132743_000000422025_00139_10714_0631.N1	18-MAR-2004 13:27:43	Dark	41.500	43	Alp TrA	1.9100	4250.0	83	10714	No
246	GOM_NL__2PRFIN20040318_132913_000000402025_00139_10714_0632.N1	18-MAR-2004 13:29:13	Dark	39.500	134	Bet TrA	2.8100	6600.0	79	10714	No
247	GOM_NL__2PRFIN20040318_133157_000000442025_00139_10714_0633.N1	18-MAR-2004 13:31:57	Dark	43.500	4	Alp1Cen	-0.010000	5800.0	87	10714	No
248	GOM_NL__2PRFIN20040318_133326_000000392025_00139_10714_0634.N1	18-MAR-2004 13:33:26	Dark	38.500	112	Alp Mus	2.6880	26000.	77	10714	No
249	GOM_NL__2PRFIN20040318_133457_000000412025_00139_10714_0635.N1	18-MAR-2004 13:34:57	Dark	41.000	12	Alp1Cru	0.77500	30000.	82	10714	No
250	GOM_NL__2PRFIN20040318_133616_000000512025_00139_10714_0636.N1	18-MAR-2004 13:36:16	Straylight	50.500	26	Gam Cru	1.6240	2900.0	101	10714	No
251	GOM_NL__2PRFIN20040318_133838_000000622025_00139_10714_0637.N1	18-MAR-2004 13:38:38	Straylight	61.500	54	5The Cen	2.0550	4500.0	123	10714	No
252	GOM_NL__2PRFIN20040318_134019_000000502025_00139_10714_0638.N1	18-MAR-2004 13:40:19	Straylight	50.000	123	lot Cen	2.7500	10200.	100	10714	No
253	GOM_NL__2PRFIN20040318_134555_000000542025_00139_10714_0639.N1	18-MAR-2004 13:45:55	Straylight	54.000	106	9Bet Crv	2.6480	5600.0	108	10714	No
254	GOM_NL__2PRFIN20040318_134810_000000502025_00139_10714_0640.N1	18-MAR-2004 13:48:10	Tw_i_and_stray	50.000	100	4Gam Crv	2.5800	13100.	100	10714	No
255	GOM_NL__2PRFIN20040318_135041_000000912025_00139_10714_0641.N1	18-MAR-2004 13:50:41	Bright	90.500	15	67Alp Vir	0.97600	28000.	181	10714	No
256	GOM_NL__2PRFIN20040318_135422_000000602025_00139_10714_0642.N1	18-MAR-2004 13:54:22	Bright	60.000	121	29Gam Vir	2.7400	7200.0	120	10714	No
257	GOM_NL__2PRFIN20040318_135730_000000432025_00139_10714_0643.N1	18-MAR-2004 13:57:30	Bright	43.000	22	32Alp Leo	1.3600	15200.	86	10714	No
258	GOM_NL__2PRFIN20040318_135942_000000392025_00139_10714_0644.N1	18-MAR-2004 13:59:42	Bright	38.500	51	41Gam1Leo	2.0100	4500.0	77	10714	No
259	GOM_NL__2PRFIN20040318_140716_000000412025_00139_10714_0645.N1	18-MAR-2004 14:07:16	Bright	41.000	174	52Psi UMa	3.0040	4400.0	82	10714	No
260	GOM_NL__2PRFIN20040318_141030_000000392025_00139_10714_0646.N1	18-MAR-2004 14:10:30	Bright	38.500	82	48Bet UMa	2.3650	10600.	77	10714	No
261	GOM_NL__2PRFIN20040318_141200_000000402025_00139_10714_0647.N1	18-MAR-2004 14:12:00	Bright	39.500	36	50Alp UMa	1.8000	6300.0	79	10714	No
262	GOM_NL__2PRFIN20040318_141424_000000482025_00139_10714_0648.N1	18-MAR-2004 14:14:24	Bright	47.500	55	79Zet UMa	2.0600	10200.	95	10714	No
263	GOM_NL__2PRFIN20040318_141859_000000422025_00139_10714_0649.N1	18-MAR-2004 14:18:59	Bright	42.000	60	7Bet UMi	2.0810	3950.0	84	10714	No
264	GOM_NL__2PRFIN20040318_142252_000000482025_00139_10714_0650.N1	18-MAR-2004 14:22:52	Bright	48.000	119	14Eta Dra	2.7270	4700.0	96	10714	No
265	GOM_NL__2PRFIN20040318_142631_000000392025_00139_10714_0651.N1	18-MAR-2004 14:26:31	Bright	38.500	74	11Bet Cas	2.2680	6600.0	77	10714	No
266	GOM_NL__2PRFIN20040318_142857_000000562025_00139_10714_0652.N1	18-MAR-2004 14:28:57	Bright	55.500	69	33Gam Dra	2.2310	3800.0	111	10714	No
267	GOM_NL__2PRFIN20040318_143229_000000402025_00139_10714_0653.N1	18-MAR-2004 14:32:29	Bright	40.000	19	50Alp Cyg	1.2460	10500.	80	10714	No
268	GOM_NL__2PRFIN20040318_143403_000000432025_00139_10714_0654.N1	18-MAR-2004 14:34:03	Bright	42.500	66	37Gam Cyg	2.2080	5900.0	85	10714	No
269	GOM_NL__2PRFIN20040318_143549_000000402025_00139_10714_0655.N1	18-MAR-2004 14:35:49	Bright	40.000	92	53Eps Cyg	2.5000	4500.0	80	10714	No
270	GOM_NL__2PRFIN20040318_144422_000000522025_00139_10714_0656.N1	18-MAR-2004 14:44:22	Tw_i_and_stray	51.500	11	53Alp Aql	0.76500	8000.0	103	10714	No
271	GOM_NL__2PRFIN20040318_145449_000000492025_00139_10714_0657.N1	18-MAR-2004 14:54:49	Dark	49.000	155	41Pi Sgr	2.9000	6600.0	98	10714	No
272	GOM_NL__2PRFIN20040318_145653_000000512025_00139_10714_0658.N1	18-MAR-2004 14:56:53	Dark	50.500	57	34Sig Sgr	2.0660	26000.	101	10714	No
273	GOM_NL__2PRFIN20040318_145825_000000542025_00139_10714_0659.N1	18-MAR-2004 14:58:25	Dark	54.000	137	22Lam Sgr	2.8240	4400.0	108	10714	No
274	GOM_NL__2PRFIN20040318_150024_000000512025_00139_10714_0660.N1	18-MAR-2004 15:00:24	Dark	50.500	38	20Eps Sgr	1.8360	11000.	101	10714	No
275	GOM_NL__2PRFIN20040318_150613_000000452025_00140_10715_0651.N1	18-MAR-2004 15:06:13	Dark	44.500	141	Bet Ara	2.8400	4600.0	89	10715	No
276	GOM_NL__2PRFIN20040318_150819_000000432025_00140_10715_0652.N1	18-MAR-2004 15:08:19	Dark	42.500	43	Alp TrA	1.9100	4250.0	85	10715	No
277	GOM_NL__2PRFIN20040318_150949_000000402025_00140_10715_0653.N1	18-MAR-2004 15:09:49	Dark	39.500	134	Bet TrA	2.8100	6600.0	79	10715	No
278	GOM_NL__2PRFIN20040318_151233_000000532025_00140_10715_0654.N1	18-MAR-2004 15:12:33	Dark	53.000	4	Alp1Cen	-0.010000	5800.0	106	10715	No

279	GOM_NL__2PRFIN20040318_151402_000000392025_00140_10715_0655.N1	18-MAR-2004 15:14:02	Dark	39.000	112	Alp Mus	2.6880	26000.	78	10715	No
280	GOM_NL__2PRFIN20040318_151533_000000492025_00140_10715_0656.N1	18-MAR-2004 15:15:33	Dark	48.500	12	Alp1Cru	0.77500	30000.	97	10715	No
281	GOM_NL__2PRFIN20040318_151652_000000522025_00140_10715_0657.N1	18-MAR-2004 15:16:52	Straylight	51.500	26	Gam Cru	1.6240	2900.0	103	10715	No
282	GOM_NL__2PRFIN20040318_151914_000000702025_00140_10715_0658.N1	18-MAR-2004 15:19:14	Straylight	70.000	54	5The Cen	2.0550	4500.0	140	10715	No
283	GOM_NL__2PRFIN20040318_152056_000000492025_00140_10715_0659.N1	18-MAR-2004 15:20:56	Straylight	48.500	123	lot Cen	2.7500	10200.	97	10715	No
284	GOM_NL__2PRFIN20040318_152632_000000572025_00140_10715_0660.N1	18-MAR-2004 15:26:32	Straylight	57.000	106	9Bet Crv	2.6480	5600.0	114	10715	No
285	GOM_NL__2PRFIN20040318_152846_000000502025_00140_10715_0661.N1	18-MAR-2004 15:28:46	Twl_and_stray	50.000	100	4Gam Crv	2.5800	13100.	100	10715	No
286	GOM_NL__2PRFIN20040318_153119_000000832025_00140_10715_0662.N1	18-MAR-2004 15:31:19	Bright	83.000	15	67Alp Vir	0.97600	28000.	166	10715	No
287	GOM_NL__2PRFIN20040318_153458_000000572025_00140_10715_0663.N1	18-MAR-2004 15:34:58	Bright	57.000	121	29Gam Vir	2.7400	7200.0	114	10715	No
288	GOM_NL__2PRFIN20040318_153805_000000402025_00140_10715_0664.N1	18-MAR-2004 15:38:05	Bright	40.000	22	32Alp Leo	1.3600	15200.	80	10715	No
289	GOM_NL__2PRFIN20040318_154751_000000422025_00140_10715_0665.N1	18-MAR-2004 15:47:51	Bright	41.500	174	52Psi UMa	3.0040	4400.0	83	10715	No
290	GOM_NL__2PRFIN20040318_155106_000000382025_00140_10715_0666.N1	18-MAR-2004 15:51:06	Bright	38.000	82	48Bet UMa	2.3650	10600.	76	10715	No
291	GOM_NL__2PRFIN20040318_155236_000000392025_00140_10715_0667.N1	18-MAR-2004 15:52:36	Bright	39.000	36	50Alp UMa	1.8000	6300.0	78	10715	No
292	GOM_NL__2PRFIN20040318_155459_000000482025_00140_10715_0668.N1	18-MAR-2004 15:54:59	Bright	48.000	55	79Zet UMa	2.0600	10200.	96	10715	No
293	GOM_NL__2PRFIN20040318_155935_000000442025_00140_10715_0669.N1	18-MAR-2004 15:59:35	Bright	43.500	60	7Bet UMi	2.0810	3950.0	87	10715	No
294	GOM_NL__2PRFIN20040318_160328_000000492025_00140_10715_0670.N1	18-MAR-2004 16:03:28	Bright	49.000	119	14Eta Dra	2.7270	4700.0	98	10715	No
295	GOM_NL__2PRFIN20040318_160706_000000422025_00140_10715_0671.N1	18-MAR-2004 16:07:06	Bright	41.500	74	11Bet Cas	2.2680	6600.0	83	10715	No
296	GOM_NL__2PRFIN20040318_160934_000000552025_00140_10715_0672.N1	18-MAR-2004 16:09:34	Bright	54.500	69	33Gam Dra	2.2310	3800.0	109	10715	No
297	GOM_NL__2PRFIN20040318_161305_000000402025_00140_10715_0673.N1	18-MAR-2004 16:13:05	Bright	40.000	19	50Alp Cyg	1.2460	10500.	80	10715	No
298	GOM_NL__2PRFIN20040318_161440_000000402025_00140_10715_0674.N1	18-MAR-2004 16:14:40	Bright	40.000	66	37Gam Cyg	2.2080	5900.0	80	10715	No
299	GOM_NL__2PRFIN20040318_161625_000000392025_00140_10715_0675.N1	18-MAR-2004 16:16:25	Bright	38.500	92	53Eps Cyg	2.5000	4500.0	77	10715	No
300	GOM_NL__2PRFIN20040318_162458_000000562025_00140_10715_0676.N1	18-MAR-2004 16:24:58	Twl_and_stray	55.500	11	53Alp Aql	0.76500	8000.0	111	10715	No
301	GOM_NL__2PRFIN20040318_163525_000000502025_00140_10715_0677.N1	18-MAR-2004 16:35:25	Dark	50.000	155	41Pi Sgr	2.9000	6600.0	100	10715	No
302	GOM_NL__2PRFIN20040318_163729_000000502025_00140_10715_0678.N1	18-MAR-2004 16:37:29	Dark	50.000	57	34Sig Sgr	2.0660	26000.	100	10715	No
303	GOM_NL__2PRFIN20040318_163902_000000542025_00140_10715_0679.N1	18-MAR-2004 16:39:02	Dark	53.500	137	22Lam Sgr	2.8240	4400.0	107	10715	No
304	GOM_NL__2PRFIN20040318_164101_000000512025_00140_10715_0680.N1	18-MAR-2004 16:41:01	Dark	51.000	38	20Eps Sgr	1.8360	11000.	102	10715	No
305	GOM_NL__2PRFIN20040318_164650_000000462025_00141_10716_0651.N1	18-MAR-2004 16:46:50	Dark	46.000	141	Bet Ara	2.8400	4600.0	92	10716	No
306	GOM_NL__2PRFIN20040318_164856_000000442025_00141_10716_0652.N1	18-MAR-2004 16:48:56	Dark	43.500	43	Alp TrA	1.9100	4250.0	87	10716	No
307	GOM_NL__2PRFIN20040318_165026_000000402025_00141_10716_0653.N1	18-MAR-2004 16:50:26	Dark	39.500	134	Bet TrA	2.8100	6600.0	79	10716	No
308	GOM_NL__2PRFIN20040318_165310_000000572025_00141_10716_0654.N1	18-MAR-2004 16:53:10	Dark	56.500	4	Alp1Cen	-0.010000	5800.0	113	10716	No
309	GOM_NL__2PRFIN20040318_165439_000000382025_00141_10716_0655.N1	18-MAR-2004 16:54:39	Dark	38.000	112	Alp Mus	2.6880	26000.	76	10716	No
310	GOM_NL__2PRFIN20040318_165610_000000502025_00141_10716_0656.N1	18-MAR-2004 16:56:10	Dark	50.000	12	Alp1Cru	0.77500	30000.	100	10716	No
311	GOM_NL__2PRFIN20040318_165729_000000542025_00141_10716_0657.N1	18-MAR-2004 16:57:29	Straylight	54.000	26	Gam Cru	1.6240	2900.0	108	10716	No
312	GOM_NL__2PRFIN20040318_165951_000000662025_00141_10716_0658.N1	18-MAR-2004 16:59:51	Straylight	65.500	54	5The Cen	2.0550	4500.0	131	10716	No
313	GOM_NL__2PRFIN20040318_170132_000000522025_00141_10716_0659.N1	18-MAR-2004 17:01:32	Straylight	51.500	123	lot Cen	2.7500	10200.	103	10716	No
314	GOM_NL__2PRFIN20040318_170708_000000552025_00141_10716_0660.N1	18-MAR-2004 17:07:08	Straylight	54.500	106	9Bet Crv	2.6480	5600.0	109	10716	No
315	GOM_NL__2PRFIN20040318_170922_000000542025_00141_10716_0661.N1	18-MAR-2004 17:09:22	Twl_and_stray	53.500	100	4Gam Crv	2.5800	13100.	107	10716	No
316	GOM_NL__2PRFIN20040318_171154_000000802025_00141_10716_0662.N1	18-MAR-2004 17:11:54	Bright	79.500	15	67Alp Vir	0.97600	28000.	159	10716	No
317	GOM_NL__2PRFIN20040318_171534_000000582025_00141_10716_0663.N1	18-MAR-2004 17:15:34	Bright	57.500	121	29Gam Vir	2.7400	7200.0	115	10716	No
318	GOM_NL__2PRFIN20040318_171842_000000392025_00141_10716_0664.N1	18-MAR-2004 17:18:42	Bright	39.000	22	32Alp Leo	1.3600	15200.	78	10716	No
319	GOM_NL__2PRFIN20040318_172828_000000392025_00141_10716_0665.N1	18-MAR-2004 17:28:28	Bright	39.000	174	52Psi UMa	3.0040	4400.0	78	10716	No
320	GOM_NL__2PRFIN20040318_173142_000000392025_00141_10716_0666.N1	18-MAR-2004 17:31:42	Bright	38.500	82	48Bet UMa	2.3650	10600.	77	10716	No
321	GOM_NL__2PRFIN20040318_173312_000000382025_00141_10716_0667.N1	18-MAR-2004 17:33:12	Bright	38.000	36	50Alp UMa	1.8000	6300.0	76	10716	No
322	GOM_NL__2PRFIN20040318_173534_000000482025_00141_10716_0668.N1	18-MAR-2004 17:35:34	Bright	48.000	55	79Zet UMa	2.0600	10200.	96	10716	No
323	GOM_NL__2PRFIN20040318_174011_000000422025_00141_10716_0669.N1	18-MAR-2004 17:40:11	Bright	41.500	60	7Bet UMi	2.0810	3950.0	83	10716	No
324	GOM_NL__2PRFIN20040318_174403_000000492025_00141_10716_0670.N1	18-MAR-2004 17:44:03	Bright	49.000	119	14Eta Dra	2.7270	4700.0	98	10716	No
325	GOM_NL__2PRFIN20040318_174744_000000392025_00141_10716_0671.N1	18-MAR-2004 17:47:44	Bright	38.500	74	11Bet Cas	2.2680	6600.0	77	10716	No
326	GOM_NL__2PRFIN20040318_175009_000000512025_00141_10716_0672.N1	18-MAR-2004 17:50:09	Bright	51.000	69	33Gam Dra	2.2310	3800.0	102	10716	No
327	GOM_NL__2PRFIN20040318_175341_000000372025_00141_10716_0673.N1	18-MAR-2004 17:53:41	Bright	36.500	19	50Alp Cyg	1.2460	10500.	73	10716	No
328	GOM_NL__2PRFIN20040318_175516_000000402025_00141_10716_0674.N1	18-MAR-2004 17:55:16	Bright	39.500	66	37Gam Cyg	2.2080	5900.0	79	10716	No
329	GOM_NL__2PRFIN20040318_175702_000000372025_00141_10716_0675.N1	18-MAR-2004 17:57:02	Bright	37.000	92	53Eps Cyg	2.5000	4500.0	74	10716	No
330	GOM_NL__2PRFIN20040318_180535_000000532025_00141_10716_0676.N1	18-MAR-2004 18:05:35	Twl_and_stray	52.500	11	53Alp Aql	0.76500	8000.0	105	10716	No
331	GOM_NL__2PRFIN20040318_181602_000000482025_00141_10716_0677.N1	18-MAR-2004 18:16:02	Dark	48.000	155	41Pi Sgr	2.9000	6600.0	96	10716	No
332	GOM_NL__2PRFIN20040318_181807_000000492025_00141_10716_0678.N1	18-MAR-2004 18:18:07	Dark	48.500	57	34Sig Sgr	2.0660	26000.	97	10716	No
333	GOM_NL__2PRFIN20040318_181939_000000642025_00141_10716_0679.N1	18-MAR-2004 18:19:39	Dark	63.500	137	22Lam Sgr	2.8240	4400.0	127	10716	No
334	GOM_NL__2PRFIN20040318_182138_000000602025_00141_10716_0680.N1	18-MAR-2004 18:21:38	Dark	60.000	38	20Eps Sgr	1.8360	11000.	120	10716	No
335	GOM_NL__2PRFIN20040318_182726_000000452025_00142_10717_0652.N1	18-MAR-2004 18:27:26	Dark	44.500	141	Bet Ara	2.8400	4600.0	89	10717	No
336	GOM_NL__2PRFIN20040318_182933_000000422025_00142_10717_0653.N1	18-MAR-2004 18:29:33	Dark	41.500	43	Alp TrA	1.9100	4250.0	83	10717	No
337	GOM_NL__2PRFIN20040318_183103_000000412025_00142_10717_0654.N1	18-MAR-2004 18:31:03	Dark	40.500	134	Bet TrA	2.8100	6600.0	81	10717	No

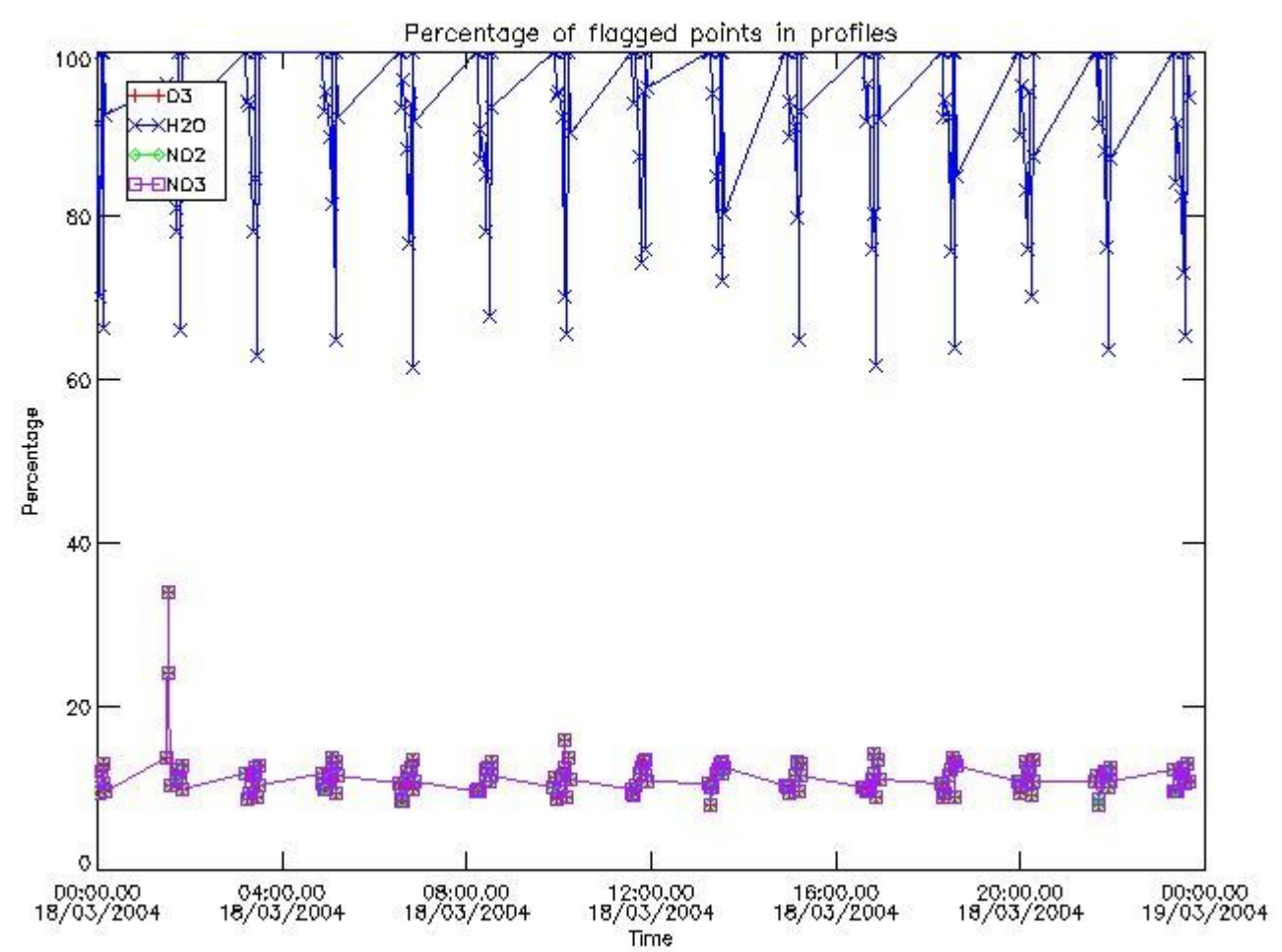
338	GOM_NL__2PRFIN20040318_183347_000000572025_00142_10717_0655.N1	18-MAR-2004 18:33:47	Dark	57.000	4	Alp1Cen	-0.010000	5800.0	114	10717	No
339	GOM_NL__2PRFIN20040318_183515_000000392025_00142_10717_0656.N1	18-MAR-2004 18:35:15	Dark	38.500	112	Alp Mus	2.6880	26000.	77	10717	No
340	GOM_NL__2PRFIN20040318_183647_000000402025_00142_10717_0657.N1	18-MAR-2004 18:36:47	Dark	40.000	12	Alp1Cru	0.77500	30000.	80	10717	No
341	GOM_NL__2PRFIN20040318_183805_000000462025_00142_10717_0658.N1	18-MAR-2004 18:38:05	Straylight	46.000	26	Gam Cru	1.6240	2900.0	92	10717	No
342	GOM_NL__2PRFIN20040318_184027_000000662025_00142_10717_0659.N1	18-MAR-2004 18:40:27	Straylight	65.500	54	5The Cen	2.0550	4500.0	131	10717	No
343	GOM_NL__2PRFIN20040318_184209_000000522025_00142_10717_0660.N1	18-MAR-2004 18:42:09	Straylight	51.500	123	lot Cen	2.7500	10200.	103	10717	No
344	GOM_NL__2PRFIN20040318_184744_000000532025_00142_10717_0661.N1	18-MAR-2004 18:47:44	Straylight	52.500	106	9Bet Crv	2.6480	5600.0	105	10717	No
345	GOM_NL__2PRFIN20040318_184958_000000502025_00142_10717_0662.N1	18-MAR-2004 18:49:58	Tw_i_and_stray	50.000	100	4Gam Crv	2.5800	13100.	100	10717	No
346	GOM_NL__2PRFIN20040318_185230_000000852025_00142_10717_0663.N1	18-MAR-2004 18:52:30	Bright	85.000	15	67Alp Vir	0.97600	28000.	170	10717	No
347	GOM_NL__2PRFIN20040318_185610_000000572025_00142_10717_0664.N1	18-MAR-2004 18:56:10	Bright	57.000	121	29Gam Vir	2.7400	7200.0	114	10717	No
348	GOM_NL__2PRFIN20040318_185919_000000392025_00142_10717_0665.N1	18-MAR-2004 18:59:19	Bright	38.500	22	32Alp Leo	1.3600	15200.	77	10717	No
349	GOM_NL__2PRFIN20040318_190903_000000412025_00142_10717_0666.N1	18-MAR-2004 19:09:03	Bright	40.500	174	52Psi UMa	3.0040	4400.0	81	10717	No
350	GOM_NL__2PRFIN20040318_191217_000000392025_00142_10717_0667.N1	18-MAR-2004 19:12:17	Bright	39.000	82	48Bet UMa	2.3650	10600.	78	10717	No
351	GOM_NL__2PRFIN20040318_191348_000000402025_00142_10717_0668.N1	18-MAR-2004 19:13:48	Bright	39.500	36	50Alp UMa	1.8000	6300.0	79	10717	No
352	GOM_NL__2PRFIN20040318_191609_000000482025_00142_10717_0669.N1	18-MAR-2004 19:16:09	Bright	47.500	55	79Zet UMa	2.0600	10200.	95	10717	No
353	GOM_NL__2PRFIN20040318_192046_000000432025_00142_10717_0670.N1	18-MAR-2004 19:20:46	Bright	42.500	60	7Bet UMi	2.0810	3950.0	85	10717	No
354	GOM_NL__2PRFIN20040318_192439_000000502025_00142_10717_0671.N1	18-MAR-2004 19:24:39	Bright	50.000	119	14Eta Dra	2.7270	4700.0	100	10717	No
355	GOM_NL__2PRFIN20040318_192821_000000382025_00142_10717_0672.N1	18-MAR-2004 19:28:21	Bright	38.000	74	11Bet Cas	2.2680	6600.0	76	10717	No
356	GOM_NL__2PRFIN20040318_193044_000000512025_00142_10717_0673.N1	18-MAR-2004 19:30:44	Bright	51.000	69	33Gam Dra	2.2310	3800.0	102	10717	No
357	GOM_NL__2PRFIN20040318_193417_000000392025_00142_10717_0674.N1	18-MAR-2004 19:34:17	Bright	38.500	19	50Alp Cyg	1.2460	10500.	77	10717	No
358	GOM_NL__2PRFIN20040318_193552_000000392025_00142_10717_0675.N1	18-MAR-2004 19:35:52	Bright	38.500	66	37Gam Cyg	2.2080	5900.0	77	10717	No
359	GOM_NL__2PRFIN20040318_193738_000000392025_00142_10717_0676.N1	18-MAR-2004 19:37:38	Bright	39.000	92	53Eps Cyg	2.5000	4500.0	78	10717	No
360	GOM_NL__2PRFIN20040318_194611_000000522025_00142_10717_0677.N1	18-MAR-2004 19:46:11	Tw_i_and_stray	51.500	11	53Alp Aql	0.76500	8000.0	103	10717	No
361	GOM_NL__2PRFIN20040318_195639_000000482025_00142_10717_0678.N1	18-MAR-2004 19:56:39	Dark	47.500	155	41Pi Sgr	2.9000	6600.0	95	10717	No
362	GOM_NL__2PRFIN20040318_195844_000000472025_00142_10717_0679.N1	18-MAR-2004 19:58:44	Dark	46.500	57	34Sig Sgr	2.0660	26000.	93	10717	No
363	GOM_NL__2PRFIN20040318_200017_000000552025_00142_10717_0680.N1	18-MAR-2004 20:00:17	Dark	54.500	137	22Lam Sgr	2.8240	4400.0	109	10717	No
364	GOM_NL__2PRFIN20040318_200215_000000492025_00142_10717_0681.N1	18-MAR-2004 20:02:15	Dark	49.000	38	20Eps Sgr	1.8360	11000.	98	10717	No
365	GOM_NL__2PRFIN20040318_200803_000000422025_00143_10718_0652.N1	18-MAR-2004 20:08:03	Dark	42.000	141	Bet Ara	2.8400	4600.0	84	10718	No
366	GOM_NL__2PRFIN20040318_201009_000000422025_00143_10718_0653.N1	18-MAR-2004 20:10:09	Dark	42.000	43	Alp TrA	1.9100	4250.0	84	10718	No
367	GOM_NL__2PRFIN20040318_201139_000000412025_00143_10718_0654.N1	18-MAR-2004 20:11:39	Dark	41.000	134	Bet TrA	2.8100	6600.0	82	10718	No
368	GOM_NL__2PRFIN20040318_201423_000000562025_00143_10718_0655.N1	18-MAR-2004 20:14:23	Dark	55.500	4	Alp1Cen	-0.010000	5800.0	111	10718	No
369	GOM_NL__2PRFIN20040318_201551_000000382025_00143_10718_0656.N1	18-MAR-2004 20:15:51	Dark	38.000	112	Alp Mus	2.6880	26000.	76	10718	No
370	GOM_NL__2PRFIN20040318_201723_000000482025_00143_10718_0657.N1	18-MAR-2004 20:17:23	Dark	47.500	12	Alp1Cru	0.77500	30000.	95	10718	No
371	GOM_NL__2PRFIN20040318_201841_000000542025_00143_10718_0658.N1	18-MAR-2004 20:18:41	Straylight	54.000	26	Gam Cru	1.6240	2900.0	108	10718	No
372	GOM_NL__2PRFIN20040318_202105_000000672025_00143_10718_0659.N1	18-MAR-2004 20:21:05	Straylight	66.500	54	5The Cen	2.0550	4500.0	133	10718	No
373	GOM_NL__2PRFIN20040318_202245_000000512025_00143_10718_0660.N1	18-MAR-2004 20:22:45	Straylight	50.500	123	lot Cen	2.7500	10200.	101	10718	No
374	GOM_NL__2PRFIN20040318_202820_000000512025_00143_10718_0661.N1	18-MAR-2004 20:28:20	Straylight	50.500	106	9Bet Crv	2.6480	5600.0	101	10718	No
375	GOM_NL__2PRFIN20040318_203034_000000482025_00143_10718_0662.N1	18-MAR-2004 20:30:34	Tw_i_and_stray	48.000	100	4Gam Crv	2.5800	13100.	96	10718	No
376	GOM_NL__2PRFIN20040318_203306_000000882025_00143_10718_0663.N1	18-MAR-2004 20:33:06	Bright	88.000	15	67Alp Vir	0.97600	28000.	176	10718	No
377	GOM_NL__2PRFIN20040318_203646_000000572025_00143_10718_0664.N1	18-MAR-2004 20:36:46	Bright	56.500	121	29Gam Vir	2.7400	7200.0	113	10718	No
378	GOM_NL__2PRFIN20040318_203954_000000392025_00143_10718_0665.N1	18-MAR-2004 20:39:54	Bright	38.500	22	32Alp Leo	1.3600	15200.	77	10718	No
379	GOM_NL__2PRFIN20040318_204939_000000412025_00143_10718_0666.N1	18-MAR-2004 20:49:39	Bright	40.500	174	52Psi UMa	3.0040	4400.0	81	10718	No
380	GOM_NL__2PRFIN20040318_205253_000000392025_00143_10718_0667.N1	18-MAR-2004 20:52:53	Bright	39.000	82	48Bet UMa	2.3650	10600.	78	10718	No
381	GOM_NL__2PRFIN20040318_205423_000000402025_00143_10718_0668.N1	18-MAR-2004 20:54:23	Bright	40.000	36	50Alp UMa	1.8000	6300.0	80	10718	No
382	GOM_NL__2PRFIN20040318_205644_000000482025_00143_10718_0669.N1	18-MAR-2004 20:56:44	Bright	47.500	55	79Zet UMa	2.0600	10200.	95	10718	No
383	GOM_NL__2PRFIN20040318_210122_000000432025_00143_10718_0670.N1	18-MAR-2004 21:01:22	Bright	43.000	60	7Bet UMi	2.0810	3950.0	86	10718	No
384	GOM_NL__2PRFIN20040318_210515_000000502025_00143_10718_0671.N1	18-MAR-2004 21:05:15	Bright	49.500	119	14Eta Dra	2.7270	4700.0	99	10718	No
385	GOM_NL__2PRFIN20040318_210858_000000362025_00143_10718_0672.N1	18-MAR-2004 21:08:58	Bright	36.000	74	11Bet Cas	2.2680	6600.0	72	10718	No
386	GOM_NL__2PRFIN20040318_211120_000000542025_00143_10718_0673.N1	18-MAR-2004 21:11:20	Bright	53.500	69	33Gam Dra	2.2310	3800.0	107	10718	No
387	GOM_NL__2PRFIN20040318_211453_000000402025_00143_10718_0674.N1	18-MAR-2004 21:14:53	Bright	39.500	19	50Alp Cyg	1.2460	10500.	79	10718	No
388	GOM_NL__2PRFIN20040318_211628_000000402025_00143_10718_0675.N1	18-MAR-2004 21:16:28	Bright	39.500	66	37Gam Cyg	2.2080	5900.0	79	10718	No
389	GOM_NL__2PRFIN20040318_211814_000000372025_00143_10718_0676.N1	18-MAR-2004 21:18:14	Bright	37.000	92	53Eps Cyg	2.5000	4500.0	74	10718	No
390	GOM_NL__2PRFIN20040318_212648_000000562025_00143_10718_0677.N1	18-MAR-2004 21:26:48	Tw_i_and_stray	55.500	11	53Alp Aql	0.76500	8000.0	111	10718	No
391	GOM_NL__2PRFIN20040318_213716_000000482025_00143_10718_0678.N1	18-MAR-2004 21:37:16	Dark	47.500	155	41Pi Sgr	2.9000	6600.0	95	10718	No
392	GOM_NL__2PRFIN20040318_213921_000000492025_00143_10718_0679.N1	18-MAR-2004 21:39:21	Dark	48.500	57	34Sig Sgr	2.0660	26000.	97	10718	No
393	GOM_NL__2PRFIN20040318_214054_000000642025_00143_10718_0680.N1	18-MAR-2004 21:40:54	Dark	63.500	137	22Lam Sgr	2.8240	4400.0	127	10718	No
394	GOM_NL__2PRFIN20040318_214252_000000592025_00143_10718_0681.N1	18-MAR-2004 21:42:52	Dark	59.000	38	20Eps Sgr	1.8360	11000.	118	10718	No
395	GOM_NL__2PRFIN20040318_214839_000000422025_00144_10719_0652.N1	18-MAR-2004 21:48:39	Dark	42.000	141	Bet Ara	2.8400	4600.0	84	10719	No
396	GOM_NL__2PRFIN20040318_215045_000000432025_00144_10719_0653.N1	18-MAR-2004 21:50:45	Dark	42.500	43	Alp TrA	1.9100	4250.0	85	10719	No

397	GOM_NL__2PRFIN20040318_215215_000000442025_00144_10719_0654.N1	18-MAR-2004 21:52:15	Dark	43.500	134	Bet TrA	2.8100	6600.0	87	10719	No
398	GOM_NL__2PRFIN20040318_215459_000000502025_00144_10719_0655.N1	18-MAR-2004 21:54:59	Dark	50.000	4	Alp1Cen	-0.010000	5800.0	100	10719	No
399	GOM_NL__2PRFIN20040318_215627_000000412025_00144_10719_0656.N1	18-MAR-2004 21:56:27	Dark	40.500	112	Alp Mus	2.6880	26000.	81	10719	No
400	GOM_NL__2PRFIN20040318_215758_000000472025_00144_10719_0657.N1	18-MAR-2004 21:57:58	Dark	46.500	12	Alp1Cru	0.77500	30000.	93	10719	No
401	GOM_NL__2PRFIN20040318_215917_000000532025_00144_10719_0658.N1	18-MAR-2004 21:59:17	Straylight	53.000	26	Gam Cru	1.6240	2900.0	106	10719	No
402	GOM_NL__2PRFIN20040318_220141_000000652025_00144_10719_0659.N1	18-MAR-2004 22:01:41	Straylight	65.000	54	5The Cen	2.0550	4500.0	130	10719	No
403	GOM_NL__2PRFIN20040318_220322_000000492025_00144_10719_0660.N1	18-MAR-2004 22:03:22	Straylight	48.500	123	lot Cen	2.7500	10200.	97	10719	No
404	GOM_NL__2PRFIN20040318_220856_000000532025_00144_10719_0661.N1	18-MAR-2004 22:08:56	Straylight	53.000	106	9Bet Crv	2.6480	5600.0	106	10719	No
405	GOM_NL__2PRFIN20040318_221110_000000482025_00144_10719_0662.N1	18-MAR-2004 22:11:10	Tw_i_and_stray	48.000	100	4Gam Crv	2.5800	13100.	96	10719	No
406	GOM_NL__2PRFIN20040318_221342_000000872025_00144_10719_0663.N1	18-MAR-2004 22:13:42	Bright	87.000	15	67Alp Vir	0.97600	28000.	174	10719	No
407	GOM_NL__2PRFIN20040318_221720_000000572025_00144_10719_0664.N1	18-MAR-2004 22:17:20	Bright	56.500	121	29Gam Vir	2.7400	7200.0	113	10719	No
408	GOM_NL__2PRFIN20040318_222030_000000412025_00144_10719_0665.N1	18-MAR-2004 22:20:30	Bright	40.500	22	32Alp Leo	1.3600	15200.	81	10719	No
409	GOM_NL__2PRFIN20040318_223014_000000422025_00144_10719_0666.N1	18-MAR-2004 22:30:14	Bright	41.500	174	52Psi UMa	3.0040	4400.0	83	10719	No
410	GOM_NL__2PRFIN20040318_223328_000000392025_00144_10719_0667.N1	18-MAR-2004 22:33:28	Bright	39.000	82	48Bet UMa	2.3650	10600.	78	10719	No
411	GOM_NL__2PRFIN20040318_223459_000000402025_00144_10719_0668.N1	18-MAR-2004 22:34:59	Bright	40.000	36	50Alp UMa	1.8000	6300.0	80	10719	No
412	GOM_NL__2PRFIN20040318_223719_000000472025_00144_10719_0669.N1	18-MAR-2004 22:37:19	Bright	47.000	55	79Zet UMa	2.0600	10200.	94	10719	No
413	GOM_NL__2PRFIN20040318_224157_000000432025_00144_10719_0670.N1	18-MAR-2004 22:41:57	Bright	43.000	60	7Bet UMi	2.0810	3950.0	86	10719	No
414	GOM_NL__2PRFIN20040318_224549_000000452025_00144_10719_0671.N1	18-MAR-2004 22:45:49	Bright	44.500	119	14Eta Dra	2.7270	4700.0	89	10719	No
415	GOM_NL__2PRFIN20040318_224934_000000362025_00144_10719_0672.N1	18-MAR-2004 22:49:34	Bright	35.500	74	11Bet Cas	2.2680	6600.0	71	10719	No
416	GOM_NL__2PRFIN20040318_225155_000000572025_00144_10719_0673.N1	18-MAR-2004 22:51:55	Bright	57.000	69	33Gam Dra	2.2310	3800.0	114	10719	No
417	GOM_NL__2PRFIN20040318_225529_000000412025_00144_10719_0674.N1	18-MAR-2004 22:55:29	Bright	40.500	19	50Alp Cyg	1.2460	10500.	81	10719	No
418	GOM_NL__2PRFIN20040318_225703_000000412025_00144_10719_0675.N1	18-MAR-2004 22:57:03	Bright	41.000	66	37Gam Cyg	2.2080	5900.0	82	10719	No
419	GOM_NL__2PRFIN20040318_225849_000000392025_00144_10719_0676.N1	18-MAR-2004 22:58:49	Bright	39.000	92	53Eps Cyg	2.5000	4500.0	78	10719	No
420	GOM_NL__2PRFIN20040318_230723_000000552025_00144_10719_0677.N1	18-MAR-2004 23:07:23	Tw_i_and_stray	54.500	11	53Alp Aql	0.76500	8000.0	109	10719	No
421	GOM_NL__2PRFIN20040318_231752_000000502025_00144_10719_0678.N1	18-MAR-2004 23:17:52	Dark	49.500	155	41Pi Sgr	2.9000	6600.0	99	10719	No
422	GOM_NL__2PRFIN20040318_231957_000000542025_00144_10719_0679.N1	18-MAR-2004 23:19:57	Dark	53.500	57	34Sig Sgr	2.0660	26000.	107	10719	No
423	GOM_NL__2PRFIN20040318_232130_000000542025_00144_10719_0680.N1	18-MAR-2004 23:21:30	Dark	53.500	137	22Lam Sgr	2.8240	4400.0	107	10719	No
424	GOM_NL__2PRFIN20040318_232329_000000532025_00144_10719_0681.N1	18-MAR-2004 23:23:29	Dark	52.500	38	20Eps Sgr	1.8360	11000.	105	10719	No
425	GOM_NL__2PRFIN20040318_232916_000000432025_00145_10720_0652.N1	18-MAR-2004 23:29:16	Dark	43.000	141	Bet Ara	2.8400	4600.0	86	10720	No
426	GOM_NL__2PRFIN20040318_233120_000000452025_00145_10720_0653.N1	18-MAR-2004 23:31:20	Dark	45.000	43	Alp TrA	1.9100	4250.0	90	10720	No
427	GOM_NL__2PRFIN20040318_233252_000000412025_00145_10720_0654.N1	18-MAR-2004 23:32:52	Dark	41.000	134	Bet TrA	2.8100	6600.0	82	10720	No
428	GOM_NL__2PRFIN20040318_233535_000000482025_00145_10720_0655.N1	18-MAR-2004 23:35:35	Dark	48.000	4	Alp1Cen	-0.010000	5800.0	96	10720	No
429	GOM_NL__2PRFIN20040318_233702_000000402025_00145_10720_0656.N1	18-MAR-2004 23:37:02	Dark	39.500	112	Alp Mus	2.6880	26000.	79	10720	No
430	GOM_NL__2PRFIN20040318_233834_000000472025_00145_10720_0657.N1	18-MAR-2004 23:38:34	Dark	46.500	12	Alp1Cru	0.77500	30000.	93	10720	No
431	GOM_NL__2PRFIN20040318_233953_000000542025_00145_10720_0658.N1	18-MAR-2004 23:39:53	Straylight	54.000	26	Gam Cru	1.6240	2900.0	108	10720	No
432	GOM_NL__2PRFIN20040318_234217_000000602025_00145_10720_0659.N1	18-MAR-2004 23:42:17	Straylight	60.000	54	5The Cen	2.0550	4500.0	120	10720	No
433	GOM_NL__2PRFIN20040318_234358_000000512025_00145_10720_0660.N1	18-MAR-2004 23:43:58	Straylight	51.000	123	lot Cen	2.7500	10200.	102	10720	No
434	GOM_NL__2PRFIN20040318_234932_000000522025_00145_10720_0661.N1	18-MAR-2004 23:49:32	Straylight	52.000	106	9Bet Crv	2.6480	5600.0	104	10720	No
435	GOM_NL__2PRFIN20040318_235146_000000512025_00145_10720_0662.N1	18-MAR-2004 23:51:46	Tw_i_and_stray	51.000	100	4Gam Crv	2.5800	13100.	102	10720	No
436	GOM_NL__2PRFIN20040318_235417_000000822025_00145_10720_0663.N1	18-MAR-2004 23:54:17	Bright	81.500	15	67Alp Vir	0.97600	28000.	163	10720	No
437	GOM_NL__2PRFIN20040318_235756_000000572025_00145_10720_0664.N1	18-MAR-2004 23:57:56	Bright	56.500	121	29Gam Vir	2.7400	7200.0	113	10720	No

3. Quality information per product

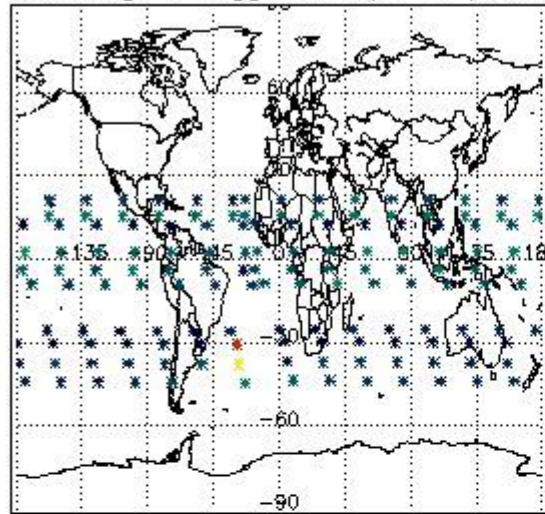
In this section it is plotted some information contained in the Quality Summary data set of the level 2 products. Only products in dark limb conditions and without errors (error flag in the MPH set to "0") are used.

3.1 Plot quality information per product (time dependant)


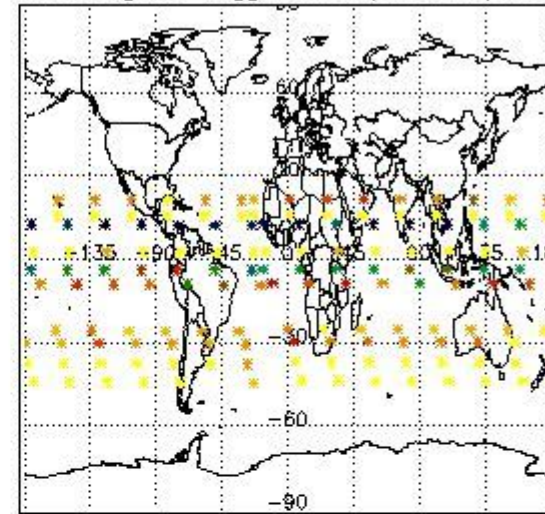


3.2 Plot quality information per product (world map)

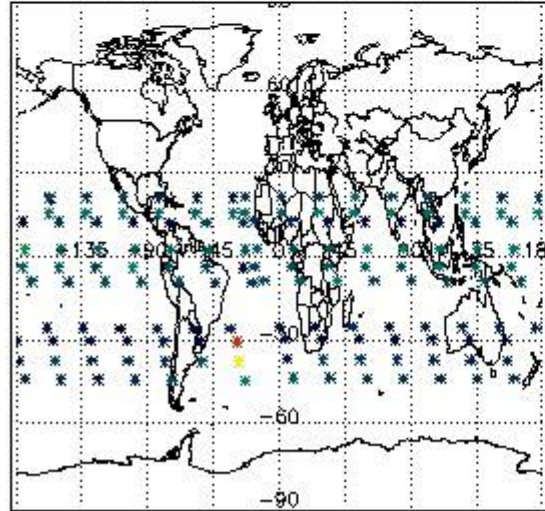
Percentage of flagged data per O3 profile



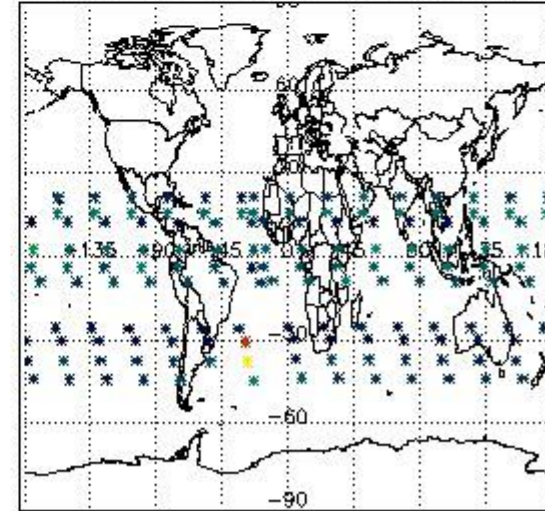
Percentage of flagged data per H2O profile



Percentage of flagged data per NO2 profile



Percentage of flagged data per NO3 profile

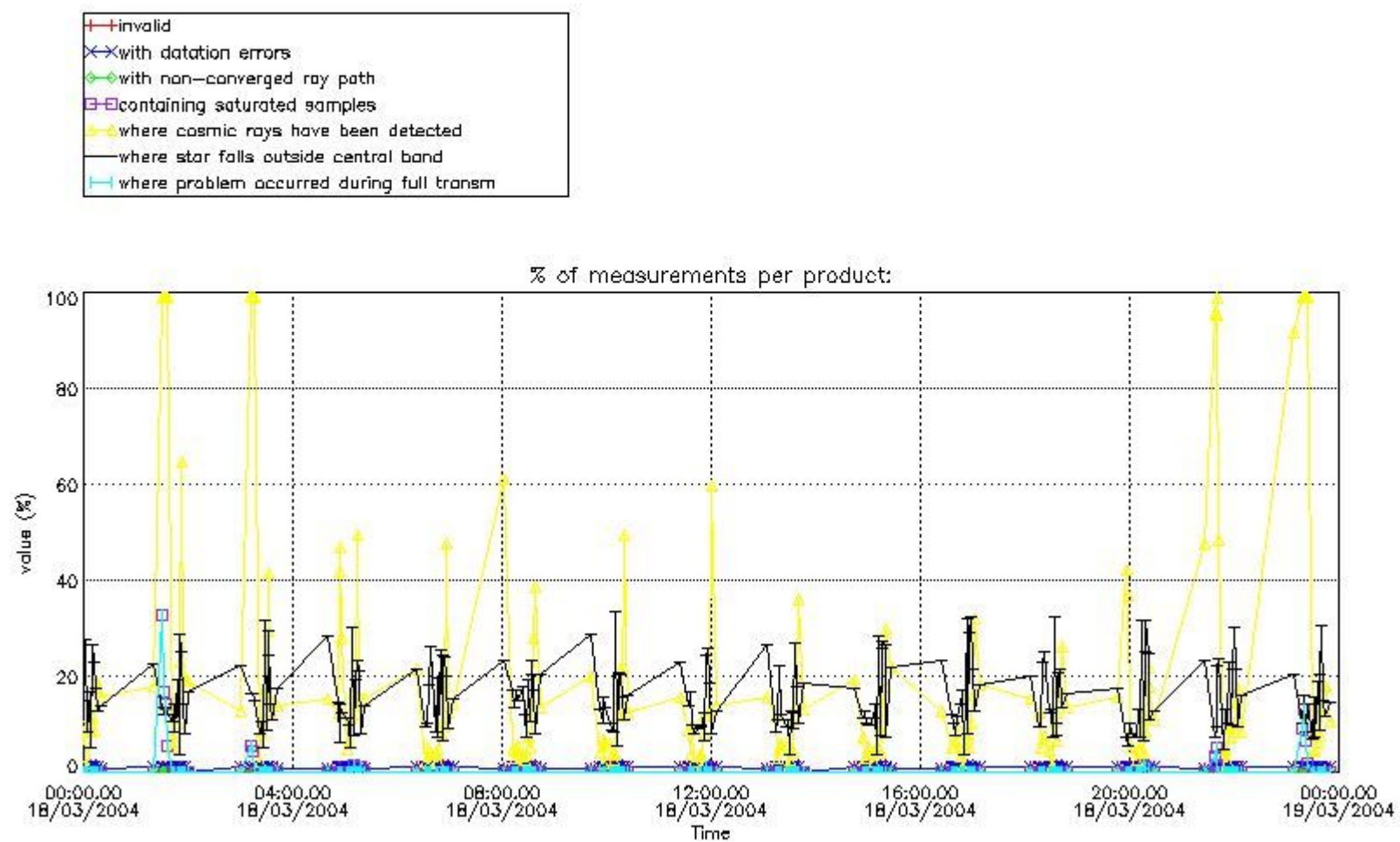


4. Level 1 quality information per product

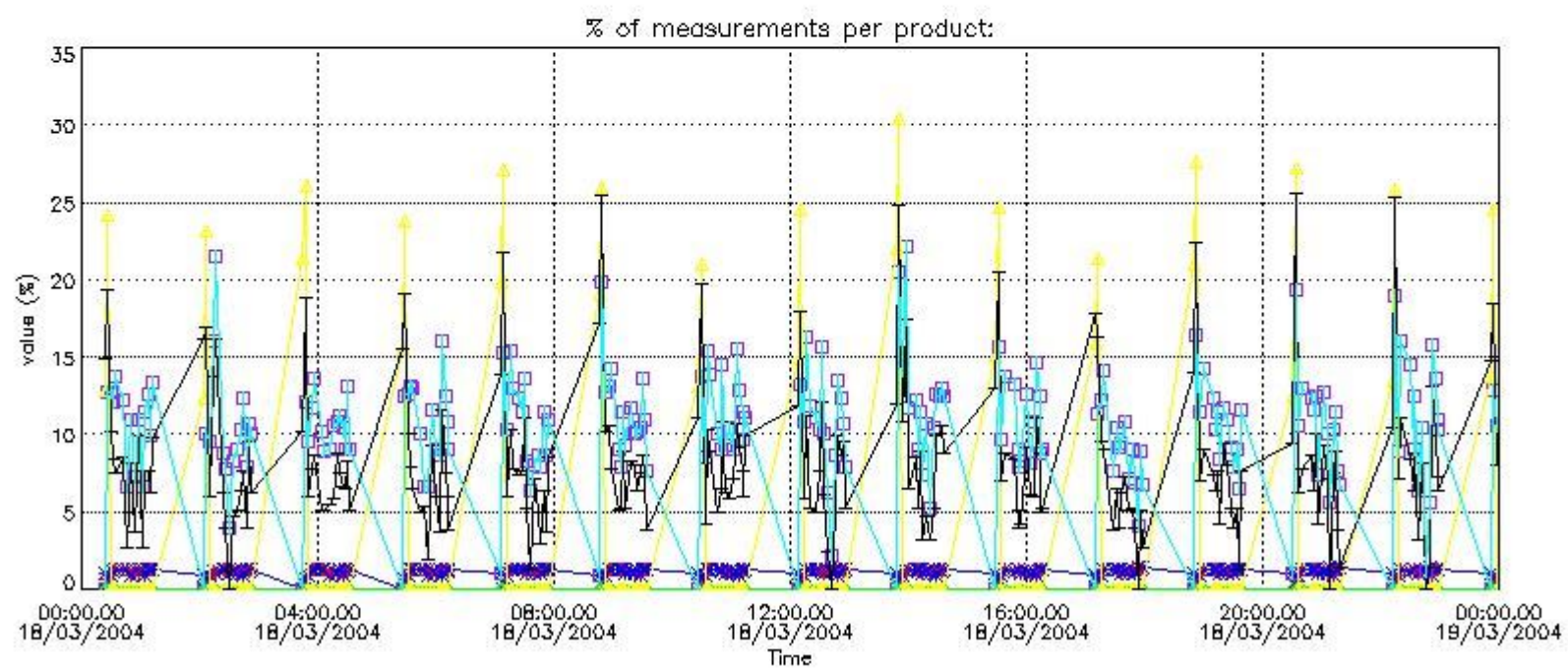
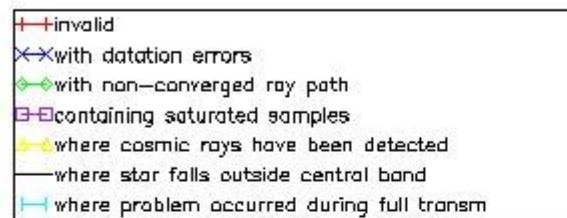
In this section it is plotted some information contained in the Quality Summary data set of the level 2 products that comes from the level 1b processing. Products without errors (error flag in the MPH set to "0") are used.

4.1 Plot quality information per product (time dependant) coming from level 1b processing

4.1.1 Plot level 1 quality information per product (time dependant): ENVISAT ASCENDING passes

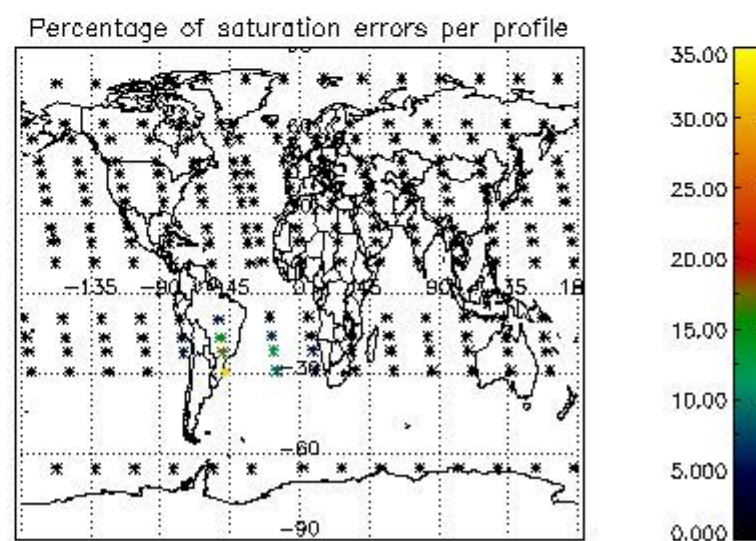
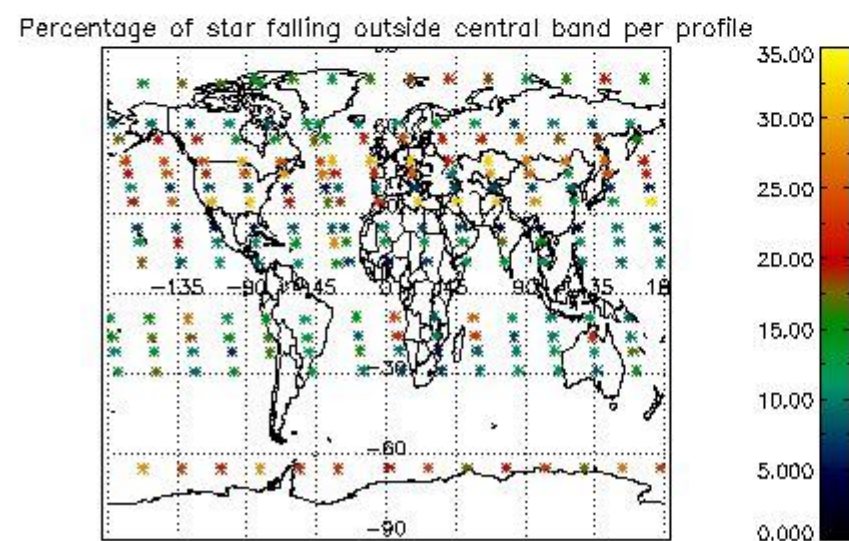
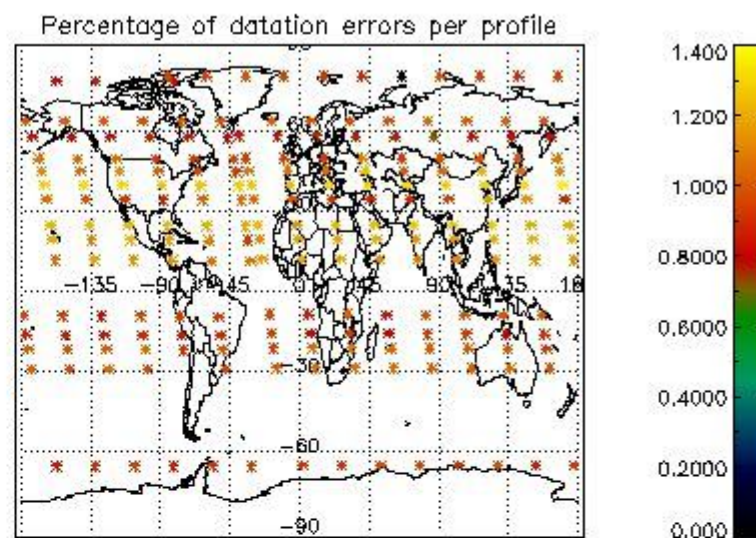
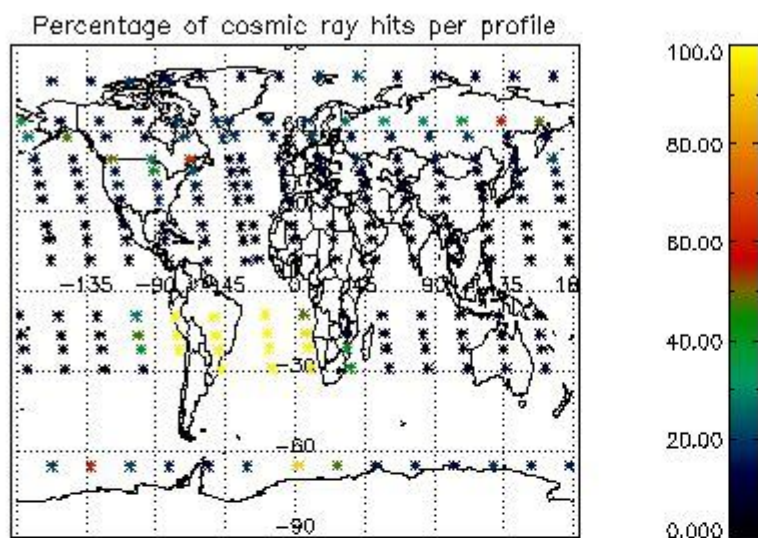


4.1.2 Plot level 1 quality information per product (time dependant): ENVI SAT DESCENDING passes

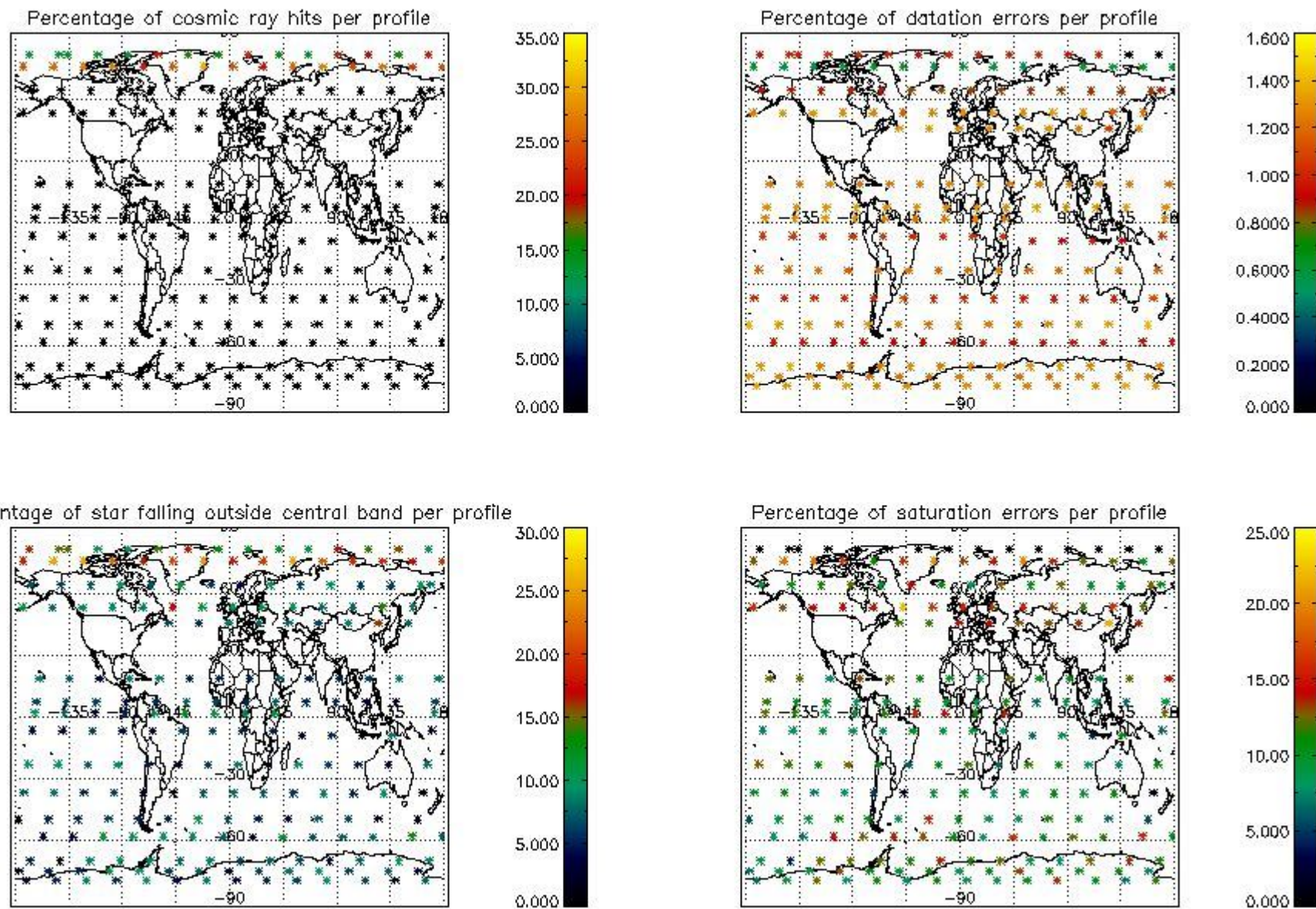


4.2 Plot quality information per product coming from level 1b processing (world map)

4.2.1 Plot level 1 quality information per product (world map): ENVISAT ASCENDING passes



4.2.2 Plot level 1 quality information per product (world map): ENVISAT DESCENDING passes



5. Trace gas profiles

5.1 Ozone statistics based on quality of products

The final quality of the products can be "measured" using the STD (Standard Deviation) attached to every point profile. This information is written to the parameter GOM_NL__2P/NL_LOCAL_SPECIES_DENSITY/o3_std of the level 2 products. The table below shows the statistics for given STD ranges.

The statistics are given with respect to the overall valid production:

- Products without fatal errors: GOM_NL__2P/MPH/PRODUCT_ERR=0
- Valid point profile: GOM_NL__2P/NL_LOCAL_SPECIES_DENSITY/pcd(0)=0

The 'Criteria' is applied to valid points of dark limb products:

- Products in dark limb illumination condition: GOM_NL__2P/NL_SUMMARY_QUALITY/obs_ill_cond=0
- Products without fatal errors: GOM_NL__2P/MPH/PRODUCT_ERR=0
- Valid point profile: GOM_NL__2P/NL_LOCAL_SPECIES_DENSITY/pcd(0)=0

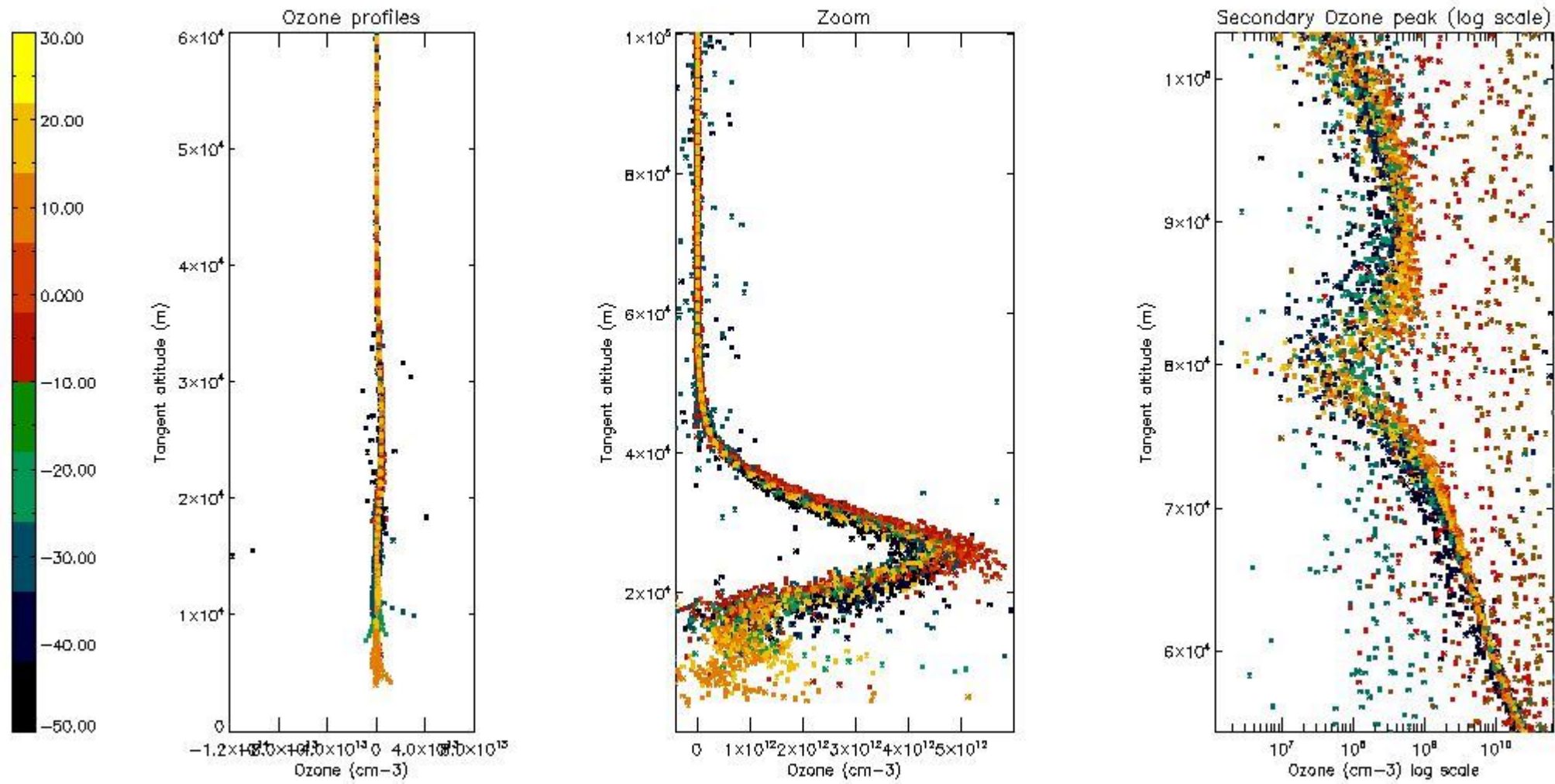
So, the table below shows the percentage of dark limb and valid observations for each criteria with respect to the overall valid daily observations.

Criteria	% of total production
All STD	33
STD < 20	17

STD < 10	14
STD < 5	8

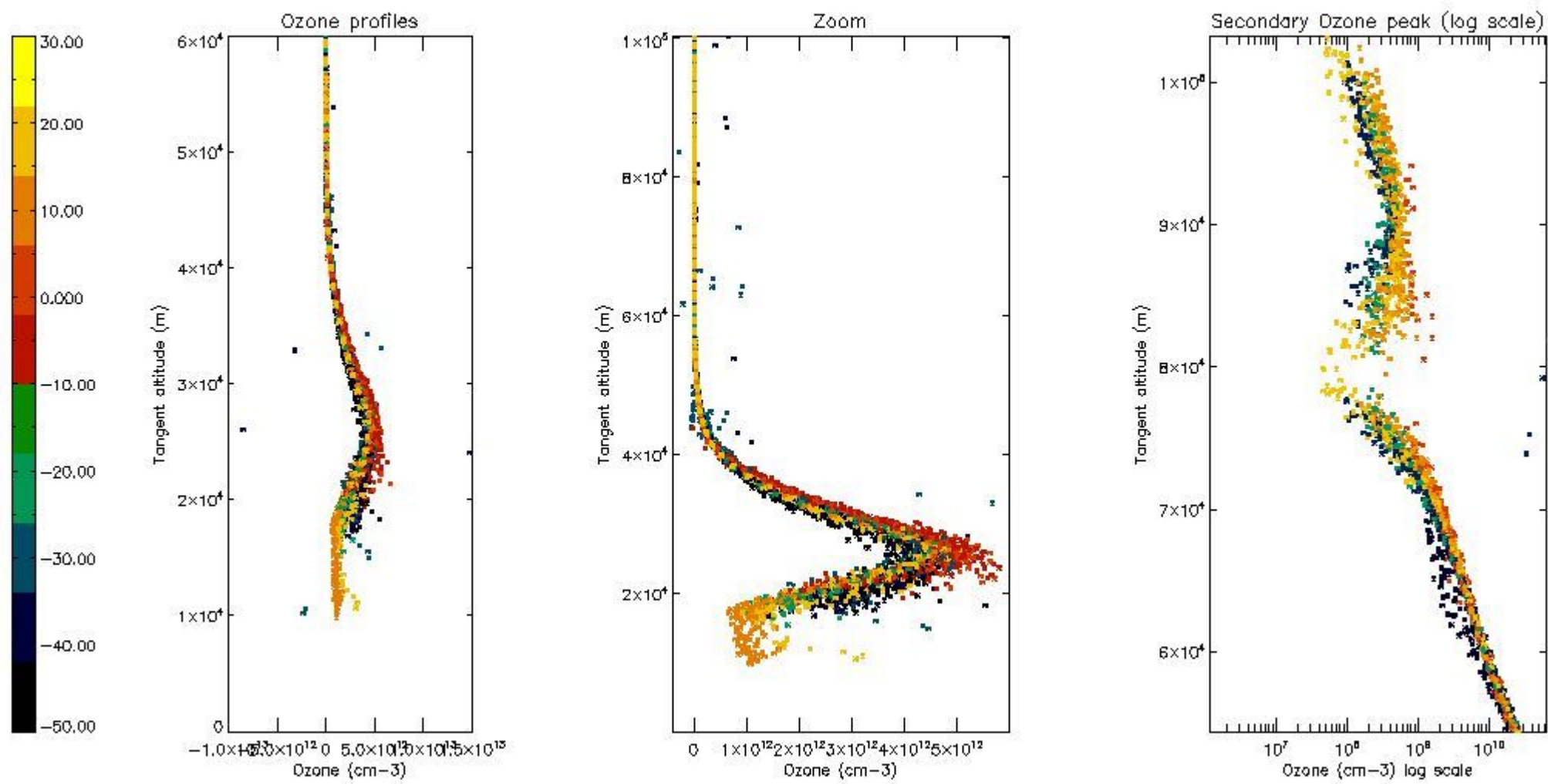
5.2 Plot ozone profiles for all STD (dark without errors)

The colorbar represents the latitude.



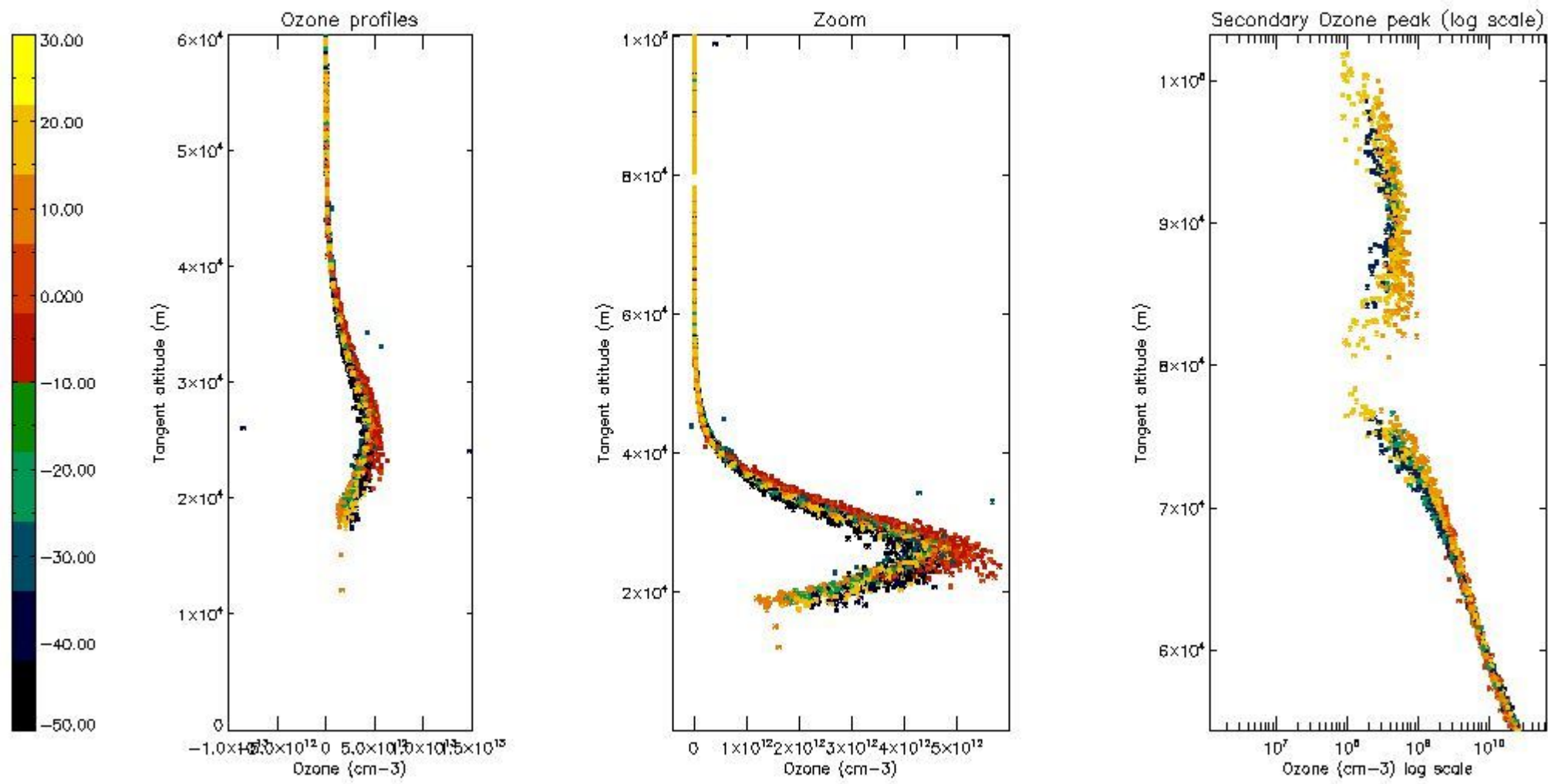
5.3 Plot ozone profiles where STD < 20% (dark without errors)

The colorbar represents the latitude.



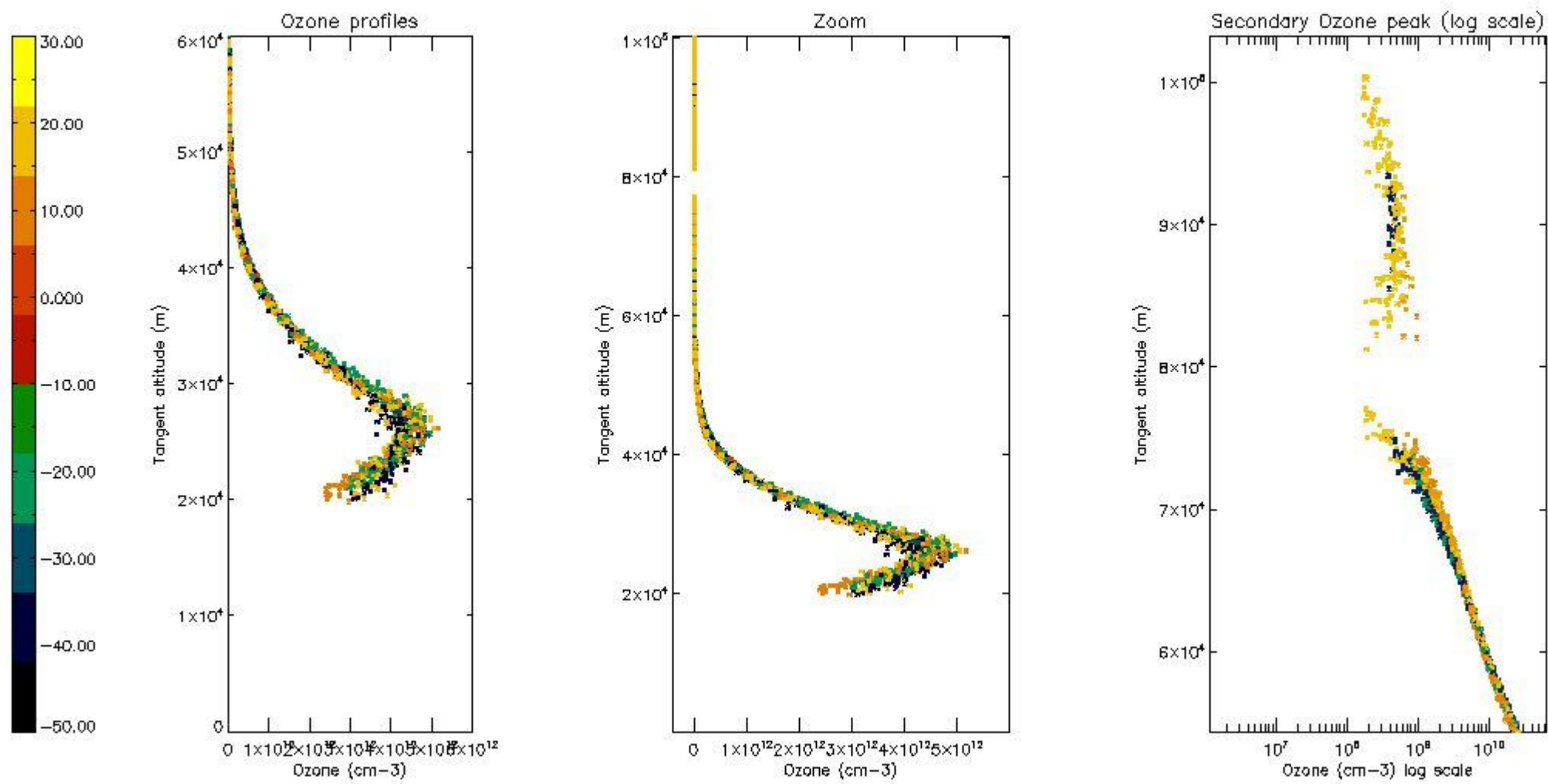
5.4 Plot ozone profiles where STD < 10% (dark without errors)

The colorbar represents the latitude.



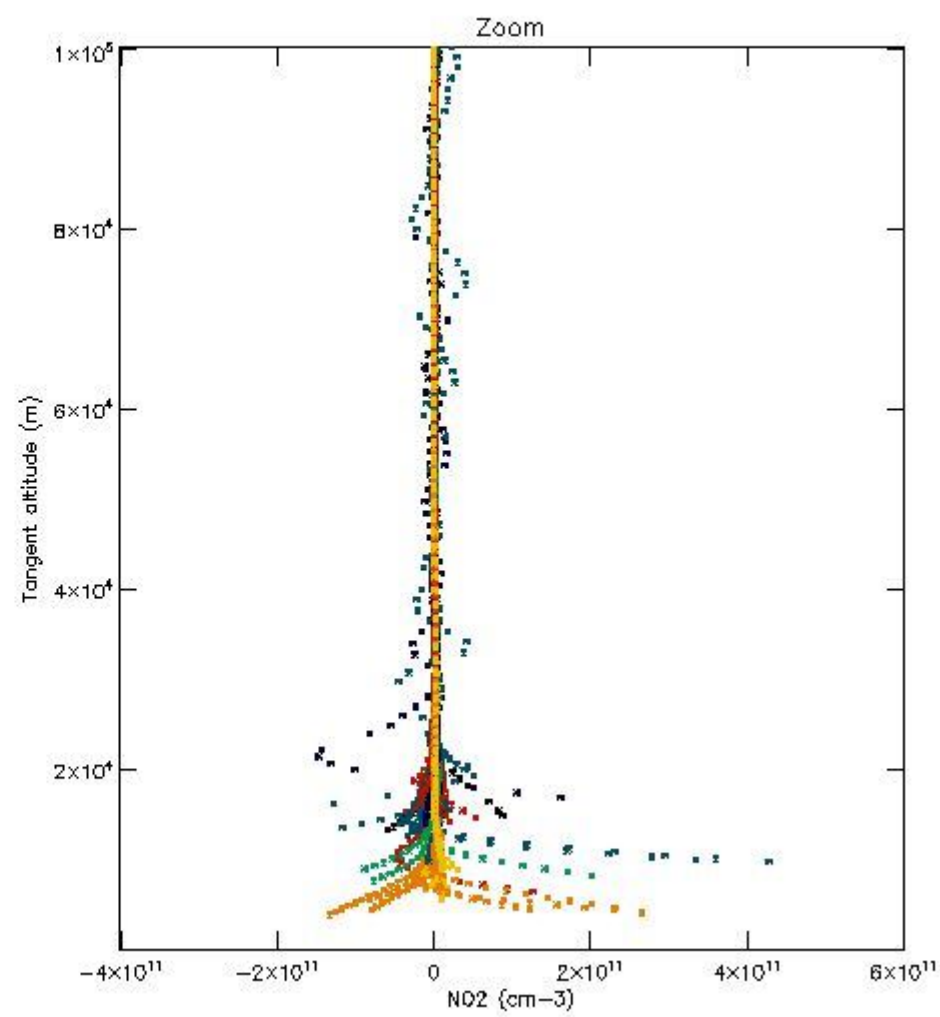
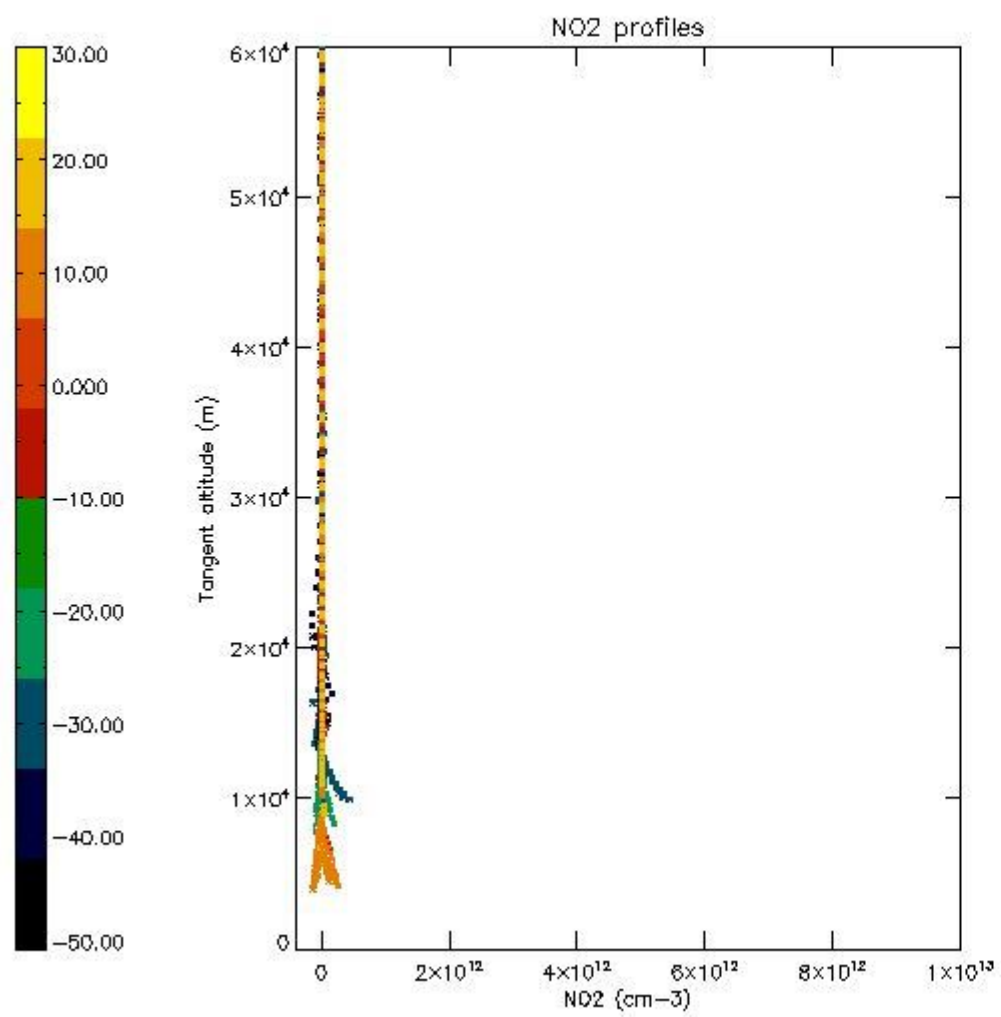
5.5 Plot ozone profiles where STD < 5% (dark without errors)

The colorbar represents the latitude.



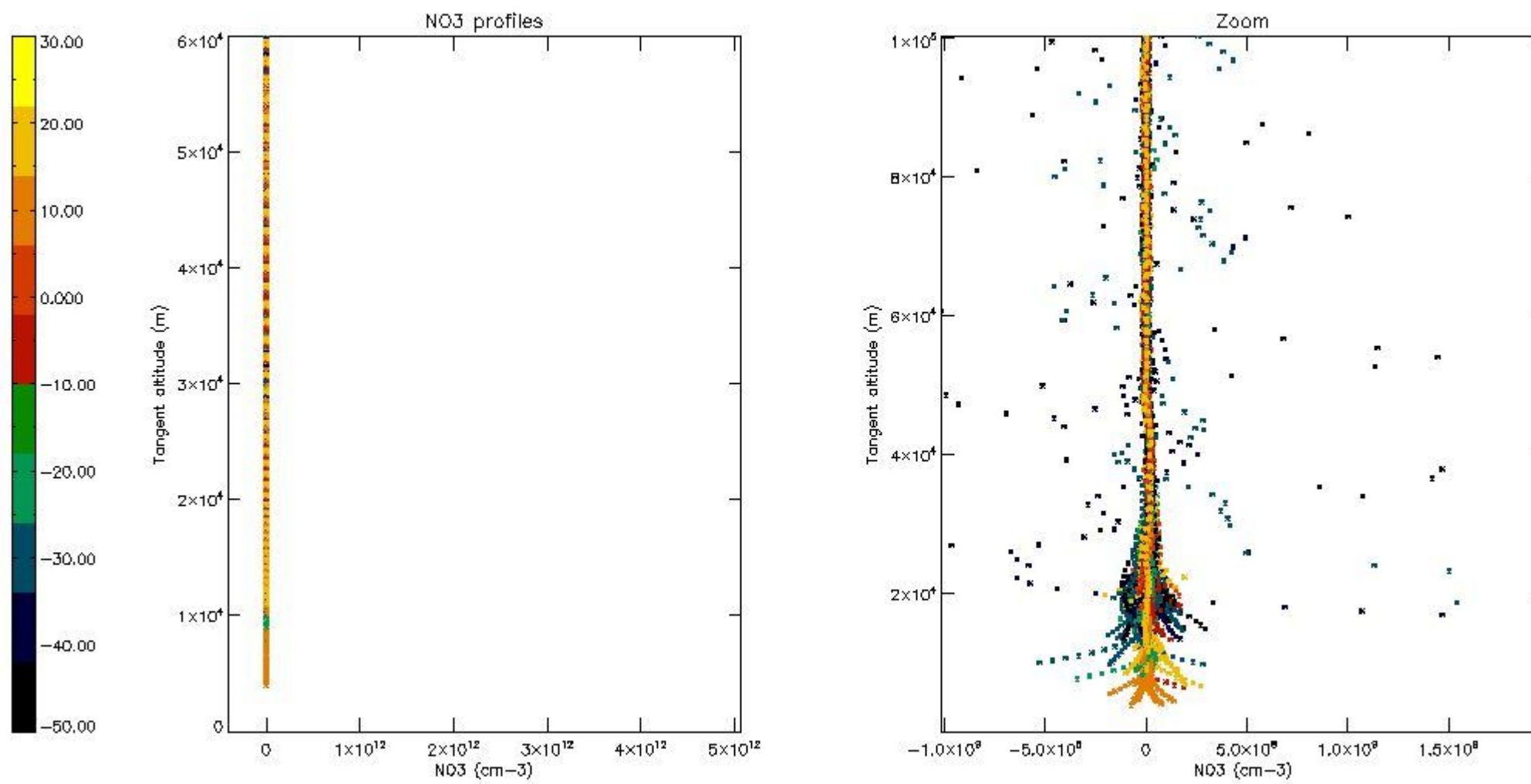
5.6 Plot NO₂ profiles for all STD (dark without errors)

The colorbar represents the latitude.



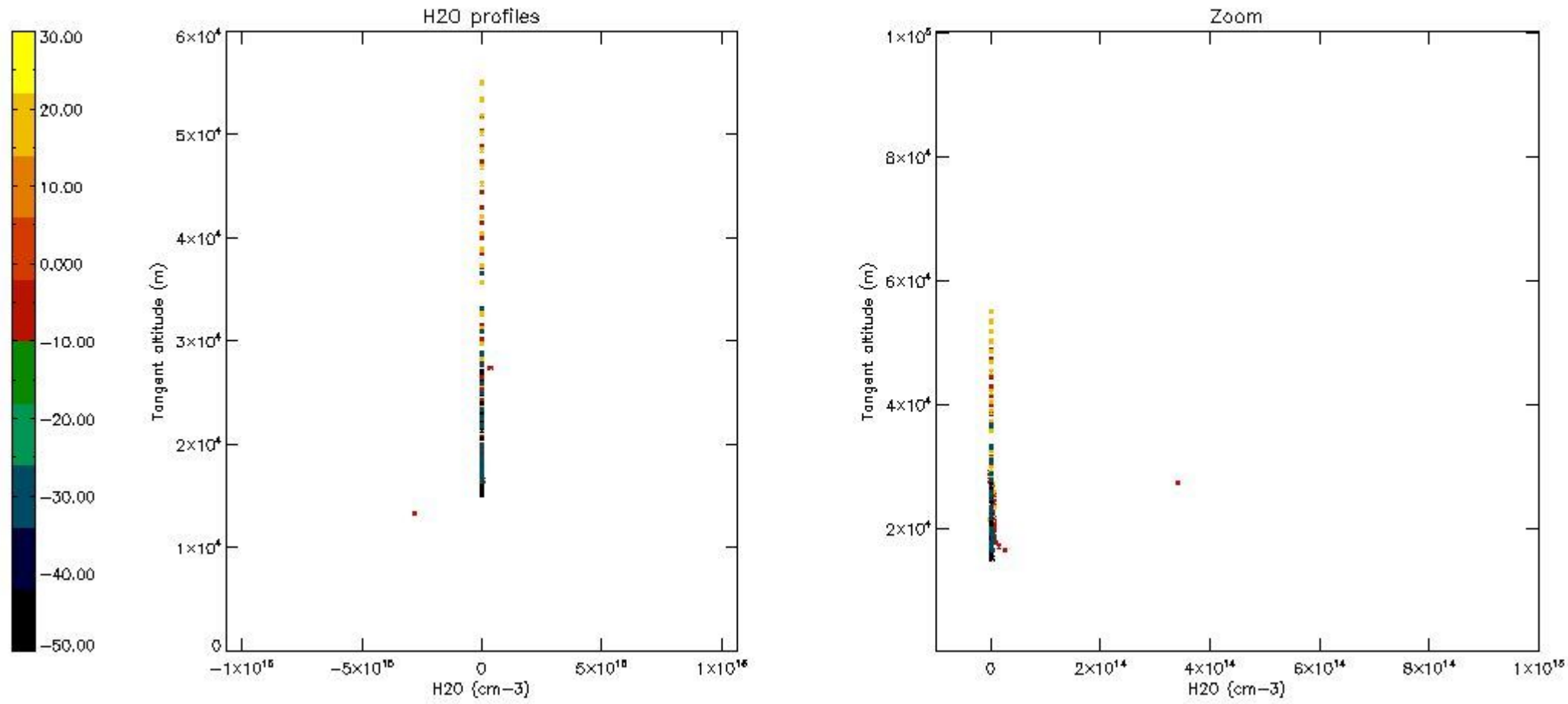
5.7 Plot NO3 profiles for all STD (dark without errors)

The colorbar represents the latitude.



5.8 Plot H2O profiles for all STD (only for occultations of stars 1,2,3,4,13,14,16,26,63 dark without errors)

The colorbar represents the latitude.



6. Auxiliary Data Files used for the production reported in section 2

The number reported in the third column indicates since which file (see list in section 2) the corresponding auxiliary file has been used. The fourth column is the date of those product files.

Type	Auxiliary Filename	Used since product	Used since product date
INST_PHYS_CHARACTERISTICS	GOM_INS_AXVIEC20091111_143220_20030716_120000_20500101_000000	1	18-MAR-2004 00:00:42
LEVEL-2_PROC_CONFIG	GOM_PR2_AXVIEC20091111_152718_20020301_000000_20500101_000000	1	18-MAR-2004 00:00:42
CROSS_SECTIONS_FILE	GOM_CRS_AXVIEC20091111_154832_20020301_000000_20500101_000000	1	18-MAR-2004 00:00:42

GOMOS Level 2 Daily Report

SUMMARY

[1. General Info](#)

[2. Summary of processed GOM_NL_2P products](#)

[3. Level 2 Quality information per product](#)

[3.1 Plot of level 2 quality information per product \(time dependant\)](#)

[3.2 Plot of level 2 quality information per product \(world map\)](#)

[4. Level 1 Quality information per product \(stored on level 2 products\)](#)

[4.1 Plot of level 1 quality information per product \(time dependant\)](#)

[4.1.1 Plot of level 1 quality information per product \(time dependant\): ASCENDING](#)

[4.1.2 Plot of level 1 quality information per product \(time dependant\): DESCENDING](#)

[4.2 Plot of level 1 quality information per product \(world map\)](#)

[4.2.1 Plot of level 1 quality information per product \(world map\): ASCENDING](#)

[4.2.2 Plot of level 1 quality information per product \(world map\): DESCENDING](#)

[5. Ozone profiles based on quality statistics and other trace gas profiles](#)

[5.1 Ozone statistics based on quality of products](#)

[5.2 Plot ozone profiles for all STD \(dark without errors\)](#)

[5.3 Plot ozone profiles where STD < 20% \(dark without errors\)](#)

[5.4. Plot ozone profiles where STD < 10% \(dark without errors\)](#)

[5.5. Plot ozone profiles where STD < 5% \(dark without errors\)](#)

[5.6 Plot NO2 profiles for all STD \(dark without errors\)](#)

[5.7 Plot NO3 profiles for all STD \(dark without errors\)](#)

[5.8 Plot H2O profiles \(only for occultations of stars 1,2,3,4,13,14,16,26,63 dark without errors\) for all STD](#)

[6. Auxiliary Data Files used for the production reported in section 2](#)

This report presents the daily analysis on parameters extracted from GOMOS level 2 data (GOM_NL__2P). It is intended to monitor some important parameters that will impact the quality of these products. A list of level 2 products (and content) that have arrived during the reporting day to the PCF is also given.

Item	Value
Time of report generation	18APR2013 21:47:35
Data source version	GOMOS/6.01
Start time of products	18-03-2004 (18MAR2004 00:00:00)
Stop time of products	19-03-2004 (19MAR2004 00:00:00)
Store outputs in DB	Yes
Nb of level 2 prods	437
Nb of prods with errors	0

2. Summary of processed GOM_NL__2P products.

Nr	Filename	UTC Start time	Limb	Duration	Star Id	Star Name	Star Mag	Star Temp	Nb Meas	Orbit	Prod. error
1	GOM_NL__2PRFIN20040318_000042_000000472025_00131_10706_0629.N1	18-MAR-2004 00:00:42	Dark	47.000	141	Bet Ara	2.8400	4600.0	94	10706	No
2	GOM_NL__2PRFIN20040318_000250_000000542025_00131_10706_0630.N1	18-MAR-2004 00:02:50	Dark	54.000	43	Alp TrA	1.9100	4250.0	108	10706	No
3	GOM_NL__2PRFIN20040318_000421_000000422025_00131_10706_0631.N1	18-MAR-2004 00:04:21	Dark	42.000	134	Bet TrA	2.8100	6600.0	84	10706	No
4	GOM_NL__2PRFIN20040318_000704_000000482025_00131_10706_0632.N1	18-MAR-2004 00:07:04	Dark	48.000	4	Alp1Cen	-0.010000	5800.0	96	10706	No
5	GOM_NL__2PRFIN20040318_000835_000000392025_00131_10706_0633.N1	18-MAR-2004 00:08:35	Dark	39.000	112	Alp Mus	2.6880	26000.	78	10706	No
6	GOM_NL__2PRFIN20040318_001005_000000532025_00131_10706_0634.N1	18-MAR-2004 00:10:05	Dark	53.000	12	Alp1Cru	0.77500	30000.	106	10706	No
7	GOM_NL__2PRFIN20040318_001123_000000522025_00131_10706_0635.N1	18-MAR-2004 00:11:23	Straylight	52.000	26	Gam Cru	1.6240	2900.0	104	10706	No
8	GOM_NL__2PRFIN20040318_001343_000000632025_00131_10706_0636.N1	18-MAR-2004 00:13:43	Straylight	63.000	54	5The Cen	2.0550	4500.0	126	10706	No
9	GOM_NL__2PRFIN20040318_001527_000000522025_00131_10706_0637.N1	18-MAR-2004 00:15:27	Straylight	51.500	123	lot Cen	2.7500	10200.	103	10706	No
10	GOM_NL__2PRFIN20040318_002023_000000612025_00131_10706_0638.N1	18-MAR-2004 00:20:23	Straylight	61.000	169	46Gam Hya	2.9910	4700.0	122	10706	No
11	GOM_NL__2PRFIN20040318_002322_000000512025_00131_10706_0639.N1	18-MAR-2004 00:23:22	Twilight_stray	50.500	100	4Gam Crv	2.5800	13100.	101	10706	No
12	GOM_NL__2PRFIN20040318_002558_000000832025_00131_10706_0640.N1	18-MAR-2004 00:25:58	Bright	82.500	15	67Alp Vir	0.97600	28000.	165	10706	No
13	GOM_NL__2PRFIN20040318_002939_000000592025_00131_10706_0641.N1	18-MAR-2004 00:29:39	Bright	59.000	121	29Gam Vir	2.7400	7200.0	118	10706	No
14	GOM_NL__2PRFIN20040318_003239_000000422025_00131_10706_0642.N1	18-MAR-2004 00:32:39	Bright	41.500	22	32Alp Leo	1.3600	15200.	83	10706	No
15	GOM_NL__2PRFIN20040318_003454_000000402025_00131_10706_0643.N1	18-MAR-2004 00:34:54	Bright	40.000	51	41Gam1Leo	2.0100	4500.0	80	10706	No
16	GOM_NL__2PRFIN20040318_004231_000000412025_00131_10706_0644.N1	18-MAR-2004 00:42:31	Bright	41.000	174	52Psi UMa	3.0040	4400.0	82	10706	No
17	GOM_NL__2PRFIN20040318_004544_000000382025_00131_10706_0645.N1	18-MAR-2004 00:45:44	Bright	38.000	82	48Bet UMa	2.3650	10600.	76	10706	No
18	GOM_NL__2PRFIN20040318_005017_000000552025_00131_10706_0646.N1	18-MAR-2004 00:50:17	Bright	55.000	39	85Eta UMa	1.8540	24000.	110	10706	No
19	GOM_NL__2PRFIN20040318_005414_000000412025_00131_10706_0647.N1	18-MAR-2004 00:54:14	Bright	41.000	60	7Bet UMi	2.0810	3950.0	82	10706	No
20	GOM_NL__2PRFIN20040318_005810_000000512025_00131_10706_0648.N1	18-MAR-2004 00:58:10	Bright	50.500	119	14Eta Dra	2.7270	4700.0	101	10706	No
21	GOM_NL__2PRFIN20040318_010141_000000382025_00131_10706_0649.N1	18-MAR-2004 01:01:41	Bright	37.500	74	11Bet Cas	2.2680	6600.0	75	10706	No
22	GOM_NL__2PRFIN20040318_010414_000000532025_00131_10706_0650.N1	18-MAR-2004 01:04:14	Bright	52.500	69	33Gam Dra	2.2310	3800.0	105	10706	No
23	GOM_NL__2PRFIN20040318_010741_000000402025_00131_10706_0651.N1	18-MAR-2004 01:07:41	Bright	39.500	19	50Alp Cyg	1.2460	10500.	79	10706	No
24	GOM_NL__2PRFIN20040318_010915_000000412025_00131_10706_0652.N1	18-MAR-2004 01:09:15	Bright	40.500	66	37Gam Cyg	2.2080	5900.0	81	10706	No
25	GOM_NL__2PRFIN20040318_011100_000000412025_00131_10706_0653.N1	18-MAR-2004 01:11:00	Bright	41.000	92	53Eps Cyg	2.5000	4500.0	82	10706	No
26	GOM_NL__2PRFIN20040318_011931_000000542025_00131_10706_0654.N1	18-MAR-2004 01:19:31	Twilight_stray	53.500	11	53Alp Aql	0.76500	8000.0	107	10706	No
27	GOM_NL__2PRFIN20040318_012953_000000522025_00131_10706_0655.N1	18-MAR-2004 01:29:53	Dark	52.000	155	41Pi Sgr	2.9000	6600.0	104	10706	No
28	GOM_NL__2PRFIN20040318_013157_000000512025_00131_10706_0656.N1	18-MAR-2004 01:31:57	Dark	50.500	57	34Sig Sgr	2.0660	26000.	101	10706	No
29	GOM_NL__2PRFIN20040318_013328_000000572025_00131_10706_0657.N1	18-MAR-2004 01:33:28	Dark	56.500	137	22Lam Sgr	2.8240	4400.0	113	10706	No
30	GOM_NL__2PRFIN20040318_013526_000000552025_00131_10706_0658.N1	18-MAR-2004 01:35:26	Dark	54.500	38	20Eps Sgr	1.8360	11000.	109	10706	No
31	GOM_NL__2PRFIN20040318_014117_000000482025_00132_10707_0629.N1	18-MAR-2004 01:41:17	Dark	47.500	141	Bet Ara	2.8400	4600.0	95	10707	No
32	GOM_NL__2PRFIN20040318_014326_000000462025_00132_10707_0630.N1	18-MAR-2004 01:43:26	Dark	46.000	43	Alp TrA	1.9100	4250.0	92	10707	No
33	GOM_NL__2PRFIN20040318_014458_000000422025_00132_10707_0631.N1	18-MAR-2004 01:44:58	Dark	41.500	134	Bet TrA	2.8100	6600.0	83	10707	No
34	GOM_NL__2PRFIN20040318_014740_000000492025_00132_10707_0632.N1	18-MAR-2004 01:47:40	Dark	49.000	4	Alp1Cen	-0.010000	5800.0	98	10707	No
35	GOM_NL__2PRFIN20040318_014910_000000402025_00132_10707_0633.N1	18-MAR-2004 01:49:10	Dark	40.000	112	Alp Mus	2.6880	26000.	80	10707	No
36	GOM_NL__2PRFIN20040318_015043_000000522025_00132_10707_0634.N1	18-MAR-2004 01:50:43	Dark	52.000	12	Alp1Cru	0.77500	30000.	104	10707	No
37	GOM_NL__2PRFIN20040318_015159_000000542025_00132_10707_0635.N1	18-MAR-2004 01:51:59	Straylight	54.000	26	Gam Cru	1.6240	2900.0	108	10707	No
38	GOM_NL__2PRFIN20040318_015420_000000602025_00132_10707_0636.N1	18-MAR-2004 01:54:20	Straylight	60.000	54	5The Cen	2.0550	4500.0	120	10707	No
39	GOM_NL__2PRFIN20040318_015603_000000502025_00132_10707_0637.N1	18-MAR-2004 01:56:03	Straylight	50.000	123	lot Cen	2.7500	10200.	100	10707	No
40	GOM_NL__2PRFIN20040318_020059_000000632025_00132_10707_0638.N1	18-MAR-2004 02:00:59	Straylight	63.000	169	46Gam Hya	2.9910	4700.0	126	10707	No
41	GOM_NL__2PRFIN20040318_020357_000000532025_00132_10707_0639.N1	18-MAR-2004 02:03:57	Twilight_stray	52.500	100	4Gam Crv	2.5800	13100.	105	10707	No
42	GOM_NL__2PRFIN20040318_020634_000000802025_00132_10707_0640.N1	18-MAR-2004 02:06:34	Bright	80.000	15	67Alp Vir	0.97600	28000.	160	10707	No

43	GOM_NL__2PRFIN20040318_021013_000000582025_00132_10707_0641.N1	18-MAR-2004 02: 10: 13	Bright	58.000	121	29Gam Vir	2.7400	7200.0	116	10707	No
44	GOM_NL__2PRFIN20040318_021315_000000442025_00132_10707_0642.N1	18-MAR-2004 02: 13: 15	Bright	43.500	22	32Alp Leo	1.3600	15200.	87	10707	No
45	GOM_NL__2PRFIN20040318_021528_000000472025_00132_10707_0643.N1	18-MAR-2004 02: 15: 28	Bright	46.500	51	41Gam1Leo	2.0100	4500.0	93	10707	No
46	GOM_NL__2PRFIN20040318_022306_000000402025_00132_10707_0644.N1	18-MAR-2004 02: 23: 06	Bright	40.000	174	52Psi UMa	3.0040	4400.0	80	10707	No
47	GOM_NL__2PRFIN20040318_022619_000000392025_00132_10707_0645.N1	18-MAR-2004 02: 26: 19	Bright	38.500	82	48Bet UMa	2.3650	10600.	77	10707	No
48	GOM_NL__2PRFIN20040318_023052_000000512025_00132_10707_0646.N1	18-MAR-2004 02: 30: 52	Bright	50.500	39	85Eta UMa	1.8540	24000.	101	10707	No
49	GOM_NL__2PRFIN20040318_023449_000000422025_00132_10707_0647.N1	18-MAR-2004 02: 34: 49	Bright	42.000	60	7Bet UMi	2.0810	3950.0	84	10707	No
50	GOM_NL__2PRFIN20040318_023845_000000502025_00132_10707_0648.N1	18-MAR-2004 02: 38: 45	Bright	49.500	119	14Eta Dra	2.7270	4700.0	99	10707	No
51	GOM_NL__2PRFIN20040318_024218_000000392025_00132_10707_0649.N1	18-MAR-2004 02: 42: 18	Bright	39.000	74	11Bet Cas	2.2680	6600.0	78	10707	No
52	GOM_NL__2PRFIN20040318_024449_000000532025_00132_10707_0650.N1	18-MAR-2004 02: 44: 49	Bright	52.500	69	33Gam Dra	2.2310	3800.0	105	10707	No
53	GOM_NL__2PRFIN20040318_024817_000000382025_00132_10707_0651.N1	18-MAR-2004 02: 48: 17	Bright	38.000	19	50Alp Cyg	1.2460	10500.	76	10707	No
54	GOM_NL__2PRFIN20040318_024951_000000422025_00132_10707_0652.N1	18-MAR-2004 02: 49: 51	Bright	42.000	66	37Gam Cyg	2.2080	5900.0	84	10707	No
55	GOM_NL__2PRFIN20040318_025136_000000402025_00132_10707_0653.N1	18-MAR-2004 02: 51: 36	Bright	40.000	92	53Eps Cyg	2.5000	4500.0	80	10707	No
56	GOM_NL__2PRFIN20040318_030007_000000552025_00132_10707_0654.N1	18-MAR-2004 03: 00: 07	Tw_i_and_stray	54.500	11	53Alp Aql	0.76500	8000.0	109	10707	No
57	GOM_NL__2PRFIN20040318_031232_000000562025_00132_10707_0655.N1	18-MAR-2004 03: 12: 32	Dark	55.500	57	34Sig Sgr	2.0660	26000.	111	10707	No
58	GOM_NL__2PRFIN20040318_031405_000000592025_00132_10707_0656.N1	18-MAR-2004 03: 14: 05	Dark	58.500	137	22Lam Sgr	2.8240	4400.0	117	10707	No
59	GOM_NL__2PRFIN20040318_031604_000000542025_00132_10707_0657.N1	18-MAR-2004 03: 16: 04	Dark	54.000	38	20Eps Sgr	1.8360	11000.	108	10707	No
60	GOM_NL__2PRFIN20040318_032156_000000442025_00133_10708_0629.N1	18-MAR-2004 03: 21: 56	Dark	44.000	141	Bet Ara	2.8400	4600.0	88	10708	No
61	GOM_NL__2PRFIN20040318_032404_000000432025_00133_10708_0630.N1	18-MAR-2004 03: 24: 04	Dark	42.500	43	Alp TrA	1.9100	4250.0	85	10708	No
62	GOM_NL__2PRFIN20040318_032534_000000412025_00133_10708_0631.N1	18-MAR-2004 03: 25: 34	Dark	40.500	134	Bet TrA	2.8100	6600.0	81	10708	No
63	GOM_NL__2PRFIN20040318_032818_000000572025_00133_10708_0632.N1	18-MAR-2004 03: 28: 18	Dark	57.000	4	Alp1Cen	-0.010000	5800.0	114	10708	No
64	GOM_NL__2PRFIN20040318_032948_000000402025_00133_10708_0633.N1	18-MAR-2004 03: 29: 48	Dark	40.000	112	Alp Mus	2.6880	26000.	80	10708	No
65	GOM_NL__2PRFIN20040318_033119_000000502025_00133_10708_0634.N1	18-MAR-2004 03: 31: 19	Dark	49.500	12	Alp1Cru	0.77500	30000.	99	10708	No
66	GOM_NL__2PRFIN20040318_033237_000000542025_00133_10708_0635.N1	18-MAR-2004 03: 32: 37	Straylight	54.000	26	Gam Cru	1.6240	2900.0	108	10708	No
67	GOM_NL__2PRFIN20040318_033457_000000602025_00133_10708_0636.N1	18-MAR-2004 03: 34: 57	Straylight	59.500	54	5The Cen	2.0550	4500.0	119	10708	No
68	GOM_NL__2PRFIN20040318_033640_000000512025_00133_10708_0637.N1	18-MAR-2004 03: 36: 40	Straylight	51.000	123	lot Cen	2.7500	10200.	102	10708	No
69	GOM_NL__2PRFIN20040318_034135_000000662025_00133_10708_0638.N1	18-MAR-2004 03: 41: 35	Straylight	66.000	169	46Gam Hya	2.9910	4700.0	132	10708	No
70	GOM_NL__2PRFIN20040318_034433_000000492025_00133_10708_0639.N1	18-MAR-2004 03: 44: 33	Tw_i_and_stray	49.000	100	4Gam Crv	2.5800	13100.	98	10708	No
71	GOM_NL__2PRFIN20040318_034709_000000832025_00133_10708_0640.N1	18-MAR-2004 03: 47: 09	Bright	82.500	15	67Alp Vir	0.97600	28000.	165	10708	No
72	GOM_NL__2PRFIN20040318_035049_000000582025_00133_10708_0641.N1	18-MAR-2004 03: 50: 49	Bright	58.000	121	29Gam Vir	2.7400	7200.0	116	10708	No
73	GOM_NL__2PRFIN20040318_035354_000000392025_00133_10708_0642.N1	18-MAR-2004 03: 53: 54	Bright	38.500	22	32Alp Leo	1.3600	15200.	77	10708	No
74	GOM_NL__2PRFIN20040318_035605_000000412025_00133_10708_0643.N1	18-MAR-2004 03: 56: 05	Bright	40.500	51	41Gam1Leo	2.0100	4500.0	81	10708	No
75	GOM_NL__2PRFIN20040318_040342_000000402025_00133_10708_0644.N1	18-MAR-2004 04: 03: 42	Bright	39.500	174	52Psi UMa	3.0040	4400.0	79	10708	No
76	GOM_NL__2PRFIN20040318_040655_000000402025_00133_10708_0645.N1	18-MAR-2004 04: 06: 55	Bright	39.500	82	48Bet UMa	2.3650	10600.	79	10708	No
77	GOM_NL__2PRFIN20040318_041127_000000552025_00133_10708_0646.N1	18-MAR-2004 04: 11: 27	Bright	55.000	39	85Eta UMa	1.8540	24000.	110	10708	No
78	GOM_NL__2PRFIN20040318_041525_000000432025_00133_10708_0647.N1	18-MAR-2004 04: 15: 25	Bright	42.500	60	7Bet UMi	2.0810	3950.0	85	10708	No
79	GOM_NL__2PRFIN20040318_041921_000000512025_00133_10708_0648.N1	18-MAR-2004 04: 19: 21	Bright	51.000	119	14Eta Dra	2.7270	4700.0	102	10708	No
80	GOM_NL__2PRFIN20040318_042254_000000402025_00133_10708_0649.N1	18-MAR-2004 04: 22: 54	Bright	40.000	74	11Bet Cas	2.2680	6600.0	80	10708	No
81	GOM_NL__2PRFIN20040318_042524_000000532025_00133_10708_0650.N1	18-MAR-2004 04: 25: 24	Bright	53.000	69	33Gam Dra	2.2310	3800.0	106	10708	No
82	GOM_NL__2PRFIN20040318_042853_000000392025_00133_10708_0651.N1	18-MAR-2004 04: 28: 53	Bright	38.500	19	50Alp Cyg	1.2460	10500.	77	10708	No
83	GOM_NL__2PRFIN20040318_043027_000000422025_00133_10708_0652.N1	18-MAR-2004 04: 30: 27	Bright	42.000	66	37Gam Cyg	2.2080	5900.0	84	10708	No
84	GOM_NL__2PRFIN20040318_043213_000000392025_00133_10708_0653.N1	18-MAR-2004 04: 32: 13	Bright	39.000	92	53Eps Cyg	2.5000	4500.0	78	10708	No
85	GOM_NL__2PRFIN20040318_044043_000000592025_00133_10708_0654.N1	18-MAR-2004 04: 40: 43	Tw_i_and_stray	58.500	11	53Alp Aql	0.76500	8000.0	117	10708	No
86	GOM_NL__2PRFIN20040318_045107_000000522025_00133_10708_0655.N1	18-MAR-2004 04: 51: 07	Dark	52.000	155	41Pi Sgr	2.9000	6600.0	104	10708	No
87	GOM_NL__2PRFIN20040318_045311_000000482025_00133_10708_0656.N1	18-MAR-2004 04: 53: 11	Dark	48.000	57	34Sig Sgr	2.0660	26000.	96	10708	No
88	GOM_NL__2PRFIN20040318_045443_000000572025_00133_10708_0657.N1	18-MAR-2004 04: 54: 43	Dark	56.500	137	22Lam Sgr	2.8240	4400.0	113	10708	No
89	GOM_NL__2PRFIN20040318_045642_000000522025_00133_10708_0658.N1	18-MAR-2004 04: 56: 42	Dark	52.000	38	20Eps Sgr	1.8360	11000.	104	10708	No
90	GOM_NL__2PRFIN20040318_050233_000000442025_00134_10709_0630.N1	18-MAR-2004 05: 02: 33	Dark	44.000	141	Bet Ara	2.8400	4600.0	88	10709	No
91	GOM_NL__2PRFIN20040318_050441_000000412025_00134_10709_0631.N1	18-MAR-2004 05: 04: 41	Dark	41.000	43	Alp TrA	1.9100	4250.0	82	10709	No
92	GOM_NL__2PRFIN20040318_050611_000000412025_00134_10709_0632.N1	18-MAR-2004 05: 06: 11	Dark	40.500	134	Bet TrA	2.8100	6600.0	81	10709	No
93	GOM_NL__2PRFIN20040318_050855_000000552025_00134_10709_0633.N1	18-MAR-2004 05: 08: 55	Dark	54.500	4	Alp1Cen	-0.010000	5800.0	109	10709	No
94	GOM_NL__2PRFIN20040318_051025_000000392025_00134_10709_0634.N1	18-MAR-2004 05: 10: 25	Dark	38.500	112	Alp Mus	2.6880	26000.	77	10709	No
95	GOM_NL__2PRFIN20040318_051156_000000452025_00134_10709_0635.N1	18-MAR-2004 05: 11: 56	Dark	44.500	12	Alp1Cru	0.77500	30000.	89	10709	No
96	GOM_NL__2PRFIN20040318_051315_000000482025_00134_10709_0636.N1	18-MAR-2004 05: 13: 15	Straylight	47.500	26	Gam Cru	1.6240	2900.0	95	10709	No
97	GOM_NL__2PRFIN20040318_051534_000000652025_00134_10709_0637.N1	18-MAR-2004 05: 15: 34	Straylight	64.500	54	5The Cen	2.0550	4500.0	129	10709	No
98	GOM_NL__2PRFIN20040318_051717_000000502025_00134_10709_0638.N1	18-MAR-2004 05: 17: 17	Straylight	49.500	123	lot Cen	2.7500	10200.	99	10709	No
99	GOM_NL__2PRFIN20040318_052212_000000622025_00134_10709_0639.N1	18-MAR-2004 05: 22: 12	Straylight	62.000	169	46Gam Hya	2.9910	4700.0	124	10709	No
100	GOM_NL__2PRFIN20040318_052509_000000522025_00134_10709_0640.N1	18-MAR-2004 05: 25: 09	Tw_i_and_stray	51.500	100	4Gam Crv	2.5800	13100.	103	10709	No
101	GOM_NL__2PRFIN20040318_052744_000000842025_00134_10709_0641.N1	18-MAR-2004 05: 27: 44	Bright	84.000	15	67Alp Vir	0.97600	28000.	168	10709	No

102	GOM_NL__2PRFIN20040318_053125_000000602025_00134_10709_0642.N1	18-MAR-2004 05:31:25	Bright	59.500	121	29Gam Vir	2.7400	7200.0	119	10709	No
103	GOM_NL__2PRFIN20040318_053431_000000382025_00134_10709_0643.N1	18-MAR-2004 05:34:31	Bright	38.000	22	32Alp Leo	1.3600	15200.	76	10709	No
104	GOM_NL__2PRFIN20040318_053642_000000392025_00134_10709_0644.N1	18-MAR-2004 05:36:42	Bright	38.500	51	41Gam1Leo	2.0100	4500.0	77	10709	No
105	GOM_NL__2PRFIN20040318_054418_000000402025_00134_10709_0645.N1	18-MAR-2004 05:44:18	Bright	40.000	174	52Psi UMa	3.0040	4400.0	80	10709	No
106	GOM_NL__2PRFIN20040318_054732_000000382025_00134_10709_0646.N1	18-MAR-2004 05:47:32	Bright	37.500	82	48Bet UMa	2.3650	10600.	75	10709	No
107	GOM_NL__2PRFIN20040318_055201_000000532025_00134_10709_0647.N1	18-MAR-2004 05:52:01	Bright	53.000	39	85Eta UMa	1.8540	24000.	106	10709	No
108	GOM_NL__2PRFIN20040318_055601_000000432025_00134_10709_0648.N1	18-MAR-2004 05:56:01	Bright	43.000	60	7Bet UMi	2.0810	3950.0	86	10709	No
109	GOM_NL__2PRFIN20040318_055956_000000502025_00134_10709_0649.N1	18-MAR-2004 05:59:56	Bright	50.000	119	14Eta Dra	2.7270	4700.0	100	10709	No
110	GOM_NL__2PRFIN20040318_060328_000000412025_00134_10709_0650.N1	18-MAR-2004 06:03:28	Bright	40.500	74	11Bet Cas	2.2680	6600.0	81	10709	No
111	GOM_NL__2PRFIN20040318_060600_000000562025_00134_10709_0651.N1	18-MAR-2004 06:06:00	Bright	56.000	69	33Gam Dra	2.2310	3800.0	112	10709	No
112	GOM_NL__2PRFIN20040318_060929_000000402025_00134_10709_0652.N1	18-MAR-2004 06:09:29	Bright	40.000	19	50Alp Cyg	1.2460	10500.	80	10709	No
113	GOM_NL__2PRFIN20040318_061103_000000422025_00134_10709_0653.N1	18-MAR-2004 06:11:03	Bright	41.500	66	37Gam Cyg	2.2080	5900.0	83	10709	No
114	GOM_NL__2PRFIN20040318_061248_000000392025_00134_10709_0654.N1	18-MAR-2004 06:12:48	Bright	39.000	92	53Eps Cyg	2.5000	4500.0	78	10709	No
115	GOM_NL__2PRFIN20040318_062120_000000542025_00134_10709_0655.N1	18-MAR-2004 06:21:20	Tw_i_and_stray	54.000	11	53Alp Aql	0.76500	8000.0	108	10709	No
116	GOM_NL__2PRFIN20040318_063144_000000482025_00134_10709_0656.N1	18-MAR-2004 06:31:44	Dark	48.000	155	41Pi Sgr	2.9000	6600.0	96	10709	No
117	GOM_NL__2PRFIN20040318_063348_000000502025_00134_10709_0657.N1	18-MAR-2004 06:33:48	Dark	50.000	57	34Sig Sgr	2.0660	26000.	100	10709	No
118	GOM_NL__2PRFIN20040318_063519_000000602025_00134_10709_0658.N1	18-MAR-2004 06:35:19	Dark	60.000	137	22Lam Sgr	2.8240	4400.0	120	10709	No
119	GOM_NL__2PRFIN20040318_063719_000000612025_00134_10709_0659.N1	18-MAR-2004 06:37:19	Dark	61.000	38	20Eps Sgr	1.8360	11000.	122	10709	No
120	GOM_NL__2PRFIN20040318_064310_000000432025_00135_10710_0630.N1	18-MAR-2004 06:43:10	Dark	42.500	141	Bet Ara	2.8400	4600.0	85	10710	No
121	GOM_NL__2PRFIN20040318_064518_000000462025_00135_10710_0631.N1	18-MAR-2004 06:45:18	Dark	45.500	43	Alp TrA	1.9100	4250.0	91	10710	No
122	GOM_NL__2PRFIN20040318_064647_000000412025_00135_10710_0632.N1	18-MAR-2004 06:46:47	Dark	41.000	134	Bet TrA	2.8100	6600.0	82	10710	No
123	GOM_NL__2PRFIN20040318_064931_000000512025_00135_10710_0633.N1	18-MAR-2004 06:49:31	Dark	51.000	4	Alp1Cen	-0.010000	5800.0	102	10710	No
124	GOM_NL__2PRFIN20040318_065101_000000382025_00135_10710_0634.N1	18-MAR-2004 06:51:01	Dark	38.000	112	Alp Mus	2.6880	26000.	76	10710	No
125	GOM_NL__2PRFIN20040318_065233_000000482025_00135_10710_0635.N1	18-MAR-2004 06:52:33	Dark	47.500	12	Alp1Cru	0.77500	30000.	95	10710	No
126	GOM_NL__2PRFIN20040318_065351_000000482025_00135_10710_0636.N1	18-MAR-2004 06:53:51	Straylight	48.000	26	Gam Cru	1.6240	2900.0	96	10710	No
127	GOM_NL__2PRFIN20040318_065611_000000632025_00135_10710_0637.N1	18-MAR-2004 06:56:11	Straylight	63.000	54	5The Cen	2.0550	4500.0	126	10710	No
128	GOM_NL__2PRFIN20040318_065754_000000492025_00135_10710_0638.N1	18-MAR-2004 06:57:54	Straylight	49.000	123	lot Cen	2.7500	10200.	98	10710	No
129	GOM_NL__2PRFIN20040318_070331_000000532025_00135_10710_0639.N1	18-MAR-2004 07:03:31	Straylight	52.500	106	9Bet Crv	2.6480	5600.0	105	10710	No
130	GOM_NL__2PRFIN20040318_070546_000000512025_00135_10710_0640.N1	18-MAR-2004 07:05:46	Tw_i_and_stray	50.500	100	4Gam Crv	2.5800	13100.	101	10710	No
131	GOM_NL__2PRFIN20040318_070820_000000852025_00135_10710_0641.N1	18-MAR-2004 07:08:20	Bright	85.000	15	67Alp Vir	0.97600	28000.	170	10710	No
132	GOM_NL__2PRFIN20040318_071200_000000582025_00135_10710_0642.N1	18-MAR-2004 07:12:00	Bright	58.000	121	29Gam Vir	2.7400	7200.0	116	10710	No
133	GOM_NL__2PRFIN20040318_071507_000000392025_00135_10710_0643.N1	18-MAR-2004 07:15:07	Bright	39.000	22	32Alp Leo	1.3600	15200.	78	10710	No
134	GOM_NL__2PRFIN20040318_071719_000000392025_00135_10710_0644.N1	18-MAR-2004 07:17:19	Bright	38.500	51	41Gam1Leo	2.0100	4500.0	77	10710	No
135	GOM_NL__2PRFIN20040318_072454_000000412025_00135_10710_0645.N1	18-MAR-2004 07:24:54	Bright	40.500	174	52Psi UMa	3.0040	4400.0	81	10710	No
136	GOM_NL__2PRFIN20040318_072807_000000402025_00135_10710_0646.N1	18-MAR-2004 07:28:07	Bright	39.500	82	48Bet UMa	2.3650	10600.	79	10710	No
137	GOM_NL__2PRFIN20040318_072938_000000412025_00135_10710_0647.N1	18-MAR-2004 07:29:38	Bright	40.500	36	50Alp UMa	1.8000	6300.0	81	10710	No
138	GOM_NL__2PRFIN20040318_073203_000000492025_00135_10710_0648.N1	18-MAR-2004 07:32:03	Bright	48.500	55	79Zet UMa	2.0600	10200.	97	10710	No
139	GOM_NL__2PRFIN20040318_073637_000000402025_00135_10710_0649.N1	18-MAR-2004 07:36:37	Bright	39.500	60	7Bet UMi	2.0810	3950.0	79	10710	No
140	GOM_NL__2PRFIN20040318_074032_000000502025_00135_10710_0650.N1	18-MAR-2004 07:40:32	Bright	49.500	119	14Eta Dra	2.7270	4700.0	99	10710	No
141	GOM_NL__2PRFIN20040318_074405_000000412025_00135_10710_0651.N1	18-MAR-2004 07:44:05	Bright	40.500	74	11Bet Cas	2.2680	6600.0	81	10710	No
142	GOM_NL__2PRFIN20040318_074636_000000512025_00135_10710_0652.N1	18-MAR-2004 07:46:36	Bright	50.500	69	33Gam Dra	2.2310	3800.0	101	10710	No
143	GOM_NL__2PRFIN20040318_075005_000000402025_00135_10710_0653.N1	18-MAR-2004 07:50:05	Bright	39.500	19	50Alp Cyg	1.2460	10500.	79	10710	No
144	GOM_NL__2PRFIN20040318_075139_000000412025_00135_10710_0654.N1	18-MAR-2004 07:51:39	Bright	40.500	66	37Gam Cyg	2.2080	5900.0	81	10710	No
145	GOM_NL__2PRFIN20040318_075324_000000412025_00135_10710_0655.N1	18-MAR-2004 07:53:24	Bright	41.000	92	53Eps Cyg	2.5000	4500.0	82	10710	No
146	GOM_NL__2PRFIN20040318_080156_000000562025_00135_10710_0656.N1	18-MAR-2004 08:01:56	Tw_i_and_stray	55.500	11	53Alp Aql	0.76500	8000.0	111	10710	No
147	GOM_NL__2PRFIN20040318_081221_000000532025_00135_10710_0657.N1	18-MAR-2004 08:12:21	Dark	52.500	155	41Pi Sgr	2.9000	6600.0	105	10710	No
148	GOM_NL__2PRFIN20040318_081425_000000522025_00135_10710_0658.N1	18-MAR-2004 08:14:25	Dark	51.500	57	34Sig Sgr	2.0660	26000.	103	10710	No
149	GOM_NL__2PRFIN20040318_081557_000000592025_00135_10710_0659.N1	18-MAR-2004 08:15:57	Dark	58.500	137	22Lam Sgr	2.8240	4400.0	117	10710	No
150	GOM_NL__2PRFIN20040318_081756_000000542025_00135_10710_0660.N1	18-MAR-2004 08:17:56	Dark	53.500	38	20Eps Sgr	1.8360	11000.	107	10710	No
151	GOM_NL__2PRFIN20040318_082347_000000482025_00136_10711_0630.N1	18-MAR-2004 08:23:47	Dark	47.500	141	Bet Ara	2.8400	4600.0	95	10711	No
152	GOM_NL__2PRFIN20040318_082554_000000422025_00136_10711_0631.N1	18-MAR-2004 08:25:54	Dark	41.500	43	Alp TrA	1.9100	4250.0	83	10711	No
153	GOM_NL__2PRFIN20040318_082724_000000412025_00136_10711_0632.N1	18-MAR-2004 08:27:24	Dark	41.000	134	Bet TrA	2.8100	6600.0	82	10711	No
154	GOM_NL__2PRFIN20040318_083008_000000472025_00136_10711_0633.N1	18-MAR-2004 08:30:08	Dark	47.000	4	Alp1Cen	-0.010000	5800.0	94	10711	No
155	GOM_NL__2PRFIN20040318_083138_000000392025_00136_10711_0634.N1	18-MAR-2004 08:31:38	Dark	38.500	112	Alp Mus	2.6880	26000.	77	10711	No
156	GOM_NL__2PRFIN20040318_083309_000000452025_00136_10711_0635.N1	18-MAR-2004 08:33:09	Dark	44.500	12	Alp1Cru	0.77500	30000.	89	10711	No
157	GOM_NL__2PRFIN20040318_083427_000000472025_00136_10711_0636.N1	18-MAR-2004 08:34:27	Straylight	47.000	26	Gam Cru	1.6240	2900.0	94	10711	No
158	GOM_NL__2PRFIN20040318_083648_000000612025_00136_10711_0637.N1	18-MAR-2004 08:36:48	Straylight	61.000	54	5The Cen	2.0550	4500.0	122	10711	No
159	GOM_NL__2PRFIN20040318_083830_000000502025_00136_10711_0638.N1	18-MAR-2004 08:38:30	Straylight	49.500	123	lot Cen	2.7500	10200.	99	10711	No
160	GOM_NL__2PRFIN20040318_084407_000000562025_00136_10711_0639.N1	18-MAR-2004 08:44:07	Straylight	56.000	106	9Bet Crv	2.6480	5600.0	112	10711	No

161	GOM_NL__2PRFIN20040318_084622_000000532025_00136_10711_0640.N1	18-MAR-2004 08:46:22	Twilight	52.500	100	4Gam Crv	2.5800	13100.	105	10711	No
162	GOM_NL__2PRFIN20040318_084855_000000912025_00136_10711_0641.N1	18-MAR-2004 08:48:55	Bright	90.500	15	67Alp Vir	0.97600	28000.	181	10711	No
163	GOM_NL__2PRFIN20040318_085236_000000592025_00136_10711_0642.N1	18-MAR-2004 08:52:36	Bright	59.000	121	29Gam Vir	2.7400	7200.0	118	10711	No
164	GOM_NL__2PRFIN20040318_085543_000000382025_00136_10711_0643.N1	18-MAR-2004 08:55:43	Bright	38.000	22	32Alp Leo	1.3600	15200.	76	10711	No
165	GOM_NL__2PRFIN20040318_085755_000000392025_00136_10711_0644.N1	18-MAR-2004 08:57:55	Bright	38.500	51	41Gam1Leo	2.0100	4500.0	77	10711	No
166	GOM_NL__2PRFIN20040318_090530_000000392025_00136_10711_0645.N1	18-MAR-2004 09:05:30	Bright	39.000	174	52Psi UMa	3.0040	4400.0	78	10711	No
167	GOM_NL__2PRFIN20040318_090843_000000382025_00136_10711_0646.N1	18-MAR-2004 09:08:43	Bright	38.000	82	48Bet UMa	2.3650	10600.	76	10711	No
168	GOM_NL__2PRFIN20040318_091013_000000402025_00136_10711_0647.N1	18-MAR-2004 09:10:13	Bright	39.500	36	50Alp UMa	1.8000	6300.0	79	10711	No
169	GOM_NL__2PRFIN20040318_091238_000000492025_00136_10711_0648.N1	18-MAR-2004 09:12:38	Bright	48.500	55	79Zet UMa	2.0600	10200.	97	10711	No
170	GOM_NL__2PRFIN20040318_091713_000000432025_00136_10711_0649.N1	18-MAR-2004 09:17:13	Bright	42.500	60	7Bet UMi	2.0810	3950.0	85	10711	No
171	GOM_NL__2PRFIN20040318_092108_000000502025_00136_10711_0650.N1	18-MAR-2004 09:21:08	Bright	49.500	119	14Eta Dra	2.7270	4700.0	99	10711	No
172	GOM_NL__2PRFIN20040318_092443_000000402025_00136_10711_0651.N1	18-MAR-2004 09:24:43	Bright	39.500	74	11Bet Cas	2.2680	6600.0	79	10711	No
173	GOM_NL__2PRFIN20040318_092711_000000532025_00136_10711_0652.N1	18-MAR-2004 09:27:11	Bright	53.000	69	33Gam Dra	2.2310	3800.0	106	10711	No
174	GOM_NL__2PRFIN20040318_093041_000000412025_00136_10711_0653.N1	18-MAR-2004 09:30:41	Bright	40.500	19	50Alp Cyg	1.2460	10500.	81	10711	No
175	GOM_NL__2PRFIN20040318_093215_000000412025_00136_10711_0654.N1	18-MAR-2004 09:32:15	Bright	41.000	66	37Gam Cyg	2.2080	5900.0	82	10711	No
176	GOM_NL__2PRFIN20040318_093400_000000392025_00136_10711_0655.N1	18-MAR-2004 09:34:00	Bright	39.000	92	53Eps Cyg	2.5000	4500.0	78	10711	No
177	GOM_NL__2PRFIN20040318_094232_000000602025_00136_10711_0656.N1	18-MAR-2004 09:42:32	Twilight	59.500	11	53Alp Aql	0.76500	8000.0	119	10711	No
178	GOM_NL__2PRFIN20040318_095258_000000502025_00136_10711_0657.N1	18-MAR-2004 09:52:58	Dark	50.000	155	41Pi Sgr	2.9000	6600.0	100	10711	No
179	GOM_NL__2PRFIN20040318_095502_000000502025_00136_10711_0658.N1	18-MAR-2004 09:55:02	Dark	49.500	57	34Sig Sgr	2.0660	26000.	99	10711	No
180	GOM_NL__2PRFIN20040318_095634_000000582025_00136_10711_0659.N1	18-MAR-2004 09:56:34	Dark	58.000	137	22Lam Sgr	2.8240	4400.0	116	10711	No
181	GOM_NL__2PRFIN20040318_095833_000000532025_00136_10711_0660.N1	18-MAR-2004 09:58:33	Dark	52.500	38	20Eps Sgr	1.8360	11000.	105	10711	No
182	GOM_NL__2PRFIN20040318_100423_000000442025_00137_10712_0630.N1	18-MAR-2004 10:04:23	Dark	44.000	141	Bet Ara	2.8400	4600.0	88	10712	No
183	GOM_NL__2PRFIN20040318_100631_000000412025_00137_10712_0631.N1	18-MAR-2004 10:06:31	Dark	40.500	43	Alp TrA	1.9100	4250.0	81	10712	No
184	GOM_NL__2PRFIN20040318_100801_000000422025_00137_10712_0632.N1	18-MAR-2004 10:08:01	Dark	41.500	134	Bet TrA	2.8100	6600.0	83	10712	No
185	GOM_NL__2PRFIN20040318_101044_000000572025_00137_10712_0633.N1	18-MAR-2004 10:10:44	Dark	57.000	4	Alp1Cen	-0.010000	5800.0	114	10712	No
186	GOM_NL__2PRFIN20040318_101214_000000372025_00137_10712_0634.N1	18-MAR-2004 10:12:14	Dark	37.000	112	Alp Mus	2.6880	26000.	74	10712	No
187	GOM_NL__2PRFIN20040318_101345_000000462025_00137_10712_0635.N1	18-MAR-2004 10:13:45	Dark	45.500	12	Alp1Cru	0.77500	30000.	91	10712	No
188	GOM_NL__2PRFIN20040318_101504_000000472025_00137_10712_0636.N1	18-MAR-2004 10:15:04	Straylight	46.500	26	Gam Cru	1.6240	2900.0	93	10712	No
189	GOM_NL__2PRFIN20040318_101724_000000612025_00137_10712_0637.N1	18-MAR-2004 10:17:24	Straylight	60.500	54	5The Cen	2.0550	4500.0	121	10712	No
190	GOM_NL__2PRFIN20040318_101906_000000512025_00137_10712_0638.N1	18-MAR-2004 10:19:06	Straylight	50.500	123	lot Cen	2.7500	10200.	101	10712	No
191	GOM_NL__2PRFIN20040318_102443_000000532025_00137_10712_0639.N1	18-MAR-2004 10:24:43	Straylight	53.000	106	9Bet Crv	2.6480	5600.0	106	10712	No
192	GOM_NL__2PRFIN20040318_102657_000000502025_00137_10712_0640.N1	18-MAR-2004 10:26:57	Twilight	49.500	100	4Gam Crv	2.5800	13100.	99	10712	No
193	GOM_NL__2PRFIN20040318_102931_000000842025_00137_10712_0641.N1	18-MAR-2004 10:29:31	Bright	83.500	15	67Alp Vir	0.97600	28000.	167	10712	No
194	GOM_NL__2PRFIN20040318_103309_000000592025_00137_10712_0642.N1	18-MAR-2004 10:33:09	Bright	59.000	121	29Gam Vir	2.7400	7200.0	118	10712	No
195	GOM_NL__2PRFIN20040318_103618_000000392025_00137_10712_0643.N1	18-MAR-2004 10:36:18	Bright	39.000	22	32Alp Leo	1.3600	15200.	78	10712	No
196	GOM_NL__2PRFIN20040318_103830_000000402025_00137_10712_0644.N1	18-MAR-2004 10:38:30	Bright	39.500	51	41Gam1Leo	2.0100	4500.0	79	10712	No
197	GOM_NL__2PRFIN20040318_104605_000000402025_00137_10712_0645.N1	18-MAR-2004 10:46:05	Bright	40.000	174	52Psi UMa	3.0040	4400.0	80	10712	No
198	GOM_NL__2PRFIN20040318_104919_000000392025_00137_10712_0646.N1	18-MAR-2004 10:49:19	Bright	38.500	82	48Bet UMa	2.3650	10600.	77	10712	No
199	GOM_NL__2PRFIN20040318_105049_000000422025_00137_10712_0647.N1	18-MAR-2004 10:50:49	Bright	41.500	36	50Alp UMa	1.8000	6300.0	83	10712	No
200	GOM_NL__2PRFIN20040318_105313_000000492025_00137_10712_0648.N1	18-MAR-2004 10:53:13	Bright	48.500	55	79Zet UMa	2.0600	10200.	97	10712	No
201	GOM_NL__2PRFIN20040318_105747_000000432025_00137_10712_0649.N1	18-MAR-2004 10:57:47	Bright	43.000	60	7Bet UMi	2.0810	3950.0	86	10712	No
202	GOM_NL__2PRFIN20040318_110142_000000502025_00137_10712_0650.N1	18-MAR-2004 11:01:42	Bright	49.500	119	14Eta Dra	2.7270	4700.0	99	10712	No
203	GOM_NL__2PRFIN20040318_110519_000000422025_00137_10712_0651.N1	18-MAR-2004 11:05:19	Bright	42.000	74	11Bet Cas	2.2680	6600.0	84	10712	No
204	GOM_NL__2PRFIN20040318_110747_000000552025_00137_10712_0652.N1	18-MAR-2004 11:07:47	Bright	54.500	69	33Gam Dra	2.2310	3800.0	109	10712	No
205	GOM_NL__2PRFIN20040318_111117_000000402025_00137_10712_0653.N1	18-MAR-2004 11:11:17	Bright	39.500	19	50Alp Cyg	1.2460	10500.	79	10712	No
206	GOM_NL__2PRFIN20040318_111251_000000422025_00137_10712_0654.N1	18-MAR-2004 11:12:51	Bright	41.500	66	37Gam Cyg	2.2080	5900.0	83	10712	No
207	GOM_NL__2PRFIN20040318_111436_000000412025_00137_10712_0655.N1	18-MAR-2004 11:14:36	Bright	40.500	92	53Eps Cyg	2.5000	4500.0	81	10712	No
208	GOM_NL__2PRFIN20040318_112309_000000552025_00137_10712_0656.N1	18-MAR-2004 11:23:09	Twilight	54.500	11	53Alp Aql	0.76500	8000.0	109	10712	No
209	GOM_NL__2PRFIN20040318_113335_000000512025_00137_10712_0657.N1	18-MAR-2004 11:33:35	Dark	51.000	155	41Pi Sgr	2.9000	6600.0	102	10712	No
210	GOM_NL__2PRFIN20040318_113539_000000542025_00137_10712_0658.N1	18-MAR-2004 11:35:39	Dark	54.000	57	34Sig Sgr	2.0660	26000.	108	10712	No
211	GOM_NL__2PRFIN20040318_113710_000000562025_00137_10712_0659.N1	18-MAR-2004 11:37:10	Dark	55.500	137	22Lam Sgr	2.8240	4400.0	111	10712	No
212	GOM_NL__2PRFIN20040318_113910_000000502025_00137_10712_0660.N1	18-MAR-2004 11:39:10	Dark	49.500	38	20Eps Sgr	1.8360	11000.	99	10712	No
213	GOM_NL__2PRFIN20040318_114500_000000442025_00138_10713_0630.N1	18-MAR-2004 11:45:00	Dark	43.500	141	Bet Ara	2.8400	4600.0	87	10713	No
214	GOM_NL__2PRFIN20040318_114707_000000412025_00138_10713_0631.N1	18-MAR-2004 11:47:07	Dark	41.000	43	Alp TrA	1.9100	4250.0	82	10713	No
215	GOM_NL__2PRFIN20040318_114836_000000422025_00138_10713_0632.N1	18-MAR-2004 11:48:36	Dark	42.000	134	Bet TrA	2.8100	6600.0	84	10713	No
216	GOM_NL__2PRFIN20040318_115121_000000442025_00138_10713_0633.N1	18-MAR-2004 11:51:21	Dark	44.000	4	Alp1Cen	-0.010000	5800.0	88	10713	No
217	GOM_NL__2PRFIN20040318_115250_000000382025_00138_10713_0634.N1	18-MAR-2004 11:52:50	Dark	38.000	112	Alp Mus	2.6880	26000.	76	10713	No
218	GOM_NL__2PRFIN20040318_115421_000000482025_00138_10713_0635.N1	18-MAR-2004 11:54:21	Dark	47.500	12	Alp1Cru	0.77500	30000.	95	10713	No
219	GOM_NL__2PRFIN20040318_115539_000000512025_00138_10713_0636.N1	18-MAR-2004 11:55:39	Straylight	50.500	26	Gam Cru	1.6240	2900.0	101	10713	No

220	GOM_NL__2PRFIN20040318_115801_000000622025_00138_10713_0637.N1	18-MAR-2004 11:58:01	Straylight	61.500	54	5The Cen	2.0550	4500.0	123	10713	No
221	GOM_NL__2PRFIN20040318_115942_000000502025_00138_10713_0638.N1	18-MAR-2004 11:59:42	Straylight	49.500	123	lot Cen	2.7500	10200.	99	10713	No
222	GOM_NL__2PRFIN20040318_120519_000000512025_00138_10713_0639.N1	18-MAR-2004 12:05:19	Straylight	51.000	106	9Bet Crv	2.6480	5600.0	102	10713	No
223	GOM_NL__2PRFIN20040318_120733_000000512025_00138_10713_0640.N1	18-MAR-2004 12:07:33	Tw_i_and_stray	50.500	100	4Gam Crv	2.5800	13100.	101	10713	No
224	GOM_NL__2PRFIN20040318_121005_000000842025_00138_10713_0641.N1	18-MAR-2004 12:10:05	Bright	83.500	15	67Alp Vir	0.97600	28000.	167	10713	No
225	GOM_NL__2PRFIN20040318_121345_000000602025_00138_10713_0642.N1	18-MAR-2004 12:13:45	Bright	60.000	121	29Gam Vir	2.7400	7200.0	120	10713	No
226	GOM_NL__2PRFIN20040318_121654_000000402025_00138_10713_0643.N1	18-MAR-2004 12:16:54	Bright	40.000	22	32Alp Leo	1.3600	15200.	80	10713	No
227	GOM_NL__2PRFIN20040318_121906_000000382025_00138_10713_0644.N1	18-MAR-2004 12:19:06	Bright	38.000	51	41Gam1Leo	2.0100	4500.0	76	10713	No
228	GOM_NL__2PRFIN20040318_122640_000000412025_00138_10713_0645.N1	18-MAR-2004 12:26:40	Bright	40.500	174	52Psi UMa	3.0040	4400.0	81	10713	No
229	GOM_NL__2PRFIN20040318_122954_000000392025_00138_10713_0646.N1	18-MAR-2004 12:29:54	Bright	39.000	82	48Bet UMa	2.3650	10600.	78	10713	No
230	GOM_NL__2PRFIN20040318_123124_000000422025_00138_10713_0647.N1	18-MAR-2004 12:31:24	Bright	41.500	36	50Alp UMa	1.8000	6300.0	83	10713	No
231	GOM_NL__2PRFIN20040318_123348_000000502025_00138_10713_0648.N1	18-MAR-2004 12:33:48	Bright	49.500	55	79Zet UMa	2.0600	10200.	99	10713	No
232	GOM_NL__2PRFIN20040318_123823_000000412025_00138_10713_0649.N1	18-MAR-2004 12:38:23	Bright	40.500	60	7Bet UMi	2.0810	3950.0	81	10713	No
233	GOM_NL__2PRFIN20040318_124218_000000452025_00138_10713_0650.N1	18-MAR-2004 12:42:18	Bright	45.000	119	14Eta Dra	2.7270	4700.0	90	10713	No
234	GOM_NL__2PRFIN20040318_124553_000000412025_00138_10713_0651.N1	18-MAR-2004 12:45:53	Bright	40.500	74	11Bet Cas	2.2680	6600.0	81	10713	No
235	GOM_NL__2PRFIN20040318_124822_000000562025_00138_10713_0652.N1	18-MAR-2004 12:48:22	Bright	55.500	69	33Gam Dra	2.2310	3800.0	111	10713	No
236	GOM_NL__2PRFIN20040318_125153_000000412025_00138_10713_0653.N1	18-MAR-2004 12:51:53	Bright	40.500	19	50Alp Cyg	1.2460	10500.	81	10713	No
237	GOM_NL__2PRFIN20040318_125327_000000422025_00138_10713_0654.N1	18-MAR-2004 12:53:27	Bright	42.000	66	37Gam Cyg	2.2080	5900.0	84	10713	No
238	GOM_NL__2PRFIN20040318_125513_000000382025_00138_10713_0655.N1	18-MAR-2004 12:55:13	Bright	38.000	92	53Eps Cyg	2.5000	4500.0	76	10713	No
239	GOM_NL__2PRFIN20040318_130345_000000582025_00138_10713_0656.N1	18-MAR-2004 13:03:45	Tw_i_and_stray	58.000	11	53Alp Aql	0.76500	8000.0	116	10713	No
240	GOM_NL__2PRFIN20040318_131411_000000482025_00138_10713_0657.N1	18-MAR-2004 13:14:11	Dark	48.000	155	41Pi Sgr	2.9000	6600.0	96	10713	No
241	GOM_NL__2PRFIN20040318_131615_000000512025_00138_10713_0658.N1	18-MAR-2004 13:16:15	Dark	50.500	57	34Sig Sgr	2.0660	26000.	101	10713	No
242	GOM_NL__2PRFIN20040318_131747_000000642025_00138_10713_0659.N1	18-MAR-2004 13:17:47	Dark	63.500	137	22Lam Sgr	2.8240	4400.0	127	10713	No
243	GOM_NL__2PRFIN20040318_131947_000000512025_00138_10713_0660.N1	18-MAR-2004 13:19:47	Dark	50.500	38	20Eps Sgr	1.8360	11000.	101	10713	No
244	GOM_NL__2PRFIN20040318_132536_000000432025_00139_10714_0630.N1	18-MAR-2004 13:25:36	Dark	43.000	141	Bet Ara	2.8400	4600.0	86	10714	No
245	GOM_NL__2PRFIN20040318_132743_000000422025_00139_10714_0631.N1	18-MAR-2004 13:27:43	Dark	41.500	43	Alp TrA	1.9100	4250.0	83	10714	No
246	GOM_NL__2PRFIN20040318_132913_000000402025_00139_10714_0632.N1	18-MAR-2004 13:29:13	Dark	39.500	134	Bet TrA	2.8100	6600.0	79	10714	No
247	GOM_NL__2PRFIN20040318_133157_000000442025_00139_10714_0633.N1	18-MAR-2004 13:31:57	Dark	43.500	4	Alp1Cen	-0.010000	5800.0	87	10714	No
248	GOM_NL__2PRFIN20040318_133326_000000392025_00139_10714_0634.N1	18-MAR-2004 13:33:26	Dark	38.500	112	Alp Mus	2.6880	26000.	77	10714	No
249	GOM_NL__2PRFIN20040318_133457_000000412025_00139_10714_0635.N1	18-MAR-2004 13:34:57	Dark	41.000	12	Alp1Cru	0.77500	30000.	82	10714	No
250	GOM_NL__2PRFIN20040318_133616_000000512025_00139_10714_0636.N1	18-MAR-2004 13:36:16	Straylight	50.500	26	Gam Cru	1.6240	2900.0	101	10714	No
251	GOM_NL__2PRFIN20040318_133838_000000622025_00139_10714_0637.N1	18-MAR-2004 13:38:38	Straylight	61.500	54	5The Cen	2.0550	4500.0	123	10714	No
252	GOM_NL__2PRFIN20040318_134019_000000502025_00139_10714_0638.N1	18-MAR-2004 13:40:19	Straylight	50.000	123	lot Cen	2.7500	10200.	100	10714	No
253	GOM_NL__2PRFIN20040318_134555_000000542025_00139_10714_0639.N1	18-MAR-2004 13:45:55	Straylight	54.000	106	9Bet Crv	2.6480	5600.0	108	10714	No
254	GOM_NL__2PRFIN20040318_134810_000000502025_00139_10714_0640.N1	18-MAR-2004 13:48:10	Tw_i_and_stray	50.000	100	4Gam Crv	2.5800	13100.	100	10714	No
255	GOM_NL__2PRFIN20040318_135041_000000912025_00139_10714_0641.N1	18-MAR-2004 13:50:41	Bright	90.500	15	67Alp Vir	0.97600	28000.	181	10714	No
256	GOM_NL__2PRFIN20040318_135422_000000602025_00139_10714_0642.N1	18-MAR-2004 13:54:22	Bright	60.000	121	29Gam Vir	2.7400	7200.0	120	10714	No
257	GOM_NL__2PRFIN20040318_135730_000000432025_00139_10714_0643.N1	18-MAR-2004 13:57:30	Bright	43.000	22	32Alp Leo	1.3600	15200.	86	10714	No
258	GOM_NL__2PRFIN20040318_135942_000000392025_00139_10714_0644.N1	18-MAR-2004 13:59:42	Bright	38.500	51	41Gam1Leo	2.0100	4500.0	77	10714	No
259	GOM_NL__2PRFIN20040318_140716_000000412025_00139_10714_0645.N1	18-MAR-2004 14:07:16	Bright	41.000	174	52Psi UMa	3.0040	4400.0	82	10714	No
260	GOM_NL__2PRFIN20040318_141030_000000392025_00139_10714_0646.N1	18-MAR-2004 14:10:30	Bright	38.500	82	48Bet UMa	2.3650	10600.	77	10714	No
261	GOM_NL__2PRFIN20040318_141200_000000402025_00139_10714_0647.N1	18-MAR-2004 14:12:00	Bright	39.500	36	50Alp UMa	1.8000	6300.0	79	10714	No
262	GOM_NL__2PRFIN20040318_141424_000000482025_00139_10714_0648.N1	18-MAR-2004 14:14:24	Bright	47.500	55	79Zet UMa	2.0600	10200.	95	10714	No
263	GOM_NL__2PRFIN20040318_141859_000000422025_00139_10714_0649.N1	18-MAR-2004 14:18:59	Bright	42.000	60	7Bet UMi	2.0810	3950.0	84	10714	No
264	GOM_NL__2PRFIN20040318_142252_000000482025_00139_10714_0650.N1	18-MAR-2004 14:22:52	Bright	48.000	119	14Eta Dra	2.7270	4700.0	96	10714	No
265	GOM_NL__2PRFIN20040318_142631_000000392025_00139_10714_0651.N1	18-MAR-2004 14:26:31	Bright	38.500	74	11Bet Cas	2.2680	6600.0	77	10714	No
266	GOM_NL__2PRFIN20040318_142857_000000562025_00139_10714_0652.N1	18-MAR-2004 14:28:57	Bright	55.500	69	33Gam Dra	2.2310	3800.0	111	10714	No
267	GOM_NL__2PRFIN20040318_143229_000000402025_00139_10714_0653.N1	18-MAR-2004 14:32:29	Bright	40.000	19	50Alp Cyg	1.2460	10500.	80	10714	No
268	GOM_NL__2PRFIN20040318_143403_000000432025_00139_10714_0654.N1	18-MAR-2004 14:34:03	Bright	42.500	66	37Gam Cyg	2.2080	5900.0	85	10714	No
269	GOM_NL__2PRFIN20040318_143549_000000402025_00139_10714_0655.N1	18-MAR-2004 14:35:49	Bright	40.000	92	53Eps Cyg	2.5000	4500.0	80	10714	No
270	GOM_NL__2PRFIN20040318_144422_000000522025_00139_10714_0656.N1	18-MAR-2004 14:44:22	Tw_i_and_stray	51.500	11	53Alp Aql	0.76500	8000.0	103	10714	No
271	GOM_NL__2PRFIN20040318_145449_000000492025_00139_10714_0657.N1	18-MAR-2004 14:54:49	Dark	49.000	155	41Pi Sgr	2.9000	6600.0	98	10714	No
272	GOM_NL__2PRFIN20040318_145653_000000512025_00139_10714_0658.N1	18-MAR-2004 14:56:53	Dark	50.500	57	34Sig Sgr	2.0660	26000.	101	10714	No
273	GOM_NL__2PRFIN20040318_145825_000000542025_00139_10714_0659.N1	18-MAR-2004 14:58:25	Dark	54.000	137	22Lam Sgr	2.8240	4400.0	108	10714	No
274	GOM_NL__2PRFIN20040318_150024_000000512025_00139_10714_0660.N1	18-MAR-2004 15:00:24	Dark	50.500	38	20Eps Sgr	1.8360	11000.	101	10714	No
275	GOM_NL__2PRFIN20040318_150613_000000452025_00140_10715_0651.N1	18-MAR-2004 15:06:13	Dark	44.500	141	Bet Ara	2.8400	4600.0	89	10715	No
276	GOM_NL__2PRFIN20040318_150819_000000432025_00140_10715_0652.N1	18-MAR-2004 15:08:19	Dark	42.500	43	Alp TrA	1.9100	4250.0	85	10715	No
277	GOM_NL__2PRFIN20040318_150949_000000402025_00140_10715_0653.N1	18-MAR-2004 15:09:49	Dark	39.500	134	Bet TrA	2.8100	6600.0	79	10715	No
278	GOM_NL__2PRFIN20040318_151233_000000532025_00140_10715_0654.N1	18-MAR-2004 15:12:33	Dark	53.000	4	Alp1Cen	-0.010000	5800.0	106	10715	No

279	GOM_NL__2PRFIN20040318_151402_000000392025_00140_10715_0655.N1	18-MAR-2004 15:14:02	Dark	39.000	112	Alp Mus	2.6880	26000.	78	10715	No
280	GOM_NL__2PRFIN20040318_151533_000000492025_00140_10715_0656.N1	18-MAR-2004 15:15:33	Dark	48.500	12	Alp1Cru	0.77500	30000.	97	10715	No
281	GOM_NL__2PRFIN20040318_151652_000000522025_00140_10715_0657.N1	18-MAR-2004 15:16:52	Straylight	51.500	26	Gam Cru	1.6240	2900.0	103	10715	No
282	GOM_NL__2PRFIN20040318_151914_000000702025_00140_10715_0658.N1	18-MAR-2004 15:19:14	Straylight	70.000	54	5The Cen	2.0550	4500.0	140	10715	No
283	GOM_NL__2PRFIN20040318_152056_000000492025_00140_10715_0659.N1	18-MAR-2004 15:20:56	Straylight	48.500	123	lot Cen	2.7500	10200.	97	10715	No
284	GOM_NL__2PRFIN20040318_152632_000000572025_00140_10715_0660.N1	18-MAR-2004 15:26:32	Straylight	57.000	106	9Bet Crv	2.6480	5600.0	114	10715	No
285	GOM_NL__2PRFIN20040318_152846_000000502025_00140_10715_0661.N1	18-MAR-2004 15:28:46	Twl_and_stray	50.000	100	4Gam Crv	2.5800	13100.	100	10715	No
286	GOM_NL__2PRFIN20040318_153119_000000832025_00140_10715_0662.N1	18-MAR-2004 15:31:19	Bright	83.000	15	67Alp Vir	0.97600	28000.	166	10715	No
287	GOM_NL__2PRFIN20040318_153458_000000572025_00140_10715_0663.N1	18-MAR-2004 15:34:58	Bright	57.000	121	29Gam Vir	2.7400	7200.0	114	10715	No
288	GOM_NL__2PRFIN20040318_153805_000000402025_00140_10715_0664.N1	18-MAR-2004 15:38:05	Bright	40.000	22	32Alp Leo	1.3600	15200.	80	10715	No
289	GOM_NL__2PRFIN20040318_154751_000000422025_00140_10715_0665.N1	18-MAR-2004 15:47:51	Bright	41.500	174	52Psi UMa	3.0040	4400.0	83	10715	No
290	GOM_NL__2PRFIN20040318_155106_000000382025_00140_10715_0666.N1	18-MAR-2004 15:51:06	Bright	38.000	82	48Bet UMa	2.3650	10600.	76	10715	No
291	GOM_NL__2PRFIN20040318_155236_000000392025_00140_10715_0667.N1	18-MAR-2004 15:52:36	Bright	39.000	36	50Alp UMa	1.8000	6300.0	78	10715	No
292	GOM_NL__2PRFIN20040318_155459_000000482025_00140_10715_0668.N1	18-MAR-2004 15:54:59	Bright	48.000	55	79Zet UMa	2.0600	10200.	96	10715	No
293	GOM_NL__2PRFIN20040318_155935_000000442025_00140_10715_0669.N1	18-MAR-2004 15:59:35	Bright	43.500	60	7Bet UMi	2.0810	3950.0	87	10715	No
294	GOM_NL__2PRFIN20040318_160328_000000492025_00140_10715_0670.N1	18-MAR-2004 16:03:28	Bright	49.000	119	14Eta Dra	2.7270	4700.0	98	10715	No
295	GOM_NL__2PRFIN20040318_160706_000000422025_00140_10715_0671.N1	18-MAR-2004 16:07:06	Bright	41.500	74	11Bet Cas	2.2680	6600.0	83	10715	No
296	GOM_NL__2PRFIN20040318_160934_000000552025_00140_10715_0672.N1	18-MAR-2004 16:09:34	Bright	54.500	69	33Gam Dra	2.2310	3800.0	109	10715	No
297	GOM_NL__2PRFIN20040318_161305_000000402025_00140_10715_0673.N1	18-MAR-2004 16:13:05	Bright	40.000	19	50Alp Cyg	1.2460	10500.	80	10715	No
298	GOM_NL__2PRFIN20040318_161440_000000402025_00140_10715_0674.N1	18-MAR-2004 16:14:40	Bright	40.000	66	37Gam Cyg	2.2080	5900.0	80	10715	No
299	GOM_NL__2PRFIN20040318_161625_000000392025_00140_10715_0675.N1	18-MAR-2004 16:16:25	Bright	38.500	92	53Eps Cyg	2.5000	4500.0	77	10715	No
300	GOM_NL__2PRFIN20040318_162458_000000562025_00140_10715_0676.N1	18-MAR-2004 16:24:58	Twl_and_stray	55.500	11	53Alp Aql	0.76500	8000.0	111	10715	No
301	GOM_NL__2PRFIN20040318_163525_000000502025_00140_10715_0677.N1	18-MAR-2004 16:35:25	Dark	50.000	155	41Pi Sgr	2.9000	6600.0	100	10715	No
302	GOM_NL__2PRFIN20040318_163729_000000502025_00140_10715_0678.N1	18-MAR-2004 16:37:29	Dark	50.000	57	34Sig Sgr	2.0660	26000.	100	10715	No
303	GOM_NL__2PRFIN20040318_163902_000000542025_00140_10715_0679.N1	18-MAR-2004 16:39:02	Dark	53.500	137	22Lam Sgr	2.8240	4400.0	107	10715	No
304	GOM_NL__2PRFIN20040318_164101_000000512025_00140_10715_0680.N1	18-MAR-2004 16:41:01	Dark	51.000	38	20Eps Sgr	1.8360	11000.	102	10715	No
305	GOM_NL__2PRFIN20040318_164650_000000462025_00141_10716_0651.N1	18-MAR-2004 16:46:50	Dark	46.000	141	Bet Ara	2.8400	4600.0	92	10716	No
306	GOM_NL__2PRFIN20040318_164856_000000442025_00141_10716_0652.N1	18-MAR-2004 16:48:56	Dark	43.500	43	Alp TrA	1.9100	4250.0	87	10716	No
307	GOM_NL__2PRFIN20040318_165026_000000402025_00141_10716_0653.N1	18-MAR-2004 16:50:26	Dark	39.500	134	Bet TrA	2.8100	6600.0	79	10716	No
308	GOM_NL__2PRFIN20040318_165310_000000572025_00141_10716_0654.N1	18-MAR-2004 16:53:10	Dark	56.500	4	Alp1Cen	-0.010000	5800.0	113	10716	No
309	GOM_NL__2PRFIN20040318_165439_000000382025_00141_10716_0655.N1	18-MAR-2004 16:54:39	Dark	38.000	112	Alp Mus	2.6880	26000.	76	10716	No
310	GOM_NL__2PRFIN20040318_165610_000000502025_00141_10716_0656.N1	18-MAR-2004 16:56:10	Dark	50.000	12	Alp1Cru	0.77500	30000.	100	10716	No
311	GOM_NL__2PRFIN20040318_165729_000000542025_00141_10716_0657.N1	18-MAR-2004 16:57:29	Straylight	54.000	26	Gam Cru	1.6240	2900.0	108	10716	No
312	GOM_NL__2PRFIN20040318_165951_000000662025_00141_10716_0658.N1	18-MAR-2004 16:59:51	Straylight	65.500	54	5The Cen	2.0550	4500.0	131	10716	No
313	GOM_NL__2PRFIN20040318_170132_000000522025_00141_10716_0659.N1	18-MAR-2004 17:01:32	Straylight	51.500	123	lot Cen	2.7500	10200.	103	10716	No
314	GOM_NL__2PRFIN20040318_170708_000000552025_00141_10716_0660.N1	18-MAR-2004 17:07:08	Straylight	54.500	106	9Bet Crv	2.6480	5600.0	109	10716	No
315	GOM_NL__2PRFIN20040318_170922_000000542025_00141_10716_0661.N1	18-MAR-2004 17:09:22	Twl_and_stray	53.500	100	4Gam Crv	2.5800	13100.	107	10716	No
316	GOM_NL__2PRFIN20040318_171154_000000802025_00141_10716_0662.N1	18-MAR-2004 17:11:54	Bright	79.500	15	67Alp Vir	0.97600	28000.	159	10716	No
317	GOM_NL__2PRFIN20040318_171534_000000582025_00141_10716_0663.N1	18-MAR-2004 17:15:34	Bright	57.500	121	29Gam Vir	2.7400	7200.0	115	10716	No
318	GOM_NL__2PRFIN20040318_171842_000000392025_00141_10716_0664.N1	18-MAR-2004 17:18:42	Bright	39.000	22	32Alp Leo	1.3600	15200.	78	10716	No
319	GOM_NL__2PRFIN20040318_172828_000000392025_00141_10716_0665.N1	18-MAR-2004 17:28:28	Bright	39.000	174	52Psi UMa	3.0040	4400.0	78	10716	No
320	GOM_NL__2PRFIN20040318_173142_000000392025_00141_10716_0666.N1	18-MAR-2004 17:31:42	Bright	38.500	82	48Bet UMa	2.3650	10600.	77	10716	No
321	GOM_NL__2PRFIN20040318_173312_000000382025_00141_10716_0667.N1	18-MAR-2004 17:33:12	Bright	38.000	36	50Alp UMa	1.8000	6300.0	76	10716	No
322	GOM_NL__2PRFIN20040318_173534_000000482025_00141_10716_0668.N1	18-MAR-2004 17:35:34	Bright	48.000	55	79Zet UMa	2.0600	10200.	96	10716	No
323	GOM_NL__2PRFIN20040318_174011_000000422025_00141_10716_0669.N1	18-MAR-2004 17:40:11	Bright	41.500	60	7Bet UMi	2.0810	3950.0	83	10716	No
324	GOM_NL__2PRFIN20040318_174403_000000492025_00141_10716_0670.N1	18-MAR-2004 17:44:03	Bright	49.000	119	14Eta Dra	2.7270	4700.0	98	10716	No
325	GOM_NL__2PRFIN20040318_174744_000000392025_00141_10716_0671.N1	18-MAR-2004 17:47:44	Bright	38.500	74	11Bet Cas	2.2680	6600.0	77	10716	No
326	GOM_NL__2PRFIN20040318_175009_000000512025_00141_10716_0672.N1	18-MAR-2004 17:50:09	Bright	51.000	69	33Gam Dra	2.2310	3800.0	102	10716	No
327	GOM_NL__2PRFIN20040318_175341_000000372025_00141_10716_0673.N1	18-MAR-2004 17:53:41	Bright	36.500	19	50Alp Cyg	1.2460	10500.	73	10716	No
328	GOM_NL__2PRFIN20040318_175516_000000402025_00141_10716_0674.N1	18-MAR-2004 17:55:16	Bright	39.500	66	37Gam Cyg	2.2080	5900.0	79	10716	No
329	GOM_NL__2PRFIN20040318_175702_000000372025_00141_10716_0675.N1	18-MAR-2004 17:57:02	Bright	37.000	92	53Eps Cyg	2.5000	4500.0	74	10716	No
330	GOM_NL__2PRFIN20040318_180535_000000532025_00141_10716_0676.N1	18-MAR-2004 18:05:35	Twl_and_stray	52.500	11	53Alp Aql	0.76500	8000.0	105	10716	No
331	GOM_NL__2PRFIN20040318_181602_000000482025_00141_10716_0677.N1	18-MAR-2004 18:16:02	Dark	48.000	155	41Pi Sgr	2.9000	6600.0	96	10716	No
332	GOM_NL__2PRFIN20040318_181807_000000492025_00141_10716_0678.N1	18-MAR-2004 18:18:07	Dark	48.500	57	34Sig Sgr	2.0660	26000.	97	10716	No
333	GOM_NL__2PRFIN20040318_181939_000000642025_00141_10716_0679.N1	18-MAR-2004 18:19:39	Dark	63.500	137	22Lam Sgr	2.8240	4400.0	127	10716	No
334	GOM_NL__2PRFIN20040318_182138_000000602025_00141_10716_0680.N1	18-MAR-2004 18:21:38	Dark	60.000	38	20Eps Sgr	1.8360	11000.	120	10716	No
335	GOM_NL__2PRFIN20040318_182726_000000452025_00142_10717_0652.N1	18-MAR-2004 18:27:26	Dark	44.500	141	Bet Ara	2.8400	4600.0	89	10717	No
336	GOM_NL__2PRFIN20040318_182933_000000422025_00142_10717_0653.N1	18-MAR-2004 18:29:33	Dark	41.500	43	Alp TrA	1.9100	4250.0	83	10717	No
337	GOM_NL__2PRFIN20040318_183103_000000412025_00142_10717_0654.N1	18-MAR-2004 18:31:03	Dark	40.500	134	Bet TrA	2.8100	6600.0	81	10717	No

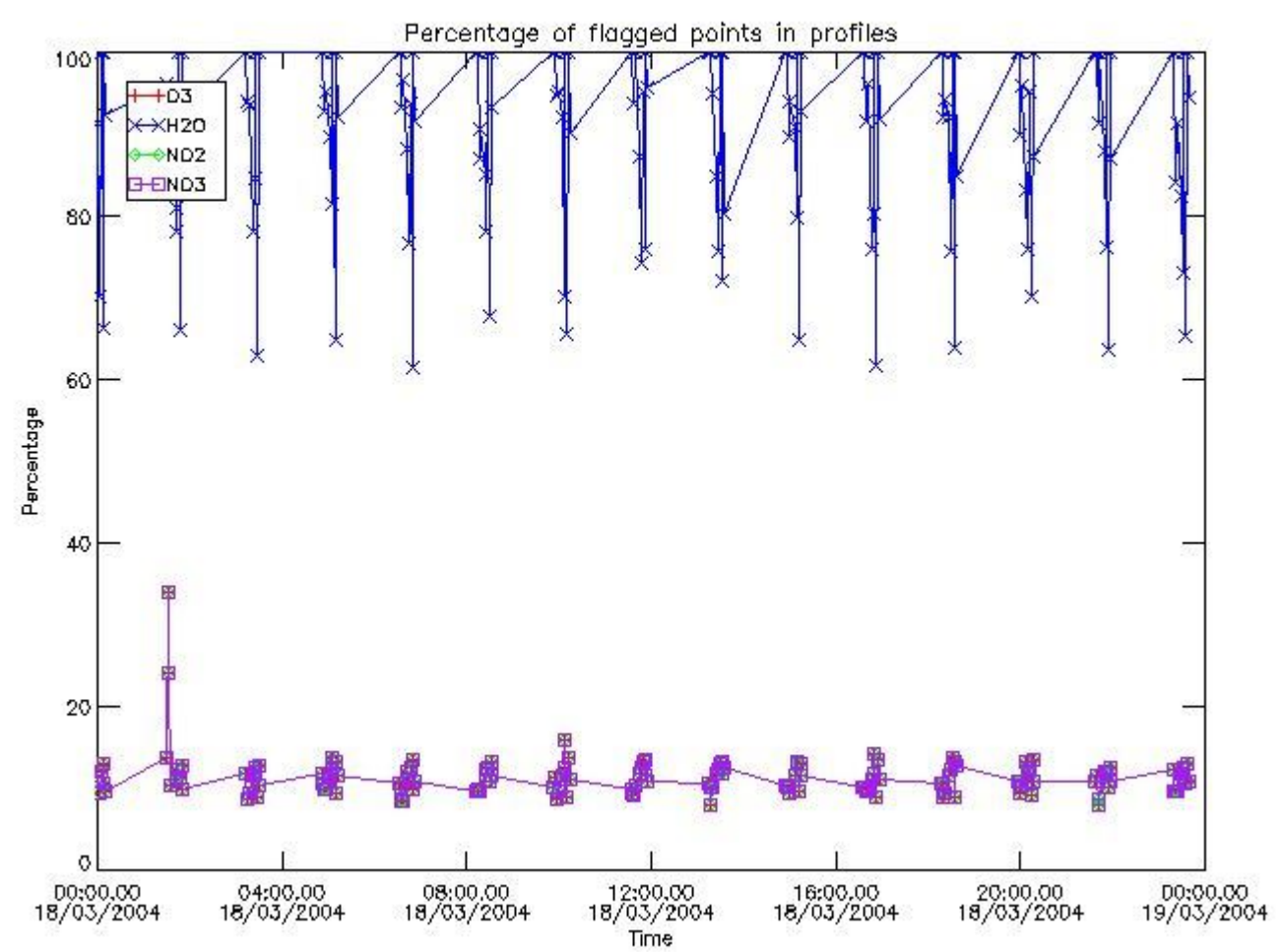
338	GOM_NL__2PRFIN20040318_183347_000000572025_00142_10717_0655.N1	18-MAR-2004 18:33:47	Dark	57.000	4	Alp1Cen	-0.010000	5800.0	114	10717	No
339	GOM_NL__2PRFIN20040318_183515_000000392025_00142_10717_0656.N1	18-MAR-2004 18:35:15	Dark	38.500	112	Alp Mus	2.6880	26000.	77	10717	No
340	GOM_NL__2PRFIN20040318_183647_000000402025_00142_10717_0657.N1	18-MAR-2004 18:36:47	Dark	40.000	12	Alp1Cru	0.77500	30000.	80	10717	No
341	GOM_NL__2PRFIN20040318_183805_000000462025_00142_10717_0658.N1	18-MAR-2004 18:38:05	Straylight	46.000	26	Gam Cru	1.6240	2900.0	92	10717	No
342	GOM_NL__2PRFIN20040318_184027_000000662025_00142_10717_0659.N1	18-MAR-2004 18:40:27	Straylight	65.500	54	5The Cen	2.0550	4500.0	131	10717	No
343	GOM_NL__2PRFIN20040318_184209_000000522025_00142_10717_0660.N1	18-MAR-2004 18:42:09	Straylight	51.500	123	lot Cen	2.7500	10200.	103	10717	No
344	GOM_NL__2PRFIN20040318_184744_000000532025_00142_10717_0661.N1	18-MAR-2004 18:47:44	Straylight	52.500	106	9Bet Crv	2.6480	5600.0	105	10717	No
345	GOM_NL__2PRFIN20040318_184958_000000502025_00142_10717_0662.N1	18-MAR-2004 18:49:58	Tw_i_and_stray	50.000	100	4Gam Crv	2.5800	13100.	100	10717	No
346	GOM_NL__2PRFIN20040318_185230_000000852025_00142_10717_0663.N1	18-MAR-2004 18:52:30	Bright	85.000	15	67Alp Vir	0.97600	28000.	170	10717	No
347	GOM_NL__2PRFIN20040318_185610_000000572025_00142_10717_0664.N1	18-MAR-2004 18:56:10	Bright	57.000	121	29Gam Vir	2.7400	7200.0	114	10717	No
348	GOM_NL__2PRFIN20040318_185919_000000392025_00142_10717_0665.N1	18-MAR-2004 18:59:19	Bright	38.500	22	32Alp Leo	1.3600	15200.	77	10717	No
349	GOM_NL__2PRFIN20040318_190903_000000412025_00142_10717_0666.N1	18-MAR-2004 19:09:03	Bright	40.500	174	52Psi UMa	3.0040	4400.0	81	10717	No
350	GOM_NL__2PRFIN20040318_191217_000000392025_00142_10717_0667.N1	18-MAR-2004 19:12:17	Bright	39.000	82	48Bet UMa	2.3650	10600.	78	10717	No
351	GOM_NL__2PRFIN20040318_191348_000000402025_00142_10717_0668.N1	18-MAR-2004 19:13:48	Bright	39.500	36	50Alp UMa	1.8000	6300.0	79	10717	No
352	GOM_NL__2PRFIN20040318_191609_000000482025_00142_10717_0669.N1	18-MAR-2004 19:16:09	Bright	47.500	55	79Zet UMa	2.0600	10200.	95	10717	No
353	GOM_NL__2PRFIN20040318_192046_000000432025_00142_10717_0670.N1	18-MAR-2004 19:20:46	Bright	42.500	60	7Bet UMi	2.0810	3950.0	85	10717	No
354	GOM_NL__2PRFIN20040318_192439_000000502025_00142_10717_0671.N1	18-MAR-2004 19:24:39	Bright	50.000	119	14Eta Dra	2.7270	4700.0	100	10717	No
355	GOM_NL__2PRFIN20040318_192821_000000382025_00142_10717_0672.N1	18-MAR-2004 19:28:21	Bright	38.000	74	11Bet Cas	2.2680	6600.0	76	10717	No
356	GOM_NL__2PRFIN20040318_193044_000000512025_00142_10717_0673.N1	18-MAR-2004 19:30:44	Bright	51.000	69	33Gam Dra	2.2310	3800.0	102	10717	No
357	GOM_NL__2PRFIN20040318_193417_000000392025_00142_10717_0674.N1	18-MAR-2004 19:34:17	Bright	38.500	19	50Alp Cyg	1.2460	10500.	77	10717	No
358	GOM_NL__2PRFIN20040318_193552_000000392025_00142_10717_0675.N1	18-MAR-2004 19:35:52	Bright	38.500	66	37Gam Cyg	2.2080	5900.0	77	10717	No
359	GOM_NL__2PRFIN20040318_193738_000000392025_00142_10717_0676.N1	18-MAR-2004 19:37:38	Bright	39.000	92	53Eps Cyg	2.5000	4500.0	78	10717	No
360	GOM_NL__2PRFIN20040318_194611_000000522025_00142_10717_0677.N1	18-MAR-2004 19:46:11	Tw_i_and_stray	51.500	11	53Alp Aql	0.76500	8000.0	103	10717	No
361	GOM_NL__2PRFIN20040318_195639_000000482025_00142_10717_0678.N1	18-MAR-2004 19:56:39	Dark	47.500	155	41Pi Sgr	2.9000	6600.0	95	10717	No
362	GOM_NL__2PRFIN20040318_195844_000000472025_00142_10717_0679.N1	18-MAR-2004 19:58:44	Dark	46.500	57	34Sig Sgr	2.0660	26000.	93	10717	No
363	GOM_NL__2PRFIN20040318_200017_000000552025_00142_10717_0680.N1	18-MAR-2004 20:00:17	Dark	54.500	137	22Lam Sgr	2.8240	4400.0	109	10717	No
364	GOM_NL__2PRFIN20040318_200215_000000492025_00142_10717_0681.N1	18-MAR-2004 20:02:15	Dark	49.000	38	20Eps Sgr	1.8360	11000.	98	10717	No
365	GOM_NL__2PRFIN20040318_200803_000000422025_00143_10718_0652.N1	18-MAR-2004 20:08:03	Dark	42.000	141	Bet Ara	2.8400	4600.0	84	10718	No
366	GOM_NL__2PRFIN20040318_201009_000000422025_00143_10718_0653.N1	18-MAR-2004 20:10:09	Dark	42.000	43	Alp TrA	1.9100	4250.0	84	10718	No
367	GOM_NL__2PRFIN20040318_201139_000000412025_00143_10718_0654.N1	18-MAR-2004 20:11:39	Dark	41.000	134	Bet TrA	2.8100	6600.0	82	10718	No
368	GOM_NL__2PRFIN20040318_201423_000000562025_00143_10718_0655.N1	18-MAR-2004 20:14:23	Dark	55.500	4	Alp1Cen	-0.010000	5800.0	111	10718	No
369	GOM_NL__2PRFIN20040318_201551_000000382025_00143_10718_0656.N1	18-MAR-2004 20:15:51	Dark	38.000	112	Alp Mus	2.6880	26000.	76	10718	No
370	GOM_NL__2PRFIN20040318_201723_000000482025_00143_10718_0657.N1	18-MAR-2004 20:17:23	Dark	47.500	12	Alp1Cru	0.77500	30000.	95	10718	No
371	GOM_NL__2PRFIN20040318_201841_000000542025_00143_10718_0658.N1	18-MAR-2004 20:18:41	Straylight	54.000	26	Gam Cru	1.6240	2900.0	108	10718	No
372	GOM_NL__2PRFIN20040318_202105_000000672025_00143_10718_0659.N1	18-MAR-2004 20:21:05	Straylight	66.500	54	5The Cen	2.0550	4500.0	133	10718	No
373	GOM_NL__2PRFIN20040318_202245_000000512025_00143_10718_0660.N1	18-MAR-2004 20:22:45	Straylight	50.500	123	lot Cen	2.7500	10200.	101	10718	No
374	GOM_NL__2PRFIN20040318_202820_000000512025_00143_10718_0661.N1	18-MAR-2004 20:28:20	Straylight	50.500	106	9Bet Crv	2.6480	5600.0	101	10718	No
375	GOM_NL__2PRFIN20040318_203034_000000482025_00143_10718_0662.N1	18-MAR-2004 20:30:34	Tw_i_and_stray	48.000	100	4Gam Crv	2.5800	13100.	96	10718	No
376	GOM_NL__2PRFIN20040318_203306_000000882025_00143_10718_0663.N1	18-MAR-2004 20:33:06	Bright	88.000	15	67Alp Vir	0.97600	28000.	176	10718	No
377	GOM_NL__2PRFIN20040318_203646_000000572025_00143_10718_0664.N1	18-MAR-2004 20:36:46	Bright	56.500	121	29Gam Vir	2.7400	7200.0	113	10718	No
378	GOM_NL__2PRFIN20040318_203954_000000392025_00143_10718_0665.N1	18-MAR-2004 20:39:54	Bright	38.500	22	32Alp Leo	1.3600	15200.	77	10718	No
379	GOM_NL__2PRFIN20040318_204939_000000412025_00143_10718_0666.N1	18-MAR-2004 20:49:39	Bright	40.500	174	52Psi UMa	3.0040	4400.0	81	10718	No
380	GOM_NL__2PRFIN20040318_205253_000000392025_00143_10718_0667.N1	18-MAR-2004 20:52:53	Bright	39.000	82	48Bet UMa	2.3650	10600.	78	10718	No
381	GOM_NL__2PRFIN20040318_205423_000000402025_00143_10718_0668.N1	18-MAR-2004 20:54:23	Bright	40.000	36	50Alp UMa	1.8000	6300.0	80	10718	No
382	GOM_NL__2PRFIN20040318_205644_000000482025_00143_10718_0669.N1	18-MAR-2004 20:56:44	Bright	47.500	55	79Zet UMa	2.0600	10200.	95	10718	No
383	GOM_NL__2PRFIN20040318_210122_000000432025_00143_10718_0670.N1	18-MAR-2004 21:01:22	Bright	43.000	60	7Bet UMi	2.0810	3950.0	86	10718	No
384	GOM_NL__2PRFIN20040318_210515_000000502025_00143_10718_0671.N1	18-MAR-2004 21:05:15	Bright	49.500	119	14Eta Dra	2.7270	4700.0	99	10718	No
385	GOM_NL__2PRFIN20040318_210858_000000362025_00143_10718_0672.N1	18-MAR-2004 21:08:58	Bright	36.000	74	11Bet Cas	2.2680	6600.0	72	10718	No
386	GOM_NL__2PRFIN20040318_211120_000000542025_00143_10718_0673.N1	18-MAR-2004 21:11:20	Bright	53.500	69	33Gam Dra	2.2310	3800.0	107	10718	No
387	GOM_NL__2PRFIN20040318_211453_000000402025_00143_10718_0674.N1	18-MAR-2004 21:14:53	Bright	39.500	19	50Alp Cyg	1.2460	10500.	79	10718	No
388	GOM_NL__2PRFIN20040318_211628_000000402025_00143_10718_0675.N1	18-MAR-2004 21:16:28	Bright	39.500	66	37Gam Cyg	2.2080	5900.0	79	10718	No
389	GOM_NL__2PRFIN20040318_211814_000000372025_00143_10718_0676.N1	18-MAR-2004 21:18:14	Bright	37.000	92	53Eps Cyg	2.5000	4500.0	74	10718	No
390	GOM_NL__2PRFIN20040318_212648_000000562025_00143_10718_0677.N1	18-MAR-2004 21:26:48	Tw_i_and_stray	55.500	11	53Alp Aql	0.76500	8000.0	111	10718	No
391	GOM_NL__2PRFIN20040318_213716_000000482025_00143_10718_0678.N1	18-MAR-2004 21:37:16	Dark	47.500	155	41Pi Sgr	2.9000	6600.0	95	10718	No
392	GOM_NL__2PRFIN20040318_213921_000000492025_00143_10718_0679.N1	18-MAR-2004 21:39:21	Dark	48.500	57	34Sig Sgr	2.0660	26000.	97	10718	No
393	GOM_NL__2PRFIN20040318_214054_000000642025_00143_10718_0680.N1	18-MAR-2004 21:40:54	Dark	63.500	137	22Lam Sgr	2.8240	4400.0	127	10718	No
394	GOM_NL__2PRFIN20040318_214252_000000592025_00143_10718_0681.N1	18-MAR-2004 21:42:52	Dark	59.000	38	20Eps Sgr	1.8360	11000.	118	10718	No
395	GOM_NL__2PRFIN20040318_214839_000000422025_00144_10719_0652.N1	18-MAR-2004 21:48:39	Dark	42.000	141	Bet Ara	2.8400	4600.0	84	10719	No
396	GOM_NL__2PRFIN20040318_215045_000000432025_00144_10719_0653.N1	18-MAR-2004 21:50:45	Dark	42.500	43	Alp TrA	1.9100	4250.0	85	10719	No

397	GOM_NL__2PRFIN20040318_215215_000000442025_00144_10719_0654.N1	18-MAR-2004 21:52:15	Dark	43.500	134	Bet TrA	2.8100	6600.0	87	10719	No
398	GOM_NL__2PRFIN20040318_215459_000000502025_00144_10719_0655.N1	18-MAR-2004 21:54:59	Dark	50.000	4	Alp1Cen	-0.010000	5800.0	100	10719	No
399	GOM_NL__2PRFIN20040318_215627_000000412025_00144_10719_0656.N1	18-MAR-2004 21:56:27	Dark	40.500	112	Alp Mus	2.6880	26000.	81	10719	No
400	GOM_NL__2PRFIN20040318_215758_000000472025_00144_10719_0657.N1	18-MAR-2004 21:57:58	Dark	46.500	12	Alp1Cru	0.77500	30000.	93	10719	No
401	GOM_NL__2PRFIN20040318_215917_000000532025_00144_10719_0658.N1	18-MAR-2004 21:59:17	Straylight	53.000	26	Gam Cru	1.6240	2900.0	106	10719	No
402	GOM_NL__2PRFIN20040318_220141_000000652025_00144_10719_0659.N1	18-MAR-2004 22:01:41	Straylight	65.000	54	5The Cen	2.0550	4500.0	130	10719	No
403	GOM_NL__2PRFIN20040318_220322_000000492025_00144_10719_0660.N1	18-MAR-2004 22:03:22	Straylight	48.500	123	lot Cen	2.7500	10200.	97	10719	No
404	GOM_NL__2PRFIN20040318_220856_000000532025_00144_10719_0661.N1	18-MAR-2004 22:08:56	Straylight	53.000	106	9Bet Crv	2.6480	5600.0	106	10719	No
405	GOM_NL__2PRFIN20040318_221110_000000482025_00144_10719_0662.N1	18-MAR-2004 22:11:10	Tw_i_and_stray	48.000	100	4Gam Crv	2.5800	13100.	96	10719	No
406	GOM_NL__2PRFIN20040318_221342_000000872025_00144_10719_0663.N1	18-MAR-2004 22:13:42	Bright	87.000	15	67Alp Vir	0.97600	28000.	174	10719	No
407	GOM_NL__2PRFIN20040318_221720_000000572025_00144_10719_0664.N1	18-MAR-2004 22:17:20	Bright	56.500	121	29Gam Vir	2.7400	7200.0	113	10719	No
408	GOM_NL__2PRFIN20040318_222030_000000412025_00144_10719_0665.N1	18-MAR-2004 22:20:30	Bright	40.500	22	32Alp Leo	1.3600	15200.	81	10719	No
409	GOM_NL__2PRFIN20040318_223014_000000422025_00144_10719_0666.N1	18-MAR-2004 22:30:14	Bright	41.500	174	52Psi UMa	3.0040	4400.0	83	10719	No
410	GOM_NL__2PRFIN20040318_223328_000000392025_00144_10719_0667.N1	18-MAR-2004 22:33:28	Bright	39.000	82	48Bet UMa	2.3650	10600.	78	10719	No
411	GOM_NL__2PRFIN20040318_223459_000000402025_00144_10719_0668.N1	18-MAR-2004 22:34:59	Bright	40.000	36	50Alp UMa	1.8000	6300.0	80	10719	No
412	GOM_NL__2PRFIN20040318_223719_000000472025_00144_10719_0669.N1	18-MAR-2004 22:37:19	Bright	47.000	55	79Zet UMa	2.0600	10200.	94	10719	No
413	GOM_NL__2PRFIN20040318_224157_000000432025_00144_10719_0670.N1	18-MAR-2004 22:41:57	Bright	43.000	60	7Bet UMi	2.0810	3950.0	86	10719	No
414	GOM_NL__2PRFIN20040318_224549_000000452025_00144_10719_0671.N1	18-MAR-2004 22:45:49	Bright	44.500	119	14Eta Dra	2.7270	4700.0	89	10719	No
415	GOM_NL__2PRFIN20040318_224934_000000362025_00144_10719_0672.N1	18-MAR-2004 22:49:34	Bright	35.500	74	11Bet Cas	2.2680	6600.0	71	10719	No
416	GOM_NL__2PRFIN20040318_225155_000000572025_00144_10719_0673.N1	18-MAR-2004 22:51:55	Bright	57.000	69	33Gam Dra	2.2310	3800.0	114	10719	No
417	GOM_NL__2PRFIN20040318_225529_000000412025_00144_10719_0674.N1	18-MAR-2004 22:55:29	Bright	40.500	19	50Alp Cyg	1.2460	10500.	81	10719	No
418	GOM_NL__2PRFIN20040318_225703_000000412025_00144_10719_0675.N1	18-MAR-2004 22:57:03	Bright	41.000	66	37Gam Cyg	2.2080	5900.0	82	10719	No
419	GOM_NL__2PRFIN20040318_225849_000000392025_00144_10719_0676.N1	18-MAR-2004 22:58:49	Bright	39.000	92	53Eps Cyg	2.5000	4500.0	78	10719	No
420	GOM_NL__2PRFIN20040318_230723_000000552025_00144_10719_0677.N1	18-MAR-2004 23:07:23	Tw_i_and_stray	54.500	11	53Alp Aql	0.76500	8000.0	109	10719	No
421	GOM_NL__2PRFIN20040318_231752_000000502025_00144_10719_0678.N1	18-MAR-2004 23:17:52	Dark	49.500	155	41Pi Sgr	2.9000	6600.0	99	10719	No
422	GOM_NL__2PRFIN20040318_231957_000000542025_00144_10719_0679.N1	18-MAR-2004 23:19:57	Dark	53.500	57	34Sig Sgr	2.0660	26000.	107	10719	No
423	GOM_NL__2PRFIN20040318_232130_000000542025_00144_10719_0680.N1	18-MAR-2004 23:21:30	Dark	53.500	137	22Lam Sgr	2.8240	4400.0	107	10719	No
424	GOM_NL__2PRFIN20040318_232329_000000532025_00144_10719_0681.N1	18-MAR-2004 23:23:29	Dark	52.500	38	20Eps Sgr	1.8360	11000.	105	10719	No
425	GOM_NL__2PRFIN20040318_232916_000000432025_00145_10720_0652.N1	18-MAR-2004 23:29:16	Dark	43.000	141	Bet Ara	2.8400	4600.0	86	10720	No
426	GOM_NL__2PRFIN20040318_233120_000000452025_00145_10720_0653.N1	18-MAR-2004 23:31:20	Dark	45.000	43	Alp TrA	1.9100	4250.0	90	10720	No
427	GOM_NL__2PRFIN20040318_233252_000000412025_00145_10720_0654.N1	18-MAR-2004 23:32:52	Dark	41.000	134	Bet TrA	2.8100	6600.0	82	10720	No
428	GOM_NL__2PRFIN20040318_233535_000000482025_00145_10720_0655.N1	18-MAR-2004 23:35:35	Dark	48.000	4	Alp1Cen	-0.010000	5800.0	96	10720	No
429	GOM_NL__2PRFIN20040318_233702_000000402025_00145_10720_0656.N1	18-MAR-2004 23:37:02	Dark	39.500	112	Alp Mus	2.6880	26000.	79	10720	No
430	GOM_NL__2PRFIN20040318_233834_000000472025_00145_10720_0657.N1	18-MAR-2004 23:38:34	Dark	46.500	12	Alp1Cru	0.77500	30000.	93	10720	No
431	GOM_NL__2PRFIN20040318_233953_000000542025_00145_10720_0658.N1	18-MAR-2004 23:39:53	Straylight	54.000	26	Gam Cru	1.6240	2900.0	108	10720	No
432	GOM_NL__2PRFIN20040318_234217_000000602025_00145_10720_0659.N1	18-MAR-2004 23:42:17	Straylight	60.000	54	5The Cen	2.0550	4500.0	120	10720	No
433	GOM_NL__2PRFIN20040318_234358_000000512025_00145_10720_0660.N1	18-MAR-2004 23:43:58	Straylight	51.000	123	lot Cen	2.7500	10200.	102	10720	No
434	GOM_NL__2PRFIN20040318_234932_000000522025_00145_10720_0661.N1	18-MAR-2004 23:49:32	Straylight	52.000	106	9Bet Crv	2.6480	5600.0	104	10720	No
435	GOM_NL__2PRFIN20040318_235146_000000512025_00145_10720_0662.N1	18-MAR-2004 23:51:46	Tw_i_and_stray	51.000	100	4Gam Crv	2.5800	13100.	102	10720	No
436	GOM_NL__2PRFIN20040318_235417_000000822025_00145_10720_0663.N1	18-MAR-2004 23:54:17	Bright	81.500	15	67Alp Vir	0.97600	28000.	163	10720	No
437	GOM_NL__2PRFIN20040318_235756_000000572025_00145_10720_0664.N1	18-MAR-2004 23:57:56	Bright	56.500	121	29Gam Vir	2.7400	7200.0	113	10720	No

3. Quality information per product

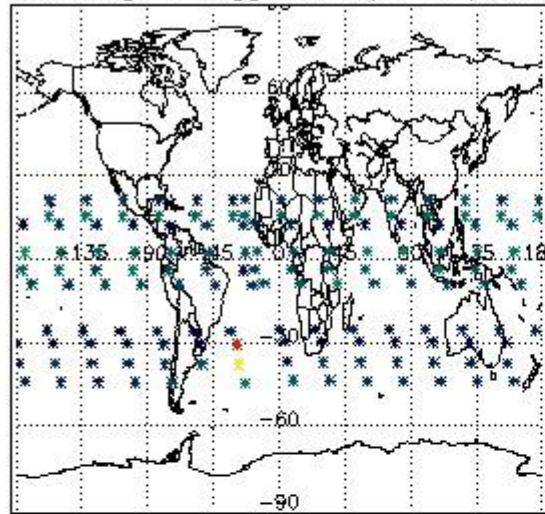
In this section it is plotted some information contained in the Quality Summary data set of the level 2 products. Only products in dark limb conditions and without errors (error flag in the MPH set to "0") are used.

3.1 Plot quality information per product (time dependant)

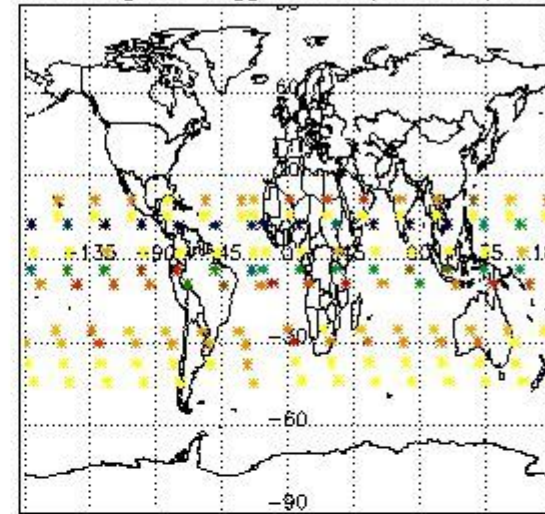


3.2 Plot quality information per product (world map)

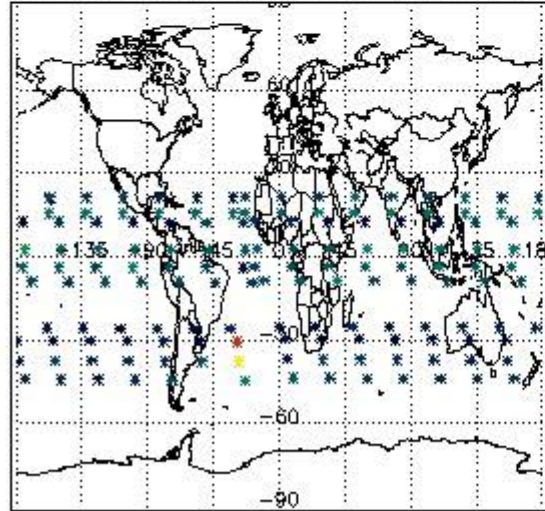
Percentage of flagged data per O3 profile



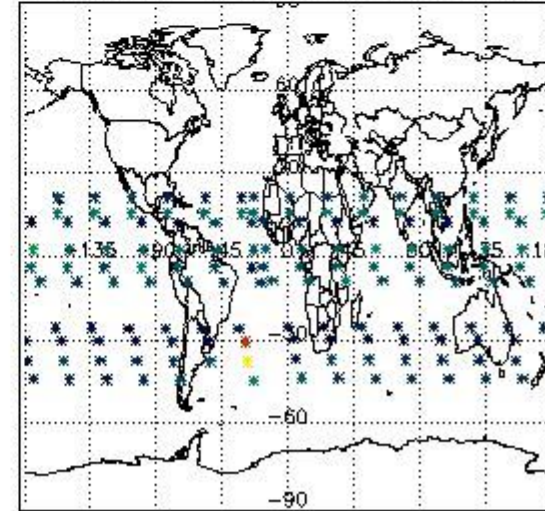
Percentage of flagged data per H2O profile



Percentage of flagged data per NO2 profile



Percentage of flagged data per NO3 profile

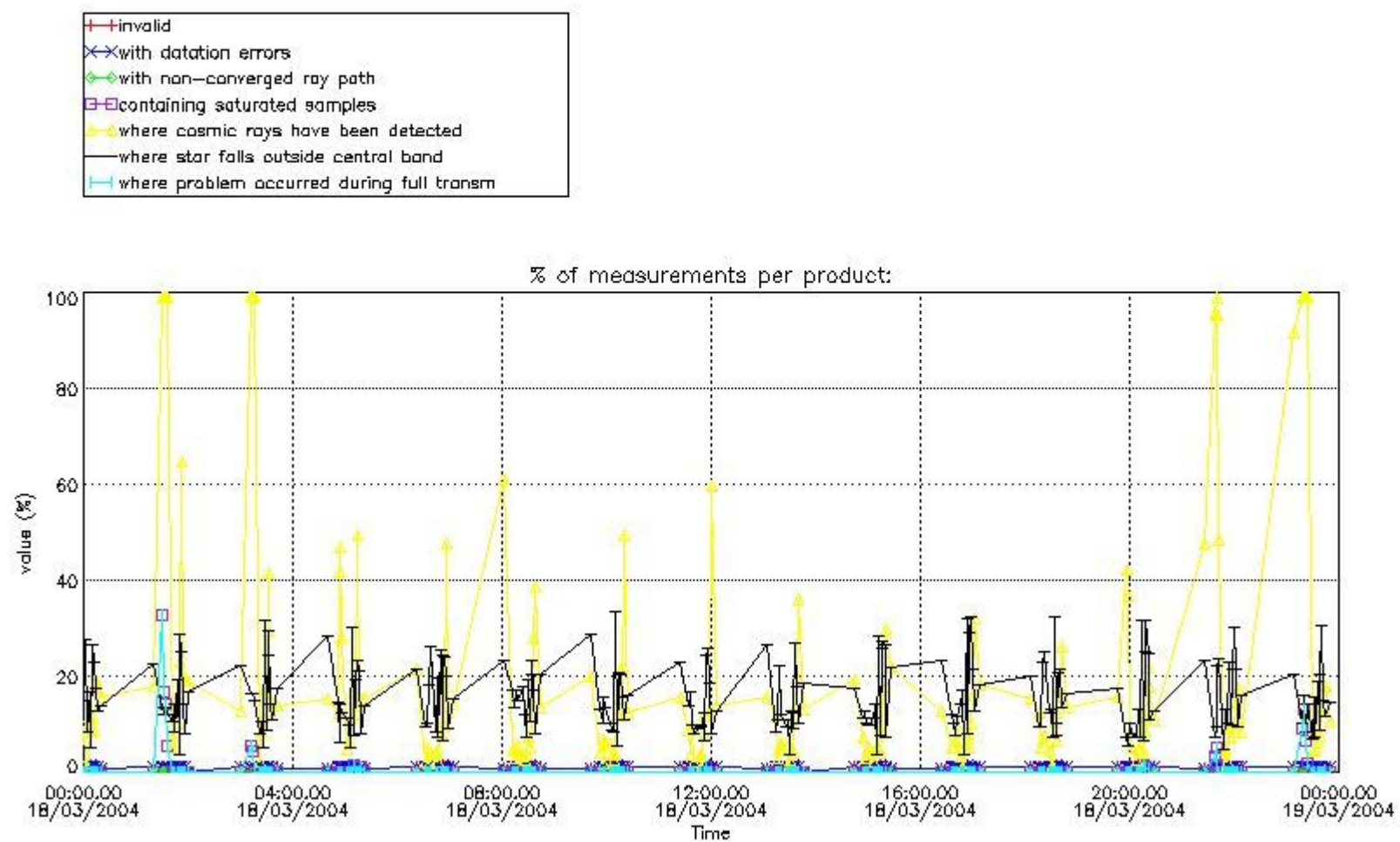


4. Level 1 quality information per product

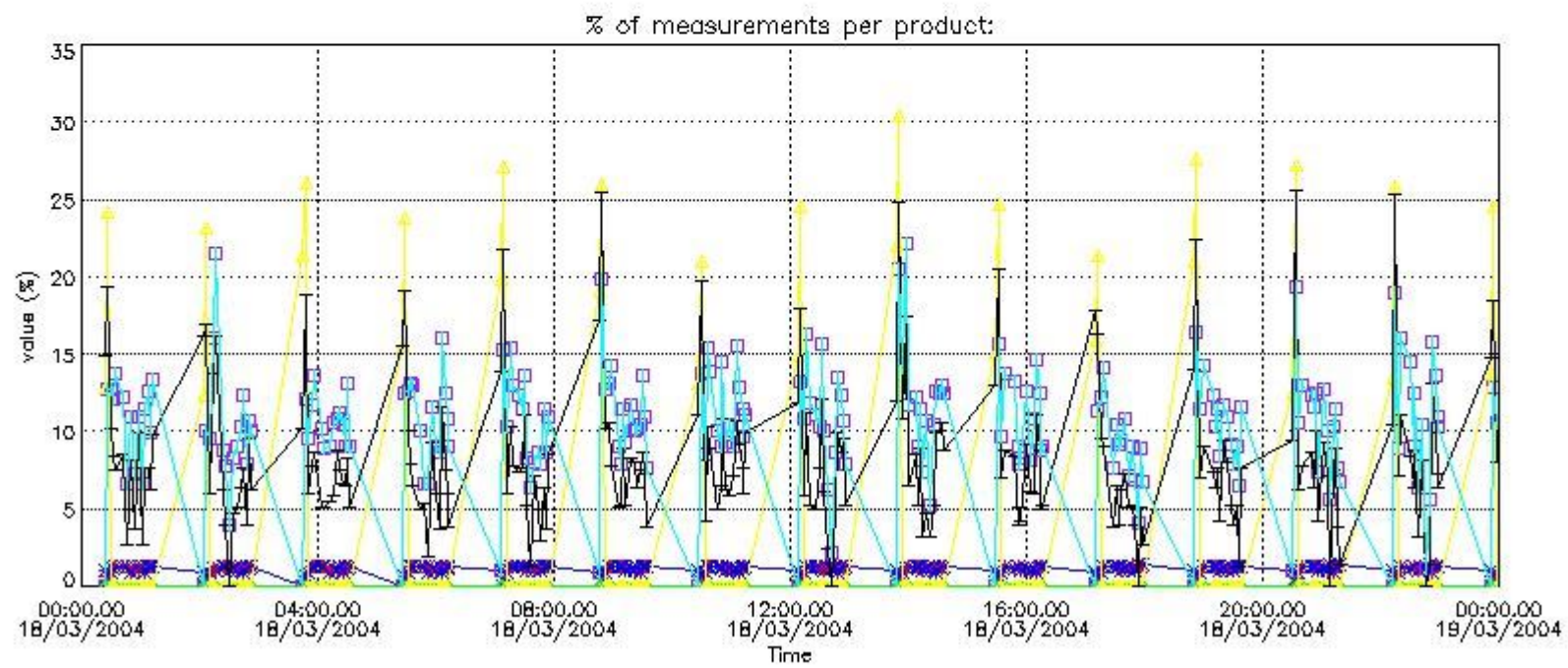
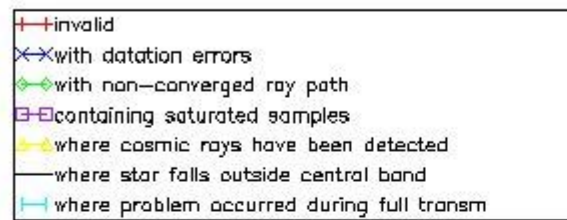
In this section it is plotted some information contained in the Quality Summary data set of the level 2 products that comes from the level 1b processing. Products without errors (error flag in the MPH set to "0") are used.

4.1 Plot quality information per product (time dependant) coming from level 1b processing

4.1.1 Plot level 1 quality information per product (time dependant): ENVISAT ASCENDING passes

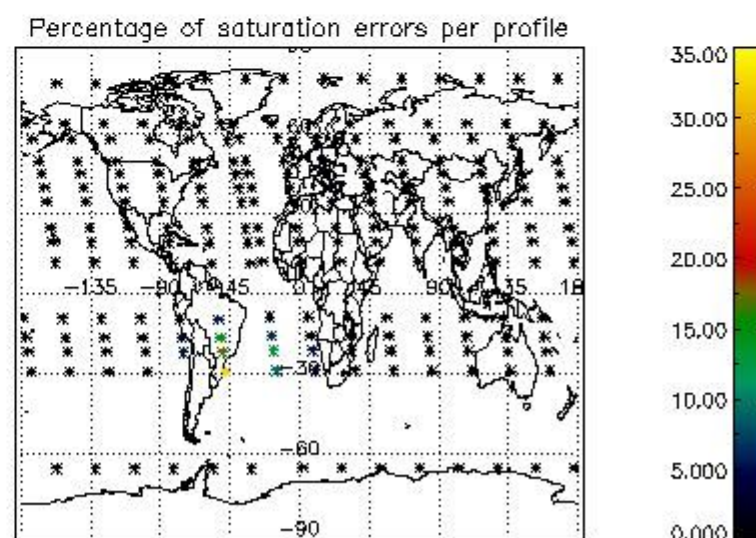
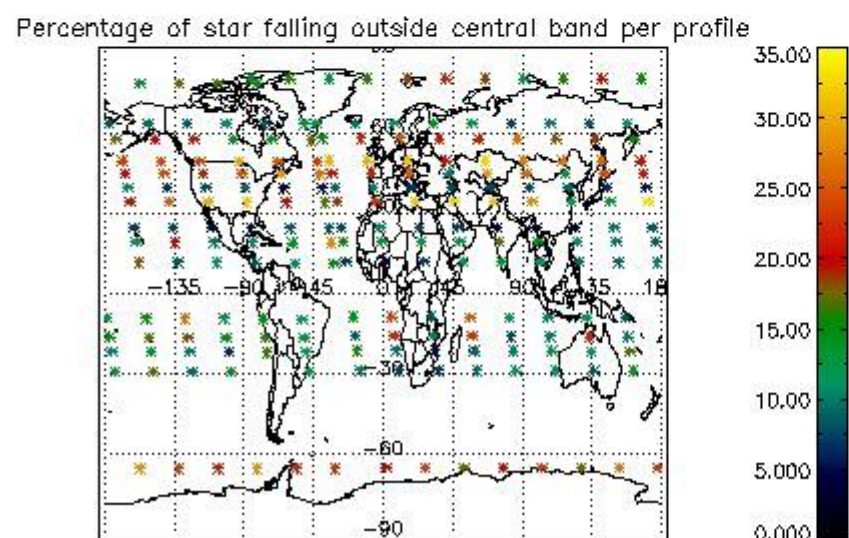
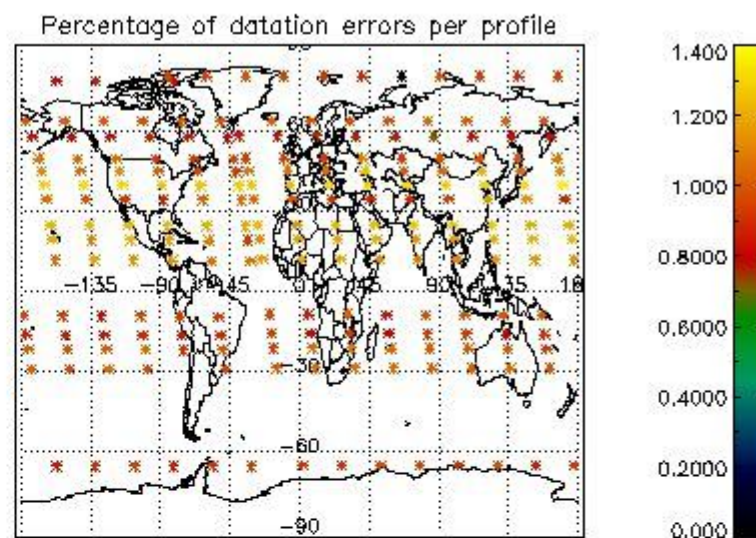
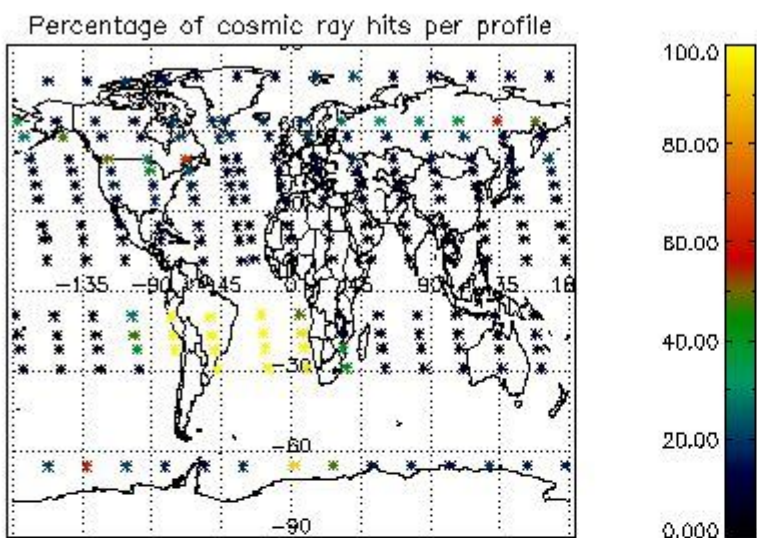


4.1.2 Plot level 1 quality information per product (time dependant): ENVI SAT DESCENDING passes

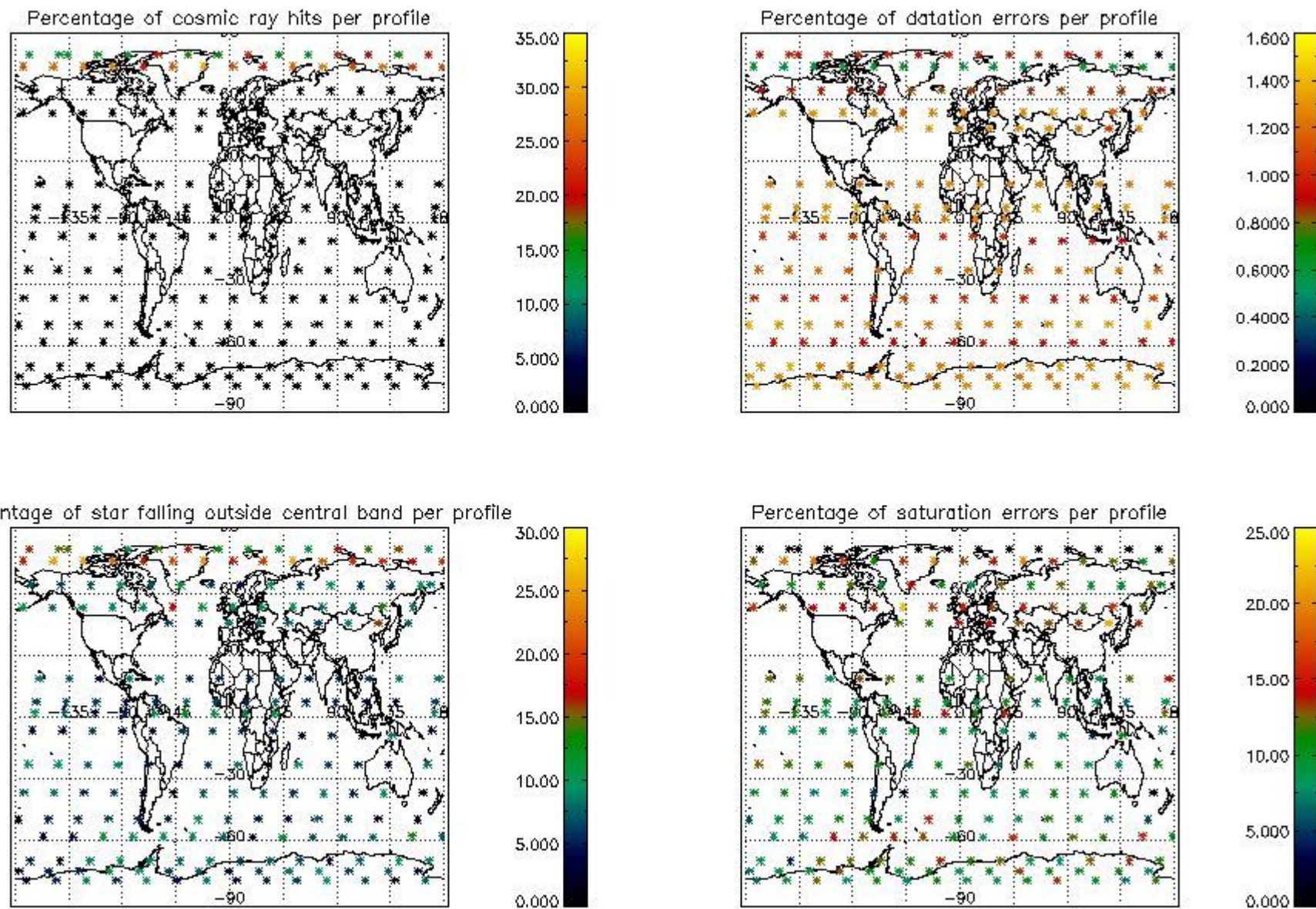


4.2 Plot quality information per product coming from level 1b processing (world map)

4.2.1 Plot level 1 quality information per product (world map): ENVISAT ASCENDING passes



4.2.2 Plot level 1 quality information per product (world map): ENVISAT DESCENDING passes



5. Trace gas profiles

5.1 Ozone statistics based on quality of products

The final quality of the products can be "measured" using the STD (Standard Deviation) attached to every point profile. This information is written to the parameter GOM_NL__2P/NL_LOCAL_SPECIES_DENSITY/o3_std of the level 2 products. The table below shows the statistics for given STD ranges.

The statistics are given with respect to the overall valid production:

- Products without fatal errors: GOM_NL__2P/MPH/PRODUCT_ERR=0
- Valid point profile: GOM_NL__2P/NL_LOCAL_SPECIES_DENSITY/pcd(0)=0

The 'Criteria' is applied to valid points of dark limb products:

- Products in dark limb illumination condition: GOM_NL__2P/NL_SUMMARY_QUALITY/obs_ill_cond=0
- Products without fatal errors: GOM_NL__2P/MPH/PRODUCT_ERR=0
- Valid point profile: GOM_NL__2P/NL_LOCAL_SPECIES_DENSITY/pcd(0)=0

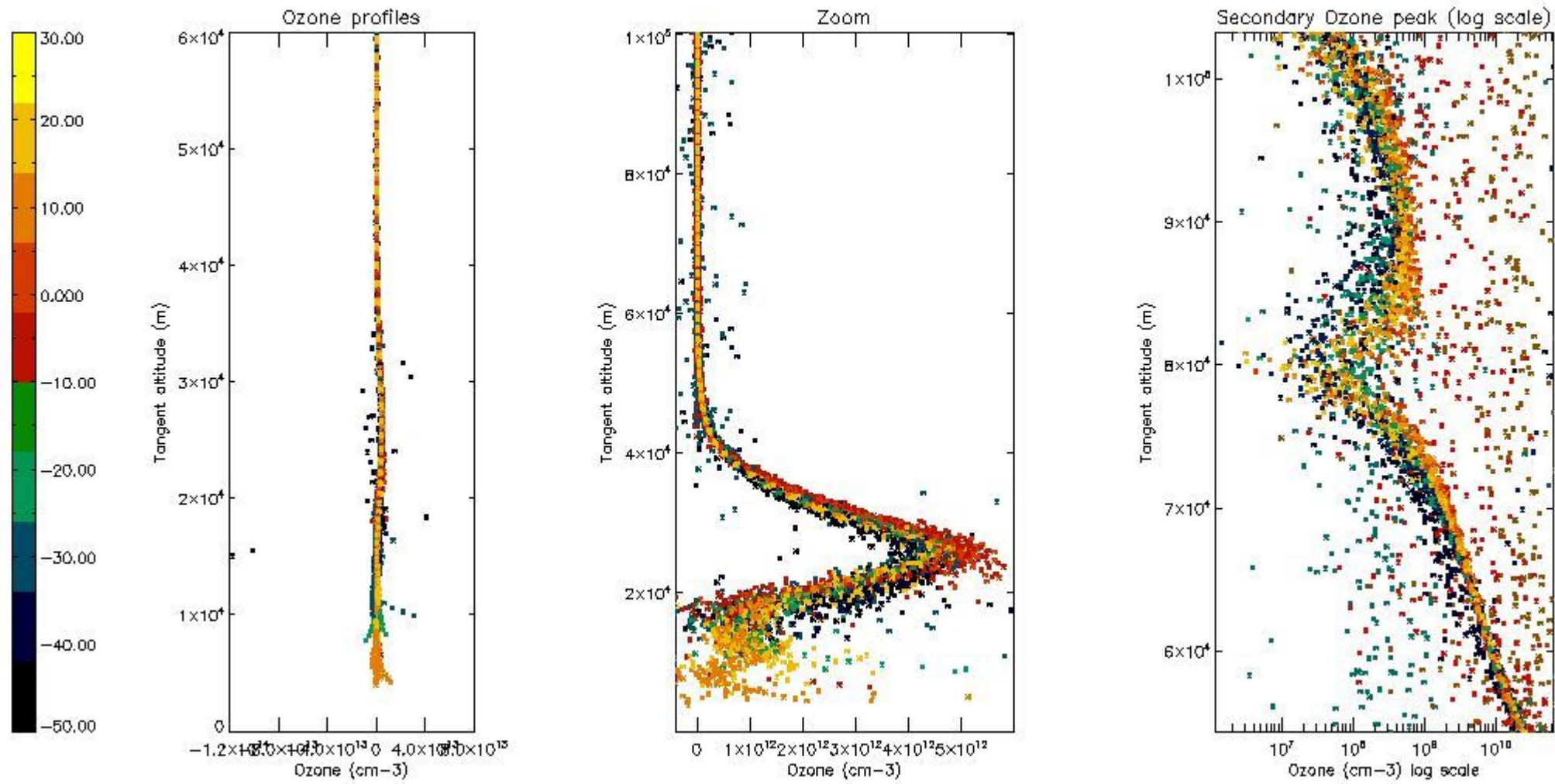
So, the table below shows the percentage of dark limb and valid observations for each criteria with respect to the overall valid daily observations.

Criteria	% of total production
All STD	33
STD < 20	17

STD < 10	14
STD < 5	8

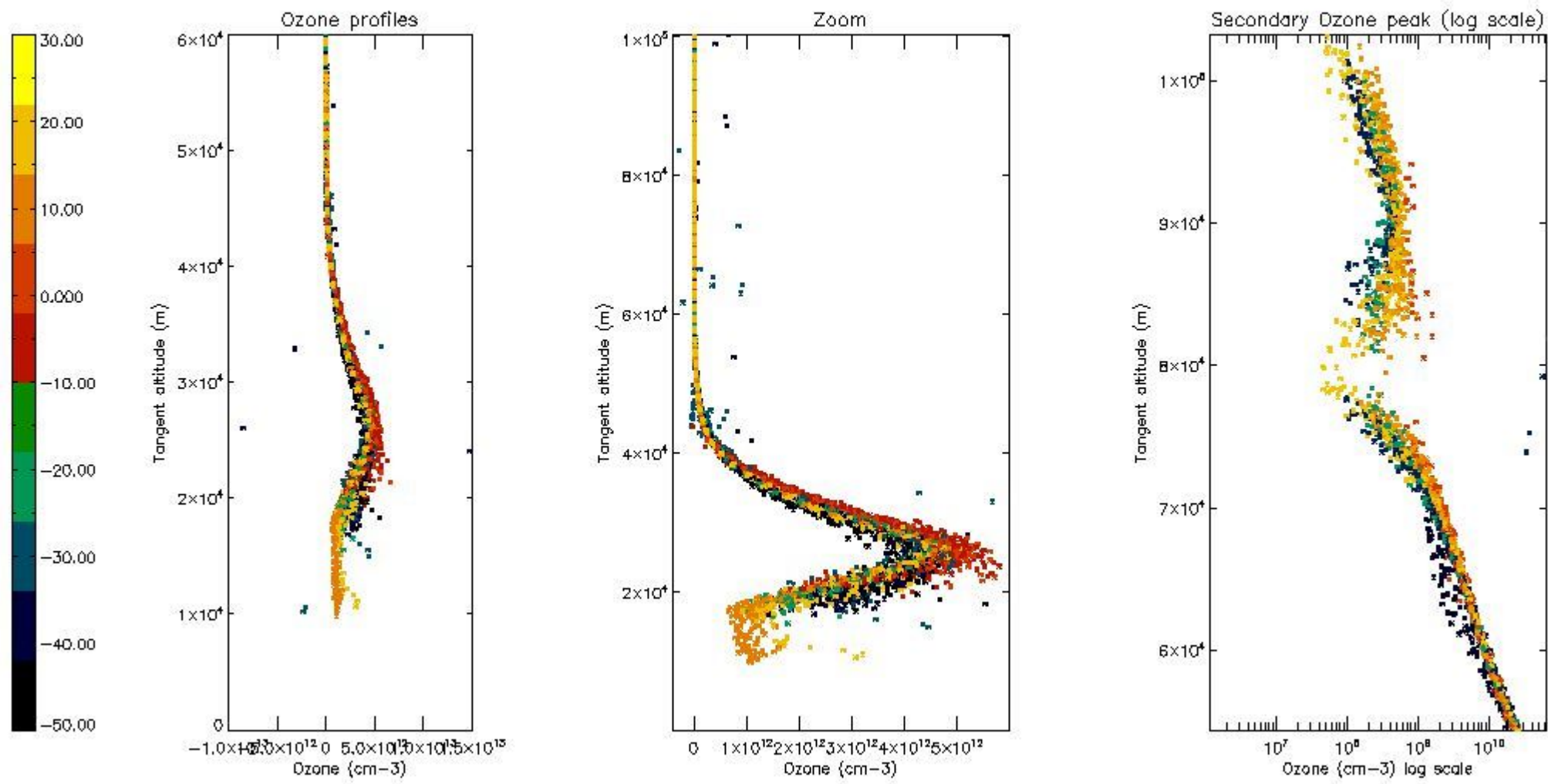
5.2 Plot ozone profiles for all STD (dark without errors)

The colorbar represents the latitude.



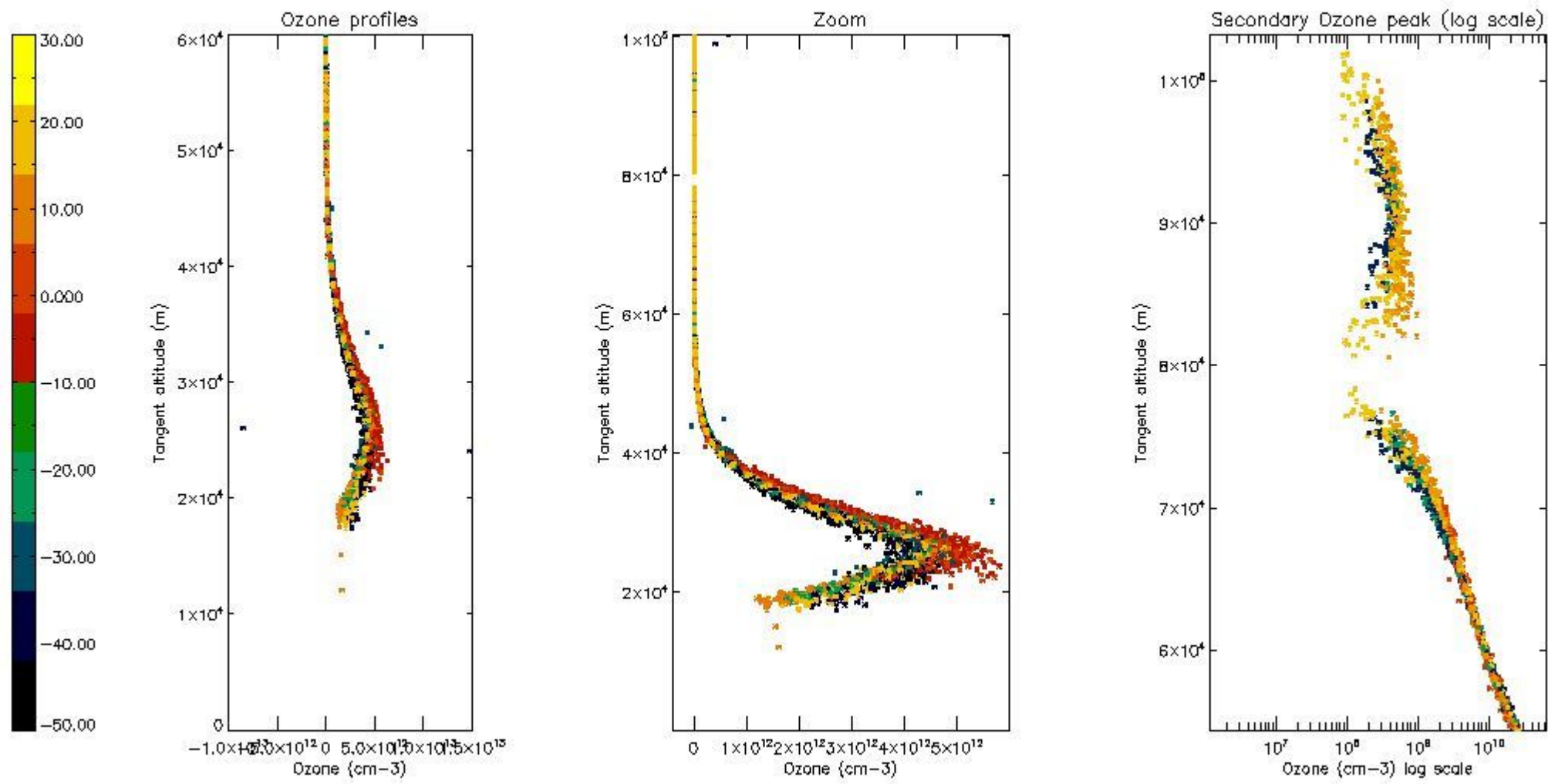
5.3 Plot ozone profiles where STD < 20% (dark without errors)

The colorbar represents the latitude.



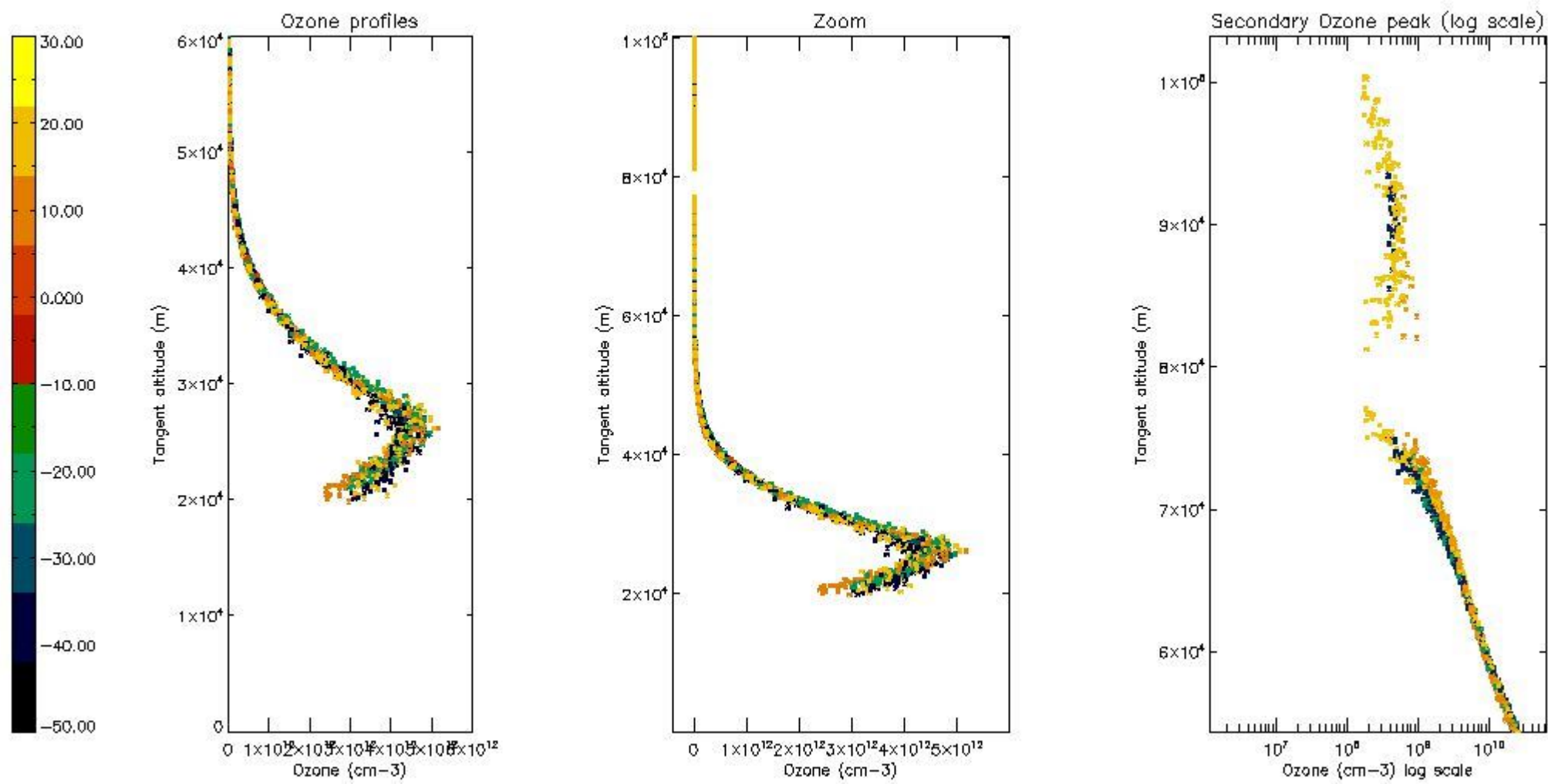
5.4 Plot ozone profiles where STD < 10% (dark without errors)

The colorbar represents the latitude.



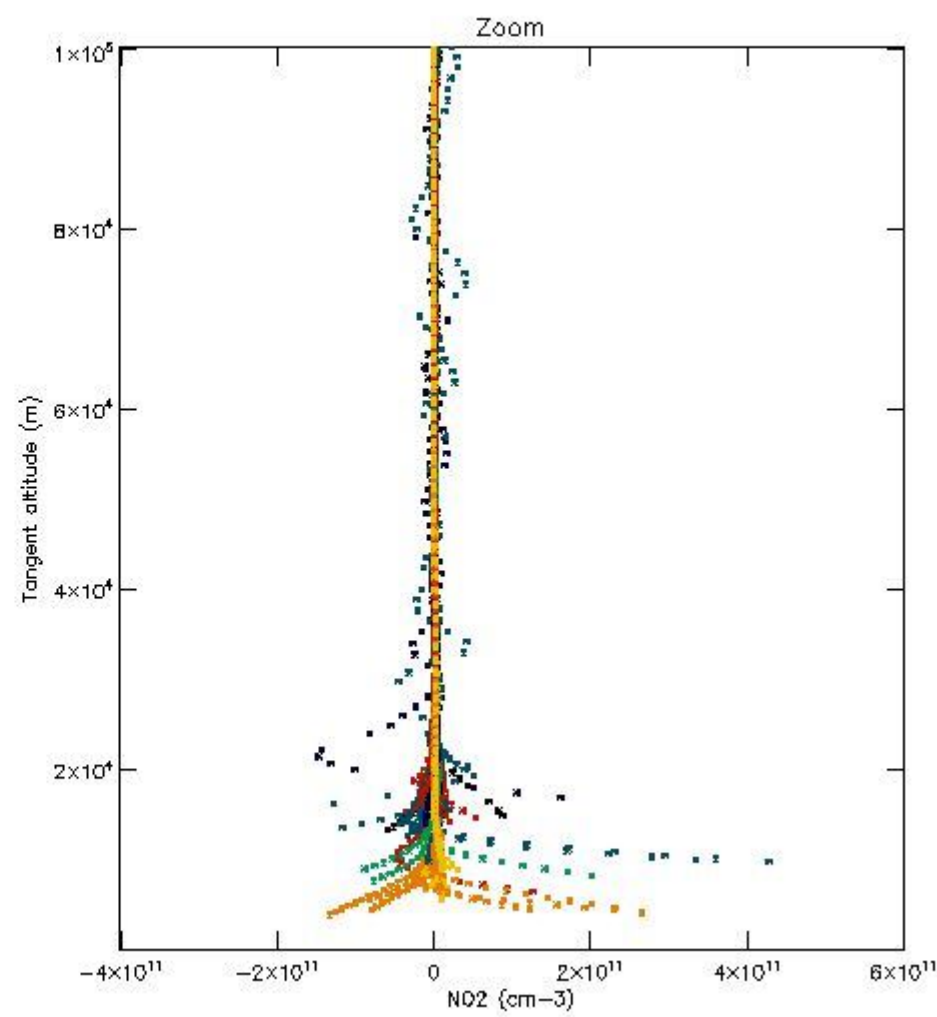
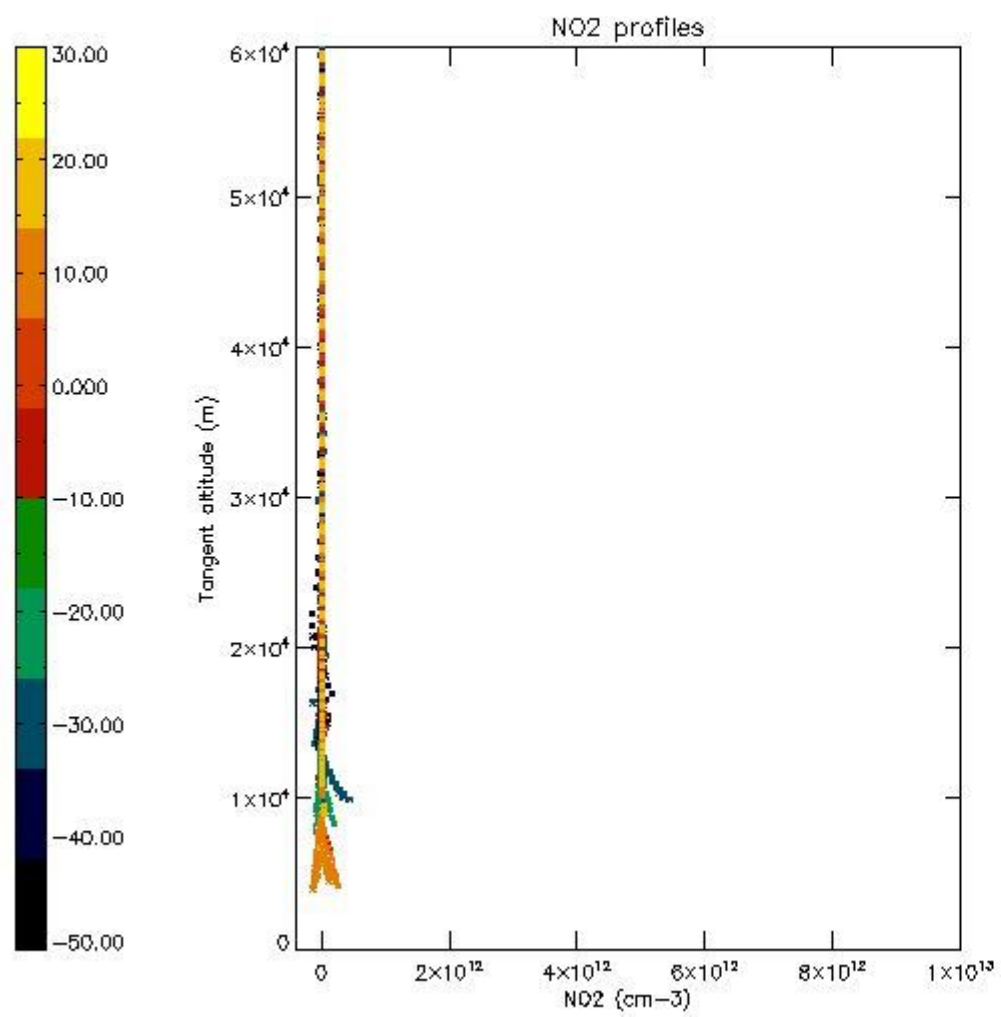
5.5 Plot ozone profiles where STD < 5% (dark without errors)

The colorbar represents the latitude.



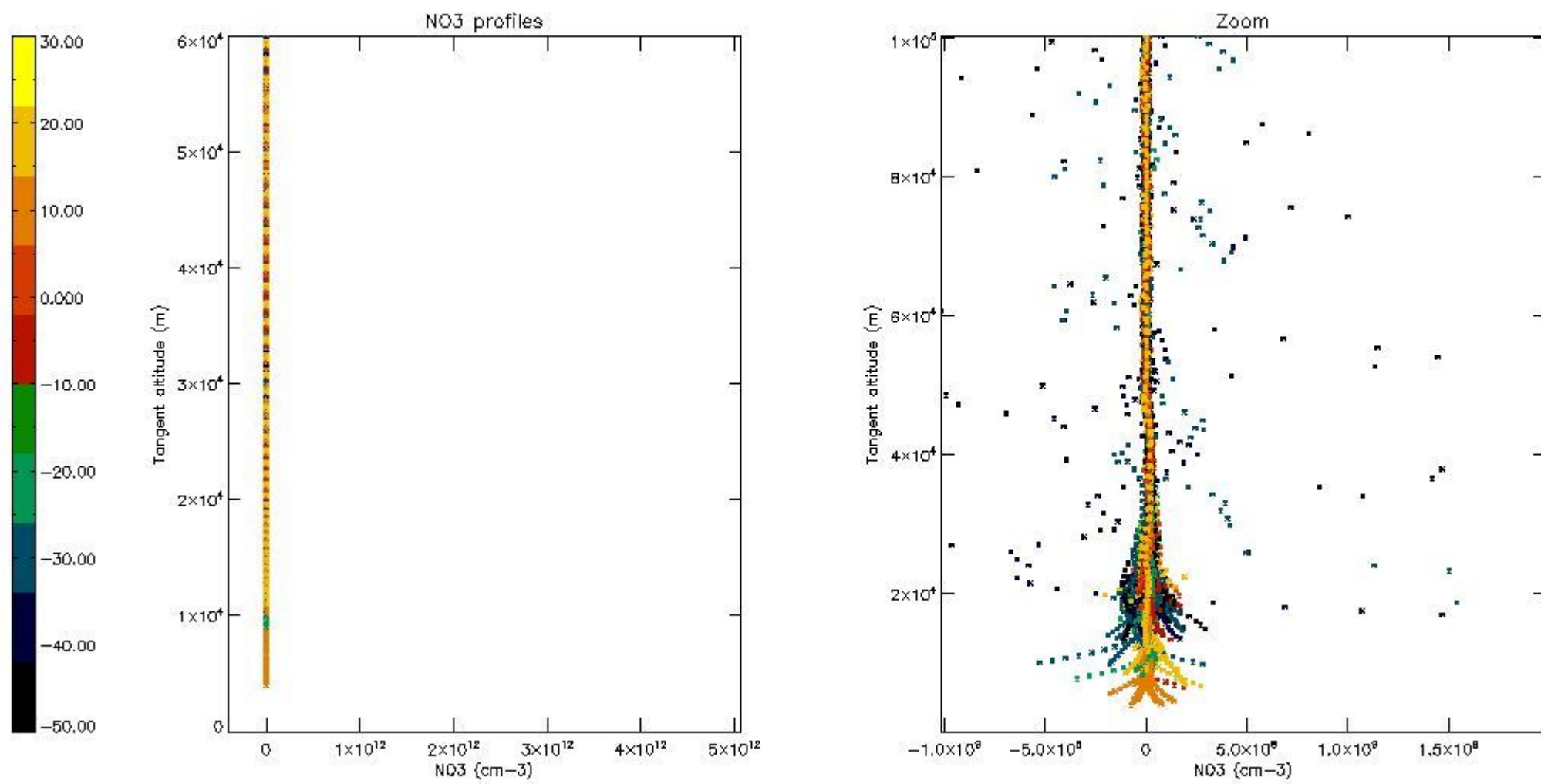
5.6 Plot NO₂ profiles for all STD (dark without errors)

The colorbar represents the latitude.



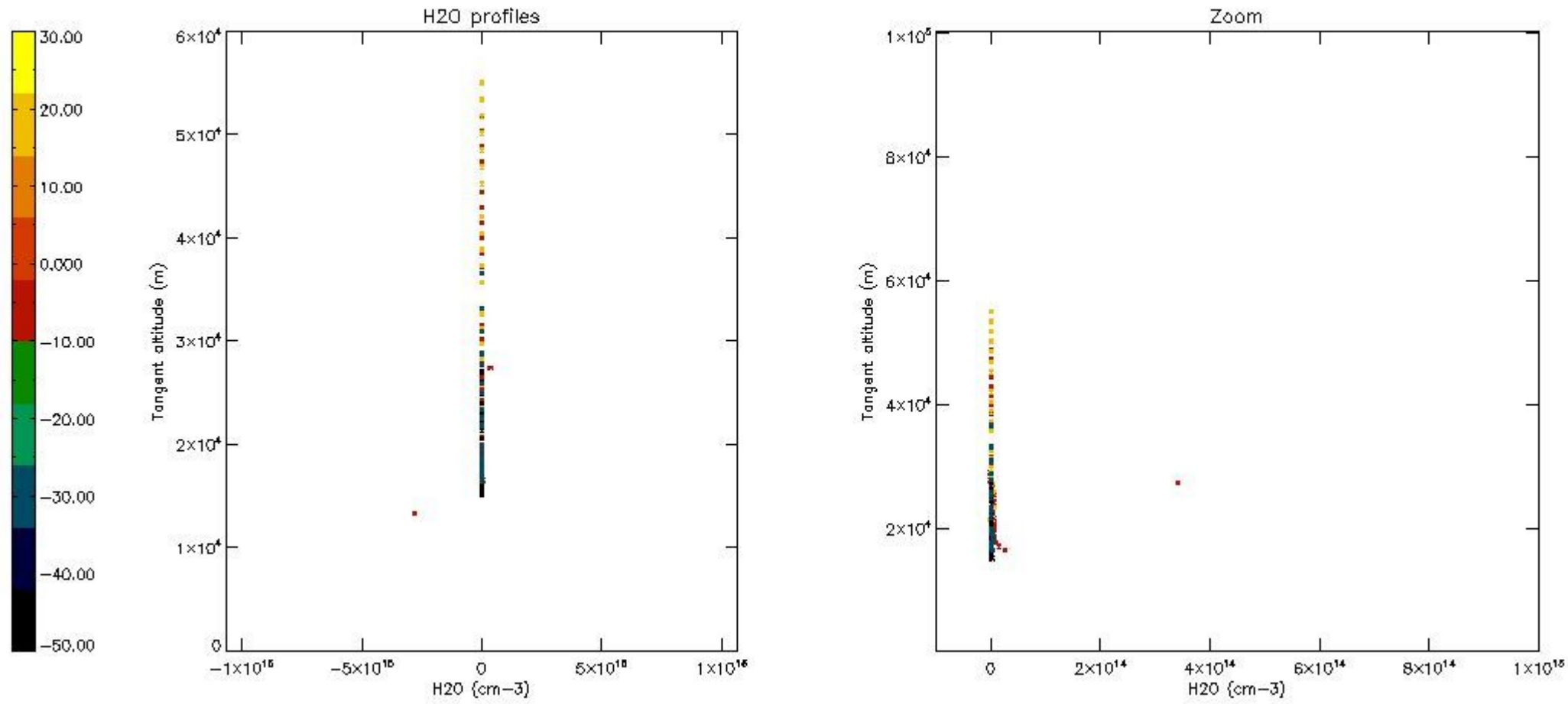
5.7 Plot NO3 profiles for all STD (dark without errors)

The colorbar represents the latitude.



5.8 Plot H₂O profiles for all STD (only for occultations of stars 1,2,3,4,13,14,16,26,63 dark without errors)

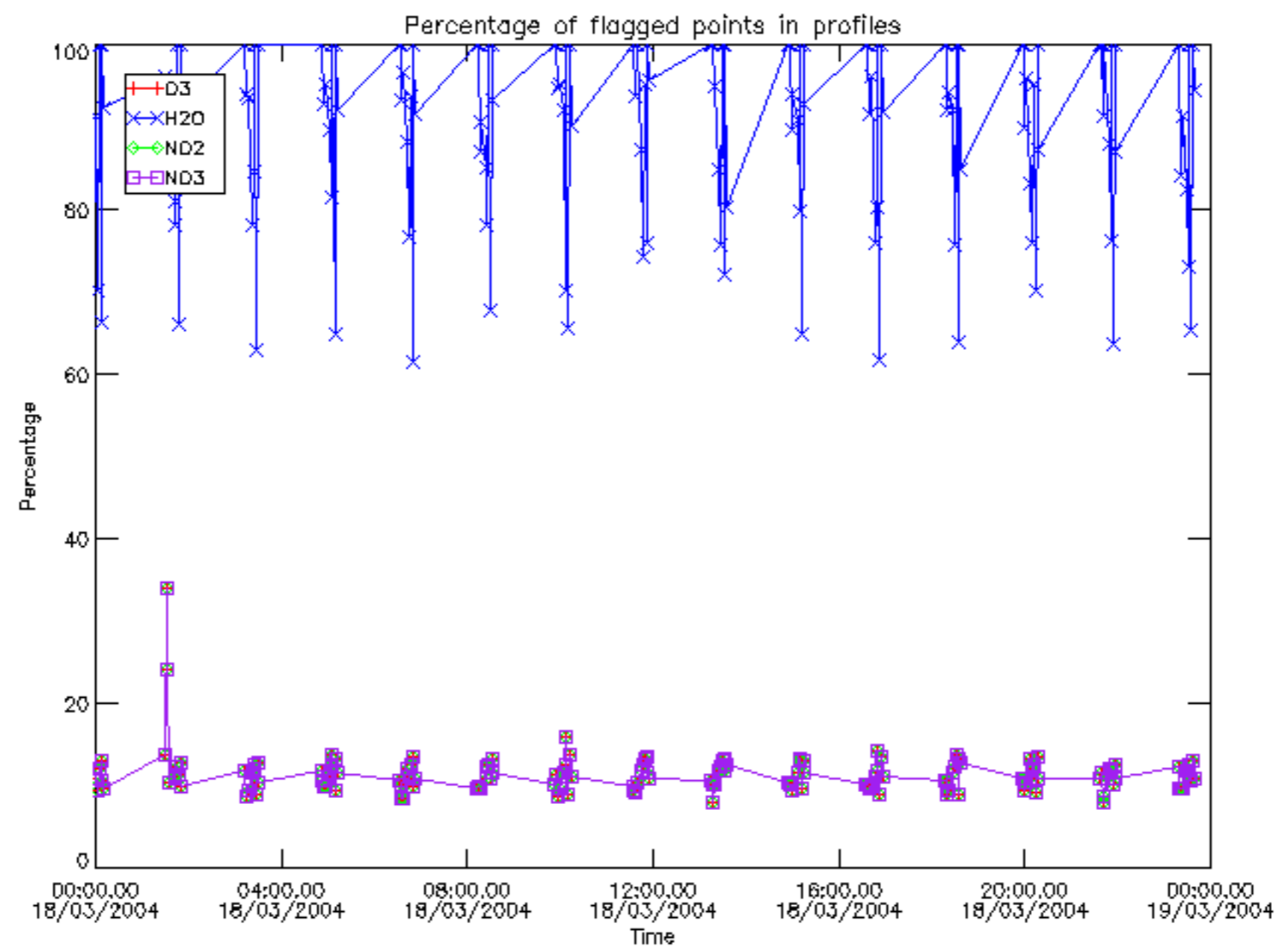
The colorbar represents the latitude.



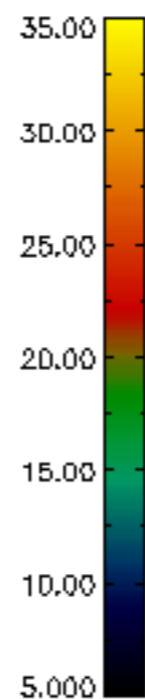
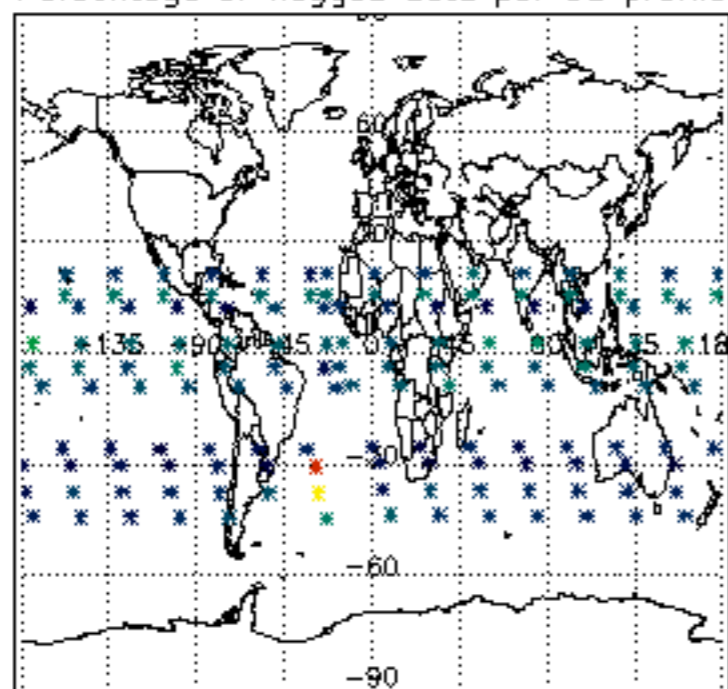
6. Auxiliary Data Files used for the production reported in section 2

The number reported in the third column indicates since which file (see list in section 2) the corresponding auxiliary file has been used. The fourth column is the date of those product files.

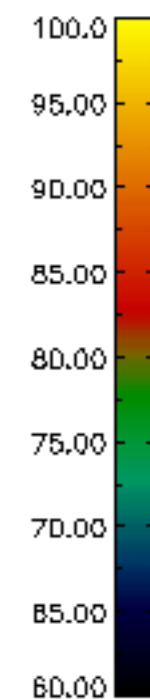
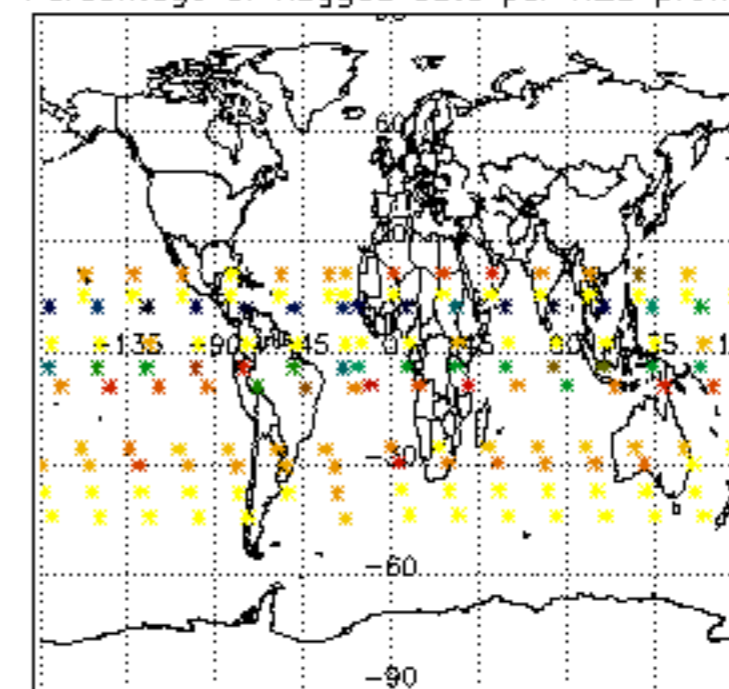
Type	Auxiliary Filename	Used since product	Used since product date
INST_PHYS_CHARACTERISTICS	GOM_INS_AXVIEC20091111_143220_20030716_120000_20500101_000000	1	18-MAR-2004 00:00:42
LEVEL-2_PROC_CONFIG	GOM_PR2_AXVIEC20091111_152718_20020301_000000_20500101_000000	1	18-MAR-2004 00:00:42
CROSS_SECTIONS_FILE	GOM_CRS_AXVIEC20091111_154832_20020301_000000_20500101_000000	1	18-MAR-2004 00:00:42



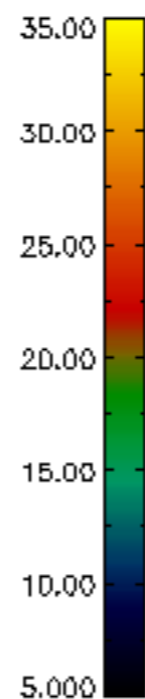
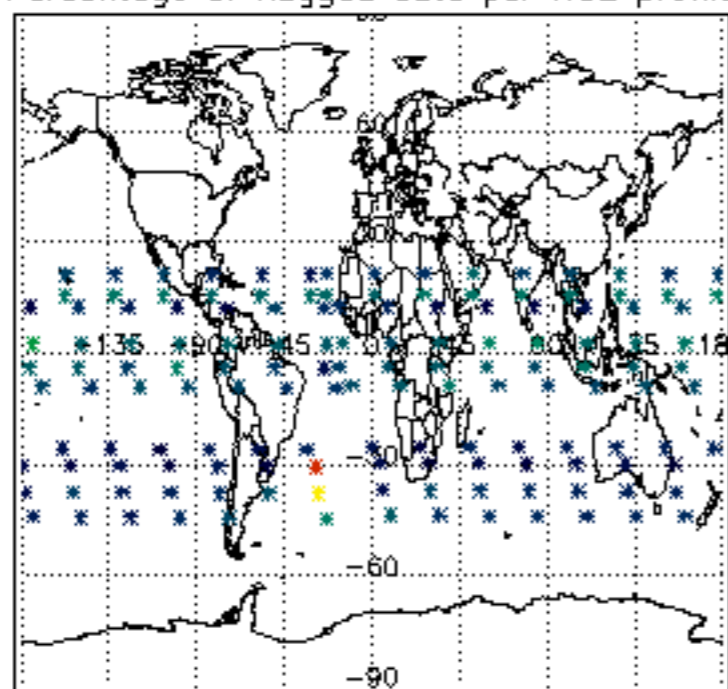
Percentage of flagged data per D3 profile



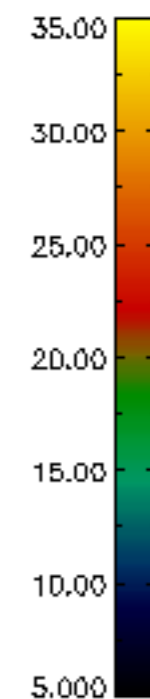
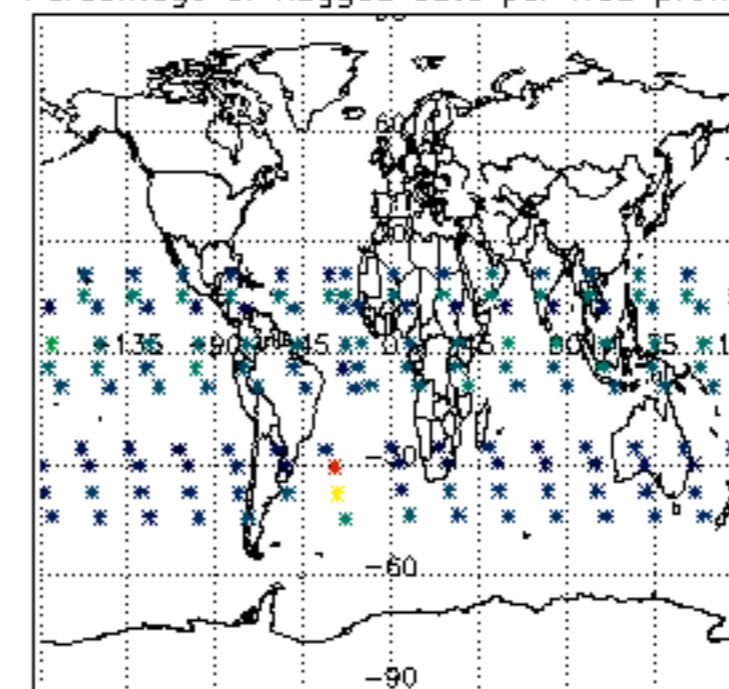
Percentage of flagged data per H2O profile

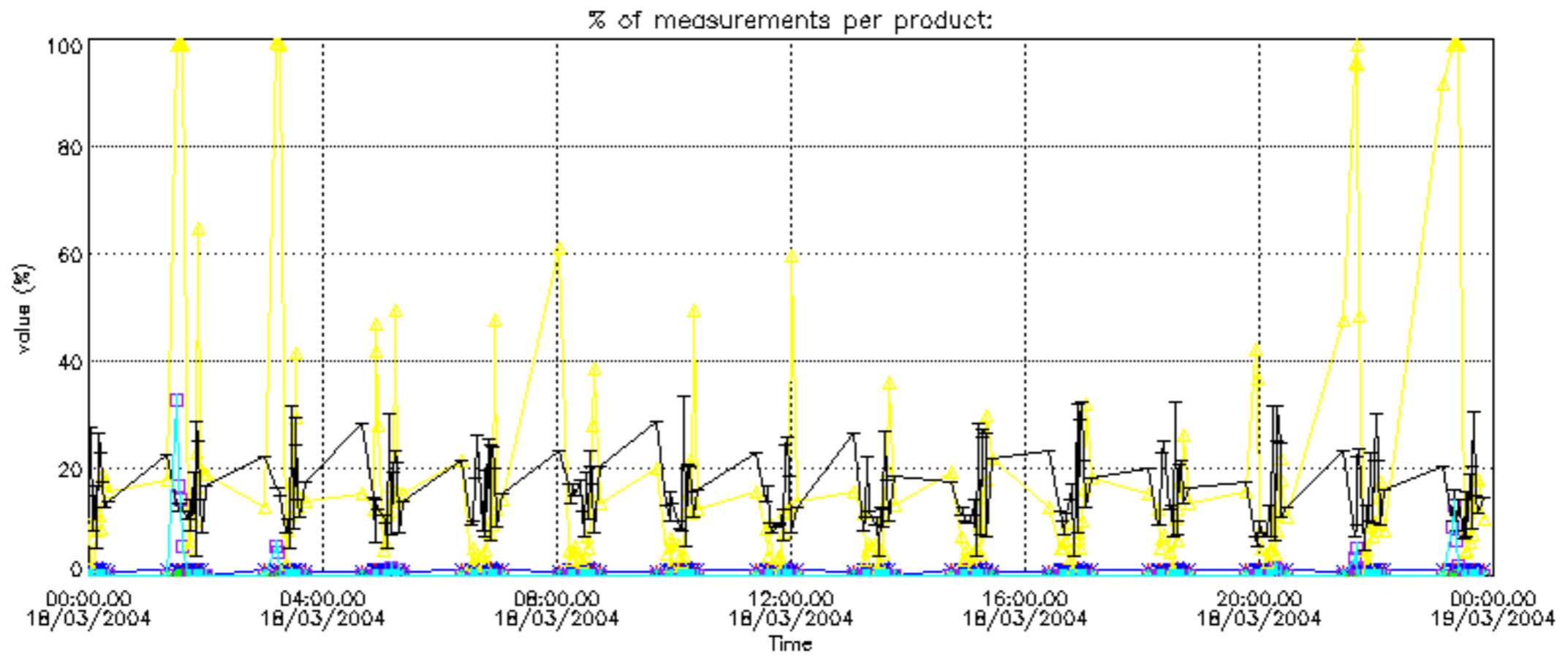
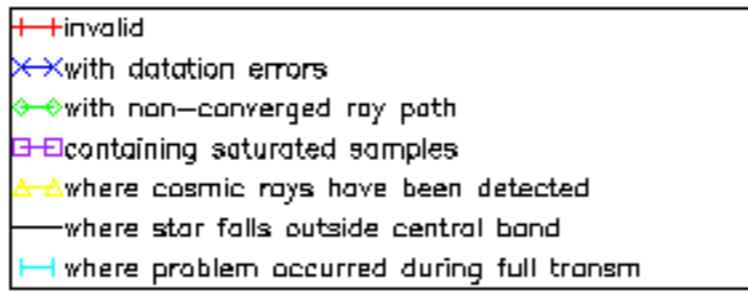


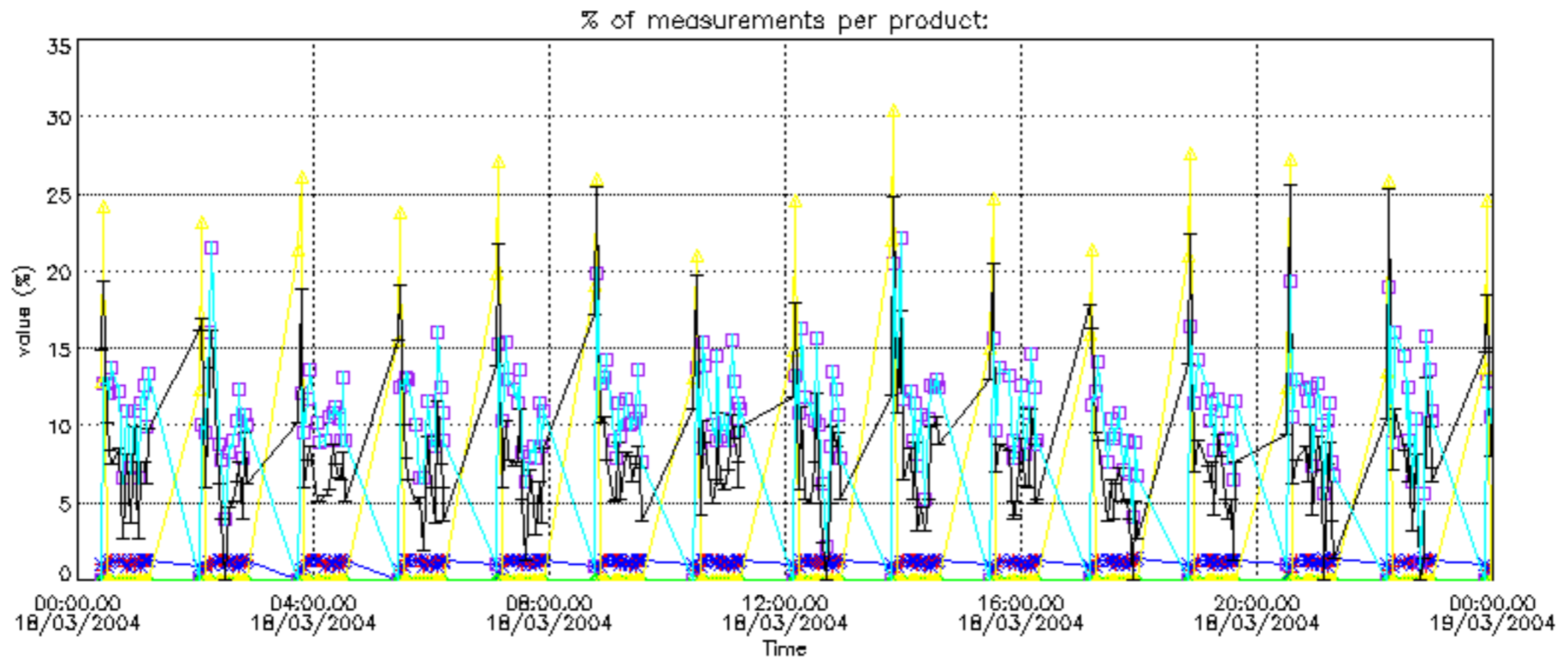
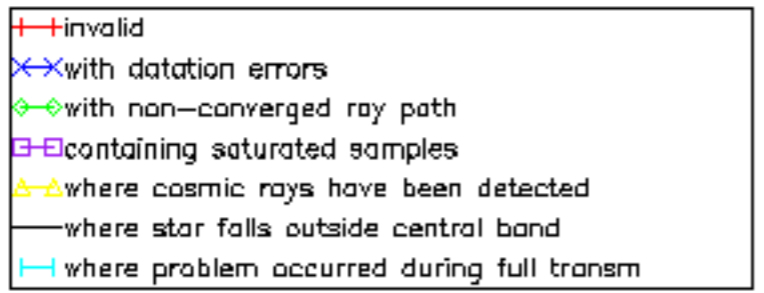
Percentage of flagged data per NO2 profile



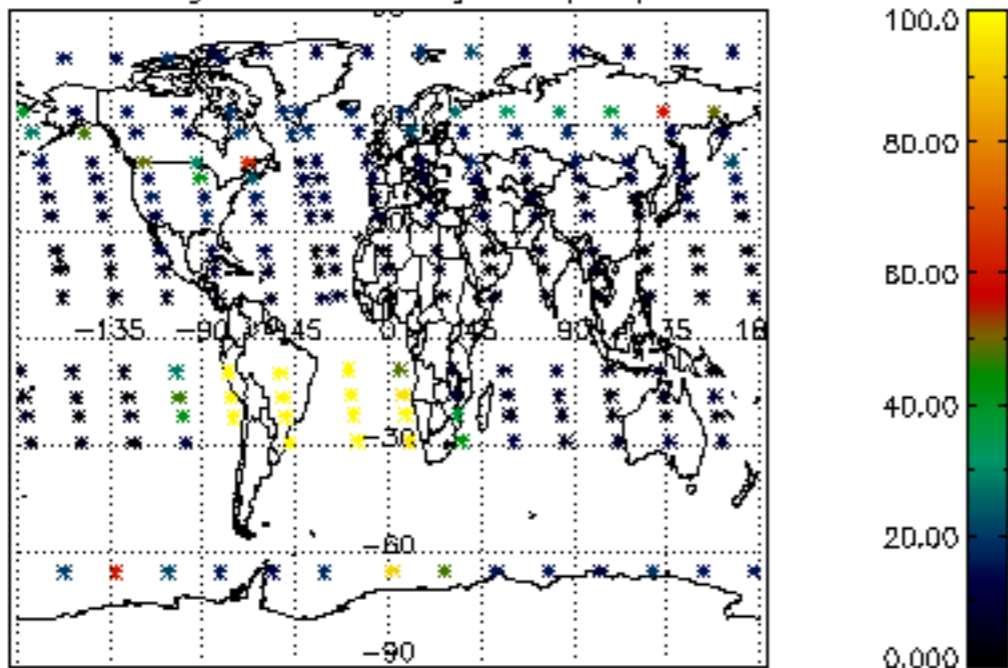
Percentage of flagged data per NO3 profile



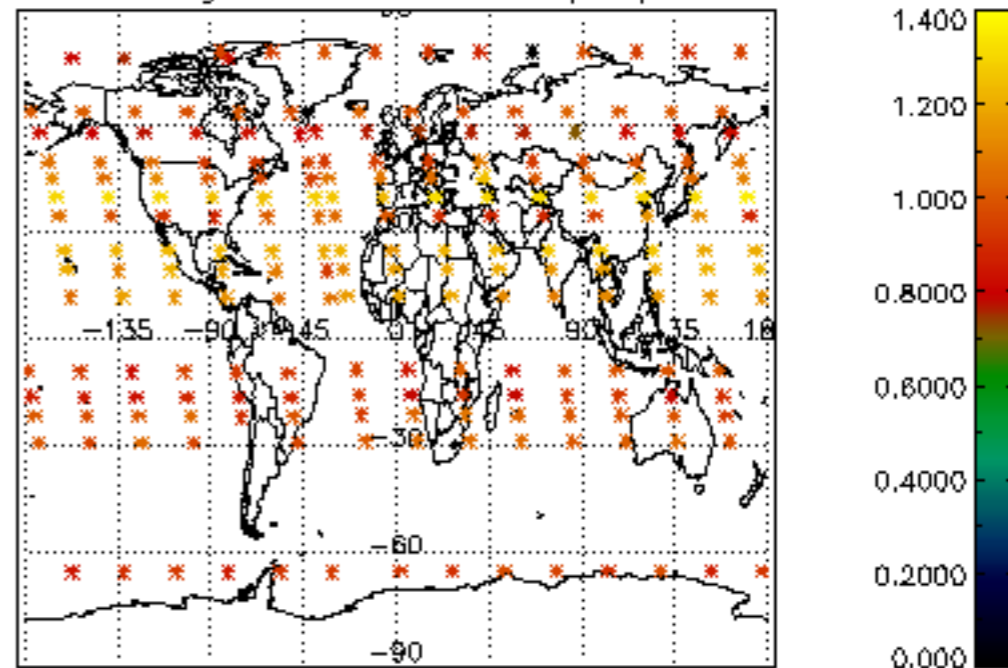




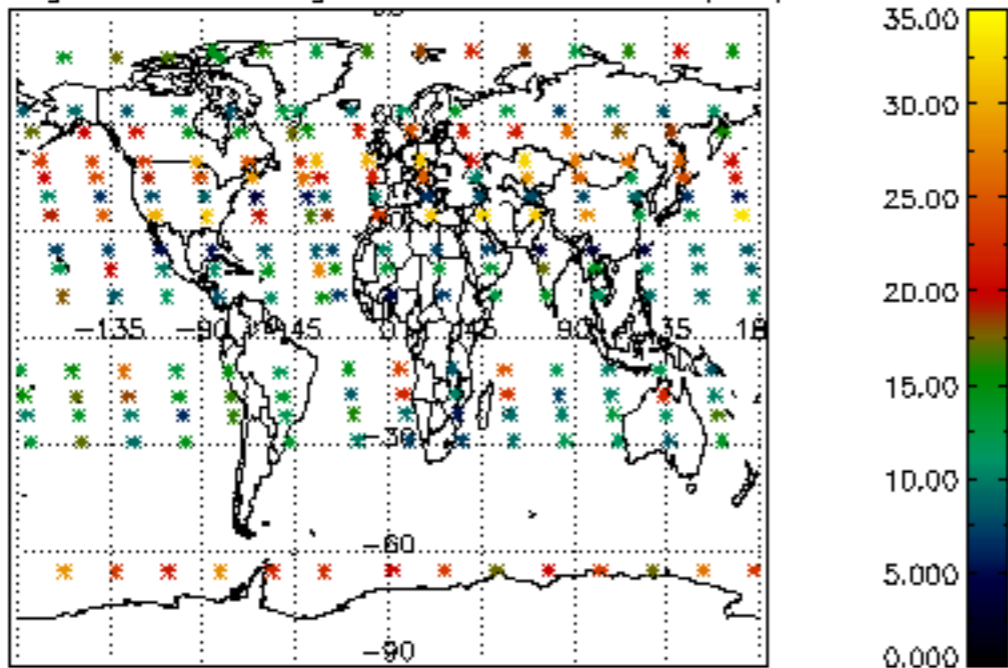
Percentage of cosmic ray hits per profile



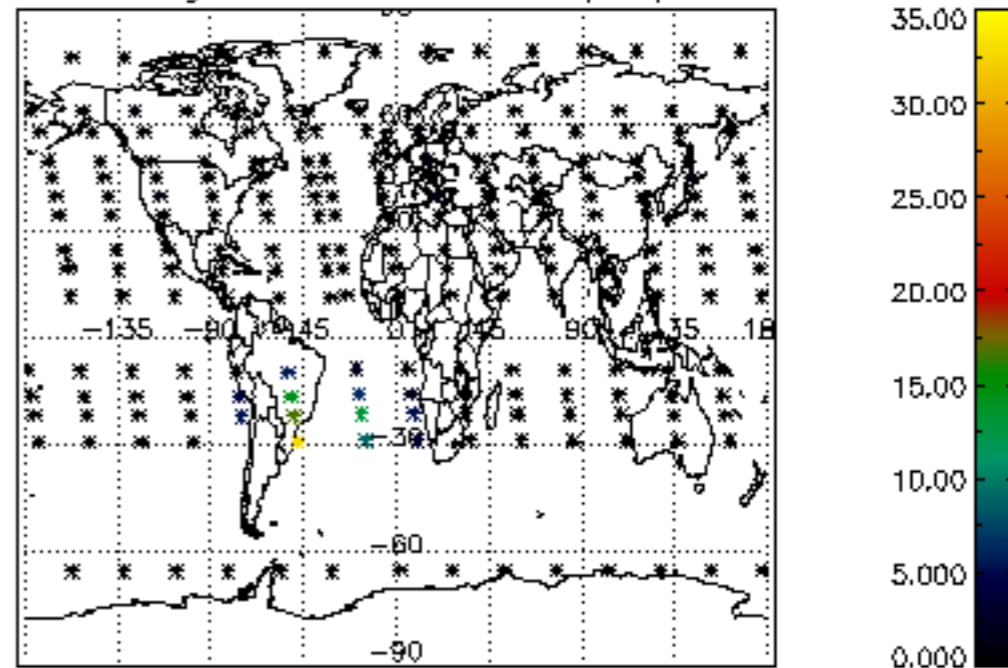
Percentage of datation errors per profile



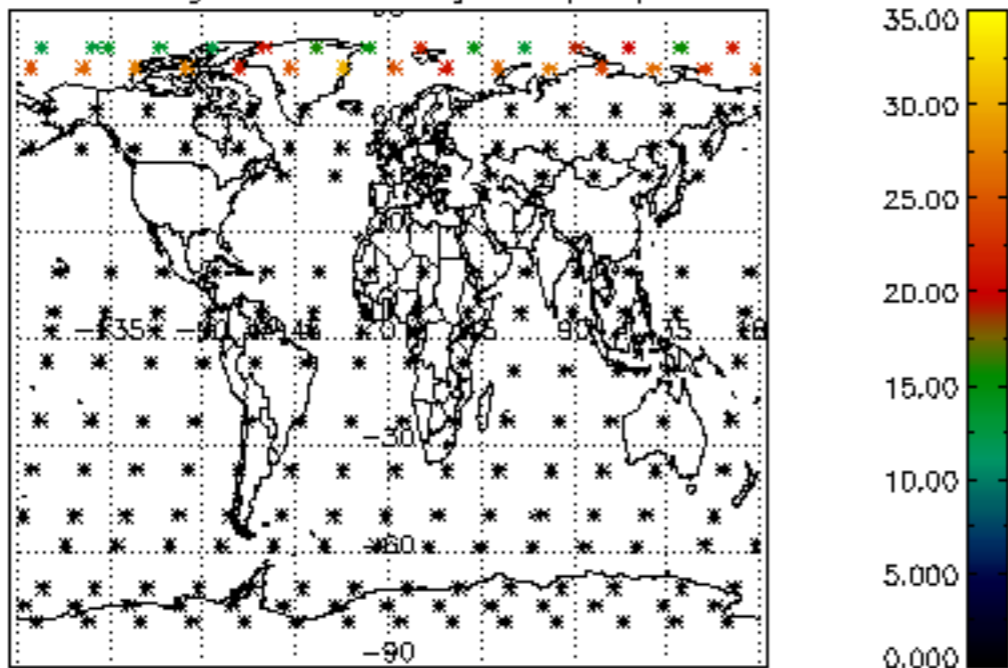
Percentage of star falling outside central band per profile



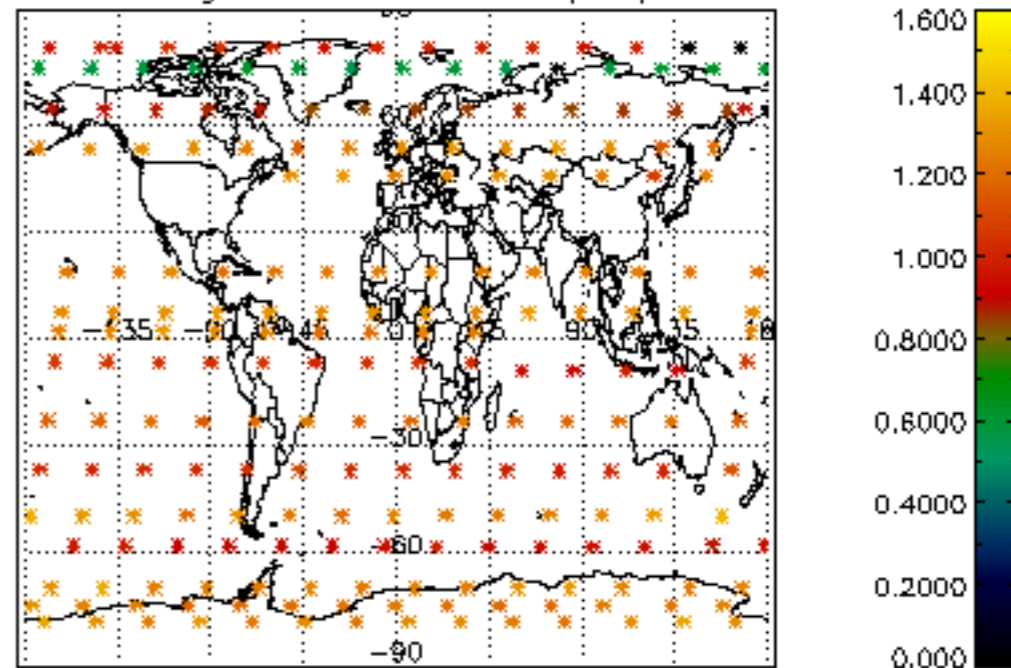
Percentage of saturation errors per profile



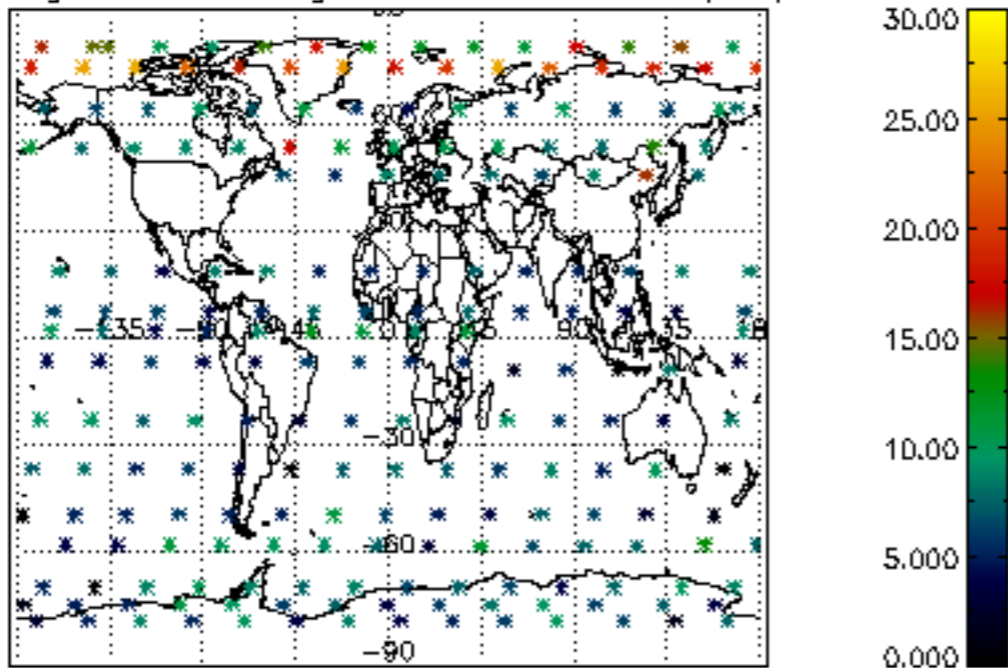
Percentage of cosmic ray hits per profile



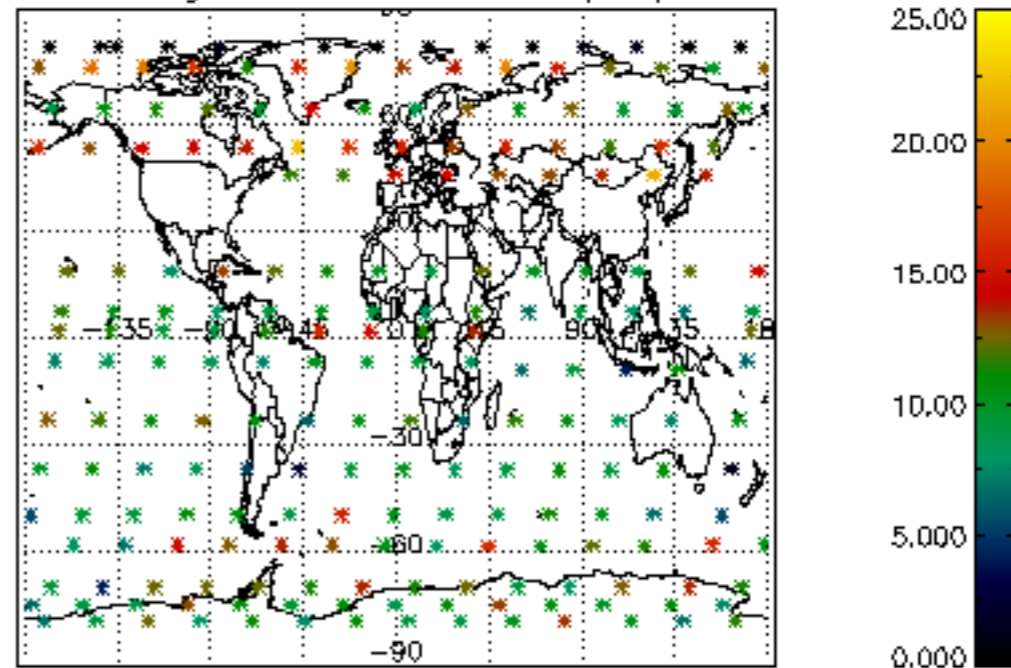
Percentage of datation errors per profile

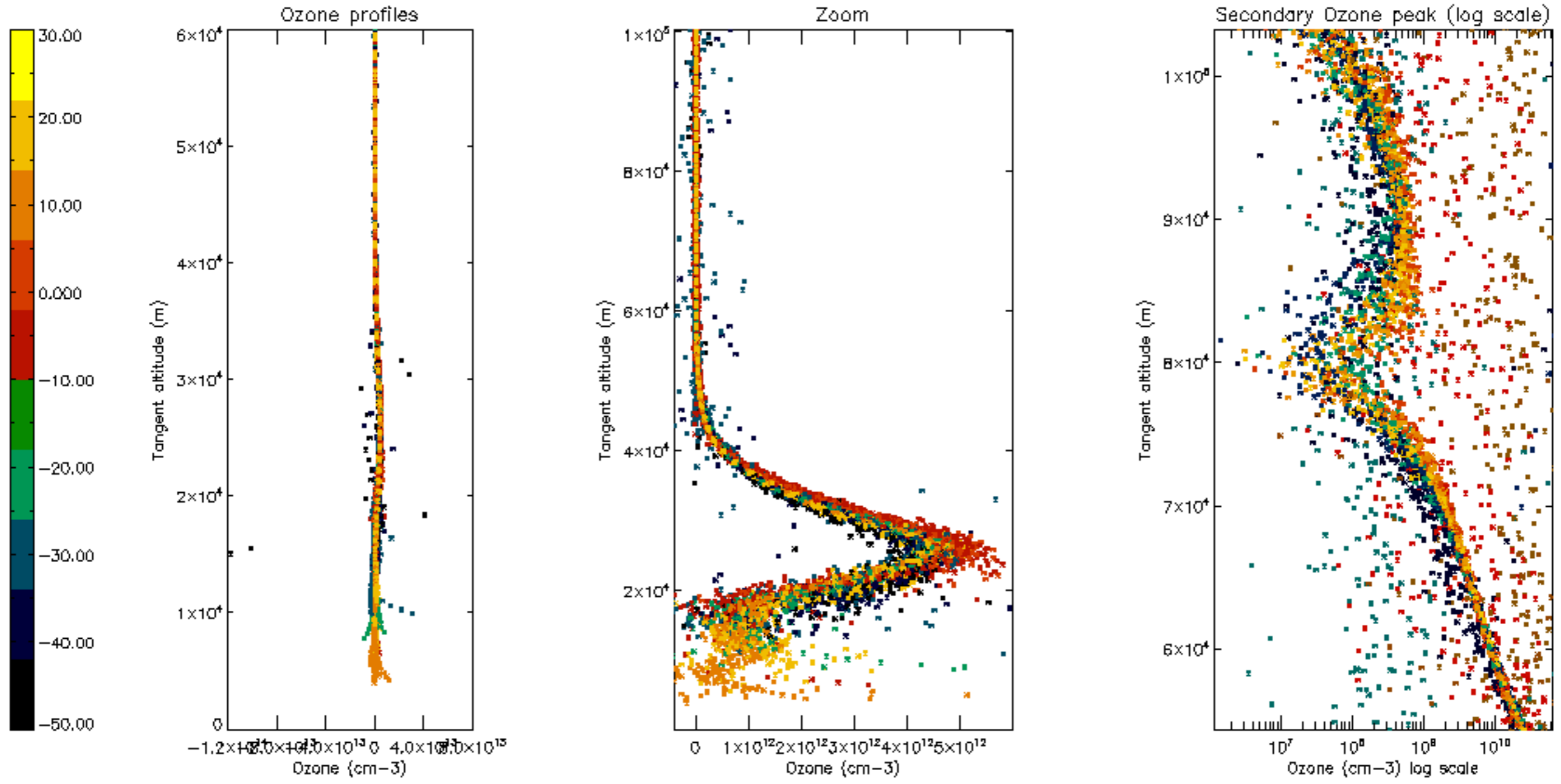


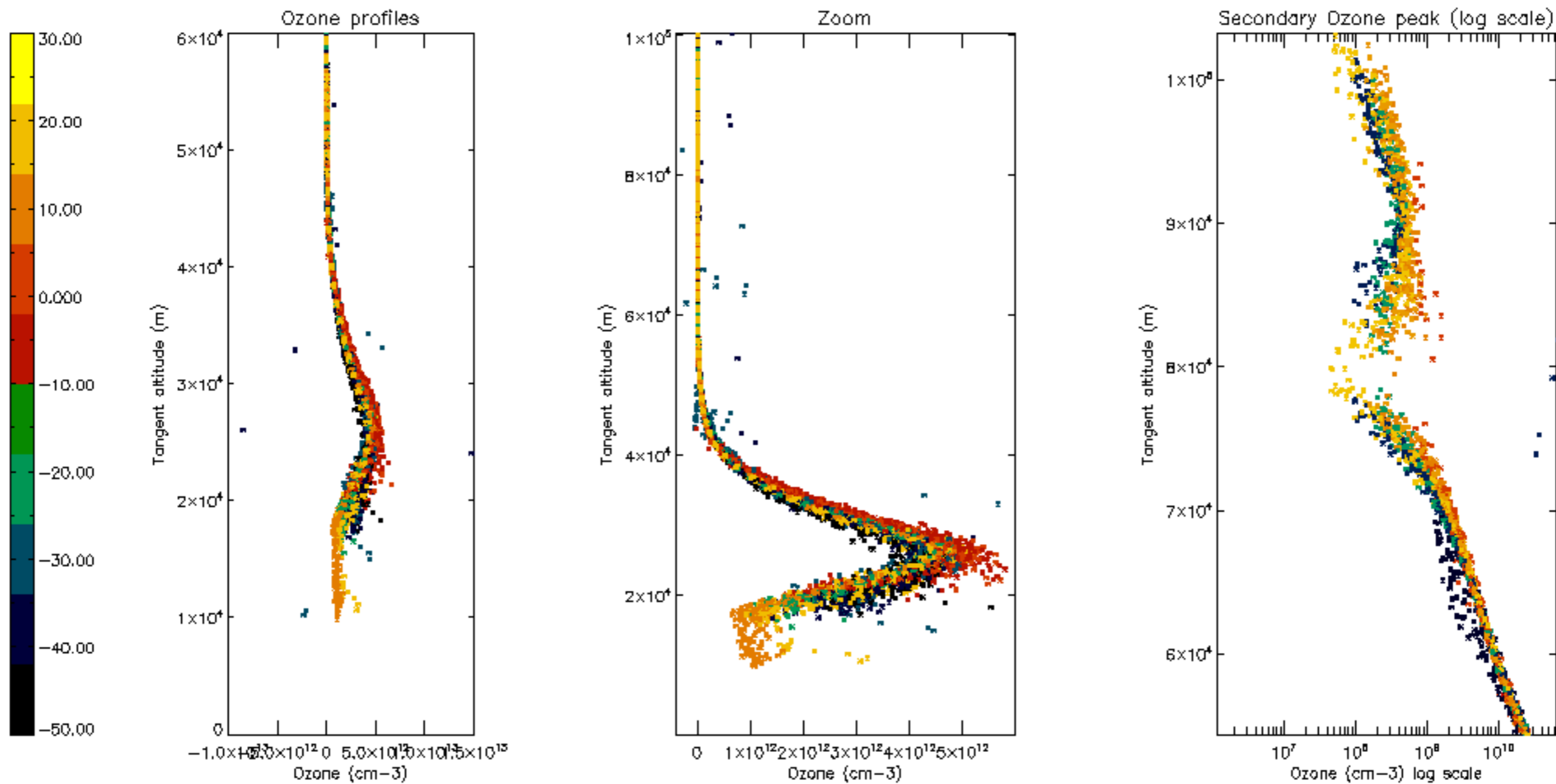
Percentage of star falling outside central band per profile

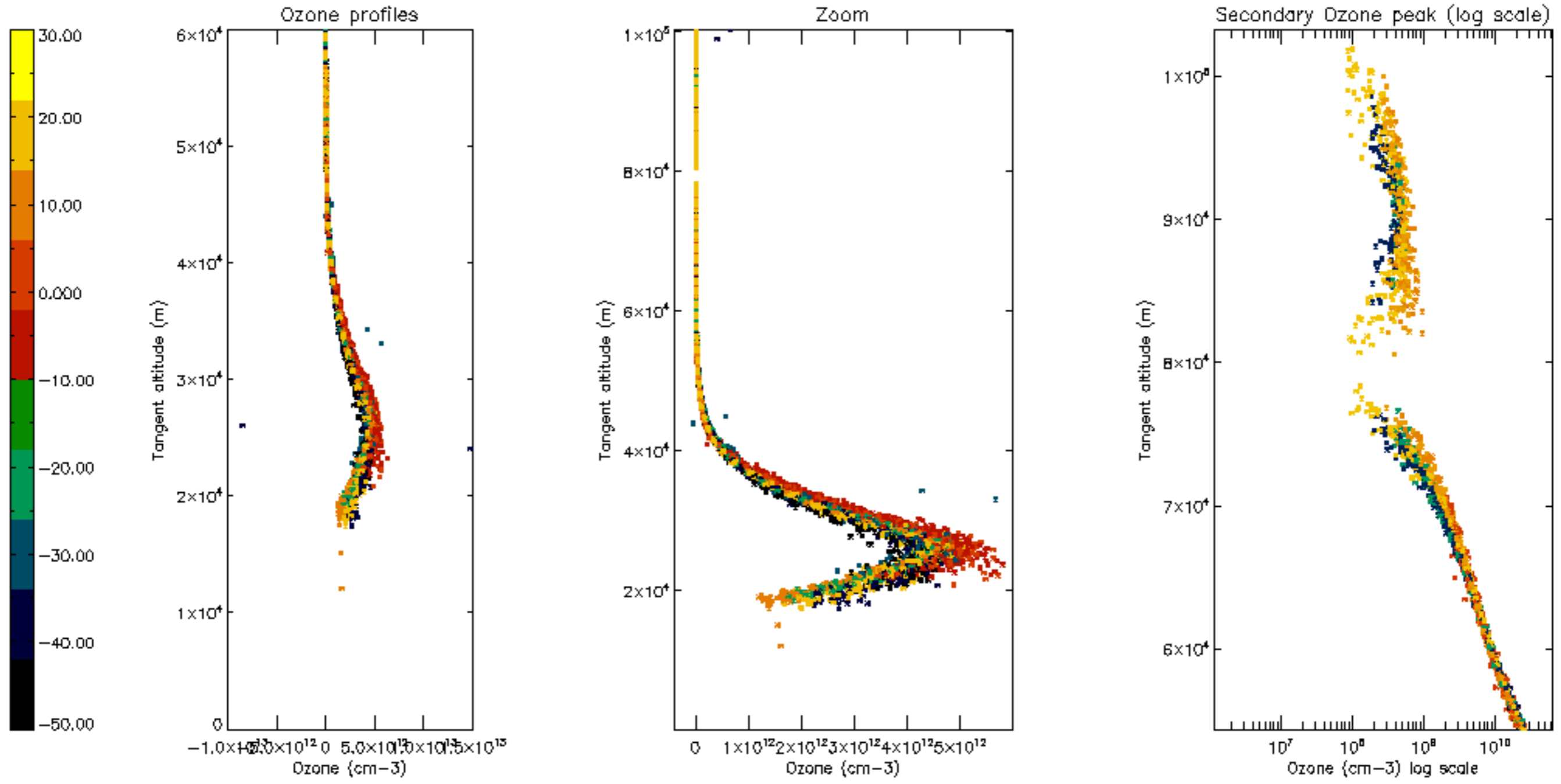


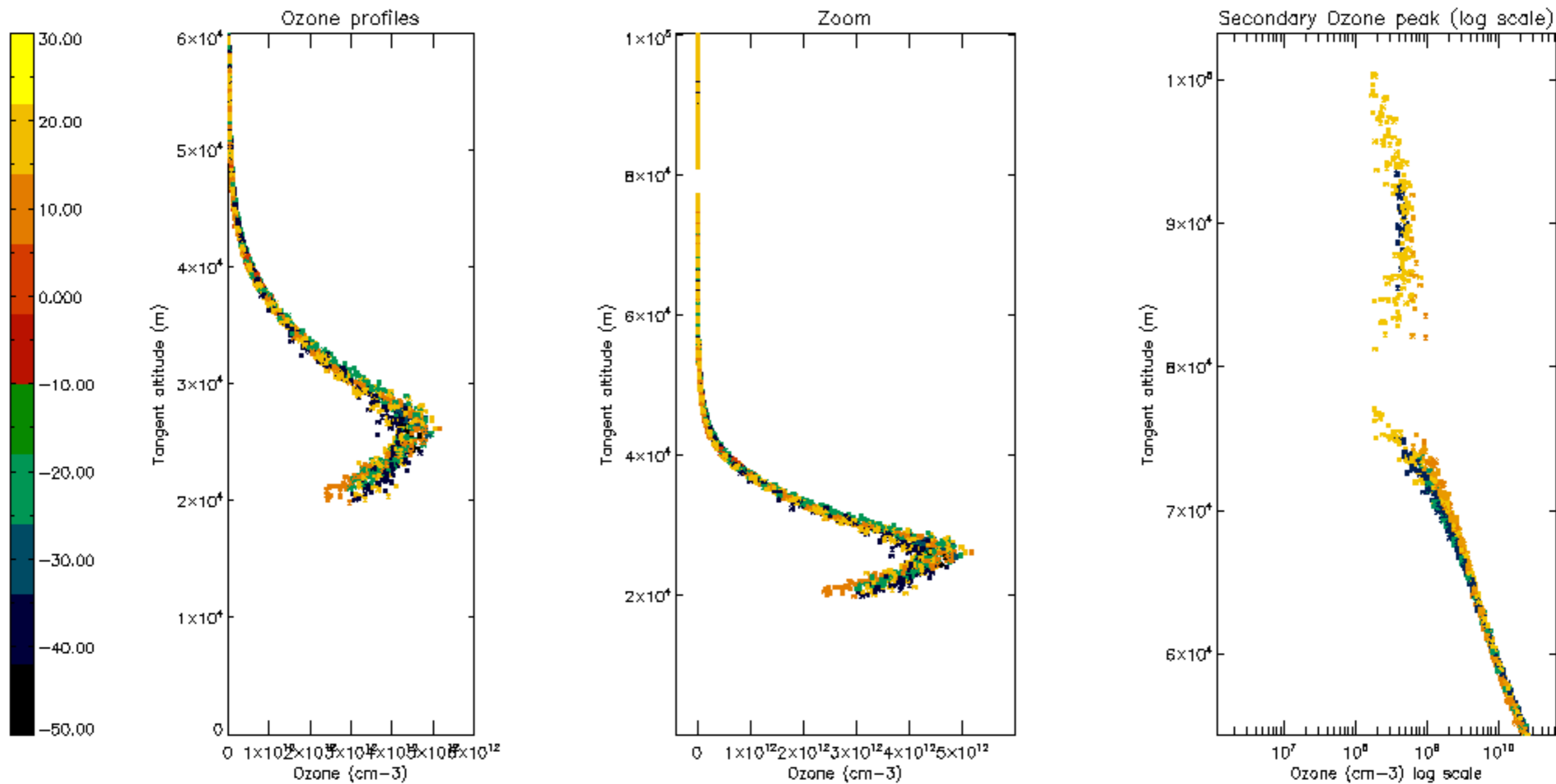
Percentage of saturation errors per profile

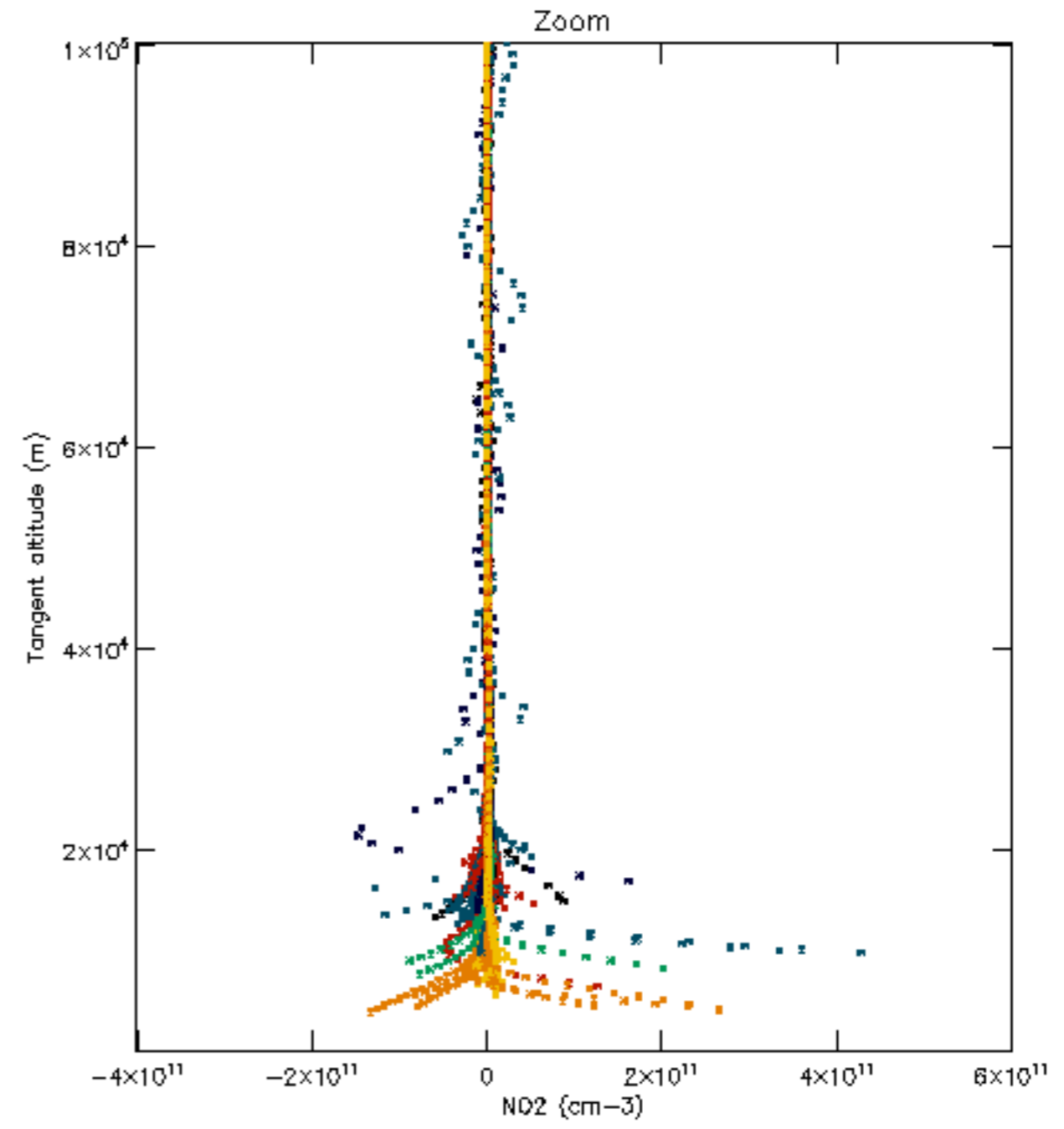
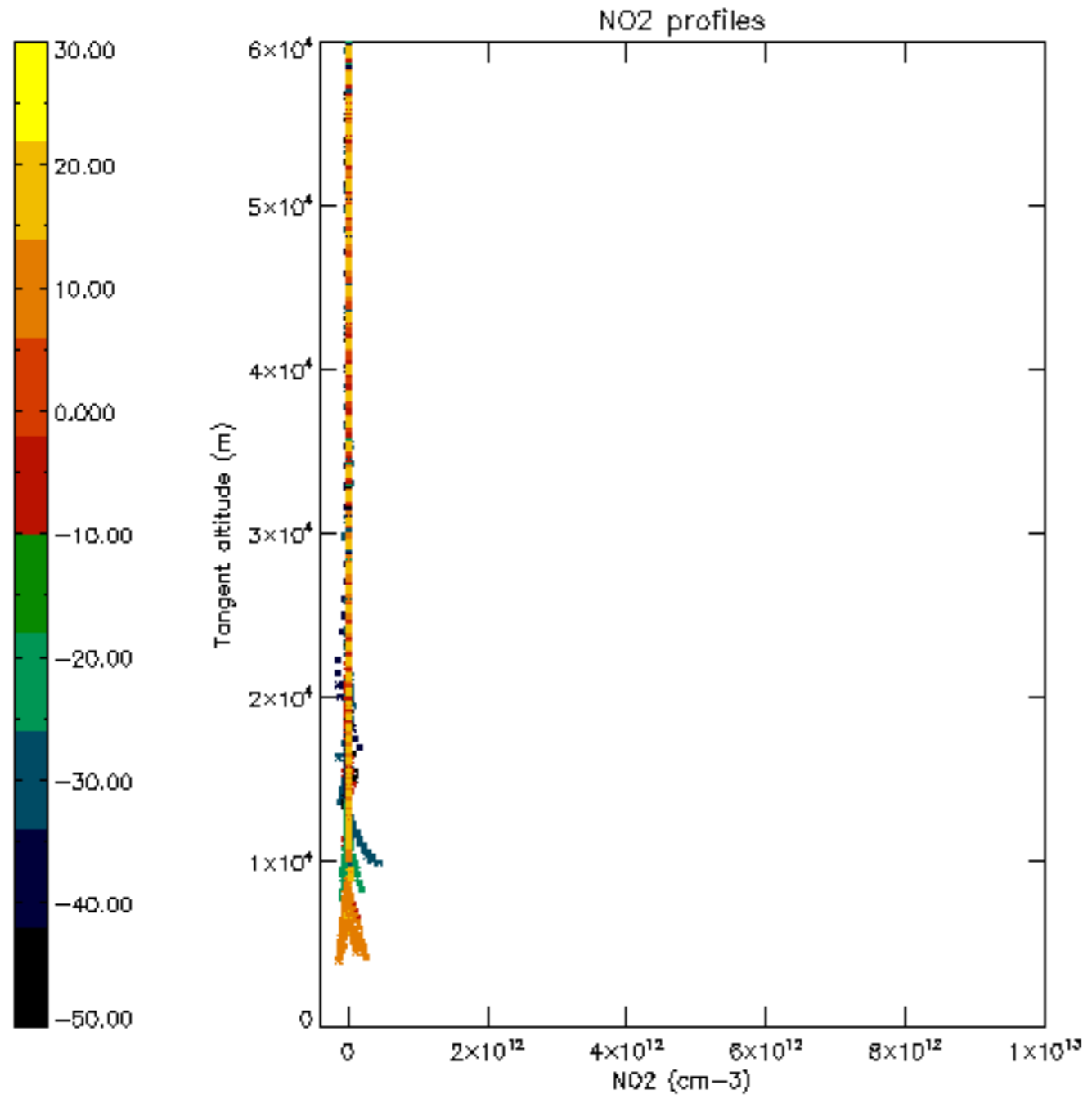


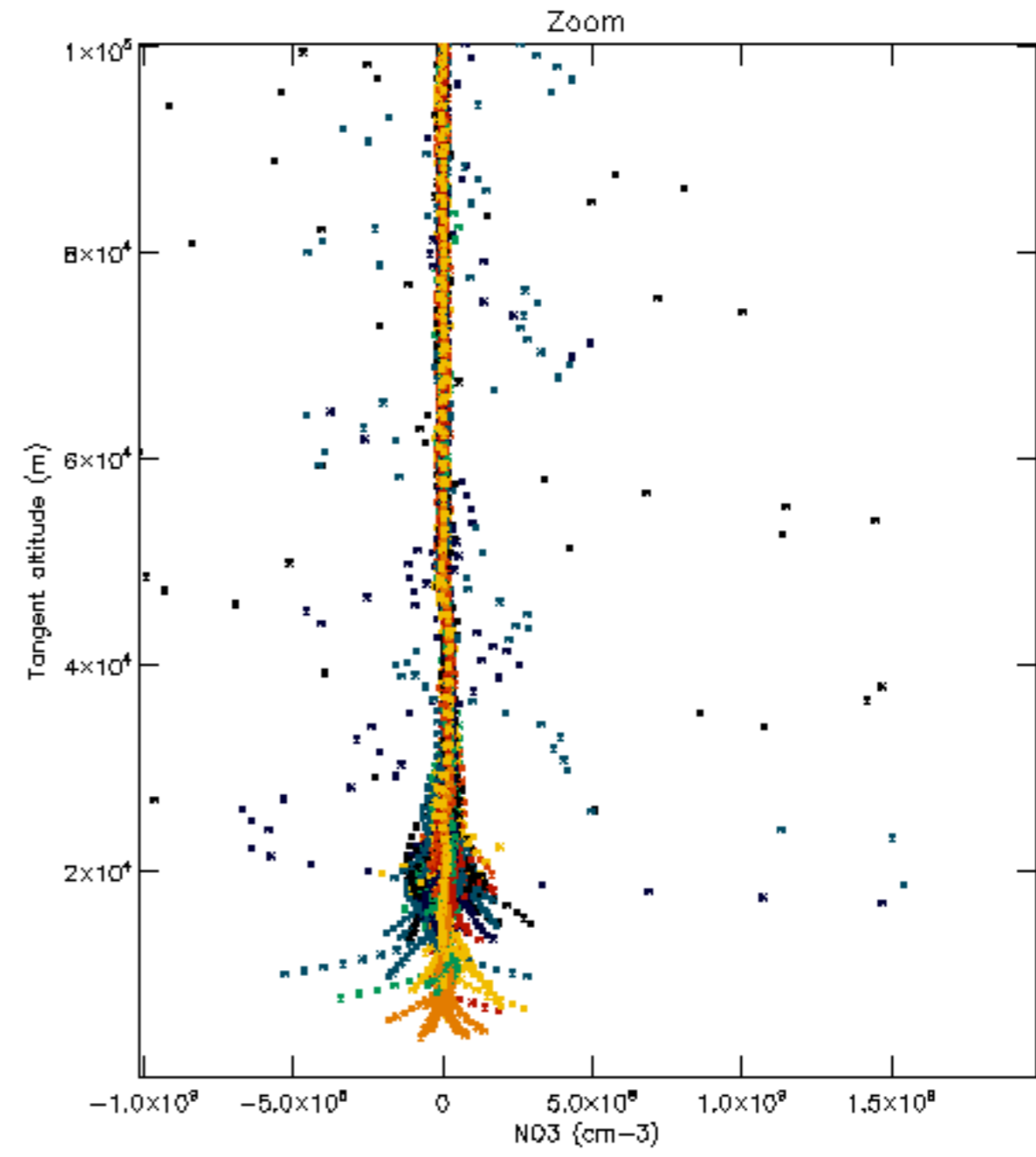
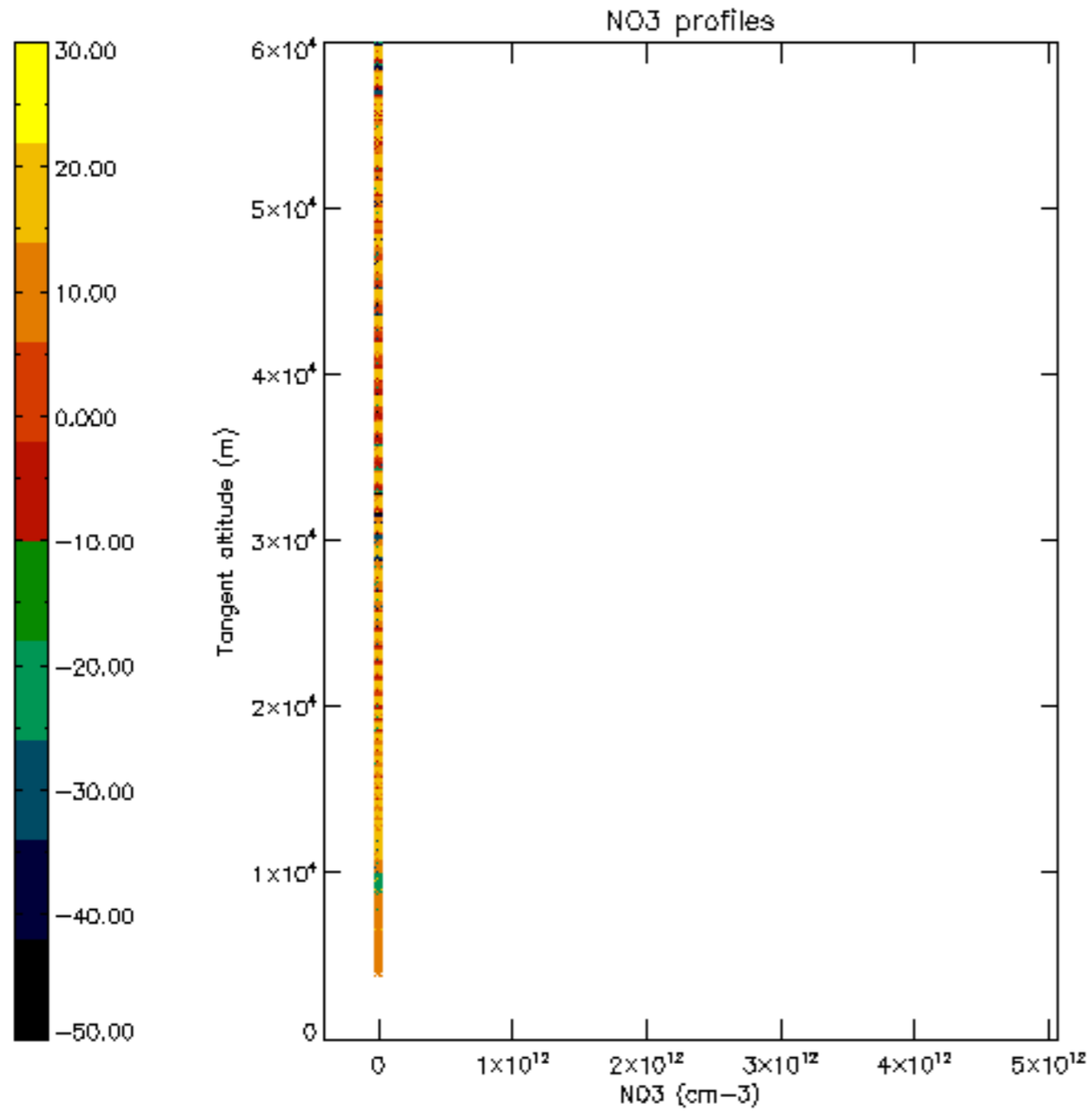


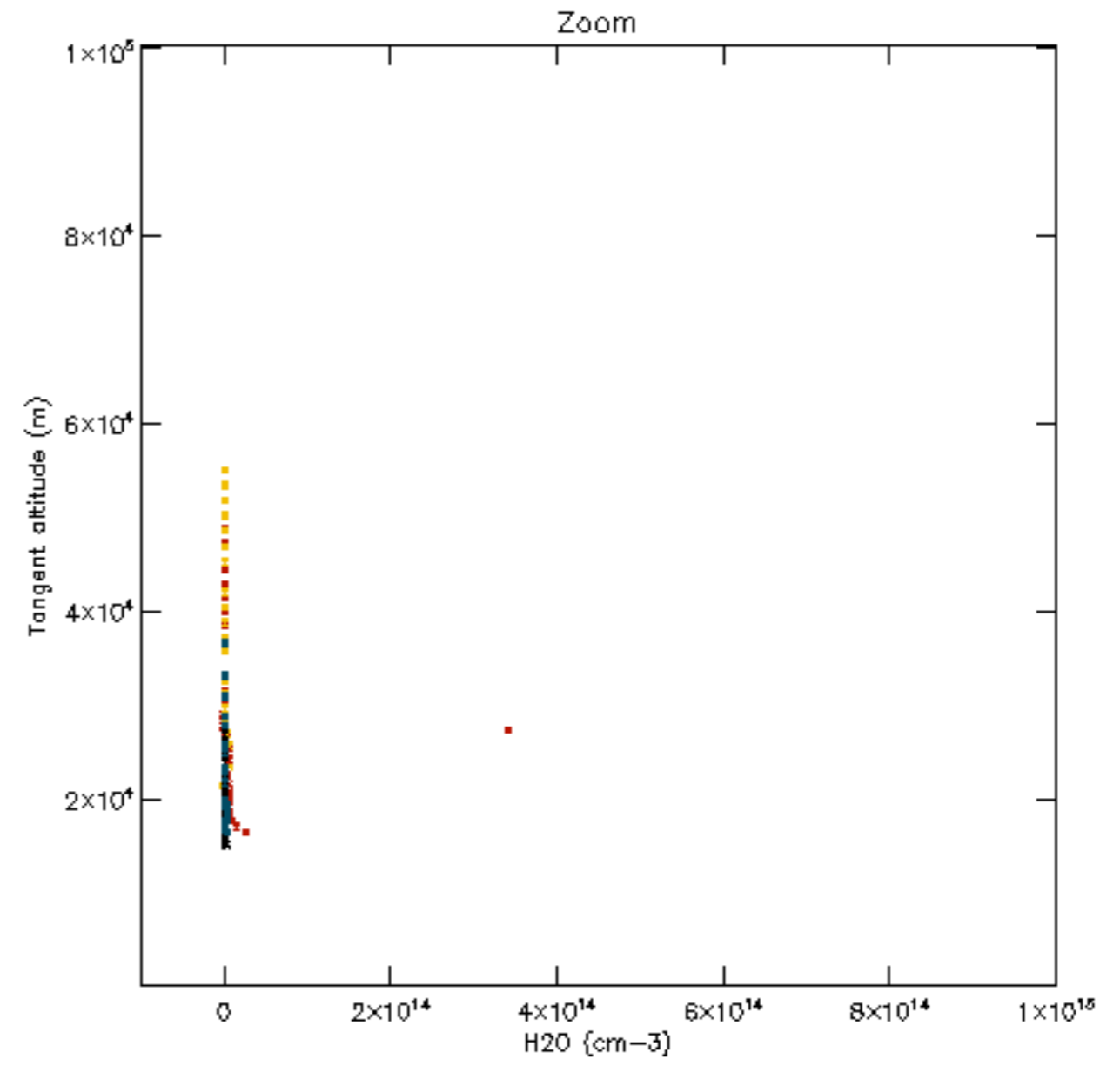
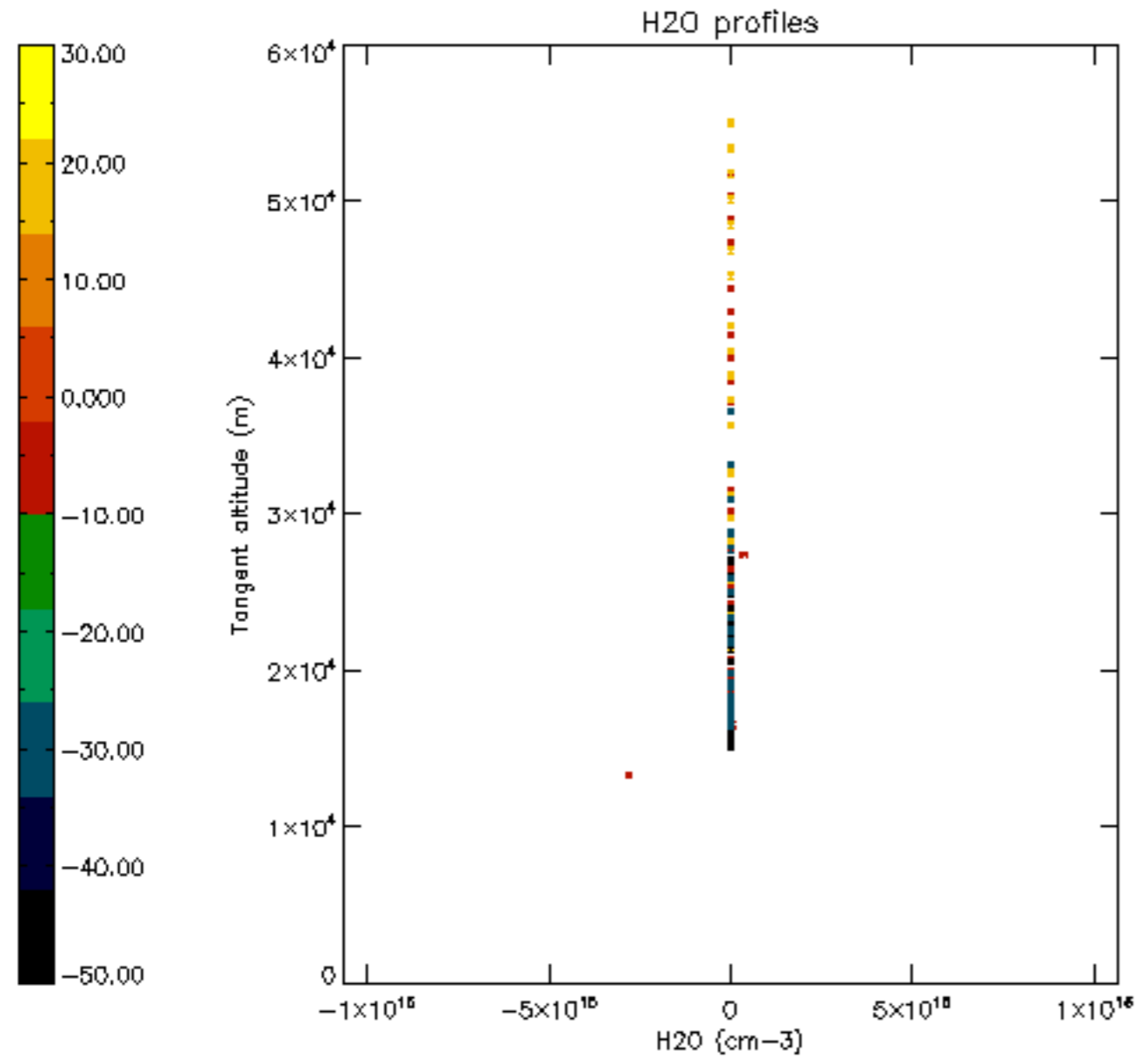


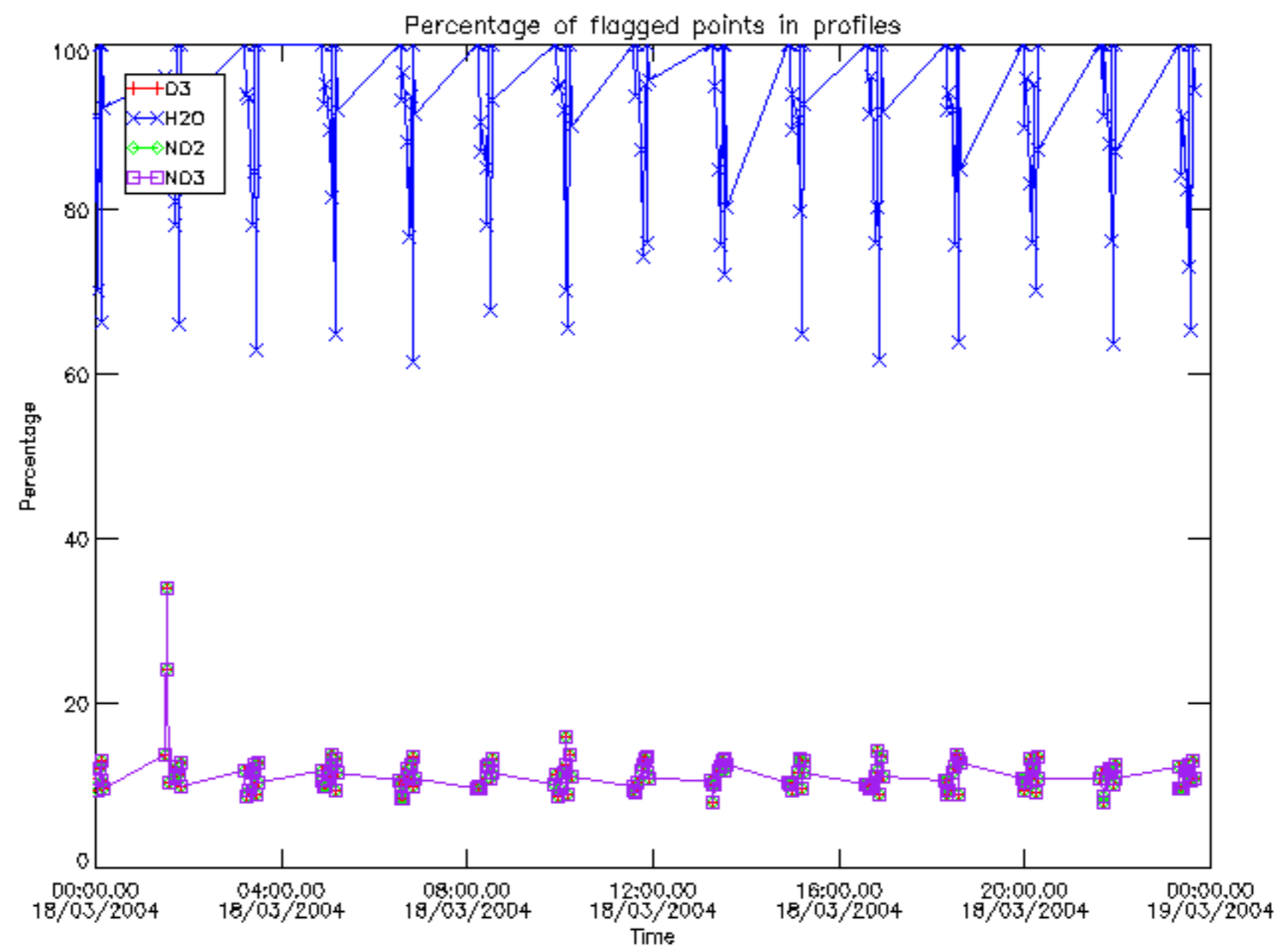




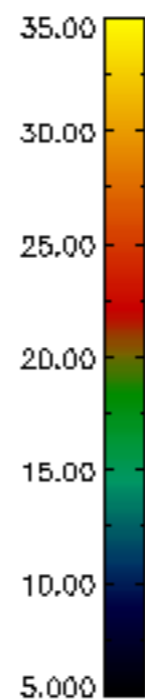
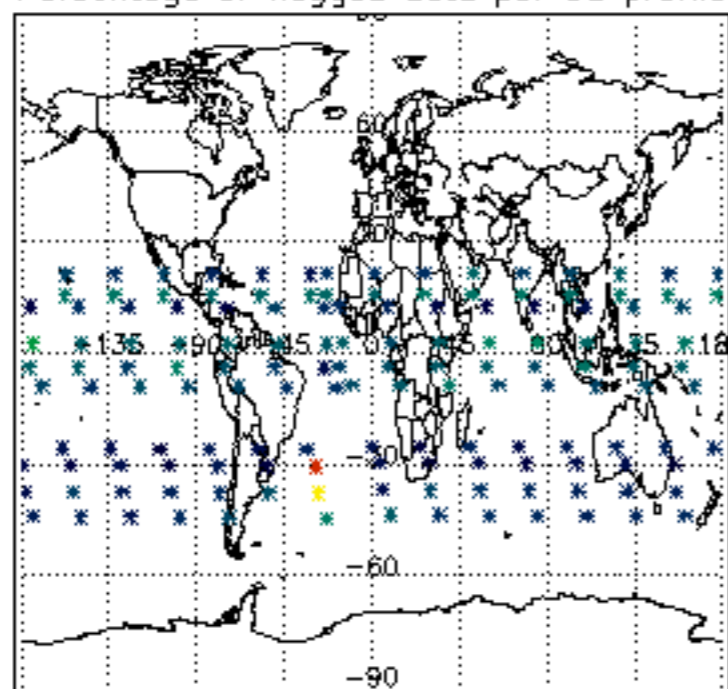




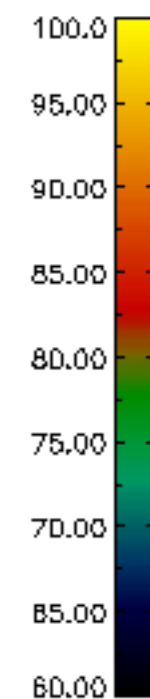
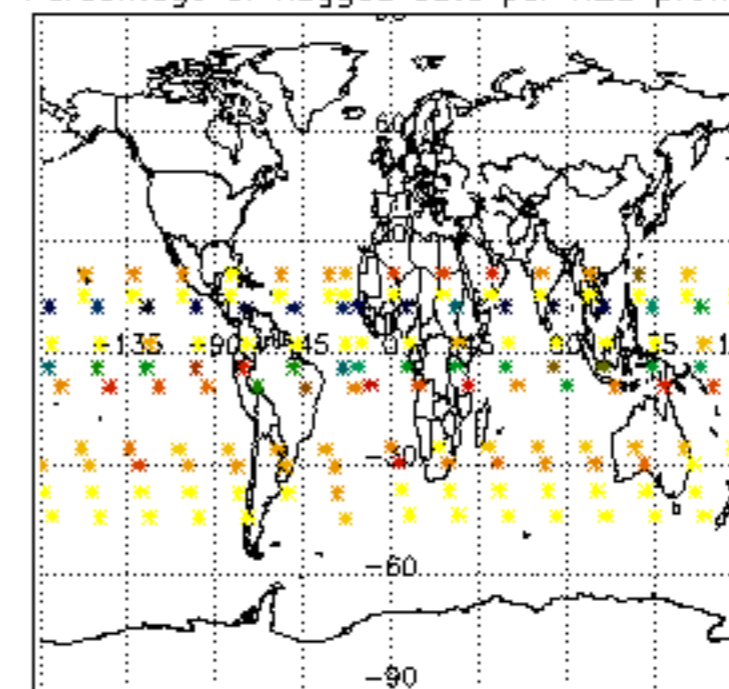




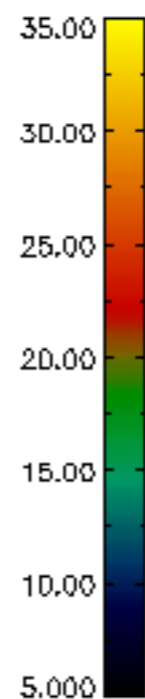
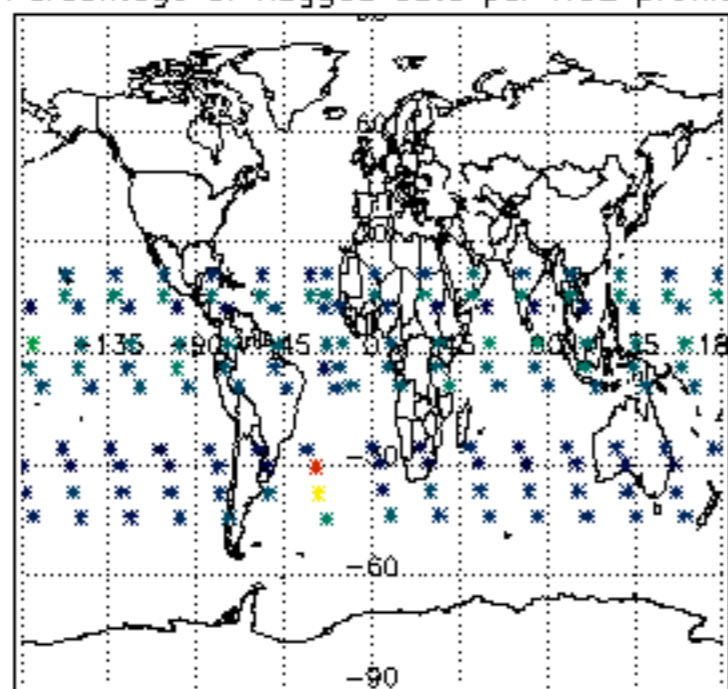
Percentage of flagged data per D3 profile



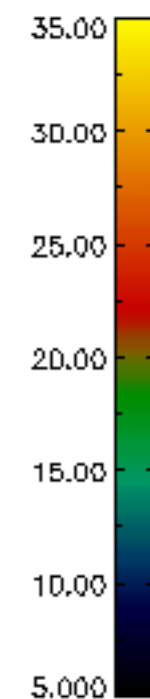
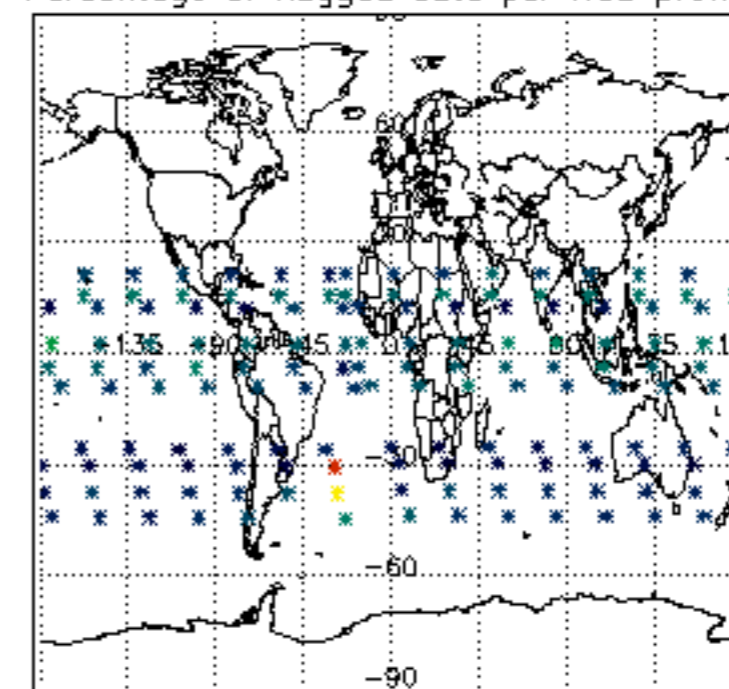
Percentage of flagged data per H2O profile

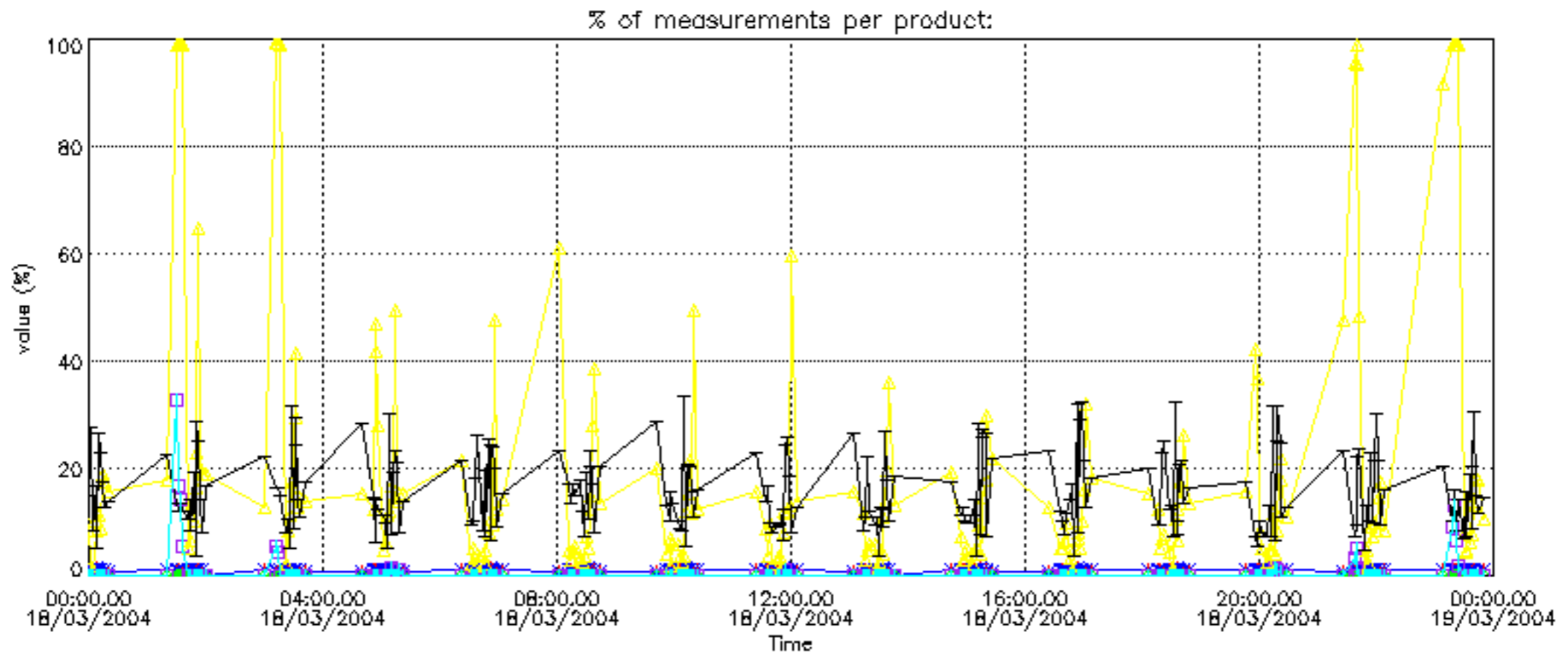
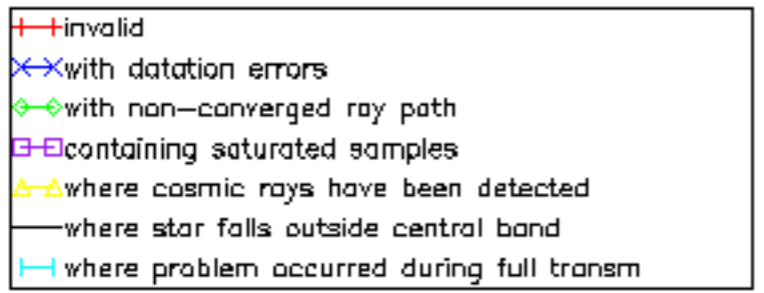


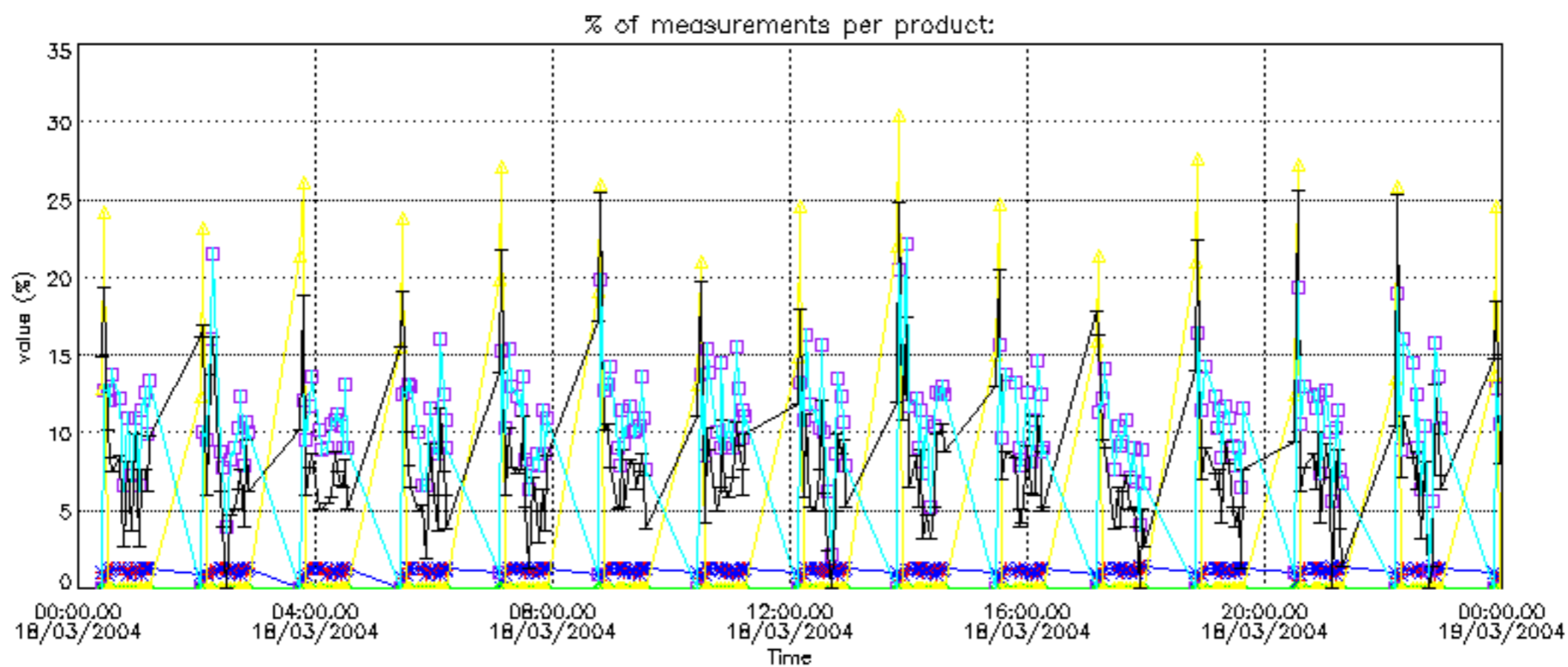
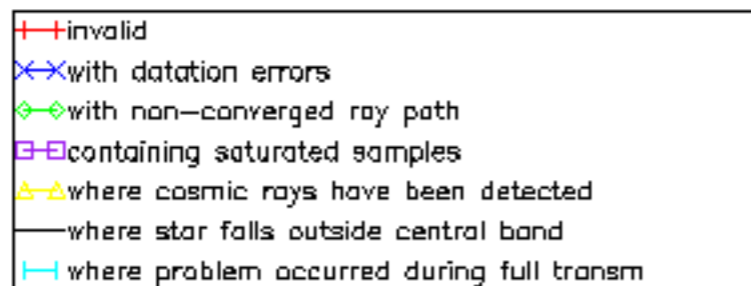
Percentage of flagged data per NO2 profile



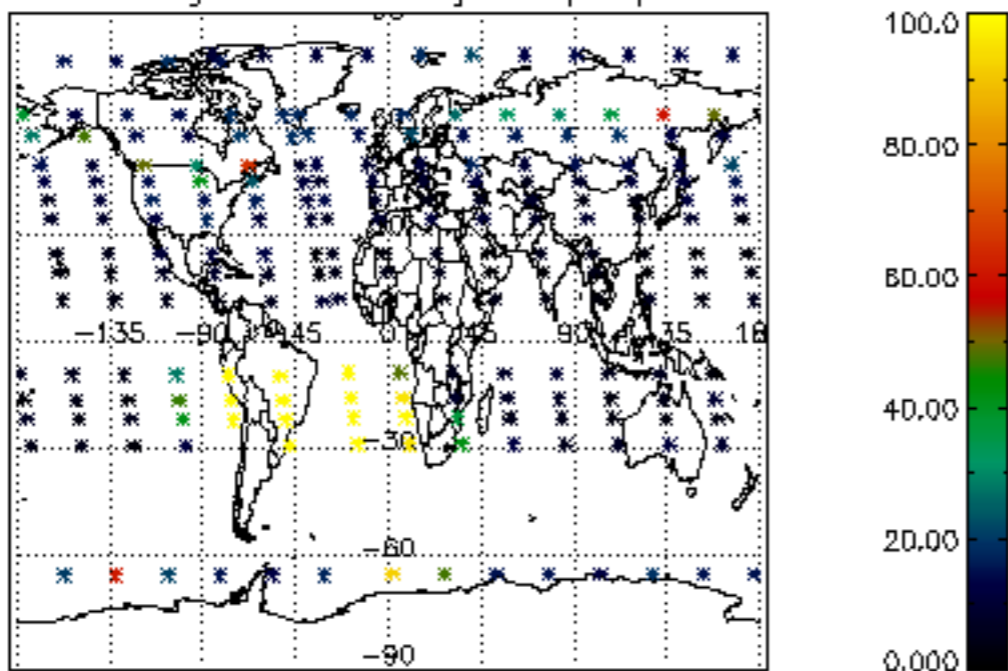
Percentage of flagged data per NO3 profile



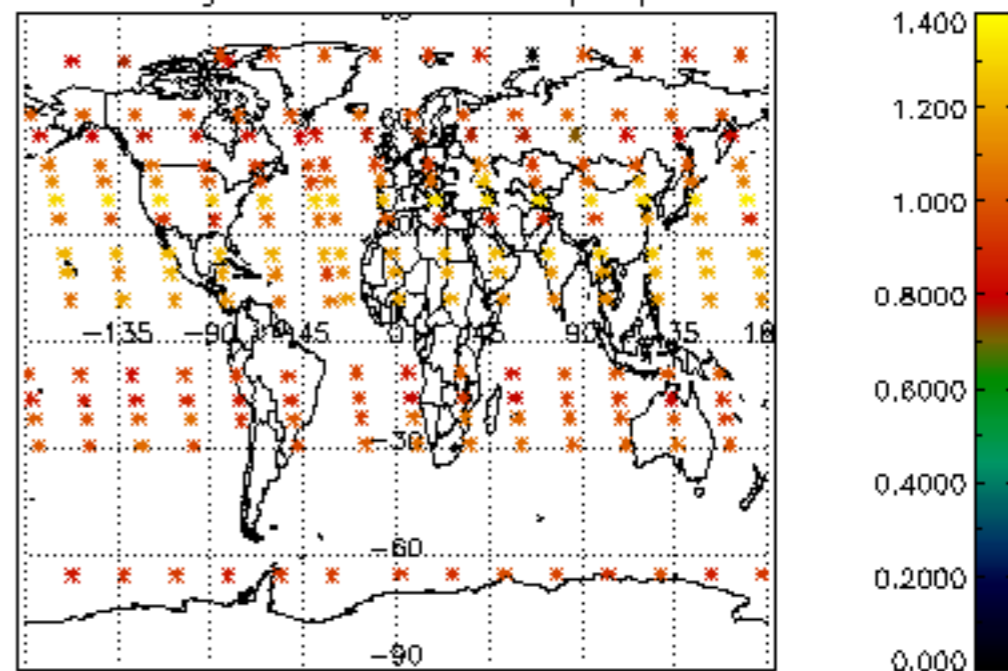




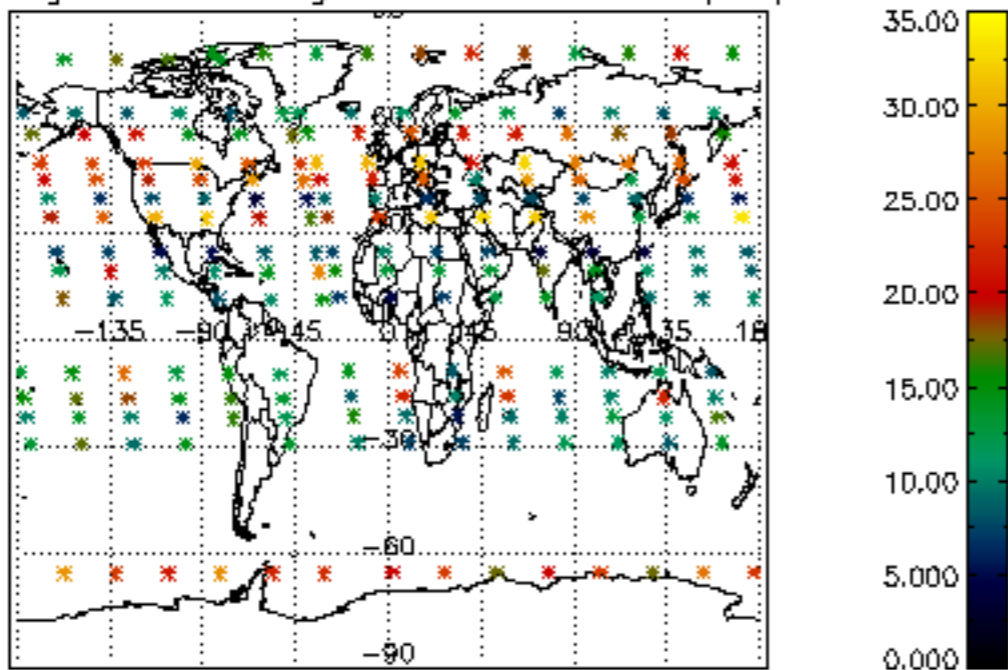
Percentage of cosmic ray hits per profile



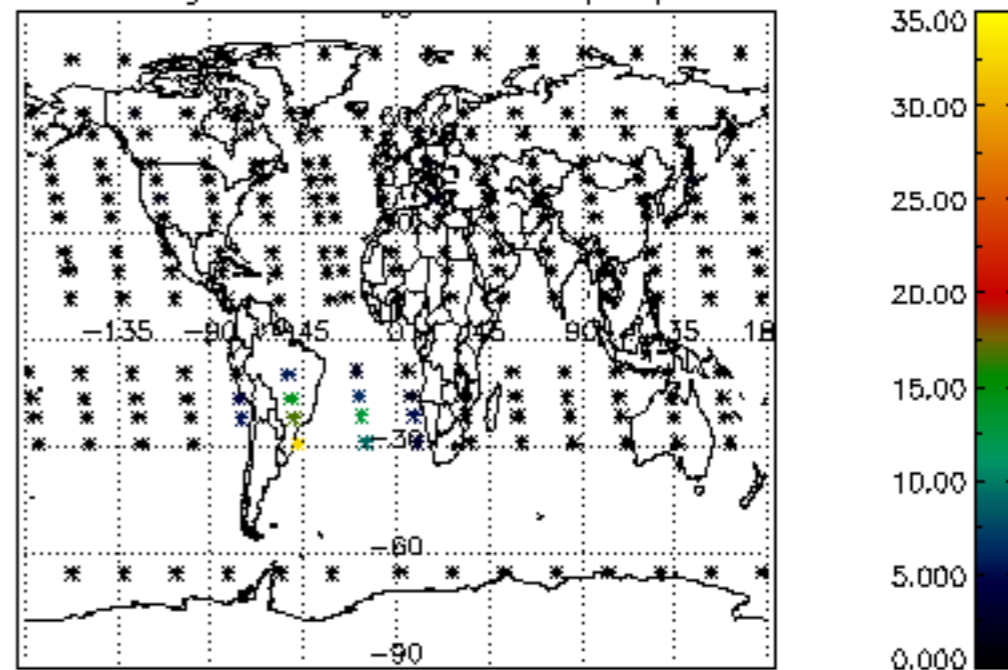
Percentage of datation errors per profile



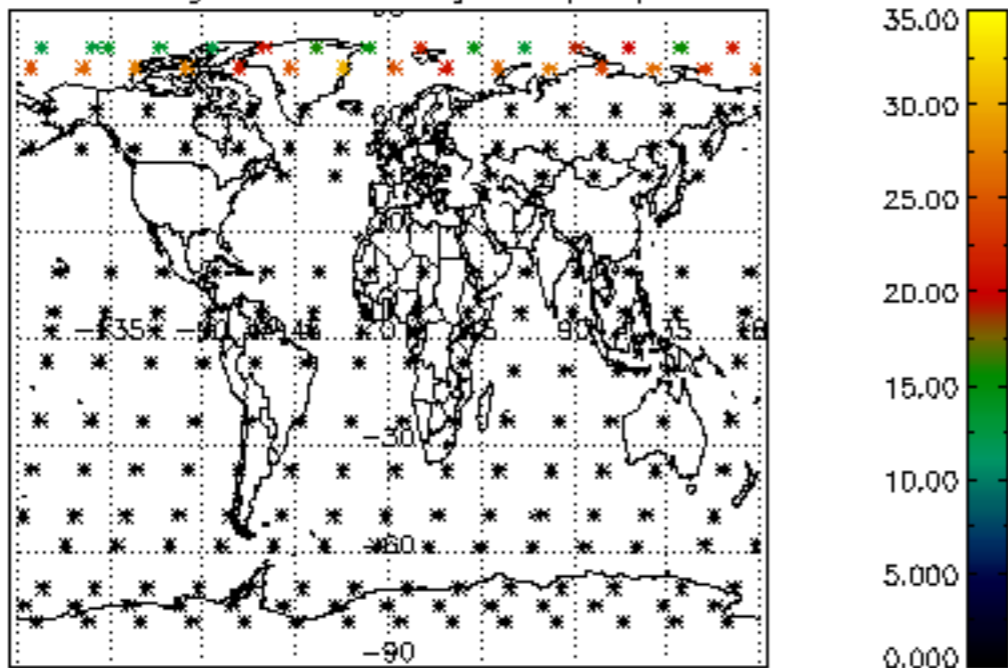
Percentage of star falling outside central band per profile



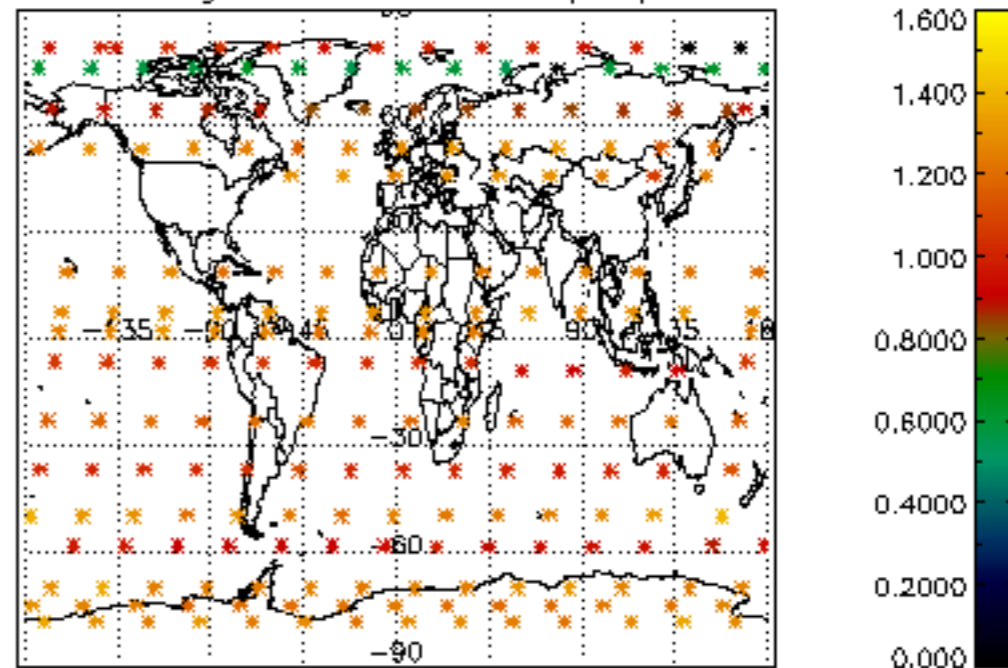
Percentage of saturation errors per profile



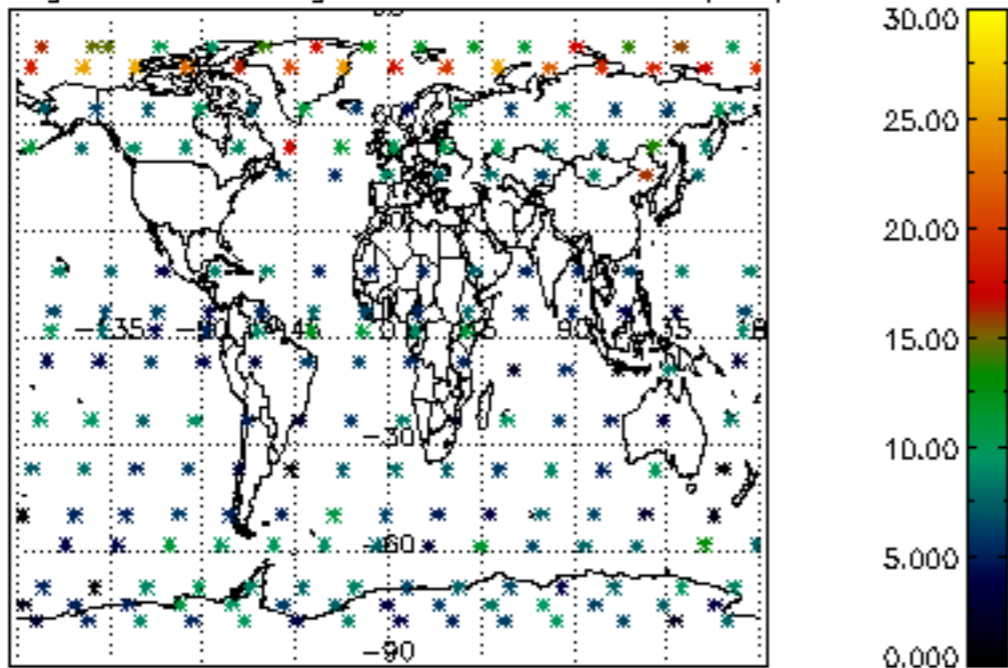
Percentage of cosmic ray hits per profile



Percentage of datation errors per profile



Percentage of star falling outside central band per profile



Percentage of saturation errors per profile

