

GOMOS Level 2 Daily Report

SUMMARY

[1. General Info](#)

[2. Summary of processed GOM_NL_2P products](#)

[3. Level 2 Quality information per product](#)

[3.1 Plot of level 2 quality information per product \(time dependant\)](#)

[3.2 Plot of level 2 quality information per product \(world map\)](#)

[4. Level 1 Quality information per product \(stored on level 2 products\)](#)

[4.1 Plot of level 1 quality information per product \(time dependant\)](#)

[4.1.1 Plot of level 1 quality information per product \(time dependant\): ASCENDING](#)

[4.1.2 Plot of level 1 quality information per product \(time dependant\): DESCENDING](#)

[4.2 Plot of level 1 quality information per product \(world map\)](#)

[4.2.1 Plot of level 1 quality information per product \(world map\): ASCENDING](#)

[4.2.2 Plot of level 1 quality information per product \(world map\): DESCENDING](#)

[5. Ozone profiles based on quality statistics and other trace gas profiles](#)

[5.1 Ozone statistics based on quality of products](#)

[5.2 Plot ozone profiles for all STD \(dark without errors\)](#)

[5.3 Plot ozone profiles where STD < 20% \(dark without errors\)](#)

[5.4. Plot ozone profiles where STD < 10% \(dark without errors\)](#)

[5.5. Plot ozone profiles where STD < 5% \(dark without errors\)](#)

[5.6 Plot NO2 profiles for all STD \(dark without errors\)](#)

[5.7 Plot NO3 profiles for all STD \(dark without errors\)](#)

[5.8 Plot H2O profiles \(only for occultations of stars 1,2,3,4,13,14,16,26,63 dark without errors\) for all STD](#)

[6. Auxiliary Data Files used for the production reported in section 2](#)

This report presents the daily analysis on parameters extracted from GOMOS level 2 data (GOM_NL__2P). It is intended to monitor some important parameters that will impact the quality of these products. A list of level 2 products (and content) that have arrived during the reporting day to the PCF is also given.

Item	Value
Time of report generation	18APR2013 21:33:23
Data source version	GOMOS/6.01
Start time of products	15-03-2004 (15MAR2004 00:00:00)
Stop time of products	16-03-2004 (16MAR2004 00:00:00)
Store outputs in DB	Yes
Nb of level 2 prods	452
Nb of prods with errors	0

2. Summary of processed GOM_NL__2P products.

Nr	Filename	UTC Start time	Limb	Duration	Star Id	Star Name	Star Mag	Star Temp	Nb Meas	Orbit	Prod. error
1	GOM_NL__2PRFIN20040315_000056_00000572025_00088_10663_0512.N1	15-MAR-2004 00:00:56	Dark	57.000	4	Alp1Cen	-0.010000	5800.0	114	10663	No
2	GOM_NL__2PRFIN20040315_000210_00000532025_00088_10663_0513.N1	15-MAR-2004 00:02:10	Dark	53.000	10	Bet Cen	0.61000	28000.	106	10663	No
3	GOM_NL__2PRFIN20040315_000407_00000492025_00088_10663_0514.N1	15-MAR-2004 00:04:07	Dark	49.000	12	Alp1Cru	0.77500	30000.	98	10663	No
4	GOM_NL__2PRFIN20040315_000524_00000492025_00088_10663_0515.N1	15-MAR-2004 00:05:24	Straylight	49.000	26	Gam Cru	1.6240	2900.0	98	10663	No
5	GOM_NL__2PRFIN20040315_000722_00000652025_00088_10663_0516.N1	15-MAR-2004 00:07:22	Straylight	64.500	54	5The Cen	2.0550	4500.0	129	10663	No
6	GOM_NL__2PRFIN20040315_000917_00000522025_00088_10663_0517.N1	15-MAR-2004 00:09:17	Straylight	51.500	123	lot Cen	2.7500	10200.	103	10663	No
7	GOM_NL__2PRFIN20040315_001507_00000562025_00088_10663_0518.N1	15-MAR-2004 00:15:07	Straylight	56.000	106	9Bet Crv	2.6480	5600.0	112	10663	No
8	GOM_NL__2PRFIN20040315_001730_00000512025_00088_10663_0519.N1	15-MAR-2004 00:17:30	Twilight_stray	51.000	100	4Gam Crv	2.5800	13100.	102	10663	No
9	GOM_NL__2PRFIN20040315_002023_00000922025_00088_10663_0520.N1	15-MAR-2004 00:20:23	Bright	91.500	15	67Alp Vir	0.97600	28000.	183	10663	No
10	GOM_NL__2PRFIN20040315_002413_00000622025_00088_10663_0521.N1	15-MAR-2004 00:24:13	Bright	62.000	121	29Gam Vir	2.7400	7200.0	124	10663	No
11	GOM_NL__2PRFIN20040315_002654_00000402025_00088_10663_0522.N1	15-MAR-2004 00:26:54	Bright	39.500	22	32Alp Leo	1.3600	15200.	79	10663	No
12	GOM_NL__2PRFIN20040315_002910_00000412025_00088_10663_0523.N1	15-MAR-2004 00:29:10	Bright	41.000	51	41Gam1Leo	2.0100	4500.0	82	10663	No
13	GOM_NL__2PRFIN20040315_003108_00000772025_00088_10663_0524.N1	15-MAR-2004 00:31:08	Bright	76.500	138	47Eps Vir	2.8280	4700.0	153	10663	No
14	GOM_NL__2PRFIN20040315_003659_00000432025_00088_10663_0525.N1	15-MAR-2004 00:36:59	Bright	43.000	174	52Psi UMa	3.0040	4400.0	86	10663	No
15	GOM_NL__2PRFIN20040315_004009_00000412025_00088_10663_0526.N1	15-MAR-2004 00:40:09	Bright	41.000	82	48Bet UMa	2.3650	10600.	82	10663	No
16	GOM_NL__2PRFIN20040315_004139_00000402025_00088_10663_0527.N1	15-MAR-2004 00:41:39	Bright	39.500	36	50Alp UMa	1.8000	6300.0	79	10663	No
17	GOM_NL__2PRFIN20040315_004320_00000452025_00088_10663_0528.N1	15-MAR-2004 00:43:20	Bright	45.000	32	77Eps UMa	1.7630	11000.	90	10663	No
18	GOM_NL__2PRFIN20040315_004520_00000562025_00088_10663_0529.N1	15-MAR-2004 00:45:20	Bright	56.000	39	85Eta UMa	1.8540	24000.	112	10663	No
19	GOM_NL__2PRFIN20040315_004900_00000362025_00088_10663_0530.N1	15-MAR-2004 00:49:00	Bright	35.500	49	1Alp UMi	1.9900	6300.0	71	10663	No
20	GOM_NL__2PRFIN20040315_005251_00000492025_00088_10663_0531.N1	15-MAR-2004 00:52:51	Bright	49.000	119	14Eta Dra	2.7270	4700.0	98	10663	No
21	GOM_NL__2PRFIN20040315_005644_00000402025_00088_10663_0532.N1	15-MAR-2004 00:56:44	Bright	40.000	89	5Alp Cep	2.4510	8000.0	80	10663	No
22	GOM_NL__2PRFIN20040315_005845_00000482025_00088_10663_0533.N1	15-MAR-2004 00:58:45	Bright	48.000	69	33Gam Dra	2.2310	3800.0	96	10663	No
23	GOM_NL__2PRFIN20040315_010153_00000372025_00088_10663_0534.N1	15-MAR-2004 01:01:53	Bright	37.000	19	50Alp Cyg	1.2460	10500.	74	10663	No
24	GOM_NL__2PRFIN20040315_010327_00000402025_00088_10663_0535.N1	15-MAR-2004 01:03:27	Bright	40.000	66	37Gam Cyg	2.2080	5900.0	80	10663	No
25	GOM_NL__2PRFIN20040315_010510_00000372025_00088_10663_0536.N1	15-MAR-2004 01:05:10	Bright	36.500	92	53Eps Cyg	2.5000	4500.0	73	10663	No
26	GOM_NL__2PRFIN20040315_011327_00000522025_00088_10663_0537.N1	15-MAR-2004 01:13:27	Twilight_stray	52.000	11	53Alp Aql	0.76500	8000.0	104	10663	No
27	GOM_NL__2PRFIN20040315_012000_000001362025_00088_10663_0538.N1	15-MAR-2004 01:20:00	Dark	136.00	59	55Alp Oph	2.0800	8900.0	272	10663	No
28	GOM_NL__2PRFIN20040315_012818_00000522025_00088_10663_0539.N1	15-MAR-2004 01:28:18	Dark	51.500	116	19Del Sgr	2.7000	4100.0	103	10663	No
29	GOM_NL__2PRFIN20040315_013024_00000422025_00088_10663_0540.N1	15-MAR-2004 01:30:24	Dark	42.000	45	Alp Pav	1.9400	26000.	84	10663	No
30	GOM_NL__2PRFIN20040315_013550_00000622025_00089_10664_0530.N1	15-MAR-2004 01:35:50	Dark	61.500	75	26Eps Sco	2.2910	4250.0	123	10664	No
31	GOM_NL__2PRFIN20040315_013822_000001142025_00089_10664_0531.N1	15-MAR-2004 01:38:22	Dark	114.00	16	21Alp Sco	1.0200	3000.0	228	10664	No
32	GOM_NL__2PRFIN20040315_014133_00000572025_00089_10664_0532.N1	15-MAR-2004 01:41:33	Dark	57.000	4	Alp1Cen	-0.010000	5800.0	114	10664	No
33	GOM_NL__2PRFIN20040315_014246_00000522025_00089_10664_0533.N1	15-MAR-2004 01:42:46	Dark	51.500	10	Bet Cen	0.61000	28000.	103	10664	No
34	GOM_NL__2PRFIN20040315_014443_00000462025_00089_10664_0534.N1	15-MAR-2004 01:44:43	Dark	45.500	12	Alp1Cru	0.77500	30000.	91	10664	No
35	GOM_NL__2PRFIN20040315_014600_00000552025_00089_10664_0535.N1	15-MAR-2004 01:46:00	Straylight	55.000	26	Gam Cru	1.6240	2900.0	110	10664	No
36	GOM_NL__2PRFIN20040315_014800_00000632025_00089_10664_0536.N1	15-MAR-2004 01:48:00	Straylight	63.000	54	5The Cen	2.0550	4500.0	126	10664	No
37	GOM_NL__2PRFIN20040315_014954_00000532025_00089_10664_0537.N1	15-MAR-2004 01:49:54	Straylight	52.500	123	lot Cen	2.7500	10200.	105	10664	No
38	GOM_NL__2PRFIN20040315_015545_00000602025_00089_10664_0538.N1	15-MAR-2004 01:55:45	Straylight	59.500	106	9Bet Crv	2.6480	5600.0	119	10664	No
39	GOM_NL__2PRFIN20040315_015806_00000542025_00089_10664_0539.N1	15-MAR-2004 01:58:06	Twilight_stray	54.000	100	4Gam Crv	2.5800	13100.	108	10664	No
40	GOM_NL__2PRFIN20040315_020059_00000922025_00089_10664_0540.N1	15-MAR-2004 02:00:59	Bright	91.500	15	67Alp Vir	0.97600	28000.	183	10664	No
41	GOM_NL__2PRFIN20040315_020448_00000632025_00089_10664_0541.N1	15-MAR-2004 02:04:48	Bright	62.500	121	29Gam Vir	2.7400	7200.0	125	10664	No
42	GOM_NL__2PRFIN20040315_020730_00000402025_00089_10664_0542.N1	15-MAR-2004 02:07:30	Bright	39.500	22	32Alp Leo	1.3600	15200.	79	10664	No

43	GOM_NL__2PRFIN20040315_020946_000000412025_00089_10664_0543.N1	15-MAR-2004 02:09:46	Bright	40.500	51	41Gam1Leo	2.0100	4500.0	81	10664	No
44	GOM_NL__2PRFIN20040315_021143_000000782025_00089_10664_0544.N1	15-MAR-2004 02:11:43	Bright	77.500	138	47Eps Vir	2.8280	4700.0	155	10664	No
45	GOM_NL__2PRFIN20040315_021735_000000412025_00089_10664_0545.N1	15-MAR-2004 02:17:35	Bright	40.500	174	52Psi UMa	3.0040	4400.0	81	10664	No
46	GOM_NL__2PRFIN20040315_022045_000000402025_00089_10664_0546.N1	15-MAR-2004 02:20:45	Bright	40.000	82	48Bet UMa	2.3650	10600.	80	10664	No
47	GOM_NL__2PRFIN20040315_022215_000000402025_00089_10664_0547.N1	15-MAR-2004 02:22:15	Bright	40.000	36	50Alp UMa	1.8000	6300.0	80	10664	No
48	GOM_NL__2PRFIN20040315_022355_000000462025_00089_10664_0548.N1	15-MAR-2004 02:23:55	Bright	46.000	32	77Eps UMa	1.7630	11000.	92	10664	No
49	GOM_NL__2PRFIN20040315_022555_000000562025_00089_10664_0549.N1	15-MAR-2004 02:25:55	Bright	56.000	39	85Eta UMa	1.8540	24000.	112	10664	No
50	GOM_NL__2PRFIN20040315_022936_000000392025_00089_10664_0550.N1	15-MAR-2004 02:29:36	Bright	39.000	49	1Alp UMi	1.9900	6300.0	78	10664	No
51	GOM_NL__2PRFIN20040315_023327_000000492025_00089_10664_0551.N1	15-MAR-2004 02:33:27	Bright	48.500	119	14Eta Dra	2.7270	4700.0	97	10664	No
52	GOM_NL__2PRFIN20040315_023722_000000382025_00089_10664_0552.N1	15-MAR-2004 02:37:22	Bright	38.000	89	5Alp Cep	2.4510	8000.0	76	10664	No
53	GOM_NL__2PRFIN20040315_023920_000000512025_00089_10664_0553.N1	15-MAR-2004 02:39:20	Bright	50.500	69	33Gam Dra	2.2310	3800.0	101	10664	No
54	GOM_NL__2PRFIN20040315_024229_000000362025_00089_10664_0554.N1	15-MAR-2004 02:42:29	Bright	36.000	19	50Alp Cyg	1.2460	10500.	72	10664	No
55	GOM_NL__2PRFIN20040315_024404_000000402025_00089_10664_0555.N1	15-MAR-2004 02:44:04	Bright	39.500	66	37Gam Cyg	2.2080	5900.0	79	10664	No
56	GOM_NL__2PRFIN20040315_024546_000000372025_00089_10664_0556.N1	15-MAR-2004 02:45:46	Bright	36.500	92	53Eps Cyg	2.5000	4500.0	73	10664	No
57	GOM_NL__2PRFIN20040315_025404_000000522025_00089_10664_0557.N1	15-MAR-2004 02:54:04	Tw_i_and_stray	52.000	11	53Alp Aql	0.76500	8000.0	104	10664	No
58	GOM_NL__2PRFIN20040315_030038_000001352025_00089_10664_0558.N1	15-MAR-2004 03:00:38	Dark	135.00	59	55Alp Oph	2.0800	8900.0	270	10664	No
59	GOM_NL__2PRFIN20040315_030642_000000452025_00089_10664_0559.N1	15-MAR-2004 03:06:42	Dark	44.500	103	38Zet Sgr	2.6000	9700.0	89	10664	No
60	GOM_NL__2PRFIN20040315_030855_000000652025_00089_10664_0560.N1	15-MAR-2004 03:08:55	Dark	65.000	116	19Del Sgr	2.7000	4100.0	130	10664	No
61	GOM_NL__2PRFIN20040315_031101_000000382025_00089_10664_0561.N1	15-MAR-2004 03:11:01	Dark	38.000	45	Alp Pav	1.9400	26000.	76	10664	No
62	GOM_NL__2PRFIN20040315_031628_000000702025_00090_10665_0530.N1	15-MAR-2004 03:16:28	Dark	69.500	75	26Eps Sco	2.2910	4250.0	139	10665	No
63	GOM_NL__2PRFIN20040315_031859_000000852025_00090_10665_0531.N1	15-MAR-2004 03:18:59	Dark	84.500	16	21Alp Sco	1.0200	3000.0	169	10665	No
64	GOM_NL__2PRFIN20040315_032209_000000572025_00090_10665_0532.N1	15-MAR-2004 03:22:09	Dark	57.000	4	Alp1Cen	-0.010000	5800.0	114	10665	No
65	GOM_NL__2PRFIN20040315_032323_000000522025_00090_10665_0533.N1	15-MAR-2004 03:23:23	Dark	51.500	10	Bet Cen	0.61000	28000.	103	10665	No
66	GOM_NL__2PRFIN20040315_032520_000000462025_00090_10665_0534.N1	15-MAR-2004 03:25:20	Dark	45.500	12	Alp1Cru	0.77500	30000.	91	10665	No
67	GOM_NL__2PRFIN20040315_032637_000000472025_00090_10665_0535.N1	15-MAR-2004 03:26:37	Straylight	47.000	26	Gam Cru	1.6240	2900.0	94	10665	No
68	GOM_NL__2PRFIN20040315_032838_000000652025_00090_10665_0536.N1	15-MAR-2004 03:28:38	Straylight	65.000	54	5The Cen	2.0550	4500.0	130	10665	No
69	GOM_NL__2PRFIN20040315_033621_000000592025_00090_10665_0537.N1	15-MAR-2004 03:36:21	Straylight	59.000	106	9Bet Crv	2.6480	5600.0	118	10665	No
70	GOM_NL__2PRFIN20040315_033842_000000532025_00090_10665_0538.N1	15-MAR-2004 03:38:42	Tw_i_and_stray	53.000	100	4Gam Crv	2.5800	13100.	106	10665	No
71	GOM_NL__2PRFIN20040315_034134_000001042025_00090_10665_0539.N1	15-MAR-2004 03:41:34	Bright	103.50	15	67Alp Vir	0.97600	28000.	207	10665	No
72	GOM_NL__2PRFIN20040315_034524_000000632025_00090_10665_0540.N1	15-MAR-2004 03:45:24	Bright	63.000	121	29Gam Vir	2.7400	7200.0	126	10665	No
73	GOM_NL__2PRFIN20040315_034806_000000402025_00090_10665_0541.N1	15-MAR-2004 03:48:06	Bright	40.000	22	32Alp Leo	1.3600	15200.	80	10665	No
74	GOM_NL__2PRFIN20040315_035023_000000402025_00090_10665_0542.N1	15-MAR-2004 03:50:23	Bright	39.500	51	41Gam1Leo	2.0100	4500.0	79	10665	No
75	GOM_NL__2PRFIN20040315_035217_000000782025_00090_10665_0543.N1	15-MAR-2004 03:52:17	Bright	78.000	138	47Eps Vir	2.8280	4700.0	156	10665	No
76	GOM_NL__2PRFIN20040315_035811_000000412025_00090_10665_0544.N1	15-MAR-2004 03:58:11	Bright	40.500	174	52Psi UMa	3.0040	4400.0	81	10665	No
77	GOM_NL__2PRFIN20040315_040121_000000392025_00090_10665_0545.N1	15-MAR-2004 04:01:21	Bright	39.000	82	48Bet UMa	2.3650	10600.	78	10665	No
78	GOM_NL__2PRFIN20040315_040251_000000402025_00090_10665_0546.N1	15-MAR-2004 04:02:51	Bright	40.000	36	50Alp UMa	1.8000	6300.0	80	10665	No
79	GOM_NL__2PRFIN20040315_040431_000000482025_00090_10665_0547.N1	15-MAR-2004 04:04:31	Bright	47.500	32	77Eps UMa	1.7630	11000.	95	10665	No
80	GOM_NL__2PRFIN20040315_040630_000000552025_00090_10665_0548.N1	15-MAR-2004 04:06:30	Bright	54.500	39	85Eta UMa	1.8540	24000.	109	10665	No
81	GOM_NL__2PRFIN20040315_041012_000000362025_00090_10665_0549.N1	15-MAR-2004 04:10:12	Bright	36.000	49	1Alp UMi	1.9900	6300.0	72	10665	No
82	GOM_NL__2PRFIN20040315_041402_000000502025_00090_10665_0550.N1	15-MAR-2004 04:14:02	Bright	49.500	119	14Eta Dra	2.7270	4700.0	99	10665	No
83	GOM_NL__2PRFIN20040315_041656_000000392025_00090_10665_0551.N1	15-MAR-2004 04:16:56	Bright	39.000	74	11Bet Cas	2.2680	6600.0	78	10665	No
84	GOM_NL__2PRFIN20040315_041859_000000562025_00090_10665_0552.N1	15-MAR-2004 04:18:59	Bright	55.500	130	23Bet Dra	2.7990	5800.0	111	10665	No
85	GOM_NL__2PRFIN20040315_042305_000000382025_00090_10665_0553.N1	15-MAR-2004 04:23:05	Bright	37.500	19	50Alp Cyg	1.2460	10500.	75	10665	No
86	GOM_NL__2PRFIN20040315_042439_000000392025_00090_10665_0554.N1	15-MAR-2004 04:24:39	Bright	39.000	66	37Gam Cyg	2.2080	5900.0	78	10665	No
87	GOM_NL__2PRFIN20040315_042622_000000382025_00090_10665_0555.N1	15-MAR-2004 04:26:22	Bright	37.500	92	53Eps Cyg	2.5000	4500.0	75	10665	No
88	GOM_NL__2PRFIN20040315_043440_000000482025_00090_10665_0556.N1	15-MAR-2004 04:34:40	Tw_i_and_stray	48.000	11	53Alp Aql	0.76500	8000.0	96	10665	No
89	GOM_NL__2PRFIN20040315_044117_000001332025_00090_10665_0557.N1	15-MAR-2004 04:41:17	Dark	132.50	59	55Alp Oph	2.0800	8900.0	265	10665	No
90	GOM_NL__2PRFIN20040315_044719_000000462025_00090_10665_0558.N1	15-MAR-2004 04:47:19	Dark	45.500	103	38Zet Sgr	2.6000	9700.0	91	10665	No
91	GOM_NL__2PRFIN20040315_044933_000000542025_00090_10665_0559.N1	15-MAR-2004 04:49:33	Dark	53.500	116	19Del Sgr	2.7000	4100.0	107	10665	No
92	GOM_NL__2PRFIN20040315_045137_000000372025_00090_10665_0560.N1	15-MAR-2004 04:51:37	Dark	37.000	45	Alp Pav	1.9400	26000.	74	10665	No
93	GOM_NL__2PRFIN20040315_045705_000000622025_00091_10666_0530.N1	15-MAR-2004 04:57:05	Dark	61.500	75	26Eps Sco	2.2910	4250.0	123	10666	No
94	GOM_NL__2PRFIN20040315_045937_000000962025_00091_10666_0531.N1	15-MAR-2004 04:59:37	Dark	96.000	16	21Alp Sco	1.0200	3000.0	192	10666	No
95	GOM_NL__2PRFIN20040315_050246_000000432025_00091_10666_0532.N1	15-MAR-2004 05:02:46	Dark	42.500	4	Alp1Cen	-0.010000	5800.0	85	10666	No
96	GOM_NL__2PRFIN20040315_050400_000000432025_00091_10666_0533.N1	15-MAR-2004 05:04:00	Dark	43.000	10	Bet Cen	0.61000	28000.	86	10666	No
97	GOM_NL__2PRFIN20040315_050557_000000422025_00091_10666_0534.N1	15-MAR-2004 05:05:57	Dark	41.500	12	Alp1Cru	0.77500	30000.	83	10666	No
98	GOM_NL__2PRFIN20040315_050714_000000522025_00091_10666_0535.N1	15-MAR-2004 05:07:14	Straylight	51.500	26	Gam Cru	1.6240	2900.0	103	10666	No
99	GOM_NL__2PRFIN20040315_050915_000000652025_00091_10666_0536.N1	15-MAR-2004 05:09:15	Straylight	65.000	54	5The Cen	2.0550	4500.0	130	10666	No
100	GOM_NL__2PRFIN20040315_051658_000000592025_00091_10666_0537.N1	15-MAR-2004 05:16:58	Straylight	59.000	106	9Bet Crv	2.6480	5600.0	118	10666	No
101	GOM_NL__2PRFIN20040315_051919_000000542025_00091_10666_0538.N1	15-MAR-2004 05:19:19	Tw_i_and_stray	53.500	100	4Gam Crv	2.5800	13100.	107	10666	No

102	GOM_NL__2PRFIN20040315_052207_000000952025_00091_10666_0539.N1	15-MAR-2004 05:22:07	Bright	94.500	15	67Alp Vir	0.97600	28000.	189	10666	No
103	GOM_NL__2PRFIN20040315_052559_000000632025_00091_10666_0540.N1	15-MAR-2004 05:25:59	Bright	62.500	121	29Gam Vir	2.7400	7200.0	125	10666	No
104	GOM_NL__2PRFIN20040315_052843_000000392025_00091_10666_0541.N1	15-MAR-2004 05:28:43	Bright	39.000	22	32Alp Leo	1.3600	15200.	78	10666	No
105	GOM_NL__2PRFIN20040315_053059_000000382025_00091_10666_0542.N1	15-MAR-2004 05:30:59	Bright	38.000	51	41Gam1Leo	2.0100	4500.0	76	10666	No
106	GOM_NL__2PRFIN20040315_053251_000000752025_00091_10666_0543.N1	15-MAR-2004 05:32:51	Bright	75.000	138	47Eps Vir	2.8280	4700.0	150	10666	No
107	GOM_NL__2PRFIN20040315_053847_000000402025_00091_10666_0544.N1	15-MAR-2004 05:38:47	Bright	39.500	174	52Psi UMa	3.0040	4400.0	79	10666	No
108	GOM_NL__2PRFIN20040315_054157_000000392025_00091_10666_0545.N1	15-MAR-2004 05:41:57	Bright	39.000	82	48Bet UMa	2.3650	10600.	78	10666	No
109	GOM_NL__2PRFIN20040315_054327_000000412025_00091_10666_0546.N1	15-MAR-2004 05:43:27	Bright	40.500	36	50Alp UMa	1.8000	6300.0	81	10666	No
110	GOM_NL__2PRFIN20040315_054506_000000462025_00091_10666_0547.N1	15-MAR-2004 05:45:06	Bright	46.000	32	77Eps UMa	1.7630	11000.	92	10666	No
111	GOM_NL__2PRFIN20040315_054705_000000562025_00091_10666_0548.N1	15-MAR-2004 05:47:05	Bright	56.000	39	85Eta UMa	1.8540	24000.	112	10666	No
112	GOM_NL__2PRFIN20040315_055049_000000392025_00091_10666_0549.N1	15-MAR-2004 05:50:49	Bright	38.500	49	1Alp UMi	1.9900	6300.0	77	10666	No
113	GOM_NL__2PRFIN20040315_055438_000000492025_00091_10666_0550.N1	15-MAR-2004 05:54:38	Bright	49.000	119	14Eta Dra	2.7270	4700.0	98	10666	No
114	GOM_NL__2PRFIN20040315_055732_000000352025_00091_10666_0551.N1	15-MAR-2004 05:57:32	Bright	35.000	74	11Bet Cas	2.2680	6600.0	70	10666	No
115	GOM_NL__2PRFIN20040315_055935_000000532025_00091_10666_0552.N1	15-MAR-2004 05:59:35	Bright	53.000	130	23Bet Dra	2.7990	5800.0	106	10666	No
116	GOM_NL__2PRFIN20040315_060342_000000382025_00091_10666_0553.N1	15-MAR-2004 06:03:42	Bright	38.000	19	50Alp Cyg	1.2460	10500.	76	10666	No
117	GOM_NL__2PRFIN20040315_060516_000000372025_00091_10666_0554.N1	15-MAR-2004 06:05:16	Bright	37.000	66	37Gam Cyg	2.2080	5900.0	74	10666	No
118	GOM_NL__2PRFIN20040315_060658_000000372025_00091_10666_0555.N1	15-MAR-2004 06:06:58	Bright	37.000	92	53Eps Cyg	2.5000	4500.0	74	10666	No
119	GOM_NL__2PRFIN20040315_061517_000000522025_00091_10666_0556.N1	15-MAR-2004 06:15:17	Tw_i_and_stray	52.000	11	53Alp Aql	0.76500	8000.0	104	10666	No
120	GOM_NL__2PRFIN20040315_062155_000001402025_00091_10666_0557.N1	15-MAR-2004 06:21:55	Dark	140.00	59	55Alp Oph	2.0800	8900.0	280	10666	No
121	GOM_NL__2PRFIN20040315_062756_000000482025_00091_10666_0558.N1	15-MAR-2004 06:27:56	Dark	48.000	103	38Zet Sgr	2.6000	9700.0	96	10666	No
122	GOM_NL__2PRFIN20040315_063010_000000562025_00091_10666_0559.N1	15-MAR-2004 06:30:10	Dark	56.000	116	19Del Sgr	2.7000	4100.0	112	10666	No
123	GOM_NL__2PRFIN20040315_063213_000000412025_00091_10666_0560.N1	15-MAR-2004 06:32:13	Dark	41.000	45	Alp Pav	1.9400	26000.	82	10666	No
124	GOM_NL__2PRFIN20040315_063743_000000622025_00092_10667_0531.N1	15-MAR-2004 06:37:43	Dark	61.500	75	26Eps Sco	2.2910	4250.0	123	10667	No
125	GOM_NL__2PRFIN20040315_064015_000000922025_00092_10667_0532.N1	15-MAR-2004 06:40:15	Dark	92.000	16	21Alp Sco	1.0200	3000.0	184	10667	No
126	GOM_NL__2PRFIN20040315_064323_000000502025_00092_10667_0533.N1	15-MAR-2004 06:43:23	Dark	49.500	4	Alp1Cen	-0.010000	5800.0	99	10667	No
127	GOM_NL__2PRFIN20040315_064437_000000492025_00092_10667_0534.N1	15-MAR-2004 06:44:37	Dark	49.000	10	Bet Cen	0.61000	28000.	98	10667	No
128	GOM_NL__2PRFIN20040315_064634_000000422025_00092_10667_0535.N1	15-MAR-2004 06:46:34	Dark	42.000	12	Alp1Cru	0.77500	30000.	84	10667	No
129	GOM_NL__2PRFIN20040315_064750_000000552025_00092_10667_0536.N1	15-MAR-2004 06:47:50	Straylight	55.000	26	Gam Cru	1.6240	2900.0	110	10667	No
130	GOM_NL__2PRFIN20040315_064952_000000642025_00092_10667_0537.N1	15-MAR-2004 06:49:52	Straylight	63.500	54	5The Cen	2.0550	4500.0	127	10667	No
131	GOM_NL__2PRFIN20040315_065734_000000542025_00092_10667_0538.N1	15-MAR-2004 06:57:34	Straylight	54.000	106	9Bet Crv	2.6480	5600.0	108	10667	No
132	GOM_NL__2PRFIN20040315_065955_000000562025_00092_10667_0539.N1	15-MAR-2004 06:59:55	Tw_i_and_stray	55.500	100	4Gam Crv	2.5800	13100.	111	10667	No
133	GOM_NL__2PRFIN20040315_070245_000000962025_00092_10667_0540.N1	15-MAR-2004 07:02:45	Bright	96.000	15	67Alp Vir	0.97600	28000.	192	10667	No
134	GOM_NL__2PRFIN20040315_070634_000000612025_00092_10667_0541.N1	15-MAR-2004 07:06:34	Bright	60.500	121	29Gam Vir	2.7400	7200.0	121	10667	No
135	GOM_NL__2PRFIN20040315_070919_000000412025_00092_10667_0542.N1	15-MAR-2004 07:09:19	Bright	40.500	22	32Alp Leo	1.3600	15200.	81	10667	No
136	GOM_NL__2PRFIN20040315_071135_000000392025_00092_10667_0543.N1	15-MAR-2004 07:11:35	Bright	39.000	51	41Gam1Leo	2.0100	4500.0	78	10667	No
137	GOM_NL__2PRFIN20040315_071325_000000782025_00092_10667_0544.N1	15-MAR-2004 07:13:25	Bright	77.500	138	47Eps Vir	2.8280	4700.0	155	10667	No
138	GOM_NL__2PRFIN20040315_071923_000000412025_00092_10667_0545.N1	15-MAR-2004 07:19:23	Bright	41.000	174	52Psi UMa	3.0040	4400.0	82	10667	No
139	GOM_NL__2PRFIN20040315_072233_000000382025_00092_10667_0546.N1	15-MAR-2004 07:22:33	Bright	37.500	82	48Bet UMa	2.3650	10600.	75	10667	No
140	GOM_NL__2PRFIN20040315_072402_000000412025_00092_10667_0547.N1	15-MAR-2004 07:24:02	Bright	40.500	36	50Alp UMa	1.8000	6300.0	81	10667	No
141	GOM_NL__2PRFIN20040315_072541_000000472025_00092_10667_0548.N1	15-MAR-2004 07:25:41	Bright	46.500	32	77Eps UMa	1.7630	11000.	93	10667	No
142	GOM_NL__2PRFIN20040315_072738_000000572025_00092_10667_0549.N1	15-MAR-2004 07:27:38	Bright	56.500	39	85Eta UMa	1.8540	24000.	113	10667	No
143	GOM_NL__2PRFIN20040315_073125_000000372025_00092_10667_0550.N1	15-MAR-2004 07:31:25	Bright	37.000	49	1Alp UMi	1.9900	6300.0	74	10667	No
144	GOM_NL__2PRFIN20040315_073513_000000512025_00092_10667_0551.N1	15-MAR-2004 07:35:13	Bright	51.000	119	14Eta Dra	2.7270	4700.0	102	10667	No
145	GOM_NL__2PRFIN20040315_073809_000000372025_00092_10667_0552.N1	15-MAR-2004 07:38:09	Bright	37.000	74	11Bet Cas	2.2680	6600.0	74	10667	No
146	GOM_NL__2PRFIN20040315_074010_000000542025_00092_10667_0553.N1	15-MAR-2004 07:40:10	Bright	53.500	130	23Bet Dra	2.7990	5800.0	107	10667	No
147	GOM_NL__2PRFIN20040315_074418_000000372025_00092_10667_0554.N1	15-MAR-2004 07:44:18	Bright	37.000	19	50Alp Cyg	1.2460	10500.	74	10667	No
148	GOM_NL__2PRFIN20040315_074552_000000392025_00092_10667_0555.N1	15-MAR-2004 07:45:52	Bright	39.000	66	37Gam Cyg	2.2080	5900.0	78	10667	No
149	GOM_NL__2PRFIN20040315_074734_000000392025_00092_10667_0556.N1	15-MAR-2004 07:47:34	Bright	38.500	92	53Eps Cyg	2.5000	4500.0	77	10667	No
150	GOM_NL__2PRFIN20040315_075553_000000532025_00092_10667_0557.N1	15-MAR-2004 07:55:53	Tw_i_and_stray	53.000	11	53Alp Aql	0.76500	8000.0	106	10667	No
151	GOM_NL__2PRFIN20040315_080234_000001422025_00092_10667_0558.N1	15-MAR-2004 08:02:34	Dark	141.50	59	55Alp Oph	2.0800	8900.0	283	10667	No
152	GOM_NL__2PRFIN20040315_080833_000000482025_00092_10667_0559.N1	15-MAR-2004 08:08:33	Dark	47.500	103	38Zet Sgr	2.6000	9700.0	95	10667	No
153	GOM_NL__2PRFIN20040315_081047_000000622025_00092_10667_0560.N1	15-MAR-2004 08:10:47	Dark	61.500	116	19Del Sgr	2.7000	4100.0	123	10667	No
154	GOM_NL__2PRFIN20040315_081250_000000412025_00092_10667_0561.N1	15-MAR-2004 08:12:50	Dark	40.500	45	Alp Pav	1.9400	26000.	81	10667	No
155	GOM_NL__2PRFIN20040315_081820_000000742025_00093_10668_0531.N1	15-MAR-2004 08:18:20	Dark	74.000	75	26Eps Sco	2.2910	4250.0	148	10668	No
156	GOM_NL__2PRFIN20040315_082052_000000942025_00093_10668_0532.N1	15-MAR-2004 08:20:52	Dark	93.500	16	21Alp Sco	1.0200	3000.0	187	10668	No
157	GOM_NL__2PRFIN20040315_082400_000000492025_00093_10668_0533.N1	15-MAR-2004 08:24:00	Dark	48.500	4	Alp1Cen	-0.010000	5800.0	97	10668	No
158	GOM_NL__2PRFIN20040315_082513_000000482025_00093_10668_0534.N1	15-MAR-2004 08:25:13	Dark	48.000	10	Bet Cen	0.61000	28000.	96	10668	No
159	GOM_NL__2PRFIN20040315_082710_000000442025_00093_10668_0535.N1	15-MAR-2004 08:27:10	Dark	44.000	12	Alp1Cru	0.77500	30000.	88	10668	No
160	GOM_NL__2PRFIN20040315_082826_000000492025_00093_10668_0536.N1	15-MAR-2004 08:28:26	Straylight	49.000	26	Gam Cru	1.6240	2900.0	98	10668	No

161	GOM_NL__2PRFIN20040315_083029_000000632025_00093_10668_0537.N1	15-MAR-2004 08:30:29	Straylight	63.000	54	5The Cen	2.0550	4500.0	126	10668	No
162	GOM_NL__2PRFIN20040315_083811_000000532025_00093_10668_0538.N1	15-MAR-2004 08:38:11	Straylight	53.000	106	9Bet Crv	2.6480	5600.0	106	10668	No
163	GOM_NL__2PRFIN20040315_084031_000000522025_00093_10668_0539.N1	15-MAR-2004 08:40:31	Twl_and_stray	51.500	100	4Gam Crv	2.5800	13100.	103	10668	No
164	GOM_NL__2PRFIN20040315_084319_000000932025_00093_10668_0540.N1	15-MAR-2004 08:43:19	Bright	93.000	15	67Alp Vir	0.97600	28000.	186	10668	No
165	GOM_NL__2PRFIN20040315_084709_000000622025_00093_10668_0541.N1	15-MAR-2004 08:47:09	Bright	62.000	121	29Gam Vir	2.7400	7200.0	124	10668	No
166	GOM_NL__2PRFIN20040315_084955_000000392025_00093_10668_0542.N1	15-MAR-2004 08:49:55	Bright	38.500	22	32Alp Leo	1.3600	15200.	77	10668	No
167	GOM_NL__2PRFIN20040315_085211_000000392025_00093_10668_0543.N1	15-MAR-2004 08:52:11	Bright	39.000	51	41Gam1Leo	2.0100	4500.0	78	10668	No
168	GOM_NL__2PRFIN20040315_085401_000000742025_00093_10668_0544.N1	15-MAR-2004 08:54:01	Bright	74.000	138	47Eps Vir	2.8280	4700.0	148	10668	No
169	GOM_NL__2PRFIN20040315_085958_000000402025_00093_10668_0545.N1	15-MAR-2004 08:59:58	Bright	40.000	174	52Psi UMa	3.0040	4400.0	80	10668	No
170	GOM_NL__2PRFIN20040315_090309_000000382025_00093_10668_0546.N1	15-MAR-2004 09:03:09	Bright	37.500	82	48Bet UMa	2.3650	10600.	75	10668	No
171	GOM_NL__2PRFIN20040315_090438_000000402025_00093_10668_0547.N1	15-MAR-2004 09:04:38	Bright	40.000	36	50Alp UMa	1.8000	6300.0	80	10668	No
172	GOM_NL__2PRFIN20040315_090616_000000452025_00093_10668_0548.N1	15-MAR-2004 09:06:16	Bright	45.000	32	77Eps UMa	1.7630	11000.	90	10668	No
173	GOM_NL__2PRFIN20040315_090814_000000572025_00093_10668_0549.N1	15-MAR-2004 09:08:14	Bright	56.500	39	85Eta UMa	1.8540	24000.	113	10668	No
174	GOM_NL__2PRFIN20040315_091201_000000352025_00093_10668_0550.N1	15-MAR-2004 09:12:01	Bright	35.000	49	1Alp UMi	1.9900	6300.0	70	10668	No
175	GOM_NL__2PRFIN20040315_091548_000000492025_00093_10668_0551.N1	15-MAR-2004 09:15:48	Bright	48.500	119	14Eta Dra	2.7270	4700.0	97	10668	No
176	GOM_NL__2PRFIN20040315_091845_000000392025_00093_10668_0552.N1	15-MAR-2004 09:18:45	Bright	38.500	74	11Bet Cas	2.2680	6600.0	77	10668	No
177	GOM_NL__2PRFIN20040315_092046_000000532025_00093_10668_0553.N1	15-MAR-2004 09:20:46	Bright	53.000	130	23Bet Dra	2.7990	5800.0	106	10668	No
178	GOM_NL__2PRFIN20040315_092454_000000392025_00093_10668_0554.N1	15-MAR-2004 09:24:54	Bright	38.500	19	50Alp Cyg	1.2460	10500.	77	10668	No
179	GOM_NL__2PRFIN20040315_092628_000000412025_00093_10668_0555.N1	15-MAR-2004 09:26:28	Bright	40.500	66	37Gam Cyg	2.2080	5900.0	81	10668	No
180	GOM_NL__2PRFIN20040315_092810_000000372025_00093_10668_0556.N1	15-MAR-2004 09:28:10	Bright	36.500	92	53Eps Cyg	2.5000	4500.0	73	10668	No
181	GOM_NL__2PRFIN20040315_093629_000000542025_00093_10668_0557.N1	15-MAR-2004 09:36:29	Twl_and_stray	53.500	11	53Alp Aql	0.76500	8000.0	107	10668	No
182	GOM_NL__2PRFIN20040315_094313_000001382025_00093_10668_0558.N1	15-MAR-2004 09:43:13	Dark	137.50	59	55Alp Oph	2.0800	8900.0	275	10668	No
183	GOM_NL__2PRFIN20040315_094909_000000462025_00093_10668_0559.N1	15-MAR-2004 09:49:09	Dark	45.500	103	38Zet Sgr	2.6000	9700.0	91	10668	No
184	GOM_NL__2PRFIN20040315_095124_000000522025_00093_10668_0560.N1	15-MAR-2004 09:51:24	Dark	51.500	116	19Del Sgr	2.7000	4100.0	103	10668	No
185	GOM_NL__2PRFIN20040315_095326_000000382025_00093_10668_0561.N1	15-MAR-2004 09:53:26	Dark	38.000	45	Alp Pav	1.9400	26000.	76	10668	No
186	GOM_NL__2PRFIN20040315_095857_000000612025_00094_10669_0661.N1	15-MAR-2004 09:58:57	Dark	60.500	75	26Eps Sco	2.2910	4250.0	121	10669	No
187	GOM_NL__2PRFIN20040315_100130_000001032025_00094_10669_0662.N1	15-MAR-2004 10:01:30	Dark	102.50	16	21Alp Sco	1.0200	3000.0	205	10669	No
188	GOM_NL__2PRFIN20040315_100436_000000482025_00094_10669_0663.N1	15-MAR-2004 10:04:36	Dark	47.500	4	Alp1Cen	-0.010000	5800.0	95	10669	No
189	GOM_NL__2PRFIN20040315_100549_000000502025_00094_10669_0664.N1	15-MAR-2004 10:05:49	Dark	50.000	10	Bet Cen	0.61000	28000.	100	10669	No
190	GOM_NL__2PRFIN20040315_100746_000000462025_00094_10669_0665.N1	15-MAR-2004 10:07:46	Dark	46.000	12	Alp1Cru	0.77500	30000.	92	10669	No
191	GOM_NL__2PRFIN20040315_100902_000000532025_00094_10669_0666.N1	15-MAR-2004 10:09:02	Straylight	52.500	26	Gam Cru	1.6240	2900.0	105	10669	No
192	GOM_NL__2PRFIN20040315_101104_000000672025_00094_10669_0667.N1	15-MAR-2004 10:11:04	Straylight	67.000	54	5The Cen	2.0550	4500.0	134	10669	No
193	GOM_NL__2PRFIN20040315_101847_000000562025_00094_10669_0668.N1	15-MAR-2004 10:18:47	Straylight	56.000	106	9Bet Crv	2.6480	5600.0	112	10669	No
194	GOM_NL__2PRFIN20040315_102107_000000532025_00094_10669_0669.N1	15-MAR-2004 10:21:07	Twl_and_stray	52.500	100	4Gam Crv	2.5800	13100.	105	10669	No
195	GOM_NL__2PRFIN20040315_102357_000001052025_00094_10669_0670.N1	15-MAR-2004 10:23:57	Bright	104.50	15	67Alp Vir	0.97600	28000.	209	10669	No
196	GOM_NL__2PRFIN20040315_102745_000000612025_00094_10669_0671.N1	15-MAR-2004 10:27:45	Bright	60.500	121	29Gam Vir	2.7400	7200.0	121	10669	No
197	GOM_NL__2PRFIN20040315_103031_000000402025_00094_10669_0672.N1	15-MAR-2004 10:30:31	Bright	39.500	22	32Alp Leo	1.3600	15200.	79	10669	No
198	GOM_NL__2PRFIN20040315_103246_000000412025_00094_10669_0673.N1	15-MAR-2004 10:32:46	Bright	41.000	51	41Gam1Leo	2.0100	4500.0	82	10669	No
199	GOM_NL__2PRFIN20040315_103435_000000762025_00094_10669_0674.N1	15-MAR-2004 10:34:35	Bright	76.000	138	47Eps Vir	2.8280	4700.0	152	10669	No
200	GOM_NL__2PRFIN20040315_104034_000000412025_00094_10669_0675.N1	15-MAR-2004 10:40:34	Bright	40.500	174	52Psi UMa	3.0040	4400.0	81	10669	No
201	GOM_NL__2PRFIN20040315_104344_000000412025_00094_10669_0676.N1	15-MAR-2004 10:43:44	Bright	40.500	82	48Bet UMa	2.3650	10600.	81	10669	No
202	GOM_NL__2PRFIN20040315_104513_000000432025_00094_10669_0677.N1	15-MAR-2004 10:45:13	Bright	42.500	36	50Alp UMa	1.8000	6300.0	85	10669	No
203	GOM_NL__2PRFIN20040315_104651_000000452025_00094_10669_0678.N1	15-MAR-2004 10:46:51	Bright	45.000	32	77Eps UMa	1.7630	11000.	90	10669	No
204	GOM_NL__2PRFIN20040315_104849_000000572025_00094_10669_0679.N1	15-MAR-2004 10:48:49	Bright	56.500	39	85Eta UMa	1.8540	24000.	113	10669	No
205	GOM_NL__2PRFIN20040315_105236_000000382025_00094_10669_0680.N1	15-MAR-2004 10:52:36	Bright	37.500	49	1Alp UMi	1.9900	6300.0	75	10669	No
206	GOM_NL__2PRFIN20040315_105623_000000512025_00094_10669_0681.N1	15-MAR-2004 10:56:23	Bright	51.000	119	14Eta Dra	2.7270	4700.0	102	10669	No
207	GOM_NL__2PRFIN20040315_105920_000000402025_00094_10669_0682.N1	15-MAR-2004 10:59:20	Bright	39.500	74	11Bet Cas	2.2680	6600.0	79	10669	No
208	GOM_NL__2PRFIN20040315_110121_000000532025_00094_10669_0683.N1	15-MAR-2004 11:01:21	Bright	53.000	130	23Bet Dra	2.7990	5800.0	106	10669	No
209	GOM_NL__2PRFIN20040315_110529_000000382025_00094_10669_0684.N1	15-MAR-2004 11:05:29	Bright	37.500	19	50Alp Cyg	1.2460	10500.	75	10669	No
210	GOM_NL__2PRFIN20040315_110703_000000402025_00094_10669_0685.N1	15-MAR-2004 11:07:03	Bright	39.500	66	37Gam Cyg	2.2080	5900.0	79	10669	No
211	GOM_NL__2PRFIN20040315_110846_000000362025_00094_10669_0686.N1	15-MAR-2004 11:08:46	Bright	36.000	92	53Eps Cyg	2.5000	4500.0	72	10669	No
212	GOM_NL__2PRFIN20040315_111705_000000532025_00094_10669_0687.N1	15-MAR-2004 11:17:05	Twl_and_stray	52.500	11	53Alp Aql	0.76500	8000.0	105	10669	No
213	GOM_NL__2PRFIN20040315_112352_000001432025_00094_10669_0688.N1	15-MAR-2004 11:23:52	Dark	142.50	59	55Alp Oph	2.0800	8900.0	285	10669	No
214	GOM_NL__2PRFIN20040315_112946_000000452025_00094_10669_0689.N1	15-MAR-2004 11:29:46	Dark	44.500	103	38Zet Sgr	2.6000	9700.0	89	10669	No
215	GOM_NL__2PRFIN20040315_113200_000000582025_00094_10669_0690.N1	15-MAR-2004 11:32:00	Dark	58.000	116	19Del Sgr	2.7000	4100.0	116	10669	No
216	GOM_NL__2PRFIN20040315_113402_000000412025_00094_10669_0691.N1	15-MAR-2004 11:34:02	Dark	40.500	45	Alp Pav	1.9400	26000.	81	10669	No
217	GOM_NL__2PRFIN20040315_113934_000000642025_00095_10670_0532.N1	15-MAR-2004 11:39:34	Dark	63.500	75	26Eps Sco	2.2910	4250.0	127	10670	No
218	GOM_NL__2PRFIN20040315_114209_000001132025_00095_10670_0533.N1	15-MAR-2004 11:42:09	Dark	113.00	16	21Alp Sco	1.0200	3000.0	226	10670	No
219	GOM_NL__2PRFIN20040315_114512_000000442025_00095_10670_0534.N1	15-MAR-2004 11:45:12	Dark	43.500	4	Alp1Cen	-0.010000	5800.0	87	10670	No

220	GOM_NL__2PRFIN20040315_114653_000000392025_00095_10670_0535.N1	15-MAR-2004 11:46:53	Dark	38.500	112	Alp Mus	2.6880	26000.	77	10670	No
221	GOM_NL__2PRFIN20040315_114822_000000512025_00095_10670_0536.N1	15-MAR-2004 11:48:22	Dark	51.000	12	Alp1Cru	0.77500	30000.	102	10670	No
222	GOM_NL__2PRFIN20040315_114938_000000532025_00095_10670_0537.N1	15-MAR-2004 11:49:38	Straylight	53.000	26	Gam Cru	1.6240	2900.0	106	10670	No
223	GOM_NL__2PRFIN20040315_115122_000000442025_00095_10670_0538.N1	15-MAR-2004 11:51:22	Straylight	44.000	64	Gam Cen	2.2000	10600.	88	10670	No
224	GOM_NL__2PRFIN20040315_115333_000000402025_00095_10670_0539.N1	15-MAR-2004 11:53:33	Straylight	40.000	113	Mu Vel	2.6920	5000.0	80	10670	No
225	GOM_NL__2PRFIN20040315_115923_000000562025_00095_10670_0540.N1	15-MAR-2004 11:59:23	Straylight	55.500	106	9Bet Crv	2.6480	5600.0	111	10670	No
226	GOM_NL__2PRFIN20040315_120143_000000542025_00095_10670_0541.N1	15-MAR-2004 12:01:43	Twl_and_stray	54.000	100	4Gam Crv	2.5800	13100.	108	10670	No
227	GOM_NL__2PRFIN20040315_120432_000000962025_00095_10670_0542.N1	15-MAR-2004 12:04:32	Bright	95.500	15	67Alp Vir	0.97600	28000.	191	10670	No
228	GOM_NL__2PRFIN20040315_120820_000000632025_00095_10670_0543.N1	15-MAR-2004 12:08:20	Bright	63.000	121	29Gam Vir	2.7400	7200.0	126	10670	No
229	GOM_NL__2PRFIN20040315_121107_000000402025_00095_10670_0544.N1	15-MAR-2004 12:11:07	Bright	39.500	22	32Alp Leo	1.3600	15200.	79	10670	No
230	GOM_NL__2PRFIN20040315_121322_000000382025_00095_10670_0545.N1	15-MAR-2004 12:13:22	Bright	38.000	51	41Gam1Leo	2.0100	4500.0	76	10670	No
231	GOM_NL__2PRFIN20040315_121510_000000792025_00095_10670_0546.N1	15-MAR-2004 12:15:10	Bright	79.000	138	47Eps Vir	2.8280	4700.0	158	10670	No
232	GOM_NL__2PRFIN20040315_122109_000000402025_00095_10670_0547.N1	15-MAR-2004 12:21:09	Bright	39.500	174	52Psi UMa	3.0040	4400.0	79	10670	No
233	GOM_NL__2PRFIN20040315_122420_000000402025_00095_10670_0548.N1	15-MAR-2004 12:24:20	Bright	40.000	82	48Bet UMa	2.3650	10600.	80	10670	No
234	GOM_NL__2PRFIN20040315_122549_000000402025_00095_10670_0549.N1	15-MAR-2004 12:25:49	Bright	40.000	36	50Alp UMa	1.8000	6300.0	80	10670	No
235	GOM_NL__2PRFIN20040315_122727_000000462025_00095_10670_0550.N1	15-MAR-2004 12:27:27	Bright	45.500	32	77Eps UMa	1.7630	11000.	91	10670	No
236	GOM_NL__2PRFIN20040315_122924_000000562025_00095_10670_0551.N1	15-MAR-2004 12:29:24	Bright	55.500	39	85Eta UMa	1.8540	24000.	111	10670	No
237	GOM_NL__2PRFIN20040315_123312_000000372025_00095_10670_0552.N1	15-MAR-2004 12:33:12	Bright	36.500	49	1Alp UMi	1.9900	6300.0	73	10670	No
238	GOM_NL__2PRFIN20040315_123957_000000352025_00095_10670_0553.N1	15-MAR-2004 12:39:57	Bright	35.000	74	11Bet Cas	2.2680	6600.0	70	10670	No
239	GOM_NL__2PRFIN20040315_124156_000000532025_00095_10670_0554.N1	15-MAR-2004 12:41:56	Bright	53.000	130	23Bet Dra	2.7990	5800.0	106	10670	No
240	GOM_NL__2PRFIN20040315_124605_000000382025_00095_10670_0555.N1	15-MAR-2004 12:46:05	Bright	38.000	19	50Alp Cyg	1.2460	10500.	76	10670	No
241	GOM_NL__2PRFIN20040315_124739_000000402025_00095_10670_0556.N1	15-MAR-2004 12:47:39	Bright	40.000	66	37Gam Cyg	2.2080	5900.0	80	10670	No
242	GOM_NL__2PRFIN20040315_124922_000000392025_00095_10670_0557.N1	15-MAR-2004 12:49:22	Bright	39.000	92	53Eps Cyg	2.5000	4500.0	78	10670	No
243	GOM_NL__2PRFIN20040315_125742_000000522025_00095_10670_0558.N1	15-MAR-2004 12:57:42	Twl_and_stray	51.500	11	53Alp Aql	0.76500	8000.0	103	10670	No
244	GOM_NL__2PRFIN20040315_130751_000000482025_00095_10670_0559.N1	15-MAR-2004 13:07:51	Dark	47.500	155	41Pi Sgr	2.9000	6600.0	95	10670	No
245	GOM_NL__2PRFIN20040315_130953_000000462025_00095_10670_0560.N1	15-MAR-2004 13:09:53	Dark	46.000	57	34Sig Sgr	2.0660	26000.	92	10670	No
246	GOM_NL__2PRFIN20040315_131238_000000512025_00095_10670_0561.N1	15-MAR-2004 13:12:38	Dark	51.000	116	19Del Sgr	2.7000	4100.0	102	10670	No
247	GOM_NL__2PRFIN20040315_131438_000000412025_00095_10670_0562.N1	15-MAR-2004 13:14:38	Dark	41.000	45	Alp Pav	1.9400	26000.	82	10670	No
248	GOM_NL__2PRFIN20040315_132012_000000642025_00096_10671_0534.N1	15-MAR-2004 13:20:12	Dark	63.500	75	26Eps Sco	2.2910	4250.0	127	10671	No
249	GOM_NL__2PRFIN20040315_132247_000001012025_00096_10671_0535.N1	15-MAR-2004 13:22:47	Dark	100.50	16	21Alp Sco	1.0200	3000.0	201	10671	No
250	GOM_NL__2PRFIN20040315_132548_000000442025_00096_10671_0536.N1	15-MAR-2004 13:25:48	Dark	44.000	4	Alp1Cen	-0.010000	5800.0	88	10671	No
251	GOM_NL__2PRFIN20040315_132729_000000392025_00096_10671_0537.N1	15-MAR-2004 13:27:29	Dark	39.000	112	Alp Mus	2.6880	26000.	78	10671	No
252	GOM_NL__2PRFIN20040315_132857_000000462025_00096_10671_0538.N1	15-MAR-2004 13:28:57	Dark	45.500	12	Alp1Cru	0.77500	30000.	91	10671	No
253	GOM_NL__2PRFIN20040315_133014_000000522025_00096_10671_0539.N1	15-MAR-2004 13:30:14	Straylight	51.500	26	Gam Cru	1.6240	2900.0	103	10671	No
254	GOM_NL__2PRFIN20040315_133158_000000442025_00096_10671_0540.N1	15-MAR-2004 13:31:58	Straylight	43.500	64	Gam Cen	2.2000	10600.	87	10671	No
255	GOM_NL__2PRFIN20040315_133409_000000392025_00096_10671_0541.N1	15-MAR-2004 13:34:09	Straylight	38.500	113	Mu Vel	2.6920	5000.0	77	10671	No
256	GOM_NL__2PRFIN20040315_133959_000000532025_00096_10671_0542.N1	15-MAR-2004 13:39:59	Straylight	52.500	106	9Bet Crv	2.6480	5600.0	105	10671	No
257	GOM_NL__2PRFIN20040315_134219_000000522025_00096_10671_0543.N1	15-MAR-2004 13:42:19	Twl_and_stray	51.500	100	4Gam Crv	2.5800	13100.	103	10671	No
258	GOM_NL__2PRFIN20040315_134508_000000962025_00096_10671_0544.N1	15-MAR-2004 13:45:08	Bright	96.000	15	67Alp Vir	0.97600	28000.	192	10671	No
259	GOM_NL__2PRFIN20040315_134856_000000612025_00096_10671_0545.N1	15-MAR-2004 13:48:56	Bright	61.000	121	29Gam Vir	2.7400	7200.0	122	10671	No
260	GOM_NL__2PRFIN20040315_135142_000000402025_00096_10671_0546.N1	15-MAR-2004 13:51:42	Bright	39.500	22	32Alp Leo	1.3600	15200.	79	10671	No
261	GOM_NL__2PRFIN20040315_135358_000000412025_00096_10671_0547.N1	15-MAR-2004 13:53:58	Bright	40.500	51	41Gam1Leo	2.0100	4500.0	81	10671	No
262	GOM_NL__2PRFIN20040315_135544_000000772025_00096_10671_0548.N1	15-MAR-2004 13:55:44	Bright	77.000	138	47Eps Vir	2.8280	4700.0	154	10671	No
263	GOM_NL__2PRFIN20040315_140144_000000402025_00096_10671_0549.N1	15-MAR-2004 14:01:44	Bright	40.000	174	52Psi UMa	3.0040	4400.0	80	10671	No
264	GOM_NL__2PRFIN20040315_140455_000000402025_00096_10671_0550.N1	15-MAR-2004 14:04:55	Bright	40.000	82	48Bet UMa	2.3650	10600.	80	10671	No
265	GOM_NL__2PRFIN20040315_140625_000000412025_00096_10671_0551.N1	15-MAR-2004 14:06:25	Bright	41.000	36	50Alp UMa	1.8000	6300.0	82	10671	No
266	GOM_NL__2PRFIN20040315_140802_000000462025_00096_10671_0552.N1	15-MAR-2004 14:08:02	Bright	46.000	32	77Eps UMa	1.7630	11000.	92	10671	No
267	GOM_NL__2PRFIN20040315_140959_000000552025_00096_10671_0553.N1	15-MAR-2004 14:09:59	Bright	54.500	39	85Eta UMa	1.8540	24000.	109	10671	No
268	GOM_NL__2PRFIN20040315_141348_000000362025_00096_10671_0554.N1	15-MAR-2004 14:13:48	Bright	36.000	49	1Alp UMi	1.9900	6300.0	72	10671	No
269	GOM_NL__2PRFIN20040315_141734_000000482025_00096_10671_0555.N1	15-MAR-2004 14:17:34	Bright	48.000	119	14Eta Dra	2.7270	4700.0	96	10671	No
270	GOM_NL__2PRFIN20040315_142032_000000392025_00096_10671_0556.N1	15-MAR-2004 14:20:32	Bright	38.500	74	11Bet Cas	2.2680	6600.0	77	10671	No
271	GOM_NL__2PRFIN20040315_142231_000000542025_00096_10671_0557.N1	15-MAR-2004 14:22:31	Bright	54.000	130	23Bet Dra	2.7990	5800.0	108	10671	No
272	GOM_NL__2PRFIN20040315_142641_000000402025_00096_10671_0558.N1	15-MAR-2004 14:26:41	Bright	39.500	19	50Alp Cyg	1.2460	10500.	79	10671	No
273	GOM_NL__2PRFIN20040315_142815_000000412025_00096_10671_0559.N1	15-MAR-2004 14:28:15	Bright	40.500	66	37Gam Cyg	2.2080	5900.0	81	10671	No
274	GOM_NL__2PRFIN20040315_142958_000000382025_00096_10671_0560.N1	15-MAR-2004 14:29:58	Bright	38.000	92	53Eps Cyg	2.5000	4500.0	76	10671	No
275	GOM_NL__2PRFIN20040315_143818_000000562025_00096_10671_0561.N1	15-MAR-2004 14:38:18	Twl_and_stray	55.500	11	53Alp Aql	0.76500	8000.0	111	10671	No
276	GOM_NL__2PRFIN20040315_144827_000000492025_00096_10671_0562.N1	15-MAR-2004 14:48:27	Dark	48.500	155	41Pi Sgr	2.9000	6600.0	97	10671	No
277	GOM_NL__2PRFIN20040315_145030_000000472025_00096_10671_0563.N1	15-MAR-2004 14:50:30	Dark	47.000	57	34Sig Sgr	2.0660	26000.	94	10671	No
278	GOM_NL__2PRFIN20040315_145314_000000642025_00096_10671_0564.N1	15-MAR-2004 14:53:14	Dark	63.500	116	19Del Sgr	2.7000	4100.0	127	10671	No

279	GOM_NL__2PRFIN20040315_145513_000000412025_00096_10671_0565.N1	15-MAR-2004 14:55:13	Dark	40.500	45	Alp Pav	1.9400	26000.	81	10671	No
280	GOM_NL__2PRFIN20040315_150050_000000622025_00097_10672_0534.N1	15-MAR-2004 15:00:50	Dark	61.500	75	26Eps Sco	2.2910	4250.0	123	10672	No
281	GOM_NL__2PRFIN20040315_150326_000000892025_00097_10672_0535.N1	15-MAR-2004 15:03:26	Dark	89.000	16	21Alp Sco	1.0200	3000.0	178	10672	No
282	GOM_NL__2PRFIN20040315_150625_000000512025_00097_10672_0536.N1	15-MAR-2004 15:06:25	Dark	50.500	4	Alp1Cen	-0.010000	5800.0	101	10672	No
283	GOM_NL__2PRFIN20040315_150804_000000402025_00097_10672_0537.N1	15-MAR-2004 15:08:04	Dark	40.000	112	Alp Mus	2.6880	26000.	80	10672	No
284	GOM_NL__2PRFIN20040315_150934_000000432025_00097_10672_0538.N1	15-MAR-2004 15:09:34	Dark	42.500	12	Alp1Cru	0.77500	30000.	85	10672	No
285	GOM_NL__2PRFIN20040315_151051_000000522025_00097_10672_0539.N1	15-MAR-2004 15:10:51	Straylight	51.500	26	Gam Cru	1.6240	2900.0	103	10672	No
286	GOM_NL__2PRFIN20040315_151234_000000462025_00097_10672_0540.N1	15-MAR-2004 15:12:34	Straylight	45.500	64	Gam Cen	2.2000	10600.	91	10672	No
287	GOM_NL__2PRFIN20040315_151442_000000462025_00097_10672_0541.N1	15-MAR-2004 15:14:42	Straylight	45.500	113	Mu Vel	2.6920	5000.0	91	10672	No
288	GOM_NL__2PRFIN20040315_152034_000000582025_00097_10672_0542.N1	15-MAR-2004 15:20:34	Straylight	57.500	106	9Bet Crv	2.6480	5600.0	115	10672	No
289	GOM_NL__2PRFIN20040315_152255_000000512025_00097_10672_0543.N1	15-MAR-2004 15:22:55	Twilight_and_stray	50.500	100	4Gam Crv	2.5800	13100.	101	10672	No
290	GOM_NL__2PRFIN20040315_152544_000000912025_00097_10672_0544.N1	15-MAR-2004 15:25:44	Bright	90.500	15	67Alp Vir	0.97600	28000.	181	10672	No
291	GOM_NL__2PRFIN20040315_152932_000000612025_00097_10672_0545.N1	15-MAR-2004 15:29:32	Bright	60.500	121	29Gam Vir	2.7400	7200.0	121	10672	No
292	GOM_NL__2PRFIN20040315_153217_000000412025_00097_10672_0546.N1	15-MAR-2004 15:32:17	Bright	40.500	22	32Alp Leo	1.3600	15200.	81	10672	No
293	GOM_NL__2PRFIN20040315_153433_000000402025_00097_10672_0547.N1	15-MAR-2004 15:34:33	Bright	40.000	51	41Gam1Leo	2.0100	4500.0	80	10672	No
294	GOM_NL__2PRFIN20040315_153619_000000772025_00097_10672_0548.N1	15-MAR-2004 15:36:19	Bright	76.500	138	47Eps Vir	2.8280	4700.0	153	10672	No
295	GOM_NL__2PRFIN20040315_154220_000000392025_00097_10672_0549.N1	15-MAR-2004 15:42:20	Bright	39.000	174	52Psi UMa	3.0040	4400.0	78	10672	No
296	GOM_NL__2PRFIN20040315_154531_000000382025_00097_10672_0550.N1	15-MAR-2004 15:45:31	Bright	37.500	82	48Bet UMa	2.3650	10600.	75	10672	No
297	GOM_NL__2PRFIN20040315_154701_000000372025_00097_10672_0551.N1	15-MAR-2004 15:47:01	Bright	36.500	36	50Alp UMa	1.8000	6300.0	73	10672	No
298	GOM_NL__2PRFIN20040315_154837_000000462025_00097_10672_0552.N1	15-MAR-2004 15:48:37	Bright	46.000	32	77Eps UMa	1.7630	11000.	92	10672	No
299	GOM_NL__2PRFIN20040315_155033_000000552025_00097_10672_0553.N1	15-MAR-2004 15:50:33	Bright	55.000	39	85Eta UMa	1.8540	24000.	110	10672	No
300	GOM_NL__2PRFIN20040315_155424_000000382025_00097_10672_0554.N1	15-MAR-2004 15:54:24	Bright	38.000	49	1Alp UMi	1.9900	6300.0	76	10672	No
301	GOM_NL__2PRFIN20040315_155809_000000492025_00097_10672_0555.N1	15-MAR-2004 15:58:09	Bright	49.000	119	14Eta Dra	2.7270	4700.0	98	10672	No
302	GOM_NL__2PRFIN20040315_160109_000000392025_00097_10672_0556.N1	15-MAR-2004 16:01:09	Bright	39.000	74	11Bet Cas	2.2680	6600.0	78	10672	No
303	GOM_NL__2PRFIN20040315_160307_000000562025_00097_10672_0557.N1	15-MAR-2004 16:03:07	Bright	55.500	130	23Bet Dra	2.7990	5800.0	111	10672	No
304	GOM_NL__2PRFIN20040315_160716_000000382025_00097_10672_0558.N1	15-MAR-2004 16:07:16	Bright	37.500	19	50Alp Cyg	1.2460	10500.	75	10672	No
305	GOM_NL__2PRFIN20040315_160849_000000412025_00097_10672_0559.N1	15-MAR-2004 16:08:49	Bright	40.500	66	37Gam Cyg	2.2080	5900.0	81	10672	No
306	GOM_NL__2PRFIN20040315_161034_000000372025_00097_10672_0560.N1	15-MAR-2004 16:10:34	Bright	36.500	92	53Eps Cyg	2.5000	4500.0	73	10672	No
307	GOM_NL__2PRFIN20040315_161854_000000542025_00097_10672_0561.N1	15-MAR-2004 16:18:54	Twilight_and_stray	53.500	11	53Alp Aql	0.76500	8000.0	107	10672	No
308	GOM_NL__2PRFIN20040315_162904_000000492025_00097_10672_0562.N1	15-MAR-2004 16:29:04	Dark	48.500	155	41Pi Sgr	2.9000	6600.0	97	10672	No
309	GOM_NL__2PRFIN20040315_163107_000000482025_00097_10672_0563.N1	15-MAR-2004 16:31:07	Dark	48.000	57	34Sig Sgr	2.0660	26000.	96	10672	No
310	GOM_NL__2PRFIN20040315_163351_000000532025_00097_10672_0564.N1	15-MAR-2004 16:33:51	Dark	52.500	116	19Del Sgr	2.7000	4100.0	105	10672	No
311	GOM_NL__2PRFIN20040315_163550_000000412025_00097_10672_0565.N1	15-MAR-2004 16:35:50	Dark	41.000	45	Alp Pav	1.9400	26000.	82	10672	No
312	GOM_NL__2PRFIN20040315_164127_000000622025_00098_10673_0535.N1	15-MAR-2004 16:41:27	Dark	61.500	75	26Eps Sco	2.2910	4250.0	123	10673	No
313	GOM_NL__2PRFIN20040315_164403_000000942025_00098_10673_0536.N1	15-MAR-2004 16:44:03	Dark	94.000	16	21Alp Sco	1.0200	3000.0	188	10673	No
314	GOM_NL__2PRFIN20040315_164702_000000572025_00098_10673_0537.N1	15-MAR-2004 16:47:02	Dark	57.000	4	Alp1Cen	-0.010000	5800.0	114	10673	No
315	GOM_NL__2PRFIN20040315_164841_000000382025_00098_10673_0538.N1	15-MAR-2004 16:48:41	Dark	37.500	112	Alp Mus	2.6880	26000.	75	10673	No
316	GOM_NL__2PRFIN20040315_165010_000000502025_00098_10673_0539.N1	15-MAR-2004 16:50:10	Dark	49.500	12	Alp1Cru	0.77500	30000.	99	10673	No
317	GOM_NL__2PRFIN20040315_165127_000000542025_00098_10673_0540.N1	15-MAR-2004 16:51:27	Straylight	54.000	26	Gam Cru	1.6240	2900.0	108	10673	No
318	GOM_NL__2PRFIN20040315_165311_000000432025_00098_10673_0541.N1	15-MAR-2004 16:53:11	Straylight	43.000	64	Gam Cen	2.2000	10600.	86	10673	No
319	GOM_NL__2PRFIN20040315_165520_000000402025_00098_10673_0542.N1	15-MAR-2004 16:55:20	Straylight	39.500	113	Mu Vel	2.6920	5000.0	79	10673	No
320	GOM_NL__2PRFIN20040315_170111_000000542025_00098_10673_0543.N1	15-MAR-2004 17:01:11	Straylight	53.500	106	9Bet Crv	2.6480	5600.0	107	10673	No
321	GOM_NL__2PRFIN20040315_170331_000000532025_00098_10673_0544.N1	15-MAR-2004 17:03:31	Twilight_and_stray	52.500	100	4Gam Crv	2.5800	13100.	105	10673	No
322	GOM_NL__2PRFIN20040315_170620_000000922025_00098_10673_0545.N1	15-MAR-2004 17:06:20	Bright	91.500	15	67Alp Vir	0.97600	28000.	183	10673	No
323	GOM_NL__2PRFIN20040315_171007_000000602025_00098_10673_0546.N1	15-MAR-2004 17:10:07	Bright	60.000	121	29Gam Vir	2.7400	7200.0	120	10673	No
324	GOM_NL__2PRFIN20040315_171254_000000412025_00098_10673_0547.N1	15-MAR-2004 17:12:54	Bright	40.500	22	32Alp Leo	1.3600	15200.	81	10673	No
325	GOM_NL__2PRFIN20040315_171510_000000402025_00098_10673_0548.N1	15-MAR-2004 17:15:10	Bright	40.000	51	41Gam1Leo	2.0100	4500.0	80	10673	No
326	GOM_NL__2PRFIN20040315_171654_000000742025_00098_10673_0549.N1	15-MAR-2004 17:16:54	Bright	73.500	138	47Eps Vir	2.8280	4700.0	147	10673	No
327	GOM_NL__2PRFIN20040315_172256_000000432025_00098_10673_0550.N1	15-MAR-2004 17:22:56	Bright	42.500	174	52Psi UMa	3.0040	4400.0	85	10673	No
328	GOM_NL__2PRFIN20040315_172607_000000402025_00098_10673_0551.N1	15-MAR-2004 17:26:07	Bright	39.500	82	48Bet UMa	2.3650	10600.	79	10673	No
329	GOM_NL__2PRFIN20040315_172737_000000402025_00098_10673_0552.N1	15-MAR-2004 17:27:37	Bright	40.000	36	50Alp UMa	1.8000	6300.0	80	10673	No
330	GOM_NL__2PRFIN20040315_172913_000000462025_00098_10673_0553.N1	15-MAR-2004 17:29:13	Bright	45.500	32	77Eps UMa	1.7630	11000.	91	10673	No
331	GOM_NL__2PRFIN20040315_173108_000000552025_00098_10673_0554.N1	15-MAR-2004 17:31:08	Bright	54.500	39	85Eta UMa	1.8540	24000.	109	10673	No
332	GOM_NL__2PRFIN20040315_173500_000000382025_00098_10673_0555.N1	15-MAR-2004 17:35:00	Bright	37.500	49	1Alp UMi	1.9900	6300.0	75	10673	No
333	GOM_NL__2PRFIN20040315_173845_000000502025_00098_10673_0556.N1	15-MAR-2004 17:38:45	Bright	49.500	119	14Eta Dra	2.7270	4700.0	99	10673	No
334	GOM_NL__2PRFIN20040315_174146_000000392025_00098_10673_0557.N1	15-MAR-2004 17:41:46	Bright	39.000	74	11Bet Cas	2.2680	6600.0	78	10673	No
335	GOM_NL__2PRFIN20040315_174342_000000542025_00098_10673_0558.N1	15-MAR-2004 17:43:42	Bright	53.500	130	23Bet Dra	2.7990	5800.0	107	10673	No
336	GOM_NL__2PRFIN20040315_174753_000000372025_00098_10673_0559.N1	15-MAR-2004 17:47:53	Bright	37.000	19	50Alp Cyg	1.2460	10500.	74	10673	No
337	GOM_NL__2PRFIN20040315_174927_000000412025_00098_10673_0560.N1	15-MAR-2004 17:49:27	Bright	40.500	66	37Gam Cyg	2.2080	5900.0	81	10673	No

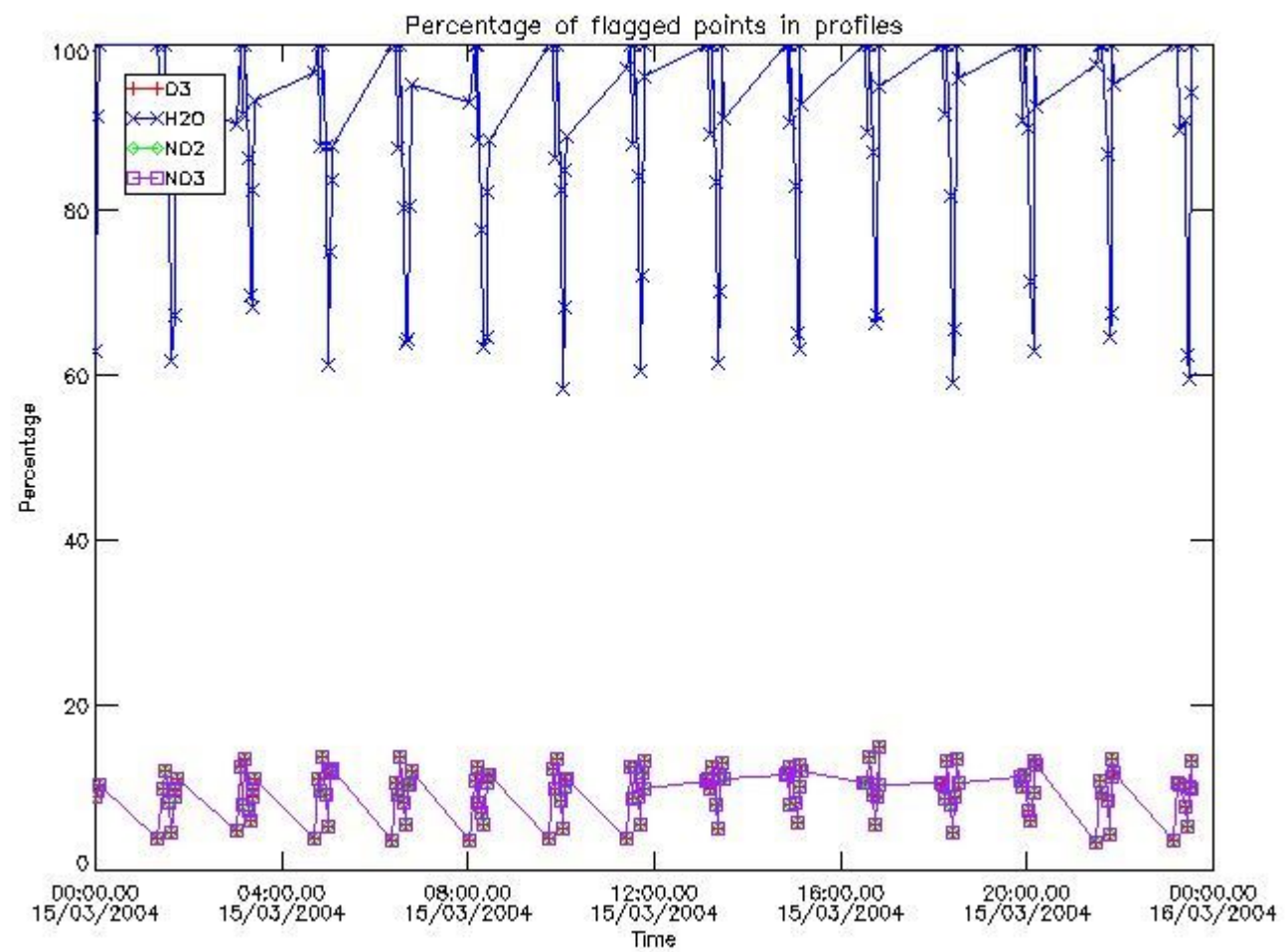
338	GOM_NL__2PRFIN20040315_175111_000000382025_00098_10673_0561.N1	15-MAR-2004 17:51:11	Bright	38.000	92	53Eps Cyg	2.5000	4500.0	76	10673	No
339	GOM_NL__2PRFIN20040315_175931_000000532025_00098_10673_0562.N1	15-MAR-2004 17:59:31	Tw_i_and_stray	53.000	11	53Alp Aql	0.76500	8000.0	106	10673	No
340	GOM_NL__2PRFIN20040315_180941_000000482025_00098_10673_0563.N1	15-MAR-2004 18:09:41	Dark	48.000	155	41Pi Sgr	2.9000	6600.0	96	10673	No
341	GOM_NL__2PRFIN20040315_181144_000000492025_00098_10673_0564.N1	15-MAR-2004 18:11:44	Dark	49.000	57	34Sig Sgr	2.0660	26000.	98	10673	No
342	GOM_NL__2PRFIN20040315_181429_000000602025_00098_10673_0565.N1	15-MAR-2004 18:14:29	Dark	59.500	116	19Del Sgr	2.7000	4100.0	119	10673	No
343	GOM_NL__2PRFIN20040315_181626_000000392025_00098_10673_0566.N1	15-MAR-2004 18:16:26	Dark	38.500	45	Alp Pav	1.9400	26000.	77	10673	No
344	GOM_NL__2PRFIN20040315_182204_000000642025_00099_10674_0555.N1	15-MAR-2004 18:22:04	Dark	63.500	75	26Eps Sco	2.2910	4250.0	127	10674	No
345	GOM_NL__2PRFIN20040315_182440_000001152025_00099_10674_0556.N1	15-MAR-2004 18:24:40	Dark	115.00	16	21Alp Sco	1.0200	3000.0	230	10674	No
346	GOM_NL__2PRFIN20040315_182738_000000572025_00099_10674_0557.N1	15-MAR-2004 18:27:38	Dark	57.000	4	Alp1Cen	-0.010000	5800.0	114	10674	No
347	GOM_NL__2PRFIN20040315_182918_000000382025_00099_10674_0558.N1	15-MAR-2004 18:29:18	Dark	38.000	112	Alp Mus	2.6880	26000.	76	10674	No
348	GOM_NL__2PRFIN20040315_183047_000000492025_00099_10674_0559.N1	15-MAR-2004 18:30:47	Dark	48.500	12	Alp1Cru	0.77500	30000.	97	10674	No
349	GOM_NL__2PRFIN20040315_183204_000000512025_00099_10674_0560.N1	15-MAR-2004 18:32:04	Straylight	50.500	26	Gam Cru	1.6240	2900.0	101	10674	No
350	GOM_NL__2PRFIN20040315_183348_000000422025_00099_10674_0561.N1	15-MAR-2004 18:33:48	Straylight	42.000	64	Gam Cen	2.2000	10600.	84	10674	No
351	GOM_NL__2PRFIN20040315_183557_000000432025_00099_10674_0562.N1	15-MAR-2004 18:35:57	Straylight	43.000	113	Mu Vel	2.6920	5000.0	86	10674	No
352	GOM_NL__2PRFIN20040315_184147_000000572025_00099_10674_0563.N1	15-MAR-2004 18:41:47	Straylight	57.000	106	9Bet Crv	2.6480	5600.0	114	10674	No
353	GOM_NL__2PRFIN20040315_184407_000000512025_00099_10674_0564.N1	15-MAR-2004 18:44:07	Tw_i_and_stray	51.000	100	4Gam Crv	2.5800	13100.	102	10674	No
354	GOM_NL__2PRFIN20040315_184656_000000892025_00099_10674_0565.N1	15-MAR-2004 18:46:56	Bright	89.000	15	67Alp Vir	0.97600	28000.	178	10674	No
355	GOM_NL__2PRFIN20040315_185043_000000592025_00099_10674_0566.N1	15-MAR-2004 18:50:43	Bright	59.000	121	29Gam Vir	2.7400	7200.0	118	10674	No
356	GOM_NL__2PRFIN20040315_185331_000000402025_00099_10674_0567.N1	15-MAR-2004 18:53:31	Bright	39.500	22	32Alp Leo	1.3600	15200.	79	10674	No
357	GOM_NL__2PRFIN20040315_185546_000000412025_00099_10674_0568.N1	15-MAR-2004 18:55:46	Bright	40.500	51	41Gam1Leo	2.0100	4500.0	81	10674	No
358	GOM_NL__2PRFIN20040315_185728_000000762025_00099_10674_0569.N1	15-MAR-2004 18:57:28	Bright	75.500	138	47Eps Vir	2.8280	4700.0	151	10674	No
359	GOM_NL__2PRFIN20040315_190332_000000402025_00099_10674_0570.N1	15-MAR-2004 19:03:32	Bright	40.000	174	52Psi UMa	3.0040	4400.0	80	10674	No
360	GOM_NL__2PRFIN20040315_190643_000000402025_00099_10674_0571.N1	15-MAR-2004 19:06:43	Bright	39.500	82	48Bet UMa	2.3650	10600.	79	10674	No
361	GOM_NL__2PRFIN20040315_190813_000000392025_00099_10674_0572.N1	15-MAR-2004 19:08:13	Bright	39.000	36	50Alp UMa	1.8000	6300.0	78	10674	No
362	GOM_NL__2PRFIN20040315_190948_000000462025_00099_10674_0573.N1	15-MAR-2004 19:09:48	Bright	45.500	32	77Eps UMa	1.7630	11000.	91	10674	No
363	GOM_NL__2PRFIN20040315_191143_000000582025_00099_10674_0574.N1	15-MAR-2004 19:11:43	Bright	57.500	39	85Eta UMa	1.8540	24000.	115	10674	No
364	GOM_NL__2PRFIN20040315_191536_000000382025_00099_10674_0575.N1	15-MAR-2004 19:15:36	Bright	38.000	49	1Alp UMi	1.9900	6300.0	76	10674	No
365	GOM_NL__2PRFIN20040315_191921_000000512025_00099_10674_0576.N1	15-MAR-2004 19:19:21	Bright	50.500	119	14Eta Dra	2.7270	4700.0	101	10674	No
366	GOM_NL__2PRFIN20040315_192221_000000392025_00099_10674_0577.N1	15-MAR-2004 19:22:21	Bright	38.500	74	11Bet Cas	2.2680	6600.0	77	10674	No
367	GOM_NL__2PRFIN20040315_192418_000000542025_00099_10674_0578.N1	15-MAR-2004 19:24:18	Bright	53.500	130	23Bet Dra	2.7990	5800.0	107	10674	No
368	GOM_NL__2PRFIN20040315_192829_000000412025_00099_10674_0579.N1	15-MAR-2004 19:28:29	Bright	40.500	19	50Alp Cyg	1.2460	10500.	81	10674	No
369	GOM_NL__2PRFIN20040315_193003_000000412025_00099_10674_0580.N1	15-MAR-2004 19:30:03	Bright	40.500	66	37Gam Cyg	2.2080	5900.0	81	10674	No
370	GOM_NL__2PRFIN20040315_193147_000000382025_00099_10674_0581.N1	15-MAR-2004 19:31:47	Bright	37.500	92	53Eps Cyg	2.5000	4500.0	75	10674	No
371	GOM_NL__2PRFIN20040315_194007_000000592025_00099_10674_0582.N1	15-MAR-2004 19:40:07	Tw_i_and_stray	58.500	11	53Alp Aql	0.76500	8000.0	117	10674	No
372	GOM_NL__2PRFIN20040315_195018_000000502025_00099_10674_0583.N1	15-MAR-2004 19:50:18	Dark	49.500	155	41Pi Sgr	2.9000	6600.0	99	10674	No
373	GOM_NL__2PRFIN20040315_195220_000000482025_00099_10674_0584.N1	15-MAR-2004 19:52:20	Dark	47.500	57	34Sig Sgr	2.0660	26000.	95	10674	No
374	GOM_NL__2PRFIN20040315_195506_000000502025_00099_10674_0585.N1	15-MAR-2004 19:55:06	Dark	50.000	116	19Del Sgr	2.7000	4100.0	100	10674	No
375	GOM_NL__2PRFIN20040315_195702_000000442025_00099_10674_0586.N1	15-MAR-2004 19:57:02	Dark	44.000	45	Alp Pav	1.9400	26000.	88	10674	No
376	GOM_NL__2PRFIN20040315_200242_000000702025_00100_10675_0556.N1	15-MAR-2004 20:02:42	Dark	70.000	75	26Eps Sco	2.2910	4250.0	140	10675	No
377	GOM_NL__2PRFIN20040315_200518_000000862025_00100_10675_0557.N1	15-MAR-2004 20:05:18	Dark	86.000	16	21Alp Sco	1.0200	3000.0	172	10675	No
378	GOM_NL__2PRFIN20040315_200815_000000552025_00100_10675_0558.N1	15-MAR-2004 20:08:15	Dark	54.500	4	Alp1Cen	-0.010000	5800.0	109	10675	No
379	GOM_NL__2PRFIN20040315_200954_000000392025_00100_10675_0559.N1	15-MAR-2004 20:09:54	Dark	38.500	112	Alp Mus	2.6880	26000.	77	10675	No
380	GOM_NL__2PRFIN20040315_201124_000000402025_00100_10675_0560.N1	15-MAR-2004 20:11:24	Dark	40.000	12	Alp1Cru	0.77500	30000.	80	10675	No
381	GOM_NL__2PRFIN20040315_201240_000000542025_00100_10675_0561.N1	15-MAR-2004 20:12:40	Straylight	53.500	26	Gam Cru	1.6240	2900.0	107	10675	No
382	GOM_NL__2PRFIN20040315_201445_000000662025_00100_10675_0562.N1	15-MAR-2004 20:14:45	Straylight	65.500	54	5The Cen	2.0550	4500.0	131	10675	No
383	GOM_NL__2PRFIN20040315_201636_000000532025_00100_10675_0563.N1	15-MAR-2004 20:16:36	Straylight	52.500	123	lot Cen	2.7500	10200.	105	10675	No
384	GOM_NL__2PRFIN20040315_202224_000000532025_00100_10675_0564.N1	15-MAR-2004 20:22:24	Straylight	53.000	106	9Bet Crv	2.6480	5600.0	106	10675	No
385	GOM_NL__2PRFIN20040315_202443_000000552025_00100_10675_0565.N1	15-MAR-2004 20:24:43	Tw_i_and_stray	55.000	100	4Gam Crv	2.5800	13100.	110	10675	No
386	GOM_NL__2PRFIN20040315_202731_000000912025_00100_10675_0566.N1	15-MAR-2004 20:27:31	Bright	90.500	15	67Alp Vir	0.97600	28000.	181	10675	No
387	GOM_NL__2PRFIN20040315_203118_000000612025_00100_10675_0567.N1	15-MAR-2004 20:31:18	Bright	61.000	121	29Gam Vir	2.7400	7200.0	122	10675	No
388	GOM_NL__2PRFIN20040315_203407_000000392025_00100_10675_0568.N1	15-MAR-2004 20:34:07	Bright	39.000	22	32Alp Leo	1.3600	15200.	78	10675	No
389	GOM_NL__2PRFIN20040315_203622_000000392025_00100_10675_0569.N1	15-MAR-2004 20:36:22	Bright	39.000	51	41Gam1Leo	2.0100	4500.0	78	10675	No
390	GOM_NL__2PRFIN20040315_203803_000001122025_00100_10675_0570.N1	15-MAR-2004 20:38:03	Bright	112.00	138	47Eps Vir	2.8280	4700.0	224	10675	No
391	GOM_NL__2PRFIN20040315_204407_000000402025_00100_10675_0571.N1	15-MAR-2004 20:44:07	Bright	39.500	174	52Psi UMa	3.0040	4400.0	79	10675	No
392	GOM_NL__2PRFIN20040315_204718_000000392025_00100_10675_0572.N1	15-MAR-2004 20:47:18	Bright	38.500	82	48Bet UMa	2.3650	10600.	77	10675	No
393	GOM_NL__2PRFIN20040315_204848_000000402025_00100_10675_0573.N1	15-MAR-2004 20:48:48	Bright	40.000	36	50Alp UMa	1.8000	6300.0	80	10675	No
394	GOM_NL__2PRFIN20040315_205023_000000472025_00100_10675_0574.N1	15-MAR-2004 20:50:23	Bright	46.500	32	77Eps UMa	1.7630	11000.	93	10675	No
395	GOM_NL__2PRFIN20040315_205217_000000522025_00100_10675_0575.N1	15-MAR-2004 20:52:17	Bright	51.500	39	85Eta UMa	1.8540	24000.	103	10675	No
396	GOM_NL__2PRFIN20040315_205612_000000372025_00100_10675_0576.N1	15-MAR-2004 20:56:12	Bright	37.000	49	1Alp UMi	1.9900	6300.0	74	10675	No

397	GOM_NL__2PRFIN20040315_205956_000000482025_00100_10675_0577.N1	15-MAR-2004 20:59:56	Bright	48.000	119	14Eta Dra	2.7270	4700.0	96	10675	No
398	GOM_NL__2PRFIN20040315_210258_000000382025_00100_10675_0578.N1	15-MAR-2004 21:02:58	Bright	38.000	74	11Bet Cas	2.2680	6600.0	76	10675	No
399	GOM_NL__2PRFIN20040315_210454_000000512025_00100_10675_0579.N1	15-MAR-2004 21:04:54	Bright	50.500	130	23Bet Dra	2.7990	5800.0	101	10675	No
400	GOM_NL__2PRFIN20040315_210905_000000382025_00100_10675_0580.N1	15-MAR-2004 21:09:05	Bright	38.000	19	50Alp Cyg	1.2460	10500.	76	10675	No
401	GOM_NL__2PRFIN20040315_211039_000000402025_00100_10675_0581.N1	15-MAR-2004 21:10:39	Bright	40.000	66	37Gam Cyg	2.2080	5900.0	80	10675	No
402	GOM_NL__2PRFIN20040315_211223_000000382025_00100_10675_0582.N1	15-MAR-2004 21:12:23	Bright	38.000	92	53Eps Cyg	2.5000	4500.0	76	10675	No
403	GOM_NL__2PRFIN20040315_212044_000000522025_00100_10675_0583.N1	15-MAR-2004 21:20:44	Twilight	52.000	11	53Alp Aql	0.76500	8000.0	104	10675	No
404	GOM_NL__2PRFIN20040315_212744_000001512025_00100_10675_0584.N1	15-MAR-2004 21:27:44	Dark	150.50	59	55Alp Oph	2.0800	8900.0	301	10675	No
405	GOM_NL__2PRFIN20040315_213257_000000472025_00100_10675_0585.N1	15-MAR-2004 21:32:57	Dark	47.000	57	34Sig Sgr	2.0660	26000.	94	10675	No
406	GOM_NL__2PRFIN20040315_213625_000000602025_00100_10675_0586.N1	15-MAR-2004 21:36:25	Dark	60.000	38	20Eps Sgr	1.8360	11000.	120	10675	No
407	GOM_NL__2PRFIN20040315_214319_000000612025_00101_10676_0559.N1	15-MAR-2004 21:43:19	Dark	61.000	75	26Eps Sco	2.2910	4250.0	122	10676	No
408	GOM_NL__2PRFIN20040315_214556_000001162025_00101_10676_0560.N1	15-MAR-2004 21:45:56	Dark	116.00	16	21Alp Sco	1.0200	3000.0	232	10676	No
409	GOM_NL__2PRFIN20040315_214851_000000452025_00101_10676_0561.N1	15-MAR-2004 21:48:51	Dark	45.000	4	Alp1Cen	-0.010000	5800.0	90	10676	No
410	GOM_NL__2PRFIN20040315_215030_000000382025_00101_10676_0562.N1	15-MAR-2004 21:50:30	Dark	38.000	112	Alp Mus	2.6880	26000.	76	10676	No
411	GOM_NL__2PRFIN20040315_215200_000000432025_00101_10676_0563.N1	15-MAR-2004 21:52:00	Dark	43.000	12	Alp1Cru	0.77500	30000.	86	10676	No
412	GOM_NL__2PRFIN20040315_215316_000000462025_00101_10676_0564.N1	15-MAR-2004 21:53:16	Straylight	46.000	26	Gam Cru	1.6240	2900.0	92	10676	No
413	GOM_NL__2PRFIN20040315_215522_000000632025_00101_10676_0565.N1	15-MAR-2004 21:55:22	Straylight	63.000	54	5The Cen	2.0550	4500.0	126	10676	No
414	GOM_NL__2PRFIN20040315_215712_000000502025_00101_10676_0566.N1	15-MAR-2004 21:57:12	Straylight	50.000	123	lot Cen	2.7500	10200.	100	10676	No
415	GOM_NL__2PRFIN20040315_220259_000000552025_00101_10676_0567.N1	15-MAR-2004 22:02:59	Straylight	54.500	106	9Bet Crv	2.6480	5600.0	109	10676	No
416	GOM_NL__2PRFIN20040315_220520_000000532025_00101_10676_0568.N1	15-MAR-2004 22:05:20	Twilight	52.500	100	4Gam Crv	2.5800	13100.	105	10676	No
417	GOM_NL__2PRFIN20040315_220806_000000912025_00101_10676_0569.N1	15-MAR-2004 22:08:06	Bright	91.000	15	67Alp Vir	0.97600	28000.	182	10676	No
418	GOM_NL__2PRFIN20040315_221154_000000602025_00101_10676_0570.N1	15-MAR-2004 22:11:54	Bright	60.000	121	29Gam Vir	2.7400	7200.0	120	10676	No
419	GOM_NL__2PRFIN20040315_221442_000000392025_00101_10676_0571.N1	15-MAR-2004 22:14:42	Bright	39.000	22	32Alp Leo	1.3600	15200.	78	10676	No
420	GOM_NL__2PRFIN20040315_221658_000000392025_00101_10676_0572.N1	15-MAR-2004 22:16:58	Bright	39.000	51	41Gam1Leo	2.0100	4500.0	78	10676	No
421	GOM_NL__2PRFIN20040315_221837_000000742025_00101_10676_0573.N1	15-MAR-2004 22:18:37	Bright	73.500	138	47Eps Vir	2.8280	4700.0	147	10676	No
422	GOM_NL__2PRFIN20040315_222443_000000402025_00101_10676_0574.N1	15-MAR-2004 22:24:43	Bright	39.500	174	52Psi UMa	3.0040	4400.0	79	10676	No
423	GOM_NL__2PRFIN20040315_222754_000000402025_00101_10676_0575.N1	15-MAR-2004 22:27:54	Bright	39.500	82	48Bet UMa	2.3650	10600.	79	10676	No
424	GOM_NL__2PRFIN20040315_222923_000000422025_00101_10676_0576.N1	15-MAR-2004 22:29:23	Bright	41.500	36	50Alp UMa	1.8000	6300.0	83	10676	No
425	GOM_NL__2PRFIN20040315_223058_000000472025_00101_10676_0577.N1	15-MAR-2004 22:30:58	Bright	46.500	32	77Eps UMa	1.7630	11000.	93	10676	No
426	GOM_NL__2PRFIN20040315_223252_000000562025_00101_10676_0578.N1	15-MAR-2004 22:32:52	Bright	55.500	39	85Eta UMa	1.8540	24000.	111	10676	No
427	GOM_NL__2PRFIN20040315_223648_000000382025_00101_10676_0579.N1	15-MAR-2004 22:36:48	Bright	37.500	49	1Alp UMi	1.9900	6300.0	75	10676	No
428	GOM_NL__2PRFIN20040315_224031_000000472025_00101_10676_0580.N1	15-MAR-2004 22:40:31	Bright	47.000	119	14Eta Dra	2.7270	4700.0	94	10676	No
429	GOM_NL__2PRFIN20040315_224335_000000392025_00101_10676_0581.N1	15-MAR-2004 22:43:35	Bright	39.000	74	11Bet Cas	2.2680	6600.0	78	10676	No
430	GOM_NL__2PRFIN20040315_224529_000000552025_00101_10676_0582.N1	15-MAR-2004 22:45:29	Bright	54.500	130	23Bet Dra	2.7990	5800.0	109	10676	No
431	GOM_NL__2PRFIN20040315_224941_000000402025_00101_10676_0583.N1	15-MAR-2004 22:49:41	Bright	39.500	19	50Alp Cyg	1.2460	10500.	79	10676	No
432	GOM_NL__2PRFIN20040315_225115_000000392025_00101_10676_0584.N1	15-MAR-2004 22:51:15	Bright	38.500	66	37Gam Cyg	2.2080	5900.0	77	10676	No
433	GOM_NL__2PRFIN20040315_225259_000000372025_00101_10676_0585.N1	15-MAR-2004 22:52:59	Bright	37.000	92	53Eps Cyg	2.5000	4500.0	74	10676	No
434	GOM_NL__2PRFIN20040315_230120_000000532025_00101_10676_0586.N1	15-MAR-2004 23:01:20	Twilight	53.000	11	53Alp Aql	0.76500	8000.0	106	10676	No
435	GOM_NL__2PRFIN20040315_230823_000001442025_00101_10676_0587.N1	15-MAR-2004 23:08:23	Dark	143.50	59	55Alp Oph	2.0800	8900.0	287	10676	No
436	GOM_NL__2PRFIN20040315_231333_000000532025_00101_10676_0588.N1	15-MAR-2004 23:13:33	Dark	52.500	57	34Sig Sgr	2.0660	26000.	105	10676	No
437	GOM_NL__2PRFIN20040315_231702_000000492025_00101_10676_0589.N1	15-MAR-2004 23:17:02	Dark	49.000	38	20Eps Sgr	1.8360	11000.	98	10676	No
438	GOM_NL__2PRFIN20040315_232356_000000662025_00102_10677_0559.N1	15-MAR-2004 23:23:56	Dark	65.500	75	26Eps Sco	2.2910	4250.0	131	10677	No
439	GOM_NL__2PRFIN20040315_232634_000001072025_00102_10677_0560.N1	15-MAR-2004 23:26:34	Dark	107.00	16	21Alp Sco	1.0200	3000.0	214	10677	No
440	GOM_NL__2PRFIN20040315_232927_000000502025_00102_10677_0561.N1	15-MAR-2004 23:29:27	Dark	50.000	4	Alp1Cen	-0.010000	5800.0	100	10677	No
441	GOM_NL__2PRFIN20040315_233106_000000392025_00102_10677_0562.N1	15-MAR-2004 23:31:06	Dark	38.500	112	Alp Mus	2.6880	26000.	77	10677	No
442	GOM_NL__2PRFIN20040315_233236_000000522025_00102_10677_0563.N1	15-MAR-2004 23:32:36	Dark	51.500	12	Alp1Cru	0.77500	30000.	103	10677	No
443	GOM_NL__2PRFIN20040315_233353_000000542025_00102_10677_0564.N1	15-MAR-2004 23:33:53	Straylight	54.000	26	Gam Cru	1.6240	2900.0	108	10677	No
444	GOM_NL__2PRFIN20040315_233556_000000662025_00102_10677_0565.N1	15-MAR-2004 23:35:56	Straylight	65.500	54	5The Cen	2.0550	4500.0	131	10677	No
445	GOM_NL__2PRFIN20040315_233749_000000532025_00102_10677_0566.N1	15-MAR-2004 23:37:49	Straylight	53.000	123	lot Cen	2.7500	10200.	106	10677	No
446	GOM_NL__2PRFIN20040315_234336_000000572025_00102_10677_0567.N1	15-MAR-2004 23:43:36	Straylight	56.500	106	9Bet Crv	2.6480	5600.0	113	10677	No
447	GOM_NL__2PRFIN20040315_234555_000000542025_00102_10677_0568.N1	15-MAR-2004 23:45:55	Twilight	54.000	100	4Gam Crv	2.5800	13100.	108	10677	No
448	GOM_NL__2PRFIN20040315_234842_000000862025_00102_10677_0569.N1	15-MAR-2004 23:48:42	Bright	86.000	15	67Alp Vir	0.97600	28000.	172	10677	No
449	GOM_NL__2PRFIN20040315_235229_000000602025_00102_10677_0570.N1	15-MAR-2004 23:52:29	Bright	59.500	121	29Gam Vir	2.7400	7200.0	119	10677	No
450	GOM_NL__2PRFIN20040315_235518_000000402025_00102_10677_0571.N1	15-MAR-2004 23:55:18	Bright	40.000	22	32Alp Leo	1.3600	15200.	80	10677	No
451	GOM_NL__2PRFIN20040315_235733_000000402025_00102_10677_0572.N1	15-MAR-2004 23:57:33	Bright	39.500	51	41Gam1Leo	2.0100	4500.0	79	10677	No
452	GOM_NL__2PRFIN20040315_235912_000000722025_00102_10677_0573.N1	15-MAR-2004 23:59:12	Bright	72.000	138	47Eps Vir	2.8280	4700.0	144	10677	No

3. Quality information per product

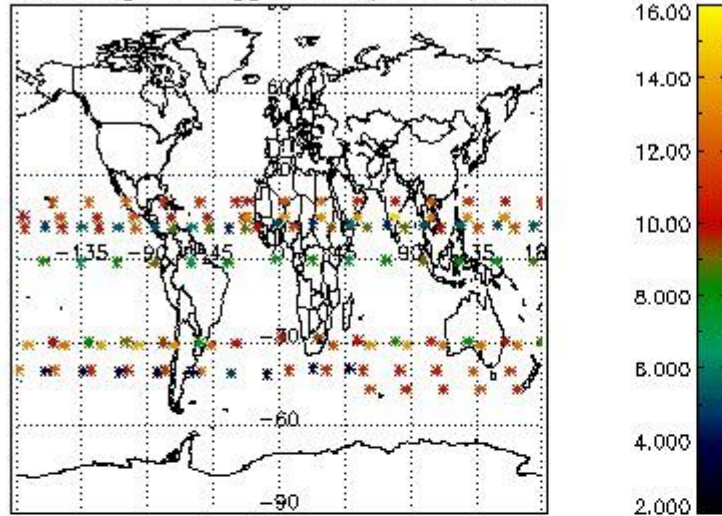
In this section it is plotted some information contained in the Quality Summary data set of the level 2 products. Only products in dark limb conditions and without errors (error flag in the MPH set to "0") are used.

3.1 Plot quality information per product (time dependant)

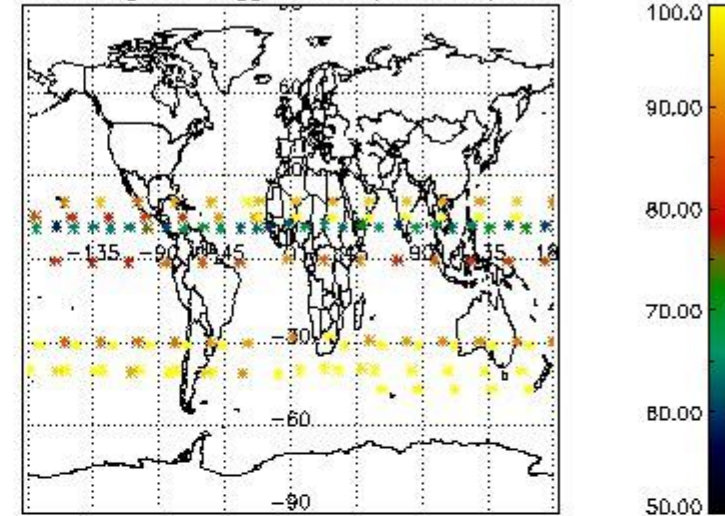


3.2 Plot quality information per product (world map)

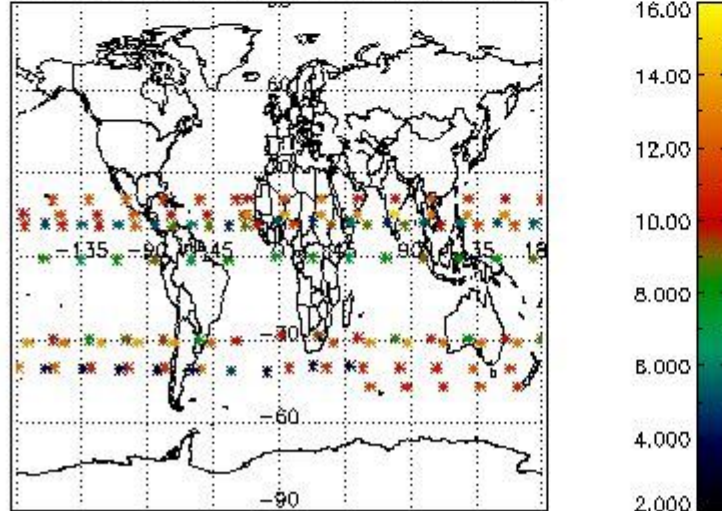
Percentage of flagged data per O3 profile



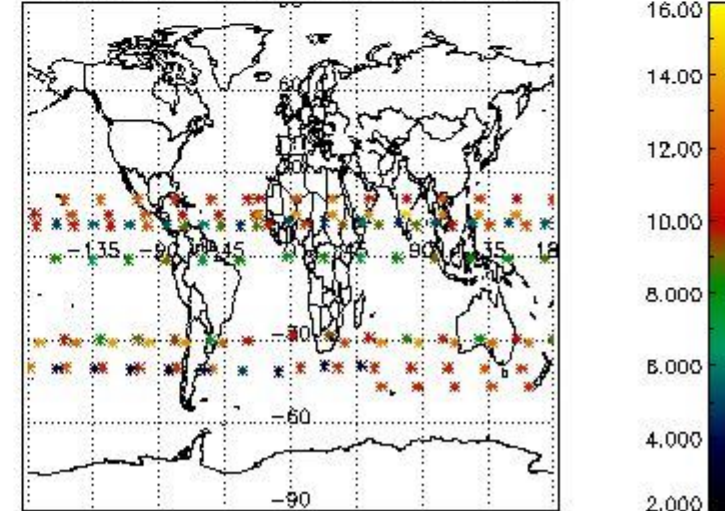
Percentage of flagged data per H2O profile



Percentage of flagged data per NO2 profile



Percentage of flagged data per NO3 profile

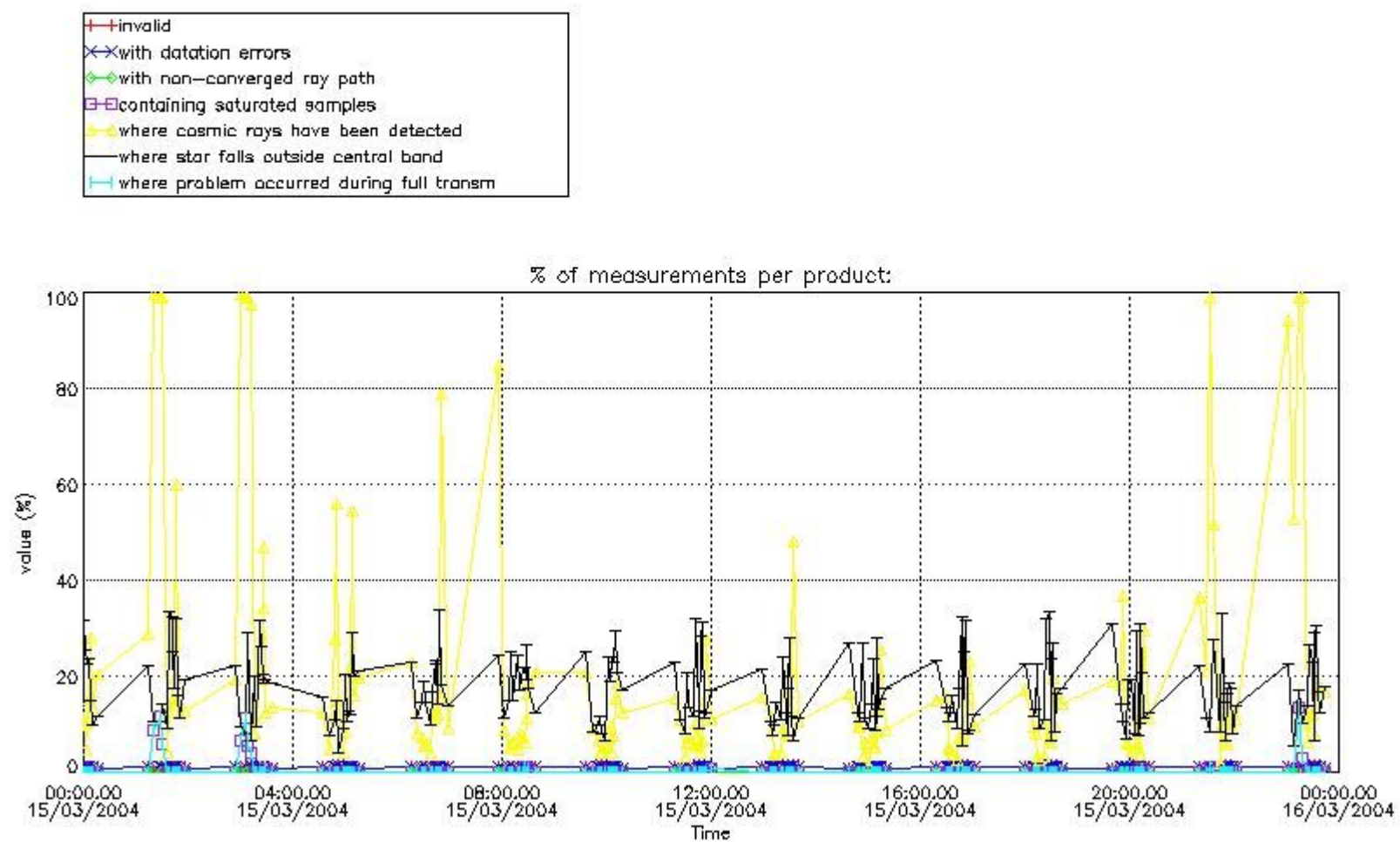


4. Level 1 quality information per product

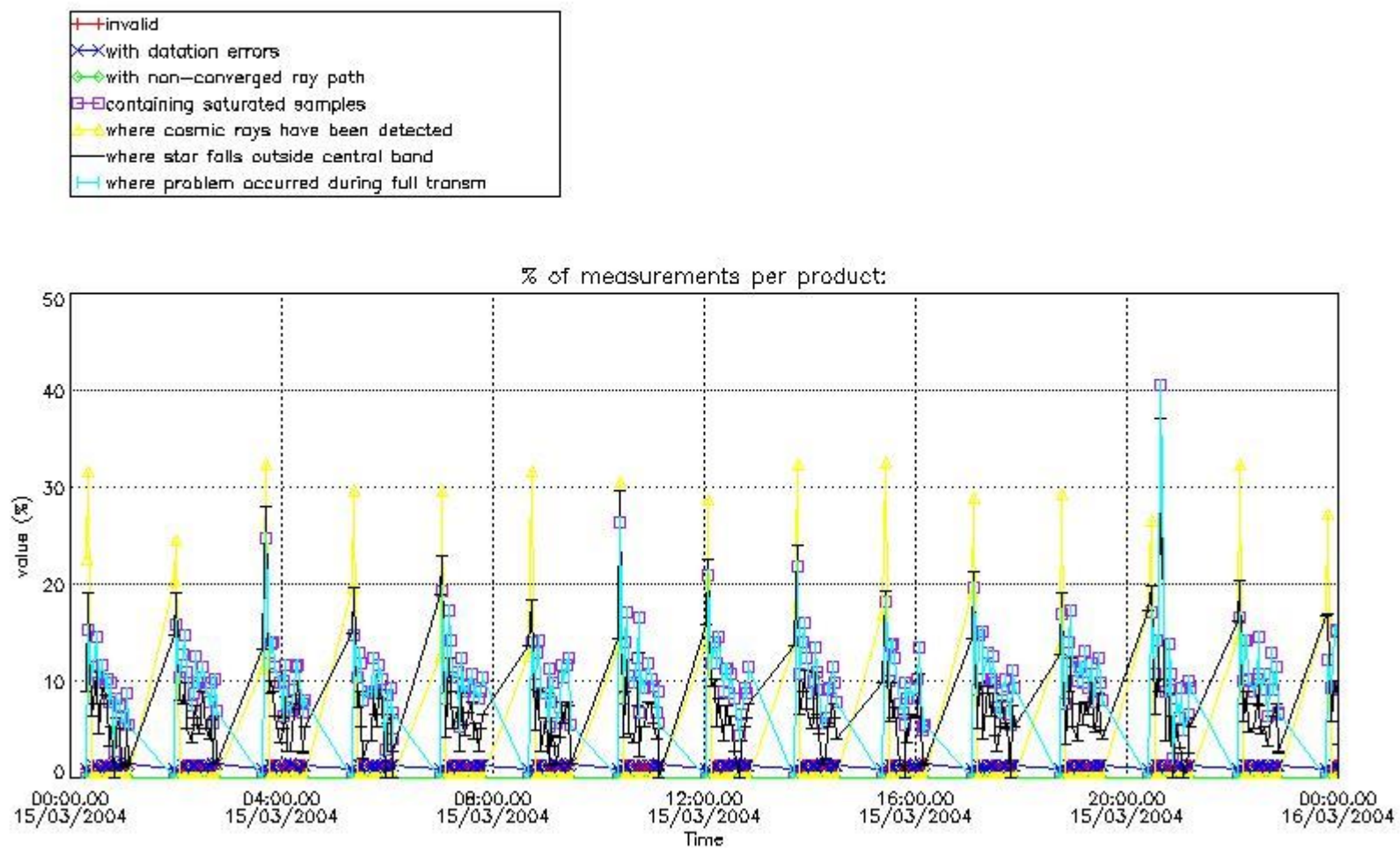
In this section it is plotted some information contained in the Quality Summary data set of the level 2 products that comes from the level 1b processing. Products without errors (error flag in the MPH set to "0") are used.

4.1 Plot quality information per product (time dependant) coming from level 1b processing

4.1.1 Plot level 1 quality information per product (time dependant): ENVISAT ASCENDING passes



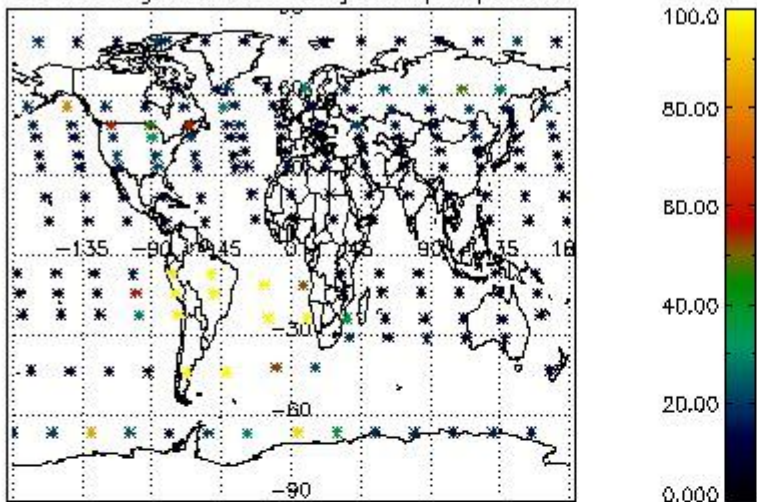
4.1.2 Plot level 1 quality information per product (time dependant): ENVI SAT DESCENDING passes



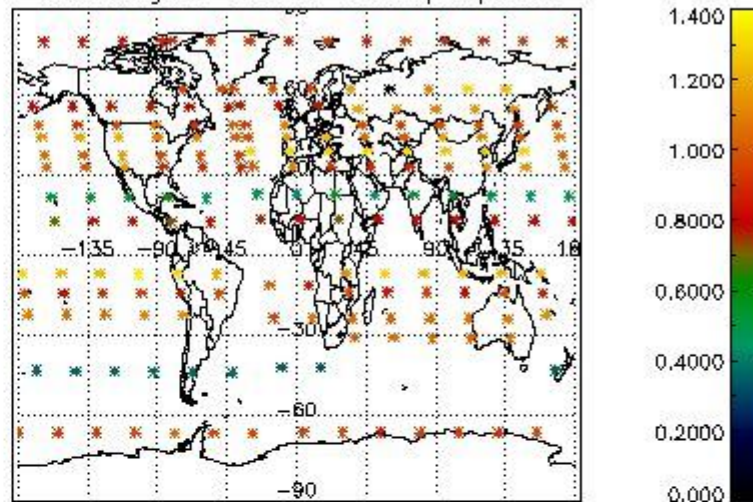
4.2 Plot quality information per product coming from level 1b processing (world map)

4.2.1 Plot level 1 quality information per product (world map): ENVISAT ASCENDING passes

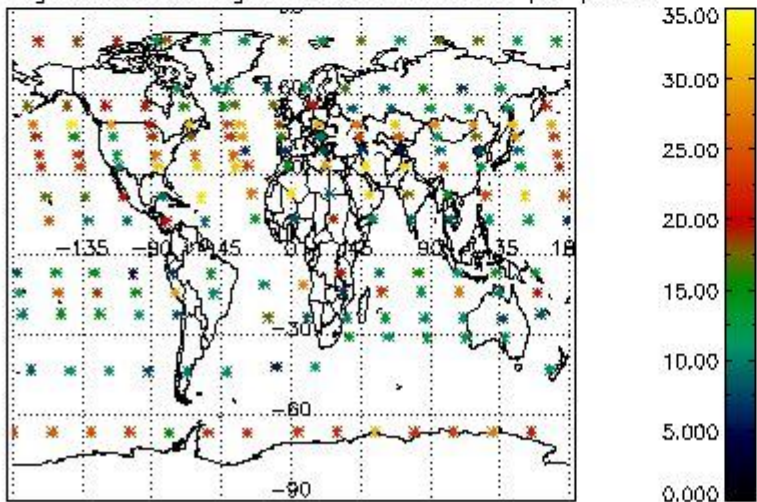
Percentage of cosmic ray hits per profile



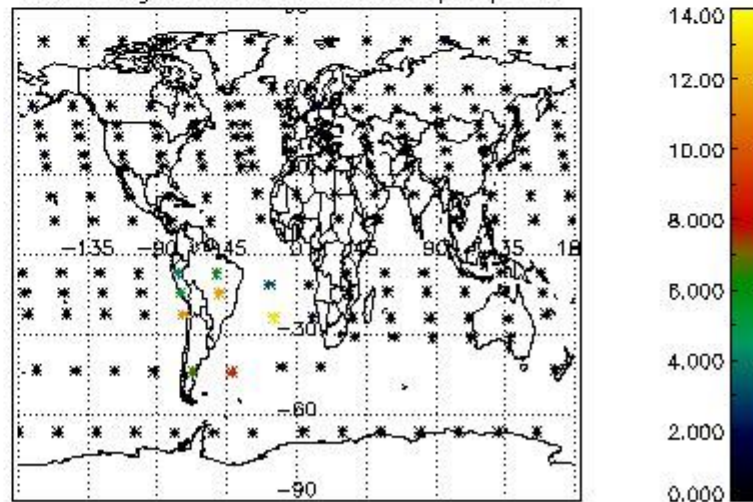
Percentage of datation errors per profile



Percentage of star falling outside central band per profile

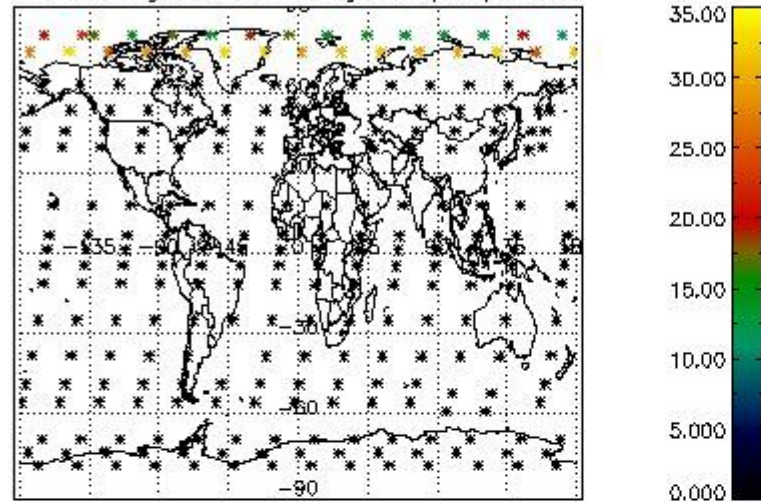


Percentage of saturation errors per profile

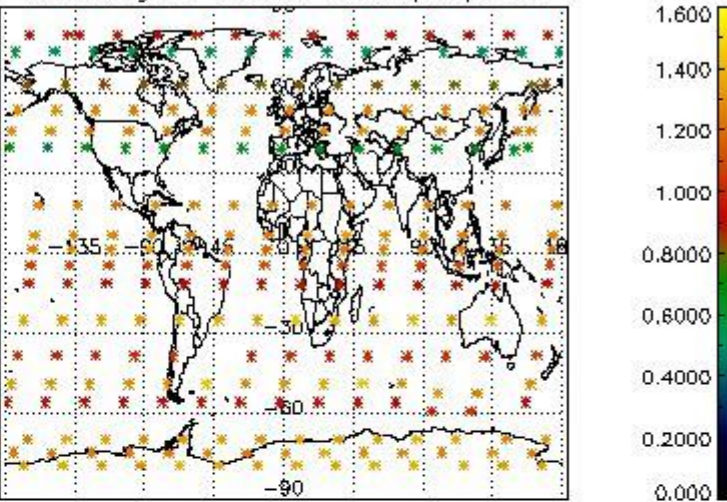


4.2.2 Plot level 1 quality information per product (world map): ENVISAT DESCENDING passes

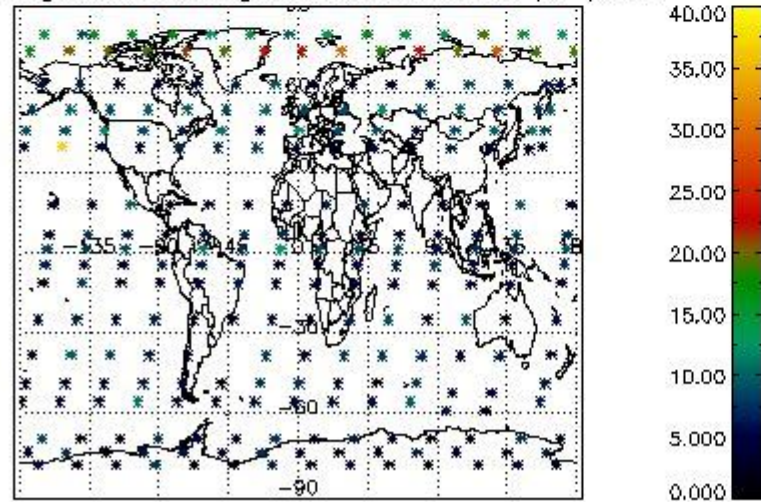
Percentage of cosmic ray hits per profile



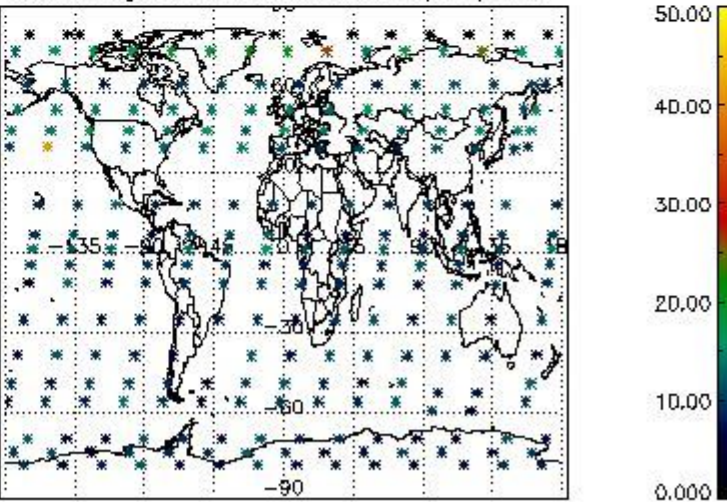
Percentage of datation errors per profile



Percentage of star falling outside central band per profile



Percentage of saturation errors per profile



5. Trace gas profiles

5.1 Ozone statistics based on quality of products

The final quality of the products can be "measured" using the STD (Standard Deviation) attached to every point profile. This information is written to the parameter GOM_NL__2P/NL_LOCAL_SPECIES_DENSITY/o3_std of the level 2 products. The table below shows the statistics for given STD ranges.

The statistics are given with respect to the overall valid production:

- Products without fatal errors: GOM_NL__2P/MPH/PRODUCT_ERR=0
- Valid point profile: GOM_NL__2P/NL_LOCAL_SPECIES_DENSITY/pcd(0)=0

The 'Criteria' is applied to valid points of dark limb products:

- Products in dark limb illumination condition: GOM_NL__2P/NL_SUMMARY_QUALITY/obs_ill_cond=0
- Products without fatal errors: GOM_NL__2P/MPH/PRODUCT_ERR=0
- Valid point profile: GOM_NL__2P/NL_LOCAL_SPECIES_DENSITY/pcd(0)=0

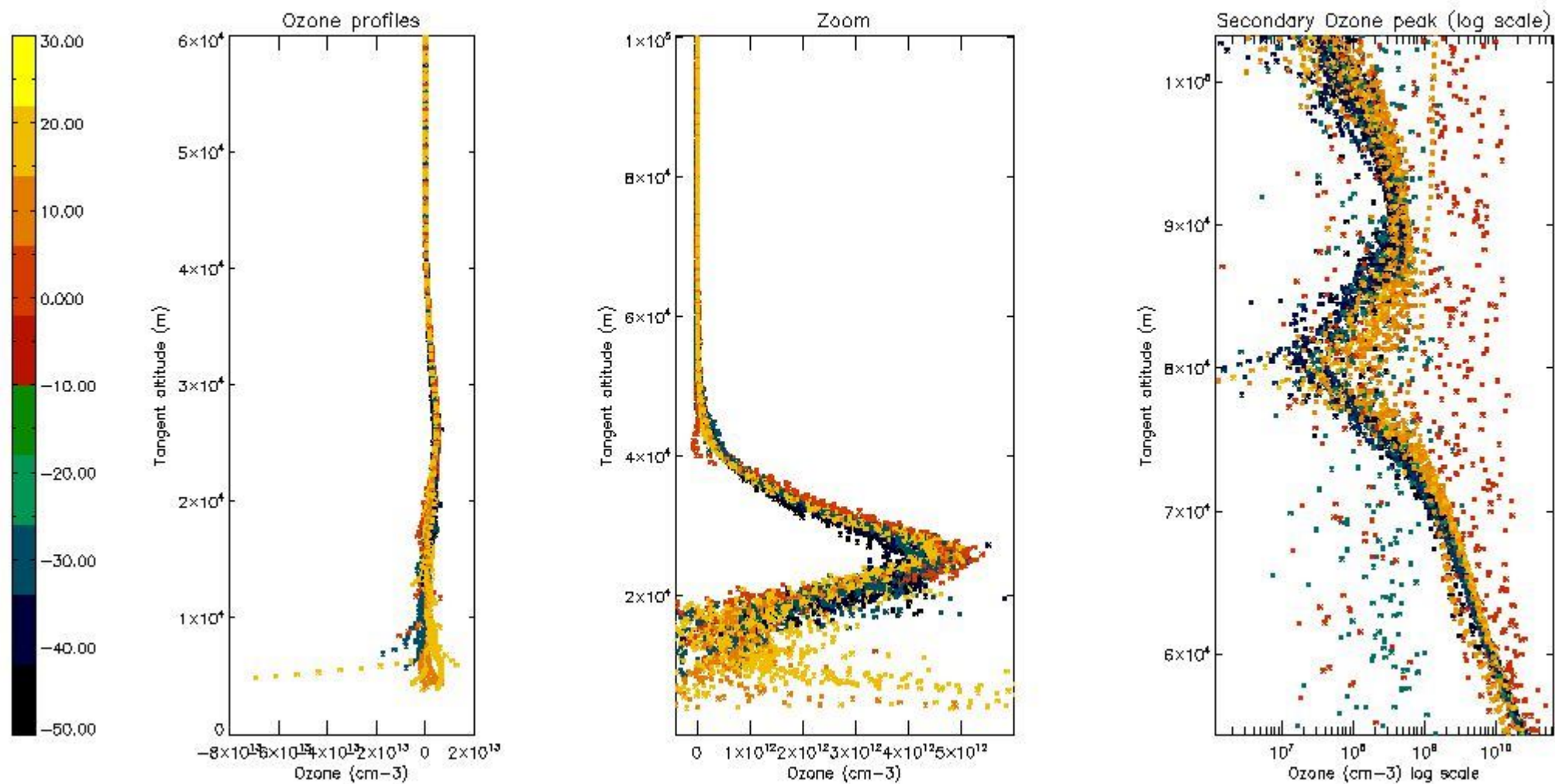
So, the table below shows the percentage of dark limb and valid observations for each criteria with respect to the overall valid daily observations.

Criteria	% of total production
All STD	33
STD < 20	19

STD < 10	16
STD < 5	11

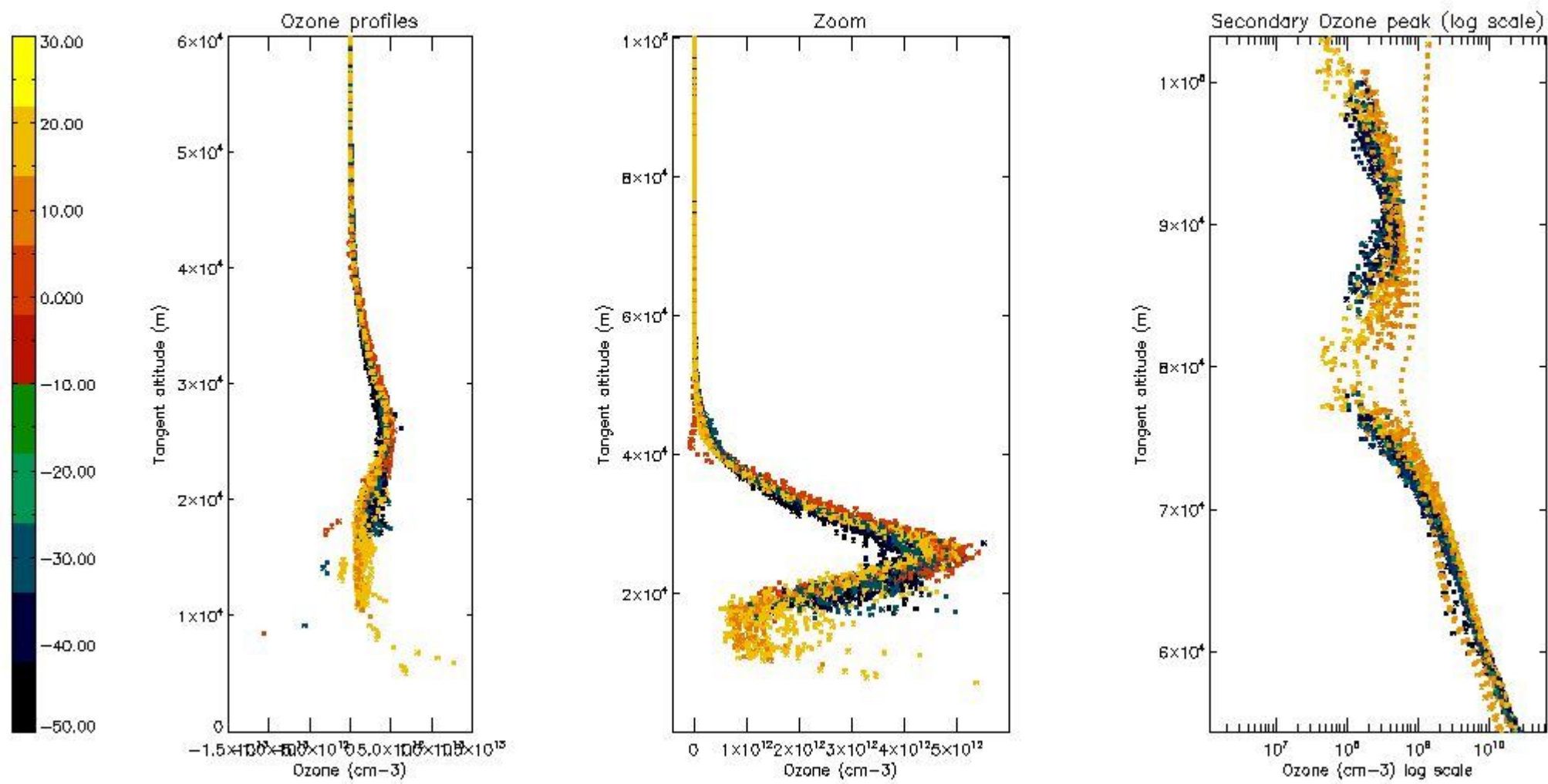
5.2 Plot ozone profiles for all STD (dark without errors)

The colorbar represents the latitude.



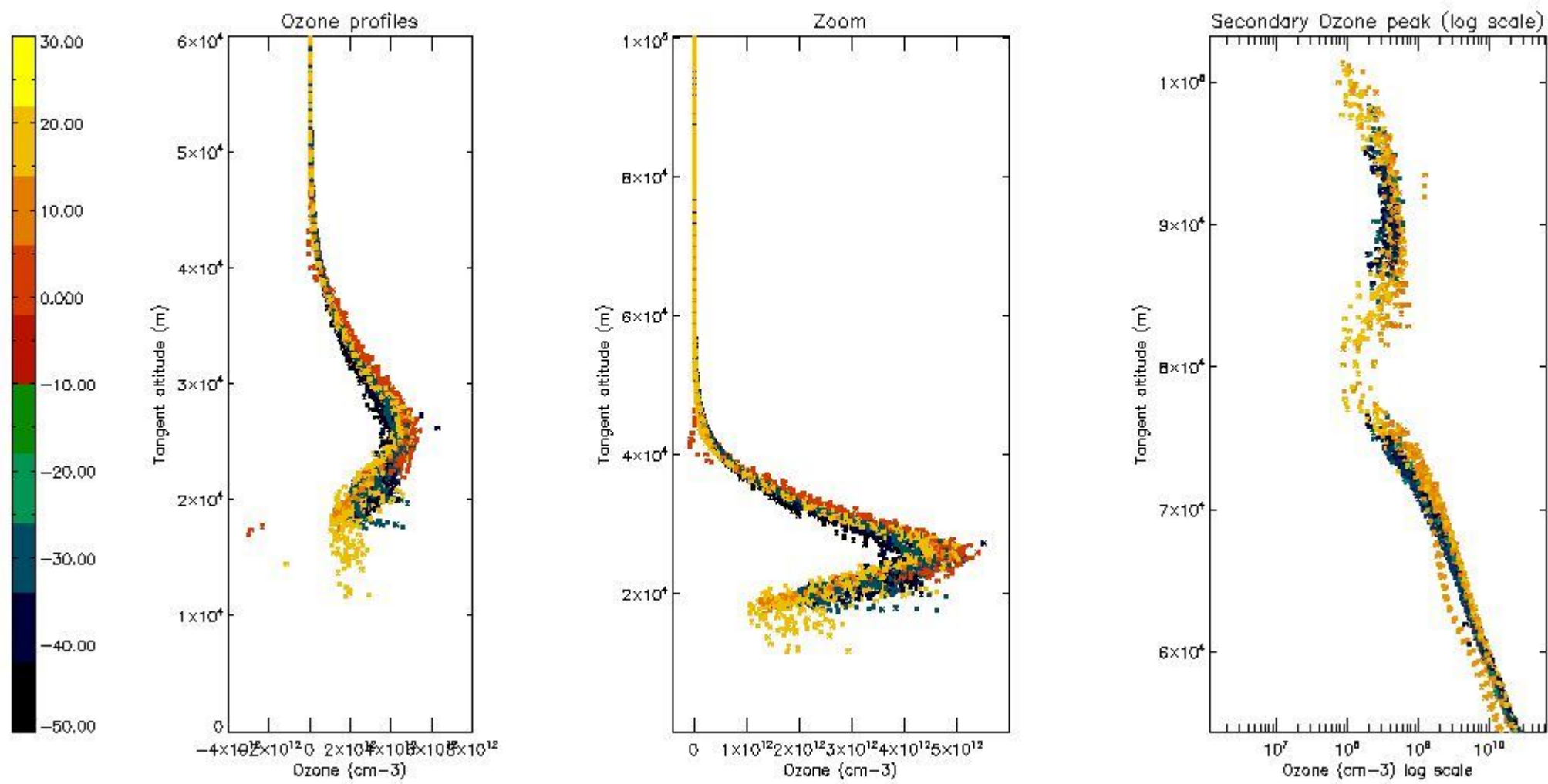
5.3 Plot ozone profiles where STD < 20% (dark without errors)

The colorbar represents the latitude.



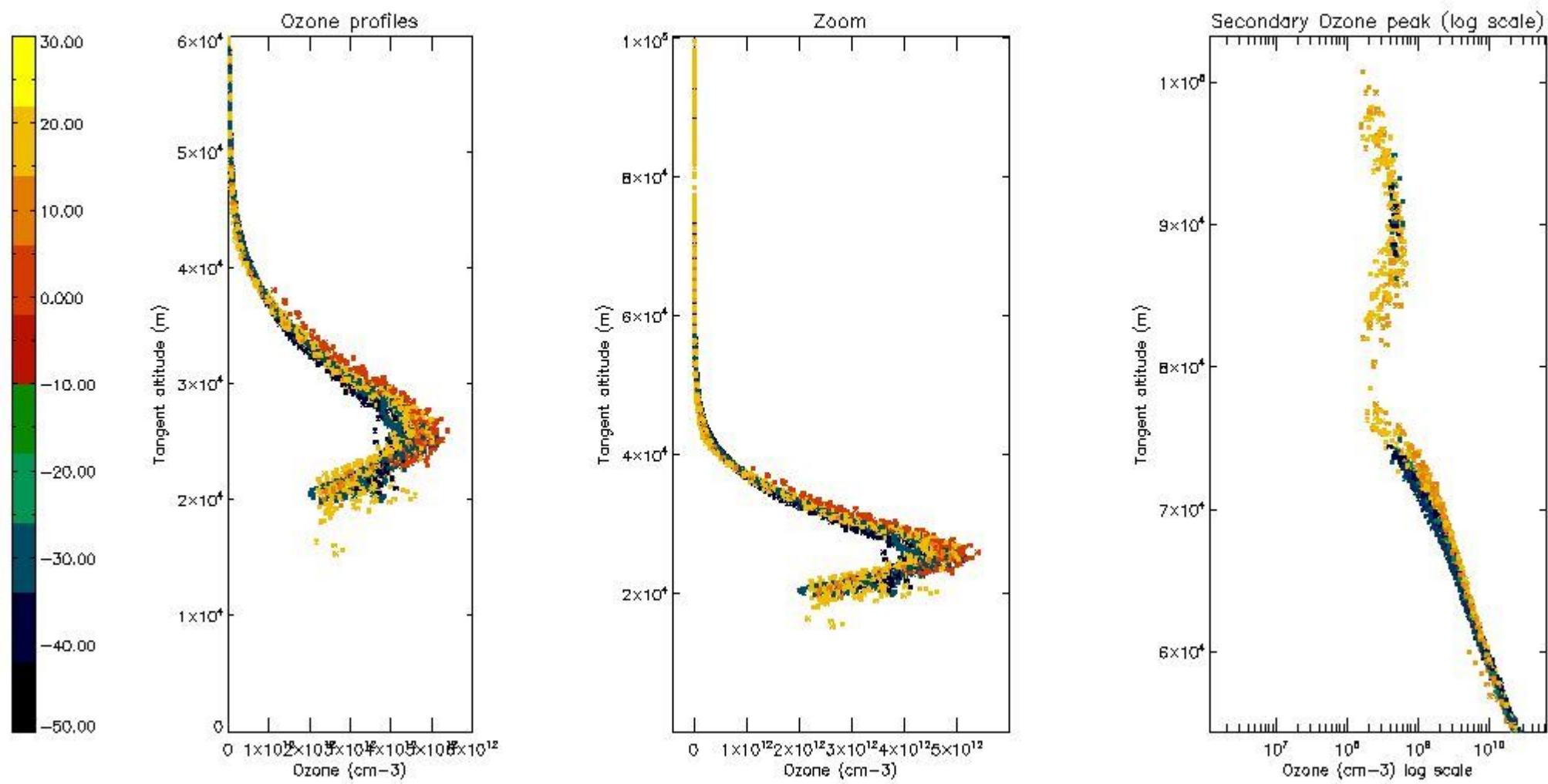
5.4 Plot ozone profiles where STD < 10% (dark without errors)

The colorbar represents the latitude.



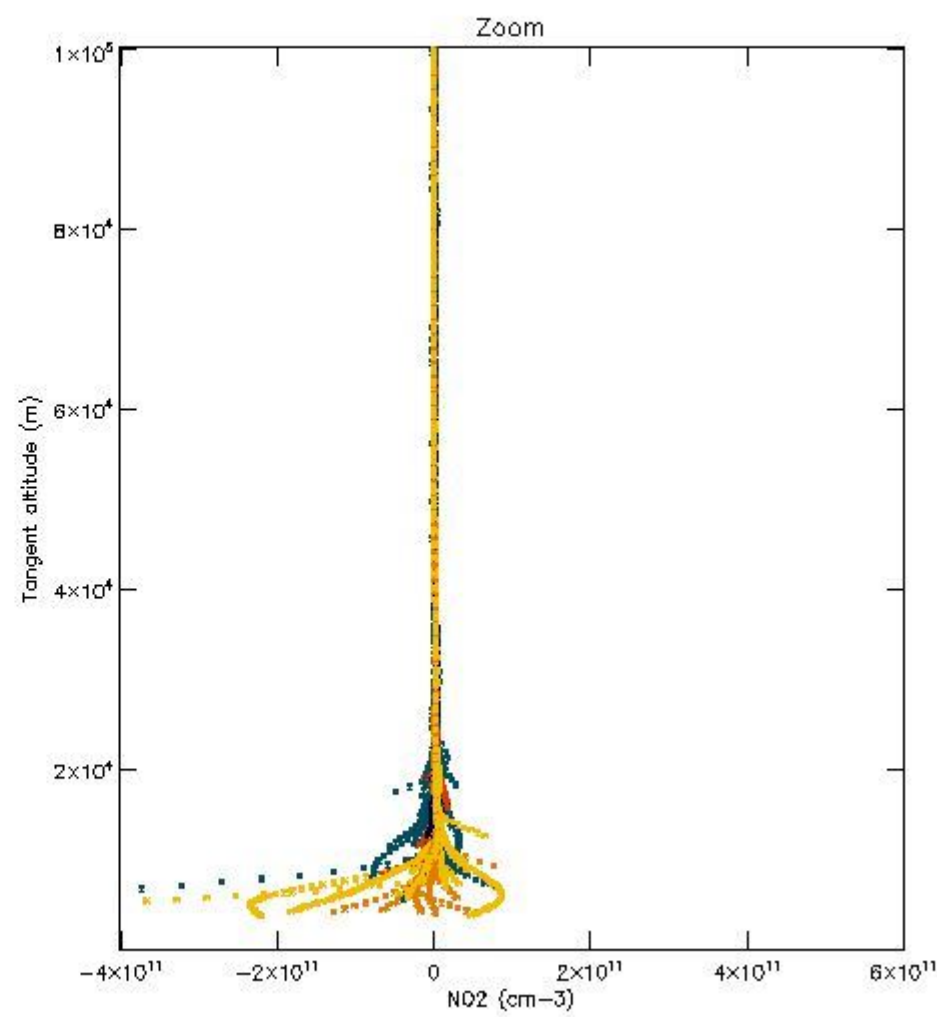
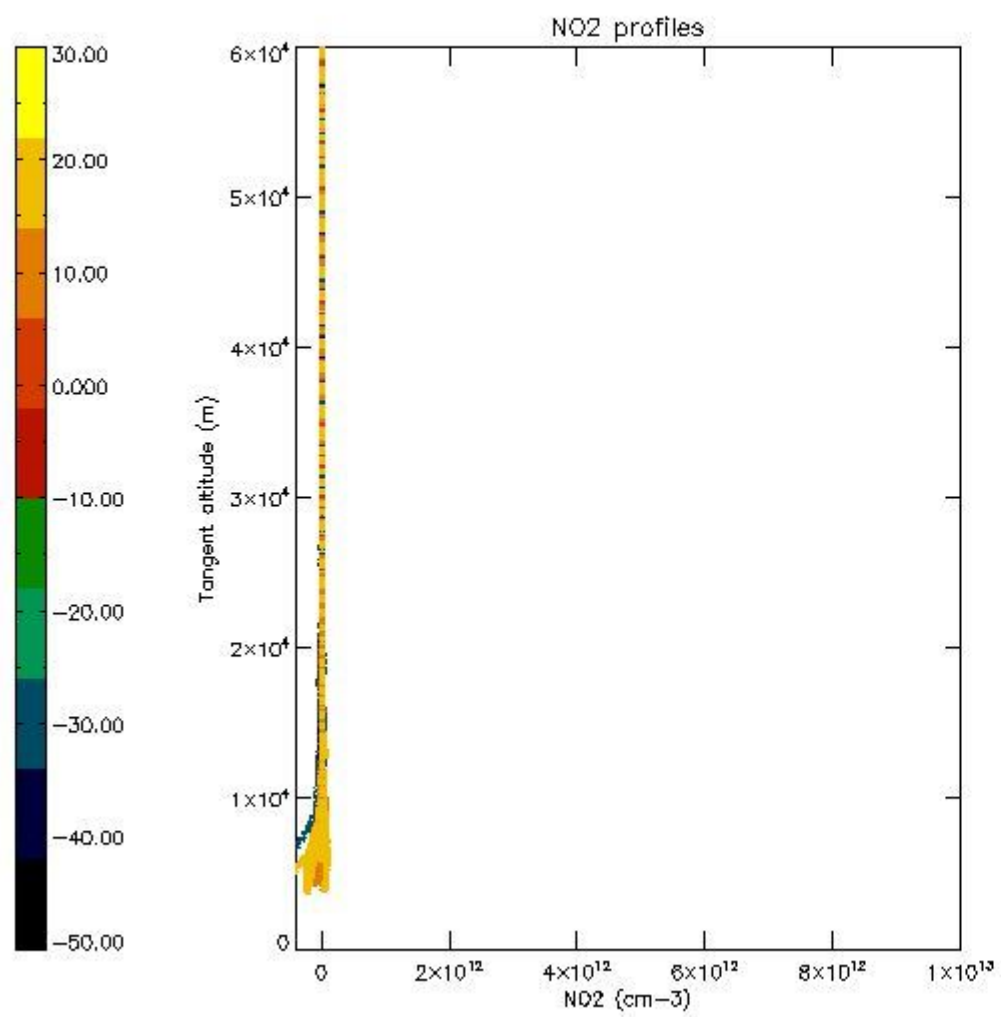
5.5 Plot ozone profiles where STD < 5% (dark without errors)

The colorbar represents the latitude.



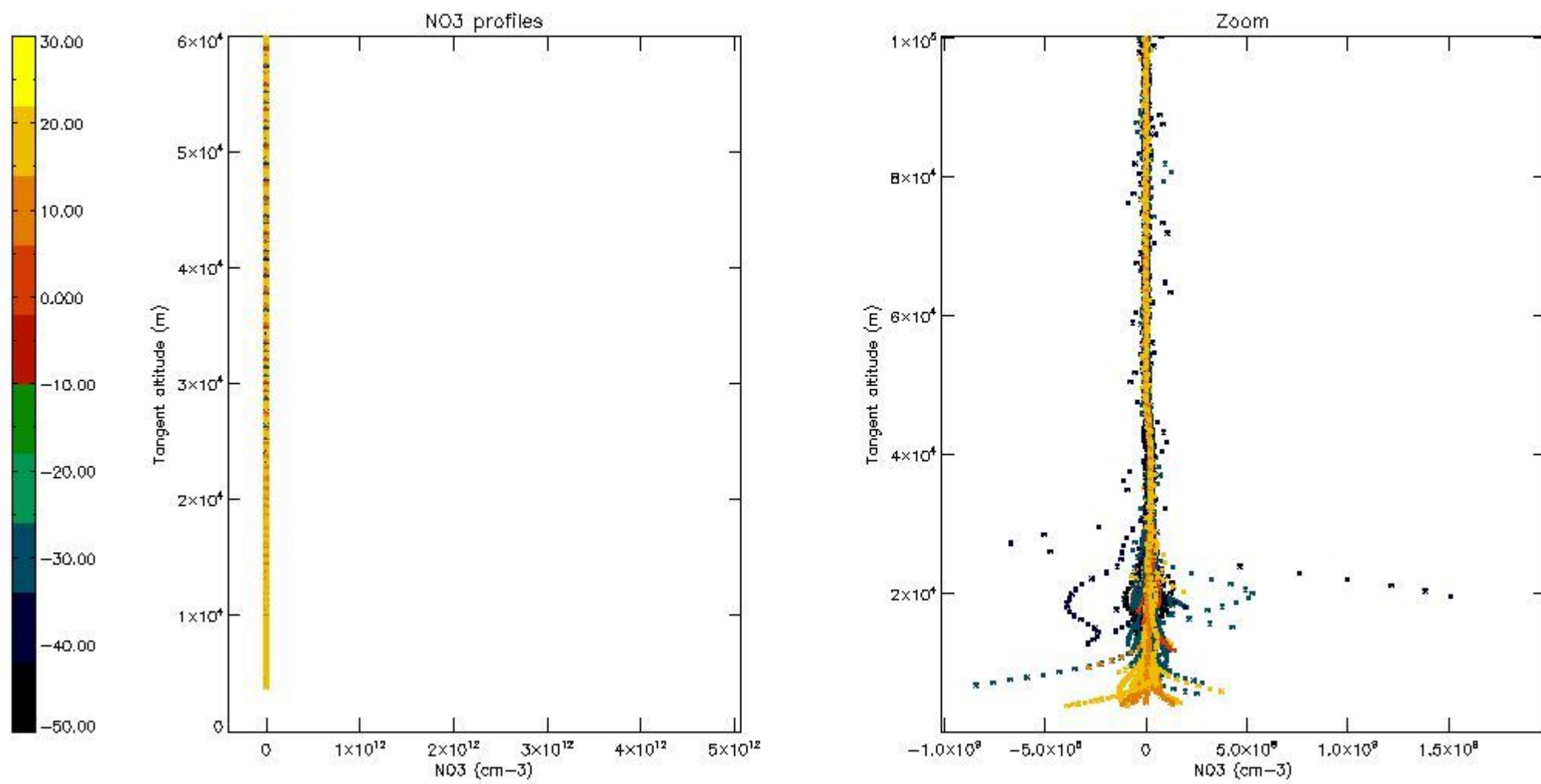
5.6 Plot NO₂ profiles for all STD (dark without errors)

The colorbar represents the latitude.



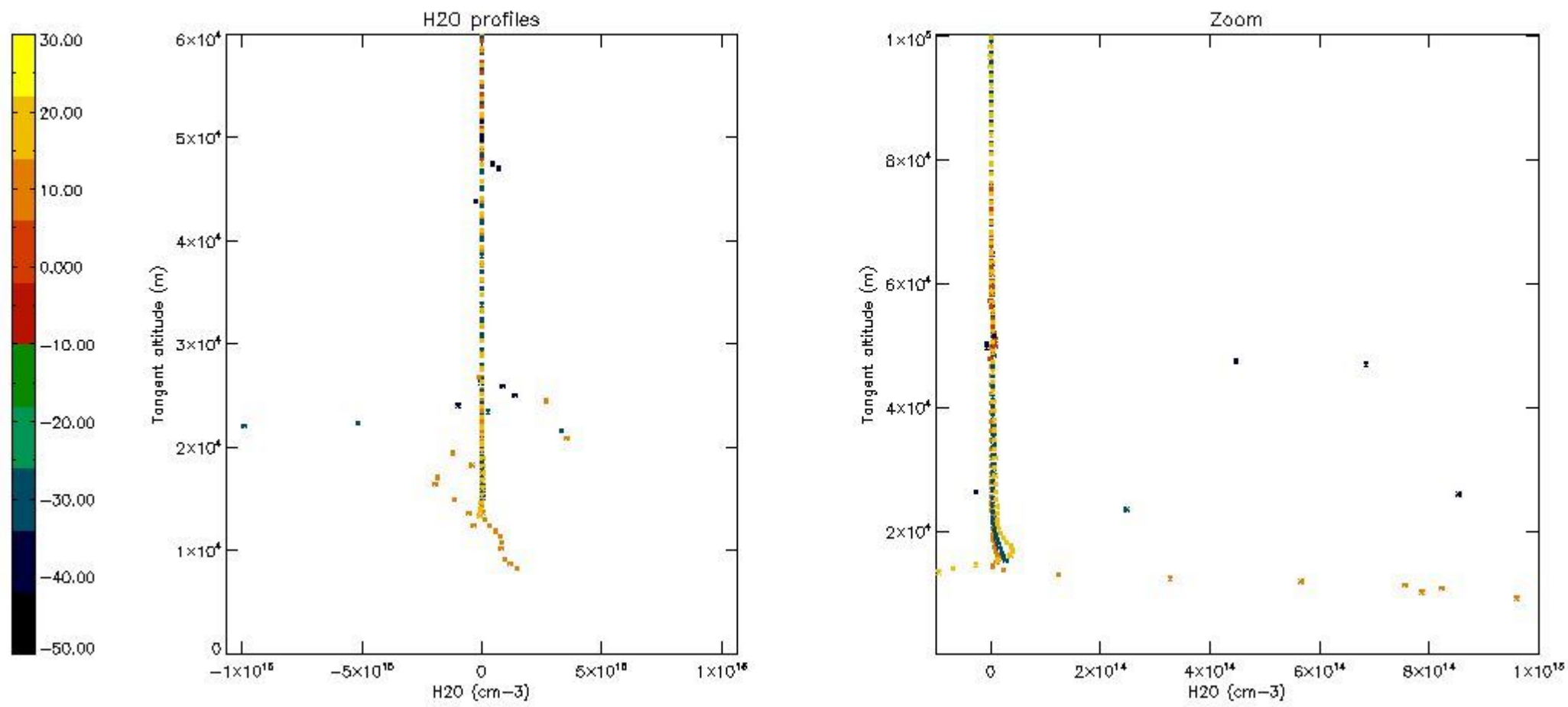
5.7 Plot NO3 profiles for all STD (dark without errors)

The colorbar represents the latitude.



5.8 Plot H2O profiles for all STD (only for occultations of stars 1,2,3,4,13,14,16,26,63 dark without errors)

The colorbar represents the latitude.



6. Auxiliary Data Files used for the production reported in section 2

The number reported in the third column indicates since which file (see list in section 2) the corresponding auxiliary file has been used. The fourth column is the date of those product files.

Type	Auxiliary Filename	Used since product	Used since product date
INST_PHYS_CHARACTERISTICS	GOM_INS_AXVIEC20091111_143220_20030716_120000_20500101_000000	1	15-MAR-2004 00:00:56
LEVEL-2_PROC_CONFIG	GOM_PR2_AXVIEC20091111_152718_20020301_000000_20500101_000000	1	15-MAR-2004 00:00:56
CROSS_SECTIONS_FILE	GOM_CRS_AXVIEC20091111_154832_20020301_000000_20500101_000000	1	15-MAR-2004 00:00:56

GOMOS Level 2 Daily Report

SUMMARY

[1. General Info](#)

[2. Summary of processed GOM_NL_2P products](#)

[3. Level 2 Quality information per product](#)

[3.1 Plot of level 2 quality information per product \(time dependant\)](#)

[3.2 Plot of level 2 quality information per product \(world map\)](#)

[4. Level 1 Quality information per product \(stored on level 2 products\)](#)

[4.1 Plot of level 1 quality information per product \(time dependant\)](#)

[4.1.1 Plot of level 1 quality information per product \(time dependant\): ASCENDING](#)

[4.1.2 Plot of level 1 quality information per product \(time dependant\): DESCENDING](#)

[4.2 Plot of level 1 quality information per product \(world map\)](#)

[4.2.1 Plot of level 1 quality information per product \(world map\): ASCENDING](#)

[4.2.2 Plot of level 1 quality information per product \(world map\): DESCENDING](#)

[5. Ozone profiles based on quality statistics and other trace gas profiles](#)

[5.1 Ozone statistics based on quality of products](#)

[5.2 Plot ozone profiles for all STD \(dark without errors\)](#)

[5.3 Plot ozone profiles where STD < 20% \(dark without errors\)](#)

[5.4. Plot ozone profiles where STD < 10% \(dark without errors\)](#)

[5.5. Plot ozone profiles where STD < 5% \(dark without errors\)](#)

[5.6 Plot NO2 profiles for all STD \(dark without errors\)](#)

[5.7 Plot NO3 profiles for all STD \(dark without errors\)](#)

[5.8 Plot H2O profiles \(only for occultations of stars 1,2,3,4,13,14,16,26,63 dark without errors\) for all STD](#)

[6. Auxiliary Data Files used for the production reported in section 2](#)

This report presents the daily analysis on parameters extracted from GOMOS level 2 data (GOM_NL__2P). It is intended to monitor some important parameters that will impact the quality of these products. A list of level 2 products (and content) that have arrived during the reporting day to the PCF is also given.

Item	Value
Time of report generation	18APR2013 21:33:23
Data source version	GOMOS/6.01
Start time of products	15-03-2004 (15MAR2004 00:00:00)
Stop time of products	16-03-2004 (16MAR2004 00:00:00)
Store outputs in DB	Yes
Nb of level 2 prods	452
Nb of prods with errors	0

2. Summary of processed GOM_NL__2P products.

Nr	Filename	UTC Start time	Limb	Duration	Star Id	Star Name	Star Mag	Star Temp	Nb Meas	Orbit	Prod. error
1	GOM_NL__2PRFIN20040315_000056_00000572025_00088_10663_0512.N1	15-MAR-2004 00:00:56	Dark	57.000	4	Alp1Cen	-0.010000	5800.0	114	10663	No
2	GOM_NL__2PRFIN20040315_000210_00000532025_00088_10663_0513.N1	15-MAR-2004 00:02:10	Dark	53.000	10	Bet Cen	0.61000	28000.	106	10663	No
3	GOM_NL__2PRFIN20040315_000407_00000492025_00088_10663_0514.N1	15-MAR-2004 00:04:07	Dark	49.000	12	Alp1Cru	0.77500	30000.	98	10663	No
4	GOM_NL__2PRFIN20040315_000524_00000492025_00088_10663_0515.N1	15-MAR-2004 00:05:24	Straylight	49.000	26	Gam Cru	1.6240	2900.0	98	10663	No
5	GOM_NL__2PRFIN20040315_000722_00000652025_00088_10663_0516.N1	15-MAR-2004 00:07:22	Straylight	64.500	54	5The Cen	2.0550	4500.0	129	10663	No
6	GOM_NL__2PRFIN20040315_000917_00000522025_00088_10663_0517.N1	15-MAR-2004 00:09:17	Straylight	51.500	123	lot Cen	2.7500	10200.	103	10663	No
7	GOM_NL__2PRFIN20040315_001507_00000562025_00088_10663_0518.N1	15-MAR-2004 00:15:07	Straylight	56.000	106	9Bet Crv	2.6480	5600.0	112	10663	No
8	GOM_NL__2PRFIN20040315_001730_00000512025_00088_10663_0519.N1	15-MAR-2004 00:17:30	Twilight_stray	51.000	100	4Gam Crv	2.5800	13100.	102	10663	No
9	GOM_NL__2PRFIN20040315_002023_00000922025_00088_10663_0520.N1	15-MAR-2004 00:20:23	Bright	91.500	15	67Alp Vir	0.97600	28000.	183	10663	No
10	GOM_NL__2PRFIN20040315_002413_00000622025_00088_10663_0521.N1	15-MAR-2004 00:24:13	Bright	62.000	121	29Gam Vir	2.7400	7200.0	124	10663	No
11	GOM_NL__2PRFIN20040315_002654_00000402025_00088_10663_0522.N1	15-MAR-2004 00:26:54	Bright	39.500	22	32Alp Leo	1.3600	15200.	79	10663	No
12	GOM_NL__2PRFIN20040315_002910_00000412025_00088_10663_0523.N1	15-MAR-2004 00:29:10	Bright	41.000	51	41Gam1Leo	2.0100	4500.0	82	10663	No
13	GOM_NL__2PRFIN20040315_003108_00000772025_00088_10663_0524.N1	15-MAR-2004 00:31:08	Bright	76.500	138	47Eps Vir	2.8280	4700.0	153	10663	No
14	GOM_NL__2PRFIN20040315_003659_00000432025_00088_10663_0525.N1	15-MAR-2004 00:36:59	Bright	43.000	174	52Psi UMa	3.0040	4400.0	86	10663	No
15	GOM_NL__2PRFIN20040315_004009_00000412025_00088_10663_0526.N1	15-MAR-2004 00:40:09	Bright	41.000	82	48Bet UMa	2.3650	10600.	82	10663	No
16	GOM_NL__2PRFIN20040315_004139_00000402025_00088_10663_0527.N1	15-MAR-2004 00:41:39	Bright	39.500	36	50Alp UMa	1.8000	6300.0	79	10663	No
17	GOM_NL__2PRFIN20040315_004320_00000452025_00088_10663_0528.N1	15-MAR-2004 00:43:20	Bright	45.000	32	77Eps UMa	1.7630	11000.	90	10663	No
18	GOM_NL__2PRFIN20040315_004520_00000562025_00088_10663_0529.N1	15-MAR-2004 00:45:20	Bright	56.000	39	85Eta UMa	1.8540	24000.	112	10663	No
19	GOM_NL__2PRFIN20040315_004900_00000362025_00088_10663_0530.N1	15-MAR-2004 00:49:00	Bright	35.500	49	1Alp UMi	1.9900	6300.0	71	10663	No
20	GOM_NL__2PRFIN20040315_005251_00000492025_00088_10663_0531.N1	15-MAR-2004 00:52:51	Bright	49.000	119	14Eta Dra	2.7270	4700.0	98	10663	No
21	GOM_NL__2PRFIN20040315_005644_00000402025_00088_10663_0532.N1	15-MAR-2004 00:56:44	Bright	40.000	89	5Alp Cep	2.4510	8000.0	80	10663	No
22	GOM_NL__2PRFIN20040315_005845_00000482025_00088_10663_0533.N1	15-MAR-2004 00:58:45	Bright	48.000	69	33Gam Dra	2.2310	3800.0	96	10663	No
23	GOM_NL__2PRFIN20040315_010153_00000372025_00088_10663_0534.N1	15-MAR-2004 01:01:53	Bright	37.000	19	50Alp Cyg	1.2460	10500.	74	10663	No
24	GOM_NL__2PRFIN20040315_010327_00000402025_00088_10663_0535.N1	15-MAR-2004 01:03:27	Bright	40.000	66	37Gam Cyg	2.2080	5900.0	80	10663	No
25	GOM_NL__2PRFIN20040315_010510_00000372025_00088_10663_0536.N1	15-MAR-2004 01:05:10	Bright	36.500	92	53Eps Cyg	2.5000	4500.0	73	10663	No
26	GOM_NL__2PRFIN20040315_011327_00000522025_00088_10663_0537.N1	15-MAR-2004 01:13:27	Twilight_stray	52.000	11	53Alp Aql	0.76500	8000.0	104	10663	No
27	GOM_NL__2PRFIN20040315_012000_000001362025_00088_10663_0538.N1	15-MAR-2004 01:20:00	Dark	136.00	59	55Alp Oph	2.0800	8900.0	272	10663	No
28	GOM_NL__2PRFIN20040315_012818_00000522025_00088_10663_0539.N1	15-MAR-2004 01:28:18	Dark	51.500	116	19Del Sgr	2.7000	4100.0	103	10663	No
29	GOM_NL__2PRFIN20040315_013024_00000422025_00088_10663_0540.N1	15-MAR-2004 01:30:24	Dark	42.000	45	Alp Pav	1.9400	26000.	84	10663	No
30	GOM_NL__2PRFIN20040315_013550_00000622025_00089_10664_0530.N1	15-MAR-2004 01:35:50	Dark	61.500	75	26Eps Sco	2.2910	4250.0	123	10664	No
31	GOM_NL__2PRFIN20040315_013822_000001142025_00089_10664_0531.N1	15-MAR-2004 01:38:22	Dark	114.00	16	21Alp Sco	1.0200	3000.0	228	10664	No
32	GOM_NL__2PRFIN20040315_014133_00000572025_00089_10664_0532.N1	15-MAR-2004 01:41:33	Dark	57.000	4	Alp1Cen	-0.010000	5800.0	114	10664	No
33	GOM_NL__2PRFIN20040315_014246_00000522025_00089_10664_0533.N1	15-MAR-2004 01:42:46	Dark	51.500	10	Bet Cen	0.61000	28000.	103	10664	No
34	GOM_NL__2PRFIN20040315_014443_00000462025_00089_10664_0534.N1	15-MAR-2004 01:44:43	Dark	45.500	12	Alp1Cru	0.77500	30000.	91	10664	No
35	GOM_NL__2PRFIN20040315_014600_00000552025_00089_10664_0535.N1	15-MAR-2004 01:46:00	Straylight	55.000	26	Gam Cru	1.6240	2900.0	110	10664	No
36	GOM_NL__2PRFIN20040315_014800_00000632025_00089_10664_0536.N1	15-MAR-2004 01:48:00	Straylight	63.000	54	5The Cen	2.0550	4500.0	126	10664	No
37	GOM_NL__2PRFIN20040315_014954_00000532025_00089_10664_0537.N1	15-MAR-2004 01:49:54	Straylight	52.500	123	lot Cen	2.7500	10200.	105	10664	No
38	GOM_NL__2PRFIN20040315_015545_00000602025_00089_10664_0538.N1	15-MAR-2004 01:55:45	Straylight	59.500	106	9Bet Crv	2.6480	5600.0	119	10664	No
39	GOM_NL__2PRFIN20040315_015806_00000542025_00089_10664_0539.N1	15-MAR-2004 01:58:06	Twilight_stray	54.000	100	4Gam Crv	2.5800	13100.	108	10664	No
40	GOM_NL__2PRFIN20040315_020059_00000922025_00089_10664_0540.N1	15-MAR-2004 02:00:59	Bright	91.500	15	67Alp Vir	0.97600	28000.	183	10664	No
41	GOM_NL__2PRFIN20040315_020448_00000632025_00089_10664_0541.N1	15-MAR-2004 02:04:48	Bright	62.500	121	29Gam Vir	2.7400	7200.0	125	10664	No
42	GOM_NL__2PRFIN20040315_020730_00000402025_00089_10664_0542.N1	15-MAR-2004 02:07:30	Bright	39.500	22	32Alp Leo	1.3600	15200.	79	10664	No

43	GOM_NL__2PRFIN20040315_020946_000000412025_00089_10664_0543.N1	15-MAR-2004 02:09:46	Bright	40.500	51	41Gam1Leo	2.0100	4500.0	81	10664	No
44	GOM_NL__2PRFIN20040315_021143_000000782025_00089_10664_0544.N1	15-MAR-2004 02:11:43	Bright	77.500	138	47Eps Vir	2.8280	4700.0	155	10664	No
45	GOM_NL__2PRFIN20040315_021735_000000412025_00089_10664_0545.N1	15-MAR-2004 02:17:35	Bright	40.500	174	52Psi UMa	3.0040	4400.0	81	10664	No
46	GOM_NL__2PRFIN20040315_022045_000000402025_00089_10664_0546.N1	15-MAR-2004 02:20:45	Bright	40.000	82	48Bet UMa	2.3650	10600.	80	10664	No
47	GOM_NL__2PRFIN20040315_022215_000000402025_00089_10664_0547.N1	15-MAR-2004 02:22:15	Bright	40.000	36	50Alp UMa	1.8000	6300.0	80	10664	No
48	GOM_NL__2PRFIN20040315_022355_000000462025_00089_10664_0548.N1	15-MAR-2004 02:23:55	Bright	46.000	32	77Eps UMa	1.7630	11000.	92	10664	No
49	GOM_NL__2PRFIN20040315_022555_000000562025_00089_10664_0549.N1	15-MAR-2004 02:25:55	Bright	56.000	39	85Eta UMa	1.8540	24000.	112	10664	No
50	GOM_NL__2PRFIN20040315_022936_000000392025_00089_10664_0550.N1	15-MAR-2004 02:29:36	Bright	39.000	49	1Alp UMi	1.9900	6300.0	78	10664	No
51	GOM_NL__2PRFIN20040315_023327_000000492025_00089_10664_0551.N1	15-MAR-2004 02:33:27	Bright	48.500	119	14Eta Dra	2.7270	4700.0	97	10664	No
52	GOM_NL__2PRFIN20040315_023722_000000382025_00089_10664_0552.N1	15-MAR-2004 02:37:22	Bright	38.000	89	5Alp Cep	2.4510	8000.0	76	10664	No
53	GOM_NL__2PRFIN20040315_023920_000000512025_00089_10664_0553.N1	15-MAR-2004 02:39:20	Bright	50.500	69	33Gam Dra	2.2310	3800.0	101	10664	No
54	GOM_NL__2PRFIN20040315_024229_000000362025_00089_10664_0554.N1	15-MAR-2004 02:42:29	Bright	36.000	19	50Alp Cyg	1.2460	10500.	72	10664	No
55	GOM_NL__2PRFIN20040315_024404_000000402025_00089_10664_0555.N1	15-MAR-2004 02:44:04	Bright	39.500	66	37Gam Cyg	2.2080	5900.0	79	10664	No
56	GOM_NL__2PRFIN20040315_024546_000000372025_00089_10664_0556.N1	15-MAR-2004 02:45:46	Bright	36.500	92	53Eps Cyg	2.5000	4500.0	73	10664	No
57	GOM_NL__2PRFIN20040315_025404_000000522025_00089_10664_0557.N1	15-MAR-2004 02:54:04	Twilight	52.000	11	53Alp Aql	0.76500	8000.0	104	10664	No
58	GOM_NL__2PRFIN20040315_030038_000001352025_00089_10664_0558.N1	15-MAR-2004 03:00:38	Dark	135.00	59	55Alp Oph	2.0800	8900.0	270	10664	No
59	GOM_NL__2PRFIN20040315_030642_000000452025_00089_10664_0559.N1	15-MAR-2004 03:06:42	Dark	44.500	103	38Zet Sgr	2.6000	9700.0	89	10664	No
60	GOM_NL__2PRFIN20040315_030855_000000652025_00089_10664_0560.N1	15-MAR-2004 03:08:55	Dark	65.000	116	19Del Sgr	2.7000	4100.0	130	10664	No
61	GOM_NL__2PRFIN20040315_031101_000000382025_00089_10664_0561.N1	15-MAR-2004 03:11:01	Dark	38.000	45	Alp Pav	1.9400	26000.	76	10664	No
62	GOM_NL__2PRFIN20040315_031628_000000702025_00090_10665_0530.N1	15-MAR-2004 03:16:28	Dark	69.500	75	26Eps Sco	2.2910	4250.0	139	10665	No
63	GOM_NL__2PRFIN20040315_031859_000000852025_00090_10665_0531.N1	15-MAR-2004 03:18:59	Dark	84.500	16	21Alp Sco	1.0200	3000.0	169	10665	No
64	GOM_NL__2PRFIN20040315_032209_000000572025_00090_10665_0532.N1	15-MAR-2004 03:22:09	Dark	57.000	4	Alp1Cen	-0.010000	5800.0	114	10665	No
65	GOM_NL__2PRFIN20040315_032323_000000522025_00090_10665_0533.N1	15-MAR-2004 03:23:23	Dark	51.500	10	Bet Cen	0.61000	28000.	103	10665	No
66	GOM_NL__2PRFIN20040315_032520_000000462025_00090_10665_0534.N1	15-MAR-2004 03:25:20	Dark	45.500	12	Alp1Cru	0.77500	30000.	91	10665	No
67	GOM_NL__2PRFIN20040315_032637_000000472025_00090_10665_0535.N1	15-MAR-2004 03:26:37	Straylight	47.000	26	Gam Cru	1.6240	2900.0	94	10665	No
68	GOM_NL__2PRFIN20040315_032838_000000652025_00090_10665_0536.N1	15-MAR-2004 03:28:38	Straylight	65.000	54	5The Cen	2.0550	4500.0	130	10665	No
69	GOM_NL__2PRFIN20040315_033621_000000592025_00090_10665_0537.N1	15-MAR-2004 03:36:21	Straylight	59.000	106	9Bet Crv	2.6480	5600.0	118	10665	No
70	GOM_NL__2PRFIN20040315_033842_000000532025_00090_10665_0538.N1	15-MAR-2004 03:38:42	Twilight	53.000	100	4Gam Crv	2.5800	13100.	106	10665	No
71	GOM_NL__2PRFIN20040315_034134_000001042025_00090_10665_0539.N1	15-MAR-2004 03:41:34	Bright	103.50	15	67Alp Vir	0.97600	28000.	207	10665	No
72	GOM_NL__2PRFIN20040315_034524_000000632025_00090_10665_0540.N1	15-MAR-2004 03:45:24	Bright	63.000	121	29Gam Vir	2.7400	7200.0	126	10665	No
73	GOM_NL__2PRFIN20040315_034806_000000402025_00090_10665_0541.N1	15-MAR-2004 03:48:06	Bright	40.000	22	32Alp Leo	1.3600	15200.	80	10665	No
74	GOM_NL__2PRFIN20040315_035023_000000402025_00090_10665_0542.N1	15-MAR-2004 03:50:23	Bright	39.500	51	41Gam1Leo	2.0100	4500.0	79	10665	No
75	GOM_NL__2PRFIN20040315_035217_000000782025_00090_10665_0543.N1	15-MAR-2004 03:52:17	Bright	78.000	138	47Eps Vir	2.8280	4700.0	156	10665	No
76	GOM_NL__2PRFIN20040315_035811_000000412025_00090_10665_0544.N1	15-MAR-2004 03:58:11	Bright	40.500	174	52Psi UMa	3.0040	4400.0	81	10665	No
77	GOM_NL__2PRFIN20040315_040121_000000392025_00090_10665_0545.N1	15-MAR-2004 04:01:21	Bright	39.000	82	48Bet UMa	2.3650	10600.	78	10665	No
78	GOM_NL__2PRFIN20040315_040251_000000402025_00090_10665_0546.N1	15-MAR-2004 04:02:51	Bright	40.000	36	50Alp UMa	1.8000	6300.0	80	10665	No
79	GOM_NL__2PRFIN20040315_040431_000000482025_00090_10665_0547.N1	15-MAR-2004 04:04:31	Bright	47.500	32	77Eps UMa	1.7630	11000.	95	10665	No
80	GOM_NL__2PRFIN20040315_040630_000000552025_00090_10665_0548.N1	15-MAR-2004 04:06:30	Bright	54.500	39	85Eta UMa	1.8540	24000.	109	10665	No
81	GOM_NL__2PRFIN20040315_041012_000000362025_00090_10665_0549.N1	15-MAR-2004 04:10:12	Bright	36.000	49	1Alp UMi	1.9900	6300.0	72	10665	No
82	GOM_NL__2PRFIN20040315_041402_000000502025_00090_10665_0550.N1	15-MAR-2004 04:14:02	Bright	49.500	119	14Eta Dra	2.7270	4700.0	99	10665	No
83	GOM_NL__2PRFIN20040315_041656_000000392025_00090_10665_0551.N1	15-MAR-2004 04:16:56	Bright	39.000	74	11Bet Cas	2.2680	6600.0	78	10665	No
84	GOM_NL__2PRFIN20040315_041859_000000562025_00090_10665_0552.N1	15-MAR-2004 04:18:59	Bright	55.500	130	23Bet Dra	2.7990	5800.0	111	10665	No
85	GOM_NL__2PRFIN20040315_042305_000000382025_00090_10665_0553.N1	15-MAR-2004 04:23:05	Bright	37.500	19	50Alp Cyg	1.2460	10500.	75	10665	No
86	GOM_NL__2PRFIN20040315_042439_000000392025_00090_10665_0554.N1	15-MAR-2004 04:24:39	Bright	39.000	66	37Gam Cyg	2.2080	5900.0	78	10665	No
87	GOM_NL__2PRFIN20040315_042622_000000382025_00090_10665_0555.N1	15-MAR-2004 04:26:22	Bright	37.500	92	53Eps Cyg	2.5000	4500.0	75	10665	No
88	GOM_NL__2PRFIN20040315_043440_000000482025_00090_10665_0556.N1	15-MAR-2004 04:34:40	Twilight	48.000	11	53Alp Aql	0.76500	8000.0	96	10665	No
89	GOM_NL__2PRFIN20040315_044117_000001332025_00090_10665_0557.N1	15-MAR-2004 04:41:17	Dark	132.50	59	55Alp Oph	2.0800	8900.0	265	10665	No
90	GOM_NL__2PRFIN20040315_044719_000000462025_00090_10665_0558.N1	15-MAR-2004 04:47:19	Dark	45.500	103	38Zet Sgr	2.6000	9700.0	91	10665	No
91	GOM_NL__2PRFIN20040315_044933_000000542025_00090_10665_0559.N1	15-MAR-2004 04:49:33	Dark	53.500	116	19Del Sgr	2.7000	4100.0	107	10665	No
92	GOM_NL__2PRFIN20040315_045137_000000372025_00090_10665_0560.N1	15-MAR-2004 04:51:37	Dark	37.000	45	Alp Pav	1.9400	26000.	74	10665	No
93	GOM_NL__2PRFIN20040315_045705_000000622025_00091_10666_0530.N1	15-MAR-2004 04:57:05	Dark	61.500	75	26Eps Sco	2.2910	4250.0	123	10666	No
94	GOM_NL__2PRFIN20040315_045937_000000962025_00091_10666_0531.N1	15-MAR-2004 04:59:37	Dark	96.000	16	21Alp Sco	1.0200	3000.0	192	10666	No
95	GOM_NL__2PRFIN20040315_050246_000000432025_00091_10666_0532.N1	15-MAR-2004 05:02:46	Dark	42.500	4	Alp1Cen	-0.010000	5800.0	85	10666	No
96	GOM_NL__2PRFIN20040315_050400_000000432025_00091_10666_0533.N1	15-MAR-2004 05:04:00	Dark	43.000	10	Bet Cen	0.61000	28000.	86	10666	No
97	GOM_NL__2PRFIN20040315_050557_000000422025_00091_10666_0534.N1	15-MAR-2004 05:05:57	Dark	41.500	12	Alp1Cru	0.77500	30000.	83	10666	No
98	GOM_NL__2PRFIN20040315_050714_000000522025_00091_10666_0535.N1	15-MAR-2004 05:07:14	Straylight	51.500	26	Gam Cru	1.6240	2900.0	103	10666	No
99	GOM_NL__2PRFIN20040315_050915_000000652025_00091_10666_0536.N1	15-MAR-2004 05:09:15	Straylight	65.000	54	5The Cen	2.0550	4500.0	130	10666	No
100	GOM_NL__2PRFIN20040315_051658_000000592025_00091_10666_0537.N1	15-MAR-2004 05:16:58	Straylight	59.000	106	9Bet Crv	2.6480	5600.0	118	10666	No
101	GOM_NL__2PRFIN20040315_051919_000000542025_00091_10666_0538.N1	15-MAR-2004 05:19:19	Twilight	53.500	100	4Gam Crv	2.5800	13100.	107	10666	No

102	GOM_NL__2PRFIN20040315_052207_000000952025_00091_10666_0539.N1	15-MAR-2004 05:22:07	Bright	94.500	15	67Alp Vir	0.97600	28000.	189	10666	No
103	GOM_NL__2PRFIN20040315_052559_000000632025_00091_10666_0540.N1	15-MAR-2004 05:25:59	Bright	62.500	121	29Gam Vir	2.7400	7200.0	125	10666	No
104	GOM_NL__2PRFIN20040315_052843_000000392025_00091_10666_0541.N1	15-MAR-2004 05:28:43	Bright	39.000	22	32Alp Leo	1.3600	15200.	78	10666	No
105	GOM_NL__2PRFIN20040315_053059_000000382025_00091_10666_0542.N1	15-MAR-2004 05:30:59	Bright	38.000	51	41Gam1Leo	2.0100	4500.0	76	10666	No
106	GOM_NL__2PRFIN20040315_053251_000000752025_00091_10666_0543.N1	15-MAR-2004 05:32:51	Bright	75.000	138	47Eps Vir	2.8280	4700.0	150	10666	No
107	GOM_NL__2PRFIN20040315_053847_000000402025_00091_10666_0544.N1	15-MAR-2004 05:38:47	Bright	39.500	174	52Psi UMa	3.0040	4400.0	79	10666	No
108	GOM_NL__2PRFIN20040315_054157_000000392025_00091_10666_0545.N1	15-MAR-2004 05:41:57	Bright	39.000	82	48Bet UMa	2.3650	10600.	78	10666	No
109	GOM_NL__2PRFIN20040315_054327_000000412025_00091_10666_0546.N1	15-MAR-2004 05:43:27	Bright	40.500	36	50Alp UMa	1.8000	6300.0	81	10666	No
110	GOM_NL__2PRFIN20040315_054506_000000462025_00091_10666_0547.N1	15-MAR-2004 05:45:06	Bright	46.000	32	77Eps UMa	1.7630	11000.	92	10666	No
111	GOM_NL__2PRFIN20040315_054705_000000562025_00091_10666_0548.N1	15-MAR-2004 05:47:05	Bright	56.000	39	85Eta UMa	1.8540	24000.	112	10666	No
112	GOM_NL__2PRFIN20040315_055049_000000392025_00091_10666_0549.N1	15-MAR-2004 05:50:49	Bright	38.500	49	1Alp UMi	1.9900	6300.0	77	10666	No
113	GOM_NL__2PRFIN20040315_055438_000000492025_00091_10666_0550.N1	15-MAR-2004 05:54:38	Bright	49.000	119	14Eta Dra	2.7270	4700.0	98	10666	No
114	GOM_NL__2PRFIN20040315_055732_000000352025_00091_10666_0551.N1	15-MAR-2004 05:57:32	Bright	35.000	74	11Bet Cas	2.2680	6600.0	70	10666	No
115	GOM_NL__2PRFIN20040315_055935_000000532025_00091_10666_0552.N1	15-MAR-2004 05:59:35	Bright	53.000	130	23Bet Dra	2.7990	5800.0	106	10666	No
116	GOM_NL__2PRFIN20040315_060342_000000382025_00091_10666_0553.N1	15-MAR-2004 06:03:42	Bright	38.000	19	50Alp Cyg	1.2460	10500.	76	10666	No
117	GOM_NL__2PRFIN20040315_060516_000000372025_00091_10666_0554.N1	15-MAR-2004 06:05:16	Bright	37.000	66	37Gam Cyg	2.2080	5900.0	74	10666	No
118	GOM_NL__2PRFIN20040315_060658_000000372025_00091_10666_0555.N1	15-MAR-2004 06:06:58	Bright	37.000	92	53Eps Cyg	2.5000	4500.0	74	10666	No
119	GOM_NL__2PRFIN20040315_061517_000000522025_00091_10666_0556.N1	15-MAR-2004 06:15:17	Tw_i_and_stray	52.000	11	53Alp Aql	0.76500	8000.0	104	10666	No
120	GOM_NL__2PRFIN20040315_062155_000001402025_00091_10666_0557.N1	15-MAR-2004 06:21:55	Dark	140.00	59	55Alp Oph	2.0800	8900.0	280	10666	No
121	GOM_NL__2PRFIN20040315_062756_000000482025_00091_10666_0558.N1	15-MAR-2004 06:27:56	Dark	48.000	103	38Zet Sgr	2.6000	9700.0	96	10666	No
122	GOM_NL__2PRFIN20040315_063010_000000562025_00091_10666_0559.N1	15-MAR-2004 06:30:10	Dark	56.000	116	19Del Sgr	2.7000	4100.0	112	10666	No
123	GOM_NL__2PRFIN20040315_063213_000000412025_00091_10666_0560.N1	15-MAR-2004 06:32:13	Dark	41.000	45	Alp Pav	1.9400	26000.	82	10666	No
124	GOM_NL__2PRFIN20040315_063743_000000622025_00092_10667_0531.N1	15-MAR-2004 06:37:43	Dark	61.500	75	26Eps Sco	2.2910	4250.0	123	10667	No
125	GOM_NL__2PRFIN20040315_064015_000000922025_00092_10667_0532.N1	15-MAR-2004 06:40:15	Dark	92.000	16	21Alp Sco	1.0200	3000.0	184	10667	No
126	GOM_NL__2PRFIN20040315_064323_000000502025_00092_10667_0533.N1	15-MAR-2004 06:43:23	Dark	49.500	4	Alp1Cen	-0.010000	5800.0	99	10667	No
127	GOM_NL__2PRFIN20040315_064437_000000492025_00092_10667_0534.N1	15-MAR-2004 06:44:37	Dark	49.000	10	Bet Cen	0.61000	28000.	98	10667	No
128	GOM_NL__2PRFIN20040315_064634_000000422025_00092_10667_0535.N1	15-MAR-2004 06:46:34	Dark	42.000	12	Alp1Cru	0.77500	30000.	84	10667	No
129	GOM_NL__2PRFIN20040315_064750_000000552025_00092_10667_0536.N1	15-MAR-2004 06:47:50	Straylight	55.000	26	Gam Cru	1.6240	2900.0	110	10667	No
130	GOM_NL__2PRFIN20040315_064952_000000642025_00092_10667_0537.N1	15-MAR-2004 06:49:52	Straylight	63.500	54	5The Cen	2.0550	4500.0	127	10667	No
131	GOM_NL__2PRFIN20040315_065734_000000542025_00092_10667_0538.N1	15-MAR-2004 06:57:34	Straylight	54.000	106	9Bet Crv	2.6480	5600.0	108	10667	No
132	GOM_NL__2PRFIN20040315_065955_000000562025_00092_10667_0539.N1	15-MAR-2004 06:59:55	Tw_i_and_stray	55.500	100	4Gam Crv	2.5800	13100.	111	10667	No
133	GOM_NL__2PRFIN20040315_070245_000000962025_00092_10667_0540.N1	15-MAR-2004 07:02:45	Bright	96.000	15	67Alp Vir	0.97600	28000.	192	10667	No
134	GOM_NL__2PRFIN20040315_070634_000000612025_00092_10667_0541.N1	15-MAR-2004 07:06:34	Bright	60.500	121	29Gam Vir	2.7400	7200.0	121	10667	No
135	GOM_NL__2PRFIN20040315_070919_000000412025_00092_10667_0542.N1	15-MAR-2004 07:09:19	Bright	40.500	22	32Alp Leo	1.3600	15200.	81	10667	No
136	GOM_NL__2PRFIN20040315_071135_000000392025_00092_10667_0543.N1	15-MAR-2004 07:11:35	Bright	39.000	51	41Gam1Leo	2.0100	4500.0	78	10667	No
137	GOM_NL__2PRFIN20040315_071325_000000782025_00092_10667_0544.N1	15-MAR-2004 07:13:25	Bright	77.500	138	47Eps Vir	2.8280	4700.0	155	10667	No
138	GOM_NL__2PRFIN20040315_071923_000000412025_00092_10667_0545.N1	15-MAR-2004 07:19:23	Bright	41.000	174	52Psi UMa	3.0040	4400.0	82	10667	No
139	GOM_NL__2PRFIN20040315_072233_000000382025_00092_10667_0546.N1	15-MAR-2004 07:22:33	Bright	37.500	82	48Bet UMa	2.3650	10600.	75	10667	No
140	GOM_NL__2PRFIN20040315_072402_000000412025_00092_10667_0547.N1	15-MAR-2004 07:24:02	Bright	40.500	36	50Alp UMa	1.8000	6300.0	81	10667	No
141	GOM_NL__2PRFIN20040315_072541_000000472025_00092_10667_0548.N1	15-MAR-2004 07:25:41	Bright	46.500	32	77Eps UMa	1.7630	11000.	93	10667	No
142	GOM_NL__2PRFIN20040315_072738_000000572025_00092_10667_0549.N1	15-MAR-2004 07:27:38	Bright	56.500	39	85Eta UMa	1.8540	24000.	113	10667	No
143	GOM_NL__2PRFIN20040315_073125_000000372025_00092_10667_0550.N1	15-MAR-2004 07:31:25	Bright	37.000	49	1Alp UMi	1.9900	6300.0	74	10667	No
144	GOM_NL__2PRFIN20040315_073513_000000512025_00092_10667_0551.N1	15-MAR-2004 07:35:13	Bright	51.000	119	14Eta Dra	2.7270	4700.0	102	10667	No
145	GOM_NL__2PRFIN20040315_073809_000000372025_00092_10667_0552.N1	15-MAR-2004 07:38:09	Bright	37.000	74	11Bet Cas	2.2680	6600.0	74	10667	No
146	GOM_NL__2PRFIN20040315_074010_000000542025_00092_10667_0553.N1	15-MAR-2004 07:40:10	Bright	53.500	130	23Bet Dra	2.7990	5800.0	107	10667	No
147	GOM_NL__2PRFIN20040315_074418_000000372025_00092_10667_0554.N1	15-MAR-2004 07:44:18	Bright	37.000	19	50Alp Cyg	1.2460	10500.	74	10667	No
148	GOM_NL__2PRFIN20040315_074552_000000392025_00092_10667_0555.N1	15-MAR-2004 07:45:52	Bright	39.000	66	37Gam Cyg	2.2080	5900.0	78	10667	No
149	GOM_NL__2PRFIN20040315_074734_000000392025_00092_10667_0556.N1	15-MAR-2004 07:47:34	Bright	38.500	92	53Eps Cyg	2.5000	4500.0	77	10667	No
150	GOM_NL__2PRFIN20040315_075553_000000532025_00092_10667_0557.N1	15-MAR-2004 07:55:53	Tw_i_and_stray	53.000	11	53Alp Aql	0.76500	8000.0	106	10667	No
151	GOM_NL__2PRFIN20040315_080234_000001422025_00092_10667_0558.N1	15-MAR-2004 08:02:34	Dark	141.50	59	55Alp Oph	2.0800	8900.0	283	10667	No
152	GOM_NL__2PRFIN20040315_080833_000000482025_00092_10667_0559.N1	15-MAR-2004 08:08:33	Dark	47.500	103	38Zet Sgr	2.6000	9700.0	95	10667	No
153	GOM_NL__2PRFIN20040315_081047_000000622025_00092_10667_0560.N1	15-MAR-2004 08:10:47	Dark	61.500	116	19Del Sgr	2.7000	4100.0	123	10667	No
154	GOM_NL__2PRFIN20040315_081250_000000412025_00092_10667_0561.N1	15-MAR-2004 08:12:50	Dark	40.500	45	Alp Pav	1.9400	26000.	81	10667	No
155	GOM_NL__2PRFIN20040315_081820_000000742025_00093_10668_0531.N1	15-MAR-2004 08:18:20	Dark	74.000	75	26Eps Sco	2.2910	4250.0	148	10668	No
156	GOM_NL__2PRFIN20040315_082052_000000942025_00093_10668_0532.N1	15-MAR-2004 08:20:52	Dark	93.500	16	21Alp Sco	1.0200	3000.0	187	10668	No
157	GOM_NL__2PRFIN20040315_082400_000000492025_00093_10668_0533.N1	15-MAR-2004 08:24:00	Dark	48.500	4	Alp1Cen	-0.010000	5800.0	97	10668	No
158	GOM_NL__2PRFIN20040315_082513_000000482025_00093_10668_0534.N1	15-MAR-2004 08:25:13	Dark	48.000	10	Bet Cen	0.61000	28000.	96	10668	No
159	GOM_NL__2PRFIN20040315_082710_000000442025_00093_10668_0535.N1	15-MAR-2004 08:27:10	Dark	44.000	12	Alp1Cru	0.77500	30000.	88	10668	No
160	GOM_NL__2PRFIN20040315_082826_000000492025_00093_10668_0536.N1	15-MAR-2004 08:28:26	Straylight	49.000	26	Gam Cru	1.6240	2900.0	98	10668	No

161	GOM_NL__2PRFIN20040315_083029_000000632025_00093_10668_0537.N1	15-MAR-2004 08:30:29	Straylight	63.000	54	5The Cen	2.0550	4500.0	126	10668	No
162	GOM_NL__2PRFIN20040315_083811_000000532025_00093_10668_0538.N1	15-MAR-2004 08:38:11	Straylight	53.000	106	9Bet Crv	2.6480	5600.0	106	10668	No
163	GOM_NL__2PRFIN20040315_084031_000000522025_00093_10668_0539.N1	15-MAR-2004 08:40:31	Tw_i_and_stray	51.500	100	4Gam Crv	2.5800	13100.	103	10668	No
164	GOM_NL__2PRFIN20040315_084319_000000932025_00093_10668_0540.N1	15-MAR-2004 08:43:19	Bright	93.000	15	67Alp Vir	0.97600	28000.	186	10668	No
165	GOM_NL__2PRFIN20040315_084709_000000622025_00093_10668_0541.N1	15-MAR-2004 08:47:09	Bright	62.000	121	29Gam Vir	2.7400	7200.0	124	10668	No
166	GOM_NL__2PRFIN20040315_084955_000000392025_00093_10668_0542.N1	15-MAR-2004 08:49:55	Bright	38.500	22	32Alp Leo	1.3600	15200.	77	10668	No
167	GOM_NL__2PRFIN20040315_085211_000000392025_00093_10668_0543.N1	15-MAR-2004 08:52:11	Bright	39.000	51	41Gam1Leo	2.0100	4500.0	78	10668	No
168	GOM_NL__2PRFIN20040315_085401_000000742025_00093_10668_0544.N1	15-MAR-2004 08:54:01	Bright	74.000	138	47Eps Vir	2.8280	4700.0	148	10668	No
169	GOM_NL__2PRFIN20040315_085958_000000402025_00093_10668_0545.N1	15-MAR-2004 08:59:58	Bright	40.000	174	52Psi UMa	3.0040	4400.0	80	10668	No
170	GOM_NL__2PRFIN20040315_090309_000000382025_00093_10668_0546.N1	15-MAR-2004 09:03:09	Bright	37.500	82	48Bet UMa	2.3650	10600.	75	10668	No
171	GOM_NL__2PRFIN20040315_090438_000000402025_00093_10668_0547.N1	15-MAR-2004 09:04:38	Bright	40.000	36	50Alp UMa	1.8000	6300.0	80	10668	No
172	GOM_NL__2PRFIN20040315_090616_000000452025_00093_10668_0548.N1	15-MAR-2004 09:06:16	Bright	45.000	32	77Eps UMa	1.7630	11000.	90	10668	No
173	GOM_NL__2PRFIN20040315_090814_000000572025_00093_10668_0549.N1	15-MAR-2004 09:08:14	Bright	56.500	39	85Eta UMa	1.8540	24000.	113	10668	No
174	GOM_NL__2PRFIN20040315_091201_000000352025_00093_10668_0550.N1	15-MAR-2004 09:12:01	Bright	35.000	49	1Alp UMi	1.9900	6300.0	70	10668	No
175	GOM_NL__2PRFIN20040315_091548_000000492025_00093_10668_0551.N1	15-MAR-2004 09:15:48	Bright	48.500	119	14Eta Dra	2.7270	4700.0	97	10668	No
176	GOM_NL__2PRFIN20040315_091845_000000392025_00093_10668_0552.N1	15-MAR-2004 09:18:45	Bright	38.500	74	11Bet Cas	2.2680	6600.0	77	10668	No
177	GOM_NL__2PRFIN20040315_092046_000000532025_00093_10668_0553.N1	15-MAR-2004 09:20:46	Bright	53.000	130	23Bet Dra	2.7990	5800.0	106	10668	No
178	GOM_NL__2PRFIN20040315_092454_000000392025_00093_10668_0554.N1	15-MAR-2004 09:24:54	Bright	38.500	19	50Alp Cyg	1.2460	10500.	77	10668	No
179	GOM_NL__2PRFIN20040315_092628_000000412025_00093_10668_0555.N1	15-MAR-2004 09:26:28	Bright	40.500	66	37Gam Cyg	2.2080	5900.0	81	10668	No
180	GOM_NL__2PRFIN20040315_092810_000000372025_00093_10668_0556.N1	15-MAR-2004 09:28:10	Bright	36.500	92	53Eps Cyg	2.5000	4500.0	73	10668	No
181	GOM_NL__2PRFIN20040315_093629_000000542025_00093_10668_0557.N1	15-MAR-2004 09:36:29	Tw_i_and_stray	53.500	11	53Alp Aql	0.76500	8000.0	107	10668	No
182	GOM_NL__2PRFIN20040315_094313_000001382025_00093_10668_0558.N1	15-MAR-2004 09:43:13	Dark	137.50	59	55Alp Oph	2.0800	8900.0	275	10668	No
183	GOM_NL__2PRFIN20040315_094909_000000462025_00093_10668_0559.N1	15-MAR-2004 09:49:09	Dark	45.500	103	38Zet Sgr	2.6000	9700.0	91	10668	No
184	GOM_NL__2PRFIN20040315_095124_000000522025_00093_10668_0560.N1	15-MAR-2004 09:51:24	Dark	51.500	116	19Del Sgr	2.7000	4100.0	103	10668	No
185	GOM_NL__2PRFIN20040315_095326_000000382025_00093_10668_0561.N1	15-MAR-2004 09:53:26	Dark	38.000	45	Alp Pav	1.9400	26000.	76	10668	No
186	GOM_NL__2PRFIN20040315_095857_000000612025_00094_10669_0661.N1	15-MAR-2004 09:58:57	Dark	60.500	75	26Eps Sco	2.2910	4250.0	121	10669	No
187	GOM_NL__2PRFIN20040315_100130_000001032025_00094_10669_0662.N1	15-MAR-2004 10:01:30	Dark	102.50	16	21Alp Sco	1.0200	3000.0	205	10669	No
188	GOM_NL__2PRFIN20040315_100436_000000482025_00094_10669_0663.N1	15-MAR-2004 10:04:36	Dark	47.500	4	Alp1Cen	-0.010000	5800.0	95	10669	No
189	GOM_NL__2PRFIN20040315_100549_000000502025_00094_10669_0664.N1	15-MAR-2004 10:05:49	Dark	50.000	10	Bet Cen	0.61000	28000.	100	10669	No
190	GOM_NL__2PRFIN20040315_100746_000000462025_00094_10669_0665.N1	15-MAR-2004 10:07:46	Dark	46.000	12	Alp1Cru	0.77500	30000.	92	10669	No
191	GOM_NL__2PRFIN20040315_100902_000000532025_00094_10669_0666.N1	15-MAR-2004 10:09:02	Straylight	52.500	26	Gam Cru	1.6240	2900.0	105	10669	No
192	GOM_NL__2PRFIN20040315_101104_000000672025_00094_10669_0667.N1	15-MAR-2004 10:11:04	Straylight	67.000	54	5The Cen	2.0550	4500.0	134	10669	No
193	GOM_NL__2PRFIN20040315_101847_000000562025_00094_10669_0668.N1	15-MAR-2004 10:18:47	Straylight	56.000	106	9Bet Crv	2.6480	5600.0	112	10669	No
194	GOM_NL__2PRFIN20040315_102107_000000532025_00094_10669_0669.N1	15-MAR-2004 10:21:07	Tw_i_and_stray	52.500	100	4Gam Crv	2.5800	13100.	105	10669	No
195	GOM_NL__2PRFIN20040315_102357_000001052025_00094_10669_0670.N1	15-MAR-2004 10:23:57	Bright	104.50	15	67Alp Vir	0.97600	28000.	209	10669	No
196	GOM_NL__2PRFIN20040315_102745_000000612025_00094_10669_0671.N1	15-MAR-2004 10:27:45	Bright	60.500	121	29Gam Vir	2.7400	7200.0	121	10669	No
197	GOM_NL__2PRFIN20040315_103031_000000402025_00094_10669_0672.N1	15-MAR-2004 10:30:31	Bright	39.500	22	32Alp Leo	1.3600	15200.	79	10669	No
198	GOM_NL__2PRFIN20040315_103246_000000412025_00094_10669_0673.N1	15-MAR-2004 10:32:46	Bright	41.000	51	41Gam1Leo	2.0100	4500.0	82	10669	No
199	GOM_NL__2PRFIN20040315_103435_000000762025_00094_10669_0674.N1	15-MAR-2004 10:34:35	Bright	76.000	138	47Eps Vir	2.8280	4700.0	152	10669	No
200	GOM_NL__2PRFIN20040315_104034_000000412025_00094_10669_0675.N1	15-MAR-2004 10:40:34	Bright	40.500	174	52Psi UMa	3.0040	4400.0	81	10669	No
201	GOM_NL__2PRFIN20040315_104344_000000412025_00094_10669_0676.N1	15-MAR-2004 10:43:44	Bright	40.500	82	48Bet UMa	2.3650	10600.	81	10669	No
202	GOM_NL__2PRFIN20040315_104513_000000432025_00094_10669_0677.N1	15-MAR-2004 10:45:13	Bright	42.500	36	50Alp UMa	1.8000	6300.0	85	10669	No
203	GOM_NL__2PRFIN20040315_104651_000000452025_00094_10669_0678.N1	15-MAR-2004 10:46:51	Bright	45.000	32	77Eps UMa	1.7630	11000.	90	10669	No
204	GOM_NL__2PRFIN20040315_104849_000000572025_00094_10669_0679.N1	15-MAR-2004 10:48:49	Bright	56.500	39	85Eta UMa	1.8540	24000.	113	10669	No
205	GOM_NL__2PRFIN20040315_105236_000000382025_00094_10669_0680.N1	15-MAR-2004 10:52:36	Bright	37.500	49	1Alp UMi	1.9900	6300.0	75	10669	No
206	GOM_NL__2PRFIN20040315_105623_000000512025_00094_10669_0681.N1	15-MAR-2004 10:56:23	Bright	51.000	119	14Eta Dra	2.7270	4700.0	102	10669	No
207	GOM_NL__2PRFIN20040315_105920_000000402025_00094_10669_0682.N1	15-MAR-2004 10:59:20	Bright	39.500	74	11Bet Cas	2.2680	6600.0	79	10669	No
208	GOM_NL__2PRFIN20040315_110121_000000532025_00094_10669_0683.N1	15-MAR-2004 11:01:21	Bright	53.000	130	23Bet Dra	2.7990	5800.0	106	10669	No
209	GOM_NL__2PRFIN20040315_110529_000000382025_00094_10669_0684.N1	15-MAR-2004 11:05:29	Bright	37.500	19	50Alp Cyg	1.2460	10500.	75	10669	No
210	GOM_NL__2PRFIN20040315_110703_000000402025_00094_10669_0685.N1	15-MAR-2004 11:07:03	Bright	39.500	66	37Gam Cyg	2.2080	5900.0	79	10669	No
211	GOM_NL__2PRFIN20040315_110846_000000362025_00094_10669_0686.N1	15-MAR-2004 11:08:46	Bright	36.000	92	53Eps Cyg	2.5000	4500.0	72	10669	No
212	GOM_NL__2PRFIN20040315_111705_000000532025_00094_10669_0687.N1	15-MAR-2004 11:17:05	Tw_i_and_stray	52.500	11	53Alp Aql	0.76500	8000.0	105	10669	No
213	GOM_NL__2PRFIN20040315_112352_000001432025_00094_10669_0688.N1	15-MAR-2004 11:23:52	Dark	142.50	59	55Alp Oph	2.0800	8900.0	285	10669	No
214	GOM_NL__2PRFIN20040315_112946_000000452025_00094_10669_0689.N1	15-MAR-2004 11:29:46	Dark	44.500	103	38Zet Sgr	2.6000	9700.0	89	10669	No
215	GOM_NL__2PRFIN20040315_113200_000000582025_00094_10669_0690.N1	15-MAR-2004 11:32:00	Dark	58.000	116	19Del Sgr	2.7000	4100.0	116	10669	No
216	GOM_NL__2PRFIN20040315_113402_000000412025_00094_10669_0691.N1	15-MAR-2004 11:34:02	Dark	40.500	45	Alp Pav	1.9400	26000.	81	10669	No
217	GOM_NL__2PRFIN20040315_113934_000000642025_00095_10670_0532.N1	15-MAR-2004 11:39:34	Dark	63.500	75	26Eps Sco	2.2910	4250.0	127	10670	No
218	GOM_NL__2PRFIN20040315_114209_000001132025_00095_10670_0533.N1	15-MAR-2004 11:42:09	Dark	113.00	16	21Alp Sco	1.0200	3000.0	226	10670	No
219	GOM_NL__2PRFIN20040315_114512_000000442025_00095_10670_0534.N1	15-MAR-2004 11:45:12	Dark	43.500	4	Alp1Cen	-0.010000	5800.0	87	10670	No

220	GOM_NL__2PRFIN20040315_114653_000000392025_00095_10670_0535.N1	15-MAR-2004 11:46:53	Dark	38.500	112	Alp Mus	2.6880	26000.	77	10670	No
221	GOM_NL__2PRFIN20040315_114822_000000512025_00095_10670_0536.N1	15-MAR-2004 11:48:22	Dark	51.000	12	Alp1Cru	0.77500	30000.	102	10670	No
222	GOM_NL__2PRFIN20040315_114938_000000532025_00095_10670_0537.N1	15-MAR-2004 11:49:38	Straylight	53.000	26	Gam Cru	1.6240	2900.0	106	10670	No
223	GOM_NL__2PRFIN20040315_115122_000000442025_00095_10670_0538.N1	15-MAR-2004 11:51:22	Straylight	44.000	64	Gam Cen	2.2000	10600.	88	10670	No
224	GOM_NL__2PRFIN20040315_115333_000000402025_00095_10670_0539.N1	15-MAR-2004 11:53:33	Straylight	40.000	113	Mu Vel	2.6920	5000.0	80	10670	No
225	GOM_NL__2PRFIN20040315_115923_000000562025_00095_10670_0540.N1	15-MAR-2004 11:59:23	Straylight	55.500	106	9Bet Crv	2.6480	5600.0	111	10670	No
226	GOM_NL__2PRFIN20040315_120143_000000542025_00095_10670_0541.N1	15-MAR-2004 12:01:43	Twl_and_stray	54.000	100	4Gam Crv	2.5800	13100.	108	10670	No
227	GOM_NL__2PRFIN20040315_120432_000000962025_00095_10670_0542.N1	15-MAR-2004 12:04:32	Bright	95.500	15	67Alp Vir	0.97600	28000.	191	10670	No
228	GOM_NL__2PRFIN20040315_120820_000000632025_00095_10670_0543.N1	15-MAR-2004 12:08:20	Bright	63.000	121	29Gam Vir	2.7400	7200.0	126	10670	No
229	GOM_NL__2PRFIN20040315_121107_000000402025_00095_10670_0544.N1	15-MAR-2004 12:11:07	Bright	39.500	22	32Alp Leo	1.3600	15200.	79	10670	No
230	GOM_NL__2PRFIN20040315_121322_000000382025_00095_10670_0545.N1	15-MAR-2004 12:13:22	Bright	38.000	51	41Gam1Leo	2.0100	4500.0	76	10670	No
231	GOM_NL__2PRFIN20040315_121510_000000792025_00095_10670_0546.N1	15-MAR-2004 12:15:10	Bright	79.000	138	47Eps Vir	2.8280	4700.0	158	10670	No
232	GOM_NL__2PRFIN20040315_122109_000000402025_00095_10670_0547.N1	15-MAR-2004 12:21:09	Bright	39.500	174	52Psi UMa	3.0040	4400.0	79	10670	No
233	GOM_NL__2PRFIN20040315_122420_000000402025_00095_10670_0548.N1	15-MAR-2004 12:24:20	Bright	40.000	82	48Bet UMa	2.3650	10600.	80	10670	No
234	GOM_NL__2PRFIN20040315_122549_000000402025_00095_10670_0549.N1	15-MAR-2004 12:25:49	Bright	40.000	36	50Alp UMa	1.8000	6300.0	80	10670	No
235	GOM_NL__2PRFIN20040315_122727_000000462025_00095_10670_0550.N1	15-MAR-2004 12:27:27	Bright	45.500	32	77Eps UMa	1.7630	11000.	91	10670	No
236	GOM_NL__2PRFIN20040315_122924_000000562025_00095_10670_0551.N1	15-MAR-2004 12:29:24	Bright	55.500	39	85Eta UMa	1.8540	24000.	111	10670	No
237	GOM_NL__2PRFIN20040315_123312_000000372025_00095_10670_0552.N1	15-MAR-2004 12:33:12	Bright	36.500	49	1Alp UMi	1.9900	6300.0	73	10670	No
238	GOM_NL__2PRFIN20040315_123957_000000352025_00095_10670_0553.N1	15-MAR-2004 12:39:57	Bright	35.000	74	11Bet Cas	2.2680	6600.0	70	10670	No
239	GOM_NL__2PRFIN20040315_124156_000000532025_00095_10670_0554.N1	15-MAR-2004 12:41:56	Bright	53.000	130	23Bet Dra	2.7990	5800.0	106	10670	No
240	GOM_NL__2PRFIN20040315_124605_000000382025_00095_10670_0555.N1	15-MAR-2004 12:46:05	Bright	38.000	19	50Alp Cyg	1.2460	10500.	76	10670	No
241	GOM_NL__2PRFIN20040315_124739_000000402025_00095_10670_0556.N1	15-MAR-2004 12:47:39	Bright	40.000	66	37Gam Cyg	2.2080	5900.0	80	10670	No
242	GOM_NL__2PRFIN20040315_124922_000000392025_00095_10670_0557.N1	15-MAR-2004 12:49:22	Bright	39.000	92	53Eps Cyg	2.5000	4500.0	78	10670	No
243	GOM_NL__2PRFIN20040315_125742_000000522025_00095_10670_0558.N1	15-MAR-2004 12:57:42	Twl_and_stray	51.500	11	53Alp Aql	0.76500	8000.0	103	10670	No
244	GOM_NL__2PRFIN20040315_130751_000000482025_00095_10670_0559.N1	15-MAR-2004 13:07:51	Dark	47.500	155	41Pi Sgr	2.9000	6600.0	95	10670	No
245	GOM_NL__2PRFIN20040315_130953_000000462025_00095_10670_0560.N1	15-MAR-2004 13:09:53	Dark	46.000	57	34Sig Sgr	2.0660	26000.	92	10670	No
246	GOM_NL__2PRFIN20040315_131238_000000512025_00095_10670_0561.N1	15-MAR-2004 13:12:38	Dark	51.000	116	19Del Sgr	2.7000	4100.0	102	10670	No
247	GOM_NL__2PRFIN20040315_131438_000000412025_00095_10670_0562.N1	15-MAR-2004 13:14:38	Dark	41.000	45	Alp Pav	1.9400	26000.	82	10670	No
248	GOM_NL__2PRFIN20040315_132012_000000642025_00096_10671_0534.N1	15-MAR-2004 13:20:12	Dark	63.500	75	26Eps Sco	2.2910	4250.0	127	10671	No
249	GOM_NL__2PRFIN20040315_132247_000001012025_00096_10671_0535.N1	15-MAR-2004 13:22:47	Dark	100.50	16	21Alp Sco	1.0200	3000.0	201	10671	No
250	GOM_NL__2PRFIN20040315_132548_000000442025_00096_10671_0536.N1	15-MAR-2004 13:25:48	Dark	44.000	4	Alp1Cen	-0.010000	5800.0	88	10671	No
251	GOM_NL__2PRFIN20040315_132729_000000392025_00096_10671_0537.N1	15-MAR-2004 13:27:29	Dark	39.000	112	Alp Mus	2.6880	26000.	78	10671	No
252	GOM_NL__2PRFIN20040315_132857_000000462025_00096_10671_0538.N1	15-MAR-2004 13:28:57	Dark	45.500	12	Alp1Cru	0.77500	30000.	91	10671	No
253	GOM_NL__2PRFIN20040315_133014_000000522025_00096_10671_0539.N1	15-MAR-2004 13:30:14	Straylight	51.500	26	Gam Cru	1.6240	2900.0	103	10671	No
254	GOM_NL__2PRFIN20040315_133158_000000442025_00096_10671_0540.N1	15-MAR-2004 13:31:58	Straylight	43.500	64	Gam Cen	2.2000	10600.	87	10671	No
255	GOM_NL__2PRFIN20040315_133409_000000392025_00096_10671_0541.N1	15-MAR-2004 13:34:09	Straylight	38.500	113	Mu Vel	2.6920	5000.0	77	10671	No
256	GOM_NL__2PRFIN20040315_133959_000000532025_00096_10671_0542.N1	15-MAR-2004 13:39:59	Straylight	52.500	106	9Bet Crv	2.6480	5600.0	105	10671	No
257	GOM_NL__2PRFIN20040315_134219_000000522025_00096_10671_0543.N1	15-MAR-2004 13:42:19	Twl_and_stray	51.500	100	4Gam Crv	2.5800	13100.	103	10671	No
258	GOM_NL__2PRFIN20040315_134508_000000962025_00096_10671_0544.N1	15-MAR-2004 13:45:08	Bright	96.000	15	67Alp Vir	0.97600	28000.	192	10671	No
259	GOM_NL__2PRFIN20040315_134856_000000612025_00096_10671_0545.N1	15-MAR-2004 13:48:56	Bright	61.000	121	29Gam Vir	2.7400	7200.0	122	10671	No
260	GOM_NL__2PRFIN20040315_135142_000000402025_00096_10671_0546.N1	15-MAR-2004 13:51:42	Bright	39.500	22	32Alp Leo	1.3600	15200.	79	10671	No
261	GOM_NL__2PRFIN20040315_135358_000000412025_00096_10671_0547.N1	15-MAR-2004 13:53:58	Bright	40.500	51	41Gam1Leo	2.0100	4500.0	81	10671	No
262	GOM_NL__2PRFIN20040315_135544_000000772025_00096_10671_0548.N1	15-MAR-2004 13:55:44	Bright	77.000	138	47Eps Vir	2.8280	4700.0	154	10671	No
263	GOM_NL__2PRFIN20040315_140144_000000402025_00096_10671_0549.N1	15-MAR-2004 14:01:44	Bright	40.000	174	52Psi UMa	3.0040	4400.0	80	10671	No
264	GOM_NL__2PRFIN20040315_140455_000000402025_00096_10671_0550.N1	15-MAR-2004 14:04:55	Bright	40.000	82	48Bet UMa	2.3650	10600.	80	10671	No
265	GOM_NL__2PRFIN20040315_140625_000000412025_00096_10671_0551.N1	15-MAR-2004 14:06:25	Bright	41.000	36	50Alp UMa	1.8000	6300.0	82	10671	No
266	GOM_NL__2PRFIN20040315_140802_000000462025_00096_10671_0552.N1	15-MAR-2004 14:08:02	Bright	46.000	32	77Eps UMa	1.7630	11000.	92	10671	No
267	GOM_NL__2PRFIN20040315_140959_000000552025_00096_10671_0553.N1	15-MAR-2004 14:09:59	Bright	54.500	39	85Eta UMa	1.8540	24000.	109	10671	No
268	GOM_NL__2PRFIN20040315_141348_000000362025_00096_10671_0554.N1	15-MAR-2004 14:13:48	Bright	36.000	49	1Alp UMi	1.9900	6300.0	72	10671	No
269	GOM_NL__2PRFIN20040315_141734_000000482025_00096_10671_0555.N1	15-MAR-2004 14:17:34	Bright	48.000	119	14Eta Dra	2.7270	4700.0	96	10671	No
270	GOM_NL__2PRFIN20040315_142032_000000392025_00096_10671_0556.N1	15-MAR-2004 14:20:32	Bright	38.500	74	11Bet Cas	2.2680	6600.0	77	10671	No
271	GOM_NL__2PRFIN20040315_142231_000000542025_00096_10671_0557.N1	15-MAR-2004 14:22:31	Bright	54.000	130	23Bet Dra	2.7990	5800.0	108	10671	No
272	GOM_NL__2PRFIN20040315_142641_000000402025_00096_10671_0558.N1	15-MAR-2004 14:26:41	Bright	39.500	19	50Alp Cyg	1.2460	10500.	79	10671	No
273	GOM_NL__2PRFIN20040315_142815_000000412025_00096_10671_0559.N1	15-MAR-2004 14:28:15	Bright	40.500	66	37Gam Cyg	2.2080	5900.0	81	10671	No
274	GOM_NL__2PRFIN20040315_142958_000000382025_00096_10671_0560.N1	15-MAR-2004 14:29:58	Bright	38.000	92	53Eps Cyg	2.5000	4500.0	76	10671	No
275	GOM_NL__2PRFIN20040315_143818_000000562025_00096_10671_0561.N1	15-MAR-2004 14:38:18	Twl_and_stray	55.500	11	53Alp Aql	0.76500	8000.0	111	10671	No
276	GOM_NL__2PRFIN20040315_144827_000000492025_00096_10671_0562.N1	15-MAR-2004 14:48:27	Dark	48.500	155	41Pi Sgr	2.9000	6600.0	97	10671	No
277	GOM_NL__2PRFIN20040315_145030_000000472025_00096_10671_0563.N1	15-MAR-2004 14:50:30	Dark	47.000	57	34Sig Sgr	2.0660	26000.	94	10671	No
278	GOM_NL__2PRFIN20040315_145314_000000642025_00096_10671_0564.N1	15-MAR-2004 14:53:14	Dark	63.500	116	19Del Sgr	2.7000	4100.0	127	10671	No

279	GOM_NL__2PRFIN20040315_145513_000000412025_00096_10671_0565.N1	15-MAR-2004 14:55:13	Dark	40.500	45	Alp Pav	1.9400	26000.	81	10671	No
280	GOM_NL__2PRFIN20040315_150050_000000622025_00097_10672_0534.N1	15-MAR-2004 15:00:50	Dark	61.500	75	26Eps Sco	2.2910	4250.0	123	10672	No
281	GOM_NL__2PRFIN20040315_150326_000000892025_00097_10672_0535.N1	15-MAR-2004 15:03:26	Dark	89.000	16	21Alp Sco	1.0200	3000.0	178	10672	No
282	GOM_NL__2PRFIN20040315_150625_000000512025_00097_10672_0536.N1	15-MAR-2004 15:06:25	Dark	50.500	4	Alp1Cen	-0.010000	5800.0	101	10672	No
283	GOM_NL__2PRFIN20040315_150804_000000402025_00097_10672_0537.N1	15-MAR-2004 15:08:04	Dark	40.000	112	Alp Mus	2.6880	26000.	80	10672	No
284	GOM_NL__2PRFIN20040315_150934_000000432025_00097_10672_0538.N1	15-MAR-2004 15:09:34	Dark	42.500	12	Alp1Cru	0.77500	30000.	85	10672	No
285	GOM_NL__2PRFIN20040315_151051_000000522025_00097_10672_0539.N1	15-MAR-2004 15:10:51	Straylight	51.500	26	Gam Cru	1.6240	2900.0	103	10672	No
286	GOM_NL__2PRFIN20040315_151234_000000462025_00097_10672_0540.N1	15-MAR-2004 15:12:34	Straylight	45.500	64	Gam Cen	2.2000	10600.	91	10672	No
287	GOM_NL__2PRFIN20040315_151442_000000462025_00097_10672_0541.N1	15-MAR-2004 15:14:42	Straylight	45.500	113	Mu Vel	2.6920	5000.0	91	10672	No
288	GOM_NL__2PRFIN20040315_152034_000000582025_00097_10672_0542.N1	15-MAR-2004 15:20:34	Straylight	57.500	106	9Bet Crv	2.6480	5600.0	115	10672	No
289	GOM_NL__2PRFIN20040315_152255_000000512025_00097_10672_0543.N1	15-MAR-2004 15:22:55	Tw_i_and_stray	50.500	100	4Gam Crv	2.5800	13100.	101	10672	No
290	GOM_NL__2PRFIN20040315_152544_000000912025_00097_10672_0544.N1	15-MAR-2004 15:25:44	Bright	90.500	15	67Alp Vir	0.97600	28000.	181	10672	No
291	GOM_NL__2PRFIN20040315_152932_000000612025_00097_10672_0545.N1	15-MAR-2004 15:29:32	Bright	60.500	121	29Gam Vir	2.7400	7200.0	121	10672	No
292	GOM_NL__2PRFIN20040315_153217_000000412025_00097_10672_0546.N1	15-MAR-2004 15:32:17	Bright	40.500	22	32Alp Leo	1.3600	15200.	81	10672	No
293	GOM_NL__2PRFIN20040315_153433_000000402025_00097_10672_0547.N1	15-MAR-2004 15:34:33	Bright	40.000	51	41Gam1Leo	2.0100	4500.0	80	10672	No
294	GOM_NL__2PRFIN20040315_153619_000000772025_00097_10672_0548.N1	15-MAR-2004 15:36:19	Bright	76.500	138	47Eps Vir	2.8280	4700.0	153	10672	No
295	GOM_NL__2PRFIN20040315_154220_000000392025_00097_10672_0549.N1	15-MAR-2004 15:42:20	Bright	39.000	174	52Psi UMa	3.0040	4400.0	78	10672	No
296	GOM_NL__2PRFIN20040315_154531_000000382025_00097_10672_0550.N1	15-MAR-2004 15:45:31	Bright	37.500	82	48Bet UMa	2.3650	10600.	75	10672	No
297	GOM_NL__2PRFIN20040315_154701_000000372025_00097_10672_0551.N1	15-MAR-2004 15:47:01	Bright	36.500	36	50Alp UMa	1.8000	6300.0	73	10672	No
298	GOM_NL__2PRFIN20040315_154837_000000462025_00097_10672_0552.N1	15-MAR-2004 15:48:37	Bright	46.000	32	77Eps UMa	1.7630	11000.	92	10672	No
299	GOM_NL__2PRFIN20040315_155033_000000552025_00097_10672_0553.N1	15-MAR-2004 15:50:33	Bright	55.000	39	85Eta UMa	1.8540	24000.	110	10672	No
300	GOM_NL__2PRFIN20040315_155424_000000382025_00097_10672_0554.N1	15-MAR-2004 15:54:24	Bright	38.000	49	1Alp UMi	1.9900	6300.0	76	10672	No
301	GOM_NL__2PRFIN20040315_155809_000000492025_00097_10672_0555.N1	15-MAR-2004 15:58:09	Bright	49.000	119	14Eta Dra	2.7270	4700.0	98	10672	No
302	GOM_NL__2PRFIN20040315_160109_000000392025_00097_10672_0556.N1	15-MAR-2004 16:01:09	Bright	39.000	74	11Bet Cas	2.2680	6600.0	78	10672	No
303	GOM_NL__2PRFIN20040315_160307_000000562025_00097_10672_0557.N1	15-MAR-2004 16:03:07	Bright	55.500	130	23Bet Dra	2.7990	5800.0	111	10672	No
304	GOM_NL__2PRFIN20040315_160716_000000382025_00097_10672_0558.N1	15-MAR-2004 16:07:16	Bright	37.500	19	50Alp Cyg	1.2460	10500.	75	10672	No
305	GOM_NL__2PRFIN20040315_160849_000000412025_00097_10672_0559.N1	15-MAR-2004 16:08:49	Bright	40.500	66	37Gam Cyg	2.2080	5900.0	81	10672	No
306	GOM_NL__2PRFIN20040315_161034_000000372025_00097_10672_0560.N1	15-MAR-2004 16:10:34	Bright	36.500	92	53Eps Cyg	2.5000	4500.0	73	10672	No
307	GOM_NL__2PRFIN20040315_161854_000000542025_00097_10672_0561.N1	15-MAR-2004 16:18:54	Tw_i_and_stray	53.500	11	53Alp Aql	0.76500	8000.0	107	10672	No
308	GOM_NL__2PRFIN20040315_162904_000000492025_00097_10672_0562.N1	15-MAR-2004 16:29:04	Dark	48.500	155	41Pi Sgr	2.9000	6600.0	97	10672	No
309	GOM_NL__2PRFIN20040315_163107_000000482025_00097_10672_0563.N1	15-MAR-2004 16:31:07	Dark	48.000	57	34Sig Sgr	2.0660	26000.	96	10672	No
310	GOM_NL__2PRFIN20040315_163351_000000532025_00097_10672_0564.N1	15-MAR-2004 16:33:51	Dark	52.500	116	19Del Sgr	2.7000	4100.0	105	10672	No
311	GOM_NL__2PRFIN20040315_163550_000000412025_00097_10672_0565.N1	15-MAR-2004 16:35:50	Dark	41.000	45	Alp Pav	1.9400	26000.	82	10672	No
312	GOM_NL__2PRFIN20040315_164127_000000622025_00098_10673_0535.N1	15-MAR-2004 16:41:27	Dark	61.500	75	26Eps Sco	2.2910	4250.0	123	10673	No
313	GOM_NL__2PRFIN20040315_164403_000000942025_00098_10673_0536.N1	15-MAR-2004 16:44:03	Dark	94.000	16	21Alp Sco	1.0200	3000.0	188	10673	No
314	GOM_NL__2PRFIN20040315_164702_000000572025_00098_10673_0537.N1	15-MAR-2004 16:47:02	Dark	57.000	4	Alp1Cen	-0.010000	5800.0	114	10673	No
315	GOM_NL__2PRFIN20040315_164841_000000382025_00098_10673_0538.N1	15-MAR-2004 16:48:41	Dark	37.500	112	Alp Mus	2.6880	26000.	75	10673	No
316	GOM_NL__2PRFIN20040315_165010_000000502025_00098_10673_0539.N1	15-MAR-2004 16:50:10	Dark	49.500	12	Alp1Cru	0.77500	30000.	99	10673	No
317	GOM_NL__2PRFIN20040315_165127_000000542025_00098_10673_0540.N1	15-MAR-2004 16:51:27	Straylight	54.000	26	Gam Cru	1.6240	2900.0	108	10673	No
318	GOM_NL__2PRFIN20040315_165311_000000432025_00098_10673_0541.N1	15-MAR-2004 16:53:11	Straylight	43.000	64	Gam Cen	2.2000	10600.	86	10673	No
319	GOM_NL__2PRFIN20040315_165520_000000402025_00098_10673_0542.N1	15-MAR-2004 16:55:20	Straylight	39.500	113	Mu Vel	2.6920	5000.0	79	10673	No
320	GOM_NL__2PRFIN20040315_170111_000000542025_00098_10673_0543.N1	15-MAR-2004 17:01:11	Straylight	53.500	106	9Bet Crv	2.6480	5600.0	107	10673	No
321	GOM_NL__2PRFIN20040315_170331_000000532025_00098_10673_0544.N1	15-MAR-2004 17:03:31	Tw_i_and_stray	52.500	100	4Gam Crv	2.5800	13100.	105	10673	No
322	GOM_NL__2PRFIN20040315_170620_000000922025_00098_10673_0545.N1	15-MAR-2004 17:06:20	Bright	91.500	15	67Alp Vir	0.97600	28000.	183	10673	No
323	GOM_NL__2PRFIN20040315_171007_000000602025_00098_10673_0546.N1	15-MAR-2004 17:10:07	Bright	60.000	121	29Gam Vir	2.7400	7200.0	120	10673	No
324	GOM_NL__2PRFIN20040315_171254_000000412025_00098_10673_0547.N1	15-MAR-2004 17:12:54	Bright	40.500	22	32Alp Leo	1.3600	15200.	81	10673	No
325	GOM_NL__2PRFIN20040315_171510_000000402025_00098_10673_0548.N1	15-MAR-2004 17:15:10	Bright	40.000	51	41Gam1Leo	2.0100	4500.0	80	10673	No
326	GOM_NL__2PRFIN20040315_171654_000000742025_00098_10673_0549.N1	15-MAR-2004 17:16:54	Bright	73.500	138	47Eps Vir	2.8280	4700.0	147	10673	No
327	GOM_NL__2PRFIN20040315_172256_000000432025_00098_10673_0550.N1	15-MAR-2004 17:22:56	Bright	42.500	174	52Psi UMa	3.0040	4400.0	85	10673	No
328	GOM_NL__2PRFIN20040315_172607_000000402025_00098_10673_0551.N1	15-MAR-2004 17:26:07	Bright	39.500	82	48Bet UMa	2.3650	10600.	79	10673	No
329	GOM_NL__2PRFIN20040315_172737_000000402025_00098_10673_0552.N1	15-MAR-2004 17:27:37	Bright	40.000	36	50Alp UMa	1.8000	6300.0	80	10673	No
330	GOM_NL__2PRFIN20040315_172913_000000462025_00098_10673_0553.N1	15-MAR-2004 17:29:13	Bright	45.500	32	77Eps UMa	1.7630	11000.	91	10673	No
331	GOM_NL__2PRFIN20040315_173108_000000552025_00098_10673_0554.N1	15-MAR-2004 17:31:08	Bright	54.500	39	85Eta UMa	1.8540	24000.	109	10673	No
332	GOM_NL__2PRFIN20040315_173500_000000382025_00098_10673_0555.N1	15-MAR-2004 17:35:00	Bright	37.500	49	1Alp UMi	1.9900	6300.0	75	10673	No
333	GOM_NL__2PRFIN20040315_173845_000000502025_00098_10673_0556.N1	15-MAR-2004 17:38:45	Bright	49.500	119	14Eta Dra	2.7270	4700.0	99	10673	No
334	GOM_NL__2PRFIN20040315_174146_000000392025_00098_10673_0557.N1	15-MAR-2004 17:41:46	Bright	39.000	74	11Bet Cas	2.2680	6600.0	78	10673	No
335	GOM_NL__2PRFIN20040315_174342_000000542025_00098_10673_0558.N1	15-MAR-2004 17:43:42	Bright	53.500	130	23Bet Dra	2.7990	5800.0	107	10673	No
336	GOM_NL__2PRFIN20040315_174753_000000372025_00098_10673_0559.N1	15-MAR-2004 17:47:53	Bright	37.000	19	50Alp Cyg	1.2460	10500.	74	10673	No
337	GOM_NL__2PRFIN20040315_174927_000000412025_00098_10673_0560.N1	15-MAR-2004 17:49:27	Bright	40.500	66	37Gam Cyg	2.2080	5900.0	81	10673	No

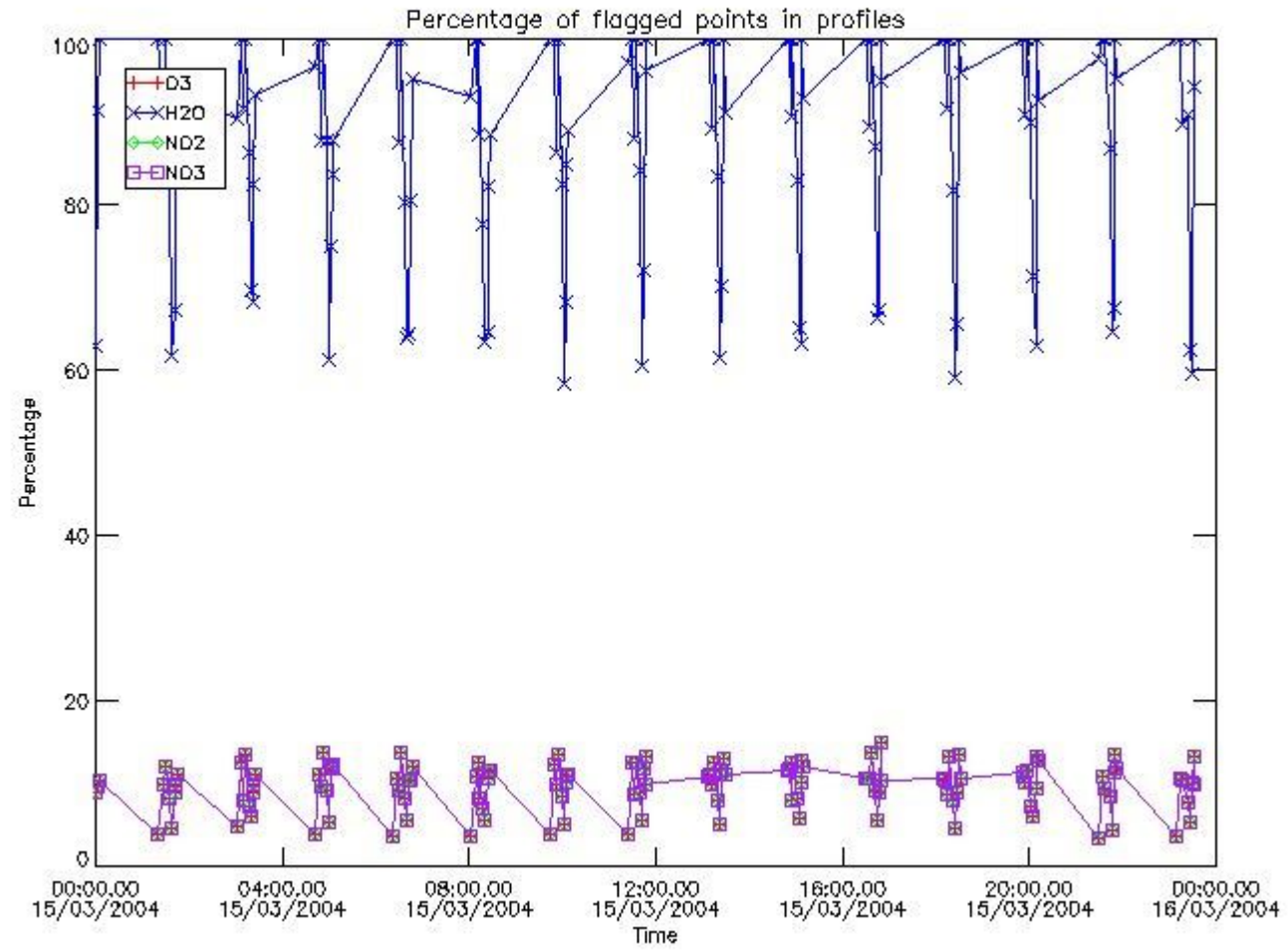
338	GOM_NL__2PRFIN20040315_175111_000000382025_00098_10673_0561.N1	15-MAR-2004 17:51:11	Bright	38.000	92	53Eps Cyg	2.5000	4500.0	76	10673	No
339	GOM_NL__2PRFIN20040315_175931_000000532025_00098_10673_0562.N1	15-MAR-2004 17:59:31	Twilight	53.000	11	53Alp Aql	0.76500	8000.0	106	10673	No
340	GOM_NL__2PRFIN20040315_180941_000000482025_00098_10673_0563.N1	15-MAR-2004 18:09:41	Dark	48.000	155	41Pi Sgr	2.9000	6600.0	96	10673	No
341	GOM_NL__2PRFIN20040315_181144_000000492025_00098_10673_0564.N1	15-MAR-2004 18:11:44	Dark	49.000	57	34Sig Sgr	2.0660	26000.	98	10673	No
342	GOM_NL__2PRFIN20040315_181429_000000602025_00098_10673_0565.N1	15-MAR-2004 18:14:29	Dark	59.500	116	19Del Sgr	2.7000	4100.0	119	10673	No
343	GOM_NL__2PRFIN20040315_181626_000000392025_00098_10673_0566.N1	15-MAR-2004 18:16:26	Dark	38.500	45	Alp Pav	1.9400	26000.	77	10673	No
344	GOM_NL__2PRFIN20040315_182204_000000642025_00099_10674_0555.N1	15-MAR-2004 18:22:04	Dark	63.500	75	26Eps Sco	2.2910	4250.0	127	10674	No
345	GOM_NL__2PRFIN20040315_182440_000001152025_00099_10674_0556.N1	15-MAR-2004 18:24:40	Dark	115.00	16	21Alp Sco	1.0200	3000.0	230	10674	No
346	GOM_NL__2PRFIN20040315_182738_000000572025_00099_10674_0557.N1	15-MAR-2004 18:27:38	Dark	57.000	4	Alp1Cen	-0.010000	5800.0	114	10674	No
347	GOM_NL__2PRFIN20040315_182918_000000382025_00099_10674_0558.N1	15-MAR-2004 18:29:18	Dark	38.000	112	Alp Mus	2.6880	26000.	76	10674	No
348	GOM_NL__2PRFIN20040315_183047_000000492025_00099_10674_0559.N1	15-MAR-2004 18:30:47	Dark	48.500	12	Alp1Cru	0.77500	30000.	97	10674	No
349	GOM_NL__2PRFIN20040315_183204_000000512025_00099_10674_0560.N1	15-MAR-2004 18:32:04	Straylight	50.500	26	Gam Cru	1.6240	2900.0	101	10674	No
350	GOM_NL__2PRFIN20040315_183348_000000422025_00099_10674_0561.N1	15-MAR-2004 18:33:48	Straylight	42.000	64	Gam Cen	2.2000	10600.	84	10674	No
351	GOM_NL__2PRFIN20040315_183557_000000432025_00099_10674_0562.N1	15-MAR-2004 18:35:57	Straylight	43.000	113	Mu Vel	2.6920	5000.0	86	10674	No
352	GOM_NL__2PRFIN20040315_184147_000000572025_00099_10674_0563.N1	15-MAR-2004 18:41:47	Straylight	57.000	106	9Bet Crv	2.6480	5600.0	114	10674	No
353	GOM_NL__2PRFIN20040315_184407_000000512025_00099_10674_0564.N1	15-MAR-2004 18:44:07	Twilight	51.000	100	4Gam Crv	2.5800	13100.	102	10674	No
354	GOM_NL__2PRFIN20040315_184656_000000892025_00099_10674_0565.N1	15-MAR-2004 18:46:56	Bright	89.000	15	67Alp Vir	0.97600	28000.	178	10674	No
355	GOM_NL__2PRFIN20040315_185043_000000592025_00099_10674_0566.N1	15-MAR-2004 18:50:43	Bright	59.000	121	29Gam Vir	2.7400	7200.0	118	10674	No
356	GOM_NL__2PRFIN20040315_185331_000000402025_00099_10674_0567.N1	15-MAR-2004 18:53:31	Bright	39.500	22	32Alp Leo	1.3600	15200.	79	10674	No
357	GOM_NL__2PRFIN20040315_185546_000000412025_00099_10674_0568.N1	15-MAR-2004 18:55:46	Bright	40.500	51	41Gam1Leo	2.0100	4500.0	81	10674	No
358	GOM_NL__2PRFIN20040315_185728_000000762025_00099_10674_0569.N1	15-MAR-2004 18:57:28	Bright	75.500	138	47Eps Vir	2.8280	4700.0	151	10674	No
359	GOM_NL__2PRFIN20040315_190332_000000402025_00099_10674_0570.N1	15-MAR-2004 19:03:32	Bright	40.000	174	52Psi UMa	3.0040	4400.0	80	10674	No
360	GOM_NL__2PRFIN20040315_190643_000000402025_00099_10674_0571.N1	15-MAR-2004 19:06:43	Bright	39.500	82	48Bet UMa	2.3650	10600.	79	10674	No
361	GOM_NL__2PRFIN20040315_190813_000000392025_00099_10674_0572.N1	15-MAR-2004 19:08:13	Bright	39.000	36	50Alp UMa	1.8000	6300.0	78	10674	No
362	GOM_NL__2PRFIN20040315_190948_000000462025_00099_10674_0573.N1	15-MAR-2004 19:09:48	Bright	45.500	32	77Eps UMa	1.7630	11000.	91	10674	No
363	GOM_NL__2PRFIN20040315_191143_000000582025_00099_10674_0574.N1	15-MAR-2004 19:11:43	Bright	57.500	39	85Eta UMa	1.8540	24000.	115	10674	No
364	GOM_NL__2PRFIN20040315_191536_000000382025_00099_10674_0575.N1	15-MAR-2004 19:15:36	Bright	38.000	49	1Alp UMi	1.9900	6300.0	76	10674	No
365	GOM_NL__2PRFIN20040315_191921_000000512025_00099_10674_0576.N1	15-MAR-2004 19:19:21	Bright	50.500	119	14Eta Dra	2.7270	4700.0	101	10674	No
366	GOM_NL__2PRFIN20040315_192221_000000392025_00099_10674_0577.N1	15-MAR-2004 19:22:21	Bright	38.500	74	11Bet Cas	2.2680	6600.0	77	10674	No
367	GOM_NL__2PRFIN20040315_192418_000000542025_00099_10674_0578.N1	15-MAR-2004 19:24:18	Bright	53.500	130	23Bet Dra	2.7990	5800.0	107	10674	No
368	GOM_NL__2PRFIN20040315_192829_000000412025_00099_10674_0579.N1	15-MAR-2004 19:28:29	Bright	40.500	19	50Alp Cyg	1.2460	10500.	81	10674	No
369	GOM_NL__2PRFIN20040315_193003_000000412025_00099_10674_0580.N1	15-MAR-2004 19:30:03	Bright	40.500	66	37Gam Cyg	2.2080	5900.0	81	10674	No
370	GOM_NL__2PRFIN20040315_193147_000000382025_00099_10674_0581.N1	15-MAR-2004 19:31:47	Bright	37.500	92	53Eps Cyg	2.5000	4500.0	75	10674	No
371	GOM_NL__2PRFIN20040315_194007_000000592025_00099_10674_0582.N1	15-MAR-2004 19:40:07	Twilight	58.500	11	53Alp Aql	0.76500	8000.0	117	10674	No
372	GOM_NL__2PRFIN20040315_195018_000000502025_00099_10674_0583.N1	15-MAR-2004 19:50:18	Dark	49.500	155	41Pi Sgr	2.9000	6600.0	99	10674	No
373	GOM_NL__2PRFIN20040315_195220_000000482025_00099_10674_0584.N1	15-MAR-2004 19:52:20	Dark	47.500	57	34Sig Sgr	2.0660	26000.	95	10674	No
374	GOM_NL__2PRFIN20040315_195506_000000502025_00099_10674_0585.N1	15-MAR-2004 19:55:06	Dark	50.000	116	19Del Sgr	2.7000	4100.0	100	10674	No
375	GOM_NL__2PRFIN20040315_195702_000000442025_00099_10674_0586.N1	15-MAR-2004 19:57:02	Dark	44.000	45	Alp Pav	1.9400	26000.	88	10674	No
376	GOM_NL__2PRFIN20040315_200242_000000702025_00100_10675_0556.N1	15-MAR-2004 20:02:42	Dark	70.000	75	26Eps Sco	2.2910	4250.0	140	10675	No
377	GOM_NL__2PRFIN20040315_200518_000000862025_00100_10675_0557.N1	15-MAR-2004 20:05:18	Dark	86.000	16	21Alp Sco	1.0200	3000.0	172	10675	No
378	GOM_NL__2PRFIN20040315_200815_000000552025_00100_10675_0558.N1	15-MAR-2004 20:08:15	Dark	54.500	4	Alp1Cen	-0.010000	5800.0	109	10675	No
379	GOM_NL__2PRFIN20040315_200954_000000392025_00100_10675_0559.N1	15-MAR-2004 20:09:54	Dark	38.500	112	Alp Mus	2.6880	26000.	77	10675	No
380	GOM_NL__2PRFIN20040315_201124_000000402025_00100_10675_0560.N1	15-MAR-2004 20:11:24	Dark	40.000	12	Alp1Cru	0.77500	30000.	80	10675	No
381	GOM_NL__2PRFIN20040315_201240_000000542025_00100_10675_0561.N1	15-MAR-2004 20:12:40	Straylight	53.500	26	Gam Cru	1.6240	2900.0	107	10675	No
382	GOM_NL__2PRFIN20040315_201445_000000662025_00100_10675_0562.N1	15-MAR-2004 20:14:45	Straylight	65.500	54	5The Cen	2.0550	4500.0	131	10675	No
383	GOM_NL__2PRFIN20040315_201636_000000532025_00100_10675_0563.N1	15-MAR-2004 20:16:36	Straylight	52.500	123	lot Cen	2.7500	10200.	105	10675	No
384	GOM_NL__2PRFIN20040315_202224_000000532025_00100_10675_0564.N1	15-MAR-2004 20:22:24	Straylight	53.000	106	9Bet Crv	2.6480	5600.0	106	10675	No
385	GOM_NL__2PRFIN20040315_202443_000000552025_00100_10675_0565.N1	15-MAR-2004 20:24:43	Twilight	55.000	100	4Gam Crv	2.5800	13100.	110	10675	No
386	GOM_NL__2PRFIN20040315_202731_000000912025_00100_10675_0566.N1	15-MAR-2004 20:27:31	Bright	90.500	15	67Alp Vir	0.97600	28000.	181	10675	No
387	GOM_NL__2PRFIN20040315_203118_000000612025_00100_10675_0567.N1	15-MAR-2004 20:31:18	Bright	61.000	121	29Gam Vir	2.7400	7200.0	122	10675	No
388	GOM_NL__2PRFIN20040315_203407_000000392025_00100_10675_0568.N1	15-MAR-2004 20:34:07	Bright	39.000	22	32Alp Leo	1.3600	15200.	78	10675	No
389	GOM_NL__2PRFIN20040315_203622_000000392025_00100_10675_0569.N1	15-MAR-2004 20:36:22	Bright	39.000	51	41Gam1Leo	2.0100	4500.0	78	10675	No
390	GOM_NL__2PRFIN20040315_203803_000001122025_00100_10675_0570.N1	15-MAR-2004 20:38:03	Bright	112.00	138	47Eps Vir	2.8280	4700.0	224	10675	No
391	GOM_NL__2PRFIN20040315_204407_000000402025_00100_10675_0571.N1	15-MAR-2004 20:44:07	Bright	39.500	174	52Psi UMa	3.0040	4400.0	79	10675	No
392	GOM_NL__2PRFIN20040315_204718_000000392025_00100_10675_0572.N1	15-MAR-2004 20:47:18	Bright	38.500	82	48Bet UMa	2.3650	10600.	77	10675	No
393	GOM_NL__2PRFIN20040315_204848_000000402025_00100_10675_0573.N1	15-MAR-2004 20:48:48	Bright	40.000	36	50Alp UMa	1.8000	6300.0	80	10675	No
394	GOM_NL__2PRFIN20040315_205023_000000472025_00100_10675_0574.N1	15-MAR-2004 20:50:23	Bright	46.500	32	77Eps UMa	1.7630	11000.	93	10675	No
395	GOM_NL__2PRFIN20040315_205217_000000522025_00100_10675_0575.N1	15-MAR-2004 20:52:17	Bright	51.500	39	85Eta UMa	1.8540	24000.	103	10675	No
396	GOM_NL__2PRFIN20040315_205612_000000372025_00100_10675_0576.N1	15-MAR-2004 20:56:12	Bright	37.000	49	1Alp UMi	1.9900	6300.0	74	10675	No

397	GOM_NL__2PRFIN20040315_205956_000000482025_00100_10675_0577.N1	15-MAR-2004 20:59:56	Bright	48.000	119	14Eta Dra	2.7270	4700.0	96	10675	No
398	GOM_NL__2PRFIN20040315_210258_000000382025_00100_10675_0578.N1	15-MAR-2004 21:02:58	Bright	38.000	74	11Bet Cas	2.2680	6600.0	76	10675	No
399	GOM_NL__2PRFIN20040315_210454_000000512025_00100_10675_0579.N1	15-MAR-2004 21:04:54	Bright	50.500	130	23Bet Dra	2.7990	5800.0	101	10675	No
400	GOM_NL__2PRFIN20040315_210905_000000382025_00100_10675_0580.N1	15-MAR-2004 21:09:05	Bright	38.000	19	50Alp Cyg	1.2460	10500.	76	10675	No
401	GOM_NL__2PRFIN20040315_211039_000000402025_00100_10675_0581.N1	15-MAR-2004 21:10:39	Bright	40.000	66	37Gam Cyg	2.2080	5900.0	80	10675	No
402	GOM_NL__2PRFIN20040315_211223_000000382025_00100_10675_0582.N1	15-MAR-2004 21:12:23	Bright	38.000	92	53Eps Cyg	2.5000	4500.0	76	10675	No
403	GOM_NL__2PRFIN20040315_212044_000000522025_00100_10675_0583.N1	15-MAR-2004 21:20:44	Twi_and_stray	52.000	11	53Alp Aql	0.76500	8000.0	104	10675	No
404	GOM_NL__2PRFIN20040315_212744_000001512025_00100_10675_0584.N1	15-MAR-2004 21:27:44	Dark	150.50	59	55Alp Oph	2.0800	8900.0	301	10675	No
405	GOM_NL__2PRFIN20040315_213257_000000472025_00100_10675_0585.N1	15-MAR-2004 21:32:57	Dark	47.000	57	34Sig Sgr	2.0660	26000.	94	10675	No
406	GOM_NL__2PRFIN20040315_213625_000000602025_00100_10675_0586.N1	15-MAR-2004 21:36:25	Dark	60.000	38	20Eps Sgr	1.8360	11000.	120	10675	No
407	GOM_NL__2PRFIN20040315_214319_000000612025_00101_10676_0559.N1	15-MAR-2004 21:43:19	Dark	61.000	75	26Eps Sco	2.2910	4250.0	122	10676	No
408	GOM_NL__2PRFIN20040315_214556_000001162025_00101_10676_0560.N1	15-MAR-2004 21:45:56	Dark	116.00	16	21Alp Sco	1.0200	3000.0	232	10676	No
409	GOM_NL__2PRFIN20040315_214851_000000452025_00101_10676_0561.N1	15-MAR-2004 21:48:51	Dark	45.000	4	Alp1Cen	-0.010000	5800.0	90	10676	No
410	GOM_NL__2PRFIN20040315_215030_000000382025_00101_10676_0562.N1	15-MAR-2004 21:50:30	Dark	38.000	112	Alp Mus	2.6880	26000.	76	10676	No
411	GOM_NL__2PRFIN20040315_215200_000000432025_00101_10676_0563.N1	15-MAR-2004 21:52:00	Dark	43.000	12	Alp1Cru	0.77500	30000.	86	10676	No
412	GOM_NL__2PRFIN20040315_215316_000000462025_00101_10676_0564.N1	15-MAR-2004 21:53:16	Straylight	46.000	26	Gam Cru	1.6240	2900.0	92	10676	No
413	GOM_NL__2PRFIN20040315_215522_000000632025_00101_10676_0565.N1	15-MAR-2004 21:55:22	Straylight	63.000	54	5The Cen	2.0550	4500.0	126	10676	No
414	GOM_NL__2PRFIN20040315_215712_000000502025_00101_10676_0566.N1	15-MAR-2004 21:57:12	Straylight	50.000	123	lot Cen	2.7500	10200.	100	10676	No
415	GOM_NL__2PRFIN20040315_220259_000000552025_00101_10676_0567.N1	15-MAR-2004 22:02:59	Straylight	54.500	106	9Bet Crv	2.6480	5600.0	109	10676	No
416	GOM_NL__2PRFIN20040315_220520_000000532025_00101_10676_0568.N1	15-MAR-2004 22:05:20	Twi_and_stray	52.500	100	4Gam Crv	2.5800	13100.	105	10676	No
417	GOM_NL__2PRFIN20040315_220806_000000912025_00101_10676_0569.N1	15-MAR-2004 22:08:06	Bright	91.000	15	67Alp Vir	0.97600	28000.	182	10676	No
418	GOM_NL__2PRFIN20040315_221154_000000602025_00101_10676_0570.N1	15-MAR-2004 22:11:54	Bright	60.000	121	29Gam Vir	2.7400	7200.0	120	10676	No
419	GOM_NL__2PRFIN20040315_221442_000000392025_00101_10676_0571.N1	15-MAR-2004 22:14:42	Bright	39.000	22	32Alp Leo	1.3600	15200.	78	10676	No
420	GOM_NL__2PRFIN20040315_221658_000000392025_00101_10676_0572.N1	15-MAR-2004 22:16:58	Bright	39.000	51	41Gam1Leo	2.0100	4500.0	78	10676	No
421	GOM_NL__2PRFIN20040315_221837_000000742025_00101_10676_0573.N1	15-MAR-2004 22:18:37	Bright	73.500	138	47Eps Vir	2.8280	4700.0	147	10676	No
422	GOM_NL__2PRFIN20040315_222443_000000402025_00101_10676_0574.N1	15-MAR-2004 22:24:43	Bright	39.500	174	52Psi UMa	3.0040	4400.0	79	10676	No
423	GOM_NL__2PRFIN20040315_222754_000000402025_00101_10676_0575.N1	15-MAR-2004 22:27:54	Bright	39.500	82	48Bet UMa	2.3650	10600.	79	10676	No
424	GOM_NL__2PRFIN20040315_222923_000000422025_00101_10676_0576.N1	15-MAR-2004 22:29:23	Bright	41.500	36	50Alp UMa	1.8000	6300.0	83	10676	No
425	GOM_NL__2PRFIN20040315_223058_000000472025_00101_10676_0577.N1	15-MAR-2004 22:30:58	Bright	46.500	32	77Eps UMa	1.7630	11000.	93	10676	No
426	GOM_NL__2PRFIN20040315_223252_000000562025_00101_10676_0578.N1	15-MAR-2004 22:32:52	Bright	55.500	39	85Eta UMa	1.8540	24000.	111	10676	No
427	GOM_NL__2PRFIN20040315_223648_000000382025_00101_10676_0579.N1	15-MAR-2004 22:36:48	Bright	37.500	49	1Alp UMi	1.9900	6300.0	75	10676	No
428	GOM_NL__2PRFIN20040315_224031_000000472025_00101_10676_0580.N1	15-MAR-2004 22:40:31	Bright	47.000	119	14Eta Dra	2.7270	4700.0	94	10676	No
429	GOM_NL__2PRFIN20040315_224335_000000392025_00101_10676_0581.N1	15-MAR-2004 22:43:35	Bright	39.000	74	11Bet Cas	2.2680	6600.0	78	10676	No
430	GOM_NL__2PRFIN20040315_224529_000000552025_00101_10676_0582.N1	15-MAR-2004 22:45:29	Bright	54.500	130	23Bet Dra	2.7990	5800.0	109	10676	No
431	GOM_NL__2PRFIN20040315_224941_000000402025_00101_10676_0583.N1	15-MAR-2004 22:49:41	Bright	39.500	19	50Alp Cyg	1.2460	10500.	79	10676	No
432	GOM_NL__2PRFIN20040315_225115_000000392025_00101_10676_0584.N1	15-MAR-2004 22:51:15	Bright	38.500	66	37Gam Cyg	2.2080	5900.0	77	10676	No
433	GOM_NL__2PRFIN20040315_225259_000000372025_00101_10676_0585.N1	15-MAR-2004 22:52:59	Bright	37.000	92	53Eps Cyg	2.5000	4500.0	74	10676	No
434	GOM_NL__2PRFIN20040315_230120_000000532025_00101_10676_0586.N1	15-MAR-2004 23:01:20	Twi_and_stray	53.000	11	53Alp Aql	0.76500	8000.0	106	10676	No
435	GOM_NL__2PRFIN20040315_230823_000001442025_00101_10676_0587.N1	15-MAR-2004 23:08:23	Dark	143.50	59	55Alp Oph	2.0800	8900.0	287	10676	No
436	GOM_NL__2PRFIN20040315_231333_000000532025_00101_10676_0588.N1	15-MAR-2004 23:13:33	Dark	52.500	57	34Sig Sgr	2.0660	26000.	105	10676	No
437	GOM_NL__2PRFIN20040315_231702_000000492025_00101_10676_0589.N1	15-MAR-2004 23:17:02	Dark	49.000	38	20Eps Sgr	1.8360	11000.	98	10676	No
438	GOM_NL__2PRFIN20040315_232356_000000662025_00102_10677_0559.N1	15-MAR-2004 23:23:56	Dark	65.500	75	26Eps Sco	2.2910	4250.0	131	10677	No
439	GOM_NL__2PRFIN20040315_232634_000001072025_00102_10677_0560.N1	15-MAR-2004 23:26:34	Dark	107.00	16	21Alp Sco	1.0200	3000.0	214	10677	No
440	GOM_NL__2PRFIN20040315_232927_000000502025_00102_10677_0561.N1	15-MAR-2004 23:29:27	Dark	50.000	4	Alp1Cen	-0.010000	5800.0	100	10677	No
441	GOM_NL__2PRFIN20040315_233106_000000392025_00102_10677_0562.N1	15-MAR-2004 23:31:06	Dark	38.500	112	Alp Mus	2.6880	26000.	77	10677	No
442	GOM_NL__2PRFIN20040315_233236_000000522025_00102_10677_0563.N1	15-MAR-2004 23:32:36	Dark	51.500	12	Alp1Cru	0.77500	30000.	103	10677	No
443	GOM_NL__2PRFIN20040315_233353_000000542025_00102_10677_0564.N1	15-MAR-2004 23:33:53	Straylight	54.000	26	Gam Cru	1.6240	2900.0	108	10677	No
444	GOM_NL__2PRFIN20040315_233556_000000662025_00102_10677_0565.N1	15-MAR-2004 23:35:56	Straylight	65.500	54	5The Cen	2.0550	4500.0	131	10677	No
445	GOM_NL__2PRFIN20040315_233749_000000532025_00102_10677_0566.N1	15-MAR-2004 23:37:49	Straylight	53.000	123	lot Cen	2.7500	10200.	106	10677	No
446	GOM_NL__2PRFIN20040315_234336_000000572025_00102_10677_0567.N1	15-MAR-2004 23:43:36	Straylight	56.500	106	9Bet Crv	2.6480	5600.0	113	10677	No
447	GOM_NL__2PRFIN20040315_234555_000000542025_00102_10677_0568.N1	15-MAR-2004 23:45:55	Twi_and_stray	54.000	100	4Gam Crv	2.5800	13100.	108	10677	No
448	GOM_NL__2PRFIN20040315_234842_000000862025_00102_10677_0569.N1	15-MAR-2004 23:48:42	Bright	86.000	15	67Alp Vir	0.97600	28000.	172	10677	No
449	GOM_NL__2PRFIN20040315_235229_000000602025_00102_10677_0570.N1	15-MAR-2004 23:52:29	Bright	59.500	121	29Gam Vir	2.7400	7200.0	119	10677	No
450	GOM_NL__2PRFIN20040315_235518_000000402025_00102_10677_0571.N1	15-MAR-2004 23:55:18	Bright	40.000	22	32Alp Leo	1.3600	15200.	80	10677	No
451	GOM_NL__2PRFIN20040315_235733_000000402025_00102_10677_0572.N1	15-MAR-2004 23:57:33	Bright	39.500	51	41Gam1Leo	2.0100	4500.0	79	10677	No
452	GOM_NL__2PRFIN20040315_235912_000000722025_00102_10677_0573.N1	15-MAR-2004 23:59:12	Bright	72.000	138	47Eps Vir	2.8280	4700.0	144	10677	No

3. Quality information per product

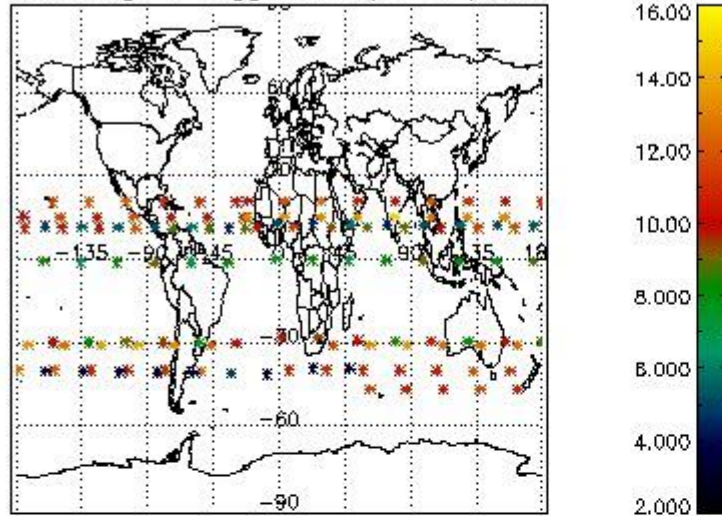
In this section it is plotted some information contained in the Quality Summary data set of the level 2 products. Only products in dark limb conditions and without errors (error flag in the MPH set to "0") are used.

3.1 Plot quality information per product (time dependant)

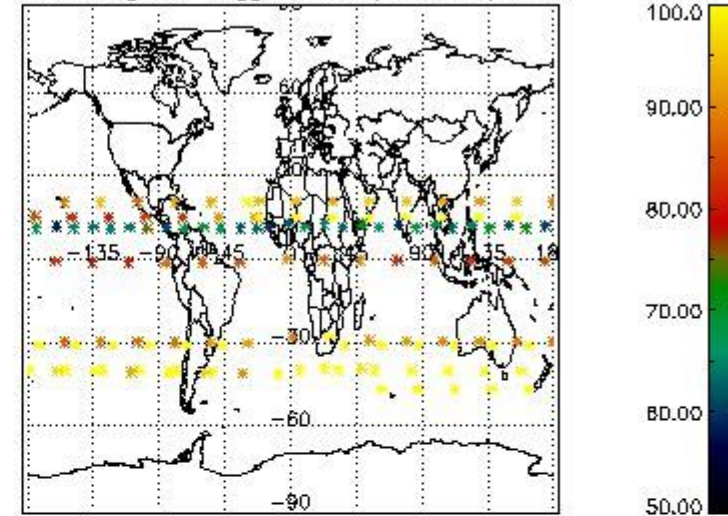


3.2 Plot quality information per product (world map)

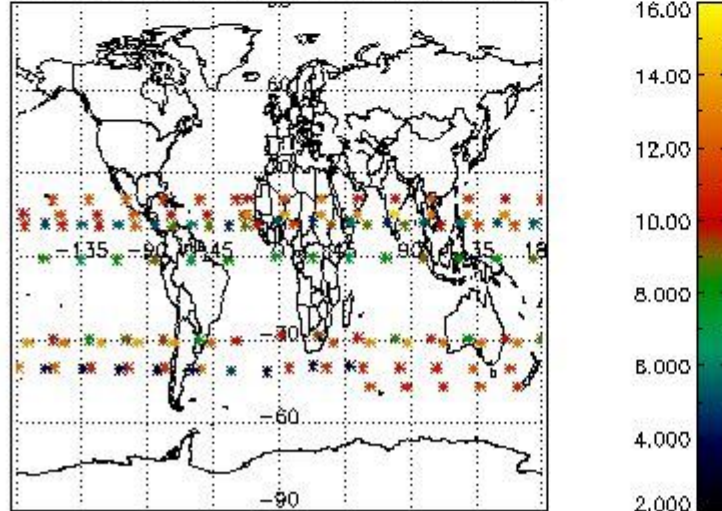
Percentage of flagged data per O3 profile



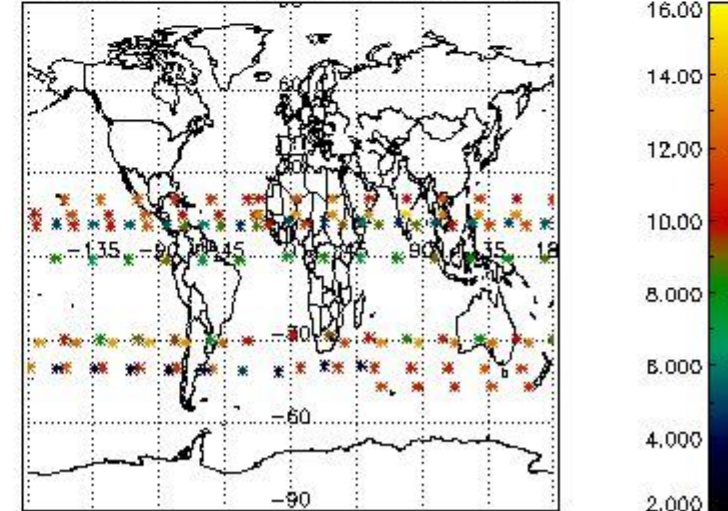
Percentage of flagged data per H2O profile



Percentage of flagged data per NO2 profile



Percentage of flagged data per NO3 profile

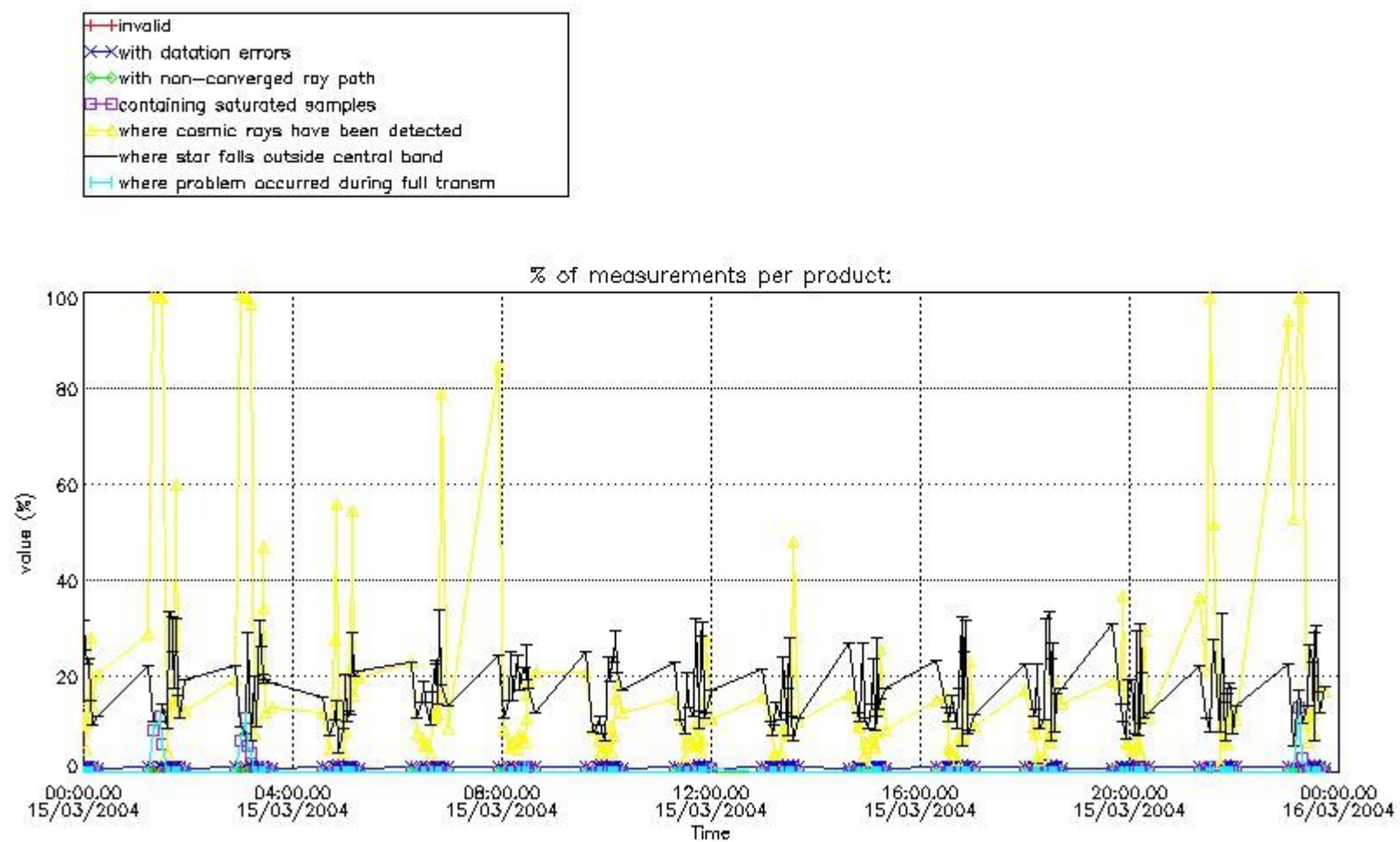


4. Level 1 quality information per product

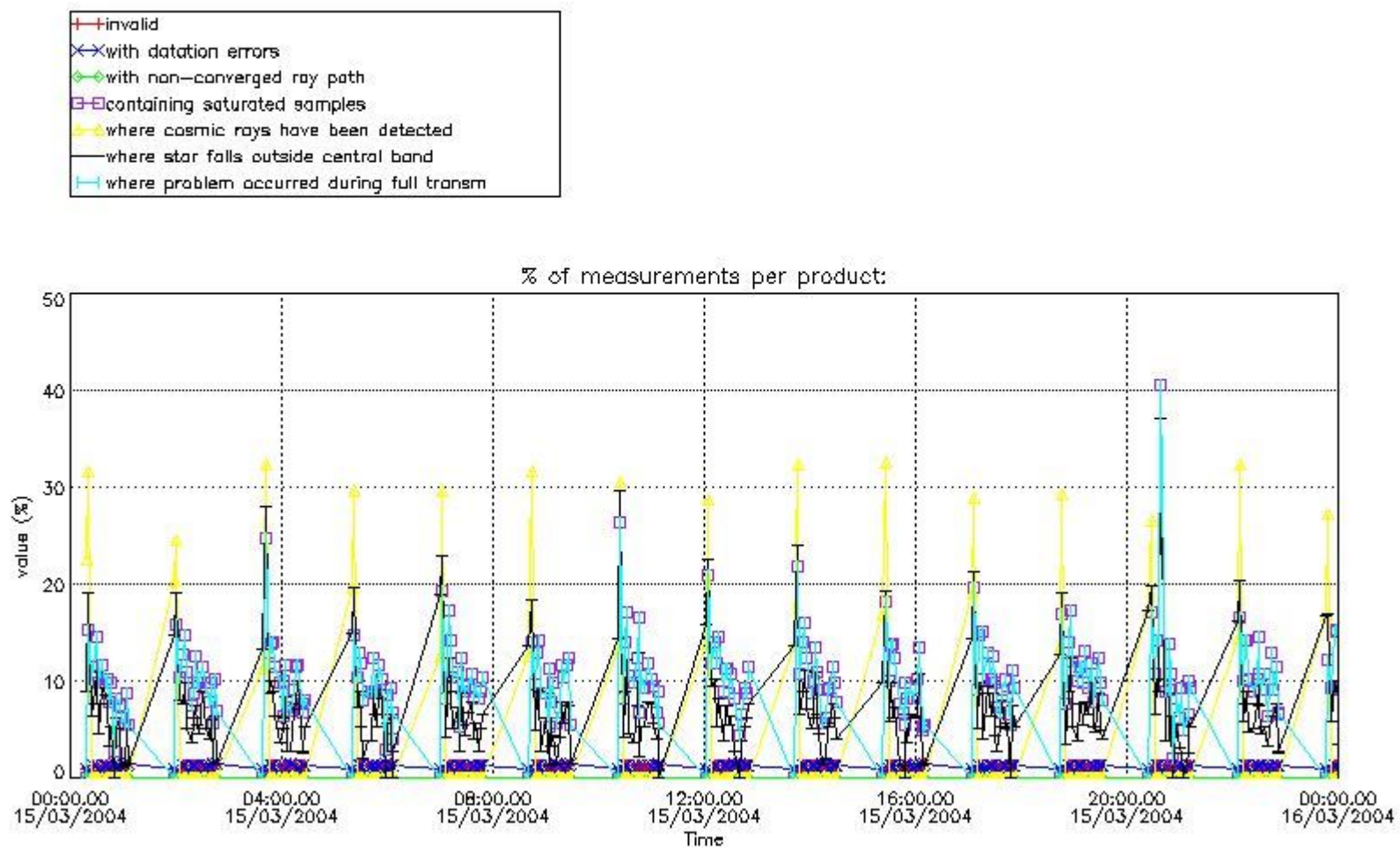
In this section it is plotted some information contained in the Quality Summary data set of the level 2 products that comes from the level 1b processing. Products without errors (error flag in the MPH set to "0") are used.

4.1 Plot quality information per product (time dependant) coming from level 1b processing

4.1.1 Plot level 1 quality information per product (time dependant): ENVISAT ASCENDING passes

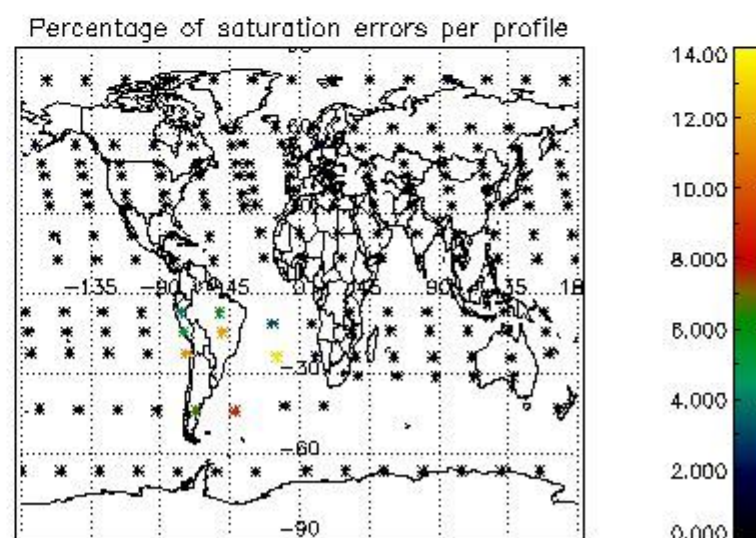
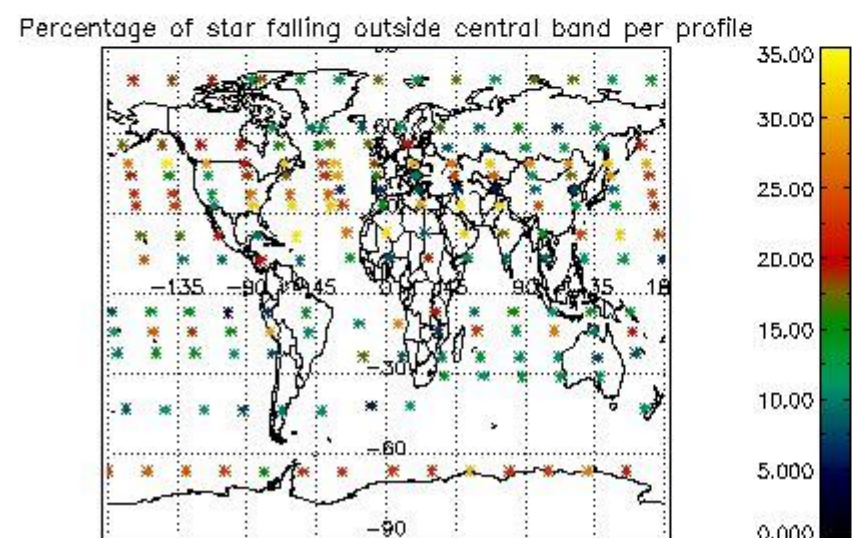
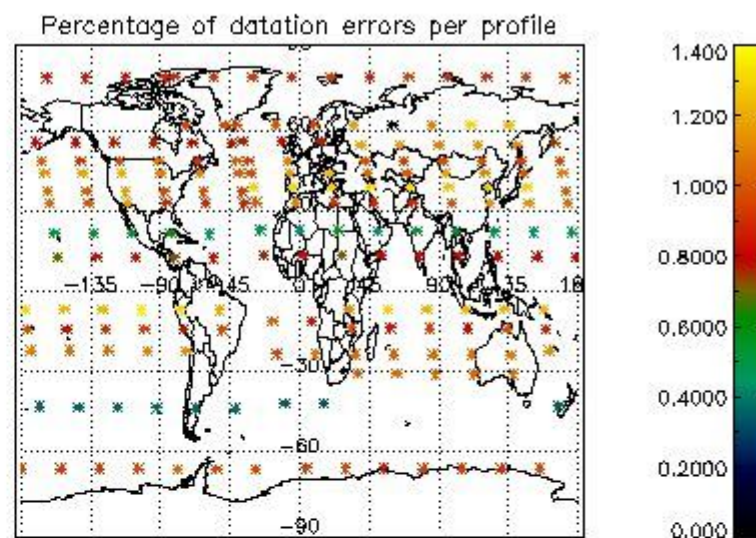
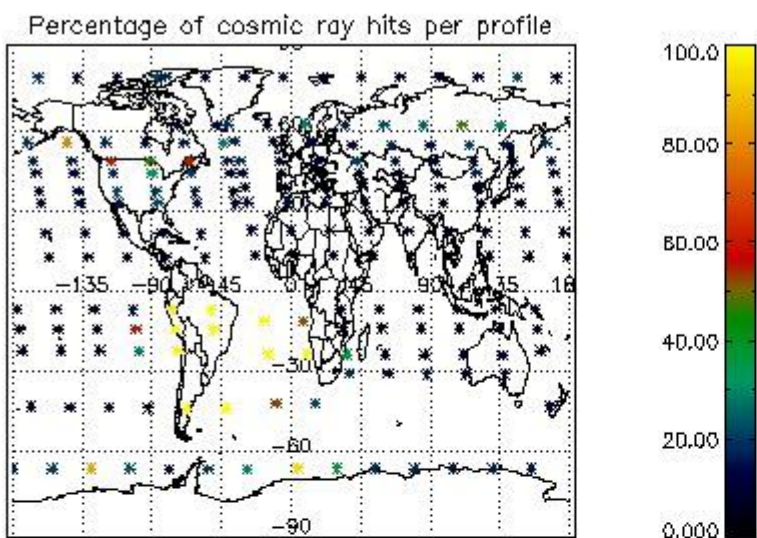


4.1.2 Plot level 1 quality information per product (time dependant): ENVI SAT DESCENDING passes



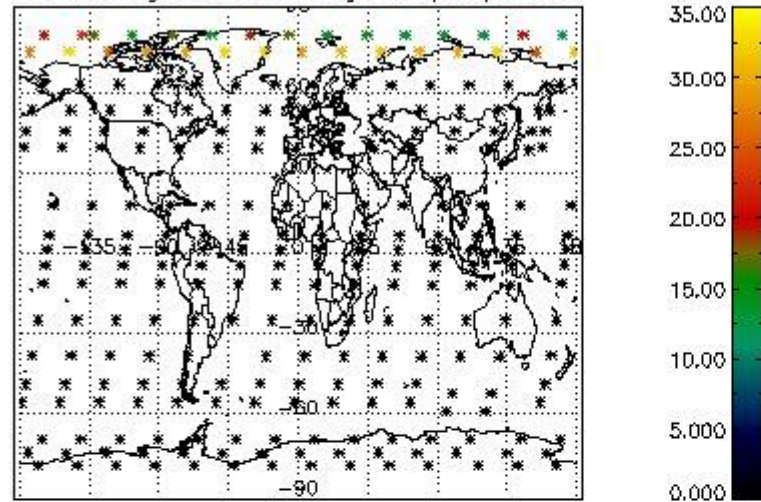
4.2 Plot quality information per product coming from level 1b processing (world map)

4.2.1 Plot level 1 quality information per product (world map): ENVISAT ASCENDING passes

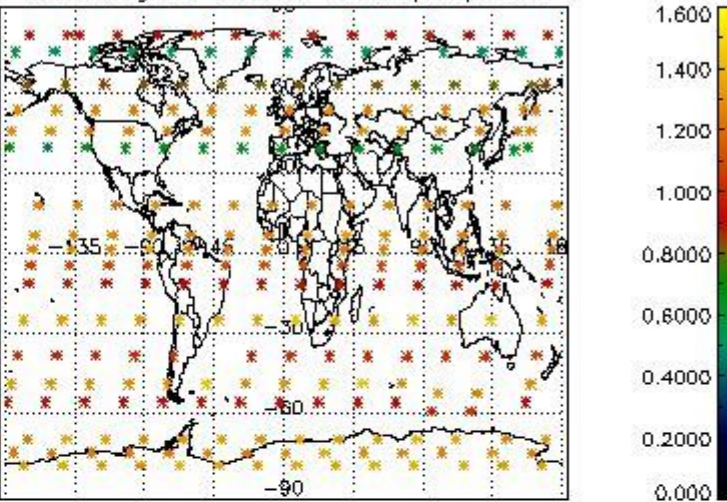


4.2.2 Plot level 1 quality information per product (world map): ENVISAT DESCENDING passes

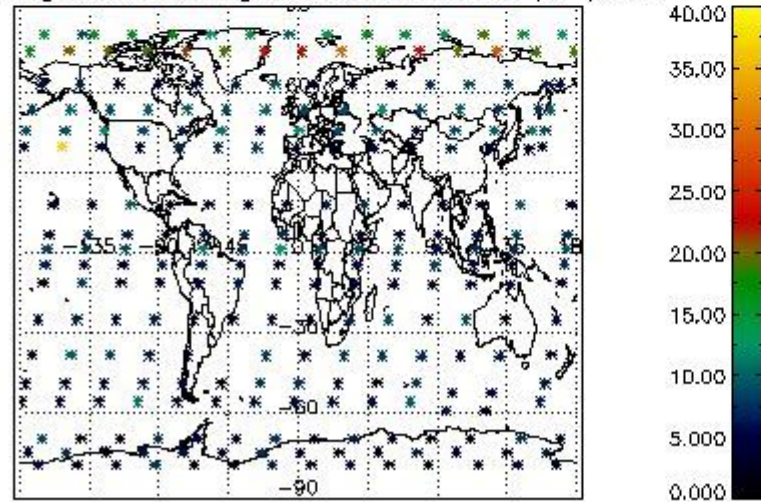
Percentage of cosmic ray hits per profile



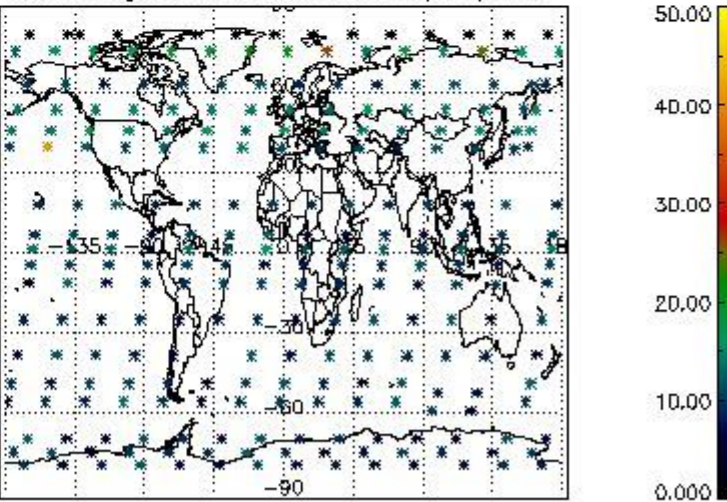
Percentage of datation errors per profile



Percentage of star falling outside central band per profile



Percentage of saturation errors per profile



5. Trace gas profiles

5.1 Ozone statistics based on quality of products

The final quality of the products can be "measured" using the STD (Standard Deviation) attached to every point profile. This information is written to the parameter GOM_NL__2P/NL_LOCAL_SPECIES_DENSITY/o3_std of the level 2 products. The table below shows the statistics for given STD ranges.

The statistics are given with respect to the overall valid production:

- Products without fatal errors: GOM_NL__2P/MPH/PRODUCT_ERR=0
- Valid point profile: GOM_NL__2P/NL_LOCAL_SPECIES_DENSITY/pcd(0)=0

The 'Criteria' is applied to valid points of dark limb products:

- Products in dark limb illumination condition: GOM_NL__2P/NL_SUMMARY_QUALITY/obs_ill_cond=0
- Products without fatal errors: GOM_NL__2P/MPH/PRODUCT_ERR=0
- Valid point profile: GOM_NL__2P/NL_LOCAL_SPECIES_DENSITY/pcd(0)=0

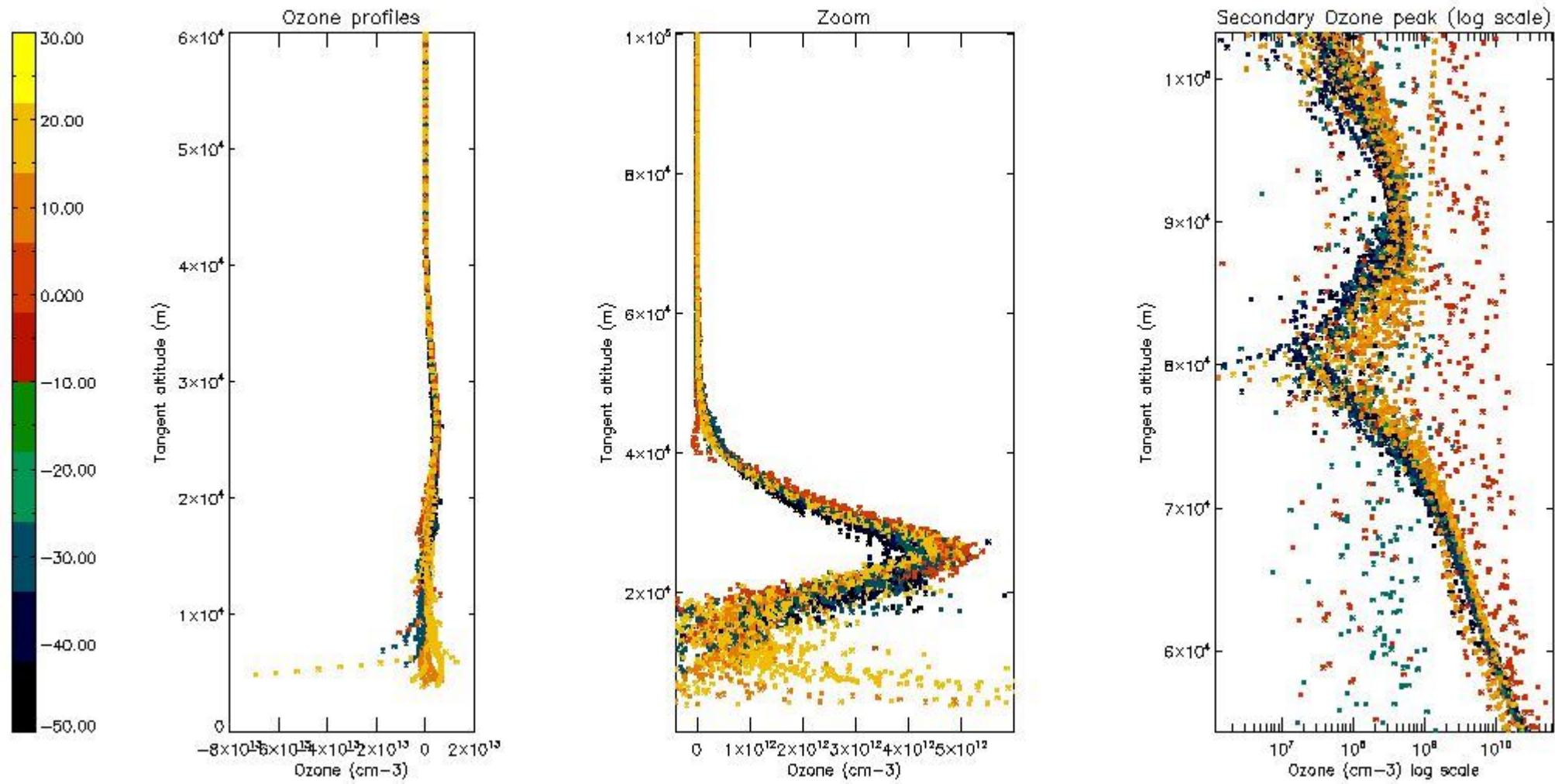
So, the table below shows the percentage of dark limb and valid observations for each criteria with respect to the overall valid daily observations.

Criteria	% of total production
All STD	33
STD < 20	19

STD < 10	16
STD < 5	11

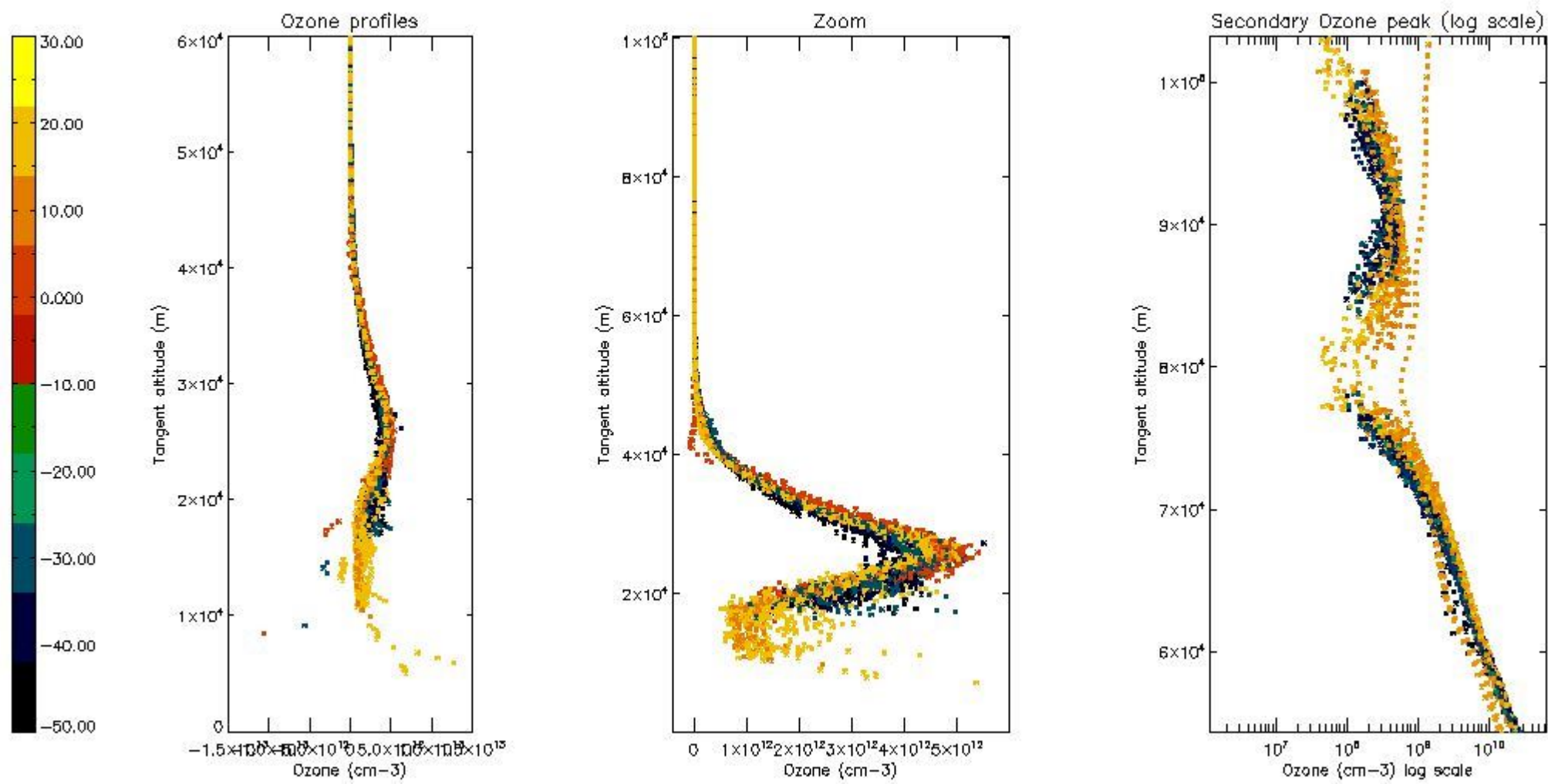
5.2 Plot ozone profiles for all STD (dark without errors)

The colorbar represents the latitude.



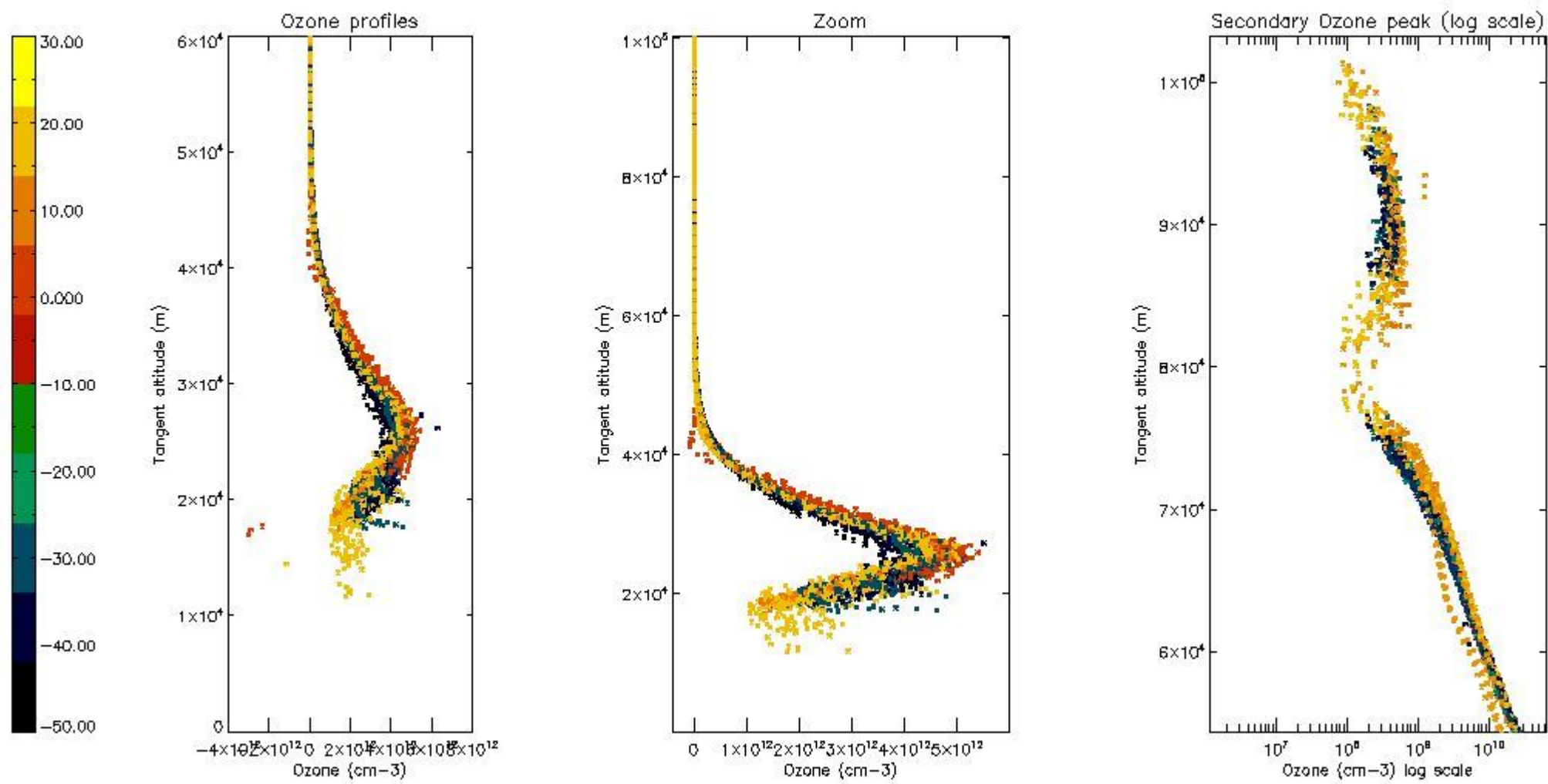
5.3 Plot ozone profiles where STD < 20% (dark without errors)

The colorbar represents the latitude.



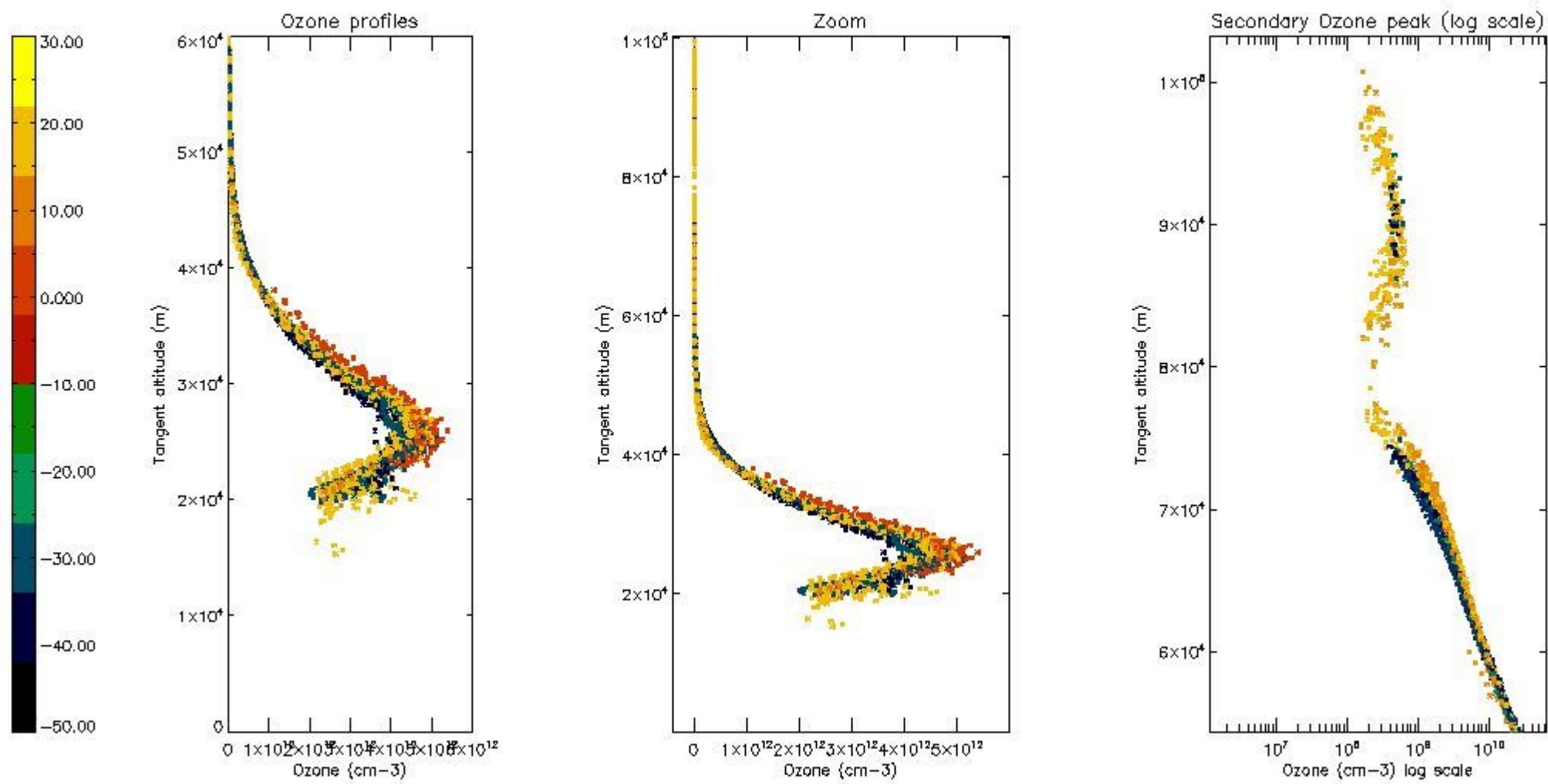
5.4 Plot ozone profiles where $STD < 10\%$ (dark without errors)

The colorbar represents the latitude.



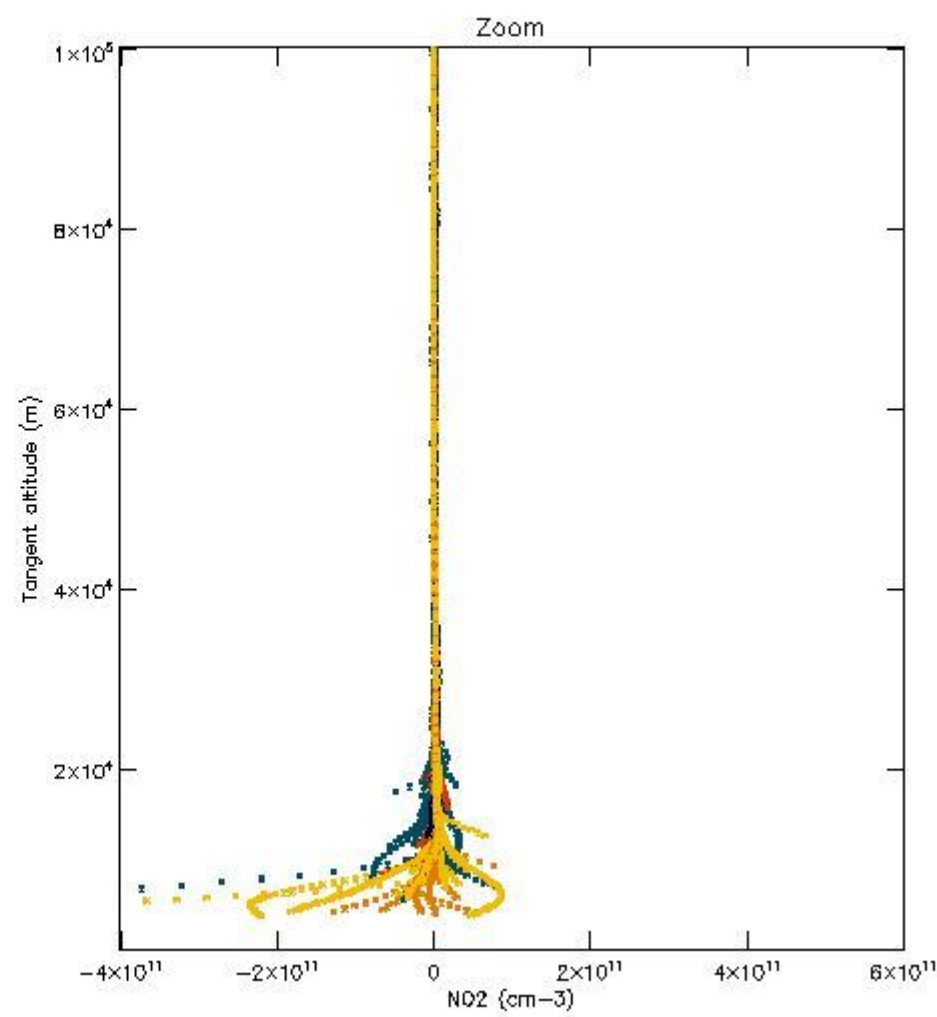
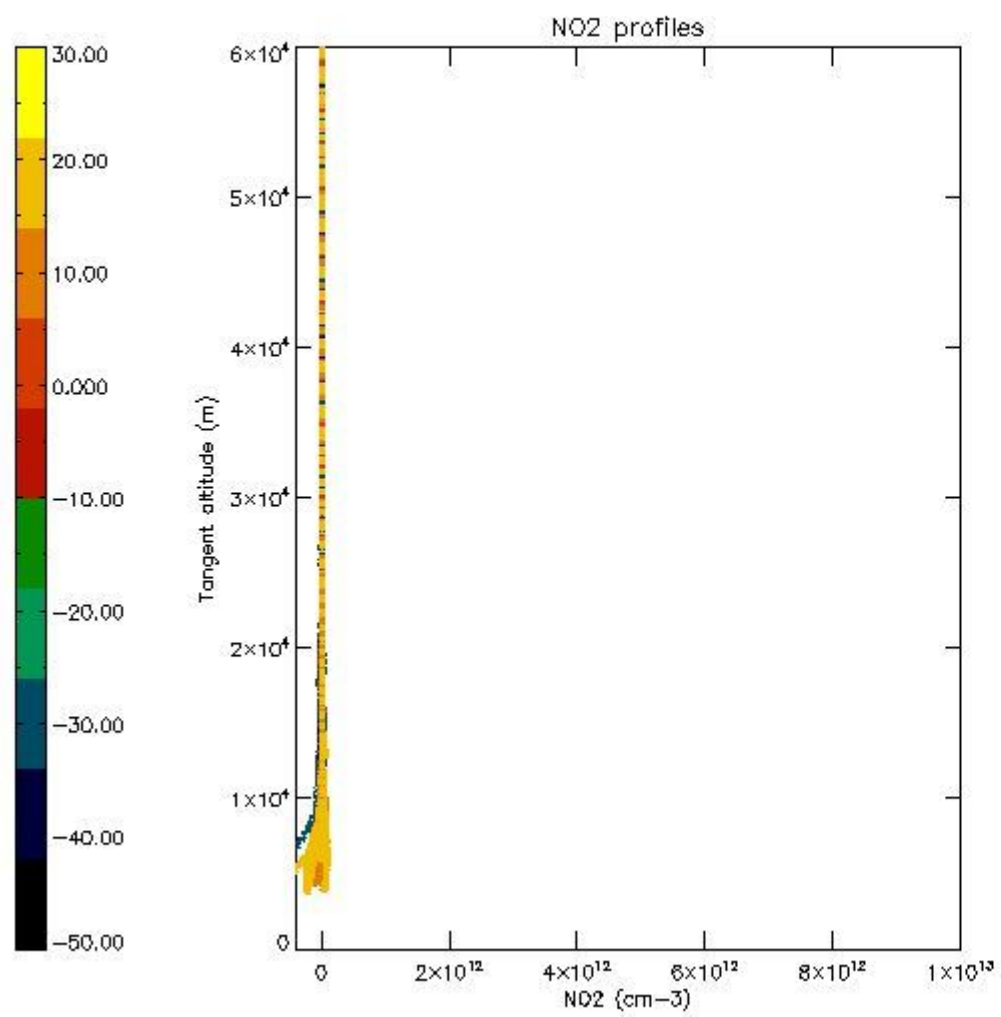
5.5 Plot ozone profiles where STD < 5% (dark without errors)

The colorbar represents the latitude.



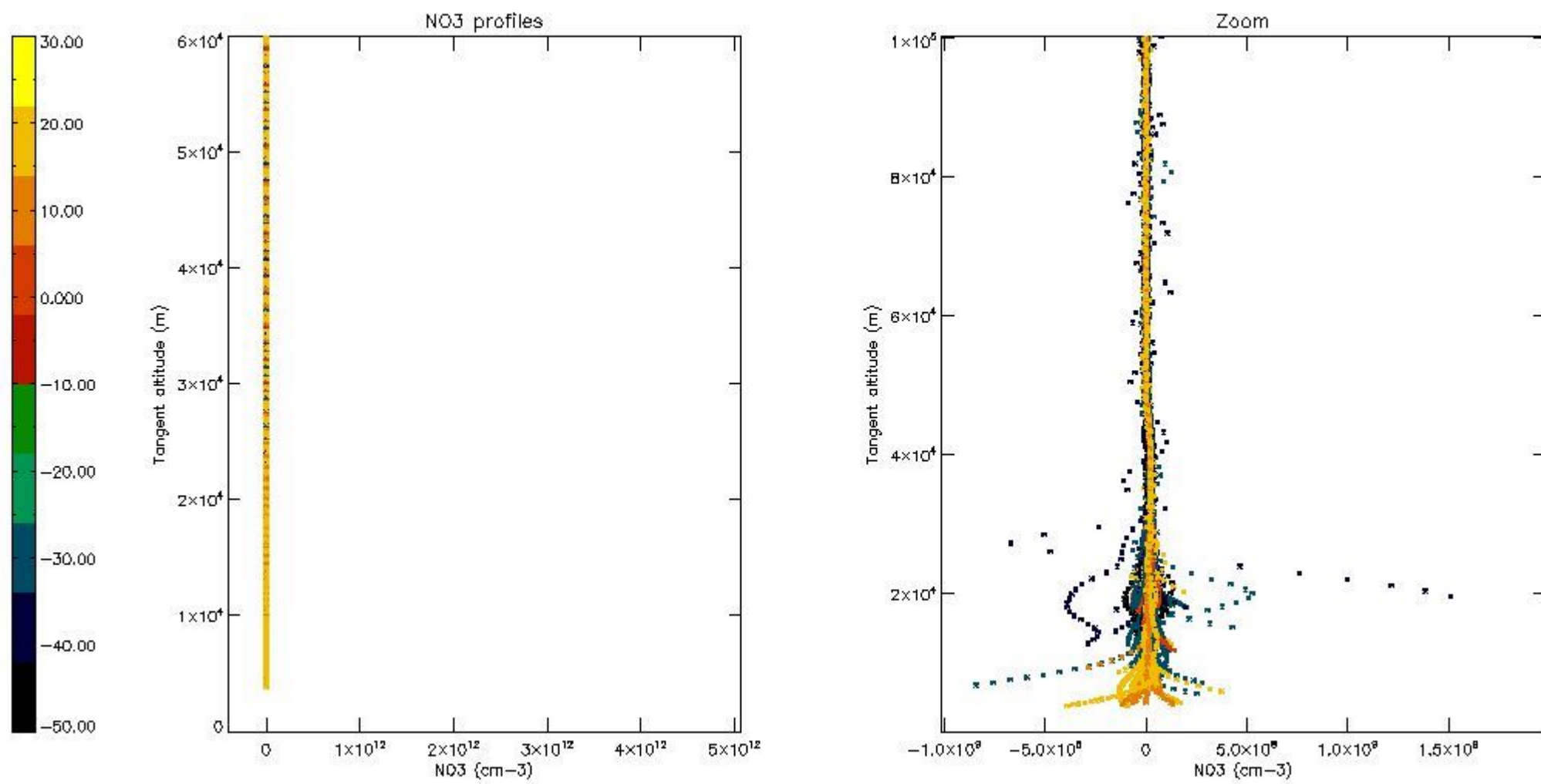
5.6 Plot NO₂ profiles for all STD (dark without errors)

The colorbar represents the latitude.



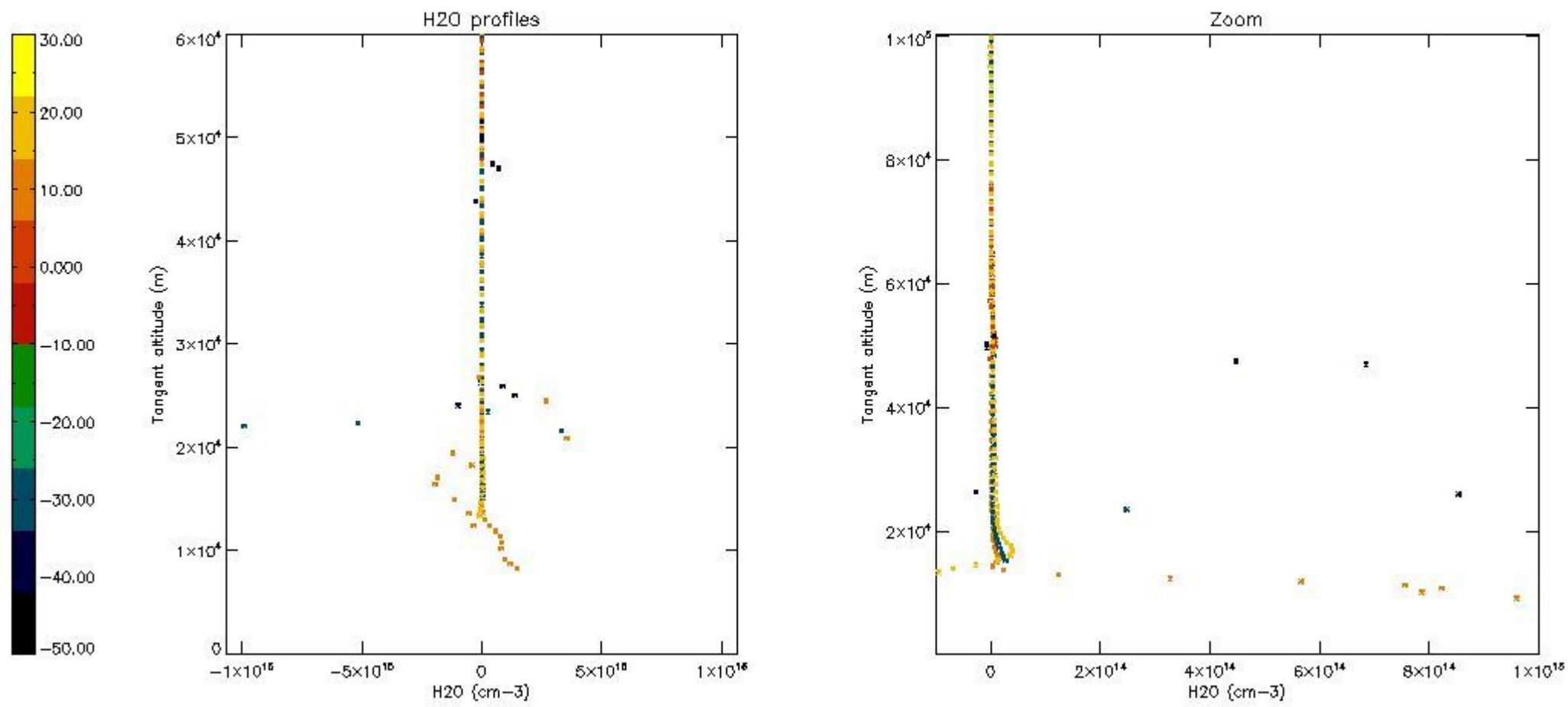
5.7 Plot NO3 profiles for all STD (dark without errors)

The colorbar represents the latitude.



5.8 Plot H2O profiles for all STD (only for occultations of stars 1,2,3,4,13,14,16,26,63 dark without errors)

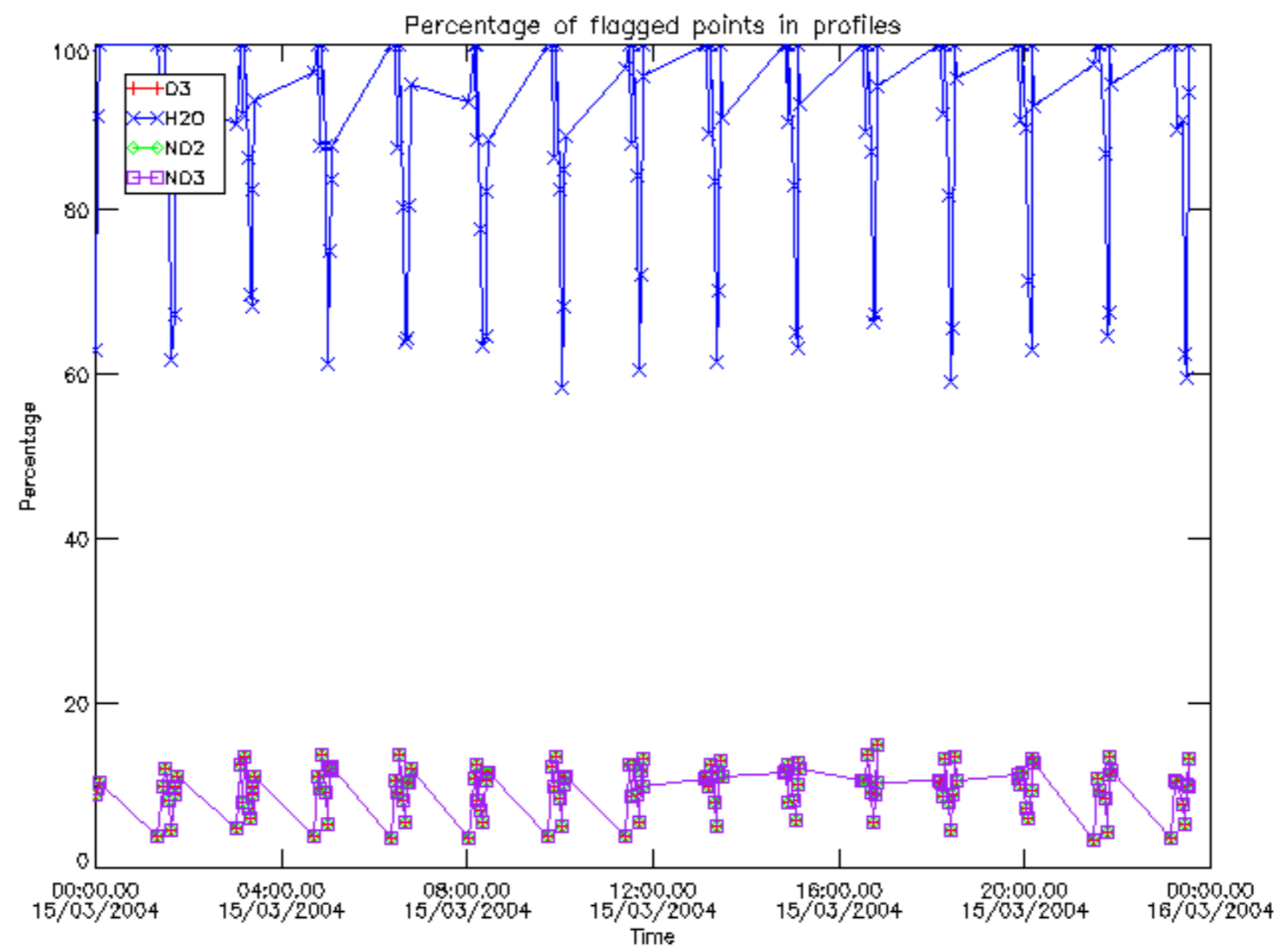
The colorbar represents the latitude.



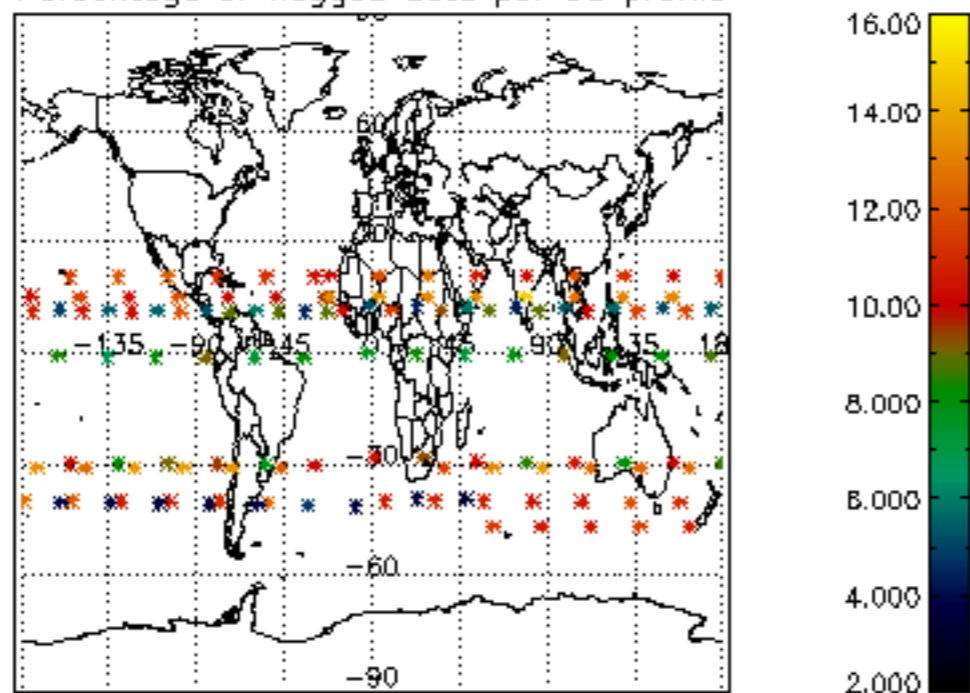
6. Auxiliary Data Files used for the production reported in section 2

The number reported in the third column indicates since which file (see list in section 2) the corresponding auxiliary file has been used. The fourth column is the date of those product files.

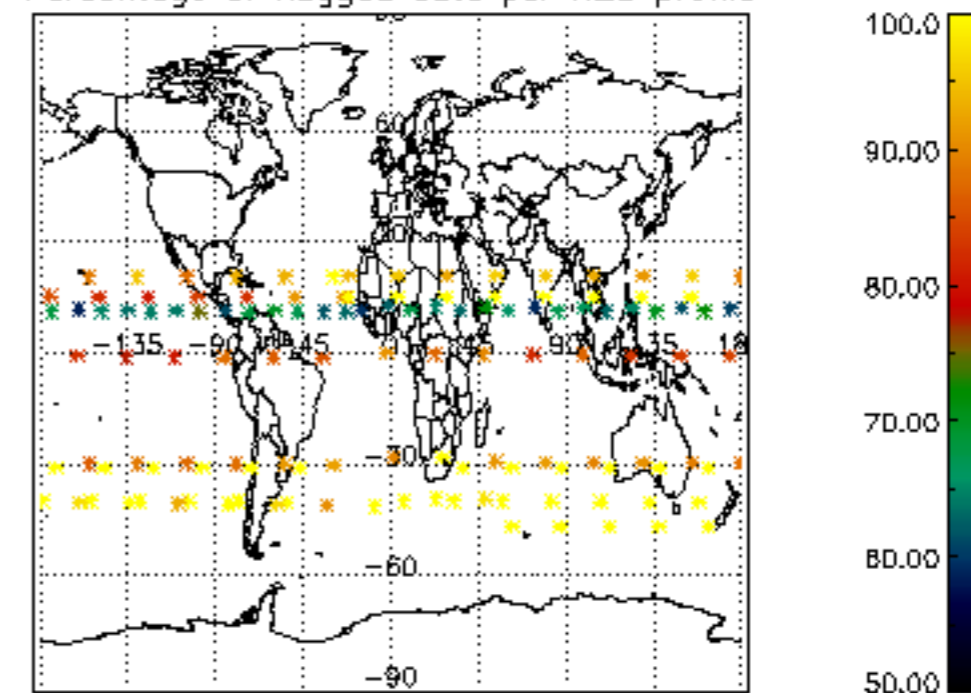
Type	Auxiliary Filename	Used since product	Used since product date
INST_PHYS_CHARACTERISTICS	GOM_INS_AXVIEC20091111_143220_20030716_120000_20500101_000000	1	15-MAR-2004 00:00:56
LEVEL-2_PROC_CONFIG	GOM_PR2_AXVIEC20091111_152718_20020301_000000_20500101_000000	1	15-MAR-2004 00:00:56
CROSS_SECTIONS_FILE	GOM_CRS_AXVIEC20091111_154832_20020301_000000_20500101_000000	1	15-MAR-2004 00:00:56



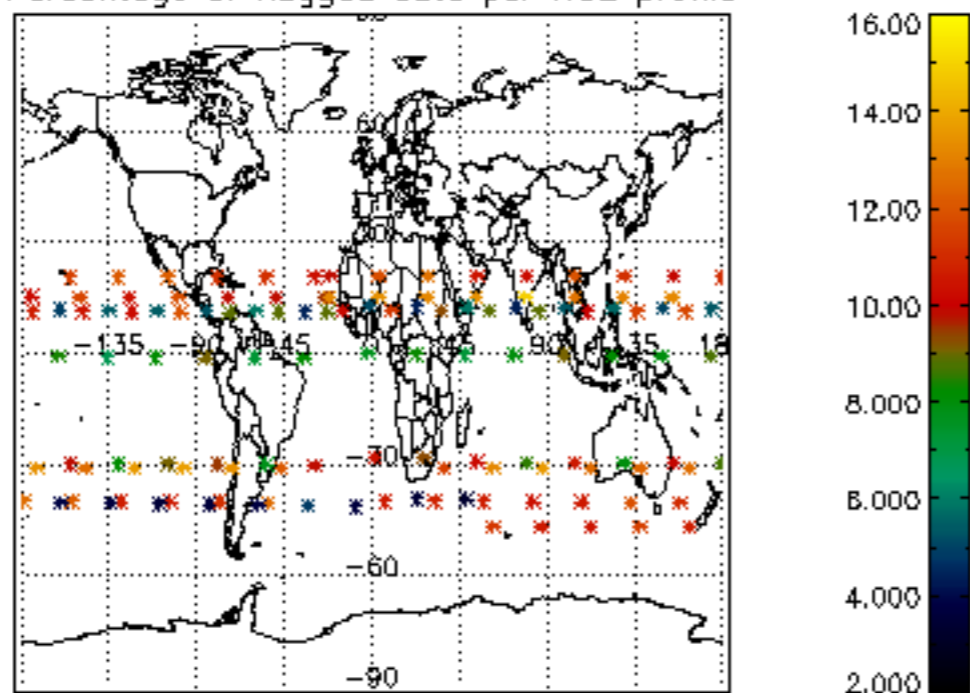
Percentage of flagged data per D3 profile



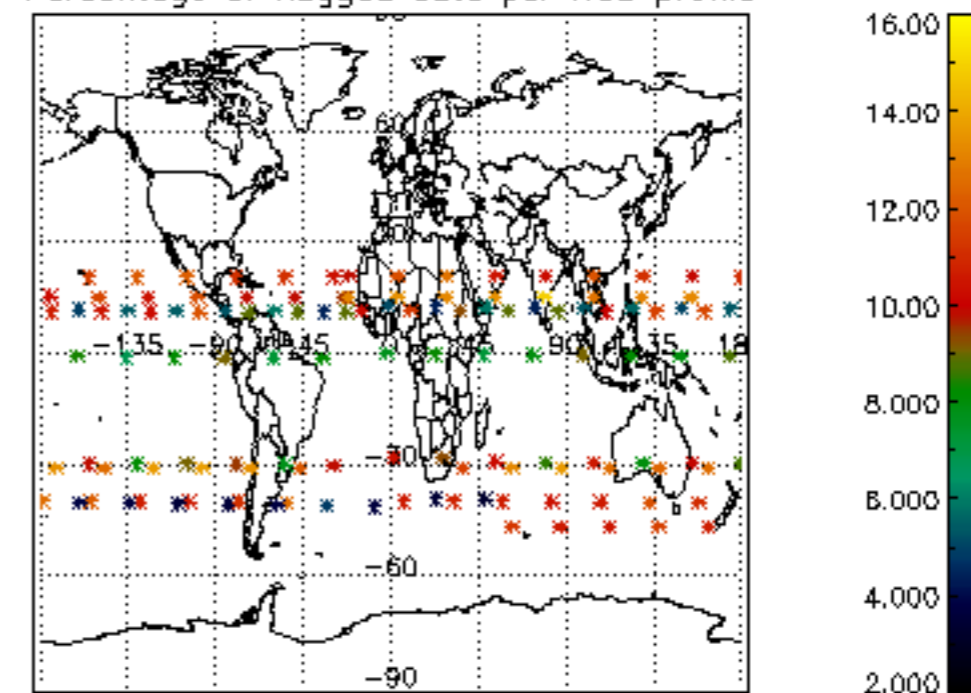
Percentage of flagged data per H2O profile

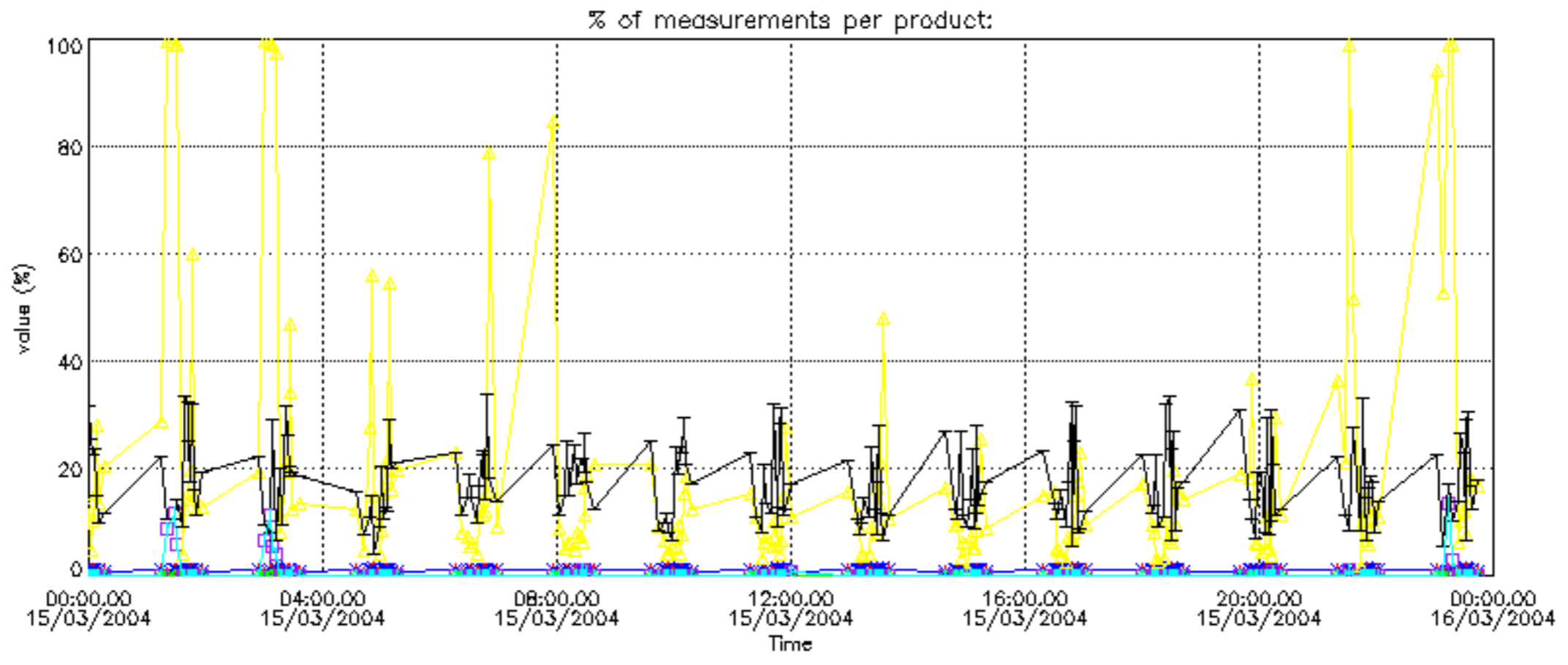


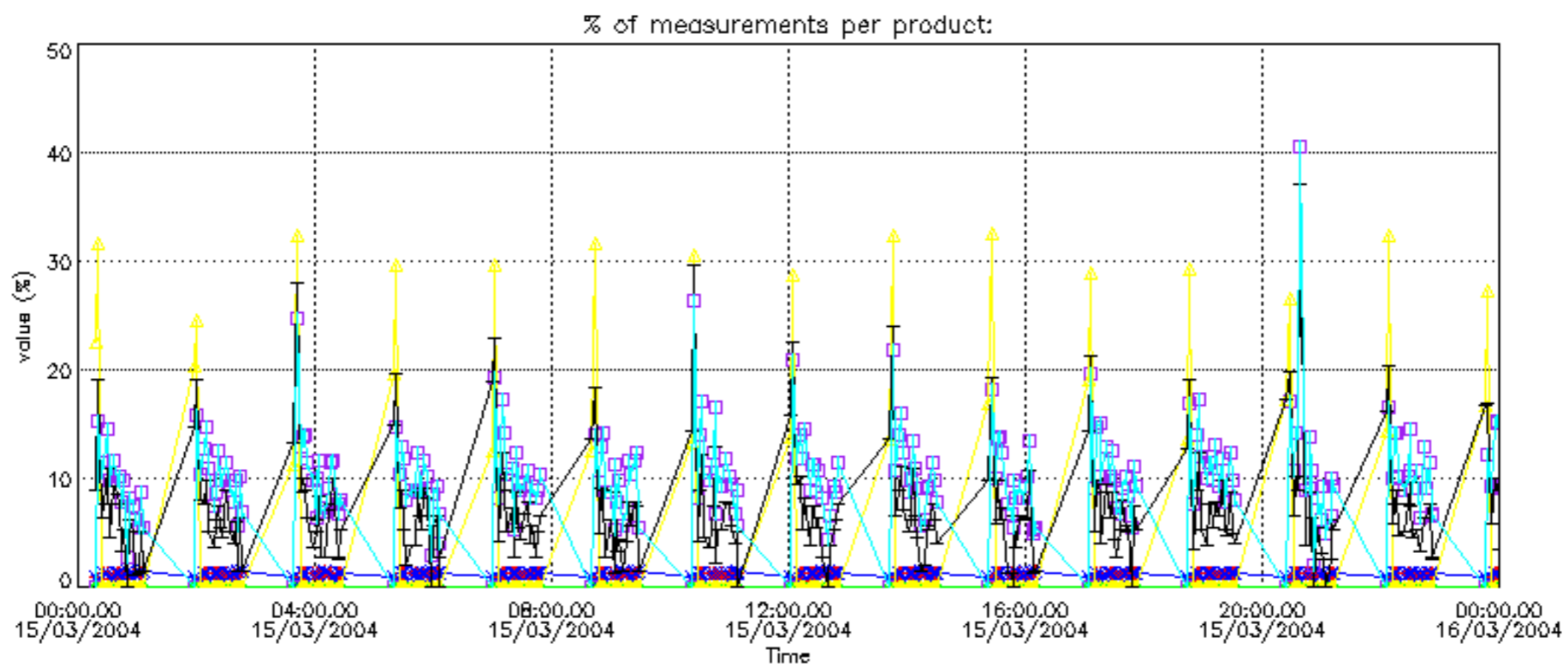
Percentage of flagged data per NO2 profile



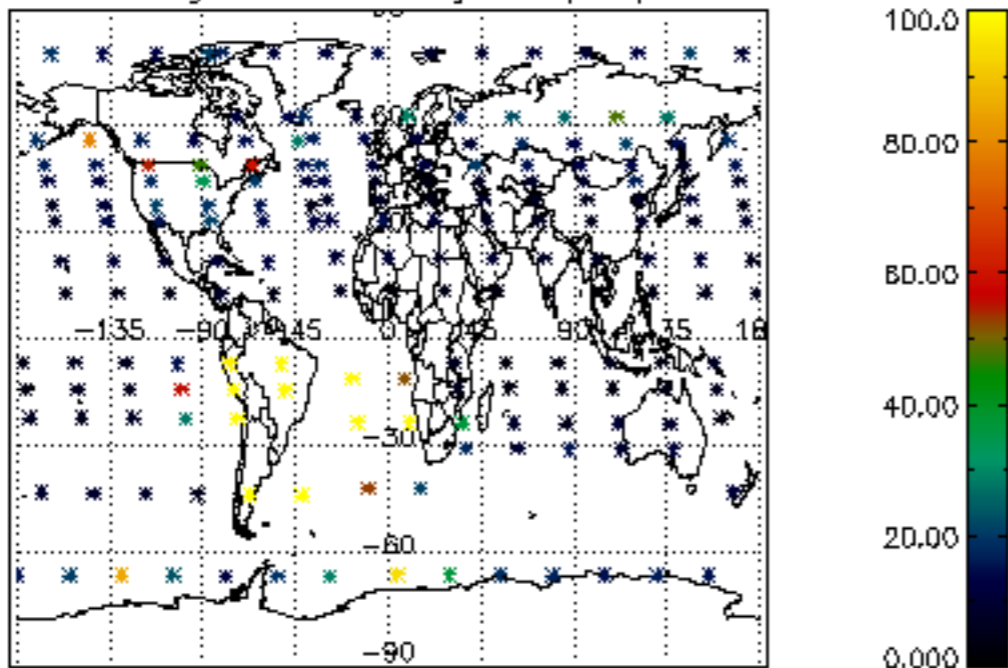
Percentage of flagged data per NO3 profile



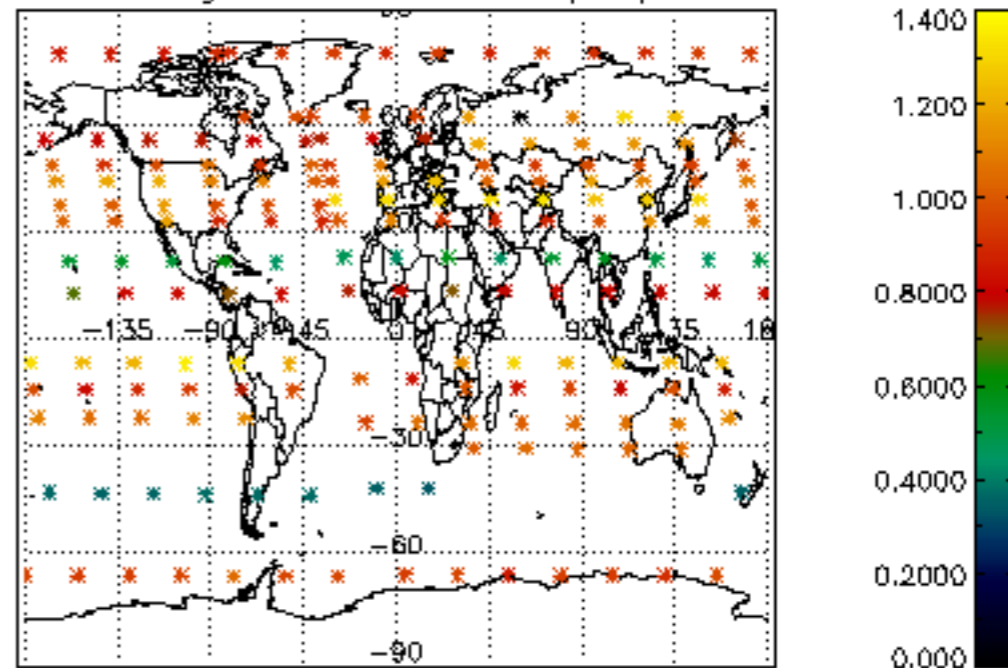




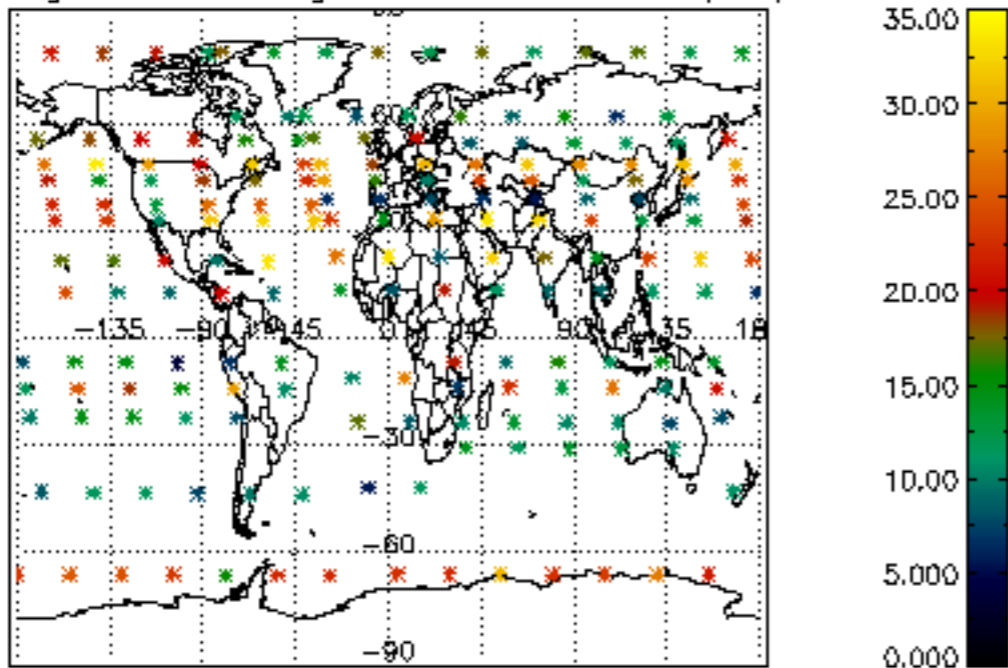
Percentage of cosmic ray hits per profile



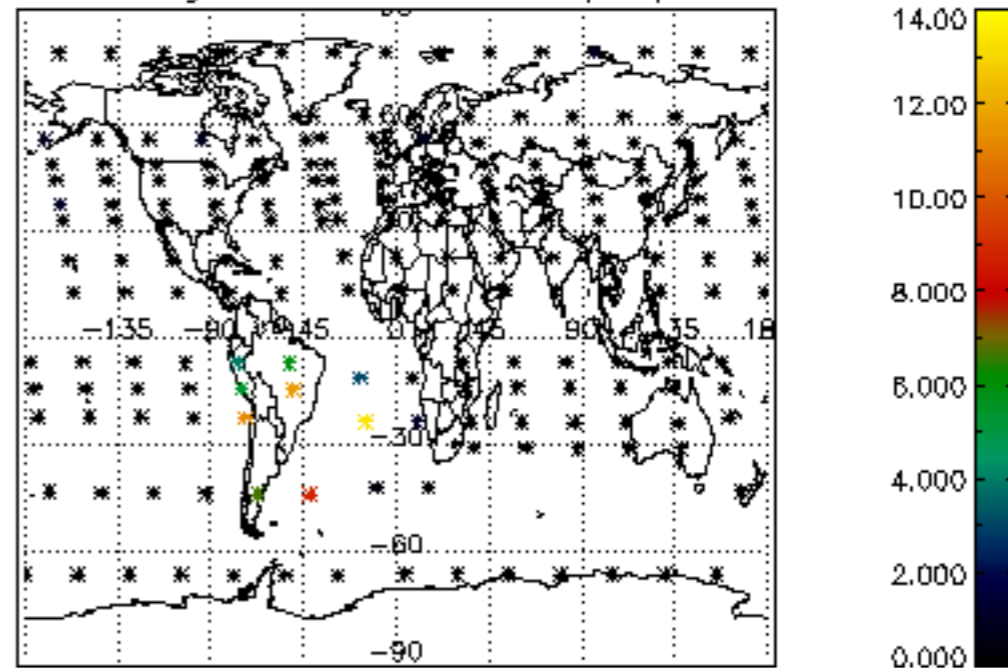
Percentage of datation errors per profile



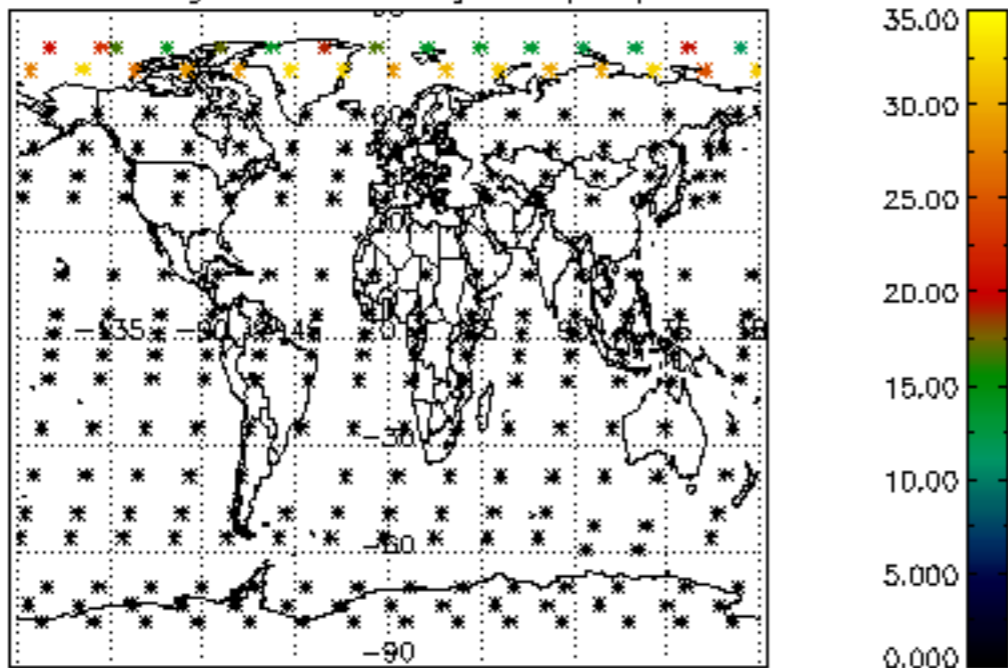
Percentage of star falling outside central band per profile



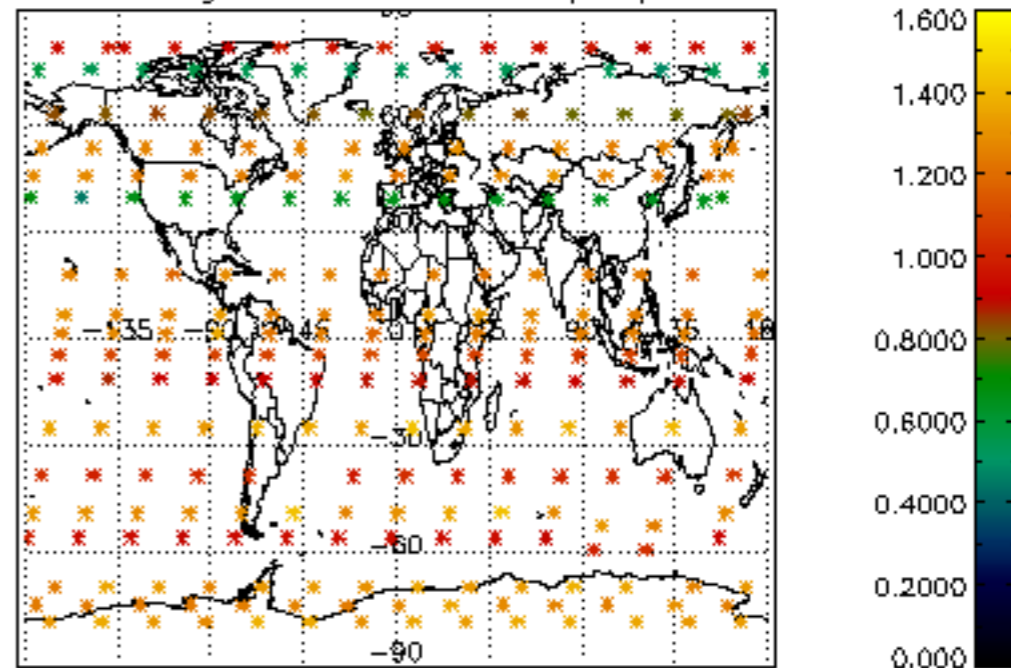
Percentage of saturation errors per profile



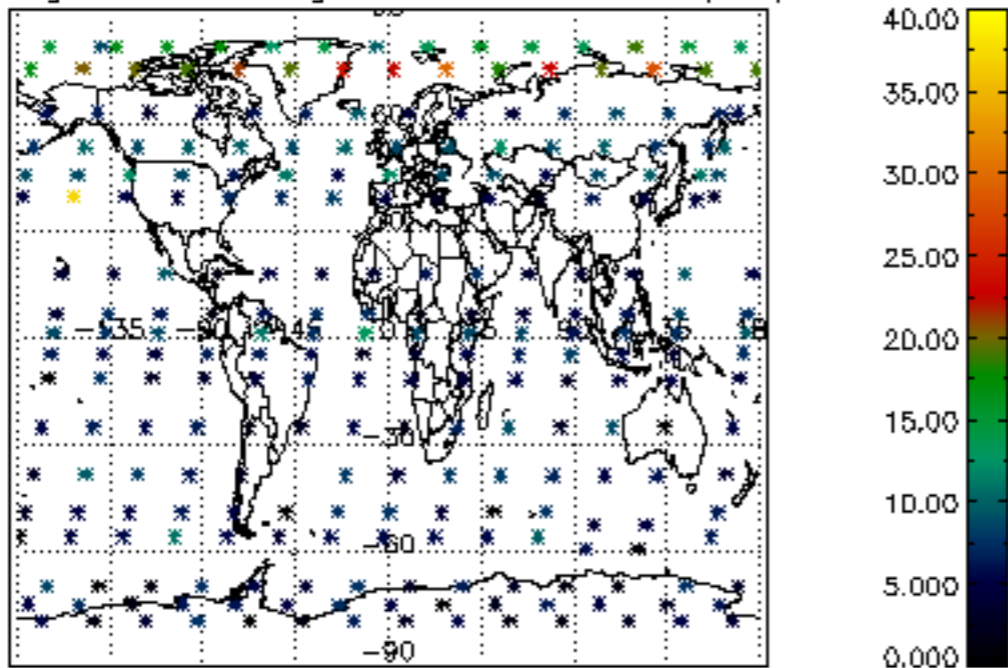
Percentage of cosmic ray hits per profile



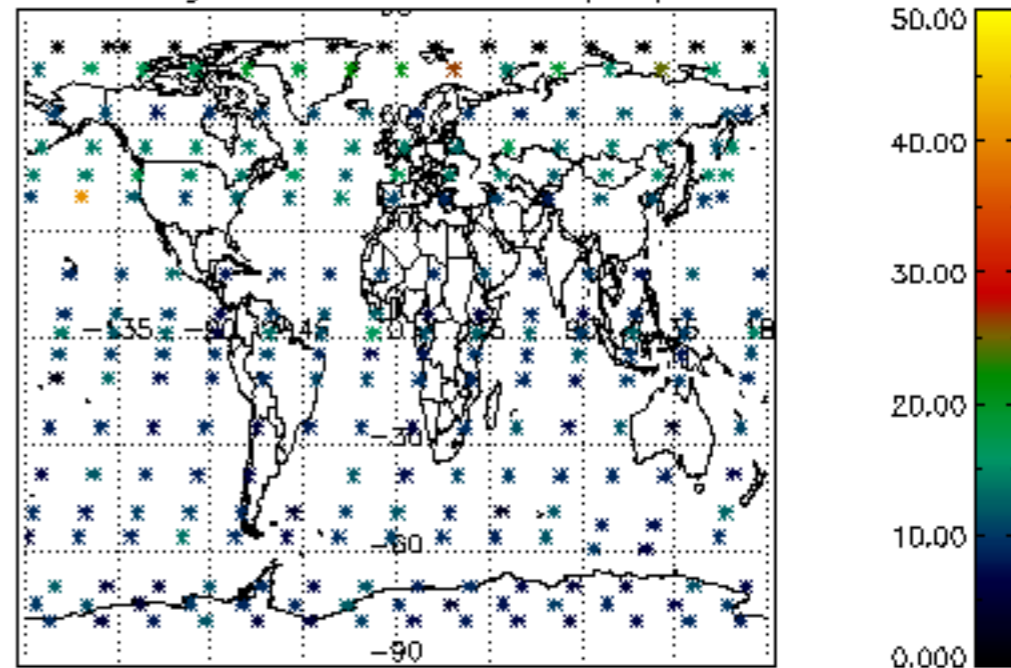
Percentage of datation errors per profile

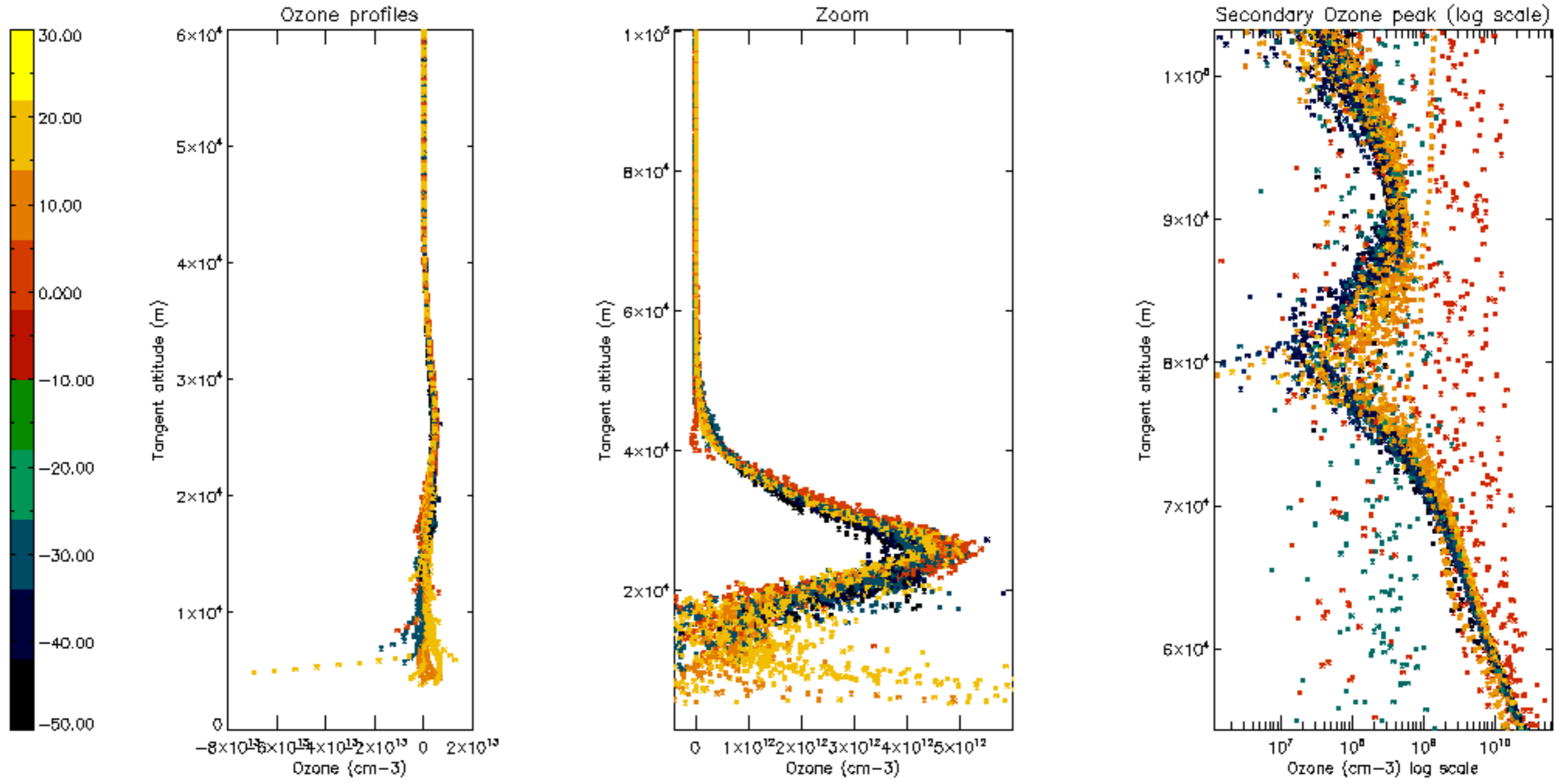


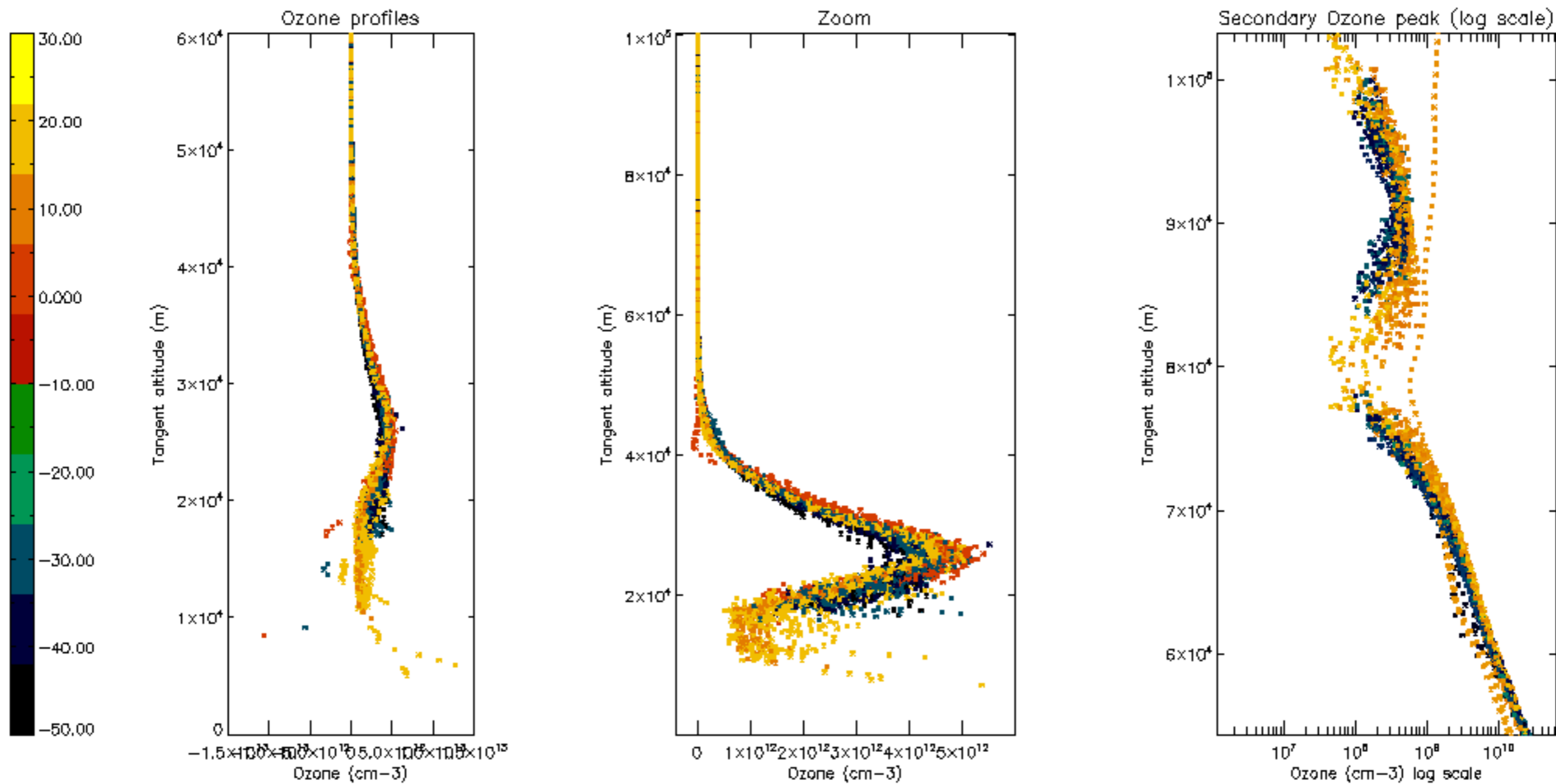
Percentage of star falling outside central band per profile

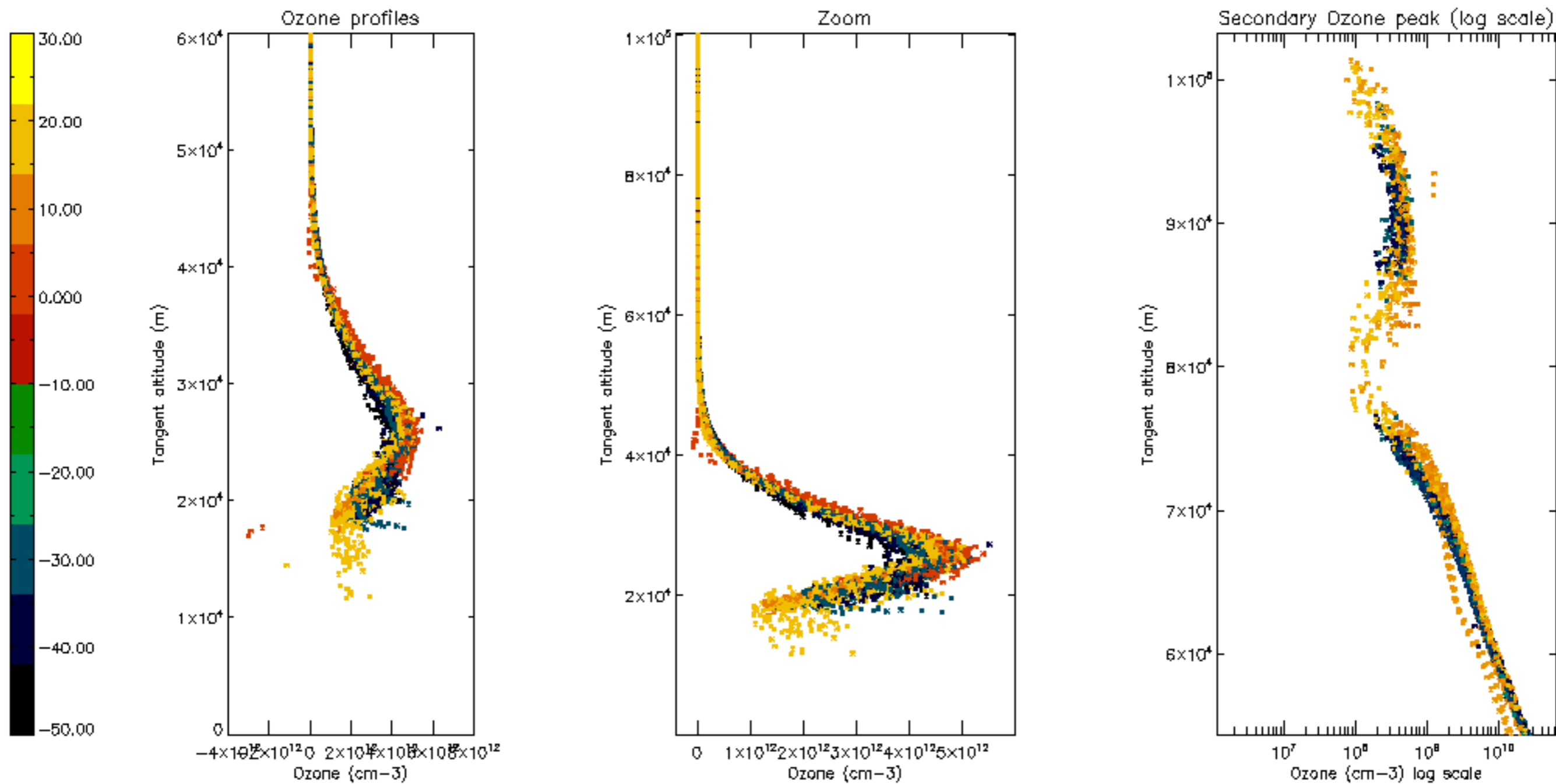


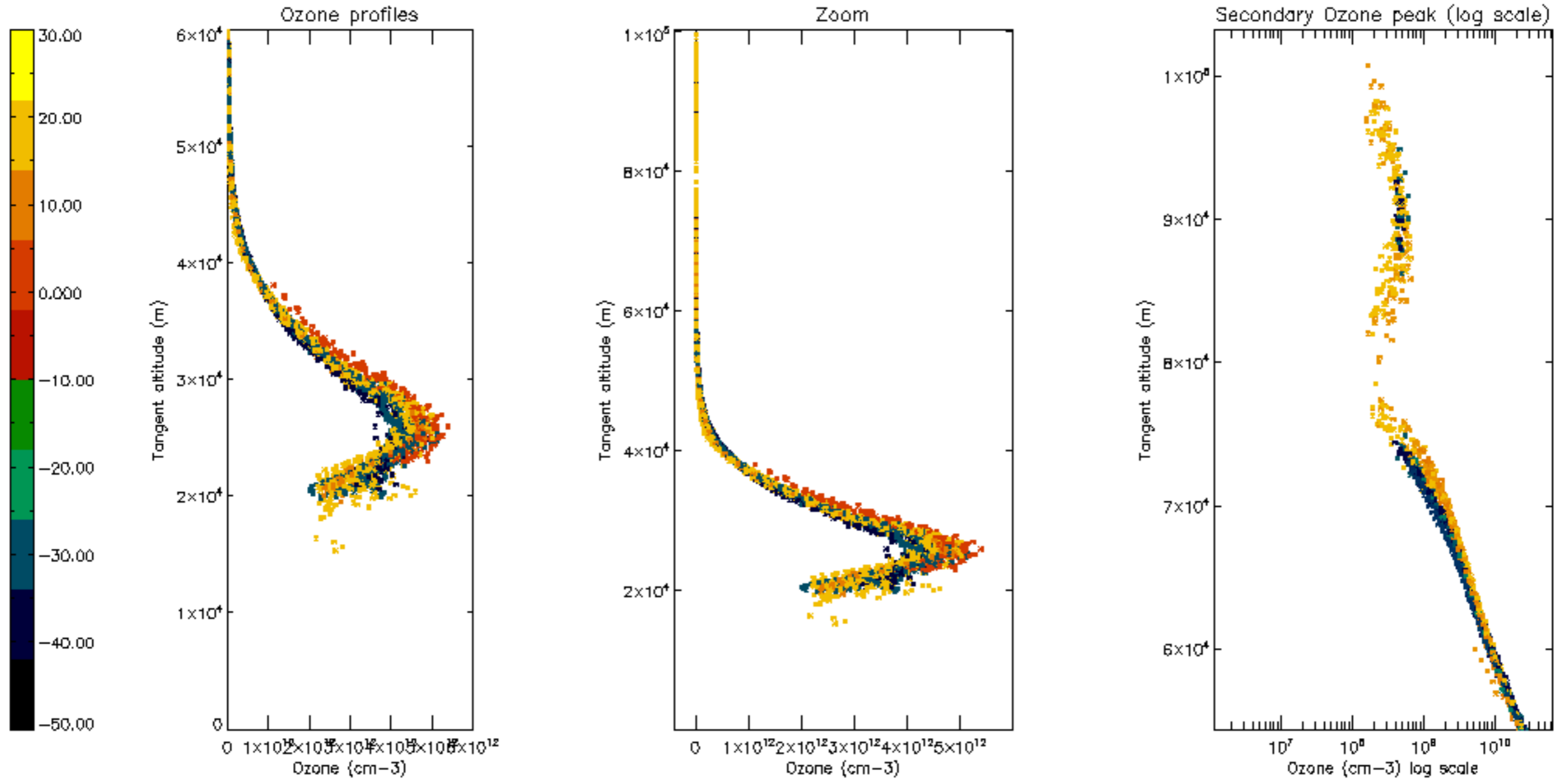
Percentage of saturation errors per profile

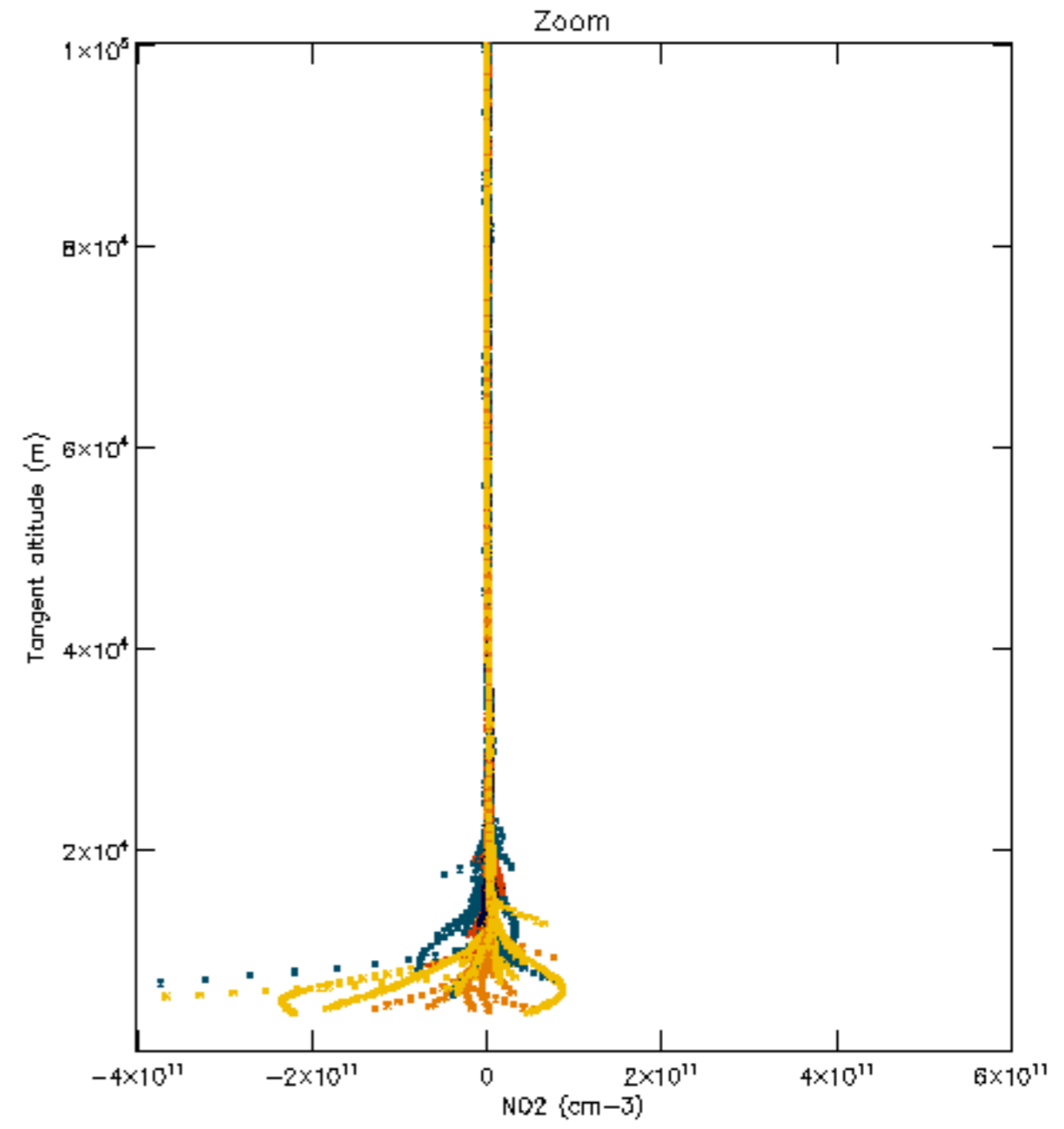
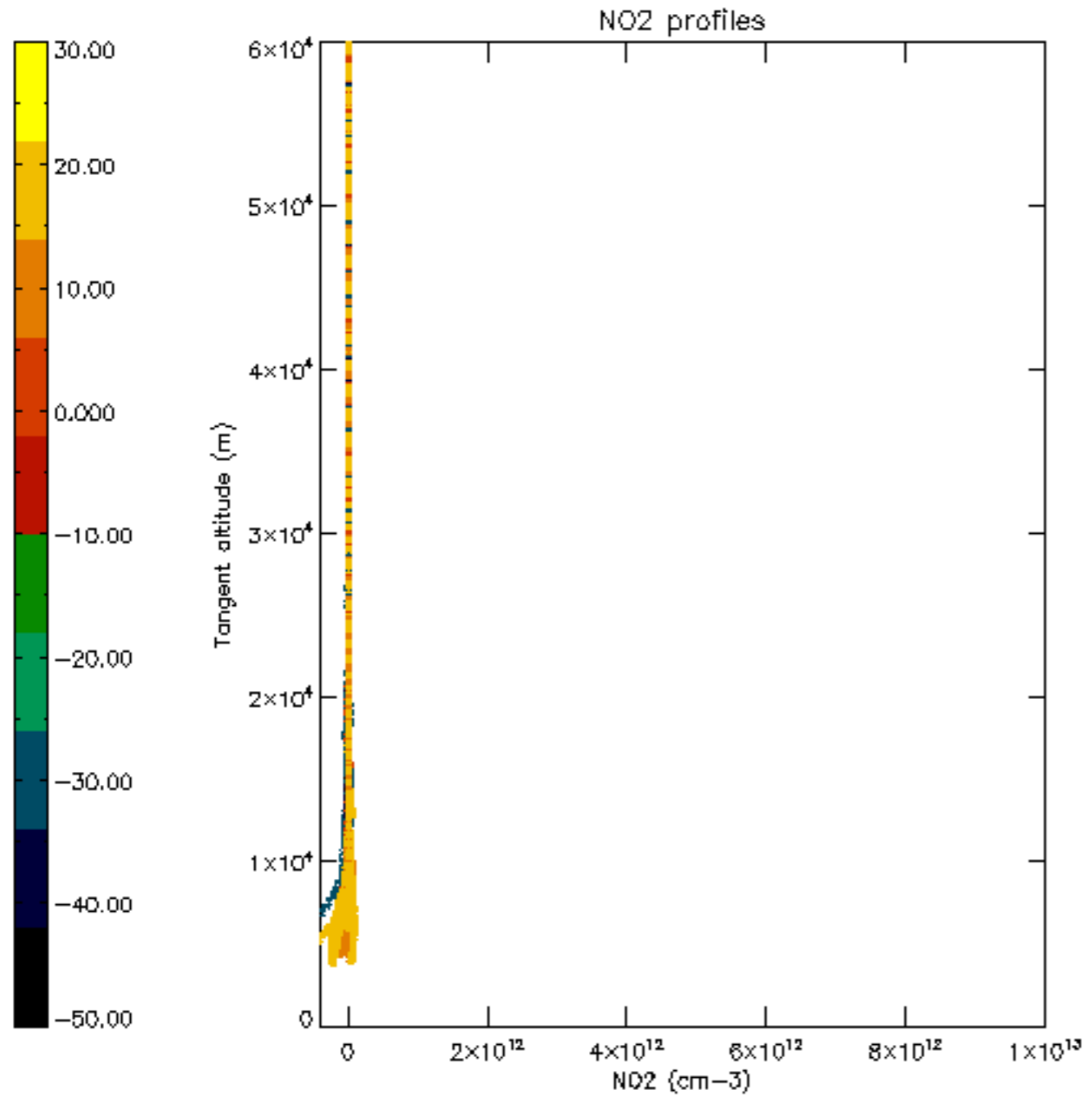


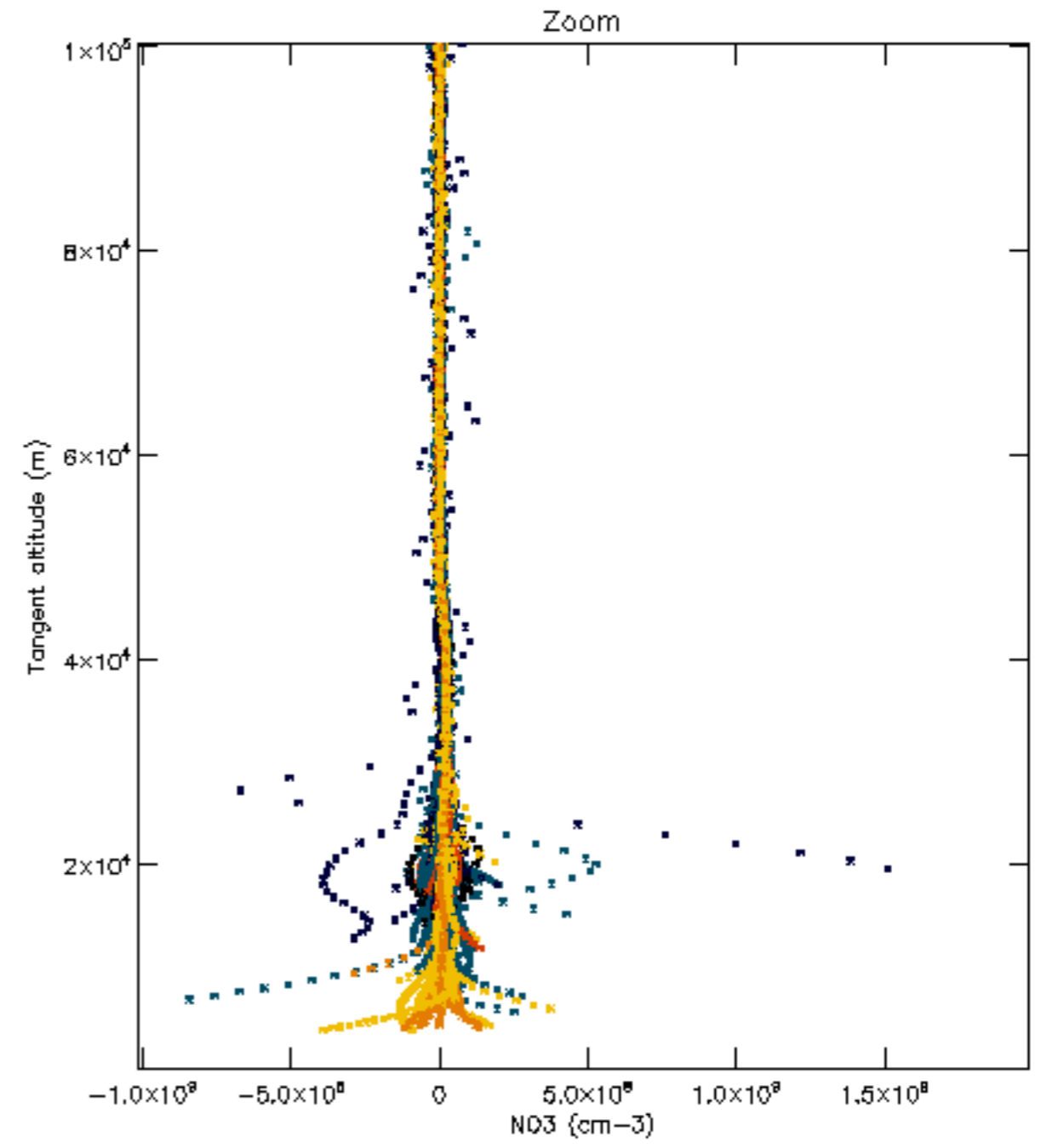
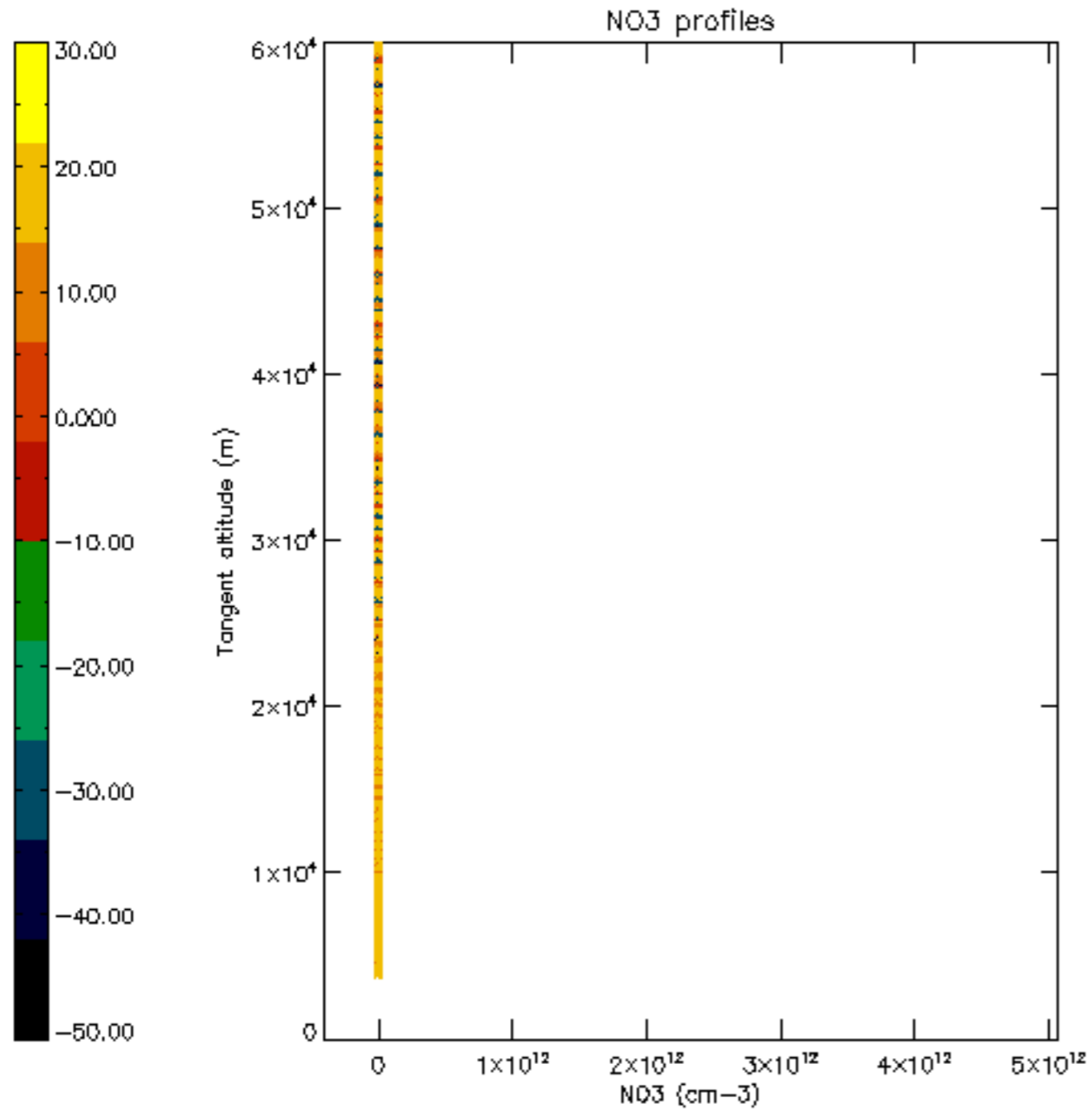


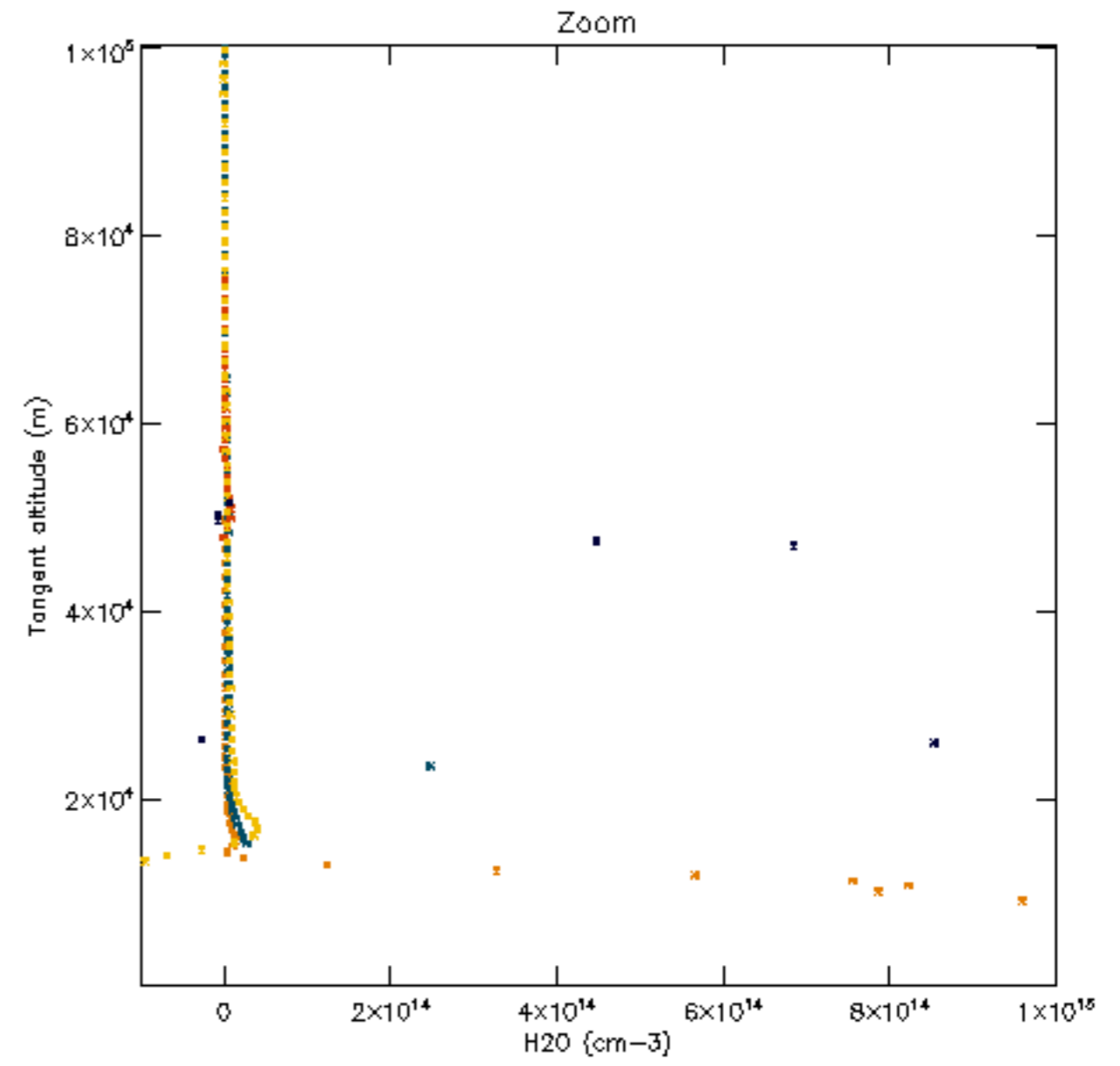
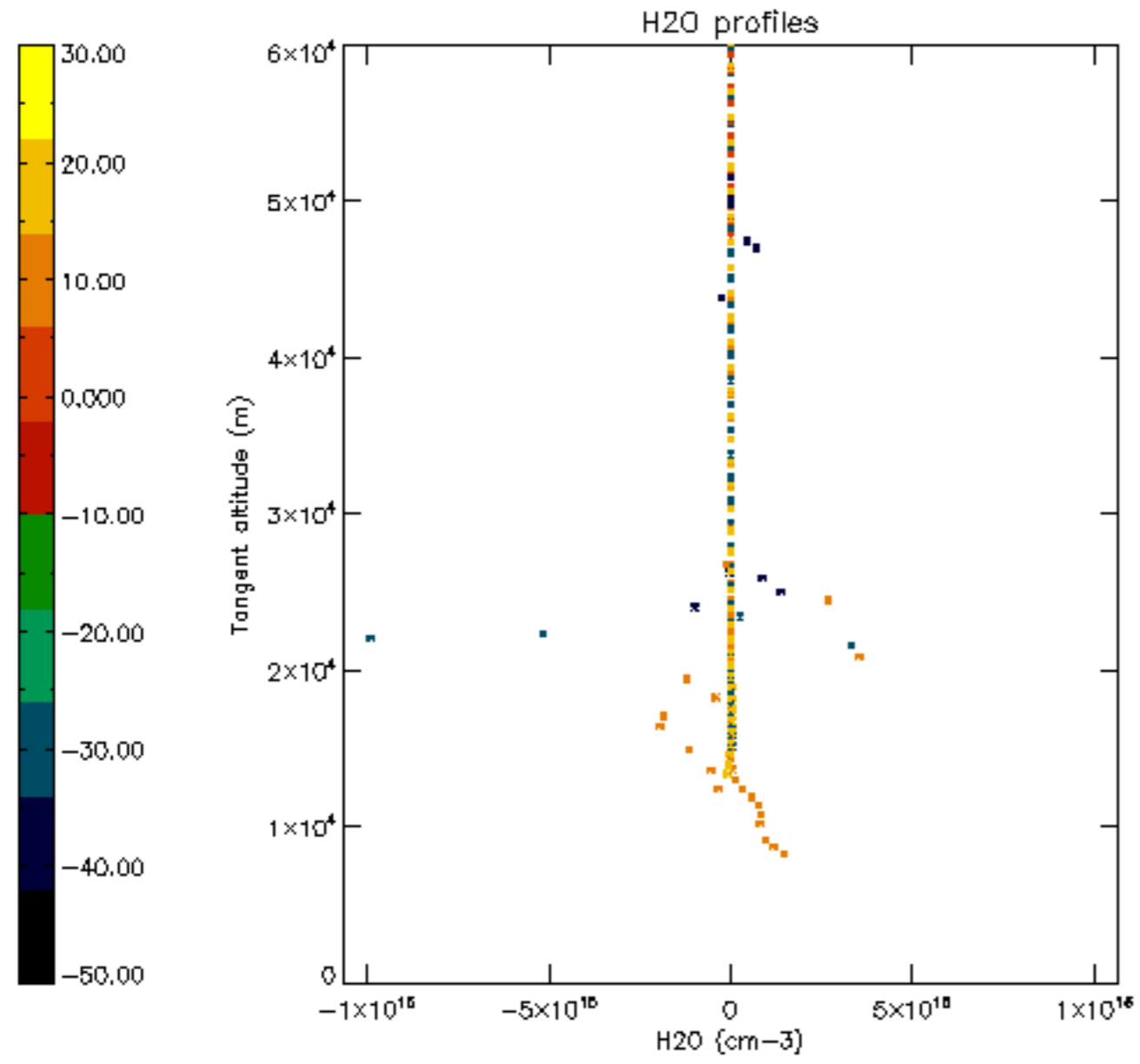


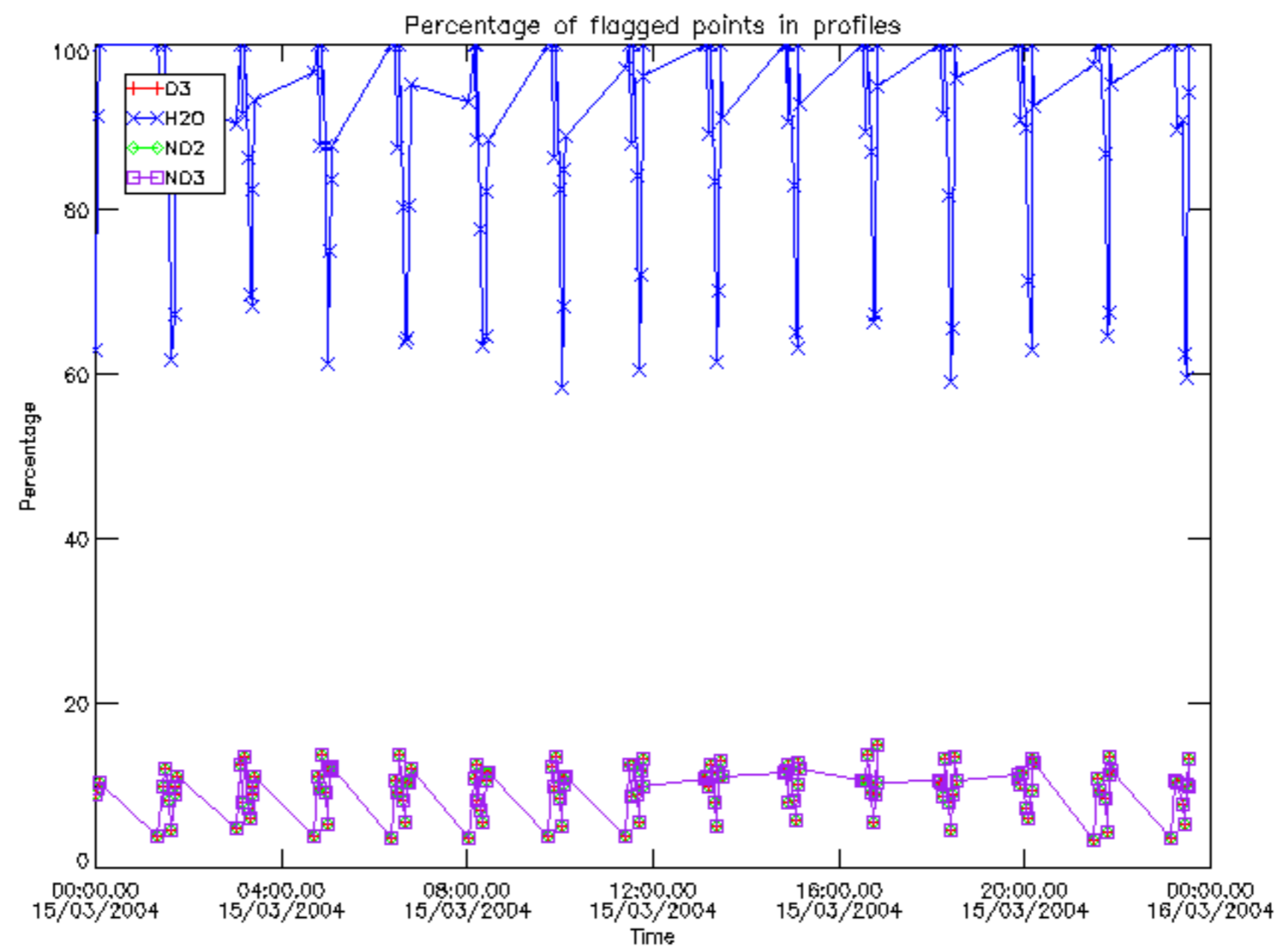




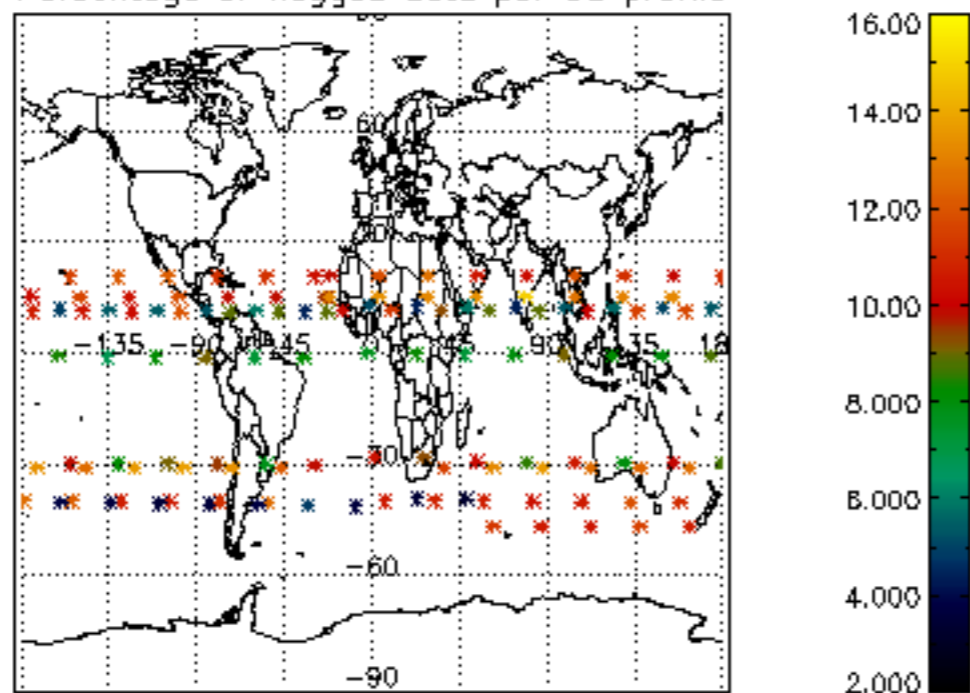




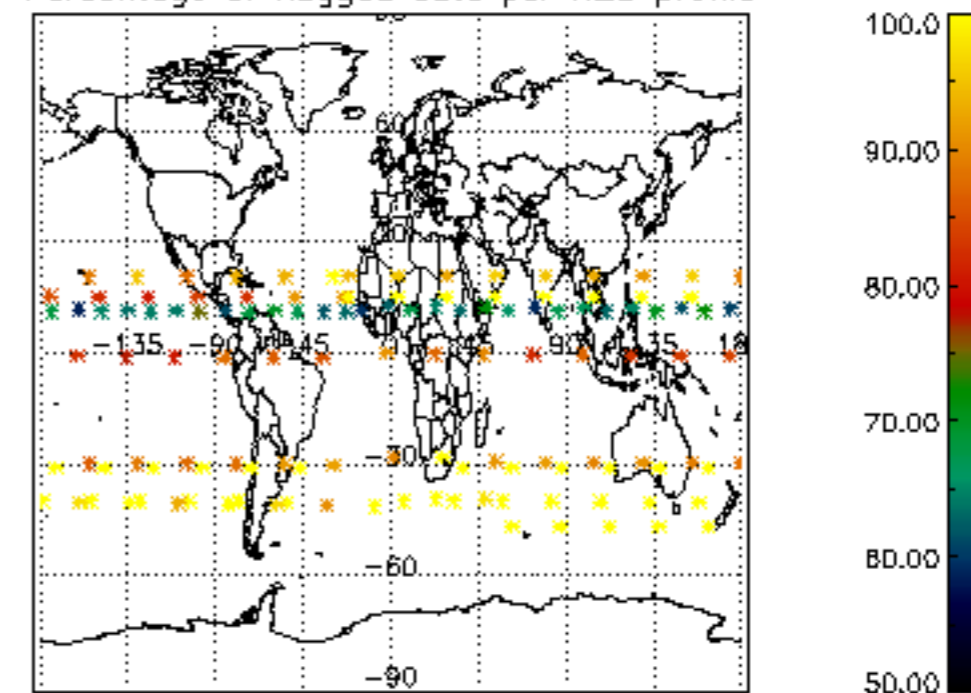




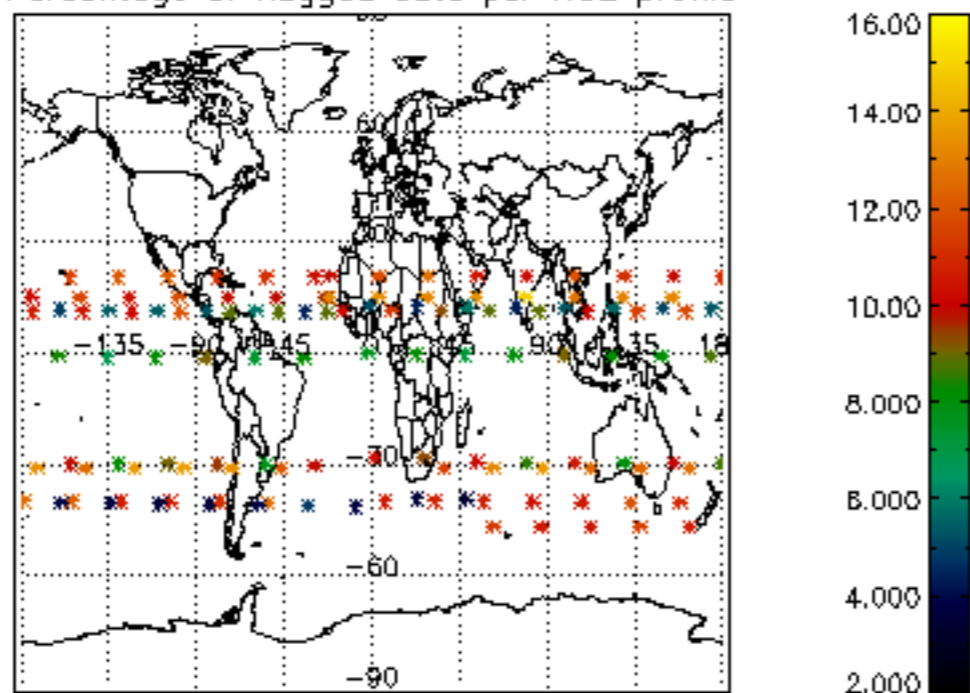
Percentage of flagged data per D3 profile



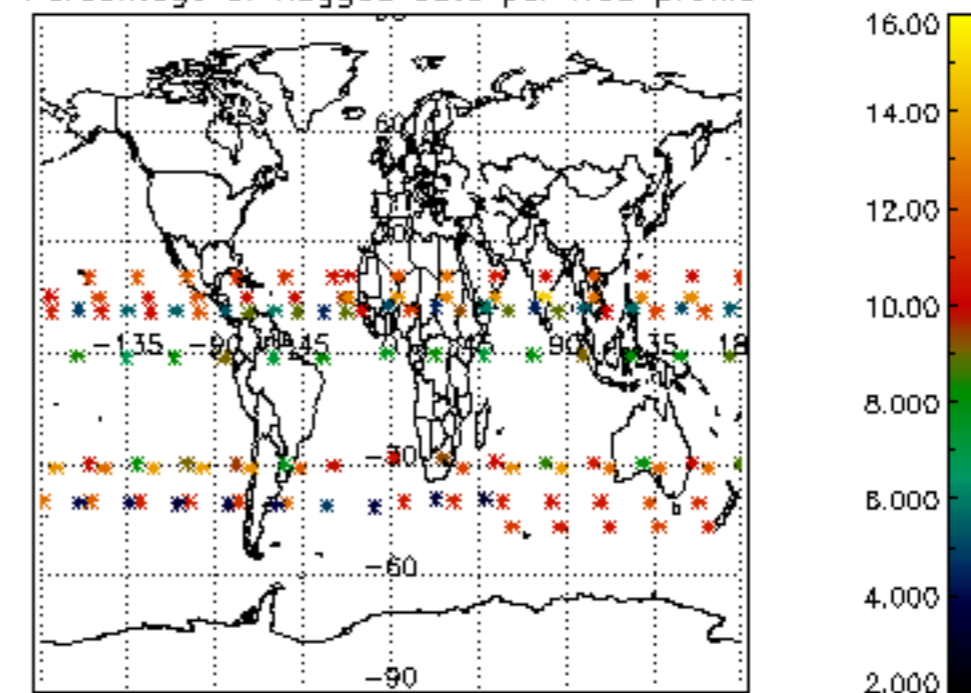
Percentage of flagged data per H2O profile

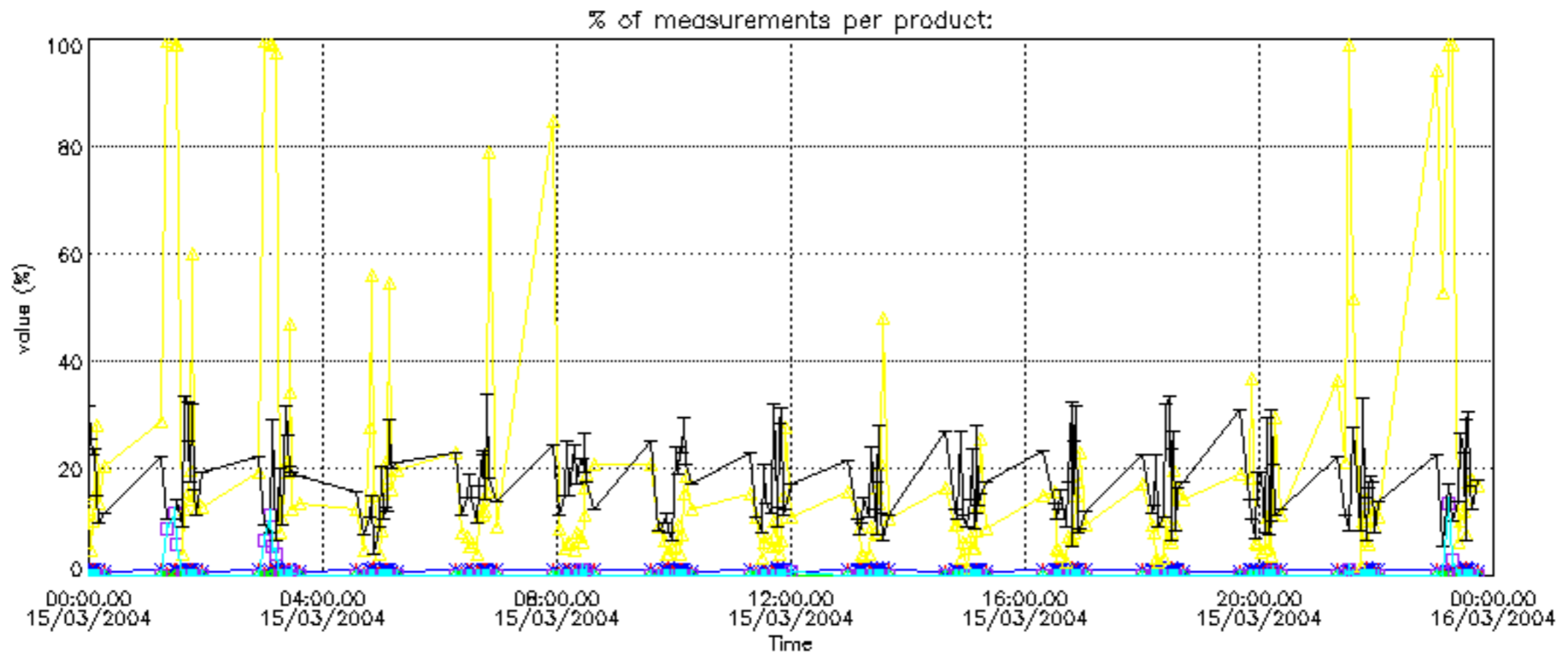


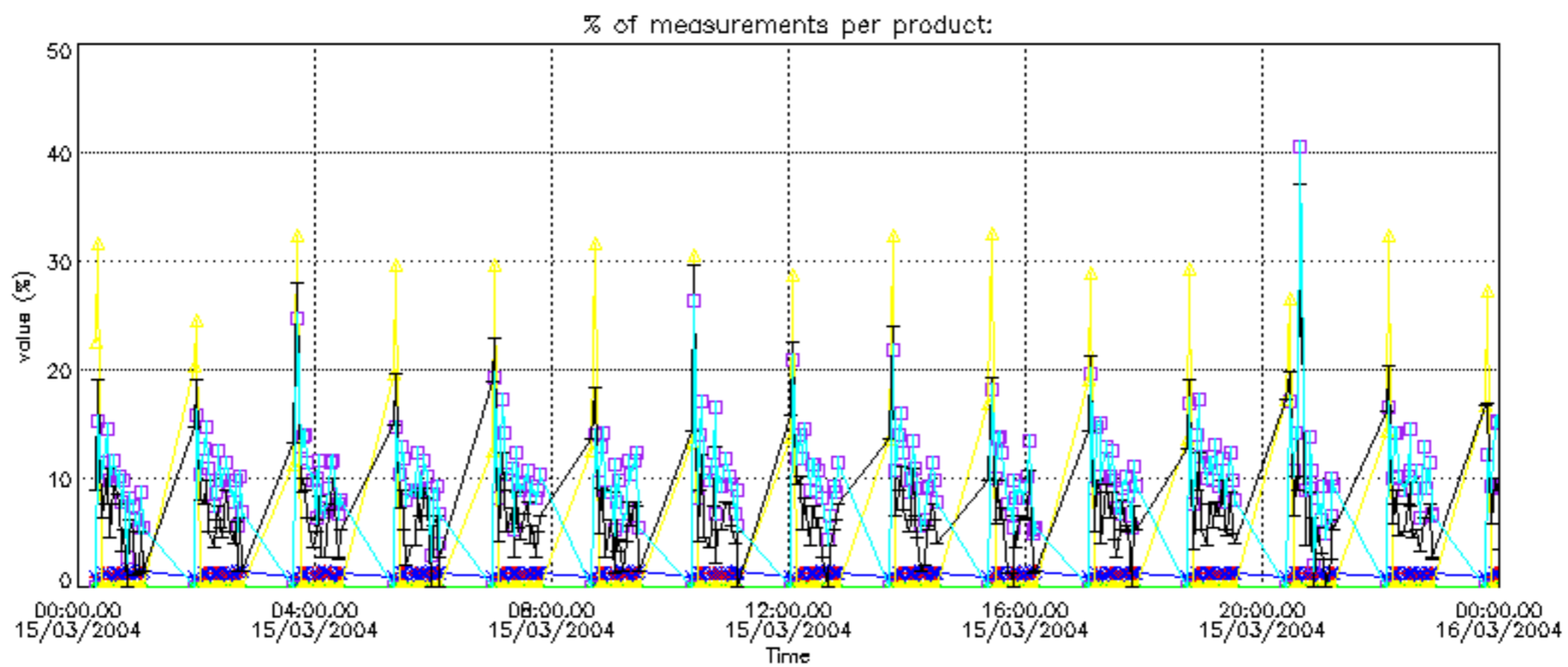
Percentage of flagged data per NO2 profile



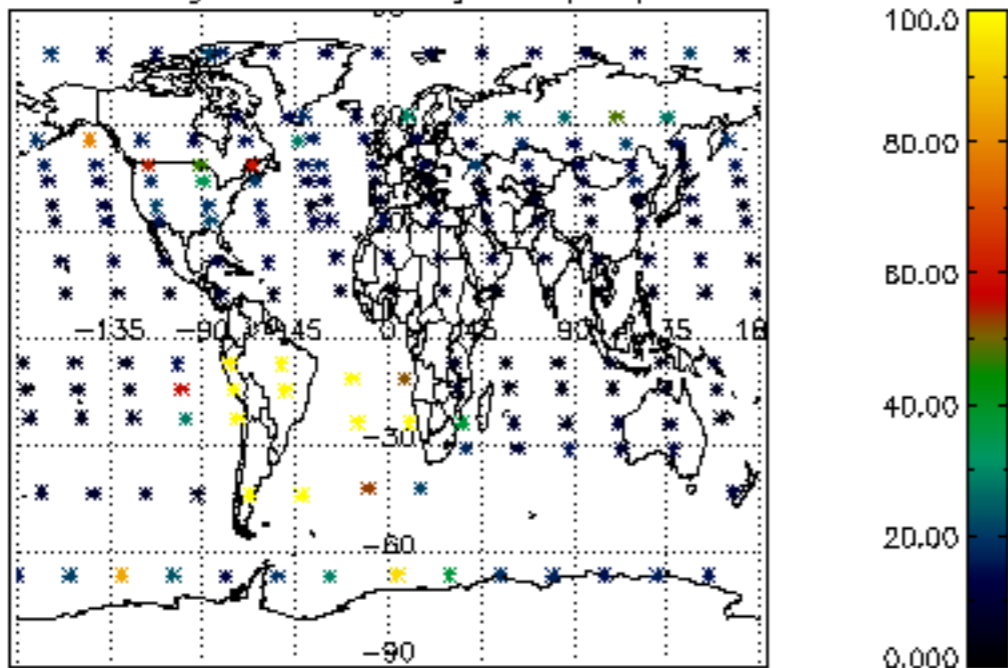
Percentage of flagged data per NO3 profile



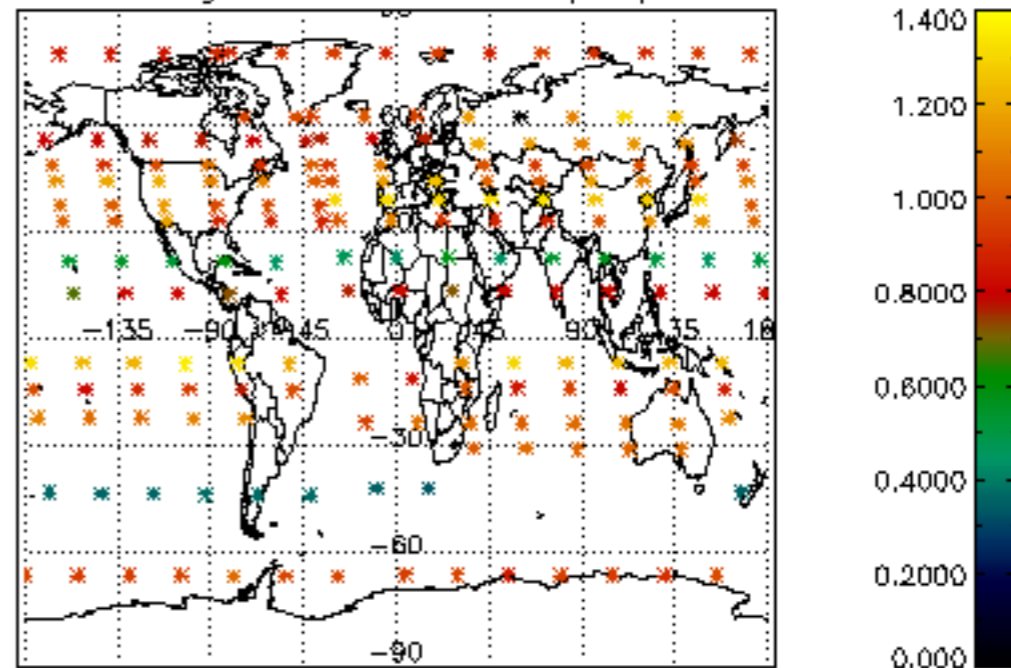




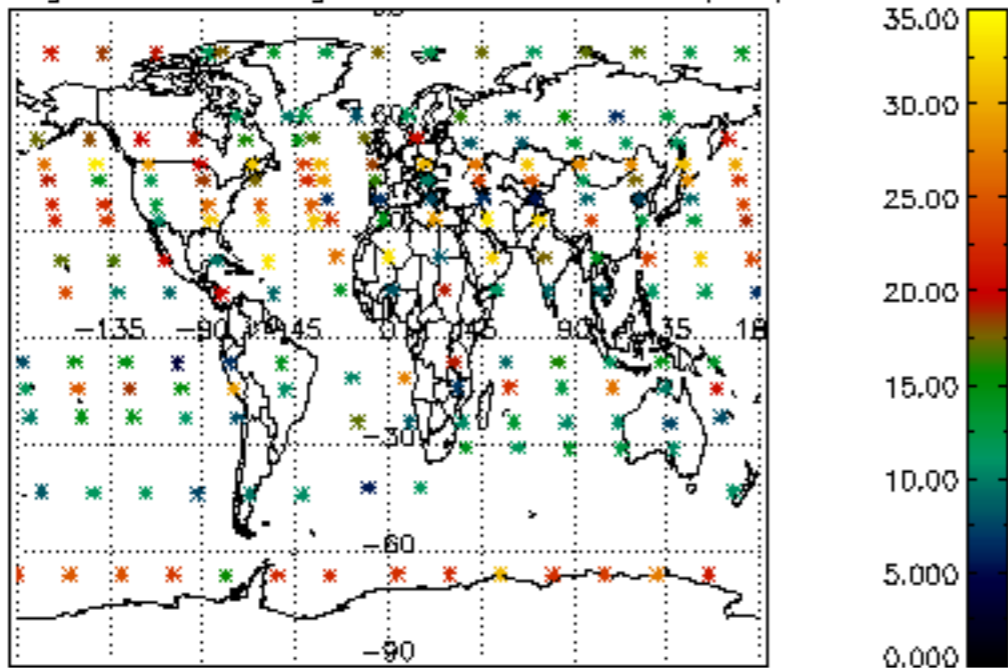
Percentage of cosmic ray hits per profile



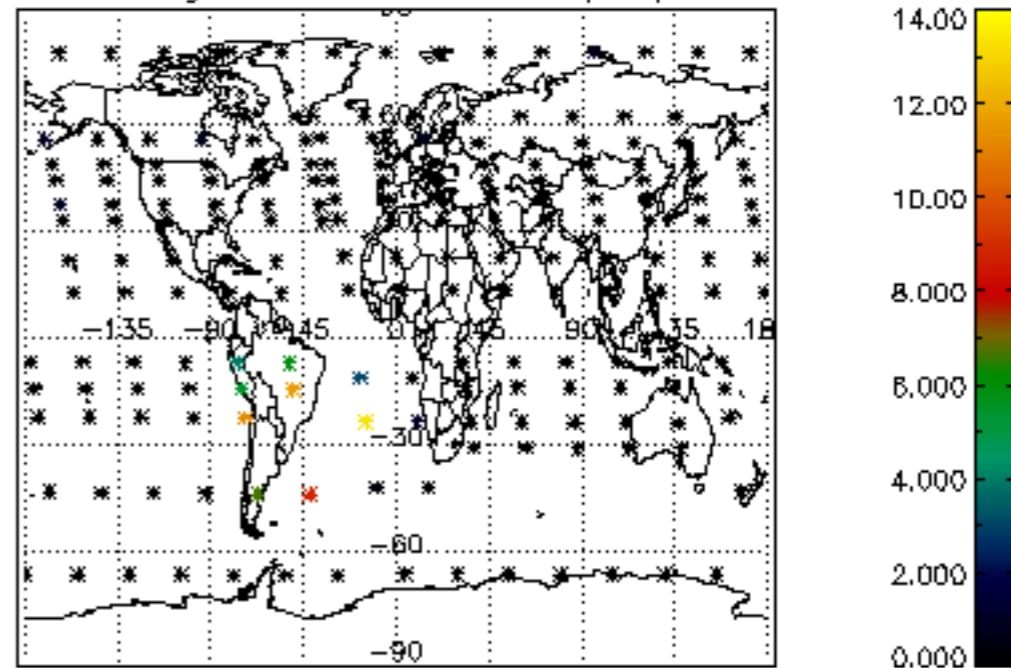
Percentage of datation errors per profile



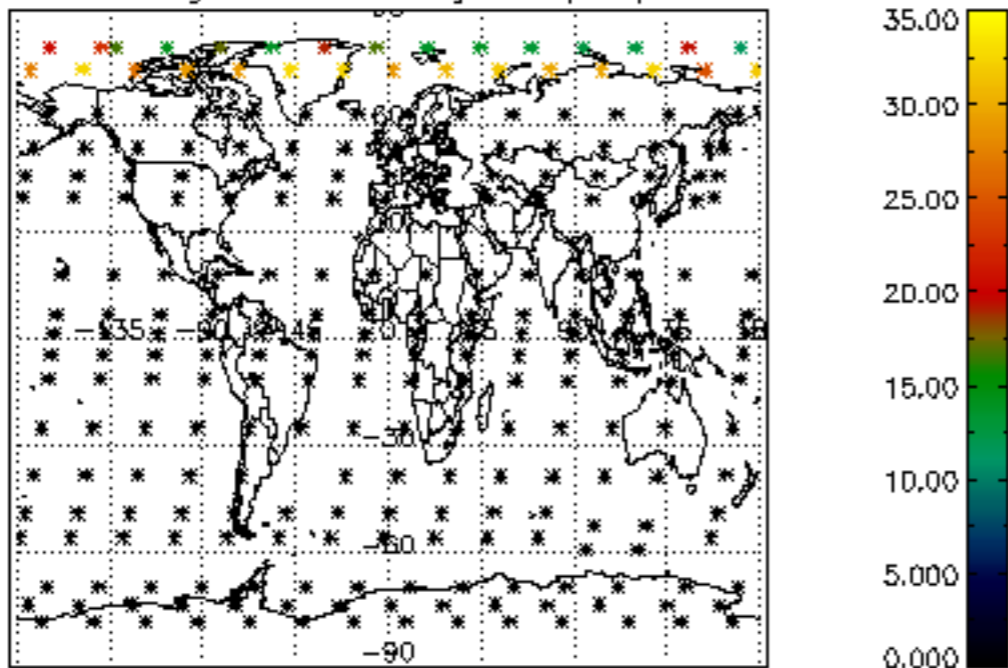
Percentage of star falling outside central band per profile



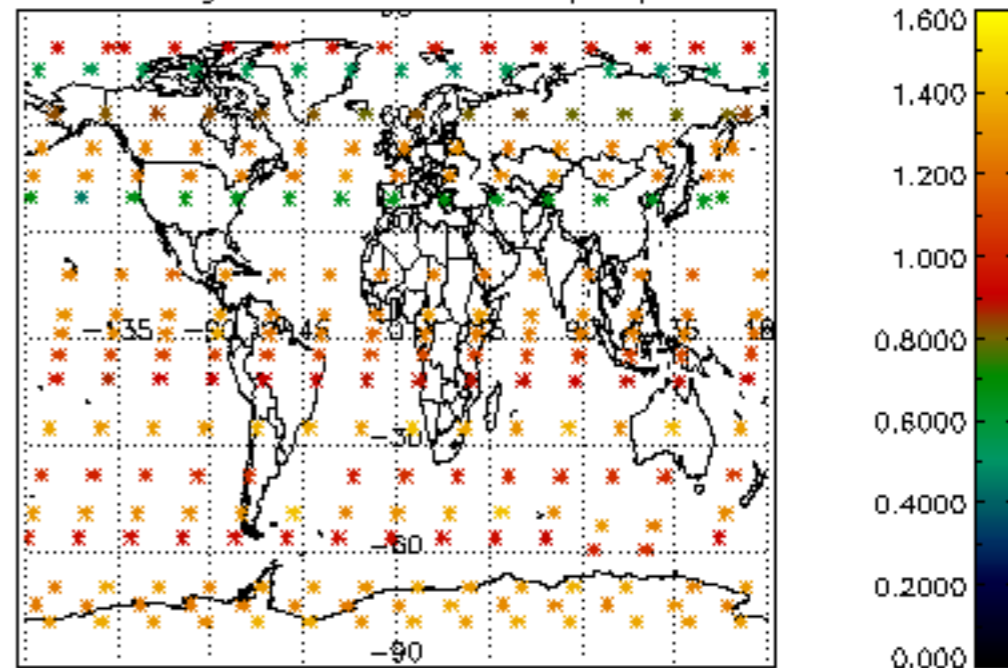
Percentage of saturation errors per profile



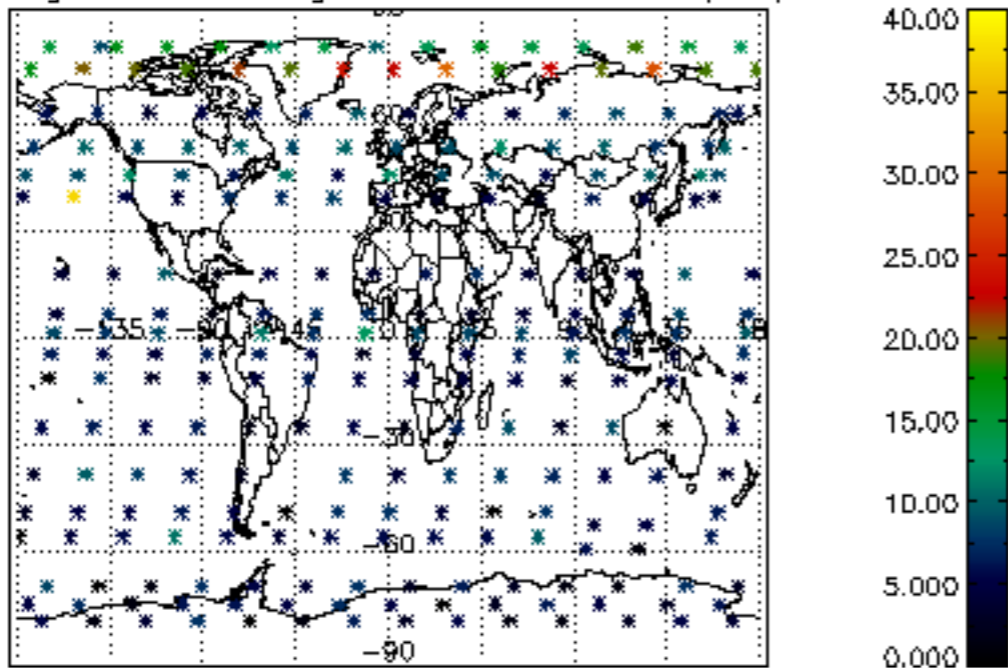
Percentage of cosmic ray hits per profile



Percentage of datation errors per profile



Percentage of star falling outside central band per profile



Percentage of saturation errors per profile

