

# GOMOS Level 2 Daily Report

## SUMMARY

### [1. General Info](#)

### [2. Summary of processed GOM\\_NL\\_2P products](#)

### [3. Level 2 Quality information per product](#)

#### [3.1 Plot of level 2 quality information per product \(time dependant\)](#)

#### [3.2 Plot of level 2 quality information per product \(world map\)](#)

### [4. Level 1 Quality information per product \(stored on level 2 products\)](#)

#### [4.1 Plot of level 1 quality information per product \(time dependant\)](#)

##### [4.1.1 Plot of level 1 quality information per product \(time dependant\): ASCENDING](#)

##### [4.1.2 Plot of level 1 quality information per product \(time dependant\): DESCENDING](#)

#### [4.2 Plot of level 1 quality information per product \(world map\)](#)

##### [4.2.1 Plot of level 1 quality information per product \(world map\): ASCENDING](#)

##### [4.2.2 Plot of level 1 quality information per product \(world map\): DESCENDING](#)

### [5. Ozone profiles based on quality statistics and other trace gas profiles](#)

#### [5.1 Ozone statistics based on quality of products](#)

#### [5.2 Plot ozone profiles for all STD \(dark without errors\)](#)

#### [5.3 Plot ozone profiles where STD < 20% \(dark without errors\)](#)

#### [5.4. Plot ozone profiles where STD < 10% \(dark without errors\)](#)

#### [5.5. Plot ozone profiles where STD < 5% \(dark without errors\)](#)

#### [5.6 Plot NO2 profiles for all STD \(dark without errors\)](#)

#### [5.7 Plot NO3 profiles for all STD \(dark without errors\)](#)

#### [5.8 Plot H2O profiles \(only for occultations of stars 1,2,3,4,13,14,16,26,63 dark without errors\) for all STD](#)

### [6. Auxiliary Data Files used for the production reported in section 2](#)

This report presents the daily analysis on parameters extracted from GOMOS level 2 data (GOM\_NL\_\_2P). It is intended to monitor some important parameters that will impact the quality of these products. A list of level 2 products (and content) that have arrived during the reporting day to the PCF is also given.

Item	Value
Time of report generation	18APR2013 21:28:41
Data source version	GOMOS/6.01
Start time of products	14-03-2004 (14MAR2004 00:00:00)
Stop time of products	15-03-2004 (15MAR2004 00:00:00)
Store outputs in DB	Yes
Nb of level 2 prods	460
Nb of prods with errors	0

## 2. Summary of processed GOM\_NL\_\_2P products.

Nr	Filename	UTC Start time	Limb	Duration	Star Id	Star Name	Star Mag	Star Temp	Nb Meas	Orbit	Prod. error
1	GOM_NL__2PRFIN20040314_000421_000000532025_00073_10648_0512.N1	14-MAR-2004 00:04:21	Twilight	52.500	11	53Alp Aql	0.76500	8000.0	105	10648	No
2	GOM_NL__2PRFIN20040314_001024_000001232025_00073_10648_0513.N1	14-MAR-2004 00:10:24	Dark	123.00	59	55Alp Oph	2.0800	8900.0	246	10648	No
3	GOM_NL__2PRFIN20040314_001420_000000522025_00073_10648_0514.N1	14-MAR-2004 00:14:20	Dark	51.500	155	41Pi Sgr	2.9000	6600.0	103	10648	No
4	GOM_NL__2PRFIN20040314_001623_000000482025_00073_10648_0515.N1	14-MAR-2004 00:16:23	Dark	47.500	57	34Sig Sgr	2.0660	26000.	95	10648	No
5	GOM_NL__2PRFIN20040314_001904_000000642025_00073_10648_0516.N1	14-MAR-2004 00:19:04	Dark	63.500	116	19Del Sgr	2.7000	4100.0	127	10648	No
6	GOM_NL__2PRFIN20040314_002123_000000422025_00073_10648_0517.N1	14-MAR-2004 00:21:23	Dark	42.000	45	Alp Pav	1.9400	26000.	84	10648	No
7	GOM_NL__2PRFIN20040314_002630_000000632025_00074_10649_0485.N1	14-MAR-2004 00:26:30	Dark	63.000	75	26Eps Sco	2.2910	4250.0	126	10649	No
8	GOM_NL__2PRFIN20040314_002852_000000942025_00074_10649_0486.N1	14-MAR-2004 00:28:52	Dark	94.000	16	21Alp Sco	1.0200	3000.0	188	10649	No
9	GOM_NL__2PRFIN20040314_003224_000000482025_00074_10649_0487.N1	14-MAR-2004 00:32:24	Dark	48.000	4	Alp1Cen	-0.010000	5800.0	96	10649	No
10	GOM_NL__2PRFIN20040314_003339_000000462025_00074_10649_0488.N1	14-MAR-2004 00:33:39	Dark	46.000	10	Bet Cen	0.61000	28000.	92	10649	No
11	GOM_NL__2PRFIN20040314_003538_000000532025_00074_10649_0489.N1	14-MAR-2004 00:35:38	Dark	53.000	12	Alp1Cru	0.77500	30000.	106	10649	No
12	GOM_NL__2PRFIN20040314_003654_000000542025_00074_10649_0490.N1	14-MAR-2004 00:36:54	Straylight	54.000	26	Gam Cru	1.6240	2900.0	108	10649	No
13	GOM_NL__2PRFIN20040314_003850_000000642025_00074_10649_0491.N1	14-MAR-2004 00:38:50	Straylight	63.500	54	5The Cen	2.0550	4500.0	127	10649	No
14	GOM_NL__2PRFIN20040314_004046_000000512025_00074_10649_0492.N1	14-MAR-2004 00:40:46	Straylight	50.500	123	lot Cen	2.7500	10200.	101	10649	No
15	GOM_NL__2PRFIN20040314_004553_000000712025_00074_10649_0493.N1	14-MAR-2004 00:45:53	Straylight	70.500	169	46Gam Hya	2.9910	4700.0	141	10649	No
16	GOM_NL__2PRFIN20040314_004905_000000522025_00074_10649_0494.N1	14-MAR-2004 00:49:05	Straylight	52.000	100	4Gam Crv	2.5800	13100.	104	10649	No
17	GOM_NL__2PRFIN20040314_005205_000000882025_00074_10649_0495.N1	14-MAR-2004 00:52:05	Bright	88.000	15	67Alp Vir	0.97600	28000.	176	10649	No
18	GOM_NL__2PRFIN20040314_005558_000000622025_00074_10649_0496.N1	14-MAR-2004 00:55:58	Bright	62.000	121	29Gam Vir	2.7400	7200.0	124	10649	No
19	GOM_NL__2PRFIN20040314_005830_000000432025_00074_10649_0497.N1	14-MAR-2004 00:58:30	Bright	42.500	22	32Alp Leo	1.3600	15200.	85	10649	No
20	GOM_NL__2PRFIN20040314_010048_000000422025_00074_10649_0498.N1	14-MAR-2004 01:00:48	Bright	41.500	51	41Gam1Leo	2.0100	4500.0	83	10649	No
21	GOM_NL__2PRFIN20040314_010306_000000832025_00074_10649_0499.N1	14-MAR-2004 01:03:06	Bright	82.500	138	47Eps Vir	2.8280	4700.0	165	10649	No
22	GOM_NL__2PRFIN20040314_010842_000000422025_00074_10649_0500.N1	14-MAR-2004 01:08:42	Bright	42.000	174	52Psi UMa	3.0040	4400.0	84	10649	No
23	GOM_NL__2PRFIN20040314_011150_000000412025_00074_10649_0501.N1	14-MAR-2004 01:11:50	Bright	40.500	82	48Bet UMa	2.3650	10600.	81	10649	No
24	GOM_NL__2PRFIN20040314_011318_000000412025_00074_10649_0502.N1	14-MAR-2004 01:13:18	Bright	40.500	36	50Alp UMa	1.8000	6300.0	81	10649	No
25	GOM_NL__2PRFIN20040314_011506_000000482025_00074_10649_0503.N1	14-MAR-2004 01:15:06	Bright	47.500	32	77Eps UMa	1.7630	11000.	95	10649	No
26	GOM_NL__2PRFIN20040314_011713_000000562025_00074_10649_0504.N1	14-MAR-2004 01:17:13	Bright	56.000	39	85Eta UMa	1.8540	24000.	112	10649	No
27	GOM_NL__2PRFIN20040314_012037_000000352025_00074_10649_0505.N1	14-MAR-2004 01:20:37	Bright	35.000	49	1Alp UMi	1.9900	6300.0	70	10649	No
28	GOM_NL__2PRFIN20040314_012436_000000512025_00074_10649_0506.N1	14-MAR-2004 01:24:36	Bright	50.500	119	14Eta Dra	2.7270	4700.0	101	10649	No
29	GOM_NL__2PRFIN20040314_012822_000000362025_00074_10649_0507.N1	14-MAR-2004 01:28:22	Bright	35.500	89	5Alp Cep	2.4510	8000.0	71	10649	No
30	GOM_NL__2PRFIN20040314_013027_000000532025_00074_10649_0508.N1	14-MAR-2004 01:30:27	Bright	53.000	69	33Gam Dra	2.2310	3800.0	106	10649	No
31	GOM_NL__2PRFIN20040314_013329_000000382025_00074_10649_0509.N1	14-MAR-2004 01:33:29	Bright	37.500	19	50Alp Cyg	1.2460	10500.	75	10649	No
32	GOM_NL__2PRFIN20040314_013502_000000412025_00074_10649_0510.N1	14-MAR-2004 01:35:02	Bright	40.500	66	37Gam Cyg	2.2080	5900.0	81	10649	No
33	GOM_NL__2PRFIN20040314_013644_000000412025_00074_10649_0511.N1	14-MAR-2004 01:36:44	Bright	40.500	92	53Eps Cyg	2.5000	4500.0	81	10649	No
34	GOM_NL__2PRFIN20040314_014457_000000532025_00074_10649_0512.N1	14-MAR-2004 01:44:57	Twilight	53.000	11	53Alp Aql	0.76500	8000.0	106	10649	No
35	GOM_NL__2PRFIN20040314_015102_000001272025_00074_10649_0513.N1	14-MAR-2004 01:51:02	Dark	126.50	59	55Alp Oph	2.0800	8900.0	253	10649	No
36	GOM_NL__2PRFIN20040314_015457_000000522025_00074_10649_0514.N1	14-MAR-2004 01:54:57	Dark	51.500	155	41Pi Sgr	2.9000	6600.0	103	10649	No
37	GOM_NL__2PRFIN20040314_015701_000000512025_00074_10649_0515.N1	14-MAR-2004 01:57:01	Dark	50.500	57	34Sig Sgr	2.0660	26000.	101	10649	No
38	GOM_NL__2PRFIN20040314_015941_000000542025_00074_10649_0516.N1	14-MAR-2004 01:59:41	Dark	54.000	116	19Del Sgr	2.7000	4100.0	108	10649	No
39	GOM_NL__2PRFIN20040314_020159_000000382025_00074_10649_0517.N1	14-MAR-2004 02:01:59	Dark	38.000	45	Alp Pav	1.9400	26000.	76	10649	No
40	GOM_NL__2PRFIN20040314_020707_000000642025_00075_10650_0486.N1	14-MAR-2004 02:07:07	Dark	64.000	75	26Eps Sco	2.2910	4250.0	128	10650	No
41	GOM_NL__2PRFIN20040314_020930_000000922025_00075_10650_0487.N1	14-MAR-2004 02:09:30	Dark	91.500	16	21Alp Sco	1.0200	3000.0	183	10650	No
42	GOM_NL__2PRFIN20040314_021301_000000572025_00075_10650_0488.N1	14-MAR-2004 02:13:01	Dark	57.000	4	Alp1Cen	-0.010000	5800.0	114	10650	No

43	GOM_NL__2PRFIN20040314_021415_00000542025_00075_10650_0489.N1	14-MAR-2004 02:14:15	Dark	54.000	10	Bet Cen	0.61000	28000.	108	10650	No
44	GOM_NL__2PRFIN20040314_021616_00000472025_00075_10650_0490.N1	14-MAR-2004 02:16:16	Dark	46.500	12	Alp1Cru	0.77500	30000.	93	10650	No
45	GOM_NL__2PRFIN20040314_021731_00000552025_00075_10650_0491.N1	14-MAR-2004 02:17:31	Straylight	55.000	26	Gam Cru	1.6240	2900.0	110	10650	No
46	GOM_NL__2PRFIN20040314_021927_00000682025_00075_10650_0492.N1	14-MAR-2004 02:19:27	Straylight	68.000	54	5The Cen	2.0550	4500.0	136	10650	No
47	GOM_NL__2PRFIN20040314_022128_00000442025_00075_10650_0493.N1	14-MAR-2004 02:21:28	Straylight	43.500	113	Mu Vel	2.6920	5000.0	87	10650	No
48	GOM_NL__2PRFIN20040314_022718_00000552025_00075_10650_0494.N1	14-MAR-2004 02:27:18	Straylight	55.000	106	9Bet Crv	2.6480	5600.0	110	10650	No
49	GOM_NL__2PRFIN20040314_022939_00000572025_00075_10650_0495.N1	14-MAR-2004 02:29:39	Straylight	56.500	100	4Gam Crv	2.5800	13100.	113	10650	No
50	GOM_NL__2PRFIN20040314_023240_00000942025_00075_10650_0496.N1	14-MAR-2004 02:32:40	Bright	93.500	15	67Alp Vir	0.97600	28000.	187	10650	No
51	GOM_NL__2PRFIN20040314_023633_00000642025_00075_10650_0497.N1	14-MAR-2004 02:36:33	Bright	64.000	121	29Gam Vir	2.7400	7200.0	128	10650	No
52	GOM_NL__2PRFIN20040314_023904_00000422025_00075_10650_0498.N1	14-MAR-2004 02:39:04	Bright	42.000	22	32Alp Leo	1.3600	15200.	84	10650	No
53	GOM_NL__2PRFIN20040314_024124_00000412025_00075_10650_0499.N1	14-MAR-2004 02:41:24	Bright	40.500	51	41Gam1Leo	2.0100	4500.0	81	10650	No
54	GOM_NL__2PRFIN20040314_024341_00000812025_00075_10650_0500.N1	14-MAR-2004 02:43:41	Bright	80.500	138	47Eps Vir	2.8280	4700.0	161	10650	No
55	GOM_NL__2PRFIN20040314_024917_00000412025_00075_10650_0501.N1	14-MAR-2004 02:49:17	Bright	40.500	174	52Psi UMa	3.0040	4400.0	81	10650	No
56	GOM_NL__2PRFIN20040314_025226_00000402025_00075_10650_0502.N1	14-MAR-2004 02:52:26	Bright	40.000	82	48Bet UMa	2.3650	10600.	80	10650	No
57	GOM_NL__2PRFIN20040314_025355_00000422025_00075_10650_0503.N1	14-MAR-2004 02:53:55	Bright	41.500	36	50Alp UMa	1.8000	6300.0	83	10650	No
58	GOM_NL__2PRFIN20040314_025542_00000472025_00075_10650_0504.N1	14-MAR-2004 02:55:42	Bright	46.500	32	77Eps UMa	1.7630	11000.	93	10650	No
59	GOM_NL__2PRFIN20040314_025748_00000582025_00075_10650_0505.N1	14-MAR-2004 02:57:48	Bright	58.000	39	85Eta UMa	1.8540	24000.	116	10650	No
60	GOM_NL__2PRFIN20040314_030112_00000372025_00075_10650_0506.N1	14-MAR-2004 03:01:12	Bright	36.500	49	1Alp UMi	1.9900	6300.0	73	10650	No
61	GOM_NL__2PRFIN20040314_030512_00000472025_00075_10650_0507.N1	14-MAR-2004 03:05:12	Bright	47.000	119	14Eta Dra	2.7270	4700.0	94	10650	No
62	GOM_NL__2PRFIN20040314_030858_00000392025_00075_10650_0508.N1	14-MAR-2004 03:08:58	Bright	39.000	89	5Alp Cep	2.4510	8000.0	78	10650	No
63	GOM_NL__2PRFIN20040314_031102_00000492025_00075_10650_0509.N1	14-MAR-2004 03:11:02	Bright	49.000	69	33Gam Dra	2.2310	3800.0	98	10650	No
64	GOM_NL__2PRFIN20040314_031406_00000362025_00075_10650_0510.N1	14-MAR-2004 03:14:06	Bright	35.500	19	50Alp Cyg	1.2460	10500.	71	10650	No
65	GOM_NL__2PRFIN20040314_031539_00000392025_00075_10650_0511.N1	14-MAR-2004 03:15:39	Bright	39.000	66	37Gam Cyg	2.2080	5900.0	78	10650	No
66	GOM_NL__2PRFIN20040314_031721_00000392025_00075_10650_0512.N1	14-MAR-2004 03:17:21	Bright	38.500	92	53Eps Cyg	2.5000	4500.0	77	10650	No
67	GOM_NL__2PRFIN20040314_032533_00000542025_00075_10650_0513.N1	14-MAR-2004 03:25:33	Tw_i_and_stray	54.000	11	53Alp Aql	0.76500	8000.0	108	10650	No
68	GOM_NL__2PRFIN20040314_033141_000001282025_00075_10650_0514.N1	14-MAR-2004 03:31:41	Dark	127.50	59	55Alp Oph	2.0800	8900.0	255	10650	No
69	GOM_NL__2PRFIN20040314_033536_00000492025_00075_10650_0515.N1	14-MAR-2004 03:35:36	Dark	49.000	155	41Pi Sgr	2.9000	6600.0	98	10650	No
70	GOM_NL__2PRFIN20040314_033737_00000532025_00075_10650_0516.N1	14-MAR-2004 03:37:37	Dark	52.500	57	34Sig Sgr	2.0660	26000.	105	10650	No
71	GOM_NL__2PRFIN20040314_034018_00000612025_00075_10650_0517.N1	14-MAR-2004 03:40:18	Dark	61.000	116	19Del Sgr	2.7000	4100.0	122	10650	No
72	GOM_NL__2PRFIN20040314_034234_00000422025_00075_10650_0518.N1	14-MAR-2004 03:42:34	Dark	41.500	45	Alp Pav	1.9400	26000.	83	10650	No
73	GOM_NL__2PRFIN20040314_034744_00000602025_00076_10651_0486.N1	14-MAR-2004 03:47:44	Dark	59.500	75	26Eps Sco	2.2910	4250.0	119	10651	No
74	GOM_NL__2PRFIN20040314_035008_000001102025_00076_10651_0487.N1	14-MAR-2004 03:50:08	Dark	109.50	16	21Alp Sco	1.0200	3000.0	219	10651	No
75	GOM_NL__2PRFIN20040314_035338_00000482025_00076_10651_0488.N1	14-MAR-2004 03:53:38	Dark	48.000	4	Alp1Cen	-0.010000	5800.0	96	10651	No
76	GOM_NL__2PRFIN20040314_035452_00000512025_00076_10651_0489.N1	14-MAR-2004 03:54:52	Dark	51.000	10	Bet Cen	0.61000	28000.	102	10651	No
77	GOM_NL__2PRFIN20040314_035653_00000472025_00076_10651_0490.N1	14-MAR-2004 03:56:53	Dark	46.500	12	Alp1Cru	0.77500	30000.	93	10651	No
78	GOM_NL__2PRFIN20040314_035808_00000512025_00076_10651_0491.N1	14-MAR-2004 03:58:08	Straylight	51.000	26	Gam Cru	1.6240	2900.0	102	10651	No
79	GOM_NL__2PRFIN20040314_040003_00000642025_00076_10651_0492.N1	14-MAR-2004 04:00:03	Straylight	64.000	54	5The Cen	2.0550	4500.0	128	10651	No
80	GOM_NL__2PRFIN20040314_040205_00000442025_00076_10651_0493.N1	14-MAR-2004 04:02:05	Straylight	43.500	113	Mu Vel	2.6920	5000.0	87	10651	No
81	GOM_NL__2PRFIN20040314_040754_00000612025_00076_10651_0494.N1	14-MAR-2004 04:07:54	Straylight	61.000	106	9Bet Crv	2.6480	5600.0	122	10651	No
82	GOM_NL__2PRFIN20040314_041018_00000542025_00076_10651_0495.N1	14-MAR-2004 04:10:18	Straylight	53.500	100	4Gam Crv	2.5800	13100.	107	10651	No
83	GOM_NL__2PRFIN20040314_041316_000001012025_00076_10651_0496.N1	14-MAR-2004 04:13:16	Bright	101.00	15	67Alp Vir	0.97600	28000.	202	10651	No
84	GOM_NL__2PRFIN20040314_041708_00000652025_00076_10651_0497.N1	14-MAR-2004 04:17:08	Bright	65.000	121	29Gam Vir	2.7400	7200.0	130	10651	No
85	GOM_NL__2PRFIN20040314_041943_00000402025_00076_10651_0498.N1	14-MAR-2004 04:19:43	Bright	40.000	22	32Alp Leo	1.3600	15200.	80	10651	No
86	GOM_NL__2PRFIN20040314_042200_00000402025_00076_10651_0499.N1	14-MAR-2004 04:22:00	Bright	39.500	51	41Gam1Leo	2.0100	4500.0	79	10651	No
87	GOM_NL__2PRFIN20040314_042415_00000822025_00076_10651_0500.N1	14-MAR-2004 04:24:15	Bright	81.500	138	47Eps Vir	2.8280	4700.0	163	10651	No
88	GOM_NL__2PRFIN20040314_042952_00000402025_00076_10651_0501.N1	14-MAR-2004 04:29:52	Bright	40.000	174	52Psi UMa	3.0040	4400.0	80	10651	No
89	GOM_NL__2PRFIN20040314_043302_00000402025_00076_10651_0502.N1	14-MAR-2004 04:33:02	Bright	39.500	82	48Bet UMa	2.3650	10600.	79	10651	No
90	GOM_NL__2PRFIN20040314_043431_00000392025_00076_10651_0503.N1	14-MAR-2004 04:34:31	Bright	38.500	36	50Alp UMa	1.8000	6300.0	77	10651	No
91	GOM_NL__2PRFIN20040314_043617_00000482025_00076_10651_0504.N1	14-MAR-2004 04:36:17	Bright	47.500	32	77Eps UMa	1.7630	11000.	95	10651	No
92	GOM_NL__2PRFIN20040314_043822_00000572025_00076_10651_0505.N1	14-MAR-2004 04:38:22	Bright	57.000	39	85Eta UMa	1.8540	24000.	114	10651	No
93	GOM_NL__2PRFIN20040314_044149_00000392025_00076_10651_0506.N1	14-MAR-2004 04:41:49	Bright	38.500	49	1Alp UMi	1.9900	6300.0	77	10651	No
94	GOM_NL__2PRFIN20040314_044547_00000502025_00076_10651_0507.N1	14-MAR-2004 04:45:47	Bright	49.500	119	14Eta Dra	2.7270	4700.0	99	10651	No
95	GOM_NL__2PRFIN20040314_044935_00000382025_00076_10651_0508.N1	14-MAR-2004 04:49:35	Bright	38.000	89	5Alp Cep	2.4510	8000.0	76	10651	No
96	GOM_NL__2PRFIN20040314_045137_00000522025_00076_10651_0509.N1	14-MAR-2004 04:51:37	Bright	51.500	69	33Gam Dra	2.2310	3800.0	103	10651	No
97	GOM_NL__2PRFIN20040314_045442_00000392025_00076_10651_0510.N1	14-MAR-2004 04:54:42	Bright	39.000	19	50Alp Cyg	1.2460	10500.	78	10651	No
98	GOM_NL__2PRFIN20040314_045615_00000402025_00076_10651_0511.N1	14-MAR-2004 04:56:15	Bright	40.000	66	37Gam Cyg	2.2080	5900.0	80	10651	No
99	GOM_NL__2PRFIN20040314_045757_00000372025_00076_10651_0512.N1	14-MAR-2004 04:57:57	Bright	37.000	92	53Eps Cyg	2.5000	4500.0	74	10651	No
100	GOM_NL__2PRFIN20040314_050611_00000522025_00076_10651_0513.N1	14-MAR-2004 05:06:11	Tw_i_and_stray	51.500	11	53Alp Aql	0.76500	8000.0	103	10651	No
101	GOM_NL__2PRFIN20040314_051219_000001292025_00076_10651_0514.N1	14-MAR-2004 05:12:19	Dark	128.50	59	55Alp Oph	2.0800	8900.0	257	10651	No

102	GOM_NL__2PRFIN20040314_051613_000000522025_00076_10651_0515.N1	14-MAR-2004 05:16:13	Dark	52.000	155	41Pi Sgr	2.9000	6600.0	104	10651	No
103	GOM_NL__2PRFIN20040314_051815_000000482025_00076_10651_0516.N1	14-MAR-2004 05:18:15	Dark	47.500	57	34Sig Sgr	2.0660	26000.	95	10651	No
104	GOM_NL__2PRFIN20040314_052055_000000532025_00076_10651_0517.N1	14-MAR-2004 05:20:55	Dark	53.000	116	19Del Sgr	2.7000	4100.0	106	10651	No
105	GOM_NL__2PRFIN20040314_052311_000000402025_00076_10651_0518.N1	14-MAR-2004 05:23:11	Dark	39.500	45	Alp Pav	1.9400	26000.	79	10651	No
106	GOM_NL__2PRFIN20040314_052822_000000612025_00077_10652_0487.N1	14-MAR-2004 05:28:22	Dark	61.000	75	26Eps Sco	2.2910	4250.0	122	10652	No
107	GOM_NL__2PRFIN20040314_053045_000001032025_00077_10652_0488.N1	14-MAR-2004 05:30:45	Dark	102.50	16	21Alp Sco	1.0200	3000.0	205	10652	No
108	GOM_NL__2PRFIN20040314_053415_000000482025_00077_10652_0489.N1	14-MAR-2004 05:34:15	Dark	47.500	4	Alp1Cen	-0.010000	5800.0	95	10652	No
109	GOM_NL__2PRFIN20040314_053529_000000522025_00077_10652_0490.N1	14-MAR-2004 05:35:29	Dark	51.500	10	Bet Cen	0.61000	28000.	103	10652	No
110	GOM_NL__2PRFIN20040314_053730_000000442025_00077_10652_0491.N1	14-MAR-2004 05:37:30	Dark	44.000	12	Alp1Cru	0.77500	30000.	88	10652	No
111	GOM_NL__2PRFIN20040314_053845_000000512025_00077_10652_0492.N1	14-MAR-2004 05:38:45	Straylight	50.500	26	Gam Cru	1.6240	2900.0	101	10652	No
112	GOM_NL__2PRFIN20040314_054040_000000652025_00077_10652_0493.N1	14-MAR-2004 05:40:40	Straylight	64.500	54	5The Cen	2.0550	4500.0	129	10652	No
113	GOM_NL__2PRFIN20040314_054242_000000402025_00077_10652_0494.N1	14-MAR-2004 05:42:42	Straylight	40.000	113	Mu Vel	2.6920	5000.0	80	10652	No
114	GOM_NL__2PRFIN20040314_054831_000000592025_00077_10652_0495.N1	14-MAR-2004 05:48:31	Straylight	58.500	106	9Bet Crv	2.6480	5600.0	117	10652	No
115	GOM_NL__2PRFIN20040314_055054_000000542025_00077_10652_0496.N1	14-MAR-2004 05:50:54	Straylight	54.000	100	4Gam Crv	2.5800	13100.	108	10652	No
116	GOM_NL__2PRFIN20040314_055351_000000952025_00077_10652_0497.N1	14-MAR-2004 05:53:51	Bright	94.500	15	67Alp Vir	0.97600	28000.	189	10652	No
117	GOM_NL__2PRFIN20040314_055743_000000642025_00077_10652_0498.N1	14-MAR-2004 05:57:43	Bright	63.500	121	29Gam Vir	2.7400	7200.0	127	10652	No
118	GOM_NL__2PRFIN20040314_060019_000000392025_00077_10652_0499.N1	14-MAR-2004 06:00:19	Bright	39.000	22	32Alp Leo	1.3600	15200.	78	10652	No
119	GOM_NL__2PRFIN20040314_060236_000000392025_00077_10652_0500.N1	14-MAR-2004 06:02:36	Bright	38.500	51	41Gam1Leo	2.0100	4500.0	77	10652	No
120	GOM_NL__2PRFIN20040314_060448_000000832025_00077_10652_0501.N1	14-MAR-2004 06:04:48	Bright	83.000	138	47Eps Vir	2.8280	4700.0	166	10652	No
121	GOM_NL__2PRFIN20040314_061029_000000422025_00077_10652_0502.N1	14-MAR-2004 06:10:29	Bright	42.000	174	52Psi UMa	3.0040	4400.0	84	10652	No
122	GOM_NL__2PRFIN20040314_061338_000000392025_00077_10652_0503.N1	14-MAR-2004 06:13:38	Bright	38.500	82	48Bet UMa	2.3650	10600.	77	10652	No
123	GOM_NL__2PRFIN20040314_061507_000000392025_00077_10652_0504.N1	14-MAR-2004 06:15:07	Bright	38.500	36	50Alp UMa	1.8000	6300.0	77	10652	No
124	GOM_NL__2PRFIN20040314_061652_000000452025_00077_10652_0505.N1	14-MAR-2004 06:16:52	Bright	45.000	32	77Eps UMa	1.7630	11000.	90	10652	No
125	GOM_NL__2PRFIN20040314_061857_000000592025_00077_10652_0506.N1	14-MAR-2004 06:18:57	Bright	59.000	39	85Eta UMa	1.8540	24000.	118	10652	No
126	GOM_NL__2PRFIN20040314_062225_000000372025_00077_10652_0507.N1	14-MAR-2004 06:22:25	Bright	37.000	49	1Alp UMi	1.9900	6300.0	74	10652	No
127	GOM_NL__2PRFIN20040314_062623_000000492025_00077_10652_0508.N1	14-MAR-2004 06:26:23	Bright	49.000	119	14Eta Dra	2.7270	4700.0	98	10652	No
128	GOM_NL__2PRFIN20040314_063011_000000382025_00077_10652_0509.N1	14-MAR-2004 06:30:11	Bright	37.500	89	5Alp Cep	2.4510	8000.0	75	10652	No
129	GOM_NL__2PRFIN20040314_063213_000000562025_00077_10652_0510.N1	14-MAR-2004 06:32:13	Bright	56.000	69	33Gam Dra	2.2310	3800.0	112	10652	No
130	GOM_NL__2PRFIN20040314_063517_000000372025_00077_10652_0511.N1	14-MAR-2004 06:35:17	Bright	36.500	19	50Alp Cyg	1.2460	10500.	73	10652	No
131	GOM_NL__2PRFIN20040314_063651_000000382025_00077_10652_0512.N1	14-MAR-2004 06:36:51	Bright	37.500	66	37Gam Cyg	2.2080	5900.0	75	10652	No
132	GOM_NL__2PRFIN20040314_063834_000000362025_00077_10652_0513.N1	14-MAR-2004 06:38:34	Bright	36.000	92	53Eps Cyg	2.5000	4500.0	72	10652	No
133	GOM_NL__2PRFIN20040314_064647_000000512025_00077_10652_0514.N1	14-MAR-2004 06:46:47	Tw_i_and_stray	51.000	11	53Alp Aql	0.76500	8000.0	102	10652	No
134	GOM_NL__2PRFIN20040314_065257_000001232025_00077_10652_0515.N1	14-MAR-2004 06:52:57	Dark	122.50	59	55Alp Oph	2.0800	8900.0	245	10652	No
135	GOM_NL__2PRFIN20040314_065650_000000512025_00077_10652_0516.N1	14-MAR-2004 06:56:50	Dark	50.500	155	41Pi Sgr	2.9000	6600.0	101	10652	No
136	GOM_NL__2PRFIN20040314_065852_000000492025_00077_10652_0517.N1	14-MAR-2004 06:58:52	Dark	49.000	57	34Sig Sgr	2.0660	26000.	98	10652	No
137	GOM_NL__2PRFIN20040314_070132_000000522025_00077_10652_0518.N1	14-MAR-2004 07:01:32	Dark	51.500	116	19Del Sgr	2.7000	4100.0	103	10652	No
138	GOM_NL__2PRFIN20040314_070348_000000432025_00077_10652_0519.N1	14-MAR-2004 07:03:48	Dark	42.500	45	Alp Pav	1.9400	26000.	85	10652	No
139	GOM_NL__2PRFIN20040314_070900_000000612025_00078_10653_0488.N1	14-MAR-2004 07:09:00	Dark	61.000	75	26Eps Sco	2.2910	4250.0	122	10653	No
140	GOM_NL__2PRFIN20040314_071123_000000912025_00078_10653_0489.N1	14-MAR-2004 07:11:23	Dark	91.000	16	21Alp Sco	1.0200	3000.0	182	10653	No
141	GOM_NL__2PRFIN20040314_071452_000000512025_00078_10653_0490.N1	14-MAR-2004 07:14:52	Dark	51.000	4	Alp1Cen	-0.010000	5800.0	102	10653	No
142	GOM_NL__2PRFIN20040314_071606_000000532025_00078_10653_0491.N1	14-MAR-2004 07:16:06	Dark	52.500	10	Bet Cen	0.61000	28000.	105	10653	No
143	GOM_NL__2PRFIN20040314_071806_000000492025_00078_10653_0492.N1	14-MAR-2004 07:18:06	Dark	48.500	12	Alp1Cru	0.77500	30000.	97	10653	No
144	GOM_NL__2PRFIN20040314_071921_000000552025_00078_10653_0493.N1	14-MAR-2004 07:19:21	Straylight	55.000	26	Gam Cru	1.6240	2900.0	110	10653	No
145	GOM_NL__2PRFIN20040314_072117_000000622025_00078_10653_0494.N1	14-MAR-2004 07:21:17	Straylight	62.000	54	5The Cen	2.0550	4500.0	124	10653	No
146	GOM_NL__2PRFIN20040314_072318_000000432025_00078_10653_0495.N1	14-MAR-2004 07:23:18	Straylight	42.500	113	Mu Vel	2.6920	5000.0	85	10653	No
147	GOM_NL__2PRFIN20040314_072907_000000572025_00078_10653_0496.N1	14-MAR-2004 07:29:07	Straylight	57.000	106	9Bet Crv	2.6480	5600.0	114	10653	No
148	GOM_NL__2PRFIN20040314_073130_000000542025_00078_10653_0497.N1	14-MAR-2004 07:31:30	Straylight	54.000	100	4Gam Crv	2.5800	13100.	108	10653	No
149	GOM_NL__2PRFIN20040314_073427_000000982025_00078_10653_0498.N1	14-MAR-2004 07:34:27	Bright	98.000	15	67Alp Vir	0.97600	28000.	196	10653	No
150	GOM_NL__2PRFIN20040314_073819_000000632025_00078_10653_0499.N1	14-MAR-2004 07:38:19	Bright	62.500	121	29Gam Vir	2.7400	7200.0	125	10653	No
151	GOM_NL__2PRFIN20040314_074055_000000392025_00078_10653_0500.N1	14-MAR-2004 07:40:55	Bright	39.000	22	32Alp Leo	1.3600	15200.	78	10653	No
152	GOM_NL__2PRFIN20040314_074312_000000402025_00078_10653_0501.N1	14-MAR-2004 07:43:12	Bright	40.000	51	41Gam1Leo	2.0100	4500.0	80	10653	No
153	GOM_NL__2PRFIN20040314_074523_000000812025_00078_10653_0502.N1	14-MAR-2004 07:45:23	Bright	81.000	138	47Eps Vir	2.8280	4700.0	162	10653	No
154	GOM_NL__2PRFIN20040314_075104_000000422025_00078_10653_0503.N1	14-MAR-2004 07:51:04	Bright	41.500	174	52Psi UMa	3.0040	4400.0	83	10653	No
155	GOM_NL__2PRFIN20040314_075414_000000382025_00078_10653_0504.N1	14-MAR-2004 07:54:14	Bright	38.000	82	48Bet UMa	2.3650	10600.	76	10653	No
156	GOM_NL__2PRFIN20040314_075543_000000412025_00078_10653_0505.N1	14-MAR-2004 07:55:43	Bright	40.500	36	50Alp UMa	1.8000	6300.0	81	10653	No
157	GOM_NL__2PRFIN20040314_075727_000000472025_00078_10653_0506.N1	14-MAR-2004 07:57:27	Bright	46.500	32	77Eps UMa	1.7630	11000.	93	10653	No
158	GOM_NL__2PRFIN20040314_075931_000000572025_00078_10653_0507.N1	14-MAR-2004 07:59:31	Bright	56.500	39	85Eta UMa	1.8540	24000.	113	10653	No
159	GOM_NL__2PRFIN20040314_080301_000000352025_00078_10653_0508.N1	14-MAR-2004 08:03:01	Bright	34.500	49	1Alp UMi	1.9900	6300.0	69	10653	No
160	GOM_NL__2PRFIN20040314_080658_000000502025_00078_10653_0509.N1	14-MAR-2004 08:06:58	Bright	50.000	119	14Eta Dra	2.7270	4700.0	100	10653	No

161	GOM_NL__2PRFIN20040314_081047_000000372025_00078_10653_0510.N1	14-MAR-2004 08:10:47	Bright	37.000	89	5Alp Cep	2.4510	8000.0	74	10653	No
162	GOM_NL__2PRFIN20040314_081249_000000552025_00078_10653_0511.N1	14-MAR-2004 08:12:49	Bright	54.500	69	33Gam Dra	2.2310	3800.0	109	10653	No
163	GOM_NL__2PRFIN20040314_081554_000000382025_00078_10653_0512.N1	14-MAR-2004 08:15:54	Bright	38.000	19	50Alp Cyg	1.2460	10500.	76	10653	No
164	GOM_NL__2PRFIN20040314_081728_000000382025_00078_10653_0513.N1	14-MAR-2004 08:17:28	Bright	38.000	66	37Gam Cyg	2.2080	5900.0	76	10653	No
165	GOM_NL__2PRFIN20040314_081910_000000382025_00078_10653_0514.N1	14-MAR-2004 08:19:10	Bright	37.500	92	53Eps Cyg	2.5000	4500.0	75	10653	No
166	GOM_NL__2PRFIN20040314_082724_000000552025_00078_10653_0515.N1	14-MAR-2004 08:27:24	Tw_i_and_stray	54.500	11	53Alp Aql	0.76500	8000.0	109	10653	No
167	GOM_NL__2PRFIN20040314_083335_000001342025_00078_10653_0516.N1	14-MAR-2004 08:33:35	Dark	134.00	59	55Alp Oph	2.0800	8900.0	268	10653	No
168	GOM_NL__2PRFIN20040314_083727_000000472025_00078_10653_0517.N1	14-MAR-2004 08:37:27	Dark	47.000	155	41Pi Sgr	2.9000	6600.0	94	10653	No
169	GOM_NL__2PRFIN20040314_083928_000000492025_00078_10653_0518.N1	14-MAR-2004 08:39:28	Dark	48.500	57	34Sig Sgr	2.0660	26000.	97	10653	No
170	GOM_NL__2PRFIN20040314_084209_000000562025_00078_10653_0519.N1	14-MAR-2004 08:42:09	Dark	56.000	116	19Del Sgr	2.7000	4100.0	112	10653	No
171	GOM_NL__2PRFIN20040314_084424_000000422025_00078_10653_0520.N1	14-MAR-2004 08:44:24	Dark	42.000	45	Alp Pav	1.9400	26000.	84	10653	No
172	GOM_NL__2PRFIN20040314_084936_000000602025_00079_10654_0508.N1	14-MAR-2004 08:49:36	Dark	59.500	75	26Eps Sco	2.2910	4250.0	119	10654	No
173	GOM_NL__2PRFIN20040314_085201_000001132025_00079_10654_0509.N1	14-MAR-2004 08:52:01	Dark	113.00	16	21Alp Sco	1.0200	3000.0	226	10654	No
174	GOM_NL__2PRFIN20040314_085528_000000472025_00079_10654_0510.N1	14-MAR-2004 08:55:28	Dark	47.000	4	Alp1Cen	-0.010000	5800.0	94	10654	No
175	GOM_NL__2PRFIN20040314_085642_000000532025_00079_10654_0511.N1	14-MAR-2004 08:56:42	Dark	52.500	10	Bet Cen	0.61000	28000.	105	10654	No
176	GOM_NL__2PRFIN20040314_085842_000000462025_00079_10654_0512.N1	14-MAR-2004 08:58:42	Dark	46.000	12	Alp1Cru	0.77500	30000.	92	10654	No
177	GOM_NL__2PRFIN20040314_085958_000000482025_00079_10654_0513.N1	14-MAR-2004 08:59:58	Straylight	48.000	26	Gam Cru	1.6240	2900.0	96	10654	No
178	GOM_NL__2PRFIN20040314_090153_000000652025_00079_10654_0514.N1	14-MAR-2004 09:01:53	Straylight	64.500	54	5The Cen	2.0550	4500.0	129	10654	No
179	GOM_NL__2PRFIN20040314_090354_000000442025_00079_10654_0515.N1	14-MAR-2004 09:03:54	Straylight	44.000	113	Mu Vel	2.6920	5000.0	88	10654	No
180	GOM_NL__2PRFIN20040314_090943_000000602025_00079_10654_0516.N1	14-MAR-2004 09:09:43	Straylight	59.500	106	9Bet Crv	2.6480	5600.0	119	10654	No
181	GOM_NL__2PRFIN20040314_091205_000000532025_00079_10654_0517.N1	14-MAR-2004 09:12:05	Straylight	52.500	100	4Gam Crv	2.5800	13100.	105	10654	No
182	GOM_NL__2PRFIN20040314_091503_000000952025_00079_10654_0518.N1	14-MAR-2004 09:15:03	Bright	95.000	15	67Alp Vir	0.97600	28000.	190	10654	No
183	GOM_NL__2PRFIN20040314_091854_000000632025_00079_10654_0519.N1	14-MAR-2004 09:18:54	Bright	63.000	121	29Gam Vir	2.7400	7200.0	126	10654	No
184	GOM_NL__2PRFIN20040314_092131_000000402025_00079_10654_0520.N1	14-MAR-2004 09:21:31	Bright	40.000	22	32Alp Leo	1.3600	15200.	80	10654	No
185	GOM_NL__2PRFIN20040314_092348_000000402025_00079_10654_0521.N1	14-MAR-2004 09:23:48	Bright	40.000	51	41Gam1Leo	2.0100	4500.0	80	10654	No
186	GOM_NL__2PRFIN20040314_092558_000000832025_00079_10654_0522.N1	14-MAR-2004 09:25:58	Bright	83.000	138	47Eps Vir	2.8280	4700.0	166	10654	No
187	GOM_NL__2PRFIN20040314_093140_000000412025_00079_10654_0523.N1	14-MAR-2004 09:31:40	Bright	40.500	174	52Psi UMa	3.0040	4400.0	81	10654	No
188	GOM_NL__2PRFIN20040314_093449_000000382025_00079_10654_0524.N1	14-MAR-2004 09:34:49	Bright	38.000	82	48Bet UMa	2.3650	10600.	76	10654	No
189	GOM_NL__2PRFIN20040314_093618_000000412025_00079_10654_0525.N1	14-MAR-2004 09:36:18	Bright	40.500	36	50Alp UMa	1.8000	6300.0	81	10654	No
190	GOM_NL__2PRFIN20040314_093803_000000462025_00079_10654_0526.N1	14-MAR-2004 09:38:03	Bright	46.000	32	77Eps UMa	1.7630	11000.	92	10654	No
191	GOM_NL__2PRFIN20040314_094006_000000582025_00079_10654_0527.N1	14-MAR-2004 09:40:06	Bright	57.500	39	85Eta UMa	1.8540	24000.	115	10654	No
192	GOM_NL__2PRFIN20040314_094337_000000382025_00079_10654_0528.N1	14-MAR-2004 09:43:37	Bright	38.000	49	1Alp UMi	1.9900	6300.0	76	10654	No
193	GOM_NL__2PRFIN20040314_094733_000000512025_00079_10654_0529.N1	14-MAR-2004 09:47:33	Bright	51.000	119	14Eta Dra	2.7270	4700.0	102	10654	No
194	GOM_NL__2PRFIN20040314_095122_000000392025_00079_10654_0530.N1	14-MAR-2004 09:51:22	Bright	38.500	89	5Alp Cep	2.4510	8000.0	77	10654	No
195	GOM_NL__2PRFIN20040314_095325_000000522025_00079_10654_0531.N1	14-MAR-2004 09:53:25	Bright	52.000	69	33Gam Dra	2.2310	3800.0	104	10654	No
196	GOM_NL__2PRFIN20040314_095630_000000382025_00079_10654_0532.N1	14-MAR-2004 09:56:30	Bright	37.500	19	50Alp Cyg	1.2460	10500.	75	10654	No
197	GOM_NL__2PRFIN20040314_095803_000000402025_00079_10654_0533.N1	14-MAR-2004 09:58:03	Bright	40.000	66	37Gam Cyg	2.2080	5900.0	80	10654	No
198	GOM_NL__2PRFIN20040314_095945_000000382025_00079_10654_0534.N1	14-MAR-2004 09:59:45	Bright	38.000	92	53Eps Cyg	2.5000	4500.0	76	10654	No
199	GOM_NL__2PRFIN20040314_100800_000000542025_00079_10654_0535.N1	14-MAR-2004 10:08:00	Tw_i_and_stray	54.000	11	53Alp Aql	0.76500	8000.0	108	10654	No
200	GOM_NL__2PRFIN20040314_101414_000001302025_00079_10654_0536.N1	14-MAR-2004 10:14:14	Dark	129.50	59	55Alp Oph	2.0800	8900.0	259	10654	No
201	GOM_NL__2PRFIN20040314_101803_000000512025_00079_10654_0537.N1	14-MAR-2004 10:18:03	Dark	51.000	155	41Pi Sgr	2.9000	6600.0	102	10654	No
202	GOM_NL__2PRFIN20040314_102005_000000512025_00079_10654_0538.N1	14-MAR-2004 10:20:05	Dark	51.000	57	34Sig Sgr	2.0660	26000.	102	10654	No
203	GOM_NL__2PRFIN20040314_102246_000000562025_00079_10654_0539.N1	14-MAR-2004 10:22:46	Dark	55.500	116	19Del Sgr	2.7000	4100.0	111	10654	No
204	GOM_NL__2PRFIN20040314_102459_000000432025_00079_10654_0540.N1	14-MAR-2004 10:24:59	Dark	42.500	45	Alp Pav	1.9400	26000.	85	10654	No
205	GOM_NL__2PRFIN20040314_103014_000000592025_00080_10655_0508.N1	14-MAR-2004 10:30:14	Dark	58.500	75	26Eps Sco	2.2910	4250.0	117	10655	No
206	GOM_NL__2PRFIN20040314_103239_000001112025_00080_10655_0509.N1	14-MAR-2004 10:32:39	Dark	110.50	16	21Alp Sco	1.0200	3000.0	221	10655	No
207	GOM_NL__2PRFIN20040314_103605_000000572025_00080_10655_0510.N1	14-MAR-2004 10:36:05	Dark	57.000	4	Alp1Cen	-0.010000	5800.0	114	10655	No
208	GOM_NL__2PRFIN20040314_103719_000000502025_00080_10655_0511.N1	14-MAR-2004 10:37:19	Dark	49.500	10	Bet Cen	0.61000	28000.	99	10655	No
209	GOM_NL__2PRFIN20040314_103918_000000502025_00080_10655_0512.N1	14-MAR-2004 10:39:18	Dark	50.000	12	Alp1Cru	0.77500	30000.	100	10655	No
210	GOM_NL__2PRFIN20040314_104034_000000532025_00080_10655_0513.N1	14-MAR-2004 10:40:34	Straylight	53.000	26	Gam Cru	1.6240	2900.0	106	10655	No
211	GOM_NL__2PRFIN20040314_104230_000000662025_00080_10655_0514.N1	14-MAR-2004 10:42:30	Straylight	65.500	54	5The Cen	2.0550	4500.0	131	10655	No
212	GOM_NL__2PRFIN20040314_104431_000000382025_00080_10655_0515.N1	14-MAR-2004 10:44:31	Straylight	38.000	113	Mu Vel	2.6920	5000.0	76	10655	No
213	GOM_NL__2PRFIN20040314_105019_000000592025_00080_10655_0516.N1	14-MAR-2004 10:50:19	Straylight	59.000	106	9Bet Crv	2.6480	5600.0	118	10655	No
214	GOM_NL__2PRFIN20040314_105242_000000522025_00080_10655_0517.N1	14-MAR-2004 10:52:42	Straylight	51.500	100	4Gam Crv	2.5800	13100.	103	10655	No
215	GOM_NL__2PRFIN20040314_105538_000001122025_00080_10655_0518.N1	14-MAR-2004 10:55:38	Bright	111.50	15	67Alp Vir	0.97600	28000.	223	10655	No
216	GOM_NL__2PRFIN20040314_105929_000000652025_00080_10655_0519.N1	14-MAR-2004 10:59:29	Bright	64.500	121	29Gam Vir	2.7400	7200.0	129	10655	No
217	GOM_NL__2PRFIN20040314_110207_000000412025_00080_10655_0520.N1	14-MAR-2004 11:02:07	Bright	40.500	22	32Alp Leo	1.3600	15200.	81	10655	No
218	GOM_NL__2PRFIN20040314_110424_000000412025_00080_10655_0521.N1	14-MAR-2004 11:04:24	Bright	40.500	51	41Gam1Leo	2.0100	4500.0	81	10655	No
219	GOM_NL__2PRFIN20040314_110632_000000782025_00080_10655_0522.N1	14-MAR-2004 11:06:32	Bright	78.000	138	47Eps Vir	2.8280	4700.0	156	10655	No

220	GOM_NL__2PRFIN20040314_111215_000000432025_00080_10655_0523.N1	14-MAR-2004 11:12:15	Bright	42.500	174	52Psi UMa	3.0040	4400.0	85	10655	No
221	GOM_NL__2PRFIN20040314_111525_000000412025_00080_10655_0524.N1	14-MAR-2004 11:15:25	Bright	40.500	82	48Bet UMa	2.3650	10600.	81	10655	No
222	GOM_NL__2PRFIN20040314_111653_000000412025_00080_10655_0525.N1	14-MAR-2004 11:16:53	Bright	40.500	36	50Alp UMa	1.8000	6300.0	81	10655	No
223	GOM_NL__2PRFIN20040314_111837_000000472025_00080_10655_0526.N1	14-MAR-2004 11:18:37	Bright	46.500	32	77Eps UMa	1.7630	11000.	93	10655	No
224	GOM_NL__2PRFIN20040314_112042_000000572025_00080_10655_0527.N1	14-MAR-2004 11:20:42	Bright	56.500	39	85Eta UMa	1.8540	24000.	113	10655	No
225	GOM_NL__2PRFIN20040314_112413_000000382025_00080_10655_0528.N1	14-MAR-2004 11:24:13	Bright	38.000	49	1Alp UMi	1.9900	6300.0	76	10655	No
226	GOM_NL__2PRFIN20040314_112808_000000502025_00080_10655_0529.N1	14-MAR-2004 11:28:08	Bright	50.000	119	14Eta Dra	2.7270	4700.0	100	10655	No
227	GOM_NL__2PRFIN20040314_113158_000000392025_00080_10655_0530.N1	14-MAR-2004 11:31:58	Bright	39.000	89	5Alp Cep	2.4510	8000.0	78	10655	No
228	GOM_NL__2PRFIN20040314_113400_000000522025_00080_10655_0531.N1	14-MAR-2004 11:34:00	Bright	51.500	69	33Gam Dra	2.2310	3800.0	103	10655	No
229	GOM_NL__2PRFIN20040314_113706_000000382025_00080_10655_0532.N1	14-MAR-2004 11:37:06	Bright	37.500	19	50Alp Cyg	1.2460	10500.	75	10655	No
230	GOM_NL__2PRFIN20040314_113839_000000402025_00080_10655_0533.N1	14-MAR-2004 11:38:39	Bright	40.000	66	37Gam Cyg	2.2080	5900.0	80	10655	No
231	GOM_NL__2PRFIN20040314_114021_000000372025_00080_10655_0534.N1	14-MAR-2004 11:40:21	Bright	36.500	92	53Eps Cyg	2.5000	4500.0	73	10655	No
232	GOM_NL__2PRFIN20040314_114836_000000542025_00080_10655_0535.N1	14-MAR-2004 11:48:36	Tw_i_and_stray	53.500	11	53Alp Aql	0.76500	8000.0	107	10655	No
233	GOM_NL__2PRFIN20040314_115452_000001342025_00080_10655_0536.N1	14-MAR-2004 11:54:52	Dark	133.50	59	55Alp Oph	2.0800	8900.0	267	10655	No
234	GOM_NL__2PRFIN20040314_120041_000000482025_00080_10655_0537.N1	14-MAR-2004 12:00:41	Dark	48.000	57	34Sig Sgr	2.0660	26000.	96	10655	No
235	GOM_NL__2PRFIN20040314_120323_000000562025_00080_10655_0538.N1	14-MAR-2004 12:03:23	Dark	56.000	116	19Del Sgr	2.7000	4100.0	112	10655	No
236	GOM_NL__2PRFIN20040314_120535_000000412025_00080_10655_0539.N1	14-MAR-2004 12:05:35	Dark	40.500	45	Alp Pav	1.9400	26000.	81	10655	No
237	GOM_NL__2PRFIN20040314_121051_000000602025_00081_10656_0508.N1	14-MAR-2004 12:10:51	Dark	60.000	75	26Eps Sco	2.2910	4250.0	120	10656	No
238	GOM_NL__2PRFIN20040314_121317_000001132025_00081_10656_0509.N1	14-MAR-2004 12:13:17	Dark	113.00	16	21Alp Sco	1.0200	3000.0	226	10656	No
239	GOM_NL__2PRFIN20040314_121641_000000452025_00081_10656_0510.N1	14-MAR-2004 12:16:41	Dark	44.500	4	Alp1Cen	-0.010000	5800.0	89	10656	No
240	GOM_NL__2PRFIN20040314_121754_000000442025_00081_10656_0511.N1	14-MAR-2004 12:17:54	Dark	43.500	10	Bet Cen	0.61000	28000.	87	10656	No
241	GOM_NL__2PRFIN20040314_121953_000000422025_00081_10656_0512.N1	14-MAR-2004 12:19:53	Dark	42.000	12	Alp1Cru	0.77500	30000.	84	10656	No
242	GOM_NL__2PRFIN20040314_122109_000000542025_00081_10656_0513.N1	14-MAR-2004 12:21:09	Straylight	53.500	26	Gam Cru	1.6240	2900.0	107	10656	No
243	GOM_NL__2PRFIN20040314_122307_000000692025_00081_10656_0514.N1	14-MAR-2004 12:23:07	Straylight	69.000	54	5The Cen	2.0550	4500.0	138	10656	No
244	GOM_NL__2PRFIN20040314_122506_000000422025_00081_10656_0515.N1	14-MAR-2004 12:25:06	Straylight	41.500	113	Mu Vel	2.6920	5000.0	83	10656	No
245	GOM_NL__2PRFIN20040314_123053_000000592025_00081_10656_0516.N1	14-MAR-2004 12:30:53	Straylight	58.500	106	9Bet Crv	2.6480	5600.0	117	10656	No
246	GOM_NL__2PRFIN20040314_123318_000000542025_00081_10656_0517.N1	14-MAR-2004 12:33:18	Straylight	53.500	100	4Gam Crv	2.5800	13100.	107	10656	No
247	GOM_NL__2PRFIN20040314_123614_000000982025_00081_10656_0518.N1	14-MAR-2004 12:36:14	Bright	98.000	15	67Alp Vir	0.97600	28000.	196	10656	No
248	GOM_NL__2PRFIN20040314_124005_000000652025_00081_10656_0519.N1	14-MAR-2004 12:40:05	Bright	64.500	121	29Gam Vir	2.7400	7200.0	129	10656	No
249	GOM_NL__2PRFIN20040314_124242_000000402025_00081_10656_0520.N1	14-MAR-2004 12:42:42	Bright	40.000	22	32Alp Leo	1.3600	15200.	80	10656	No
250	GOM_NL__2PRFIN20040314_124458_000000412025_00081_10656_0521.N1	14-MAR-2004 12:44:58	Bright	40.500	51	41Gam1Leo	2.0100	4500.0	81	10656	No
251	GOM_NL__2PRFIN20040314_124707_000000812025_00081_10656_0522.N1	14-MAR-2004 12:47:07	Bright	81.000	138	47Eps Vir	2.8280	4700.0	162	10656	No
252	GOM_NL__2PRFIN20040314_125250_000000422025_00081_10656_0523.N1	14-MAR-2004 12:52:50	Bright	41.500	174	52Psi UMa	3.0040	4400.0	83	10656	No
253	GOM_NL__2PRFIN20040314_125557_000000422025_00081_10656_0524.N1	14-MAR-2004 12:55:57	Bright	42.000	82	48Bet UMa	2.3650	10600.	84	10656	No
254	GOM_NL__2PRFIN20040314_125729_000000412025_00081_10656_0525.N1	14-MAR-2004 12:57:29	Bright	41.000	36	50Alp UMa	1.8000	6300.0	82	10656	No
255	GOM_NL__2PRFIN20040314_125913_000000472025_00081_10656_0526.N1	14-MAR-2004 12:59:13	Bright	46.500	32	77Eps UMa	1.7630	11000.	93	10656	No
256	GOM_NL__2PRFIN20040314_130117_000000552025_00081_10656_0527.N1	14-MAR-2004 13:01:17	Bright	55.000	39	85Eta UMa	1.8540	24000.	110	10656	No
257	GOM_NL__2PRFIN20040314_130448_000000352025_00081_10656_0528.N1	14-MAR-2004 13:04:48	Bright	35.000	49	1Alp UMi	1.9900	6300.0	70	10656	No
258	GOM_NL__2PRFIN20040314_130844_000000472025_00081_10656_0529.N1	14-MAR-2004 13:08:44	Bright	47.000	119	14Eta Dra	2.7270	4700.0	94	10656	No
259	GOM_NL__2PRFIN20040314_131232_000000412025_00081_10656_0530.N1	14-MAR-2004 13:12:32	Bright	41.000	89	5Alp Cep	2.4510	8000.0	82	10656	No
260	GOM_NL__2PRFIN20040314_131436_000000532025_00081_10656_0531.N1	14-MAR-2004 13:14:36	Bright	53.000	69	33Gam Dra	2.2310	3800.0	106	10656	No
261	GOM_NL__2PRFIN20040314_131741_000000382025_00081_10656_0532.N1	14-MAR-2004 13:17:41	Bright	37.500	19	50Alp Cyg	1.2460	10500.	75	10656	No
262	GOM_NL__2PRFIN20040314_131915_000000392025_00081_10656_0533.N1	14-MAR-2004 13:19:15	Bright	38.500	66	37Gam Cyg	2.2080	5900.0	77	10656	No
263	GOM_NL__2PRFIN20040314_132057_000000372025_00081_10656_0534.N1	14-MAR-2004 13:20:57	Bright	37.000	92	53Eps Cyg	2.5000	4500.0	74	10656	No
264	GOM_NL__2PRFIN20040314_132912_000000532025_00081_10656_0535.N1	14-MAR-2004 13:29:12	Tw_i_and_stray	52.500	11	53Alp Aql	0.76500	8000.0	105	10656	No
265	GOM_NL__2PRFIN20040314_133531_000001232025_00081_10656_0536.N1	14-MAR-2004 13:35:31	Dark	123.00	59	55Alp Oph	2.0800	8900.0	246	10656	No
266	GOM_NL__2PRFIN20040314_134117_000000502025_00081_10656_0537.N1	14-MAR-2004 13:41:17	Dark	50.000	57	34Sig Sgr	2.0660	26000.	100	10656	No
267	GOM_NL__2PRFIN20040314_134359_000000542025_00081_10656_0538.N1	14-MAR-2004 13:43:59	Dark	53.500	116	19Del Sgr	2.7000	4100.0	107	10656	No
268	GOM_NL__2PRFIN20040314_134611_000000392025_00081_10656_0539.N1	14-MAR-2004 13:46:11	Dark	38.500	45	Alp Pav	1.9400	26000.	77	10656	No
269	GOM_NL__2PRFIN20040314_135129_000000622025_00082_10657_0508.N1	14-MAR-2004 13:51:29	Dark	61.500	75	26Eps Sco	2.2910	4250.0	123	10657	No
270	GOM_NL__2PRFIN20040314_135355_000000872025_00082_10657_0509.N1	14-MAR-2004 13:53:55	Dark	87.000	16	21Alp Sco	1.0200	3000.0	174	10657	No
271	GOM_NL__2PRFIN20040314_135717_000000452025_00082_10657_0510.N1	14-MAR-2004 13:57:17	Dark	44.500	4	Alp1Cen	-0.010000	5800.0	89	10657	No
272	GOM_NL__2PRFIN20040314_135831_000000452025_00082_10657_0511.N1	14-MAR-2004 13:58:31	Dark	45.000	10	Bet Cen	0.61000	28000.	90	10657	No
273	GOM_NL__2PRFIN20040314_140030_000000422025_00082_10657_0512.N1	14-MAR-2004 14:00:30	Dark	41.500	12	Alp1Cru	0.77500	30000.	83	10657	No
274	GOM_NL__2PRFIN20040314_140146_000000542025_00082_10657_0513.N1	14-MAR-2004 14:01:46	Straylight	53.500	26	Gam Cru	1.6240	2900.0	107	10657	No
275	GOM_NL__2PRFIN20040314_140344_000000622025_00082_10657_0514.N1	14-MAR-2004 14:03:44	Straylight	62.000	54	5The Cen	2.0550	4500.0	124	10657	No
276	GOM_NL__2PRFIN20040314_140542_000000402025_00082_10657_0515.N1	14-MAR-2004 14:05:42	Straylight	40.000	113	Mu Vel	2.6920	5000.0	80	10657	No
277	GOM_NL__2PRFIN20040314_141129_000000582025_00082_10657_0516.N1	14-MAR-2004 14:11:29	Straylight	57.500	106	9Bet Crv	2.6480	5600.0	115	10657	No
278	GOM_NL__2PRFIN20040314_141353_000000542025_00082_10657_0517.N1	14-MAR-2004 14:13:53	Straylight	53.500	100	4Gam Crv	2.5800	13100.	107	10657	No

279	GOM_NL__2PRFIN20040314_141650_00000982025_00082_10657_0518.N1	14-MAR-2004 14:16:50	Bright	97.500	15	67Alp Vir	0.97600	28000.	195	10657	No
280	GOM_NL__2PRFIN20040314_142040_00000652025_00082_10657_0519.N1	14-MAR-2004 14:20:40	Bright	64.500	121	29Gam Vir	2.7400	7200.0	129	10657	No
281	GOM_NL__2PRFIN20040314_142316_00000432025_00082_10657_0520.N1	14-MAR-2004 14:23:16	Bright	42.500	22	32Alp Leo	1.3600	15200.	85	10657	No
282	GOM_NL__2PRFIN20040314_142533_00000432025_00082_10657_0521.N1	14-MAR-2004 14:25:33	Bright	43.000	51	41Gam1Leo	2.0100	4500.0	86	10657	No
283	GOM_NL__2PRFIN20040314_142742_00000802025_00082_10657_0522.N1	14-MAR-2004 14:27:42	Bright	79.500	138	47Eps Vir	2.8280	4700.0	159	10657	No
284	GOM_NL__2PRFIN20040314_143326_00000432025_00082_10657_0523.N1	14-MAR-2004 14:33:26	Bright	42.500	174	52Psi UMa	3.0040	4400.0	85	10657	No
285	GOM_NL__2PRFIN20040314_143635_00000422025_00082_10657_0524.N1	14-MAR-2004 14:36:35	Bright	41.500	82	48Bet UMa	2.3650	10600.	83	10657	No
286	GOM_NL__2PRFIN20040314_143804_00000402025_00082_10657_0525.N1	14-MAR-2004 14:38:04	Bright	40.000	36	50Alp UMa	1.8000	6300.0	80	10657	No
287	GOM_NL__2PRFIN20040314_143948_00000472025_00082_10657_0526.N1	14-MAR-2004 14:39:48	Bright	46.500	32	77Eps UMa	1.7630	11000.	93	10657	No
288	GOM_NL__2PRFIN20040314_144522_00000402025_00082_10657_0527.N1	14-MAR-2004 14:45:22	Bright	39.500	49	1Alp UMi	1.9900	6300.0	79	10657	No
289	GOM_NL__2PRFIN20040314_144919_00000482025_00082_10657_0528.N1	14-MAR-2004 14:49:19	Bright	47.500	119	14Eta Dra	2.7270	4700.0	95	10657	No
290	GOM_NL__2PRFIN20040314_145308_00000412025_00082_10657_0529.N1	14-MAR-2004 14:53:08	Bright	40.500	89	5Alp Cep	2.4510	8000.0	81	10657	No
291	GOM_NL__2PRFIN20040314_145512_00000522025_00082_10657_0530.N1	14-MAR-2004 14:55:12	Bright	52.000	69	33Gam Dra	2.2310	3800.0	104	10657	No
292	GOM_NL__2PRFIN20040314_145817_00000402025_00082_10657_0531.N1	14-MAR-2004 14:58:17	Bright	39.500	19	50Alp Cyg	1.2460	10500.	79	10657	No
293	GOM_NL__2PRFIN20040314_145952_00000402025_00082_10657_0532.N1	14-MAR-2004 14:59:52	Bright	39.500	66	37Gam Cyg	2.2080	5900.0	79	10657	No
294	GOM_NL__2PRFIN20040314_150133_00000382025_00082_10657_0533.N1	14-MAR-2004 15:01:33	Bright	37.500	92	53Eps Cyg	2.5000	4500.0	75	10657	No
295	GOM_NL__2PRFIN20040314_150949_00000542025_00082_10657_0534.N1	14-MAR-2004 15:09:49	Tw_i_and_stray	54.000	11	53Alp Aql	0.76500	8000.0	108	10657	No
296	GOM_NL__2PRFIN20040314_151609_000001432025_00082_10657_0535.N1	14-MAR-2004 15:16:09	Dark	143.00	59	55Alp Oph	2.0800	8900.0	286	10657	No
297	GOM_NL__2PRFIN20040314_152154_00000462025_00082_10657_0536.N1	14-MAR-2004 15:21:54	Dark	45.500	57	34Sig Sgr	2.0660	26000.	91	10657	No
298	GOM_NL__2PRFIN20040314_152437_00000512025_00082_10657_0537.N1	14-MAR-2004 15:24:37	Dark	50.500	116	19Del Sgr	2.7000	4100.0	101	10657	No
299	GOM_NL__2PRFIN20040314_152647_00000422025_00082_10657_0538.N1	14-MAR-2004 15:26:47	Dark	42.000	45	Alp Pav	1.9400	26000.	84	10657	No
300	GOM_NL__2PRFIN20040314_153207_00000642025_00083_10658_0508.N1	14-MAR-2004 15:32:07	Dark	64.000	75	26Eps Sco	2.2910	4250.0	128	10658	No
301	GOM_NL__2PRFIN20040314_153434_00000882025_00083_10658_0509.N1	14-MAR-2004 15:34:34	Dark	88.000	16	21Alp Sco	1.0200	3000.0	176	10658	No
302	GOM_NL__2PRFIN20040314_153754_00000512025_00083_10658_0510.N1	14-MAR-2004 15:37:54	Dark	50.500	4	Alp1Cen	-0.010000	5800.0	101	10658	No
303	GOM_NL__2PRFIN20040314_153907_00000442025_00083_10658_0511.N1	14-MAR-2004 15:39:07	Dark	44.000	10	Bet Cen	0.61000	28000.	88	10658	No
304	GOM_NL__2PRFIN20040314_154104_00000442025_00083_10658_0512.N1	14-MAR-2004 15:41:04	Dark	44.000	12	Alp1Cru	0.77500	30000.	88	10658	No
305	GOM_NL__2PRFIN20040314_154222_00000552025_00083_10658_0513.N1	14-MAR-2004 15:42:22	Straylight	55.000	26	Gam Cru	1.6240	2900.0	110	10658	No
306	GOM_NL__2PRFIN20040314_154421_00000622025_00083_10658_0514.N1	14-MAR-2004 15:44:21	Straylight	61.500	54	5The Cen	2.0550	4500.0	123	10658	No
307	GOM_NL__2PRFIN20040314_154618_00000432025_00083_10658_0515.N1	14-MAR-2004 15:46:18	Straylight	43.000	113	Mu Vel	2.6920	5000.0	86	10658	No
308	GOM_NL__2PRFIN20040314_155207_00000632025_00083_10658_0516.N1	14-MAR-2004 15:52:07	Straylight	62.500	106	9Bet Crv	2.6480	5600.0	125	10658	No
309	GOM_NL__2PRFIN20040314_155427_00000572025_00083_10658_0517.N1	14-MAR-2004 15:54:27	Straylight	57.000	100	4Gam Crv	2.5800	13100.	114	10658	No
310	GOM_NL__2PRFIN20040314_155726_00000972025_00083_10658_0518.N1	14-MAR-2004 15:57:26	Bright	97.000	15	67Alp Vir	0.97600	28000.	194	10658	No
311	GOM_NL__2PRFIN20040314_160116_00000652025_00083_10658_0519.N1	14-MAR-2004 16:01:16	Bright	64.500	121	29Gam Vir	2.7400	7200.0	129	10658	No
312	GOM_NL__2PRFIN20040314_160354_00000412025_00083_10658_0520.N1	14-MAR-2004 16:03:54	Bright	41.000	22	32Alp Leo	1.3600	15200.	82	10658	No
313	GOM_NL__2PRFIN20040314_160611_00000412025_00083_10658_0521.N1	14-MAR-2004 16:06:11	Bright	40.500	51	41Gam1Leo	2.0100	4500.0	81	10658	No
314	GOM_NL__2PRFIN20040314_160816_00000792025_00083_10658_0522.N1	14-MAR-2004 16:08:16	Bright	79.000	138	47Eps Vir	2.8280	4700.0	158	10658	No
315	GOM_NL__2PRFIN20040314_161401_00000432025_00083_10658_0523.N1	14-MAR-2004 16:14:01	Bright	42.500	174	52Psi UMa	3.0040	4400.0	85	10658	No
316	GOM_NL__2PRFIN20040314_161711_00000412025_00083_10658_0524.N1	14-MAR-2004 16:17:11	Bright	40.500	82	48Bet UMa	2.3650	10600.	81	10658	No
317	GOM_NL__2PRFIN20040314_161840_00000422025_00083_10658_0525.N1	14-MAR-2004 16:18:40	Bright	42.000	36	50Alp UMa	1.8000	6300.0	84	10658	No
318	GOM_NL__2PRFIN20040314_162024_00000472025_00083_10658_0526.N1	14-MAR-2004 16:20:24	Bright	46.500	32	77Eps UMa	1.7630	11000.	93	10658	No
319	GOM_NL__2PRFIN20040314_162226_00000532025_00083_10658_0527.N1	14-MAR-2004 16:22:26	Bright	53.000	39	85Eta UMa	1.8540	24000.	106	10658	No
320	GOM_NL__2PRFIN20040314_162558_00000412025_00083_10658_0528.N1	14-MAR-2004 16:25:58	Bright	40.500	49	1Alp UMi	1.9900	6300.0	81	10658	No
321	GOM_NL__2PRFIN20040314_162954_00000502025_00083_10658_0529.N1	14-MAR-2004 16:29:54	Bright	50.000	119	14Eta Dra	2.7270	4700.0	100	10658	No
322	GOM_NL__2PRFIN20040314_163346_00000382025_00083_10658_0530.N1	14-MAR-2004 16:33:46	Bright	38.000	89	5Alp Cep	2.4510	8000.0	76	10658	No
323	GOM_NL__2PRFIN20040314_163547_00000532025_00083_10658_0531.N1	14-MAR-2004 16:35:47	Bright	52.500	69	33Gam Dra	2.2310	3800.0	105	10658	No
324	GOM_NL__2PRFIN20040314_163853_00000382025_00083_10658_0532.N1	14-MAR-2004 16:38:53	Bright	38.000	19	50Alp Cyg	1.2460	10500.	76	10658	No
325	GOM_NL__2PRFIN20040314_164027_00000382025_00083_10658_0533.N1	14-MAR-2004 16:40:27	Bright	38.000	66	37Gam Cyg	2.2080	5900.0	76	10658	No
326	GOM_NL__2PRFIN20040314_164209_00000382025_00083_10658_0534.N1	14-MAR-2004 16:42:09	Bright	37.500	92	53Eps Cyg	2.5000	4500.0	75	10658	No
327	GOM_NL__2PRFIN20040314_165026_00000532025_00083_10658_0535.N1	14-MAR-2004 16:50:26	Tw_i_and_stray	52.500	11	53Alp Aql	0.76500	8000.0	105	10658	No
328	GOM_NL__2PRFIN20040314_165648_000001292025_00083_10658_0536.N1	14-MAR-2004 16:56:48	Dark	129.00	59	55Alp Oph	2.0800	8900.0	258	10658	No
329	GOM_NL__2PRFIN20040314_170231_00000502025_00083_10658_0537.N1	14-MAR-2004 17:02:31	Dark	50.000	57	34Sig Sgr	2.0660	26000.	100	10658	No
330	GOM_NL__2PRFIN20040314_170513_00000512025_00083_10658_0538.N1	14-MAR-2004 17:05:13	Dark	51.000	116	19Del Sgr	2.7000	4100.0	102	10658	No
331	GOM_NL__2PRFIN20040314_170723_00000392025_00083_10658_0539.N1	14-MAR-2004 17:07:23	Dark	39.000	45	Alp Pav	1.9400	26000.	78	10658	No
332	GOM_NL__2PRFIN20040314_171244_00000622025_00084_10659_0508.N1	14-MAR-2004 17:12:44	Dark	61.500	75	26Eps Sco	2.2910	4250.0	123	10659	No
333	GOM_NL__2PRFIN20040314_171511_000001132025_00084_10659_0509.N1	14-MAR-2004 17:15:11	Dark	113.00	16	21Alp Sco	1.0200	3000.0	226	10659	No
334	GOM_NL__2PRFIN20040314_171831_00000542025_00084_10659_0510.N1	14-MAR-2004 17:18:31	Dark	53.500	4	Alp1Cen	-0.010000	5800.0	107	10659	No
335	GOM_NL__2PRFIN20040314_171944_00000512025_00084_10659_0511.N1	14-MAR-2004 17:19:44	Dark	50.500	10	Bet Cen	0.61000	28000.	101	10659	No
336	GOM_NL__2PRFIN20040314_172142_00000482025_00084_10659_0512.N1	14-MAR-2004 17:21:42	Dark	48.000	12	Alp1Cru	0.77500	30000.	96	10659	No
337	GOM_NL__2PRFIN20040314_172259_00000542025_00084_10659_0513.N1	14-MAR-2004 17:22:59	Straylight	53.500	26	Gam Cru	1.6240	2900.0	107	10659	No

338	GOM_NL__2PRFIN20040314_172457_000000632025_00084_10659_0514.N1	14-MAR-2004 17:24:57	Straylight	63.000	54	5The Cen	2.0550	4500.0	126	10659	No
339	GOM_NL__2PRFIN20040314_172655_000000392025_00084_10659_0515.N1	14-MAR-2004 17:26:55	Straylight	39.000	113	Mu Vel	2.6920	5000.0	78	10659	No
340	GOM_NL__2PRFIN20040314_173244_000000572025_00084_10659_0516.N1	14-MAR-2004 17:32:44	Straylight	56.500	106	9Bet Crv	2.6480	5600.0	113	10659	No
341	GOM_NL__2PRFIN20040314_173505_000000532025_00084_10659_0517.N1	14-MAR-2004 17:35:05	Straylight	52.500	100	4Gam Crv	2.5800	13100.	105	10659	No
342	GOM_NL__2PRFIN20040314_173801_000000872025_00084_10659_0518.N1	14-MAR-2004 17:38:01	Bright	86.500	15	67Alp Vir	0.97600	28000.	173	10659	No
343	GOM_NL__2PRFIN20040314_174151_000000632025_00084_10659_0519.N1	14-MAR-2004 17:41:51	Bright	63.000	121	29Gam Vir	2.7400	7200.0	126	10659	No
344	GOM_NL__2PRFIN20040314_174431_000000412025_00084_10659_0520.N1	14-MAR-2004 17:44:31	Bright	41.000	22	32Alp Leo	1.3600	15200.	82	10659	No
345	GOM_NL__2PRFIN20040314_174647_000000412025_00084_10659_0521.N1	14-MAR-2004 17:46:47	Bright	40.500	51	41Gam1Leo	2.0100	4500.0	81	10659	No
346	GOM_NL__2PRFIN20040314_174851_000000812025_00084_10659_0522.N1	14-MAR-2004 17:48:51	Bright	80.500	138	47Eps Vir	2.8280	4700.0	161	10659	No
347	GOM_NL__2PRFIN20040314_175437_000000432025_00084_10659_0523.N1	14-MAR-2004 17:54:37	Bright	43.000	174	52Psi UMa	3.0040	4400.0	86	10659	No
348	GOM_NL__2PRFIN20040314_175746_000000412025_00084_10659_0524.N1	14-MAR-2004 17:57:46	Bright	40.500	82	48Bet UMa	2.3650	10600.	81	10659	No
349	GOM_NL__2PRFIN20040314_175916_000000412025_00084_10659_0525.N1	14-MAR-2004 17:59:16	Bright	40.500	36	50Alp UMa	1.8000	6300.0	81	10659	No
350	GOM_NL__2PRFIN20040314_180059_000000462025_00084_10659_0526.N1	14-MAR-2004 18:00:59	Bright	46.000	32	77Eps UMa	1.7630	11000.	92	10659	No
351	GOM_NL__2PRFIN20040314_180301_000000562025_00084_10659_0527.N1	14-MAR-2004 18:03:01	Bright	55.500	39	85Eta UMa	1.8540	24000.	111	10659	No
352	GOM_NL__2PRFIN20040314_180636_000000382025_00084_10659_0528.N1	14-MAR-2004 18:06:36	Bright	38.000	49	1Alp UMi	1.9900	6300.0	76	10659	No
353	GOM_NL__2PRFIN20040314_181030_000000512025_00084_10659_0529.N1	14-MAR-2004 18:10:30	Bright	50.500	119	14Eta Dra	2.7270	4700.0	101	10659	No
354	GOM_NL__2PRFIN20040314_181422_000000392025_00084_10659_0530.N1	14-MAR-2004 18:14:22	Bright	38.500	89	5Alp Cep	2.4510	8000.0	77	10659	No
355	GOM_NL__2PRFIN20040314_181623_000000532025_00084_10659_0531.N1	14-MAR-2004 18:16:23	Bright	52.500	69	33Gam Dra	2.2310	3800.0	105	10659	No
356	GOM_NL__2PRFIN20040314_181930_000000362025_00084_10659_0532.N1	14-MAR-2004 18:19:30	Bright	36.000	19	50Alp Cyg	1.2460	10500.	72	10659	No
357	GOM_NL__2PRFIN20040314_182104_000000402025_00084_10659_0533.N1	14-MAR-2004 18:21:04	Bright	40.000	66	37Gam Cyg	2.2080	5900.0	80	10659	No
358	GOM_NL__2PRFIN20040314_182246_000000372025_00084_10659_0534.N1	14-MAR-2004 18:22:46	Bright	37.000	92	53Eps Cyg	2.5000	4500.0	74	10659	No
359	GOM_NL__2PRFIN20040314_183102_000000532025_00084_10659_0535.N1	14-MAR-2004 18:31:02	Tw_i_and_stray	53.000	11	53Alp Aql	0.76500	8000.0	106	10659	No
360	GOM_NL__2PRFIN20040314_183726_000001292025_00084_10659_0536.N1	14-MAR-2004 18:37:26	Dark	129.00	59	55Alp Oph	2.0800	8900.0	258	10659	No
361	GOM_NL__2PRFIN20040314_184308_000000492025_00084_10659_0537.N1	14-MAR-2004 18:43:08	Dark	49.000	57	34Sig Sgr	2.0660	26000.	98	10659	No
362	GOM_NL__2PRFIN20040314_184550_000000622025_00084_10659_0538.N1	14-MAR-2004 18:45:50	Dark	62.000	116	19Del Sgr	2.7000	4100.0	124	10659	No
363	GOM_NL__2PRFIN20040314_184800_000000412025_00084_10659_0539.N1	14-MAR-2004 18:48:00	Dark	41.000	45	Alp Pav	1.9400	26000.	82	10659	No
364	GOM_NL__2PRFIN20040314_185321_000000622025_00085_10660_0508.N1	14-MAR-2004 18:53:21	Dark	61.500	75	26Eps Sco	2.2910	4250.0	123	10660	No
365	GOM_NL__2PRFIN20040314_185550_000001142025_00085_10660_0509.N1	14-MAR-2004 18:55:50	Dark	114.00	16	21Alp Sco	1.0200	3000.0	228	10660	No
366	GOM_NL__2PRFIN20040314_185907_000000572025_00085_10660_0510.N1	14-MAR-2004 18:59:07	Dark	57.000	4	Alp1Cen	-0.010000	5800.0	114	10660	No
367	GOM_NL__2PRFIN20040314_190021_000000522025_00085_10660_0511.N1	14-MAR-2004 19:00:21	Dark	51.500	10	Bet Cen	0.61000	28000.	103	10660	No
368	GOM_NL__2PRFIN20040314_190219_000000422025_00085_10660_0512.N1	14-MAR-2004 19:02:19	Dark	42.000	12	Alp1Cru	0.77500	30000.	84	10660	No
369	GOM_NL__2PRFIN20040314_190335_000000552025_00085_10660_0513.N1	14-MAR-2004 19:03:35	Straylight	55.000	26	Gam Cru	1.6240	2900.0	110	10660	No
370	GOM_NL__2PRFIN20040314_190535_000000662025_00085_10660_0514.N1	14-MAR-2004 19:05:35	Straylight	65.500	54	5The Cen	2.0550	4500.0	131	10660	No
371	GOM_NL__2PRFIN20040314_190728_000000512025_00085_10660_0515.N1	14-MAR-2004 19:07:28	Straylight	51.000	123	lot Cen	2.7500	10200.	102	10660	No
372	GOM_NL__2PRFIN20040314_191321_000000592025_00085_10660_0516.N1	14-MAR-2004 19:13:21	Straylight	59.000	106	9Bet Crv	2.6480	5600.0	118	10660	No
373	GOM_NL__2PRFIN20040314_191542_000000522025_00085_10660_0517.N1	14-MAR-2004 19:15:42	Straylight	52.000	100	4Gam Crv	2.5800	13100.	104	10660	No
374	GOM_NL__2PRFIN20040314_191837_000000992025_00085_10660_0518.N1	14-MAR-2004 19:18:37	Bright	98.500	15	67Alp Vir	0.97600	28000.	197	10660	No
375	GOM_NL__2PRFIN20040314_192226_000000642025_00085_10660_0519.N1	14-MAR-2004 19:22:26	Bright	63.500	121	29Gam Vir	2.7400	7200.0	127	10660	No
376	GOM_NL__2PRFIN20040314_192507_000000392025_00085_10660_0520.N1	14-MAR-2004 19:25:07	Bright	39.000	22	32Alp Leo	1.3600	15200.	78	10660	No
377	GOM_NL__2PRFIN20040314_192723_000000412025_00085_10660_0521.N1	14-MAR-2004 19:27:23	Bright	40.500	51	41Gam1Leo	2.0100	4500.0	81	10660	No
378	GOM_NL__2PRFIN20040314_192925_000000792025_00085_10660_0522.N1	14-MAR-2004 19:29:25	Bright	78.500	138	47Eps Vir	2.8280	4700.0	157	10660	No
379	GOM_NL__2PRFIN20040314_193513_000000412025_00085_10660_0523.N1	14-MAR-2004 19:35:13	Bright	40.500	174	52Psi UMa	3.0040	4400.0	81	10660	No
380	GOM_NL__2PRFIN20040314_193823_000000412025_00085_10660_0524.N1	14-MAR-2004 19:38:23	Bright	40.500	82	48Bet UMa	2.3650	10600.	81	10660	No
381	GOM_NL__2PRFIN20040314_193952_000000412025_00085_10660_0525.N1	14-MAR-2004 19:39:52	Bright	40.500	36	50Alp UMa	1.8000	6300.0	81	10660	No
382	GOM_NL__2PRFIN20040314_194134_000000472025_00085_10660_0526.N1	14-MAR-2004 19:41:34	Bright	47.000	32	77Eps UMa	1.7630	11000.	94	10660	No
383	GOM_NL__2PRFIN20040314_194336_000000562025_00085_10660_0527.N1	14-MAR-2004 19:43:36	Bright	56.000	39	85Eta UMa	1.8540	24000.	112	10660	No
384	GOM_NL__2PRFIN20040314_194712_000000382025_00085_10660_0528.N1	14-MAR-2004 19:47:12	Bright	38.000	49	1Alp UMi	1.9900	6300.0	76	10660	No
385	GOM_NL__2PRFIN20040314_195105_000000512025_00085_10660_0529.N1	14-MAR-2004 19:51:05	Bright	50.500	119	14Eta Dra	2.7270	4700.0	101	10660	No
386	GOM_NL__2PRFIN20040314_195458_000000372025_00085_10660_0530.N1	14-MAR-2004 19:54:58	Bright	37.000	89	5Alp Cep	2.4510	8000.0	74	10660	No
387	GOM_NL__2PRFIN20040314_195658_000000522025_00085_10660_0531.N1	14-MAR-2004 19:56:58	Bright	52.000	69	33Gam Dra	2.2310	3800.0	104	10660	No
388	GOM_NL__2PRFIN20040314_200005_000000382025_00085_10660_0532.N1	14-MAR-2004 20:00:05	Bright	38.000	19	50Alp Cyg	1.2460	10500.	76	10660	No
389	GOM_NL__2PRFIN20040314_200137_000000422025_00085_10660_0533.N1	14-MAR-2004 20:01:37	Bright	41.500	66	37Gam Cyg	2.2080	5900.0	83	10660	No
390	GOM_NL__2PRFIN20040314_200322_000000382025_00085_10660_0534.N1	14-MAR-2004 20:03:22	Bright	37.500	92	53Eps Cyg	2.5000	4500.0	75	10660	No
391	GOM_NL__2PRFIN20040314_201138_000000592025_00085_10660_0535.N1	14-MAR-2004 20:11:38	Tw_i_and_stray	59.000	11	53Alp Aql	0.76500	8000.0	118	10660	No
392	GOM_NL__2PRFIN20040314_201804_000001362025_00085_10660_0536.N1	14-MAR-2004 20:18:04	Dark	136.00	59	55Alp Oph	2.0800	8900.0	272	10660	No
393	GOM_NL__2PRFIN20040314_202415_000000492025_00085_10660_0537.N1	14-MAR-2004 20:24:15	Dark	49.000	103	38Zet Sgr	2.6000	9700.0	98	10660	No
394	GOM_NL__2PRFIN20040314_202628_000000582025_00085_10660_0538.N1	14-MAR-2004 20:26:28	Dark	58.000	116	19Del Sgr	2.7000	4100.0	116	10660	No
395	GOM_NL__2PRFIN20040314_202836_000000442025_00085_10660_0539.N1	14-MAR-2004 20:28:36	Dark	44.000	45	Alp Pav	1.9400	26000.	88	10660	No
396	GOM_NL__2PRFIN20040314_203358_000000602025_00086_10661_0508.N1	14-MAR-2004 20:33:58	Dark	60.000	75	26Eps Sco	2.2910	4250.0	120	10661	No



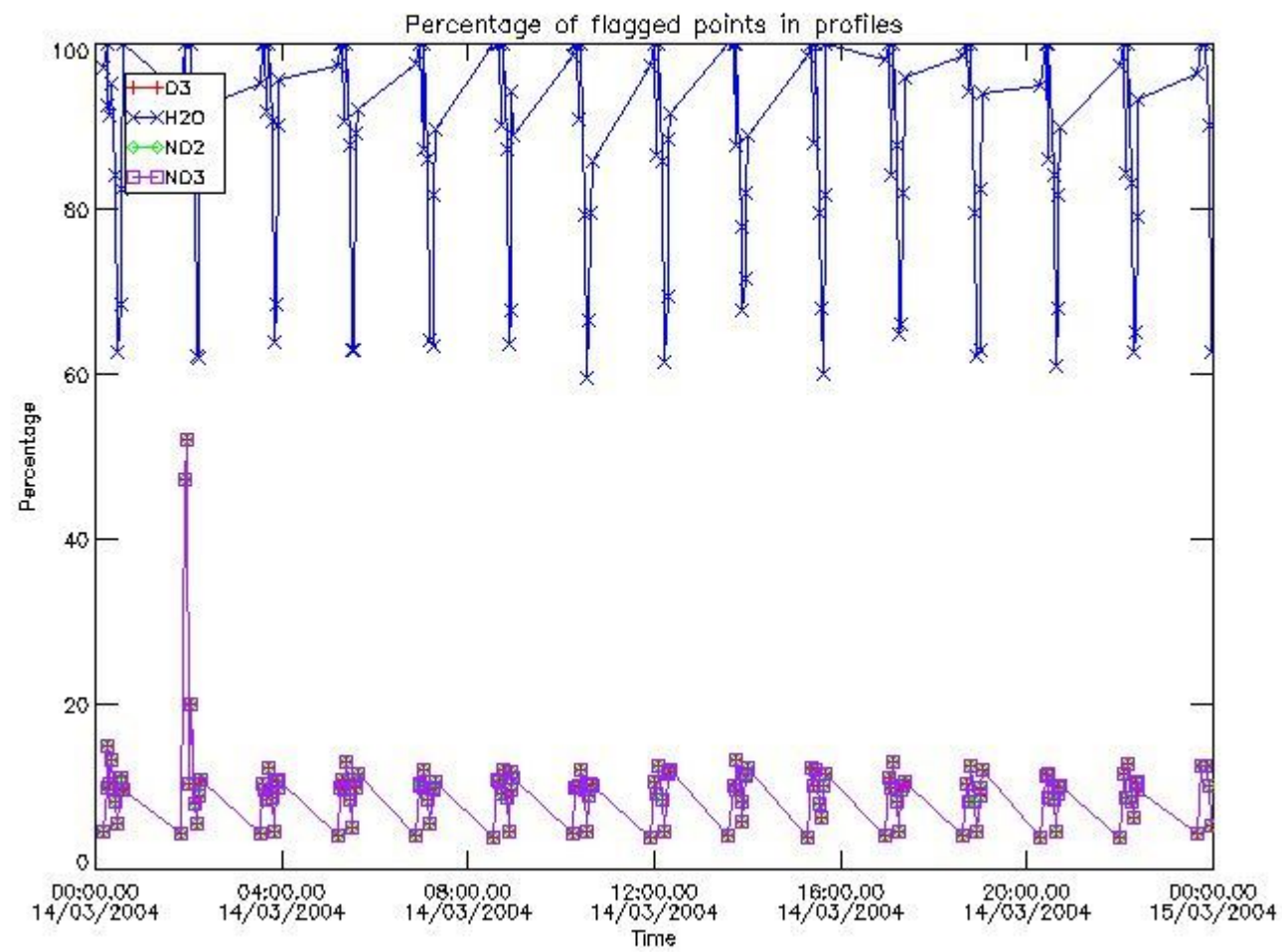
397	GOM_NL__2PRFIN20040314_203627_000001112025_00086_10661_0509.N1	14-MAR-2004 20:36:27	Dark	110.50	16	21Alp Sco	1.0200	3000.0	221	10661	No
398	GOM_NL__2PRFIN20040314_203944_000000552025_00086_10661_0510.N1	14-MAR-2004 20:39:44	Dark	55.000	4	Alp1Cen	-0.010000	5800.0	110	10661	No
399	GOM_NL__2PRFIN20040314_204057_000000522025_00086_10661_0511.N1	14-MAR-2004 20:40:57	Dark	52.000	10	Bet Cen	0.61000	28000.	104	10661	No
400	GOM_NL__2PRFIN20040314_204255_000000502025_00086_10661_0512.N1	14-MAR-2004 20:42:55	Dark	50.000	12	Alp1Cru	0.77500	30000.	100	10661	No
401	GOM_NL__2PRFIN20040314_204412_000000552025_00086_10661_0513.N1	14-MAR-2004 20:44:12	Straylight	55.000	26	Gam Cru	1.6240	2900.0	110	10661	No
402	GOM_NL__2PRFIN20040314_204610_000000652025_00086_10661_0514.N1	14-MAR-2004 20:46:10	Straylight	65.000	54	5The Cen	2.0550	4500.0	130	10661	No
403	GOM_NL__2PRFIN20040314_204804_000000522025_00086_10661_0515.N1	14-MAR-2004 20:48:04	Straylight	52.000	123	lot Cen	2.7500	10200.	104	10661	No
404	GOM_NL__2PRFIN20040314_205357_000000562025_00086_10661_0516.N1	14-MAR-2004 20:53:57	Straylight	56.000	106	9Bet Crv	2.6480	5600.0	112	10661	No
405	GOM_NL__2PRFIN20040314_205618_000000522025_00086_10661_0517.N1	14-MAR-2004 20:56:18	Straylight	52.000	100	4Gam Crv	2.5800	13100.	104	10661	No
406	GOM_NL__2PRFIN20040314_205912_000001022025_00086_10661_0518.N1	14-MAR-2004 20:59:12	Bright	101.50	15	67Alp Vir	0.97600	28000.	203	10661	No
407	GOM_NL__2PRFIN20040314_210301_000000632025_00086_10661_0519.N1	14-MAR-2004 21:03:01	Bright	63.000	121	29Gam Vir	2.7400	7200.0	126	10661	No
408	GOM_NL__2PRFIN20040314_210543_000000402025_00086_10661_0520.N1	14-MAR-2004 21:05:43	Bright	39.500	22	32Alp Leo	1.3600	15200.	79	10661	No
409	GOM_NL__2PRFIN20040314_210759_000000412025_00086_10661_0521.N1	14-MAR-2004 21:07:59	Bright	40.500	51	41Gam1Leo	2.0100	4500.0	81	10661	No
410	GOM_NL__2PRFIN20040314_210959_000000792025_00086_10661_0522.N1	14-MAR-2004 21:09:59	Bright	79.000	138	47Eps Vir	2.8280	4700.0	158	10661	No
411	GOM_NL__2PRFIN20040314_211549_000000402025_00086_10661_0523.N1	14-MAR-2004 21:15:49	Bright	40.000	174	52Psi UMa	3.0040	4400.0	80	10661	No
412	GOM_NL__2PRFIN20040314_211859_000000402025_00086_10661_0524.N1	14-MAR-2004 21:18:59	Bright	39.500	82	48Bet UMa	2.3650	10600.	79	10661	No
413	GOM_NL__2PRFIN20040314_212028_000000412025_00086_10661_0525.N1	14-MAR-2004 21:20:28	Bright	40.500	36	50Alp UMa	1.8000	6300.0	81	10661	No
414	GOM_NL__2PRFIN20040314_212209_000000472025_00086_10661_0526.N1	14-MAR-2004 21:22:09	Bright	47.000	32	77Eps UMa	1.7630	11000.	94	10661	No
415	GOM_NL__2PRFIN20040314_212411_000000562025_00086_10661_0527.N1	14-MAR-2004 21:24:11	Bright	55.500	39	85Eta UMa	1.8540	24000.	111	10661	No
416	GOM_NL__2PRFIN20040314_212749_000000382025_00086_10661_0528.N1	14-MAR-2004 21:27:49	Bright	38.000	49	1Alp UMi	1.9900	6300.0	76	10661	No
417	GOM_NL__2PRFIN20040314_213141_000000502025_00086_10661_0529.N1	14-MAR-2004 21:31:41	Bright	49.500	119	14Eta Dra	2.7270	4700.0	99	10661	No
418	GOM_NL__2PRFIN20040314_213534_000000372025_00086_10661_0530.N1	14-MAR-2004 21:35:34	Bright	37.000	89	5Alp Cep	2.4510	8000.0	74	10661	No
419	GOM_NL__2PRFIN20040314_213734_000000532025_00086_10661_0531.N1	14-MAR-2004 21:37:34	Bright	52.500	69	33Gam Dra	2.2310	3800.0	105	10661	No
420	GOM_NL__2PRFIN20040314_214040_000000392025_00086_10661_0532.N1	14-MAR-2004 21:40:40	Bright	38.500	19	50Alp Cyg	1.2460	10500.	77	10661	No
421	GOM_NL__2PRFIN20040314_214213_000000442025_00086_10661_0533.N1	14-MAR-2004 21:42:13	Bright	43.500	66	37Gam Cyg	2.2080	5900.0	87	10661	No
422	GOM_NL__2PRFIN20040314_214358_000000362025_00086_10661_0534.N1	14-MAR-2004 21:43:58	Bright	36.000	92	53Eps Cyg	2.5000	4500.0	72	10661	No
423	GOM_NL__2PRFIN20040314_215214_000000542025_00086_10661_0535.N1	14-MAR-2004 21:52:14	Tw_i_and_stray	53.500	11	53Alp Aql	0.76500	8000.0	107	10661	No
424	GOM_NL__2PRFIN20040314_215842_000001312025_00086_10661_0536.N1	14-MAR-2004 21:58:42	Dark	131.00	59	55Alp Oph	2.0800	8900.0	262	10661	No
425	GOM_NL__2PRFIN20040314_220452_000000452025_00086_10661_0537.N1	14-MAR-2004 22:04:52	Dark	44.500	103	38Zet Sgr	2.6000	9700.0	89	10661	No
426	GOM_NL__2PRFIN20040314_220704_000000582025_00086_10661_0538.N1	14-MAR-2004 22:07:04	Dark	58.000	116	19Del Sgr	2.7000	4100.0	116	10661	No
427	GOM_NL__2PRFIN20040314_220912_000000402025_00086_10661_0539.N1	14-MAR-2004 22:09:12	Dark	40.000	45	Alp Pav	1.9400	26000.	80	10661	No
428	GOM_NL__2PRFIN20040314_221435_000000632025_00087_10662_0510.N1	14-MAR-2004 22:14:35	Dark	63.000	75	26Eps Sco	2.2910	4250.0	126	10662	No
429	GOM_NL__2PRFIN20040314_221704_000001142025_00087_10662_0511.N1	14-MAR-2004 22:17:04	Dark	114.00	16	21Alp Sco	1.0200	3000.0	228	10662	No
430	GOM_NL__2PRFIN20040314_222020_000000492025_00087_10662_0512.N1	14-MAR-2004 22:20:20	Dark	49.000	4	Alp1Cen	-0.010000	5800.0	98	10662	No
431	GOM_NL__2PRFIN20040314_222134_000000482025_00087_10662_0513.N1	14-MAR-2004 22:21:34	Dark	48.000	10	Bet Cen	0.61000	28000.	96	10662	No
432	GOM_NL__2PRFIN20040314_222332_000000532025_00087_10662_0514.N1	14-MAR-2004 22:23:32	Dark	52.500	12	Alp1Cru	0.77500	30000.	105	10662	No
433	GOM_NL__2PRFIN20040314_222448_000000552025_00087_10662_0515.N1	14-MAR-2004 22:24:48	Straylight	55.000	26	Gam Cru	1.6240	2900.0	110	10662	No
434	GOM_NL__2PRFIN20040314_222647_000000642025_00087_10662_0516.N1	14-MAR-2004 22:26:47	Straylight	64.000	54	5The Cen	2.0550	4500.0	128	10662	No
435	GOM_NL__2PRFIN20040314_222841_000000522025_00087_10662_0517.N1	14-MAR-2004 22:28:41	Straylight	51.500	123	lot Cen	2.7500	10200.	103	10662	No
436	GOM_NL__2PRFIN20040314_223432_000000572025_00087_10662_0518.N1	14-MAR-2004 22:34:32	Straylight	56.500	106	9Bet Crv	2.6480	5600.0	113	10662	No
437	GOM_NL__2PRFIN20040314_223654_000000562025_00087_10662_0519.N1	14-MAR-2004 22:36:54	Tw_i_and_stray	55.500	100	4Gam Crv	2.5800	13100.	111	10662	No
438	GOM_NL__2PRFIN20040314_223948_000000972025_00087_10662_0520.N1	14-MAR-2004 22:39:48	Bright	97.000	15	67Alp Vir	0.97600	28000.	194	10662	No
439	GOM_NL__2PRFIN20040314_224336_000000662025_00087_10662_0521.N1	14-MAR-2004 22:43:36	Bright	66.000	121	29Gam Vir	2.7400	7200.0	132	10662	No
440	GOM_NL__2PRFIN20040314_224618_000000402025_00087_10662_0522.N1	14-MAR-2004 22:46:18	Bright	40.000	22	32Alp Leo	1.3600	15200.	80	10662	No
441	GOM_NL__2PRFIN20040314_224834_000000412025_00087_10662_0523.N1	14-MAR-2004 22:48:34	Bright	40.500	51	41Gam1Leo	2.0100	4500.0	81	10662	No
442	GOM_NL__2PRFIN20040314_225033_000000782025_00087_10662_0524.N1	14-MAR-2004 22:50:33	Bright	78.000	138	47Eps Vir	2.8280	4700.0	156	10662	No
443	GOM_NL__2PRFIN20040314_225624_000000412025_00087_10662_0525.N1	14-MAR-2004 22:56:24	Bright	40.500	174	52Psi UMa	3.0040	4400.0	81	10662	No
444	GOM_NL__2PRFIN20040314_225934_000000402025_00087_10662_0526.N1	14-MAR-2004 22:59:34	Bright	39.500	82	48Bet UMa	2.3650	10600.	79	10662	No
445	GOM_NL__2PRFIN20040314_230104_000000412025_00087_10662_0527.N1	14-MAR-2004 23:01:04	Bright	40.500	36	50Alp UMa	1.8000	6300.0	81	10662	No
446	GOM_NL__2PRFIN20040314_230245_000000472025_00087_10662_0528.N1	14-MAR-2004 23:02:45	Bright	47.000	32	77Eps UMa	1.7630	11000.	94	10662	No
447	GOM_NL__2PRFIN20040314_230446_000000532025_00087_10662_0529.N1	14-MAR-2004 23:04:46	Bright	52.500	39	85Eta UMa	1.8540	24000.	105	10662	No
448	GOM_NL__2PRFIN20040314_230824_000000342025_00087_10662_0530.N1	14-MAR-2004 23:08:24	Bright	34.000	49	1Alp UMi	1.9900	6300.0	68	10662	No
449	GOM_NL__2PRFIN20040314_231216_000000492025_00087_10662_0531.N1	14-MAR-2004 23:12:16	Bright	49.000	119	14Eta Dra	2.7270	4700.0	98	10662	No
450	GOM_NL__2PRFIN20040314_231610_000000382025_00087_10662_0532.N1	14-MAR-2004 23:16:10	Bright	38.000	89	5Alp Cep	2.4510	8000.0	76	10662	No
451	GOM_NL__2PRFIN20040314_231809_000000512025_00087_10662_0533.N1	14-MAR-2004 23:18:09	Bright	51.000	69	33Gam Dra	2.2310	3800.0	102	10662	No
452	GOM_NL__2PRFIN20040314_232117_000000382025_00087_10662_0534.N1	14-MAR-2004 23:21:17	Bright	37.500	19	50Alp Cyg	1.2460	10500.	75	10662	No
453	GOM_NL__2PRFIN20040314_232251_000000552025_00087_10662_0535.N1	14-MAR-2004 23:22:51	Bright	55.000	66	37Gam Cyg	2.2080	5900.0	110	10662	No
454	GOM_NL__2PRFIN20040314_232434_000000372025_00087_10662_0536.N1	14-MAR-2004 23:24:34	Bright	37.000	92	53Eps Cyg	2.5000	4500.0	74	10662	No
455	GOM_NL__2PRFIN20040314_233250_000000502025_00087_10662_0537.N1	14-MAR-2004 23:32:50	Tw_i_and_stray	50.000	11	53Alp Aql	0.76500	8000.0	100	10662	No

456	GOM_NL__2PRFIN20040314_233921_000001272025_00087_10662_0538.N1	14-MAR-2004 23:39:21	Dark	126.50	59	55Alp Oph	2.0800	8900.0	253	10662	No
457	GOM_NL__2PRFIN20040314_234528_000000452025_00087_10662_0539.N1	14-MAR-2004 23:45:28	Dark	44.500	103	38Zet Sgr	2.6000	9700.0	89	10662	No
458	GOM_NL__2PRFIN20040314_234948_000000412025_00087_10662_0540.N1	14-MAR-2004 23:49:48	Dark	40.500	45	Alp Pav	1.9400	26000.	81	10662	No
459	GOM_NL__2PRFIN20040314_235512_000000612025_00088_10663_0510.N1	14-MAR-2004 23:55:12	Dark	60.500	75	26Eps Sco	2.2910	4250.0	121	10663	No
460	GOM_NL__2PRFIN20040314_235743_000000962025_00088_10663_0511.N1	14-MAR-2004 23:57:43	Dark	95.500	16	21Alp Sco	1.0200	3000.0	191	10663	No

### 3. Quality information per product

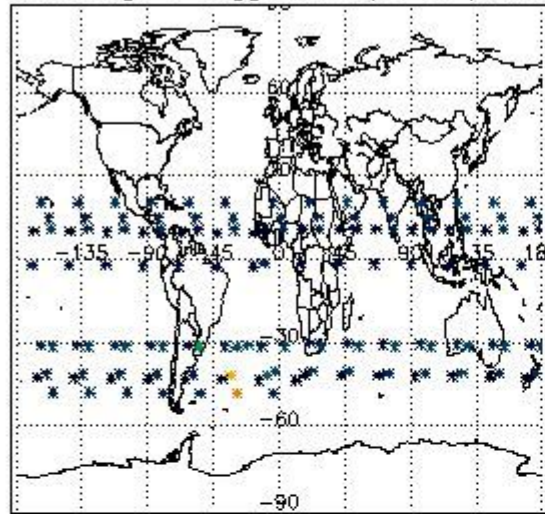
In this section it is plotted some information contained in the Quality Summary data set of the level 2 products. Only products in dark limb conditions and without errors (error flag in the MPH set to "0") are used.

#### 3.1 Plot quality information per product (time dependant)

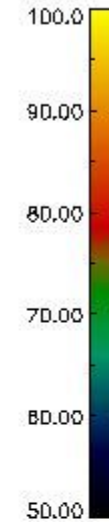
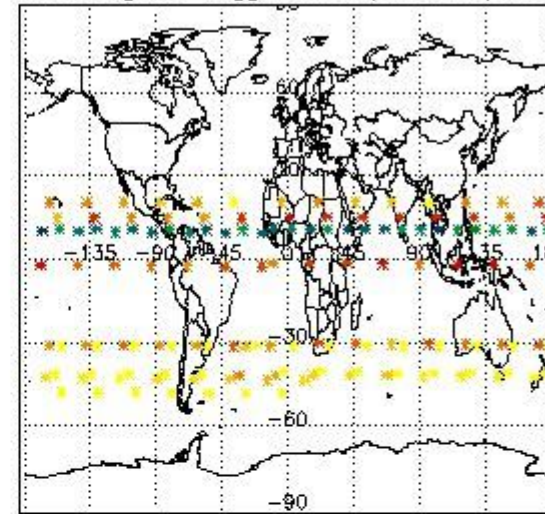


#### 3.2 Plot quality information per product (world map)


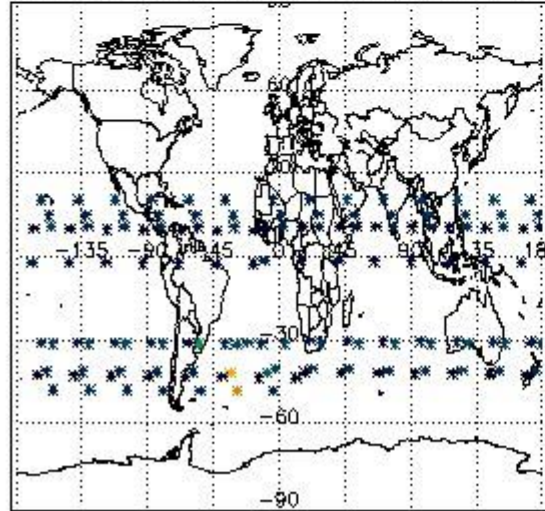
Percentage of flagged data per O3 profile



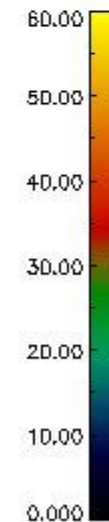
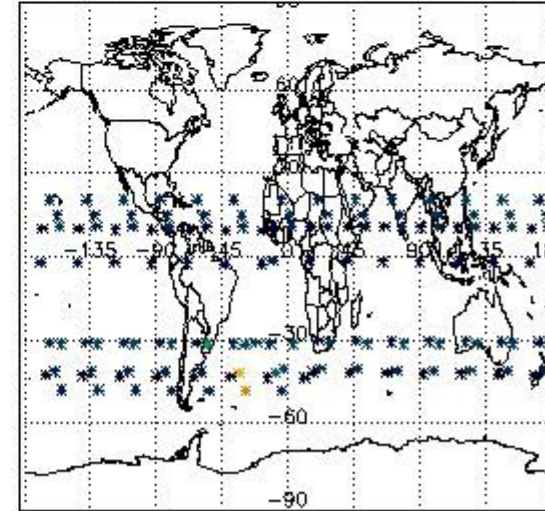
Percentage of flagged data per H2O profile



Percentage of flagged data per NO2 profile



Percentage of flagged data per NO3 profile

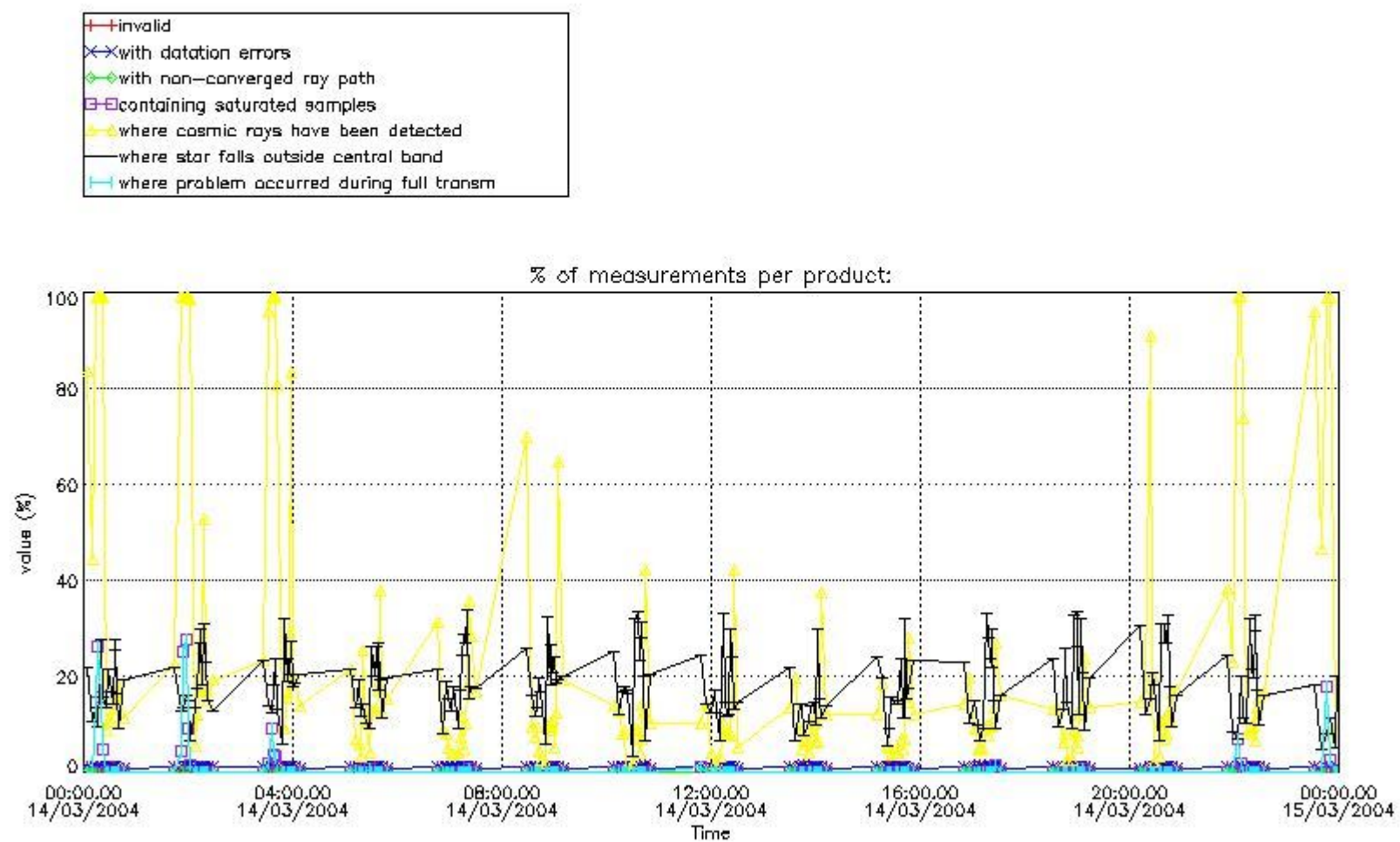


#### 4. Level 1 quality information per product

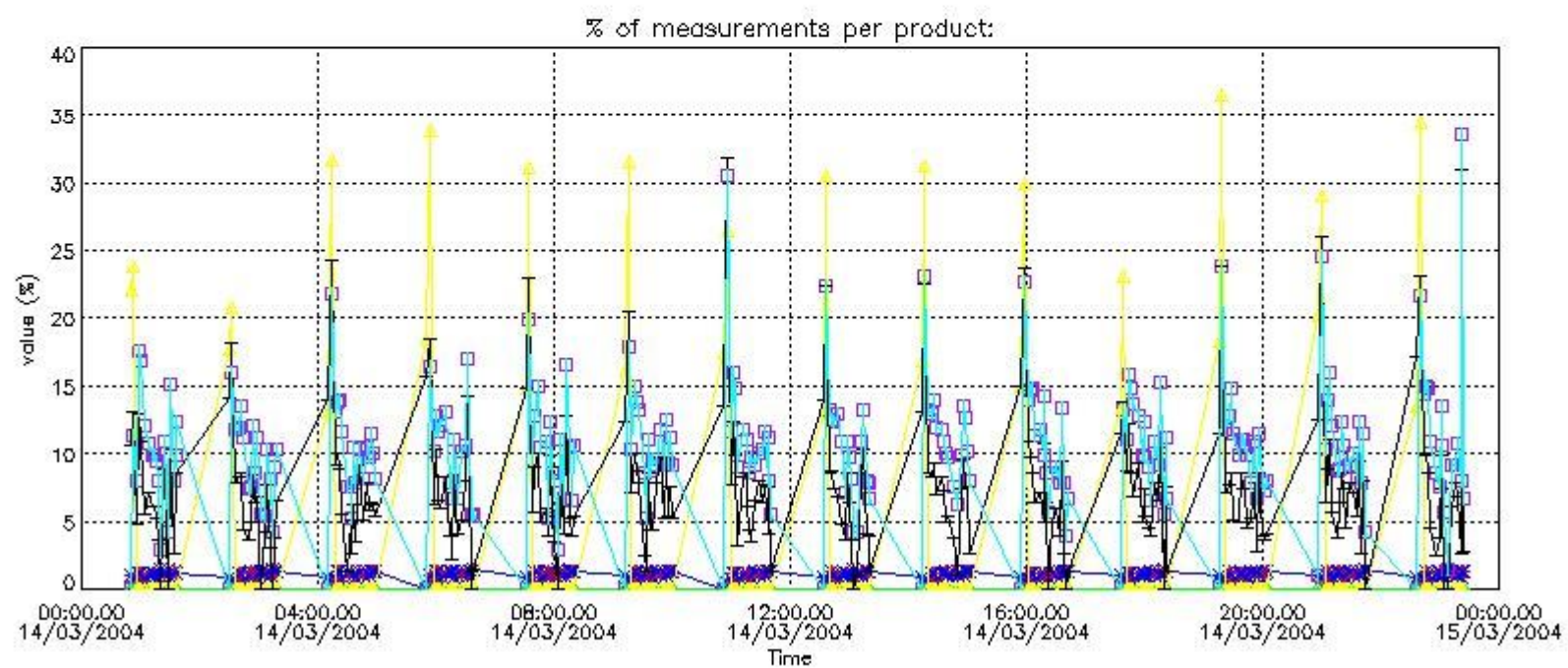
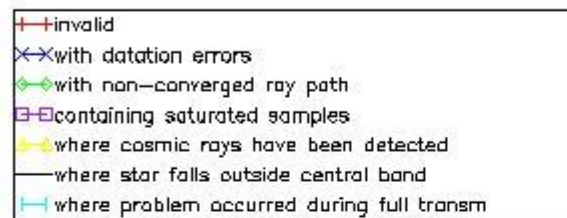
In this section it is plotted some information contained in the Quality Summary data set of the level 2 products that comes from the level 1b processing. Products without errors (error flag in the MPH set to "0") are used.

##### 4.1 Plot quality information per product (time dependant) coming from level 1b processing

##### 4.1.1 Plot level 1 quality information per product (time dependant): ENVISAT ASCENDING passes



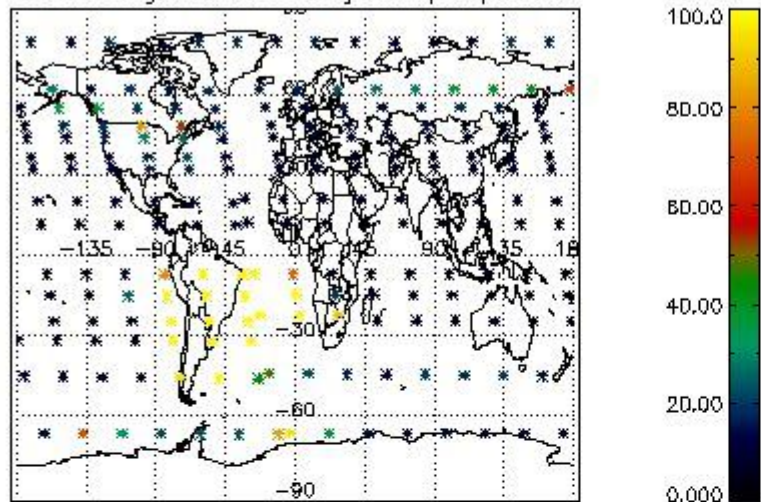
4.1.2 Plot level 1 quality information per product (time dependant): ENVI SAT DESCENDING passes



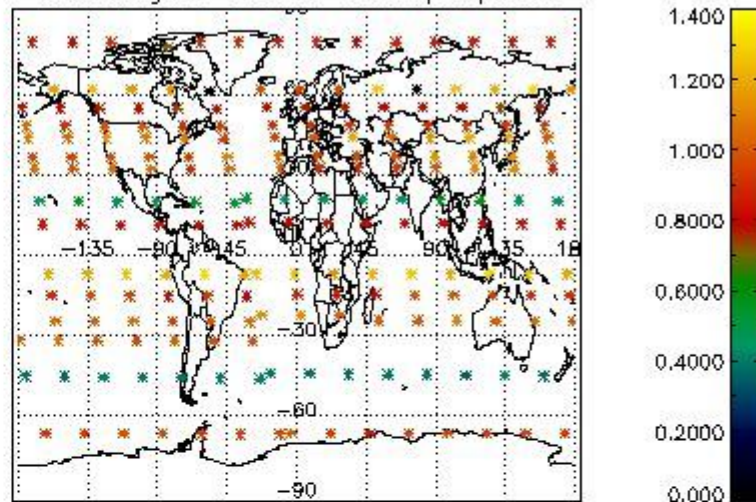
*4.2 Plot quality information per product coming from level 1b processing (world map)*

*4.2.1 Plot level 1 quality information per product (world map): ENVISAT ASCENDING passes*

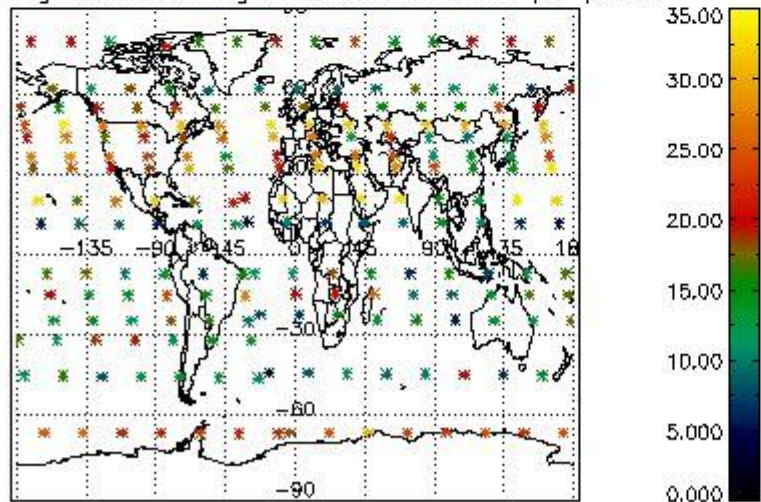
Percentage of cosmic ray hits per profile



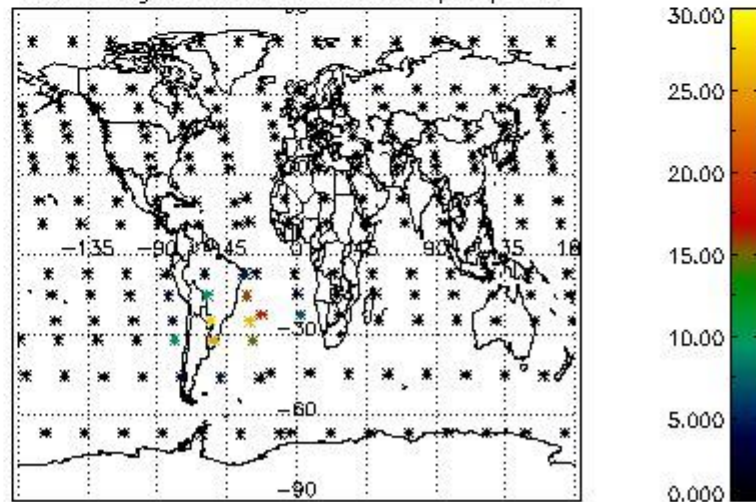
Percentage of datation errors per profile



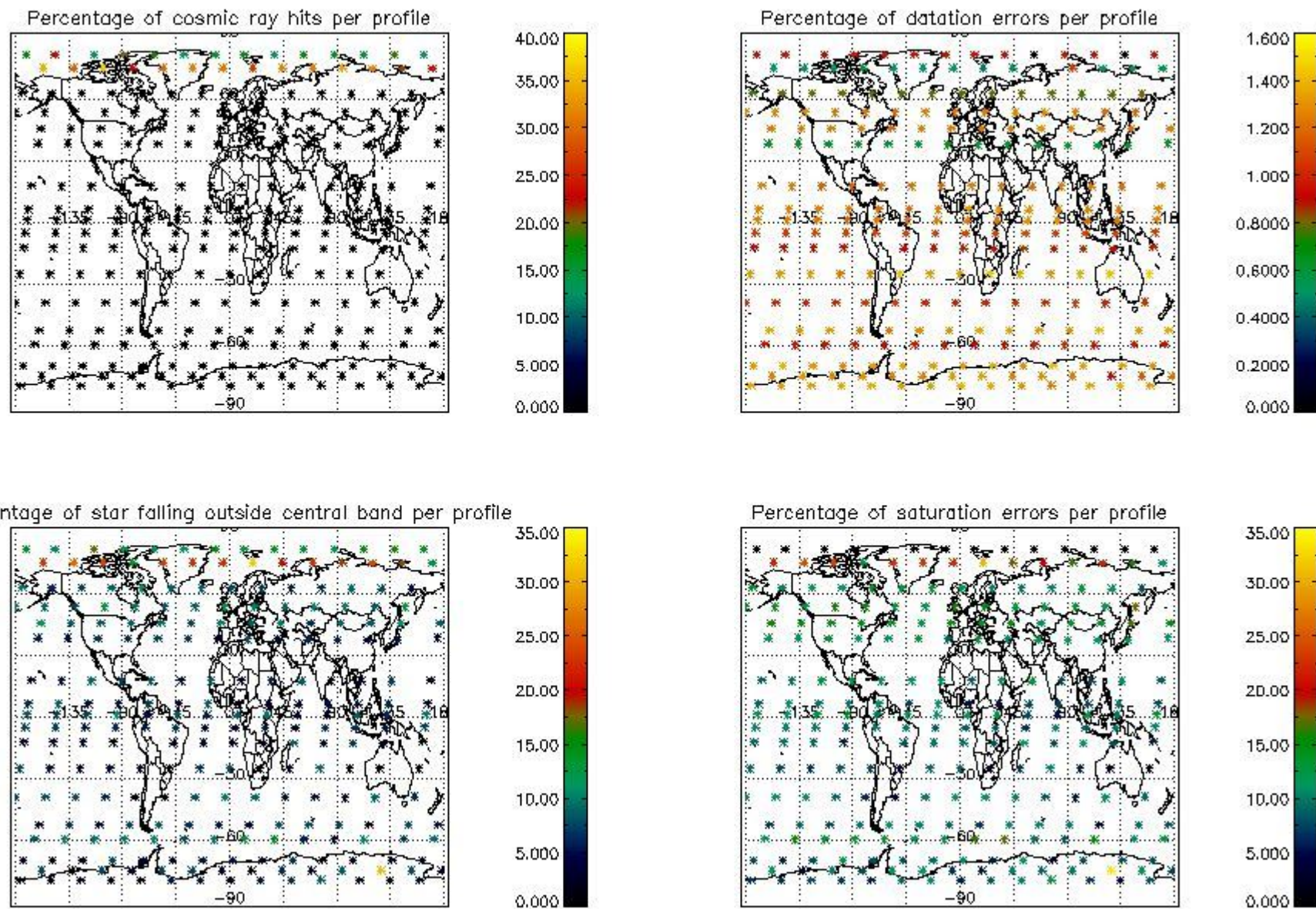
Percentage of star falling outside central band per profile



Percentage of saturation errors per profile



4.2.2 Plot level 1 quality information per product (world map): ENVISAT DESCENDING passes



## 5. Trace gas profiles

### 5.1 Ozone statistics based on quality of products

The final quality of the products can be "measured" using the STD (Standard Deviation) attached to every point profile. This information is written to the parameter GOM\_NL\_\_2P/NL\_LOCAL\_SPECIES\_DENSITY/o3\_std of the level 2 products. The table below shows the statistics for given STD ranges.

The statistics are given with respect to the overall valid production:

- Products without fatal errors: GOM\_NL\_\_2P/MPH/PRODUCT\_ERR=0
- Valid point profile: GOM\_NL\_\_2P/NL\_LOCAL\_SPECIES\_DENSITY/pcd(0)=0

The 'Criteria' is applied to valid points of dark limb products:

- Products in dark limb illumination condition: GOM\_NL\_\_2P/NL\_SUMMARY\_QUALITY/obs\_ill\_cond=0
- Products without fatal errors: GOM\_NL\_\_2P/MPH/PRODUCT\_ERR=0
- Valid point profile: GOM\_NL\_\_2P/NL\_LOCAL\_SPECIES\_DENSITY/pcd(0)=0

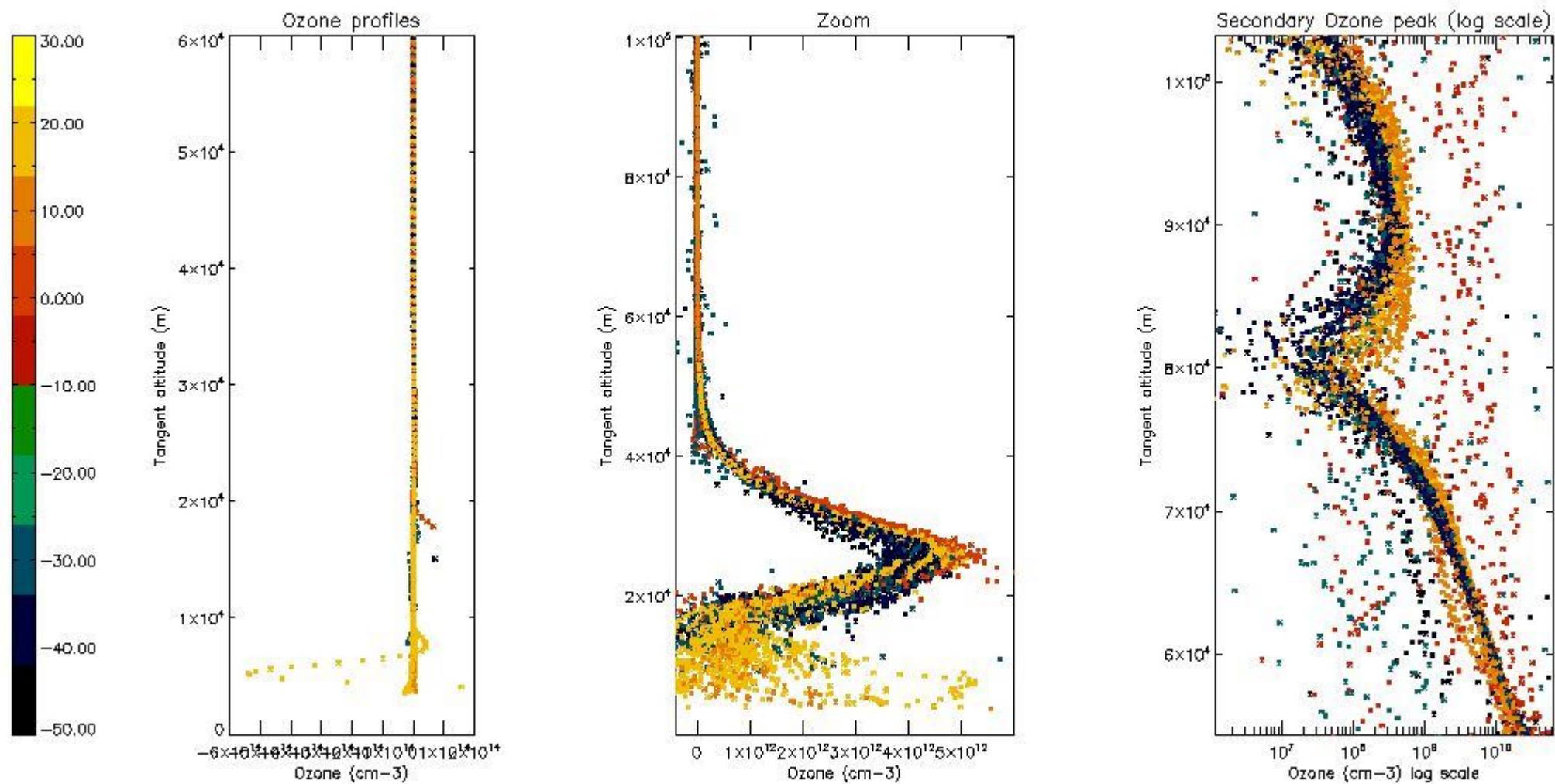
So, the table below shows the percentage of dark limb and valid observations for each criteria with respect to the overall valid daily observations.

Criteria	% of total production
All STD	36
STD < 20	20

STD < 10	17
STD < 5	12

5.2 Plot ozone profiles for all STD (dark without errors)

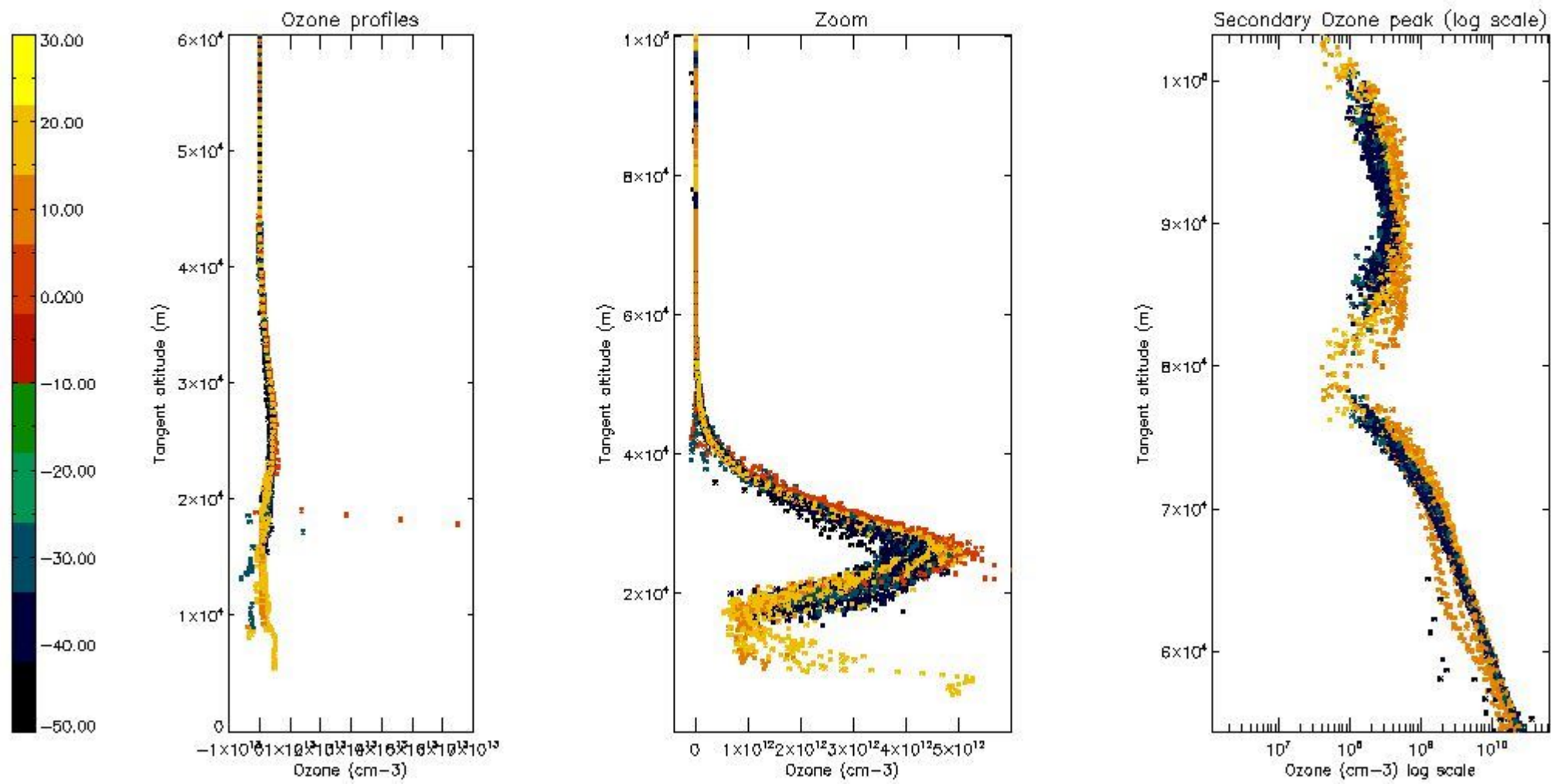
The colorbar represents the latitude.



5.3 Plot ozone profiles where STD < 20% (dark without errors)

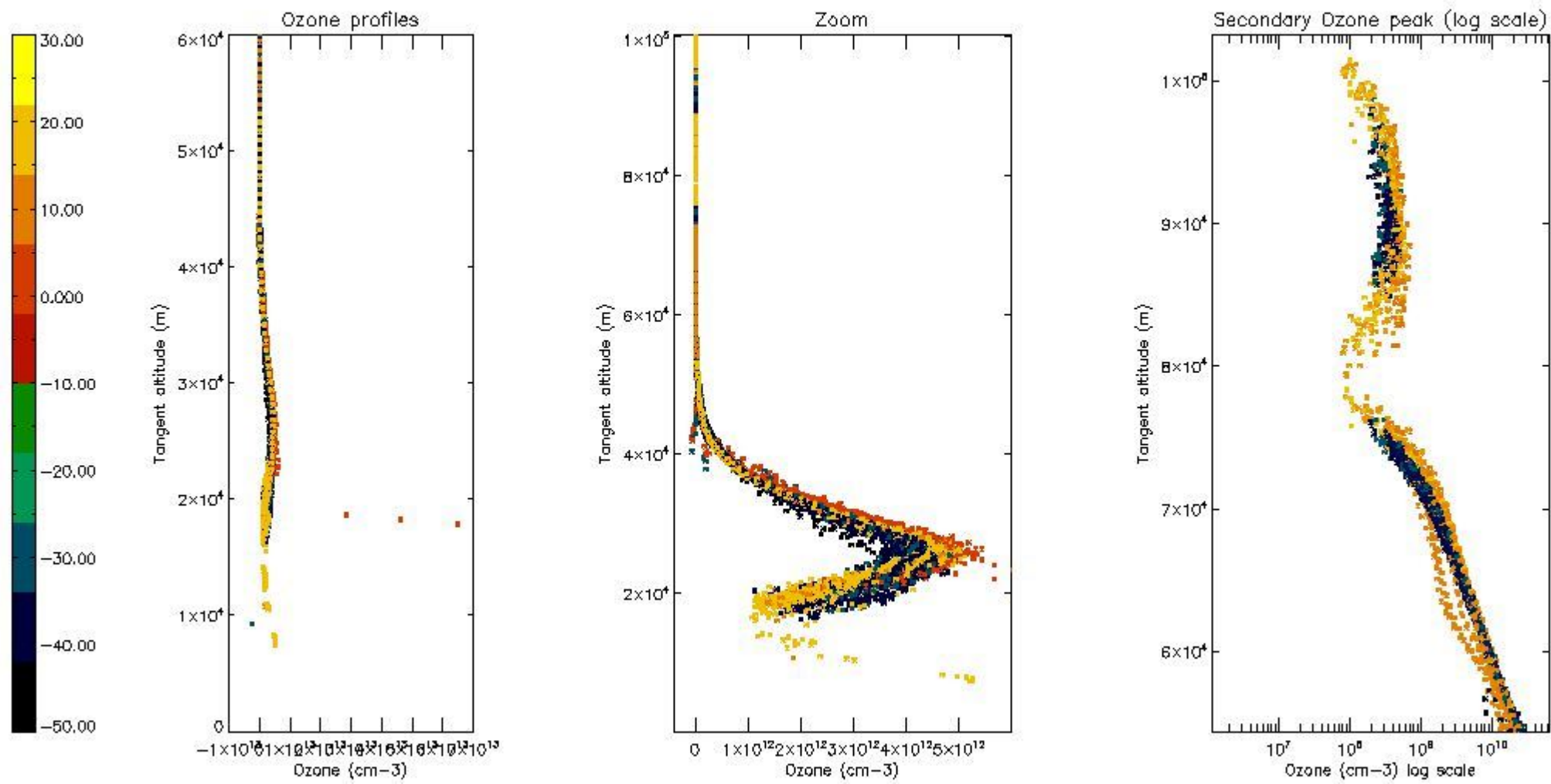
The colorbar represents the latitude.





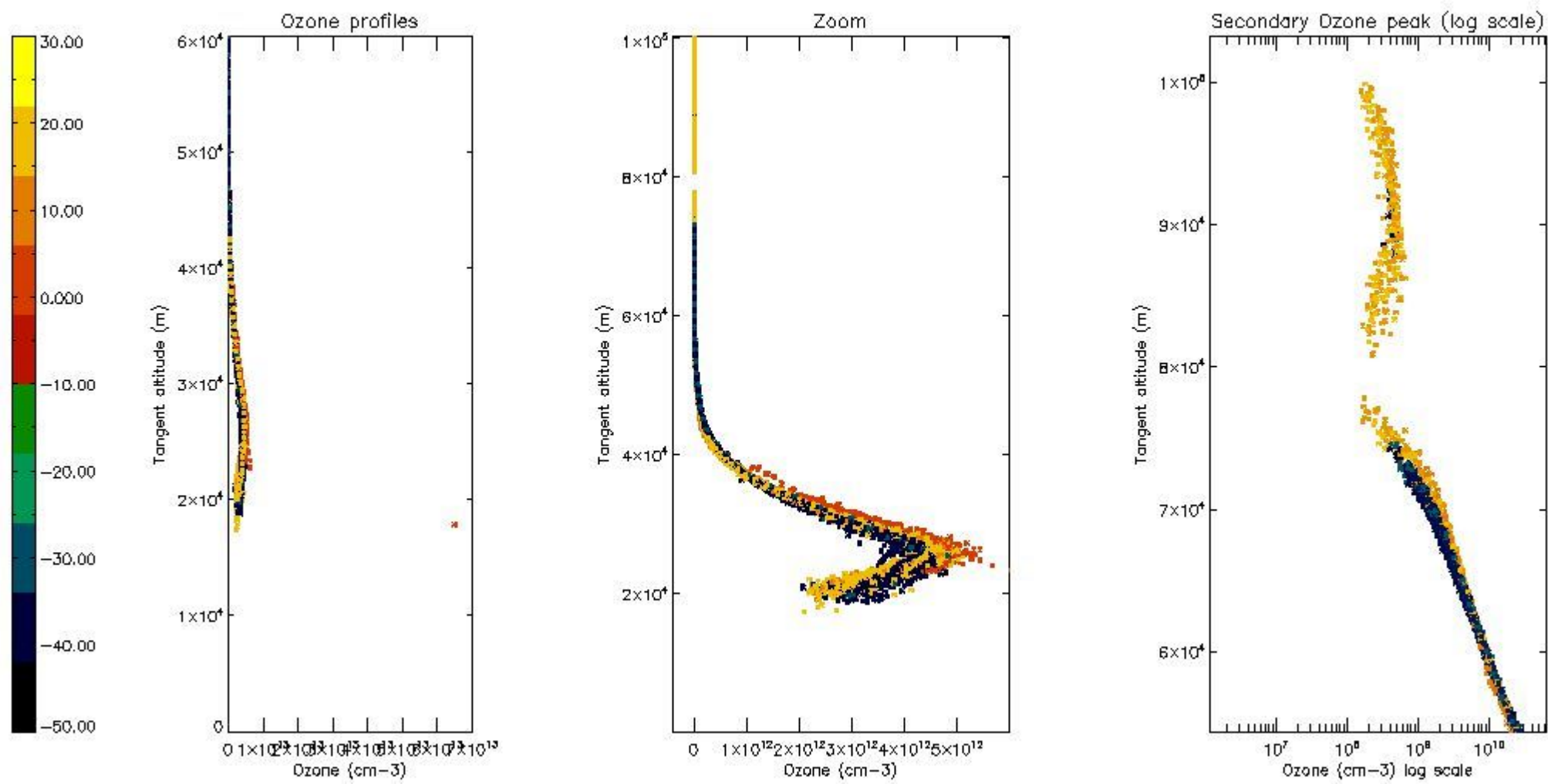
*5.4 Plot ozone profiles where STD < 10% (dark without errors)*

The colorbar represents the latitude.



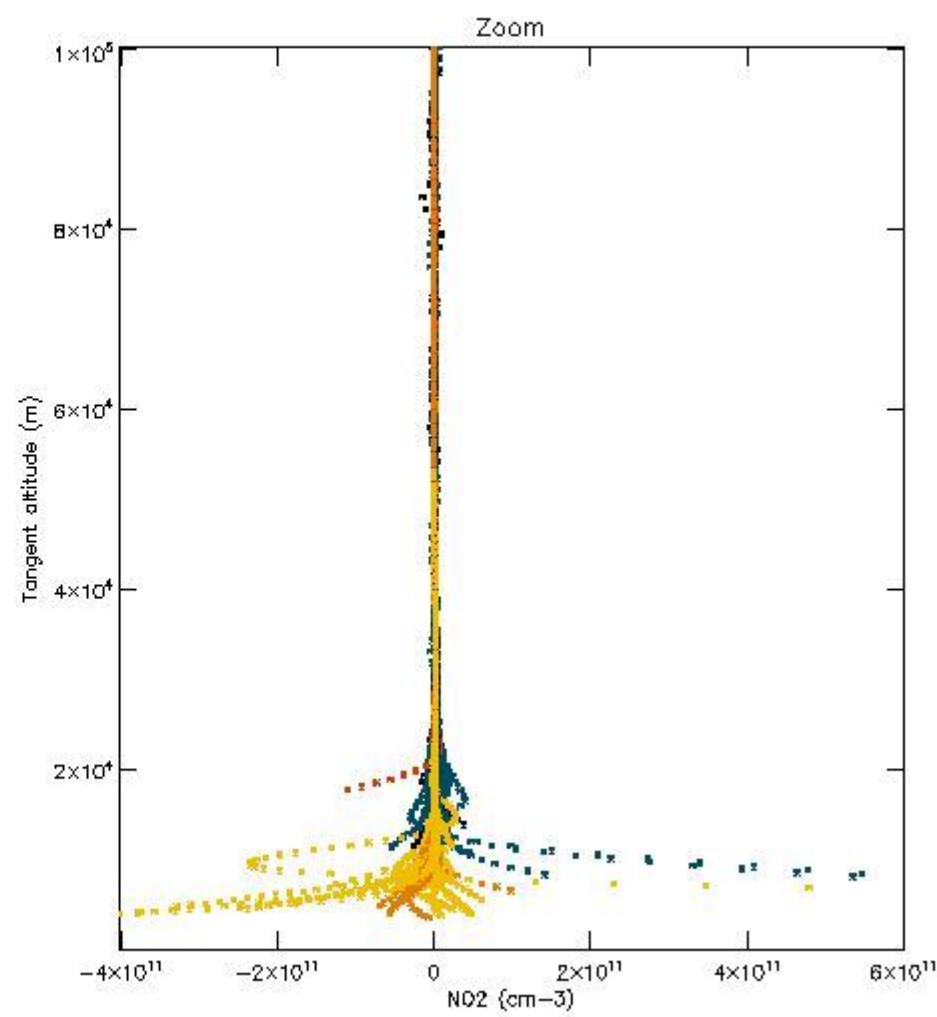
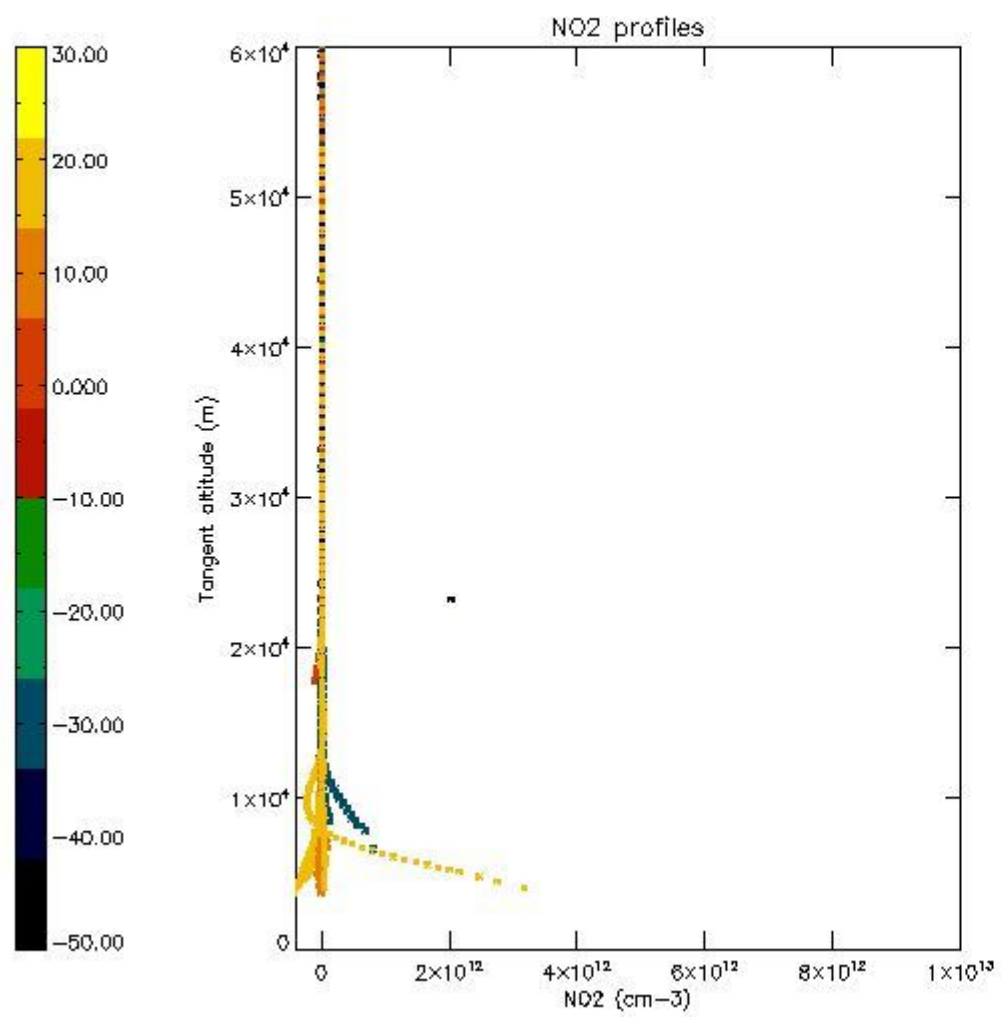
*5.5 Plot ozone profiles where STD < 5% (dark without errors)*

The colorbar represents the latitude.



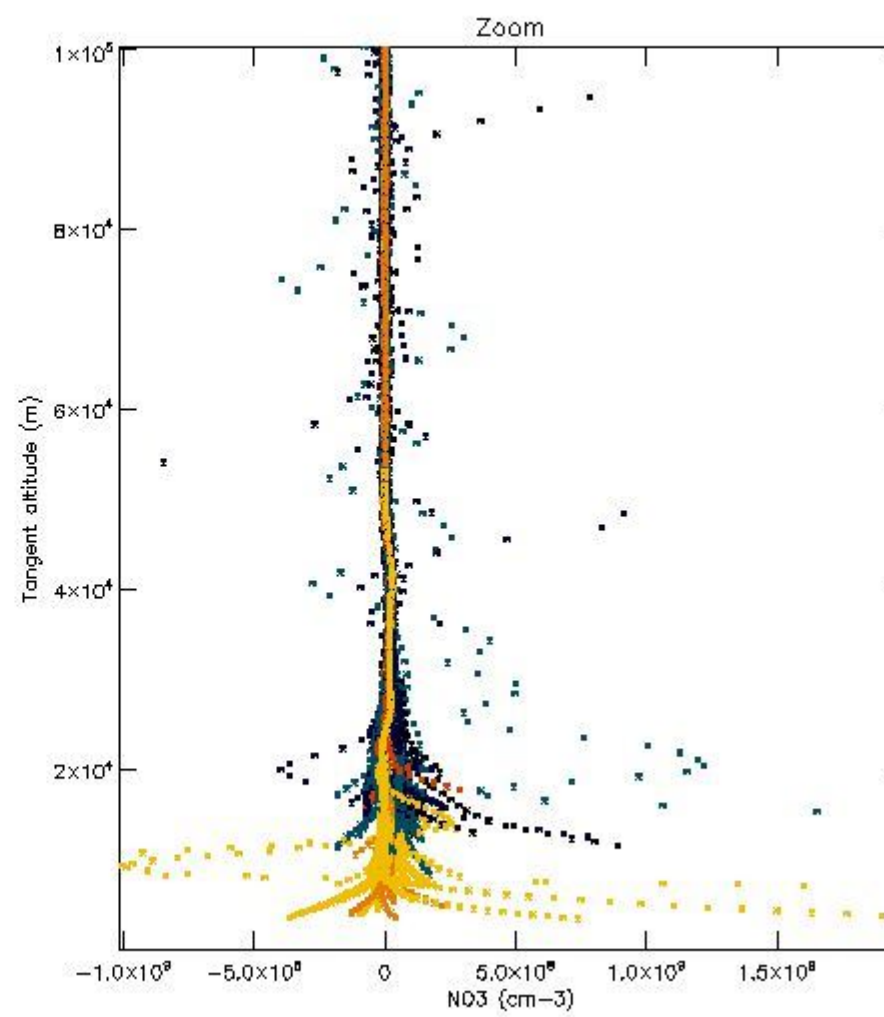
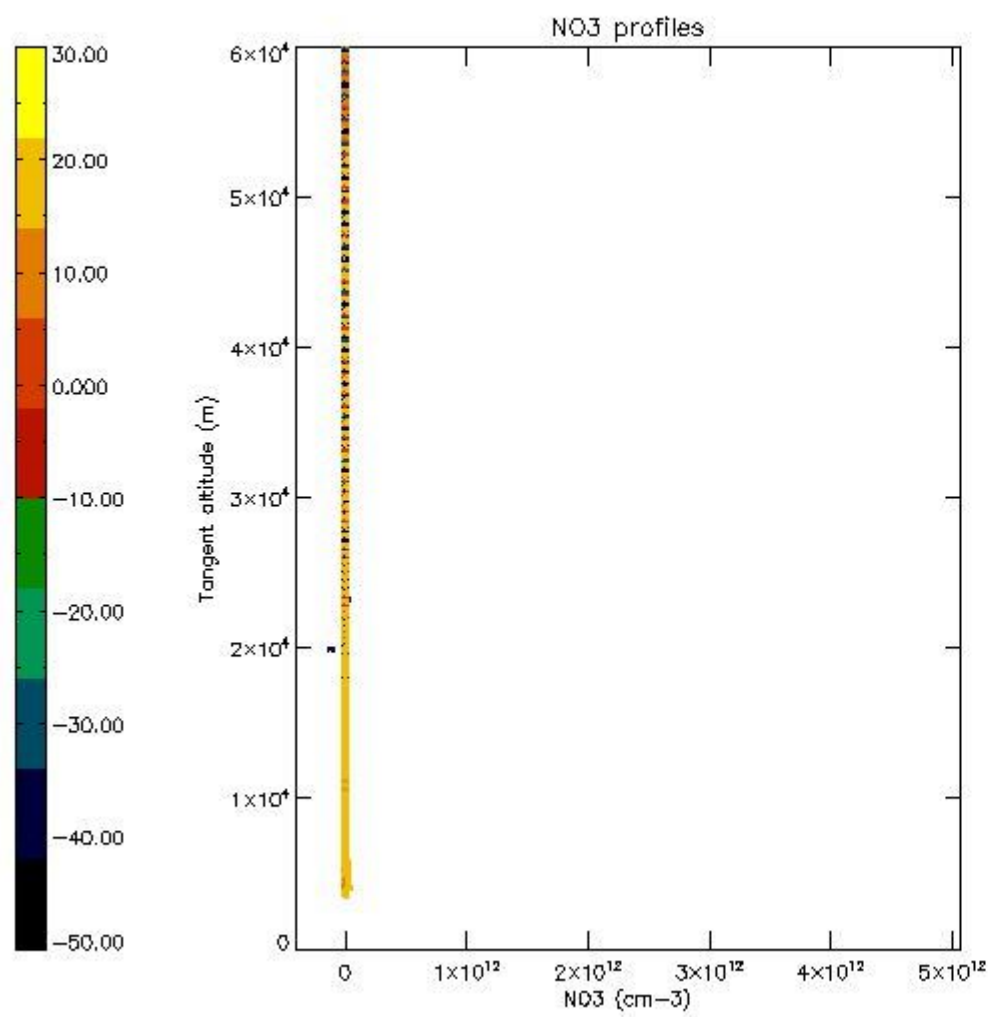
*5.6 Plot NO<sub>2</sub> profiles for all STD (dark without errors)*

The colorbar represents the latitude.



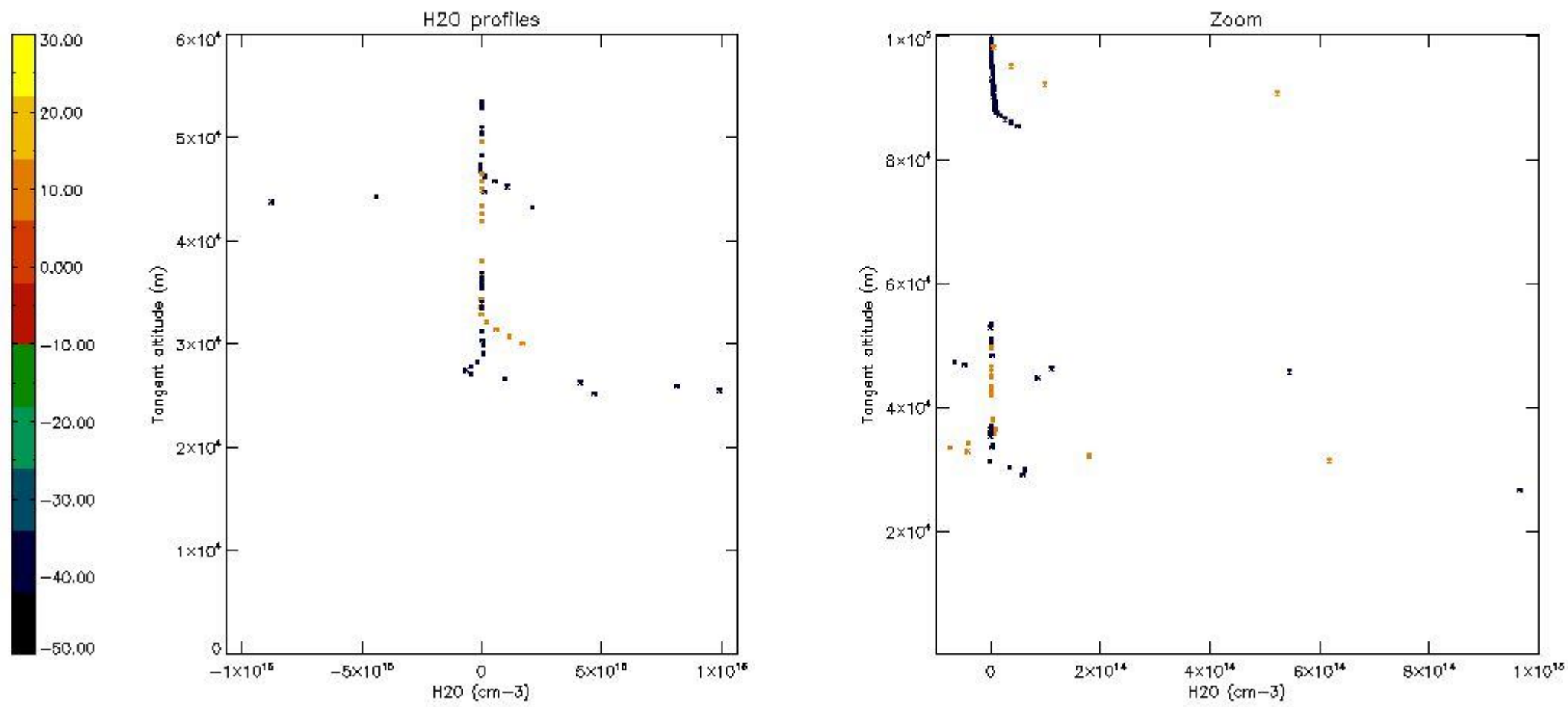
*5.7 Plot NO3 profiles for all STD (dark without errors)*

The colorbar represents the latitude.



*5.8 Plot H2O profiles for all STD (only for occultations of stars 1,2,3,4,13,14,16,26,63 dark without errors)*

The colorbar represents the latitude.



## 6. Auxiliary Data Files used for the production reported in section 2

The number reported in the third column indicates since which file (see list in section 2) the corresponding auxiliary file has been used. The fourth column is the date of those product files.

Type	Auxiliary Filename	Used since product	Used since product date
INST_PHYS_CHARACTERISTICS	GOM_INS_AXVIEC20091111_143220_20030716_120000_20500101_000000	1	14-MAR-2004 00:04:21
LEVEL-2_PROC_CONFIG	GOM_PR2_AXVIEC20091111_152718_20020301_000000_20500101_000000	1	14-MAR-2004 00:04:21
CROSS_SECTIONS_FILE	GOM_CRS_AXVIEC20091111_154832_20020301_000000_20500101_000000	1	14-MAR-2004 00:04:21

# GOMOS Level 2 Daily Report

## SUMMARY

### [1. General Info](#)

### [2. Summary of processed GOM\\_NL\\_2P products](#)

### [3. Level 2 Quality information per product](#)

#### [3.1 Plot of level 2 quality information per product \(time dependant\)](#)

#### [3.2 Plot of level 2 quality information per product \(world map\)](#)

### [4. Level 1 Quality information per product \(stored on level 2 products\)](#)

#### [4.1 Plot of level 1 quality information per product \(time dependant\)](#)

##### [4.1.1 Plot of level 1 quality information per product \(time dependant\): ASCENDING](#)

##### [4.1.2 Plot of level 1 quality information per product \(time dependant\): DESCENDING](#)

#### [4.2 Plot of level 1 quality information per product \(world map\)](#)

##### [4.2.1 Plot of level 1 quality information per product \(world map\): ASCENDING](#)

##### [4.2.2 Plot of level 1 quality information per product \(world map\): DESCENDING](#)

### [5. Ozone profiles based on quality statistics and other trace gas profiles](#)

#### [5.1 Ozone statistics based on quality of products](#)

#### [5.2 Plot ozone profiles for all STD \(dark without errors\)](#)

#### [5.3 Plot ozone profiles where STD < 20% \(dark without errors\)](#)

#### [5.4. Plot ozone profiles where STD < 10% \(dark without errors\)](#)

#### [5.5. Plot ozone profiles where STD < 5% \(dark without errors\)](#)

#### [5.6 Plot NO2 profiles for all STD \(dark without errors\)](#)

#### [5.7 Plot NO3 profiles for all STD \(dark without errors\)](#)

#### [5.8 Plot H2O profiles \(only for occultations of stars 1,2,3,4,13,14,16,26,63 dark without errors\) for all STD](#)

### [6. Auxiliary Data Files used for the production reported in section 2](#)

This report presents the daily analysis on parameters extracted from GOMOS level 2 data (GOM\_NL\_\_2P). It is intended to monitor some important parameters that will impact the quality of these products. A list of level 2 products (and content) that have arrived during the reporting day to the PCF is also given.

Item	Value
Time of report generation	18APR2013 21:28:41
Data source version	GOMOS/6.01
Start time of products	14-03-2004 (14MAR2004 00:00:00)
Stop time of products	15-03-2004 (15MAR2004 00:00:00)
Store outputs in DB	Yes
Nb of level 2 prods	460
Nb of prods with errors	0

## 2. Summary of processed GOM\_NL\_\_2P products.

Nr	Filename	UTC Start time	Limb	Duration	Star Id	Star Name	Star Mag	Star Temp	Nb Meas	Orbit	Prod. error
1	GOM_NL__2PRFIN20040314_000421_000000532025_00073_10648_0512.N1	14-MAR-2004 00:04:21	Twilight	52.500	11	53Alp Aql	0.76500	8000.0	105	10648	No
2	GOM_NL__2PRFIN20040314_001024_000001232025_00073_10648_0513.N1	14-MAR-2004 00:10:24	Dark	123.00	59	55Alp Oph	2.0800	8900.0	246	10648	No
3	GOM_NL__2PRFIN20040314_001420_000000522025_00073_10648_0514.N1	14-MAR-2004 00:14:20	Dark	51.500	155	41Pi Sgr	2.9000	6600.0	103	10648	No
4	GOM_NL__2PRFIN20040314_001623_000000482025_00073_10648_0515.N1	14-MAR-2004 00:16:23	Dark	47.500	57	34Sig Sgr	2.0660	26000.	95	10648	No
5	GOM_NL__2PRFIN20040314_001904_000000642025_00073_10648_0516.N1	14-MAR-2004 00:19:04	Dark	63.500	116	19Del Sgr	2.7000	4100.0	127	10648	No
6	GOM_NL__2PRFIN20040314_002123_000000422025_00073_10648_0517.N1	14-MAR-2004 00:21:23	Dark	42.000	45	Alp Pav	1.9400	26000.	84	10648	No
7	GOM_NL__2PRFIN20040314_002630_000000632025_00074_10649_0485.N1	14-MAR-2004 00:26:30	Dark	63.000	75	26Eps Sco	2.2910	4250.0	126	10649	No
8	GOM_NL__2PRFIN20040314_002852_000000942025_00074_10649_0486.N1	14-MAR-2004 00:28:52	Dark	94.000	16	21Alp Sco	1.0200	3000.0	188	10649	No
9	GOM_NL__2PRFIN20040314_003224_000000482025_00074_10649_0487.N1	14-MAR-2004 00:32:24	Dark	48.000	4	Alp1Cen	-0.010000	5800.0	96	10649	No
10	GOM_NL__2PRFIN20040314_003339_000000462025_00074_10649_0488.N1	14-MAR-2004 00:33:39	Dark	46.000	10	Bet Cen	0.61000	28000.	92	10649	No
11	GOM_NL__2PRFIN20040314_003538_000000532025_00074_10649_0489.N1	14-MAR-2004 00:35:38	Dark	53.000	12	Alp1Cru	0.77500	30000.	106	10649	No
12	GOM_NL__2PRFIN20040314_003654_000000542025_00074_10649_0490.N1	14-MAR-2004 00:36:54	Straylight	54.000	26	Gam Cru	1.6240	2900.0	108	10649	No
13	GOM_NL__2PRFIN20040314_003850_000000642025_00074_10649_0491.N1	14-MAR-2004 00:38:50	Straylight	63.500	54	5The Cen	2.0550	4500.0	127	10649	No
14	GOM_NL__2PRFIN20040314_004046_000000512025_00074_10649_0492.N1	14-MAR-2004 00:40:46	Straylight	50.500	123	lot Cen	2.7500	10200.	101	10649	No
15	GOM_NL__2PRFIN20040314_004553_000000712025_00074_10649_0493.N1	14-MAR-2004 00:45:53	Straylight	70.500	169	46Gam Hya	2.9910	4700.0	141	10649	No
16	GOM_NL__2PRFIN20040314_004905_000000522025_00074_10649_0494.N1	14-MAR-2004 00:49:05	Straylight	52.000	100	4Gam Crv	2.5800	13100.	104	10649	No
17	GOM_NL__2PRFIN20040314_005205_000000882025_00074_10649_0495.N1	14-MAR-2004 00:52:05	Bright	88.000	15	67Alp Vir	0.97600	28000.	176	10649	No
18	GOM_NL__2PRFIN20040314_005558_000000622025_00074_10649_0496.N1	14-MAR-2004 00:55:58	Bright	62.000	121	29Gam Vir	2.7400	7200.0	124	10649	No
19	GOM_NL__2PRFIN20040314_005830_000000432025_00074_10649_0497.N1	14-MAR-2004 00:58:30	Bright	42.500	22	32Alp Leo	1.3600	15200.	85	10649	No
20	GOM_NL__2PRFIN20040314_010048_000000422025_00074_10649_0498.N1	14-MAR-2004 01:00:48	Bright	41.500	51	41Gam1Leo	2.0100	4500.0	83	10649	No
21	GOM_NL__2PRFIN20040314_010306_000000832025_00074_10649_0499.N1	14-MAR-2004 01:03:06	Bright	82.500	138	47Eps Vir	2.8280	4700.0	165	10649	No
22	GOM_NL__2PRFIN20040314_010842_000000422025_00074_10649_0500.N1	14-MAR-2004 01:08:42	Bright	42.000	174	52Psi UMa	3.0040	4400.0	84	10649	No
23	GOM_NL__2PRFIN20040314_011150_000000412025_00074_10649_0501.N1	14-MAR-2004 01:11:50	Bright	40.500	82	48Bet UMa	2.3650	10600.	81	10649	No
24	GOM_NL__2PRFIN20040314_011318_000000412025_00074_10649_0502.N1	14-MAR-2004 01:13:18	Bright	40.500	36	50Alp UMa	1.8000	6300.0	81	10649	No
25	GOM_NL__2PRFIN20040314_011506_000000482025_00074_10649_0503.N1	14-MAR-2004 01:15:06	Bright	47.500	32	77Eps UMa	1.7630	11000.	95	10649	No
26	GOM_NL__2PRFIN20040314_011713_000000562025_00074_10649_0504.N1	14-MAR-2004 01:17:13	Bright	56.000	39	85Eta UMa	1.8540	24000.	112	10649	No
27	GOM_NL__2PRFIN20040314_012037_000000352025_00074_10649_0505.N1	14-MAR-2004 01:20:37	Bright	35.000	49	1Alp UMi	1.9900	6300.0	70	10649	No
28	GOM_NL__2PRFIN20040314_012436_000000512025_00074_10649_0506.N1	14-MAR-2004 01:24:36	Bright	50.500	119	14Eta Dra	2.7270	4700.0	101	10649	No
29	GOM_NL__2PRFIN20040314_012822_000000362025_00074_10649_0507.N1	14-MAR-2004 01:28:22	Bright	35.500	89	5Alp Cep	2.4510	8000.0	71	10649	No
30	GOM_NL__2PRFIN20040314_013027_000000532025_00074_10649_0508.N1	14-MAR-2004 01:30:27	Bright	53.000	69	33Gam Dra	2.2310	3800.0	106	10649	No
31	GOM_NL__2PRFIN20040314_013329_000000382025_00074_10649_0509.N1	14-MAR-2004 01:33:29	Bright	37.500	19	50Alp Cyg	1.2460	10500.	75	10649	No
32	GOM_NL__2PRFIN20040314_013502_000000412025_00074_10649_0510.N1	14-MAR-2004 01:35:02	Bright	40.500	66	37Gam Cyg	2.2080	5900.0	81	10649	No
33	GOM_NL__2PRFIN20040314_013644_000000412025_00074_10649_0511.N1	14-MAR-2004 01:36:44	Bright	40.500	92	53Eps Cyg	2.5000	4500.0	81	10649	No
34	GOM_NL__2PRFIN20040314_014457_000000532025_00074_10649_0512.N1	14-MAR-2004 01:44:57	Twilight	53.000	11	53Alp Aql	0.76500	8000.0	106	10649	No
35	GOM_NL__2PRFIN20040314_015102_000001272025_00074_10649_0513.N1	14-MAR-2004 01:51:02	Dark	126.50	59	55Alp Oph	2.0800	8900.0	253	10649	No
36	GOM_NL__2PRFIN20040314_015457_000000522025_00074_10649_0514.N1	14-MAR-2004 01:54:57	Dark	51.500	155	41Pi Sgr	2.9000	6600.0	103	10649	No
37	GOM_NL__2PRFIN20040314_015701_000000512025_00074_10649_0515.N1	14-MAR-2004 01:57:01	Dark	50.500	57	34Sig Sgr	2.0660	26000.	101	10649	No
38	GOM_NL__2PRFIN20040314_015941_000000542025_00074_10649_0516.N1	14-MAR-2004 01:59:41	Dark	54.000	116	19Del Sgr	2.7000	4100.0	108	10649	No
39	GOM_NL__2PRFIN20040314_020159_000000382025_00074_10649_0517.N1	14-MAR-2004 02:01:59	Dark	38.000	45	Alp Pav	1.9400	26000.	76	10649	No
40	GOM_NL__2PRFIN20040314_020707_000000642025_00075_10650_0486.N1	14-MAR-2004 02:07:07	Dark	64.000	75	26Eps Sco	2.2910	4250.0	128	10650	No
41	GOM_NL__2PRFIN20040314_020930_000000922025_00075_10650_0487.N1	14-MAR-2004 02:09:30	Dark	91.500	16	21Alp Sco	1.0200	3000.0	183	10650	No
42	GOM_NL__2PRFIN20040314_021301_000000572025_00075_10650_0488.N1	14-MAR-2004 02:13:01	Dark	57.000	4	Alp1Cen	-0.010000	5800.0	114	10650	No



43	GOM_NL__2PRFIN20040314_021415_00000542025_00075_10650_0489.N1	14-MAR-2004 02:14:15	Dark	54.000	10	Bet Cen	0.61000	28000.	108	10650	No
44	GOM_NL__2PRFIN20040314_021616_00000472025_00075_10650_0490.N1	14-MAR-2004 02:16:16	Dark	46.500	12	Alp1Cru	0.77500	30000.	93	10650	No
45	GOM_NL__2PRFIN20040314_021731_00000552025_00075_10650_0491.N1	14-MAR-2004 02:17:31	Straylight	55.000	26	Gam Cru	1.6240	2900.0	110	10650	No
46	GOM_NL__2PRFIN20040314_021927_00000682025_00075_10650_0492.N1	14-MAR-2004 02:19:27	Straylight	68.000	54	5The Cen	2.0550	4500.0	136	10650	No
47	GOM_NL__2PRFIN20040314_022128_00000442025_00075_10650_0493.N1	14-MAR-2004 02:21:28	Straylight	43.500	113	Mu Vel	2.6920	5000.0	87	10650	No
48	GOM_NL__2PRFIN20040314_022718_00000552025_00075_10650_0494.N1	14-MAR-2004 02:27:18	Straylight	55.000	106	9Bet Crv	2.6480	5600.0	110	10650	No
49	GOM_NL__2PRFIN20040314_022939_00000572025_00075_10650_0495.N1	14-MAR-2004 02:29:39	Straylight	56.500	100	4Gam Crv	2.5800	13100.	113	10650	No
50	GOM_NL__2PRFIN20040314_023240_00000942025_00075_10650_0496.N1	14-MAR-2004 02:32:40	Bright	93.500	15	67Alp Vir	0.97600	28000.	187	10650	No
51	GOM_NL__2PRFIN20040314_023633_00000642025_00075_10650_0497.N1	14-MAR-2004 02:36:33	Bright	64.000	121	29Gam Vir	2.7400	7200.0	128	10650	No
52	GOM_NL__2PRFIN20040314_023904_00000422025_00075_10650_0498.N1	14-MAR-2004 02:39:04	Bright	42.000	22	32Alp Leo	1.3600	15200.	84	10650	No
53	GOM_NL__2PRFIN20040314_024124_00000412025_00075_10650_0499.N1	14-MAR-2004 02:41:24	Bright	40.500	51	41Gam1Leo	2.0100	4500.0	81	10650	No
54	GOM_NL__2PRFIN20040314_024341_00000812025_00075_10650_0500.N1	14-MAR-2004 02:43:41	Bright	80.500	138	47Eps Vir	2.8280	4700.0	161	10650	No
55	GOM_NL__2PRFIN20040314_024917_00000412025_00075_10650_0501.N1	14-MAR-2004 02:49:17	Bright	40.500	174	52Psi UMa	3.0040	4400.0	81	10650	No
56	GOM_NL__2PRFIN20040314_025226_00000402025_00075_10650_0502.N1	14-MAR-2004 02:52:26	Bright	40.000	82	48Bet UMa	2.3650	10600.	80	10650	No
57	GOM_NL__2PRFIN20040314_025355_00000422025_00075_10650_0503.N1	14-MAR-2004 02:53:55	Bright	41.500	36	50Alp UMa	1.8000	6300.0	83	10650	No
58	GOM_NL__2PRFIN20040314_025542_00000472025_00075_10650_0504.N1	14-MAR-2004 02:55:42	Bright	46.500	32	77Eps UMa	1.7630	11000.	93	10650	No
59	GOM_NL__2PRFIN20040314_025748_00000582025_00075_10650_0505.N1	14-MAR-2004 02:57:48	Bright	58.000	39	85Eta UMa	1.8540	24000.	116	10650	No
60	GOM_NL__2PRFIN20040314_030112_00000372025_00075_10650_0506.N1	14-MAR-2004 03:01:12	Bright	36.500	49	1Alp UMi	1.9900	6300.0	73	10650	No
61	GOM_NL__2PRFIN20040314_030512_00000472025_00075_10650_0507.N1	14-MAR-2004 03:05:12	Bright	47.000	119	14Eta Dra	2.7270	4700.0	94	10650	No
62	GOM_NL__2PRFIN20040314_030858_00000392025_00075_10650_0508.N1	14-MAR-2004 03:08:58	Bright	39.000	89	5Alp Cep	2.4510	8000.0	78	10650	No
63	GOM_NL__2PRFIN20040314_031102_00000492025_00075_10650_0509.N1	14-MAR-2004 03:11:02	Bright	49.000	69	33Gam Dra	2.2310	3800.0	98	10650	No
64	GOM_NL__2PRFIN20040314_031406_00000362025_00075_10650_0510.N1	14-MAR-2004 03:14:06	Bright	35.500	19	50Alp Cyg	1.2460	10500.	71	10650	No
65	GOM_NL__2PRFIN20040314_031539_00000392025_00075_10650_0511.N1	14-MAR-2004 03:15:39	Bright	39.000	66	37Gam Cyg	2.2080	5900.0	78	10650	No
66	GOM_NL__2PRFIN20040314_031721_00000392025_00075_10650_0512.N1	14-MAR-2004 03:17:21	Bright	38.500	92	53Eps Cyg	2.5000	4500.0	77	10650	No
67	GOM_NL__2PRFIN20040314_032533_00000542025_00075_10650_0513.N1	14-MAR-2004 03:25:33	Tw_i_and_stray	54.000	11	53Alp Aql	0.76500	8000.0	108	10650	No
68	GOM_NL__2PRFIN20040314_033141_000001282025_00075_10650_0514.N1	14-MAR-2004 03:31:41	Dark	127.50	59	55Alp Oph	2.0800	8900.0	255	10650	No
69	GOM_NL__2PRFIN20040314_033536_00000492025_00075_10650_0515.N1	14-MAR-2004 03:35:36	Dark	49.000	155	41Pi Sgr	2.9000	6600.0	98	10650	No
70	GOM_NL__2PRFIN20040314_033737_00000532025_00075_10650_0516.N1	14-MAR-2004 03:37:37	Dark	52.500	57	34Sig Sgr	2.0660	26000.	105	10650	No
71	GOM_NL__2PRFIN20040314_034018_00000612025_00075_10650_0517.N1	14-MAR-2004 03:40:18	Dark	61.000	116	19Del Sgr	2.7000	4100.0	122	10650	No
72	GOM_NL__2PRFIN20040314_034234_00000422025_00075_10650_0518.N1	14-MAR-2004 03:42:34	Dark	41.500	45	Alp Pav	1.9400	26000.	83	10650	No
73	GOM_NL__2PRFIN20040314_034744_00000602025_00076_10651_0486.N1	14-MAR-2004 03:47:44	Dark	59.500	75	26Eps Sco	2.2910	4250.0	119	10651	No
74	GOM_NL__2PRFIN20040314_035008_000001102025_00076_10651_0487.N1	14-MAR-2004 03:50:08	Dark	109.50	16	21Alp Sco	1.0200	3000.0	219	10651	No
75	GOM_NL__2PRFIN20040314_035338_00000482025_00076_10651_0488.N1	14-MAR-2004 03:53:38	Dark	48.000	4	Alp1Cen	-0.010000	5800.0	96	10651	No
76	GOM_NL__2PRFIN20040314_035452_00000512025_00076_10651_0489.N1	14-MAR-2004 03:54:52	Dark	51.000	10	Bet Cen	0.61000	28000.	102	10651	No
77	GOM_NL__2PRFIN20040314_035653_00000472025_00076_10651_0490.N1	14-MAR-2004 03:56:53	Dark	46.500	12	Alp1Cru	0.77500	30000.	93	10651	No
78	GOM_NL__2PRFIN20040314_035808_00000512025_00076_10651_0491.N1	14-MAR-2004 03:58:08	Straylight	51.000	26	Gam Cru	1.6240	2900.0	102	10651	No
79	GOM_NL__2PRFIN20040314_040003_00000642025_00076_10651_0492.N1	14-MAR-2004 04:00:03	Straylight	64.000	54	5The Cen	2.0550	4500.0	128	10651	No
80	GOM_NL__2PRFIN20040314_040205_00000442025_00076_10651_0493.N1	14-MAR-2004 04:02:05	Straylight	43.500	113	Mu Vel	2.6920	5000.0	87	10651	No
81	GOM_NL__2PRFIN20040314_040754_00000612025_00076_10651_0494.N1	14-MAR-2004 04:07:54	Straylight	61.000	106	9Bet Crv	2.6480	5600.0	122	10651	No
82	GOM_NL__2PRFIN20040314_041018_00000542025_00076_10651_0495.N1	14-MAR-2004 04:10:18	Straylight	53.500	100	4Gam Crv	2.5800	13100.	107	10651	No
83	GOM_NL__2PRFIN20040314_041316_000001012025_00076_10651_0496.N1	14-MAR-2004 04:13:16	Bright	101.00	15	67Alp Vir	0.97600	28000.	202	10651	No
84	GOM_NL__2PRFIN20040314_041708_00000652025_00076_10651_0497.N1	14-MAR-2004 04:17:08	Bright	65.000	121	29Gam Vir	2.7400	7200.0	130	10651	No
85	GOM_NL__2PRFIN20040314_041943_00000402025_00076_10651_0498.N1	14-MAR-2004 04:19:43	Bright	40.000	22	32Alp Leo	1.3600	15200.	80	10651	No
86	GOM_NL__2PRFIN20040314_042200_00000402025_00076_10651_0499.N1	14-MAR-2004 04:22:00	Bright	39.500	51	41Gam1Leo	2.0100	4500.0	79	10651	No
87	GOM_NL__2PRFIN20040314_042415_00000822025_00076_10651_0500.N1	14-MAR-2004 04:24:15	Bright	81.500	138	47Eps Vir	2.8280	4700.0	163	10651	No
88	GOM_NL__2PRFIN20040314_042952_00000402025_00076_10651_0501.N1	14-MAR-2004 04:29:52	Bright	40.000	174	52Psi UMa	3.0040	4400.0	80	10651	No
89	GOM_NL__2PRFIN20040314_043302_00000402025_00076_10651_0502.N1	14-MAR-2004 04:33:02	Bright	39.500	82	48Bet UMa	2.3650	10600.	79	10651	No
90	GOM_NL__2PRFIN20040314_043431_00000392025_00076_10651_0503.N1	14-MAR-2004 04:34:31	Bright	38.500	36	50Alp UMa	1.8000	6300.0	77	10651	No
91	GOM_NL__2PRFIN20040314_043617_00000482025_00076_10651_0504.N1	14-MAR-2004 04:36:17	Bright	47.500	32	77Eps UMa	1.7630	11000.	95	10651	No
92	GOM_NL__2PRFIN20040314_043822_00000572025_00076_10651_0505.N1	14-MAR-2004 04:38:22	Bright	57.000	39	85Eta UMa	1.8540	24000.	114	10651	No
93	GOM_NL__2PRFIN20040314_044149_00000392025_00076_10651_0506.N1	14-MAR-2004 04:41:49	Bright	38.500	49	1Alp UMi	1.9900	6300.0	77	10651	No
94	GOM_NL__2PRFIN20040314_044547_00000502025_00076_10651_0507.N1	14-MAR-2004 04:45:47	Bright	49.500	119	14Eta Dra	2.7270	4700.0	99	10651	No
95	GOM_NL__2PRFIN20040314_044935_00000382025_00076_10651_0508.N1	14-MAR-2004 04:49:35	Bright	38.000	89	5Alp Cep	2.4510	8000.0	76	10651	No
96	GOM_NL__2PRFIN20040314_045137_00000522025_00076_10651_0509.N1	14-MAR-2004 04:51:37	Bright	51.500	69	33Gam Dra	2.2310	3800.0	103	10651	No
97	GOM_NL__2PRFIN20040314_045442_00000392025_00076_10651_0510.N1	14-MAR-2004 04:54:42	Bright	39.000	19	50Alp Cyg	1.2460	10500.	78	10651	No
98	GOM_NL__2PRFIN20040314_045615_00000402025_00076_10651_0511.N1	14-MAR-2004 04:56:15	Bright	40.000	66	37Gam Cyg	2.2080	5900.0	80	10651	No
99	GOM_NL__2PRFIN20040314_045757_00000372025_00076_10651_0512.N1	14-MAR-2004 04:57:57	Bright	37.000	92	53Eps Cyg	2.5000	4500.0	74	10651	No
100	GOM_NL__2PRFIN20040314_050611_00000522025_00076_10651_0513.N1	14-MAR-2004 05:06:11	Tw_i_and_stray	51.500	11	53Alp Aql	0.76500	8000.0	103	10651	No
101	GOM_NL__2PRFIN20040314_051219_000001292025_00076_10651_0514.N1	14-MAR-2004 05:12:19	Dark	128.50	59	55Alp Oph	2.0800	8900.0	257	10651	No

102	GOM_NL__2PRFIN20040314_051613_000000522025_00076_10651_0515.N1	14-MAR-2004 05:16:13	Dark	52.000	155	41Pi Sgr	2.9000	6600.0	104	10651	No
103	GOM_NL__2PRFIN20040314_051815_000000482025_00076_10651_0516.N1	14-MAR-2004 05:18:15	Dark	47.500	57	34Sig Sgr	2.0660	26000.	95	10651	No
104	GOM_NL__2PRFIN20040314_052055_000000532025_00076_10651_0517.N1	14-MAR-2004 05:20:55	Dark	53.000	116	19Del Sgr	2.7000	4100.0	106	10651	No
105	GOM_NL__2PRFIN20040314_052311_000000402025_00076_10651_0518.N1	14-MAR-2004 05:23:11	Dark	39.500	45	Alp Pav	1.9400	26000.	79	10651	No
106	GOM_NL__2PRFIN20040314_052822_000000612025_00077_10652_0487.N1	14-MAR-2004 05:28:22	Dark	61.000	75	26Eps Sco	2.2910	4250.0	122	10652	No
107	GOM_NL__2PRFIN20040314_053045_000001032025_00077_10652_0488.N1	14-MAR-2004 05:30:45	Dark	102.50	16	21Alp Sco	1.0200	3000.0	205	10652	No
108	GOM_NL__2PRFIN20040314_053415_000000482025_00077_10652_0489.N1	14-MAR-2004 05:34:15	Dark	47.500	4	Alp1Cen	-0.010000	5800.0	95	10652	No
109	GOM_NL__2PRFIN20040314_053529_000000522025_00077_10652_0490.N1	14-MAR-2004 05:35:29	Dark	51.500	10	Bet Cen	0.61000	28000.	103	10652	No
110	GOM_NL__2PRFIN20040314_053730_000000442025_00077_10652_0491.N1	14-MAR-2004 05:37:30	Dark	44.000	12	Alp1Cru	0.77500	30000.	88	10652	No
111	GOM_NL__2PRFIN20040314_053845_000000512025_00077_10652_0492.N1	14-MAR-2004 05:38:45	Straylight	50.500	26	Gam Cru	1.6240	2900.0	101	10652	No
112	GOM_NL__2PRFIN20040314_054040_000000652025_00077_10652_0493.N1	14-MAR-2004 05:40:40	Straylight	64.500	54	5The Cen	2.0550	4500.0	129	10652	No
113	GOM_NL__2PRFIN20040314_054242_000000402025_00077_10652_0494.N1	14-MAR-2004 05:42:42	Straylight	40.000	113	Mu Vel	2.6920	5000.0	80	10652	No
114	GOM_NL__2PRFIN20040314_054831_000000592025_00077_10652_0495.N1	14-MAR-2004 05:48:31	Straylight	58.500	106	9Bet Crv	2.6480	5600.0	117	10652	No
115	GOM_NL__2PRFIN20040314_055054_000000542025_00077_10652_0496.N1	14-MAR-2004 05:50:54	Straylight	54.000	100	4Gam Crv	2.5800	13100.	108	10652	No
116	GOM_NL__2PRFIN20040314_055351_000000952025_00077_10652_0497.N1	14-MAR-2004 05:53:51	Bright	94.500	15	67Alp Vir	0.97600	28000.	189	10652	No
117	GOM_NL__2PRFIN20040314_055743_000000642025_00077_10652_0498.N1	14-MAR-2004 05:57:43	Bright	63.500	121	29Gam Vir	2.7400	7200.0	127	10652	No
118	GOM_NL__2PRFIN20040314_060019_000000392025_00077_10652_0499.N1	14-MAR-2004 06:00:19	Bright	39.000	22	32Alp Leo	1.3600	15200.	78	10652	No
119	GOM_NL__2PRFIN20040314_060236_000000392025_00077_10652_0500.N1	14-MAR-2004 06:02:36	Bright	38.500	51	41Gam1Leo	2.0100	4500.0	77	10652	No
120	GOM_NL__2PRFIN20040314_060448_000000832025_00077_10652_0501.N1	14-MAR-2004 06:04:48	Bright	83.000	138	47Eps Vir	2.8280	4700.0	166	10652	No
121	GOM_NL__2PRFIN20040314_061029_000000422025_00077_10652_0502.N1	14-MAR-2004 06:10:29	Bright	42.000	174	52Psi UMa	3.0040	4400.0	84	10652	No
122	GOM_NL__2PRFIN20040314_061338_000000392025_00077_10652_0503.N1	14-MAR-2004 06:13:38	Bright	38.500	82	48Bet UMa	2.3650	10600.	77	10652	No
123	GOM_NL__2PRFIN20040314_061507_000000392025_00077_10652_0504.N1	14-MAR-2004 06:15:07	Bright	38.500	36	50Alp UMa	1.8000	6300.0	77	10652	No
124	GOM_NL__2PRFIN20040314_061652_000000452025_00077_10652_0505.N1	14-MAR-2004 06:16:52	Bright	45.000	32	77Eps UMa	1.7630	11000.	90	10652	No
125	GOM_NL__2PRFIN20040314_061857_000000592025_00077_10652_0506.N1	14-MAR-2004 06:18:57	Bright	59.000	39	85Eta UMa	1.8540	24000.	118	10652	No
126	GOM_NL__2PRFIN20040314_062225_000000372025_00077_10652_0507.N1	14-MAR-2004 06:22:25	Bright	37.000	49	1Alp UMi	1.9900	6300.0	74	10652	No
127	GOM_NL__2PRFIN20040314_062623_000000492025_00077_10652_0508.N1	14-MAR-2004 06:26:23	Bright	49.000	119	14Eta Dra	2.7270	4700.0	98	10652	No
128	GOM_NL__2PRFIN20040314_063011_000000382025_00077_10652_0509.N1	14-MAR-2004 06:30:11	Bright	37.500	89	5Alp Cep	2.4510	8000.0	75	10652	No
129	GOM_NL__2PRFIN20040314_063213_000000562025_00077_10652_0510.N1	14-MAR-2004 06:32:13	Bright	56.000	69	33Gam Dra	2.2310	3800.0	112	10652	No
130	GOM_NL__2PRFIN20040314_063517_000000372025_00077_10652_0511.N1	14-MAR-2004 06:35:17	Bright	36.500	19	50Alp Cyg	1.2460	10500.	73	10652	No
131	GOM_NL__2PRFIN20040314_063651_000000382025_00077_10652_0512.N1	14-MAR-2004 06:36:51	Bright	37.500	66	37Gam Cyg	2.2080	5900.0	75	10652	No
132	GOM_NL__2PRFIN20040314_063834_000000362025_00077_10652_0513.N1	14-MAR-2004 06:38:34	Bright	36.000	92	53Eps Cyg	2.5000	4500.0	72	10652	No
133	GOM_NL__2PRFIN20040314_064647_000000512025_00077_10652_0514.N1	14-MAR-2004 06:46:47	Tw_i_and_stray	51.000	11	53Alp Aql	0.76500	8000.0	102	10652	No
134	GOM_NL__2PRFIN20040314_065257_000001232025_00077_10652_0515.N1	14-MAR-2004 06:52:57	Dark	122.50	59	55Alp Oph	2.0800	8900.0	245	10652	No
135	GOM_NL__2PRFIN20040314_065650_000000512025_00077_10652_0516.N1	14-MAR-2004 06:56:50	Dark	50.500	155	41Pi Sgr	2.9000	6600.0	101	10652	No
136	GOM_NL__2PRFIN20040314_065852_000000492025_00077_10652_0517.N1	14-MAR-2004 06:58:52	Dark	49.000	57	34Sig Sgr	2.0660	26000.	98	10652	No
137	GOM_NL__2PRFIN20040314_070132_000000522025_00077_10652_0518.N1	14-MAR-2004 07:01:32	Dark	51.500	116	19Del Sgr	2.7000	4100.0	103	10652	No
138	GOM_NL__2PRFIN20040314_070348_000000432025_00077_10652_0519.N1	14-MAR-2004 07:03:48	Dark	42.500	45	Alp Pav	1.9400	26000.	85	10652	No
139	GOM_NL__2PRFIN20040314_070900_000000612025_00078_10653_0488.N1	14-MAR-2004 07:09:00	Dark	61.000	75	26Eps Sco	2.2910	4250.0	122	10653	No
140	GOM_NL__2PRFIN20040314_071123_000000912025_00078_10653_0489.N1	14-MAR-2004 07:11:23	Dark	91.000	16	21Alp Sco	1.0200	3000.0	182	10653	No
141	GOM_NL__2PRFIN20040314_071452_000000512025_00078_10653_0490.N1	14-MAR-2004 07:14:52	Dark	51.000	4	Alp1Cen	-0.010000	5800.0	102	10653	No
142	GOM_NL__2PRFIN20040314_071606_000000532025_00078_10653_0491.N1	14-MAR-2004 07:16:06	Dark	52.500	10	Bet Cen	0.61000	28000.	105	10653	No
143	GOM_NL__2PRFIN20040314_071806_000000492025_00078_10653_0492.N1	14-MAR-2004 07:18:06	Dark	48.500	12	Alp1Cru	0.77500	30000.	97	10653	No
144	GOM_NL__2PRFIN20040314_071921_000000552025_00078_10653_0493.N1	14-MAR-2004 07:19:21	Straylight	55.000	26	Gam Cru	1.6240	2900.0	110	10653	No
145	GOM_NL__2PRFIN20040314_072117_000000622025_00078_10653_0494.N1	14-MAR-2004 07:21:17	Straylight	62.000	54	5The Cen	2.0550	4500.0	124	10653	No
146	GOM_NL__2PRFIN20040314_072318_000000432025_00078_10653_0495.N1	14-MAR-2004 07:23:18	Straylight	42.500	113	Mu Vel	2.6920	5000.0	85	10653	No
147	GOM_NL__2PRFIN20040314_072907_000000572025_00078_10653_0496.N1	14-MAR-2004 07:29:07	Straylight	57.000	106	9Bet Crv	2.6480	5600.0	114	10653	No
148	GOM_NL__2PRFIN20040314_073130_000000542025_00078_10653_0497.N1	14-MAR-2004 07:31:30	Straylight	54.000	100	4Gam Crv	2.5800	13100.	108	10653	No
149	GOM_NL__2PRFIN20040314_073427_000000982025_00078_10653_0498.N1	14-MAR-2004 07:34:27	Bright	98.000	15	67Alp Vir	0.97600	28000.	196	10653	No
150	GOM_NL__2PRFIN20040314_073819_000000632025_00078_10653_0499.N1	14-MAR-2004 07:38:19	Bright	62.500	121	29Gam Vir	2.7400	7200.0	125	10653	No
151	GOM_NL__2PRFIN20040314_074055_000000392025_00078_10653_0500.N1	14-MAR-2004 07:40:55	Bright	39.000	22	32Alp Leo	1.3600	15200.	78	10653	No
152	GOM_NL__2PRFIN20040314_074312_000000402025_00078_10653_0501.N1	14-MAR-2004 07:43:12	Bright	40.000	51	41Gam1Leo	2.0100	4500.0	80	10653	No
153	GOM_NL__2PRFIN20040314_074523_000000812025_00078_10653_0502.N1	14-MAR-2004 07:45:23	Bright	81.000	138	47Eps Vir	2.8280	4700.0	162	10653	No
154	GOM_NL__2PRFIN20040314_075104_000000422025_00078_10653_0503.N1	14-MAR-2004 07:51:04	Bright	41.500	174	52Psi UMa	3.0040	4400.0	83	10653	No
155	GOM_NL__2PRFIN20040314_075414_000000382025_00078_10653_0504.N1	14-MAR-2004 07:54:14	Bright	38.000	82	48Bet UMa	2.3650	10600.	76	10653	No
156	GOM_NL__2PRFIN20040314_075543_000000412025_00078_10653_0505.N1	14-MAR-2004 07:55:43	Bright	40.500	36	50Alp UMa	1.8000	6300.0	81	10653	No
157	GOM_NL__2PRFIN20040314_075727_000000472025_00078_10653_0506.N1	14-MAR-2004 07:57:27	Bright	46.500	32	77Eps UMa	1.7630	11000.	93	10653	No
158	GOM_NL__2PRFIN20040314_075931_000000572025_00078_10653_0507.N1	14-MAR-2004 07:59:31	Bright	56.500	39	85Eta UMa	1.8540	24000.	113	10653	No
159	GOM_NL__2PRFIN20040314_080301_000000352025_00078_10653_0508.N1	14-MAR-2004 08:03:01	Bright	34.500	49	1Alp UMi	1.9900	6300.0	69	10653	No
160	GOM_NL__2PRFIN20040314_080658_000000502025_00078_10653_0509.N1	14-MAR-2004 08:06:58	Bright	50.000	119	14Eta Dra	2.7270	4700.0	100	10653	No

161	GOM_NL__2PRFIN20040314_081047_000000372025_00078_10653_0510.N1	14-MAR-2004 08:10:47	Bright	37.000	89	5Alp Cep	2.4510	8000.0	74	10653	No
162	GOM_NL__2PRFIN20040314_081249_000000552025_00078_10653_0511.N1	14-MAR-2004 08:12:49	Bright	54.500	69	33Gam Dra	2.2310	3800.0	109	10653	No
163	GOM_NL__2PRFIN20040314_081554_000000382025_00078_10653_0512.N1	14-MAR-2004 08:15:54	Bright	38.000	19	50Alp Cyg	1.2460	10500.	76	10653	No
164	GOM_NL__2PRFIN20040314_081728_000000382025_00078_10653_0513.N1	14-MAR-2004 08:17:28	Bright	38.000	66	37Gam Cyg	2.2080	5900.0	76	10653	No
165	GOM_NL__2PRFIN20040314_081910_000000382025_00078_10653_0514.N1	14-MAR-2004 08:19:10	Bright	37.500	92	53Eps Cyg	2.5000	4500.0	75	10653	No
166	GOM_NL__2PRFIN20040314_082724_000000552025_00078_10653_0515.N1	14-MAR-2004 08:27:24	Tw_i_and_stray	54.500	11	53Alp Aql	0.76500	8000.0	109	10653	No
167	GOM_NL__2PRFIN20040314_083335_000001342025_00078_10653_0516.N1	14-MAR-2004 08:33:35	Dark	134.00	59	55Alp Oph	2.0800	8900.0	268	10653	No
168	GOM_NL__2PRFIN20040314_083727_000000472025_00078_10653_0517.N1	14-MAR-2004 08:37:27	Dark	47.000	155	41Pi Sgr	2.9000	6600.0	94	10653	No
169	GOM_NL__2PRFIN20040314_083928_000000492025_00078_10653_0518.N1	14-MAR-2004 08:39:28	Dark	48.500	57	34Sig Sgr	2.0660	26000.	97	10653	No
170	GOM_NL__2PRFIN20040314_084209_000000562025_00078_10653_0519.N1	14-MAR-2004 08:42:09	Dark	56.000	116	19Del Sgr	2.7000	4100.0	112	10653	No
171	GOM_NL__2PRFIN20040314_084424_000000422025_00078_10653_0520.N1	14-MAR-2004 08:44:24	Dark	42.000	45	Alp Pav	1.9400	26000.	84	10653	No
172	GOM_NL__2PRFIN20040314_084936_000000602025_00079_10654_0508.N1	14-MAR-2004 08:49:36	Dark	59.500	75	26Eps Sco	2.2910	4250.0	119	10654	No
173	GOM_NL__2PRFIN20040314_085201_000001132025_00079_10654_0509.N1	14-MAR-2004 08:52:01	Dark	113.00	16	21Alp Sco	1.0200	3000.0	226	10654	No
174	GOM_NL__2PRFIN20040314_085528_000000472025_00079_10654_0510.N1	14-MAR-2004 08:55:28	Dark	47.000	4	Alp1Cen	-0.010000	5800.0	94	10654	No
175	GOM_NL__2PRFIN20040314_085642_000000532025_00079_10654_0511.N1	14-MAR-2004 08:56:42	Dark	52.500	10	Bet Cen	0.61000	28000.	105	10654	No
176	GOM_NL__2PRFIN20040314_085842_000000462025_00079_10654_0512.N1	14-MAR-2004 08:58:42	Dark	46.000	12	Alp1Cru	0.77500	30000.	92	10654	No
177	GOM_NL__2PRFIN20040314_085958_000000482025_00079_10654_0513.N1	14-MAR-2004 08:59:58	Straylight	48.000	26	Gam Cru	1.6240	2900.0	96	10654	No
178	GOM_NL__2PRFIN20040314_090153_000000652025_00079_10654_0514.N1	14-MAR-2004 09:01:53	Straylight	64.500	54	5The Cen	2.0550	4500.0	129	10654	No
179	GOM_NL__2PRFIN20040314_090354_000000442025_00079_10654_0515.N1	14-MAR-2004 09:03:54	Straylight	44.000	113	Mu Vel	2.6920	5000.0	88	10654	No
180	GOM_NL__2PRFIN20040314_090943_000000602025_00079_10654_0516.N1	14-MAR-2004 09:09:43	Straylight	59.500	106	9Bet Crv	2.6480	5600.0	119	10654	No
181	GOM_NL__2PRFIN20040314_091205_000000532025_00079_10654_0517.N1	14-MAR-2004 09:12:05	Straylight	52.500	100	4Gam Crv	2.5800	13100.	105	10654	No
182	GOM_NL__2PRFIN20040314_091503_000000952025_00079_10654_0518.N1	14-MAR-2004 09:15:03	Bright	95.000	15	67Alp Vir	0.97600	28000.	190	10654	No
183	GOM_NL__2PRFIN20040314_091854_000000632025_00079_10654_0519.N1	14-MAR-2004 09:18:54	Bright	63.000	121	29Gam Vir	2.7400	7200.0	126	10654	No
184	GOM_NL__2PRFIN20040314_092131_000000402025_00079_10654_0520.N1	14-MAR-2004 09:21:31	Bright	40.000	22	32Alp Leo	1.3600	15200.	80	10654	No
185	GOM_NL__2PRFIN20040314_092348_000000402025_00079_10654_0521.N1	14-MAR-2004 09:23:48	Bright	40.000	51	41Gam1Leo	2.0100	4500.0	80	10654	No
186	GOM_NL__2PRFIN20040314_092558_000000832025_00079_10654_0522.N1	14-MAR-2004 09:25:58	Bright	83.000	138	47Eps Vir	2.8280	4700.0	166	10654	No
187	GOM_NL__2PRFIN20040314_093140_000000412025_00079_10654_0523.N1	14-MAR-2004 09:31:40	Bright	40.500	174	52Psi UMa	3.0040	4400.0	81	10654	No
188	GOM_NL__2PRFIN20040314_093449_000000382025_00079_10654_0524.N1	14-MAR-2004 09:34:49	Bright	38.000	82	48Bet UMa	2.3650	10600.	76	10654	No
189	GOM_NL__2PRFIN20040314_093618_000000412025_00079_10654_0525.N1	14-MAR-2004 09:36:18	Bright	40.500	36	50Alp UMa	1.8000	6300.0	81	10654	No
190	GOM_NL__2PRFIN20040314_093803_000000462025_00079_10654_0526.N1	14-MAR-2004 09:38:03	Bright	46.000	32	77Eps UMa	1.7630	11000.	92	10654	No
191	GOM_NL__2PRFIN20040314_094006_000000582025_00079_10654_0527.N1	14-MAR-2004 09:40:06	Bright	57.500	39	85Eta UMa	1.8540	24000.	115	10654	No
192	GOM_NL__2PRFIN20040314_094337_000000382025_00079_10654_0528.N1	14-MAR-2004 09:43:37	Bright	38.000	49	1Alp UMi	1.9900	6300.0	76	10654	No
193	GOM_NL__2PRFIN20040314_094733_000000512025_00079_10654_0529.N1	14-MAR-2004 09:47:33	Bright	51.000	119	14Eta Dra	2.7270	4700.0	102	10654	No
194	GOM_NL__2PRFIN20040314_095122_000000392025_00079_10654_0530.N1	14-MAR-2004 09:51:22	Bright	38.500	89	5Alp Cep	2.4510	8000.0	77	10654	No
195	GOM_NL__2PRFIN20040314_095325_000000522025_00079_10654_0531.N1	14-MAR-2004 09:53:25	Bright	52.000	69	33Gam Dra	2.2310	3800.0	104	10654	No
196	GOM_NL__2PRFIN20040314_095630_000000382025_00079_10654_0532.N1	14-MAR-2004 09:56:30	Bright	37.500	19	50Alp Cyg	1.2460	10500.	75	10654	No
197	GOM_NL__2PRFIN20040314_095803_000000402025_00079_10654_0533.N1	14-MAR-2004 09:58:03	Bright	40.000	66	37Gam Cyg	2.2080	5900.0	80	10654	No
198	GOM_NL__2PRFIN20040314_095945_000000382025_00079_10654_0534.N1	14-MAR-2004 09:59:45	Bright	38.000	92	53Eps Cyg	2.5000	4500.0	76	10654	No
199	GOM_NL__2PRFIN20040314_100800_000000542025_00079_10654_0535.N1	14-MAR-2004 10:08:00	Tw_i_and_stray	54.000	11	53Alp Aql	0.76500	8000.0	108	10654	No
200	GOM_NL__2PRFIN20040314_101414_000001302025_00079_10654_0536.N1	14-MAR-2004 10:14:14	Dark	129.50	59	55Alp Oph	2.0800	8900.0	259	10654	No
201	GOM_NL__2PRFIN20040314_101803_000000512025_00079_10654_0537.N1	14-MAR-2004 10:18:03	Dark	51.000	155	41Pi Sgr	2.9000	6600.0	102	10654	No
202	GOM_NL__2PRFIN20040314_102005_000000512025_00079_10654_0538.N1	14-MAR-2004 10:20:05	Dark	51.000	57	34Sig Sgr	2.0660	26000.	102	10654	No
203	GOM_NL__2PRFIN20040314_102246_000000562025_00079_10654_0539.N1	14-MAR-2004 10:22:46	Dark	55.500	116	19Del Sgr	2.7000	4100.0	111	10654	No
204	GOM_NL__2PRFIN20040314_102459_000000432025_00079_10654_0540.N1	14-MAR-2004 10:24:59	Dark	42.500	45	Alp Pav	1.9400	26000.	85	10654	No
205	GOM_NL__2PRFIN20040314_103014_000000592025_00080_10655_0508.N1	14-MAR-2004 10:30:14	Dark	58.500	75	26Eps Sco	2.2910	4250.0	117	10655	No
206	GOM_NL__2PRFIN20040314_103239_000001112025_00080_10655_0509.N1	14-MAR-2004 10:32:39	Dark	110.50	16	21Alp Sco	1.0200	3000.0	221	10655	No
207	GOM_NL__2PRFIN20040314_103605_000000572025_00080_10655_0510.N1	14-MAR-2004 10:36:05	Dark	57.000	4	Alp1Cen	-0.010000	5800.0	114	10655	No
208	GOM_NL__2PRFIN20040314_103719_000000502025_00080_10655_0511.N1	14-MAR-2004 10:37:19	Dark	49.500	10	Bet Cen	0.61000	28000.	99	10655	No
209	GOM_NL__2PRFIN20040314_103918_000000502025_00080_10655_0512.N1	14-MAR-2004 10:39:18	Dark	50.000	12	Alp1Cru	0.77500	30000.	100	10655	No
210	GOM_NL__2PRFIN20040314_104034_000000532025_00080_10655_0513.N1	14-MAR-2004 10:40:34	Straylight	53.000	26	Gam Cru	1.6240	2900.0	106	10655	No
211	GOM_NL__2PRFIN20040314_104230_000000662025_00080_10655_0514.N1	14-MAR-2004 10:42:30	Straylight	65.500	54	5The Cen	2.0550	4500.0	131	10655	No
212	GOM_NL__2PRFIN20040314_104431_000000382025_00080_10655_0515.N1	14-MAR-2004 10:44:31	Straylight	38.000	113	Mu Vel	2.6920	5000.0	76	10655	No
213	GOM_NL__2PRFIN20040314_105019_000000592025_00080_10655_0516.N1	14-MAR-2004 10:50:19	Straylight	59.000	106	9Bet Crv	2.6480	5600.0	118	10655	No
214	GOM_NL__2PRFIN20040314_105242_000000522025_00080_10655_0517.N1	14-MAR-2004 10:52:42	Straylight	51.500	100	4Gam Crv	2.5800	13100.	103	10655	No
215	GOM_NL__2PRFIN20040314_105538_000001122025_00080_10655_0518.N1	14-MAR-2004 10:55:38	Bright	111.50	15	67Alp Vir	0.97600	28000.	223	10655	No
216	GOM_NL__2PRFIN20040314_105929_000000652025_00080_10655_0519.N1	14-MAR-2004 10:59:29	Bright	64.500	121	29Gam Vir	2.7400	7200.0	129	10655	No
217	GOM_NL__2PRFIN20040314_110207_000000412025_00080_10655_0520.N1	14-MAR-2004 11:02:07	Bright	40.500	22	32Alp Leo	1.3600	15200.	81	10655	No
218	GOM_NL__2PRFIN20040314_110424_000000412025_00080_10655_0521.N1	14-MAR-2004 11:04:24	Bright	40.500	51	41Gam1Leo	2.0100	4500.0	81	10655	No
219	GOM_NL__2PRFIN20040314_110632_000000782025_00080_10655_0522.N1	14-MAR-2004 11:06:32	Bright	78.000	138	47Eps Vir	2.8280	4700.0	156	10655	No

220	GOM_NL__2PRFIN20040314_111215_000000432025_00080_10655_0523.N1	14-MAR-2004 11:12:15	Bright	42.500	174	52Psi UMa	3.0040	4400.0	85	10655	No
221	GOM_NL__2PRFIN20040314_111525_000000412025_00080_10655_0524.N1	14-MAR-2004 11:15:25	Bright	40.500	82	48Bet UMa	2.3650	10600.	81	10655	No
222	GOM_NL__2PRFIN20040314_111653_000000412025_00080_10655_0525.N1	14-MAR-2004 11:16:53	Bright	40.500	36	50Alp UMa	1.8000	6300.0	81	10655	No
223	GOM_NL__2PRFIN20040314_111837_000000472025_00080_10655_0526.N1	14-MAR-2004 11:18:37	Bright	46.500	32	77Eps UMa	1.7630	11000.	93	10655	No
224	GOM_NL__2PRFIN20040314_112042_000000572025_00080_10655_0527.N1	14-MAR-2004 11:20:42	Bright	56.500	39	85Eta UMa	1.8540	24000.	113	10655	No
225	GOM_NL__2PRFIN20040314_112413_000000382025_00080_10655_0528.N1	14-MAR-2004 11:24:13	Bright	38.000	49	1Alp UMi	1.9900	6300.0	76	10655	No
226	GOM_NL__2PRFIN20040314_112808_000000502025_00080_10655_0529.N1	14-MAR-2004 11:28:08	Bright	50.000	119	14Eta Dra	2.7270	4700.0	100	10655	No
227	GOM_NL__2PRFIN20040314_113158_000000392025_00080_10655_0530.N1	14-MAR-2004 11:31:58	Bright	39.000	89	5Alp Cep	2.4510	8000.0	78	10655	No
228	GOM_NL__2PRFIN20040314_113400_000000522025_00080_10655_0531.N1	14-MAR-2004 11:34:00	Bright	51.500	69	33Gam Dra	2.2310	3800.0	103	10655	No
229	GOM_NL__2PRFIN20040314_113706_000000382025_00080_10655_0532.N1	14-MAR-2004 11:37:06	Bright	37.500	19	50Alp Cyg	1.2460	10500.	75	10655	No
230	GOM_NL__2PRFIN20040314_113839_000000402025_00080_10655_0533.N1	14-MAR-2004 11:38:39	Bright	40.000	66	37Gam Cyg	2.2080	5900.0	80	10655	No
231	GOM_NL__2PRFIN20040314_114021_000000372025_00080_10655_0534.N1	14-MAR-2004 11:40:21	Bright	36.500	92	53Eps Cyg	2.5000	4500.0	73	10655	No
232	GOM_NL__2PRFIN20040314_114836_000000542025_00080_10655_0535.N1	14-MAR-2004 11:48:36	Tw_i_and_stray	53.500	11	53Alp Aql	0.76500	8000.0	107	10655	No
233	GOM_NL__2PRFIN20040314_115452_000001342025_00080_10655_0536.N1	14-MAR-2004 11:54:52	Dark	133.50	59	55Alp Oph	2.0800	8900.0	267	10655	No
234	GOM_NL__2PRFIN20040314_120041_000000482025_00080_10655_0537.N1	14-MAR-2004 12:00:41	Dark	48.000	57	34Sig Sgr	2.0660	26000.	96	10655	No
235	GOM_NL__2PRFIN20040314_120323_000000562025_00080_10655_0538.N1	14-MAR-2004 12:03:23	Dark	56.000	116	19Del Sgr	2.7000	4100.0	112	10655	No
236	GOM_NL__2PRFIN20040314_120535_000000412025_00080_10655_0539.N1	14-MAR-2004 12:05:35	Dark	40.500	45	Alp Pav	1.9400	26000.	81	10655	No
237	GOM_NL__2PRFIN20040314_121051_000000602025_00081_10656_0508.N1	14-MAR-2004 12:10:51	Dark	60.000	75	26Eps Sco	2.2910	4250.0	120	10656	No
238	GOM_NL__2PRFIN20040314_121317_000001132025_00081_10656_0509.N1	14-MAR-2004 12:13:17	Dark	113.00	16	21Alp Sco	1.0200	3000.0	226	10656	No
239	GOM_NL__2PRFIN20040314_121641_000000452025_00081_10656_0510.N1	14-MAR-2004 12:16:41	Dark	44.500	4	Alp1Cen	-0.010000	5800.0	89	10656	No
240	GOM_NL__2PRFIN20040314_121754_000000442025_00081_10656_0511.N1	14-MAR-2004 12:17:54	Dark	43.500	10	Bet Cen	0.61000	28000.	87	10656	No
241	GOM_NL__2PRFIN20040314_121953_000000422025_00081_10656_0512.N1	14-MAR-2004 12:19:53	Dark	42.000	12	Alp1Cru	0.77500	30000.	84	10656	No
242	GOM_NL__2PRFIN20040314_122109_000000542025_00081_10656_0513.N1	14-MAR-2004 12:21:09	Straylight	53.500	26	Gam Cru	1.6240	2900.0	107	10656	No
243	GOM_NL__2PRFIN20040314_122307_000000692025_00081_10656_0514.N1	14-MAR-2004 12:23:07	Straylight	69.000	54	5The Cen	2.0550	4500.0	138	10656	No
244	GOM_NL__2PRFIN20040314_122506_000000422025_00081_10656_0515.N1	14-MAR-2004 12:25:06	Straylight	41.500	113	Mu Vel	2.6920	5000.0	83	10656	No
245	GOM_NL__2PRFIN20040314_123053_000000592025_00081_10656_0516.N1	14-MAR-2004 12:30:53	Straylight	58.500	106	9Bet Crv	2.6480	5600.0	117	10656	No
246	GOM_NL__2PRFIN20040314_123318_000000542025_00081_10656_0517.N1	14-MAR-2004 12:33:18	Straylight	53.500	100	4Gam Crv	2.5800	13100.	107	10656	No
247	GOM_NL__2PRFIN20040314_123614_000000982025_00081_10656_0518.N1	14-MAR-2004 12:36:14	Bright	98.000	15	67Alp Vir	0.97600	28000.	196	10656	No
248	GOM_NL__2PRFIN20040314_124005_000000652025_00081_10656_0519.N1	14-MAR-2004 12:40:05	Bright	64.500	121	29Gam Vir	2.7400	7200.0	129	10656	No
249	GOM_NL__2PRFIN20040314_124242_000000402025_00081_10656_0520.N1	14-MAR-2004 12:42:42	Bright	40.000	22	32Alp Leo	1.3600	15200.	80	10656	No
250	GOM_NL__2PRFIN20040314_124458_000000412025_00081_10656_0521.N1	14-MAR-2004 12:44:58	Bright	40.500	51	41Gam1Leo	2.0100	4500.0	81	10656	No
251	GOM_NL__2PRFIN20040314_124707_000000812025_00081_10656_0522.N1	14-MAR-2004 12:47:07	Bright	81.000	138	47Eps Vir	2.8280	4700.0	162	10656	No
252	GOM_NL__2PRFIN20040314_125250_000000422025_00081_10656_0523.N1	14-MAR-2004 12:52:50	Bright	41.500	174	52Psi UMa	3.0040	4400.0	83	10656	No
253	GOM_NL__2PRFIN20040314_125557_000000422025_00081_10656_0524.N1	14-MAR-2004 12:55:57	Bright	42.000	82	48Bet UMa	2.3650	10600.	84	10656	No
254	GOM_NL__2PRFIN20040314_125729_000000412025_00081_10656_0525.N1	14-MAR-2004 12:57:29	Bright	41.000	36	50Alp UMa	1.8000	6300.0	82	10656	No
255	GOM_NL__2PRFIN20040314_125913_000000472025_00081_10656_0526.N1	14-MAR-2004 12:59:13	Bright	46.500	32	77Eps UMa	1.7630	11000.	93	10656	No
256	GOM_NL__2PRFIN20040314_130117_000000552025_00081_10656_0527.N1	14-MAR-2004 13:01:17	Bright	55.000	39	85Eta UMa	1.8540	24000.	110	10656	No
257	GOM_NL__2PRFIN20040314_130448_000000352025_00081_10656_0528.N1	14-MAR-2004 13:04:48	Bright	35.000	49	1Alp UMi	1.9900	6300.0	70	10656	No
258	GOM_NL__2PRFIN20040314_130844_000000472025_00081_10656_0529.N1	14-MAR-2004 13:08:44	Bright	47.000	119	14Eta Dra	2.7270	4700.0	94	10656	No
259	GOM_NL__2PRFIN20040314_131232_000000412025_00081_10656_0530.N1	14-MAR-2004 13:12:32	Bright	41.000	89	5Alp Cep	2.4510	8000.0	82	10656	No
260	GOM_NL__2PRFIN20040314_131436_000000532025_00081_10656_0531.N1	14-MAR-2004 13:14:36	Bright	53.000	69	33Gam Dra	2.2310	3800.0	106	10656	No
261	GOM_NL__2PRFIN20040314_131741_000000382025_00081_10656_0532.N1	14-MAR-2004 13:17:41	Bright	37.500	19	50Alp Cyg	1.2460	10500.	75	10656	No
262	GOM_NL__2PRFIN20040314_131915_000000392025_00081_10656_0533.N1	14-MAR-2004 13:19:15	Bright	38.500	66	37Gam Cyg	2.2080	5900.0	77	10656	No
263	GOM_NL__2PRFIN20040314_132057_000000372025_00081_10656_0534.N1	14-MAR-2004 13:20:57	Bright	37.000	92	53Eps Cyg	2.5000	4500.0	74	10656	No
264	GOM_NL__2PRFIN20040314_132912_000000532025_00081_10656_0535.N1	14-MAR-2004 13:29:12	Tw_i_and_stray	52.500	11	53Alp Aql	0.76500	8000.0	105	10656	No
265	GOM_NL__2PRFIN20040314_133531_000001232025_00081_10656_0536.N1	14-MAR-2004 13:35:31	Dark	123.00	59	55Alp Oph	2.0800	8900.0	246	10656	No
266	GOM_NL__2PRFIN20040314_134117_000000502025_00081_10656_0537.N1	14-MAR-2004 13:41:17	Dark	50.000	57	34Sig Sgr	2.0660	26000.	100	10656	No
267	GOM_NL__2PRFIN20040314_134359_000000542025_00081_10656_0538.N1	14-MAR-2004 13:43:59	Dark	53.500	116	19Del Sgr	2.7000	4100.0	107	10656	No
268	GOM_NL__2PRFIN20040314_134611_000000392025_00081_10656_0539.N1	14-MAR-2004 13:46:11	Dark	38.500	45	Alp Pav	1.9400	26000.	77	10656	No
269	GOM_NL__2PRFIN20040314_135129_000000622025_00082_10657_0508.N1	14-MAR-2004 13:51:29	Dark	61.500	75	26Eps Sco	2.2910	4250.0	123	10657	No
270	GOM_NL__2PRFIN20040314_135355_000000872025_00082_10657_0509.N1	14-MAR-2004 13:53:55	Dark	87.000	16	21Alp Sco	1.0200	3000.0	174	10657	No
271	GOM_NL__2PRFIN20040314_135717_000000452025_00082_10657_0510.N1	14-MAR-2004 13:57:17	Dark	44.500	4	Alp1Cen	-0.010000	5800.0	89	10657	No
272	GOM_NL__2PRFIN20040314_135831_000000452025_00082_10657_0511.N1	14-MAR-2004 13:58:31	Dark	45.000	10	Bet Cen	0.61000	28000.	90	10657	No
273	GOM_NL__2PRFIN20040314_140030_000000422025_00082_10657_0512.N1	14-MAR-2004 14:00:30	Dark	41.500	12	Alp1Cru	0.77500	30000.	83	10657	No
274	GOM_NL__2PRFIN20040314_140146_000000542025_00082_10657_0513.N1	14-MAR-2004 14:01:46	Straylight	53.500	26	Gam Cru	1.6240	2900.0	107	10657	No
275	GOM_NL__2PRFIN20040314_140344_000000622025_00082_10657_0514.N1	14-MAR-2004 14:03:44	Straylight	62.000	54	5The Cen	2.0550	4500.0	124	10657	No
276	GOM_NL__2PRFIN20040314_140542_000000402025_00082_10657_0515.N1	14-MAR-2004 14:05:42	Straylight	40.000	113	Mu Vel	2.6920	5000.0	80	10657	No
277	GOM_NL__2PRFIN20040314_141129_000000582025_00082_10657_0516.N1	14-MAR-2004 14:11:29	Straylight	57.500	106	9Bet Crv	2.6480	5600.0	115	10657	No
278	GOM_NL__2PRFIN20040314_141353_000000542025_00082_10657_0517.N1	14-MAR-2004 14:13:53	Straylight	53.500	100	4Gam Crv	2.5800	13100.	107	10657	No

279	GOM_NL__2PRFIN20040314_141650_00000982025_00082_10657_0518.N1	14-MAR-2004 14:16:50	Bright	97.500	15	67Alp Vir	0.97600	28000.	195	10657	No
280	GOM_NL__2PRFIN20040314_142040_00000652025_00082_10657_0519.N1	14-MAR-2004 14:20:40	Bright	64.500	121	29Gam Vir	2.7400	7200.0	129	10657	No
281	GOM_NL__2PRFIN20040314_142316_00000432025_00082_10657_0520.N1	14-MAR-2004 14:23:16	Bright	42.500	22	32Alp Leo	1.3600	15200.	85	10657	No
282	GOM_NL__2PRFIN20040314_142533_00000432025_00082_10657_0521.N1	14-MAR-2004 14:25:33	Bright	43.000	51	41Gam1Leo	2.0100	4500.0	86	10657	No
283	GOM_NL__2PRFIN20040314_142742_00000802025_00082_10657_0522.N1	14-MAR-2004 14:27:42	Bright	79.500	138	47Eps Vir	2.8280	4700.0	159	10657	No
284	GOM_NL__2PRFIN20040314_143326_00000432025_00082_10657_0523.N1	14-MAR-2004 14:33:26	Bright	42.500	174	52Psi UMa	3.0040	4400.0	85	10657	No
285	GOM_NL__2PRFIN20040314_143635_00000422025_00082_10657_0524.N1	14-MAR-2004 14:36:35	Bright	41.500	82	48Bet UMa	2.3650	10600.	83	10657	No
286	GOM_NL__2PRFIN20040314_143804_00000402025_00082_10657_0525.N1	14-MAR-2004 14:38:04	Bright	40.000	36	50Alp UMa	1.8000	6300.0	80	10657	No
287	GOM_NL__2PRFIN20040314_143948_00000472025_00082_10657_0526.N1	14-MAR-2004 14:39:48	Bright	46.500	32	77Eps UMa	1.7630	11000.	93	10657	No
288	GOM_NL__2PRFIN20040314_144522_00000402025_00082_10657_0527.N1	14-MAR-2004 14:45:22	Bright	39.500	49	1Alp UMi	1.9900	6300.0	79	10657	No
289	GOM_NL__2PRFIN20040314_144919_00000482025_00082_10657_0528.N1	14-MAR-2004 14:49:19	Bright	47.500	119	14Eta Dra	2.7270	4700.0	95	10657	No
290	GOM_NL__2PRFIN20040314_145308_00000412025_00082_10657_0529.N1	14-MAR-2004 14:53:08	Bright	40.500	89	5Alp Cep	2.4510	8000.0	81	10657	No
291	GOM_NL__2PRFIN20040314_145512_00000522025_00082_10657_0530.N1	14-MAR-2004 14:55:12	Bright	52.000	69	33Gam Dra	2.2310	3800.0	104	10657	No
292	GOM_NL__2PRFIN20040314_145817_00000402025_00082_10657_0531.N1	14-MAR-2004 14:58:17	Bright	39.500	19	50Alp Cyg	1.2460	10500.	79	10657	No
293	GOM_NL__2PRFIN20040314_145952_00000402025_00082_10657_0532.N1	14-MAR-2004 14:59:52	Bright	39.500	66	37Gam Cyg	2.2080	5900.0	79	10657	No
294	GOM_NL__2PRFIN20040314_150133_00000382025_00082_10657_0533.N1	14-MAR-2004 15:01:33	Bright	37.500	92	53Eps Cyg	2.5000	4500.0	75	10657	No
295	GOM_NL__2PRFIN20040314_150949_00000542025_00082_10657_0534.N1	14-MAR-2004 15:09:49	Tw_i_and_stray	54.000	11	53Alp Aql	0.76500	8000.0	108	10657	No
296	GOM_NL__2PRFIN20040314_151609_000001432025_00082_10657_0535.N1	14-MAR-2004 15:16:09	Dark	143.00	59	55Alp Oph	2.0800	8900.0	286	10657	No
297	GOM_NL__2PRFIN20040314_152154_00000462025_00082_10657_0536.N1	14-MAR-2004 15:21:54	Dark	45.500	57	34Sig Sgr	2.0660	26000.	91	10657	No
298	GOM_NL__2PRFIN20040314_152437_00000512025_00082_10657_0537.N1	14-MAR-2004 15:24:37	Dark	50.500	116	19Del Sgr	2.7000	4100.0	101	10657	No
299	GOM_NL__2PRFIN20040314_152647_00000422025_00082_10657_0538.N1	14-MAR-2004 15:26:47	Dark	42.000	45	Alp Pav	1.9400	26000.	84	10657	No
300	GOM_NL__2PRFIN20040314_153207_00000642025_00083_10658_0508.N1	14-MAR-2004 15:32:07	Dark	64.000	75	26Eps Sco	2.2910	4250.0	128	10658	No
301	GOM_NL__2PRFIN20040314_153434_00000882025_00083_10658_0509.N1	14-MAR-2004 15:34:34	Dark	88.000	16	21Alp Sco	1.0200	3000.0	176	10658	No
302	GOM_NL__2PRFIN20040314_153754_00000512025_00083_10658_0510.N1	14-MAR-2004 15:37:54	Dark	50.500	4	Alp1Cen	-0.010000	5800.0	101	10658	No
303	GOM_NL__2PRFIN20040314_153907_00000442025_00083_10658_0511.N1	14-MAR-2004 15:39:07	Dark	44.000	10	Bet Cen	0.61000	28000.	88	10658	No
304	GOM_NL__2PRFIN20040314_154104_00000442025_00083_10658_0512.N1	14-MAR-2004 15:41:04	Dark	44.000	12	Alp1Cru	0.77500	30000.	88	10658	No
305	GOM_NL__2PRFIN20040314_154222_00000552025_00083_10658_0513.N1	14-MAR-2004 15:42:22	Straylight	55.000	26	Gam Cru	1.6240	2900.0	110	10658	No
306	GOM_NL__2PRFIN20040314_154421_00000622025_00083_10658_0514.N1	14-MAR-2004 15:44:21	Straylight	61.500	54	5The Cen	2.0550	4500.0	123	10658	No
307	GOM_NL__2PRFIN20040314_154618_00000432025_00083_10658_0515.N1	14-MAR-2004 15:46:18	Straylight	43.000	113	Mu Vel	2.6920	5000.0	86	10658	No
308	GOM_NL__2PRFIN20040314_155207_00000632025_00083_10658_0516.N1	14-MAR-2004 15:52:07	Straylight	62.500	106	9Bet Crv	2.6480	5600.0	125	10658	No
309	GOM_NL__2PRFIN20040314_155427_00000572025_00083_10658_0517.N1	14-MAR-2004 15:54:27	Straylight	57.000	100	4Gam Crv	2.5800	13100.	114	10658	No
310	GOM_NL__2PRFIN20040314_155726_00000972025_00083_10658_0518.N1	14-MAR-2004 15:57:26	Bright	97.000	15	67Alp Vir	0.97600	28000.	194	10658	No
311	GOM_NL__2PRFIN20040314_160116_00000652025_00083_10658_0519.N1	14-MAR-2004 16:01:16	Bright	64.500	121	29Gam Vir	2.7400	7200.0	129	10658	No
312	GOM_NL__2PRFIN20040314_160354_00000412025_00083_10658_0520.N1	14-MAR-2004 16:03:54	Bright	41.000	22	32Alp Leo	1.3600	15200.	82	10658	No
313	GOM_NL__2PRFIN20040314_160611_00000412025_00083_10658_0521.N1	14-MAR-2004 16:06:11	Bright	40.500	51	41Gam1Leo	2.0100	4500.0	81	10658	No
314	GOM_NL__2PRFIN20040314_160816_00000792025_00083_10658_0522.N1	14-MAR-2004 16:08:16	Bright	79.000	138	47Eps Vir	2.8280	4700.0	158	10658	No
315	GOM_NL__2PRFIN20040314_161401_00000432025_00083_10658_0523.N1	14-MAR-2004 16:14:01	Bright	42.500	174	52Psi UMa	3.0040	4400.0	85	10658	No
316	GOM_NL__2PRFIN20040314_161711_00000412025_00083_10658_0524.N1	14-MAR-2004 16:17:11	Bright	40.500	82	48Bet UMa	2.3650	10600.	81	10658	No
317	GOM_NL__2PRFIN20040314_161840_00000422025_00083_10658_0525.N1	14-MAR-2004 16:18:40	Bright	42.000	36	50Alp UMa	1.8000	6300.0	84	10658	No
318	GOM_NL__2PRFIN20040314_162024_00000472025_00083_10658_0526.N1	14-MAR-2004 16:20:24	Bright	46.500	32	77Eps UMa	1.7630	11000.	93	10658	No
319	GOM_NL__2PRFIN20040314_162226_00000532025_00083_10658_0527.N1	14-MAR-2004 16:22:26	Bright	53.000	39	85Eta UMa	1.8540	24000.	106	10658	No
320	GOM_NL__2PRFIN20040314_162558_00000412025_00083_10658_0528.N1	14-MAR-2004 16:25:58	Bright	40.500	49	1Alp UMi	1.9900	6300.0	81	10658	No
321	GOM_NL__2PRFIN20040314_162954_00000502025_00083_10658_0529.N1	14-MAR-2004 16:29:54	Bright	50.000	119	14Eta Dra	2.7270	4700.0	100	10658	No
322	GOM_NL__2PRFIN20040314_163346_00000382025_00083_10658_0530.N1	14-MAR-2004 16:33:46	Bright	38.000	89	5Alp Cep	2.4510	8000.0	76	10658	No
323	GOM_NL__2PRFIN20040314_163547_00000532025_00083_10658_0531.N1	14-MAR-2004 16:35:47	Bright	52.500	69	33Gam Dra	2.2310	3800.0	105	10658	No
324	GOM_NL__2PRFIN20040314_163853_00000382025_00083_10658_0532.N1	14-MAR-2004 16:38:53	Bright	38.000	19	50Alp Cyg	1.2460	10500.	76	10658	No
325	GOM_NL__2PRFIN20040314_164027_00000382025_00083_10658_0533.N1	14-MAR-2004 16:40:27	Bright	38.000	66	37Gam Cyg	2.2080	5900.0	76	10658	No
326	GOM_NL__2PRFIN20040314_164209_00000382025_00083_10658_0534.N1	14-MAR-2004 16:42:09	Bright	37.500	92	53Eps Cyg	2.5000	4500.0	75	10658	No
327	GOM_NL__2PRFIN20040314_165026_00000532025_00083_10658_0535.N1	14-MAR-2004 16:50:26	Tw_i_and_stray	52.500	11	53Alp Aql	0.76500	8000.0	105	10658	No
328	GOM_NL__2PRFIN20040314_165648_000001292025_00083_10658_0536.N1	14-MAR-2004 16:56:48	Dark	129.00	59	55Alp Oph	2.0800	8900.0	258	10658	No
329	GOM_NL__2PRFIN20040314_170231_00000502025_00083_10658_0537.N1	14-MAR-2004 17:02:31	Dark	50.000	57	34Sig Sgr	2.0660	26000.	100	10658	No
330	GOM_NL__2PRFIN20040314_170513_00000512025_00083_10658_0538.N1	14-MAR-2004 17:05:13	Dark	51.000	116	19Del Sgr	2.7000	4100.0	102	10658	No
331	GOM_NL__2PRFIN20040314_170723_00000392025_00083_10658_0539.N1	14-MAR-2004 17:07:23	Dark	39.000	45	Alp Pav	1.9400	26000.	78	10658	No
332	GOM_NL__2PRFIN20040314_171244_00000622025_00084_10659_0508.N1	14-MAR-2004 17:12:44	Dark	61.500	75	26Eps Sco	2.2910	4250.0	123	10659	No
333	GOM_NL__2PRFIN20040314_171511_000001132025_00084_10659_0509.N1	14-MAR-2004 17:15:11	Dark	113.00	16	21Alp Sco	1.0200	3000.0	226	10659	No
334	GOM_NL__2PRFIN20040314_171831_00000542025_00084_10659_0510.N1	14-MAR-2004 17:18:31	Dark	53.500	4	Alp1Cen	-0.010000	5800.0	107	10659	No
335	GOM_NL__2PRFIN20040314_171944_00000512025_00084_10659_0511.N1	14-MAR-2004 17:19:44	Dark	50.500	10	Bet Cen	0.61000	28000.	101	10659	No
336	GOM_NL__2PRFIN20040314_172142_00000482025_00084_10659_0512.N1	14-MAR-2004 17:21:42	Dark	48.000	12	Alp1Cru	0.77500	30000.	96	10659	No
337	GOM_NL__2PRFIN20040314_172259_00000542025_00084_10659_0513.N1	14-MAR-2004 17:22:59	Straylight	53.500	26	Gam Cru	1.6240	2900.0	107	10659	No

338	GOM_NL__2PRFIN20040314_172457_000000632025_00084_10659_0514.N1	14-MAR-2004 17:24:57	Straylight	63.000	54	5The Cen	2.0550	4500.0	126	10659	No
339	GOM_NL__2PRFIN20040314_172655_000000392025_00084_10659_0515.N1	14-MAR-2004 17:26:55	Straylight	39.000	113	Mu Vel	2.6920	5000.0	78	10659	No
340	GOM_NL__2PRFIN20040314_173244_000000572025_00084_10659_0516.N1	14-MAR-2004 17:32:44	Straylight	56.500	106	9Bet Crv	2.6480	5600.0	113	10659	No
341	GOM_NL__2PRFIN20040314_173505_000000532025_00084_10659_0517.N1	14-MAR-2004 17:35:05	Straylight	52.500	100	4Gam Crv	2.5800	13100.	105	10659	No
342	GOM_NL__2PRFIN20040314_173801_000000872025_00084_10659_0518.N1	14-MAR-2004 17:38:01	Bright	86.500	15	67Alp Vir	0.97600	28000.	173	10659	No
343	GOM_NL__2PRFIN20040314_174151_000000632025_00084_10659_0519.N1	14-MAR-2004 17:41:51	Bright	63.000	121	29Gam Vir	2.7400	7200.0	126	10659	No
344	GOM_NL__2PRFIN20040314_174431_000000412025_00084_10659_0520.N1	14-MAR-2004 17:44:31	Bright	41.000	22	32Alp Leo	1.3600	15200.	82	10659	No
345	GOM_NL__2PRFIN20040314_174647_000000412025_00084_10659_0521.N1	14-MAR-2004 17:46:47	Bright	40.500	51	41Gam1Leo	2.0100	4500.0	81	10659	No
346	GOM_NL__2PRFIN20040314_174851_000000812025_00084_10659_0522.N1	14-MAR-2004 17:48:51	Bright	80.500	138	47Eps Vir	2.8280	4700.0	161	10659	No
347	GOM_NL__2PRFIN20040314_175437_000000432025_00084_10659_0523.N1	14-MAR-2004 17:54:37	Bright	43.000	174	52Psi UMa	3.0040	4400.0	86	10659	No
348	GOM_NL__2PRFIN20040314_175746_000000412025_00084_10659_0524.N1	14-MAR-2004 17:57:46	Bright	40.500	82	48Bet UMa	2.3650	10600.	81	10659	No
349	GOM_NL__2PRFIN20040314_175916_000000412025_00084_10659_0525.N1	14-MAR-2004 17:59:16	Bright	40.500	36	50Alp UMa	1.8000	6300.0	81	10659	No
350	GOM_NL__2PRFIN20040314_180059_000000462025_00084_10659_0526.N1	14-MAR-2004 18:00:59	Bright	46.000	32	77Eps UMa	1.7630	11000.	92	10659	No
351	GOM_NL__2PRFIN20040314_180301_000000562025_00084_10659_0527.N1	14-MAR-2004 18:03:01	Bright	55.500	39	85Eta UMa	1.8540	24000.	111	10659	No
352	GOM_NL__2PRFIN20040314_180636_000000382025_00084_10659_0528.N1	14-MAR-2004 18:06:36	Bright	38.000	49	1Alp UMi	1.9900	6300.0	76	10659	No
353	GOM_NL__2PRFIN20040314_181030_000000512025_00084_10659_0529.N1	14-MAR-2004 18:10:30	Bright	50.500	119	14Eta Dra	2.7270	4700.0	101	10659	No
354	GOM_NL__2PRFIN20040314_181422_000000392025_00084_10659_0530.N1	14-MAR-2004 18:14:22	Bright	38.500	89	5Alp Cep	2.4510	8000.0	77	10659	No
355	GOM_NL__2PRFIN20040314_181623_000000532025_00084_10659_0531.N1	14-MAR-2004 18:16:23	Bright	52.500	69	33Gam Dra	2.2310	3800.0	105	10659	No
356	GOM_NL__2PRFIN20040314_181930_000000362025_00084_10659_0532.N1	14-MAR-2004 18:19:30	Bright	36.000	19	50Alp Cyg	1.2460	10500.	72	10659	No
357	GOM_NL__2PRFIN20040314_182104_000000402025_00084_10659_0533.N1	14-MAR-2004 18:21:04	Bright	40.000	66	37Gam Cyg	2.2080	5900.0	80	10659	No
358	GOM_NL__2PRFIN20040314_182246_000000372025_00084_10659_0534.N1	14-MAR-2004 18:22:46	Bright	37.000	92	53Eps Cyg	2.5000	4500.0	74	10659	No
359	GOM_NL__2PRFIN20040314_183102_000000532025_00084_10659_0535.N1	14-MAR-2004 18:31:02	Tw_i_and_stray	53.000	11	53Alp Aql	0.76500	8000.0	106	10659	No
360	GOM_NL__2PRFIN20040314_183726_000001292025_00084_10659_0536.N1	14-MAR-2004 18:37:26	Dark	129.00	59	55Alp Oph	2.0800	8900.0	258	10659	No
361	GOM_NL__2PRFIN20040314_184308_000000492025_00084_10659_0537.N1	14-MAR-2004 18:43:08	Dark	49.000	57	34Sig Sgr	2.0660	26000.	98	10659	No
362	GOM_NL__2PRFIN20040314_184550_000000622025_00084_10659_0538.N1	14-MAR-2004 18:45:50	Dark	62.000	116	19Del Sgr	2.7000	4100.0	124	10659	No
363	GOM_NL__2PRFIN20040314_184800_000000412025_00084_10659_0539.N1	14-MAR-2004 18:48:00	Dark	41.000	45	Alp Pav	1.9400	26000.	82	10659	No
364	GOM_NL__2PRFIN20040314_185321_000000622025_00085_10660_0508.N1	14-MAR-2004 18:53:21	Dark	61.500	75	26Eps Sco	2.2910	4250.0	123	10660	No
365	GOM_NL__2PRFIN20040314_185550_000001142025_00085_10660_0509.N1	14-MAR-2004 18:55:50	Dark	114.00	16	21Alp Sco	1.0200	3000.0	228	10660	No
366	GOM_NL__2PRFIN20040314_185907_000000572025_00085_10660_0510.N1	14-MAR-2004 18:59:07	Dark	57.000	4	Alp1Cen	-0.010000	5800.0	114	10660	No
367	GOM_NL__2PRFIN20040314_190021_000000522025_00085_10660_0511.N1	14-MAR-2004 19:00:21	Dark	51.500	10	Bet Cen	0.61000	28000.	103	10660	No
368	GOM_NL__2PRFIN20040314_190219_000000422025_00085_10660_0512.N1	14-MAR-2004 19:02:19	Dark	42.000	12	Alp1Cru	0.77500	30000.	84	10660	No
369	GOM_NL__2PRFIN20040314_190335_000000552025_00085_10660_0513.N1	14-MAR-2004 19:03:35	Straylight	55.000	26	Gam Cru	1.6240	2900.0	110	10660	No
370	GOM_NL__2PRFIN20040314_190535_000000662025_00085_10660_0514.N1	14-MAR-2004 19:05:35	Straylight	65.500	54	5The Cen	2.0550	4500.0	131	10660	No
371	GOM_NL__2PRFIN20040314_190728_000000512025_00085_10660_0515.N1	14-MAR-2004 19:07:28	Straylight	51.000	123	lot Cen	2.7500	10200.	102	10660	No
372	GOM_NL__2PRFIN20040314_191321_000000592025_00085_10660_0516.N1	14-MAR-2004 19:13:21	Straylight	59.000	106	9Bet Crv	2.6480	5600.0	118	10660	No
373	GOM_NL__2PRFIN20040314_191542_000000522025_00085_10660_0517.N1	14-MAR-2004 19:15:42	Straylight	52.000	100	4Gam Crv	2.5800	13100.	104	10660	No
374	GOM_NL__2PRFIN20040314_191837_000000992025_00085_10660_0518.N1	14-MAR-2004 19:18:37	Bright	98.500	15	67Alp Vir	0.97600	28000.	197	10660	No
375	GOM_NL__2PRFIN20040314_192226_000000642025_00085_10660_0519.N1	14-MAR-2004 19:22:26	Bright	63.500	121	29Gam Vir	2.7400	7200.0	127	10660	No
376	GOM_NL__2PRFIN20040314_192507_000000392025_00085_10660_0520.N1	14-MAR-2004 19:25:07	Bright	39.000	22	32Alp Leo	1.3600	15200.	78	10660	No
377	GOM_NL__2PRFIN20040314_192723_000000412025_00085_10660_0521.N1	14-MAR-2004 19:27:23	Bright	40.500	51	41Gam1Leo	2.0100	4500.0	81	10660	No
378	GOM_NL__2PRFIN20040314_192925_000000792025_00085_10660_0522.N1	14-MAR-2004 19:29:25	Bright	78.500	138	47Eps Vir	2.8280	4700.0	157	10660	No
379	GOM_NL__2PRFIN20040314_193513_000000412025_00085_10660_0523.N1	14-MAR-2004 19:35:13	Bright	40.500	174	52Psi UMa	3.0040	4400.0	81	10660	No
380	GOM_NL__2PRFIN20040314_193823_000000412025_00085_10660_0524.N1	14-MAR-2004 19:38:23	Bright	40.500	82	48Bet UMa	2.3650	10600.	81	10660	No
381	GOM_NL__2PRFIN20040314_193952_000000412025_00085_10660_0525.N1	14-MAR-2004 19:39:52	Bright	40.500	36	50Alp UMa	1.8000	6300.0	81	10660	No
382	GOM_NL__2PRFIN20040314_194134_000000472025_00085_10660_0526.N1	14-MAR-2004 19:41:34	Bright	47.000	32	77Eps UMa	1.7630	11000.	94	10660	No
383	GOM_NL__2PRFIN20040314_194336_000000562025_00085_10660_0527.N1	14-MAR-2004 19:43:36	Bright	56.000	39	85Eta UMa	1.8540	24000.	112	10660	No
384	GOM_NL__2PRFIN20040314_194712_000000382025_00085_10660_0528.N1	14-MAR-2004 19:47:12	Bright	38.000	49	1Alp UMi	1.9900	6300.0	76	10660	No
385	GOM_NL__2PRFIN20040314_195105_000000512025_00085_10660_0529.N1	14-MAR-2004 19:51:05	Bright	50.500	119	14Eta Dra	2.7270	4700.0	101	10660	No
386	GOM_NL__2PRFIN20040314_195458_000000372025_00085_10660_0530.N1	14-MAR-2004 19:54:58	Bright	37.000	89	5Alp Cep	2.4510	8000.0	74	10660	No
387	GOM_NL__2PRFIN20040314_195658_000000522025_00085_10660_0531.N1	14-MAR-2004 19:56:58	Bright	52.000	69	33Gam Dra	2.2310	3800.0	104	10660	No
388	GOM_NL__2PRFIN20040314_200005_000000382025_00085_10660_0532.N1	14-MAR-2004 20:00:05	Bright	38.000	19	50Alp Cyg	1.2460	10500.	76	10660	No
389	GOM_NL__2PRFIN20040314_200137_000000422025_00085_10660_0533.N1	14-MAR-2004 20:01:37	Bright	41.500	66	37Gam Cyg	2.2080	5900.0	83	10660	No
390	GOM_NL__2PRFIN20040314_200322_000000382025_00085_10660_0534.N1	14-MAR-2004 20:03:22	Bright	37.500	92	53Eps Cyg	2.5000	4500.0	75	10660	No
391	GOM_NL__2PRFIN20040314_201138_000000592025_00085_10660_0535.N1	14-MAR-2004 20:11:38	Tw_i_and_stray	59.000	11	53Alp Aql	0.76500	8000.0	118	10660	No
392	GOM_NL__2PRFIN20040314_201804_000001362025_00085_10660_0536.N1	14-MAR-2004 20:18:04	Dark	136.00	59	55Alp Oph	2.0800	8900.0	272	10660	No
393	GOM_NL__2PRFIN20040314_202415_000000492025_00085_10660_0537.N1	14-MAR-2004 20:24:15	Dark	49.000	103	38Zet Sgr	2.6000	9700.0	98	10660	No
394	GOM_NL__2PRFIN20040314_202628_000000582025_00085_10660_0538.N1	14-MAR-2004 20:26:28	Dark	58.000	116	19Del Sgr	2.7000	4100.0	116	10660	No
395	GOM_NL__2PRFIN20040314_202836_000000442025_00085_10660_0539.N1	14-MAR-2004 20:28:36	Dark	44.000	45	Alp Pav	1.9400	26000.	88	10660	No
396	GOM_NL__2PRFIN20040314_203358_000000602025_00086_10661_0508.N1	14-MAR-2004 20:33:58	Dark	60.000	75	26Eps Sco	2.2910	4250.0	120	10661	No

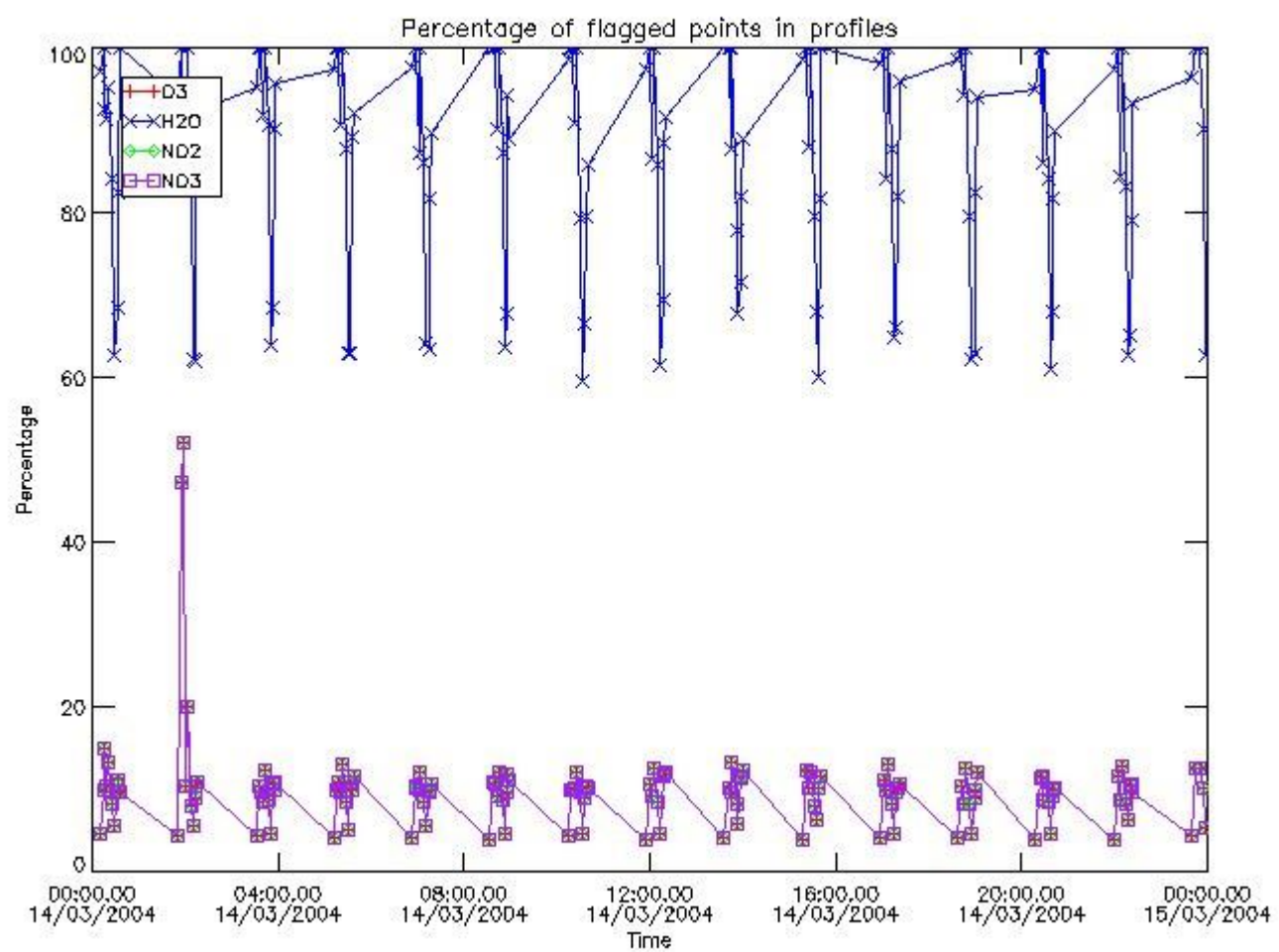
397	GOM_NL__2PRFIN20040314_203627_000001112025_00086_10661_0509.N1	14-MAR-2004 20:36:27	Dark	110.50	16	21Alp Sco	1.0200	3000.0	221	10661	No
398	GOM_NL__2PRFIN20040314_203944_000000552025_00086_10661_0510.N1	14-MAR-2004 20:39:44	Dark	55.000	4	Alp1Cen	-0.010000	5800.0	110	10661	No
399	GOM_NL__2PRFIN20040314_204057_000000522025_00086_10661_0511.N1	14-MAR-2004 20:40:57	Dark	52.000	10	Bet Cen	0.61000	28000.	104	10661	No
400	GOM_NL__2PRFIN20040314_204255_000000502025_00086_10661_0512.N1	14-MAR-2004 20:42:55	Dark	50.000	12	Alp1Cru	0.77500	30000.	100	10661	No
401	GOM_NL__2PRFIN20040314_204412_000000552025_00086_10661_0513.N1	14-MAR-2004 20:44:12	Straylight	55.000	26	Gam Cru	1.6240	2900.0	110	10661	No
402	GOM_NL__2PRFIN20040314_204610_000000652025_00086_10661_0514.N1	14-MAR-2004 20:46:10	Straylight	65.000	54	5The Cen	2.0550	4500.0	130	10661	No
403	GOM_NL__2PRFIN20040314_204804_000000522025_00086_10661_0515.N1	14-MAR-2004 20:48:04	Straylight	52.000	123	lot Cen	2.7500	10200.	104	10661	No
404	GOM_NL__2PRFIN20040314_205357_000000562025_00086_10661_0516.N1	14-MAR-2004 20:53:57	Straylight	56.000	106	9Bet Crv	2.6480	5600.0	112	10661	No
405	GOM_NL__2PRFIN20040314_205618_000000522025_00086_10661_0517.N1	14-MAR-2004 20:56:18	Straylight	52.000	100	4Gam Crv	2.5800	13100.	104	10661	No
406	GOM_NL__2PRFIN20040314_205912_000001022025_00086_10661_0518.N1	14-MAR-2004 20:59:12	Bright	101.50	15	67Alp Vir	0.97600	28000.	203	10661	No
407	GOM_NL__2PRFIN20040314_210301_000000632025_00086_10661_0519.N1	14-MAR-2004 21:03:01	Bright	63.000	121	29Gam Vir	2.7400	7200.0	126	10661	No
408	GOM_NL__2PRFIN20040314_210543_000000402025_00086_10661_0520.N1	14-MAR-2004 21:05:43	Bright	39.500	22	32Alp Leo	1.3600	15200.	79	10661	No
409	GOM_NL__2PRFIN20040314_210759_000000412025_00086_10661_0521.N1	14-MAR-2004 21:07:59	Bright	40.500	51	41Gam1Leo	2.0100	4500.0	81	10661	No
410	GOM_NL__2PRFIN20040314_210959_000000792025_00086_10661_0522.N1	14-MAR-2004 21:09:59	Bright	79.000	138	47Eps Vir	2.8280	4700.0	158	10661	No
411	GOM_NL__2PRFIN20040314_211549_000000402025_00086_10661_0523.N1	14-MAR-2004 21:15:49	Bright	40.000	174	52Psi UMa	3.0040	4400.0	80	10661	No
412	GOM_NL__2PRFIN20040314_211859_000000402025_00086_10661_0524.N1	14-MAR-2004 21:18:59	Bright	39.500	82	48Bet UMa	2.3650	10600.	79	10661	No
413	GOM_NL__2PRFIN20040314_212028_000000412025_00086_10661_0525.N1	14-MAR-2004 21:20:28	Bright	40.500	36	50Alp UMa	1.8000	6300.0	81	10661	No
414	GOM_NL__2PRFIN20040314_212209_000000472025_00086_10661_0526.N1	14-MAR-2004 21:22:09	Bright	47.000	32	77Eps UMa	1.7630	11000.	94	10661	No
415	GOM_NL__2PRFIN20040314_212411_000000562025_00086_10661_0527.N1	14-MAR-2004 21:24:11	Bright	55.500	39	85Eta UMa	1.8540	24000.	111	10661	No
416	GOM_NL__2PRFIN20040314_212749_000000382025_00086_10661_0528.N1	14-MAR-2004 21:27:49	Bright	38.000	49	1Alp UMi	1.9900	6300.0	76	10661	No
417	GOM_NL__2PRFIN20040314_213141_000000502025_00086_10661_0529.N1	14-MAR-2004 21:31:41	Bright	49.500	119	14Eta Dra	2.7270	4700.0	99	10661	No
418	GOM_NL__2PRFIN20040314_213534_000000372025_00086_10661_0530.N1	14-MAR-2004 21:35:34	Bright	37.000	89	5Alp Cep	2.4510	8000.0	74	10661	No
419	GOM_NL__2PRFIN20040314_213734_000000532025_00086_10661_0531.N1	14-MAR-2004 21:37:34	Bright	52.500	69	33Gam Dra	2.2310	3800.0	105	10661	No
420	GOM_NL__2PRFIN20040314_214040_000000392025_00086_10661_0532.N1	14-MAR-2004 21:40:40	Bright	38.500	19	50Alp Cyg	1.2460	10500.	77	10661	No
421	GOM_NL__2PRFIN20040314_214213_000000442025_00086_10661_0533.N1	14-MAR-2004 21:42:13	Bright	43.500	66	37Gam Cyg	2.2080	5900.0	87	10661	No
422	GOM_NL__2PRFIN20040314_214358_000000362025_00086_10661_0534.N1	14-MAR-2004 21:43:58	Bright	36.000	92	53Eps Cyg	2.5000	4500.0	72	10661	No
423	GOM_NL__2PRFIN20040314_215214_000000542025_00086_10661_0535.N1	14-MAR-2004 21:52:14	Tw_i_and_stray	53.500	11	53Alp Aql	0.76500	8000.0	107	10661	No
424	GOM_NL__2PRFIN20040314_215842_000001312025_00086_10661_0536.N1	14-MAR-2004 21:58:42	Dark	131.00	59	55Alp Oph	2.0800	8900.0	262	10661	No
425	GOM_NL__2PRFIN20040314_220452_000000452025_00086_10661_0537.N1	14-MAR-2004 22:04:52	Dark	44.500	103	38Zet Sgr	2.6000	9700.0	89	10661	No
426	GOM_NL__2PRFIN20040314_220704_000000582025_00086_10661_0538.N1	14-MAR-2004 22:07:04	Dark	58.000	116	19Del Sgr	2.7000	4100.0	116	10661	No
427	GOM_NL__2PRFIN20040314_220912_000000402025_00086_10661_0539.N1	14-MAR-2004 22:09:12	Dark	40.000	45	Alp Pav	1.9400	26000.	80	10661	No
428	GOM_NL__2PRFIN20040314_221435_000000632025_00087_10662_0510.N1	14-MAR-2004 22:14:35	Dark	63.000	75	26Eps Sco	2.2910	4250.0	126	10662	No
429	GOM_NL__2PRFIN20040314_221704_000001142025_00087_10662_0511.N1	14-MAR-2004 22:17:04	Dark	114.00	16	21Alp Sco	1.0200	3000.0	228	10662	No
430	GOM_NL__2PRFIN20040314_222020_000000492025_00087_10662_0512.N1	14-MAR-2004 22:20:20	Dark	49.000	4	Alp1Cen	-0.010000	5800.0	98	10662	No
431	GOM_NL__2PRFIN20040314_222134_000000482025_00087_10662_0513.N1	14-MAR-2004 22:21:34	Dark	48.000	10	Bet Cen	0.61000	28000.	96	10662	No
432	GOM_NL__2PRFIN20040314_222332_000000532025_00087_10662_0514.N1	14-MAR-2004 22:23:32	Dark	52.500	12	Alp1Cru	0.77500	30000.	105	10662	No
433	GOM_NL__2PRFIN20040314_222448_000000552025_00087_10662_0515.N1	14-MAR-2004 22:24:48	Straylight	55.000	26	Gam Cru	1.6240	2900.0	110	10662	No
434	GOM_NL__2PRFIN20040314_222647_000000642025_00087_10662_0516.N1	14-MAR-2004 22:26:47	Straylight	64.000	54	5The Cen	2.0550	4500.0	128	10662	No
435	GOM_NL__2PRFIN20040314_222841_000000522025_00087_10662_0517.N1	14-MAR-2004 22:28:41	Straylight	51.500	123	lot Cen	2.7500	10200.	103	10662	No
436	GOM_NL__2PRFIN20040314_223432_000000572025_00087_10662_0518.N1	14-MAR-2004 22:34:32	Straylight	56.500	106	9Bet Crv	2.6480	5600.0	113	10662	No
437	GOM_NL__2PRFIN20040314_223654_000000562025_00087_10662_0519.N1	14-MAR-2004 22:36:54	Tw_i_and_stray	55.500	100	4Gam Crv	2.5800	13100.	111	10662	No
438	GOM_NL__2PRFIN20040314_223948_000000972025_00087_10662_0520.N1	14-MAR-2004 22:39:48	Bright	97.000	15	67Alp Vir	0.97600	28000.	194	10662	No
439	GOM_NL__2PRFIN20040314_224336_000000662025_00087_10662_0521.N1	14-MAR-2004 22:43:36	Bright	66.000	121	29Gam Vir	2.7400	7200.0	132	10662	No
440	GOM_NL__2PRFIN20040314_224618_000000402025_00087_10662_0522.N1	14-MAR-2004 22:46:18	Bright	40.000	22	32Alp Leo	1.3600	15200.	80	10662	No
441	GOM_NL__2PRFIN20040314_224834_000000412025_00087_10662_0523.N1	14-MAR-2004 22:48:34	Bright	40.500	51	41Gam1Leo	2.0100	4500.0	81	10662	No
442	GOM_NL__2PRFIN20040314_225033_000000782025_00087_10662_0524.N1	14-MAR-2004 22:50:33	Bright	78.000	138	47Eps Vir	2.8280	4700.0	156	10662	No
443	GOM_NL__2PRFIN20040314_225624_000000412025_00087_10662_0525.N1	14-MAR-2004 22:56:24	Bright	40.500	174	52Psi UMa	3.0040	4400.0	81	10662	No
444	GOM_NL__2PRFIN20040314_225934_000000402025_00087_10662_0526.N1	14-MAR-2004 22:59:34	Bright	39.500	82	48Bet UMa	2.3650	10600.	79	10662	No
445	GOM_NL__2PRFIN20040314_230104_000000412025_00087_10662_0527.N1	14-MAR-2004 23:01:04	Bright	40.500	36	50Alp UMa	1.8000	6300.0	81	10662	No
446	GOM_NL__2PRFIN20040314_230245_000000472025_00087_10662_0528.N1	14-MAR-2004 23:02:45	Bright	47.000	32	77Eps UMa	1.7630	11000.	94	10662	No
447	GOM_NL__2PRFIN20040314_230446_000000532025_00087_10662_0529.N1	14-MAR-2004 23:04:46	Bright	52.500	39	85Eta UMa	1.8540	24000.	105	10662	No
448	GOM_NL__2PRFIN20040314_230824_000000342025_00087_10662_0530.N1	14-MAR-2004 23:08:24	Bright	34.000	49	1Alp UMi	1.9900	6300.0	68	10662	No
449	GOM_NL__2PRFIN20040314_231216_000000492025_00087_10662_0531.N1	14-MAR-2004 23:12:16	Bright	49.000	119	14Eta Dra	2.7270	4700.0	98	10662	No
450	GOM_NL__2PRFIN20040314_231610_000000382025_00087_10662_0532.N1	14-MAR-2004 23:16:10	Bright	38.000	89	5Alp Cep	2.4510	8000.0	76	10662	No
451	GOM_NL__2PRFIN20040314_231809_000000512025_00087_10662_0533.N1	14-MAR-2004 23:18:09	Bright	51.000	69	33Gam Dra	2.2310	3800.0	102	10662	No
452	GOM_NL__2PRFIN20040314_232117_000000382025_00087_10662_0534.N1	14-MAR-2004 23:21:17	Bright	37.500	19	50Alp Cyg	1.2460	10500.	75	10662	No
453	GOM_NL__2PRFIN20040314_232251_000000552025_00087_10662_0535.N1	14-MAR-2004 23:22:51	Bright	55.000	66	37Gam Cyg	2.2080	5900.0	110	10662	No
454	GOM_NL__2PRFIN20040314_232434_000000372025_00087_10662_0536.N1	14-MAR-2004 23:24:34	Bright	37.000	92	53Eps Cyg	2.5000	4500.0	74	10662	No
455	GOM_NL__2PRFIN20040314_233250_000000502025_00087_10662_0537.N1	14-MAR-2004 23:32:50	Tw_i_and_stray	50.000	11	53Alp Aql	0.76500	8000.0	100	10662	No

456	GOM_NL__2PRFIN20040314_233921_000001272025_00087_10662_0538.N1	14-MAR-2004 23:39:21	Dark	126.50	59	55Alp Oph	2.0800	8900.0	253	10662	No
457	GOM_NL__2PRFIN20040314_234528_000000452025_00087_10662_0539.N1	14-MAR-2004 23:45:28	Dark	44.500	103	38Zet Sgr	2.6000	9700.0	89	10662	No
458	GOM_NL__2PRFIN20040314_234948_000000412025_00087_10662_0540.N1	14-MAR-2004 23:49:48	Dark	40.500	45	Alp Pav	1.9400	26000.	81	10662	No
459	GOM_NL__2PRFIN20040314_235512_000000612025_00088_10663_0510.N1	14-MAR-2004 23:55:12	Dark	60.500	75	26Eps Sco	2.2910	4250.0	121	10663	No
460	GOM_NL__2PRFIN20040314_235743_000000962025_00088_10663_0511.N1	14-MAR-2004 23:57:43	Dark	95.500	16	21Alp Sco	1.0200	3000.0	191	10663	No

### 3. Quality information per product

In this section it is plotted some information contained in the Quality Summary data set of the level 2 products. Only products in dark limb conditions and without errors (error flag in the MPH set to "0") are used.

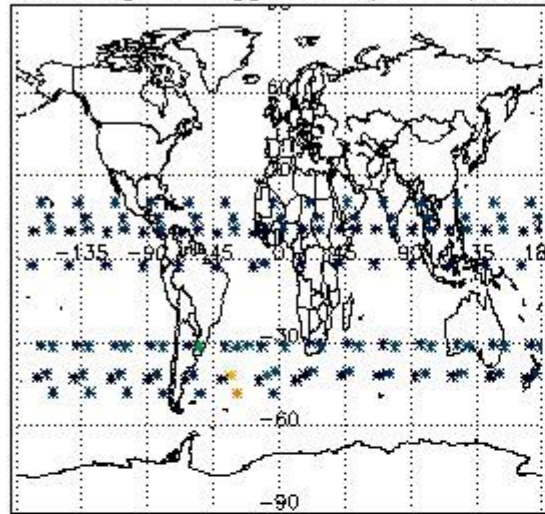
#### 3.1 Plot quality information per product (time dependant)



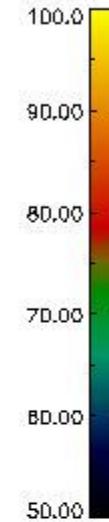
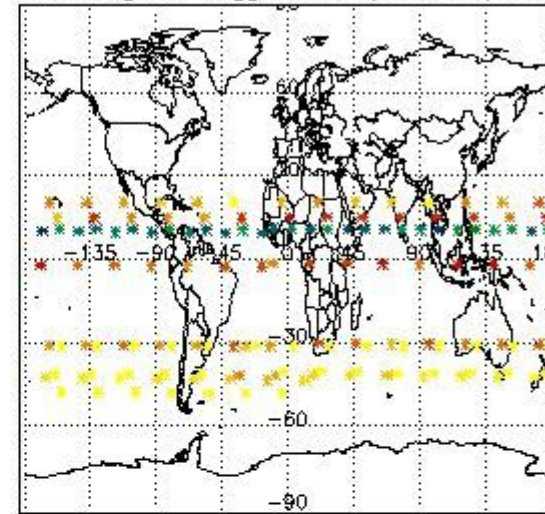
#### 3.2 Plot quality information per product (world map)




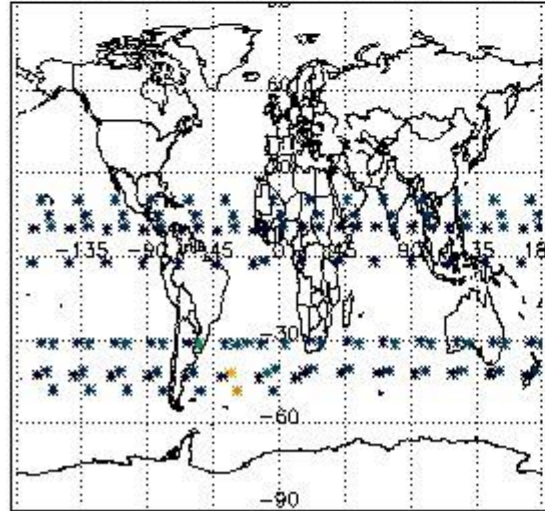
Percentage of flagged data per O3 profile



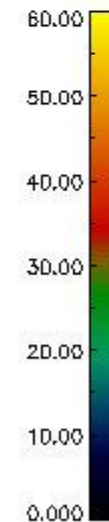
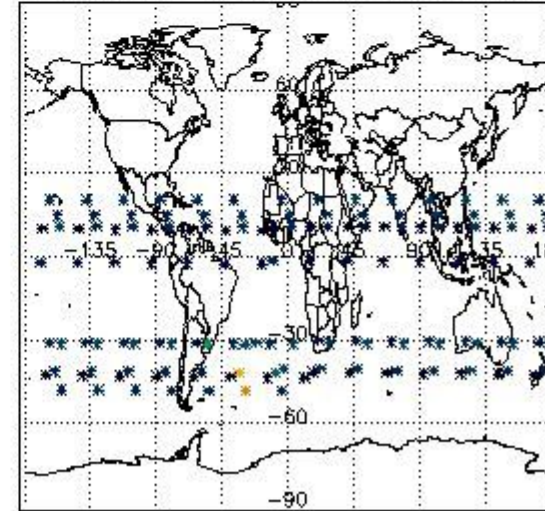
Percentage of flagged data per H2O profile



Percentage of flagged data per NO2 profile



Percentage of flagged data per NO3 profile

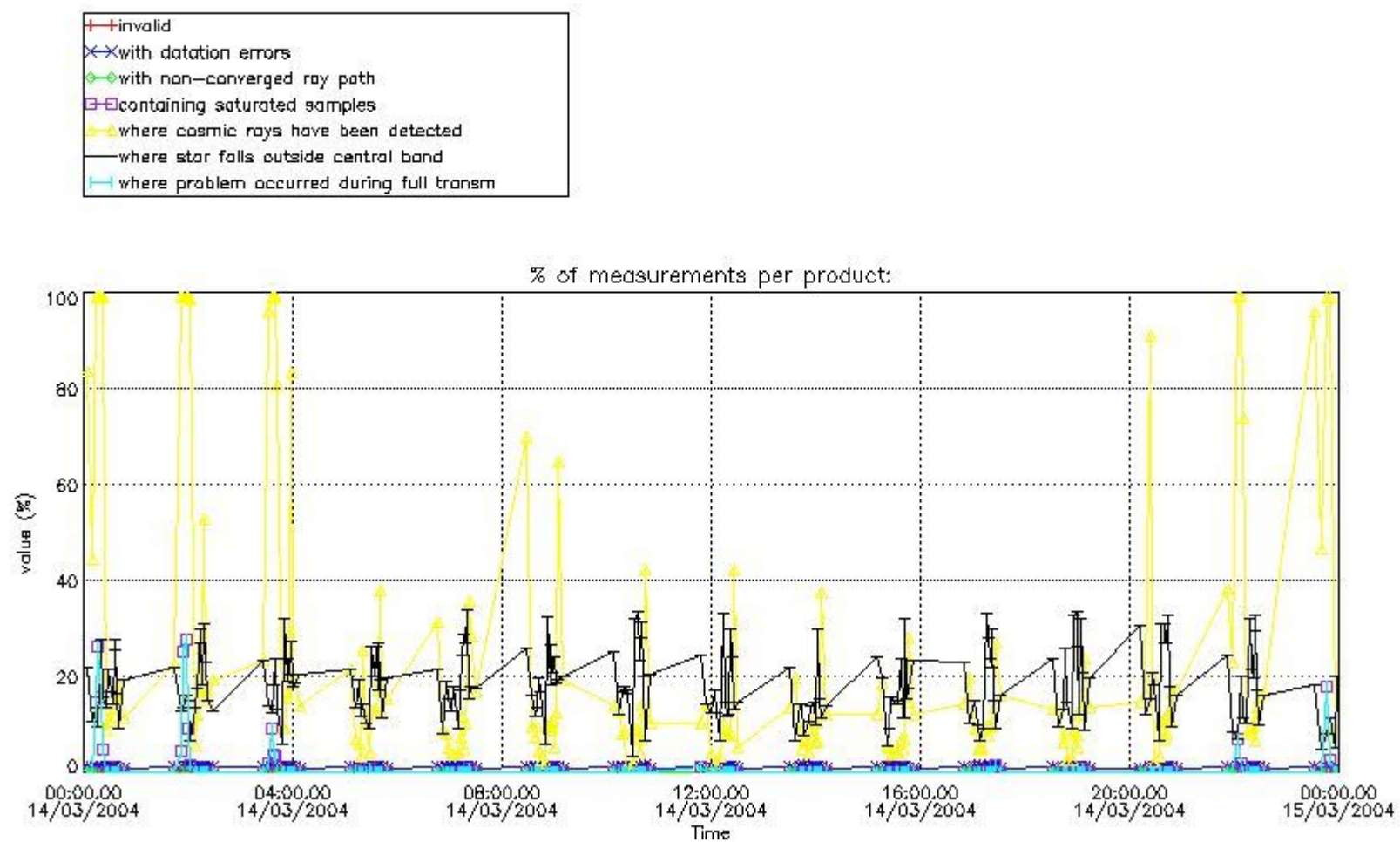


#### 4. Level 1 quality information per product

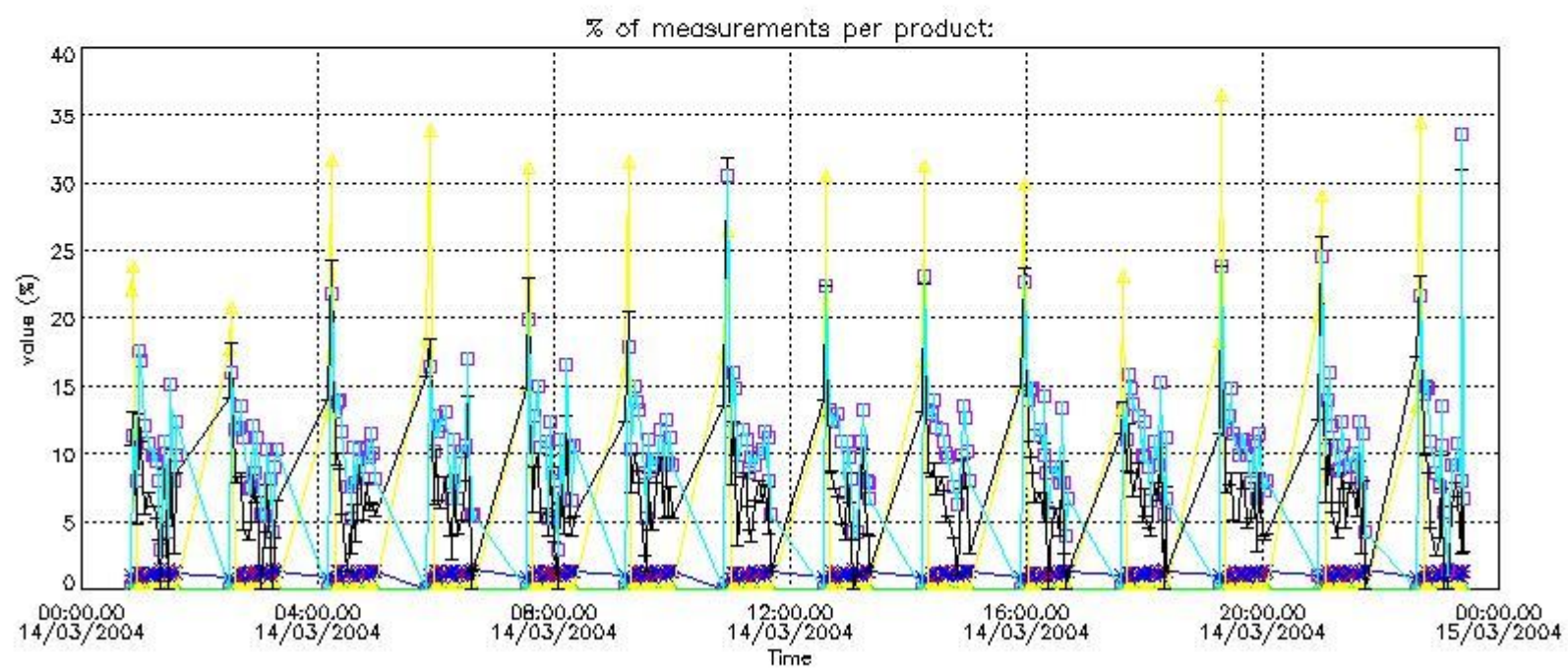
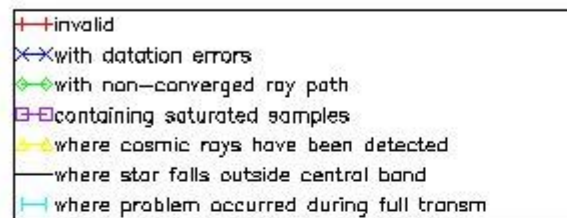
In this section it is plotted some information contained in the Quality Summary data set of the level 2 products that comes from the level 1b processing. Products without errors (error flag in the MPH set to "0") are used.

##### 4.1 Plot quality information per product (time dependant) coming from level 1b processing

###### 4.1.1 Plot level 1 quality information per product (time dependant): ENVISAT ASCENDING passes

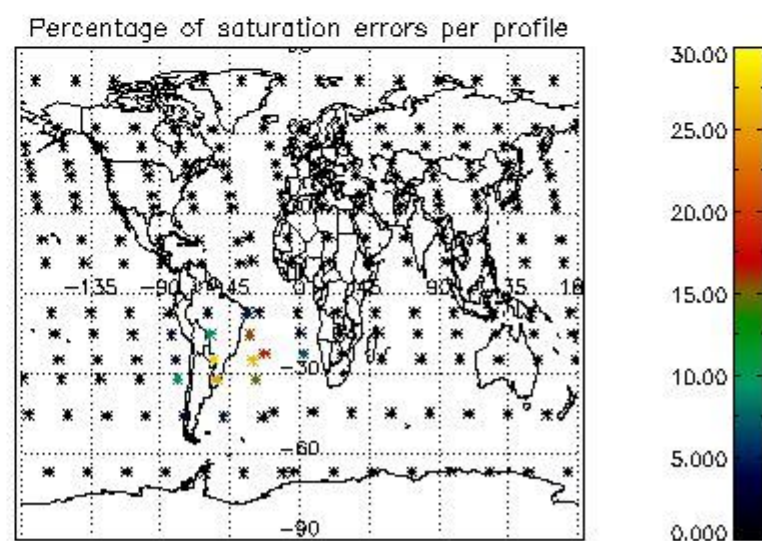
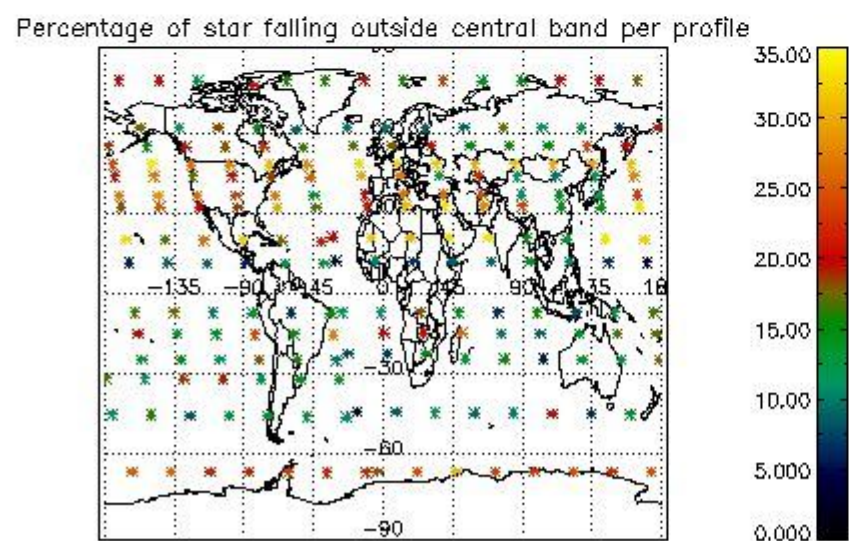
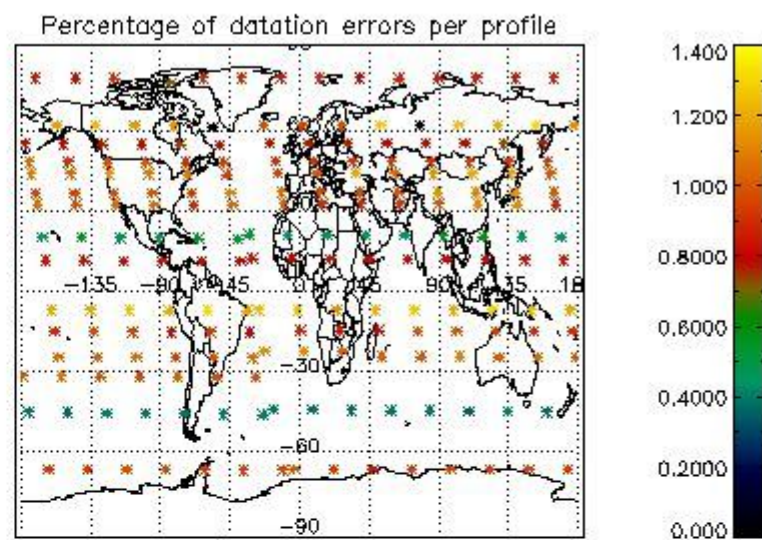
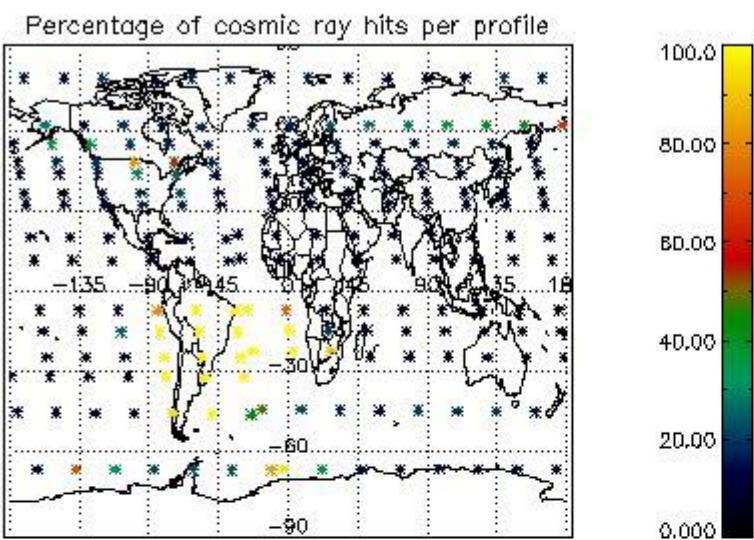


4.1.2 Plot level 1 quality information per product (time dependant): ENVI SAT DESCENDING passes

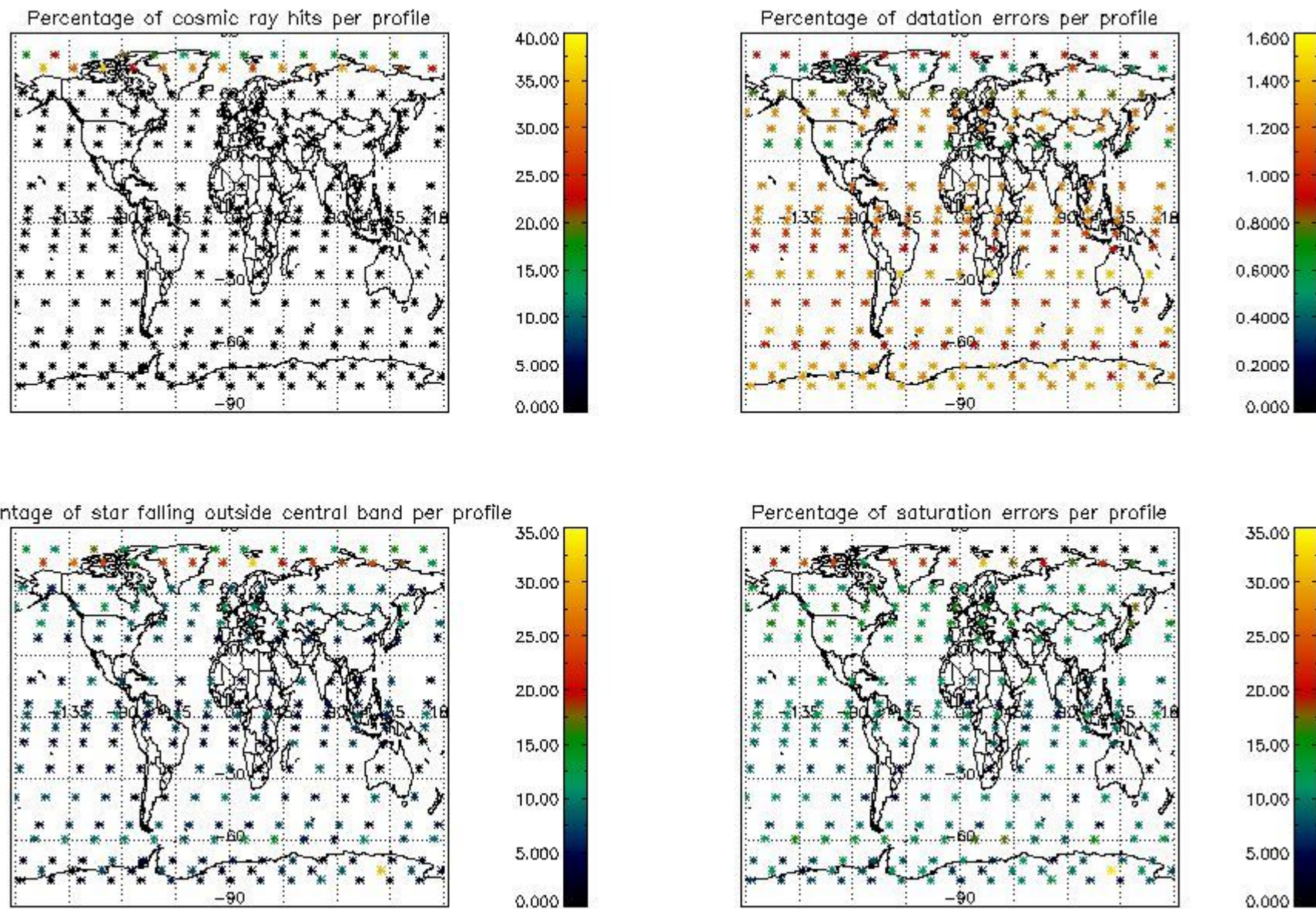


*4.2 Plot quality information per product coming from level 1b processing (world map)*

*4.2.1 Plot level 1 quality information per product (world map): ENVISAT ASCENDING passes*



4.2.2 Plot level 1 quality information per product (world map): ENVISAT DESCENDING passes



## 5. Trace gas profiles

### 5.1 Ozone statistics based on quality of products

The final quality of the products can be "measured" using the STD (Standard Deviation) attached to every point profile. This information is written to the parameter GOM\_NL\_\_2P/NL\_LOCAL\_SPECIES\_DENSITY/o3\_std of the level 2 products. The table below shows the statistics for given STD ranges.

The statistics are given with respect to the overall valid production:

- Products without fatal errors: GOM\_NL\_\_2P/MPH/PRODUCT\_ERR=0
- Valid point profile: GOM\_NL\_\_2P/NL\_LOCAL\_SPECIES\_DENSITY/pcd(0)=0

The 'Criteria' is applied to valid points of dark limb products:

- Products in dark limb illumination condition: GOM\_NL\_\_2P/NL\_SUMMARY\_QUALITY/obs\_ill\_cond=0
- Products without fatal errors: GOM\_NL\_\_2P/MPH/PRODUCT\_ERR=0
- Valid point profile: GOM\_NL\_\_2P/NL\_LOCAL\_SPECIES\_DENSITY/pcd(0)=0

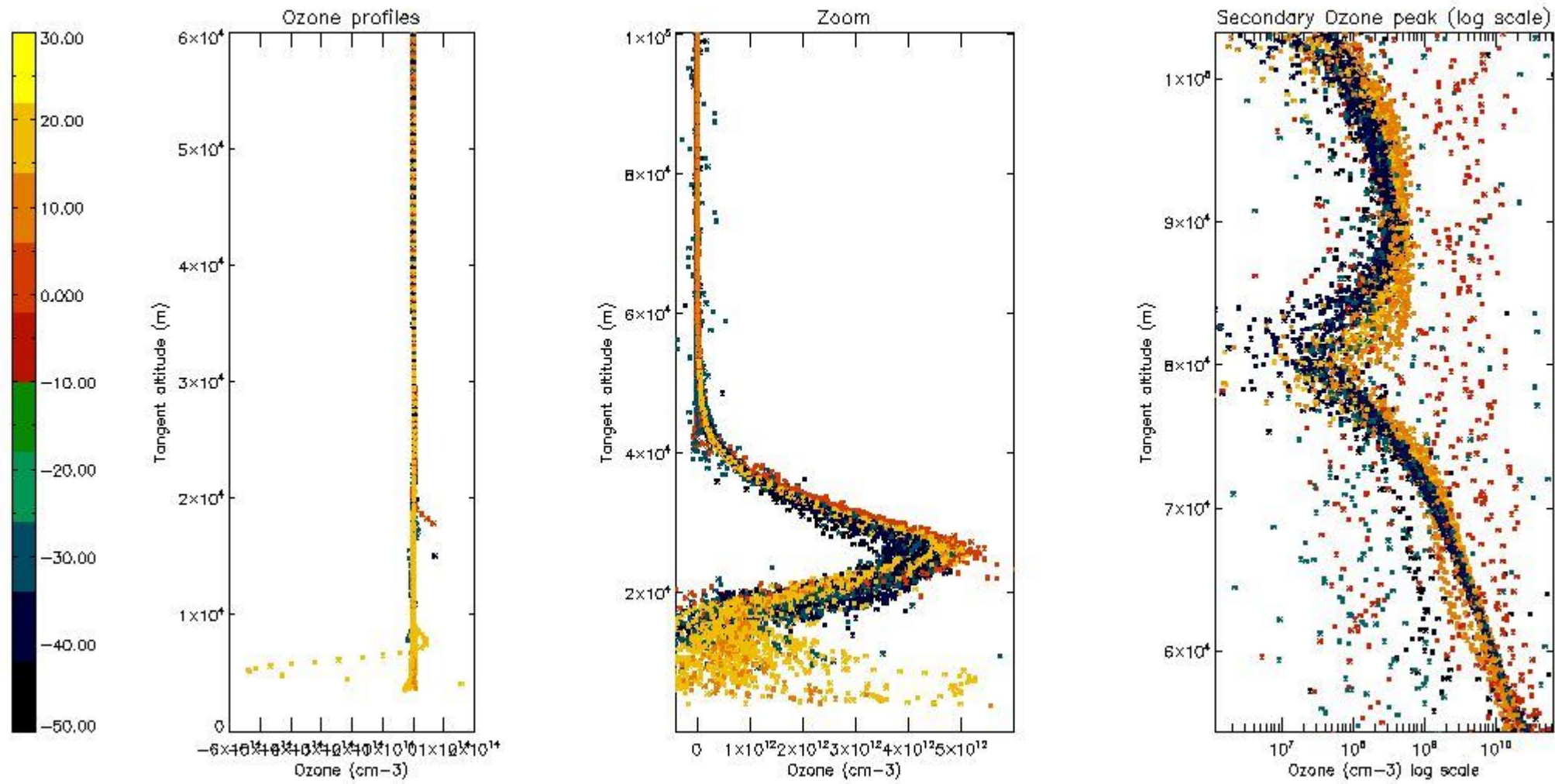
So, the table below shows the percentage of dark limb and valid observations for each criteria with respect to the overall valid daily observations.

Criteria	% of total production
All STD	36
STD < 20	20

STD < 10	17
STD < 5	12

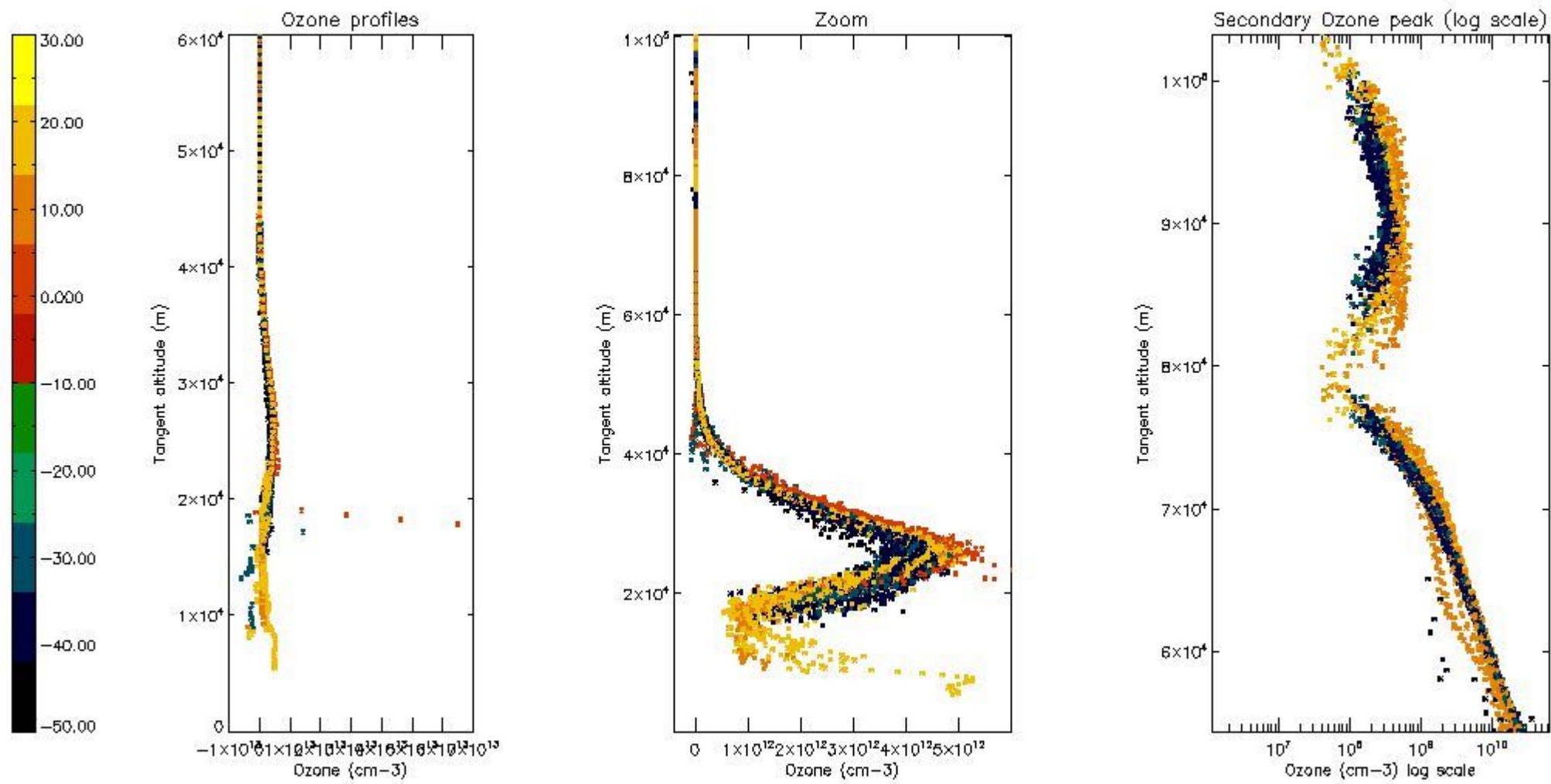
5.2 Plot ozone profiles for all STD (dark without errors)

The colorbar represents the latitude.



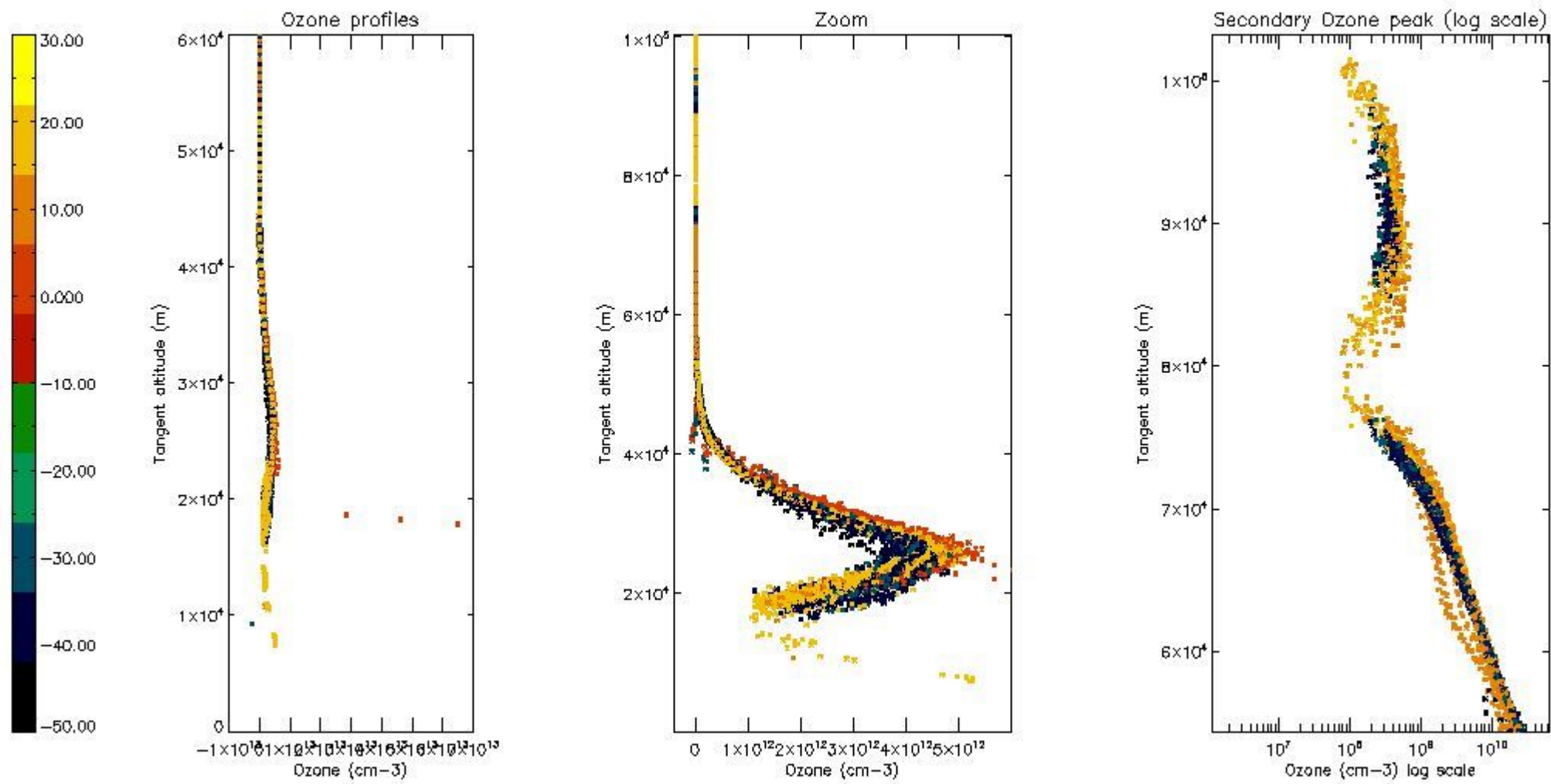
5.3 Plot ozone profiles where STD < 20% (dark without errors)

The colorbar represents the latitude.



5.4 Plot ozone profiles where  $STD < 10\%$  (dark without errors)

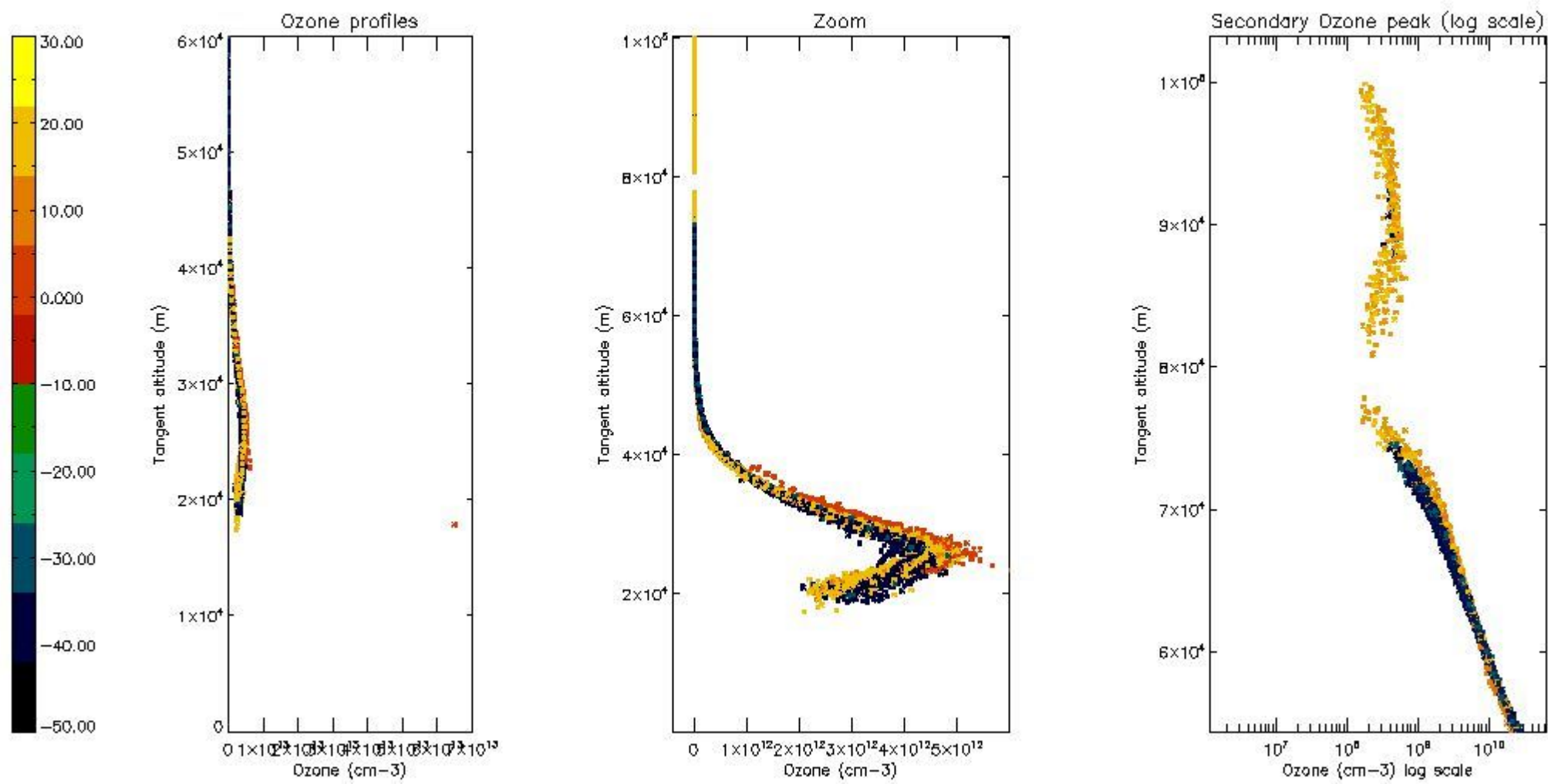
The colorbar represents the latitude.



*5.5 Plot ozone profiles where STD < 5% (dark without errors)*

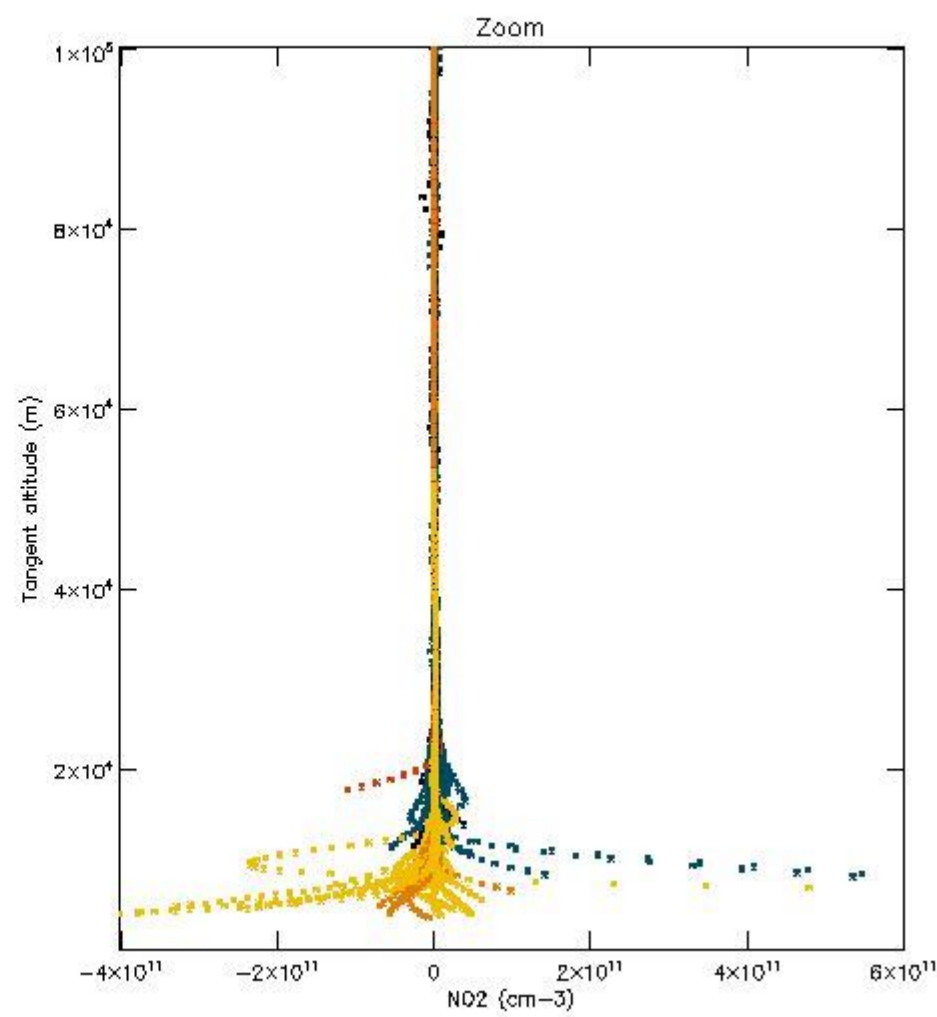
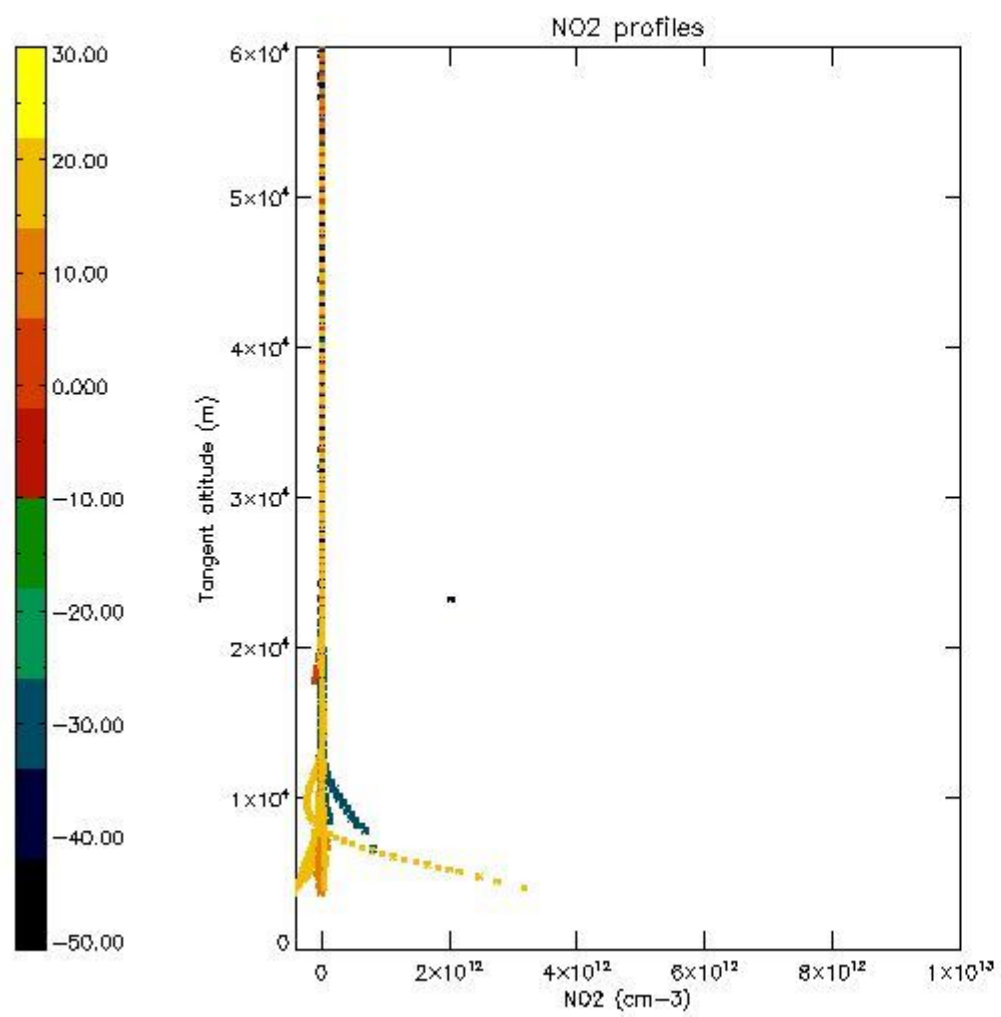
The colorbar represents the latitude.





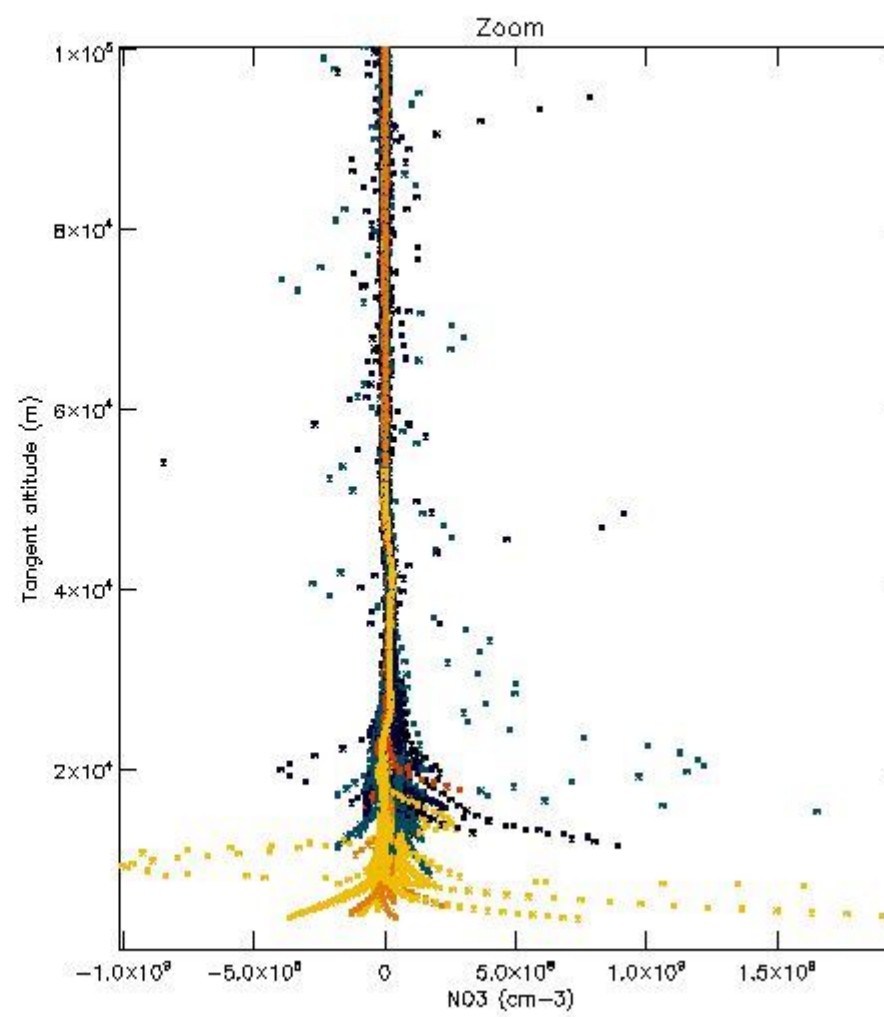
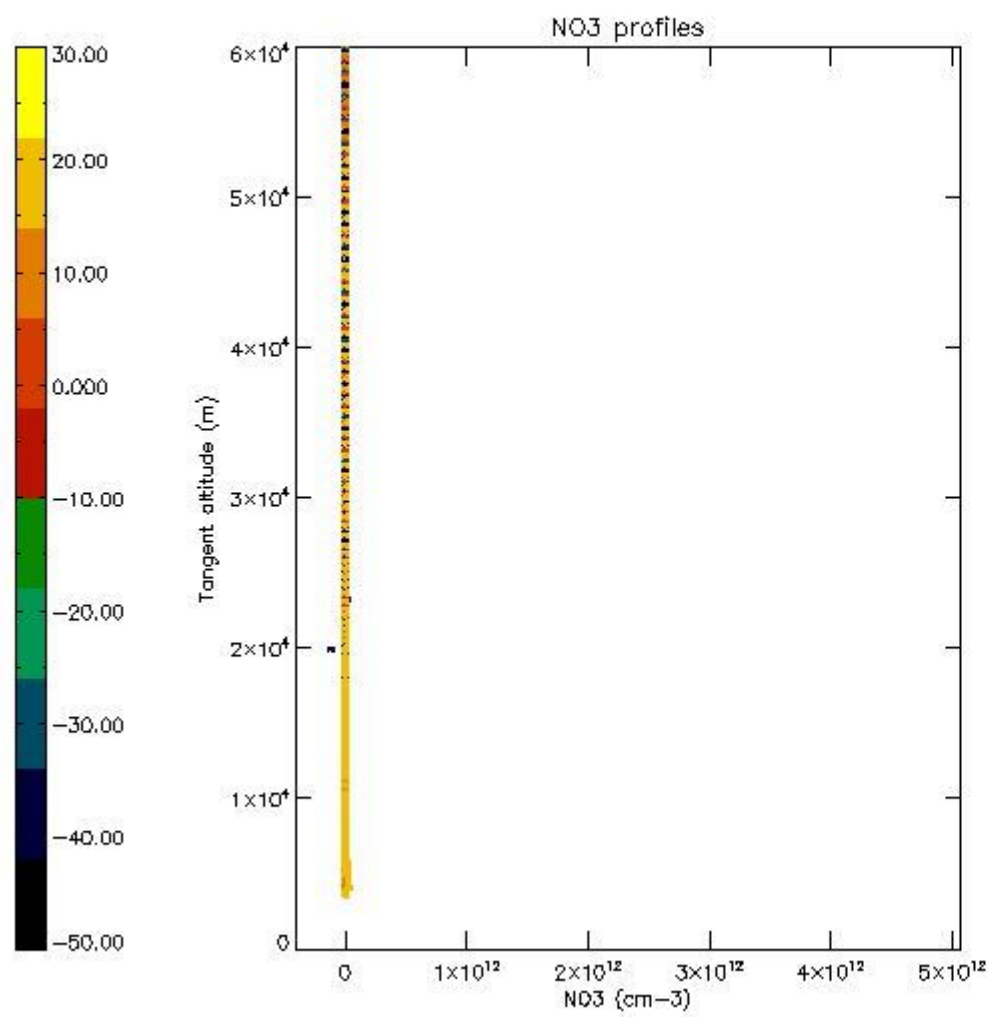
5.6 Plot NO<sub>2</sub> profiles for all STD (dark without errors)

The colorbar represents the latitude.



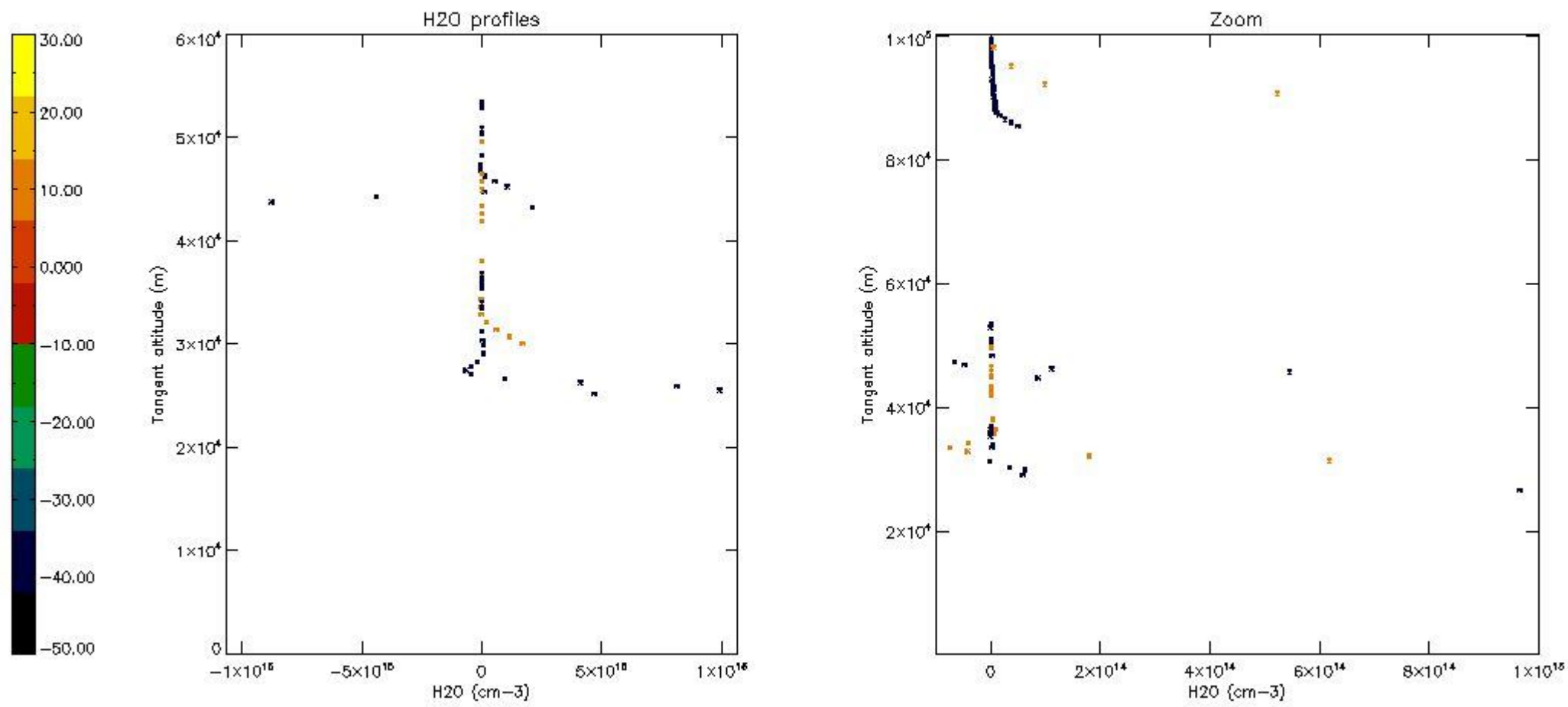
*5.7 Plot NO3 profiles for all STD (dark without errors)*

The colorbar represents the latitude.



*5.8 Plot H2O profiles for all STD (only for occultations of stars 1,2,3,4,13,14,16,26,63 dark without errors)*

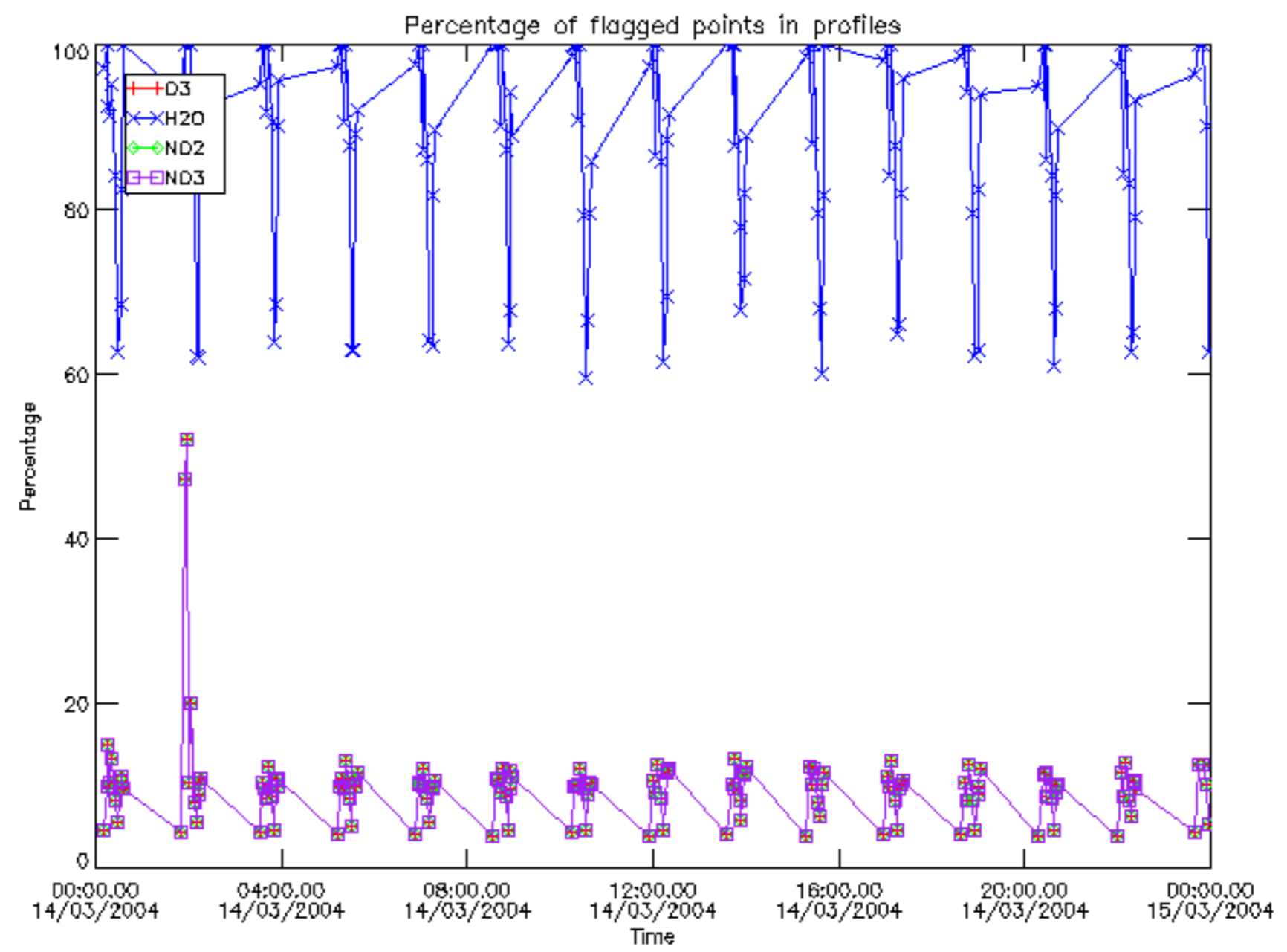
The colorbar represents the latitude.



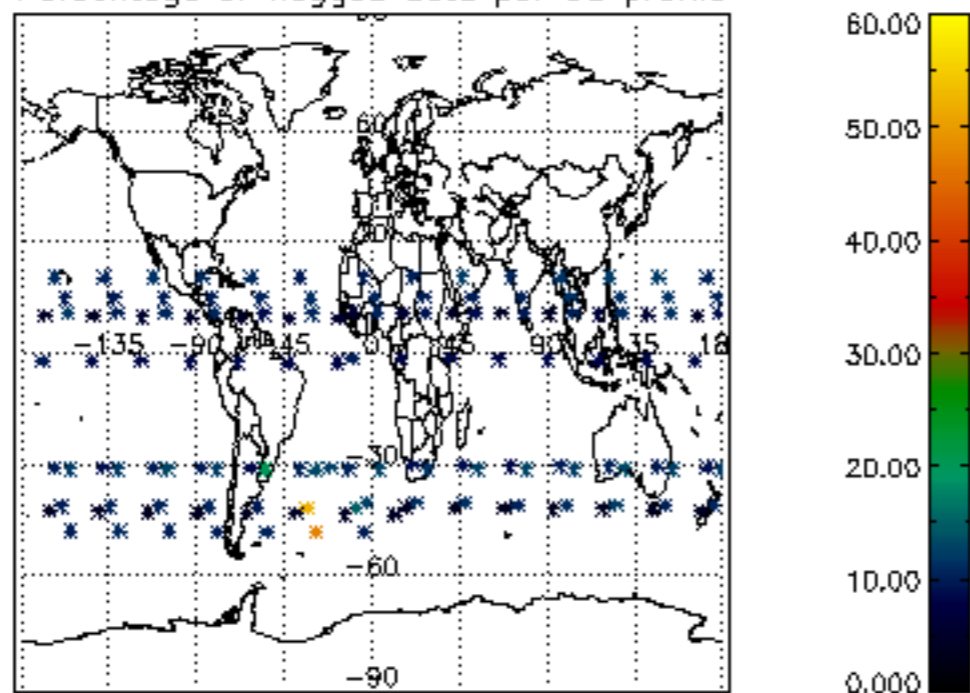
## 6. Auxiliary Data Files used for the production reported in section 2

The number reported in the third column indicates since which file (see list in section 2) the corresponding auxiliary file has been used. The fourth column is the date of those product files.

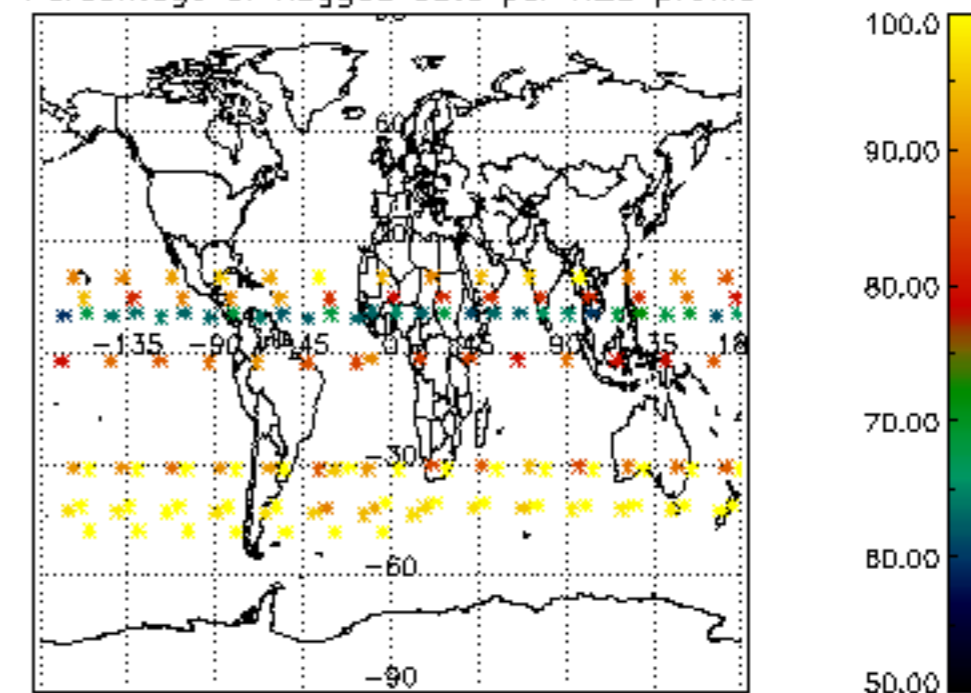
Type	Auxiliary Filename	Used since product	Used since product date
INST_PHYS_CHARACTERISTICS	GOM_INS_AXVIEC20091111_143220_20030716_120000_20500101_000000	1	14-MAR-2004 00:04:21
LEVEL-2_PROC_CONFIG	GOM_PR2_AXVIEC20091111_152718_20020301_000000_20500101_000000	1	14-MAR-2004 00:04:21
CROSS_SECTIONS_FILE	GOM_CRS_AXVIEC20091111_154832_20020301_000000_20500101_000000	1	14-MAR-2004 00:04:21



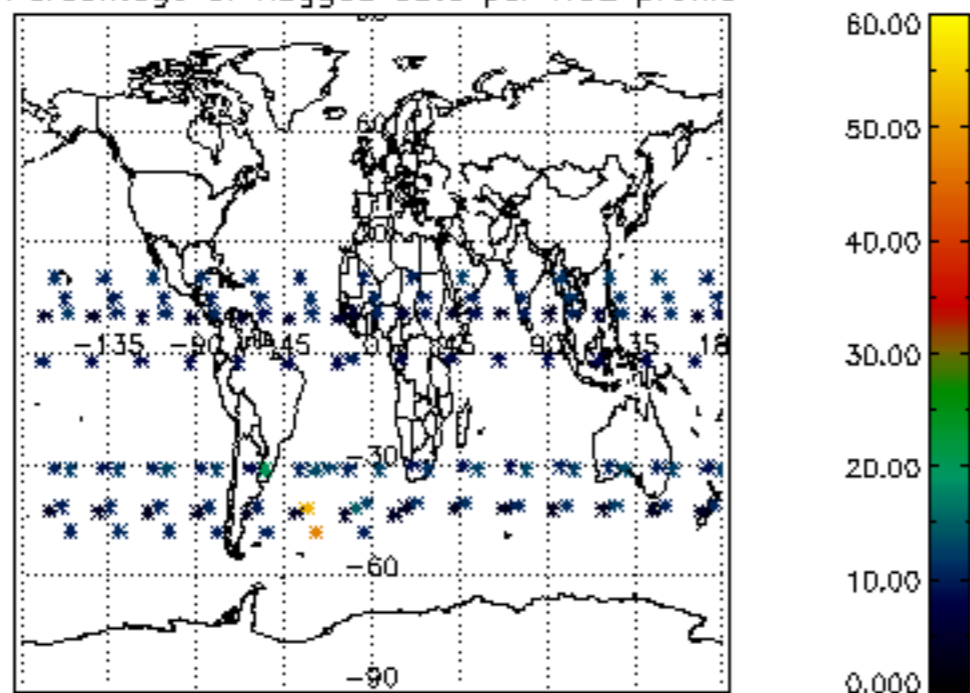
Percentage of flagged data per D3 profile



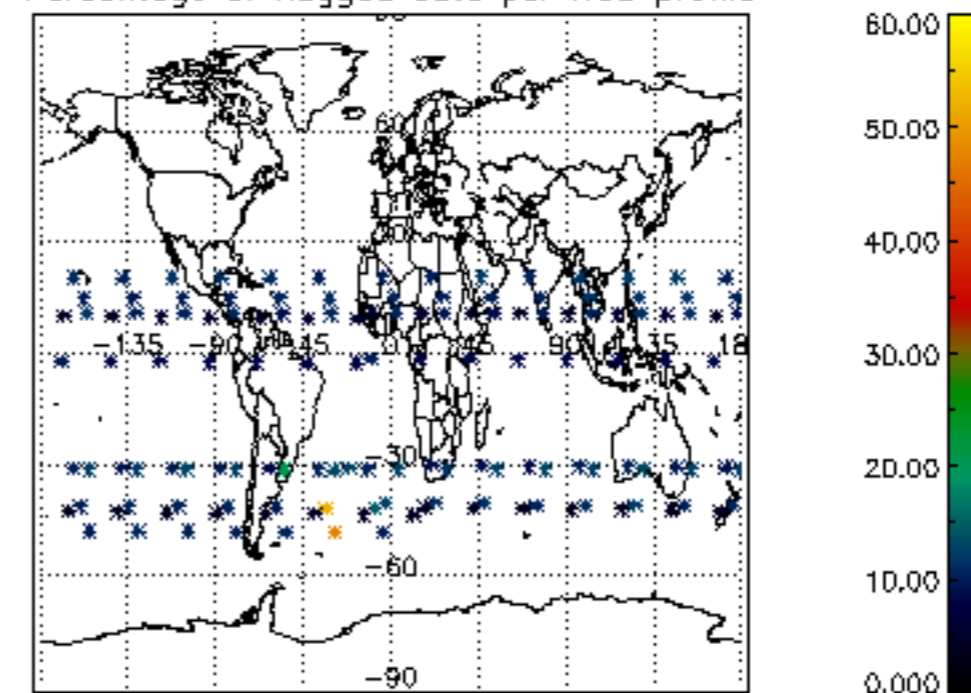
Percentage of flagged data per H2O profile

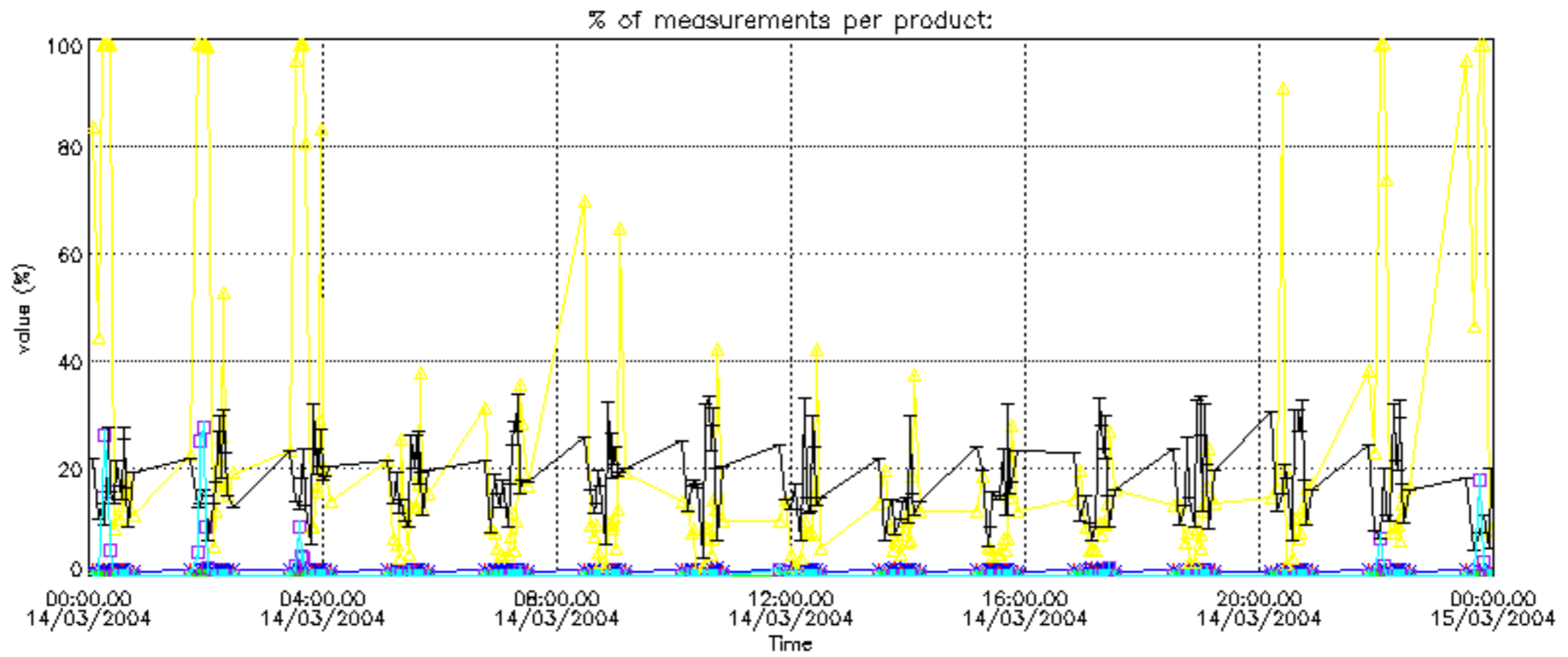
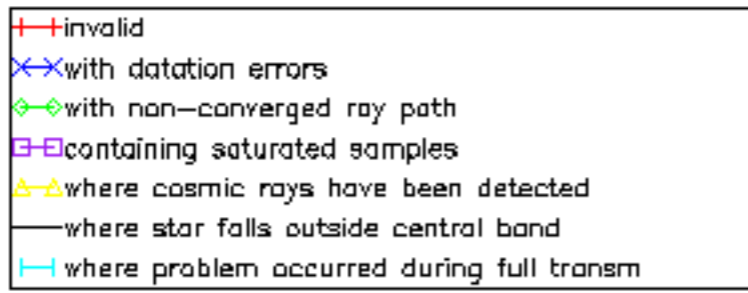


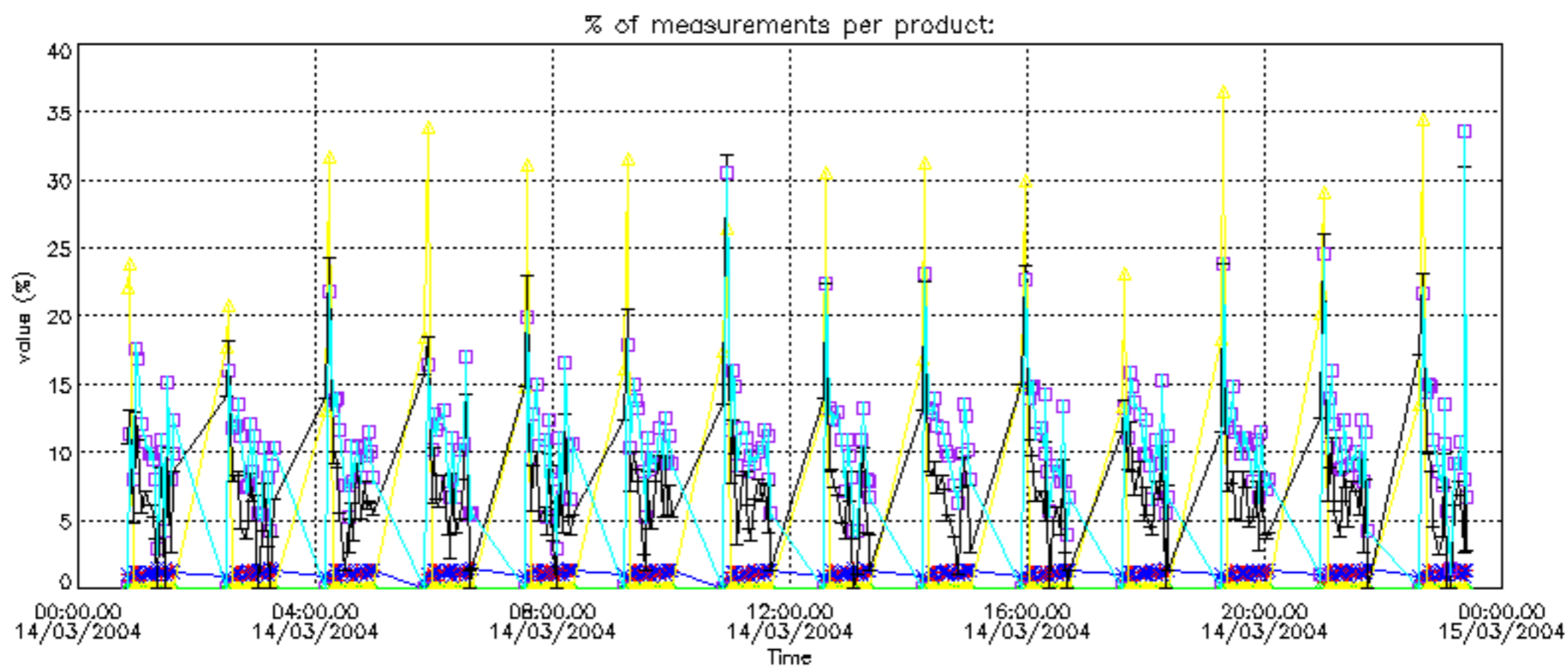
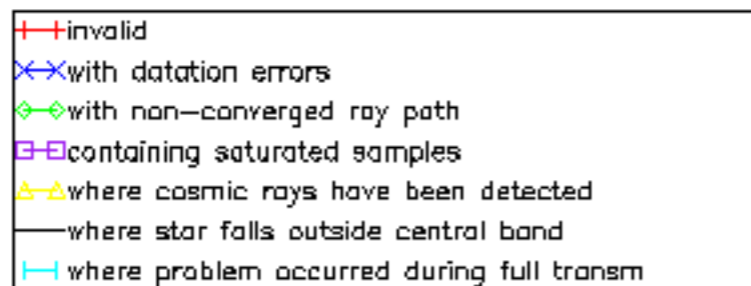
Percentage of flagged data per NO2 profile



Percentage of flagged data per NO3 profile

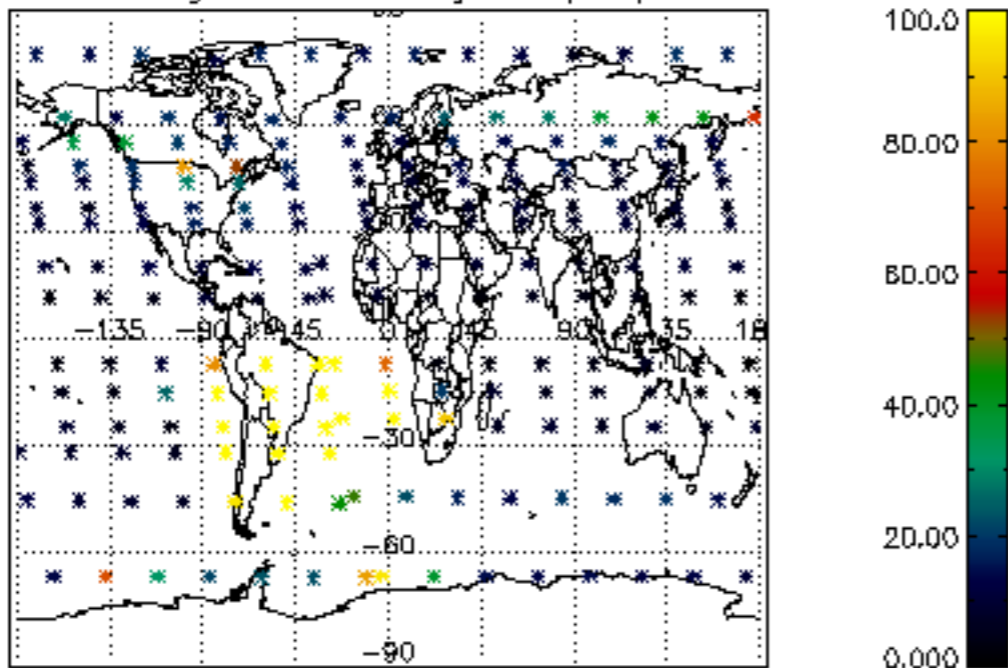




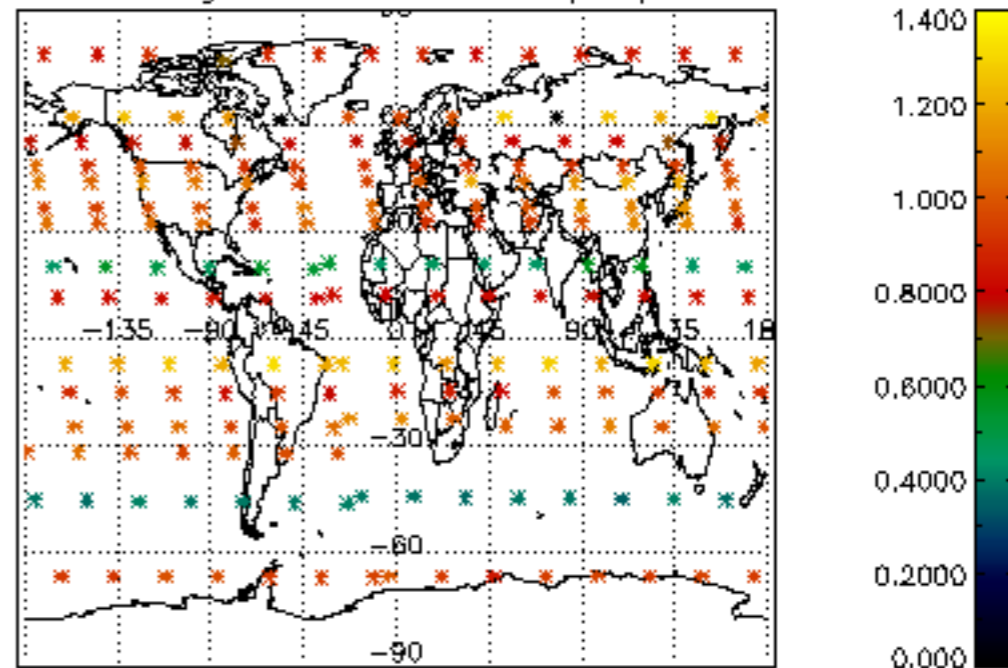




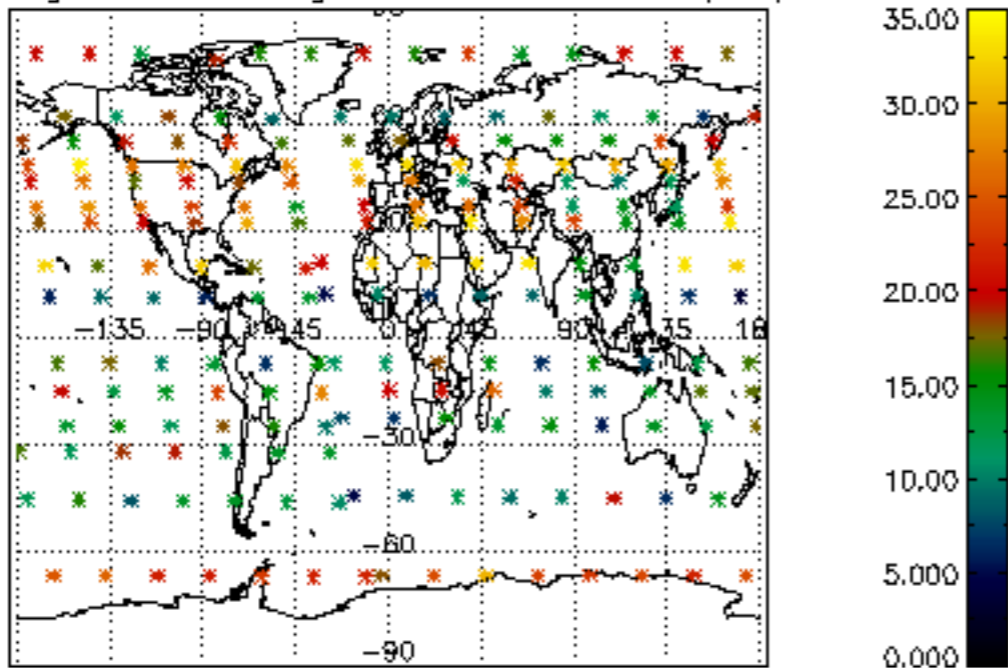
Percentage of cosmic ray hits per profile



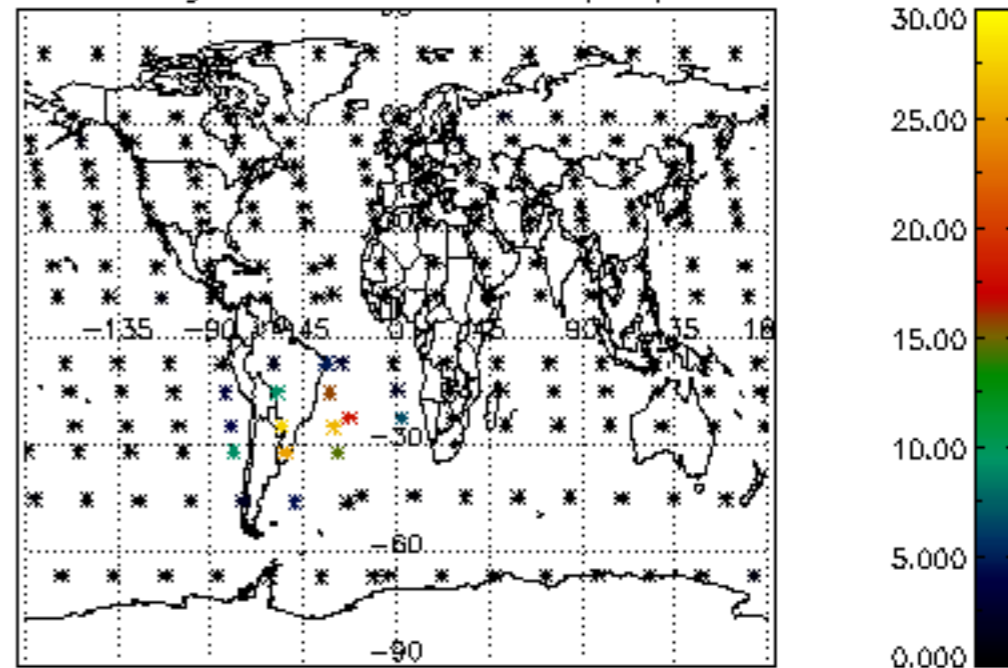
Percentage of datation errors per profile



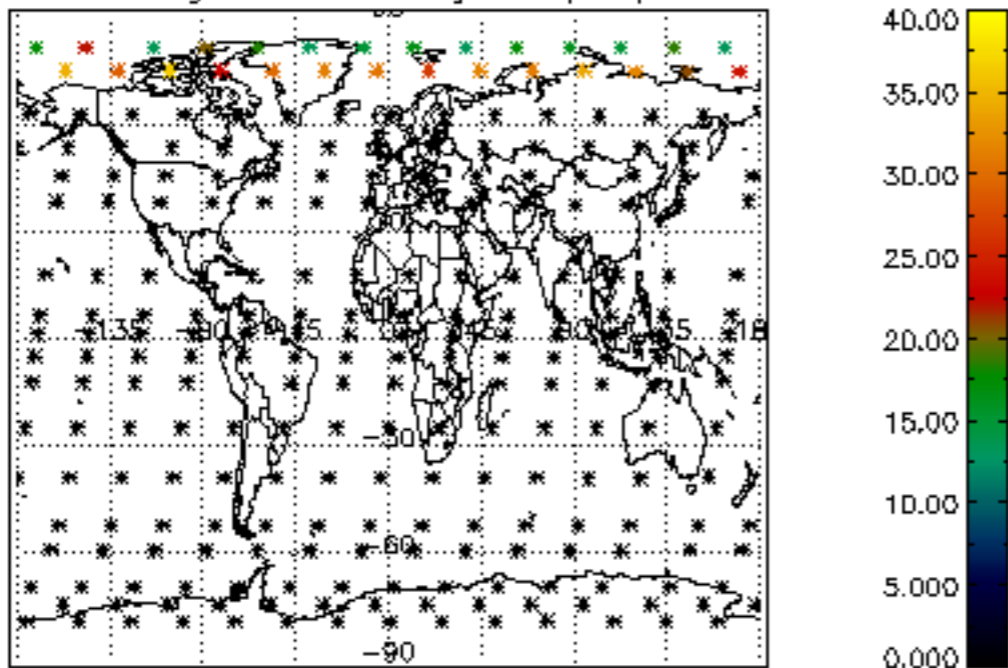
Percentage of star falling outside central band per profile



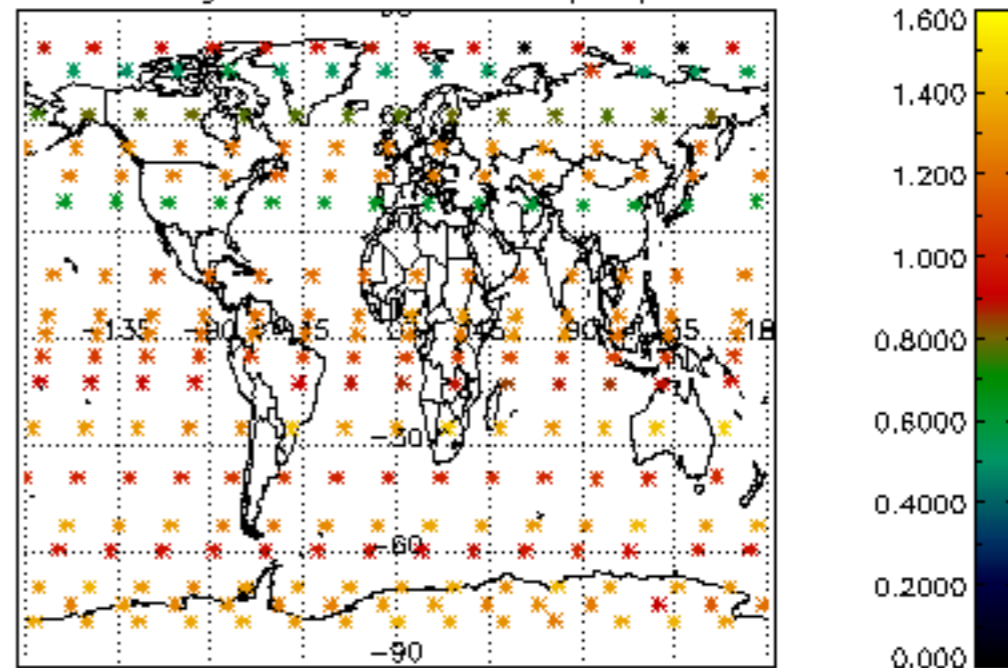
Percentage of saturation errors per profile



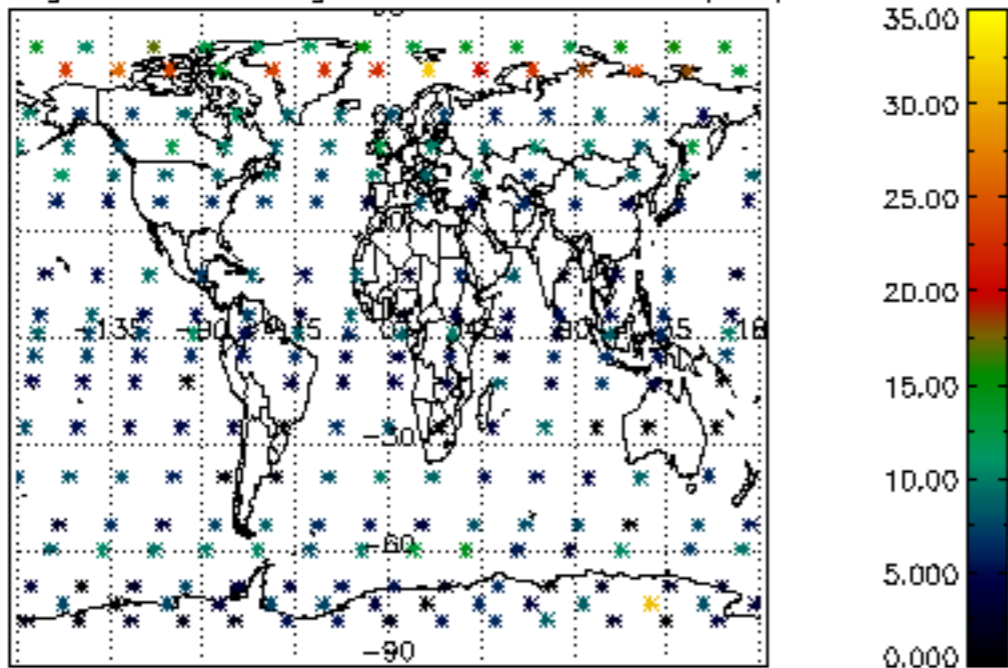
Percentage of cosmic ray hits per profile



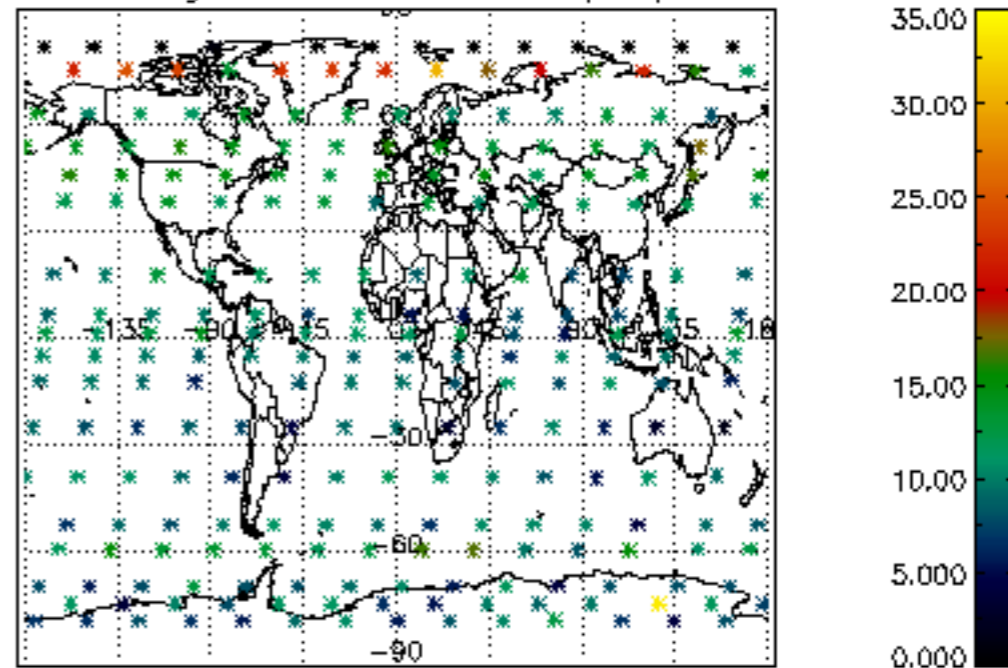
Percentage of datation errors per profile

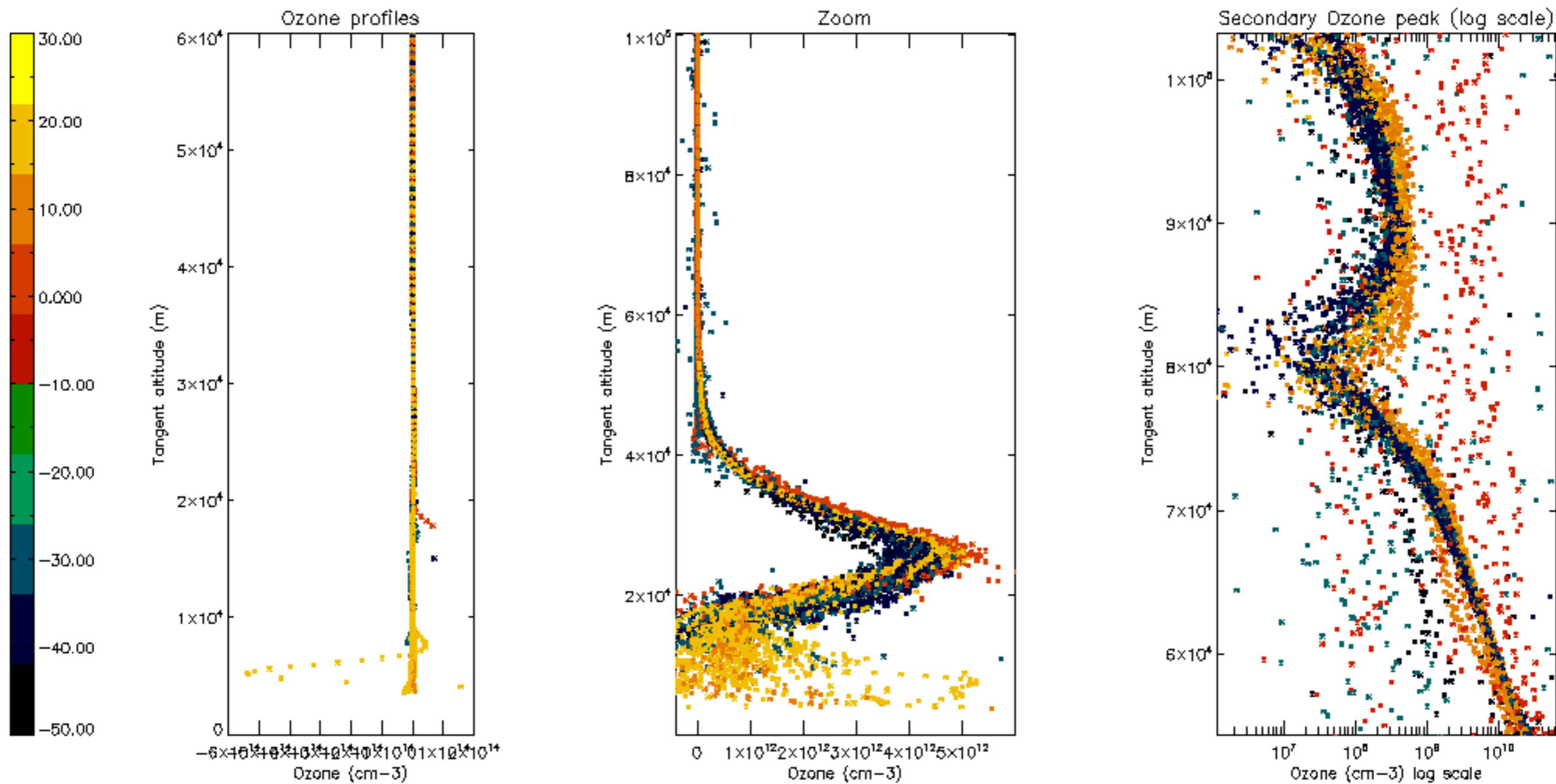


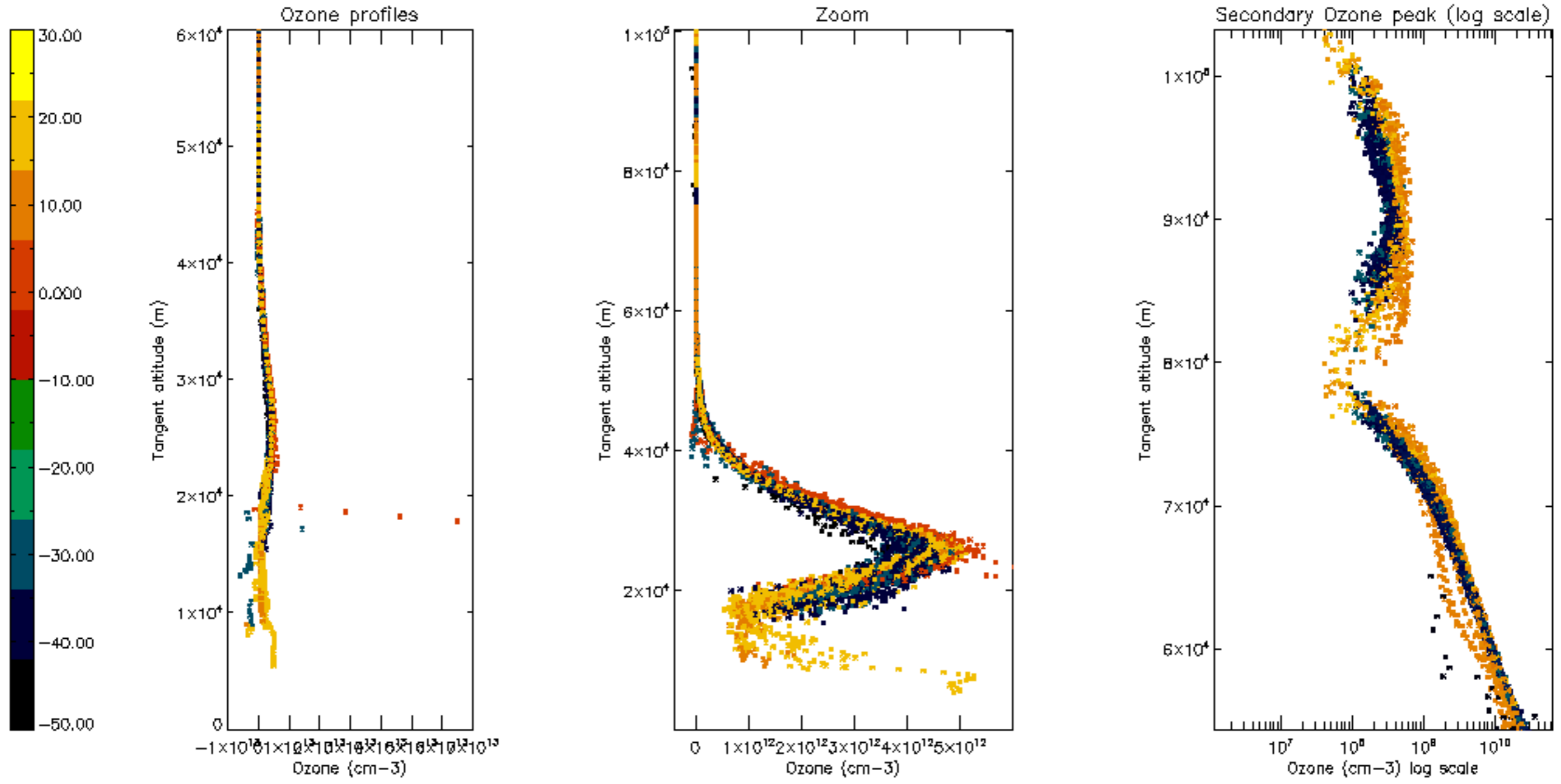
Percentage of star falling outside central band per profile

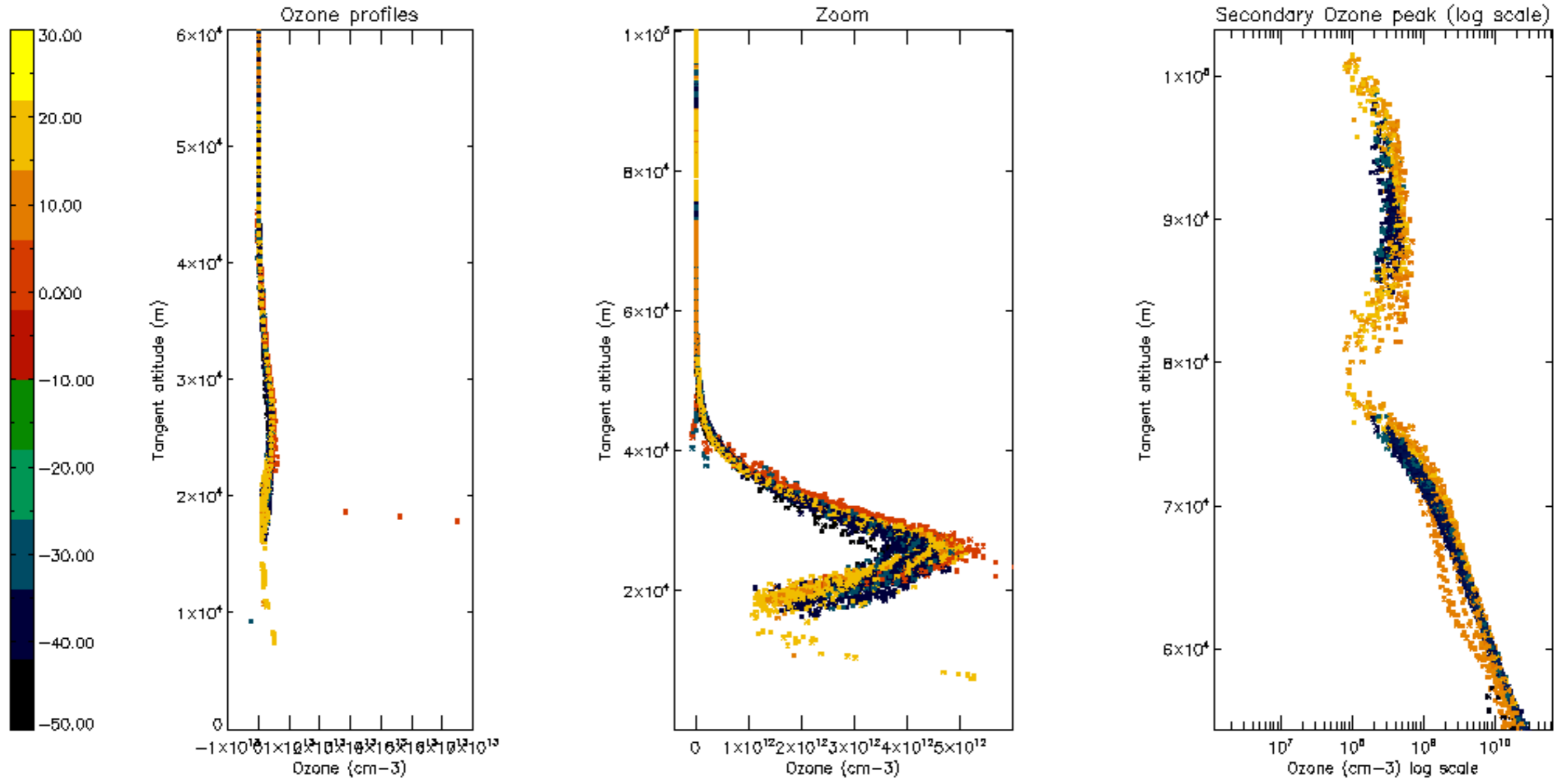


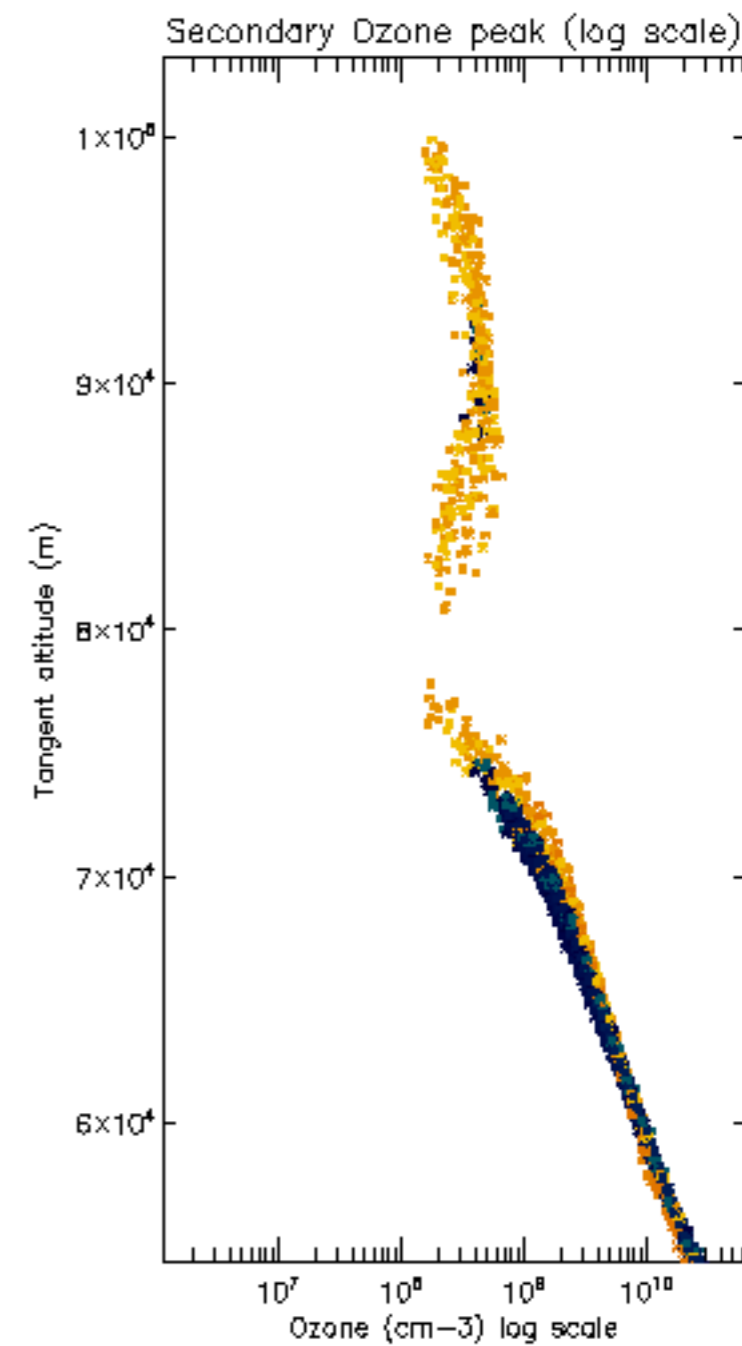
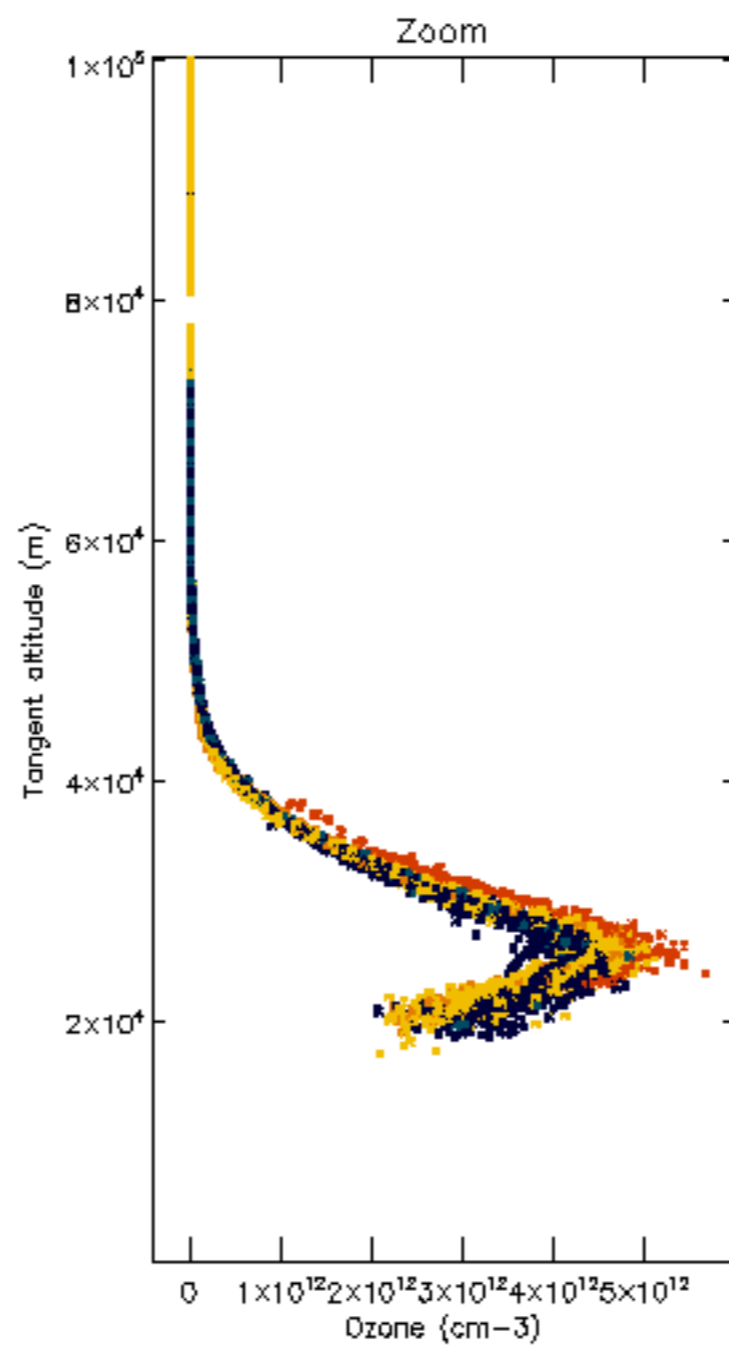
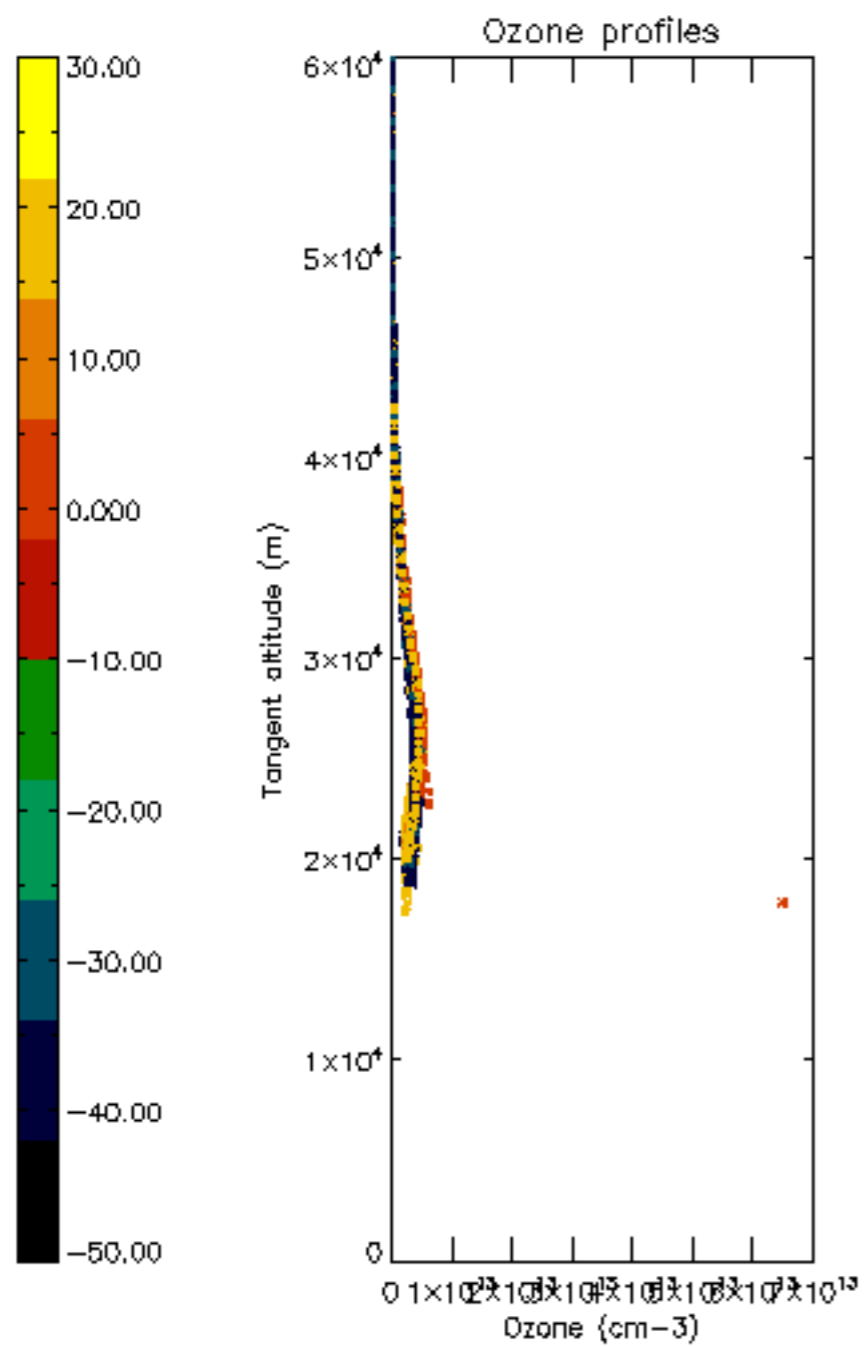
Percentage of saturation errors per profile

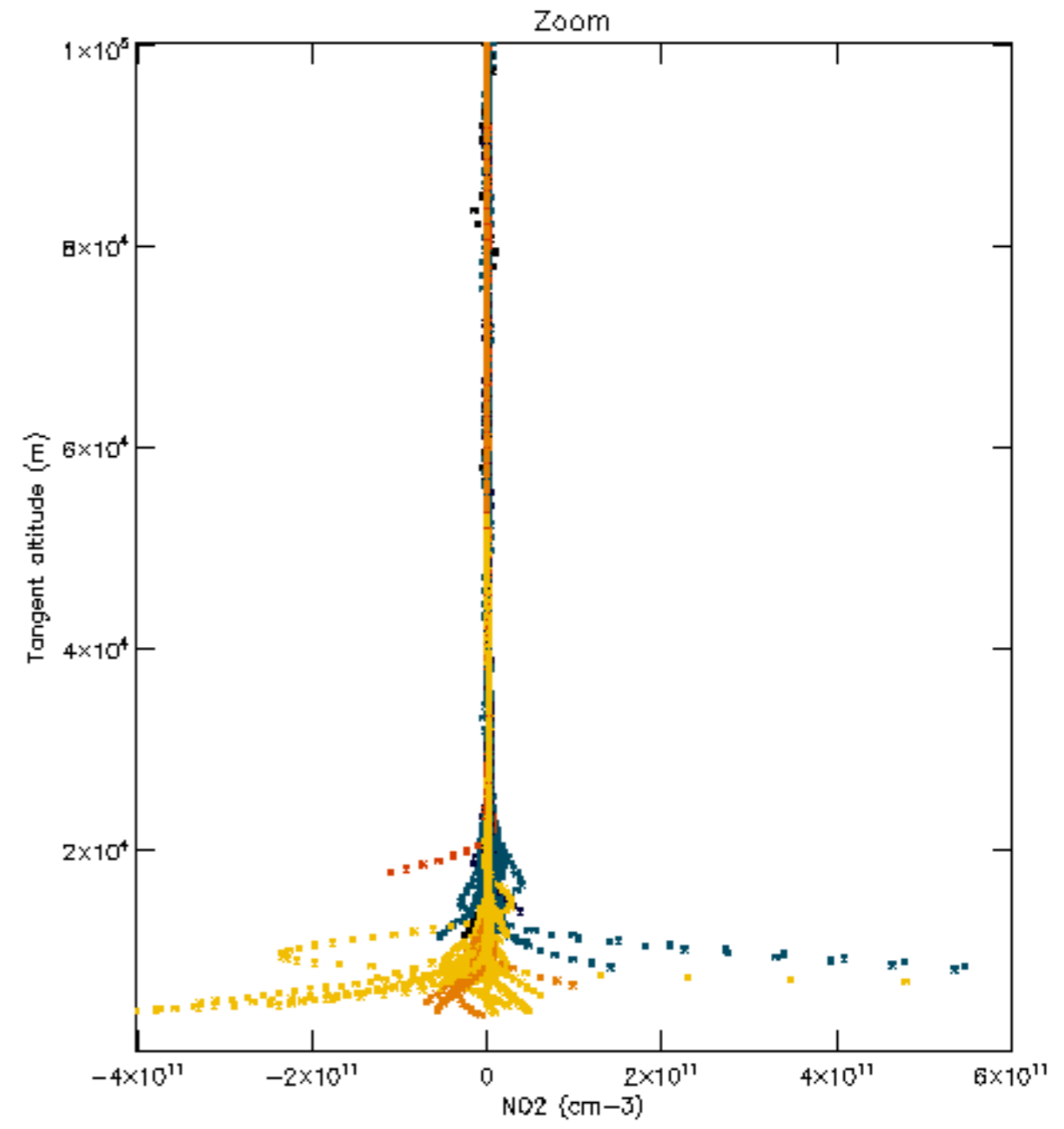
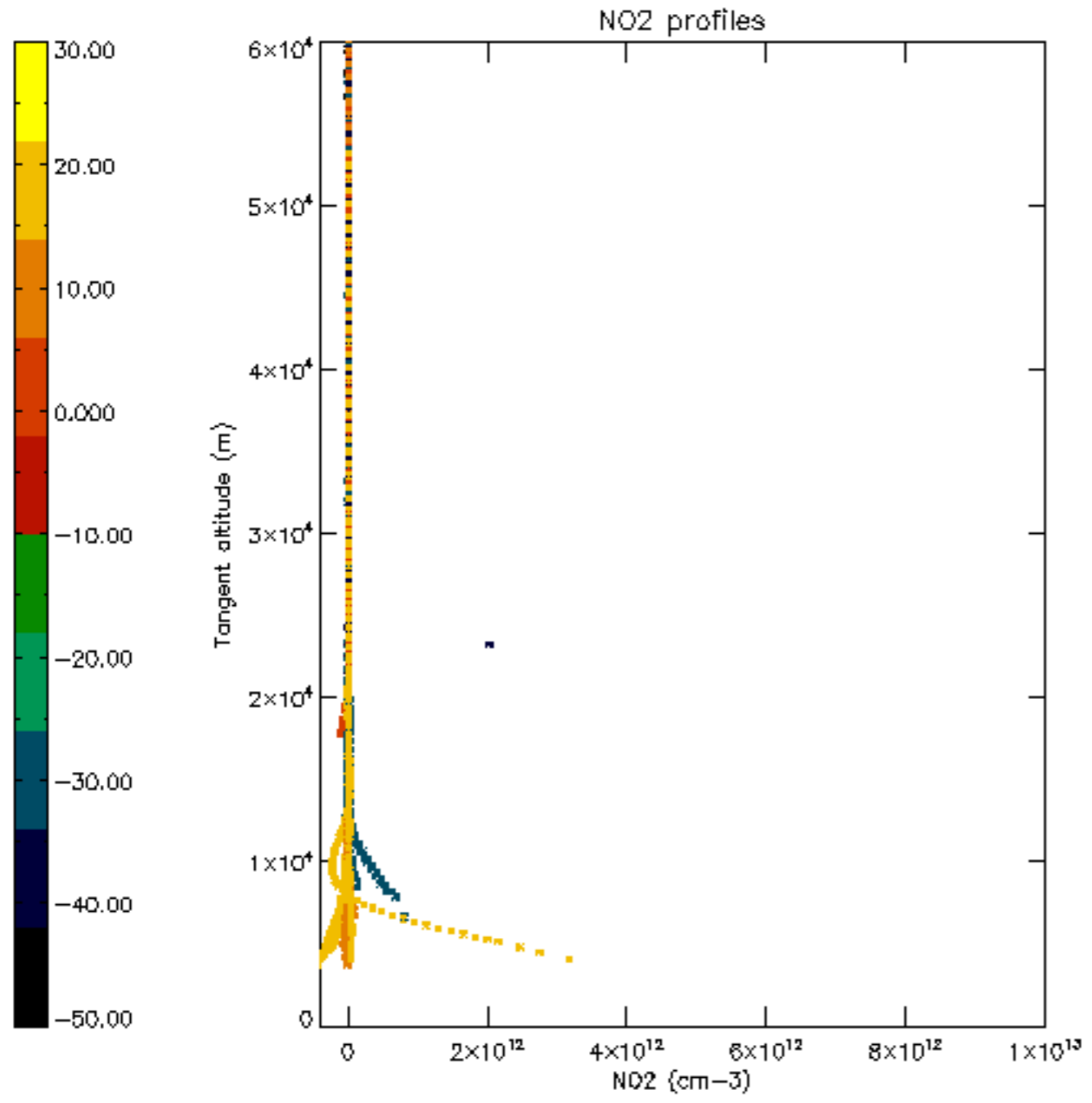


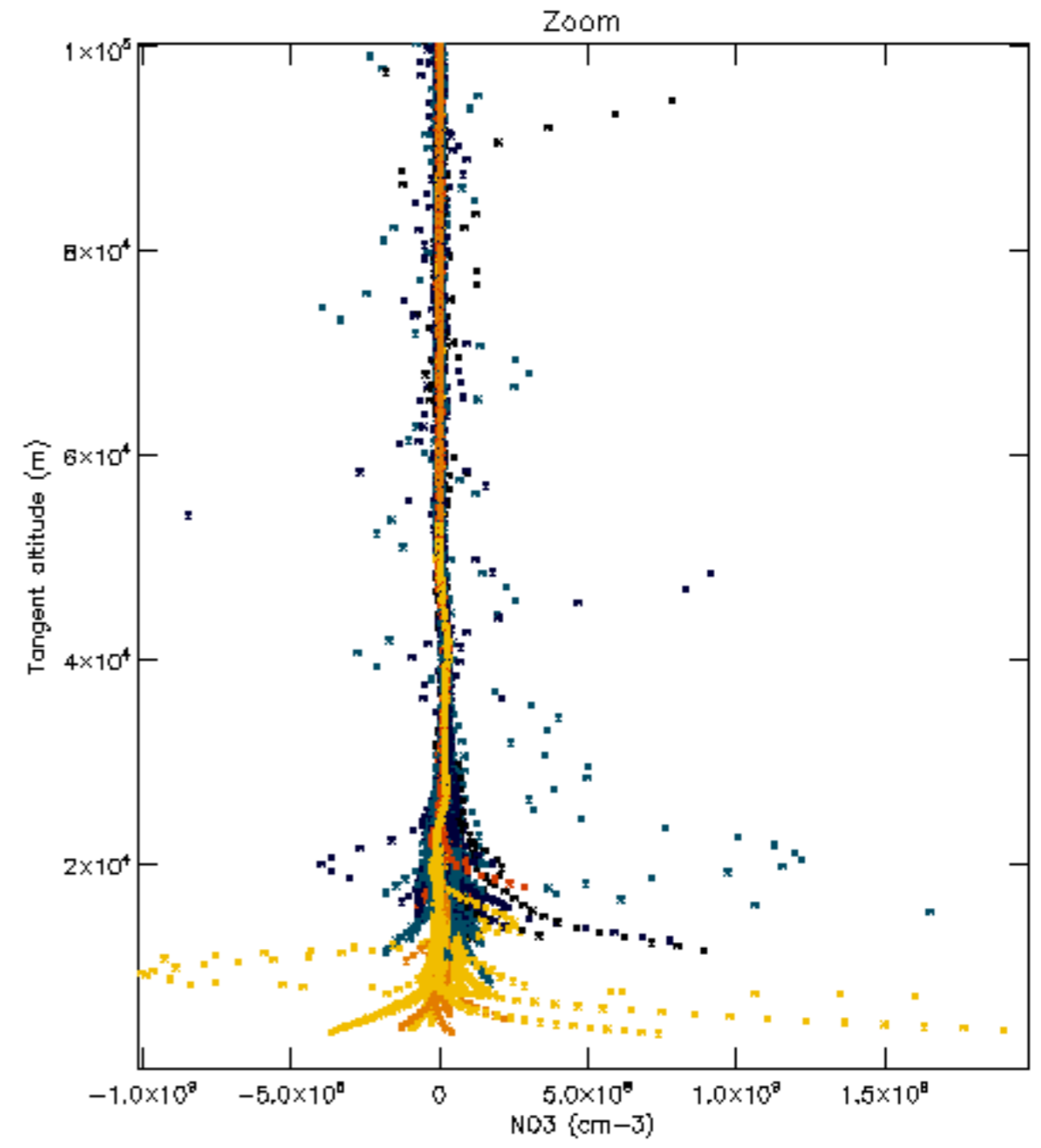
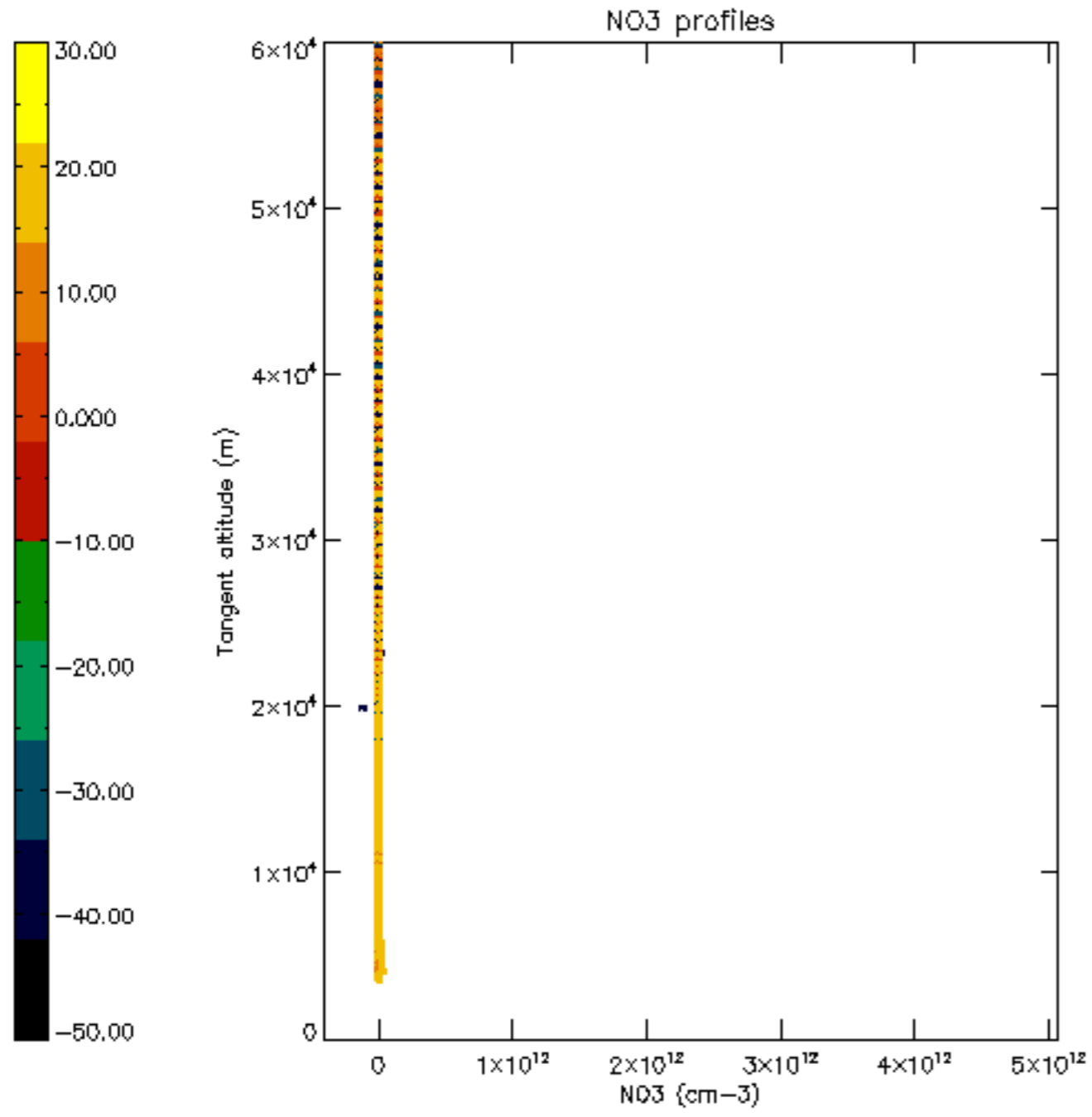




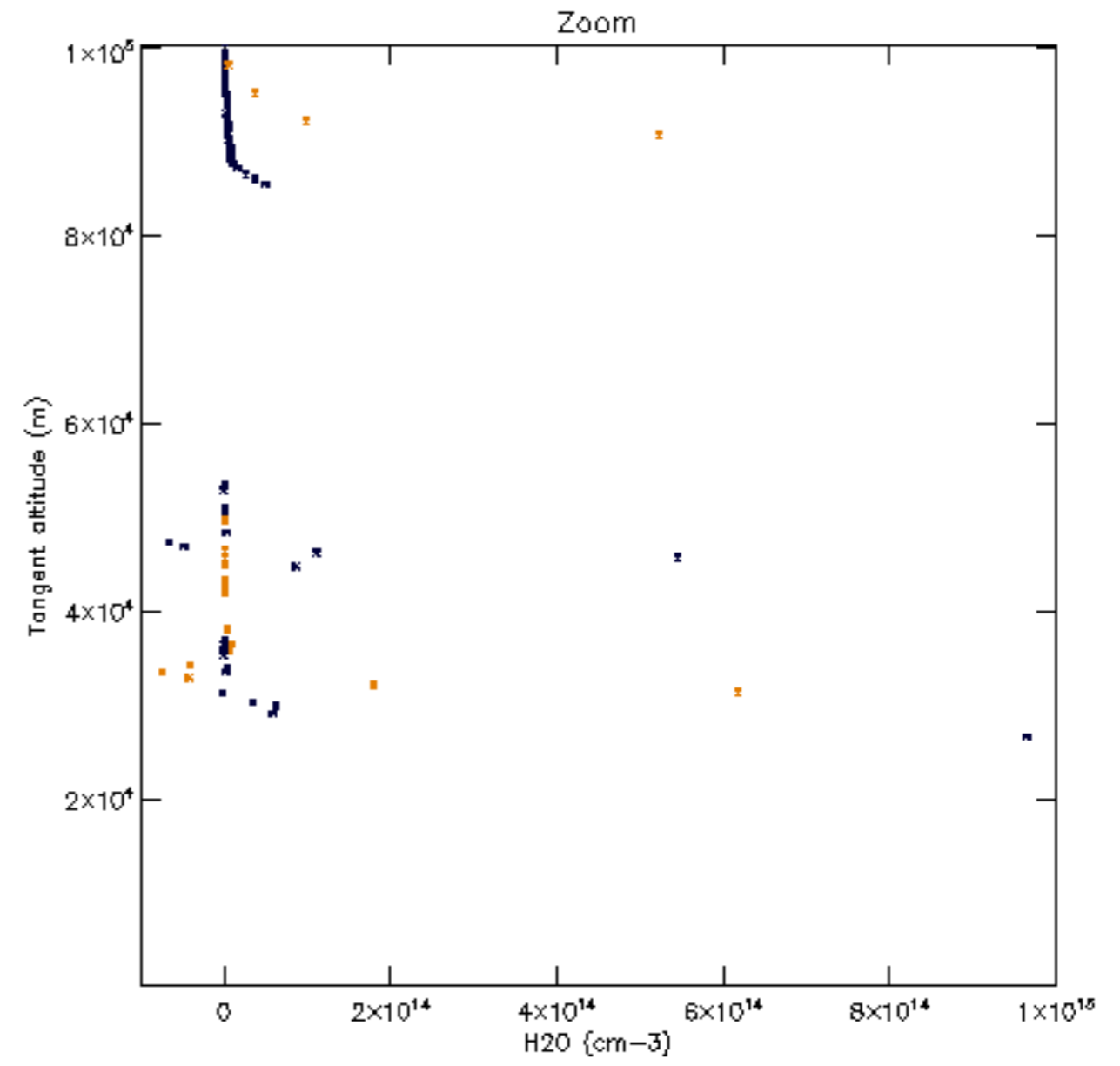
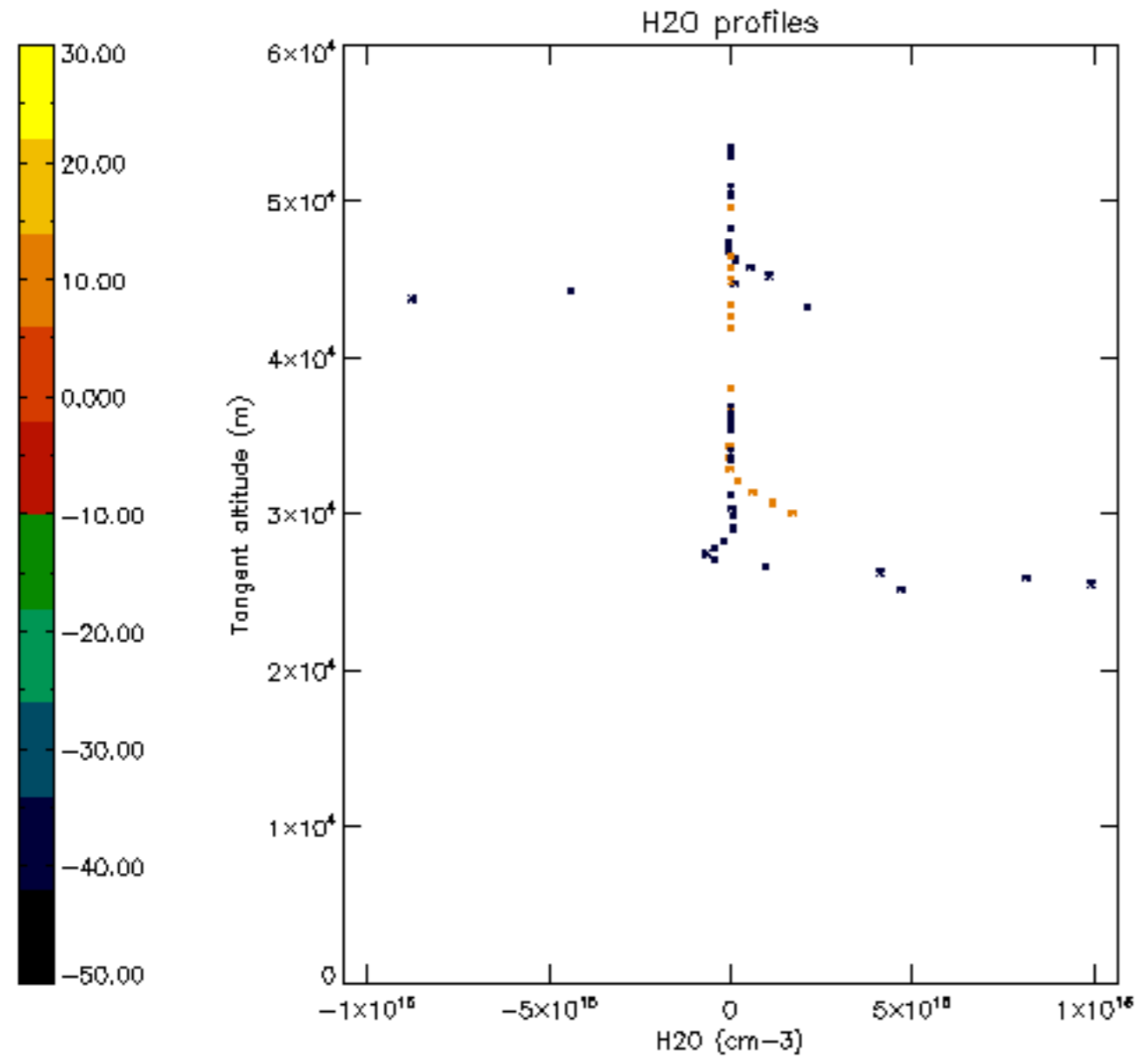


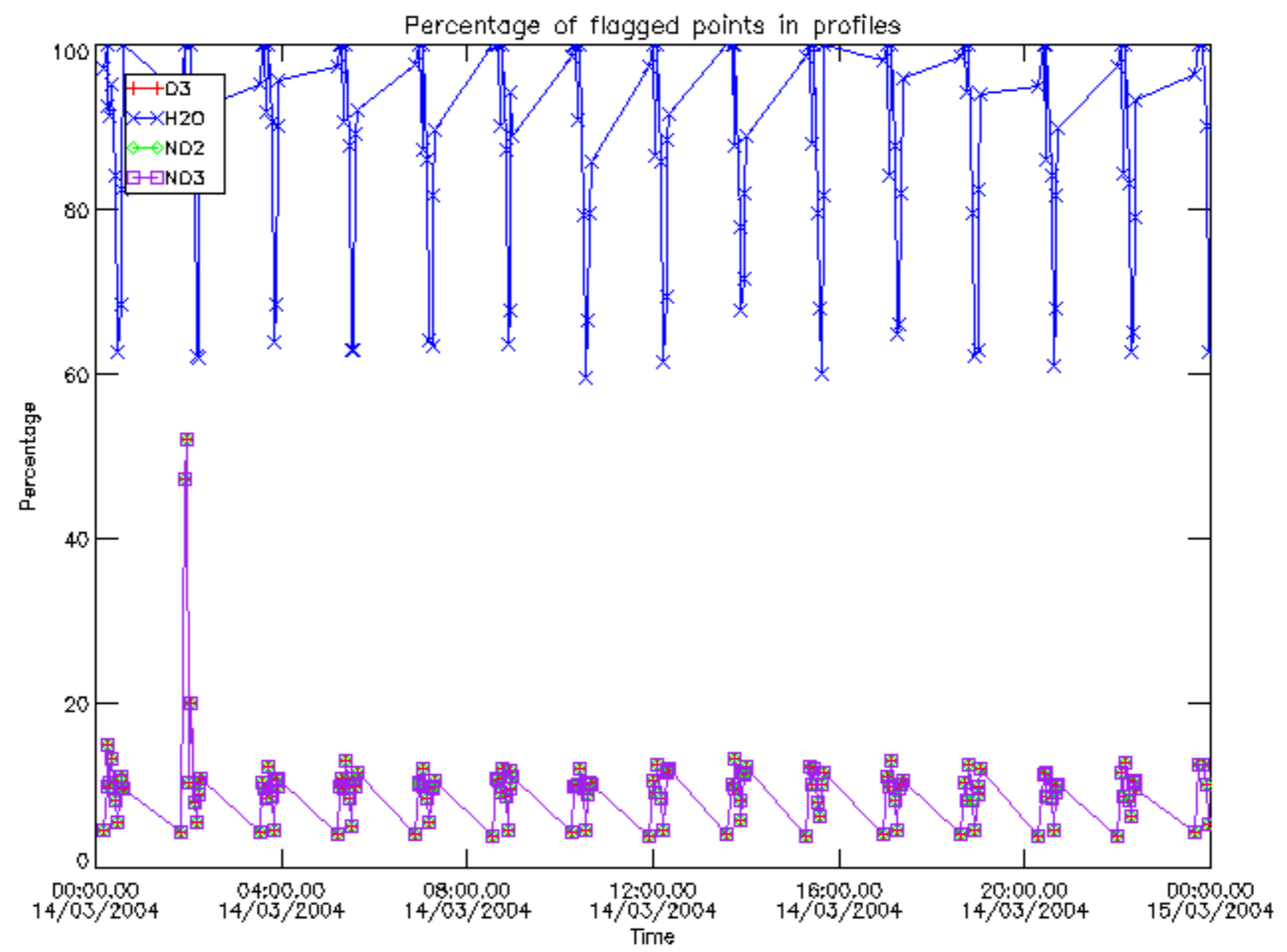




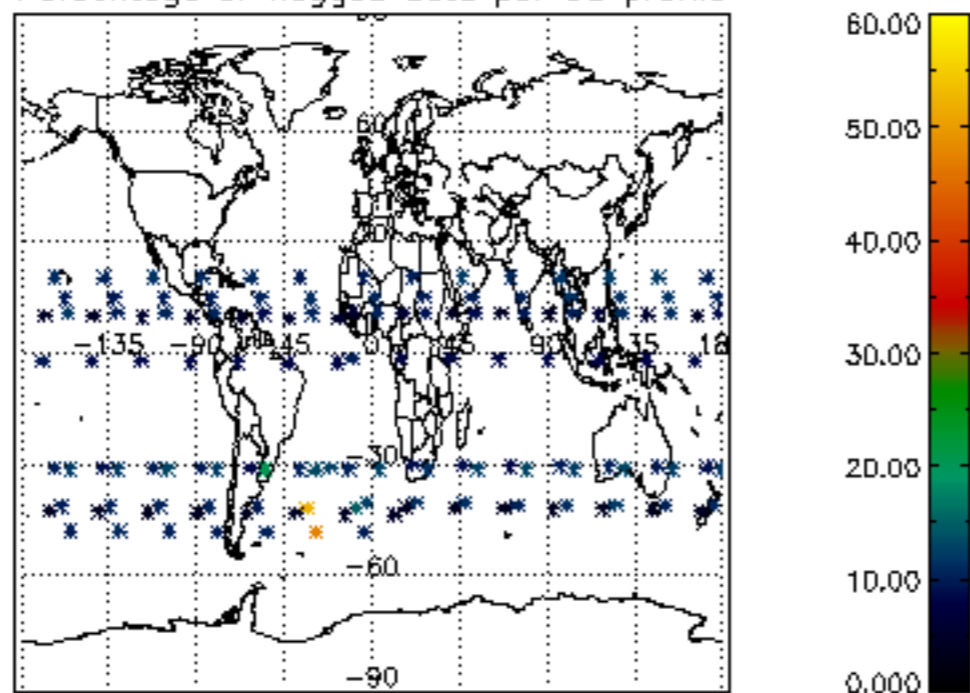




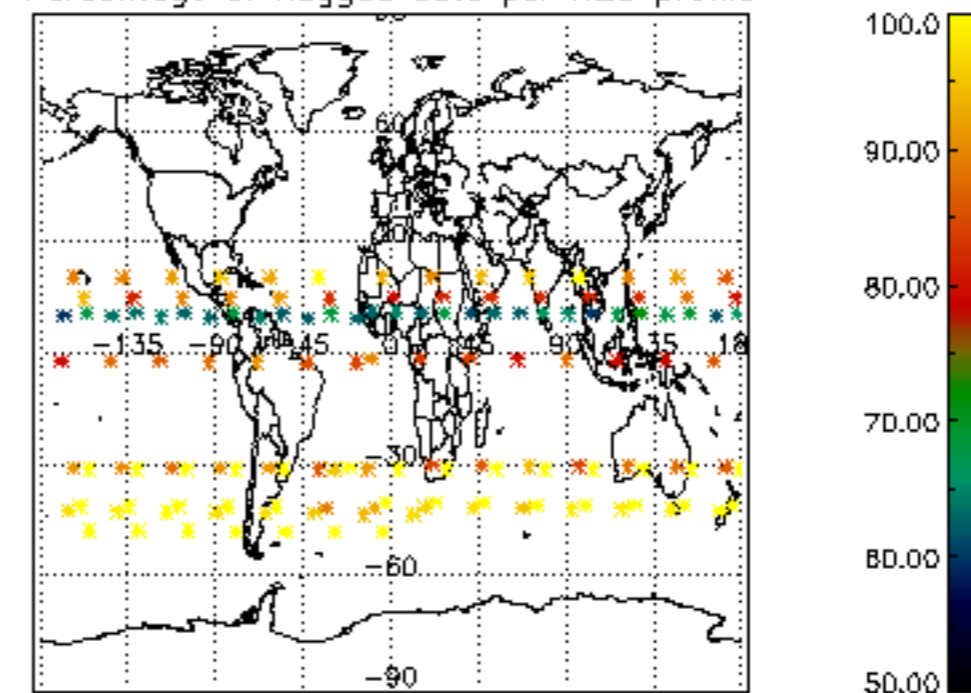




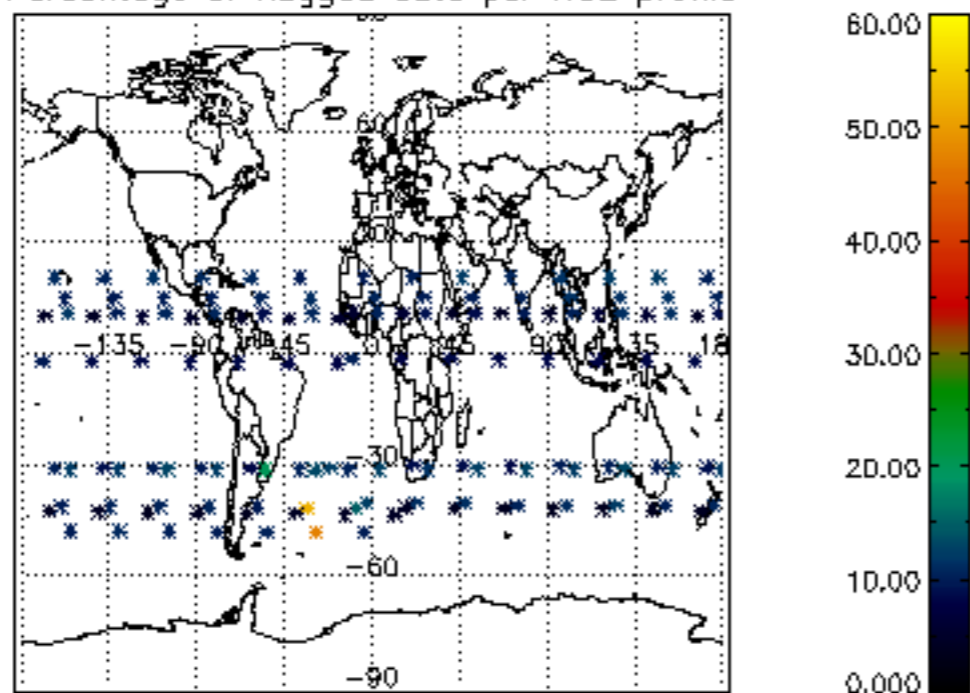
Percentage of flagged data per D3 profile



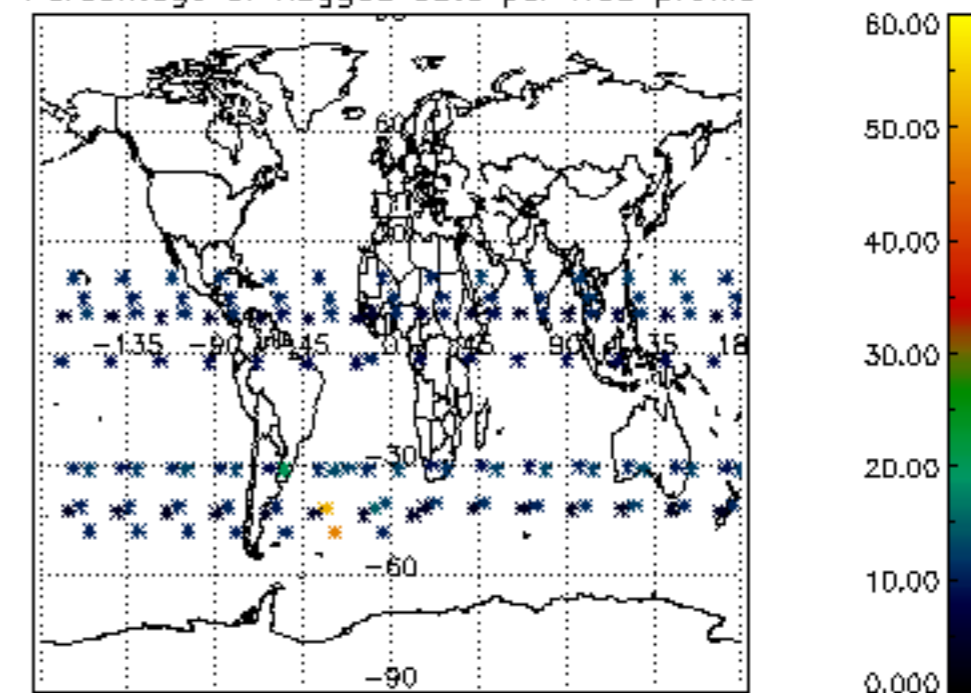
Percentage of flagged data per H2O profile

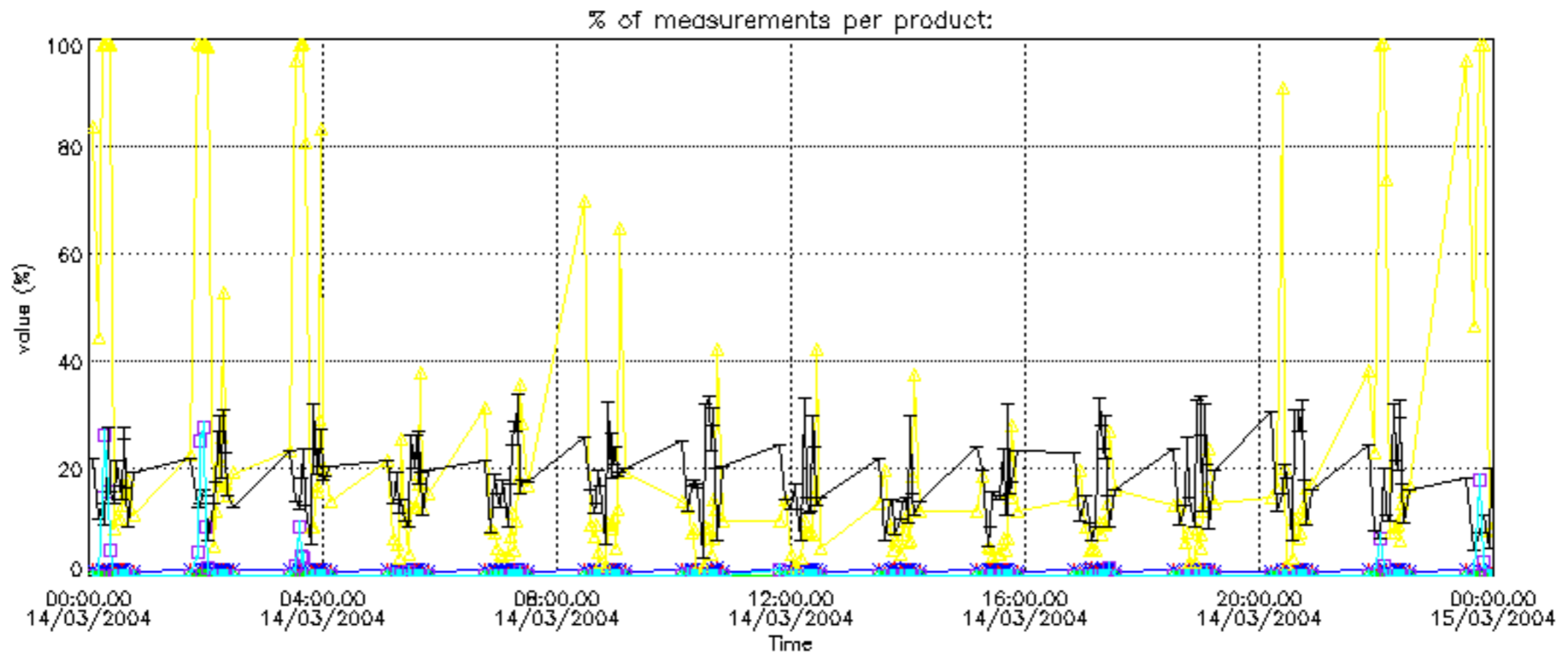
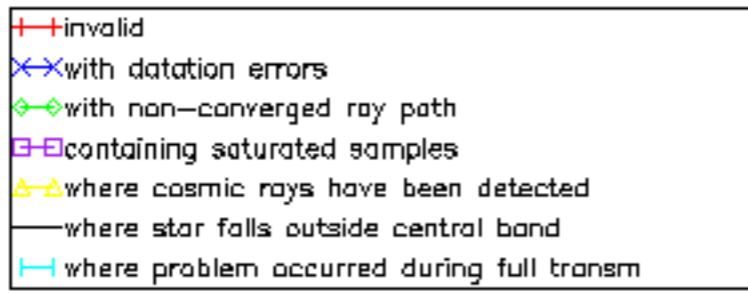


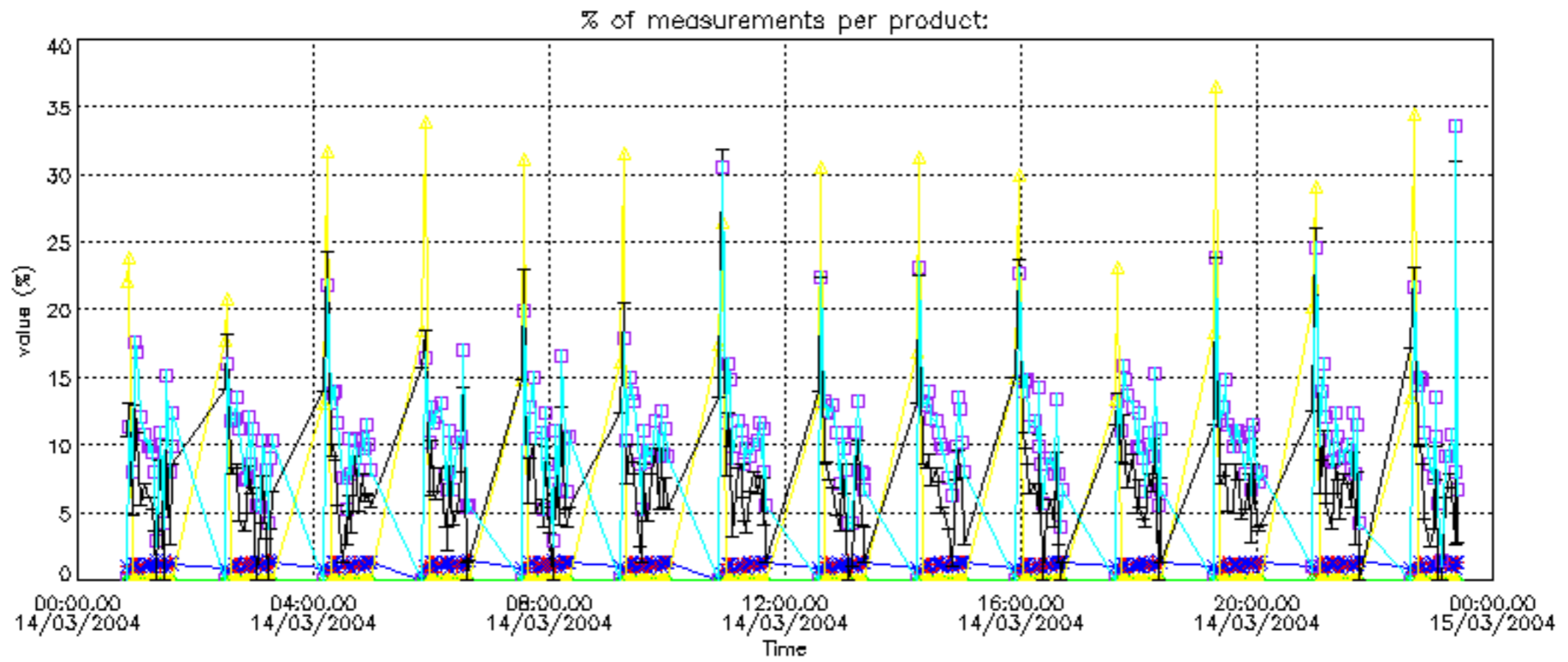
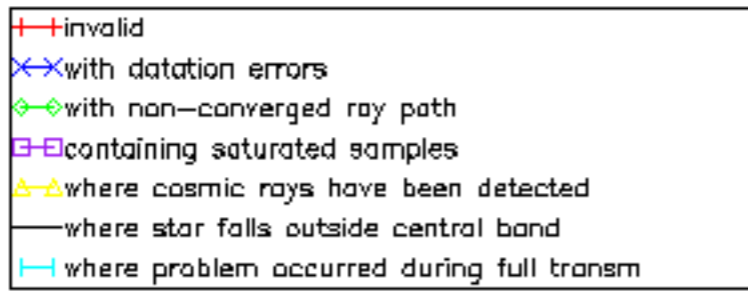
Percentage of flagged data per NO2 profile



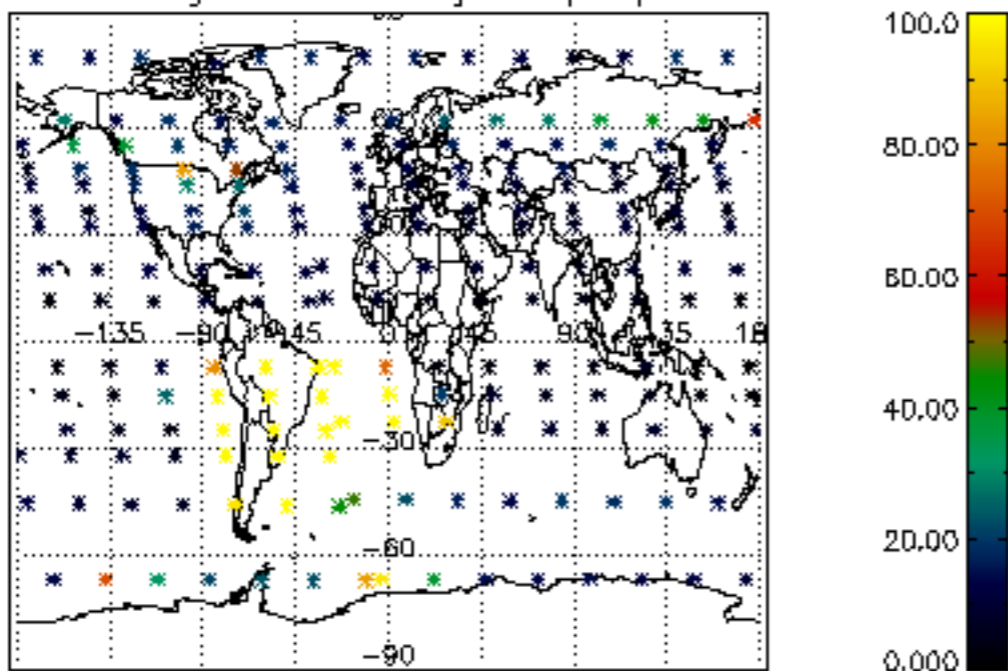
Percentage of flagged data per NO3 profile



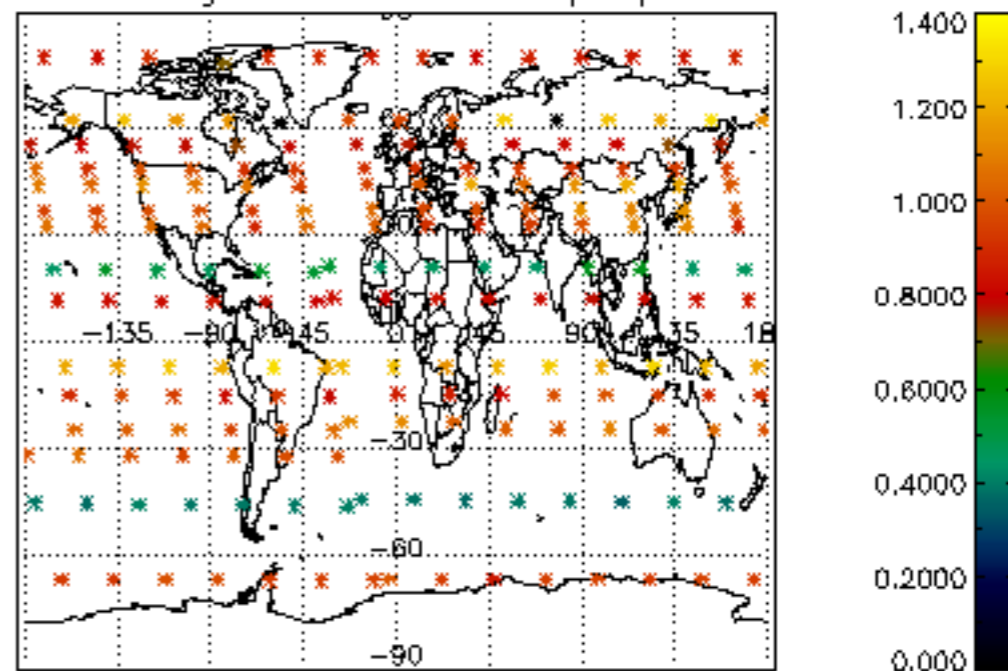




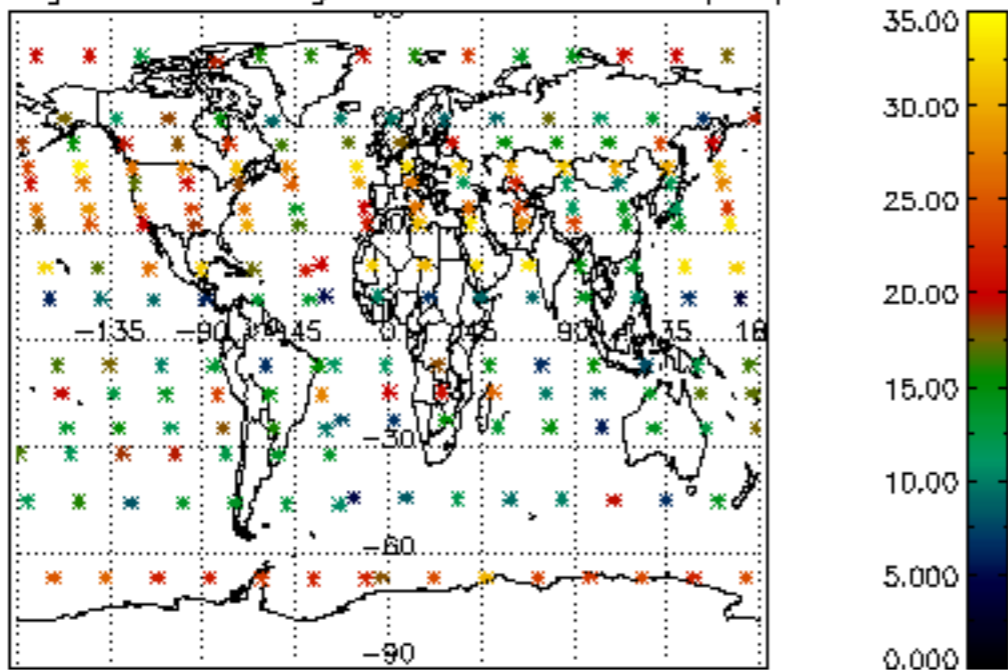
Percentage of cosmic ray hits per profile



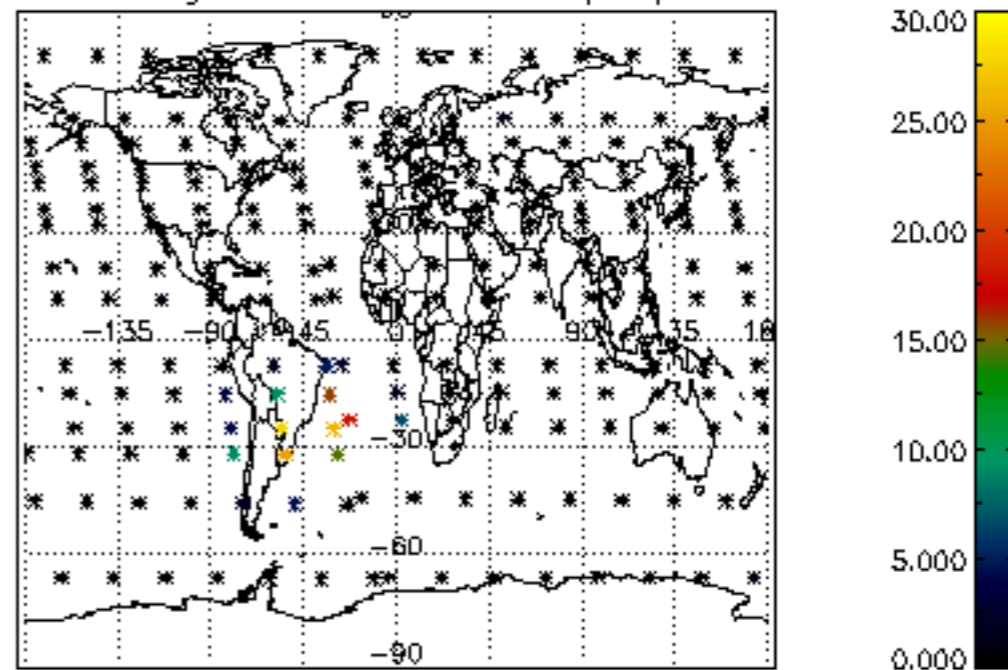
Percentage of datation errors per profile



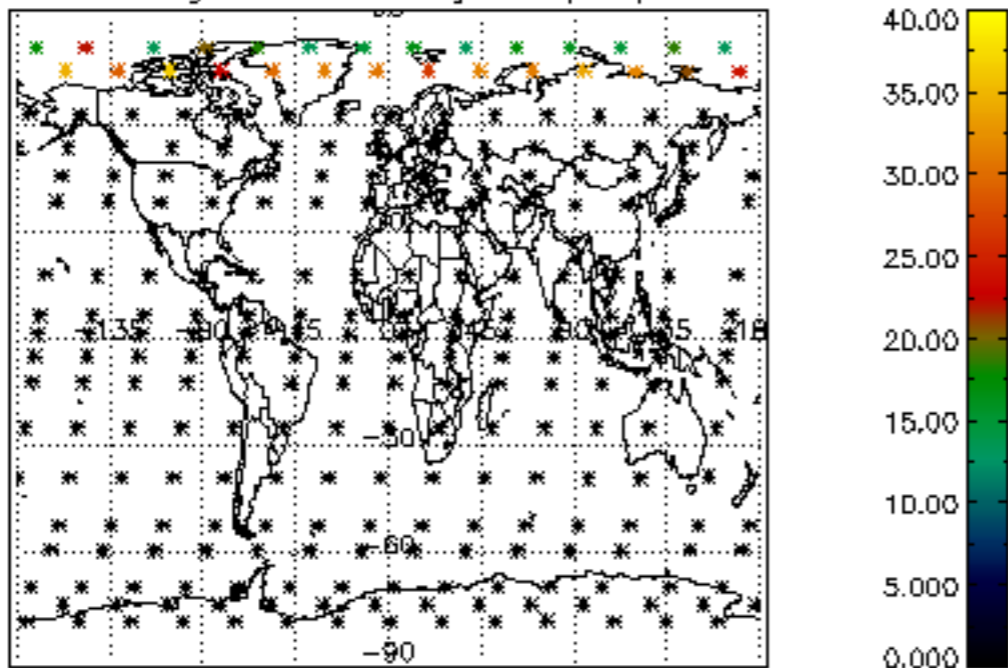
Percentage of star falling outside central band per profile



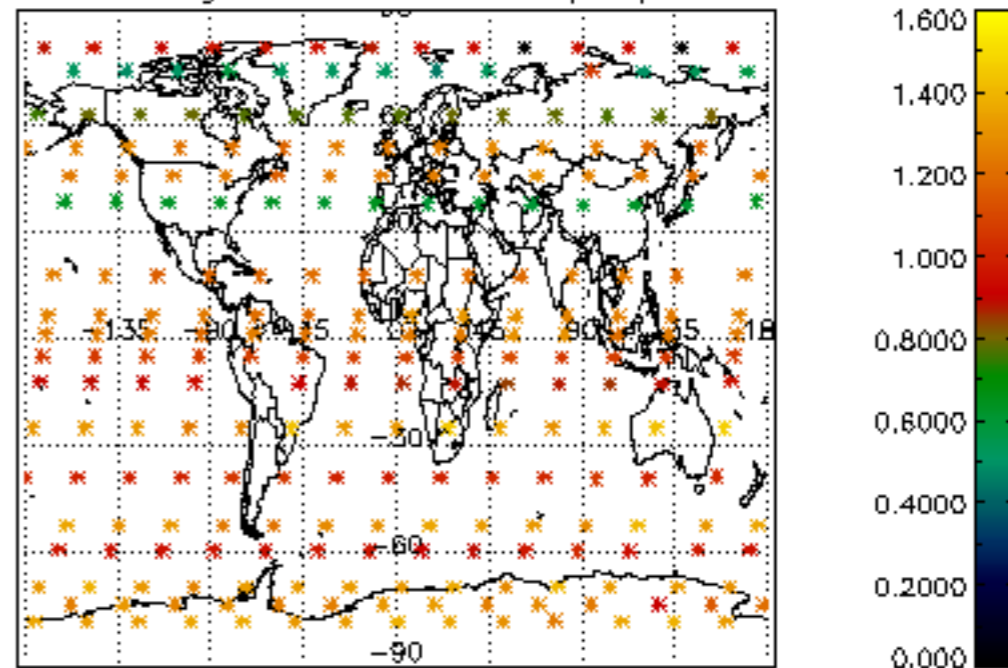
Percentage of saturation errors per profile



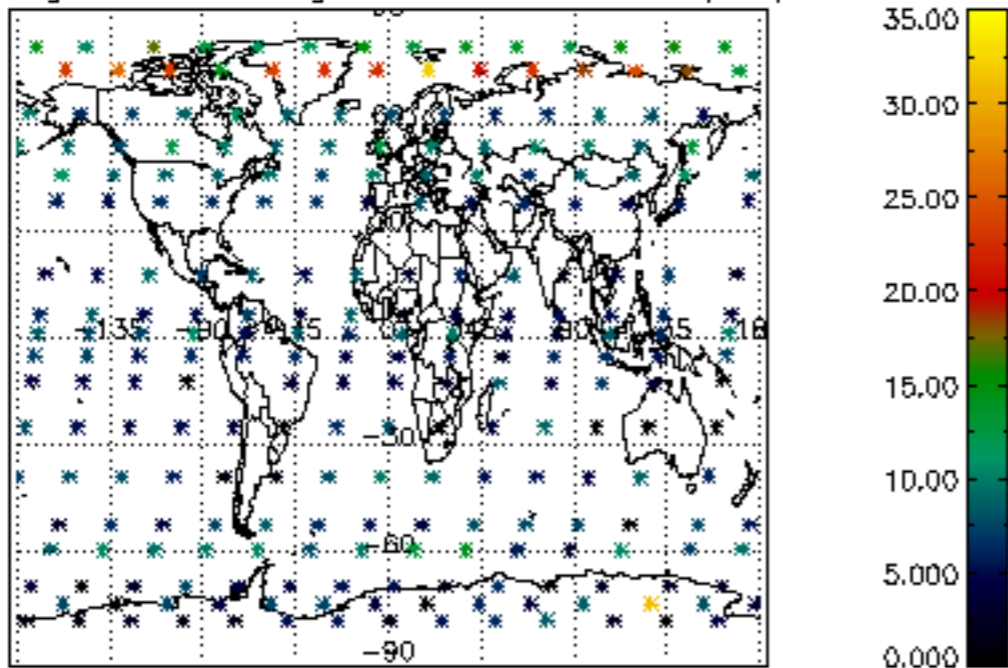
Percentage of cosmic ray hits per profile



Percentage of datation errors per profile



Percentage of star falling outside central band per profile



Percentage of saturation errors per profile

