

# GOMOS Level 2 Daily Report

## SUMMARY

### [1. General Info](#)

### [2. Summary of processed GOM\\_NL\\_2P products](#)

### [3. Level 2 Quality information per product](#)

#### [3.1 Plot of level 2 quality information per product \(time dependant\)](#)

#### [3.2 Plot of level 2 quality information per product \(world map\)](#)

### [4. Level 1 Quality information per product \(stored on level 2 products\)](#)

#### [4.1 Plot of level 1 quality information per product \(time dependant\)](#)

##### [4.1.1 Plot of level 1 quality information per product \(time dependant\): ASCENDING](#)

##### [4.1.2 Plot of level 1 quality information per product \(time dependant\): DESCENDING](#)

#### [4.2 Plot of level 1 quality information per product \(world map\)](#)

##### [4.2.1 Plot of level 1 quality information per product \(world map\): ASCENDING](#)

##### [4.2.2 Plot of level 1 quality information per product \(world map\): DESCENDING](#)

### [5. Ozone profiles based on quality statistics and other trace gas profiles](#)

#### [5.1 Ozone statistics based on quality of products](#)

#### [5.2 Plot ozone profiles for all STD \(dark without errors\)](#)

#### [5.3 Plot ozone profiles where STD < 20% \(dark without errors\)](#)

#### [5.4. Plot ozone profiles where STD < 10% \(dark without errors\)](#)

#### [5.5. Plot ozone profiles where STD < 5% \(dark without errors\)](#)

#### [5.6 Plot NO2 profiles for all STD \(dark without errors\)](#)

#### [5.7 Plot NO3 profiles for all STD \(dark without errors\)](#)

#### [5.8 Plot H2O profiles \(only for occultations of stars 1,2,3,4,13,14,16,26,63 dark without errors\) for all STD](#)

### [6. Auxiliary Data Files used for the production reported in section 2](#)

This report presents the daily analysis on parameters extracted from GOMOS level 2 data (GOM\_NL\_\_2P). It is intended to monitor some important parameters that will impact the quality of these products. A list of level 2 products (and content) that have arrived during the reporting day to the PCF is also given.

Item	Value
Time of report generation	18APR2013 21:23:50
Data source version	GOMOS/6.01
Start time of products	13-03-2004 (13MAR2004 00:00:00)
Stop time of products	14-03-2004 (14MAR2004 00:00:00)
Store outputs in DB	Yes
Nb of level 2 prods	450
Nb of prods with errors	0

## 2. Summary of processed GOM\_NL\_\_2P products.

Nr	Filename	UTC Start time	Limb	Duration	Star Id	Star Name	Star Mag	Star Temp	Nb Meas	Orbit	Prod. error
1	GOM_NL__2PRFIN20040313_005746_000000592025_00060_10635_0462.N1	13-MAR-2004 00:57:46	Dark	59.000	75	26Eps Sco	2.2910	4250.0	118	10635	No
2	GOM_NL__2PRFIN20040313_010001_000001072025_00060_10635_0463.N1	13-MAR-2004 01:00:01	Dark	106.50	16	21Alp Sco	1.0200	3000.0	213	10635	No
3	GOM_NL__2PRFIN20040313_010354_000000482025_00060_10635_0464.N1	13-MAR-2004 01:03:54	Dark	47.500	4	Alp1Cen	-0.010000	5800.0	95	10635	No
4	GOM_NL__2PRFIN20040313_010509_000000532025_00060_10635_0465.N1	13-MAR-2004 01:05:09	Dark	52.500	10	Bet Cen	0.61000	28000.	105	10635	No
5	GOM_NL__2PRFIN20040313_010712_000000532025_00060_10635_0466.N1	13-MAR-2004 01:07:12	Dark	53.000	12	Alp1Cru	0.77500	30000.	106	10635	No
6	GOM_NL__2PRFIN20040313_010826_000000472025_00060_10635_0467.N1	13-MAR-2004 01:08:26	Dark	46.500	26	Gam Cru	1.6240	2900.0	93	10635	No
7	GOM_NL__2PRFIN20040313_011014_000000672025_00060_10635_0468.N1	13-MAR-2004 01:10:14	Straylight	67.000	54	5The Cen	2.0550	4500.0	134	10635	No
8	GOM_NL__2PRFIN20040313_011213_000000552025_00060_10635_0469.N1	13-MAR-2004 01:12:13	Straylight	55.000	123	lot Cen	2.7500	10200.	110	10635	No
9	GOM_NL__2PRFIN20040313_011815_000000582025_00060_10635_0470.N1	13-MAR-2004 01:18:15	Straylight	58.000	106	9Bet Crv	2.6480	5600.0	116	10635	No
10	GOM_NL__2PRFIN20040313_012040_000000542025_00060_10635_0471.N1	13-MAR-2004 01:20:40	Straylight	53.500	100	4Gam Crv	2.5800	13100.	107	10635	No
11	GOM_NL__2PRFIN20040313_012346_000001032025_00060_10635_0472.N1	13-MAR-2004 01:23:46	Bright	102.50	15	67Alp Vir	0.97600	28000.	205	10635	No
12	GOM_NL__2PRFIN20040313_012742_000000622025_00060_10635_0473.N1	13-MAR-2004 01:27:42	Bright	62.000	121	29Gam Vir	2.7400	7200.0	124	10635	No
13	GOM_NL__2PRFIN20040313_013226_000000402025_00060_10635_0474.N1	13-MAR-2004 01:32:26	Bright	40.000	51	41Gam1Leo	2.0100	4500.0	80	10635	No
14	GOM_NL__2PRFIN20040313_013506_000000852025_00060_10635_0475.N1	13-MAR-2004 01:35:06	Bright	84.500	138	47Eps Vir	2.8280	4700.0	169	10635	No
15	GOM_NL__2PRFIN20040313_014024_000000432025_00060_10635_0476.N1	13-MAR-2004 01:40:24	Bright	42.500	174	52Psi UMa	3.0040	4400.0	85	10635	No
16	GOM_NL__2PRFIN20040313_014332_000000402025_00060_10635_0477.N1	13-MAR-2004 01:43:32	Bright	40.000	82	48Bet UMa	2.3650	10600.	80	10635	No
17	GOM_NL__2PRFIN20040313_014500_000000412025_00060_10635_0478.N1	13-MAR-2004 01:45:00	Bright	41.000	36	50Alp UMa	1.8000	6300.0	82	10635	No
18	GOM_NL__2PRFIN20040313_014653_000000472025_00060_10635_0479.N1	13-MAR-2004 01:46:53	Bright	47.000	32	77Eps UMa	1.7630	11000.	94	10635	No
19	GOM_NL__2PRFIN20040313_014906_000000582025_00060_10635_0480.N1	13-MAR-2004 01:49:06	Bright	58.000	39	85Eta UMa	1.8540	24000.	116	10635	No
20	GOM_NL__2PRFIN20040313_015214_000000362025_00060_10635_0481.N1	13-MAR-2004 01:52:14	Bright	35.500	49	1Alp UMi	1.9900	6300.0	71	10635	No
21	GOM_NL__2PRFIN20040313_015621_000000502025_00060_10635_0482.N1	13-MAR-2004 01:56:21	Bright	49.500	119	14Eta Dra	2.7270	4700.0	99	10635	No
22	GOM_NL__2PRFIN20040313_015959_000000392025_00060_10635_0483.N1	13-MAR-2004 01:59:59	Bright	38.500	89	5Alp Cep	2.4510	8000.0	77	10635	No
23	GOM_NL__2PRFIN20040313_020208_000000532025_00060_10635_0484.N1	13-MAR-2004 02:02:08	Bright	52.500	69	33Gam Dra	2.2310	3800.0	105	10635	No
24	GOM_NL__2PRFIN20040313_020505_000000372025_00060_10635_0485.N1	13-MAR-2004 02:05:05	Bright	36.500	19	50Alp Cyg	1.2460	10500.	73	10635	No
25	GOM_NL__2PRFIN20040313_020639_000000392025_00060_10635_0486.N1	13-MAR-2004 02:06:39	Bright	39.000	66	37Gam Cyg	2.2080	5900.0	78	10635	No
26	GOM_NL__2PRFIN20040313_020820_000000362025_00060_10635_0487.N1	13-MAR-2004 02:08:20	Bright	36.000	92	53Eps Cyg	2.5000	4500.0	72	10635	No
27	GOM_NL__2PRFIN20040313_021630_000000522025_00060_10635_0488.N1	13-MAR-2004 02:16:30	Twilight	52.000	11	53Alp Aql	0.76500	8000.0	104	10635	No
28	GOM_NL__2PRFIN20040313_022208_000001242025_00060_10635_0489.N1	13-MAR-2004 02:22:08	Dark	123.50	59	55Alp Oph	2.0800	8900.0	247	10635	No
29	GOM_NL__2PRFIN20040313_022627_000000472025_00060_10635_0490.N1	13-MAR-2004 02:26:27	Dark	47.000	155	41Pi Sgr	2.9000	6600.0	94	10635	No
30	GOM_NL__2PRFIN20040313_022827_000000492025_00060_10635_0491.N1	13-MAR-2004 02:28:27	Dark	49.000	57	34Sig Sgr	2.0660	26000.	98	10635	No
31	GOM_NL__2PRFIN20040313_023151_000000462025_00060_10635_0492.N1	13-MAR-2004 02:31:51	Dark	45.500	38	20Eps Sgr	1.8360	11000.	91	10635	No
32	GOM_NL__2PRFIN20040313_023333_000000392025_00060_10635_0493.N1	13-MAR-2004 02:33:33	Dark	39.000	45	Alp Pav	1.9400	26000.	78	10635	No
33	GOM_NL__2PRFIN20040313_023824_000000612025_00061_10636_0462.N1	13-MAR-2004 02:38:24	Dark	61.000	75	26Eps Sco	2.2910	4250.0	122	10636	No
34	GOM_NL__2PRFIN20040313_024039_000000962025_00061_10636_0463.N1	13-MAR-2004 02:40:39	Dark	96.000	16	21Alp Sco	1.0200	3000.0	192	10636	No
35	GOM_NL__2PRFIN20040313_024430_000000572025_00061_10636_0464.N1	13-MAR-2004 02:44:30	Dark	56.500	4	Alp1Cen	-0.010000	5800.0	113	10636	No
36	GOM_NL__2PRFIN20040313_024545_000000452025_00061_10636_0465.N1	13-MAR-2004 02:45:45	Dark	44.500	10	Bet Cen	0.61000	28000.	89	10636	No
37	GOM_NL__2PRFIN20040313_024748_000000532025_00061_10636_0466.N1	13-MAR-2004 02:47:48	Dark	53.000	12	Alp1Cru	0.77500	30000.	106	10636	No
38	GOM_NL__2PRFIN20040313_024903_000000552025_00061_10636_0467.N1	13-MAR-2004 02:49:03	Dark	55.000	26	Gam Cru	1.6240	2900.0	110	10636	No
39	GOM_NL__2PRFIN20040313_025051_000000672025_00061_10636_0468.N1	13-MAR-2004 02:50:51	Straylight	66.500	54	5The Cen	2.0550	4500.0	133	10636	No
40	GOM_NL__2PRFIN20040313_025250_000000512025_00061_10636_0469.N1	13-MAR-2004 02:52:50	Straylight	51.000	123	lot Cen	2.7500	10200.	102	10636	No
41	GOM_NL__2PRFIN20040313_025851_000000602025_00061_10636_0470.N1	13-MAR-2004 02:58:51	Straylight	59.500	106	9Bet Crv	2.6480	5600.0	119	10636	No
42	GOM_NL__2PRFIN20040313_030116_000000552025_00061_10636_0471.N1	13-MAR-2004 03:01:16	Straylight	54.500	100	4Gam Crv	2.5800	13100.	109	10636	No

43	GOM_NL__2PRFIN20040313_030422_000000972025_00061_10636_0472.N1	13-MAR-2004 03:04:22	Bright	96.500	15	67Alp Vir	0.97600	28000.	193	10636	No
44	GOM_NL__2PRFIN20040313_030817_000000672025_00061_10636_0473.N1	13-MAR-2004 03:08:17	Bright	67.000	121	29Gam Vir	2.7400	7200.0	134	10636	No
45	GOM_NL__2PRFIN20040313_031044_000000412025_00061_10636_0474.N1	13-MAR-2004 03:10:44	Bright	41.000	22	32Alp Leo	1.3600	15200.	82	10636	No
46	GOM_NL__2PRFIN20040313_031302_000000432025_00061_10636_0475.N1	13-MAR-2004 03:13:02	Bright	42.500	51	41Gam1Leo	2.0100	4500.0	85	10636	No
47	GOM_NL__2PRFIN20040313_031540_000000832025_00061_10636_0476.N1	13-MAR-2004 03:15:40	Bright	83.000	138	47Eps Vir	2.8280	4700.0	166	10636	No
48	GOM_NL__2PRFIN20040313_032059_000000412025_00061_10636_0477.N1	13-MAR-2004 03:20:59	Bright	40.500	174	52Psi UMa	3.0040	4400.0	81	10636	No
49	GOM_NL__2PRFIN20040313_032407_000000402025_00061_10636_0478.N1	13-MAR-2004 03:24:07	Bright	39.500	82	48Bet UMa	2.3650	10600.	79	10636	No
50	GOM_NL__2PRFIN20040313_032536_000000432025_00061_10636_0479.N1	13-MAR-2004 03:25:36	Bright	42.500	36	50Alp UMa	1.8000	6300.0	85	10636	No
51	GOM_NL__2PRFIN20040313_032728_000000492025_00061_10636_0480.N1	13-MAR-2004 03:27:28	Bright	49.000	32	77Eps UMa	1.7630	11000.	98	10636	No
52	GOM_NL__2PRFIN20040313_032941_000000592025_00061_10636_0481.N1	13-MAR-2004 03:29:41	Bright	58.500	39	85Eta UMa	1.8540	24000.	117	10636	No
53	GOM_NL__2PRFIN20040313_033250_000000392025_00061_10636_0482.N1	13-MAR-2004 03:32:50	Bright	38.500	49	1Alp UMi	1.9900	6300.0	77	10636	No
54	GOM_NL__2PRFIN20040313_033656_000000512025_00061_10636_0483.N1	13-MAR-2004 03:36:56	Bright	50.500	119	14Eta Dra	2.7270	4700.0	101	10636	No
55	GOM_NL__2PRFIN20040313_034035_000000342025_00061_10636_0484.N1	13-MAR-2004 03:40:35	Bright	34.000	89	5Alp Cep	2.4510	8000.0	68	10636	No
56	GOM_NL__2PRFIN20040313_034244_000000492025_00061_10636_0485.N1	13-MAR-2004 03:42:44	Bright	48.500	69	33Gam Dra	2.2310	3800.0	97	10636	No
57	GOM_NL__2PRFIN20040313_034541_000000372025_00061_10636_0486.N1	13-MAR-2004 03:45:41	Bright	36.500	19	50Alp Cyg	1.2460	10500.	73	10636	No
58	GOM_NL__2PRFIN20040313_034715_000000382025_00061_10636_0487.N1	13-MAR-2004 03:47:15	Bright	37.500	66	37Gam Cyg	2.2080	5900.0	75	10636	No
59	GOM_NL__2PRFIN20040313_034856_000000372025_00061_10636_0488.N1	13-MAR-2004 03:48:56	Bright	36.500	92	53Eps Cyg	2.5000	4500.0	73	10636	No
60	GOM_NL__2PRFIN20040313_035706_000000522025_00061_10636_0489.N1	13-MAR-2004 03:57:06	Tw_i_and_stray	51.500	11	53Alp Aql	0.76500	8000.0	103	10636	No
61	GOM_NL__2PRFIN20040313_040246_000001092025_00061_10636_0490.N1	13-MAR-2004 04:02:46	Dark	109.00	59	55Alp Oph	2.0800	8900.0	218	10636	No
62	GOM_NL__2PRFIN20040313_040703_000000482025_00061_10636_0491.N1	13-MAR-2004 04:07:03	Dark	47.500	155	41Pi Sgr	2.9000	6600.0	95	10636	No
63	GOM_NL__2PRFIN20040313_040904_000000482025_00061_10636_0492.N1	13-MAR-2004 04:09:04	Dark	47.500	57	34Sig Sgr	2.0660	26000.	95	10636	No
64	GOM_NL__2PRFIN20040313_041228_000000472025_00061_10636_0493.N1	13-MAR-2004 04:12:28	Dark	47.000	38	20Eps Sgr	1.8360	11000.	94	10636	No
65	GOM_NL__2PRFIN20040313_041409_000000412025_00061_10636_0494.N1	13-MAR-2004 04:14:09	Dark	41.000	45	Alp Pav	1.9400	26000.	82	10636	No
66	GOM_NL__2PRFIN20040313_041901_000000602025_00062_10637_0463.N1	13-MAR-2004 04:19:01	Dark	59.500	75	26Eps Sco	2.2910	4250.0	119	10637	No
67	GOM_NL__2PRFIN20040313_042117_000001092025_00062_10637_0464.N1	13-MAR-2004 04:21:17	Dark	108.50	16	21Alp Sco	1.0200	3000.0	217	10637	No
68	GOM_NL__2PRFIN20040313_042507_000000452025_00062_10637_0465.N1	13-MAR-2004 04:25:07	Dark	44.500	4	Alp1Cen	-0.010000	5800.0	89	10637	No
69	GOM_NL__2PRFIN20040313_042622_000000472025_00062_10637_0466.N1	13-MAR-2004 04:26:22	Dark	47.000	10	Bet Cen	0.61000	28000.	94	10637	No
70	GOM_NL__2PRFIN20040313_042824_000000492025_00062_10637_0467.N1	13-MAR-2004 04:28:24	Dark	48.500	12	Alp1Cru	0.77500	30000.	97	10637	No
71	GOM_NL__2PRFIN20040313_042939_000000492025_00062_10637_0468.N1	13-MAR-2004 04:29:39	Dark	48.500	26	Gam Cru	1.6240	2900.0	97	10637	No
72	GOM_NL__2PRFIN20040313_043128_000000682025_00062_10637_0469.N1	13-MAR-2004 04:31:28	Straylight	68.000	54	5The Cen	2.0550	4500.0	136	10637	No
73	GOM_NL__2PRFIN20040313_043327_000000552025_00062_10637_0470.N1	13-MAR-2004 04:33:27	Straylight	55.000	123	lot Cen	2.7500	10200.	110	10637	No
74	GOM_NL__2PRFIN20040313_043927_000000602025_00062_10637_0471.N1	13-MAR-2004 04:39:27	Straylight	60.000	106	9Bet Crv	2.6480	5600.0	120	10637	No
75	GOM_NL__2PRFIN20040313_044152_000000542025_00062_10637_0472.N1	13-MAR-2004 04:41:52	Straylight	53.500	100	4Gam Crv	2.5800	13100.	107	10637	No
76	GOM_NL__2PRFIN20040313_044457_000000972025_00062_10637_0473.N1	13-MAR-2004 04:44:57	Bright	96.500	15	67Alp Vir	0.97600	28000.	193	10637	No
77	GOM_NL__2PRFIN20040313_044853_000000662025_00062_10637_0474.N1	13-MAR-2004 04:48:53	Bright	65.500	121	29Gam Vir	2.7400	7200.0	131	10637	No
78	GOM_NL__2PRFIN20040313_045120_000000392025_00062_10637_0475.N1	13-MAR-2004 04:51:20	Bright	39.000	22	32Alp Leo	1.3600	15200.	78	10637	No
79	GOM_NL__2PRFIN20040313_045338_000000402025_00062_10637_0476.N1	13-MAR-2004 04:53:38	Bright	39.500	51	41Gam1Leo	2.0100	4500.0	79	10637	No
80	GOM_NL__2PRFIN20040313_045615_000000842025_00062_10637_0477.N1	13-MAR-2004 04:56:15	Bright	83.500	138	47Eps Vir	2.8280	4700.0	167	10637	No
81	GOM_NL__2PRFIN20040313_050135_000000422025_00062_10637_0478.N1	13-MAR-2004 05:01:35	Bright	41.500	174	52Psi UMa	3.0040	4400.0	83	10637	No
82	GOM_NL__2PRFIN20040313_050443_000000402025_00062_10637_0479.N1	13-MAR-2004 05:04:43	Bright	39.500	82	48Bet UMa	2.3650	10600.	79	10637	No
83	GOM_NL__2PRFIN20040313_050611_000000422025_00062_10637_0480.N1	13-MAR-2004 05:06:11	Bright	41.500	36	50Alp UMa	1.8000	6300.0	83	10637	No
84	GOM_NL__2PRFIN20040313_050804_000000482025_00062_10637_0481.N1	13-MAR-2004 05:08:04	Bright	48.000	32	77Eps UMa	1.7630	11000.	96	10637	No
85	GOM_NL__2PRFIN20040313_051015_000000582025_00062_10637_0482.N1	13-MAR-2004 05:10:15	Bright	58.000	39	85Eta UMa	1.8540	24000.	116	10637	No
86	GOM_NL__2PRFIN20040313_051326_000000382025_00062_10637_0483.N1	13-MAR-2004 05:13:26	Bright	38.000	49	1Alp UMi	1.9900	6300.0	76	10637	No
87	GOM_NL__2PRFIN20040313_051731_000000502025_00062_10637_0484.N1	13-MAR-2004 05:17:31	Bright	50.000	119	14Eta Dra	2.7270	4700.0	100	10637	No
88	GOM_NL__2PRFIN20040313_052111_000000392025_00062_10637_0485.N1	13-MAR-2004 05:21:11	Bright	38.500	89	5Alp Cep	2.4510	8000.0	77	10637	No
89	GOM_NL__2PRFIN20040313_052320_000000522025_00062_10637_0486.N1	13-MAR-2004 05:23:20	Bright	51.500	69	33Gam Dra	2.2310	3800.0	103	10637	No
90	GOM_NL__2PRFIN20040313_052617_000000382025_00062_10637_0487.N1	13-MAR-2004 05:26:17	Bright	38.000	19	50Alp Cyg	1.2460	10500.	76	10637	No
91	GOM_NL__2PRFIN20040313_052750_000000412025_00062_10637_0488.N1	13-MAR-2004 05:27:50	Bright	41.000	66	37Gam Cyg	2.2080	5900.0	82	10637	No
92	GOM_NL__2PRFIN20040313_052932_000000392025_00062_10637_0489.N1	13-MAR-2004 05:29:32	Bright	39.000	92	53Eps Cyg	2.5000	4500.0	78	10637	No
93	GOM_NL__2PRFIN20040313_053742_000000502025_00062_10637_0490.N1	13-MAR-2004 05:37:42	Tw_i_and_stray	50.000	11	53Alp Aql	0.76500	8000.0	100	10637	No
94	GOM_NL__2PRFIN20040313_054325_000001202025_00062_10637_0491.N1	13-MAR-2004 05:43:25	Dark	120.00	59	55Alp Oph	2.0800	8900.0	240	10637	No
95	GOM_NL__2PRFIN20040313_054739_000000462025_00062_10637_0492.N1	13-MAR-2004 05:47:39	Dark	46.000	155	41Pi Sgr	2.9000	6600.0	92	10637	No
96	GOM_NL__2PRFIN20040313_054940_000000492025_00062_10637_0493.N1	13-MAR-2004 05:49:40	Dark	48.500	57	34Sig Sgr	2.0660	26000.	97	10637	No
97	GOM_NL__2PRFIN20040313_055305_000000512025_00062_10637_0494.N1	13-MAR-2004 05:53:05	Dark	50.500	38	20Eps Sgr	1.8360	11000.	101	10637	No
98	GOM_NL__2PRFIN20040313_055445_000000412025_00062_10637_0495.N1	13-MAR-2004 05:54:45	Dark	41.000	45	Alp Pav	1.9400	26000.	82	10637	No
99	GOM_NL__2PRFIN20040313_055939_000000612025_00063_10638_0583.N1	13-MAR-2004 05:59:39	Dark	60.500	75	26Eps Sco	2.2910	4250.0	121	10638	No
100	GOM_NL__2PRFIN20040313_060155_000000932025_00063_10638_0584.N1	13-MAR-2004 06:01:55	Dark	93.000	16	21Alp Sco	1.0200	3000.0	186	10638	No
101	GOM_NL__2PRFIN20040313_060544_000000472025_00063_10638_0585.N1	13-MAR-2004 06:05:44	Dark	46.500	4	Alp1Cen	-0.010000	5800.0	93	10638	No

102	GOM_NL__2PRFIN20040313_060659_00000532025_00063_10638_0586.N1	13-MAR-2004 06:06:59	Dark	53.000	10	Bet Cen	0.61000	28000.	106	10638	No
103	GOM_NL__2PRFIN20040313_060902_00000442025_00063_10638_0587.N1	13-MAR-2004 06:09:02	Dark	43.500	12	Alp1Cru	0.77500	30000.	87	10638	No
104	GOM_NL__2PRFIN20040313_061016_00000552025_00063_10638_0588.N1	13-MAR-2004 06:10:16	Dark	55.000	26	Gam Cru	1.6240	2900.0	110	10638	No
105	GOM_NL__2PRFIN20040313_061205_00000652025_00063_10638_0589.N1	13-MAR-2004 06:12:05	Straylight	64.500	54	5The Cen	2.0550	4500.0	129	10638	No
106	GOM_NL__2PRFIN20040313_061404_00000522025_00063_10638_0590.N1	13-MAR-2004 06:14:04	Straylight	52.000	123	lot Cen	2.7500	10200.	104	10638	No
107	GOM_NL__2PRFIN20040313_062004_00000592025_00063_10638_0591.N1	13-MAR-2004 06:20:04	Straylight	58.500	106	9Bet Crv	2.6480	5600.0	117	10638	No
108	GOM_NL__2PRFIN20040313_062228_00000562025_00063_10638_0592.N1	13-MAR-2004 06:22:28	Straylight	55.500	100	4Gam Crv	2.5800	13100.	111	10638	No
109	GOM_NL__2PRFIN20040313_062533_00000972025_00063_10638_0593.N1	13-MAR-2004 06:25:33	Bright	97.000	15	67Alp Vir	0.97600	28000.	194	10638	No
110	GOM_NL__2PRFIN20040313_062927_00000672025_00063_10638_0594.N1	13-MAR-2004 06:29:27	Bright	67.000	121	29Gam Vir	2.7400	7200.0	134	10638	No
111	GOM_NL__2PRFIN20040313_063156_00000402025_00063_10638_0595.N1	13-MAR-2004 06:31:56	Bright	40.000	22	32Alp Leo	1.3600	15200.	80	10638	No
112	GOM_NL__2PRFIN20040313_063414_00000402025_00063_10638_0596.N1	13-MAR-2004 06:34:14	Bright	39.500	51	41Gam1Leo	2.0100	4500.0	79	10638	No
113	GOM_NL__2PRFIN20040313_063649_00000852025_00063_10638_0597.N1	13-MAR-2004 06:36:49	Bright	84.500	138	47Eps Vir	2.8280	4700.0	169	10638	No
114	GOM_NL__2PRFIN20040313_064211_00000422025_00063_10638_0598.N1	13-MAR-2004 06:42:11	Bright	42.000	174	52Psi UMa	3.0040	4400.0	84	10638	No
115	GOM_NL__2PRFIN20040313_064519_00000402025_00063_10638_0599.N1	13-MAR-2004 06:45:19	Bright	40.000	82	48Bet UMa	2.3650	10600.	80	10638	No
116	GOM_NL__2PRFIN20040313_064647_00000422025_00063_10638_0600.N1	13-MAR-2004 06:46:47	Bright	42.000	36	50Alp UMa	1.8000	6300.0	84	10638	No
117	GOM_NL__2PRFIN20040313_064838_00000482025_00063_10638_0601.N1	13-MAR-2004 06:48:38	Bright	47.500	32	77Eps UMa	1.7630	11000.	95	10638	No
118	GOM_NL__2PRFIN20040313_065050_00000572025_00063_10638_0602.N1	13-MAR-2004 06:50:50	Bright	56.500	39	85Eta UMa	1.8540	24000.	113	10638	No
119	GOM_NL__2PRFIN20040313_065402_00000382025_00063_10638_0603.N1	13-MAR-2004 06:54:02	Bright	37.500	49	1Alp UMi	1.9900	6300.0	75	10638	No
120	GOM_NL__2PRFIN20040313_065807_00000482025_00063_10638_0604.N1	13-MAR-2004 06:58:07	Bright	48.000	119	14Eta Dra	2.7270	4700.0	96	10638	No
121	GOM_NL__2PRFIN20040313_070147_00000382025_00063_10638_0605.N1	13-MAR-2004 07:01:47	Bright	37.500	89	5Alp Cep	2.4510	8000.0	75	10638	No
122	GOM_NL__2PRFIN20040313_070355_00000502025_00063_10638_0606.N1	13-MAR-2004 07:03:55	Bright	50.000	69	33Gam Dra	2.2310	3800.0	100	10638	No
123	GOM_NL__2PRFIN20040313_070654_00000392025_00063_10638_0607.N1	13-MAR-2004 07:06:54	Bright	38.500	19	50Alp Cyg	1.2460	10500.	77	10638	No
124	GOM_NL__2PRFIN20040313_070827_00000392025_00063_10638_0608.N1	13-MAR-2004 07:08:27	Bright	38.500	66	37Gam Cyg	2.2080	5900.0	77	10638	No
125	GOM_NL__2PRFIN20040313_071008_00000372025_00063_10638_0609.N1	13-MAR-2004 07:10:08	Bright	37.000	92	53Eps Cyg	2.5000	4500.0	74	10638	No
126	GOM_NL__2PRFIN20040313_071819_00000512025_00063_10638_0610.N1	13-MAR-2004 07:18:19	Tw_i_and_stray	51.000	11	53Alp Aql	0.76500	8000.0	102	10638	No
127	GOM_NL__2PRFIN20040313_072403_000001242025_00063_10638_0611.N1	13-MAR-2004 07:24:03	Dark	123.50	59	55Alp Oph	2.0800	8900.0	247	10638	No
128	GOM_NL__2PRFIN20040313_072816_00000502025_00063_10638_0612.N1	13-MAR-2004 07:28:16	Dark	49.500	155	41Pi Sgr	2.9000	6600.0	99	10638	No
129	GOM_NL__2PRFIN20040313_073017_00000492025_00063_10638_0613.N1	13-MAR-2004 07:30:17	Dark	48.500	57	34Sig Sgr	2.0660	26000.	97	10638	No
130	GOM_NL__2PRFIN20040313_073342_00000492025_00063_10638_0614.N1	13-MAR-2004 07:33:42	Dark	48.500	38	20Eps Sgr	1.8360	11000.	97	10638	No
131	GOM_NL__2PRFIN20040313_073521_00000412025_00063_10638_0615.N1	13-MAR-2004 07:35:21	Dark	40.500	45	Alp Pav	1.9400	26000.	81	10638	No
132	GOM_NL__2PRFIN20040313_074016_00000602025_00064_10639_0463.N1	13-MAR-2004 07:40:16	Dark	60.000	75	26Eps Sco	2.2910	4250.0	120	10639	No
133	GOM_NL__2PRFIN20040313_074233_00000962025_00064_10639_0464.N1	13-MAR-2004 07:42:33	Dark	96.000	16	21Alp Sco	1.0200	3000.0	192	10639	No
134	GOM_NL__2PRFIN20040313_074620_00000492025_00064_10639_0465.N1	13-MAR-2004 07:46:20	Dark	49.000	4	Alp1Cen	-0.010000	5800.0	98	10639	No
135	GOM_NL__2PRFIN20040313_074735_00000442025_00064_10639_0466.N1	13-MAR-2004 07:47:35	Dark	43.500	10	Bet Cen	0.61000	28000.	87	10639	No
136	GOM_NL__2PRFIN20040313_074938_00000442025_00064_10639_0467.N1	13-MAR-2004 07:49:38	Dark	44.000	12	Alp1Cru	0.77500	30000.	88	10639	No
137	GOM_NL__2PRFIN20040313_075052_00000552025_00064_10639_0468.N1	13-MAR-2004 07:50:52	Dark	54.500	26	Gam Cru	1.6240	2900.0	109	10639	No
138	GOM_NL__2PRFIN20040313_075242_00000632025_00064_10639_0469.N1	13-MAR-2004 07:52:42	Straylight	62.500	54	5The Cen	2.0550	4500.0	125	10639	No
139	GOM_NL__2PRFIN20040313_075440_00000522025_00064_10639_0470.N1	13-MAR-2004 07:54:40	Straylight	51.500	123	lot Cen	2.7500	10200.	103	10639	No
140	GOM_NL__2PRFIN20040313_080040_00000582025_00064_10639_0471.N1	13-MAR-2004 08:00:40	Straylight	57.500	106	9Bet Crv	2.6480	5600.0	115	10639	No
141	GOM_NL__2PRFIN20040313_080304_00000562025_00064_10639_0472.N1	13-MAR-2004 08:03:04	Straylight	55.500	100	4Gam Crv	2.5800	13100.	111	10639	No
142	GOM_NL__2PRFIN20040313_080609_00000802025_00064_10639_0473.N1	13-MAR-2004 08:06:09	Bright	79.500	15	67Alp Vir	0.97600	28000.	159	10639	No
143	GOM_NL__2PRFIN20040313_081003_00000662025_00064_10639_0474.N1	13-MAR-2004 08:10:03	Bright	65.500	121	29Gam Vir	2.7400	7200.0	131	10639	No
144	GOM_NL__2PRFIN20040313_081232_00000402025_00064_10639_0475.N1	13-MAR-2004 08:12:32	Bright	40.000	22	32Alp Leo	1.3600	15200.	80	10639	No
145	GOM_NL__2PRFIN20040313_081450_00000392025_00064_10639_0476.N1	13-MAR-2004 08:14:50	Bright	39.000	51	41Gam1Leo	2.0100	4500.0	78	10639	No
146	GOM_NL__2PRFIN20040313_081724_00000832025_00064_10639_0477.N1	13-MAR-2004 08:17:24	Bright	83.000	138	47Eps Vir	2.8280	4700.0	166	10639	No
147	GOM_NL__2PRFIN20040313_082247_00000422025_00064_10639_0478.N1	13-MAR-2004 08:22:47	Bright	42.000	174	52Psi UMa	3.0040	4400.0	84	10639	No
148	GOM_NL__2PRFIN20040313_082555_00000402025_00064_10639_0479.N1	13-MAR-2004 08:25:55	Bright	39.500	82	48Bet UMa	2.3650	10600.	79	10639	No
149	GOM_NL__2PRFIN20040313_082723_00000402025_00064_10639_0480.N1	13-MAR-2004 08:27:23	Bright	40.000	36	50Alp UMa	1.8000	6300.0	80	10639	No
150	GOM_NL__2PRFIN20040313_082914_00000472025_00064_10639_0481.N1	13-MAR-2004 08:29:14	Bright	46.500	32	77Eps UMa	1.7630	11000.	93	10639	No
151	GOM_NL__2PRFIN20040313_083125_00000572025_00064_10639_0482.N1	13-MAR-2004 08:31:25	Bright	57.000	39	85Eta UMa	1.8540	24000.	114	10639	No
152	GOM_NL__2PRFIN20040313_083438_00000382025_00064_10639_0483.N1	13-MAR-2004 08:34:38	Bright	38.000	49	1Alp UMi	1.9900	6300.0	76	10639	No
153	GOM_NL__2PRFIN20040313_083842_00000502025_00064_10639_0484.N1	13-MAR-2004 08:38:42	Bright	50.000	119	14Eta Dra	2.7270	4700.0	100	10639	No
154	GOM_NL__2PRFIN20040313_084222_00000392025_00064_10639_0485.N1	13-MAR-2004 08:42:22	Bright	39.000	89	5Alp Cep	2.4510	8000.0	78	10639	No
155	GOM_NL__2PRFIN20040313_084431_00000532025_00064_10639_0486.N1	13-MAR-2004 08:44:31	Bright	53.000	69	33Gam Dra	2.2310	3800.0	106	10639	No
156	GOM_NL__2PRFIN20040313_084730_00000392025_00064_10639_0487.N1	13-MAR-2004 08:47:30	Bright	38.500	19	50Alp Cyg	1.2460	10500.	77	10639	No
157	GOM_NL__2PRFIN20040313_084903_00000382025_00064_10639_0488.N1	13-MAR-2004 08:49:03	Bright	37.500	66	37Gam Cyg	2.2080	5900.0	75	10639	No
158	GOM_NL__2PRFIN20040313_085043_00000392025_00064_10639_0489.N1	13-MAR-2004 08:50:43	Bright	39.000	92	53Eps Cyg	2.5000	4500.0	78	10639	No
159	GOM_NL__2PRFIN20040313_085855_00000532025_00064_10639_0490.N1	13-MAR-2004 08:58:55	Tw_i_and_stray	53.000	11	53Alp Aql	0.76500	8000.0	106	10639	No
160	GOM_NL__2PRFIN20040313_090441_000001132025_00064_10639_0491.N1	13-MAR-2004 09:04:41	Dark	112.50	59	55Alp Oph	2.0800	8900.0	225	10639	No

161	GOM_NL__2PRFIN20040313_090852_000000472025_00064_10639_0492.N1	13-MAR-2004 09:08:52	Dark	46.500	155	41Pi Sgr	2.9000	6600.0	93	10639	No
162	GOM_NL__2PRFIN20040313_091053_000000472025_00064_10639_0493.N1	13-MAR-2004 09:10:53	Dark	47.000	57	34Sig Sgr	2.0660	26000.	94	10639	No
163	GOM_NL__2PRFIN20040313_091418_000000492025_00064_10639_0494.N1	13-MAR-2004 09:14:18	Dark	48.500	38	20Eps Sgr	1.8360	11000.	97	10639	No
164	GOM_NL__2PRFIN20040313_091558_000000392025_00064_10639_0495.N1	13-MAR-2004 09:15:58	Dark	38.500	45	Alp Pav	1.9400	26000.	77	10639	No
165	GOM_NL__2PRFIN20040313_092054_000000612025_00065_10640_0463.N1	13-MAR-2004 09:20:54	Dark	61.000	75	26Eps Sco	2.2910	4250.0	122	10640	No
166	GOM_NL__2PRFIN20040313_092311_000001112025_00065_10640_0464.N1	13-MAR-2004 09:23:11	Dark	111.00	16	21Alp Sco	1.0200	3000.0	222	10640	No
167	GOM_NL__2PRFIN20040313_092657_000000562025_00065_10640_0465.N1	13-MAR-2004 09:26:57	Dark	55.500	4	Alp1Cen	-0.010000	5800.0	111	10640	No
168	GOM_NL__2PRFIN20040313_092812_000000552025_00065_10640_0466.N1	13-MAR-2004 09:28:12	Dark	55.000	10	Bet Cen	0.61000	28000.	110	10640	No
169	GOM_NL__2PRFIN20040313_093014_000000512025_00065_10640_0467.N1	13-MAR-2004 09:30:14	Dark	50.500	12	Alp1Cru	0.77500	30000.	101	10640	No
170	GOM_NL__2PRFIN20040313_093129_000000532025_00065_10640_0468.N1	13-MAR-2004 09:31:29	Dark	52.500	26	Gam Cru	1.6240	2900.0	105	10640	No
171	GOM_NL__2PRFIN20040313_093310_000000452025_00065_10640_0469.N1	13-MAR-2004 09:33:10	Straylight	44.500	64	Gam Cen	2.2000	10600.	89	10640	No
172	GOM_NL__2PRFIN20040313_093528_000000392025_00065_10640_0470.N1	13-MAR-2004 09:35:28	Straylight	38.500	113	Mu Vel	2.6920	5000.0	77	10640	No
173	GOM_NL__2PRFIN20040313_094116_000000562025_00065_10640_0471.N1	13-MAR-2004 09:41:16	Straylight	56.000	106	9Bet Crv	2.6480	5600.0	112	10640	No
174	GOM_NL__2PRFIN20040313_094341_000000562025_00065_10640_0472.N1	13-MAR-2004 09:43:41	Straylight	55.500	100	4Gam Crv	2.5800	13100.	111	10640	No
175	GOM_NL__2PRFIN20040313_094644_000001012025_00065_10640_0473.N1	13-MAR-2004 09:46:44	Bright	100.50	15	67Alp Vir	0.97600	28000.	201	10640	No
176	GOM_NL__2PRFIN20040313_095039_000000672025_00065_10640_0474.N1	13-MAR-2004 09:50:39	Bright	67.000	121	29Gam Vir	2.7400	7200.0	134	10640	No
177	GOM_NL__2PRFIN20040313_095308_000000382025_00065_10640_0475.N1	13-MAR-2004 09:53:08	Bright	38.000	22	32Alp Leo	1.3600	15200.	76	10640	No
178	GOM_NL__2PRFIN20040313_095526_000000412025_00065_10640_0476.N1	13-MAR-2004 09:55:26	Bright	41.000	51	41Gam1Leo	2.0100	4500.0	82	10640	No
179	GOM_NL__2PRFIN20040313_095758_000000872025_00065_10640_0477.N1	13-MAR-2004 09:57:58	Bright	87.000	138	47Eps Vir	2.8280	4700.0	174	10640	No
180	GOM_NL__2PRFIN20040313_100322_000000432025_00065_10640_0478.N1	13-MAR-2004 10:03:22	Bright	42.500	174	52Psi UMa	3.0040	4400.0	85	10640	No
181	GOM_NL__2PRFIN20040313_100630_000000402025_00065_10640_0479.N1	13-MAR-2004 10:06:30	Bright	40.000	82	48Bet UMa	2.3650	10600.	80	10640	No
182	GOM_NL__2PRFIN20040313_100758_000000422025_00065_10640_0480.N1	13-MAR-2004 10:07:58	Bright	41.500	36	50Alp UMa	1.8000	6300.0	83	10640	No
183	GOM_NL__2PRFIN20040313_100949_000000482025_00065_10640_0481.N1	13-MAR-2004 10:09:49	Bright	47.500	32	77Eps UMa	1.7630	11000.	95	10640	No
184	GOM_NL__2PRFIN20040313_101200_000000582025_00065_10640_0482.N1	13-MAR-2004 10:12:00	Bright	57.500	39	85Eta UMa	1.8540	24000.	115	10640	No
185	GOM_NL__2PRFIN20040313_101513_000000392025_00065_10640_0483.N1	13-MAR-2004 10:15:13	Bright	38.500	49	1Alp UMi	1.9900	6300.0	77	10640	No
186	GOM_NL__2PRFIN20040313_101918_000000492025_00065_10640_0484.N1	13-MAR-2004 10:19:18	Bright	49.000	119	14Eta Dra	2.7270	4700.0	98	10640	No
187	GOM_NL__2PRFIN20040313_102258_000000402025_00065_10640_0485.N1	13-MAR-2004 10:22:58	Bright	39.500	89	5Alp Cep	2.4510	8000.0	79	10640	No
188	GOM_NL__2PRFIN20040313_102507_000000542025_00065_10640_0486.N1	13-MAR-2004 10:25:07	Bright	54.000	69	33Gam Dra	2.2310	3800.0	108	10640	No
189	GOM_NL__2PRFIN20040313_102805_000000392025_00065_10640_0487.N1	13-MAR-2004 10:28:05	Bright	39.000	19	50Alp Cyg	1.2460	10500.	78	10640	No
190	GOM_NL__2PRFIN20040313_102940_000000402025_00065_10640_0488.N1	13-MAR-2004 10:29:40	Bright	39.500	66	37Gam Cyg	2.2080	5900.0	79	10640	No
191	GOM_NL__2PRFIN20040313_103117_000000412025_00065_10640_0489.N1	13-MAR-2004 10:31:17	Bright	41.000	92	53Eps Cyg	2.5000	4500.0	82	10640	No
192	GOM_NL__2PRFIN20040313_103931_000000542025_00065_10640_0490.N1	13-MAR-2004 10:39:31	Tw_i_and_stray	53.500	11	53Alp Aql	0.76500	8000.0	107	10640	No
193	GOM_NL__2PRFIN20040313_104519_000001242025_00065_10640_0491.N1	13-MAR-2004 10:45:19	Dark	124.00	59	55Alp Oph	2.0800	8900.0	248	10640	No
194	GOM_NL__2PRFIN20040313_104930_000000462025_00065_10640_0492.N1	13-MAR-2004 10:49:30	Dark	46.000	155	41Pi Sgr	2.9000	6600.0	92	10640	No
195	GOM_NL__2PRFIN20040313_105130_000000472025_00065_10640_0493.N1	13-MAR-2004 10:51:30	Dark	46.500	57	34Sig Sgr	2.0660	26000.	93	10640	No
196	GOM_NL__2PRFIN20040313_105634_000000372025_00065_10640_0494.N1	13-MAR-2004 10:56:34	Dark	37.000	45	Alp Pav	1.9400	26000.	74	10640	No
197	GOM_NL__2PRFIN20040313_110130_000000602025_00066_10641_0463.N1	13-MAR-2004 11:01:30	Dark	59.500	75	26Eps Sco	2.2910	4250.0	119	10641	No
198	GOM_NL__2PRFIN20040313_110348_000001112025_00066_10641_0464.N1	13-MAR-2004 11:03:48	Dark	111.00	16	21Alp Sco	1.0200	3000.0	222	10641	No
199	GOM_NL__2PRFIN20040313_110733_000000562025_00066_10641_0465.N1	13-MAR-2004 11:07:33	Dark	55.500	4	Alp1Cen	-0.010000	5800.0	111	10641	No
200	GOM_NL__2PRFIN20040313_110847_000000512025_00066_10641_0466.N1	13-MAR-2004 11:08:47	Dark	50.500	10	Bet Cen	0.61000	28000.	101	10641	No
201	GOM_NL__2PRFIN20040313_111049_000000482025_00066_10641_0467.N1	13-MAR-2004 11:10:49	Dark	47.500	12	Alp1Cru	0.77500	30000.	95	10641	No
202	GOM_NL__2PRFIN20040313_111204_000000552025_00066_10641_0468.N1	13-MAR-2004 11:12:04	Straylight	55.000	26	Gam Cru	1.6240	2900.0	110	10641	No
203	GOM_NL__2PRFIN20040313_111345_000000482025_00066_10641_0469.N1	13-MAR-2004 11:13:45	Straylight	47.500	64	Gam Cen	2.2000	10600.	95	10641	No
204	GOM_NL__2PRFIN20040313_111603_000000452025_00066_10641_0470.N1	13-MAR-2004 11:16:03	Straylight	44.500	113	Mu Vel	2.6920	5000.0	89	10641	No
205	GOM_NL__2PRFIN20040313_112152_000000622025_00066_10641_0471.N1	13-MAR-2004 11:21:52	Straylight	61.500	106	9Bet Crv	2.6480	5600.0	123	10641	No
206	GOM_NL__2PRFIN20040313_112416_000000542025_00066_10641_0472.N1	13-MAR-2004 11:24:16	Straylight	54.000	100	4Gam Crv	2.5800	13100.	108	10641	No
207	GOM_NL__2PRFIN20040313_112720_000001162025_00066_10641_0473.N1	13-MAR-2004 11:27:20	Bright	116.00	15	67Alp Vir	0.97600	28000.	232	10641	No
208	GOM_NL__2PRFIN20040313_113114_000000642025_00066_10641_0474.N1	13-MAR-2004 11:31:14	Bright	64.000	121	29Gam Vir	2.7400	7200.0	128	10641	No
209	GOM_NL__2PRFIN20040313_113343_000000402025_00066_10641_0475.N1	13-MAR-2004 11:33:43	Bright	40.000	22	32Alp Leo	1.3600	15200.	80	10641	No
210	GOM_NL__2PRFIN20040313_113601_000000402025_00066_10641_0476.N1	13-MAR-2004 11:36:01	Bright	40.000	51	41Gam1Leo	2.0100	4500.0	80	10641	No
211	GOM_NL__2PRFIN20040313_113832_000000842025_00066_10641_0477.N1	13-MAR-2004 11:38:32	Bright	84.000	138	47Eps Vir	2.8280	4700.0	168	10641	No
212	GOM_NL__2PRFIN20040313_114358_000000412025_00066_10641_0478.N1	13-MAR-2004 11:43:58	Bright	40.500	174	52Psi UMa	3.0040	4400.0	81	10641	No
213	GOM_NL__2PRFIN20040313_114705_000000402025_00066_10641_0479.N1	13-MAR-2004 11:47:05	Bright	40.000	82	48Bet UMa	2.3650	10600.	80	10641	No
214	GOM_NL__2PRFIN20040313_114834_000000422025_00066_10641_0480.N1	13-MAR-2004 11:48:34	Bright	42.000	36	50Alp UMa	1.8000	6300.0	84	10641	No
215	GOM_NL__2PRFIN20040313_115025_000000472025_00066_10641_0481.N1	13-MAR-2004 11:50:25	Bright	47.000	32	77Eps UMa	1.7630	11000.	94	10641	No
216	GOM_NL__2PRFIN20040313_115235_000000582025_00066_10641_0482.N1	13-MAR-2004 11:52:35	Bright	58.000	39	85Eta UMa	1.8540	24000.	116	10641	No
217	GOM_NL__2PRFIN20040313_115547_000000382025_00066_10641_0483.N1	13-MAR-2004 11:55:47	Bright	38.000	49	1Alp UMi	1.9900	6300.0	76	10641	No
218	GOM_NL__2PRFIN20040313_115954_000000502025_00066_10641_0484.N1	13-MAR-2004 11:59:54	Bright	49.500	119	14Eta Dra	2.7270	4700.0	99	10641	No
219	GOM_NL__2PRFIN20040313_120332_000000412025_00066_10641_0485.N1	13-MAR-2004 12:03:32	Bright	40.500	89	5Alp Cep	2.4510	8000.0	81	10641	No

220	GOM_NL__2PRFIN20040313_120542_000000512025_00066_10641_0486.N1	13-MAR-2004 12:05:42	Bright	51.000	69	33Gam Dra	2.2310	3800.0	102	10641	No
221	GOM_NL__2PRFIN20040313_120841_000000372025_00066_10641_0487.N1	13-MAR-2004 12:08:41	Bright	36.500	19	50Alp Cyg	1.2460	10500.	73	10641	No
222	GOM_NL__2PRFIN20040313_121016_000000372025_00066_10641_0488.N1	13-MAR-2004 12:10:16	Bright	37.000	66	37Gam Cyg	2.2080	5900.0	74	10641	No
223	GOM_NL__2PRFIN20040313_121155_000000392025_00066_10641_0489.N1	13-MAR-2004 12:11:55	Bright	38.500	92	53Eps Cyg	2.5000	4500.0	77	10641	No
224	GOM_NL__2PRFIN20040313_122005_000000572025_00066_10641_0490.N1	13-MAR-2004 12:20:05	Tw_i_and_stray	56.500	11	53Alp Aql	0.76500	8000.0	113	10641	No
225	GOM_NL__2PRFIN20040313_122557_000001162025_00066_10641_0491.N1	13-MAR-2004 12:25:57	Dark	116.00	59	55Alp Oph	2.0800	8900.0	232	10641	No
226	GOM_NL__2PRFIN20040313_123007_000000452025_00066_10641_0492.N1	13-MAR-2004 12:30:07	Dark	45.000	155	41Pi Sgr	2.9000	6600.0	90	10641	No
227	GOM_NL__2PRFIN20040313_123206_000000532025_00066_10641_0493.N1	13-MAR-2004 12:32:06	Dark	53.000	57	34Sig Sgr	2.0660	26000.	106	10641	No
228	GOM_NL__2PRFIN20040313_123710_000000382025_00066_10641_0494.N1	13-MAR-2004 12:37:10	Dark	38.000	45	Alp Pav	1.9400	26000.	76	10641	No
229	GOM_NL__2PRFIN20040313_124208_000000602025_00067_10642_0463.N1	13-MAR-2004 12:42:08	Dark	60.000	75	26Eps Sco	2.2910	4250.0	120	10642	No
230	GOM_NL__2PRFIN20040313_124427_000001112025_00067_10642_0464.N1	13-MAR-2004 12:44:27	Dark	110.50	16	21Alp Sco	1.0200	3000.0	221	10642	No
231	GOM_NL__2PRFIN20040313_124809_000000462025_00067_10642_0465.N1	13-MAR-2004 12:48:09	Dark	45.500	4	Alp1Cen	-0.010000	5800.0	91	10642	No
232	GOM_NL__2PRFIN20040313_124923_000000442025_00067_10642_0466.N1	13-MAR-2004 12:49:23	Dark	44.000	10	Bet Cen	0.61000	28000.	88	10642	No
233	GOM_NL__2PRFIN20040313_125124_000000442025_00067_10642_0467.N1	13-MAR-2004 12:51:24	Dark	43.500	12	Alp1Cru	0.77500	30000.	87	10642	No
234	GOM_NL__2PRFIN20040313_125240_000000532025_00067_10642_0468.N1	13-MAR-2004 12:52:40	Dark	53.000	26	Gam Cru	1.6240	2900.0	106	10642	No
235	GOM_NL__2PRFIN20040313_125420_000000452025_00067_10642_0469.N1	13-MAR-2004 12:54:20	Straylight	44.500	64	Gam Cen	2.2000	10600.	89	10642	No
236	GOM_NL__2PRFIN20040313_125639_000000452025_00067_10642_0470.N1	13-MAR-2004 12:56:39	Straylight	44.500	113	Mu Vel	2.6920	5000.0	89	10642	No
237	GOM_NL__2PRFIN20040313_130229_000000572025_00067_10642_0471.N1	13-MAR-2004 13:02:29	Straylight	56.500	106	9Bet Crv	2.6480	5600.0	113	10642	No
238	GOM_NL__2PRFIN20040313_130453_000000542025_00067_10642_0472.N1	13-MAR-2004 13:04:53	Straylight	54.000	100	4Gam Crv	2.5800	13100.	108	10642	No
239	GOM_NL__2PRFIN20040313_130756_000000962025_00067_10642_0473.N1	13-MAR-2004 13:07:56	Bright	96.000	15	67Alp Vir	0.97600	28000.	192	10642	No
240	GOM_NL__2PRFIN20040313_131150_000000652025_00067_10642_0474.N1	13-MAR-2004 13:11:50	Bright	65.000	121	29Gam Vir	2.7400	7200.0	130	10642	No
241	GOM_NL__2PRFIN20040313_131419_000000412025_00067_10642_0475.N1	13-MAR-2004 13:14:19	Bright	41.000	22	32Alp Leo	1.3600	15200.	82	10642	No
242	GOM_NL__2PRFIN20040313_131637_000000412025_00067_10642_0476.N1	13-MAR-2004 13:16:37	Bright	40.500	51	41Gam1Leo	2.0100	4500.0	81	10642	No
243	GOM_NL__2PRFIN20040313_131907_000000862025_00067_10642_0477.N1	13-MAR-2004 13:19:07	Bright	85.500	138	47Eps Vir	2.8280	4700.0	171	10642	No
244	GOM_NL__2PRFIN20040313_132433_000000412025_00067_10642_0478.N1	13-MAR-2004 13:24:33	Bright	41.000	174	52Psi UMa	3.0040	4400.0	82	10642	No
245	GOM_NL__2PRFIN20040313_132741_000000402025_00067_10642_0479.N1	13-MAR-2004 13:27:41	Bright	40.000	82	48Bet UMa	2.3650	10600.	80	10642	No
246	GOM_NL__2PRFIN20040313_132909_000000432025_00067_10642_0480.N1	13-MAR-2004 13:29:09	Bright	43.000	36	50Alp UMa	1.8000	6300.0	86	10642	No
247	GOM_NL__2PRFIN20040313_133100_000000472025_00067_10642_0481.N1	13-MAR-2004 13:31:00	Bright	47.000	32	77Eps UMa	1.7630	11000.	94	10642	No
248	GOM_NL__2PRFIN20040313_133309_000000572025_00067_10642_0482.N1	13-MAR-2004 13:33:09	Bright	57.000	39	85Eta UMa	1.8540	24000.	114	10642	No
249	GOM_NL__2PRFIN20040313_133624_000000372025_00067_10642_0483.N1	13-MAR-2004 13:36:24	Bright	37.000	49	1Alp UMi	1.9900	6300.0	74	10642	No
250	GOM_NL__2PRFIN20040313_134029_000000482025_00067_10642_0484.N1	13-MAR-2004 13:40:29	Bright	47.500	119	14Eta Dra	2.7270	4700.0	95	10642	No
251	GOM_NL__2PRFIN20040313_134410_000000392025_00067_10642_0485.N1	13-MAR-2004 13:44:10	Bright	38.500	89	5Alp Cep	2.4510	8000.0	77	10642	No
252	GOM_NL__2PRFIN20040313_134618_000000532025_00067_10642_0486.N1	13-MAR-2004 13:46:18	Bright	53.000	69	33Gam Dra	2.2310	3800.0	106	10642	No
253	GOM_NL__2PRFIN20040313_134918_000000362025_00067_10642_0487.N1	13-MAR-2004 13:49:18	Bright	36.000	19	50Alp Cyg	1.2460	10500.	72	10642	No
254	GOM_NL__2PRFIN20040313_135052_000000372025_00067_10642_0488.N1	13-MAR-2004 13:50:52	Bright	37.000	66	37Gam Cyg	2.2080	5900.0	74	10642	No
255	GOM_NL__2PRFIN20040313_135231_000000412025_00067_10642_0489.N1	13-MAR-2004 13:52:31	Bright	40.500	92	53Eps Cyg	2.5000	4500.0	81	10642	No
256	GOM_NL__2PRFIN20040313_140041_000000542025_00067_10642_0490.N1	13-MAR-2004 14:00:41	Tw_i_and_stray	54.000	11	53Alp Aql	0.76500	8000.0	108	10642	No
257	GOM_NL__2PRFIN20040313_140636_000001152025_00067_10642_0491.N1	13-MAR-2004 14:06:36	Dark	114.50	59	55Alp Oph	2.0800	8900.0	229	10642	No
258	GOM_NL__2PRFIN20040313_141043_000000462025_00067_10642_0492.N1	13-MAR-2004 14:10:43	Dark	45.500	155	41Pi Sgr	2.9000	6600.0	91	10642	No
259	GOM_NL__2PRFIN20040313_141241_000000512025_00067_10642_0493.N1	13-MAR-2004 14:12:41	Dark	50.500	57	34Sig Sgr	2.0660	26000.	101	10642	No
260	GOM_NL__2PRFIN20040313_141746_000000432025_00067_10642_0494.N1	13-MAR-2004 14:17:46	Dark	43.000	45	Alp Pav	1.9400	26000.	86	10642	No
261	GOM_NL__2PRFIN20040313_142245_000000592025_00068_10643_0463.N1	13-MAR-2004 14:22:45	Dark	59.000	75	26Eps Sco	2.2910	4250.0	118	10643	No
262	GOM_NL__2PRFIN20040313_142505_000000862025_00068_10643_0464.N1	13-MAR-2004 14:25:05	Dark	85.500	16	21Alp Sco	1.0200	3000.0	171	10643	No
263	GOM_NL__2PRFIN20040313_142845_000000492025_00068_10643_0465.N1	13-MAR-2004 14:28:45	Dark	49.000	4	Alp1Cen	-0.010000	5800.0	98	10643	No
264	GOM_NL__2PRFIN20040313_143000_000000462025_00068_10643_0466.N1	13-MAR-2004 14:30:00	Dark	46.000	10	Bet Cen	0.61000	28000.	92	10643	No
265	GOM_NL__2PRFIN20040313_143200_000000442025_00068_10643_0467.N1	13-MAR-2004 14:32:00	Dark	43.500	12	Alp1Cru	0.77500	30000.	87	10643	No
266	GOM_NL__2PRFIN20040313_143317_000000552025_00068_10643_0468.N1	13-MAR-2004 14:33:17	Straylight	55.000	26	Gam Cru	1.6240	2900.0	110	10643	No
267	GOM_NL__2PRFIN20040313_143458_000000432025_00068_10643_0469.N1	13-MAR-2004 14:34:58	Straylight	42.500	64	Gam Cen	2.2000	10600.	85	10643	No
268	GOM_NL__2PRFIN20040313_143715_000000462025_00068_10643_0470.N1	13-MAR-2004 14:37:15	Straylight	46.000	113	Mu Vel	2.6920	5000.0	92	10643	No
269	GOM_NL__2PRFIN20040313_144305_000000562025_00068_10643_0471.N1	13-MAR-2004 14:43:05	Straylight	55.500	106	9Bet Crv	2.6480	5600.0	111	10643	No
270	GOM_NL__2PRFIN20040313_144526_000000572025_00068_10643_0472.N1	13-MAR-2004 14:45:26	Straylight	56.500	100	4Gam Crv	2.5800	13100.	113	10643	No
271	GOM_NL__2PRFIN20040313_144831_000001012025_00068_10643_0473.N1	13-MAR-2004 14:48:31	Bright	100.50	15	67Alp Vir	0.97600	28000.	201	10643	No
272	GOM_NL__2PRFIN20040313_145225_000000652025_00068_10643_0474.N1	13-MAR-2004 14:52:25	Bright	65.000	121	29Gam Vir	2.7400	7200.0	130	10643	No
273	GOM_NL__2PRFIN20040313_145455_000000412025_00068_10643_0475.N1	13-MAR-2004 14:54:55	Bright	41.000	22	32Alp Leo	1.3600	15200.	82	10643	No
274	GOM_NL__2PRFIN20040313_145713_000000412025_00068_10643_0476.N1	13-MAR-2004 14:57:13	Bright	40.500	51	41Gam1Leo	2.0100	4500.0	81	10643	No
275	GOM_NL__2PRFIN20040313_145941_000000812025_00068_10643_0477.N1	13-MAR-2004 14:59:41	Bright	81.000	138	47Eps Vir	2.8280	4700.0	162	10643	No
276	GOM_NL__2PRFIN20040313_150509_000000442025_00068_10643_0478.N1	13-MAR-2004 15:05:09	Bright	43.500	174	52Psi UMa	3.0040	4400.0	87	10643	No
277	GOM_NL__2PRFIN20040313_150816_000000402025_00068_10643_0479.N1	13-MAR-2004 15:08:16	Bright	40.000	82	48Bet UMa	2.3650	10600.	80	10643	No
278	GOM_NL__2PRFIN20040313_150944_000000442025_00068_10643_0480.N1	13-MAR-2004 15:09:44	Bright	44.000	36	50Alp UMa	1.8000	6300.0	88	10643	No

279	GOM_NL__2PRFIN20040313_151136_000000462025_00068_10643_0481.N1	13-MAR-2004 15:11:36	Bright	46.000	32	77Eps UMa	1.7630	11000.	92	10643	No
280	GOM_NL__2PRFIN20040313_151344_000000562025_00068_10643_0482.N1	13-MAR-2004 15:13:44	Bright	56.000	39	85Eta UMa	1.8540	24000.	112	10643	No
281	GOM_NL__2PRFIN20040313_151701_000000392025_00068_10643_0483.N1	13-MAR-2004 15:17:01	Bright	38.500	49	1Alp UMi	1.9900	6300.0	77	10643	No
282	GOM_NL__2PRFIN20040313_152104_000000492025_00068_10643_0484.N1	13-MAR-2004 15:21:04	Bright	49.000	119	14Eta Dra	2.7270	4700.0	98	10643	No
283	GOM_NL__2PRFIN20040313_152444_000000412025_00068_10643_0485.N1	13-MAR-2004 15:24:44	Bright	41.000	89	5Alp Cep	2.4510	8000.0	82	10643	No
284	GOM_NL__2PRFIN20040313_152654_000000512025_00068_10643_0486.N1	13-MAR-2004 15:26:54	Bright	50.500	69	33Gam Dra	2.2310	3800.0	101	10643	No
285	GOM_NL__2PRFIN20040313_152953_000000362025_00068_10643_0487.N1	13-MAR-2004 15:29:53	Bright	36.000	19	50Alp Cyg	1.2460	10500.	72	10643	No
286	GOM_NL__2PRFIN20040313_153127_000000392025_00068_10643_0488.N1	13-MAR-2004 15:31:27	Bright	39.000	66	37Gam Cyg	2.2080	5900.0	78	10643	No
287	GOM_NL__2PRFIN20040313_153307_000000392025_00068_10643_0489.N1	13-MAR-2004 15:33:07	Bright	38.500	92	53Eps Cyg	2.5000	4500.0	77	10643	No
288	GOM_NL__2PRFIN20040313_154118_000000552025_00068_10643_0490.N1	13-MAR-2004 15:41:18	Tw_i_and_stray	54.500	11	53Alp Aql	0.76500	8000.0	109	10643	No
289	GOM_NL__2PRFIN20040313_154714_000001122025_00068_10643_0491.N1	13-MAR-2004 15:47:14	Dark	112.00	59	55Alp Oph	2.0800	8900.0	224	10643	No
290	GOM_NL__2PRFIN20040313_155120_000000472025_00068_10643_0492.N1	13-MAR-2004 15:51:20	Dark	46.500	155	41Pi Sgr	2.9000	6600.0	93	10643	No
291	GOM_NL__2PRFIN20040313_155319_000000522025_00068_10643_0493.N1	13-MAR-2004 15:53:19	Dark	51.500	57	34Sig Sgr	2.0660	26000.	103	10643	No
292	GOM_NL__2PRFIN20040313_155822_000000402025_00068_10643_0494.N1	13-MAR-2004 15:58:22	Dark	39.500	45	Alp Pav	1.9400	26000.	79	10643	No
293	GOM_NL__2PRFIN20040313_160323_000000612025_00069_10644_0605.N1	13-MAR-2004 16:03:23	Dark	60.500	75	26Eps Sco	2.2910	4250.0	121	10644	No
294	GOM_NL__2PRFIN20040313_160542_000000892025_00069_10644_0606.N1	13-MAR-2004 16:05:42	Dark	88.500	16	21Alp Sco	1.0200	3000.0	177	10644	No
295	GOM_NL__2PRFIN20040313_160923_000000572025_00069_10644_0607.N1	13-MAR-2004 16:09:23	Dark	57.000	4	Alp1Cen	-0.010000	5800.0	114	10644	No
296	GOM_NL__2PRFIN20040313_161037_000000432025_00069_10644_0608.N1	13-MAR-2004 16:10:37	Dark	43.000	10	Bet Cen	0.61000	28000.	86	10644	No
297	GOM_NL__2PRFIN20040313_161239_000000412025_00069_10644_0609.N1	13-MAR-2004 16:12:39	Dark	41.000	12	Alp1Cru	0.77500	30000.	82	10644	No
298	GOM_NL__2PRFIN20040313_161354_000000552025_00069_10644_0610.N1	13-MAR-2004 16:13:54	Straylight	54.500	26	Gam Cru	1.6240	2900.0	109	10644	No
299	GOM_NL__2PRFIN20040313_161536_000000442025_00069_10644_0611.N1	13-MAR-2004 16:15:36	Straylight	43.500	64	Gam Cen	2.2000	10600.	87	10644	No
300	GOM_NL__2PRFIN20040313_161752_000000412025_00069_10644_0612.N1	13-MAR-2004 16:17:52	Straylight	40.500	113	Mu Vel	2.6920	5000.0	81	10644	No
301	GOM_NL__2PRFIN20040313_162341_000000602025_00069_10644_0613.N1	13-MAR-2004 16:23:41	Straylight	60.000	106	9Bet Crv	2.6480	5600.0	120	10644	No
302	GOM_NL__2PRFIN20040313_162604_000000562025_00069_10644_0614.N1	13-MAR-2004 16:26:04	Straylight	56.000	100	4Gam Crv	2.5800	13100.	112	10644	No
303	GOM_NL__2PRFIN20040313_162907_000001032025_00069_10644_0615.N1	13-MAR-2004 16:29:07	Bright	103.00	15	67Alp Vir	0.97600	28000.	206	10644	No
304	GOM_NL__2PRFIN20040313_163300_000000632025_00069_10644_0616.N1	13-MAR-2004 16:33:00	Bright	63.000	121	29Gam Vir	2.7400	7200.0	126	10644	No
305	GOM_NL__2PRFIN20040313_163531_000000412025_00069_10644_0617.N1	13-MAR-2004 16:35:31	Bright	41.000	22	32Alp Leo	1.3600	15200.	82	10644	No
306	GOM_NL__2PRFIN20040313_163749_000000402025_00069_10644_0618.N1	13-MAR-2004 16:37:49	Bright	40.000	51	41Gam1Leo	2.0100	4500.0	80	10644	No
307	GOM_NL__2PRFIN20040313_164015_000000852025_00069_10644_0619.N1	13-MAR-2004 16:40:15	Bright	85.000	138	47Eps Vir	2.8280	4700.0	170	10644	No
308	GOM_NL__2PRFIN20040313_164544_000000432025_00069_10644_0620.N1	13-MAR-2004 16:45:44	Bright	42.500	174	52Psi UMa	3.0040	4400.0	85	10644	No
309	GOM_NL__2PRFIN20040313_164852_000000402025_00069_10644_0621.N1	13-MAR-2004 16:48:52	Bright	40.000	82	48Bet UMa	2.3650	10600.	80	10644	No
310	GOM_NL__2PRFIN20040313_165021_000000422025_00069_10644_0622.N1	13-MAR-2004 16:50:21	Bright	42.000	36	50Alp UMa	1.8000	6300.0	84	10644	No
311	GOM_NL__2PRFIN20040313_165211_000000472025_00069_10644_0623.N1	13-MAR-2004 16:52:11	Bright	46.500	32	77Eps UMa	1.7630	11000.	93	10644	No
312	GOM_NL__2PRFIN20040313_165419_000000582025_00069_10644_0624.N1	13-MAR-2004 16:54:19	Bright	58.000	39	85Eta UMa	1.8540	24000.	116	10644	No
313	GOM_NL__2PRFIN20040313_165737_000000392025_00069_10644_0625.N1	13-MAR-2004 16:57:37	Bright	39.000	49	1Alp UMi	1.9900	6300.0	78	10644	No
314	GOM_NL__2PRFIN20040313_170139_000000502025_00069_10644_0626.N1	13-MAR-2004 17:01:39	Bright	49.500	119	14Eta Dra	2.7270	4700.0	99	10644	No
315	GOM_NL__2PRFIN20040313_170522_000000392025_00069_10644_0627.N1	13-MAR-2004 17:05:22	Bright	39.000	89	5Alp Cep	2.4510	8000.0	78	10644	No
316	GOM_NL__2PRFIN20040313_170729_000000502025_00069_10644_0628.N1	13-MAR-2004 17:07:29	Bright	50.000	69	33Gam Dra	2.2310	3800.0	100	10644	No
317	GOM_NL__2PRFIN20040313_171030_000000402025_00069_10644_0629.N1	13-MAR-2004 17:10:30	Bright	39.500	19	50Alp Cyg	1.2460	10500.	79	10644	No
318	GOM_NL__2PRFIN20040313_171203_000000402025_00069_10644_0630.N1	13-MAR-2004 17:12:03	Bright	40.000	66	37Gam Cyg	2.2080	5900.0	80	10644	No
319	GOM_NL__2PRFIN20040313_171342_000000412025_00069_10644_0631.N1	13-MAR-2004 17:13:42	Bright	40.500	92	53Eps Cyg	2.5000	4500.0	81	10644	No
320	GOM_NL__2PRFIN20040313_172156_000000522025_00069_10644_0632.N1	13-MAR-2004 17:21:56	Tw_i_and_stray	52.000	11	53Alp Aql	0.76500	8000.0	104	10644	No
321	GOM_NL__2PRFIN20040313_172752_000001202025_00069_10644_0633.N1	13-MAR-2004 17:27:52	Dark	119.50	59	55Alp Oph	2.0800	8900.0	239	10644	No
322	GOM_NL__2PRFIN20040313_173157_000000492025_00069_10644_0634.N1	13-MAR-2004 17:31:57	Dark	48.500	155	41Pi Sgr	2.9000	6600.0	97	10644	No
323	GOM_NL__2PRFIN20040313_173357_000000462025_00069_10644_0635.N1	13-MAR-2004 17:33:57	Dark	46.000	57	34Sig Sgr	2.0660	26000.	92	10644	No
324	GOM_NL__2PRFIN20040313_173858_000000402025_00069_10644_0636.N1	13-MAR-2004 17:38:58	Dark	40.000	45	Alp Pav	1.9400	26000.	80	10644	No
325	GOM_NL__2PRFIN20040313_174400_000000642025_00070_10645_0483.N1	13-MAR-2004 17:44:00	Dark	63.500	75	26Eps Sco	2.2910	4250.0	127	10645	No
326	GOM_NL__2PRFIN20040313_174621_000000812025_00070_10645_0484.N1	13-MAR-2004 17:46:21	Dark	81.000	16	21Alp Sco	1.0200	3000.0	162	10645	No
327	GOM_NL__2PRFIN20040313_174959_000000452025_00070_10645_0485.N1	13-MAR-2004 17:49:59	Dark	44.500	4	Alp1Cen	-0.010000	5800.0	89	10645	No
328	GOM_NL__2PRFIN20040313_175114_000000532025_00070_10645_0486.N1	13-MAR-2004 17:51:14	Dark	52.500	10	Bet Cen	0.61000	28000.	105	10645	No
329	GOM_NL__2PRFIN20040313_175314_000000502025_00070_10645_0487.N1	13-MAR-2004 17:53:14	Dark	49.500	12	Alp1Cru	0.77500	30000.	99	10645	No
330	GOM_NL__2PRFIN20040313_175430_000000552025_00070_10645_0488.N1	13-MAR-2004 17:54:30	Straylight	55.000	26	Gam Cru	1.6240	2900.0	110	10645	No
331	GOM_NL__2PRFIN20040313_175623_000000652025_00070_10645_0489.N1	13-MAR-2004 17:56:23	Straylight	65.000	54	5The Cen	2.0550	4500.0	130	10645	No
332	GOM_NL__2PRFIN20040313_175820_000000502025_00070_10645_0490.N1	13-MAR-2004 17:58:20	Straylight	50.000	123	lot Cen	2.7500	10200.	100	10645	No
333	GOM_NL__2PRFIN20040313_180328_000000662025_00070_10645_0491.N1	13-MAR-2004 18:03:28	Straylight	65.500	169	46Gam Hya	2.9910	4700.0	131	10645	No
334	GOM_NL__2PRFIN20040313_180641_000000552025_00070_10645_0492.N1	13-MAR-2004 18:06:41	Straylight	55.000	100	4Gam Crv	2.5800	13100.	110	10645	No
335	GOM_NL__2PRFIN20040313_180943_000000912025_00070_10645_0493.N1	13-MAR-2004 18:09:43	Bright	91.000	15	67Alp Vir	0.97600	28000.	182	10645	No
336	GOM_NL__2PRFIN20040313_181336_000000652025_00070_10645_0494.N1	13-MAR-2004 18:13:36	Bright	65.000	121	29Gam Vir	2.7400	7200.0	130	10645	No
337	GOM_NL__2PRFIN20040313_181607_000000412025_00070_10645_0495.N1	13-MAR-2004 18:16:07	Bright	41.000	22	32Alp Leo	1.3600	15200.	82	10645	No

338	GOM_NL__2PRFIN20040313_181825_000000402025_00070_10645_0496.N1	13-MAR-2004 18:18:25	Bright	40.000	51	41Gam1Leo	2.0100	4500.0	80	10645	No
339	GOM_NL__2PRFIN20040313_182050_000001112025_00070_10645_0497.N1	13-MAR-2004 18:20:50	Bright	111.00	138	47Eps Vir	2.8280	4700.0	222	10645	No
340	GOM_NL__2PRFIN20040313_182619_000000422025_00070_10645_0498.N1	13-MAR-2004 18:26:19	Bright	42.000	174	52Psi UMa	3.0040	4400.0	84	10645	No
341	GOM_NL__2PRFIN20040313_182927_000000422025_00070_10645_0499.N1	13-MAR-2004 18:29:27	Bright	42.000	82	48Bet UMa	2.3650	10600.	84	10645	No
342	GOM_NL__2PRFIN20040313_183056_000000412025_00070_10645_0500.N1	13-MAR-2004 18:30:56	Bright	41.000	36	50Alp UMa	1.8000	6300.0	82	10645	No
343	GOM_NL__2PRFIN20040313_183246_000000482025_00070_10645_0501.N1	13-MAR-2004 18:32:46	Bright	47.500	32	77Eps UMa	1.7630	11000.	95	10645	No
344	GOM_NL__2PRFIN20040313_183454_000000532025_00070_10645_0502.N1	13-MAR-2004 18:34:54	Bright	52.500	39	85Eta UMa	1.8540	24000.	105	10645	No
345	GOM_NL__2PRFIN20040313_183811_000000402025_00070_10645_0503.N1	13-MAR-2004 18:38:11	Bright	39.500	49	1Alp UMi	1.9900	6300.0	79	10645	No
346	GOM_NL__2PRFIN20040313_184215_000000492025_00070_10645_0504.N1	13-MAR-2004 18:42:15	Bright	49.000	119	14Eta Dra	2.7270	4700.0	98	10645	No
347	GOM_NL__2PRFIN20040313_184556_000000382025_00070_10645_0505.N1	13-MAR-2004 18:45:56	Bright	37.500	89	5Alp Cep	2.4510	8000.0	75	10645	No
348	GOM_NL__2PRFIN20040313_184804_000000522025_00070_10645_0506.N1	13-MAR-2004 18:48:04	Bright	52.000	69	33Gam Dra	2.2310	3800.0	104	10645	No
349	GOM_NL__2PRFIN20040313_185106_000000372025_00070_10645_0507.N1	13-MAR-2004 18:51:06	Bright	36.500	19	50Alp Cyg	1.2460	10500.	73	10645	No
350	GOM_NL__2PRFIN20040313_185240_000000382025_00070_10645_0508.N1	13-MAR-2004 18:52:40	Bright	38.000	66	37Gam Cyg	2.2080	5900.0	76	10645	No
351	GOM_NL__2PRFIN20040313_185418_000000412025_00070_10645_0509.N1	13-MAR-2004 18:54:18	Bright	40.500	92	53Eps Cyg	2.5000	4500.0	81	10645	No
352	GOM_NL__2PRFIN20040313_190232_000000532025_00070_10645_0510.N1	13-MAR-2004 19:02:32	Tw_i_and_stray	53.000	11	53Alp Aql	0.76500	8000.0	106	10645	No
353	GOM_NL__2PRFIN20040313_190830_000001362025_00070_10645_0511.N1	13-MAR-2004 19:08:30	Dark	136.00	59	55Alp Oph	2.0800	8900.0	272	10645	No
354	GOM_NL__2PRFIN20040313_191233_000000472025_00070_10645_0512.N1	13-MAR-2004 19:12:33	Dark	46.500	155	41Pi Sgr	2.9000	6600.0	93	10645	No
355	GOM_NL__2PRFIN20040313_191433_000000482025_00070_10645_0513.N1	13-MAR-2004 19:14:33	Dark	47.500	57	34Sig Sgr	2.0660	26000.	95	10645	No
356	GOM_NL__2PRFIN20040313_191714_000000512025_00070_10645_0514.N1	13-MAR-2004 19:17:14	Dark	50.500	116	19Del Sgr	2.7000	4100.0	101	10645	No
357	GOM_NL__2PRFIN20040313_191934_000000392025_00070_10645_0515.N1	13-MAR-2004 19:19:34	Dark	38.500	45	Alp Pav	1.9400	26000.	77	10645	No
358	GOM_NL__2PRFIN20040313_192438_000000572025_00071_10646_0483.N1	13-MAR-2004 19:24:38	Dark	57.000	75	26Eps Sco	2.2910	4250.0	114	10646	No
359	GOM_NL__2PRFIN20040313_192658_000001122025_00071_10646_0484.N1	13-MAR-2004 19:26:58	Dark	112.00	16	21Alp Sco	1.0200	3000.0	224	10646	No
360	GOM_NL__2PRFIN20040313_193036_000000562025_00071_10646_0485.N1	13-MAR-2004 19:30:36	Dark	55.500	4	Alp1Cen	-0.010000	5800.0	111	10646	No
361	GOM_NL__2PRFIN20040313_193150_000000442025_00071_10646_0486.N1	13-MAR-2004 19:31:50	Dark	43.500	10	Bet Cen	0.61000	28000.	87	10646	No
362	GOM_NL__2PRFIN20040313_193351_000000422025_00071_10646_0487.N1	13-MAR-2004 19:33:51	Dark	42.000	12	Alp1Cru	0.77500	30000.	84	10646	No
363	GOM_NL__2PRFIN20040313_193507_000000552025_00071_10646_0488.N1	13-MAR-2004 19:35:07	Straylight	55.000	26	Gam Cru	1.6240	2900.0	110	10646	No
364	GOM_NL__2PRFIN20040313_193658_000000712025_00071_10646_0489.N1	13-MAR-2004 19:36:58	Straylight	70.500	54	5The Cen	2.0550	4500.0	141	10646	No
365	GOM_NL__2PRFIN20040313_193856_000000552025_00071_10646_0490.N1	13-MAR-2004 19:38:56	Straylight	55.000	123	lot Cen	2.7500	10200.	110	10646	No
366	GOM_NL__2PRFIN20040313_194404_000000692025_00071_10646_0491.N1	13-MAR-2004 19:44:04	Straylight	68.500	169	46Gam Hya	2.9910	4700.0	137	10646	No
367	GOM_NL__2PRFIN20040313_194717_000000562025_00071_10646_0492.N1	13-MAR-2004 19:47:17	Straylight	55.500	100	4Gam Crv	2.5800	13100.	111	10646	No
368	GOM_NL__2PRFIN20040313_195018_000000972025_00071_10646_0493.N1	13-MAR-2004 19:50:18	Bright	97.000	15	67Alp Vir	0.97600	28000.	194	10646	No
369	GOM_NL__2PRFIN20040313_195411_000000652025_00071_10646_0494.N1	13-MAR-2004 19:54:11	Bright	64.500	121	29Gam Vir	2.7400	7200.0	129	10646	No
370	GOM_NL__2PRFIN20040313_195644_000000402025_00071_10646_0495.N1	13-MAR-2004 19:56:44	Bright	39.500	22	32Alp Leo	1.3600	15200.	79	10646	No
371	GOM_NL__2PRFIN20040313_195901_000000402025_00071_10646_0496.N1	13-MAR-2004 19:59:01	Bright	40.000	51	41Gam1Leo	2.0100	4500.0	80	10646	No
372	GOM_NL__2PRFIN20040313_200124_000001252025_00071_10646_0497.N1	13-MAR-2004 20:01:24	Bright	125.00	138	47Eps Vir	2.8280	4700.0	250	10646	No
373	GOM_NL__2PRFIN20040313_200655_000000422025_00071_10646_0498.N1	13-MAR-2004 20:06:55	Bright	42.000	174	52Psi UMa	3.0040	4400.0	84	10646	No
374	GOM_NL__2PRFIN20040313_201003_000000402025_00071_10646_0499.N1	13-MAR-2004 20:10:03	Bright	39.500	82	48Bet UMa	2.3650	10600.	79	10646	No
375	GOM_NL__2PRFIN20040313_201132_000000432025_00071_10646_0500.N1	13-MAR-2004 20:11:32	Bright	42.500	36	50Alp UMa	1.8000	6300.0	85	10646	No
376	GOM_NL__2PRFIN20040313_201321_000000472025_00071_10646_0501.N1	13-MAR-2004 20:13:21	Bright	46.500	32	77Eps UMa	1.7630	11000.	93	10646	No
377	GOM_NL__2PRFIN20040313_201528_000000572025_00071_10646_0502.N1	13-MAR-2004 20:15:28	Bright	57.000	39	85Eta UMa	1.8540	24000.	114	10646	No
378	GOM_NL__2PRFIN20040313_201849_000000382025_00071_10646_0503.N1	13-MAR-2004 20:18:49	Bright	37.500	49	1Alp UMi	1.9900	6300.0	75	10646	No
379	GOM_NL__2PRFIN20040313_202248_000000502025_00071_10646_0504.N1	13-MAR-2004 20:22:48	Bright	50.000	119	14Eta Dra	2.7270	4700.0	100	10646	No
380	GOM_NL__2PRFIN20040313_202635_000000382025_00071_10646_0505.N1	13-MAR-2004 20:26:35	Bright	38.000	89	5Alp Cep	2.4510	8000.0	76	10646	No
381	GOM_NL__2PRFIN20040313_202840_000000542025_00071_10646_0506.N1	13-MAR-2004 20:28:40	Bright	54.000	69	33Gam Dra	2.2310	3800.0	108	10646	No
382	GOM_NL__2PRFIN20040313_203141_000000382025_00071_10646_0507.N1	13-MAR-2004 20:31:41	Bright	37.500	19	50Alp Cyg	1.2460	10500.	75	10646	No
383	GOM_NL__2PRFIN20040313_203315_000000392025_00071_10646_0508.N1	13-MAR-2004 20:33:15	Bright	38.500	66	37Gam Cyg	2.2080	5900.0	77	10646	No
384	GOM_NL__2PRFIN20040313_203456_000000392025_00071_10646_0509.N1	13-MAR-2004 20:34:56	Bright	39.000	92	53Eps Cyg	2.5000	4500.0	78	10646	No
385	GOM_NL__2PRFIN20040313_204309_000000522025_00071_10646_0510.N1	13-MAR-2004 20:43:09	Tw_i_and_stray	52.000	11	53Alp Aql	0.76500	8000.0	104	10646	No
386	GOM_NL__2PRFIN20040313_204908_000001362025_00071_10646_0511.N1	13-MAR-2004 20:49:08	Dark	136.00	59	55Alp Oph	2.0800	8900.0	272	10646	No
387	GOM_NL__2PRFIN20040313_205309_000000472025_00071_10646_0512.N1	13-MAR-2004 20:53:09	Dark	46.500	155	41Pi Sgr	2.9000	6600.0	93	10646	No
388	GOM_NL__2PRFIN20040313_205510_000000522025_00071_10646_0513.N1	13-MAR-2004 20:55:10	Dark	51.500	57	34Sig Sgr	2.0660	26000.	103	10646	No
389	GOM_NL__2PRFIN20040313_205751_000000502025_00071_10646_0514.N1	13-MAR-2004 20:57:51	Dark	49.500	116	19Del Sgr	2.7000	4100.0	99	10646	No
390	GOM_NL__2PRFIN20040313_210010_000000382025_00071_10646_0515.N1	13-MAR-2004 21:00:10	Dark	38.000	45	Alp Pav	1.9400	26000.	76	10646	No
391	GOM_NL__2PRFIN20040313_210515_000000662025_00072_10647_0488.N1	13-MAR-2004 21:05:15	Dark	66.000	75	26Eps Sco	2.2910	4250.0	132	10647	No
392	GOM_NL__2PRFIN20040313_210736_000001082025_00072_10647_0489.N1	13-MAR-2004 21:07:36	Dark	108.00	16	21Alp Sco	1.0200	3000.0	216	10647	No
393	GOM_NL__2PRFIN20040313_211112_000000552025_00072_10647_0490.N1	13-MAR-2004 21:11:12	Dark	54.500	4	Alp1Cen	-0.010000	5800.0	109	10647	No
394	GOM_NL__2PRFIN20040313_211226_000000562025_00072_10647_0491.N1	13-MAR-2004 21:12:26	Dark	55.500	10	Bet Cen	0.61000	28000.	111	10647	No
395	GOM_NL__2PRFIN20040313_211428_000000422025_00072_10647_0492.N1	13-MAR-2004 21:14:28	Dark	41.500	12	Alp1Cru	0.77500	30000.	83	10647	No
396	GOM_NL__2PRFIN20040313_211543_000000522025_00072_10647_0493.N1	13-MAR-2004 21:15:43	Straylight	52.000	26	Gam Cru	1.6240	2900.0	104	10647	No



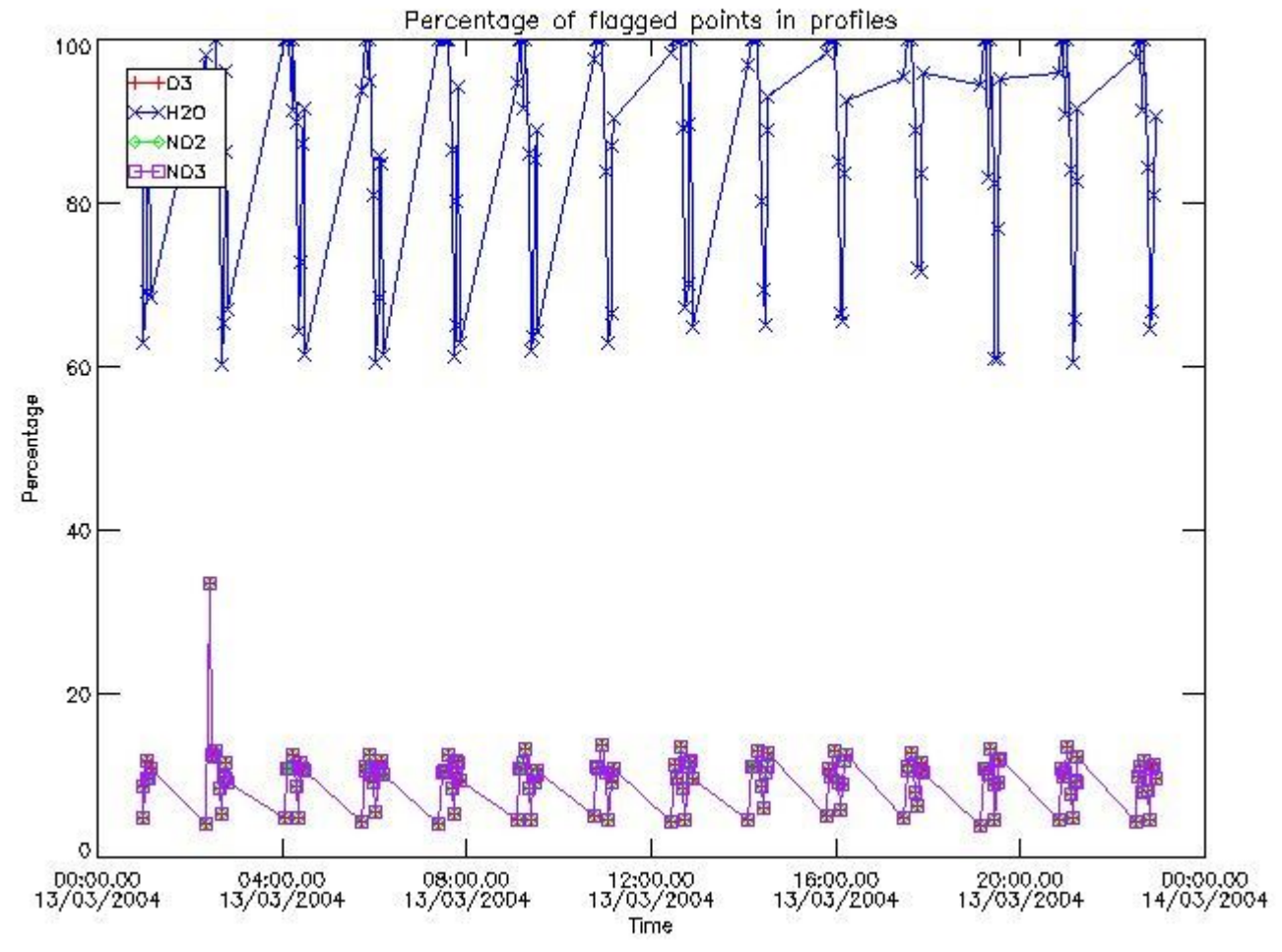
397	GOM_NL__2PRFIN20040313_211735_000000682025_00072_10647_0494.N1	13-MAR-2004 21:17:35	Straylight	67.500	54	5The Cen	2.0550	4500.0	135	10647	No
398	GOM_NL__2PRFIN20040313_211933_000000532025_00072_10647_0495.N1	13-MAR-2004 21:19:33	Straylight	52.500	123	lot Cen	2.7500	10200.	105	10647	No
399	GOM_NL__2PRFIN20040313_212440_000000682025_00072_10647_0496.N1	13-MAR-2004 21:24:40	Straylight	68.000	169	46Gam Hya	2.9910	4700.0	136	10647	No
400	GOM_NL__2PRFIN20040313_212753_000000542025_00072_10647_0497.N1	13-MAR-2004 21:27:53	Straylight	53.500	100	4Gam Crv	2.5800	13100.	107	10647	No
401	GOM_NL__2PRFIN20040313_213053_000001062025_00072_10647_0498.N1	13-MAR-2004 21:30:53	Bright	105.50	15	67Alp Vir	0.97600	28000.	211	10647	No
402	GOM_NL__2PRFIN20040313_213447_000000632025_00072_10647_0499.N1	13-MAR-2004 21:34:47	Bright	63.000	121	29Gam Vir	2.7400	7200.0	126	10647	No
403	GOM_NL__2PRFIN20040313_213719_000000402025_00072_10647_0500.N1	13-MAR-2004 21:37:19	Bright	39.500	22	32Alp Leo	1.3600	15200.	79	10647	No
404	GOM_NL__2PRFIN20040313_213937_000000402025_00072_10647_0501.N1	13-MAR-2004 21:39:37	Bright	39.500	51	41Gam1Leo	2.0100	4500.0	79	10647	No
405	GOM_NL__2PRFIN20040313_214158_000000802025_00072_10647_0502.N1	13-MAR-2004 21:41:58	Bright	80.000	138	47Eps Vir	2.8280	4700.0	160	10647	No
406	GOM_NL__2PRFIN20040313_214730_000000412025_00072_10647_0503.N1	13-MAR-2004 21:47:30	Bright	41.000	174	52Psi UMa	3.0040	4400.0	82	10647	No
407	GOM_NL__2PRFIN20040313_215039_000000402025_00072_10647_0504.N1	13-MAR-2004 21:50:39	Bright	40.000	82	48Bet UMa	2.3650	10600.	80	10647	No
408	GOM_NL__2PRFIN20040313_215208_000000412025_00072_10647_0505.N1	13-MAR-2004 21:52:08	Bright	41.000	36	50Alp UMa	1.8000	6300.0	82	10647	No
409	GOM_NL__2PRFIN20040313_215356_000000482025_00072_10647_0506.N1	13-MAR-2004 21:53:56	Bright	47.500	32	77Eps UMa	1.7630	11000.	95	10647	No
410	GOM_NL__2PRFIN20040313_215603_000000542025_00072_10647_0507.N1	13-MAR-2004 21:56:03	Bright	53.500	39	85Eta UMa	1.8540	24000.	107	10647	No
411	GOM_NL__2PRFIN20040313_215925_000000382025_00072_10647_0508.N1	13-MAR-2004 21:59:25	Bright	37.500	49	1Alp UMi	1.9900	6300.0	75	10647	No
412	GOM_NL__2PRFIN20040313_220325_000000502025_00072_10647_0509.N1	13-MAR-2004 22:03:25	Bright	50.000	119	14Eta Dra	2.7270	4700.0	100	10647	No
413	GOM_NL__2PRFIN20040313_220710_000000382025_00072_10647_0510.N1	13-MAR-2004 22:07:10	Bright	38.000	89	5Alp Cep	2.4510	8000.0	76	10647	No
414	GOM_NL__2PRFIN20040313_220915_000000532025_00072_10647_0511.N1	13-MAR-2004 22:09:15	Bright	53.000	69	33Gam Dra	2.2310	3800.0	106	10647	No
415	GOM_NL__2PRFIN20040313_221217_000000392025_00072_10647_0512.N1	13-MAR-2004 22:12:17	Bright	39.000	19	50Alp Cyg	1.2460	10500.	78	10647	No
416	GOM_NL__2PRFIN20040313_221351_000000412025_00072_10647_0513.N1	13-MAR-2004 22:13:51	Bright	40.500	66	37Gam Cyg	2.2080	5900.0	81	10647	No
417	GOM_NL__2PRFIN20040313_221532_000000372025_00072_10647_0514.N1	13-MAR-2004 22:15:32	Bright	37.000	92	53Eps Cyg	2.5000	4500.0	74	10647	No
418	GOM_NL__2PRFIN20040313_222345_000000502025_00072_10647_0515.N1	13-MAR-2004 22:23:45	Tw_i_and_stray	50.000	11	53Alp Aql	0.76500	8000.0	100	10647	No
419	GOM_NL__2PRFIN20040313_222946_000001162025_00072_10647_0516.N1	13-MAR-2004 22:29:46	Dark	116.00	59	55Alp Oph	2.0800	8900.0	232	10647	No
420	GOM_NL__2PRFIN20040313_223346_000000522025_00072_10647_0517.N1	13-MAR-2004 22:33:46	Dark	52.000	155	41Pi Sgr	2.9000	6600.0	104	10647	No
421	GOM_NL__2PRFIN20040313_223547_000000462025_00072_10647_0518.N1	13-MAR-2004 22:35:47	Dark	46.000	57	34Sig Sgr	2.0660	26000.	92	10647	No
422	GOM_NL__2PRFIN20040313_223826_000000642025_00072_10647_0519.N1	13-MAR-2004 22:38:26	Dark	63.500	116	19Del Sgr	2.7000	4100.0	127	10647	No
423	GOM_NL__2PRFIN20040313_224047_000000432025_00072_10647_0520.N1	13-MAR-2004 22:40:47	Dark	43.000	45	Alp Pav	1.9400	26000.	86	10647	No
424	GOM_NL__2PRFIN20040313_224552_000000622025_00073_10648_0485.N1	13-MAR-2004 22:45:52	Dark	61.500	75	26Eps Sco	2.2910	4250.0	123	10648	No
425	GOM_NL__2PRFIN20040313_224814_000001122025_00073_10648_0486.N1	13-MAR-2004 22:48:14	Dark	112.00	16	21Alp Sco	1.0200	3000.0	224	10648	No
426	GOM_NL__2PRFIN20040313_225148_000000472025_00073_10648_0487.N1	13-MAR-2004 22:51:48	Dark	47.000	4	Alp1Cen	-0.010000	5800.0	94	10648	No
427	GOM_NL__2PRFIN20040313_225303_000000452025_00073_10648_0488.N1	13-MAR-2004 22:53:03	Dark	45.000	10	Bet Cen	0.61000	28000.	90	10648	No
428	GOM_NL__2PRFIN20040313_225501_000000532025_00073_10648_0489.N1	13-MAR-2004 22:55:01	Dark	53.000	12	Alp1Cru	0.77500	30000.	106	10648	No
429	GOM_NL__2PRFIN20040313_225619_000000552025_00073_10648_0490.N1	13-MAR-2004 22:56:19	Straylight	55.000	26	Gam Cru	1.6240	2900.0	110	10648	No
430	GOM_NL__2PRFIN20040313_225812_000000672025_00073_10648_0491.N1	13-MAR-2004 22:58:12	Straylight	66.500	54	5The Cen	2.0550	4500.0	133	10648	No
431	GOM_NL__2PRFIN20040313_230009_000000512025_00073_10648_0492.N1	13-MAR-2004 23:00:09	Straylight	51.000	123	lot Cen	2.7500	10200.	102	10648	No
432	GOM_NL__2PRFIN20040313_230517_000000682025_00073_10648_0493.N1	13-MAR-2004 23:05:17	Straylight	67.500	169	46Gam Hya	2.9910	4700.0	135	10648	No
433	GOM_NL__2PRFIN20040313_230828_000000532025_00073_10648_0494.N1	13-MAR-2004 23:08:28	Straylight	53.000	100	4Gam Crv	2.5800	13100.	106	10648	No
434	GOM_NL__2PRFIN20040313_231129_000000952025_00073_10648_0495.N1	13-MAR-2004 23:11:29	Bright	95.000	15	67Alp Vir	0.97600	28000.	190	10648	No
435	GOM_NL__2PRFIN20040313_231522_000000632025_00073_10648_0496.N1	13-MAR-2004 23:15:22	Bright	62.500	121	29Gam Vir	2.7400	7200.0	125	10648	No
436	GOM_NL__2PRFIN20040313_231755_000000412025_00073_10648_0497.N1	13-MAR-2004 23:17:55	Bright	40.500	22	32Alp Leo	1.3600	15200.	81	10648	No
437	GOM_NL__2PRFIN20040313_232013_000000422025_00073_10648_0498.N1	13-MAR-2004 23:20:13	Bright	41.500	51	41Gam1Leo	2.0100	4500.0	83	10648	No
438	GOM_NL__2PRFIN20040313_232232_000000812025_00073_10648_0499.N1	13-MAR-2004 23:22:32	Bright	80.500	138	47Eps Vir	2.8280	4700.0	161	10648	No
439	GOM_NL__2PRFIN20040313_232806_000000422025_00073_10648_0500.N1	13-MAR-2004 23:28:06	Bright	42.000	174	52Psi UMa	3.0040	4400.0	84	10648	No
440	GOM_NL__2PRFIN20040313_233115_000000402025_00073_10648_0501.N1	13-MAR-2004 23:31:15	Bright	39.500	82	48Bet UMa	2.3650	10600.	79	10648	No
441	GOM_NL__2PRFIN20040313_233243_000000422025_00073_10648_0502.N1	13-MAR-2004 23:32:43	Bright	42.000	36	50Alp UMa	1.8000	6300.0	84	10648	No
442	GOM_NL__2PRFIN20040313_233431_000000472025_00073_10648_0503.N1	13-MAR-2004 23:34:31	Bright	47.000	32	77Eps UMa	1.7630	11000.	94	10648	No
443	GOM_NL__2PRFIN20040313_233638_000000572025_00073_10648_0504.N1	13-MAR-2004 23:36:38	Bright	56.500	39	85Eta UMa	1.8540	24000.	113	10648	No
444	GOM_NL__2PRFIN20040313_234001_000000382025_00073_10648_0505.N1	13-MAR-2004 23:40:01	Bright	37.500	49	1Alp UMi	1.9900	6300.0	75	10648	No
445	GOM_NL__2PRFIN20040313_234401_000000502025_00073_10648_0506.N1	13-MAR-2004 23:44:01	Bright	50.000	119	14Eta Dra	2.7270	4700.0	100	10648	No
446	GOM_NL__2PRFIN20040313_234746_000000382025_00073_10648_0507.N1	13-MAR-2004 23:47:46	Bright	38.000	89	5Alp Cep	2.4510	8000.0	76	10648	No
447	GOM_NL__2PRFIN20040313_234951_000000552025_00073_10648_0508.N1	13-MAR-2004 23:49:51	Bright	55.000	69	33Gam Dra	2.2310	3800.0	110	10648	No
448	GOM_NL__2PRFIN20040313_235254_000000392025_00073_10648_0509.N1	13-MAR-2004 23:52:54	Bright	38.500	19	50Alp Cyg	1.2460	10500.	77	10648	No
449	GOM_NL__2PRFIN20040313_235427_000000382025_00073_10648_0510.N1	13-MAR-2004 23:54:27	Bright	38.000	66	37Gam Cyg	2.2080	5900.0	76	10648	No
450	GOM_NL__2PRFIN20040313_235606_000000412025_00073_10648_0511.N1	13-MAR-2004 23:56:06	Bright	40.500	92	53Eps Cyg	2.5000	4500.0	81	10648	No

### 3. Quality information per product

In this section it is plotted some information contained in the Quality Summary data set of

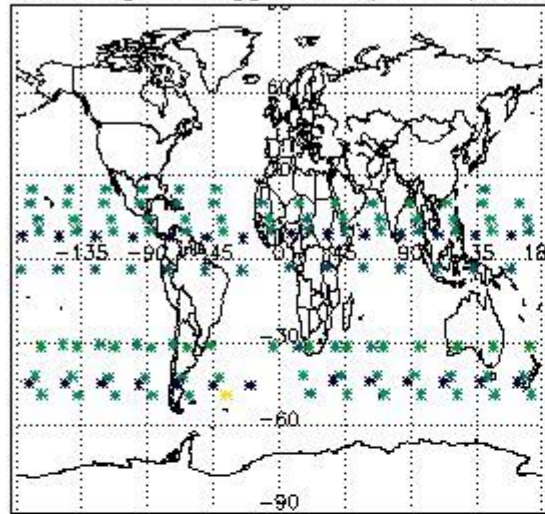
the level 2 products. Only products in dark limb conditions and without errors (error flag in the MPH set to "0") are used.

3.1 Plot quality information per product (time dependant)


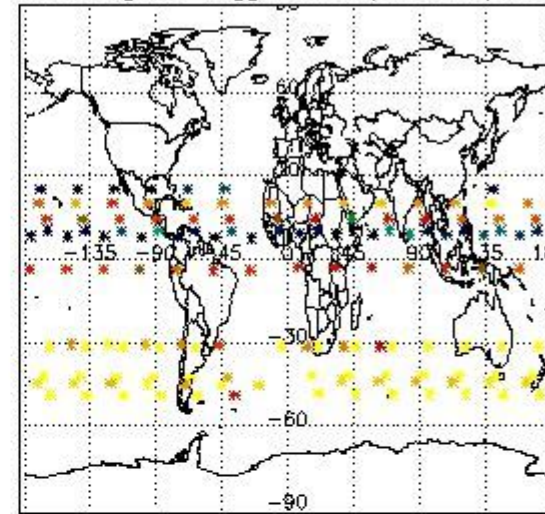


3.2 Plot quality information per product (world map)

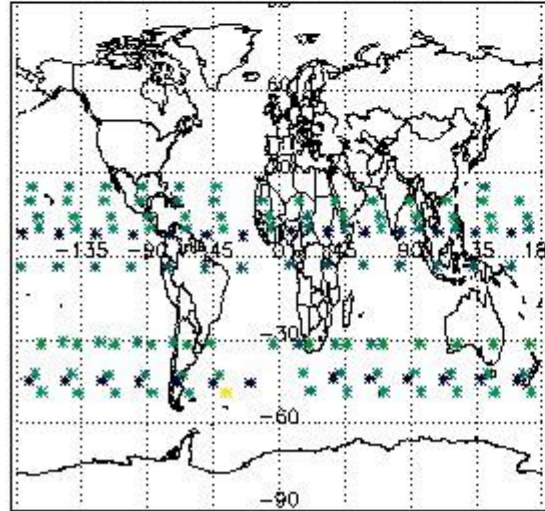
Percentage of flagged data per O3 profile



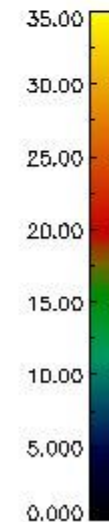
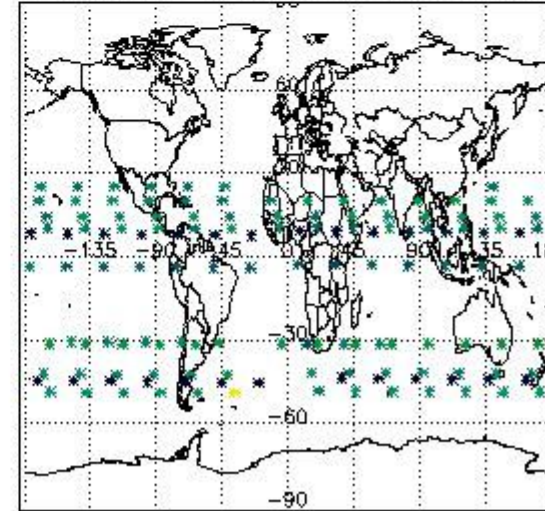
Percentage of flagged data per H2O profile



Percentage of flagged data per NO2 profile



Percentage of flagged data per NO3 profile

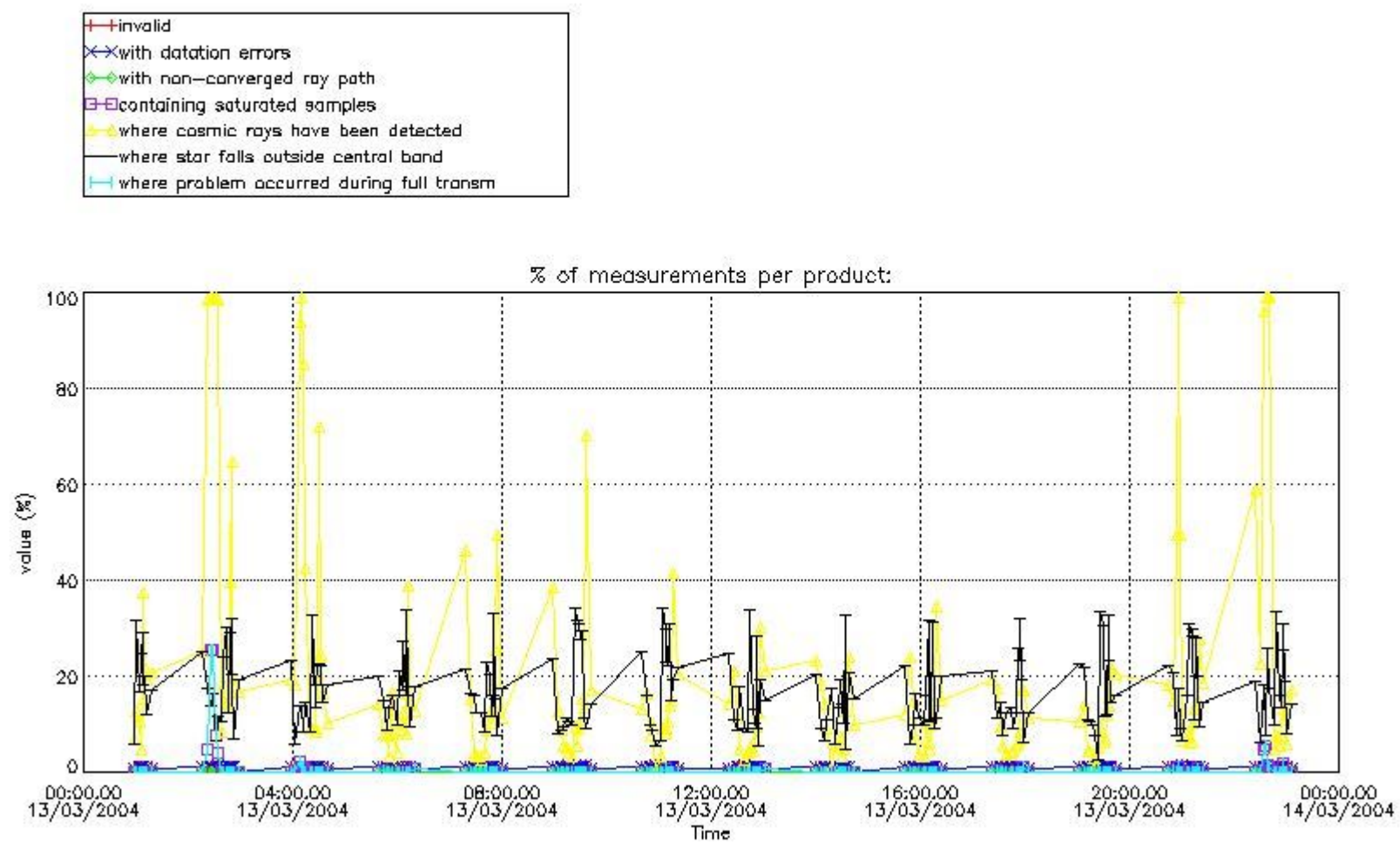


#### 4. Level 1 quality information per product

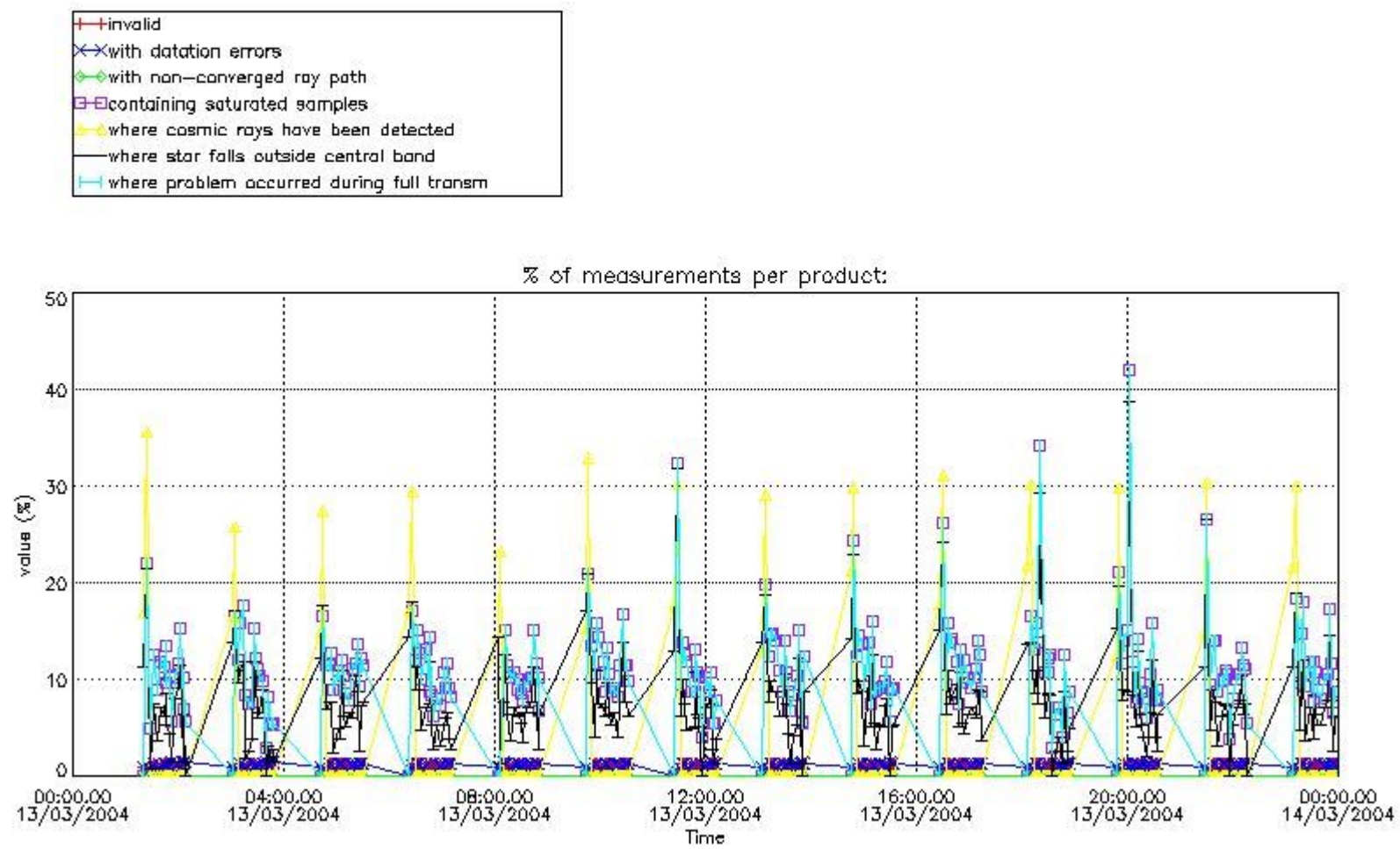
In this section it is plotted some information contained in the Quality Summary data set of the level 2 products that comes from the level 1b processing. Products without errors (error flag in the MPH set to "0") are used.

##### 4.1 Plot quality information per product (time dependant) coming from level 1b processing

##### 4.1.1 Plot level 1 quality information per product (time dependant): ENVISAT ASCENDING passes

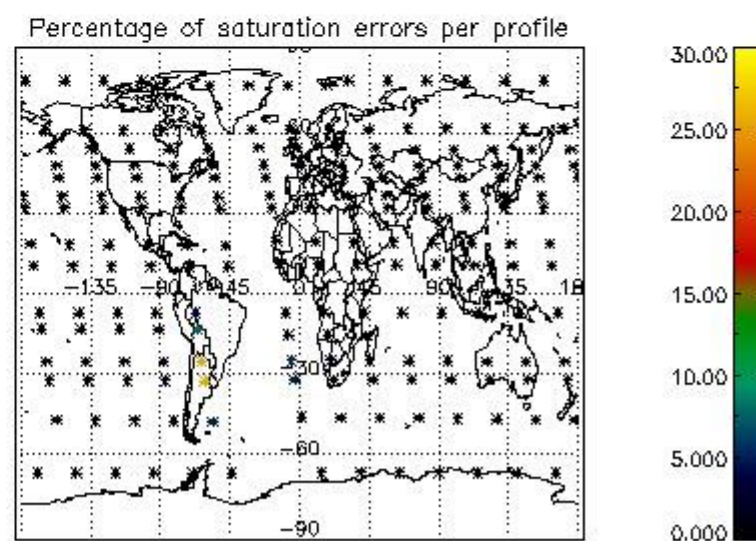
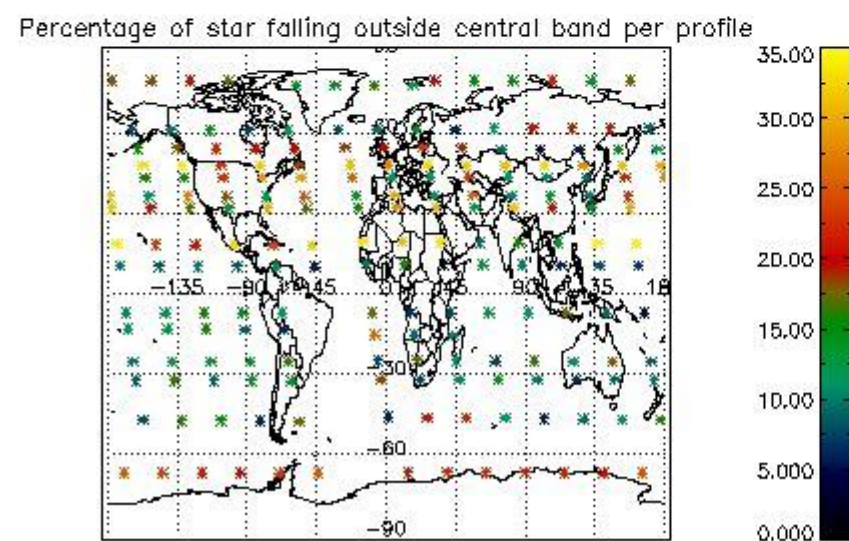
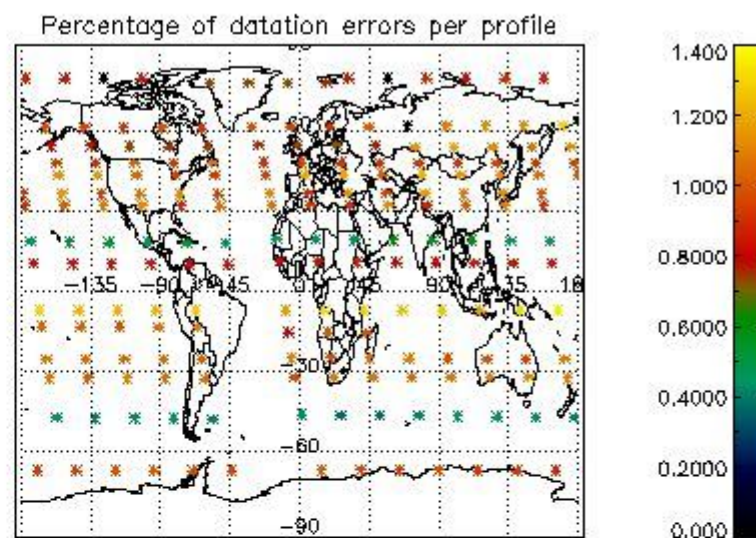
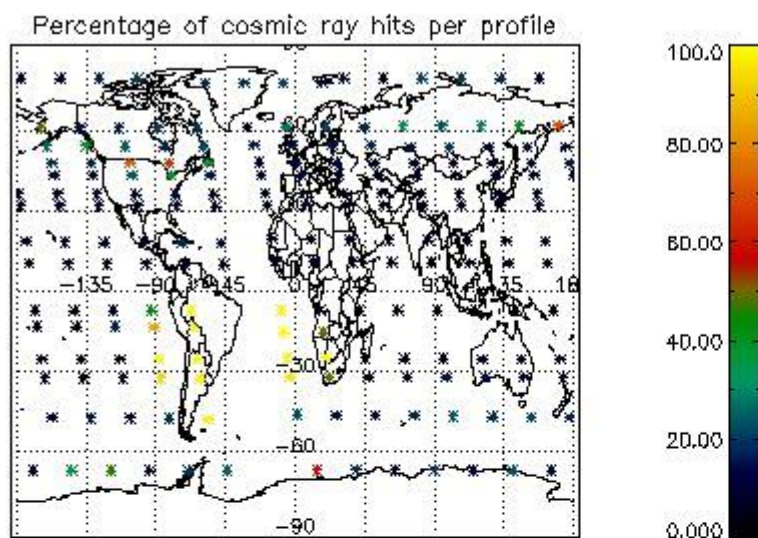


4.1.2 Plot level 1 quality information per product (time dependant): ENVI SAT DESCENDING passes

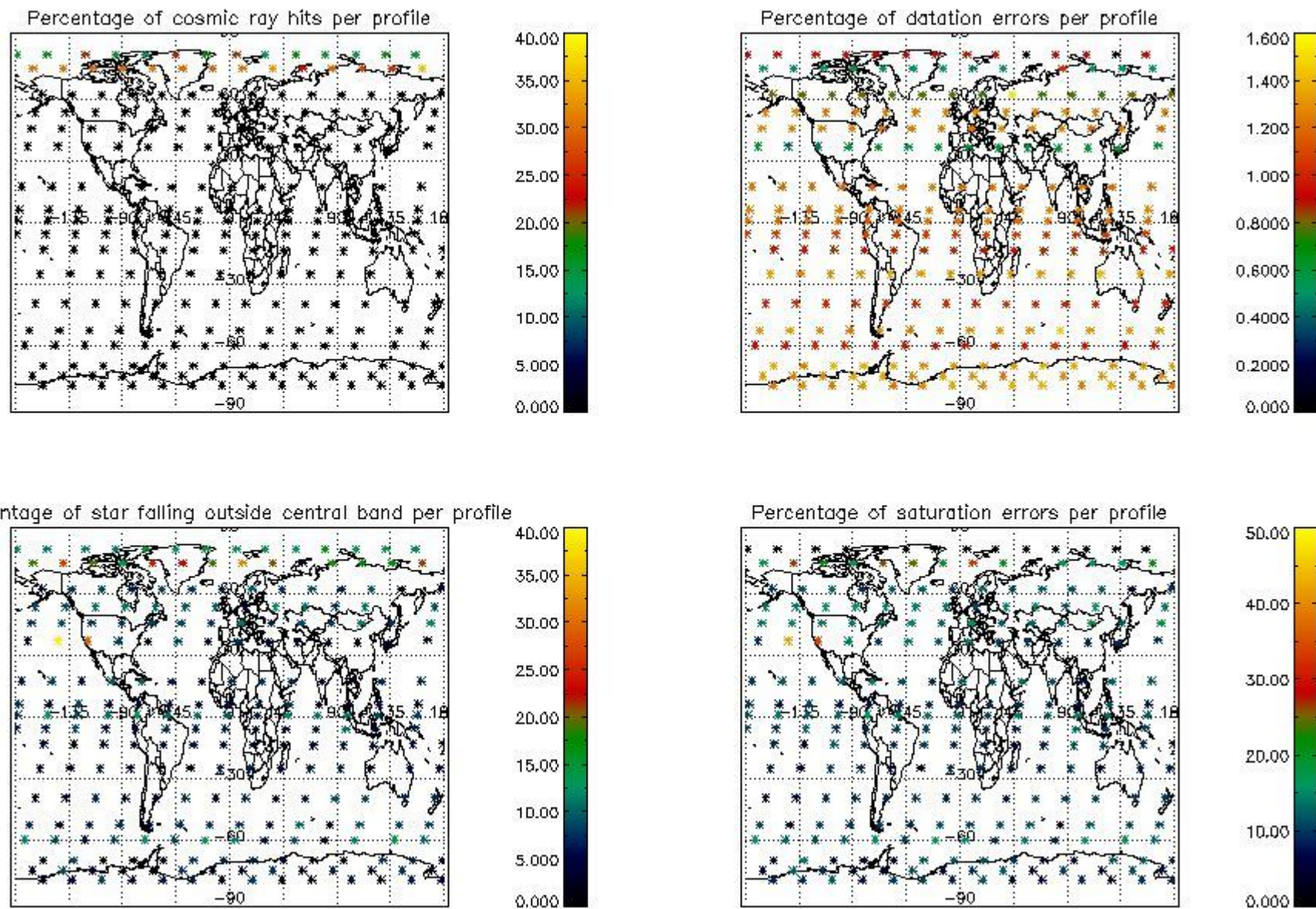


4.2 Plot quality information per product coming from level 1b processing (world map)

4.2.1 Plot level 1 quality information per product (world map): ENVISAT ASCENDING passes



4.2.2 Plot level 1 quality information per product (world map): ENVISAT DESCENDING passes



## 5. Trace gas profiles

### 5.1 Ozone statistics based on quality of products

The final quality of the products can be "measured" using the STD (Standard Deviation) attached to every point profile. This information is written to the parameter GOM\_NL\_\_2P/NL\_LOCAL\_SPECIES\_DENSITY/o3\_std of the level 2 products. The table below shows the statistics for given STD ranges.

The statistics are given with respect to the overall valid production:

- Products without fatal errors: GOM\_NL\_\_2P/MPH/PRODUCT\_ERR=0
- Valid point profile: GOM\_NL\_\_2P/NL\_LOCAL\_SPECIES\_DENSITY/pcd(0)=0

The 'Criteria' is applied to valid points of dark limb products:

- Products in dark limb illumination condition: GOM\_NL\_\_2P/NL\_SUMMARY\_QUALITY/obs\_ill\_cond=0
- Products without fatal errors: GOM\_NL\_\_2P/MPH/PRODUCT\_ERR=0
- Valid point profile: GOM\_NL\_\_2P/NL\_LOCAL\_SPECIES\_DENSITY/pcd(0)=0

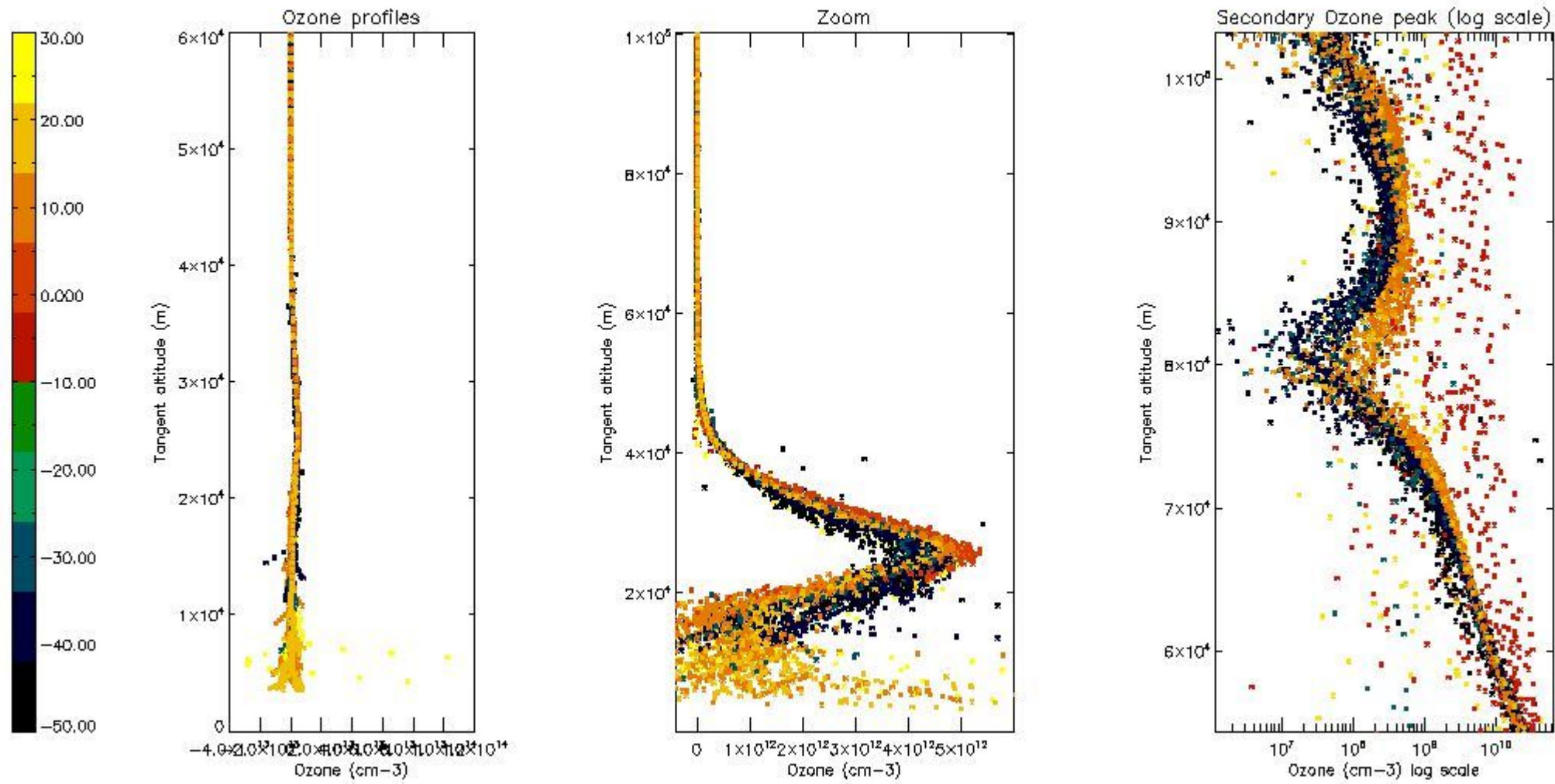
So, the table below shows the percentage of dark limb and valid observations for each criteria with respect to the overall valid daily observations.

Criteria	% of total production
All STD	35
STD < 20	20

STD < 10	17
STD < 5	12

5.2 Plot ozone profiles for all STD (dark without errors)

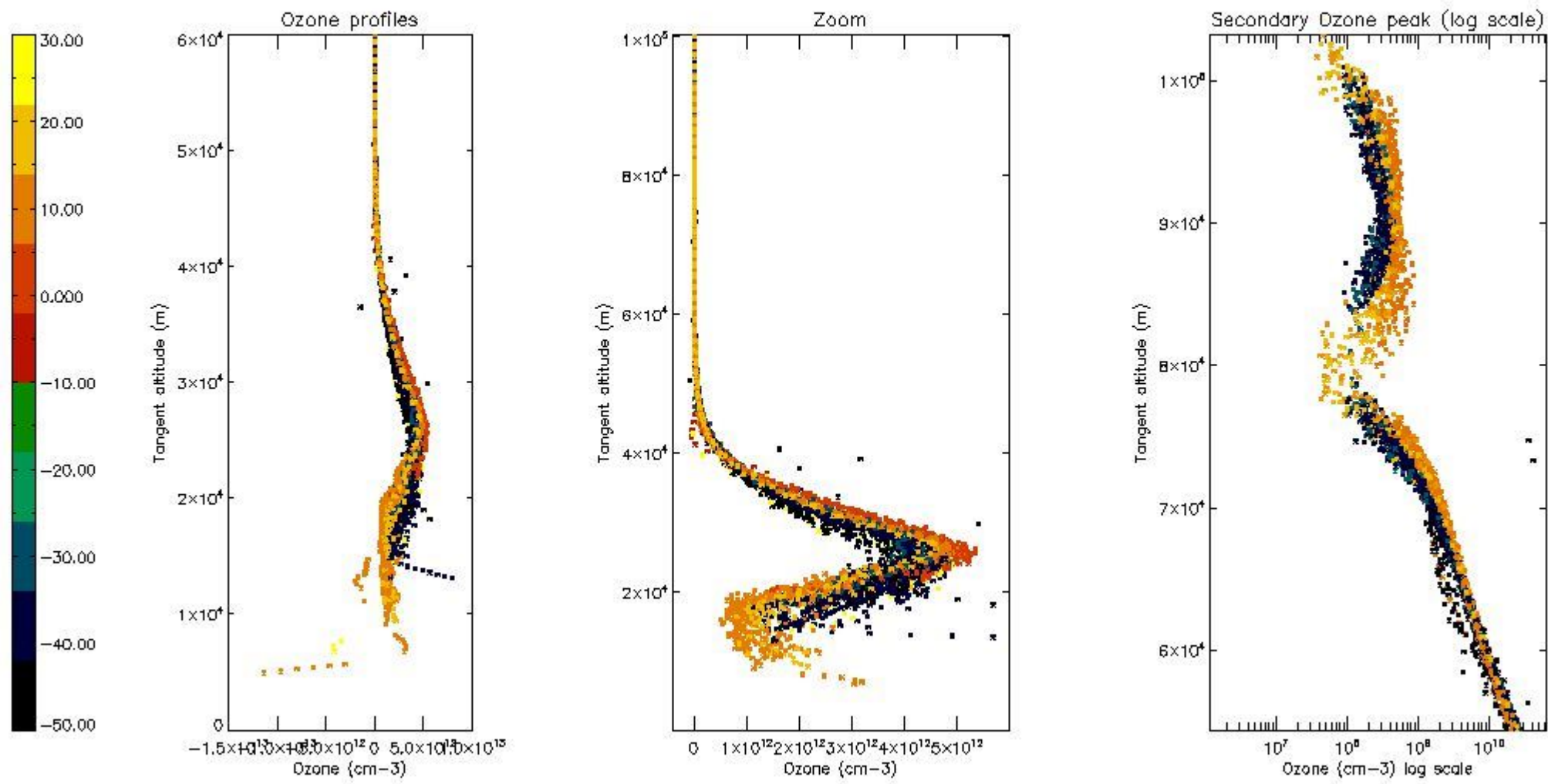
The colorbar represents the latitude.



5.3 Plot ozone profiles where STD < 20% (dark without errors)

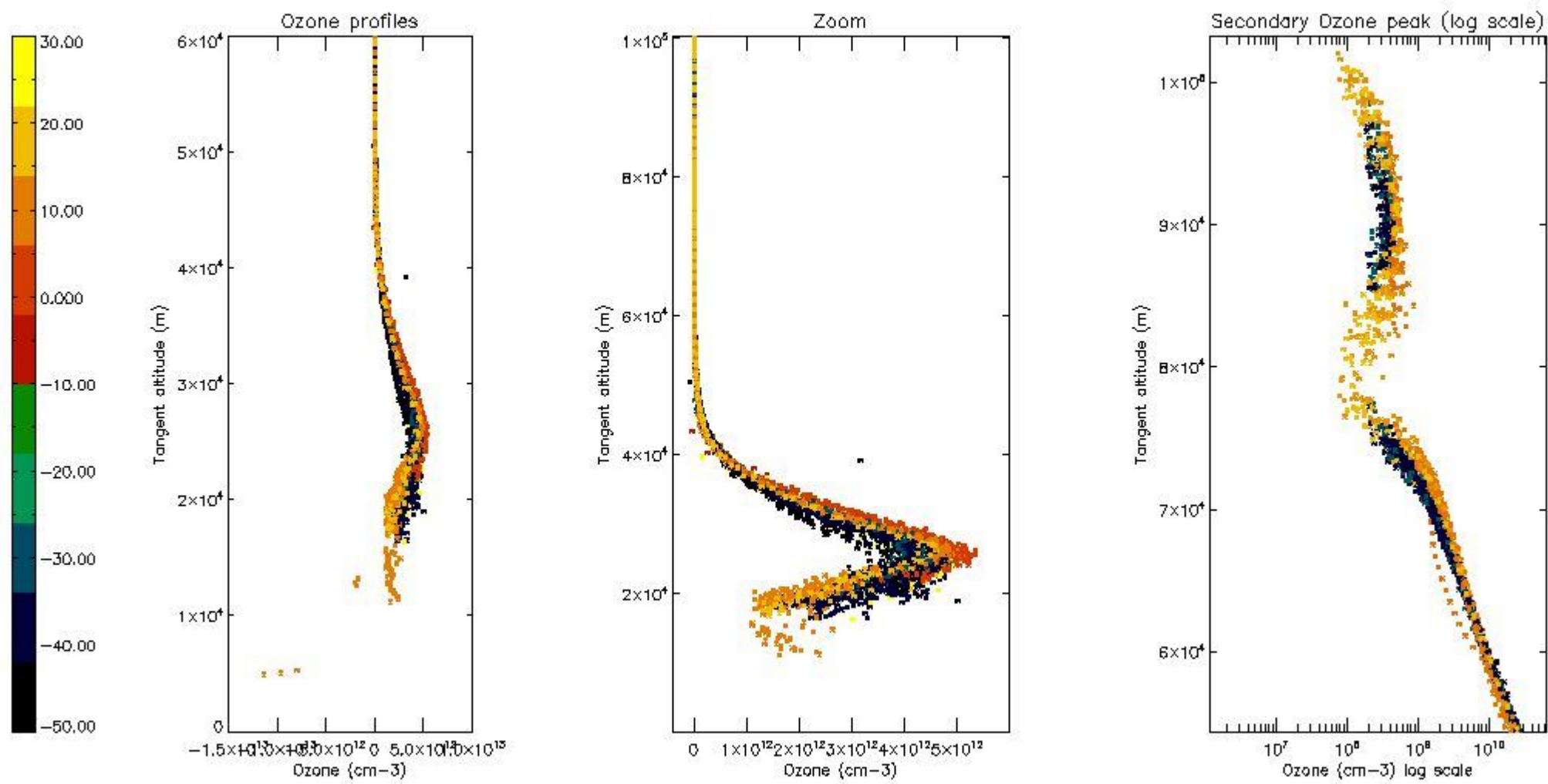
The colorbar represents the latitude.





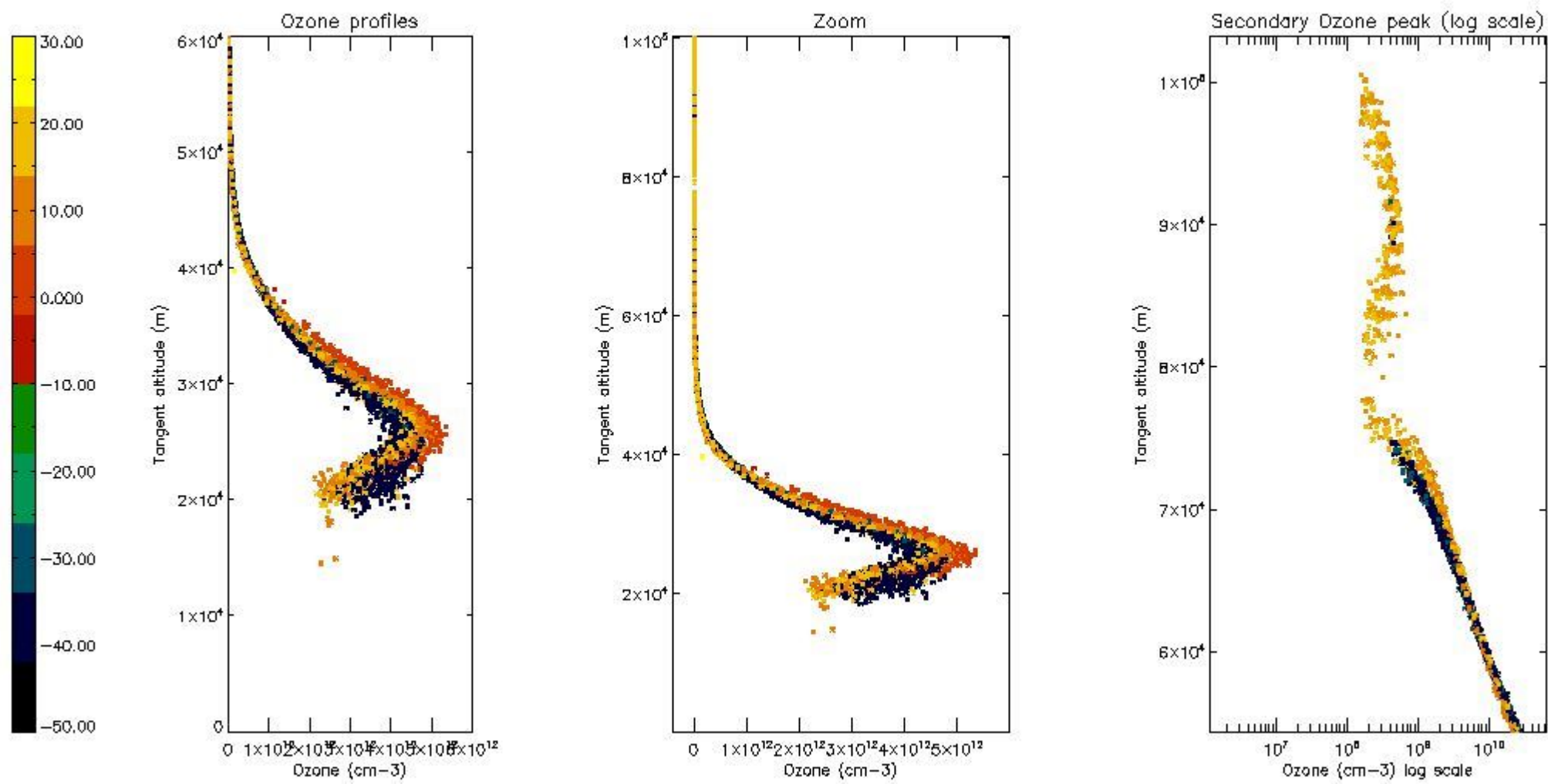
*5.4 Plot ozone profiles where STD < 10% (dark without errors)*

The colorbar represents the latitude.



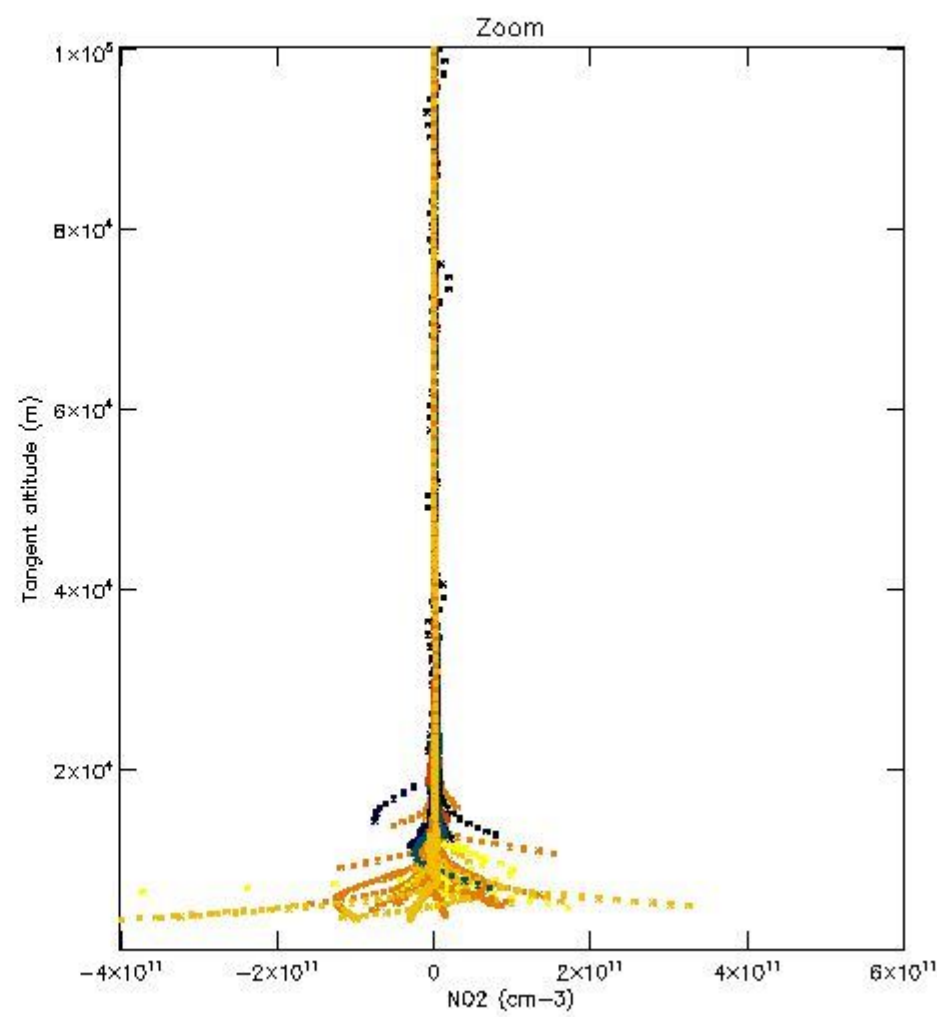
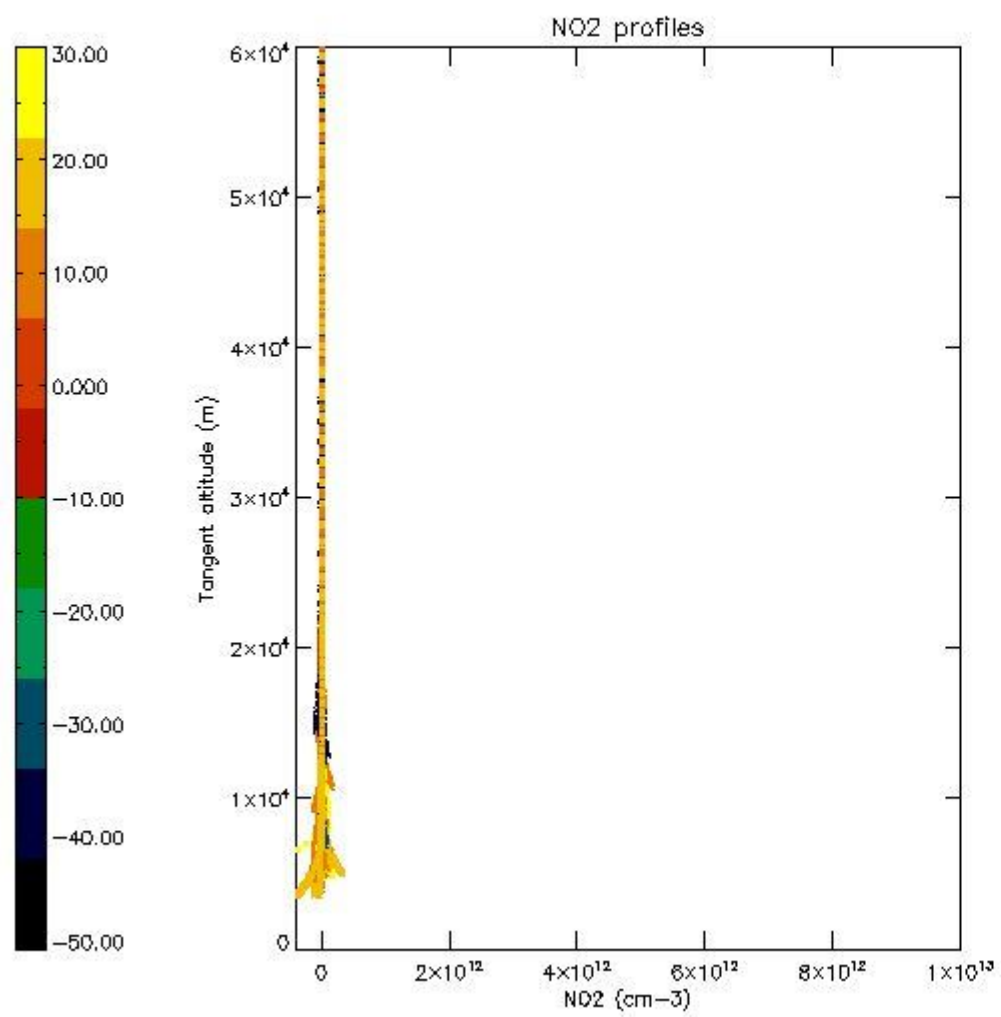
*5.5 Plot ozone profiles where STD < 5% (dark without errors)*

The colorbar represents the latitude.



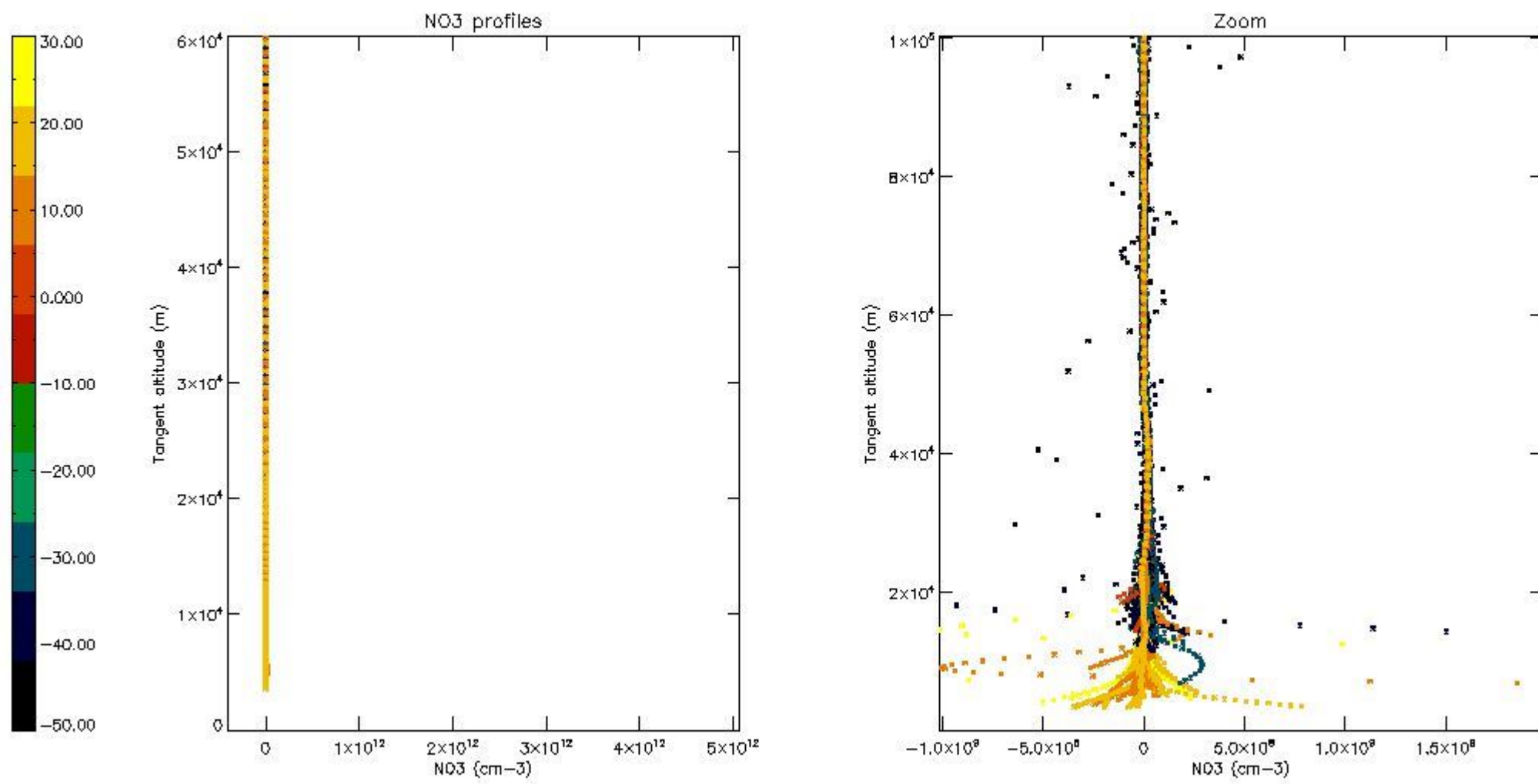
*5.6 Plot NO<sub>2</sub> profiles for all STD (dark without errors)*

The colorbar represents the latitude.



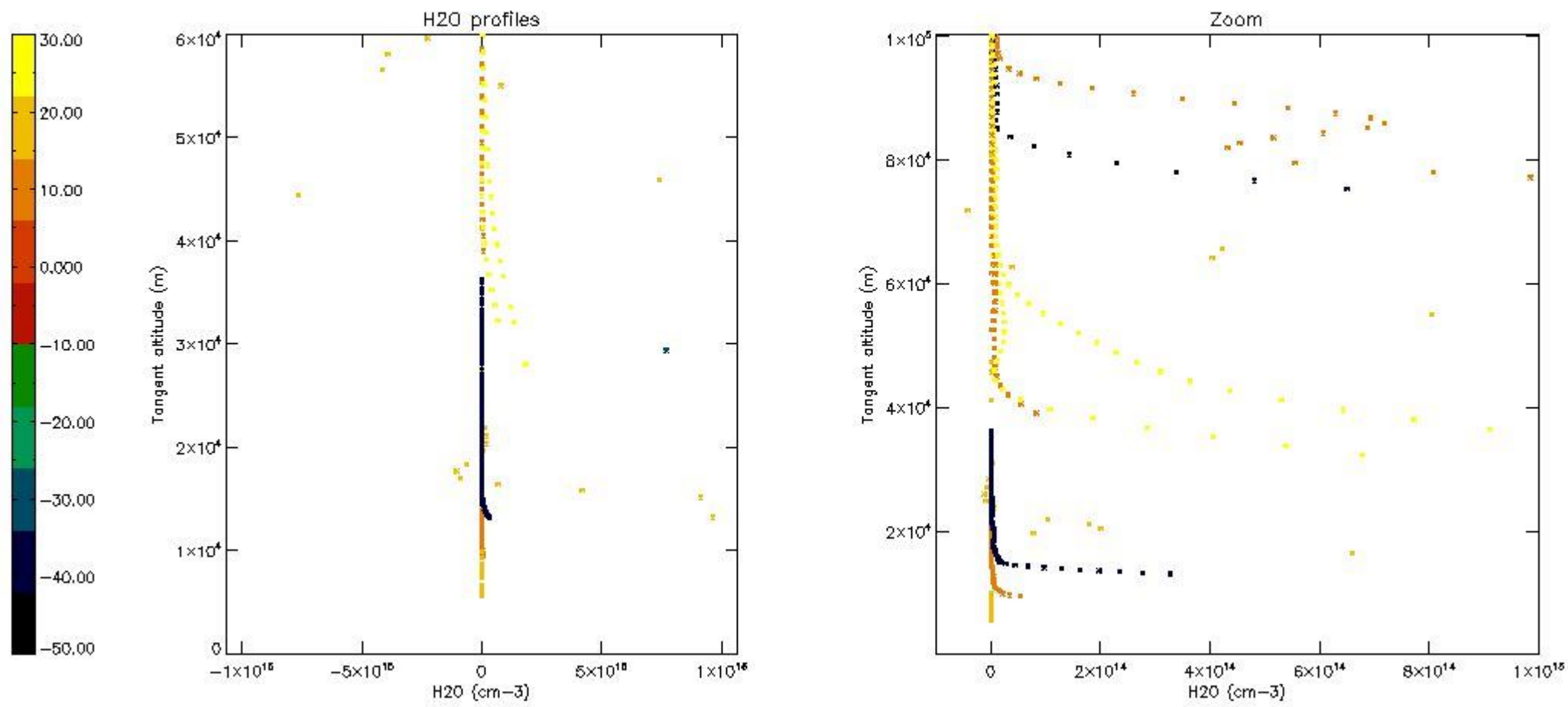
*5.7 Plot NO3 profiles for all STD (dark without errors)*

The colorbar represents the latitude.



5.8 Plot H2O profiles for all STD (only for occultations of stars 1,2,3,4,13,14,16,26,63 dark without errors)

The colorbar represents the latitude.



## 6. Auxiliary Data Files used for the production reported in section 2

The number reported in the third column indicates since which file (see list in section 2) the corresponding auxiliary file has been used. The fourth column is the date of those product files.

Type	Auxiliary Filename	Used since product	Used since product date
INST_PHYS_CHARACTERISTICS	GOM_INS_AXVIEC20091111_143220_20030716_120000_20500101_000000	1	13-MAR-2004 00:57:46
LEVEL-2_PROC_CONFIG	GOM_PR2_AXVIEC20091111_152718_20020301_000000_20500101_000000	1	13-MAR-2004 00:57:46
CROSS_SECTIONS_FILE	GOM_CRS_AXVIEC20091111_154832_20020301_000000_20500101_000000	1	13-MAR-2004 00:57:46

# GOMOS Level 2 Daily Report

## SUMMARY

### [1. General Info](#)

### [2. Summary of processed GOM\\_NL\\_2P products](#)

### [3. Level 2 Quality information per product](#)

#### [3.1 Plot of level 2 quality information per product \(time dependant\)](#)

#### [3.2 Plot of level 2 quality information per product \(world map\)](#)

### [4. Level 1 Quality information per product \(stored on level 2 products\)](#)

#### [4.1 Plot of level 1 quality information per product \(time dependant\)](#)

##### [4.1.1 Plot of level 1 quality information per product \(time dependant\): ASCENDING](#)

##### [4.1.2 Plot of level 1 quality information per product \(time dependant\): DESCENDING](#)

#### [4.2 Plot of level 1 quality information per product \(world map\)](#)

##### [4.2.1 Plot of level 1 quality information per product \(world map\): ASCENDING](#)

##### [4.2.2 Plot of level 1 quality information per product \(world map\): DESCENDING](#)

### [5. Ozone profiles based on quality statistics and other trace gas profiles](#)

#### [5.1 Ozone statistics based on quality of products](#)

#### [5.2 Plot ozone profiles for all STD \(dark without errors\)](#)

#### [5.3 Plot ozone profiles where STD < 20% \(dark without errors\)](#)

#### [5.4. Plot ozone profiles where STD < 10% \(dark without errors\)](#)

#### [5.5. Plot ozone profiles where STD < 5% \(dark without errors\)](#)

#### [5.6 Plot NO2 profiles for all STD \(dark without errors\)](#)

#### [5.7 Plot NO3 profiles for all STD \(dark without errors\)](#)

#### [5.8 Plot H2O profiles \(only for occultations of stars 1,2,3,4,13,14,16,26,63 dark without errors\) for all STD](#)

### [6. Auxiliary Data Files used for the production reported in section 2](#)

This report presents the daily analysis on parameters extracted from GOMOS level 2 data (GOM\_NL\_\_2P). It is intended to monitor some important parameters that will impact the quality of these products. A list of level 2 products (and content) that have arrived during the reporting day to the PCF is also given.

Item	Value
Time of report generation	18APR2013 21:23:50
Data source version	GOMOS/6.01
Start time of products	13-03-2004 (13MAR2004 00:00:00)
Stop time of products	14-03-2004 (14MAR2004 00:00:00)
Store outputs in DB	Yes
Nb of level 2 prods	450
Nb of prods with errors	0

## 2. Summary of processed GOM\_NL\_\_2P products.

Nr	Filename	UTC Start time	Limb	Duration	Star Id	Star Name	Star Mag	Star Temp	Nb Meas	Orbit	Prod. error
1	GOM_NL__2PRFIN20040313_005746_000000592025_00060_10635_0462.N1	13-MAR-2004 00:57:46	Dark	59.000	75	26Eps Sco	2.2910	4250.0	118	10635	No
2	GOM_NL__2PRFIN20040313_010001_000001072025_00060_10635_0463.N1	13-MAR-2004 01:00:01	Dark	106.50	16	21Alp Sco	1.0200	3000.0	213	10635	No
3	GOM_NL__2PRFIN20040313_010354_000000482025_00060_10635_0464.N1	13-MAR-2004 01:03:54	Dark	47.500	4	Alp1Cen	-0.010000	5800.0	95	10635	No
4	GOM_NL__2PRFIN20040313_010509_000000532025_00060_10635_0465.N1	13-MAR-2004 01:05:09	Dark	52.500	10	Bet Cen	0.61000	28000.	105	10635	No
5	GOM_NL__2PRFIN20040313_010712_000000532025_00060_10635_0466.N1	13-MAR-2004 01:07:12	Dark	53.000	12	Alp1Cru	0.77500	30000.	106	10635	No
6	GOM_NL__2PRFIN20040313_010826_000000472025_00060_10635_0467.N1	13-MAR-2004 01:08:26	Dark	46.500	26	Gam Cru	1.6240	2900.0	93	10635	No
7	GOM_NL__2PRFIN20040313_011014_000000672025_00060_10635_0468.N1	13-MAR-2004 01:10:14	Straylight	67.000	54	5The Cen	2.0550	4500.0	134	10635	No
8	GOM_NL__2PRFIN20040313_011213_000000552025_00060_10635_0469.N1	13-MAR-2004 01:12:13	Straylight	55.000	123	lot Cen	2.7500	10200.	110	10635	No
9	GOM_NL__2PRFIN20040313_011815_000000582025_00060_10635_0470.N1	13-MAR-2004 01:18:15	Straylight	58.000	106	9Bet Crv	2.6480	5600.0	116	10635	No
10	GOM_NL__2PRFIN20040313_012040_000000542025_00060_10635_0471.N1	13-MAR-2004 01:20:40	Straylight	53.500	100	4Gam Crv	2.5800	13100.	107	10635	No
11	GOM_NL__2PRFIN20040313_012346_000001032025_00060_10635_0472.N1	13-MAR-2004 01:23:46	Bright	102.50	15	67Alp Vir	0.97600	28000.	205	10635	No
12	GOM_NL__2PRFIN20040313_012742_000000622025_00060_10635_0473.N1	13-MAR-2004 01:27:42	Bright	62.000	121	29Gam Vir	2.7400	7200.0	124	10635	No
13	GOM_NL__2PRFIN20040313_013226_000000402025_00060_10635_0474.N1	13-MAR-2004 01:32:26	Bright	40.000	51	41Gam1Leo	2.0100	4500.0	80	10635	No
14	GOM_NL__2PRFIN20040313_013506_000000852025_00060_10635_0475.N1	13-MAR-2004 01:35:06	Bright	84.500	138	47Eps Vir	2.8280	4700.0	169	10635	No
15	GOM_NL__2PRFIN20040313_014024_000000432025_00060_10635_0476.N1	13-MAR-2004 01:40:24	Bright	42.500	174	52Psi UMa	3.0040	4400.0	85	10635	No
16	GOM_NL__2PRFIN20040313_014332_000000402025_00060_10635_0477.N1	13-MAR-2004 01:43:32	Bright	40.000	82	48Bet UMa	2.3650	10600.	80	10635	No
17	GOM_NL__2PRFIN20040313_014500_000000412025_00060_10635_0478.N1	13-MAR-2004 01:45:00	Bright	41.000	36	50Alp UMa	1.8000	6300.0	82	10635	No
18	GOM_NL__2PRFIN20040313_014653_000000472025_00060_10635_0479.N1	13-MAR-2004 01:46:53	Bright	47.000	32	77Eps UMa	1.7630	11000.	94	10635	No
19	GOM_NL__2PRFIN20040313_014906_000000582025_00060_10635_0480.N1	13-MAR-2004 01:49:06	Bright	58.000	39	85Eta UMa	1.8540	24000.	116	10635	No
20	GOM_NL__2PRFIN20040313_015214_000000362025_00060_10635_0481.N1	13-MAR-2004 01:52:14	Bright	35.500	49	1Alp UMi	1.9900	6300.0	71	10635	No
21	GOM_NL__2PRFIN20040313_015621_000000502025_00060_10635_0482.N1	13-MAR-2004 01:56:21	Bright	49.500	119	14Eta Dra	2.7270	4700.0	99	10635	No
22	GOM_NL__2PRFIN20040313_015959_000000392025_00060_10635_0483.N1	13-MAR-2004 01:59:59	Bright	38.500	89	5Alp Cep	2.4510	8000.0	77	10635	No
23	GOM_NL__2PRFIN20040313_020208_000000532025_00060_10635_0484.N1	13-MAR-2004 02:02:08	Bright	52.500	69	33Gam Dra	2.2310	3800.0	105	10635	No
24	GOM_NL__2PRFIN20040313_020505_000000372025_00060_10635_0485.N1	13-MAR-2004 02:05:05	Bright	36.500	19	50Alp Cyg	1.2460	10500.	73	10635	No
25	GOM_NL__2PRFIN20040313_020639_000000392025_00060_10635_0486.N1	13-MAR-2004 02:06:39	Bright	39.000	66	37Gam Cyg	2.2080	5900.0	78	10635	No
26	GOM_NL__2PRFIN20040313_020820_000000362025_00060_10635_0487.N1	13-MAR-2004 02:08:20	Bright	36.000	92	53Eps Cyg	2.5000	4500.0	72	10635	No
27	GOM_NL__2PRFIN20040313_021630_000000522025_00060_10635_0488.N1	13-MAR-2004 02:16:30	Twilight	52.000	11	53Alp Aql	0.76500	8000.0	104	10635	No
28	GOM_NL__2PRFIN20040313_022208_000001242025_00060_10635_0489.N1	13-MAR-2004 02:22:08	Dark	123.50	59	55Alp Oph	2.0800	8900.0	247	10635	No
29	GOM_NL__2PRFIN20040313_022627_000000472025_00060_10635_0490.N1	13-MAR-2004 02:26:27	Dark	47.000	155	41Pi Sgr	2.9000	6600.0	94	10635	No
30	GOM_NL__2PRFIN20040313_022827_000000492025_00060_10635_0491.N1	13-MAR-2004 02:28:27	Dark	49.000	57	34Sig Sgr	2.0660	26000.	98	10635	No
31	GOM_NL__2PRFIN20040313_023151_000000462025_00060_10635_0492.N1	13-MAR-2004 02:31:51	Dark	45.500	38	20Eps Sgr	1.8360	11000.	91	10635	No
32	GOM_NL__2PRFIN20040313_023333_000000392025_00060_10635_0493.N1	13-MAR-2004 02:33:33	Dark	39.000	45	Alp Pav	1.9400	26000.	78	10635	No
33	GOM_NL__2PRFIN20040313_023824_000000612025_00061_10636_0462.N1	13-MAR-2004 02:38:24	Dark	61.000	75	26Eps Sco	2.2910	4250.0	122	10636	No
34	GOM_NL__2PRFIN20040313_024039_000000962025_00061_10636_0463.N1	13-MAR-2004 02:40:39	Dark	96.000	16	21Alp Sco	1.0200	3000.0	192	10636	No
35	GOM_NL__2PRFIN20040313_024430_000000572025_00061_10636_0464.N1	13-MAR-2004 02:44:30	Dark	56.500	4	Alp1Cen	-0.010000	5800.0	113	10636	No
36	GOM_NL__2PRFIN20040313_024545_000000452025_00061_10636_0465.N1	13-MAR-2004 02:45:45	Dark	44.500	10	Bet Cen	0.61000	28000.	89	10636	No
37	GOM_NL__2PRFIN20040313_024748_000000532025_00061_10636_0466.N1	13-MAR-2004 02:47:48	Dark	53.000	12	Alp1Cru	0.77500	30000.	106	10636	No
38	GOM_NL__2PRFIN20040313_024903_000000552025_00061_10636_0467.N1	13-MAR-2004 02:49:03	Dark	55.000	26	Gam Cru	1.6240	2900.0	110	10636	No
39	GOM_NL__2PRFIN20040313_025051_000000672025_00061_10636_0468.N1	13-MAR-2004 02:50:51	Straylight	66.500	54	5The Cen	2.0550	4500.0	133	10636	No
40	GOM_NL__2PRFIN20040313_025250_000000512025_00061_10636_0469.N1	13-MAR-2004 02:52:50	Straylight	51.000	123	lot Cen	2.7500	10200.	102	10636	No
41	GOM_NL__2PRFIN20040313_025851_000000602025_00061_10636_0470.N1	13-MAR-2004 02:58:51	Straylight	59.500	106	9Bet Crv	2.6480	5600.0	119	10636	No
42	GOM_NL__2PRFIN20040313_030116_000000552025_00061_10636_0471.N1	13-MAR-2004 03:01:16	Straylight	54.500	100	4Gam Crv	2.5800	13100.	109	10636	No



43	GOM_NL__2PRFIN20040313_030422_000000972025_00061_10636_0472.N1	13-MAR-2004 03:04:22	Bright	96.500	15	67Alp Vir	0.97600	28000.	193	10636	No
44	GOM_NL__2PRFIN20040313_030817_000000672025_00061_10636_0473.N1	13-MAR-2004 03:08:17	Bright	67.000	121	29Gam Vir	2.7400	7200.0	134	10636	No
45	GOM_NL__2PRFIN20040313_031044_000000412025_00061_10636_0474.N1	13-MAR-2004 03:10:44	Bright	41.000	22	32Alp Leo	1.3600	15200.	82	10636	No
46	GOM_NL__2PRFIN20040313_031302_000000432025_00061_10636_0475.N1	13-MAR-2004 03:13:02	Bright	42.500	51	41Gam1Leo	2.0100	4500.0	85	10636	No
47	GOM_NL__2PRFIN20040313_031540_000000832025_00061_10636_0476.N1	13-MAR-2004 03:15:40	Bright	83.000	138	47Eps Vir	2.8280	4700.0	166	10636	No
48	GOM_NL__2PRFIN20040313_032059_000000412025_00061_10636_0477.N1	13-MAR-2004 03:20:59	Bright	40.500	174	52Psi UMa	3.0040	4400.0	81	10636	No
49	GOM_NL__2PRFIN20040313_032407_000000402025_00061_10636_0478.N1	13-MAR-2004 03:24:07	Bright	39.500	82	48Bet UMa	2.3650	10600.	79	10636	No
50	GOM_NL__2PRFIN20040313_032536_000000432025_00061_10636_0479.N1	13-MAR-2004 03:25:36	Bright	42.500	36	50Alp UMa	1.8000	6300.0	85	10636	No
51	GOM_NL__2PRFIN20040313_032728_000000492025_00061_10636_0480.N1	13-MAR-2004 03:27:28	Bright	49.000	32	77Eps UMa	1.7630	11000.	98	10636	No
52	GOM_NL__2PRFIN20040313_032941_000000592025_00061_10636_0481.N1	13-MAR-2004 03:29:41	Bright	58.500	39	85Eta UMa	1.8540	24000.	117	10636	No
53	GOM_NL__2PRFIN20040313_033250_000000392025_00061_10636_0482.N1	13-MAR-2004 03:32:50	Bright	38.500	49	1Alp UMi	1.9900	6300.0	77	10636	No
54	GOM_NL__2PRFIN20040313_033656_000000512025_00061_10636_0483.N1	13-MAR-2004 03:36:56	Bright	50.500	119	14Eta Dra	2.7270	4700.0	101	10636	No
55	GOM_NL__2PRFIN20040313_034035_000000342025_00061_10636_0484.N1	13-MAR-2004 03:40:35	Bright	34.000	89	5Alp Cep	2.4510	8000.0	68	10636	No
56	GOM_NL__2PRFIN20040313_034244_000000492025_00061_10636_0485.N1	13-MAR-2004 03:42:44	Bright	48.500	69	33Gam Dra	2.2310	3800.0	97	10636	No
57	GOM_NL__2PRFIN20040313_034541_000000372025_00061_10636_0486.N1	13-MAR-2004 03:45:41	Bright	36.500	19	50Alp Cyg	1.2460	10500.	73	10636	No
58	GOM_NL__2PRFIN20040313_034715_000000382025_00061_10636_0487.N1	13-MAR-2004 03:47:15	Bright	37.500	66	37Gam Cyg	2.2080	5900.0	75	10636	No
59	GOM_NL__2PRFIN20040313_034856_000000372025_00061_10636_0488.N1	13-MAR-2004 03:48:56	Bright	36.500	92	53Eps Cyg	2.5000	4500.0	73	10636	No
60	GOM_NL__2PRFIN20040313_035706_000000522025_00061_10636_0489.N1	13-MAR-2004 03:57:06	Tw_i_and_stray	51.500	11	53Alp Aql	0.76500	8000.0	103	10636	No
61	GOM_NL__2PRFIN20040313_040246_000001092025_00061_10636_0490.N1	13-MAR-2004 04:02:46	Dark	109.00	59	55Alp Oph	2.0800	8900.0	218	10636	No
62	GOM_NL__2PRFIN20040313_040703_000000482025_00061_10636_0491.N1	13-MAR-2004 04:07:03	Dark	47.500	155	41Pi Sgr	2.9000	6600.0	95	10636	No
63	GOM_NL__2PRFIN20040313_040904_000000482025_00061_10636_0492.N1	13-MAR-2004 04:09:04	Dark	47.500	57	34Sig Sgr	2.0660	26000.	95	10636	No
64	GOM_NL__2PRFIN20040313_041228_000000472025_00061_10636_0493.N1	13-MAR-2004 04:12:28	Dark	47.000	38	20Eps Sgr	1.8360	11000.	94	10636	No
65	GOM_NL__2PRFIN20040313_041409_000000412025_00061_10636_0494.N1	13-MAR-2004 04:14:09	Dark	41.000	45	Alp Pav	1.9400	26000.	82	10636	No
66	GOM_NL__2PRFIN20040313_041901_000000602025_00062_10637_0463.N1	13-MAR-2004 04:19:01	Dark	59.500	75	26Eps Sco	2.2910	4250.0	119	10637	No
67	GOM_NL__2PRFIN20040313_042117_000001092025_00062_10637_0464.N1	13-MAR-2004 04:21:17	Dark	108.50	16	21Alp Sco	1.0200	3000.0	217	10637	No
68	GOM_NL__2PRFIN20040313_042507_000000452025_00062_10637_0465.N1	13-MAR-2004 04:25:07	Dark	44.500	4	Alp1Cen	-0.010000	5800.0	89	10637	No
69	GOM_NL__2PRFIN20040313_042622_000000472025_00062_10637_0466.N1	13-MAR-2004 04:26:22	Dark	47.000	10	Bet Cen	0.61000	28000.	94	10637	No
70	GOM_NL__2PRFIN20040313_042824_000000492025_00062_10637_0467.N1	13-MAR-2004 04:28:24	Dark	48.500	12	Alp1Cru	0.77500	30000.	97	10637	No
71	GOM_NL__2PRFIN20040313_042939_000000492025_00062_10637_0468.N1	13-MAR-2004 04:29:39	Dark	48.500	26	Gam Cru	1.6240	2900.0	97	10637	No
72	GOM_NL__2PRFIN20040313_043128_000000682025_00062_10637_0469.N1	13-MAR-2004 04:31:28	Straylight	68.000	54	5The Cen	2.0550	4500.0	136	10637	No
73	GOM_NL__2PRFIN20040313_043327_000000552025_00062_10637_0470.N1	13-MAR-2004 04:33:27	Straylight	55.000	123	lot Cen	2.7500	10200.	110	10637	No
74	GOM_NL__2PRFIN20040313_043927_000000602025_00062_10637_0471.N1	13-MAR-2004 04:39:27	Straylight	60.000	106	9Bet Crv	2.6480	5600.0	120	10637	No
75	GOM_NL__2PRFIN20040313_044152_000000542025_00062_10637_0472.N1	13-MAR-2004 04:41:52	Straylight	53.500	100	4Gam Crv	2.5800	13100.	107	10637	No
76	GOM_NL__2PRFIN20040313_044457_000000972025_00062_10637_0473.N1	13-MAR-2004 04:44:57	Bright	96.500	15	67Alp Vir	0.97600	28000.	193	10637	No
77	GOM_NL__2PRFIN20040313_044853_000000662025_00062_10637_0474.N1	13-MAR-2004 04:48:53	Bright	65.500	121	29Gam Vir	2.7400	7200.0	131	10637	No
78	GOM_NL__2PRFIN20040313_045120_000000392025_00062_10637_0475.N1	13-MAR-2004 04:51:20	Bright	39.000	22	32Alp Leo	1.3600	15200.	78	10637	No
79	GOM_NL__2PRFIN20040313_045338_000000402025_00062_10637_0476.N1	13-MAR-2004 04:53:38	Bright	39.500	51	41Gam1Leo	2.0100	4500.0	79	10637	No
80	GOM_NL__2PRFIN20040313_045615_000000842025_00062_10637_0477.N1	13-MAR-2004 04:56:15	Bright	83.500	138	47Eps Vir	2.8280	4700.0	167	10637	No
81	GOM_NL__2PRFIN20040313_050135_000000422025_00062_10637_0478.N1	13-MAR-2004 05:01:35	Bright	41.500	174	52Psi UMa	3.0040	4400.0	83	10637	No
82	GOM_NL__2PRFIN20040313_050443_000000402025_00062_10637_0479.N1	13-MAR-2004 05:04:43	Bright	39.500	82	48Bet UMa	2.3650	10600.	79	10637	No
83	GOM_NL__2PRFIN20040313_050611_000000422025_00062_10637_0480.N1	13-MAR-2004 05:06:11	Bright	41.500	36	50Alp UMa	1.8000	6300.0	83	10637	No
84	GOM_NL__2PRFIN20040313_050804_000000482025_00062_10637_0481.N1	13-MAR-2004 05:08:04	Bright	48.000	32	77Eps UMa	1.7630	11000.	96	10637	No
85	GOM_NL__2PRFIN20040313_051015_000000582025_00062_10637_0482.N1	13-MAR-2004 05:10:15	Bright	58.000	39	85Eta UMa	1.8540	24000.	116	10637	No
86	GOM_NL__2PRFIN20040313_051326_000000382025_00062_10637_0483.N1	13-MAR-2004 05:13:26	Bright	38.000	49	1Alp UMi	1.9900	6300.0	76	10637	No
87	GOM_NL__2PRFIN20040313_051731_000000502025_00062_10637_0484.N1	13-MAR-2004 05:17:31	Bright	50.000	119	14Eta Dra	2.7270	4700.0	100	10637	No
88	GOM_NL__2PRFIN20040313_052111_000000392025_00062_10637_0485.N1	13-MAR-2004 05:21:11	Bright	38.500	89	5Alp Cep	2.4510	8000.0	77	10637	No
89	GOM_NL__2PRFIN20040313_052320_000000522025_00062_10637_0486.N1	13-MAR-2004 05:23:20	Bright	51.500	69	33Gam Dra	2.2310	3800.0	103	10637	No
90	GOM_NL__2PRFIN20040313_052617_000000382025_00062_10637_0487.N1	13-MAR-2004 05:26:17	Bright	38.000	19	50Alp Cyg	1.2460	10500.	76	10637	No
91	GOM_NL__2PRFIN20040313_052750_000000412025_00062_10637_0488.N1	13-MAR-2004 05:27:50	Bright	41.000	66	37Gam Cyg	2.2080	5900.0	82	10637	No
92	GOM_NL__2PRFIN20040313_052932_000000392025_00062_10637_0489.N1	13-MAR-2004 05:29:32	Bright	39.000	92	53Eps Cyg	2.5000	4500.0	78	10637	No
93	GOM_NL__2PRFIN20040313_053742_000000502025_00062_10637_0490.N1	13-MAR-2004 05:37:42	Tw_i_and_stray	50.000	11	53Alp Aql	0.76500	8000.0	100	10637	No
94	GOM_NL__2PRFIN20040313_054325_000001202025_00062_10637_0491.N1	13-MAR-2004 05:43:25	Dark	120.00	59	55Alp Oph	2.0800	8900.0	240	10637	No
95	GOM_NL__2PRFIN20040313_054739_000000462025_00062_10637_0492.N1	13-MAR-2004 05:47:39	Dark	46.000	155	41Pi Sgr	2.9000	6600.0	92	10637	No
96	GOM_NL__2PRFIN20040313_054940_000000492025_00062_10637_0493.N1	13-MAR-2004 05:49:40	Dark	48.500	57	34Sig Sgr	2.0660	26000.	97	10637	No
97	GOM_NL__2PRFIN20040313_055305_000000512025_00062_10637_0494.N1	13-MAR-2004 05:53:05	Dark	50.500	38	20Eps Sgr	1.8360	11000.	101	10637	No
98	GOM_NL__2PRFIN20040313_055445_000000412025_00062_10637_0495.N1	13-MAR-2004 05:54:45	Dark	41.000	45	Alp Pav	1.9400	26000.	82	10637	No
99	GOM_NL__2PRFIN20040313_055939_000000612025_00063_10638_0583.N1	13-MAR-2004 05:59:39	Dark	60.500	75	26Eps Sco	2.2910	4250.0	121	10638	No
100	GOM_NL__2PRFIN20040313_060155_000000932025_00063_10638_0584.N1	13-MAR-2004 06:01:55	Dark	93.000	16	21Alp Sco	1.0200	3000.0	186	10638	No
101	GOM_NL__2PRFIN20040313_060544_000000472025_00063_10638_0585.N1	13-MAR-2004 06:05:44	Dark	46.500	4	Alp1Cen	-0.010000	5800.0	93	10638	No

102	GOM_NL__2PRFIN20040313_060659_00000532025_00063_10638_0586.N1	13-MAR-2004 06:06:59	Dark	53.000	10	Bet Cen	0.61000	28000.	106	10638	No
103	GOM_NL__2PRFIN20040313_060902_00000442025_00063_10638_0587.N1	13-MAR-2004 06:09:02	Dark	43.500	12	Alp1Cru	0.77500	30000.	87	10638	No
104	GOM_NL__2PRFIN20040313_061016_00000552025_00063_10638_0588.N1	13-MAR-2004 06:10:16	Dark	55.000	26	Gam Cru	1.6240	2900.0	110	10638	No
105	GOM_NL__2PRFIN20040313_061205_00000652025_00063_10638_0589.N1	13-MAR-2004 06:12:05	Straylight	64.500	54	5The Cen	2.0550	4500.0	129	10638	No
106	GOM_NL__2PRFIN20040313_061404_00000522025_00063_10638_0590.N1	13-MAR-2004 06:14:04	Straylight	52.000	123	lot Cen	2.7500	10200.	104	10638	No
107	GOM_NL__2PRFIN20040313_062004_00000592025_00063_10638_0591.N1	13-MAR-2004 06:20:04	Straylight	58.500	106	9Bet Crv	2.6480	5600.0	117	10638	No
108	GOM_NL__2PRFIN20040313_062228_00000562025_00063_10638_0592.N1	13-MAR-2004 06:22:28	Straylight	55.500	100	4Gam Crv	2.5800	13100.	111	10638	No
109	GOM_NL__2PRFIN20040313_062533_00000972025_00063_10638_0593.N1	13-MAR-2004 06:25:33	Bright	97.000	15	67Alp Vir	0.97600	28000.	194	10638	No
110	GOM_NL__2PRFIN20040313_062927_00000672025_00063_10638_0594.N1	13-MAR-2004 06:29:27	Bright	67.000	121	29Gam Vir	2.7400	7200.0	134	10638	No
111	GOM_NL__2PRFIN20040313_063156_00000402025_00063_10638_0595.N1	13-MAR-2004 06:31:56	Bright	40.000	22	32Alp Leo	1.3600	15200.	80	10638	No
112	GOM_NL__2PRFIN20040313_063414_00000402025_00063_10638_0596.N1	13-MAR-2004 06:34:14	Bright	39.500	51	41Gam1Leo	2.0100	4500.0	79	10638	No
113	GOM_NL__2PRFIN20040313_063649_00000852025_00063_10638_0597.N1	13-MAR-2004 06:36:49	Bright	84.500	138	47Eps Vir	2.8280	4700.0	169	10638	No
114	GOM_NL__2PRFIN20040313_064211_00000422025_00063_10638_0598.N1	13-MAR-2004 06:42:11	Bright	42.000	174	52Psi UMa	3.0040	4400.0	84	10638	No
115	GOM_NL__2PRFIN20040313_064519_00000402025_00063_10638_0599.N1	13-MAR-2004 06:45:19	Bright	40.000	82	48Bet UMa	2.3650	10600.	80	10638	No
116	GOM_NL__2PRFIN20040313_064647_00000422025_00063_10638_0600.N1	13-MAR-2004 06:46:47	Bright	42.000	36	50Alp UMa	1.8000	6300.0	84	10638	No
117	GOM_NL__2PRFIN20040313_064838_00000482025_00063_10638_0601.N1	13-MAR-2004 06:48:38	Bright	47.500	32	77Eps UMa	1.7630	11000.	95	10638	No
118	GOM_NL__2PRFIN20040313_065050_00000572025_00063_10638_0602.N1	13-MAR-2004 06:50:50	Bright	56.500	39	85Eta UMa	1.8540	24000.	113	10638	No
119	GOM_NL__2PRFIN20040313_065402_00000382025_00063_10638_0603.N1	13-MAR-2004 06:54:02	Bright	37.500	49	1Alp UMi	1.9900	6300.0	75	10638	No
120	GOM_NL__2PRFIN20040313_065807_00000482025_00063_10638_0604.N1	13-MAR-2004 06:58:07	Bright	48.000	119	14Eta Dra	2.7270	4700.0	96	10638	No
121	GOM_NL__2PRFIN20040313_070147_00000382025_00063_10638_0605.N1	13-MAR-2004 07:01:47	Bright	37.500	89	5Alp Cep	2.4510	8000.0	75	10638	No
122	GOM_NL__2PRFIN20040313_070355_00000502025_00063_10638_0606.N1	13-MAR-2004 07:03:55	Bright	50.000	69	33Gam Dra	2.2310	3800.0	100	10638	No
123	GOM_NL__2PRFIN20040313_070654_00000392025_00063_10638_0607.N1	13-MAR-2004 07:06:54	Bright	38.500	19	50Alp Cyg	1.2460	10500.	77	10638	No
124	GOM_NL__2PRFIN20040313_070827_00000392025_00063_10638_0608.N1	13-MAR-2004 07:08:27	Bright	38.500	66	37Gam Cyg	2.2080	5900.0	77	10638	No
125	GOM_NL__2PRFIN20040313_071008_00000372025_00063_10638_0609.N1	13-MAR-2004 07:10:08	Bright	37.000	92	53Eps Cyg	2.5000	4500.0	74	10638	No
126	GOM_NL__2PRFIN20040313_071819_00000512025_00063_10638_0610.N1	13-MAR-2004 07:18:19	Tw_i_and_stray	51.000	11	53Alp Aql	0.76500	8000.0	102	10638	No
127	GOM_NL__2PRFIN20040313_072403_000001242025_00063_10638_0611.N1	13-MAR-2004 07:24:03	Dark	123.50	59	55Alp Oph	2.0800	8900.0	247	10638	No
128	GOM_NL__2PRFIN20040313_072816_00000502025_00063_10638_0612.N1	13-MAR-2004 07:28:16	Dark	49.500	155	41Pi Sgr	2.9000	6600.0	99	10638	No
129	GOM_NL__2PRFIN20040313_073017_00000492025_00063_10638_0613.N1	13-MAR-2004 07:30:17	Dark	48.500	57	34Sig Sgr	2.0660	26000.	97	10638	No
130	GOM_NL__2PRFIN20040313_073342_00000492025_00063_10638_0614.N1	13-MAR-2004 07:33:42	Dark	48.500	38	20Eps Sgr	1.8360	11000.	97	10638	No
131	GOM_NL__2PRFIN20040313_073521_00000412025_00063_10638_0615.N1	13-MAR-2004 07:35:21	Dark	40.500	45	Alp Pav	1.9400	26000.	81	10638	No
132	GOM_NL__2PRFIN20040313_074016_00000602025_00064_10639_0463.N1	13-MAR-2004 07:40:16	Dark	60.000	75	26Eps Sco	2.2910	4250.0	120	10639	No
133	GOM_NL__2PRFIN20040313_074233_00000962025_00064_10639_0464.N1	13-MAR-2004 07:42:33	Dark	96.000	16	21Alp Sco	1.0200	3000.0	192	10639	No
134	GOM_NL__2PRFIN20040313_074620_00000492025_00064_10639_0465.N1	13-MAR-2004 07:46:20	Dark	49.000	4	Alp1Cen	-0.010000	5800.0	98	10639	No
135	GOM_NL__2PRFIN20040313_074735_00000442025_00064_10639_0466.N1	13-MAR-2004 07:47:35	Dark	43.500	10	Bet Cen	0.61000	28000.	87	10639	No
136	GOM_NL__2PRFIN20040313_074938_00000442025_00064_10639_0467.N1	13-MAR-2004 07:49:38	Dark	44.000	12	Alp1Cru	0.77500	30000.	88	10639	No
137	GOM_NL__2PRFIN20040313_075052_00000552025_00064_10639_0468.N1	13-MAR-2004 07:50:52	Dark	54.500	26	Gam Cru	1.6240	2900.0	109	10639	No
138	GOM_NL__2PRFIN20040313_075242_00000632025_00064_10639_0469.N1	13-MAR-2004 07:52:42	Straylight	62.500	54	5The Cen	2.0550	4500.0	125	10639	No
139	GOM_NL__2PRFIN20040313_075440_00000522025_00064_10639_0470.N1	13-MAR-2004 07:54:40	Straylight	51.500	123	lot Cen	2.7500	10200.	103	10639	No
140	GOM_NL__2PRFIN20040313_080040_00000582025_00064_10639_0471.N1	13-MAR-2004 08:00:40	Straylight	57.500	106	9Bet Crv	2.6480	5600.0	115	10639	No
141	GOM_NL__2PRFIN20040313_080304_00000562025_00064_10639_0472.N1	13-MAR-2004 08:03:04	Straylight	55.500	100	4Gam Crv	2.5800	13100.	111	10639	No
142	GOM_NL__2PRFIN20040313_080609_00000802025_00064_10639_0473.N1	13-MAR-2004 08:06:09	Bright	79.500	15	67Alp Vir	0.97600	28000.	159	10639	No
143	GOM_NL__2PRFIN20040313_081003_00000662025_00064_10639_0474.N1	13-MAR-2004 08:10:03	Bright	65.500	121	29Gam Vir	2.7400	7200.0	131	10639	No
144	GOM_NL__2PRFIN20040313_081232_00000402025_00064_10639_0475.N1	13-MAR-2004 08:12:32	Bright	40.000	22	32Alp Leo	1.3600	15200.	80	10639	No
145	GOM_NL__2PRFIN20040313_081450_00000392025_00064_10639_0476.N1	13-MAR-2004 08:14:50	Bright	39.000	51	41Gam1Leo	2.0100	4500.0	78	10639	No
146	GOM_NL__2PRFIN20040313_081724_00000832025_00064_10639_0477.N1	13-MAR-2004 08:17:24	Bright	83.000	138	47Eps Vir	2.8280	4700.0	166	10639	No
147	GOM_NL__2PRFIN20040313_082247_00000422025_00064_10639_0478.N1	13-MAR-2004 08:22:47	Bright	42.000	174	52Psi UMa	3.0040	4400.0	84	10639	No
148	GOM_NL__2PRFIN20040313_082555_00000402025_00064_10639_0479.N1	13-MAR-2004 08:25:55	Bright	39.500	82	48Bet UMa	2.3650	10600.	79	10639	No
149	GOM_NL__2PRFIN20040313_082723_00000402025_00064_10639_0480.N1	13-MAR-2004 08:27:23	Bright	40.000	36	50Alp UMa	1.8000	6300.0	80	10639	No
150	GOM_NL__2PRFIN20040313_082914_00000472025_00064_10639_0481.N1	13-MAR-2004 08:29:14	Bright	46.500	32	77Eps UMa	1.7630	11000.	93	10639	No
151	GOM_NL__2PRFIN20040313_083125_00000572025_00064_10639_0482.N1	13-MAR-2004 08:31:25	Bright	57.000	39	85Eta UMa	1.8540	24000.	114	10639	No
152	GOM_NL__2PRFIN20040313_083438_00000382025_00064_10639_0483.N1	13-MAR-2004 08:34:38	Bright	38.000	49	1Alp UMi	1.9900	6300.0	76	10639	No
153	GOM_NL__2PRFIN20040313_083842_00000502025_00064_10639_0484.N1	13-MAR-2004 08:38:42	Bright	50.000	119	14Eta Dra	2.7270	4700.0	100	10639	No
154	GOM_NL__2PRFIN20040313_084222_00000392025_00064_10639_0485.N1	13-MAR-2004 08:42:22	Bright	39.000	89	5Alp Cep	2.4510	8000.0	78	10639	No
155	GOM_NL__2PRFIN20040313_084431_00000532025_00064_10639_0486.N1	13-MAR-2004 08:44:31	Bright	53.000	69	33Gam Dra	2.2310	3800.0	106	10639	No
156	GOM_NL__2PRFIN20040313_084730_00000392025_00064_10639_0487.N1	13-MAR-2004 08:47:30	Bright	38.500	19	50Alp Cyg	1.2460	10500.	77	10639	No
157	GOM_NL__2PRFIN20040313_084903_00000382025_00064_10639_0488.N1	13-MAR-2004 08:49:03	Bright	37.500	66	37Gam Cyg	2.2080	5900.0	75	10639	No
158	GOM_NL__2PRFIN20040313_085043_00000392025_00064_10639_0489.N1	13-MAR-2004 08:50:43	Bright	39.000	92	53Eps Cyg	2.5000	4500.0	78	10639	No
159	GOM_NL__2PRFIN20040313_085855_00000532025_00064_10639_0490.N1	13-MAR-2004 08:58:55	Tw_i_and_stray	53.000	11	53Alp Aql	0.76500	8000.0	106	10639	No
160	GOM_NL__2PRFIN20040313_090441_000001132025_00064_10639_0491.N1	13-MAR-2004 09:04:41	Dark	112.50	59	55Alp Oph	2.0800	8900.0	225	10639	No

161	GOM_NL__2PRFIN20040313_090852_000000472025_00064_10639_0492.N1	13-MAR-2004 09:08:52	Dark	46.500	155	41Pi Sgr	2.9000	6600.0	93	10639	No
162	GOM_NL__2PRFIN20040313_091053_000000472025_00064_10639_0493.N1	13-MAR-2004 09:10:53	Dark	47.000	57	34Sig Sgr	2.0660	26000.	94	10639	No
163	GOM_NL__2PRFIN20040313_091418_000000492025_00064_10639_0494.N1	13-MAR-2004 09:14:18	Dark	48.500	38	20Eps Sgr	1.8360	11000.	97	10639	No
164	GOM_NL__2PRFIN20040313_091558_000000392025_00064_10639_0495.N1	13-MAR-2004 09:15:58	Dark	38.500	45	Alp Pav	1.9400	26000.	77	10639	No
165	GOM_NL__2PRFIN20040313_092054_000000612025_00065_10640_0463.N1	13-MAR-2004 09:20:54	Dark	61.000	75	26Eps Sco	2.2910	4250.0	122	10640	No
166	GOM_NL__2PRFIN20040313_092311_000001112025_00065_10640_0464.N1	13-MAR-2004 09:23:11	Dark	111.00	16	21Alp Sco	1.0200	3000.0	222	10640	No
167	GOM_NL__2PRFIN20040313_092657_000000562025_00065_10640_0465.N1	13-MAR-2004 09:26:57	Dark	55.500	4	Alp1Cen	-0.010000	5800.0	111	10640	No
168	GOM_NL__2PRFIN20040313_092812_000000552025_00065_10640_0466.N1	13-MAR-2004 09:28:12	Dark	55.000	10	Bet Cen	0.61000	28000.	110	10640	No
169	GOM_NL__2PRFIN20040313_093014_000000512025_00065_10640_0467.N1	13-MAR-2004 09:30:14	Dark	50.500	12	Alp1Cru	0.77500	30000.	101	10640	No
170	GOM_NL__2PRFIN20040313_093129_000000532025_00065_10640_0468.N1	13-MAR-2004 09:31:29	Dark	52.500	26	Gam Cru	1.6240	2900.0	105	10640	No
171	GOM_NL__2PRFIN20040313_093310_000000452025_00065_10640_0469.N1	13-MAR-2004 09:33:10	Straylight	44.500	64	Gam Cen	2.2000	10600.	89	10640	No
172	GOM_NL__2PRFIN20040313_093528_000000392025_00065_10640_0470.N1	13-MAR-2004 09:35:28	Straylight	38.500	113	Mu Vel	2.6920	5000.0	77	10640	No
173	GOM_NL__2PRFIN20040313_094116_000000562025_00065_10640_0471.N1	13-MAR-2004 09:41:16	Straylight	56.000	106	9Bet Crv	2.6480	5600.0	112	10640	No
174	GOM_NL__2PRFIN20040313_094341_000000562025_00065_10640_0472.N1	13-MAR-2004 09:43:41	Straylight	55.500	100	4Gam Crv	2.5800	13100.	111	10640	No
175	GOM_NL__2PRFIN20040313_094644_000001012025_00065_10640_0473.N1	13-MAR-2004 09:46:44	Bright	100.50	15	67Alp Vir	0.97600	28000.	201	10640	No
176	GOM_NL__2PRFIN20040313_095039_000000672025_00065_10640_0474.N1	13-MAR-2004 09:50:39	Bright	67.000	121	29Gam Vir	2.7400	7200.0	134	10640	No
177	GOM_NL__2PRFIN20040313_095308_000000382025_00065_10640_0475.N1	13-MAR-2004 09:53:08	Bright	38.000	22	32Alp Leo	1.3600	15200.	76	10640	No
178	GOM_NL__2PRFIN20040313_095526_000000412025_00065_10640_0476.N1	13-MAR-2004 09:55:26	Bright	41.000	51	41Gam1Leo	2.0100	4500.0	82	10640	No
179	GOM_NL__2PRFIN20040313_095758_000000872025_00065_10640_0477.N1	13-MAR-2004 09:57:58	Bright	87.000	138	47Eps Vir	2.8280	4700.0	174	10640	No
180	GOM_NL__2PRFIN20040313_100322_000000432025_00065_10640_0478.N1	13-MAR-2004 10:03:22	Bright	42.500	174	52Psi UMa	3.0040	4400.0	85	10640	No
181	GOM_NL__2PRFIN20040313_100630_000000402025_00065_10640_0479.N1	13-MAR-2004 10:06:30	Bright	40.000	82	48Bet UMa	2.3650	10600.	80	10640	No
182	GOM_NL__2PRFIN20040313_100758_000000422025_00065_10640_0480.N1	13-MAR-2004 10:07:58	Bright	41.500	36	50Alp UMa	1.8000	6300.0	83	10640	No
183	GOM_NL__2PRFIN20040313_100949_000000482025_00065_10640_0481.N1	13-MAR-2004 10:09:49	Bright	47.500	32	77Eps UMa	1.7630	11000.	95	10640	No
184	GOM_NL__2PRFIN20040313_101200_000000582025_00065_10640_0482.N1	13-MAR-2004 10:12:00	Bright	57.500	39	85Eta UMa	1.8540	24000.	115	10640	No
185	GOM_NL__2PRFIN20040313_101513_000000392025_00065_10640_0483.N1	13-MAR-2004 10:15:13	Bright	38.500	49	1Alp UMi	1.9900	6300.0	77	10640	No
186	GOM_NL__2PRFIN20040313_101918_000000492025_00065_10640_0484.N1	13-MAR-2004 10:19:18	Bright	49.000	119	14Eta Dra	2.7270	4700.0	98	10640	No
187	GOM_NL__2PRFIN20040313_102258_000000402025_00065_10640_0485.N1	13-MAR-2004 10:22:58	Bright	39.500	89	5Alp Cep	2.4510	8000.0	79	10640	No
188	GOM_NL__2PRFIN20040313_102507_000000542025_00065_10640_0486.N1	13-MAR-2004 10:25:07	Bright	54.000	69	33Gam Dra	2.2310	3800.0	108	10640	No
189	GOM_NL__2PRFIN20040313_102805_000000392025_00065_10640_0487.N1	13-MAR-2004 10:28:05	Bright	39.000	19	50Alp Cyg	1.2460	10500.	78	10640	No
190	GOM_NL__2PRFIN20040313_102940_000000402025_00065_10640_0488.N1	13-MAR-2004 10:29:40	Bright	39.500	66	37Gam Cyg	2.2080	5900.0	79	10640	No
191	GOM_NL__2PRFIN20040313_103117_000000412025_00065_10640_0489.N1	13-MAR-2004 10:31:17	Bright	41.000	92	53Eps Cyg	2.5000	4500.0	82	10640	No
192	GOM_NL__2PRFIN20040313_103931_000000542025_00065_10640_0490.N1	13-MAR-2004 10:39:31	Tw_i_and_stray	53.500	11	53Alp Aql	0.76500	8000.0	107	10640	No
193	GOM_NL__2PRFIN20040313_104519_000001242025_00065_10640_0491.N1	13-MAR-2004 10:45:19	Dark	124.00	59	55Alp Oph	2.0800	8900.0	248	10640	No
194	GOM_NL__2PRFIN20040313_104930_000000462025_00065_10640_0492.N1	13-MAR-2004 10:49:30	Dark	46.000	155	41Pi Sgr	2.9000	6600.0	92	10640	No
195	GOM_NL__2PRFIN20040313_105130_000000472025_00065_10640_0493.N1	13-MAR-2004 10:51:30	Dark	46.500	57	34Sig Sgr	2.0660	26000.	93	10640	No
196	GOM_NL__2PRFIN20040313_105634_000000372025_00065_10640_0494.N1	13-MAR-2004 10:56:34	Dark	37.000	45	Alp Pav	1.9400	26000.	74	10640	No
197	GOM_NL__2PRFIN20040313_110130_000000602025_00066_10641_0463.N1	13-MAR-2004 11:01:30	Dark	59.500	75	26Eps Sco	2.2910	4250.0	119	10641	No
198	GOM_NL__2PRFIN20040313_110348_000001112025_00066_10641_0464.N1	13-MAR-2004 11:03:48	Dark	111.00	16	21Alp Sco	1.0200	3000.0	222	10641	No
199	GOM_NL__2PRFIN20040313_110733_000000562025_00066_10641_0465.N1	13-MAR-2004 11:07:33	Dark	55.500	4	Alp1Cen	-0.010000	5800.0	111	10641	No
200	GOM_NL__2PRFIN20040313_110847_000000512025_00066_10641_0466.N1	13-MAR-2004 11:08:47	Dark	50.500	10	Bet Cen	0.61000	28000.	101	10641	No
201	GOM_NL__2PRFIN20040313_111049_000000482025_00066_10641_0467.N1	13-MAR-2004 11:10:49	Dark	47.500	12	Alp1Cru	0.77500	30000.	95	10641	No
202	GOM_NL__2PRFIN20040313_111204_000000552025_00066_10641_0468.N1	13-MAR-2004 11:12:04	Straylight	55.000	26	Gam Cru	1.6240	2900.0	110	10641	No
203	GOM_NL__2PRFIN20040313_111345_000000482025_00066_10641_0469.N1	13-MAR-2004 11:13:45	Straylight	47.500	64	Gam Cen	2.2000	10600.	95	10641	No
204	GOM_NL__2PRFIN20040313_111603_000000452025_00066_10641_0470.N1	13-MAR-2004 11:16:03	Straylight	44.500	113	Mu Vel	2.6920	5000.0	89	10641	No
205	GOM_NL__2PRFIN20040313_112152_000000622025_00066_10641_0471.N1	13-MAR-2004 11:21:52	Straylight	61.500	106	9Bet Crv	2.6480	5600.0	123	10641	No
206	GOM_NL__2PRFIN20040313_112416_000000542025_00066_10641_0472.N1	13-MAR-2004 11:24:16	Straylight	54.000	100	4Gam Crv	2.5800	13100.	108	10641	No
207	GOM_NL__2PRFIN20040313_112720_000001162025_00066_10641_0473.N1	13-MAR-2004 11:27:20	Bright	116.00	15	67Alp Vir	0.97600	28000.	232	10641	No
208	GOM_NL__2PRFIN20040313_113114_000000642025_00066_10641_0474.N1	13-MAR-2004 11:31:14	Bright	64.000	121	29Gam Vir	2.7400	7200.0	128	10641	No
209	GOM_NL__2PRFIN20040313_113343_000000402025_00066_10641_0475.N1	13-MAR-2004 11:33:43	Bright	40.000	22	32Alp Leo	1.3600	15200.	80	10641	No
210	GOM_NL__2PRFIN20040313_113601_000000402025_00066_10641_0476.N1	13-MAR-2004 11:36:01	Bright	40.000	51	41Gam1Leo	2.0100	4500.0	80	10641	No
211	GOM_NL__2PRFIN20040313_113832_000000842025_00066_10641_0477.N1	13-MAR-2004 11:38:32	Bright	84.000	138	47Eps Vir	2.8280	4700.0	168	10641	No
212	GOM_NL__2PRFIN20040313_114358_000000412025_00066_10641_0478.N1	13-MAR-2004 11:43:58	Bright	40.500	174	52Psi UMa	3.0040	4400.0	81	10641	No
213	GOM_NL__2PRFIN20040313_114705_000000402025_00066_10641_0479.N1	13-MAR-2004 11:47:05	Bright	40.000	82	48Bet UMa	2.3650	10600.	80	10641	No
214	GOM_NL__2PRFIN20040313_114834_000000422025_00066_10641_0480.N1	13-MAR-2004 11:48:34	Bright	42.000	36	50Alp UMa	1.8000	6300.0	84	10641	No
215	GOM_NL__2PRFIN20040313_115025_000000472025_00066_10641_0481.N1	13-MAR-2004 11:50:25	Bright	47.000	32	77Eps UMa	1.7630	11000.	94	10641	No
216	GOM_NL__2PRFIN20040313_115235_000000582025_00066_10641_0482.N1	13-MAR-2004 11:52:35	Bright	58.000	39	85Eta UMa	1.8540	24000.	116	10641	No
217	GOM_NL__2PRFIN20040313_115547_000000382025_00066_10641_0483.N1	13-MAR-2004 11:55:47	Bright	38.000	49	1Alp UMi	1.9900	6300.0	76	10641	No
218	GOM_NL__2PRFIN20040313_115954_000000502025_00066_10641_0484.N1	13-MAR-2004 11:59:54	Bright	49.500	119	14Eta Dra	2.7270	4700.0	99	10641	No
219	GOM_NL__2PRFIN20040313_120332_000000412025_00066_10641_0485.N1	13-MAR-2004 12:03:32	Bright	40.500	89	5Alp Cep	2.4510	8000.0	81	10641	No

220	GOM_NL__2PRFIN20040313_120542_000000512025_00066_10641_0486.N1	13-MAR-2004 12:05:42	Bright	51.000	69	33Gam Dra	2.2310	3800.0	102	10641	No
221	GOM_NL__2PRFIN20040313_120841_000000372025_00066_10641_0487.N1	13-MAR-2004 12:08:41	Bright	36.500	19	50Alp Cyg	1.2460	10500.	73	10641	No
222	GOM_NL__2PRFIN20040313_121016_000000372025_00066_10641_0488.N1	13-MAR-2004 12:10:16	Bright	37.000	66	37Gam Cyg	2.2080	5900.0	74	10641	No
223	GOM_NL__2PRFIN20040313_121155_000000392025_00066_10641_0489.N1	13-MAR-2004 12:11:55	Bright	38.500	92	53Eps Cyg	2.5000	4500.0	77	10641	No
224	GOM_NL__2PRFIN20040313_122005_000000572025_00066_10641_0490.N1	13-MAR-2004 12:20:05	Tw_i_and_stray	56.500	11	53Alp Aql	0.76500	8000.0	113	10641	No
225	GOM_NL__2PRFIN20040313_122557_000001162025_00066_10641_0491.N1	13-MAR-2004 12:25:57	Dark	116.00	59	55Alp Oph	2.0800	8900.0	232	10641	No
226	GOM_NL__2PRFIN20040313_123007_000000452025_00066_10641_0492.N1	13-MAR-2004 12:30:07	Dark	45.000	155	41Pi Sgr	2.9000	6600.0	90	10641	No
227	GOM_NL__2PRFIN20040313_123206_000000532025_00066_10641_0493.N1	13-MAR-2004 12:32:06	Dark	53.000	57	34Sig Sgr	2.0660	26000.	106	10641	No
228	GOM_NL__2PRFIN20040313_123710_000000382025_00066_10641_0494.N1	13-MAR-2004 12:37:10	Dark	38.000	45	Alp Pav	1.9400	26000.	76	10641	No
229	GOM_NL__2PRFIN20040313_124208_000000602025_00067_10642_0463.N1	13-MAR-2004 12:42:08	Dark	60.000	75	26Eps Sco	2.2910	4250.0	120	10642	No
230	GOM_NL__2PRFIN20040313_124427_000001112025_00067_10642_0464.N1	13-MAR-2004 12:44:27	Dark	110.50	16	21Alp Sco	1.0200	3000.0	221	10642	No
231	GOM_NL__2PRFIN20040313_124809_000000462025_00067_10642_0465.N1	13-MAR-2004 12:48:09	Dark	45.500	4	Alp1Cen	-0.010000	5800.0	91	10642	No
232	GOM_NL__2PRFIN20040313_124923_000000442025_00067_10642_0466.N1	13-MAR-2004 12:49:23	Dark	44.000	10	Bet Cen	0.61000	28000.	88	10642	No
233	GOM_NL__2PRFIN20040313_125124_000000442025_00067_10642_0467.N1	13-MAR-2004 12:51:24	Dark	43.500	12	Alp1Cru	0.77500	30000.	87	10642	No
234	GOM_NL__2PRFIN20040313_125240_000000532025_00067_10642_0468.N1	13-MAR-2004 12:52:40	Dark	53.000	26	Gam Cru	1.6240	2900.0	106	10642	No
235	GOM_NL__2PRFIN20040313_125420_000000452025_00067_10642_0469.N1	13-MAR-2004 12:54:20	Straylight	44.500	64	Gam Cen	2.2000	10600.	89	10642	No
236	GOM_NL__2PRFIN20040313_125639_000000452025_00067_10642_0470.N1	13-MAR-2004 12:56:39	Straylight	44.500	113	Mu Vel	2.6920	5000.0	89	10642	No
237	GOM_NL__2PRFIN20040313_130229_000000572025_00067_10642_0471.N1	13-MAR-2004 13:02:29	Straylight	56.500	106	9Bet Crv	2.6480	5600.0	113	10642	No
238	GOM_NL__2PRFIN20040313_130453_000000542025_00067_10642_0472.N1	13-MAR-2004 13:04:53	Straylight	54.000	100	4Gam Crv	2.5800	13100.	108	10642	No
239	GOM_NL__2PRFIN20040313_130756_000000962025_00067_10642_0473.N1	13-MAR-2004 13:07:56	Bright	96.000	15	67Alp Vir	0.97600	28000.	192	10642	No
240	GOM_NL__2PRFIN20040313_131150_000000652025_00067_10642_0474.N1	13-MAR-2004 13:11:50	Bright	65.000	121	29Gam Vir	2.7400	7200.0	130	10642	No
241	GOM_NL__2PRFIN20040313_131419_000000412025_00067_10642_0475.N1	13-MAR-2004 13:14:19	Bright	41.000	22	32Alp Leo	1.3600	15200.	82	10642	No
242	GOM_NL__2PRFIN20040313_131637_000000412025_00067_10642_0476.N1	13-MAR-2004 13:16:37	Bright	40.500	51	41Gam1Leo	2.0100	4500.0	81	10642	No
243	GOM_NL__2PRFIN20040313_131907_000000862025_00067_10642_0477.N1	13-MAR-2004 13:19:07	Bright	85.500	138	47Eps Vir	2.8280	4700.0	171	10642	No
244	GOM_NL__2PRFIN20040313_132433_000000412025_00067_10642_0478.N1	13-MAR-2004 13:24:33	Bright	41.000	174	52Psi UMa	3.0040	4400.0	82	10642	No
245	GOM_NL__2PRFIN20040313_132741_000000402025_00067_10642_0479.N1	13-MAR-2004 13:27:41	Bright	40.000	82	48Bet UMa	2.3650	10600.	80	10642	No
246	GOM_NL__2PRFIN20040313_132909_000000432025_00067_10642_0480.N1	13-MAR-2004 13:29:09	Bright	43.000	36	50Alp UMa	1.8000	6300.0	86	10642	No
247	GOM_NL__2PRFIN20040313_133100_000000472025_00067_10642_0481.N1	13-MAR-2004 13:31:00	Bright	47.000	32	77Eps UMa	1.7630	11000.	94	10642	No
248	GOM_NL__2PRFIN20040313_133309_000000572025_00067_10642_0482.N1	13-MAR-2004 13:33:09	Bright	57.000	39	85Eta UMa	1.8540	24000.	114	10642	No
249	GOM_NL__2PRFIN20040313_133624_000000372025_00067_10642_0483.N1	13-MAR-2004 13:36:24	Bright	37.000	49	1Alp UMi	1.9900	6300.0	74	10642	No
250	GOM_NL__2PRFIN20040313_134029_000000482025_00067_10642_0484.N1	13-MAR-2004 13:40:29	Bright	47.500	119	14Eta Dra	2.7270	4700.0	95	10642	No
251	GOM_NL__2PRFIN20040313_134410_000000392025_00067_10642_0485.N1	13-MAR-2004 13:44:10	Bright	38.500	89	5Alp Cep	2.4510	8000.0	77	10642	No
252	GOM_NL__2PRFIN20040313_134618_000000532025_00067_10642_0486.N1	13-MAR-2004 13:46:18	Bright	53.000	69	33Gam Dra	2.2310	3800.0	106	10642	No
253	GOM_NL__2PRFIN20040313_134918_000000362025_00067_10642_0487.N1	13-MAR-2004 13:49:18	Bright	36.000	19	50Alp Cyg	1.2460	10500.	72	10642	No
254	GOM_NL__2PRFIN20040313_135052_000000372025_00067_10642_0488.N1	13-MAR-2004 13:50:52	Bright	37.000	66	37Gam Cyg	2.2080	5900.0	74	10642	No
255	GOM_NL__2PRFIN20040313_135231_000000412025_00067_10642_0489.N1	13-MAR-2004 13:52:31	Bright	40.500	92	53Eps Cyg	2.5000	4500.0	81	10642	No
256	GOM_NL__2PRFIN20040313_140041_000000542025_00067_10642_0490.N1	13-MAR-2004 14:00:41	Tw_i_and_stray	54.000	11	53Alp Aql	0.76500	8000.0	108	10642	No
257	GOM_NL__2PRFIN20040313_140636_000001152025_00067_10642_0491.N1	13-MAR-2004 14:06:36	Dark	114.50	59	55Alp Oph	2.0800	8900.0	229	10642	No
258	GOM_NL__2PRFIN20040313_141043_000000462025_00067_10642_0492.N1	13-MAR-2004 14:10:43	Dark	45.500	155	41Pi Sgr	2.9000	6600.0	91	10642	No
259	GOM_NL__2PRFIN20040313_141241_000000512025_00067_10642_0493.N1	13-MAR-2004 14:12:41	Dark	50.500	57	34Sig Sgr	2.0660	26000.	101	10642	No
260	GOM_NL__2PRFIN20040313_141746_000000432025_00067_10642_0494.N1	13-MAR-2004 14:17:46	Dark	43.000	45	Alp Pav	1.9400	26000.	86	10642	No
261	GOM_NL__2PRFIN20040313_142245_000000592025_00068_10643_0463.N1	13-MAR-2004 14:22:45	Dark	59.000	75	26Eps Sco	2.2910	4250.0	118	10643	No
262	GOM_NL__2PRFIN20040313_142505_000000862025_00068_10643_0464.N1	13-MAR-2004 14:25:05	Dark	85.500	16	21Alp Sco	1.0200	3000.0	171	10643	No
263	GOM_NL__2PRFIN20040313_142845_000000492025_00068_10643_0465.N1	13-MAR-2004 14:28:45	Dark	49.000	4	Alp1Cen	-0.010000	5800.0	98	10643	No
264	GOM_NL__2PRFIN20040313_143000_000000462025_00068_10643_0466.N1	13-MAR-2004 14:30:00	Dark	46.000	10	Bet Cen	0.61000	28000.	92	10643	No
265	GOM_NL__2PRFIN20040313_143200_000000442025_00068_10643_0467.N1	13-MAR-2004 14:32:00	Dark	43.500	12	Alp1Cru	0.77500	30000.	87	10643	No
266	GOM_NL__2PRFIN20040313_143317_000000552025_00068_10643_0468.N1	13-MAR-2004 14:33:17	Straylight	55.000	26	Gam Cru	1.6240	2900.0	110	10643	No
267	GOM_NL__2PRFIN20040313_143458_000000432025_00068_10643_0469.N1	13-MAR-2004 14:34:58	Straylight	42.500	64	Gam Cen	2.2000	10600.	85	10643	No
268	GOM_NL__2PRFIN20040313_143715_000000462025_00068_10643_0470.N1	13-MAR-2004 14:37:15	Straylight	46.000	113	Mu Vel	2.6920	5000.0	92	10643	No
269	GOM_NL__2PRFIN20040313_144305_000000562025_00068_10643_0471.N1	13-MAR-2004 14:43:05	Straylight	55.500	106	9Bet Crv	2.6480	5600.0	111	10643	No
270	GOM_NL__2PRFIN20040313_144526_000000572025_00068_10643_0472.N1	13-MAR-2004 14:45:26	Straylight	56.500	100	4Gam Crv	2.5800	13100.	113	10643	No
271	GOM_NL__2PRFIN20040313_144831_000001012025_00068_10643_0473.N1	13-MAR-2004 14:48:31	Bright	100.50	15	67Alp Vir	0.97600	28000.	201	10643	No
272	GOM_NL__2PRFIN20040313_145225_000000652025_00068_10643_0474.N1	13-MAR-2004 14:52:25	Bright	65.000	121	29Gam Vir	2.7400	7200.0	130	10643	No
273	GOM_NL__2PRFIN20040313_145455_000000412025_00068_10643_0475.N1	13-MAR-2004 14:54:55	Bright	41.000	22	32Alp Leo	1.3600	15200.	82	10643	No
274	GOM_NL__2PRFIN20040313_145713_000000412025_00068_10643_0476.N1	13-MAR-2004 14:57:13	Bright	40.500	51	41Gam1Leo	2.0100	4500.0	81	10643	No
275	GOM_NL__2PRFIN20040313_145941_000000812025_00068_10643_0477.N1	13-MAR-2004 14:59:41	Bright	81.000	138	47Eps Vir	2.8280	4700.0	162	10643	No
276	GOM_NL__2PRFIN20040313_150509_000000442025_00068_10643_0478.N1	13-MAR-2004 15:05:09	Bright	43.500	174	52Psi UMa	3.0040	4400.0	87	10643	No
277	GOM_NL__2PRFIN20040313_150816_000000402025_00068_10643_0479.N1	13-MAR-2004 15:08:16	Bright	40.000	82	48Bet UMa	2.3650	10600.	80	10643	No
278	GOM_NL__2PRFIN20040313_150944_000000442025_00068_10643_0480.N1	13-MAR-2004 15:09:44	Bright	44.000	36	50Alp UMa	1.8000	6300.0	88	10643	No

279	GOM_NL__2PRFIN20040313_151136_000000462025_00068_10643_0481.N1	13-MAR-2004 15:11:36	Bright	46.000	32	77Eps UMa	1.7630	11000.	92	10643	No
280	GOM_NL__2PRFIN20040313_151344_000000562025_00068_10643_0482.N1	13-MAR-2004 15:13:44	Bright	56.000	39	85Eta UMa	1.8540	24000.	112	10643	No
281	GOM_NL__2PRFIN20040313_151701_000000392025_00068_10643_0483.N1	13-MAR-2004 15:17:01	Bright	38.500	49	1Alp UMi	1.9900	6300.0	77	10643	No
282	GOM_NL__2PRFIN20040313_152104_000000492025_00068_10643_0484.N1	13-MAR-2004 15:21:04	Bright	49.000	119	14Eta Dra	2.7270	4700.0	98	10643	No
283	GOM_NL__2PRFIN20040313_152444_000000412025_00068_10643_0485.N1	13-MAR-2004 15:24:44	Bright	41.000	89	5Alp Cep	2.4510	8000.0	82	10643	No
284	GOM_NL__2PRFIN20040313_152654_000000512025_00068_10643_0486.N1	13-MAR-2004 15:26:54	Bright	50.500	69	33Gam Dra	2.2310	3800.0	101	10643	No
285	GOM_NL__2PRFIN20040313_152953_000000362025_00068_10643_0487.N1	13-MAR-2004 15:29:53	Bright	36.000	19	50Alp Cyg	1.2460	10500.	72	10643	No
286	GOM_NL__2PRFIN20040313_153127_000000392025_00068_10643_0488.N1	13-MAR-2004 15:31:27	Bright	39.000	66	37Gam Cyg	2.2080	5900.0	78	10643	No
287	GOM_NL__2PRFIN20040313_153307_000000392025_00068_10643_0489.N1	13-MAR-2004 15:33:07	Bright	38.500	92	53Eps Cyg	2.5000	4500.0	77	10643	No
288	GOM_NL__2PRFIN20040313_154118_000000552025_00068_10643_0490.N1	13-MAR-2004 15:41:18	Tw_i_and_stray	54.500	11	53Alp Aql	0.76500	8000.0	109	10643	No
289	GOM_NL__2PRFIN20040313_154714_000001122025_00068_10643_0491.N1	13-MAR-2004 15:47:14	Dark	112.00	59	55Alp Oph	2.0800	8900.0	224	10643	No
290	GOM_NL__2PRFIN20040313_155120_000000472025_00068_10643_0492.N1	13-MAR-2004 15:51:20	Dark	46.500	155	41Pi Sgr	2.9000	6600.0	93	10643	No
291	GOM_NL__2PRFIN20040313_155319_000000522025_00068_10643_0493.N1	13-MAR-2004 15:53:19	Dark	51.500	57	34Sig Sgr	2.0660	26000.	103	10643	No
292	GOM_NL__2PRFIN20040313_155822_000000402025_00068_10643_0494.N1	13-MAR-2004 15:58:22	Dark	39.500	45	Alp Pav	1.9400	26000.	79	10643	No
293	GOM_NL__2PRFIN20040313_160323_000000612025_00069_10644_0605.N1	13-MAR-2004 16:03:23	Dark	60.500	75	26Eps Sco	2.2910	4250.0	121	10644	No
294	GOM_NL__2PRFIN20040313_160542_000000892025_00069_10644_0606.N1	13-MAR-2004 16:05:42	Dark	88.500	16	21Alp Sco	1.0200	3000.0	177	10644	No
295	GOM_NL__2PRFIN20040313_160923_000000572025_00069_10644_0607.N1	13-MAR-2004 16:09:23	Dark	57.000	4	Alp1Cen	-0.010000	5800.0	114	10644	No
296	GOM_NL__2PRFIN20040313_161037_000000432025_00069_10644_0608.N1	13-MAR-2004 16:10:37	Dark	43.000	10	Bet Cen	0.61000	28000.	86	10644	No
297	GOM_NL__2PRFIN20040313_161239_000000412025_00069_10644_0609.N1	13-MAR-2004 16:12:39	Dark	41.000	12	Alp1Cru	0.77500	30000.	82	10644	No
298	GOM_NL__2PRFIN20040313_161354_000000552025_00069_10644_0610.N1	13-MAR-2004 16:13:54	Straylight	54.500	26	Gam Cru	1.6240	2900.0	109	10644	No
299	GOM_NL__2PRFIN20040313_161536_000000442025_00069_10644_0611.N1	13-MAR-2004 16:15:36	Straylight	43.500	64	Gam Cen	2.2000	10600.	87	10644	No
300	GOM_NL__2PRFIN20040313_161752_000000412025_00069_10644_0612.N1	13-MAR-2004 16:17:52	Straylight	40.500	113	Mu Vel	2.6920	5000.0	81	10644	No
301	GOM_NL__2PRFIN20040313_162341_000000602025_00069_10644_0613.N1	13-MAR-2004 16:23:41	Straylight	60.000	106	9Bet Crv	2.6480	5600.0	120	10644	No
302	GOM_NL__2PRFIN20040313_162604_000000562025_00069_10644_0614.N1	13-MAR-2004 16:26:04	Straylight	56.000	100	4Gam Crv	2.5800	13100.	112	10644	No
303	GOM_NL__2PRFIN20040313_162907_000001032025_00069_10644_0615.N1	13-MAR-2004 16:29:07	Bright	103.00	15	67Alp Vir	0.97600	28000.	206	10644	No
304	GOM_NL__2PRFIN20040313_163300_000000632025_00069_10644_0616.N1	13-MAR-2004 16:33:00	Bright	63.000	121	29Gam Vir	2.7400	7200.0	126	10644	No
305	GOM_NL__2PRFIN20040313_163531_000000412025_00069_10644_0617.N1	13-MAR-2004 16:35:31	Bright	41.000	22	32Alp Leo	1.3600	15200.	82	10644	No
306	GOM_NL__2PRFIN20040313_163749_000000402025_00069_10644_0618.N1	13-MAR-2004 16:37:49	Bright	40.000	51	41Gam1Leo	2.0100	4500.0	80	10644	No
307	GOM_NL__2PRFIN20040313_164015_000000852025_00069_10644_0619.N1	13-MAR-2004 16:40:15	Bright	85.000	138	47Eps Vir	2.8280	4700.0	170	10644	No
308	GOM_NL__2PRFIN20040313_164544_000000432025_00069_10644_0620.N1	13-MAR-2004 16:45:44	Bright	42.500	174	52Psi UMa	3.0040	4400.0	85	10644	No
309	GOM_NL__2PRFIN20040313_164852_000000402025_00069_10644_0621.N1	13-MAR-2004 16:48:52	Bright	40.000	82	48Bet UMa	2.3650	10600.	80	10644	No
310	GOM_NL__2PRFIN20040313_165021_000000422025_00069_10644_0622.N1	13-MAR-2004 16:50:21	Bright	42.000	36	50Alp UMa	1.8000	6300.0	84	10644	No
311	GOM_NL__2PRFIN20040313_165211_000000472025_00069_10644_0623.N1	13-MAR-2004 16:52:11	Bright	46.500	32	77Eps UMa	1.7630	11000.	93	10644	No
312	GOM_NL__2PRFIN20040313_165419_000000582025_00069_10644_0624.N1	13-MAR-2004 16:54:19	Bright	58.000	39	85Eta UMa	1.8540	24000.	116	10644	No
313	GOM_NL__2PRFIN20040313_165737_000000392025_00069_10644_0625.N1	13-MAR-2004 16:57:37	Bright	39.000	49	1Alp UMi	1.9900	6300.0	78	10644	No
314	GOM_NL__2PRFIN20040313_170139_000000502025_00069_10644_0626.N1	13-MAR-2004 17:01:39	Bright	49.500	119	14Eta Dra	2.7270	4700.0	99	10644	No
315	GOM_NL__2PRFIN20040313_170522_000000392025_00069_10644_0627.N1	13-MAR-2004 17:05:22	Bright	39.000	89	5Alp Cep	2.4510	8000.0	78	10644	No
316	GOM_NL__2PRFIN20040313_170729_000000502025_00069_10644_0628.N1	13-MAR-2004 17:07:29	Bright	50.000	69	33Gam Dra	2.2310	3800.0	100	10644	No
317	GOM_NL__2PRFIN20040313_171030_000000402025_00069_10644_0629.N1	13-MAR-2004 17:10:30	Bright	39.500	19	50Alp Cyg	1.2460	10500.	79	10644	No
318	GOM_NL__2PRFIN20040313_171203_000000402025_00069_10644_0630.N1	13-MAR-2004 17:12:03	Bright	40.000	66	37Gam Cyg	2.2080	5900.0	80	10644	No
319	GOM_NL__2PRFIN20040313_171342_000000412025_00069_10644_0631.N1	13-MAR-2004 17:13:42	Bright	40.500	92	53Eps Cyg	2.5000	4500.0	81	10644	No
320	GOM_NL__2PRFIN20040313_172156_000000522025_00069_10644_0632.N1	13-MAR-2004 17:21:56	Tw_i_and_stray	52.000	11	53Alp Aql	0.76500	8000.0	104	10644	No
321	GOM_NL__2PRFIN20040313_172752_000001202025_00069_10644_0633.N1	13-MAR-2004 17:27:52	Dark	119.50	59	55Alp Oph	2.0800	8900.0	239	10644	No
322	GOM_NL__2PRFIN20040313_173157_000000492025_00069_10644_0634.N1	13-MAR-2004 17:31:57	Dark	48.500	155	41Pi Sgr	2.9000	6600.0	97	10644	No
323	GOM_NL__2PRFIN20040313_173357_000000462025_00069_10644_0635.N1	13-MAR-2004 17:33:57	Dark	46.000	57	34Sig Sgr	2.0660	26000.	92	10644	No
324	GOM_NL__2PRFIN20040313_173858_000000402025_00069_10644_0636.N1	13-MAR-2004 17:38:58	Dark	40.000	45	Alp Pav	1.9400	26000.	80	10644	No
325	GOM_NL__2PRFIN20040313_174400_000000642025_00070_10645_0483.N1	13-MAR-2004 17:44:00	Dark	63.500	75	26Eps Sco	2.2910	4250.0	127	10645	No
326	GOM_NL__2PRFIN20040313_174621_000000812025_00070_10645_0484.N1	13-MAR-2004 17:46:21	Dark	81.000	16	21Alp Sco	1.0200	3000.0	162	10645	No
327	GOM_NL__2PRFIN20040313_174959_000000452025_00070_10645_0485.N1	13-MAR-2004 17:49:59	Dark	44.500	4	Alp1Cen	-0.010000	5800.0	89	10645	No
328	GOM_NL__2PRFIN20040313_175114_000000532025_00070_10645_0486.N1	13-MAR-2004 17:51:14	Dark	52.500	10	Bet Cen	0.61000	28000.	105	10645	No
329	GOM_NL__2PRFIN20040313_175314_000000502025_00070_10645_0487.N1	13-MAR-2004 17:53:14	Dark	49.500	12	Alp1Cru	0.77500	30000.	99	10645	No
330	GOM_NL__2PRFIN20040313_175430_000000552025_00070_10645_0488.N1	13-MAR-2004 17:54:30	Straylight	55.000	26	Gam Cru	1.6240	2900.0	110	10645	No
331	GOM_NL__2PRFIN20040313_175623_000000652025_00070_10645_0489.N1	13-MAR-2004 17:56:23	Straylight	65.000	54	5The Cen	2.0550	4500.0	130	10645	No
332	GOM_NL__2PRFIN20040313_175820_000000502025_00070_10645_0490.N1	13-MAR-2004 17:58:20	Straylight	50.000	123	lot Cen	2.7500	10200.	100	10645	No
333	GOM_NL__2PRFIN20040313_180328_000000662025_00070_10645_0491.N1	13-MAR-2004 18:03:28	Straylight	65.500	169	46Gam Hya	2.9910	4700.0	131	10645	No
334	GOM_NL__2PRFIN20040313_180641_000000552025_00070_10645_0492.N1	13-MAR-2004 18:06:41	Straylight	55.000	100	4Gam Crv	2.5800	13100.	110	10645	No
335	GOM_NL__2PRFIN20040313_180943_000000912025_00070_10645_0493.N1	13-MAR-2004 18:09:43	Bright	91.000	15	67Alp Vir	0.97600	28000.	182	10645	No
336	GOM_NL__2PRFIN20040313_181336_000000652025_00070_10645_0494.N1	13-MAR-2004 18:13:36	Bright	65.000	121	29Gam Vir	2.7400	7200.0	130	10645	No
337	GOM_NL__2PRFIN20040313_181607_000000412025_00070_10645_0495.N1	13-MAR-2004 18:16:07	Bright	41.000	22	32Alp Leo	1.3600	15200.	82	10645	No

338	GOM_NL__2PRFIN20040313_181825_000000402025_00070_10645_0496.N1	13-MAR-2004 18:18:25	Bright	40.000	51	41Gam1Leo	2.0100	4500.0	80	10645	No
339	GOM_NL__2PRFIN20040313_182050_000001112025_00070_10645_0497.N1	13-MAR-2004 18:20:50	Bright	111.00	138	47Eps Vir	2.8280	4700.0	222	10645	No
340	GOM_NL__2PRFIN20040313_182619_000000422025_00070_10645_0498.N1	13-MAR-2004 18:26:19	Bright	42.000	174	52Psi UMa	3.0040	4400.0	84	10645	No
341	GOM_NL__2PRFIN20040313_182927_000000422025_00070_10645_0499.N1	13-MAR-2004 18:29:27	Bright	42.000	82	48Bet UMa	2.3650	10600.	84	10645	No
342	GOM_NL__2PRFIN20040313_183056_000000412025_00070_10645_0500.N1	13-MAR-2004 18:30:56	Bright	41.000	36	50Alp UMa	1.8000	6300.0	82	10645	No
343	GOM_NL__2PRFIN20040313_183246_000000482025_00070_10645_0501.N1	13-MAR-2004 18:32:46	Bright	47.500	32	77Eps UMa	1.7630	11000.	95	10645	No
344	GOM_NL__2PRFIN20040313_183454_000000532025_00070_10645_0502.N1	13-MAR-2004 18:34:54	Bright	52.500	39	85Eta UMa	1.8540	24000.	105	10645	No
345	GOM_NL__2PRFIN20040313_183811_000000402025_00070_10645_0503.N1	13-MAR-2004 18:38:11	Bright	39.500	49	1Alp UMi	1.9900	6300.0	79	10645	No
346	GOM_NL__2PRFIN20040313_184215_000000492025_00070_10645_0504.N1	13-MAR-2004 18:42:15	Bright	49.000	119	14Eta Dra	2.7270	4700.0	98	10645	No
347	GOM_NL__2PRFIN20040313_184556_000000382025_00070_10645_0505.N1	13-MAR-2004 18:45:56	Bright	37.500	89	5Alp Cep	2.4510	8000.0	75	10645	No
348	GOM_NL__2PRFIN20040313_184804_000000522025_00070_10645_0506.N1	13-MAR-2004 18:48:04	Bright	52.000	69	33Gam Dra	2.2310	3800.0	104	10645	No
349	GOM_NL__2PRFIN20040313_185106_000000372025_00070_10645_0507.N1	13-MAR-2004 18:51:06	Bright	36.500	19	50Alp Cyg	1.2460	10500.	73	10645	No
350	GOM_NL__2PRFIN20040313_185240_000000382025_00070_10645_0508.N1	13-MAR-2004 18:52:40	Bright	38.000	66	37Gam Cyg	2.2080	5900.0	76	10645	No
351	GOM_NL__2PRFIN20040313_185418_000000412025_00070_10645_0509.N1	13-MAR-2004 18:54:18	Bright	40.500	92	53Eps Cyg	2.5000	4500.0	81	10645	No
352	GOM_NL__2PRFIN20040313_190232_000000532025_00070_10645_0510.N1	13-MAR-2004 19:02:32	Tw_i_and_stray	53.000	11	53Alp Aql	0.76500	8000.0	106	10645	No
353	GOM_NL__2PRFIN20040313_190830_000001362025_00070_10645_0511.N1	13-MAR-2004 19:08:30	Dark	136.00	59	55Alp Oph	2.0800	8900.0	272	10645	No
354	GOM_NL__2PRFIN20040313_191233_000000472025_00070_10645_0512.N1	13-MAR-2004 19:12:33	Dark	46.500	155	41Pi Sgr	2.9000	6600.0	93	10645	No
355	GOM_NL__2PRFIN20040313_191433_000000482025_00070_10645_0513.N1	13-MAR-2004 19:14:33	Dark	47.500	57	34Sig Sgr	2.0660	26000.	95	10645	No
356	GOM_NL__2PRFIN20040313_191714_000000512025_00070_10645_0514.N1	13-MAR-2004 19:17:14	Dark	50.500	116	19Del Sgr	2.7000	4100.0	101	10645	No
357	GOM_NL__2PRFIN20040313_191934_000000392025_00070_10645_0515.N1	13-MAR-2004 19:19:34	Dark	38.500	45	Alp Pav	1.9400	26000.	77	10645	No
358	GOM_NL__2PRFIN20040313_192438_000000572025_00071_10646_0483.N1	13-MAR-2004 19:24:38	Dark	57.000	75	26Eps Sco	2.2910	4250.0	114	10646	No
359	GOM_NL__2PRFIN20040313_192658_000001122025_00071_10646_0484.N1	13-MAR-2004 19:26:58	Dark	112.00	16	21Alp Sco	1.0200	3000.0	224	10646	No
360	GOM_NL__2PRFIN20040313_193036_000000562025_00071_10646_0485.N1	13-MAR-2004 19:30:36	Dark	55.500	4	Alp1Cen	-0.010000	5800.0	111	10646	No
361	GOM_NL__2PRFIN20040313_193150_000000442025_00071_10646_0486.N1	13-MAR-2004 19:31:50	Dark	43.500	10	Bet Cen	0.61000	28000.	87	10646	No
362	GOM_NL__2PRFIN20040313_193351_000000422025_00071_10646_0487.N1	13-MAR-2004 19:33:51	Dark	42.000	12	Alp1Cru	0.77500	30000.	84	10646	No
363	GOM_NL__2PRFIN20040313_193507_000000552025_00071_10646_0488.N1	13-MAR-2004 19:35:07	Straylight	55.000	26	Gam Cru	1.6240	2900.0	110	10646	No
364	GOM_NL__2PRFIN20040313_193658_000000712025_00071_10646_0489.N1	13-MAR-2004 19:36:58	Straylight	70.500	54	5The Cen	2.0550	4500.0	141	10646	No
365	GOM_NL__2PRFIN20040313_193856_000000552025_00071_10646_0490.N1	13-MAR-2004 19:38:56	Straylight	55.000	123	lot Cen	2.7500	10200.	110	10646	No
366	GOM_NL__2PRFIN20040313_194404_000000692025_00071_10646_0491.N1	13-MAR-2004 19:44:04	Straylight	68.500	169	46Gam Hya	2.9910	4700.0	137	10646	No
367	GOM_NL__2PRFIN20040313_194717_000000562025_00071_10646_0492.N1	13-MAR-2004 19:47:17	Straylight	55.500	100	4Gam Crv	2.5800	13100.	111	10646	No
368	GOM_NL__2PRFIN20040313_195018_000000972025_00071_10646_0493.N1	13-MAR-2004 19:50:18	Bright	97.000	15	67Alp Vir	0.97600	28000.	194	10646	No
369	GOM_NL__2PRFIN20040313_195411_000000652025_00071_10646_0494.N1	13-MAR-2004 19:54:11	Bright	64.500	121	29Gam Vir	2.7400	7200.0	129	10646	No
370	GOM_NL__2PRFIN20040313_195644_000000402025_00071_10646_0495.N1	13-MAR-2004 19:56:44	Bright	39.500	22	32Alp Leo	1.3600	15200.	79	10646	No
371	GOM_NL__2PRFIN20040313_195901_000000402025_00071_10646_0496.N1	13-MAR-2004 19:59:01	Bright	40.000	51	41Gam1Leo	2.0100	4500.0	80	10646	No
372	GOM_NL__2PRFIN20040313_200124_000001252025_00071_10646_0497.N1	13-MAR-2004 20:01:24	Bright	125.00	138	47Eps Vir	2.8280	4700.0	250	10646	No
373	GOM_NL__2PRFIN20040313_200655_000000422025_00071_10646_0498.N1	13-MAR-2004 20:06:55	Bright	42.000	174	52Psi UMa	3.0040	4400.0	84	10646	No
374	GOM_NL__2PRFIN20040313_201003_000000402025_00071_10646_0499.N1	13-MAR-2004 20:10:03	Bright	39.500	82	48Bet UMa	2.3650	10600.	79	10646	No
375	GOM_NL__2PRFIN20040313_201132_000000432025_00071_10646_0500.N1	13-MAR-2004 20:11:32	Bright	42.500	36	50Alp UMa	1.8000	6300.0	85	10646	No
376	GOM_NL__2PRFIN20040313_201321_000000472025_00071_10646_0501.N1	13-MAR-2004 20:13:21	Bright	46.500	32	77Eps UMa	1.7630	11000.	93	10646	No
377	GOM_NL__2PRFIN20040313_201528_000000572025_00071_10646_0502.N1	13-MAR-2004 20:15:28	Bright	57.000	39	85Eta UMa	1.8540	24000.	114	10646	No
378	GOM_NL__2PRFIN20040313_201849_000000382025_00071_10646_0503.N1	13-MAR-2004 20:18:49	Bright	37.500	49	1Alp UMi	1.9900	6300.0	75	10646	No
379	GOM_NL__2PRFIN20040313_202248_000000502025_00071_10646_0504.N1	13-MAR-2004 20:22:48	Bright	50.000	119	14Eta Dra	2.7270	4700.0	100	10646	No
380	GOM_NL__2PRFIN20040313_202635_000000382025_00071_10646_0505.N1	13-MAR-2004 20:26:35	Bright	38.000	89	5Alp Cep	2.4510	8000.0	76	10646	No
381	GOM_NL__2PRFIN20040313_202840_000000542025_00071_10646_0506.N1	13-MAR-2004 20:28:40	Bright	54.000	69	33Gam Dra	2.2310	3800.0	108	10646	No
382	GOM_NL__2PRFIN20040313_203141_000000382025_00071_10646_0507.N1	13-MAR-2004 20:31:41	Bright	37.500	19	50Alp Cyg	1.2460	10500.	75	10646	No
383	GOM_NL__2PRFIN20040313_203315_000000392025_00071_10646_0508.N1	13-MAR-2004 20:33:15	Bright	38.500	66	37Gam Cyg	2.2080	5900.0	77	10646	No
384	GOM_NL__2PRFIN20040313_203456_000000392025_00071_10646_0509.N1	13-MAR-2004 20:34:56	Bright	39.000	92	53Eps Cyg	2.5000	4500.0	78	10646	No
385	GOM_NL__2PRFIN20040313_204309_000000522025_00071_10646_0510.N1	13-MAR-2004 20:43:09	Tw_i_and_stray	52.000	11	53Alp Aql	0.76500	8000.0	104	10646	No
386	GOM_NL__2PRFIN20040313_204908_000001362025_00071_10646_0511.N1	13-MAR-2004 20:49:08	Dark	136.00	59	55Alp Oph	2.0800	8900.0	272	10646	No
387	GOM_NL__2PRFIN20040313_205309_000000472025_00071_10646_0512.N1	13-MAR-2004 20:53:09	Dark	46.500	155	41Pi Sgr	2.9000	6600.0	93	10646	No
388	GOM_NL__2PRFIN20040313_205510_000000522025_00071_10646_0513.N1	13-MAR-2004 20:55:10	Dark	51.500	57	34Sig Sgr	2.0660	26000.	103	10646	No
389	GOM_NL__2PRFIN20040313_205751_000000502025_00071_10646_0514.N1	13-MAR-2004 20:57:51	Dark	49.500	116	19Del Sgr	2.7000	4100.0	99	10646	No
390	GOM_NL__2PRFIN20040313_210010_000000382025_00071_10646_0515.N1	13-MAR-2004 21:00:10	Dark	38.000	45	Alp Pav	1.9400	26000.	76	10646	No
391	GOM_NL__2PRFIN20040313_210515_000000662025_00072_10647_0488.N1	13-MAR-2004 21:05:15	Dark	66.000	75	26Eps Sco	2.2910	4250.0	132	10647	No
392	GOM_NL__2PRFIN20040313_210736_000001082025_00072_10647_0489.N1	13-MAR-2004 21:07:36	Dark	108.00	16	21Alp Sco	1.0200	3000.0	216	10647	No
393	GOM_NL__2PRFIN20040313_211112_000000552025_00072_10647_0490.N1	13-MAR-2004 21:11:12	Dark	54.500	4	Alp1Cen	-0.010000	5800.0	109	10647	No
394	GOM_NL__2PRFIN20040313_211226_000000562025_00072_10647_0491.N1	13-MAR-2004 21:12:26	Dark	55.500	10	Bet Cen	0.61000	28000.	111	10647	No
395	GOM_NL__2PRFIN20040313_211428_000000422025_00072_10647_0492.N1	13-MAR-2004 21:14:28	Dark	41.500	12	Alp1Cru	0.77500	30000.	83	10647	No
396	GOM_NL__2PRFIN20040313_211543_000000522025_00072_10647_0493.N1	13-MAR-2004 21:15:43	Straylight	52.000	26	Gam Cru	1.6240	2900.0	104	10647	No

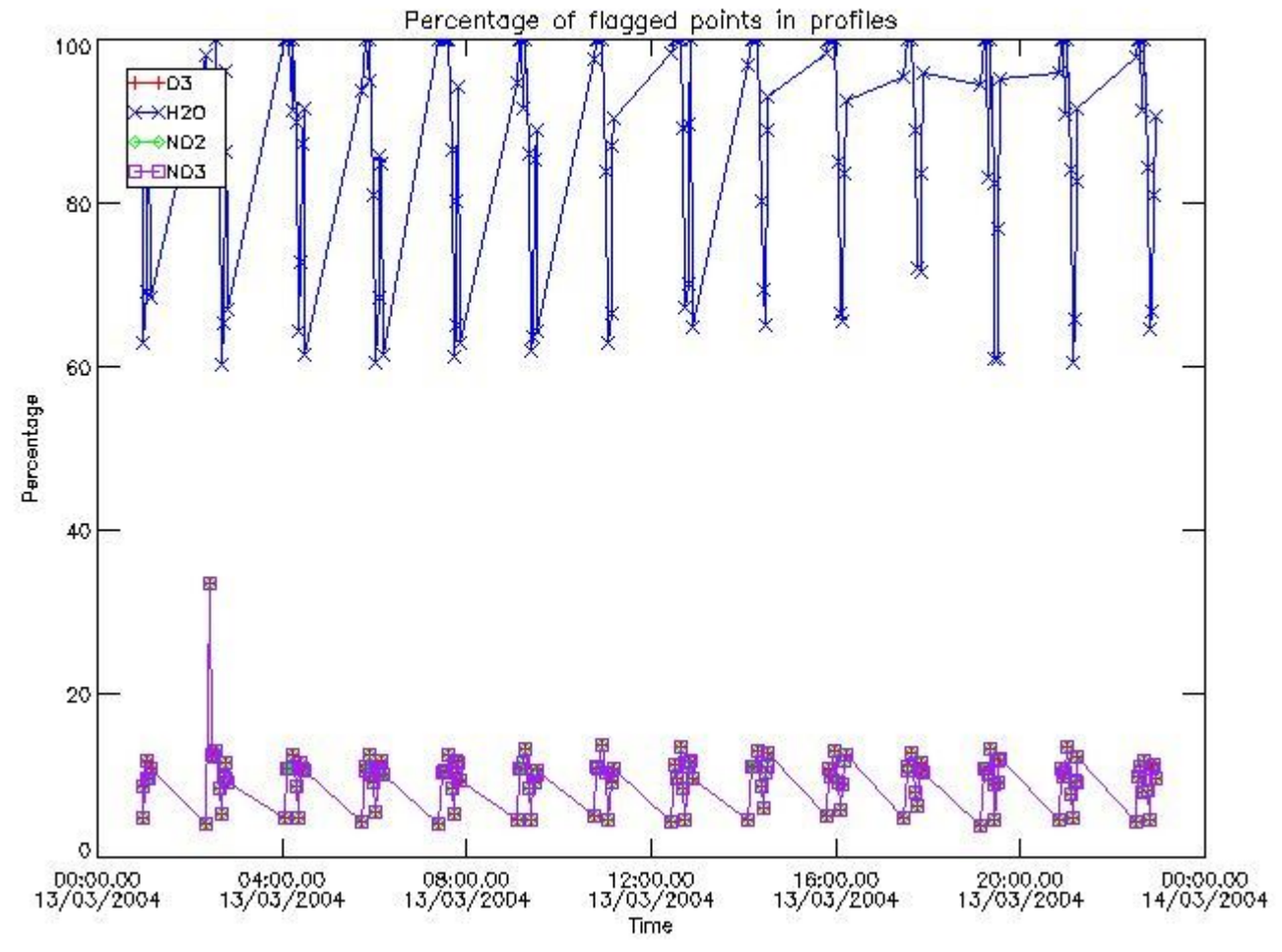
397	GOM_NL__2PRFIN20040313_211735_000000682025_00072_10647_0494.N1	13-MAR-2004 21:17:35	Straylight	67.500	54	5The Cen	2.0550	4500.0	135	10647	No
398	GOM_NL__2PRFIN20040313_211933_000000532025_00072_10647_0495.N1	13-MAR-2004 21:19:33	Straylight	52.500	123	lot Cen	2.7500	10200.	105	10647	No
399	GOM_NL__2PRFIN20040313_212440_000000682025_00072_10647_0496.N1	13-MAR-2004 21:24:40	Straylight	68.000	169	46Gam Hya	2.9910	4700.0	136	10647	No
400	GOM_NL__2PRFIN20040313_212753_000000542025_00072_10647_0497.N1	13-MAR-2004 21:27:53	Straylight	53.500	100	4Gam Crv	2.5800	13100.	107	10647	No
401	GOM_NL__2PRFIN20040313_213053_000001062025_00072_10647_0498.N1	13-MAR-2004 21:30:53	Bright	105.50	15	67Alp Vir	0.97600	28000.	211	10647	No
402	GOM_NL__2PRFIN20040313_213447_000000632025_00072_10647_0499.N1	13-MAR-2004 21:34:47	Bright	63.000	121	29Gam Vir	2.7400	7200.0	126	10647	No
403	GOM_NL__2PRFIN20040313_213719_000000402025_00072_10647_0500.N1	13-MAR-2004 21:37:19	Bright	39.500	22	32Alp Leo	1.3600	15200.	79	10647	No
404	GOM_NL__2PRFIN20040313_213937_000000402025_00072_10647_0501.N1	13-MAR-2004 21:39:37	Bright	39.500	51	41Gam1Leo	2.0100	4500.0	79	10647	No
405	GOM_NL__2PRFIN20040313_214158_000000802025_00072_10647_0502.N1	13-MAR-2004 21:41:58	Bright	80.000	138	47Eps Vir	2.8280	4700.0	160	10647	No
406	GOM_NL__2PRFIN20040313_214730_000000412025_00072_10647_0503.N1	13-MAR-2004 21:47:30	Bright	41.000	174	52Psi UMa	3.0040	4400.0	82	10647	No
407	GOM_NL__2PRFIN20040313_215039_000000402025_00072_10647_0504.N1	13-MAR-2004 21:50:39	Bright	40.000	82	48Bet UMa	2.3650	10600.	80	10647	No
408	GOM_NL__2PRFIN20040313_215208_000000412025_00072_10647_0505.N1	13-MAR-2004 21:52:08	Bright	41.000	36	50Alp UMa	1.8000	6300.0	82	10647	No
409	GOM_NL__2PRFIN20040313_215356_000000482025_00072_10647_0506.N1	13-MAR-2004 21:53:56	Bright	47.500	32	77Eps UMa	1.7630	11000.	95	10647	No
410	GOM_NL__2PRFIN20040313_215603_000000542025_00072_10647_0507.N1	13-MAR-2004 21:56:03	Bright	53.500	39	85Eta UMa	1.8540	24000.	107	10647	No
411	GOM_NL__2PRFIN20040313_215925_000000382025_00072_10647_0508.N1	13-MAR-2004 21:59:25	Bright	37.500	49	1Alp UMi	1.9900	6300.0	75	10647	No
412	GOM_NL__2PRFIN20040313_220325_000000502025_00072_10647_0509.N1	13-MAR-2004 22:03:25	Bright	50.000	119	14Eta Dra	2.7270	4700.0	100	10647	No
413	GOM_NL__2PRFIN20040313_220710_000000382025_00072_10647_0510.N1	13-MAR-2004 22:07:10	Bright	38.000	89	5Alp Cep	2.4510	8000.0	76	10647	No
414	GOM_NL__2PRFIN20040313_220915_000000532025_00072_10647_0511.N1	13-MAR-2004 22:09:15	Bright	53.000	69	33Gam Dra	2.2310	3800.0	106	10647	No
415	GOM_NL__2PRFIN20040313_221217_000000392025_00072_10647_0512.N1	13-MAR-2004 22:12:17	Bright	39.000	19	50Alp Cyg	1.2460	10500.	78	10647	No
416	GOM_NL__2PRFIN20040313_221351_000000412025_00072_10647_0513.N1	13-MAR-2004 22:13:51	Bright	40.500	66	37Gam Cyg	2.2080	5900.0	81	10647	No
417	GOM_NL__2PRFIN20040313_221532_000000372025_00072_10647_0514.N1	13-MAR-2004 22:15:32	Bright	37.000	92	53Eps Cyg	2.5000	4500.0	74	10647	No
418	GOM_NL__2PRFIN20040313_222345_000000502025_00072_10647_0515.N1	13-MAR-2004 22:23:45	Tw_i_and_stray	50.000	11	53Alp Aql	0.76500	8000.0	100	10647	No
419	GOM_NL__2PRFIN20040313_222946_000001162025_00072_10647_0516.N1	13-MAR-2004 22:29:46	Dark	116.00	59	55Alp Oph	2.0800	8900.0	232	10647	No
420	GOM_NL__2PRFIN20040313_223346_000000522025_00072_10647_0517.N1	13-MAR-2004 22:33:46	Dark	52.000	155	41Pi Sgr	2.9000	6600.0	104	10647	No
421	GOM_NL__2PRFIN20040313_223547_000000462025_00072_10647_0518.N1	13-MAR-2004 22:35:47	Dark	46.000	57	34Sig Sgr	2.0660	26000.	92	10647	No
422	GOM_NL__2PRFIN20040313_223826_000000642025_00072_10647_0519.N1	13-MAR-2004 22:38:26	Dark	63.500	116	19Del Sgr	2.7000	4100.0	127	10647	No
423	GOM_NL__2PRFIN20040313_224047_000000432025_00072_10647_0520.N1	13-MAR-2004 22:40:47	Dark	43.000	45	Alp Pav	1.9400	26000.	86	10647	No
424	GOM_NL__2PRFIN20040313_224552_000000622025_00073_10648_0485.N1	13-MAR-2004 22:45:52	Dark	61.500	75	26Eps Sco	2.2910	4250.0	123	10648	No
425	GOM_NL__2PRFIN20040313_224814_000001122025_00073_10648_0486.N1	13-MAR-2004 22:48:14	Dark	112.00	16	21Alp Sco	1.0200	3000.0	224	10648	No
426	GOM_NL__2PRFIN20040313_225148_000000472025_00073_10648_0487.N1	13-MAR-2004 22:51:48	Dark	47.000	4	Alp1Cen	-0.010000	5800.0	94	10648	No
427	GOM_NL__2PRFIN20040313_225303_000000452025_00073_10648_0488.N1	13-MAR-2004 22:53:03	Dark	45.000	10	Bet Cen	0.61000	28000.	90	10648	No
428	GOM_NL__2PRFIN20040313_225501_000000532025_00073_10648_0489.N1	13-MAR-2004 22:55:01	Dark	53.000	12	Alp1Cru	0.77500	30000.	106	10648	No
429	GOM_NL__2PRFIN20040313_225619_000000552025_00073_10648_0490.N1	13-MAR-2004 22:56:19	Straylight	55.000	26	Gam Cru	1.6240	2900.0	110	10648	No
430	GOM_NL__2PRFIN20040313_225812_000000672025_00073_10648_0491.N1	13-MAR-2004 22:58:12	Straylight	66.500	54	5The Cen	2.0550	4500.0	133	10648	No
431	GOM_NL__2PRFIN20040313_230009_000000512025_00073_10648_0492.N1	13-MAR-2004 23:00:09	Straylight	51.000	123	lot Cen	2.7500	10200.	102	10648	No
432	GOM_NL__2PRFIN20040313_230517_000000682025_00073_10648_0493.N1	13-MAR-2004 23:05:17	Straylight	67.500	169	46Gam Hya	2.9910	4700.0	135	10648	No
433	GOM_NL__2PRFIN20040313_230828_000000532025_00073_10648_0494.N1	13-MAR-2004 23:08:28	Straylight	53.000	100	4Gam Crv	2.5800	13100.	106	10648	No
434	GOM_NL__2PRFIN20040313_231129_000000952025_00073_10648_0495.N1	13-MAR-2004 23:11:29	Bright	95.000	15	67Alp Vir	0.97600	28000.	190	10648	No
435	GOM_NL__2PRFIN20040313_231522_000000632025_00073_10648_0496.N1	13-MAR-2004 23:15:22	Bright	62.500	121	29Gam Vir	2.7400	7200.0	125	10648	No
436	GOM_NL__2PRFIN20040313_231755_000000412025_00073_10648_0497.N1	13-MAR-2004 23:17:55	Bright	40.500	22	32Alp Leo	1.3600	15200.	81	10648	No
437	GOM_NL__2PRFIN20040313_232013_000000422025_00073_10648_0498.N1	13-MAR-2004 23:20:13	Bright	41.500	51	41Gam1Leo	2.0100	4500.0	83	10648	No
438	GOM_NL__2PRFIN20040313_232232_000000812025_00073_10648_0499.N1	13-MAR-2004 23:22:32	Bright	80.500	138	47Eps Vir	2.8280	4700.0	161	10648	No
439	GOM_NL__2PRFIN20040313_232806_000000422025_00073_10648_0500.N1	13-MAR-2004 23:28:06	Bright	42.000	174	52Psi UMa	3.0040	4400.0	84	10648	No
440	GOM_NL__2PRFIN20040313_233115_000000402025_00073_10648_0501.N1	13-MAR-2004 23:31:15	Bright	39.500	82	48Bet UMa	2.3650	10600.	79	10648	No
441	GOM_NL__2PRFIN20040313_233243_000000422025_00073_10648_0502.N1	13-MAR-2004 23:32:43	Bright	42.000	36	50Alp UMa	1.8000	6300.0	84	10648	No
442	GOM_NL__2PRFIN20040313_233431_000000472025_00073_10648_0503.N1	13-MAR-2004 23:34:31	Bright	47.000	32	77Eps UMa	1.7630	11000.	94	10648	No
443	GOM_NL__2PRFIN20040313_233638_000000572025_00073_10648_0504.N1	13-MAR-2004 23:36:38	Bright	56.500	39	85Eta UMa	1.8540	24000.	113	10648	No
444	GOM_NL__2PRFIN20040313_234001_000000382025_00073_10648_0505.N1	13-MAR-2004 23:40:01	Bright	37.500	49	1Alp UMi	1.9900	6300.0	75	10648	No
445	GOM_NL__2PRFIN20040313_234401_000000502025_00073_10648_0506.N1	13-MAR-2004 23:44:01	Bright	50.000	119	14Eta Dra	2.7270	4700.0	100	10648	No
446	GOM_NL__2PRFIN20040313_234746_000000382025_00073_10648_0507.N1	13-MAR-2004 23:47:46	Bright	38.000	89	5Alp Cep	2.4510	8000.0	76	10648	No
447	GOM_NL__2PRFIN20040313_234951_000000552025_00073_10648_0508.N1	13-MAR-2004 23:49:51	Bright	55.000	69	33Gam Dra	2.2310	3800.0	110	10648	No
448	GOM_NL__2PRFIN20040313_235254_000000392025_00073_10648_0509.N1	13-MAR-2004 23:52:54	Bright	38.500	19	50Alp Cyg	1.2460	10500.	77	10648	No
449	GOM_NL__2PRFIN20040313_235427_000000382025_00073_10648_0510.N1	13-MAR-2004 23:54:27	Bright	38.000	66	37Gam Cyg	2.2080	5900.0	76	10648	No
450	GOM_NL__2PRFIN20040313_235606_000000412025_00073_10648_0511.N1	13-MAR-2004 23:56:06	Bright	40.500	92	53Eps Cyg	2.5000	4500.0	81	10648	No

### 3. Quality information per product

In this section it is plotted some information contained in the Quality Summary data set of

the level 2 products. Only products in dark limb conditions and without errors (error flag in the MPH set to "0") are used.

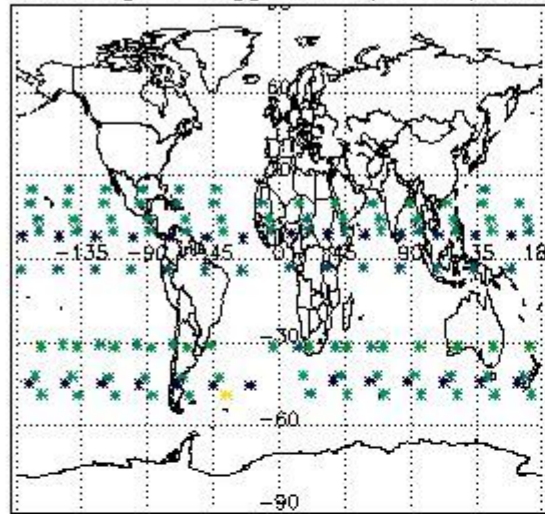
3.1 Plot quality information per product (time dependant)




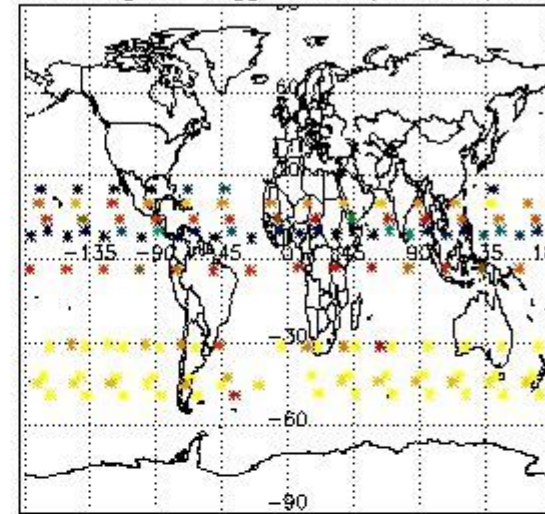
3.2 Plot quality information per product (world map)



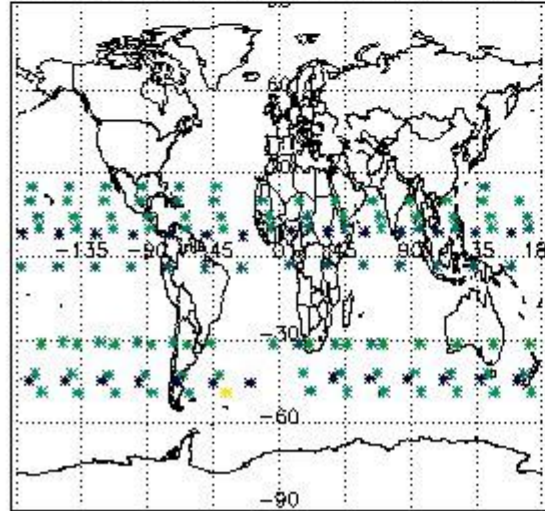
Percentage of flagged data per O3 profile



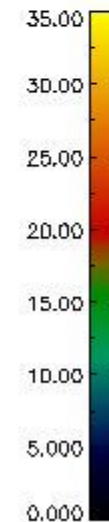
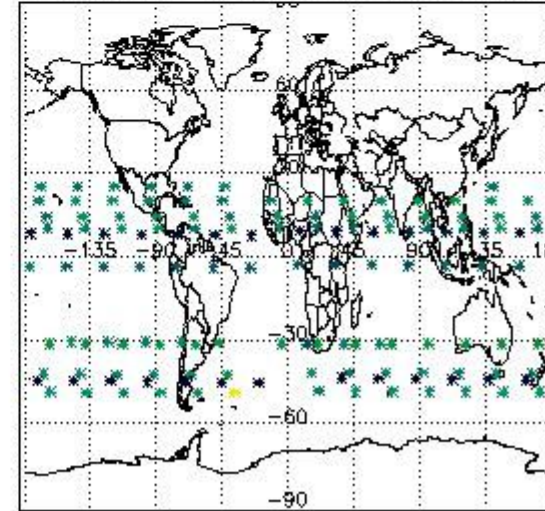
Percentage of flagged data per H2O profile



Percentage of flagged data per NO2 profile



Percentage of flagged data per NO3 profile

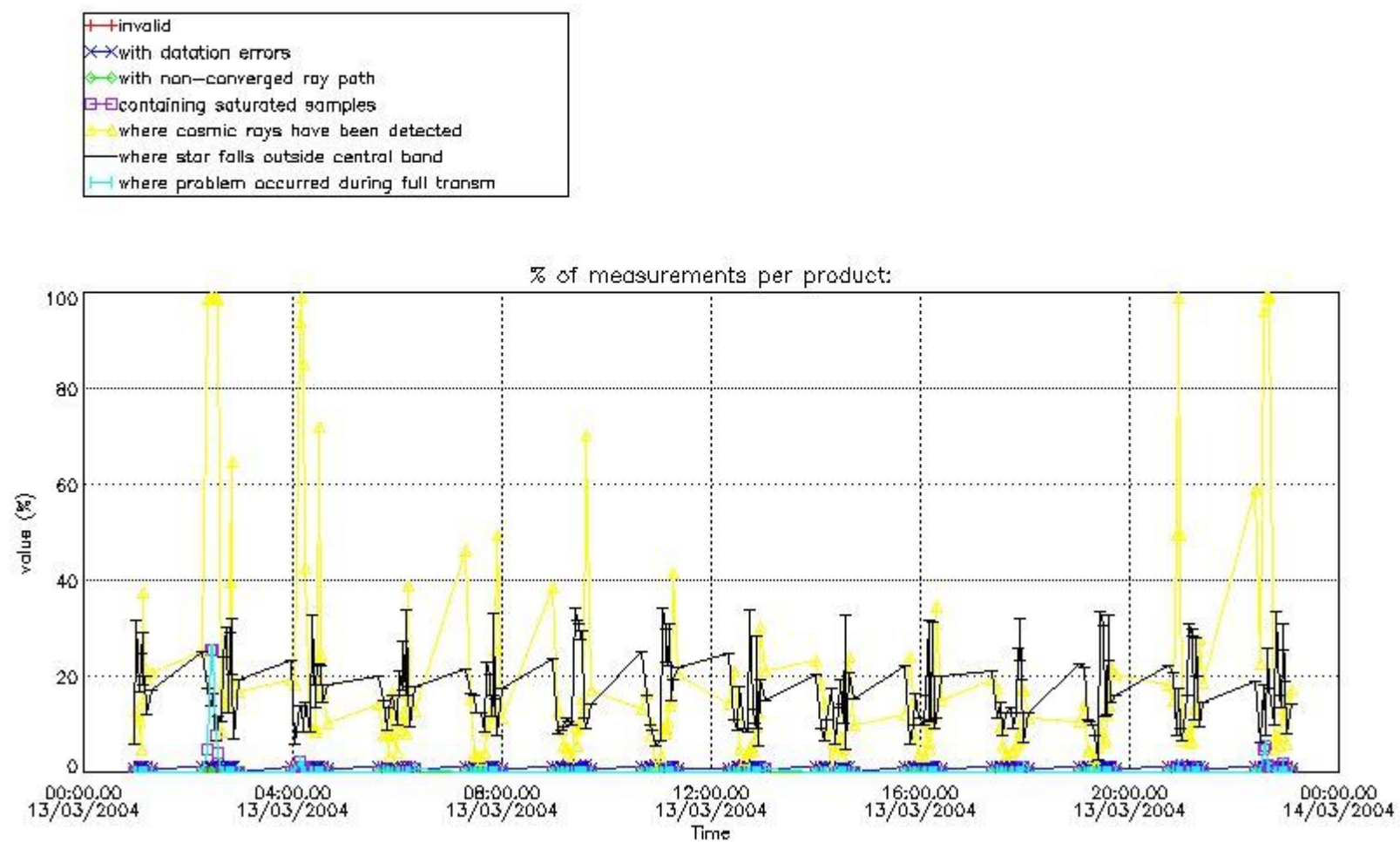


#### 4. Level 1 quality information per product

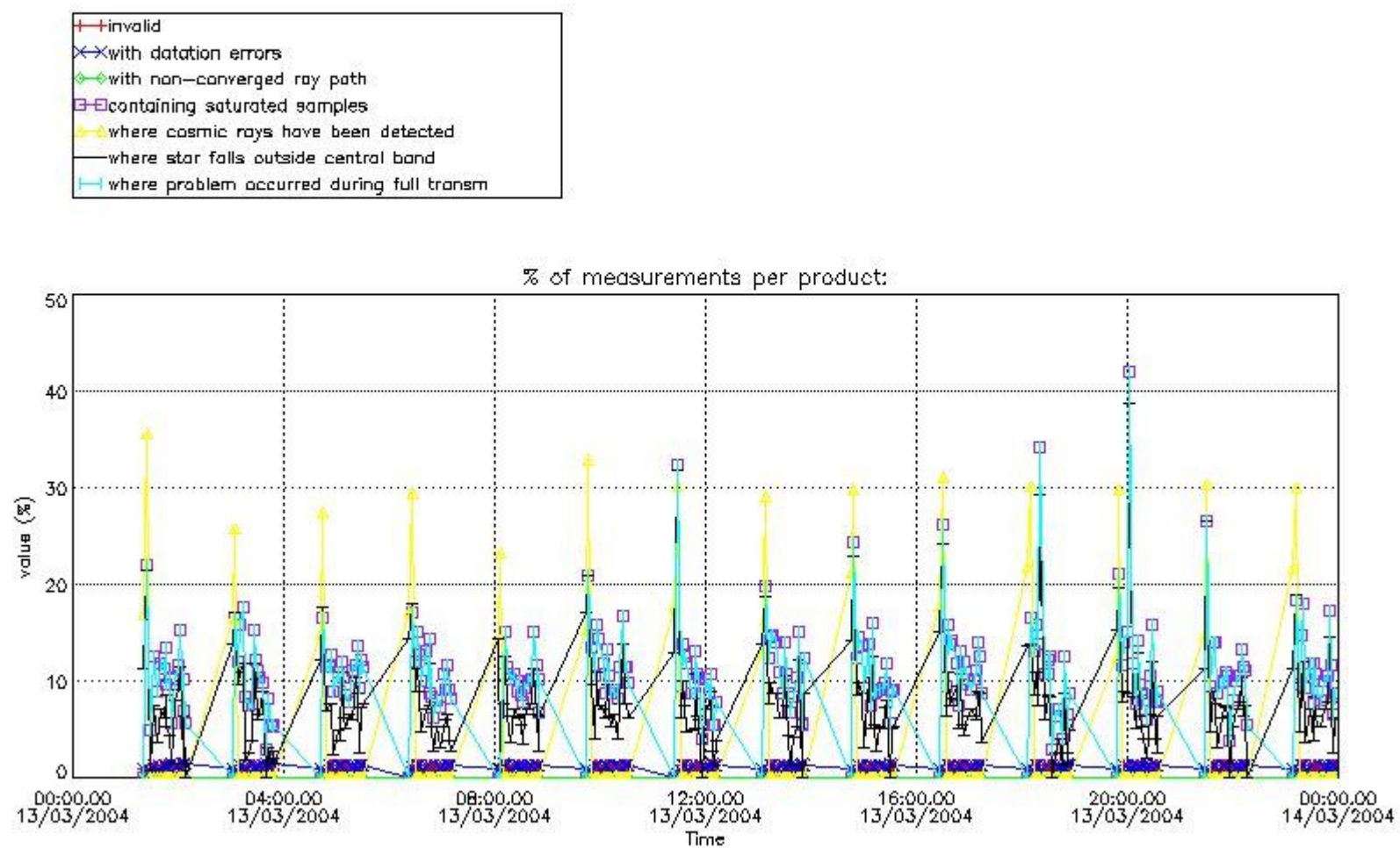
In this section it is plotted some information contained in the Quality Summary data set of the level 2 products that comes from the level 1b processing. Products without errors (error flag in the MPH set to "0") are used.

##### 4.1 Plot quality information per product (time dependant) coming from level 1b processing

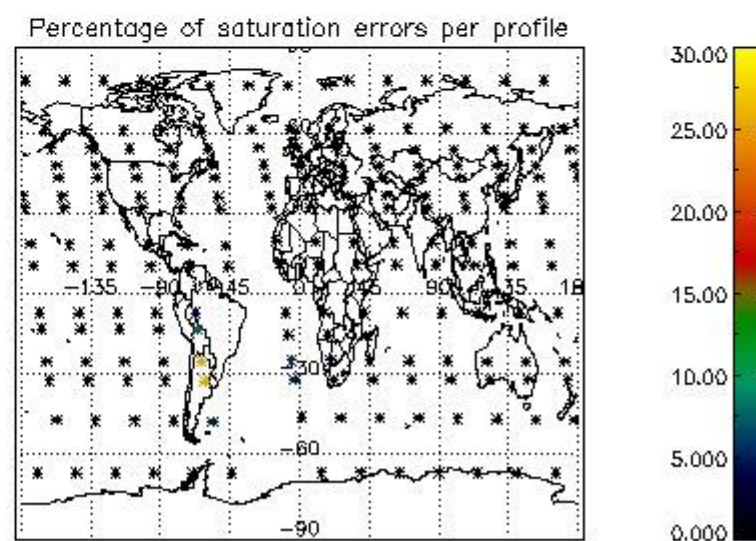
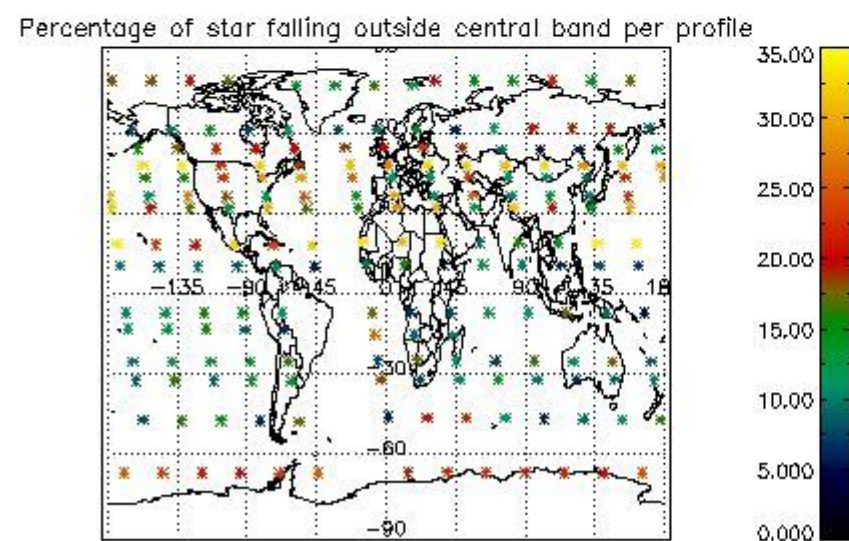
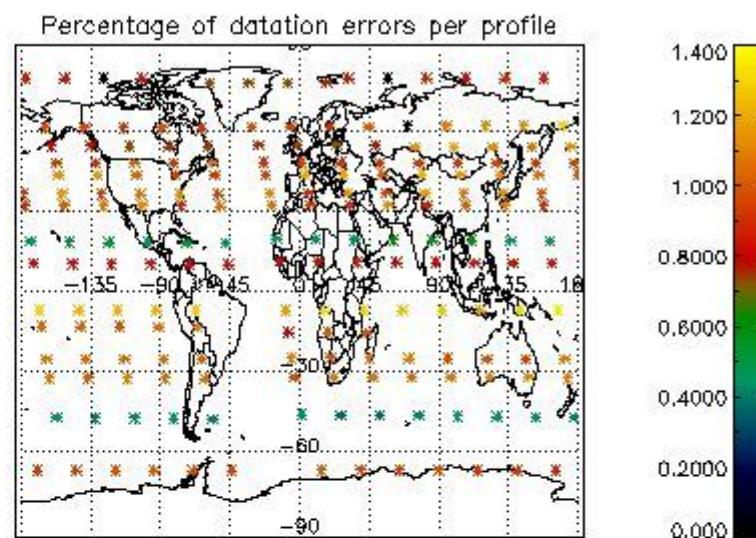
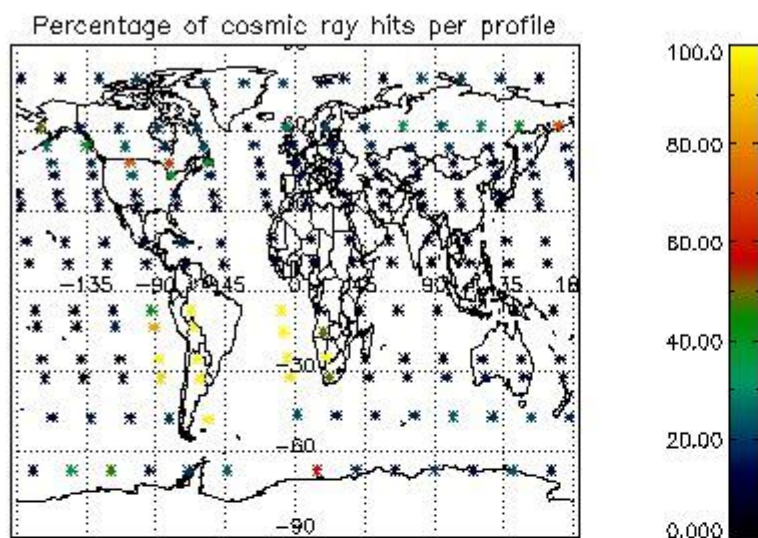
###### 4.1.1 Plot level 1 quality information per product (time dependant): ENVISAT ASCENDING passes



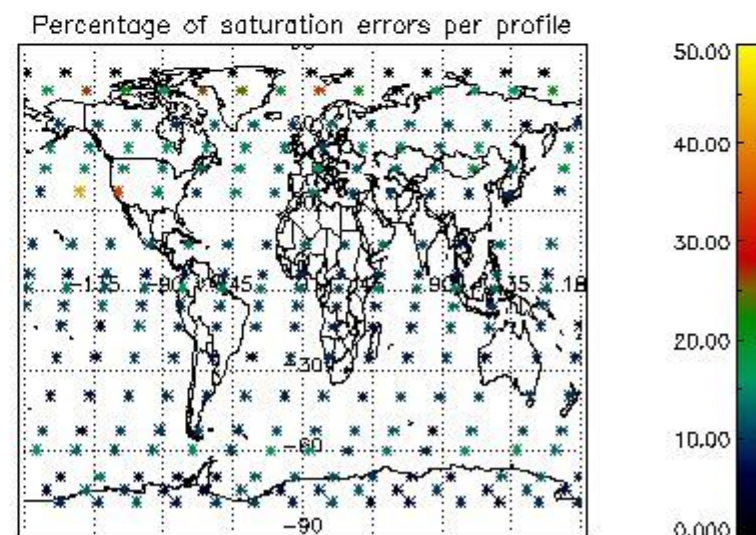
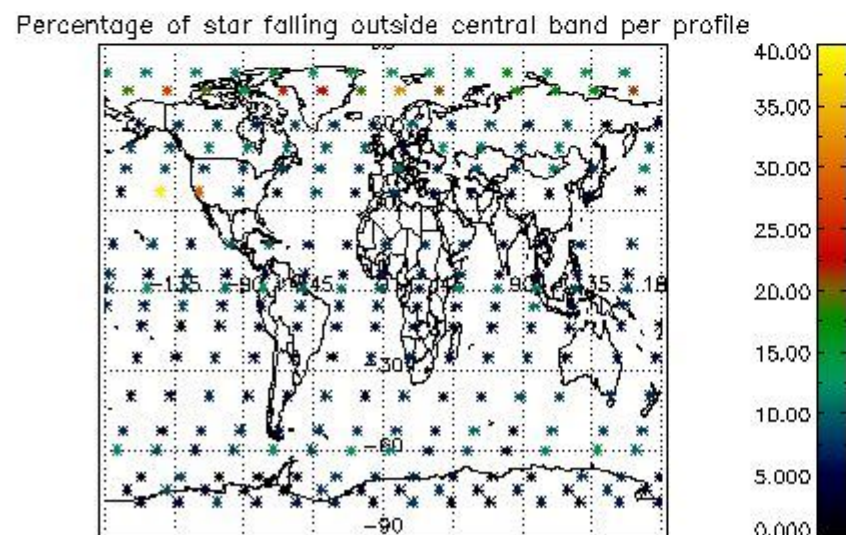
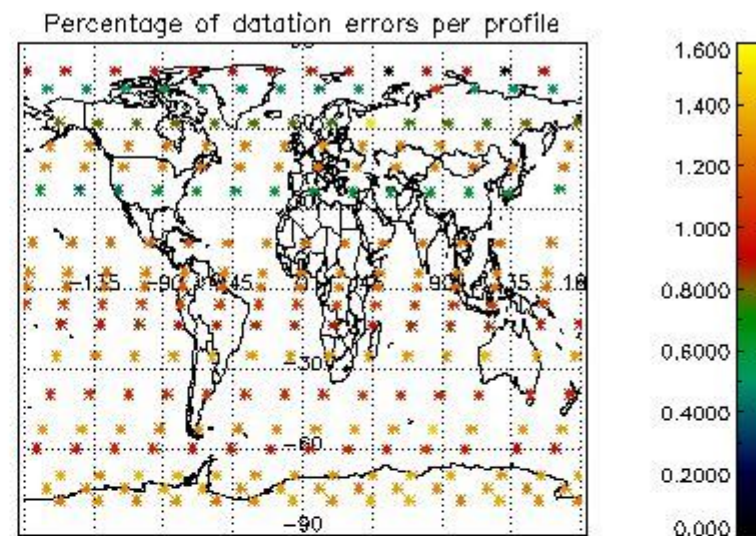
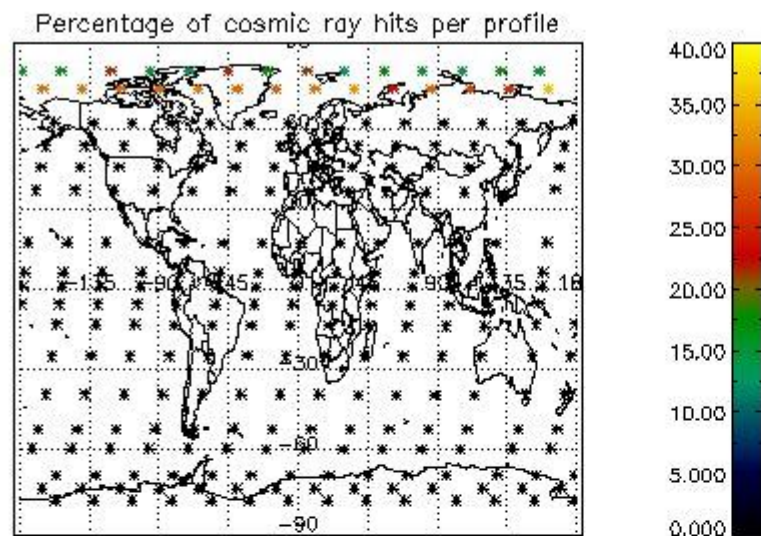
4.1.2 Plot level 1 quality information per product (time dependant): ENVI SAT DESCENDING passes



4.2 Plot quality information per product coming from level 1b processing (world map)  
 4.2.1 Plot level 1 quality information per product (world map): ENVISAT ASCENDING passes



4.2.2 Plot level 1 quality information per product (world map): ENVISAT DESCENDING passes



## 5. Trace gas profiles

### 5.1 Ozone statistics based on quality of products

The final quality of the products can be "measured" using the STD (Standard Deviation) attached to every point profile. This information is written to the parameter GOM\_NL\_\_2P/NL\_LOCAL\_SPECIES\_DENSITY/o3\_std of the level 2 products. The table below shows the statistics for given STD ranges.

The statistics are given with respect to the overall valid production:

- Products without fatal errors: GOM\_NL\_\_2P/MPH/PRODUCT\_ERR=0
- Valid point profile: GOM\_NL\_\_2P/NL\_LOCAL\_SPECIES\_DENSITY/pcd(0)=0

The 'Criteria' is applied to valid points of dark limb products:

- Products in dark limb illumination condition: GOM\_NL\_\_2P/NL\_SUMMARY\_QUALITY/obs\_ill\_cond=0
- Products without fatal errors: GOM\_NL\_\_2P/MPH/PRODUCT\_ERR=0
- Valid point profile: GOM\_NL\_\_2P/NL\_LOCAL\_SPECIES\_DENSITY/pcd(0)=0

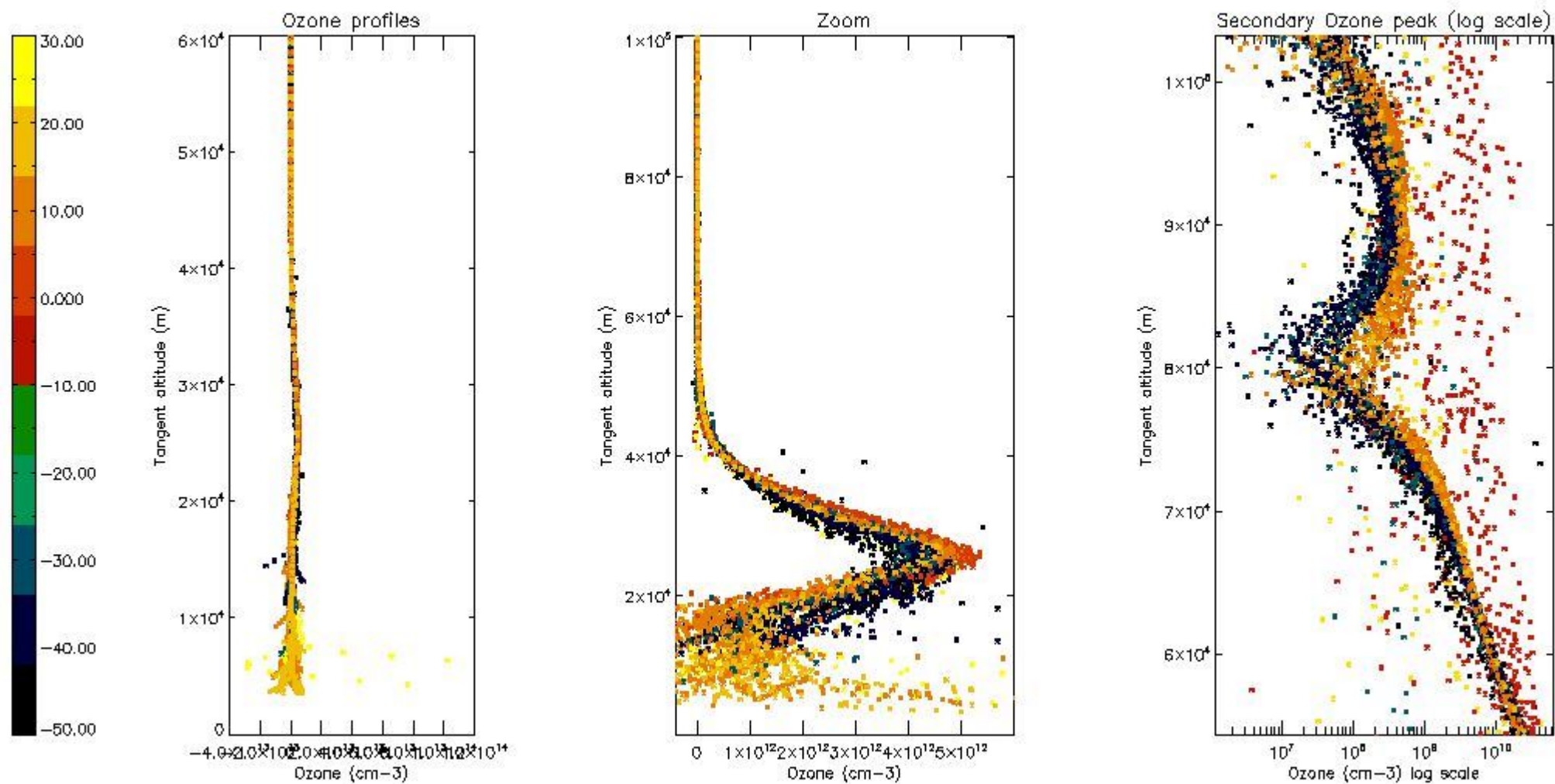
So, the table below shows the percentage of dark limb and valid observations for each criteria with respect to the overall valid daily observations.

Criteria	% of total production
All STD	35
STD < 20	20

STD < 10	17
STD < 5	12

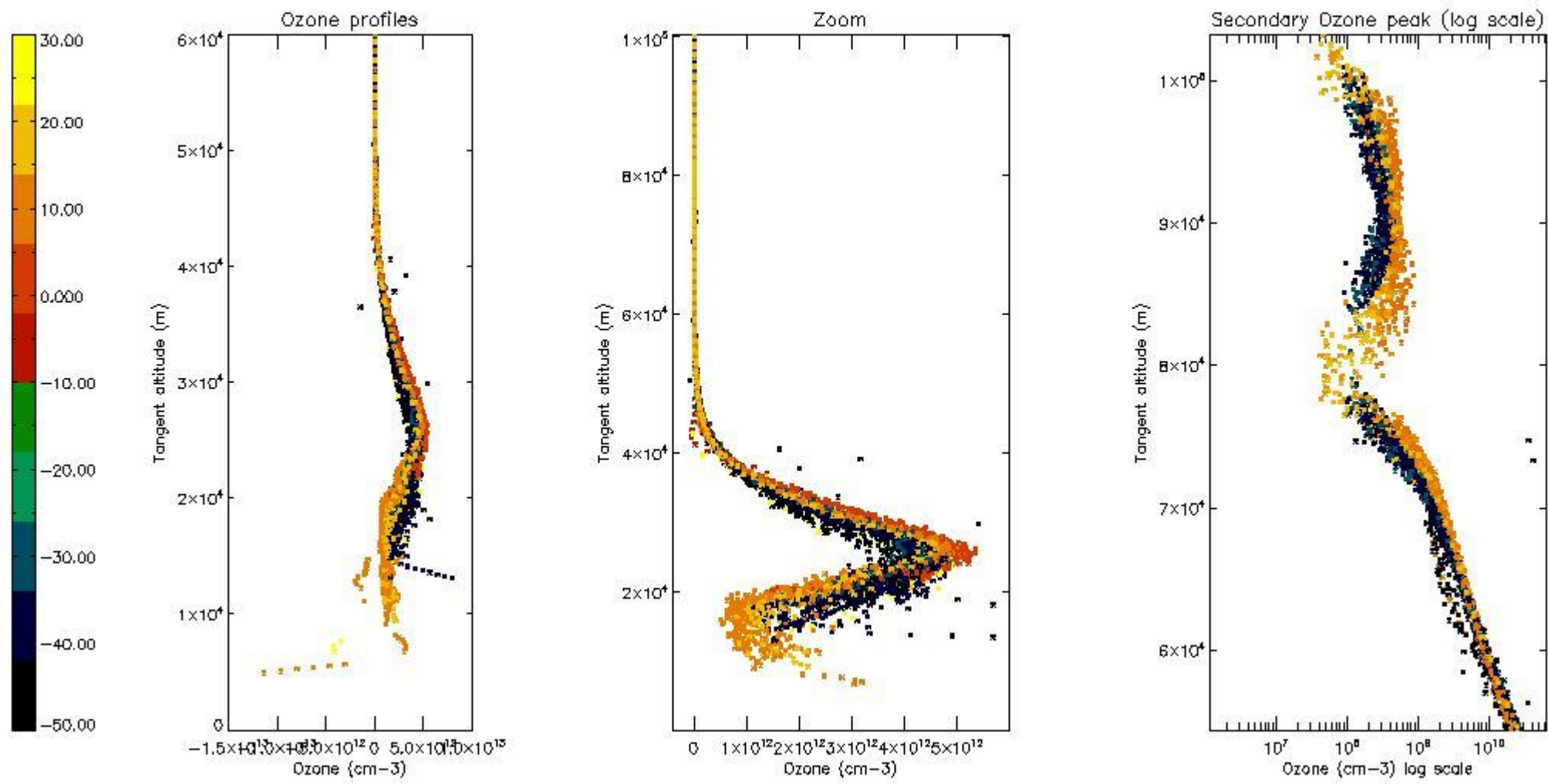
5.2 Plot ozone profiles for all STD (dark without errors)

The colorbar represents the latitude.



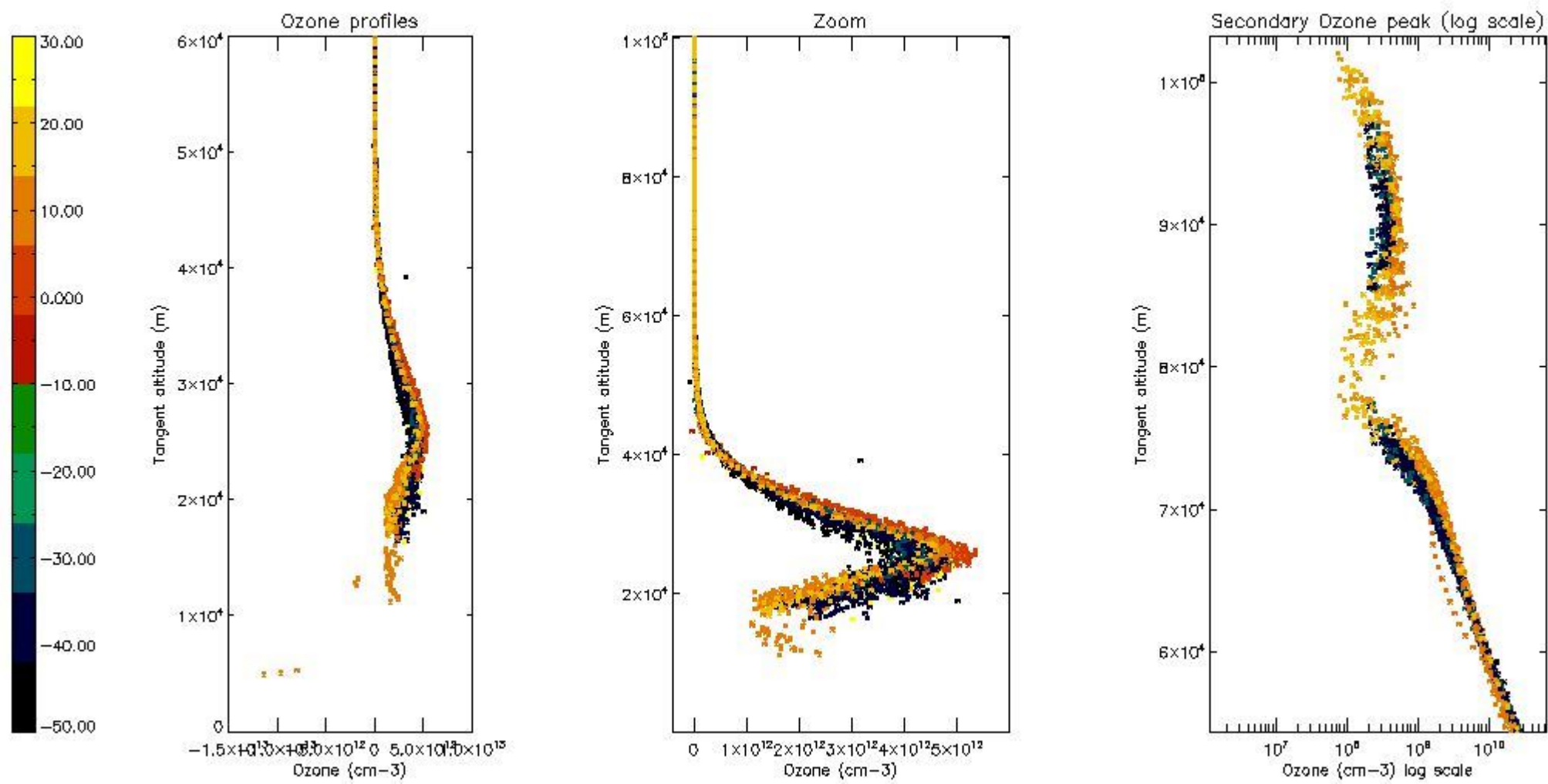
5.3 Plot ozone profiles where STD < 20% (dark without errors)

The colorbar represents the latitude.



*5.4 Plot ozone profiles where STD < 10% (dark without errors)*

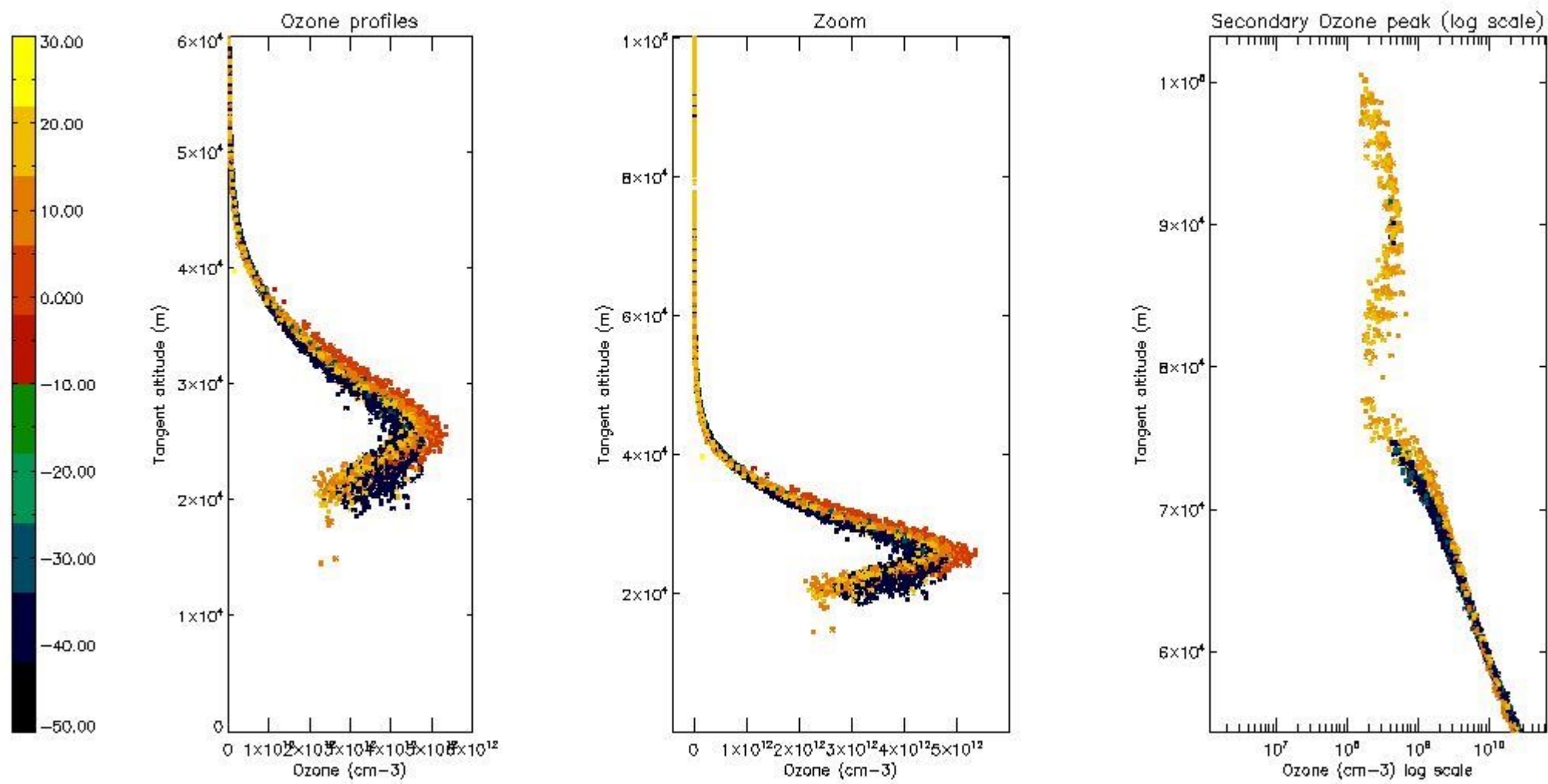
The colorbar represents the latitude.



*5.5 Plot ozone profiles where STD < 5% (dark without errors)*

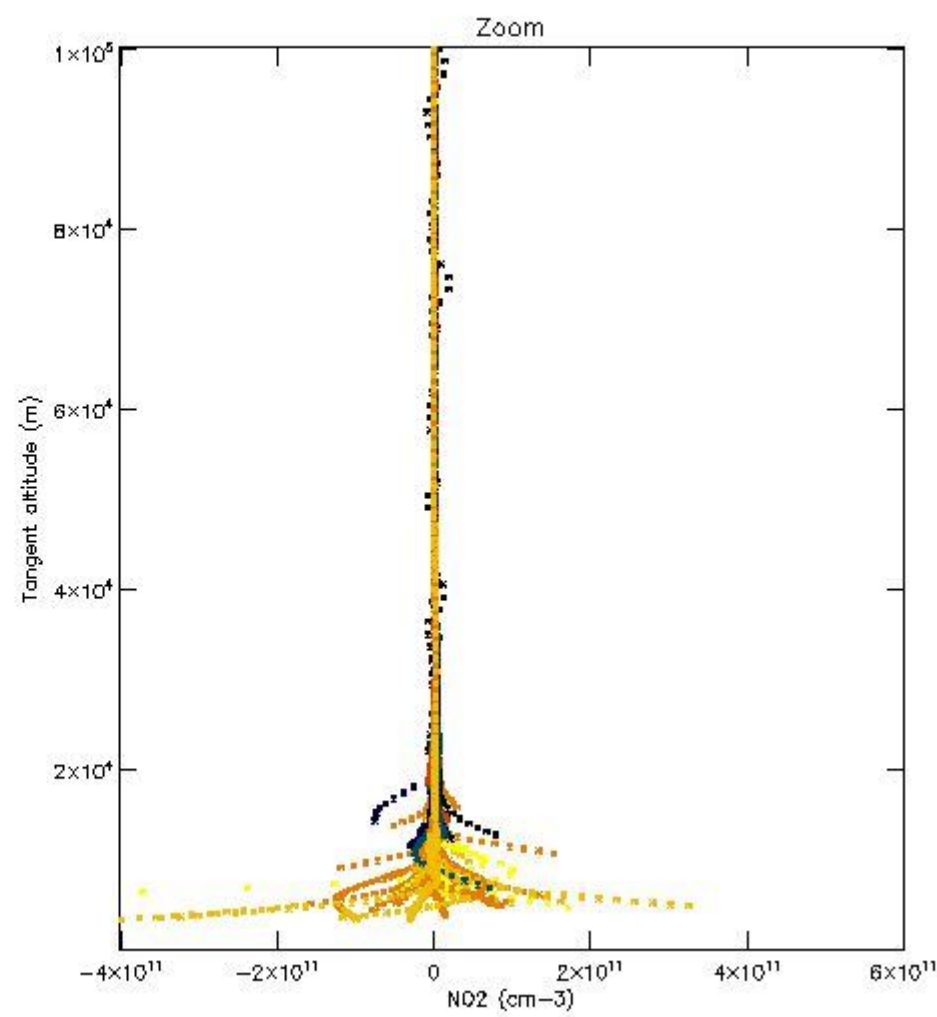
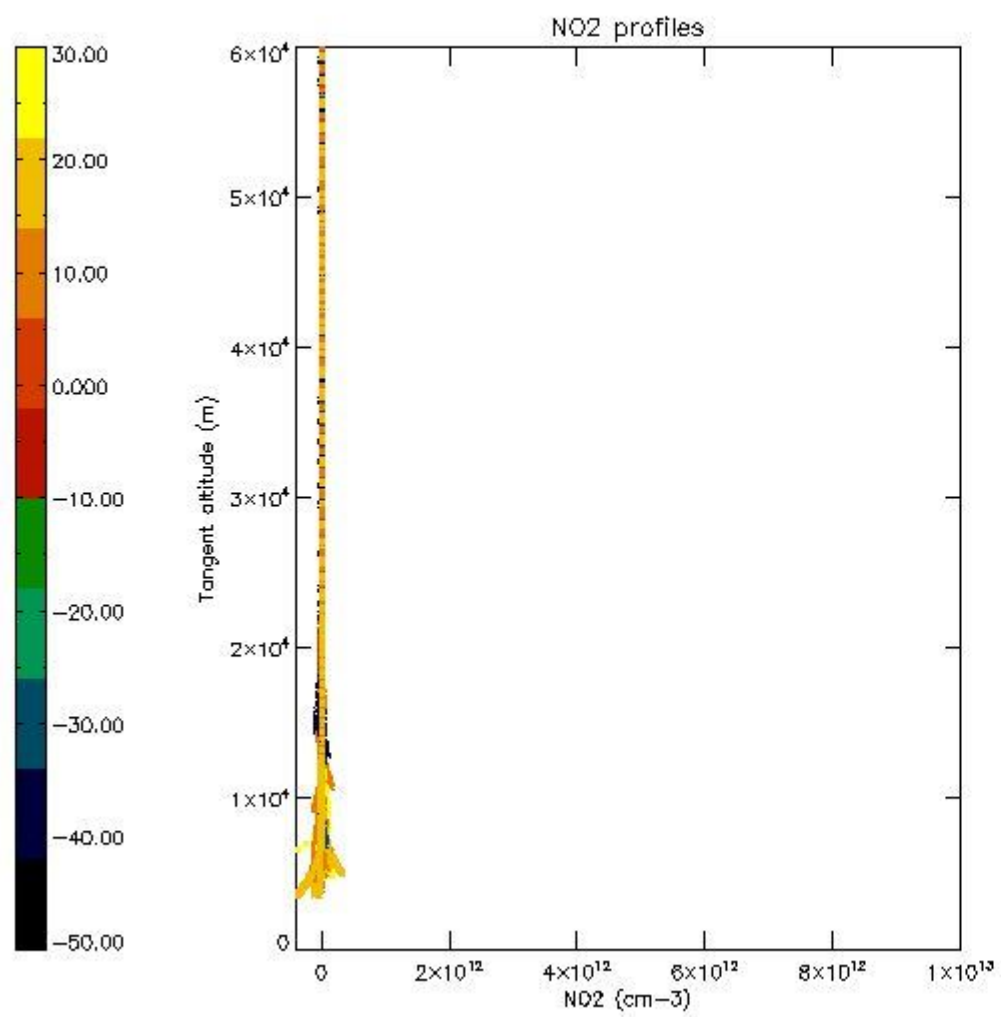
The colorbar represents the latitude.





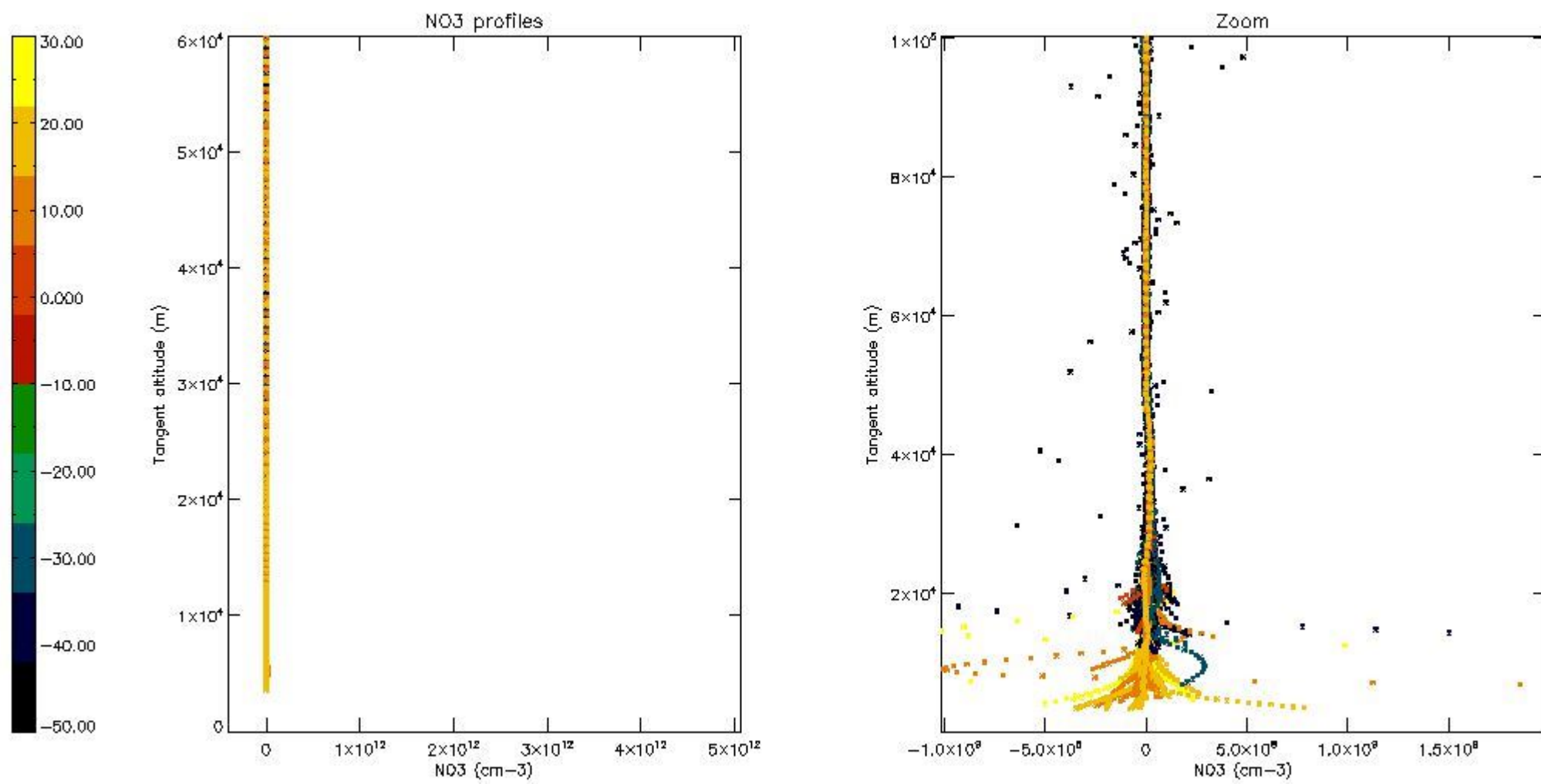
*5.6 Plot NO<sub>2</sub> profiles for all STD (dark without errors)*

The colorbar represents the latitude.



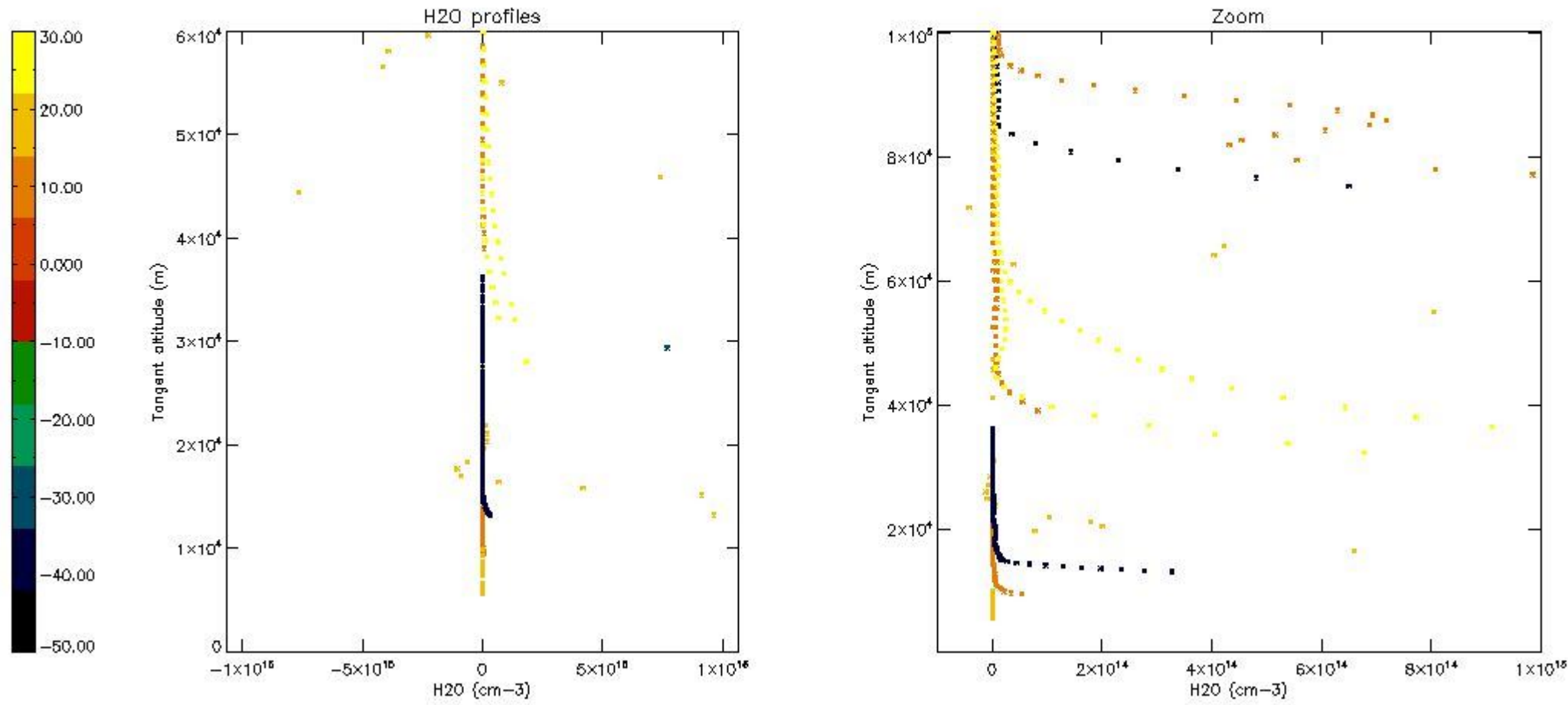
*5.7 Plot NO3 profiles for all STD (dark without errors)*

The colorbar represents the latitude.



5.8 Plot H2O profiles for all STD (only for occultations of stars 1,2,3,4,13,14,16,26,63 dark without errors)

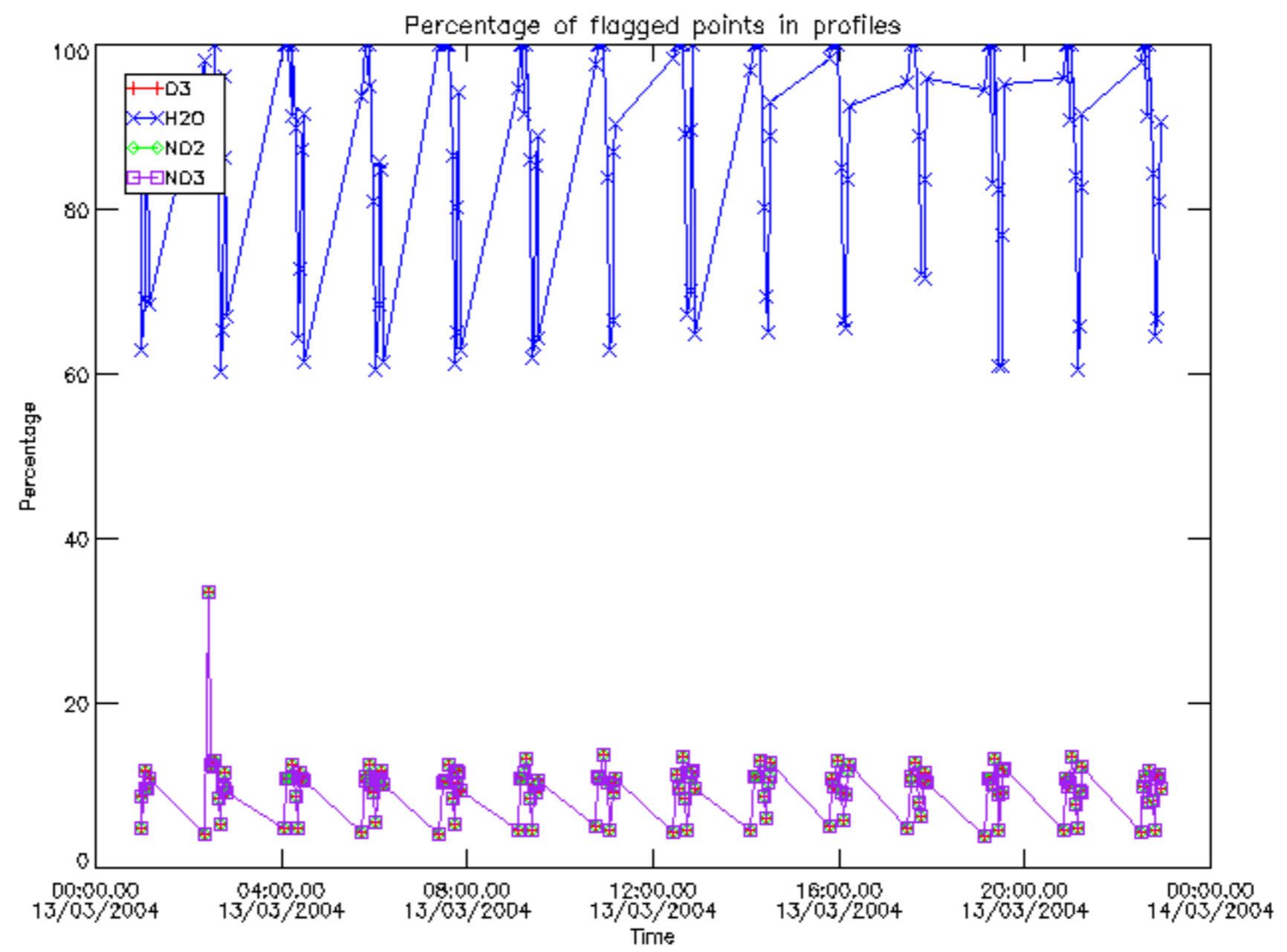
The colorbar represents the latitude.



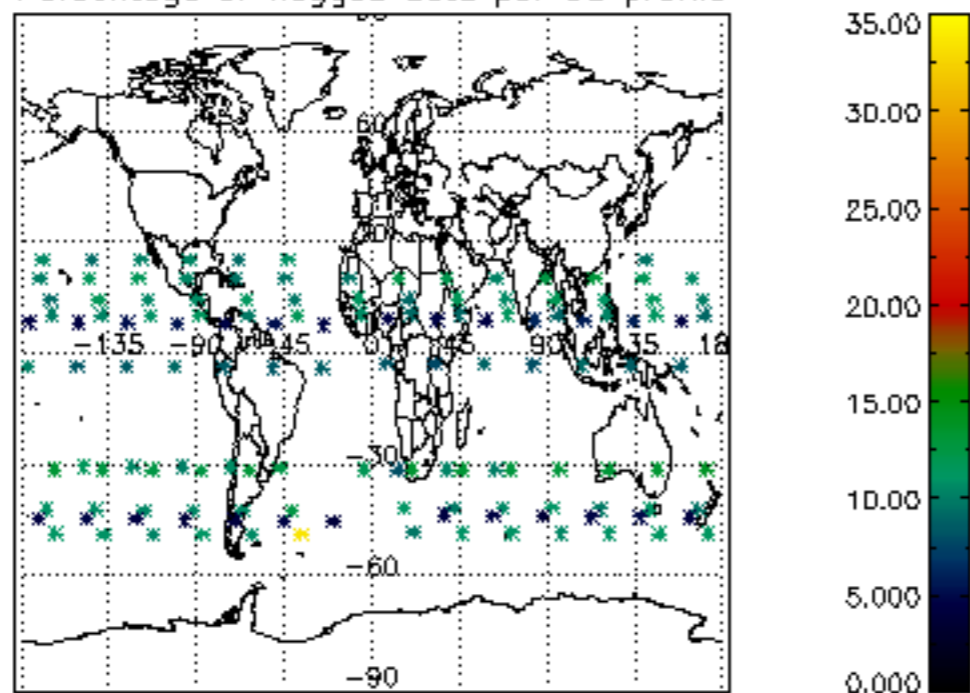
## 6. Auxiliary Data Files used for the production reported in section 2

The number reported in the third column indicates since which file (see list in section 2) the corresponding auxiliary file has been used. The fourth column is the date of those product files.

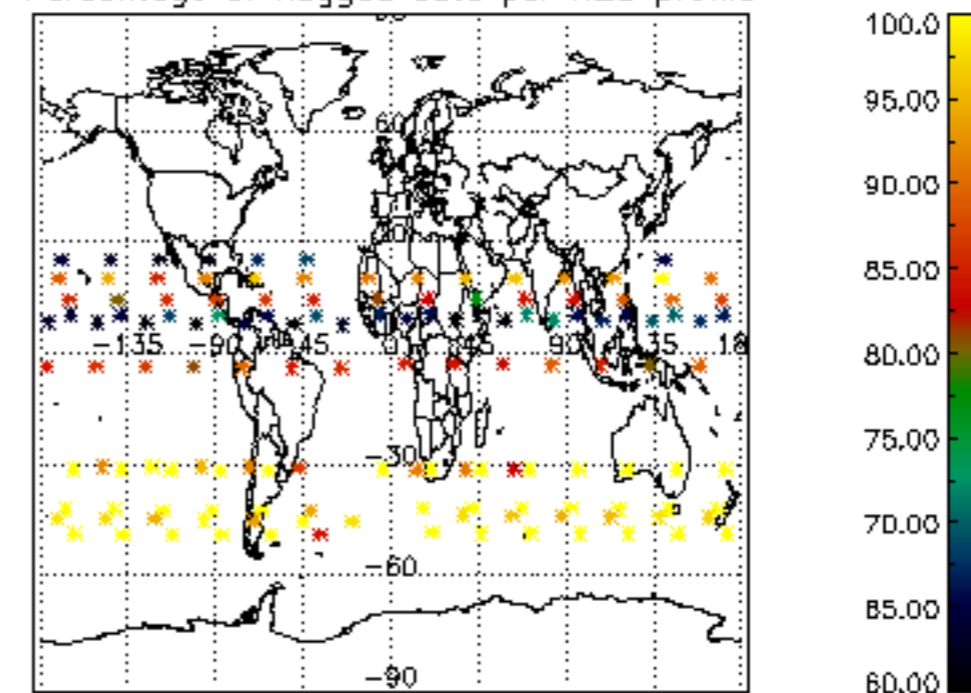
Type	Auxiliary Filename	Used since product	Used since product date
INST_PHYS_CHARACTERISTICS	GOM_INS_AXVIEC20091111_143220_20030716_120000_20500101_000000	1	13-MAR-2004 00:57:46
LEVEL-2_PROC_CONFIG	GOM_PR2_AXVIEC20091111_152718_20020301_000000_20500101_000000	1	13-MAR-2004 00:57:46
CROSS_SECTIONS_FILE	GOM_CRS_AXVIEC20091111_154832_20020301_000000_20500101_000000	1	13-MAR-2004 00:57:46



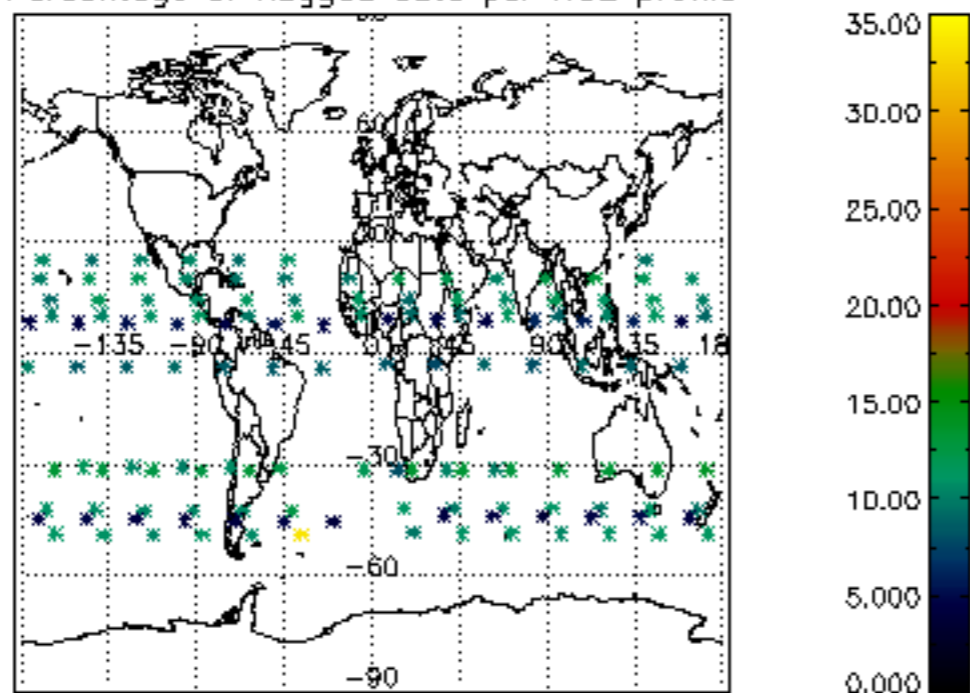
Percentage of flagged data per D3 profile



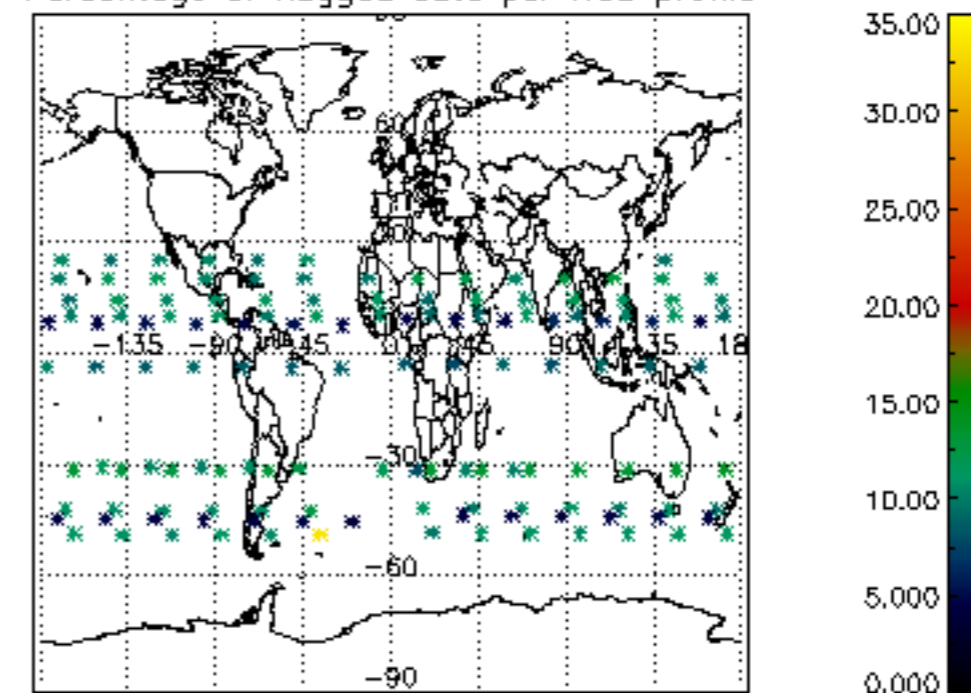
Percentage of flagged data per H2O profile

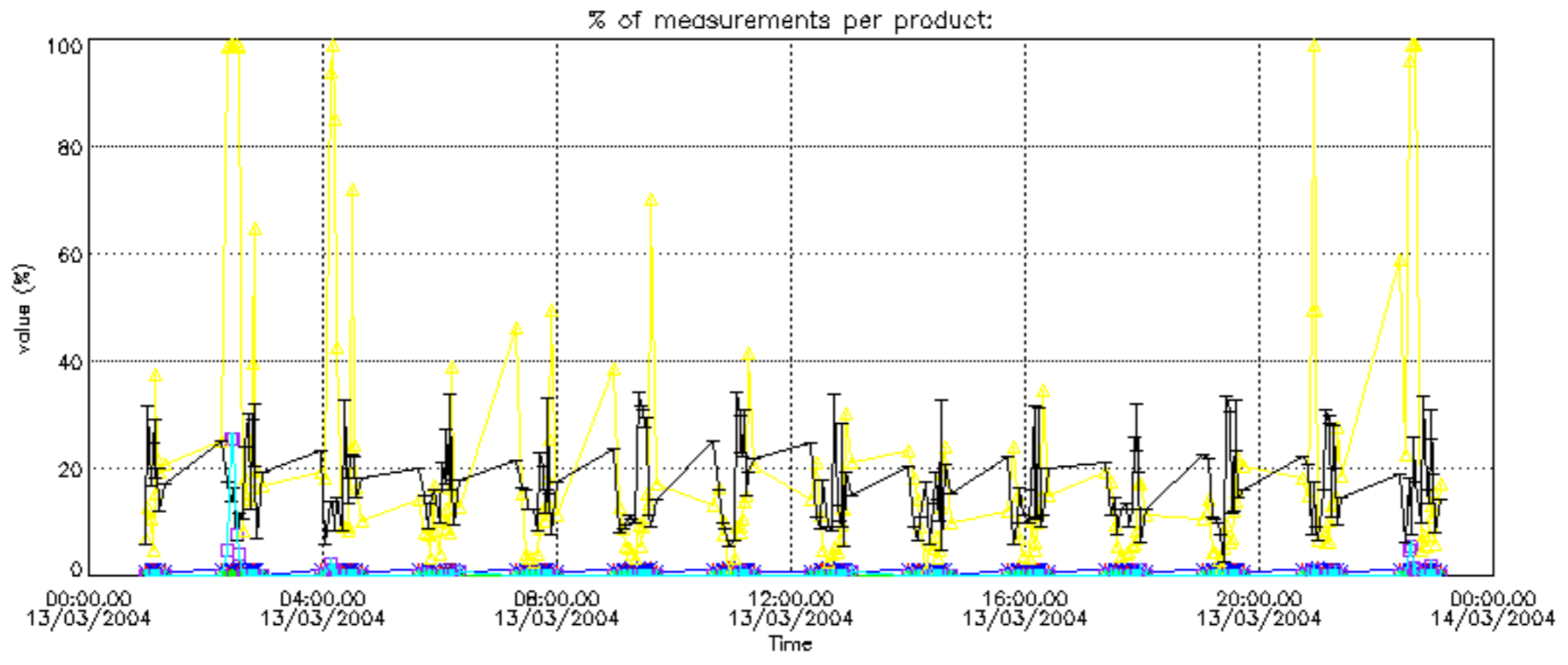
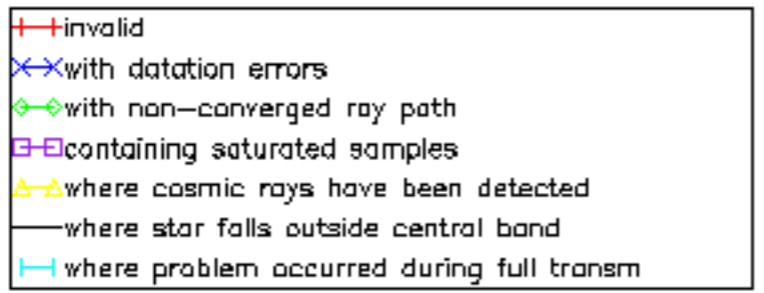


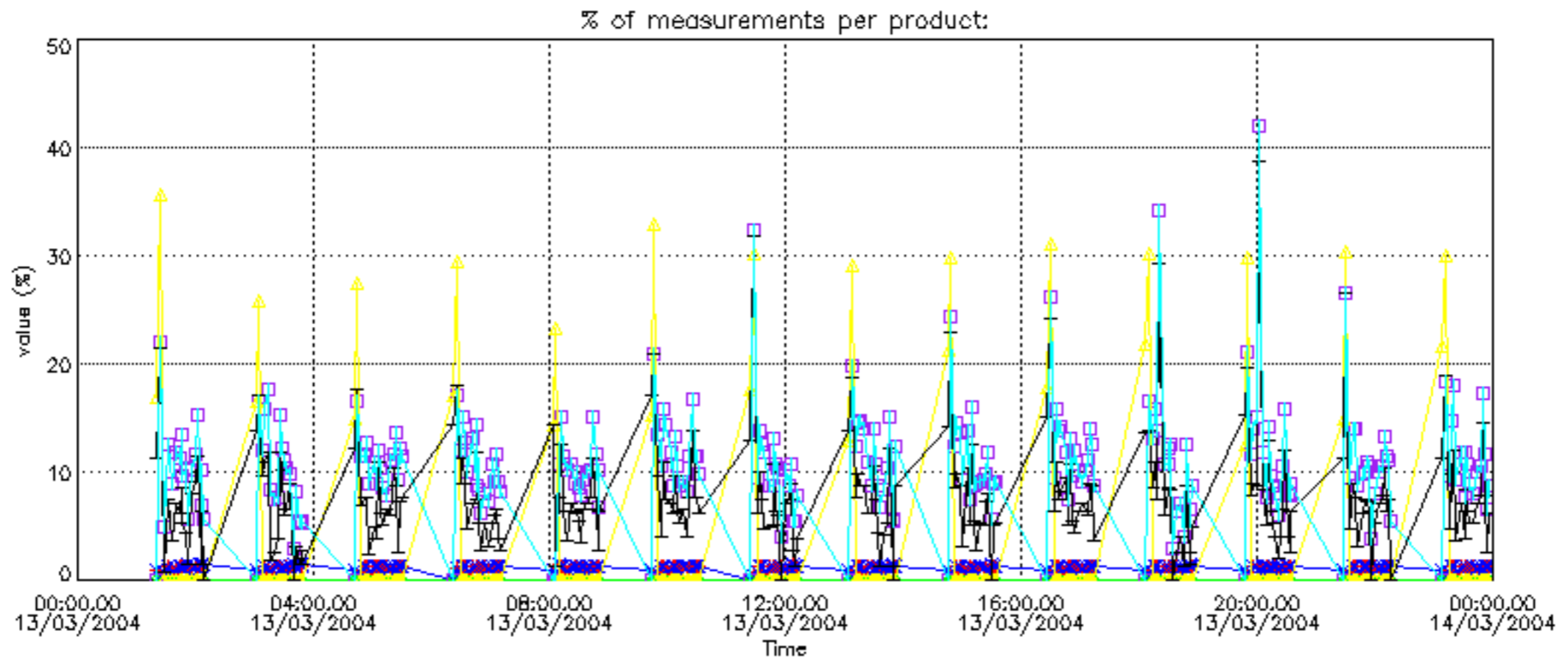
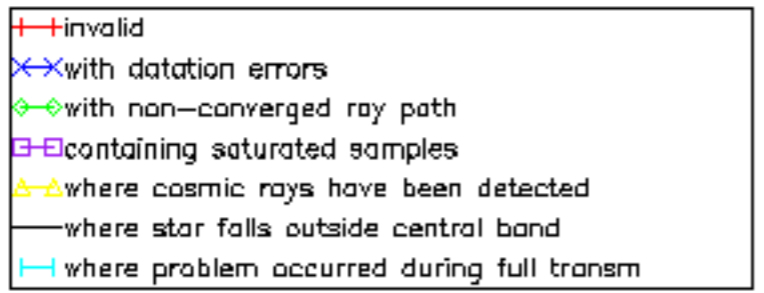
Percentage of flagged data per NO2 profile



Percentage of flagged data per NO3 profile

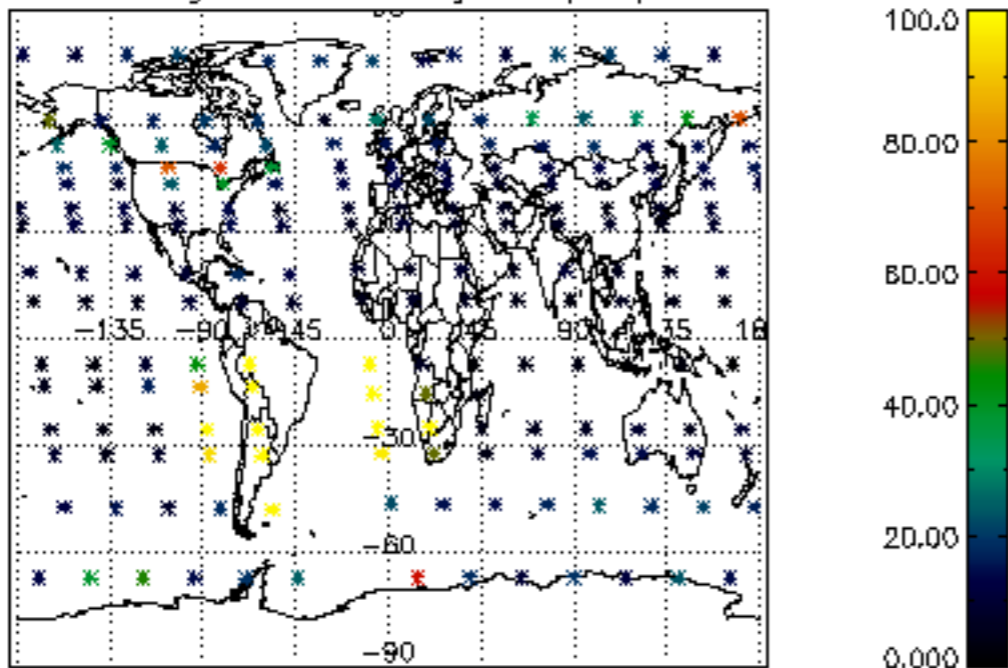




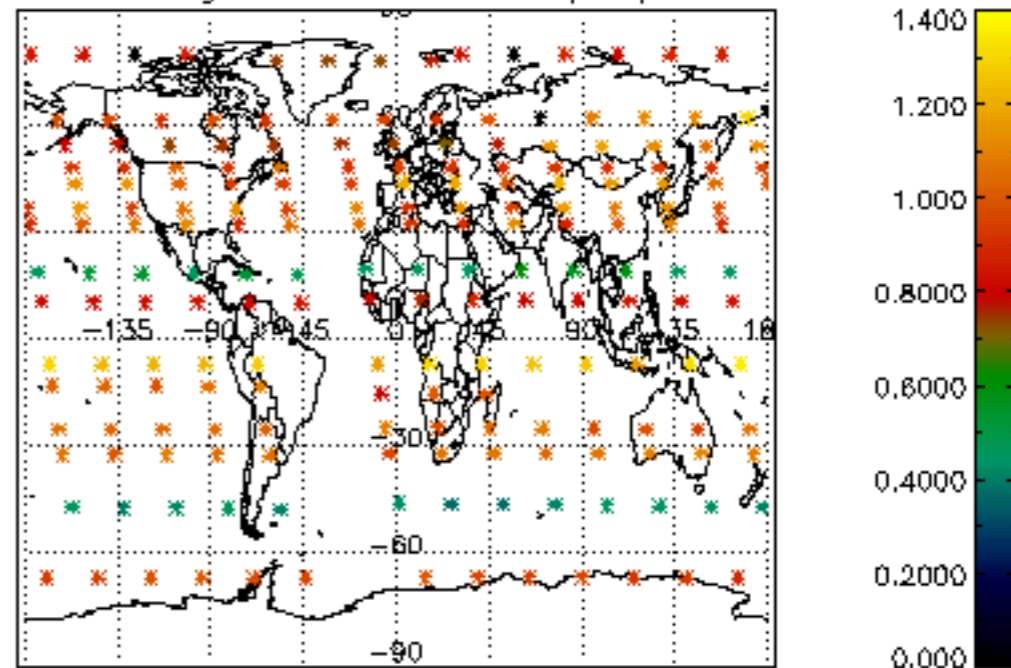




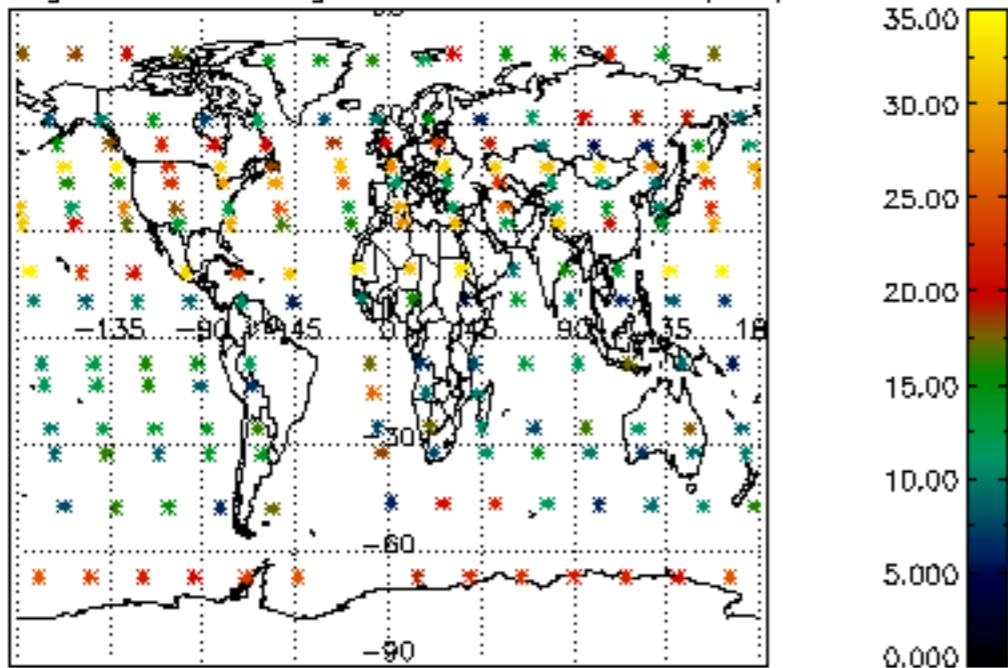
Percentage of cosmic ray hits per profile



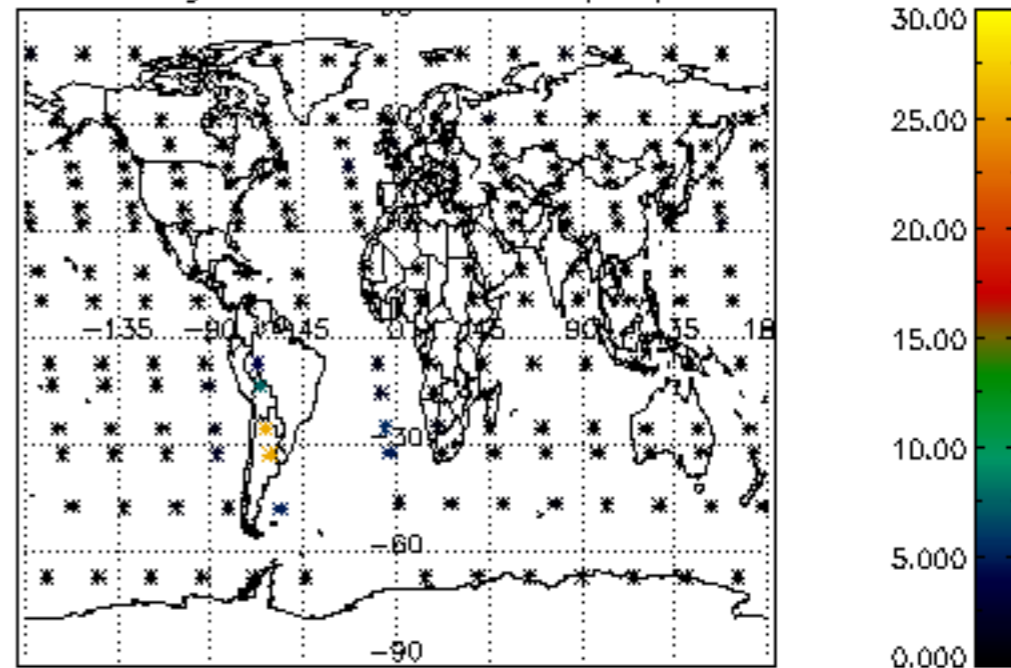
Percentage of datation errors per profile



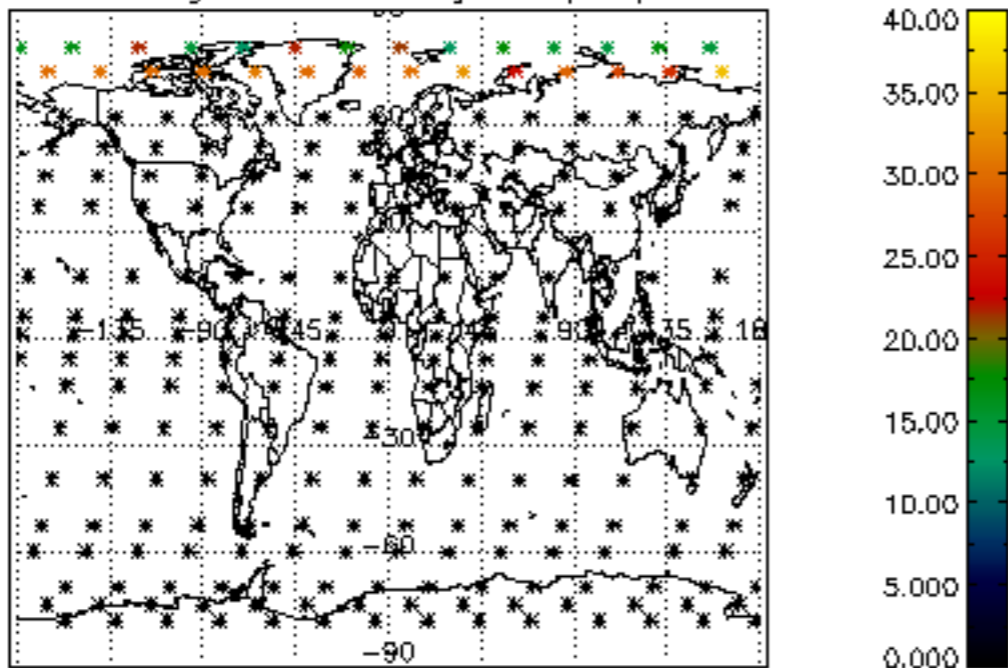
Percentage of star falling outside central band per profile



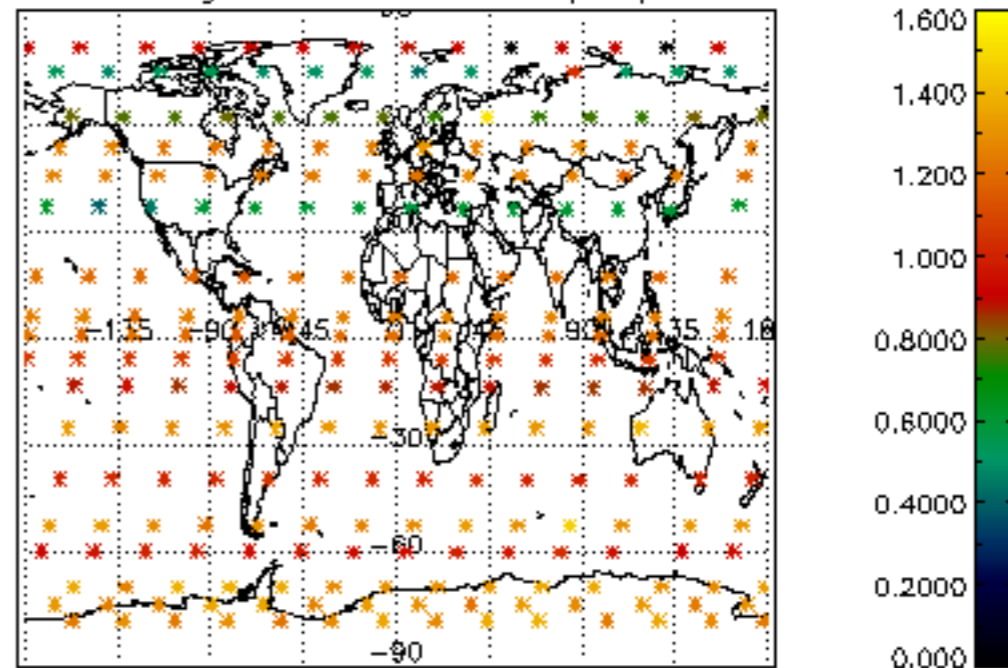
Percentage of saturation errors per profile



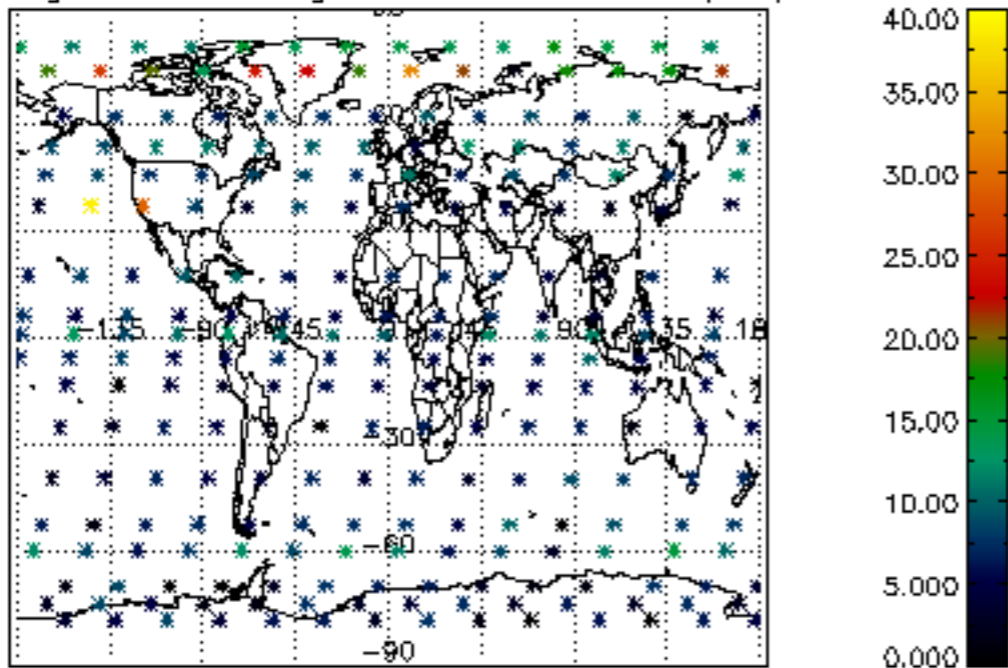
Percentage of cosmic ray hits per profile



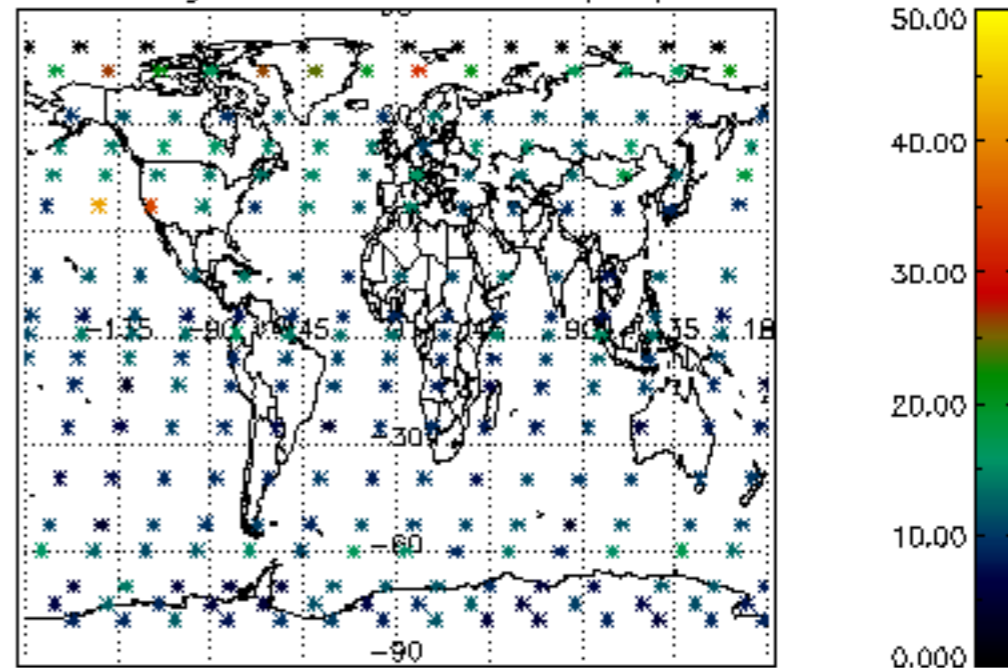
Percentage of datation errors per profile

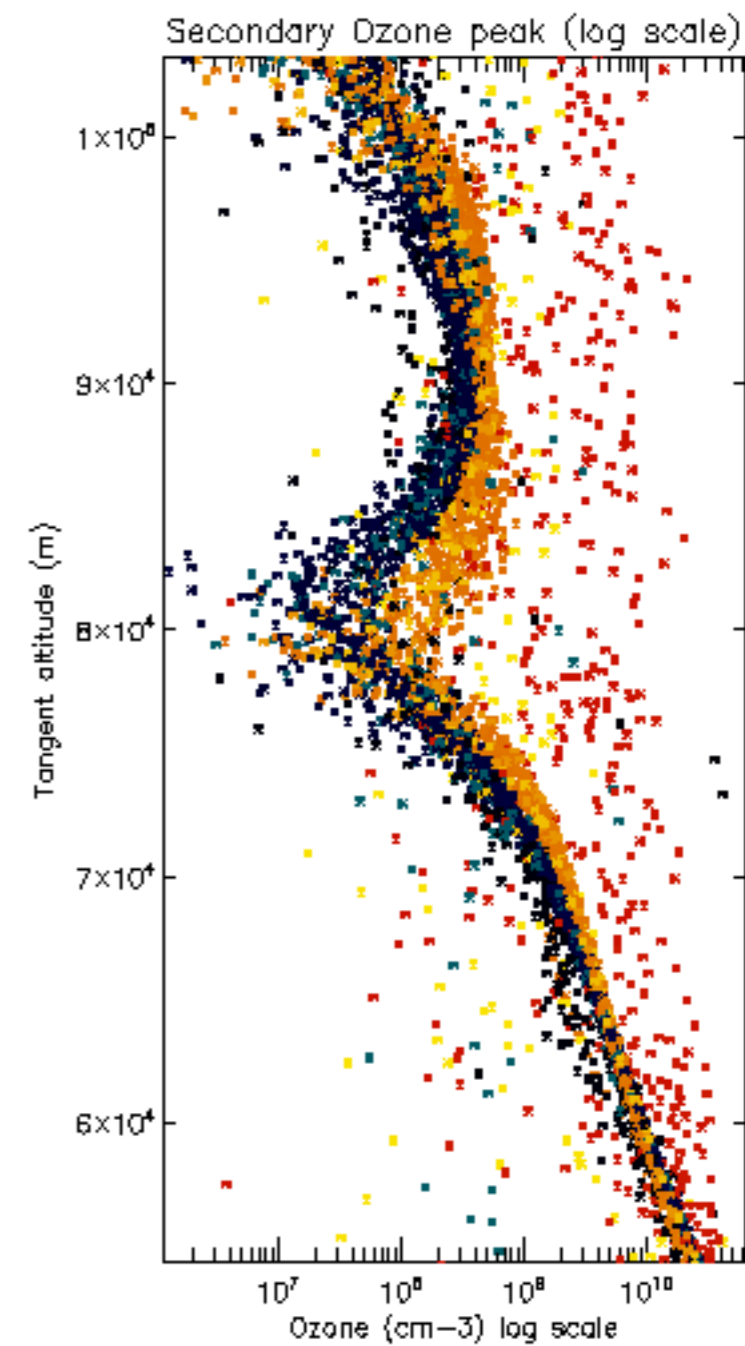
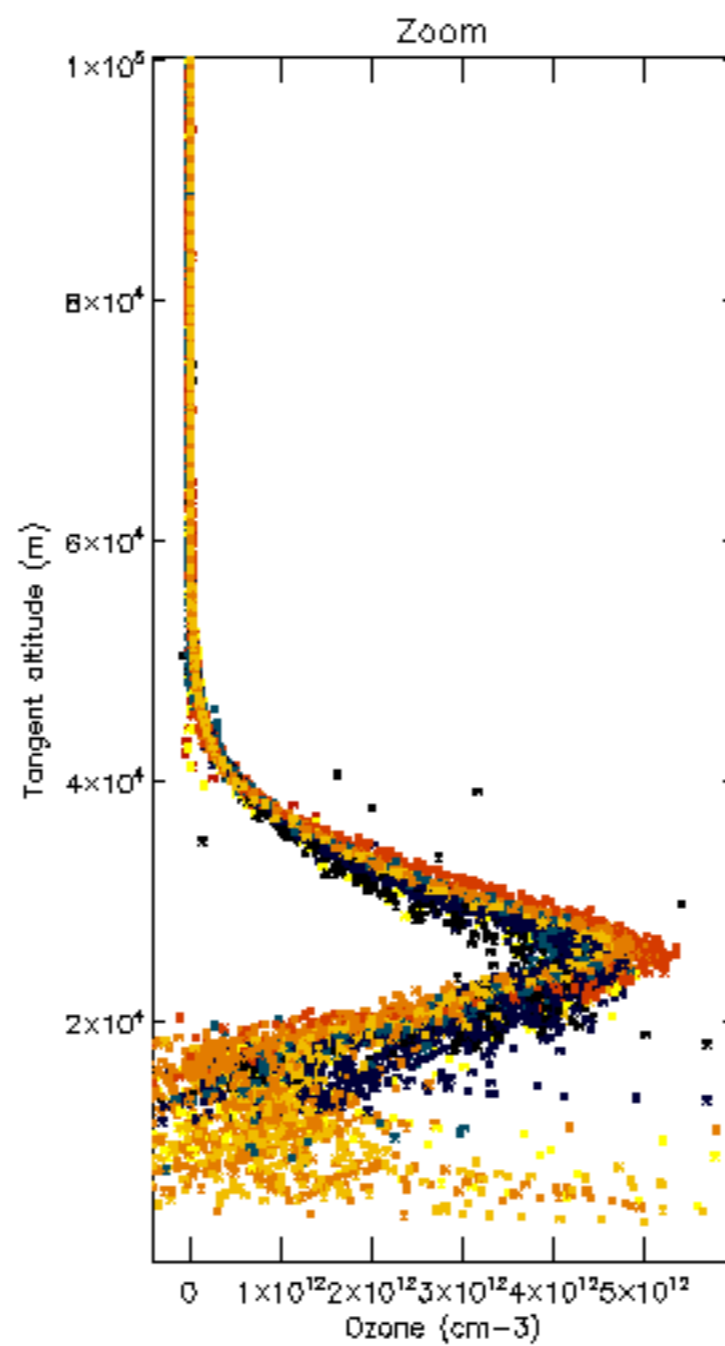
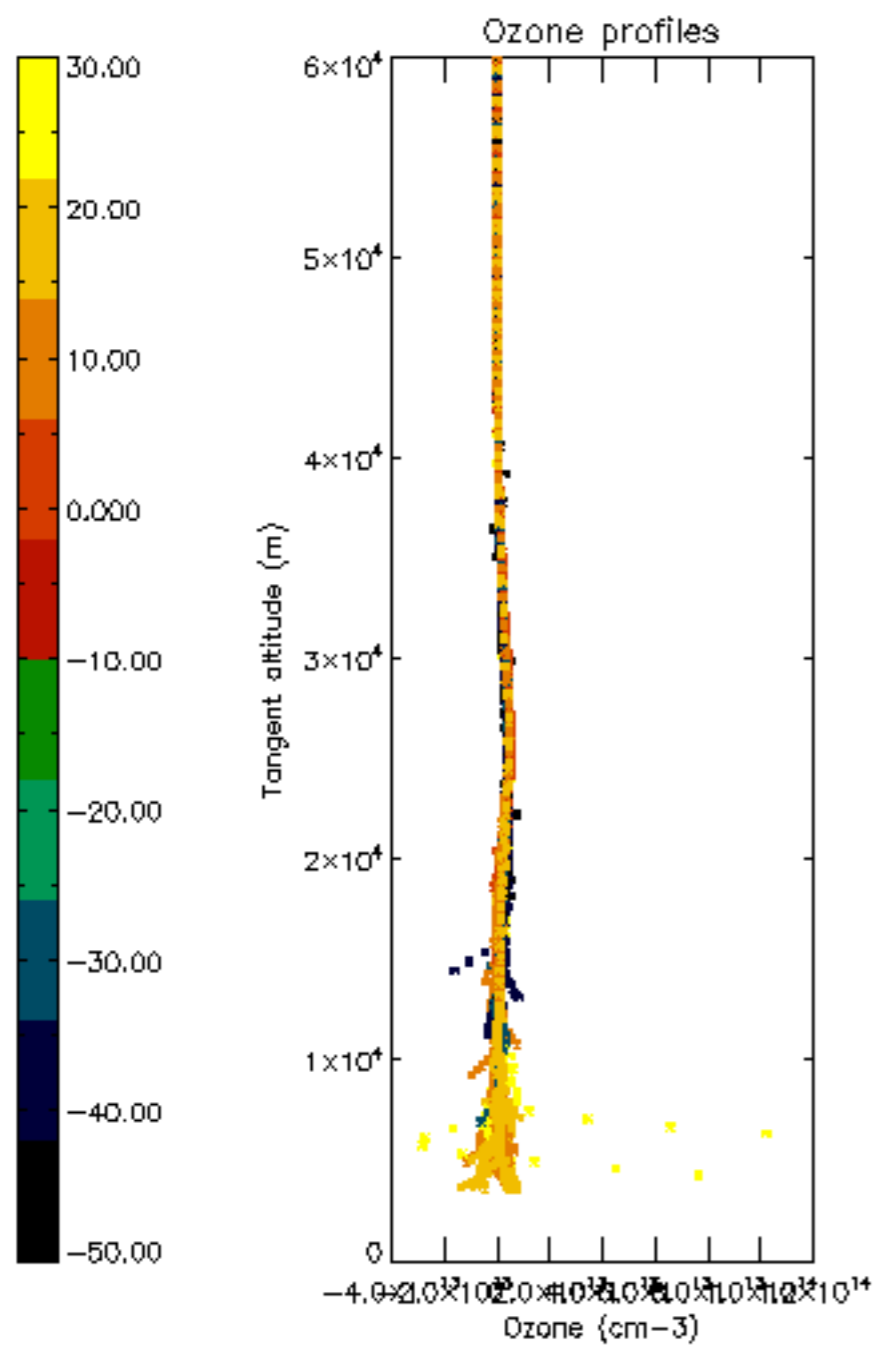


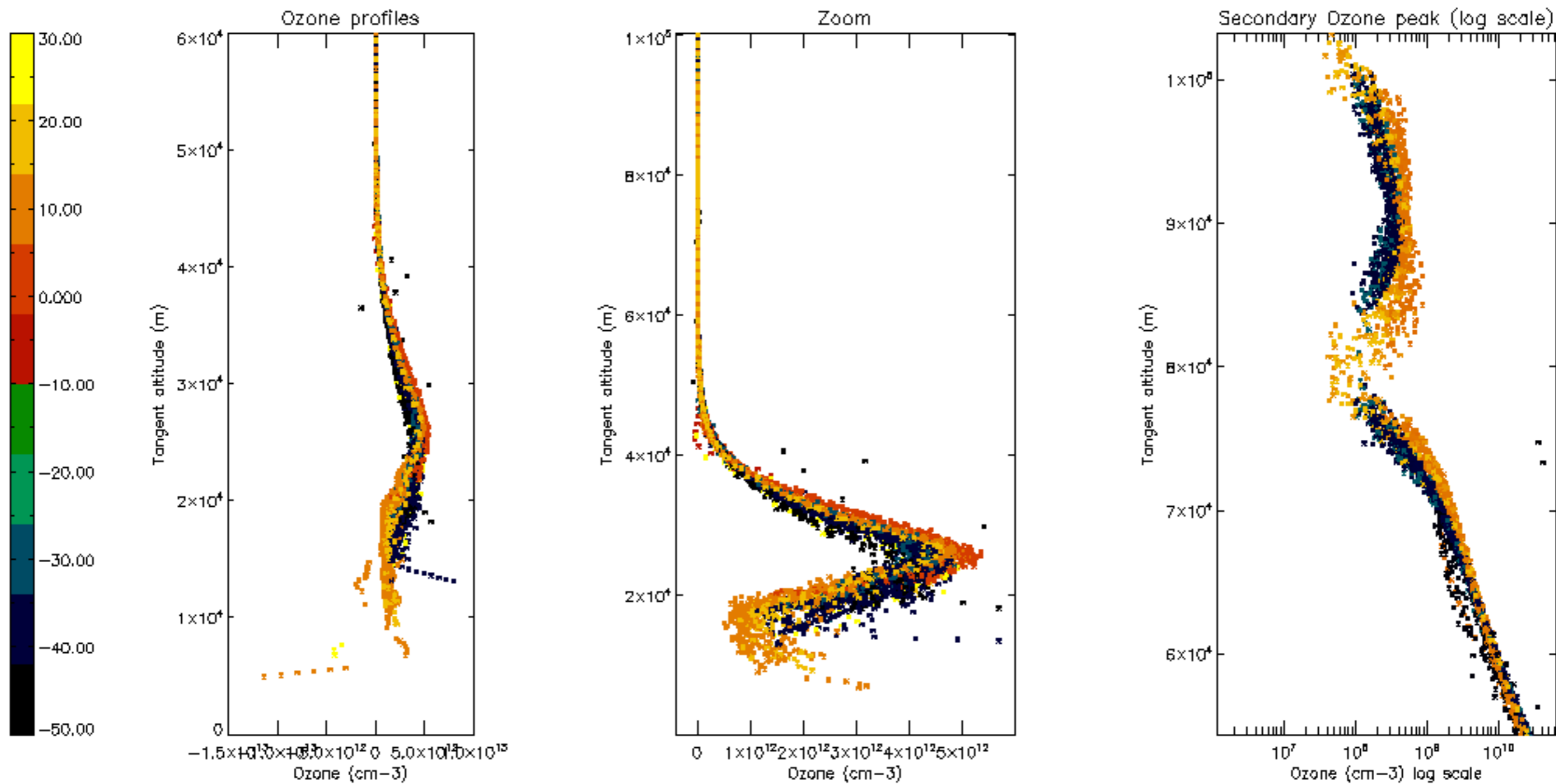
Percentage of star falling outside central band per profile

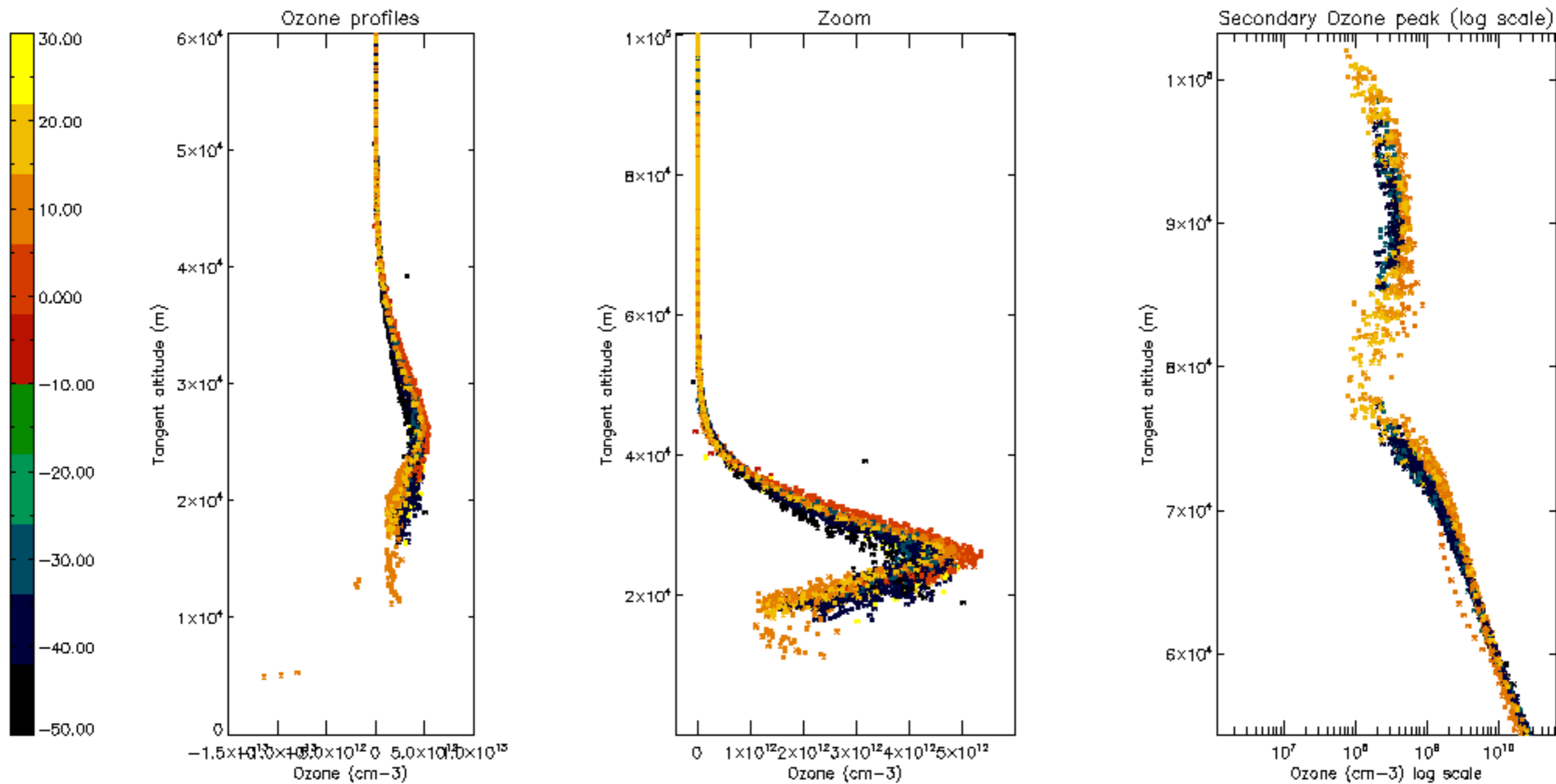


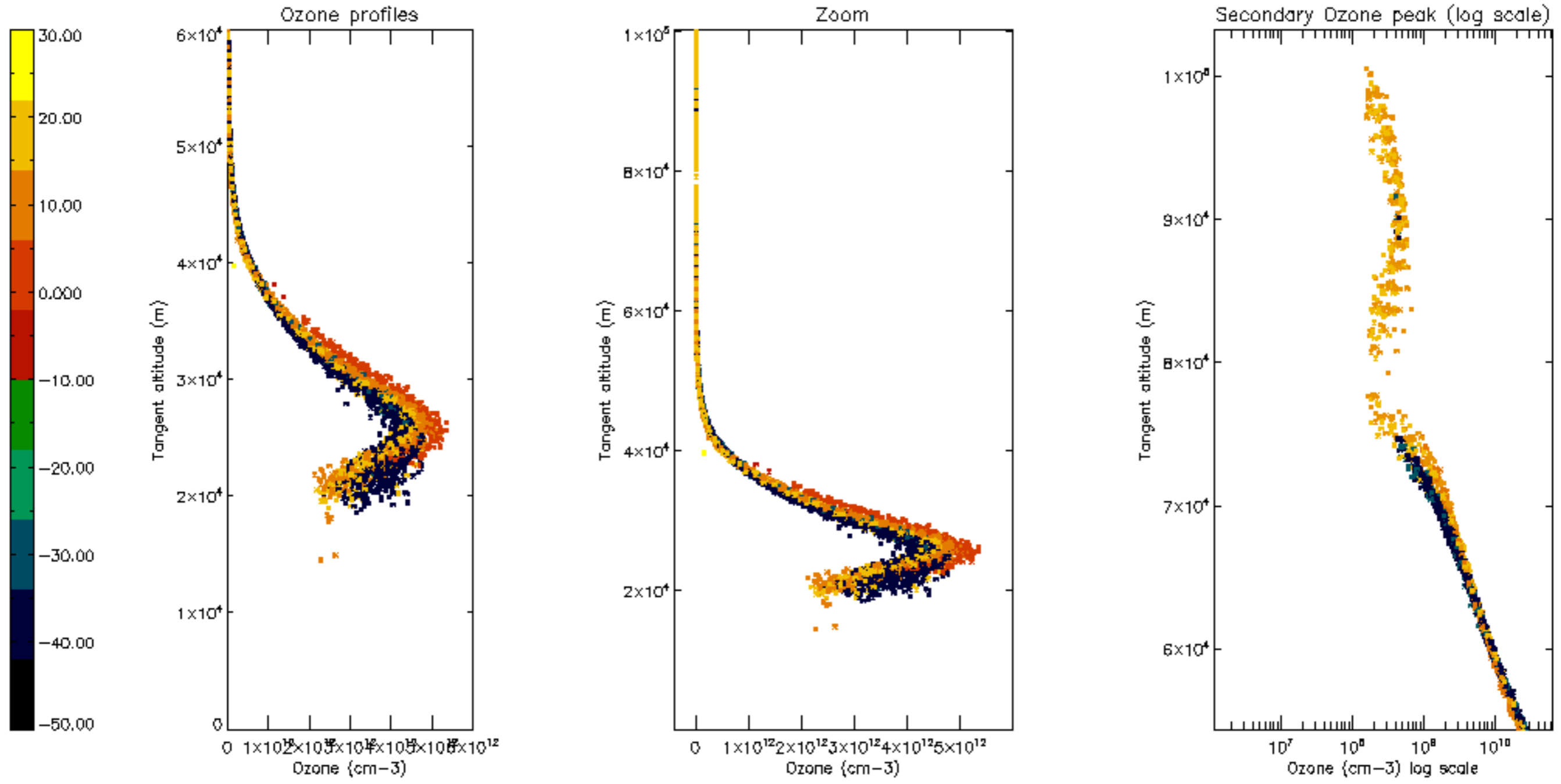
Percentage of saturation errors per profile

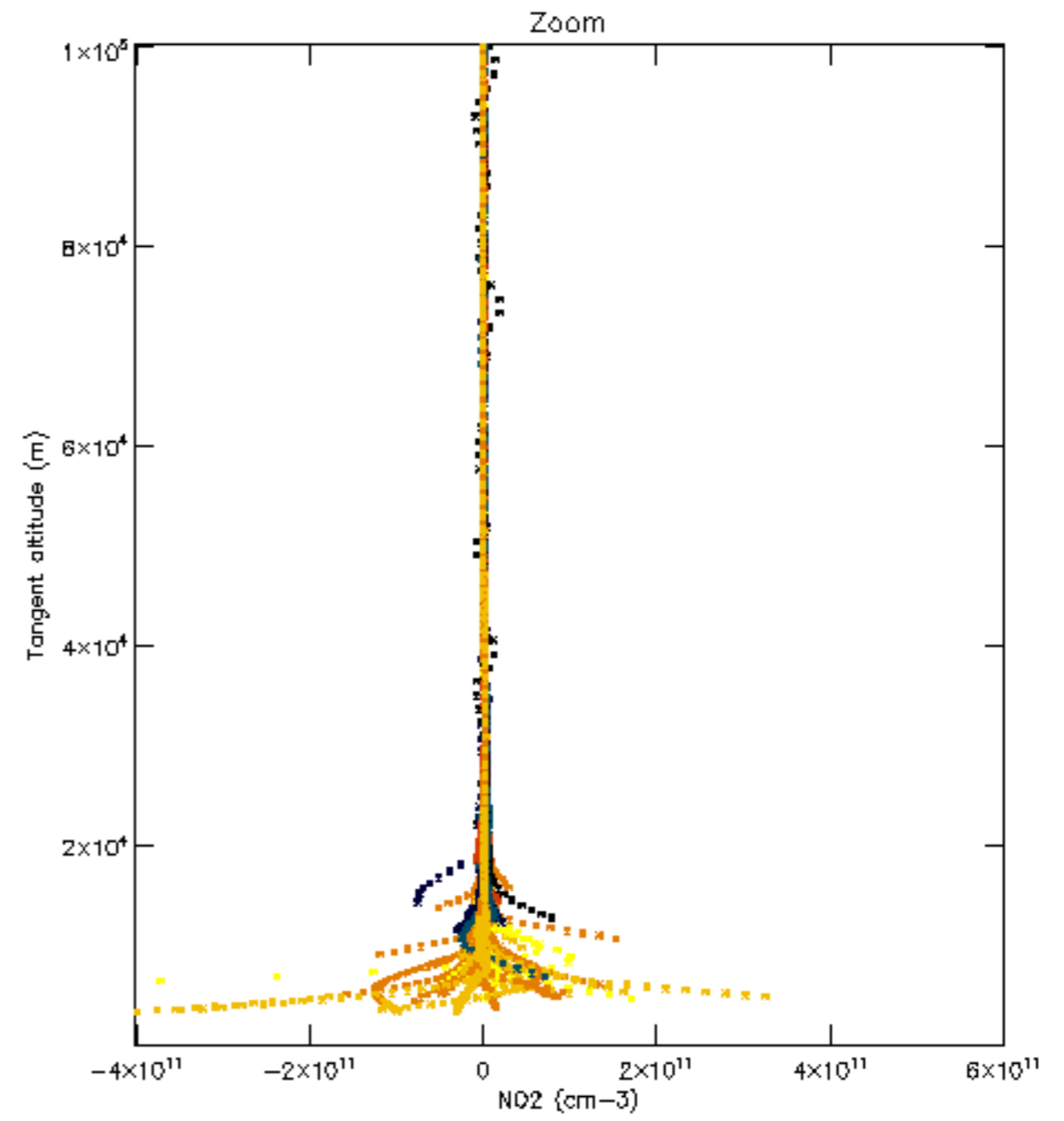
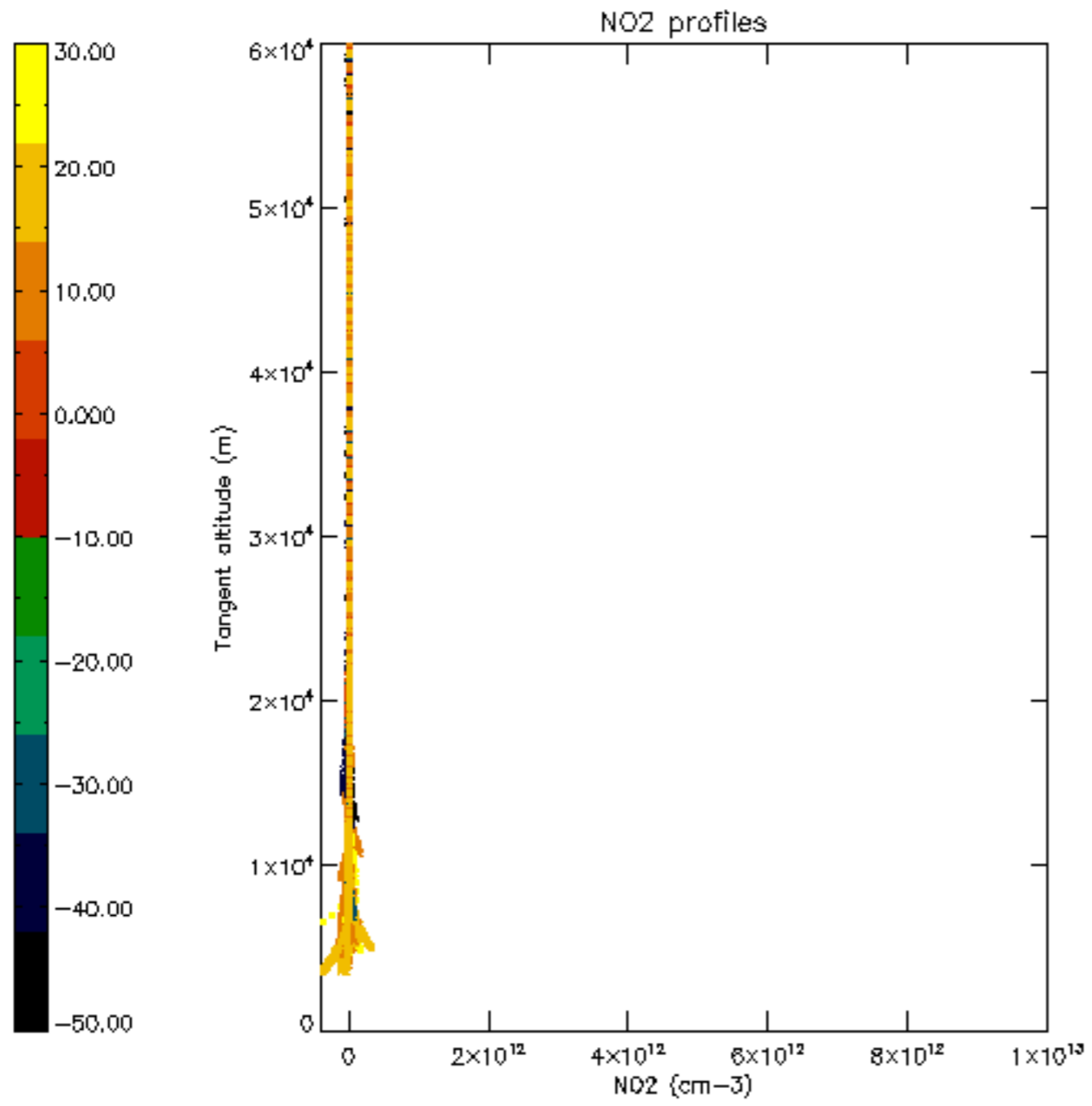


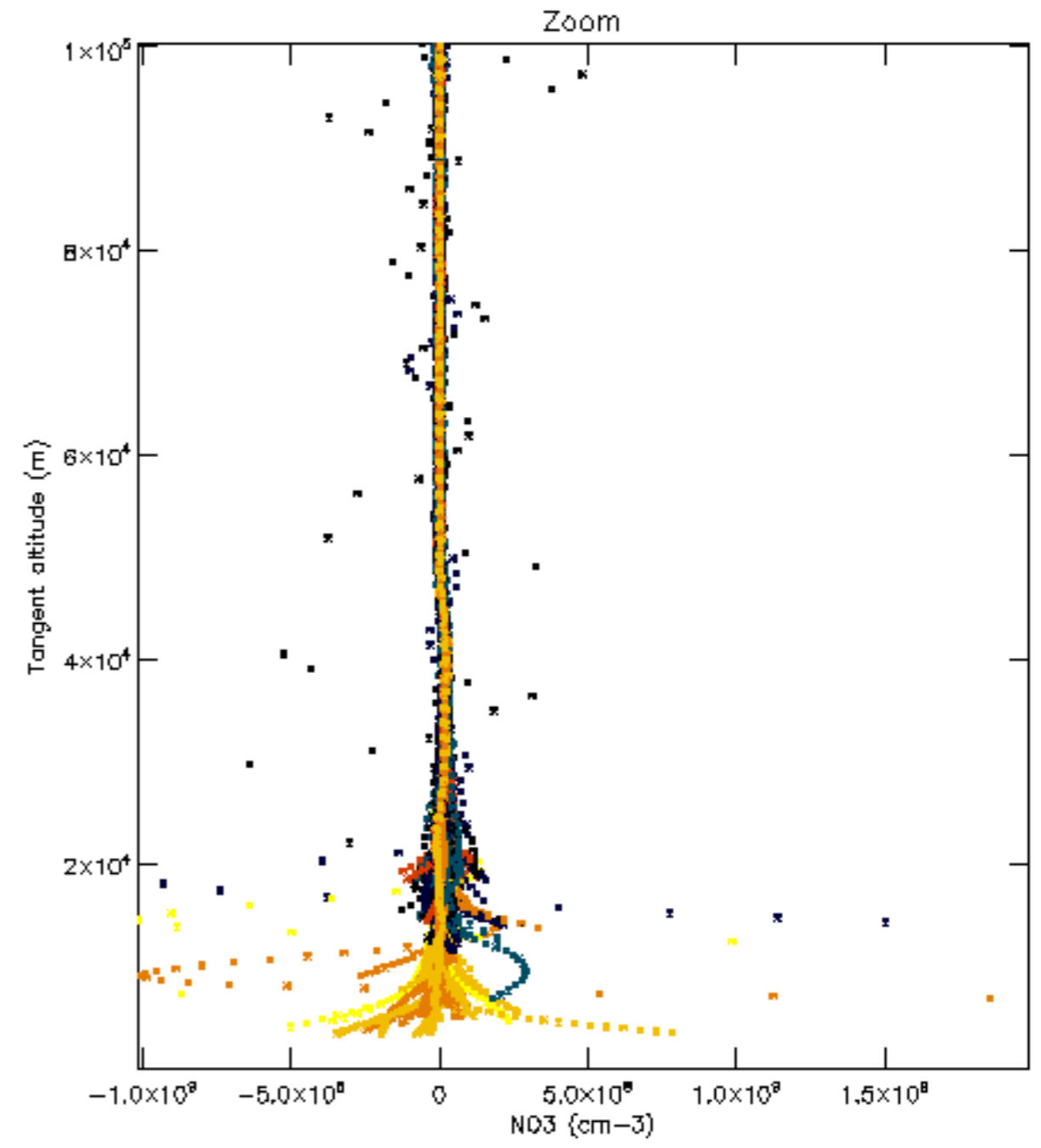
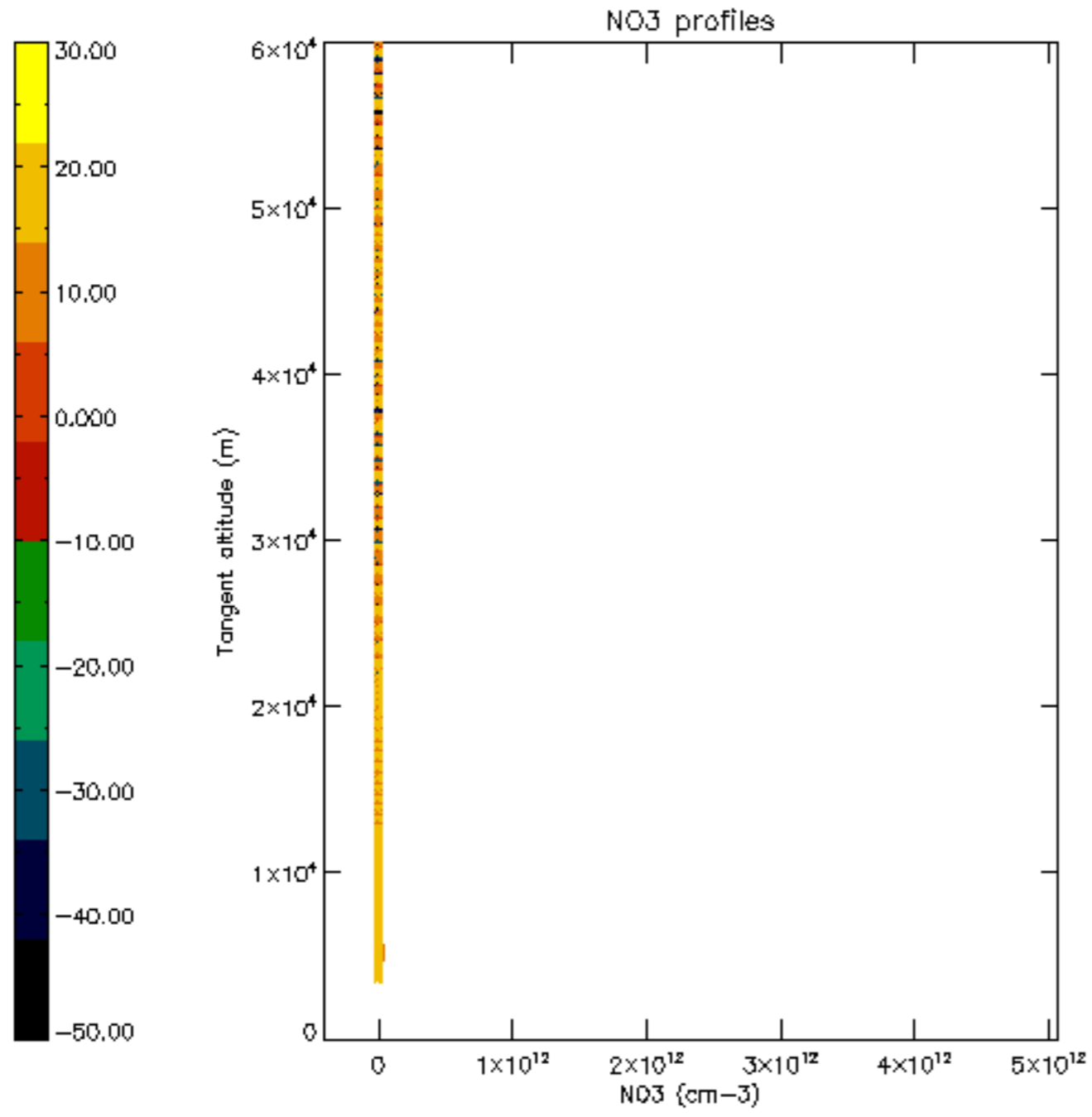




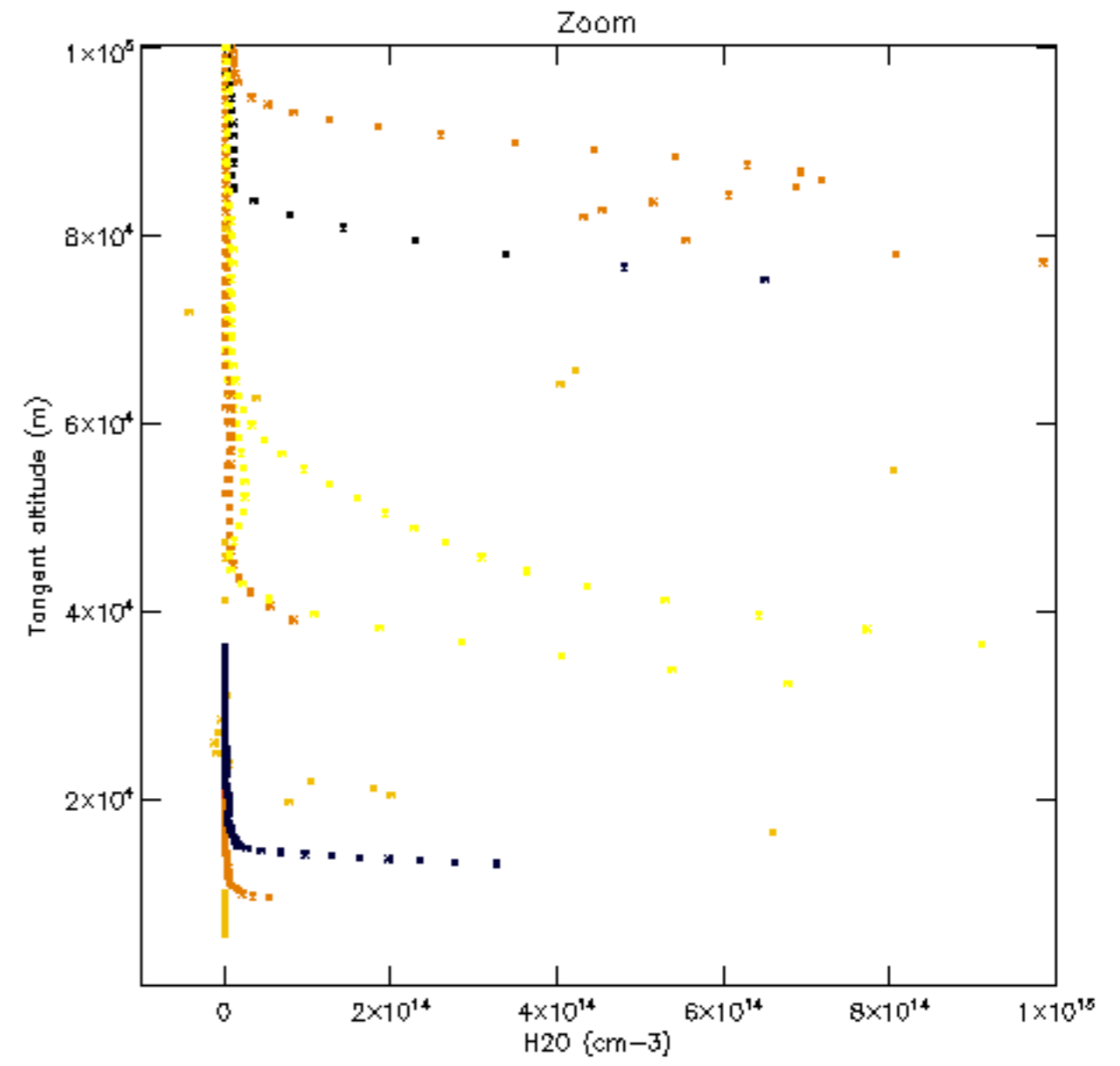
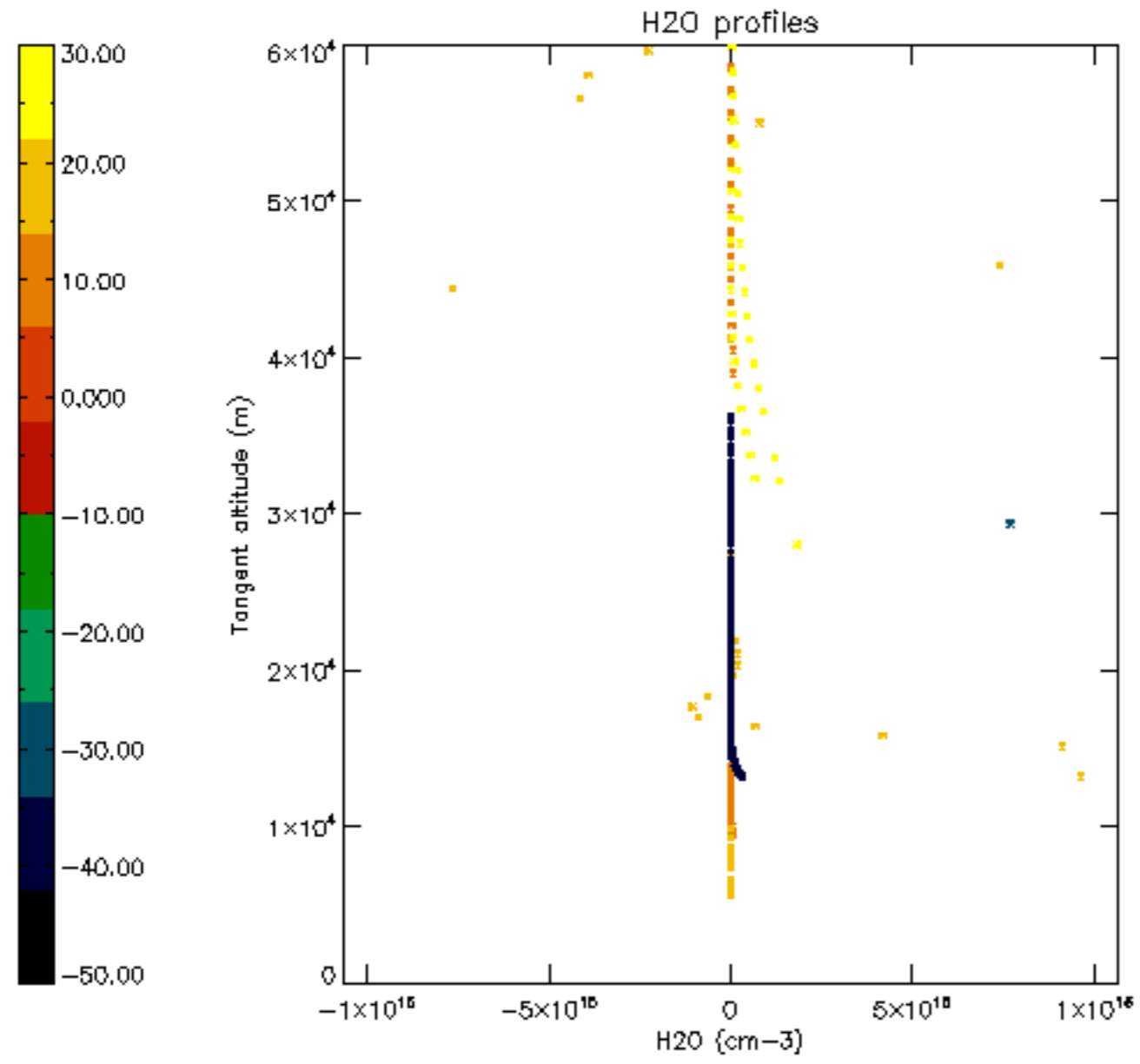


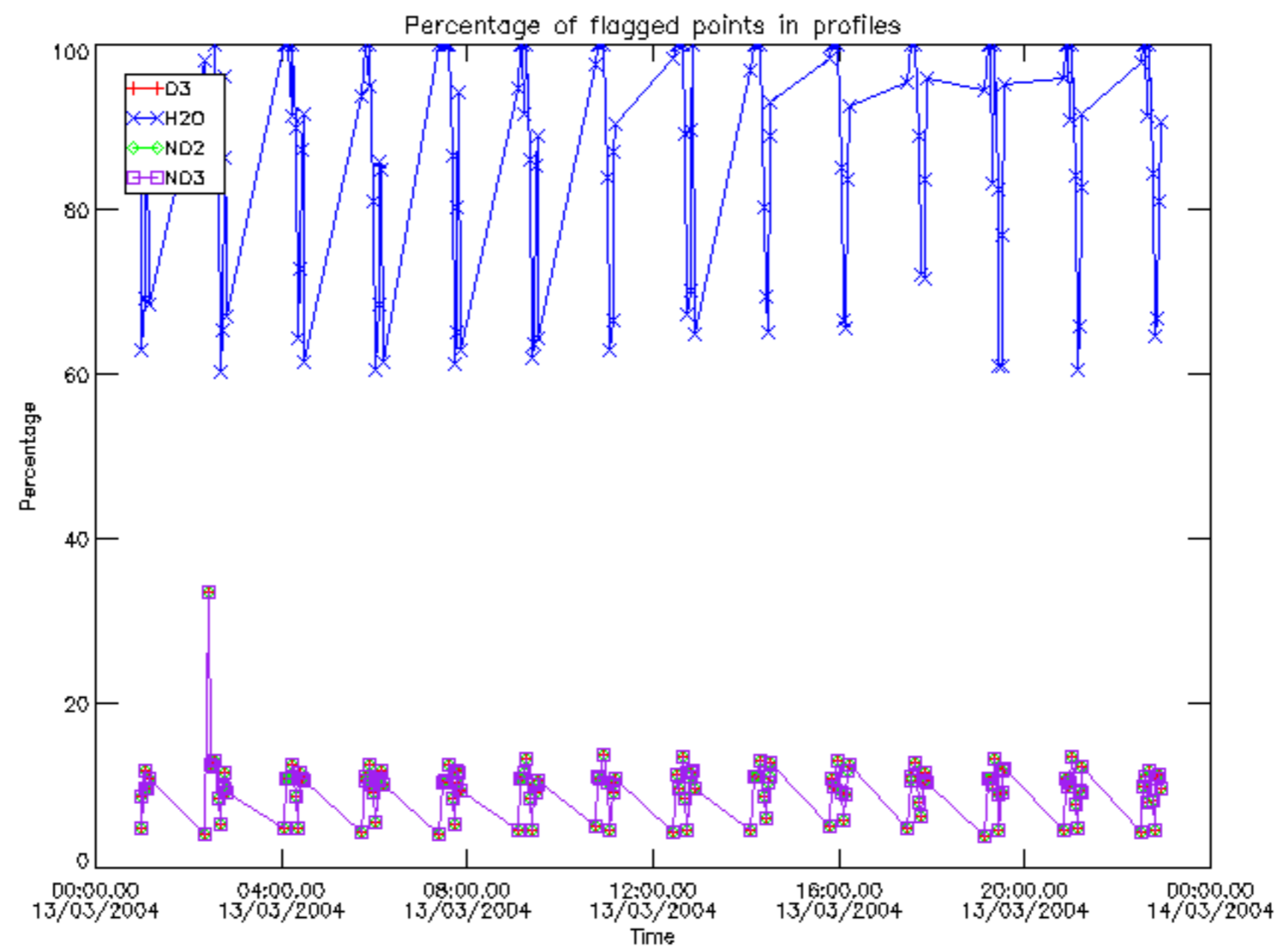




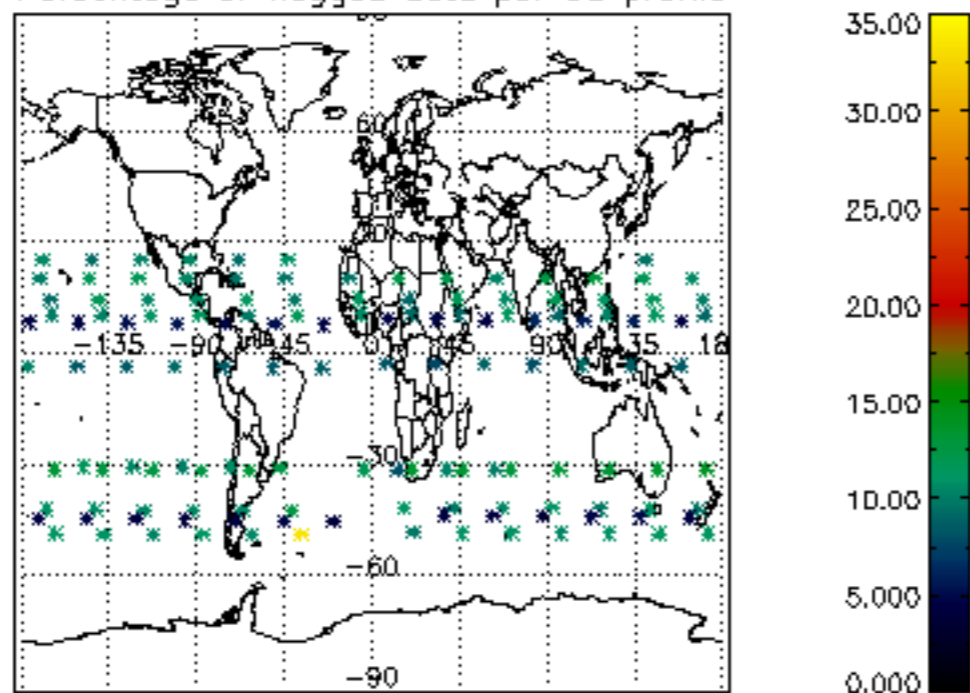




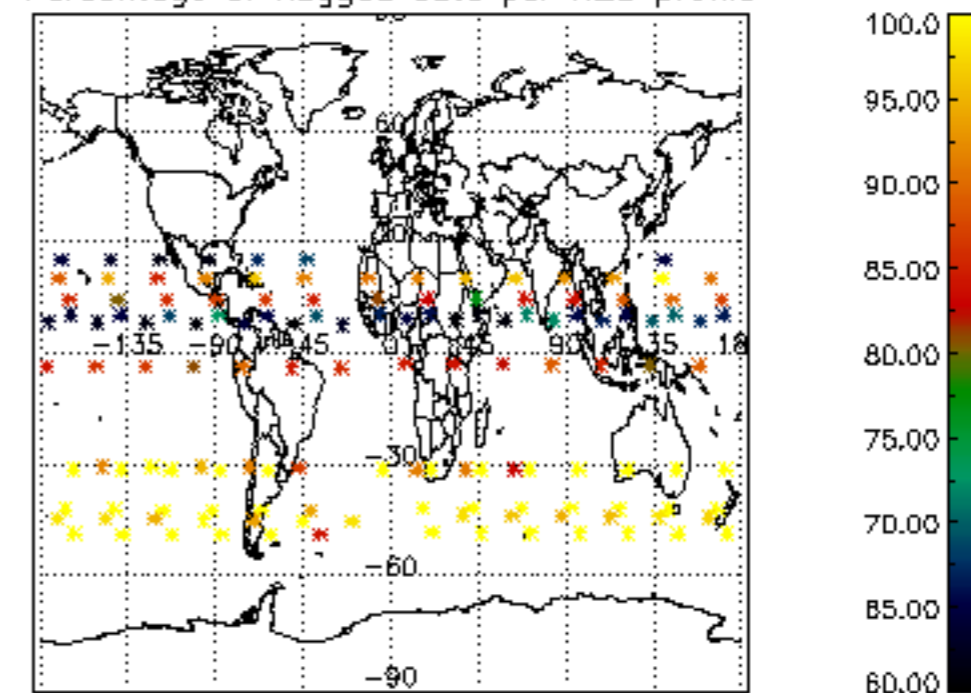




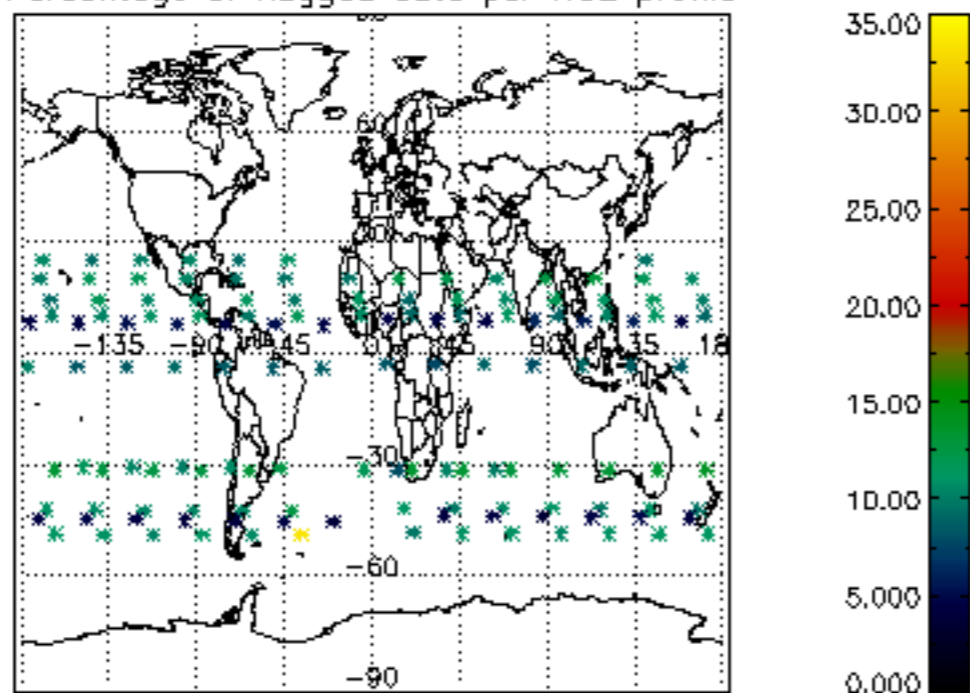
Percentage of flagged data per D3 profile



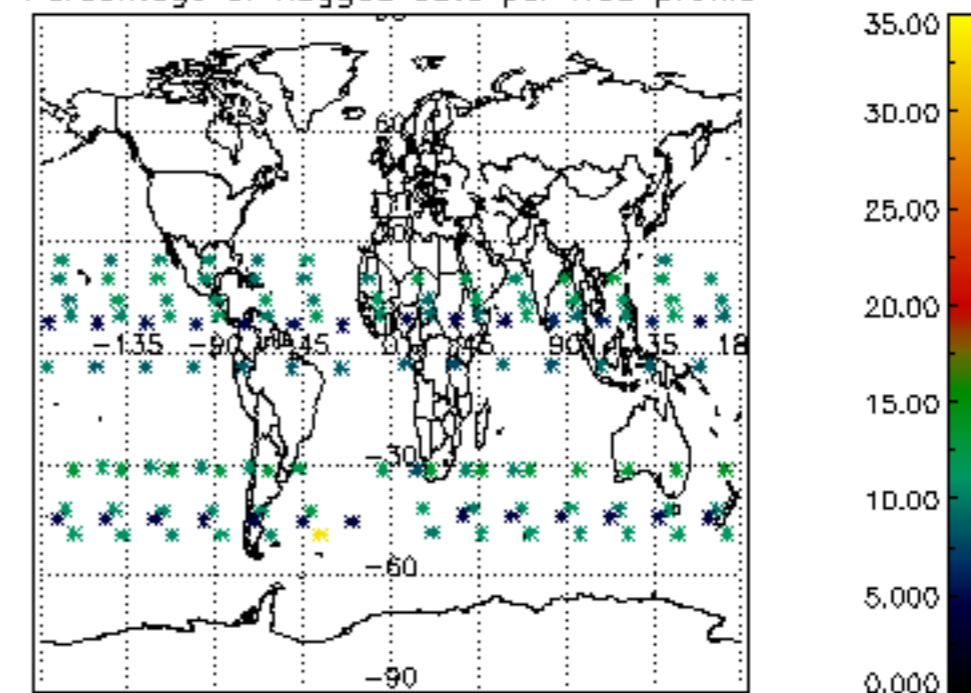
Percentage of flagged data per H2O profile

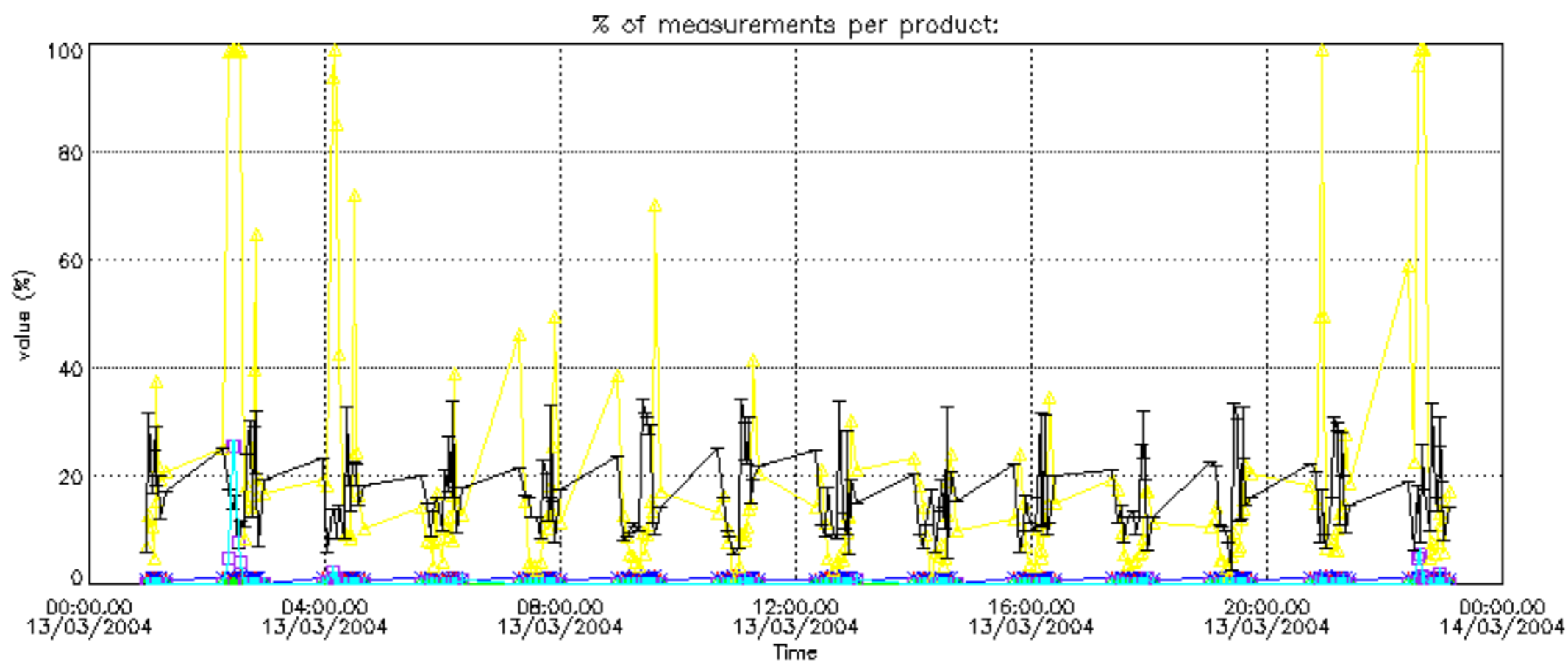
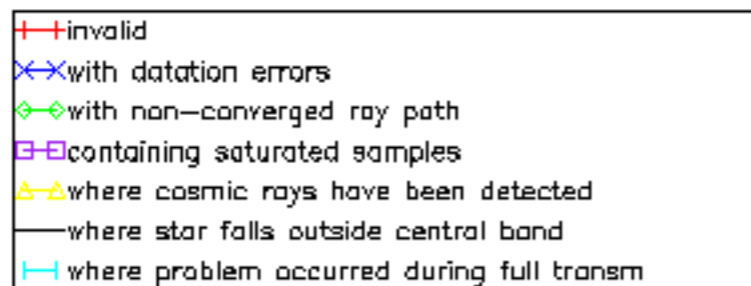


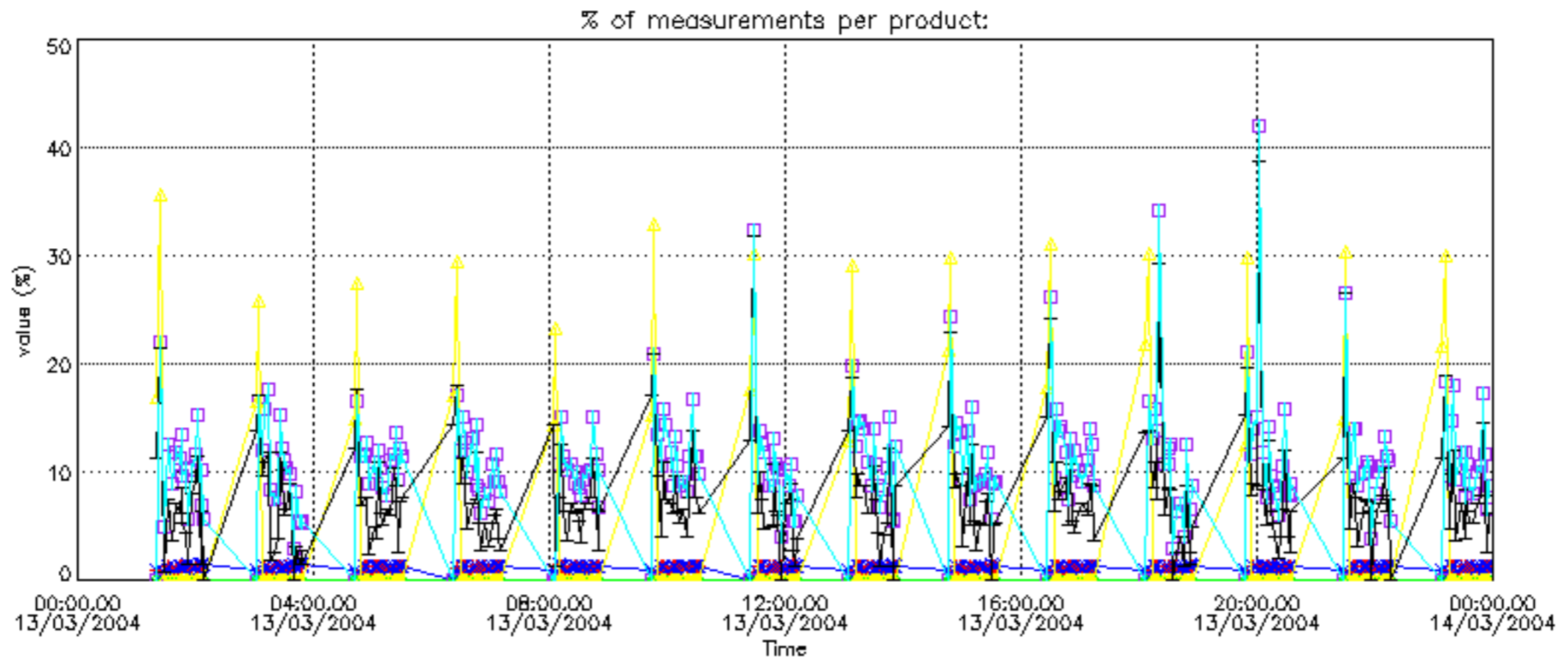
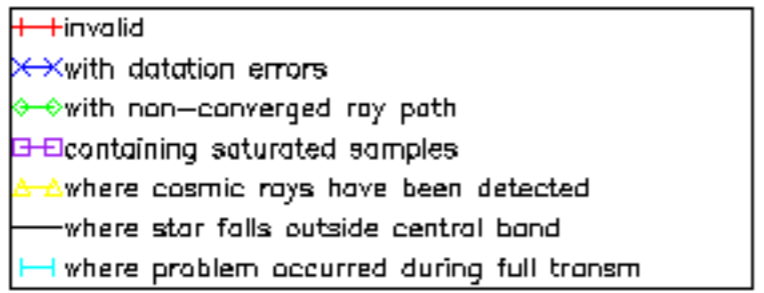
Percentage of flagged data per NO2 profile



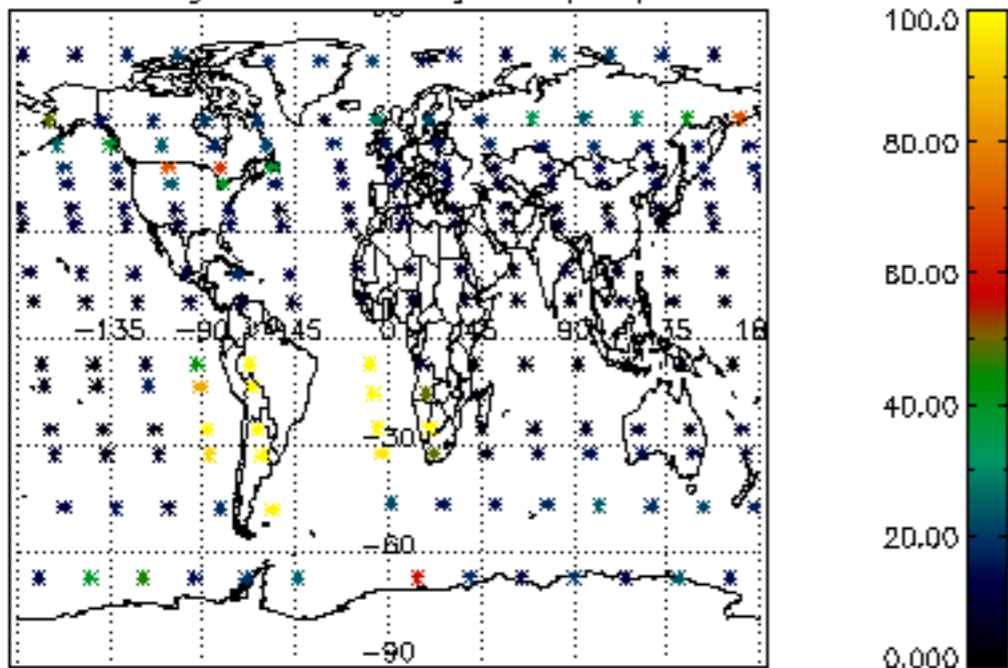
Percentage of flagged data per NO3 profile



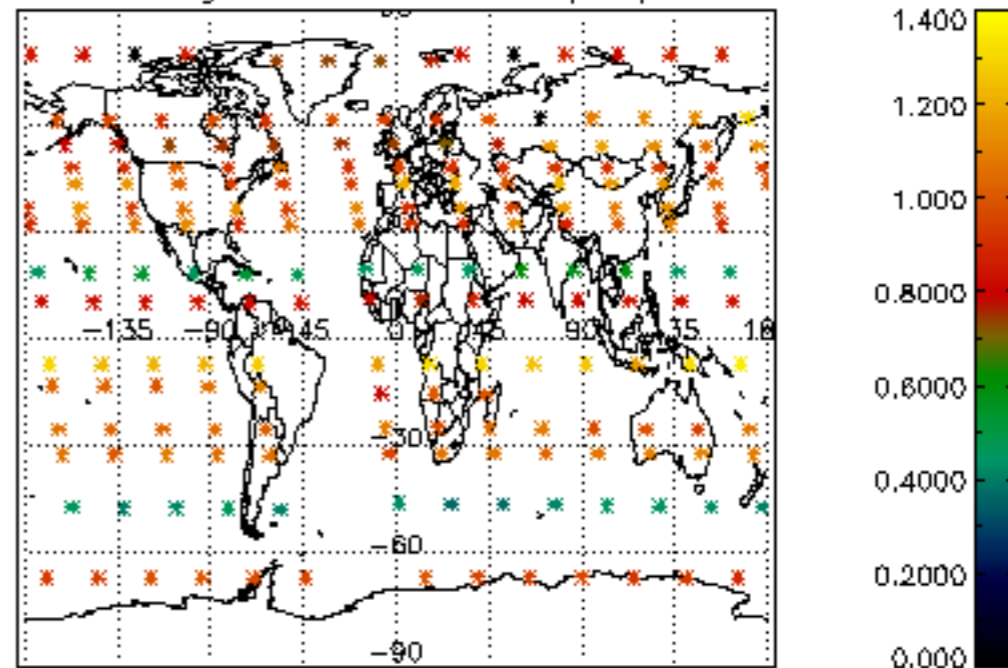




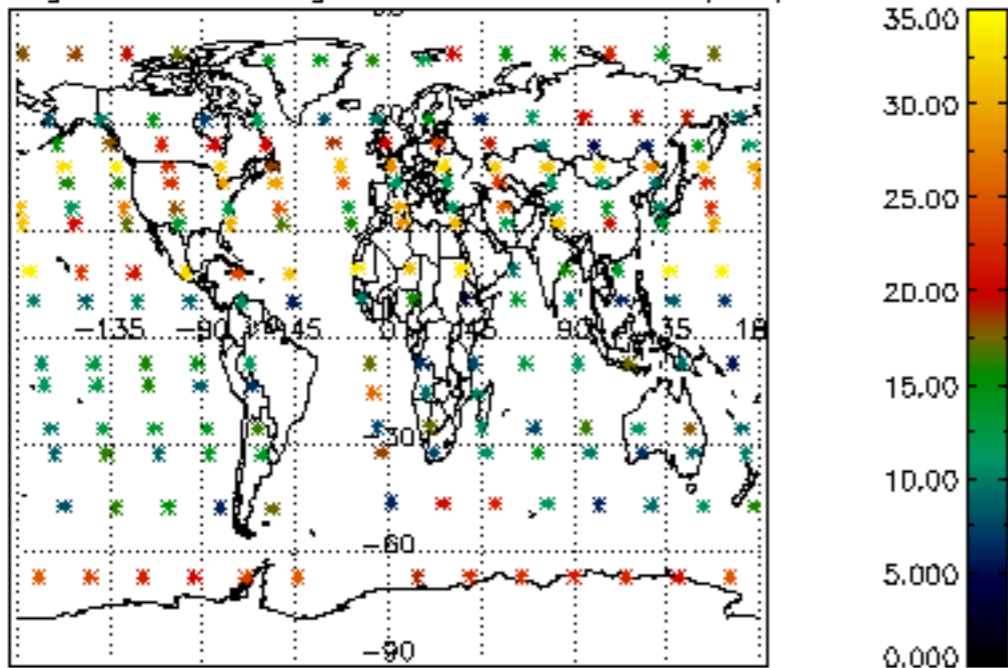
Percentage of cosmic ray hits per profile



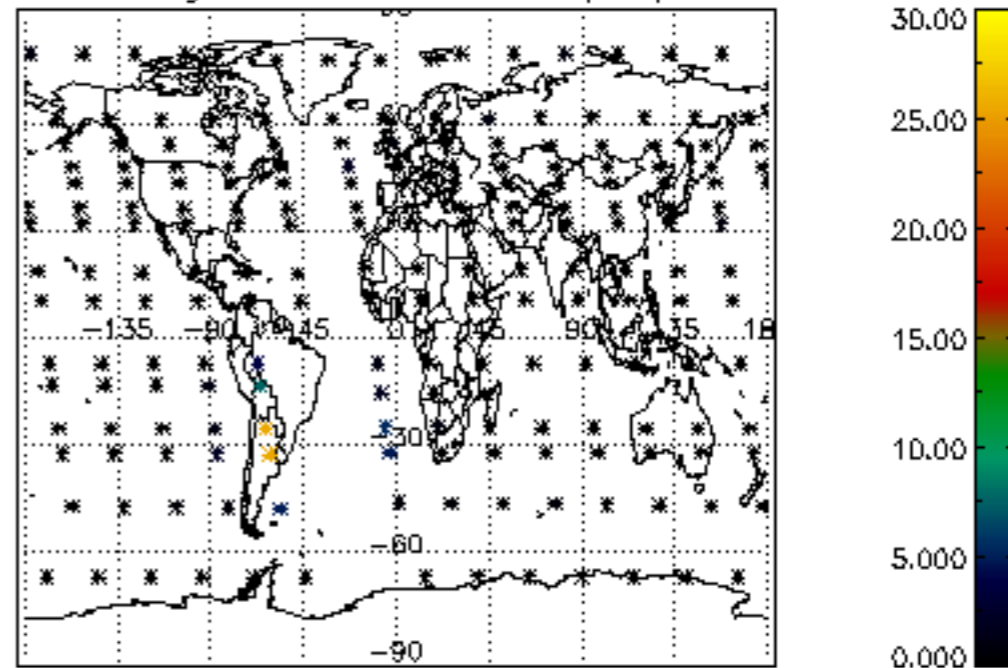
Percentage of datation errors per profile



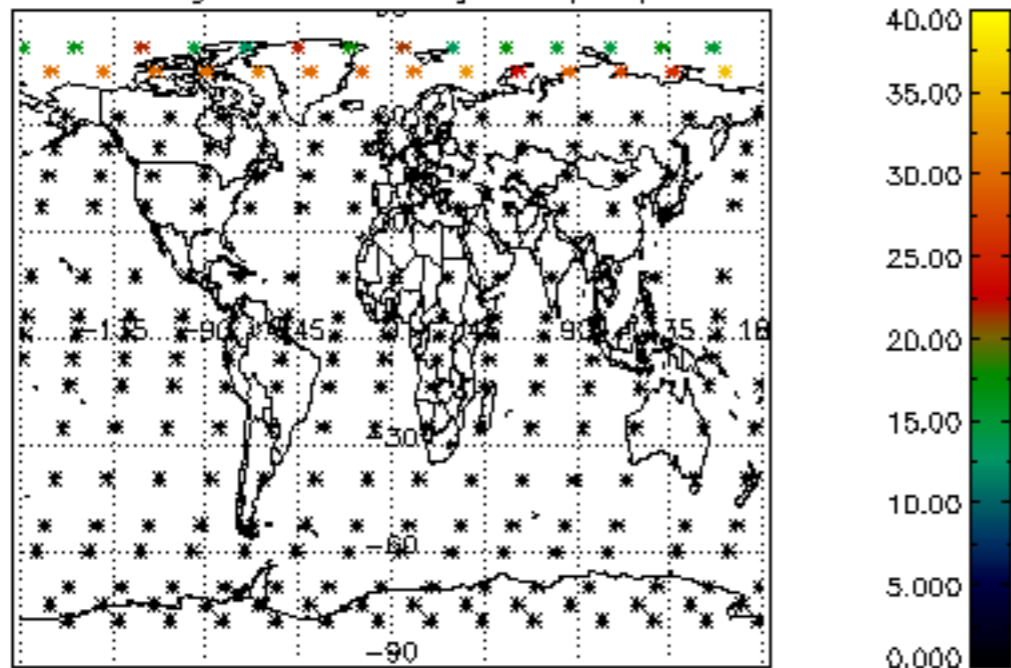
Percentage of star falling outside central band per profile



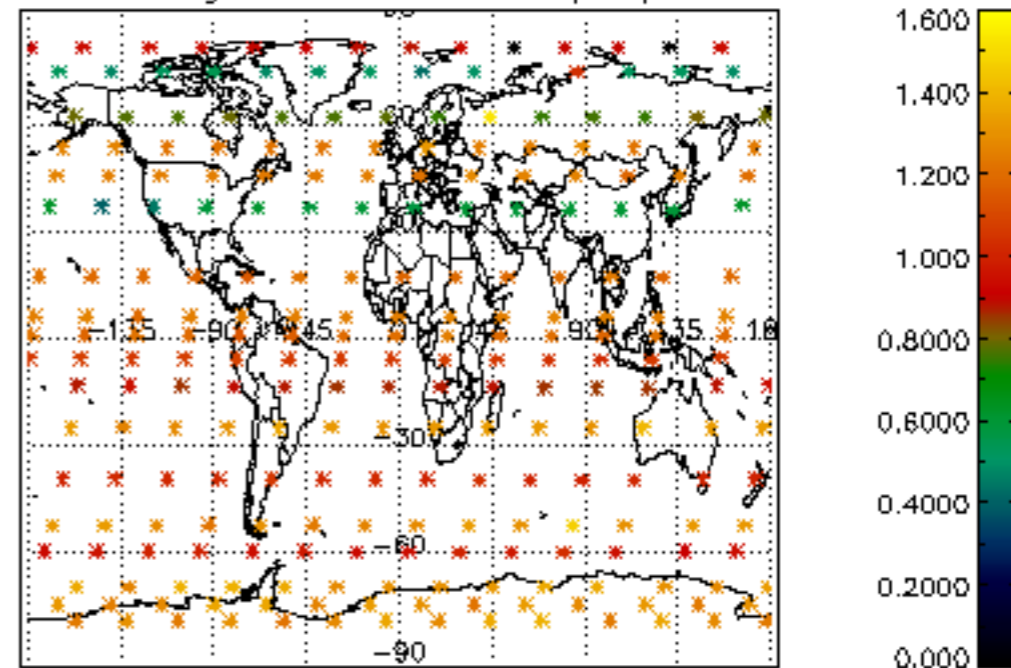
Percentage of saturation errors per profile



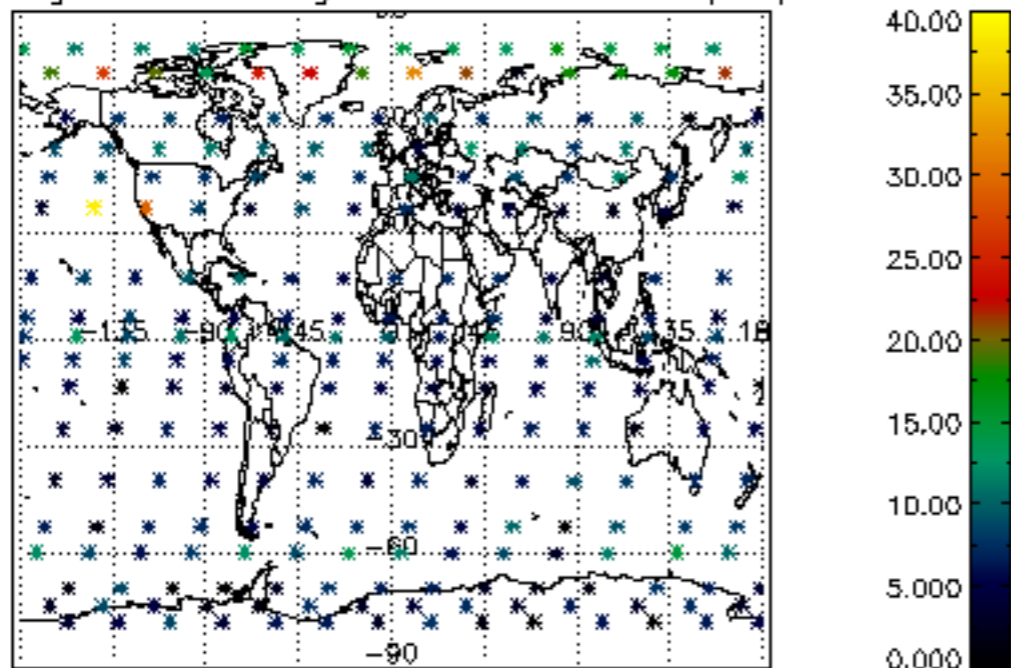
Percentage of cosmic ray hits per profile



Percentage of datation errors per profile



Percentage of star falling outside central band per profile



Percentage of saturation errors per profile

