

GOMOS Level 2 Daily Report

SUMMARY

[1. General Info](#)

[2. Summary of processed GOM_NL_2P products](#)

[3. Level 2 Quality information per product](#)

[3.1 Plot of level 2 quality information per product \(time dependant\)](#)

[3.2 Plot of level 2 quality information per product \(world map\)](#)

[4. Level 1 Quality information per product \(stored on level 2 products\)](#)

[4.1 Plot of level 1 quality information per product \(time dependant\)](#)

[4.1.1 Plot of level 1 quality information per product \(time dependant\): ASCENDING](#)

[4.1.2 Plot of level 1 quality information per product \(time dependant\): DESCENDING](#)

[4.2 Plot of level 1 quality information per product \(world map\)](#)

[4.2.1 Plot of level 1 quality information per product \(world map\): ASCENDING](#)

[4.2.2 Plot of level 1 quality information per product \(world map\): DESCENDING](#)

[5. Ozone profiles based on quality statistics and other trace gas profiles](#)

[5.1 Ozone statistics based on quality of products](#)

[5.2 Plot ozone profiles for all STD \(dark without errors\)](#)

[5.3 Plot ozone profiles where STD < 20% \(dark without errors\)](#)

[5.4. Plot ozone profiles where STD < 10% \(dark without errors\)](#)

[5.5. Plot ozone profiles where STD < 5% \(dark without errors\)](#)

[5.6 Plot NO2 profiles for all STD \(dark without errors\)](#)

[5.7 Plot NO3 profiles for all STD \(dark without errors\)](#)

[5.8 Plot H2O profiles \(only for occultations of stars 1,2,3,4,13,14,16,26,63 dark without errors\) for all STD](#)

[6. Auxiliary Data Files used for the production reported in section 2](#)

This report presents the daily analysis on parameters extracted from GOMOS level 2 data (GOM_NL__2P). It is intended to monitor some important parameters that will impact the quality of these products. A list of level 2 products (and content) that have arrived during the reporting day to the PCF is also given.

Item	Value
Time of report generation	18APR2013 21:09:18
Data source version	GOMOS/6.01
Start time of products	10-03-2004 (10MAR2004 00:00:00)
Stop time of products	11-03-2004 (11MAR2004 00:00:00)
Store outputs in DB	Yes
Nb of level 2 prods	486
Nb of prods with errors	0

2. Summary of processed GOM_NL__2P products.

Nr	Filename	UTC Start time	Limb	Duration	Star Id	Star Name	Star Mag	Star Temp	Nb Meas	Orbit	Prod. error
1	GOM_NL__2PRFIN20040310_000105_000000482025_00016_10591_0350.N1	10-MAR-2004 00:01:05	Bright	48.000	32	77Eps UMa	1.7630	11000.	96	10591	No
2	GOM_NL__2PRFIN20040310_000338_000000592025_00016_10591_0351.N1	10-MAR-2004 00:03:38	Bright	59.000	39	85Eta UMa	1.8540	24000.	118	10591	No
3	GOM_NL__2PRFIN20040310_000551_000000362025_00016_10591_0352.N1	10-MAR-2004 00:05:51	Bright	36.000	49	1Alp UMi	1.9900	6300.0	72	10591	No
4	GOM_NL__2PRFIN20040310_001025_000000482025_00016_10591_0353.N1	10-MAR-2004 00:10:25	Bright	47.500	119	14Eta Dra	2.7270	4700.0	95	10591	No
5	GOM_NL__2PRFIN20040310_001334_000000382025_00016_10591_0354.N1	10-MAR-2004 00:13:34	Bright	38.000	89	5Alp Cep	2.4510	8000.0	76	10591	No
6	GOM_NL__2PRFIN20040310_001512_000000502025_00016_10591_0355.N1	10-MAR-2004 00:15:12	Bright	50.000	130	23Bet Dra	2.7990	5800.0	100	10591	No
7	GOM_NL__2PRFIN20040310_001838_000000392025_00016_10591_0356.N1	10-MAR-2004 00:18:38	Bright	38.500	19	50Alp Cyg	1.2460	10500.	77	10591	No
8	GOM_NL__2PRFIN20040310_002014_000000392025_00016_10591_0357.N1	10-MAR-2004 00:20:14	Bright	39.000	66	37Gam Cyg	2.2080	5900.0	78	10591	No
9	GOM_NL__2PRFIN20040310_002152_000000362025_00016_10591_0358.N1	10-MAR-2004 00:21:52	Bright	36.000	92	53Eps Cyg	2.5000	4500.0	72	10591	No
10	GOM_NL__2PRFIN20040310_002516_000001222025_00016_10591_0359.N1	10-MAR-2004 00:25:16	Twilight	121.50	133	40Zet Her	2.8070	6000.0	243	10591	No
11	GOM_NL__2PRFIN20040310_002926_000000482025_00016_10591_0360.N1	10-MAR-2004 00:29:26	Twilight	47.500	168	17Zet Aql	2.9860	11000.	95	10591	No
12	GOM_NL__2PRFIN20040310_003428_000001022025_00016_10591_0361.N1	10-MAR-2004 00:34:28	Dark	102.00	59	55Alp Oph	2.0800	8900.0	204	10591	No
13	GOM_NL__2PRFIN20040310_003712_000000832025_00016_10591_0362.N1	10-MAR-2004 00:37:12	Dark	82.500	126	60Bet Oph	2.7700	4250.0	165	10591	No
14	GOM_NL__2PRFIN20040310_004132_000000472025_00016_10591_0363.N1	10-MAR-2004 00:41:32	Dark	46.500	57	34Sig Sgr	2.0660	26000.	93	10591	No
15	GOM_NL__2PRFIN20040310_004451_000000522025_00016_10591_0364.N1	10-MAR-2004 00:44:51	Dark	52.000	38	20Eps Sgr	1.8360	11000.	104	10591	No
16	GOM_NL__2PRFIN20040310_004813_000000562025_00016_10591_0365.N1	10-MAR-2004 00:48:13	Dark	55.500	25	35Lam Sco	1.6200	28000.	111	10591	No
17	GOM_NL__2PRFIN20040310_005009_000000442025_00017_10592_0485.N1	10-MAR-2004 00:50:09	Dark	44.000	147	Alp Ara	2.8770	26000.	88	10592	No
18	GOM_NL__2PRFIN20040310_005347_000000452025_00017_10592_0486.N1	10-MAR-2004 00:53:47	Dark	45.000	43	Alp TrA	1.9100	4250.0	90	10592	No
19	GOM_NL__2PRFIN20040310_005604_000000412025_00017_10592_0487.N1	10-MAR-2004 00:56:04	Dark	41.000	145	Gam TrA	2.8720	10600.	82	10592	No
20	GOM_NL__2PRFIN20040310_005745_000000502025_00017_10592_0488.N1	10-MAR-2004 00:57:45	Dark	49.500	4	Alp1Cen	-0.010000	5800.0	99	10592	No
21	GOM_NL__2PRFIN20040310_005901_000000432025_00017_10592_0489.N1	10-MAR-2004 00:59:01	Dark	42.500	10	Bet Cen	0.61000	28000.	85	10592	No
22	GOM_NL__2PRFIN20040310_010111_000000532025_00017_10592_0490.N1	10-MAR-2004 01:01:11	Dark	53.000	12	Alp1Cru	0.77500	30000.	106	10592	No
23	GOM_NL__2PRFIN20040310_010238_000000402025_00017_10592_0491.N1	10-MAR-2004 01:02:38	Dark	40.000	124	The Car	2.7640	30000.	80	10592	No
24	GOM_NL__2PRFIN20040310_010400_000000462025_00017_10592_0492.N1	10-MAR-2004 01:04:00	Straylight	46.000	64	Gam Cen	2.2000	10600.	92	10592	No
25	GOM_NL__2PRFIN20040310_010556_000000422025_00017_10592_0493.N1	10-MAR-2004 01:05:56	Straylight	42.000	91	Kap Vel	2.4900	26000.	84	10592	No
26	GOM_NL__2PRFIN20040310_010916_000000452025_00017_10592_0494.N1	10-MAR-2004 01:09:16	Straylight	45.000	65	Lam Vel	2.2040	4400.0	90	10592	No
27	GOM_NL__2PRFIN20040310_011258_000000582025_00017_10592_0495.N1	10-MAR-2004 01:12:58	Straylight	58.000	171	2Eps Crv	3.0010	4250.0	116	10592	No
28	GOM_NL__2PRFIN20040310_011449_000000562025_00017_10592_0496.N1	10-MAR-2004 01:14:49	Straylight	56.000	100	4Gam Crv	2.5800	13100.	112	10592	No
29	GOM_NL__2PRFIN20040310_011843_000000472025_00017_10592_0497.N1	10-MAR-2004 01:18:43	Twilight	47.000	48	30Alp Hya	1.9770	4100.0	94	10592	No
30	GOM_NL__2PRFIN20040310_012423_000000402025_00017_10592_0498.N1	10-MAR-2004 01:24:23	Bright	40.000	22	32Alp Leo	1.3600	15200.	80	10592	No
31	GOM_NL__2PRFIN20040310_012645_000000432025_00017_10592_0499.N1	10-MAR-2004 01:26:45	Bright	43.000	51	41Gam1Leo	2.0100	4500.0	86	10592	No
32	GOM_NL__2PRFIN20040310_013048_000001032025_00017_10592_0500.N1	10-MAR-2004 01:30:48	Bright	103.00	138	47Eps Vir	2.8280	4700.0	206	10592	No
33	GOM_NL__2PRFIN20040310_013456_000000412025_00017_10592_0501.N1	10-MAR-2004 01:34:56	Bright	41.000	174	52Psi UMa	3.0040	4400.0	82	10592	No
34	GOM_NL__2PRFIN20040310_013759_000000402025_00017_10592_0502.N1	10-MAR-2004 01:37:59	Bright	40.000	82	48Bet UMa	2.3650	10600.	80	10592	No
35	GOM_NL__2PRFIN20040310_013926_000000422025_00017_10592_0503.N1	10-MAR-2004 01:39:26	Bright	42.000	36	50Alp UMa	1.8000	6300.0	84	10592	No
36	GOM_NL__2PRFIN20040310_014139_000000492025_00017_10592_0504.N1	10-MAR-2004 01:41:39	Bright	48.500	32	77Eps UMa	1.7630	11000.	97	10592	No
37	GOM_NL__2PRFIN20040310_014412_000000592025_00017_10592_0505.N1	10-MAR-2004 01:44:12	Bright	58.500	39	85Eta UMa	1.8540	24000.	117	10592	No
38	GOM_NL__2PRFIN20040310_014627_000000362025_00017_10592_0506.N1	10-MAR-2004 01:46:27	Bright	36.000	49	1Alp UMi	1.9900	6300.0	72	10592	No
39	GOM_NL__2PRFIN20040310_015101_000000482025_00017_10592_0507.N1	10-MAR-2004 01:51:01	Bright	48.000	119	14Eta Dra	2.7270	4700.0	96	10592	No
40	GOM_NL__2PRFIN20040310_015408_000000412025_00017_10592_0508.N1	10-MAR-2004 01:54:08	Bright	40.500	89	5Alp Cep	2.4510	8000.0	81	10592	No
41	GOM_NL__2PRFIN20040310_015548_000000522025_00017_10592_0509.N1	10-MAR-2004 01:55:48	Bright	51.500	130	23Bet Dra	2.7990	5800.0	103	10592	No
42	GOM_NL__2PRFIN20040310_015914_000000382025_00017_10592_0510.N1	10-MAR-2004 01:59:14	Bright	38.000	19	50Alp Cyg	1.2460	10500.	76	10592	No

43	GOM_NL__2PRFIN20040310_020050_000000382025_00017_10592_0511.N1	10-MAR-2004 02:00:50	Bright	37.500	66	37Gam Cyg	2.2080	5900.0	75	10592	No
44	GOM_NL__2PRFIN20040310_020226_000000392025_00017_10592_0512.N1	10-MAR-2004 02:02:26	Bright	38.500	92	53Eps Cyg	2.5000	4500.0	77	10592	No
45	GOM_NL__2PRFIN20040310_020552_000001262025_00017_10592_0513.N1	10-MAR-2004 02:05:52	Tw_i_and_stray	126.00	133	40Zet Her	2.8070	6000.0	252	10592	No
46	GOM_NL__2PRFIN20040310_021001_000000522025_00017_10592_0514.N1	10-MAR-2004 02:10:01	Tw_i_and_stray	51.500	168	17Zet Aql	2.9860	11000.	103	10592	No
47	GOM_NL__2PRFIN20040310_021506_000000992025_00017_10592_0515.N1	10-MAR-2004 02:15:06	Dark	98.500	59	55Alp Oph	2.0800	8900.0	197	10592	No
48	GOM_NL__2PRFIN20040310_021749_000000862025_00017_10592_0516.N1	10-MAR-2004 02:17:49	Dark	86.000	126	60Bet Oph	2.7700	4250.0	172	10592	No
49	GOM_NL__2PRFIN20040310_022209_000000472025_00017_10592_0517.N1	10-MAR-2004 02:22:09	Dark	46.500	57	34Sig Sgr	2.0660	26000.	93	10592	No
50	GOM_NL__2PRFIN20040310_022526_000000502025_00017_10592_0518.N1	10-MAR-2004 02:25:26	Dark	49.500	38	20Eps Sgr	1.8360	11000.	99	10592	No
51	GOM_NL__2PRFIN20040310_022849_000000512025_00017_10592_0519.N1	10-MAR-2004 02:28:49	Dark	50.500	25	35Lam Sco	1.6200	28000.	101	10592	No
52	GOM_NL__2PRFIN20040310_023045_000000452025_00018_10593_0487.N1	10-MAR-2004 02:30:45	Dark	45.000	147	Alp Ara	2.8770	26000.	90	10593	No
53	GOM_NL__2PRFIN20040310_023425_000000442025_00018_10593_0488.N1	10-MAR-2004 02:34:25	Dark	43.500	43	Alp TrA	1.9100	4250.0	87	10593	No
54	GOM_NL__2PRFIN20040310_023641_000000402025_00018_10593_0489.N1	10-MAR-2004 02:36:41	Dark	39.500	145	Gam TrA	2.8720	10600.	79	10593	No
55	GOM_NL__2PRFIN20040310_023821_000000482025_00018_10593_0490.N1	10-MAR-2004 02:38:21	Dark	47.500	4	Alp1Cen	-0.010000	5800.0	95	10593	No
56	GOM_NL__2PRFIN20040310_023937_000000522025_00018_10593_0491.N1	10-MAR-2004 02:39:37	Dark	52.000	10	Bet Cen	0.61000	28000.	104	10593	No
57	GOM_NL__2PRFIN20040310_024147_000000482025_00018_10593_0492.N1	10-MAR-2004 02:41:47	Dark	48.000	12	Alp1Cru	0.77500	30000.	96	10593	No
58	GOM_NL__2PRFIN20040310_024313_000000412025_00018_10593_0493.N1	10-MAR-2004 02:43:13	Dark	41.000	124	The Car	2.7640	30000.	82	10593	No
59	GOM_NL__2PRFIN20040310_024437_000000452025_00018_10593_0494.N1	10-MAR-2004 02:44:37	Straylight	44.500	64	Gam Cen	2.2000	10600.	89	10593	No
60	GOM_NL__2PRFIN20040310_024631_000000422025_00018_10593_0495.N1	10-MAR-2004 02:46:31	Straylight	41.500	91	Kap Vel	2.4900	26000.	83	10593	No
61	GOM_NL__2PRFIN20040310_024952_000000452025_00018_10593_0496.N1	10-MAR-2004 02:49:52	Straylight	44.500	65	Lam Vel	2.2040	4400.0	89	10593	No
62	GOM_NL__2PRFIN20040310_025333_000000592025_00018_10593_0497.N1	10-MAR-2004 02:53:33	Straylight	58.500	171	2Eps Crv	3.0010	4250.0	117	10593	No
63	GOM_NL__2PRFIN20040310_025526_000000582025_00018_10593_0498.N1	10-MAR-2004 02:55:26	Straylight	58.000	100	4Gam Crv	2.5800	13100.	116	10593	No
64	GOM_NL__2PRFIN20040310_025920_000000452025_00018_10593_0499.N1	10-MAR-2004 02:59:20	Tw_i_and_stray	45.000	48	30Alp Hya	1.9770	4100.0	90	10593	No
65	GOM_NL__2PRFIN20040310_030459_000000402025_00018_10593_0500.N1	10-MAR-2004 03:04:59	Bright	39.500	22	32Alp Leo	1.3600	15200.	79	10593	No
66	GOM_NL__2PRFIN20040310_030721_000000432025_00018_10593_0501.N1	10-MAR-2004 03:07:21	Bright	42.500	51	41Gam1Leo	2.0100	4500.0	85	10593	No
67	GOM_NL__2PRFIN20040310_031121_000000982025_00018_10593_0502.N1	10-MAR-2004 03:11:21	Bright	98.000	138	47Eps Vir	2.8280	4700.0	196	10593	No
68	GOM_NL__2PRFIN20040310_031531_000000442025_00018_10593_0503.N1	10-MAR-2004 03:15:31	Bright	44.000	174	52Psi UMa	3.0040	4400.0	88	10593	No
69	GOM_NL__2PRFIN20040310_031836_000000402025_00018_10593_0504.N1	10-MAR-2004 03:18:36	Bright	39.500	82	48Bet UMa	2.3650	10600.	79	10593	No
70	GOM_NL__2PRFIN20040310_032002_000000382025_00018_10593_0505.N1	10-MAR-2004 03:20:02	Bright	38.000	36	50Alp UMa	1.8000	6300.0	76	10593	No
71	GOM_NL__2PRFIN20040310_032215_000000502025_00018_10593_0506.N1	10-MAR-2004 03:22:15	Bright	49.500	32	77Eps UMa	1.7630	11000.	99	10593	No
72	GOM_NL__2PRFIN20040310_032447_000000592025_00018_10593_0507.N1	10-MAR-2004 03:24:47	Bright	59.000	39	85Eta UMa	1.8540	24000.	118	10593	No
73	GOM_NL__2PRFIN20040310_032701_000000402025_00018_10593_0508.N1	10-MAR-2004 03:27:01	Bright	40.000	49	1Alp UMi	1.9900	6300.0	80	10593	No
74	GOM_NL__2PRFIN20040310_033136_000000492025_00018_10593_0509.N1	10-MAR-2004 03:31:36	Bright	48.500	119	14Eta Dra	2.7270	4700.0	97	10593	No
75	GOM_NL__2PRFIN20040310_033446_000000362025_00018_10593_0510.N1	10-MAR-2004 03:34:46	Bright	36.000	89	5Alp Cep	2.4510	8000.0	72	10593	No
76	GOM_NL__2PRFIN20040310_033623_000000492025_00018_10593_0511.N1	10-MAR-2004 03:36:23	Bright	49.000	130	23Bet Dra	2.7990	5800.0	98	10593	No
77	GOM_NL__2PRFIN20040310_033950_000000422025_00018_10593_0512.N1	10-MAR-2004 03:39:50	Bright	41.500	19	50Alp Cyg	1.2460	10500.	83	10593	No
78	GOM_NL__2PRFIN20040310_034126_000000382025_00018_10593_0513.N1	10-MAR-2004 03:41:26	Bright	37.500	66	37Gam Cyg	2.2080	5900.0	75	10593	No
79	GOM_NL__2PRFIN20040310_034304_000000382025_00018_10593_0514.N1	10-MAR-2004 03:43:04	Bright	37.500	92	53Eps Cyg	2.5000	4500.0	75	10593	No
80	GOM_NL__2PRFIN20040310_034629_000001342025_00018_10593_0515.N1	10-MAR-2004 03:46:29	Tw_i_and_stray	133.50	133	40Zet Her	2.8070	6000.0	267	10593	No
81	GOM_NL__2PRFIN20040310_035038_000000512025_00018_10593_0516.N1	10-MAR-2004 03:50:38	Tw_i_and_stray	51.000	168	17Zet Aql	2.9860	11000.	102	10593	No
82	GOM_NL__2PRFIN20040310_035543_000000982025_00018_10593_0517.N1	10-MAR-2004 03:55:43	Dark	97.500	59	55Alp Oph	2.0800	8900.0	195	10593	No
83	GOM_NL__2PRFIN20040310_035827_000000842025_00018_10593_0518.N1	10-MAR-2004 03:58:27	Dark	84.000	126	60Bet Oph	2.7700	4250.0	168	10593	No
84	GOM_NL__2PRFIN20040310_040245_000000492025_00018_10593_0519.N1	10-MAR-2004 04:02:45	Dark	49.000	57	34Sig Sgr	2.0660	26000.	98	10593	No
85	GOM_NL__2PRFIN20040310_040606_000000472025_00018_10593_0520.N1	10-MAR-2004 04:06:06	Dark	47.000	38	20Eps Sgr	1.8360	11000.	94	10593	No
86	GOM_NL__2PRFIN20040310_040927_000000512025_00018_10593_0521.N1	10-MAR-2004 04:09:27	Dark	50.500	25	35Lam Sco	1.6200	28000.	101	10593	No
87	GOM_NL__2PRFIN20040310_041122_000000432025_00019_10594_0489.N1	10-MAR-2004 04:11:22	Dark	42.500	147	Alp Ara	2.8770	26000.	85	10594	No
88	GOM_NL__2PRFIN20040310_041502_000000412025_00019_10594_0490.N1	10-MAR-2004 04:15:02	Dark	40.500	43	Alp TrA	1.9100	4250.0	81	10594	No
89	GOM_NL__2PRFIN20040310_041718_000000402025_00019_10594_0491.N1	10-MAR-2004 04:17:18	Dark	39.500	145	Gam TrA	2.8720	10600.	79	10594	No
90	GOM_NL__2PRFIN20040310_041858_000000482025_00019_10594_0492.N1	10-MAR-2004 04:18:58	Dark	47.500	4	Alp1Cen	-0.010000	5800.0	95	10594	No
91	GOM_NL__2PRFIN20040310_042014_000000482025_00019_10594_0493.N1	10-MAR-2004 04:20:14	Dark	47.500	10	Bet Cen	0.61000	28000.	95	10594	No
92	GOM_NL__2PRFIN20040310_042225_000000442025_00019_10594_0494.N1	10-MAR-2004 04:22:25	Dark	43.500	12	Alp1Cru	0.77500	30000.	87	10594	No
93	GOM_NL__2PRFIN20040310_042351_000000402025_00019_10594_0495.N1	10-MAR-2004 04:23:51	Dark	39.500	124	The Car	2.7640	30000.	79	10594	No
94	GOM_NL__2PRFIN20040310_042514_000000452025_00019_10594_0496.N1	10-MAR-2004 04:25:14	Straylight	45.000	64	Gam Cen	2.2000	10600.	90	10594	No
95	GOM_NL__2PRFIN20040310_042708_000000432025_00019_10594_0497.N1	10-MAR-2004 04:27:08	Straylight	42.500	91	Kap Vel	2.4900	26000.	85	10594	No
96	GOM_NL__2PRFIN20040310_043028_000000472025_00019_10594_0498.N1	10-MAR-2004 04:30:28	Straylight	47.000	65	Lam Vel	2.2040	4400.0	94	10594	No
97	GOM_NL__2PRFIN20040310_043411_000000562025_00019_10594_0499.N1	10-MAR-2004 04:34:11	Straylight	55.500	171	2Eps Crv	3.0010	4250.0	111	10594	No
98	GOM_NL__2PRFIN20040310_043602_000000552025_00019_10594_0500.N1	10-MAR-2004 04:36:02	Straylight	55.000	100	4Gam Crv	2.5800	13100.	110	10594	No
99	GOM_NL__2PRFIN20040310_043956_000000492025_00019_10594_0501.N1	10-MAR-2004 04:39:56	Tw_i_and_stray	49.000	48	30Alp Hya	1.9770	4100.0	98	10594	No
100	GOM_NL__2PRFIN20040310_044535_000000412025_00019_10594_0502.N1	10-MAR-2004 04:45:35	Bright	40.500	22	32Alp Leo	1.3600	15200.	81	10594	No
101	GOM_NL__2PRFIN20040310_044757_000000412025_00019_10594_0503.N1	10-MAR-2004 04:47:57	Bright	41.000	51	41Gam1Leo	2.0100	4500.0	82	10594	No

102	GOM_NL__2PRFIN20040310_045155_000001012025_00019_10594_0504.N1	10-MAR-2004 04:51:55	Bright	100.50	138	47Eps Vir	2.8280	4700.0	201	10594	No
103	GOM_NL__2PRFIN20040310_045607_000000432025_00019_10594_0505.N1	10-MAR-2004 04:56:07	Bright	43.000	174	52Psi UMa	3.0040	4400.0	86	10594	No
104	GOM_NL__2PRFIN20040310_045911_000000402025_00019_10594_0506.N1	10-MAR-2004 04:59:11	Bright	39.500	82	48Bet UMa	2.3650	10600.	79	10594	No
105	GOM_NL__2PRFIN20040310_050038_000000412025_00019_10594_0507.N1	10-MAR-2004 05:00:38	Bright	41.000	36	50Alp UMa	1.8000	6300.0	82	10594	No
106	GOM_NL__2PRFIN20040310_050250_000000482025_00019_10594_0508.N1	10-MAR-2004 05:02:50	Bright	48.000	32	77Eps UMa	1.7630	11000.	96	10594	No
107	GOM_NL__2PRFIN20040310_050522_000000602025_00019_10594_0509.N1	10-MAR-2004 05:05:22	Bright	60.000	39	85Eta UMa	1.8540	24000.	120	10594	No
108	GOM_NL__2PRFIN20040310_050740_000000382025_00019_10594_0510.N1	10-MAR-2004 05:07:40	Bright	38.000	49	1Alp UMi	1.9900	6300.0	76	10594	No
109	GOM_NL__2PRFIN20040310_051211_000000462025_00019_10594_0511.N1	10-MAR-2004 05:12:11	Bright	46.000	119	14Eta Dra	2.7270	4700.0	92	10594	No
110	GOM_NL__2PRFIN20040310_051522_000000362025_00019_10594_0512.N1	10-MAR-2004 05:15:22	Bright	35.500	89	5Alp Cep	2.4510	8000.0	71	10594	No
111	GOM_NL__2PRFIN20040310_051659_000000502025_00019_10594_0513.N1	10-MAR-2004 05:16:59	Bright	50.000	130	23Bet Dra	2.7990	5800.0	100	10594	No
112	GOM_NL__2PRFIN20040310_052028_000000362025_00019_10594_0514.N1	10-MAR-2004 05:20:28	Bright	36.000	19	50Alp Cyg	1.2460	10500.	72	10594	No
113	GOM_NL__2PRFIN20040310_052202_000000382025_00019_10594_0515.N1	10-MAR-2004 05:22:02	Bright	37.500	66	37Gam Cyg	2.2080	5900.0	75	10594	No
114	GOM_NL__2PRFIN20040310_052340_000000372025_00019_10594_0516.N1	10-MAR-2004 05:23:40	Bright	37.000	92	53Eps Cyg	2.5000	4500.0	74	10594	No
115	GOM_NL__2PRFIN20040310_052705_000001242025_00019_10594_0517.N1	10-MAR-2004 05:27:05	Tw_i_and_stray	124.00	133	40Zet Her	2.8070	6000.0	248	10594	No
116	GOM_NL__2PRFIN20040310_053114_000000532025_00019_10594_0518.N1	10-MAR-2004 05:31:14	Tw_i_and_stray	53.000	168	17Zet Aql	2.9860	11000.	106	10594	No
117	GOM_NL__2PRFIN20040310_053620_000000952025_00019_10594_0519.N1	10-MAR-2004 05:36:20	Dark	95.000	59	55Alp Oph	2.0800	8900.0	190	10594	No
118	GOM_NL__2PRFIN20040310_053904_000000902025_00019_10594_0520.N1	10-MAR-2004 05:39:04	Dark	89.500	126	60Bet Oph	2.7700	4250.0	179	10594	No
119	GOM_NL__2PRFIN20040310_054322_000000462025_00019_10594_0521.N1	10-MAR-2004 05:43:22	Dark	45.500	57	34Sig Sgr	2.0660	26000.	91	10594	No
120	GOM_NL__2PRFIN20040310_054643_000000482025_00019_10594_0522.N1	10-MAR-2004 05:46:43	Dark	48.000	38	20Eps Sgr	1.8360	11000.	96	10594	No
121	GOM_NL__2PRFIN20040310_055004_000000492025_00019_10594_0523.N1	10-MAR-2004 05:50:04	Dark	49.000	25	35Lam Sco	1.6200	28000.	98	10594	No
122	GOM_NL__2PRFIN20040310_055200_000000432025_00020_10595_0510.N1	10-MAR-2004 05:52:00	Dark	42.500	147	Alp Ara	2.8770	26000.	85	10595	No
123	GOM_NL__2PRFIN20040310_055539_000000482025_00020_10595_0511.N1	10-MAR-2004 05:55:39	Dark	47.500	43	Alp TrA	1.9100	4250.0	95	10595	No
124	GOM_NL__2PRFIN20040310_055754_000000402025_00020_10595_0512.N1	10-MAR-2004 05:57:54	Dark	40.000	145	Gam TrA	2.8720	10600.	80	10595	No
125	GOM_NL__2PRFIN20040310_055935_000000542025_00020_10595_0513.N1	10-MAR-2004 05:59:35	Dark	54.000	4	Alp1Cen	-0.010000	5800.0	108	10595	No
126	GOM_NL__2PRFIN20040310_060050_000000522025_00020_10595_0514.N1	10-MAR-2004 06:00:50	Dark	51.500	10	Bet Cen	0.61000	28000.	103	10595	No
127	GOM_NL__2PRFIN20040310_060301_000000452025_00020_10595_0515.N1	10-MAR-2004 06:03:01	Dark	44.500	12	Alp1Cru	0.77500	30000.	89	10595	No
128	GOM_NL__2PRFIN20040310_060428_000000392025_00020_10595_0516.N1	10-MAR-2004 06:04:28	Dark	39.000	124	The Car	2.7640	30000.	78	10595	No
129	GOM_NL__2PRFIN20040310_060551_000000452025_00020_10595_0517.N1	10-MAR-2004 06:05:51	Straylight	44.500	64	Gam Cen	2.2000	10600.	89	10595	No
130	GOM_NL__2PRFIN20040310_060819_000000442025_00020_10595_0518.N1	10-MAR-2004 06:08:19	Straylight	43.500	113	Mu Vel	2.6920	5000.0	87	10595	No
131	GOM_NL__2PRFIN20040310_061103_000000472025_00020_10595_0519.N1	10-MAR-2004 06:11:03	Straylight	47.000	65	Lam Vel	2.2040	4400.0	94	10595	No
132	GOM_NL__2PRFIN20040310_061406_000000632025_00020_10595_0520.N1	10-MAR-2004 06:14:06	Straylight	63.000	106	9Bet Crv	2.6480	5600.0	126	10595	No
133	GOM_NL__2PRFIN20040310_061638_000000562025_00020_10595_0521.N1	10-MAR-2004 06:16:38	Straylight	56.000	100	4Gam Crv	2.5800	13100.	112	10595	No
134	GOM_NL__2PRFIN20040310_062032_000000482025_00020_10595_0522.N1	10-MAR-2004 06:20:32	Tw_i_and_stray	47.500	48	30Alp Hya	1.9770	4100.0	95	10595	No
135	GOM_NL__2PRFIN20040310_062611_000000412025_00020_10595_0523.N1	10-MAR-2004 06:26:11	Bright	40.500	22	32Alp Leo	1.3600	15200.	81	10595	No
136	GOM_NL__2PRFIN20040310_062833_000000412025_00020_10595_0524.N1	10-MAR-2004 06:28:33	Bright	40.500	51	41Gam1Leo	2.0100	4500.0	81	10595	No
137	GOM_NL__2PRFIN20040310_063228_000001002025_00020_10595_0525.N1	10-MAR-2004 06:32:28	Bright	100.00	138	47Eps Vir	2.8280	4700.0	200	10595	No
138	GOM_NL__2PRFIN20040310_063643_000000432025_00020_10595_0526.N1	10-MAR-2004 06:36:43	Bright	43.000	174	52Psi UMa	3.0040	4400.0	86	10595	No
139	GOM_NL__2PRFIN20040310_063947_000000412025_00020_10595_0527.N1	10-MAR-2004 06:39:47	Bright	41.000	82	48Bet UMa	2.3650	10600.	82	10595	No
140	GOM_NL__2PRFIN20040310_064114_000000412025_00020_10595_0528.N1	10-MAR-2004 06:41:14	Bright	41.000	36	50Alp UMa	1.8000	6300.0	82	10595	No
141	GOM_NL__2PRFIN20040310_064325_000000502025_00020_10595_0529.N1	10-MAR-2004 06:43:25	Bright	49.500	32	77Eps UMa	1.7630	11000.	99	10595	No
142	GOM_NL__2PRFIN20040310_064557_000000582025_00020_10595_0530.N1	10-MAR-2004 06:45:57	Bright	58.000	39	85Eta UMa	1.8540	24000.	116	10595	No
143	GOM_NL__2PRFIN20040310_064816_000000402025_00020_10595_0531.N1	10-MAR-2004 06:48:16	Bright	39.500	49	1Alp UMi	1.9900	6300.0	79	10595	No
144	GOM_NL__2PRFIN20040310_065246_000000492025_00020_10595_0532.N1	10-MAR-2004 06:52:46	Bright	49.000	119	14Eta Dra	2.7270	4700.0	98	10595	No
145	GOM_NL__2PRFIN20040310_065556_000000422025_00020_10595_0533.N1	10-MAR-2004 06:55:56	Bright	41.500	89	5Alp Cep	2.4510	8000.0	83	10595	No
146	GOM_NL__2PRFIN20040310_065734_000000512025_00020_10595_0534.N1	10-MAR-2004 06:57:34	Bright	50.500	130	23Bet Dra	2.7990	5800.0	101	10595	No
147	GOM_NL__2PRFIN20040310_070104_000000372025_00020_10595_0535.N1	10-MAR-2004 07:01:04	Bright	37.000	19	50Alp Cyg	1.2460	10500.	74	10595	No
148	GOM_NL__2PRFIN20040310_070238_000000392025_00020_10595_0536.N1	10-MAR-2004 07:02:38	Bright	39.000	66	37Gam Cyg	2.2080	5900.0	78	10595	No
149	GOM_NL__2PRFIN20040310_070414_000000412025_00020_10595_0537.N1	10-MAR-2004 07:04:14	Bright	41.000	92	53Eps Cyg	2.5000	4500.0	82	10595	No
150	GOM_NL__2PRFIN20040310_070741_000001342025_00020_10595_0538.N1	10-MAR-2004 07:07:41	Tw_i_and_stray	133.50	133	40Zet Her	2.8070	6000.0	267	10595	No
151	GOM_NL__2PRFIN20040310_071151_000000492025_00020_10595_0539.N1	10-MAR-2004 07:11:51	Tw_i_and_stray	49.000	168	17Zet Aql	2.9860	11000.	98	10595	No
152	GOM_NL__2PRFIN20040310_071658_000000952025_00020_10595_0540.N1	10-MAR-2004 07:16:58	Dark	94.500	59	55Alp Oph	2.0800	8900.0	189	10595	No
153	GOM_NL__2PRFIN20040310_071941_000000862025_00020_10595_0541.N1	10-MAR-2004 07:19:41	Dark	86.000	126	60Bet Oph	2.7700	4250.0	172	10595	No
154	GOM_NL__2PRFIN20040310_072358_000000462025_00020_10595_0542.N1	10-MAR-2004 07:23:58	Dark	45.500	57	34Sig Sgr	2.0660	26000.	91	10595	No
155	GOM_NL__2PRFIN20040310_072720_000000482025_00020_10595_0543.N1	10-MAR-2004 07:27:20	Dark	48.000	38	20Eps Sgr	1.8360	11000.	96	10595	No
156	GOM_NL__2PRFIN20040310_073041_000000532025_00020_10595_0544.N1	10-MAR-2004 07:30:41	Dark	52.500	25	35Lam Sco	1.6200	28000.	105	10595	No
157	GOM_NL__2PRFIN20040310_073615_000000512025_00021_10596_0354.N1	10-MAR-2004 07:36:15	Dark	50.500	43	Alp TrA	1.9100	4250.0	101	10596	No
158	GOM_NL__2PRFIN20040310_073831_000000392025_00021_10596_0355.N1	10-MAR-2004 07:38:31	Dark	39.000	145	Gam TrA	2.8720	10600.	78	10596	No
159	GOM_NL__2PRFIN20040310_074011_000000482025_00021_10596_0356.N1	10-MAR-2004 07:40:11	Dark	47.500	4	Alp1Cen	-0.010000	5800.0	95	10596	No
160	GOM_NL__2PRFIN20040310_074127_000000472025_00021_10596_0357.N1	10-MAR-2004 07:41:27	Dark	47.000	10	Bet Cen	0.61000	28000.	94	10596	No

161	GOM_NL__2PRFIN20040310_074338_000000442025_00021_10596_0358.N1	10-MAR-2004 07:43:38	Dark	43.500	12	Alp1Cru	0.77500	30000.	87	10596	No
162	GOM_NL__2PRFIN20040310_074504_000000382025_00021_10596_0359.N1	10-MAR-2004 07:45:04	Dark	38.000	124	The Car	2.7640	30000.	76	10596	No
163	GOM_NL__2PRFIN20040310_074627_000000442025_00021_10596_0360.N1	10-MAR-2004 07:46:27	Straylight	44.000	64	Gam Cen	2.2000	10600.	88	10596	No
164	GOM_NL__2PRFIN20040310_074856_000000412025_00021_10596_0361.N1	10-MAR-2004 07:48:56	Straylight	41.000	113	Mu Vel	2.6920	5000.0	82	10596	No
165	GOM_NL__2PRFIN20040310_075140_000000472025_00021_10596_0362.N1	10-MAR-2004 07:51:40	Straylight	46.500	65	Lam Vel	2.2040	4400.0	93	10596	No
166	GOM_NL__2PRFIN20040310_075442_000000602025_00021_10596_0363.N1	10-MAR-2004 07:54:42	Straylight	59.500	106	9Bet Crv	2.6480	5600.0	119	10596	No
167	GOM_NL__2PRFIN20040310_075714_000000542025_00021_10596_0364.N1	10-MAR-2004 07:57:14	Straylight	54.000	100	4Gam Crv	2.5800	13100.	108	10596	No
168	GOM_NL__2PRFIN20040310_080108_000000462025_00021_10596_0365.N1	10-MAR-2004 08:01:08	Tw_i_and_stray	45.500	48	30Alp Hya	1.9770	4100.0	91	10596	No
169	GOM_NL__2PRFIN20040310_080647_000000412025_00021_10596_0366.N1	10-MAR-2004 08:06:47	Bright	40.500	22	32Alp Leo	1.3600	15200.	81	10596	No
170	GOM_NL__2PRFIN20040310_080909_000000402025_00021_10596_0367.N1	10-MAR-2004 08:09:09	Bright	39.500	51	41Gam1Leo	2.0100	4500.0	79	10596	No
171	GOM_NL__2PRFIN20040310_081302_000001052025_00021_10596_0368.N1	10-MAR-2004 08:13:02	Bright	105.00	138	47Eps Vir	2.8280	4700.0	210	10596	No
172	GOM_NL__2PRFIN20040310_081719_000000432025_00021_10596_0369.N1	10-MAR-2004 08:17:19	Bright	42.500	174	52Psi UMa	3.0040	4400.0	85	10596	No
173	GOM_NL__2PRFIN20040310_082023_000000402025_00021_10596_0370.N1	10-MAR-2004 08:20:23	Bright	40.000	82	48Bet UMa	2.3650	10600.	80	10596	No
174	GOM_NL__2PRFIN20040310_082150_000000412025_00021_10596_0371.N1	10-MAR-2004 08:21:50	Bright	40.500	36	50Alp UMa	1.8000	6300.0	81	10596	No
175	GOM_NL__2PRFIN20040310_082401_000000472025_00021_10596_0372.N1	10-MAR-2004 08:24:01	Bright	46.500	32	77Eps UMa	1.7630	11000.	93	10596	No
176	GOM_NL__2PRFIN20040310_082631_000000582025_00021_10596_0373.N1	10-MAR-2004 08:26:31	Bright	58.000	39	85Eta UMa	1.8540	24000.	116	10596	No
177	GOM_NL__2PRFIN20040310_082852_000000362025_00021_10596_0374.N1	10-MAR-2004 08:28:52	Bright	35.500	49	1Alp UMi	1.9900	6300.0	71	10596	No
178	GOM_NL__2PRFIN20040310_083322_000000512025_00021_10596_0375.N1	10-MAR-2004 08:33:22	Bright	50.500	119	14Eta Dra	2.7270	4700.0	101	10596	No
179	GOM_NL__2PRFIN20040310_083634_000000382025_00021_10596_0376.N1	10-MAR-2004 08:36:34	Bright	38.000	89	5Alp Cep	2.4510	8000.0	76	10596	No
180	GOM_NL__2PRFIN20040310_083810_000000522025_00021_10596_0377.N1	10-MAR-2004 08:38:10	Bright	51.500	130	23Bet Dra	2.7990	5800.0	103	10596	No
181	GOM_NL__2PRFIN20040310_084141_000000392025_00021_10596_0378.N1	10-MAR-2004 08:41:41	Bright	38.500	19	50Alp Cyg	1.2460	10500.	77	10596	No
182	GOM_NL__2PRFIN20040310_084313_000000392025_00021_10596_0379.N1	10-MAR-2004 08:43:13	Bright	39.000	66	37Gam Cyg	2.2080	5900.0	78	10596	No
183	GOM_NL__2PRFIN20040310_084453_000000372025_00021_10596_0380.N1	10-MAR-2004 08:44:53	Bright	36.500	92	53Eps Cyg	2.5000	4500.0	73	10596	No
184	GOM_NL__2PRFIN20040310_084817_000001342025_00021_10596_0381.N1	10-MAR-2004 08:48:17	Tw_i_and_stray	133.50	133	40Zet Her	2.8070	6000.0	267	10596	No
185	GOM_NL__2PRFIN20040310_085227_000000492025_00021_10596_0382.N1	10-MAR-2004 08:52:27	Tw_i_and_stray	49.000	168	17Zet Aql	2.9860	11000.	98	10596	No
186	GOM_NL__2PRFIN20040310_085735_000000982025_00021_10596_0383.N1	10-MAR-2004 08:57:35	Dark	98.000	59	55Alp Oph	2.0800	8900.0	196	10596	No
187	GOM_NL__2PRFIN20040310_090019_000000932025_00021_10596_0384.N1	10-MAR-2004 09:00:19	Dark	92.500	126	60Bet Oph	2.7700	4250.0	185	10596	No
188	GOM_NL__2PRFIN20040310_090435_000000472025_00021_10596_0385.N1	10-MAR-2004 09:04:35	Dark	46.500	57	34Sig Sgr	2.0660	26000.	93	10596	No
189	GOM_NL__2PRFIN20040310_090756_000000522025_00021_10596_0386.N1	10-MAR-2004 09:07:56	Dark	51.500	38	20Eps Sgr	1.8360	11000.	103	10596	No
190	GOM_NL__2PRFIN20040310_091118_000000512025_00021_10596_0387.N1	10-MAR-2004 09:11:18	Dark	51.000	25	35Lam Sco	1.6200	28000.	102	10596	No
191	GOM_NL__2PRFIN20040310_091652_000000442025_00022_10597_0355.N1	10-MAR-2004 09:16:52	Dark	44.000	43	Alp TrA	1.9100	4250.0	88	10597	No
192	GOM_NL__2PRFIN20040310_091908_000000382025_00022_10597_0356.N1	10-MAR-2004 09:19:08	Dark	38.000	145	Gam TrA	2.8720	10600.	76	10597	No
193	GOM_NL__2PRFIN20040310_092048_000000442025_00022_10597_0357.N1	10-MAR-2004 09:20:48	Dark	44.000	4	Alp1Cen	-0.010000	5800.0	88	10597	No
194	GOM_NL__2PRFIN20040310_092203_000000432025_00022_10597_0358.N1	10-MAR-2004 09:22:03	Dark	42.500	10	Bet Cen	0.61000	28000.	85	10597	No
195	GOM_NL__2PRFIN20040310_092414_000000532025_00022_10597_0359.N1	10-MAR-2004 09:24:14	Dark	52.500	12	Alp1Cru	0.77500	30000.	105	10597	No
196	GOM_NL__2PRFIN20040310_092540_000000372025_00022_10597_0360.N1	10-MAR-2004 09:25:40	Dark	37.000	124	The Car	2.7640	30000.	74	10597	No
197	GOM_NL__2PRFIN20040310_092704_000000432025_00022_10597_0361.N1	10-MAR-2004 09:27:04	Straylight	43.000	64	Gam Cen	2.2000	10600.	86	10597	No
198	GOM_NL__2PRFIN20040310_092932_000000432025_00022_10597_0362.N1	10-MAR-2004 09:29:32	Straylight	43.000	113	Mu Vel	2.6920	5000.0	86	10597	No
199	GOM_NL__2PRFIN20040310_093216_000000482025_00022_10597_0363.N1	10-MAR-2004 09:32:16	Straylight	47.500	65	Lam Vel	2.2040	4400.0	95	10597	No
200	GOM_NL__2PRFIN20040310_093518_000000582025_00022_10597_0364.N1	10-MAR-2004 09:35:18	Straylight	57.500	106	9Bet Crv	2.6480	5600.0	115	10597	No
201	GOM_NL__2PRFIN20040310_093750_000000582025_00022_10597_0365.N1	10-MAR-2004 09:37:50	Straylight	58.000	100	4Gam Crv	2.5800	13100.	116	10597	No
202	GOM_NL__2PRFIN20040310_094144_000000452025_00022_10597_0366.N1	10-MAR-2004 09:41:44	Tw_i_and_stray	44.500	48	30Alp Hya	1.9770	4100.0	89	10597	No
203	GOM_NL__2PRFIN20040310_094723_000000392025_00022_10597_0367.N1	10-MAR-2004 09:47:23	Bright	39.000	22	32Alp Leo	1.3600	15200.	78	10597	No
204	GOM_NL__2PRFIN20040310_094945_000000402025_00022_10597_0368.N1	10-MAR-2004 09:49:45	Bright	39.500	51	41Gam1Leo	2.0100	4500.0	79	10597	No
205	GOM_NL__2PRFIN20040310_095336_000001042025_00022_10597_0369.N1	10-MAR-2004 09:53:36	Bright	104.00	138	47Eps Vir	2.8280	4700.0	208	10597	No
206	GOM_NL__2PRFIN20040310_095754_000000442025_00022_10597_0370.N1	10-MAR-2004 09:57:54	Bright	43.500	174	52Psi UMa	3.0040	4400.0	87	10597	No
207	GOM_NL__2PRFIN20040310_100059_000000402025_00022_10597_0371.N1	10-MAR-2004 10:00:59	Bright	40.000	82	48Bet UMa	2.3650	10600.	80	10597	No
208	GOM_NL__2PRFIN20040310_100226_000000412025_00022_10597_0372.N1	10-MAR-2004 10:02:26	Bright	41.000	36	50Alp UMa	1.8000	6300.0	82	10597	No
209	GOM_NL__2PRFIN20040310_100436_000000492025_00022_10597_0373.N1	10-MAR-2004 10:04:36	Bright	48.500	32	77Eps UMa	1.7630	11000.	97	10597	No
210	GOM_NL__2PRFIN20040310_100706_000000602025_00022_10597_0374.N1	10-MAR-2004 10:07:06	Bright	60.000	39	85Eta UMa	1.8540	24000.	120	10597	No
211	GOM_NL__2PRFIN20040310_100928_000000382025_00022_10597_0375.N1	10-MAR-2004 10:09:28	Bright	37.500	49	1Alp UMi	1.9900	6300.0	75	10597	No
212	GOM_NL__2PRFIN20040310_101357_000000502025_00022_10597_0376.N1	10-MAR-2004 10:13:57	Bright	49.500	119	14Eta Dra	2.7270	4700.0	99	10597	No
213	GOM_NL__2PRFIN20040310_101710_000000382025_00022_10597_0377.N1	10-MAR-2004 10:17:10	Bright	37.500	89	5Alp Cep	2.4510	8000.0	75	10597	No
214	GOM_NL__2PRFIN20040310_101846_000000512025_00022_10597_0378.N1	10-MAR-2004 10:18:46	Bright	50.500	130	23Bet Dra	2.7990	5800.0	101	10597	No
215	GOM_NL__2PRFIN20040310_102217_000000362025_00022_10597_0379.N1	10-MAR-2004 10:22:17	Bright	35.500	19	50Alp Cyg	1.2460	10500.	71	10597	No
216	GOM_NL__2PRFIN20040310_102350_000000402025_00022_10597_0380.N1	10-MAR-2004 10:23:50	Bright	39.500	66	37Gam Cyg	2.2080	5900.0	79	10597	No
217	GOM_NL__2PRFIN20040310_102529_000000382025_00022_10597_0381.N1	10-MAR-2004 10:25:29	Bright	37.500	92	53Eps Cyg	2.5000	4500.0	75	10597	No
218	GOM_NL__2PRFIN20040310_102854_000001382025_00022_10597_0382.N1	10-MAR-2004 10:28:54	Tw_i_and_stray	137.50	133	40Zet Her	2.8070	6000.0	275	10597	No
219	GOM_NL__2PRFIN20040310_103304_000000492025_00022_10597_0383.N1	10-MAR-2004 10:33:04	Tw_i_and_stray	49.000	168	17Zet Aql	2.9860	11000.	98	10597	No

220	GOM_NL__2PRFIN20040310_103813_000000962025_00022_10597_0384.N1	10-MAR-2004 10:38:13	Dark	95.500	59	55Alp Oph	2.0800	8900.0	191	10597	No
221	GOM_NL__2PRFIN20040310_104055_000000882025_00022_10597_0385.N1	10-MAR-2004 10:40:55	Dark	87.500	126	60Bet Oph	2.7700	4250.0	175	10597	No
222	GOM_NL__2PRFIN20040310_104511_000000492025_00022_10597_0386.N1	10-MAR-2004 10:45:11	Dark	49.000	57	34Sig Sgr	2.0660	26000.	98	10597	No
223	GOM_NL__2PRFIN20040310_104833_000000532025_00022_10597_0387.N1	10-MAR-2004 10:48:33	Dark	52.500	38	20Eps Sgr	1.8360	11000.	105	10597	No
224	GOM_NL__2PRFIN20040310_105155_000000532025_00022_10597_0388.N1	10-MAR-2004 10:51:55	Dark	53.000	25	35Lam Sco	1.6200	28000.	106	10597	No
225	GOM_NL__2PRFIN20040310_105728_000000422025_00023_10598_0355.N1	10-MAR-2004 10:57:28	Dark	41.500	43	Alp TrA	1.9100	4250.0	83	10598	No
226	GOM_NL__2PRFIN20040310_105944_000000382025_00023_10598_0356.N1	10-MAR-2004 10:59:44	Dark	38.000	145	Gam TrA	2.8720	10600.	76	10598	No
227	GOM_NL__2PRFIN20040310_110124_000000442025_00023_10598_0357.N1	10-MAR-2004 11:01:24	Dark	44.000	4	Alp1Cen	-0.010000	5800.0	88	10598	No
228	GOM_NL__2PRFIN20040310_110240_000000492025_00023_10598_0358.N1	10-MAR-2004 11:02:40	Dark	48.500	10	Bet Cen	0.61000	28000.	97	10598	No
229	GOM_NL__2PRFIN20040310_110450_000000412025_00023_10598_0359.N1	10-MAR-2004 11:04:50	Dark	40.500	12	Alp1Cru	0.77500	30000.	81	10598	No
230	GOM_NL__2PRFIN20040310_110616_000000382025_00023_10598_0360.N1	10-MAR-2004 11:06:16	Dark	38.000	124	The Car	2.7640	30000.	76	10598	No
231	GOM_NL__2PRFIN20040310_110740_000000452025_00023_10598_0361.N1	10-MAR-2004 11:07:40	Straylight	44.500	64	Gam Cen	2.2000	10600.	89	10598	No
232	GOM_NL__2PRFIN20040310_111008_000000442025_00023_10598_0362.N1	10-MAR-2004 11:10:08	Straylight	44.000	113	Mu Vel	2.6920	5000.0	88	10598	No
233	GOM_NL__2PRFIN20040310_111252_000000452025_00023_10598_0363.N1	10-MAR-2004 11:12:52	Straylight	45.000	65	Lam Vel	2.2040	4400.0	90	10598	No
234	GOM_NL__2PRFIN20040310_111555_000000592025_00023_10598_0364.N1	10-MAR-2004 11:15:55	Straylight	58.500	106	9Bet Crv	2.6480	5600.0	117	10598	No
235	GOM_NL__2PRFIN20040310_111826_000000572025_00023_10598_0365.N1	10-MAR-2004 11:18:26	Straylight	56.500	100	4Gam Crv	2.5800	13100.	113	10598	No
236	GOM_NL__2PRFIN20040310_112220_000000462025_00023_10598_0366.N1	10-MAR-2004 11:22:20	Twilight_stray	46.000	48	30Alp Hya	1.9770	4100.0	92	10598	No
237	GOM_NL__2PRFIN20040310_112759_000000412025_00023_10598_0367.N1	10-MAR-2004 11:27:59	Bright	41.000	22	32Alp Leo	1.3600	15200.	82	10598	No
238	GOM_NL__2PRFIN20040310_113021_000000412025_00023_10598_0368.N1	10-MAR-2004 11:30:21	Bright	40.500	51	41Gam1Leo	2.0100	4500.0	81	10598	No
239	GOM_NL__2PRFIN20040310_113410_000000982025_00023_10598_0369.N1	10-MAR-2004 11:34:10	Bright	98.000	138	47Eps Vir	2.8280	4700.0	196	10598	No
240	GOM_NL__2PRFIN20040310_113830_000000442025_00023_10598_0370.N1	10-MAR-2004 11:38:30	Bright	44.000	174	52Psi UMa	3.0040	4400.0	88	10598	No
241	GOM_NL__2PRFIN20040310_114134_000000402025_00023_10598_0371.N1	10-MAR-2004 11:41:34	Bright	40.000	82	48Bet UMa	2.3650	10600.	80	10598	No
242	GOM_NL__2PRFIN20040310_114301_000000422025_00023_10598_0372.N1	10-MAR-2004 11:43:01	Bright	41.500	36	50Alp UMa	1.8000	6300.0	83	10598	No
243	GOM_NL__2PRFIN20040310_114511_000000482025_00023_10598_0373.N1	10-MAR-2004 11:45:11	Bright	47.500	32	77Eps UMa	1.7630	11000.	95	10598	No
244	GOM_NL__2PRFIN20040310_114740_000000582025_00023_10598_0374.N1	10-MAR-2004 11:47:40	Bright	57.500	39	85Eta UMa	1.8540	24000.	115	10598	No
245	GOM_NL__2PRFIN20040310_115003_000000372025_00023_10598_0375.N1	10-MAR-2004 11:50:03	Bright	37.000	49	1Alp UMi	1.9900	6300.0	74	10598	No
246	GOM_NL__2PRFIN20040310_115433_000000502025_00023_10598_0376.N1	10-MAR-2004 11:54:33	Bright	50.000	119	14Eta Dra	2.7270	4700.0	100	10598	No
247	GOM_NL__2PRFIN20040310_115746_000000392025_00023_10598_0377.N1	10-MAR-2004 11:57:46	Bright	38.500	89	5Alp Cep	2.4510	8000.0	77	10598	No
248	GOM_NL__2PRFIN20040310_115921_000000502025_00023_10598_0378.N1	10-MAR-2004 11:59:21	Bright	50.000	130	23Bet Dra	2.7990	5800.0	100	10598	No
249	GOM_NL__2PRFIN20040310_120252_000000392025_00023_10598_0379.N1	10-MAR-2004 12:02:52	Bright	38.500	19	50Alp Cyg	1.2460	10500.	77	10598	No
250	GOM_NL__2PRFIN20040310_120426_000000402025_00023_10598_0380.N1	10-MAR-2004 12:04:26	Bright	40.000	66	37Gam Cyg	2.2080	5900.0	80	10598	No
251	GOM_NL__2PRFIN20040310_120604_000000392025_00023_10598_0381.N1	10-MAR-2004 12:06:04	Bright	39.000	92	53Eps Cyg	2.5000	4500.0	78	10598	No
252	GOM_NL__2PRFIN20040310_120930_000001442025_00023_10598_0382.N1	10-MAR-2004 12:09:30	Twilight_stray	143.50	133	40Zet Her	2.8070	6000.0	287	10598	No
253	GOM_NL__2PRFIN20040310_121340_000000522025_00023_10598_0383.N1	10-MAR-2004 12:13:40	Twilight_stray	52.000	168	17Zet Aql	2.9860	11000.	104	10598	No
254	GOM_NL__2PRFIN20040310_121851_000000962025_00023_10598_0384.N1	10-MAR-2004 12:18:51	Dark	96.000	59	55Alp Oph	2.0800	8900.0	192	10598	No
255	GOM_NL__2PRFIN20040310_122135_000000972025_00023_10598_0385.N1	10-MAR-2004 12:21:35	Dark	96.500	126	60Bet Oph	2.7700	4250.0	193	10598	No
256	GOM_NL__2PRFIN20040310_122548_000000472025_00023_10598_0386.N1	10-MAR-2004 12:25:48	Dark	47.000	57	34Sig Sgr	2.0660	26000.	94	10598	No
257	GOM_NL__2PRFIN20040310_122910_000000472025_00023_10598_0387.N1	10-MAR-2004 12:29:10	Dark	47.000	38	20Eps Sgr	1.8360	11000.	94	10598	No
258	GOM_NL__2PRFIN20040310_123232_000000592025_00023_10598_0388.N1	10-MAR-2004 12:32:32	Dark	59.000	25	35Lam Sco	1.6200	28000.	118	10598	No
259	GOM_NL__2PRFIN20040310_123804_000000432025_00024_10599_0355.N1	10-MAR-2004 12:38:04	Dark	43.000	43	Alp TrA	1.9100	4250.0	86	10599	No
260	GOM_NL__2PRFIN20040310_124020_000000382025_00024_10599_0356.N1	10-MAR-2004 12:40:20	Dark	38.000	145	Gam TrA	2.8720	10600.	76	10599	No
261	GOM_NL__2PRFIN20040310_124200_000000452025_00024_10599_0357.N1	10-MAR-2004 12:42:00	Dark	45.000	4	Alp1Cen	-0.010000	5800.0	90	10599	No
262	GOM_NL__2PRFIN20040310_124316_000000422025_00024_10599_0358.N1	10-MAR-2004 12:43:16	Dark	42.000	10	Bet Cen	0.61000	28000.	84	10599	No
263	GOM_NL__2PRFIN20040310_124526_000000512025_00024_10599_0359.N1	10-MAR-2004 12:45:26	Dark	50.500	12	Alp1Cru	0.77500	30000.	101	10599	No
264	GOM_NL__2PRFIN20040310_124652_000000382025_00024_10599_0360.N1	10-MAR-2004 12:46:52	Dark	38.000	124	The Car	2.7640	30000.	76	10599	No
265	GOM_NL__2PRFIN20040310_124816_000000482025_00024_10599_0361.N1	10-MAR-2004 12:48:16	Straylight	48.000	64	Gam Cen	2.2000	10600.	96	10599	No
266	GOM_NL__2PRFIN20040310_125044_000000402025_00024_10599_0362.N1	10-MAR-2004 12:50:44	Straylight	39.500	113	Mu Vel	2.6920	5000.0	79	10599	No
267	GOM_NL__2PRFIN20040310_125327_000000482025_00024_10599_0363.N1	10-MAR-2004 12:53:27	Straylight	48.000	65	Lam Vel	2.2040	4400.0	96	10599	No
268	GOM_NL__2PRFIN20040310_125631_000000622025_00024_10599_0364.N1	10-MAR-2004 12:56:31	Straylight	62.000	106	9Bet Crv	2.6480	5600.0	124	10599	No
269	GOM_NL__2PRFIN20040310_125902_000000552025_00024_10599_0365.N1	10-MAR-2004 12:59:02	Straylight	55.000	100	4Gam Crv	2.5800	13100.	110	10599	No
270	GOM_NL__2PRFIN20040310_130256_000000492025_00024_10599_0366.N1	10-MAR-2004 13:02:56	Twilight_stray	49.000	48	30Alp Hya	1.9770	4100.0	98	10599	No
271	GOM_NL__2PRFIN20040310_130834_000000422025_00024_10599_0367.N1	10-MAR-2004 13:08:34	Bright	41.500	22	32Alp Leo	1.3600	15200.	83	10599	No
272	GOM_NL__2PRFIN20040310_131056_000000412025_00024_10599_0368.N1	10-MAR-2004 13:10:56	Bright	41.000	51	41Gam1Leo	2.0100	4500.0	82	10599	No
273	GOM_NL__2PRFIN20040310_131443_000000952025_00024_10599_0369.N1	10-MAR-2004 13:14:43	Bright	95.000	138	47Eps Vir	2.8280	4700.0	190	10599	No
274	GOM_NL__2PRFIN20040310_131905_000000432025_00024_10599_0370.N1	10-MAR-2004 13:19:05	Bright	43.000	174	52Psi UMa	3.0040	4400.0	86	10599	No
275	GOM_NL__2PRFIN20040310_132210_000000412025_00024_10599_0371.N1	10-MAR-2004 13:22:10	Bright	40.500	82	48Bet UMa	2.3650	10600.	81	10599	No
276	GOM_NL__2PRFIN20040310_132337_000000422025_00024_10599_0372.N1	10-MAR-2004 13:23:37	Bright	41.500	36	50Alp UMa	1.8000	6300.0	83	10599	No
277	GOM_NL__2PRFIN20040310_132545_000000492025_00024_10599_0373.N1	10-MAR-2004 13:25:45	Bright	48.500	32	77Eps UMa	1.7630	11000.	97	10599	No
278	GOM_NL__2PRFIN20040310_132815_000000582025_00024_10599_0374.N1	10-MAR-2004 13:28:15	Bright	58.000	39	85Eta UMa	1.8540	24000.	116	10599	No

279	GOM_NL__2PRFIN20040310_133039_000000362025_00024_10599_0375.N1	10-MAR-2004 13:30:39	Bright	36.000	49	1Alp UMi	1.9900	6300.0	72	10599	No
280	GOM_NL__2PRFIN20040310_133508_000000492025_00024_10599_0376.N1	10-MAR-2004 13:35:08	Bright	49.000	119	14Eta Dra	2.7270	4700.0	98	10599	No
281	GOM_NL__2PRFIN20040310_133822_000000352025_00024_10599_0377.N1	10-MAR-2004 13:38:22	Bright	34.500	89	5Alp Cep	2.4510	8000.0	69	10599	No
282	GOM_NL__2PRFIN20040310_133956_000000512025_00024_10599_0378.N1	10-MAR-2004 13:39:56	Bright	51.000	130	23Bet Dra	2.7990	5800.0	102	10599	No
283	GOM_NL__2PRFIN20040310_134329_000000402025_00024_10599_0379.N1	10-MAR-2004 13:43:29	Bright	40.000	19	50Alp Cyg	1.2460	10500.	80	10599	No
284	GOM_NL__2PRFIN20040310_134502_000000402025_00024_10599_0380.N1	10-MAR-2004 13:45:02	Bright	40.000	66	37Gam Cyg	2.2080	5900.0	80	10599	No
285	GOM_NL__2PRFIN20040310_134641_000000362025_00024_10599_0381.N1	10-MAR-2004 13:46:41	Bright	35.500	92	53Eps Cyg	2.5000	4500.0	71	10599	No
286	GOM_NL__2PRFIN20040310_135006_000001342025_00024_10599_0382.N1	10-MAR-2004 13:50:06	Twilight	133.50	133	40Zet Her	2.8070	6000.0	267	10599	No
287	GOM_NL__2PRFIN20040310_135416_000000522025_00024_10599_0383.N1	10-MAR-2004 13:54:16	Twilight	52.000	168	17Zet Aql	2.9860	11000.	104	10599	No
288	GOM_NL__2PRFIN20040310_135928_000000972025_00024_10599_0384.N1	10-MAR-2004 13:59:28	Dark	96.500	59	55Alp Oph	2.0800	8900.0	193	10599	No
289	GOM_NL__2PRFIN20040310_140212_000000962025_00024_10599_0385.N1	10-MAR-2004 14:02:12	Dark	96.000	126	60Bet Oph	2.7700	4250.0	192	10599	No
290	GOM_NL__2PRFIN20040310_140625_000000482025_00024_10599_0386.N1	10-MAR-2004 14:06:25	Dark	48.000	57	34Sig Sgr	2.0660	26000.	96	10599	No
291	GOM_NL__2PRFIN20040310_140947_000000472025_00024_10599_0387.N1	10-MAR-2004 14:09:47	Dark	47.000	38	20Eps Sgr	1.8360	11000.	94	10599	No
292	GOM_NL__2PRFIN20040310_141309_000000502025_00024_10599_0388.N1	10-MAR-2004 14:13:09	Dark	49.500	25	35Lam Sco	1.6200	28000.	99	10599	No
293	GOM_NL__2PRFIN20040310_141840_000000432025_00025_10600_0359.N1	10-MAR-2004 14:18:40	Dark	42.500	43	Alp TrA	1.9100	4250.0	85	10600	No
294	GOM_NL__2PRFIN20040310_141954_000000402025_00025_10600_0360.N1	10-MAR-2004 14:19:54	Dark	40.000	134	Bet TrA	2.8100	6600.0	80	10600	No
295	GOM_NL__2PRFIN20040310_142237_000000452025_00025_10600_0361.N1	10-MAR-2004 14:22:37	Dark	45.000	4	Alp1Cen	-0.010000	5800.0	90	10600	No
296	GOM_NL__2PRFIN20040310_142353_000000462025_00025_10600_0362.N1	10-MAR-2004 14:23:53	Dark	45.500	10	Bet Cen	0.61000	28000.	91	10600	No
297	GOM_NL__2PRFIN20040310_142602_000000462025_00025_10600_0363.N1	10-MAR-2004 14:26:02	Dark	45.500	12	Alp1Cru	0.77500	30000.	91	10600	No
298	GOM_NL__2PRFIN20040310_142728_000000392025_00025_10600_0364.N1	10-MAR-2004 14:27:28	Dark	38.500	124	The Car	2.7640	30000.	77	10600	No
299	GOM_NL__2PRFIN20040310_142853_000000492025_00025_10600_0365.N1	10-MAR-2004 14:28:53	Straylight	49.000	64	Gam Cen	2.2000	10600.	98	10600	No
300	GOM_NL__2PRFIN20040310_143044_000000392025_00025_10600_0366.N1	10-MAR-2004 14:30:44	Straylight	39.000	91	Kap Vel	2.4900	26000.	78	10600	No
301	GOM_NL__2PRFIN20040310_143405_000000472025_00025_10600_0367.N1	10-MAR-2004 14:34:05	Straylight	46.500	65	Lam Vel	2.2040	4400.0	93	10600	No
302	GOM_NL__2PRFIN20040310_143707_000000612025_00025_10600_0368.N1	10-MAR-2004 14:37:07	Straylight	61.000	106	9Bet Crv	2.6480	5600.0	122	10600	No
303	GOM_NL__2PRFIN20040310_143937_000000582025_00025_10600_0369.N1	10-MAR-2004 14:39:37	Straylight	57.500	100	4Gam Crv	2.5800	13100.	115	10600	No
304	GOM_NL__2PRFIN20040310_144332_000000472025_00025_10600_0370.N1	10-MAR-2004 14:43:32	Twilight	46.500	48	30Alp Hya	1.9770	4100.0	93	10600	No
305	GOM_NL__2PRFIN20040310_144911_000000412025_00025_10600_0371.N1	10-MAR-2004 14:49:11	Bright	40.500	22	32Alp Leo	1.3600	15200.	81	10600	No
306	GOM_NL__2PRFIN20040310_145132_000000422025_00025_10600_0372.N1	10-MAR-2004 14:51:32	Bright	41.500	51	41Gam1Leo	2.0100	4500.0	83	10600	No
307	GOM_NL__2PRFIN20040310_145517_000001012025_00025_10600_0373.N1	10-MAR-2004 14:55:17	Bright	100.50	138	47Eps Vir	2.8280	4700.0	201	10600	No
308	GOM_NL__2PRFIN20040310_145941_000000442025_00025_10600_0374.N1	10-MAR-2004 14:59:41	Bright	44.000	174	52Psi UMa	3.0040	4400.0	88	10600	No
309	GOM_NL__2PRFIN20040310_150245_000000412025_00025_10600_0375.N1	10-MAR-2004 15:02:45	Bright	40.500	82	48Bet UMa	2.3650	10600.	81	10600	No
310	GOM_NL__2PRFIN20040310_150412_000000422025_00025_10600_0376.N1	10-MAR-2004 15:04:12	Bright	42.000	36	50Alp UMa	1.8000	6300.0	84	10600	No
311	GOM_NL__2PRFIN20040310_150621_000000502025_00025_10600_0377.N1	10-MAR-2004 15:06:21	Bright	49.500	32	77Eps UMa	1.7630	11000.	99	10600	No
312	GOM_NL__2PRFIN20040310_150850_000000582025_00025_10600_0378.N1	10-MAR-2004 15:08:50	Bright	58.000	39	85Eta UMa	1.8540	24000.	116	10600	No
313	GOM_NL__2PRFIN20040310_151115_000000392025_00025_10600_0379.N1	10-MAR-2004 15:11:15	Bright	38.500	49	1Alp UMi	1.9900	6300.0	77	10600	No
314	GOM_NL__2PRFIN20040310_151544_000000482025_00025_10600_0380.N1	10-MAR-2004 15:15:44	Bright	47.500	119	14Eta Dra	2.7270	4700.0	95	10600	No
315	GOM_NL__2PRFIN20040310_151859_000000372025_00025_10600_0381.N1	10-MAR-2004 15:18:59	Bright	36.500	89	5Alp Cep	2.4510	8000.0	73	10600	No
316	GOM_NL__2PRFIN20040310_152032_000000522025_00025_10600_0382.N1	10-MAR-2004 15:20:32	Bright	51.500	130	23Bet Dra	2.7990	5800.0	103	10600	No
317	GOM_NL__2PRFIN20040310_152405_000000402025_00025_10600_0383.N1	10-MAR-2004 15:24:05	Bright	39.500	19	50Alp Cyg	1.2460	10500.	79	10600	No
318	GOM_NL__2PRFIN20040310_152538_000000412025_00025_10600_0384.N1	10-MAR-2004 15:25:38	Bright	40.500	66	37Gam Cyg	2.2080	5900.0	81	10600	No
319	GOM_NL__2PRFIN20040310_152717_000000382025_00025_10600_0385.N1	10-MAR-2004 15:27:17	Bright	37.500	92	53Eps Cyg	2.5000	4500.0	75	10600	No
320	GOM_NL__2PRFIN20040310_153043_000001302025_00025_10600_0386.N1	10-MAR-2004 15:30:43	Twilight	130.00	133	40Zet Her	2.8070	6000.0	260	10600	No
321	GOM_NL__2PRFIN20040310_153453_000000512025_00025_10600_0387.N1	10-MAR-2004 15:34:53	Twilight	51.000	168	17Zet Aql	2.9860	11000.	102	10600	No
322	GOM_NL__2PRFIN20040310_154006_000001022025_00025_10600_0388.N1	10-MAR-2004 15:40:06	Dark	101.50	59	55Alp Oph	2.0800	8900.0	203	10600	No
323	GOM_NL__2PRFIN20040310_154249_000000842025_00025_10600_0389.N1	10-MAR-2004 15:42:49	Dark	83.500	126	60Bet Oph	2.7700	4250.0	167	10600	No
324	GOM_NL__2PRFIN20040310_154702_000000492025_00025_10600_0390.N1	10-MAR-2004 15:47:02	Dark	48.500	57	34Sig Sgr	2.0660	26000.	97	10600	No
325	GOM_NL__2PRFIN20040310_155023_000000502025_00025_10600_0391.N1	10-MAR-2004 15:50:23	Dark	50.000	38	20Eps Sgr	1.8360	11000.	100	10600	No
326	GOM_NL__2PRFIN20040310_155917_000000422025_00026_10601_0360.N1	10-MAR-2004 15:59:17	Dark	41.500	43	Alp TrA	1.9100	4250.0	83	10601	No
327	GOM_NL__2PRFIN20040310_160031_000000412025_00026_10601_0361.N1	10-MAR-2004 16:00:31	Dark	41.000	134	Bet TrA	2.8100	6600.0	82	10601	No
328	GOM_NL__2PRFIN20040310_160314_000000442025_00026_10601_0362.N1	10-MAR-2004 16:03:14	Dark	44.000	4	Alp1Cen	-0.010000	5800.0	88	10601	No
329	GOM_NL__2PRFIN20040310_160429_000000522025_00026_10601_0363.N1	10-MAR-2004 16:04:29	Dark	52.000	10	Bet Cen	0.61000	28000.	104	10601	No
330	GOM_NL__2PRFIN20040310_160639_000000402025_00026_10601_0364.N1	10-MAR-2004 16:06:39	Dark	40.000	12	Alp1Cru	0.77500	30000.	80	10601	No
331	GOM_NL__2PRFIN20040310_160804_000000392025_00026_10601_0365.N1	10-MAR-2004 16:08:04	Dark	38.500	124	The Car	2.7640	30000.	77	10601	No
332	GOM_NL__2PRFIN20040310_160930_000000422025_00026_10601_0366.N1	10-MAR-2004 16:09:30	Straylight	41.500	64	Gam Cen	2.2000	10600.	83	10601	No
333	GOM_NL__2PRFIN20040310_161120_000000452025_00026_10601_0367.N1	10-MAR-2004 16:11:20	Straylight	45.000	91	Kap Vel	2.4900	26000.	90	10601	No
334	GOM_NL__2PRFIN20040310_161440_000000512025_00026_10601_0368.N1	10-MAR-2004 16:14:40	Straylight	51.000	65	Lam Vel	2.2040	4400.0	102	10601	No
335	GOM_NL__2PRFIN20040310_161743_000000612025_00026_10601_0369.N1	10-MAR-2004 16:17:43	Straylight	61.000	106	9Bet Crv	2.6480	5600.0	122	10601	No
336	GOM_NL__2PRFIN20040310_162014_000000592025_00026_10601_0370.N1	10-MAR-2004 16:20:14	Straylight	58.500	100	4Gam Crv	2.5800	13100.	117	10601	No
337	GOM_NL__2PRFIN20040310_162408_000000462025_00026_10601_0371.N1	10-MAR-2004 16:24:08	Twilight	46.000	48	30Alp Hya	1.9770	4100.0	92	10601	No

338	GOM_NL__2PRFIN20040310_162947_000000402025_00026_10601_0372.N1	10-MAR-2004 16:29:47	Bright	40.000	22	32Alp Leo	1.3600	15200.	80	10601	No
339	GOM_NL__2PRFIN20040310_163208_000000412025_00026_10601_0373.N1	10-MAR-2004 16:32:08	Bright	41.000	51	41Gam1Leo	2.0100	4500.0	82	10601	No
340	GOM_NL__2PRFIN20040310_163551_000001022025_00026_10601_0374.N1	10-MAR-2004 16:35:51	Bright	102.00	138	47Eps Vir	2.8280	4700.0	204	10601	No
341	GOM_NL__2PRFIN20040310_164016_000000432025_00026_10601_0375.N1	10-MAR-2004 16:40:16	Bright	43.000	174	52Psi UMa	3.0040	4400.0	86	10601	No
342	GOM_NL__2PRFIN20040310_164321_000000392025_00026_10601_0376.N1	10-MAR-2004 16:43:21	Bright	39.000	82	48Bet UMa	2.3650	10600.	78	10601	No
343	GOM_NL__2PRFIN20040310_164448_000000412025_00026_10601_0377.N1	10-MAR-2004 16:44:48	Bright	41.000	36	50Alp UMa	1.8000	6300.0	82	10601	No
344	GOM_NL__2PRFIN20040310_164656_000000492025_00026_10601_0378.N1	10-MAR-2004 16:46:56	Bright	48.500	32	77Eps UMa	1.7630	11000.	97	10601	No
345	GOM_NL__2PRFIN20040310_164924_000000582025_00026_10601_0379.N1	10-MAR-2004 16:49:24	Bright	57.500	39	85Eta UMa	1.8540	24000.	115	10601	No
346	GOM_NL__2PRFIN20040310_165152_000000372025_00026_10601_0380.N1	10-MAR-2004 16:51:52	Bright	37.000	49	1Alp UMi	1.9900	6300.0	74	10601	No
347	GOM_NL__2PRFIN20040310_165619_000000502025_00026_10601_0381.N1	10-MAR-2004 16:56:19	Bright	49.500	119	14Eta Dra	2.7270	4700.0	99	10601	No
348	GOM_NL__2PRFIN20040310_165935_000000372025_00026_10601_0382.N1	10-MAR-2004 16:59:35	Bright	36.500	89	5Alp Cep	2.4510	8000.0	73	10601	No
349	GOM_NL__2PRFIN20040310_170107_000000522025_00026_10601_0383.N1	10-MAR-2004 17:01:07	Bright	52.000	130	23Bet Dra	2.7990	5800.0	104	10601	No
350	GOM_NL__2PRFIN20040310_170441_000000362025_00026_10601_0384.N1	10-MAR-2004 17:04:41	Bright	35.500	19	50Alp Cyg	1.2460	10500.	71	10601	No
351	GOM_NL__2PRFIN20040310_170615_000000382025_00026_10601_0385.N1	10-MAR-2004 17:06:15	Bright	38.000	66	37Gam Cyg	2.2080	5900.0	76	10601	No
352	GOM_NL__2PRFIN20040310_170753_000000362025_00026_10601_0386.N1	10-MAR-2004 17:07:53	Bright	36.000	92	53Eps Cyg	2.5000	4500.0	72	10601	No
353	GOM_NL__2PRFIN20040310_171119_000001362025_00026_10601_0387.N1	10-MAR-2004 17:11:19	Tw_i_and_stray	135.50	133	40Zet Her	2.8070	6000.0	271	10601	No
354	GOM_NL__2PRFIN20040310_171529_000000542025_00026_10601_0388.N1	10-MAR-2004 17:15:29	Tw_i_and_stray	53.500	168	17Zet Aql	2.9860	11000.	107	10601	No
355	GOM_NL__2PRFIN20040310_172044_000000992025_00026_10601_0389.N1	10-MAR-2004 17:20:44	Dark	98.500	59	55Alp Oph	2.0800	8900.0	197	10601	No
356	GOM_NL__2PRFIN20040310_172327_000000922025_00026_10601_0390.N1	10-MAR-2004 17:23:27	Dark	92.000	126	60Bet Oph	2.7700	4250.0	184	10601	No
357	GOM_NL__2PRFIN20040310_172739_000000482025_00026_10601_0391.N1	10-MAR-2004 17:27:39	Dark	47.500	57	34Sig Sgr	2.0660	26000.	95	10601	No
358	GOM_NL__2PRFIN20040310_173100_000000512025_00026_10601_0392.N1	10-MAR-2004 17:31:00	Dark	50.500	38	20Eps Sgr	1.8360	11000.	101	10601	No
359	GOM_NL__2PRFIN20040310_173953_000000432025_00027_10602_0358.N1	10-MAR-2004 17:39:53	Dark	42.500	43	Alp TrA	1.9100	4250.0	85	10602	No
360	GOM_NL__2PRFIN20040310_174107_000000412025_00027_10602_0359.N1	10-MAR-2004 17:41:07	Dark	40.500	134	Bet TrA	2.8100	6600.0	81	10602	No
361	GOM_NL__2PRFIN20040310_174350_000000572025_00027_10602_0360.N1	10-MAR-2004 17:43:50	Dark	56.500	4	Alp1Cen	-0.010000	5800.0	113	10602	No
362	GOM_NL__2PRFIN20040310_174506_000000532025_00027_10602_0361.N1	10-MAR-2004 17:45:06	Dark	52.500	10	Bet Cen	0.61000	28000.	105	10602	No
363	GOM_NL__2PRFIN20040310_174715_000000412025_00027_10602_0362.N1	10-MAR-2004 17:47:15	Dark	41.000	12	Alp1Cru	0.77500	30000.	82	10602	No
364	GOM_NL__2PRFIN20040310_174840_000000382025_00027_10602_0363.N1	10-MAR-2004 17:48:40	Dark	38.000	124	The Car	2.7640	30000.	76	10602	No
365	GOM_NL__2PRFIN20040310_175006_000000442025_00027_10602_0364.N1	10-MAR-2004 17:50:06	Straylight	43.500	64	Gam Cen	2.2000	10600.	87	10602	No
366	GOM_NL__2PRFIN20040310_175156_000000382025_00027_10602_0365.N1	10-MAR-2004 17:51:56	Straylight	38.000	91	Kap Vel	2.4900	26000.	76	10602	No
367	GOM_NL__2PRFIN20040310_175517_000000452025_00027_10602_0366.N1	10-MAR-2004 17:55:17	Straylight	45.000	65	Lam Vel	2.2040	4400.0	90	10602	No
368	GOM_NL__2PRFIN20040310_175819_000000612025_00027_10602_0367.N1	10-MAR-2004 17:58:19	Straylight	60.500	106	9Bet Crv	2.6480	5600.0	121	10602	No
369	GOM_NL__2PRFIN20040310_180050_000000592025_00027_10602_0368.N1	10-MAR-2004 18:00:50	Straylight	59.000	100	4Gam Crv	2.5800	13100.	118	10602	No
370	GOM_NL__2PRFIN20040310_180445_000000422025_00027_10602_0369.N1	10-MAR-2004 18:04:45	Tw_i_and_stray	41.500	48	30Alp Hya	1.9770	4100.0	83	10602	No
371	GOM_NL__2PRFIN20040310_181023_000000392025_00027_10602_0370.N1	10-MAR-2004 18:10:23	Bright	39.000	22	32Alp Leo	1.3600	15200.	78	10602	No
372	GOM_NL__2PRFIN20040310_181244_000000432025_00027_10602_0371.N1	10-MAR-2004 18:12:44	Bright	42.500	51	41Gam1Leo	2.0100	4500.0	85	10602	No
373	GOM_NL__2PRFIN20040310_181625_000001012025_00027_10602_0372.N1	10-MAR-2004 18:16:25	Bright	101.00	138	47Eps Vir	2.8280	4700.0	202	10602	No
374	GOM_NL__2PRFIN20040310_182052_000000412025_00027_10602_0373.N1	10-MAR-2004 18:20:52	Bright	41.000	174	52Psi UMa	3.0040	4400.0	82	10602	No
375	GOM_NL__2PRFIN20040310_182357_000000392025_00027_10602_0374.N1	10-MAR-2004 18:23:57	Bright	39.000	82	48Bet UMa	2.3650	10600.	78	10602	No
376	GOM_NL__2PRFIN20040310_182524_000000402025_00027_10602_0375.N1	10-MAR-2004 18:25:24	Bright	39.500	36	50Alp UMa	1.8000	6300.0	79	10602	No
377	GOM_NL__2PRFIN20040310_182732_000000452025_00027_10602_0376.N1	10-MAR-2004 18:27:32	Bright	45.000	32	77Eps UMa	1.7630	11000.	90	10602	No
378	GOM_NL__2PRFIN20040310_182959_000000592025_00027_10602_0377.N1	10-MAR-2004 18:29:59	Bright	58.500	39	85Eta UMa	1.8540	24000.	117	10602	No
379	GOM_NL__2PRFIN20040310_183228_000000382025_00027_10602_0378.N1	10-MAR-2004 18:32:28	Bright	37.500	49	1Alp UMi	1.9900	6300.0	75	10602	No
380	GOM_NL__2PRFIN20040310_183654_000000492025_00027_10602_0379.N1	10-MAR-2004 18:36:54	Bright	49.000	119	14Eta Dra	2.7270	4700.0	98	10602	No
381	GOM_NL__2PRFIN20040310_184011_000000352025_00027_10602_0380.N1	10-MAR-2004 18:40:11	Bright	35.000	89	5Alp Cep	2.4510	8000.0	70	10602	No
382	GOM_NL__2PRFIN20040310_184143_000000522025_00027_10602_0381.N1	10-MAR-2004 18:41:43	Bright	51.500	130	23Bet Dra	2.7990	5800.0	103	10602	No
383	GOM_NL__2PRFIN20040310_184517_000000372025_00027_10602_0382.N1	10-MAR-2004 18:45:17	Bright	36.500	19	50Alp Cyg	1.2460	10500.	73	10602	No
384	GOM_NL__2PRFIN20040310_184651_000000372025_00027_10602_0383.N1	10-MAR-2004 18:46:51	Bright	36.500	66	37Gam Cyg	2.2080	5900.0	73	10602	No
385	GOM_NL__2PRFIN20040310_184830_000000362025_00027_10602_0384.N1	10-MAR-2004 18:48:30	Bright	35.500	92	53Eps Cyg	2.5000	4500.0	71	10602	No
386	GOM_NL__2PRFIN20040310_185155_000001312025_00027_10602_0385.N1	10-MAR-2004 18:51:55	Tw_i_and_stray	131.00	133	40Zet Her	2.8070	6000.0	262	10602	No
387	GOM_NL__2PRFIN20040310_185605_000000502025_00027_10602_0386.N1	10-MAR-2004 18:56:05	Tw_i_and_stray	50.000	168	17Zet Aql	2.9860	11000.	100	10602	No
388	GOM_NL__2PRFIN20040310_190121_000001022025_00027_10602_0387.N1	10-MAR-2004 19:01:21	Dark	102.00	59	55Alp Oph	2.0800	8900.0	204	10602	No
389	GOM_NL__2PRFIN20040310_190405_000001042025_00027_10602_0388.N1	10-MAR-2004 19:04:05	Dark	103.50	126	60Bet Oph	2.7700	4250.0	207	10602	No
390	GOM_NL__2PRFIN20040310_190816_000000452025_00027_10602_0389.N1	10-MAR-2004 19:08:16	Dark	45.000	57	34Sig Sgr	2.0660	26000.	90	10602	No
391	GOM_NL__2PRFIN20040310_191137_000000522025_00027_10602_0390.N1	10-MAR-2004 19:11:37	Dark	52.000	38	20Eps Sgr	1.8360	11000.	104	10602	No
392	GOM_NL__2PRFIN20040310_192030_000000422025_00028_10603_0359.N1	10-MAR-2004 19:20:30	Dark	41.500	43	Alp TrA	1.9100	4250.0	83	10603	No
393	GOM_NL__2PRFIN20040310_192145_000000412025_00028_10603_0360.N1	10-MAR-2004 19:21:45	Dark	40.500	134	Bet TrA	2.8100	6600.0	81	10603	No
394	GOM_NL__2PRFIN20040310_192427_000000442025_00028_10603_0361.N1	10-MAR-2004 19:24:27	Dark	43.500	4	Alp1Cen	-0.010000	5800.0	87	10603	No
395	GOM_NL__2PRFIN20040310_192543_000000442025_00028_10603_0362.N1	10-MAR-2004 19:25:43	Dark	44.000	10	Bet Cen	0.61000	28000.	88	10603	No
396	GOM_NL__2PRFIN20040310_192751_000000512025_00028_10603_0363.N1	10-MAR-2004 19:27:51	Dark	51.000	12	Alp1Cru	0.77500	30000.	102	10603	No

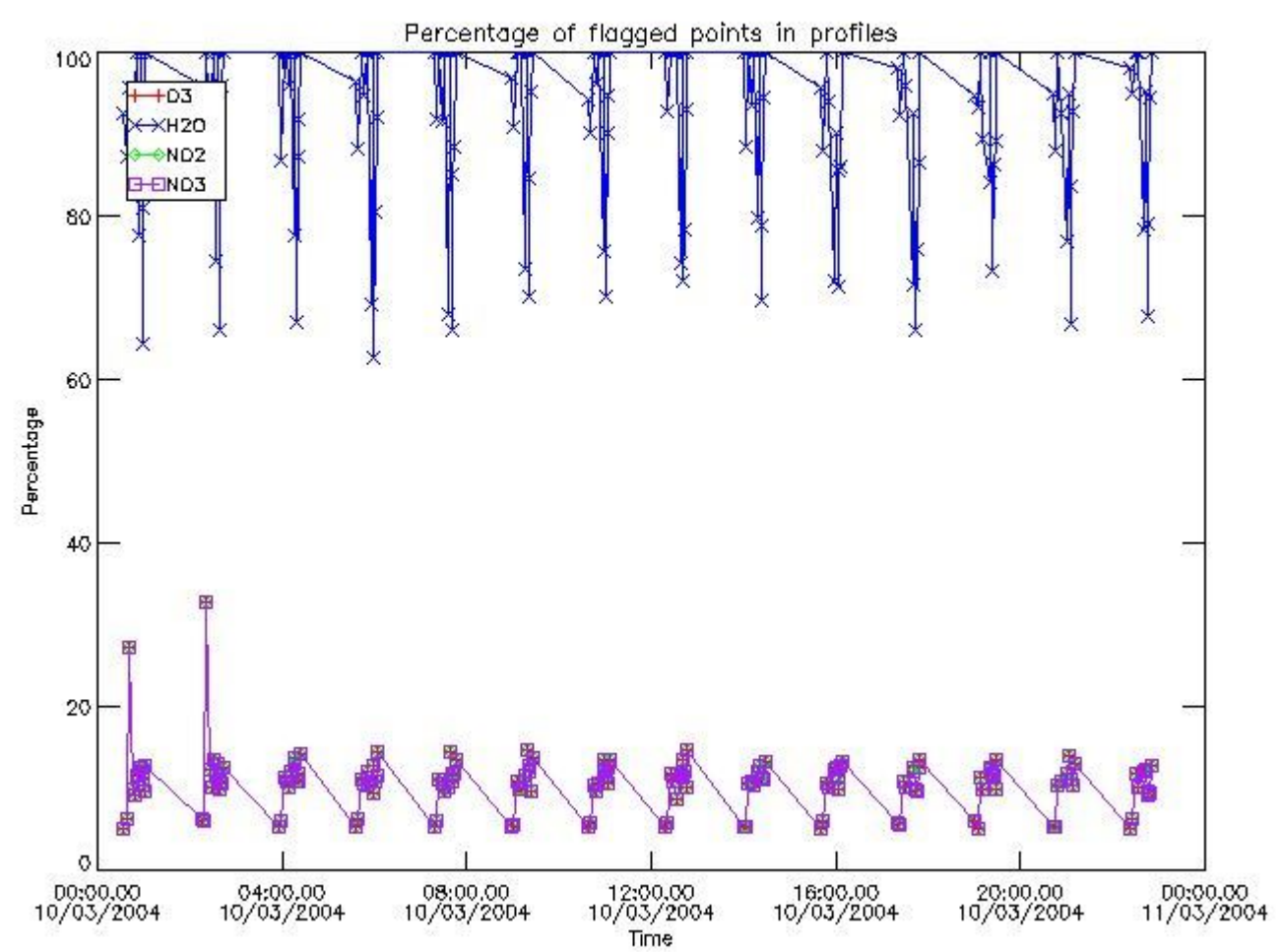
397	GOM_NL__2PRFIN20040310_192917_000000382025_00028_10603_0364.N1	10-MAR-2004 19:29:17	Dark	37.500	124	The Car	2.7640	30000.	75	10603	No
398	GOM_NL__2PRFIN20040310_193043_000000442025_00028_10603_0365.N1	10-MAR-2004 19:30:43	Straylight	43.500	64	Gam Cen	2.2000	10600.	87	10603	No
399	GOM_NL__2PRFIN20040310_193233_000000392025_00028_10603_0366.N1	10-MAR-2004 19:32:33	Straylight	39.000	91	Kap Vel	2.4900	26000.	78	10603	No
400	GOM_NL__2PRFIN20040310_193552_000000512025_00028_10603_0367.N1	10-MAR-2004 19:35:52	Straylight	51.000	65	Lam Vel	2.2040	4400.0	102	10603	No
401	GOM_NL__2PRFIN20040310_193856_000000572025_00028_10603_0368.N1	10-MAR-2004 19:38:56	Straylight	56.500	106	9Bet Crv	2.6480	5600.0	113	10603	No
402	GOM_NL__2PRFIN20040310_194126_000000572025_00028_10603_0369.N1	10-MAR-2004 19:41:26	Straylight	57.000	100	4Gam Crv	2.5800	13100.	114	10603	No
403	GOM_NL__2PRFIN20040310_194521_000000432025_00028_10603_0370.N1	10-MAR-2004 19:45:21	Twl_and_stray	42.500	48	30Alp Hya	1.9770	4100.0	85	10603	No
404	GOM_NL__2PRFIN20040310_195059_000000412025_00028_10603_0371.N1	10-MAR-2004 19:50:59	Bright	40.500	22	32Alp Leo	1.3600	15200.	81	10603	No
405	GOM_NL__2PRFIN20040310_195320_000000412025_00028_10603_0372.N1	10-MAR-2004 19:53:20	Bright	41.000	51	41Gam1Leo	2.0100	4500.0	82	10603	No
406	GOM_NL__2PRFIN20040310_195659_000000972025_00028_10603_0373.N1	10-MAR-2004 19:56:59	Bright	97.000	138	47Eps Vir	2.8280	4700.0	194	10603	No
407	GOM_NL__2PRFIN20040310_200128_000000412025_00028_10603_0374.N1	10-MAR-2004 20:01:28	Bright	40.500	174	52Psi UMa	3.0040	4400.0	81	10603	No
408	GOM_NL__2PRFIN20040310_200433_000000402025_00028_10603_0375.N1	10-MAR-2004 20:04:33	Bright	39.500	82	48Bet UMa	2.3650	10600.	79	10603	No
409	GOM_NL__2PRFIN20040310_200600_000000422025_00028_10603_0376.N1	10-MAR-2004 20:06:00	Bright	41.500	36	50Alp UMa	1.8000	6300.0	83	10603	No
410	GOM_NL__2PRFIN20040310_200807_000000482025_00028_10603_0377.N1	10-MAR-2004 20:08:07	Bright	48.000	32	77Eps UMa	1.7630	11000.	96	10603	No
411	GOM_NL__2PRFIN20040310_201034_000000602025_00028_10603_0378.N1	10-MAR-2004 20:10:34	Bright	59.500	39	85Eta UMa	1.8540	24000.	119	10603	No
412	GOM_NL__2PRFIN20040310_201304_000000362025_00028_10603_0379.N1	10-MAR-2004 20:13:04	Bright	36.000	49	1Alp UMi	1.9900	6300.0	72	10603	No
413	GOM_NL__2PRFIN20040310_201730_000000482025_00028_10603_0380.N1	10-MAR-2004 20:17:30	Bright	48.000	119	14Eta Dra	2.7270	4700.0	96	10603	No
414	GOM_NL__2PRFIN20040310_202047_000000372025_00028_10603_0381.N1	10-MAR-2004 20:20:47	Bright	36.500	89	5Alp Cep	2.4510	8000.0	73	10603	No
415	GOM_NL__2PRFIN20040310_202218_000000522025_00028_10603_0382.N1	10-MAR-2004 20:22:18	Bright	52.000	130	23Bet Dra	2.7990	5800.0	104	10603	No
416	GOM_NL__2PRFIN20040310_202553_000000382025_00028_10603_0383.N1	10-MAR-2004 20:25:53	Bright	38.000	19	50Alp Cyg	1.2460	10500.	76	10603	No
417	GOM_NL__2PRFIN20040310_202727_000000382025_00028_10603_0384.N1	10-MAR-2004 20:27:27	Bright	38.000	66	37Gam Cyg	2.2080	5900.0	76	10603	No
418	GOM_NL__2PRFIN20040310_202906_000000372025_00028_10603_0385.N1	10-MAR-2004 20:29:06	Bright	37.000	92	53Eps Cyg	2.5000	4500.0	74	10603	No
419	GOM_NL__2PRFIN20040310_203232_000001392025_00028_10603_0386.N1	10-MAR-2004 20:32:32	Twl_and_stray	139.00	133	40Zet Her	2.8070	6000.0	278	10603	No
420	GOM_NL__2PRFIN20040310_203641_000000542025_00028_10603_0387.N1	10-MAR-2004 20:36:41	Twl_and_stray	53.500	168	17Zet Aql	2.9860	11000.	107	10603	No
421	GOM_NL__2PRFIN20040310_204159_000000982025_00028_10603_0388.N1	10-MAR-2004 20:41:59	Dark	98.000	59	55Alp Oph	2.0800	8900.0	196	10603	No
422	GOM_NL__2PRFIN20040310_204443_000000972025_00028_10603_0389.N1	10-MAR-2004 20:44:43	Dark	96.500	126	60Bet Oph	2.7700	4250.0	193	10603	No
423	GOM_NL__2PRFIN20040310_204852_000000502025_00028_10603_0390.N1	10-MAR-2004 20:48:52	Dark	49.500	57	34Sig Sgr	2.0660	26000.	99	10603	No
424	GOM_NL__2PRFIN20040310_205214_000000472025_00028_10603_0391.N1	10-MAR-2004 20:52:14	Dark	47.000	38	20Eps Sgr	1.8360	11000.	94	10603	No
425	GOM_NL__2PRFIN20040310_210105_000000442025_00029_10604_0360.N1	10-MAR-2004 21:01:05	Dark	43.500	43	Alp TrA	1.9100	4250.0	87	10604	No
426	GOM_NL__2PRFIN20040310_210220_000000402025_00029_10604_0361.N1	10-MAR-2004 21:02:20	Dark	40.000	134	Bet TrA	2.8100	6600.0	80	10604	No
427	GOM_NL__2PRFIN20040310_210503_000000462025_00029_10604_0362.N1	10-MAR-2004 21:05:03	Dark	45.500	4	Alp1Cen	-0.010000	5800.0	91	10604	No
428	GOM_NL__2PRFIN20040310_210618_000000462025_00029_10604_0363.N1	10-MAR-2004 21:06:18	Dark	46.000	10	Bet Cen	0.61000	28000.	92	10604	No
429	GOM_NL__2PRFIN20040310_210827_000000502025_00029_10604_0364.N1	10-MAR-2004 21:08:27	Dark	49.500	12	Alp1Cru	0.77500	30000.	99	10604	No
430	GOM_NL__2PRFIN20040310_210950_000000402025_00029_10604_0365.N1	10-MAR-2004 21:09:50	Dark	39.500	124	The Car	2.7640	30000.	79	10604	No
431	GOM_NL__2PRFIN20040310_211118_000000492025_00029_10604_0366.N1	10-MAR-2004 21:11:18	Straylight	48.500	64	Gam Cen	2.2000	10600.	97	10604	No
432	GOM_NL__2PRFIN20040310_211309_000000402025_00029_10604_0367.N1	10-MAR-2004 21:13:09	Straylight	40.000	91	Kap Vel	2.4900	26000.	80	10604	No
433	GOM_NL__2PRFIN20040310_211629_000000462025_00029_10604_0368.N1	10-MAR-2004 21:16:29	Straylight	45.500	65	Lam Vel	2.2040	4400.0	91	10604	No
434	GOM_NL__2PRFIN20040310_211931_000000582025_00029_10604_0369.N1	10-MAR-2004 21:19:31	Straylight	58.000	106	9Bet Crv	2.6480	5600.0	116	10604	No
435	GOM_NL__2PRFIN20040310_212201_000000562025_00029_10604_0370.N1	10-MAR-2004 21:22:01	Straylight	56.000	100	4Gam Crv	2.5800	13100.	112	10604	No
436	GOM_NL__2PRFIN20040310_212556_000000482025_00029_10604_0371.N1	10-MAR-2004 21:25:56	Bright	47.500	48	30Alp Hya	1.9770	4100.0	95	10604	No
437	GOM_NL__2PRFIN20040310_213134_000000422025_00029_10604_0372.N1	10-MAR-2004 21:31:34	Bright	41.500	22	32Alp Leo	1.3600	15200.	83	10604	No
438	GOM_NL__2PRFIN20040310_213355_000000412025_00029_10604_0373.N1	10-MAR-2004 21:33:55	Bright	40.500	51	41Gam1Leo	2.0100	4500.0	81	10604	No
439	GOM_NL__2PRFIN20040310_213733_000000982025_00029_10604_0374.N1	10-MAR-2004 21:37:33	Bright	97.500	138	47Eps Vir	2.8280	4700.0	195	10604	No
440	GOM_NL__2PRFIN20040310_214203_000000432025_00029_10604_0375.N1	10-MAR-2004 21:42:03	Bright	42.500	174	52Psi UMa	3.0040	4400.0	85	10604	No
441	GOM_NL__2PRFIN20040310_214508_000000412025_00029_10604_0376.N1	10-MAR-2004 21:45:08	Bright	40.500	82	48Bet UMa	2.3650	10600.	81	10604	No
442	GOM_NL__2PRFIN20040310_214635_000000422025_00029_10604_0377.N1	10-MAR-2004 21:46:35	Bright	41.500	36	50Alp UMa	1.8000	6300.0	83	10604	No
443	GOM_NL__2PRFIN20040310_214842_000000492025_00029_10604_0378.N1	10-MAR-2004 21:48:42	Bright	48.500	32	77Eps UMa	1.7630	11000.	97	10604	No
444	GOM_NL__2PRFIN20040310_215109_000000542025_00029_10604_0379.N1	10-MAR-2004 21:51:09	Bright	54.000	39	85Eta UMa	1.8540	24000.	108	10604	No
445	GOM_NL__2PRFIN20040310_215339_000000382025_00029_10604_0380.N1	10-MAR-2004 21:53:39	Bright	37.500	49	1Alp UMi	1.9900	6300.0	75	10604	No
446	GOM_NL__2PRFIN20040310_215805_000000482025_00029_10604_0381.N1	10-MAR-2004 21:58:05	Bright	48.000	119	14Eta Dra	2.7270	4700.0	96	10604	No
447	GOM_NL__2PRFIN20040310_220123_000000372025_00029_10604_0382.N1	10-MAR-2004 22:01:23	Bright	37.000	89	5Alp Cep	2.4510	8000.0	74	10604	No
448	GOM_NL__2PRFIN20040310_220254_000000522025_00029_10604_0383.N1	10-MAR-2004 22:02:54	Bright	51.500	130	23Bet Dra	2.7990	5800.0	103	10604	No
449	GOM_NL__2PRFIN20040310_220629_000000392025_00029_10604_0384.N1	10-MAR-2004 22:06:29	Bright	39.000	19	50Alp Cyg	1.2460	10500.	78	10604	No
450	GOM_NL__2PRFIN20040310_220802_000000412025_00029_10604_0385.N1	10-MAR-2004 22:08:02	Bright	40.500	66	37Gam Cyg	2.2080	5900.0	81	10604	No
451	GOM_NL__2PRFIN20040310_220941_000000392025_00029_10604_0386.N1	10-MAR-2004 22:09:41	Bright	38.500	92	53Eps Cyg	2.5000	4500.0	77	10604	No
452	GOM_NL__2PRFIN20040310_221308_000001342025_00029_10604_0387.N1	10-MAR-2004 22:13:08	Twl_and_stray	133.50	133	40Zet Her	2.8070	6000.0	267	10604	No
453	GOM_NL__2PRFIN20040310_221718_000000502025_00029_10604_0388.N1	10-MAR-2004 22:17:18	Twl_and_stray	50.000	168	17Zet Aql	2.9860	11000.	100	10604	No
454	GOM_NL__2PRFIN20040310_222237_000001022025_00029_10604_0389.N1	10-MAR-2004 22:22:37	Dark	101.50	59	55Alp Oph	2.0800	8900.0	203	10604	No
455	GOM_NL__2PRFIN20040310_222521_000000902025_00029_10604_0390.N1	10-MAR-2004 22:25:21	Dark	89.500	126	60Bet Oph	2.7700	4250.0	179	10604	No

456	GOM_NL__2PRFIN20040310_222929_000000472025_00029_10604_0391.N1	10-MAR-2004 22:29:29	Dark	47.000	57	34Sig Sgr	2.0660	26000.	94	10604	No
457	GOM_NL__2PRFIN20040310_223250_000000502025_00029_10604_0392.N1	10-MAR-2004 22:32:50	Dark	50.000	38	20Eps Sgr	1.8360	11000.	100	10604	No
458	GOM_NL__2PRFIN20040310_224141_000000422025_00030_10605_0380.N1	10-MAR-2004 22:41:41	Dark	42.000	43	Alp TrA	1.9100	4250.0	84	10605	No
459	GOM_NL__2PRFIN20040310_224257_000000422025_00030_10605_0381.N1	10-MAR-2004 22:42:57	Dark	41.500	134	Bet TrA	2.8100	6600.0	83	10605	No
460	GOM_NL__2PRFIN20040310_224539_000000562025_00030_10605_0382.N1	10-MAR-2004 22:45:39	Dark	56.000	4	Alp1Cen	-0.010000	5800.0	112	10605	No
461	GOM_NL__2PRFIN20040310_224654_000000532025_00030_10605_0383.N1	10-MAR-2004 22:46:54	Dark	53.000	10	Bet Cen	0.61000	28000.	106	10605	No
462	GOM_NL__2PRFIN20040310_224901_000000542025_00030_10605_0384.N1	10-MAR-2004 22:49:01	Dark	54.000	12	Alp1Cru	0.77500	30000.	108	10605	No
463	GOM_NL__2PRFIN20040310_225016_000000402025_00030_10605_0385.N1	10-MAR-2004 22:50:16	Dark	40.000	129	Del Cru	2.7930	26000.	80	10605	No
464	GOM_NL__2PRFIN20040310_225150_000000642025_00030_10605_0386.N1	10-MAR-2004 22:51:50	Straylight	63.500	54	5The Cen	2.0550	4500.0	127	10605	No
465	GOM_NL__2PRFIN20040310_225355_000000592025_00030_10605_0387.N1	10-MAR-2004 22:53:55	Straylight	58.500	123	lot Cen	2.7500	10200.	117	10605	No
466	GOM_NL__2PRFIN20040310_225705_000000472025_00030_10605_0388.N1	10-MAR-2004 22:57:05	Straylight	46.500	65	Lam Vel	2.2040	4400.0	93	10605	No
467	GOM_NL__2PRFIN20040310_225914_000000692025_00030_10605_0389.N1	10-MAR-2004 22:59:14	Straylight	69.000	169	46Gam Hya	2.9910	4700.0	138	10605	No
468	GOM_NL__2PRFIN20040310_230238_000000562025_00030_10605_0390.N1	10-MAR-2004 23:02:38	Straylight	55.500	100	4Gam Crv	2.5800	13100.	111	10605	No
469	GOM_NL__2PRFIN20040310_230600_000001222025_00030_10605_0391.N1	10-MAR-2004 23:06:00	Bright	122.00	15	67Alp Vir	0.97600	28000.	244	10605	No
470	GOM_NL__2PRFIN20040310_231210_000000422025_00030_10605_0392.N1	10-MAR-2004 23:12:10	Bright	41.500	22	32Alp Leo	1.3600	15200.	83	10605	No
471	GOM_NL__2PRFIN20040310_231431_000000422025_00030_10605_0393.N1	10-MAR-2004 23:14:31	Bright	42.000	51	41Gam1Leo	2.0100	4500.0	84	10605	No
472	GOM_NL__2PRFIN20040310_231806_000000952025_00030_10605_0394.N1	10-MAR-2004 23:18:06	Bright	94.500	138	47Eps Vir	2.8280	4700.0	189	10605	No
473	GOM_NL__2PRFIN20040310_232238_000000412025_00030_10605_0395.N1	10-MAR-2004 23:22:38	Bright	40.500	174	52Psi UMa	3.0040	4400.0	81	10605	No
474	GOM_NL__2PRFIN20040310_232544_000000392025_00030_10605_0396.N1	10-MAR-2004 23:25:44	Bright	39.000	82	48Bet UMa	2.3650	10600.	78	10605	No
475	GOM_NL__2PRFIN20040310_232711_000000402025_00030_10605_0397.N1	10-MAR-2004 23:27:11	Bright	39.500	36	50Alp UMa	1.8000	6300.0	79	10605	No
476	GOM_NL__2PRFIN20040310_232917_000000492025_00030_10605_0398.N1	10-MAR-2004 23:29:17	Bright	48.500	32	77Eps UMa	1.7630	11000.	97	10605	No
477	GOM_NL__2PRFIN20040310_233144_000000542025_00030_10605_0399.N1	10-MAR-2004 23:31:44	Bright	54.000	39	85Eta UMa	1.8540	24000.	108	10605	No
478	GOM_NL__2PRFIN20040310_233415_000000352025_00030_10605_0400.N1	10-MAR-2004 23:34:15	Bright	34.500	49	1Alp UMi	1.9900	6300.0	69	10605	No
479	GOM_NL__2PRFIN20040310_233840_000000472025_00030_10605_0401.N1	10-MAR-2004 23:38:40	Bright	46.500	119	14Eta Dra	2.7270	4700.0	93	10605	No
480	GOM_NL__2PRFIN20040310_234159_000000362025_00030_10605_0402.N1	10-MAR-2004 23:41:59	Bright	36.000	89	5Alp Cep	2.4510	8000.0	72	10605	No
481	GOM_NL__2PRFIN20040310_234330_000000512025_00030_10605_0403.N1	10-MAR-2004 23:43:30	Bright	50.500	130	23Bet Dra	2.7990	5800.0	101	10605	No
482	GOM_NL__2PRFIN20040310_234705_000000382025_00030_10605_0404.N1	10-MAR-2004 23:47:05	Bright	38.000	19	50Alp Cyg	1.2460	10500.	76	10605	No
483	GOM_NL__2PRFIN20040310_234838_000000382025_00030_10605_0405.N1	10-MAR-2004 23:48:38	Bright	37.500	66	37Gam Cyg	2.2080	5900.0	75	10605	No
484	GOM_NL__2PRFIN20040310_235017_000000382025_00030_10605_0406.N1	10-MAR-2004 23:50:17	Bright	38.000	92	53Eps Cyg	2.5000	4500.0	76	10605	No
485	GOM_NL__2PRFIN20040310_235345_000001332025_00030_10605_0407.N1	10-MAR-2004 23:53:45	Tw_i_and_stray	132.50	133	40Zet Her	2.8070	6000.0	265	10605	No
486	GOM_NL__2PRFIN20040310_235754_000000512025_00030_10605_0408.N1	10-MAR-2004 23:57:54	Tw_i_and_stray	51.000	168	17Zet Aql	2.9860	11000.	102	10605	No

3. Quality information per product

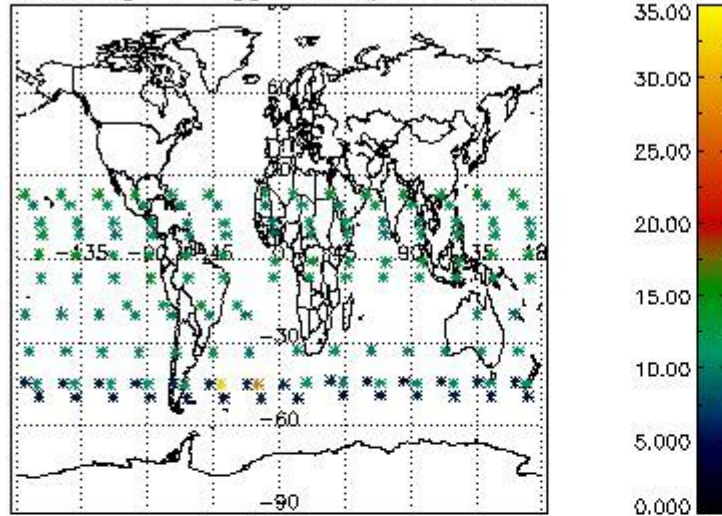
In this section it is plotted some information contained in the Quality Summary data set of the level 2 products. Only products in dark limb conditions and without errors (error flag in the MPH set to "0") are used.

3.1 Plot quality information per product (time dependant)

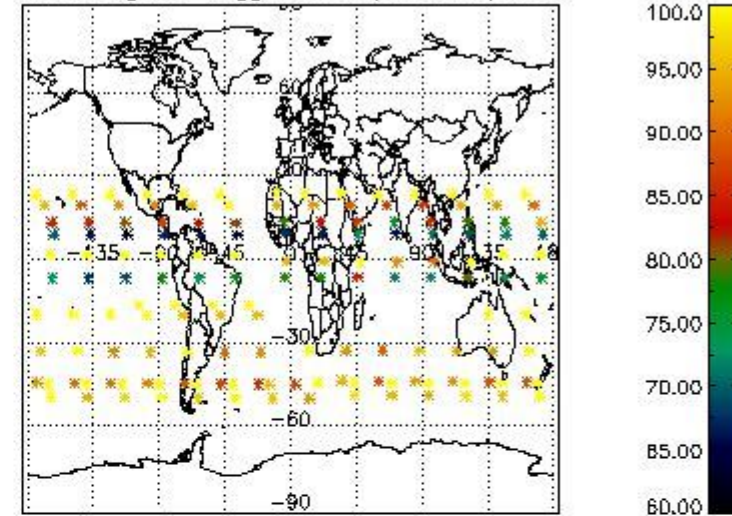


3.2 Plot quality information per product (world map)

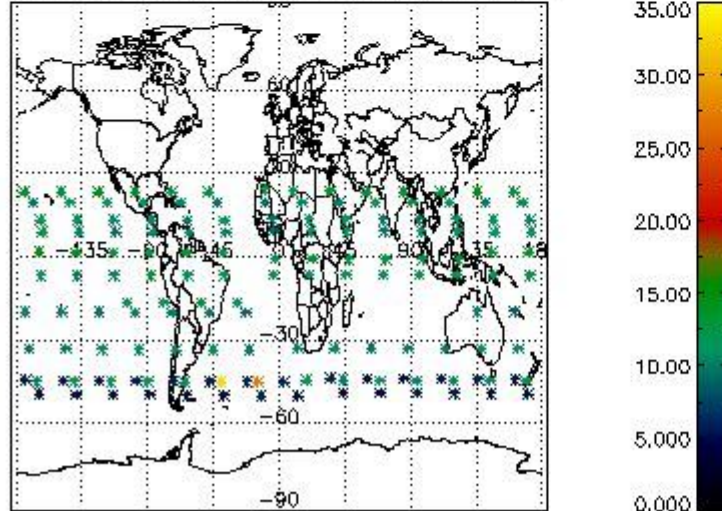
Percentage of flagged data per O3 profile



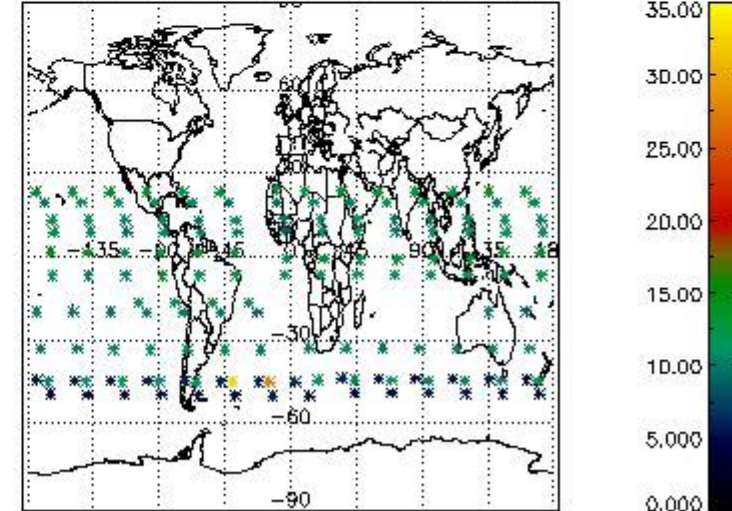
Percentage of flagged data per H2O profile



Percentage of flagged data per NO2 profile



Percentage of flagged data per NO3 profile

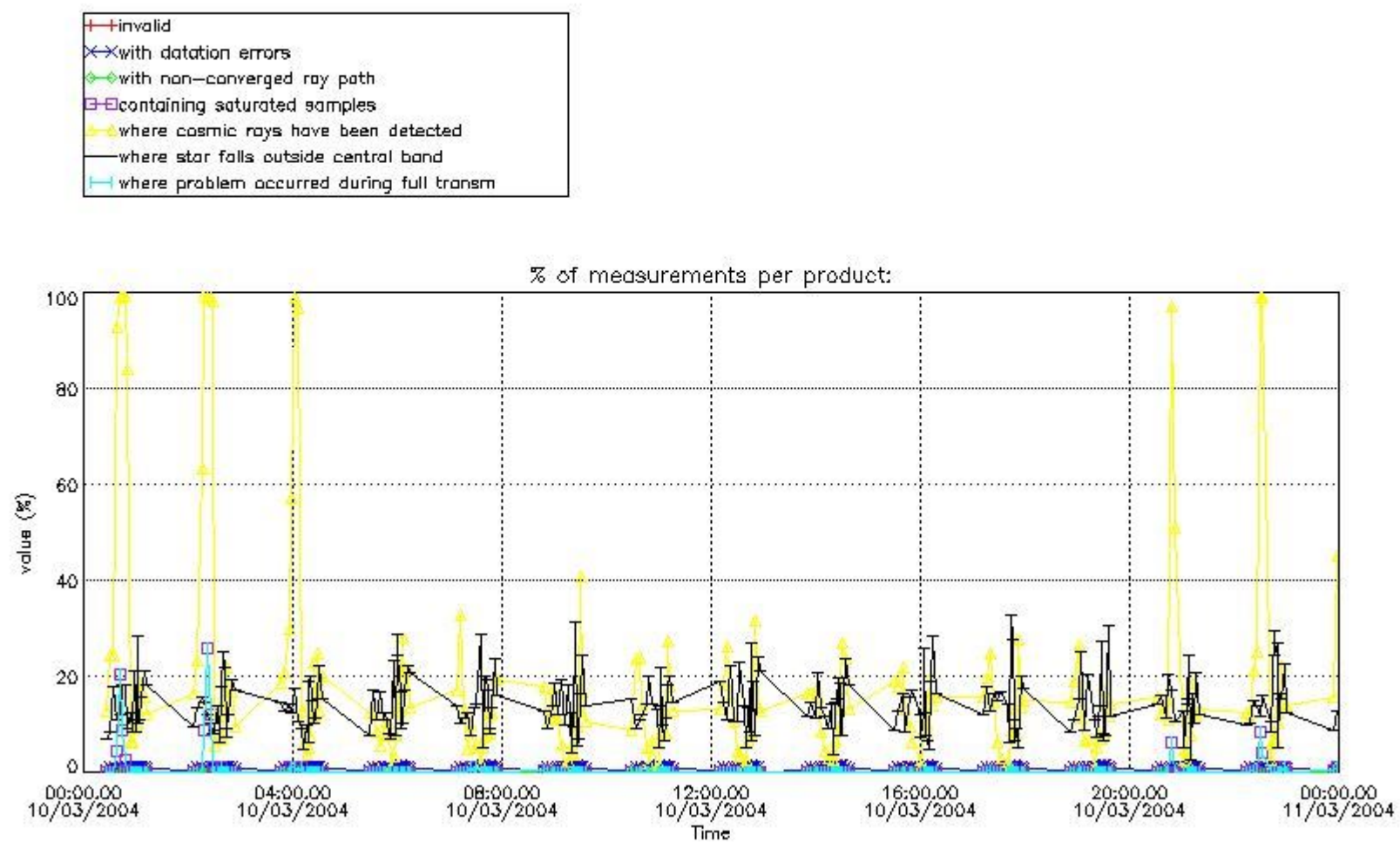


4. Level 1 quality information per product

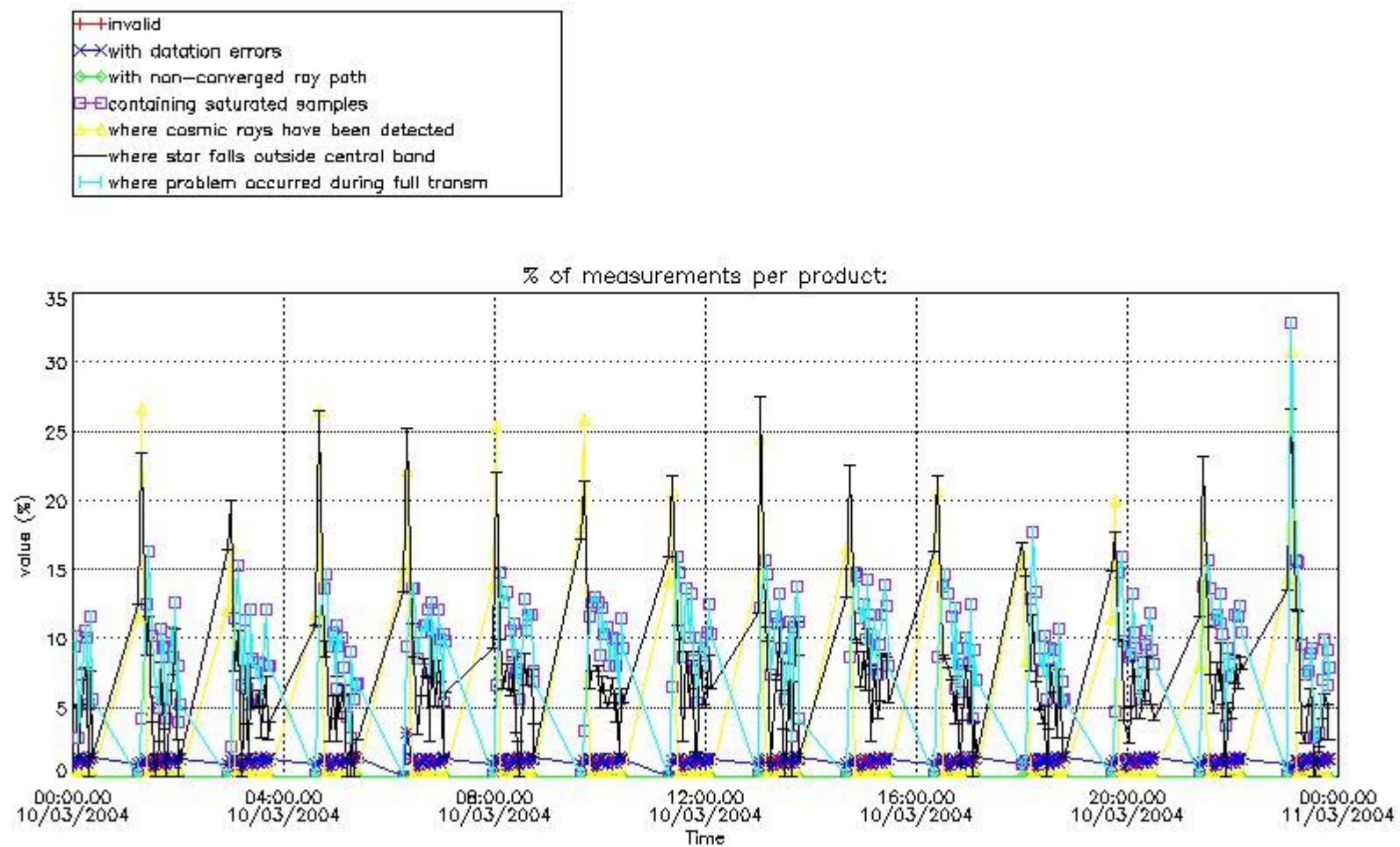
In this section it is plotted some information contained in the Quality Summary data set of the level 2 products that comes from the level 1b processing. Products without errors (error flag in the MPH set to "0") are used.

4.1 Plot quality information per product (time dependant) coming from level 1b processing

4.1.1 Plot level 1 quality information per product (time dependant): ENVISAT ASCENDING passes



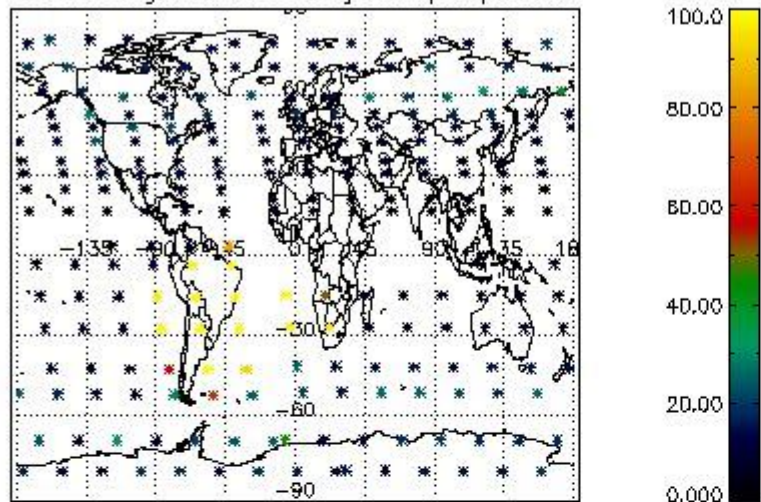
4.1.2 Plot level 1 quality information per product (time dependant): ENVI SAT DESCENDING passes



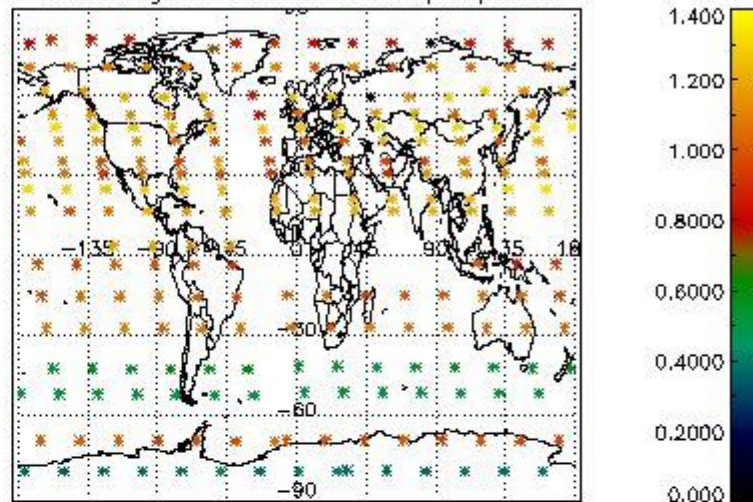
4.2 Plot quality information per product coming from level 1b processing (world map)

4.2.1 Plot level 1 quality information per product (world map): ENVISAT ASCENDING passes

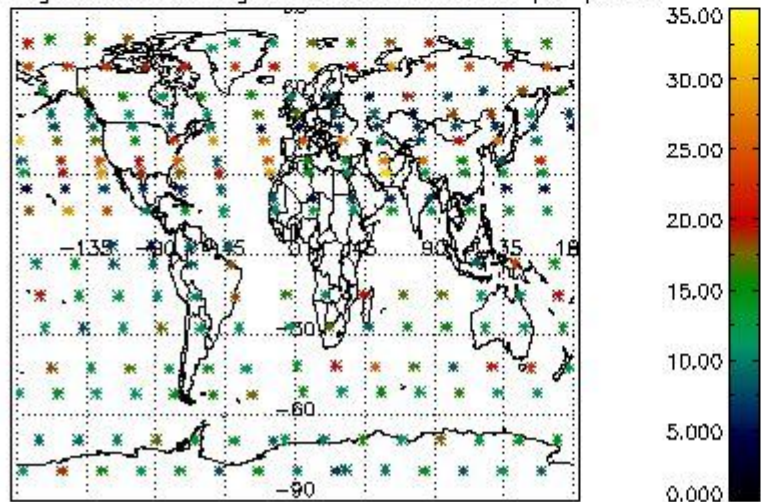
Percentage of cosmic ray hits per profile



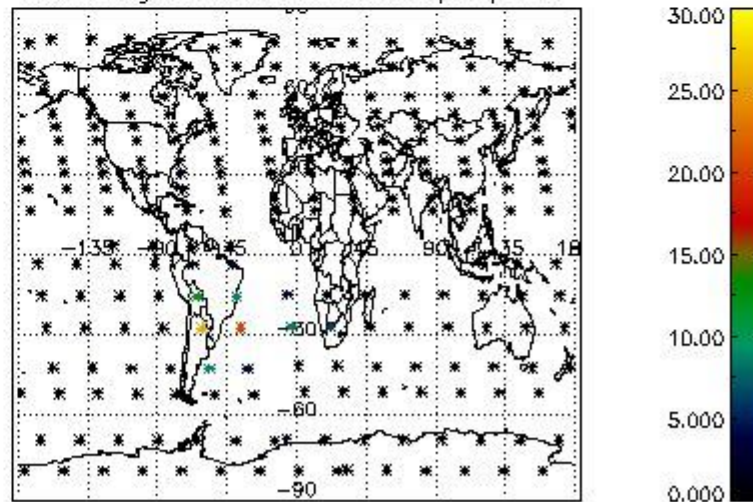
Percentage of datation errors per profile



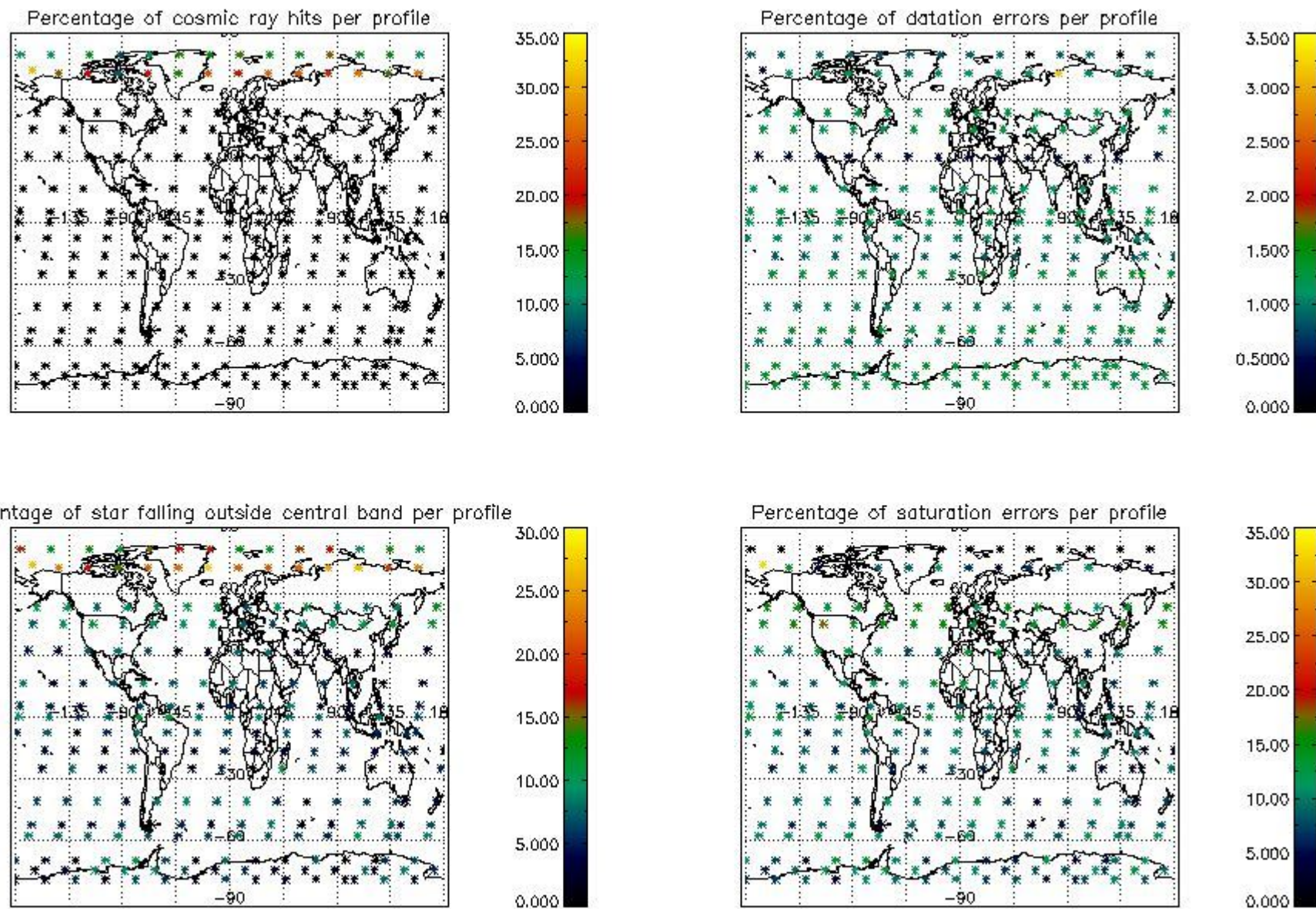
Percentage of star falling outside central band per profile



Percentage of saturation errors per profile



4.2.2 Plot level 1 quality information per product (world map): ENVISAT DESCENDING passes



5. Trace gas profiles

5.1 Ozone statistics based on quality of products

The final quality of the products can be "measured" using the STD (Standard Deviation) attached to every point profile. This information is written to the parameter GOM_NL__2P/NL_LOCAL_SPECIES_DENSITY/o3_std of the level 2 products. The table below shows the statistics for given STD ranges.

The statistics are given with respect to the overall valid production:

- Products without fatal errors: GOM_NL__2P/MPH/PRODUCT_ERR=0
- Valid point profile: GOM_NL__2P/NL_LOCAL_SPECIES_DENSITY/pcd(0)=0

The 'Criteria' is applied to valid points of dark limb products:

- Products in dark limb illumination condition: GOM_NL__2P/NL_SUMMARY_QUALITY/obs_ill_cond=0
- Products without fatal errors: GOM_NL__2P/MPH/PRODUCT_ERR=0
- Valid point profile: GOM_NL__2P/NL_LOCAL_SPECIES_DENSITY/pcd(0)=0

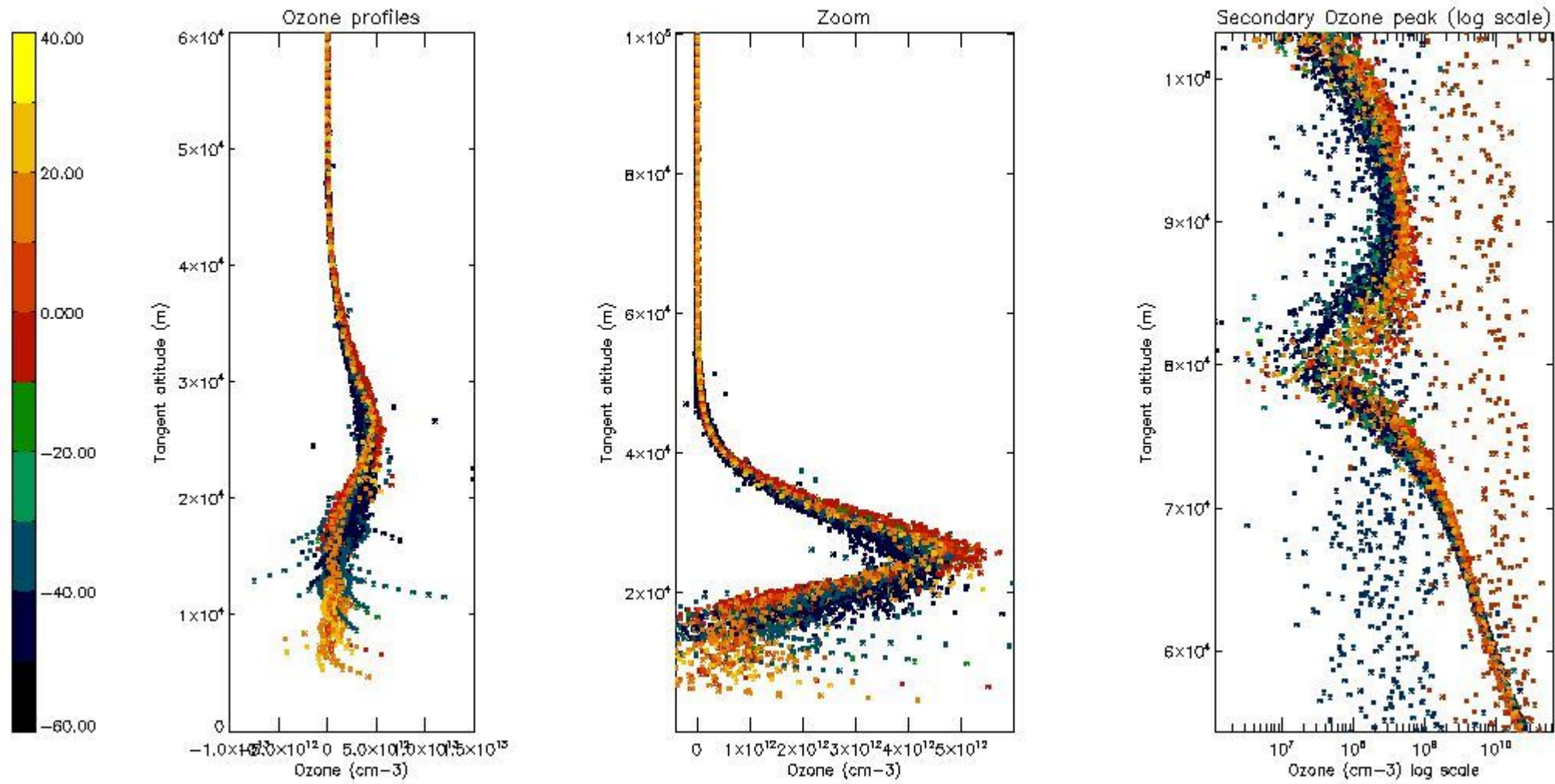
So, the table below shows the percentage of dark limb and valid observations for each criteria with respect to the overall valid daily observations.

Criteria	% of total production
All STD	33
STD < 20	19

STD < 10	16
STD < 5	12

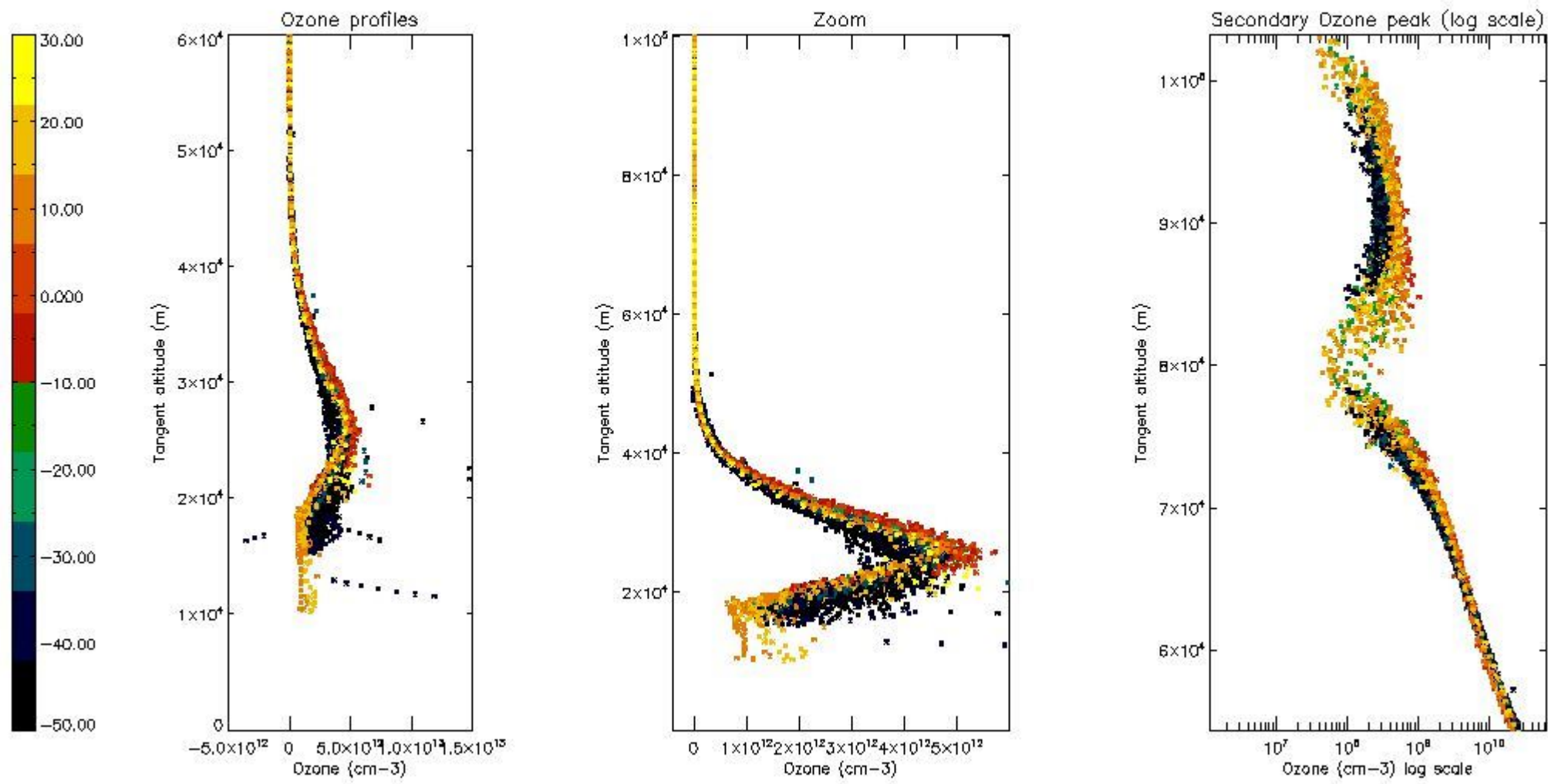
5.2 Plot ozone profiles for all STD (dark without errors)

The colorbar represents the latitude.



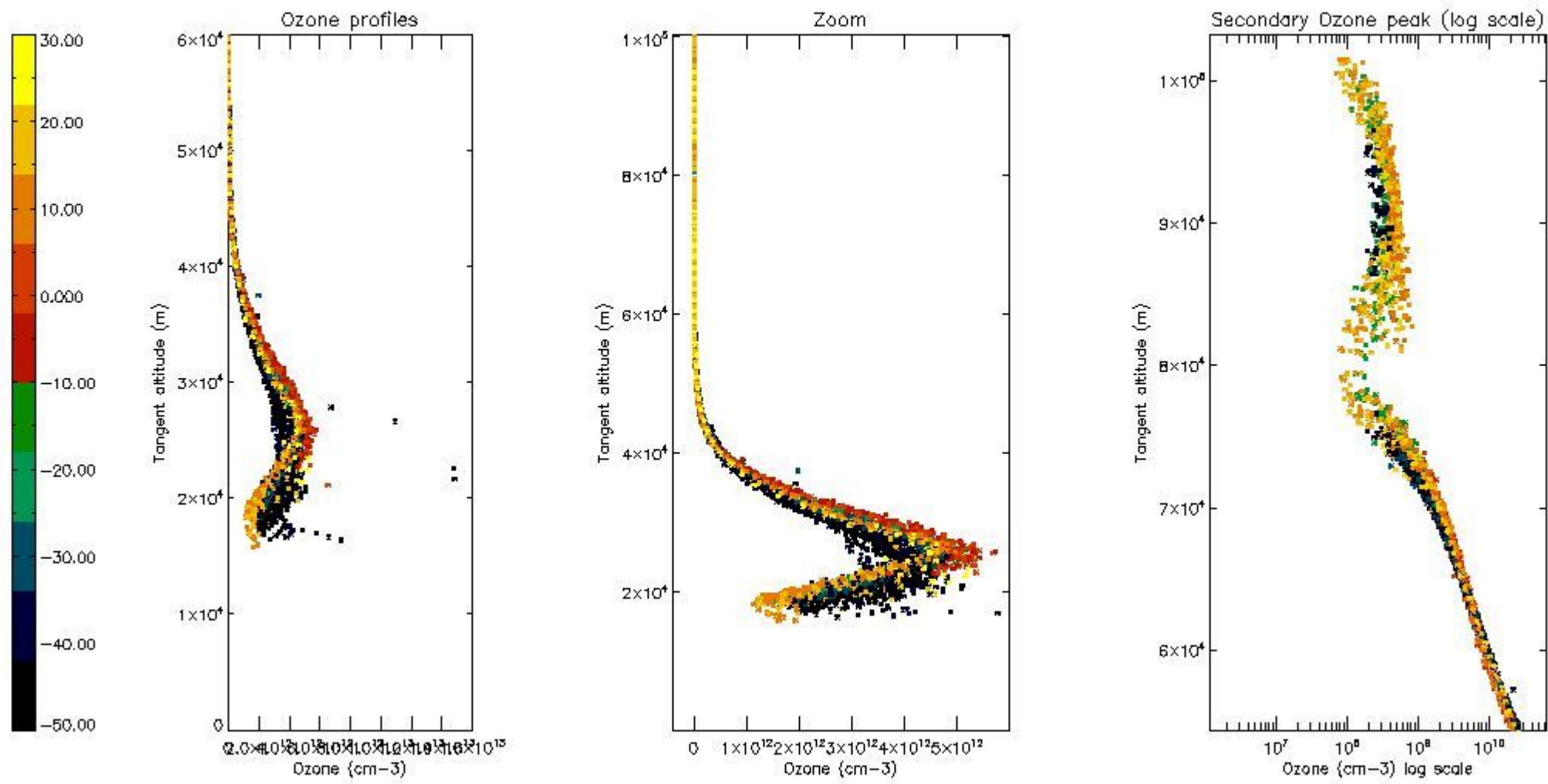
5.3 Plot ozone profiles where STD < 20% (dark without errors)

The colorbar represents the latitude.



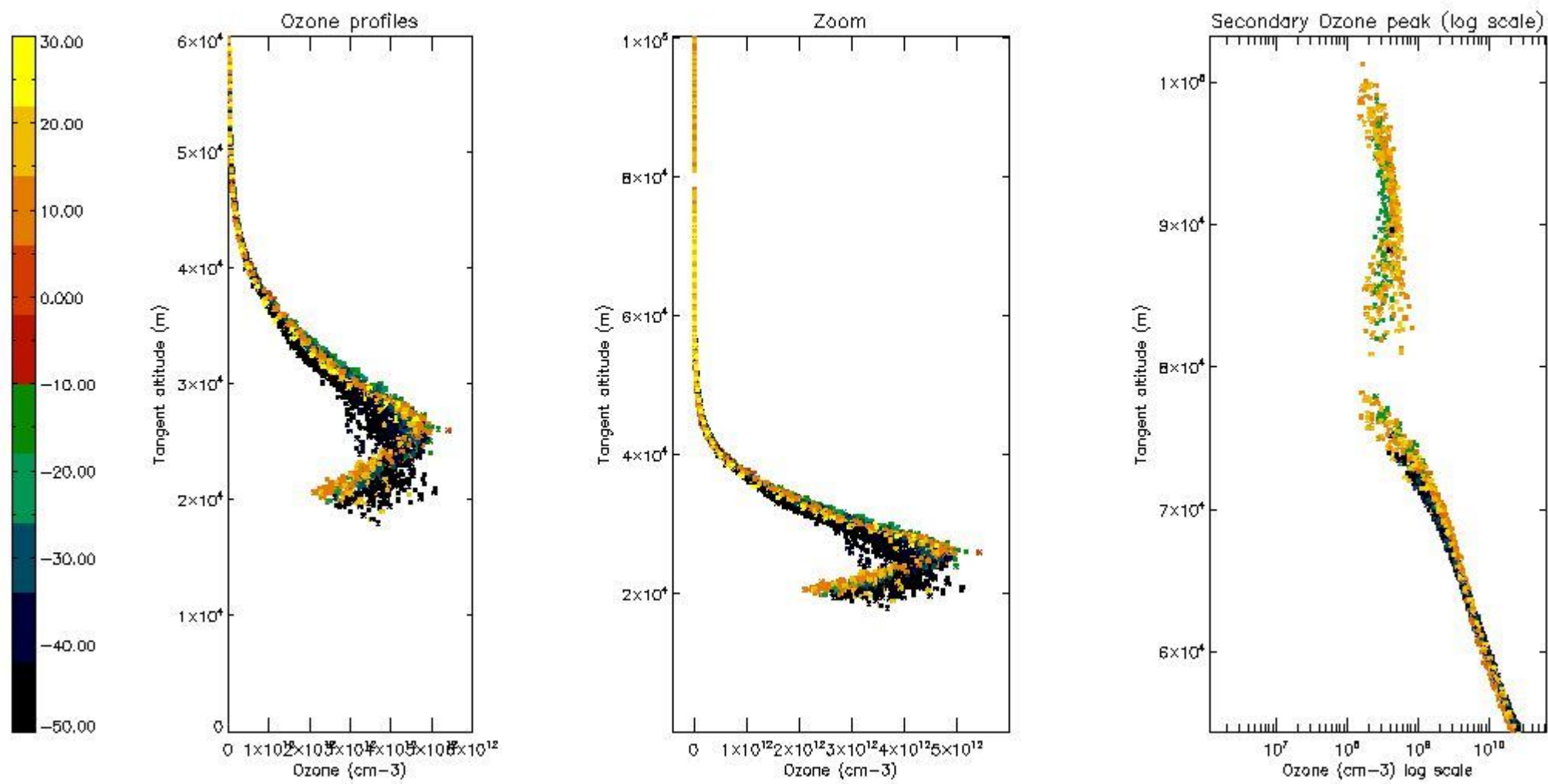
5.4 Plot ozone profiles where STD < 10% (dark without errors)

The colorbar represents the latitude.



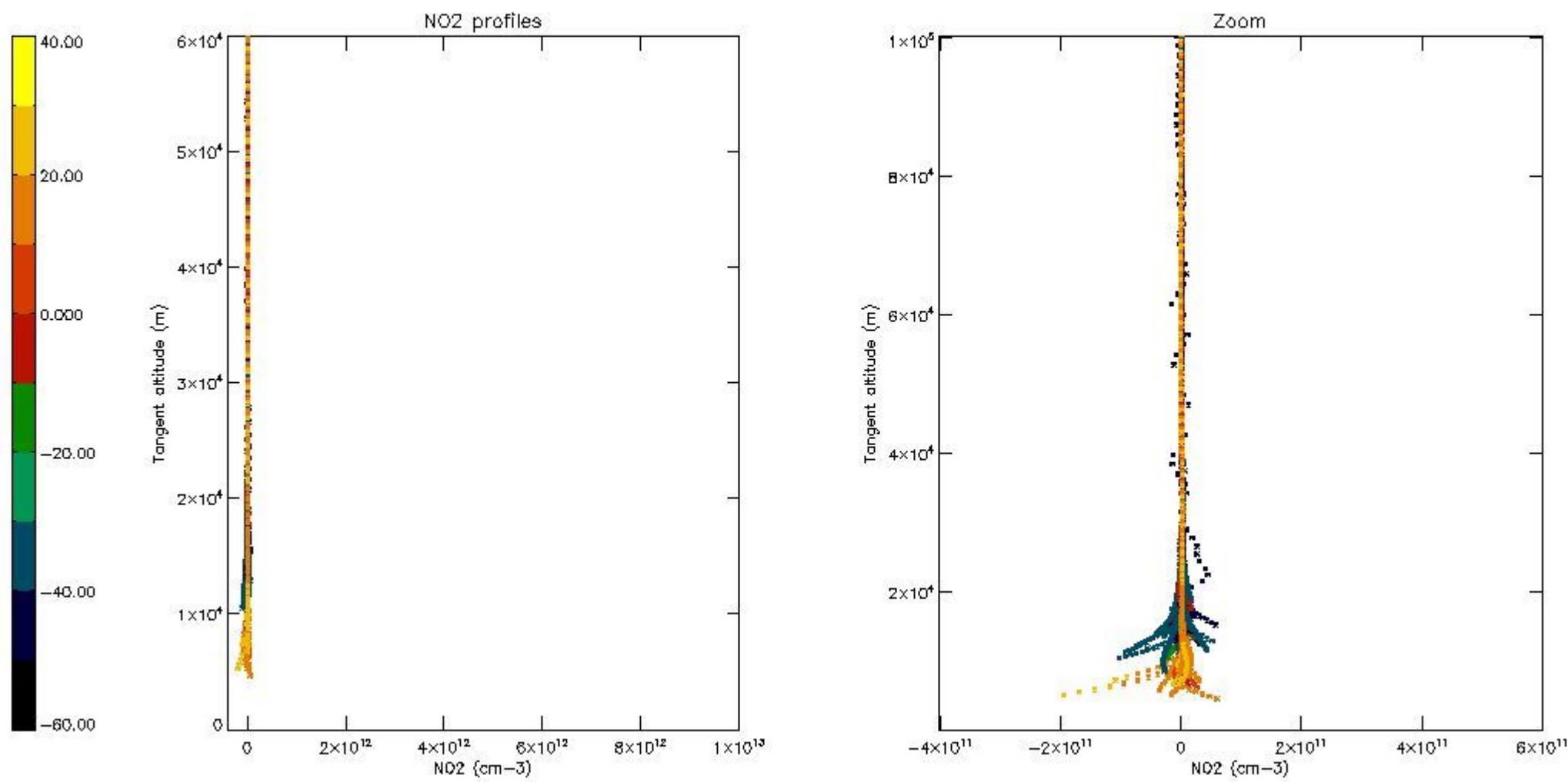
5.5 Plot ozone profiles where STD < 5% (dark without errors)

The colorbar represents the latitude.



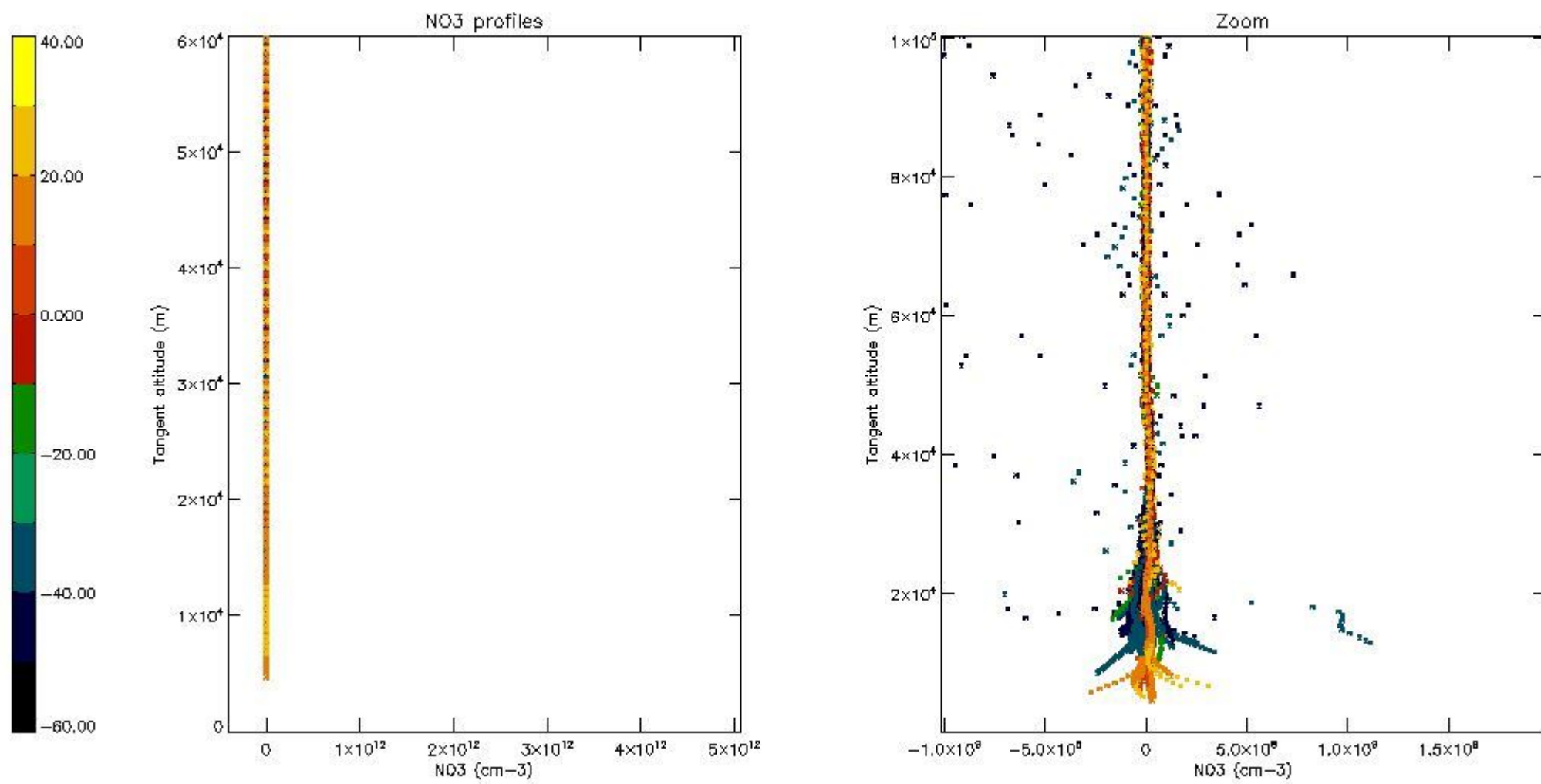
5.6 Plot NO₂ profiles for all STD (dark without errors)

The colorbar represents the latitude.



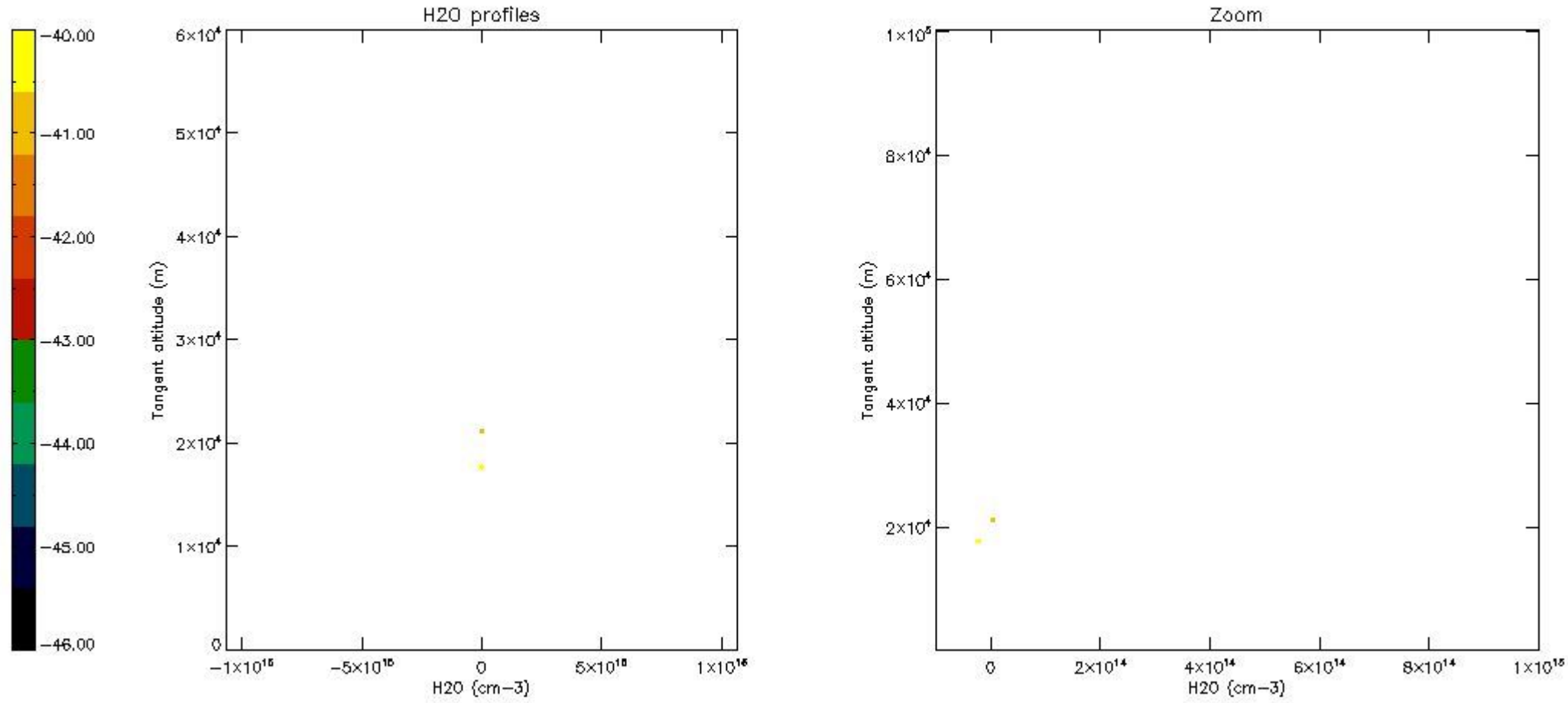
5.7 Plot NO3 profiles for all STD (dark without errors)

The colorbar represents the latitude.



5.8 Plot H₂O profiles for all STD (only for occultations of stars 1,2,3,4,13,14,16,26,63 dark without errors)

The colorbar represents the latitude.



6. Auxiliary Data Files used for the production reported in section 2

The number reported in the third column indicates since which file (see list in section 2) the corresponding auxiliary file has been used. The fourth column is the date of those product files.

Type	Auxiliary Filename	Used since product	Used since product date
INST_PHYS_CHARACTERISTICS	GOM_INS_AXVIEC20091111_143220_20030716_120000_20500101_000000	1	10-MAR-2004 00:01:05
LEVEL-2_PROC_CONFIG	GOM_PR2_AXVIEC20091111_152718_20020301_000000_20500101_000000	1	10-MAR-2004 00:01:05
CROSS_SECTIONS_FILE	GOM_CRS_AXVIEC20091111_154832_20020301_000000_20500101_000000	1	10-MAR-2004 00:01:05

GOMOS Level 2 Daily Report

SUMMARY

[1. General Info](#)

[2. Summary of processed GOM_NL_2P products](#)

[3. Level 2 Quality information per product](#)

[3.1 Plot of level 2 quality information per product \(time dependant\)](#)

[3.2 Plot of level 2 quality information per product \(world map\)](#)

[4. Level 1 Quality information per product \(stored on level 2 products\)](#)

[4.1 Plot of level 1 quality information per product \(time dependant\)](#)

[4.1.1 Plot of level 1 quality information per product \(time dependant\): ASCENDING](#)

[4.1.2 Plot of level 1 quality information per product \(time dependant\): DESCENDING](#)

[4.2 Plot of level 1 quality information per product \(world map\)](#)

[4.2.1 Plot of level 1 quality information per product \(world map\): ASCENDING](#)

[4.2.2 Plot of level 1 quality information per product \(world map\): DESCENDING](#)

[5. Ozone profiles based on quality statistics and other trace gas profiles](#)

[5.1 Ozone statistics based on quality of products](#)

[5.2 Plot ozone profiles for all STD \(dark without errors\)](#)

[5.3 Plot ozone profiles where STD < 20% \(dark without errors\)](#)

[5.4. Plot ozone profiles where STD < 10% \(dark without errors\)](#)

[5.5. Plot ozone profiles where STD < 5% \(dark without errors\)](#)

[5.6 Plot NO2 profiles for all STD \(dark without errors\)](#)

[5.7 Plot NO3 profiles for all STD \(dark without errors\)](#)

[5.8 Plot H2O profiles \(only for occultations of stars 1,2,3,4,13,14,16,26,63 dark without errors\) for all STD](#)

[6. Auxiliary Data Files used for the production reported in section 2](#)

This report presents the daily analysis on parameters extracted from GOMOS level 2 data (GOM_NL__2P). It is intended to monitor some important parameters that will impact the quality of these products. A list of level 2 products (and content) that have arrived during the reporting day to the PCF is also given.

Item	Value
Time of report generation	18APR2013 21:09:18
Data source version	GOMOS/6.01
Start time of products	10-03-2004 (10MAR2004 00:00:00)
Stop time of products	11-03-2004 (11MAR2004 00:00:00)
Store outputs in DB	Yes
Nb of level 2 prods	486
Nb of prods with errors	0

2. Summary of processed GOM_NL__2P products.

Nr	Filename	UTC Start time	Limb	Duration	Star Id	Star Name	Star Mag	Star Temp	Nb Meas	Orbit	Prod. error
1	GOM_NL__2PRFIN20040310_000105_000000482025_00016_10591_0350.N1	10-MAR-2004 00:01:05	Bright	48.000	32	77Eps UMa	1.7630	11000.	96	10591	No
2	GOM_NL__2PRFIN20040310_000338_000000592025_00016_10591_0351.N1	10-MAR-2004 00:03:38	Bright	59.000	39	85Eta UMa	1.8540	24000.	118	10591	No
3	GOM_NL__2PRFIN20040310_000551_000000362025_00016_10591_0352.N1	10-MAR-2004 00:05:51	Bright	36.000	49	1Alp UMi	1.9900	6300.0	72	10591	No
4	GOM_NL__2PRFIN20040310_001025_000000482025_00016_10591_0353.N1	10-MAR-2004 00:10:25	Bright	47.500	119	14Eta Dra	2.7270	4700.0	95	10591	No
5	GOM_NL__2PRFIN20040310_001334_000000382025_00016_10591_0354.N1	10-MAR-2004 00:13:34	Bright	38.000	89	5Alp Cep	2.4510	8000.0	76	10591	No
6	GOM_NL__2PRFIN20040310_001512_000000502025_00016_10591_0355.N1	10-MAR-2004 00:15:12	Bright	50.000	130	23Bet Dra	2.7990	5800.0	100	10591	No
7	GOM_NL__2PRFIN20040310_001838_000000392025_00016_10591_0356.N1	10-MAR-2004 00:18:38	Bright	38.500	19	50Alp Cyg	1.2460	10500.	77	10591	No
8	GOM_NL__2PRFIN20040310_002014_000000392025_00016_10591_0357.N1	10-MAR-2004 00:20:14	Bright	39.000	66	37Gam Cyg	2.2080	5900.0	78	10591	No
9	GOM_NL__2PRFIN20040310_002152_000000362025_00016_10591_0358.N1	10-MAR-2004 00:21:52	Bright	36.000	92	53Eps Cyg	2.5000	4500.0	72	10591	No
10	GOM_NL__2PRFIN20040310_002516_000001222025_00016_10591_0359.N1	10-MAR-2004 00:25:16	Twilight	121.50	133	40Zet Her	2.8070	6000.0	243	10591	No
11	GOM_NL__2PRFIN20040310_002926_000000482025_00016_10591_0360.N1	10-MAR-2004 00:29:26	Twilight	47.500	168	17Zet Aql	2.9860	11000.	95	10591	No
12	GOM_NL__2PRFIN20040310_003428_000001022025_00016_10591_0361.N1	10-MAR-2004 00:34:28	Dark	102.00	59	55Alp Oph	2.0800	8900.0	204	10591	No
13	GOM_NL__2PRFIN20040310_003712_000000832025_00016_10591_0362.N1	10-MAR-2004 00:37:12	Dark	82.500	126	60Bet Oph	2.7700	4250.0	165	10591	No
14	GOM_NL__2PRFIN20040310_004132_000000472025_00016_10591_0363.N1	10-MAR-2004 00:41:32	Dark	46.500	57	34Sig Sgr	2.0660	26000.	93	10591	No
15	GOM_NL__2PRFIN20040310_004451_000000522025_00016_10591_0364.N1	10-MAR-2004 00:44:51	Dark	52.000	38	20Eps Sgr	1.8360	11000.	104	10591	No
16	GOM_NL__2PRFIN20040310_004813_000000562025_00016_10591_0365.N1	10-MAR-2004 00:48:13	Dark	55.500	25	35Lam Sco	1.6200	28000.	111	10591	No
17	GOM_NL__2PRFIN20040310_005009_000000442025_00017_10592_0485.N1	10-MAR-2004 00:50:09	Dark	44.000	147	Alp Ara	2.8770	26000.	88	10592	No
18	GOM_NL__2PRFIN20040310_005347_000000452025_00017_10592_0486.N1	10-MAR-2004 00:53:47	Dark	45.000	43	Alp TrA	1.9100	4250.0	90	10592	No
19	GOM_NL__2PRFIN20040310_005604_000000412025_00017_10592_0487.N1	10-MAR-2004 00:56:04	Dark	41.000	145	Gam TrA	2.8720	10600.	82	10592	No
20	GOM_NL__2PRFIN20040310_005745_000000502025_00017_10592_0488.N1	10-MAR-2004 00:57:45	Dark	49.500	4	Alp1Cen	-0.010000	5800.0	99	10592	No
21	GOM_NL__2PRFIN20040310_005901_000000432025_00017_10592_0489.N1	10-MAR-2004 00:59:01	Dark	42.500	10	Bet Cen	0.61000	28000.	85	10592	No
22	GOM_NL__2PRFIN20040310_010111_000000532025_00017_10592_0490.N1	10-MAR-2004 01:01:11	Dark	53.000	12	Alp1Cru	0.77500	30000.	106	10592	No
23	GOM_NL__2PRFIN20040310_010238_000000402025_00017_10592_0491.N1	10-MAR-2004 01:02:38	Dark	40.000	124	The Car	2.7640	30000.	80	10592	No
24	GOM_NL__2PRFIN20040310_010400_000000462025_00017_10592_0492.N1	10-MAR-2004 01:04:00	Straylight	46.000	64	Gam Cen	2.2000	10600.	92	10592	No
25	GOM_NL__2PRFIN20040310_010556_000000422025_00017_10592_0493.N1	10-MAR-2004 01:05:56	Straylight	42.000	91	Kap Vel	2.4900	26000.	84	10592	No
26	GOM_NL__2PRFIN20040310_010916_000000452025_00017_10592_0494.N1	10-MAR-2004 01:09:16	Straylight	45.000	65	Lam Vel	2.2040	4400.0	90	10592	No
27	GOM_NL__2PRFIN20040310_011258_000000582025_00017_10592_0495.N1	10-MAR-2004 01:12:58	Straylight	58.000	171	2Eps Crv	3.0010	4250.0	116	10592	No
28	GOM_NL__2PRFIN20040310_011449_000000562025_00017_10592_0496.N1	10-MAR-2004 01:14:49	Straylight	56.000	100	4Gam Crv	2.5800	13100.	112	10592	No
29	GOM_NL__2PRFIN20040310_011843_000000472025_00017_10592_0497.N1	10-MAR-2004 01:18:43	Twilight	47.000	48	30Alp Hya	1.9770	4100.0	94	10592	No
30	GOM_NL__2PRFIN20040310_012423_000000402025_00017_10592_0498.N1	10-MAR-2004 01:24:23	Bright	40.000	22	32Alp Leo	1.3600	15200.	80	10592	No
31	GOM_NL__2PRFIN20040310_012645_000000432025_00017_10592_0499.N1	10-MAR-2004 01:26:45	Bright	43.000	51	41Gam1Leo	2.0100	4500.0	86	10592	No
32	GOM_NL__2PRFIN20040310_013048_000001032025_00017_10592_0500.N1	10-MAR-2004 01:30:48	Bright	103.00	138	47Eps Vir	2.8280	4700.0	206	10592	No
33	GOM_NL__2PRFIN20040310_013456_000000412025_00017_10592_0501.N1	10-MAR-2004 01:34:56	Bright	41.000	174	52Psi UMa	3.0040	4400.0	82	10592	No
34	GOM_NL__2PRFIN20040310_013759_000000402025_00017_10592_0502.N1	10-MAR-2004 01:37:59	Bright	40.000	82	48Bet UMa	2.3650	10600.	80	10592	No
35	GOM_NL__2PRFIN20040310_013926_000000422025_00017_10592_0503.N1	10-MAR-2004 01:39:26	Bright	42.000	36	50Alp UMa	1.8000	6300.0	84	10592	No
36	GOM_NL__2PRFIN20040310_014139_000000492025_00017_10592_0504.N1	10-MAR-2004 01:41:39	Bright	48.500	32	77Eps UMa	1.7630	11000.	97	10592	No
37	GOM_NL__2PRFIN20040310_014412_000000592025_00017_10592_0505.N1	10-MAR-2004 01:44:12	Bright	58.500	39	85Eta UMa	1.8540	24000.	117	10592	No
38	GOM_NL__2PRFIN20040310_014627_000000362025_00017_10592_0506.N1	10-MAR-2004 01:46:27	Bright	36.000	49	1Alp UMi	1.9900	6300.0	72	10592	No
39	GOM_NL__2PRFIN20040310_015101_000000482025_00017_10592_0507.N1	10-MAR-2004 01:51:01	Bright	48.000	119	14Eta Dra	2.7270	4700.0	96	10592	No
40	GOM_NL__2PRFIN20040310_015408_000000412025_00017_10592_0508.N1	10-MAR-2004 01:54:08	Bright	40.500	89	5Alp Cep	2.4510	8000.0	81	10592	No
41	GOM_NL__2PRFIN20040310_015548_000000522025_00017_10592_0509.N1	10-MAR-2004 01:55:48	Bright	51.500	130	23Bet Dra	2.7990	5800.0	103	10592	No
42	GOM_NL__2PRFIN20040310_015914_000000382025_00017_10592_0510.N1	10-MAR-2004 01:59:14	Bright	38.000	19	50Alp Cyg	1.2460	10500.	76	10592	No

43	GOM_NL__2PRFIN20040310_020050_000000382025_00017_10592_0511.N1	10-MAR-2004 02:00:50	Bright	37.500	66	37Gam Cyg	2.2080	5900.0	75	10592	No
44	GOM_NL__2PRFIN20040310_020226_000000392025_00017_10592_0512.N1	10-MAR-2004 02:02:26	Bright	38.500	92	53Eps Cyg	2.5000	4500.0	77	10592	No
45	GOM_NL__2PRFIN20040310_020552_000001262025_00017_10592_0513.N1	10-MAR-2004 02:05:52	Tw_i_and_stray	126.00	133	40Zet Her	2.8070	6000.0	252	10592	No
46	GOM_NL__2PRFIN20040310_021001_000000522025_00017_10592_0514.N1	10-MAR-2004 02:10:01	Tw_i_and_stray	51.500	168	17Zet Aql	2.9860	11000.	103	10592	No
47	GOM_NL__2PRFIN20040310_021506_000000992025_00017_10592_0515.N1	10-MAR-2004 02:15:06	Dark	98.500	59	55Alp Oph	2.0800	8900.0	197	10592	No
48	GOM_NL__2PRFIN20040310_021749_000000862025_00017_10592_0516.N1	10-MAR-2004 02:17:49	Dark	86.000	126	60Bet Oph	2.7700	4250.0	172	10592	No
49	GOM_NL__2PRFIN20040310_022209_000000472025_00017_10592_0517.N1	10-MAR-2004 02:22:09	Dark	46.500	57	34Sig Sgr	2.0660	26000.	93	10592	No
50	GOM_NL__2PRFIN20040310_022526_000000502025_00017_10592_0518.N1	10-MAR-2004 02:25:26	Dark	49.500	38	20Eps Sgr	1.8360	11000.	99	10592	No
51	GOM_NL__2PRFIN20040310_022849_000000512025_00017_10592_0519.N1	10-MAR-2004 02:28:49	Dark	50.500	25	35Lam Sco	1.6200	28000.	101	10592	No
52	GOM_NL__2PRFIN20040310_023045_000000452025_00018_10593_0487.N1	10-MAR-2004 02:30:45	Dark	45.000	147	Alp Ara	2.8770	26000.	90	10593	No
53	GOM_NL__2PRFIN20040310_023425_000000442025_00018_10593_0488.N1	10-MAR-2004 02:34:25	Dark	43.500	43	Alp TrA	1.9100	4250.0	87	10593	No
54	GOM_NL__2PRFIN20040310_023641_000000402025_00018_10593_0489.N1	10-MAR-2004 02:36:41	Dark	39.500	145	Gam TrA	2.8720	10600.	79	10593	No
55	GOM_NL__2PRFIN20040310_023821_000000482025_00018_10593_0490.N1	10-MAR-2004 02:38:21	Dark	47.500	4	Alp1Cen	-0.010000	5800.0	95	10593	No
56	GOM_NL__2PRFIN20040310_023937_000000522025_00018_10593_0491.N1	10-MAR-2004 02:39:37	Dark	52.000	10	Bet Cen	0.61000	28000.	104	10593	No
57	GOM_NL__2PRFIN20040310_024147_000000482025_00018_10593_0492.N1	10-MAR-2004 02:41:47	Dark	48.000	12	Alp1Cru	0.77500	30000.	96	10593	No
58	GOM_NL__2PRFIN20040310_024313_000000412025_00018_10593_0493.N1	10-MAR-2004 02:43:13	Dark	41.000	124	The Car	2.7640	30000.	82	10593	No
59	GOM_NL__2PRFIN20040310_024437_000000452025_00018_10593_0494.N1	10-MAR-2004 02:44:37	Straylight	44.500	64	Gam Cen	2.2000	10600.	89	10593	No
60	GOM_NL__2PRFIN20040310_024631_000000422025_00018_10593_0495.N1	10-MAR-2004 02:46:31	Straylight	41.500	91	Kap Vel	2.4900	26000.	83	10593	No
61	GOM_NL__2PRFIN20040310_024952_000000452025_00018_10593_0496.N1	10-MAR-2004 02:49:52	Straylight	44.500	65	Lam Vel	2.2040	4400.0	89	10593	No
62	GOM_NL__2PRFIN20040310_025333_000000592025_00018_10593_0497.N1	10-MAR-2004 02:53:33	Straylight	58.500	171	2Eps Crv	3.0010	4250.0	117	10593	No
63	GOM_NL__2PRFIN20040310_025526_000000582025_00018_10593_0498.N1	10-MAR-2004 02:55:26	Straylight	58.000	100	4Gam Crv	2.5800	13100.	116	10593	No
64	GOM_NL__2PRFIN20040310_025920_000000452025_00018_10593_0499.N1	10-MAR-2004 02:59:20	Tw_i_and_stray	45.000	48	30Alp Hya	1.9770	4100.0	90	10593	No
65	GOM_NL__2PRFIN20040310_030459_000000402025_00018_10593_0500.N1	10-MAR-2004 03:04:59	Bright	39.500	22	32Alp Leo	1.3600	15200.	79	10593	No
66	GOM_NL__2PRFIN20040310_030721_000000432025_00018_10593_0501.N1	10-MAR-2004 03:07:21	Bright	42.500	51	41Gam1Leo	2.0100	4500.0	85	10593	No
67	GOM_NL__2PRFIN20040310_031121_000000982025_00018_10593_0502.N1	10-MAR-2004 03:11:21	Bright	98.000	138	47Eps Vir	2.8280	4700.0	196	10593	No
68	GOM_NL__2PRFIN20040310_031531_000000442025_00018_10593_0503.N1	10-MAR-2004 03:15:31	Bright	44.000	174	52Psi UMa	3.0040	4400.0	88	10593	No
69	GOM_NL__2PRFIN20040310_031836_000000402025_00018_10593_0504.N1	10-MAR-2004 03:18:36	Bright	39.500	82	48Bet UMa	2.3650	10600.	79	10593	No
70	GOM_NL__2PRFIN20040310_032002_000000382025_00018_10593_0505.N1	10-MAR-2004 03:20:02	Bright	38.000	36	50Alp UMa	1.8000	6300.0	76	10593	No
71	GOM_NL__2PRFIN20040310_032215_000000502025_00018_10593_0506.N1	10-MAR-2004 03:22:15	Bright	49.500	32	77Eps UMa	1.7630	11000.	99	10593	No
72	GOM_NL__2PRFIN20040310_032447_000000592025_00018_10593_0507.N1	10-MAR-2004 03:24:47	Bright	59.000	39	85Eta UMa	1.8540	24000.	118	10593	No
73	GOM_NL__2PRFIN20040310_032701_000000402025_00018_10593_0508.N1	10-MAR-2004 03:27:01	Bright	40.000	49	1Alp UMi	1.9900	6300.0	80	10593	No
74	GOM_NL__2PRFIN20040310_033136_000000492025_00018_10593_0509.N1	10-MAR-2004 03:31:36	Bright	48.500	119	14Eta Dra	2.7270	4700.0	97	10593	No
75	GOM_NL__2PRFIN20040310_033446_000000362025_00018_10593_0510.N1	10-MAR-2004 03:34:46	Bright	36.000	89	5Alp Cep	2.4510	8000.0	72	10593	No
76	GOM_NL__2PRFIN20040310_033623_000000492025_00018_10593_0511.N1	10-MAR-2004 03:36:23	Bright	49.000	130	23Bet Dra	2.7990	5800.0	98	10593	No
77	GOM_NL__2PRFIN20040310_033950_000000422025_00018_10593_0512.N1	10-MAR-2004 03:39:50	Bright	41.500	19	50Alp Cyg	1.2460	10500.	83	10593	No
78	GOM_NL__2PRFIN20040310_034126_000000382025_00018_10593_0513.N1	10-MAR-2004 03:41:26	Bright	37.500	66	37Gam Cyg	2.2080	5900.0	75	10593	No
79	GOM_NL__2PRFIN20040310_034304_000000382025_00018_10593_0514.N1	10-MAR-2004 03:43:04	Bright	37.500	92	53Eps Cyg	2.5000	4500.0	75	10593	No
80	GOM_NL__2PRFIN20040310_034629_000001342025_00018_10593_0515.N1	10-MAR-2004 03:46:29	Tw_i_and_stray	133.50	133	40Zet Her	2.8070	6000.0	267	10593	No
81	GOM_NL__2PRFIN20040310_035038_000000512025_00018_10593_0516.N1	10-MAR-2004 03:50:38	Tw_i_and_stray	51.000	168	17Zet Aql	2.9860	11000.	102	10593	No
82	GOM_NL__2PRFIN20040310_035543_000000982025_00018_10593_0517.N1	10-MAR-2004 03:55:43	Dark	97.500	59	55Alp Oph	2.0800	8900.0	195	10593	No
83	GOM_NL__2PRFIN20040310_035827_000000842025_00018_10593_0518.N1	10-MAR-2004 03:58:27	Dark	84.000	126	60Bet Oph	2.7700	4250.0	168	10593	No
84	GOM_NL__2PRFIN20040310_040245_000000492025_00018_10593_0519.N1	10-MAR-2004 04:02:45	Dark	49.000	57	34Sig Sgr	2.0660	26000.	98	10593	No
85	GOM_NL__2PRFIN20040310_040606_000000472025_00018_10593_0520.N1	10-MAR-2004 04:06:06	Dark	47.000	38	20Eps Sgr	1.8360	11000.	94	10593	No
86	GOM_NL__2PRFIN20040310_040927_000000512025_00018_10593_0521.N1	10-MAR-2004 04:09:27	Dark	50.500	25	35Lam Sco	1.6200	28000.	101	10593	No
87	GOM_NL__2PRFIN20040310_041122_000000432025_00019_10594_0489.N1	10-MAR-2004 04:11:22	Dark	42.500	147	Alp Ara	2.8770	26000.	85	10594	No
88	GOM_NL__2PRFIN20040310_041502_000000412025_00019_10594_0490.N1	10-MAR-2004 04:15:02	Dark	40.500	43	Alp TrA	1.9100	4250.0	81	10594	No
89	GOM_NL__2PRFIN20040310_041718_000000402025_00019_10594_0491.N1	10-MAR-2004 04:17:18	Dark	39.500	145	Gam TrA	2.8720	10600.	79	10594	No
90	GOM_NL__2PRFIN20040310_041858_000000482025_00019_10594_0492.N1	10-MAR-2004 04:18:58	Dark	47.500	4	Alp1Cen	-0.010000	5800.0	95	10594	No
91	GOM_NL__2PRFIN20040310_042014_000000482025_00019_10594_0493.N1	10-MAR-2004 04:20:14	Dark	47.500	10	Bet Cen	0.61000	28000.	95	10594	No
92	GOM_NL__2PRFIN20040310_042225_000000442025_00019_10594_0494.N1	10-MAR-2004 04:22:25	Dark	43.500	12	Alp1Cru	0.77500	30000.	87	10594	No
93	GOM_NL__2PRFIN20040310_042351_000000402025_00019_10594_0495.N1	10-MAR-2004 04:23:51	Dark	39.500	124	The Car	2.7640	30000.	79	10594	No
94	GOM_NL__2PRFIN20040310_042514_000000452025_00019_10594_0496.N1	10-MAR-2004 04:25:14	Straylight	45.000	64	Gam Cen	2.2000	10600.	90	10594	No
95	GOM_NL__2PRFIN20040310_042708_000000432025_00019_10594_0497.N1	10-MAR-2004 04:27:08	Straylight	42.500	91	Kap Vel	2.4900	26000.	85	10594	No
96	GOM_NL__2PRFIN20040310_043028_000000472025_00019_10594_0498.N1	10-MAR-2004 04:30:28	Straylight	47.000	65	Lam Vel	2.2040	4400.0	94	10594	No
97	GOM_NL__2PRFIN20040310_043411_000000562025_00019_10594_0499.N1	10-MAR-2004 04:34:11	Straylight	55.500	171	2Eps Crv	3.0010	4250.0	111	10594	No
98	GOM_NL__2PRFIN20040310_043602_000000552025_00019_10594_0500.N1	10-MAR-2004 04:36:02	Straylight	55.000	100	4Gam Crv	2.5800	13100.	110	10594	No
99	GOM_NL__2PRFIN20040310_043956_000000492025_00019_10594_0501.N1	10-MAR-2004 04:39:56	Tw_i_and_stray	49.000	48	30Alp Hya	1.9770	4100.0	98	10594	No
100	GOM_NL__2PRFIN20040310_044535_000000412025_00019_10594_0502.N1	10-MAR-2004 04:45:35	Bright	40.500	22	32Alp Leo	1.3600	15200.	81	10594	No
101	GOM_NL__2PRFIN20040310_044757_000000412025_00019_10594_0503.N1	10-MAR-2004 04:47:57	Bright	41.000	51	41Gam1Leo	2.0100	4500.0	82	10594	No

102	GOM_NL__2PRFIN20040310_045155_000001012025_00019_10594_0504.N1	10-MAR-2004 04:51:55	Bright	100.50	138	47Eps Vir	2.8280	4700.0	201	10594	No
103	GOM_NL__2PRFIN20040310_045607_000000432025_00019_10594_0505.N1	10-MAR-2004 04:56:07	Bright	43.000	174	52Psi UMa	3.0040	4400.0	86	10594	No
104	GOM_NL__2PRFIN20040310_045911_000000402025_00019_10594_0506.N1	10-MAR-2004 04:59:11	Bright	39.500	82	48Bet UMa	2.3650	10600.	79	10594	No
105	GOM_NL__2PRFIN20040310_050038_000000412025_00019_10594_0507.N1	10-MAR-2004 05:00:38	Bright	41.000	36	50Alp UMa	1.8000	6300.0	82	10594	No
106	GOM_NL__2PRFIN20040310_050250_000000482025_00019_10594_0508.N1	10-MAR-2004 05:02:50	Bright	48.000	32	77Eps UMa	1.7630	11000.	96	10594	No
107	GOM_NL__2PRFIN20040310_050522_000000602025_00019_10594_0509.N1	10-MAR-2004 05:05:22	Bright	60.000	39	85Eta UMa	1.8540	24000.	120	10594	No
108	GOM_NL__2PRFIN20040310_050740_000000382025_00019_10594_0510.N1	10-MAR-2004 05:07:40	Bright	38.000	49	1Alp UMi	1.9900	6300.0	76	10594	No
109	GOM_NL__2PRFIN20040310_051211_000000462025_00019_10594_0511.N1	10-MAR-2004 05:12:11	Bright	46.000	119	14Eta Dra	2.7270	4700.0	92	10594	No
110	GOM_NL__2PRFIN20040310_051522_000000362025_00019_10594_0512.N1	10-MAR-2004 05:15:22	Bright	35.500	89	5Alp Cep	2.4510	8000.0	71	10594	No
111	GOM_NL__2PRFIN20040310_051659_000000502025_00019_10594_0513.N1	10-MAR-2004 05:16:59	Bright	50.000	130	23Bet Dra	2.7990	5800.0	100	10594	No
112	GOM_NL__2PRFIN20040310_052028_000000362025_00019_10594_0514.N1	10-MAR-2004 05:20:28	Bright	36.000	19	50Alp Cyg	1.2460	10500.	72	10594	No
113	GOM_NL__2PRFIN20040310_052202_000000382025_00019_10594_0515.N1	10-MAR-2004 05:22:02	Bright	37.500	66	37Gam Cyg	2.2080	5900.0	75	10594	No
114	GOM_NL__2PRFIN20040310_052340_000000372025_00019_10594_0516.N1	10-MAR-2004 05:23:40	Bright	37.000	92	53Eps Cyg	2.5000	4500.0	74	10594	No
115	GOM_NL__2PRFIN20040310_052705_000001242025_00019_10594_0517.N1	10-MAR-2004 05:27:05	Tw_i_and_stray	124.00	133	40Zet Her	2.8070	6000.0	248	10594	No
116	GOM_NL__2PRFIN20040310_053114_000000532025_00019_10594_0518.N1	10-MAR-2004 05:31:14	Tw_i_and_stray	53.000	168	17Zet Aql	2.9860	11000.	106	10594	No
117	GOM_NL__2PRFIN20040310_053620_000000952025_00019_10594_0519.N1	10-MAR-2004 05:36:20	Dark	95.000	59	55Alp Oph	2.0800	8900.0	190	10594	No
118	GOM_NL__2PRFIN20040310_053904_000000902025_00019_10594_0520.N1	10-MAR-2004 05:39:04	Dark	89.500	126	60Bet Oph	2.7700	4250.0	179	10594	No
119	GOM_NL__2PRFIN20040310_054322_000000462025_00019_10594_0521.N1	10-MAR-2004 05:43:22	Dark	45.500	57	34Sig Sgr	2.0660	26000.	91	10594	No
120	GOM_NL__2PRFIN20040310_054643_000000482025_00019_10594_0522.N1	10-MAR-2004 05:46:43	Dark	48.000	38	20Eps Sgr	1.8360	11000.	96	10594	No
121	GOM_NL__2PRFIN20040310_055004_000000492025_00019_10594_0523.N1	10-MAR-2004 05:50:04	Dark	49.000	25	35Lam Sco	1.6200	28000.	98	10594	No
122	GOM_NL__2PRFIN20040310_055200_000000432025_00020_10595_0510.N1	10-MAR-2004 05:52:00	Dark	42.500	147	Alp Ara	2.8770	26000.	85	10595	No
123	GOM_NL__2PRFIN20040310_055539_000000482025_00020_10595_0511.N1	10-MAR-2004 05:55:39	Dark	47.500	43	Alp TrA	1.9100	4250.0	95	10595	No
124	GOM_NL__2PRFIN20040310_055754_000000402025_00020_10595_0512.N1	10-MAR-2004 05:57:54	Dark	40.000	145	Gam TrA	2.8720	10600.	80	10595	No
125	GOM_NL__2PRFIN20040310_055935_000000542025_00020_10595_0513.N1	10-MAR-2004 05:59:35	Dark	54.000	4	Alp1Cen	-0.010000	5800.0	108	10595	No
126	GOM_NL__2PRFIN20040310_060050_000000522025_00020_10595_0514.N1	10-MAR-2004 06:00:50	Dark	51.500	10	Bet Cen	0.61000	28000.	103	10595	No
127	GOM_NL__2PRFIN20040310_060301_000000452025_00020_10595_0515.N1	10-MAR-2004 06:03:01	Dark	44.500	12	Alp1Cru	0.77500	30000.	89	10595	No
128	GOM_NL__2PRFIN20040310_060428_000000392025_00020_10595_0516.N1	10-MAR-2004 06:04:28	Dark	39.000	124	The Car	2.7640	30000.	78	10595	No
129	GOM_NL__2PRFIN20040310_060551_000000452025_00020_10595_0517.N1	10-MAR-2004 06:05:51	Straylight	44.500	64	Gam Cen	2.2000	10600.	89	10595	No
130	GOM_NL__2PRFIN20040310_060819_000000442025_00020_10595_0518.N1	10-MAR-2004 06:08:19	Straylight	43.500	113	Mu Vel	2.6920	5000.0	87	10595	No
131	GOM_NL__2PRFIN20040310_061103_000000472025_00020_10595_0519.N1	10-MAR-2004 06:11:03	Straylight	47.000	65	Lam Vel	2.2040	4400.0	94	10595	No
132	GOM_NL__2PRFIN20040310_061406_000000632025_00020_10595_0520.N1	10-MAR-2004 06:14:06	Straylight	63.000	106	9Bet Crv	2.6480	5600.0	126	10595	No
133	GOM_NL__2PRFIN20040310_061638_000000562025_00020_10595_0521.N1	10-MAR-2004 06:16:38	Straylight	56.000	100	4Gam Crv	2.5800	13100.	112	10595	No
134	GOM_NL__2PRFIN20040310_062032_000000482025_00020_10595_0522.N1	10-MAR-2004 06:20:32	Tw_i_and_stray	47.500	48	30Alp Hya	1.9770	4100.0	95	10595	No
135	GOM_NL__2PRFIN20040310_062611_000000412025_00020_10595_0523.N1	10-MAR-2004 06:26:11	Bright	40.500	22	32Alp Leo	1.3600	15200.	81	10595	No
136	GOM_NL__2PRFIN20040310_062833_000000412025_00020_10595_0524.N1	10-MAR-2004 06:28:33	Bright	40.500	51	41Gam1Leo	2.0100	4500.0	81	10595	No
137	GOM_NL__2PRFIN20040310_063228_000001002025_00020_10595_0525.N1	10-MAR-2004 06:32:28	Bright	100.00	138	47Eps Vir	2.8280	4700.0	200	10595	No
138	GOM_NL__2PRFIN20040310_063643_000000432025_00020_10595_0526.N1	10-MAR-2004 06:36:43	Bright	43.000	174	52Psi UMa	3.0040	4400.0	86	10595	No
139	GOM_NL__2PRFIN20040310_063947_000000412025_00020_10595_0527.N1	10-MAR-2004 06:39:47	Bright	41.000	82	48Bet UMa	2.3650	10600.	82	10595	No
140	GOM_NL__2PRFIN20040310_064114_000000412025_00020_10595_0528.N1	10-MAR-2004 06:41:14	Bright	41.000	36	50Alp UMa	1.8000	6300.0	82	10595	No
141	GOM_NL__2PRFIN20040310_064325_000000502025_00020_10595_0529.N1	10-MAR-2004 06:43:25	Bright	49.500	32	77Eps UMa	1.7630	11000.	99	10595	No
142	GOM_NL__2PRFIN20040310_064557_000000582025_00020_10595_0530.N1	10-MAR-2004 06:45:57	Bright	58.000	39	85Eta UMa	1.8540	24000.	116	10595	No
143	GOM_NL__2PRFIN20040310_064816_000000402025_00020_10595_0531.N1	10-MAR-2004 06:48:16	Bright	39.500	49	1Alp UMi	1.9900	6300.0	79	10595	No
144	GOM_NL__2PRFIN20040310_065246_000000492025_00020_10595_0532.N1	10-MAR-2004 06:52:46	Bright	49.000	119	14Eta Dra	2.7270	4700.0	98	10595	No
145	GOM_NL__2PRFIN20040310_065556_000000422025_00020_10595_0533.N1	10-MAR-2004 06:55:56	Bright	41.500	89	5Alp Cep	2.4510	8000.0	83	10595	No
146	GOM_NL__2PRFIN20040310_065734_000000512025_00020_10595_0534.N1	10-MAR-2004 06:57:34	Bright	50.500	130	23Bet Dra	2.7990	5800.0	101	10595	No
147	GOM_NL__2PRFIN20040310_070104_000000372025_00020_10595_0535.N1	10-MAR-2004 07:01:04	Bright	37.000	19	50Alp Cyg	1.2460	10500.	74	10595	No
148	GOM_NL__2PRFIN20040310_070238_000000392025_00020_10595_0536.N1	10-MAR-2004 07:02:38	Bright	39.000	66	37Gam Cyg	2.2080	5900.0	78	10595	No
149	GOM_NL__2PRFIN20040310_070414_000000412025_00020_10595_0537.N1	10-MAR-2004 07:04:14	Bright	41.000	92	53Eps Cyg	2.5000	4500.0	82	10595	No
150	GOM_NL__2PRFIN20040310_070741_000001342025_00020_10595_0538.N1	10-MAR-2004 07:07:41	Tw_i_and_stray	133.50	133	40Zet Her	2.8070	6000.0	267	10595	No
151	GOM_NL__2PRFIN20040310_071151_000000492025_00020_10595_0539.N1	10-MAR-2004 07:11:51	Tw_i_and_stray	49.000	168	17Zet Aql	2.9860	11000.	98	10595	No
152	GOM_NL__2PRFIN20040310_071658_000000952025_00020_10595_0540.N1	10-MAR-2004 07:16:58	Dark	94.500	59	55Alp Oph	2.0800	8900.0	189	10595	No
153	GOM_NL__2PRFIN20040310_071941_000000862025_00020_10595_0541.N1	10-MAR-2004 07:19:41	Dark	86.000	126	60Bet Oph	2.7700	4250.0	172	10595	No
154	GOM_NL__2PRFIN20040310_072358_000000462025_00020_10595_0542.N1	10-MAR-2004 07:23:58	Dark	45.500	57	34Sig Sgr	2.0660	26000.	91	10595	No
155	GOM_NL__2PRFIN20040310_072720_000000482025_00020_10595_0543.N1	10-MAR-2004 07:27:20	Dark	48.000	38	20Eps Sgr	1.8360	11000.	96	10595	No
156	GOM_NL__2PRFIN20040310_073041_000000532025_00020_10595_0544.N1	10-MAR-2004 07:30:41	Dark	52.500	25	35Lam Sco	1.6200	28000.	105	10595	No
157	GOM_NL__2PRFIN20040310_073615_000000512025_00021_10596_0354.N1	10-MAR-2004 07:36:15	Dark	50.500	43	Alp TrA	1.9100	4250.0	101	10596	No
158	GOM_NL__2PRFIN20040310_073831_000000392025_00021_10596_0355.N1	10-MAR-2004 07:38:31	Dark	39.000	145	Gam TrA	2.8720	10600.	78	10596	No
159	GOM_NL__2PRFIN20040310_074011_000000482025_00021_10596_0356.N1	10-MAR-2004 07:40:11	Dark	47.500	4	Alp1Cen	-0.010000	5800.0	95	10596	No
160	GOM_NL__2PRFIN20040310_074127_000000472025_00021_10596_0357.N1	10-MAR-2004 07:41:27	Dark	47.000	10	Bet Cen	0.61000	28000.	94	10596	No

161	GOM_NL__2PRFIN20040310_074338_000000442025_00021_10596_0358.N1	10-MAR-2004 07:43:38	Dark	43.500	12	Alp1Cru	0.77500	30000.	87	10596	No
162	GOM_NL__2PRFIN20040310_074504_000000382025_00021_10596_0359.N1	10-MAR-2004 07:45:04	Dark	38.000	124	The Car	2.7640	30000.	76	10596	No
163	GOM_NL__2PRFIN20040310_074627_000000442025_00021_10596_0360.N1	10-MAR-2004 07:46:27	Straylight	44.000	64	Gam Cen	2.2000	10600.	88	10596	No
164	GOM_NL__2PRFIN20040310_074856_000000412025_00021_10596_0361.N1	10-MAR-2004 07:48:56	Straylight	41.000	113	Mu Vel	2.6920	5000.0	82	10596	No
165	GOM_NL__2PRFIN20040310_075140_000000472025_00021_10596_0362.N1	10-MAR-2004 07:51:40	Straylight	46.500	65	Lam Vel	2.2040	4400.0	93	10596	No
166	GOM_NL__2PRFIN20040310_075442_000000602025_00021_10596_0363.N1	10-MAR-2004 07:54:42	Straylight	59.500	106	9Bet Crv	2.6480	5600.0	119	10596	No
167	GOM_NL__2PRFIN20040310_075714_000000542025_00021_10596_0364.N1	10-MAR-2004 07:57:14	Straylight	54.000	100	4Gam Crv	2.5800	13100.	108	10596	No
168	GOM_NL__2PRFIN20040310_080108_000000462025_00021_10596_0365.N1	10-MAR-2004 08:01:08	Tw_i_and_stray	45.500	48	30Alp Hya	1.9770	4100.0	91	10596	No
169	GOM_NL__2PRFIN20040310_080647_000000412025_00021_10596_0366.N1	10-MAR-2004 08:06:47	Bright	40.500	22	32Alp Leo	1.3600	15200.	81	10596	No
170	GOM_NL__2PRFIN20040310_080909_000000402025_00021_10596_0367.N1	10-MAR-2004 08:09:09	Bright	39.500	51	41Gam1Leo	2.0100	4500.0	79	10596	No
171	GOM_NL__2PRFIN20040310_081302_000001052025_00021_10596_0368.N1	10-MAR-2004 08:13:02	Bright	105.00	138	47Eps Vir	2.8280	4700.0	210	10596	No
172	GOM_NL__2PRFIN20040310_081719_000000432025_00021_10596_0369.N1	10-MAR-2004 08:17:19	Bright	42.500	174	52Psi UMa	3.0040	4400.0	85	10596	No
173	GOM_NL__2PRFIN20040310_082023_000000402025_00021_10596_0370.N1	10-MAR-2004 08:20:23	Bright	40.000	82	48Bet UMa	2.3650	10600.	80	10596	No
174	GOM_NL__2PRFIN20040310_082150_000000412025_00021_10596_0371.N1	10-MAR-2004 08:21:50	Bright	40.500	36	50Alp UMa	1.8000	6300.0	81	10596	No
175	GOM_NL__2PRFIN20040310_082401_000000472025_00021_10596_0372.N1	10-MAR-2004 08:24:01	Bright	46.500	32	77Eps UMa	1.7630	11000.	93	10596	No
176	GOM_NL__2PRFIN20040310_082631_000000582025_00021_10596_0373.N1	10-MAR-2004 08:26:31	Bright	58.000	39	85Eta UMa	1.8540	24000.	116	10596	No
177	GOM_NL__2PRFIN20040310_082852_000000362025_00021_10596_0374.N1	10-MAR-2004 08:28:52	Bright	35.500	49	1Alp UMi	1.9900	6300.0	71	10596	No
178	GOM_NL__2PRFIN20040310_083322_000000512025_00021_10596_0375.N1	10-MAR-2004 08:33:22	Bright	50.500	119	14Eta Dra	2.7270	4700.0	101	10596	No
179	GOM_NL__2PRFIN20040310_083634_000000382025_00021_10596_0376.N1	10-MAR-2004 08:36:34	Bright	38.000	89	5Alp Cep	2.4510	8000.0	76	10596	No
180	GOM_NL__2PRFIN20040310_083810_000000522025_00021_10596_0377.N1	10-MAR-2004 08:38:10	Bright	51.500	130	23Bet Dra	2.7990	5800.0	103	10596	No
181	GOM_NL__2PRFIN20040310_084141_000000392025_00021_10596_0378.N1	10-MAR-2004 08:41:41	Bright	38.500	19	50Alp Cyg	1.2460	10500.	77	10596	No
182	GOM_NL__2PRFIN20040310_084313_000000392025_00021_10596_0379.N1	10-MAR-2004 08:43:13	Bright	39.000	66	37Gam Cyg	2.2080	5900.0	78	10596	No
183	GOM_NL__2PRFIN20040310_084453_000000372025_00021_10596_0380.N1	10-MAR-2004 08:44:53	Bright	36.500	92	53Eps Cyg	2.5000	4500.0	73	10596	No
184	GOM_NL__2PRFIN20040310_084817_000001342025_00021_10596_0381.N1	10-MAR-2004 08:48:17	Tw_i_and_stray	133.50	133	40Zet Her	2.8070	6000.0	267	10596	No
185	GOM_NL__2PRFIN20040310_085227_000000492025_00021_10596_0382.N1	10-MAR-2004 08:52:27	Tw_i_and_stray	49.000	168	17Zet Aql	2.9860	11000.	98	10596	No
186	GOM_NL__2PRFIN20040310_085735_000000982025_00021_10596_0383.N1	10-MAR-2004 08:57:35	Dark	98.000	59	55Alp Oph	2.0800	8900.0	196	10596	No
187	GOM_NL__2PRFIN20040310_090019_000000932025_00021_10596_0384.N1	10-MAR-2004 09:00:19	Dark	92.500	126	60Bet Oph	2.7700	4250.0	185	10596	No
188	GOM_NL__2PRFIN20040310_090435_000000472025_00021_10596_0385.N1	10-MAR-2004 09:04:35	Dark	46.500	57	34Sig Sgr	2.0660	26000.	93	10596	No
189	GOM_NL__2PRFIN20040310_090756_000000522025_00021_10596_0386.N1	10-MAR-2004 09:07:56	Dark	51.500	38	20Eps Sgr	1.8360	11000.	103	10596	No
190	GOM_NL__2PRFIN20040310_091118_000000512025_00021_10596_0387.N1	10-MAR-2004 09:11:18	Dark	51.000	25	35Lam Sco	1.6200	28000.	102	10596	No
191	GOM_NL__2PRFIN20040310_091652_000000442025_00022_10597_0355.N1	10-MAR-2004 09:16:52	Dark	44.000	43	Alp TrA	1.9100	4250.0	88	10597	No
192	GOM_NL__2PRFIN20040310_091908_000000382025_00022_10597_0356.N1	10-MAR-2004 09:19:08	Dark	38.000	145	Gam TrA	2.8720	10600.	76	10597	No
193	GOM_NL__2PRFIN20040310_092048_000000442025_00022_10597_0357.N1	10-MAR-2004 09:20:48	Dark	44.000	4	Alp1Cen	-0.010000	5800.0	88	10597	No
194	GOM_NL__2PRFIN20040310_092203_000000432025_00022_10597_0358.N1	10-MAR-2004 09:22:03	Dark	42.500	10	Bet Cen	0.61000	28000.	85	10597	No
195	GOM_NL__2PRFIN20040310_092414_000000532025_00022_10597_0359.N1	10-MAR-2004 09:24:14	Dark	52.500	12	Alp1Cru	0.77500	30000.	105	10597	No
196	GOM_NL__2PRFIN20040310_092540_000000372025_00022_10597_0360.N1	10-MAR-2004 09:25:40	Dark	37.000	124	The Car	2.7640	30000.	74	10597	No
197	GOM_NL__2PRFIN20040310_092704_000000432025_00022_10597_0361.N1	10-MAR-2004 09:27:04	Straylight	43.000	64	Gam Cen	2.2000	10600.	86	10597	No
198	GOM_NL__2PRFIN20040310_092932_000000432025_00022_10597_0362.N1	10-MAR-2004 09:29:32	Straylight	43.000	113	Mu Vel	2.6920	5000.0	86	10597	No
199	GOM_NL__2PRFIN20040310_093216_000000482025_00022_10597_0363.N1	10-MAR-2004 09:32:16	Straylight	47.500	65	Lam Vel	2.2040	4400.0	95	10597	No
200	GOM_NL__2PRFIN20040310_093518_000000582025_00022_10597_0364.N1	10-MAR-2004 09:35:18	Straylight	57.500	106	9Bet Crv	2.6480	5600.0	115	10597	No
201	GOM_NL__2PRFIN20040310_093750_000000582025_00022_10597_0365.N1	10-MAR-2004 09:37:50	Straylight	58.000	100	4Gam Crv	2.5800	13100.	116	10597	No
202	GOM_NL__2PRFIN20040310_094144_000000452025_00022_10597_0366.N1	10-MAR-2004 09:41:44	Tw_i_and_stray	44.500	48	30Alp Hya	1.9770	4100.0	89	10597	No
203	GOM_NL__2PRFIN20040310_094723_000000392025_00022_10597_0367.N1	10-MAR-2004 09:47:23	Bright	39.000	22	32Alp Leo	1.3600	15200.	78	10597	No
204	GOM_NL__2PRFIN20040310_094945_000000402025_00022_10597_0368.N1	10-MAR-2004 09:49:45	Bright	39.500	51	41Gam1Leo	2.0100	4500.0	79	10597	No
205	GOM_NL__2PRFIN20040310_095336_000001042025_00022_10597_0369.N1	10-MAR-2004 09:53:36	Bright	104.00	138	47Eps Vir	2.8280	4700.0	208	10597	No
206	GOM_NL__2PRFIN20040310_095754_000000442025_00022_10597_0370.N1	10-MAR-2004 09:57:54	Bright	43.500	174	52Psi UMa	3.0040	4400.0	87	10597	No
207	GOM_NL__2PRFIN20040310_100059_000000402025_00022_10597_0371.N1	10-MAR-2004 10:00:59	Bright	40.000	82	48Bet UMa	2.3650	10600.	80	10597	No
208	GOM_NL__2PRFIN20040310_100226_000000412025_00022_10597_0372.N1	10-MAR-2004 10:02:26	Bright	41.000	36	50Alp UMa	1.8000	6300.0	82	10597	No
209	GOM_NL__2PRFIN20040310_100436_000000492025_00022_10597_0373.N1	10-MAR-2004 10:04:36	Bright	48.500	32	77Eps UMa	1.7630	11000.	97	10597	No
210	GOM_NL__2PRFIN20040310_100706_000000602025_00022_10597_0374.N1	10-MAR-2004 10:07:06	Bright	60.000	39	85Eta UMa	1.8540	24000.	120	10597	No
211	GOM_NL__2PRFIN20040310_100928_000000382025_00022_10597_0375.N1	10-MAR-2004 10:09:28	Bright	37.500	49	1Alp UMi	1.9900	6300.0	75	10597	No
212	GOM_NL__2PRFIN20040310_101357_000000502025_00022_10597_0376.N1	10-MAR-2004 10:13:57	Bright	49.500	119	14Eta Dra	2.7270	4700.0	99	10597	No
213	GOM_NL__2PRFIN20040310_101710_000000382025_00022_10597_0377.N1	10-MAR-2004 10:17:10	Bright	37.500	89	5Alp Cep	2.4510	8000.0	75	10597	No
214	GOM_NL__2PRFIN20040310_101846_000000512025_00022_10597_0378.N1	10-MAR-2004 10:18:46	Bright	50.500	130	23Bet Dra	2.7990	5800.0	101	10597	No
215	GOM_NL__2PRFIN20040310_102217_000000362025_00022_10597_0379.N1	10-MAR-2004 10:22:17	Bright	35.500	19	50Alp Cyg	1.2460	10500.	71	10597	No
216	GOM_NL__2PRFIN20040310_102350_000000402025_00022_10597_0380.N1	10-MAR-2004 10:23:50	Bright	39.500	66	37Gam Cyg	2.2080	5900.0	79	10597	No
217	GOM_NL__2PRFIN20040310_102529_000000382025_00022_10597_0381.N1	10-MAR-2004 10:25:29	Bright	37.500	92	53Eps Cyg	2.5000	4500.0	75	10597	No
218	GOM_NL__2PRFIN20040310_102854_000001382025_00022_10597_0382.N1	10-MAR-2004 10:28:54	Tw_i_and_stray	137.50	133	40Zet Her	2.8070	6000.0	275	10597	No
219	GOM_NL__2PRFIN20040310_103304_000000492025_00022_10597_0383.N1	10-MAR-2004 10:33:04	Tw_i_and_stray	49.000	168	17Zet Aql	2.9860	11000.	98	10597	No

220	GOM_NL__2PRFIN20040310_103813_000000962025_00022_10597_0384.N1	10-MAR-2004 10:38:13	Dark	95.500	59	55Alp Oph	2.0800	8900.0	191	10597	No
221	GOM_NL__2PRFIN20040310_104055_000000882025_00022_10597_0385.N1	10-MAR-2004 10:40:55	Dark	87.500	126	60Bet Oph	2.7700	4250.0	175	10597	No
222	GOM_NL__2PRFIN20040310_104511_000000492025_00022_10597_0386.N1	10-MAR-2004 10:45:11	Dark	49.000	57	34Sig Sgr	2.0660	26000.	98	10597	No
223	GOM_NL__2PRFIN20040310_104833_000000532025_00022_10597_0387.N1	10-MAR-2004 10:48:33	Dark	52.500	38	20Eps Sgr	1.8360	11000.	105	10597	No
224	GOM_NL__2PRFIN20040310_105155_000000532025_00022_10597_0388.N1	10-MAR-2004 10:51:55	Dark	53.000	25	35Lam Sco	1.6200	28000.	106	10597	No
225	GOM_NL__2PRFIN20040310_105728_000000422025_00023_10598_0355.N1	10-MAR-2004 10:57:28	Dark	41.500	43	Alp TrA	1.9100	4250.0	83	10598	No
226	GOM_NL__2PRFIN20040310_105944_000000382025_00023_10598_0356.N1	10-MAR-2004 10:59:44	Dark	38.000	145	Gam TrA	2.8720	10600.	76	10598	No
227	GOM_NL__2PRFIN20040310_110124_000000442025_00023_10598_0357.N1	10-MAR-2004 11:01:24	Dark	44.000	4	Alp1Cen	-0.010000	5800.0	88	10598	No
228	GOM_NL__2PRFIN20040310_110240_000000492025_00023_10598_0358.N1	10-MAR-2004 11:02:40	Dark	48.500	10	Bet Cen	0.61000	28000.	97	10598	No
229	GOM_NL__2PRFIN20040310_110450_000000412025_00023_10598_0359.N1	10-MAR-2004 11:04:50	Dark	40.500	12	Alp1Cru	0.77500	30000.	81	10598	No
230	GOM_NL__2PRFIN20040310_110616_000000382025_00023_10598_0360.N1	10-MAR-2004 11:06:16	Dark	38.000	124	The Car	2.7640	30000.	76	10598	No
231	GOM_NL__2PRFIN20040310_110740_000000452025_00023_10598_0361.N1	10-MAR-2004 11:07:40	Straylight	44.500	64	Gam Cen	2.2000	10600.	89	10598	No
232	GOM_NL__2PRFIN20040310_111008_000000442025_00023_10598_0362.N1	10-MAR-2004 11:10:08	Straylight	44.000	113	Mu Vel	2.6920	5000.0	88	10598	No
233	GOM_NL__2PRFIN20040310_111252_000000452025_00023_10598_0363.N1	10-MAR-2004 11:12:52	Straylight	45.000	65	Lam Vel	2.2040	4400.0	90	10598	No
234	GOM_NL__2PRFIN20040310_111555_000000592025_00023_10598_0364.N1	10-MAR-2004 11:15:55	Straylight	58.500	106	9Bet Crv	2.6480	5600.0	117	10598	No
235	GOM_NL__2PRFIN20040310_111826_000000572025_00023_10598_0365.N1	10-MAR-2004 11:18:26	Straylight	56.500	100	4Gam Crv	2.5800	13100.	113	10598	No
236	GOM_NL__2PRFIN20040310_112220_000000462025_00023_10598_0366.N1	10-MAR-2004 11:22:20	Twilight_stray	46.000	48	30Alp Hya	1.9770	4100.0	92	10598	No
237	GOM_NL__2PRFIN20040310_112759_000000412025_00023_10598_0367.N1	10-MAR-2004 11:27:59	Bright	41.000	22	32Alp Leo	1.3600	15200.	82	10598	No
238	GOM_NL__2PRFIN20040310_113021_000000412025_00023_10598_0368.N1	10-MAR-2004 11:30:21	Bright	40.500	51	41Gam1Leo	2.0100	4500.0	81	10598	No
239	GOM_NL__2PRFIN20040310_113410_000000982025_00023_10598_0369.N1	10-MAR-2004 11:34:10	Bright	98.000	138	47Eps Vir	2.8280	4700.0	196	10598	No
240	GOM_NL__2PRFIN20040310_113830_000000442025_00023_10598_0370.N1	10-MAR-2004 11:38:30	Bright	44.000	174	52Psi UMa	3.0040	4400.0	88	10598	No
241	GOM_NL__2PRFIN20040310_114134_000000402025_00023_10598_0371.N1	10-MAR-2004 11:41:34	Bright	40.000	82	48Bet UMa	2.3650	10600.	80	10598	No
242	GOM_NL__2PRFIN20040310_114301_000000422025_00023_10598_0372.N1	10-MAR-2004 11:43:01	Bright	41.500	36	50Alp UMa	1.8000	6300.0	83	10598	No
243	GOM_NL__2PRFIN20040310_114511_000000482025_00023_10598_0373.N1	10-MAR-2004 11:45:11	Bright	47.500	32	77Eps UMa	1.7630	11000.	95	10598	No
244	GOM_NL__2PRFIN20040310_114740_000000582025_00023_10598_0374.N1	10-MAR-2004 11:47:40	Bright	57.500	39	85Eta UMa	1.8540	24000.	115	10598	No
245	GOM_NL__2PRFIN20040310_115003_000000372025_00023_10598_0375.N1	10-MAR-2004 11:50:03	Bright	37.000	49	1Alp UMi	1.9900	6300.0	74	10598	No
246	GOM_NL__2PRFIN20040310_115433_000000502025_00023_10598_0376.N1	10-MAR-2004 11:54:33	Bright	50.000	119	14Eta Dra	2.7270	4700.0	100	10598	No
247	GOM_NL__2PRFIN20040310_115746_000000392025_00023_10598_0377.N1	10-MAR-2004 11:57:46	Bright	38.500	89	5Alp Cep	2.4510	8000.0	77	10598	No
248	GOM_NL__2PRFIN20040310_115921_000000502025_00023_10598_0378.N1	10-MAR-2004 11:59:21	Bright	50.000	130	23Bet Dra	2.7990	5800.0	100	10598	No
249	GOM_NL__2PRFIN20040310_120252_000000392025_00023_10598_0379.N1	10-MAR-2004 12:02:52	Bright	38.500	19	50Alp Cyg	1.2460	10500.	77	10598	No
250	GOM_NL__2PRFIN20040310_120426_000000402025_00023_10598_0380.N1	10-MAR-2004 12:04:26	Bright	40.000	66	37Gam Cyg	2.2080	5900.0	80	10598	No
251	GOM_NL__2PRFIN20040310_120604_000000392025_00023_10598_0381.N1	10-MAR-2004 12:06:04	Bright	39.000	92	53Eps Cyg	2.5000	4500.0	78	10598	No
252	GOM_NL__2PRFIN20040310_120930_000001442025_00023_10598_0382.N1	10-MAR-2004 12:09:30	Twilight_stray	143.50	133	40Zet Her	2.8070	6000.0	287	10598	No
253	GOM_NL__2PRFIN20040310_121340_000000522025_00023_10598_0383.N1	10-MAR-2004 12:13:40	Twilight_stray	52.000	168	17Zet Aql	2.9860	11000.	104	10598	No
254	GOM_NL__2PRFIN20040310_121851_000000962025_00023_10598_0384.N1	10-MAR-2004 12:18:51	Dark	96.000	59	55Alp Oph	2.0800	8900.0	192	10598	No
255	GOM_NL__2PRFIN20040310_122135_000000972025_00023_10598_0385.N1	10-MAR-2004 12:21:35	Dark	96.500	126	60Bet Oph	2.7700	4250.0	193	10598	No
256	GOM_NL__2PRFIN20040310_122548_000000472025_00023_10598_0386.N1	10-MAR-2004 12:25:48	Dark	47.000	57	34Sig Sgr	2.0660	26000.	94	10598	No
257	GOM_NL__2PRFIN20040310_122910_000000472025_00023_10598_0387.N1	10-MAR-2004 12:29:10	Dark	47.000	38	20Eps Sgr	1.8360	11000.	94	10598	No
258	GOM_NL__2PRFIN20040310_123232_000000592025_00023_10598_0388.N1	10-MAR-2004 12:32:32	Dark	59.000	25	35Lam Sco	1.6200	28000.	118	10598	No
259	GOM_NL__2PRFIN20040310_123804_000000432025_00024_10599_0355.N1	10-MAR-2004 12:38:04	Dark	43.000	43	Alp TrA	1.9100	4250.0	86	10599	No
260	GOM_NL__2PRFIN20040310_124020_000000382025_00024_10599_0356.N1	10-MAR-2004 12:40:20	Dark	38.000	145	Gam TrA	2.8720	10600.	76	10599	No
261	GOM_NL__2PRFIN20040310_124200_000000452025_00024_10599_0357.N1	10-MAR-2004 12:42:00	Dark	45.000	4	Alp1Cen	-0.010000	5800.0	90	10599	No
262	GOM_NL__2PRFIN20040310_124316_000000422025_00024_10599_0358.N1	10-MAR-2004 12:43:16	Dark	42.000	10	Bet Cen	0.61000	28000.	84	10599	No
263	GOM_NL__2PRFIN20040310_124526_000000512025_00024_10599_0359.N1	10-MAR-2004 12:45:26	Dark	50.500	12	Alp1Cru	0.77500	30000.	101	10599	No
264	GOM_NL__2PRFIN20040310_124652_000000382025_00024_10599_0360.N1	10-MAR-2004 12:46:52	Dark	38.000	124	The Car	2.7640	30000.	76	10599	No
265	GOM_NL__2PRFIN20040310_124816_000000482025_00024_10599_0361.N1	10-MAR-2004 12:48:16	Straylight	48.000	64	Gam Cen	2.2000	10600.	96	10599	No
266	GOM_NL__2PRFIN20040310_125044_000000402025_00024_10599_0362.N1	10-MAR-2004 12:50:44	Straylight	39.500	113	Mu Vel	2.6920	5000.0	79	10599	No
267	GOM_NL__2PRFIN20040310_125327_000000482025_00024_10599_0363.N1	10-MAR-2004 12:53:27	Straylight	48.000	65	Lam Vel	2.2040	4400.0	96	10599	No
268	GOM_NL__2PRFIN20040310_125631_000000622025_00024_10599_0364.N1	10-MAR-2004 12:56:31	Straylight	62.000	106	9Bet Crv	2.6480	5600.0	124	10599	No
269	GOM_NL__2PRFIN20040310_125902_000000552025_00024_10599_0365.N1	10-MAR-2004 12:59:02	Straylight	55.000	100	4Gam Crv	2.5800	13100.	110	10599	No
270	GOM_NL__2PRFIN20040310_130256_000000492025_00024_10599_0366.N1	10-MAR-2004 13:02:56	Twilight_stray	49.000	48	30Alp Hya	1.9770	4100.0	98	10599	No
271	GOM_NL__2PRFIN20040310_130834_000000422025_00024_10599_0367.N1	10-MAR-2004 13:08:34	Bright	41.500	22	32Alp Leo	1.3600	15200.	83	10599	No
272	GOM_NL__2PRFIN20040310_131056_000000412025_00024_10599_0368.N1	10-MAR-2004 13:10:56	Bright	41.000	51	41Gam1Leo	2.0100	4500.0	82	10599	No
273	GOM_NL__2PRFIN20040310_131443_000000952025_00024_10599_0369.N1	10-MAR-2004 13:14:43	Bright	95.000	138	47Eps Vir	2.8280	4700.0	190	10599	No
274	GOM_NL__2PRFIN20040310_131905_000000432025_00024_10599_0370.N1	10-MAR-2004 13:19:05	Bright	43.000	174	52Psi UMa	3.0040	4400.0	86	10599	No
275	GOM_NL__2PRFIN20040310_132210_000000412025_00024_10599_0371.N1	10-MAR-2004 13:22:10	Bright	40.500	82	48Bet UMa	2.3650	10600.	81	10599	No
276	GOM_NL__2PRFIN20040310_132337_000000422025_00024_10599_0372.N1	10-MAR-2004 13:23:37	Bright	41.500	36	50Alp UMa	1.8000	6300.0	83	10599	No
277	GOM_NL__2PRFIN20040310_132545_000000492025_00024_10599_0373.N1	10-MAR-2004 13:25:45	Bright	48.500	32	77Eps UMa	1.7630	11000.	97	10599	No
278	GOM_NL__2PRFIN20040310_132815_000000582025_00024_10599_0374.N1	10-MAR-2004 13:28:15	Bright	58.000	39	85Eta UMa	1.8540	24000.	116	10599	No

279	GOM_NL__2PRFIN20040310_133039_000000362025_00024_10599_0375.N1	10-MAR-2004 13:30:39	Bright	36.000	49	1Alp UMi	1.9900	6300.0	72	10599	No
280	GOM_NL__2PRFIN20040310_133508_000000492025_00024_10599_0376.N1	10-MAR-2004 13:35:08	Bright	49.000	119	14Eta Dra	2.7270	4700.0	98	10599	No
281	GOM_NL__2PRFIN20040310_133822_000000352025_00024_10599_0377.N1	10-MAR-2004 13:38:22	Bright	34.500	89	5Alp Cep	2.4510	8000.0	69	10599	No
282	GOM_NL__2PRFIN20040310_133956_000000512025_00024_10599_0378.N1	10-MAR-2004 13:39:56	Bright	51.000	130	23Bet Dra	2.7990	5800.0	102	10599	No
283	GOM_NL__2PRFIN20040310_134329_000000402025_00024_10599_0379.N1	10-MAR-2004 13:43:29	Bright	40.000	19	50Alp Cyg	1.2460	10500.	80	10599	No
284	GOM_NL__2PRFIN20040310_134502_000000402025_00024_10599_0380.N1	10-MAR-2004 13:45:02	Bright	40.000	66	37Gam Cyg	2.2080	5900.0	80	10599	No
285	GOM_NL__2PRFIN20040310_134641_000000362025_00024_10599_0381.N1	10-MAR-2004 13:46:41	Bright	35.500	92	53Eps Cyg	2.5000	4500.0	71	10599	No
286	GOM_NL__2PRFIN20040310_135006_000001342025_00024_10599_0382.N1	10-MAR-2004 13:50:06	Twilight	133.50	133	40Zet Her	2.8070	6000.0	267	10599	No
287	GOM_NL__2PRFIN20040310_135416_000000522025_00024_10599_0383.N1	10-MAR-2004 13:54:16	Twilight	52.000	168	17Zet Aql	2.9860	11000.	104	10599	No
288	GOM_NL__2PRFIN20040310_135928_000000972025_00024_10599_0384.N1	10-MAR-2004 13:59:28	Dark	96.500	59	55Alp Oph	2.0800	8900.0	193	10599	No
289	GOM_NL__2PRFIN20040310_140212_000000962025_00024_10599_0385.N1	10-MAR-2004 14:02:12	Dark	96.000	126	60Bet Oph	2.7700	4250.0	192	10599	No
290	GOM_NL__2PRFIN20040310_140625_000000482025_00024_10599_0386.N1	10-MAR-2004 14:06:25	Dark	48.000	57	34Sig Sgr	2.0660	26000.	96	10599	No
291	GOM_NL__2PRFIN20040310_140947_000000472025_00024_10599_0387.N1	10-MAR-2004 14:09:47	Dark	47.000	38	20Eps Sgr	1.8360	11000.	94	10599	No
292	GOM_NL__2PRFIN20040310_141309_000000502025_00024_10599_0388.N1	10-MAR-2004 14:13:09	Dark	49.500	25	35Lam Sco	1.6200	28000.	99	10599	No
293	GOM_NL__2PRFIN20040310_141840_000000432025_00025_10600_0359.N1	10-MAR-2004 14:18:40	Dark	42.500	43	Alp TrA	1.9100	4250.0	85	10600	No
294	GOM_NL__2PRFIN20040310_141954_000000402025_00025_10600_0360.N1	10-MAR-2004 14:19:54	Dark	40.000	134	Bet TrA	2.8100	6600.0	80	10600	No
295	GOM_NL__2PRFIN20040310_142237_000000452025_00025_10600_0361.N1	10-MAR-2004 14:22:37	Dark	45.000	4	Alp1Cen	-0.010000	5800.0	90	10600	No
296	GOM_NL__2PRFIN20040310_142353_000000462025_00025_10600_0362.N1	10-MAR-2004 14:23:53	Dark	45.500	10	Bet Cen	0.61000	28000.	91	10600	No
297	GOM_NL__2PRFIN20040310_142602_000000462025_00025_10600_0363.N1	10-MAR-2004 14:26:02	Dark	45.500	12	Alp1Cru	0.77500	30000.	91	10600	No
298	GOM_NL__2PRFIN20040310_142728_000000392025_00025_10600_0364.N1	10-MAR-2004 14:27:28	Dark	38.500	124	The Car	2.7640	30000.	77	10600	No
299	GOM_NL__2PRFIN20040310_142853_000000492025_00025_10600_0365.N1	10-MAR-2004 14:28:53	Straylight	49.000	64	Gam Cen	2.2000	10600.	98	10600	No
300	GOM_NL__2PRFIN20040310_143044_000000392025_00025_10600_0366.N1	10-MAR-2004 14:30:44	Straylight	39.000	91	Kap Vel	2.4900	26000.	78	10600	No
301	GOM_NL__2PRFIN20040310_143405_000000472025_00025_10600_0367.N1	10-MAR-2004 14:34:05	Straylight	46.500	65	Lam Vel	2.2040	4400.0	93	10600	No
302	GOM_NL__2PRFIN20040310_143707_000000612025_00025_10600_0368.N1	10-MAR-2004 14:37:07	Straylight	61.000	106	9Bet Crv	2.6480	5600.0	122	10600	No
303	GOM_NL__2PRFIN20040310_143937_000000582025_00025_10600_0369.N1	10-MAR-2004 14:39:37	Straylight	57.500	100	4Gam Crv	2.5800	13100.	115	10600	No
304	GOM_NL__2PRFIN20040310_144332_000000472025_00025_10600_0370.N1	10-MAR-2004 14:43:32	Twilight	46.500	48	30Alp Hya	1.9770	4100.0	93	10600	No
305	GOM_NL__2PRFIN20040310_144911_000000412025_00025_10600_0371.N1	10-MAR-2004 14:49:11	Bright	40.500	22	32Alp Leo	1.3600	15200.	81	10600	No
306	GOM_NL__2PRFIN20040310_145132_000000422025_00025_10600_0372.N1	10-MAR-2004 14:51:32	Bright	41.500	51	41Gam1Leo	2.0100	4500.0	83	10600	No
307	GOM_NL__2PRFIN20040310_145517_000001012025_00025_10600_0373.N1	10-MAR-2004 14:55:17	Bright	100.50	138	47Eps Vir	2.8280	4700.0	201	10600	No
308	GOM_NL__2PRFIN20040310_145941_000000442025_00025_10600_0374.N1	10-MAR-2004 14:59:41	Bright	44.000	174	52Psi UMa	3.0040	4400.0	88	10600	No
309	GOM_NL__2PRFIN20040310_150245_000000412025_00025_10600_0375.N1	10-MAR-2004 15:02:45	Bright	40.500	82	48Bet UMa	2.3650	10600.	81	10600	No
310	GOM_NL__2PRFIN20040310_150412_000000422025_00025_10600_0376.N1	10-MAR-2004 15:04:12	Bright	42.000	36	50Alp UMa	1.8000	6300.0	84	10600	No
311	GOM_NL__2PRFIN20040310_150621_000000502025_00025_10600_0377.N1	10-MAR-2004 15:06:21	Bright	49.500	32	77Eps UMa	1.7630	11000.	99	10600	No
312	GOM_NL__2PRFIN20040310_150850_000000582025_00025_10600_0378.N1	10-MAR-2004 15:08:50	Bright	58.000	39	85Eta UMa	1.8540	24000.	116	10600	No
313	GOM_NL__2PRFIN20040310_151115_000000392025_00025_10600_0379.N1	10-MAR-2004 15:11:15	Bright	38.500	49	1Alp UMi	1.9900	6300.0	77	10600	No
314	GOM_NL__2PRFIN20040310_151544_000000482025_00025_10600_0380.N1	10-MAR-2004 15:15:44	Bright	47.500	119	14Eta Dra	2.7270	4700.0	95	10600	No
315	GOM_NL__2PRFIN20040310_151859_000000372025_00025_10600_0381.N1	10-MAR-2004 15:18:59	Bright	36.500	89	5Alp Cep	2.4510	8000.0	73	10600	No
316	GOM_NL__2PRFIN20040310_152032_000000522025_00025_10600_0382.N1	10-MAR-2004 15:20:32	Bright	51.500	130	23Bet Dra	2.7990	5800.0	103	10600	No
317	GOM_NL__2PRFIN20040310_152405_000000402025_00025_10600_0383.N1	10-MAR-2004 15:24:05	Bright	39.500	19	50Alp Cyg	1.2460	10500.	79	10600	No
318	GOM_NL__2PRFIN20040310_152538_000000412025_00025_10600_0384.N1	10-MAR-2004 15:25:38	Bright	40.500	66	37Gam Cyg	2.2080	5900.0	81	10600	No
319	GOM_NL__2PRFIN20040310_152717_000000382025_00025_10600_0385.N1	10-MAR-2004 15:27:17	Bright	37.500	92	53Eps Cyg	2.5000	4500.0	75	10600	No
320	GOM_NL__2PRFIN20040310_153043_000001302025_00025_10600_0386.N1	10-MAR-2004 15:30:43	Twilight	130.00	133	40Zet Her	2.8070	6000.0	260	10600	No
321	GOM_NL__2PRFIN20040310_153453_000000512025_00025_10600_0387.N1	10-MAR-2004 15:34:53	Twilight	51.000	168	17Zet Aql	2.9860	11000.	102	10600	No
322	GOM_NL__2PRFIN20040310_154006_000001022025_00025_10600_0388.N1	10-MAR-2004 15:40:06	Dark	101.50	59	55Alp Oph	2.0800	8900.0	203	10600	No
323	GOM_NL__2PRFIN20040310_154249_000000842025_00025_10600_0389.N1	10-MAR-2004 15:42:49	Dark	83.500	126	60Bet Oph	2.7700	4250.0	167	10600	No
324	GOM_NL__2PRFIN20040310_154702_000000492025_00025_10600_0390.N1	10-MAR-2004 15:47:02	Dark	48.500	57	34Sig Sgr	2.0660	26000.	97	10600	No
325	GOM_NL__2PRFIN20040310_155023_000000502025_00025_10600_0391.N1	10-MAR-2004 15:50:23	Dark	50.000	38	20Eps Sgr	1.8360	11000.	100	10600	No
326	GOM_NL__2PRFIN20040310_155917_000000422025_00026_10601_0360.N1	10-MAR-2004 15:59:17	Dark	41.500	43	Alp TrA	1.9100	4250.0	83	10601	No
327	GOM_NL__2PRFIN20040310_160031_000000412025_00026_10601_0361.N1	10-MAR-2004 16:00:31	Dark	41.000	134	Bet TrA	2.8100	6600.0	82	10601	No
328	GOM_NL__2PRFIN20040310_160314_000000442025_00026_10601_0362.N1	10-MAR-2004 16:03:14	Dark	44.000	4	Alp1Cen	-0.010000	5800.0	88	10601	No
329	GOM_NL__2PRFIN20040310_160429_000000522025_00026_10601_0363.N1	10-MAR-2004 16:04:29	Dark	52.000	10	Bet Cen	0.61000	28000.	104	10601	No
330	GOM_NL__2PRFIN20040310_160639_000000402025_00026_10601_0364.N1	10-MAR-2004 16:06:39	Dark	40.000	12	Alp1Cru	0.77500	30000.	80	10601	No
331	GOM_NL__2PRFIN20040310_160804_000000392025_00026_10601_0365.N1	10-MAR-2004 16:08:04	Dark	38.500	124	The Car	2.7640	30000.	77	10601	No
332	GOM_NL__2PRFIN20040310_160930_000000422025_00026_10601_0366.N1	10-MAR-2004 16:09:30	Straylight	41.500	64	Gam Cen	2.2000	10600.	83	10601	No
333	GOM_NL__2PRFIN20040310_161120_000000452025_00026_10601_0367.N1	10-MAR-2004 16:11:20	Straylight	45.000	91	Kap Vel	2.4900	26000.	90	10601	No
334	GOM_NL__2PRFIN20040310_161440_000000512025_00026_10601_0368.N1	10-MAR-2004 16:14:40	Straylight	51.000	65	Lam Vel	2.2040	4400.0	102	10601	No
335	GOM_NL__2PRFIN20040310_161743_000000612025_00026_10601_0369.N1	10-MAR-2004 16:17:43	Straylight	61.000	106	9Bet Crv	2.6480	5600.0	122	10601	No
336	GOM_NL__2PRFIN20040310_162014_000000592025_00026_10601_0370.N1	10-MAR-2004 16:20:14	Straylight	58.500	100	4Gam Crv	2.5800	13100.	117	10601	No
337	GOM_NL__2PRFIN20040310_162408_000000462025_00026_10601_0371.N1	10-MAR-2004 16:24:08	Twilight	46.000	48	30Alp Hya	1.9770	4100.0	92	10601	No

338	GOM_NL__2PRFIN20040310_162947_000000402025_00026_10601_0372.N1	10-MAR-2004 16:29:47	Bright	40.000	22	32Alp Leo	1.3600	15200.	80	10601	No
339	GOM_NL__2PRFIN20040310_163208_000000412025_00026_10601_0373.N1	10-MAR-2004 16:32:08	Bright	41.000	51	41Gam1Leo	2.0100	4500.0	82	10601	No
340	GOM_NL__2PRFIN20040310_163551_000001022025_00026_10601_0374.N1	10-MAR-2004 16:35:51	Bright	102.00	138	47Eps Vir	2.8280	4700.0	204	10601	No
341	GOM_NL__2PRFIN20040310_164016_000000432025_00026_10601_0375.N1	10-MAR-2004 16:40:16	Bright	43.000	174	52Psi UMa	3.0040	4400.0	86	10601	No
342	GOM_NL__2PRFIN20040310_164321_000000392025_00026_10601_0376.N1	10-MAR-2004 16:43:21	Bright	39.000	82	48Bet UMa	2.3650	10600.	78	10601	No
343	GOM_NL__2PRFIN20040310_164448_000000412025_00026_10601_0377.N1	10-MAR-2004 16:44:48	Bright	41.000	36	50Alp UMa	1.8000	6300.0	82	10601	No
344	GOM_NL__2PRFIN20040310_164656_000000492025_00026_10601_0378.N1	10-MAR-2004 16:46:56	Bright	48.500	32	77Eps UMa	1.7630	11000.	97	10601	No
345	GOM_NL__2PRFIN20040310_164924_000000582025_00026_10601_0379.N1	10-MAR-2004 16:49:24	Bright	57.500	39	85Eta UMa	1.8540	24000.	115	10601	No
346	GOM_NL__2PRFIN20040310_165152_000000372025_00026_10601_0380.N1	10-MAR-2004 16:51:52	Bright	37.000	49	1Alp UMi	1.9900	6300.0	74	10601	No
347	GOM_NL__2PRFIN20040310_165619_000000502025_00026_10601_0381.N1	10-MAR-2004 16:56:19	Bright	49.500	119	14Eta Dra	2.7270	4700.0	99	10601	No
348	GOM_NL__2PRFIN20040310_165935_000000372025_00026_10601_0382.N1	10-MAR-2004 16:59:35	Bright	36.500	89	5Alp Cep	2.4510	8000.0	73	10601	No
349	GOM_NL__2PRFIN20040310_170107_000000522025_00026_10601_0383.N1	10-MAR-2004 17:01:07	Bright	52.000	130	23Bet Dra	2.7990	5800.0	104	10601	No
350	GOM_NL__2PRFIN20040310_170441_000000362025_00026_10601_0384.N1	10-MAR-2004 17:04:41	Bright	35.500	19	50Alp Cyg	1.2460	10500.	71	10601	No
351	GOM_NL__2PRFIN20040310_170615_000000382025_00026_10601_0385.N1	10-MAR-2004 17:06:15	Bright	38.000	66	37Gam Cyg	2.2080	5900.0	76	10601	No
352	GOM_NL__2PRFIN20040310_170753_000000362025_00026_10601_0386.N1	10-MAR-2004 17:07:53	Bright	36.000	92	53Eps Cyg	2.5000	4500.0	72	10601	No
353	GOM_NL__2PRFIN20040310_171119_000001362025_00026_10601_0387.N1	10-MAR-2004 17:11:19	Twilight	135.50	133	40Zet Her	2.8070	6000.0	271	10601	No
354	GOM_NL__2PRFIN20040310_171529_000000542025_00026_10601_0388.N1	10-MAR-2004 17:15:29	Twilight	53.500	168	17Zet Aql	2.9860	11000.	107	10601	No
355	GOM_NL__2PRFIN20040310_172044_000000992025_00026_10601_0389.N1	10-MAR-2004 17:20:44	Dark	98.500	59	55Alp Oph	2.0800	8900.0	197	10601	No
356	GOM_NL__2PRFIN20040310_172327_000000922025_00026_10601_0390.N1	10-MAR-2004 17:23:27	Dark	92.000	126	60Bet Oph	2.7700	4250.0	184	10601	No
357	GOM_NL__2PRFIN20040310_172739_000000482025_00026_10601_0391.N1	10-MAR-2004 17:27:39	Dark	47.500	57	34Sig Sgr	2.0660	26000.	95	10601	No
358	GOM_NL__2PRFIN20040310_173100_000000512025_00026_10601_0392.N1	10-MAR-2004 17:31:00	Dark	50.500	38	20Eps Sgr	1.8360	11000.	101	10601	No
359	GOM_NL__2PRFIN20040310_173953_000000432025_00027_10602_0358.N1	10-MAR-2004 17:39:53	Dark	42.500	43	Alp TrA	1.9100	4250.0	85	10602	No
360	GOM_NL__2PRFIN20040310_174107_000000412025_00027_10602_0359.N1	10-MAR-2004 17:41:07	Dark	40.500	134	Bet TrA	2.8100	6600.0	81	10602	No
361	GOM_NL__2PRFIN20040310_174350_000000572025_00027_10602_0360.N1	10-MAR-2004 17:43:50	Dark	56.500	4	Alp1Cen	-0.010000	5800.0	113	10602	No
362	GOM_NL__2PRFIN20040310_174506_000000532025_00027_10602_0361.N1	10-MAR-2004 17:45:06	Dark	52.500	10	Bet Cen	0.61000	28000.	105	10602	No
363	GOM_NL__2PRFIN20040310_174715_000000412025_00027_10602_0362.N1	10-MAR-2004 17:47:15	Dark	41.000	12	Alp1Cru	0.77500	30000.	82	10602	No
364	GOM_NL__2PRFIN20040310_174840_000000382025_00027_10602_0363.N1	10-MAR-2004 17:48:40	Dark	38.000	124	The Car	2.7640	30000.	76	10602	No
365	GOM_NL__2PRFIN20040310_175006_000000442025_00027_10602_0364.N1	10-MAR-2004 17:50:06	Straylight	43.500	64	Gam Cen	2.2000	10600.	87	10602	No
366	GOM_NL__2PRFIN20040310_175156_000000382025_00027_10602_0365.N1	10-MAR-2004 17:51:56	Straylight	38.000	91	Kap Vel	2.4900	26000.	76	10602	No
367	GOM_NL__2PRFIN20040310_175517_000000452025_00027_10602_0366.N1	10-MAR-2004 17:55:17	Straylight	45.000	65	Lam Vel	2.2040	4400.0	90	10602	No
368	GOM_NL__2PRFIN20040310_175819_000000612025_00027_10602_0367.N1	10-MAR-2004 17:58:19	Straylight	60.500	106	9Bet Crv	2.6480	5600.0	121	10602	No
369	GOM_NL__2PRFIN20040310_180050_000000592025_00027_10602_0368.N1	10-MAR-2004 18:00:50	Straylight	59.000	100	4Gam Crv	2.5800	13100.	118	10602	No
370	GOM_NL__2PRFIN20040310_180445_000000422025_00027_10602_0369.N1	10-MAR-2004 18:04:45	Twilight	41.500	48	30Alp Hya	1.9770	4100.0	83	10602	No
371	GOM_NL__2PRFIN20040310_181023_000000392025_00027_10602_0370.N1	10-MAR-2004 18:10:23	Bright	39.000	22	32Alp Leo	1.3600	15200.	78	10602	No
372	GOM_NL__2PRFIN20040310_181244_000000432025_00027_10602_0371.N1	10-MAR-2004 18:12:44	Bright	42.500	51	41Gam1Leo	2.0100	4500.0	85	10602	No
373	GOM_NL__2PRFIN20040310_181625_000001012025_00027_10602_0372.N1	10-MAR-2004 18:16:25	Bright	101.00	138	47Eps Vir	2.8280	4700.0	202	10602	No
374	GOM_NL__2PRFIN20040310_182052_000000412025_00027_10602_0373.N1	10-MAR-2004 18:20:52	Bright	41.000	174	52Psi UMa	3.0040	4400.0	82	10602	No
375	GOM_NL__2PRFIN20040310_182357_000000392025_00027_10602_0374.N1	10-MAR-2004 18:23:57	Bright	39.000	82	48Bet UMa	2.3650	10600.	78	10602	No
376	GOM_NL__2PRFIN20040310_182524_000000402025_00027_10602_0375.N1	10-MAR-2004 18:25:24	Bright	39.500	36	50Alp UMa	1.8000	6300.0	79	10602	No
377	GOM_NL__2PRFIN20040310_182732_000000452025_00027_10602_0376.N1	10-MAR-2004 18:27:32	Bright	45.000	32	77Eps UMa	1.7630	11000.	90	10602	No
378	GOM_NL__2PRFIN20040310_182959_000000592025_00027_10602_0377.N1	10-MAR-2004 18:29:59	Bright	58.500	39	85Eta UMa	1.8540	24000.	117	10602	No
379	GOM_NL__2PRFIN20040310_183228_000000382025_00027_10602_0378.N1	10-MAR-2004 18:32:28	Bright	37.500	49	1Alp UMi	1.9900	6300.0	75	10602	No
380	GOM_NL__2PRFIN20040310_183654_000000492025_00027_10602_0379.N1	10-MAR-2004 18:36:54	Bright	49.000	119	14Eta Dra	2.7270	4700.0	98	10602	No
381	GOM_NL__2PRFIN20040310_184011_000000352025_00027_10602_0380.N1	10-MAR-2004 18:40:11	Bright	35.000	89	5Alp Cep	2.4510	8000.0	70	10602	No
382	GOM_NL__2PRFIN20040310_184143_000000522025_00027_10602_0381.N1	10-MAR-2004 18:41:43	Bright	51.500	130	23Bet Dra	2.7990	5800.0	103	10602	No
383	GOM_NL__2PRFIN20040310_184517_000000372025_00027_10602_0382.N1	10-MAR-2004 18:45:17	Bright	36.500	19	50Alp Cyg	1.2460	10500.	73	10602	No
384	GOM_NL__2PRFIN20040310_184651_000000372025_00027_10602_0383.N1	10-MAR-2004 18:46:51	Bright	36.500	66	37Gam Cyg	2.2080	5900.0	73	10602	No
385	GOM_NL__2PRFIN20040310_184830_000000362025_00027_10602_0384.N1	10-MAR-2004 18:48:30	Bright	35.500	92	53Eps Cyg	2.5000	4500.0	71	10602	No
386	GOM_NL__2PRFIN20040310_185155_000001312025_00027_10602_0385.N1	10-MAR-2004 18:51:55	Twilight	131.00	133	40Zet Her	2.8070	6000.0	262	10602	No
387	GOM_NL__2PRFIN20040310_185605_000000502025_00027_10602_0386.N1	10-MAR-2004 18:56:05	Twilight	50.000	168	17Zet Aql	2.9860	11000.	100	10602	No
388	GOM_NL__2PRFIN20040310_190121_000001022025_00027_10602_0387.N1	10-MAR-2004 19:01:21	Dark	102.00	59	55Alp Oph	2.0800	8900.0	204	10602	No
389	GOM_NL__2PRFIN20040310_190405_000001042025_00027_10602_0388.N1	10-MAR-2004 19:04:05	Dark	103.50	126	60Bet Oph	2.7700	4250.0	207	10602	No
390	GOM_NL__2PRFIN20040310_190816_000000452025_00027_10602_0389.N1	10-MAR-2004 19:08:16	Dark	45.000	57	34Sig Sgr	2.0660	26000.	90	10602	No
391	GOM_NL__2PRFIN20040310_191137_000000522025_00027_10602_0390.N1	10-MAR-2004 19:11:37	Dark	52.000	38	20Eps Sgr	1.8360	11000.	104	10602	No
392	GOM_NL__2PRFIN20040310_192030_000000422025_00028_10603_0359.N1	10-MAR-2004 19:20:30	Dark	41.500	43	Alp TrA	1.9100	4250.0	83	10603	No
393	GOM_NL__2PRFIN20040310_192145_000000412025_00028_10603_0360.N1	10-MAR-2004 19:21:45	Dark	40.500	134	Bet TrA	2.8100	6600.0	81	10603	No
394	GOM_NL__2PRFIN20040310_192427_000000442025_00028_10603_0361.N1	10-MAR-2004 19:24:27	Dark	43.500	4	Alp1Cen	-0.010000	5800.0	87	10603	No
395	GOM_NL__2PRFIN20040310_192543_000000442025_00028_10603_0362.N1	10-MAR-2004 19:25:43	Dark	44.000	10	Bet Cen	0.61000	28000.	88	10603	No
396	GOM_NL__2PRFIN20040310_192751_000000512025_00028_10603_0363.N1	10-MAR-2004 19:27:51	Dark	51.000	12	Alp1Cru	0.77500	30000.	102	10603	No

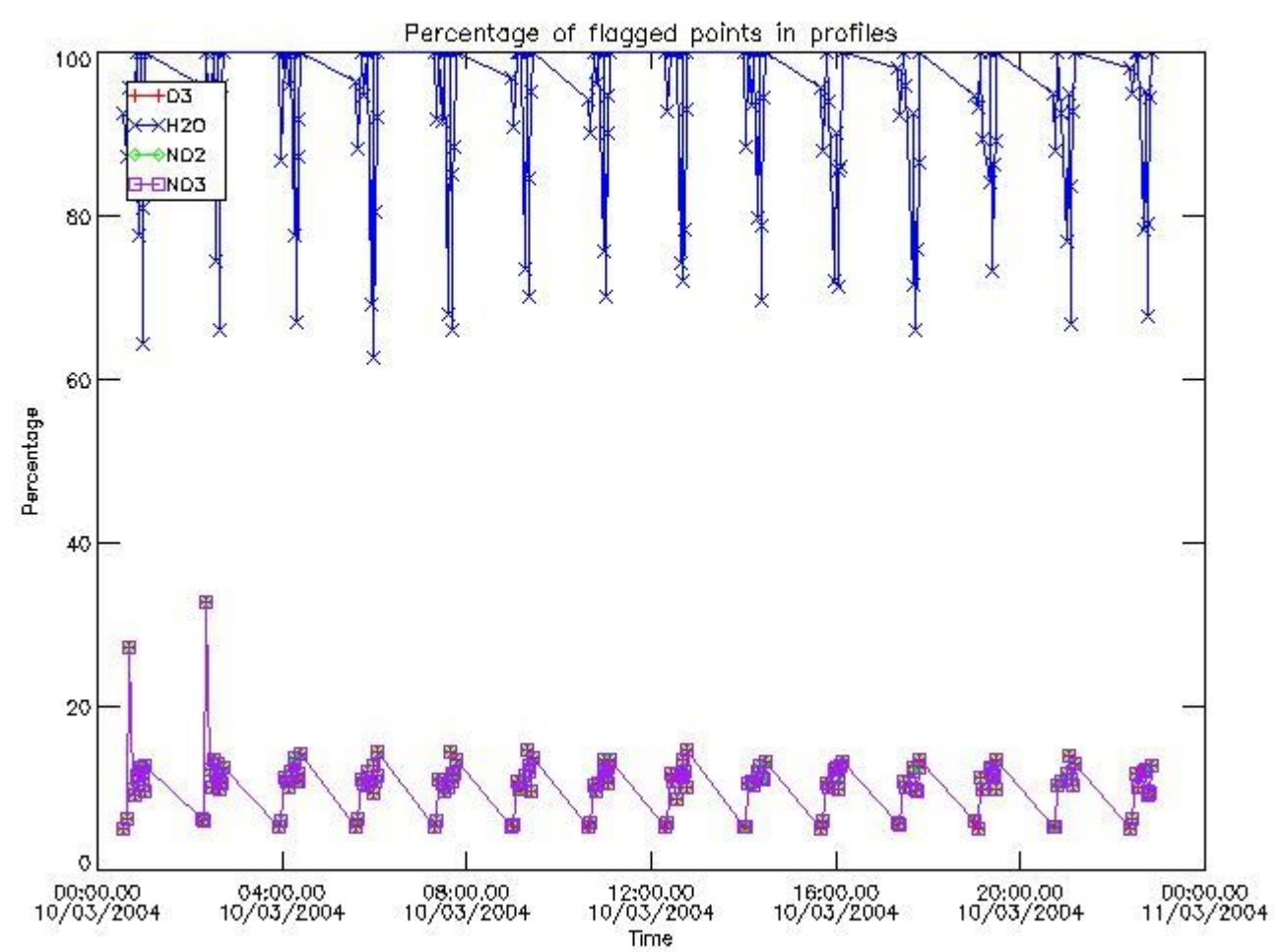
397	GOM_NL__2PRFIN20040310_192917_000000382025_00028_10603_0364.N1	10-MAR-2004 19:29:17	Dark	37.500	124	The Car	2.7640	30000.	75	10603	No
398	GOM_NL__2PRFIN20040310_193043_000000442025_00028_10603_0365.N1	10-MAR-2004 19:30:43	Straylight	43.500	64	Gam Cen	2.2000	10600.	87	10603	No
399	GOM_NL__2PRFIN20040310_193233_000000392025_00028_10603_0366.N1	10-MAR-2004 19:32:33	Straylight	39.000	91	Kap Vel	2.4900	26000.	78	10603	No
400	GOM_NL__2PRFIN20040310_193552_000000512025_00028_10603_0367.N1	10-MAR-2004 19:35:52	Straylight	51.000	65	Lam Vel	2.2040	4400.0	102	10603	No
401	GOM_NL__2PRFIN20040310_193856_000000572025_00028_10603_0368.N1	10-MAR-2004 19:38:56	Straylight	56.500	106	9Bet Crv	2.6480	5600.0	113	10603	No
402	GOM_NL__2PRFIN20040310_194126_000000572025_00028_10603_0369.N1	10-MAR-2004 19:41:26	Straylight	57.000	100	4Gam Crv	2.5800	13100.	114	10603	No
403	GOM_NL__2PRFIN20040310_194521_000000432025_00028_10603_0370.N1	10-MAR-2004 19:45:21	Twl_and_stray	42.500	48	30Alp Hya	1.9770	4100.0	85	10603	No
404	GOM_NL__2PRFIN20040310_195059_000000412025_00028_10603_0371.N1	10-MAR-2004 19:50:59	Bright	40.500	22	32Alp Leo	1.3600	15200.	81	10603	No
405	GOM_NL__2PRFIN20040310_195320_000000412025_00028_10603_0372.N1	10-MAR-2004 19:53:20	Bright	41.000	51	41Gam1Leo	2.0100	4500.0	82	10603	No
406	GOM_NL__2PRFIN20040310_195659_000000972025_00028_10603_0373.N1	10-MAR-2004 19:56:59	Bright	97.000	138	47Eps Vir	2.8280	4700.0	194	10603	No
407	GOM_NL__2PRFIN20040310_200128_000000412025_00028_10603_0374.N1	10-MAR-2004 20:01:28	Bright	40.500	174	52Psi UMa	3.0040	4400.0	81	10603	No
408	GOM_NL__2PRFIN20040310_200433_000000402025_00028_10603_0375.N1	10-MAR-2004 20:04:33	Bright	39.500	82	48Bet UMa	2.3650	10600.	79	10603	No
409	GOM_NL__2PRFIN20040310_200600_000000422025_00028_10603_0376.N1	10-MAR-2004 20:06:00	Bright	41.500	36	50Alp UMa	1.8000	6300.0	83	10603	No
410	GOM_NL__2PRFIN20040310_200807_000000482025_00028_10603_0377.N1	10-MAR-2004 20:08:07	Bright	48.000	32	77Eps UMa	1.7630	11000.	96	10603	No
411	GOM_NL__2PRFIN20040310_201034_000000602025_00028_10603_0378.N1	10-MAR-2004 20:10:34	Bright	59.500	39	85Eta UMa	1.8540	24000.	119	10603	No
412	GOM_NL__2PRFIN20040310_201304_000000362025_00028_10603_0379.N1	10-MAR-2004 20:13:04	Bright	36.000	49	1Alp UMi	1.9900	6300.0	72	10603	No
413	GOM_NL__2PRFIN20040310_201730_000000482025_00028_10603_0380.N1	10-MAR-2004 20:17:30	Bright	48.000	119	14Eta Dra	2.7270	4700.0	96	10603	No
414	GOM_NL__2PRFIN20040310_202047_000000372025_00028_10603_0381.N1	10-MAR-2004 20:20:47	Bright	36.500	89	5Alp Cep	2.4510	8000.0	73	10603	No
415	GOM_NL__2PRFIN20040310_202218_000000522025_00028_10603_0382.N1	10-MAR-2004 20:22:18	Bright	52.000	130	23Bet Dra	2.7990	5800.0	104	10603	No
416	GOM_NL__2PRFIN20040310_202553_000000382025_00028_10603_0383.N1	10-MAR-2004 20:25:53	Bright	38.000	19	50Alp Cyg	1.2460	10500.	76	10603	No
417	GOM_NL__2PRFIN20040310_202727_000000382025_00028_10603_0384.N1	10-MAR-2004 20:27:27	Bright	38.000	66	37Gam Cyg	2.2080	5900.0	76	10603	No
418	GOM_NL__2PRFIN20040310_202906_000000372025_00028_10603_0385.N1	10-MAR-2004 20:29:06	Bright	37.000	92	53Eps Cyg	2.5000	4500.0	74	10603	No
419	GOM_NL__2PRFIN20040310_203232_000001392025_00028_10603_0386.N1	10-MAR-2004 20:32:32	Twl_and_stray	139.00	133	40Zet Her	2.8070	6000.0	278	10603	No
420	GOM_NL__2PRFIN20040310_203641_000000542025_00028_10603_0387.N1	10-MAR-2004 20:36:41	Twl_and_stray	53.500	168	17Zet Aql	2.9860	11000.	107	10603	No
421	GOM_NL__2PRFIN20040310_204159_000000982025_00028_10603_0388.N1	10-MAR-2004 20:41:59	Dark	98.000	59	55Alp Oph	2.0800	8900.0	196	10603	No
422	GOM_NL__2PRFIN20040310_204443_000000972025_00028_10603_0389.N1	10-MAR-2004 20:44:43	Dark	96.500	126	60Bet Oph	2.7700	4250.0	193	10603	No
423	GOM_NL__2PRFIN20040310_204852_000000502025_00028_10603_0390.N1	10-MAR-2004 20:48:52	Dark	49.500	57	34Sig Sgr	2.0660	26000.	99	10603	No
424	GOM_NL__2PRFIN20040310_205214_000000472025_00028_10603_0391.N1	10-MAR-2004 20:52:14	Dark	47.000	38	20Eps Sgr	1.8360	11000.	94	10603	No
425	GOM_NL__2PRFIN20040310_210105_000000442025_00029_10604_0360.N1	10-MAR-2004 21:01:05	Dark	43.500	43	Alp TrA	1.9100	4250.0	87	10604	No
426	GOM_NL__2PRFIN20040310_210220_000000402025_00029_10604_0361.N1	10-MAR-2004 21:02:20	Dark	40.000	134	Bet TrA	2.8100	6600.0	80	10604	No
427	GOM_NL__2PRFIN20040310_210503_000000462025_00029_10604_0362.N1	10-MAR-2004 21:05:03	Dark	45.500	4	Alp1Cen	-0.010000	5800.0	91	10604	No
428	GOM_NL__2PRFIN20040310_210618_000000462025_00029_10604_0363.N1	10-MAR-2004 21:06:18	Dark	46.000	10	Bet Cen	0.61000	28000.	92	10604	No
429	GOM_NL__2PRFIN20040310_210827_000000502025_00029_10604_0364.N1	10-MAR-2004 21:08:27	Dark	49.500	12	Alp1Cru	0.77500	30000.	99	10604	No
430	GOM_NL__2PRFIN20040310_210950_000000402025_00029_10604_0365.N1	10-MAR-2004 21:09:50	Dark	39.500	124	The Car	2.7640	30000.	79	10604	No
431	GOM_NL__2PRFIN20040310_211118_000000492025_00029_10604_0366.N1	10-MAR-2004 21:11:18	Straylight	48.500	64	Gam Cen	2.2000	10600.	97	10604	No
432	GOM_NL__2PRFIN20040310_211309_000000402025_00029_10604_0367.N1	10-MAR-2004 21:13:09	Straylight	40.000	91	Kap Vel	2.4900	26000.	80	10604	No
433	GOM_NL__2PRFIN20040310_211629_000000462025_00029_10604_0368.N1	10-MAR-2004 21:16:29	Straylight	45.500	65	Lam Vel	2.2040	4400.0	91	10604	No
434	GOM_NL__2PRFIN20040310_211931_000000582025_00029_10604_0369.N1	10-MAR-2004 21:19:31	Straylight	58.000	106	9Bet Crv	2.6480	5600.0	116	10604	No
435	GOM_NL__2PRFIN20040310_212201_000000562025_00029_10604_0370.N1	10-MAR-2004 21:22:01	Straylight	56.000	100	4Gam Crv	2.5800	13100.	112	10604	No
436	GOM_NL__2PRFIN20040310_212556_000000482025_00029_10604_0371.N1	10-MAR-2004 21:25:56	Bright	47.500	48	30Alp Hya	1.9770	4100.0	95	10604	No
437	GOM_NL__2PRFIN20040310_213134_000000422025_00029_10604_0372.N1	10-MAR-2004 21:31:34	Bright	41.500	22	32Alp Leo	1.3600	15200.	83	10604	No
438	GOM_NL__2PRFIN20040310_213355_000000412025_00029_10604_0373.N1	10-MAR-2004 21:33:55	Bright	40.500	51	41Gam1Leo	2.0100	4500.0	81	10604	No
439	GOM_NL__2PRFIN20040310_213733_000000982025_00029_10604_0374.N1	10-MAR-2004 21:37:33	Bright	97.500	138	47Eps Vir	2.8280	4700.0	195	10604	No
440	GOM_NL__2PRFIN20040310_214203_000000432025_00029_10604_0375.N1	10-MAR-2004 21:42:03	Bright	42.500	174	52Psi UMa	3.0040	4400.0	85	10604	No
441	GOM_NL__2PRFIN20040310_214508_000000412025_00029_10604_0376.N1	10-MAR-2004 21:45:08	Bright	40.500	82	48Bet UMa	2.3650	10600.	81	10604	No
442	GOM_NL__2PRFIN20040310_214635_000000422025_00029_10604_0377.N1	10-MAR-2004 21:46:35	Bright	41.500	36	50Alp UMa	1.8000	6300.0	83	10604	No
443	GOM_NL__2PRFIN20040310_214842_000000492025_00029_10604_0378.N1	10-MAR-2004 21:48:42	Bright	48.500	32	77Eps UMa	1.7630	11000.	97	10604	No
444	GOM_NL__2PRFIN20040310_215109_000000542025_00029_10604_0379.N1	10-MAR-2004 21:51:09	Bright	54.000	39	85Eta UMa	1.8540	24000.	108	10604	No
445	GOM_NL__2PRFIN20040310_215339_000000382025_00029_10604_0380.N1	10-MAR-2004 21:53:39	Bright	37.500	49	1Alp UMi	1.9900	6300.0	75	10604	No
446	GOM_NL__2PRFIN20040310_215805_000000482025_00029_10604_0381.N1	10-MAR-2004 21:58:05	Bright	48.000	119	14Eta Dra	2.7270	4700.0	96	10604	No
447	GOM_NL__2PRFIN20040310_220123_000000372025_00029_10604_0382.N1	10-MAR-2004 22:01:23	Bright	37.000	89	5Alp Cep	2.4510	8000.0	74	10604	No
448	GOM_NL__2PRFIN20040310_220254_000000522025_00029_10604_0383.N1	10-MAR-2004 22:02:54	Bright	51.500	130	23Bet Dra	2.7990	5800.0	103	10604	No
449	GOM_NL__2PRFIN20040310_220629_000000392025_00029_10604_0384.N1	10-MAR-2004 22:06:29	Bright	39.000	19	50Alp Cyg	1.2460	10500.	78	10604	No
450	GOM_NL__2PRFIN20040310_220802_000000412025_00029_10604_0385.N1	10-MAR-2004 22:08:02	Bright	40.500	66	37Gam Cyg	2.2080	5900.0	81	10604	No
451	GOM_NL__2PRFIN20040310_220941_000000392025_00029_10604_0386.N1	10-MAR-2004 22:09:41	Bright	38.500	92	53Eps Cyg	2.5000	4500.0	77	10604	No
452	GOM_NL__2PRFIN20040310_221308_000001342025_00029_10604_0387.N1	10-MAR-2004 22:13:08	Twl_and_stray	133.50	133	40Zet Her	2.8070	6000.0	267	10604	No
453	GOM_NL__2PRFIN20040310_221718_000000502025_00029_10604_0388.N1	10-MAR-2004 22:17:18	Twl_and_stray	50.000	168	17Zet Aql	2.9860	11000.	100	10604	No
454	GOM_NL__2PRFIN20040310_222237_000001022025_00029_10604_0389.N1	10-MAR-2004 22:22:37	Dark	101.50	59	55Alp Oph	2.0800	8900.0	203	10604	No
455	GOM_NL__2PRFIN20040310_222521_000000902025_00029_10604_0390.N1	10-MAR-2004 22:25:21	Dark	89.500	126	60Bet Oph	2.7700	4250.0	179	10604	No

456	GOM_NL__2PRFIN20040310_222929_000000472025_00029_10604_0391.N1	10-MAR-2004 22:29:29	Dark	47.000	57	34Sig Sgr	2.0660	26000.	94	10604	No
457	GOM_NL__2PRFIN20040310_223250_000000502025_00029_10604_0392.N1	10-MAR-2004 22:32:50	Dark	50.000	38	20Eps Sgr	1.8360	11000.	100	10604	No
458	GOM_NL__2PRFIN20040310_224141_000000422025_00030_10605_0380.N1	10-MAR-2004 22:41:41	Dark	42.000	43	Alp TrA	1.9100	4250.0	84	10605	No
459	GOM_NL__2PRFIN20040310_224257_000000422025_00030_10605_0381.N1	10-MAR-2004 22:42:57	Dark	41.500	134	Bet TrA	2.8100	6600.0	83	10605	No
460	GOM_NL__2PRFIN20040310_224539_000000562025_00030_10605_0382.N1	10-MAR-2004 22:45:39	Dark	56.000	4	Alp1Cen	-0.010000	5800.0	112	10605	No
461	GOM_NL__2PRFIN20040310_224654_000000532025_00030_10605_0383.N1	10-MAR-2004 22:46:54	Dark	53.000	10	Bet Cen	0.61000	28000.	106	10605	No
462	GOM_NL__2PRFIN20040310_224901_000000542025_00030_10605_0384.N1	10-MAR-2004 22:49:01	Dark	54.000	12	Alp1Cru	0.77500	30000.	108	10605	No
463	GOM_NL__2PRFIN20040310_225016_000000402025_00030_10605_0385.N1	10-MAR-2004 22:50:16	Dark	40.000	129	Del Cru	2.7930	26000.	80	10605	No
464	GOM_NL__2PRFIN20040310_225150_000000642025_00030_10605_0386.N1	10-MAR-2004 22:51:50	Straylight	63.500	54	5The Cen	2.0550	4500.0	127	10605	No
465	GOM_NL__2PRFIN20040310_225355_000000592025_00030_10605_0387.N1	10-MAR-2004 22:53:55	Straylight	58.500	123	lot Cen	2.7500	10200.	117	10605	No
466	GOM_NL__2PRFIN20040310_225705_000000472025_00030_10605_0388.N1	10-MAR-2004 22:57:05	Straylight	46.500	65	Lam Vel	2.2040	4400.0	93	10605	No
467	GOM_NL__2PRFIN20040310_225914_000000692025_00030_10605_0389.N1	10-MAR-2004 22:59:14	Straylight	69.000	169	46Gam Hya	2.9910	4700.0	138	10605	No
468	GOM_NL__2PRFIN20040310_230238_000000562025_00030_10605_0390.N1	10-MAR-2004 23:02:38	Straylight	55.500	100	4Gam Crv	2.5800	13100.	111	10605	No
469	GOM_NL__2PRFIN20040310_230600_000001222025_00030_10605_0391.N1	10-MAR-2004 23:06:00	Bright	122.00	15	67Alp Vir	0.97600	28000.	244	10605	No
470	GOM_NL__2PRFIN20040310_231210_000000422025_00030_10605_0392.N1	10-MAR-2004 23:12:10	Bright	41.500	22	32Alp Leo	1.3600	15200.	83	10605	No
471	GOM_NL__2PRFIN20040310_231431_000000422025_00030_10605_0393.N1	10-MAR-2004 23:14:31	Bright	42.000	51	41Gam1Leo	2.0100	4500.0	84	10605	No
472	GOM_NL__2PRFIN20040310_231806_000000952025_00030_10605_0394.N1	10-MAR-2004 23:18:06	Bright	94.500	138	47Eps Vir	2.8280	4700.0	189	10605	No
473	GOM_NL__2PRFIN20040310_232238_000000412025_00030_10605_0395.N1	10-MAR-2004 23:22:38	Bright	40.500	174	52Psi UMa	3.0040	4400.0	81	10605	No
474	GOM_NL__2PRFIN20040310_232544_000000392025_00030_10605_0396.N1	10-MAR-2004 23:25:44	Bright	39.000	82	48Bet UMa	2.3650	10600.	78	10605	No
475	GOM_NL__2PRFIN20040310_232711_000000402025_00030_10605_0397.N1	10-MAR-2004 23:27:11	Bright	39.500	36	50Alp UMa	1.8000	6300.0	79	10605	No
476	GOM_NL__2PRFIN20040310_232917_000000492025_00030_10605_0398.N1	10-MAR-2004 23:29:17	Bright	48.500	32	77Eps UMa	1.7630	11000.	97	10605	No
477	GOM_NL__2PRFIN20040310_233144_000000542025_00030_10605_0399.N1	10-MAR-2004 23:31:44	Bright	54.000	39	85Eta UMa	1.8540	24000.	108	10605	No
478	GOM_NL__2PRFIN20040310_233415_000000352025_00030_10605_0400.N1	10-MAR-2004 23:34:15	Bright	34.500	49	1Alp UMi	1.9900	6300.0	69	10605	No
479	GOM_NL__2PRFIN20040310_233840_000000472025_00030_10605_0401.N1	10-MAR-2004 23:38:40	Bright	46.500	119	14Eta Dra	2.7270	4700.0	93	10605	No
480	GOM_NL__2PRFIN20040310_234159_000000362025_00030_10605_0402.N1	10-MAR-2004 23:41:59	Bright	36.000	89	5Alp Cep	2.4510	8000.0	72	10605	No
481	GOM_NL__2PRFIN20040310_234330_000000512025_00030_10605_0403.N1	10-MAR-2004 23:43:30	Bright	50.500	130	23Bet Dra	2.7990	5800.0	101	10605	No
482	GOM_NL__2PRFIN20040310_234705_000000382025_00030_10605_0404.N1	10-MAR-2004 23:47:05	Bright	38.000	19	50Alp Cyg	1.2460	10500.	76	10605	No
483	GOM_NL__2PRFIN20040310_234838_000000382025_00030_10605_0405.N1	10-MAR-2004 23:48:38	Bright	37.500	66	37Gam Cyg	2.2080	5900.0	75	10605	No
484	GOM_NL__2PRFIN20040310_235017_000000382025_00030_10605_0406.N1	10-MAR-2004 23:50:17	Bright	38.000	92	53Eps Cyg	2.5000	4500.0	76	10605	No
485	GOM_NL__2PRFIN20040310_235345_000001332025_00030_10605_0407.N1	10-MAR-2004 23:53:45	Tw_i_and_stray	132.50	133	40Zet Her	2.8070	6000.0	265	10605	No
486	GOM_NL__2PRFIN20040310_235754_000000512025_00030_10605_0408.N1	10-MAR-2004 23:57:54	Tw_i_and_stray	51.000	168	17Zet Aql	2.9860	11000.	102	10605	No

3. Quality information per product

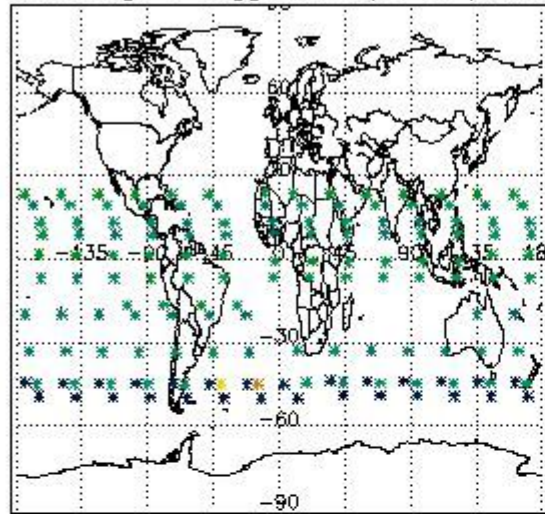
In this section it is plotted some information contained in the Quality Summary data set of the level 2 products. Only products in dark limb conditions and without errors (error flag in the MPH set to "0") are used.

3.1 Plot quality information per product (time dependant)

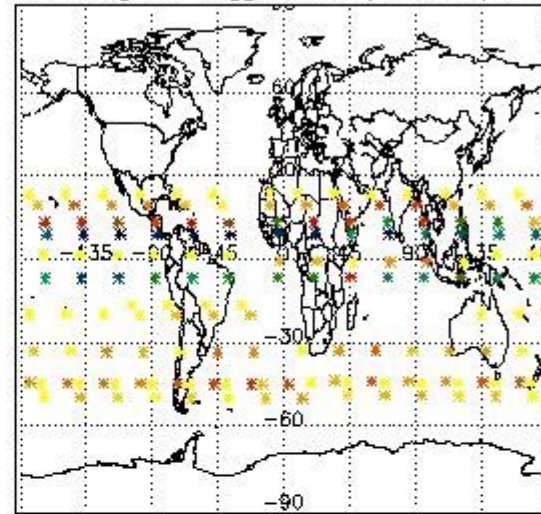


3.2 Plot quality information per product (world map)

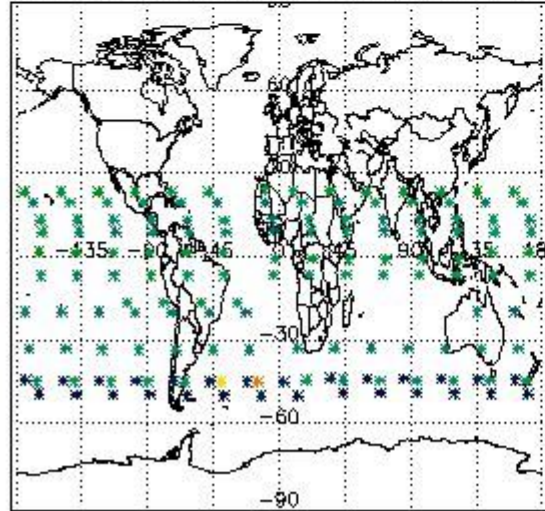
Percentage of flagged data per O3 profile



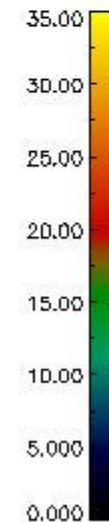
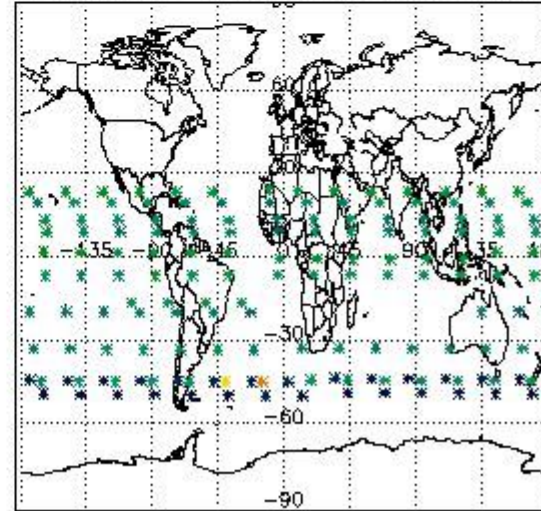
Percentage of flagged data per H2O profile



Percentage of flagged data per NO2 profile



Percentage of flagged data per NO3 profile

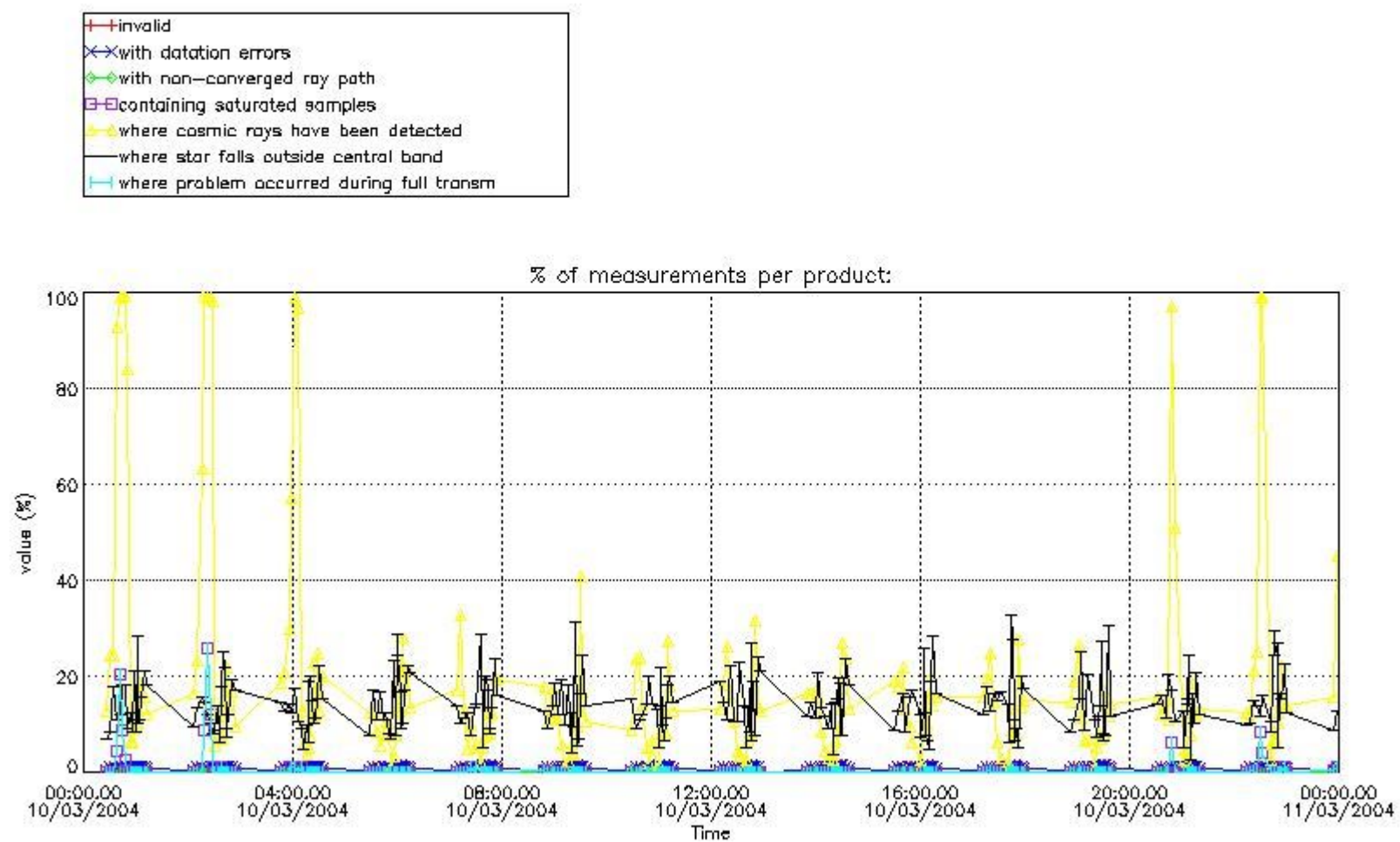


4. Level 1 quality information per product

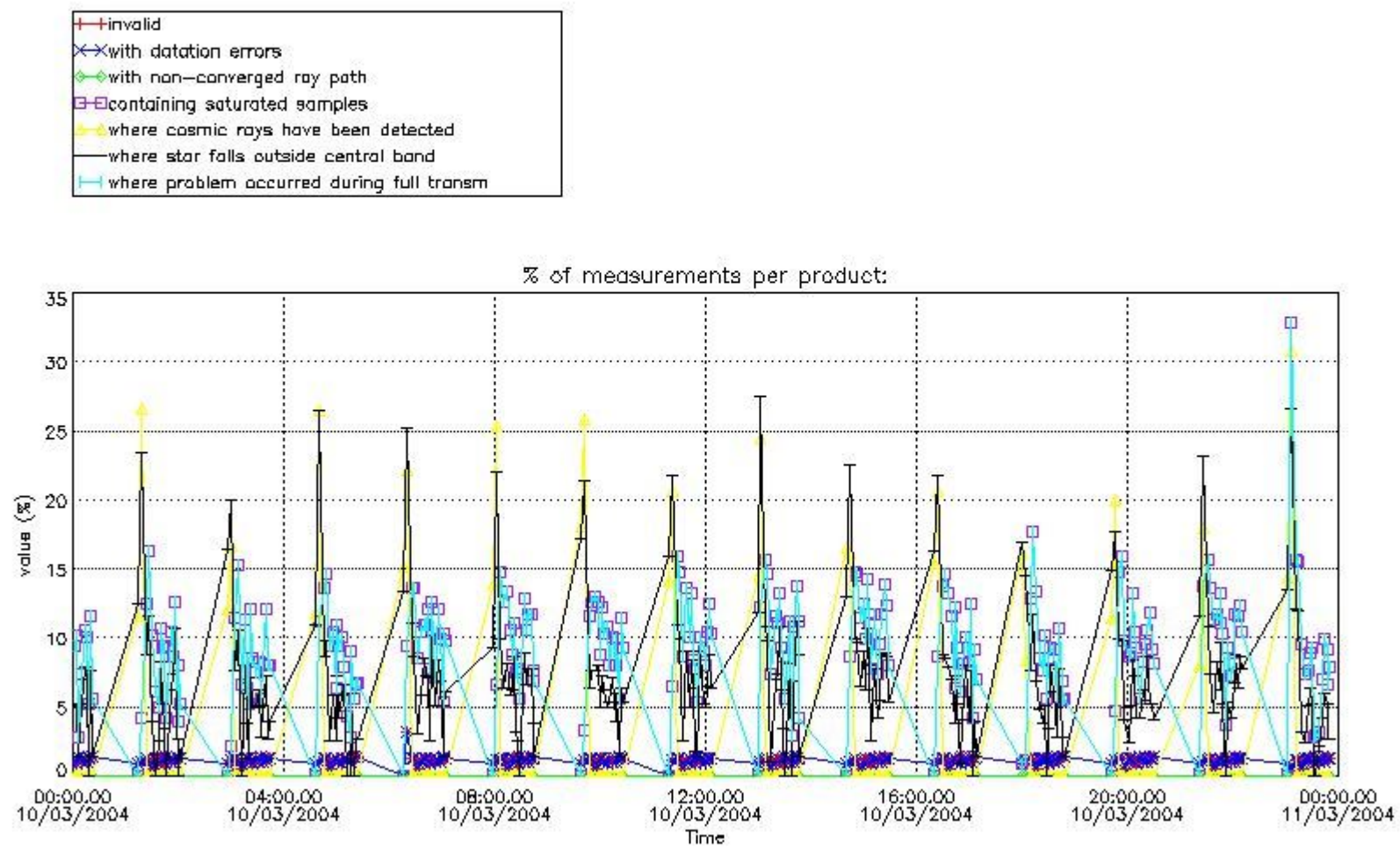
In this section it is plotted some information contained in the Quality Summary data set of the level 2 products that comes from the level 1b processing. Products without errors (error flag in the MPH set to "0") are used.

4.1 Plot quality information per product (time dependant) coming from level 1b processing

4.1.1 Plot level 1 quality information per product (time dependant): ENVISAT ASCENDING passes



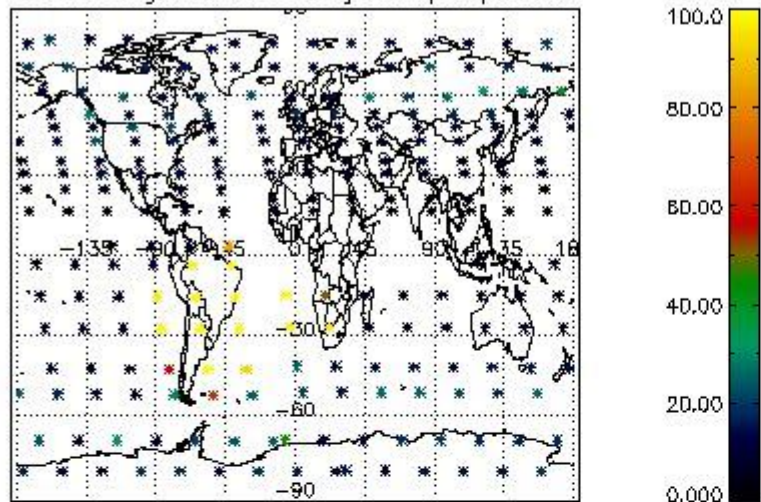
4.1.2 Plot level 1 quality information per product (time dependant): ENVI SAT DESCENDING passes



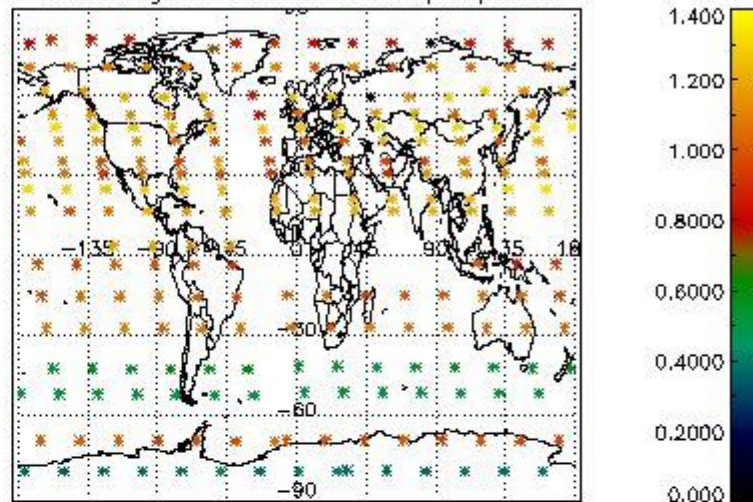
4.2 Plot quality information per product coming from level 1b processing (world map)

4.2.1 Plot level 1 quality information per product (world map): ENVISAT ASCENDING passes

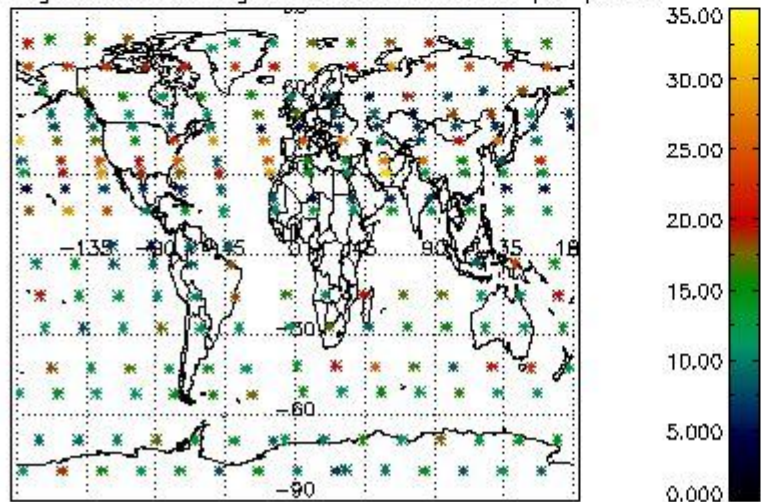
Percentage of cosmic ray hits per profile



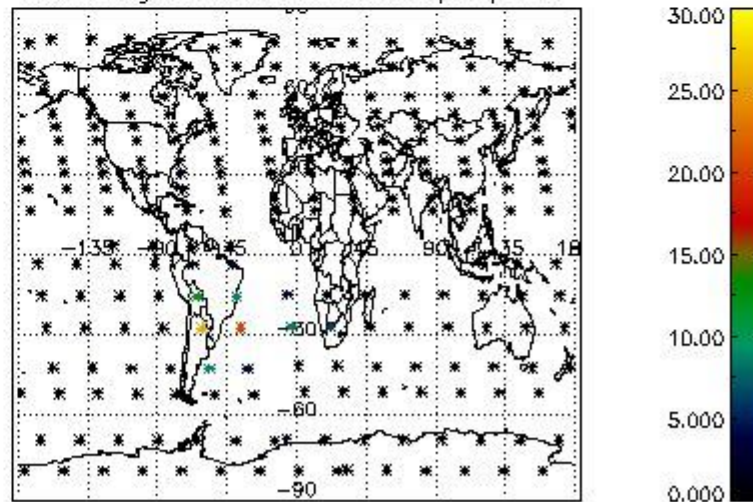
Percentage of datation errors per profile



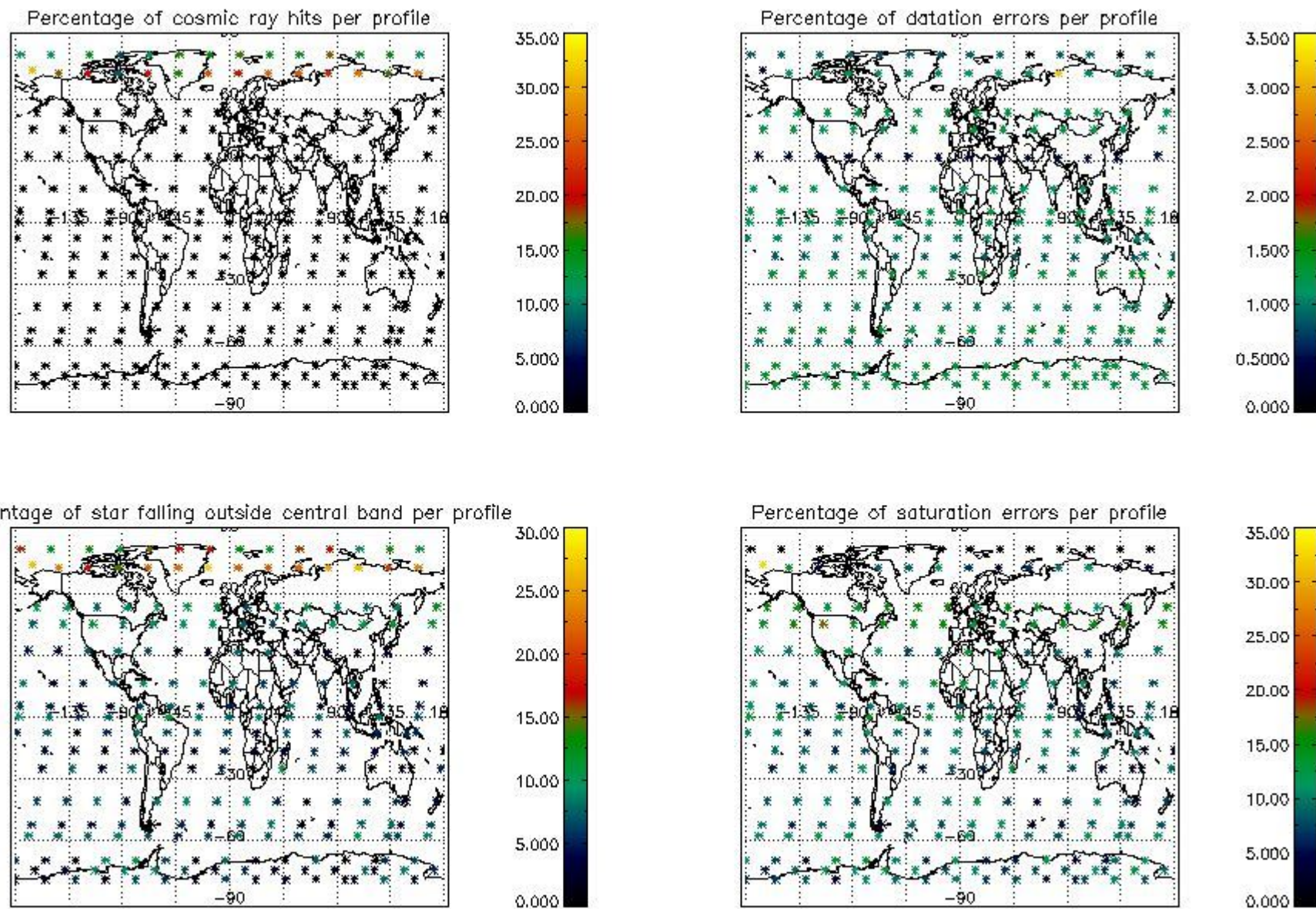
Percentage of star falling outside central band per profile



Percentage of saturation errors per profile



4.2.2 Plot level 1 quality information per product (world map): ENVISAT DESCENDING passes



5. Trace gas profiles

5.1 Ozone statistics based on quality of products

The final quality of the products can be "measured" using the STD (Standard Deviation) attached to every point profile. This information is written to the parameter GOM_NL__2P/NL_LOCAL_SPECIES_DENSITY/o3_std of the level 2 products. The table below shows the statistics for given STD ranges.

The statistics are given with respect to the overall valid production:

- Products without fatal errors: GOM_NL__2P/MPH/PRODUCT_ERR=0
- Valid point profile: GOM_NL__2P/NL_LOCAL_SPECIES_DENSITY/pcd(0)=0

The 'Criteria' is applied to valid points of dark limb products:

- Products in dark limb illumination condition: GOM_NL__2P/NL_SUMMARY_QUALITY/obs_ill_cond=0
- Products without fatal errors: GOM_NL__2P/MPH/PRODUCT_ERR=0
- Valid point profile: GOM_NL__2P/NL_LOCAL_SPECIES_DENSITY/pcd(0)=0

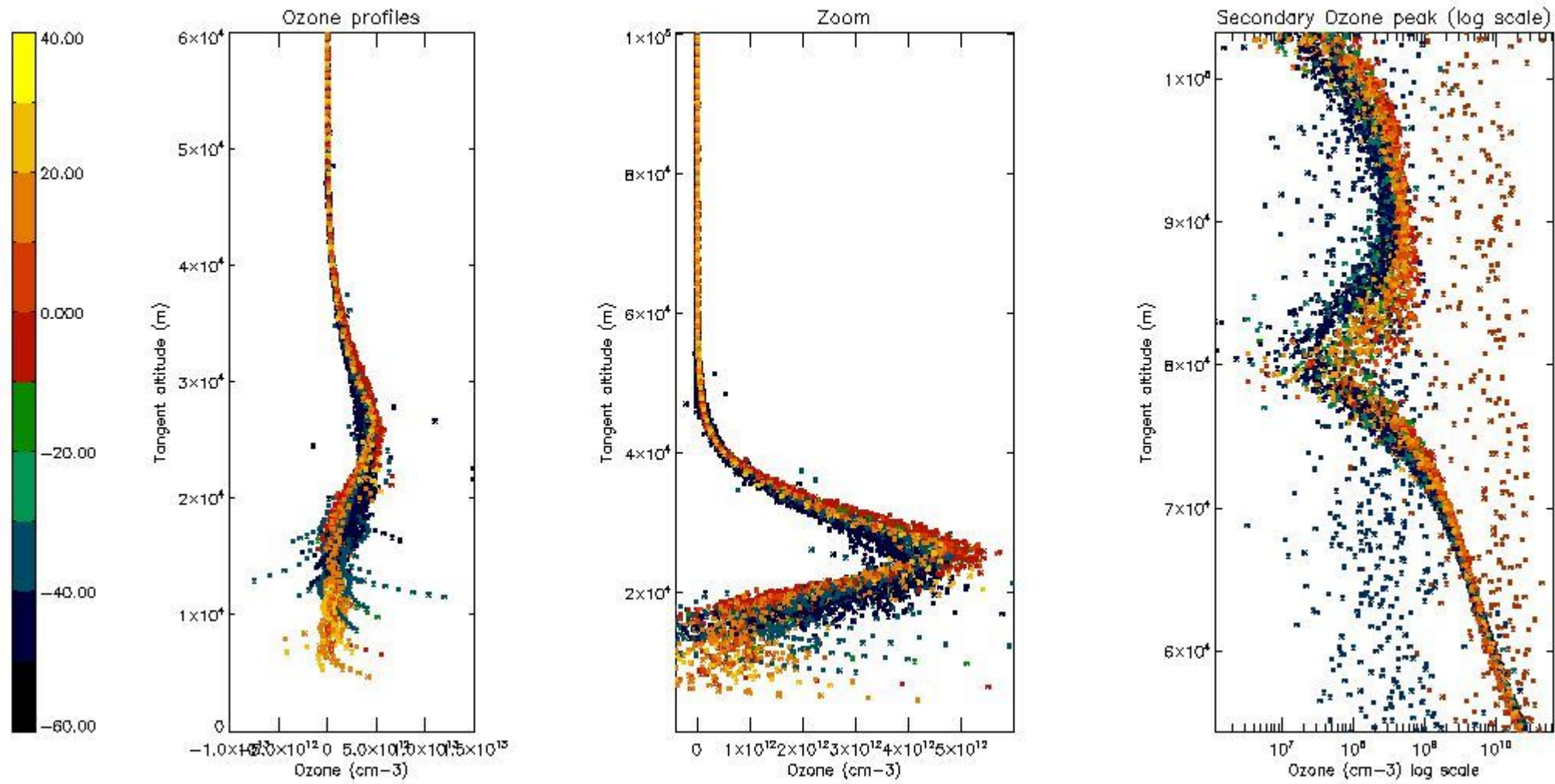
So, the table below shows the percentage of dark limb and valid observations for each criteria with respect to the overall valid daily observations.

Criteria	% of total production
All STD	33
STD < 20	19

STD < 10	16
STD < 5	12

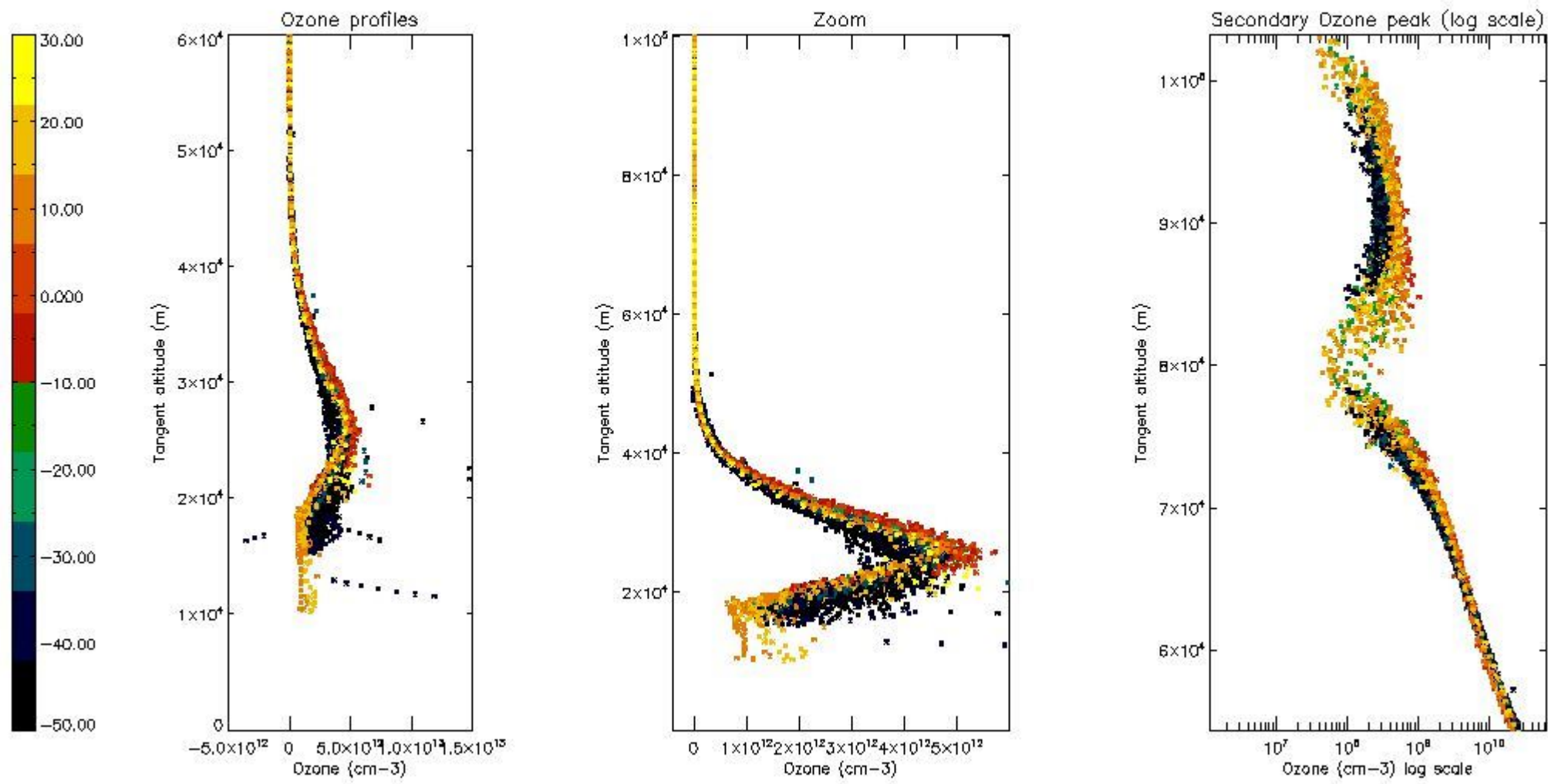
5.2 Plot ozone profiles for all STD (dark without errors)

The colorbar represents the latitude.



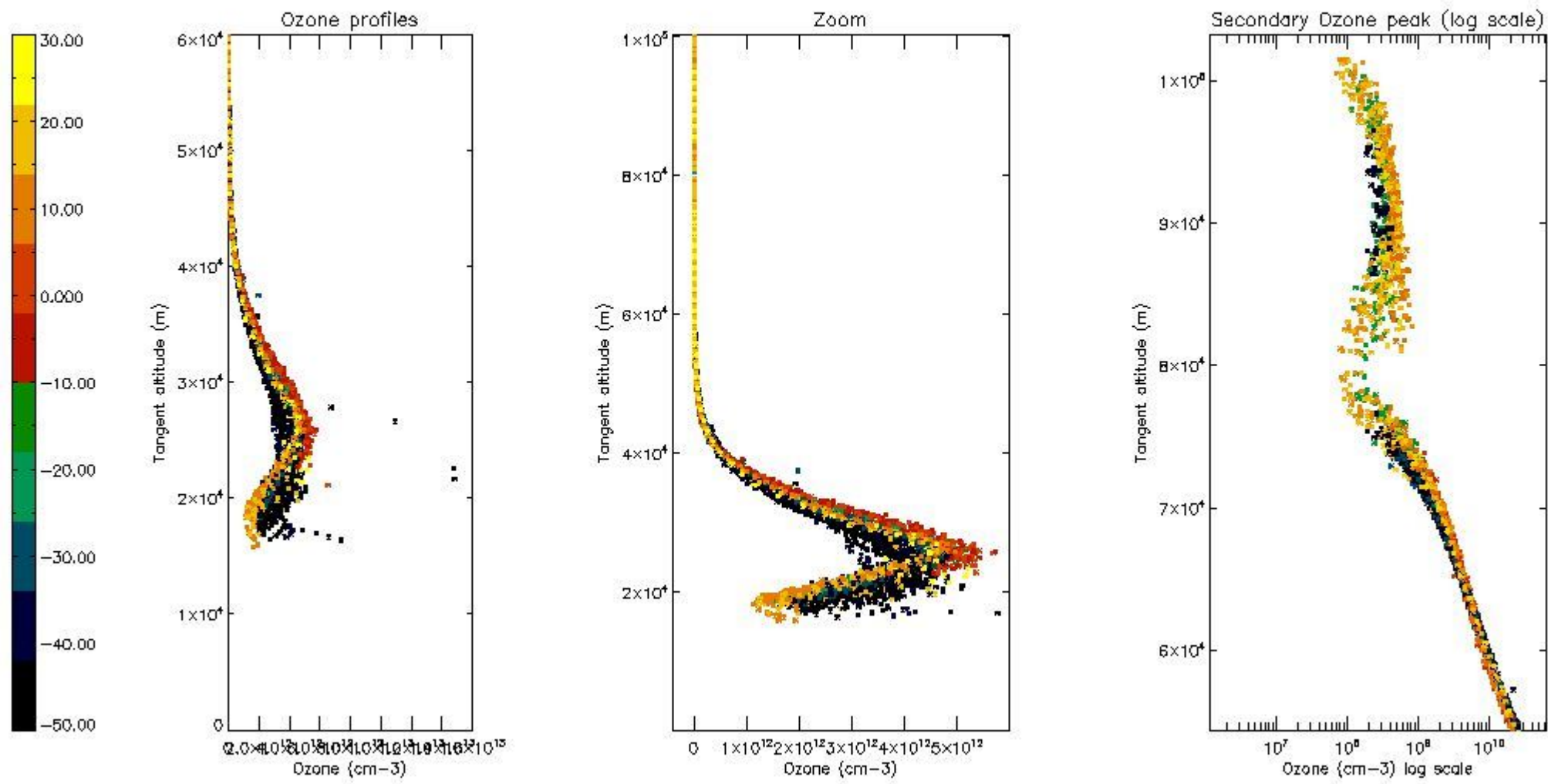
5.3 Plot ozone profiles where STD < 20% (dark without errors)

The colorbar represents the latitude.



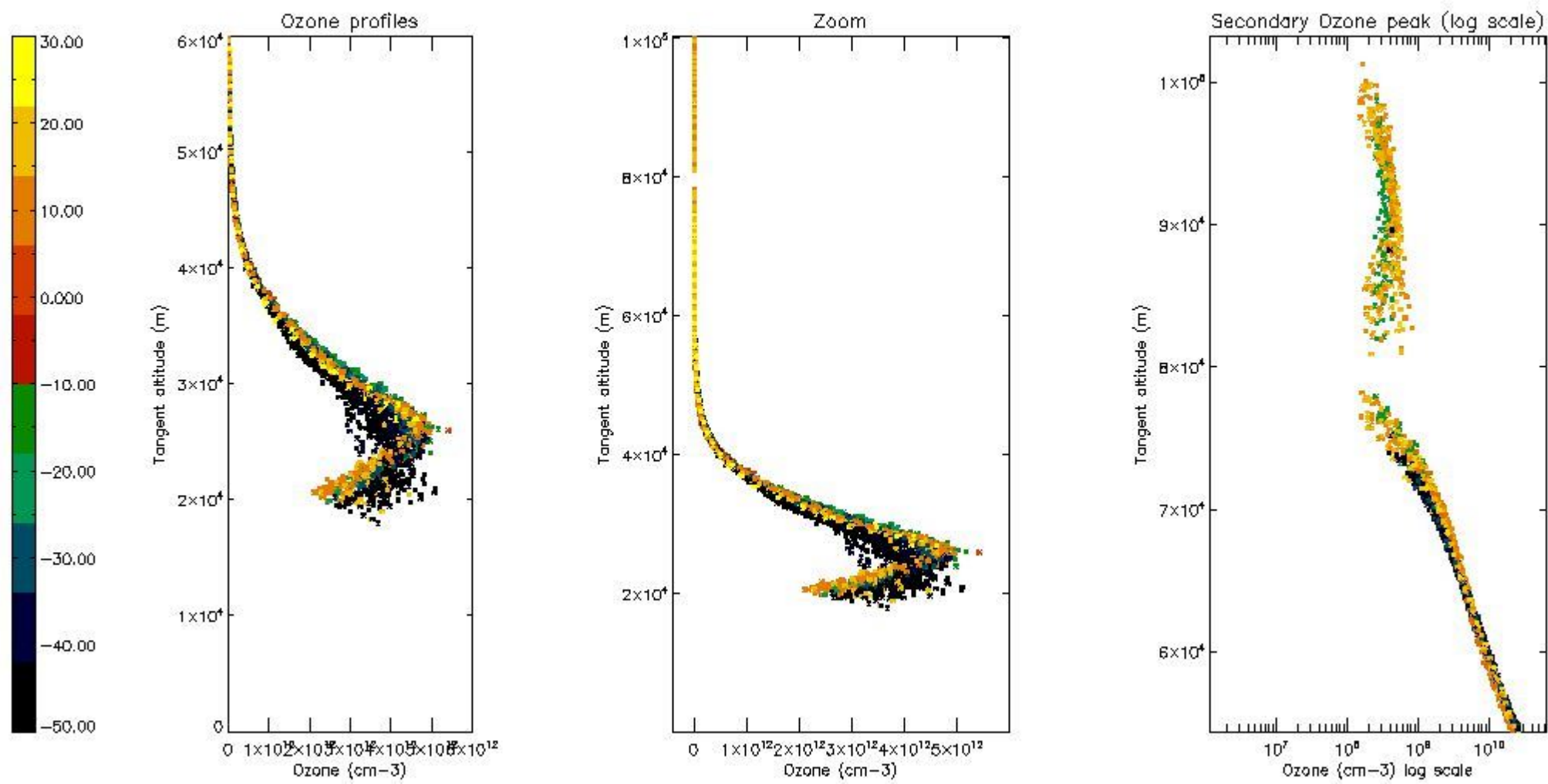
5.4 Plot ozone profiles where STD < 10% (dark without errors)

The colorbar represents the latitude.



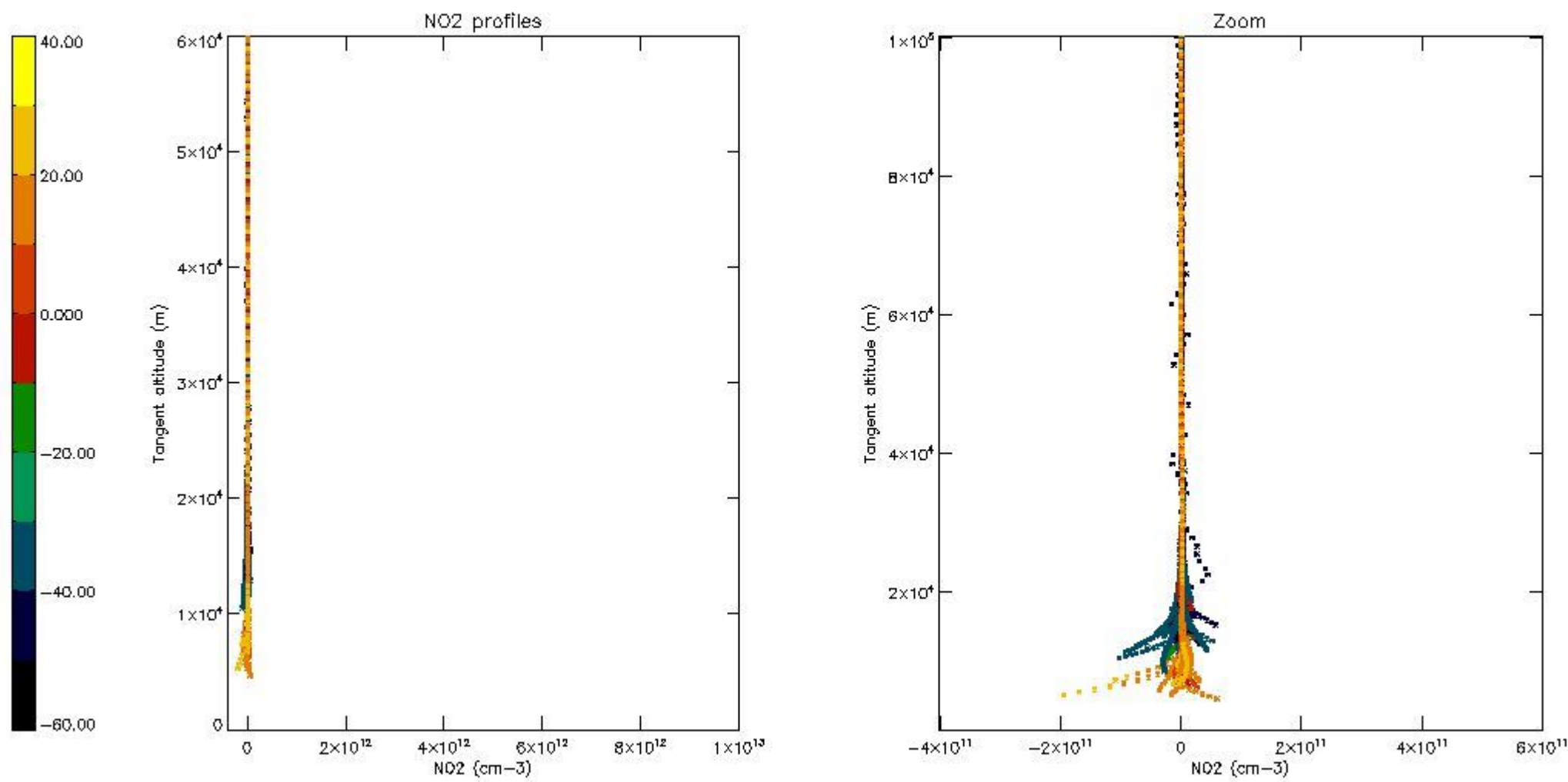
5.5 Plot ozone profiles where STD < 5% (dark without errors)

The colorbar represents the latitude.



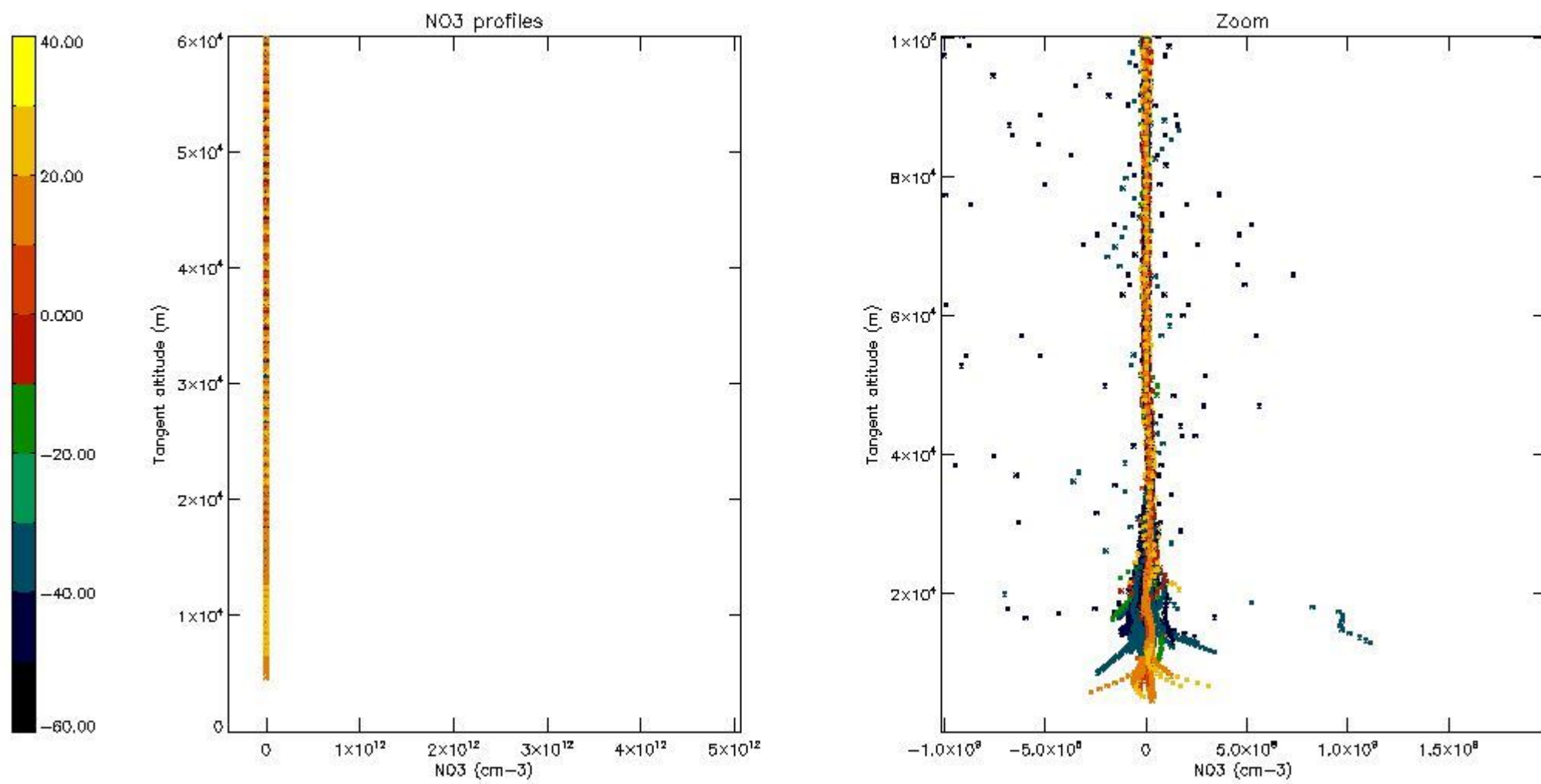
5.6 Plot NO₂ profiles for all STD (dark without errors)

The colorbar represents the latitude.



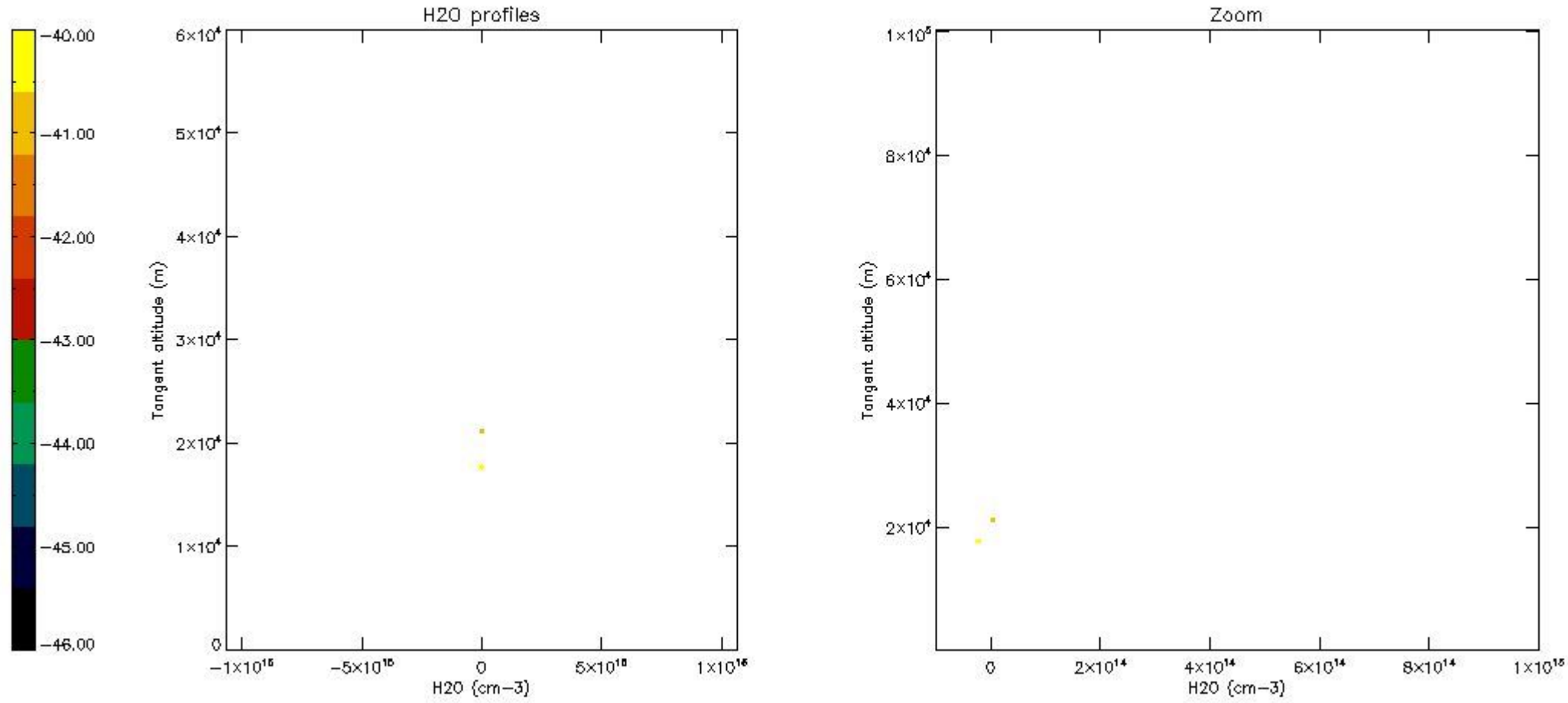
5.7 Plot NO3 profiles for all STD (dark without errors)

The colorbar represents the latitude.



5.8 Plot H2O profiles for all STD (only for occultations of stars 1,2,3,4,13,14,16,26,63 dark without errors)

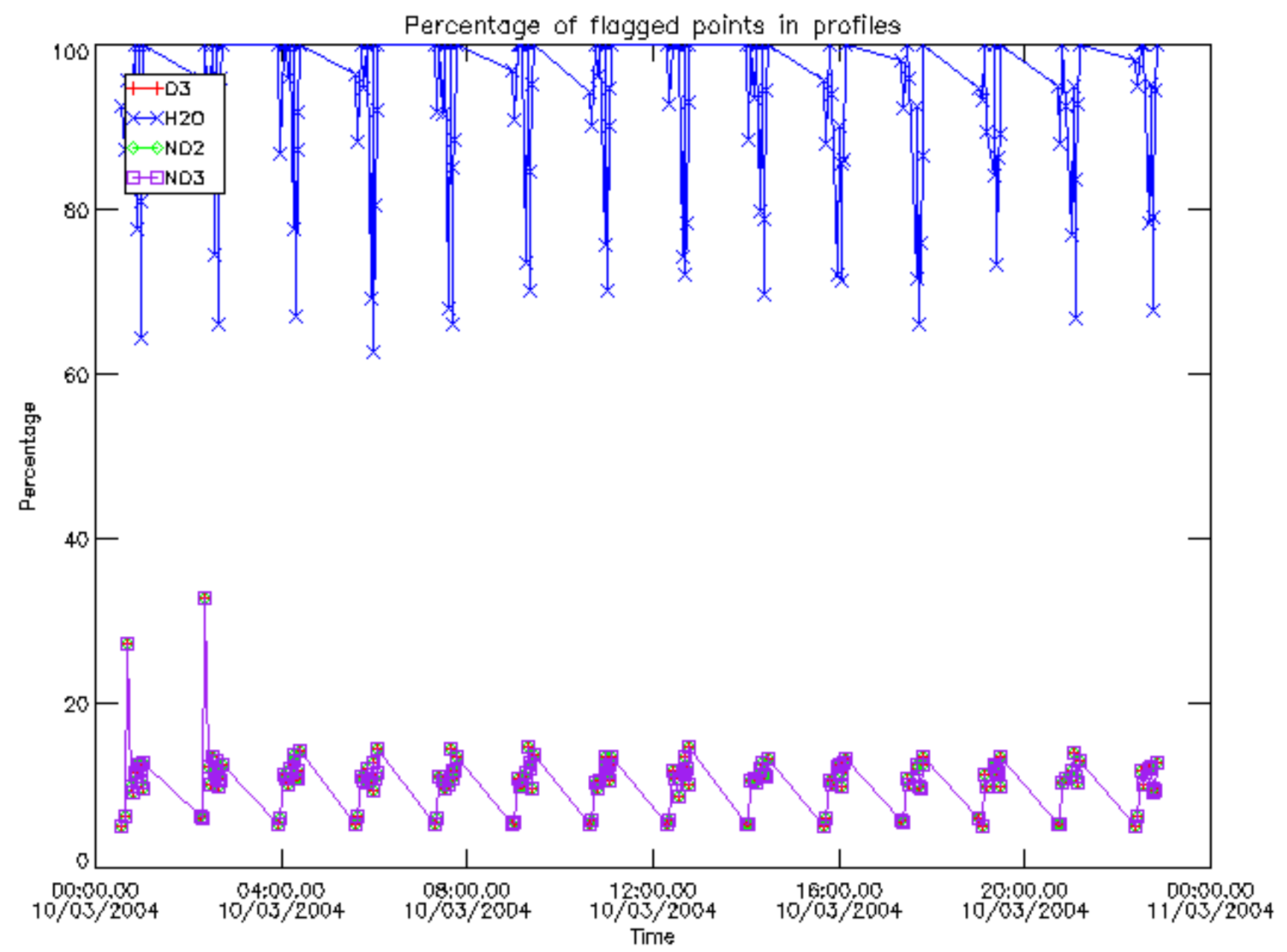
The colorbar represents the latitude.



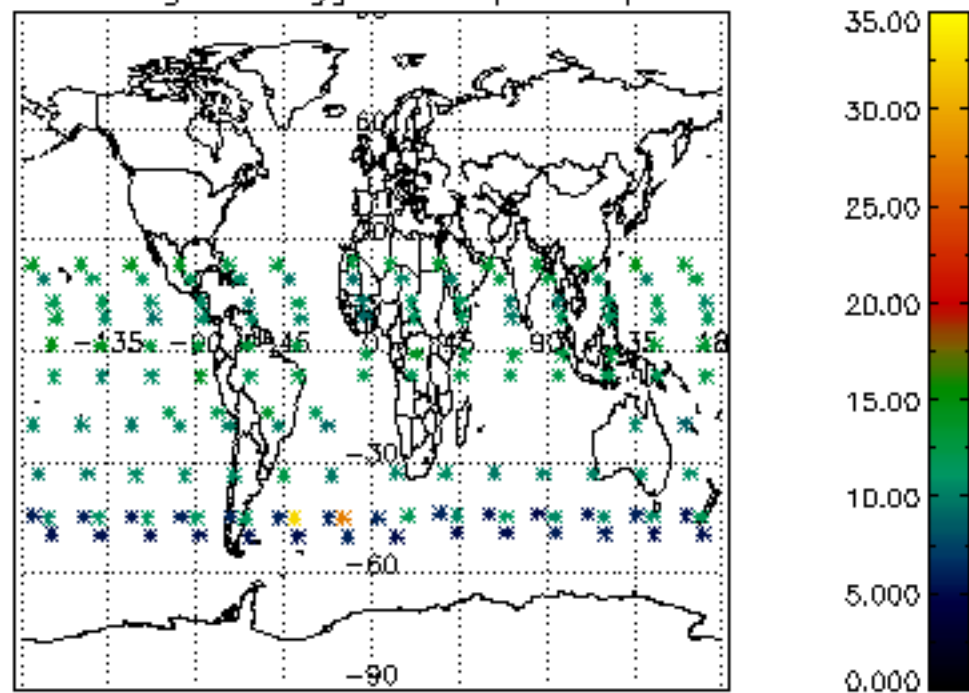
6. Auxiliary Data Files used for the production reported in section 2

The number reported in the third column indicates since which file (see list in section 2) the corresponding auxiliary file has been used. The fourth column is the date of those product files.

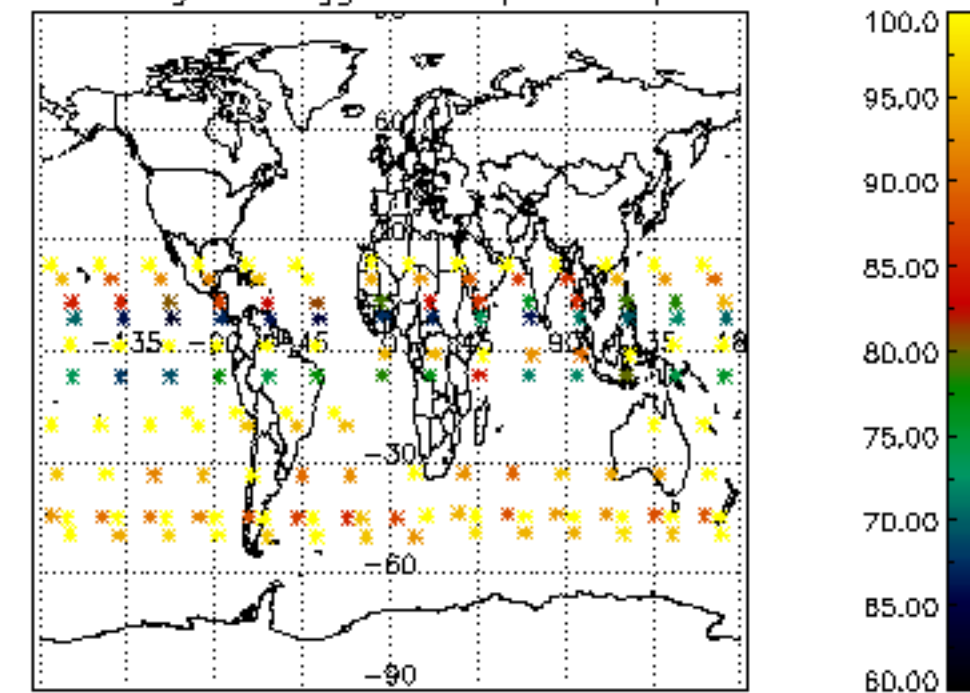
Type	Auxiliary Filename	Used since product	Used since product date
INST_PHYS_CHARACTERISTICS	GOM_INS_AXVIEC20091111_143220_20030716_120000_20500101_000000	1	10-MAR-2004 00:01:05
LEVEL-2_PROC_CONFIG	GOM_PR2_AXVIEC20091111_152718_20020301_000000_20500101_000000	1	10-MAR-2004 00:01:05
CROSS_SECTIONS_FILE	GOM_CRS_AXVIEC20091111_154832_20020301_000000_20500101_000000	1	10-MAR-2004 00:01:05



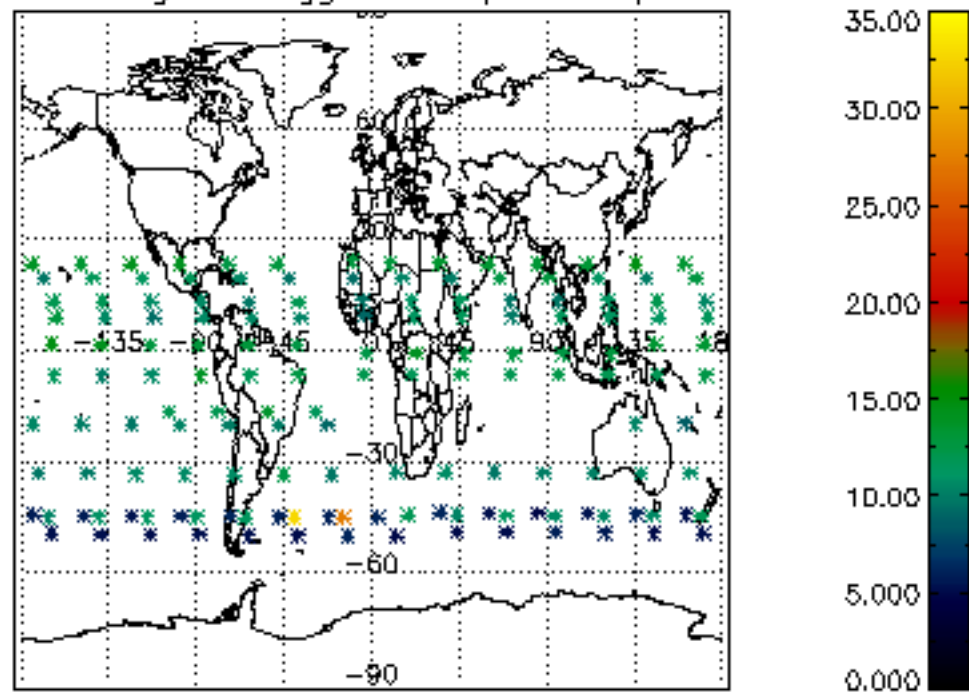
Percentage of flagged data per D3 profile



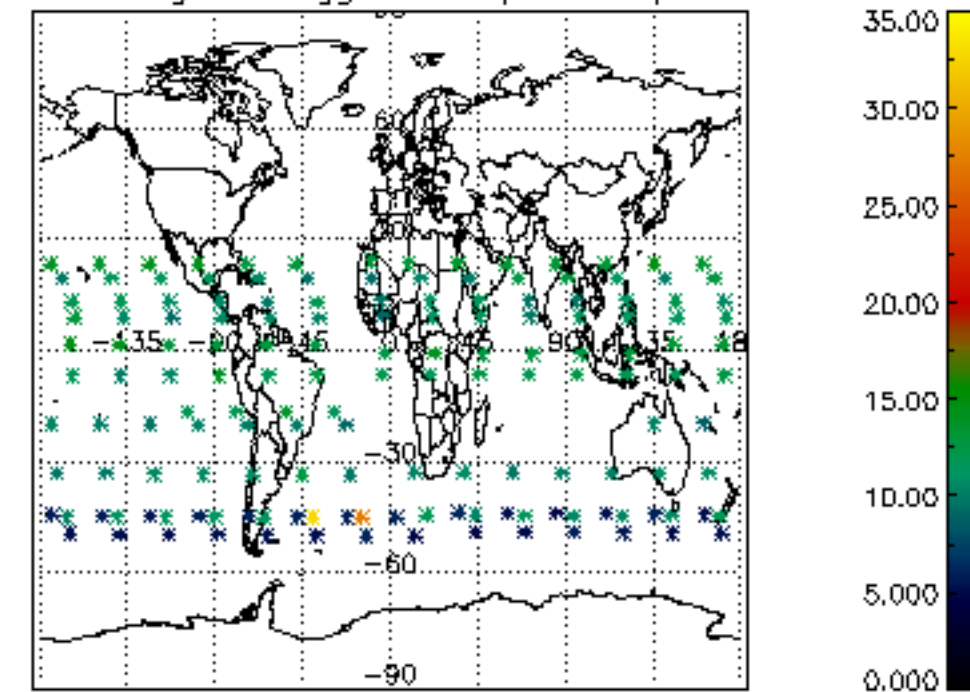
Percentage of flagged data per H2O profile

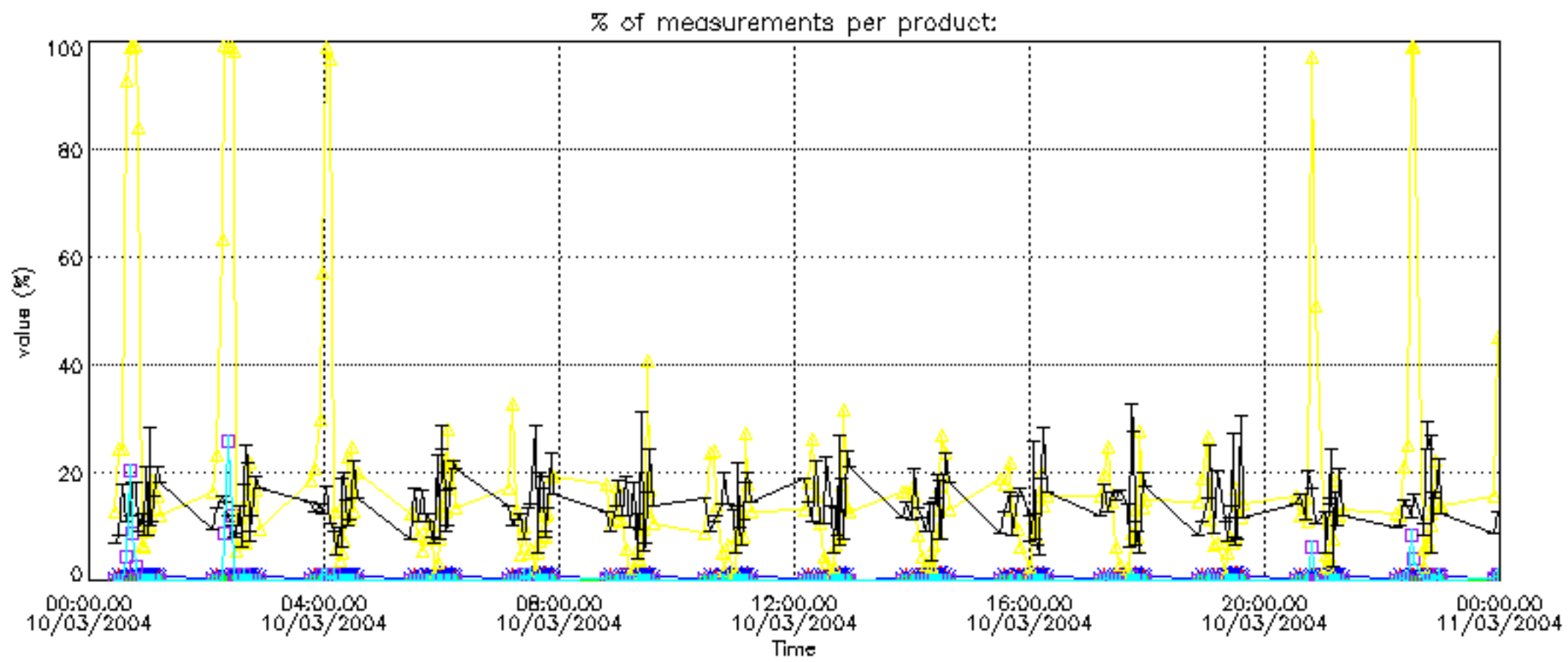
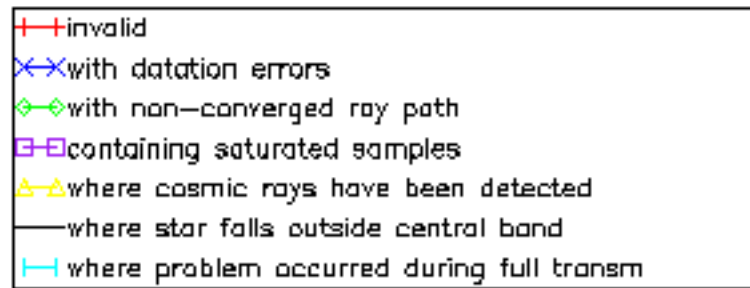


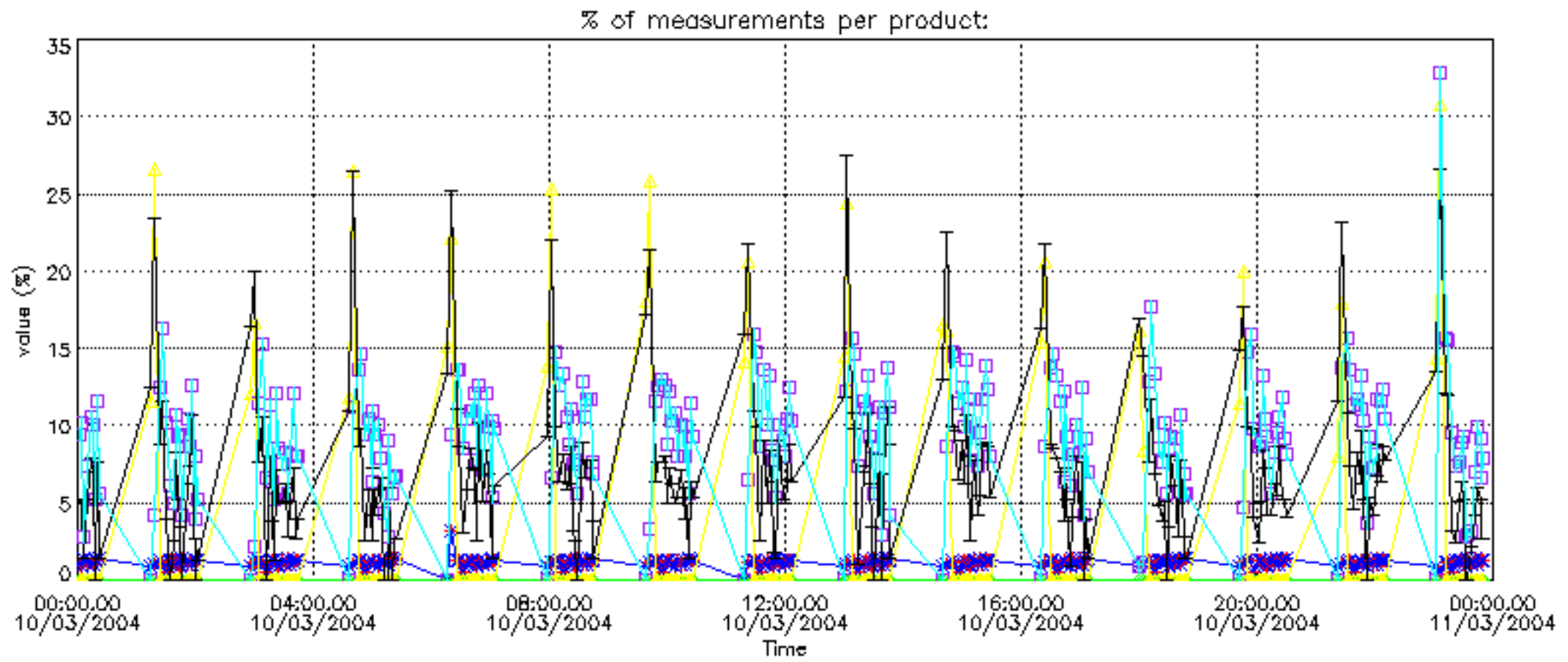
Percentage of flagged data per NO2 profile



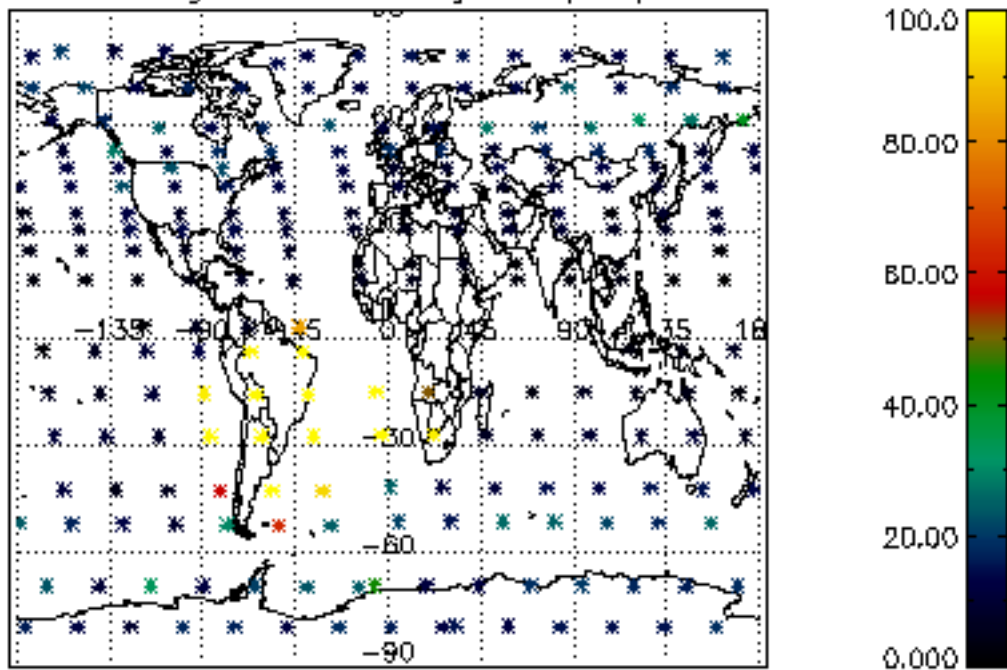
Percentage of flagged data per NO3 profile



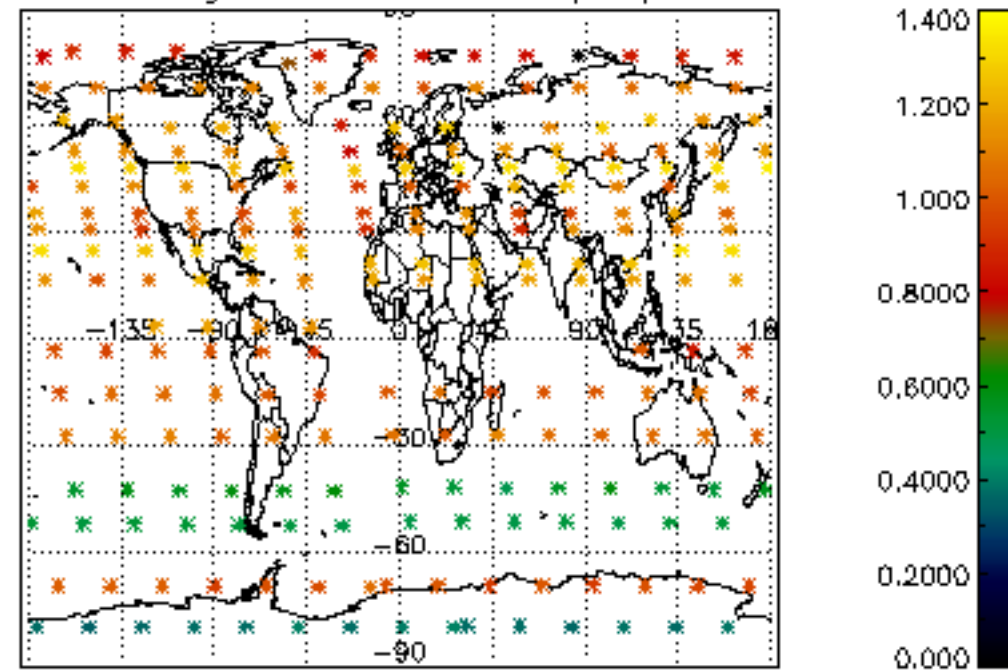




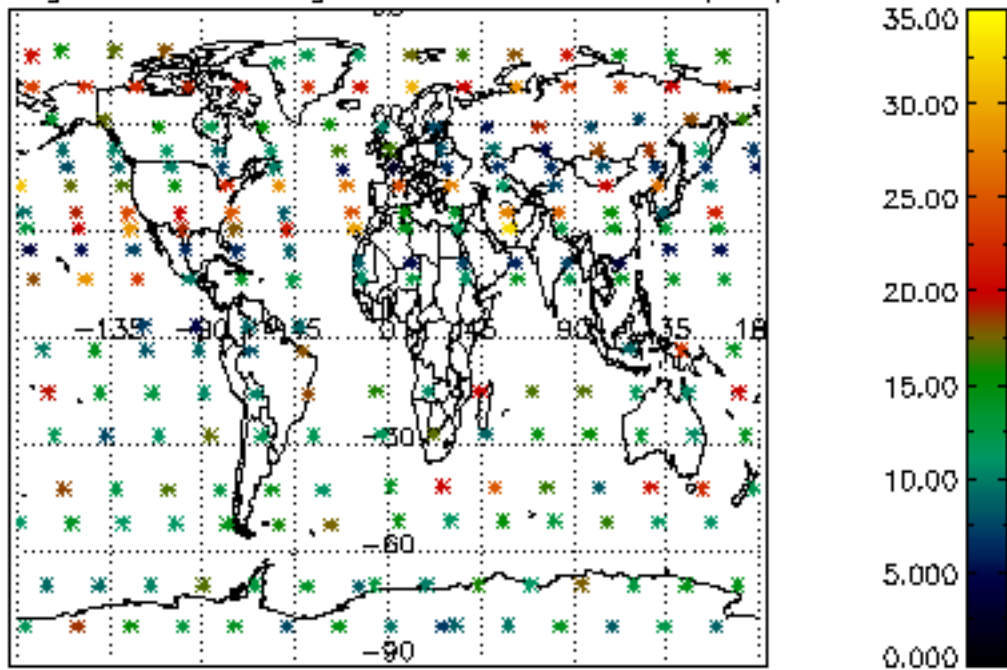
Percentage of cosmic ray hits per profile



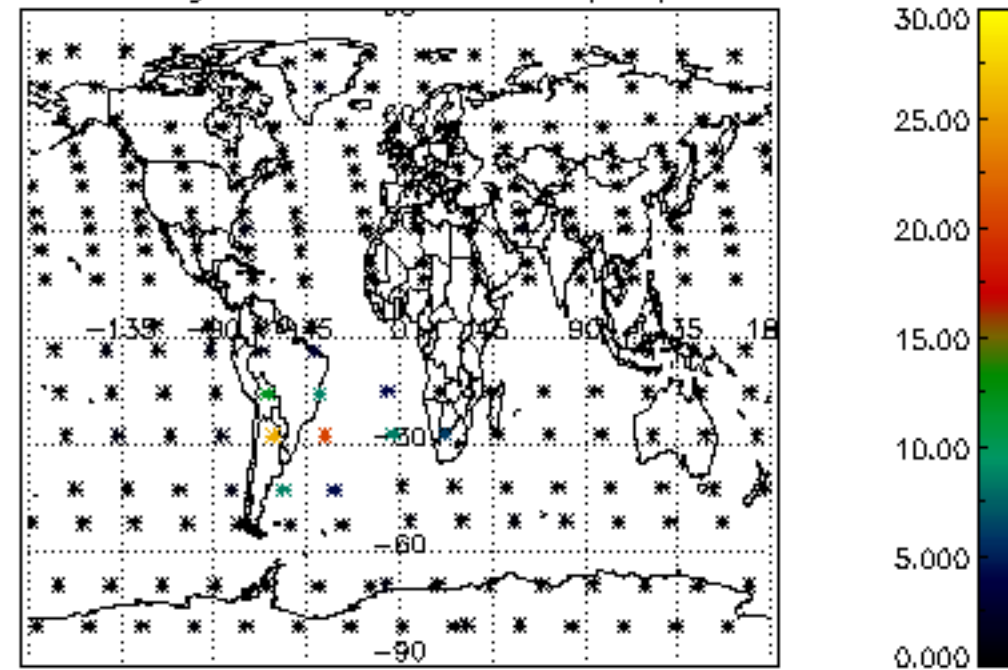
Percentage of datation errors per profile



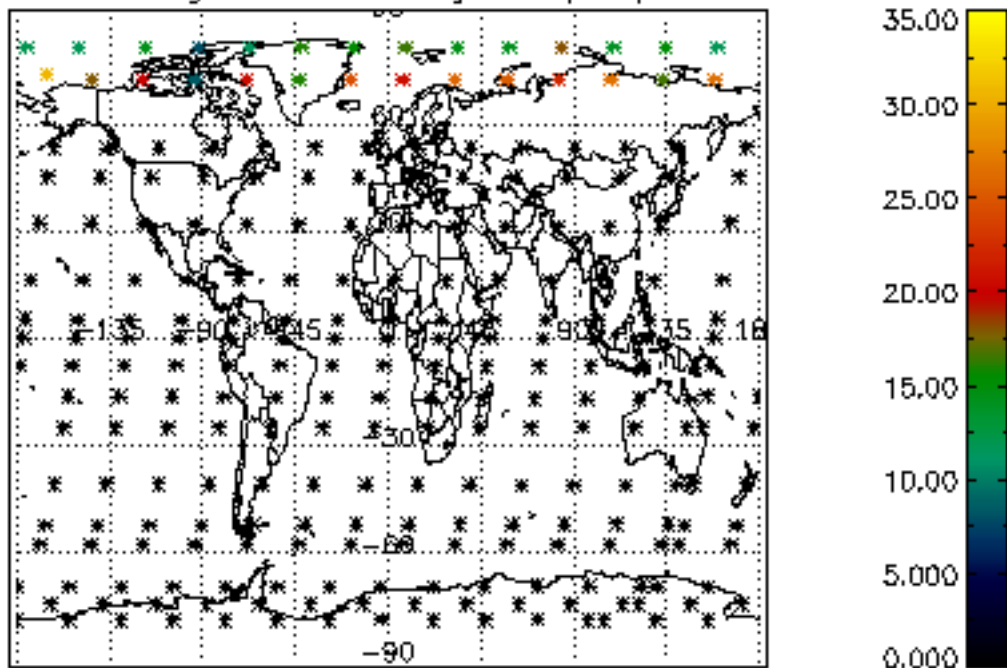
Percentage of star falling outside central band per profile



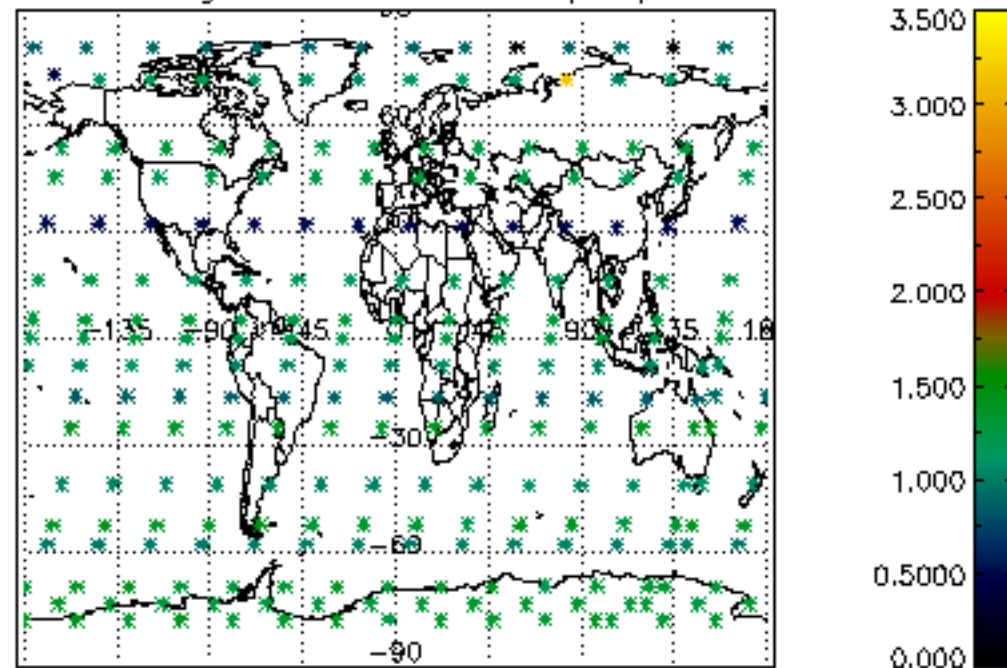
Percentage of saturation errors per profile



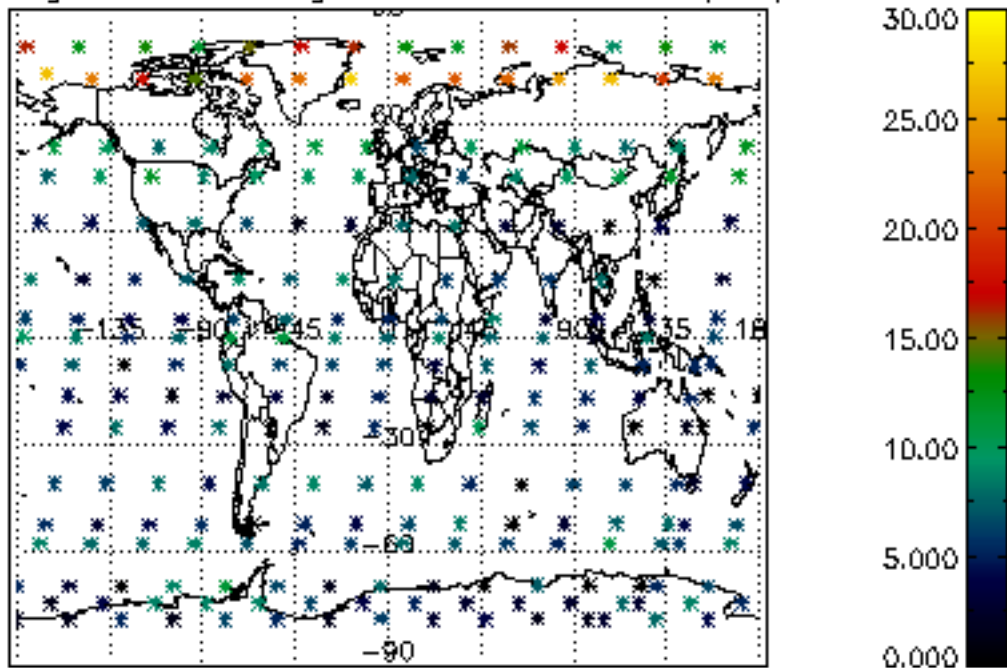
Percentage of cosmic ray hits per profile



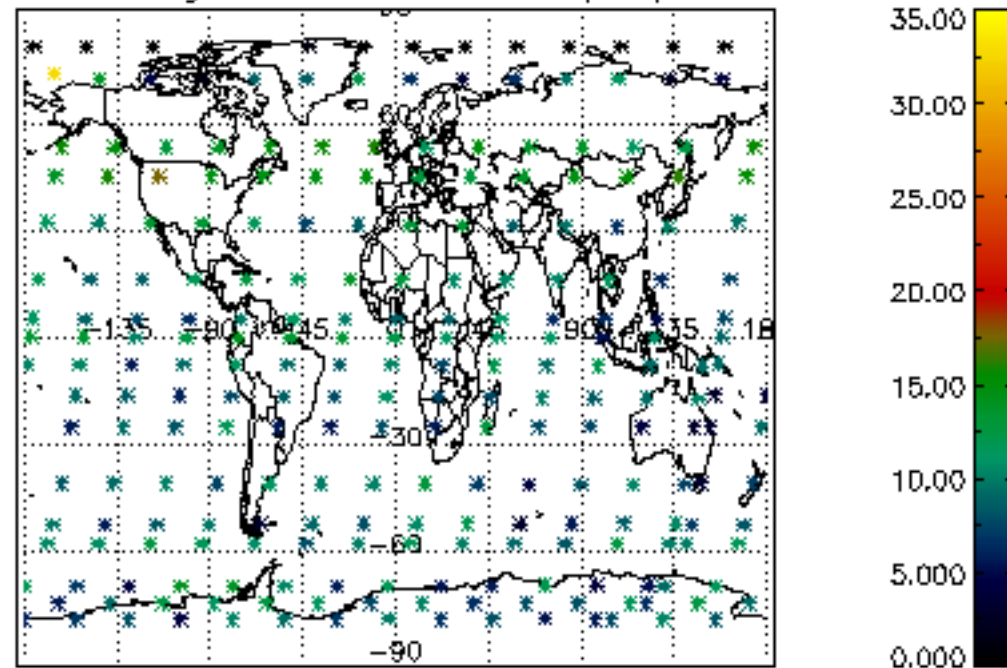
Percentage of datation errors per profile

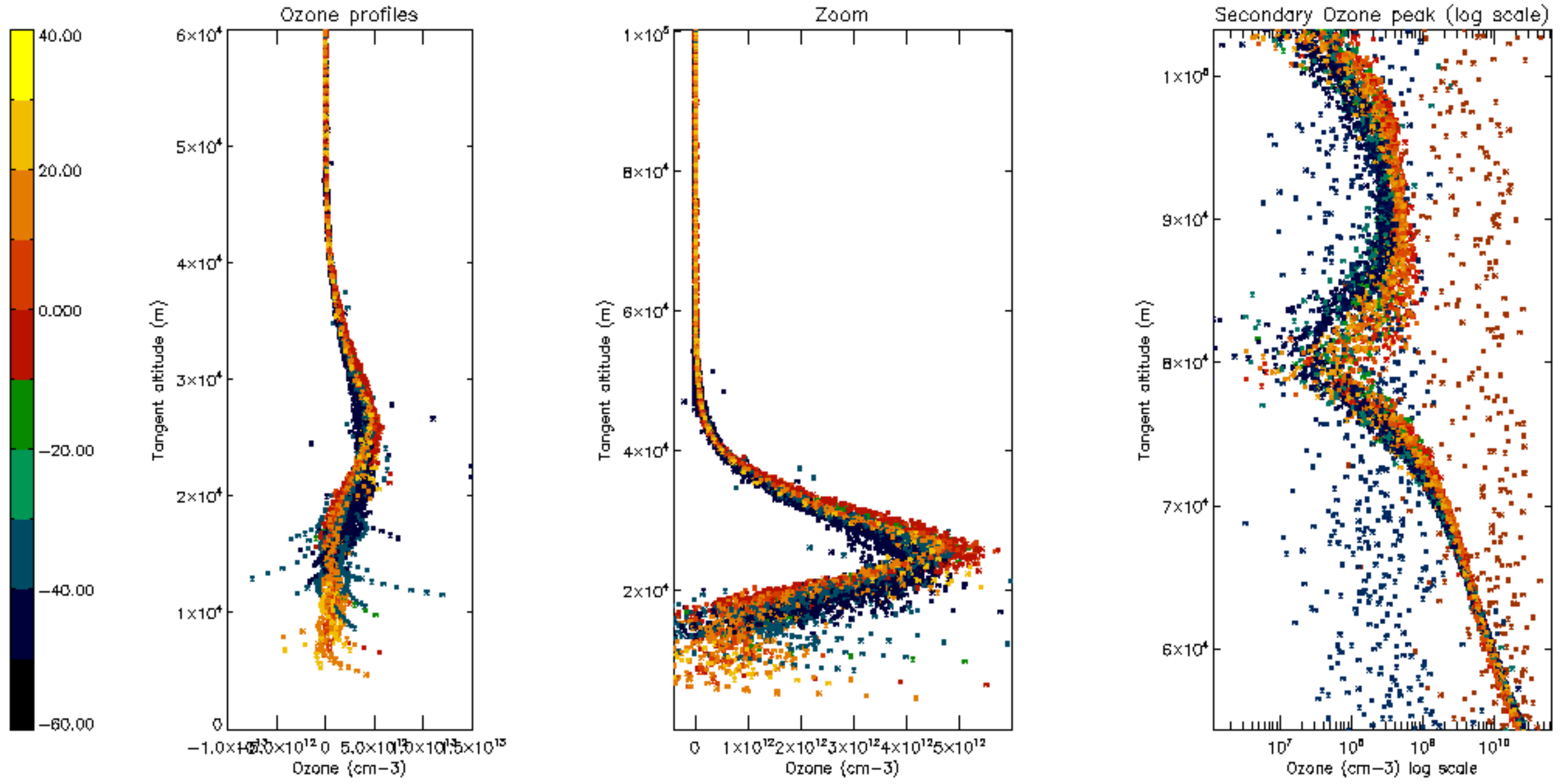


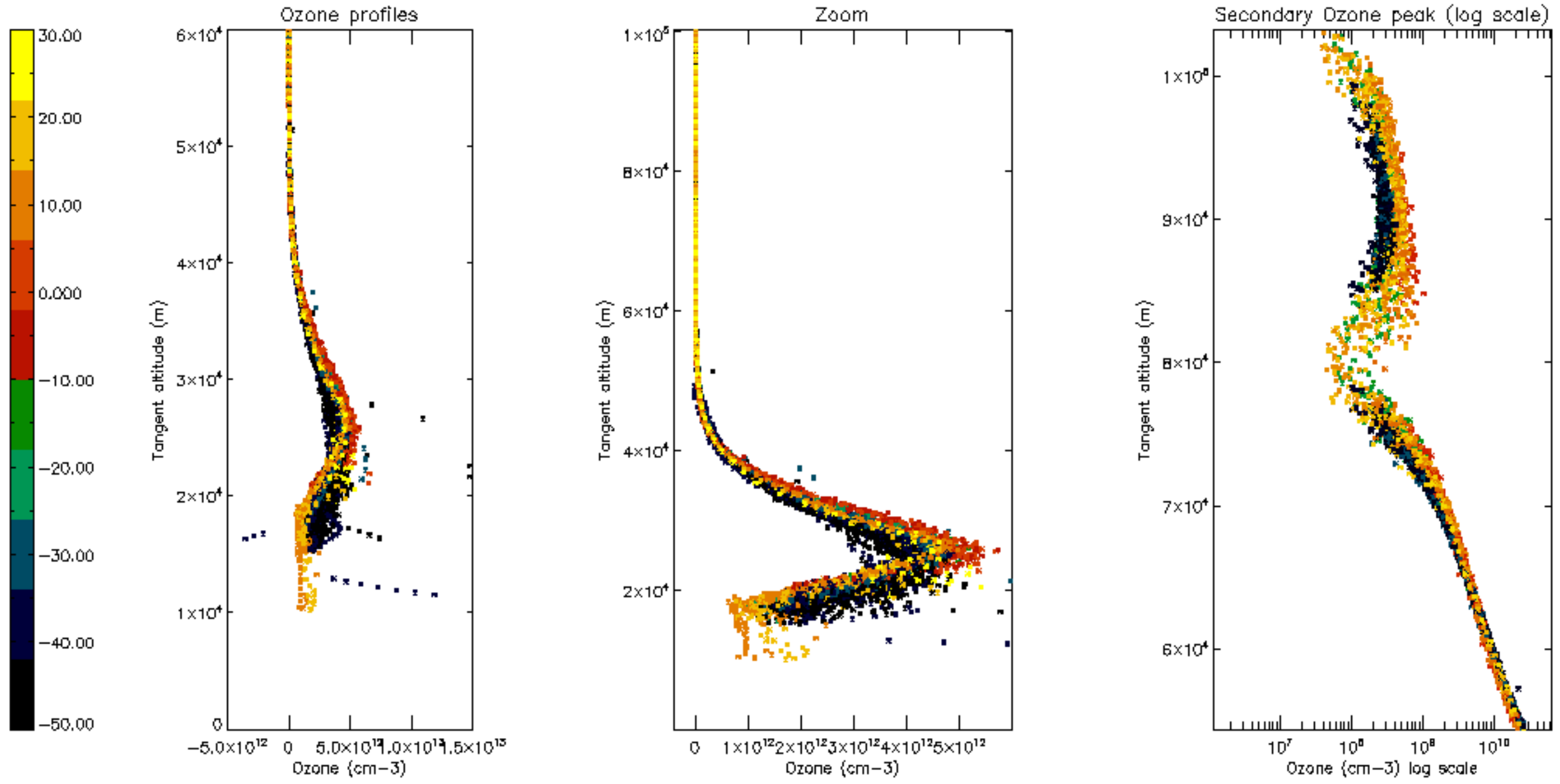
Percentage of star falling outside central band per profile

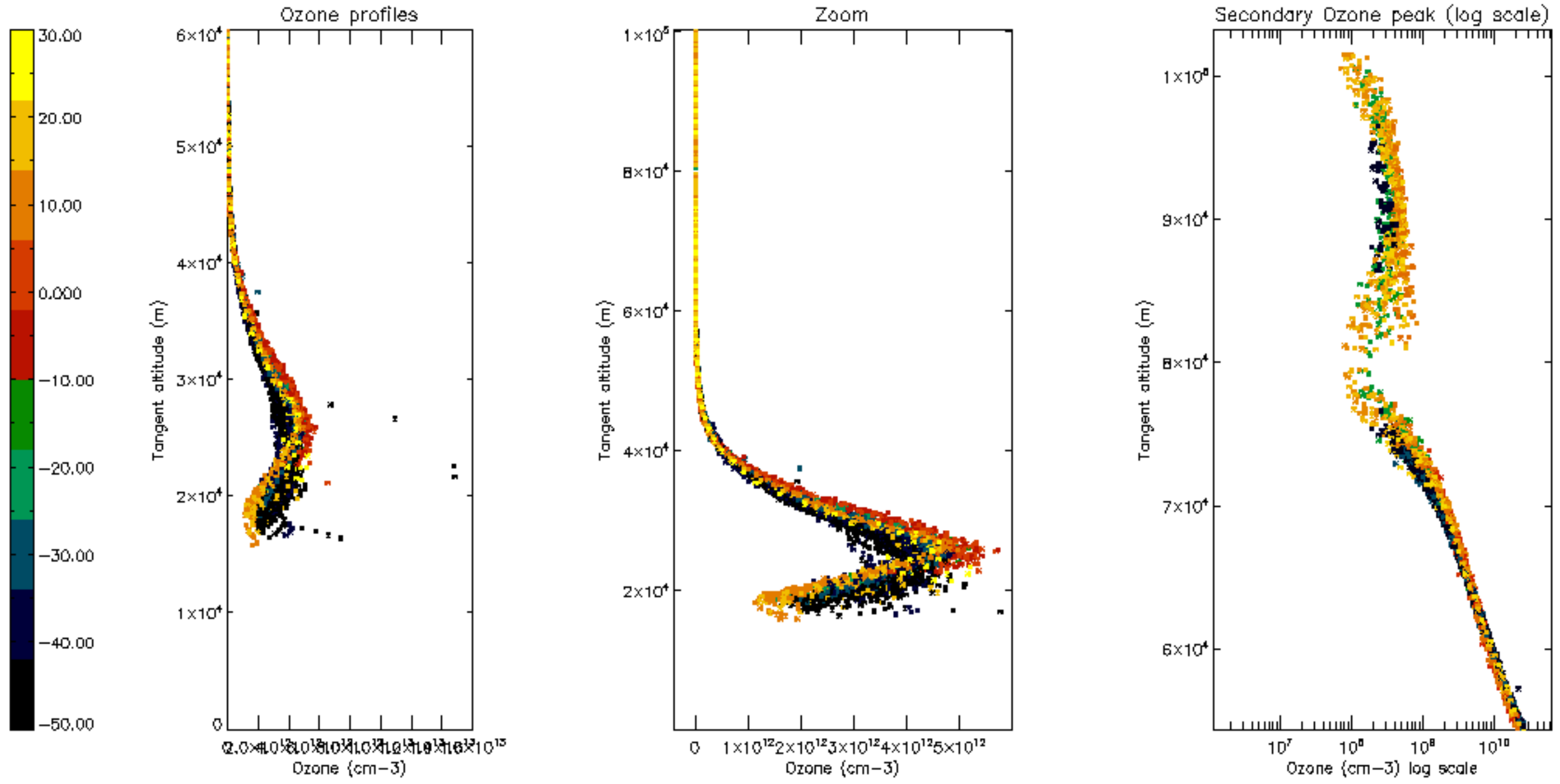


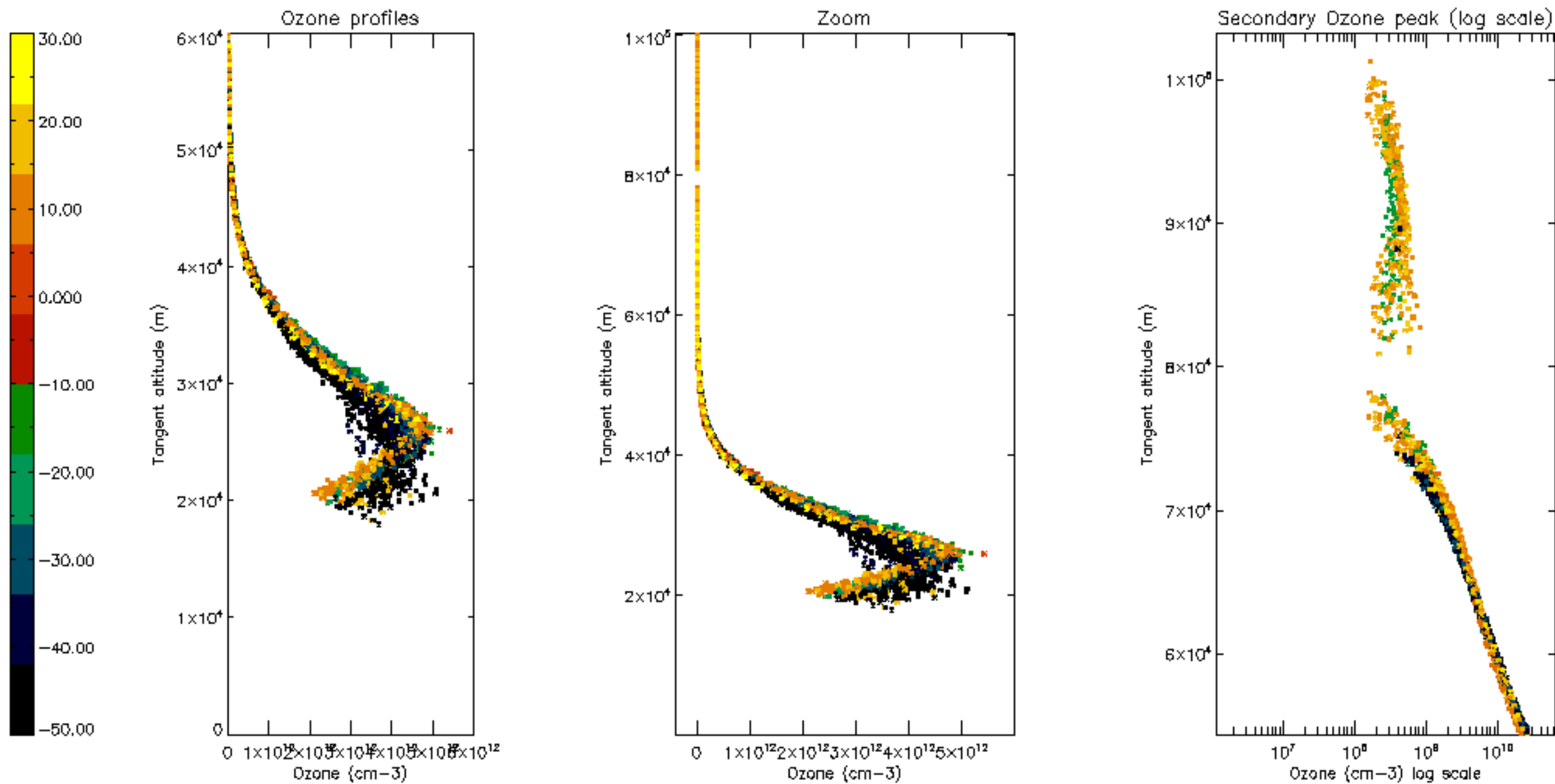
Percentage of saturation errors per profile

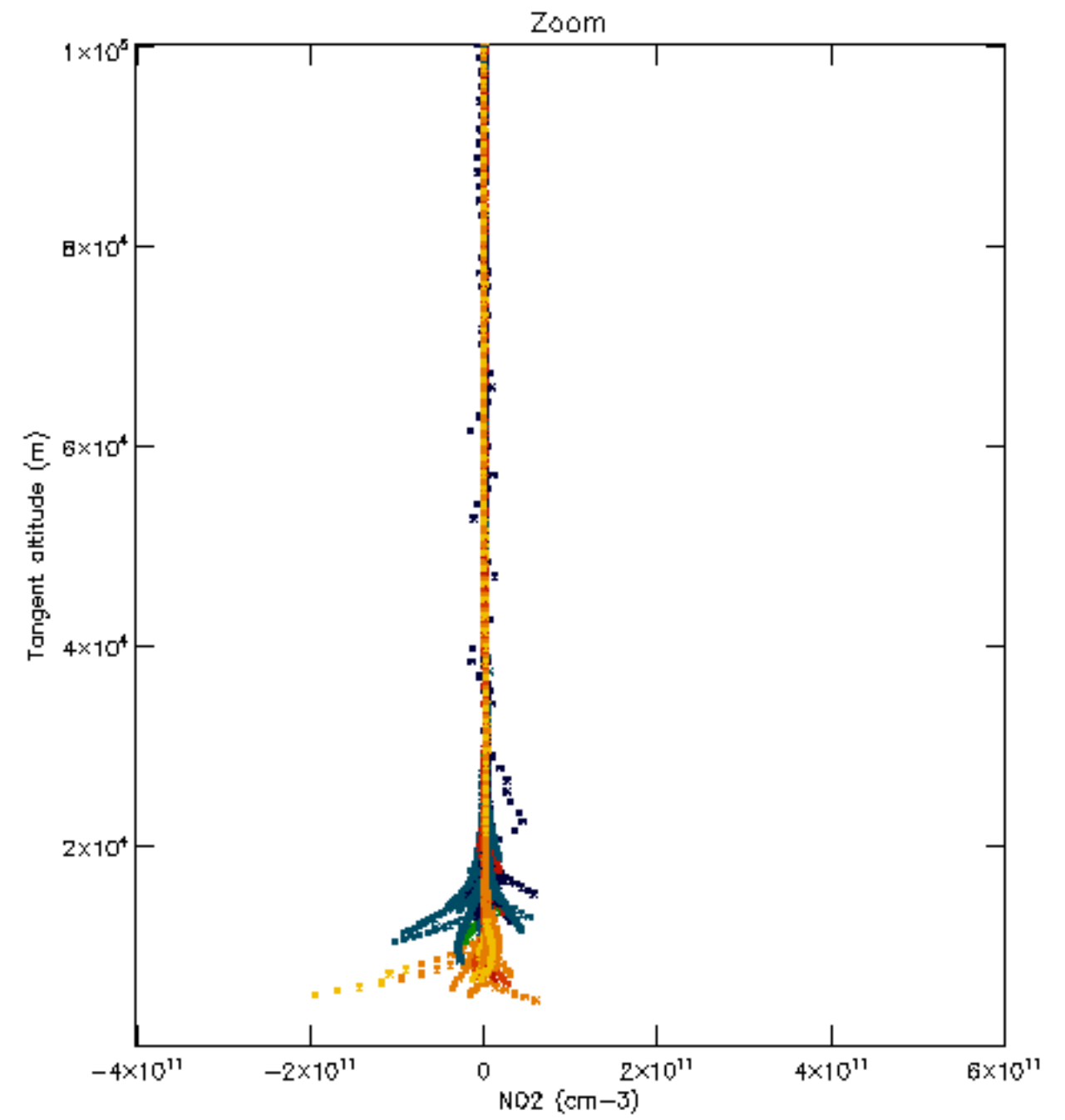
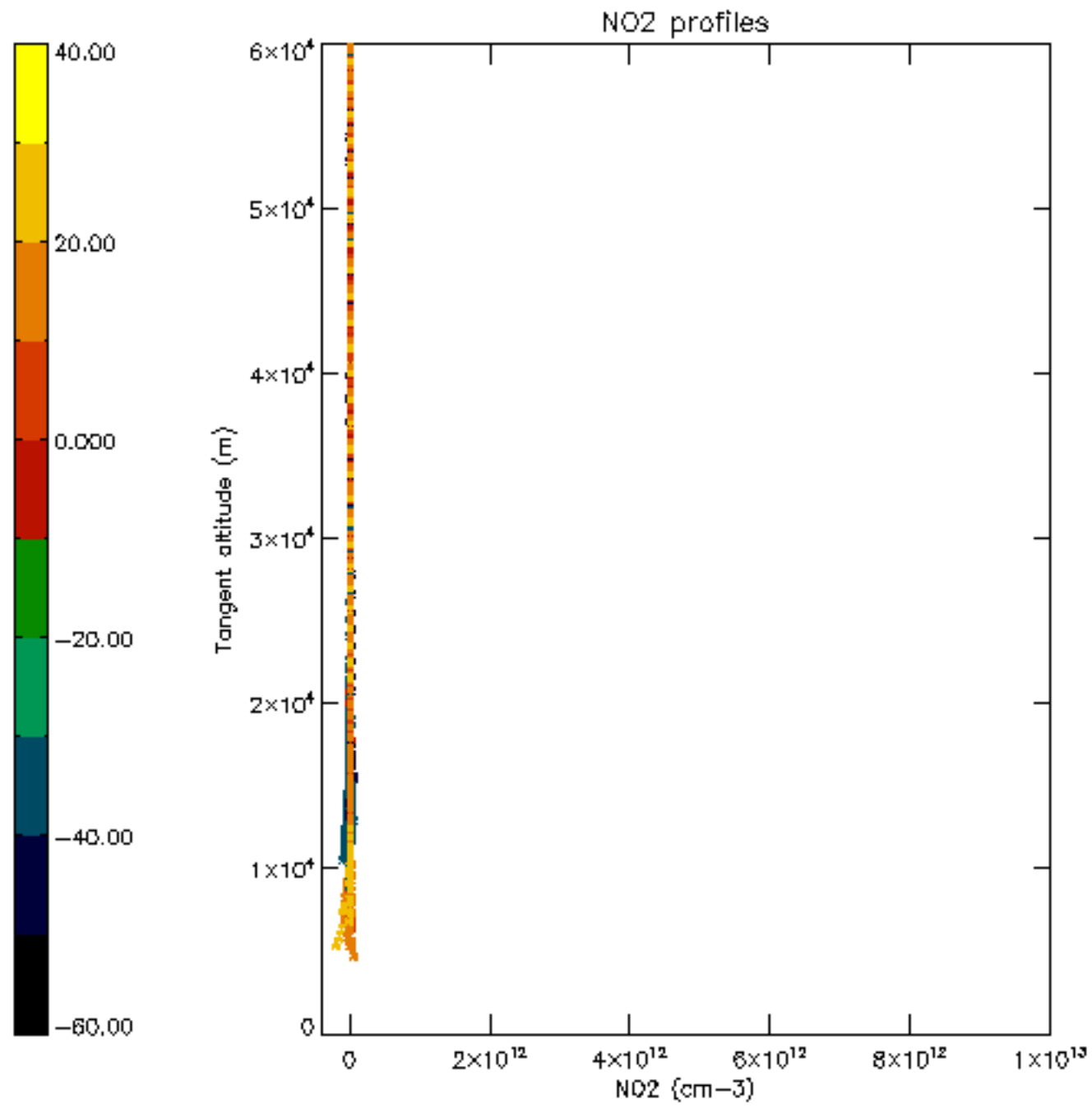


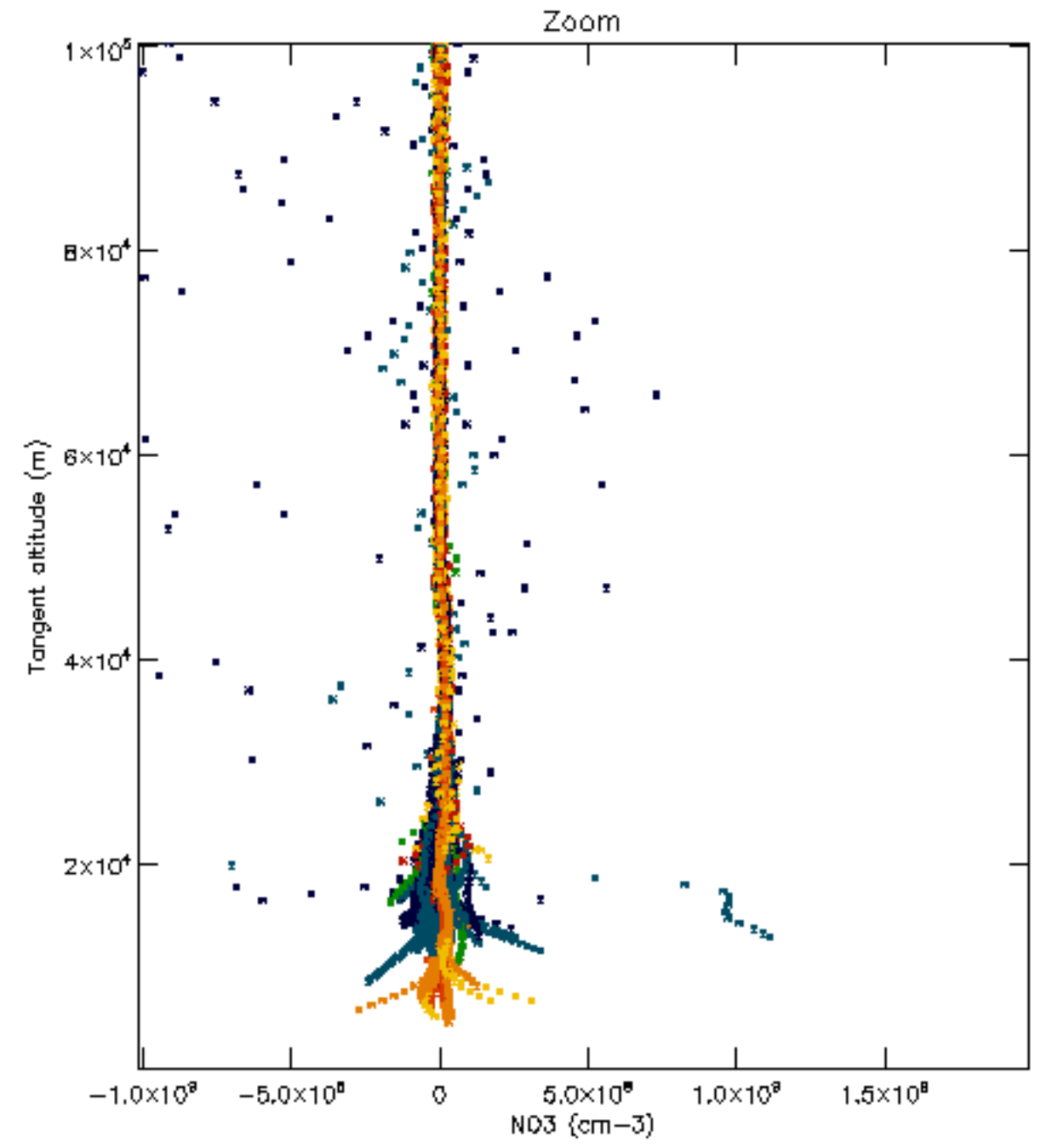
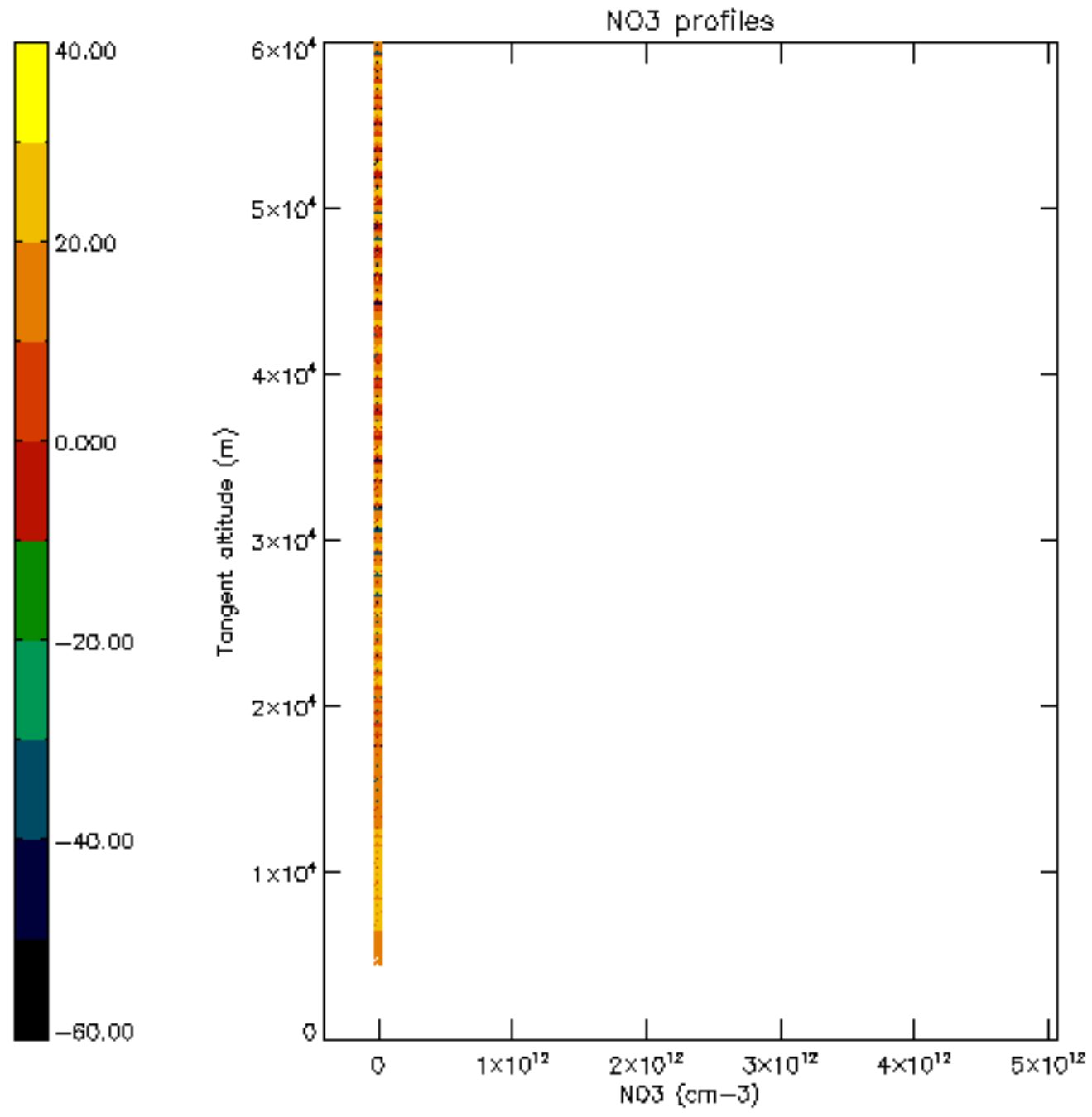


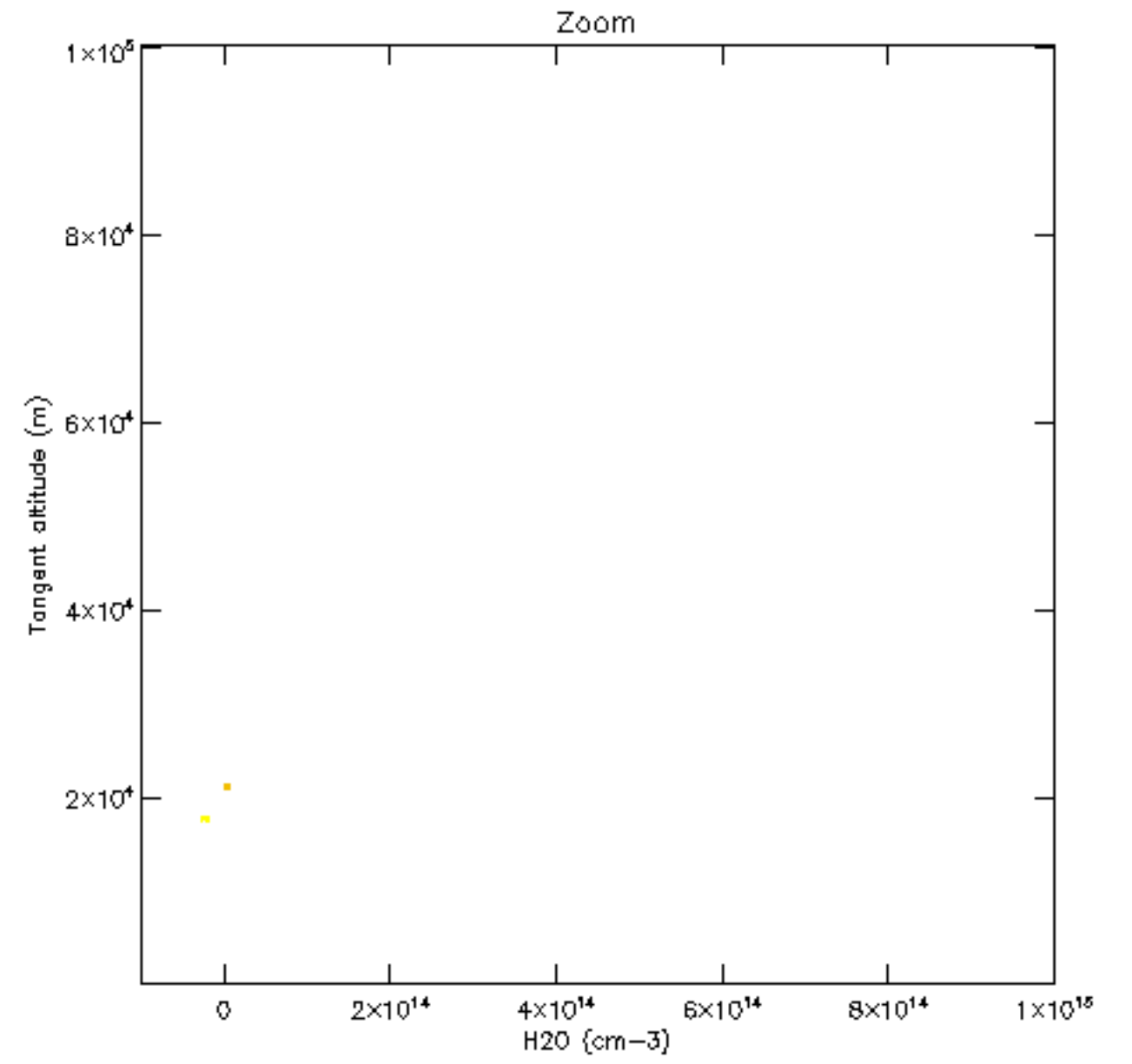
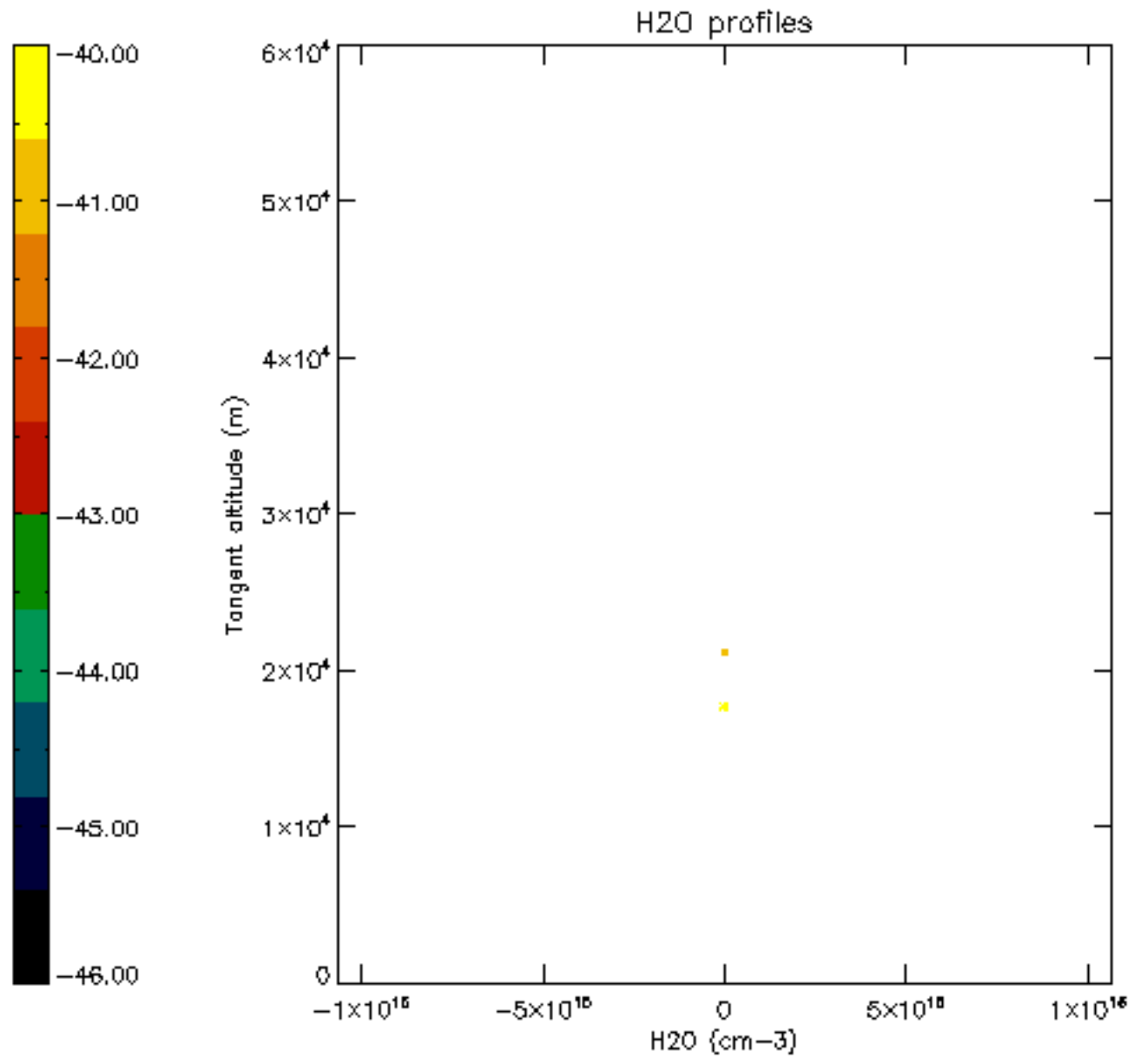


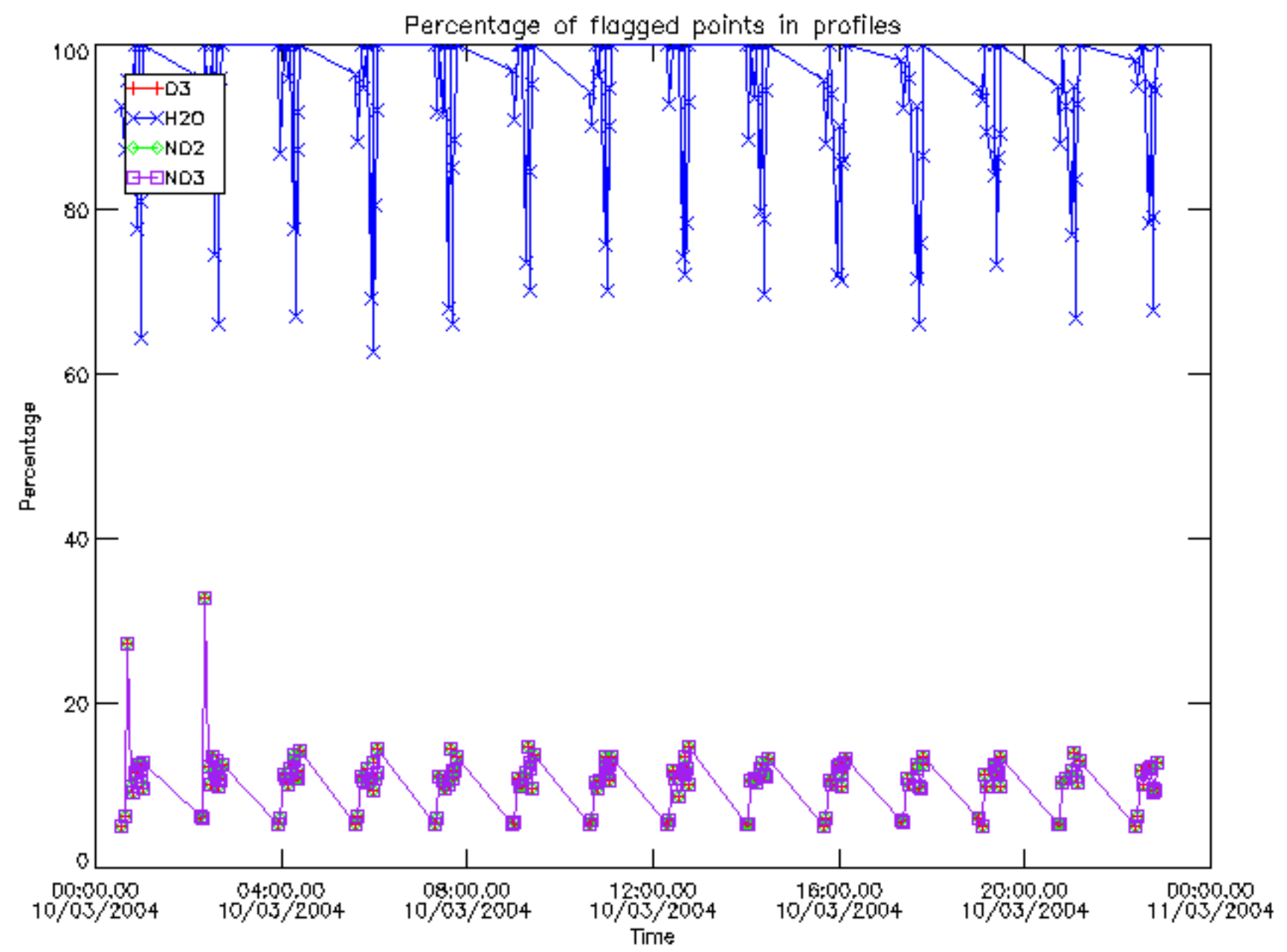




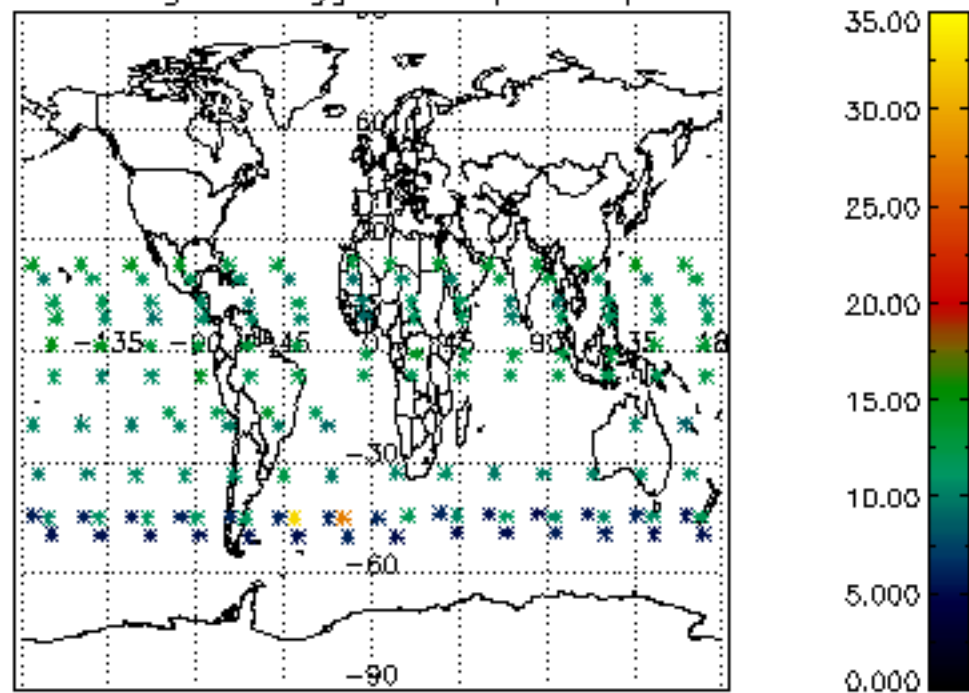




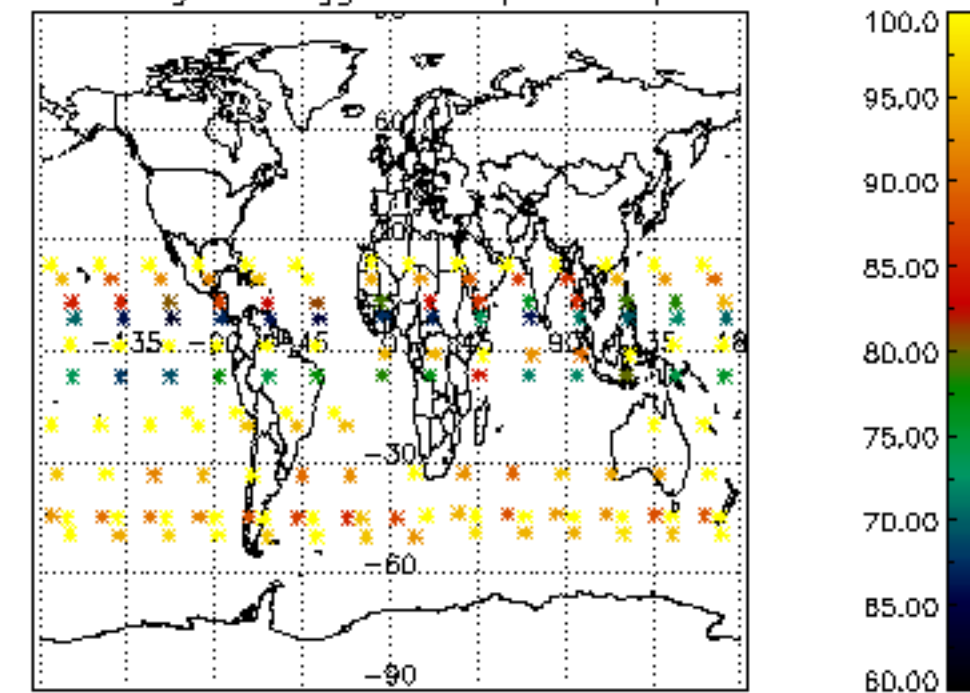




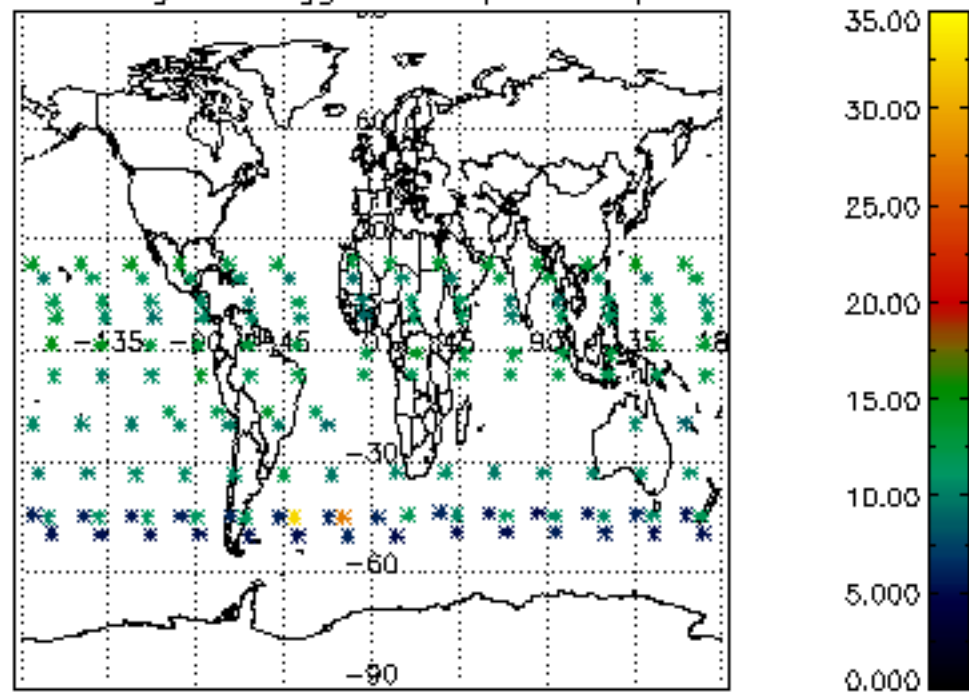
Percentage of flagged data per D3 profile



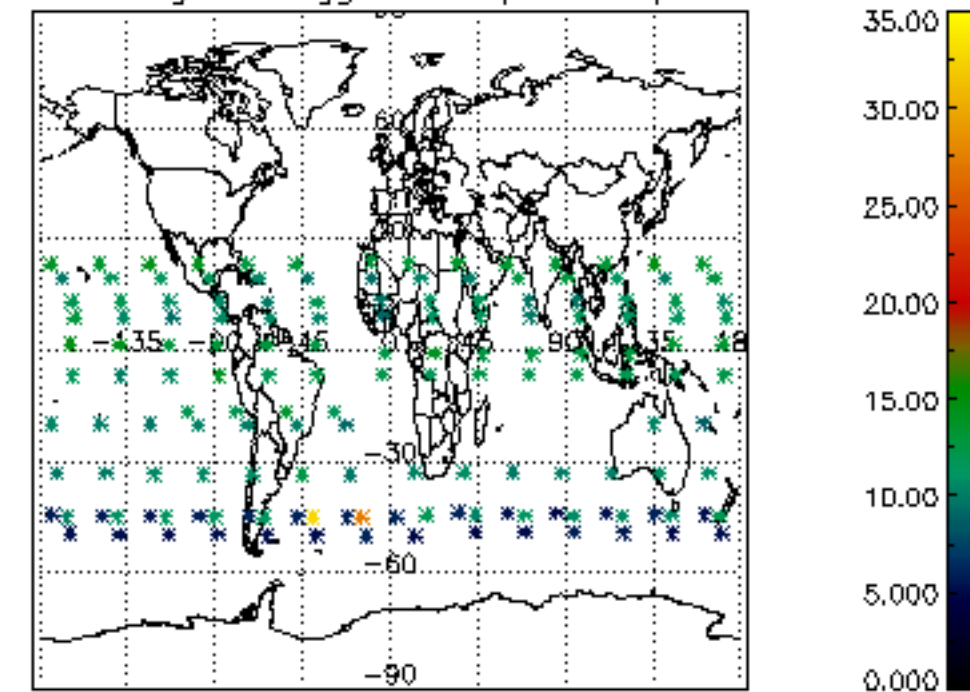
Percentage of flagged data per H2O profile

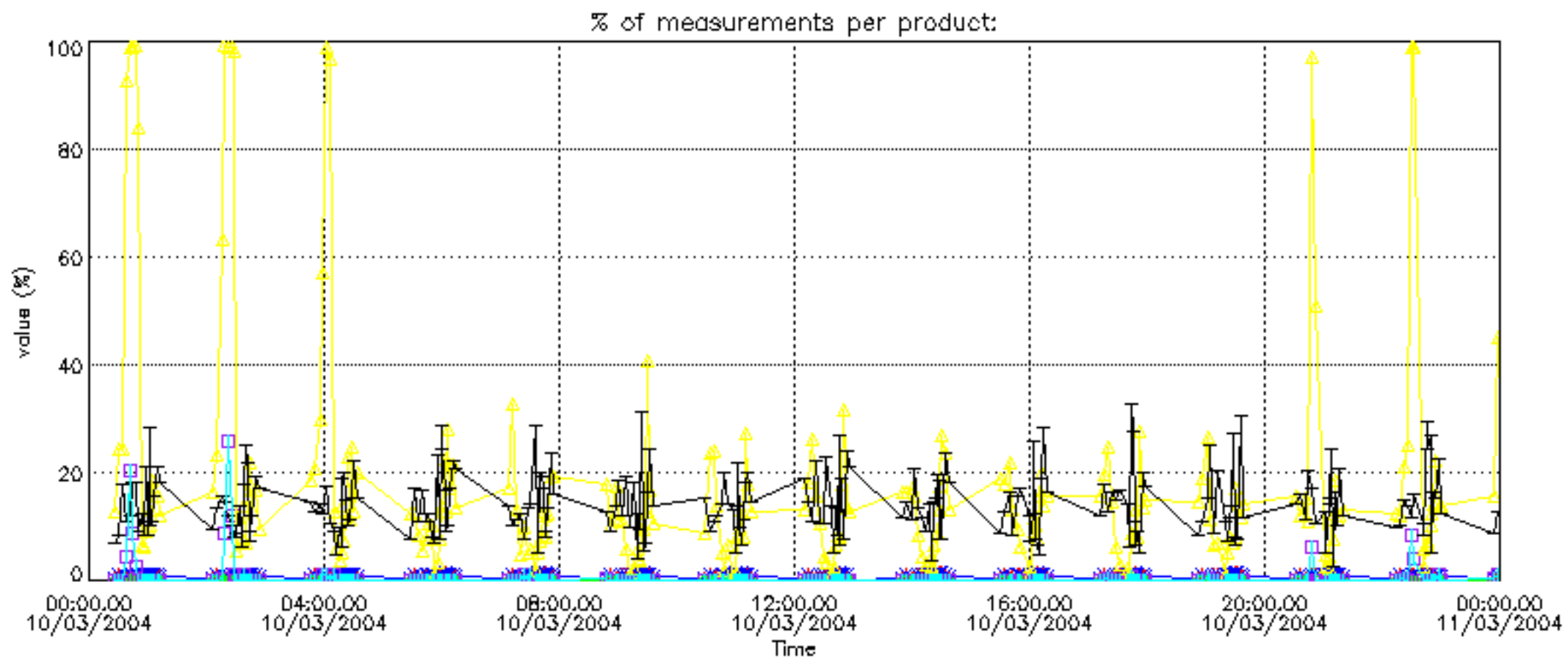
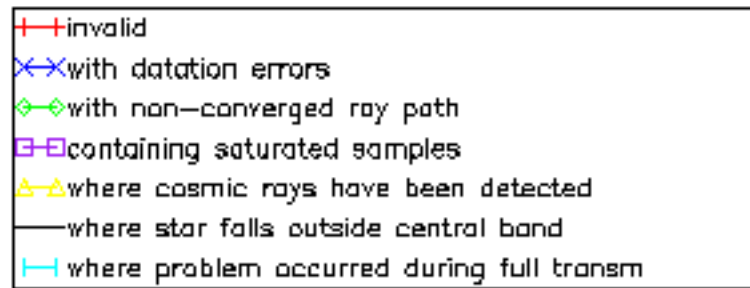


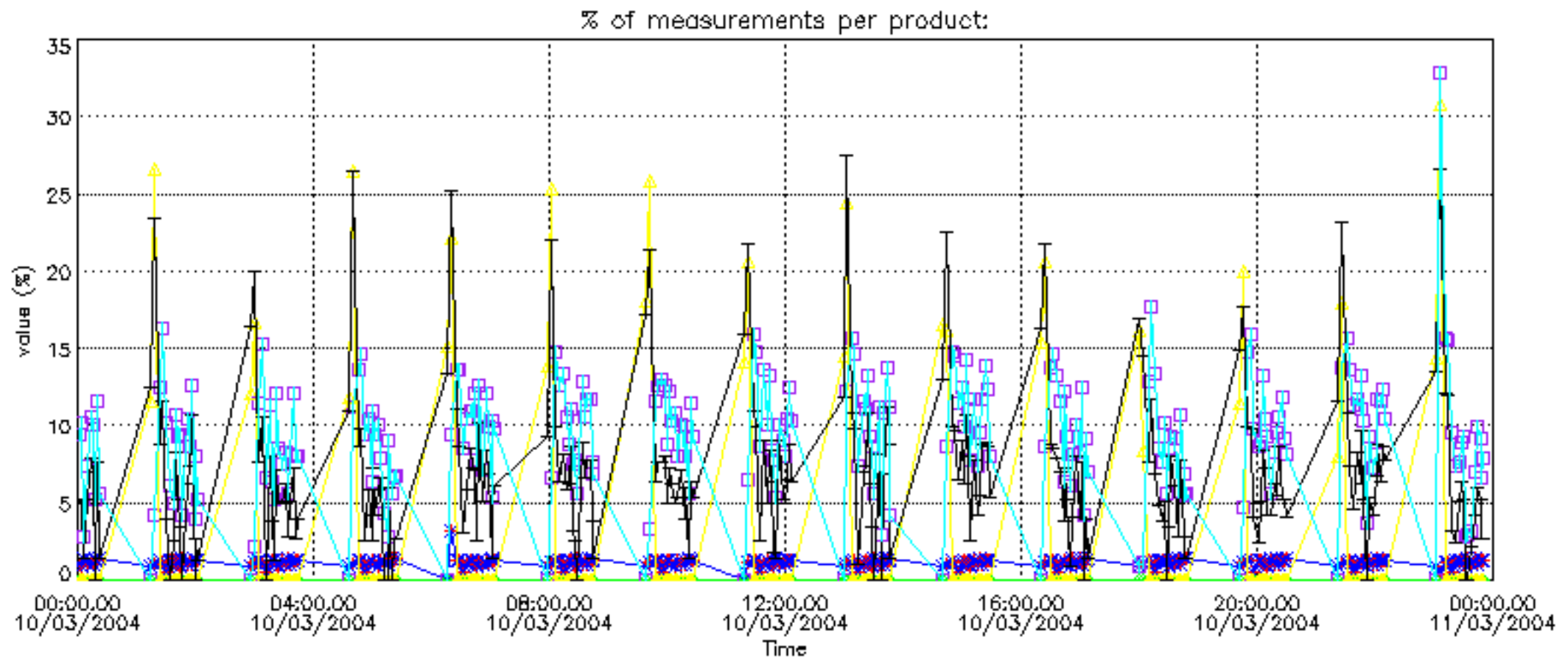
Percentage of flagged data per NO2 profile



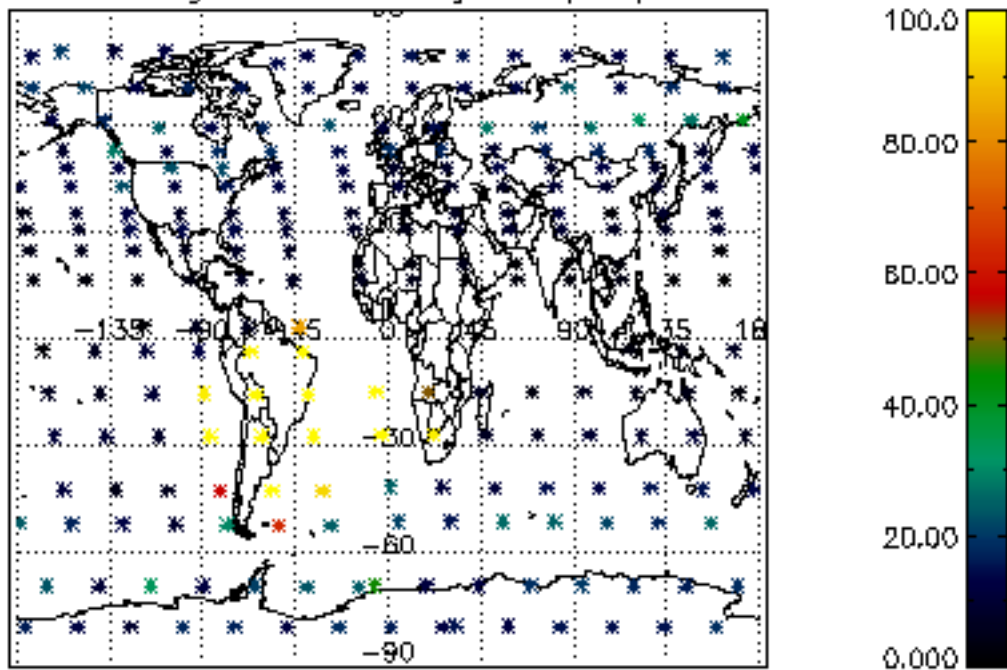
Percentage of flagged data per NO3 profile



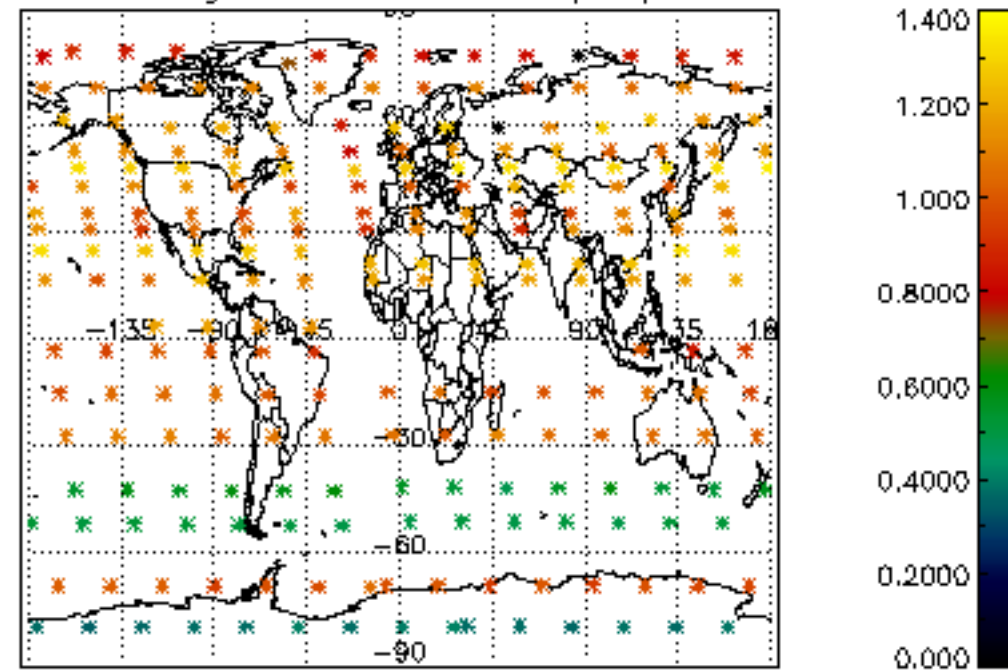




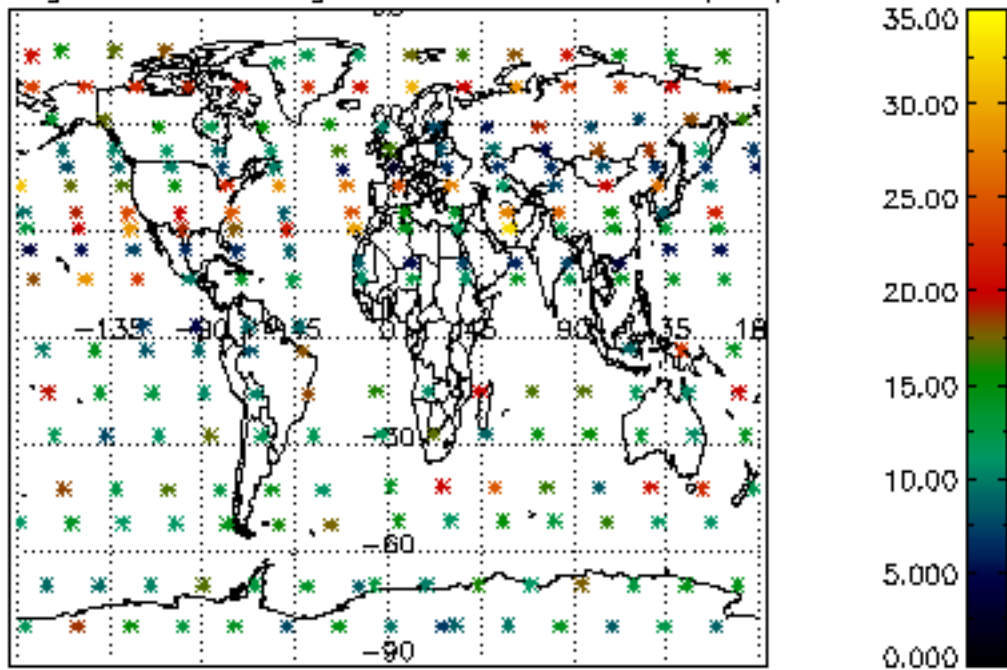
Percentage of cosmic ray hits per profile



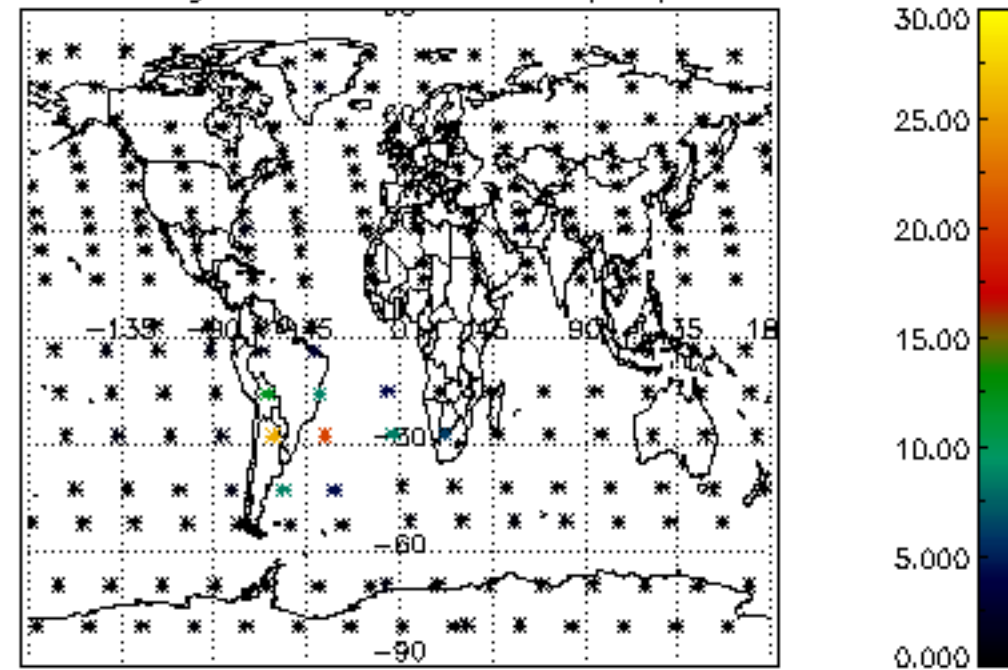
Percentage of datation errors per profile



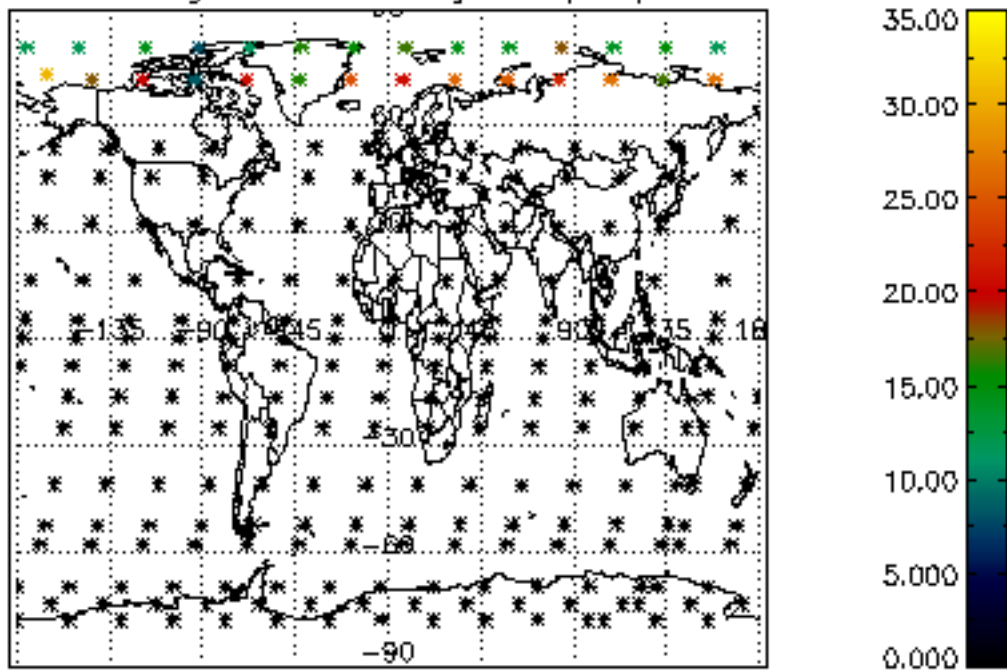
Percentage of star falling outside central band per profile



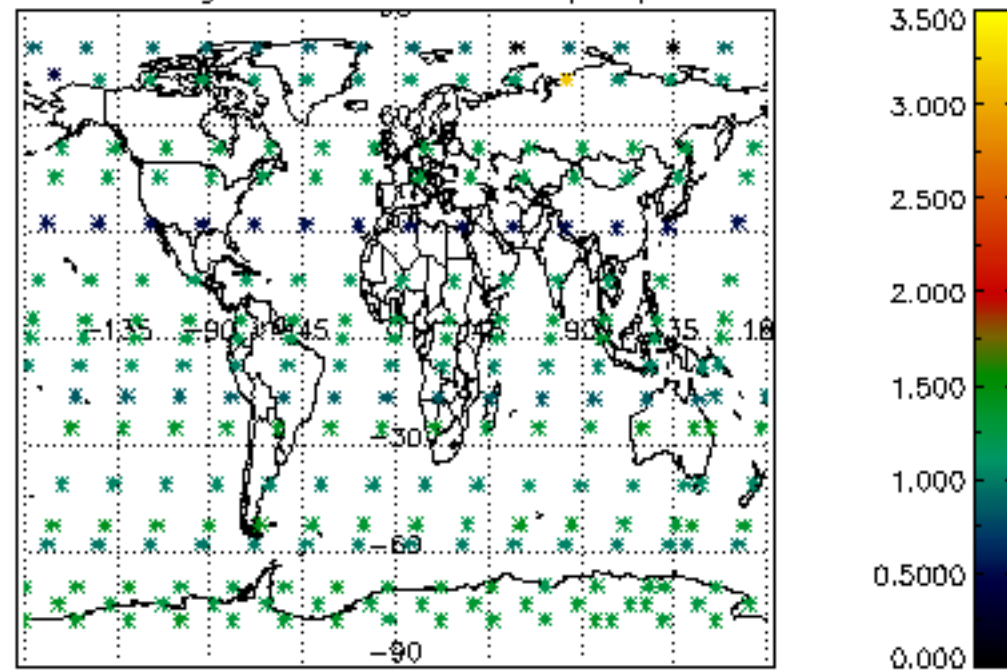
Percentage of saturation errors per profile



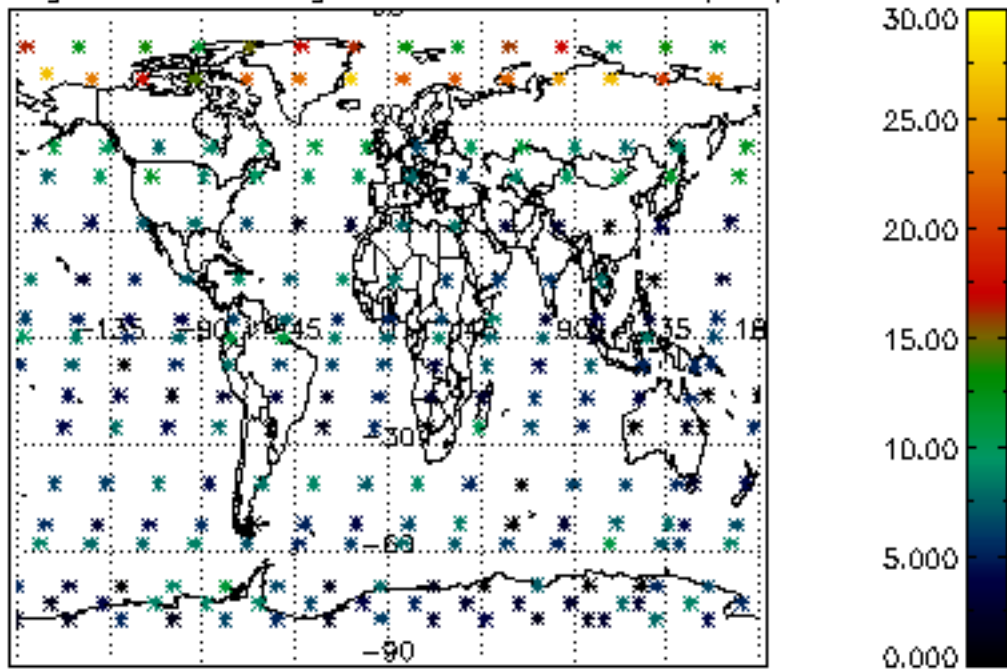
Percentage of cosmic ray hits per profile



Percentage of datation errors per profile



Percentage of star falling outside central band per profile



Percentage of saturation errors per profile

