

# GOMOS Level 2 Daily Report

## SUMMARY

### [1. General Info](#)

### [2. Summary of processed GOM\\_NL\\_2P products](#)

### [3. Level 2 Quality information per product](#)

#### [3.1 Plot of level 2 quality information per product \(time dependant\)](#)

#### [3.2 Plot of level 2 quality information per product \(world map\)](#)

### [4. Level 1 Quality information per product \(stored on level 2 products\)](#)

#### [4.1 Plot of level 1 quality information per product \(time dependant\)](#)

##### [4.1.1 Plot of level 1 quality information per product \(time dependant\): ASCENDING](#)

##### [4.1.2 Plot of level 1 quality information per product \(time dependant\): DESCENDING](#)

#### [4.2 Plot of level 1 quality information per product \(world map\)](#)

##### [4.2.1 Plot of level 1 quality information per product \(world map\): ASCENDING](#)

##### [4.2.2 Plot of level 1 quality information per product \(world map\): DESCENDING](#)

### [5. Ozone profiles based on quality statistics and other trace gas profiles](#)

#### [5.1 Ozone statistics based on quality of products](#)

#### [5.2 Plot ozone profiles for all STD \(dark without errors\)](#)

#### [5.3 Plot ozone profiles where STD < 20% \(dark without errors\)](#)

#### [5.4. Plot ozone profiles where STD < 10% \(dark without errors\)](#)

#### [5.5. Plot ozone profiles where STD < 5% \(dark without errors\)](#)

#### [5.6 Plot NO2 profiles for all STD \(dark without errors\)](#)

#### [5.7 Plot NO3 profiles for all STD \(dark without errors\)](#)

#### [5.8 Plot H2O profiles \(only for occultations of stars 1,2,3,4,13,14,16,26,63 dark without errors\) for all STD](#)

### [6. Auxiliary Data Files used for the production reported in section 2](#)

This report presents the daily analysis on parameters extracted from GOMOS level 2 data (GOM\_NL\_\_2P). It is intended to monitor some important parameters that will impact the quality of these products. A list of level 2 products (and content) that have arrived during the reporting day to the PCF is also given.

Item	Value
Time of report generation	18APR2013 21:04:23
Data source version	GOMOS/6.01
Start time of products	09-03-2004 (09MAR2004 00:00:00)
Stop time of products	10-03-2004 (10MAR2004 00:00:00)
Store outputs in DB	Yes
Nb of level 2 prods	448
Nb of prods with errors	0

## 2. Summary of processed GOM\_NL\_\_2P products.

Nr	Filename	UTC Start time	Limb	Duration	Star Id	Star Name	Star Mag	Star Temp	Nb Meas	Orbit	Prod. error
1	GOM_NL__2PRFIN20040309_000015_000000462025_00002_10577_0310.N1	09-MAR-2004 00:00:15	Straylight	45.500	65	Lam Vel	2.2040	4400.0	91	10577	No
2	GOM_NL__2PRFIN20040309_000314_000000562025_00002_10577_0311.N1	09-MAR-2004 00:03:14	Straylight	56.000	106	9Bet Crv	2.6480	5600.0	112	10577	No
3	GOM_NL__2PRFIN20040309_000548_000000562025_00002_10577_0312.N1	09-MAR-2004 00:05:48	Straylight	56.000	100	4Gam Crv	2.5800	13100.	112	10577	No
4	GOM_NL__2PRFIN20040309_000941_000000472025_00002_10577_0313.N1	09-MAR-2004 00:09:41	Twilight_stray	47.000	48	30Alp Hya	1.9770	4100.0	94	10577	No
5	GOM_NL__2PRFIN20040309_001525_000000412025_00002_10577_0314.N1	09-MAR-2004 00:15:25	Bright	41.000	22	32Alp Leo	1.3600	15200.	82	10577	No
6	GOM_NL__2PRFIN20040309_001748_000000442025_00002_10577_0315.N1	09-MAR-2004 00:17:48	Bright	43.500	51	41Gam1Leo	2.0100	4500.0	87	10577	No
7	GOM_NL__2PRFIN20040309_002605_000000432025_00002_10577_0316.N1	09-MAR-2004 00:26:05	Bright	42.500	174	52Psi UMa	3.0040	4400.0	85	10577	No
8	GOM_NL__2PRFIN20040309_002905_000000412025_00002_10577_0317.N1	09-MAR-2004 00:29:05	Bright	41.000	82	48Bet UMa	2.3650	10600.	82	10577	No
9	GOM_NL__2PRFIN20040309_003032_000000412025_00002_10577_0318.N1	09-MAR-2004 00:30:32	Bright	41.000	36	50Alp UMa	1.8000	6300.0	82	10577	No
10	GOM_NL__2PRFIN20040309_003252_000000482025_00002_10577_0319.N1	09-MAR-2004 00:32:52	Bright	48.000	32	77Eps UMa	1.7630	11000.	96	10577	No
11	GOM_NL__2PRFIN20040309_003728_000000382025_00002_10577_0320.N1	09-MAR-2004 00:37:28	Bright	38.000	49	1Alp UMi	1.9900	6300.0	76	10577	No
12	GOM_NL__2PRFIN20040309_004210_000000492025_00002_10577_0321.N1	09-MAR-2004 00:42:10	Bright	49.000	119	14Eta Dra	2.7270	4700.0	98	10577	No
13	GOM_NL__2PRFIN20040309_004510_000000382025_00002_10577_0322.N1	09-MAR-2004 00:45:10	Bright	37.500	89	5Alp Cep	2.4510	8000.0	75	10577	No
14	GOM_NL__2PRFIN20040309_004654_000000502025_00002_10577_0323.N1	09-MAR-2004 00:46:54	Bright	50.000	130	23Bet Dra	2.7990	5800.0	100	10577	No
15	GOM_NL__2PRFIN20040309_005016_000000372025_00002_10577_0324.N1	09-MAR-2004 00:50:16	Bright	37.000	19	50Alp Cyg	1.2460	10500.	74	10577	No
16	GOM_NL__2PRFIN20040309_005150_000000382025_00002_10577_0325.N1	09-MAR-2004 00:51:50	Bright	38.000	66	37Gam Cyg	2.2080	5900.0	76	10577	No
17	GOM_NL__2PRFIN20040309_005326_000000372025_00002_10577_0326.N1	09-MAR-2004 00:53:26	Bright	36.500	92	53Eps Cyg	2.5000	4500.0	73	10577	No
18	GOM_NL__2PRFIN20040309_005646_000001202025_00002_10577_0327.N1	09-MAR-2004 00:56:46	Twilight_stray	119.50	133	40Zet Her	2.8070	6000.0	239	10577	No
19	GOM_NL__2PRFIN20040309_010056_000000482025_00002_10577_0328.N1	09-MAR-2004 01:00:56	Twilight_stray	48.000	168	17Zet Aql	2.9860	11000.	96	10577	No
20	GOM_NL__2PRFIN20040309_010544_000000982025_00002_10577_0329.N1	09-MAR-2004 01:05:44	Straylight	97.500	59	55Alp Oph	2.0800	8900.0	195	10577	No
21	GOM_NL__2PRFIN20040309_010827_000000862025_00002_10577_0330.N1	09-MAR-2004 01:08:27	Dark	85.500	126	60Bet Oph	2.7700	4250.0	171	10577	No
22	GOM_NL__2PRFIN20040309_011103_000000452025_00002_10577_0331.N1	09-MAR-2004 01:11:03	Dark	45.000	155	41Pi Sgr	2.9000	6600.0	90	10577	No
23	GOM_NL__2PRFIN20040309_011259_000000472025_00002_10577_0332.N1	09-MAR-2004 01:12:59	Dark	46.500	57	34Sig Sgr	2.0660	26000.	93	10577	No
24	GOM_NL__2PRFIN20040309_011618_000000462025_00002_10577_0333.N1	09-MAR-2004 01:16:18	Dark	45.500	38	20Eps Sgr	1.8360	11000.	91	10577	No
25	GOM_NL__2PRFIN20040309_011935_000000622025_00002_10577_0334.N1	09-MAR-2004 01:19:35	Dark	61.500	25	35Lam Sco	1.6200	28000.	123	10577	No
26	GOM_NL__2PRFIN20040309_012914_000000572025_00003_10578_0305.N1	09-MAR-2004 01:29:14	Dark	57.000	4	Alp1Cen	-0.010000	5800.0	114	10578	No
27	GOM_NL__2PRFIN20040309_013030_000000432025_00003_10578_0306.N1	09-MAR-2004 01:30:30	Dark	42.500	10	Bet Cen	0.61000	28000.	85	10578	No
28	GOM_NL__2PRFIN20040309_013243_000000472025_00003_10578_0307.N1	09-MAR-2004 01:32:43	Dark	47.000	12	Alp1Cru	0.77500	30000.	94	10578	No
29	GOM_NL__2PRFIN20040309_013356_000000402025_00003_10578_0308.N1	09-MAR-2004 01:33:56	Dark	40.000	129	Del Cru	2.7930	26000.	80	10578	No
30	GOM_NL__2PRFIN20040309_013530_000000462025_00003_10578_0309.N1	09-MAR-2004 01:35:30	Straylight	46.000	64	Gam Cen	2.2000	10600.	92	10578	No
31	GOM_NL__2PRFIN20040309_013732_000000392025_00003_10578_0310.N1	09-MAR-2004 01:37:32	Straylight	38.500	91	Kap Vel	2.4900	26000.	77	10578	No
32	GOM_NL__2PRFIN20040309_014051_000000462025_00003_10578_0311.N1	09-MAR-2004 01:40:51	Straylight	46.000	65	Lam Vel	2.2040	4400.0	92	10578	No
33	GOM_NL__2PRFIN20040309_014350_000000622025_00003_10578_0312.N1	09-MAR-2004 01:43:50	Straylight	62.000	106	9Bet Crv	2.6480	5600.0	124	10578	No
34	GOM_NL__2PRFIN20040309_014625_000000532025_00003_10578_0313.N1	09-MAR-2004 01:46:25	Straylight	52.500	100	4Gam Crv	2.5800	13100.	105	10578	No
35	GOM_NL__2PRFIN20040309_015017_000000462025_00003_10578_0314.N1	09-MAR-2004 01:50:17	Twilight_stray	45.500	48	30Alp Hya	1.9770	4100.0	91	10578	No
36	GOM_NL__2PRFIN20040309_015600_000000422025_00003_10578_0315.N1	09-MAR-2004 01:56:00	Bright	41.500	22	32Alp Leo	1.3600	15200.	83	10578	No
37	GOM_NL__2PRFIN20040309_015823_000000442025_00003_10578_0316.N1	09-MAR-2004 01:58:23	Bright	43.500	51	41Gam1Leo	2.0100	4500.0	87	10578	No
38	GOM_NL__2PRFIN20040309_020640_000000432025_00003_10578_0317.N1	09-MAR-2004 02:06:40	Bright	42.500	174	52Psi UMa	3.0040	4400.0	85	10578	No
39	GOM_NL__2PRFIN20040309_020941_000000422025_00003_10578_0318.N1	09-MAR-2004 02:09:41	Bright	41.500	82	48Bet UMa	2.3650	10600.	83	10578	No
40	GOM_NL__2PRFIN20040309_021108_000000422025_00003_10578_0319.N1	09-MAR-2004 02:11:08	Bright	41.500	36	50Alp UMa	1.8000	6300.0	83	10578	No
41	GOM_NL__2PRFIN20040309_021328_000000492025_00003_10578_0320.N1	09-MAR-2004 02:13:28	Bright	48.500	32	77Eps UMa	1.7630	11000.	97	10578	No
42	GOM_NL__2PRFIN20040309_021804_000000362025_00003_10578_0321.N1	09-MAR-2004 02:18:04	Bright	35.500	49	1Alp UMi	1.9900	6300.0	71	10578	No

43	GOM_NL__2PRFIN20040309_022245_000000472025_00003_10578_0322.N1	09-MAR-2004 02:22:45	Bright	47.000	119	14Eta Dra	2.7270	4700.0	94	10578	No
44	GOM_NL__2PRFIN20040309_022546_000000382025_00003_10578_0323.N1	09-MAR-2004 02:25:46	Bright	37.500	89	5Alp Cep	2.4510	8000.0	75	10578	No
45	GOM_NL__2PRFIN20040309_022729_000000492025_00003_10578_0324.N1	09-MAR-2004 02:27:29	Bright	49.000	130	23Bet Dra	2.7990	5800.0	98	10578	No
46	GOM_NL__2PRFIN20040309_023052_000000362025_00003_10578_0325.N1	09-MAR-2004 02:30:52	Bright	35.500	19	50Alp Cyg	1.2460	10500.	71	10578	No
47	GOM_NL__2PRFIN20040309_023226_000000382025_00003_10578_0326.N1	09-MAR-2004 02:32:26	Bright	38.000	66	37Gam Cyg	2.2080	5900.0	76	10578	No
48	GOM_NL__2PRFIN20040309_023402_000000382025_00003_10578_0327.N1	09-MAR-2004 02:34:02	Bright	37.500	92	53Eps Cyg	2.5000	4500.0	75	10578	No
49	GOM_NL__2PRFIN20040309_023723_000001322025_00003_10578_0328.N1	09-MAR-2004 02:37:23	Twilight	131.50	133	40Zet Her	2.8070	6000.0	263	10578	No
50	GOM_NL__2PRFIN20040309_024132_000000522025_00003_10578_0329.N1	09-MAR-2004 02:41:32	Twilight	51.500	168	17Zet Aql	2.9860	11000.	103	10578	No
51	GOM_NL__2PRFIN20040309_024621_000000912025_00003_10578_0330.N1	09-MAR-2004 02:46:21	Straylight	90.500	59	55Alp Oph	2.0800	8900.0	181	10578	No
52	GOM_NL__2PRFIN20040309_024904_000000872025_00003_10578_0331.N1	09-MAR-2004 02:49:04	Dark	86.500	126	60Bet Oph	2.7700	4250.0	173	10578	No
53	GOM_NL__2PRFIN20040309_025336_000000492025_00003_10578_0332.N1	09-MAR-2004 02:53:36	Dark	49.000	57	34Sig Sgr	2.0660	26000.	98	10578	No
54	GOM_NL__2PRFIN20040309_025655_000000512025_00003_10578_0333.N1	09-MAR-2004 02:56:55	Dark	50.500	38	20Eps Sgr	1.8360	11000.	101	10578	No
55	GOM_NL__2PRFIN20040309_030012_000000532025_00003_10578_0334.N1	09-MAR-2004 03:00:12	Dark	53.000	25	35Lam Sco	1.6200	28000.	106	10578	No
56	GOM_NL__2PRFIN20040309_044634_000000412025_00005_10580_0306.N1	09-MAR-2004 04:46:34	Dark	40.500	43	Alp TrA	1.9100	4250.0	81	10580	No
57	GOM_NL__2PRFIN20040309_044849_000000412025_00005_10580_0307.N1	09-MAR-2004 04:48:49	Dark	40.500	145	Gam TrA	2.8720	10600.	81	10580	No
58	GOM_NL__2PRFIN20040309_045027_000000542025_00005_10580_0308.N1	09-MAR-2004 04:50:27	Dark	54.000	4	Alp1Cen	-0.010000	5800.0	108	10580	No
59	GOM_NL__2PRFIN20040309_045143_000000532025_00005_10580_0309.N1	09-MAR-2004 04:51:43	Dark	53.000	10	Bet Cen	0.61000	28000.	106	10580	No
60	GOM_NL__2PRFIN20040309_045356_000000412025_00005_10580_0310.N1	09-MAR-2004 04:53:56	Dark	40.500	12	Alp1Cru	0.77500	30000.	81	10580	No
61	GOM_NL__2PRFIN20040309_045509_000000382025_00005_10580_0311.N1	09-MAR-2004 04:55:09	Dark	38.000	129	Del Cru	2.7930	26000.	76	10580	No
62	GOM_NL__2PRFIN20040309_045644_000000432025_00005_10580_0312.N1	09-MAR-2004 04:56:44	Straylight	42.500	64	Gam Cen	2.2000	10600.	85	10580	No
63	GOM_NL__2PRFIN20040309_045843_000000402025_00005_10580_0313.N1	09-MAR-2004 04:58:43	Straylight	40.000	91	Kap Vel	2.4900	26000.	80	10580	No
64	GOM_NL__2PRFIN20040309_050202_000000522025_00005_10580_0314.N1	09-MAR-2004 05:02:02	Straylight	52.000	65	Lam Vel	2.2040	4400.0	104	10580	No
65	GOM_NL__2PRFIN20040309_050502_000000582025_00005_10580_0315.N1	09-MAR-2004 05:05:02	Straylight	58.000	106	9Bet Crv	2.6480	5600.0	116	10580	No
66	GOM_NL__2PRFIN20040309_050737_000000562025_00005_10580_0316.N1	09-MAR-2004 05:07:37	Straylight	56.000	100	4Gam Crv	2.5800	13100.	112	10580	No
67	GOM_NL__2PRFIN20040309_051131_000000502025_00005_10580_0317.N1	09-MAR-2004 05:11:31	Twilight	49.500	48	30Alp Hya	1.9770	4100.0	99	10580	No
68	GOM_NL__2PRFIN20040309_051713_000000412025_00005_10580_0318.N1	09-MAR-2004 05:17:13	Bright	40.500	22	32Alp Leo	1.3600	15200.	81	10580	No
69	GOM_NL__2PRFIN20040309_051936_000000422025_00005_10580_0319.N1	09-MAR-2004 05:19:36	Bright	41.500	51	41Gam1Leo	2.0100	4500.0	83	10580	No
70	GOM_NL__2PRFIN20040309_052406_000001102025_00005_10580_0320.N1	09-MAR-2004 05:24:06	Bright	110.00	138	47Eps Vir	2.8280	4700.0	220	10580	No
71	GOM_NL__2PRFIN20040309_052751_000000422025_00005_10580_0321.N1	09-MAR-2004 05:27:51	Bright	42.000	174	52Psi UMa	3.0040	4400.0	84	10580	No
72	GOM_NL__2PRFIN20040309_053053_000000402025_00005_10580_0322.N1	09-MAR-2004 05:30:53	Bright	40.000	82	48Bet UMa	2.3650	10600.	80	10580	No
73	GOM_NL__2PRFIN20040309_053219_000000432025_00005_10580_0323.N1	09-MAR-2004 05:32:19	Bright	42.500	36	50Alp UMa	1.8000	6300.0	85	10580	No
74	GOM_NL__2PRFIN20040309_053438_000000482025_00005_10580_0324.N1	09-MAR-2004 05:34:38	Bright	48.000	32	77Eps UMa	1.7630	11000.	96	10580	No
75	GOM_NL__2PRFIN20040309_053916_000000382025_00005_10580_0325.N1	09-MAR-2004 05:39:16	Bright	38.000	49	1Alp UMi	1.9900	6300.0	76	10580	No
76	GOM_NL__2PRFIN20040309_054355_000000452025_00005_10580_0326.N1	09-MAR-2004 05:43:55	Bright	45.000	119	14Eta Dra	2.7270	4700.0	90	10580	No
77	GOM_NL__2PRFIN20040309_054658_000000362025_00005_10580_0327.N1	09-MAR-2004 05:46:58	Bright	35.500	89	5Alp Cep	2.4510	8000.0	71	10580	No
78	GOM_NL__2PRFIN20040309_054841_000000522025_00005_10580_0328.N1	09-MAR-2004 05:48:41	Bright	51.500	130	23Bet Dra	2.7990	5800.0	103	10580	No
79	GOM_NL__2PRFIN20040309_055203_000000402025_00005_10580_0329.N1	09-MAR-2004 05:52:03	Bright	39.500	19	50Alp Cyg	1.2460	10500.	79	10580	No
80	GOM_NL__2PRFIN20040309_055338_000000372025_00005_10580_0330.N1	09-MAR-2004 05:53:38	Bright	36.500	66	37Gam Cyg	2.2080	5900.0	73	10580	No
81	GOM_NL__2PRFIN20040309_055515_000000392025_00005_10580_0331.N1	09-MAR-2004 05:55:15	Bright	39.000	92	53Eps Cyg	2.5000	4500.0	78	10580	No
82	GOM_NL__2PRFIN20040309_055836_000001292025_00005_10580_0332.N1	09-MAR-2004 05:58:36	Twilight	128.50	133	40Zet Her	2.8070	6000.0	257	10580	No
83	GOM_NL__2PRFIN20040309_060245_000000512025_00005_10580_0333.N1	09-MAR-2004 06:02:45	Twilight	50.500	168	17Zet Aql	2.9860	11000.	101	10580	No
84	GOM_NL__2PRFIN20040309_060736_000000952025_00005_10580_0334.N1	09-MAR-2004 06:07:36	Dark	95.000	59	55Alp Oph	2.0800	8900.0	190	10580	No
85	GOM_NL__2PRFIN20040309_061020_000000802025_00005_10580_0335.N1	09-MAR-2004 06:10:20	Dark	80.000	126	60Bet Oph	2.7700	4250.0	160	10580	No
86	GOM_NL__2PRFIN20040309_061253_000000442025_00005_10580_0336.N1	09-MAR-2004 06:12:53	Dark	43.500	155	41Pi Sgr	2.9000	6600.0	87	10580	No
87	GOM_NL__2PRFIN20040309_061449_000000472025_00005_10580_0337.N1	09-MAR-2004 06:14:49	Dark	47.000	57	34Sig Sgr	2.0660	26000.	94	10580	No
88	GOM_NL__2PRFIN20040309_061808_000000492025_00005_10580_0338.N1	09-MAR-2004 06:18:08	Dark	48.500	38	20Eps Sgr	1.8360	11000.	97	10580	No
89	GOM_NL__2PRFIN20040309_062127_000000512025_00005_10580_0339.N1	09-MAR-2004 06:21:27	Dark	51.000	25	35Lam Sco	1.6200	28000.	102	10580	No
90	GOM_NL__2PRFIN20040309_062326_000000442025_00006_10581_0307.N1	09-MAR-2004 06:23:26	Dark	43.500	147	Alp Ara	2.8770	26000.	87	10581	No
91	GOM_NL__2PRFIN20040309_062711_000000492025_00006_10581_0308.N1	09-MAR-2004 06:27:11	Dark	48.500	43	Alp TrA	1.9100	4250.0	97	10581	No
92	GOM_NL__2PRFIN20040309_062926_000000382025_00006_10581_0309.N1	09-MAR-2004 06:29:26	Dark	37.500	145	Gam TrA	2.8720	10600.	75	10581	No
93	GOM_NL__2PRFIN20040309_063104_000000482025_00006_10581_0310.N1	09-MAR-2004 06:31:04	Dark	47.500	4	Alp1Cen	-0.010000	5800.0	95	10581	No
94	GOM_NL__2PRFIN20040309_063220_000000442025_00006_10581_0311.N1	09-MAR-2004 06:32:20	Dark	44.000	10	Bet Cen	0.61000	28000.	88	10581	No
95	GOM_NL__2PRFIN20040309_063433_000000442025_00006_10581_0312.N1	09-MAR-2004 06:34:33	Dark	44.000	12	Alp1Cru	0.77500	30000.	88	10581	No
96	GOM_NL__2PRFIN20040309_063546_000000412025_00006_10581_0313.N1	09-MAR-2004 06:35:46	Dark	41.000	129	Del Cru	2.7930	26000.	82	10581	No
97	GOM_NL__2PRFIN20040309_063721_000000492025_00006_10581_0314.N1	09-MAR-2004 06:37:21	Straylight	49.000	64	Gam Cen	2.2000	10600.	98	10581	No
98	GOM_NL__2PRFIN20040309_063920_000000412025_00006_10581_0315.N1	09-MAR-2004 06:39:20	Straylight	40.500	91	Kap Vel	2.4900	26000.	81	10581	No
99	GOM_NL__2PRFIN20040309_064239_000000462025_00006_10581_0316.N1	09-MAR-2004 06:42:39	Straylight	46.000	65	Lam Vel	2.2040	4400.0	92	10581	No
100	GOM_NL__2PRFIN20040309_064538_000000612025_00006_10581_0317.N1	09-MAR-2004 06:45:38	Straylight	61.000	106	9Bet Crv	2.6480	5600.0	122	10581	No
101	GOM_NL__2PRFIN20040309_064813_000000592025_00006_10581_0318.N1	09-MAR-2004 06:48:13	Straylight	59.000	100	4Gam Crv	2.5800	13100.	118	10581	No

102	GOM_NL__2PRFIN20040309_065207_000000462025_00006_10581_0319.N1	09-MAR-2004 06:52:07	Twilight	46.000	48	30Alp Hya	1.9770	4100.0	92	10581	No
103	GOM_NL__2PRFIN20040309_065749_000000402025_00006_10581_0320.N1	09-MAR-2004 06:57:49	Bright	39.500	22	32Alp Leo	1.3600	15200.	79	10581	No
104	GOM_NL__2PRFIN20040309_070012_000000422025_00006_10581_0321.N1	09-MAR-2004 07:00:12	Bright	41.500	51	41Gam1Leo	2.0100	4500.0	83	10581	No
105	GOM_NL__2PRFIN20040309_070439_000001062025_00006_10581_0322.N1	09-MAR-2004 07:04:39	Bright	106.00	138	47Eps Vir	2.8280	4700.0	212	10581	No
106	GOM_NL__2PRFIN20040309_070827_000000422025_00006_10581_0323.N1	09-MAR-2004 07:08:27	Bright	42.000	174	52Psi UMa	3.0040	4400.0	84	10581	No
107	GOM_NL__2PRFIN20040309_071129_000000412025_00006_10581_0324.N1	09-MAR-2004 07:11:29	Bright	40.500	82	48Bet UMa	2.3650	10600.	81	10581	No
108	GOM_NL__2PRFIN20040309_071256_000000412025_00006_10581_0325.N1	09-MAR-2004 07:12:56	Bright	41.000	36	50Alp UMa	1.8000	6300.0	82	10581	No
109	GOM_NL__2PRFIN20040309_071513_000000492025_00006_10581_0326.N1	09-MAR-2004 07:15:13	Bright	48.500	32	77Eps UMa	1.7630	11000.	97	10581	No
110	GOM_NL__2PRFIN20040309_071953_000000362025_00006_10581_0327.N1	09-MAR-2004 07:19:53	Bright	35.500	49	1Alp UMi	1.9900	6300.0	71	10581	No
111	GOM_NL__2PRFIN20040309_072431_000000492025_00006_10581_0328.N1	09-MAR-2004 07:24:31	Bright	48.500	119	14Eta Dra	2.7270	4700.0	97	10581	No
112	GOM_NL__2PRFIN20040309_072735_000000372025_00006_10581_0329.N1	09-MAR-2004 07:27:35	Bright	37.000	89	5Alp Cep	2.4510	8000.0	74	10581	No
113	GOM_NL__2PRFIN20040309_072916_000000512025_00006_10581_0330.N1	09-MAR-2004 07:29:16	Bright	51.000	130	23Bet Dra	2.7990	5800.0	102	10581	No
114	GOM_NL__2PRFIN20040309_073240_000000382025_00006_10581_0331.N1	09-MAR-2004 07:32:40	Bright	38.000	19	50Alp Cyg	1.2460	10500.	76	10581	No
115	GOM_NL__2PRFIN20040309_073414_000000362025_00006_10581_0332.N1	09-MAR-2004 07:34:14	Bright	36.000	66	37Gam Cyg	2.2080	5900.0	72	10581	No
116	GOM_NL__2PRFIN20040309_073551_000000382025_00006_10581_0333.N1	09-MAR-2004 07:35:51	Bright	37.500	92	53Eps Cyg	2.5000	4500.0	75	10581	No
117	GOM_NL__2PRFIN20040309_073912_000001312025_00006_10581_0334.N1	09-MAR-2004 07:39:12	Twilight	131.00	133	40Zet Her	2.8070	6000.0	262	10581	No
118	GOM_NL__2PRFIN20040309_074322_000000512025_00006_10581_0335.N1	09-MAR-2004 07:43:22	Twilight	51.000	168	17Zet Aql	2.9860	11000.	102	10581	No
119	GOM_NL__2PRFIN20040309_074813_000000892025_00006_10581_0336.N1	09-MAR-2004 07:48:13	Dark	89.000	59	55Alp Oph	2.0800	8900.0	178	10581	No
120	GOM_NL__2PRFIN20040309_075056_000000852025_00006_10581_0337.N1	09-MAR-2004 07:50:56	Dark	84.500	126	60Bet Oph	2.7700	4250.0	169	10581	No
121	GOM_NL__2PRFIN20040309_075330_000000462025_00006_10581_0338.N1	09-MAR-2004 07:53:30	Dark	46.000	155	41Pi Sgr	2.9000	6600.0	92	10581	No
122	GOM_NL__2PRFIN20040309_075526_000000452025_00006_10581_0339.N1	09-MAR-2004 07:55:26	Dark	45.000	57	34Sig Sgr	2.0660	26000.	90	10581	No
123	GOM_NL__2PRFIN20040309_075845_000000482025_00006_10581_0340.N1	09-MAR-2004 07:58:45	Dark	47.500	38	20Eps Sgr	1.8360	11000.	95	10581	No
124	GOM_NL__2PRFIN20040309_080204_000000562025_00006_10581_0341.N1	09-MAR-2004 08:02:04	Dark	56.000	25	35Lam Sco	1.6200	28000.	112	10581	No
125	GOM_NL__2PRFIN20040309_080403_000000442025_00007_10582_0307.N1	09-MAR-2004 08:04:03	Dark	43.500	147	Alp Ara	2.8770	26000.	87	10582	No
126	GOM_NL__2PRFIN20040309_080747_000000522025_00007_10582_0308.N1	09-MAR-2004 08:07:47	Dark	51.500	43	Alp TrA	1.9100	4250.0	103	10582	No
127	GOM_NL__2PRFIN20040309_081002_000000382025_00007_10582_0309.N1	09-MAR-2004 08:10:02	Dark	38.000	145	Gam TrA	2.8720	10600.	76	10582	No
128	GOM_NL__2PRFIN20040309_081140_000000472025_00007_10582_0310.N1	09-MAR-2004 08:11:40	Dark	46.500	4	Alp1Cen	-0.010000	5800.0	93	10582	No
129	GOM_NL__2PRFIN20040309_081257_000000422025_00007_10582_0311.N1	09-MAR-2004 08:12:57	Dark	42.000	10	Bet Cen	0.61000	28000.	84	10582	No
130	GOM_NL__2PRFIN20040309_081510_000000442025_00007_10582_0312.N1	09-MAR-2004 08:15:10	Dark	43.500	12	Alp1Cru	0.77500	30000.	87	10582	No
131	GOM_NL__2PRFIN20040309_081623_000000392025_00007_10582_0313.N1	09-MAR-2004 08:16:23	Dark	39.000	129	Del Cru	2.7930	26000.	78	10582	No
132	GOM_NL__2PRFIN20040309_081757_000000472025_00007_10582_0314.N1	09-MAR-2004 08:17:57	Straylight	46.500	64	Gam Cen	2.2000	10600.	93	10582	No
133	GOM_NL__2PRFIN20040309_081956_000000392025_00007_10582_0315.N1	09-MAR-2004 08:19:56	Straylight	39.000	91	Kap Vel	2.4900	26000.	78	10582	No
134	GOM_NL__2PRFIN20040309_082316_000000472025_00007_10582_0316.N1	09-MAR-2004 08:23:16	Straylight	46.500	65	Lam Vel	2.2040	4400.0	93	10582	No
135	GOM_NL__2PRFIN20040309_082614_000000632025_00007_10582_0317.N1	09-MAR-2004 08:26:14	Straylight	63.000	106	9Bet Crv	2.6480	5600.0	126	10582	No
136	GOM_NL__2PRFIN20040309_082849_000000592025_00007_10582_0318.N1	09-MAR-2004 08:28:49	Straylight	58.500	100	4Gam Crv	2.5800	13100.	117	10582	No
137	GOM_NL__2PRFIN20040309_083243_000000482025_00007_10582_0319.N1	09-MAR-2004 08:32:43	Twilight	48.000	48	30Alp Hya	1.9770	4100.0	96	10582	No
138	GOM_NL__2PRFIN20040309_083825_000000392025_00007_10582_0320.N1	09-MAR-2004 08:38:25	Bright	39.000	22	32Alp Leo	1.3600	15200.	78	10582	No
139	GOM_NL__2PRFIN20040309_084048_000000402025_00007_10582_0321.N1	09-MAR-2004 08:40:48	Bright	40.000	51	41Gam1Leo	2.0100	4500.0	80	10582	No
140	GOM_NL__2PRFIN20040309_084512_000001102025_00007_10582_0322.N1	09-MAR-2004 08:45:12	Bright	110.00	138	47Eps Vir	2.8280	4700.0	220	10582	No
141	GOM_NL__2PRFIN20040309_084903_000000432025_00007_10582_0323.N1	09-MAR-2004 08:49:03	Bright	42.500	174	52Psi UMa	3.0040	4400.0	85	10582	No
142	GOM_NL__2PRFIN20040309_085205_000000392025_00007_10582_0324.N1	09-MAR-2004 08:52:05	Bright	39.000	82	48Bet UMa	2.3650	10600.	78	10582	No
143	GOM_NL__2PRFIN20040309_085331_000000412025_00007_10582_0325.N1	09-MAR-2004 08:53:31	Bright	40.500	36	50Alp UMa	1.8000	6300.0	81	10582	No
144	GOM_NL__2PRFIN20040309_085548_000000492025_00007_10582_0326.N1	09-MAR-2004 08:55:48	Bright	48.500	32	77Eps UMa	1.7630	11000.	97	10582	No
145	GOM_NL__2PRFIN20040309_090029_000000352025_00007_10582_0327.N1	09-MAR-2004 09:00:29	Bright	35.000	49	1Alp UMi	1.9900	6300.0	70	10582	No
146	GOM_NL__2PRFIN20040309_090506_000000502025_00007_10582_0328.N1	09-MAR-2004 09:05:06	Bright	49.500	119	14Eta Dra	2.7270	4700.0	99	10582	No
147	GOM_NL__2PRFIN20040309_090811_000000382025_00007_10582_0329.N1	09-MAR-2004 09:08:11	Bright	37.500	89	5Alp Cep	2.4510	8000.0	75	10582	No
148	GOM_NL__2PRFIN20040309_090952_000000492025_00007_10582_0330.N1	09-MAR-2004 09:09:52	Bright	49.000	130	23Bet Dra	2.7990	5800.0	98	10582	No
149	GOM_NL__2PRFIN20040309_091316_000000382025_00007_10582_0331.N1	09-MAR-2004 09:13:16	Bright	37.500	19	50Alp Cyg	1.2460	10500.	75	10582	No
150	GOM_NL__2PRFIN20040309_091451_000000392025_00007_10582_0332.N1	09-MAR-2004 09:14:51	Bright	38.500	66	37Gam Cyg	2.2080	5900.0	77	10582	No
151	GOM_NL__2PRFIN20040309_091628_000000372025_00007_10582_0333.N1	09-MAR-2004 09:16:28	Bright	37.000	92	53Eps Cyg	2.5000	4500.0	74	10582	No
152	GOM_NL__2PRFIN20040309_091948_000001232025_00007_10582_0334.N1	09-MAR-2004 09:19:48	Twilight	123.00	133	40Zet Her	2.8070	6000.0	246	10582	No
153	GOM_NL__2PRFIN20040309_092358_000000492025_00007_10582_0335.N1	09-MAR-2004 09:23:58	Twilight	48.500	168	17Zet Aql	2.9860	11000.	97	10582	No
154	GOM_NL__2PRFIN20040309_092850_000000972025_00007_10582_0336.N1	09-MAR-2004 09:28:50	Dark	96.500	59	55Alp Oph	2.0800	8900.0	193	10582	No
155	GOM_NL__2PRFIN20040309_093134_000000822025_00007_10582_0337.N1	09-MAR-2004 09:31:34	Dark	81.500	126	60Bet Oph	2.7700	4250.0	163	10582	No
156	GOM_NL__2PRFIN20040309_093407_000000442025_00007_10582_0338.N1	09-MAR-2004 09:34:07	Dark	44.000	155	41Pi Sgr	2.9000	6600.0	88	10582	No
157	GOM_NL__2PRFIN20040309_093603_000000482025_00007_10582_0339.N1	09-MAR-2004 09:36:03	Dark	47.500	57	34Sig Sgr	2.0660	26000.	95	10582	No
158	GOM_NL__2PRFIN20040309_093922_000000492025_00007_10582_0340.N1	09-MAR-2004 09:39:22	Dark	48.500	38	20Eps Sgr	1.8360	11000.	97	10582	No
159	GOM_NL__2PRFIN20040309_094241_000000522025_00007_10582_0341.N1	09-MAR-2004 09:42:41	Dark	52.000	25	35Lam Sco	1.6200	28000.	104	10582	No
160	GOM_NL__2PRFIN20040309_094440_000000422025_00008_10583_0307.N1	09-MAR-2004 09:44:40	Dark	42.000	147	Alp Ara	2.8770	26000.	84	10583	No

161	GOM_NL__2PRFIN20040309_094823_000000442025_00008_10583_0308.N1	09-MAR-2004 09:48:23	Dark	44.000	43	Alp TrA	1.9100	4250.0	88	10583	No
162	GOM_NL__2PRFIN20040309_095039_000000402025_00008_10583_0309.N1	09-MAR-2004 09:50:39	Dark	39.500	145	Gam TrA	2.8720	10600.	79	10583	No
163	GOM_NL__2PRFIN20040309_095217_000000452025_00008_10583_0310.N1	09-MAR-2004 09:52:17	Dark	44.500	4	Alp1Cen	-0.010000	5800.0	89	10583	No
164	GOM_NL__2PRFIN20040309_095333_000000412025_00008_10583_0311.N1	09-MAR-2004 09:53:33	Dark	41.000	10	Bet Cen	0.61000	28000.	82	10583	No
165	GOM_NL__2PRFIN20040309_095546_000000482025_00008_10583_0312.N1	09-MAR-2004 09:55:46	Dark	47.500	12	Alp1Cru	0.77500	30000.	95	10583	No
166	GOM_NL__2PRFIN20040309_095659_000000402025_00008_10583_0313.N1	09-MAR-2004 09:56:59	Dark	39.500	129	Del Cru	2.7930	26000.	79	10583	No
167	GOM_NL__2PRFIN20040309_095834_000000452025_00008_10583_0314.N1	09-MAR-2004 09:58:34	Straylight	45.000	64	Gam Cen	2.2000	10600.	90	10583	No
168	GOM_NL__2PRFIN20040309_100032_000000412025_00008_10583_0315.N1	09-MAR-2004 10:00:32	Straylight	40.500	91	Kap Vel	2.4900	26000.	81	10583	No
169	GOM_NL__2PRFIN20040309_100351_000000472025_00008_10583_0316.N1	09-MAR-2004 10:03:51	Straylight	47.000	65	Lam Vel	2.2040	4400.0	94	10583	No
170	GOM_NL__2PRFIN20040309_100651_000000612025_00008_10583_0317.N1	09-MAR-2004 10:06:51	Straylight	61.000	106	9Bet Crv	2.6480	5600.0	122	10583	No
171	GOM_NL__2PRFIN20040309_100925_000000582025_00008_10583_0318.N1	09-MAR-2004 10:09:25	Straylight	58.000	100	4Gam Crv	2.5800	13100.	116	10583	No
172	GOM_NL__2PRFIN20040309_101319_000000462025_00008_10583_0319.N1	09-MAR-2004 10:13:19	Tw_i_and_stray	45.500	48	30Alp Hya	1.9770	4100.0	91	10583	No
173	GOM_NL__2PRFIN20040309_101901_000000402025_00008_10583_0320.N1	09-MAR-2004 10:19:01	Bright	40.000	22	32Alp Leo	1.3600	15200.	80	10583	No
174	GOM_NL__2PRFIN20040309_102124_000000412025_00008_10583_0321.N1	09-MAR-2004 10:21:24	Bright	40.500	51	41Gam1Leo	2.0100	4500.0	81	10583	No
175	GOM_NL__2PRFIN20040309_102546_000001122025_00008_10583_0322.N1	09-MAR-2004 10:25:46	Bright	112.00	138	47Eps Vir	2.8280	4700.0	224	10583	No
176	GOM_NL__2PRFIN20040309_102938_000000432025_00008_10583_0323.N1	09-MAR-2004 10:29:38	Bright	42.500	174	52Psi UMa	3.0040	4400.0	85	10583	No
177	GOM_NL__2PRFIN20040309_103240_000000412025_00008_10583_0324.N1	09-MAR-2004 10:32:40	Bright	41.000	82	48Bet UMa	2.3650	10600.	82	10583	No
178	GOM_NL__2PRFIN20040309_103407_000000422025_00008_10583_0325.N1	09-MAR-2004 10:34:07	Bright	41.500	36	50Alp UMa	1.8000	6300.0	83	10583	No
179	GOM_NL__2PRFIN20040309_103623_000000492025_00008_10583_0326.N1	09-MAR-2004 10:36:23	Bright	48.500	32	77Eps UMa	1.7630	11000.	97	10583	No
180	GOM_NL__2PRFIN20040309_104105_000000392025_00008_10583_0327.N1	09-MAR-2004 10:41:05	Bright	38.500	49	1Alp UMi	1.9900	6300.0	77	10583	No
181	GOM_NL__2PRFIN20040309_104542_000000492025_00008_10583_0328.N1	09-MAR-2004 10:45:42	Bright	49.000	119	14Eta Dra	2.7270	4700.0	98	10583	No
182	GOM_NL__2PRFIN20040309_104847_000000372025_00008_10583_0329.N1	09-MAR-2004 10:48:47	Bright	37.000	89	5Alp Cep	2.4510	8000.0	74	10583	No
183	GOM_NL__2PRFIN20040309_105027_000000502025_00008_10583_0330.N1	09-MAR-2004 10:50:27	Bright	50.000	130	23Bet Dra	2.7990	5800.0	100	10583	No
184	GOM_NL__2PRFIN20040309_105352_000000372025_00008_10583_0331.N1	09-MAR-2004 10:53:52	Bright	36.500	19	50Alp Cyg	1.2460	10500.	73	10583	No
185	GOM_NL__2PRFIN20040309_105526_000000362025_00008_10583_0332.N1	09-MAR-2004 10:55:26	Bright	36.000	66	37Gam Cyg	2.2080	5900.0	72	10583	No
186	GOM_NL__2PRFIN20040309_105704_000000362025_00008_10583_0333.N1	09-MAR-2004 10:57:04	Bright	36.000	92	53Eps Cyg	2.5000	4500.0	72	10583	No
187	GOM_NL__2PRFIN20040309_110025_000001212025_00008_10583_0334.N1	09-MAR-2004 11:00:25	Tw_i_and_stray	121.00	133	40Zet Her	2.8070	6000.0	242	10583	No
188	GOM_NL__2PRFIN20040309_110434_000000502025_00008_10583_0335.N1	09-MAR-2004 11:04:34	Tw_i_and_stray	49.500	168	17Zet Aql	2.9860	11000.	99	10583	No
189	GOM_NL__2PRFIN20040309_110928_000000932025_00008_10583_0336.N1	09-MAR-2004 11:09:28	Dark	93.000	59	55Alp Oph	2.0800	8900.0	186	10583	No
190	GOM_NL__2PRFIN20040309_111211_000000832025_00008_10583_0337.N1	09-MAR-2004 11:12:11	Dark	83.000	126	60Bet Oph	2.7700	4250.0	166	10583	No
191	GOM_NL__2PRFIN20040309_111443_000000442025_00008_10583_0338.N1	09-MAR-2004 11:14:43	Dark	44.000	155	41Pi Sgr	2.9000	6600.0	88	10583	No
192	GOM_NL__2PRFIN20040309_111639_000000452025_00008_10583_0339.N1	09-MAR-2004 11:16:39	Dark	45.000	57	34Sig Sgr	2.0660	26000.	90	10583	No
193	GOM_NL__2PRFIN20040309_111958_000000482025_00008_10583_0340.N1	09-MAR-2004 11:19:58	Dark	48.000	38	20Eps Sgr	1.8360	11000.	96	10583	No
194	GOM_NL__2PRFIN20040309_112317_000000512025_00008_10583_0341.N1	09-MAR-2004 11:23:17	Dark	50.500	25	35Lam Sco	1.6200	28000.	101	10583	No
195	GOM_NL__2PRFIN20040309_112516_000000442025_00009_10584_0307.N1	09-MAR-2004 11:25:16	Dark	43.500	147	Alp Ara	2.8770	26000.	87	10584	No
196	GOM_NL__2PRFIN20040309_112859_000000422025_00009_10584_0308.N1	09-MAR-2004 11:28:59	Dark	42.000	43	Alp TrA	1.9100	4250.0	84	10584	No
197	GOM_NL__2PRFIN20040309_113114_000000392025_00009_10584_0309.N1	09-MAR-2004 11:31:14	Dark	38.500	145	Gam TrA	2.8720	10600.	77	10584	No
198	GOM_NL__2PRFIN20040309_113253_000000442025_00009_10584_0310.N1	09-MAR-2004 11:32:53	Dark	44.000	4	Alp1Cen	-0.010000	5800.0	88	10584	No
199	GOM_NL__2PRFIN20040309_113409_000000432025_00009_10584_0311.N1	09-MAR-2004 11:34:09	Dark	43.000	10	Bet Cen	0.61000	28000.	86	10584	No
200	GOM_NL__2PRFIN20040309_113621_000000422025_00009_10584_0312.N1	09-MAR-2004 11:36:21	Dark	42.000	12	Alp1Cru	0.77500	30000.	84	10584	No
201	GOM_NL__2PRFIN20040309_113735_000000402025_00009_10584_0313.N1	09-MAR-2004 11:37:35	Dark	39.500	129	Del Cru	2.7930	26000.	79	10584	No
202	GOM_NL__2PRFIN20040309_113910_000000442025_00009_10584_0314.N1	09-MAR-2004 11:39:10	Straylight	44.000	64	Gam Cen	2.2000	10600.	88	10584	No
203	GOM_NL__2PRFIN20040309_114107_000000432025_00009_10584_0315.N1	09-MAR-2004 11:41:07	Straylight	42.500	91	Kap Vel	2.4900	26000.	85	10584	No
204	GOM_NL__2PRFIN20040309_114427_000000432025_00009_10584_0316.N1	09-MAR-2004 11:44:27	Straylight	43.000	65	Lam Vel	2.2040	4400.0	86	10584	No
205	GOM_NL__2PRFIN20040309_114727_000000602025_00009_10584_0317.N1	09-MAR-2004 11:47:27	Straylight	60.000	106	9Bet Crv	2.6480	5600.0	120	10584	No
206	GOM_NL__2PRFIN20040309_115001_000000582025_00009_10584_0318.N1	09-MAR-2004 11:50:01	Straylight	57.500	100	4Gam Crv	2.5800	13100.	115	10584	No
207	GOM_NL__2PRFIN20040309_115355_000000452025_00009_10584_0319.N1	09-MAR-2004 11:53:55	Tw_i_and_stray	44.500	48	30Alp Hya	1.9770	4100.0	89	10584	No
208	GOM_NL__2PRFIN20040309_115936_000000422025_00009_10584_0320.N1	09-MAR-2004 11:59:36	Bright	41.500	22	32Alp Leo	1.3600	15200.	83	10584	No
209	GOM_NL__2PRFIN20040309_120159_000000422025_00009_10584_0321.N1	09-MAR-2004 12:01:59	Bright	41.500	51	41Gam1Leo	2.0100	4500.0	83	10584	No
210	GOM_NL__2PRFIN20040309_120619_000001042025_00009_10584_0322.N1	09-MAR-2004 12:06:19	Bright	104.00	138	47Eps Vir	2.8280	4700.0	208	10584	No
211	GOM_NL__2PRFIN20040309_121013_000000442025_00009_10584_0323.N1	09-MAR-2004 12:10:13	Bright	44.000	174	52Psi UMa	3.0040	4400.0	88	10584	No
212	GOM_NL__2PRFIN20040309_121315_000000412025_00009_10584_0324.N1	09-MAR-2004 12:13:15	Bright	41.000	82	48Bet UMa	2.3650	10600.	82	10584	No
213	GOM_NL__2PRFIN20040309_121442_000000412025_00009_10584_0325.N1	09-MAR-2004 12:14:42	Bright	40.500	36	50Alp UMa	1.8000	6300.0	81	10584	No
214	GOM_NL__2PRFIN20040309_121657_000000512025_00009_10584_0326.N1	09-MAR-2004 12:16:57	Bright	50.500	32	77Eps UMa	1.7630	11000.	101	10584	No
215	GOM_NL__2PRFIN20040309_122140_000000382025_00009_10584_0327.N1	09-MAR-2004 12:21:40	Bright	38.000	49	1Alp UMi	1.9900	6300.0	76	10584	No
216	GOM_NL__2PRFIN20040309_122617_000000482025_00009_10584_0328.N1	09-MAR-2004 12:26:17	Bright	47.500	119	14Eta Dra	2.7270	4700.0	95	10584	No
217	GOM_NL__2PRFIN20040309_122922_000000382025_00009_10584_0329.N1	09-MAR-2004 12:29:22	Bright	37.500	89	5Alp Cep	2.4510	8000.0	75	10584	No
218	GOM_NL__2PRFIN20040309_123103_000000512025_00009_10584_0330.N1	09-MAR-2004 12:31:03	Bright	51.000	130	23Bet Dra	2.7990	5800.0	102	10584	No
219	GOM_NL__2PRFIN20040309_123427_000000392025_00009_10584_0331.N1	09-MAR-2004 12:34:27	Bright	39.000	19	50Alp Cyg	1.2460	10500.	78	10584	No

220	GOM_NL__2PRFIN20040309_123602_000000392025_00009_10584_0332.N1	09-MAR-2004 12:36:02	Bright	39.000	66	37Gam Cyg	2.2080	5900.0	78	10584	No
221	GOM_NL__2PRFIN20040309_123740_000000382025_00009_10584_0333.N1	09-MAR-2004 12:37:40	Bright	38.000	92	53Eps Cyg	2.5000	4500.0	76	10584	No
222	GOM_NL__2PRFIN20040309_124101_000001292025_00009_10584_0334.N1	09-MAR-2004 12:41:01	Tw_i_and_stray	128.50	133	40Zet Her	2.8070	6000.0	257	10584	No
223	GOM_NL__2PRFIN20040309_124511_000000522025_00009_10584_0335.N1	09-MAR-2004 12:45:11	Tw_i_and_stray	52.000	168	17Zet Aql	2.9860	11000.	104	10584	No
224	GOM_NL__2PRFIN20040309_125006_000001012025_00009_10584_0336.N1	09-MAR-2004 12:50:06	Dark	101.00	59	55Alp Oph	2.0800	8900.0	202	10584	No
225	GOM_NL__2PRFIN20040309_125249_000000902025_00009_10584_0337.N1	09-MAR-2004 12:52:49	Dark	89.500	126	60Bet Oph	2.7700	4250.0	179	10584	No
226	GOM_NL__2PRFIN20040309_125519_000000442025_00009_10584_0338.N1	09-MAR-2004 12:55:19	Dark	44.000	155	41Pi Sgr	2.9000	6600.0	88	10584	No
227	GOM_NL__2PRFIN20040309_125716_000000442025_00009_10584_0339.N1	09-MAR-2004 12:57:16	Dark	43.500	57	34Sig Sgr	2.0660	26000.	87	10584	No
228	GOM_NL__2PRFIN20040309_130035_000000482025_00009_10584_0340.N1	09-MAR-2004 13:00:35	Dark	47.500	38	20Eps Sgr	1.8360	11000.	95	10584	No
229	GOM_NL__2PRFIN20040309_130354_000000512025_00009_10584_0341.N1	09-MAR-2004 13:03:54	Dark	51.000	25	35Lam Sco	1.6200	28000.	102	10584	No
230	GOM_NL__2PRFIN20040309_130553_000000432025_00010_10585_0327.N1	09-MAR-2004 13:05:53	Dark	43.000	147	Alp Ara	2.8770	26000.	86	10585	No
231	GOM_NL__2PRFIN20040309_130935_000000432025_00010_10585_0328.N1	09-MAR-2004 13:09:35	Dark	43.000	43	Alp TrA	1.9100	4250.0	86	10585	No
232	GOM_NL__2PRFIN20040309_131151_000000392025_00010_10585_0329.N1	09-MAR-2004 13:11:51	Dark	39.000	145	Gam TrA	2.8720	10600.	78	10585	No
233	GOM_NL__2PRFIN20040309_131329_000000452025_00010_10585_0330.N1	09-MAR-2004 13:13:29	Dark	44.500	4	Alp1Cen	-0.010000	5800.0	89	10585	No
234	GOM_NL__2PRFIN20040309_131446_000000452025_00010_10585_0331.N1	09-MAR-2004 13:14:46	Dark	44.500	10	Bet Cen	0.61000	28000.	89	10585	No
235	GOM_NL__2PRFIN20040309_131658_000000422025_00010_10585_0332.N1	09-MAR-2004 13:16:58	Dark	42.000	12	Alp1Cru	0.77500	30000.	84	10585	No
236	GOM_NL__2PRFIN20040309_131811_000000402025_00010_10585_0333.N1	09-MAR-2004 13:18:11	Dark	39.500	129	Del Cru	2.7930	26000.	79	10585	No
237	GOM_NL__2PRFIN20040309_131946_000000462025_00010_10585_0334.N1	09-MAR-2004 13:19:46	Straylight	45.500	64	Gam Cen	2.2000	10600.	91	10585	No
238	GOM_NL__2PRFIN20040309_132144_000000392025_00010_10585_0335.N1	09-MAR-2004 13:21:44	Straylight	39.000	91	Kap Vel	2.4900	26000.	78	10585	No
239	GOM_NL__2PRFIN20040309_132503_000000502025_00010_10585_0336.N1	09-MAR-2004 13:25:03	Straylight	50.000	65	Lam Vel	2.2040	4400.0	100	10585	No
240	GOM_NL__2PRFIN20040309_132803_000000622025_00010_10585_0337.N1	09-MAR-2004 13:28:03	Straylight	62.000	106	9Bet Crv	2.6480	5600.0	124	10585	No
241	GOM_NL__2PRFIN20040309_133037_000000562025_00010_10585_0338.N1	09-MAR-2004 13:30:37	Straylight	55.500	100	4Gam Crv	2.5800	13100.	111	10585	No
242	GOM_NL__2PRFIN20040309_133431_000000422025_00010_10585_0339.N1	09-MAR-2004 13:34:31	Tw_i_and_stray	41.500	48	30Alp Hya	1.9770	4100.0	83	10585	No
243	GOM_NL__2PRFIN20040309_134012_000000412025_00010_10585_0340.N1	09-MAR-2004 13:40:12	Bright	40.500	22	32Alp Leo	1.3600	15200.	81	10585	No
244	GOM_NL__2PRFIN20040309_134235_000000422025_00010_10585_0341.N1	09-MAR-2004 13:42:35	Bright	41.500	51	41Gam1Leo	2.0100	4500.0	83	10585	No
245	GOM_NL__2PRFIN20040309_134653_000001072025_00010_10585_0342.N1	09-MAR-2004 13:46:53	Bright	106.50	138	47Eps Vir	2.8280	4700.0	213	10585	No
246	GOM_NL__2PRFIN20040309_135049_000000442025_00010_10585_0343.N1	09-MAR-2004 13:50:49	Bright	43.500	174	52Psi UMa	3.0040	4400.0	87	10585	No
247	GOM_NL__2PRFIN20040309_135351_000000412025_00010_10585_0344.N1	09-MAR-2004 13:53:51	Bright	41.000	82	48Bet UMa	2.3650	10600.	82	10585	No
248	GOM_NL__2PRFIN20040309_135518_000000402025_00010_10585_0345.N1	09-MAR-2004 13:55:18	Bright	40.000	36	50Alp UMa	1.8000	6300.0	80	10585	No
249	GOM_NL__2PRFIN20040309_135733_000000482025_00010_10585_0346.N1	09-MAR-2004 13:57:33	Bright	48.000	32	77Eps UMa	1.7630	11000.	96	10585	No
250	GOM_NL__2PRFIN20040309_140652_000000472025_00010_10585_0347.N1	09-MAR-2004 14:06:52	Bright	46.500	119	14Eta Dra	2.7270	4700.0	93	10585	No
251	GOM_NL__2PRFIN20040309_140958_000000362025_00010_10585_0348.N1	09-MAR-2004 14:09:58	Bright	36.000	89	5Alp Cep	2.4510	8000.0	72	10585	No
252	GOM_NL__2PRFIN20040309_141139_000000502025_00010_10585_0349.N1	09-MAR-2004 14:11:39	Bright	49.500	130	23Bet Dra	2.7990	5800.0	99	10585	No
253	GOM_NL__2PRFIN20040309_141504_000000392025_00010_10585_0350.N1	09-MAR-2004 14:15:04	Bright	39.000	19	50Alp Cyg	1.2460	10500.	78	10585	No
254	GOM_NL__2PRFIN20040309_141638_000000372025_00010_10585_0351.N1	09-MAR-2004 14:16:38	Bright	36.500	66	37Gam Cyg	2.2080	5900.0	73	10585	No
255	GOM_NL__2PRFIN20040309_141816_000000352025_00010_10585_0352.N1	09-MAR-2004 14:18:16	Bright	35.000	92	53Eps Cyg	2.5000	4500.0	70	10585	No
256	GOM_NL__2PRFIN20040309_142137_000001182025_00010_10585_0353.N1	09-MAR-2004 14:21:37	Tw_i_and_stray	118.00	133	40Zet Her	2.8070	6000.0	236	10585	No
257	GOM_NL__2PRFIN20040309_142547_000000512025_00010_10585_0354.N1	09-MAR-2004 14:25:47	Tw_i_and_stray	51.000	168	17Zet Aql	2.9860	11000.	102	10585	No
258	GOM_NL__2PRFIN20040309_143043_000000942025_00010_10585_0355.N1	09-MAR-2004 14:30:43	Dark	94.000	59	55Alp Oph	2.0800	8900.0	188	10585	No
259	GOM_NL__2PRFIN20040309_143326_000000872025_00010_10585_0356.N1	09-MAR-2004 14:33:26	Dark	86.500	126	60Bet Oph	2.7700	4250.0	173	10585	No
260	GOM_NL__2PRFIN20040309_143753_000000472025_00010_10585_0357.N1	09-MAR-2004 14:37:53	Dark	46.500	57	34Sig Sgr	2.0660	26000.	93	10585	No
261	GOM_NL__2PRFIN20040309_144112_000000462025_00010_10585_0358.N1	09-MAR-2004 14:41:12	Dark	46.000	38	20Eps Sgr	1.8360	11000.	92	10585	No
262	GOM_NL__2PRFIN20040309_144431_000000602025_00010_10585_0359.N1	09-MAR-2004 14:44:31	Dark	59.500	25	35Lam Sco	1.6200	28000.	119	10585	No
263	GOM_NL__2PRFIN20040309_144630_000000422025_00011_10586_0327.N1	09-MAR-2004 14:46:30	Dark	42.000	147	Alp Ara	2.8770	26000.	84	10586	No
264	GOM_NL__2PRFIN20040309_145011_000000432025_00011_10586_0328.N1	09-MAR-2004 14:50:11	Dark	42.500	43	Alp TrA	1.9100	4250.0	85	10586	No
265	GOM_NL__2PRFIN20040309_145226_000000402025_00011_10586_0329.N1	09-MAR-2004 14:52:26	Dark	39.500	145	Gam TrA	2.8720	10600.	79	10586	No
266	GOM_NL__2PRFIN20040309_145406_000000462025_00011_10586_0330.N1	09-MAR-2004 14:54:06	Dark	45.500	4	Alp1Cen	-0.010000	5800.0	91	10586	No
267	GOM_NL__2PRFIN20040309_145522_000000462025_00011_10586_0331.N1	09-MAR-2004 14:55:22	Dark	46.000	10	Bet Cen	0.61000	28000.	92	10586	No
268	GOM_NL__2PRFIN20040309_145734_000000452025_00011_10586_0332.N1	09-MAR-2004 14:57:34	Dark	44.500	12	Alp1Cru	0.77500	30000.	89	10586	No
269	GOM_NL__2PRFIN20040309_145847_000000402025_00011_10586_0333.N1	09-MAR-2004 14:58:47	Dark	40.000	129	Del Cru	2.7930	26000.	80	10586	No
270	GOM_NL__2PRFIN20040309_150022_000000442025_00011_10586_0334.N1	09-MAR-2004 15:00:22	Straylight	43.500	64	Gam Cen	2.2000	10600.	87	10586	No
271	GOM_NL__2PRFIN20040309_150219_000000452025_00011_10586_0335.N1	09-MAR-2004 15:02:19	Straylight	44.500	91	Kap Vel	2.4900	26000.	89	10586	No
272	GOM_NL__2PRFIN20040309_150537_000000502025_00011_10586_0336.N1	09-MAR-2004 15:05:37	Straylight	49.500	65	Lam Vel	2.2040	4400.0	99	10586	No
273	GOM_NL__2PRFIN20040309_150840_000000602025_00011_10586_0337.N1	09-MAR-2004 15:08:40	Straylight	60.000	106	9Bet Crv	2.6480	5600.0	120	10586	No
274	GOM_NL__2PRFIN20040309_151114_000000592025_00011_10586_0338.N1	09-MAR-2004 15:11:14	Straylight	58.500	100	4Gam Crv	2.5800	13100.	117	10586	No
275	GOM_NL__2PRFIN20040309_151507_000000472025_00011_10586_0339.N1	09-MAR-2004 15:15:07	Tw_i_and_stray	46.500	48	30Alp Hya	1.9770	4100.0	93	10586	No
276	GOM_NL__2PRFIN20040309_152048_000000402025_00011_10586_0340.N1	09-MAR-2004 15:20:48	Bright	39.500	22	32Alp Leo	1.3600	15200.	79	10586	No
277	GOM_NL__2PRFIN20040309_152311_000000422025_00011_10586_0341.N1	09-MAR-2004 15:23:11	Bright	41.500	51	41Gam1Leo	2.0100	4500.0	83	10586	No
278	GOM_NL__2PRFIN20040309_152726_000001052025_00011_10586_0342.N1	09-MAR-2004 15:27:26	Bright	105.00	138	47Eps Vir	2.8280	4700.0	210	10586	No

279	GOM_NL__2PRFIN20040309_153124_000000432025_00011_10586_0343.N1	09-MAR-2004 15:31:24	Bright	43.000	174	52Psi UMa	3.0040	4400.0	86	10586	No
280	GOM_NL__2PRFIN20040309_153427_000000402025_00011_10586_0344.N1	09-MAR-2004 15:34:27	Bright	39.500	82	48Bet UMa	2.3650	10600.	79	10586	No
281	GOM_NL__2PRFIN20040309_153553_000000422025_00011_10586_0345.N1	09-MAR-2004 15:35:53	Bright	41.500	36	50Alp UMa	1.8000	6300.0	83	10586	No
282	GOM_NL__2PRFIN20040309_153808_000000502025_00011_10586_0346.N1	09-MAR-2004 15:38:08	Bright	49.500	32	77Eps UMa	1.7630	11000.	99	10586	No
283	GOM_NL__2PRFIN20040309_154728_000000482025_00011_10586_0347.N1	09-MAR-2004 15:47:28	Bright	48.000	119	14Eta Dra	2.7270	4700.0	96	10586	No
284	GOM_NL__2PRFIN20040309_155035_000000392025_00011_10586_0348.N1	09-MAR-2004 15:50:35	Bright	38.500	89	5Alp Cep	2.4510	8000.0	77	10586	No
285	GOM_NL__2PRFIN20040309_155213_000000492025_00011_10586_0349.N1	09-MAR-2004 15:52:13	Bright	49.000	130	23Bet Dra	2.7990	5800.0	98	10586	No
286	GOM_NL__2PRFIN20040309_155540_000000362025_00011_10586_0350.N1	09-MAR-2004 15:55:40	Bright	35.500	19	50Alp Cyg	1.2460	10500.	71	10586	No
287	GOM_NL__2PRFIN20040309_155714_000000402025_00011_10586_0351.N1	09-MAR-2004 15:57:14	Bright	39.500	66	37Gam Cyg	2.2080	5900.0	79	10586	No
288	GOM_NL__2PRFIN20040309_155852_000000372025_00011_10586_0352.N1	09-MAR-2004 15:58:52	Bright	36.500	92	53Eps Cyg	2.5000	4500.0	73	10586	No
289	GOM_NL__2PRFIN20040309_160213_000001192025_00011_10586_0353.N1	09-MAR-2004 16:02:13	Tw_i_and_stray	118.50	133	40Zet Her	2.8070	6000.0	237	10586	No
290	GOM_NL__2PRFIN20040309_160623_000000482025_00011_10586_0354.N1	09-MAR-2004 16:06:23	Tw_i_and_stray	48.000	168	17Zet Aql	2.9860	11000.	96	10586	No
291	GOM_NL__2PRFIN20040309_161120_000000952025_00011_10586_0355.N1	09-MAR-2004 16:11:20	Dark	94.500	59	55Alp Oph	2.0800	8900.0	189	10586	No
292	GOM_NL__2PRFIN20040309_161401_000000882025_00011_10586_0356.N1	09-MAR-2004 16:14:01	Dark	88.000	126	60Bet Oph	2.7700	4250.0	176	10586	No
293	GOM_NL__2PRFIN20040309_161830_000000472025_00011_10586_0357.N1	09-MAR-2004 16:18:30	Dark	47.000	57	34Sig Sgr	2.0660	26000.	94	10586	No
294	GOM_NL__2PRFIN20040309_162149_000000482025_00011_10586_0358.N1	09-MAR-2004 16:21:49	Dark	48.000	38	20Eps Sgr	1.8360	11000.	96	10586	No
295	GOM_NL__2PRFIN20040309_162508_000000532025_00011_10586_0359.N1	09-MAR-2004 16:25:08	Dark	53.000	25	35Lam Sco	1.6200	28000.	106	10586	No
296	GOM_NL__2PRFIN20040309_162707_000000442025_00012_10587_0327.N1	09-MAR-2004 16:27:07	Dark	43.500	147	Alp Ara	2.8770	26000.	87	10587	No
297	GOM_NL__2PRFIN20040309_163048_000000402025_00012_10587_0328.N1	09-MAR-2004 16:30:48	Dark	40.000	43	Alp TrA	1.9100	4250.0	80	10587	No
298	GOM_NL__2PRFIN20040309_163303_000000402025_00012_10587_0329.N1	09-MAR-2004 16:33:03	Dark	39.500	145	Gam TrA	2.8720	10600.	79	10587	No
299	GOM_NL__2PRFIN20040309_163443_000000472025_00012_10587_0330.N1	09-MAR-2004 16:34:43	Dark	46.500	4	Alp1Cen	-0.010000	5800.0	93	10587	No
300	GOM_NL__2PRFIN20040309_163559_000000482025_00012_10587_0331.N1	09-MAR-2004 16:35:59	Dark	47.500	10	Bet Cen	0.61000	28000.	95	10587	No
301	GOM_NL__2PRFIN20040309_163810_000000492025_00012_10587_0332.N1	09-MAR-2004 16:38:10	Dark	49.000	12	Alp1Cru	0.77500	30000.	98	10587	No
302	GOM_NL__2PRFIN20040309_163924_000000402025_00012_10587_0333.N1	09-MAR-2004 16:39:24	Dark	40.000	129	Del Cru	2.7930	26000.	80	10587	No
303	GOM_NL__2PRFIN20040309_164059_000000502025_00012_10587_0334.N1	09-MAR-2004 16:40:59	Straylight	49.500	64	Gam Cen	2.2000	10600.	99	10587	No
304	GOM_NL__2PRFIN20040309_164256_000000402025_00012_10587_0335.N1	09-MAR-2004 16:42:56	Straylight	39.500	91	Kap Vel	2.4900	26000.	79	10587	No
305	GOM_NL__2PRFIN20040309_164615_000000482025_00012_10587_0336.N1	09-MAR-2004 16:46:15	Straylight	48.000	65	Lam Vel	2.2040	4400.0	96	10587	No
306	GOM_NL__2PRFIN20040309_164916_000000632025_00012_10587_0337.N1	09-MAR-2004 16:49:16	Straylight	62.500	106	9Bet Crv	2.6480	5600.0	125	10587	No
307	GOM_NL__2PRFIN20040309_165149_000000582025_00012_10587_0338.N1	09-MAR-2004 16:51:49	Straylight	57.500	100	4Gam Crv	2.5800	13100.	115	10587	No
308	GOM_NL__2PRFIN20040309_165543_000000442025_00012_10587_0339.N1	09-MAR-2004 16:55:43	Tw_i_and_stray	43.500	48	30Alp Hya	1.9770	4100.0	87	10587	No
309	GOM_NL__2PRFIN20040309_170124_000000412025_00012_10587_0340.N1	09-MAR-2004 17:01:24	Bright	41.000	22	32Alp Leo	1.3600	15200.	82	10587	No
310	GOM_NL__2PRFIN20040309_170347_000000412025_00012_10587_0341.N1	09-MAR-2004 17:03:47	Bright	41.000	51	41Gam1Leo	2.0100	4500.0	82	10587	No
311	GOM_NL__2PRFIN20040309_170800_000001012025_00012_10587_0342.N1	09-MAR-2004 17:08:00	Bright	101.00	138	47Eps Vir	2.8280	4700.0	202	10587	No
312	GOM_NL__2PRFIN20040309_171159_000000452025_00012_10587_0343.N1	09-MAR-2004 17:11:59	Bright	44.500	174	52Psi UMa	3.0040	4400.0	89	10587	No
313	GOM_NL__2PRFIN20040309_171503_000000412025_00012_10587_0344.N1	09-MAR-2004 17:15:03	Bright	40.500	82	48Bet UMa	2.3650	10600.	81	10587	No
314	GOM_NL__2PRFIN20040309_171629_000000412025_00012_10587_0345.N1	09-MAR-2004 17:16:29	Bright	41.000	36	50Alp UMa	1.8000	6300.0	82	10587	No
315	GOM_NL__2PRFIN20040309_171844_000000482025_00012_10587_0346.N1	09-MAR-2004 17:18:44	Bright	48.000	32	77Eps UMa	1.7630	11000.	96	10587	No
316	GOM_NL__2PRFIN20040309_172803_000000522025_00012_10587_0347.N1	09-MAR-2004 17:28:03	Bright	51.500	119	14Eta Dra	2.7270	4700.0	103	10587	No
317	GOM_NL__2PRFIN20040309_173111_000000342025_00012_10587_0348.N1	09-MAR-2004 17:31:11	Bright	34.000	89	5Alp Cep	2.4510	8000.0	68	10587	No
318	GOM_NL__2PRFIN20040309_173249_000000522025_00012_10587_0349.N1	09-MAR-2004 17:32:49	Bright	51.500	130	23Bet Dra	2.7990	5800.0	103	10587	No
319	GOM_NL__2PRFIN20040309_173617_000000362025_00012_10587_0350.N1	09-MAR-2004 17:36:17	Bright	35.500	19	50Alp Cyg	1.2460	10500.	71	10587	No
320	GOM_NL__2PRFIN20040309_173750_000000372025_00012_10587_0351.N1	09-MAR-2004 17:37:50	Bright	36.500	66	37Gam Cyg	2.2080	5900.0	73	10587	No
321	GOM_NL__2PRFIN20040309_173929_000000372025_00012_10587_0352.N1	09-MAR-2004 17:39:29	Bright	37.000	92	53Eps Cyg	2.5000	4500.0	74	10587	No
322	GOM_NL__2PRFIN20040309_174250_000001232025_00012_10587_0353.N1	09-MAR-2004 17:42:50	Tw_i_and_stray	123.00	133	40Zet Her	2.8070	6000.0	246	10587	No
323	GOM_NL__2PRFIN20040309_174700_000000502025_00012_10587_0354.N1	09-MAR-2004 17:47:00	Tw_i_and_stray	50.000	168	17Zet Aql	2.9860	11000.	100	10587	No
324	GOM_NL__2PRFIN20040309_175158_000000882025_00012_10587_0355.N1	09-MAR-2004 17:51:58	Dark	87.500	59	55Alp Oph	2.0800	8900.0	175	10587	No
325	GOM_NL__2PRFIN20040309_175441_000000832025_00012_10587_0356.N1	09-MAR-2004 17:54:41	Dark	82.500	126	60Bet Oph	2.7700	4250.0	165	10587	No
326	GOM_NL__2PRFIN20040309_175906_000000452025_00012_10587_0357.N1	09-MAR-2004 17:59:06	Dark	44.500	57	34Sig Sgr	2.0660	26000.	89	10587	No
327	GOM_NL__2PRFIN20040309_180226_000000502025_00012_10587_0358.N1	09-MAR-2004 18:02:26	Dark	49.500	38	20Eps Sgr	1.8360	11000.	99	10587	No
328	GOM_NL__2PRFIN20040309_180546_000000502025_00012_10587_0359.N1	09-MAR-2004 18:05:46	Dark	49.500	25	35Lam Sco	1.6200	28000.	99	10587	No
329	GOM_NL__2PRFIN20040309_180743_000000422025_00013_10588_0328.N1	09-MAR-2004 18:07:43	Dark	41.500	147	Alp Ara	2.8770	26000.	83	10588	No
330	GOM_NL__2PRFIN20040309_181125_000000412025_00013_10588_0329.N1	09-MAR-2004 18:11:25	Dark	41.000	43	Alp TrA	1.9100	4250.0	82	10588	No
331	GOM_NL__2PRFIN20040309_181340_000000392025_00013_10588_0330.N1	09-MAR-2004 18:13:40	Dark	39.000	145	Gam TrA	2.8720	10600.	78	10588	No
332	GOM_NL__2PRFIN20040309_181519_000000432025_00013_10588_0331.N1	09-MAR-2004 18:15:19	Dark	42.500	4	Alp1Cen	-0.010000	5800.0	85	10588	No
333	GOM_NL__2PRFIN20040309_181636_000000482025_00013_10588_0332.N1	09-MAR-2004 18:16:36	Dark	48.000	10	Bet Cen	0.61000	28000.	96	10588	No
334	GOM_NL__2PRFIN20040309_181847_000000402025_00013_10588_0333.N1	09-MAR-2004 18:18:47	Dark	39.500	12	Alp1Cru	0.77500	30000.	79	10588	No
335	GOM_NL__2PRFIN20040309_182000_000000392025_00013_10588_0334.N1	09-MAR-2004 18:20:00	Dark	39.000	129	Del Cru	2.7930	26000.	78	10588	No
336	GOM_NL__2PRFIN20040309_182136_000000432025_00013_10588_0335.N1	09-MAR-2004 18:21:36	Straylight	42.500	64	Gam Cen	2.2000	10600.	85	10588	No
337	GOM_NL__2PRFIN20040309_182332_000000382025_00013_10588_0336.N1	09-MAR-2004 18:23:32	Straylight	38.000	91	Kap Vel	2.4900	26000.	76	10588	No

338	GOM_NL__2PRFIN20040309_182652_000000452025_00013_10588_0337.N1	09-MAR-2004 18:26:52	Straylight	45.000	65	Lam Vel	2.2040	4400.0	90	10588	No
339	GOM_NL__2PRFIN20040309_182952_000000612025_00013_10588_0338.N1	09-MAR-2004 18:29:52	Straylight	61.000	106	9Bet Crv	2.6480	5600.0	122	10588	No
340	GOM_NL__2PRFIN20040309_183225_000000582025_00013_10588_0339.N1	09-MAR-2004 18:32:25	Straylight	58.000	100	4Gam Crv	2.5800	13100.	116	10588	No
341	GOM_NL__2PRFIN20040309_183619_000000462025_00013_10588_0340.N1	09-MAR-2004 18:36:19	Tw_i_and_stray	45.500	48	30Alp Hya	1.9770	4100.0	91	10588	No
342	GOM_NL__2PRFIN20040309_184200_000000412025_00013_10588_0341.N1	09-MAR-2004 18:42:00	Bright	41.000	22	32Alp Leo	1.3600	15200.	82	10588	No
343	GOM_NL__2PRFIN20040309_184423_000000422025_00013_10588_0342.N1	09-MAR-2004 18:44:23	Bright	41.500	51	41Gam1Leo	2.0100	4500.0	83	10588	No
344	GOM_NL__2PRFIN20040309_184833_000001042025_00013_10588_0343.N1	09-MAR-2004 18:48:33	Bright	103.50	138	47Eps Vir	2.8280	4700.0	207	10588	No
345	GOM_NL__2PRFIN20040309_185235_000000422025_00013_10588_0344.N1	09-MAR-2004 18:52:35	Bright	41.500	174	52Psi UMa	3.0040	4400.0	83	10588	No
346	GOM_NL__2PRFIN20040309_185539_000000402025_00013_10588_0345.N1	09-MAR-2004 18:55:39	Bright	39.500	82	48Bet UMa	2.3650	10600.	79	10588	No
347	GOM_NL__2PRFIN20040309_185705_000000392025_00013_10588_0346.N1	09-MAR-2004 18:57:05	Bright	38.500	36	50Alp UMa	1.8000	6300.0	77	10588	No
348	GOM_NL__2PRFIN20040309_185919_000000472025_00013_10588_0347.N1	09-MAR-2004 18:59:19	Bright	46.500	32	77Eps UMa	1.7630	11000.	93	10588	No
349	GOM_NL__2PRFIN20040309_190839_000000482025_00013_10588_0348.N1	09-MAR-2004 19:08:39	Bright	48.000	119	14Eta Dra	2.7270	4700.0	96	10588	No
350	GOM_NL__2PRFIN20040309_191147_000000342025_00013_10588_0349.N1	09-MAR-2004 19:11:47	Bright	34.000	89	5Alp Cep	2.4510	8000.0	68	10588	No
351	GOM_NL__2PRFIN20040309_191325_000000512025_00013_10588_0350.N1	09-MAR-2004 19:13:25	Bright	51.000	130	23Bet Dra	2.7990	5800.0	102	10588	No
352	GOM_NL__2PRFIN20040309_191653_000000362025_00013_10588_0351.N1	09-MAR-2004 19:16:53	Bright	35.500	19	50Alp Cyg	1.2460	10500.	71	10588	No
353	GOM_NL__2PRFIN20040309_191827_000000372025_00013_10588_0352.N1	09-MAR-2004 19:18:27	Bright	36.500	66	37Gam Cyg	2.2080	5900.0	73	10588	No
354	GOM_NL__2PRFIN20040309_192005_000000352025_00013_10588_0353.N1	09-MAR-2004 19:20:05	Bright	35.000	92	53Eps Cyg	2.5000	4500.0	70	10588	No
355	GOM_NL__2PRFIN20040309_192326_000001212025_00013_10588_0354.N1	09-MAR-2004 19:23:26	Tw_i_and_stray	121.00	133	40Zet Her	2.8070	6000.0	242	10588	No
356	GOM_NL__2PRFIN20040309_192737_000000512025_00013_10588_0355.N1	09-MAR-2004 19:27:37	Tw_i_and_stray	51.000	168	17Zet Aql	2.9860	11000.	102	10588	No
357	GOM_NL__2PRFIN20040309_193235_000000912025_00013_10588_0356.N1	09-MAR-2004 19:32:35	Dark	91.000	59	55Alp Oph	2.0800	8900.0	182	10588	No
358	GOM_NL__2PRFIN20040309_193517_000000872025_00013_10588_0357.N1	09-MAR-2004 19:35:17	Dark	87.000	126	60Bet Oph	2.7700	4250.0	174	10588	No
359	GOM_NL__2PRFIN20040309_193943_000000452025_00013_10588_0358.N1	09-MAR-2004 19:39:43	Dark	45.000	57	34Sig Sgr	2.0660	26000.	90	10588	No
360	GOM_NL__2PRFIN20040309_194303_000000452025_00013_10588_0359.N1	09-MAR-2004 19:43:03	Dark	44.500	38	20Eps Sgr	1.8360	11000.	89	10588	No
361	GOM_NL__2PRFIN20040309_194623_000000492025_00013_10588_0360.N1	09-MAR-2004 19:46:23	Dark	49.000	25	35Lam Sco	1.6200	28000.	98	10588	No
362	GOM_NL__2PRFIN20040309_194820_000000442025_00014_10589_0329.N1	09-MAR-2004 19:48:20	Dark	43.500	147	Alp Ara	2.8770	26000.	87	10589	No
363	GOM_NL__2PRFIN20040309_195201_000000422025_00014_10589_0330.N1	09-MAR-2004 19:52:01	Dark	41.500	43	Alp TrA	1.9100	4250.0	83	10589	No
364	GOM_NL__2PRFIN20040309_195416_000000402025_00014_10589_0331.N1	09-MAR-2004 19:54:16	Dark	40.000	145	Gam TrA	2.8720	10600.	80	10589	No
365	GOM_NL__2PRFIN20040309_195556_000000442025_00014_10589_0332.N1	09-MAR-2004 19:55:56	Dark	44.000	4	Alp1Cen	-0.010000	5800.0	88	10589	No
366	GOM_NL__2PRFIN20040309_195712_000000432025_00014_10589_0333.N1	09-MAR-2004 19:57:12	Dark	42.500	10	Bet Cen	0.61000	28000.	85	10589	No
367	GOM_NL__2PRFIN20040309_195923_000000472025_00014_10589_0334.N1	09-MAR-2004 19:59:23	Dark	47.000	12	Alp1Cru	0.77500	30000.	94	10589	No
368	GOM_NL__2PRFIN20040309_200036_000000402025_00014_10589_0335.N1	09-MAR-2004 20:00:36	Dark	40.000	129	Del Cru	2.7930	26000.	80	10589	No
369	GOM_NL__2PRFIN20040309_200212_000000482025_00014_10589_0336.N1	09-MAR-2004 20:02:12	Straylight	48.000	64	Gam Cen	2.2000	10600.	96	10589	No
370	GOM_NL__2PRFIN20040309_200407_000000412025_00014_10589_0337.N1	09-MAR-2004 20:04:07	Straylight	40.500	91	Kap Vel	2.4900	26000.	81	10589	No
371	GOM_NL__2PRFIN20040309_200728_000000472025_00014_10589_0338.N1	09-MAR-2004 20:07:28	Straylight	46.500	65	Lam Vel	2.2040	4400.0	93	10589	No
372	GOM_NL__2PRFIN20040309_201028_000000592025_00014_10589_0339.N1	09-MAR-2004 20:10:28	Straylight	58.500	106	9Bet Crv	2.6480	5600.0	117	10589	No
373	GOM_NL__2PRFIN20040309_201301_000000582025_00014_10589_0340.N1	09-MAR-2004 20:13:01	Straylight	57.500	100	4Gam Crv	2.5800	13100.	115	10589	No
374	GOM_NL__2PRFIN20040309_201655_000000452025_00014_10589_0341.N1	09-MAR-2004 20:16:55	Tw_i_and_stray	44.500	48	30Alp Hya	1.9770	4100.0	89	10589	No
375	GOM_NL__2PRFIN20040309_202236_000000422025_00014_10589_0342.N1	09-MAR-2004 20:22:36	Bright	42.000	22	32Alp Leo	1.3600	15200.	84	10589	No
376	GOM_NL__2PRFIN20040309_202459_000000412025_00014_10589_0343.N1	09-MAR-2004 20:24:59	Bright	41.000	51	41Gam1Leo	2.0100	4500.0	82	10589	No
377	GOM_NL__2PRFIN20040309_202907_000001042025_00014_10589_0344.N1	09-MAR-2004 20:29:07	Bright	104.00	138	47Eps Vir	2.8280	4700.0	208	10589	No
378	GOM_NL__2PRFIN20040309_203310_000000432025_00014_10589_0345.N1	09-MAR-2004 20:33:10	Bright	43.000	174	52Psi UMa	3.0040	4400.0	86	10589	No
379	GOM_NL__2PRFIN20040309_203614_000000402025_00014_10589_0346.N1	09-MAR-2004 20:36:14	Bright	40.000	82	48Bet UMa	2.3650	10600.	80	10589	No
380	GOM_NL__2PRFIN20040309_203741_000000412025_00014_10589_0347.N1	09-MAR-2004 20:37:41	Bright	41.000	36	50Alp UMa	1.8000	6300.0	82	10589	No
381	GOM_NL__2PRFIN20040309_203954_000000482025_00014_10589_0348.N1	09-MAR-2004 20:39:54	Bright	47.500	32	77Eps UMa	1.7630	11000.	95	10589	No
382	GOM_NL__2PRFIN20040309_204914_000000502025_00014_10589_0349.N1	09-MAR-2004 20:49:14	Bright	50.000	119	14Eta Dra	2.7270	4700.0	100	10589	No
383	GOM_NL__2PRFIN20040309_205223_000000352025_00014_10589_0350.N1	09-MAR-2004 20:52:23	Bright	34.500	89	5Alp Cep	2.4510	8000.0	69	10589	No
384	GOM_NL__2PRFIN20040309_205401_000000502025_00014_10589_0351.N1	09-MAR-2004 20:54:01	Bright	49.500	130	23Bet Dra	2.7990	5800.0	99	10589	No
385	GOM_NL__2PRFIN20040309_205728_000000392025_00014_10589_0352.N1	09-MAR-2004 20:57:28	Bright	39.000	19	50Alp Cyg	1.2460	10500.	78	10589	No
386	GOM_NL__2PRFIN20040309_205902_000000372025_00014_10589_0353.N1	09-MAR-2004 20:59:02	Bright	36.500	66	37Gam Cyg	2.2080	5900.0	73	10589	No
387	GOM_NL__2PRFIN20040309_210040_000000362025_00014_10589_0354.N1	09-MAR-2004 21:00:40	Bright	36.000	92	53Eps Cyg	2.5000	4500.0	72	10589	No
388	GOM_NL__2PRFIN20040309_210403_000001282025_00014_10589_0355.N1	09-MAR-2004 21:04:03	Tw_i_and_stray	127.50	133	40Zet Her	2.8070	6000.0	255	10589	No
389	GOM_NL__2PRFIN20040309_210813_000000492025_00014_10589_0356.N1	09-MAR-2004 21:08:13	Tw_i_and_stray	49.000	168	17Zet Aql	2.9860	11000.	98	10589	No
390	GOM_NL__2PRFIN20040309_211312_000000942025_00014_10589_0357.N1	09-MAR-2004 21:13:12	Dark	93.500	59	55Alp Oph	2.0800	8900.0	187	10589	No
391	GOM_NL__2PRFIN20040309_211554_000000852025_00014_10589_0358.N1	09-MAR-2004 21:15:54	Dark	84.500	126	60Bet Oph	2.7700	4250.0	169	10589	No
392	GOM_NL__2PRFIN20040309_212019_000000482025_00014_10589_0359.N1	09-MAR-2004 21:20:19	Dark	47.500	57	34Sig Sgr	2.0660	26000.	95	10589	No
393	GOM_NL__2PRFIN20040309_212339_000000532025_00014_10589_0360.N1	09-MAR-2004 21:23:39	Dark	52.500	38	20Eps Sgr	1.8360	11000.	105	10589	No
394	GOM_NL__2PRFIN20040309_212700_000000522025_00014_10589_0361.N1	09-MAR-2004 21:27:00	Dark	51.500	25	35Lam Sco	1.6200	28000.	103	10589	No
395	GOM_NL__2PRFIN20040309_212856_000000432025_00015_10590_0330.N1	09-MAR-2004 21:28:56	Dark	43.000	147	Alp Ara	2.8770	26000.	86	10590	No
396	GOM_NL__2PRFIN20040309_213237_000000412025_00015_10590_0331.N1	09-MAR-2004 21:32:37	Dark	41.000	43	Alp TrA	1.9100	4250.0	82	10590	No

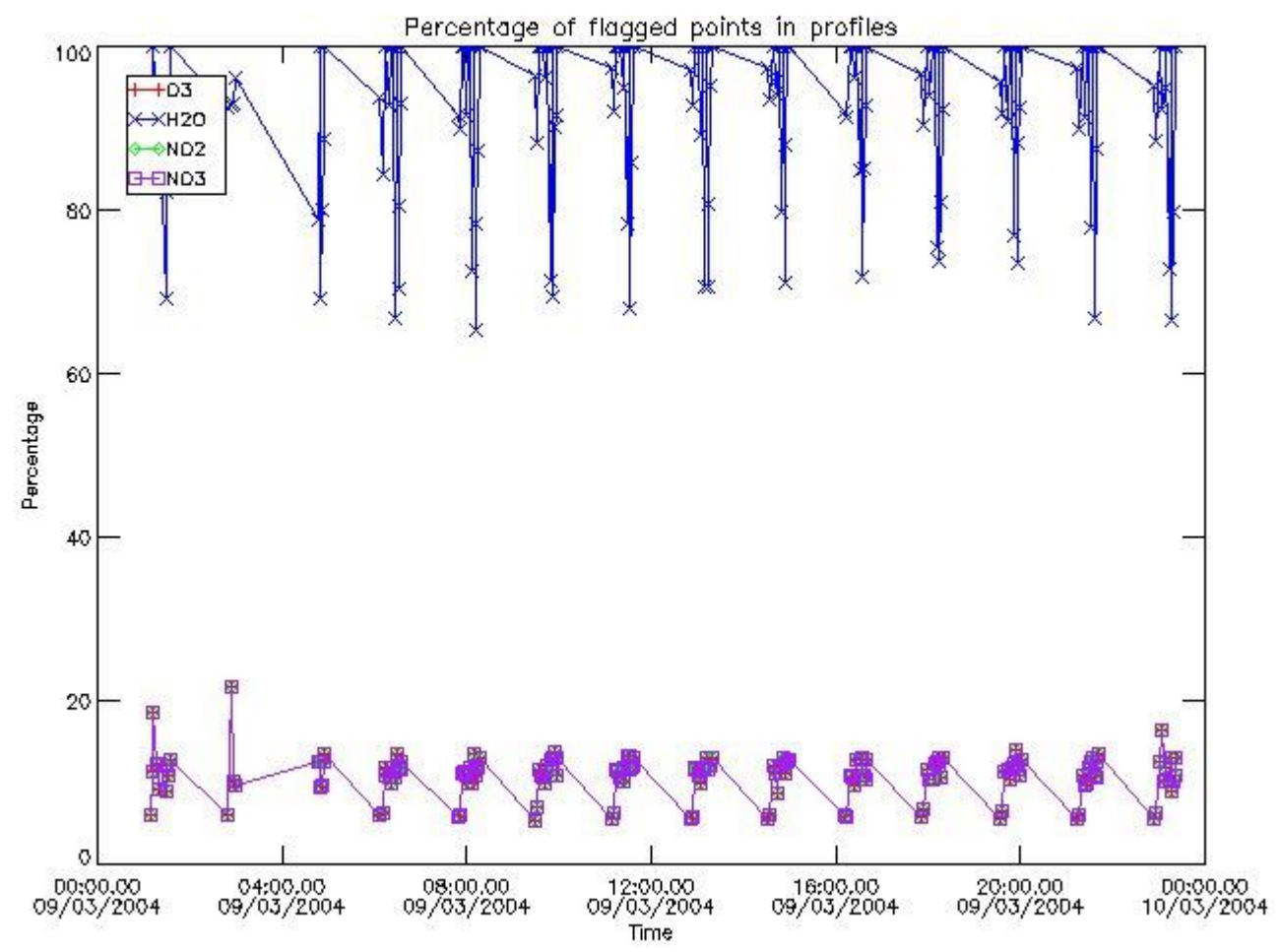


397	GOM_NL__2PRFIN20040309_213453_000000402025_00015_10590_0332.N1	09-MAR-2004 21:34:53	Dark	39.500	145	Gam TrA	2.8720	10600.	79	10590	No
398	GOM_NL__2PRFIN20040309_213632_000000472025_00015_10590_0333.N1	09-MAR-2004 21:36:32	Dark	47.000	4	Alp1Cen	-0.010000	5800.0	94	10590	No
399	GOM_NL__2PRFIN20040309_213748_000000492025_00015_10590_0334.N1	09-MAR-2004 21:37:48	Dark	48.500	10	Bet Cen	0.61000	28000.	97	10590	No
400	GOM_NL__2PRFIN20040309_214000_000000412025_00015_10590_0335.N1	09-MAR-2004 21:40:00	Dark	40.500	12	Alp1Cru	0.77500	30000.	81	10590	No
401	GOM_NL__2PRFIN20040309_214127_000000382025_00015_10590_0336.N1	09-MAR-2004 21:41:27	Dark	38.000	124	The Car	2.7640	30000.	76	10590	No
402	GOM_NL__2PRFIN20040309_214248_000000462025_00015_10590_0337.N1	09-MAR-2004 21:42:48	Straylight	46.000	64	Gam Cen	2.2000	10600.	92	10590	No
403	GOM_NL__2PRFIN20040309_214443_000000422025_00015_10590_0338.N1	09-MAR-2004 21:44:43	Straylight	41.500	91	Kap Vel	2.4900	26000.	83	10590	No
404	GOM_NL__2PRFIN20040309_214804_000000442025_00015_10590_0339.N1	09-MAR-2004 21:48:04	Straylight	44.000	65	Lam Vel	2.2040	4400.0	88	10590	No
405	GOM_NL__2PRFIN20040309_215147_000000512025_00015_10590_0340.N1	09-MAR-2004 21:51:47	Straylight	50.500	171	2Eps Crv	3.0010	4250.0	101	10590	No
406	GOM_NL__2PRFIN20040309_215337_000000542025_00015_10590_0341.N1	09-MAR-2004 21:53:37	Straylight	53.500	100	4Gam Crv	2.5800	13100.	107	10590	No
407	GOM_NL__2PRFIN20040309_215731_000000472025_00015_10590_0342.N1	09-MAR-2004 21:57:31	Twilight_stray	47.000	48	30Alp Hya	1.9770	4100.0	94	10590	No
408	GOM_NL__2PRFIN20040309_220311_000000422025_00015_10590_0343.N1	09-MAR-2004 22:03:11	Bright	41.500	22	32Alp Leo	1.3600	15200.	83	10590	No
409	GOM_NL__2PRFIN20040309_220534_000000412025_00015_10590_0344.N1	09-MAR-2004 22:05:34	Bright	40.500	51	41Gam1Leo	2.0100	4500.0	81	10590	No
410	GOM_NL__2PRFIN20040309_220940_000001062025_00015_10590_0345.N1	09-MAR-2004 22:09:40	Bright	106.00	138	47Eps Vir	2.8280	4700.0	212	10590	No
411	GOM_NL__2PRFIN20040309_221346_000000422025_00015_10590_0346.N1	09-MAR-2004 22:13:46	Bright	42.000	174	52Psi UMa	3.0040	4400.0	84	10590	No
412	GOM_NL__2PRFIN20040309_221649_000000412025_00015_10590_0347.N1	09-MAR-2004 22:16:49	Bright	41.000	82	48Bet UMa	2.3650	10600.	82	10590	No
413	GOM_NL__2PRFIN20040309_221816_000000412025_00015_10590_0348.N1	09-MAR-2004 22:18:16	Bright	40.500	36	50Alp UMa	1.8000	6300.0	81	10590	No
414	GOM_NL__2PRFIN20040309_222030_000000492025_00015_10590_0349.N1	09-MAR-2004 22:20:30	Bright	48.500	32	77Eps UMa	1.7630	11000.	97	10590	No
415	GOM_NL__2PRFIN20040309_222303_000000552025_00015_10590_0350.N1	09-MAR-2004 22:23:03	Bright	54.500	39	85Eta UMa	1.8540	24000.	109	10590	No
416	GOM_NL__2PRFIN20040309_222517_000000342025_00015_10590_0351.N1	09-MAR-2004 22:25:17	Bright	33.500	49	1Alp UMi	1.9900	6300.0	67	10590	No
417	GOM_NL__2PRFIN20040309_222950_000000492025_00015_10590_0352.N1	09-MAR-2004 22:29:50	Bright	48.500	119	14Eta Dra	2.7270	4700.0	97	10590	No
418	GOM_NL__2PRFIN20040309_223259_000000382025_00015_10590_0353.N1	09-MAR-2004 22:32:59	Bright	37.500	89	5Alp Cep	2.4510	8000.0	75	10590	No
419	GOM_NL__2PRFIN20040309_223437_000000512025_00015_10590_0354.N1	09-MAR-2004 22:34:37	Bright	50.500	130	23Bet Dra	2.7990	5800.0	101	10590	No
420	GOM_NL__2PRFIN20040309_223805_000000392025_00015_10590_0355.N1	09-MAR-2004 22:38:05	Bright	39.000	19	50Alp Cyg	1.2460	10500.	78	10590	No
421	GOM_NL__2PRFIN20040309_223939_000000392025_00015_10590_0356.N1	09-MAR-2004 22:39:39	Bright	39.000	66	37Gam Cyg	2.2080	5900.0	78	10590	No
422	GOM_NL__2PRFIN20040309_224117_000000362025_00015_10590_0357.N1	09-MAR-2004 22:41:17	Bright	35.500	92	53Eps Cyg	2.5000	4500.0	71	10590	No
423	GOM_NL__2PRFIN20040309_224439_000001242025_00015_10590_0358.N1	09-MAR-2004 22:44:39	Twilight_stray	123.50	133	40Zet Her	2.8070	6000.0	247	10590	No
424	GOM_NL__2PRFIN20040309_224849_000000472025_00015_10590_0359.N1	09-MAR-2004 22:48:49	Twilight_stray	47.000	168	17Zet Aql	2.9860	11000.	94	10590	No
425	GOM_NL__2PRFIN20040309_225350_000000922025_00015_10590_0360.N1	09-MAR-2004 22:53:50	Dark	92.000	59	55Alp Oph	2.0800	8900.0	184	10590	No
426	GOM_NL__2PRFIN20040309_225634_000000832025_00015_10590_0361.N1	09-MAR-2004 22:56:34	Dark	82.500	126	60Bet Oph	2.7700	4250.0	165	10590	No
427	GOM_NL__2PRFIN20040309_230056_000000452025_00015_10590_0362.N1	09-MAR-2004 23:00:56	Dark	44.500	57	34Sig Sgr	2.0660	26000.	89	10590	No
428	GOM_NL__2PRFIN20040309_230416_000000472025_00015_10590_0363.N1	09-MAR-2004 23:04:16	Dark	46.500	38	20Eps Sgr	1.8360	11000.	93	10590	No
429	GOM_NL__2PRFIN20040309_230736_000000512025_00015_10590_0364.N1	09-MAR-2004 23:07:36	Dark	50.500	25	35Lam Sco	1.6200	28000.	101	10590	No
430	GOM_NL__2PRFIN20040309_230933_000000442025_00016_10591_0331.N1	09-MAR-2004 23:09:33	Dark	43.500	147	Alp Ara	2.8770	26000.	87	10591	No
431	GOM_NL__2PRFIN20040309_231312_000000502025_00016_10591_0332.N1	09-MAR-2004 23:13:12	Dark	50.000	43	Alp TrA	1.9100	4250.0	100	10591	No
432	GOM_NL__2PRFIN20040309_231529_000000392025_00016_10591_0333.N1	09-MAR-2004 23:15:29	Dark	39.000	145	Gam TrA	2.8720	10600.	78	10591	No
433	GOM_NL__2PRFIN20040309_231708_000000572025_00016_10591_0334.N1	09-MAR-2004 23:17:08	Dark	57.000	4	Alp1Cen	-0.010000	5800.0	114	10591	No
434	GOM_NL__2PRFIN20040309_231824_000000502025_00016_10591_0335.N1	09-MAR-2004 23:18:24	Dark	50.000	10	Bet Cen	0.61000	28000.	100	10591	No
435	GOM_NL__2PRFIN20040309_232035_000000472025_00016_10591_0336.N1	09-MAR-2004 23:20:35	Dark	47.000	12	Alp1Cru	0.77500	30000.	94	10591	No
436	GOM_NL__2PRFIN20040309_232202_000000402025_00016_10591_0337.N1	09-MAR-2004 23:22:02	Dark	39.500	124	The Car	2.7640	30000.	79	10591	No
437	GOM_NL__2PRFIN20040309_232324_000000482025_00016_10591_0338.N1	09-MAR-2004 23:23:24	Straylight	47.500	64	Gam Cen	2.2000	10600.	95	10591	No
438	GOM_NL__2PRFIN20040309_232520_000000402025_00016_10591_0339.N1	09-MAR-2004 23:25:20	Straylight	39.500	91	Kap Vel	2.4900	26000.	79	10591	No
439	GOM_NL__2PRFIN20040309_232840_000000442025_00016_10591_0340.N1	09-MAR-2004 23:28:40	Straylight	44.000	65	Lam Vel	2.2040	4400.0	88	10591	No
440	GOM_NL__2PRFIN20040309_233222_000000552025_00016_10591_0341.N1	09-MAR-2004 23:32:22	Straylight	55.000	171	2Eps Crv	3.0010	4250.0	110	10591	No
441	GOM_NL__2PRFIN20040309_233414_000000562025_00016_10591_0342.N1	09-MAR-2004 23:34:14	Straylight	56.000	100	4Gam Crv	2.5800	13100.	112	10591	No
442	GOM_NL__2PRFIN20040309_233807_000000442025_00016_10591_0343.N1	09-MAR-2004 23:38:07	Twilight_stray	44.000	48	30Alp Hya	1.9770	4100.0	88	10591	No
443	GOM_NL__2PRFIN20040309_234347_000000422025_00016_10591_0344.N1	09-MAR-2004 23:43:47	Bright	42.000	22	32Alp Leo	1.3600	15200.	84	10591	No
444	GOM_NL__2PRFIN20040309_234610_000000422025_00016_10591_0345.N1	09-MAR-2004 23:46:10	Bright	41.500	51	41Gam1Leo	2.0100	4500.0	83	10591	No
445	GOM_NL__2PRFIN20040309_235014_000001032025_00016_10591_0346.N1	09-MAR-2004 23:50:14	Bright	102.50	138	47Eps Vir	2.8280	4700.0	205	10591	No
446	GOM_NL__2PRFIN20040309_235421_000000452025_00016_10591_0347.N1	09-MAR-2004 23:54:21	Bright	45.000	174	52Psi UMa	3.0040	4400.0	90	10591	No
447	GOM_NL__2PRFIN20040309_235725_000000412025_00016_10591_0348.N1	09-MAR-2004 23:57:25	Bright	40.500	82	48Bet UMa	2.3650	10600.	81	10591	No
448	GOM_NL__2PRFIN20040309_235851_000000412025_00016_10591_0349.N1	09-MAR-2004 23:58:51	Bright	41.000	36	50Alp UMa	1.8000	6300.0	82	10591	No

### 3. Quality information per product

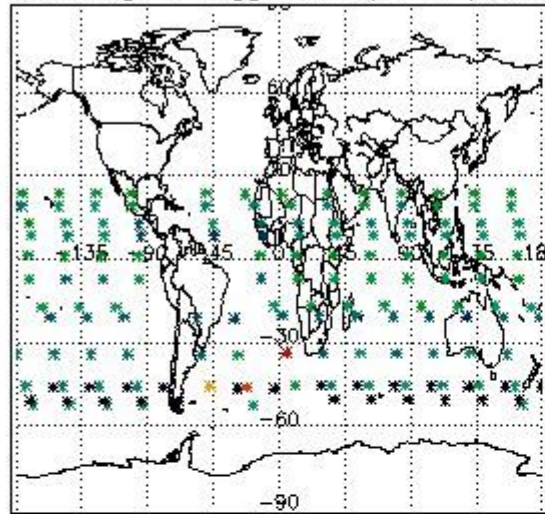
In this section it is plotted some information contained in the Quality Summary data set of the level 2 products. Only products in dark limb conditions and without errors (error flag in the MPH set to "0") are used.

3.1 Plot quality information per product (time dependant)

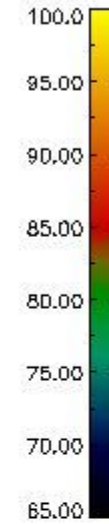
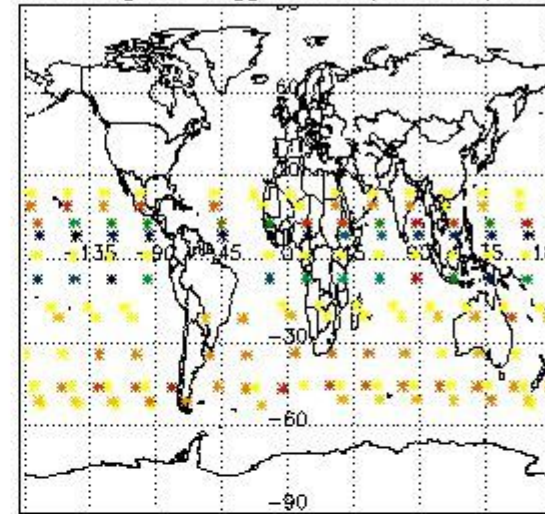


3.2 Plot quality information per product (world map)

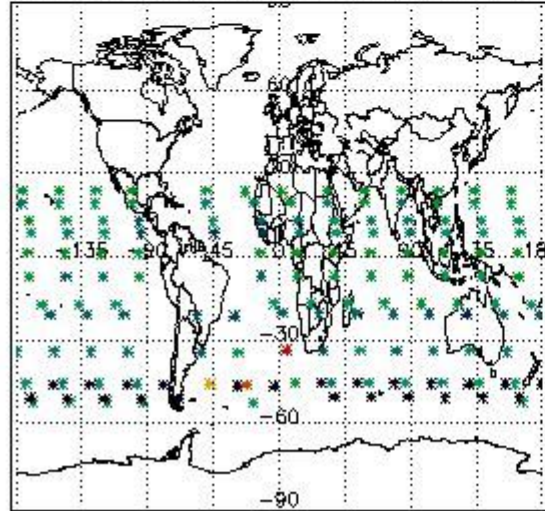
Percentage of flagged data per O3 profile



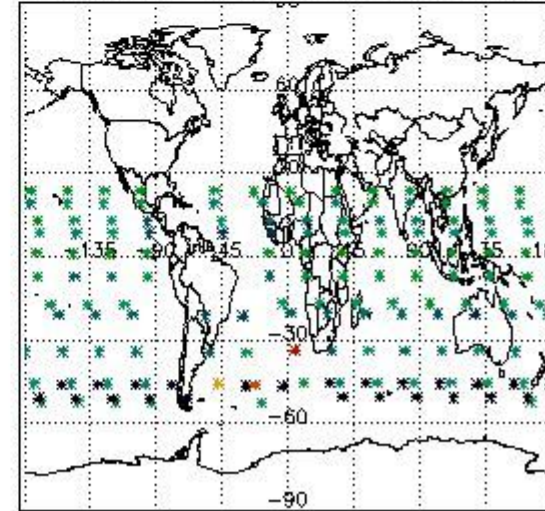
Percentage of flagged data per H2O profile



Percentage of flagged data per NO2 profile



Percentage of flagged data per NO3 profile

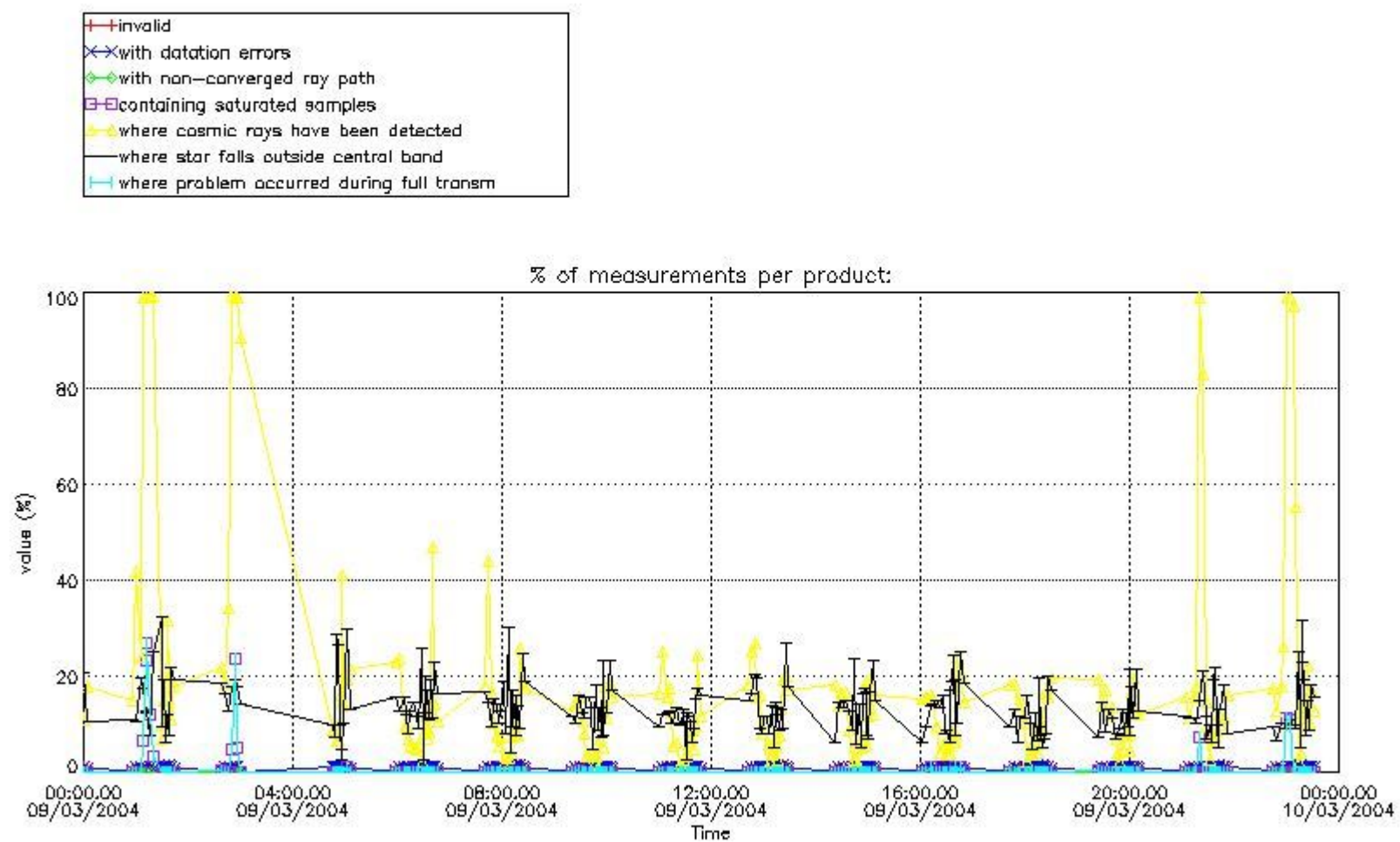


#### 4. Level 1 quality information per product

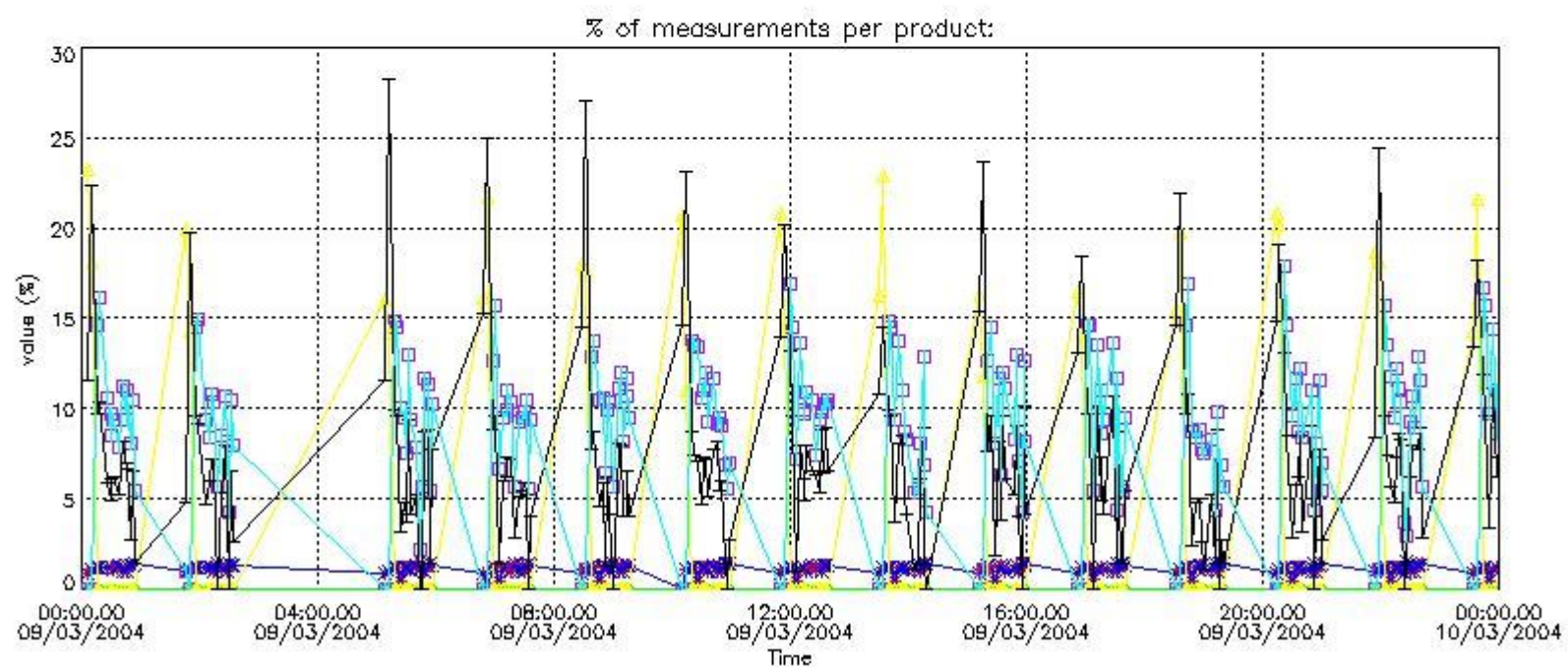
In this section it is plotted some information contained in the Quality Summary data set of the level 2 products that comes from the level 1b processing. Products without errors (error flag in the MPH set to "0") are used.

##### 4.1 Plot quality information per product (time dependant) coming from level 1b processing

###### 4.1.1 Plot level 1 quality information per product (time dependant): ENVISAT ASCENDING passes

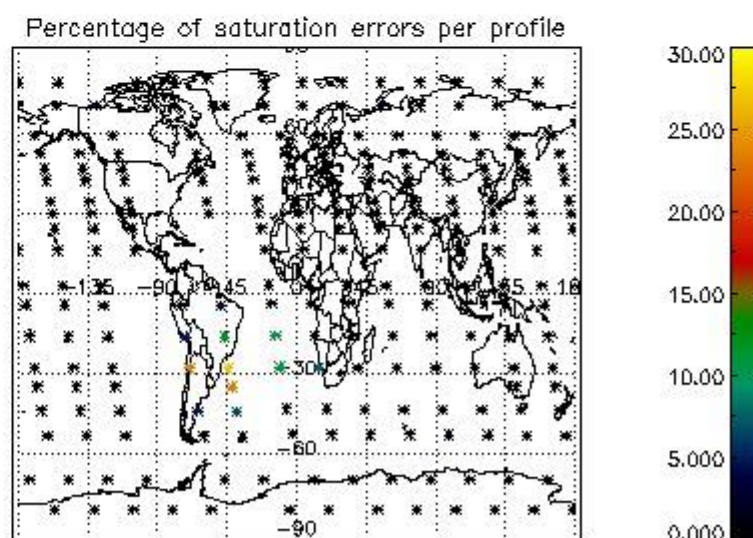
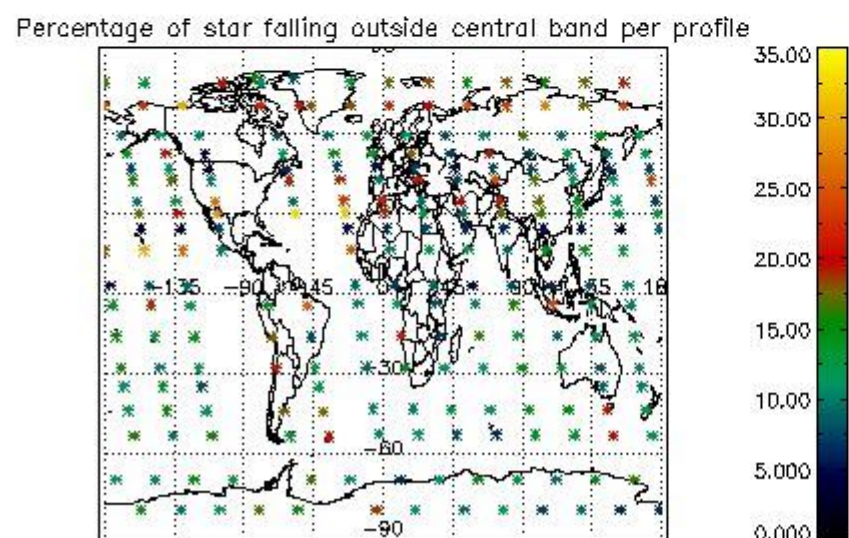
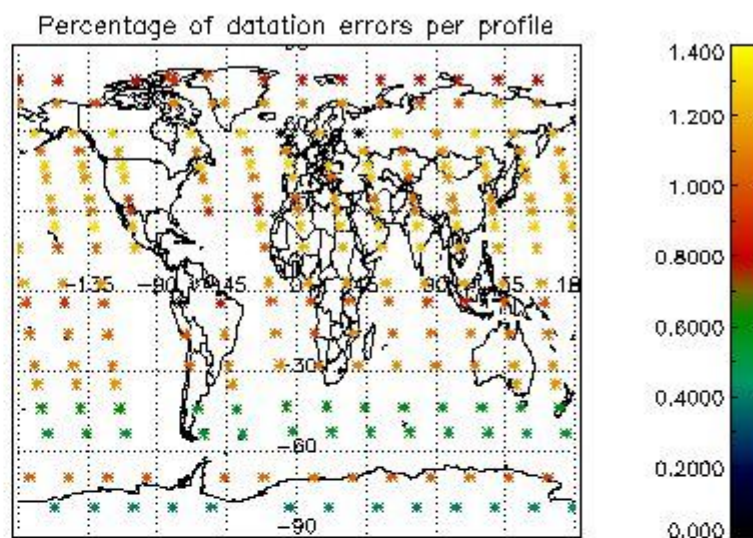
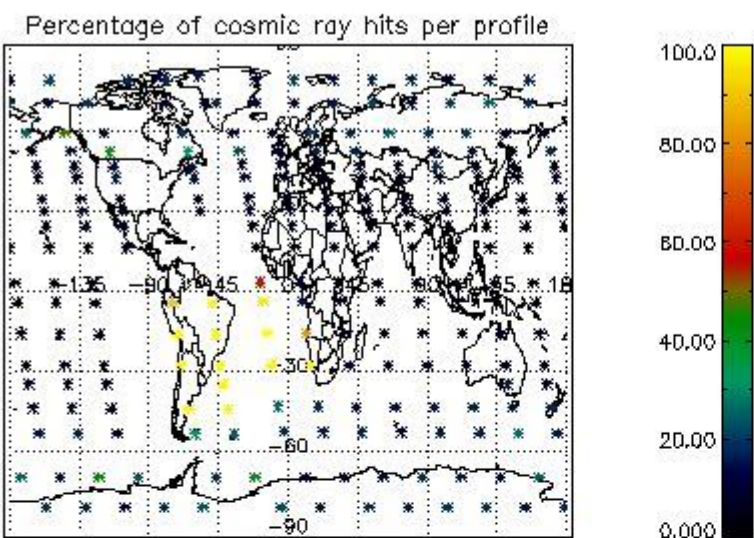


4.1.2 Plot level 1 quality information per product (time dependant): ENVI SAT DESCENDING passes

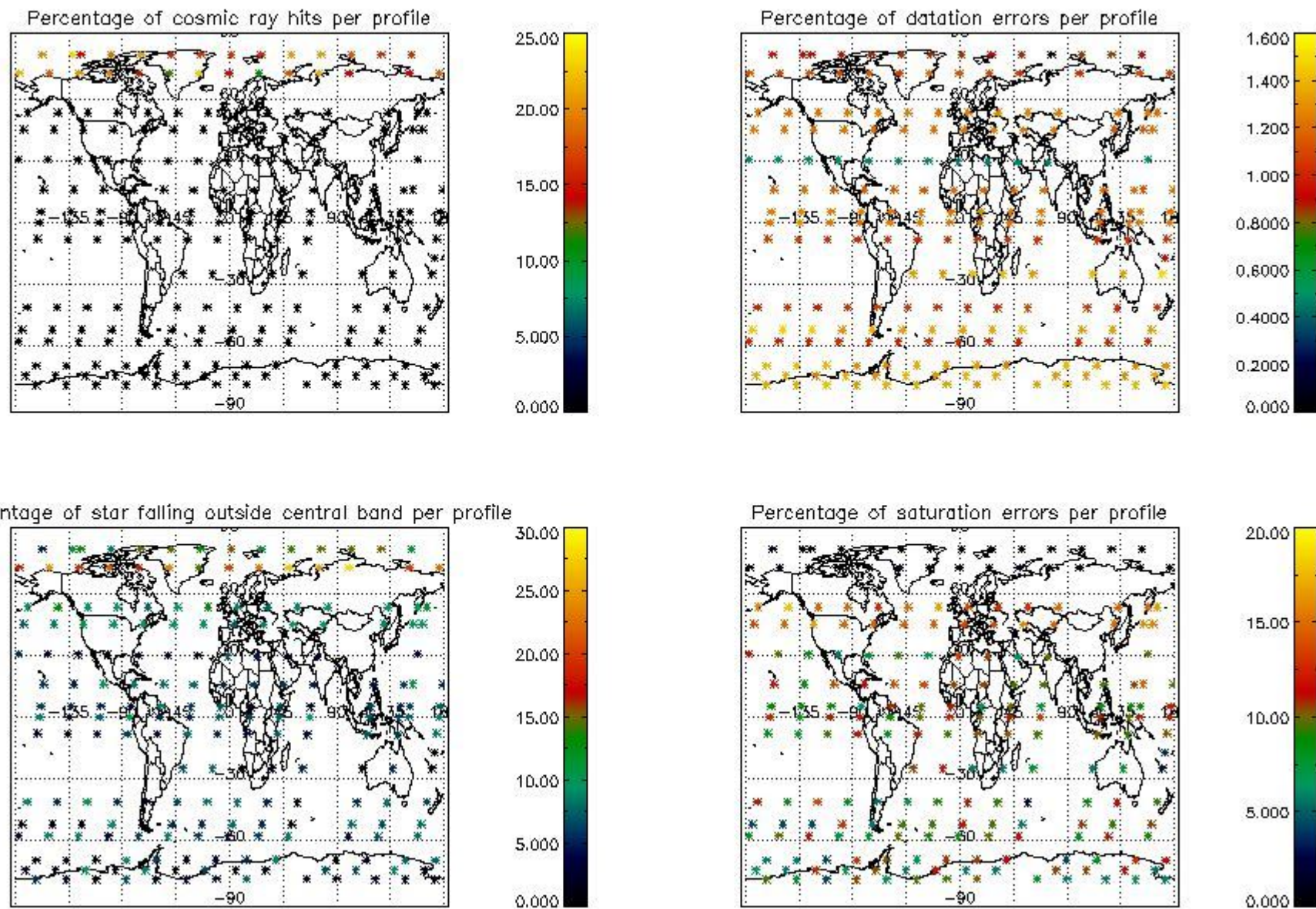


*4.2 Plot quality information per product coming from level 1b processing (world map)*

*4.2.1 Plot level 1 quality information per product (world map): ENVISAT ASCENDING passes*



4.2.2 Plot level 1 quality information per product (world map): ENVISAT DESCENDING passes



## 5. Trace gas profiles

### 5.1 Ozone statistics based on quality of products

The final quality of the products can be "measured" using the STD (Standard Deviation) attached to every point profile. This information is written to the parameter GOM\_NL\_\_2P/NL\_LOCAL\_SPECIES\_DENSITY/o3\_std of the level 2 products. The table below shows the statistics for given STD ranges.

The statistics are given with respect to the overall valid production:

- Products without fatal errors: GOM\_NL\_\_2P/MPH/PRODUCT\_ERR=0
- Valid point profile: GOM\_NL\_\_2P/NL\_LOCAL\_SPECIES\_DENSITY/pcd(0)=0

The 'Criteria' is applied to valid points of dark limb products:

- Products in dark limb illumination condition: GOM\_NL\_\_2P/NL\_SUMMARY\_QUALITY/obs\_ill\_cond=0
- Products without fatal errors: GOM\_NL\_\_2P/MPH/PRODUCT\_ERR=0
- Valid point profile: GOM\_NL\_\_2P/NL\_LOCAL\_SPECIES\_DENSITY/pcd(0)=0

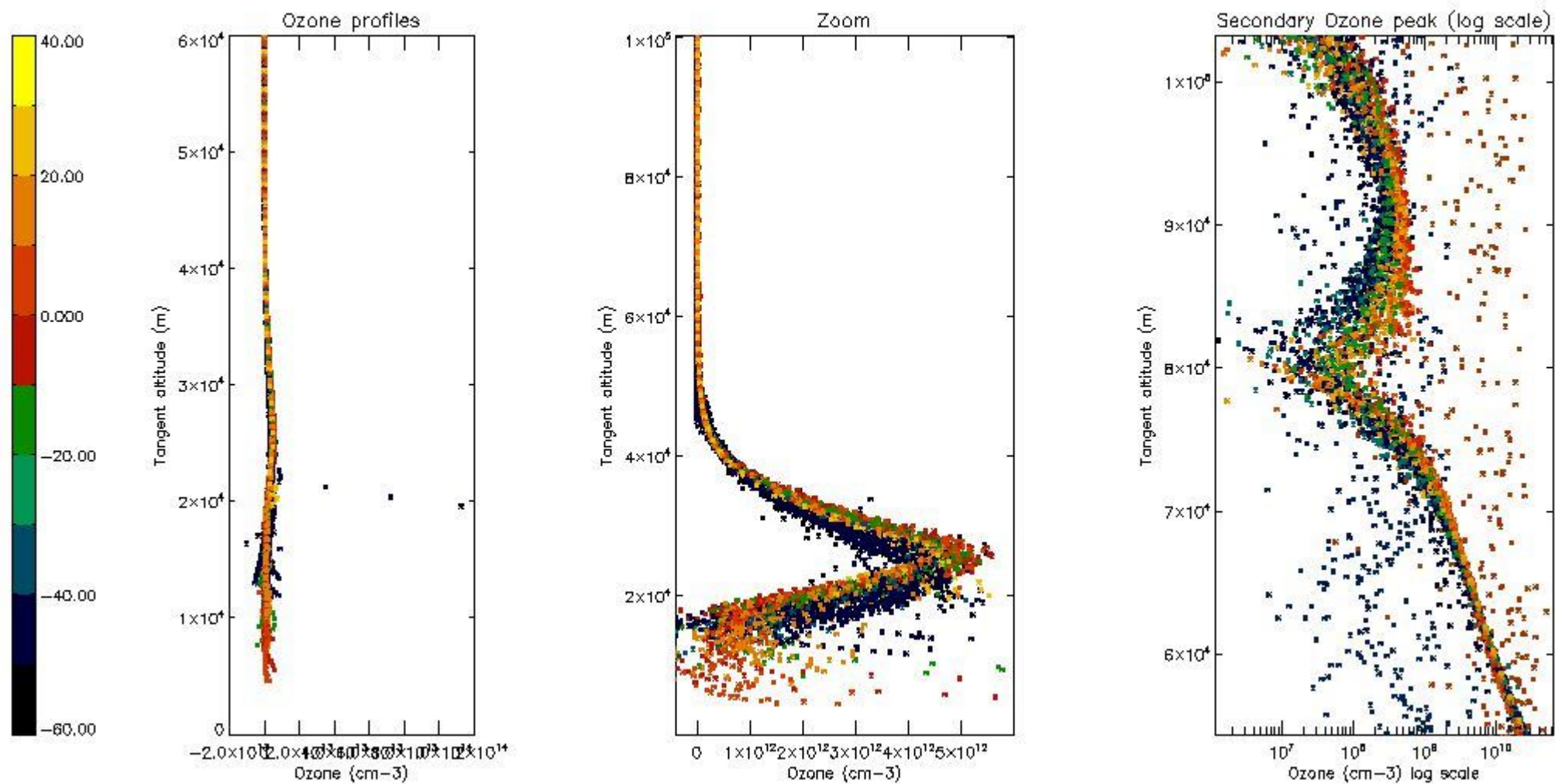
So, the table below shows the percentage of dark limb and valid observations for each criteria with respect to the overall valid daily observations.

Criteria	% of total production
All STD	36
STD < 20	21

STD < 10	18
STD < 5	13

5.2 Plot ozone profiles for all STD (dark without errors)

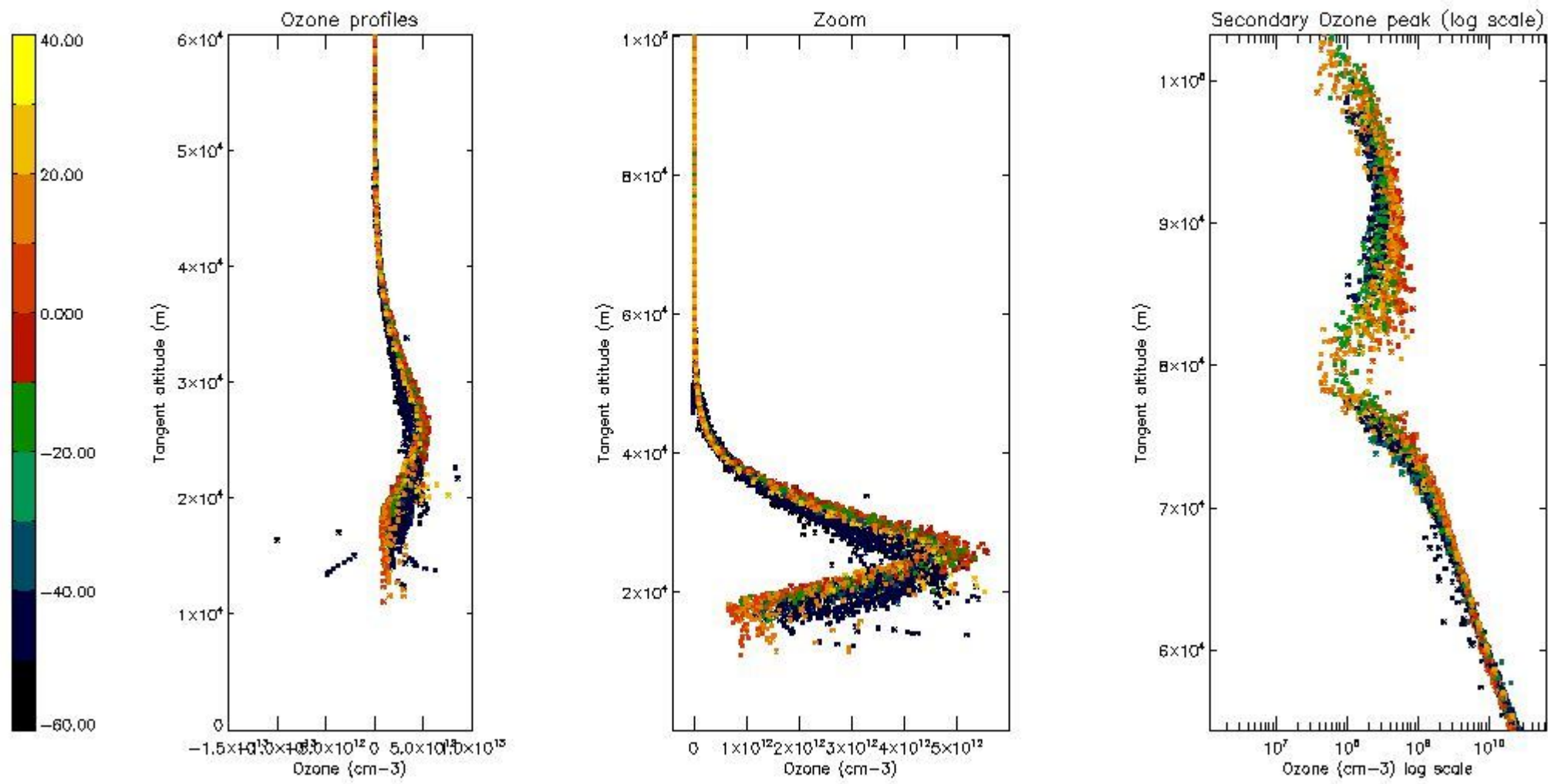
The colorbar represents the latitude.



5.3 Plot ozone profiles where STD < 20% (dark without errors)

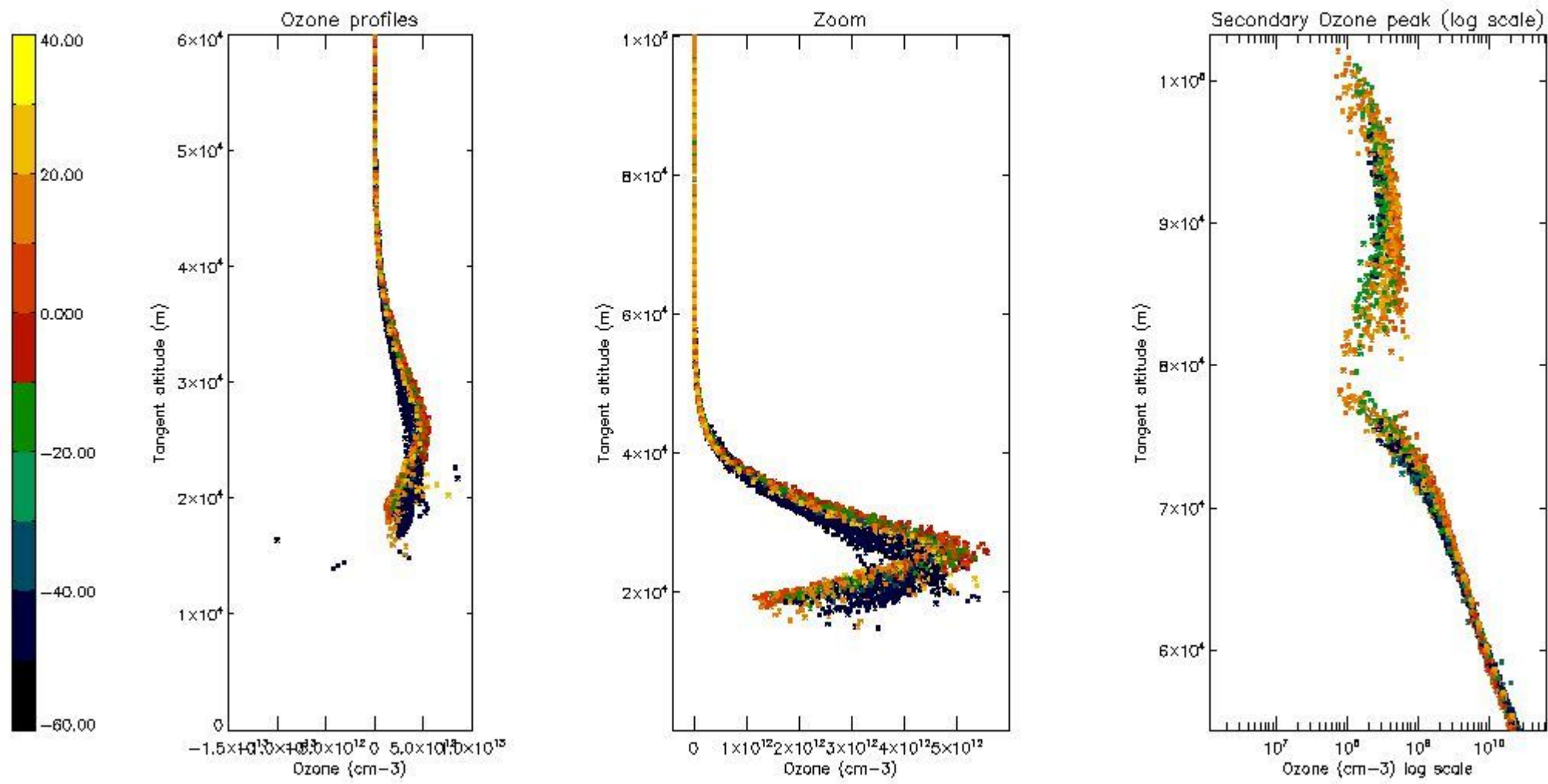
The colorbar represents the latitude.





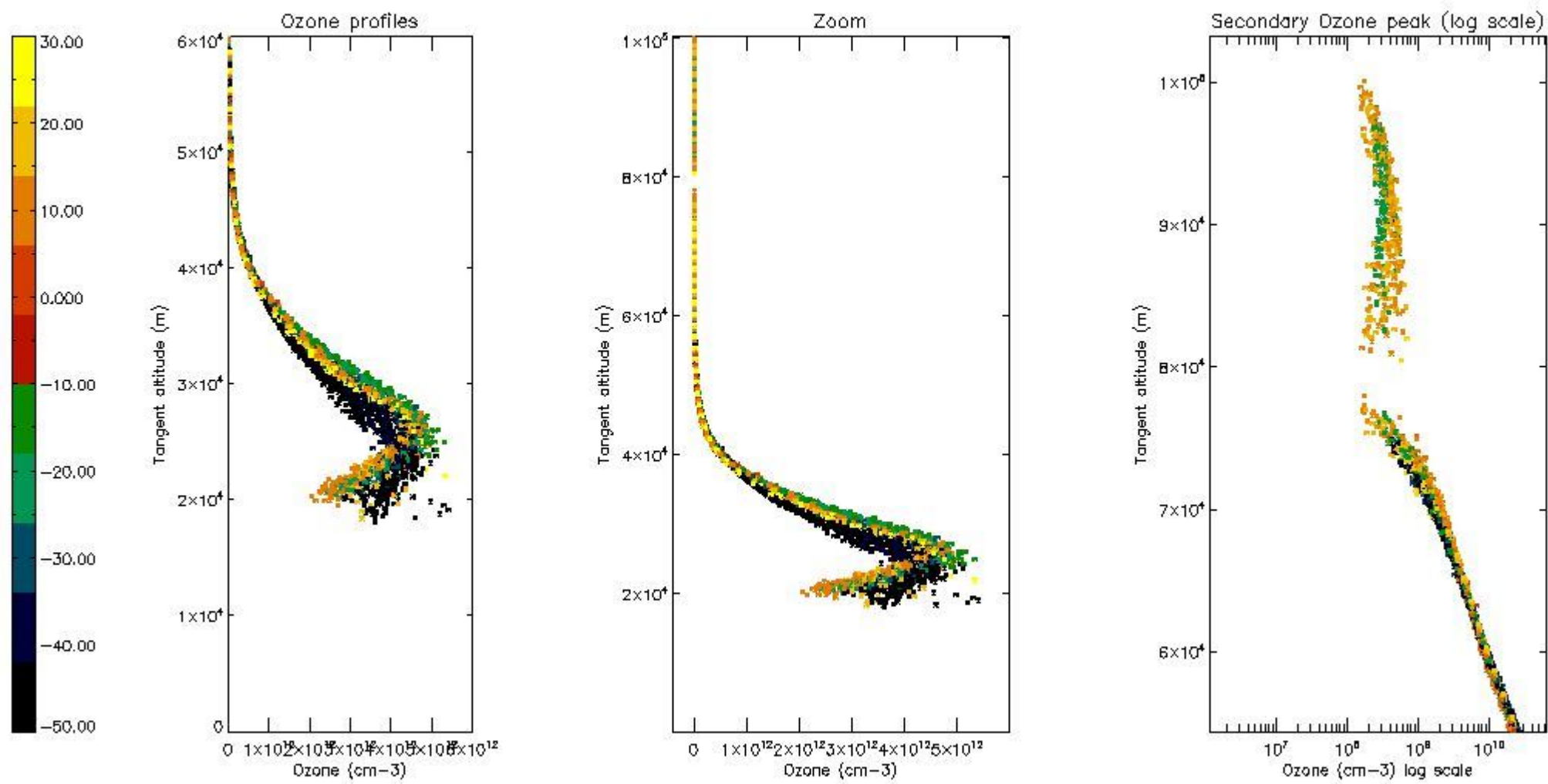
*5.4 Plot ozone profiles where STD < 10% (dark without errors)*

The colorbar represents the latitude.



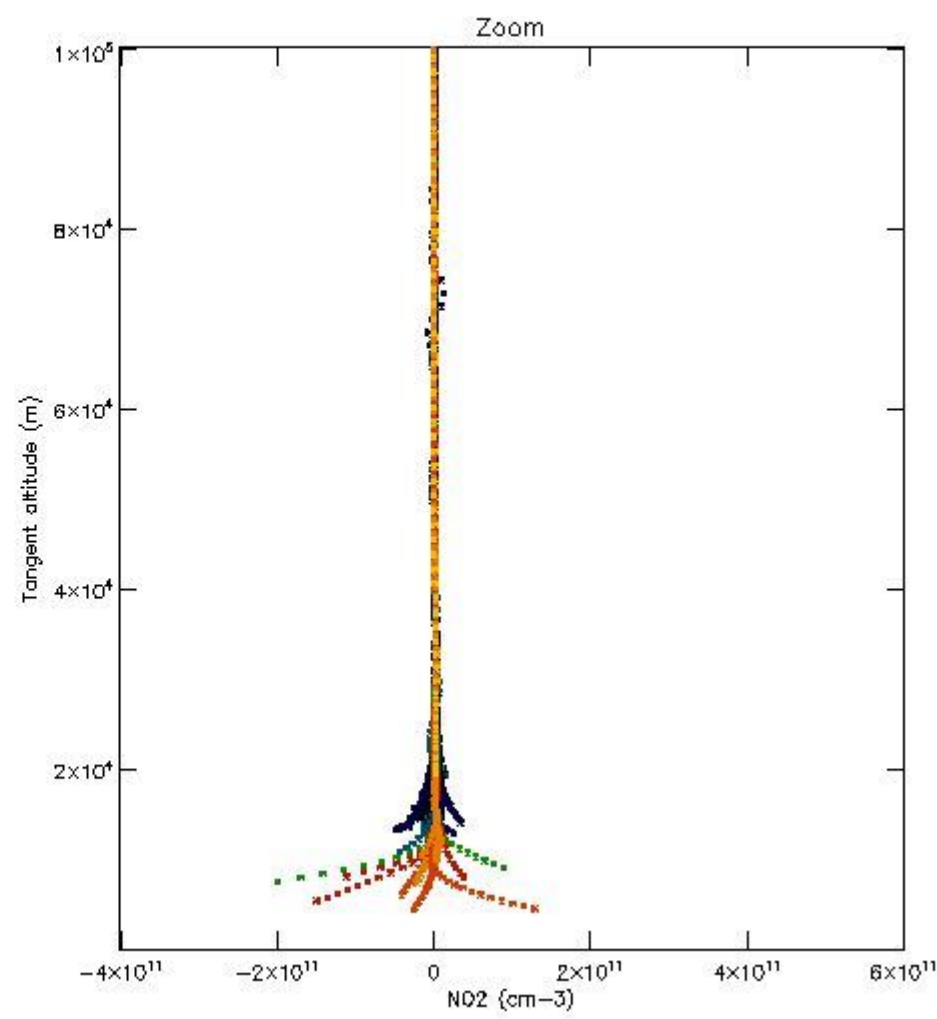
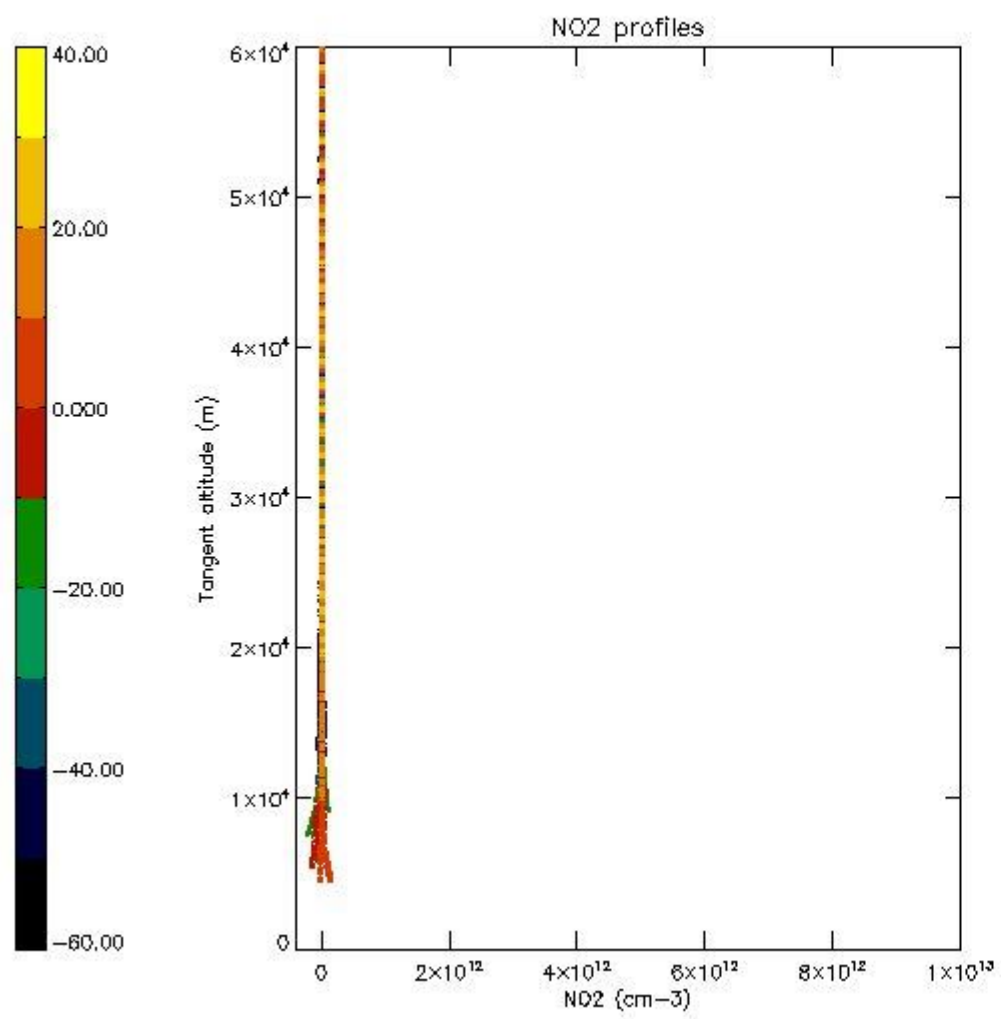
*5.5 Plot ozone profiles where STD < 5% (dark without errors)*

The colorbar represents the latitude.



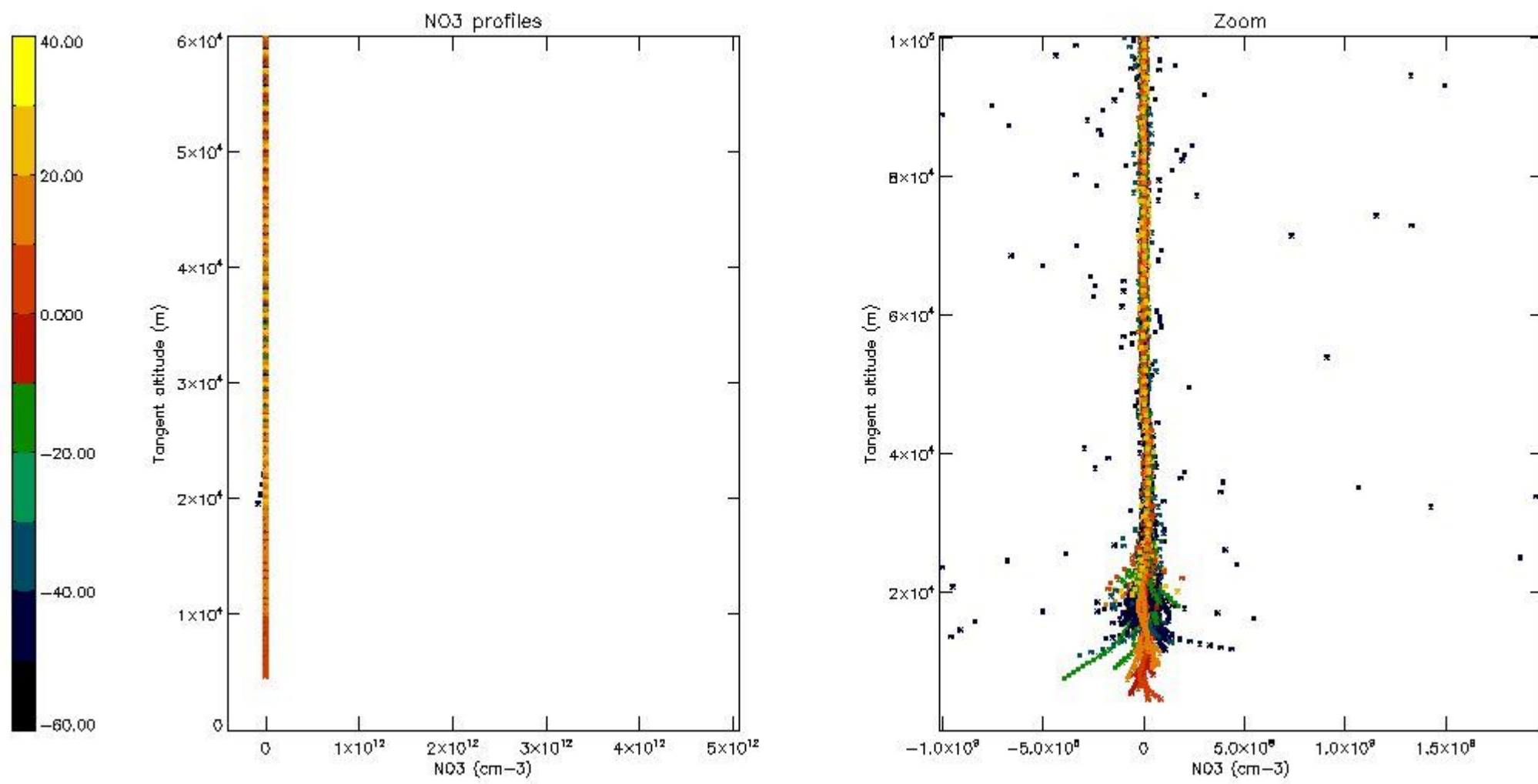
*5.6 Plot NO<sub>2</sub> profiles for all STD (dark without errors)*

The colorbar represents the latitude.



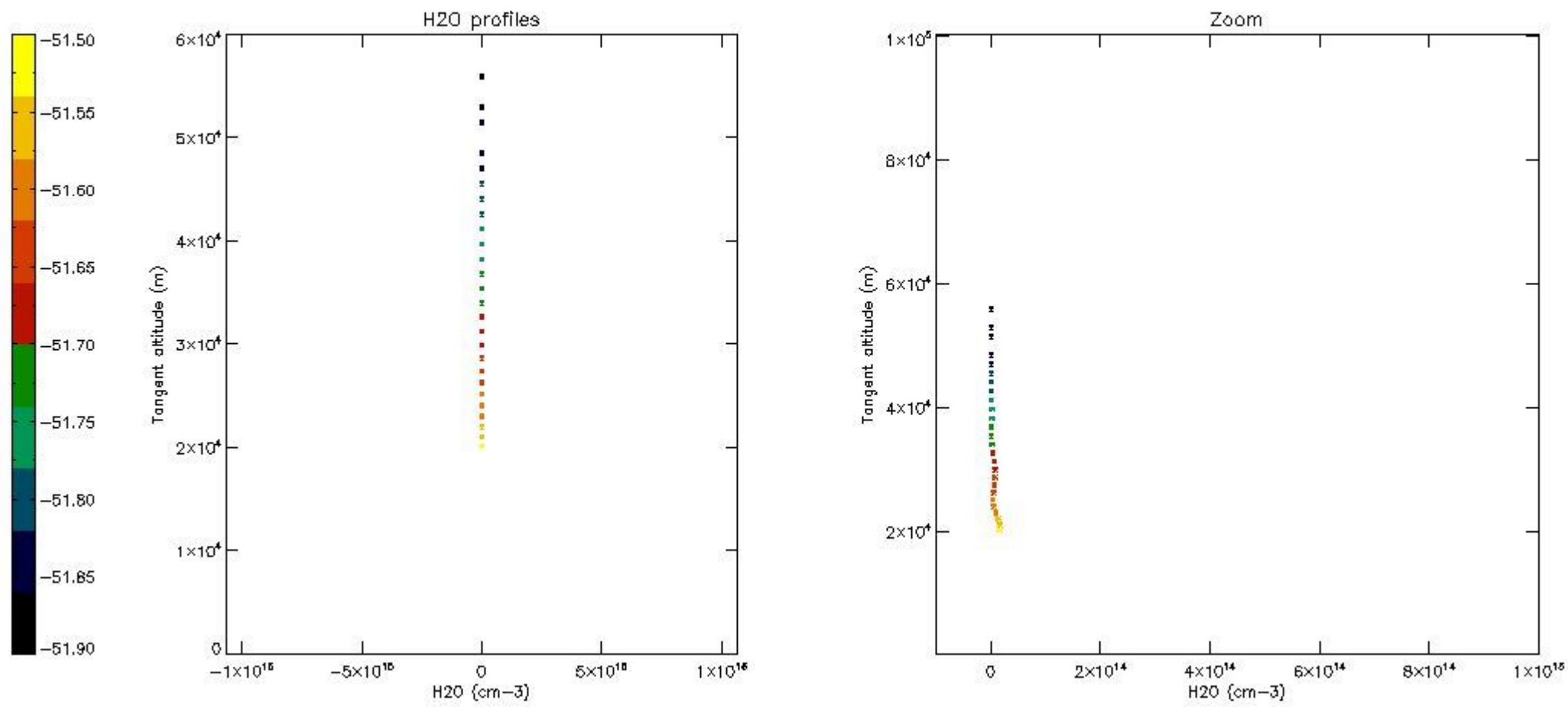
*5.7 Plot NO3 profiles for all STD (dark without errors)*

The colorbar represents the latitude.



*5.8 Plot H2O profiles for all STD (only for occultations of stars 1,2,3,4,13,14,16,26,63 dark without errors)*

The colorbar represents the latitude.



## 6. Auxiliary Data Files used for the production reported in section 2

The number reported in the third column indicates since which file (see list in section 2) the corresponding auxiliary file has been used. The fourth column is the date of those product files.

Type	Auxiliary Filename	Used since product	Used since product date
INST_PHYS_CHARACTERISTICS	GOM_INS_AXVIEC20091111_143220_20030716_120000_20500101_000000	1	09-MAR-2004 00:00:15
LEVEL-2_PROC_CONFIG	GOM_PR2_AXVIEC20091111_152718_20020301_000000_20500101_000000	1	09-MAR-2004 00:00:15
CROSS_SECTIONS_FILE	GOM_CRS_AXVIEC20091111_154832_20020301_000000_20500101_000000	1	09-MAR-2004 00:00:15

# GOMOS Level 2 Daily Report

## SUMMARY

### [1. General Info](#)

### [2. Summary of processed GOM\\_NL\\_2P products](#)

### [3. Level 2 Quality information per product](#)

#### [3.1 Plot of level 2 quality information per product \(time dependant\)](#)

#### [3.2 Plot of level 2 quality information per product \(world map\)](#)

### [4. Level 1 Quality information per product \(stored on level 2 products\)](#)

#### [4.1 Plot of level 1 quality information per product \(time dependant\)](#)

##### [4.1.1 Plot of level 1 quality information per product \(time dependant\): ASCENDING](#)

##### [4.1.2 Plot of level 1 quality information per product \(time dependant\): DESCENDING](#)

#### [4.2 Plot of level 1 quality information per product \(world map\)](#)

##### [4.2.1 Plot of level 1 quality information per product \(world map\): ASCENDING](#)

##### [4.2.2 Plot of level 1 quality information per product \(world map\): DESCENDING](#)

### [5. Ozone profiles based on quality statistics and other trace gas profiles](#)

#### [5.1 Ozone statistics based on quality of products](#)

#### [5.2 Plot ozone profiles for all STD \(dark without errors\)](#)

#### [5.3 Plot ozone profiles where STD < 20% \(dark without errors\)](#)

#### [5.4. Plot ozone profiles where STD < 10% \(dark without errors\)](#)

#### [5.5. Plot ozone profiles where STD < 5% \(dark without errors\)](#)

#### [5.6 Plot NO2 profiles for all STD \(dark without errors\)](#)

#### [5.7 Plot NO3 profiles for all STD \(dark without errors\)](#)

#### [5.8 Plot H2O profiles \(only for occultations of stars 1,2,3,4,13,14,16,26,63 dark without errors\) for all STD](#)

### [6. Auxiliary Data Files used for the production reported in section 2](#)

This report presents the daily analysis on parameters extracted from GOMOS level 2 data (GOM\_NL\_\_2P). It is intended to monitor some important parameters that will impact the quality of these products. A list of level 2 products (and content) that have arrived during the reporting day to the PCF is also given.

Item	Value
Time of report generation	18APR2013 21:04:23
Data source version	GOMOS/6.01
Start time of products	09-03-2004 (09MAR2004 00:00:00)
Stop time of products	10-03-2004 (10MAR2004 00:00:00)
Store outputs in DB	Yes
Nb of level 2 prods	448
Nb of prods with errors	0

## 2. Summary of processed GOM\_NL\_\_2P products.

Nr	Filename	UTC Start time	Limb	Duration	Star Id	Star Name	Star Mag	Star Temp	Nb Meas	Orbit	Prod. error
1	GOM_NL__2PRFIN20040309_000015_000000462025_00002_10577_0310.N1	09-MAR-2004 00:00:15	Straylight	45.500	65	Lam Vel	2.2040	4400.0	91	10577	No
2	GOM_NL__2PRFIN20040309_000314_000000562025_00002_10577_0311.N1	09-MAR-2004 00:03:14	Straylight	56.000	106	9Bet Crv	2.6480	5600.0	112	10577	No
3	GOM_NL__2PRFIN20040309_000548_000000562025_00002_10577_0312.N1	09-MAR-2004 00:05:48	Straylight	56.000	100	4Gam Crv	2.5800	13100.	112	10577	No
4	GOM_NL__2PRFIN20040309_000941_000000472025_00002_10577_0313.N1	09-MAR-2004 00:09:41	Twilight_stray	47.000	48	30Alp Hya	1.9770	4100.0	94	10577	No
5	GOM_NL__2PRFIN20040309_001525_000000412025_00002_10577_0314.N1	09-MAR-2004 00:15:25	Bright	41.000	22	32Alp Leo	1.3600	15200.	82	10577	No
6	GOM_NL__2PRFIN20040309_001748_000000442025_00002_10577_0315.N1	09-MAR-2004 00:17:48	Bright	43.500	51	41Gam1Leo	2.0100	4500.0	87	10577	No
7	GOM_NL__2PRFIN20040309_002605_000000432025_00002_10577_0316.N1	09-MAR-2004 00:26:05	Bright	42.500	174	52Psi UMa	3.0040	4400.0	85	10577	No
8	GOM_NL__2PRFIN20040309_002905_000000412025_00002_10577_0317.N1	09-MAR-2004 00:29:05	Bright	41.000	82	48Bet UMa	2.3650	10600.	82	10577	No
9	GOM_NL__2PRFIN20040309_003032_000000412025_00002_10577_0318.N1	09-MAR-2004 00:30:32	Bright	41.000	36	50Alp UMa	1.8000	6300.0	82	10577	No
10	GOM_NL__2PRFIN20040309_003252_000000482025_00002_10577_0319.N1	09-MAR-2004 00:32:52	Bright	48.000	32	77Eps UMa	1.7630	11000.	96	10577	No
11	GOM_NL__2PRFIN20040309_003728_000000382025_00002_10577_0320.N1	09-MAR-2004 00:37:28	Bright	38.000	49	1Alp UMi	1.9900	6300.0	76	10577	No
12	GOM_NL__2PRFIN20040309_004210_000000492025_00002_10577_0321.N1	09-MAR-2004 00:42:10	Bright	49.000	119	14Eta Dra	2.7270	4700.0	98	10577	No
13	GOM_NL__2PRFIN20040309_004510_000000382025_00002_10577_0322.N1	09-MAR-2004 00:45:10	Bright	37.500	89	5Alp Cep	2.4510	8000.0	75	10577	No
14	GOM_NL__2PRFIN20040309_004654_000000502025_00002_10577_0323.N1	09-MAR-2004 00:46:54	Bright	50.000	130	23Bet Dra	2.7990	5800.0	100	10577	No
15	GOM_NL__2PRFIN20040309_005016_000000372025_00002_10577_0324.N1	09-MAR-2004 00:50:16	Bright	37.000	19	50Alp Cyg	1.2460	10500.	74	10577	No
16	GOM_NL__2PRFIN20040309_005150_000000382025_00002_10577_0325.N1	09-MAR-2004 00:51:50	Bright	38.000	66	37Gam Cyg	2.2080	5900.0	76	10577	No
17	GOM_NL__2PRFIN20040309_005326_000000372025_00002_10577_0326.N1	09-MAR-2004 00:53:26	Bright	36.500	92	53Eps Cyg	2.5000	4500.0	73	10577	No
18	GOM_NL__2PRFIN20040309_005646_000001202025_00002_10577_0327.N1	09-MAR-2004 00:56:46	Twilight_stray	119.50	133	40Zet Her	2.8070	6000.0	239	10577	No
19	GOM_NL__2PRFIN20040309_010056_000000482025_00002_10577_0328.N1	09-MAR-2004 01:00:56	Twilight_stray	48.000	168	17Zet Aql	2.9860	11000.	96	10577	No
20	GOM_NL__2PRFIN20040309_010544_000000982025_00002_10577_0329.N1	09-MAR-2004 01:05:44	Straylight	97.500	59	55Alp Oph	2.0800	8900.0	195	10577	No
21	GOM_NL__2PRFIN20040309_010827_000000862025_00002_10577_0330.N1	09-MAR-2004 01:08:27	Dark	85.500	126	60Bet Oph	2.7700	4250.0	171	10577	No
22	GOM_NL__2PRFIN20040309_011103_000000452025_00002_10577_0331.N1	09-MAR-2004 01:11:03	Dark	45.000	155	41Pi Sgr	2.9000	6600.0	90	10577	No
23	GOM_NL__2PRFIN20040309_011259_000000472025_00002_10577_0332.N1	09-MAR-2004 01:12:59	Dark	46.500	57	34Sig Sgr	2.0660	26000.	93	10577	No
24	GOM_NL__2PRFIN20040309_011618_000000462025_00002_10577_0333.N1	09-MAR-2004 01:16:18	Dark	45.500	38	20Eps Sgr	1.8360	11000.	91	10577	No
25	GOM_NL__2PRFIN20040309_011935_000000622025_00002_10577_0334.N1	09-MAR-2004 01:19:35	Dark	61.500	25	35Lam Sco	1.6200	28000.	123	10577	No
26	GOM_NL__2PRFIN20040309_012914_000000572025_00003_10578_0305.N1	09-MAR-2004 01:29:14	Dark	57.000	4	Alp1Cen	-0.010000	5800.0	114	10578	No
27	GOM_NL__2PRFIN20040309_013030_000000432025_00003_10578_0306.N1	09-MAR-2004 01:30:30	Dark	42.500	10	Bet Cen	0.61000	28000.	85	10578	No
28	GOM_NL__2PRFIN20040309_013243_000000472025_00003_10578_0307.N1	09-MAR-2004 01:32:43	Dark	47.000	12	Alp1Cru	0.77500	30000.	94	10578	No
29	GOM_NL__2PRFIN20040309_013356_000000402025_00003_10578_0308.N1	09-MAR-2004 01:33:56	Dark	40.000	129	Del Cru	2.7930	26000.	80	10578	No
30	GOM_NL__2PRFIN20040309_013530_000000462025_00003_10578_0309.N1	09-MAR-2004 01:35:30	Straylight	46.000	64	Gam Cen	2.2000	10600.	92	10578	No
31	GOM_NL__2PRFIN20040309_013732_000000392025_00003_10578_0310.N1	09-MAR-2004 01:37:32	Straylight	38.500	91	Kap Vel	2.4900	26000.	77	10578	No
32	GOM_NL__2PRFIN20040309_014051_000000462025_00003_10578_0311.N1	09-MAR-2004 01:40:51	Straylight	46.000	65	Lam Vel	2.2040	4400.0	92	10578	No
33	GOM_NL__2PRFIN20040309_014350_000000622025_00003_10578_0312.N1	09-MAR-2004 01:43:50	Straylight	62.000	106	9Bet Crv	2.6480	5600.0	124	10578	No
34	GOM_NL__2PRFIN20040309_014625_000000532025_00003_10578_0313.N1	09-MAR-2004 01:46:25	Straylight	52.500	100	4Gam Crv	2.5800	13100.	105	10578	No
35	GOM_NL__2PRFIN20040309_015017_000000462025_00003_10578_0314.N1	09-MAR-2004 01:50:17	Twilight_stray	45.500	48	30Alp Hya	1.9770	4100.0	91	10578	No
36	GOM_NL__2PRFIN20040309_015600_000000422025_00003_10578_0315.N1	09-MAR-2004 01:56:00	Bright	41.500	22	32Alp Leo	1.3600	15200.	83	10578	No
37	GOM_NL__2PRFIN20040309_015823_000000442025_00003_10578_0316.N1	09-MAR-2004 01:58:23	Bright	43.500	51	41Gam1Leo	2.0100	4500.0	87	10578	No
38	GOM_NL__2PRFIN20040309_020640_000000432025_00003_10578_0317.N1	09-MAR-2004 02:06:40	Bright	42.500	174	52Psi UMa	3.0040	4400.0	85	10578	No
39	GOM_NL__2PRFIN20040309_020941_000000422025_00003_10578_0318.N1	09-MAR-2004 02:09:41	Bright	41.500	82	48Bet UMa	2.3650	10600.	83	10578	No
40	GOM_NL__2PRFIN20040309_021108_000000422025_00003_10578_0319.N1	09-MAR-2004 02:11:08	Bright	41.500	36	50Alp UMa	1.8000	6300.0	83	10578	No
41	GOM_NL__2PRFIN20040309_021328_000000492025_00003_10578_0320.N1	09-MAR-2004 02:13:28	Bright	48.500	32	77Eps UMa	1.7630	11000.	97	10578	No
42	GOM_NL__2PRFIN20040309_021804_000000362025_00003_10578_0321.N1	09-MAR-2004 02:18:04	Bright	35.500	49	1Alp UMi	1.9900	6300.0	71	10578	No



43	GOM_NL__2PRFIN20040309_022245_000000472025_00003_10578_0322.N1	09-MAR-2004 02:22:45	Bright	47.000	119	14Eta Dra	2.7270	4700.0	94	10578	No
44	GOM_NL__2PRFIN20040309_022546_000000382025_00003_10578_0323.N1	09-MAR-2004 02:25:46	Bright	37.500	89	5Alp Cep	2.4510	8000.0	75	10578	No
45	GOM_NL__2PRFIN20040309_022729_000000492025_00003_10578_0324.N1	09-MAR-2004 02:27:29	Bright	49.000	130	23Bet Dra	2.7990	5800.0	98	10578	No
46	GOM_NL__2PRFIN20040309_023052_000000362025_00003_10578_0325.N1	09-MAR-2004 02:30:52	Bright	35.500	19	50Alp Cyg	1.2460	10500.	71	10578	No
47	GOM_NL__2PRFIN20040309_023226_000000382025_00003_10578_0326.N1	09-MAR-2004 02:32:26	Bright	38.000	66	37Gam Cyg	2.2080	5900.0	76	10578	No
48	GOM_NL__2PRFIN20040309_023402_000000382025_00003_10578_0327.N1	09-MAR-2004 02:34:02	Bright	37.500	92	53Eps Cyg	2.5000	4500.0	75	10578	No
49	GOM_NL__2PRFIN20040309_023723_000001322025_00003_10578_0328.N1	09-MAR-2004 02:37:23	Twilight	131.50	133	40Zet Her	2.8070	6000.0	263	10578	No
50	GOM_NL__2PRFIN20040309_024132_000000522025_00003_10578_0329.N1	09-MAR-2004 02:41:32	Twilight	51.500	168	17Zet Aql	2.9860	11000.	103	10578	No
51	GOM_NL__2PRFIN20040309_024621_000000912025_00003_10578_0330.N1	09-MAR-2004 02:46:21	Straylight	90.500	59	55Alp Oph	2.0800	8900.0	181	10578	No
52	GOM_NL__2PRFIN20040309_024904_000000872025_00003_10578_0331.N1	09-MAR-2004 02:49:04	Dark	86.500	126	60Bet Oph	2.7700	4250.0	173	10578	No
53	GOM_NL__2PRFIN20040309_025336_000000492025_00003_10578_0332.N1	09-MAR-2004 02:53:36	Dark	49.000	57	34Sig Sgr	2.0660	26000.	98	10578	No
54	GOM_NL__2PRFIN20040309_025655_000000512025_00003_10578_0333.N1	09-MAR-2004 02:56:55	Dark	50.500	38	20Eps Sgr	1.8360	11000.	101	10578	No
55	GOM_NL__2PRFIN20040309_030012_000000532025_00003_10578_0334.N1	09-MAR-2004 03:00:12	Dark	53.000	25	35Lam Sco	1.6200	28000.	106	10578	No
56	GOM_NL__2PRFIN20040309_044634_000000412025_00005_10580_0306.N1	09-MAR-2004 04:46:34	Dark	40.500	43	Alp TrA	1.9100	4250.0	81	10580	No
57	GOM_NL__2PRFIN20040309_044849_000000412025_00005_10580_0307.N1	09-MAR-2004 04:48:49	Dark	40.500	145	Gam TrA	2.8720	10600.	81	10580	No
58	GOM_NL__2PRFIN20040309_045027_000000542025_00005_10580_0308.N1	09-MAR-2004 04:50:27	Dark	54.000	4	Alp1Cen	-0.010000	5800.0	108	10580	No
59	GOM_NL__2PRFIN20040309_045143_000000532025_00005_10580_0309.N1	09-MAR-2004 04:51:43	Dark	53.000	10	Bet Cen	0.61000	28000.	106	10580	No
60	GOM_NL__2PRFIN20040309_045356_000000412025_00005_10580_0310.N1	09-MAR-2004 04:53:56	Dark	40.500	12	Alp1Cru	0.77500	30000.	81	10580	No
61	GOM_NL__2PRFIN20040309_045509_000000382025_00005_10580_0311.N1	09-MAR-2004 04:55:09	Dark	38.000	129	Del Cru	2.7930	26000.	76	10580	No
62	GOM_NL__2PRFIN20040309_045644_000000432025_00005_10580_0312.N1	09-MAR-2004 04:56:44	Straylight	42.500	64	Gam Cen	2.2000	10600.	85	10580	No
63	GOM_NL__2PRFIN20040309_045843_000000402025_00005_10580_0313.N1	09-MAR-2004 04:58:43	Straylight	40.000	91	Kap Vel	2.4900	26000.	80	10580	No
64	GOM_NL__2PRFIN20040309_050202_000000522025_00005_10580_0314.N1	09-MAR-2004 05:02:02	Straylight	52.000	65	Lam Vel	2.2040	4400.0	104	10580	No
65	GOM_NL__2PRFIN20040309_050502_000000582025_00005_10580_0315.N1	09-MAR-2004 05:05:02	Straylight	58.000	106	9Bet Crv	2.6480	5600.0	116	10580	No
66	GOM_NL__2PRFIN20040309_050737_000000562025_00005_10580_0316.N1	09-MAR-2004 05:07:37	Straylight	56.000	100	4Gam Crv	2.5800	13100.	112	10580	No
67	GOM_NL__2PRFIN20040309_051131_000000502025_00005_10580_0317.N1	09-MAR-2004 05:11:31	Twilight	49.500	48	30Alp Hya	1.9770	4100.0	99	10580	No
68	GOM_NL__2PRFIN20040309_051713_000000412025_00005_10580_0318.N1	09-MAR-2004 05:17:13	Bright	40.500	22	32Alp Leo	1.3600	15200.	81	10580	No
69	GOM_NL__2PRFIN20040309_051936_000000422025_00005_10580_0319.N1	09-MAR-2004 05:19:36	Bright	41.500	51	41Gam1Leo	2.0100	4500.0	83	10580	No
70	GOM_NL__2PRFIN20040309_052406_000001102025_00005_10580_0320.N1	09-MAR-2004 05:24:06	Bright	110.00	138	47Eps Vir	2.8280	4700.0	220	10580	No
71	GOM_NL__2PRFIN20040309_052751_000000422025_00005_10580_0321.N1	09-MAR-2004 05:27:51	Bright	42.000	174	52Psi UMa	3.0040	4400.0	84	10580	No
72	GOM_NL__2PRFIN20040309_053053_000000402025_00005_10580_0322.N1	09-MAR-2004 05:30:53	Bright	40.000	82	48Bet UMa	2.3650	10600.	80	10580	No
73	GOM_NL__2PRFIN20040309_053219_000000432025_00005_10580_0323.N1	09-MAR-2004 05:32:19	Bright	42.500	36	50Alp UMa	1.8000	6300.0	85	10580	No
74	GOM_NL__2PRFIN20040309_053438_000000482025_00005_10580_0324.N1	09-MAR-2004 05:34:38	Bright	48.000	32	77Eps UMa	1.7630	11000.	96	10580	No
75	GOM_NL__2PRFIN20040309_053916_000000382025_00005_10580_0325.N1	09-MAR-2004 05:39:16	Bright	38.000	49	1Alp UMi	1.9900	6300.0	76	10580	No
76	GOM_NL__2PRFIN20040309_054355_000000452025_00005_10580_0326.N1	09-MAR-2004 05:43:55	Bright	45.000	119	14Eta Dra	2.7270	4700.0	90	10580	No
77	GOM_NL__2PRFIN20040309_054658_000000362025_00005_10580_0327.N1	09-MAR-2004 05:46:58	Bright	35.500	89	5Alp Cep	2.4510	8000.0	71	10580	No
78	GOM_NL__2PRFIN20040309_054841_000000522025_00005_10580_0328.N1	09-MAR-2004 05:48:41	Bright	51.500	130	23Bet Dra	2.7990	5800.0	103	10580	No
79	GOM_NL__2PRFIN20040309_055203_000000402025_00005_10580_0329.N1	09-MAR-2004 05:52:03	Bright	39.500	19	50Alp Cyg	1.2460	10500.	79	10580	No
80	GOM_NL__2PRFIN20040309_055338_000000372025_00005_10580_0330.N1	09-MAR-2004 05:53:38	Bright	36.500	66	37Gam Cyg	2.2080	5900.0	73	10580	No
81	GOM_NL__2PRFIN20040309_055515_000000392025_00005_10580_0331.N1	09-MAR-2004 05:55:15	Bright	39.000	92	53Eps Cyg	2.5000	4500.0	78	10580	No
82	GOM_NL__2PRFIN20040309_055836_000001292025_00005_10580_0332.N1	09-MAR-2004 05:58:36	Twilight	128.50	133	40Zet Her	2.8070	6000.0	257	10580	No
83	GOM_NL__2PRFIN20040309_060245_000000512025_00005_10580_0333.N1	09-MAR-2004 06:02:45	Twilight	50.500	168	17Zet Aql	2.9860	11000.	101	10580	No
84	GOM_NL__2PRFIN20040309_060736_000000952025_00005_10580_0334.N1	09-MAR-2004 06:07:36	Dark	95.000	59	55Alp Oph	2.0800	8900.0	190	10580	No
85	GOM_NL__2PRFIN20040309_061020_000000802025_00005_10580_0335.N1	09-MAR-2004 06:10:20	Dark	80.000	126	60Bet Oph	2.7700	4250.0	160	10580	No
86	GOM_NL__2PRFIN20040309_061253_000000442025_00005_10580_0336.N1	09-MAR-2004 06:12:53	Dark	43.500	155	41Pi Sgr	2.9000	6600.0	87	10580	No
87	GOM_NL__2PRFIN20040309_061449_000000472025_00005_10580_0337.N1	09-MAR-2004 06:14:49	Dark	47.000	57	34Sig Sgr	2.0660	26000.	94	10580	No
88	GOM_NL__2PRFIN20040309_061808_000000492025_00005_10580_0338.N1	09-MAR-2004 06:18:08	Dark	48.500	38	20Eps Sgr	1.8360	11000.	97	10580	No
89	GOM_NL__2PRFIN20040309_062127_000000512025_00005_10580_0339.N1	09-MAR-2004 06:21:27	Dark	51.000	25	35Lam Sco	1.6200	28000.	102	10580	No
90	GOM_NL__2PRFIN20040309_062326_000000442025_00006_10581_0307.N1	09-MAR-2004 06:23:26	Dark	43.500	147	Alp Ara	2.8770	26000.	87	10581	No
91	GOM_NL__2PRFIN20040309_062711_000000492025_00006_10581_0308.N1	09-MAR-2004 06:27:11	Dark	48.500	43	Alp TrA	1.9100	4250.0	97	10581	No
92	GOM_NL__2PRFIN20040309_062926_000000382025_00006_10581_0309.N1	09-MAR-2004 06:29:26	Dark	37.500	145	Gam TrA	2.8720	10600.	75	10581	No
93	GOM_NL__2PRFIN20040309_063104_000000482025_00006_10581_0310.N1	09-MAR-2004 06:31:04	Dark	47.500	4	Alp1Cen	-0.010000	5800.0	95	10581	No
94	GOM_NL__2PRFIN20040309_063220_000000442025_00006_10581_0311.N1	09-MAR-2004 06:32:20	Dark	44.000	10	Bet Cen	0.61000	28000.	88	10581	No
95	GOM_NL__2PRFIN20040309_063433_000000442025_00006_10581_0312.N1	09-MAR-2004 06:34:33	Dark	44.000	12	Alp1Cru	0.77500	30000.	88	10581	No
96	GOM_NL__2PRFIN20040309_063546_000000412025_00006_10581_0313.N1	09-MAR-2004 06:35:46	Dark	41.000	129	Del Cru	2.7930	26000.	82	10581	No
97	GOM_NL__2PRFIN20040309_063721_000000492025_00006_10581_0314.N1	09-MAR-2004 06:37:21	Straylight	49.000	64	Gam Cen	2.2000	10600.	98	10581	No
98	GOM_NL__2PRFIN20040309_063920_000000412025_00006_10581_0315.N1	09-MAR-2004 06:39:20	Straylight	40.500	91	Kap Vel	2.4900	26000.	81	10581	No
99	GOM_NL__2PRFIN20040309_064239_000000462025_00006_10581_0316.N1	09-MAR-2004 06:42:39	Straylight	46.000	65	Lam Vel	2.2040	4400.0	92	10581	No
100	GOM_NL__2PRFIN20040309_064538_000000612025_00006_10581_0317.N1	09-MAR-2004 06:45:38	Straylight	61.000	106	9Bet Crv	2.6480	5600.0	122	10581	No
101	GOM_NL__2PRFIN20040309_064813_000000592025_00006_10581_0318.N1	09-MAR-2004 06:48:13	Straylight	59.000	100	4Gam Crv	2.5800	13100.	118	10581	No

102	GOM_NL__2PRFIN20040309_065207_000000462025_00006_10581_0319.N1	09-MAR-2004 06:52:07	Twilight	46.000	48	30Alp Hya	1.9770	4100.0	92	10581	No
103	GOM_NL__2PRFIN20040309_065749_000000402025_00006_10581_0320.N1	09-MAR-2004 06:57:49	Bright	39.500	22	32Alp Leo	1.3600	15200.	79	10581	No
104	GOM_NL__2PRFIN20040309_070012_000000422025_00006_10581_0321.N1	09-MAR-2004 07:00:12	Bright	41.500	51	41Gam1Leo	2.0100	4500.0	83	10581	No
105	GOM_NL__2PRFIN20040309_070439_000001062025_00006_10581_0322.N1	09-MAR-2004 07:04:39	Bright	106.00	138	47Eps Vir	2.8280	4700.0	212	10581	No
106	GOM_NL__2PRFIN20040309_070827_000000422025_00006_10581_0323.N1	09-MAR-2004 07:08:27	Bright	42.000	174	52Psi UMa	3.0040	4400.0	84	10581	No
107	GOM_NL__2PRFIN20040309_071129_000000412025_00006_10581_0324.N1	09-MAR-2004 07:11:29	Bright	40.500	82	48Bet UMa	2.3650	10600.	81	10581	No
108	GOM_NL__2PRFIN20040309_071256_000000412025_00006_10581_0325.N1	09-MAR-2004 07:12:56	Bright	41.000	36	50Alp UMa	1.8000	6300.0	82	10581	No
109	GOM_NL__2PRFIN20040309_071513_000000492025_00006_10581_0326.N1	09-MAR-2004 07:15:13	Bright	48.500	32	77Eps UMa	1.7630	11000.	97	10581	No
110	GOM_NL__2PRFIN20040309_071953_000000362025_00006_10581_0327.N1	09-MAR-2004 07:19:53	Bright	35.500	49	1Alp UMi	1.9900	6300.0	71	10581	No
111	GOM_NL__2PRFIN20040309_072431_000000492025_00006_10581_0328.N1	09-MAR-2004 07:24:31	Bright	48.500	119	14Eta Dra	2.7270	4700.0	97	10581	No
112	GOM_NL__2PRFIN20040309_072735_000000372025_00006_10581_0329.N1	09-MAR-2004 07:27:35	Bright	37.000	89	5Alp Cep	2.4510	8000.0	74	10581	No
113	GOM_NL__2PRFIN20040309_072916_000000512025_00006_10581_0330.N1	09-MAR-2004 07:29:16	Bright	51.000	130	23Bet Dra	2.7990	5800.0	102	10581	No
114	GOM_NL__2PRFIN20040309_073240_000000382025_00006_10581_0331.N1	09-MAR-2004 07:32:40	Bright	38.000	19	50Alp Cyg	1.2460	10500.	76	10581	No
115	GOM_NL__2PRFIN20040309_073414_000000362025_00006_10581_0332.N1	09-MAR-2004 07:34:14	Bright	36.000	66	37Gam Cyg	2.2080	5900.0	72	10581	No
116	GOM_NL__2PRFIN20040309_073551_000000382025_00006_10581_0333.N1	09-MAR-2004 07:35:51	Bright	37.500	92	53Eps Cyg	2.5000	4500.0	75	10581	No
117	GOM_NL__2PRFIN20040309_073912_000001312025_00006_10581_0334.N1	09-MAR-2004 07:39:12	Twilight	131.00	133	40Zet Her	2.8070	6000.0	262	10581	No
118	GOM_NL__2PRFIN20040309_074322_000000512025_00006_10581_0335.N1	09-MAR-2004 07:43:22	Twilight	51.000	168	17Zet Aql	2.9860	11000.	102	10581	No
119	GOM_NL__2PRFIN20040309_074813_000000892025_00006_10581_0336.N1	09-MAR-2004 07:48:13	Dark	89.000	59	55Alp Oph	2.0800	8900.0	178	10581	No
120	GOM_NL__2PRFIN20040309_075056_000000852025_00006_10581_0337.N1	09-MAR-2004 07:50:56	Dark	84.500	126	60Bet Oph	2.7700	4250.0	169	10581	No
121	GOM_NL__2PRFIN20040309_075330_000000462025_00006_10581_0338.N1	09-MAR-2004 07:53:30	Dark	46.000	155	41Pi Sgr	2.9000	6600.0	92	10581	No
122	GOM_NL__2PRFIN20040309_075526_000000452025_00006_10581_0339.N1	09-MAR-2004 07:55:26	Dark	45.000	57	34Sig Sgr	2.0660	26000.	90	10581	No
123	GOM_NL__2PRFIN20040309_075845_000000482025_00006_10581_0340.N1	09-MAR-2004 07:58:45	Dark	47.500	38	20Eps Sgr	1.8360	11000.	95	10581	No
124	GOM_NL__2PRFIN20040309_080204_000000562025_00006_10581_0341.N1	09-MAR-2004 08:02:04	Dark	56.000	25	35Lam Sco	1.6200	28000.	112	10581	No
125	GOM_NL__2PRFIN20040309_080403_000000442025_00007_10582_0307.N1	09-MAR-2004 08:04:03	Dark	43.500	147	Alp Ara	2.8770	26000.	87	10582	No
126	GOM_NL__2PRFIN20040309_080747_000000522025_00007_10582_0308.N1	09-MAR-2004 08:07:47	Dark	51.500	43	Alp TrA	1.9100	4250.0	103	10582	No
127	GOM_NL__2PRFIN20040309_081002_000000382025_00007_10582_0309.N1	09-MAR-2004 08:10:02	Dark	38.000	145	Gam TrA	2.8720	10600.	76	10582	No
128	GOM_NL__2PRFIN20040309_081140_000000472025_00007_10582_0310.N1	09-MAR-2004 08:11:40	Dark	46.500	4	Alp1Cen	-0.010000	5800.0	93	10582	No
129	GOM_NL__2PRFIN20040309_081257_000000422025_00007_10582_0311.N1	09-MAR-2004 08:12:57	Dark	42.000	10	Bet Cen	0.61000	28000.	84	10582	No
130	GOM_NL__2PRFIN20040309_081510_000000442025_00007_10582_0312.N1	09-MAR-2004 08:15:10	Dark	43.500	12	Alp1Cru	0.77500	30000.	87	10582	No
131	GOM_NL__2PRFIN20040309_081623_000000392025_00007_10582_0313.N1	09-MAR-2004 08:16:23	Dark	39.000	129	Del Cru	2.7930	26000.	78	10582	No
132	GOM_NL__2PRFIN20040309_081757_000000472025_00007_10582_0314.N1	09-MAR-2004 08:17:57	Straylight	46.500	64	Gam Cen	2.2000	10600.	93	10582	No
133	GOM_NL__2PRFIN20040309_081956_000000392025_00007_10582_0315.N1	09-MAR-2004 08:19:56	Straylight	39.000	91	Kap Vel	2.4900	26000.	78	10582	No
134	GOM_NL__2PRFIN20040309_082316_000000472025_00007_10582_0316.N1	09-MAR-2004 08:23:16	Straylight	46.500	65	Lam Vel	2.2040	4400.0	93	10582	No
135	GOM_NL__2PRFIN20040309_082614_000000632025_00007_10582_0317.N1	09-MAR-2004 08:26:14	Straylight	63.000	106	9Bet Crv	2.6480	5600.0	126	10582	No
136	GOM_NL__2PRFIN20040309_082849_000000592025_00007_10582_0318.N1	09-MAR-2004 08:28:49	Straylight	58.500	100	4Gam Crv	2.5800	13100.	117	10582	No
137	GOM_NL__2PRFIN20040309_083243_000000482025_00007_10582_0319.N1	09-MAR-2004 08:32:43	Twilight	48.000	48	30Alp Hya	1.9770	4100.0	96	10582	No
138	GOM_NL__2PRFIN20040309_083825_000000392025_00007_10582_0320.N1	09-MAR-2004 08:38:25	Bright	39.000	22	32Alp Leo	1.3600	15200.	78	10582	No
139	GOM_NL__2PRFIN20040309_084048_000000402025_00007_10582_0321.N1	09-MAR-2004 08:40:48	Bright	40.000	51	41Gam1Leo	2.0100	4500.0	80	10582	No
140	GOM_NL__2PRFIN20040309_084512_000001102025_00007_10582_0322.N1	09-MAR-2004 08:45:12	Bright	110.00	138	47Eps Vir	2.8280	4700.0	220	10582	No
141	GOM_NL__2PRFIN20040309_084903_000000432025_00007_10582_0323.N1	09-MAR-2004 08:49:03	Bright	42.500	174	52Psi UMa	3.0040	4400.0	85	10582	No
142	GOM_NL__2PRFIN20040309_085205_000000392025_00007_10582_0324.N1	09-MAR-2004 08:52:05	Bright	39.000	82	48Bet UMa	2.3650	10600.	78	10582	No
143	GOM_NL__2PRFIN20040309_085331_000000412025_00007_10582_0325.N1	09-MAR-2004 08:53:31	Bright	40.500	36	50Alp UMa	1.8000	6300.0	81	10582	No
144	GOM_NL__2PRFIN20040309_085548_000000492025_00007_10582_0326.N1	09-MAR-2004 08:55:48	Bright	48.500	32	77Eps UMa	1.7630	11000.	97	10582	No
145	GOM_NL__2PRFIN20040309_090029_000000352025_00007_10582_0327.N1	09-MAR-2004 09:00:29	Bright	35.000	49	1Alp UMi	1.9900	6300.0	70	10582	No
146	GOM_NL__2PRFIN20040309_090506_000000502025_00007_10582_0328.N1	09-MAR-2004 09:05:06	Bright	49.500	119	14Eta Dra	2.7270	4700.0	99	10582	No
147	GOM_NL__2PRFIN20040309_090811_000000382025_00007_10582_0329.N1	09-MAR-2004 09:08:11	Bright	37.500	89	5Alp Cep	2.4510	8000.0	75	10582	No
148	GOM_NL__2PRFIN20040309_090952_000000492025_00007_10582_0330.N1	09-MAR-2004 09:09:52	Bright	49.000	130	23Bet Dra	2.7990	5800.0	98	10582	No
149	GOM_NL__2PRFIN20040309_091316_000000382025_00007_10582_0331.N1	09-MAR-2004 09:13:16	Bright	37.500	19	50Alp Cyg	1.2460	10500.	75	10582	No
150	GOM_NL__2PRFIN20040309_091451_000000392025_00007_10582_0332.N1	09-MAR-2004 09:14:51	Bright	38.500	66	37Gam Cyg	2.2080	5900.0	77	10582	No
151	GOM_NL__2PRFIN20040309_091628_000000372025_00007_10582_0333.N1	09-MAR-2004 09:16:28	Bright	37.000	92	53Eps Cyg	2.5000	4500.0	74	10582	No
152	GOM_NL__2PRFIN20040309_091948_000001232025_00007_10582_0334.N1	09-MAR-2004 09:19:48	Twilight	123.00	133	40Zet Her	2.8070	6000.0	246	10582	No
153	GOM_NL__2PRFIN20040309_092358_000000492025_00007_10582_0335.N1	09-MAR-2004 09:23:58	Twilight	48.500	168	17Zet Aql	2.9860	11000.	97	10582	No
154	GOM_NL__2PRFIN20040309_092850_000000972025_00007_10582_0336.N1	09-MAR-2004 09:28:50	Dark	96.500	59	55Alp Oph	2.0800	8900.0	193	10582	No
155	GOM_NL__2PRFIN20040309_093134_000000822025_00007_10582_0337.N1	09-MAR-2004 09:31:34	Dark	81.500	126	60Bet Oph	2.7700	4250.0	163	10582	No
156	GOM_NL__2PRFIN20040309_093407_000000442025_00007_10582_0338.N1	09-MAR-2004 09:34:07	Dark	44.000	155	41Pi Sgr	2.9000	6600.0	88	10582	No
157	GOM_NL__2PRFIN20040309_093603_000000482025_00007_10582_0339.N1	09-MAR-2004 09:36:03	Dark	47.500	57	34Sig Sgr	2.0660	26000.	95	10582	No
158	GOM_NL__2PRFIN20040309_093922_000000492025_00007_10582_0340.N1	09-MAR-2004 09:39:22	Dark	48.500	38	20Eps Sgr	1.8360	11000.	97	10582	No
159	GOM_NL__2PRFIN20040309_094241_000000522025_00007_10582_0341.N1	09-MAR-2004 09:42:41	Dark	52.000	25	35Lam Sco	1.6200	28000.	104	10582	No
160	GOM_NL__2PRFIN20040309_094440_000000422025_00008_10583_0307.N1	09-MAR-2004 09:44:40	Dark	42.000	147	Alp Ara	2.8770	26000.	84	10583	No

161	GOM_NL__2PRFIN20040309_094823_000000442025_00008_10583_0308.N1	09-MAR-2004 09:48:23	Dark	44.000	43	Alp TrA	1.9100	4250.0	88	10583	No
162	GOM_NL__2PRFIN20040309_095039_000000402025_00008_10583_0309.N1	09-MAR-2004 09:50:39	Dark	39.500	145	Gam TrA	2.8720	10600.	79	10583	No
163	GOM_NL__2PRFIN20040309_095217_000000452025_00008_10583_0310.N1	09-MAR-2004 09:52:17	Dark	44.500	4	Alp1Cen	-0.010000	5800.0	89	10583	No
164	GOM_NL__2PRFIN20040309_095333_000000412025_00008_10583_0311.N1	09-MAR-2004 09:53:33	Dark	41.000	10	Bet Cen	0.61000	28000.	82	10583	No
165	GOM_NL__2PRFIN20040309_095546_000000482025_00008_10583_0312.N1	09-MAR-2004 09:55:46	Dark	47.500	12	Alp1Cru	0.77500	30000.	95	10583	No
166	GOM_NL__2PRFIN20040309_095659_000000402025_00008_10583_0313.N1	09-MAR-2004 09:56:59	Dark	39.500	129	Del Cru	2.7930	26000.	79	10583	No
167	GOM_NL__2PRFIN20040309_095834_000000452025_00008_10583_0314.N1	09-MAR-2004 09:58:34	Straylight	45.000	64	Gam Cen	2.2000	10600.	90	10583	No
168	GOM_NL__2PRFIN20040309_100032_000000412025_00008_10583_0315.N1	09-MAR-2004 10:00:32	Straylight	40.500	91	Kap Vel	2.4900	26000.	81	10583	No
169	GOM_NL__2PRFIN20040309_100351_000000472025_00008_10583_0316.N1	09-MAR-2004 10:03:51	Straylight	47.000	65	Lam Vel	2.2040	4400.0	94	10583	No
170	GOM_NL__2PRFIN20040309_100651_000000612025_00008_10583_0317.N1	09-MAR-2004 10:06:51	Straylight	61.000	106	9Bet Crv	2.6480	5600.0	122	10583	No
171	GOM_NL__2PRFIN20040309_100925_000000582025_00008_10583_0318.N1	09-MAR-2004 10:09:25	Straylight	58.000	100	4Gam Crv	2.5800	13100.	116	10583	No
172	GOM_NL__2PRFIN20040309_101319_000000462025_00008_10583_0319.N1	09-MAR-2004 10:13:19	Tw_i_and_stray	45.500	48	30Alp Hya	1.9770	4100.0	91	10583	No
173	GOM_NL__2PRFIN20040309_101901_000000402025_00008_10583_0320.N1	09-MAR-2004 10:19:01	Bright	40.000	22	32Alp Leo	1.3600	15200.	80	10583	No
174	GOM_NL__2PRFIN20040309_102124_000000412025_00008_10583_0321.N1	09-MAR-2004 10:21:24	Bright	40.500	51	41Gam1Leo	2.0100	4500.0	81	10583	No
175	GOM_NL__2PRFIN20040309_102546_000001122025_00008_10583_0322.N1	09-MAR-2004 10:25:46	Bright	112.00	138	47Eps Vir	2.8280	4700.0	224	10583	No
176	GOM_NL__2PRFIN20040309_102938_000000432025_00008_10583_0323.N1	09-MAR-2004 10:29:38	Bright	42.500	174	52Psi UMa	3.0040	4400.0	85	10583	No
177	GOM_NL__2PRFIN20040309_103240_000000412025_00008_10583_0324.N1	09-MAR-2004 10:32:40	Bright	41.000	82	48Bet UMa	2.3650	10600.	82	10583	No
178	GOM_NL__2PRFIN20040309_103407_000000422025_00008_10583_0325.N1	09-MAR-2004 10:34:07	Bright	41.500	36	50Alp UMa	1.8000	6300.0	83	10583	No
179	GOM_NL__2PRFIN20040309_103623_000000492025_00008_10583_0326.N1	09-MAR-2004 10:36:23	Bright	48.500	32	77Eps UMa	1.7630	11000.	97	10583	No
180	GOM_NL__2PRFIN20040309_104105_000000392025_00008_10583_0327.N1	09-MAR-2004 10:41:05	Bright	38.500	49	1Alp UMi	1.9900	6300.0	77	10583	No
181	GOM_NL__2PRFIN20040309_104542_000000492025_00008_10583_0328.N1	09-MAR-2004 10:45:42	Bright	49.000	119	14Eta Dra	2.7270	4700.0	98	10583	No
182	GOM_NL__2PRFIN20040309_104847_000000372025_00008_10583_0329.N1	09-MAR-2004 10:48:47	Bright	37.000	89	5Alp Cep	2.4510	8000.0	74	10583	No
183	GOM_NL__2PRFIN20040309_105027_000000502025_00008_10583_0330.N1	09-MAR-2004 10:50:27	Bright	50.000	130	23Bet Dra	2.7990	5800.0	100	10583	No
184	GOM_NL__2PRFIN20040309_105352_000000372025_00008_10583_0331.N1	09-MAR-2004 10:53:52	Bright	36.500	19	50Alp Cyg	1.2460	10500.	73	10583	No
185	GOM_NL__2PRFIN20040309_105526_000000362025_00008_10583_0332.N1	09-MAR-2004 10:55:26	Bright	36.000	66	37Gam Cyg	2.2080	5900.0	72	10583	No
186	GOM_NL__2PRFIN20040309_105704_000000362025_00008_10583_0333.N1	09-MAR-2004 10:57:04	Bright	36.000	92	53Eps Cyg	2.5000	4500.0	72	10583	No
187	GOM_NL__2PRFIN20040309_110025_000001212025_00008_10583_0334.N1	09-MAR-2004 11:00:25	Tw_i_and_stray	121.00	133	40Zet Her	2.8070	6000.0	242	10583	No
188	GOM_NL__2PRFIN20040309_110434_000000502025_00008_10583_0335.N1	09-MAR-2004 11:04:34	Tw_i_and_stray	49.500	168	17Zet Aql	2.9860	11000.	99	10583	No
189	GOM_NL__2PRFIN20040309_110928_000000932025_00008_10583_0336.N1	09-MAR-2004 11:09:28	Dark	93.000	59	55Alp Oph	2.0800	8900.0	186	10583	No
190	GOM_NL__2PRFIN20040309_111211_000000832025_00008_10583_0337.N1	09-MAR-2004 11:12:11	Dark	83.000	126	60Bet Oph	2.7700	4250.0	166	10583	No
191	GOM_NL__2PRFIN20040309_111443_000000442025_00008_10583_0338.N1	09-MAR-2004 11:14:43	Dark	44.000	155	41Pi Sgr	2.9000	6600.0	88	10583	No
192	GOM_NL__2PRFIN20040309_111639_000000452025_00008_10583_0339.N1	09-MAR-2004 11:16:39	Dark	45.000	57	34Sig Sgr	2.0660	26000.	90	10583	No
193	GOM_NL__2PRFIN20040309_111958_000000482025_00008_10583_0340.N1	09-MAR-2004 11:19:58	Dark	48.000	38	20Eps Sgr	1.8360	11000.	96	10583	No
194	GOM_NL__2PRFIN20040309_112317_000000512025_00008_10583_0341.N1	09-MAR-2004 11:23:17	Dark	50.500	25	35Lam Sco	1.6200	28000.	101	10583	No
195	GOM_NL__2PRFIN20040309_112516_000000442025_00009_10584_0307.N1	09-MAR-2004 11:25:16	Dark	43.500	147	Alp Ara	2.8770	26000.	87	10584	No
196	GOM_NL__2PRFIN20040309_112859_000000422025_00009_10584_0308.N1	09-MAR-2004 11:28:59	Dark	42.000	43	Alp TrA	1.9100	4250.0	84	10584	No
197	GOM_NL__2PRFIN20040309_113114_000000392025_00009_10584_0309.N1	09-MAR-2004 11:31:14	Dark	38.500	145	Gam TrA	2.8720	10600.	77	10584	No
198	GOM_NL__2PRFIN20040309_113253_000000442025_00009_10584_0310.N1	09-MAR-2004 11:32:53	Dark	44.000	4	Alp1Cen	-0.010000	5800.0	88	10584	No
199	GOM_NL__2PRFIN20040309_113409_000000432025_00009_10584_0311.N1	09-MAR-2004 11:34:09	Dark	43.000	10	Bet Cen	0.61000	28000.	86	10584	No
200	GOM_NL__2PRFIN20040309_113621_000000422025_00009_10584_0312.N1	09-MAR-2004 11:36:21	Dark	42.000	12	Alp1Cru	0.77500	30000.	84	10584	No
201	GOM_NL__2PRFIN20040309_113735_000000402025_00009_10584_0313.N1	09-MAR-2004 11:37:35	Dark	39.500	129	Del Cru	2.7930	26000.	79	10584	No
202	GOM_NL__2PRFIN20040309_113910_000000442025_00009_10584_0314.N1	09-MAR-2004 11:39:10	Straylight	44.000	64	Gam Cen	2.2000	10600.	88	10584	No
203	GOM_NL__2PRFIN20040309_114107_000000432025_00009_10584_0315.N1	09-MAR-2004 11:41:07	Straylight	42.500	91	Kap Vel	2.4900	26000.	85	10584	No
204	GOM_NL__2PRFIN20040309_114427_000000432025_00009_10584_0316.N1	09-MAR-2004 11:44:27	Straylight	43.000	65	Lam Vel	2.2040	4400.0	86	10584	No
205	GOM_NL__2PRFIN20040309_114727_000000602025_00009_10584_0317.N1	09-MAR-2004 11:47:27	Straylight	60.000	106	9Bet Crv	2.6480	5600.0	120	10584	No
206	GOM_NL__2PRFIN20040309_115001_000000582025_00009_10584_0318.N1	09-MAR-2004 11:50:01	Straylight	57.500	100	4Gam Crv	2.5800	13100.	115	10584	No
207	GOM_NL__2PRFIN20040309_115355_000000452025_00009_10584_0319.N1	09-MAR-2004 11:53:55	Tw_i_and_stray	44.500	48	30Alp Hya	1.9770	4100.0	89	10584	No
208	GOM_NL__2PRFIN20040309_115936_000000422025_00009_10584_0320.N1	09-MAR-2004 11:59:36	Bright	41.500	22	32Alp Leo	1.3600	15200.	83	10584	No
209	GOM_NL__2PRFIN20040309_120159_000000422025_00009_10584_0321.N1	09-MAR-2004 12:01:59	Bright	41.500	51	41Gam1Leo	2.0100	4500.0	83	10584	No
210	GOM_NL__2PRFIN20040309_120619_000001042025_00009_10584_0322.N1	09-MAR-2004 12:06:19	Bright	104.00	138	47Eps Vir	2.8280	4700.0	208	10584	No
211	GOM_NL__2PRFIN20040309_121013_000000442025_00009_10584_0323.N1	09-MAR-2004 12:10:13	Bright	44.000	174	52Psi UMa	3.0040	4400.0	88	10584	No
212	GOM_NL__2PRFIN20040309_121315_000000412025_00009_10584_0324.N1	09-MAR-2004 12:13:15	Bright	41.000	82	48Bet UMa	2.3650	10600.	82	10584	No
213	GOM_NL__2PRFIN20040309_121442_000000412025_00009_10584_0325.N1	09-MAR-2004 12:14:42	Bright	40.500	36	50Alp UMa	1.8000	6300.0	81	10584	No
214	GOM_NL__2PRFIN20040309_121657_000000512025_00009_10584_0326.N1	09-MAR-2004 12:16:57	Bright	50.500	32	77Eps UMa	1.7630	11000.	101	10584	No
215	GOM_NL__2PRFIN20040309_122140_000000382025_00009_10584_0327.N1	09-MAR-2004 12:21:40	Bright	38.000	49	1Alp UMi	1.9900	6300.0	76	10584	No
216	GOM_NL__2PRFIN20040309_122617_000000482025_00009_10584_0328.N1	09-MAR-2004 12:26:17	Bright	47.500	119	14Eta Dra	2.7270	4700.0	95	10584	No
217	GOM_NL__2PRFIN20040309_122922_000000382025_00009_10584_0329.N1	09-MAR-2004 12:29:22	Bright	37.500	89	5Alp Cep	2.4510	8000.0	75	10584	No
218	GOM_NL__2PRFIN20040309_123103_000000512025_00009_10584_0330.N1	09-MAR-2004 12:31:03	Bright	51.000	130	23Bet Dra	2.7990	5800.0	102	10584	No
219	GOM_NL__2PRFIN20040309_123427_000000392025_00009_10584_0331.N1	09-MAR-2004 12:34:27	Bright	39.000	19	50Alp Cyg	1.2460	10500.	78	10584	No

220	GOM_NL__2PRFIN20040309_123602_000000392025_00009_10584_0332.N1	09-MAR-2004 12:36:02	Bright	39.000	66	37Gam Cyg	2.2080	5900.0	78	10584	No
221	GOM_NL__2PRFIN20040309_123740_000000382025_00009_10584_0333.N1	09-MAR-2004 12:37:40	Bright	38.000	92	53Eps Cyg	2.5000	4500.0	76	10584	No
222	GOM_NL__2PRFIN20040309_124101_000001292025_00009_10584_0334.N1	09-MAR-2004 12:41:01	Tw_i_and_stray	128.50	133	40Zet Her	2.8070	6000.0	257	10584	No
223	GOM_NL__2PRFIN20040309_124511_000000522025_00009_10584_0335.N1	09-MAR-2004 12:45:11	Tw_i_and_stray	52.000	168	17Zet Aql	2.9860	11000.	104	10584	No
224	GOM_NL__2PRFIN20040309_125006_000001012025_00009_10584_0336.N1	09-MAR-2004 12:50:06	Dark	101.00	59	55Alp Oph	2.0800	8900.0	202	10584	No
225	GOM_NL__2PRFIN20040309_125249_000000902025_00009_10584_0337.N1	09-MAR-2004 12:52:49	Dark	89.500	126	60Bet Oph	2.7700	4250.0	179	10584	No
226	GOM_NL__2PRFIN20040309_125519_000000442025_00009_10584_0338.N1	09-MAR-2004 12:55:19	Dark	44.000	155	41Pi Sgr	2.9000	6600.0	88	10584	No
227	GOM_NL__2PRFIN20040309_125716_000000442025_00009_10584_0339.N1	09-MAR-2004 12:57:16	Dark	43.500	57	34Sig Sgr	2.0660	26000.	87	10584	No
228	GOM_NL__2PRFIN20040309_130035_000000482025_00009_10584_0340.N1	09-MAR-2004 13:00:35	Dark	47.500	38	20Eps Sgr	1.8360	11000.	95	10584	No
229	GOM_NL__2PRFIN20040309_130354_000000512025_00009_10584_0341.N1	09-MAR-2004 13:03:54	Dark	51.000	25	35Lam Sco	1.6200	28000.	102	10584	No
230	GOM_NL__2PRFIN20040309_130553_000000432025_00010_10585_0327.N1	09-MAR-2004 13:05:53	Dark	43.000	147	Alp Ara	2.8770	26000.	86	10585	No
231	GOM_NL__2PRFIN20040309_130935_000000432025_00010_10585_0328.N1	09-MAR-2004 13:09:35	Dark	43.000	43	Alp TrA	1.9100	4250.0	86	10585	No
232	GOM_NL__2PRFIN20040309_131151_000000392025_00010_10585_0329.N1	09-MAR-2004 13:11:51	Dark	39.000	145	Gam TrA	2.8720	10600.	78	10585	No
233	GOM_NL__2PRFIN20040309_131329_000000452025_00010_10585_0330.N1	09-MAR-2004 13:13:29	Dark	44.500	4	Alp1Cen	-0.010000	5800.0	89	10585	No
234	GOM_NL__2PRFIN20040309_131446_000000452025_00010_10585_0331.N1	09-MAR-2004 13:14:46	Dark	44.500	10	Bet Cen	0.61000	28000.	89	10585	No
235	GOM_NL__2PRFIN20040309_131658_000000422025_00010_10585_0332.N1	09-MAR-2004 13:16:58	Dark	42.000	12	Alp1Cru	0.77500	30000.	84	10585	No
236	GOM_NL__2PRFIN20040309_131811_000000402025_00010_10585_0333.N1	09-MAR-2004 13:18:11	Dark	39.500	129	Del Cru	2.7930	26000.	79	10585	No
237	GOM_NL__2PRFIN20040309_131946_000000462025_00010_10585_0334.N1	09-MAR-2004 13:19:46	Straylight	45.500	64	Gam Cen	2.2000	10600.	91	10585	No
238	GOM_NL__2PRFIN20040309_132144_000000392025_00010_10585_0335.N1	09-MAR-2004 13:21:44	Straylight	39.000	91	Kap Vel	2.4900	26000.	78	10585	No
239	GOM_NL__2PRFIN20040309_132503_000000502025_00010_10585_0336.N1	09-MAR-2004 13:25:03	Straylight	50.000	65	Lam Vel	2.2040	4400.0	100	10585	No
240	GOM_NL__2PRFIN20040309_132803_000000622025_00010_10585_0337.N1	09-MAR-2004 13:28:03	Straylight	62.000	106	9Bet Crv	2.6480	5600.0	124	10585	No
241	GOM_NL__2PRFIN20040309_133037_000000562025_00010_10585_0338.N1	09-MAR-2004 13:30:37	Straylight	55.500	100	4Gam Crv	2.5800	13100.	111	10585	No
242	GOM_NL__2PRFIN20040309_133431_000000422025_00010_10585_0339.N1	09-MAR-2004 13:34:31	Tw_i_and_stray	41.500	48	30Alp Hya	1.9770	4100.0	83	10585	No
243	GOM_NL__2PRFIN20040309_134012_000000412025_00010_10585_0340.N1	09-MAR-2004 13:40:12	Bright	40.500	22	32Alp Leo	1.3600	15200.	81	10585	No
244	GOM_NL__2PRFIN20040309_134235_000000422025_00010_10585_0341.N1	09-MAR-2004 13:42:35	Bright	41.500	51	41Gam1Leo	2.0100	4500.0	83	10585	No
245	GOM_NL__2PRFIN20040309_134653_000001072025_00010_10585_0342.N1	09-MAR-2004 13:46:53	Bright	106.50	138	47Eps Vir	2.8280	4700.0	213	10585	No
246	GOM_NL__2PRFIN20040309_135049_000000442025_00010_10585_0343.N1	09-MAR-2004 13:50:49	Bright	43.500	174	52Psi UMa	3.0040	4400.0	87	10585	No
247	GOM_NL__2PRFIN20040309_135351_000000412025_00010_10585_0344.N1	09-MAR-2004 13:53:51	Bright	41.000	82	48Bet UMa	2.3650	10600.	82	10585	No
248	GOM_NL__2PRFIN20040309_135518_000000402025_00010_10585_0345.N1	09-MAR-2004 13:55:18	Bright	40.000	36	50Alp UMa	1.8000	6300.0	80	10585	No
249	GOM_NL__2PRFIN20040309_135733_000000482025_00010_10585_0346.N1	09-MAR-2004 13:57:33	Bright	48.000	32	77Eps UMa	1.7630	11000.	96	10585	No
250	GOM_NL__2PRFIN20040309_140652_000000472025_00010_10585_0347.N1	09-MAR-2004 14:06:52	Bright	46.500	119	14Eta Dra	2.7270	4700.0	93	10585	No
251	GOM_NL__2PRFIN20040309_140958_000000362025_00010_10585_0348.N1	09-MAR-2004 14:09:58	Bright	36.000	89	5Alp Cep	2.4510	8000.0	72	10585	No
252	GOM_NL__2PRFIN20040309_141139_000000502025_00010_10585_0349.N1	09-MAR-2004 14:11:39	Bright	49.500	130	23Bet Dra	2.7990	5800.0	99	10585	No
253	GOM_NL__2PRFIN20040309_141504_000000392025_00010_10585_0350.N1	09-MAR-2004 14:15:04	Bright	39.000	19	50Alp Cyg	1.2460	10500.	78	10585	No
254	GOM_NL__2PRFIN20040309_141638_000000372025_00010_10585_0351.N1	09-MAR-2004 14:16:38	Bright	36.500	66	37Gam Cyg	2.2080	5900.0	73	10585	No
255	GOM_NL__2PRFIN20040309_141816_000000352025_00010_10585_0352.N1	09-MAR-2004 14:18:16	Bright	35.000	92	53Eps Cyg	2.5000	4500.0	70	10585	No
256	GOM_NL__2PRFIN20040309_142137_000001182025_00010_10585_0353.N1	09-MAR-2004 14:21:37	Tw_i_and_stray	118.00	133	40Zet Her	2.8070	6000.0	236	10585	No
257	GOM_NL__2PRFIN20040309_142547_000000512025_00010_10585_0354.N1	09-MAR-2004 14:25:47	Tw_i_and_stray	51.000	168	17Zet Aql	2.9860	11000.	102	10585	No
258	GOM_NL__2PRFIN20040309_143043_000000942025_00010_10585_0355.N1	09-MAR-2004 14:30:43	Dark	94.000	59	55Alp Oph	2.0800	8900.0	188	10585	No
259	GOM_NL__2PRFIN20040309_143326_000000872025_00010_10585_0356.N1	09-MAR-2004 14:33:26	Dark	86.500	126	60Bet Oph	2.7700	4250.0	173	10585	No
260	GOM_NL__2PRFIN20040309_143753_000000472025_00010_10585_0357.N1	09-MAR-2004 14:37:53	Dark	46.500	57	34Sig Sgr	2.0660	26000.	93	10585	No
261	GOM_NL__2PRFIN20040309_144112_000000462025_00010_10585_0358.N1	09-MAR-2004 14:41:12	Dark	46.000	38	20Eps Sgr	1.8360	11000.	92	10585	No
262	GOM_NL__2PRFIN20040309_144431_000000602025_00010_10585_0359.N1	09-MAR-2004 14:44:31	Dark	59.500	25	35Lam Sco	1.6200	28000.	119	10585	No
263	GOM_NL__2PRFIN20040309_144630_000000422025_00011_10586_0327.N1	09-MAR-2004 14:46:30	Dark	42.000	147	Alp Ara	2.8770	26000.	84	10586	No
264	GOM_NL__2PRFIN20040309_145011_000000432025_00011_10586_0328.N1	09-MAR-2004 14:50:11	Dark	42.500	43	Alp TrA	1.9100	4250.0	85	10586	No
265	GOM_NL__2PRFIN20040309_145226_000000402025_00011_10586_0329.N1	09-MAR-2004 14:52:26	Dark	39.500	145	Gam TrA	2.8720	10600.	79	10586	No
266	GOM_NL__2PRFIN20040309_145406_000000462025_00011_10586_0330.N1	09-MAR-2004 14:54:06	Dark	45.500	4	Alp1Cen	-0.010000	5800.0	91	10586	No
267	GOM_NL__2PRFIN20040309_145522_000000462025_00011_10586_0331.N1	09-MAR-2004 14:55:22	Dark	46.000	10	Bet Cen	0.61000	28000.	92	10586	No
268	GOM_NL__2PRFIN20040309_145734_000000452025_00011_10586_0332.N1	09-MAR-2004 14:57:34	Dark	44.500	12	Alp1Cru	0.77500	30000.	89	10586	No
269	GOM_NL__2PRFIN20040309_145847_000000402025_00011_10586_0333.N1	09-MAR-2004 14:58:47	Dark	40.000	129	Del Cru	2.7930	26000.	80	10586	No
270	GOM_NL__2PRFIN20040309_150022_000000442025_00011_10586_0334.N1	09-MAR-2004 15:00:22	Straylight	43.500	64	Gam Cen	2.2000	10600.	87	10586	No
271	GOM_NL__2PRFIN20040309_150219_000000452025_00011_10586_0335.N1	09-MAR-2004 15:02:19	Straylight	44.500	91	Kap Vel	2.4900	26000.	89	10586	No
272	GOM_NL__2PRFIN20040309_150537_000000502025_00011_10586_0336.N1	09-MAR-2004 15:05:37	Straylight	49.500	65	Lam Vel	2.2040	4400.0	99	10586	No
273	GOM_NL__2PRFIN20040309_150840_000000602025_00011_10586_0337.N1	09-MAR-2004 15:08:40	Straylight	60.000	106	9Bet Crv	2.6480	5600.0	120	10586	No
274	GOM_NL__2PRFIN20040309_151114_000000592025_00011_10586_0338.N1	09-MAR-2004 15:11:14	Straylight	58.500	100	4Gam Crv	2.5800	13100.	117	10586	No
275	GOM_NL__2PRFIN20040309_151507_000000472025_00011_10586_0339.N1	09-MAR-2004 15:15:07	Tw_i_and_stray	46.500	48	30Alp Hya	1.9770	4100.0	93	10586	No
276	GOM_NL__2PRFIN20040309_152048_000000402025_00011_10586_0340.N1	09-MAR-2004 15:20:48	Bright	39.500	22	32Alp Leo	1.3600	15200.	79	10586	No
277	GOM_NL__2PRFIN20040309_152311_000000422025_00011_10586_0341.N1	09-MAR-2004 15:23:11	Bright	41.500	51	41Gam1Leo	2.0100	4500.0	83	10586	No
278	GOM_NL__2PRFIN20040309_152726_000001052025_00011_10586_0342.N1	09-MAR-2004 15:27:26	Bright	105.00	138	47Eps Vir	2.8280	4700.0	210	10586	No

279	GOM_NL__2PRFIN20040309_153124_000000432025_00011_10586_0343.N1	09-MAR-2004 15:31:24	Bright	43.000	174	52Psi UMa	3.0040	4400.0	86	10586	No
280	GOM_NL__2PRFIN20040309_153427_000000402025_00011_10586_0344.N1	09-MAR-2004 15:34:27	Bright	39.500	82	48Bet UMa	2.3650	10600.	79	10586	No
281	GOM_NL__2PRFIN20040309_153553_000000422025_00011_10586_0345.N1	09-MAR-2004 15:35:53	Bright	41.500	36	50Alp UMa	1.8000	6300.0	83	10586	No
282	GOM_NL__2PRFIN20040309_153808_000000502025_00011_10586_0346.N1	09-MAR-2004 15:38:08	Bright	49.500	32	77Eps UMa	1.7630	11000.	99	10586	No
283	GOM_NL__2PRFIN20040309_154728_000000482025_00011_10586_0347.N1	09-MAR-2004 15:47:28	Bright	48.000	119	14Eta Dra	2.7270	4700.0	96	10586	No
284	GOM_NL__2PRFIN20040309_155035_000000392025_00011_10586_0348.N1	09-MAR-2004 15:50:35	Bright	38.500	89	5Alp Cep	2.4510	8000.0	77	10586	No
285	GOM_NL__2PRFIN20040309_155213_000000492025_00011_10586_0349.N1	09-MAR-2004 15:52:13	Bright	49.000	130	23Bet Dra	2.7990	5800.0	98	10586	No
286	GOM_NL__2PRFIN20040309_155540_000000362025_00011_10586_0350.N1	09-MAR-2004 15:55:40	Bright	35.500	19	50Alp Cyg	1.2460	10500.	71	10586	No
287	GOM_NL__2PRFIN20040309_155714_000000402025_00011_10586_0351.N1	09-MAR-2004 15:57:14	Bright	39.500	66	37Gam Cyg	2.2080	5900.0	79	10586	No
288	GOM_NL__2PRFIN20040309_155852_000000372025_00011_10586_0352.N1	09-MAR-2004 15:58:52	Bright	36.500	92	53Eps Cyg	2.5000	4500.0	73	10586	No
289	GOM_NL__2PRFIN20040309_160213_000001192025_00011_10586_0353.N1	09-MAR-2004 16:02:13	Tw_i_and_stray	118.50	133	40Zet Her	2.8070	6000.0	237	10586	No
290	GOM_NL__2PRFIN20040309_160623_000000482025_00011_10586_0354.N1	09-MAR-2004 16:06:23	Tw_i_and_stray	48.000	168	17Zet Aql	2.9860	11000.	96	10586	No
291	GOM_NL__2PRFIN20040309_161120_000000952025_00011_10586_0355.N1	09-MAR-2004 16:11:20	Dark	94.500	59	55Alp Oph	2.0800	8900.0	189	10586	No
292	GOM_NL__2PRFIN20040309_161401_000000882025_00011_10586_0356.N1	09-MAR-2004 16:14:01	Dark	88.000	126	60Bet Oph	2.7700	4250.0	176	10586	No
293	GOM_NL__2PRFIN20040309_161830_000000472025_00011_10586_0357.N1	09-MAR-2004 16:18:30	Dark	47.000	57	34Sig Sgr	2.0660	26000.	94	10586	No
294	GOM_NL__2PRFIN20040309_162149_000000482025_00011_10586_0358.N1	09-MAR-2004 16:21:49	Dark	48.000	38	20Eps Sgr	1.8360	11000.	96	10586	No
295	GOM_NL__2PRFIN20040309_162508_000000532025_00011_10586_0359.N1	09-MAR-2004 16:25:08	Dark	53.000	25	35Lam Sco	1.6200	28000.	106	10586	No
296	GOM_NL__2PRFIN20040309_162707_000000442025_00012_10587_0327.N1	09-MAR-2004 16:27:07	Dark	43.500	147	Alp Ara	2.8770	26000.	87	10587	No
297	GOM_NL__2PRFIN20040309_163048_000000402025_00012_10587_0328.N1	09-MAR-2004 16:30:48	Dark	40.000	43	Alp TrA	1.9100	4250.0	80	10587	No
298	GOM_NL__2PRFIN20040309_163303_000000402025_00012_10587_0329.N1	09-MAR-2004 16:33:03	Dark	39.500	145	Gam TrA	2.8720	10600.	79	10587	No
299	GOM_NL__2PRFIN20040309_163443_000000472025_00012_10587_0330.N1	09-MAR-2004 16:34:43	Dark	46.500	4	Alp1Cen	-0.010000	5800.0	93	10587	No
300	GOM_NL__2PRFIN20040309_163559_000000482025_00012_10587_0331.N1	09-MAR-2004 16:35:59	Dark	47.500	10	Bet Cen	0.61000	28000.	95	10587	No
301	GOM_NL__2PRFIN20040309_163810_000000492025_00012_10587_0332.N1	09-MAR-2004 16:38:10	Dark	49.000	12	Alp1Cru	0.77500	30000.	98	10587	No
302	GOM_NL__2PRFIN20040309_163924_000000402025_00012_10587_0333.N1	09-MAR-2004 16:39:24	Dark	40.000	129	Del Cru	2.7930	26000.	80	10587	No
303	GOM_NL__2PRFIN20040309_164059_000000502025_00012_10587_0334.N1	09-MAR-2004 16:40:59	Straylight	49.500	64	Gam Cen	2.2000	10600.	99	10587	No
304	GOM_NL__2PRFIN20040309_164256_000000402025_00012_10587_0335.N1	09-MAR-2004 16:42:56	Straylight	39.500	91	Kap Vel	2.4900	26000.	79	10587	No
305	GOM_NL__2PRFIN20040309_164615_000000482025_00012_10587_0336.N1	09-MAR-2004 16:46:15	Straylight	48.000	65	Lam Vel	2.2040	4400.0	96	10587	No
306	GOM_NL__2PRFIN20040309_164916_000000632025_00012_10587_0337.N1	09-MAR-2004 16:49:16	Straylight	62.500	106	9Bet Crv	2.6480	5600.0	125	10587	No
307	GOM_NL__2PRFIN20040309_165149_000000582025_00012_10587_0338.N1	09-MAR-2004 16:51:49	Straylight	57.500	100	4Gam Crv	2.5800	13100.	115	10587	No
308	GOM_NL__2PRFIN20040309_165543_000000442025_00012_10587_0339.N1	09-MAR-2004 16:55:43	Tw_i_and_stray	43.500	48	30Alp Hya	1.9770	4100.0	87	10587	No
309	GOM_NL__2PRFIN20040309_170124_000000412025_00012_10587_0340.N1	09-MAR-2004 17:01:24	Bright	41.000	22	32Alp Leo	1.3600	15200.	82	10587	No
310	GOM_NL__2PRFIN20040309_170347_000000412025_00012_10587_0341.N1	09-MAR-2004 17:03:47	Bright	41.000	51	41Gam1Leo	2.0100	4500.0	82	10587	No
311	GOM_NL__2PRFIN20040309_170800_000001012025_00012_10587_0342.N1	09-MAR-2004 17:08:00	Bright	101.00	138	47Eps Vir	2.8280	4700.0	202	10587	No
312	GOM_NL__2PRFIN20040309_171159_000000452025_00012_10587_0343.N1	09-MAR-2004 17:11:59	Bright	44.500	174	52Psi UMa	3.0040	4400.0	89	10587	No
313	GOM_NL__2PRFIN20040309_171503_000000412025_00012_10587_0344.N1	09-MAR-2004 17:15:03	Bright	40.500	82	48Bet UMa	2.3650	10600.	81	10587	No
314	GOM_NL__2PRFIN20040309_171629_000000412025_00012_10587_0345.N1	09-MAR-2004 17:16:29	Bright	41.000	36	50Alp UMa	1.8000	6300.0	82	10587	No
315	GOM_NL__2PRFIN20040309_171844_000000482025_00012_10587_0346.N1	09-MAR-2004 17:18:44	Bright	48.000	32	77Eps UMa	1.7630	11000.	96	10587	No
316	GOM_NL__2PRFIN20040309_172803_000000522025_00012_10587_0347.N1	09-MAR-2004 17:28:03	Bright	51.500	119	14Eta Dra	2.7270	4700.0	103	10587	No
317	GOM_NL__2PRFIN20040309_173111_000000342025_00012_10587_0348.N1	09-MAR-2004 17:31:11	Bright	34.000	89	5Alp Cep	2.4510	8000.0	68	10587	No
318	GOM_NL__2PRFIN20040309_173249_000000522025_00012_10587_0349.N1	09-MAR-2004 17:32:49	Bright	51.500	130	23Bet Dra	2.7990	5800.0	103	10587	No
319	GOM_NL__2PRFIN20040309_173617_000000362025_00012_10587_0350.N1	09-MAR-2004 17:36:17	Bright	35.500	19	50Alp Cyg	1.2460	10500.	71	10587	No
320	GOM_NL__2PRFIN20040309_173750_000000372025_00012_10587_0351.N1	09-MAR-2004 17:37:50	Bright	36.500	66	37Gam Cyg	2.2080	5900.0	73	10587	No
321	GOM_NL__2PRFIN20040309_173929_000000372025_00012_10587_0352.N1	09-MAR-2004 17:39:29	Bright	37.000	92	53Eps Cyg	2.5000	4500.0	74	10587	No
322	GOM_NL__2PRFIN20040309_174250_000001232025_00012_10587_0353.N1	09-MAR-2004 17:42:50	Tw_i_and_stray	123.00	133	40Zet Her	2.8070	6000.0	246	10587	No
323	GOM_NL__2PRFIN20040309_174700_000000502025_00012_10587_0354.N1	09-MAR-2004 17:47:00	Tw_i_and_stray	50.000	168	17Zet Aql	2.9860	11000.	100	10587	No
324	GOM_NL__2PRFIN20040309_175158_000000882025_00012_10587_0355.N1	09-MAR-2004 17:51:58	Dark	87.500	59	55Alp Oph	2.0800	8900.0	175	10587	No
325	GOM_NL__2PRFIN20040309_175441_000000832025_00012_10587_0356.N1	09-MAR-2004 17:54:41	Dark	82.500	126	60Bet Oph	2.7700	4250.0	165	10587	No
326	GOM_NL__2PRFIN20040309_175906_000000452025_00012_10587_0357.N1	09-MAR-2004 17:59:06	Dark	44.500	57	34Sig Sgr	2.0660	26000.	89	10587	No
327	GOM_NL__2PRFIN20040309_180226_000000502025_00012_10587_0358.N1	09-MAR-2004 18:02:26	Dark	49.500	38	20Eps Sgr	1.8360	11000.	99	10587	No
328	GOM_NL__2PRFIN20040309_180546_000000502025_00012_10587_0359.N1	09-MAR-2004 18:05:46	Dark	49.500	25	35Lam Sco	1.6200	28000.	99	10587	No
329	GOM_NL__2PRFIN20040309_180743_000000422025_00013_10588_0328.N1	09-MAR-2004 18:07:43	Dark	41.500	147	Alp Ara	2.8770	26000.	83	10588	No
330	GOM_NL__2PRFIN20040309_181125_000000412025_00013_10588_0329.N1	09-MAR-2004 18:11:25	Dark	41.000	43	Alp TrA	1.9100	4250.0	82	10588	No
331	GOM_NL__2PRFIN20040309_181340_000000392025_00013_10588_0330.N1	09-MAR-2004 18:13:40	Dark	39.000	145	Gam TrA	2.8720	10600.	78	10588	No
332	GOM_NL__2PRFIN20040309_181519_000000432025_00013_10588_0331.N1	09-MAR-2004 18:15:19	Dark	42.500	4	Alp1Cen	-0.010000	5800.0	85	10588	No
333	GOM_NL__2PRFIN20040309_181636_000000482025_00013_10588_0332.N1	09-MAR-2004 18:16:36	Dark	48.000	10	Bet Cen	0.61000	28000.	96	10588	No
334	GOM_NL__2PRFIN20040309_181847_000000402025_00013_10588_0333.N1	09-MAR-2004 18:18:47	Dark	39.500	12	Alp1Cru	0.77500	30000.	79	10588	No
335	GOM_NL__2PRFIN20040309_182000_000000392025_00013_10588_0334.N1	09-MAR-2004 18:20:00	Dark	39.000	129	Del Cru	2.7930	26000.	78	10588	No
336	GOM_NL__2PRFIN20040309_182136_000000432025_00013_10588_0335.N1	09-MAR-2004 18:21:36	Straylight	42.500	64	Gam Cen	2.2000	10600.	85	10588	No
337	GOM_NL__2PRFIN20040309_182332_000000382025_00013_10588_0336.N1	09-MAR-2004 18:23:32	Straylight	38.000	91	Kap Vel	2.4900	26000.	76	10588	No

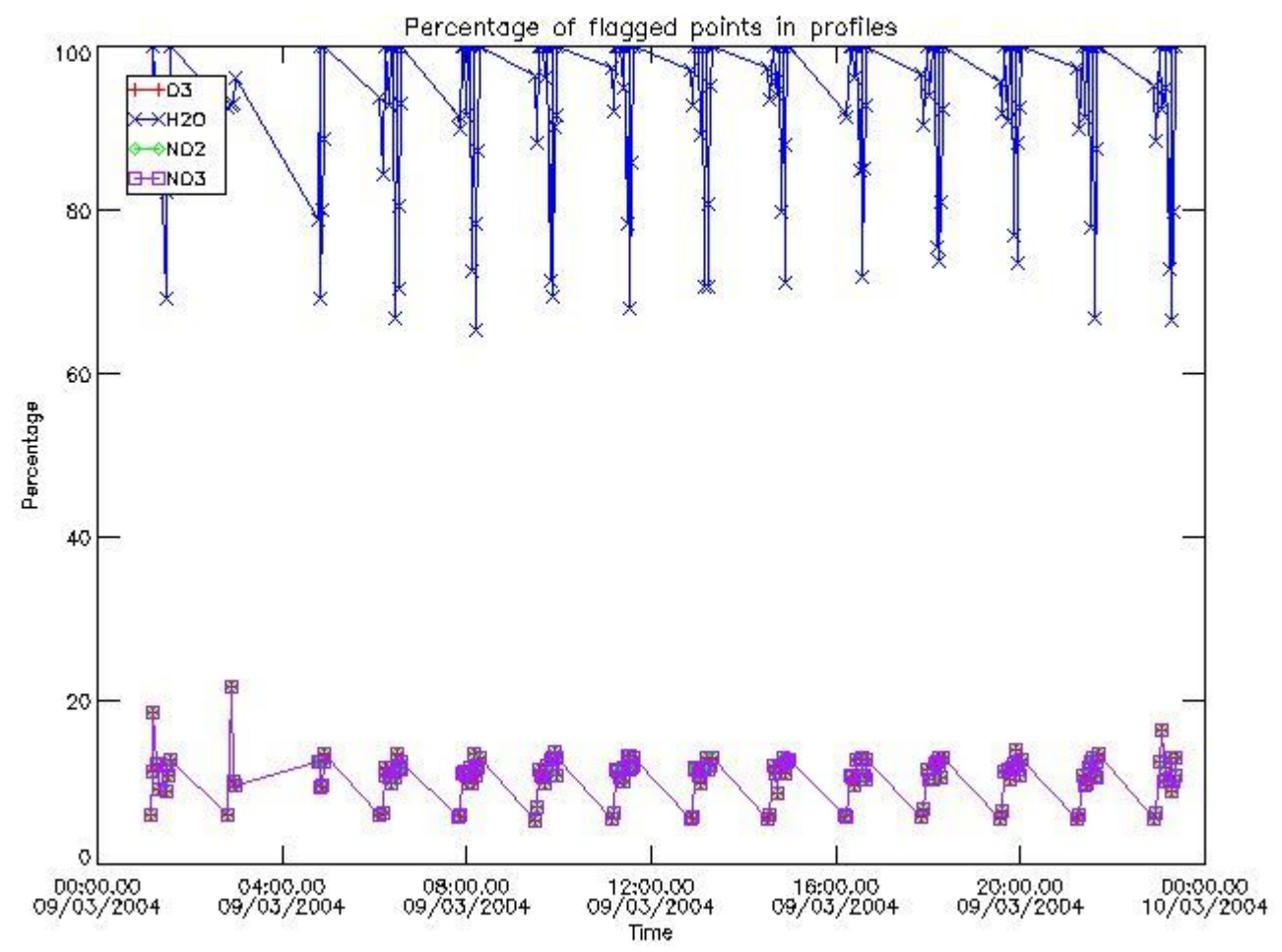
338	GOM_NL__2PRFIN20040309_182652_000000452025_00013_10588_0337.N1	09-MAR-2004 18:26:52	Straylight	45.000	65	Lam Vel	2.2040	4400.0	90	10588	No
339	GOM_NL__2PRFIN20040309_182952_000000612025_00013_10588_0338.N1	09-MAR-2004 18:29:52	Straylight	61.000	106	9Bet Crv	2.6480	5600.0	122	10588	No
340	GOM_NL__2PRFIN20040309_183225_000000582025_00013_10588_0339.N1	09-MAR-2004 18:32:25	Straylight	58.000	100	4Gam Crv	2.5800	13100.	116	10588	No
341	GOM_NL__2PRFIN20040309_183619_000000462025_00013_10588_0340.N1	09-MAR-2004 18:36:19	Tw_i_and_stray	45.500	48	30Alp Hya	1.9770	4100.0	91	10588	No
342	GOM_NL__2PRFIN20040309_184200_000000412025_00013_10588_0341.N1	09-MAR-2004 18:42:00	Bright	41.000	22	32Alp Leo	1.3600	15200.	82	10588	No
343	GOM_NL__2PRFIN20040309_184423_000000422025_00013_10588_0342.N1	09-MAR-2004 18:44:23	Bright	41.500	51	41Gam1Leo	2.0100	4500.0	83	10588	No
344	GOM_NL__2PRFIN20040309_184833_000001042025_00013_10588_0343.N1	09-MAR-2004 18:48:33	Bright	103.50	138	47Eps Vir	2.8280	4700.0	207	10588	No
345	GOM_NL__2PRFIN20040309_185235_000000422025_00013_10588_0344.N1	09-MAR-2004 18:52:35	Bright	41.500	174	52Psi UMa	3.0040	4400.0	83	10588	No
346	GOM_NL__2PRFIN20040309_185539_000000402025_00013_10588_0345.N1	09-MAR-2004 18:55:39	Bright	39.500	82	48Bet UMa	2.3650	10600.	79	10588	No
347	GOM_NL__2PRFIN20040309_185705_000000392025_00013_10588_0346.N1	09-MAR-2004 18:57:05	Bright	38.500	36	50Alp UMa	1.8000	6300.0	77	10588	No
348	GOM_NL__2PRFIN20040309_185919_000000472025_00013_10588_0347.N1	09-MAR-2004 18:59:19	Bright	46.500	32	77Eps UMa	1.7630	11000.	93	10588	No
349	GOM_NL__2PRFIN20040309_190839_000000482025_00013_10588_0348.N1	09-MAR-2004 19:08:39	Bright	48.000	119	14Eta Dra	2.7270	4700.0	96	10588	No
350	GOM_NL__2PRFIN20040309_191147_000000342025_00013_10588_0349.N1	09-MAR-2004 19:11:47	Bright	34.000	89	5Alp Cep	2.4510	8000.0	68	10588	No
351	GOM_NL__2PRFIN20040309_191325_000000512025_00013_10588_0350.N1	09-MAR-2004 19:13:25	Bright	51.000	130	23Bet Dra	2.7990	5800.0	102	10588	No
352	GOM_NL__2PRFIN20040309_191653_000000362025_00013_10588_0351.N1	09-MAR-2004 19:16:53	Bright	35.500	19	50Alp Cyg	1.2460	10500.	71	10588	No
353	GOM_NL__2PRFIN20040309_191827_000000372025_00013_10588_0352.N1	09-MAR-2004 19:18:27	Bright	36.500	66	37Gam Cyg	2.2080	5900.0	73	10588	No
354	GOM_NL__2PRFIN20040309_192005_000000352025_00013_10588_0353.N1	09-MAR-2004 19:20:05	Bright	35.000	92	53Eps Cyg	2.5000	4500.0	70	10588	No
355	GOM_NL__2PRFIN20040309_192326_000001212025_00013_10588_0354.N1	09-MAR-2004 19:23:26	Tw_i_and_stray	121.00	133	40Zet Her	2.8070	6000.0	242	10588	No
356	GOM_NL__2PRFIN20040309_192737_000000512025_00013_10588_0355.N1	09-MAR-2004 19:27:37	Tw_i_and_stray	51.000	168	17Zet Aql	2.9860	11000.	102	10588	No
357	GOM_NL__2PRFIN20040309_193235_000000912025_00013_10588_0356.N1	09-MAR-2004 19:32:35	Dark	91.000	59	55Alp Oph	2.0800	8900.0	182	10588	No
358	GOM_NL__2PRFIN20040309_193517_000000872025_00013_10588_0357.N1	09-MAR-2004 19:35:17	Dark	87.000	126	60Bet Oph	2.7700	4250.0	174	10588	No
359	GOM_NL__2PRFIN20040309_193943_000000452025_00013_10588_0358.N1	09-MAR-2004 19:39:43	Dark	45.000	57	34Sig Sgr	2.0660	26000.	90	10588	No
360	GOM_NL__2PRFIN20040309_194303_000000452025_00013_10588_0359.N1	09-MAR-2004 19:43:03	Dark	44.500	38	20Eps Sgr	1.8360	11000.	89	10588	No
361	GOM_NL__2PRFIN20040309_194623_000000492025_00013_10588_0360.N1	09-MAR-2004 19:46:23	Dark	49.000	25	35Lam Sco	1.6200	28000.	98	10588	No
362	GOM_NL__2PRFIN20040309_194820_000000442025_00014_10589_0329.N1	09-MAR-2004 19:48:20	Dark	43.500	147	Alp Ara	2.8770	26000.	87	10589	No
363	GOM_NL__2PRFIN20040309_195201_000000422025_00014_10589_0330.N1	09-MAR-2004 19:52:01	Dark	41.500	43	Alp TrA	1.9100	4250.0	83	10589	No
364	GOM_NL__2PRFIN20040309_195416_000000402025_00014_10589_0331.N1	09-MAR-2004 19:54:16	Dark	40.000	145	Gam TrA	2.8720	10600.	80	10589	No
365	GOM_NL__2PRFIN20040309_195556_000000442025_00014_10589_0332.N1	09-MAR-2004 19:55:56	Dark	44.000	4	Alp1Cen	-0.010000	5800.0	88	10589	No
366	GOM_NL__2PRFIN20040309_195712_000000432025_00014_10589_0333.N1	09-MAR-2004 19:57:12	Dark	42.500	10	Bet Cen	0.61000	28000.	85	10589	No
367	GOM_NL__2PRFIN20040309_195923_000000472025_00014_10589_0334.N1	09-MAR-2004 19:59:23	Dark	47.000	12	Alp1Cru	0.77500	30000.	94	10589	No
368	GOM_NL__2PRFIN20040309_200036_000000402025_00014_10589_0335.N1	09-MAR-2004 20:00:36	Dark	40.000	129	Del Cru	2.7930	26000.	80	10589	No
369	GOM_NL__2PRFIN20040309_200212_000000482025_00014_10589_0336.N1	09-MAR-2004 20:02:12	Straylight	48.000	64	Gam Cen	2.2000	10600.	96	10589	No
370	GOM_NL__2PRFIN20040309_200407_000000412025_00014_10589_0337.N1	09-MAR-2004 20:04:07	Straylight	40.500	91	Kap Vel	2.4900	26000.	81	10589	No
371	GOM_NL__2PRFIN20040309_200728_000000472025_00014_10589_0338.N1	09-MAR-2004 20:07:28	Straylight	46.500	65	Lam Vel	2.2040	4400.0	93	10589	No
372	GOM_NL__2PRFIN20040309_201028_000000592025_00014_10589_0339.N1	09-MAR-2004 20:10:28	Straylight	58.500	106	9Bet Crv	2.6480	5600.0	117	10589	No
373	GOM_NL__2PRFIN20040309_201301_000000582025_00014_10589_0340.N1	09-MAR-2004 20:13:01	Straylight	57.500	100	4Gam Crv	2.5800	13100.	115	10589	No
374	GOM_NL__2PRFIN20040309_201655_000000452025_00014_10589_0341.N1	09-MAR-2004 20:16:55	Tw_i_and_stray	44.500	48	30Alp Hya	1.9770	4100.0	89	10589	No
375	GOM_NL__2PRFIN20040309_202236_000000422025_00014_10589_0342.N1	09-MAR-2004 20:22:36	Bright	42.000	22	32Alp Leo	1.3600	15200.	84	10589	No
376	GOM_NL__2PRFIN20040309_202459_000000412025_00014_10589_0343.N1	09-MAR-2004 20:24:59	Bright	41.000	51	41Gam1Leo	2.0100	4500.0	82	10589	No
377	GOM_NL__2PRFIN20040309_202907_000001042025_00014_10589_0344.N1	09-MAR-2004 20:29:07	Bright	104.00	138	47Eps Vir	2.8280	4700.0	208	10589	No
378	GOM_NL__2PRFIN20040309_203310_000000432025_00014_10589_0345.N1	09-MAR-2004 20:33:10	Bright	43.000	174	52Psi UMa	3.0040	4400.0	86	10589	No
379	GOM_NL__2PRFIN20040309_203614_000000402025_00014_10589_0346.N1	09-MAR-2004 20:36:14	Bright	40.000	82	48Bet UMa	2.3650	10600.	80	10589	No
380	GOM_NL__2PRFIN20040309_203741_000000412025_00014_10589_0347.N1	09-MAR-2004 20:37:41	Bright	41.000	36	50Alp UMa	1.8000	6300.0	82	10589	No
381	GOM_NL__2PRFIN20040309_203954_000000482025_00014_10589_0348.N1	09-MAR-2004 20:39:54	Bright	47.500	32	77Eps UMa	1.7630	11000.	95	10589	No
382	GOM_NL__2PRFIN20040309_204914_000000502025_00014_10589_0349.N1	09-MAR-2004 20:49:14	Bright	50.000	119	14Eta Dra	2.7270	4700.0	100	10589	No
383	GOM_NL__2PRFIN20040309_205223_000000352025_00014_10589_0350.N1	09-MAR-2004 20:52:23	Bright	34.500	89	5Alp Cep	2.4510	8000.0	69	10589	No
384	GOM_NL__2PRFIN20040309_205401_000000502025_00014_10589_0351.N1	09-MAR-2004 20:54:01	Bright	49.500	130	23Bet Dra	2.7990	5800.0	99	10589	No
385	GOM_NL__2PRFIN20040309_205728_000000392025_00014_10589_0352.N1	09-MAR-2004 20:57:28	Bright	39.000	19	50Alp Cyg	1.2460	10500.	78	10589	No
386	GOM_NL__2PRFIN20040309_205902_000000372025_00014_10589_0353.N1	09-MAR-2004 20:59:02	Bright	36.500	66	37Gam Cyg	2.2080	5900.0	73	10589	No
387	GOM_NL__2PRFIN20040309_210040_000000362025_00014_10589_0354.N1	09-MAR-2004 21:00:40	Bright	36.000	92	53Eps Cyg	2.5000	4500.0	72	10589	No
388	GOM_NL__2PRFIN20040309_210403_000001282025_00014_10589_0355.N1	09-MAR-2004 21:04:03	Tw_i_and_stray	127.50	133	40Zet Her	2.8070	6000.0	255	10589	No
389	GOM_NL__2PRFIN20040309_210813_000000492025_00014_10589_0356.N1	09-MAR-2004 21:08:13	Tw_i_and_stray	49.000	168	17Zet Aql	2.9860	11000.	98	10589	No
390	GOM_NL__2PRFIN20040309_211312_000000942025_00014_10589_0357.N1	09-MAR-2004 21:13:12	Dark	93.500	59	55Alp Oph	2.0800	8900.0	187	10589	No
391	GOM_NL__2PRFIN20040309_211554_000000852025_00014_10589_0358.N1	09-MAR-2004 21:15:54	Dark	84.500	126	60Bet Oph	2.7700	4250.0	169	10589	No
392	GOM_NL__2PRFIN20040309_212019_000000482025_00014_10589_0359.N1	09-MAR-2004 21:20:19	Dark	47.500	57	34Sig Sgr	2.0660	26000.	95	10589	No
393	GOM_NL__2PRFIN20040309_212339_000000532025_00014_10589_0360.N1	09-MAR-2004 21:23:39	Dark	52.500	38	20Eps Sgr	1.8360	11000.	105	10589	No
394	GOM_NL__2PRFIN20040309_212700_000000522025_00014_10589_0361.N1	09-MAR-2004 21:27:00	Dark	51.500	25	35Lam Sco	1.6200	28000.	103	10589	No
395	GOM_NL__2PRFIN20040309_212856_000000432025_00015_10590_0330.N1	09-MAR-2004 21:28:56	Dark	43.000	147	Alp Ara	2.8770	26000.	86	10590	No
396	GOM_NL__2PRFIN20040309_213237_000000412025_00015_10590_0331.N1	09-MAR-2004 21:32:37	Dark	41.000	43	Alp TrA	1.9100	4250.0	82	10590	No

397	GOM_NL__2PRFIN20040309_213453_000000402025_00015_10590_0332.N1	09-MAR-2004 21:34:53	Dark	39.500	145	Gam TrA	2.8720	10600.	79	10590	No
398	GOM_NL__2PRFIN20040309_213632_000000472025_00015_10590_0333.N1	09-MAR-2004 21:36:32	Dark	47.000	4	Alp1Cen	-0.010000	5800.0	94	10590	No
399	GOM_NL__2PRFIN20040309_213748_000000492025_00015_10590_0334.N1	09-MAR-2004 21:37:48	Dark	48.500	10	Bet Cen	0.61000	28000.	97	10590	No
400	GOM_NL__2PRFIN20040309_214000_000000412025_00015_10590_0335.N1	09-MAR-2004 21:40:00	Dark	40.500	12	Alp1Cru	0.77500	30000.	81	10590	No
401	GOM_NL__2PRFIN20040309_214127_000000382025_00015_10590_0336.N1	09-MAR-2004 21:41:27	Dark	38.000	124	The Car	2.7640	30000.	76	10590	No
402	GOM_NL__2PRFIN20040309_214248_000000462025_00015_10590_0337.N1	09-MAR-2004 21:42:48	Straylight	46.000	64	Gam Cen	2.2000	10600.	92	10590	No
403	GOM_NL__2PRFIN20040309_214443_000000422025_00015_10590_0338.N1	09-MAR-2004 21:44:43	Straylight	41.500	91	Kap Vel	2.4900	26000.	83	10590	No
404	GOM_NL__2PRFIN20040309_214804_000000442025_00015_10590_0339.N1	09-MAR-2004 21:48:04	Straylight	44.000	65	Lam Vel	2.2040	4400.0	88	10590	No
405	GOM_NL__2PRFIN20040309_215147_000000512025_00015_10590_0340.N1	09-MAR-2004 21:51:47	Straylight	50.500	171	2Eps Crv	3.0010	4250.0	101	10590	No
406	GOM_NL__2PRFIN20040309_215337_000000542025_00015_10590_0341.N1	09-MAR-2004 21:53:37	Straylight	53.500	100	4Gam Crv	2.5800	13100.	107	10590	No
407	GOM_NL__2PRFIN20040309_215731_000000472025_00015_10590_0342.N1	09-MAR-2004 21:57:31	Twilight_stray	47.000	48	30Alp Hya	1.9770	4100.0	94	10590	No
408	GOM_NL__2PRFIN20040309_220311_000000422025_00015_10590_0343.N1	09-MAR-2004 22:03:11	Bright	41.500	22	32Alp Leo	1.3600	15200.	83	10590	No
409	GOM_NL__2PRFIN20040309_220534_000000412025_00015_10590_0344.N1	09-MAR-2004 22:05:34	Bright	40.500	51	41Gam1Leo	2.0100	4500.0	81	10590	No
410	GOM_NL__2PRFIN20040309_220940_000001062025_00015_10590_0345.N1	09-MAR-2004 22:09:40	Bright	106.00	138	47Eps Vir	2.8280	4700.0	212	10590	No
411	GOM_NL__2PRFIN20040309_221346_000000422025_00015_10590_0346.N1	09-MAR-2004 22:13:46	Bright	42.000	174	52Psi UMa	3.0040	4400.0	84	10590	No
412	GOM_NL__2PRFIN20040309_221649_000000412025_00015_10590_0347.N1	09-MAR-2004 22:16:49	Bright	41.000	82	48Bet UMa	2.3650	10600.	82	10590	No
413	GOM_NL__2PRFIN20040309_221816_000000412025_00015_10590_0348.N1	09-MAR-2004 22:18:16	Bright	40.500	36	50Alp UMa	1.8000	6300.0	81	10590	No
414	GOM_NL__2PRFIN20040309_222030_000000492025_00015_10590_0349.N1	09-MAR-2004 22:20:30	Bright	48.500	32	77Eps UMa	1.7630	11000.	97	10590	No
415	GOM_NL__2PRFIN20040309_222303_000000552025_00015_10590_0350.N1	09-MAR-2004 22:23:03	Bright	54.500	39	85Eta UMa	1.8540	24000.	109	10590	No
416	GOM_NL__2PRFIN20040309_222517_000000342025_00015_10590_0351.N1	09-MAR-2004 22:25:17	Bright	33.500	49	1Alp UMi	1.9900	6300.0	67	10590	No
417	GOM_NL__2PRFIN20040309_222950_000000492025_00015_10590_0352.N1	09-MAR-2004 22:29:50	Bright	48.500	119	14Eta Dra	2.7270	4700.0	97	10590	No
418	GOM_NL__2PRFIN20040309_223259_000000382025_00015_10590_0353.N1	09-MAR-2004 22:32:59	Bright	37.500	89	5Alp Cep	2.4510	8000.0	75	10590	No
419	GOM_NL__2PRFIN20040309_223437_000000512025_00015_10590_0354.N1	09-MAR-2004 22:34:37	Bright	50.500	130	23Bet Dra	2.7990	5800.0	101	10590	No
420	GOM_NL__2PRFIN20040309_223805_000000392025_00015_10590_0355.N1	09-MAR-2004 22:38:05	Bright	39.000	19	50Alp Cyg	1.2460	10500.	78	10590	No
421	GOM_NL__2PRFIN20040309_223939_000000392025_00015_10590_0356.N1	09-MAR-2004 22:39:39	Bright	39.000	66	37Gam Cyg	2.2080	5900.0	78	10590	No
422	GOM_NL__2PRFIN20040309_224117_000000362025_00015_10590_0357.N1	09-MAR-2004 22:41:17	Bright	35.500	92	53Eps Cyg	2.5000	4500.0	71	10590	No
423	GOM_NL__2PRFIN20040309_224439_000001242025_00015_10590_0358.N1	09-MAR-2004 22:44:39	Twilight_stray	123.50	133	40Zet Her	2.8070	6000.0	247	10590	No
424	GOM_NL__2PRFIN20040309_224849_000000472025_00015_10590_0359.N1	09-MAR-2004 22:48:49	Twilight_stray	47.000	168	17Zet Aql	2.9860	11000.	94	10590	No
425	GOM_NL__2PRFIN20040309_225350_000000922025_00015_10590_0360.N1	09-MAR-2004 22:53:50	Dark	92.000	59	55Alp Oph	2.0800	8900.0	184	10590	No
426	GOM_NL__2PRFIN20040309_225634_000000832025_00015_10590_0361.N1	09-MAR-2004 22:56:34	Dark	82.500	126	60Bet Oph	2.7700	4250.0	165	10590	No
427	GOM_NL__2PRFIN20040309_230056_000000452025_00015_10590_0362.N1	09-MAR-2004 23:00:56	Dark	44.500	57	34Sig Sgr	2.0660	26000.	89	10590	No
428	GOM_NL__2PRFIN20040309_230416_000000472025_00015_10590_0363.N1	09-MAR-2004 23:04:16	Dark	46.500	38	20Eps Sgr	1.8360	11000.	93	10590	No
429	GOM_NL__2PRFIN20040309_230736_000000512025_00015_10590_0364.N1	09-MAR-2004 23:07:36	Dark	50.500	25	35Lam Sco	1.6200	28000.	101	10590	No
430	GOM_NL__2PRFIN20040309_230933_000000442025_00016_10591_0331.N1	09-MAR-2004 23:09:33	Dark	43.500	147	Alp Ara	2.8770	26000.	87	10591	No
431	GOM_NL__2PRFIN20040309_231312_000000502025_00016_10591_0332.N1	09-MAR-2004 23:13:12	Dark	50.000	43	Alp TrA	1.9100	4250.0	100	10591	No
432	GOM_NL__2PRFIN20040309_231529_000000392025_00016_10591_0333.N1	09-MAR-2004 23:15:29	Dark	39.000	145	Gam TrA	2.8720	10600.	78	10591	No
433	GOM_NL__2PRFIN20040309_231708_000000572025_00016_10591_0334.N1	09-MAR-2004 23:17:08	Dark	57.000	4	Alp1Cen	-0.010000	5800.0	114	10591	No
434	GOM_NL__2PRFIN20040309_231824_000000502025_00016_10591_0335.N1	09-MAR-2004 23:18:24	Dark	50.000	10	Bet Cen	0.61000	28000.	100	10591	No
435	GOM_NL__2PRFIN20040309_232035_000000472025_00016_10591_0336.N1	09-MAR-2004 23:20:35	Dark	47.000	12	Alp1Cru	0.77500	30000.	94	10591	No
436	GOM_NL__2PRFIN20040309_232202_000000402025_00016_10591_0337.N1	09-MAR-2004 23:22:02	Dark	39.500	124	The Car	2.7640	30000.	79	10591	No
437	GOM_NL__2PRFIN20040309_232324_000000482025_00016_10591_0338.N1	09-MAR-2004 23:23:24	Straylight	47.500	64	Gam Cen	2.2000	10600.	95	10591	No
438	GOM_NL__2PRFIN20040309_232520_000000402025_00016_10591_0339.N1	09-MAR-2004 23:25:20	Straylight	39.500	91	Kap Vel	2.4900	26000.	79	10591	No
439	GOM_NL__2PRFIN20040309_232840_000000442025_00016_10591_0340.N1	09-MAR-2004 23:28:40	Straylight	44.000	65	Lam Vel	2.2040	4400.0	88	10591	No
440	GOM_NL__2PRFIN20040309_233222_000000552025_00016_10591_0341.N1	09-MAR-2004 23:32:22	Straylight	55.000	171	2Eps Crv	3.0010	4250.0	110	10591	No
441	GOM_NL__2PRFIN20040309_233414_000000562025_00016_10591_0342.N1	09-MAR-2004 23:34:14	Straylight	56.000	100	4Gam Crv	2.5800	13100.	112	10591	No
442	GOM_NL__2PRFIN20040309_233807_000000442025_00016_10591_0343.N1	09-MAR-2004 23:38:07	Twilight_stray	44.000	48	30Alp Hya	1.9770	4100.0	88	10591	No
443	GOM_NL__2PRFIN20040309_234347_000000422025_00016_10591_0344.N1	09-MAR-2004 23:43:47	Bright	42.000	22	32Alp Leo	1.3600	15200.	84	10591	No
444	GOM_NL__2PRFIN20040309_234610_000000422025_00016_10591_0345.N1	09-MAR-2004 23:46:10	Bright	41.500	51	41Gam1Leo	2.0100	4500.0	83	10591	No
445	GOM_NL__2PRFIN20040309_235014_000001032025_00016_10591_0346.N1	09-MAR-2004 23:50:14	Bright	102.50	138	47Eps Vir	2.8280	4700.0	205	10591	No
446	GOM_NL__2PRFIN20040309_235421_000000452025_00016_10591_0347.N1	09-MAR-2004 23:54:21	Bright	45.000	174	52Psi UMa	3.0040	4400.0	90	10591	No
447	GOM_NL__2PRFIN20040309_235725_000000412025_00016_10591_0348.N1	09-MAR-2004 23:57:25	Bright	40.500	82	48Bet UMa	2.3650	10600.	81	10591	No
448	GOM_NL__2PRFIN20040309_235851_000000412025_00016_10591_0349.N1	09-MAR-2004 23:58:51	Bright	41.000	36	50Alp UMa	1.8000	6300.0	82	10591	No

### 3. Quality information per product

In this section it is plotted some information contained in the Quality Summary data set of the level 2 products. Only products in dark limb conditions and without errors (error flag in the MPH set to "0") are used.

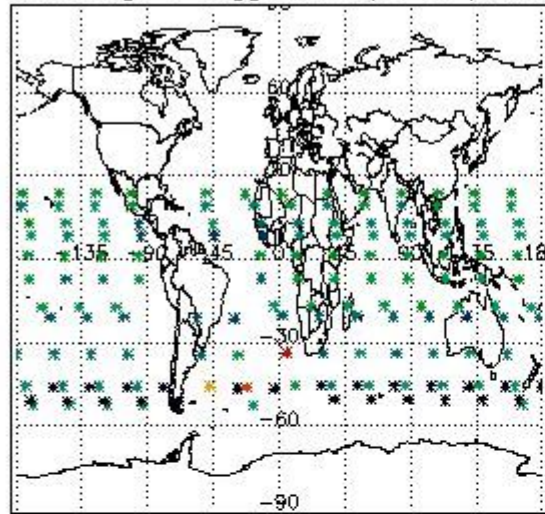
3.1 Plot quality information per product (time dependant)



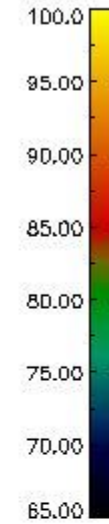
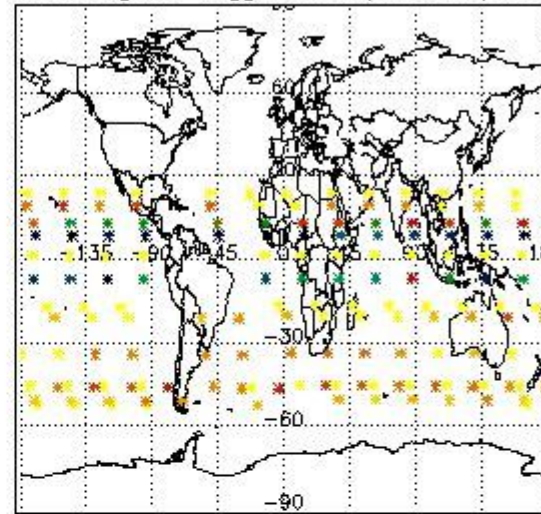
3.2 Plot quality information per product (world map)



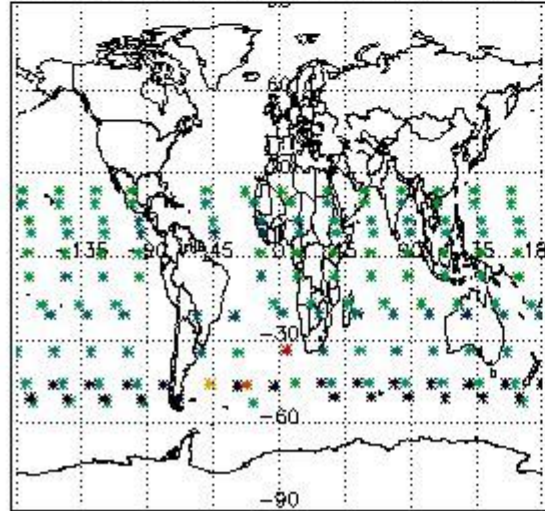
Percentage of flagged data per O3 profile



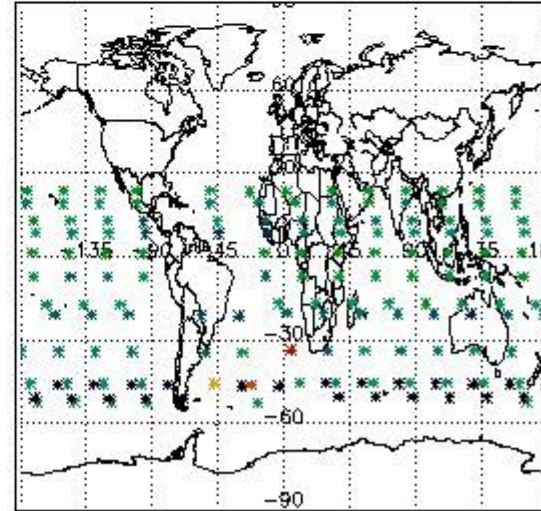
Percentage of flagged data per H2O profile



Percentage of flagged data per NO2 profile



Percentage of flagged data per NO3 profile

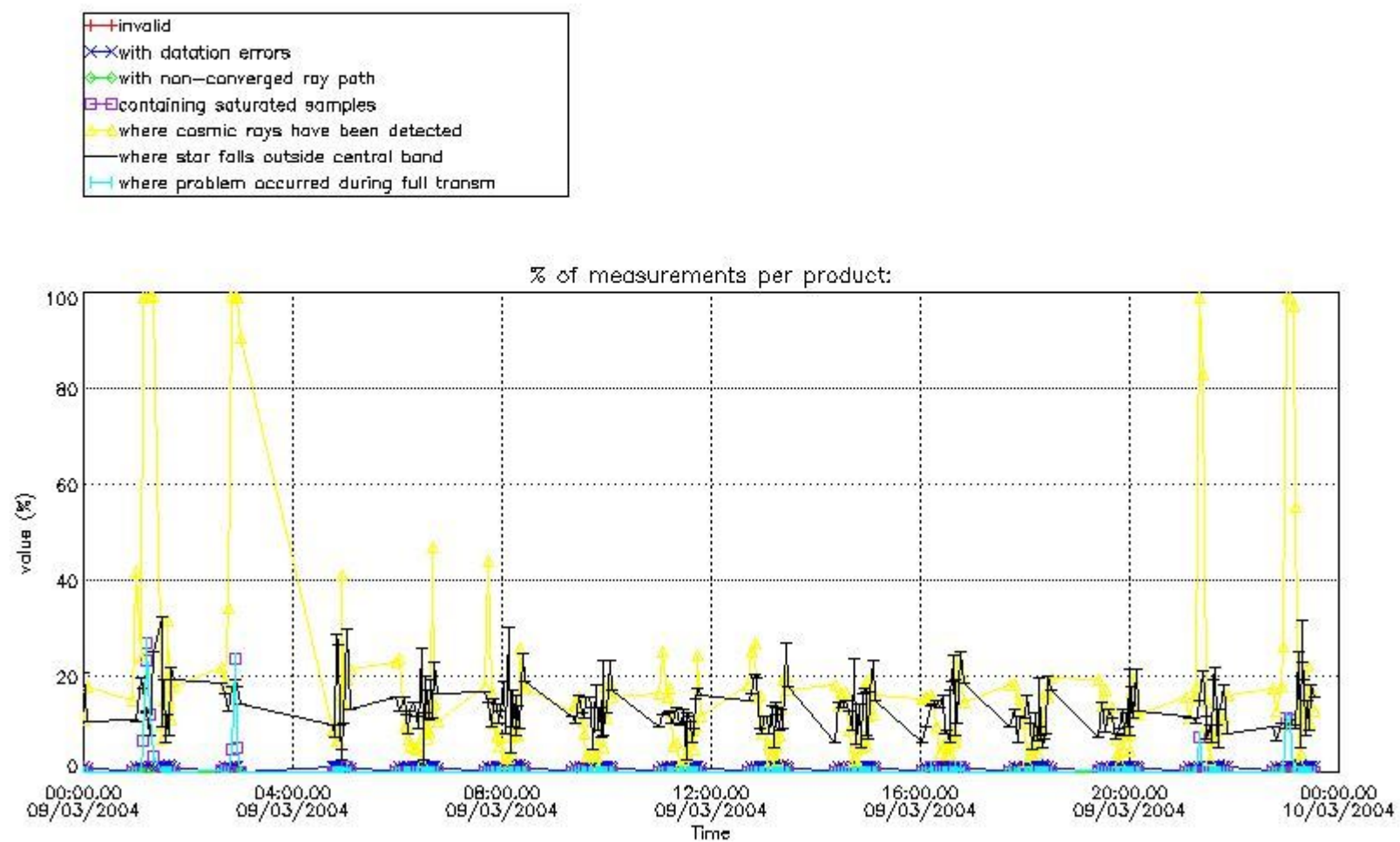


#### 4. Level 1 quality information per product

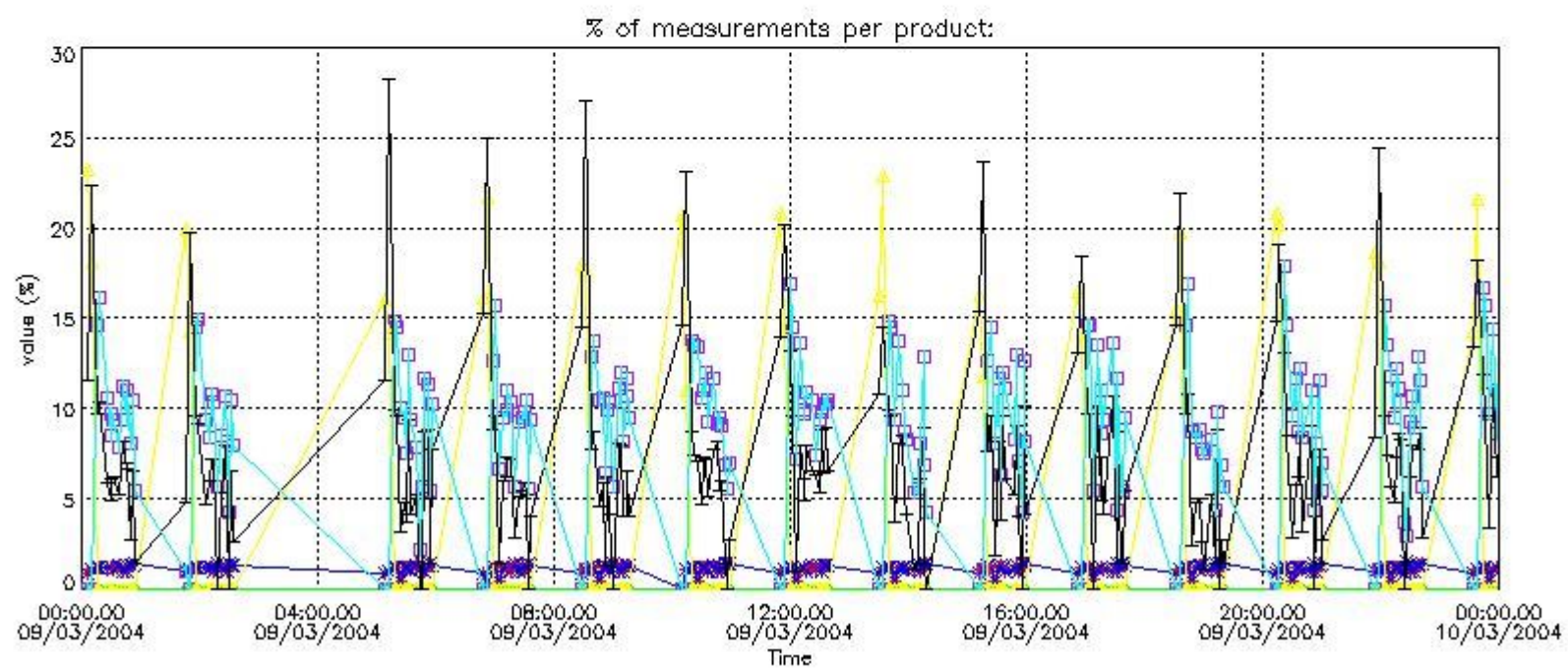
In this section it is plotted some information contained in the Quality Summary data set of the level 2 products that comes from the level 1b processing. Products without errors (error flag in the MPH set to "0") are used.

##### 4.1 Plot quality information per product (time dependant) coming from level 1b processing

###### 4.1.1 Plot level 1 quality information per product (time dependant): ENVISAT ASCENDING passes

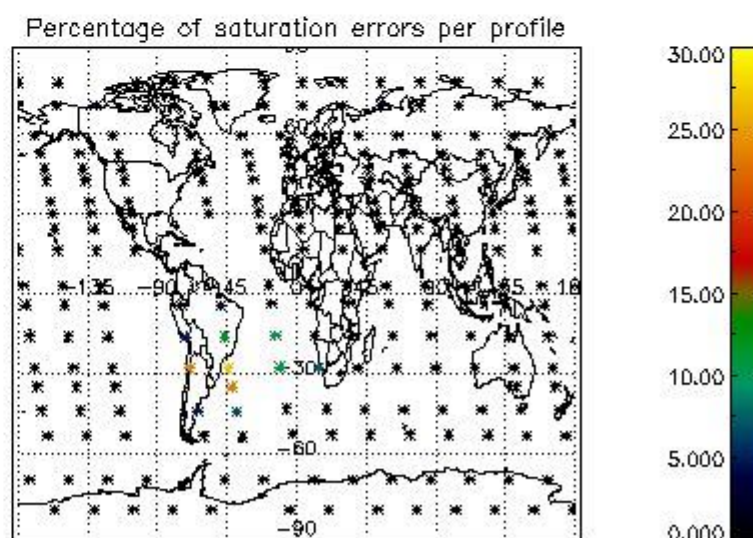
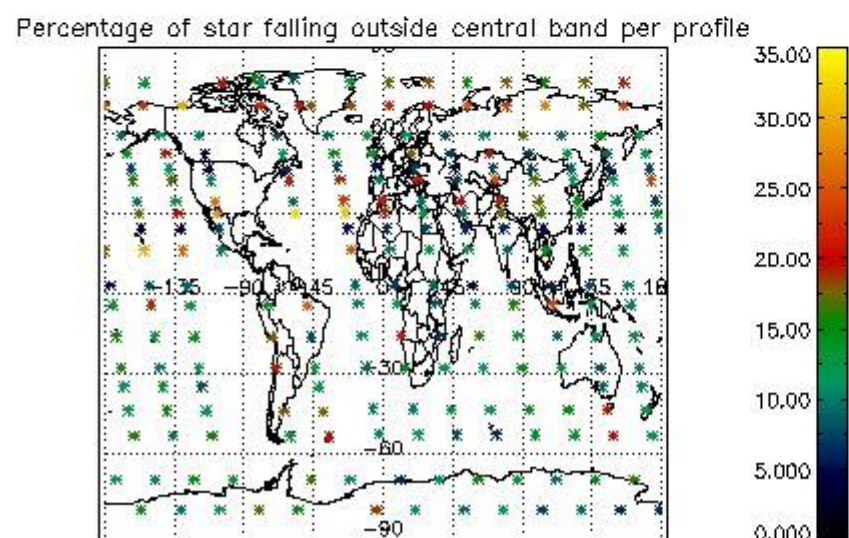
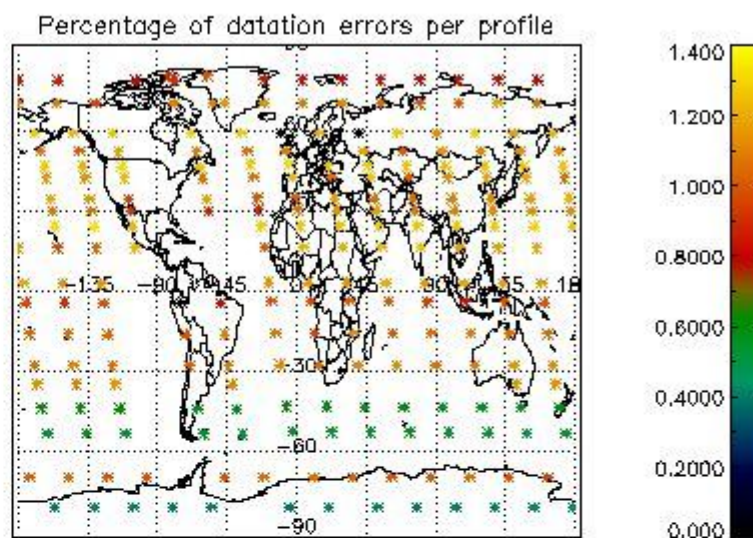
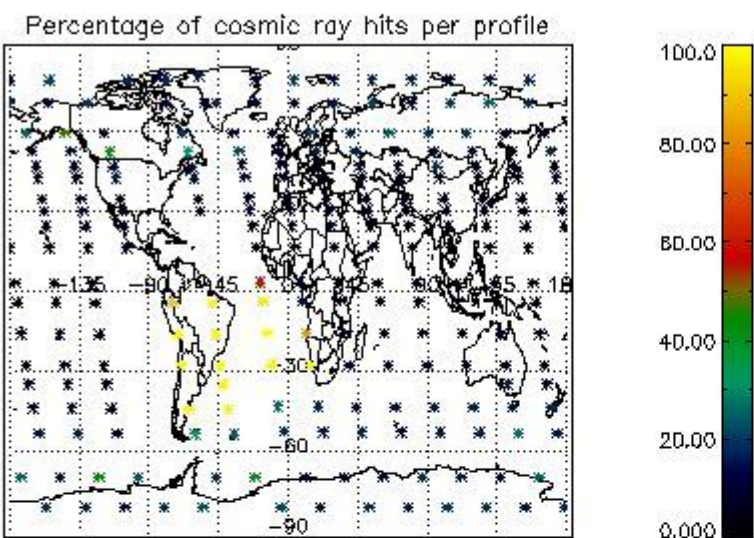


4.1.2 Plot level 1 quality information per product (time dependant): ENVI SAT DESCENDING passes

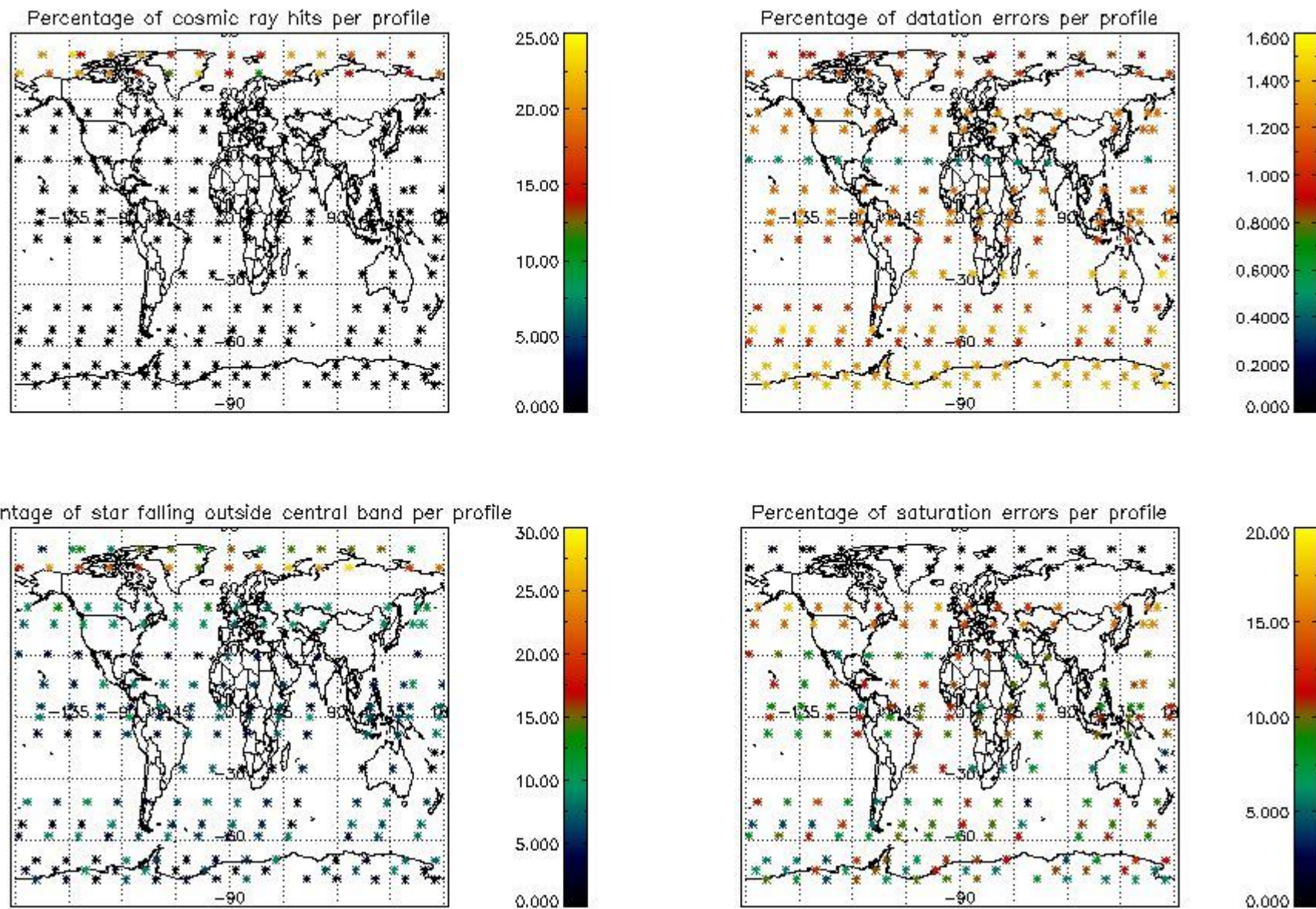


*4.2 Plot quality information per product coming from level 1b processing (world map)*

*4.2.1 Plot level 1 quality information per product (world map): ENVISAT ASCENDING passes*



4.2.2 Plot level 1 quality information per product (world map): ENVISAT DESCENDING passes



## 5. Trace gas profiles

### 5.1 Ozone statistics based on quality of products

The final quality of the products can be "measured" using the STD (Standard Deviation) attached to every point profile. This information is written to the parameter GOM\_NL\_\_2P/NL\_LOCAL\_SPECIES\_DENSITY/o3\_std of the level 2 products. The table below shows the statistics for given STD ranges.

The statistics are given with respect to the overall valid production:

- Products without fatal errors: GOM\_NL\_\_2P/MPH/PRODUCT\_ERR=0
- Valid point profile: GOM\_NL\_\_2P/NL\_LOCAL\_SPECIES\_DENSITY/pcd(0)=0

The 'Criteria' is applied to valid points of dark limb products:

- Products in dark limb illumination condition: GOM\_NL\_\_2P/NL\_SUMMARY\_QUALITY/obs\_ill\_cond=0
- Products without fatal errors: GOM\_NL\_\_2P/MPH/PRODUCT\_ERR=0
- Valid point profile: GOM\_NL\_\_2P/NL\_LOCAL\_SPECIES\_DENSITY/pcd(0)=0

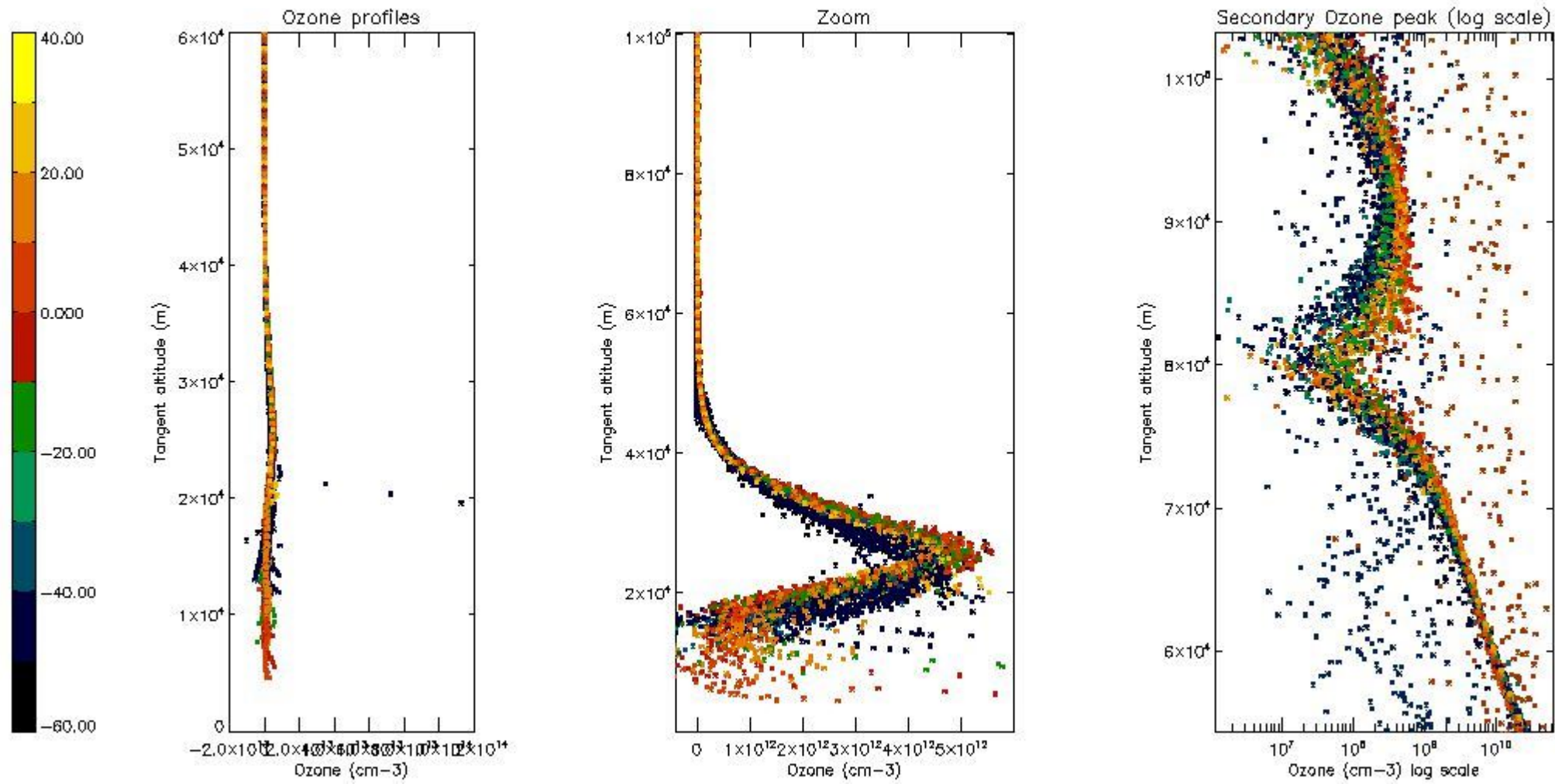
So, the table below shows the percentage of dark limb and valid observations for each criteria with respect to the overall valid daily observations.

Criteria	% of total production
All STD	36
STD < 20	21

STD < 10	18
STD < 5	13

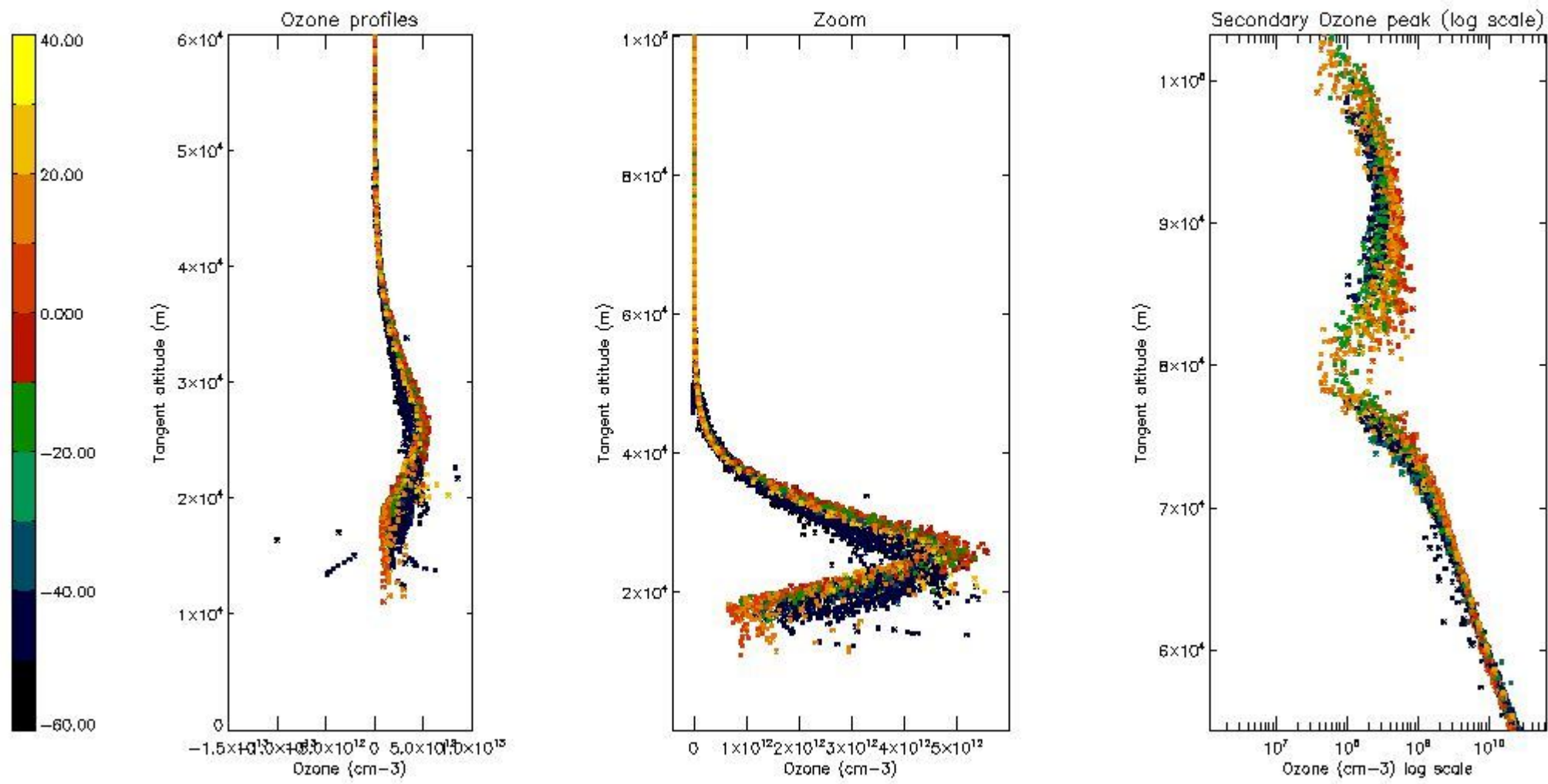
5.2 Plot ozone profiles for all STD (dark without errors)

The colorbar represents the latitude.



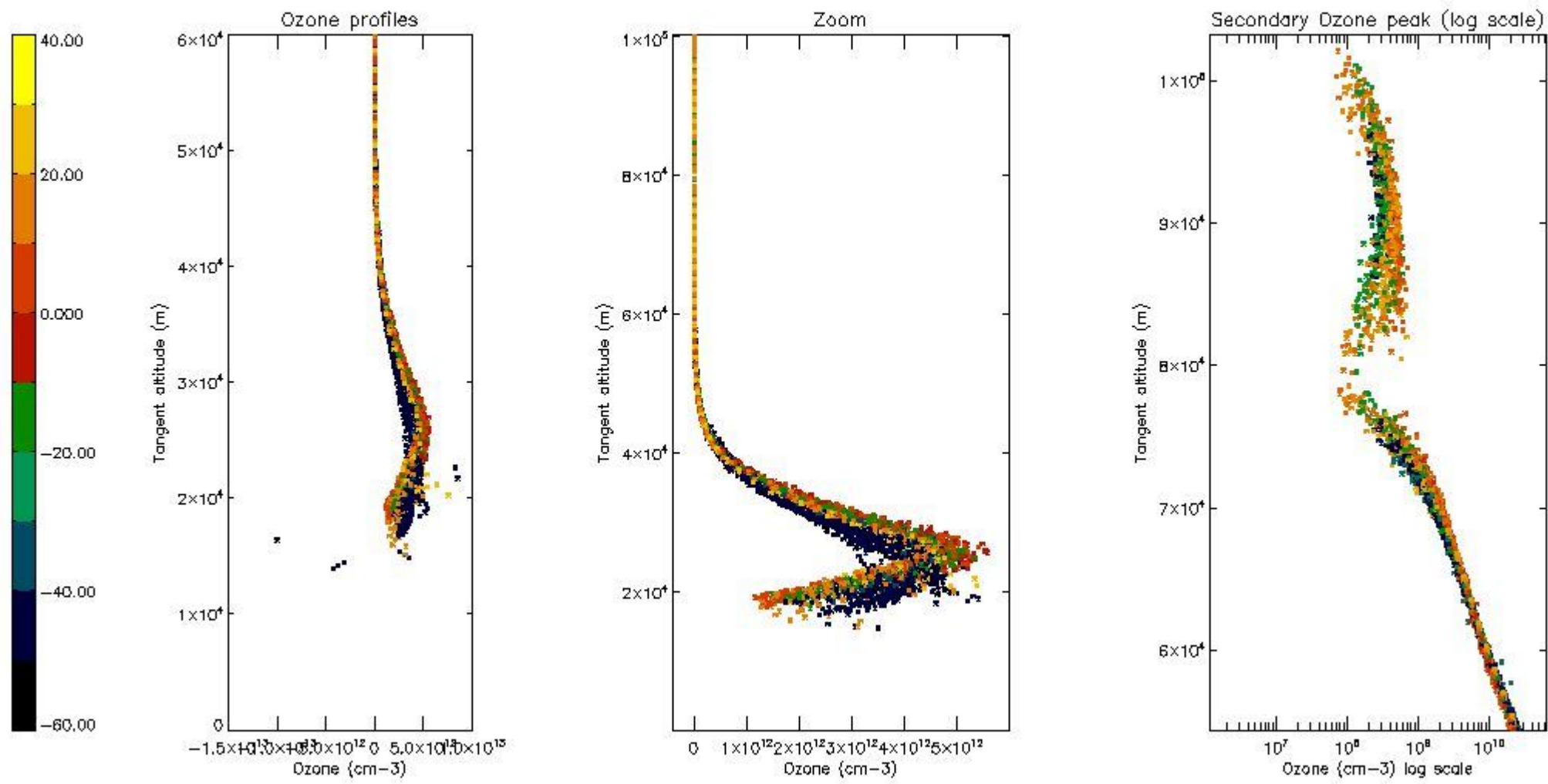
5.3 Plot ozone profiles where STD < 20% (dark without errors)

The colorbar represents the latitude.



*5.4 Plot ozone profiles where STD < 10% (dark without errors)*

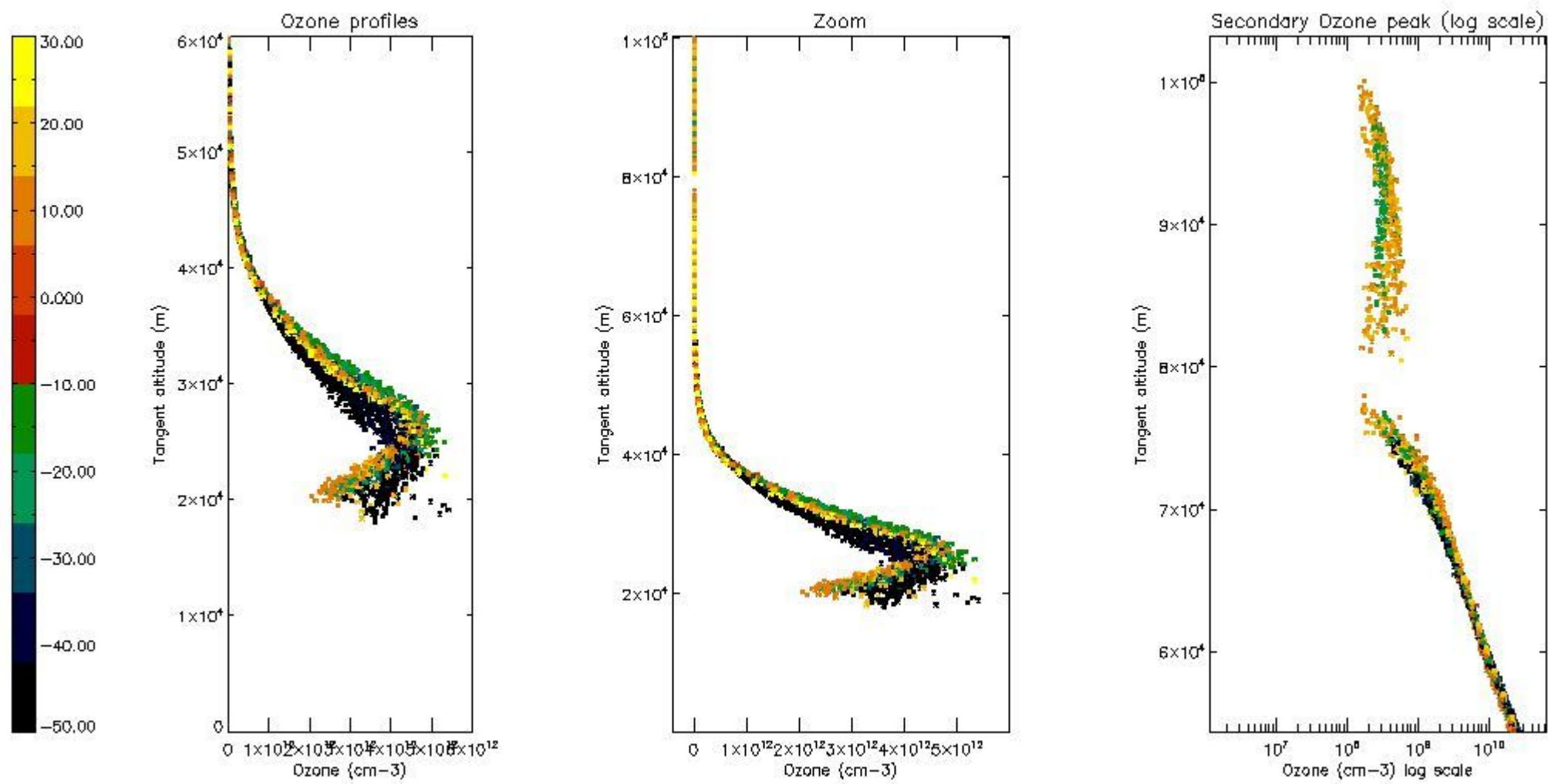
The colorbar represents the latitude.



*5.5 Plot ozone profiles where STD < 5% (dark without errors)*

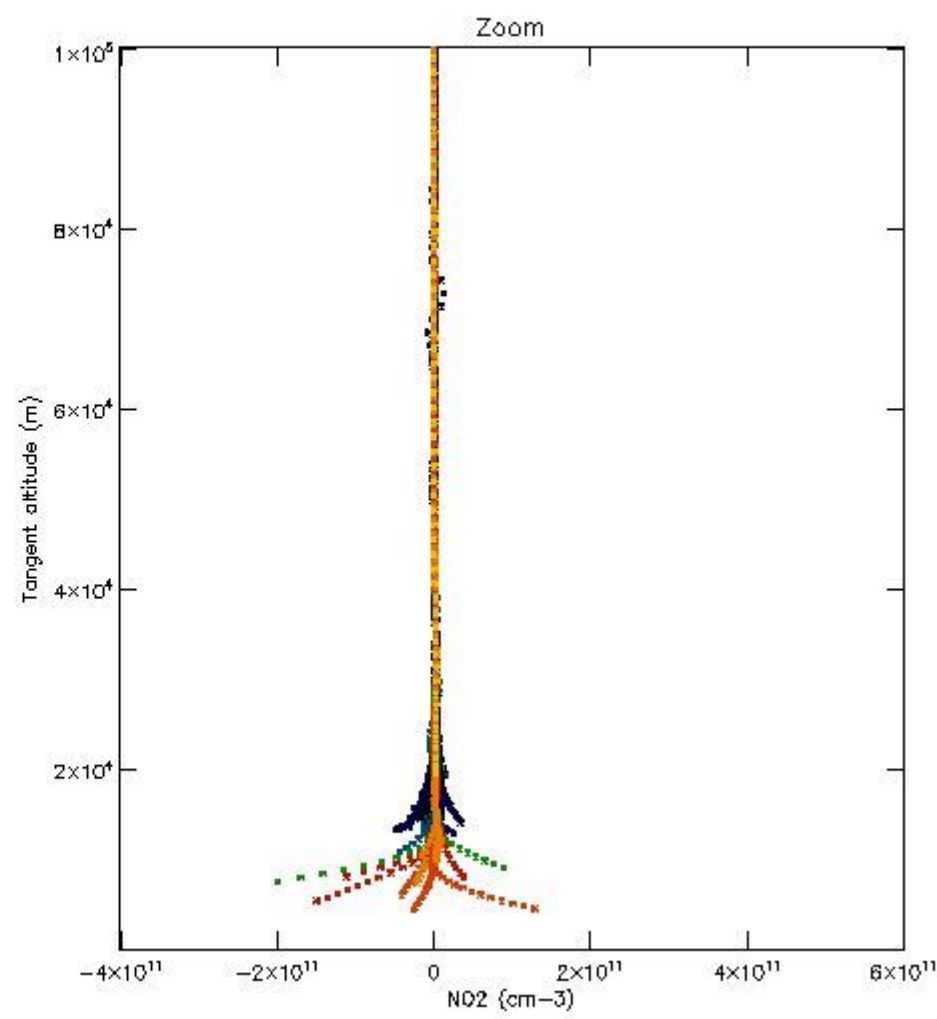
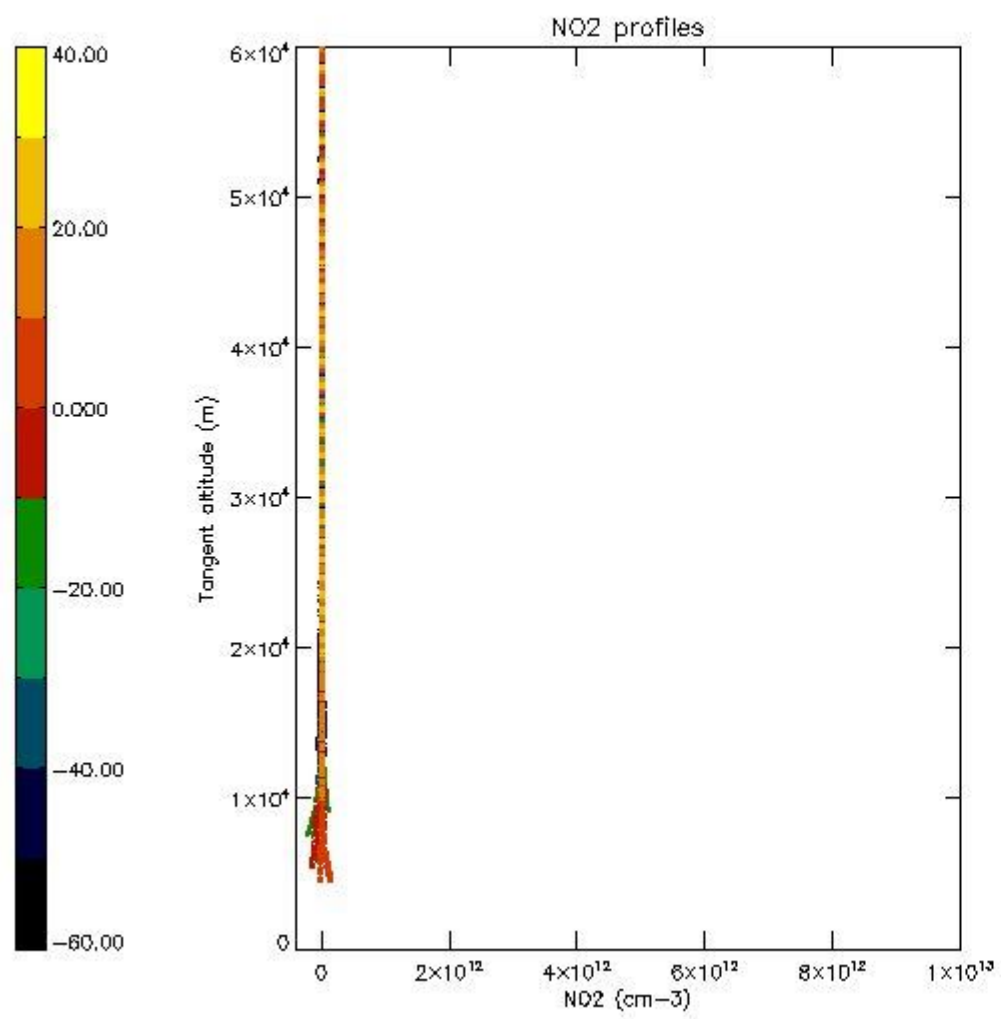
The colorbar represents the latitude.





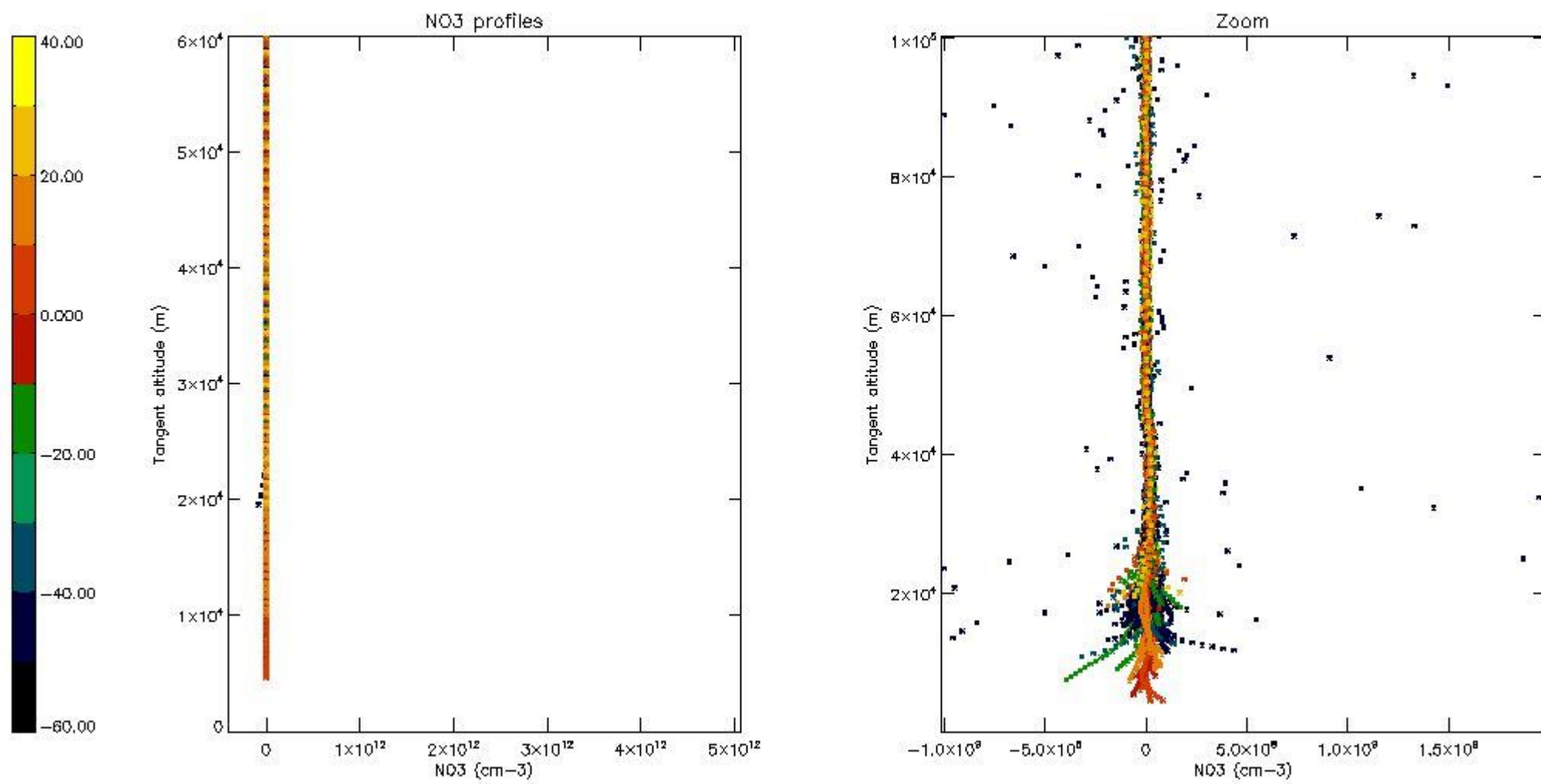
*5.6 Plot NO<sub>2</sub> profiles for all STD (dark without errors)*

The colorbar represents the latitude.



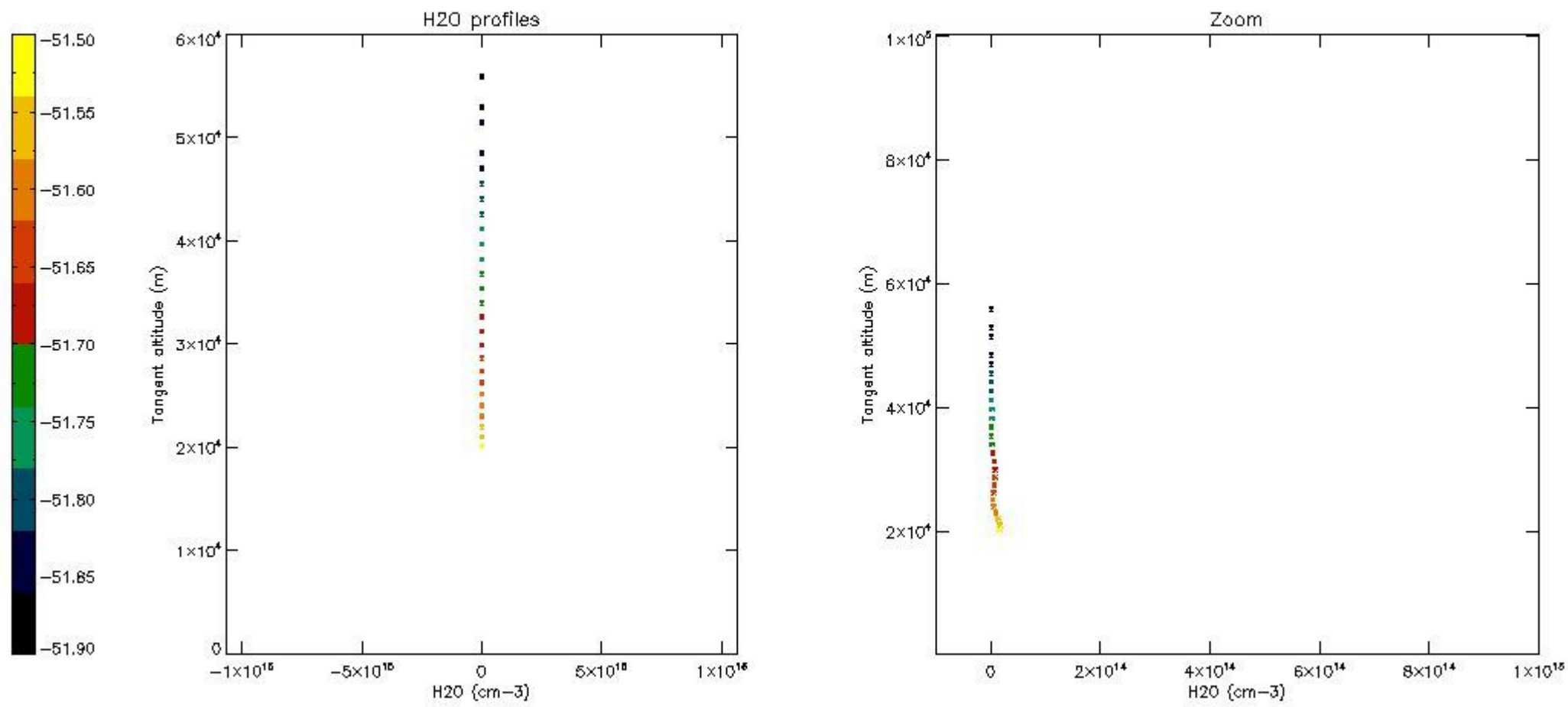
*5.7 Plot NO3 profiles for all STD (dark without errors)*

The colorbar represents the latitude.



*5.8 Plot H2O profiles for all STD (only for occultations of stars 1,2,3,4,13,14,16,26,63 dark without errors)*

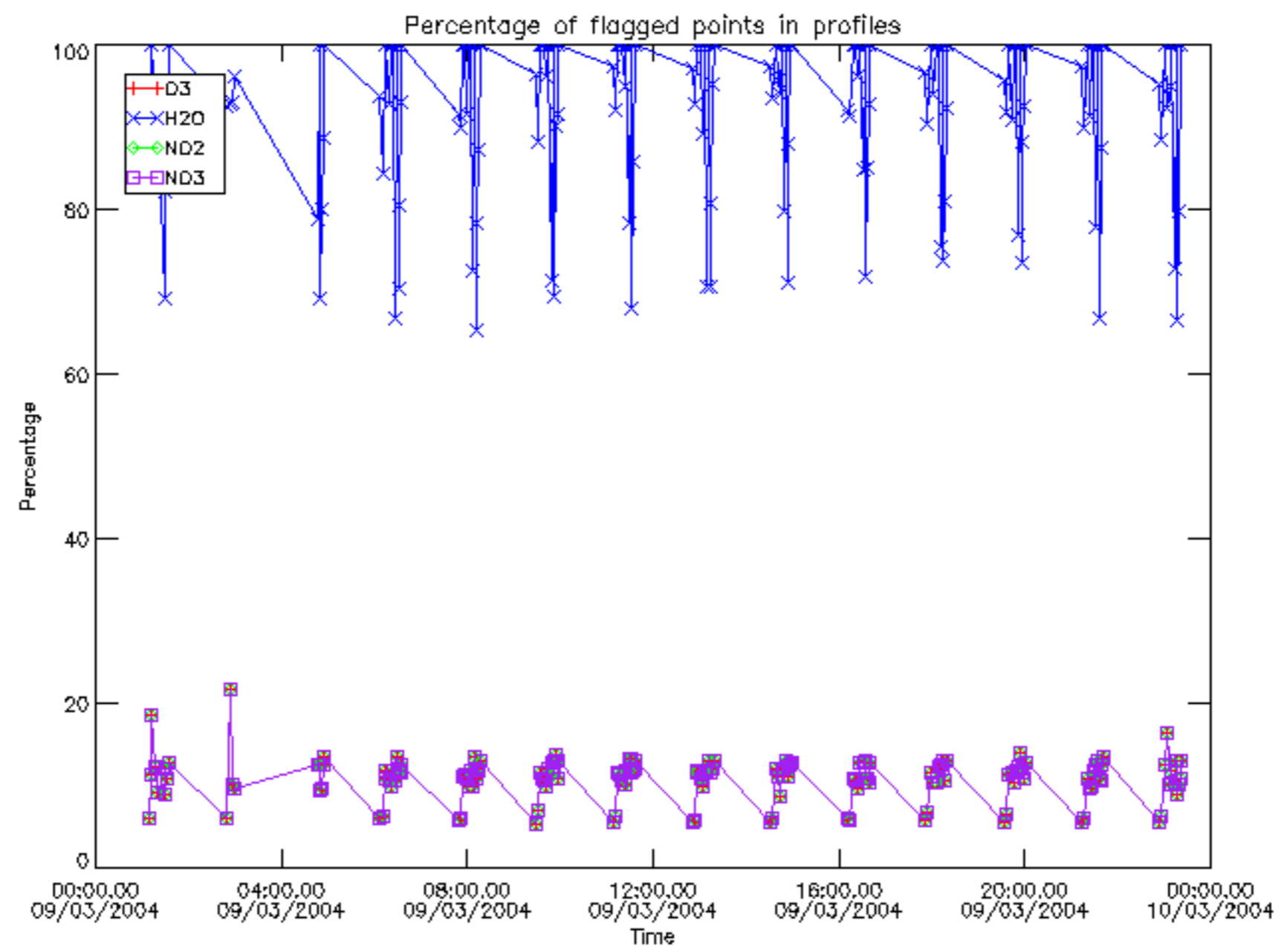
The colorbar represents the latitude.



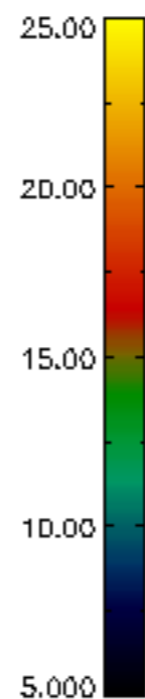
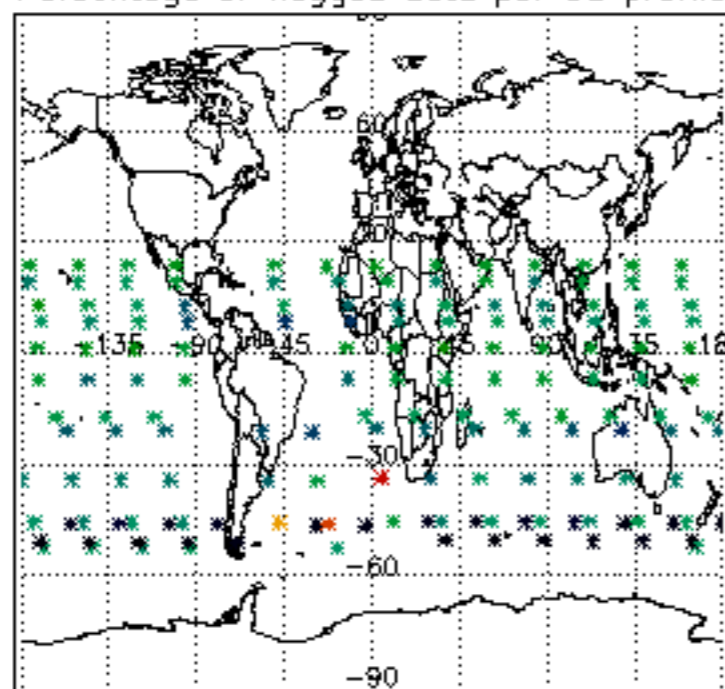
## 6. Auxiliary Data Files used for the production reported in section 2

The number reported in the third column indicates since which file (see list in section 2) the corresponding auxiliary file has been used. The fourth column is the date of those product files.

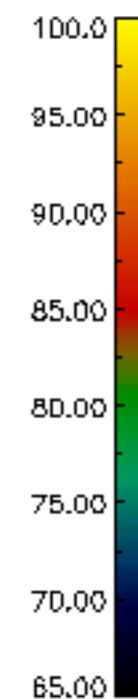
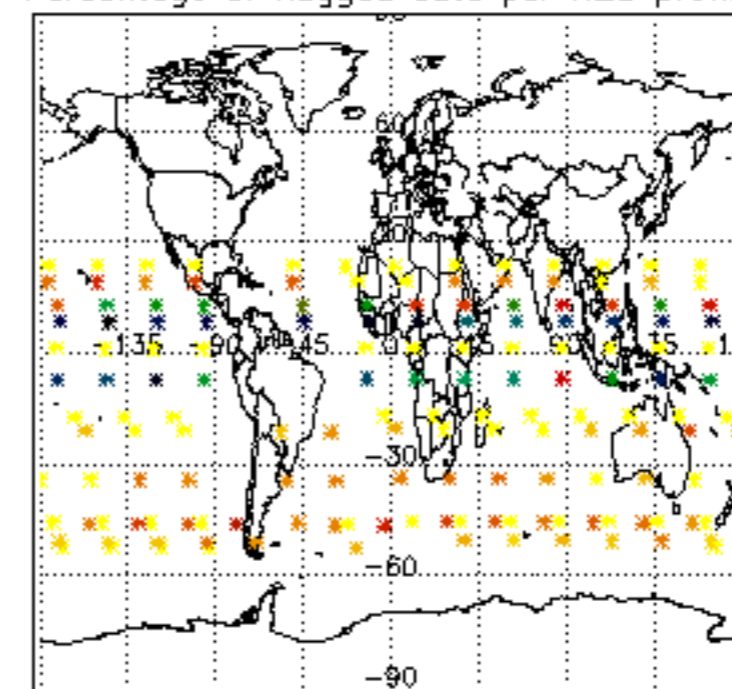
Type	Auxiliary Filename	Used since product	Used since product date
INST_PHYS_CHARACTERISTICS	GOM_INS_AXVIEC20091111_143220_20030716_120000_20500101_000000	1	09-MAR-2004 00:00:15
LEVEL-2_PROC_CONFIG	GOM_PR2_AXVIEC20091111_152718_20020301_000000_20500101_000000	1	09-MAR-2004 00:00:15
CROSS_SECTIONS_FILE	GOM_CRS_AXVIEC20091111_154832_20020301_000000_20500101_000000	1	09-MAR-2004 00:00:15



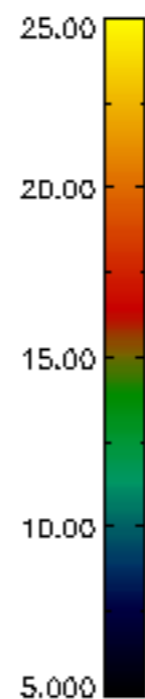
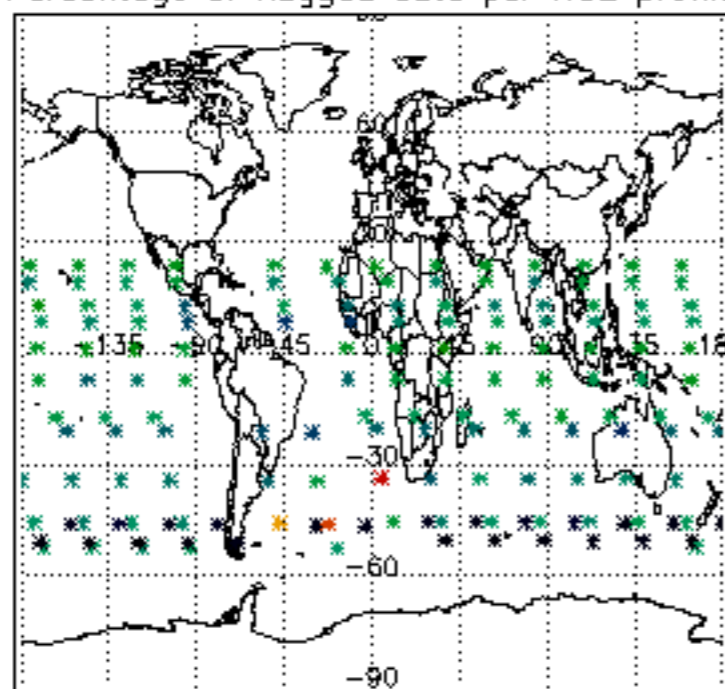
Percentage of flagged data per D3 profile



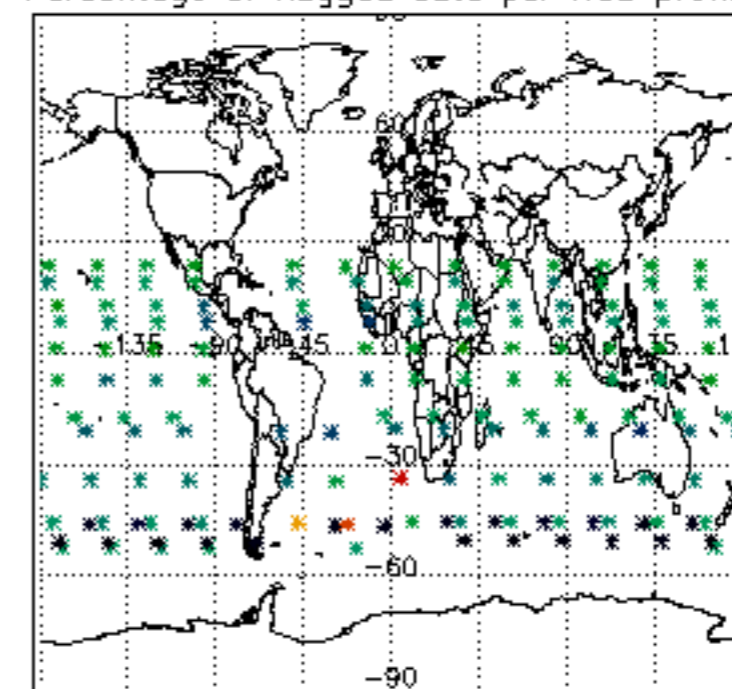
Percentage of flagged data per H2O profile

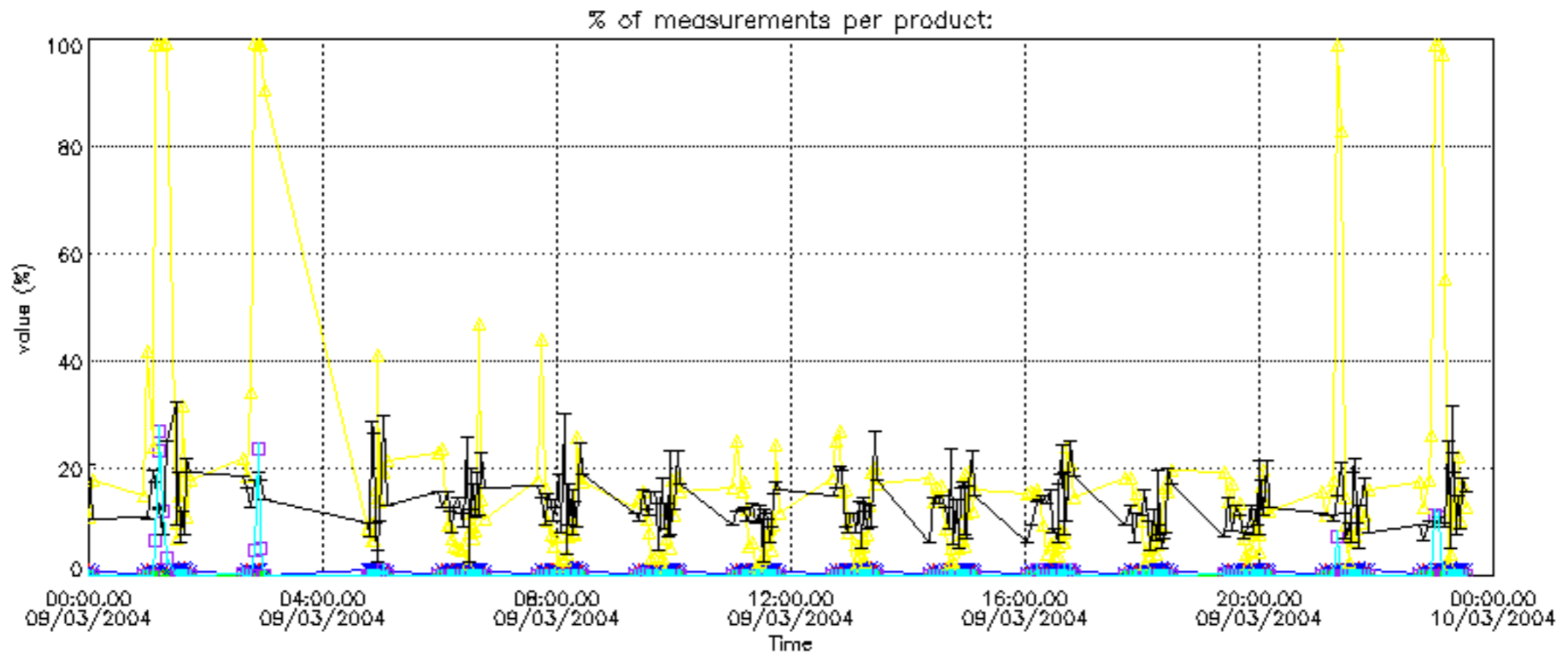


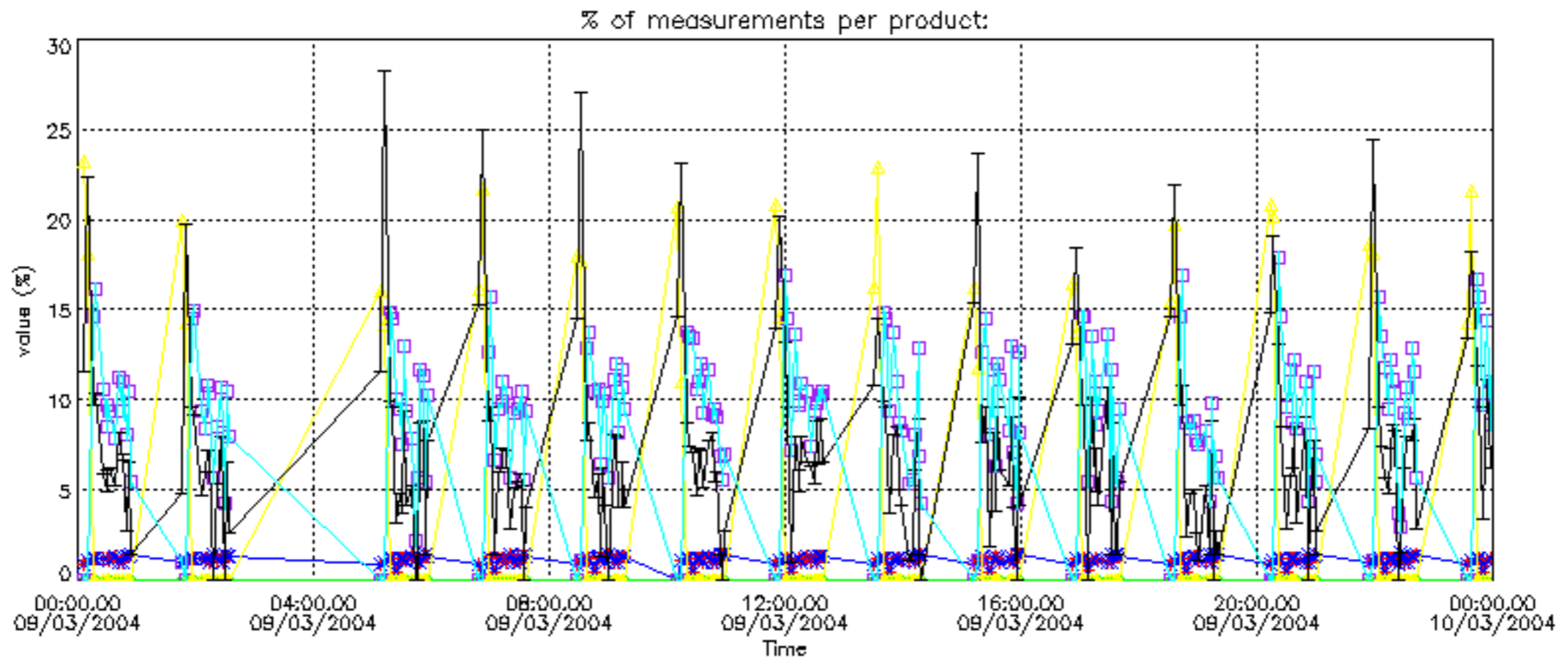
Percentage of flagged data per NO2 profile



Percentage of flagged data per NO3 profile

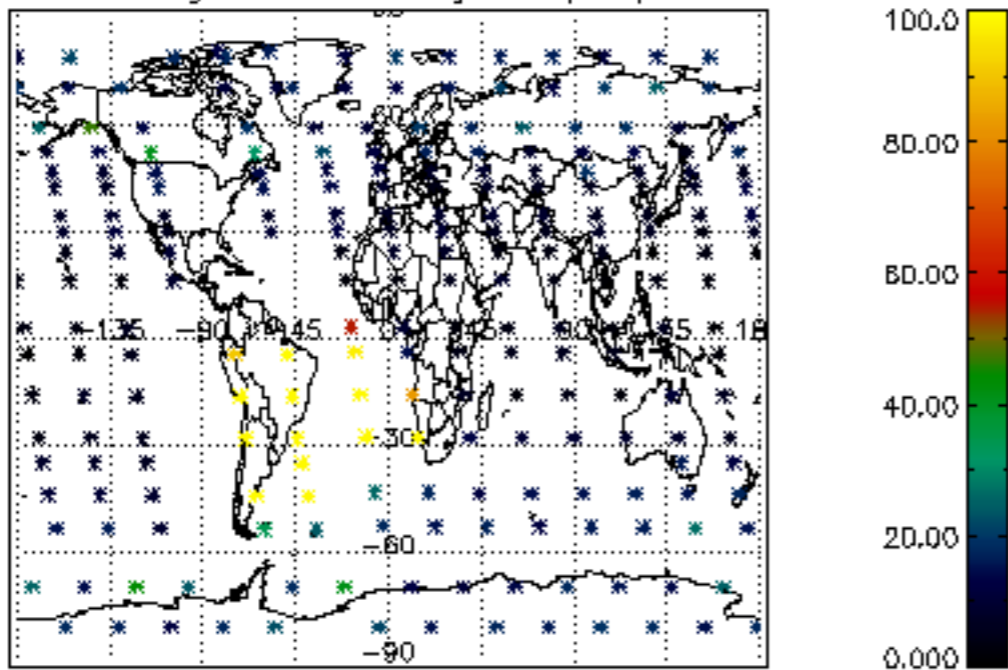




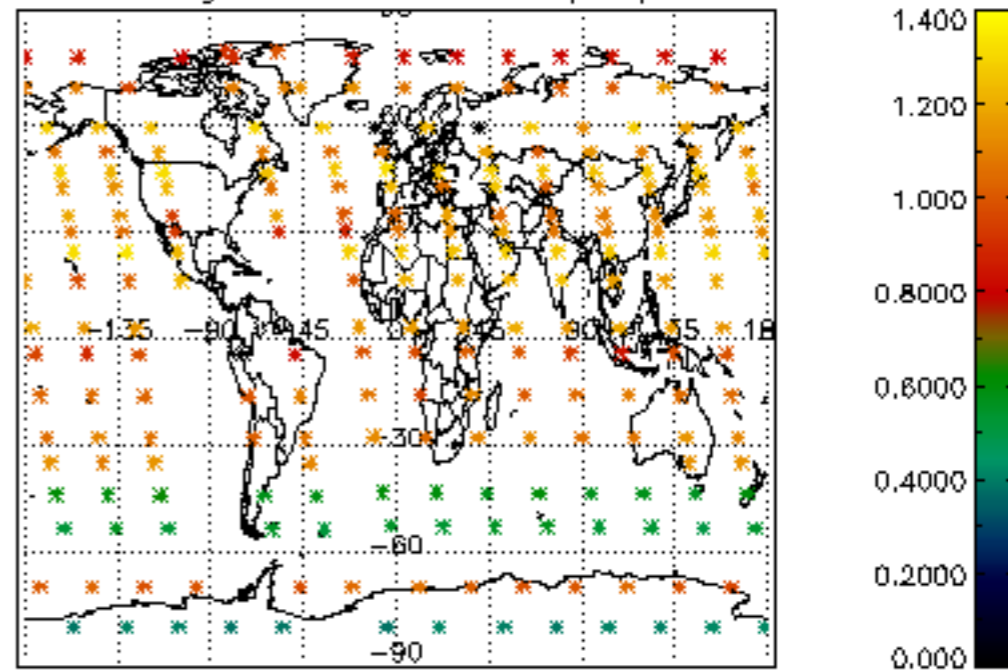




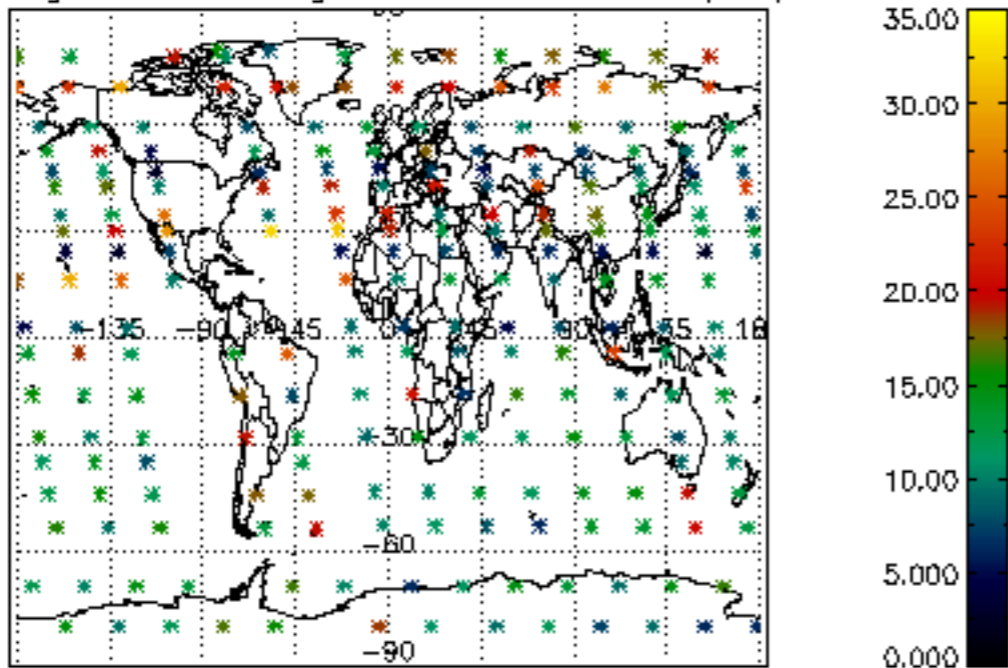
Percentage of cosmic ray hits per profile



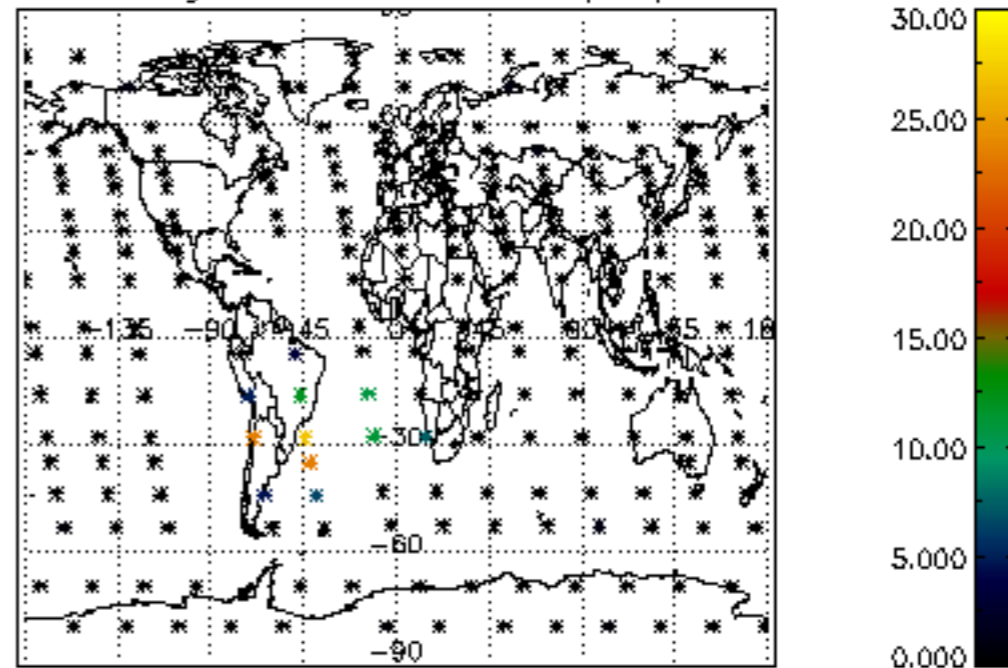
Percentage of datation errors per profile



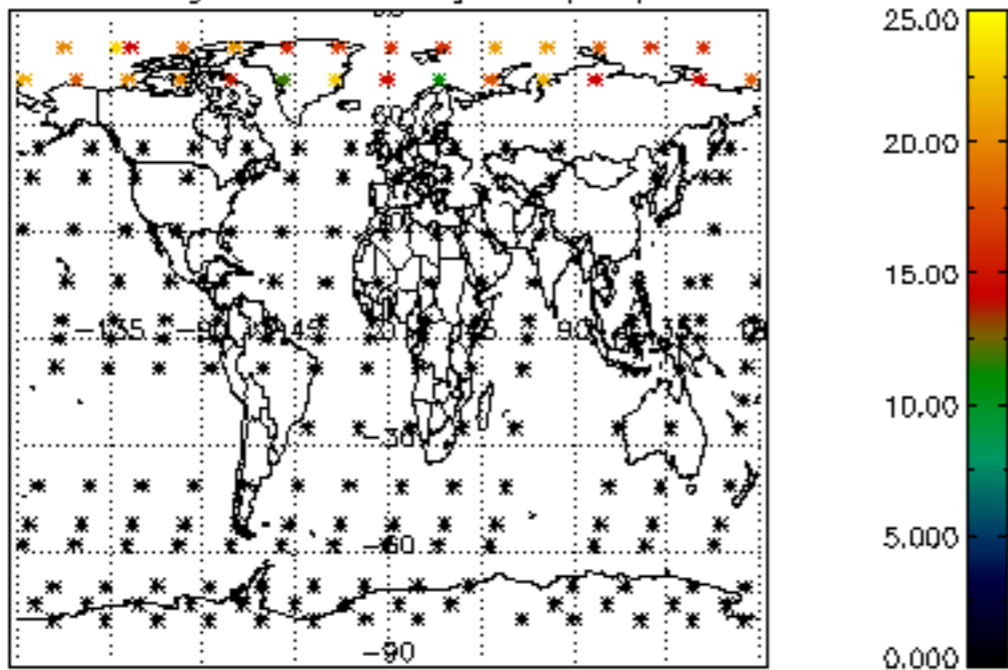
Percentage of star falling outside central band per profile



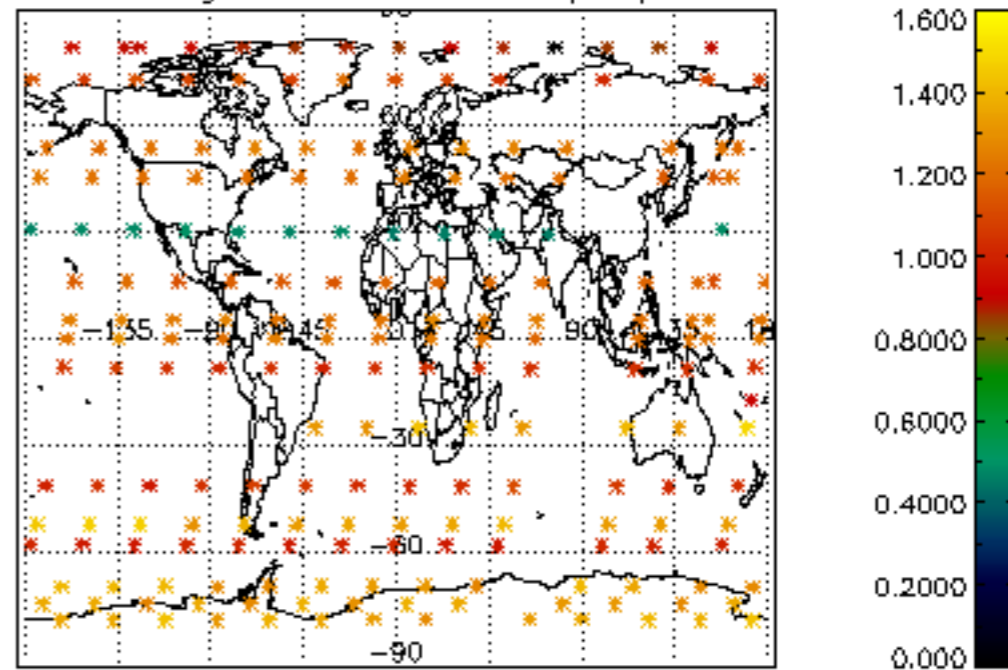
Percentage of saturation errors per profile



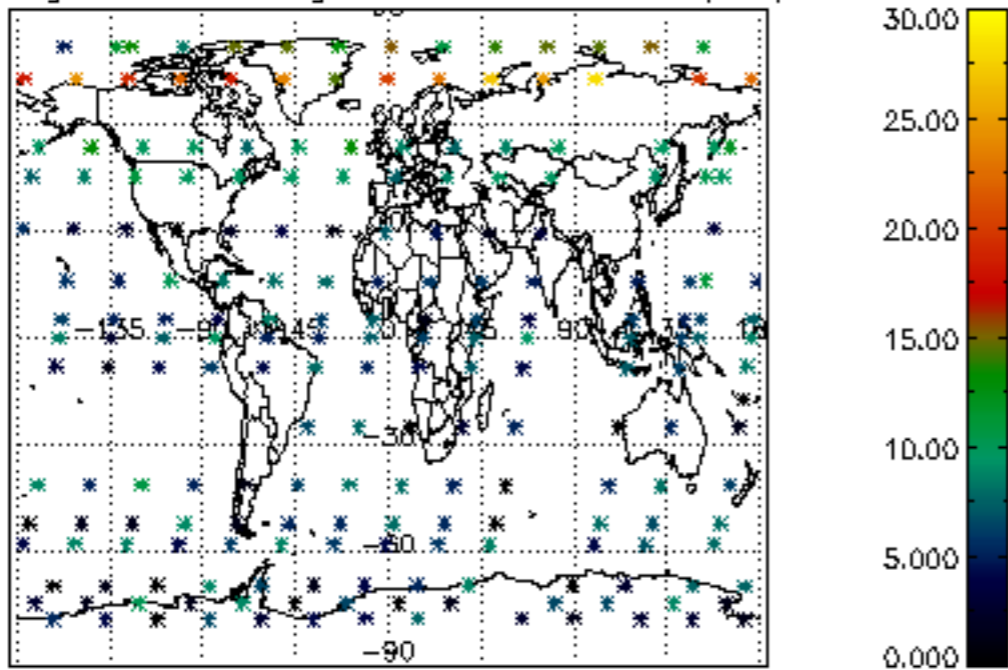
Percentage of cosmic ray hits per profile



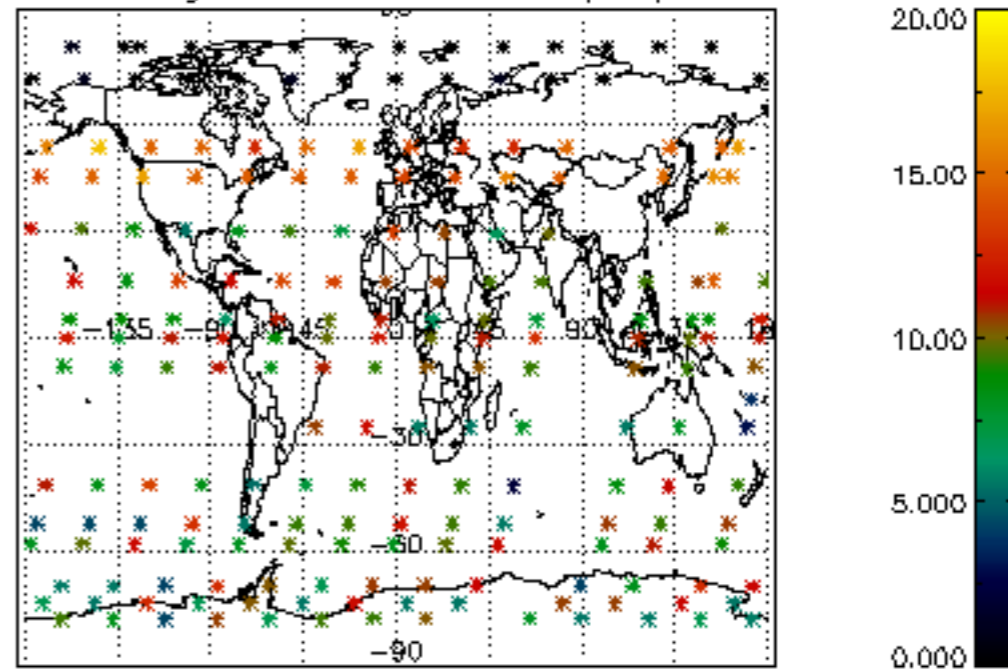
Percentage of datation errors per profile

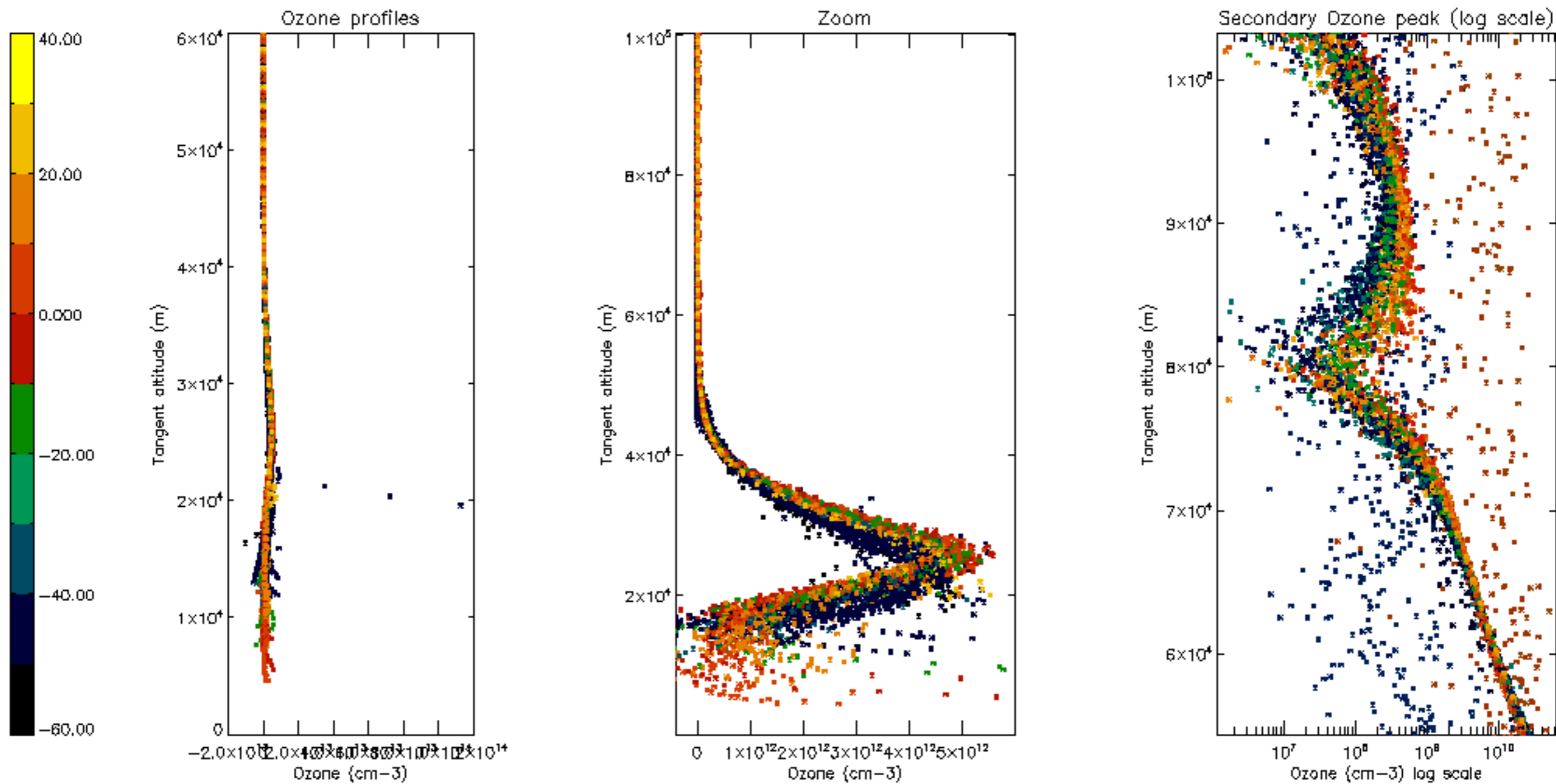


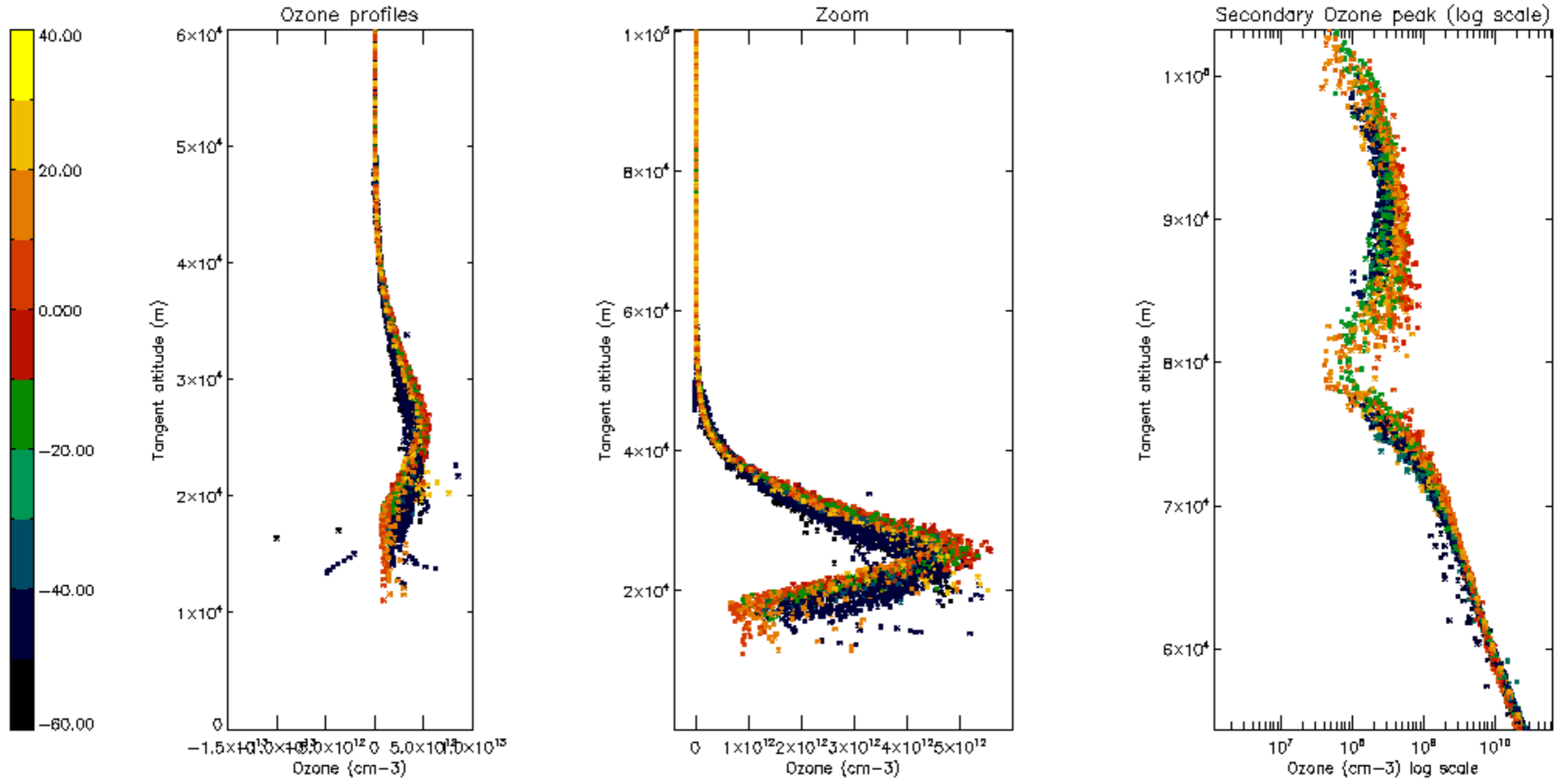
Percentage of star falling outside central band per profile

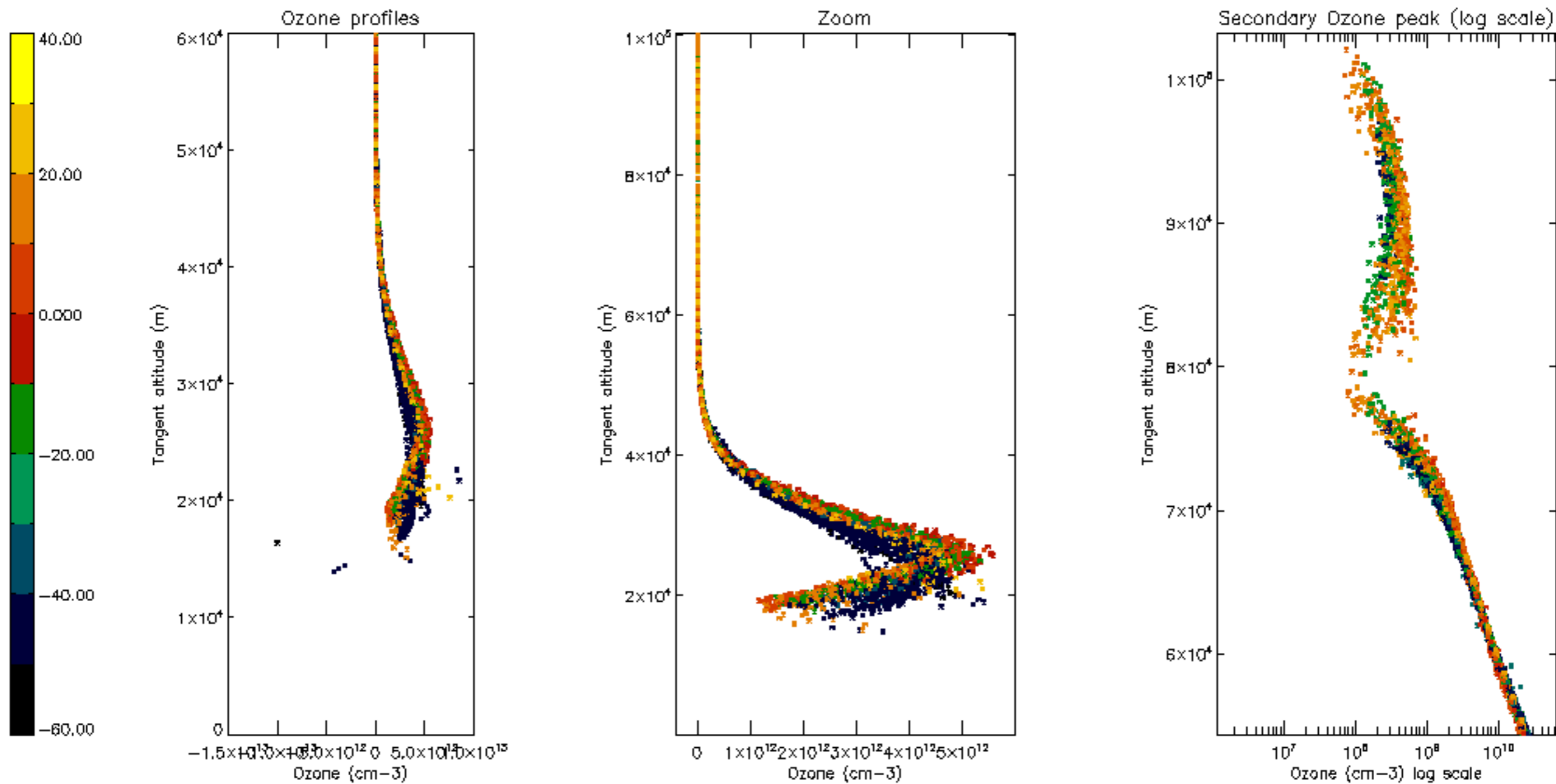


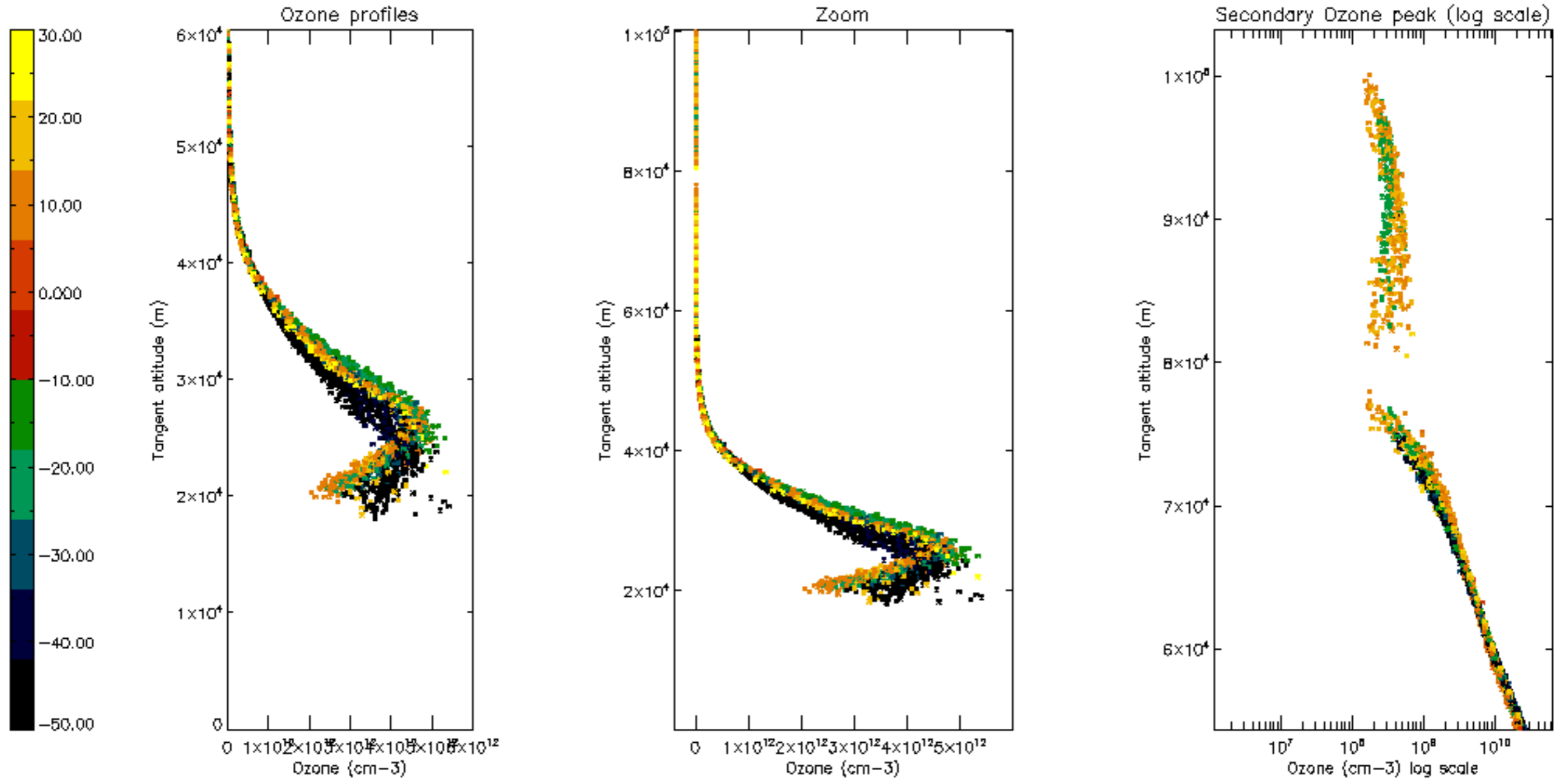
Percentage of saturation errors per profile

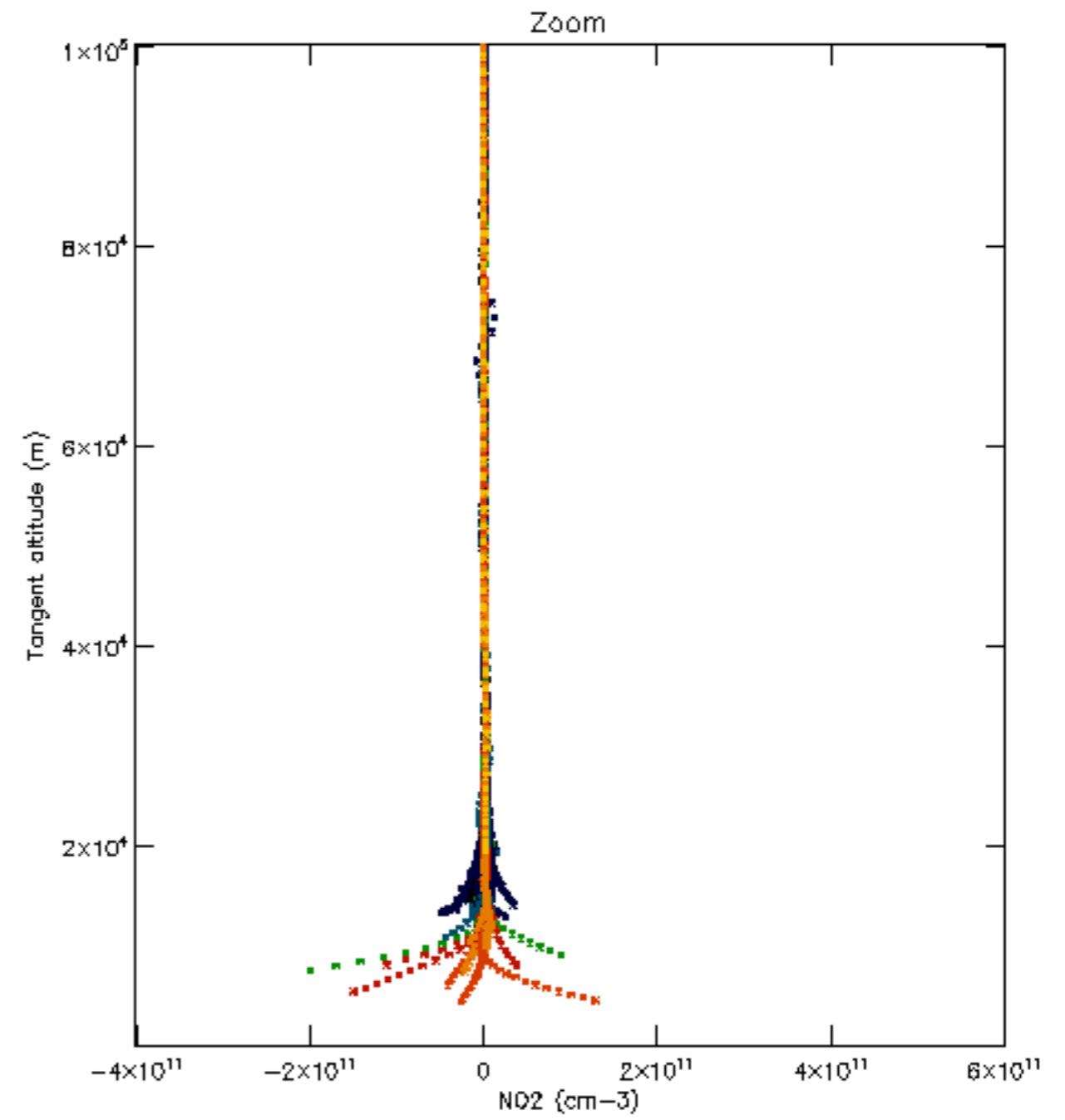
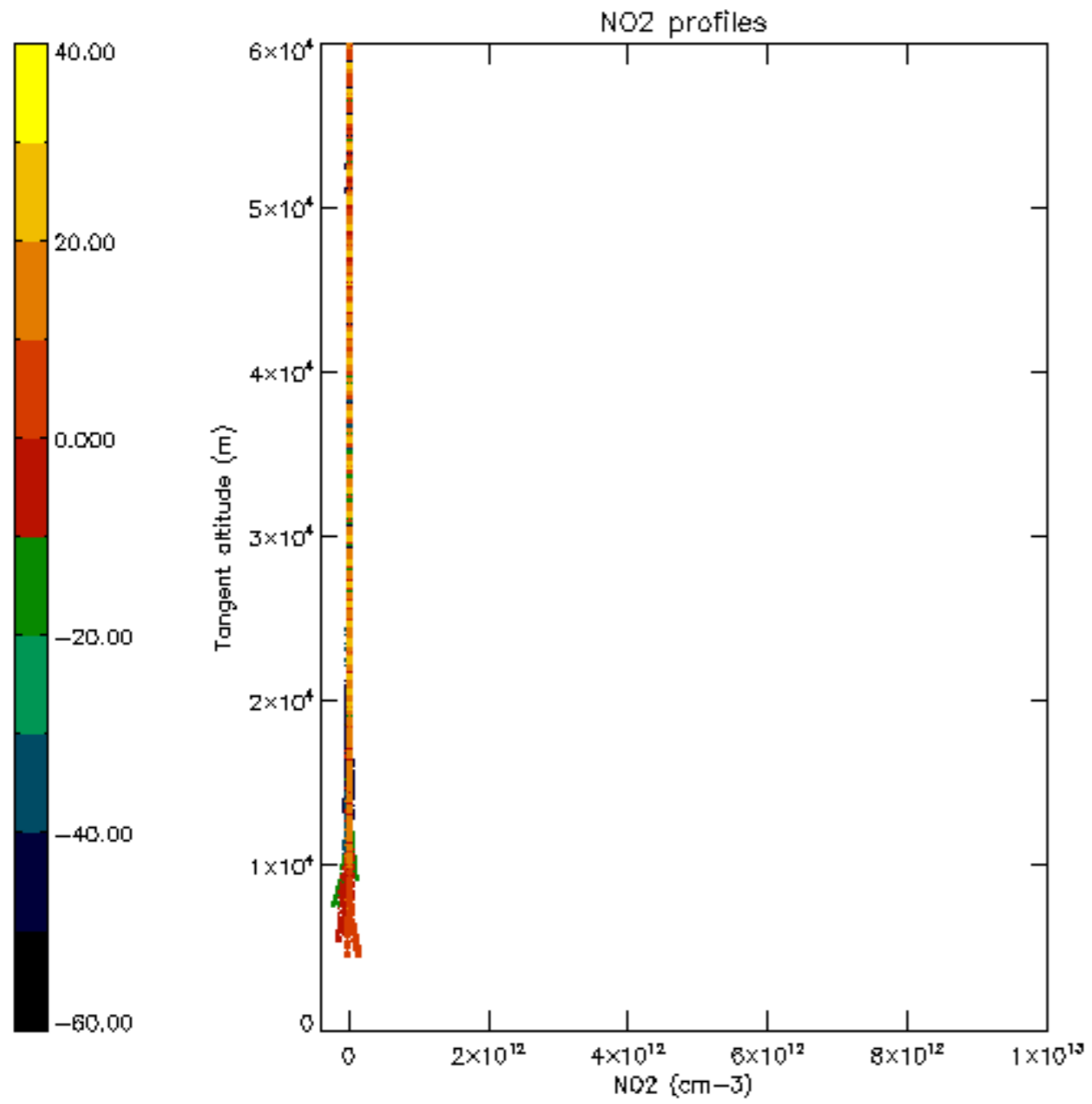


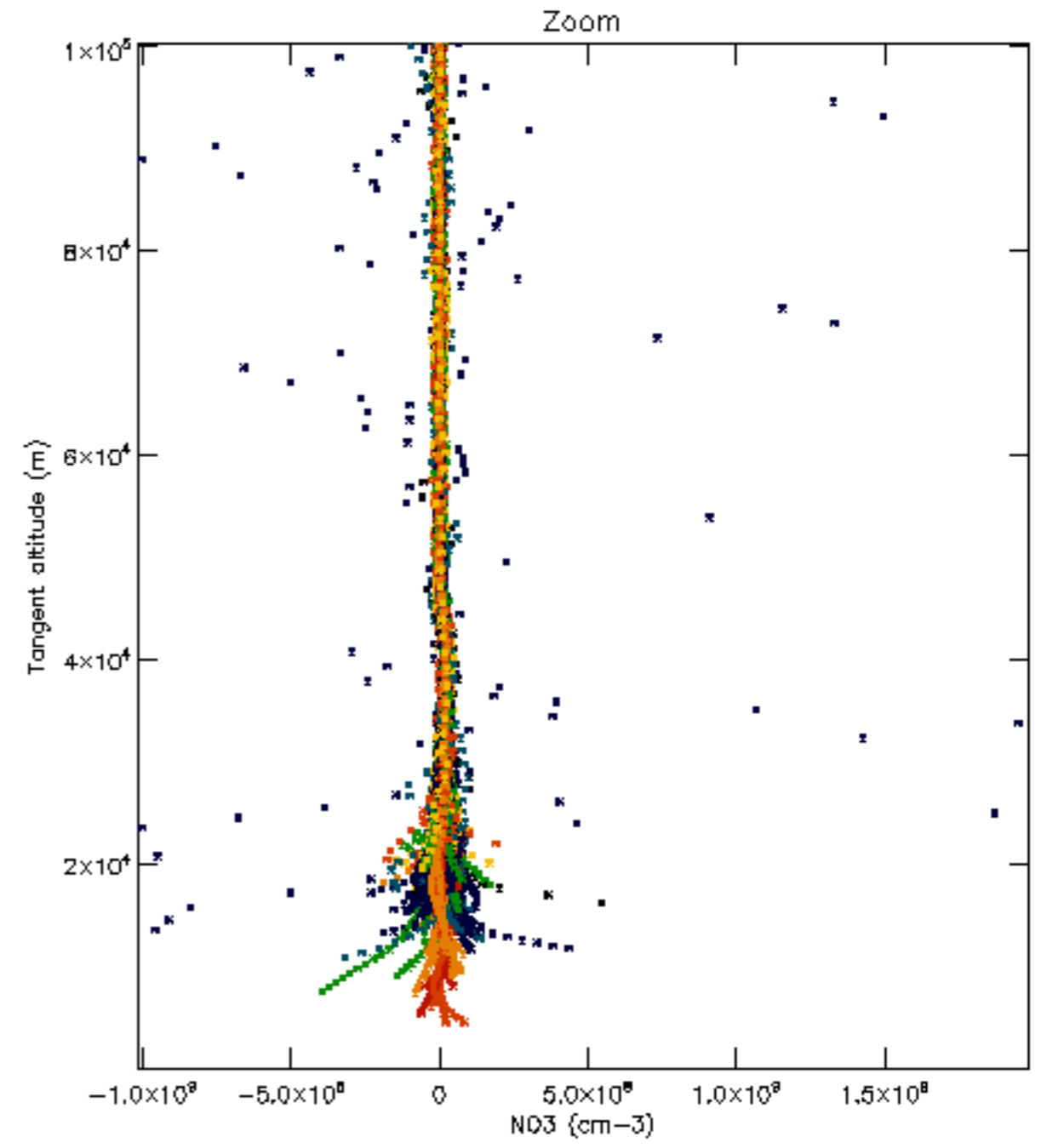
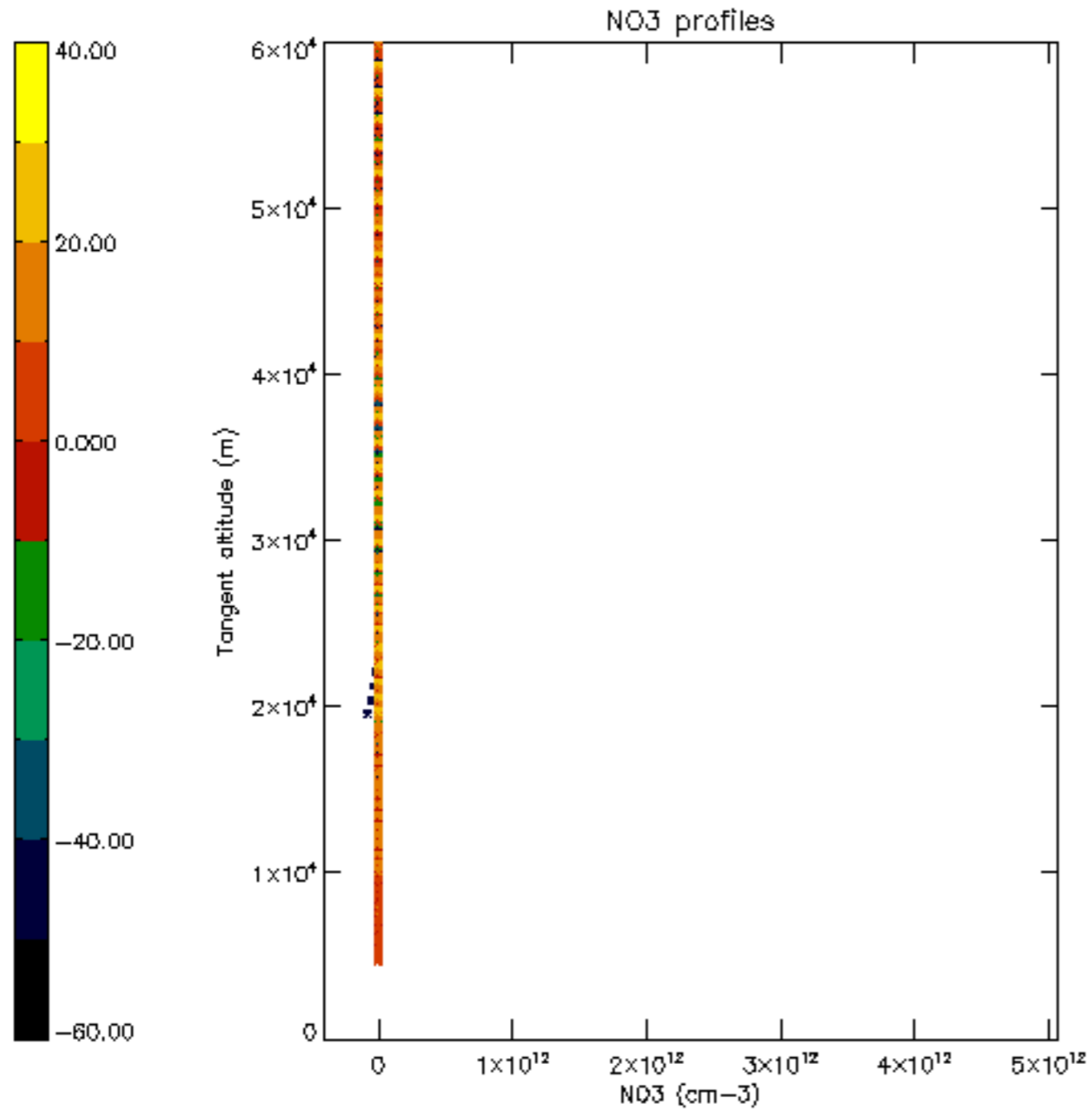




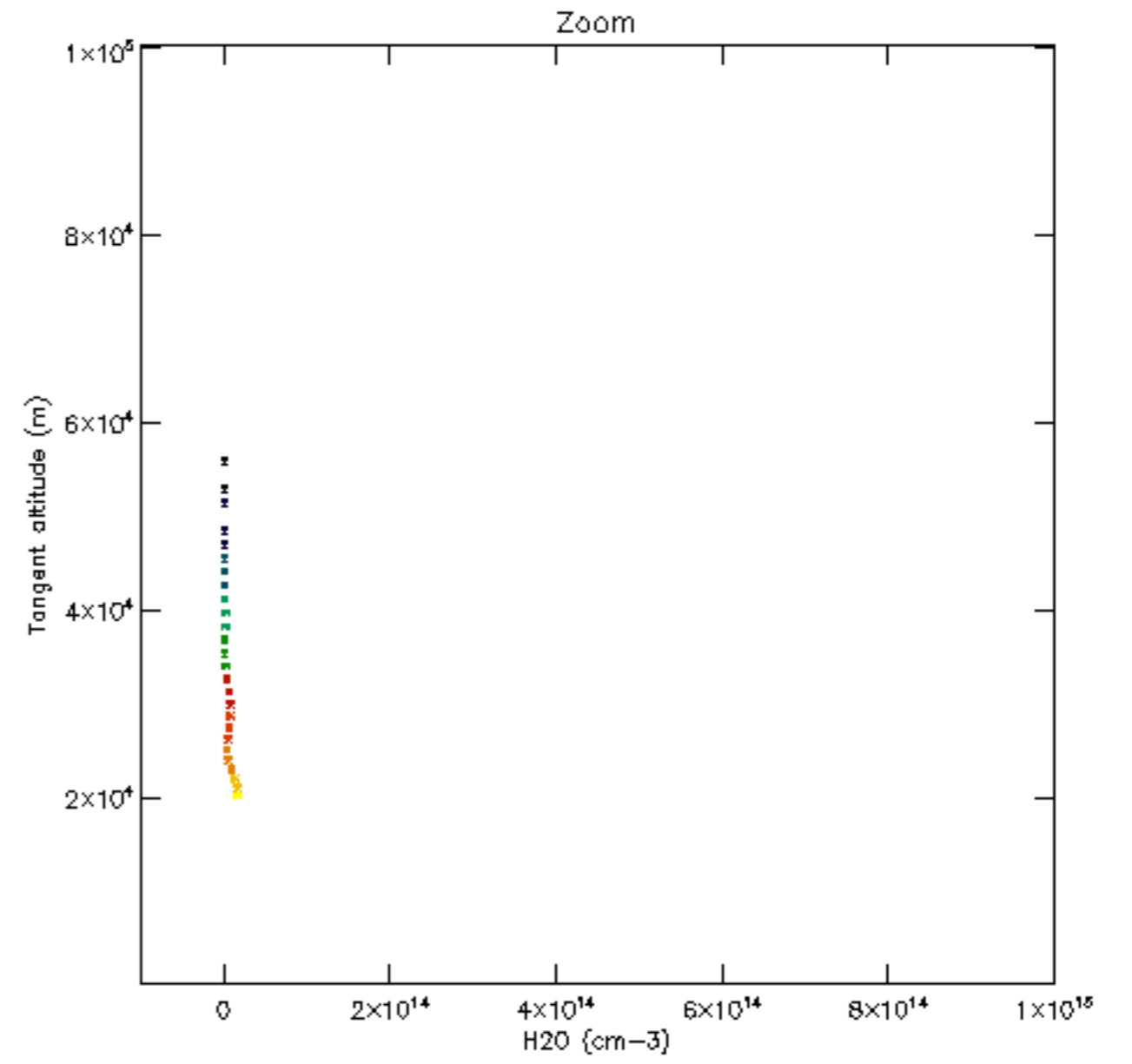
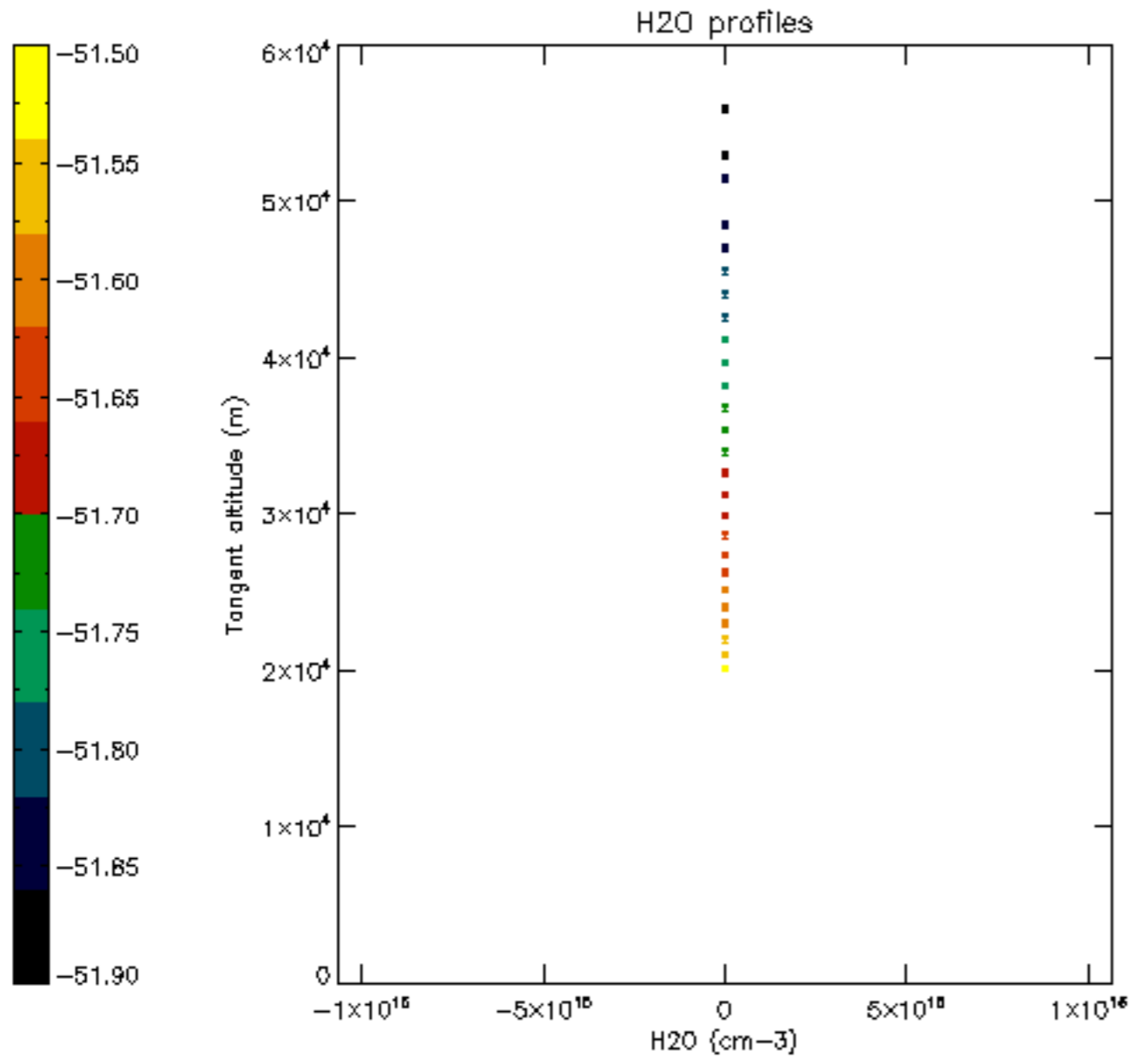


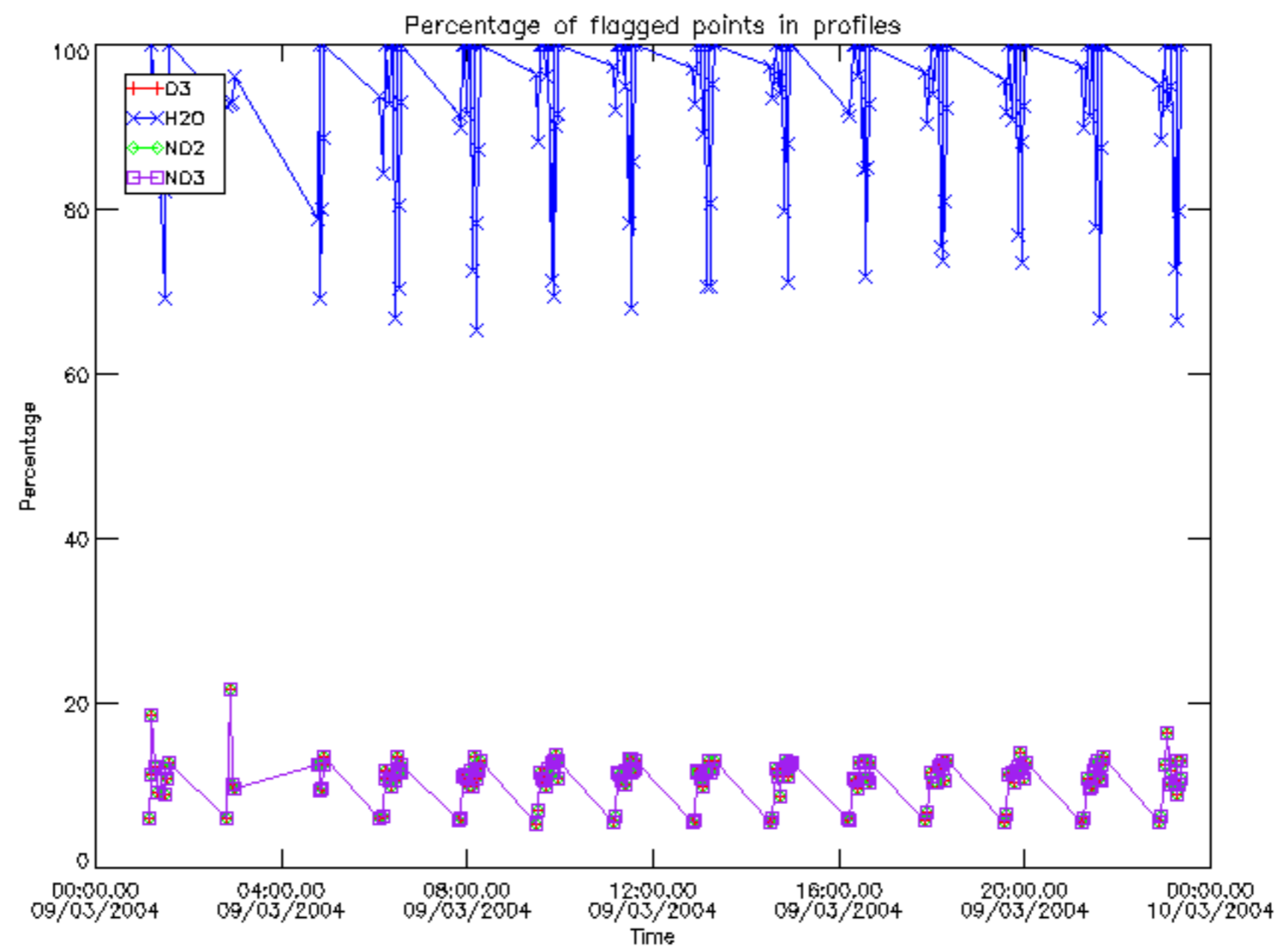




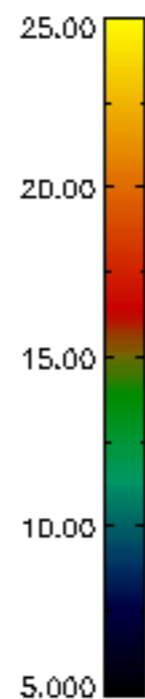
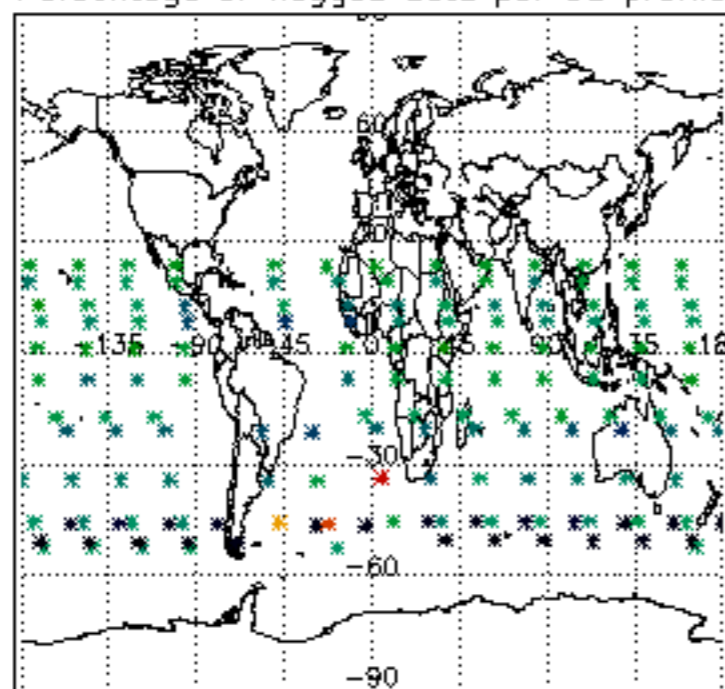




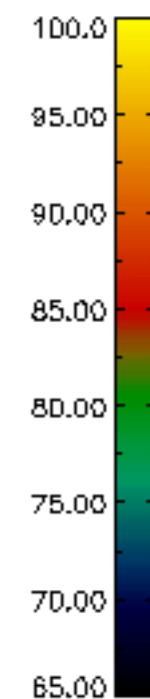
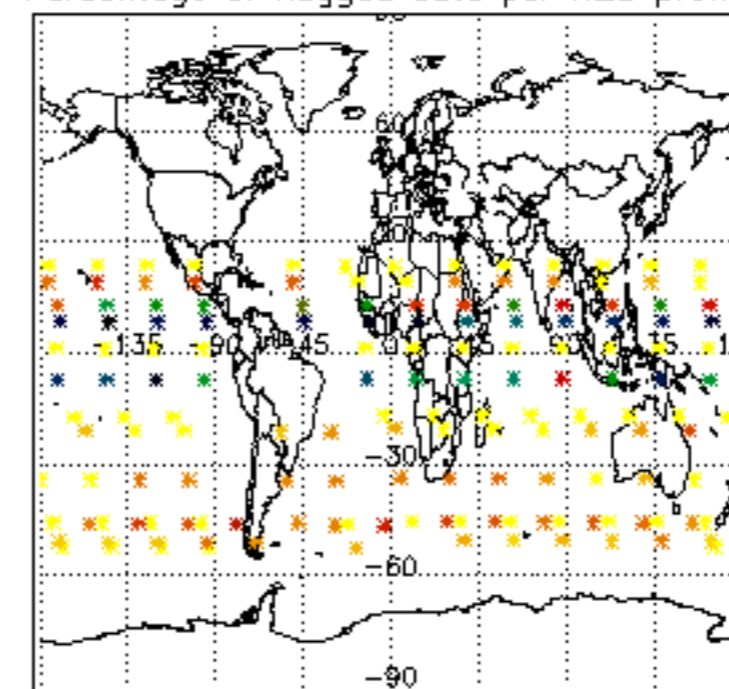




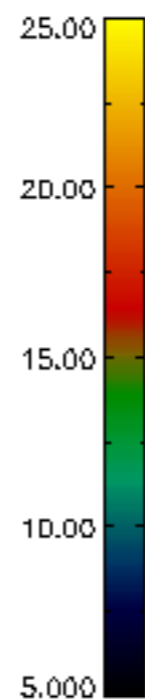
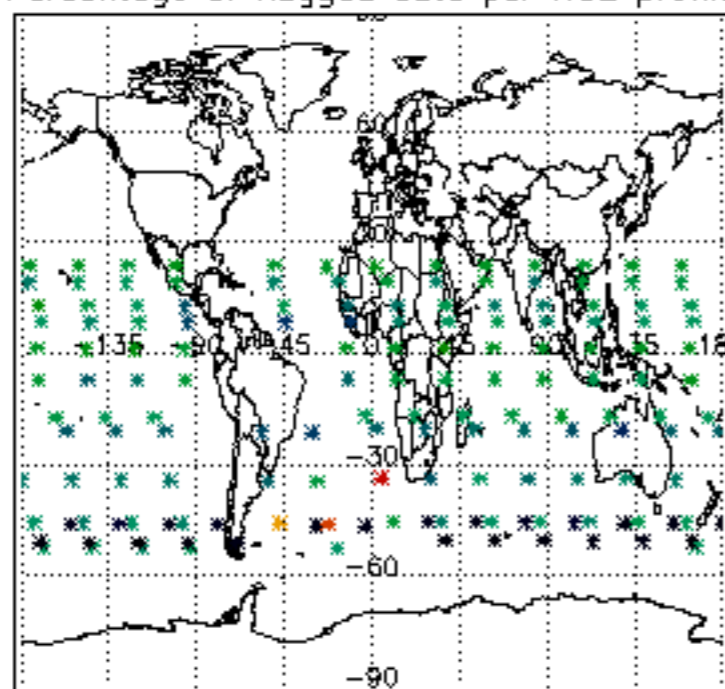
Percentage of flagged data per D3 profile



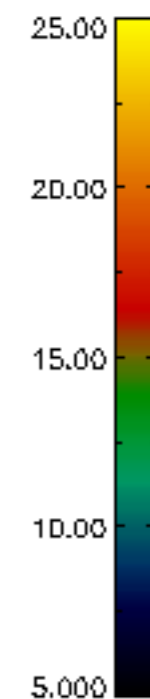
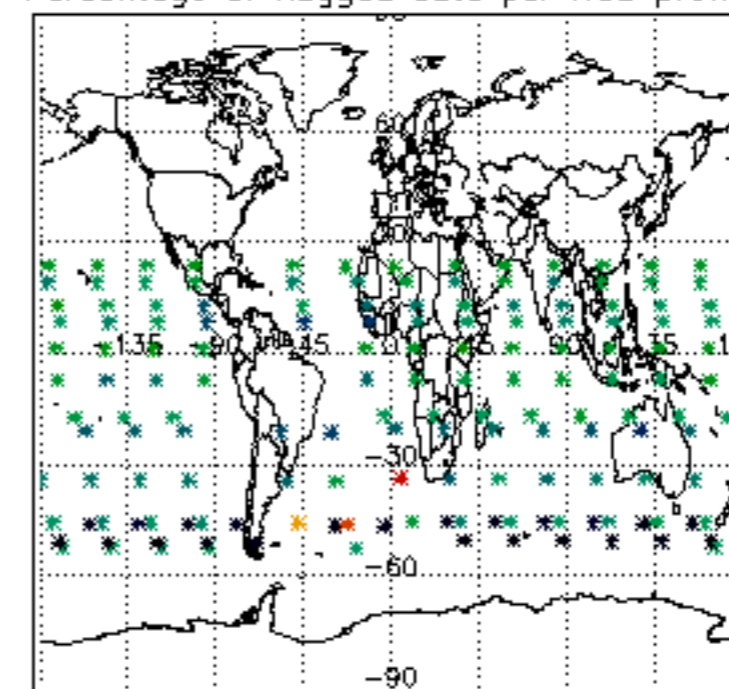
Percentage of flagged data per H2O profile

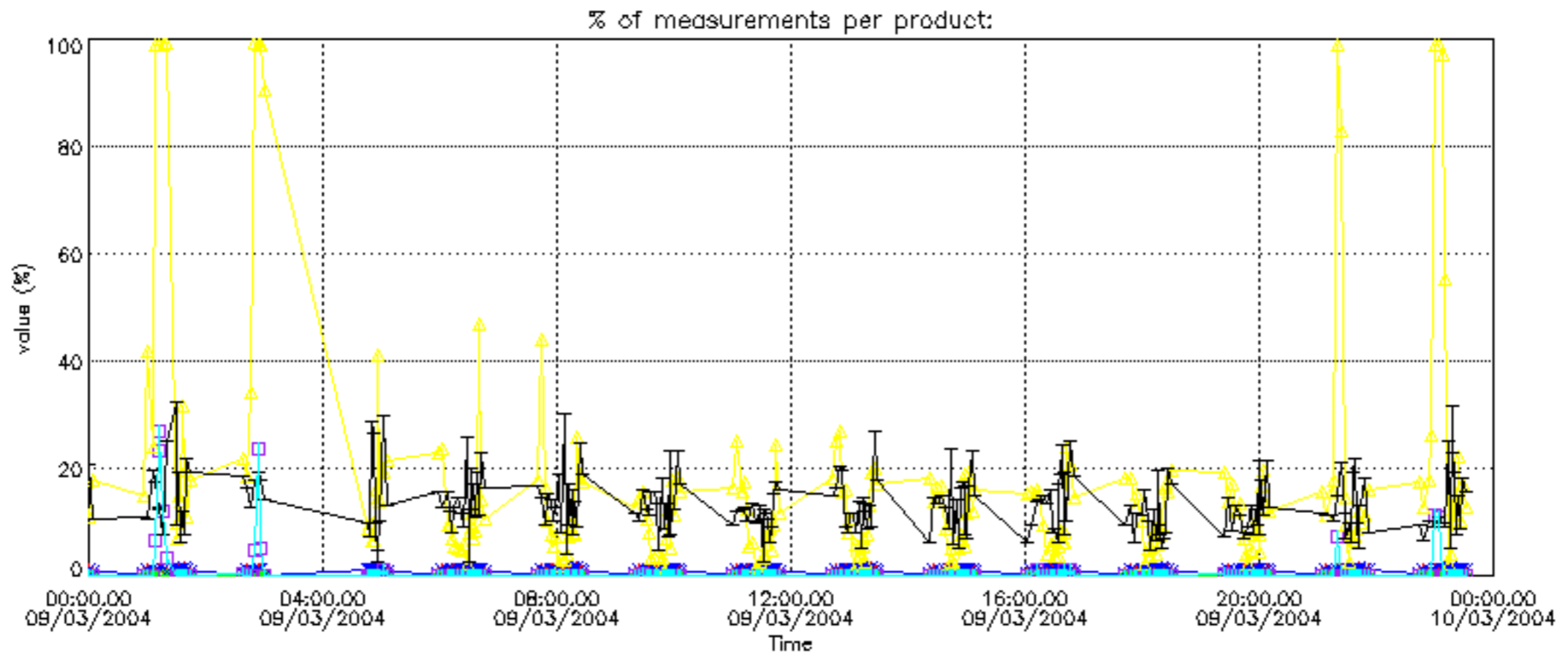


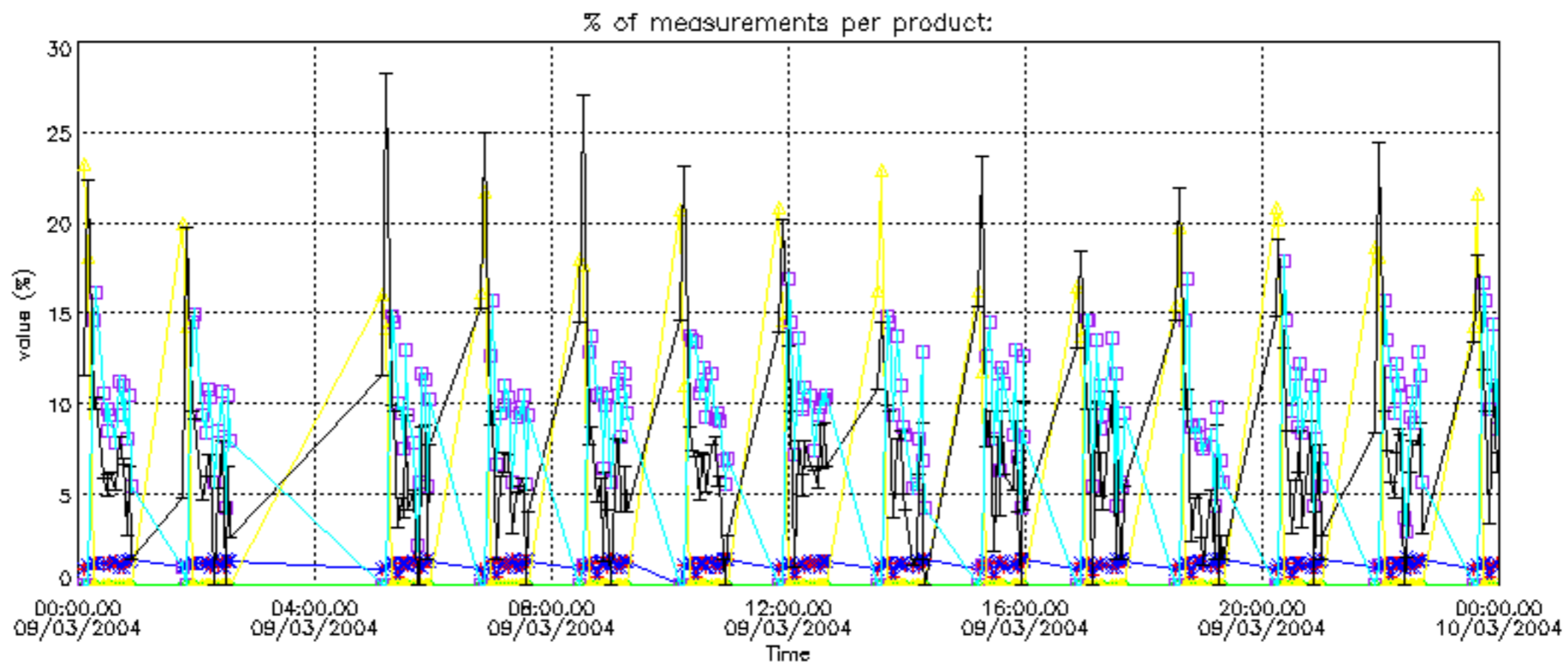
Percentage of flagged data per NO2 profile



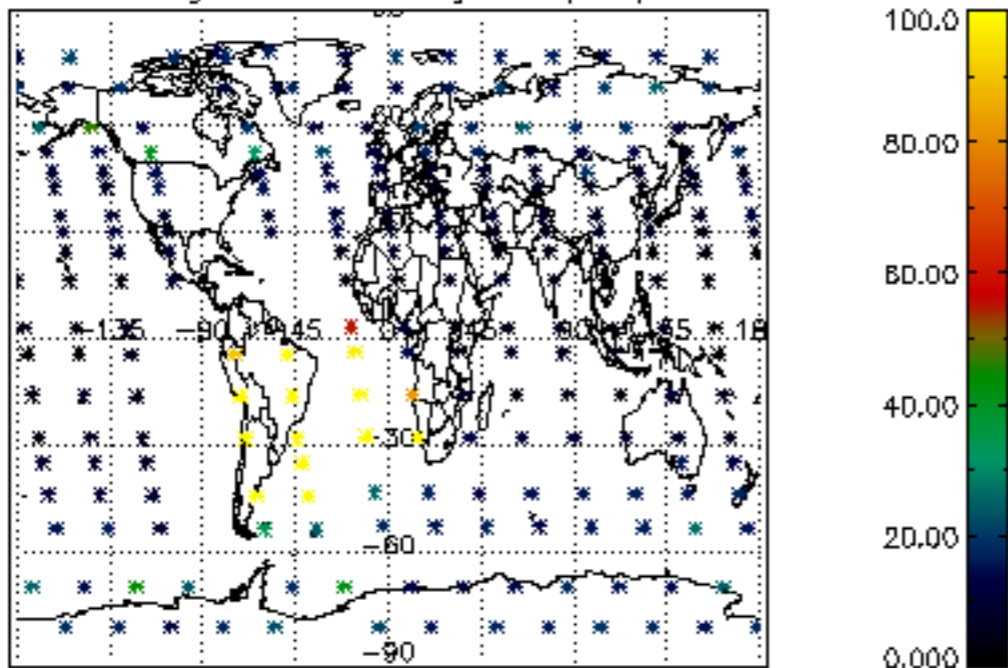
Percentage of flagged data per NO3 profile



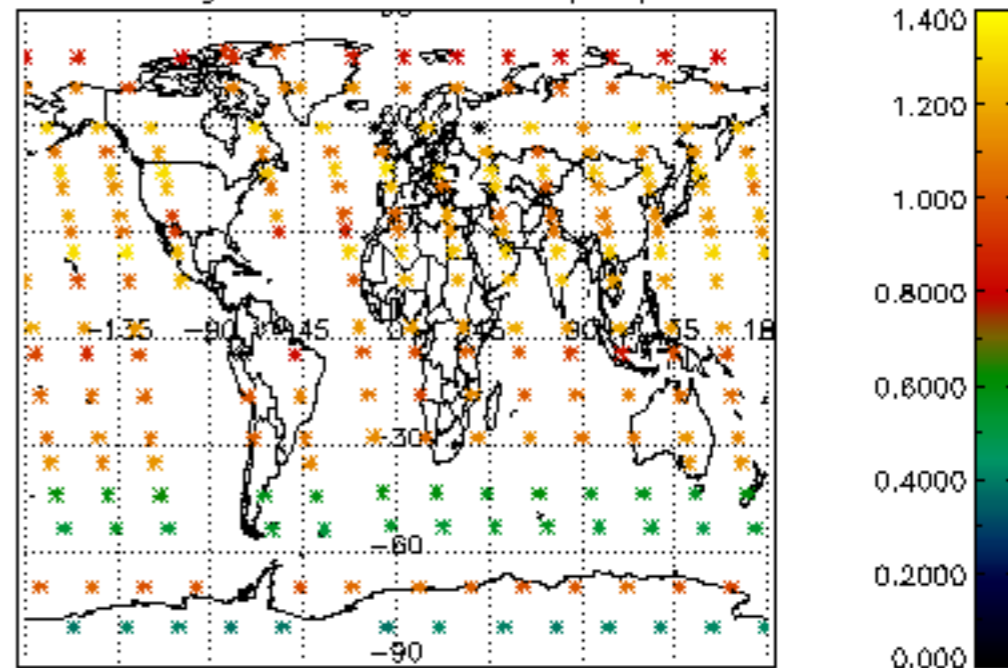




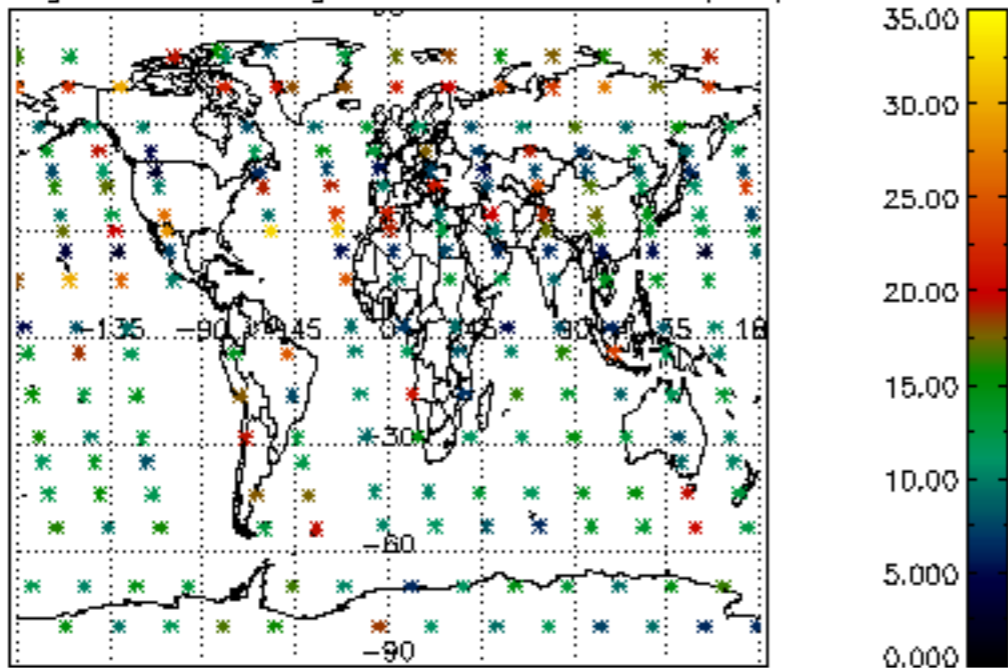
Percentage of cosmic ray hits per profile



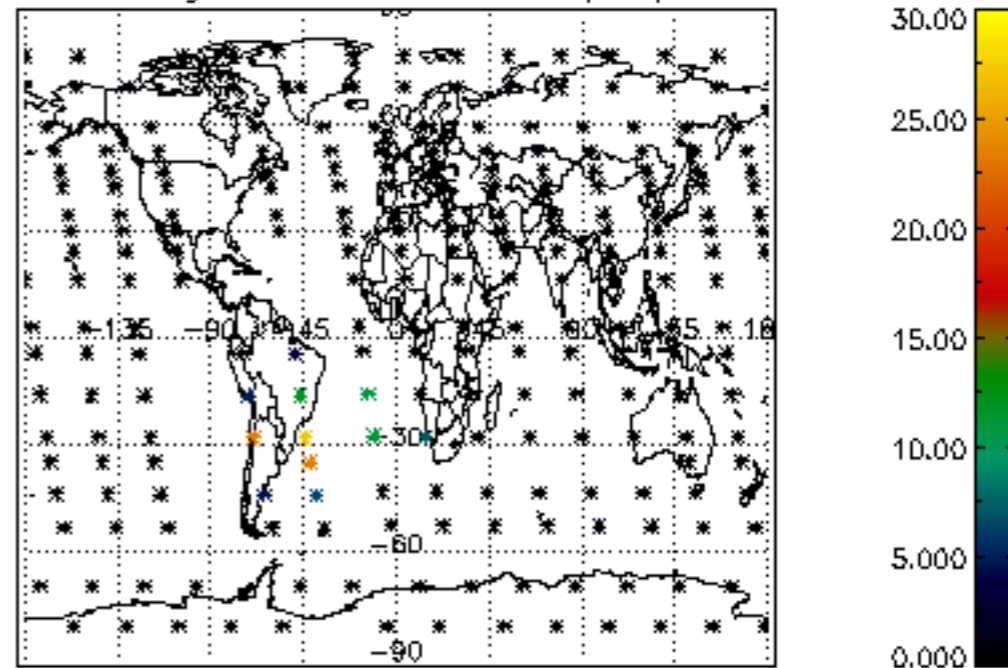
Percentage of datation errors per profile



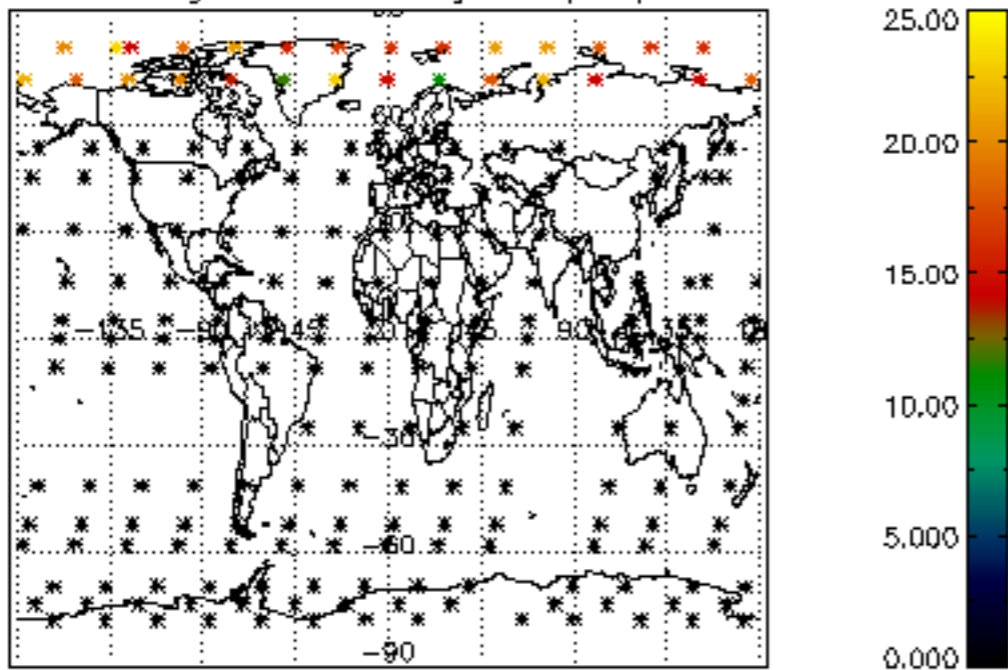
Percentage of star falling outside central band per profile



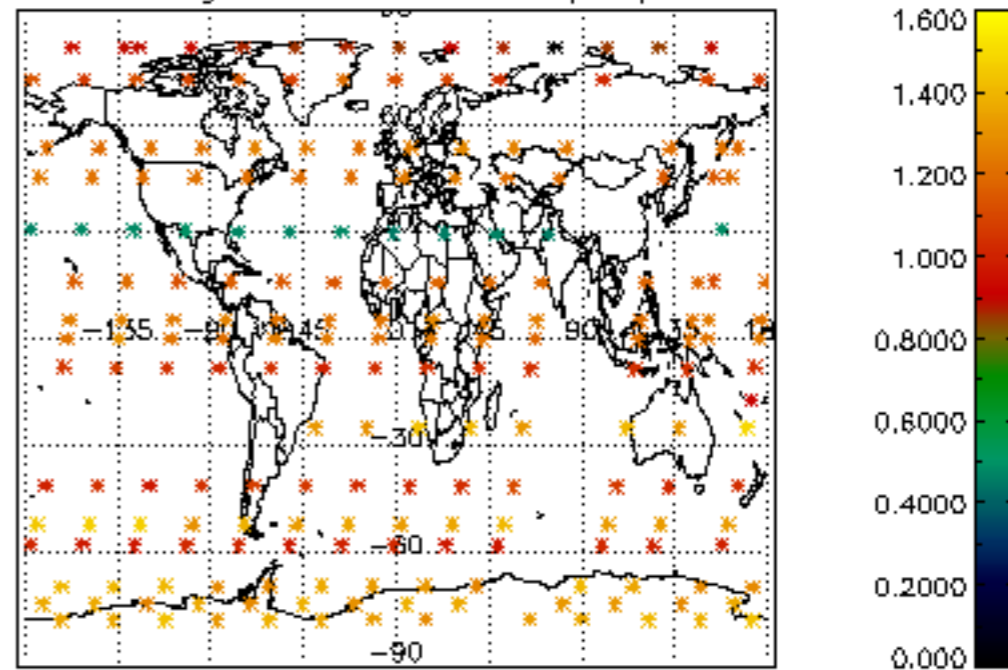
Percentage of saturation errors per profile



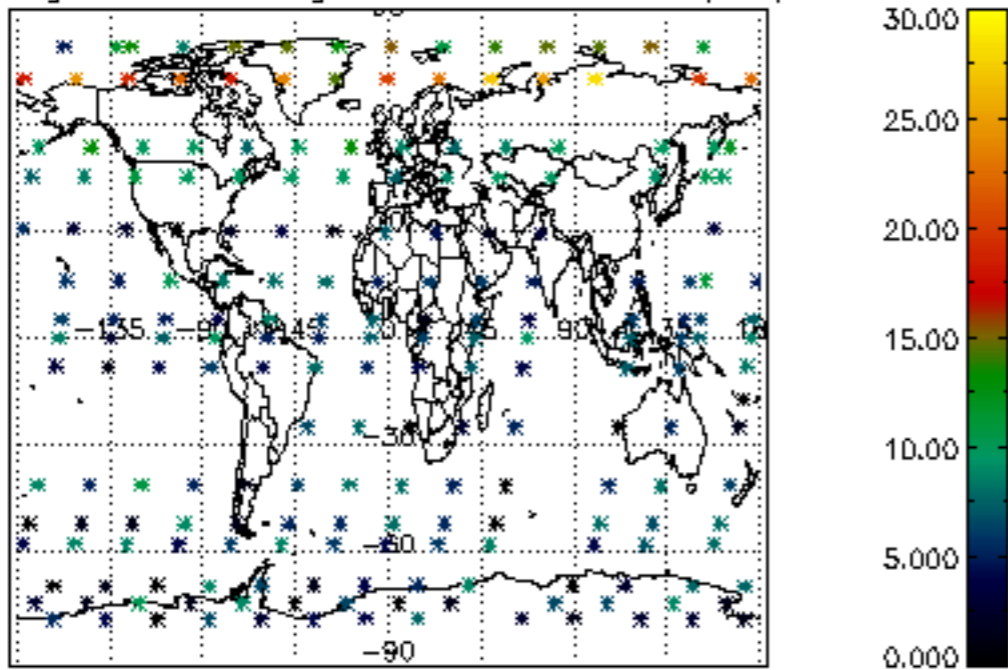
Percentage of cosmic ray hits per profile



Percentage of datation errors per profile



Percentage of star falling outside central band per profile



Percentage of saturation errors per profile

