

GOMOS Level 2 Daily Report

SUMMARY

[1. General Info](#)

[2. Summary of processed GOM_NL_2P products](#)

[3. Level 2 Quality information per product](#)

[3.1 Plot of level 2 quality information per product \(time dependant\)](#)

[3.2 Plot of level 2 quality information per product \(world map\)](#)

[4. Level 1 Quality information per product \(stored on level 2 products\)](#)

[4.1 Plot of level 1 quality information per product \(time dependant\)](#)

[4.1.1 Plot of level 1 quality information per product \(time dependant\): ASCENDING](#)

[4.1.2 Plot of level 1 quality information per product \(time dependant\): DESCENDING](#)

[4.2 Plot of level 1 quality information per product \(world map\)](#)

[4.2.1 Plot of level 1 quality information per product \(world map\): ASCENDING](#)

[4.2.2 Plot of level 1 quality information per product \(world map\): DESCENDING](#)

[5. Ozone profiles based on quality statistics and other trace gas profiles](#)

[5.1 Ozone statistics based on quality of products](#)

[5.2 Plot ozone profiles for all STD \(dark without errors\)](#)

[5.3 Plot ozone profiles where STD < 20% \(dark without errors\)](#)

[5.4. Plot ozone profiles where STD < 10% \(dark without errors\)](#)

[5.5. Plot ozone profiles where STD < 5% \(dark without errors\)](#)

[5.6 Plot NO2 profiles for all STD \(dark without errors\)](#)

[5.7 Plot NO3 profiles for all STD \(dark without errors\)](#)

[5.8 Plot H2O profiles \(only for occultations of stars 1,2,3,4,13,14,16,26,63 dark without errors\) for all STD](#)

[6. Auxiliary Data Files used for the production reported in section 2](#)

This report presents the daily analysis on parameters extracted from GOMOS level 2 data (GOM_NL__2P). It is intended to monitor some important parameters that will impact the quality of these products. A list of level 2 products (and content) that have arrived during the reporting day to the PCF is also given.

Item	Value
Time of report generation	18APR2013 20:59:48
Data source version	GOMOS/6.01
Start time of products	08-03-2004 (08MAR2004 00:00:00)
Stop time of products	09-03-2004 (09MAR2004 00:00:00)
Store outputs in DB	Yes
Nb of level 2 prods	460
Nb of prods with errors	0

2. Summary of processed GOM_NL__2P products.

Nr	Filename	UTC Start time	Limb	Duration	Star Id	Star Name	Star Mag	Star Temp	Nb Meas	Orbit	Prod. error
1	GOM_NL__2PRFIN20040308_000154_000000482024_00488_10562_0291.N1	08-MAR-2004 00:01:54	Dark	47.500	155	41Pi Sgr	2.9000	6600.0	95	10562	No
2	GOM_NL__2PRFIN20040308_000347_000000502024_00488_10562_0292.N1	08-MAR-2004 00:03:47	Dark	50.000	57	34Sig Sgr	2.0660	26000.	100	10562	No
3	GOM_NL__2PRFIN20040308_000707_000000512024_00488_10562_0293.N1	08-MAR-2004 00:07:07	Dark	50.500	38	20Eps Sgr	1.8360	11000.	101	10562	No
4	GOM_NL__2PRFIN20040308_001019_000000522024_00488_10562_0294.N1	08-MAR-2004 00:10:19	Dark	51.500	25	35Lam Sco	1.6200	28000.	103	10562	No
5	GOM_NL__2PRFIN20040308_001613_000000492024_00489_10563_0262.N1	08-MAR-2004 00:16:13	Dark	48.500	43	Alp TrA	1.9100	4250.0	97	10563	No
6	GOM_NL__2PRFIN20040308_001830_000000412024_00489_10563_0263.N1	08-MAR-2004 00:18:30	Dark	40.500	145	Gam TrA	2.8720	10600.	81	10563	No
7	GOM_NL__2PRFIN20040308_002006_000000572024_00489_10563_0264.N1	08-MAR-2004 00:20:06	Dark	57.000	4	Alp1Cen	-0.010000	5800.0	114	10563	No
8	GOM_NL__2PRFIN20040308_002122_000000452024_00489_10563_0265.N1	08-MAR-2004 00:21:22	Dark	45.000	10	Bet Cen	0.61000	28000.	90	10563	No
9	GOM_NL__2PRFIN20040308_002338_000000432024_00489_10563_0266.N1	08-MAR-2004 00:23:38	Dark	43.000	12	Alp1Cru	0.77500	30000.	86	10563	No
10	GOM_NL__2PRFIN20040308_002450_000000432024_00489_10563_0267.N1	08-MAR-2004 00:24:50	Dark	42.500	129	Del Cru	2.7930	26000.	85	10563	No
11	GOM_NL__2PRFIN20040308_002623_000000502024_00489_10563_0268.N1	08-MAR-2004 00:26:23	Straylight	49.500	64	Gam Cen	2.2000	10600.	99	10563	No
12	GOM_NL__2PRFIN20040308_002831_000000392024_00489_10563_0269.N1	08-MAR-2004 00:28:31	Straylight	39.000	91	Kap Vel	2.4900	26000.	78	10563	No
13	GOM_NL__2PRFIN20040308_003150_000000422024_00489_10563_0270.N1	08-MAR-2004 00:31:50	Straylight	42.000	65	Lam Vel	2.2040	4400.0	84	10563	No
14	GOM_NL__2PRFIN20040308_003445_000000602024_00489_10563_0271.N1	08-MAR-2004 00:34:45	Straylight	59.500	106	9Bet Crv	2.6480	5600.0	119	10563	No
15	GOM_NL__2PRFIN20040308_003723_000000562024_00489_10563_0272.N1	08-MAR-2004 00:37:23	Straylight	56.000	100	4Gam Crv	2.5800	13100.	112	10563	No
16	GOM_NL__2PRFIN20040308_004116_000000512024_00489_10563_0273.N1	08-MAR-2004 00:41:16	Twilight	50.500	48	30Alp Hya	1.9770	4100.0	101	10563	No
17	GOM_NL__2PRFIN20040308_004702_000000422024_00489_10563_0274.N1	08-MAR-2004 00:47:02	Bright	42.000	22	32Alp Leo	1.3600	15200.	84	10563	No
18	GOM_NL__2PRFIN20040308_004926_000000422024_00489_10563_0275.N1	08-MAR-2004 00:49:26	Bright	41.500	51	41Gam1Leo	2.0100	4500.0	83	10563	No
19	GOM_NL__2PRFIN20040308_005749_000000432024_00489_10563_0276.N1	08-MAR-2004 00:57:49	Bright	43.000	174	52Psi UMa	3.0040	4400.0	86	10563	No
20	GOM_NL__2PRFIN20040308_010047_000000422024_00489_10563_0277.N1	08-MAR-2004 01:00:47	Bright	41.500	82	48Bet UMa	2.3650	10600.	83	10563	No
21	GOM_NL__2PRFIN20040308_010214_000000402024_00489_10563_0278.N1	08-MAR-2004 01:02:14	Bright	40.000	36	50Alp UMa	1.8000	6300.0	80	10563	No
22	GOM_NL__2PRFIN20040308_010440_000000482024_00489_10563_0279.N1	08-MAR-2004 01:04:40	Bright	47.500	32	77Eps UMa	1.7630	11000.	95	10563	No
23	GOM_NL__2PRFIN20040308_010903_000000382024_00489_10563_0280.N1	08-MAR-2004 01:09:03	Bright	37.500	49	1Alp UMi	1.9900	6300.0	75	10563	No
24	GOM_NL__2PRFIN20040308_011353_000000482024_00489_10563_0281.N1	08-MAR-2004 01:13:53	Bright	48.000	119	14Eta Dra	2.7270	4700.0	96	10563	No
25	GOM_NL__2PRFIN20040308_011645_000000382024_00489_10563_0282.N1	08-MAR-2004 01:16:45	Bright	37.500	89	5Alp Cep	2.4510	8000.0	75	10563	No
26	GOM_NL__2PRFIN20040308_011836_000000502024_00489_10563_0283.N1	08-MAR-2004 01:18:36	Bright	49.500	130	23Bet Dra	2.7990	5800.0	99	10563	No
27	GOM_NL__2PRFIN20040308_012149_000000412024_00489_10563_0284.N1	08-MAR-2004 01:21:49	Bright	41.000	19	50Alp Cyg	1.2460	10500.	82	10563	No
28	GOM_NL__2PRFIN20040308_012325_000000382024_00489_10563_0285.N1	08-MAR-2004 01:23:25	Bright	38.000	66	37Gam Cyg	2.2080	5900.0	76	10563	No
29	GOM_NL__2PRFIN20040308_012459_000000402024_00489_10563_0286.N1	08-MAR-2004 01:24:59	Bright	39.500	92	53Eps Cyg	2.5000	4500.0	79	10563	No
30	GOM_NL__2PRFIN20040308_012818_000001082024_00489_10563_0287.N1	08-MAR-2004 01:28:18	Twilight	107.50	133	40Zet Her	2.8070	6000.0	215	10563	No
31	GOM_NL__2PRFIN20040308_013226_000000482024_00489_10563_0288.N1	08-MAR-2004 01:32:26	Bright	47.500	168	17Zet Aql	2.9860	11000.	95	10563	No
32	GOM_NL__2PRFIN20040308_013702_000000862024_00489_10563_0289.N1	08-MAR-2004 01:37:02	Straylight	86.000	59	55Alp Oph	2.0800	8900.0	172	10563	No
33	GOM_NL__2PRFIN20040308_013943_000000772024_00489_10563_0290.N1	08-MAR-2004 01:39:43	Dark	76.500	126	60Bet Oph	2.7700	4250.0	153	10563	No
34	GOM_NL__2PRFIN20040308_014425_000000502024_00489_10563_0291.N1	08-MAR-2004 01:44:25	Dark	49.500	57	34Sig Sgr	2.0660	26000.	99	10563	No
35	GOM_NL__2PRFIN20040308_015057_000000532024_00489_10563_0292.N1	08-MAR-2004 01:50:57	Dark	52.500	25	35Lam Sco	1.6200	28000.	105	10563	No
36	GOM_NL__2PRFIN20040308_015650_000000462024_00490_10564_0282.N1	08-MAR-2004 01:56:50	Dark	45.500	43	Alp TrA	1.9100	4250.0	91	10564	No
37	GOM_NL__2PRFIN20040308_015906_000000422024_00490_10564_0283.N1	08-MAR-2004 01:59:06	Dark	41.500	145	Gam TrA	2.8720	10600.	83	10564	No
38	GOM_NL__2PRFIN20040308_020042_000000462024_00490_10564_0284.N1	08-MAR-2004 02:00:42	Dark	45.500	4	Alp1Cen	-0.010000	5800.0	91	10564	No
39	GOM_NL__2PRFIN20040308_020159_000000472024_00490_10564_0285.N1	08-MAR-2004 02:01:59	Dark	46.500	10	Bet Cen	0.61000	28000.	93	10564	No
40	GOM_NL__2PRFIN20040308_020414_000000512024_00490_10564_0286.N1	08-MAR-2004 02:04:14	Dark	50.500	12	Alp1Cru	0.77500	30000.	101	10564	No
41	GOM_NL__2PRFIN20040308_020527_000000412024_00490_10564_0287.N1	08-MAR-2004 02:05:27	Dark	40.500	129	Del Cru	2.7930	26000.	81	10564	No
42	GOM_NL__2PRFIN20040308_020700_000000472024_00490_10564_0288.N1	08-MAR-2004 02:07:00	Straylight	47.000	64	Gam Cen	2.2000	10600.	94	10564	No

43	GOM_NL__2PRFIN20040308_020907_000000412024_00490_10564_0289.N1	08-MAR-2004 02:09:07	Straylight	40.500	91	Kap Vel	2.4900	26000.	81	10564	No
44	GOM_NL__2PRFIN20040308_021225_000000522024_00490_10564_0290.N1	08-MAR-2004 02:12:25	Straylight	51.500	65	Lam Vel	2.2040	4400.0	103	10564	No
45	GOM_NL__2PRFIN20040308_021522_000000632024_00490_10564_0291.N1	08-MAR-2004 02:15:22	Straylight	63.000	106	9Bet Crv	2.6480	5600.0	126	10564	No
46	GOM_NL__2PRFIN20040308_021800_000000552024_00490_10564_0292.N1	08-MAR-2004 02:18:00	Straylight	54.500	100	4Gam Crv	2.5800	13100.	109	10564	No
47	GOM_NL__2PRFIN20040308_022152_000000482024_00490_10564_0293.N1	08-MAR-2004 02:21:52	Tw_i_and_stray	47.500	48	30Alp Hya	1.9770	4100.0	95	10564	No
48	GOM_NL__2PRFIN20040308_022738_000000432024_00490_10564_0294.N1	08-MAR-2004 02:27:38	Bright	42.500	22	32Alp Leo	1.3600	15200.	85	10564	No
49	GOM_NL__2PRFIN20040308_023002_000000432024_00490_10564_0295.N1	08-MAR-2004 02:30:02	Bright	43.000	51	41Gam1Leo	2.0100	4500.0	86	10564	No
50	GOM_NL__2PRFIN20040308_023824_000000432024_00490_10564_0296.N1	08-MAR-2004 02:38:24	Bright	43.000	174	52Psi UMa	3.0040	4400.0	86	10564	No
51	GOM_NL__2PRFIN20040308_024123_000000422024_00490_10564_0297.N1	08-MAR-2004 02:41:23	Bright	42.000	82	48Bet UMa	2.3650	10600.	84	10564	No
52	GOM_NL__2PRFIN20040308_024249_000000412024_00490_10564_0298.N1	08-MAR-2004 02:42:49	Bright	40.500	36	50Alp UMa	1.8000	6300.0	81	10564	No
53	GOM_NL__2PRFIN20040308_024515_000000492024_00490_10564_0299.N1	08-MAR-2004 02:45:15	Bright	49.000	32	77Eps UMa	1.7630	11000.	98	10564	No
54	GOM_NL__2PRFIN20040308_024938_000000372024_00490_10564_0300.N1	08-MAR-2004 02:49:38	Bright	37.000	49	1Alp UMi	1.9900	6300.0	74	10564	No
55	GOM_NL__2PRFIN20040308_025429_000000492024_00490_10564_0301.N1	08-MAR-2004 02:54:29	Bright	49.000	119	14Eta Dra	2.7270	4700.0	98	10564	No
56	GOM_NL__2PRFIN20040308_025721_000000392024_00490_10564_0302.N1	08-MAR-2004 02:57:21	Bright	38.500	89	5Alp Cep	2.4510	8000.0	77	10564	No
57	GOM_NL__2PRFIN20040308_025911_000000472024_00490_10564_0303.N1	08-MAR-2004 02:59:11	Bright	47.000	130	23Bet Dra	2.7990	5800.0	94	10564	No
58	GOM_NL__2PRFIN20040308_030227_000000392024_00490_10564_0304.N1	08-MAR-2004 03:02:27	Bright	39.000	19	50Alp Cyg	1.2460	10500.	78	10564	No
59	GOM_NL__2PRFIN20040308_030401_000000372024_00490_10564_0305.N1	08-MAR-2004 03:04:01	Bright	36.500	66	37Gam Cyg	2.2080	5900.0	73	10564	No
60	GOM_NL__2PRFIN20040308_030538_000000372024_00490_10564_0306.N1	08-MAR-2004 03:05:38	Bright	37.000	92	53Eps Cyg	2.5000	4500.0	74	10564	No
61	GOM_NL__2PRFIN20040308_030854_000001142024_00490_10564_0307.N1	08-MAR-2004 03:08:54	Tw_i_and_stray	114.00	133	40Zet Her	2.8070	6000.0	228	10564	No
62	GOM_NL__2PRFIN20040308_031302_000000492024_00490_10564_0308.N1	08-MAR-2004 03:13:02	Bright	49.000	168	17Zet Aql	2.9860	11000.	98	10564	No
63	GOM_NL__2PRFIN20040308_031738_000000832024_00490_10564_0309.N1	08-MAR-2004 03:17:38	Straylight	82.500	59	55Alp Oph	2.0800	8900.0	165	10564	No
64	GOM_NL__2PRFIN20040308_032020_000000782024_00490_10564_0310.N1	08-MAR-2004 03:20:20	Dark	77.500	126	60Bet Oph	2.7700	4250.0	155	10564	No
65	GOM_NL__2PRFIN20040308_032308_000000462024_00490_10564_0311.N1	08-MAR-2004 03:23:08	Dark	46.000	155	41Pi Sgr	2.9000	6600.0	92	10564	No
66	GOM_NL__2PRFIN20040308_032503_000000492024_00490_10564_0312.N1	08-MAR-2004 03:25:03	Dark	48.500	57	34Sig Sgr	2.0660	26000.	97	10564	No
67	GOM_NL__2PRFIN20040308_032821_000000492024_00490_10564_0313.N1	08-MAR-2004 03:28:21	Dark	49.000	38	20Eps Sgr	1.8360	11000.	98	10564	No
68	GOM_NL__2PRFIN20040308_033135_000000512024_00490_10564_0314.N1	08-MAR-2004 03:31:35	Dark	50.500	25	35Lam Sco	1.6200	28000.	101	10564	No
69	GOM_NL__2PRFIN20040308_033729_000000442024_00491_10565_0282.N1	08-MAR-2004 03:37:29	Dark	43.500	43	Alp TrA	1.9100	4250.0	87	10565	No
70	GOM_NL__2PRFIN20040308_033944_000000392024_00491_10565_0283.N1	08-MAR-2004 03:39:44	Dark	38.500	145	Gam TrA	2.8720	10600.	77	10565	No
71	GOM_NL__2PRFIN20040308_034119_000000522024_00491_10565_0284.N1	08-MAR-2004 03:41:19	Dark	51.500	4	Alp1Cen	-0.010000	5800.0	103	10565	No
72	GOM_NL__2PRFIN20040308_034236_000000532024_00491_10565_0285.N1	08-MAR-2004 03:42:36	Dark	53.000	10	Bet Cen	0.61000	28000.	106	10565	No
73	GOM_NL__2PRFIN20040308_034502_000000442024_00491_10565_0286.N1	08-MAR-2004 03:45:02	Dark	44.000	20	Bet Cru	1.2530	30000.	88	10565	No
74	GOM_NL__2PRFIN20040308_034713_000000682024_00491_10565_0287.N1	08-MAR-2004 03:47:13	Straylight	67.500	54	5The Cen	2.0550	4500.0	135	10565	No
75	GOM_NL__2PRFIN20040308_034943_000000402024_00491_10565_0288.N1	08-MAR-2004 03:49:43	Straylight	39.500	91	Kap Vel	2.4900	26000.	79	10565	No
76	GOM_NL__2PRFIN20040308_035302_000000432024_00491_10565_0289.N1	08-MAR-2004 03:53:02	Straylight	43.000	65	Lam Vel	2.2040	4400.0	86	10565	No
77	GOM_NL__2PRFIN20040308_035558_000000632024_00491_10565_0290.N1	08-MAR-2004 03:55:58	Straylight	63.000	106	9Bet Crv	2.6480	5600.0	126	10565	No
78	GOM_NL__2PRFIN20040308_035835_000000582024_00491_10565_0291.N1	08-MAR-2004 03:58:35	Straylight	57.500	100	4Gam Crv	2.5800	13100.	115	10565	No
79	GOM_NL__2PRFIN20040308_040230_000000462024_00491_10565_0292.N1	08-MAR-2004 04:02:30	Tw_i_and_stray	46.000	48	30Alp Hya	1.9770	4100.0	92	10565	No
80	GOM_NL__2PRFIN20040308_040814_000000422024_00491_10565_0293.N1	08-MAR-2004 04:08:14	Bright	42.000	22	32Alp Leo	1.3600	15200.	84	10565	No
81	GOM_NL__2PRFIN20040308_041039_000000432024_00491_10565_0294.N1	08-MAR-2004 04:10:39	Bright	43.000	51	41Gam1Leo	2.0100	4500.0	86	10565	No
82	GOM_NL__2PRFIN20040308_041859_000000422024_00491_10565_0295.N1	08-MAR-2004 04:18:59	Bright	42.000	174	52Psi UMa	3.0040	4400.0	84	10565	No
83	GOM_NL__2PRFIN20040308_042200_000000402024_00491_10565_0296.N1	08-MAR-2004 04:22:00	Bright	40.000	82	48Bet UMa	2.3650	10600.	80	10565	No
84	GOM_NL__2PRFIN20040308_042326_000000422024_00491_10565_0297.N1	08-MAR-2004 04:23:26	Bright	42.000	36	50Alp UMa	1.8000	6300.0	84	10565	No
85	GOM_NL__2PRFIN20040308_042551_000000492024_00491_10565_0298.N1	08-MAR-2004 04:25:51	Bright	49.000	32	77Eps UMa	1.7630	11000.	98	10565	No
86	GOM_NL__2PRFIN20040308_043017_000000382024_00491_10565_0299.N1	08-MAR-2004 04:30:17	Bright	37.500	49	1Alp UMi	1.9900	6300.0	75	10565	No
87	GOM_NL__2PRFIN20040308_043504_000000502024_00491_10565_0300.N1	08-MAR-2004 04:35:04	Bright	49.500	119	14Eta Dra	2.7270	4700.0	99	10565	No
88	GOM_NL__2PRFIN20040308_043757_000000382024_00491_10565_0301.N1	08-MAR-2004 04:37:57	Bright	37.500	89	5Alp Cep	2.4510	8000.0	75	10565	No
89	GOM_NL__2PRFIN20040308_043946_000000512024_00491_10565_0302.N1	08-MAR-2004 04:39:46	Bright	51.000	130	23Bet Dra	2.7990	5800.0	102	10565	No
90	GOM_NL__2PRFIN20040308_044303_000000402024_00491_10565_0303.N1	08-MAR-2004 04:43:03	Bright	39.500	19	50Alp Cyg	1.2460	10500.	79	10565	No
91	GOM_NL__2PRFIN20040308_044437_000000392024_00491_10565_0304.N1	08-MAR-2004 04:44:37	Bright	38.500	66	37Gam Cyg	2.2080	5900.0	77	10565	No
92	GOM_NL__2PRFIN20040308_044614_000000522024_00491_10565_0305.N1	08-MAR-2004 04:46:14	Bright	52.000	92	53Eps Cyg	2.5000	4500.0	104	10565	No
93	GOM_NL__2PRFIN20040308_044930_000001182024_00491_10565_0306.N1	08-MAR-2004 04:49:30	Tw_i_and_stray	117.50	133	40Zet Her	2.8070	6000.0	235	10565	No
94	GOM_NL__2PRFIN20040308_045339_000000502024_00491_10565_0307.N1	08-MAR-2004 04:53:39	Bright	50.000	168	17Zet Aql	2.9860	11000.	100	10565	No
95	GOM_NL__2PRFIN20040308_045816_000000852024_00491_10565_0308.N1	08-MAR-2004 04:58:16	Straylight	85.000	59	55Alp Oph	2.0800	8900.0	170	10565	No
96	GOM_NL__2PRFIN20040308_050058_000000782024_00491_10565_0309.N1	08-MAR-2004 05:00:58	Dark	77.500	126	60Bet Oph	2.7700	4250.0	155	10565	No
97	GOM_NL__2PRFIN20040308_050344_000000472024_00491_10565_0310.N1	08-MAR-2004 05:03:44	Dark	47.000	155	41Pi Sgr	2.9000	6600.0	94	10565	No
98	GOM_NL__2PRFIN20040308_050540_000000452024_00491_10565_0311.N1	08-MAR-2004 05:05:40	Dark	45.000	57	34Sig Sgr	2.0660	26000.	90	10565	No
99	GOM_NL__2PRFIN20040308_050857_000000502024_00491_10565_0312.N1	08-MAR-2004 05:08:57	Dark	49.500	38	20Eps Sgr	1.8360	11000.	99	10565	No
100	GOM_NL__2PRFIN20040308_051212_000000542024_00491_10565_0313.N1	08-MAR-2004 05:12:12	Dark	54.000	25	35Lam Sco	1.6200	28000.	108	10565	No
101	GOM_NL__2PRFIN20040308_051806_000000482024_00492_10566_0283.N1	08-MAR-2004 05:18:06	Dark	48.000	43	Alp TrA	1.9100	4250.0	96	10566	No

102	GOM_NL__2PRFIN20040308_052020_000000392024_00492_10566_0284.N1	08-MAR-2004 05:20:20	Dark	38.500	145	Gam TrA	2.8720	10600.	77	10566	No
103	GOM_NL__2PRFIN20040308_052156_000000572024_00492_10566_0285.N1	08-MAR-2004 05:21:56	Dark	56.500	4	Alp1Cen	-0.010000	5800.0	113	10566	No
104	GOM_NL__2PRFIN20040308_052312_000000452024_00492_10566_0286.N1	08-MAR-2004 05:23:12	Dark	45.000	10	Bet Cen	0.61000	28000.	90	10566	No
105	GOM_NL__2PRFIN20040308_052539_000000442024_00492_10566_0287.N1	08-MAR-2004 05:25:39	Dark	44.000	20	Bet Cru	1.2530	30000.	88	10566	No
106	GOM_NL__2PRFIN20040308_052750_000000672024_00492_10566_0288.N1	08-MAR-2004 05:27:50	Straylight	67.000	54	5The Cen	2.0550	4500.0	134	10566	No
107	GOM_NL__2PRFIN20040308_053019_000000402024_00492_10566_0289.N1	08-MAR-2004 05:30:19	Straylight	40.000	91	Kap Vel	2.4900	26000.	80	10566	No
108	GOM_NL__2PRFIN20040308_053338_000000412024_00492_10566_0290.N1	08-MAR-2004 05:33:38	Straylight	41.000	65	Lam Vel	2.2040	4400.0	82	10566	No
109	GOM_NL__2PRFIN20040308_053634_000000612024_00492_10566_0291.N1	08-MAR-2004 05:36:34	Straylight	60.500	106	9Bet Crv	2.6480	5600.0	121	10566	No
110	GOM_NL__2PRFIN20040308_053912_000000562024_00492_10566_0292.N1	08-MAR-2004 05:39:12	Straylight	56.000	100	4Gam Crv	2.5800	13100.	112	10566	No
111	GOM_NL__2PRFIN20040308_054306_000000452024_00492_10566_0293.N1	08-MAR-2004 05:43:06	Tw_i_and_stray	44.500	48	30Alp Hya	1.9770	4100.0	89	10566	No
112	GOM_NL__2PRFIN20040308_054851_000000412024_00492_10566_0294.N1	08-MAR-2004 05:48:51	Bright	40.500	22	32Alp Leo	1.3600	15200.	81	10566	No
113	GOM_NL__2PRFIN20040308_055116_000000422024_00492_10566_0295.N1	08-MAR-2004 05:51:16	Bright	42.000	51	41Gam1Leo	2.0100	4500.0	84	10566	No
114	GOM_NL__2PRFIN20040308_055935_000000432024_00492_10566_0296.N1	08-MAR-2004 05:59:35	Bright	42.500	174	52Psi UMa	3.0040	4400.0	85	10566	No
115	GOM_NL__2PRFIN20040308_060236_000000402024_00492_10566_0297.N1	08-MAR-2004 06:02:36	Bright	40.000	82	48Bet UMa	2.3650	10600.	80	10566	No
116	GOM_NL__2PRFIN20040308_060401_000000412024_00492_10566_0298.N1	08-MAR-2004 06:04:01	Bright	40.500	36	50Alp UMa	1.8000	6300.0	81	10566	No
117	GOM_NL__2PRFIN20040308_060626_000000492024_00492_10566_0299.N1	08-MAR-2004 06:06:26	Bright	49.000	32	77Eps UMa	1.7630	11000.	98	10566	No
118	GOM_NL__2PRFIN20040308_061054_000000372024_00492_10566_0300.N1	08-MAR-2004 06:10:54	Bright	36.500	49	1Alp UMi	1.9900	6300.0	73	10566	No
119	GOM_NL__2PRFIN20040308_061540_000000492024_00492_10566_0301.N1	08-MAR-2004 06:15:40	Bright	48.500	119	14Eta Dra	2.7270	4700.0	97	10566	No
120	GOM_NL__2PRFIN20040308_061834_000000352024_00492_10566_0302.N1	08-MAR-2004 06:18:34	Bright	35.000	89	5Alp Cep	2.4510	8000.0	70	10566	No
121	GOM_NL__2PRFIN20040308_062022_000000512024_00492_10566_0303.N1	08-MAR-2004 06:20:22	Bright	51.000	130	23Bet Dra	2.7990	5800.0	102	10566	No
122	GOM_NL__2PRFIN20040308_062340_000000392024_00492_10566_0304.N1	08-MAR-2004 06:23:40	Bright	38.500	19	50Alp Cyg	1.2460	10500.	77	10566	No
123	GOM_NL__2PRFIN20040308_062514_000000382024_00492_10566_0305.N1	08-MAR-2004 06:25:14	Bright	38.000	66	37Gam Cyg	2.2080	5900.0	76	10566	No
124	GOM_NL__2PRFIN20040308_062651_000000382024_00492_10566_0306.N1	08-MAR-2004 06:26:51	Bright	38.000	92	53Eps Cyg	2.5000	4500.0	76	10566	No
125	GOM_NL__2PRFIN20040308_063007_000001182024_00492_10566_0307.N1	08-MAR-2004 06:30:07	Tw_i_and_stray	118.00	133	40Zet Her	2.8070	6000.0	236	10566	No
126	GOM_NL__2PRFIN20040308_063416_000000512024_00492_10566_0308.N1	08-MAR-2004 06:34:16	Bright	50.500	168	17Zet Aql	2.9860	11000.	101	10566	No
127	GOM_NL__2PRFIN20040308_063853_000000872024_00492_10566_0309.N1	08-MAR-2004 06:38:53	Straylight	87.000	59	55Alp Oph	2.0800	8900.0	174	10566	No
128	GOM_NL__2PRFIN20040308_064135_000000782024_00492_10566_0310.N1	08-MAR-2004 06:41:35	Dark	77.500	126	60Bet Oph	2.7700	4250.0	155	10566	No
129	GOM_NL__2PRFIN20040308_064422_000000462024_00492_10566_0311.N1	08-MAR-2004 06:44:22	Dark	46.000	155	41Pi Sgr	2.9000	6600.0	92	10566	No
130	GOM_NL__2PRFIN20040308_064617_000000452024_00492_10566_0312.N1	08-MAR-2004 06:46:17	Dark	45.000	57	34Sig Sgr	2.0660	26000.	90	10566	No
131	GOM_NL__2PRFIN20040308_064934_000000452024_00492_10566_0313.N1	08-MAR-2004 06:49:34	Dark	44.500	38	20Eps Sgr	1.8360	11000.	89	10566	No
132	GOM_NL__2PRFIN20040308_065249_000000542024_00492_10566_0314.N1	08-MAR-2004 06:52:49	Dark	54.000	25	35Lam Sco	1.6200	28000.	108	10566	No
133	GOM_NL__2PRFIN20040308_065842_000000392024_00493_10567_0284.N1	08-MAR-2004 06:58:42	Dark	39.000	43	Alp TrA	1.9100	4250.0	78	10567	No
134	GOM_NL__2PRFIN20040308_070057_000000392024_00493_10567_0285.N1	08-MAR-2004 07:00:57	Dark	38.500	145	Gam TrA	2.8720	10600.	77	10567	No
135	GOM_NL__2PRFIN20040308_070232_000000542024_00493_10567_0286.N1	08-MAR-2004 07:02:32	Dark	53.500	4	Alp1Cen	-0.010000	5800.0	107	10567	No
136	GOM_NL__2PRFIN20040308_070349_000000482024_00493_10567_0287.N1	08-MAR-2004 07:03:49	Dark	48.000	10	Bet Cen	0.61000	28000.	96	10567	No
137	GOM_NL__2PRFIN20040308_070615_000000442024_00493_10567_0288.N1	08-MAR-2004 07:06:15	Dark	44.000	20	Bet Cru	1.2530	30000.	88	10567	No
138	GOM_NL__2PRFIN20040308_070827_000000662024_00493_10567_0289.N1	08-MAR-2004 07:08:27	Straylight	65.500	54	5The Cen	2.0550	4500.0	131	10567	No
139	GOM_NL__2PRFIN20040308_071056_000000392024_00493_10567_0290.N1	08-MAR-2004 07:10:56	Straylight	39.000	91	Kap Vel	2.4900	26000.	78	10567	No
140	GOM_NL__2PRFIN20040308_071415_000000462024_00493_10567_0291.N1	08-MAR-2004 07:14:15	Straylight	46.000	65	Lam Vel	2.2040	4400.0	92	10567	No
141	GOM_NL__2PRFIN20040308_071710_000000642024_00493_10567_0292.N1	08-MAR-2004 07:17:10	Straylight	64.000	106	9Bet Crv	2.6480	5600.0	128	10567	No
142	GOM_NL__2PRFIN20040308_071948_000000592024_00493_10567_0293.N1	08-MAR-2004 07:19:48	Straylight	59.000	100	4Gam Crv	2.5800	13100.	118	10567	No
143	GOM_NL__2PRFIN20040308_072342_000000442024_00493_10567_0294.N1	08-MAR-2004 07:23:42	Tw_i_and_stray	44.000	48	30Alp Hya	1.9770	4100.0	88	10567	No
144	GOM_NL__2PRFIN20040308_072926_000000412024_00493_10567_0295.N1	08-MAR-2004 07:29:26	Bright	40.500	22	32Alp Leo	1.3600	15200.	81	10567	No
145	GOM_NL__2PRFIN20040308_073151_000000422024_00493_10567_0296.N1	08-MAR-2004 07:31:51	Bright	41.500	51	41Gam1Leo	2.0100	4500.0	83	10567	No
146	GOM_NL__2PRFIN20040308_074011_000000422024_00493_10567_0297.N1	08-MAR-2004 07:40:11	Bright	41.500	174	52Psi UMa	3.0040	4400.0	83	10567	No
147	GOM_NL__2PRFIN20040308_074312_000000382024_00493_10567_0298.N1	08-MAR-2004 07:43:12	Bright	38.000	82	48Bet UMa	2.3650	10600.	76	10567	No
148	GOM_NL__2PRFIN20040308_074437_000000422024_00493_10567_0299.N1	08-MAR-2004 07:44:37	Bright	42.000	36	50Alp UMa	1.8000	6300.0	84	10567	No
149	GOM_NL__2PRFIN20040308_074701_000000492024_00493_10567_0300.N1	08-MAR-2004 07:47:01	Bright	48.500	32	77Eps UMa	1.7630	11000.	97	10567	No
150	GOM_NL__2PRFIN20040308_075130_000000362024_00493_10567_0301.N1	08-MAR-2004 07:51:30	Bright	36.000	49	1Alp UMi	1.9900	6300.0	72	10567	No
151	GOM_NL__2PRFIN20040308_075615_000000482024_00493_10567_0302.N1	08-MAR-2004 07:56:15	Bright	47.500	119	14Eta Dra	2.7270	4700.0	95	10567	No
152	GOM_NL__2PRFIN20040308_075910_000000372024_00493_10567_0303.N1	08-MAR-2004 07:59:10	Bright	37.000	89	5Alp Cep	2.4510	8000.0	74	10567	No
153	GOM_NL__2PRFIN20040308_080058_000000502024_00493_10567_0304.N1	08-MAR-2004 08:00:58	Bright	49.500	130	23Bet Dra	2.7990	5800.0	99	10567	No
154	GOM_NL__2PRFIN20040308_080416_000000392024_00493_10567_0305.N1	08-MAR-2004 08:04:16	Bright	38.500	19	50Alp Cyg	1.2460	10500.	77	10567	No
155	GOM_NL__2PRFIN20040308_080550_000000362024_00493_10567_0306.N1	08-MAR-2004 08:05:50	Bright	36.000	66	37Gam Cyg	2.2080	5900.0	72	10567	No
156	GOM_NL__2PRFIN20040308_080727_000000362024_00493_10567_0307.N1	08-MAR-2004 08:07:27	Bright	35.500	92	53Eps Cyg	2.5000	4500.0	71	10567	No
157	GOM_NL__2PRFIN20040308_081043_000001182024_00493_10567_0308.N1	08-MAR-2004 08:10:43	Tw_i_and_stray	118.00	133	40Zet Her	2.8070	6000.0	236	10567	No
158	GOM_NL__2PRFIN20040308_081453_000000472024_00493_10567_0309.N1	08-MAR-2004 08:14:53	Bright	47.000	168	17Zet Aql	2.9860	11000.	94	10567	No
159	GOM_NL__2PRFIN20040308_081930_000000892024_00493_10567_0310.N1	08-MAR-2004 08:19:30	Straylight	89.000	59	55Alp Oph	2.0800	8900.0	178	10567	No
160	GOM_NL__2PRFIN20040308_082213_000000822024_00493_10567_0311.N1	08-MAR-2004 08:22:13	Dark	81.500	126	60Bet Oph	2.7700	4250.0	163	10567	No

161	GOM_NL__2PRFIN20040308_082458_000000482024_00493_10567_0312.N1	08-MAR-2004 08:24:58	Dark	48.000	155	41Pi Sgr	2.9000	6600.0	96	10567	No
162	GOM_NL__2PRFIN20040308_082654_000000452024_00493_10567_0313.N1	08-MAR-2004 08:26:54	Dark	45.000	57	34Sig Sgr	2.0660	26000.	90	10567	No
163	GOM_NL__2PRFIN20040308_083011_000000482024_00493_10567_0314.N1	08-MAR-2004 08:30:11	Dark	48.000	38	20Eps Sgr	1.8360	11000.	96	10567	No
164	GOM_NL__2PRFIN20040308_083327_000000482024_00493_10567_0315.N1	08-MAR-2004 08:33:27	Dark	48.000	25	35Lam Sco	1.6200	28000.	96	10567	No
165	GOM_NL__2PRFIN20040308_083918_000000402024_00494_10568_0284.N1	08-MAR-2004 08:39:18	Dark	40.000	43	Alp TrA	1.9100	4250.0	80	10568	No
166	GOM_NL__2PRFIN20040308_084133_000000382024_00494_10568_0285.N1	08-MAR-2004 08:41:33	Dark	38.000	145	Gam TrA	2.8720	10600.	76	10568	No
167	GOM_NL__2PRFIN20040308_084309_000000522024_00494_10568_0286.N1	08-MAR-2004 08:43:09	Dark	51.500	4	Alp1Cen	-0.010000	5800.0	103	10568	No
168	GOM_NL__2PRFIN20040308_084425_000000432024_00494_10568_0287.N1	08-MAR-2004 08:44:25	Dark	43.000	10	Bet Cen	0.61000	28000.	86	10568	No
169	GOM_NL__2PRFIN20040308_084652_000000462024_00494_10568_0288.N1	08-MAR-2004 08:46:52	Dark	45.500	20	Bet Cru	1.2530	30000.	91	10568	No
170	GOM_NL__2PRFIN20040308_084904_000000662024_00494_10568_0289.N1	08-MAR-2004 08:49:04	Straylight	66.000	54	5The Cen	2.0550	4500.0	132	10568	No
171	GOM_NL__2PRFIN20040308_085132_000000392024_00494_10568_0290.N1	08-MAR-2004 08:51:32	Straylight	38.500	91	Kap Vel	2.4900	26000.	77	10568	No
172	GOM_NL__2PRFIN20040308_085451_000000412024_00494_10568_0291.N1	08-MAR-2004 08:54:51	Straylight	40.500	65	Lam Vel	2.2040	4400.0	81	10568	No
173	GOM_NL__2PRFIN20040308_085747_000000642024_00494_10568_0292.N1	08-MAR-2004 08:57:47	Straylight	63.500	106	9Bet Crv	2.6480	5600.0	127	10568	No
174	GOM_NL__2PRFIN20040308_090024_000000622024_00494_10568_0293.N1	08-MAR-2004 09:00:24	Straylight	62.000	100	4Gam Crv	2.5800	13100.	124	10568	No
175	GOM_NL__2PRFIN20040308_090418_000000472024_00494_10568_0294.N1	08-MAR-2004 09:04:18	Tw_i_and_stray	47.000	48	30Alp Hya	1.9770	4100.0	94	10568	No
176	GOM_NL__2PRFIN20040308_091002_000000402024_00494_10568_0295.N1	08-MAR-2004 09:10:02	Bright	40.000	22	32Alp Leo	1.3600	15200.	80	10568	No
177	GOM_NL__2PRFIN20040308_091227_000000422024_00494_10568_0296.N1	08-MAR-2004 09:12:27	Bright	41.500	51	41Gam1Leo	2.0100	4500.0	83	10568	No
178	GOM_NL__2PRFIN20040308_092046_000000442024_00494_10568_0297.N1	08-MAR-2004 09:20:46	Bright	43.500	174	52Psi UMa	3.0040	4400.0	87	10568	No
179	GOM_NL__2PRFIN20040308_092347_000000412024_00494_10568_0298.N1	08-MAR-2004 09:23:47	Bright	40.500	82	48Bet UMa	2.3650	10600.	81	10568	No
180	GOM_NL__2PRFIN20040308_092513_000000412024_00494_10568_0299.N1	08-MAR-2004 09:25:13	Bright	41.000	36	50Alp UMa	1.8000	6300.0	82	10568	No
181	GOM_NL__2PRFIN20040308_092736_000000482024_00494_10568_0300.N1	08-MAR-2004 09:27:36	Bright	47.500	32	77Eps UMa	1.7630	11000.	95	10568	No
182	GOM_NL__2PRFIN20040308_093206_000000382024_00494_10568_0301.N1	08-MAR-2004 09:32:06	Bright	37.500	49	1Alp UMi	1.9900	6300.0	75	10568	No
183	GOM_NL__2PRFIN20040308_093650_000000502024_00494_10568_0302.N1	08-MAR-2004 09:36:50	Bright	50.000	119	14Eta Dra	2.7270	4700.0	100	10568	No
184	GOM_NL__2PRFIN20040308_093946_000000382024_00494_10568_0303.N1	08-MAR-2004 09:39:46	Bright	38.000	89	5Alp Cep	2.4510	8000.0	76	10568	No
185	GOM_NL__2PRFIN20040308_094133_000000492024_00494_10568_0304.N1	08-MAR-2004 09:41:33	Bright	49.000	130	23Bet Dra	2.7990	5800.0	98	10568	No
186	GOM_NL__2PRFIN20040308_094451_000000362024_00494_10568_0305.N1	08-MAR-2004 09:44:51	Bright	35.500	19	50Alp Cyg	1.2460	10500.	71	10568	No
187	GOM_NL__2PRFIN20040308_094626_000000382024_00494_10568_0306.N1	08-MAR-2004 09:46:26	Bright	37.500	66	37Gam Cyg	2.2080	5900.0	75	10568	No
188	GOM_NL__2PRFIN20040308_094803_000000372024_00494_10568_0307.N1	08-MAR-2004 09:48:03	Bright	37.000	92	53Eps Cyg	2.5000	4500.0	74	10568	No
189	GOM_NL__2PRFIN20040308_095119_000001272024_00494_10568_0308.N1	08-MAR-2004 09:51:19	Tw_i_and_stray	127.00	133	40Zet Her	2.8070	6000.0	254	10568	No
190	GOM_NL__2PRFIN20040308_095529_000000512024_00494_10568_0309.N1	08-MAR-2004 09:55:29	Bright	50.500	168	17Zet Aql	2.9860	11000.	101	10568	No
191	GOM_NL__2PRFIN20040308_100008_000000902024_00494_10568_0310.N1	08-MAR-2004 10:00:08	Straylight	89.500	59	55Alp Oph	2.0800	8900.0	179	10568	No
192	GOM_NL__2PRFIN20040308_100250_000000852024_00494_10568_0311.N1	08-MAR-2004 10:02:50	Dark	85.000	126	60Bet Oph	2.7700	4250.0	170	10568	No
193	GOM_NL__2PRFIN20040308_100535_000000432024_00494_10568_0312.N1	08-MAR-2004 10:05:35	Dark	43.000	155	41Pi Sgr	2.9000	6600.0	86	10568	No
194	GOM_NL__2PRFIN20040308_100730_000000472024_00494_10568_0313.N1	08-MAR-2004 10:07:30	Dark	47.000	57	34Sig Sgr	2.0660	26000.	94	10568	No
195	GOM_NL__2PRFIN20040308_101048_000000472024_00494_10568_0314.N1	08-MAR-2004 10:10:48	Dark	47.000	38	20Eps Sgr	1.8360	11000.	94	10568	No
196	GOM_NL__2PRFIN20040308_101403_000000482024_00494_10568_0315.N1	08-MAR-2004 10:14:03	Dark	47.500	25	35Lam Sco	1.6200	28000.	95	10568	No
197	GOM_NL__2PRFIN20040308_101954_000000412024_00495_10569_0284.N1	08-MAR-2004 10:19:54	Dark	41.000	43	Alp TrA	1.9100	4250.0	82	10569	No
198	GOM_NL__2PRFIN20040308_102209_000000392024_00495_10569_0285.N1	08-MAR-2004 10:22:09	Dark	39.000	145	Gam TrA	2.8720	10600.	78	10569	No
199	GOM_NL__2PRFIN20040308_102345_000000482024_00495_10569_0286.N1	08-MAR-2004 10:23:45	Dark	48.000	4	Alp1Cen	-0.010000	5800.0	96	10569	No
200	GOM_NL__2PRFIN20040308_102501_000000502024_00495_10569_0287.N1	08-MAR-2004 10:25:01	Dark	50.000	10	Bet Cen	0.61000	28000.	100	10569	No
201	GOM_NL__2PRFIN20040308_102728_000000502024_00495_10569_0288.N1	08-MAR-2004 10:27:28	Dark	50.000	20	Bet Cru	1.2530	30000.	100	10569	No
202	GOM_NL__2PRFIN20040308_102941_000000672024_00495_10569_0289.N1	08-MAR-2004 10:29:41	Straylight	67.000	54	5The Cen	2.0550	4500.0	134	10569	No
203	GOM_NL__2PRFIN20040308_103207_000000392024_00495_10569_0290.N1	08-MAR-2004 10:32:07	Straylight	38.500	91	Kap Vel	2.4900	26000.	77	10569	No
204	GOM_NL__2PRFIN20040308_103526_000000472024_00495_10569_0291.N1	08-MAR-2004 10:35:26	Straylight	47.000	65	Lam Vel	2.2040	4400.0	94	10569	No
205	GOM_NL__2PRFIN20040308_103822_000000632024_00495_10569_0292.N1	08-MAR-2004 10:38:22	Straylight	62.500	106	9Bet Crv	2.6480	5600.0	125	10569	No
206	GOM_NL__2PRFIN20040308_104100_000000612024_00495_10569_0293.N1	08-MAR-2004 10:41:00	Straylight	61.000	100	4Gam Crv	2.5800	13100.	122	10569	No
207	GOM_NL__2PRFIN20040308_104453_000000482024_00495_10569_0294.N1	08-MAR-2004 10:44:53	Tw_i_and_stray	47.500	48	30Alp Hya	1.9770	4100.0	95	10569	No
208	GOM_NL__2PRFIN20040308_105038_000000412024_00495_10569_0295.N1	08-MAR-2004 10:50:38	Bright	40.500	22	32Alp Leo	1.3600	15200.	81	10569	No
209	GOM_NL__2PRFIN20040308_105303_000000422024_00495_10569_0296.N1	08-MAR-2004 10:53:03	Bright	41.500	51	41Gam1Leo	2.0100	4500.0	83	10569	No
210	GOM_NL__2PRFIN20040308_110121_000000432024_00495_10569_0297.N1	08-MAR-2004 11:01:21	Bright	42.500	174	52Psi UMa	3.0040	4400.0	85	10569	No
211	GOM_NL__2PRFIN20040308_110422_000000392024_00495_10569_0298.N1	08-MAR-2004 11:04:22	Bright	39.000	82	48Bet UMa	2.3650	10600.	78	10569	No
212	GOM_NL__2PRFIN20040308_110548_000000432024_00495_10569_0299.N1	08-MAR-2004 11:05:48	Bright	43.000	36	50Alp UMa	1.8000	6300.0	86	10569	No
213	GOM_NL__2PRFIN20040308_110811_000000512024_00495_10569_0300.N1	08-MAR-2004 11:08:11	Bright	50.500	32	77Eps UMa	1.7630	11000.	101	10569	No
214	GOM_NL__2PRFIN20040308_111241_000000392024_00495_10569_0301.N1	08-MAR-2004 11:12:41	Bright	38.500	49	1Alp UMi	1.9900	6300.0	77	10569	No
215	GOM_NL__2PRFIN20040308_111726_000000462024_00495_10569_0302.N1	08-MAR-2004 11:17:26	Bright	46.000	119	14Eta Dra	2.7270	4700.0	92	10569	No
216	GOM_NL__2PRFIN20040308_112021_000000392024_00495_10569_0303.N1	08-MAR-2004 11:20:21	Bright	38.500	89	5Alp Cep	2.4510	8000.0	77	10569	No
217	GOM_NL__2PRFIN20040308_112209_000000482024_00495_10569_0304.N1	08-MAR-2004 11:22:09	Bright	48.000	130	23Bet Dra	2.7990	5800.0	96	10569	No
218	GOM_NL__2PRFIN20040308_112527_000000402024_00495_10569_0305.N1	08-MAR-2004 11:25:27	Bright	40.000	19	50Alp Cyg	1.2460	10500.	80	10569	No
219	GOM_NL__2PRFIN20040308_112702_000000382024_00495_10569_0306.N1	08-MAR-2004 11:27:02	Bright	38.000	66	37Gam Cyg	2.2080	5900.0	76	10569	No

220	GOM_NL__2PRFIN20040308_112838_000000372024_00495_10569_0307.N1	08-MAR-2004 11:28:38	Bright	36.500	92	53Eps Cyg	2.5000	4500.0	73	10569	No
221	GOM_NL__2PRFIN20040308_113156_000001162024_00495_10569_0308.N1	08-MAR-2004 11:31:56	Twilight	116.00	133	40Zet Her	2.8070	6000.0	232	10569	No
222	GOM_NL__2PRFIN20040308_113605_000000492024_00495_10569_0309.N1	08-MAR-2004 11:36:05	Bright	49.000	168	17Zet Aql	2.9860	11000.	98	10569	No
223	GOM_NL__2PRFIN20040308_114045_000000892024_00495_10569_0310.N1	08-MAR-2004 11:40:45	Straylight	89.000	59	55Alp Oph	2.0800	8900.0	178	10569	No
224	GOM_NL__2PRFIN20040308_114328_000000782024_00495_10569_0311.N1	08-MAR-2004 11:43:28	Dark	78.000	126	60Bet Oph	2.7700	4250.0	156	10569	No
225	GOM_NL__2PRFIN20040308_114611_000000442024_00495_10569_0312.N1	08-MAR-2004 11:46:11	Dark	44.000	155	41Pi Sgr	2.9000	6600.0	88	10569	No
226	GOM_NL__2PRFIN20040308_114806_000000442024_00495_10569_0313.N1	08-MAR-2004 11:48:06	Dark	43.500	57	34Sig Sgr	2.0660	26000.	87	10569	No
227	GOM_NL__2PRFIN20040308_115124_000000472024_00495_10569_0314.N1	08-MAR-2004 11:51:24	Dark	46.500	38	20Eps Sgr	1.8360	11000.	93	10569	No
228	GOM_NL__2PRFIN20040308_115440_000000492024_00495_10569_0315.N1	08-MAR-2004 11:54:40	Dark	48.500	25	35Lam Sco	1.6200	28000.	97	10569	No
229	GOM_NL__2PRFIN20040308_120030_000000422024_00496_10570_0284.N1	08-MAR-2004 12:00:30	Dark	42.000	43	Alp TrA	1.9100	4250.0	84	10570	No
230	GOM_NL__2PRFIN20040308_120245_000000392024_00496_10570_0285.N1	08-MAR-2004 12:02:45	Dark	38.500	145	Gam TrA	2.8720	10600.	77	10570	No
231	GOM_NL__2PRFIN20040308_120422_000000442024_00496_10570_0286.N1	08-MAR-2004 12:04:22	Dark	43.500	4	Alp1Cen	-0.010000	5800.0	87	10570	No
232	GOM_NL__2PRFIN20040308_120538_000000462024_00496_10570_0287.N1	08-MAR-2004 12:05:38	Dark	45.500	10	Bet Cen	0.61000	28000.	91	10570	No
233	GOM_NL__2PRFIN20040308_120753_000000432024_00496_10570_0288.N1	08-MAR-2004 12:07:53	Dark	42.500	12	Alp1Cru	0.77500	30000.	85	10570	No
234	GOM_NL__2PRFIN20040308_121018_000000712024_00496_10570_0289.N1	08-MAR-2004 12:10:18	Straylight	71.000	54	5The Cen	2.0550	4500.0	142	10570	No
235	GOM_NL__2PRFIN20040308_121243_000000392024_00496_10570_0290.N1	08-MAR-2004 12:12:43	Straylight	38.500	91	Kap Vel	2.4900	26000.	77	10570	No
236	GOM_NL__2PRFIN20040308_121603_000000452024_00496_10570_0291.N1	08-MAR-2004 12:16:03	Straylight	45.000	65	Lam Vel	2.2040	4400.0	90	10570	No
237	GOM_NL__2PRFIN20040308_121859_000000632024_00496_10570_0292.N1	08-MAR-2004 12:18:59	Straylight	63.000	106	9Bet Crv	2.6480	5600.0	126	10570	No
238	GOM_NL__2PRFIN20040308_122136_000000592024_00496_10570_0293.N1	08-MAR-2004 12:21:36	Straylight	58.500	100	4Gam Crv	2.5800	13100.	117	10570	No
239	GOM_NL__2PRFIN20040308_122530_000000512024_00496_10570_0294.N1	08-MAR-2004 12:25:30	Twilight	51.000	48	30Alp Hya	1.9770	4100.0	102	10570	No
240	GOM_NL__2PRFIN20040308_123114_000000412024_00496_10570_0295.N1	08-MAR-2004 12:31:14	Bright	41.000	22	32Alp Leo	1.3600	15200.	82	10570	No
241	GOM_NL__2PRFIN20040308_123338_000000412024_00496_10570_0296.N1	08-MAR-2004 12:33:38	Bright	41.000	51	41Gam1Leo	2.0100	4500.0	82	10570	No
242	GOM_NL__2PRFIN20040308_124157_000000422024_00496_10570_0297.N1	08-MAR-2004 12:41:57	Bright	42.000	174	52Psi UMa	3.0040	4400.0	84	10570	No
243	GOM_NL__2PRFIN20040308_124458_000000402024_00496_10570_0298.N1	08-MAR-2004 12:44:58	Bright	40.000	82	48Bet UMa	2.3650	10600.	80	10570	No
244	GOM_NL__2PRFIN20040308_124624_000000422024_00496_10570_0299.N1	08-MAR-2004 12:46:24	Bright	42.000	36	50Alp UMa	1.8000	6300.0	84	10570	No
245	GOM_NL__2PRFIN20040308_124846_000000492024_00496_10570_0300.N1	08-MAR-2004 12:48:46	Bright	48.500	32	77Eps UMa	1.7630	11000.	97	10570	No
246	GOM_NL__2PRFIN20040308_125317_000000362024_00496_10570_0301.N1	08-MAR-2004 12:53:17	Bright	35.500	49	1Alp UMi	1.9900	6300.0	71	10570	No
247	GOM_NL__2PRFIN20040308_125802_000000492024_00496_10570_0302.N1	08-MAR-2004 12:58:02	Bright	48.500	119	14Eta Dra	2.7270	4700.0	97	10570	No
248	GOM_NL__2PRFIN20040308_130058_000000372024_00496_10570_0303.N1	08-MAR-2004 13:00:58	Bright	36.500	89	5Alp Cep	2.4510	8000.0	73	10570	No
249	GOM_NL__2PRFIN20040308_130245_000000502024_00496_10570_0304.N1	08-MAR-2004 13:02:45	Bright	49.500	130	23Bet Dra	2.7990	5800.0	99	10570	No
250	GOM_NL__2PRFIN20040308_130604_000000382024_00496_10570_0305.N1	08-MAR-2004 13:06:04	Bright	38.000	19	50Alp Cyg	1.2460	10500.	76	10570	No
251	GOM_NL__2PRFIN20040308_130737_000000372024_00496_10570_0306.N1	08-MAR-2004 13:07:37	Bright	36.500	66	37Gam Cyg	2.2080	5900.0	73	10570	No
252	GOM_NL__2PRFIN20040308_130915_000000372024_00496_10570_0307.N1	08-MAR-2004 13:09:15	Bright	36.500	92	53Eps Cyg	2.5000	4500.0	73	10570	No
253	GOM_NL__2PRFIN20040308_131232_000001192024_00496_10570_0308.N1	08-MAR-2004 13:12:32	Twilight	119.00	133	40Zet Her	2.8070	6000.0	238	10570	No
254	GOM_NL__2PRFIN20040308_131641_000000522024_00496_10570_0309.N1	08-MAR-2004 13:16:41	Bright	51.500	168	17Zet Aql	2.9860	11000.	103	10570	No
255	GOM_NL__2PRFIN20040308_132122_000000852024_00496_10570_0310.N1	08-MAR-2004 13:21:22	Straylight	85.000	59	55Alp Oph	2.0800	8900.0	170	10570	No
256	GOM_NL__2PRFIN20040308_132405_000000792024_00496_10570_0311.N1	08-MAR-2004 13:24:05	Dark	78.500	126	60Bet Oph	2.7700	4250.0	157	10570	No
257	GOM_NL__2PRFIN20040308_132647_000000432024_00496_10570_0312.N1	08-MAR-2004 13:26:47	Dark	42.500	155	41Pi Sgr	2.9000	6600.0	85	10570	No
258	GOM_NL__2PRFIN20040308_132843_000000442024_00496_10570_0313.N1	08-MAR-2004 13:28:43	Dark	43.500	57	34Sig Sgr	2.0660	26000.	87	10570	No
259	GOM_NL__2PRFIN20040308_133201_000000462024_00496_10570_0314.N1	08-MAR-2004 13:32:01	Dark	46.000	38	20Eps Sgr	1.8360	11000.	92	10570	No
260	GOM_NL__2PRFIN20040308_133517_000000502024_00496_10570_0315.N1	08-MAR-2004 13:35:17	Dark	49.500	25	35Lam Sco	1.6200	28000.	99	10570	No
261	GOM_NL__2PRFIN20040308_133719_000000432024_00497_10571_0284.N1	08-MAR-2004 13:37:19	Dark	42.500	147	Alp Ara	2.8770	26000.	85	10571	No
262	GOM_NL__2PRFIN20040308_134106_000000442024_00497_10571_0285.N1	08-MAR-2004 13:41:06	Dark	44.000	43	Alp TrA	1.9100	4250.0	88	10571	No
263	GOM_NL__2PRFIN20040308_134321_000000412024_00497_10571_0286.N1	08-MAR-2004 13:43:21	Dark	40.500	145	Gam TrA	2.8720	10600.	81	10571	No
264	GOM_NL__2PRFIN20040308_134458_000000452024_00497_10571_0287.N1	08-MAR-2004 13:44:58	Dark	44.500	4	Alp1Cen	-0.010000	5800.0	89	10571	No
265	GOM_NL__2PRFIN20040308_134615_000000442024_00497_10571_0288.N1	08-MAR-2004 13:46:15	Dark	44.000	10	Bet Cen	0.61000	28000.	88	10571	No
266	GOM_NL__2PRFIN20040308_134829_000000432024_00497_10571_0289.N1	08-MAR-2004 13:48:29	Dark	43.000	12	Alp1Cru	0.77500	30000.	86	10571	No
267	GOM_NL__2PRFIN20040308_135055_000000722024_00497_10571_0290.N1	08-MAR-2004 13:50:55	Straylight	72.000	54	5The Cen	2.0550	4500.0	144	10571	No
268	GOM_NL__2PRFIN20040308_135320_000000392024_00497_10571_0291.N1	08-MAR-2004 13:53:20	Straylight	39.000	91	Kap Vel	2.4900	26000.	78	10571	No
269	GOM_NL__2PRFIN20040308_135638_000000392024_00497_10571_0292.N1	08-MAR-2004 13:56:38	Straylight	39.000	65	Lam Vel	2.2040	4400.0	78	10571	No
270	GOM_NL__2PRFIN20040308_135936_000000642024_00497_10571_0293.N1	08-MAR-2004 13:59:36	Straylight	63.500	106	9Bet Crv	2.6480	5600.0	127	10571	No
271	GOM_NL__2PRFIN20040308_140212_000000592024_00497_10571_0294.N1	08-MAR-2004 14:02:12	Straylight	58.500	100	4Gam Crv	2.5800	13100.	117	10571	No
272	GOM_NL__2PRFIN20040308_140605_000000472024_00497_10571_0295.N1	08-MAR-2004 14:06:05	Twilight	47.000	48	30Alp Hya	1.9770	4100.0	94	10571	No
273	GOM_NL__2PRFIN20040308_141149_000000412024_00497_10571_0296.N1	08-MAR-2004 14:11:49	Bright	40.500	22	32Alp Leo	1.3600	15200.	81	10571	No
274	GOM_NL__2PRFIN20040308_141414_000000432024_00497_10571_0297.N1	08-MAR-2004 14:14:14	Bright	42.500	51	41Gam1Leo	2.0100	4500.0	85	10571	No
275	GOM_NL__2PRFIN20040308_142232_000000442024_00497_10571_0298.N1	08-MAR-2004 14:22:32	Bright	43.500	174	52Psi UMa	3.0040	4400.0	87	10571	No
276	GOM_NL__2PRFIN20040308_142533_000000402024_00497_10571_0299.N1	08-MAR-2004 14:25:33	Bright	40.000	82	48Bet UMa	2.3650	10600.	80	10571	No
277	GOM_NL__2PRFIN20040308_142659_000000412024_00497_10571_0300.N1	08-MAR-2004 14:26:59	Bright	41.000	36	50Alp UMa	1.8000	6300.0	82	10571	No
278	GOM_NL__2PRFIN20040308_142921_000000492024_00497_10571_0301.N1	08-MAR-2004 14:29:21	Bright	48.500	32	77Eps UMa	1.7630	11000.	97	10571	No

279	GOM_NL__2PRFIN20040308_143352_000000382024_00497_10571_0302.N1	08-MAR-2004 14:33:52	Bright	37.500	49	1Alp UMi	1.9900	6300.0	75	10571	No
280	GOM_NL__2PRFIN20040308_143837_000000472024_00497_10571_0303.N1	08-MAR-2004 14:38:37	Bright	47.000	119	14Eta Dra	2.7270	4700.0	94	10571	No
281	GOM_NL__2PRFIN20040308_144134_000000372024_00497_10571_0304.N1	08-MAR-2004 14:41:34	Bright	37.000	89	5Alp Cep	2.4510	8000.0	74	10571	No
282	GOM_NL__2PRFIN20040308_144320_000000502024_00497_10571_0305.N1	08-MAR-2004 14:43:20	Bright	50.000	130	23Bet Dra	2.7990	5800.0	100	10571	No
283	GOM_NL__2PRFIN20040308_144640_000000382024_00497_10571_0306.N1	08-MAR-2004 14:46:40	Bright	38.000	19	50Alp Cyg	1.2460	10500.	76	10571	No
284	GOM_NL__2PRFIN20040308_144813_000000392024_00497_10571_0307.N1	08-MAR-2004 14:48:13	Bright	38.500	66	37Gam Cyg	2.2080	5900.0	77	10571	No
285	GOM_NL__2PRFIN20040308_144950_000000362024_00497_10571_0308.N1	08-MAR-2004 14:49:50	Bright	36.000	92	53Eps Cyg	2.5000	4500.0	72	10571	No
286	GOM_NL__2PRFIN20040308_145308_000001222024_00497_10571_0309.N1	08-MAR-2004 14:53:08	Twilight	122.00	133	40Zet Her	2.8070	6000.0	244	10571	No
287	GOM_NL__2PRFIN20040308_145718_000000502024_00497_10571_0310.N1	08-MAR-2004 14:57:18	Bright	50.000	168	17Zet Aql	2.9860	11000.	100	10571	No
288	GOM_NL__2PRFIN20040308_150200_000000832024_00497_10571_0311.N1	08-MAR-2004 15:02:00	Straylight	83.000	59	55Alp Oph	2.0800	8900.0	166	10571	No
289	GOM_NL__2PRFIN20040308_150442_000000852024_00497_10571_0312.N1	08-MAR-2004 15:04:42	Dark	85.000	126	60Bet Oph	2.7700	4250.0	170	10571	No
290	GOM_NL__2PRFIN20040308_150724_000000472024_00497_10571_0313.N1	08-MAR-2004 15:07:24	Dark	47.000	155	41Pi Sgr	2.9000	6600.0	94	10571	No
291	GOM_NL__2PRFIN20040308_150919_000000482024_00497_10571_0314.N1	08-MAR-2004 15:09:19	Dark	47.500	57	34Sig Sgr	2.0660	26000.	95	10571	No
292	GOM_NL__2PRFIN20040308_151238_000000452024_00497_10571_0315.N1	08-MAR-2004 15:12:38	Dark	45.000	38	20Eps Sgr	1.8360	11000.	90	10571	No
293	GOM_NL__2PRFIN20040308_151553_000000602024_00497_10571_0316.N1	08-MAR-2004 15:15:53	Dark	59.500	25	35Lam Sco	1.6200	28000.	119	10571	No
294	GOM_NL__2PRFIN20040308_151756_000000442024_00498_10572_0284.N1	08-MAR-2004 15:17:56	Dark	43.500	147	Alp Ara	2.8770	26000.	87	10572	No
295	GOM_NL__2PRFIN20040308_152142_000000422024_00498_10572_0285.N1	08-MAR-2004 15:21:42	Dark	41.500	43	Alp TrA	1.9100	4250.0	83	10572	No
296	GOM_NL__2PRFIN20040308_152357_000000402024_00498_10572_0286.N1	08-MAR-2004 15:23:57	Dark	40.000	145	Gam TrA	2.8720	10600.	80	10572	No
297	GOM_NL__2PRFIN20040308_152534_000000502024_00498_10572_0287.N1	08-MAR-2004 15:25:34	Dark	50.000	4	Alp1Cen	-0.010000	5800.0	100	10572	No
298	GOM_NL__2PRFIN20040308_152651_000000512024_00498_10572_0288.N1	08-MAR-2004 15:26:51	Dark	51.000	10	Bet Cen	0.61000	28000.	102	10572	No
299	GOM_NL__2PRFIN20040308_152905_000000442024_00498_10572_0289.N1	08-MAR-2004 15:29:05	Dark	44.000	12	Alp1Cru	0.77500	30000.	88	10572	No
300	GOM_NL__2PRFIN20040308_153132_000000672024_00498_10572_0290.N1	08-MAR-2004 15:31:32	Straylight	67.000	54	5The Cen	2.0550	4500.0	134	10572	No
301	GOM_NL__2PRFIN20040308_153355_000000382024_00498_10572_0291.N1	08-MAR-2004 15:33:55	Straylight	37.500	91	Kap Vel	2.4900	26000.	75	10572	No
302	GOM_NL__2PRFIN20040308_153715_000000482024_00498_10572_0292.N1	08-MAR-2004 15:37:15	Straylight	48.000	65	Lam Vel	2.2040	4400.0	96	10572	No
303	GOM_NL__2PRFIN20040308_154012_000000612024_00498_10572_0293.N1	08-MAR-2004 15:40:12	Straylight	60.500	106	9Bet Crv	2.6480	5600.0	121	10572	No
304	GOM_NL__2PRFIN20040308_154249_000000602024_00498_10572_0294.N1	08-MAR-2004 15:42:49	Straylight	59.500	100	4Gam Crv	2.5800	13100.	119	10572	No
305	GOM_NL__2PRFIN20040308_154641_000000472024_00498_10572_0295.N1	08-MAR-2004 15:46:41	Twilight	47.000	48	30Alp Hya	1.9770	4100.0	94	10572	No
306	GOM_NL__2PRFIN20040308_155225_000000412024_00498_10572_0296.N1	08-MAR-2004 15:52:25	Bright	41.000	22	32Alp Leo	1.3600	15200.	82	10572	No
307	GOM_NL__2PRFIN20040308_155449_000000432024_00498_10572_0297.N1	08-MAR-2004 15:54:49	Bright	43.000	51	41Gam1Leo	2.0100	4500.0	86	10572	No
308	GOM_NL__2PRFIN20040308_160307_000000432024_00498_10572_0298.N1	08-MAR-2004 16:03:07	Bright	43.000	174	52Psi UMa	3.0040	4400.0	86	10572	No
309	GOM_NL__2PRFIN20040308_160609_000000402024_00498_10572_0299.N1	08-MAR-2004 16:06:09	Bright	39.500	82	48Bet UMa	2.3650	10600.	79	10572	No
310	GOM_NL__2PRFIN20040308_160734_000000392024_00498_10572_0300.N1	08-MAR-2004 16:07:34	Bright	39.000	36	50Alp UMa	1.8000	6300.0	78	10572	No
311	GOM_NL__2PRFIN20040308_160956_000000482024_00498_10572_0301.N1	08-MAR-2004 16:09:56	Bright	48.000	32	77Eps UMa	1.7630	11000.	96	10572	No
312	GOM_NL__2PRFIN20040308_161428_000000382024_00498_10572_0302.N1	08-MAR-2004 16:14:28	Bright	38.000	49	1Alp UMi	1.9900	6300.0	76	10572	No
313	GOM_NL__2PRFIN20040308_161912_000000502024_00498_10572_0303.N1	08-MAR-2004 16:19:12	Bright	49.500	119	14Eta Dra	2.7270	4700.0	99	10572	No
314	GOM_NL__2PRFIN20040308_162210_000000372024_00498_10572_0304.N1	08-MAR-2004 16:22:10	Bright	36.500	89	5Alp Cep	2.4510	8000.0	73	10572	No
315	GOM_NL__2PRFIN20040308_162356_000000472024_00498_10572_0305.N1	08-MAR-2004 16:23:56	Bright	46.500	130	23Bet Dra	2.7990	5800.0	93	10572	No
316	GOM_NL__2PRFIN20040308_162716_000000362024_00498_10572_0306.N1	08-MAR-2004 16:27:16	Bright	36.000	19	50Alp Cyg	1.2460	10500.	72	10572	No
317	GOM_NL__2PRFIN20040308_162850_000000372024_00498_10572_0307.N1	08-MAR-2004 16:28:50	Bright	36.500	66	37Gam Cyg	2.2080	5900.0	73	10572	No
318	GOM_NL__2PRFIN20040308_163026_000000372024_00498_10572_0308.N1	08-MAR-2004 16:30:26	Bright	36.500	92	53Eps Cyg	2.5000	4500.0	73	10572	No
319	GOM_NL__2PRFIN20040308_163345_000001192024_00498_10572_0309.N1	08-MAR-2004 16:33:45	Twilight	118.50	133	40Zet Her	2.8070	6000.0	237	10572	No
320	GOM_NL__2PRFIN20040308_163754_000000522024_00498_10572_0310.N1	08-MAR-2004 16:37:54	Bright	51.500	168	17Zet Aql	2.9860	11000.	103	10572	No
321	GOM_NL__2PRFIN20040308_164237_000000912024_00498_10572_0311.N1	08-MAR-2004 16:42:37	Straylight	90.500	59	55Alp Oph	2.0800	8900.0	181	10572	No
322	GOM_NL__2PRFIN20040308_164520_000000802024_00498_10572_0312.N1	08-MAR-2004 16:45:20	Dark	79.500	126	60Bet Oph	2.7700	4250.0	159	10572	No
323	GOM_NL__2PRFIN20040308_164800_000000472024_00498_10572_0313.N1	08-MAR-2004 16:48:00	Dark	47.000	155	41Pi Sgr	2.9000	6600.0	94	10572	No
324	GOM_NL__2PRFIN20040308_164956_000000492024_00498_10572_0314.N1	08-MAR-2004 16:49:56	Dark	48.500	57	34Sig Sgr	2.0660	26000.	97	10572	No
325	GOM_NL__2PRFIN20040308_165315_000000492024_00498_10572_0315.N1	08-MAR-2004 16:53:15	Dark	48.500	38	20Eps Sgr	1.8360	11000.	97	10572	No
326	GOM_NL__2PRFIN20040308_165631_000000592024_00498_10572_0316.N1	08-MAR-2004 16:56:31	Dark	59.000	25	35Lam Sco	1.6200	28000.	118	10572	No
327	GOM_NL__2PRFIN20040308_165833_000000442024_00499_10573_0284.N1	08-MAR-2004 16:58:33	Dark	43.500	147	Alp Ara	2.8770	26000.	87	10573	No
328	GOM_NL__2PRFIN20040308_170219_000000422024_00499_10573_0285.N1	08-MAR-2004 17:02:19	Dark	42.000	43	Alp TrA	1.9100	4250.0	84	10573	No
329	GOM_NL__2PRFIN20040308_170434_000000412024_00499_10573_0286.N1	08-MAR-2004 17:04:34	Dark	40.500	145	Gam TrA	2.8720	10600.	81	10573	No
330	GOM_NL__2PRFIN20040308_170611_000000442024_00499_10573_0287.N1	08-MAR-2004 17:06:11	Dark	44.000	4	Alp1Cen	-0.010000	5800.0	88	10573	No
331	GOM_NL__2PRFIN20040308_170728_000000432024_00499_10573_0288.N1	08-MAR-2004 17:07:28	Dark	43.000	10	Bet Cen	0.61000	28000.	86	10573	No
332	GOM_NL__2PRFIN20040308_170941_000000412024_00499_10573_0289.N1	08-MAR-2004 17:09:41	Dark	41.000	12	Alp1Cru	0.77500	30000.	82	10573	No
333	GOM_NL__2PRFIN20040308_171209_000000682024_00499_10573_0290.N1	08-MAR-2004 17:12:09	Straylight	68.000	54	5The Cen	2.0550	4500.0	136	10573	No
334	GOM_NL__2PRFIN20040308_171431_000000382024_00499_10573_0291.N1	08-MAR-2004 17:14:31	Straylight	37.500	91	Kap Vel	2.4900	26000.	75	10573	No
335	GOM_NL__2PRFIN20040308_171751_000000462024_00499_10573_0292.N1	08-MAR-2004 17:17:51	Straylight	45.500	65	Lam Vel	2.2040	4400.0	91	10573	No
336	GOM_NL__2PRFIN20040308_172049_000000612024_00499_10573_0293.N1	08-MAR-2004 17:20:49	Straylight	61.000	106	9Bet Crv	2.6480	5600.0	122	10573	No
337	GOM_NL__2PRFIN20040308_172324_000000612024_00499_10573_0294.N1	08-MAR-2004 17:23:24	Straylight	61.000	100	4Gam Crv	2.5800	13100.	122	10573	No

338	GOM_NL__2PRFIN20040308_172718_000000452024_00499_10573_0295.N1	08-MAR-2004 17:27:18	Twilight	45.000	48	30Alp Hya	1.9770	4100.0	90	10573	No
339	GOM_NL__2PRFIN20040308_173301_000000412024_00499_10573_0296.N1	08-MAR-2004 17:33:01	Bright	41.000	22	32Alp Leo	1.3600	15200.	82	10573	No
340	GOM_NL__2PRFIN20040308_173525_000000422024_00499_10573_0297.N1	08-MAR-2004 17:35:25	Bright	42.000	51	41Gam1Leo	2.0100	4500.0	84	10573	No
341	GOM_NL__2PRFIN20040308_174343_000000432024_00499_10573_0298.N1	08-MAR-2004 17:43:43	Bright	42.500	174	52Psi UMa	3.0040	4400.0	85	10573	No
342	GOM_NL__2PRFIN20040308_174645_000000442024_00499_10573_0299.N1	08-MAR-2004 17:46:45	Bright	44.000	82	48Bet UMa	2.3650	10600.	88	10573	No
343	GOM_NL__2PRFIN20040308_174810_000000422024_00499_10573_0300.N1	08-MAR-2004 17:48:10	Bright	42.000	36	50Alp UMa	1.8000	6300.0	84	10573	No
344	GOM_NL__2PRFIN20040308_175032_000000502024_00499_10573_0301.N1	08-MAR-2004 17:50:32	Bright	49.500	32	77Eps UMa	1.7630	11000.	99	10573	No
345	GOM_NL__2PRFIN20040308_175505_000000382024_00499_10573_0302.N1	08-MAR-2004 17:55:05	Bright	38.000	49	1Alp UMi	1.9900	6300.0	76	10573	No
346	GOM_NL__2PRFIN20040308_175948_000000512024_00499_10573_0303.N1	08-MAR-2004 17:59:48	Bright	50.500	119	14Eta Dra	2.7270	4700.0	101	10573	No
347	GOM_NL__2PRFIN20040308_180246_000000372024_00499_10573_0304.N1	08-MAR-2004 18:02:46	Bright	36.500	89	5Alp Cep	2.4510	8000.0	73	10573	No
348	GOM_NL__2PRFIN20040308_180431_000000492024_00499_10573_0305.N1	08-MAR-2004 18:04:31	Bright	49.000	130	23Bet Dra	2.7990	5800.0	98	10573	No
349	GOM_NL__2PRFIN20040308_180752_000000392024_00499_10573_0306.N1	08-MAR-2004 18:07:52	Bright	38.500	19	50Alp Cyg	1.2460	10500.	77	10573	No
350	GOM_NL__2PRFIN20040308_180925_000000392024_00499_10573_0307.N1	08-MAR-2004 18:09:25	Bright	39.000	66	37Gam Cyg	2.2080	5900.0	78	10573	No
351	GOM_NL__2PRFIN20040308_181103_000000362024_00499_10573_0308.N1	08-MAR-2004 18:11:03	Bright	36.000	92	53Eps Cyg	2.5000	4500.0	72	10573	No
352	GOM_NL__2PRFIN20040308_181421_000001182024_00499_10573_0309.N1	08-MAR-2004 18:14:21	Twilight	118.00	133	40Zet Her	2.8070	6000.0	236	10573	No
353	GOM_NL__2PRFIN20040308_181830_000000512024_00499_10573_0310.N1	08-MAR-2004 18:18:30	Bright	51.000	168	17Zet Aql	2.9860	11000.	102	10573	No
354	GOM_NL__2PRFIN20040308_182314_000000872024_00499_10573_0311.N1	08-MAR-2004 18:23:14	Straylight	87.000	59	55Alp Oph	2.0800	8900.0	174	10573	No
355	GOM_NL__2PRFIN20040308_182557_000000822024_00499_10573_0312.N1	08-MAR-2004 18:25:57	Dark	82.000	126	60Bet Oph	2.7700	4250.0	164	10573	No
356	GOM_NL__2PRFIN20040308_182837_000000462024_00499_10573_0313.N1	08-MAR-2004 18:28:37	Dark	46.000	155	41Pi Sgr	2.9000	6600.0	92	10573	No
357	GOM_NL__2PRFIN20040308_183033_000000442024_00499_10573_0314.N1	08-MAR-2004 18:30:33	Dark	44.000	57	34Sig Sgr	2.0660	26000.	88	10573	No
358	GOM_NL__2PRFIN20040308_183352_000000532024_00499_10573_0315.N1	08-MAR-2004 18:33:52	Dark	52.500	38	20Eps Sgr	1.8360	11000.	105	10573	No
359	GOM_NL__2PRFIN20040308_183708_000000512024_00499_10573_0316.N1	08-MAR-2004 18:37:08	Dark	51.000	25	35Lam Sco	1.6200	28000.	102	10573	No
360	GOM_NL__2PRFIN20040308_183910_000000432024_00500_10574_0304.N1	08-MAR-2004 18:39:10	Dark	42.500	147	Alp Ara	2.8770	26000.	85	10574	No
361	GOM_NL__2PRFIN20040308_184256_000000422024_00500_10574_0305.N1	08-MAR-2004 18:42:56	Dark	41.500	43	Alp TrA	1.9100	4250.0	83	10574	No
362	GOM_NL__2PRFIN20040308_184511_000000392024_00500_10574_0306.N1	08-MAR-2004 18:45:11	Dark	39.000	145	Gam TrA	2.8720	10600.	78	10574	No
363	GOM_NL__2PRFIN20040308_184648_000000512024_00500_10574_0307.N1	08-MAR-2004 18:46:48	Dark	50.500	4	Alp1Cen	-0.010000	5800.0	101	10574	No
364	GOM_NL__2PRFIN20040308_184804_000000452024_00500_10574_0308.N1	08-MAR-2004 18:48:04	Dark	45.000	10	Bet Cen	0.61000	28000.	90	10574	No
365	GOM_NL__2PRFIN20040308_185018_000000502024_00500_10574_0309.N1	08-MAR-2004 18:50:18	Dark	49.500	12	Alp1Cru	0.77500	30000.	99	10574	No
366	GOM_NL__2PRFIN20040308_185246_000000592024_00500_10574_0310.N1	08-MAR-2004 18:52:46	Straylight	59.000	54	5The Cen	2.0550	4500.0	118	10574	No
367	GOM_NL__2PRFIN20040308_185507_000000392024_00500_10574_0311.N1	08-MAR-2004 18:55:07	Straylight	39.000	91	Kap Vel	2.4900	26000.	78	10574	No
368	GOM_NL__2PRFIN20040308_185827_000000452024_00500_10574_0312.N1	08-MAR-2004 18:58:27	Straylight	44.500	65	Lam Vel	2.2040	4400.0	89	10574	No
369	GOM_NL__2PRFIN20040308_190125_000000662024_00500_10574_0313.N1	08-MAR-2004 19:01:25	Straylight	65.500	106	9Bet Crv	2.6480	5600.0	131	10574	No
370	GOM_NL__2PRFIN20040308_190400_000000612024_00500_10574_0314.N1	08-MAR-2004 19:04:00	Straylight	60.500	100	4Gam Crv	2.5800	13100.	121	10574	No
371	GOM_NL__2PRFIN20040308_190754_000000462024_00500_10574_0315.N1	08-MAR-2004 19:07:54	Twilight	45.500	48	30Alp Hya	1.9770	4100.0	91	10574	No
372	GOM_NL__2PRFIN20040308_191337_000000422024_00500_10574_0316.N1	08-MAR-2004 19:13:37	Bright	41.500	22	32Alp Leo	1.3600	15200.	83	10574	No
373	GOM_NL__2PRFIN20040308_191601_000000442024_00500_10574_0317.N1	08-MAR-2004 19:16:01	Bright	43.500	51	41Gam1Leo	2.0100	4500.0	87	10574	No
374	GOM_NL__2PRFIN20040308_192418_000000432024_00500_10574_0318.N1	08-MAR-2004 19:24:18	Bright	43.000	174	52Psi UMa	3.0040	4400.0	86	10574	No
375	GOM_NL__2PRFIN20040308_192720_000000402024_00500_10574_0319.N1	08-MAR-2004 19:27:20	Bright	40.000	82	48Bet UMa	2.3650	10600.	80	10574	No
376	GOM_NL__2PRFIN20040308_192845_000000432024_00500_10574_0320.N1	08-MAR-2004 19:28:45	Bright	42.500	36	50Alp UMa	1.8000	6300.0	85	10574	No
377	GOM_NL__2PRFIN20040308_193107_000000502024_00500_10574_0321.N1	08-MAR-2004 19:31:07	Bright	49.500	32	77Eps UMa	1.7630	11000.	99	10574	No
378	GOM_NL__2PRFIN20040308_193540_000000412024_00500_10574_0322.N1	08-MAR-2004 19:35:40	Bright	40.500	49	1Alp UMi	1.9900	6300.0	81	10574	No
379	GOM_NL__2PRFIN20040308_194024_000000472024_00500_10574_0323.N1	08-MAR-2004 19:40:24	Bright	46.500	119	14Eta Dra	2.7270	4700.0	93	10574	No
380	GOM_NL__2PRFIN20040308_194322_000000362024_00500_10574_0324.N1	08-MAR-2004 19:43:22	Bright	35.500	89	5Alp Cep	2.4510	8000.0	71	10574	No
381	GOM_NL__2PRFIN20040308_194507_000000512024_00500_10574_0325.N1	08-MAR-2004 19:45:07	Bright	50.500	130	23Bet Dra	2.7990	5800.0	101	10574	No
382	GOM_NL__2PRFIN20040308_194828_000000382024_00500_10574_0326.N1	08-MAR-2004 19:48:28	Bright	38.000	19	50Alp Cyg	1.2460	10500.	76	10574	No
383	GOM_NL__2PRFIN20040308_195002_000000362024_00500_10574_0327.N1	08-MAR-2004 19:50:02	Bright	36.000	66	37Gam Cyg	2.2080	5900.0	72	10574	No
384	GOM_NL__2PRFIN20040308_195138_000000372024_00500_10574_0328.N1	08-MAR-2004 19:51:38	Bright	37.000	92	53Eps Cyg	2.5000	4500.0	74	10574	No
385	GOM_NL__2PRFIN20040308_195457_000001202024_00500_10574_0329.N1	08-MAR-2004 19:54:57	Twilight	119.50	133	40Zet Her	2.8070	6000.0	239	10574	No
386	GOM_NL__2PRFIN20040308_195907_000000502024_00500_10574_0330.N1	08-MAR-2004 19:59:07	Twilight	49.500	168	17Zet Aql	2.9860	11000.	99	10574	No
387	GOM_NL__2PRFIN20040308_200352_000000932024_00500_10574_0331.N1	08-MAR-2004 20:03:52	Straylight	92.500	59	55Alp Oph	2.0800	8900.0	185	10574	No
388	GOM_NL__2PRFIN20040308_200635_000000882024_00500_10574_0332.N1	08-MAR-2004 20:06:35	Dark	87.500	126	60Bet Oph	2.7700	4250.0	175	10574	No
389	GOM_NL__2PRFIN20040308_200914_000000452024_00500_10574_0333.N1	08-MAR-2004 20:09:14	Dark	44.500	155	41Pi Sgr	2.9000	6600.0	89	10574	No
390	GOM_NL__2PRFIN20040308_201110_000000472024_00500_10574_0334.N1	08-MAR-2004 20:11:10	Dark	47.000	57	34Sig Sgr	2.0660	26000.	94	10574	No
391	GOM_NL__2PRFIN20040308_201428_000000552024_00500_10574_0335.N1	08-MAR-2004 20:14:28	Dark	54.500	38	20Eps Sgr	1.8360	11000.	109	10574	No
392	GOM_NL__2PRFIN20040308_201745_000000502024_00500_10574_0336.N1	08-MAR-2004 20:17:45	Dark	49.500	25	35Lam Sco	1.6200	28000.	99	10574	No
393	GOM_NL__2PRFIN20040308_201946_000000442024_00501_10575_0304.N1	08-MAR-2004 20:19:46	Dark	44.000	147	Alp Ara	2.8770	26000.	88	10575	No
394	GOM_NL__2PRFIN20040308_202724_000000442024_00501_10575_0305.N1	08-MAR-2004 20:27:24	Dark	44.000	4	Alp1Cen	-0.010000	5800.0	88	10575	No
395	GOM_NL__2PRFIN20040308_202841_000000442024_00501_10575_0306.N1	08-MAR-2004 20:28:41	Dark	43.500	10	Bet Cen	0.61000	28000.	87	10575	No
396	GOM_NL__2PRFIN20040308_203055_000000422024_00501_10575_0307.N1	08-MAR-2004 20:30:55	Dark	42.000	12	Alp1Cru	0.77500	30000.	84	10575	No

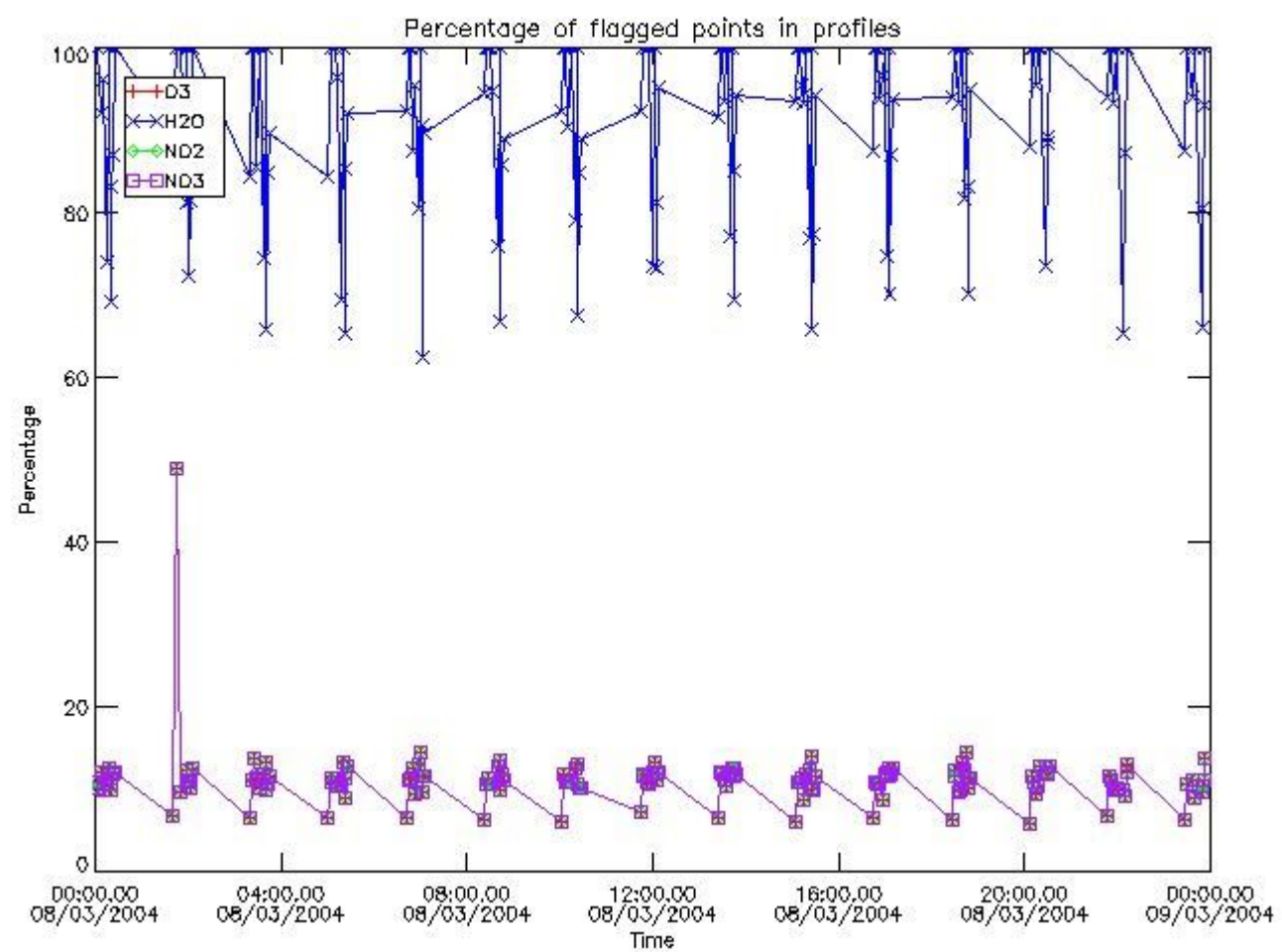
397	GOM_NL__2PRFIN20040308_203208_000000402024_00501_10575_0308.N1	08-MAR-2004 20:32:08	Dark	40.000	129	Del Cru	2.7930	26000.	80	10575	No
398	GOM_NL__2PRFIN20040308_203342_000000472024_00501_10575_0309.N1	08-MAR-2004 20:33:42	Straylight	47.000	64	Gam Cen	2.2000	10600.	94	10575	No
399	GOM_NL__2PRFIN20040308_203543_000000392024_00501_10575_0310.N1	08-MAR-2004 20:35:43	Straylight	38.500	91	Kap Vel	2.4900	26000.	77	10575	No
400	GOM_NL__2PRFIN20040308_203902_000000472024_00501_10575_0311.N1	08-MAR-2004 20:39:02	Straylight	46.500	65	Lam Vel	2.2040	4400.0	93	10575	No
401	GOM_NL__2PRFIN20040308_204201_000000592024_00501_10575_0312.N1	08-MAR-2004 20:42:01	Straylight	58.500	106	9Bet Crv	2.6480	5600.0	117	10575	No
402	GOM_NL__2PRFIN20040308_204436_000000592024_00501_10575_0313.N1	08-MAR-2004 20:44:36	Straylight	58.500	100	4Gam Crv	2.5800	13100.	117	10575	No
403	GOM_NL__2PRFIN20040308_204830_000000462024_00501_10575_0314.N1	08-MAR-2004 20:48:30	Twl_and_stray	45.500	48	30Alp Hya	1.9770	4100.0	91	10575	No
404	GOM_NL__2PRFIN20040308_205413_000000422024_00501_10575_0315.N1	08-MAR-2004 20:54:13	Bright	42.000	22	32Alp Leo	1.3600	15200.	84	10575	No
405	GOM_NL__2PRFIN20040308_205637_000000422024_00501_10575_0316.N1	08-MAR-2004 20:56:37	Bright	41.500	51	41Gam1Leo	2.0100	4500.0	83	10575	No
406	GOM_NL__2PRFIN20040308_210454_000000412024_00501_10575_0317.N1	08-MAR-2004 21:04:54	Bright	40.500	174	52Psi UMa	3.0040	4400.0	81	10575	No
407	GOM_NL__2PRFIN20040308_210756_000000412024_00501_10575_0318.N1	08-MAR-2004 21:07:56	Bright	40.500	82	48Bet UMa	2.3650	10600.	81	10575	No
408	GOM_NL__2PRFIN20040308_210921_000000412024_00501_10575_0319.N1	08-MAR-2004 21:09:21	Bright	41.000	36	50Alp UMa	1.8000	6300.0	82	10575	No
409	GOM_NL__2PRFIN20040308_211142_000000482024_00501_10575_0320.N1	08-MAR-2004 21:11:42	Bright	48.000	32	77Eps UMa	1.7630	11000.	96	10575	No
410	GOM_NL__2PRFIN20040308_211617_000000382024_00501_10575_0321.N1	08-MAR-2004 21:16:17	Bright	38.000	49	1Alp UMi	1.9900	6300.0	76	10575	No
411	GOM_NL__2PRFIN20040308_212058_000000502024_00501_10575_0322.N1	08-MAR-2004 21:20:58	Bright	49.500	119	14Eta Dra	2.7270	4700.0	99	10575	No
412	GOM_NL__2PRFIN20040308_212359_000000362024_00501_10575_0323.N1	08-MAR-2004 21:23:59	Bright	35.500	89	5Alp Cep	2.4510	8000.0	71	10575	No
413	GOM_NL__2PRFIN20040308_212543_000000492024_00501_10575_0324.N1	08-MAR-2004 21:25:43	Bright	48.500	130	23Bet Dra	2.7990	5800.0	97	10575	No
414	GOM_NL__2PRFIN20040308_212904_000000372024_00501_10575_0325.N1	08-MAR-2004 21:29:04	Bright	36.500	19	50Alp Cyg	1.2460	10500.	73	10575	No
415	GOM_NL__2PRFIN20040308_213038_000000372024_00501_10575_0326.N1	08-MAR-2004 21:30:38	Bright	36.500	66	37Gam Cyg	2.2080	5900.0	73	10575	No
416	GOM_NL__2PRFIN20040308_213215_000000362024_00501_10575_0327.N1	08-MAR-2004 21:32:15	Bright	36.000	92	53Eps Cyg	2.5000	4500.0	72	10575	No
417	GOM_NL__2PRFIN20040308_213534_000001222024_00501_10575_0328.N1	08-MAR-2004 21:35:34	Twl_and_stray	121.50	133	40Zet Her	2.8070	6000.0	243	10575	No
418	GOM_NL__2PRFIN20040308_213943_000000512024_00501_10575_0329.N1	08-MAR-2004 21:39:43	Twl_and_stray	51.000	168	17Zet Aql	2.9860	11000.	102	10575	No
419	GOM_NL__2PRFIN20040308_214429_000000892024_00501_10575_0330.N1	08-MAR-2004 21:44:29	Straylight	89.000	59	55Alp Oph	2.0800	8900.0	178	10575	No
420	GOM_NL__2PRFIN20040308_214712_000000832024_00501_10575_0331.N1	08-MAR-2004 21:47:12	Dark	82.500	126	60Bet Oph	2.7700	4250.0	165	10575	No
421	GOM_NL__2PRFIN20040308_214950_000000452024_00501_10575_0332.N1	08-MAR-2004 21:49:50	Dark	44.500	155	41Pi Sgr	2.9000	6600.0	89	10575	No
422	GOM_NL__2PRFIN20040308_215146_000000462024_00501_10575_0333.N1	08-MAR-2004 21:51:46	Dark	45.500	57	34Sig Sgr	2.0660	26000.	91	10575	No
423	GOM_NL__2PRFIN20040308_215505_000000522024_00501_10575_0334.N1	08-MAR-2004 21:55:05	Dark	51.500	38	20Eps Sgr	1.8360	11000.	103	10575	No
424	GOM_NL__2PRFIN20040308_215822_000000512024_00501_10575_0335.N1	08-MAR-2004 21:58:22	Dark	50.500	25	35Lam Sco	1.6200	28000.	101	10575	No
425	GOM_NL__2PRFIN20040308_220801_000000512025_00001_10576_0304.N1	08-MAR-2004 22:08:01	Dark	51.000	4	Alp1Cen	-0.010000	5800.0	102	10576	No
426	GOM_NL__2PRFIN20040308_220917_000000562025_00001_10576_0305.N1	08-MAR-2004 22:09:17	Dark	55.500	10	Bet Cen	0.61000	28000.	111	10576	No
427	GOM_NL__2PRFIN20040308_221131_000000422025_00001_10576_0306.N1	08-MAR-2004 22:11:31	Dark	42.000	12	Alp1Cru	0.77500	30000.	84	10576	No
428	GOM_NL__2PRFIN20040308_221244_000000392025_00001_10576_0307.N1	08-MAR-2004 22:12:44	Dark	39.000	129	Del Cru	2.7930	26000.	78	10576	No
429	GOM_NL__2PRFIN20040308_221418_000000462025_00001_10576_0308.N1	08-MAR-2004 22:14:18	Straylight	45.500	64	Gam Cen	2.2000	10600.	91	10576	No
430	GOM_NL__2PRFIN20040308_221620_000000412025_00001_10576_0309.N1	08-MAR-2004 22:16:20	Straylight	41.000	91	Kap Vel	2.4900	26000.	82	10576	No
431	GOM_NL__2PRFIN20040308_221938_000000442025_00001_10576_0310.N1	08-MAR-2004 22:19:38	Straylight	44.000	65	Lam Vel	2.2040	4400.0	88	10576	No
432	GOM_NL__2PRFIN20040308_222237_000000622025_00001_10576_0311.N1	08-MAR-2004 22:22:37	Straylight	61.500	106	9Bet Crv	2.6480	5600.0	123	10576	No
433	GOM_NL__2PRFIN20040308_222513_000000562025_00001_10576_0312.N1	08-MAR-2004 22:25:13	Straylight	56.000	100	4Gam Crv	2.5800	13100.	112	10576	No
434	GOM_NL__2PRFIN20040308_222906_000000482025_00001_10576_0313.N1	08-MAR-2004 22:29:06	Twl_and_stray	48.000	48	30Alp Hya	1.9770	4100.0	96	10576	No
435	GOM_NL__2PRFIN20040308_223449_000000402025_00001_10576_0314.N1	08-MAR-2004 22:34:49	Bright	39.500	22	32Alp Leo	1.3600	15200.	79	10576	No
436	GOM_NL__2PRFIN20040308_223712_000000432025_00001_10576_0315.N1	08-MAR-2004 22:37:12	Bright	43.000	51	41Gam1Leo	2.0100	4500.0	86	10576	No
437	GOM_NL__2PRFIN20040308_224530_000000432025_00001_10576_0316.N1	08-MAR-2004 22:45:30	Bright	42.500	174	52Psi UMa	3.0040	4400.0	85	10576	No
438	GOM_NL__2PRFIN20040308_224831_000000402025_00001_10576_0317.N1	08-MAR-2004 22:48:31	Bright	40.000	82	48Bet UMa	2.3650	10600.	80	10576	No
439	GOM_NL__2PRFIN20040308_224957_000000412025_00001_10576_0318.N1	08-MAR-2004 22:49:57	Bright	40.500	36	50Alp UMa	1.8000	6300.0	81	10576	No
440	GOM_NL__2PRFIN20040308_225217_000000482025_00001_10576_0319.N1	08-MAR-2004 22:52:17	Bright	48.000	32	77Eps UMa	1.7630	11000.	96	10576	No
441	GOM_NL__2PRFIN20040308_225653_000000362025_00001_10576_0320.N1	08-MAR-2004 22:56:53	Bright	36.000	49	1Alp UMi	1.9900	6300.0	72	10576	No
442	GOM_NL__2PRFIN20040308_230134_000000492025_00001_10576_0321.N1	08-MAR-2004 23:01:34	Bright	48.500	119	14Eta Dra	2.7270	4700.0	97	10576	No
443	GOM_NL__2PRFIN20040308_230434_000000372025_00001_10576_0322.N1	08-MAR-2004 23:04:34	Bright	36.500	89	5Alp Cep	2.4510	8000.0	73	10576	No
444	GOM_NL__2PRFIN20040308_230619_000000502025_00001_10576_0323.N1	08-MAR-2004 23:06:19	Bright	50.000	130	23Bet Dra	2.7990	5800.0	100	10576	No
445	GOM_NL__2PRFIN20040308_230940_000000372025_00001_10576_0324.N1	08-MAR-2004 23:09:40	Bright	37.000	19	50Alp Cyg	1.2460	10500.	74	10576	No
446	GOM_NL__2PRFIN20040308_231114_000000392025_00001_10576_0325.N1	08-MAR-2004 23:11:14	Bright	39.000	66	37Gam Cyg	2.2080	5900.0	78	10576	No
447	GOM_NL__2PRFIN20040308_231251_000000372025_00001_10576_0326.N1	08-MAR-2004 23:12:51	Bright	37.000	92	53Eps Cyg	2.5000	4500.0	74	10576	No
448	GOM_NL__2PRFIN20040308_231610_000001152025_00001_10576_0327.N1	08-MAR-2004 23:16:10	Twl_and_stray	115.00	133	40Zet Her	2.8070	6000.0	230	10576	No
449	GOM_NL__2PRFIN20040308_232020_000000512025_00001_10576_0328.N1	08-MAR-2004 23:20:20	Twl_and_stray	50.500	168	17Zet Aql	2.9860	11000.	101	10576	No
450	GOM_NL__2PRFIN20040308_232506_000000882025_00001_10576_0329.N1	08-MAR-2004 23:25:06	Straylight	87.500	59	55Alp Oph	2.0800	8900.0	175	10576	No
451	GOM_NL__2PRFIN20040308_232750_000000812025_00001_10576_0330.N1	08-MAR-2004 23:27:50	Dark	81.000	126	60Bet Oph	2.7700	4250.0	162	10576	No
452	GOM_NL__2PRFIN20040308_233027_000000492025_00001_10576_0331.N1	08-MAR-2004 23:30:27	Dark	48.500	155	41Pi Sgr	2.9000	6600.0	97	10576	No
453	GOM_NL__2PRFIN20040308_233541_000000512025_00001_10576_0332.N1	08-MAR-2004 23:35:41	Dark	50.500	38	20Eps Sgr	1.8360	11000.	101	10576	No
454	GOM_NL__2PRFIN20040308_233858_000000582025_00001_10576_0333.N1	08-MAR-2004 23:38:58	Dark	57.500	25	35Lam Sco	1.6200	28000.	115	10576	No
455	GOM_NL__2PRFIN20040308_234837_000000542025_00002_10577_0304.N1	08-MAR-2004 23:48:37	Dark	53.500	4	Alp1Cen	-0.010000	5800.0	107	10577	No

456	GOM_NL__2PRFIN20040308_234953_000000492025_00002_10577_0305.N1	08-MAR-2004 23:49:53	Dark	49.000	10	Bet Cen	0.61000	28000.	98	10577	No
457	GOM_NL__2PRFIN20040308_235207_000000512025_00002_10577_0306.N1	08-MAR-2004 23:52:07	Dark	50.500	12	Alp1Cru	0.77500	30000.	101	10577	No
458	GOM_NL__2PRFIN20040308_235320_000000412025_00002_10577_0307.N1	08-MAR-2004 23:53:20	Dark	40.500	129	Del Cru	2.7930	26000.	81	10577	No
459	GOM_NL__2PRFIN20040308_235453_000000462025_00002_10577_0308.N1	08-MAR-2004 23:54:53	Straylight	46.000	64	Gam Cen	2.2000	10600.	92	10577	No
460	GOM_NL__2PRFIN20040308_235655_000000402025_00002_10577_0309.N1	08-MAR-2004 23:56:55	Straylight	40.000	91	Kap Vel	2.4900	26000.	80	10577	No

3. Quality information per product

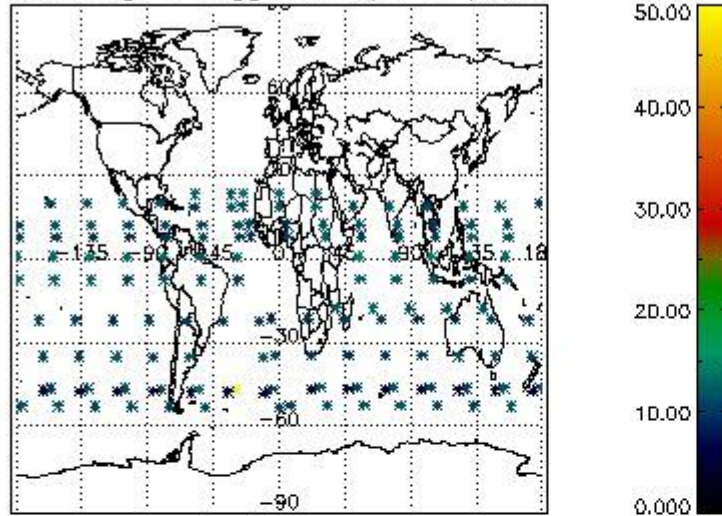
In this section it is plotted some information contained in the Quality Summary data set of the level 2 products. Only products in dark limb conditions and without errors (error flag in the MPH set to "0") are used.

3.1 Plot quality information per product (time dependant)

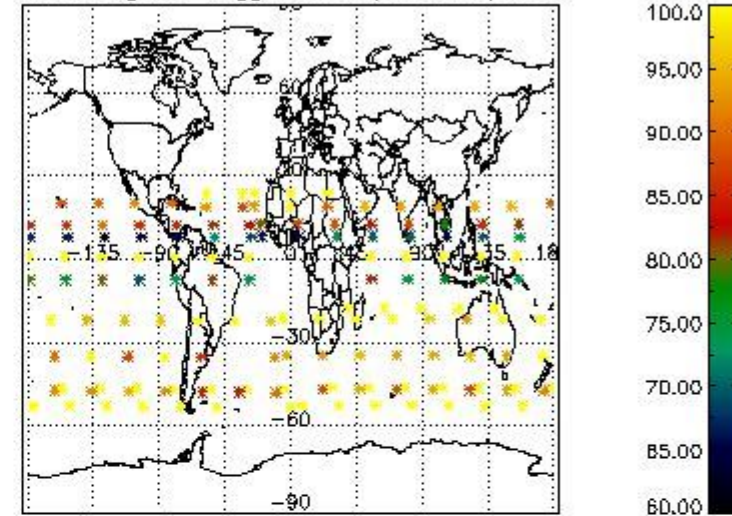


3.2 Plot quality information per product (world map)

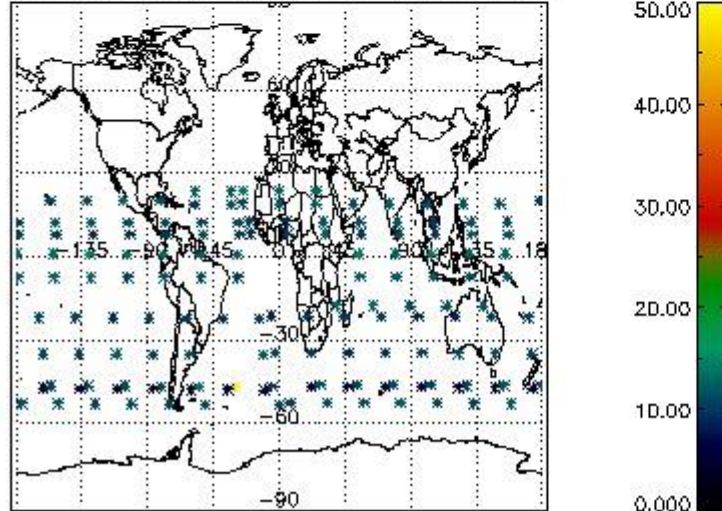
Percentage of flagged data per O3 profile



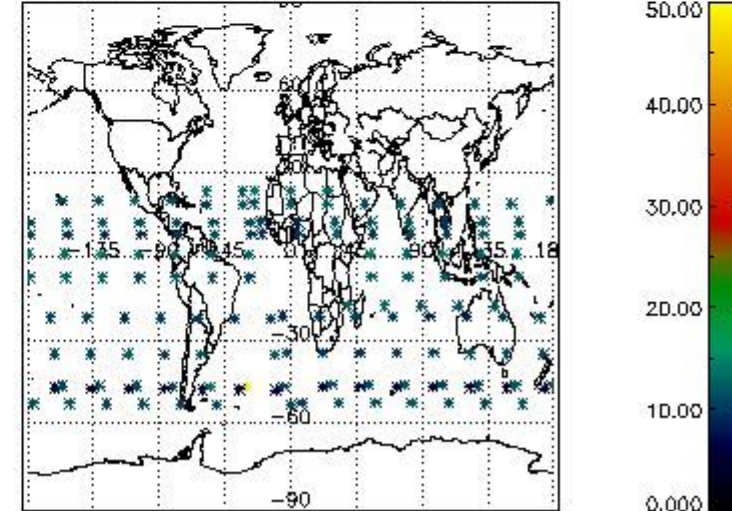
Percentage of flagged data per H2O profile



Percentage of flagged data per NO2 profile



Percentage of flagged data per NO3 profile

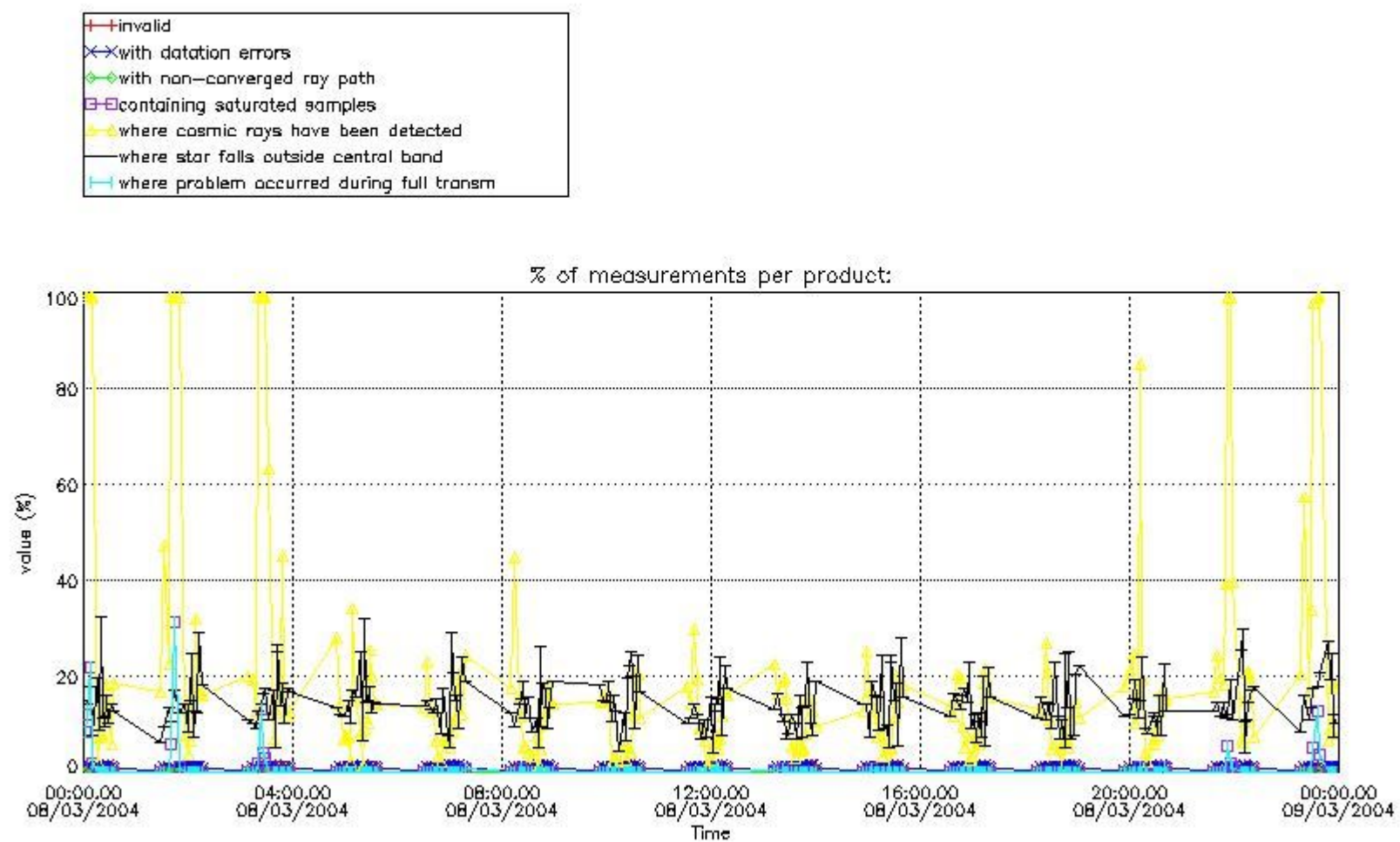


4. Level 1 quality information per product

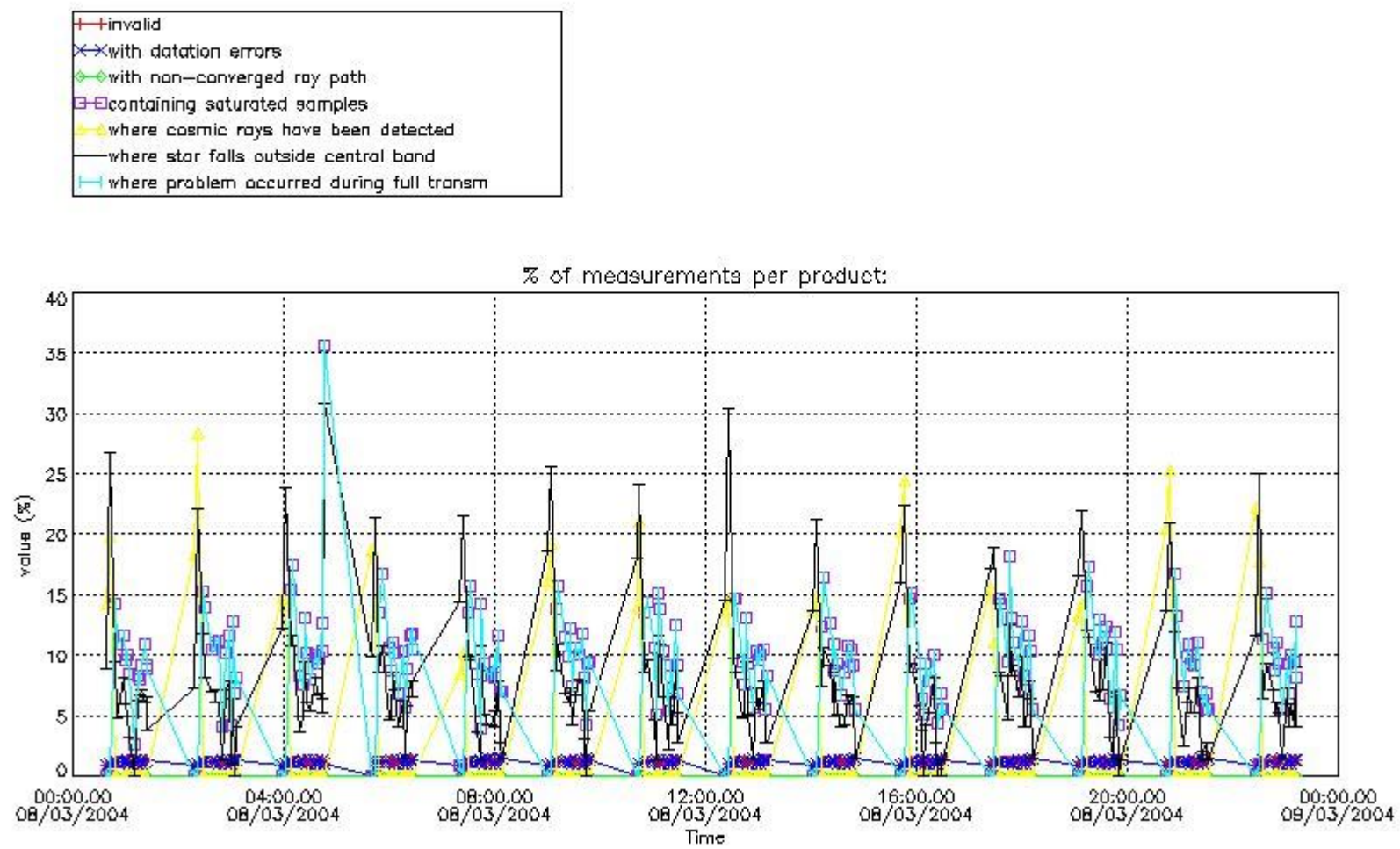
In this section it is plotted some information contained in the Quality Summary data set of the level 2 products that comes from the level 1b processing. Products without errors (error flag in the MPH set to "0") are used.

4.1 Plot quality information per product (time dependant) coming from level 1b processing

4.1.1 Plot level 1 quality information per product (time dependant): ENVISAT ASCENDING passes

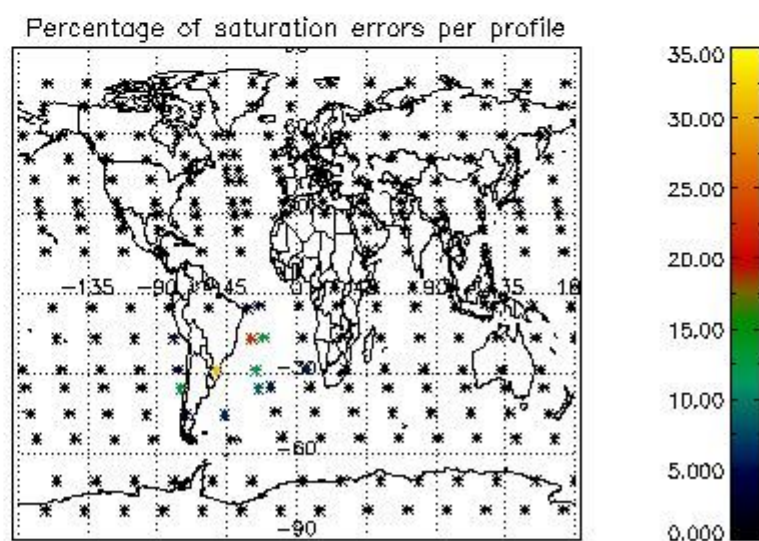
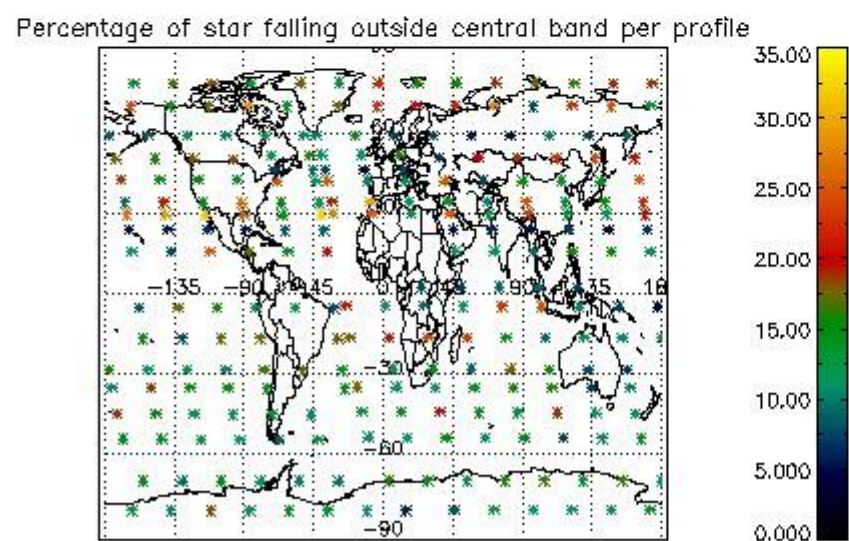
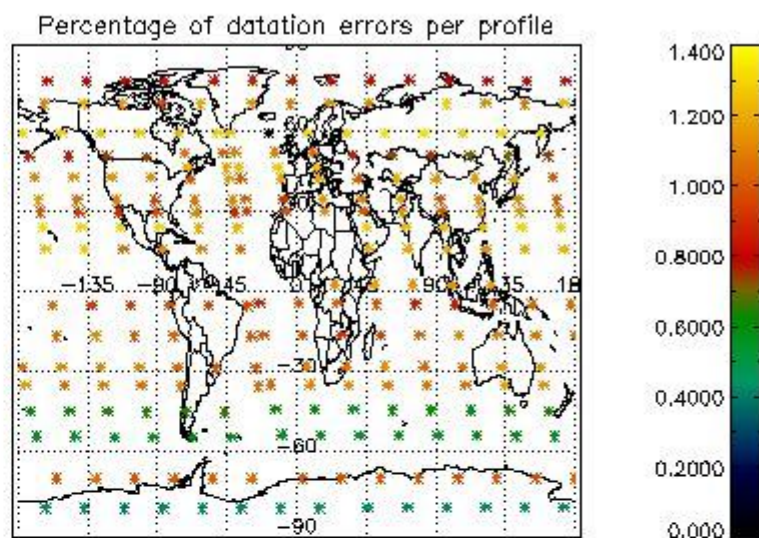
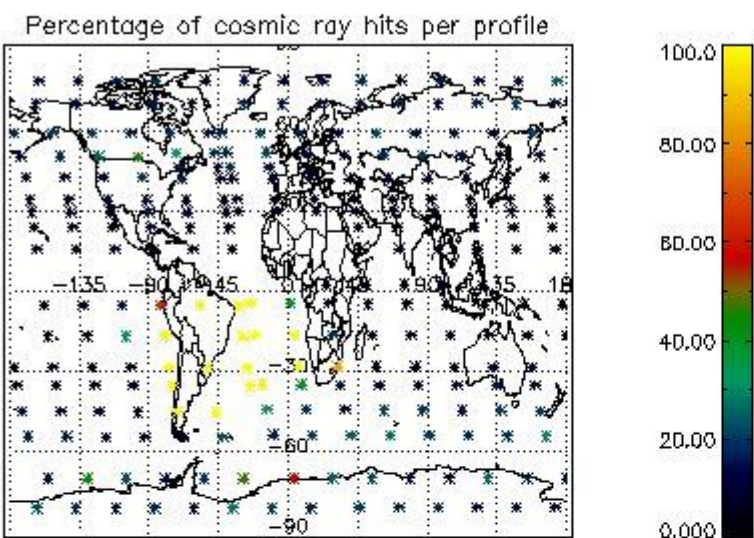


4.1.2 Plot level 1 quality information per product (time dependant): ENVI SAT DESCENDING passes



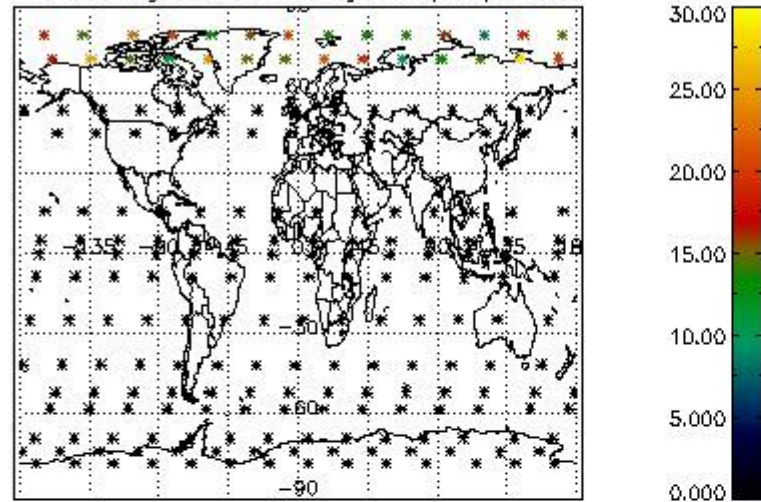
4.2 Plot quality information per product coming from level 1b processing (world map)

4.2.1 Plot level 1 quality information per product (world map): ENVISAT ASCENDING passes

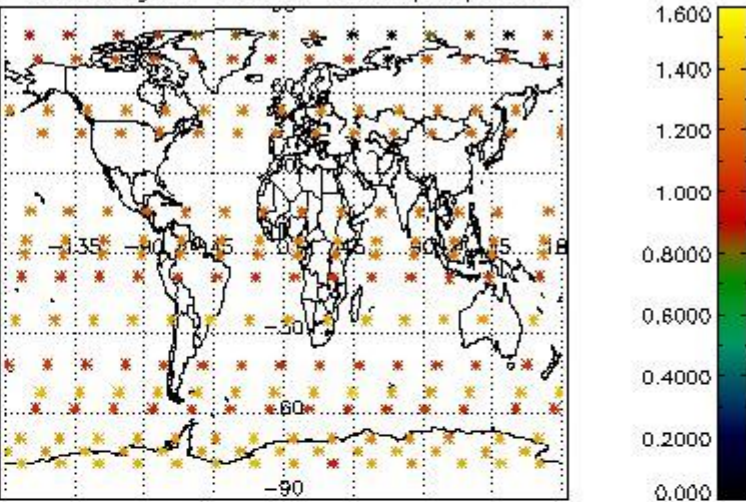


4.2.2 Plot level 1 quality information per product (world map): ENVISAT DESCENDING passes

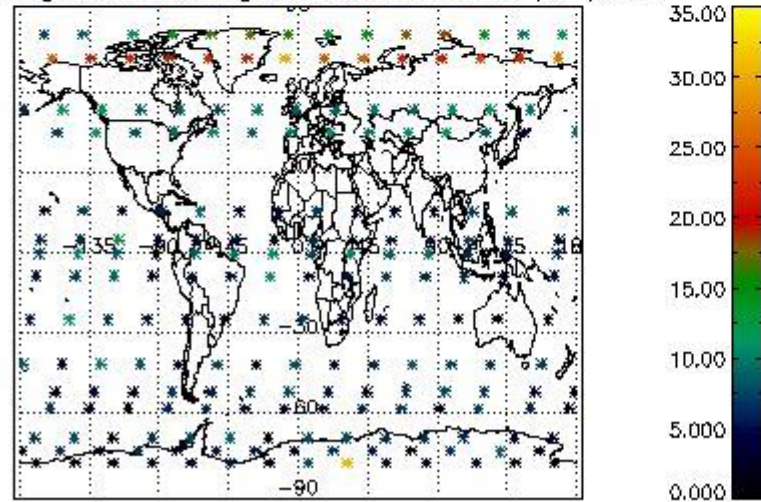
Percentage of cosmic ray hits per profile



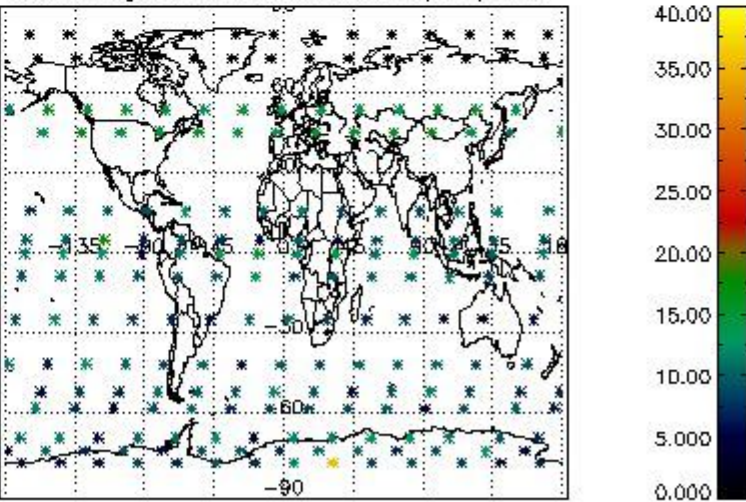
Percentage of datation errors per profile



Percentage of star falling outside central band per profile



Percentage of saturation errors per profile



5. Trace gas profiles

5.1 Ozone statistics based on quality of products

The final quality of the products can be "measured" using the STD (Standard Deviation) attached to every point profile. This information is written to the parameter GOM_NL__2P/NL_LOCAL_SPECIES_DENSITY/o3_std of the level 2 products. The table below shows the statistics for given STD ranges.

The statistics are given with respect to the overall valid production:

- Products without fatal errors: GOM_NL__2P/MPH/PRODUCT_ERR=0
- Valid point profile: GOM_NL__2P/NL_LOCAL_SPECIES_DENSITY/pcd(0)=0

The 'Criteria' is applied to valid points of dark limb products:

- Products in dark limb illumination condition: GOM_NL__2P/NL_SUMMARY_QUALITY/obs_ill_cond=0
- Products without fatal errors: GOM_NL__2P/MPH/PRODUCT_ERR=0
- Valid point profile: GOM_NL__2P/NL_LOCAL_SPECIES_DENSITY/pcd(0)=0

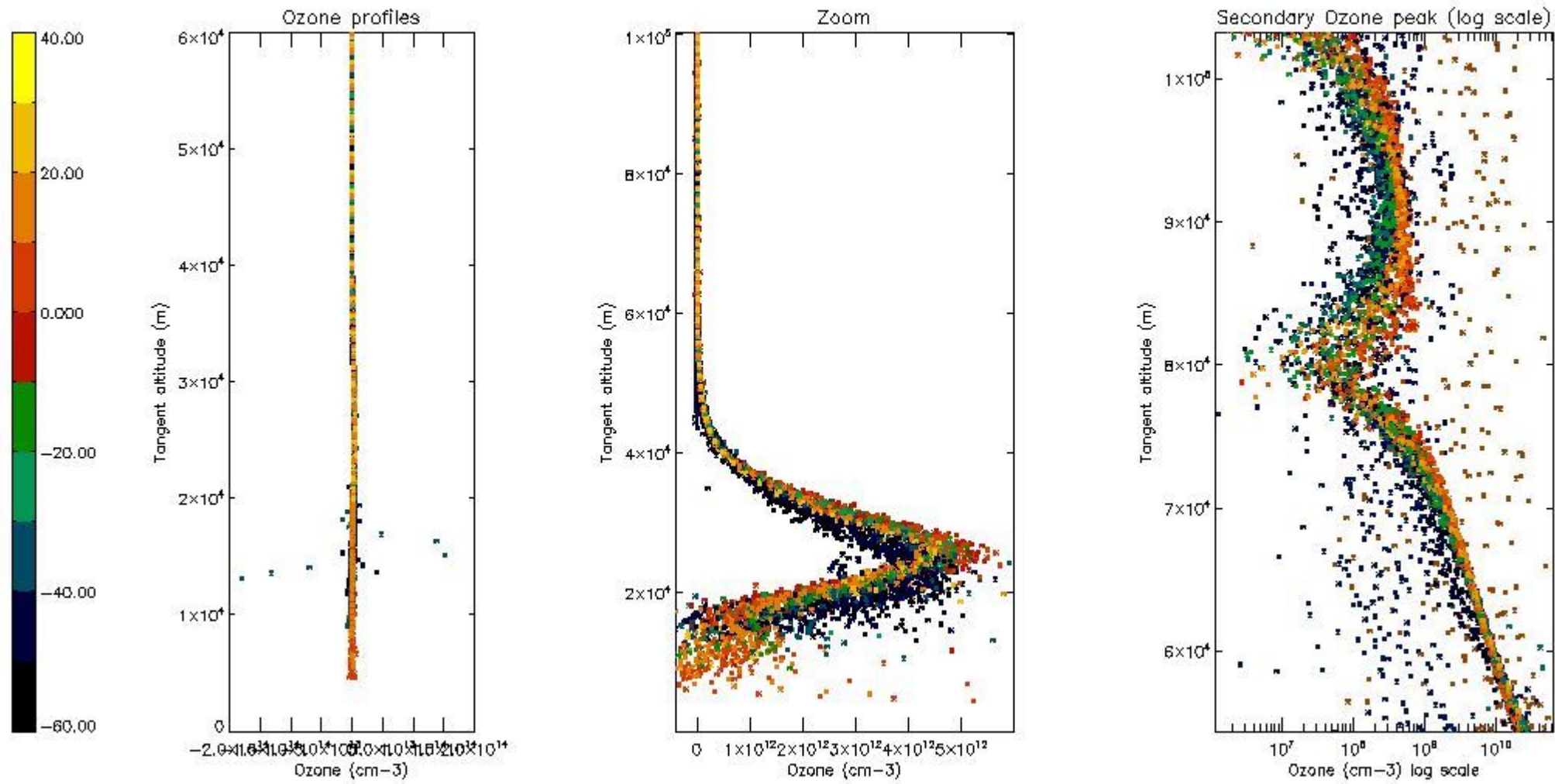
So, the table below shows the percentage of dark limb and valid observations for each criteria with respect to the overall valid daily observations.

Criteria	% of total production
All STD	32
STD < 20	19

STD < 10	16
STD < 5	11

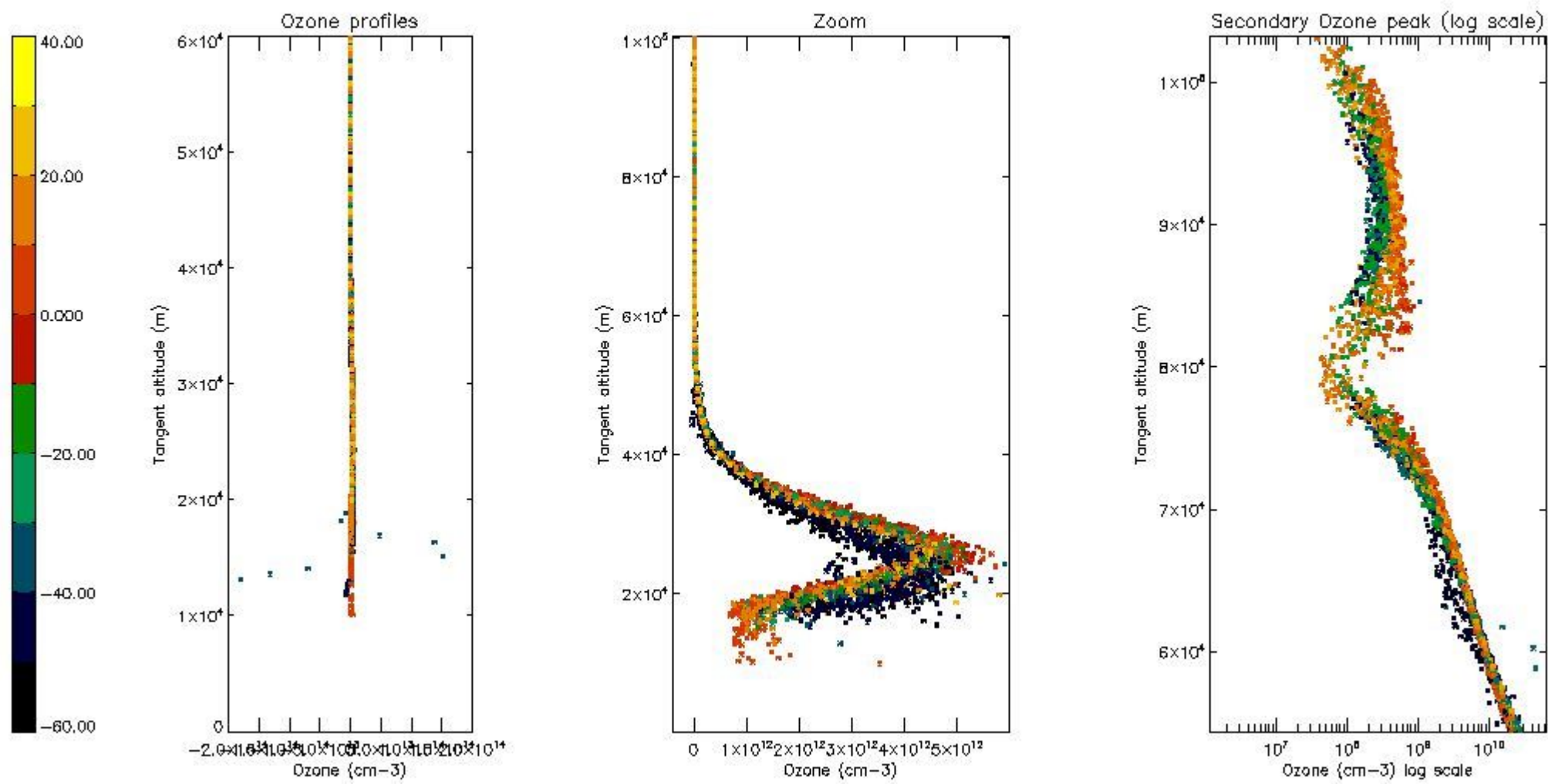
5.2 Plot ozone profiles for all STD (dark without errors)

The colorbar represents the latitude.



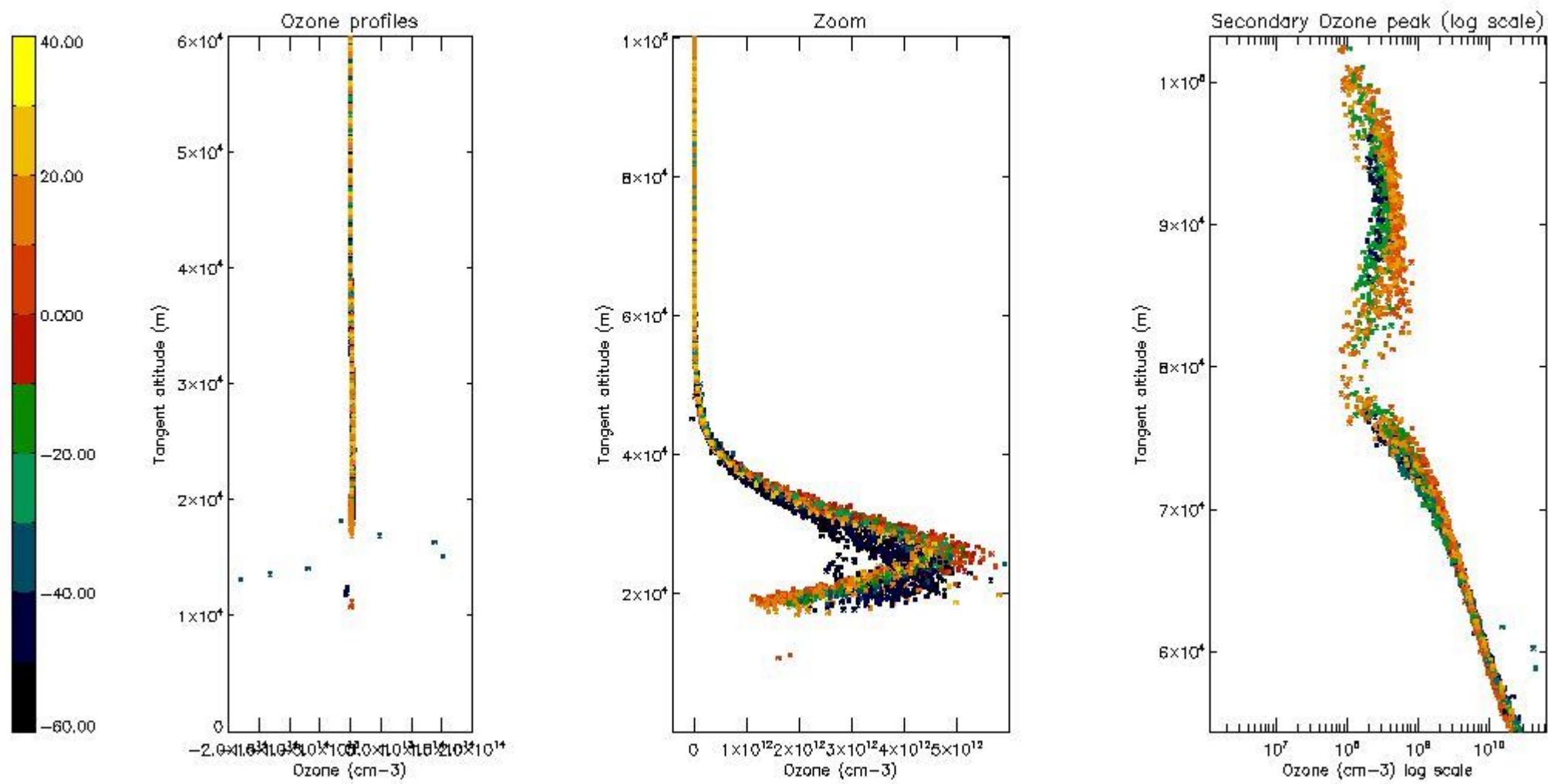
5.3 Plot ozone profiles where STD < 20% (dark without errors)

The colorbar represents the latitude.



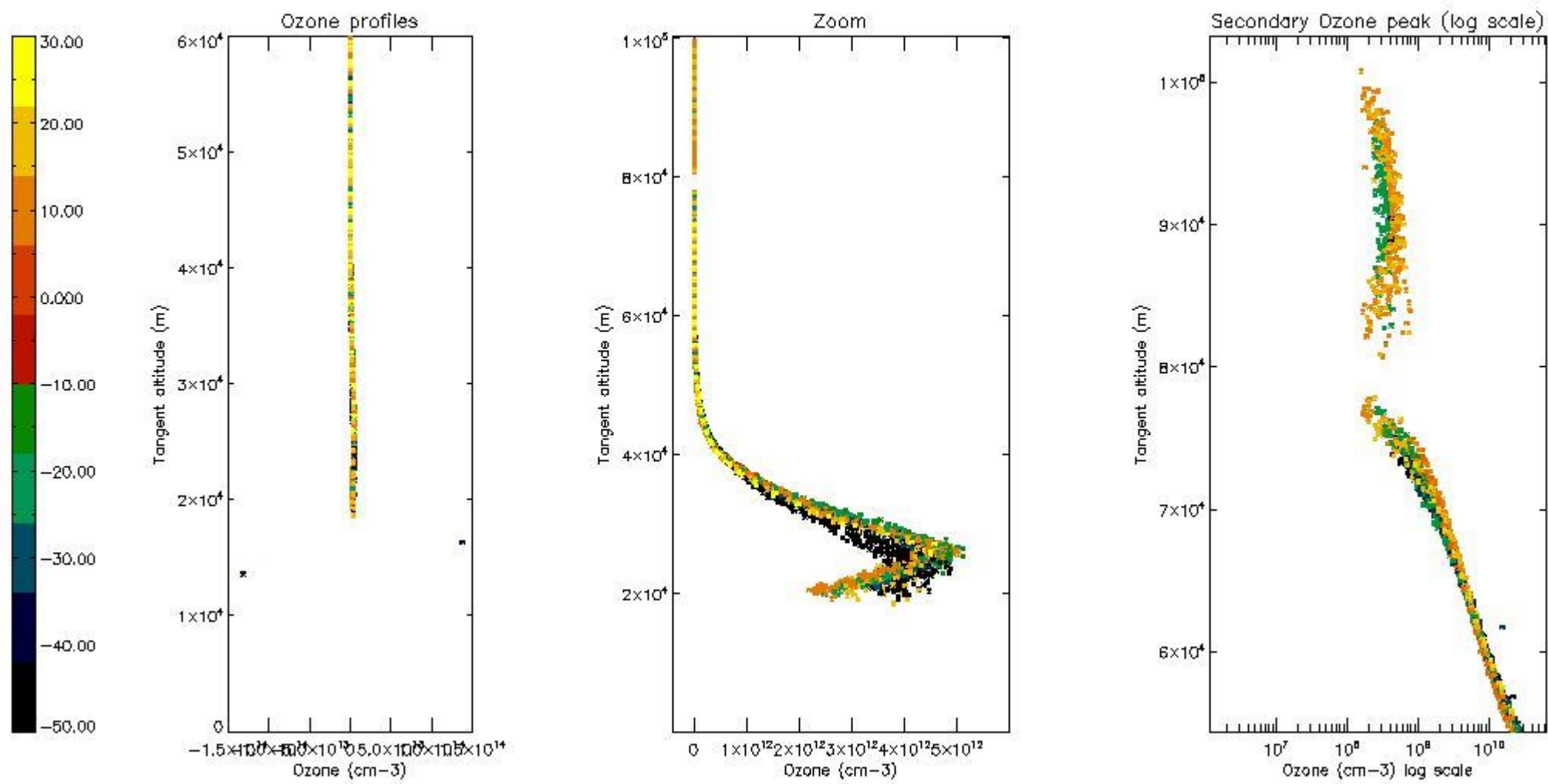
5.4 Plot ozone profiles where STD < 10% (dark without errors)

The colorbar represents the latitude.



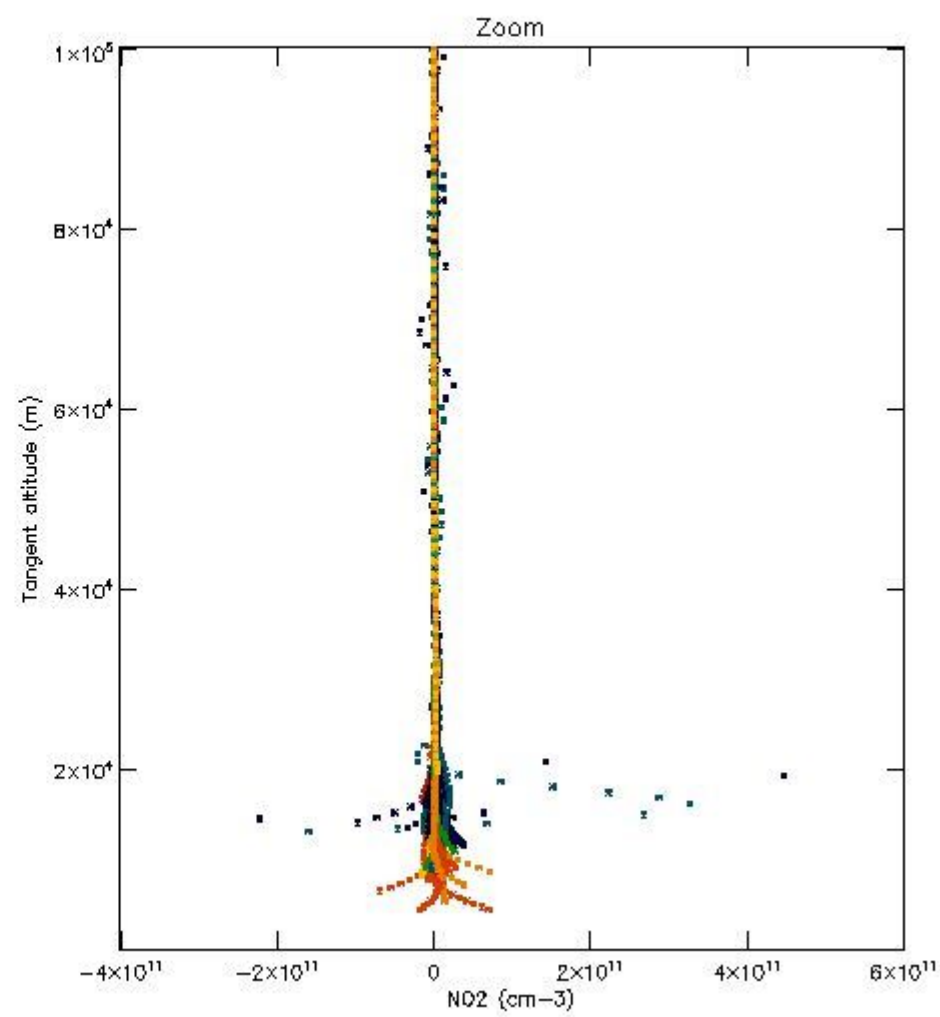
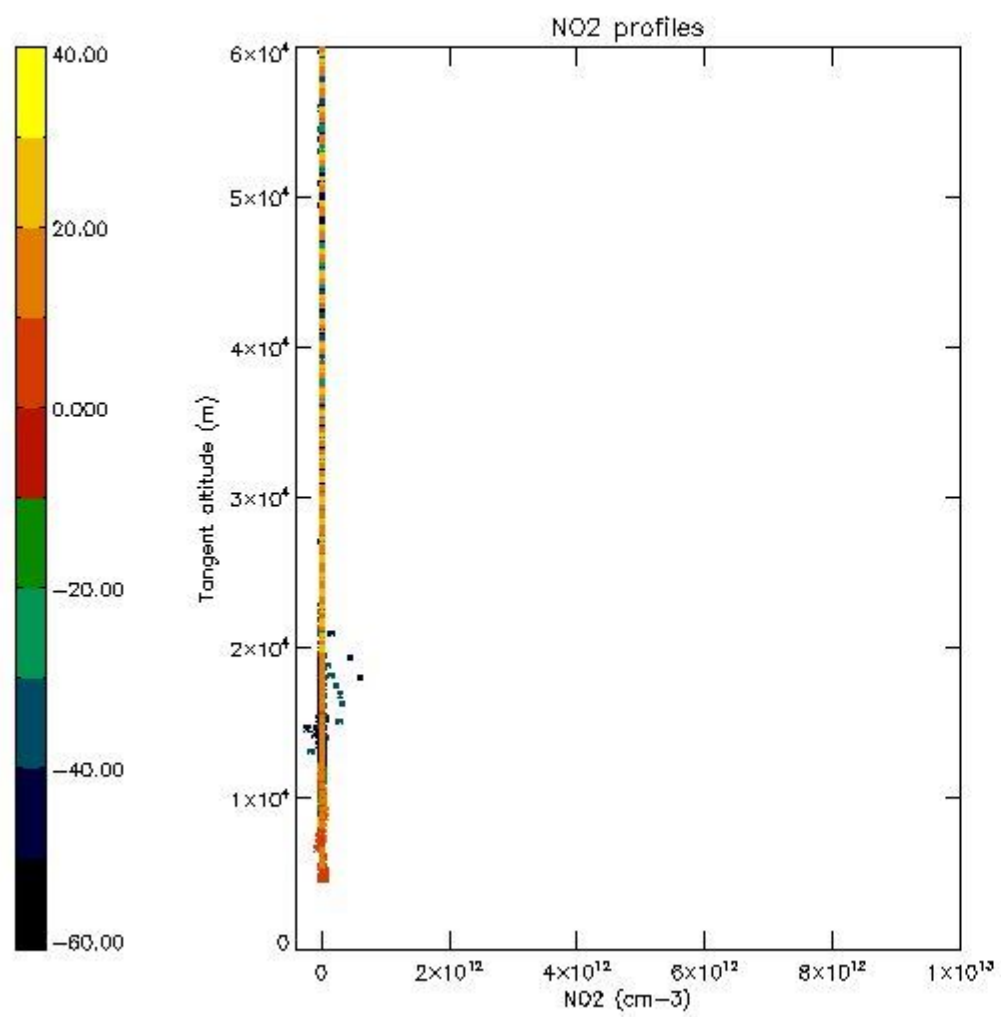
5.5 Plot ozone profiles where STD < 5% (dark without errors)

The colorbar represents the latitude.



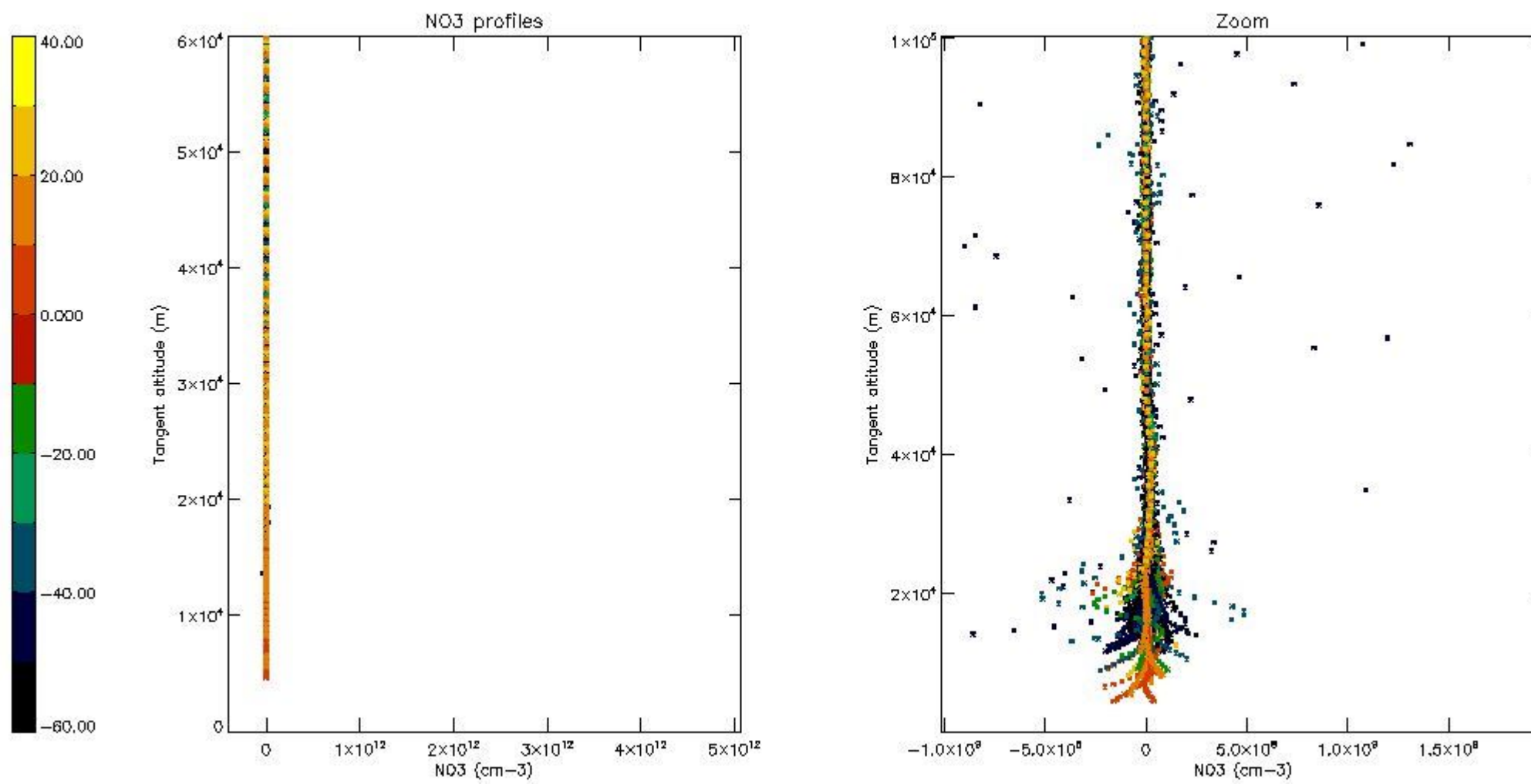
5.6 Plot NO₂ profiles for all STD (dark without errors)

The colorbar represents the latitude.



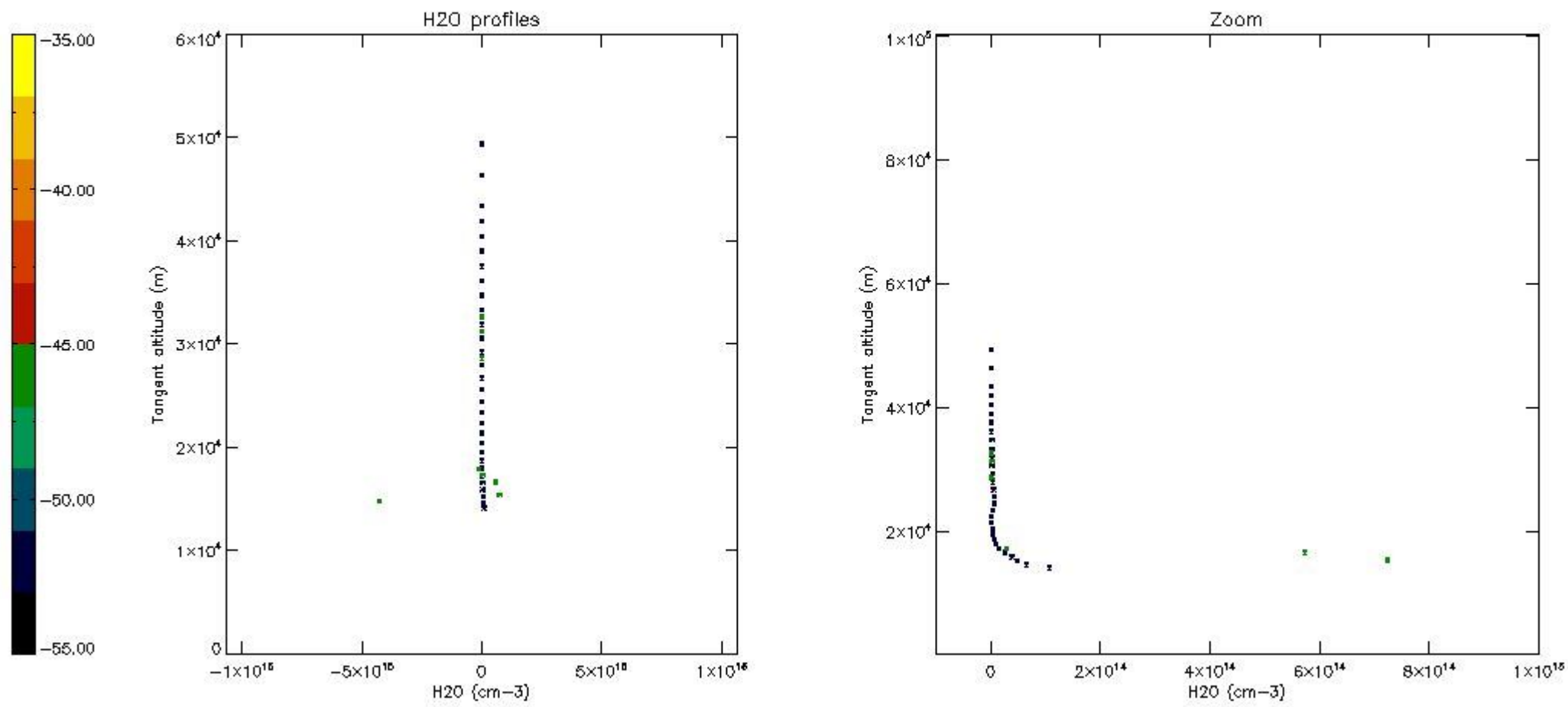
5.7 Plot NO3 profiles for all STD (dark without errors)

The colorbar represents the latitude.



5.8 Plot H₂O profiles for all STD (only for occultations of stars 1,2,3,4,13,14,16,26,63 dark without errors)

The colorbar represents the latitude.



6. Auxiliary Data Files used for the production reported in section 2

The number reported in the third column indicates since which file (see list in section 2) the corresponding auxiliary file has been used. The fourth column is the date of those product files.

Type	Auxiliary Filename	Used since product	Used since product date
INST_PHYS_CHARACTERISTICS	GOM_INS_AXVIEC20091111_143220_20030716_120000_20500101_000000	1	08-MAR-2004 00:01:54
LEVEL-2_PROC_CONFIG	GOM_PR2_AXVIEC20091111_152718_20020301_000000_20500101_000000	1	08-MAR-2004 00:01:54
CROSS_SECTIONS_FILE	GOM_CRS_AXVIEC20091111_154832_20020301_000000_20500101_000000	1	08-MAR-2004 00:01:54

GOMOS Level 2 Daily Report

SUMMARY

[1. General Info](#)

[2. Summary of processed GOM_NL_2P products](#)

[3. Level 2 Quality information per product](#)

[3.1 Plot of level 2 quality information per product \(time dependant\)](#)

[3.2 Plot of level 2 quality information per product \(world map\)](#)

[4. Level 1 Quality information per product \(stored on level 2 products\)](#)

[4.1 Plot of level 1 quality information per product \(time dependant\)](#)

[4.1.1 Plot of level 1 quality information per product \(time dependant\): ASCENDING](#)

[4.1.2 Plot of level 1 quality information per product \(time dependant\): DESCENDING](#)

[4.2 Plot of level 1 quality information per product \(world map\)](#)

[4.2.1 Plot of level 1 quality information per product \(world map\): ASCENDING](#)

[4.2.2 Plot of level 1 quality information per product \(world map\): DESCENDING](#)

[5. Ozone profiles based on quality statistics and other trace gas profiles](#)

[5.1 Ozone statistics based on quality of products](#)

[5.2 Plot ozone profiles for all STD \(dark without errors\)](#)

[5.3 Plot ozone profiles where STD < 20% \(dark without errors\)](#)

[5.4. Plot ozone profiles where STD < 10% \(dark without errors\)](#)

[5.5. Plot ozone profiles where STD < 5% \(dark without errors\)](#)

[5.6 Plot NO2 profiles for all STD \(dark without errors\)](#)

[5.7 Plot NO3 profiles for all STD \(dark without errors\)](#)

[5.8 Plot H2O profiles \(only for occultations of stars 1,2,3,4,13,14,16,26,63 dark without errors\) for all STD](#)

[6. Auxiliary Data Files used for the production reported in section 2](#)

This report presents the daily analysis on parameters extracted from GOMOS level 2 data (GOM_NL__2P). It is intended to monitor some important parameters that will impact the quality of these products. A list of level 2 products (and content) that have arrived during the reporting day to the PCF is also given.

Item	Value
Time of report generation	18APR2013 20:59:48
Data source version	GOMOS/6.01
Start time of products	08-03-2004 (08MAR2004 00:00:00)
Stop time of products	09-03-2004 (09MAR2004 00:00:00)
Store outputs in DB	Yes
Nb of level 2 prods	460
Nb of prods with errors	0

2. Summary of processed GOM_NL__2P products.

Nr	Filename	UTC Start time	Limb	Duration	Star Id	Star Name	Star Mag	Star Temp	Nb Meas	Orbit	Prod. error
1	GOM_NL__2PRFIN20040308_000154_000000482024_00488_10562_0291.N1	08-MAR-2004 00:01:54	Dark	47.500	155	41Pi Sgr	2.9000	6600.0	95	10562	No
2	GOM_NL__2PRFIN20040308_000347_000000502024_00488_10562_0292.N1	08-MAR-2004 00:03:47	Dark	50.000	57	34Sig Sgr	2.0660	26000.	100	10562	No
3	GOM_NL__2PRFIN20040308_000707_000000512024_00488_10562_0293.N1	08-MAR-2004 00:07:07	Dark	50.500	38	20Eps Sgr	1.8360	11000.	101	10562	No
4	GOM_NL__2PRFIN20040308_001019_000000522024_00488_10562_0294.N1	08-MAR-2004 00:10:19	Dark	51.500	25	35Lam Sco	1.6200	28000.	103	10562	No
5	GOM_NL__2PRFIN20040308_001613_000000492024_00489_10563_0262.N1	08-MAR-2004 00:16:13	Dark	48.500	43	Alp TrA	1.9100	4250.0	97	10563	No
6	GOM_NL__2PRFIN20040308_001830_000000412024_00489_10563_0263.N1	08-MAR-2004 00:18:30	Dark	40.500	145	Gam TrA	2.8720	10600.	81	10563	No
7	GOM_NL__2PRFIN20040308_002006_000000572024_00489_10563_0264.N1	08-MAR-2004 00:20:06	Dark	57.000	4	Alp1Cen	-0.010000	5800.0	114	10563	No
8	GOM_NL__2PRFIN20040308_002122_000000452024_00489_10563_0265.N1	08-MAR-2004 00:21:22	Dark	45.000	10	Bet Cen	0.61000	28000.	90	10563	No
9	GOM_NL__2PRFIN20040308_002338_000000432024_00489_10563_0266.N1	08-MAR-2004 00:23:38	Dark	43.000	12	Alp1Cru	0.77500	30000.	86	10563	No
10	GOM_NL__2PRFIN20040308_002450_000000432024_00489_10563_0267.N1	08-MAR-2004 00:24:50	Dark	42.500	129	Del Cru	2.7930	26000.	85	10563	No
11	GOM_NL__2PRFIN20040308_002623_000000502024_00489_10563_0268.N1	08-MAR-2004 00:26:23	Straylight	49.500	64	Gam Cen	2.2000	10600.	99	10563	No
12	GOM_NL__2PRFIN20040308_002831_000000392024_00489_10563_0269.N1	08-MAR-2004 00:28:31	Straylight	39.000	91	Kap Vel	2.4900	26000.	78	10563	No
13	GOM_NL__2PRFIN20040308_003150_000000422024_00489_10563_0270.N1	08-MAR-2004 00:31:50	Straylight	42.000	65	Lam Vel	2.2040	4400.0	84	10563	No
14	GOM_NL__2PRFIN20040308_003445_000000602024_00489_10563_0271.N1	08-MAR-2004 00:34:45	Straylight	59.500	106	9Bet Crv	2.6480	5600.0	119	10563	No
15	GOM_NL__2PRFIN20040308_003723_000000562024_00489_10563_0272.N1	08-MAR-2004 00:37:23	Straylight	56.000	100	4Gam Crv	2.5800	13100.	112	10563	No
16	GOM_NL__2PRFIN20040308_004116_000000512024_00489_10563_0273.N1	08-MAR-2004 00:41:16	Twilight_stray	50.500	48	30Alp Hya	1.9770	4100.0	101	10563	No
17	GOM_NL__2PRFIN20040308_004702_000000422024_00489_10563_0274.N1	08-MAR-2004 00:47:02	Bright	42.000	22	32Alp Leo	1.3600	15200.	84	10563	No
18	GOM_NL__2PRFIN20040308_004926_000000422024_00489_10563_0275.N1	08-MAR-2004 00:49:26	Bright	41.500	51	41Gam1Leo	2.0100	4500.0	83	10563	No
19	GOM_NL__2PRFIN20040308_005749_000000432024_00489_10563_0276.N1	08-MAR-2004 00:57:49	Bright	43.000	174	52Psi UMa	3.0040	4400.0	86	10563	No
20	GOM_NL__2PRFIN20040308_010047_000000422024_00489_10563_0277.N1	08-MAR-2004 01:00:47	Bright	41.500	82	48Bet UMa	2.3650	10600.	83	10563	No
21	GOM_NL__2PRFIN20040308_010214_000000402024_00489_10563_0278.N1	08-MAR-2004 01:02:14	Bright	40.000	36	50Alp UMa	1.8000	6300.0	80	10563	No
22	GOM_NL__2PRFIN20040308_010440_000000482024_00489_10563_0279.N1	08-MAR-2004 01:04:40	Bright	47.500	32	77Eps UMa	1.7630	11000.	95	10563	No
23	GOM_NL__2PRFIN20040308_010903_000000382024_00489_10563_0280.N1	08-MAR-2004 01:09:03	Bright	37.500	49	1Alp UMi	1.9900	6300.0	75	10563	No
24	GOM_NL__2PRFIN20040308_011353_000000482024_00489_10563_0281.N1	08-MAR-2004 01:13:53	Bright	48.000	119	14Eta Dra	2.7270	4700.0	96	10563	No
25	GOM_NL__2PRFIN20040308_011645_000000382024_00489_10563_0282.N1	08-MAR-2004 01:16:45	Bright	37.500	89	5Alp Cep	2.4510	8000.0	75	10563	No
26	GOM_NL__2PRFIN20040308_011836_000000502024_00489_10563_0283.N1	08-MAR-2004 01:18:36	Bright	49.500	130	23Bet Dra	2.7990	5800.0	99	10563	No
27	GOM_NL__2PRFIN20040308_012149_000000412024_00489_10563_0284.N1	08-MAR-2004 01:21:49	Bright	41.000	19	50Alp Cyg	1.2460	10500.	82	10563	No
28	GOM_NL__2PRFIN20040308_012325_000000382024_00489_10563_0285.N1	08-MAR-2004 01:23:25	Bright	38.000	66	37Gam Cyg	2.2080	5900.0	76	10563	No
29	GOM_NL__2PRFIN20040308_012459_000000402024_00489_10563_0286.N1	08-MAR-2004 01:24:59	Bright	39.500	92	53Eps Cyg	2.5000	4500.0	79	10563	No
30	GOM_NL__2PRFIN20040308_012818_000001082024_00489_10563_0287.N1	08-MAR-2004 01:28:18	Twilight_stray	107.50	133	40Zet Her	2.8070	6000.0	215	10563	No
31	GOM_NL__2PRFIN20040308_013226_000000482024_00489_10563_0288.N1	08-MAR-2004 01:32:26	Bright	47.500	168	17Zet Aql	2.9860	11000.	95	10563	No
32	GOM_NL__2PRFIN20040308_013702_000000862024_00489_10563_0289.N1	08-MAR-2004 01:37:02	Straylight	86.000	59	55Alp Oph	2.0800	8900.0	172	10563	No
33	GOM_NL__2PRFIN20040308_013943_000000772024_00489_10563_0290.N1	08-MAR-2004 01:39:43	Dark	76.500	126	60Bet Oph	2.7700	4250.0	153	10563	No
34	GOM_NL__2PRFIN20040308_014425_000000502024_00489_10563_0291.N1	08-MAR-2004 01:44:25	Dark	49.500	57	34Sig Sgr	2.0660	26000.	99	10563	No
35	GOM_NL__2PRFIN20040308_015057_000000532024_00489_10563_0292.N1	08-MAR-2004 01:50:57	Dark	52.500	25	35Lam Sco	1.6200	28000.	105	10563	No
36	GOM_NL__2PRFIN20040308_015650_000000462024_00490_10564_0282.N1	08-MAR-2004 01:56:50	Dark	45.500	43	Alp TrA	1.9100	4250.0	91	10564	No
37	GOM_NL__2PRFIN20040308_015906_000000422024_00490_10564_0283.N1	08-MAR-2004 01:59:06	Dark	41.500	145	Gam TrA	2.8720	10600.	83	10564	No
38	GOM_NL__2PRFIN20040308_020042_000000462024_00490_10564_0284.N1	08-MAR-2004 02:00:42	Dark	45.500	4	Alp1Cen	-0.010000	5800.0	91	10564	No
39	GOM_NL__2PRFIN20040308_020159_000000472024_00490_10564_0285.N1	08-MAR-2004 02:01:59	Dark	46.500	10	Bet Cen	0.61000	28000.	93	10564	No
40	GOM_NL__2PRFIN20040308_020414_000000512024_00490_10564_0286.N1	08-MAR-2004 02:04:14	Dark	50.500	12	Alp1Cru	0.77500	30000.	101	10564	No
41	GOM_NL__2PRFIN20040308_020527_000000412024_00490_10564_0287.N1	08-MAR-2004 02:05:27	Dark	40.500	129	Del Cru	2.7930	26000.	81	10564	No
42	GOM_NL__2PRFIN20040308_020700_000000472024_00490_10564_0288.N1	08-MAR-2004 02:07:00	Straylight	47.000	64	Gam Cen	2.2000	10600.	94	10564	No

161	GOM_NL__2PRFIN20040308_082458_000000482024_00493_10567_0312.N1	08-MAR-2004 08:24:58	Dark	48.000	155	41Pi Sgr	2.9000	6600.0	96	10567	No
162	GOM_NL__2PRFIN20040308_082654_000000452024_00493_10567_0313.N1	08-MAR-2004 08:26:54	Dark	45.000	57	34Sig Sgr	2.0660	26000.	90	10567	No
163	GOM_NL__2PRFIN20040308_083011_000000482024_00493_10567_0314.N1	08-MAR-2004 08:30:11	Dark	48.000	38	20Eps Sgr	1.8360	11000.	96	10567	No
164	GOM_NL__2PRFIN20040308_083327_000000482024_00493_10567_0315.N1	08-MAR-2004 08:33:27	Dark	48.000	25	35Lam Sco	1.6200	28000.	96	10567	No
165	GOM_NL__2PRFIN20040308_083918_000000402024_00494_10568_0284.N1	08-MAR-2004 08:39:18	Dark	40.000	43	Alp TrA	1.9100	4250.0	80	10568	No
166	GOM_NL__2PRFIN20040308_084133_000000382024_00494_10568_0285.N1	08-MAR-2004 08:41:33	Dark	38.000	145	Gam TrA	2.8720	10600.	76	10568	No
167	GOM_NL__2PRFIN20040308_084309_000000522024_00494_10568_0286.N1	08-MAR-2004 08:43:09	Dark	51.500	4	Alp1Cen	-0.010000	5800.0	103	10568	No
168	GOM_NL__2PRFIN20040308_084425_000000432024_00494_10568_0287.N1	08-MAR-2004 08:44:25	Dark	43.000	10	Bet Cen	0.61000	28000.	86	10568	No
169	GOM_NL__2PRFIN20040308_084652_000000462024_00494_10568_0288.N1	08-MAR-2004 08:46:52	Dark	45.500	20	Bet Cru	1.2530	30000.	91	10568	No
170	GOM_NL__2PRFIN20040308_084904_000000662024_00494_10568_0289.N1	08-MAR-2004 08:49:04	Straylight	66.000	54	5The Cen	2.0550	4500.0	132	10568	No
171	GOM_NL__2PRFIN20040308_085132_000000392024_00494_10568_0290.N1	08-MAR-2004 08:51:32	Straylight	38.500	91	Kap Vel	2.4900	26000.	77	10568	No
172	GOM_NL__2PRFIN20040308_085451_000000412024_00494_10568_0291.N1	08-MAR-2004 08:54:51	Straylight	40.500	65	Lam Vel	2.2040	4400.0	81	10568	No
173	GOM_NL__2PRFIN20040308_085747_000000642024_00494_10568_0292.N1	08-MAR-2004 08:57:47	Straylight	63.500	106	9Bet Crv	2.6480	5600.0	127	10568	No
174	GOM_NL__2PRFIN20040308_090024_000000622024_00494_10568_0293.N1	08-MAR-2004 09:00:24	Straylight	62.000	100	4Gam Crv	2.5800	13100.	124	10568	No
175	GOM_NL__2PRFIN20040308_090418_000000472024_00494_10568_0294.N1	08-MAR-2004 09:04:18	Tw_i_and_stray	47.000	48	30Alp Hya	1.9770	4100.0	94	10568	No
176	GOM_NL__2PRFIN20040308_091002_000000402024_00494_10568_0295.N1	08-MAR-2004 09:10:02	Bright	40.000	22	32Alp Leo	1.3600	15200.	80	10568	No
177	GOM_NL__2PRFIN20040308_091227_000000422024_00494_10568_0296.N1	08-MAR-2004 09:12:27	Bright	41.500	51	41Gam1Leo	2.0100	4500.0	83	10568	No
178	GOM_NL__2PRFIN20040308_092046_000000442024_00494_10568_0297.N1	08-MAR-2004 09:20:46	Bright	43.500	174	52Psi UMa	3.0040	4400.0	87	10568	No
179	GOM_NL__2PRFIN20040308_092347_000000412024_00494_10568_0298.N1	08-MAR-2004 09:23:47	Bright	40.500	82	48Bet UMa	2.3650	10600.	81	10568	No
180	GOM_NL__2PRFIN20040308_092513_000000412024_00494_10568_0299.N1	08-MAR-2004 09:25:13	Bright	41.000	36	50Alp UMa	1.8000	6300.0	82	10568	No
181	GOM_NL__2PRFIN20040308_092736_000000482024_00494_10568_0300.N1	08-MAR-2004 09:27:36	Bright	47.500	32	77Eps UMa	1.7630	11000.	95	10568	No
182	GOM_NL__2PRFIN20040308_093206_000000382024_00494_10568_0301.N1	08-MAR-2004 09:32:06	Bright	37.500	49	1Alp UMi	1.9900	6300.0	75	10568	No
183	GOM_NL__2PRFIN20040308_093650_000000502024_00494_10568_0302.N1	08-MAR-2004 09:36:50	Bright	50.000	119	14Eta Dra	2.7270	4700.0	100	10568	No
184	GOM_NL__2PRFIN20040308_093946_000000382024_00494_10568_0303.N1	08-MAR-2004 09:39:46	Bright	38.000	89	5Alp Cep	2.4510	8000.0	76	10568	No
185	GOM_NL__2PRFIN20040308_094133_000000492024_00494_10568_0304.N1	08-MAR-2004 09:41:33	Bright	49.000	130	23Bet Dra	2.7990	5800.0	98	10568	No
186	GOM_NL__2PRFIN20040308_094451_000000362024_00494_10568_0305.N1	08-MAR-2004 09:44:51	Bright	35.500	19	50Alp Cyg	1.2460	10500.	71	10568	No
187	GOM_NL__2PRFIN20040308_094626_000000382024_00494_10568_0306.N1	08-MAR-2004 09:46:26	Bright	37.500	66	37Gam Cyg	2.2080	5900.0	75	10568	No
188	GOM_NL__2PRFIN20040308_094803_000000372024_00494_10568_0307.N1	08-MAR-2004 09:48:03	Bright	37.000	92	53Eps Cyg	2.5000	4500.0	74	10568	No
189	GOM_NL__2PRFIN20040308_095119_000001272024_00494_10568_0308.N1	08-MAR-2004 09:51:19	Tw_i_and_stray	127.00	133	40Zet Her	2.8070	6000.0	254	10568	No
190	GOM_NL__2PRFIN20040308_095529_000000512024_00494_10568_0309.N1	08-MAR-2004 09:55:29	Bright	50.500	168	17Zet Aql	2.9860	11000.	101	10568	No
191	GOM_NL__2PRFIN20040308_100008_000000902024_00494_10568_0310.N1	08-MAR-2004 10:00:08	Straylight	89.500	59	55Alp Oph	2.0800	8900.0	179	10568	No
192	GOM_NL__2PRFIN20040308_100250_000000852024_00494_10568_0311.N1	08-MAR-2004 10:02:50	Dark	85.000	126	60Bet Oph	2.7700	4250.0	170	10568	No
193	GOM_NL__2PRFIN20040308_100535_000000432024_00494_10568_0312.N1	08-MAR-2004 10:05:35	Dark	43.000	155	41Pi Sgr	2.9000	6600.0	86	10568	No
194	GOM_NL__2PRFIN20040308_100730_000000472024_00494_10568_0313.N1	08-MAR-2004 10:07:30	Dark	47.000	57	34Sig Sgr	2.0660	26000.	94	10568	No
195	GOM_NL__2PRFIN20040308_101048_000000472024_00494_10568_0314.N1	08-MAR-2004 10:10:48	Dark	47.000	38	20Eps Sgr	1.8360	11000.	94	10568	No
196	GOM_NL__2PRFIN20040308_101403_000000482024_00494_10568_0315.N1	08-MAR-2004 10:14:03	Dark	47.500	25	35Lam Sco	1.6200	28000.	95	10568	No
197	GOM_NL__2PRFIN20040308_101954_000000412024_00495_10569_0284.N1	08-MAR-2004 10:19:54	Dark	41.000	43	Alp TrA	1.9100	4250.0	82	10569	No
198	GOM_NL__2PRFIN20040308_102209_000000392024_00495_10569_0285.N1	08-MAR-2004 10:22:09	Dark	39.000	145	Gam TrA	2.8720	10600.	78	10569	No
199	GOM_NL__2PRFIN20040308_102345_000000482024_00495_10569_0286.N1	08-MAR-2004 10:23:45	Dark	48.000	4	Alp1Cen	-0.010000	5800.0	96	10569	No
200	GOM_NL__2PRFIN20040308_102501_000000502024_00495_10569_0287.N1	08-MAR-2004 10:25:01	Dark	50.000	10	Bet Cen	0.61000	28000.	100	10569	No
201	GOM_NL__2PRFIN20040308_102728_000000502024_00495_10569_0288.N1	08-MAR-2004 10:27:28	Dark	50.000	20	Bet Cru	1.2530	30000.	100	10569	No
202	GOM_NL__2PRFIN20040308_102941_000000672024_00495_10569_0289.N1	08-MAR-2004 10:29:41	Straylight	67.000	54	5The Cen	2.0550	4500.0	134	10569	No
203	GOM_NL__2PRFIN20040308_103207_000000392024_00495_10569_0290.N1	08-MAR-2004 10:32:07	Straylight	38.500	91	Kap Vel	2.4900	26000.	77	10569	No
204	GOM_NL__2PRFIN20040308_103526_000000472024_00495_10569_0291.N1	08-MAR-2004 10:35:26	Straylight	47.000	65	Lam Vel	2.2040	4400.0	94	10569	No
205	GOM_NL__2PRFIN20040308_103822_000000632024_00495_10569_0292.N1	08-MAR-2004 10:38:22	Straylight	62.500	106	9Bet Crv	2.6480	5600.0	125	10569	No
206	GOM_NL__2PRFIN20040308_104100_000000612024_00495_10569_0293.N1	08-MAR-2004 10:41:00	Straylight	61.000	100	4Gam Crv	2.5800	13100.	122	10569	No
207	GOM_NL__2PRFIN20040308_104453_000000482024_00495_10569_0294.N1	08-MAR-2004 10:44:53	Tw_i_and_stray	47.500	48	30Alp Hya	1.9770	4100.0	95	10569	No
208	GOM_NL__2PRFIN20040308_105038_000000412024_00495_10569_0295.N1	08-MAR-2004 10:50:38	Bright	40.500	22	32Alp Leo	1.3600	15200.	81	10569	No
209	GOM_NL__2PRFIN20040308_105303_000000422024_00495_10569_0296.N1	08-MAR-2004 10:53:03	Bright	41.500	51	41Gam1Leo	2.0100	4500.0	83	10569	No
210	GOM_NL__2PRFIN20040308_110121_000000432024_00495_10569_0297.N1	08-MAR-2004 11:01:21	Bright	42.500	174	52Psi UMa	3.0040	4400.0	85	10569	No
211	GOM_NL__2PRFIN20040308_110422_000000392024_00495_10569_0298.N1	08-MAR-2004 11:04:22	Bright	39.000	82	48Bet UMa	2.3650	10600.	78	10569	No
212	GOM_NL__2PRFIN20040308_110548_000000432024_00495_10569_0299.N1	08-MAR-2004 11:05:48	Bright	43.000	36	50Alp UMa	1.8000	6300.0	86	10569	No
213	GOM_NL__2PRFIN20040308_110811_000000512024_00495_10569_0300.N1	08-MAR-2004 11:08:11	Bright	50.500	32	77Eps UMa	1.7630	11000.	101	10569	No
214	GOM_NL__2PRFIN20040308_111241_000000392024_00495_10569_0301.N1	08-MAR-2004 11:12:41	Bright	38.500	49	1Alp UMi	1.9900	6300.0	77	10569	No
215	GOM_NL__2PRFIN20040308_111726_000000462024_00495_10569_0302.N1	08-MAR-2004 11:17:26	Bright	46.000	119	14Eta Dra	2.7270	4700.0	92	10569	No
216	GOM_NL__2PRFIN20040308_112021_000000392024_00495_10569_0303.N1	08-MAR-2004 11:20:21	Bright	38.500	89	5Alp Cep	2.4510	8000.0	77	10569	No
217	GOM_NL__2PRFIN20040308_112209_000000482024_00495_10569_0304.N1	08-MAR-2004 11:22:09	Bright	48.000	130	23Bet Dra	2.7990	5800.0	96	10569	No
218	GOM_NL__2PRFIN20040308_112527_000000402024_00495_10569_0305.N1	08-MAR-2004 11:25:27	Bright	40.000	19	50Alp Cyg	1.2460	10500.	80	10569	No
219	GOM_NL__2PRFIN20040308_112702_000000382024_00495_10569_0306.N1	08-MAR-2004 11:27:02	Bright	38.000	66	37Gam Cyg	2.2080	5900.0	76	10569	No

220	GOM_NL__2PRFIN20040308_112838_000000372024_00495_10569_0307.N1	08-MAR-2004 11:28:38	Bright	36.500	92	53Eps Cyg	2.5000	4500.0	73	10569	No
221	GOM_NL__2PRFIN20040308_113156_000001162024_00495_10569_0308.N1	08-MAR-2004 11:31:56	Twilight	116.00	133	40Zet Her	2.8070	6000.0	232	10569	No
222	GOM_NL__2PRFIN20040308_113605_000000492024_00495_10569_0309.N1	08-MAR-2004 11:36:05	Bright	49.000	168	17Zet Aql	2.9860	11000.	98	10569	No
223	GOM_NL__2PRFIN20040308_114045_000000892024_00495_10569_0310.N1	08-MAR-2004 11:40:45	Straylight	89.000	59	55Alp Oph	2.0800	8900.0	178	10569	No
224	GOM_NL__2PRFIN20040308_114328_000000782024_00495_10569_0311.N1	08-MAR-2004 11:43:28	Dark	78.000	126	60Bet Oph	2.7700	4250.0	156	10569	No
225	GOM_NL__2PRFIN20040308_114611_000000442024_00495_10569_0312.N1	08-MAR-2004 11:46:11	Dark	44.000	155	41Pi Sgr	2.9000	6600.0	88	10569	No
226	GOM_NL__2PRFIN20040308_114806_000000442024_00495_10569_0313.N1	08-MAR-2004 11:48:06	Dark	43.500	57	34Sig Sgr	2.0660	26000.	87	10569	No
227	GOM_NL__2PRFIN20040308_115124_000000472024_00495_10569_0314.N1	08-MAR-2004 11:51:24	Dark	46.500	38	20Eps Sgr	1.8360	11000.	93	10569	No
228	GOM_NL__2PRFIN20040308_115440_000000492024_00495_10569_0315.N1	08-MAR-2004 11:54:40	Dark	48.500	25	35Lam Sco	1.6200	28000.	97	10569	No
229	GOM_NL__2PRFIN20040308_120030_000000422024_00496_10570_0284.N1	08-MAR-2004 12:00:30	Dark	42.000	43	Alp TrA	1.9100	4250.0	84	10570	No
230	GOM_NL__2PRFIN20040308_120245_000000392024_00496_10570_0285.N1	08-MAR-2004 12:02:45	Dark	38.500	145	Gam TrA	2.8720	10600.	77	10570	No
231	GOM_NL__2PRFIN20040308_120422_000000442024_00496_10570_0286.N1	08-MAR-2004 12:04:22	Dark	43.500	4	Alp1Cen	-0.010000	5800.0	87	10570	No
232	GOM_NL__2PRFIN20040308_120538_000000462024_00496_10570_0287.N1	08-MAR-2004 12:05:38	Dark	45.500	10	Bet Cen	0.61000	28000.	91	10570	No
233	GOM_NL__2PRFIN20040308_120753_000000432024_00496_10570_0288.N1	08-MAR-2004 12:07:53	Dark	42.500	12	Alp1Cru	0.77500	30000.	85	10570	No
234	GOM_NL__2PRFIN20040308_121018_000000712024_00496_10570_0289.N1	08-MAR-2004 12:10:18	Straylight	71.000	54	5The Cen	2.0550	4500.0	142	10570	No
235	GOM_NL__2PRFIN20040308_121243_000000392024_00496_10570_0290.N1	08-MAR-2004 12:12:43	Straylight	38.500	91	Kap Vel	2.4900	26000.	77	10570	No
236	GOM_NL__2PRFIN20040308_121603_000000452024_00496_10570_0291.N1	08-MAR-2004 12:16:03	Straylight	45.000	65	Lam Vel	2.2040	4400.0	90	10570	No
237	GOM_NL__2PRFIN20040308_121859_000000632024_00496_10570_0292.N1	08-MAR-2004 12:18:59	Straylight	63.000	106	9Bet Crv	2.6480	5600.0	126	10570	No
238	GOM_NL__2PRFIN20040308_122136_000000592024_00496_10570_0293.N1	08-MAR-2004 12:21:36	Straylight	58.500	100	4Gam Crv	2.5800	13100.	117	10570	No
239	GOM_NL__2PRFIN20040308_122530_000000512024_00496_10570_0294.N1	08-MAR-2004 12:25:30	Twilight	51.000	48	30Alp Hya	1.9770	4100.0	102	10570	No
240	GOM_NL__2PRFIN20040308_123114_000000412024_00496_10570_0295.N1	08-MAR-2004 12:31:14	Bright	41.000	22	32Alp Leo	1.3600	15200.	82	10570	No
241	GOM_NL__2PRFIN20040308_123338_000000412024_00496_10570_0296.N1	08-MAR-2004 12:33:38	Bright	41.000	51	41Gam1Leo	2.0100	4500.0	82	10570	No
242	GOM_NL__2PRFIN20040308_124157_000000422024_00496_10570_0297.N1	08-MAR-2004 12:41:57	Bright	42.000	174	52Psi UMa	3.0040	4400.0	84	10570	No
243	GOM_NL__2PRFIN20040308_124458_000000402024_00496_10570_0298.N1	08-MAR-2004 12:44:58	Bright	40.000	82	48Bet UMa	2.3650	10600.	80	10570	No
244	GOM_NL__2PRFIN20040308_124624_000000422024_00496_10570_0299.N1	08-MAR-2004 12:46:24	Bright	42.000	36	50Alp UMa	1.8000	6300.0	84	10570	No
245	GOM_NL__2PRFIN20040308_124846_000000492024_00496_10570_0300.N1	08-MAR-2004 12:48:46	Bright	48.500	32	77Eps UMa	1.7630	11000.	97	10570	No
246	GOM_NL__2PRFIN20040308_125317_000000362024_00496_10570_0301.N1	08-MAR-2004 12:53:17	Bright	35.500	49	1Alp UMi	1.9900	6300.0	71	10570	No
247	GOM_NL__2PRFIN20040308_125802_000000492024_00496_10570_0302.N1	08-MAR-2004 12:58:02	Bright	48.500	119	14Eta Dra	2.7270	4700.0	97	10570	No
248	GOM_NL__2PRFIN20040308_130058_000000372024_00496_10570_0303.N1	08-MAR-2004 13:00:58	Bright	36.500	89	5Alp Cep	2.4510	8000.0	73	10570	No
249	GOM_NL__2PRFIN20040308_130245_000000502024_00496_10570_0304.N1	08-MAR-2004 13:02:45	Bright	49.500	130	23Bet Dra	2.7990	5800.0	99	10570	No
250	GOM_NL__2PRFIN20040308_130604_000000382024_00496_10570_0305.N1	08-MAR-2004 13:06:04	Bright	38.000	19	50Alp Cyg	1.2460	10500.	76	10570	No
251	GOM_NL__2PRFIN20040308_130737_000000372024_00496_10570_0306.N1	08-MAR-2004 13:07:37	Bright	36.500	66	37Gam Cyg	2.2080	5900.0	73	10570	No
252	GOM_NL__2PRFIN20040308_130915_000000372024_00496_10570_0307.N1	08-MAR-2004 13:09:15	Bright	36.500	92	53Eps Cyg	2.5000	4500.0	73	10570	No
253	GOM_NL__2PRFIN20040308_131232_000001192024_00496_10570_0308.N1	08-MAR-2004 13:12:32	Twilight	119.00	133	40Zet Her	2.8070	6000.0	238	10570	No
254	GOM_NL__2PRFIN20040308_131641_000000522024_00496_10570_0309.N1	08-MAR-2004 13:16:41	Bright	51.500	168	17Zet Aql	2.9860	11000.	103	10570	No
255	GOM_NL__2PRFIN20040308_132122_000000852024_00496_10570_0310.N1	08-MAR-2004 13:21:22	Straylight	85.000	59	55Alp Oph	2.0800	8900.0	170	10570	No
256	GOM_NL__2PRFIN20040308_132405_000000792024_00496_10570_0311.N1	08-MAR-2004 13:24:05	Dark	78.500	126	60Bet Oph	2.7700	4250.0	157	10570	No
257	GOM_NL__2PRFIN20040308_132647_000000432024_00496_10570_0312.N1	08-MAR-2004 13:26:47	Dark	42.500	155	41Pi Sgr	2.9000	6600.0	85	10570	No
258	GOM_NL__2PRFIN20040308_132843_000000442024_00496_10570_0313.N1	08-MAR-2004 13:28:43	Dark	43.500	57	34Sig Sgr	2.0660	26000.	87	10570	No
259	GOM_NL__2PRFIN20040308_133201_000000462024_00496_10570_0314.N1	08-MAR-2004 13:32:01	Dark	46.000	38	20Eps Sgr	1.8360	11000.	92	10570	No
260	GOM_NL__2PRFIN20040308_133517_000000502024_00496_10570_0315.N1	08-MAR-2004 13:35:17	Dark	49.500	25	35Lam Sco	1.6200	28000.	99	10570	No
261	GOM_NL__2PRFIN20040308_133719_000000432024_00497_10571_0284.N1	08-MAR-2004 13:37:19	Dark	42.500	147	Alp Ara	2.8770	26000.	85	10571	No
262	GOM_NL__2PRFIN20040308_134106_000000442024_00497_10571_0285.N1	08-MAR-2004 13:41:06	Dark	44.000	43	Alp TrA	1.9100	4250.0	88	10571	No
263	GOM_NL__2PRFIN20040308_134321_000000412024_00497_10571_0286.N1	08-MAR-2004 13:43:21	Dark	40.500	145	Gam TrA	2.8720	10600.	81	10571	No
264	GOM_NL__2PRFIN20040308_134458_000000452024_00497_10571_0287.N1	08-MAR-2004 13:44:58	Dark	44.500	4	Alp1Cen	-0.010000	5800.0	89	10571	No
265	GOM_NL__2PRFIN20040308_134615_000000442024_00497_10571_0288.N1	08-MAR-2004 13:46:15	Dark	44.000	10	Bet Cen	0.61000	28000.	88	10571	No
266	GOM_NL__2PRFIN20040308_134829_000000432024_00497_10571_0289.N1	08-MAR-2004 13:48:29	Dark	43.000	12	Alp1Cru	0.77500	30000.	86	10571	No
267	GOM_NL__2PRFIN20040308_135055_000000722024_00497_10571_0290.N1	08-MAR-2004 13:50:55	Straylight	72.000	54	5The Cen	2.0550	4500.0	144	10571	No
268	GOM_NL__2PRFIN20040308_135320_000000392024_00497_10571_0291.N1	08-MAR-2004 13:53:20	Straylight	39.000	91	Kap Vel	2.4900	26000.	78	10571	No
269	GOM_NL__2PRFIN20040308_135638_000000392024_00497_10571_0292.N1	08-MAR-2004 13:56:38	Straylight	39.000	65	Lam Vel	2.2040	4400.0	78	10571	No
270	GOM_NL__2PRFIN20040308_135936_000000642024_00497_10571_0293.N1	08-MAR-2004 13:59:36	Straylight	63.500	106	9Bet Crv	2.6480	5600.0	127	10571	No
271	GOM_NL__2PRFIN20040308_140212_000000592024_00497_10571_0294.N1	08-MAR-2004 14:02:12	Straylight	58.500	100	4Gam Crv	2.5800	13100.	117	10571	No
272	GOM_NL__2PRFIN20040308_140605_000000472024_00497_10571_0295.N1	08-MAR-2004 14:06:05	Twilight	47.000	48	30Alp Hya	1.9770	4100.0	94	10571	No
273	GOM_NL__2PRFIN20040308_141149_000000412024_00497_10571_0296.N1	08-MAR-2004 14:11:49	Bright	40.500	22	32Alp Leo	1.3600	15200.	81	10571	No
274	GOM_NL__2PRFIN20040308_141414_000000432024_00497_10571_0297.N1	08-MAR-2004 14:14:14	Bright	42.500	51	41Gam1Leo	2.0100	4500.0	85	10571	No
275	GOM_NL__2PRFIN20040308_142232_000000442024_00497_10571_0298.N1	08-MAR-2004 14:22:32	Bright	43.500	174	52Psi UMa	3.0040	4400.0	87	10571	No
276	GOM_NL__2PRFIN20040308_142533_000000402024_00497_10571_0299.N1	08-MAR-2004 14:25:33	Bright	40.000	82	48Bet UMa	2.3650	10600.	80	10571	No
277	GOM_NL__2PRFIN20040308_142659_000000412024_00497_10571_0300.N1	08-MAR-2004 14:26:59	Bright	41.000	36	50Alp UMa	1.8000	6300.0	82	10571	No
278	GOM_NL__2PRFIN20040308_142921_000000492024_00497_10571_0301.N1	08-MAR-2004 14:29:21	Bright	48.500	32	77Eps UMa	1.7630	11000.	97	10571	No

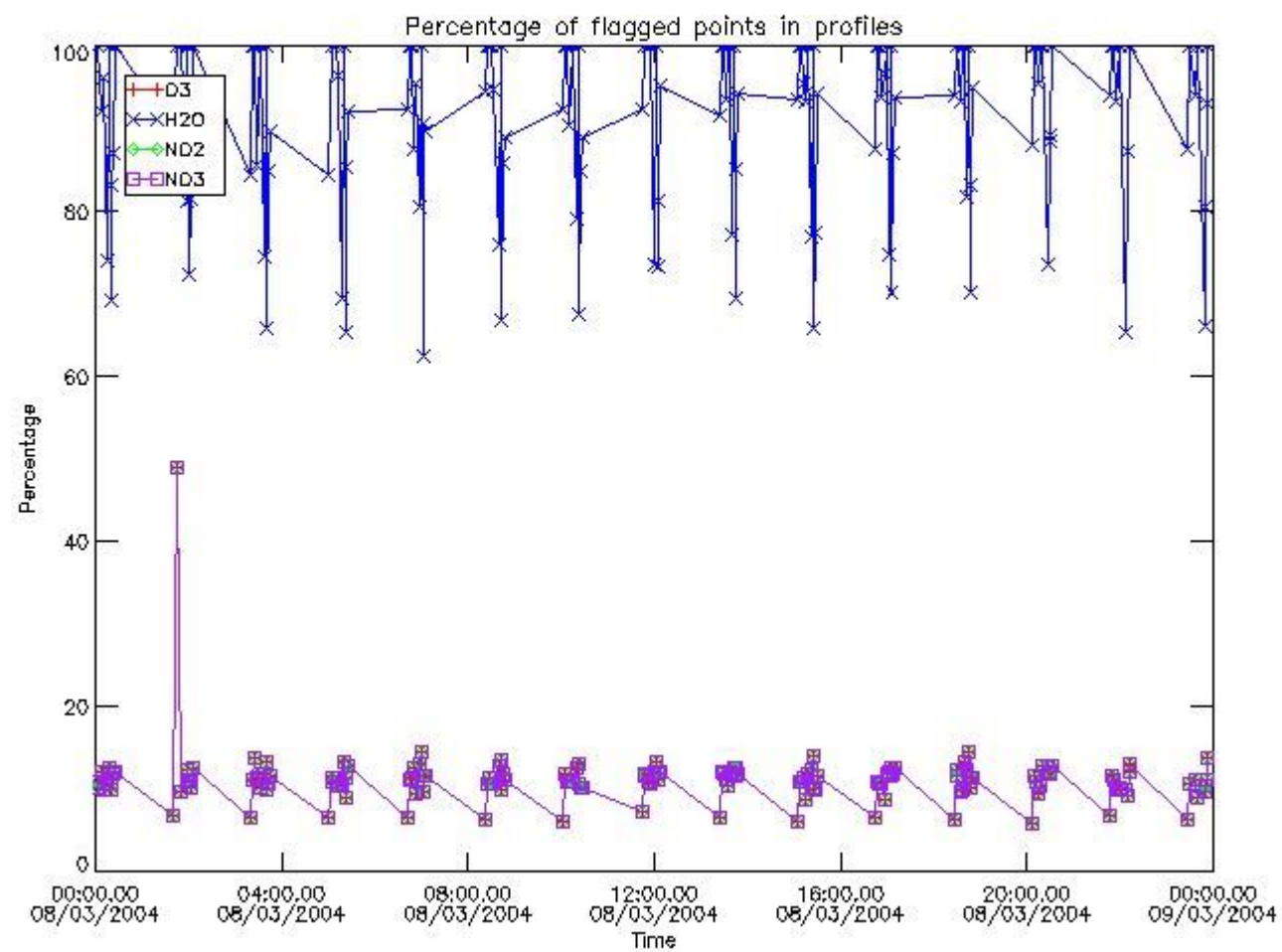
279	GOM_NL__2PRFIN20040308_143352_000000382024_00497_10571_0302.N1	08-MAR-2004 14:33:52	Bright	37.500	49	1Alp UMi	1.9900	6300.0	75	10571	No
280	GOM_NL__2PRFIN20040308_143837_000000472024_00497_10571_0303.N1	08-MAR-2004 14:38:37	Bright	47.000	119	14Eta Dra	2.7270	4700.0	94	10571	No
281	GOM_NL__2PRFIN20040308_144134_000000372024_00497_10571_0304.N1	08-MAR-2004 14:41:34	Bright	37.000	89	5Alp Cep	2.4510	8000.0	74	10571	No
282	GOM_NL__2PRFIN20040308_144320_000000502024_00497_10571_0305.N1	08-MAR-2004 14:43:20	Bright	50.000	130	23Bet Dra	2.7990	5800.0	100	10571	No
283	GOM_NL__2PRFIN20040308_144640_000000382024_00497_10571_0306.N1	08-MAR-2004 14:46:40	Bright	38.000	19	50Alp Cyg	1.2460	10500.	76	10571	No
284	GOM_NL__2PRFIN20040308_144813_000000392024_00497_10571_0307.N1	08-MAR-2004 14:48:13	Bright	38.500	66	37Gam Cyg	2.2080	5900.0	77	10571	No
285	GOM_NL__2PRFIN20040308_144950_000000362024_00497_10571_0308.N1	08-MAR-2004 14:49:50	Bright	36.000	92	53Eps Cyg	2.5000	4500.0	72	10571	No
286	GOM_NL__2PRFIN20040308_145308_000001222024_00497_10571_0309.N1	08-MAR-2004 14:53:08	Twilight	122.00	133	40Zet Her	2.8070	6000.0	244	10571	No
287	GOM_NL__2PRFIN20040308_145718_000000502024_00497_10571_0310.N1	08-MAR-2004 14:57:18	Bright	50.000	168	17Zet Aql	2.9860	11000.	100	10571	No
288	GOM_NL__2PRFIN20040308_150200_000000832024_00497_10571_0311.N1	08-MAR-2004 15:02:00	Straylight	83.000	59	55Alp Oph	2.0800	8900.0	166	10571	No
289	GOM_NL__2PRFIN20040308_150442_000000852024_00497_10571_0312.N1	08-MAR-2004 15:04:42	Dark	85.000	126	60Bet Oph	2.7700	4250.0	170	10571	No
290	GOM_NL__2PRFIN20040308_150724_000000472024_00497_10571_0313.N1	08-MAR-2004 15:07:24	Dark	47.000	155	41Pi Sgr	2.9000	6600.0	94	10571	No
291	GOM_NL__2PRFIN20040308_150919_000000482024_00497_10571_0314.N1	08-MAR-2004 15:09:19	Dark	47.500	57	34Sig Sgr	2.0660	26000.	95	10571	No
292	GOM_NL__2PRFIN20040308_151238_000000452024_00497_10571_0315.N1	08-MAR-2004 15:12:38	Dark	45.000	38	20Eps Sgr	1.8360	11000.	90	10571	No
293	GOM_NL__2PRFIN20040308_151553_000000602024_00497_10571_0316.N1	08-MAR-2004 15:15:53	Dark	59.500	25	35Lam Sco	1.6200	28000.	119	10571	No
294	GOM_NL__2PRFIN20040308_151756_000000442024_00498_10572_0284.N1	08-MAR-2004 15:17:56	Dark	43.500	147	Alp Ara	2.8770	26000.	87	10572	No
295	GOM_NL__2PRFIN20040308_152142_000000422024_00498_10572_0285.N1	08-MAR-2004 15:21:42	Dark	41.500	43	Alp TrA	1.9100	4250.0	83	10572	No
296	GOM_NL__2PRFIN20040308_152357_000000402024_00498_10572_0286.N1	08-MAR-2004 15:23:57	Dark	40.000	145	Gam TrA	2.8720	10600.	80	10572	No
297	GOM_NL__2PRFIN20040308_152534_000000502024_00498_10572_0287.N1	08-MAR-2004 15:25:34	Dark	50.000	4	Alp1Cen	-0.010000	5800.0	100	10572	No
298	GOM_NL__2PRFIN20040308_152651_000000512024_00498_10572_0288.N1	08-MAR-2004 15:26:51	Dark	51.000	10	Bet Cen	0.61000	28000.	102	10572	No
299	GOM_NL__2PRFIN20040308_152905_000000442024_00498_10572_0289.N1	08-MAR-2004 15:29:05	Dark	44.000	12	Alp1Cru	0.77500	30000.	88	10572	No
300	GOM_NL__2PRFIN20040308_153132_000000672024_00498_10572_0290.N1	08-MAR-2004 15:31:32	Straylight	67.000	54	5The Cen	2.0550	4500.0	134	10572	No
301	GOM_NL__2PRFIN20040308_153355_000000382024_00498_10572_0291.N1	08-MAR-2004 15:33:55	Straylight	37.500	91	Kap Vel	2.4900	26000.	75	10572	No
302	GOM_NL__2PRFIN20040308_153715_000000482024_00498_10572_0292.N1	08-MAR-2004 15:37:15	Straylight	48.000	65	Lam Vel	2.2040	4400.0	96	10572	No
303	GOM_NL__2PRFIN20040308_154012_000000612024_00498_10572_0293.N1	08-MAR-2004 15:40:12	Straylight	60.500	106	9Bet Crv	2.6480	5600.0	121	10572	No
304	GOM_NL__2PRFIN20040308_154249_000000602024_00498_10572_0294.N1	08-MAR-2004 15:42:49	Straylight	59.500	100	4Gam Crv	2.5800	13100.	119	10572	No
305	GOM_NL__2PRFIN20040308_154641_000000472024_00498_10572_0295.N1	08-MAR-2004 15:46:41	Twilight	47.000	48	30Alp Hya	1.9770	4100.0	94	10572	No
306	GOM_NL__2PRFIN20040308_155225_000000412024_00498_10572_0296.N1	08-MAR-2004 15:52:25	Bright	41.000	22	32Alp Leo	1.3600	15200.	82	10572	No
307	GOM_NL__2PRFIN20040308_155449_000000432024_00498_10572_0297.N1	08-MAR-2004 15:54:49	Bright	43.000	51	41Gam1Leo	2.0100	4500.0	86	10572	No
308	GOM_NL__2PRFIN20040308_160307_000000432024_00498_10572_0298.N1	08-MAR-2004 16:03:07	Bright	43.000	174	52Psi UMa	3.0040	4400.0	86	10572	No
309	GOM_NL__2PRFIN20040308_160609_000000402024_00498_10572_0299.N1	08-MAR-2004 16:06:09	Bright	39.500	82	48Bet UMa	2.3650	10600.	79	10572	No
310	GOM_NL__2PRFIN20040308_160734_000000392024_00498_10572_0300.N1	08-MAR-2004 16:07:34	Bright	39.000	36	50Alp UMa	1.8000	6300.0	78	10572	No
311	GOM_NL__2PRFIN20040308_160956_000000482024_00498_10572_0301.N1	08-MAR-2004 16:09:56	Bright	48.000	32	77Eps UMa	1.7630	11000.	96	10572	No
312	GOM_NL__2PRFIN20040308_161428_000000382024_00498_10572_0302.N1	08-MAR-2004 16:14:28	Bright	38.000	49	1Alp UMi	1.9900	6300.0	76	10572	No
313	GOM_NL__2PRFIN20040308_161912_000000502024_00498_10572_0303.N1	08-MAR-2004 16:19:12	Bright	49.500	119	14Eta Dra	2.7270	4700.0	99	10572	No
314	GOM_NL__2PRFIN20040308_162210_000000372024_00498_10572_0304.N1	08-MAR-2004 16:22:10	Bright	36.500	89	5Alp Cep	2.4510	8000.0	73	10572	No
315	GOM_NL__2PRFIN20040308_162356_000000472024_00498_10572_0305.N1	08-MAR-2004 16:23:56	Bright	46.500	130	23Bet Dra	2.7990	5800.0	93	10572	No
316	GOM_NL__2PRFIN20040308_162716_000000362024_00498_10572_0306.N1	08-MAR-2004 16:27:16	Bright	36.000	19	50Alp Cyg	1.2460	10500.	72	10572	No
317	GOM_NL__2PRFIN20040308_162850_000000372024_00498_10572_0307.N1	08-MAR-2004 16:28:50	Bright	36.500	66	37Gam Cyg	2.2080	5900.0	73	10572	No
318	GOM_NL__2PRFIN20040308_163026_000000372024_00498_10572_0308.N1	08-MAR-2004 16:30:26	Bright	36.500	92	53Eps Cyg	2.5000	4500.0	73	10572	No
319	GOM_NL__2PRFIN20040308_163345_000001192024_00498_10572_0309.N1	08-MAR-2004 16:33:45	Twilight	118.50	133	40Zet Her	2.8070	6000.0	237	10572	No
320	GOM_NL__2PRFIN20040308_163754_000000522024_00498_10572_0310.N1	08-MAR-2004 16:37:54	Bright	51.500	168	17Zet Aql	2.9860	11000.	103	10572	No
321	GOM_NL__2PRFIN20040308_164237_000000912024_00498_10572_0311.N1	08-MAR-2004 16:42:37	Straylight	90.500	59	55Alp Oph	2.0800	8900.0	181	10572	No
322	GOM_NL__2PRFIN20040308_164520_000000802024_00498_10572_0312.N1	08-MAR-2004 16:45:20	Dark	79.500	126	60Bet Oph	2.7700	4250.0	159	10572	No
323	GOM_NL__2PRFIN20040308_164800_000000472024_00498_10572_0313.N1	08-MAR-2004 16:48:00	Dark	47.000	155	41Pi Sgr	2.9000	6600.0	94	10572	No
324	GOM_NL__2PRFIN20040308_164956_000000492024_00498_10572_0314.N1	08-MAR-2004 16:49:56	Dark	48.500	57	34Sig Sgr	2.0660	26000.	97	10572	No
325	GOM_NL__2PRFIN20040308_165315_000000492024_00498_10572_0315.N1	08-MAR-2004 16:53:15	Dark	48.500	38	20Eps Sgr	1.8360	11000.	97	10572	No
326	GOM_NL__2PRFIN20040308_165631_000000592024_00498_10572_0316.N1	08-MAR-2004 16:56:31	Dark	59.000	25	35Lam Sco	1.6200	28000.	118	10572	No
327	GOM_NL__2PRFIN20040308_165833_000000442024_00499_10573_0284.N1	08-MAR-2004 16:58:33	Dark	43.500	147	Alp Ara	2.8770	26000.	87	10573	No
328	GOM_NL__2PRFIN20040308_170219_000000422024_00499_10573_0285.N1	08-MAR-2004 17:02:19	Dark	42.000	43	Alp TrA	1.9100	4250.0	84	10573	No
329	GOM_NL__2PRFIN20040308_170434_000000412024_00499_10573_0286.N1	08-MAR-2004 17:04:34	Dark	40.500	145	Gam TrA	2.8720	10600.	81	10573	No
330	GOM_NL__2PRFIN20040308_170611_000000442024_00499_10573_0287.N1	08-MAR-2004 17:06:11	Dark	44.000	4	Alp1Cen	-0.010000	5800.0	88	10573	No
331	GOM_NL__2PRFIN20040308_170728_000000432024_00499_10573_0288.N1	08-MAR-2004 17:07:28	Dark	43.000	10	Bet Cen	0.61000	28000.	86	10573	No
332	GOM_NL__2PRFIN20040308_170941_000000412024_00499_10573_0289.N1	08-MAR-2004 17:09:41	Dark	41.000	12	Alp1Cru	0.77500	30000.	82	10573	No
333	GOM_NL__2PRFIN20040308_171209_000000682024_00499_10573_0290.N1	08-MAR-2004 17:12:09	Straylight	68.000	54	5The Cen	2.0550	4500.0	136	10573	No
334	GOM_NL__2PRFIN20040308_171431_000000382024_00499_10573_0291.N1	08-MAR-2004 17:14:31	Straylight	37.500	91	Kap Vel	2.4900	26000.	75	10573	No
335	GOM_NL__2PRFIN20040308_171751_000000462024_00499_10573_0292.N1	08-MAR-2004 17:17:51	Straylight	45.500	65	Lam Vel	2.2040	4400.0	91	10573	No
336	GOM_NL__2PRFIN20040308_172049_000000612024_00499_10573_0293.N1	08-MAR-2004 17:20:49	Straylight	61.000	106	9Bet Crv	2.6480	5600.0	122	10573	No
337	GOM_NL__2PRFIN20040308_172324_000000612024_00499_10573_0294.N1	08-MAR-2004 17:23:24	Straylight	61.000	100	4Gam Crv	2.5800	13100.	122	10573	No

456	GOM_NL__2PRFIN20040308_234953_000000492025_00002_10577_0305.N1	08-MAR-2004 23:49:53	Dark	49.000	10	Bet Cen	0.61000	28000.	98	10577	No
457	GOM_NL__2PRFIN20040308_235207_000000512025_00002_10577_0306.N1	08-MAR-2004 23:52:07	Dark	50.500	12	Alp1Cru	0.77500	30000.	101	10577	No
458	GOM_NL__2PRFIN20040308_235320_000000412025_00002_10577_0307.N1	08-MAR-2004 23:53:20	Dark	40.500	129	Del Cru	2.7930	26000.	81	10577	No
459	GOM_NL__2PRFIN20040308_235453_000000462025_00002_10577_0308.N1	08-MAR-2004 23:54:53	Straylight	46.000	64	Gam Cen	2.2000	10600.	92	10577	No
460	GOM_NL__2PRFIN20040308_235655_000000402025_00002_10577_0309.N1	08-MAR-2004 23:56:55	Straylight	40.000	91	Kap Vel	2.4900	26000.	80	10577	No

3. Quality information per product

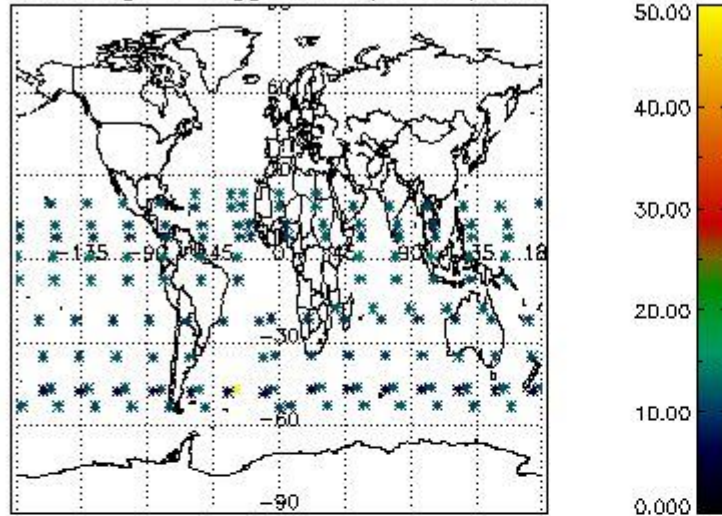
In this section it is plotted some information contained in the Quality Summary data set of the level 2 products. Only products in dark limb conditions and without errors (error flag in the MPH set to "0") are used.

3.1 Plot quality information per product (time dependant)

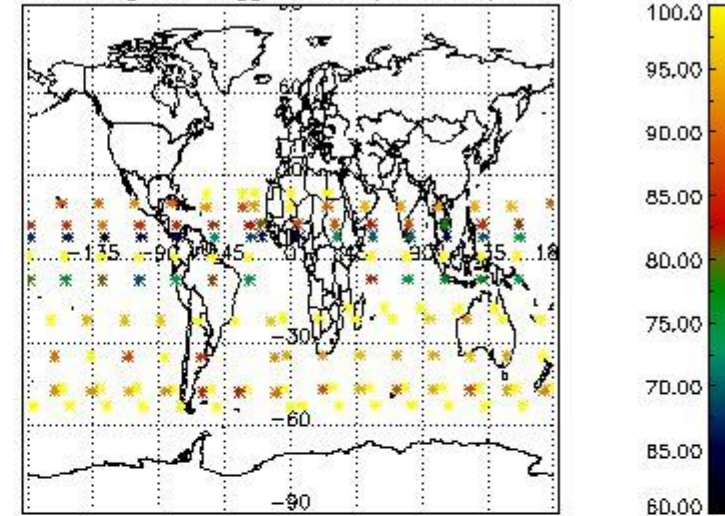


3.2 Plot quality information per product (world map)

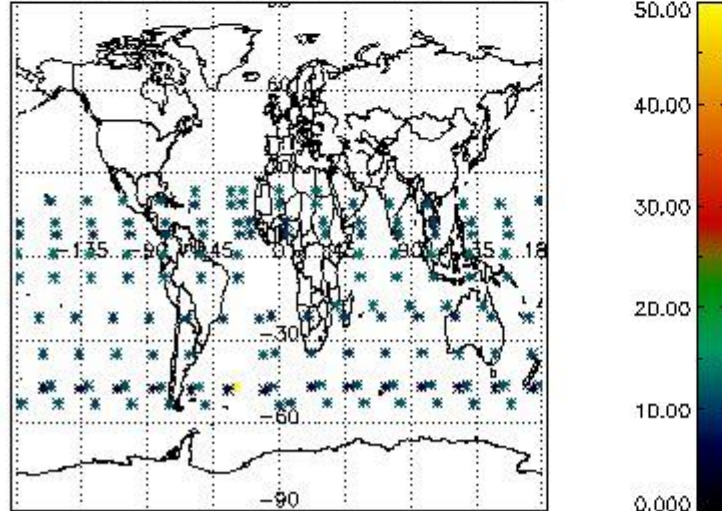
Percentage of flagged data per O3 profile



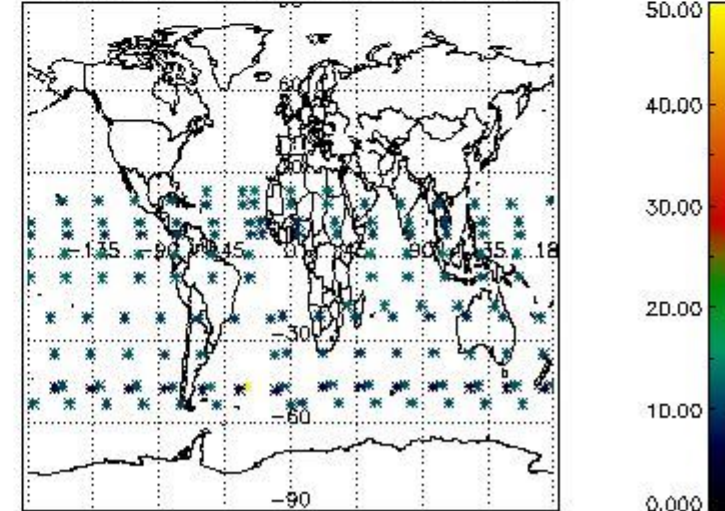
Percentage of flagged data per H2O profile



Percentage of flagged data per NO2 profile



Percentage of flagged data per NO3 profile

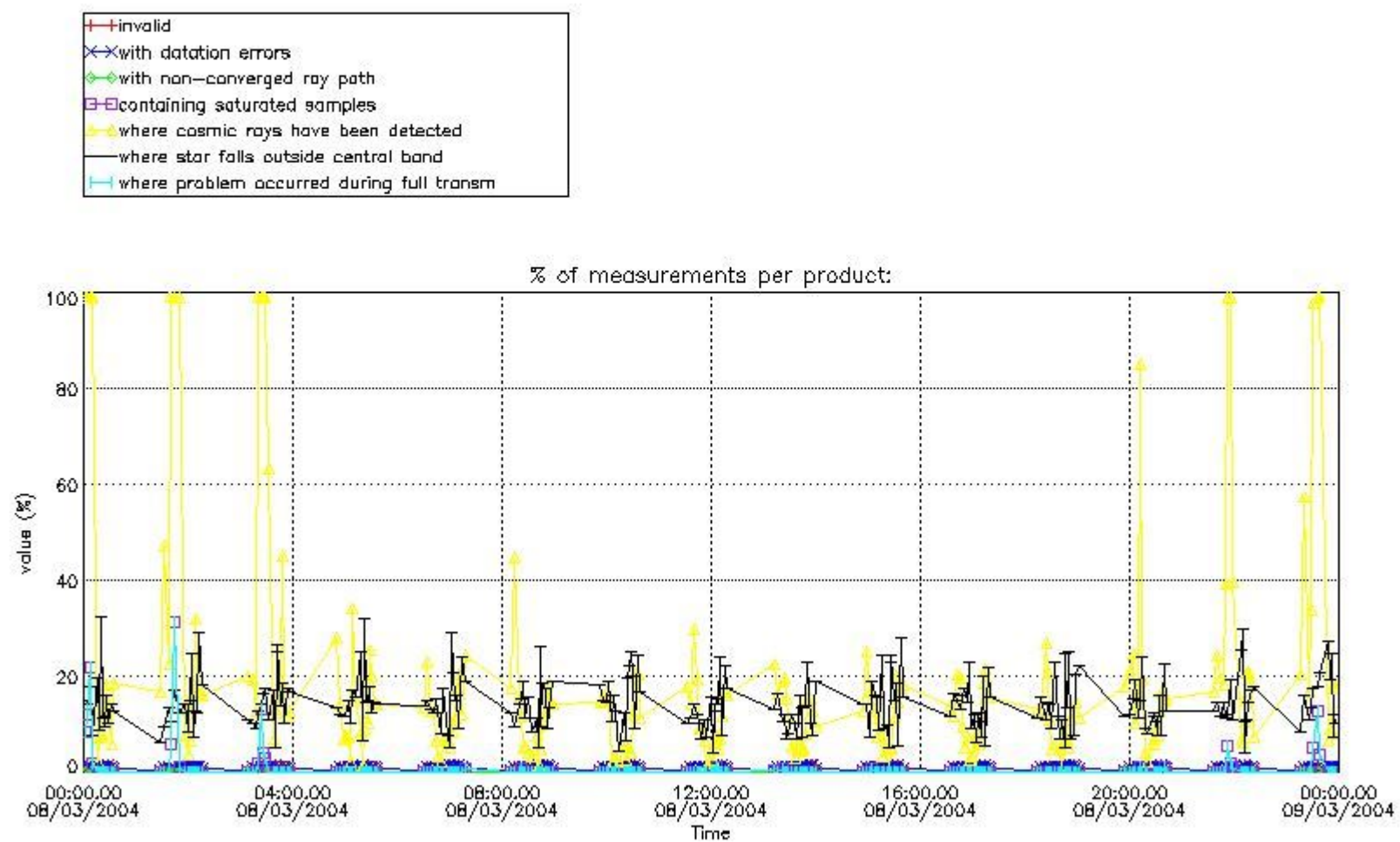


4. Level 1 quality information per product

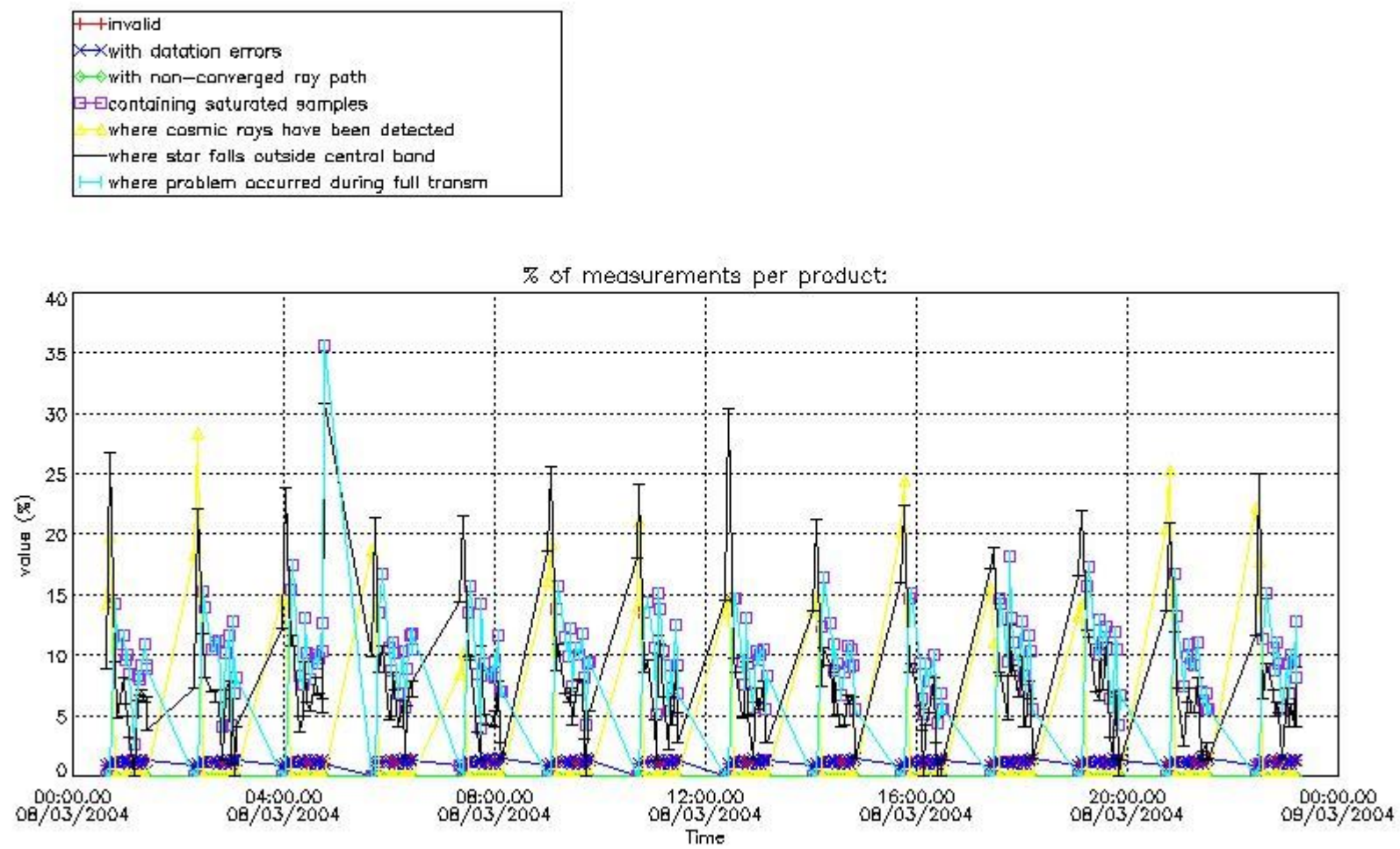
In this section it is plotted some information contained in the Quality Summary data set of the level 2 products that comes from the level 1b processing. Products without errors (error flag in the MPH set to "0") are used.

4.1 Plot quality information per product (time dependant) coming from level 1b processing

4.1.1 Plot level 1 quality information per product (time dependant): ENVISAT ASCENDING passes



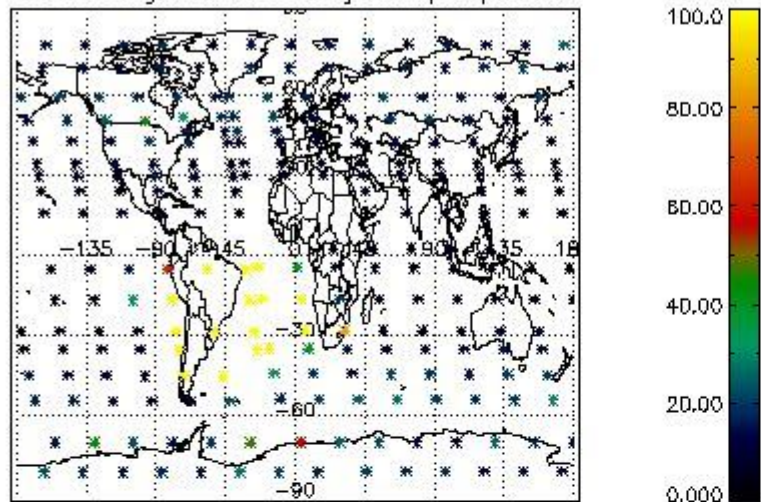
4.1.2 Plot level 1 quality information per product (time dependant): ENVI SAT DESCENDING passes



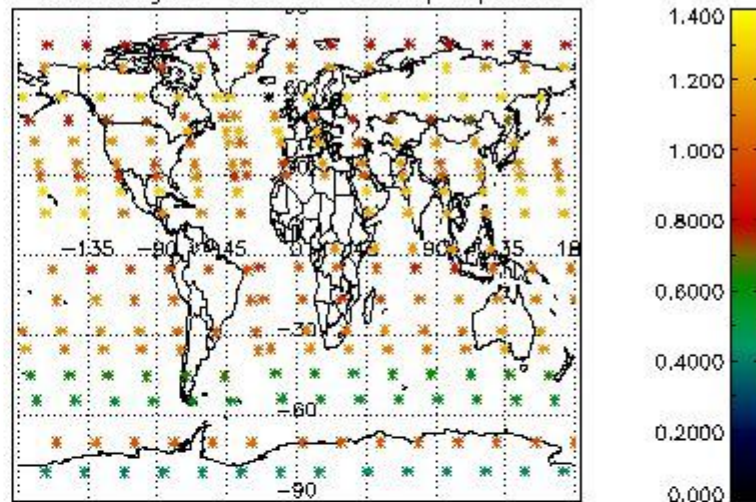
4.2 Plot quality information per product coming from level 1b processing (world map)

4.2.1 Plot level 1 quality information per product (world map): ENVISAT ASCENDING passes

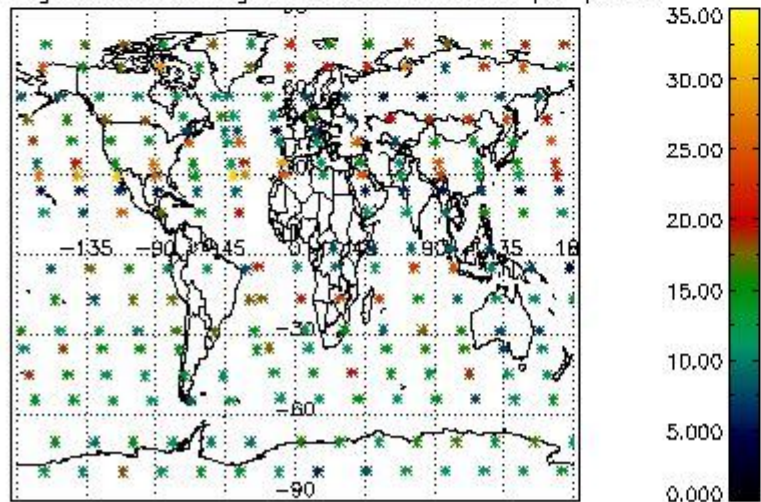
Percentage of cosmic ray hits per profile



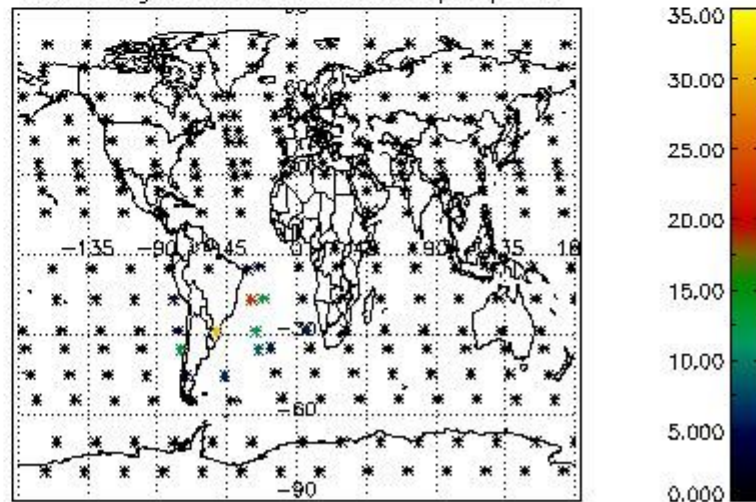
Percentage of datation errors per profile



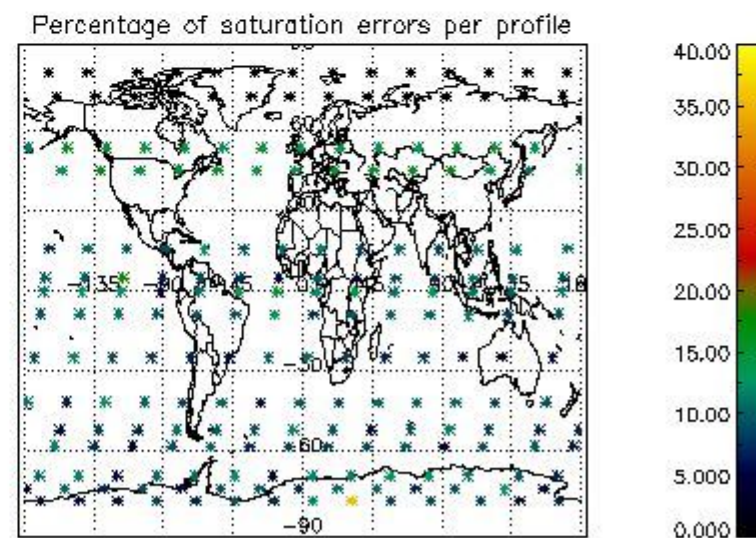
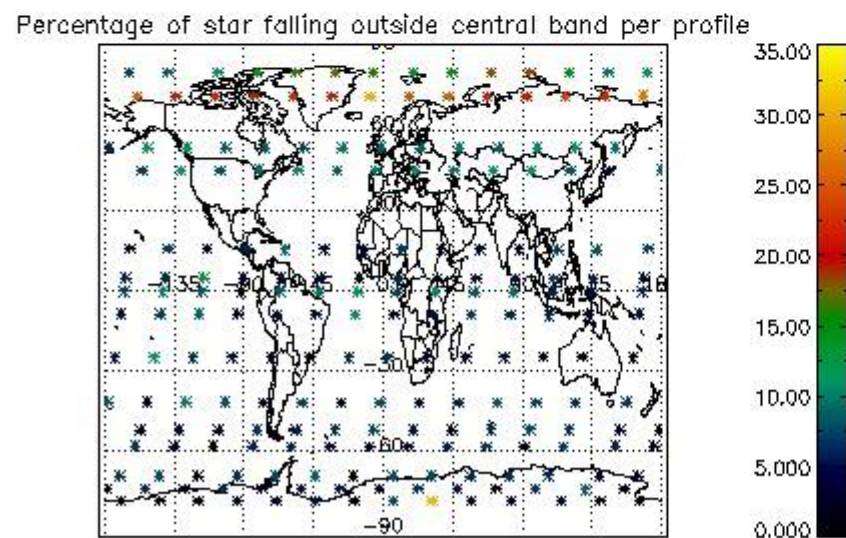
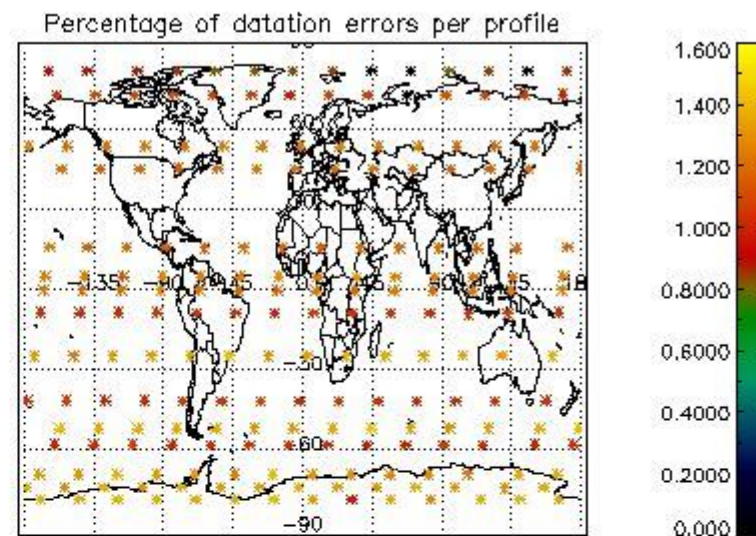
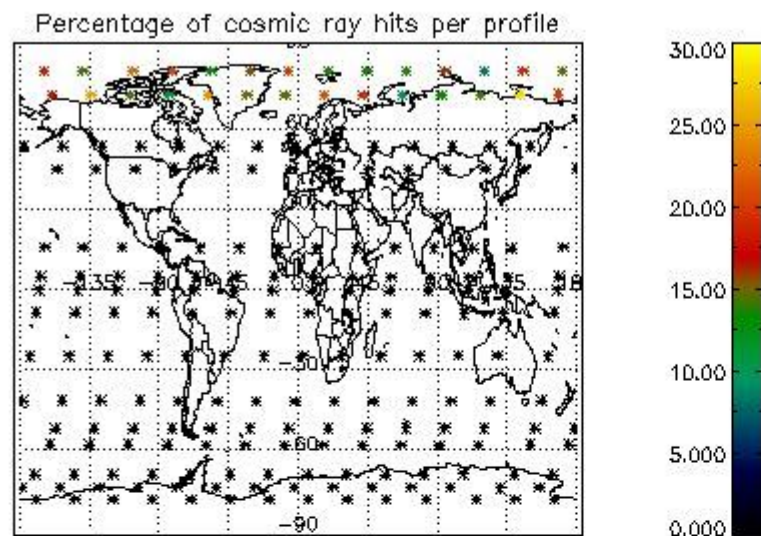
Percentage of star falling outside central band per profile



Percentage of saturation errors per profile



4.2.2 Plot level 1 quality information per product (world map): ENVISAT DESCENDING passes



5. Trace gas profiles

5.1 Ozone statistics based on quality of products

The final quality of the products can be "measured" using the STD (Standard Deviation) attached to every point profile. This information is written to the parameter GOM_NL__2P/NL_LOCAL_SPECIES_DENSITY/o3_std of the level 2 products. The table below shows the statistics for given STD ranges.

The statistics are given with respect to the overall valid production:

- Products without fatal errors: GOM_NL__2P/MPH/PRODUCT_ERR=0
- Valid point profile: GOM_NL__2P/NL_LOCAL_SPECIES_DENSITY/pcd(0)=0

The 'Criteria' is applied to valid points of dark limb products:

- Products in dark limb illumination condition: GOM_NL__2P/NL_SUMMARY_QUALITY/obs_ill_cond=0
- Products without fatal errors: GOM_NL__2P/MPH/PRODUCT_ERR=0
- Valid point profile: GOM_NL__2P/NL_LOCAL_SPECIES_DENSITY/pcd(0)=0

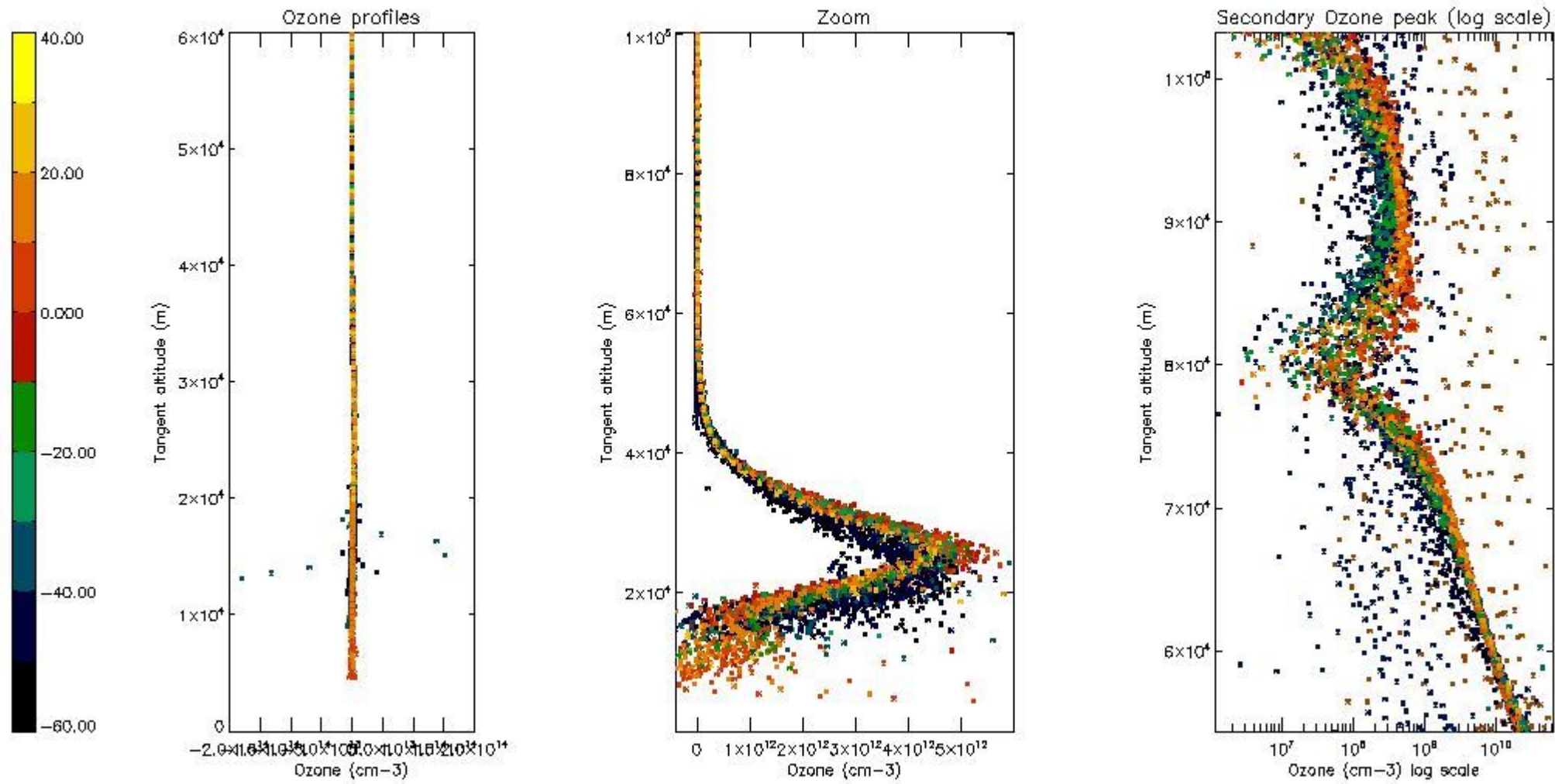
So, the table below shows the percentage of dark limb and valid observations for each criteria with respect to the overall valid daily observations.

Criteria	% of total production
All STD	32
STD < 20	19

STD < 10	16
STD < 5	11

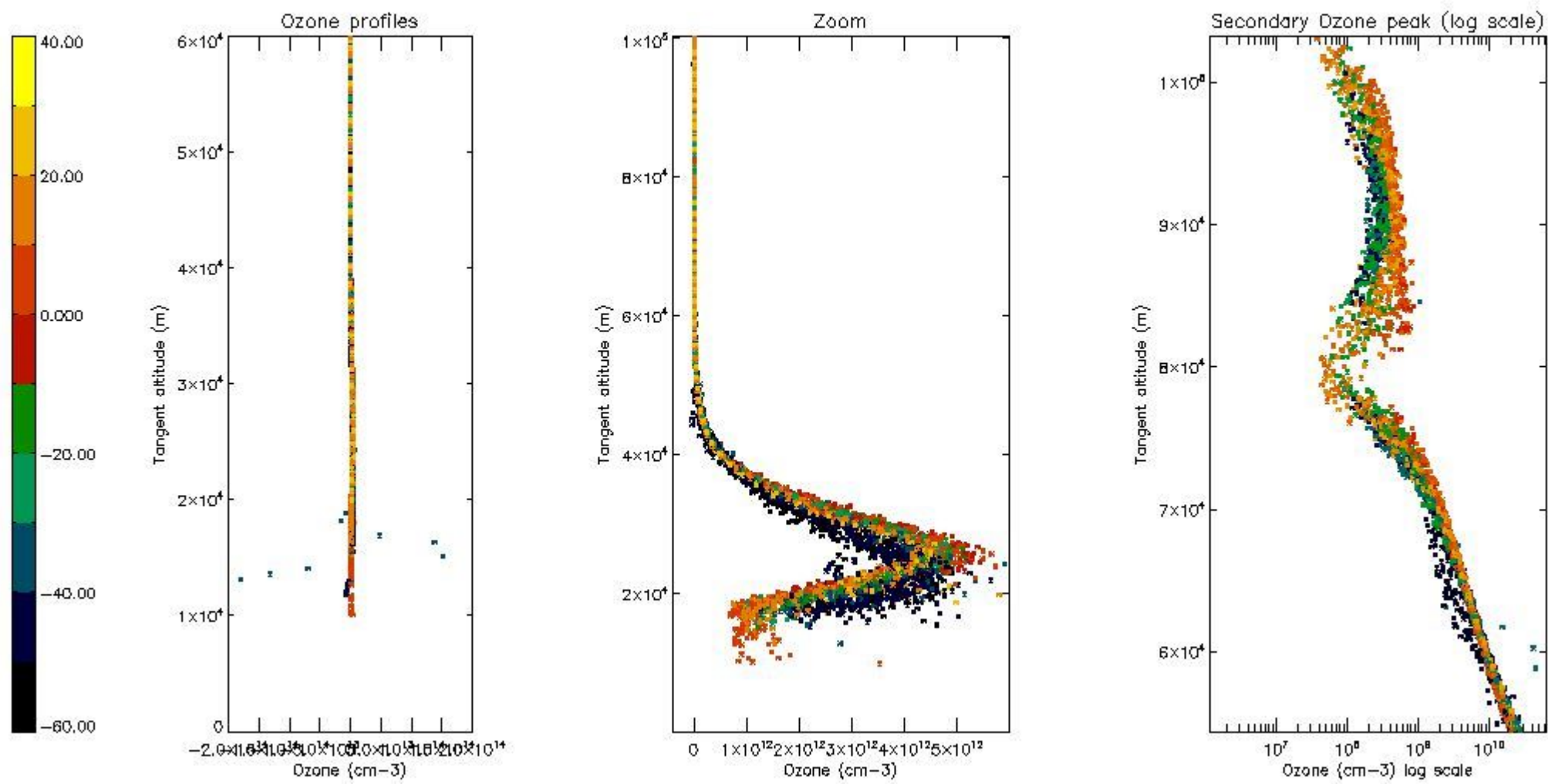
5.2 Plot ozone profiles for all STD (dark without errors)

The colorbar represents the latitude.



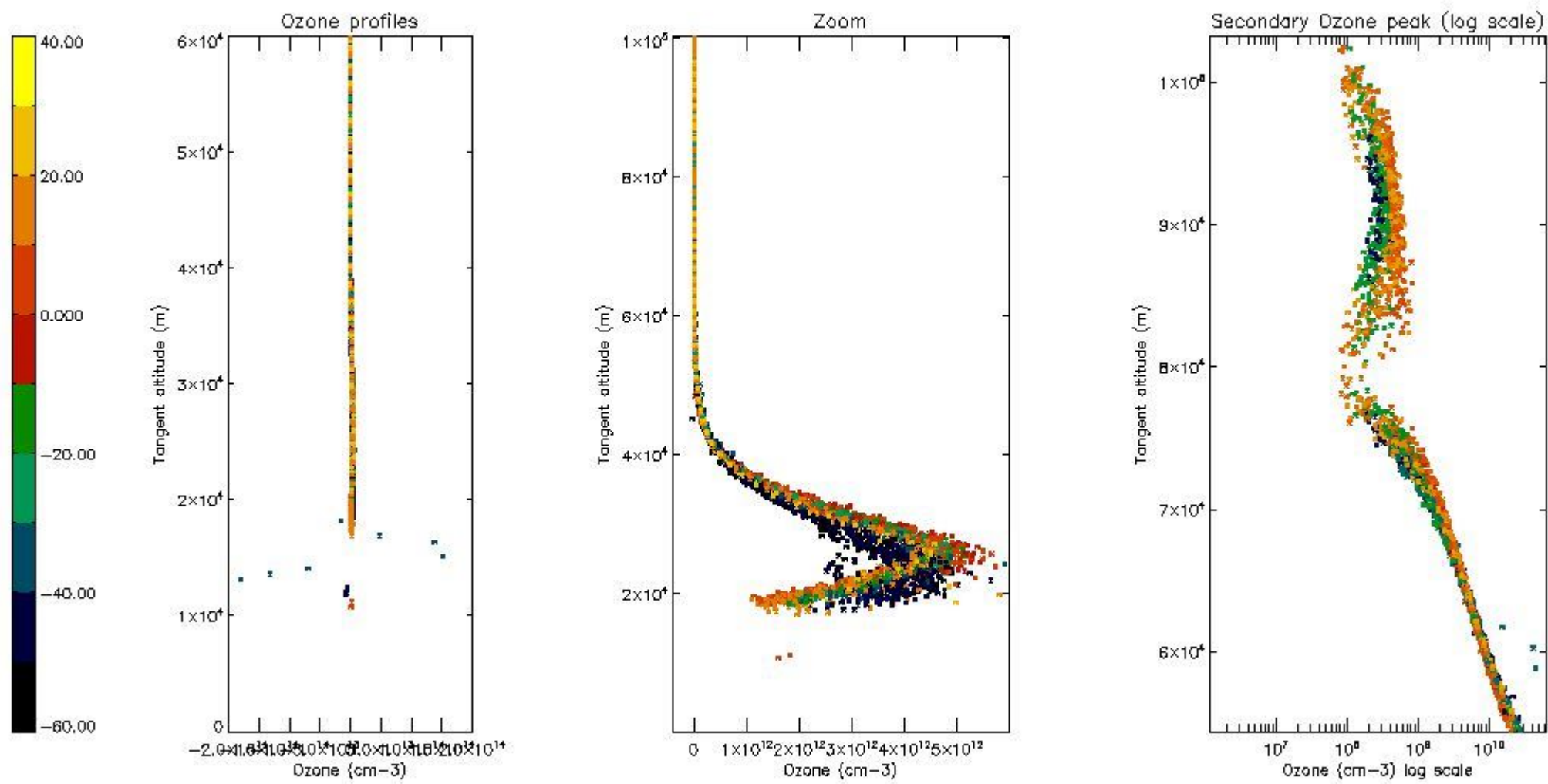
5.3 Plot ozone profiles where STD < 20% (dark without errors)

The colorbar represents the latitude.



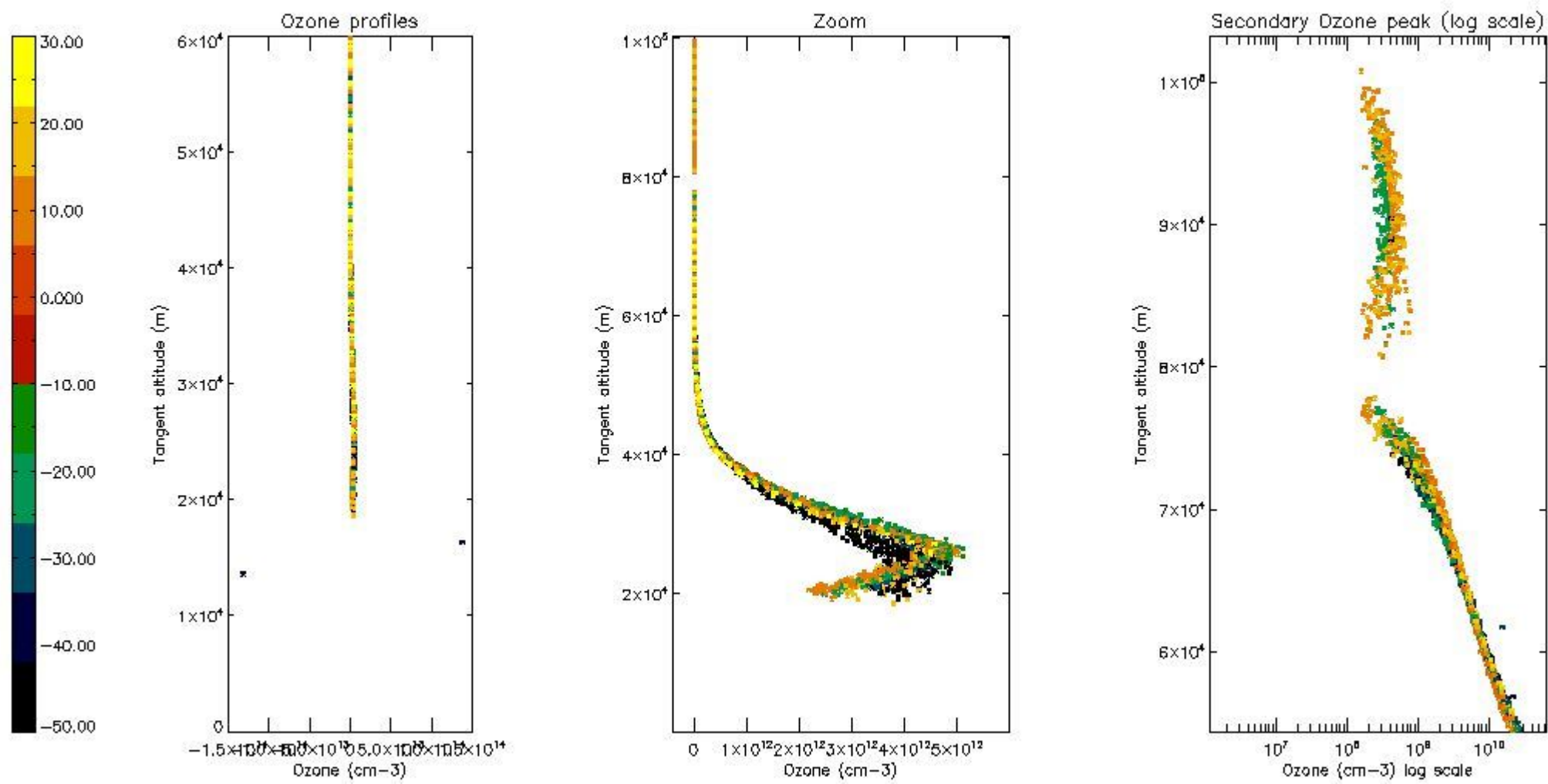
5.4 Plot ozone profiles where $STD < 10\%$ (dark without errors)

The colorbar represents the latitude.



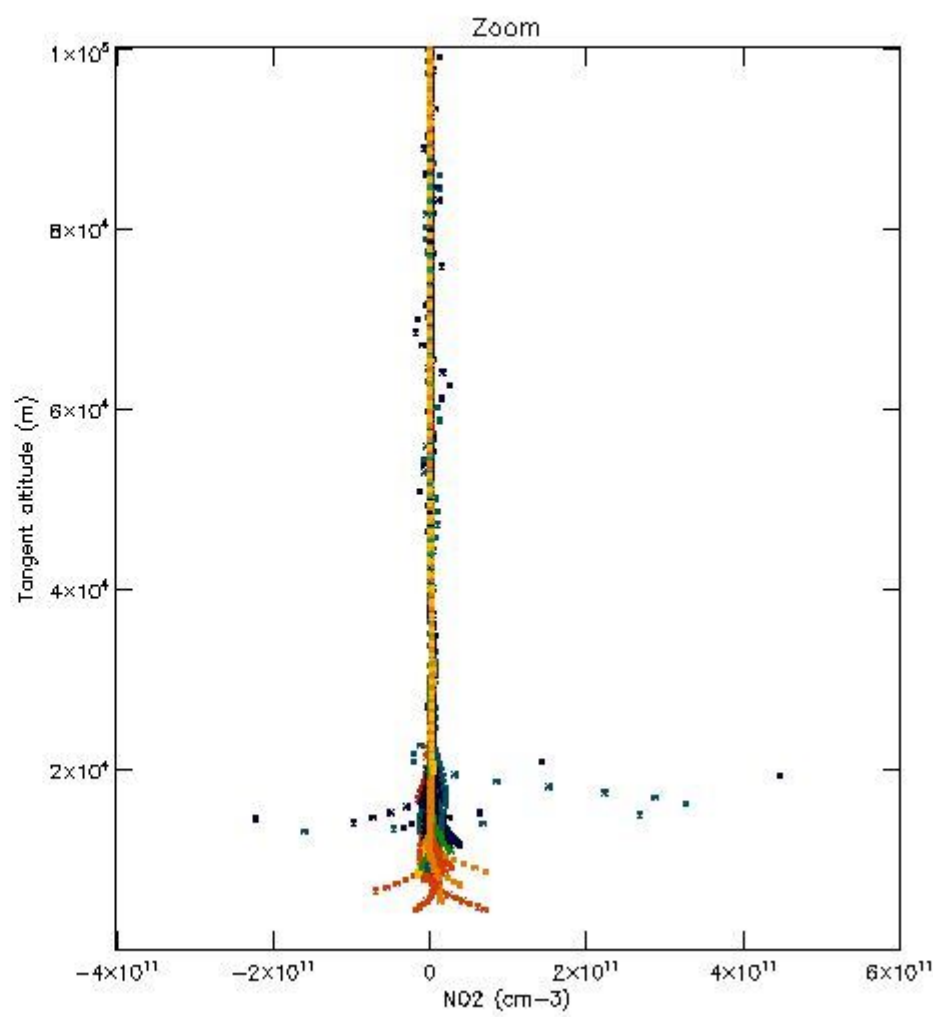
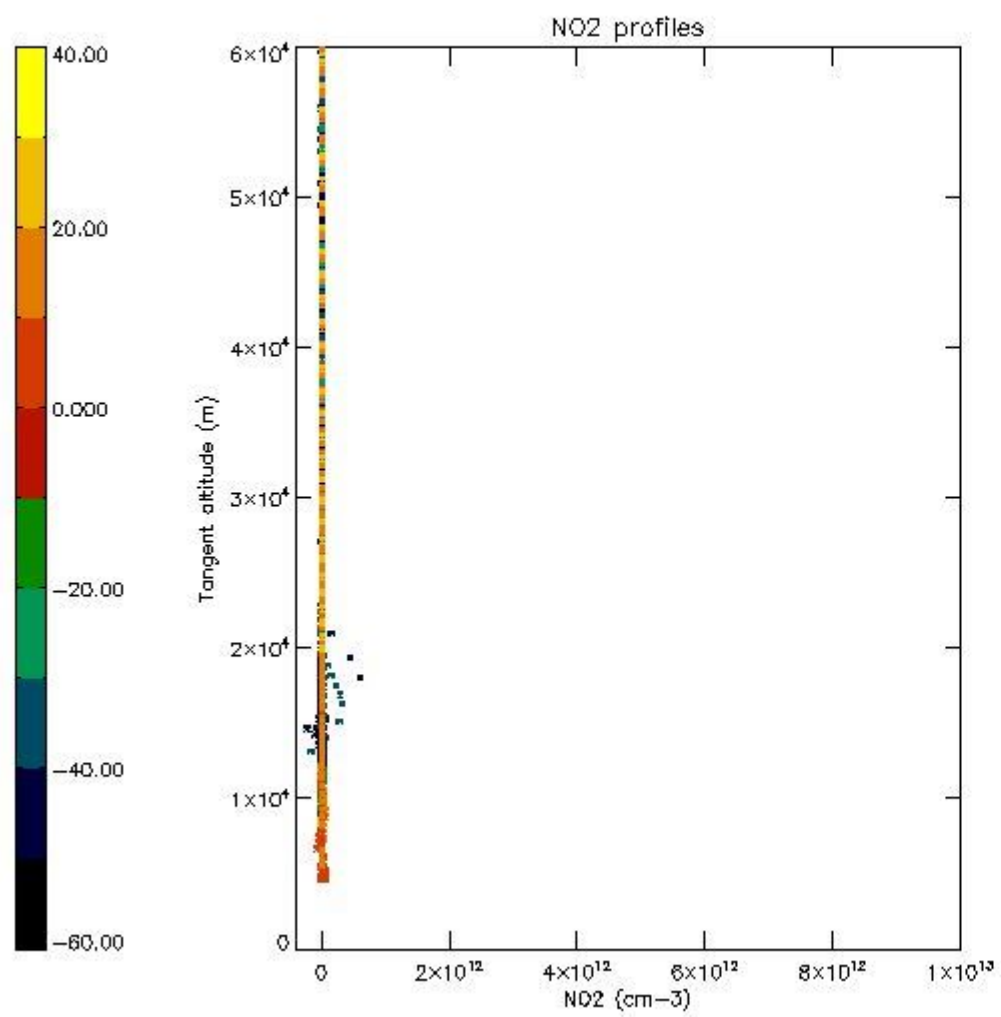
5.5 Plot ozone profiles where STD < 5% (dark without errors)

The colorbar represents the latitude.



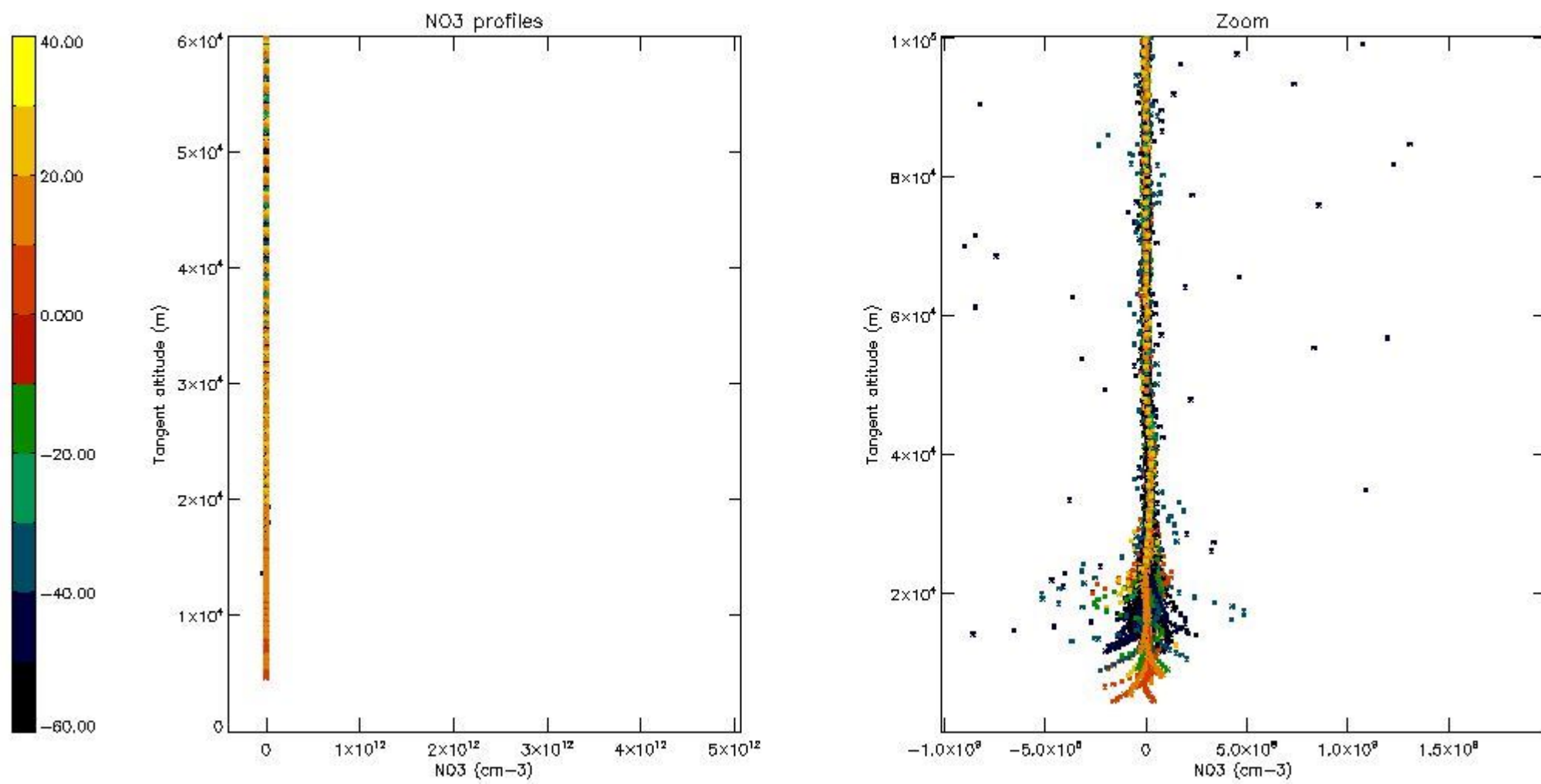
5.6 Plot NO₂ profiles for all STD (dark without errors)

The colorbar represents the latitude.



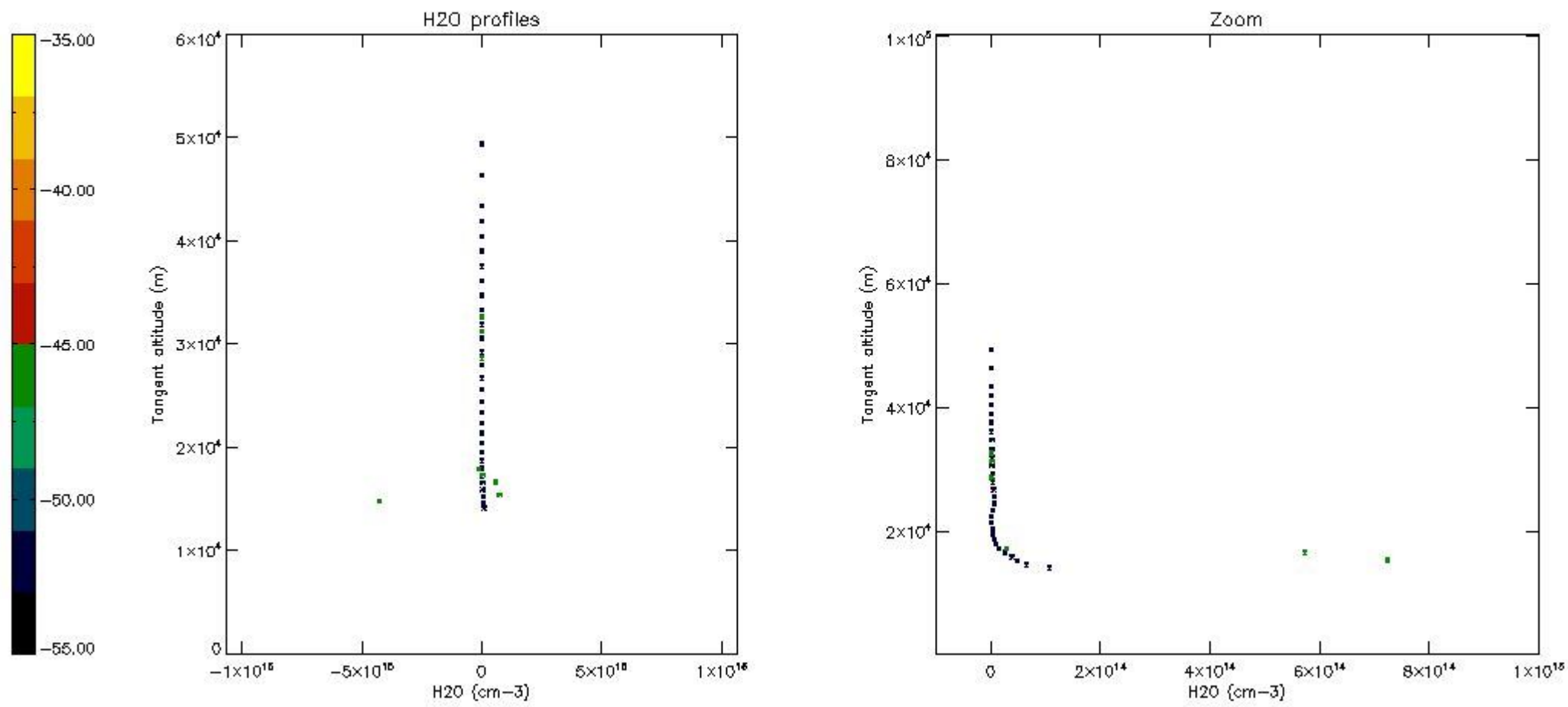
5.7 Plot NO3 profiles for all STD (dark without errors)

The colorbar represents the latitude.



5.8 Plot H2O profiles for all STD (only for occultations of stars 1,2,3,4,13,14,16,26,63 dark without errors)

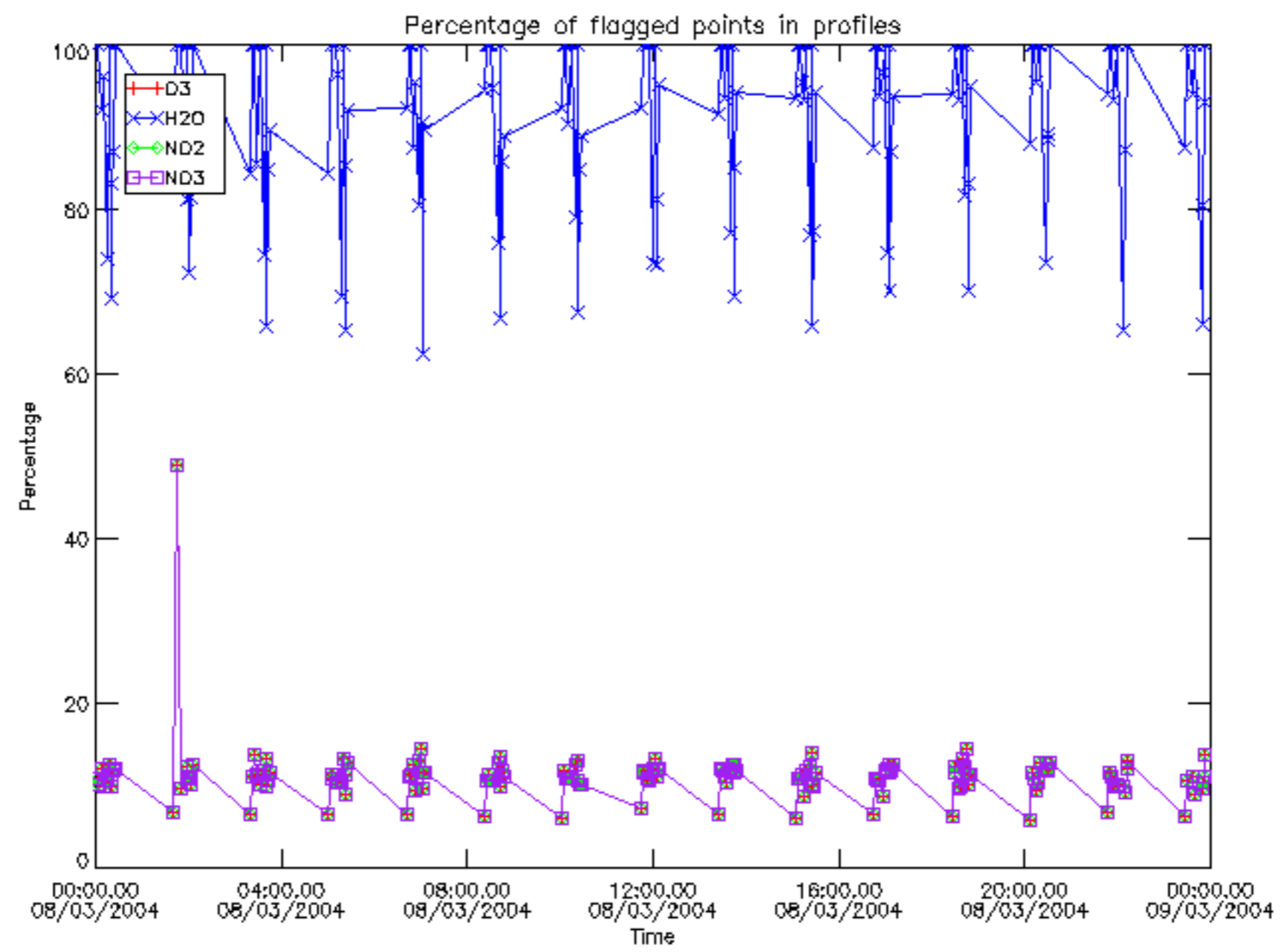
The colorbar represents the latitude.



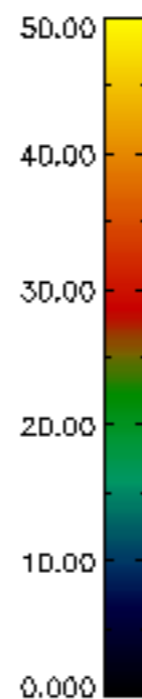
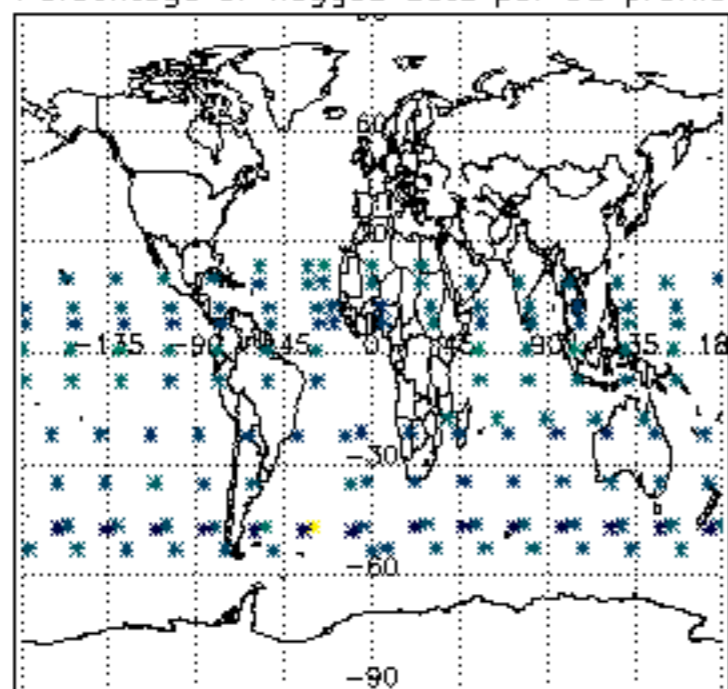
6. Auxiliary Data Files used for the production reported in section 2

The number reported in the third column indicates since which file (see list in section 2) the corresponding auxiliary file has been used. The fourth column is the date of those product files.

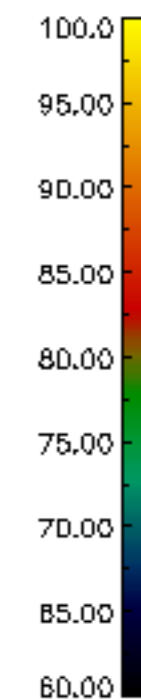
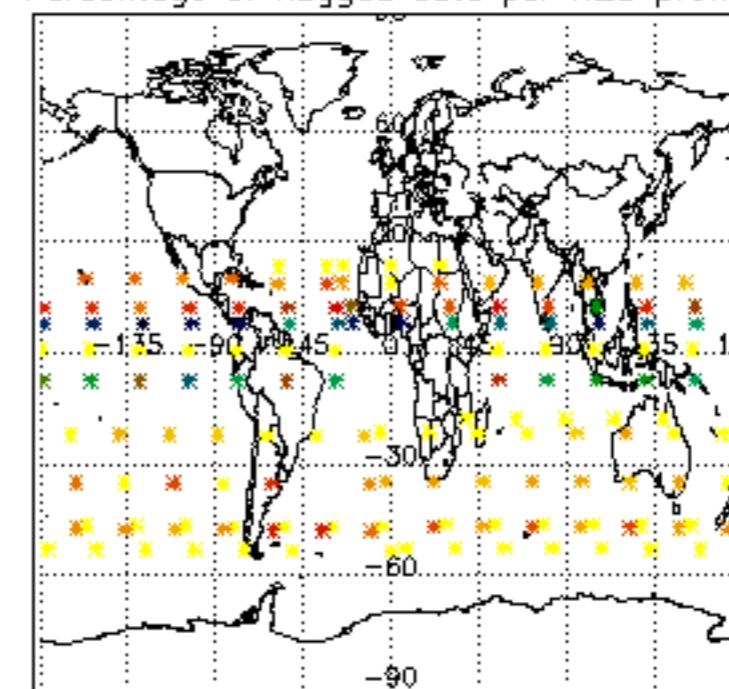
Type	Auxiliary Filename	Used since product	Used since product date
INST_PHYS_CHARACTERISTICS	GOM_INS_AXVIEC20091111_143220_20030716_120000_20500101_000000	1	08-MAR-2004 00:01:54
LEVEL-2_PROC_CONFIG	GOM_PR2_AXVIEC20091111_152718_20020301_000000_20500101_000000	1	08-MAR-2004 00:01:54
CROSS_SECTIONS_FILE	GOM_CRS_AXVIEC20091111_154832_20020301_000000_20500101_000000	1	08-MAR-2004 00:01:54



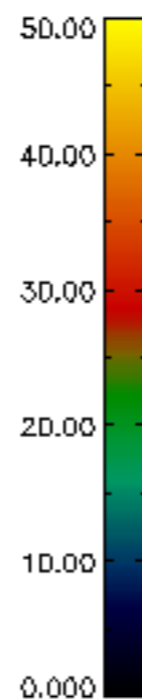
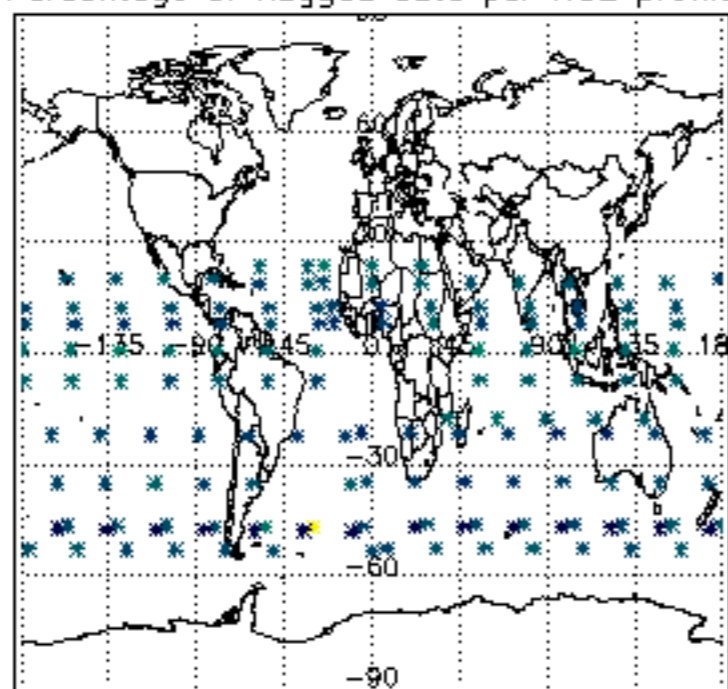
Percentage of flagged data per D3 profile



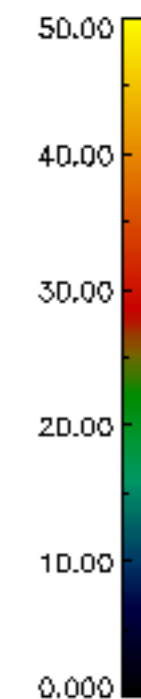
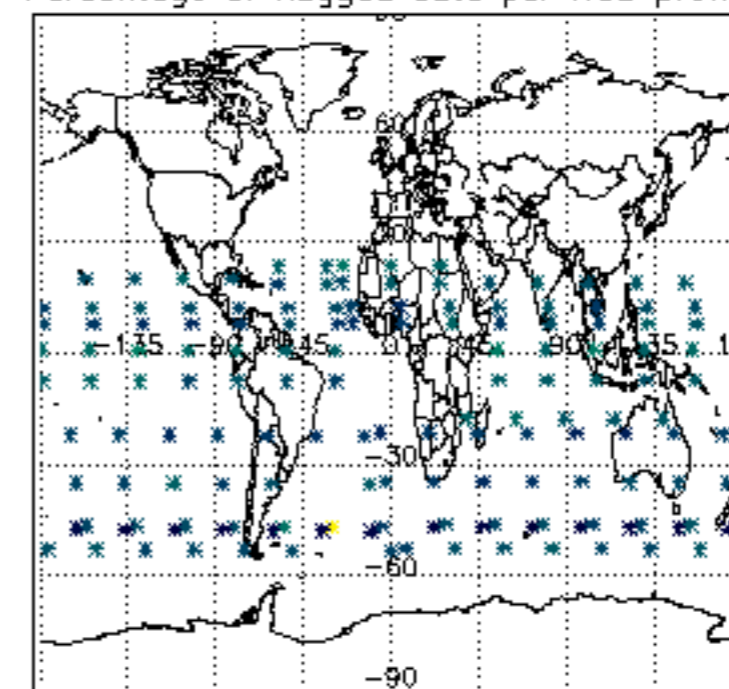
Percentage of flagged data per H2O profile

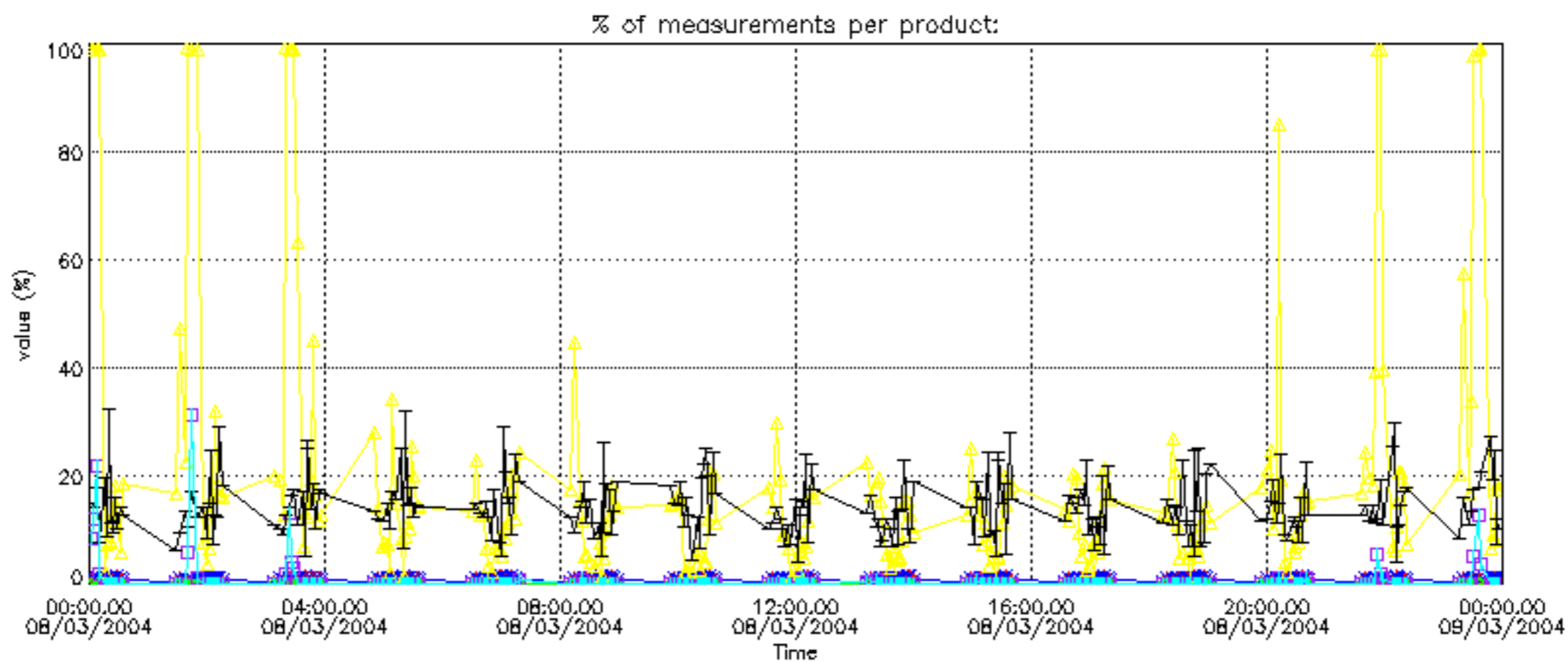


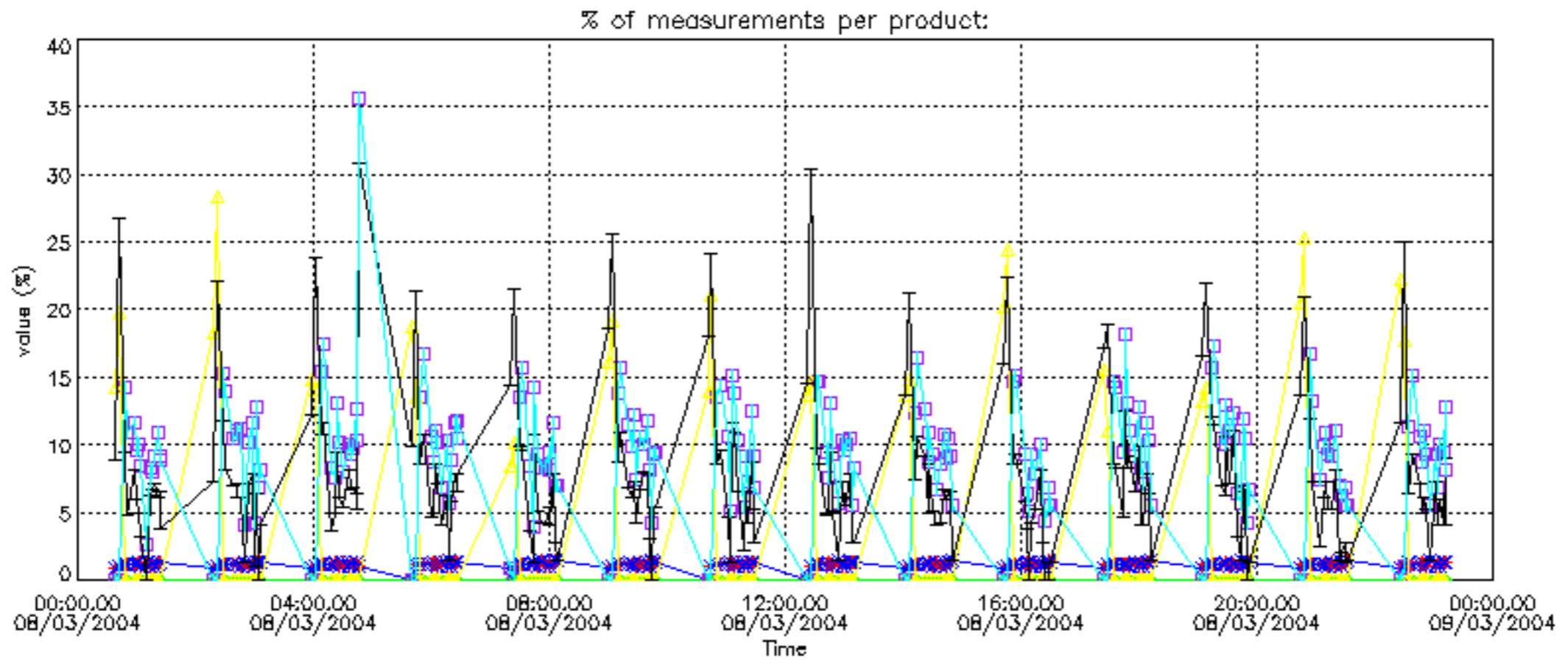
Percentage of flagged data per NO2 profile



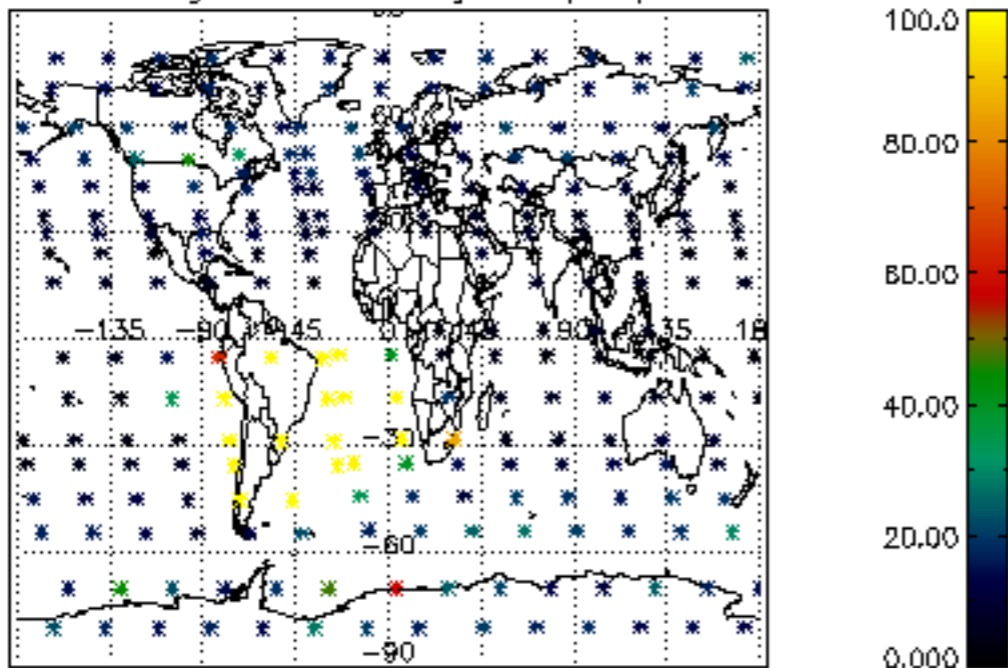
Percentage of flagged data per NO3 profile



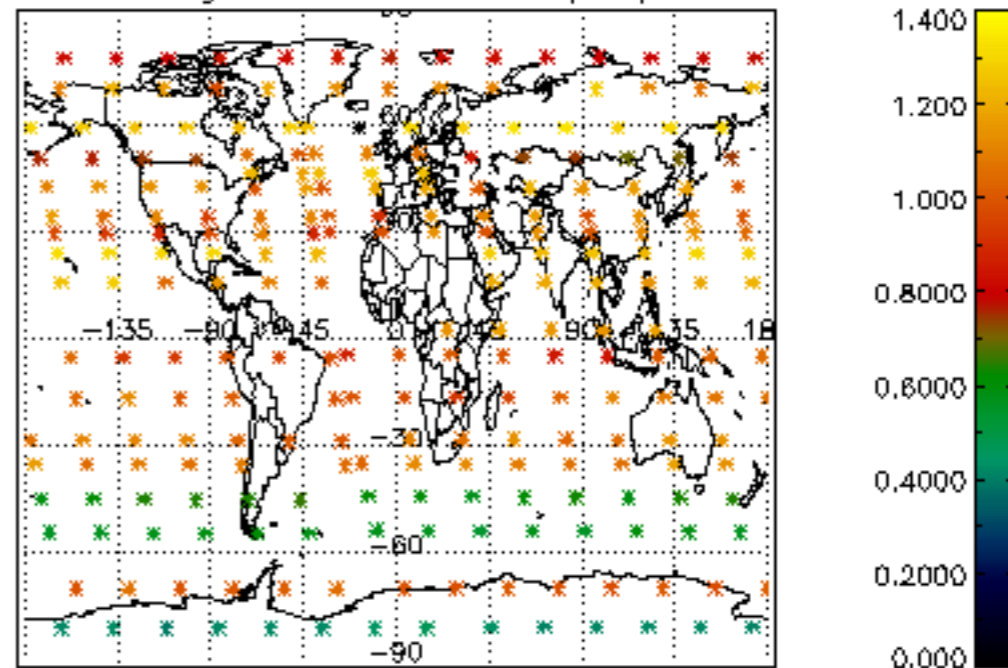




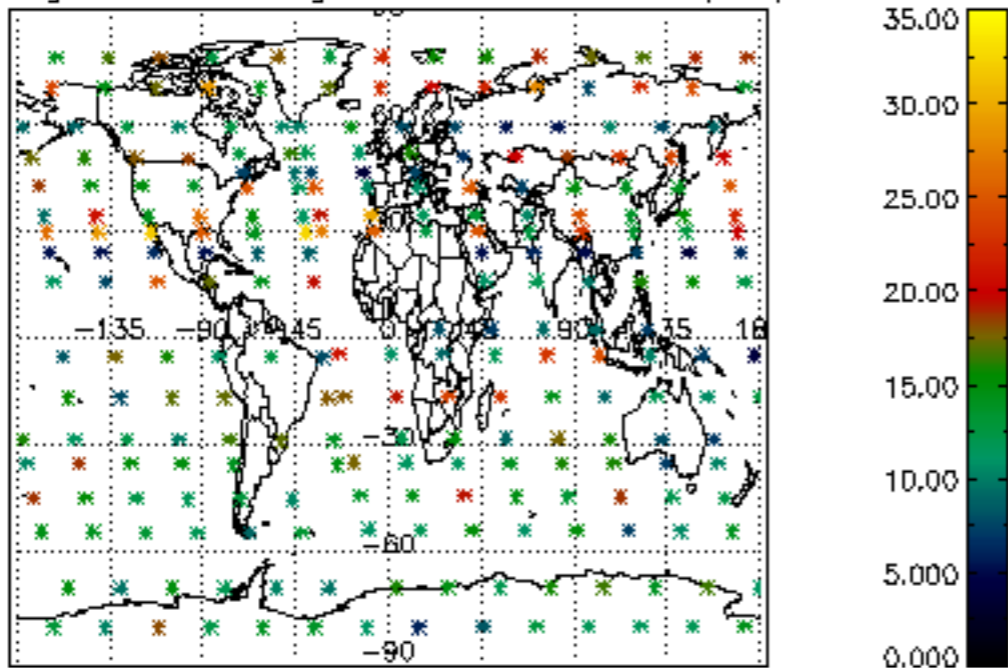
Percentage of cosmic ray hits per profile



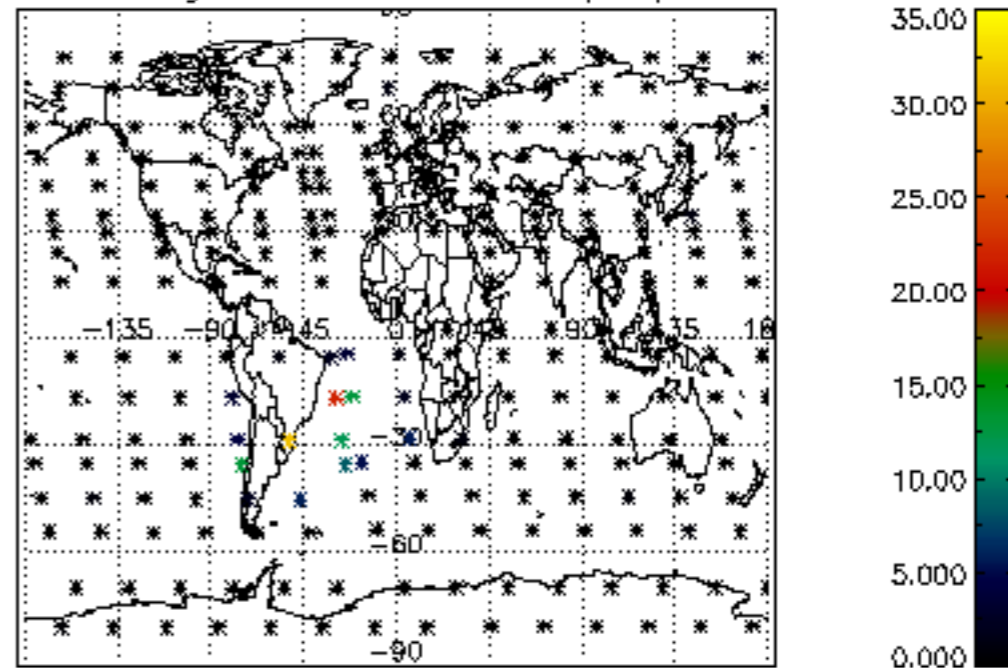
Percentage of datation errors per profile



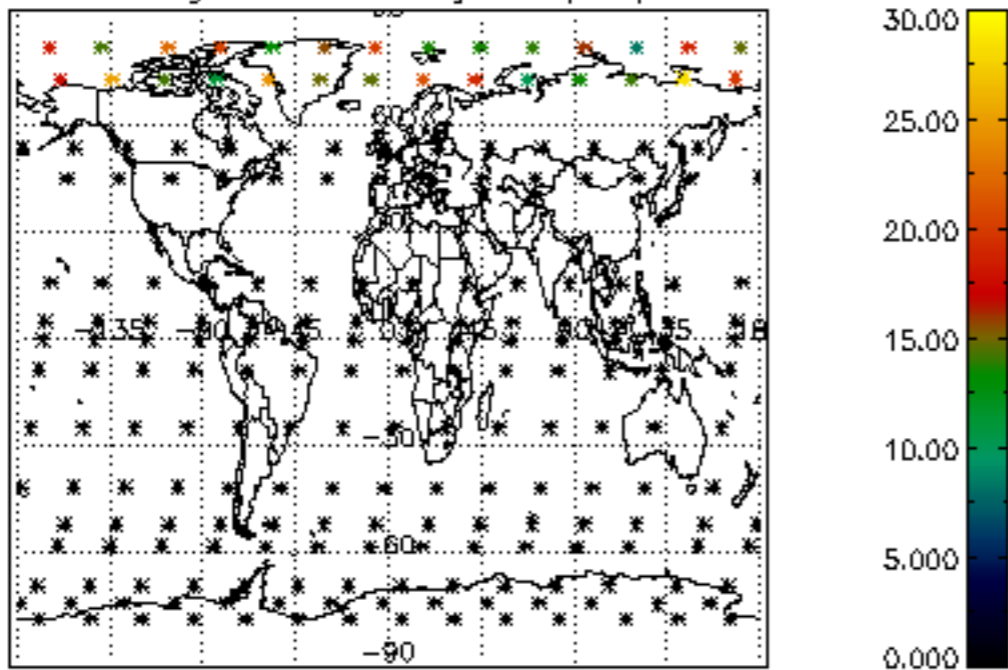
Percentage of star falling outside central band per profile



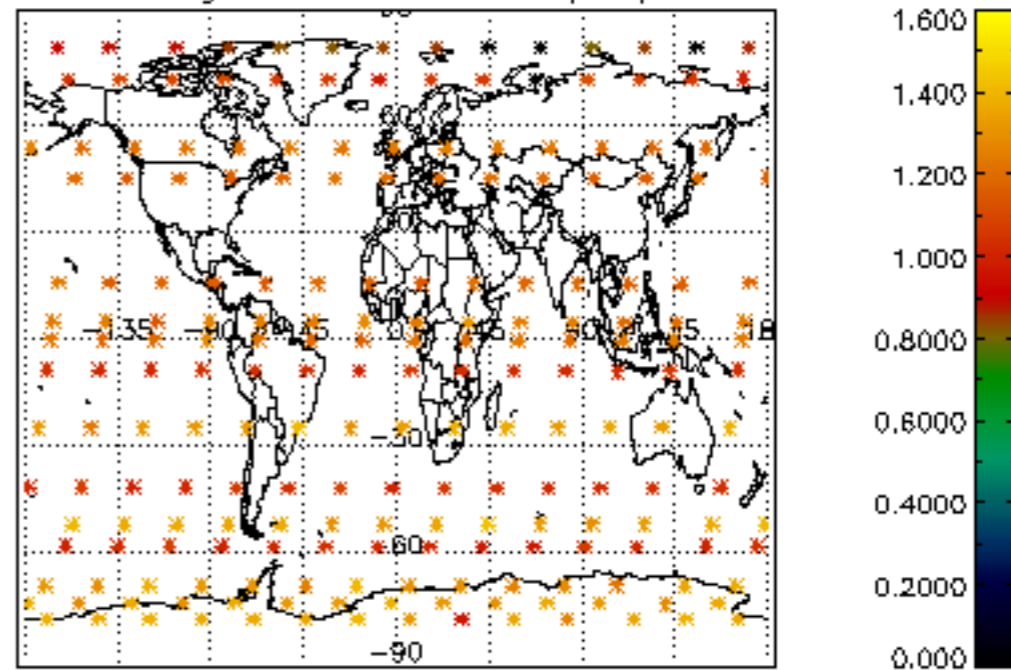
Percentage of saturation errors per profile



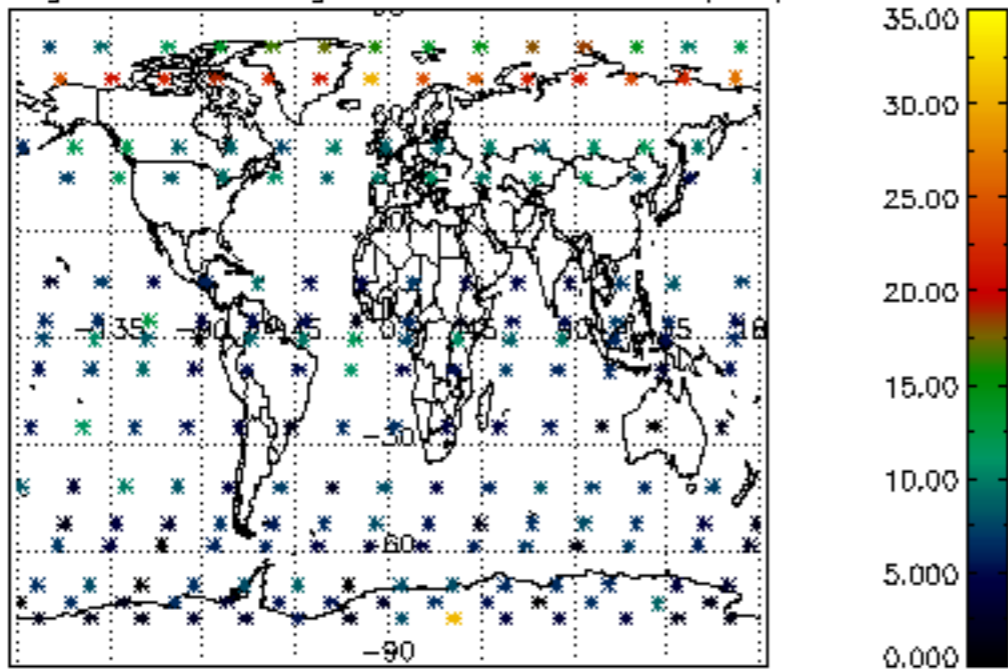
Percentage of cosmic ray hits per profile



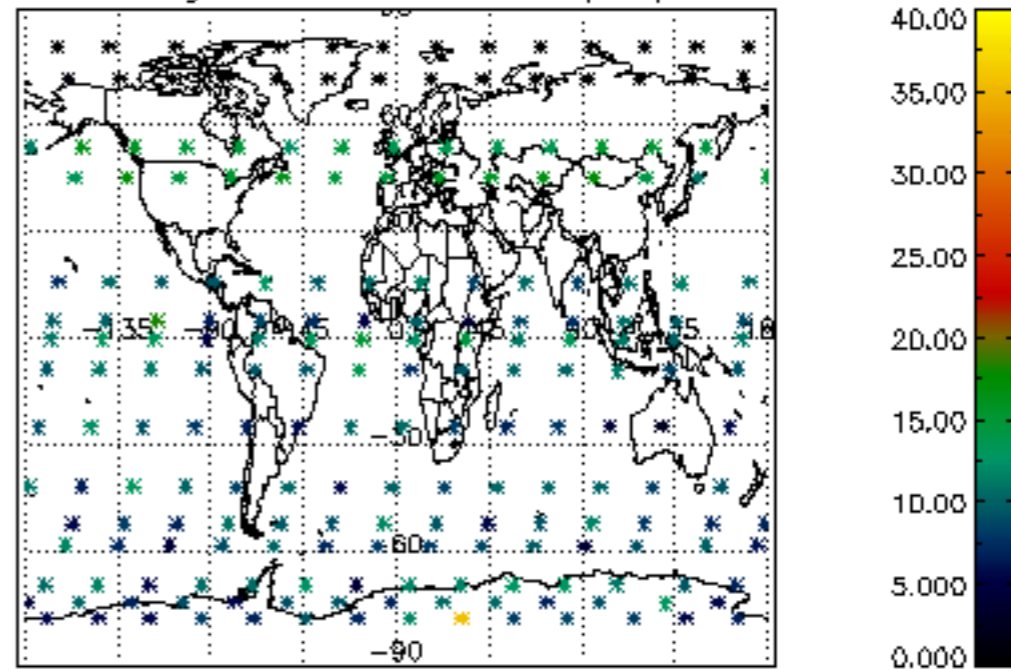
Percentage of datation errors per profile

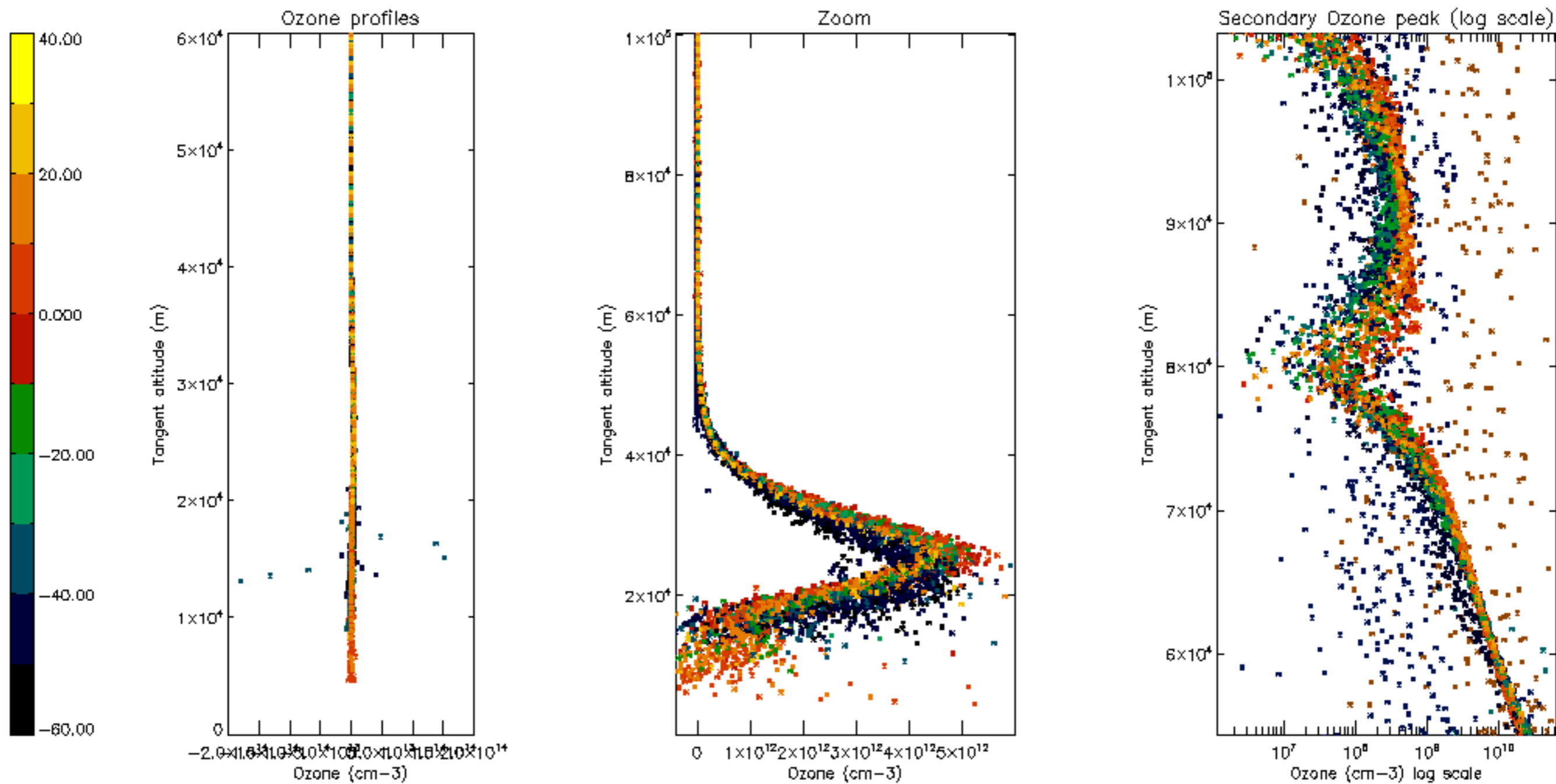


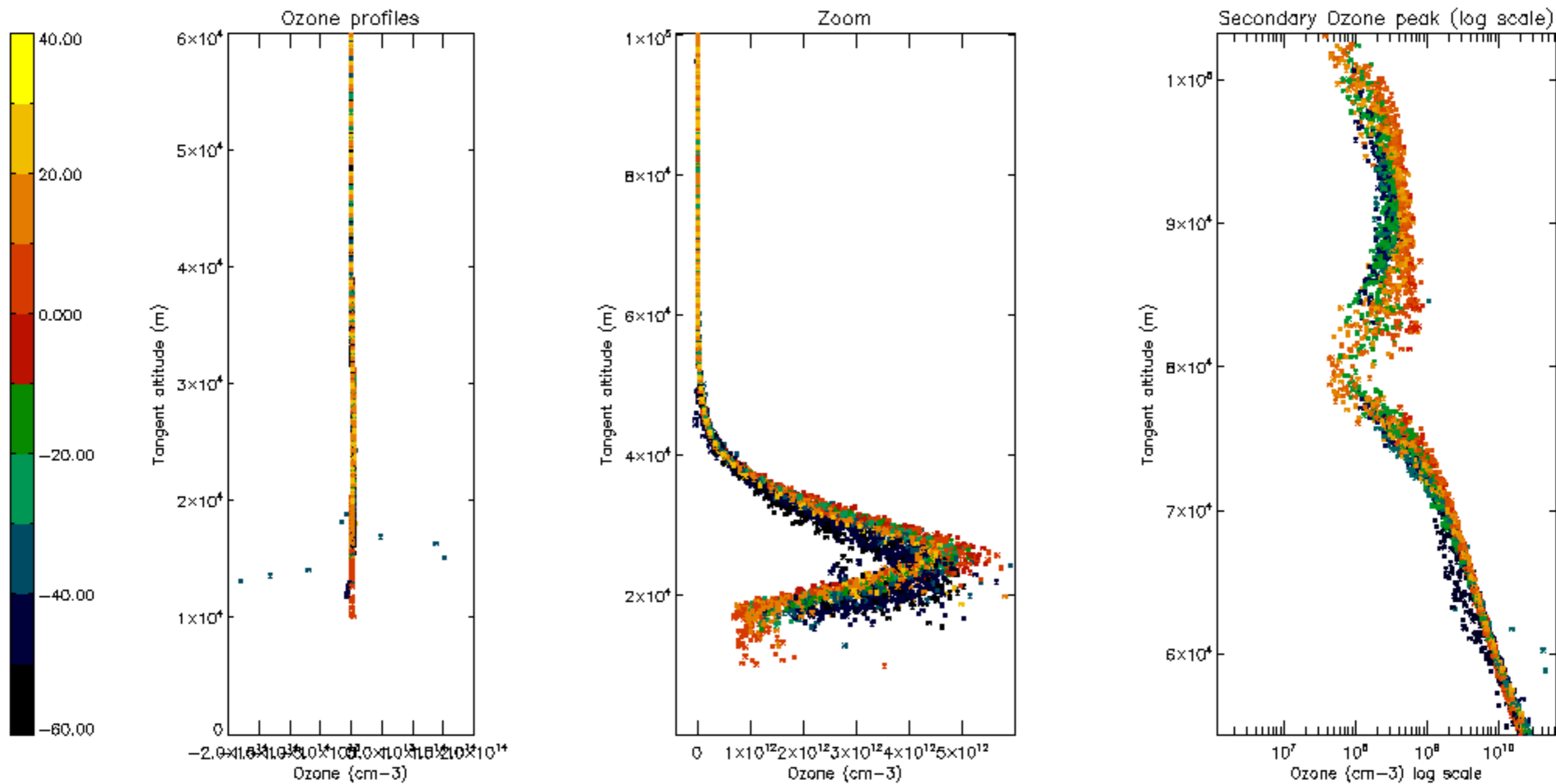
Percentage of star falling outside central band per profile

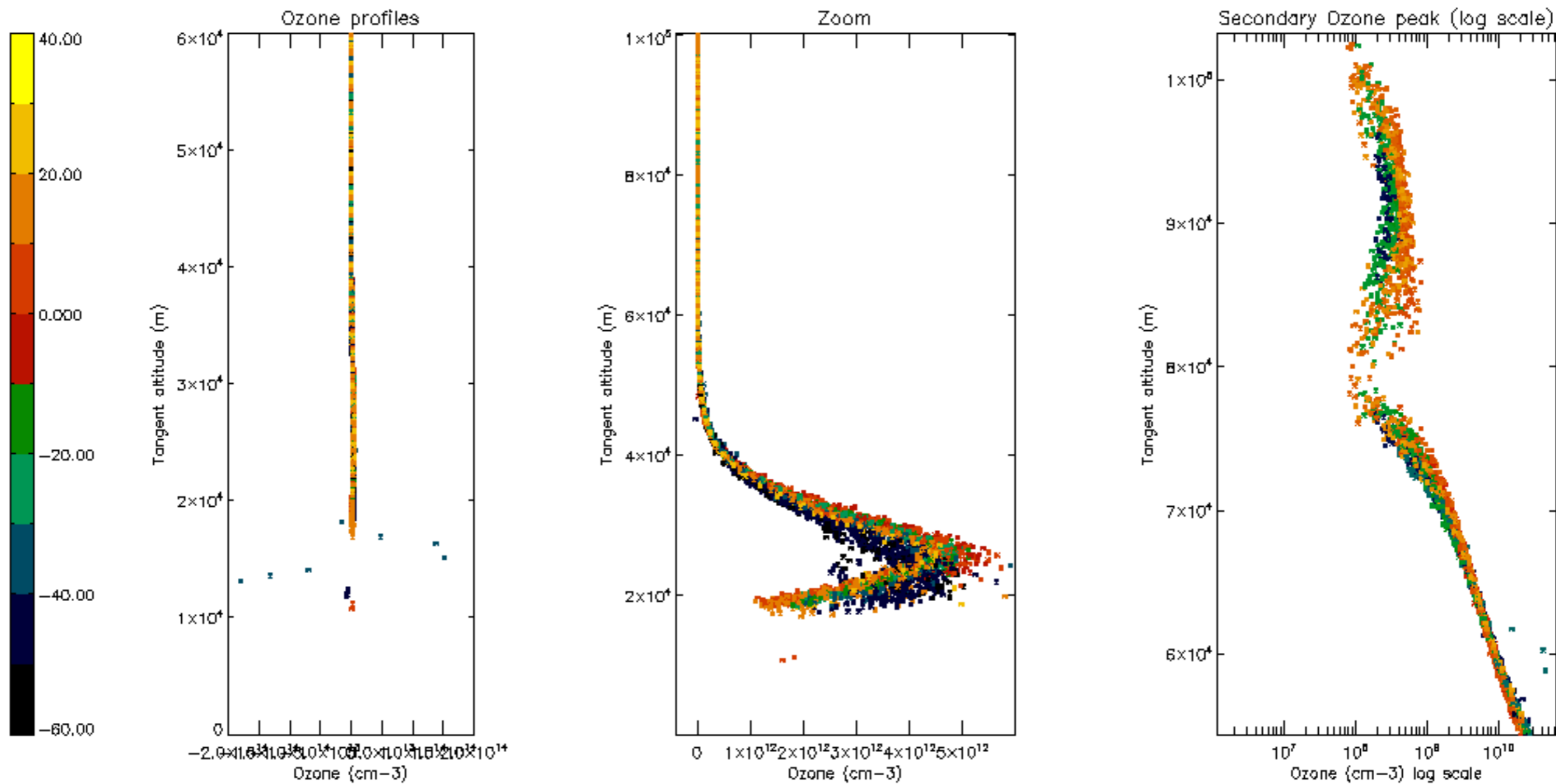


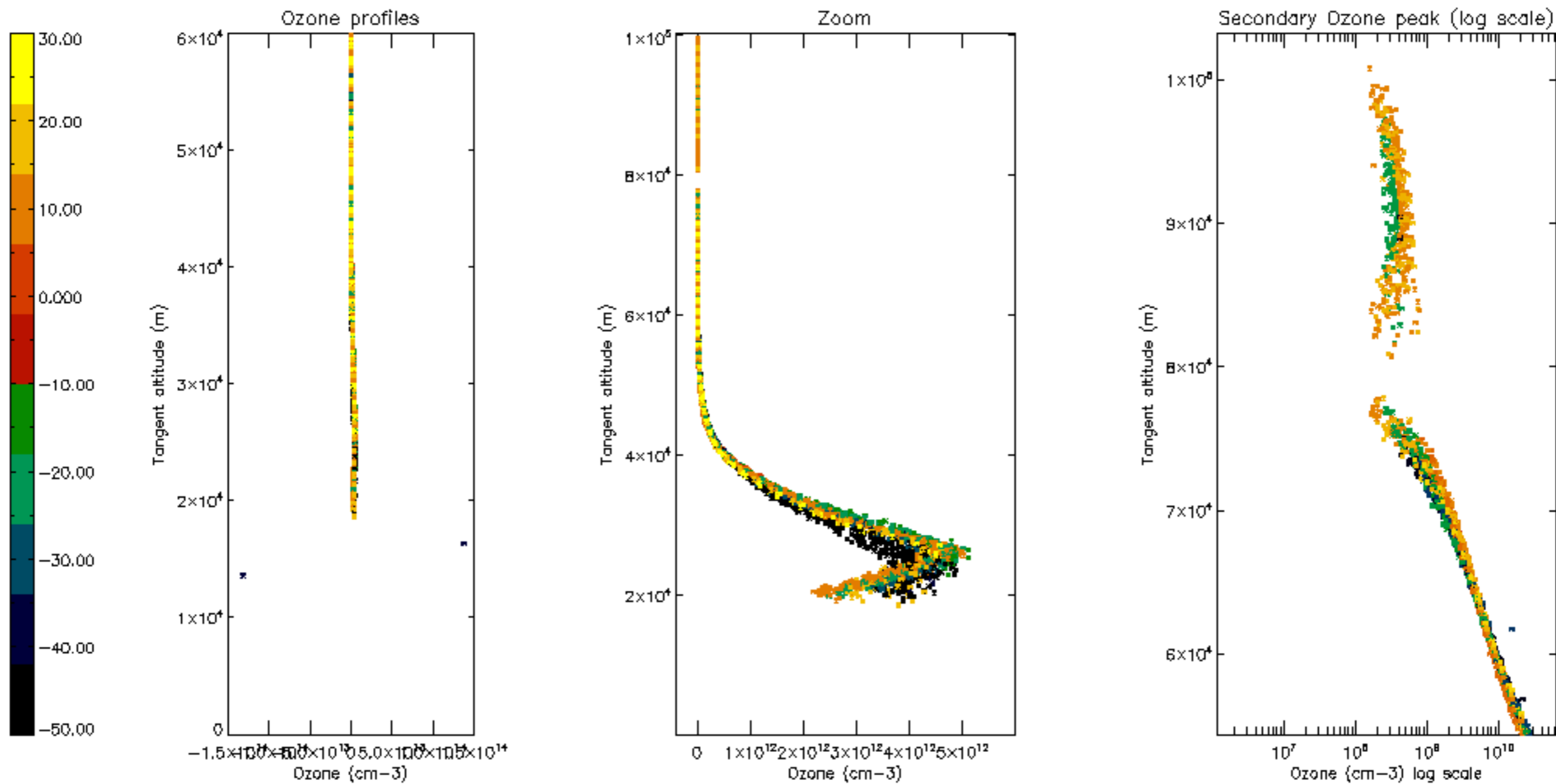
Percentage of saturation errors per profile

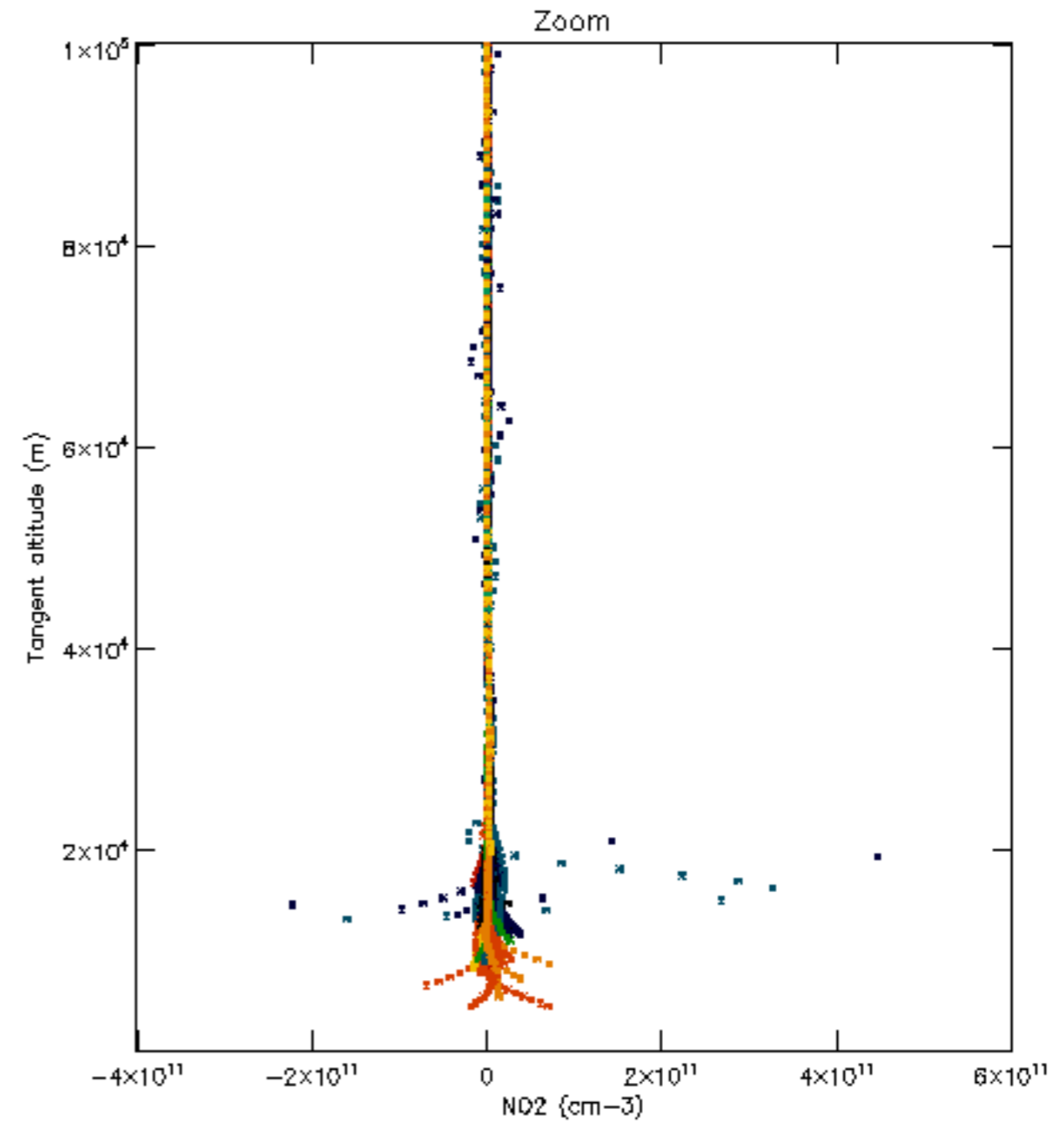
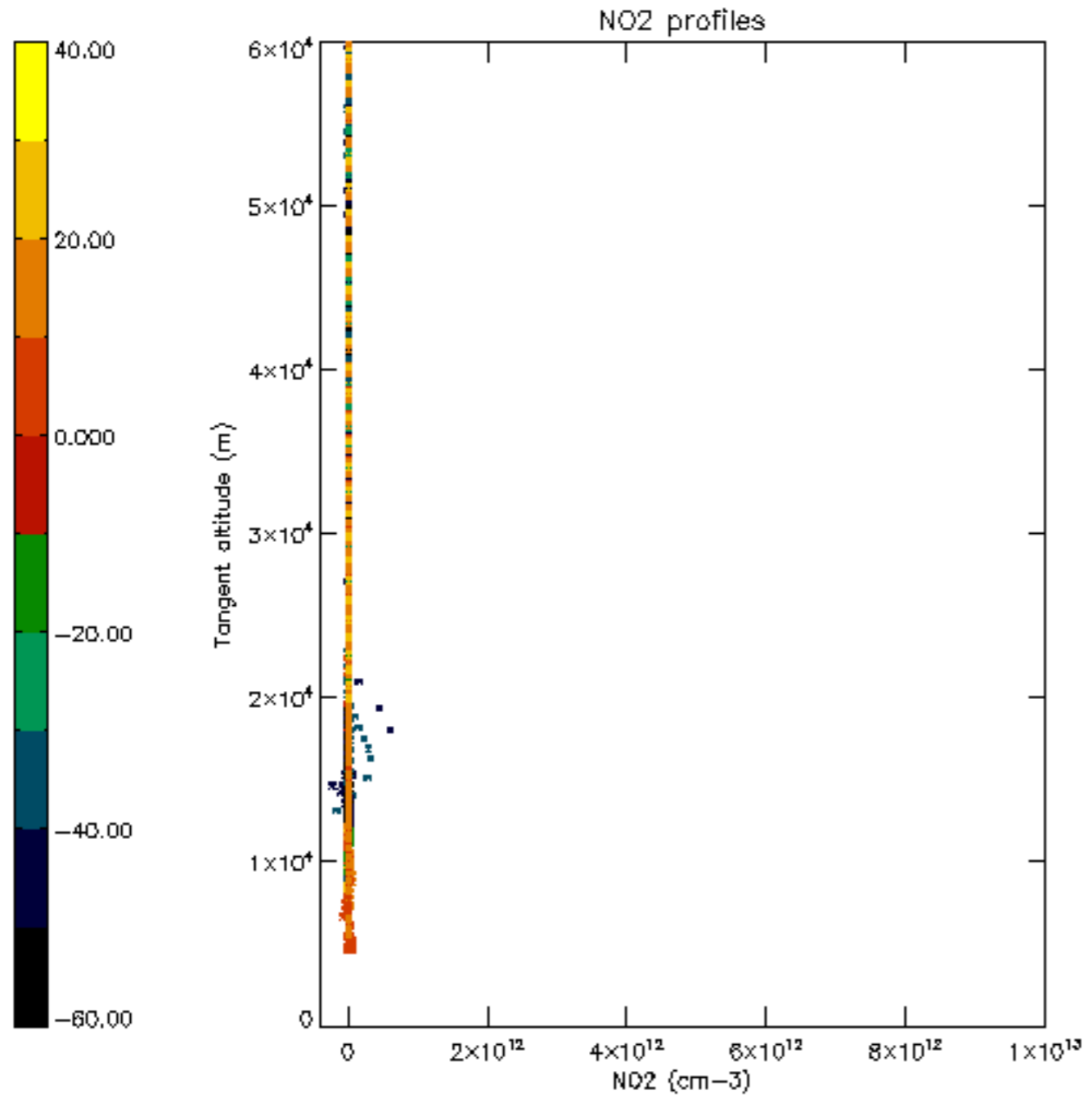


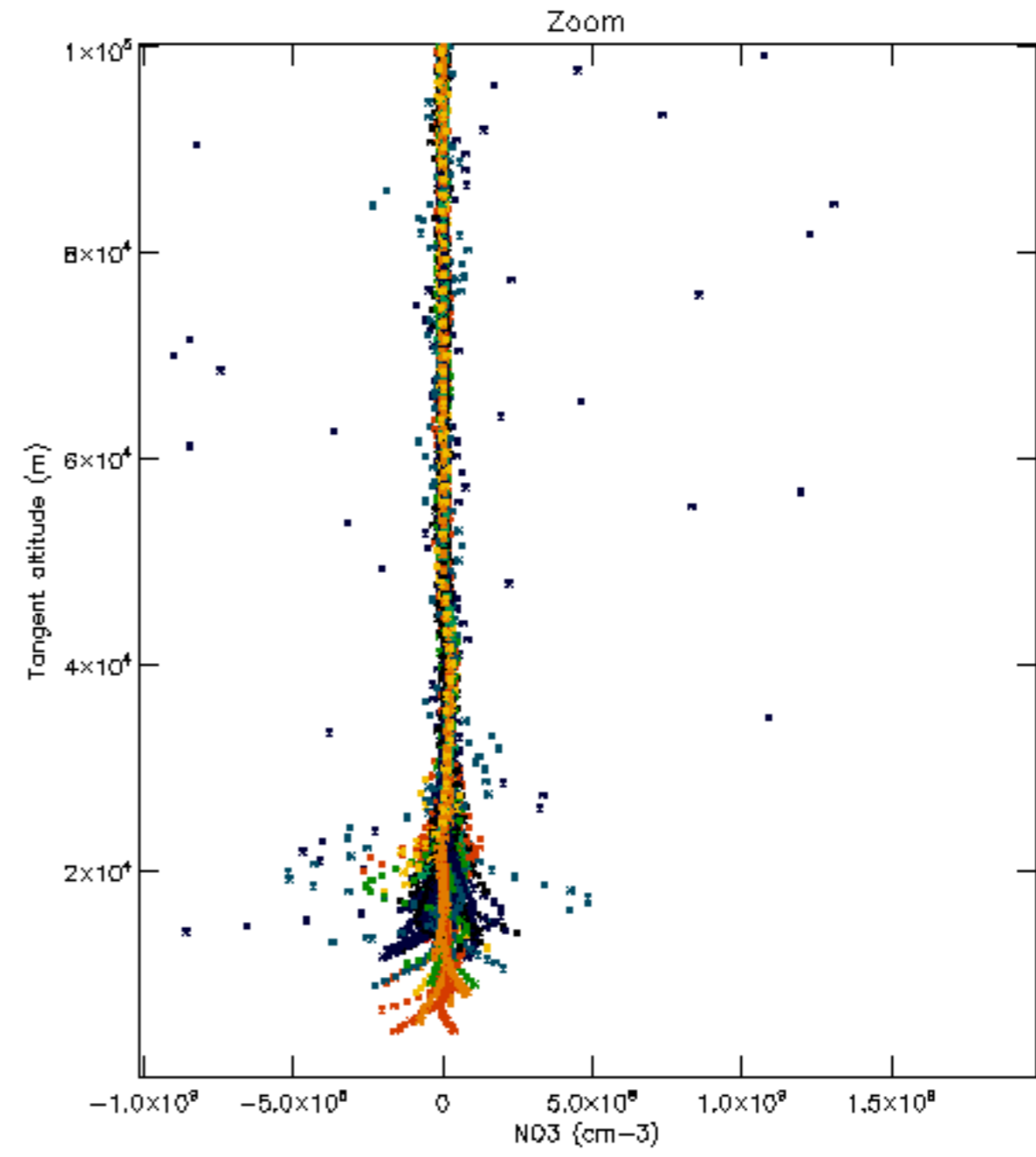
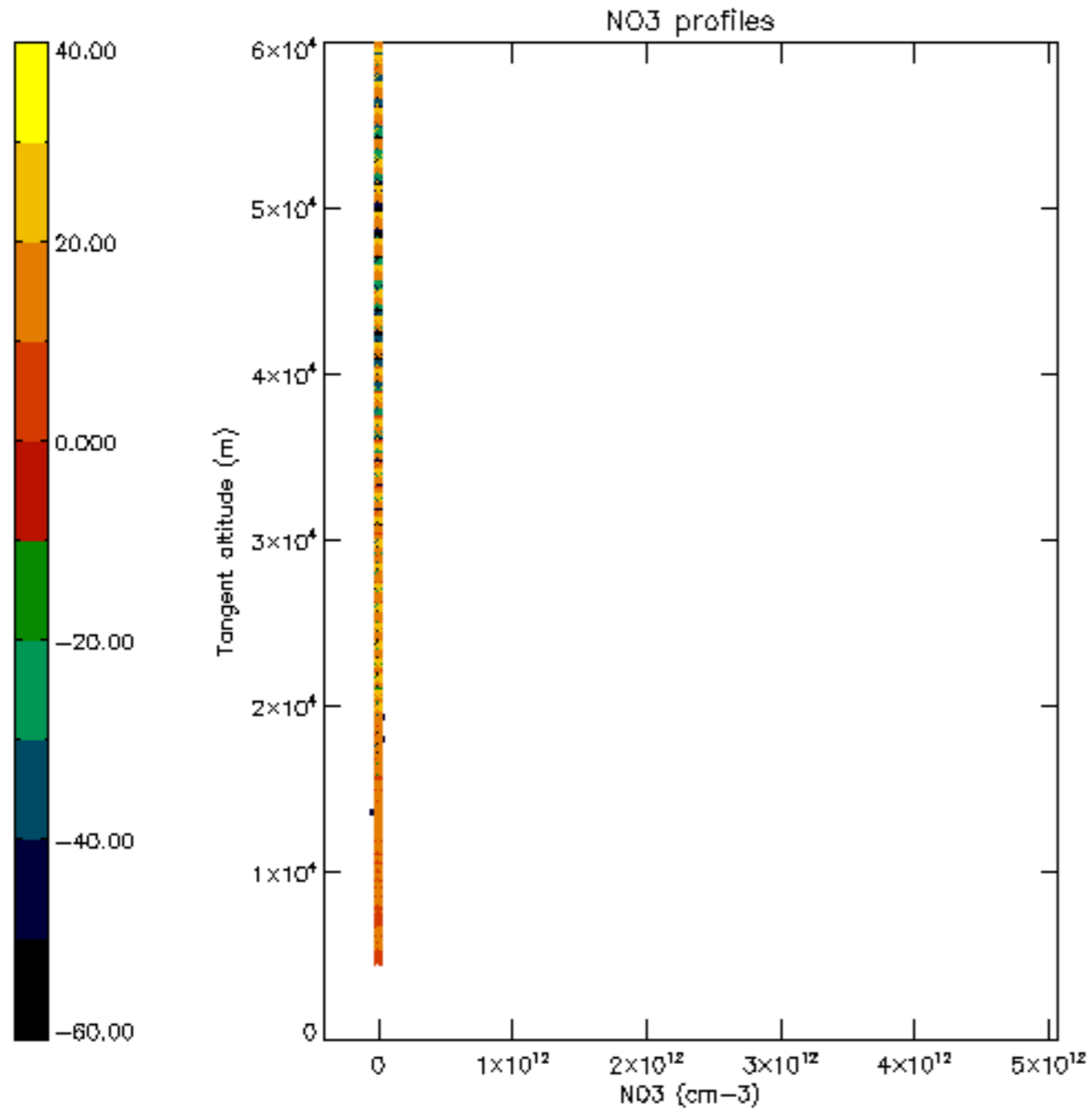


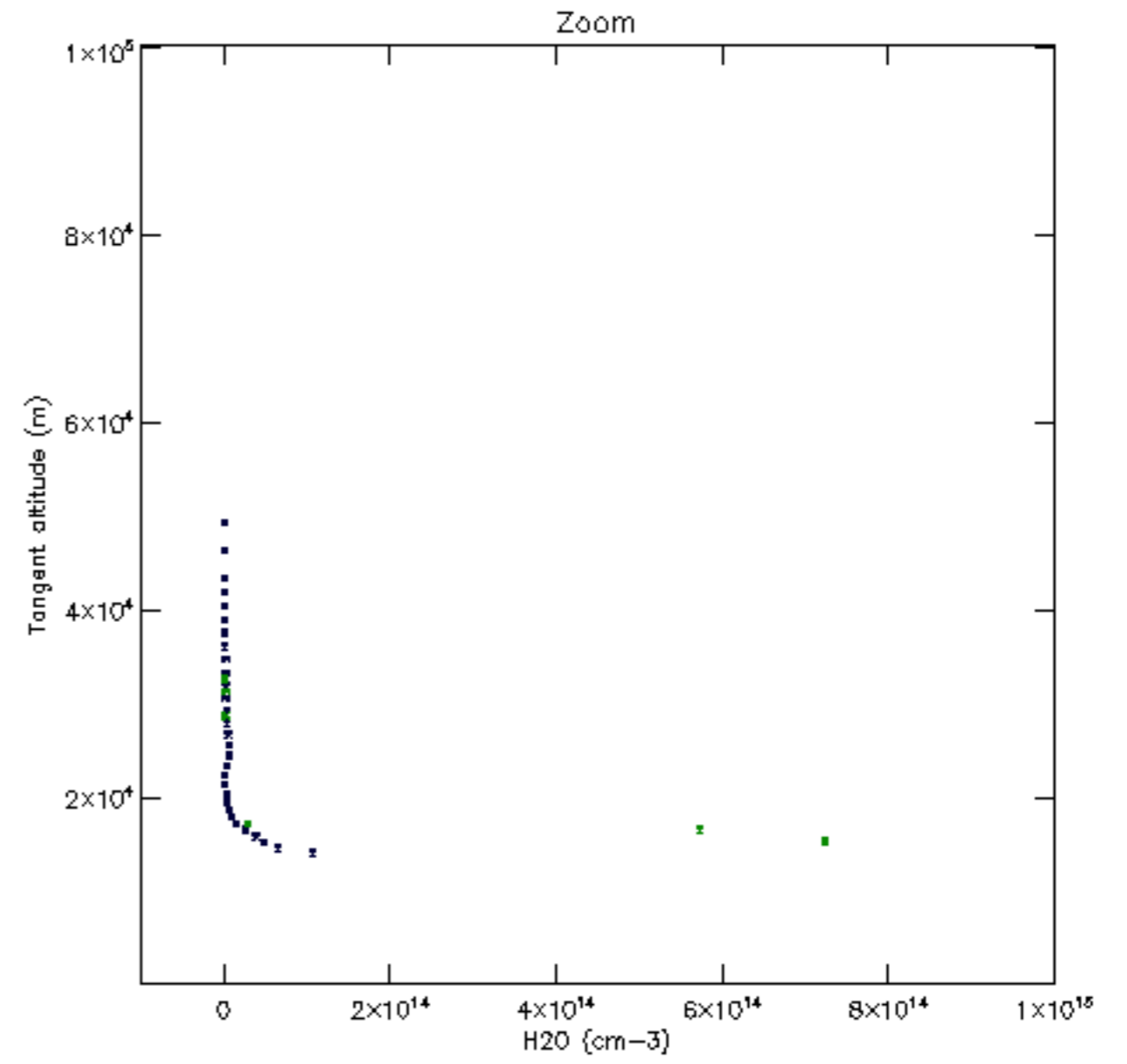
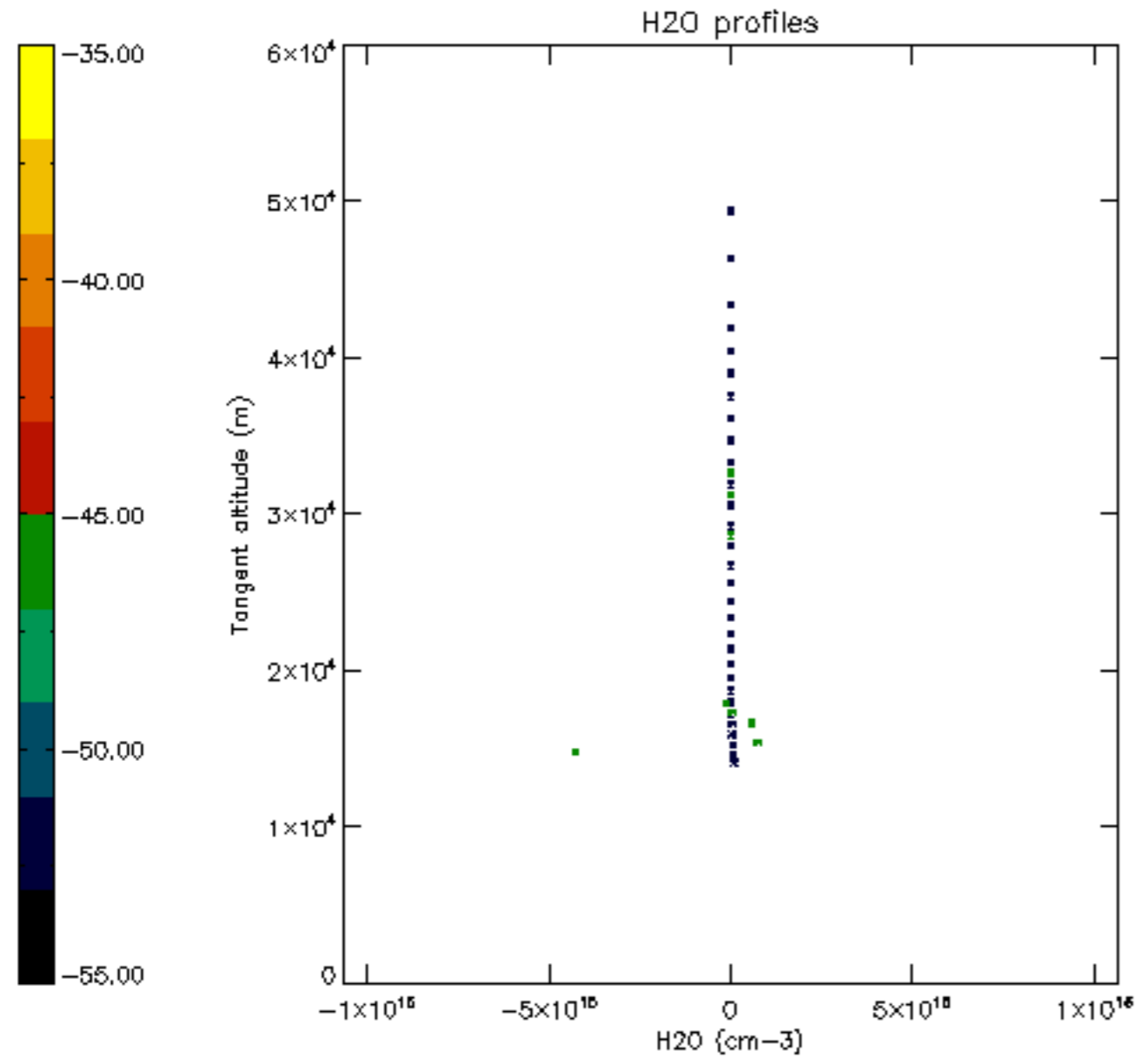


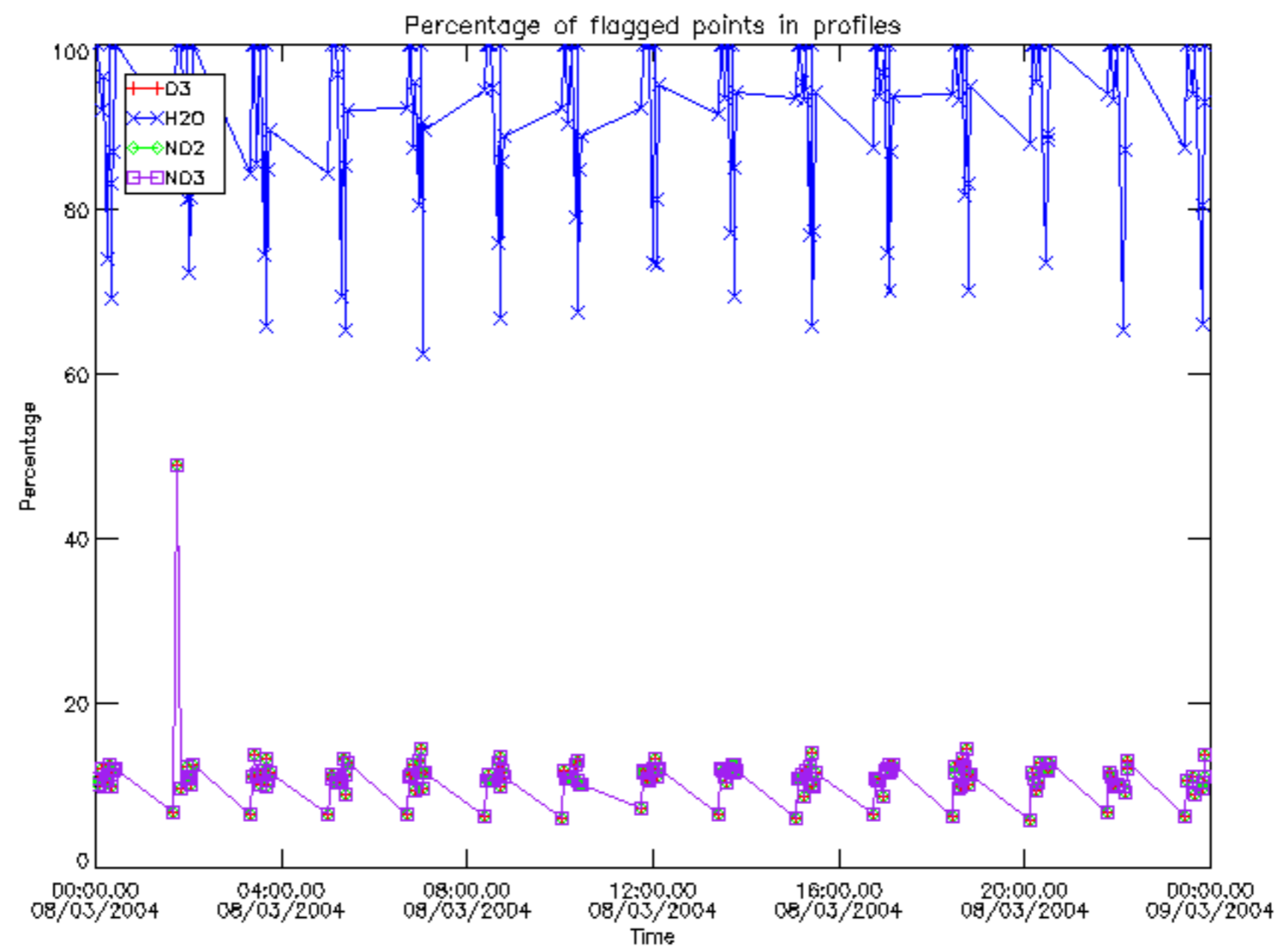




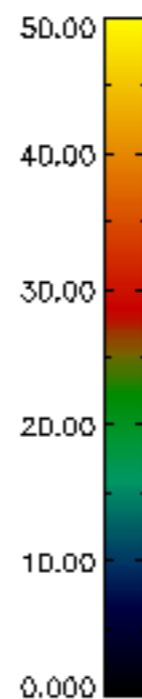
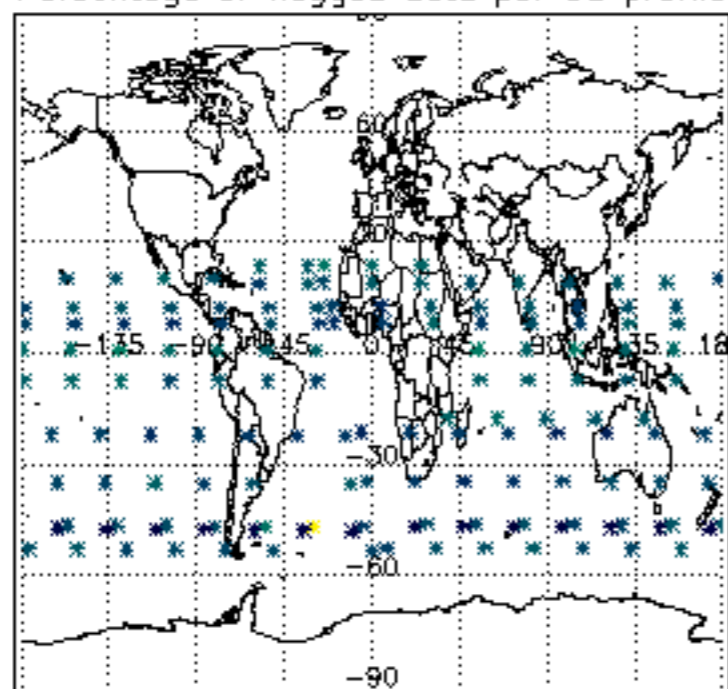




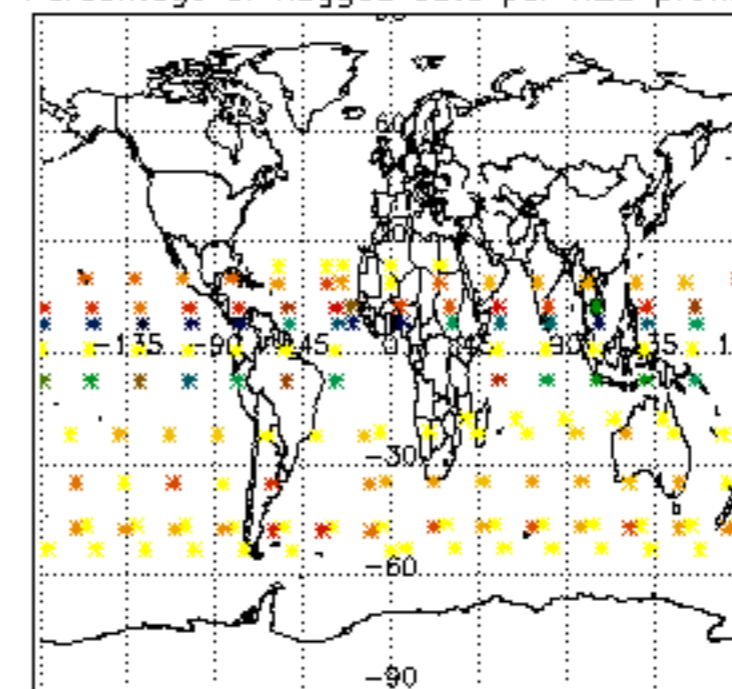




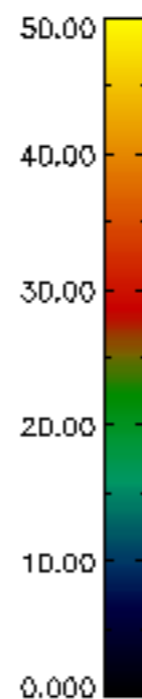
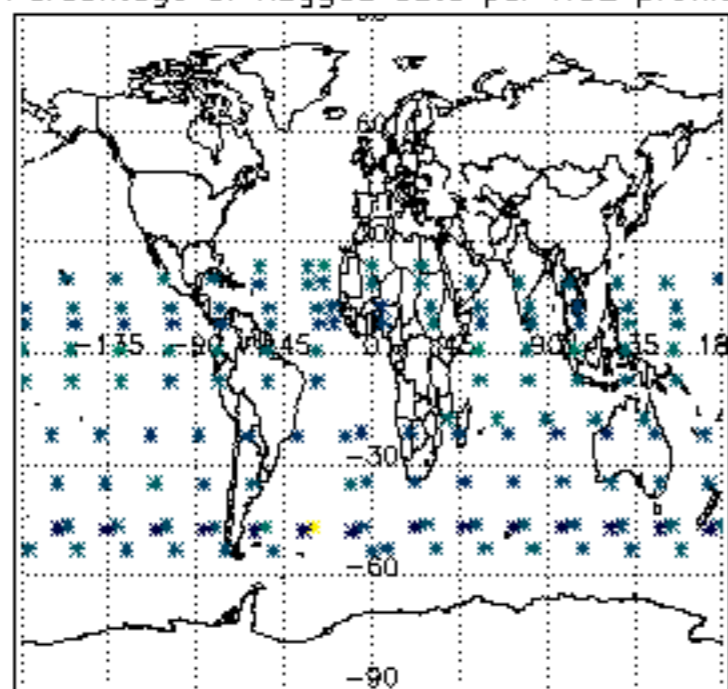
Percentage of flagged data per D3 profile



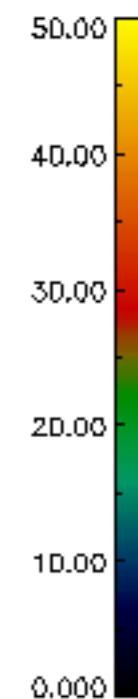
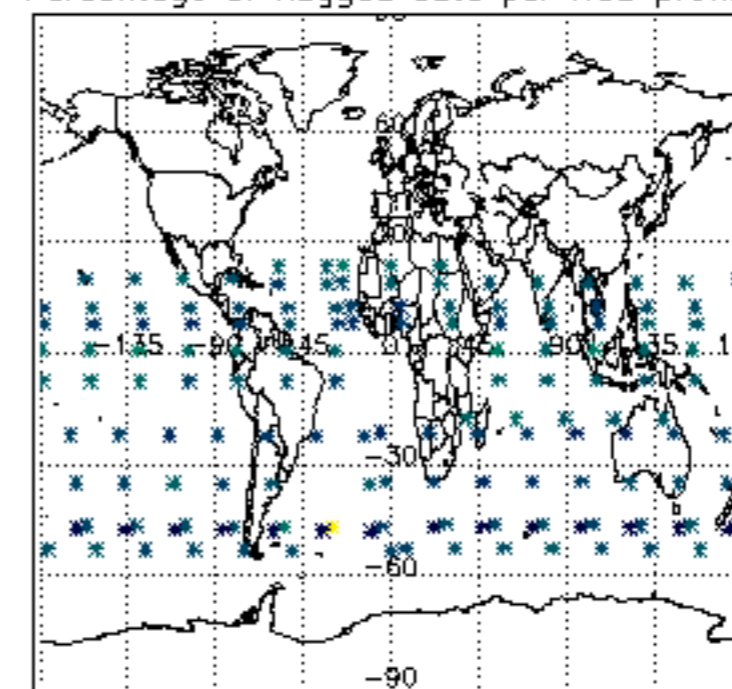
Percentage of flagged data per H2O profile

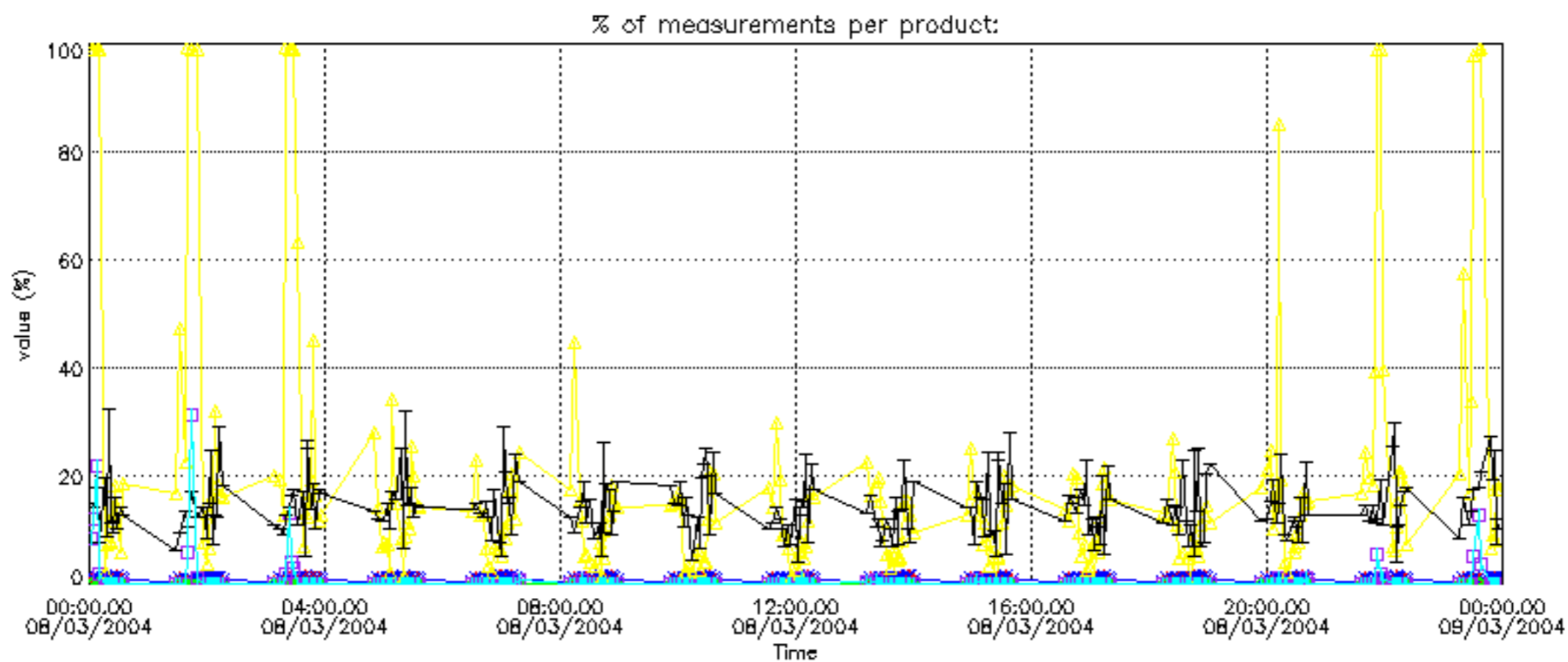


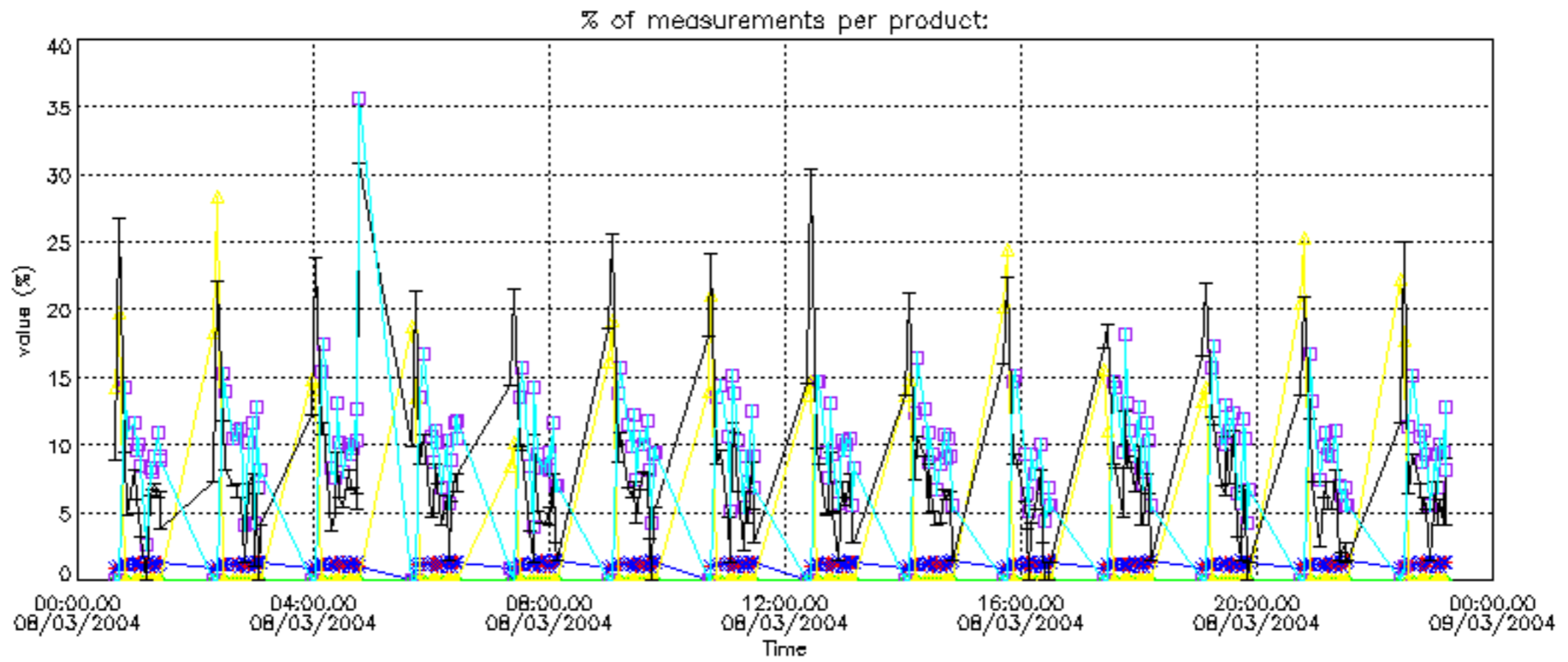
Percentage of flagged data per NO2 profile



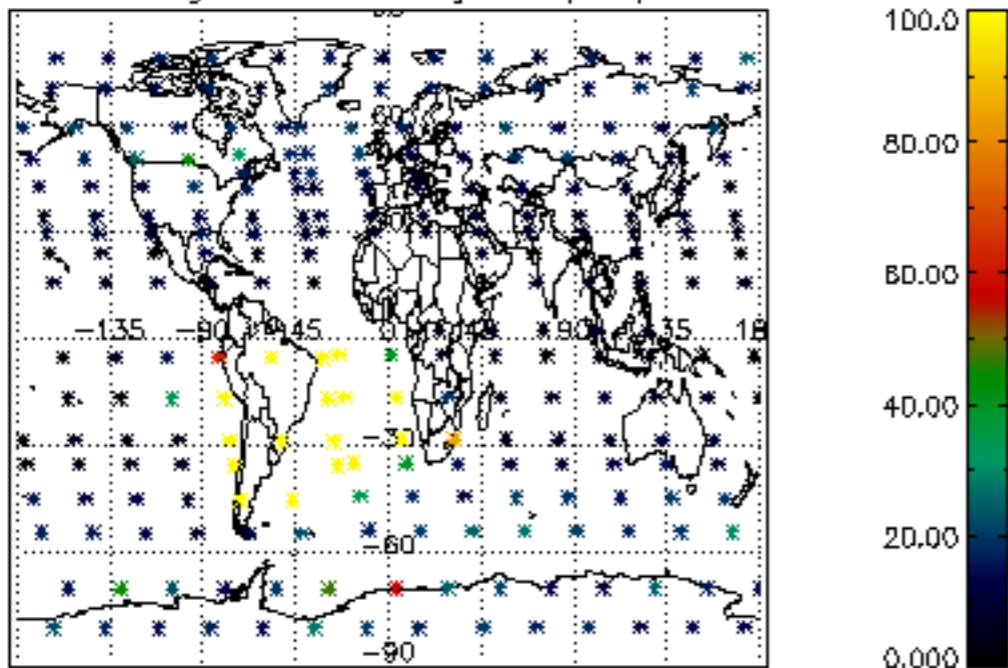
Percentage of flagged data per NO3 profile



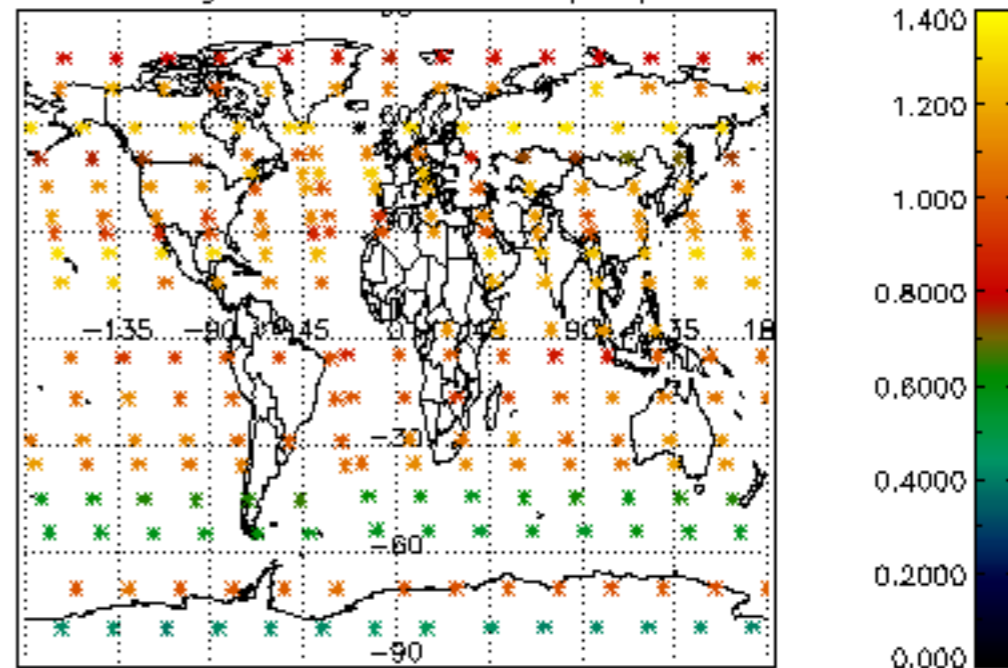




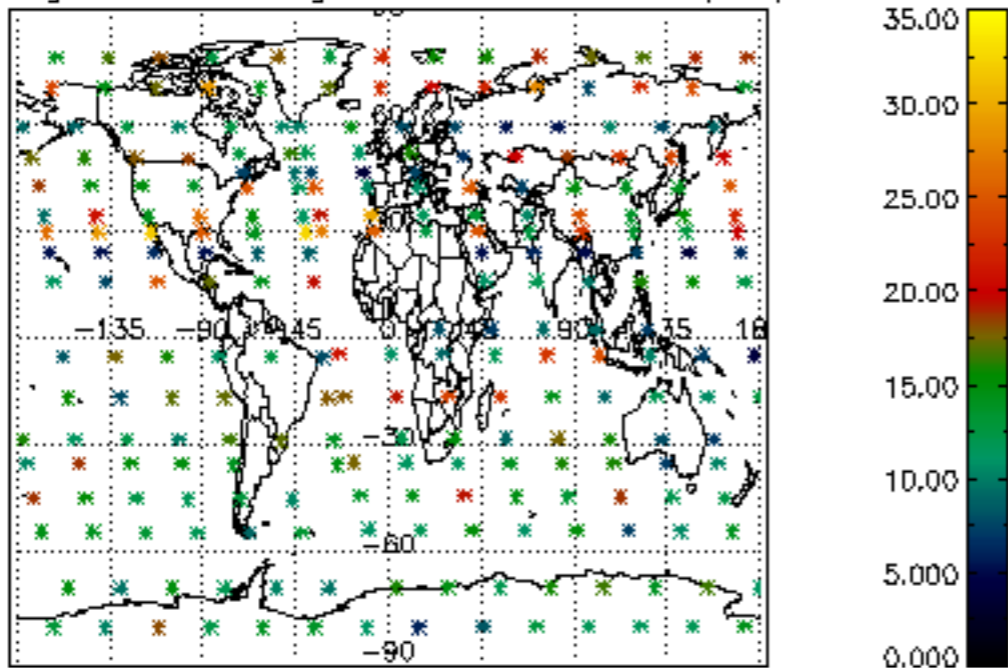
Percentage of cosmic ray hits per profile



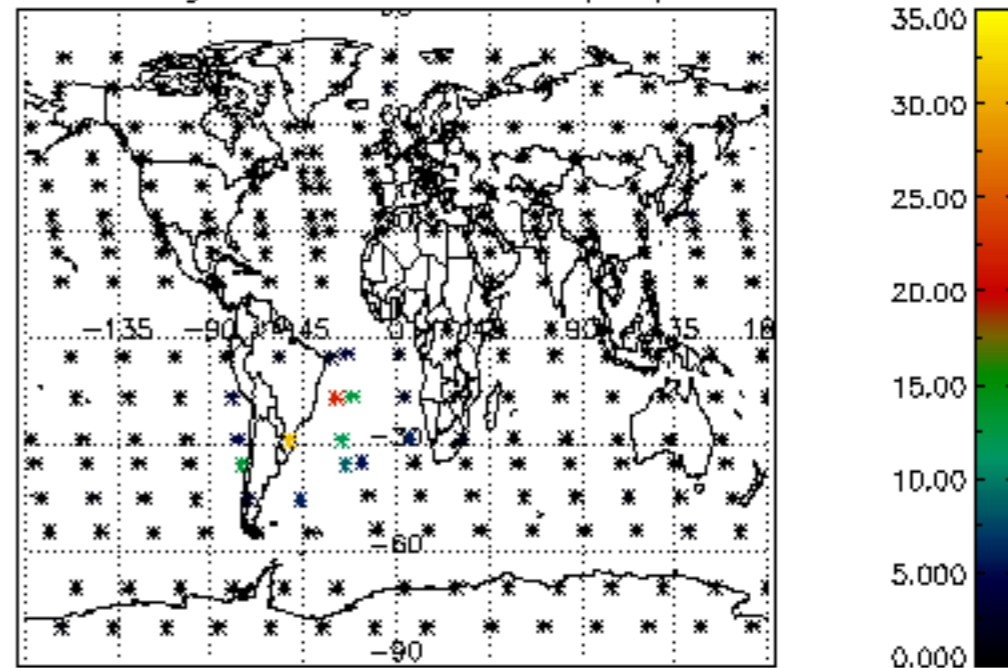
Percentage of datation errors per profile



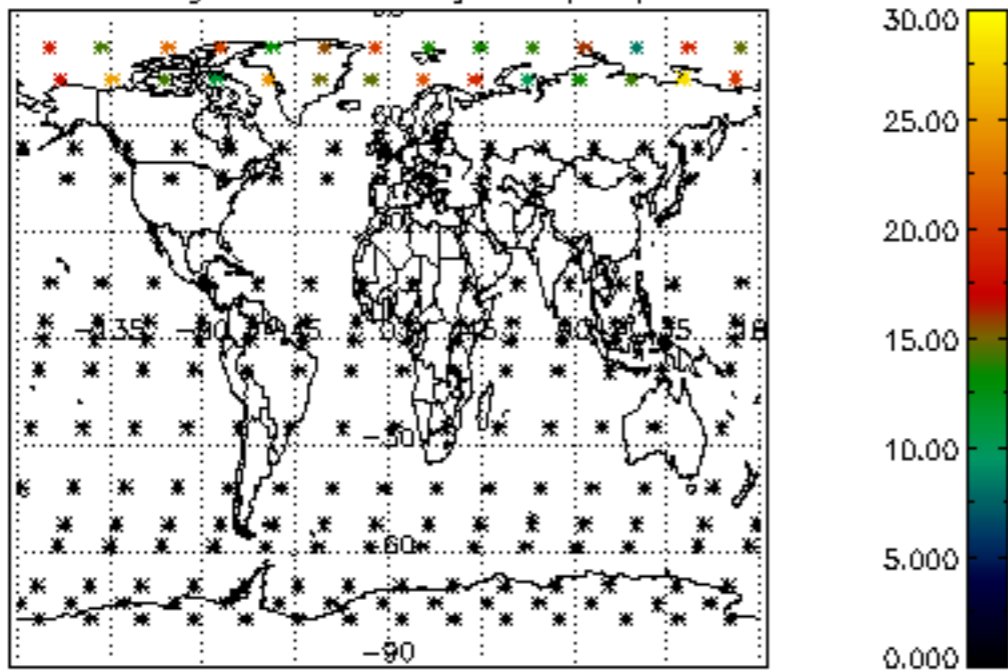
Percentage of star falling outside central band per profile



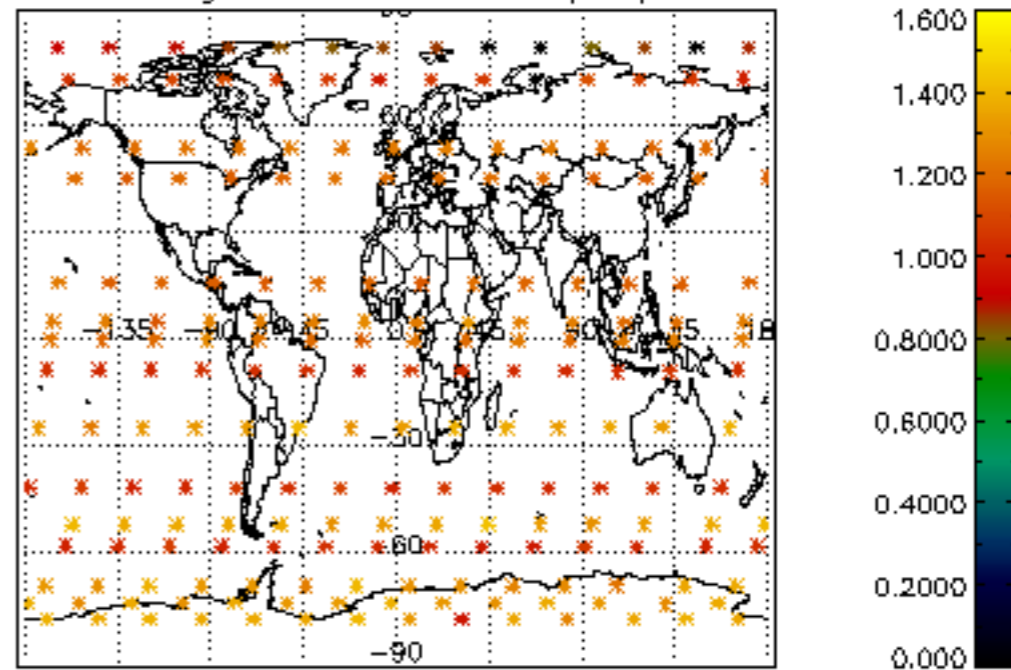
Percentage of saturation errors per profile



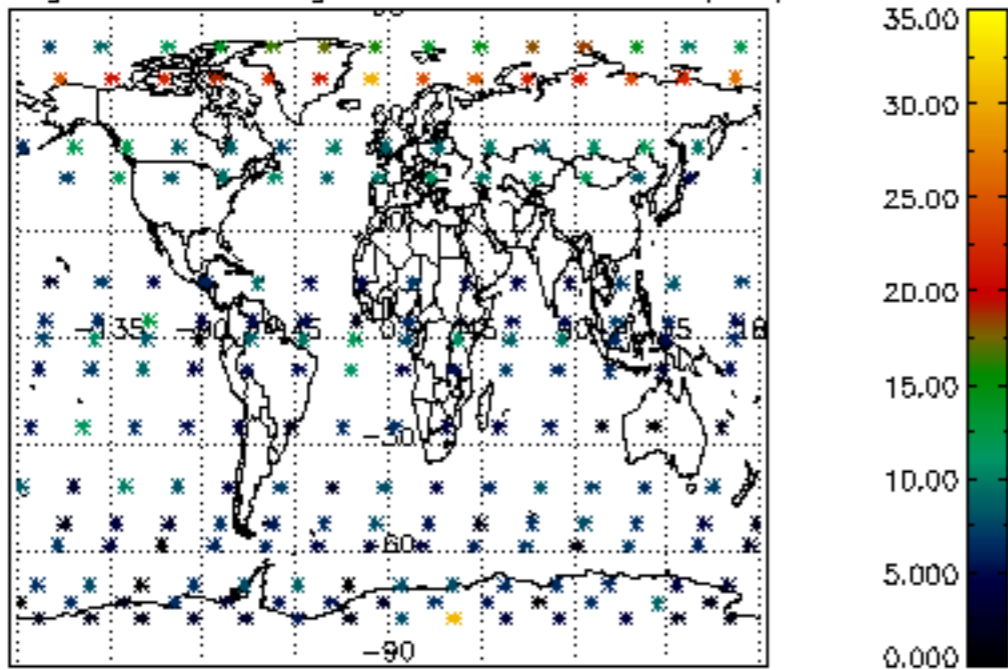
Percentage of cosmic ray hits per profile



Percentage of datation errors per profile



Percentage of star falling outside central band per profile



Percentage of saturation errors per profile

