

# GOMOS Level 2 Daily Report

## SUMMARY

### [1. General Info](#)

### [2. Summary of processed GOM\\_NL\\_2P products](#)

### [3. Level 2 Quality information per product](#)

#### [3.1 Plot of level 2 quality information per product \(time dependant\)](#)

#### [3.2 Plot of level 2 quality information per product \(world map\)](#)

### [4. Level 1 Quality information per product \(stored on level 2 products\)](#)

#### [4.1 Plot of level 1 quality information per product \(time dependant\)](#)

##### [4.1.1 Plot of level 1 quality information per product \(time dependant\): ASCENDING](#)

##### [4.1.2 Plot of level 1 quality information per product \(time dependant\): DESCENDING](#)

#### [4.2 Plot of level 1 quality information per product \(world map\)](#)

##### [4.2.1 Plot of level 1 quality information per product \(world map\): ASCENDING](#)

##### [4.2.2 Plot of level 1 quality information per product \(world map\): DESCENDING](#)

### [5. Ozone profiles based on quality statistics and other trace gas profiles](#)

#### [5.1 Ozone statistics based on quality of products](#)

#### [5.2 Plot ozone profiles for all STD \(dark without errors\)](#)

#### [5.3 Plot ozone profiles where STD < 20% \(dark without errors\)](#)

#### [5.4. Plot ozone profiles where STD < 10% \(dark without errors\)](#)

#### [5.5. Plot ozone profiles where STD < 5% \(dark without errors\)](#)

#### [5.6 Plot NO2 profiles for all STD \(dark without errors\)](#)

#### [5.7 Plot NO3 profiles for all STD \(dark without errors\)](#)

#### [5.8 Plot H2O profiles \(only for occultations of stars 1,2,3,4,13,14,16,26,63 dark without errors\) for all STD](#)

### [6. Auxiliary Data Files used for the production reported in section 2](#)

This report presents the daily analysis on parameters extracted from GOMOS level 2 data (GOM\_NL\_\_2P). It is intended to monitor some important parameters that will impact the quality of these products. A list of level 2 products (and content) that have arrived during the reporting day to the PCF is also given.

Item	Value
Time of report generation	18APR2013 20:55:10
Data source version	GOMOS/6.01
Start time of products	07-03-2004 (07MAR2004 00:00:00)
Stop time of products	08-03-2004 (08MAR2004 00:00:00)
Store outputs in DB	Yes
Nb of level 2 prods	471
Nb of prods with errors	0

## 2. Summary of processed GOM\_NL\_\_2P products.

Nr	Filename	UTC Start time	Limb	Duration	Star Id	Star Name	Star Mag	Star Temp	Nb Meas	Orbit	Prod. error
1	GOM_NL__2PRFIN20040307_000003_000000412024_00474_10548_0258.N1	07-MAR-2004 00:00:03	Bright	41.000	49	1Alp UMi	1.9900	6300.0	82	10548	No
2	GOM_NL__2PRFIN20040307_000502_000000502024_00474_10548_0259.N1	07-MAR-2004 00:05:02	Bright	49.500	119	14Eta Dra	2.7270	4700.0	99	10548	No
3	GOM_NL__2PRFIN20040307_000745_000000382024_00474_10548_0260.N1	07-MAR-2004 00:07:45	Bright	37.500	89	5Alp Cep	2.4510	8000.0	75	10548	No
4	GOM_NL__2PRFIN20040307_000941_000000492024_00474_10548_0261.N1	07-MAR-2004 00:09:41	Bright	49.000	130	23Bet Dra	2.7990	5800.0	98	10548	No
5	GOM_NL__2PRFIN20040307_001250_000000372024_00474_10548_0262.N1	07-MAR-2004 00:12:50	Bright	37.000	19	50Alp Cyg	1.2460	10500.0	74	10548	No
6	GOM_NL__2PRFIN20040307_001422_000000422024_00474_10548_0263.N1	07-MAR-2004 00:14:22	Bright	42.000	66	37Gam Cyg	2.2080	5900.0	84	10548	No
7	GOM_NL__2PRFIN20040307_001601_000000382024_00474_10548_0264.N1	07-MAR-2004 00:16:01	Bright	37.500	92	53Eps Cyg	2.5000	4500.0	75	10548	No
8	GOM_NL__2PRFIN20040307_001913_000001102024_00474_10548_0265.N1	07-MAR-2004 00:19:13	Twilight	109.50	133	40Zet Her	2.8070	6000.0	219	10548	No
9	GOM_NL__2PRFIN20040307_002321_000000502024_00474_10548_0266.N1	07-MAR-2004 00:23:21	Bright	49.500	168	17Zet Aql	2.9860	11000.0	99	10548	No
10	GOM_NL__2PRFIN20040307_002742_000000822024_00474_10548_0267.N1	07-MAR-2004 00:27:42	Straylight	82.000	59	55Alp Oph	2.0800	8900.0	164	10548	No
11	GOM_NL__2PRFIN20040307_003023_000000752024_00474_10548_0268.N1	07-MAR-2004 00:30:23	Dark	74.500	126	60Bet Oph	2.7700	4250.0	149	10548	No
12	GOM_NL__2PRFIN20040307_003322_000000462024_00474_10548_0269.N1	07-MAR-2004 00:33:22	Dark	46.000	155	41Pi Sgr	2.9000	6600.0	92	10548	No
13	GOM_NL__2PRFIN20040307_003517_000000492024_00474_10548_0270.N1	07-MAR-2004 00:35:17	Dark	49.000	57	34Sig Sgr	2.0660	26000.0	98	10548	No
14	GOM_NL__2PRFIN20040307_003832_000000512024_00474_10548_0271.N1	07-MAR-2004 00:38:32	Dark	51.000	38	20Eps Sgr	1.8360	11000.0	102	10548	No
15	GOM_NL__2PRFIN20040307_004144_000000482024_00474_10548_0272.N1	07-MAR-2004 00:41:44	Dark	48.000	25	35Lam Sco	1.6200	28000.0	96	10548	No
16	GOM_NL__2PRFIN20040307_004745_000000472024_00475_10549_0240.N1	07-MAR-2004 00:47:45	Dark	47.000	43	Alp TrA	1.9100	4250.0	94	10549	No
17	GOM_NL__2PRFIN20040307_005001_000000402024_00475_10549_0241.N1	07-MAR-2004 00:50:01	Dark	40.000	145	Gam TrA	2.8720	10600.0	80	10549	No
18	GOM_NL__2PRFIN20040307_005131_000000572024_00475_10549_0242.N1	07-MAR-2004 00:51:31	Dark	57.000	4	Alp1Cen	-0.010000	5800.0	114	10549	No
19	GOM_NL__2PRFIN20040307_005250_000000482024_00475_10549_0243.N1	07-MAR-2004 00:52:50	Dark	47.500	10	Bet Cen	0.61000	28000.0	95	10549	No
20	GOM_NL__2PRFIN20040307_005510_000000452024_00475_10549_0244.N1	07-MAR-2004 00:55:10	Dark	44.500	12	Alp1Cru	0.77500	30000.0	89	10549	No
21	GOM_NL__2PRFIN20040307_005622_000000412024_00475_10549_0245.N1	07-MAR-2004 00:56:22	Dark	40.500	129	Del Cru	2.7930	26000.0	81	10549	No
22	GOM_NL__2PRFIN20040307_005752_000000492024_00475_10549_0246.N1	07-MAR-2004 00:57:52	Straylight	48.500	64	Gam Cen	2.2000	10600.0	97	10549	No
23	GOM_NL__2PRFIN20040307_010006_000000402024_00475_10549_0247.N1	07-MAR-2004 01:00:06	Straylight	40.000	91	Kap Vel	2.4900	26000.0	80	10549	No
24	GOM_NL__2PRFIN20040307_010324_000000452024_00475_10549_0248.N1	07-MAR-2004 01:03:24	Straylight	44.500	65	Lam Vel	2.2040	4400.0	89	10549	No
25	GOM_NL__2PRFIN20040307_010703_000000542024_00475_10549_0249.N1	07-MAR-2004 01:07:03	Straylight	53.500	171	2Eps Crv	3.0010	4250.0	107	10549	No
26	GOM_NL__2PRFIN20040307_010858_000000632024_00475_10549_0250.N1	07-MAR-2004 01:08:58	Straylight	62.500	100	4Gam Crv	2.5800	13100.0	125	10549	No
27	GOM_NL__2PRFIN20040307_011251_000000472024_00475_10549_0251.N1	07-MAR-2004 01:12:51	Twilight	47.000	48	30Alp Hya	1.9770	4100.0	94	10549	No
28	GOM_NL__2PRFIN20040307_011837_000000442024_00475_10549_0252.N1	07-MAR-2004 01:18:37	Bright	44.000	22	32Alp Leo	1.3600	15200.0	88	10549	No
29	GOM_NL__2PRFIN20040307_012106_000000432024_00475_10549_0253.N1	07-MAR-2004 01:21:06	Bright	43.000	51	41Gam1Leo	2.0100	4500.0	86	10549	No
30	GOM_NL__2PRFIN20040307_012932_000000442024_00475_10549_0254.N1	07-MAR-2004 01:29:32	Bright	44.000	174	52Psi UMa	3.0040	4400.0	88	10549	No
31	GOM_NL__2PRFIN20040307_013230_000000422024_00475_10549_0255.N1	07-MAR-2004 01:32:30	Bright	42.000	82	48Bet UMa	2.3650	10600.0	84	10549	No
32	GOM_NL__2PRFIN20040307_013354_000000442024_00475_10549_0256.N1	07-MAR-2004 01:33:54	Bright	43.500	36	50Alp UMa	1.8000	6300.0	87	10549	No
33	GOM_NL__2PRFIN20040307_013628_000000492024_00475_10549_0257.N1	07-MAR-2004 01:36:28	Bright	48.500	32	77Eps UMa	1.7630	11000.0	97	10549	No
34	GOM_NL__2PRFIN20040307_014041_000000362024_00475_10549_0258.N1	07-MAR-2004 01:40:41	Bright	36.000	49	1Alp UMi	1.9900	6300.0	72	10549	No
35	GOM_NL__2PRFIN20040307_014538_000000482024_00475_10549_0259.N1	07-MAR-2004 01:45:38	Bright	48.000	119	14Eta Dra	2.7270	4700.0	96	10549	No
36	GOM_NL__2PRFIN20040307_014820_000000382024_00475_10549_0260.N1	07-MAR-2004 01:48:20	Bright	37.500	89	5Alp Cep	2.4510	8000.0	75	10549	No
37	GOM_NL__2PRFIN20040307_015017_000000482024_00475_10549_0261.N1	07-MAR-2004 01:50:17	Bright	47.500	130	23Bet Dra	2.7990	5800.0	95	10549	No
38	GOM_NL__2PRFIN20040307_015326_000000372024_00475_10549_0262.N1	07-MAR-2004 01:53:26	Bright	37.000	19	50Alp Cyg	1.2460	10500.0	74	10549	No
39	GOM_NL__2PRFIN20040307_015458_000000422024_00475_10549_0263.N1	07-MAR-2004 01:54:58	Bright	41.500	66	37Gam Cyg	2.2080	5900.0	83	10549	No
40	GOM_NL__2PRFIN20040307_015637_000000352024_00475_10549_0264.N1	07-MAR-2004 01:56:37	Bright	35.000	92	53Eps Cyg	2.5000	4500.0	70	10549	No
41	GOM_NL__2PRFIN20040307_015950_000001072024_00475_10549_0265.N1	07-MAR-2004 01:59:50	Twilight	107.00	133	40Zet Her	2.8070	6000.0	214	10549	No
42	GOM_NL__2PRFIN20040307_020357_000000482024_00475_10549_0266.N1	07-MAR-2004 02:03:57	Bright	47.500	168	17Zet Aql	2.9860	11000.0	95	10549	No

43	GOM_NL__2PRFIN20040307_020819_000000882024_00475_10549_0267.N1	07-MAR-2004 02:08:19	Straylight	87.500	59	55Alp Oph	2.0800	8900.0	175	10549	No
44	GOM_NL__2PRFIN20040307_021100_000000782024_00475_10549_0268.N1	07-MAR-2004 02:11:00	Dark	77.500	126	60Bet Oph	2.7700	4250.0	155	10549	No
45	GOM_NL__2PRFIN20040307_021359_000000462024_00475_10549_0269.N1	07-MAR-2004 02:13:59	Dark	46.000	155	41Pi Sgr	2.9000	6600.0	92	10549	No
46	GOM_NL__2PRFIN20040307_021555_000000432024_00475_10549_0270.N1	07-MAR-2004 02:15:55	Dark	42.500	57	34Sig Sgr	2.0660	26000.	85	10549	No
47	GOM_NL__2PRFIN20040307_022221_000000552024_00475_10549_0271.N1	07-MAR-2004 02:22:21	Dark	54.500	25	35Lam Sco	1.6200	28000.	109	10549	No
48	GOM_NL__2PRFIN20040307_022821_000000442024_00476_10550_0240.N1	07-MAR-2004 02:28:21	Dark	44.000	43	Alp TrA	1.9100	4250.0	88	10550	No
49	GOM_NL__2PRFIN20040307_023037_000000412024_00476_10550_0241.N1	07-MAR-2004 02:30:37	Dark	40.500	145	Gam TrA	2.8720	10600.	81	10550	No
50	GOM_NL__2PRFIN20040307_023210_000000472024_00476_10550_0242.N1	07-MAR-2004 02:32:10	Dark	47.000	4	Alp1Cen	-0.010000	5800.0	94	10550	No
51	GOM_NL__2PRFIN20040307_023328_000000422024_00476_10550_0243.N1	07-MAR-2004 02:33:28	Dark	42.000	10	Bet Cen	0.61000	28000.	84	10550	No
52	GOM_NL__2PRFIN20040307_023546_000000542024_00476_10550_0244.N1	07-MAR-2004 02:35:46	Dark	53.500	12	Alp1Cru	0.77500	30000.	107	10550	No
53	GOM_NL__2PRFIN20040307_023658_000000412024_00476_10550_0245.N1	07-MAR-2004 02:36:58	Dark	41.000	129	Del Cru	2.7930	26000.	82	10550	No
54	GOM_NL__2PRFIN20040307_023827_000000492024_00476_10550_0246.N1	07-MAR-2004 02:38:27	Straylight	49.000	64	Gam Cen	2.2000	10600.	98	10550	No
55	GOM_NL__2PRFIN20040307_024107_000000462024_00476_10550_0247.N1	07-MAR-2004 02:41:07	Straylight	46.000	113	Mu Vel	2.6920	5000.0	92	10550	No
56	GOM_NL__2PRFIN20040307_024401_000000492024_00476_10550_0248.N1	07-MAR-2004 02:44:01	Straylight	49.000	65	Lam Vel	2.2040	4400.0	98	10550	No
57	GOM_NL__2PRFIN20040307_024654_000000612024_00476_10550_0249.N1	07-MAR-2004 02:46:54	Straylight	61.000	106	9Bet Crv	2.6480	5600.0	122	10550	No
58	GOM_NL__2PRFIN20040307_024934_000000602024_00476_10550_0250.N1	07-MAR-2004 02:49:34	Straylight	59.500	100	4Gam Crv	2.5800	13100.	119	10550	No
59	GOM_NL__2PRFIN20040307_025327_000000452024_00476_10550_0251.N1	07-MAR-2004 02:53:27	Tw_i_and_stray	45.000	48	30Alp Hya	1.9770	4100.0	90	10550	No
60	GOM_NL__2PRFIN20040307_025913_000000452024_00476_10550_0252.N1	07-MAR-2004 02:59:13	Bright	45.000	22	32Alp Leo	1.3600	15200.	90	10550	No
61	GOM_NL__2PRFIN20040307_030142_000000442024_00476_10550_0253.N1	07-MAR-2004 03:01:42	Bright	44.000	51	41Gam1Leo	2.0100	4500.0	88	10550	No
62	GOM_NL__2PRFIN20040307_031007_000000432024_00476_10550_0254.N1	07-MAR-2004 03:10:07	Bright	42.500	174	52Psi UMa	3.0040	4400.0	85	10550	No
63	GOM_NL__2PRFIN20040307_031306_000000392024_00476_10550_0255.N1	07-MAR-2004 03:13:06	Bright	39.000	82	48Bet UMa	2.3650	10600.	78	10550	No
64	GOM_NL__2PRFIN20040307_031430_000000422024_00476_10550_0256.N1	07-MAR-2004 03:14:30	Bright	41.500	36	50Alp UMa	1.8000	6300.0	83	10550	No
65	GOM_NL__2PRFIN20040307_031704_000000482024_00476_10550_0257.N1	07-MAR-2004 03:17:04	Bright	48.000	32	77Eps UMa	1.7630	11000.	96	10550	No
66	GOM_NL__2PRFIN20040307_032117_000000372024_00476_10550_0258.N1	07-MAR-2004 03:21:17	Bright	37.000	49	1Alp UMi	1.9900	6300.0	74	10550	No
67	GOM_NL__2PRFIN20040307_032614_000000462024_00476_10550_0259.N1	07-MAR-2004 03:26:14	Bright	45.500	119	14Eta Dra	2.7270	4700.0	91	10550	No
68	GOM_NL__2PRFIN20040307_032856_000000382024_00476_10550_0260.N1	07-MAR-2004 03:28:56	Bright	38.000	89	5Alp Cep	2.4510	8000.0	76	10550	No
69	GOM_NL__2PRFIN20040307_033053_000000502024_00476_10550_0261.N1	07-MAR-2004 03:30:53	Bright	49.500	130	23Bet Dra	2.7990	5800.0	99	10550	No
70	GOM_NL__2PRFIN20040307_033402_000000392024_00476_10550_0262.N1	07-MAR-2004 03:34:02	Bright	38.500	19	50Alp Cyg	1.2460	10500.	77	10550	No
71	GOM_NL__2PRFIN20040307_033536_000000382024_00476_10550_0263.N1	07-MAR-2004 03:35:36	Bright	37.500	66	37Gam Cyg	2.2080	5900.0	75	10550	No
72	GOM_NL__2PRFIN20040307_033712_000000362024_00476_10550_0264.N1	07-MAR-2004 03:37:12	Bright	36.000	92	53Eps Cyg	2.5000	4500.0	72	10550	No
73	GOM_NL__2PRFIN20040307_034026_000001142024_00476_10550_0265.N1	07-MAR-2004 03:40:26	Tw_i_and_stray	114.00	133	40Zet Her	2.8070	6000.0	228	10550	No
74	GOM_NL__2PRFIN20040307_034431_000000512024_00476_10550_0266.N1	07-MAR-2004 03:44:31	Bright	51.000	168	17Zet Aql	2.9860	11000.	102	10550	No
75	GOM_NL__2PRFIN20040307_034856_000000842024_00476_10550_0267.N1	07-MAR-2004 03:48:56	Straylight	84.000	59	55Alp Oph	2.0800	8900.0	168	10550	No
76	GOM_NL__2PRFIN20040307_035137_000000782024_00476_10550_0268.N1	07-MAR-2004 03:51:37	Dark	78.000	126	60Bet Oph	2.7700	4250.0	156	10550	No
77	GOM_NL__2PRFIN20040307_035435_000000482024_00476_10550_0269.N1	07-MAR-2004 03:54:35	Dark	47.500	155	41Pi Sgr	2.9000	6600.0	95	10550	No
78	GOM_NL__2PRFIN20040307_035630_000000462024_00476_10550_0270.N1	07-MAR-2004 03:56:30	Dark	46.000	57	34Sig Sgr	2.0660	26000.	92	10550	No
79	GOM_NL__2PRFIN20040307_035947_000000502024_00476_10550_0271.N1	07-MAR-2004 03:59:47	Dark	49.500	38	20Eps Sgr	1.8360	11000.	99	10550	No
80	GOM_NL__2PRFIN20040307_040258_000000522024_00476_10550_0272.N1	07-MAR-2004 04:02:58	Dark	52.000	25	35Lam Sco	1.6200	28000.	104	10550	No
81	GOM_NL__2PRFIN20040307_040900_000000462024_00477_10551_0240.N1	07-MAR-2004 04:09:00	Dark	46.000	43	Alp TrA	1.9100	4250.0	92	10551	No
82	GOM_NL__2PRFIN20040307_041115_000000382024_00477_10551_0241.N1	07-MAR-2004 04:11:15	Dark	38.000	145	Gam TrA	2.8720	10600.	76	10551	No
83	GOM_NL__2PRFIN20040307_041248_000000472024_00477_10551_0242.N1	07-MAR-2004 04:12:48	Dark	46.500	4	Alp1Cen	-0.010000	5800.0	93	10551	No
84	GOM_NL__2PRFIN20040307_041405_000000492024_00477_10551_0243.N1	07-MAR-2004 04:14:05	Dark	48.500	10	Bet Cen	0.61000	28000.	97	10551	No
85	GOM_NL__2PRFIN20040307_041624_000000432024_00477_10551_0244.N1	07-MAR-2004 04:16:24	Dark	42.500	12	Alp1Cru	0.77500	30000.	85	10551	No
86	GOM_NL__2PRFIN20040307_041736_000000402024_00477_10551_0245.N1	07-MAR-2004 04:17:36	Dark	40.000	129	Del Cru	2.7930	26000.	80	10551	No
87	GOM_NL__2PRFIN20040307_041906_000000432024_00477_10551_0246.N1	07-MAR-2004 04:19:06	Straylight	43.000	64	Gam Cen	2.2000	10600.	86	10551	No
88	GOM_NL__2PRFIN20040307_042146_000000432024_00477_10551_0247.N1	07-MAR-2004 04:21:46	Straylight	43.000	113	Mu Vel	2.6920	5000.0	86	10551	No
89	GOM_NL__2PRFIN20040307_042437_000000452024_00477_10551_0248.N1	07-MAR-2004 04:24:37	Straylight	44.500	65	Lam Vel	2.2040	4400.0	89	10551	No
90	GOM_NL__2PRFIN20040307_042730_000000652024_00477_10551_0249.N1	07-MAR-2004 04:27:30	Straylight	64.500	106	9Bet Crv	2.6480	5600.0	129	10551	No
91	GOM_NL__2PRFIN20040307_043010_000000572024_00477_10551_0250.N1	07-MAR-2004 04:30:10	Straylight	56.500	100	4Gam Crv	2.5800	13100.	113	10551	No
92	GOM_NL__2PRFIN20040307_043404_000000462024_00477_10551_0251.N1	07-MAR-2004 04:34:04	Tw_i_and_stray	46.000	48	30Alp Hya	1.9770	4100.0	92	10551	No
93	GOM_NL__2PRFIN20040307_043952_000000422024_00477_10551_0252.N1	07-MAR-2004 04:39:52	Bright	42.000	22	32Alp Leo	1.3600	15200.	84	10551	No
94	GOM_NL__2PRFIN20040307_044218_000000432024_00477_10551_0253.N1	07-MAR-2004 04:42:18	Bright	43.000	51	41Gam1Leo	2.0100	4500.0	86	10551	No
95	GOM_NL__2PRFIN20040307_045043_000000412024_00477_10551_0254.N1	07-MAR-2004 04:50:43	Bright	41.000	174	52Psi UMa	3.0040	4400.0	82	10551	No
96	GOM_NL__2PRFIN20040307_045342_000000412024_00477_10551_0255.N1	07-MAR-2004 04:53:42	Bright	41.000	82	48Bet UMa	2.3650	10600.	82	10551	No
97	GOM_NL__2PRFIN20040307_045507_000000422024_00477_10551_0256.N1	07-MAR-2004 04:55:07	Bright	41.500	36	50Alp UMa	1.8000	6300.0	83	10551	No
98	GOM_NL__2PRFIN20040307_045738_000000512024_00477_10551_0257.N1	07-MAR-2004 04:57:38	Bright	50.500	32	77Eps UMa	1.7630	11000.	101	10551	No
99	GOM_NL__2PRFIN20040307_050154_000000382024_00477_10551_0258.N1	07-MAR-2004 05:01:54	Bright	37.500	49	1Alp UMi	1.9900	6300.0	75	10551	No
100	GOM_NL__2PRFIN20040307_050648_000000462024_00477_10551_0259.N1	07-MAR-2004 05:06:48	Bright	46.000	119	14Eta Dra	2.7270	4700.0	92	10551	No
101	GOM_NL__2PRFIN20040307_050934_000000382024_00477_10551_0260.N1	07-MAR-2004 05:09:34	Bright	37.500	89	5Alp Cep	2.4510	8000.0	75	10551	No

102	GOM_NL__2PRFIN20040307_051128_000000502024_00477_10551_0261.N1	07-MAR-2004 05:11:28	Bright	50.000	130	23Bet Dra	2.7990	5800.0	100	10551	No
103	GOM_NL__2PRFIN20040307_051439_000000372024_00477_10551_0262.N1	07-MAR-2004 05:14:39	Bright	36.500	19	50Alp Cyg	1.2460	10500.	73	10551	No
104	GOM_NL__2PRFIN20040307_051613_000000392024_00477_10551_0263.N1	07-MAR-2004 05:16:13	Bright	38.500	66	37Gam Cyg	2.2080	5900.0	77	10551	No
105	GOM_NL__2PRFIN20040307_051749_000000382024_00477_10551_0264.N1	07-MAR-2004 05:17:49	Bright	37.500	92	53Eps Cyg	2.5000	4500.0	75	10551	No
106	GOM_NL__2PRFIN20040307_052102_000001102024_00477_10551_0265.N1	07-MAR-2004 05:21:02	Tw_i_and_stray	110.00	133	40Zet Her	2.8070	6000.0	220	10551	No
107	GOM_NL__2PRFIN20040307_052510_000000492024_00477_10551_0266.N1	07-MAR-2004 05:25:10	Bright	48.500	168	17Zet Aql	2.9860	11000.	97	10551	No
108	GOM_NL__2PRFIN20040307_052931_000000912024_00477_10551_0267.N1	07-MAR-2004 05:29:31	Straylight	90.500	59	55Alp Oph	2.0800	8900.0	181	10551	No
109	GOM_NL__2PRFIN20040307_053215_000000832024_00477_10551_0268.N1	07-MAR-2004 05:32:15	Dark	82.500	126	60Bet Oph	2.7700	4250.0	165	10551	No
110	GOM_NL__2PRFIN20040307_053513_000000462024_00477_10551_0269.N1	07-MAR-2004 05:35:13	Dark	46.000	155	41Pi Sgr	2.9000	6600.0	92	10551	No
111	GOM_NL__2PRFIN20040307_053708_000000462024_00477_10551_0270.N1	07-MAR-2004 05:37:08	Dark	46.000	57	34Sig Sgr	2.0660	26000.	92	10551	No
112	GOM_NL__2PRFIN20040307_054024_000000492024_00477_10551_0271.N1	07-MAR-2004 05:40:24	Dark	48.500	38	20Eps Sgr	1.8360	11000.	97	10551	No
113	GOM_NL__2PRFIN20040307_054335_000000502024_00477_10551_0272.N1	07-MAR-2004 05:43:35	Dark	50.000	25	35Lam Sco	1.6200	28000.	100	10551	No
114	GOM_NL__2PRFIN20040307_054937_000000472024_00478_10552_0241.N1	07-MAR-2004 05:49:37	Dark	47.000	43	Alp TrA	1.9100	4250.0	94	10552	No
115	GOM_NL__2PRFIN20040307_055151_000000402024_00478_10552_0242.N1	07-MAR-2004 05:51:51	Dark	39.500	145	Gam TrA	2.8720	10600.	79	10552	No
116	GOM_NL__2PRFIN20040307_055324_000000472024_00478_10552_0243.N1	07-MAR-2004 05:53:24	Dark	46.500	4	Alp1Cen	-0.010000	5800.0	93	10552	No
117	GOM_NL__2PRFIN20040307_055442_000000472024_00478_10552_0244.N1	07-MAR-2004 05:54:42	Dark	47.000	10	Bet Cen	0.61000	28000.	94	10552	No
118	GOM_NL__2PRFIN20040307_055700_000000452024_00478_10552_0245.N1	07-MAR-2004 05:57:00	Dark	45.000	12	Alp1Cru	0.77500	30000.	90	10552	No
119	GOM_NL__2PRFIN20040307_055812_000000422024_00478_10552_0246.N1	07-MAR-2004 05:58:12	Dark	41.500	129	Del Cru	2.7930	26000.	83	10552	No
120	GOM_NL__2PRFIN20040307_055943_000000492024_00478_10552_0247.N1	07-MAR-2004 05:59:43	Straylight	48.500	64	Gam Cen	2.2000	10600.	97	10552	No
121	GOM_NL__2PRFIN20040307_060223_000000432024_00478_10552_0248.N1	07-MAR-2004 06:02:23	Straylight	42.500	113	Mu Vel	2.6920	5000.0	85	10552	No
122	GOM_NL__2PRFIN20040307_060513_000000432024_00478_10552_0249.N1	07-MAR-2004 06:05:13	Straylight	43.000	65	Lam Vel	2.2040	4400.0	86	10552	No
123	GOM_NL__2PRFIN20040307_060806_000000632024_00478_10552_0250.N1	07-MAR-2004 06:08:06	Straylight	62.500	106	9Bet Crv	2.6480	5600.0	125	10552	No
124	GOM_NL__2PRFIN20040307_061046_000000592024_00478_10552_0251.N1	07-MAR-2004 06:10:46	Straylight	59.000	100	4Gam Crv	2.5800	13100.	118	10552	No
125	GOM_NL__2PRFIN20040307_061441_000000472024_00478_10552_0252.N1	07-MAR-2004 06:14:41	Tw_i_and_stray	47.000	48	30Alp Hya	1.9770	4100.0	94	10552	No
126	GOM_NL__2PRFIN20040307_062028_000000422024_00478_10552_0253.N1	07-MAR-2004 06:20:28	Bright	41.500	22	32Alp Leo	1.3600	15200.	83	10552	No
127	GOM_NL__2PRFIN20040307_062254_000000442024_00478_10552_0254.N1	07-MAR-2004 06:22:54	Bright	43.500	51	41Gam1Leo	2.0100	4500.0	87	10552	No
128	GOM_NL__2PRFIN20040307_063119_000000422024_00478_10552_0255.N1	07-MAR-2004 06:31:19	Bright	42.000	174	52Psi UMa	3.0040	4400.0	84	10552	No
129	GOM_NL__2PRFIN20040307_063418_000000402024_00478_10552_0256.N1	07-MAR-2004 06:34:18	Bright	40.000	82	48Bet UMa	2.3650	10600.	80	10552	No
130	GOM_NL__2PRFIN20040307_063543_000000422024_00478_10552_0257.N1	07-MAR-2004 06:35:43	Bright	42.000	36	50Alp UMa	1.8000	6300.0	84	10552	No
131	GOM_NL__2PRFIN20040307_063814_000000482024_00478_10552_0258.N1	07-MAR-2004 06:38:14	Bright	48.000	32	77Eps UMa	1.7630	11000.	96	10552	No
132	GOM_NL__2PRFIN20040307_064230_000000382024_00478_10552_0259.N1	07-MAR-2004 06:42:30	Bright	37.500	49	1Alp UMi	1.9900	6300.0	75	10552	No
133	GOM_NL__2PRFIN20040307_064724_000000472024_00478_10552_0260.N1	07-MAR-2004 06:47:24	Bright	47.000	119	14Eta Dra	2.7270	4700.0	94	10552	No
134	GOM_NL__2PRFIN20040307_065010_000000372024_00478_10552_0261.N1	07-MAR-2004 06:50:10	Bright	37.000	89	5Alp Cep	2.4510	8000.0	74	10552	No
135	GOM_NL__2PRFIN20040307_065204_000000502024_00478_10552_0262.N1	07-MAR-2004 06:52:04	Bright	50.000	130	23Bet Dra	2.7990	5800.0	100	10552	No
136	GOM_NL__2PRFIN20040307_065516_000000382024_00478_10552_0263.N1	07-MAR-2004 06:55:16	Bright	38.000	19	50Alp Cyg	1.2460	10500.	76	10552	No
137	GOM_NL__2PRFIN20040307_065649_000000392024_00478_10552_0264.N1	07-MAR-2004 06:56:49	Bright	38.500	66	37Gam Cyg	2.2080	5900.0	77	10552	No
138	GOM_NL__2PRFIN20040307_065826_000000362024_00478_10552_0265.N1	07-MAR-2004 06:58:26	Bright	36.000	92	53Eps Cyg	2.5000	4500.0	72	10552	No
139	GOM_NL__2PRFIN20040307_070138_000001142024_00478_10552_0266.N1	07-MAR-2004 07:01:38	Tw_i_and_stray	113.50	133	40Zet Her	2.8070	6000.0	227	10552	No
140	GOM_NL__2PRFIN20040307_070547_000000482024_00478_10552_0267.N1	07-MAR-2004 07:05:47	Bright	47.500	168	17Zet Aql	2.9860	11000.	95	10552	No
141	GOM_NL__2PRFIN20040307_071010_000000882024_00478_10552_0268.N1	07-MAR-2004 07:10:10	Straylight	87.500	59	55Alp Oph	2.0800	8900.0	175	10552	No
142	GOM_NL__2PRFIN20040307_071251_000000802024_00478_10552_0269.N1	07-MAR-2004 07:12:51	Dark	80.000	126	60Bet Oph	2.7700	4250.0	160	10552	No
143	GOM_NL__2PRFIN20040307_071550_000000442024_00478_10552_0270.N1	07-MAR-2004 07:15:50	Dark	43.500	155	41Pi Sgr	2.9000	6600.0	87	10552	No
144	GOM_NL__2PRFIN20040307_071745_000000462024_00478_10552_0271.N1	07-MAR-2004 07:17:45	Dark	45.500	57	34Sig Sgr	2.0660	26000.	91	10552	No
145	GOM_NL__2PRFIN20040307_072101_000000532024_00478_10552_0272.N1	07-MAR-2004 07:21:01	Dark	52.500	38	20Eps Sgr	1.8360	11000.	105	10552	No
146	GOM_NL__2PRFIN20040307_072413_000000532024_00478_10552_0273.N1	07-MAR-2004 07:24:13	Dark	52.500	25	35Lam Sco	1.6200	28000.	105	10552	No
147	GOM_NL__2PRFIN20040307_073013_000000412024_00479_10553_0241.N1	07-MAR-2004 07:30:13	Dark	41.000	43	Alp TrA	1.9100	4250.0	82	10553	No
148	GOM_NL__2PRFIN20040307_073228_000000392024_00479_10553_0242.N1	07-MAR-2004 07:32:28	Dark	38.500	145	Gam TrA	2.8720	10600.	77	10553	No
149	GOM_NL__2PRFIN20040307_073401_000000502024_00479_10553_0243.N1	07-MAR-2004 07:34:01	Dark	49.500	4	Alp1Cen	-0.010000	5800.0	99	10553	No
150	GOM_NL__2PRFIN20040307_073518_000000422024_00479_10553_0244.N1	07-MAR-2004 07:35:18	Dark	42.000	10	Bet Cen	0.61000	28000.	84	10553	No
151	GOM_NL__2PRFIN20040307_073737_000000452024_00479_10553_0245.N1	07-MAR-2004 07:37:37	Dark	44.500	12	Alp1Cru	0.77500	30000.	89	10553	No
152	GOM_NL__2PRFIN20040307_073849_000000382024_00479_10553_0246.N1	07-MAR-2004 07:38:49	Dark	38.000	129	Del Cru	2.7930	26000.	76	10553	No
153	GOM_NL__2PRFIN20040307_074020_000000482024_00479_10553_0247.N1	07-MAR-2004 07:40:20	Straylight	47.500	64	Gam Cen	2.2000	10600.	95	10553	No
154	GOM_NL__2PRFIN20040307_074259_000000402024_00479_10553_0248.N1	07-MAR-2004 07:42:59	Straylight	40.000	113	Mu Vel	2.6920	5000.0	80	10553	No
155	GOM_NL__2PRFIN20040307_074550_000000482024_00479_10553_0249.N1	07-MAR-2004 07:45:50	Straylight	47.500	65	Lam Vel	2.2040	4400.0	95	10553	No
156	GOM_NL__2PRFIN20040307_074842_000000622024_00479_10553_0250.N1	07-MAR-2004 07:48:42	Straylight	62.000	106	9Bet Crv	2.6480	5600.0	124	10553	No
157	GOM_NL__2PRFIN20040307_075123_000000612024_00479_10553_0251.N1	07-MAR-2004 07:51:23	Straylight	60.500	100	4Gam Crv	2.5800	13100.	121	10553	No
158	GOM_NL__2PRFIN20040307_075517_000000452024_00479_10553_0252.N1	07-MAR-2004 07:55:17	Tw_i_and_stray	44.500	48	30Alp Hya	1.9770	4100.0	89	10553	No
159	GOM_NL__2PRFIN20040307_080104_000000412024_00479_10553_0253.N1	07-MAR-2004 08:01:04	Bright	41.000	22	32Alp Leo	1.3600	15200.	82	10553	No
160	GOM_NL__2PRFIN20040307_080330_000000422024_00479_10553_0254.N1	07-MAR-2004 08:03:30	Bright	41.500	51	41Gam1Leo	2.0100	4500.0	83	10553	No



161	GOM_NL__2PRFIN20040307_081154_000000442024_00479_10553_0255.N1	07-MAR-2004 08:11:54	Bright	43.500	174	52Psi UMa	3.0040	4400.0	87	10553	No
162	GOM_NL__2PRFIN20040307_081453_000000402024_00479_10553_0256.N1	07-MAR-2004 08:14:53	Bright	40.000	82	48Bet UMa	2.3650	10600.	80	10553	No
163	GOM_NL__2PRFIN20040307_081618_000000402024_00479_10553_0257.N1	07-MAR-2004 08:16:18	Bright	39.500	36	50Alp UMa	1.8000	6300.0	79	10553	No
164	GOM_NL__2PRFIN20040307_081849_000000492024_00479_10553_0258.N1	07-MAR-2004 08:18:49	Bright	48.500	32	77Eps UMa	1.7630	11000.	97	10553	No
165	GOM_NL__2PRFIN20040307_082306_000000362024_00479_10553_0259.N1	07-MAR-2004 08:23:06	Bright	36.000	49	1Alp UMi	1.9900	6300.0	72	10553	No
166	GOM_NL__2PRFIN20040307_082759_000000482024_00479_10553_0260.N1	07-MAR-2004 08:27:59	Bright	47.500	119	14Eta Dra	2.7270	4700.0	95	10553	No
167	GOM_NL__2PRFIN20040307_083046_000000382024_00479_10553_0261.N1	07-MAR-2004 08:30:46	Bright	37.500	89	5Alp Cep	2.4510	8000.0	75	10553	No
168	GOM_NL__2PRFIN20040307_083240_000000512024_00479_10553_0262.N1	07-MAR-2004 08:32:40	Bright	50.500	130	23Bet Dra	2.7990	5800.0	101	10553	No
169	GOM_NL__2PRFIN20040307_083552_000000392024_00479_10553_0263.N1	07-MAR-2004 08:35:52	Bright	39.000	19	50Alp Cyg	1.2460	10500.	78	10553	No
170	GOM_NL__2PRFIN20040307_083725_000000382024_00479_10553_0264.N1	07-MAR-2004 08:37:25	Bright	38.000	66	37Gam Cyg	2.2080	5900.0	76	10553	No
171	GOM_NL__2PRFIN20040307_083901_000000382024_00479_10553_0265.N1	07-MAR-2004 08:39:01	Bright	37.500	92	53Eps Cyg	2.5000	4500.0	75	10553	No
172	GOM_NL__2PRFIN20040307_084215_000001122024_00479_10553_0266.N1	07-MAR-2004 08:42:15	Tw_i_and_stray	112.00	133	40Zet Her	2.8070	6000.0	224	10553	No
173	GOM_NL__2PRFIN20040307_084623_000000482024_00479_10553_0267.N1	07-MAR-2004 08:46:23	Bright	47.500	168	17Zet Aql	2.9860	11000.	95	10553	No
174	GOM_NL__2PRFIN20040307_085046_000000822024_00479_10553_0268.N1	07-MAR-2004 08:50:46	Straylight	82.000	59	55Alp Oph	2.0800	8900.0	164	10553	No
175	GOM_NL__2PRFIN20040307_085329_000000792024_00479_10553_0269.N1	07-MAR-2004 08:53:29	Dark	78.500	126	60Bet Oph	2.7700	4250.0	157	10553	No
176	GOM_NL__2PRFIN20040307_085626_000000432024_00479_10553_0270.N1	07-MAR-2004 08:56:26	Dark	43.000	155	41Pi Sgr	2.9000	6600.0	86	10553	No
177	GOM_NL__2PRFIN20040307_085821_000000452024_00479_10553_0271.N1	07-MAR-2004 08:58:21	Dark	44.500	57	34Sig Sgr	2.0660	26000.	89	10553	No
178	GOM_NL__2PRFIN20040307_090138_000000472024_00479_10553_0272.N1	07-MAR-2004 09:01:38	Dark	47.000	38	20Eps Sgr	1.8360	11000.	94	10553	No
179	GOM_NL__2PRFIN20040307_090449_000000502024_00479_10553_0273.N1	07-MAR-2004 09:04:49	Dark	49.500	25	35Lam Sco	1.6200	28000.	99	10553	No
180	GOM_NL__2PRFIN20040307_091049_000000462024_00480_10554_0261.N1	07-MAR-2004 09:10:49	Dark	46.000	43	Alp TrA	1.9100	4250.0	92	10554	No
181	GOM_NL__2PRFIN20040307_091304_000000392024_00480_10554_0262.N1	07-MAR-2004 09:13:04	Dark	38.500	145	Gam TrA	2.8720	10600.	77	10554	No
182	GOM_NL__2PRFIN20040307_091437_000000502024_00480_10554_0263.N1	07-MAR-2004 09:14:37	Dark	49.500	4	Alp1Cen	-0.010000	5800.0	99	10554	No
183	GOM_NL__2PRFIN20040307_091555_000000432024_00480_10554_0264.N1	07-MAR-2004 09:15:55	Dark	43.000	10	Bet Cen	0.61000	28000.	86	10554	No
184	GOM_NL__2PRFIN20040307_091813_000000502024_00480_10554_0265.N1	07-MAR-2004 09:18:13	Dark	49.500	12	Alp1Cru	0.77500	30000.	99	10554	No
185	GOM_NL__2PRFIN20040307_091925_000000392024_00480_10554_0266.N1	07-MAR-2004 09:19:25	Dark	39.000	129	Del Cru	2.7930	26000.	78	10554	No
186	GOM_NL__2PRFIN20040307_092056_000000462024_00480_10554_0267.N1	07-MAR-2004 09:20:56	Straylight	45.500	64	Gam Cen	2.2000	10600.	91	10554	No
187	GOM_NL__2PRFIN20040307_092335_000000422024_00480_10554_0268.N1	07-MAR-2004 09:23:35	Straylight	41.500	113	Mu Vel	2.6920	5000.0	83	10554	No
188	GOM_NL__2PRFIN20040307_092625_000000452024_00480_10554_0269.N1	07-MAR-2004 09:26:25	Straylight	45.000	65	Lam Vel	2.2040	4400.0	90	10554	No
189	GOM_NL__2PRFIN20040307_092918_000000652024_00480_10554_0270.N1	07-MAR-2004 09:29:18	Straylight	64.500	106	9Bet Crv	2.6480	5600.0	129	10554	No
190	GOM_NL__2PRFIN20040307_093158_000000622024_00480_10554_0271.N1	07-MAR-2004 09:31:58	Straylight	61.500	100	4Gam Crv	2.5800	13100.	123	10554	No
191	GOM_NL__2PRFIN20040307_093553_000000452024_00480_10554_0272.N1	07-MAR-2004 09:35:53	Tw_i_and_stray	44.500	48	30Alp Hya	1.9770	4100.0	89	10554	No
192	GOM_NL__2PRFIN20040307_094140_000000422024_00480_10554_0273.N1	07-MAR-2004 09:41:40	Bright	42.000	22	32Alp Leo	1.3600	15200.	84	10554	No
193	GOM_NL__2PRFIN20040307_094406_000000442024_00480_10554_0274.N1	07-MAR-2004 09:44:06	Bright	43.500	51	41Gam1Leo	2.0100	4500.0	87	10554	No
194	GOM_NL__2PRFIN20040307_095230_000000432024_00480_10554_0275.N1	07-MAR-2004 09:52:30	Bright	42.500	174	52Psi UMa	3.0040	4400.0	85	10554	No
195	GOM_NL__2PRFIN20040307_095528_000000412024_00480_10554_0276.N1	07-MAR-2004 09:55:28	Bright	40.500	82	48Bet UMa	2.3650	10600.	81	10554	No
196	GOM_NL__2PRFIN20040307_095654_000000392024_00480_10554_0277.N1	07-MAR-2004 09:56:54	Bright	39.000	36	50Alp UMa	1.8000	6300.0	78	10554	No
197	GOM_NL__2PRFIN20040307_095924_000000482024_00480_10554_0278.N1	07-MAR-2004 09:59:24	Bright	48.000	32	77Eps UMa	1.7630	11000.	96	10554	No
198	GOM_NL__2PRFIN20040307_100342_000000352024_00480_10554_0279.N1	07-MAR-2004 10:03:42	Bright	35.000	49	1Alp UMi	1.9900	6300.0	70	10554	No
199	GOM_NL__2PRFIN20040307_100835_000000492024_00480_10554_0280.N1	07-MAR-2004 10:08:35	Bright	49.000	119	14Eta Dra	2.7270	4700.0	98	10554	No
200	GOM_NL__2PRFIN20040307_101121_000000402024_00480_10554_0281.N1	07-MAR-2004 10:11:21	Bright	39.500	89	5Alp Cep	2.4510	8000.0	79	10554	No
201	GOM_NL__2PRFIN20040307_101315_000000482024_00480_10554_0282.N1	07-MAR-2004 10:13:15	Bright	48.000	130	23Bet Dra	2.7990	5800.0	96	10554	No
202	GOM_NL__2PRFIN20040307_101627_000000392024_00480_10554_0283.N1	07-MAR-2004 10:16:27	Bright	38.500	19	50Alp Cyg	1.2460	10500.	77	10554	No
203	GOM_NL__2PRFIN20040307_101800_000000382024_00480_10554_0284.N1	07-MAR-2004 10:18:00	Bright	38.000	66	37Gam Cyg	2.2080	5900.0	76	10554	No
204	GOM_NL__2PRFIN20040307_101936_000000362024_00480_10554_0285.N1	07-MAR-2004 10:19:36	Bright	36.000	92	53Eps Cyg	2.5000	4500.0	72	10554	No
205	GOM_NL__2PRFIN20040307_102251_000001162024_00480_10554_0286.N1	07-MAR-2004 10:22:51	Tw_i_and_stray	116.00	133	40Zet Her	2.8070	6000.0	232	10554	No
206	GOM_NL__2PRFIN20040307_102659_000000512024_00480_10554_0287.N1	07-MAR-2004 10:26:59	Bright	51.000	168	17Zet Aql	2.9860	11000.	102	10554	No
207	GOM_NL__2PRFIN20040307_103125_000000832024_00480_10554_0288.N1	07-MAR-2004 10:31:25	Straylight	82.500	59	55Alp Oph	2.0800	8900.0	165	10554	No
208	GOM_NL__2PRFIN20040307_103406_000000792024_00480_10554_0289.N1	07-MAR-2004 10:34:06	Dark	78.500	126	60Bet Oph	2.7700	4250.0	157	10554	No
209	GOM_NL__2PRFIN20040307_103702_000000462024_00480_10554_0290.N1	07-MAR-2004 10:37:02	Dark	46.000	155	41Pi Sgr	2.9000	6600.0	92	10554	No
210	GOM_NL__2PRFIN20040307_103857_000000462024_00480_10554_0291.N1	07-MAR-2004 10:38:57	Dark	45.500	57	34Sig Sgr	2.0660	26000.	91	10554	No
211	GOM_NL__2PRFIN20040307_104214_000000452024_00480_10554_0292.N1	07-MAR-2004 10:42:14	Dark	45.000	38	20Eps Sgr	1.8360	11000.	90	10554	No
212	GOM_NL__2PRFIN20040307_104526_000000512024_00480_10554_0293.N1	07-MAR-2004 10:45:26	Dark	51.000	25	35Lam Sco	1.6200	28000.	102	10554	No
213	GOM_NL__2PRFIN20040307_105126_000000422024_00481_10555_0262.N1	07-MAR-2004 10:51:26	Dark	41.500	43	Alp TrA	1.9100	4250.0	83	10555	No
214	GOM_NL__2PRFIN20040307_105340_000000402024_00481_10555_0263.N1	07-MAR-2004 10:53:40	Dark	39.500	145	Gam TrA	2.8720	10600.	79	10555	No
215	GOM_NL__2PRFIN20040307_105514_000000442024_00481_10555_0264.N1	07-MAR-2004 10:55:14	Dark	43.500	4	Alp1Cen	-0.010000	5800.0	87	10555	No
216	GOM_NL__2PRFIN20040307_105631_000000442024_00481_10555_0265.N1	07-MAR-2004 10:56:31	Dark	43.500	10	Bet Cen	0.61000	28000.	87	10555	No
217	GOM_NL__2PRFIN20040307_105849_000000492024_00481_10555_0266.N1	07-MAR-2004 10:58:49	Dark	49.000	12	Alp1Cru	0.77500	30000.	98	10555	No
218	GOM_NL__2PRFIN20040307_110001_000000402024_00481_10555_0267.N1	07-MAR-2004 11:00:01	Dark	39.500	129	Del Cru	2.7930	26000.	79	10555	No
219	GOM_NL__2PRFIN20040307_110132_000000492024_00481_10555_0268.N1	07-MAR-2004 11:01:32	Straylight	49.000	64	Gam Cen	2.2000	10600.	98	10555	No

220	GOM_NL__2PRFIN20040307_110411_000000412024_00481_10555_0269.N1	07-MAR-2004 11:04:11	Straylight	40.500	113	Mu Vel	2.6920	5000.0	81	10555	No
221	GOM_NL__2PRFIN20040307_110701_000000472024_00481_10555_0270.N1	07-MAR-2004 11:07:01	Straylight	47.000	65	Lam Vel	2.2040	4400.0	94	10555	No
222	GOM_NL__2PRFIN20040307_110954_000000622024_00481_10555_0271.N1	07-MAR-2004 11:09:54	Straylight	61.500	106	9Bet Crv	2.6480	5600.0	123	10555	No
223	GOM_NL__2PRFIN20040307_111234_000000622024_00481_10555_0272.N1	07-MAR-2004 11:12:34	Straylight	62.000	100	4Gam Crv	2.5800	13100.	124	10555	No
224	GOM_NL__2PRFIN20040307_111628_000000472024_00481_10555_0273.N1	07-MAR-2004 11:16:28	Tw_i_and_stray	47.000	48	30Alp Hya	1.9770	4100.0	94	10555	No
225	GOM_NL__2PRFIN20040307_112216_000000412024_00481_10555_0274.N1	07-MAR-2004 11:22:16	Bright	41.000	22	32Alp Leo	1.3600	15200.	82	10555	No
226	GOM_NL__2PRFIN20040307_112441_000000432024_00481_10555_0275.N1	07-MAR-2004 11:24:41	Bright	42.500	51	41Gam1Leo	2.0100	4500.0	85	10555	No
227	GOM_NL__2PRFIN20040307_113305_000000452024_00481_10555_0276.N1	07-MAR-2004 11:33:05	Bright	44.500	174	52Psi UMa	3.0040	4400.0	89	10555	No
228	GOM_NL__2PRFIN20040307_113604_000000422024_00481_10555_0277.N1	07-MAR-2004 11:36:04	Bright	42.000	82	48Bet UMa	2.3650	10600.	84	10555	No
229	GOM_NL__2PRFIN20040307_113729_000000422024_00481_10555_0278.N1	07-MAR-2004 11:37:29	Bright	42.000	36	50Alp UMa	1.8000	6300.0	84	10555	No
230	GOM_NL__2PRFIN20040307_113959_000000502024_00481_10555_0279.N1	07-MAR-2004 11:39:59	Bright	49.500	32	77Eps UMa	1.7630	11000.	99	10555	No
231	GOM_NL__2PRFIN20040307_114911_000000492024_00481_10555_0280.N1	07-MAR-2004 11:49:11	Bright	48.500	119	14Eta Dra	2.7270	4700.0	97	10555	No
232	GOM_NL__2PRFIN20040307_115157_000000372024_00481_10555_0281.N1	07-MAR-2004 11:51:57	Bright	37.000	89	5Alp Cep	2.4510	8000.0	74	10555	No
233	GOM_NL__2PRFIN20040307_115351_000000492024_00481_10555_0282.N1	07-MAR-2004 11:53:51	Bright	48.500	130	23Bet Dra	2.7990	5800.0	97	10555	No
234	GOM_NL__2PRFIN20040307_115703_000000362024_00481_10555_0283.N1	07-MAR-2004 11:57:03	Bright	36.000	19	50Alp Cyg	1.2460	10500.	72	10555	No
235	GOM_NL__2PRFIN20040307_115837_000000392024_00481_10555_0284.N1	07-MAR-2004 11:58:37	Bright	38.500	66	37Gam Cyg	2.2080	5900.0	77	10555	No
236	GOM_NL__2PRFIN20040307_120013_000000372024_00481_10555_0285.N1	07-MAR-2004 12:00:13	Bright	37.000	92	53Eps Cyg	2.5000	4500.0	74	10555	No
237	GOM_NL__2PRFIN20040307_120327_000001152024_00481_10555_0286.N1	07-MAR-2004 12:03:27	Tw_i_and_stray	115.00	133	40Zet Her	2.8070	6000.0	230	10555	No
238	GOM_NL__2PRFIN20040307_120735_000000502024_00481_10555_0287.N1	07-MAR-2004 12:07:35	Bright	49.500	168	17Zet Aql	2.9860	11000.	99	10555	No
239	GOM_NL__2PRFIN20040307_121203_000000892024_00481_10555_0288.N1	07-MAR-2004 12:12:03	Straylight	89.000	59	55Alp Oph	2.0800	8900.0	178	10555	No
240	GOM_NL__2PRFIN20040307_121444_000000832024_00481_10555_0289.N1	07-MAR-2004 12:14:44	Dark	82.500	126	60Bet Oph	2.7700	4250.0	165	10555	No
241	GOM_NL__2PRFIN20040307_121739_000000432024_00481_10555_0290.N1	07-MAR-2004 12:17:39	Dark	42.500	155	41Pi Sgr	2.9000	6600.0	85	10555	No
242	GOM_NL__2PRFIN20040307_121933_000000432024_00481_10555_0291.N1	07-MAR-2004 12:19:33	Dark	43.000	57	34Sig Sgr	2.0660	26000.	86	10555	No
243	GOM_NL__2PRFIN20040307_122251_000000442024_00481_10555_0292.N1	07-MAR-2004 12:22:51	Dark	44.000	38	20Eps Sgr	1.8360	11000.	88	10555	No
244	GOM_NL__2PRFIN20040307_122602_000000502024_00481_10555_0293.N1	07-MAR-2004 12:26:02	Dark	49.500	25	35Lam Sco	1.6200	28000.	99	10555	No
245	GOM_NL__2PRFIN20040307_123201_000000432024_00482_10556_0262.N1	07-MAR-2004 12:32:01	Dark	43.000	43	Alp TrA	1.9100	4250.0	86	10556	No
246	GOM_NL__2PRFIN20040307_123416_000000382024_00482_10556_0263.N1	07-MAR-2004 12:34:16	Dark	38.000	145	Gam TrA	2.8720	10600.	76	10556	No
247	GOM_NL__2PRFIN20040307_123550_000000442024_00482_10556_0264.N1	07-MAR-2004 12:35:50	Dark	44.000	4	Alp1Cen	-0.010000	5800.0	88	10556	No
248	GOM_NL__2PRFIN20040307_123708_000000432024_00482_10556_0265.N1	07-MAR-2004 12:37:08	Dark	42.500	10	Bet Cen	0.61000	28000.	85	10556	No
249	GOM_NL__2PRFIN20040307_123924_000000422024_00482_10556_0266.N1	07-MAR-2004 12:39:24	Dark	41.500	12	Alp1Cru	0.77500	30000.	83	10556	No
250	GOM_NL__2PRFIN20040307_124037_000000402024_00482_10556_0267.N1	07-MAR-2004 12:40:37	Dark	40.000	129	Del Cru	2.7930	26000.	80	10556	No
251	GOM_NL__2PRFIN20040307_124207_000000452024_00482_10556_0268.N1	07-MAR-2004 12:42:07	Straylight	44.500	64	Gam Cen	2.2000	10600.	89	10556	No
252	GOM_NL__2PRFIN20040307_124446_000000452024_00482_10556_0269.N1	07-MAR-2004 12:44:46	Straylight	44.500	113	Mu Vel	2.6920	5000.0	89	10556	No
253	GOM_NL__2PRFIN20040307_124737_000000462024_00482_10556_0270.N1	07-MAR-2004 12:47:37	Straylight	45.500	65	Lam Vel	2.2040	4400.0	91	10556	No
254	GOM_NL__2PRFIN20040307_125031_000000652024_00482_10556_0271.N1	07-MAR-2004 12:50:31	Straylight	65.000	106	9Bet Crv	2.6480	5600.0	130	10556	No
255	GOM_NL__2PRFIN20040307_125310_000000572024_00482_10556_0272.N1	07-MAR-2004 12:53:10	Straylight	56.500	100	4Gam Crv	2.5800	13100.	113	10556	No
256	GOM_NL__2PRFIN20040307_125703_000000472024_00482_10556_0273.N1	07-MAR-2004 12:57:03	Tw_i_and_stray	47.000	48	30Alp Hya	1.9770	4100.0	94	10556	No
257	GOM_NL__2PRFIN20040307_130250_000000422024_00482_10556_0274.N1	07-MAR-2004 13:02:50	Bright	42.000	22	32Alp Leo	1.3600	15200.	84	10556	No
258	GOM_NL__2PRFIN20040307_130516_000000432024_00482_10556_0275.N1	07-MAR-2004 13:05:16	Bright	43.000	51	41Gam1Leo	2.0100	4500.0	86	10556	No
259	GOM_NL__2PRFIN20040307_131340_000000422024_00482_10556_0276.N1	07-MAR-2004 13:13:40	Bright	42.000	174	52Psi UMa	3.0040	4400.0	84	10556	No
260	GOM_NL__2PRFIN20040307_131638_000000422024_00482_10556_0277.N1	07-MAR-2004 13:16:38	Bright	42.000	82	48Bet UMa	2.3650	10600.	84	10556	No
261	GOM_NL__2PRFIN20040307_131805_000000422024_00482_10556_0278.N1	07-MAR-2004 13:18:05	Bright	41.500	36	50Alp UMa	1.8000	6300.0	83	10556	No
262	GOM_NL__2PRFIN20040307_132034_000000502024_00482_10556_0279.N1	07-MAR-2004 13:20:34	Bright	49.500	32	77Eps UMa	1.7630	11000.	99	10556	No
263	GOM_NL__2PRFIN20040307_132451_000000402024_00482_10556_0280.N1	07-MAR-2004 13:24:51	Bright	39.500	49	1Alp UMi	1.9900	6300.0	79	10556	No
264	GOM_NL__2PRFIN20040307_132946_000000462024_00482_10556_0281.N1	07-MAR-2004 13:29:46	Bright	46.000	119	14Eta Dra	2.7270	4700.0	92	10556	No
265	GOM_NL__2PRFIN20040307_133231_000000372024_00482_10556_0282.N1	07-MAR-2004 13:32:31	Bright	37.000	89	5Alp Cep	2.4510	8000.0	74	10556	No
266	GOM_NL__2PRFIN20040307_133426_000000502024_00482_10556_0283.N1	07-MAR-2004 13:34:26	Bright	49.500	130	23Bet Dra	2.7990	5800.0	99	10556	No
267	GOM_NL__2PRFIN20040307_133737_000000422024_00482_10556_0284.N1	07-MAR-2004 13:37:37	Bright	42.000	19	50Alp Cyg	1.2460	10500.	84	10556	No
268	GOM_NL__2PRFIN20040307_133912_000000382024_00482_10556_0285.N1	07-MAR-2004 13:39:12	Bright	38.000	66	37Gam Cyg	2.2080	5900.0	76	10556	No
269	GOM_NL__2PRFIN20040307_134050_000000362024_00482_10556_0286.N1	07-MAR-2004 13:40:50	Bright	35.500	92	53Eps Cyg	2.5000	4500.0	71	10556	No
270	GOM_NL__2PRFIN20040307_134404_000001062024_00482_10556_0287.N1	07-MAR-2004 13:44:04	Tw_i_and_stray	106.00	133	40Zet Her	2.8070	6000.0	212	10556	No
271	GOM_NL__2PRFIN20040307_134812_000000512024_00482_10556_0288.N1	07-MAR-2004 13:48:12	Bright	50.500	168	17Zet Aql	2.9860	11000.	101	10556	No
272	GOM_NL__2PRFIN20040307_135240_000000842024_00482_10556_0289.N1	07-MAR-2004 13:52:40	Straylight	83.500	59	55Alp Oph	2.0800	8900.0	167	10556	No
273	GOM_NL__2PRFIN20040307_135522_000000752024_00482_10556_0290.N1	07-MAR-2004 13:55:22	Dark	75.000	126	60Bet Oph	2.7700	4250.0	150	10556	No
274	GOM_NL__2PRFIN20040307_135815_000000452024_00482_10556_0291.N1	07-MAR-2004 13:58:15	Dark	44.500	155	41Pi Sgr	2.9000	6600.0	89	10556	No
275	GOM_NL__2PRFIN20040307_140009_000000452024_00482_10556_0292.N1	07-MAR-2004 14:00:09	Dark	45.000	57	34Sig Sgr	2.0660	26000.	90	10556	No
276	GOM_NL__2PRFIN20040307_140327_000000452024_00482_10556_0293.N1	07-MAR-2004 14:03:27	Dark	44.500	38	20Eps Sgr	1.8360	11000.	89	10556	No
277	GOM_NL__2PRFIN20040307_140639_000000602024_00482_10556_0294.N1	07-MAR-2004 14:06:39	Dark	59.500	25	35Lam Sco	1.6200	28000.	119	10556	No
278	GOM_NL__2PRFIN20040307_141238_000000432024_00483_10557_0262.N1	07-MAR-2004 14:12:38	Dark	42.500	43	Alp TrA	1.9100	4250.0	85	10557	No

279	GOM_NL__2PRFIN20040307_141452_000000402024_00483_10557_0263.N1	07-MAR-2004 14:14:52	Dark	39.500	145	Gam TrA	2.8720	10600.	79	10557	No
280	GOM_NL__2PRFIN20040307_141627_000000452024_00483_10557_0264.N1	07-MAR-2004 14:16:27	Dark	45.000	4	Alp1Cen	-0.010000	5800.0	90	10557	No
281	GOM_NL__2PRFIN20040307_141744_000000452024_00483_10557_0265.N1	07-MAR-2004 14:17:44	Dark	44.500	10	Bet Cen	0.61000	28000.	89	10557	No
282	GOM_NL__2PRFIN20040307_142000_000000512024_00483_10557_0266.N1	07-MAR-2004 14:20:00	Dark	51.000	12	Alp1Cru	0.77500	30000.	102	10557	No
283	GOM_NL__2PRFIN20040307_142113_000000402024_00483_10557_0267.N1	07-MAR-2004 14:21:13	Dark	40.000	129	Del Cru	2.7930	26000.	80	10557	No
284	GOM_NL__2PRFIN20040307_142244_000000462024_00483_10557_0268.N1	07-MAR-2004 14:22:44	Straylight	45.500	64	Gam Cen	2.2000	10600.	91	10557	No
285	GOM_NL__2PRFIN20040307_142522_000000422024_00483_10557_0269.N1	07-MAR-2004 14:25:22	Straylight	41.500	113	Mu Vel	2.6920	5000.0	83	10557	No
286	GOM_NL__2PRFIN20040307_142813_000000442024_00483_10557_0270.N1	07-MAR-2004 14:28:13	Straylight	43.500	65	Lam Vel	2.2040	4400.0	87	10557	No
287	GOM_NL__2PRFIN20040307_143107_000000632024_00483_10557_0271.N1	07-MAR-2004 14:31:07	Straylight	63.000	106	9Bet Crv	2.6480	5600.0	126	10557	No
288	GOM_NL__2PRFIN20040307_143346_000000602024_00483_10557_0272.N1	07-MAR-2004 14:33:46	Straylight	60.000	100	4Gam Crv	2.5800	13100.	120	10557	No
289	GOM_NL__2PRFIN20040307_143738_000000492024_00483_10557_0273.N1	07-MAR-2004 14:37:38	Tw_i_and_stray	48.500	48	30Alp Hya	1.9770	4100.0	97	10557	No
290	GOM_NL__2PRFIN20040307_144326_000000422024_00483_10557_0274.N1	07-MAR-2004 14:43:26	Bright	42.000	22	32Alp Leo	1.3600	15200.	84	10557	No
291	GOM_NL__2PRFIN20040307_144550_000000562024_00483_10557_0275.N1	07-MAR-2004 14:45:50	Bright	56.000	51	41Gam1Leo	2.0100	4500.0	112	10557	No
292	GOM_NL__2PRFIN20040307_145415_000000442024_00483_10557_0276.N1	07-MAR-2004 14:54:15	Bright	44.000	174	52Psi UMa	3.0040	4400.0	88	10557	No
293	GOM_NL__2PRFIN20040307_145714_000000422024_00483_10557_0277.N1	07-MAR-2004 14:57:14	Bright	42.000	82	48Bet UMa	2.3650	10600.	84	10557	No
294	GOM_NL__2PRFIN20040307_145840_000000422024_00483_10557_0278.N1	07-MAR-2004 14:58:40	Bright	42.000	36	50Alp UMa	1.8000	6300.0	84	10557	No
295	GOM_NL__2PRFIN20040307_150110_000000492024_00483_10557_0279.N1	07-MAR-2004 15:01:10	Bright	48.500	32	77Eps UMa	1.7630	11000.	97	10557	No
296	GOM_NL__2PRFIN20040307_150529_000000392024_00483_10557_0280.N1	07-MAR-2004 15:05:29	Bright	39.000	49	1Alp UMi	1.9900	6300.0	78	10557	No
297	GOM_NL__2PRFIN20040307_151021_000000492024_00483_10557_0281.N1	07-MAR-2004 15:10:21	Bright	48.500	119	14Eta Dra	2.7270	4700.0	97	10557	No
298	GOM_NL__2PRFIN20040307_151309_000000382024_00483_10557_0282.N1	07-MAR-2004 15:13:09	Bright	38.000	89	5Alp Cep	2.4510	8000.0	76	10557	No
299	GOM_NL__2PRFIN20040307_151502_000000482024_00483_10557_0283.N1	07-MAR-2004 15:15:02	Bright	47.500	130	23Bet Dra	2.7990	5800.0	95	10557	No
300	GOM_NL__2PRFIN20040307_151813_000000392024_00483_10557_0284.N1	07-MAR-2004 15:18:13	Bright	39.000	19	50Alp Cyg	1.2460	10500.	78	10557	No
301	GOM_NL__2PRFIN20040307_151949_000000402024_00483_10557_0285.N1	07-MAR-2004 15:19:49	Bright	39.500	66	37Gam Cyg	2.2080	5900.0	79	10557	No
302	GOM_NL__2PRFIN20040307_152125_000000382024_00483_10557_0286.N1	07-MAR-2004 15:21:25	Bright	38.000	92	53Eps Cyg	2.5000	4500.0	76	10557	No
303	GOM_NL__2PRFIN20040307_152440_000001132024_00483_10557_0287.N1	07-MAR-2004 15:24:40	Tw_i_and_stray	113.00	133	40Zet Her	2.8070	6000.0	226	10557	No
304	GOM_NL__2PRFIN20040307_152848_000000472024_00483_10557_0288.N1	07-MAR-2004 15:28:48	Bright	47.000	168	17Zet Aql	2.9860	11000.	94	10557	No
305	GOM_NL__2PRFIN20040307_153317_000000892024_00483_10557_0289.N1	07-MAR-2004 15:33:17	Straylight	89.000	59	55Alp Oph	2.0800	8900.0	178	10557	No
306	GOM_NL__2PRFIN20040307_153559_000000812024_00483_10557_0290.N1	07-MAR-2004 15:35:59	Dark	81.000	126	60Bet Oph	2.7700	4250.0	162	10557	No
307	GOM_NL__2PRFIN20040307_153851_000000462024_00483_10557_0291.N1	07-MAR-2004 15:38:51	Dark	46.000	155	41Pi Sgr	2.9000	6600.0	92	10557	No
308	GOM_NL__2PRFIN20040307_154046_000000472024_00483_10557_0292.N1	07-MAR-2004 15:40:46	Dark	47.000	57	34Sig Sgr	2.0660	26000.	94	10557	No
309	GOM_NL__2PRFIN20040307_154403_000000502024_00483_10557_0293.N1	07-MAR-2004 15:44:03	Dark	49.500	38	20Eps Sgr	1.8360	11000.	99	10557	No
310	GOM_NL__2PRFIN20040307_154714_000000582024_00483_10557_0294.N1	07-MAR-2004 15:47:14	Dark	57.500	25	35Lam Sco	1.6200	28000.	115	10557	No
311	GOM_NL__2PRFIN20040307_155314_000000472024_00484_10558_0262.N1	07-MAR-2004 15:53:14	Dark	46.500	43	Alp TrA	1.9100	4250.0	93	10558	No
312	GOM_NL__2PRFIN20040307_155528_000000412024_00484_10558_0263.N1	07-MAR-2004 15:55:28	Dark	40.500	145	Gam TrA	2.8720	10600.	81	10558	No
313	GOM_NL__2PRFIN20040307_155703_000000472024_00484_10558_0264.N1	07-MAR-2004 15:57:03	Dark	46.500	4	Alp1Cen	-0.010000	5800.0	93	10558	No
314	GOM_NL__2PRFIN20040307_155821_000000432024_00484_10558_0265.N1	07-MAR-2004 15:58:21	Dark	42.500	10	Bet Cen	0.61000	28000.	85	10558	No
315	GOM_NL__2PRFIN20040307_160037_000000412024_00484_10558_0266.N1	07-MAR-2004 16:00:37	Dark	40.500	12	Alp1Cru	0.77500	30000.	81	10558	No
316	GOM_NL__2PRFIN20040307_160149_000000412024_00484_10558_0267.N1	07-MAR-2004 16:01:49	Dark	40.500	129	Del Cru	2.7930	26000.	81	10558	No
317	GOM_NL__2PRFIN20040307_160321_000000472024_00484_10558_0268.N1	07-MAR-2004 16:03:21	Straylight	47.000	64	Gam Cen	2.2000	10600.	94	10558	No
318	GOM_NL__2PRFIN20040307_160559_000000442024_00484_10558_0269.N1	07-MAR-2004 16:05:59	Straylight	44.000	113	Mu Vel	2.6920	5000.0	88	10558	No
319	GOM_NL__2PRFIN20040307_160850_000000462024_00484_10558_0270.N1	07-MAR-2004 16:08:50	Straylight	45.500	65	Lam Vel	2.2040	4400.0	91	10558	No
320	GOM_NL__2PRFIN20040307_161144_000000652024_00484_10558_0271.N1	07-MAR-2004 16:11:44	Straylight	64.500	106	9Bet Crv	2.6480	5600.0	129	10558	No
321	GOM_NL__2PRFIN20040307_161422_000000622024_00484_10558_0272.N1	07-MAR-2004 16:14:22	Straylight	61.500	100	4Gam Crv	2.5800	13100.	123	10558	No
322	GOM_NL__2PRFIN20040307_161814_000000492024_00484_10558_0273.N1	07-MAR-2004 16:18:14	Tw_i_and_stray	48.500	48	30Alp Hya	1.9770	4100.0	97	10558	No
323	GOM_NL__2PRFIN20040307_162403_000000422024_00484_10558_0274.N1	07-MAR-2004 16:24:03	Bright	42.000	22	32Alp Leo	1.3600	15200.	84	10558	No
324	GOM_NL__2PRFIN20040307_162628_000000432024_00484_10558_0275.N1	07-MAR-2004 16:26:28	Bright	43.000	51	41Gam1Leo	2.0100	4500.0	86	10558	No
325	GOM_NL__2PRFIN20040307_163451_000000442024_00484_10558_0276.N1	07-MAR-2004 16:34:51	Bright	43.500	174	52Psi UMa	3.0040	4400.0	87	10558	No
326	GOM_NL__2PRFIN20040307_163750_000000412024_00484_10558_0277.N1	07-MAR-2004 16:37:50	Bright	41.000	82	48Bet UMa	2.3650	10600.	82	10558	No
327	GOM_NL__2PRFIN20040307_163916_000000412024_00484_10558_0278.N1	07-MAR-2004 16:39:16	Bright	40.500	36	50Alp UMa	1.8000	6300.0	81	10558	No
328	GOM_NL__2PRFIN20040307_164145_000000492024_00484_10558_0279.N1	07-MAR-2004 16:41:45	Bright	48.500	32	77Eps UMa	1.7630	11000.	97	10558	No
329	GOM_NL__2PRFIN20040307_164603_000000402024_00484_10558_0280.N1	07-MAR-2004 16:46:03	Bright	40.000	49	1Alp UMi	1.9900	6300.0	80	10558	No
330	GOM_NL__2PRFIN20040307_165057_000000482024_00484_10558_0281.N1	07-MAR-2004 16:50:57	Bright	48.000	119	14Eta Dra	2.7270	4700.0	96	10558	No
331	GOM_NL__2PRFIN20040307_165343_000000372024_00484_10558_0282.N1	07-MAR-2004 16:53:43	Bright	37.000	89	5Alp Cep	2.4510	8000.0	74	10558	No
332	GOM_NL__2PRFIN20040307_165537_000000482024_00484_10558_0283.N1	07-MAR-2004 16:55:37	Bright	48.000	130	23Bet Dra	2.7990	5800.0	96	10558	No
333	GOM_NL__2PRFIN20040307_165850_000000382024_00484_10558_0284.N1	07-MAR-2004 16:58:50	Bright	38.000	19	50Alp Cyg	1.2460	10500.	76	10558	No
334	GOM_NL__2PRFIN20040307_170024_000000372024_00484_10558_0285.N1	07-MAR-2004 17:00:24	Bright	37.000	66	37Gam Cyg	2.2080	5900.0	74	10558	No
335	GOM_NL__2PRFIN20040307_170201_000000362024_00484_10558_0286.N1	07-MAR-2004 17:02:01	Bright	36.000	92	53Eps Cyg	2.5000	4500.0	72	10558	No
336	GOM_NL__2PRFIN20040307_170516_000001112024_00484_10558_0287.N1	07-MAR-2004 17:05:16	Tw_i_and_stray	111.00	133	40Zet Her	2.8070	6000.0	222	10558	No
337	GOM_NL__2PRFIN20040307_170924_000000482024_00484_10558_0288.N1	07-MAR-2004 17:09:24	Bright	48.000	168	17Zet Aql	2.9860	11000.	96	10558	No



338	GOM_NL__2PRFIN20040307_171355_000000842024_00484_10558_0289.N1	07-MAR-2004 17:13:55	Straylight	83.500	59	55Alp Oph	2.0800	8900.0	167	10558	No
339	GOM_NL__2PRFIN20040307_171636_000000802024_00484_10558_0290.N1	07-MAR-2004 17:16:36	Dark	79.500	126	60Bet Oph	2.7700	4250.0	159	10558	No
340	GOM_NL__2PRFIN20040307_171928_000000482024_00484_10558_0291.N1	07-MAR-2004 17:19:28	Dark	47.500	155	41Pi Sgr	2.9000	6600.0	95	10558	No
341	GOM_NL__2PRFIN20040307_172124_000000452024_00484_10558_0292.N1	07-MAR-2004 17:21:24	Dark	44.500	57	34Sig Sgr	2.0660	26000.	89	10558	No
342	GOM_NL__2PRFIN20040307_172440_000000492024_00484_10558_0293.N1	07-MAR-2004 17:24:40	Dark	49.000	38	20Eps Sgr	1.8360	11000.	98	10558	No
343	GOM_NL__2PRFIN20040307_172754_000000502024_00484_10558_0294.N1	07-MAR-2004 17:27:54	Dark	49.500	25	35Lam Sco	1.6200	28000.	99	10558	No
344	GOM_NL__2PRFIN20040307_173350_000000422024_00485_10559_0262.N1	07-MAR-2004 17:33:50	Dark	41.500	43	Alp TrA	1.9100	4250.0	83	10559	No
345	GOM_NL__2PRFIN20040307_173605_000000402024_00485_10559_0263.N1	07-MAR-2004 17:36:05	Dark	39.500	145	Gam TrA	2.8720	10600.	79	10559	No
346	GOM_NL__2PRFIN20040307_173740_000000452024_00485_10559_0264.N1	07-MAR-2004 17:37:40	Dark	44.500	4	Alp1Cen	-0.010000	5800.0	89	10559	No
347	GOM_NL__2PRFIN20040307_173857_000000522024_00485_10559_0265.N1	07-MAR-2004 17:38:57	Dark	52.000	10	Bet Cen	0.61000	28000.	104	10559	No
348	GOM_NL__2PRFIN20040307_174114_000000502024_00485_10559_0266.N1	07-MAR-2004 17:41:14	Dark	49.500	12	Alp1Cru	0.77500	30000.	99	10559	No
349	GOM_NL__2PRFIN20040307_174226_000000402024_00485_10559_0267.N1	07-MAR-2004 17:42:26	Dark	39.500	129	Del Cru	2.7930	26000.	79	10559	No
350	GOM_NL__2PRFIN20040307_174358_000000452024_00485_10559_0268.N1	07-MAR-2004 17:43:58	Straylight	45.000	64	Gam Cen	2.2000	10600.	90	10559	No
351	GOM_NL__2PRFIN20040307_174635_000000452024_00485_10559_0269.N1	07-MAR-2004 17:46:35	Straylight	45.000	113	Mu Vel	2.6920	5000.0	90	10559	No
352	GOM_NL__2PRFIN20040307_174926_000000462024_00485_10559_0270.N1	07-MAR-2004 17:49:26	Straylight	45.500	65	Lam Vel	2.2040	4400.0	91	10559	No
353	GOM_NL__2PRFIN20040307_175220_000000652024_00485_10559_0271.N1	07-MAR-2004 17:52:20	Straylight	65.000	106	9Bet Crv	2.6480	5600.0	130	10559	No
354	GOM_NL__2PRFIN20040307_175459_000000612024_00485_10559_0272.N1	07-MAR-2004 17:54:59	Straylight	61.000	100	4Gam Crv	2.5800	13100.	122	10559	No
355	GOM_NL__2PRFIN20040307_175852_000000452024_00485_10559_0273.N1	07-MAR-2004 17:58:52	Tw_i_and_stray	44.500	48	30Alp Hya	1.9770	4100.0	89	10559	No
356	GOM_NL__2PRFIN20040307_180439_000000432024_00485_10559_0274.N1	07-MAR-2004 18:04:39	Bright	43.000	22	32Alp Leo	1.3600	15200.	86	10559	No
357	GOM_NL__2PRFIN20040307_180704_000000442024_00485_10559_0275.N1	07-MAR-2004 18:07:04	Bright	43.500	51	41Gam1Leo	2.0100	4500.0	87	10559	No
358	GOM_NL__2PRFIN20040307_181527_000000432024_00485_10559_0276.N1	07-MAR-2004 18:15:27	Bright	43.000	174	52Psi UMa	3.0040	4400.0	86	10559	No
359	GOM_NL__2PRFIN20040307_181826_000000412024_00485_10559_0277.N1	07-MAR-2004 18:18:26	Bright	41.000	82	48Bet UMa	2.3650	10600.	82	10559	No
360	GOM_NL__2PRFIN20040307_181952_000000392024_00485_10559_0278.N1	07-MAR-2004 18:19:52	Bright	39.000	36	50Alp UMa	1.8000	6300.0	78	10559	No
361	GOM_NL__2PRFIN20040307_182220_000000502024_00485_10559_0279.N1	07-MAR-2004 18:22:20	Bright	50.000	32	77Eps UMa	1.7630	11000.	100	10559	No
362	GOM_NL__2PRFIN20040307_182639_000000412024_00485_10559_0280.N1	07-MAR-2004 18:26:39	Bright	41.000	49	1Alp UMi	1.9900	6300.0	82	10559	No
363	GOM_NL__2PRFIN20040307_183132_000000482024_00485_10559_0281.N1	07-MAR-2004 18:31:32	Bright	47.500	119	14Eta Dra	2.7270	4700.0	95	10559	No
364	GOM_NL__2PRFIN20040307_183421_000000382024_00485_10559_0282.N1	07-MAR-2004 18:34:21	Bright	38.000	89	5Alp Cep	2.4510	8000.0	76	10559	No
365	GOM_NL__2PRFIN20040307_183613_000000482024_00485_10559_0283.N1	07-MAR-2004 18:36:13	Bright	47.500	130	23Bet Dra	2.7990	5800.0	95	10559	No
366	GOM_NL__2PRFIN20040307_183925_000000412024_00485_10559_0284.N1	07-MAR-2004 18:39:25	Bright	40.500	19	50Alp Cyg	1.2460	10500.	81	10559	No
367	GOM_NL__2PRFIN20040307_184101_000000392024_00485_10559_0285.N1	07-MAR-2004 18:41:01	Bright	38.500	66	37Gam Cyg	2.2080	5900.0	77	10559	No
368	GOM_NL__2PRFIN20040307_184238_000000382024_00485_10559_0286.N1	07-MAR-2004 18:42:38	Bright	37.500	92	53Eps Cyg	2.5000	4500.0	75	10559	No
369	GOM_NL__2PRFIN20040307_184553_000001122024_00485_10559_0287.N1	07-MAR-2004 18:45:53	Tw_i_and_stray	111.50	133	40Zet Her	2.8070	6000.0	223	10559	No
370	GOM_NL__2PRFIN20040307_185001_000000492024_00485_10559_0288.N1	07-MAR-2004 18:50:01	Bright	49.000	168	17Zet Aql	2.9860	11000.	98	10559	No
371	GOM_NL__2PRFIN20040307_185432_000000882024_00485_10559_0289.N1	07-MAR-2004 18:54:32	Straylight	88.000	59	55Alp Oph	2.0800	8900.0	176	10559	No
372	GOM_NL__2PRFIN20040307_185713_000000832024_00485_10559_0290.N1	07-MAR-2004 18:57:13	Dark	82.500	126	60Bet Oph	2.7700	4250.0	165	10559	No
373	GOM_NL__2PRFIN20040307_190004_000000462024_00485_10559_0291.N1	07-MAR-2004 19:00:04	Dark	46.000	155	41Pi Sgr	2.9000	6600.0	92	10559	No
374	GOM_NL__2PRFIN20040307_190201_000000482024_00485_10559_0292.N1	07-MAR-2004 19:02:01	Dark	48.000	57	34Sig Sgr	2.0660	26000.	96	10559	No
375	GOM_NL__2PRFIN20040307_190517_000000532024_00485_10559_0293.N1	07-MAR-2004 19:05:17	Dark	53.000	38	20Eps Sgr	1.8360	11000.	106	10559	No
376	GOM_NL__2PRFIN20040307_190831_000000582024_00485_10559_0294.N1	07-MAR-2004 19:08:31	Dark	58.000	25	35Lam Sco	1.6200	28000.	116	10559	No
377	GOM_NL__2PRFIN20040307_191427_000000422024_00486_10560_0262.N1	07-MAR-2004 19:14:27	Dark	41.500	43	Alp TrA	1.9100	4250.0	83	10560	No
378	GOM_NL__2PRFIN20040307_191641_000000392024_00486_10560_0263.N1	07-MAR-2004 19:16:41	Dark	39.000	145	Gam TrA	2.8720	10600.	78	10560	No
379	GOM_NL__2PRFIN20040307_191817_000000472024_00486_10560_0264.N1	07-MAR-2004 19:18:17	Dark	47.000	4	Alp1Cen	-0.010000	5800.0	94	10560	No
380	GOM_NL__2PRFIN20040307_191934_000000512024_00486_10560_0265.N1	07-MAR-2004 19:19:34	Dark	50.500	10	Bet Cen	0.61000	28000.	101	10560	No
381	GOM_NL__2PRFIN20040307_192149_000000512024_00486_10560_0266.N1	07-MAR-2004 19:21:49	Dark	50.500	12	Alp1Cru	0.77500	30000.	101	10560	No
382	GOM_NL__2PRFIN20040307_192303_000000402024_00486_10560_0267.N1	07-MAR-2004 19:23:03	Dark	40.000	129	Del Cru	2.7930	26000.	80	10560	No
383	GOM_NL__2PRFIN20040307_192434_000000442024_00486_10560_0268.N1	07-MAR-2004 19:24:34	Straylight	44.000	64	Gam Cen	2.2000	10600.	88	10560	No
384	GOM_NL__2PRFIN20040307_192643_000000402024_00486_10560_0269.N1	07-MAR-2004 19:26:43	Straylight	39.500	91	Kap Vel	2.4900	26000.	79	10560	No
385	GOM_NL__2PRFIN20040307_193002_000000462024_00486_10560_0270.N1	07-MAR-2004 19:30:02	Straylight	46.000	65	Lam Vel	2.2040	4400.0	92	10560	No
386	GOM_NL__2PRFIN20040307_193256_000000632024_00486_10560_0271.N1	07-MAR-2004 19:32:56	Straylight	62.500	106	9Bet Crv	2.6480	5600.0	125	10560	No
387	GOM_NL__2PRFIN20040307_193535_000000602024_00486_10560_0272.N1	07-MAR-2004 19:35:35	Straylight	59.500	100	4Gam Crv	2.5800	13100.	119	10560	No
388	GOM_NL__2PRFIN20040307_193929_000000472024_00486_10560_0273.N1	07-MAR-2004 19:39:29	Tw_i_and_stray	46.500	48	30Alp Hya	1.9770	4100.0	93	10560	No
389	GOM_NL__2PRFIN20040307_194515_000000422024_00486_10560_0274.N1	07-MAR-2004 19:45:15	Bright	41.500	22	32Alp Leo	1.3600	15200.	83	10560	No
390	GOM_NL__2PRFIN20040307_194740_000000412024_00486_10560_0275.N1	07-MAR-2004 19:47:40	Bright	41.000	51	41Gam1Leo	2.0100	4500.0	82	10560	No
391	GOM_NL__2PRFIN20040307_195602_000000422024_00486_10560_0276.N1	07-MAR-2004 19:56:02	Bright	42.000	174	52Psi UMa	3.0040	4400.0	84	10560	No
392	GOM_NL__2PRFIN20040307_195902_000000422024_00486_10560_0277.N1	07-MAR-2004 19:59:02	Bright	41.500	82	48Bet UMa	2.3650	10600.	83	10560	No
393	GOM_NL__2PRFIN20040307_200027_000000412024_00486_10560_0278.N1	07-MAR-2004 20:00:27	Bright	41.000	36	50Alp UMa	1.8000	6300.0	82	10560	No
394	GOM_NL__2PRFIN20040307_200255_000000492024_00486_10560_0279.N1	07-MAR-2004 20:02:55	Bright	49.000	32	77Eps UMa	1.7630	11000.	98	10560	No
395	GOM_NL__2PRFIN20040307_200717_000000392024_00486_10560_0280.N1	07-MAR-2004 20:07:17	Bright	38.500	49	1Alp UMi	1.9900	6300.0	77	10560	No
396	GOM_NL__2PRFIN20040307_201208_000000492024_00486_10560_0281.N1	07-MAR-2004 20:12:08	Bright	48.500	119	14Eta Dra	2.7270	4700.0	97	10560	No



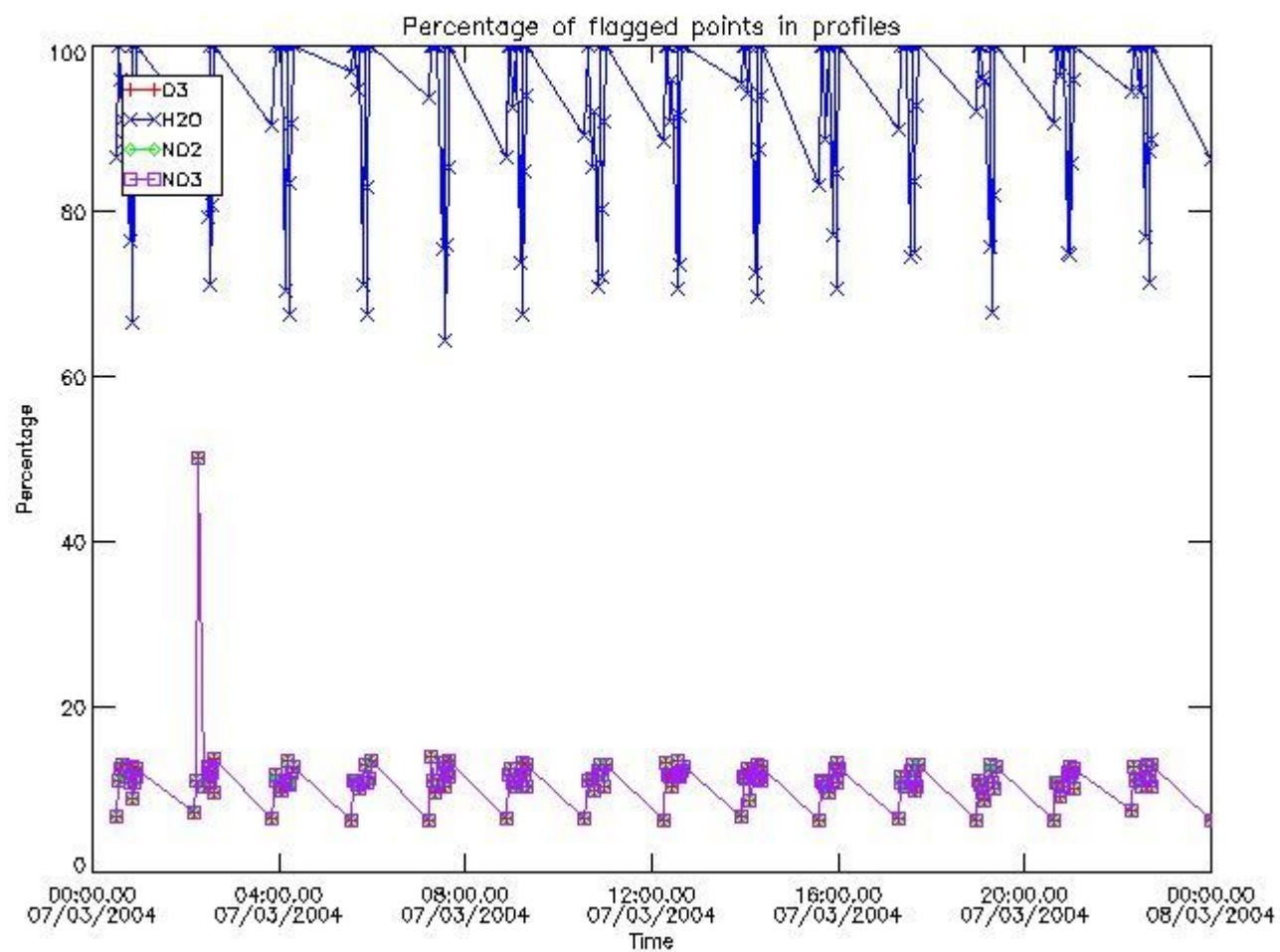
397	GOM_NL__2PRFIN20040307_201457_000000352024_00486_10560_0282.N1	07-MAR-2004 20:14:57	Bright	35.000	89	5Alp Cep	2.4510	8000.0	70	10560	No
398	GOM_NL__2PRFIN20040307_201649_000000502024_00486_10560_0283.N1	07-MAR-2004 20:16:49	Bright	50.000	130	23Bet Dra	2.7990	5800.0	100	10560	No
399	GOM_NL__2PRFIN20040307_202003_000000372024_00486_10560_0284.N1	07-MAR-2004 20:20:03	Bright	37.000	19	50Alp Cyg	1.2460	10500.	74	10560	No
400	GOM_NL__2PRFIN20040307_202137_000000382024_00486_10560_0285.N1	07-MAR-2004 20:21:37	Bright	37.500	66	37Gam Cyg	2.2080	5900.0	75	10560	No
401	GOM_NL__2PRFIN20040307_202314_000000382024_00486_10560_0286.N1	07-MAR-2004 20:23:14	Bright	37.500	92	53Eps Cyg	2.5000	4500.0	75	10560	No
402	GOM_NL__2PRFIN20040307_202629_000001142024_00486_10560_0287.N1	07-MAR-2004 20:26:29	Twilight	114.00	133	40Zet Her	2.8070	6000.0	228	10560	No
403	GOM_NL__2PRFIN20040307_203037_000000502024_00486_10560_0288.N1	07-MAR-2004 20:30:37	Bright	50.000	168	17Zet Aql	2.9860	11000.	100	10560	No
404	GOM_NL__2PRFIN20040307_203509_000000892024_00486_10560_0289.N1	07-MAR-2004 20:35:09	Straylight	88.500	59	55Alp Oph	2.0800	8900.0	177	10560	No
405	GOM_NL__2PRFIN20040307_203751_000000802024_00486_10560_0290.N1	07-MAR-2004 20:37:51	Dark	80.000	126	60Bet Oph	2.7700	4250.0	160	10560	No
406	GOM_NL__2PRFIN20040307_204042_000000472024_00486_10560_0291.N1	07-MAR-2004 20:40:42	Dark	47.000	155	41Pi Sgr	2.9000	6600.0	94	10560	No
407	GOM_NL__2PRFIN20040307_204236_000000472024_00486_10560_0292.N1	07-MAR-2004 20:42:36	Dark	46.500	57	34Sig Sgr	2.0660	26000.	93	10560	No
408	GOM_NL__2PRFIN20040307_204554_000000562024_00486_10560_0293.N1	07-MAR-2004 20:45:54	Dark	55.500	38	20Eps Sgr	1.8360	11000.	111	10560	No
409	GOM_NL__2PRFIN20040307_204907_000000502024_00486_10560_0294.N1	07-MAR-2004 20:49:07	Dark	49.500	25	35Lam Sco	1.6200	28000.	99	10560	No
410	GOM_NL__2PRFIN20040307_205503_000000432024_00487_10561_0262.N1	07-MAR-2004 20:55:03	Dark	42.500	43	Alp TrA	1.9100	4250.0	85	10561	No
411	GOM_NL__2PRFIN20040307_205718_000000402024_00487_10561_0263.N1	07-MAR-2004 20:57:18	Dark	40.000	145	Gam TrA	2.8720	10600.	80	10561	No
412	GOM_NL__2PRFIN20040307_205853_000000442024_00487_10561_0264.N1	07-MAR-2004 20:58:53	Dark	44.000	4	Alp1Cen	-0.010000	5800.0	88	10561	No
413	GOM_NL__2PRFIN20040307_210010_000000432024_00487_10561_0265.N1	07-MAR-2004 21:00:10	Dark	42.500	10	Bet Cen	0.61000	28000.	85	10561	No
414	GOM_NL__2PRFIN20040307_210226_000000502024_00487_10561_0266.N1	07-MAR-2004 21:02:26	Dark	50.000	12	Alp1Cru	0.77500	30000.	100	10561	No
415	GOM_NL__2PRFIN20040307_210339_000000412024_00487_10561_0267.N1	07-MAR-2004 21:03:39	Dark	41.000	129	Del Cru	2.7930	26000.	82	10561	No
416	GOM_NL__2PRFIN20040307_210510_000000502024_00487_10561_0268.N1	07-MAR-2004 21:05:10	Straylight	49.500	64	Gam Cen	2.2000	10600.	99	10561	No
417	GOM_NL__2PRFIN20040307_210719_000000382024_00487_10561_0269.N1	07-MAR-2004 21:07:19	Straylight	37.500	91	Kap Vel	2.4900	26000.	75	10561	No
418	GOM_NL__2PRFIN20040307_211038_000000452024_00487_10561_0270.N1	07-MAR-2004 21:10:38	Straylight	45.000	65	Lam Vel	2.2040	4400.0	90	10561	No
419	GOM_NL__2PRFIN20040307_211332_000000642024_00487_10561_0271.N1	07-MAR-2004 21:13:32	Straylight	63.500	106	9Bet Crv	2.6480	5600.0	127	10561	No
420	GOM_NL__2PRFIN20040307_211611_000000572024_00487_10561_0272.N1	07-MAR-2004 21:16:11	Straylight	57.000	100	4Gam Crv	2.5800	13100.	114	10561	No
421	GOM_NL__2PRFIN20040307_212005_000000482024_00487_10561_0273.N1	07-MAR-2004 21:20:05	Twilight	48.000	48	30Alp Hya	1.9770	4100.0	96	10561	No
422	GOM_NL__2PRFIN20040307_212551_000000422024_00487_10561_0274.N1	07-MAR-2004 21:25:51	Bright	42.000	22	32Alp Leo	1.3600	15200.	84	10561	No
423	GOM_NL__2PRFIN20040307_212816_000000422024_00487_10561_0275.N1	07-MAR-2004 21:28:16	Bright	41.500	51	41Gam1Leo	2.0100	4500.0	83	10561	No
424	GOM_NL__2PRFIN20040307_213638_000000412024_00487_10561_0276.N1	07-MAR-2004 21:36:38	Bright	40.500	174	52Psi UMa	3.0040	4400.0	81	10561	No
425	GOM_NL__2PRFIN20040307_213937_000000412024_00487_10561_0277.N1	07-MAR-2004 21:39:37	Bright	41.000	82	48Bet UMa	2.3650	10600.	82	10561	No
426	GOM_NL__2PRFIN20040307_214103_000000422024_00487_10561_0278.N1	07-MAR-2004 21:41:03	Bright	41.500	36	50Alp UMa	1.8000	6300.0	83	10561	No
427	GOM_NL__2PRFIN20040307_214330_000000482024_00487_10561_0279.N1	07-MAR-2004 21:43:30	Bright	47.500	32	77Eps UMa	1.7630	11000.	95	10561	No
428	GOM_NL__2PRFIN20040307_214753_000000382024_00487_10561_0280.N1	07-MAR-2004 21:47:53	Bright	37.500	49	1Alp UMi	1.9900	6300.0	75	10561	No
429	GOM_NL__2PRFIN20040307_215243_000000502024_00487_10561_0281.N1	07-MAR-2004 21:52:43	Bright	49.500	119	14Eta Dra	2.7270	4700.0	99	10561	No
430	GOM_NL__2PRFIN20040307_215533_000000372024_00487_10561_0282.N1	07-MAR-2004 21:55:33	Bright	37.000	89	5Alp Cep	2.4510	8000.0	74	10561	No
431	GOM_NL__2PRFIN20040307_215724_000000512024_00487_10561_0283.N1	07-MAR-2004 21:57:24	Bright	50.500	130	23Bet Dra	2.7990	5800.0	101	10561	No
432	GOM_NL__2PRFIN20040307_220039_000000372024_00487_10561_0284.N1	07-MAR-2004 22:00:39	Bright	36.500	19	50Alp Cyg	1.2460	10500.	73	10561	No
433	GOM_NL__2PRFIN20040307_220213_000000382024_00487_10561_0285.N1	07-MAR-2004 22:02:13	Bright	37.500	66	37Gam Cyg	2.2080	5900.0	75	10561	No
434	GOM_NL__2PRFIN20040307_220350_000000362024_00487_10561_0286.N1	07-MAR-2004 22:03:50	Bright	36.000	92	53Eps Cyg	2.5000	4500.0	72	10561	No
435	GOM_NL__2PRFIN20040307_220705_000001112024_00487_10561_0287.N1	07-MAR-2004 22:07:05	Twilight	110.50	133	40Zet Her	2.8070	6000.0	221	10561	No
436	GOM_NL__2PRFIN20040307_221114_000000502024_00487_10561_0288.N1	07-MAR-2004 22:11:14	Bright	50.000	168	17Zet Aql	2.9860	11000.	100	10561	No
437	GOM_NL__2PRFIN20040307_221546_000000892024_00487_10561_0289.N1	07-MAR-2004 22:15:46	Straylight	89.000	59	55Alp Oph	2.0800	8900.0	178	10561	No
438	GOM_NL__2PRFIN20040307_221828_000000742024_00487_10561_0290.N1	07-MAR-2004 22:18:28	Dark	74.000	126	60Bet Oph	2.7700	4250.0	148	10561	No
439	GOM_NL__2PRFIN20040307_222118_000000442024_00487_10561_0291.N1	07-MAR-2004 22:21:18	Dark	43.500	155	41Pi Sgr	2.9000	6600.0	87	10561	No
440	GOM_NL__2PRFIN20040307_222313_000000462024_00487_10561_0292.N1	07-MAR-2004 22:23:13	Dark	45.500	57	34Sig Sgr	2.0660	26000.	91	10561	No
441	GOM_NL__2PRFIN20040307_222631_000000452024_00487_10561_0293.N1	07-MAR-2004 22:26:31	Dark	45.000	38	20Eps Sgr	1.8360	11000.	90	10561	No
442	GOM_NL__2PRFIN20040307_222944_000000502024_00487_10561_0294.N1	07-MAR-2004 22:29:44	Dark	49.500	25	35Lam Sco	1.6200	28000.	99	10561	No
443	GOM_NL__2PRFIN20040307_223539_000000442024_00488_10562_0262.N1	07-MAR-2004 22:35:39	Dark	43.500	43	Alp TrA	1.9100	4250.0	87	10562	No
444	GOM_NL__2PRFIN20040307_223754_000000392024_00488_10562_0263.N1	07-MAR-2004 22:37:54	Dark	39.000	145	Gam TrA	2.8720	10600.	78	10562	No
445	GOM_NL__2PRFIN20040307_223930_000000442024_00488_10562_0264.N1	07-MAR-2004 22:39:30	Dark	44.000	4	Alp1Cen	-0.010000	5800.0	88	10562	No
446	GOM_NL__2PRFIN20040307_224046_000000512024_00488_10562_0265.N1	07-MAR-2004 22:40:46	Dark	51.000	10	Bet Cen	0.61000	28000.	102	10562	No
447	GOM_NL__2PRFIN20040307_224302_000000492024_00488_10562_0266.N1	07-MAR-2004 22:43:02	Dark	49.000	12	Alp1Cru	0.77500	30000.	98	10562	No
448	GOM_NL__2PRFIN20040307_224415_000000402024_00488_10562_0267.N1	07-MAR-2004 22:44:15	Dark	39.500	129	Del Cru	2.7930	26000.	79	10562	No
449	GOM_NL__2PRFIN20040307_224546_000000492024_00488_10562_0268.N1	07-MAR-2004 22:45:46	Straylight	49.000	64	Gam Cen	2.2000	10600.	98	10562	No
450	GOM_NL__2PRFIN20040307_224755_000000402024_00488_10562_0269.N1	07-MAR-2004 22:47:55	Straylight	39.500	91	Kap Vel	2.4900	26000.	79	10562	No
451	GOM_NL__2PRFIN20040307_225114_000000492024_00488_10562_0270.N1	07-MAR-2004 22:51:14	Straylight	49.000	65	Lam Vel	2.2040	4400.0	98	10562	No
452	GOM_NL__2PRFIN20040307_225409_000000632024_00488_10562_0271.N1	07-MAR-2004 22:54:09	Straylight	63.000	106	9Bet Crv	2.6480	5600.0	126	10562	No
453	GOM_NL__2PRFIN20040307_225646_000000592024_00488_10562_0272.N1	07-MAR-2004 22:56:46	Straylight	59.000	100	4Gam Crv	2.5800	13100.	118	10562	No
454	GOM_NL__2PRFIN20040307_230040_000000462024_00488_10562_0273.N1	07-MAR-2004 23:00:40	Twilight	45.500	48	30Alp Hya	1.9770	4100.0	91	10562	No
455	GOM_NL__2PRFIN20040307_230626_000000422024_00488_10562_0274.N1	07-MAR-2004 23:06:26	Bright	41.500	22	32Alp Leo	1.3600	15200.	83	10562	No

456	GOM_NL__2PRFIN20040307_230851_000000432024_00488_10562_0275.N1	07-MAR-2004 23:08:51	Bright	43.000	51	41Gam1Leo	2.0100	4500.0	86	10562	No
457	GOM_NL__2PRFIN20040307_231713_000000422024_00488_10562_0276.N1	07-MAR-2004 23:17:13	Bright	41.500	174	52Psi UMa	3.0040	4400.0	83	10562	No
458	GOM_NL__2PRFIN20040307_232012_000000422024_00488_10562_0277.N1	07-MAR-2004 23:20:12	Bright	42.000	82	48Bet UMa	2.3650	10600.	84	10562	No
459	GOM_NL__2PRFIN20040307_232138_000000422024_00488_10562_0278.N1	07-MAR-2004 23:21:38	Bright	41.500	36	50Alp UMa	1.8000	6300.0	83	10562	No
460	GOM_NL__2PRFIN20040307_232406_000000482024_00488_10562_0279.N1	07-MAR-2004 23:24:06	Bright	47.500	32	77Eps UMa	1.7630	11000.	95	10562	No
461	GOM_NL__2PRFIN20040307_232827_000000372024_00488_10562_0280.N1	07-MAR-2004 23:28:27	Bright	37.000	49	1Alp UMi	1.9900	6300.0	74	10562	No
462	GOM_NL__2PRFIN20040307_233319_000000492024_00488_10562_0281.N1	07-MAR-2004 23:33:19	Bright	48.500	119	14Eta Dra	2.7270	4700.0	97	10562	No
463	GOM_NL__2PRFIN20040307_233607_000000412024_00488_10562_0282.N1	07-MAR-2004 23:36:07	Bright	41.000	89	5Alp Cep	2.4510	8000.0	82	10562	No
464	GOM_NL__2PRFIN20040307_233800_000000492024_00488_10562_0283.N1	07-MAR-2004 23:38:00	Bright	49.000	130	23Bet Dra	2.7990	5800.0	98	10562	No
465	GOM_NL__2PRFIN20040307_234115_000000362024_00488_10562_0284.N1	07-MAR-2004 23:41:15	Bright	36.000	19	50Alp Cyg	1.2460	10500.	72	10562	No
466	GOM_NL__2PRFIN20040307_234249_000000382024_00488_10562_0285.N1	07-MAR-2004 23:42:49	Bright	38.000	66	37Gam Cyg	2.2080	5900.0	76	10562	No
467	GOM_NL__2PRFIN20040307_234426_000000372024_00488_10562_0286.N1	07-MAR-2004 23:44:26	Bright	37.000	92	53Eps Cyg	2.5000	4500.0	74	10562	No
468	GOM_NL__2PRFIN20040307_234742_000001282024_00488_10562_0287.N1	07-MAR-2004 23:47:42	Twilight_stray	128.00	133	40Zet Her	2.8070	6000.0	256	10562	No
469	GOM_NL__2PRFIN20040307_235149_000000482024_00488_10562_0288.N1	07-MAR-2004 23:51:49	Bright	47.500	168	17Zet Aql	2.9860	11000.	95	10562	No
470	GOM_NL__2PRFIN20040307_235624_000000912024_00488_10562_0289.N1	07-MAR-2004 23:56:24	Straylight	91.000	59	55Alp Oph	2.0800	8900.0	182	10562	No
471	GOM_NL__2PRFIN20040307_235905_000000802024_00488_10562_0290.N1	07-MAR-2004 23:59:05	Dark	80.000	126	60Bet Oph	2.7700	4250.0	160	10562	No

### 3. Quality information per product

In this section it is plotted some information contained in the Quality Summary data set of the level 2 products. Only products in dark limb conditions and without errors (error flag in the MPH set to "0") are used.

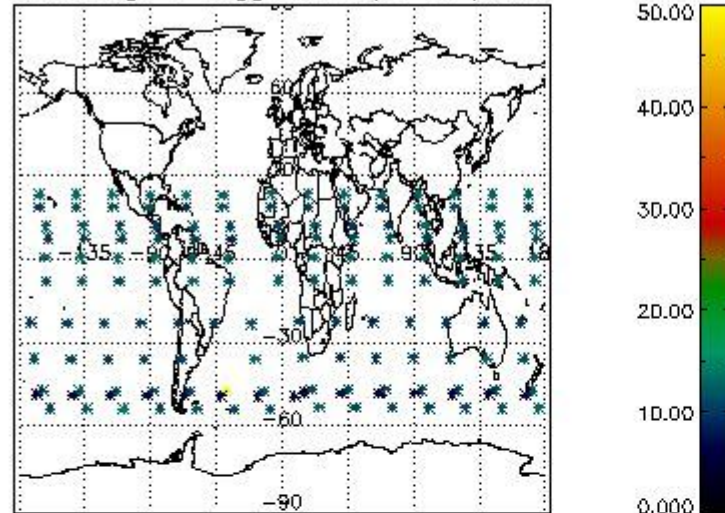
#### 3.1 Plot quality information per product (time dependant)



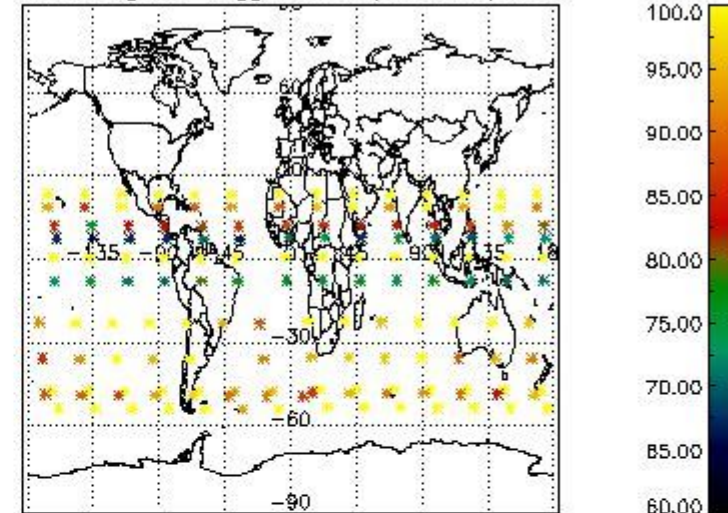


### 3.2 Plot quality information per product (world map)

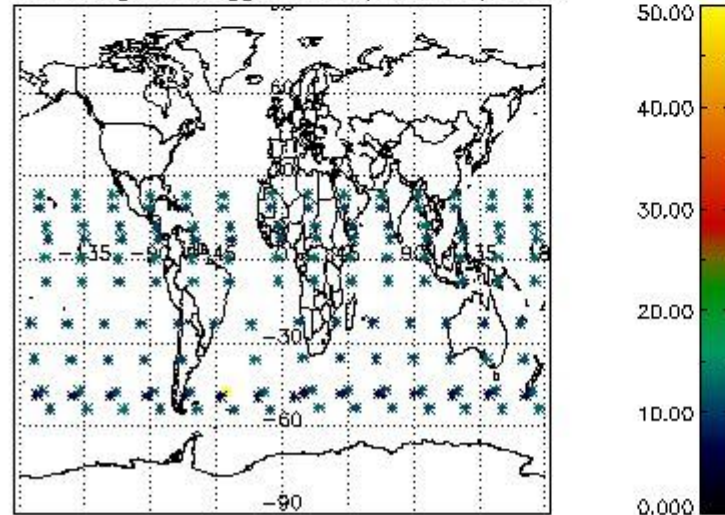
Percentage of flagged data per O3 profile



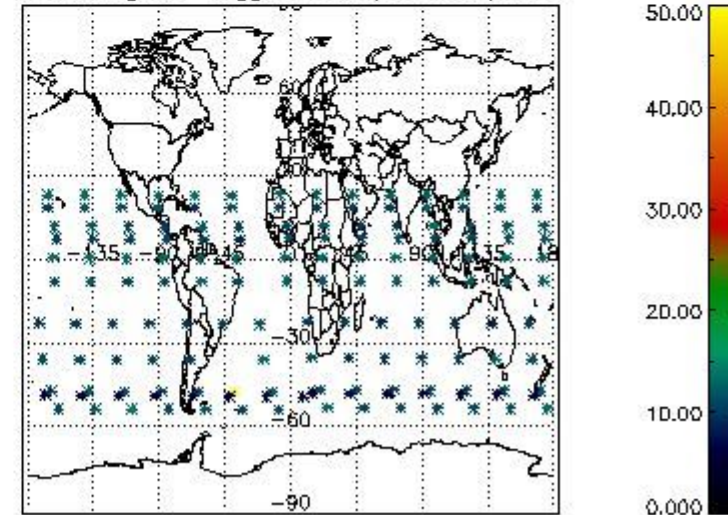
Percentage of flagged data per H2O profile



Percentage of flagged data per NO2 profile



Percentage of flagged data per NO3 profile



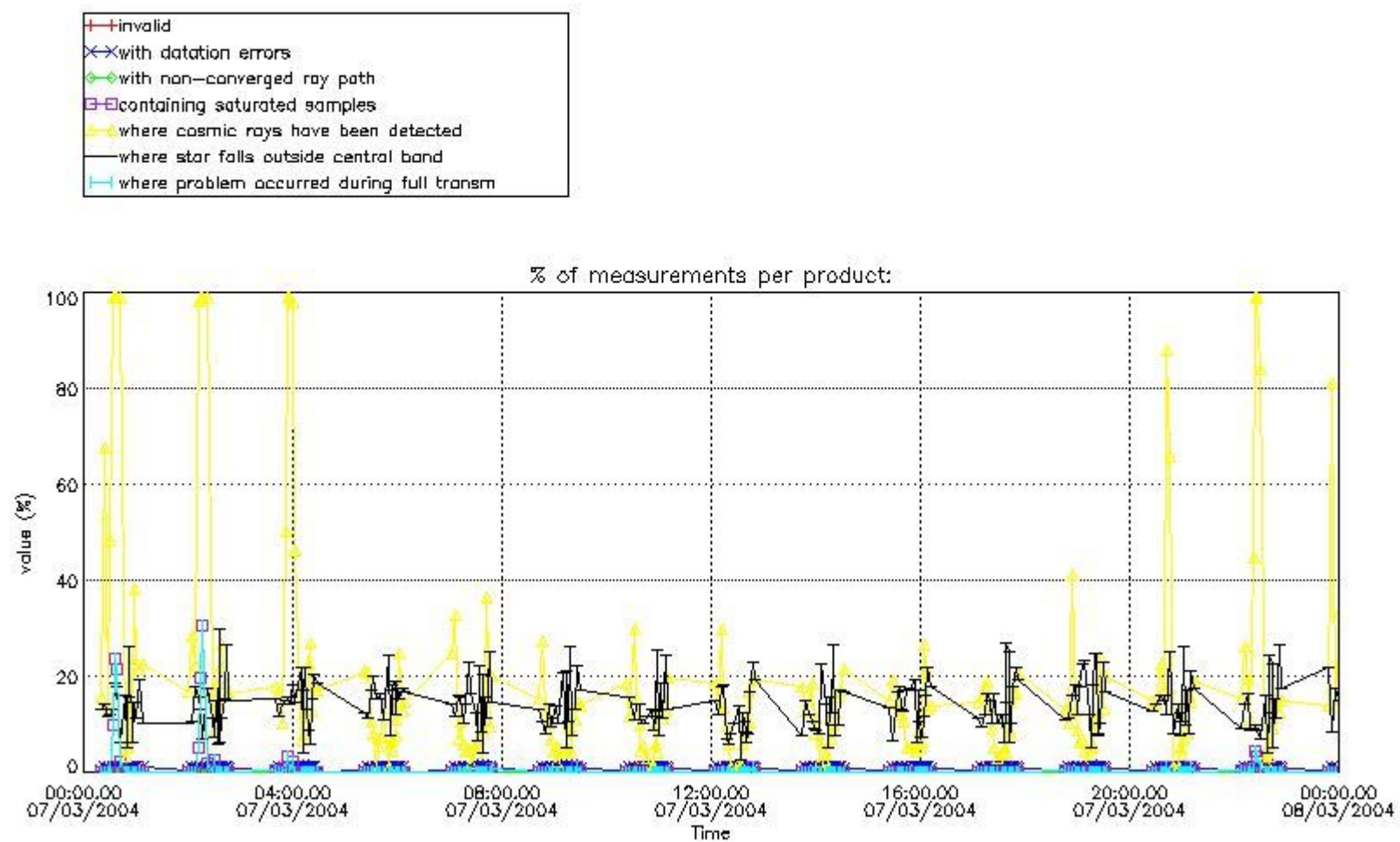
### 4. Level 1 quality information per product

In this section it is plotted some information contained in the Quality Summary data set of the level 2 products that comes from the level 1b processing. Products without errors (error flag in the MPH set to "0") are used.

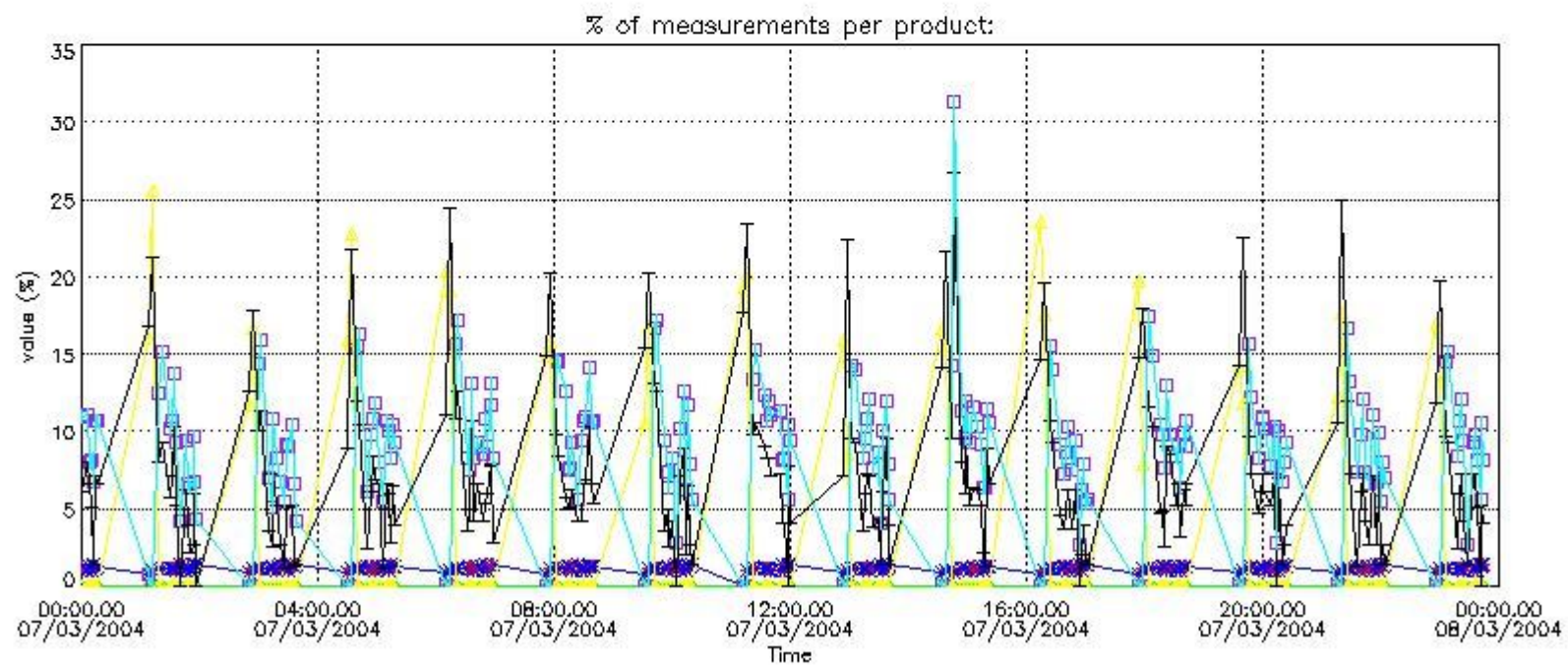
#### 4.1 Plot quality information per product (time dependant) coming from level 1b processing

##### 4.1.1 Plot level 1 quality information per product (time dependant): ENVISAT ASCENDING passes





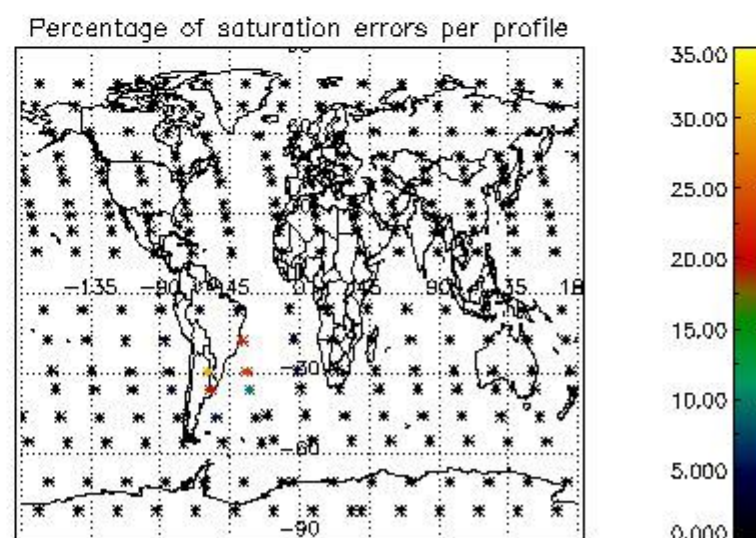
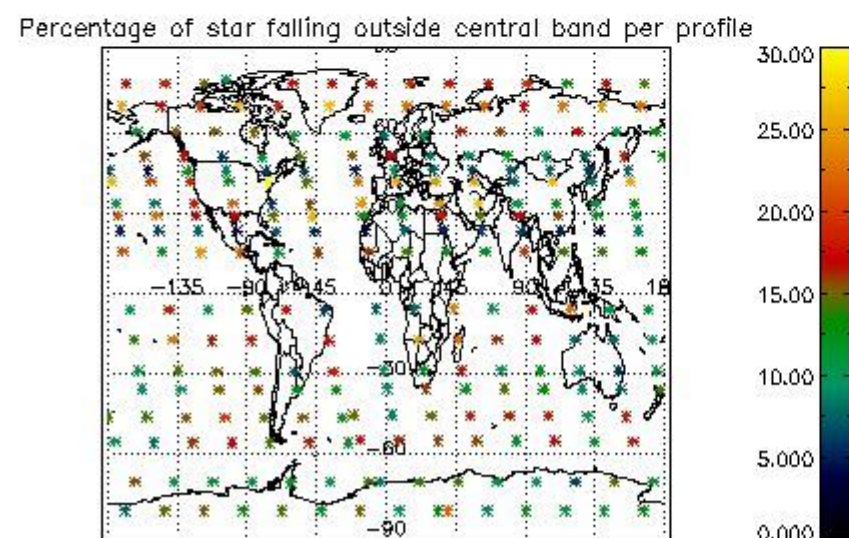
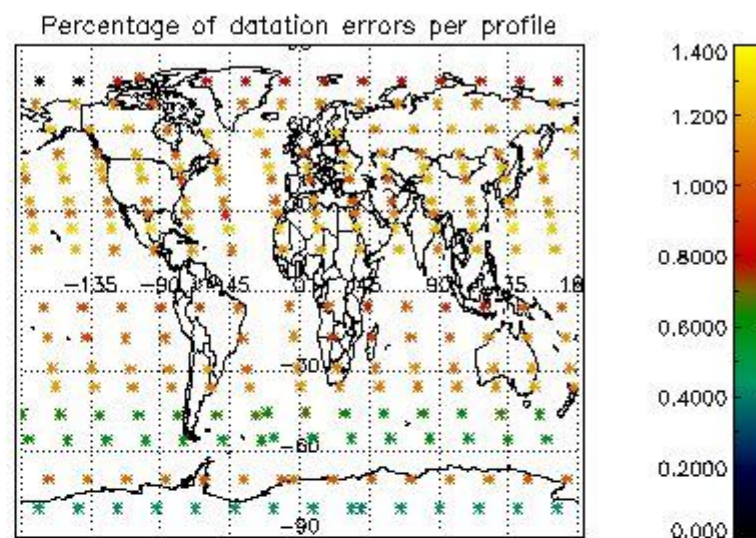
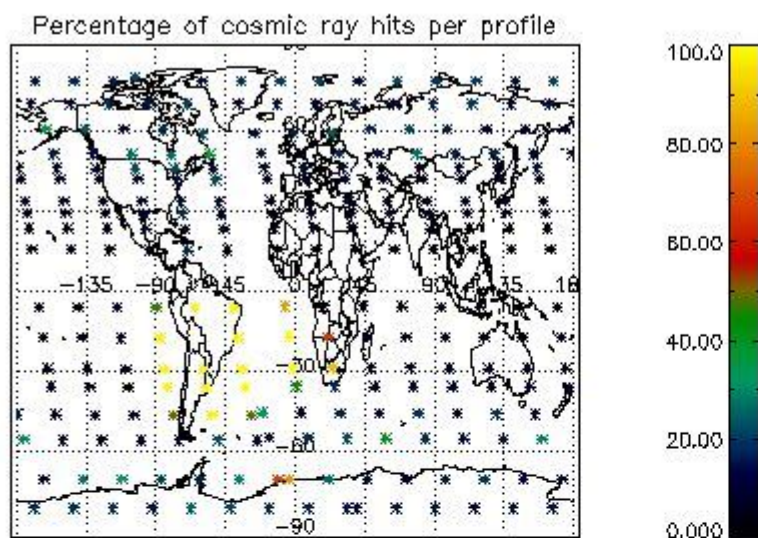
4.1.2 Plot level 1 quality information per product (time dependant): ENVI SAT DESCENDING passes



*4.2 Plot quality information per product coming from level 1b processing (world map)*

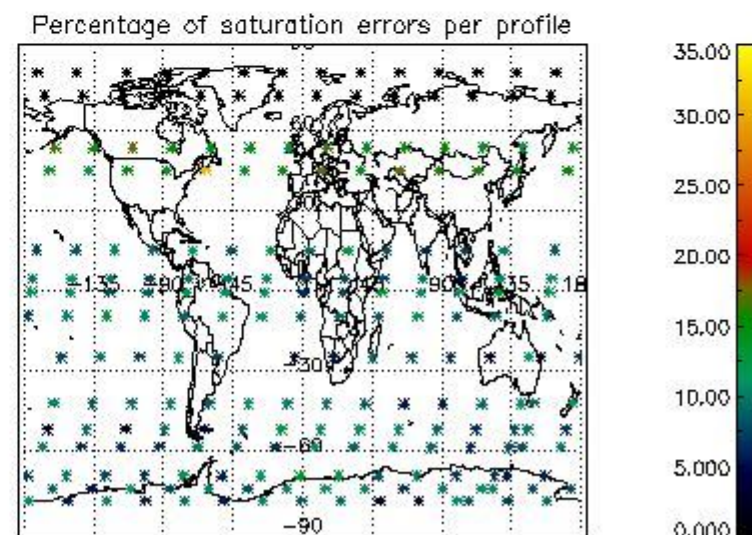
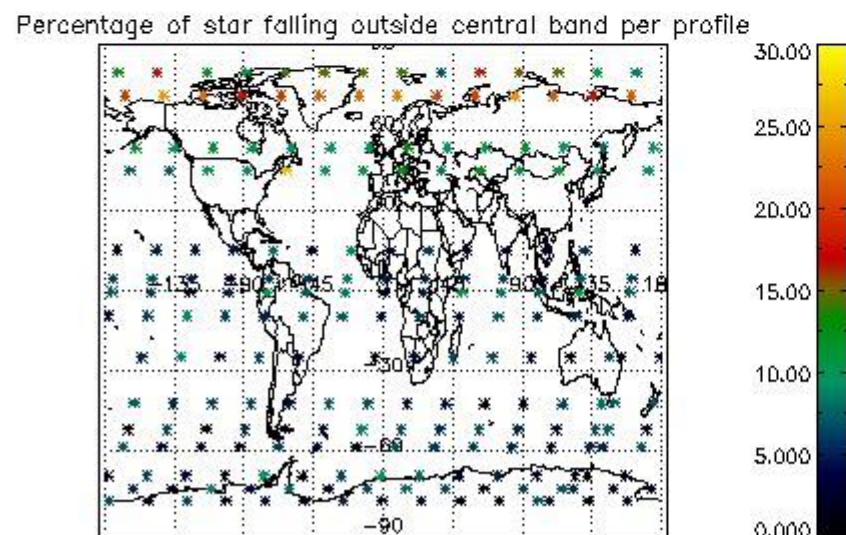
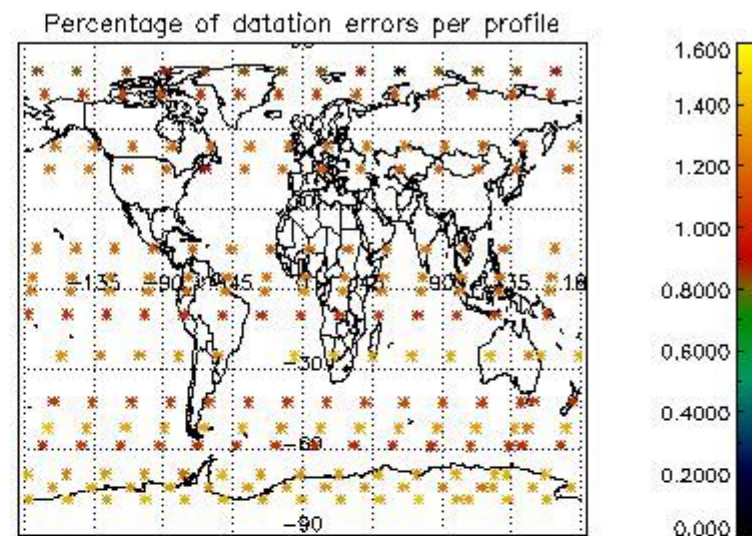
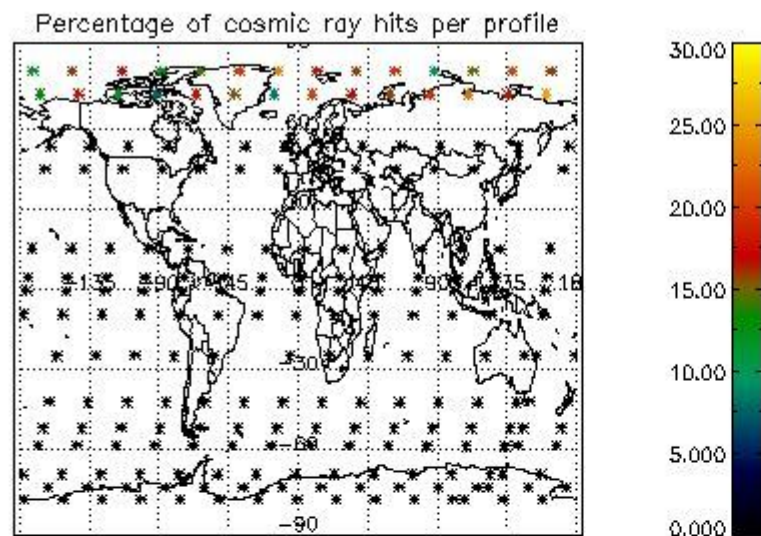
*4.2.1 Plot level 1 quality information per product (world map): ENVISAT ASCENDING passes*





4.2.2 Plot level 1 quality information per product (world map): ENVISAT DESCENDING passes





## 5. Trace gas profiles

### 5.1 Ozone statistics based on quality of products

The final quality of the products can be "measured" using the STD (Standard Deviation) attached to every point profile. This information is written to the parameter GOM\_NL\_\_2P/NL\_LOCAL\_SPECIES\_DENSITY/o3\_std of the level 2 products. The table below shows the statistics for given STD ranges.

The statistics are given with respect to the overall valid production:

- Products without fatal errors: GOM\_NL\_\_2P/MPH/PRODUCT\_ERR=0
- Valid point profile: GOM\_NL\_\_2P/NL\_LOCAL\_SPECIES\_DENSITY/pcd(0)=0

The 'Criteria' is applied to valid points of dark limb products:

- Products in dark limb illumination condition: GOM\_NL\_\_2P/NL\_SUMMARY\_QUALITY/obs\_ill\_cond=0
- Products without fatal errors: GOM\_NL\_\_2P/MPH/PRODUCT\_ERR=0
- Valid point profile: GOM\_NL\_\_2P/NL\_LOCAL\_SPECIES\_DENSITY/pcd(0)=0

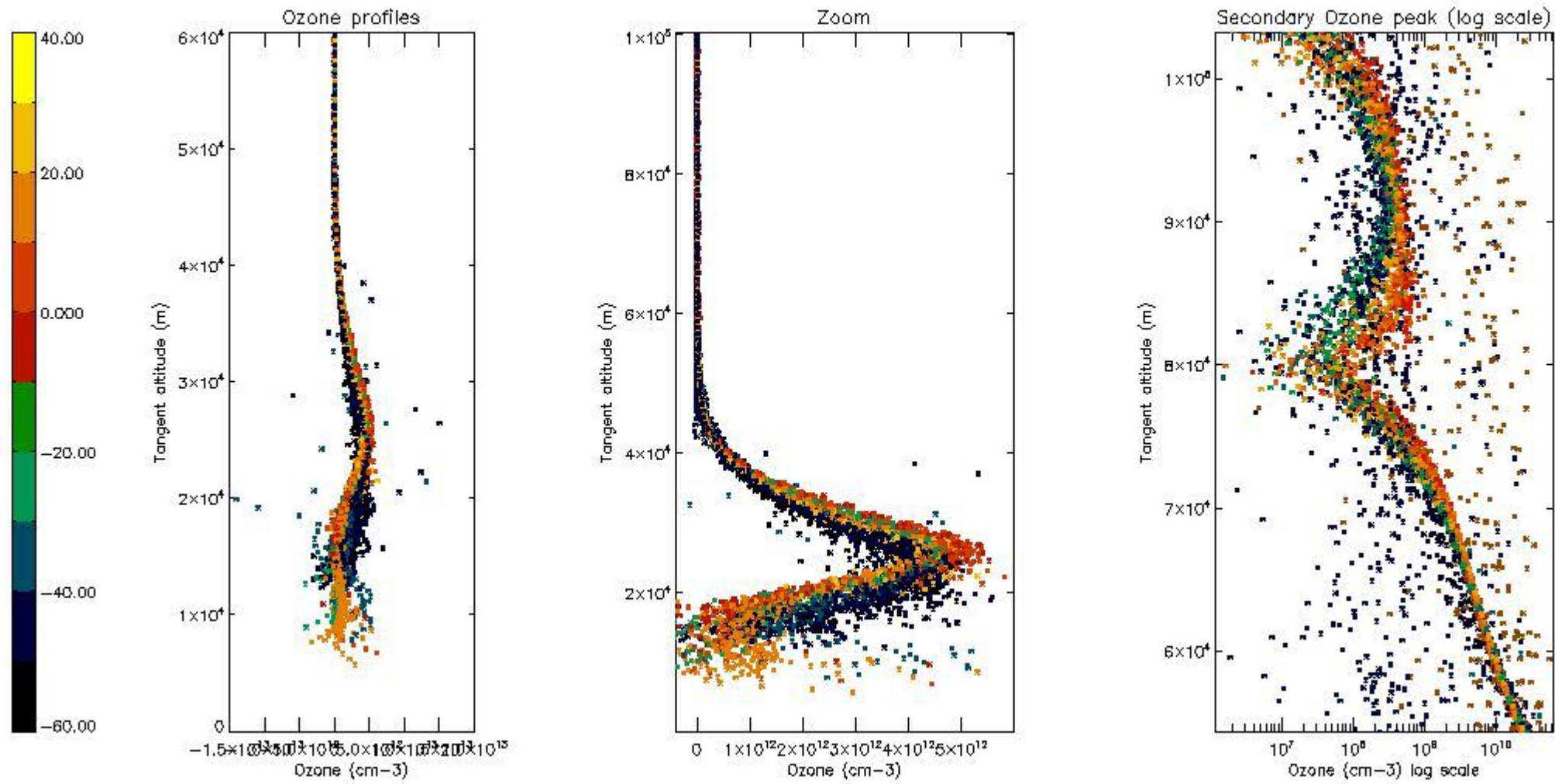
So, the table below shows the percentage of dark limb and valid observations for each criteria with respect to the overall valid daily observations.

Criteria	% of total production
All STD	32
STD < 20	18

STD < 10	15
STD < 5	11

5.2 Plot ozone profiles for all STD (dark without errors)

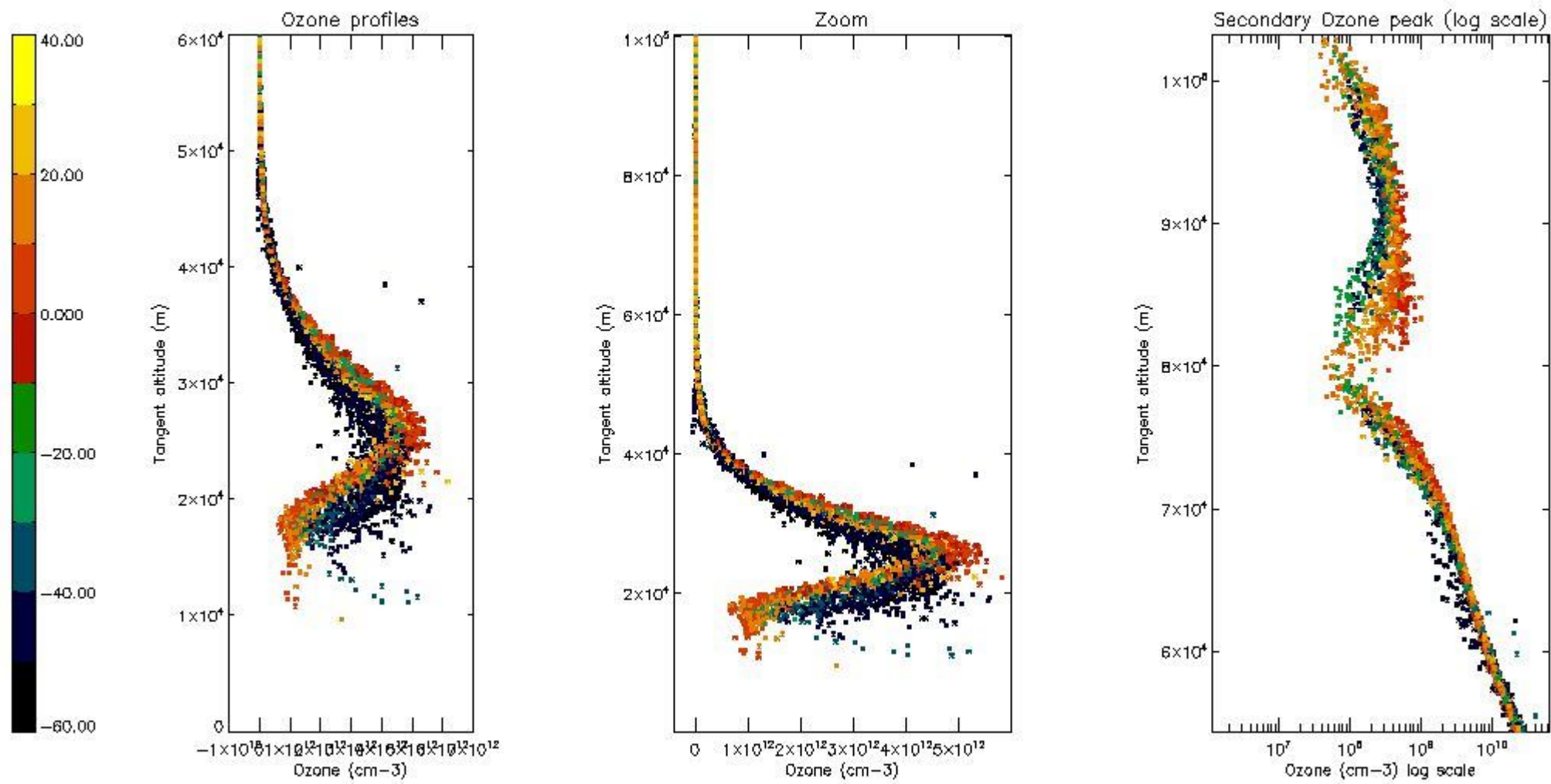
The colorbar represents the latitude.



5.3 Plot ozone profiles where STD < 20% (dark without errors)

The colorbar represents the latitude.

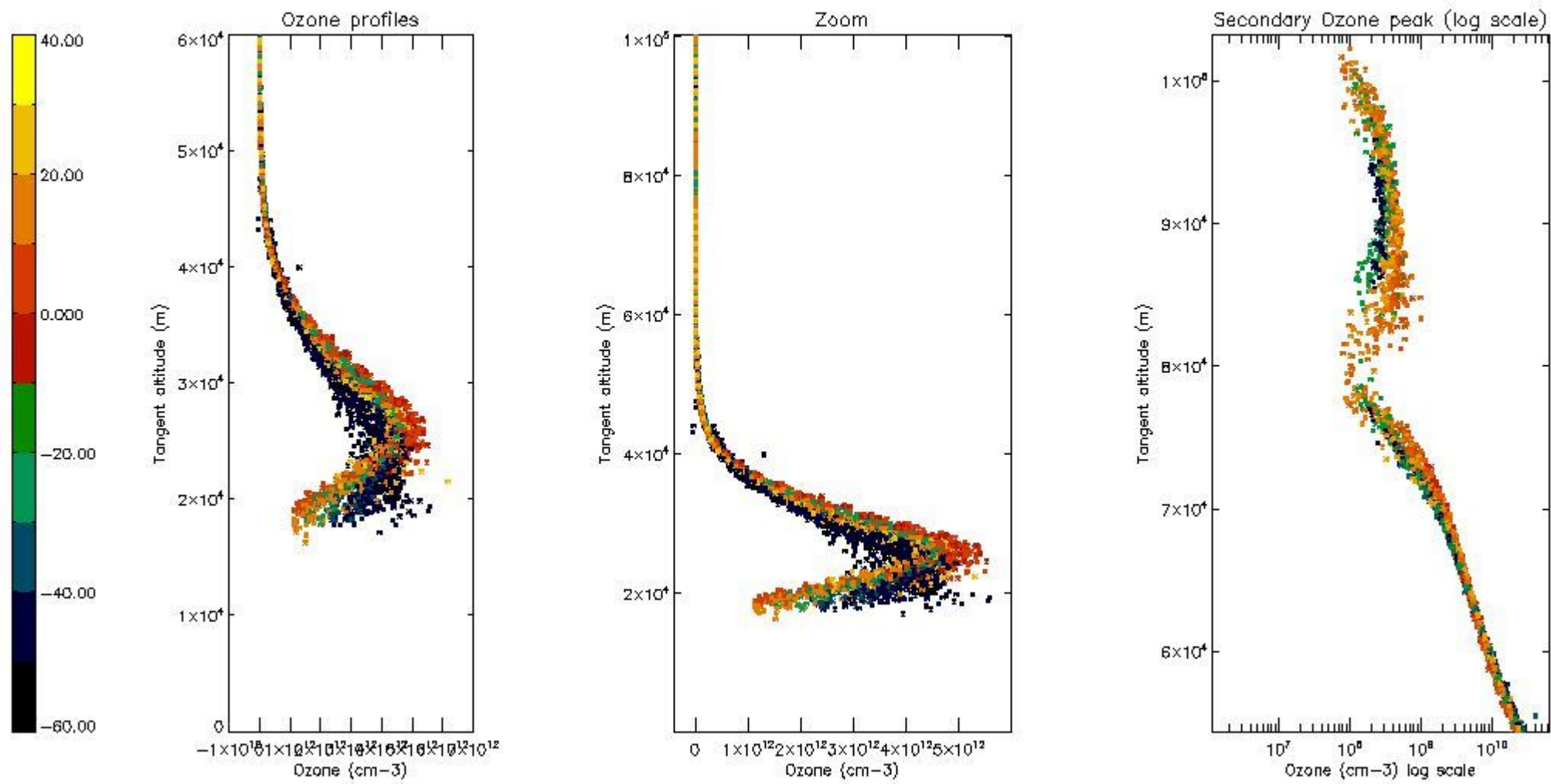




*5.4 Plot ozone profiles where STD < 10% (dark without errors)*

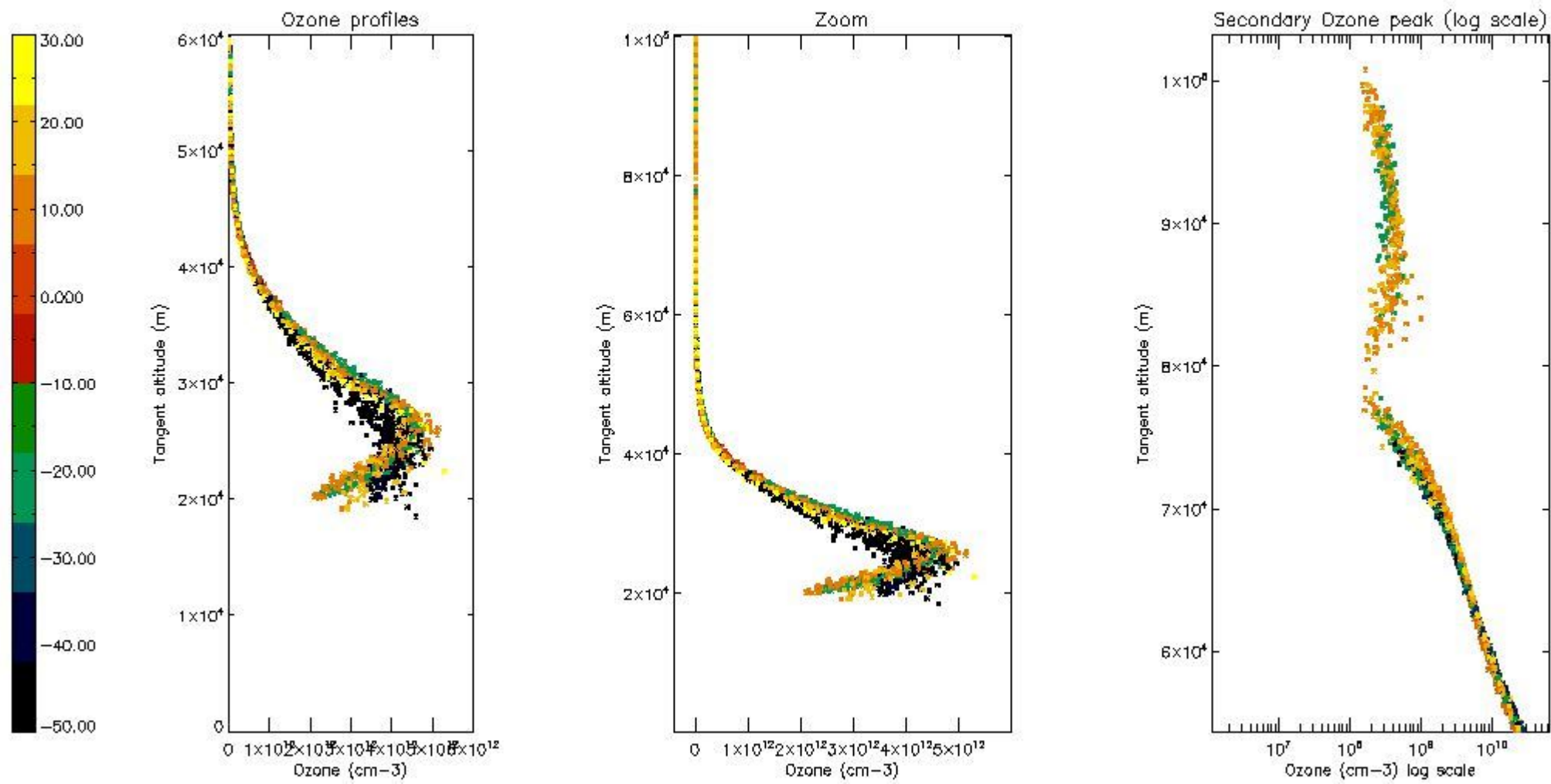
The colorbar represents the latitude.





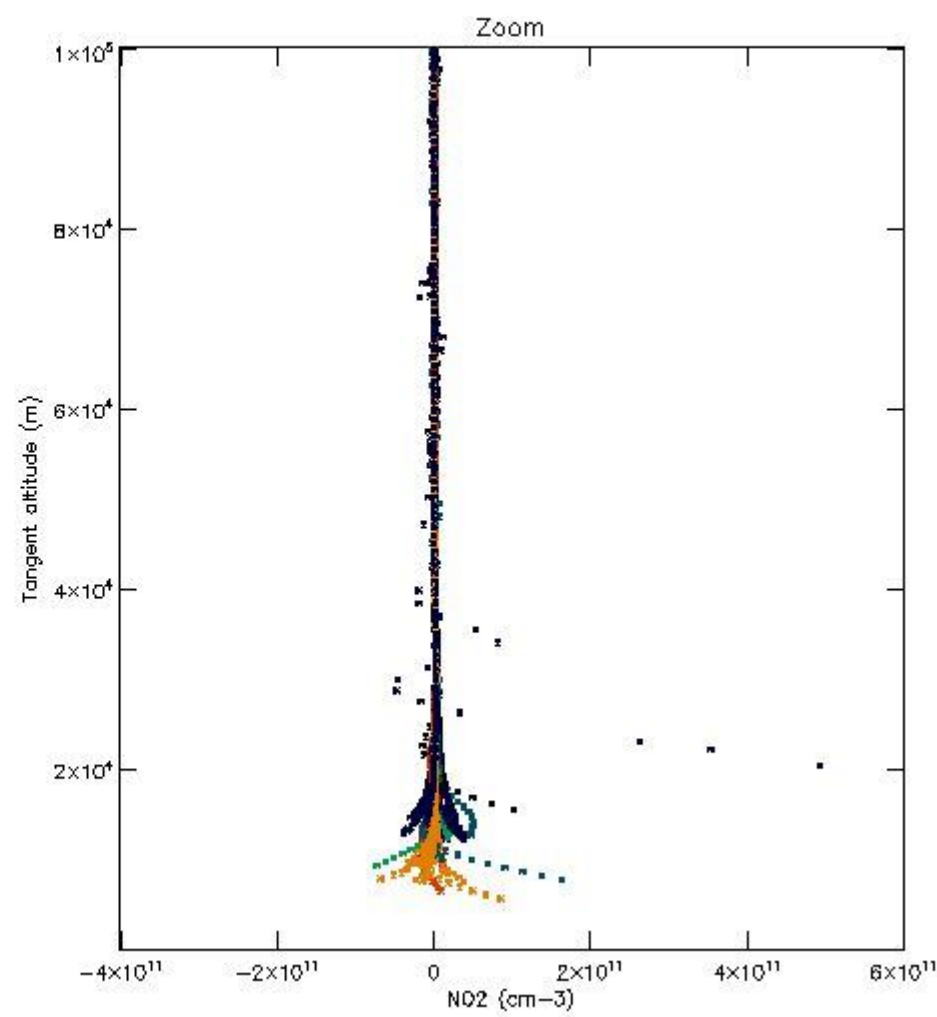
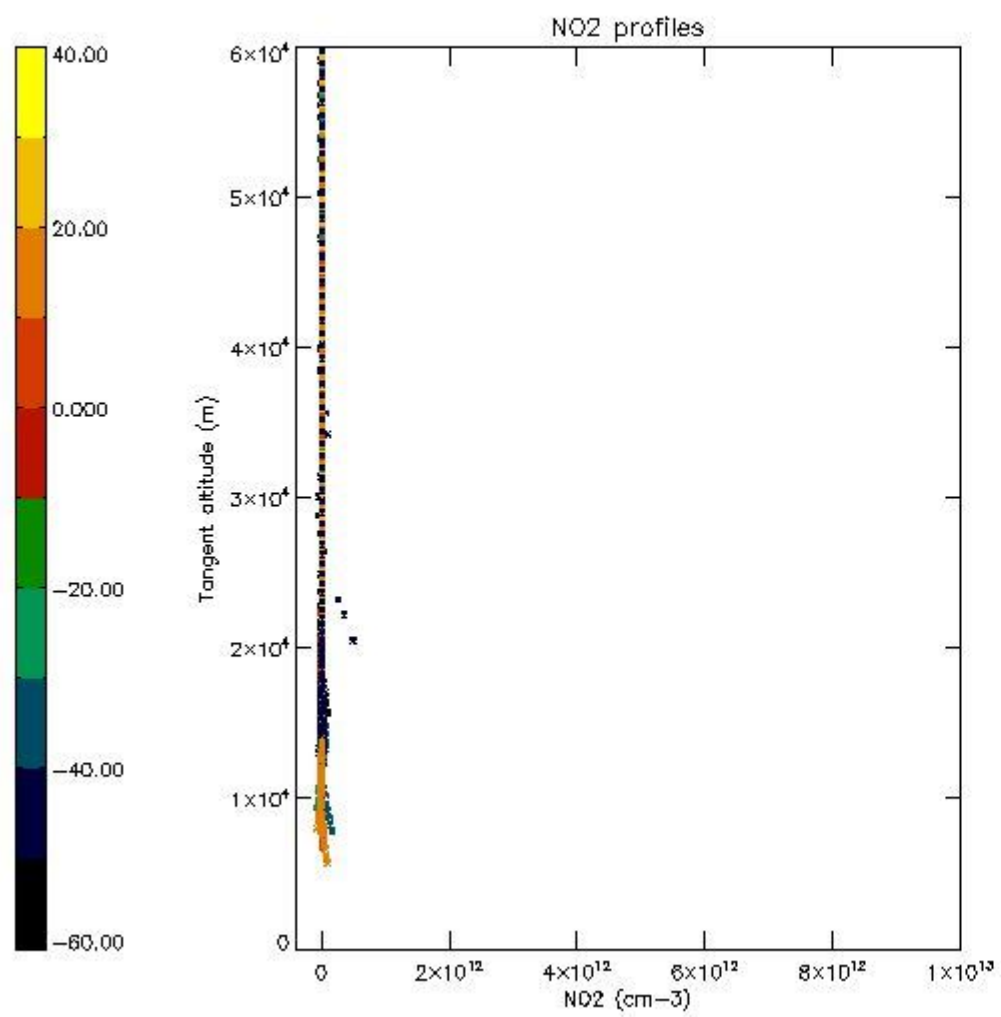
*5.5 Plot ozone profiles where STD < 5% (dark without errors)*

The colorbar represents the latitude.



*5.6 Plot NO<sub>2</sub> profiles for all STD (dark without errors)*

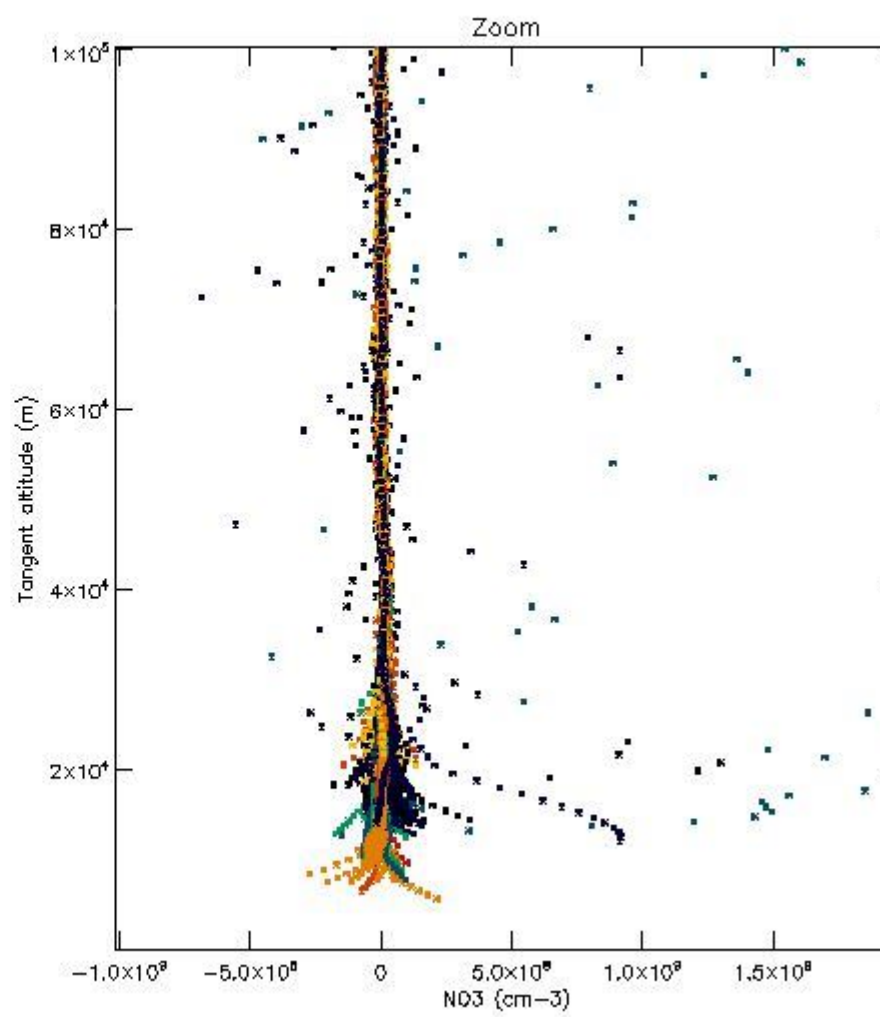
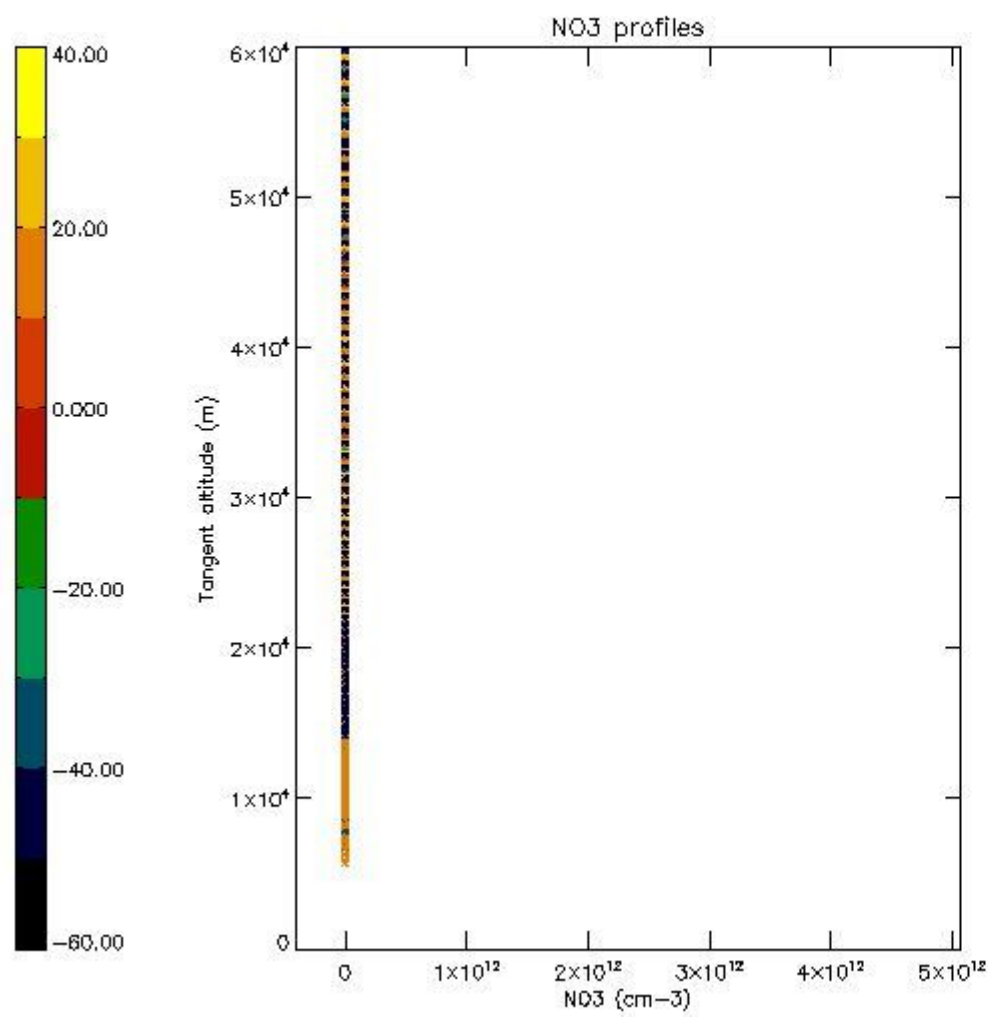
The colorbar represents the latitude.



*5.7 Plot NO3 profiles for all STD (dark without errors)*

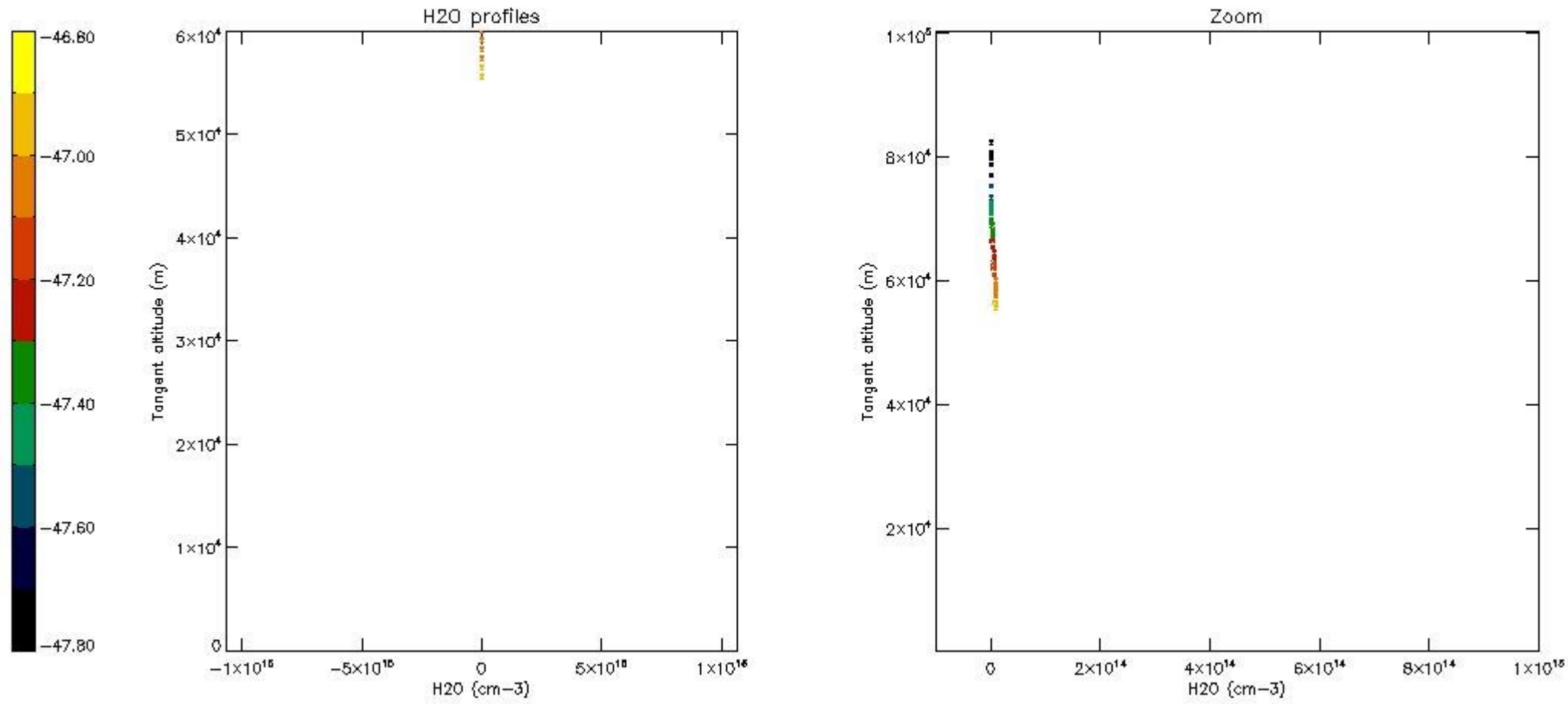
The colorbar represents the latitude.





*5.8 Plot H2O profiles for all STD (only for occultations of stars 1,2,3,4,13,14,16,26,63 dark without errors)*

The colorbar represents the latitude.



## 6. Auxiliary Data Files used for the production reported in section 2

The number reported in the third column indicates since which file (see list in section 2) the corresponding auxiliary file has been used. The fourth column is the date of those product files.

Type	Auxiliary Filename	Used since product	Used since product date
INST_PHYS_CHARACTERISTICS	GOM_INS_AXVIEC20091111_143220_20030716_120000_20500101_000000	1	07-MAR-2004 00:00:03
LEVEL-2_PROC_CONFIG	GOM_PR2_AXVIEC20091111_152718_20020301_000000_20500101_000000	1	07-MAR-2004 00:00:03
CROSS_SECTIONS_FILE	GOM_CRS_AXVIEC20091111_154832_20020301_000000_20500101_000000	1	07-MAR-2004 00:00:03

# GOMOS Level 2 Daily Report

## SUMMARY

### [1. General Info](#)

### [2. Summary of processed GOM\\_NL\\_2P products](#)

### [3. Level 2 Quality information per product](#)

#### [3.1 Plot of level 2 quality information per product \(time dependant\)](#)

#### [3.2 Plot of level 2 quality information per product \(world map\)](#)

### [4. Level 1 Quality information per product \(stored on level 2 products\)](#)

#### [4.1 Plot of level 1 quality information per product \(time dependant\)](#)

##### [4.1.1 Plot of level 1 quality information per product \(time dependant\): ASCENDING](#)

##### [4.1.2 Plot of level 1 quality information per product \(time dependant\): DESCENDING](#)

#### [4.2 Plot of level 1 quality information per product \(world map\)](#)

##### [4.2.1 Plot of level 1 quality information per product \(world map\): ASCENDING](#)

##### [4.2.2 Plot of level 1 quality information per product \(world map\): DESCENDING](#)

### [5. Ozone profiles based on quality statistics and other trace gas profiles](#)

#### [5.1 Ozone statistics based on quality of products](#)

#### [5.2 Plot ozone profiles for all STD \(dark without errors\)](#)

#### [5.3 Plot ozone profiles where STD < 20% \(dark without errors\)](#)

#### [5.4. Plot ozone profiles where STD < 10% \(dark without errors\)](#)

#### [5.5. Plot ozone profiles where STD < 5% \(dark without errors\)](#)

#### [5.6 Plot NO2 profiles for all STD \(dark without errors\)](#)

#### [5.7 Plot NO3 profiles for all STD \(dark without errors\)](#)

#### [5.8 Plot H2O profiles \(only for occultations of stars 1,2,3,4,13,14,16,26,63 dark without errors\) for all STD](#)

### [6. Auxiliary Data Files used for the production reported in section 2](#)



This report presents the daily analysis on parameters extracted from GOMOS level 2 data (GOM\_NL\_\_2P). It is intended to monitor some important parameters that will impact the quality of these products. A list of level 2 products (and content) that have arrived during the reporting day to the PCF is also given.

Item	Value
Time of report generation	18APR2013 20:55:10
Data source version	GOMOS/6.01
Start time of products	07-03-2004 (07MAR2004 00:00:00)
Stop time of products	08-03-2004 (08MAR2004 00:00:00)
Store outputs in DB	Yes
Nb of level 2 prods	471
Nb of prods with errors	0

## 2. Summary of processed GOM\_NL\_\_2P products.

Nr	Filename	UTC Start time	Limb	Duration	Star Id	Star Name	Star Mag	Star Temp	Nb Meas	Orbit	Prod. error
1	GOM_NL__2PRFIN20040307_000003_000000412024_00474_10548_0258.N1	07-MAR-2004 00:00:03	Bright	41.000	49	1Alp UMi	1.9900	6300.0	82	10548	No
2	GOM_NL__2PRFIN20040307_000502_000000502024_00474_10548_0259.N1	07-MAR-2004 00:05:02	Bright	49.500	119	14Eta Dra	2.7270	4700.0	99	10548	No
3	GOM_NL__2PRFIN20040307_000745_000000382024_00474_10548_0260.N1	07-MAR-2004 00:07:45	Bright	37.500	89	5Alp Cep	2.4510	8000.0	75	10548	No
4	GOM_NL__2PRFIN20040307_000941_000000492024_00474_10548_0261.N1	07-MAR-2004 00:09:41	Bright	49.000	130	23Bet Dra	2.7990	5800.0	98	10548	No
5	GOM_NL__2PRFIN20040307_001250_000000372024_00474_10548_0262.N1	07-MAR-2004 00:12:50	Bright	37.000	19	50Alp Cyg	1.2460	10500.0	74	10548	No
6	GOM_NL__2PRFIN20040307_001422_000000422024_00474_10548_0263.N1	07-MAR-2004 00:14:22	Bright	42.000	66	37Gam Cyg	2.2080	5900.0	84	10548	No
7	GOM_NL__2PRFIN20040307_001601_000000382024_00474_10548_0264.N1	07-MAR-2004 00:16:01	Bright	37.500	92	53Eps Cyg	2.5000	4500.0	75	10548	No
8	GOM_NL__2PRFIN20040307_001913_000001102024_00474_10548_0265.N1	07-MAR-2004 00:19:13	Twilight	109.50	133	40Zet Her	2.8070	6000.0	219	10548	No
9	GOM_NL__2PRFIN20040307_002321_000000502024_00474_10548_0266.N1	07-MAR-2004 00:23:21	Bright	49.500	168	17Zet Aql	2.9860	11000.0	99	10548	No
10	GOM_NL__2PRFIN20040307_002742_000000822024_00474_10548_0267.N1	07-MAR-2004 00:27:42	Straylight	82.000	59	55Alp Oph	2.0800	8900.0	164	10548	No
11	GOM_NL__2PRFIN20040307_003023_000000752024_00474_10548_0268.N1	07-MAR-2004 00:30:23	Dark	74.500	126	60Bet Oph	2.7700	4250.0	149	10548	No
12	GOM_NL__2PRFIN20040307_003322_000000462024_00474_10548_0269.N1	07-MAR-2004 00:33:22	Dark	46.000	155	41Pi Sgr	2.9000	6600.0	92	10548	No
13	GOM_NL__2PRFIN20040307_003517_000000492024_00474_10548_0270.N1	07-MAR-2004 00:35:17	Dark	49.000	57	34Sig Sgr	2.0660	26000.0	98	10548	No
14	GOM_NL__2PRFIN20040307_003832_000000512024_00474_10548_0271.N1	07-MAR-2004 00:38:32	Dark	51.000	38	20Eps Sgr	1.8360	11000.0	102	10548	No
15	GOM_NL__2PRFIN20040307_004144_000000482024_00474_10548_0272.N1	07-MAR-2004 00:41:44	Dark	48.000	25	35Lam Sco	1.6200	28000.0	96	10548	No
16	GOM_NL__2PRFIN20040307_004745_000000472024_00475_10549_0240.N1	07-MAR-2004 00:47:45	Dark	47.000	43	Alp TrA	1.9100	4250.0	94	10549	No
17	GOM_NL__2PRFIN20040307_005001_000000402024_00475_10549_0241.N1	07-MAR-2004 00:50:01	Dark	40.000	145	Gam TrA	2.8720	10600.0	80	10549	No
18	GOM_NL__2PRFIN20040307_005131_000000572024_00475_10549_0242.N1	07-MAR-2004 00:51:31	Dark	57.000	4	Alp1Cen	-0.010000	5800.0	114	10549	No
19	GOM_NL__2PRFIN20040307_005250_000000482024_00475_10549_0243.N1	07-MAR-2004 00:52:50	Dark	47.500	10	Bet Cen	0.61000	28000.0	95	10549	No
20	GOM_NL__2PRFIN20040307_005510_000000452024_00475_10549_0244.N1	07-MAR-2004 00:55:10	Dark	44.500	12	Alp1Cru	0.77500	30000.0	89	10549	No
21	GOM_NL__2PRFIN20040307_005622_000000412024_00475_10549_0245.N1	07-MAR-2004 00:56:22	Dark	40.500	129	Del Cru	2.7930	26000.0	81	10549	No
22	GOM_NL__2PRFIN20040307_005752_000000492024_00475_10549_0246.N1	07-MAR-2004 00:57:52	Straylight	48.500	64	Gam Cen	2.2000	10600.0	97	10549	No
23	GOM_NL__2PRFIN20040307_010006_000000402024_00475_10549_0247.N1	07-MAR-2004 01:00:06	Straylight	40.000	91	Kap Vel	2.4900	26000.0	80	10549	No
24	GOM_NL__2PRFIN20040307_010324_000000452024_00475_10549_0248.N1	07-MAR-2004 01:03:24	Straylight	44.500	65	Lam Vel	2.2040	4400.0	89	10549	No
25	GOM_NL__2PRFIN20040307_010703_000000542024_00475_10549_0249.N1	07-MAR-2004 01:07:03	Straylight	53.500	171	2Eps Crv	3.0010	4250.0	107	10549	No
26	GOM_NL__2PRFIN20040307_010858_000000632024_00475_10549_0250.N1	07-MAR-2004 01:08:58	Straylight	62.500	100	4Gam Crv	2.5800	13100.0	125	10549	No
27	GOM_NL__2PRFIN20040307_011251_000000472024_00475_10549_0251.N1	07-MAR-2004 01:12:51	Twilight	47.000	48	30Alp Hya	1.9770	4100.0	94	10549	No
28	GOM_NL__2PRFIN20040307_011837_000000442024_00475_10549_0252.N1	07-MAR-2004 01:18:37	Bright	44.000	22	32Alp Leo	1.3600	15200.0	88	10549	No
29	GOM_NL__2PRFIN20040307_012106_000000432024_00475_10549_0253.N1	07-MAR-2004 01:21:06	Bright	43.000	51	41Gam1Leo	2.0100	4500.0	86	10549	No
30	GOM_NL__2PRFIN20040307_012932_000000442024_00475_10549_0254.N1	07-MAR-2004 01:29:32	Bright	44.000	174	52Psi UMa	3.0040	4400.0	88	10549	No
31	GOM_NL__2PRFIN20040307_013230_000000422024_00475_10549_0255.N1	07-MAR-2004 01:32:30	Bright	42.000	82	48Bet UMa	2.3650	10600.0	84	10549	No
32	GOM_NL__2PRFIN20040307_013354_000000442024_00475_10549_0256.N1	07-MAR-2004 01:33:54	Bright	43.500	36	50Alp UMa	1.8000	6300.0	87	10549	No
33	GOM_NL__2PRFIN20040307_013628_000000492024_00475_10549_0257.N1	07-MAR-2004 01:36:28	Bright	48.500	32	77Eps UMa	1.7630	11000.0	97	10549	No
34	GOM_NL__2PRFIN20040307_014041_000000362024_00475_10549_0258.N1	07-MAR-2004 01:40:41	Bright	36.000	49	1Alp UMi	1.9900	6300.0	72	10549	No
35	GOM_NL__2PRFIN20040307_014538_000000482024_00475_10549_0259.N1	07-MAR-2004 01:45:38	Bright	48.000	119	14Eta Dra	2.7270	4700.0	96	10549	No
36	GOM_NL__2PRFIN20040307_014820_000000382024_00475_10549_0260.N1	07-MAR-2004 01:48:20	Bright	37.500	89	5Alp Cep	2.4510	8000.0	75	10549	No
37	GOM_NL__2PRFIN20040307_015017_000000482024_00475_10549_0261.N1	07-MAR-2004 01:50:17	Bright	47.500	130	23Bet Dra	2.7990	5800.0	95	10549	No
38	GOM_NL__2PRFIN20040307_015326_000000372024_00475_10549_0262.N1	07-MAR-2004 01:53:26	Bright	37.000	19	50Alp Cyg	1.2460	10500.0	74	10549	No
39	GOM_NL__2PRFIN20040307_015458_000000422024_00475_10549_0263.N1	07-MAR-2004 01:54:58	Bright	41.500	66	37Gam Cyg	2.2080	5900.0	83	10549	No
40	GOM_NL__2PRFIN20040307_015637_000000352024_00475_10549_0264.N1	07-MAR-2004 01:56:37	Bright	35.000	92	53Eps Cyg	2.5000	4500.0	70	10549	No
41	GOM_NL__2PRFIN20040307_015950_000001072024_00475_10549_0265.N1	07-MAR-2004 01:59:50	Twilight	107.00	133	40Zet Her	2.8070	6000.0	214	10549	No
42	GOM_NL__2PRFIN20040307_020357_000000482024_00475_10549_0266.N1	07-MAR-2004 02:03:57	Bright	47.500	168	17Zet Aql	2.9860	11000.0	95	10549	No

43	GOM_NL__2PRFIN20040307_020819_000000882024_00475_10549_0267.N1	07-MAR-2004 02:08:19	Straylight	87.500	59	55Alp Oph	2.0800	8900.0	175	10549	No
44	GOM_NL__2PRFIN20040307_021100_000000782024_00475_10549_0268.N1	07-MAR-2004 02:11:00	Dark	77.500	126	60Bet Oph	2.7700	4250.0	155	10549	No
45	GOM_NL__2PRFIN20040307_021359_000000462024_00475_10549_0269.N1	07-MAR-2004 02:13:59	Dark	46.000	155	41Pi Sgr	2.9000	6600.0	92	10549	No
46	GOM_NL__2PRFIN20040307_021555_000000432024_00475_10549_0270.N1	07-MAR-2004 02:15:55	Dark	42.500	57	34Sig Sgr	2.0660	26000.	85	10549	No
47	GOM_NL__2PRFIN20040307_022221_000000552024_00475_10549_0271.N1	07-MAR-2004 02:22:21	Dark	54.500	25	35Lam Sco	1.6200	28000.	109	10549	No
48	GOM_NL__2PRFIN20040307_022821_000000442024_00476_10550_0240.N1	07-MAR-2004 02:28:21	Dark	44.000	43	Alp TrA	1.9100	4250.0	88	10550	No
49	GOM_NL__2PRFIN20040307_023037_000000412024_00476_10550_0241.N1	07-MAR-2004 02:30:37	Dark	40.500	145	Gam TrA	2.8720	10600.	81	10550	No
50	GOM_NL__2PRFIN20040307_023210_000000472024_00476_10550_0242.N1	07-MAR-2004 02:32:10	Dark	47.000	4	Alp1Cen	-0.010000	5800.0	94	10550	No
51	GOM_NL__2PRFIN20040307_023328_000000422024_00476_10550_0243.N1	07-MAR-2004 02:33:28	Dark	42.000	10	Bet Cen	0.61000	28000.	84	10550	No
52	GOM_NL__2PRFIN20040307_023546_000000542024_00476_10550_0244.N1	07-MAR-2004 02:35:46	Dark	53.500	12	Alp1Cru	0.77500	30000.	107	10550	No
53	GOM_NL__2PRFIN20040307_023658_000000412024_00476_10550_0245.N1	07-MAR-2004 02:36:58	Dark	41.000	129	Del Cru	2.7930	26000.	82	10550	No
54	GOM_NL__2PRFIN20040307_023827_000000492024_00476_10550_0246.N1	07-MAR-2004 02:38:27	Straylight	49.000	64	Gam Cen	2.2000	10600.	98	10550	No
55	GOM_NL__2PRFIN20040307_024107_000000462024_00476_10550_0247.N1	07-MAR-2004 02:41:07	Straylight	46.000	113	Mu Vel	2.6920	5000.0	92	10550	No
56	GOM_NL__2PRFIN20040307_024401_000000492024_00476_10550_0248.N1	07-MAR-2004 02:44:01	Straylight	49.000	65	Lam Vel	2.2040	4400.0	98	10550	No
57	GOM_NL__2PRFIN20040307_024654_000000612024_00476_10550_0249.N1	07-MAR-2004 02:46:54	Straylight	61.000	106	9Bet Crv	2.6480	5600.0	122	10550	No
58	GOM_NL__2PRFIN20040307_024934_000000602024_00476_10550_0250.N1	07-MAR-2004 02:49:34	Straylight	59.500	100	4Gam Crv	2.5800	13100.	119	10550	No
59	GOM_NL__2PRFIN20040307_025327_000000452024_00476_10550_0251.N1	07-MAR-2004 02:53:27	Tw_i_and_stray	45.000	48	30Alp Hya	1.9770	4100.0	90	10550	No
60	GOM_NL__2PRFIN20040307_025913_000000452024_00476_10550_0252.N1	07-MAR-2004 02:59:13	Bright	45.000	22	32Alp Leo	1.3600	15200.	90	10550	No
61	GOM_NL__2PRFIN20040307_030142_000000442024_00476_10550_0253.N1	07-MAR-2004 03:01:42	Bright	44.000	51	41Gam1Leo	2.0100	4500.0	88	10550	No
62	GOM_NL__2PRFIN20040307_031007_000000432024_00476_10550_0254.N1	07-MAR-2004 03:10:07	Bright	42.500	174	52Psi UMa	3.0040	4400.0	85	10550	No
63	GOM_NL__2PRFIN20040307_031306_000000392024_00476_10550_0255.N1	07-MAR-2004 03:13:06	Bright	39.000	82	48Bet UMa	2.3650	10600.	78	10550	No
64	GOM_NL__2PRFIN20040307_031430_000000422024_00476_10550_0256.N1	07-MAR-2004 03:14:30	Bright	41.500	36	50Alp UMa	1.8000	6300.0	83	10550	No
65	GOM_NL__2PRFIN20040307_031704_000000482024_00476_10550_0257.N1	07-MAR-2004 03:17:04	Bright	48.000	32	77Eps UMa	1.7630	11000.	96	10550	No
66	GOM_NL__2PRFIN20040307_032117_000000372024_00476_10550_0258.N1	07-MAR-2004 03:21:17	Bright	37.000	49	1Alp UMi	1.9900	6300.0	74	10550	No
67	GOM_NL__2PRFIN20040307_032614_000000462024_00476_10550_0259.N1	07-MAR-2004 03:26:14	Bright	45.500	119	14Eta Dra	2.7270	4700.0	91	10550	No
68	GOM_NL__2PRFIN20040307_032856_000000382024_00476_10550_0260.N1	07-MAR-2004 03:28:56	Bright	38.000	89	5Alp Cep	2.4510	8000.0	76	10550	No
69	GOM_NL__2PRFIN20040307_033053_000000502024_00476_10550_0261.N1	07-MAR-2004 03:30:53	Bright	49.500	130	23Bet Dra	2.7990	5800.0	99	10550	No
70	GOM_NL__2PRFIN20040307_033402_000000392024_00476_10550_0262.N1	07-MAR-2004 03:34:02	Bright	38.500	19	50Alp Cyg	1.2460	10500.	77	10550	No
71	GOM_NL__2PRFIN20040307_033536_000000382024_00476_10550_0263.N1	07-MAR-2004 03:35:36	Bright	37.500	66	37Gam Cyg	2.2080	5900.0	75	10550	No
72	GOM_NL__2PRFIN20040307_033712_000000362024_00476_10550_0264.N1	07-MAR-2004 03:37:12	Bright	36.000	92	53Eps Cyg	2.5000	4500.0	72	10550	No
73	GOM_NL__2PRFIN20040307_034026_000001142024_00476_10550_0265.N1	07-MAR-2004 03:40:26	Tw_i_and_stray	114.00	133	40Zet Her	2.8070	6000.0	228	10550	No
74	GOM_NL__2PRFIN20040307_034431_000000512024_00476_10550_0266.N1	07-MAR-2004 03:44:31	Bright	51.000	168	17Zet Aql	2.9860	11000.	102	10550	No
75	GOM_NL__2PRFIN20040307_034856_000000842024_00476_10550_0267.N1	07-MAR-2004 03:48:56	Straylight	84.000	59	55Alp Oph	2.0800	8900.0	168	10550	No
76	GOM_NL__2PRFIN20040307_035137_000000782024_00476_10550_0268.N1	07-MAR-2004 03:51:37	Dark	78.000	126	60Bet Oph	2.7700	4250.0	156	10550	No
77	GOM_NL__2PRFIN20040307_035435_000000482024_00476_10550_0269.N1	07-MAR-2004 03:54:35	Dark	47.500	155	41Pi Sgr	2.9000	6600.0	95	10550	No
78	GOM_NL__2PRFIN20040307_035630_000000462024_00476_10550_0270.N1	07-MAR-2004 03:56:30	Dark	46.000	57	34Sig Sgr	2.0660	26000.	92	10550	No
79	GOM_NL__2PRFIN20040307_035947_000000502024_00476_10550_0271.N1	07-MAR-2004 03:59:47	Dark	49.500	38	20Eps Sgr	1.8360	11000.	99	10550	No
80	GOM_NL__2PRFIN20040307_040258_000000522024_00476_10550_0272.N1	07-MAR-2004 04:02:58	Dark	52.000	25	35Lam Sco	1.6200	28000.	104	10550	No
81	GOM_NL__2PRFIN20040307_040900_000000462024_00477_10551_0240.N1	07-MAR-2004 04:09:00	Dark	46.000	43	Alp TrA	1.9100	4250.0	92	10551	No
82	GOM_NL__2PRFIN20040307_041115_000000382024_00477_10551_0241.N1	07-MAR-2004 04:11:15	Dark	38.000	145	Gam TrA	2.8720	10600.	76	10551	No
83	GOM_NL__2PRFIN20040307_041248_000000472024_00477_10551_0242.N1	07-MAR-2004 04:12:48	Dark	46.500	4	Alp1Cen	-0.010000	5800.0	93	10551	No
84	GOM_NL__2PRFIN20040307_041405_000000492024_00477_10551_0243.N1	07-MAR-2004 04:14:05	Dark	48.500	10	Bet Cen	0.61000	28000.	97	10551	No
85	GOM_NL__2PRFIN20040307_041624_000000432024_00477_10551_0244.N1	07-MAR-2004 04:16:24	Dark	42.500	12	Alp1Cru	0.77500	30000.	85	10551	No
86	GOM_NL__2PRFIN20040307_041736_000000402024_00477_10551_0245.N1	07-MAR-2004 04:17:36	Dark	40.000	129	Del Cru	2.7930	26000.	80	10551	No
87	GOM_NL__2PRFIN20040307_041906_000000432024_00477_10551_0246.N1	07-MAR-2004 04:19:06	Straylight	43.000	64	Gam Cen	2.2000	10600.	86	10551	No
88	GOM_NL__2PRFIN20040307_042146_000000432024_00477_10551_0247.N1	07-MAR-2004 04:21:46	Straylight	43.000	113	Mu Vel	2.6920	5000.0	86	10551	No
89	GOM_NL__2PRFIN20040307_042437_000000452024_00477_10551_0248.N1	07-MAR-2004 04:24:37	Straylight	44.500	65	Lam Vel	2.2040	4400.0	89	10551	No
90	GOM_NL__2PRFIN20040307_042730_000000652024_00477_10551_0249.N1	07-MAR-2004 04:27:30	Straylight	64.500	106	9Bet Crv	2.6480	5600.0	129	10551	No
91	GOM_NL__2PRFIN20040307_043010_000000572024_00477_10551_0250.N1	07-MAR-2004 04:30:10	Straylight	56.500	100	4Gam Crv	2.5800	13100.	113	10551	No
92	GOM_NL__2PRFIN20040307_043404_000000462024_00477_10551_0251.N1	07-MAR-2004 04:34:04	Tw_i_and_stray	46.000	48	30Alp Hya	1.9770	4100.0	92	10551	No
93	GOM_NL__2PRFIN20040307_043952_000000422024_00477_10551_0252.N1	07-MAR-2004 04:39:52	Bright	42.000	22	32Alp Leo	1.3600	15200.	84	10551	No
94	GOM_NL__2PRFIN20040307_044218_000000432024_00477_10551_0253.N1	07-MAR-2004 04:42:18	Bright	43.000	51	41Gam1Leo	2.0100	4500.0	86	10551	No
95	GOM_NL__2PRFIN20040307_045043_000000412024_00477_10551_0254.N1	07-MAR-2004 04:50:43	Bright	41.000	174	52Psi UMa	3.0040	4400.0	82	10551	No
96	GOM_NL__2PRFIN20040307_045342_000000412024_00477_10551_0255.N1	07-MAR-2004 04:53:42	Bright	41.000	82	48Bet UMa	2.3650	10600.	82	10551	No
97	GOM_NL__2PRFIN20040307_045507_000000422024_00477_10551_0256.N1	07-MAR-2004 04:55:07	Bright	41.500	36	50Alp UMa	1.8000	6300.0	83	10551	No
98	GOM_NL__2PRFIN20040307_045738_000000512024_00477_10551_0257.N1	07-MAR-2004 04:57:38	Bright	50.500	32	77Eps UMa	1.7630	11000.	101	10551	No
99	GOM_NL__2PRFIN20040307_050154_000000382024_00477_10551_0258.N1	07-MAR-2004 05:01:54	Bright	37.500	49	1Alp UMi	1.9900	6300.0	75	10551	No
100	GOM_NL__2PRFIN20040307_050648_000000462024_00477_10551_0259.N1	07-MAR-2004 05:06:48	Bright	46.000	119	14Eta Dra	2.7270	4700.0	92	10551	No
101	GOM_NL__2PRFIN20040307_050934_000000382024_00477_10551_0260.N1	07-MAR-2004 05:09:34	Bright	37.500	89	5Alp Cep	2.4510	8000.0	75	10551	No

102	GOM_NL__2PRFIN20040307_051128_000000502024_00477_10551_0261.N1	07-MAR-2004 05:11:28	Bright	50.000	130	23Bet Dra	2.7990	5800.0	100	10551	No
103	GOM_NL__2PRFIN20040307_051439_000000372024_00477_10551_0262.N1	07-MAR-2004 05:14:39	Bright	36.500	19	50Alp Cyg	1.2460	10500.	73	10551	No
104	GOM_NL__2PRFIN20040307_051613_000000392024_00477_10551_0263.N1	07-MAR-2004 05:16:13	Bright	38.500	66	37Gam Cyg	2.2080	5900.0	77	10551	No
105	GOM_NL__2PRFIN20040307_051749_000000382024_00477_10551_0264.N1	07-MAR-2004 05:17:49	Bright	37.500	92	53Eps Cyg	2.5000	4500.0	75	10551	No
106	GOM_NL__2PRFIN20040307_052102_000001102024_00477_10551_0265.N1	07-MAR-2004 05:21:02	Tw_i_and_stray	110.00	133	40Zet Her	2.8070	6000.0	220	10551	No
107	GOM_NL__2PRFIN20040307_052510_000000492024_00477_10551_0266.N1	07-MAR-2004 05:25:10	Bright	48.500	168	17Zet Aql	2.9860	11000.	97	10551	No
108	GOM_NL__2PRFIN20040307_052931_000000912024_00477_10551_0267.N1	07-MAR-2004 05:29:31	Straylight	90.500	59	55Alp Oph	2.0800	8900.0	181	10551	No
109	GOM_NL__2PRFIN20040307_053215_000000832024_00477_10551_0268.N1	07-MAR-2004 05:32:15	Dark	82.500	126	60Bet Oph	2.7700	4250.0	165	10551	No
110	GOM_NL__2PRFIN20040307_053513_000000462024_00477_10551_0269.N1	07-MAR-2004 05:35:13	Dark	46.000	155	41Pi Sgr	2.9000	6600.0	92	10551	No
111	GOM_NL__2PRFIN20040307_053708_000000462024_00477_10551_0270.N1	07-MAR-2004 05:37:08	Dark	46.000	57	34Sig Sgr	2.0660	26000.	92	10551	No
112	GOM_NL__2PRFIN20040307_054024_000000492024_00477_10551_0271.N1	07-MAR-2004 05:40:24	Dark	48.500	38	20Eps Sgr	1.8360	11000.	97	10551	No
113	GOM_NL__2PRFIN20040307_054335_000000502024_00477_10551_0272.N1	07-MAR-2004 05:43:35	Dark	50.000	25	35Lam Sco	1.6200	28000.	100	10551	No
114	GOM_NL__2PRFIN20040307_054937_000000472024_00478_10552_0241.N1	07-MAR-2004 05:49:37	Dark	47.000	43	Alp TrA	1.9100	4250.0	94	10552	No
115	GOM_NL__2PRFIN20040307_055151_000000402024_00478_10552_0242.N1	07-MAR-2004 05:51:51	Dark	39.500	145	Gam TrA	2.8720	10600.	79	10552	No
116	GOM_NL__2PRFIN20040307_055324_000000472024_00478_10552_0243.N1	07-MAR-2004 05:53:24	Dark	46.500	4	Alp1Cen	-0.010000	5800.0	93	10552	No
117	GOM_NL__2PRFIN20040307_055442_000000472024_00478_10552_0244.N1	07-MAR-2004 05:54:42	Dark	47.000	10	Bet Cen	0.61000	28000.	94	10552	No
118	GOM_NL__2PRFIN20040307_055700_000000452024_00478_10552_0245.N1	07-MAR-2004 05:57:00	Dark	45.000	12	Alp1Cru	0.77500	30000.	90	10552	No
119	GOM_NL__2PRFIN20040307_055812_000000422024_00478_10552_0246.N1	07-MAR-2004 05:58:12	Dark	41.500	129	Del Cru	2.7930	26000.	83	10552	No
120	GOM_NL__2PRFIN20040307_055943_000000492024_00478_10552_0247.N1	07-MAR-2004 05:59:43	Straylight	48.500	64	Gam Cen	2.2000	10600.	97	10552	No
121	GOM_NL__2PRFIN20040307_060223_000000432024_00478_10552_0248.N1	07-MAR-2004 06:02:23	Straylight	42.500	113	Mu Vel	2.6920	5000.0	85	10552	No
122	GOM_NL__2PRFIN20040307_060513_000000432024_00478_10552_0249.N1	07-MAR-2004 06:05:13	Straylight	43.000	65	Lam Vel	2.2040	4400.0	86	10552	No
123	GOM_NL__2PRFIN20040307_060806_000000632024_00478_10552_0250.N1	07-MAR-2004 06:08:06	Straylight	62.500	106	9Bet Crv	2.6480	5600.0	125	10552	No
124	GOM_NL__2PRFIN20040307_061046_000000592024_00478_10552_0251.N1	07-MAR-2004 06:10:46	Straylight	59.000	100	4Gam Crv	2.5800	13100.	118	10552	No
125	GOM_NL__2PRFIN20040307_061441_000000472024_00478_10552_0252.N1	07-MAR-2004 06:14:41	Tw_i_and_stray	47.000	48	30Alp Hya	1.9770	4100.0	94	10552	No
126	GOM_NL__2PRFIN20040307_062028_000000422024_00478_10552_0253.N1	07-MAR-2004 06:20:28	Bright	41.500	22	32Alp Leo	1.3600	15200.	83	10552	No
127	GOM_NL__2PRFIN20040307_062254_000000442024_00478_10552_0254.N1	07-MAR-2004 06:22:54	Bright	43.500	51	41Gam1Leo	2.0100	4500.0	87	10552	No
128	GOM_NL__2PRFIN20040307_063119_000000422024_00478_10552_0255.N1	07-MAR-2004 06:31:19	Bright	42.000	174	52Psi UMa	3.0040	4400.0	84	10552	No
129	GOM_NL__2PRFIN20040307_063418_000000402024_00478_10552_0256.N1	07-MAR-2004 06:34:18	Bright	40.000	82	48Bet UMa	2.3650	10600.	80	10552	No
130	GOM_NL__2PRFIN20040307_063543_000000422024_00478_10552_0257.N1	07-MAR-2004 06:35:43	Bright	42.000	36	50Alp UMa	1.8000	6300.0	84	10552	No
131	GOM_NL__2PRFIN20040307_063814_000000482024_00478_10552_0258.N1	07-MAR-2004 06:38:14	Bright	48.000	32	77Eps UMa	1.7630	11000.	96	10552	No
132	GOM_NL__2PRFIN20040307_064230_000000382024_00478_10552_0259.N1	07-MAR-2004 06:42:30	Bright	37.500	49	1Alp UMi	1.9900	6300.0	75	10552	No
133	GOM_NL__2PRFIN20040307_064724_000000472024_00478_10552_0260.N1	07-MAR-2004 06:47:24	Bright	47.000	119	14Eta Dra	2.7270	4700.0	94	10552	No
134	GOM_NL__2PRFIN20040307_065010_000000372024_00478_10552_0261.N1	07-MAR-2004 06:50:10	Bright	37.000	89	5Alp Cep	2.4510	8000.0	74	10552	No
135	GOM_NL__2PRFIN20040307_065204_000000502024_00478_10552_0262.N1	07-MAR-2004 06:52:04	Bright	50.000	130	23Bet Dra	2.7990	5800.0	100	10552	No
136	GOM_NL__2PRFIN20040307_065516_000000382024_00478_10552_0263.N1	07-MAR-2004 06:55:16	Bright	38.000	19	50Alp Cyg	1.2460	10500.	76	10552	No
137	GOM_NL__2PRFIN20040307_065649_000000392024_00478_10552_0264.N1	07-MAR-2004 06:56:49	Bright	38.500	66	37Gam Cyg	2.2080	5900.0	77	10552	No
138	GOM_NL__2PRFIN20040307_065826_000000362024_00478_10552_0265.N1	07-MAR-2004 06:58:26	Bright	36.000	92	53Eps Cyg	2.5000	4500.0	72	10552	No
139	GOM_NL__2PRFIN20040307_070138_000001142024_00478_10552_0266.N1	07-MAR-2004 07:01:38	Tw_i_and_stray	113.50	133	40Zet Her	2.8070	6000.0	227	10552	No
140	GOM_NL__2PRFIN20040307_070547_000000482024_00478_10552_0267.N1	07-MAR-2004 07:05:47	Bright	47.500	168	17Zet Aql	2.9860	11000.	95	10552	No
141	GOM_NL__2PRFIN20040307_071010_000000882024_00478_10552_0268.N1	07-MAR-2004 07:10:10	Straylight	87.500	59	55Alp Oph	2.0800	8900.0	175	10552	No
142	GOM_NL__2PRFIN20040307_071251_000000802024_00478_10552_0269.N1	07-MAR-2004 07:12:51	Dark	80.000	126	60Bet Oph	2.7700	4250.0	160	10552	No
143	GOM_NL__2PRFIN20040307_071550_000000442024_00478_10552_0270.N1	07-MAR-2004 07:15:50	Dark	43.500	155	41Pi Sgr	2.9000	6600.0	87	10552	No
144	GOM_NL__2PRFIN20040307_071745_000000462024_00478_10552_0271.N1	07-MAR-2004 07:17:45	Dark	45.500	57	34Sig Sgr	2.0660	26000.	91	10552	No
145	GOM_NL__2PRFIN20040307_072101_000000532024_00478_10552_0272.N1	07-MAR-2004 07:21:01	Dark	52.500	38	20Eps Sgr	1.8360	11000.	105	10552	No
146	GOM_NL__2PRFIN20040307_072413_000000532024_00478_10552_0273.N1	07-MAR-2004 07:24:13	Dark	52.500	25	35Lam Sco	1.6200	28000.	105	10552	No
147	GOM_NL__2PRFIN20040307_073013_000000412024_00479_10553_0241.N1	07-MAR-2004 07:30:13	Dark	41.000	43	Alp TrA	1.9100	4250.0	82	10553	No
148	GOM_NL__2PRFIN20040307_073228_000000392024_00479_10553_0242.N1	07-MAR-2004 07:32:28	Dark	38.500	145	Gam TrA	2.8720	10600.	77	10553	No
149	GOM_NL__2PRFIN20040307_073401_000000502024_00479_10553_0243.N1	07-MAR-2004 07:34:01	Dark	49.500	4	Alp1Cen	-0.010000	5800.0	99	10553	No
150	GOM_NL__2PRFIN20040307_073518_000000422024_00479_10553_0244.N1	07-MAR-2004 07:35:18	Dark	42.000	10	Bet Cen	0.61000	28000.	84	10553	No
151	GOM_NL__2PRFIN20040307_073737_000000452024_00479_10553_0245.N1	07-MAR-2004 07:37:37	Dark	44.500	12	Alp1Cru	0.77500	30000.	89	10553	No
152	GOM_NL__2PRFIN20040307_073849_000000382024_00479_10553_0246.N1	07-MAR-2004 07:38:49	Dark	38.000	129	Del Cru	2.7930	26000.	76	10553	No
153	GOM_NL__2PRFIN20040307_074020_000000482024_00479_10553_0247.N1	07-MAR-2004 07:40:20	Straylight	47.500	64	Gam Cen	2.2000	10600.	95	10553	No
154	GOM_NL__2PRFIN20040307_074259_000000402024_00479_10553_0248.N1	07-MAR-2004 07:42:59	Straylight	40.000	113	Mu Vel	2.6920	5000.0	80	10553	No
155	GOM_NL__2PRFIN20040307_074550_000000482024_00479_10553_0249.N1	07-MAR-2004 07:45:50	Straylight	47.500	65	Lam Vel	2.2040	4400.0	95	10553	No
156	GOM_NL__2PRFIN20040307_074842_000000622024_00479_10553_0250.N1	07-MAR-2004 07:48:42	Straylight	62.000	106	9Bet Crv	2.6480	5600.0	124	10553	No
157	GOM_NL__2PRFIN20040307_075123_000000612024_00479_10553_0251.N1	07-MAR-2004 07:51:23	Straylight	60.500	100	4Gam Crv	2.5800	13100.	121	10553	No
158	GOM_NL__2PRFIN20040307_075517_000000452024_00479_10553_0252.N1	07-MAR-2004 07:55:17	Tw_i_and_stray	44.500	48	30Alp Hya	1.9770	4100.0	89	10553	No
159	GOM_NL__2PRFIN20040307_080104_000000412024_00479_10553_0253.N1	07-MAR-2004 08:01:04	Bright	41.000	22	32Alp Leo	1.3600	15200.	82	10553	No
160	GOM_NL__2PRFIN20040307_080330_000000422024_00479_10553_0254.N1	07-MAR-2004 08:03:30	Bright	41.500	51	41Gam1Leo	2.0100	4500.0	83	10553	No



161	GOM_NL__2PRFIN20040307_081154_000000442024_00479_10553_0255.N1	07-MAR-2004 08:11:54	Bright	43.500	174	52Psi UMa	3.0040	4400.0	87	10553	No
162	GOM_NL__2PRFIN20040307_081453_000000402024_00479_10553_0256.N1	07-MAR-2004 08:14:53	Bright	40.000	82	48Bet UMa	2.3650	10600.	80	10553	No
163	GOM_NL__2PRFIN20040307_081618_000000402024_00479_10553_0257.N1	07-MAR-2004 08:16:18	Bright	39.500	36	50Alp UMa	1.8000	6300.0	79	10553	No
164	GOM_NL__2PRFIN20040307_081849_000000492024_00479_10553_0258.N1	07-MAR-2004 08:18:49	Bright	48.500	32	77Eps UMa	1.7630	11000.	97	10553	No
165	GOM_NL__2PRFIN20040307_082306_000000362024_00479_10553_0259.N1	07-MAR-2004 08:23:06	Bright	36.000	49	1Alp UMi	1.9900	6300.0	72	10553	No
166	GOM_NL__2PRFIN20040307_082759_000000482024_00479_10553_0260.N1	07-MAR-2004 08:27:59	Bright	47.500	119	14Eta Dra	2.7270	4700.0	95	10553	No
167	GOM_NL__2PRFIN20040307_083046_000000382024_00479_10553_0261.N1	07-MAR-2004 08:30:46	Bright	37.500	89	5Alp Cep	2.4510	8000.0	75	10553	No
168	GOM_NL__2PRFIN20040307_083240_000000512024_00479_10553_0262.N1	07-MAR-2004 08:32:40	Bright	50.500	130	23Bet Dra	2.7990	5800.0	101	10553	No
169	GOM_NL__2PRFIN20040307_083552_000000392024_00479_10553_0263.N1	07-MAR-2004 08:35:52	Bright	39.000	19	50Alp Cyg	1.2460	10500.	78	10553	No
170	GOM_NL__2PRFIN20040307_083725_000000382024_00479_10553_0264.N1	07-MAR-2004 08:37:25	Bright	38.000	66	37Gam Cyg	2.2080	5900.0	76	10553	No
171	GOM_NL__2PRFIN20040307_083901_000000382024_00479_10553_0265.N1	07-MAR-2004 08:39:01	Bright	37.500	92	53Eps Cyg	2.5000	4500.0	75	10553	No
172	GOM_NL__2PRFIN20040307_084215_000001122024_00479_10553_0266.N1	07-MAR-2004 08:42:15	Tw_i_and_stray	112.00	133	40Zet Her	2.8070	6000.0	224	10553	No
173	GOM_NL__2PRFIN20040307_084623_000000482024_00479_10553_0267.N1	07-MAR-2004 08:46:23	Bright	47.500	168	17Zet Aql	2.9860	11000.	95	10553	No
174	GOM_NL__2PRFIN20040307_085046_000000822024_00479_10553_0268.N1	07-MAR-2004 08:50:46	Straylight	82.000	59	55Alp Oph	2.0800	8900.0	164	10553	No
175	GOM_NL__2PRFIN20040307_085329_000000792024_00479_10553_0269.N1	07-MAR-2004 08:53:29	Dark	78.500	126	60Bet Oph	2.7700	4250.0	157	10553	No
176	GOM_NL__2PRFIN20040307_085626_000000432024_00479_10553_0270.N1	07-MAR-2004 08:56:26	Dark	43.000	155	41Pi Sgr	2.9000	6600.0	86	10553	No
177	GOM_NL__2PRFIN20040307_085821_000000452024_00479_10553_0271.N1	07-MAR-2004 08:58:21	Dark	44.500	57	34Sig Sgr	2.0660	26000.	89	10553	No
178	GOM_NL__2PRFIN20040307_090138_000000472024_00479_10553_0272.N1	07-MAR-2004 09:01:38	Dark	47.000	38	20Eps Sgr	1.8360	11000.	94	10553	No
179	GOM_NL__2PRFIN20040307_090449_000000502024_00479_10553_0273.N1	07-MAR-2004 09:04:49	Dark	49.500	25	35Lam Sco	1.6200	28000.	99	10553	No
180	GOM_NL__2PRFIN20040307_091049_000000462024_00480_10554_0261.N1	07-MAR-2004 09:10:49	Dark	46.000	43	Alp TrA	1.9100	4250.0	92	10554	No
181	GOM_NL__2PRFIN20040307_091304_000000392024_00480_10554_0262.N1	07-MAR-2004 09:13:04	Dark	38.500	145	Gam TrA	2.8720	10600.	77	10554	No
182	GOM_NL__2PRFIN20040307_091437_000000502024_00480_10554_0263.N1	07-MAR-2004 09:14:37	Dark	49.500	4	Alp1Cen	-0.010000	5800.0	99	10554	No
183	GOM_NL__2PRFIN20040307_091555_000000432024_00480_10554_0264.N1	07-MAR-2004 09:15:55	Dark	43.000	10	Bet Cen	0.61000	28000.	86	10554	No
184	GOM_NL__2PRFIN20040307_091813_000000502024_00480_10554_0265.N1	07-MAR-2004 09:18:13	Dark	49.500	12	Alp1Cru	0.77500	30000.	99	10554	No
185	GOM_NL__2PRFIN20040307_091925_000000392024_00480_10554_0266.N1	07-MAR-2004 09:19:25	Dark	39.000	129	Del Cru	2.7930	26000.	78	10554	No
186	GOM_NL__2PRFIN20040307_092056_000000462024_00480_10554_0267.N1	07-MAR-2004 09:20:56	Straylight	45.500	64	Gam Cen	2.2000	10600.	91	10554	No
187	GOM_NL__2PRFIN20040307_092335_000000422024_00480_10554_0268.N1	07-MAR-2004 09:23:35	Straylight	41.500	113	Mu Vel	2.6920	5000.0	83	10554	No
188	GOM_NL__2PRFIN20040307_092625_000000452024_00480_10554_0269.N1	07-MAR-2004 09:26:25	Straylight	45.000	65	Lam Vel	2.2040	4400.0	90	10554	No
189	GOM_NL__2PRFIN20040307_092918_000000652024_00480_10554_0270.N1	07-MAR-2004 09:29:18	Straylight	64.500	106	9Bet Crv	2.6480	5600.0	129	10554	No
190	GOM_NL__2PRFIN20040307_093158_000000622024_00480_10554_0271.N1	07-MAR-2004 09:31:58	Straylight	61.500	100	4Gam Crv	2.5800	13100.	123	10554	No
191	GOM_NL__2PRFIN20040307_093553_000000452024_00480_10554_0272.N1	07-MAR-2004 09:35:53	Tw_i_and_stray	44.500	48	30Alp Hya	1.9770	4100.0	89	10554	No
192	GOM_NL__2PRFIN20040307_094140_000000422024_00480_10554_0273.N1	07-MAR-2004 09:41:40	Bright	42.000	22	32Alp Leo	1.3600	15200.	84	10554	No
193	GOM_NL__2PRFIN20040307_094406_000000442024_00480_10554_0274.N1	07-MAR-2004 09:44:06	Bright	43.500	51	41Gam1Leo	2.0100	4500.0	87	10554	No
194	GOM_NL__2PRFIN20040307_095230_000000432024_00480_10554_0275.N1	07-MAR-2004 09:52:30	Bright	42.500	174	52Psi UMa	3.0040	4400.0	85	10554	No
195	GOM_NL__2PRFIN20040307_095528_000000412024_00480_10554_0276.N1	07-MAR-2004 09:55:28	Bright	40.500	82	48Bet UMa	2.3650	10600.	81	10554	No
196	GOM_NL__2PRFIN20040307_095654_000000392024_00480_10554_0277.N1	07-MAR-2004 09:56:54	Bright	39.000	36	50Alp UMa	1.8000	6300.0	78	10554	No
197	GOM_NL__2PRFIN20040307_095924_000000482024_00480_10554_0278.N1	07-MAR-2004 09:59:24	Bright	48.000	32	77Eps UMa	1.7630	11000.	96	10554	No
198	GOM_NL__2PRFIN20040307_100342_000000352024_00480_10554_0279.N1	07-MAR-2004 10:03:42	Bright	35.000	49	1Alp UMi	1.9900	6300.0	70	10554	No
199	GOM_NL__2PRFIN20040307_100835_000000492024_00480_10554_0280.N1	07-MAR-2004 10:08:35	Bright	49.000	119	14Eta Dra	2.7270	4700.0	98	10554	No
200	GOM_NL__2PRFIN20040307_101121_000000402024_00480_10554_0281.N1	07-MAR-2004 10:11:21	Bright	39.500	89	5Alp Cep	2.4510	8000.0	79	10554	No
201	GOM_NL__2PRFIN20040307_101315_000000482024_00480_10554_0282.N1	07-MAR-2004 10:13:15	Bright	48.000	130	23Bet Dra	2.7990	5800.0	96	10554	No
202	GOM_NL__2PRFIN20040307_101627_000000392024_00480_10554_0283.N1	07-MAR-2004 10:16:27	Bright	38.500	19	50Alp Cyg	1.2460	10500.	77	10554	No
203	GOM_NL__2PRFIN20040307_101800_000000382024_00480_10554_0284.N1	07-MAR-2004 10:18:00	Bright	38.000	66	37Gam Cyg	2.2080	5900.0	76	10554	No
204	GOM_NL__2PRFIN20040307_101936_000000362024_00480_10554_0285.N1	07-MAR-2004 10:19:36	Bright	36.000	92	53Eps Cyg	2.5000	4500.0	72	10554	No
205	GOM_NL__2PRFIN20040307_102251_000001162024_00480_10554_0286.N1	07-MAR-2004 10:22:51	Tw_i_and_stray	116.00	133	40Zet Her	2.8070	6000.0	232	10554	No
206	GOM_NL__2PRFIN20040307_102659_000000512024_00480_10554_0287.N1	07-MAR-2004 10:26:59	Bright	51.000	168	17Zet Aql	2.9860	11000.	102	10554	No
207	GOM_NL__2PRFIN20040307_103125_000000832024_00480_10554_0288.N1	07-MAR-2004 10:31:25	Straylight	82.500	59	55Alp Oph	2.0800	8900.0	165	10554	No
208	GOM_NL__2PRFIN20040307_103406_000000792024_00480_10554_0289.N1	07-MAR-2004 10:34:06	Dark	78.500	126	60Bet Oph	2.7700	4250.0	157	10554	No
209	GOM_NL__2PRFIN20040307_103702_000000462024_00480_10554_0290.N1	07-MAR-2004 10:37:02	Dark	46.000	155	41Pi Sgr	2.9000	6600.0	92	10554	No
210	GOM_NL__2PRFIN20040307_103857_000000462024_00480_10554_0291.N1	07-MAR-2004 10:38:57	Dark	45.500	57	34Sig Sgr	2.0660	26000.	91	10554	No
211	GOM_NL__2PRFIN20040307_104214_000000452024_00480_10554_0292.N1	07-MAR-2004 10:42:14	Dark	45.000	38	20Eps Sgr	1.8360	11000.	90	10554	No
212	GOM_NL__2PRFIN20040307_104526_000000512024_00480_10554_0293.N1	07-MAR-2004 10:45:26	Dark	51.000	25	35Lam Sco	1.6200	28000.	102	10554	No
213	GOM_NL__2PRFIN20040307_105126_000000422024_00481_10555_0262.N1	07-MAR-2004 10:51:26	Dark	41.500	43	Alp TrA	1.9100	4250.0	83	10555	No
214	GOM_NL__2PRFIN20040307_105340_000000402024_00481_10555_0263.N1	07-MAR-2004 10:53:40	Dark	39.500	145	Gam TrA	2.8720	10600.	79	10555	No
215	GOM_NL__2PRFIN20040307_105514_000000442024_00481_10555_0264.N1	07-MAR-2004 10:55:14	Dark	43.500	4	Alp1Cen	-0.010000	5800.0	87	10555	No
216	GOM_NL__2PRFIN20040307_105631_000000442024_00481_10555_0265.N1	07-MAR-2004 10:56:31	Dark	43.500	10	Bet Cen	0.61000	28000.	87	10555	No
217	GOM_NL__2PRFIN20040307_105849_000000492024_00481_10555_0266.N1	07-MAR-2004 10:58:49	Dark	49.000	12	Alp1Cru	0.77500	30000.	98	10555	No
218	GOM_NL__2PRFIN20040307_110001_000000402024_00481_10555_0267.N1	07-MAR-2004 11:00:01	Dark	39.500	129	Del Cru	2.7930	26000.	79	10555	No
219	GOM_NL__2PRFIN20040307_110132_000000492024_00481_10555_0268.N1	07-MAR-2004 11:01:32	Straylight	49.000	64	Gam Cen	2.2000	10600.	98	10555	No

220	GOM_NL__2PRFIN20040307_110411_000000412024_00481_10555_0269.N1	07-MAR-2004 11:04:11	Straylight	40.500	113	Mu Vel	2.6920	5000.0	81	10555	No
221	GOM_NL__2PRFIN20040307_110701_000000472024_00481_10555_0270.N1	07-MAR-2004 11:07:01	Straylight	47.000	65	Lam Vel	2.2040	4400.0	94	10555	No
222	GOM_NL__2PRFIN20040307_110954_000000622024_00481_10555_0271.N1	07-MAR-2004 11:09:54	Straylight	61.500	106	9Bet Crv	2.6480	5600.0	123	10555	No
223	GOM_NL__2PRFIN20040307_111234_000000622024_00481_10555_0272.N1	07-MAR-2004 11:12:34	Straylight	62.000	100	4Gam Crv	2.5800	13100.	124	10555	No
224	GOM_NL__2PRFIN20040307_111628_000000472024_00481_10555_0273.N1	07-MAR-2004 11:16:28	Tw_i_and_stray	47.000	48	30Alp Hya	1.9770	4100.0	94	10555	No
225	GOM_NL__2PRFIN20040307_112216_000000412024_00481_10555_0274.N1	07-MAR-2004 11:22:16	Bright	41.000	22	32Alp Leo	1.3600	15200.	82	10555	No
226	GOM_NL__2PRFIN20040307_112441_000000432024_00481_10555_0275.N1	07-MAR-2004 11:24:41	Bright	42.500	51	41Gam1Leo	2.0100	4500.0	85	10555	No
227	GOM_NL__2PRFIN20040307_113305_000000452024_00481_10555_0276.N1	07-MAR-2004 11:33:05	Bright	44.500	174	52Psi UMa	3.0040	4400.0	89	10555	No
228	GOM_NL__2PRFIN20040307_113604_000000422024_00481_10555_0277.N1	07-MAR-2004 11:36:04	Bright	42.000	82	48Bet UMa	2.3650	10600.	84	10555	No
229	GOM_NL__2PRFIN20040307_113729_000000422024_00481_10555_0278.N1	07-MAR-2004 11:37:29	Bright	42.000	36	50Alp UMa	1.8000	6300.0	84	10555	No
230	GOM_NL__2PRFIN20040307_113959_000000502024_00481_10555_0279.N1	07-MAR-2004 11:39:59	Bright	49.500	32	77Eps UMa	1.7630	11000.	99	10555	No
231	GOM_NL__2PRFIN20040307_114911_000000492024_00481_10555_0280.N1	07-MAR-2004 11:49:11	Bright	48.500	119	14Eta Dra	2.7270	4700.0	97	10555	No
232	GOM_NL__2PRFIN20040307_115157_000000372024_00481_10555_0281.N1	07-MAR-2004 11:51:57	Bright	37.000	89	5Alp Cep	2.4510	8000.0	74	10555	No
233	GOM_NL__2PRFIN20040307_115351_000000492024_00481_10555_0282.N1	07-MAR-2004 11:53:51	Bright	48.500	130	23Bet Dra	2.7990	5800.0	97	10555	No
234	GOM_NL__2PRFIN20040307_115703_000000362024_00481_10555_0283.N1	07-MAR-2004 11:57:03	Bright	36.000	19	50Alp Cyg	1.2460	10500.	72	10555	No
235	GOM_NL__2PRFIN20040307_115837_000000392024_00481_10555_0284.N1	07-MAR-2004 11:58:37	Bright	38.500	66	37Gam Cyg	2.2080	5900.0	77	10555	No
236	GOM_NL__2PRFIN20040307_120013_000000372024_00481_10555_0285.N1	07-MAR-2004 12:00:13	Bright	37.000	92	53Eps Cyg	2.5000	4500.0	74	10555	No
237	GOM_NL__2PRFIN20040307_120327_000001152024_00481_10555_0286.N1	07-MAR-2004 12:03:27	Tw_i_and_stray	115.00	133	40Zet Her	2.8070	6000.0	230	10555	No
238	GOM_NL__2PRFIN20040307_120735_000000502024_00481_10555_0287.N1	07-MAR-2004 12:07:35	Bright	49.500	168	17Zet Aql	2.9860	11000.	99	10555	No
239	GOM_NL__2PRFIN20040307_121203_000000892024_00481_10555_0288.N1	07-MAR-2004 12:12:03	Straylight	89.000	59	55Alp Oph	2.0800	8900.0	178	10555	No
240	GOM_NL__2PRFIN20040307_121444_000000832024_00481_10555_0289.N1	07-MAR-2004 12:14:44	Dark	82.500	126	60Bet Oph	2.7700	4250.0	165	10555	No
241	GOM_NL__2PRFIN20040307_121739_000000432024_00481_10555_0290.N1	07-MAR-2004 12:17:39	Dark	42.500	155	41Pi Sgr	2.9000	6600.0	85	10555	No
242	GOM_NL__2PRFIN20040307_121933_000000432024_00481_10555_0291.N1	07-MAR-2004 12:19:33	Dark	43.000	57	34Sig Sgr	2.0660	26000.	86	10555	No
243	GOM_NL__2PRFIN20040307_122251_000000442024_00481_10555_0292.N1	07-MAR-2004 12:22:51	Dark	44.000	38	20Eps Sgr	1.8360	11000.	88	10555	No
244	GOM_NL__2PRFIN20040307_122602_000000502024_00481_10555_0293.N1	07-MAR-2004 12:26:02	Dark	49.500	25	35Lam Sco	1.6200	28000.	99	10555	No
245	GOM_NL__2PRFIN20040307_123201_000000432024_00482_10556_0262.N1	07-MAR-2004 12:32:01	Dark	43.000	43	Alp TrA	1.9100	4250.0	86	10556	No
246	GOM_NL__2PRFIN20040307_123416_000000382024_00482_10556_0263.N1	07-MAR-2004 12:34:16	Dark	38.000	145	Gam TrA	2.8720	10600.	76	10556	No
247	GOM_NL__2PRFIN20040307_123550_000000442024_00482_10556_0264.N1	07-MAR-2004 12:35:50	Dark	44.000	4	Alp1Cen	-0.010000	5800.0	88	10556	No
248	GOM_NL__2PRFIN20040307_123708_000000432024_00482_10556_0265.N1	07-MAR-2004 12:37:08	Dark	42.500	10	Bet Cen	0.61000	28000.	85	10556	No
249	GOM_NL__2PRFIN20040307_123924_000000422024_00482_10556_0266.N1	07-MAR-2004 12:39:24	Dark	41.500	12	Alp1Cru	0.77500	30000.	83	10556	No
250	GOM_NL__2PRFIN20040307_124037_000000402024_00482_10556_0267.N1	07-MAR-2004 12:40:37	Dark	40.000	129	Del Cru	2.7930	26000.	80	10556	No
251	GOM_NL__2PRFIN20040307_124207_000000452024_00482_10556_0268.N1	07-MAR-2004 12:42:07	Straylight	44.500	64	Gam Cen	2.2000	10600.	89	10556	No
252	GOM_NL__2PRFIN20040307_124446_000000452024_00482_10556_0269.N1	07-MAR-2004 12:44:46	Straylight	44.500	113	Mu Vel	2.6920	5000.0	89	10556	No
253	GOM_NL__2PRFIN20040307_124737_000000462024_00482_10556_0270.N1	07-MAR-2004 12:47:37	Straylight	45.500	65	Lam Vel	2.2040	4400.0	91	10556	No
254	GOM_NL__2PRFIN20040307_125031_000000652024_00482_10556_0271.N1	07-MAR-2004 12:50:31	Straylight	65.000	106	9Bet Crv	2.6480	5600.0	130	10556	No
255	GOM_NL__2PRFIN20040307_125310_000000572024_00482_10556_0272.N1	07-MAR-2004 12:53:10	Straylight	56.500	100	4Gam Crv	2.5800	13100.	113	10556	No
256	GOM_NL__2PRFIN20040307_125703_000000472024_00482_10556_0273.N1	07-MAR-2004 12:57:03	Tw_i_and_stray	47.000	48	30Alp Hya	1.9770	4100.0	94	10556	No
257	GOM_NL__2PRFIN20040307_130250_000000422024_00482_10556_0274.N1	07-MAR-2004 13:02:50	Bright	42.000	22	32Alp Leo	1.3600	15200.	84	10556	No
258	GOM_NL__2PRFIN20040307_130516_000000432024_00482_10556_0275.N1	07-MAR-2004 13:05:16	Bright	43.000	51	41Gam1Leo	2.0100	4500.0	86	10556	No
259	GOM_NL__2PRFIN20040307_131340_000000422024_00482_10556_0276.N1	07-MAR-2004 13:13:40	Bright	42.000	174	52Psi UMa	3.0040	4400.0	84	10556	No
260	GOM_NL__2PRFIN20040307_131638_000000422024_00482_10556_0277.N1	07-MAR-2004 13:16:38	Bright	42.000	82	48Bet UMa	2.3650	10600.	84	10556	No
261	GOM_NL__2PRFIN20040307_131805_000000422024_00482_10556_0278.N1	07-MAR-2004 13:18:05	Bright	41.500	36	50Alp UMa	1.8000	6300.0	83	10556	No
262	GOM_NL__2PRFIN20040307_132034_000000502024_00482_10556_0279.N1	07-MAR-2004 13:20:34	Bright	49.500	32	77Eps UMa	1.7630	11000.	99	10556	No
263	GOM_NL__2PRFIN20040307_132451_000000402024_00482_10556_0280.N1	07-MAR-2004 13:24:51	Bright	39.500	49	1Alp UMi	1.9900	6300.0	79	10556	No
264	GOM_NL__2PRFIN20040307_132946_000000462024_00482_10556_0281.N1	07-MAR-2004 13:29:46	Bright	46.000	119	14Eta Dra	2.7270	4700.0	92	10556	No
265	GOM_NL__2PRFIN20040307_133231_000000372024_00482_10556_0282.N1	07-MAR-2004 13:32:31	Bright	37.000	89	5Alp Cep	2.4510	8000.0	74	10556	No
266	GOM_NL__2PRFIN20040307_133426_000000502024_00482_10556_0283.N1	07-MAR-2004 13:34:26	Bright	49.500	130	23Bet Dra	2.7990	5800.0	99	10556	No
267	GOM_NL__2PRFIN20040307_133737_000000422024_00482_10556_0284.N1	07-MAR-2004 13:37:37	Bright	42.000	19	50Alp Cyg	1.2460	10500.	84	10556	No
268	GOM_NL__2PRFIN20040307_133912_000000382024_00482_10556_0285.N1	07-MAR-2004 13:39:12	Bright	38.000	66	37Gam Cyg	2.2080	5900.0	76	10556	No
269	GOM_NL__2PRFIN20040307_134050_000000362024_00482_10556_0286.N1	07-MAR-2004 13:40:50	Bright	35.500	92	53Eps Cyg	2.5000	4500.0	71	10556	No
270	GOM_NL__2PRFIN20040307_134404_000001062024_00482_10556_0287.N1	07-MAR-2004 13:44:04	Tw_i_and_stray	106.00	133	40Zet Her	2.8070	6000.0	212	10556	No
271	GOM_NL__2PRFIN20040307_134812_000000512024_00482_10556_0288.N1	07-MAR-2004 13:48:12	Bright	50.500	168	17Zet Aql	2.9860	11000.	101	10556	No
272	GOM_NL__2PRFIN20040307_135240_000000842024_00482_10556_0289.N1	07-MAR-2004 13:52:40	Straylight	83.500	59	55Alp Oph	2.0800	8900.0	167	10556	No
273	GOM_NL__2PRFIN20040307_135522_000000752024_00482_10556_0290.N1	07-MAR-2004 13:55:22	Dark	75.000	126	60Bet Oph	2.7700	4250.0	150	10556	No
274	GOM_NL__2PRFIN20040307_135815_000000452024_00482_10556_0291.N1	07-MAR-2004 13:58:15	Dark	44.500	155	41Pi Sgr	2.9000	6600.0	89	10556	No
275	GOM_NL__2PRFIN20040307_140009_000000452024_00482_10556_0292.N1	07-MAR-2004 14:00:09	Dark	45.000	57	34Sig Sgr	2.0660	26000.	90	10556	No
276	GOM_NL__2PRFIN20040307_140327_000000452024_00482_10556_0293.N1	07-MAR-2004 14:03:27	Dark	44.500	38	20Eps Sgr	1.8360	11000.	89	10556	No
277	GOM_NL__2PRFIN20040307_140639_000000602024_00482_10556_0294.N1	07-MAR-2004 14:06:39	Dark	59.500	25	35Lam Sco	1.6200	28000.	119	10556	No
278	GOM_NL__2PRFIN20040307_141238_000000432024_00483_10557_0262.N1	07-MAR-2004 14:12:38	Dark	42.500	43	Alp TrA	1.9100	4250.0	85	10557	No

279	GOM_NL__2PRFIN20040307_141452_000000402024_00483_10557_0263.N1	07-MAR-2004 14:14:52	Dark	39.500	145	Gam TrA	2.8720	10600.	79	10557	No
280	GOM_NL__2PRFIN20040307_141627_000000452024_00483_10557_0264.N1	07-MAR-2004 14:16:27	Dark	45.000	4	Alp1Cen	-0.010000	5800.0	90	10557	No
281	GOM_NL__2PRFIN20040307_141744_000000452024_00483_10557_0265.N1	07-MAR-2004 14:17:44	Dark	44.500	10	Bet Cen	0.61000	28000.	89	10557	No
282	GOM_NL__2PRFIN20040307_142000_000000512024_00483_10557_0266.N1	07-MAR-2004 14:20:00	Dark	51.000	12	Alp1Cru	0.77500	30000.	102	10557	No
283	GOM_NL__2PRFIN20040307_142113_000000402024_00483_10557_0267.N1	07-MAR-2004 14:21:13	Dark	40.000	129	Del Cru	2.7930	26000.	80	10557	No
284	GOM_NL__2PRFIN20040307_142244_000000462024_00483_10557_0268.N1	07-MAR-2004 14:22:44	Straylight	45.500	64	Gam Cen	2.2000	10600.	91	10557	No
285	GOM_NL__2PRFIN20040307_142522_000000422024_00483_10557_0269.N1	07-MAR-2004 14:25:22	Straylight	41.500	113	Mu Vel	2.6920	5000.0	83	10557	No
286	GOM_NL__2PRFIN20040307_142813_000000442024_00483_10557_0270.N1	07-MAR-2004 14:28:13	Straylight	43.500	65	Lam Vel	2.2040	4400.0	87	10557	No
287	GOM_NL__2PRFIN20040307_143107_000000632024_00483_10557_0271.N1	07-MAR-2004 14:31:07	Straylight	63.000	106	9Bet Crv	2.6480	5600.0	126	10557	No
288	GOM_NL__2PRFIN20040307_143346_000000602024_00483_10557_0272.N1	07-MAR-2004 14:33:46	Straylight	60.000	100	4Gam Crv	2.5800	13100.	120	10557	No
289	GOM_NL__2PRFIN20040307_143738_000000492024_00483_10557_0273.N1	07-MAR-2004 14:37:38	Tw_i_and_stray	48.500	48	30Alp Hya	1.9770	4100.0	97	10557	No
290	GOM_NL__2PRFIN20040307_144326_000000422024_00483_10557_0274.N1	07-MAR-2004 14:43:26	Bright	42.000	22	32Alp Leo	1.3600	15200.	84	10557	No
291	GOM_NL__2PRFIN20040307_144550_000000562024_00483_10557_0275.N1	07-MAR-2004 14:45:50	Bright	56.000	51	41Gam1Leo	2.0100	4500.0	112	10557	No
292	GOM_NL__2PRFIN20040307_145415_000000442024_00483_10557_0276.N1	07-MAR-2004 14:54:15	Bright	44.000	174	52Psi UMa	3.0040	4400.0	88	10557	No
293	GOM_NL__2PRFIN20040307_145714_000000422024_00483_10557_0277.N1	07-MAR-2004 14:57:14	Bright	42.000	82	48Bet UMa	2.3650	10600.	84	10557	No
294	GOM_NL__2PRFIN20040307_145840_000000422024_00483_10557_0278.N1	07-MAR-2004 14:58:40	Bright	42.000	36	50Alp UMa	1.8000	6300.0	84	10557	No
295	GOM_NL__2PRFIN20040307_150110_000000492024_00483_10557_0279.N1	07-MAR-2004 15:01:10	Bright	48.500	32	77Eps UMa	1.7630	11000.	97	10557	No
296	GOM_NL__2PRFIN20040307_150529_000000392024_00483_10557_0280.N1	07-MAR-2004 15:05:29	Bright	39.000	49	1Alp UMi	1.9900	6300.0	78	10557	No
297	GOM_NL__2PRFIN20040307_151021_000000492024_00483_10557_0281.N1	07-MAR-2004 15:10:21	Bright	48.500	119	14Eta Dra	2.7270	4700.0	97	10557	No
298	GOM_NL__2PRFIN20040307_151309_000000382024_00483_10557_0282.N1	07-MAR-2004 15:13:09	Bright	38.000	89	5Alp Cep	2.4510	8000.0	76	10557	No
299	GOM_NL__2PRFIN20040307_151502_000000482024_00483_10557_0283.N1	07-MAR-2004 15:15:02	Bright	47.500	130	23Bet Dra	2.7990	5800.0	95	10557	No
300	GOM_NL__2PRFIN20040307_151813_000000392024_00483_10557_0284.N1	07-MAR-2004 15:18:13	Bright	39.000	19	50Alp Cyg	1.2460	10500.	78	10557	No
301	GOM_NL__2PRFIN20040307_151949_000000402024_00483_10557_0285.N1	07-MAR-2004 15:19:49	Bright	39.500	66	37Gam Cyg	2.2080	5900.0	79	10557	No
302	GOM_NL__2PRFIN20040307_152125_000000382024_00483_10557_0286.N1	07-MAR-2004 15:21:25	Bright	38.000	92	53Eps Cyg	2.5000	4500.0	76	10557	No
303	GOM_NL__2PRFIN20040307_152440_000001132024_00483_10557_0287.N1	07-MAR-2004 15:24:40	Tw_i_and_stray	113.00	133	40Zet Her	2.8070	6000.0	226	10557	No
304	GOM_NL__2PRFIN20040307_152848_000000472024_00483_10557_0288.N1	07-MAR-2004 15:28:48	Bright	47.000	168	17Zet Aql	2.9860	11000.	94	10557	No
305	GOM_NL__2PRFIN20040307_153317_000000892024_00483_10557_0289.N1	07-MAR-2004 15:33:17	Straylight	89.000	59	55Alp Oph	2.0800	8900.0	178	10557	No
306	GOM_NL__2PRFIN20040307_153559_000000812024_00483_10557_0290.N1	07-MAR-2004 15:35:59	Dark	81.000	126	60Bet Oph	2.7700	4250.0	162	10557	No
307	GOM_NL__2PRFIN20040307_153851_000000462024_00483_10557_0291.N1	07-MAR-2004 15:38:51	Dark	46.000	155	41Pi Sgr	2.9000	6600.0	92	10557	No
308	GOM_NL__2PRFIN20040307_154046_000000472024_00483_10557_0292.N1	07-MAR-2004 15:40:46	Dark	47.000	57	34Sig Sgr	2.0660	26000.	94	10557	No
309	GOM_NL__2PRFIN20040307_154403_000000502024_00483_10557_0293.N1	07-MAR-2004 15:44:03	Dark	49.500	38	20Eps Sgr	1.8360	11000.	99	10557	No
310	GOM_NL__2PRFIN20040307_154714_000000582024_00483_10557_0294.N1	07-MAR-2004 15:47:14	Dark	57.500	25	35Lam Sco	1.6200	28000.	115	10557	No
311	GOM_NL__2PRFIN20040307_155314_000000472024_00484_10558_0262.N1	07-MAR-2004 15:53:14	Dark	46.500	43	Alp TrA	1.9100	4250.0	93	10558	No
312	GOM_NL__2PRFIN20040307_155528_000000412024_00484_10558_0263.N1	07-MAR-2004 15:55:28	Dark	40.500	145	Gam TrA	2.8720	10600.	81	10558	No
313	GOM_NL__2PRFIN20040307_155703_000000472024_00484_10558_0264.N1	07-MAR-2004 15:57:03	Dark	46.500	4	Alp1Cen	-0.010000	5800.0	93	10558	No
314	GOM_NL__2PRFIN20040307_155821_000000432024_00484_10558_0265.N1	07-MAR-2004 15:58:21	Dark	42.500	10	Bet Cen	0.61000	28000.	85	10558	No
315	GOM_NL__2PRFIN20040307_160037_000000412024_00484_10558_0266.N1	07-MAR-2004 16:00:37	Dark	40.500	12	Alp1Cru	0.77500	30000.	81	10558	No
316	GOM_NL__2PRFIN20040307_160149_000000412024_00484_10558_0267.N1	07-MAR-2004 16:01:49	Dark	40.500	129	Del Cru	2.7930	26000.	81	10558	No
317	GOM_NL__2PRFIN20040307_160321_000000472024_00484_10558_0268.N1	07-MAR-2004 16:03:21	Straylight	47.000	64	Gam Cen	2.2000	10600.	94	10558	No
318	GOM_NL__2PRFIN20040307_160559_000000442024_00484_10558_0269.N1	07-MAR-2004 16:05:59	Straylight	44.000	113	Mu Vel	2.6920	5000.0	88	10558	No
319	GOM_NL__2PRFIN20040307_160850_000000462024_00484_10558_0270.N1	07-MAR-2004 16:08:50	Straylight	45.500	65	Lam Vel	2.2040	4400.0	91	10558	No
320	GOM_NL__2PRFIN20040307_161144_000000652024_00484_10558_0271.N1	07-MAR-2004 16:11:44	Straylight	64.500	106	9Bet Crv	2.6480	5600.0	129	10558	No
321	GOM_NL__2PRFIN20040307_161422_000000622024_00484_10558_0272.N1	07-MAR-2004 16:14:22	Straylight	61.500	100	4Gam Crv	2.5800	13100.	123	10558	No
322	GOM_NL__2PRFIN20040307_161814_000000492024_00484_10558_0273.N1	07-MAR-2004 16:18:14	Tw_i_and_stray	48.500	48	30Alp Hya	1.9770	4100.0	97	10558	No
323	GOM_NL__2PRFIN20040307_162403_000000422024_00484_10558_0274.N1	07-MAR-2004 16:24:03	Bright	42.000	22	32Alp Leo	1.3600	15200.	84	10558	No
324	GOM_NL__2PRFIN20040307_162628_000000432024_00484_10558_0275.N1	07-MAR-2004 16:26:28	Bright	43.000	51	41Gam1Leo	2.0100	4500.0	86	10558	No
325	GOM_NL__2PRFIN20040307_163451_000000442024_00484_10558_0276.N1	07-MAR-2004 16:34:51	Bright	43.500	174	52Psi UMa	3.0040	4400.0	87	10558	No
326	GOM_NL__2PRFIN20040307_163750_000000412024_00484_10558_0277.N1	07-MAR-2004 16:37:50	Bright	41.000	82	48Bet UMa	2.3650	10600.	82	10558	No
327	GOM_NL__2PRFIN20040307_163916_000000412024_00484_10558_0278.N1	07-MAR-2004 16:39:16	Bright	40.500	36	50Alp UMa	1.8000	6300.0	81	10558	No
328	GOM_NL__2PRFIN20040307_164145_000000492024_00484_10558_0279.N1	07-MAR-2004 16:41:45	Bright	48.500	32	77Eps UMa	1.7630	11000.	97	10558	No
329	GOM_NL__2PRFIN20040307_164603_000000402024_00484_10558_0280.N1	07-MAR-2004 16:46:03	Bright	40.000	49	1Alp UMi	1.9900	6300.0	80	10558	No
330	GOM_NL__2PRFIN20040307_165057_000000482024_00484_10558_0281.N1	07-MAR-2004 16:50:57	Bright	48.000	119	14Eta Dra	2.7270	4700.0	96	10558	No
331	GOM_NL__2PRFIN20040307_165343_000000372024_00484_10558_0282.N1	07-MAR-2004 16:53:43	Bright	37.000	89	5Alp Cep	2.4510	8000.0	74	10558	No
332	GOM_NL__2PRFIN20040307_165537_000000482024_00484_10558_0283.N1	07-MAR-2004 16:55:37	Bright	48.000	130	23Bet Dra	2.7990	5800.0	96	10558	No
333	GOM_NL__2PRFIN20040307_165850_000000382024_00484_10558_0284.N1	07-MAR-2004 16:58:50	Bright	38.000	19	50Alp Cyg	1.2460	10500.	76	10558	No
334	GOM_NL__2PRFIN20040307_170024_000000372024_00484_10558_0285.N1	07-MAR-2004 17:00:24	Bright	37.000	66	37Gam Cyg	2.2080	5900.0	74	10558	No
335	GOM_NL__2PRFIN20040307_170201_000000362024_00484_10558_0286.N1	07-MAR-2004 17:02:01	Bright	36.000	92	53Eps Cyg	2.5000	4500.0	72	10558	No
336	GOM_NL__2PRFIN20040307_170516_000001112024_00484_10558_0287.N1	07-MAR-2004 17:05:16	Tw_i_and_stray	111.00	133	40Zet Her	2.8070	6000.0	222	10558	No
337	GOM_NL__2PRFIN20040307_170924_000000482024_00484_10558_0288.N1	07-MAR-2004 17:09:24	Bright	48.000	168	17Zet Aql	2.9860	11000.	96	10558	No



338	GOM_NL__2PRFIN20040307_171355_000000842024_00484_10558_0289.N1	07-MAR-2004 17:13:55	Straylight	83.500	59	55Alp Oph	2.0800	8900.0	167	10558	No
339	GOM_NL__2PRFIN20040307_171636_000000802024_00484_10558_0290.N1	07-MAR-2004 17:16:36	Dark	79.500	126	60Bet Oph	2.7700	4250.0	159	10558	No
340	GOM_NL__2PRFIN20040307_171928_000000482024_00484_10558_0291.N1	07-MAR-2004 17:19:28	Dark	47.500	155	41Pi Sgr	2.9000	6600.0	95	10558	No
341	GOM_NL__2PRFIN20040307_172124_000000452024_00484_10558_0292.N1	07-MAR-2004 17:21:24	Dark	44.500	57	34Sig Sgr	2.0660	26000.	89	10558	No
342	GOM_NL__2PRFIN20040307_172440_000000492024_00484_10558_0293.N1	07-MAR-2004 17:24:40	Dark	49.000	38	20Eps Sgr	1.8360	11000.	98	10558	No
343	GOM_NL__2PRFIN20040307_172754_000000502024_00484_10558_0294.N1	07-MAR-2004 17:27:54	Dark	49.500	25	35Lam Sco	1.6200	28000.	99	10558	No
344	GOM_NL__2PRFIN20040307_173350_000000422024_00485_10559_0262.N1	07-MAR-2004 17:33:50	Dark	41.500	43	Alp TrA	1.9100	4250.0	83	10559	No
345	GOM_NL__2PRFIN20040307_173605_000000402024_00485_10559_0263.N1	07-MAR-2004 17:36:05	Dark	39.500	145	Gam TrA	2.8720	10600.	79	10559	No
346	GOM_NL__2PRFIN20040307_173740_000000452024_00485_10559_0264.N1	07-MAR-2004 17:37:40	Dark	44.500	4	Alp1Cen	-0.010000	5800.0	89	10559	No
347	GOM_NL__2PRFIN20040307_173857_000000522024_00485_10559_0265.N1	07-MAR-2004 17:38:57	Dark	52.000	10	Bet Cen	0.61000	28000.	104	10559	No
348	GOM_NL__2PRFIN20040307_174114_000000502024_00485_10559_0266.N1	07-MAR-2004 17:41:14	Dark	49.500	12	Alp1Cru	0.77500	30000.	99	10559	No
349	GOM_NL__2PRFIN20040307_174226_000000402024_00485_10559_0267.N1	07-MAR-2004 17:42:26	Dark	39.500	129	Del Cru	2.7930	26000.	79	10559	No
350	GOM_NL__2PRFIN20040307_174358_000000452024_00485_10559_0268.N1	07-MAR-2004 17:43:58	Straylight	45.000	64	Gam Cen	2.2000	10600.	90	10559	No
351	GOM_NL__2PRFIN20040307_174635_000000452024_00485_10559_0269.N1	07-MAR-2004 17:46:35	Straylight	45.000	113	Mu Vel	2.6920	5000.0	90	10559	No
352	GOM_NL__2PRFIN20040307_174926_000000462024_00485_10559_0270.N1	07-MAR-2004 17:49:26	Straylight	45.500	65	Lam Vel	2.2040	4400.0	91	10559	No
353	GOM_NL__2PRFIN20040307_175220_000000652024_00485_10559_0271.N1	07-MAR-2004 17:52:20	Straylight	65.000	106	9Bet Crv	2.6480	5600.0	130	10559	No
354	GOM_NL__2PRFIN20040307_175459_000000612024_00485_10559_0272.N1	07-MAR-2004 17:54:59	Straylight	61.000	100	4Gam Crv	2.5800	13100.	122	10559	No
355	GOM_NL__2PRFIN20040307_175852_000000452024_00485_10559_0273.N1	07-MAR-2004 17:58:52	Tw_i_and_stray	44.500	48	30Alp Hya	1.9770	4100.0	89	10559	No
356	GOM_NL__2PRFIN20040307_180439_000000432024_00485_10559_0274.N1	07-MAR-2004 18:04:39	Bright	43.000	22	32Alp Leo	1.3600	15200.	86	10559	No
357	GOM_NL__2PRFIN20040307_180704_000000442024_00485_10559_0275.N1	07-MAR-2004 18:07:04	Bright	43.500	51	41Gam1Leo	2.0100	4500.0	87	10559	No
358	GOM_NL__2PRFIN20040307_181527_000000432024_00485_10559_0276.N1	07-MAR-2004 18:15:27	Bright	43.000	174	52Psi UMa	3.0040	4400.0	86	10559	No
359	GOM_NL__2PRFIN20040307_181826_000000412024_00485_10559_0277.N1	07-MAR-2004 18:18:26	Bright	41.000	82	48Bet UMa	2.3650	10600.	82	10559	No
360	GOM_NL__2PRFIN20040307_181952_000000392024_00485_10559_0278.N1	07-MAR-2004 18:19:52	Bright	39.000	36	50Alp UMa	1.8000	6300.0	78	10559	No
361	GOM_NL__2PRFIN20040307_182220_000000502024_00485_10559_0279.N1	07-MAR-2004 18:22:20	Bright	50.000	32	77Eps UMa	1.7630	11000.	100	10559	No
362	GOM_NL__2PRFIN20040307_182639_000000412024_00485_10559_0280.N1	07-MAR-2004 18:26:39	Bright	41.000	49	1Alp UMi	1.9900	6300.0	82	10559	No
363	GOM_NL__2PRFIN20040307_183132_000000482024_00485_10559_0281.N1	07-MAR-2004 18:31:32	Bright	47.500	119	14Eta Dra	2.7270	4700.0	95	10559	No
364	GOM_NL__2PRFIN20040307_183421_000000382024_00485_10559_0282.N1	07-MAR-2004 18:34:21	Bright	38.000	89	5Alp Cep	2.4510	8000.0	76	10559	No
365	GOM_NL__2PRFIN20040307_183613_000000482024_00485_10559_0283.N1	07-MAR-2004 18:36:13	Bright	47.500	130	23Bet Dra	2.7990	5800.0	95	10559	No
366	GOM_NL__2PRFIN20040307_183925_000000412024_00485_10559_0284.N1	07-MAR-2004 18:39:25	Bright	40.500	19	50Alp Cyg	1.2460	10500.	81	10559	No
367	GOM_NL__2PRFIN20040307_184101_000000392024_00485_10559_0285.N1	07-MAR-2004 18:41:01	Bright	38.500	66	37Gam Cyg	2.2080	5900.0	77	10559	No
368	GOM_NL__2PRFIN20040307_184238_000000382024_00485_10559_0286.N1	07-MAR-2004 18:42:38	Bright	37.500	92	53Eps Cyg	2.5000	4500.0	75	10559	No
369	GOM_NL__2PRFIN20040307_184553_000001122024_00485_10559_0287.N1	07-MAR-2004 18:45:53	Tw_i_and_stray	111.50	133	40Zet Her	2.8070	6000.0	223	10559	No
370	GOM_NL__2PRFIN20040307_185001_000000492024_00485_10559_0288.N1	07-MAR-2004 18:50:01	Bright	49.000	168	17Zet Aql	2.9860	11000.	98	10559	No
371	GOM_NL__2PRFIN20040307_185432_000000882024_00485_10559_0289.N1	07-MAR-2004 18:54:32	Straylight	88.000	59	55Alp Oph	2.0800	8900.0	176	10559	No
372	GOM_NL__2PRFIN20040307_185713_000000832024_00485_10559_0290.N1	07-MAR-2004 18:57:13	Dark	82.500	126	60Bet Oph	2.7700	4250.0	165	10559	No
373	GOM_NL__2PRFIN20040307_190004_000000462024_00485_10559_0291.N1	07-MAR-2004 19:00:04	Dark	46.000	155	41Pi Sgr	2.9000	6600.0	92	10559	No
374	GOM_NL__2PRFIN20040307_190201_000000482024_00485_10559_0292.N1	07-MAR-2004 19:02:01	Dark	48.000	57	34Sig Sgr	2.0660	26000.	96	10559	No
375	GOM_NL__2PRFIN20040307_190517_000000532024_00485_10559_0293.N1	07-MAR-2004 19:05:17	Dark	53.000	38	20Eps Sgr	1.8360	11000.	106	10559	No
376	GOM_NL__2PRFIN20040307_190831_000000582024_00485_10559_0294.N1	07-MAR-2004 19:08:31	Dark	58.000	25	35Lam Sco	1.6200	28000.	116	10559	No
377	GOM_NL__2PRFIN20040307_191427_000000422024_00486_10560_0262.N1	07-MAR-2004 19:14:27	Dark	41.500	43	Alp TrA	1.9100	4250.0	83	10560	No
378	GOM_NL__2PRFIN20040307_191641_000000392024_00486_10560_0263.N1	07-MAR-2004 19:16:41	Dark	39.000	145	Gam TrA	2.8720	10600.	78	10560	No
379	GOM_NL__2PRFIN20040307_191817_000000472024_00486_10560_0264.N1	07-MAR-2004 19:18:17	Dark	47.000	4	Alp1Cen	-0.010000	5800.0	94	10560	No
380	GOM_NL__2PRFIN20040307_191934_000000512024_00486_10560_0265.N1	07-MAR-2004 19:19:34	Dark	50.500	10	Bet Cen	0.61000	28000.	101	10560	No
381	GOM_NL__2PRFIN20040307_192149_000000512024_00486_10560_0266.N1	07-MAR-2004 19:21:49	Dark	50.500	12	Alp1Cru	0.77500	30000.	101	10560	No
382	GOM_NL__2PRFIN20040307_192303_000000402024_00486_10560_0267.N1	07-MAR-2004 19:23:03	Dark	40.000	129	Del Cru	2.7930	26000.	80	10560	No
383	GOM_NL__2PRFIN20040307_192434_000000442024_00486_10560_0268.N1	07-MAR-2004 19:24:34	Straylight	44.000	64	Gam Cen	2.2000	10600.	88	10560	No
384	GOM_NL__2PRFIN20040307_192643_000000402024_00486_10560_0269.N1	07-MAR-2004 19:26:43	Straylight	39.500	91	Kap Vel	2.4900	26000.	79	10560	No
385	GOM_NL__2PRFIN20040307_193002_000000462024_00486_10560_0270.N1	07-MAR-2004 19:30:02	Straylight	46.000	65	Lam Vel	2.2040	4400.0	92	10560	No
386	GOM_NL__2PRFIN20040307_193256_000000632024_00486_10560_0271.N1	07-MAR-2004 19:32:56	Straylight	62.500	106	9Bet Crv	2.6480	5600.0	125	10560	No
387	GOM_NL__2PRFIN20040307_193535_000000602024_00486_10560_0272.N1	07-MAR-2004 19:35:35	Straylight	59.500	100	4Gam Crv	2.5800	13100.	119	10560	No
388	GOM_NL__2PRFIN20040307_193929_000000472024_00486_10560_0273.N1	07-MAR-2004 19:39:29	Tw_i_and_stray	46.500	48	30Alp Hya	1.9770	4100.0	93	10560	No
389	GOM_NL__2PRFIN20040307_194515_000000422024_00486_10560_0274.N1	07-MAR-2004 19:45:15	Bright	41.500	22	32Alp Leo	1.3600	15200.	83	10560	No
390	GOM_NL__2PRFIN20040307_194740_000000412024_00486_10560_0275.N1	07-MAR-2004 19:47:40	Bright	41.000	51	41Gam1Leo	2.0100	4500.0	82	10560	No
391	GOM_NL__2PRFIN20040307_195602_000000422024_00486_10560_0276.N1	07-MAR-2004 19:56:02	Bright	42.000	174	52Psi UMa	3.0040	4400.0	84	10560	No
392	GOM_NL__2PRFIN20040307_195902_000000422024_00486_10560_0277.N1	07-MAR-2004 19:59:02	Bright	41.500	82	48Bet UMa	2.3650	10600.	83	10560	No
393	GOM_NL__2PRFIN20040307_200027_000000412024_00486_10560_0278.N1	07-MAR-2004 20:00:27	Bright	41.000	36	50Alp UMa	1.8000	6300.0	82	10560	No
394	GOM_NL__2PRFIN20040307_200255_000000492024_00486_10560_0279.N1	07-MAR-2004 20:02:55	Bright	49.000	32	77Eps UMa	1.7630	11000.	98	10560	No
395	GOM_NL__2PRFIN20040307_200717_000000392024_00486_10560_0280.N1	07-MAR-2004 20:07:17	Bright	38.500	49	1Alp UMi	1.9900	6300.0	77	10560	No
396	GOM_NL__2PRFIN20040307_201208_000000492024_00486_10560_0281.N1	07-MAR-2004 20:12:08	Bright	48.500	119	14Eta Dra	2.7270	4700.0	97	10560	No

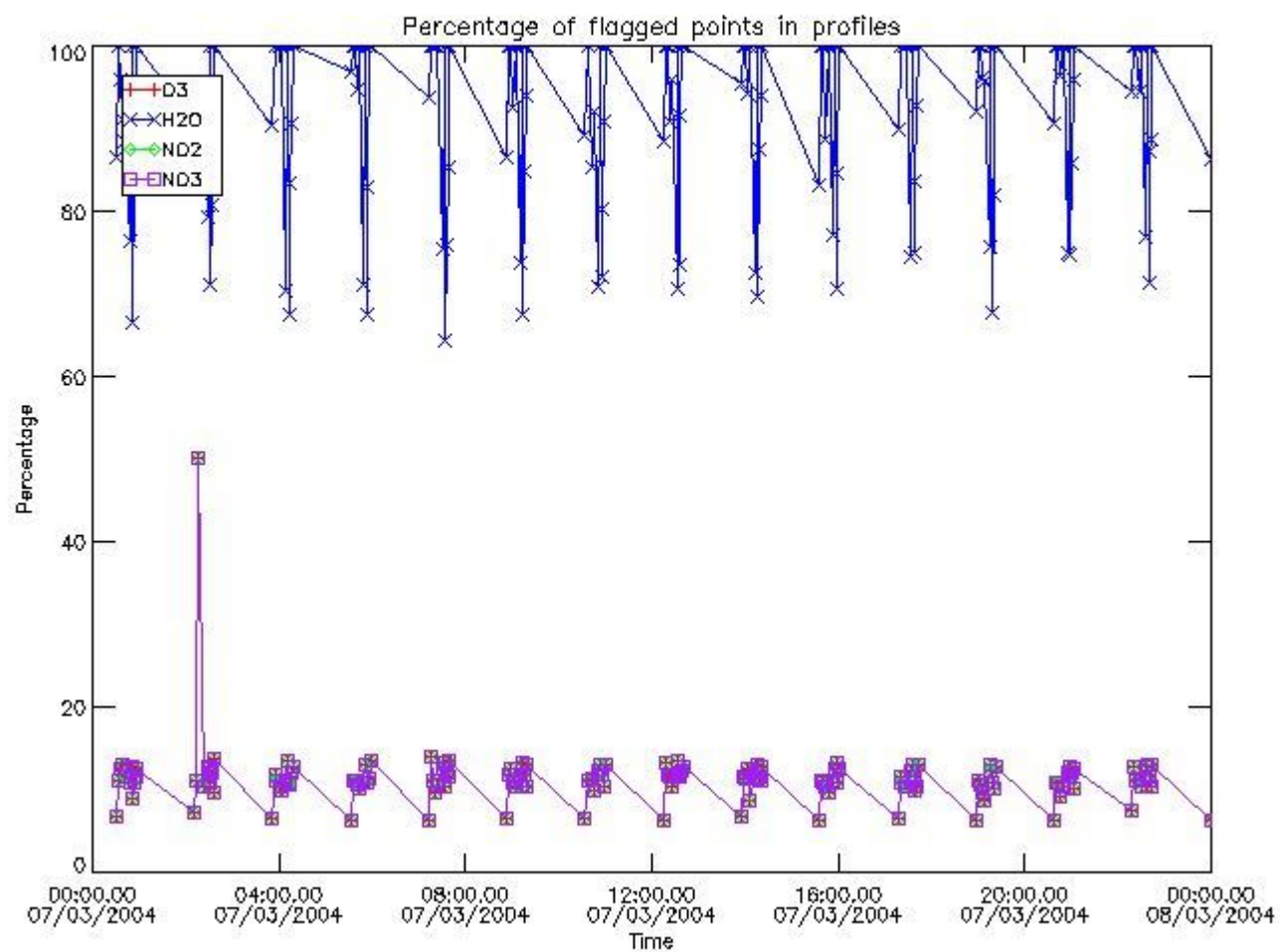
397	GOM_NL__2PRFIN20040307_201457_000000352024_00486_10560_0282.N1	07-MAR-2004 20:14:57	Bright	35.000	89	5Alp Cep	2.4510	8000.0	70	10560	No
398	GOM_NL__2PRFIN20040307_201649_000000502024_00486_10560_0283.N1	07-MAR-2004 20:16:49	Bright	50.000	130	23Bet Dra	2.7990	5800.0	100	10560	No
399	GOM_NL__2PRFIN20040307_202003_000000372024_00486_10560_0284.N1	07-MAR-2004 20:20:03	Bright	37.000	19	50Alp Cyg	1.2460	10500.	74	10560	No
400	GOM_NL__2PRFIN20040307_202137_000000382024_00486_10560_0285.N1	07-MAR-2004 20:21:37	Bright	37.500	66	37Gam Cyg	2.2080	5900.0	75	10560	No
401	GOM_NL__2PRFIN20040307_202314_000000382024_00486_10560_0286.N1	07-MAR-2004 20:23:14	Bright	37.500	92	53Eps Cyg	2.5000	4500.0	75	10560	No
402	GOM_NL__2PRFIN20040307_202629_000001142024_00486_10560_0287.N1	07-MAR-2004 20:26:29	Twilight	114.00	133	40Zet Her	2.8070	6000.0	228	10560	No
403	GOM_NL__2PRFIN20040307_203037_000000502024_00486_10560_0288.N1	07-MAR-2004 20:30:37	Bright	50.000	168	17Zet Aql	2.9860	11000.	100	10560	No
404	GOM_NL__2PRFIN20040307_203509_000000892024_00486_10560_0289.N1	07-MAR-2004 20:35:09	Straylight	88.500	59	55Alp Oph	2.0800	8900.0	177	10560	No
405	GOM_NL__2PRFIN20040307_203751_000000802024_00486_10560_0290.N1	07-MAR-2004 20:37:51	Dark	80.000	126	60Bet Oph	2.7700	4250.0	160	10560	No
406	GOM_NL__2PRFIN20040307_204042_000000472024_00486_10560_0291.N1	07-MAR-2004 20:40:42	Dark	47.000	155	41Pi Sgr	2.9000	6600.0	94	10560	No
407	GOM_NL__2PRFIN20040307_204236_000000472024_00486_10560_0292.N1	07-MAR-2004 20:42:36	Dark	46.500	57	34Sig Sgr	2.0660	26000.	93	10560	No
408	GOM_NL__2PRFIN20040307_204554_000000562024_00486_10560_0293.N1	07-MAR-2004 20:45:54	Dark	55.500	38	20Eps Sgr	1.8360	11000.	111	10560	No
409	GOM_NL__2PRFIN20040307_204907_000000502024_00486_10560_0294.N1	07-MAR-2004 20:49:07	Dark	49.500	25	35Lam Sco	1.6200	28000.	99	10560	No
410	GOM_NL__2PRFIN20040307_205503_000000432024_00487_10561_0262.N1	07-MAR-2004 20:55:03	Dark	42.500	43	Alp TrA	1.9100	4250.0	85	10561	No
411	GOM_NL__2PRFIN20040307_205718_000000402024_00487_10561_0263.N1	07-MAR-2004 20:57:18	Dark	40.000	145	Gam TrA	2.8720	10600.	80	10561	No
412	GOM_NL__2PRFIN20040307_205853_000000442024_00487_10561_0264.N1	07-MAR-2004 20:58:53	Dark	44.000	4	Alp1Cen	-0.010000	5800.0	88	10561	No
413	GOM_NL__2PRFIN20040307_210010_000000432024_00487_10561_0265.N1	07-MAR-2004 21:00:10	Dark	42.500	10	Bet Cen	0.61000	28000.	85	10561	No
414	GOM_NL__2PRFIN20040307_210226_000000502024_00487_10561_0266.N1	07-MAR-2004 21:02:26	Dark	50.000	12	Alp1Cru	0.77500	30000.	100	10561	No
415	GOM_NL__2PRFIN20040307_210339_000000412024_00487_10561_0267.N1	07-MAR-2004 21:03:39	Dark	41.000	129	Del Cru	2.7930	26000.	82	10561	No
416	GOM_NL__2PRFIN20040307_210510_000000502024_00487_10561_0268.N1	07-MAR-2004 21:05:10	Straylight	49.500	64	Gam Cen	2.2000	10600.	99	10561	No
417	GOM_NL__2PRFIN20040307_210719_000000382024_00487_10561_0269.N1	07-MAR-2004 21:07:19	Straylight	37.500	91	Kap Vel	2.4900	26000.	75	10561	No
418	GOM_NL__2PRFIN20040307_211038_000000452024_00487_10561_0270.N1	07-MAR-2004 21:10:38	Straylight	45.000	65	Lam Vel	2.2040	4400.0	90	10561	No
419	GOM_NL__2PRFIN20040307_211332_000000642024_00487_10561_0271.N1	07-MAR-2004 21:13:32	Straylight	63.500	106	9Bet Crv	2.6480	5600.0	127	10561	No
420	GOM_NL__2PRFIN20040307_211611_000000572024_00487_10561_0272.N1	07-MAR-2004 21:16:11	Straylight	57.000	100	4Gam Crv	2.5800	13100.	114	10561	No
421	GOM_NL__2PRFIN20040307_212005_000000482024_00487_10561_0273.N1	07-MAR-2004 21:20:05	Twilight	48.000	48	30Alp Hya	1.9770	4100.0	96	10561	No
422	GOM_NL__2PRFIN20040307_212551_000000422024_00487_10561_0274.N1	07-MAR-2004 21:25:51	Bright	42.000	22	32Alp Leo	1.3600	15200.	84	10561	No
423	GOM_NL__2PRFIN20040307_212816_000000422024_00487_10561_0275.N1	07-MAR-2004 21:28:16	Bright	41.500	51	41Gam1Leo	2.0100	4500.0	83	10561	No
424	GOM_NL__2PRFIN20040307_213638_000000412024_00487_10561_0276.N1	07-MAR-2004 21:36:38	Bright	40.500	174	52Psi UMa	3.0040	4400.0	81	10561	No
425	GOM_NL__2PRFIN20040307_213937_000000412024_00487_10561_0277.N1	07-MAR-2004 21:39:37	Bright	41.000	82	48Bet UMa	2.3650	10600.	82	10561	No
426	GOM_NL__2PRFIN20040307_214103_000000422024_00487_10561_0278.N1	07-MAR-2004 21:41:03	Bright	41.500	36	50Alp UMa	1.8000	6300.0	83	10561	No
427	GOM_NL__2PRFIN20040307_214330_000000482024_00487_10561_0279.N1	07-MAR-2004 21:43:30	Bright	47.500	32	77Eps UMa	1.7630	11000.	95	10561	No
428	GOM_NL__2PRFIN20040307_214753_000000382024_00487_10561_0280.N1	07-MAR-2004 21:47:53	Bright	37.500	49	1Alp UMi	1.9900	6300.0	75	10561	No
429	GOM_NL__2PRFIN20040307_215243_000000502024_00487_10561_0281.N1	07-MAR-2004 21:52:43	Bright	49.500	119	14Eta Dra	2.7270	4700.0	99	10561	No
430	GOM_NL__2PRFIN20040307_215533_000000372024_00487_10561_0282.N1	07-MAR-2004 21:55:33	Bright	37.000	89	5Alp Cep	2.4510	8000.0	74	10561	No
431	GOM_NL__2PRFIN20040307_215724_000000512024_00487_10561_0283.N1	07-MAR-2004 21:57:24	Bright	50.500	130	23Bet Dra	2.7990	5800.0	101	10561	No
432	GOM_NL__2PRFIN20040307_220039_000000372024_00487_10561_0284.N1	07-MAR-2004 22:00:39	Bright	36.500	19	50Alp Cyg	1.2460	10500.	73	10561	No
433	GOM_NL__2PRFIN20040307_220213_000000382024_00487_10561_0285.N1	07-MAR-2004 22:02:13	Bright	37.500	66	37Gam Cyg	2.2080	5900.0	75	10561	No
434	GOM_NL__2PRFIN20040307_220350_000000362024_00487_10561_0286.N1	07-MAR-2004 22:03:50	Bright	36.000	92	53Eps Cyg	2.5000	4500.0	72	10561	No
435	GOM_NL__2PRFIN20040307_220705_000001112024_00487_10561_0287.N1	07-MAR-2004 22:07:05	Twilight	110.50	133	40Zet Her	2.8070	6000.0	221	10561	No
436	GOM_NL__2PRFIN20040307_221114_000000502024_00487_10561_0288.N1	07-MAR-2004 22:11:14	Bright	50.000	168	17Zet Aql	2.9860	11000.	100	10561	No
437	GOM_NL__2PRFIN20040307_221546_000000892024_00487_10561_0289.N1	07-MAR-2004 22:15:46	Straylight	89.000	59	55Alp Oph	2.0800	8900.0	178	10561	No
438	GOM_NL__2PRFIN20040307_221828_000000742024_00487_10561_0290.N1	07-MAR-2004 22:18:28	Dark	74.000	126	60Bet Oph	2.7700	4250.0	148	10561	No
439	GOM_NL__2PRFIN20040307_222118_000000442024_00487_10561_0291.N1	07-MAR-2004 22:21:18	Dark	43.500	155	41Pi Sgr	2.9000	6600.0	87	10561	No
440	GOM_NL__2PRFIN20040307_222313_000000462024_00487_10561_0292.N1	07-MAR-2004 22:23:13	Dark	45.500	57	34Sig Sgr	2.0660	26000.	91	10561	No
441	GOM_NL__2PRFIN20040307_222631_000000452024_00487_10561_0293.N1	07-MAR-2004 22:26:31	Dark	45.000	38	20Eps Sgr	1.8360	11000.	90	10561	No
442	GOM_NL__2PRFIN20040307_222944_000000502024_00487_10561_0294.N1	07-MAR-2004 22:29:44	Dark	49.500	25	35Lam Sco	1.6200	28000.	99	10561	No
443	GOM_NL__2PRFIN20040307_223539_000000442024_00488_10562_0262.N1	07-MAR-2004 22:35:39	Dark	43.500	43	Alp TrA	1.9100	4250.0	87	10562	No
444	GOM_NL__2PRFIN20040307_223754_000000392024_00488_10562_0263.N1	07-MAR-2004 22:37:54	Dark	39.000	145	Gam TrA	2.8720	10600.	78	10562	No
445	GOM_NL__2PRFIN20040307_223930_000000442024_00488_10562_0264.N1	07-MAR-2004 22:39:30	Dark	44.000	4	Alp1Cen	-0.010000	5800.0	88	10562	No
446	GOM_NL__2PRFIN20040307_224046_000000512024_00488_10562_0265.N1	07-MAR-2004 22:40:46	Dark	51.000	10	Bet Cen	0.61000	28000.	102	10562	No
447	GOM_NL__2PRFIN20040307_224302_000000492024_00488_10562_0266.N1	07-MAR-2004 22:43:02	Dark	49.000	12	Alp1Cru	0.77500	30000.	98	10562	No
448	GOM_NL__2PRFIN20040307_224415_000000402024_00488_10562_0267.N1	07-MAR-2004 22:44:15	Dark	39.500	129	Del Cru	2.7930	26000.	79	10562	No
449	GOM_NL__2PRFIN20040307_224546_000000492024_00488_10562_0268.N1	07-MAR-2004 22:45:46	Straylight	49.000	64	Gam Cen	2.2000	10600.	98	10562	No
450	GOM_NL__2PRFIN20040307_224755_000000402024_00488_10562_0269.N1	07-MAR-2004 22:47:55	Straylight	39.500	91	Kap Vel	2.4900	26000.	79	10562	No
451	GOM_NL__2PRFIN20040307_225114_000000492024_00488_10562_0270.N1	07-MAR-2004 22:51:14	Straylight	49.000	65	Lam Vel	2.2040	4400.0	98	10562	No
452	GOM_NL__2PRFIN20040307_225409_000000632024_00488_10562_0271.N1	07-MAR-2004 22:54:09	Straylight	63.000	106	9Bet Crv	2.6480	5600.0	126	10562	No
453	GOM_NL__2PRFIN20040307_225646_000000592024_00488_10562_0272.N1	07-MAR-2004 22:56:46	Straylight	59.000	100	4Gam Crv	2.5800	13100.	118	10562	No
454	GOM_NL__2PRFIN20040307_230040_000000462024_00488_10562_0273.N1	07-MAR-2004 23:00:40	Twilight	45.500	48	30Alp Hya	1.9770	4100.0	91	10562	No
455	GOM_NL__2PRFIN20040307_230626_000000422024_00488_10562_0274.N1	07-MAR-2004 23:06:26	Bright	41.500	22	32Alp Leo	1.3600	15200.	83	10562	No

456	GOM_NL__2PRFIN20040307_230851_000000432024_00488_10562_0275.N1	07-MAR-2004 23:08:51	Bright	43.000	51	41Gam1Leo	2.0100	4500.0	86	10562	No
457	GOM_NL__2PRFIN20040307_231713_000000422024_00488_10562_0276.N1	07-MAR-2004 23:17:13	Bright	41.500	174	52Psi UMa	3.0040	4400.0	83	10562	No
458	GOM_NL__2PRFIN20040307_232012_000000422024_00488_10562_0277.N1	07-MAR-2004 23:20:12	Bright	42.000	82	48Bet UMa	2.3650	10600.	84	10562	No
459	GOM_NL__2PRFIN20040307_232138_000000422024_00488_10562_0278.N1	07-MAR-2004 23:21:38	Bright	41.500	36	50Alp UMa	1.8000	6300.0	83	10562	No
460	GOM_NL__2PRFIN20040307_232406_000000482024_00488_10562_0279.N1	07-MAR-2004 23:24:06	Bright	47.500	32	77Eps UMa	1.7630	11000.	95	10562	No
461	GOM_NL__2PRFIN20040307_232827_000000372024_00488_10562_0280.N1	07-MAR-2004 23:28:27	Bright	37.000	49	1Alp UMi	1.9900	6300.0	74	10562	No
462	GOM_NL__2PRFIN20040307_233319_000000492024_00488_10562_0281.N1	07-MAR-2004 23:33:19	Bright	48.500	119	14Eta Dra	2.7270	4700.0	97	10562	No
463	GOM_NL__2PRFIN20040307_233607_000000412024_00488_10562_0282.N1	07-MAR-2004 23:36:07	Bright	41.000	89	5Alp Cep	2.4510	8000.0	82	10562	No
464	GOM_NL__2PRFIN20040307_233800_000000492024_00488_10562_0283.N1	07-MAR-2004 23:38:00	Bright	49.000	130	23Bet Dra	2.7990	5800.0	98	10562	No
465	GOM_NL__2PRFIN20040307_234115_000000362024_00488_10562_0284.N1	07-MAR-2004 23:41:15	Bright	36.000	19	50Alp Cyg	1.2460	10500.	72	10562	No
466	GOM_NL__2PRFIN20040307_234249_000000382024_00488_10562_0285.N1	07-MAR-2004 23:42:49	Bright	38.000	66	37Gam Cyg	2.2080	5900.0	76	10562	No
467	GOM_NL__2PRFIN20040307_234426_000000372024_00488_10562_0286.N1	07-MAR-2004 23:44:26	Bright	37.000	92	53Eps Cyg	2.5000	4500.0	74	10562	No
468	GOM_NL__2PRFIN20040307_234742_000001282024_00488_10562_0287.N1	07-MAR-2004 23:47:42	Twilight_stray	128.00	133	40Zet Her	2.8070	6000.0	256	10562	No
469	GOM_NL__2PRFIN20040307_235149_000000482024_00488_10562_0288.N1	07-MAR-2004 23:51:49	Bright	47.500	168	17Zet Aql	2.9860	11000.	95	10562	No
470	GOM_NL__2PRFIN20040307_235624_000000912024_00488_10562_0289.N1	07-MAR-2004 23:56:24	Straylight	91.000	59	55Alp Oph	2.0800	8900.0	182	10562	No
471	GOM_NL__2PRFIN20040307_235905_000000802024_00488_10562_0290.N1	07-MAR-2004 23:59:05	Dark	80.000	126	60Bet Oph	2.7700	4250.0	160	10562	No

### 3. Quality information per product

In this section it is plotted some information contained in the Quality Summary data set of the level 2 products. Only products in dark limb conditions and without errors (error flag in the MPH set to "0") are used.

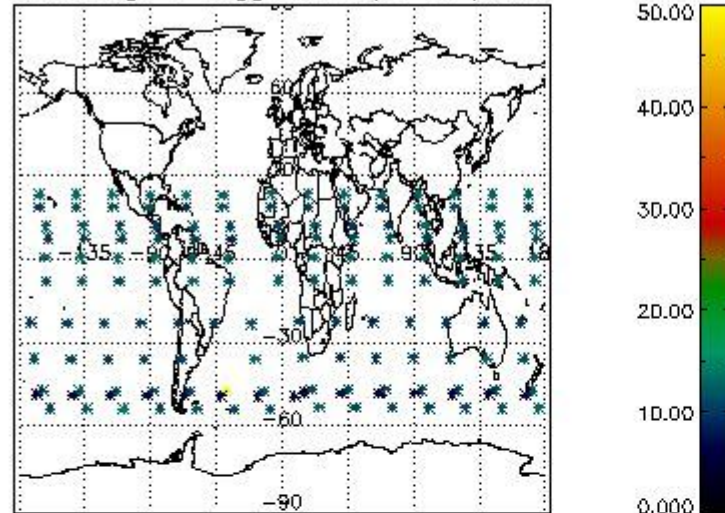
#### 3.1 Plot quality information per product (time dependant)



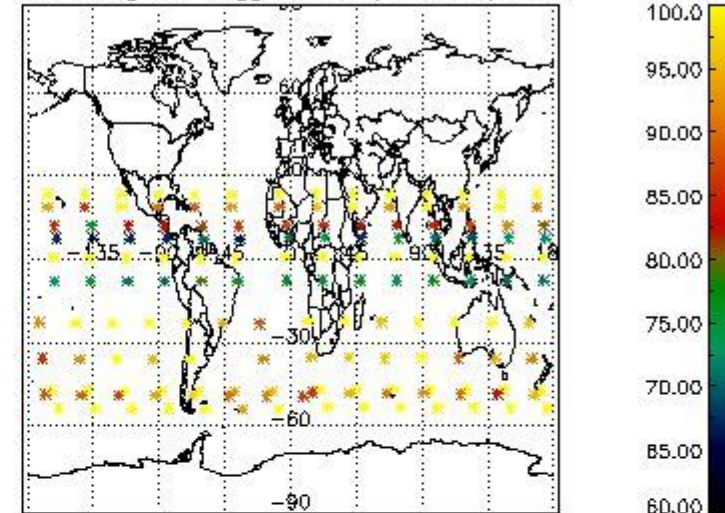


### 3.2 Plot quality information per product (world map)

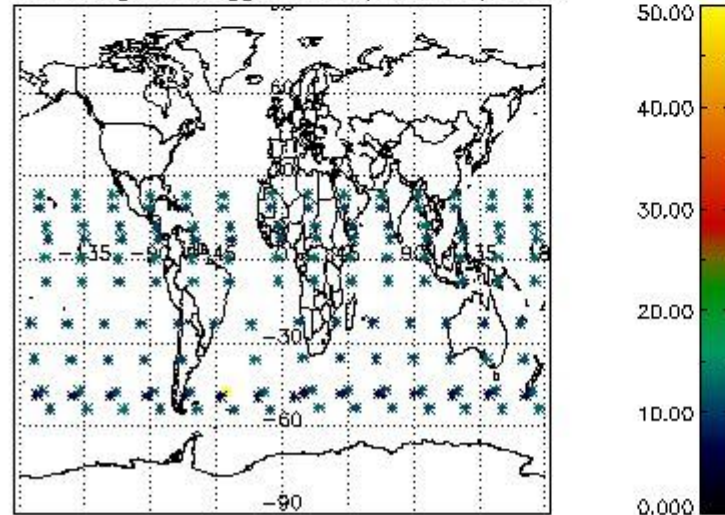
Percentage of flagged data per O3 profile



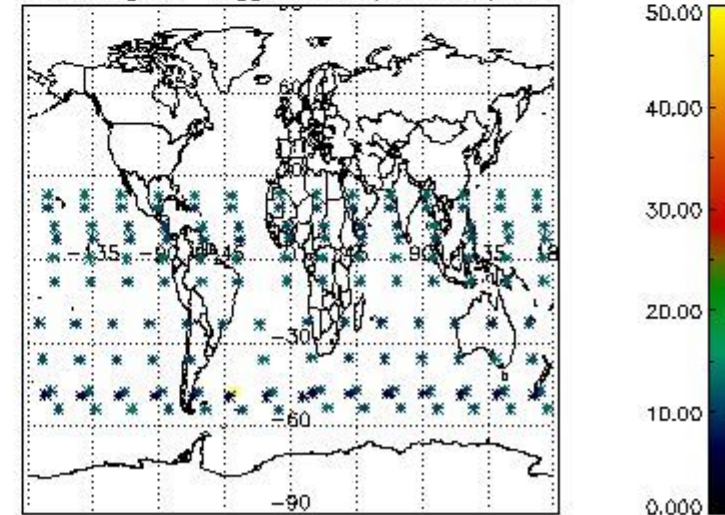
Percentage of flagged data per H2O profile



Percentage of flagged data per NO2 profile



Percentage of flagged data per NO3 profile

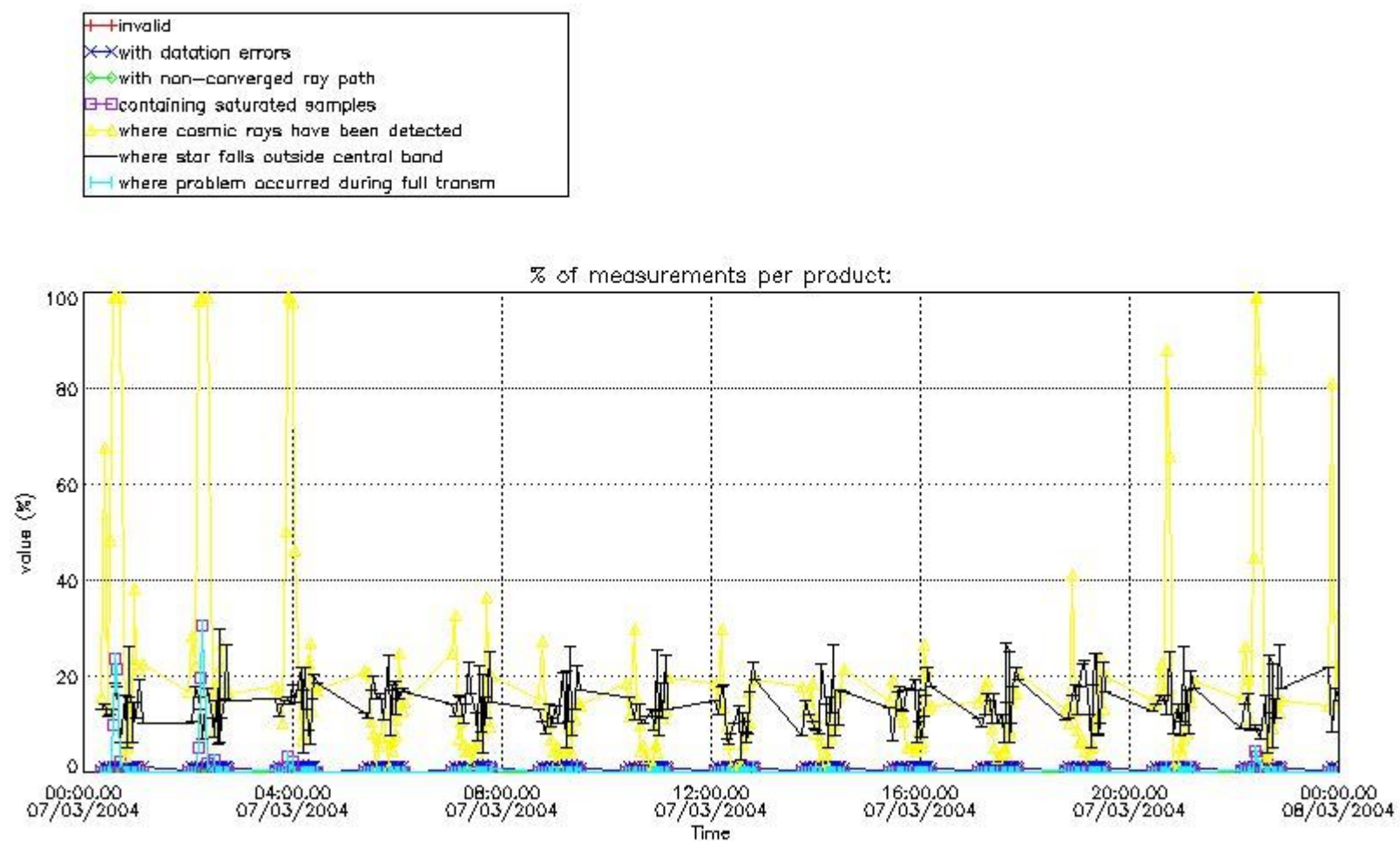


### 4. Level 1 quality information per product

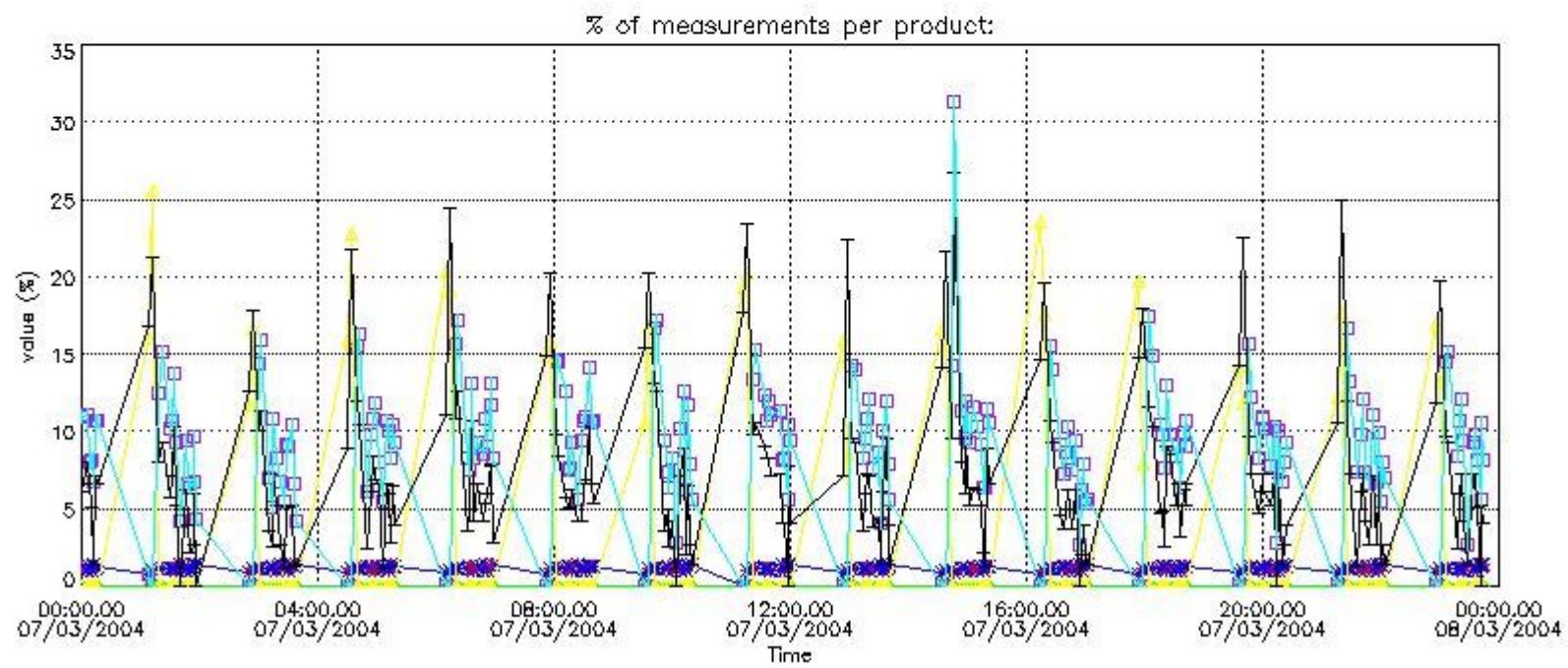
In this section it is plotted some information contained in the Quality Summary data set of the level 2 products that comes from the level 1b processing. Products without errors (error flag in the MPH set to "0") are used.

#### 4.1 Plot quality information per product (time dependant) coming from level 1b processing

##### 4.1.1 Plot level 1 quality information per product (time dependant): ENVISAT ASCENDING passes



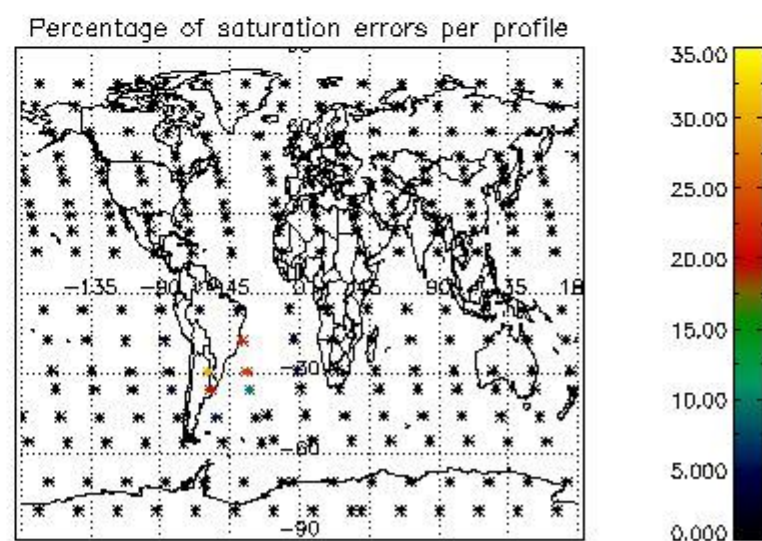
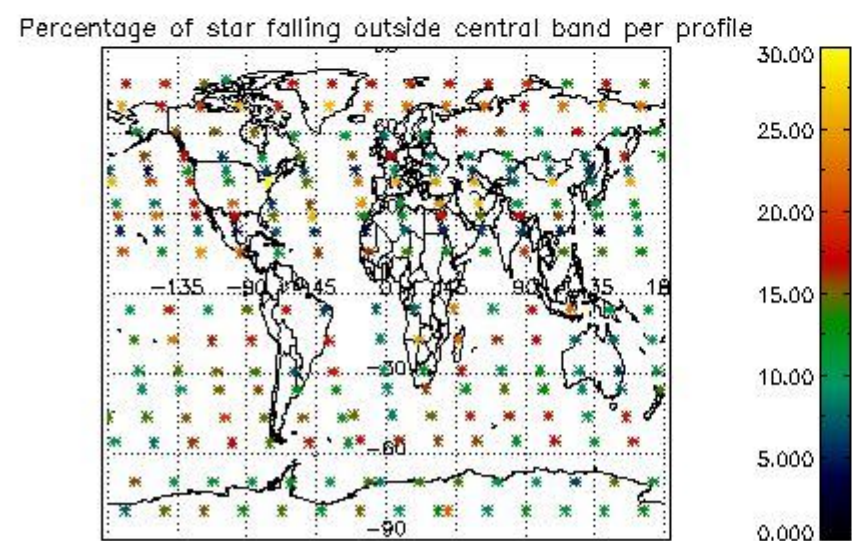
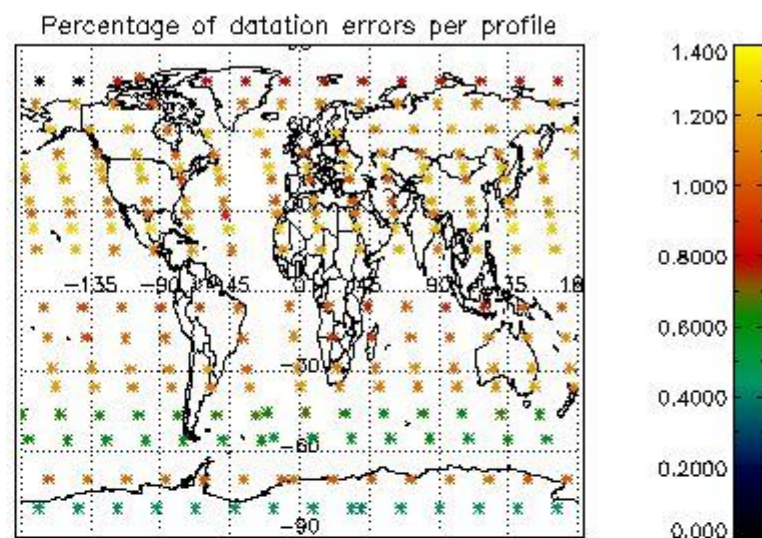
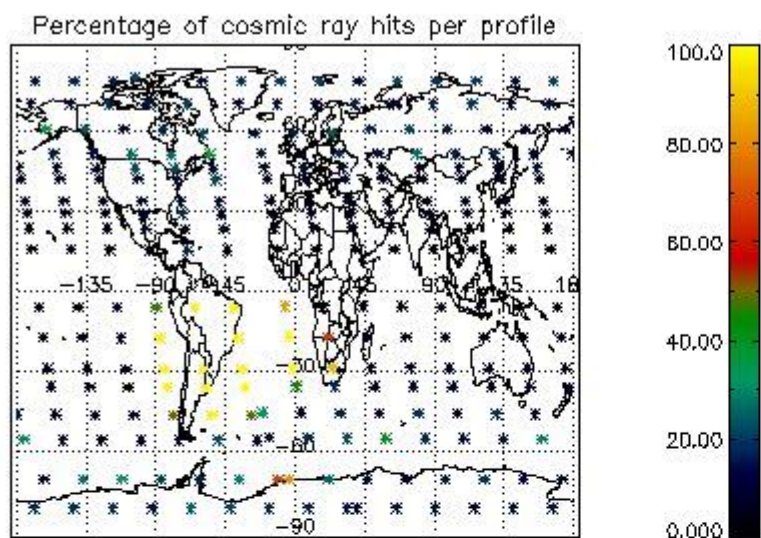
4.1.2 Plot level 1 quality information per product (time dependant): ENVI SAT DESCENDING passes



*4.2 Plot quality information per product coming from level 1b processing (world map)*

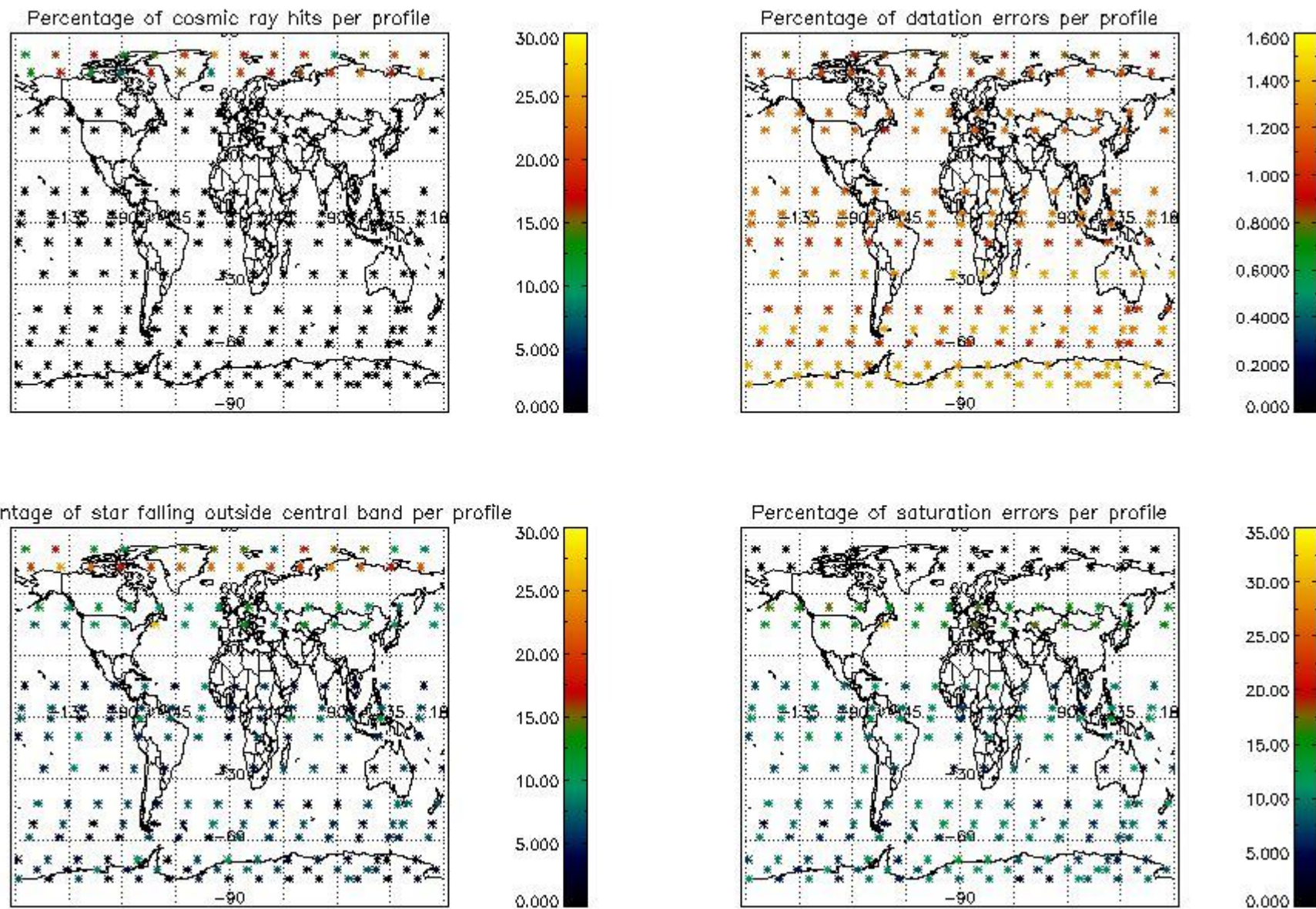
*4.2.1 Plot level 1 quality information per product (world map): ENVISAT ASCENDING passes*





4.2.2 Plot level 1 quality information per product (world map): ENVISAT DESCENDING passes





## 5. Trace gas profiles

### 5.1 Ozone statistics based on quality of products

The final quality of the products can be "measured" using the STD (Standard Deviation) attached to every point profile. This information is written to the parameter GOM\_NL\_\_2P/NL\_LOCAL\_SPECIES\_DENSITY/o3\_std of the level 2 products. The table below shows the statistics for given STD ranges.

The statistics are given with respect to the overall valid production:

- Products without fatal errors: GOM\_NL\_\_2P/MPH/PRODUCT\_ERR=0
- Valid point profile: GOM\_NL\_\_2P/NL\_LOCAL\_SPECIES\_DENSITY/pcd(0)=0

The 'Criteria' is applied to valid points of dark limb products:

- Products in dark limb illumination condition: GOM\_NL\_\_2P/NL\_SUMMARY\_QUALITY/obs\_ill\_cond=0
- Products without fatal errors: GOM\_NL\_\_2P/MPH/PRODUCT\_ERR=0
- Valid point profile: GOM\_NL\_\_2P/NL\_LOCAL\_SPECIES\_DENSITY/pcd(0)=0

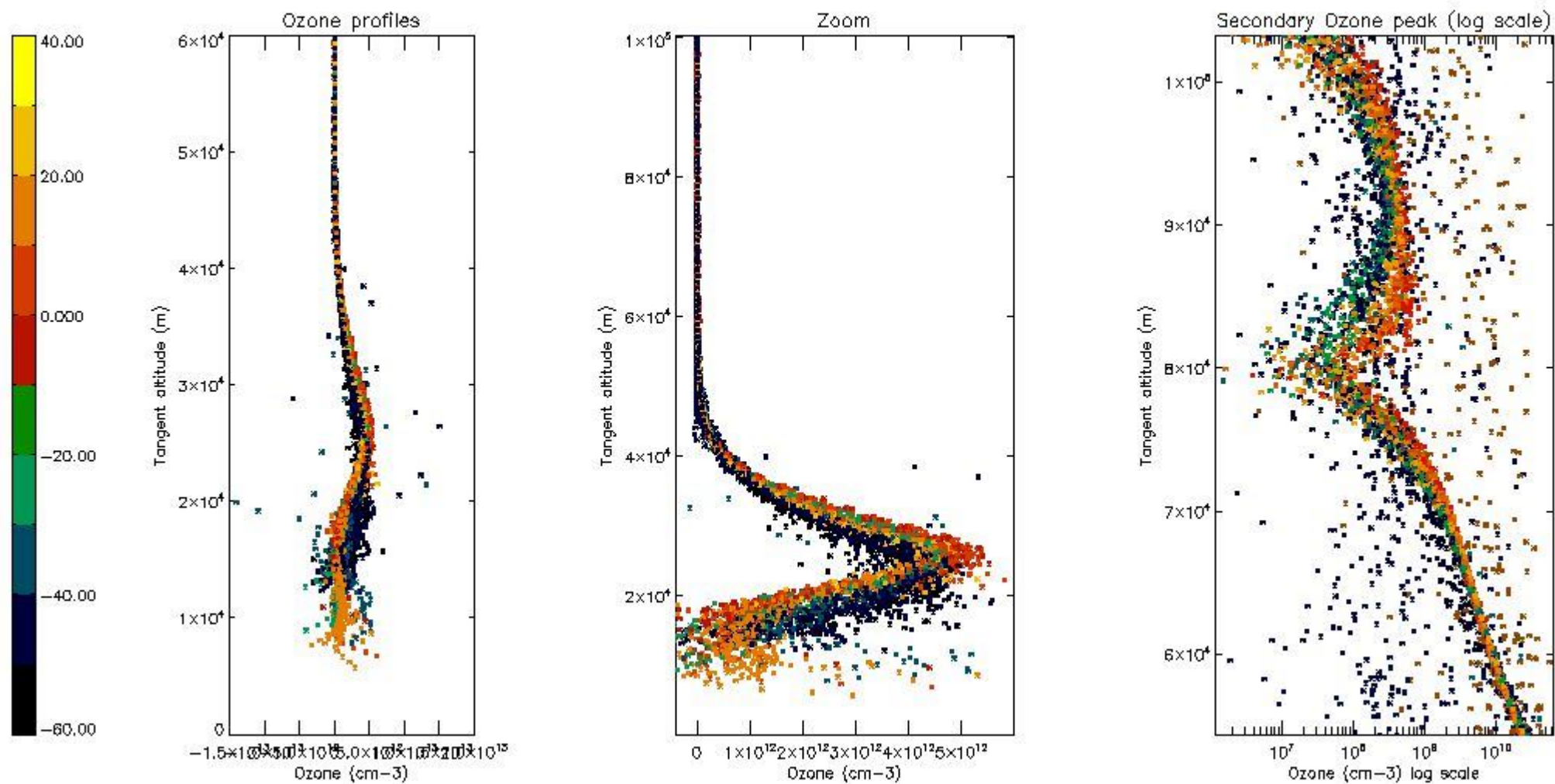
So, the table below shows the percentage of dark limb and valid observations for each criteria with respect to the overall valid daily observations.

Criteria	% of total production
All STD	32
STD < 20	18

STD < 10	15
STD < 5	11

5.2 Plot ozone profiles for all STD (dark without errors)

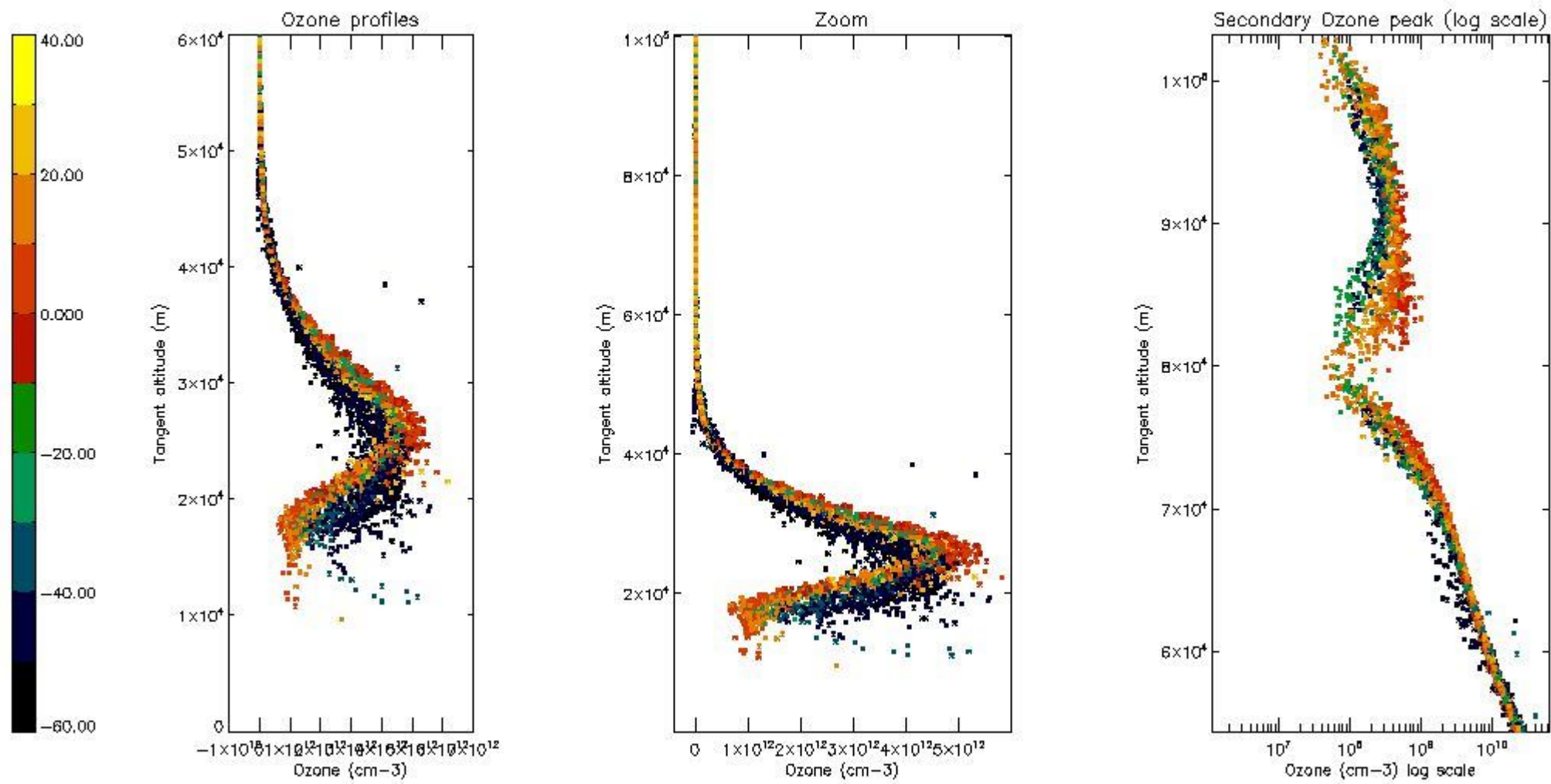
The colorbar represents the latitude.



5.3 Plot ozone profiles where STD < 20% (dark without errors)

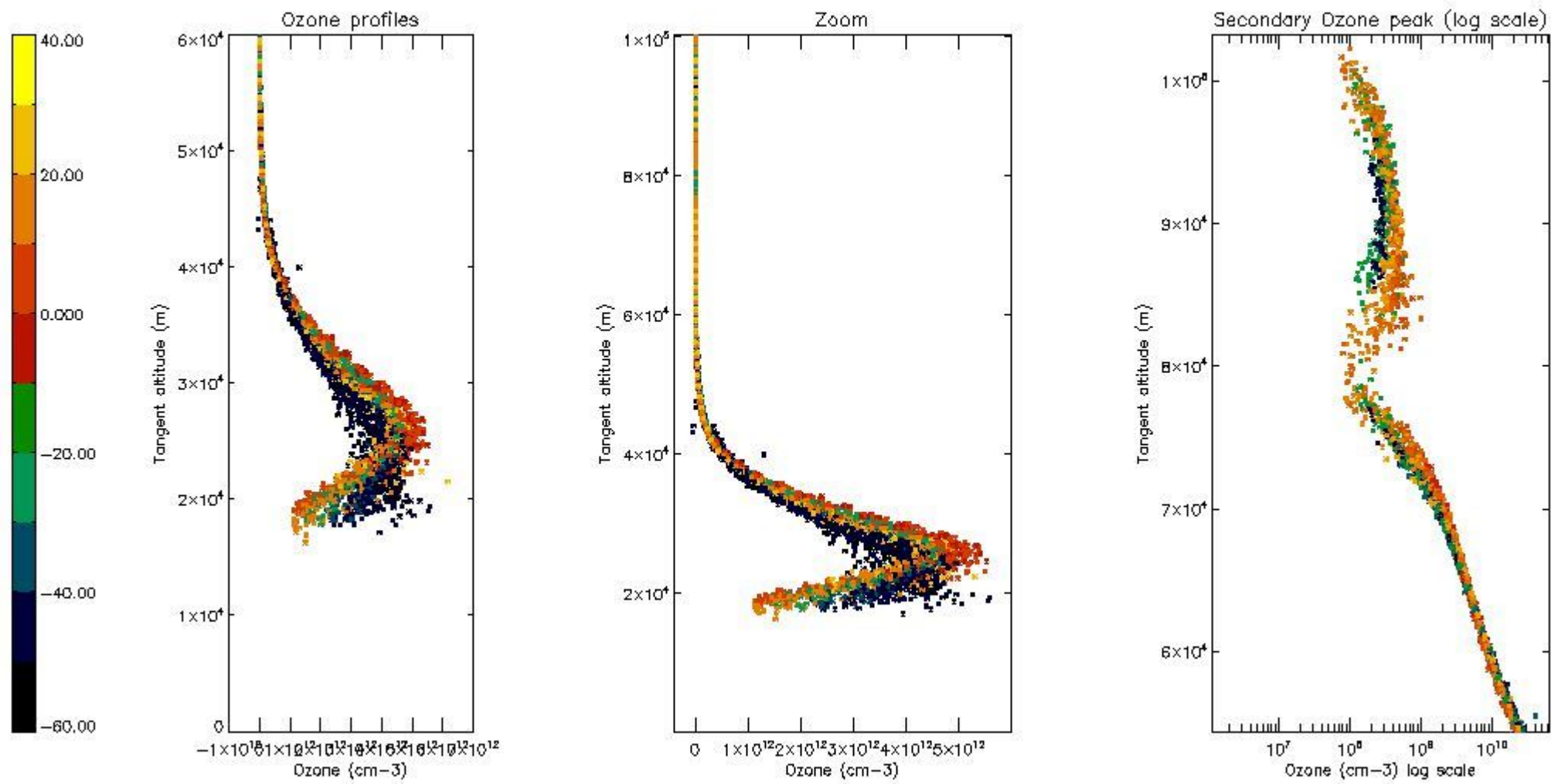
The colorbar represents the latitude.





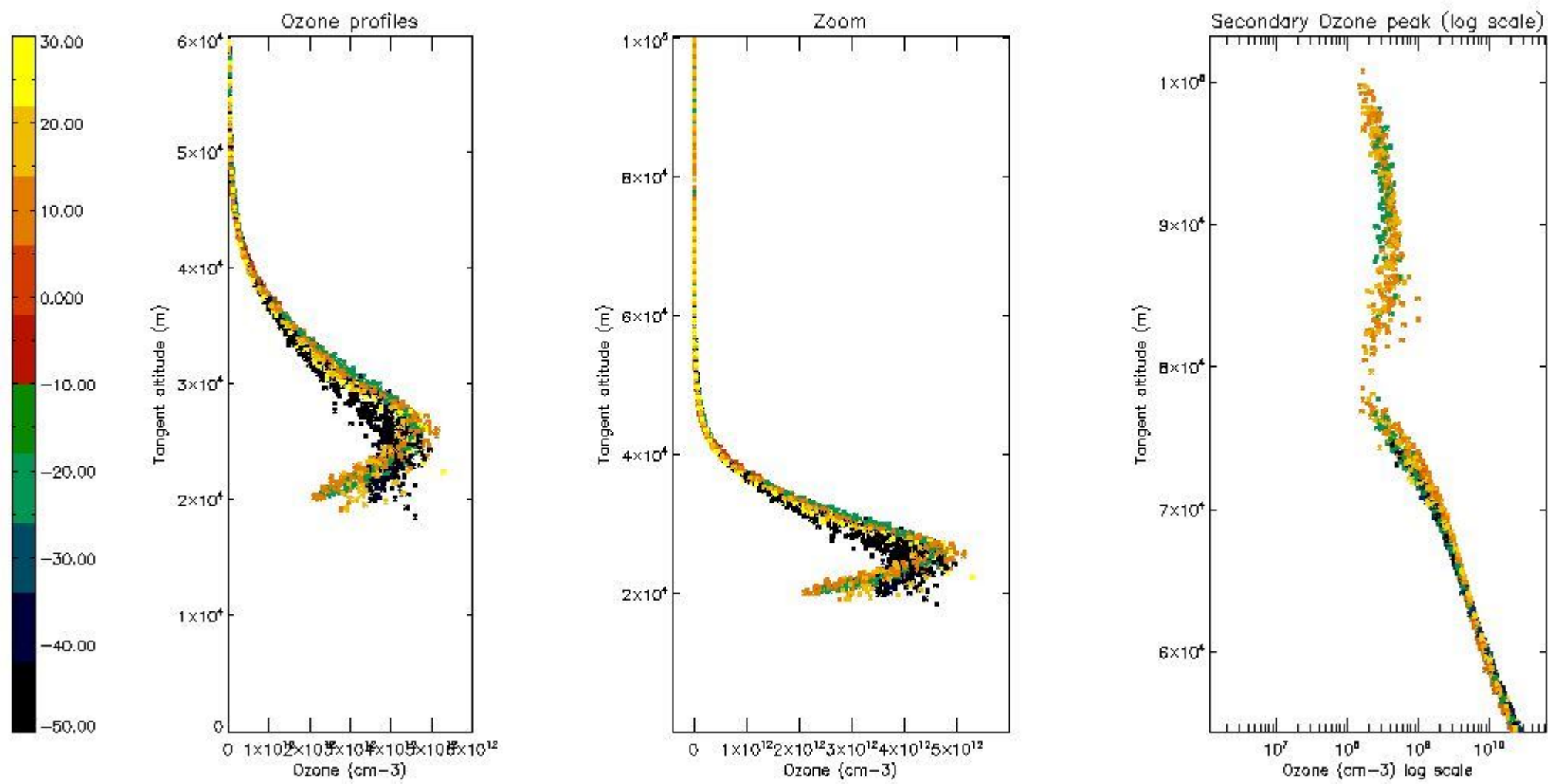
*5.4 Plot ozone profiles where STD < 10% (dark without errors)*

The colorbar represents the latitude.



*5.5 Plot ozone profiles where STD < 5% (dark without errors)*

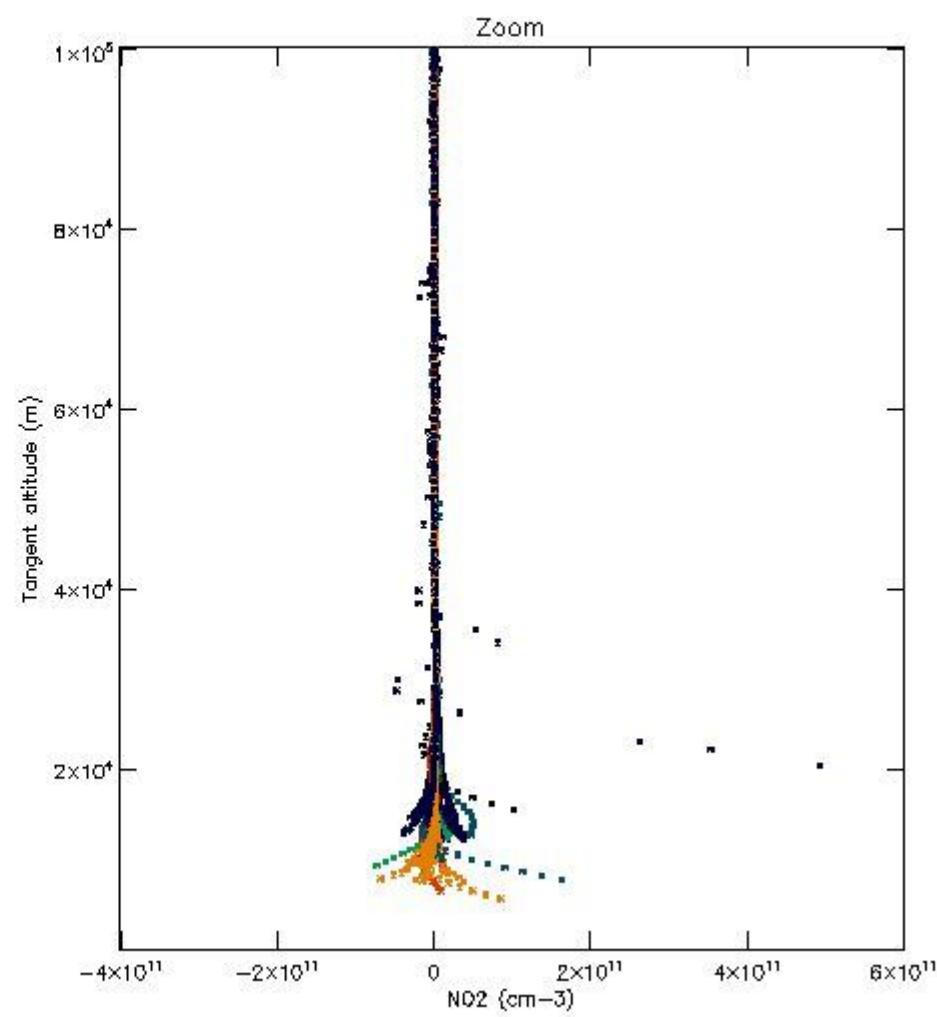
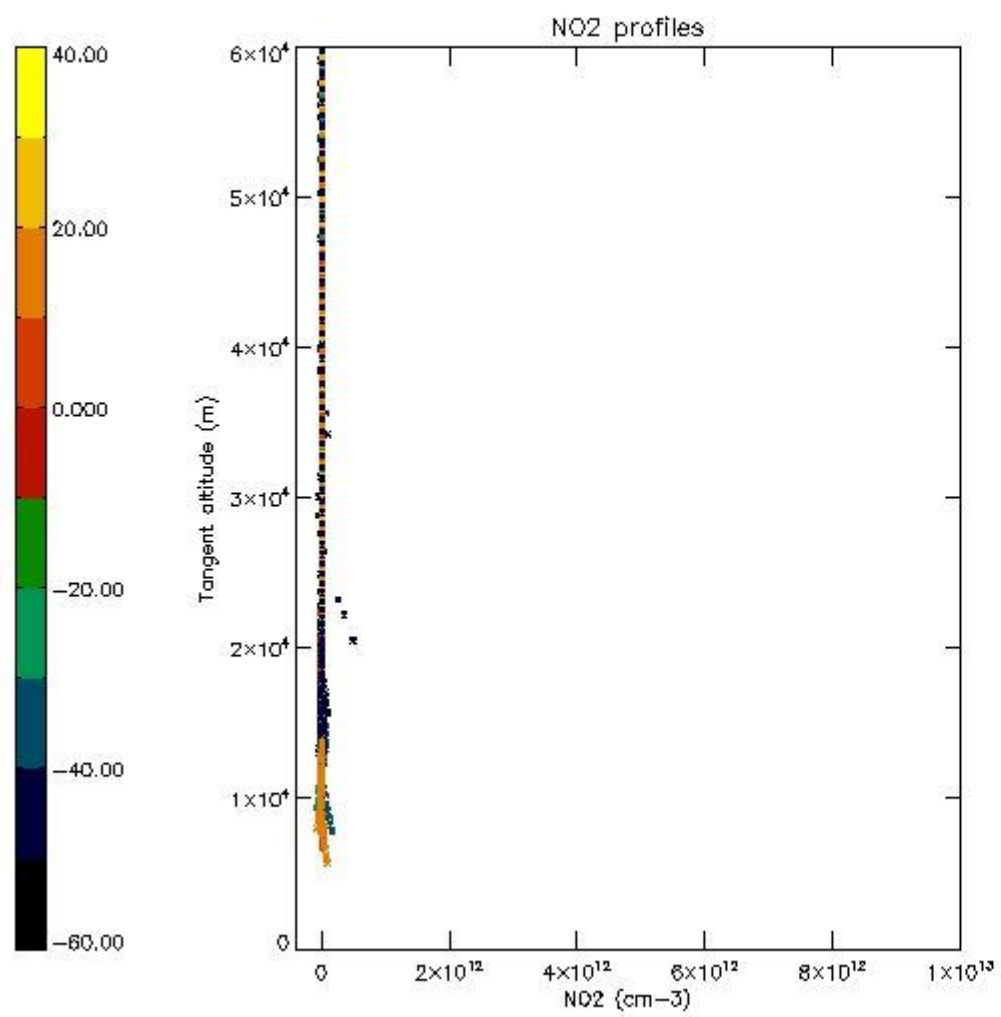
The colorbar represents the latitude.



*5.6 Plot NO<sub>2</sub> profiles for all STD (dark without errors)*

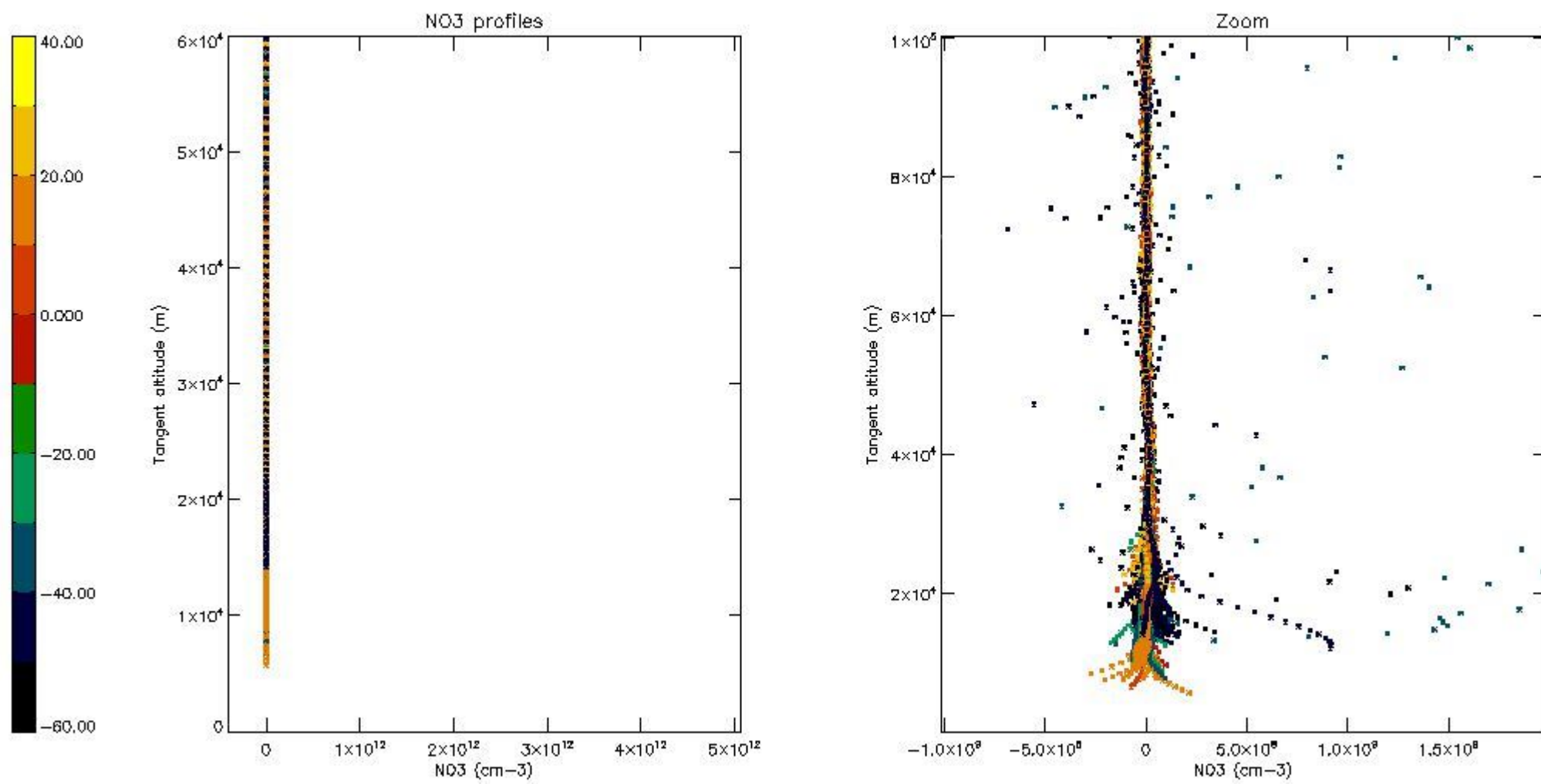
The colorbar represents the latitude.





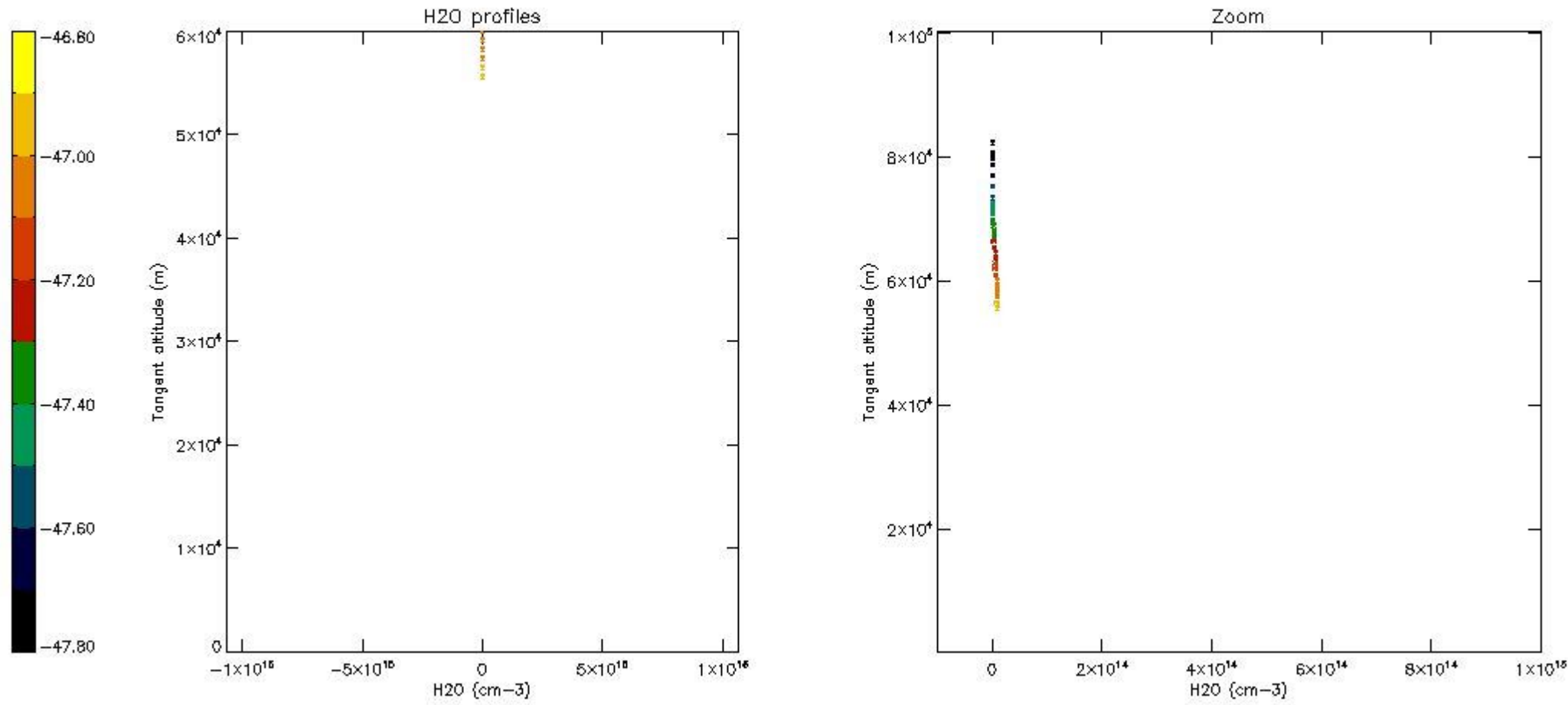
*5.7 Plot NO3 profiles for all STD (dark without errors)*

The colorbar represents the latitude.



5.8 Plot H<sub>2</sub>O profiles for all STD (only for occultations of stars 1,2,3,4,13,14,16,26,63 dark without errors)

The colorbar represents the latitude.

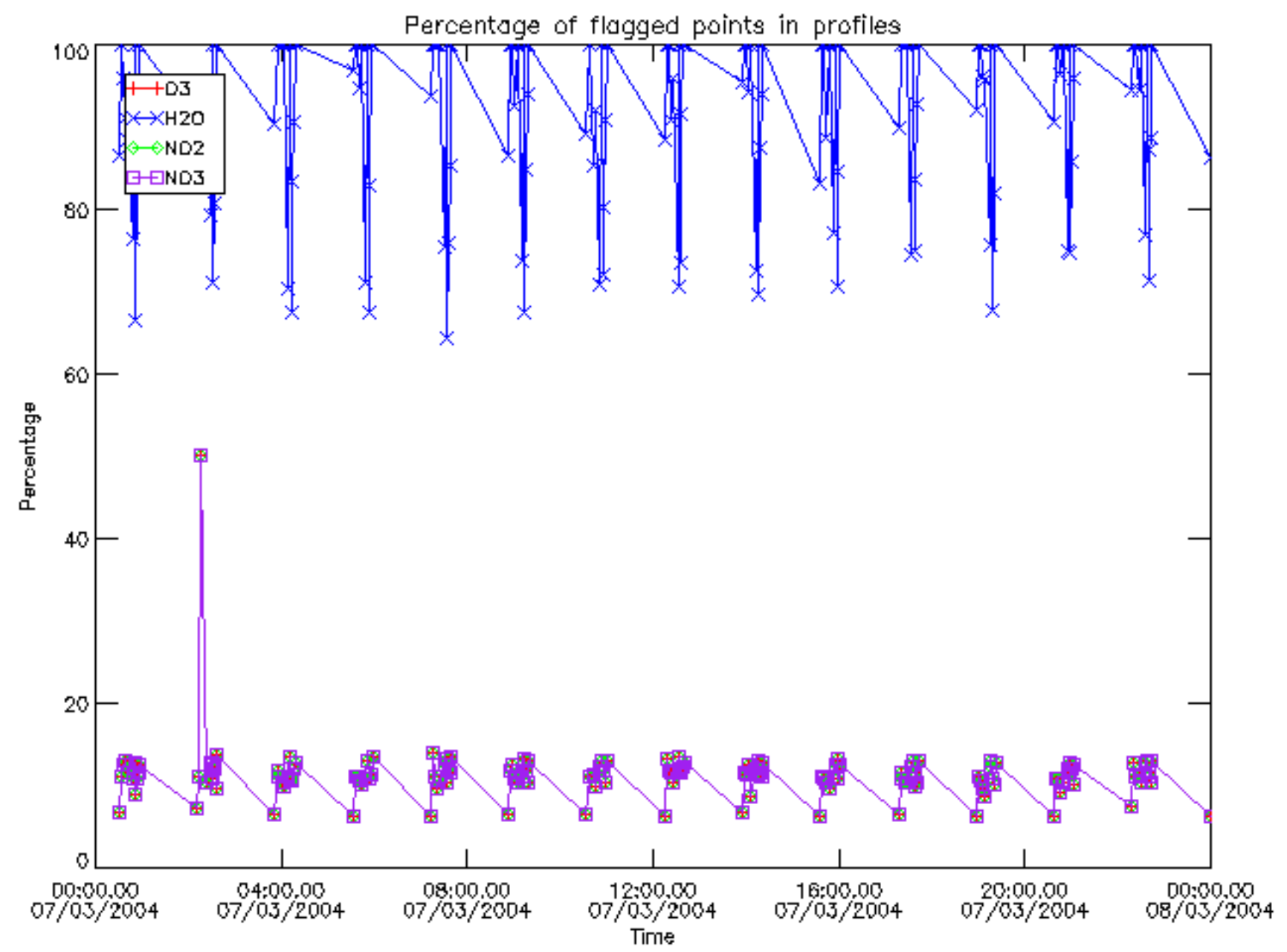


## 6. Auxiliary Data Files used for the production reported in section 2

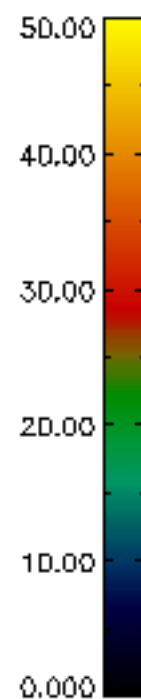
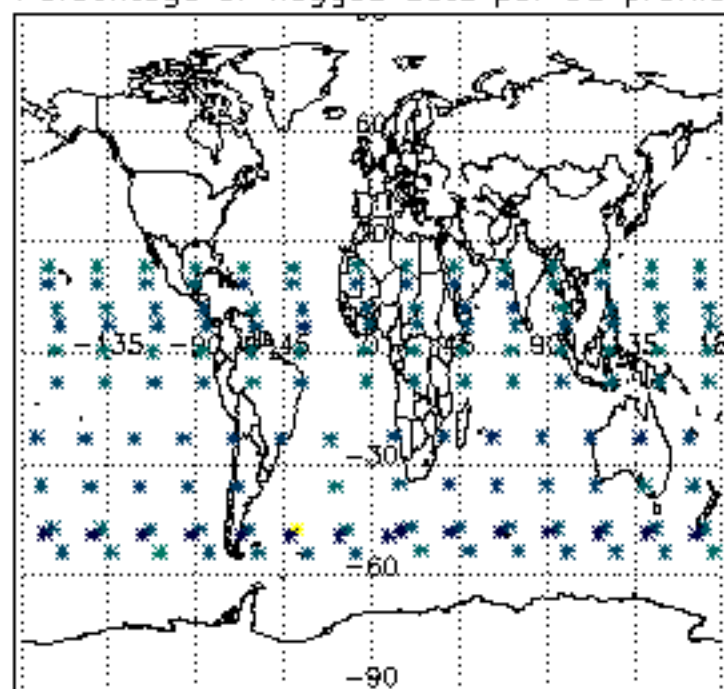
The number reported in the third column indicates since which file (see list in section 2) the corresponding auxiliary file has been used. The fourth column is the date of those product files.

Type	Auxiliary Filename	Used since product	Used since product date
INST_PHYS_CHARACTERISTICS	GOM_INS_AXVIEC20091111_143220_20030716_120000_20500101_000000	1	07-MAR-2004 00:00:03
LEVEL-2_PROC_CONFIG	GOM_PR2_AXVIEC20091111_152718_20020301_000000_20500101_000000	1	07-MAR-2004 00:00:03
CROSS_SECTIONS_FILE	GOM_CRS_AXVIEC20091111_154832_20020301_000000_20500101_000000	1	07-MAR-2004 00:00:03

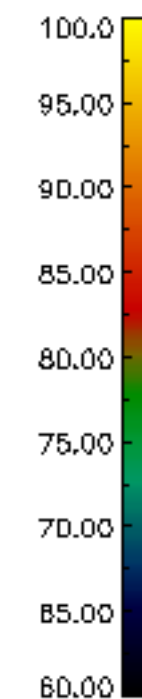
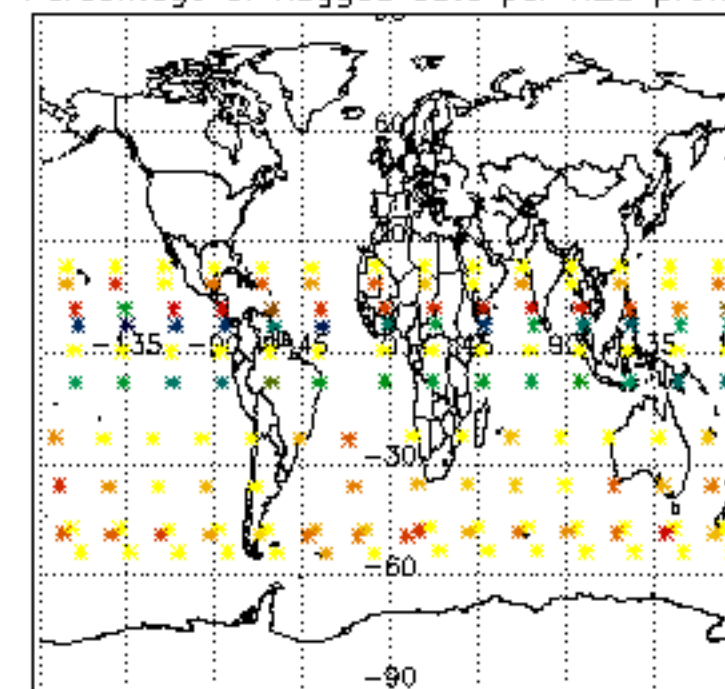




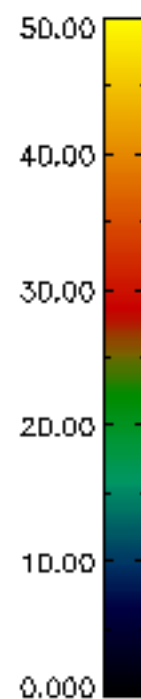
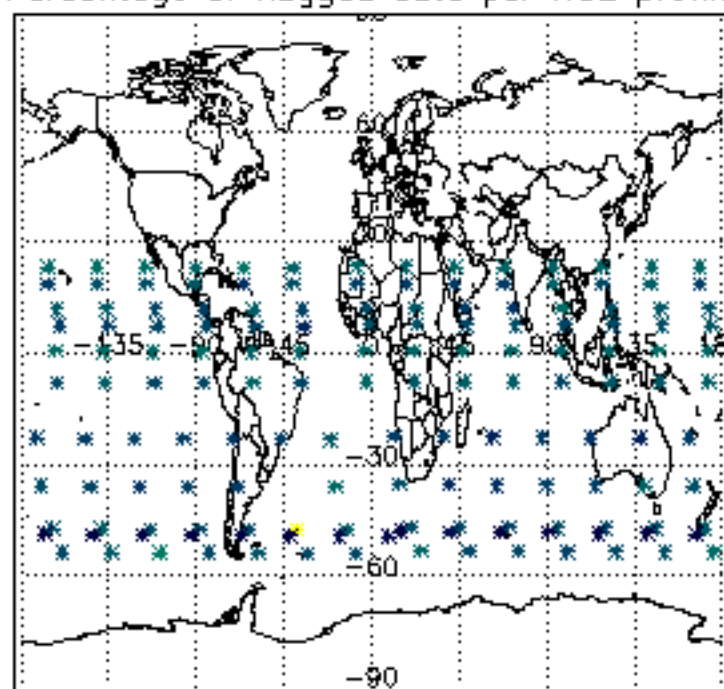
Percentage of flagged data per D3 profile



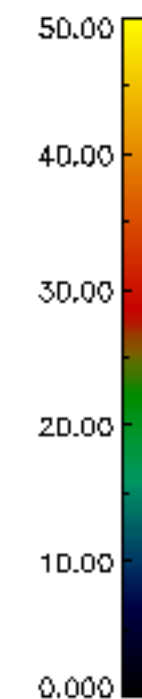
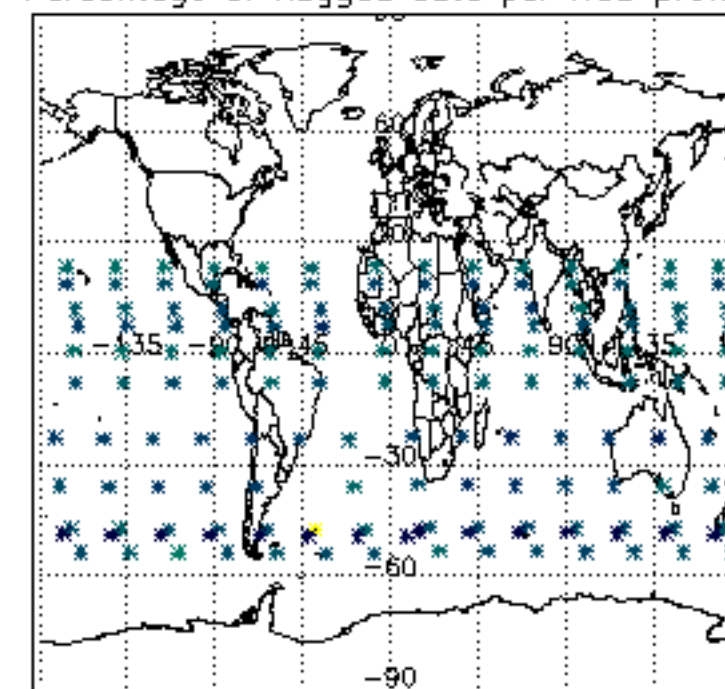
Percentage of flagged data per H2O profile

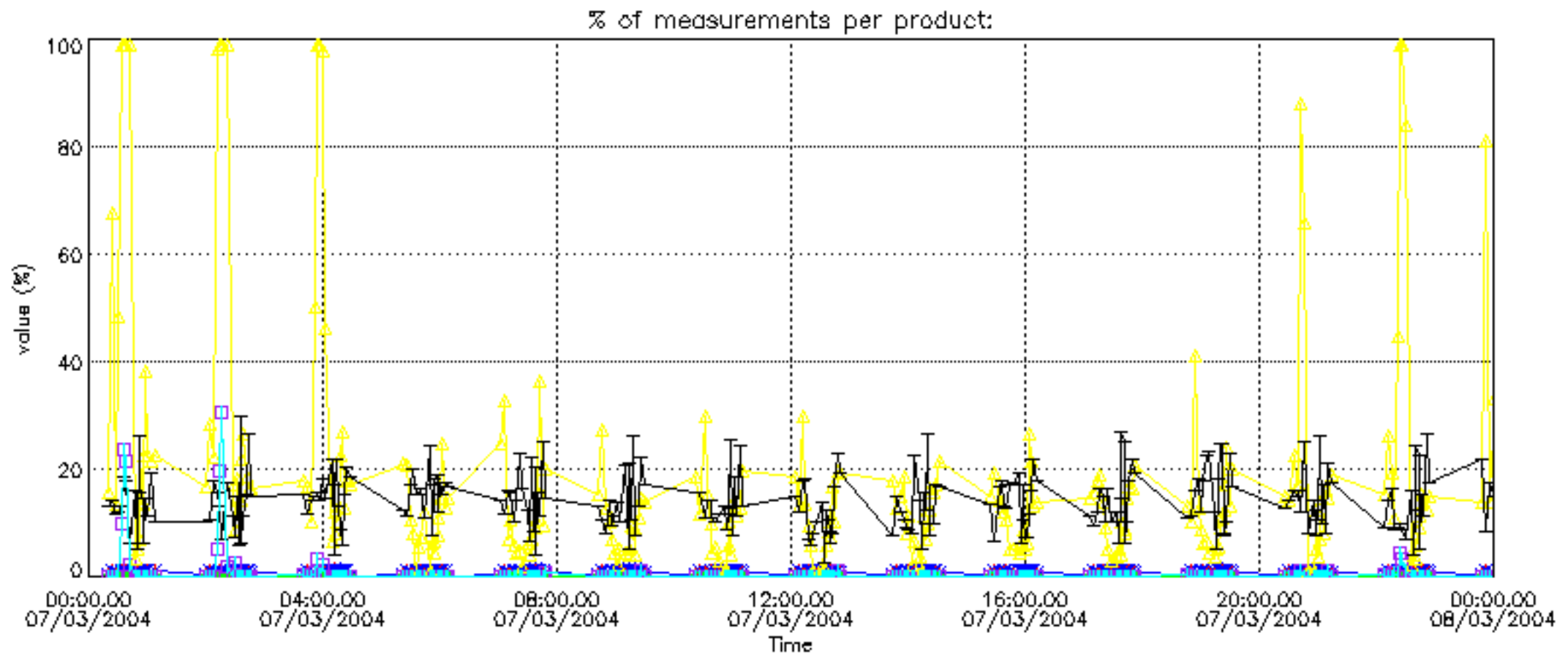


Percentage of flagged data per NO2 profile

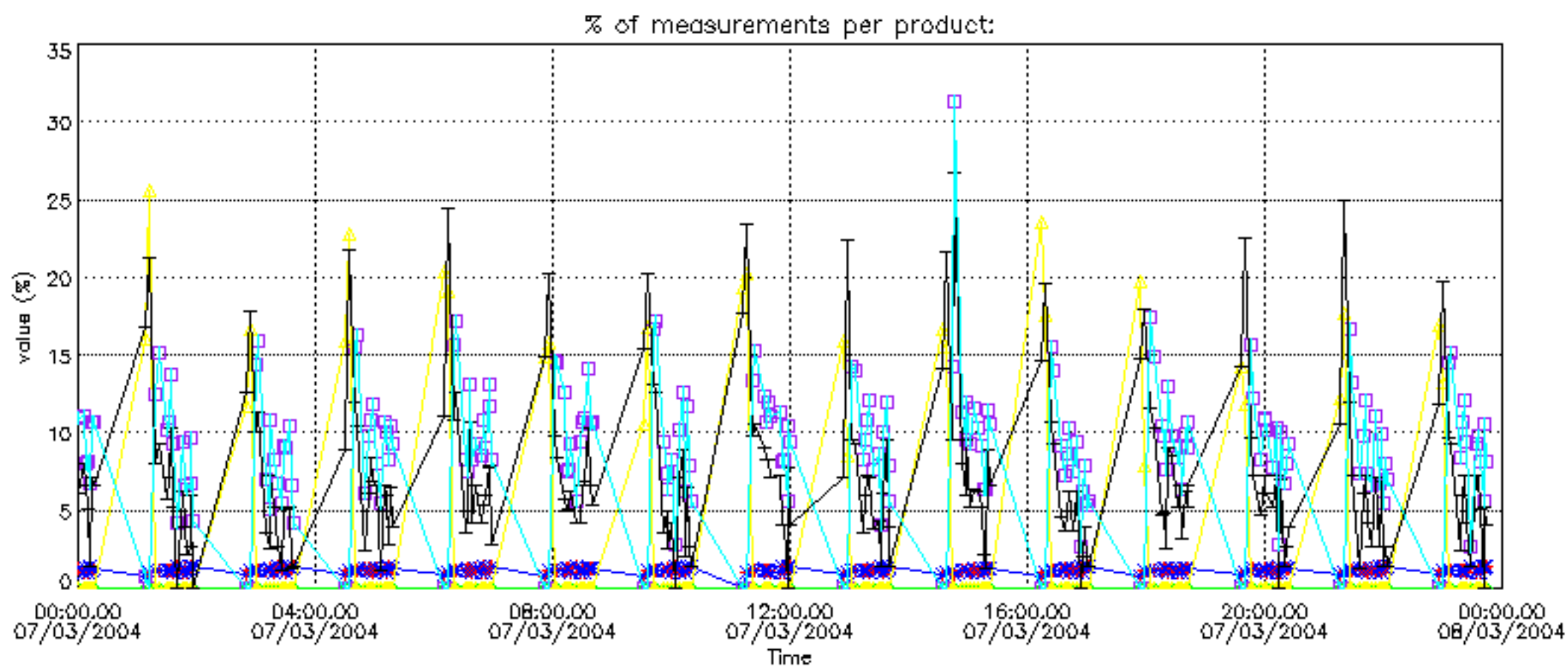


Percentage of flagged data per NO3 profile

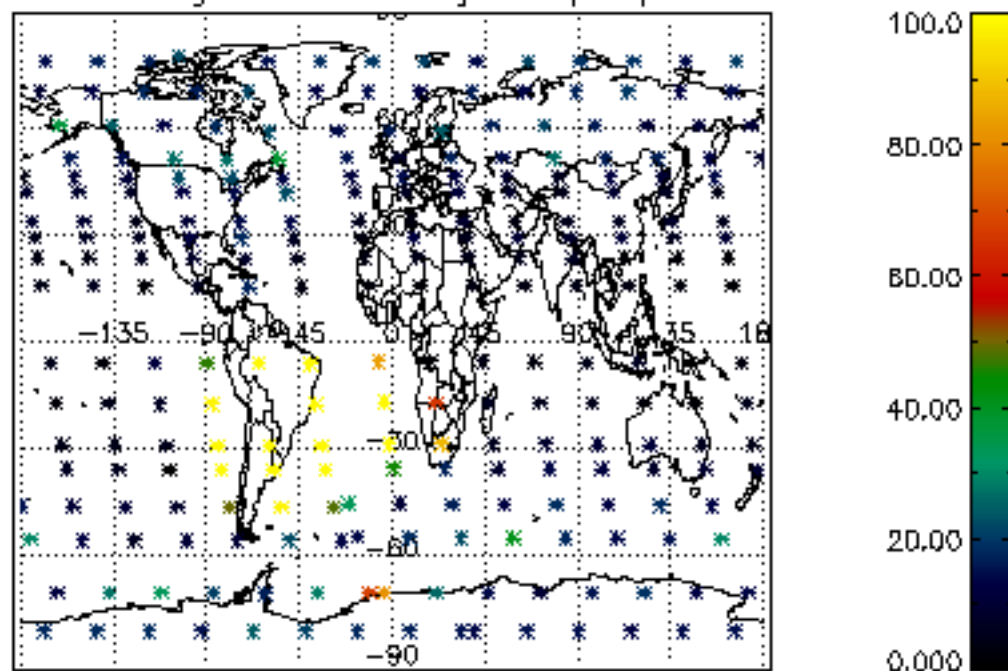




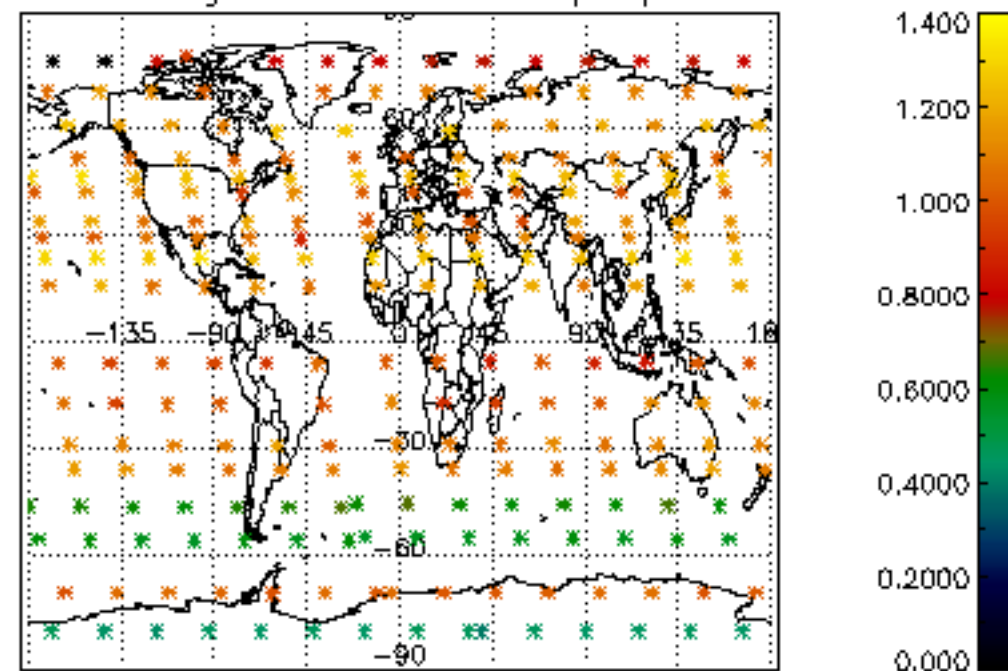




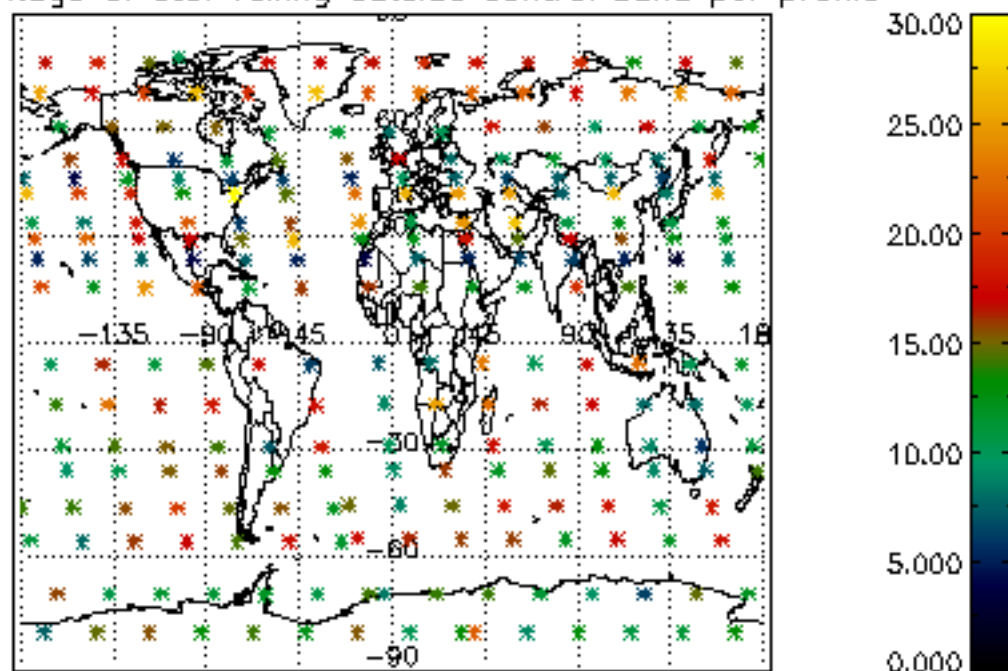
Percentage of cosmic ray hits per profile



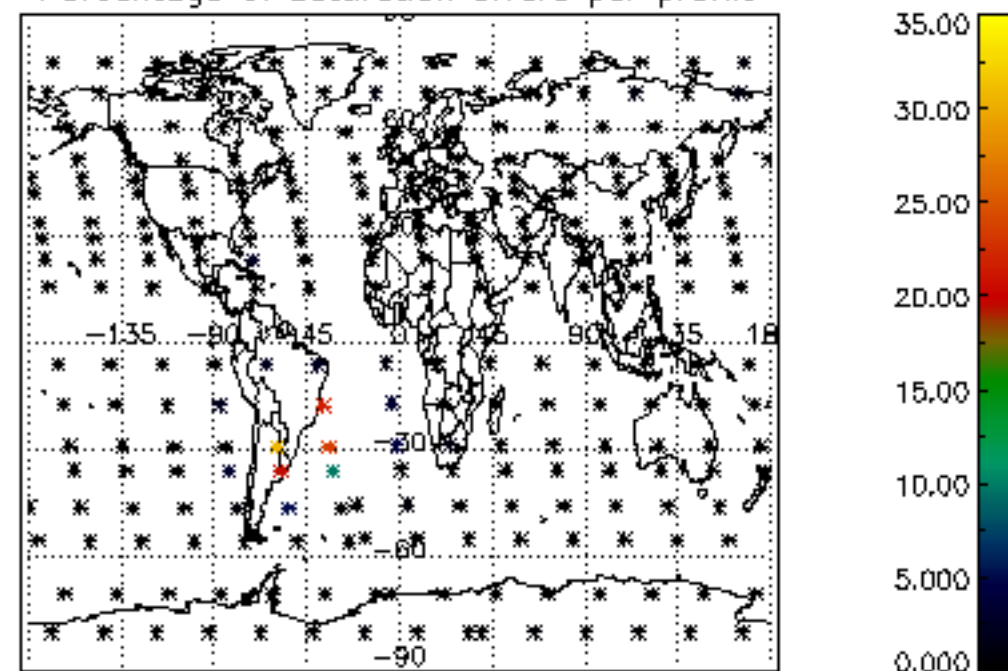
Percentage of datation errors per profile



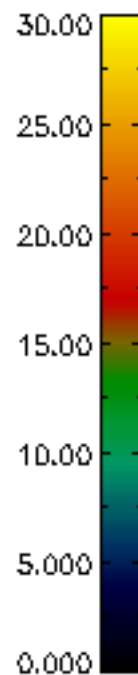
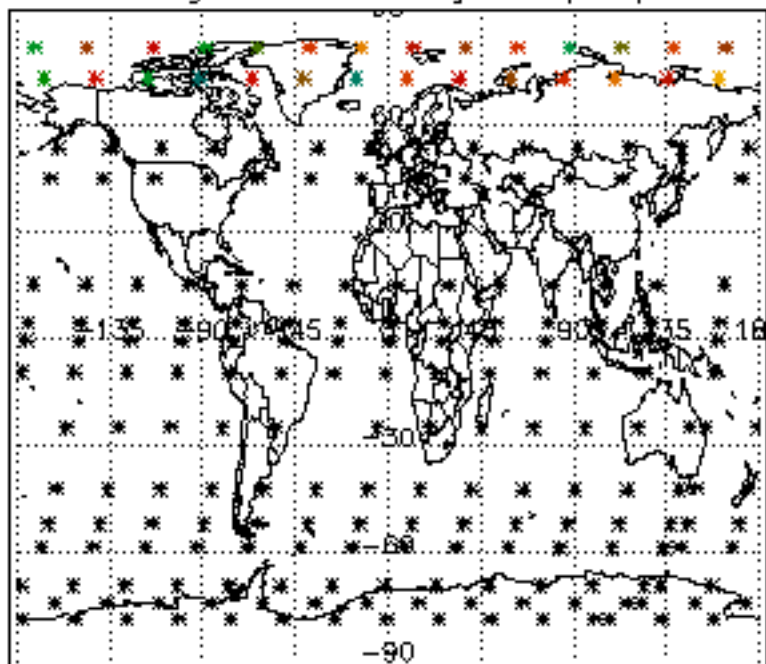
Percentage of star falling outside central band per profile



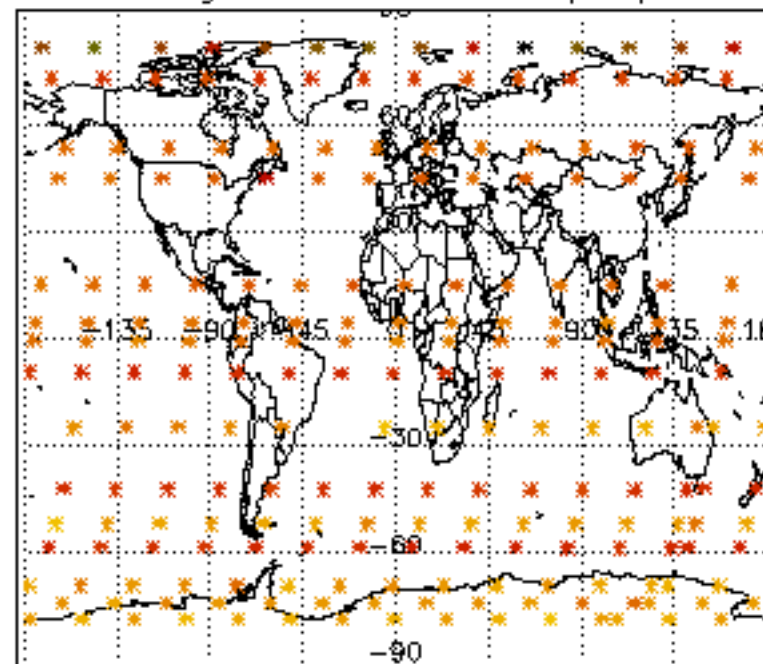
Percentage of saturation errors per profile



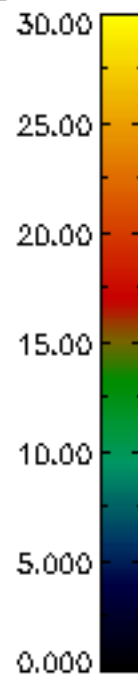
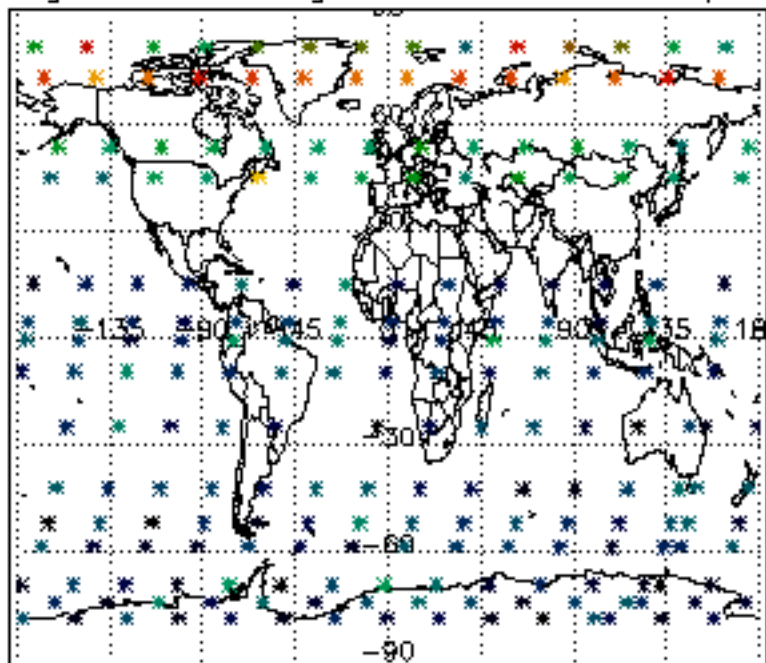
Percentage of cosmic ray hits per profile



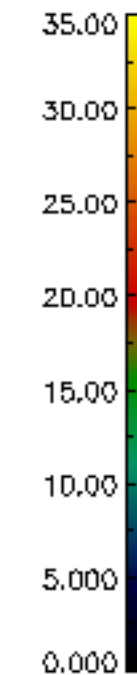
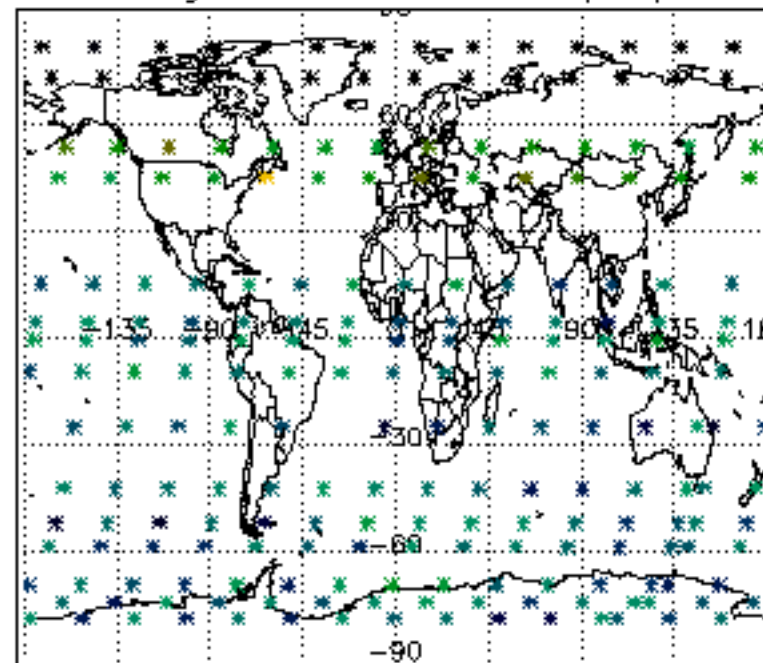
Percentage of datation errors per profile



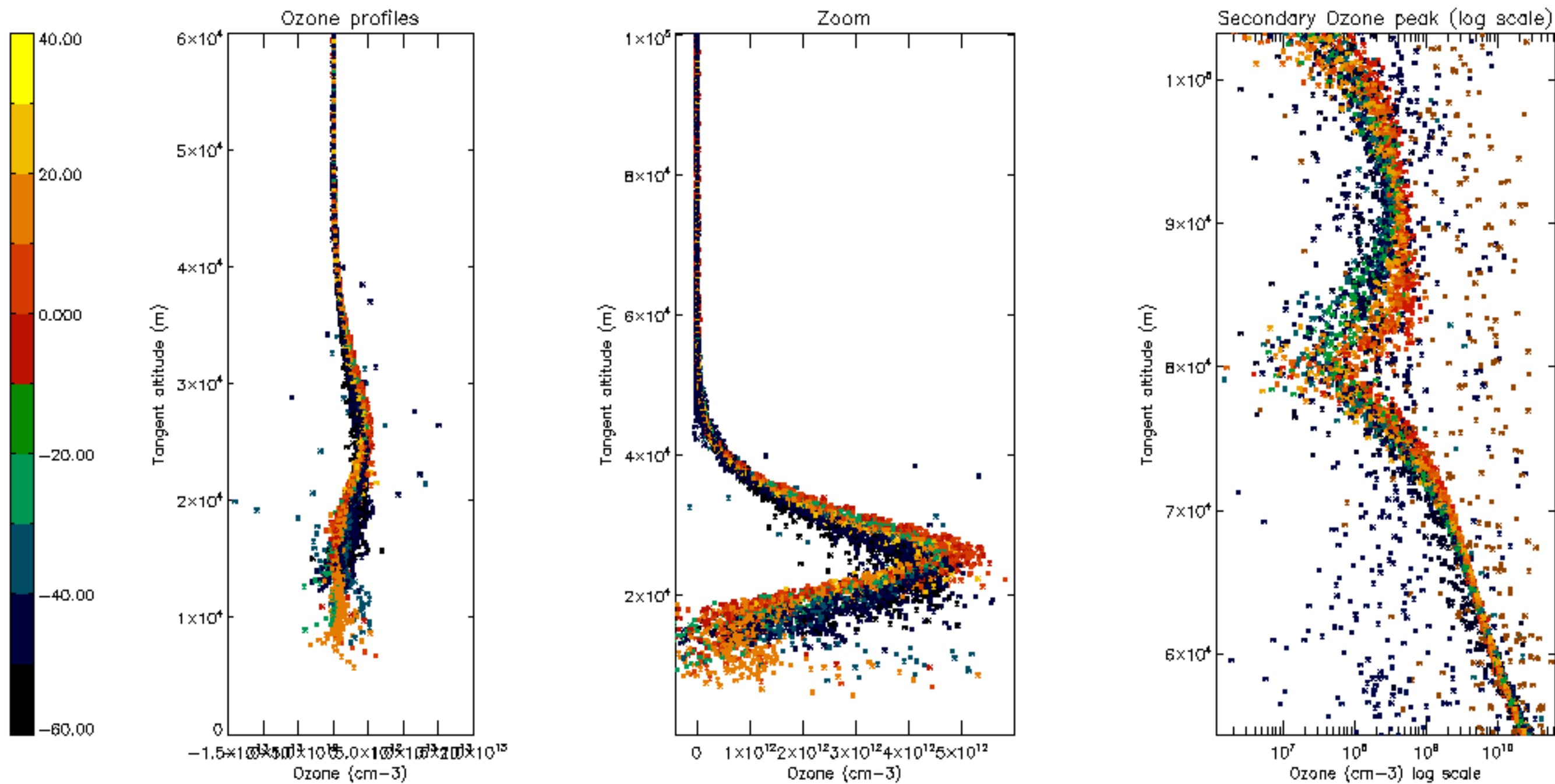
Percentage of star falling outside central band per profile

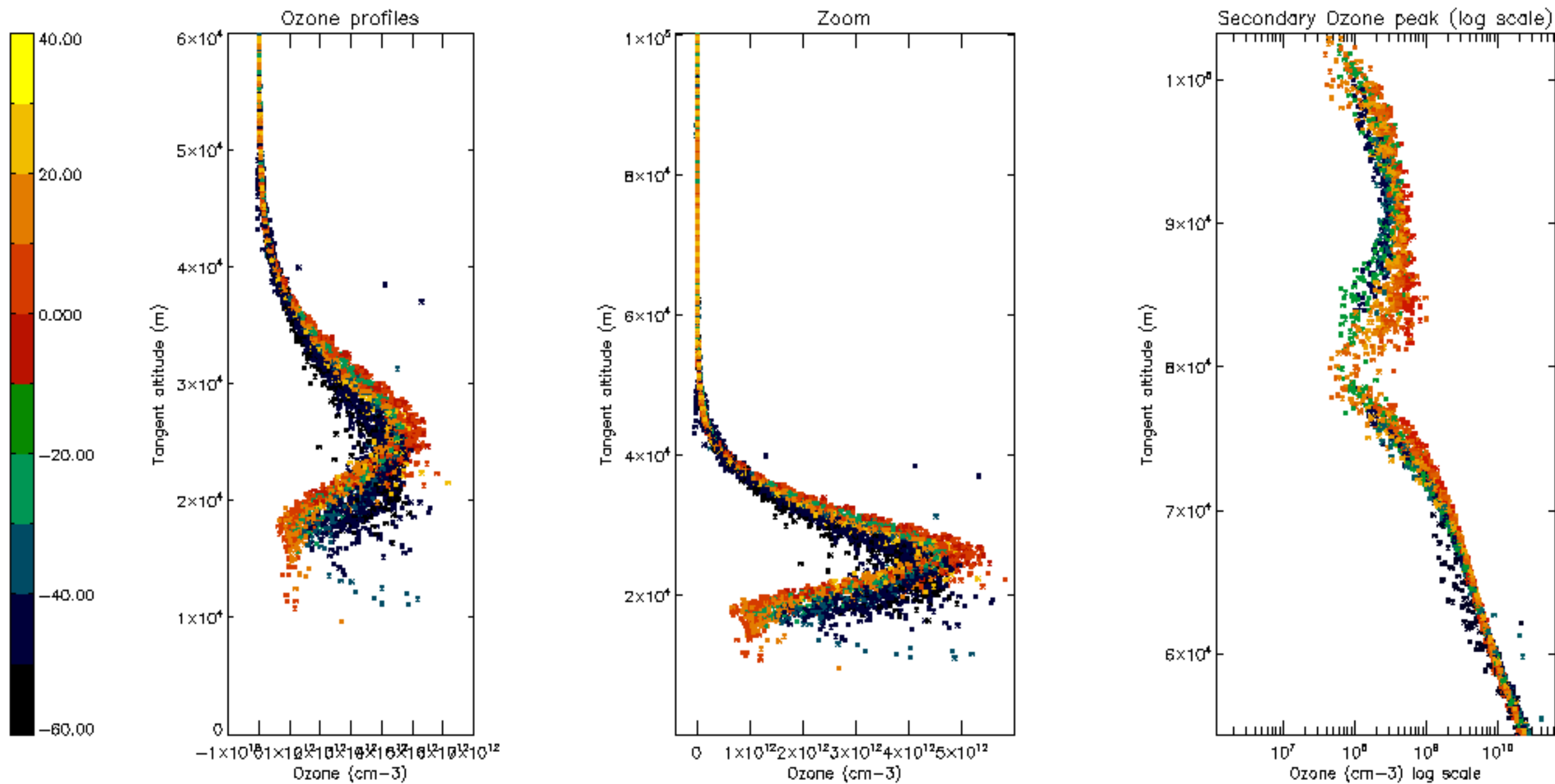


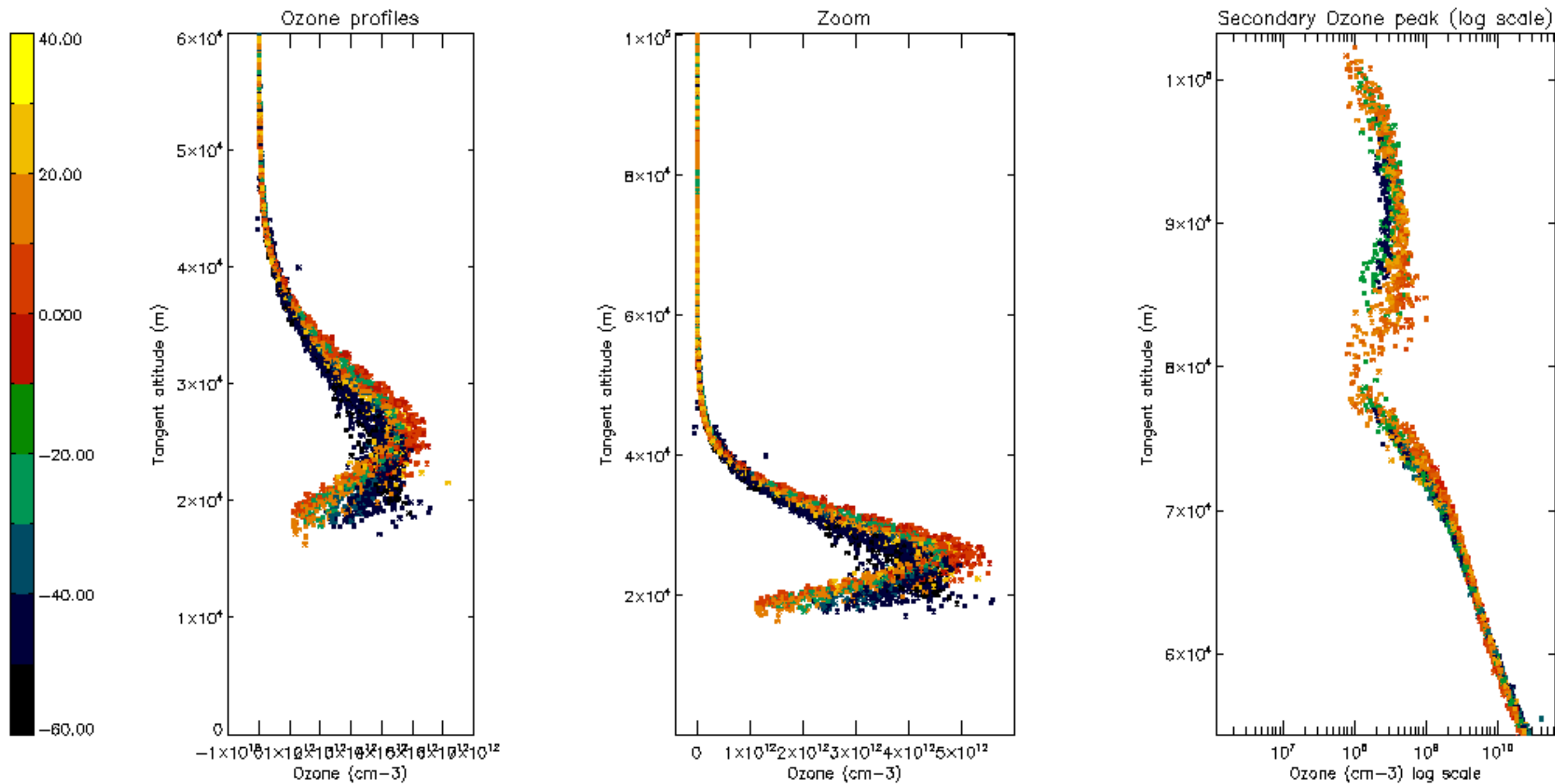
Percentage of saturation errors per profile



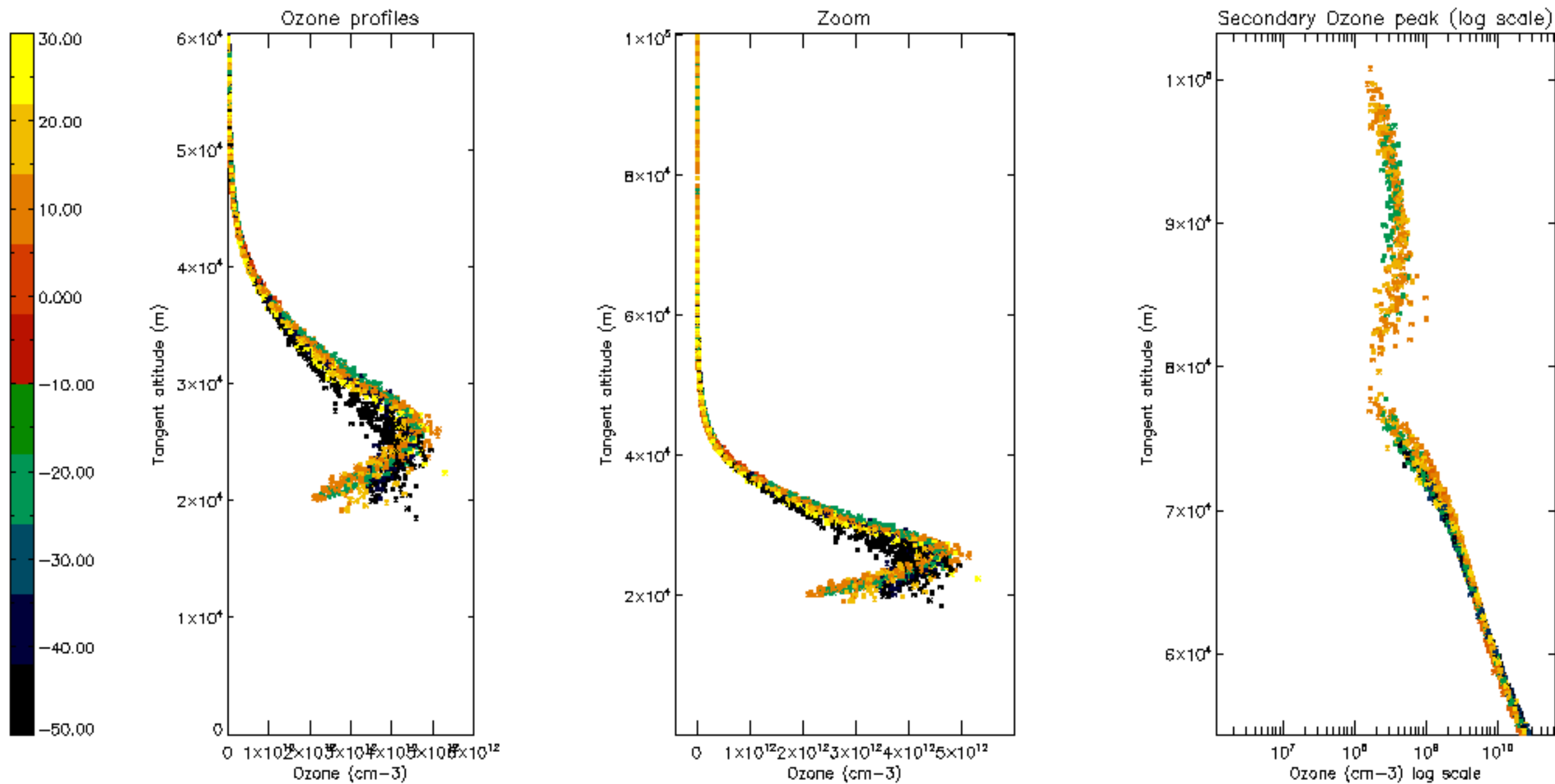


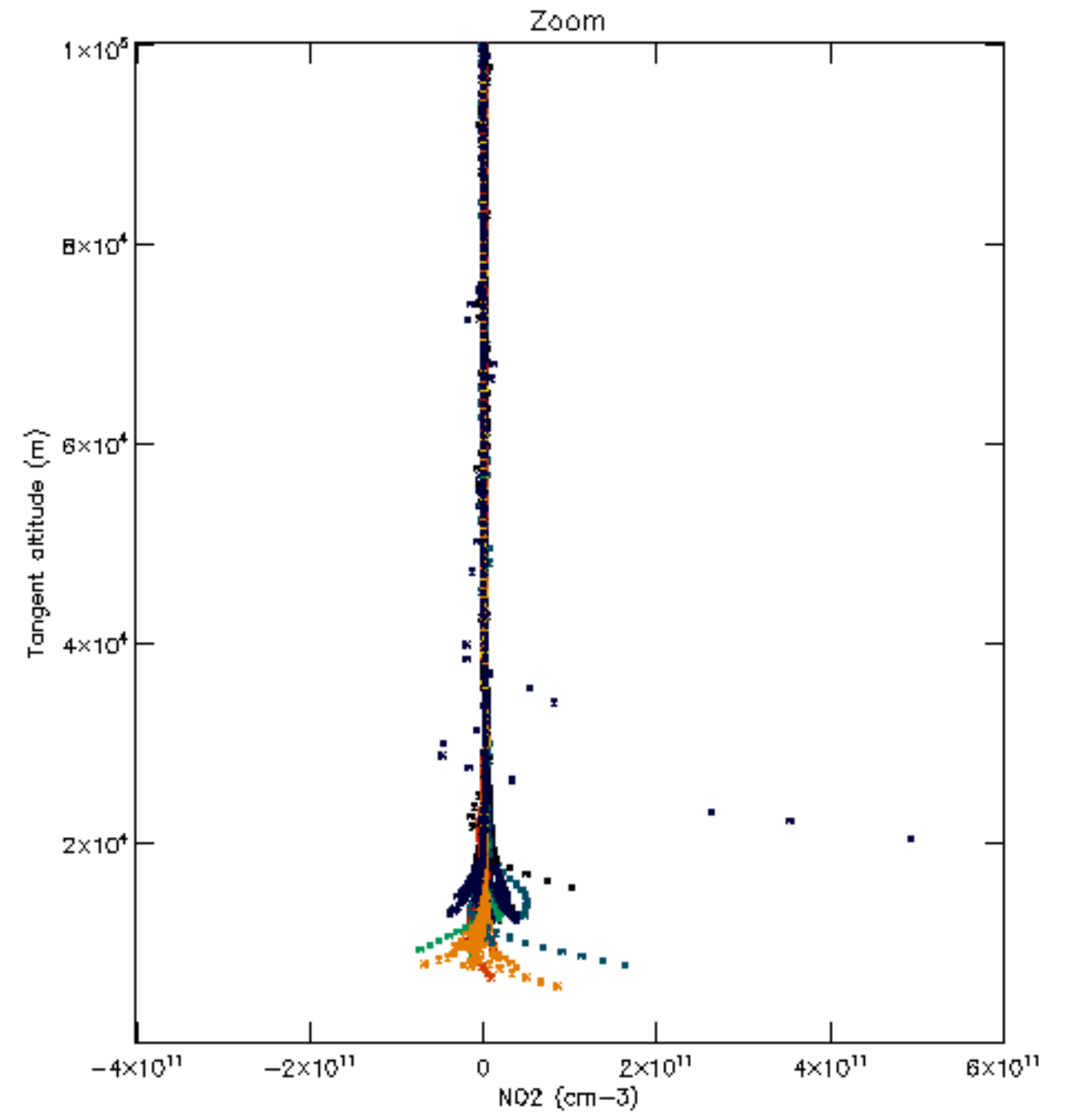
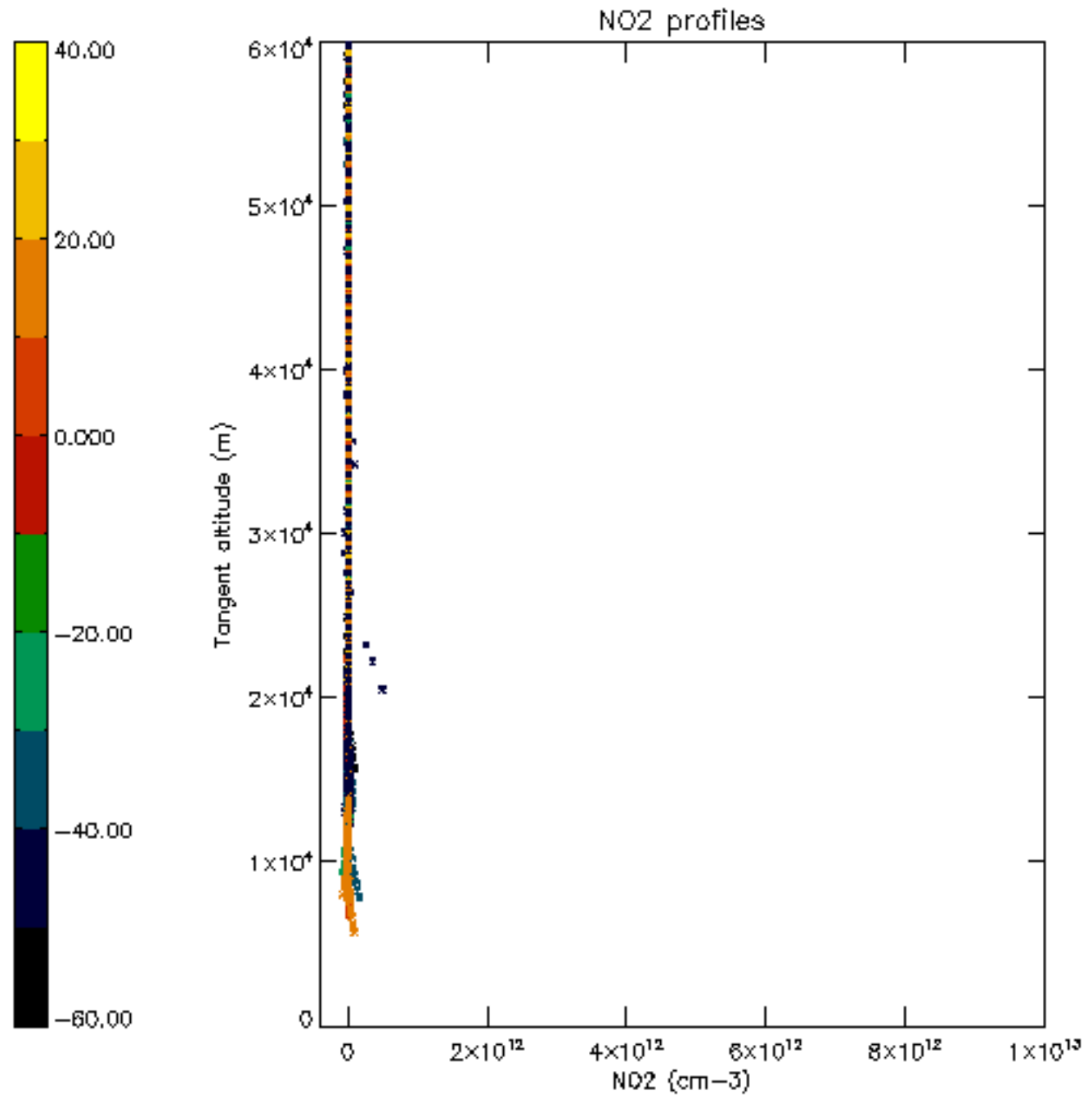


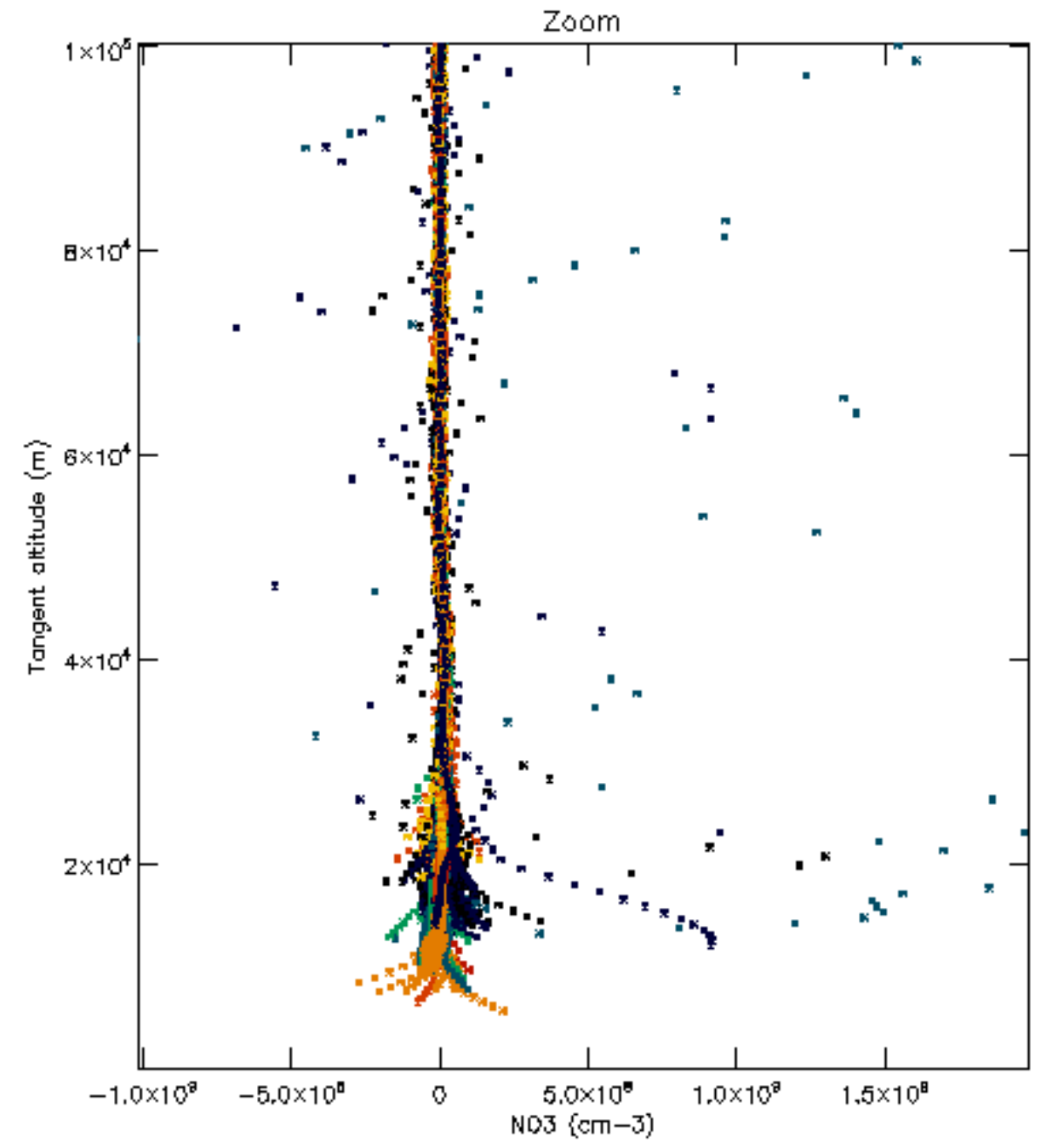
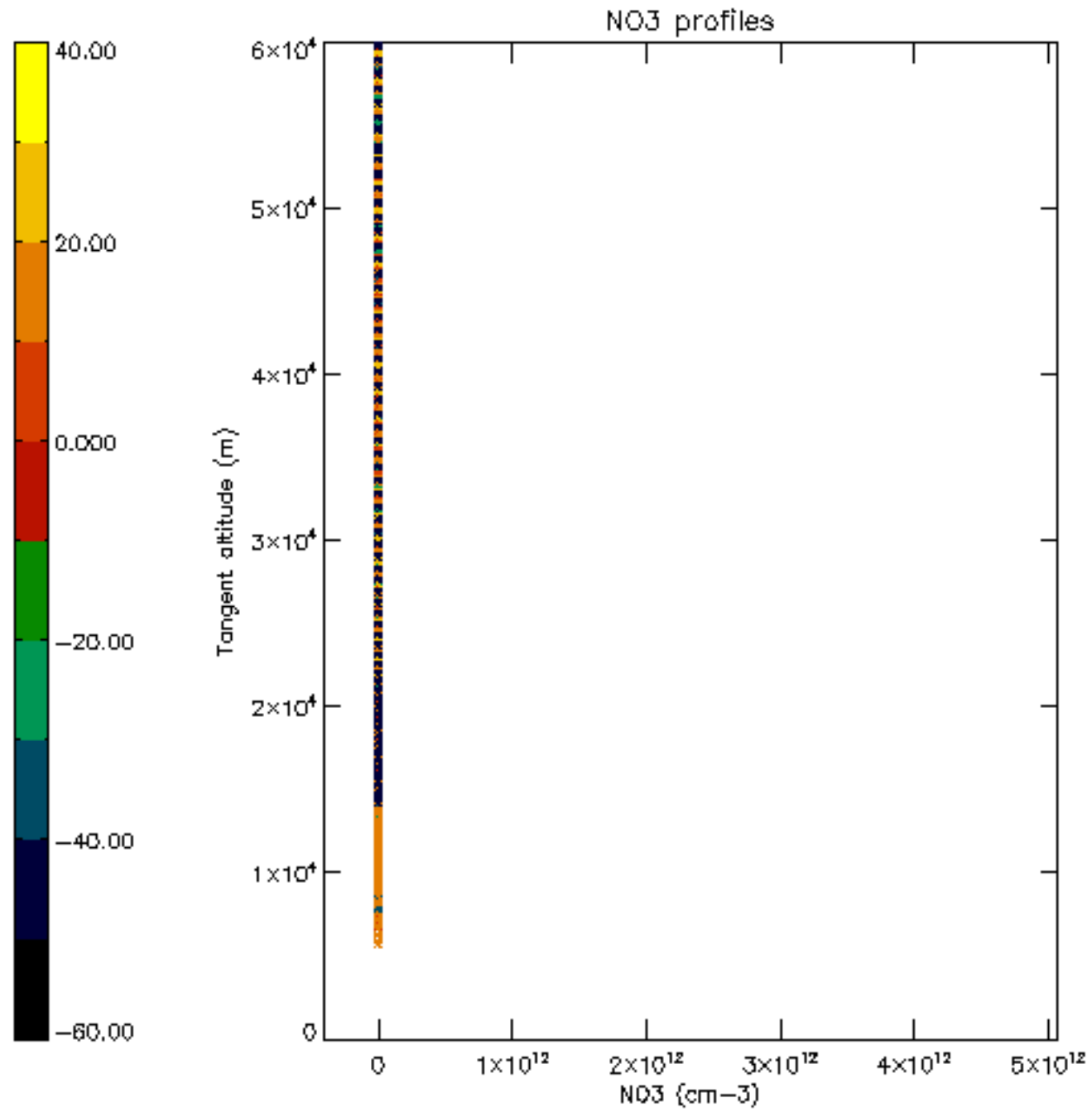




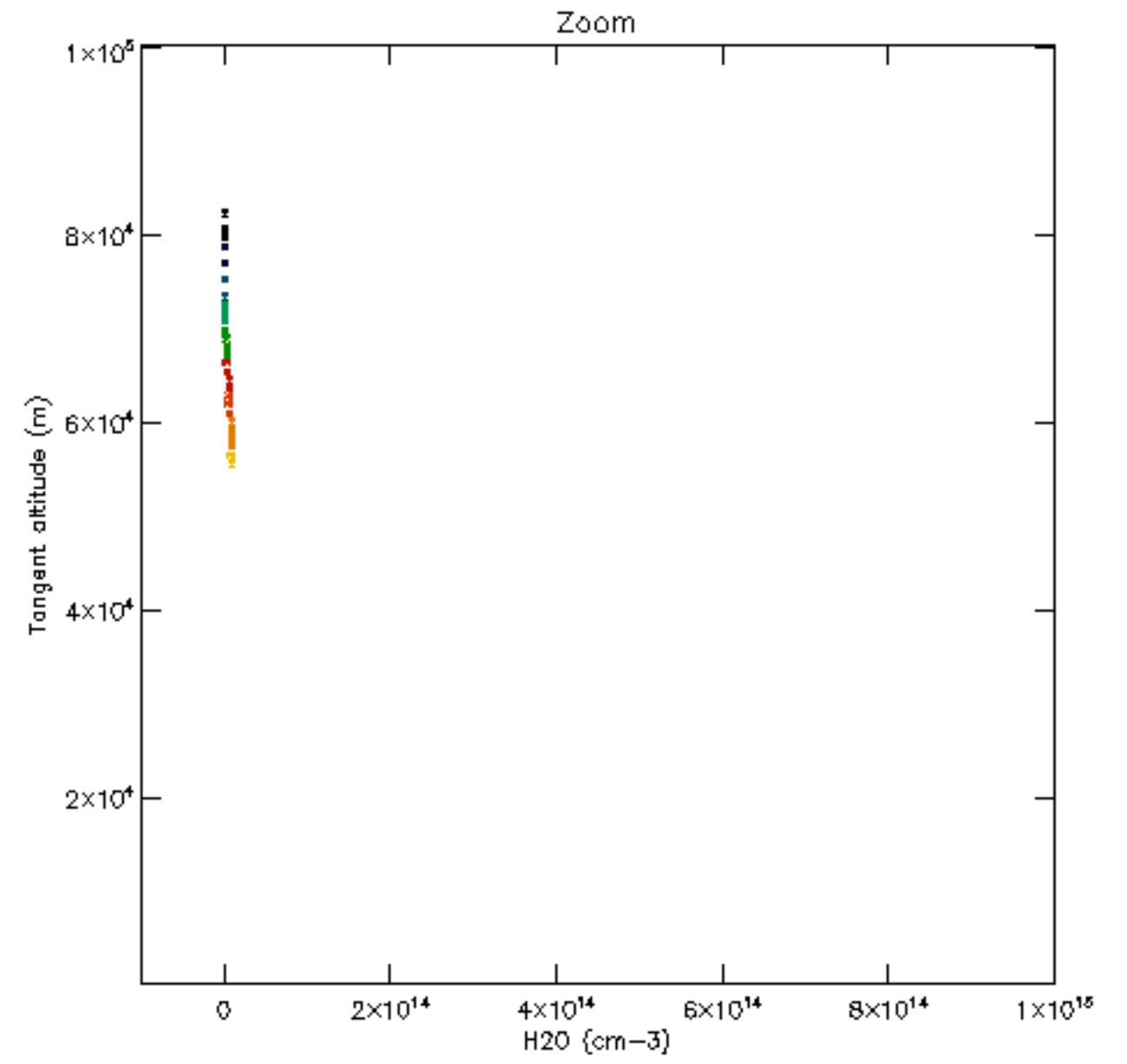
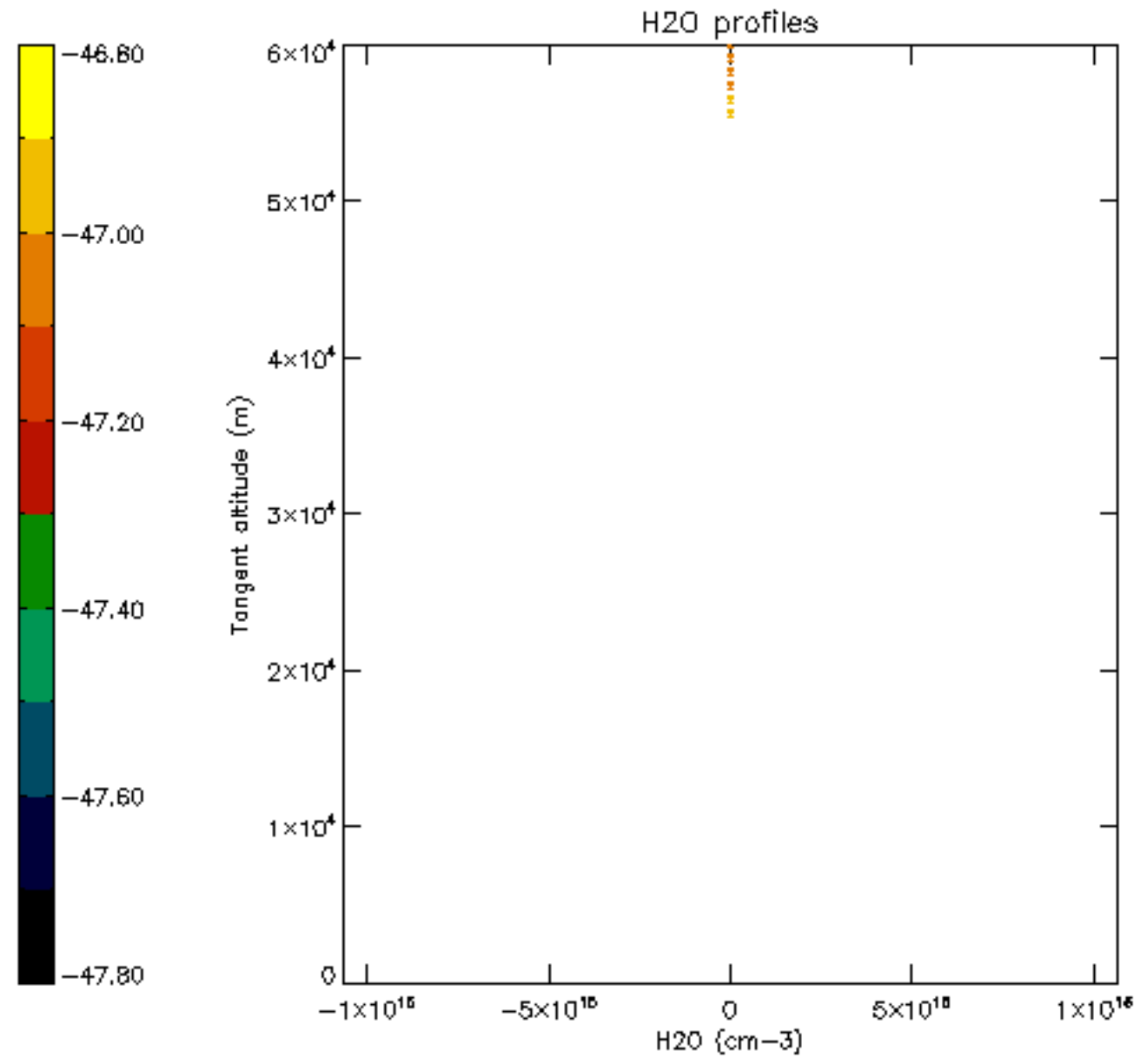


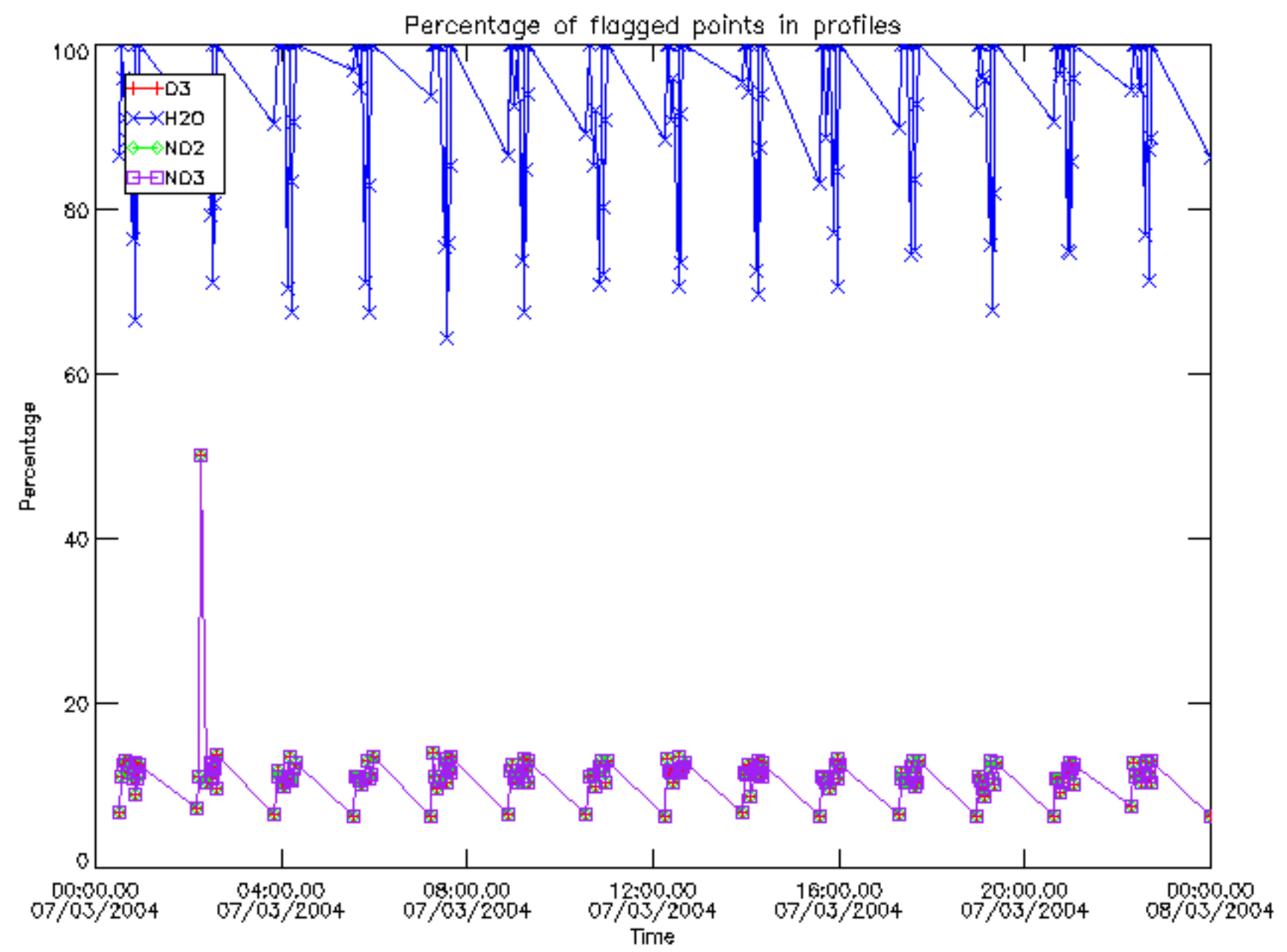




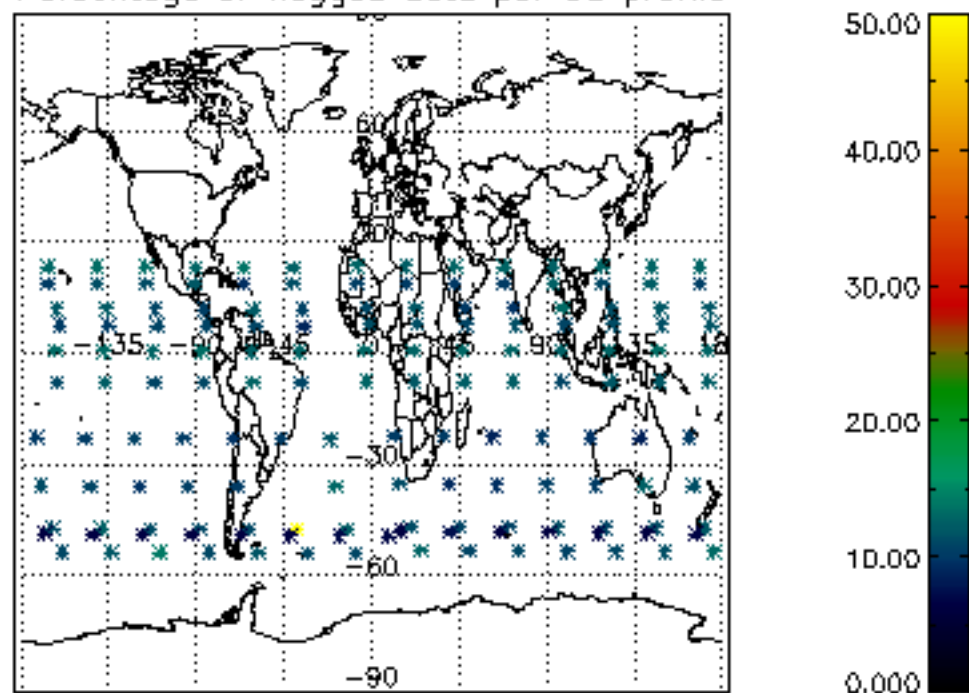




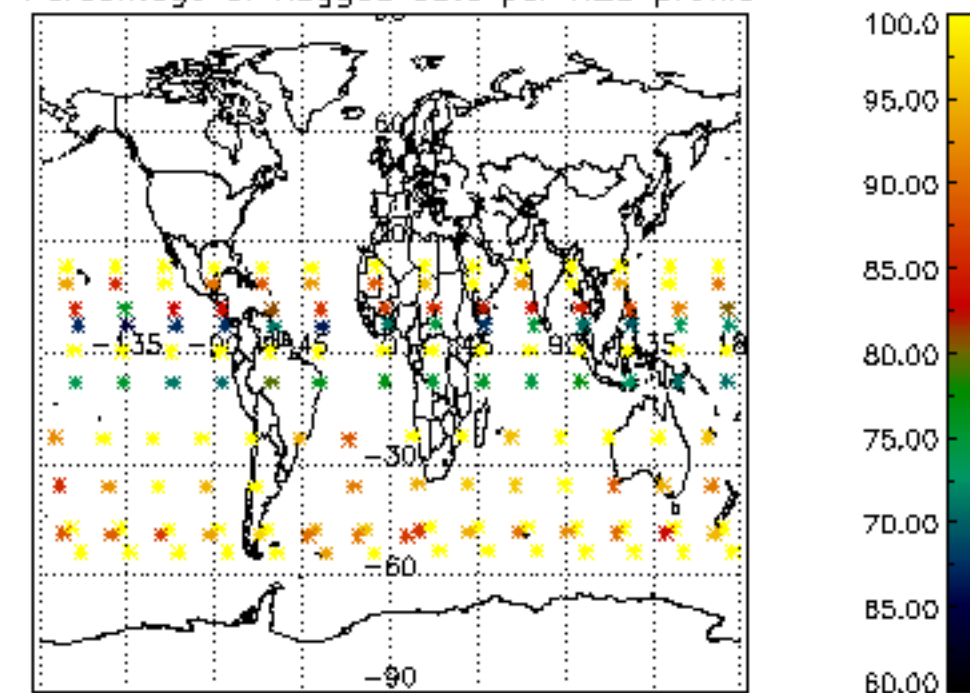




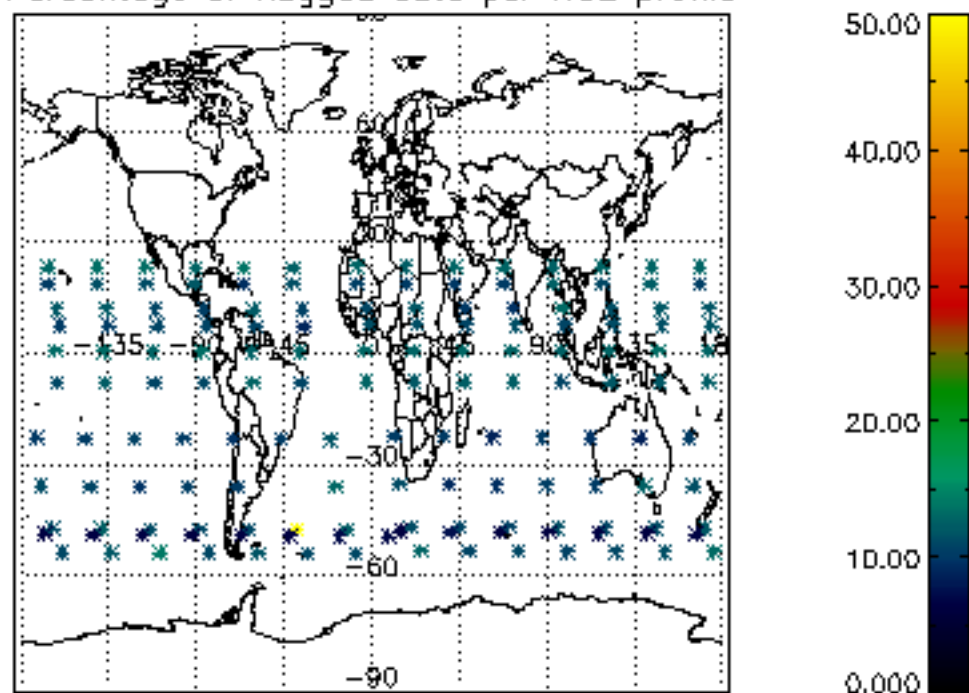
Percentage of flagged data per D3 profile



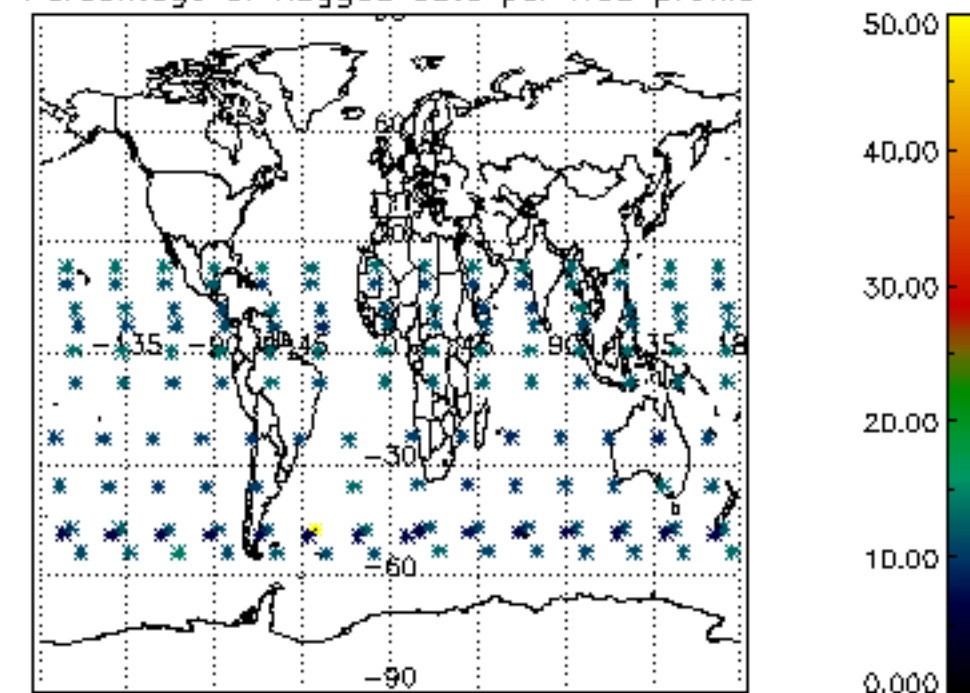
Percentage of flagged data per H2O profile

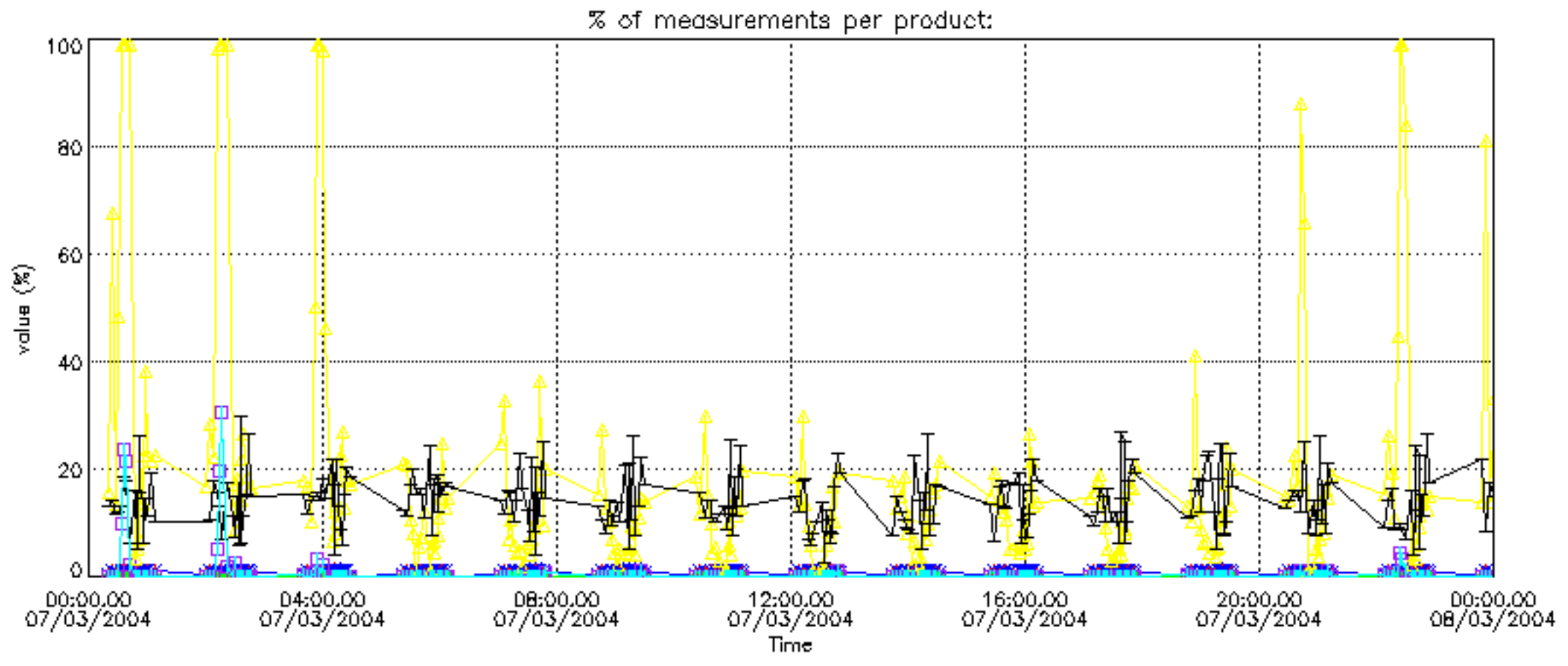


Percentage of flagged data per NO2 profile

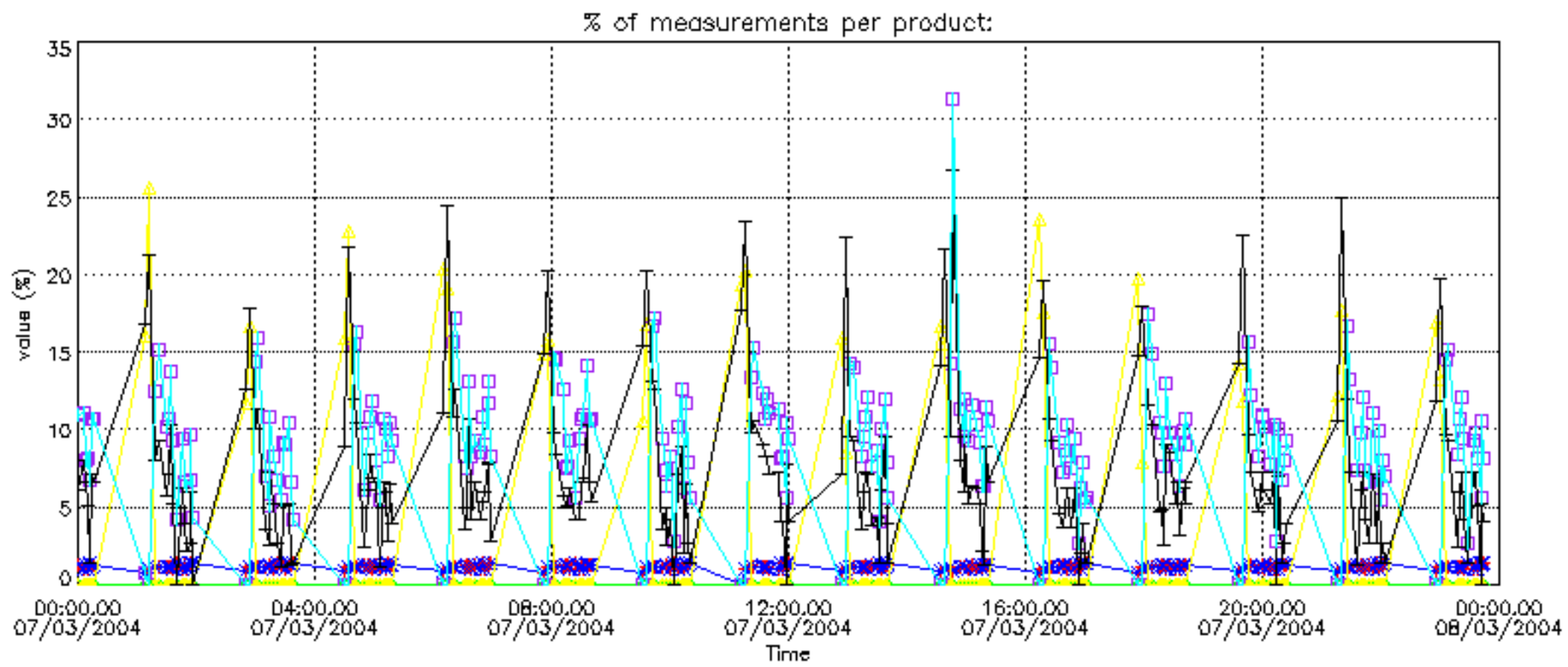


Percentage of flagged data per NO3 profile

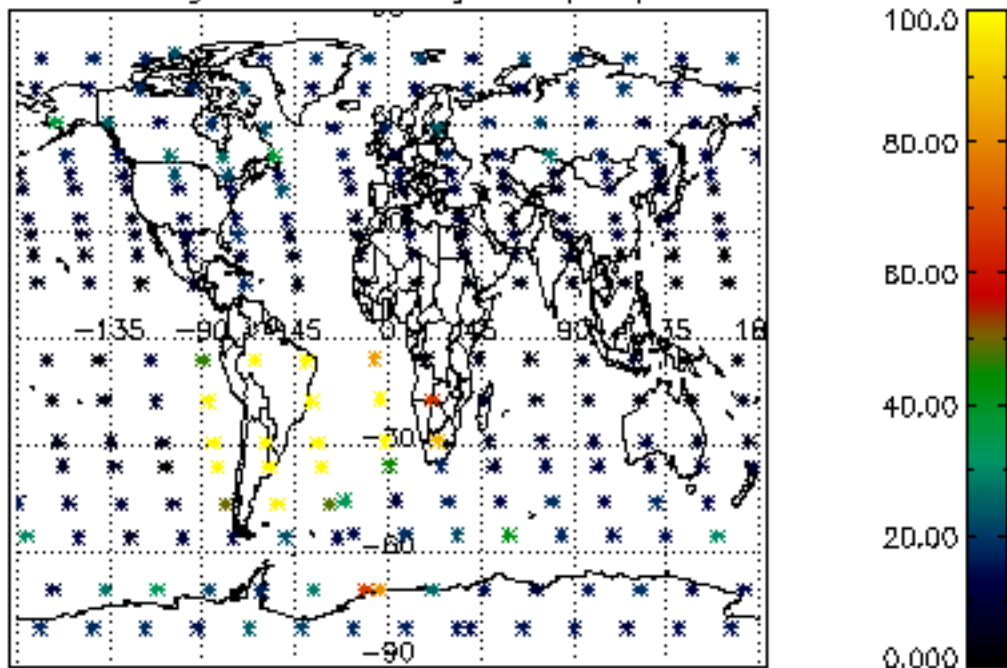




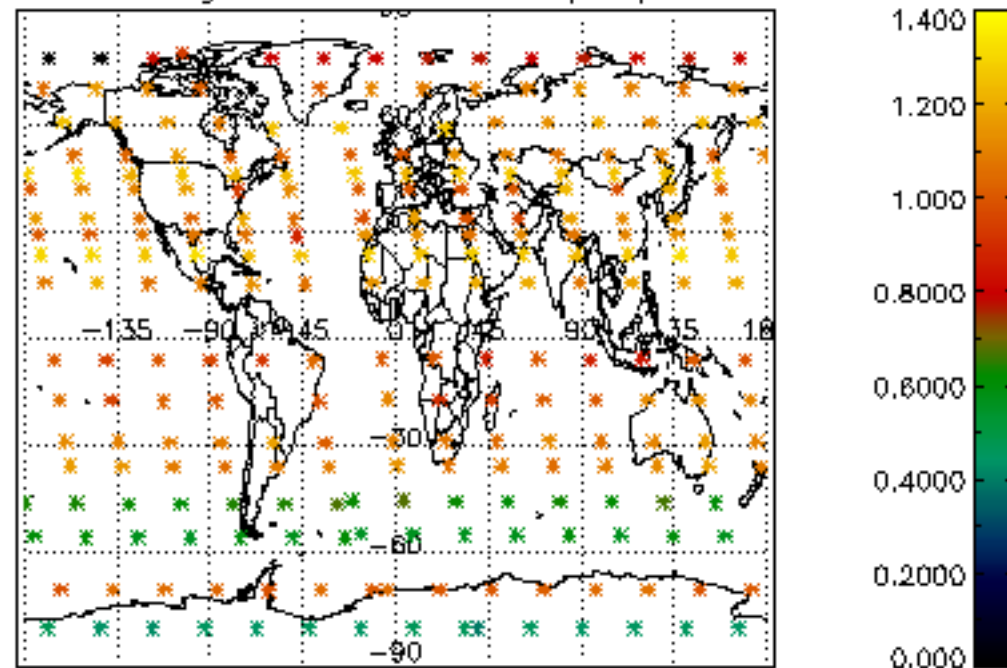




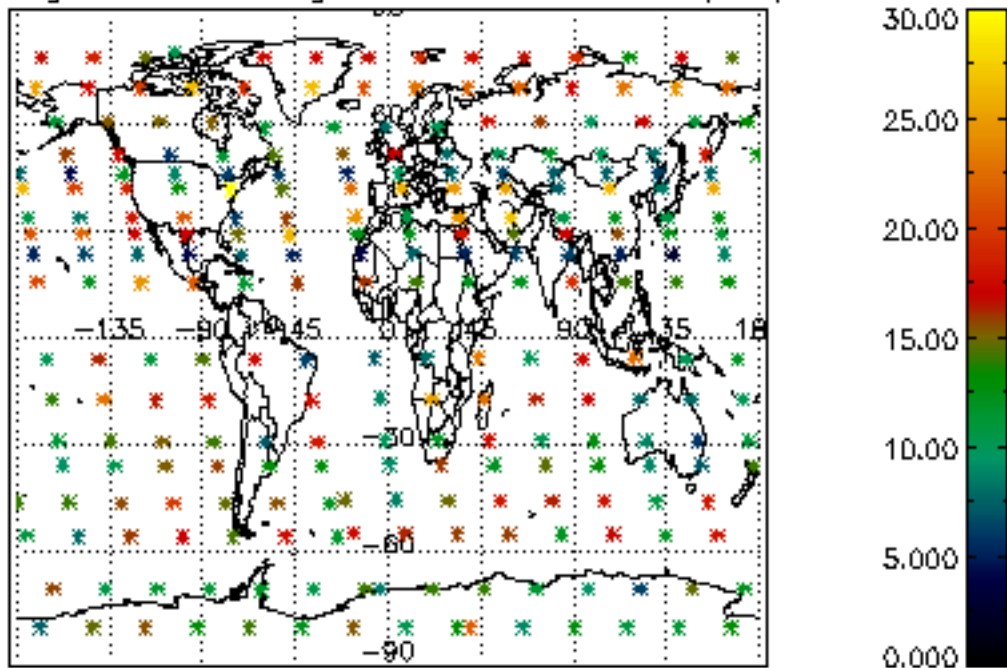
Percentage of cosmic ray hits per profile



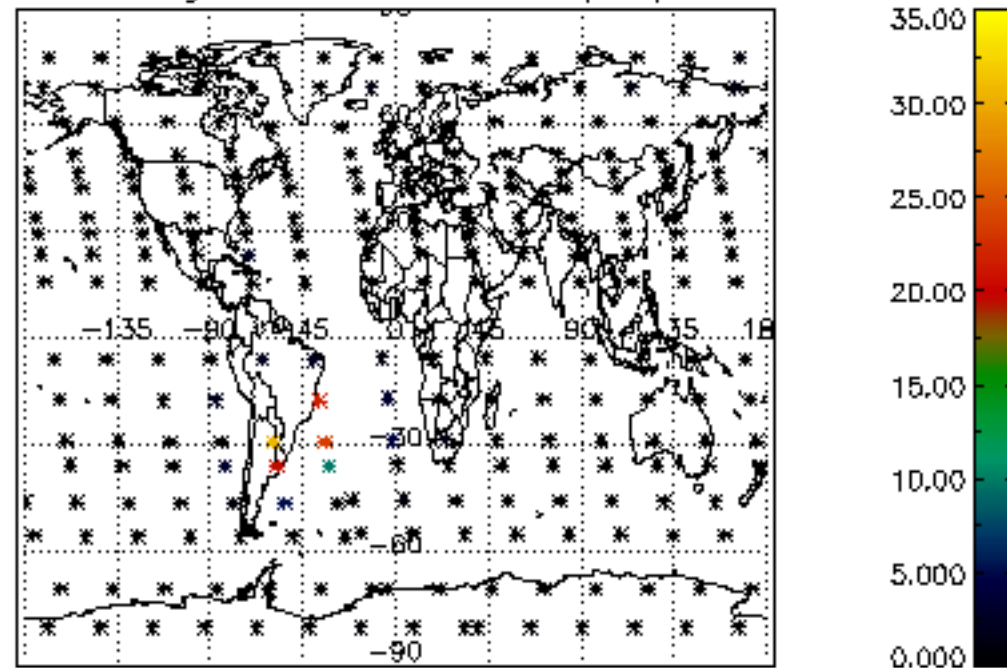
Percentage of datation errors per profile



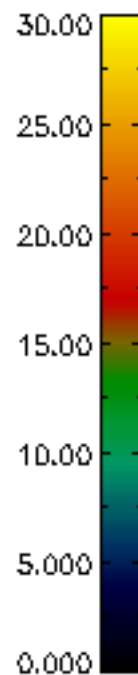
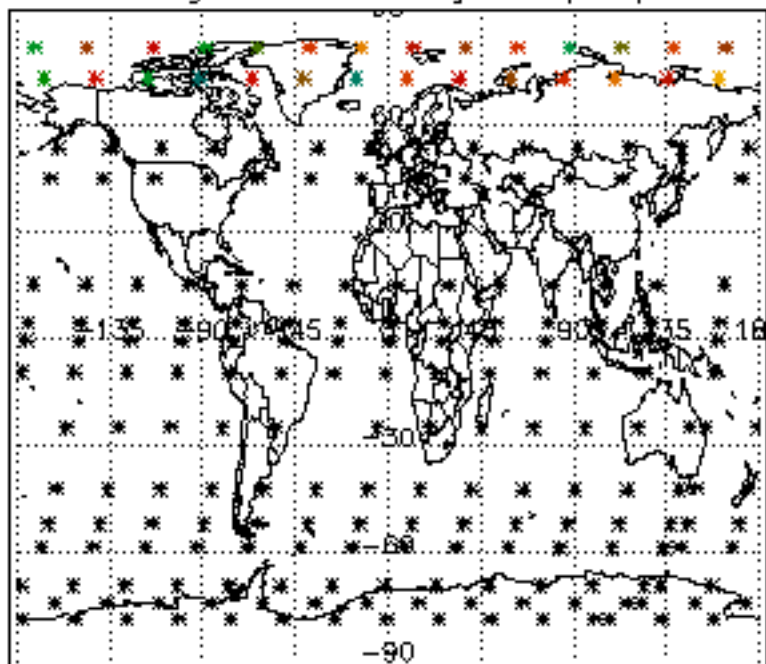
Percentage of star falling outside central band per profile



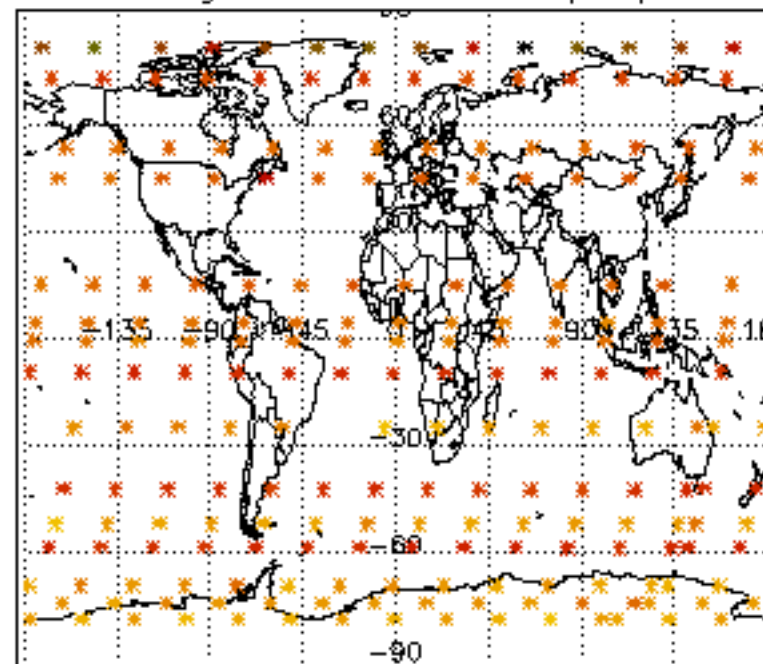
Percentage of saturation errors per profile



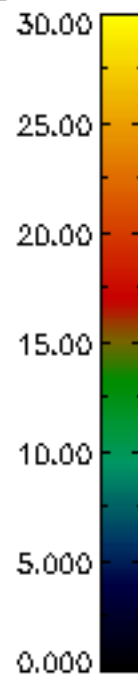
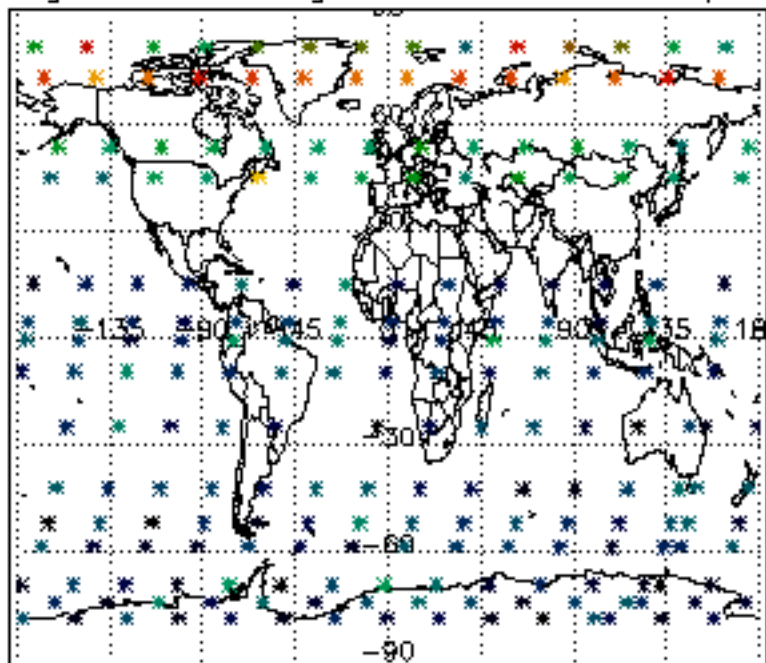
Percentage of cosmic ray hits per profile



Percentage of datation errors per profile



Percentage of star falling outside central band per profile



Percentage of saturation errors per profile

