

# GOMOS Level 2 Daily Report

## SUMMARY

### [1. General Info](#)

### [2. Summary of processed GOM\\_NL\\_2P products](#)

### [3. Level 2 Quality information per product](#)

#### [3.1 Plot of level 2 quality information per product \(time dependant\)](#)

#### [3.2 Plot of level 2 quality information per product \(world map\)](#)

### [4. Level 1 Quality information per product \(stored on level 2 products\)](#)

#### [4.1 Plot of level 1 quality information per product \(time dependant\)](#)

##### [4.1.1 Plot of level 1 quality information per product \(time dependant\): ASCENDING](#)

##### [4.1.2 Plot of level 1 quality information per product \(time dependant\): DESCENDING](#)

#### [4.2 Plot of level 1 quality information per product \(world map\)](#)

##### [4.2.1 Plot of level 1 quality information per product \(world map\): ASCENDING](#)

##### [4.2.2 Plot of level 1 quality information per product \(world map\): DESCENDING](#)

### [5. Ozone profiles based on quality statistics and other trace gas profiles](#)

#### [5.1 Ozone statistics based on quality of products](#)

#### [5.2 Plot ozone profiles for all STD \(dark without errors\)](#)

#### [5.3 Plot ozone profiles where STD < 20% \(dark without errors\)](#)

#### [5.4. Plot ozone profiles where STD < 10% \(dark without errors\)](#)

#### [5.5. Plot ozone profiles where STD < 5% \(dark without errors\)](#)

#### [5.6 Plot NO2 profiles for all STD \(dark without errors\)](#)

#### [5.7 Plot NO3 profiles for all STD \(dark without errors\)](#)

#### [5.8 Plot H2O profiles \(only for occultations of stars 1,2,3,4,13,14,16,26,63 dark without errors\) for all STD](#)

### [6. Auxiliary Data Files used for the production reported in section 2](#)

This report presents the daily analysis on parameters extracted from GOMOS level 2 data (GOM\_NL\_\_2P). It is intended to monitor some important parameters that will impact the quality of these products. A list of level 2 products (and content) that have arrived during the reporting day to the PCF is also given.

Item	Value
Time of report generation	18APR2013 20:50:28
Data source version	GOMOS/6.01
Start time of products	06-03-2004 (06MAR2004 00:00:00)
Stop time of products	07-03-2004 (07MAR2004 00:00:00)
Store outputs in DB	Yes
Nb of level 2 prods	222
Nb of prods with errors	0

## 2. Summary of processed GOM\_NL\_\_2P products.

Nr	Filename	UTC Start time	Limb	Duration	Star Id	Star Name	Star Mag	Star Temp	Nb Meas	Orbit	Prod. error
1	GOM_NL__2PRFIN20040306_130333_000000422024_00468_10542_0219.N1	06-MAR-2004 13:03:33	Dark	42.000	43	Alp TrA	1.9100	4250.0	84	10542	No
2	GOM_NL__2PRFIN20040306_130547_000000392024_00468_10542_0220.N1	06-MAR-2004 13:05:47	Dark	38.500	145	Gam TrA	2.8720	10600.	77	10542	No
3	GOM_NL__2PRFIN20040306_130718_000000462024_00468_10542_0221.N1	06-MAR-2004 13:07:18	Dark	45.500	4	Alp1Cen	-0.010000	5800.0	91	10542	No
4	GOM_NL__2PRFIN20040306_130836_000000442024_00468_10542_0222.N1	06-MAR-2004 13:08:36	Dark	44.000	10	Bet Cen	0.61000	28000.	88	10542	No
5	GOM_NL__2PRFIN20040306_131056_000000412024_00468_10542_0223.N1	06-MAR-2004 13:10:56	Dark	40.500	12	Alp1Cru	0.77500	30000.	81	10542	No
6	GOM_NL__2PRFIN20040306_131208_000000412024_00468_10542_0224.N1	06-MAR-2004 13:12:08	Dark	40.500	129	Del Cru	2.7930	26000.	81	10542	No
7	GOM_NL__2PRFIN20040306_131338_000000462024_00468_10542_0225.N1	06-MAR-2004 13:13:38	Dark	45.500	64	Gam Cen	2.2000	10600.	91	10542	No
8	GOM_NL__2PRFIN20040306_131554_000000382024_00468_10542_0226.N1	06-MAR-2004 13:15:54	Straylight	37.500	91	Kap Vel	2.4900	26000.	75	10542	No
9	GOM_NL__2PRFIN20040306_131912_000000512024_00468_10542_0227.N1	06-MAR-2004 13:19:12	Straylight	51.000	65	Lam Vel	2.2040	4400.0	102	10542	No
10	GOM_NL__2PRFIN20040306_132202_000000672024_00468_10542_0228.N1	06-MAR-2004 13:22:02	Straylight	66.500	106	9Bet Crv	2.6480	5600.0	133	10542	No
11	GOM_NL__2PRFIN20040306_132445_000000632024_00468_10542_0229.N1	06-MAR-2004 13:24:45	Straylight	63.000	100	4Gam Crv	2.5800	13100.	126	10542	No
12	GOM_NL__2PRFIN20040306_132839_000000492024_00468_10542_0230.N1	06-MAR-2004 13:28:39	Twilight_stray	48.500	48	30Alp Hya	1.9770	4100.0	97	10542	No
13	GOM_NL__2PRFIN20040306_133429_000000422024_00468_10542_0231.N1	06-MAR-2004 13:34:29	Bright	42.000	22	32Alp Leo	1.3600	15200.	84	10542	No
14	GOM_NL__2PRFIN20040306_133656_000000432024_00468_10542_0232.N1	06-MAR-2004 13:36:56	Bright	43.000	51	41Gam1Leo	2.0100	4500.0	86	10542	No
15	GOM_NL__2PRFIN20040306_134008_000000432024_00468_10542_0233.N1	06-MAR-2004 13:40:08	Bright	42.500	17	78Bet Gem	1.1610	4500.0	85	10542	No
16	GOM_NL__2PRFIN20040306_134524_000000452024_00468_10542_0234.N1	06-MAR-2004 13:45:24	Bright	44.500	174	52Psi UMa	3.0040	4400.0	89	10542	No
17	GOM_NL__2PRFIN20040306_134822_000000412024_00468_10542_0235.N1	06-MAR-2004 13:48:22	Bright	41.000	82	48Bet UMa	2.3650	10600.	82	10542	No
18	GOM_NL__2PRFIN20040306_134947_000000412024_00468_10542_0236.N1	06-MAR-2004 13:49:47	Bright	40.500	36	50Alp UMa	1.8000	6300.0	81	10542	No
19	GOM_NL__2PRFIN20040306_135222_000000492024_00468_10542_0237.N1	06-MAR-2004 13:52:22	Bright	48.500	32	77Eps UMa	1.7630	11000.	97	10542	No
20	GOM_NL__2PRFIN20040306_135351_000000492024_00468_10542_0238.N1	06-MAR-2004 13:53:51	Bright	49.000	55	79Zet UMa	2.0600	10200.	98	10542	No
21	GOM_NL__2PRFIN20040306_135630_000000342024_00468_10542_0239.N1	06-MAR-2004 13:56:30	Bright	34.000	49	1Alp UMi	1.9900	6300.0	68	10542	No
22	GOM_NL__2PRFIN20040306_140129_000000472024_00468_10542_0240.N1	06-MAR-2004 14:01:29	Bright	47.000	119	14Eta Dra	2.7270	4700.0	94	10542	No
23	GOM_NL__2PRFIN20040306_140409_000000382024_00468_10542_0241.N1	06-MAR-2004 14:04:09	Bright	37.500	89	5Alp Cep	2.4510	8000.0	75	10542	No
24	GOM_NL__2PRFIN20040306_140608_000000522024_00468_10542_0242.N1	06-MAR-2004 14:06:08	Bright	51.500	130	23Bet Dra	2.7990	5800.0	103	10542	No
25	GOM_NL__2PRFIN20040306_140914_000000362024_00468_10542_0243.N1	06-MAR-2004 14:09:14	Bright	36.000	19	50Alp Cyg	1.2460	10500.	72	10542	No
26	GOM_NL__2PRFIN20040306_141048_000000362024_00468_10542_0244.N1	06-MAR-2004 14:10:48	Bright	35.500	66	37Gam Cyg	2.2080	5900.0	71	10542	No
27	GOM_NL__2PRFIN20040306_141224_000000362024_00468_10542_0245.N1	06-MAR-2004 14:12:24	Bright	35.500	92	53Eps Cyg	2.5000	4500.0	71	10542	No
28	GOM_NL__2PRFIN20040306_141536_000001092024_00468_10542_0246.N1	06-MAR-2004 14:15:36	Twilight_stray	109.00	133	40Zet Her	2.8070	6000.0	218	10542	No
29	GOM_NL__2PRFIN20040306_141944_000000462024_00468_10542_0247.N1	06-MAR-2004 14:19:44	Bright	46.000	168	17Zet Aql	2.9860	11000.	92	10542	No
30	GOM_NL__2PRFIN20040306_142359_000000862024_00468_10542_0248.N1	06-MAR-2004 14:23:59	Straylight	86.000	59	55Alp Oph	2.0800	8900.0	172	10542	No
31	GOM_NL__2PRFIN20040306_142639_000000742024_00468_10542_0249.N1	06-MAR-2004 14:26:39	Dark	73.500	126	60Bet Oph	2.7700	4250.0	147	10542	No
32	GOM_NL__2PRFIN20040306_142945_000000432024_00468_10542_0250.N1	06-MAR-2004 14:29:45	Dark	43.000	155	41Pi Sgr	2.9000	6600.0	86	10542	No
33	GOM_NL__2PRFIN20040306_143138_000000472024_00468_10542_0251.N1	06-MAR-2004 14:31:38	Dark	47.000	57	34Sig Sgr	2.0660	26000.	94	10542	No
34	GOM_NL__2PRFIN20040306_143454_000000442024_00468_10542_0252.N1	06-MAR-2004 14:34:54	Dark	44.000	38	20Eps Sgr	1.8360	11000.	88	10542	No
35	GOM_NL__2PRFIN20040306_143803_000000582024_00468_10542_0253.N1	06-MAR-2004 14:38:03	Dark	57.500	25	35Lam Sco	1.6200	28000.	115	10542	No
36	GOM_NL__2PRFIN20040306_144409_000000412024_00469_10543_0219.N1	06-MAR-2004 14:44:09	Dark	40.500	43	Alp TrA	1.9100	4250.0	81	10543	No
37	GOM_NL__2PRFIN20040306_144623_000000392024_00469_10543_0220.N1	06-MAR-2004 14:46:23	Dark	38.500	145	Gam TrA	2.8720	10600.	77	10543	No
38	GOM_NL__2PRFIN20040306_144755_000000462024_00469_10543_0221.N1	06-MAR-2004 14:47:55	Dark	46.000	4	Alp1Cen	-0.010000	5800.0	92	10543	No
39	GOM_NL__2PRFIN20040306_144912_000000422024_00469_10543_0222.N1	06-MAR-2004 14:49:12	Dark	41.500	10	Bet Cen	0.61000	28000.	83	10543	No
40	GOM_NL__2PRFIN20040306_145132_000000432024_00469_10543_0223.N1	06-MAR-2004 14:51:32	Dark	43.000	12	Alp1Cru	0.77500	30000.	86	10543	No
41	GOM_NL__2PRFIN20040306_145244_000000402024_00469_10543_0224.N1	06-MAR-2004 14:52:44	Dark	40.000	129	Del Cru	2.7930	26000.	80	10543	No
42	GOM_NL__2PRFIN20040306_145414_000000482024_00469_10543_0225.N1	06-MAR-2004 14:54:14	Straylight	47.500	64	Gam Cen	2.2000	10600.	95	10543	No

43	GOM_NL__2PRFIN20040306_145630_000000392024_00469_10543_0226.N1	06-MAR-2004 14:56:30	Straylight	39.000	91	Kap Vel	2.4900	26000.	78	10543	No
44	GOM_NL__2PRFIN20040306_145949_000000452024_00469_10543_0227.N1	06-MAR-2004 14:59:49	Straylight	44.500	65	Lam Vel	2.2040	4400.0	89	10543	No
45	GOM_NL__2PRFIN20040306_150238_000000652024_00469_10543_0228.N1	06-MAR-2004 15:02:38	Straylight	64.500	106	9Bet Crv	2.6480	5600.0	129	10543	No
46	GOM_NL__2PRFIN20040306_150521_000000582024_00469_10543_0229.N1	06-MAR-2004 15:05:21	Straylight	57.500	100	4Gam Crv	2.5800	13100.	115	10543	No
47	GOM_NL__2PRFIN20040306_150914_000000482024_00469_10543_0230.N1	06-MAR-2004 15:09:14	Tw_i_and_stray	48.000	48	30Alp Hya	1.9770	4100.0	96	10543	No
48	GOM_NL__2PRFIN20040306_151504_000000422024_00469_10543_0231.N1	06-MAR-2004 15:15:04	Bright	42.000	22	32Alp Leo	1.3600	15200.	84	10543	No
49	GOM_NL__2PRFIN20040306_151732_000000432024_00469_10543_0232.N1	06-MAR-2004 15:17:32	Bright	43.000	51	41Gam1Leo	2.0100	4500.0	86	10543	No
50	GOM_NL__2PRFIN20040306_152046_000000402024_00469_10543_0233.N1	06-MAR-2004 15:20:46	Bright	39.500	17	78Bet Gem	1.1610	4500.0	79	10543	No
51	GOM_NL__2PRFIN20040306_152559_000000432024_00469_10543_0234.N1	06-MAR-2004 15:25:59	Bright	43.000	174	52Psi UMa	3.0040	4400.0	86	10543	No
52	GOM_NL__2PRFIN20040306_152857_000000412024_00469_10543_0235.N1	06-MAR-2004 15:28:57	Bright	41.000	82	48Bet UMa	2.3650	10600.	82	10543	No
53	GOM_NL__2PRFIN20040306_153022_000000422024_00469_10543_0236.N1	06-MAR-2004 15:30:22	Bright	42.000	36	50Alp UMa	1.8000	6300.0	84	10543	No
54	GOM_NL__2PRFIN20040306_153258_000000502024_00469_10543_0237.N1	06-MAR-2004 15:32:58	Bright	50.000	32	77Eps UMa	1.7630	11000.	100	10543	No
55	GOM_NL__2PRFIN20040306_153426_000000532024_00469_10543_0238.N1	06-MAR-2004 15:34:26	Bright	52.500	55	79Zet UMa	2.0600	10200.	105	10543	No
56	GOM_NL__2PRFIN20040306_153705_000000382024_00469_10543_0239.N1	06-MAR-2004 15:37:05	Bright	37.500	49	1Alp UMi	1.9900	6300.0	75	10543	No
57	GOM_NL__2PRFIN20040306_154205_000000492024_00469_10543_0240.N1	06-MAR-2004 15:42:05	Bright	48.500	119	14Eta Dra	2.7270	4700.0	97	10543	No
58	GOM_NL__2PRFIN20040306_154445_000000372024_00469_10543_0241.N1	06-MAR-2004 15:44:45	Bright	37.000	89	5Alp Cep	2.4510	8000.0	74	10543	No
59	GOM_NL__2PRFIN20040306_154643_000000472024_00469_10543_0242.N1	06-MAR-2004 15:46:43	Bright	47.000	130	23Bet Dra	2.7990	5800.0	94	10543	No
60	GOM_NL__2PRFIN20040306_154950_000000392024_00469_10543_0243.N1	06-MAR-2004 15:49:50	Bright	38.500	19	50Alp Cyg	1.2460	10500.	77	10543	No
61	GOM_NL__2PRFIN20040306_155124_000000372024_00469_10543_0244.N1	06-MAR-2004 15:51:24	Bright	36.500	66	37Gam Cyg	2.2080	5900.0	73	10543	No
62	GOM_NL__2PRFIN20040306_155300_000000372024_00469_10543_0245.N1	06-MAR-2004 15:53:00	Bright	37.000	92	53Eps Cyg	2.5000	4500.0	74	10543	No
63	GOM_NL__2PRFIN20040306_155612_000001052024_00469_10543_0246.N1	06-MAR-2004 15:56:12	Tw_i_and_stray	105.00	133	40Zet Her	2.8070	6000.0	210	10543	No
64	GOM_NL__2PRFIN20040306_160020_000000462024_00469_10543_0247.N1	06-MAR-2004 16:00:20	Bright	46.000	168	17Zet Aql	2.9860	11000.	92	10543	No
65	GOM_NL__2PRFIN20040306_160436_000000842024_00469_10543_0248.N1	06-MAR-2004 16:04:36	Straylight	84.000	59	55Alp Oph	2.0800	8900.0	168	10543	No
66	GOM_NL__2PRFIN20040306_160717_000000772024_00469_10543_0249.N1	06-MAR-2004 16:07:17	Dark	77.000	126	60Bet Oph	2.7700	4250.0	154	10543	No
67	GOM_NL__2PRFIN20040306_161021_000000482024_00469_10543_0250.N1	06-MAR-2004 16:10:21	Dark	47.500	155	41Pi Sgr	2.9000	6600.0	95	10543	No
68	GOM_NL__2PRFIN20040306_161215_000000482024_00469_10543_0251.N1	06-MAR-2004 16:12:15	Dark	48.000	57	34Sig Sgr	2.0660	26000.	96	10543	No
69	GOM_NL__2PRFIN20040306_161530_000000482024_00469_10543_0252.N1	06-MAR-2004 16:15:30	Dark	48.000	38	20Eps Sgr	1.8360	11000.	96	10543	No
70	GOM_NL__2PRFIN20040306_161840_000000572024_00469_10543_0253.N1	06-MAR-2004 16:18:40	Dark	56.500	25	35Lam Sco	1.6200	28000.	113	10543	No
71	GOM_NL__2PRFIN20040306_162446_000000432024_00470_10544_0240.N1	06-MAR-2004 16:24:46	Dark	43.000	43	Alp TrA	1.9100	4250.0	86	10544	No
72	GOM_NL__2PRFIN20040306_162700_000000382024_00470_10544_0241.N1	06-MAR-2004 16:27:00	Dark	37.500	145	Gam TrA	2.8720	10600.	75	10544	No
73	GOM_NL__2PRFIN20040306_162831_000000572024_00470_10544_0242.N1	06-MAR-2004 16:28:31	Dark	57.000	4	Alp1Cen	-0.010000	5800.0	114	10544	No
74	GOM_NL__2PRFIN20040306_162949_000000532024_00470_10544_0243.N1	06-MAR-2004 16:29:49	Dark	53.000	10	Bet Cen	0.61000	28000.	106	10544	No
75	GOM_NL__2PRFIN20040306_163209_000000402024_00470_10544_0244.N1	06-MAR-2004 16:32:09	Dark	40.000	12	Alp1Cru	0.77500	30000.	80	10544	No
76	GOM_NL__2PRFIN20040306_163321_000000402024_00470_10544_0245.N1	06-MAR-2004 16:33:21	Dark	40.000	129	Del Cru	2.7930	26000.	80	10544	No
77	GOM_NL__2PRFIN20040306_163450_000000462024_00470_10544_0246.N1	06-MAR-2004 16:34:50	Dark	46.000	64	Gam Cen	2.2000	10600.	92	10544	No
78	GOM_NL__2PRFIN20040306_163706_000000422024_00470_10544_0247.N1	06-MAR-2004 16:37:06	Straylight	42.000	91	Kap Vel	2.4900	26000.	84	10544	No
79	GOM_NL__2PRFIN20040306_164025_000000412024_00470_10544_0248.N1	06-MAR-2004 16:40:25	Straylight	41.000	65	Lam Vel	2.2040	4400.0	82	10544	No
80	GOM_NL__2PRFIN20040306_164315_000000702024_00470_10544_0249.N1	06-MAR-2004 16:43:15	Straylight	70.000	106	9Bet Crv	2.6480	5600.0	140	10544	No
81	GOM_NL__2PRFIN20040306_164557_000000592024_00470_10544_0250.N1	06-MAR-2004 16:45:57	Straylight	59.000	100	4Gam Crv	2.5800	13100.	118	10544	No
82	GOM_NL__2PRFIN20040306_164950_000000492024_00470_10544_0251.N1	06-MAR-2004 16:49:50	Tw_i_and_stray	48.500	48	30Alp Hya	1.9770	4100.0	97	10544	No
83	GOM_NL__2PRFIN20040306_165540_000000432024_00470_10544_0252.N1	06-MAR-2004 16:55:40	Bright	42.500	22	32Alp Leo	1.3600	15200.	85	10544	No
84	GOM_NL__2PRFIN20040306_165808_000000442024_00470_10544_0253.N1	06-MAR-2004 16:58:08	Bright	43.500	51	41Gam1Leo	2.0100	4500.0	87	10544	No
85	GOM_NL__2PRFIN20040306_170122_000000392024_00470_10544_0254.N1	06-MAR-2004 17:01:22	Bright	39.000	17	78Bet Gem	1.1610	4500.0	78	10544	No
86	GOM_NL__2PRFIN20040306_170635_000000442024_00470_10544_0255.N1	06-MAR-2004 17:06:35	Bright	43.500	174	52Psi UMa	3.0040	4400.0	87	10544	No
87	GOM_NL__2PRFIN20040306_170933_000000412024_00470_10544_0256.N1	06-MAR-2004 17:09:33	Bright	40.500	82	48Bet UMa	2.3650	10600.	81	10544	No
88	GOM_NL__2PRFIN20040306_171058_000000422024_00470_10544_0257.N1	06-MAR-2004 17:10:58	Bright	41.500	36	50Alp UMa	1.8000	6300.0	83	10544	No
89	GOM_NL__2PRFIN20040306_171333_000000462024_00470_10544_0258.N1	06-MAR-2004 17:13:33	Bright	46.000	32	77Eps UMa	1.7630	11000.	92	10544	No
90	GOM_NL__2PRFIN20040306_171501_000000532024_00470_10544_0259.N1	06-MAR-2004 17:15:01	Bright	52.500	55	79Zet UMa	2.0600	10200.	105	10544	No
91	GOM_NL__2PRFIN20040306_171740_000000412024_00470_10544_0260.N1	06-MAR-2004 17:17:40	Bright	40.500	49	1Alp UMi	1.9900	6300.0	81	10544	No
92	GOM_NL__2PRFIN20040306_172241_000000482024_00470_10544_0261.N1	06-MAR-2004 17:22:41	Bright	47.500	119	14Eta Dra	2.7270	4700.0	95	10544	No
93	GOM_NL__2PRFIN20040306_172520_000000372024_00470_10544_0262.N1	06-MAR-2004 17:25:20	Bright	36.500	89	5Alp Cep	2.4510	8000.0	73	10544	No
94	GOM_NL__2PRFIN20040306_172719_000000502024_00470_10544_0263.N1	06-MAR-2004 17:27:19	Bright	50.000	130	23Bet Dra	2.7990	5800.0	100	10544	No
95	GOM_NL__2PRFIN20040306_173026_000000392024_00470_10544_0264.N1	06-MAR-2004 17:30:26	Bright	39.000	19	50Alp Cyg	1.2460	10500.	78	10544	No
96	GOM_NL__2PRFIN20040306_173159_000000382024_00470_10544_0265.N1	06-MAR-2004 17:31:59	Bright	37.500	66	37Gam Cyg	2.2080	5900.0	75	10544	No
97	GOM_NL__2PRFIN20040306_173336_000000372024_00470_10544_0266.N1	06-MAR-2004 17:33:36	Bright	37.000	92	53Eps Cyg	2.5000	4500.0	74	10544	No
98	GOM_NL__2PRFIN20040306_173649_000001072024_00470_10544_0267.N1	06-MAR-2004 17:36:49	Tw_i_and_stray	107.00	133	40Zet Her	2.8070	6000.0	214	10544	No
99	GOM_NL__2PRFIN20040306_174056_000000462024_00470_10544_0268.N1	06-MAR-2004 17:40:56	Bright	45.500	168	17Zet Aql	2.9860	11000.	91	10544	No
100	GOM_NL__2PRFIN20040306_174514_000000882024_00470_10544_0269.N1	06-MAR-2004 17:45:14	Straylight	87.500	59	55Alp Oph	2.0800	8900.0	175	10544	No
101	GOM_NL__2PRFIN20040306_174754_000000822024_00470_10544_0270.N1	06-MAR-2004 17:47:54	Dark	81.500	126	60Bet Oph	2.7700	4250.0	163	10544	No

102	GOM_NL__2PRFIN20040306_175058_000000452024_00470_10544_0271.N1	06-MAR-2004 17:50:58	Dark	45.000	155	41Pi Sgr	2.9000	6600.0	90	10544	No
103	GOM_NL__2PRFIN20040306_175251_000000452024_00470_10544_0272.N1	06-MAR-2004 17:52:51	Dark	45.000	57	34Sig Sgr	2.0660	26000.	90	10544	No
104	GOM_NL__2PRFIN20040306_175607_000000442024_00470_10544_0273.N1	06-MAR-2004 17:56:07	Dark	44.000	38	20Eps Sgr	1.8360	11000.	88	10544	No
105	GOM_NL__2PRFIN20040306_175917_000000522024_00470_10544_0274.N1	06-MAR-2004 17:59:17	Dark	51.500	25	35Lam Sco	1.6200	28000.	103	10544	No
106	GOM_NL__2PRFIN20040306_180522_000000532024_00471_10545_0240.N1	06-MAR-2004 18:05:22	Dark	52.500	43	Alp TrA	1.9100	4250.0	105	10545	No
107	GOM_NL__2PRFIN20040306_180736_000000392024_00471_10545_0241.N1	06-MAR-2004 18:07:36	Dark	39.000	145	Gam TrA	2.8720	10600.	78	10545	No
108	GOM_NL__2PRFIN20040306_180908_000000572024_00471_10545_0242.N1	06-MAR-2004 18:09:08	Dark	57.000	4	Alp1Cen	-0.010000	5800.0	114	10545	No
109	GOM_NL__2PRFIN20040306_181025_000000532024_00471_10545_0243.N1	06-MAR-2004 18:10:25	Dark	52.500	10	Bet Cen	0.61000	28000.	105	10545	No
110	GOM_NL__2PRFIN20040306_181244_000000502024_00471_10545_0244.N1	06-MAR-2004 18:12:44	Dark	50.000	12	Alp1Cru	0.77500	30000.	100	10545	No
111	GOM_NL__2PRFIN20040306_181358_000000392024_00471_10545_0245.N1	06-MAR-2004 18:13:58	Dark	39.000	129	Del Cru	2.7930	26000.	78	10545	No
112	GOM_NL__2PRFIN20040306_181526_000000442024_00471_10545_0246.N1	06-MAR-2004 18:15:26	Dark	44.000	64	Gam Cen	2.2000	10600.	88	10545	No
113	GOM_NL__2PRFIN20040306_181742_000000372024_00471_10545_0247.N1	06-MAR-2004 18:17:42	Straylight	37.000	91	Kap Vel	2.4900	26000.	74	10545	No
114	GOM_NL__2PRFIN20040306_182101_000000442024_00471_10545_0248.N1	06-MAR-2004 18:21:01	Straylight	43.500	65	Lam Vel	2.2040	4400.0	87	10545	No
115	GOM_NL__2PRFIN20040306_182438_000000582024_00471_10545_0249.N1	06-MAR-2004 18:24:38	Straylight	58.000	171	2Eps Crv	3.0010	4250.0	116	10545	No
116	GOM_NL__2PRFIN20040306_182633_000000602024_00471_10545_0250.N1	06-MAR-2004 18:26:33	Straylight	59.500	100	4Gam Crv	2.5800	13100.	119	10545	No
117	GOM_NL__2PRFIN20040306_183025_000000522024_00471_10545_0251.N1	06-MAR-2004 18:30:25	Twl_and_stray	52.000	48	30Alp Hya	1.9770	4100.0	104	10545	No
118	GOM_NL__2PRFIN20040306_183614_000000442024_00471_10545_0252.N1	06-MAR-2004 18:36:14	Bright	44.000	22	32Alp Leo	1.3600	15200.	88	10545	No
119	GOM_NL__2PRFIN20040306_183844_000000432024_00471_10545_0253.N1	06-MAR-2004 18:38:44	Bright	43.000	51	41Gam1Leo	2.0100	4500.0	86	10545	No
120	GOM_NL__2PRFIN20040306_184710_000000442024_00471_10545_0254.N1	06-MAR-2004 18:47:10	Bright	44.000	174	52Psi UMa	3.0040	4400.0	88	10545	No
121	GOM_NL__2PRFIN20040306_185008_000000412024_00471_10545_0255.N1	06-MAR-2004 18:50:08	Bright	40.500	82	48Bet UMa	2.3650	10600.	81	10545	No
122	GOM_NL__2PRFIN20040306_185133_000000392024_00471_10545_0256.N1	06-MAR-2004 18:51:33	Bright	39.000	36	50Alp UMa	1.8000	6300.0	78	10545	No
123	GOM_NL__2PRFIN20040306_185408_000000502024_00471_10545_0257.N1	06-MAR-2004 18:54:08	Bright	49.500	32	77Eps UMa	1.7630	11000.	99	10545	No
124	GOM_NL__2PRFIN20040306_185817_000000382024_00471_10545_0258.N1	06-MAR-2004 18:58:17	Bright	37.500	49	1Alp UMi	1.9900	6300.0	75	10545	No
125	GOM_NL__2PRFIN20040306_190316_000000462024_00471_10545_0259.N1	06-MAR-2004 19:03:16	Bright	46.000	119	14Eta Dra	2.7270	4700.0	92	10545	No
126	GOM_NL__2PRFIN20040306_190556_000000392024_00471_10545_0260.N1	06-MAR-2004 19:05:56	Bright	38.500	89	5Alp Cep	2.4510	8000.0	77	10545	No
127	GOM_NL__2PRFIN20040306_190755_000000522024_00471_10545_0261.N1	06-MAR-2004 19:07:55	Bright	52.000	130	23Bet Dra	2.7990	5800.0	104	10545	No
128	GOM_NL__2PRFIN20040306_191102_000000372024_00471_10545_0262.N1	06-MAR-2004 19:11:02	Bright	36.500	19	50Alp Cyg	1.2460	10500.	73	10545	No
129	GOM_NL__2PRFIN20040306_191234_000000402024_00471_10545_0263.N1	06-MAR-2004 19:12:34	Bright	39.500	66	37Gam Cyg	2.2080	5900.0	79	10545	No
130	GOM_NL__2PRFIN20040306_191412_000000392024_00471_10545_0264.N1	06-MAR-2004 19:14:12	Bright	38.500	92	53Eps Cyg	2.5000	4500.0	77	10545	No
131	GOM_NL__2PRFIN20040306_191725_000001142024_00471_10545_0265.N1	06-MAR-2004 19:17:25	Twl_and_stray	113.50	133	40Zet Her	2.8070	6000.0	227	10545	No
132	GOM_NL__2PRFIN20040306_192131_000000492024_00471_10545_0266.N1	06-MAR-2004 19:21:31	Bright	49.000	168	17Zet Aql	2.9860	11000.	98	10545	No
133	GOM_NL__2PRFIN20040306_192551_000000832024_00471_10545_0267.N1	06-MAR-2004 19:25:51	Straylight	82.500	59	55Alp Oph	2.0800	8900.0	165	10545	No
134	GOM_NL__2PRFIN20040306_192832_000000792024_00471_10545_0268.N1	06-MAR-2004 19:28:32	Dark	78.500	126	60Bet Oph	2.7700	4250.0	157	10545	No
135	GOM_NL__2PRFIN20040306_193134_000000432024_00471_10545_0269.N1	06-MAR-2004 19:31:34	Dark	43.000	155	41Pi Sgr	2.9000	6600.0	86	10545	No
136	GOM_NL__2PRFIN20040306_193328_000000472024_00471_10545_0270.N1	06-MAR-2004 19:33:28	Dark	46.500	57	34Sig Sgr	2.0660	26000.	93	10545	No
137	GOM_NL__2PRFIN20040306_193643_000000462024_00471_10545_0271.N1	06-MAR-2004 19:36:43	Dark	45.500	38	20Eps Sgr	1.8360	11000.	91	10545	No
138	GOM_NL__2PRFIN20040306_193954_000000502024_00471_10545_0272.N1	06-MAR-2004 19:39:54	Dark	49.500	25	35Lam Sco	1.6200	28000.	99	10545	No
139	GOM_NL__2PRFIN20040306_194559_000000422024_00472_10546_0240.N1	06-MAR-2004 19:45:59	Dark	41.500	43	Alp TrA	1.9100	4250.0	83	10546	No
140	GOM_NL__2PRFIN20040306_194813_000000392024_00472_10546_0241.N1	06-MAR-2004 19:48:13	Dark	38.500	145	Gam TrA	2.8720	10600.	77	10546	No
141	GOM_NL__2PRFIN20040306_194945_000000452024_00472_10546_0242.N1	06-MAR-2004 19:49:45	Dark	45.000	4	Alp1Cen	-0.010000	5800.0	90	10546	No
142	GOM_NL__2PRFIN20040306_195102_000000512024_00472_10546_0243.N1	06-MAR-2004 19:51:02	Dark	51.000	10	Bet Cen	0.61000	28000.	102	10546	No
143	GOM_NL__2PRFIN20040306_195322_000000512024_00472_10546_0244.N1	06-MAR-2004 19:53:22	Dark	50.500	12	Alp1Cru	0.77500	30000.	101	10546	No
144	GOM_NL__2PRFIN20040306_195434_000000402024_00472_10546_0245.N1	06-MAR-2004 19:54:34	Dark	40.000	129	Del Cru	2.7930	26000.	80	10546	No
145	GOM_NL__2PRFIN20040306_195603_000000422024_00472_10546_0246.N1	06-MAR-2004 19:56:03	Dark	42.000	64	Gam Cen	2.2000	10600.	84	10546	No
146	GOM_NL__2PRFIN20040306_195818_000000392024_00472_10546_0247.N1	06-MAR-2004 19:58:18	Straylight	39.000	91	Kap Vel	2.4900	26000.	78	10546	No
147	GOM_NL__2PRFIN20040306_200137_000000452024_00472_10546_0248.N1	06-MAR-2004 20:01:37	Straylight	45.000	65	Lam Vel	2.2040	4400.0	90	10546	No
148	GOM_NL__2PRFIN20040306_200514_000000592024_00472_10546_0249.N1	06-MAR-2004 20:05:14	Straylight	58.500	171	2Eps Crv	3.0010	4250.0	117	10546	No
149	GOM_NL__2PRFIN20040306_200709_000000622024_00472_10546_0250.N1	06-MAR-2004 20:07:09	Straylight	61.500	100	4Gam Crv	2.5800	13100.	123	10546	No
150	GOM_NL__2PRFIN20040306_201101_000000482024_00472_10546_0251.N1	06-MAR-2004 20:11:01	Twl_and_stray	48.000	48	30Alp Hya	1.9770	4100.0	96	10546	No
151	GOM_NL__2PRFIN20040306_201650_000000442024_00472_10546_0252.N1	06-MAR-2004 20:16:50	Bright	44.000	22	32Alp Leo	1.3600	15200.	88	10546	No
152	GOM_NL__2PRFIN20040306_201919_000000432024_00472_10546_0253.N1	06-MAR-2004 20:19:19	Bright	43.000	51	41Gam1Leo	2.0100	4500.0	86	10546	No
153	GOM_NL__2PRFIN20040306_202746_000000422024_00472_10546_0254.N1	06-MAR-2004 20:27:46	Bright	42.000	174	52Psi UMa	3.0040	4400.0	84	10546	No
154	GOM_NL__2PRFIN20040306_203044_000000402024_00472_10546_0255.N1	06-MAR-2004 20:30:44	Bright	40.000	82	48Bet UMa	2.3650	10600.	80	10546	No
155	GOM_NL__2PRFIN20040306_203208_000000442024_00472_10546_0256.N1	06-MAR-2004 20:32:08	Bright	43.500	36	50Alp UMa	1.8000	6300.0	87	10546	No
156	GOM_NL__2PRFIN20040306_203443_000000462024_00472_10546_0257.N1	06-MAR-2004 20:34:43	Bright	46.000	32	77Eps UMa	1.7630	11000.	92	10546	No
157	GOM_NL__2PRFIN20040306_203853_000000402024_00472_10546_0258.N1	06-MAR-2004 20:38:53	Bright	40.000	49	1Alp UMi	1.9900	6300.0	80	10546	No
158	GOM_NL__2PRFIN20040306_204351_000000502024_00472_10546_0259.N1	06-MAR-2004 20:43:51	Bright	49.500	119	14Eta Dra	2.7270	4700.0	99	10546	No
159	GOM_NL__2PRFIN20040306_204633_000000362024_00472_10546_0260.N1	06-MAR-2004 20:46:33	Bright	35.500	89	5Alp Cep	2.4510	8000.0	71	10546	No
160	GOM_NL__2PRFIN20040306_204830_000000492024_00472_10546_0261.N1	06-MAR-2004 20:48:30	Bright	48.500	130	23Bet Dra	2.7990	5800.0	97	10546	No



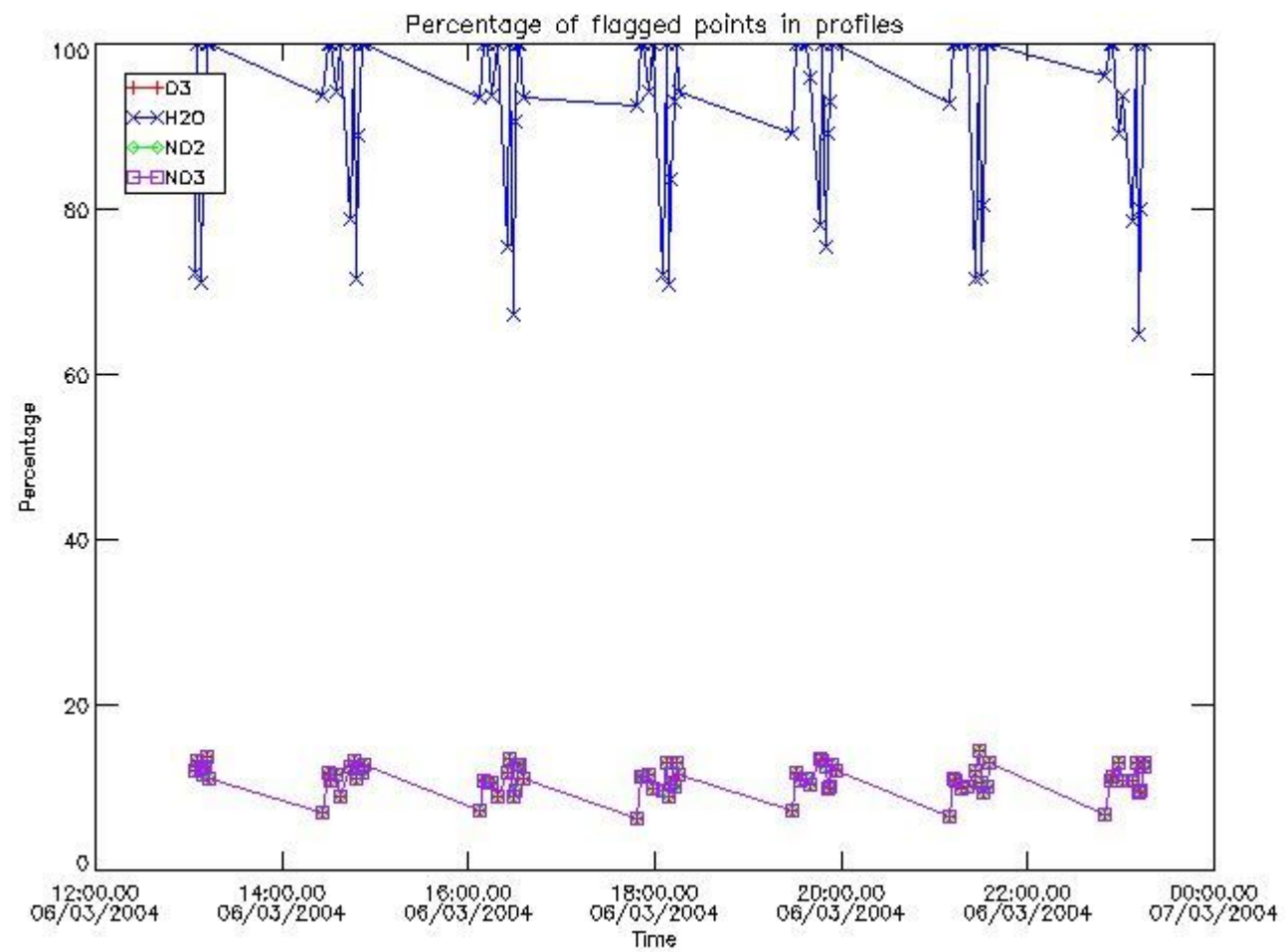
161	GOM_NL__2PRFIN20040306_205138_000000372024_00472_10546_0262.N1	06-MAR-2004 20:51:38	Bright	37.000	19	50Alp Cyg	1.2460	10500.	74	10546	No
162	GOM_NL__2PRFIN20040306_205312_000000382024_00472_10546_0263.N1	06-MAR-2004 20:53:12	Bright	37.500	66	37Gam Cyg	2.2080	5900.0	75	10546	No
163	GOM_NL__2PRFIN20040306_205449_000000372024_00472_10546_0264.N1	06-MAR-2004 20:54:49	Bright	37.000	92	53Eps Cyg	2.5000	4500.0	74	10546	No
164	GOM_NL__2PRFIN20040306_205801_000001122024_00472_10546_0265.N1	06-MAR-2004 20:58:01	Tw_i_and_stray	111.50	133	40Zet Her	2.8070	6000.0	223	10546	No
165	GOM_NL__2PRFIN20040306_210208_000000452024_00472_10546_0266.N1	06-MAR-2004 21:02:08	Bright	45.000	168	17Zet Aql	2.9860	11000.	90	10546	No
166	GOM_NL__2PRFIN20040306_210628_000000792024_00472_10546_0267.N1	06-MAR-2004 21:06:28	Straylight	79.000	59	55Alp Oph	2.0800	8900.0	158	10546	No
167	GOM_NL__2PRFIN20040306_210909_000000772024_00472_10546_0268.N1	06-MAR-2004 21:09:09	Dark	77.000	126	60Bet Oph	2.7700	4250.0	154	10546	No
168	GOM_NL__2PRFIN20040306_211209_000000462024_00472_10546_0269.N1	06-MAR-2004 21:12:09	Dark	45.500	155	41Pi Sgr	2.9000	6600.0	91	10546	No
169	GOM_NL__2PRFIN20040306_211405_000000482024_00472_10546_0270.N1	06-MAR-2004 21:14:05	Dark	47.500	57	34Sig Sgr	2.0660	26000.	95	10546	No
170	GOM_NL__2PRFIN20040306_211720_000000522024_00472_10546_0271.N1	06-MAR-2004 21:17:20	Dark	51.500	38	20Eps Sgr	1.8360	11000.	103	10546	No
171	GOM_NL__2PRFIN20040306_212031_000000502024_00472_10546_0272.N1	06-MAR-2004 21:20:31	Dark	50.000	25	35Lam Sco	1.6200	28000.	100	10546	No
172	GOM_NL__2PRFIN20040306_212635_000000432024_00473_10547_0240.N1	06-MAR-2004 21:26:35	Dark	42.500	43	Alp TrA	1.9100	4250.0	85	10547	No
173	GOM_NL__2PRFIN20040306_212849_000000392024_00473_10547_0241.N1	06-MAR-2004 21:28:49	Dark	38.500	145	Gam TrA	2.8720	10600.	77	10547	No
174	GOM_NL__2PRFIN20040306_213021_000000492024_00473_10547_0242.N1	06-MAR-2004 21:30:21	Dark	48.500	4	Alp1Cen	-0.010000	5800.0	97	10547	No
175	GOM_NL__2PRFIN20040306_213138_000000542024_00473_10547_0243.N1	06-MAR-2004 21:31:38	Dark	54.000	10	Bet Cen	0.61000	28000.	108	10547	No
176	GOM_NL__2PRFIN20040306_213358_000000502024_00473_10547_0244.N1	06-MAR-2004 21:33:58	Dark	50.000	12	Alp1Cru	0.77500	30000.	100	10547	No
177	GOM_NL__2PRFIN20040306_213510_000000392024_00473_10547_0245.N1	06-MAR-2004 21:35:10	Dark	39.000	129	Del Cru	2.7930	26000.	78	10547	No
178	GOM_NL__2PRFIN20040306_213639_000000462024_00473_10547_0246.N1	06-MAR-2004 21:36:39	Straylight	45.500	64	Gam Cen	2.2000	10600.	91	10547	No
179	GOM_NL__2PRFIN20040306_213854_000000362024_00473_10547_0247.N1	06-MAR-2004 21:38:54	Straylight	36.000	91	Kap Vel	2.4900	26000.	72	10547	No
180	GOM_NL__2PRFIN20040306_214213_000000492024_00473_10547_0248.N1	06-MAR-2004 21:42:13	Straylight	49.000	65	Lam Vel	2.2040	4400.0	98	10547	No
181	GOM_NL__2PRFIN20040306_214549_000000602024_00473_10547_0249.N1	06-MAR-2004 21:45:49	Straylight	60.000	171	2Eps Crv	3.0010	4250.0	120	10547	No
182	GOM_NL__2PRFIN20040306_214745_000000592024_00473_10547_0250.N1	06-MAR-2004 21:47:45	Straylight	58.500	100	4Gam Crv	2.5800	13100.	117	10547	No
183	GOM_NL__2PRFIN20040306_215139_000000472024_00473_10547_0251.N1	06-MAR-2004 21:51:39	Tw_i_and_stray	46.500	48	30Alp Hya	1.9770	4100.0	93	10547	No
184	GOM_NL__2PRFIN20040306_215726_000000452024_00473_10547_0252.N1	06-MAR-2004 21:57:26	Bright	44.500	22	32Alp Leo	1.3600	15200.	89	10547	No
185	GOM_NL__2PRFIN20040306_215955_000000432024_00473_10547_0253.N1	06-MAR-2004 21:59:55	Bright	43.000	51	41Gam1Leo	2.0100	4500.0	86	10547	No
186	GOM_NL__2PRFIN20040306_220820_000000442024_00473_10547_0254.N1	06-MAR-2004 22:08:20	Bright	43.500	174	52Psi UMa	3.0040	4400.0	87	10547	No
187	GOM_NL__2PRFIN20040306_221119_000000412024_00473_10547_0255.N1	06-MAR-2004 22:11:19	Bright	41.000	82	48Bet UMa	2.3650	10600.	82	10547	No
188	GOM_NL__2PRFIN20040306_221244_000000442024_00473_10547_0256.N1	06-MAR-2004 22:12:44	Bright	43.500	36	50Alp UMa	1.8000	6300.0	87	10547	No
189	GOM_NL__2PRFIN20040306_221518_000000492024_00473_10547_0257.N1	06-MAR-2004 22:15:18	Bright	49.000	32	77Eps UMa	1.7630	11000.	98	10547	No
190	GOM_NL__2PRFIN20040306_221927_000000372024_00473_10547_0258.N1	06-MAR-2004 22:19:27	Bright	36.500	49	1Alp UMi	1.9900	6300.0	73	10547	No
191	GOM_NL__2PRFIN20040306_222427_000000492024_00473_10547_0259.N1	06-MAR-2004 22:24:27	Bright	48.500	119	14Eta Dra	2.7270	4700.0	97	10547	No
192	GOM_NL__2PRFIN20040306_222708_000000392024_00473_10547_0260.N1	06-MAR-2004 22:27:08	Bright	39.000	89	5Alp Cep	2.4510	8000.0	78	10547	No
193	GOM_NL__2PRFIN20040306_222907_000000512024_00473_10547_0261.N1	06-MAR-2004 22:29:07	Bright	50.500	130	23Bet Dra	2.7990	5800.0	101	10547	No
194	GOM_NL__2PRFIN20040306_223212_000000382024_00473_10547_0262.N1	06-MAR-2004 22:32:12	Bright	38.000	19	50Alp Cyg	1.2460	10500.	76	10547	No
195	GOM_NL__2PRFIN20040306_223348_000000402024_00473_10547_0263.N1	06-MAR-2004 22:33:48	Bright	39.500	66	37Gam Cyg	2.2080	5900.0	79	10547	No
196	GOM_NL__2PRFIN20040306_223524_000000372024_00473_10547_0264.N1	06-MAR-2004 22:35:24	Bright	37.000	92	53Eps Cyg	2.5000	4500.0	74	10547	No
197	GOM_NL__2PRFIN20040306_223837_000001092024_00473_10547_0265.N1	06-MAR-2004 22:38:37	Tw_i_and_stray	109.00	133	40Zet Her	2.8070	6000.0	218	10547	No
198	GOM_NL__2PRFIN20040306_224244_000000502024_00473_10547_0266.N1	06-MAR-2004 22:42:44	Bright	49.500	168	17Zet Aql	2.9860	11000.	99	10547	No
199	GOM_NL__2PRFIN20040306_224705_000000852024_00473_10547_0267.N1	06-MAR-2004 22:47:05	Straylight	85.000	59	55Alp Oph	2.0800	8900.0	170	10547	No
200	GOM_NL__2PRFIN20040306_224946_000000772024_00473_10547_0268.N1	06-MAR-2004 22:49:46	Dark	76.500	126	60Bet Oph	2.7700	4250.0	153	10547	No
201	GOM_NL__2PRFIN20040306_225246_000000472024_00473_10547_0269.N1	06-MAR-2004 22:52:46	Dark	47.000	155	41Pi Sgr	2.9000	6600.0	94	10547	No
202	GOM_NL__2PRFIN20040306_225441_000000452024_00473_10547_0270.N1	06-MAR-2004 22:54:41	Dark	45.000	57	34Sig Sgr	2.0660	26000.	90	10547	No
203	GOM_NL__2PRFIN20040306_225757_000000472024_00473_10547_0271.N1	06-MAR-2004 22:57:57	Dark	47.000	38	20Eps Sgr	1.8360	11000.	94	10547	No
204	GOM_NL__2PRFIN20040306_230107_000000482024_00473_10547_0272.N1	06-MAR-2004 23:01:07	Dark	47.500	25	35Lam Sco	1.6200	28000.	95	10547	No
205	GOM_NL__2PRFIN20040306_230710_000000522024_00474_10548_0240.N1	06-MAR-2004 23:07:10	Dark	51.500	43	Alp TrA	1.9100	4250.0	103	10548	No
206	GOM_NL__2PRFIN20040306_230924_000000402024_00474_10548_0241.N1	06-MAR-2004 23:09:24	Dark	39.500	145	Gam TrA	2.8720	10600.	79	10548	No
207	GOM_NL__2PRFIN20040306_231057_000000552024_00474_10548_0242.N1	06-MAR-2004 23:10:57	Dark	54.500	4	Alp1Cen	-0.010000	5800.0	109	10548	No
208	GOM_NL__2PRFIN20040306_231214_000000532024_00474_10548_0243.N1	06-MAR-2004 23:12:14	Dark	53.000	10	Bet Cen	0.61000	28000.	106	10548	No
209	GOM_NL__2PRFIN20040306_231434_000000402024_00474_10548_0244.N1	06-MAR-2004 23:14:34	Dark	39.500	12	Alp1Cru	0.77500	30000.	79	10548	No
210	GOM_NL__2PRFIN20040306_231545_000000412024_00474_10548_0245.N1	06-MAR-2004 23:15:45	Dark	40.500	129	Del Cru	2.7930	26000.	81	10548	No
211	GOM_NL__2PRFIN20040306_231714_000000522024_00474_10548_0246.N1	06-MAR-2004 23:17:14	Straylight	52.000	64	Gam Cen	2.2000	10600.	104	10548	No
212	GOM_NL__2PRFIN20040306_231930_000000402024_00474_10548_0247.N1	06-MAR-2004 23:19:30	Straylight	39.500	91	Kap Vel	2.4900	26000.	79	10548	No
213	GOM_NL__2PRFIN20040306_232249_000000452024_00474_10548_0248.N1	06-MAR-2004 23:22:49	Straylight	44.500	65	Lam Vel	2.2040	4400.0	89	10548	No
214	GOM_NL__2PRFIN20040306_232626_000000612024_00474_10548_0249.N1	06-MAR-2004 23:26:26	Straylight	60.500	171	2Eps Crv	3.0010	4250.0	121	10548	No
215	GOM_NL__2PRFIN20040306_232822_000000612024_00474_10548_0250.N1	06-MAR-2004 23:28:22	Straylight	60.500	100	4Gam Crv	2.5800	13100.	121	10548	No
216	GOM_NL__2PRFIN20040306_233215_000000462024_00474_10548_0251.N1	06-MAR-2004 23:32:15	Tw_i_and_stray	45.500	48	30Alp Hya	1.9770	4100.0	91	10548	No
217	GOM_NL__2PRFIN20040306_233802_000000442024_00474_10548_0252.N1	06-MAR-2004 23:38:02	Bright	44.000	22	32Alp Leo	1.3600	15200.	88	10548	No
218	GOM_NL__2PRFIN20040306_234030_000000442024_00474_10548_0253.N1	06-MAR-2004 23:40:30	Bright	44.000	51	41Gam1Leo	2.0100	4500.0	88	10548	No
219	GOM_NL__2PRFIN20040306_234856_000000452024_00474_10548_0254.N1	06-MAR-2004 23:48:56	Bright	44.500	174	52Psi UMa	3.0040	4400.0	89	10548	No

220	GOM_NL__2PRFIN20040306_235154_000000402024_00474_10548_0255.N1	06-MAR-2004 23:51:54	Bright	39.500	82	48Bet UMa	2.3650	10600.	79	10548	No
221	GOM_NL__2PRFIN20040306_235319_000000432024_00474_10548_0256.N1	06-MAR-2004 23:53:19	Bright	42.500	36	50Alp UMa	1.8000	6300.0	85	10548	No
222	GOM_NL__2PRFIN20040306_235553_000000462024_00474_10548_0257.N1	06-MAR-2004 23:55:53	Bright	45.500	32	77Eps UMa	1.7630	11000.	91	10548	No

### 3. Quality information per product

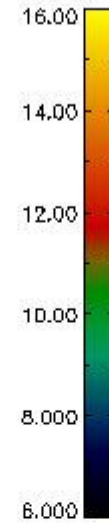
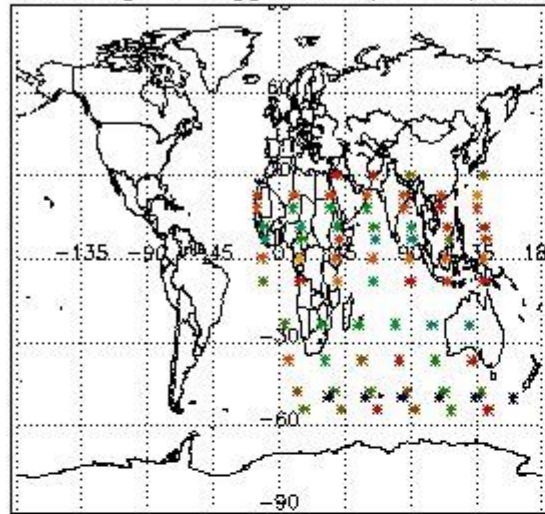
In this section it is plotted some information contained in the Quality Summary data set of the level 2 products. Only products in dark limb conditions and without errors (error flag in the MPH set to "0") are used.

#### 3.1 Plot quality information per product (time dependant)

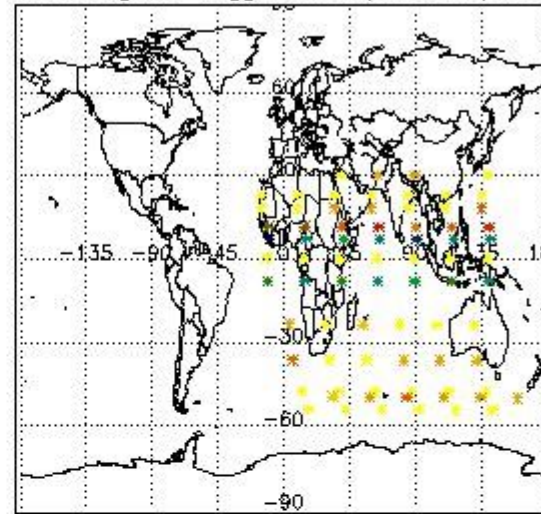


#### 3.2 Plot quality information per product (world map)

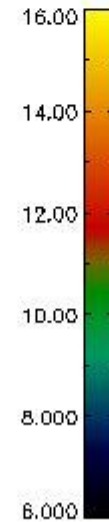
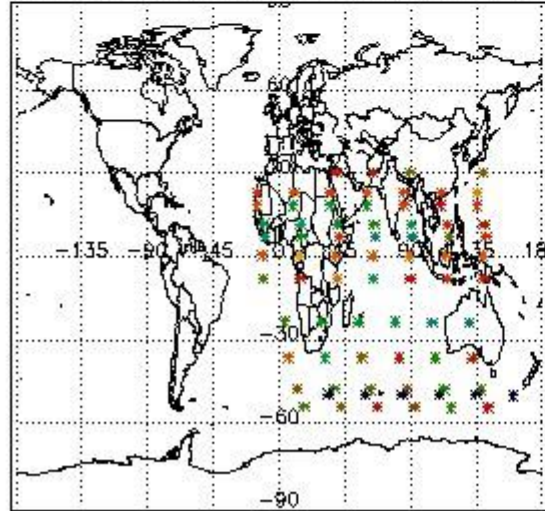
Percentage of flagged data per O3 profile



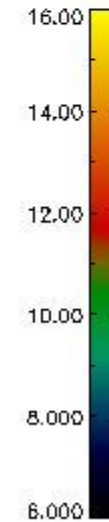
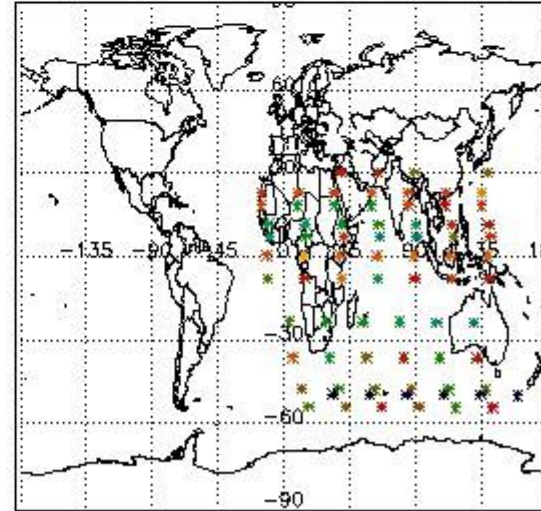
Percentage of flagged data per H2O profile



Percentage of flagged data per NO2 profile



Percentage of flagged data per NO3 profile



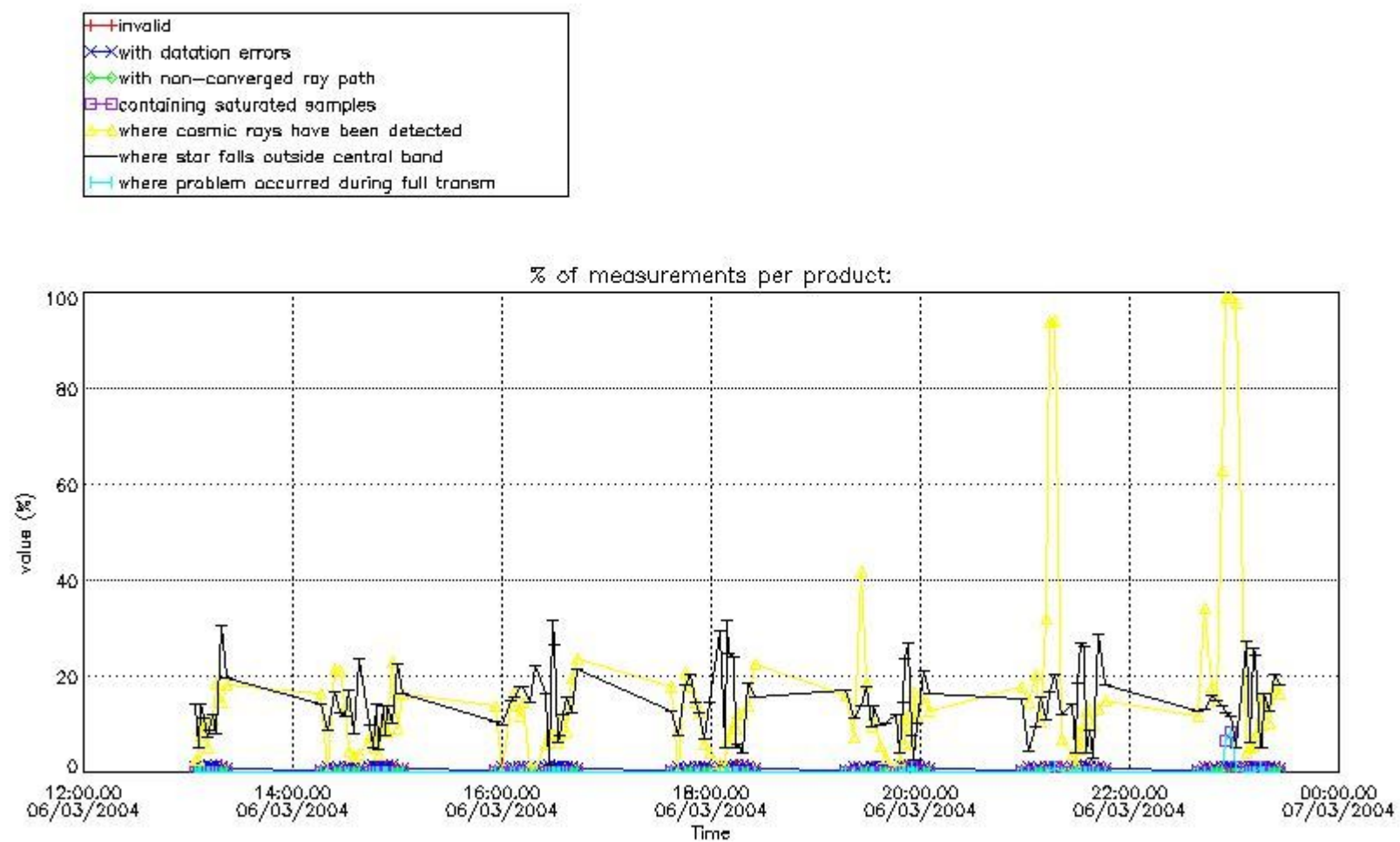
#### 4. Level 1 quality information per product

In this section it is plotted some information contained in the Quality Summary data set of the level 2 products that comes from the level 1b processing. Products without errors (error flag in the MPH set to "0") are used.

##### 4.1 Plot quality information per product (time dependant) coming from level 1b processing

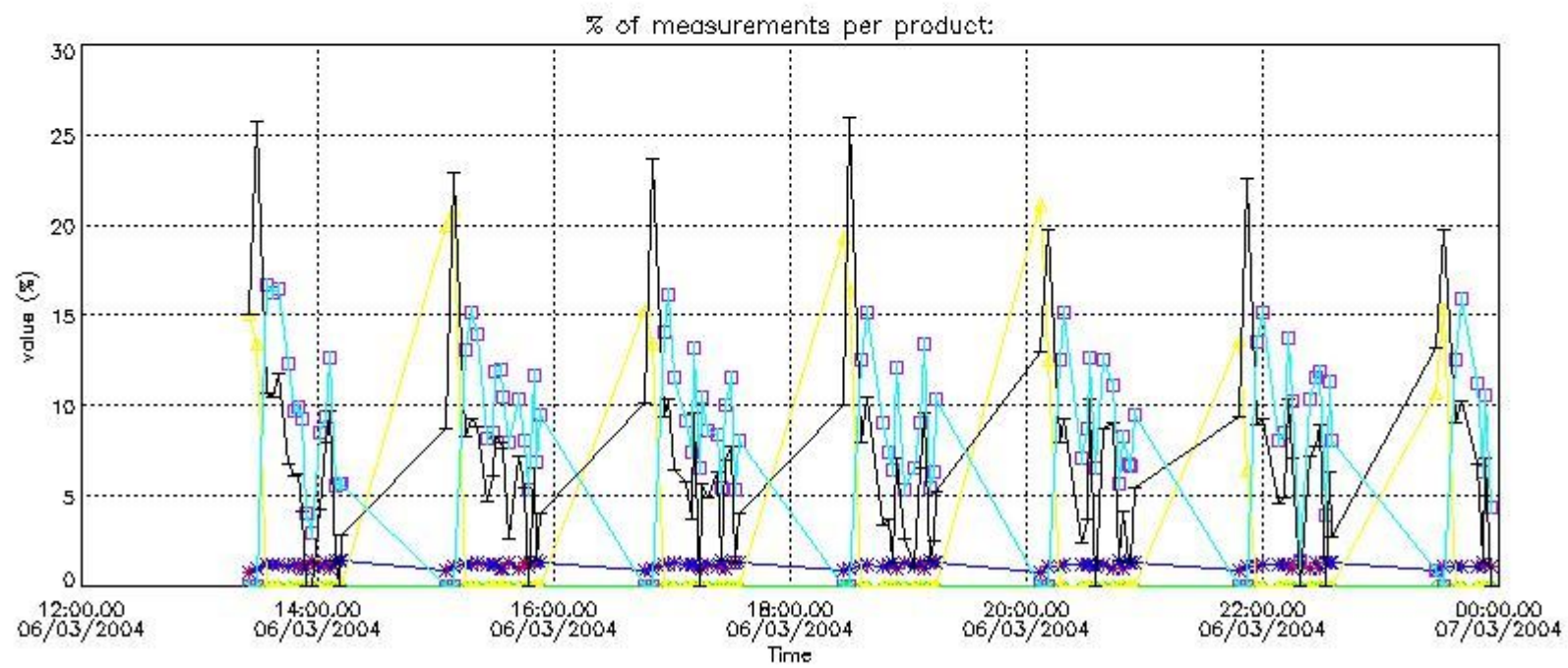
##### 4.1.1 Plot level 1 quality information per product (time dependant): ENVISAT ASCENDING passes





4.1.2 Plot level 1 quality information per product (time dependant): ENVI SAT DESCENDING passes

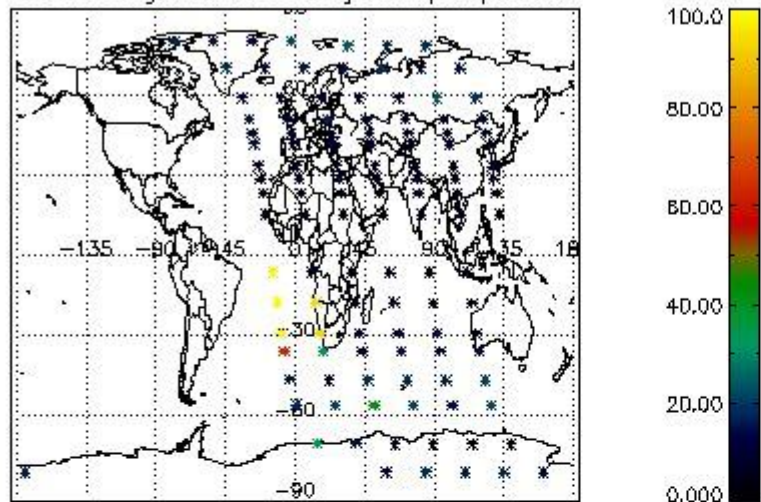




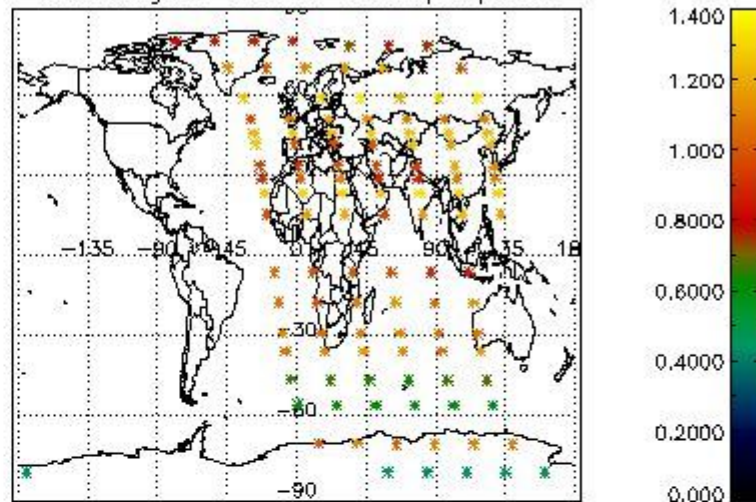
*4.2 Plot quality information per product coming from level 1b processing (world map)*

*4.2.1 Plot level 1 quality information per product (world map): ENVISAT ASCENDING passes*

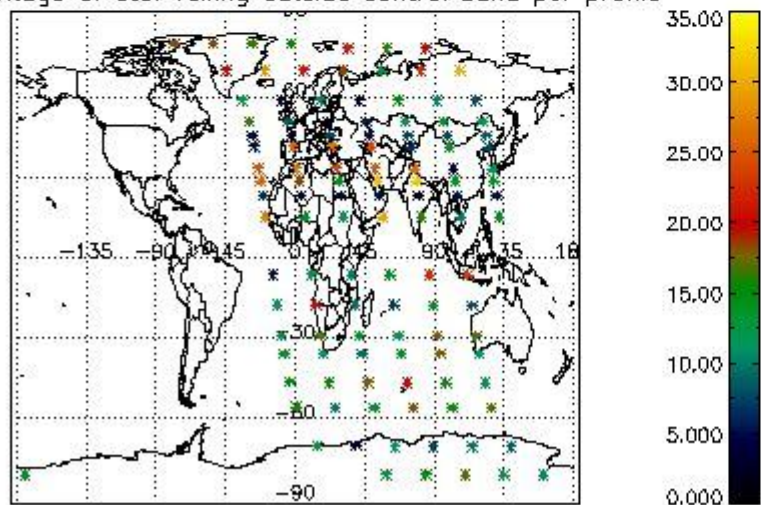
Percentage of cosmic ray hits per profile



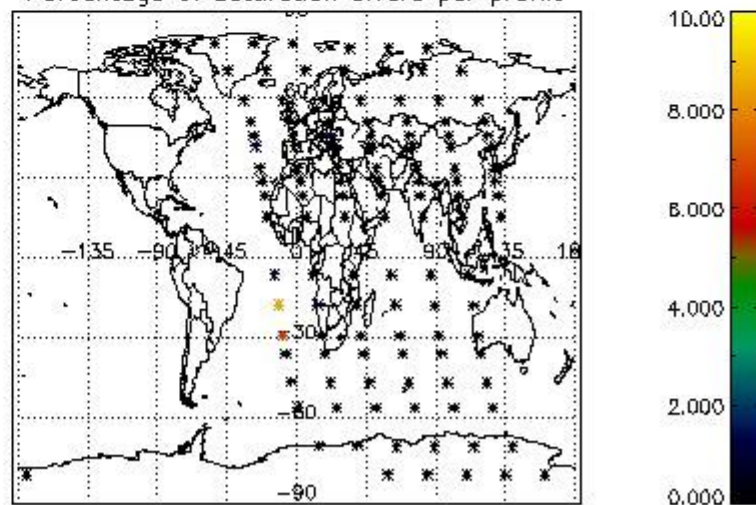
Percentage of datation errors per profile



Percentage of star falling outside central band per profile

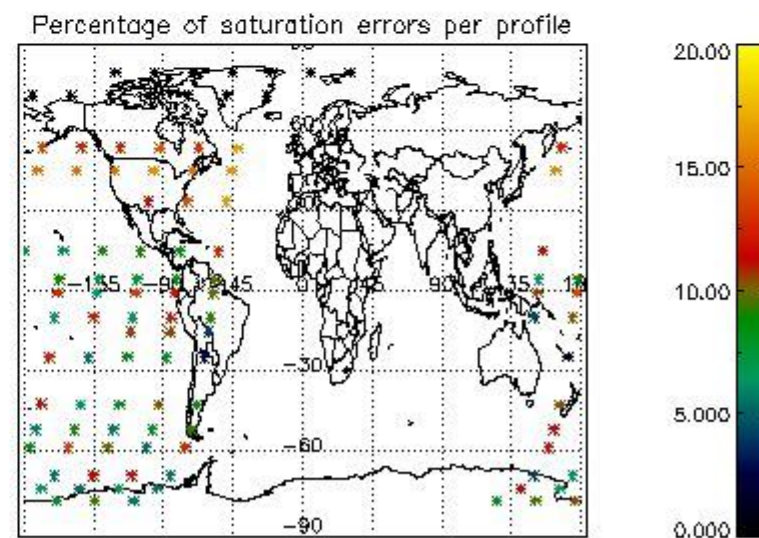
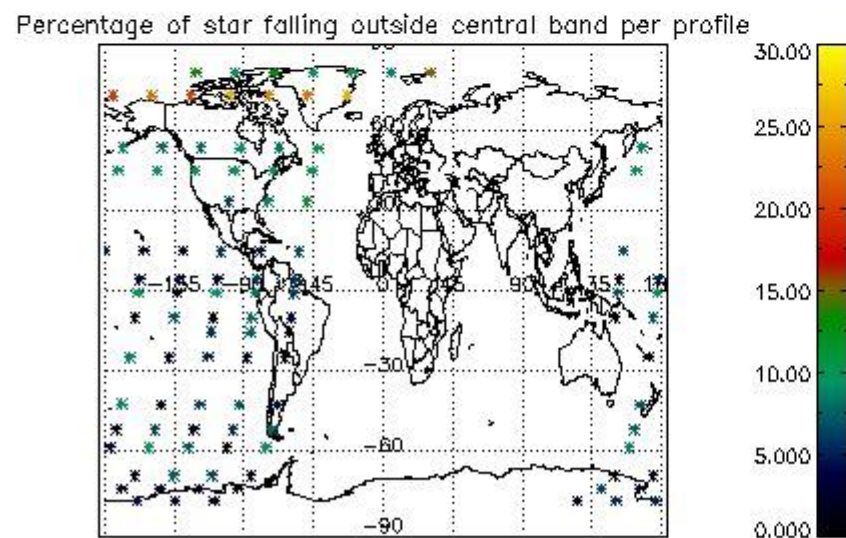
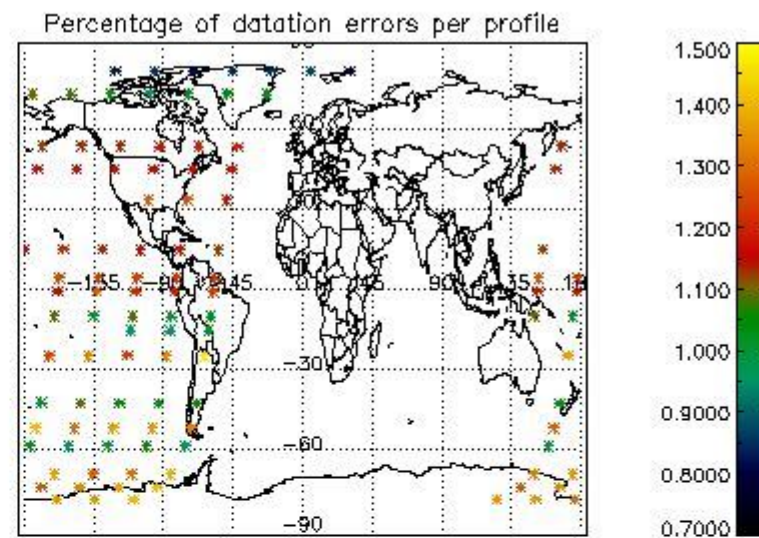
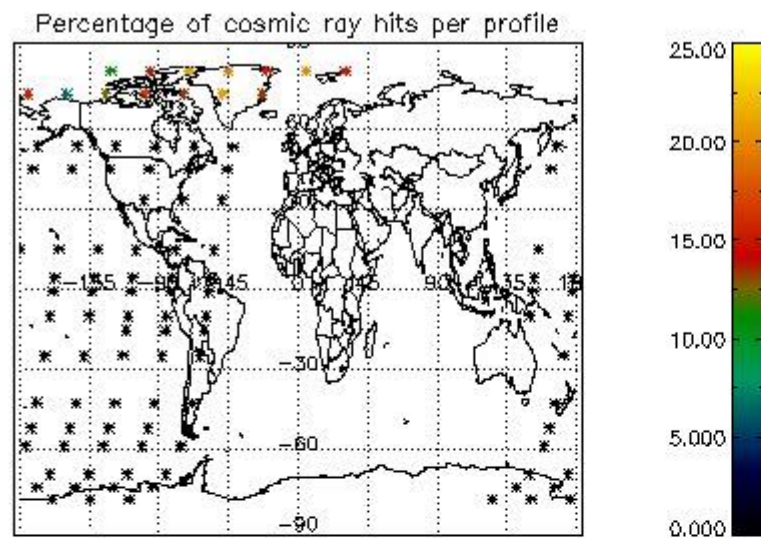


Percentage of saturation errors per profile



4.2.2 Plot level 1 quality information per product (world map): ENVISAT DESCENDING passes





## 5. Trace gas profiles

### 5.1 Ozone statistics based on quality of products

The final quality of the products can be "measured" using the STD (Standard Deviation) attached to every point profile. This information is written to the parameter GOM\_NL\_\_2P/NL\_LOCAL\_SPECIES\_DENSITY/o3\_std of the level 2 products. The table below shows the statistics for given STD ranges.

The statistics are given with respect to the overall valid production:

- Products without fatal errors: GOM\_NL\_\_2P/MPH/PRODUCT\_ERR=0
- Valid point profile: GOM\_NL\_\_2P/NL\_LOCAL\_SPECIES\_DENSITY/pcd(0)=0

The 'Criteria' is applied to valid points of dark limb products:

- Products in dark limb illumination condition: GOM\_NL\_\_2P/NL\_SUMMARY\_QUALITY/obs\_ill\_cond=0
- Products without fatal errors: GOM\_NL\_\_2P/MPH/PRODUCT\_ERR=0
- Valid point profile: GOM\_NL\_\_2P/NL\_LOCAL\_SPECIES\_DENSITY/pcd(0)=0

So, the table below shows the percentage of dark limb and valid observations for each criteria with respect to the overall valid daily observations.

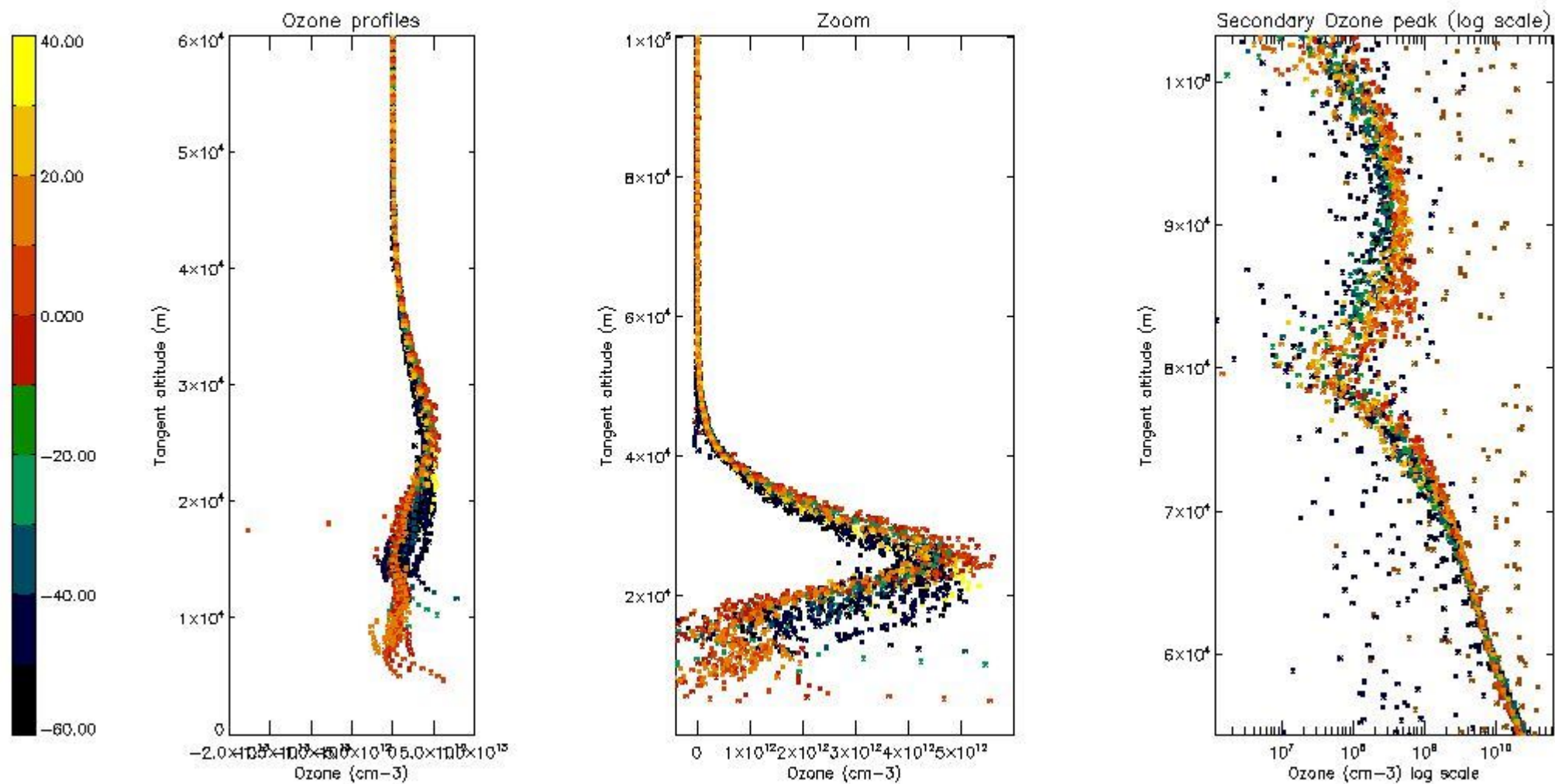
Criteria	% of total production
All STD	34
STD < 20	20



STD < 10	17
STD < 5	12

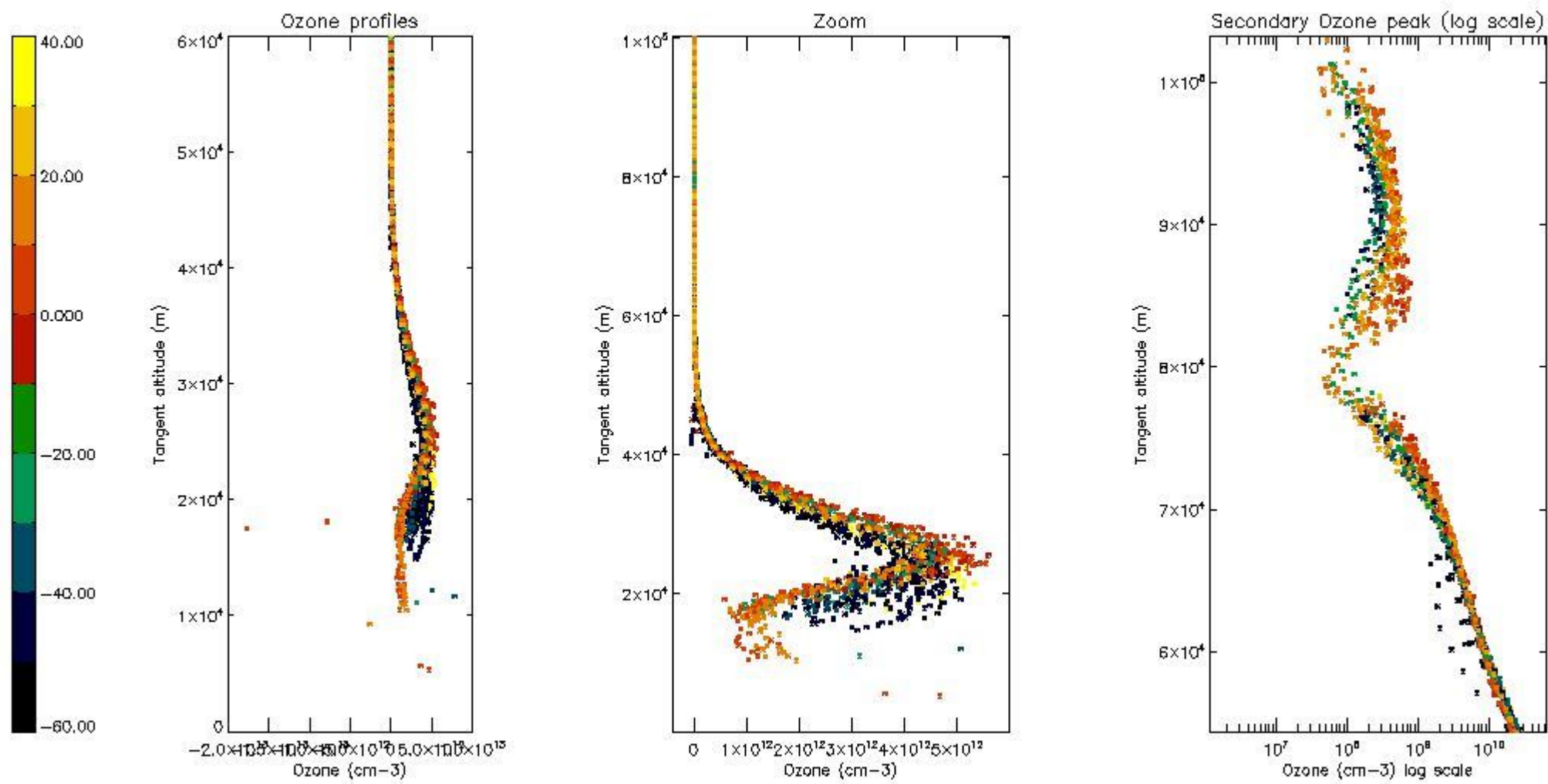
5.2 Plot ozone profiles for all STD (dark without errors)

The colorbar represents the latitude.



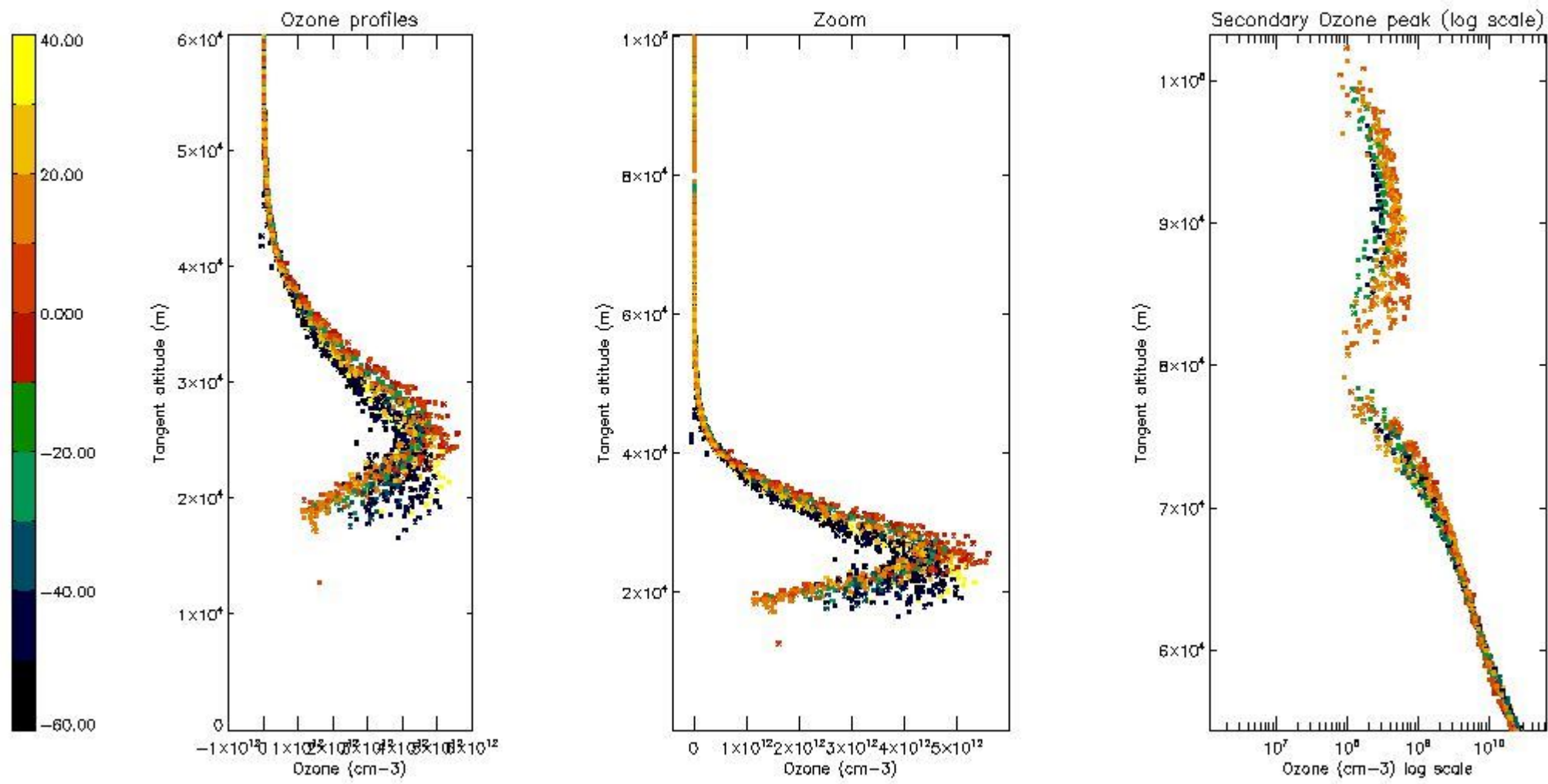
5.3 Plot ozone profiles where STD < 20% (dark without errors)

The colorbar represents the latitude.



*5.4 Plot ozone profiles where STD < 10% (dark without errors)*

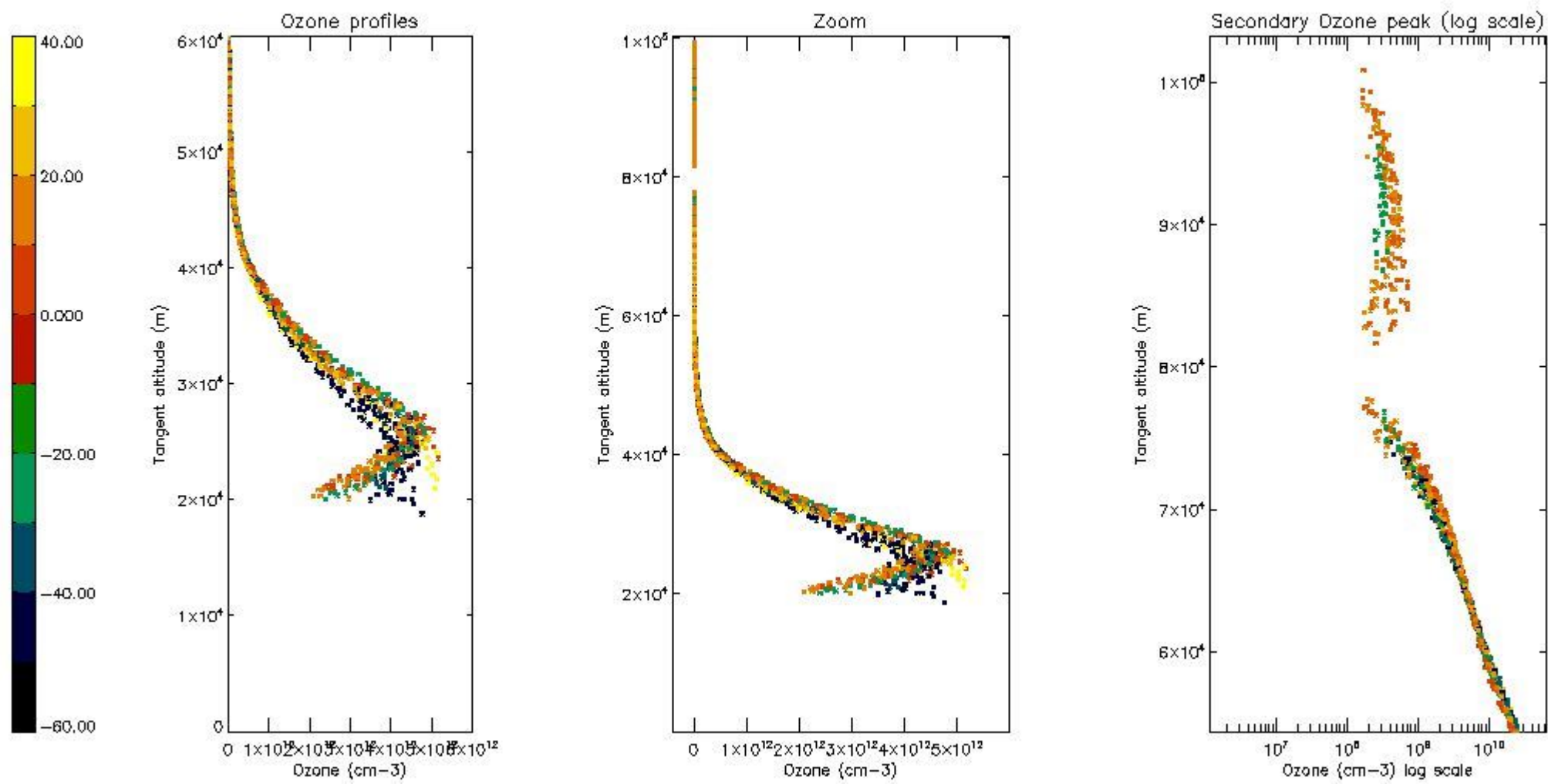
The colorbar represents the latitude.



*5.5 Plot ozone profiles where STD < 5% (dark without errors)*

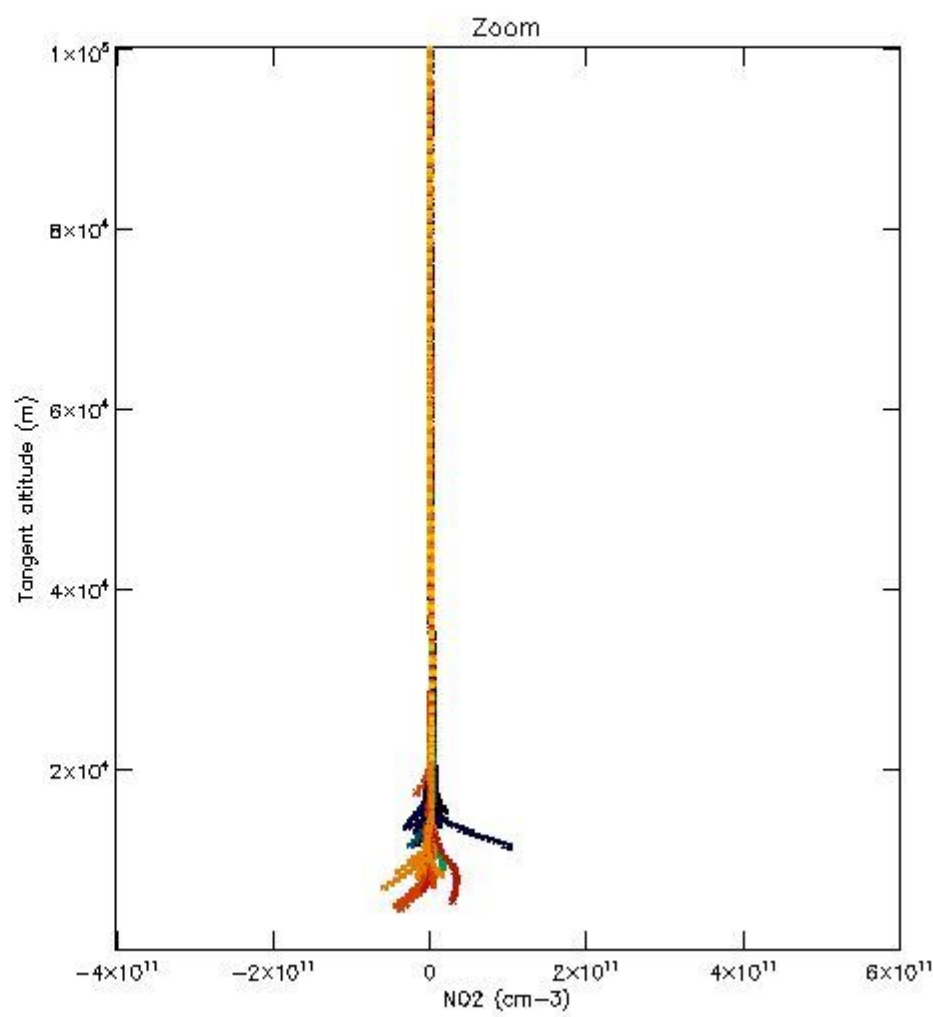
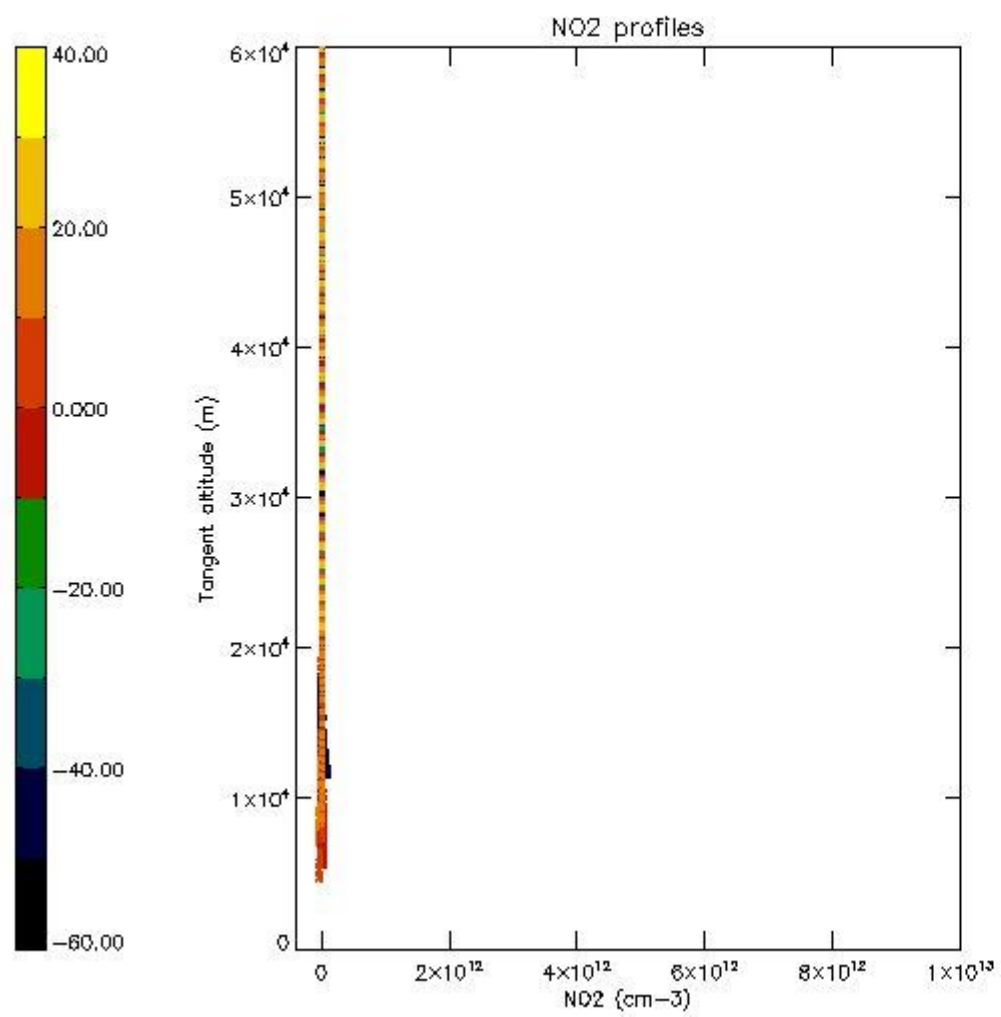
The colorbar represents the latitude.





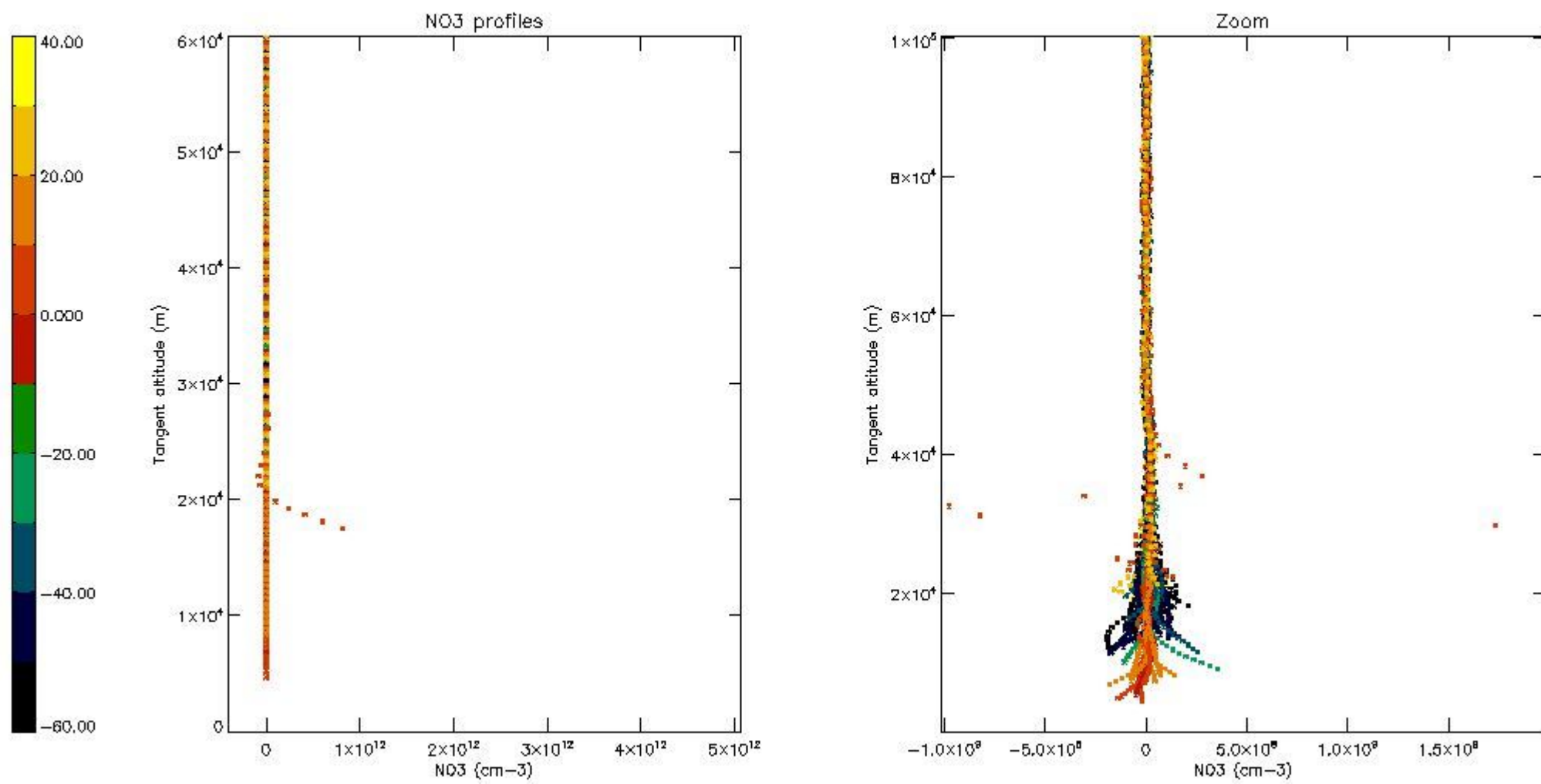
*5.6 Plot NO<sub>2</sub> profiles for all STD (dark without errors)*

The colorbar represents the latitude.



*5.7 Plot NO3 profiles for all STD (dark without errors)*

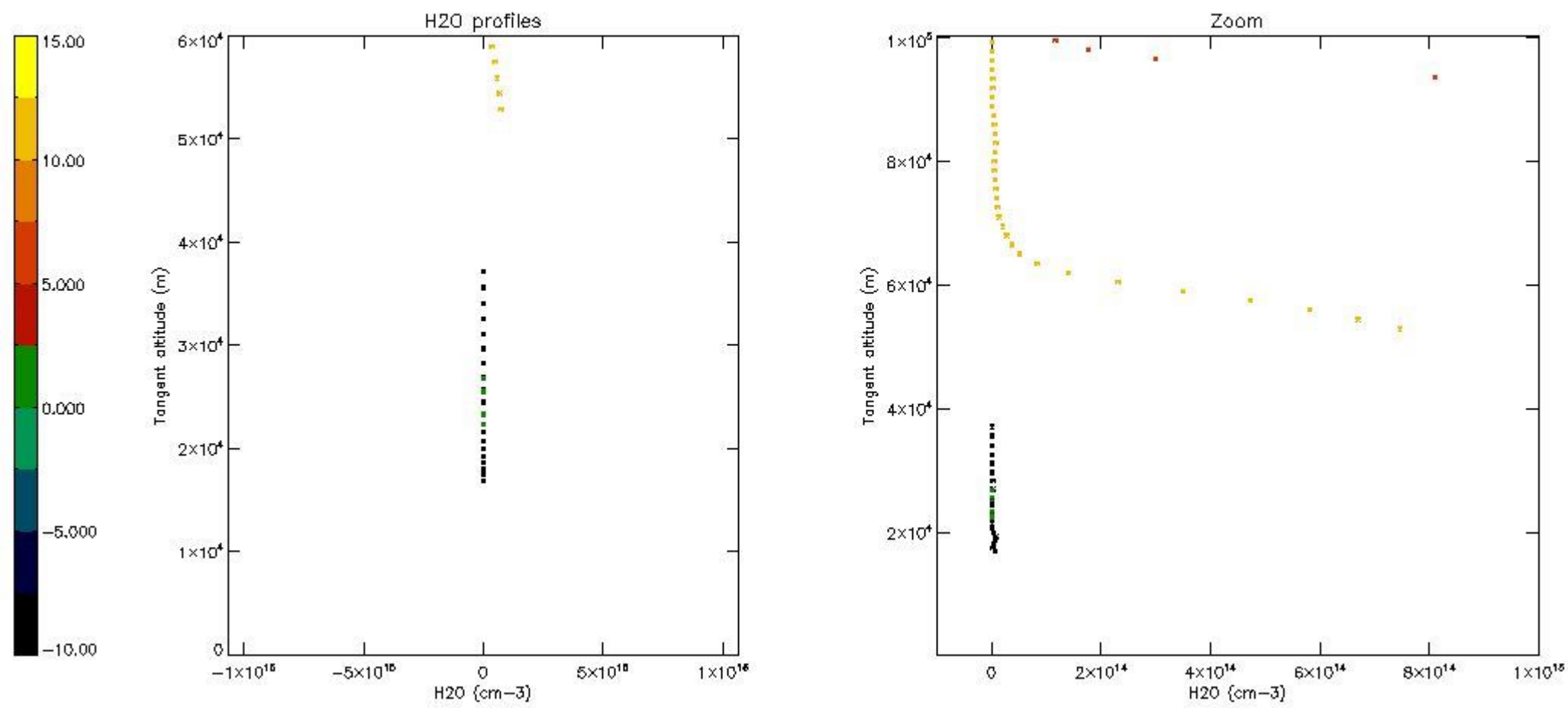
The colorbar represents the latitude.



5.8 Plot H2O profiles for all STD (only for occultations of stars 1,2,3,4,13,14,16,26,63 dark without errors)

The colorbar represents the latitude.





## 6. Auxiliary Data Files used for the production reported in section 2

The number reported in the third column indicates since which file (see list in section 2) the corresponding auxiliary file has been used. The fourth column is the date of those product files.

Type	Auxiliary Filename	Used since product	Used since product date
INST_PHYS_CHARACTERISTICS	GOM_INS_AXVIEC20091111_143220_20030716_120000_20500101_000000	1	06-MAR-2004 13:03:33
LEVEL-2_PROC_CONFIG	GOM_PR2_AXVIEC20091111_152718_20020301_000000_20500101_000000	1	06-MAR-2004 13:03:33
CROSS_SECTIONS_FILE	GOM_CRS_AXVIEC20091111_154832_20020301_000000_20500101_000000	1	06-MAR-2004 13:03:33

# GOMOS Level 2 Daily Report

## SUMMARY

### [1. General Info](#)

### [2. Summary of processed GOM\\_NL\\_2P products](#)

### [3. Level 2 Quality information per product](#)

#### [3.1 Plot of level 2 quality information per product \(time dependant\)](#)

#### [3.2 Plot of level 2 quality information per product \(world map\)](#)

### [4. Level 1 Quality information per product \(stored on level 2 products\)](#)

#### [4.1 Plot of level 1 quality information per product \(time dependant\)](#)

##### [4.1.1 Plot of level 1 quality information per product \(time dependant\): ASCENDING](#)

##### [4.1.2 Plot of level 1 quality information per product \(time dependant\): DESCENDING](#)

#### [4.2 Plot of level 1 quality information per product \(world map\)](#)

##### [4.2.1 Plot of level 1 quality information per product \(world map\): ASCENDING](#)

##### [4.2.2 Plot of level 1 quality information per product \(world map\): DESCENDING](#)

### [5. Ozone profiles based on quality statistics and other trace gas profiles](#)

#### [5.1 Ozone statistics based on quality of products](#)

#### [5.2 Plot ozone profiles for all STD \(dark without errors\)](#)

#### [5.3 Plot ozone profiles where STD < 20% \(dark without errors\)](#)

#### [5.4. Plot ozone profiles where STD < 10% \(dark without errors\)](#)

#### [5.5. Plot ozone profiles where STD < 5% \(dark without errors\)](#)

#### [5.6 Plot NO2 profiles for all STD \(dark without errors\)](#)

#### [5.7 Plot NO3 profiles for all STD \(dark without errors\)](#)

#### [5.8 Plot H2O profiles \(only for occultations of stars 1,2,3,4,13,14,16,26,63 dark without errors\) for all STD](#)

### [6. Auxiliary Data Files used for the production reported in section 2](#)

This report presents the daily analysis on parameters extracted from GOMOS level 2 data (GOM\_NL\_\_2P). It is intended to monitor some important parameters that will impact the quality of these products. A list of level 2 products (and content) that have arrived during the reporting day to the PCF is also given.

Item	Value
Time of report generation	18APR2013 20:50:28
Data source version	GOMOS/6.01
Start time of products	06-03-2004 (06MAR2004 00:00:00)
Stop time of products	07-03-2004 (07MAR2004 00:00:00)
Store outputs in DB	Yes
Nb of level 2 prods	222
Nb of prods with errors	0

## 2. Summary of processed GOM\_NL\_\_2P products.

Nr	Filename	UTC Start time	Limb	Duration	Star Id	Star Name	Star Mag	Star Temp	Nb Meas	Orbit	Prod. error
1	GOM_NL__2PRFIN20040306_130333_000000422024_00468_10542_0219.N1	06-MAR-2004 13:03:33	Dark	42.000	43	Alp TrA	1.9100	4250.0	84	10542	No
2	GOM_NL__2PRFIN20040306_130547_000000392024_00468_10542_0220.N1	06-MAR-2004 13:05:47	Dark	38.500	145	Gam TrA	2.8720	10600.	77	10542	No
3	GOM_NL__2PRFIN20040306_130718_000000462024_00468_10542_0221.N1	06-MAR-2004 13:07:18	Dark	45.500	4	Alp1Cen	-0.010000	5800.0	91	10542	No
4	GOM_NL__2PRFIN20040306_130836_000000442024_00468_10542_0222.N1	06-MAR-2004 13:08:36	Dark	44.000	10	Bet Cen	0.61000	28000.	88	10542	No
5	GOM_NL__2PRFIN20040306_131056_000000412024_00468_10542_0223.N1	06-MAR-2004 13:10:56	Dark	40.500	12	Alp1Cru	0.77500	30000.	81	10542	No
6	GOM_NL__2PRFIN20040306_131208_000000412024_00468_10542_0224.N1	06-MAR-2004 13:12:08	Dark	40.500	129	Del Cru	2.7930	26000.	81	10542	No
7	GOM_NL__2PRFIN20040306_131338_000000462024_00468_10542_0225.N1	06-MAR-2004 13:13:38	Dark	45.500	64	Gam Cen	2.2000	10600.	91	10542	No
8	GOM_NL__2PRFIN20040306_131554_000000382024_00468_10542_0226.N1	06-MAR-2004 13:15:54	Straylight	37.500	91	Kap Vel	2.4900	26000.	75	10542	No
9	GOM_NL__2PRFIN20040306_131912_000000512024_00468_10542_0227.N1	06-MAR-2004 13:19:12	Straylight	51.000	65	Lam Vel	2.2040	4400.0	102	10542	No
10	GOM_NL__2PRFIN20040306_132202_000000672024_00468_10542_0228.N1	06-MAR-2004 13:22:02	Straylight	66.500	106	9Bet Crv	2.6480	5600.0	133	10542	No
11	GOM_NL__2PRFIN20040306_132445_000000632024_00468_10542_0229.N1	06-MAR-2004 13:24:45	Straylight	63.000	100	4Gam Crv	2.5800	13100.	126	10542	No
12	GOM_NL__2PRFIN20040306_132839_000000492024_00468_10542_0230.N1	06-MAR-2004 13:28:39	Twilight_stray	48.500	48	30Alp Hya	1.9770	4100.0	97	10542	No
13	GOM_NL__2PRFIN20040306_133429_000000422024_00468_10542_0231.N1	06-MAR-2004 13:34:29	Bright	42.000	22	32Alp Leo	1.3600	15200.	84	10542	No
14	GOM_NL__2PRFIN20040306_133656_000000432024_00468_10542_0232.N1	06-MAR-2004 13:36:56	Bright	43.000	51	41Gam1Leo	2.0100	4500.0	86	10542	No
15	GOM_NL__2PRFIN20040306_134008_000000432024_00468_10542_0233.N1	06-MAR-2004 13:40:08	Bright	42.500	17	78Bet Gem	1.1610	4500.0	85	10542	No
16	GOM_NL__2PRFIN20040306_134524_000000452024_00468_10542_0234.N1	06-MAR-2004 13:45:24	Bright	44.500	174	52Psi UMa	3.0040	4400.0	89	10542	No
17	GOM_NL__2PRFIN20040306_134822_000000412024_00468_10542_0235.N1	06-MAR-2004 13:48:22	Bright	41.000	82	48Bet UMa	2.3650	10600.	82	10542	No
18	GOM_NL__2PRFIN20040306_134947_000000412024_00468_10542_0236.N1	06-MAR-2004 13:49:47	Bright	40.500	36	50Alp UMa	1.8000	6300.0	81	10542	No
19	GOM_NL__2PRFIN20040306_135222_000000492024_00468_10542_0237.N1	06-MAR-2004 13:52:22	Bright	48.500	32	77Eps UMa	1.7630	11000.	97	10542	No
20	GOM_NL__2PRFIN20040306_135351_000000492024_00468_10542_0238.N1	06-MAR-2004 13:53:51	Bright	49.000	55	79Zet UMa	2.0600	10200.	98	10542	No
21	GOM_NL__2PRFIN20040306_135630_000000342024_00468_10542_0239.N1	06-MAR-2004 13:56:30	Bright	34.000	49	1Alp UMi	1.9900	6300.0	68	10542	No
22	GOM_NL__2PRFIN20040306_140129_000000472024_00468_10542_0240.N1	06-MAR-2004 14:01:29	Bright	47.000	119	14Eta Dra	2.7270	4700.0	94	10542	No
23	GOM_NL__2PRFIN20040306_140409_000000382024_00468_10542_0241.N1	06-MAR-2004 14:04:09	Bright	37.500	89	5Alp Cep	2.4510	8000.0	75	10542	No
24	GOM_NL__2PRFIN20040306_140608_000000522024_00468_10542_0242.N1	06-MAR-2004 14:06:08	Bright	51.500	130	23Bet Dra	2.7990	5800.0	103	10542	No
25	GOM_NL__2PRFIN20040306_140914_000000362024_00468_10542_0243.N1	06-MAR-2004 14:09:14	Bright	36.000	19	50Alp Cyg	1.2460	10500.	72	10542	No
26	GOM_NL__2PRFIN20040306_141048_000000362024_00468_10542_0244.N1	06-MAR-2004 14:10:48	Bright	35.500	66	37Gam Cyg	2.2080	5900.0	71	10542	No
27	GOM_NL__2PRFIN20040306_141224_000000362024_00468_10542_0245.N1	06-MAR-2004 14:12:24	Bright	35.500	92	53Eps Cyg	2.5000	4500.0	71	10542	No
28	GOM_NL__2PRFIN20040306_141536_000001092024_00468_10542_0246.N1	06-MAR-2004 14:15:36	Twilight_stray	109.00	133	40Zet Her	2.8070	6000.0	218	10542	No
29	GOM_NL__2PRFIN20040306_141944_000000462024_00468_10542_0247.N1	06-MAR-2004 14:19:44	Bright	46.000	168	17Zet Aql	2.9860	11000.	92	10542	No
30	GOM_NL__2PRFIN20040306_142359_000000862024_00468_10542_0248.N1	06-MAR-2004 14:23:59	Straylight	86.000	59	55Alp Oph	2.0800	8900.0	172	10542	No
31	GOM_NL__2PRFIN20040306_142639_000000742024_00468_10542_0249.N1	06-MAR-2004 14:26:39	Dark	73.500	126	60Bet Oph	2.7700	4250.0	147	10542	No
32	GOM_NL__2PRFIN20040306_142945_000000432024_00468_10542_0250.N1	06-MAR-2004 14:29:45	Dark	43.000	155	41Pi Sgr	2.9000	6600.0	86	10542	No
33	GOM_NL__2PRFIN20040306_143138_000000472024_00468_10542_0251.N1	06-MAR-2004 14:31:38	Dark	47.000	57	34Sig Sgr	2.0660	26000.	94	10542	No
34	GOM_NL__2PRFIN20040306_143454_000000442024_00468_10542_0252.N1	06-MAR-2004 14:34:54	Dark	44.000	38	20Eps Sgr	1.8360	11000.	88	10542	No
35	GOM_NL__2PRFIN20040306_143803_000000582024_00468_10542_0253.N1	06-MAR-2004 14:38:03	Dark	57.500	25	35Lam Sco	1.6200	28000.	115	10542	No
36	GOM_NL__2PRFIN20040306_144409_000000412024_00469_10543_0219.N1	06-MAR-2004 14:44:09	Dark	40.500	43	Alp TrA	1.9100	4250.0	81	10543	No
37	GOM_NL__2PRFIN20040306_144623_000000392024_00469_10543_0220.N1	06-MAR-2004 14:46:23	Dark	38.500	145	Gam TrA	2.8720	10600.	77	10543	No
38	GOM_NL__2PRFIN20040306_144755_000000462024_00469_10543_0221.N1	06-MAR-2004 14:47:55	Dark	46.000	4	Alp1Cen	-0.010000	5800.0	92	10543	No
39	GOM_NL__2PRFIN20040306_144912_000000422024_00469_10543_0222.N1	06-MAR-2004 14:49:12	Dark	41.500	10	Bet Cen	0.61000	28000.	83	10543	No
40	GOM_NL__2PRFIN20040306_145132_000000432024_00469_10543_0223.N1	06-MAR-2004 14:51:32	Dark	43.000	12	Alp1Cru	0.77500	30000.	86	10543	No
41	GOM_NL__2PRFIN20040306_145244_000000402024_00469_10543_0224.N1	06-MAR-2004 14:52:44	Dark	40.000	129	Del Cru	2.7930	26000.	80	10543	No
42	GOM_NL__2PRFIN20040306_145414_000000482024_00469_10543_0225.N1	06-MAR-2004 14:54:14	Straylight	47.500	64	Gam Cen	2.2000	10600.	95	10543	No



43	GOM_NL__2PRFIN20040306_145630_000000392024_00469_10543_0226.N1	06-MAR-2004 14:56:30	Straylight	39.000	91	Kap Vel	2.4900	26000.	78	10543	No
44	GOM_NL__2PRFIN20040306_145949_000000452024_00469_10543_0227.N1	06-MAR-2004 14:59:49	Straylight	44.500	65	Lam Vel	2.2040	4400.0	89	10543	No
45	GOM_NL__2PRFIN20040306_150238_000000652024_00469_10543_0228.N1	06-MAR-2004 15:02:38	Straylight	64.500	106	9Bet Crv	2.6480	5600.0	129	10543	No
46	GOM_NL__2PRFIN20040306_150521_000000582024_00469_10543_0229.N1	06-MAR-2004 15:05:21	Straylight	57.500	100	4Gam Crv	2.5800	13100.	115	10543	No
47	GOM_NL__2PRFIN20040306_150914_000000482024_00469_10543_0230.N1	06-MAR-2004 15:09:14	Tw_i_and_stray	48.000	48	30Alp Hya	1.9770	4100.0	96	10543	No
48	GOM_NL__2PRFIN20040306_151504_000000422024_00469_10543_0231.N1	06-MAR-2004 15:15:04	Bright	42.000	22	32Alp Leo	1.3600	15200.	84	10543	No
49	GOM_NL__2PRFIN20040306_151732_000000432024_00469_10543_0232.N1	06-MAR-2004 15:17:32	Bright	43.000	51	41Gam1Leo	2.0100	4500.0	86	10543	No
50	GOM_NL__2PRFIN20040306_152046_000000402024_00469_10543_0233.N1	06-MAR-2004 15:20:46	Bright	39.500	17	78Bet Gem	1.1610	4500.0	79	10543	No
51	GOM_NL__2PRFIN20040306_152559_000000432024_00469_10543_0234.N1	06-MAR-2004 15:25:59	Bright	43.000	174	52Psi UMa	3.0040	4400.0	86	10543	No
52	GOM_NL__2PRFIN20040306_152857_000000412024_00469_10543_0235.N1	06-MAR-2004 15:28:57	Bright	41.000	82	48Bet UMa	2.3650	10600.	82	10543	No
53	GOM_NL__2PRFIN20040306_153022_000000422024_00469_10543_0236.N1	06-MAR-2004 15:30:22	Bright	42.000	36	50Alp UMa	1.8000	6300.0	84	10543	No
54	GOM_NL__2PRFIN20040306_153258_000000502024_00469_10543_0237.N1	06-MAR-2004 15:32:58	Bright	50.000	32	77Eps UMa	1.7630	11000.	100	10543	No
55	GOM_NL__2PRFIN20040306_153426_000000532024_00469_10543_0238.N1	06-MAR-2004 15:34:26	Bright	52.500	55	79Zet UMa	2.0600	10200.	105	10543	No
56	GOM_NL__2PRFIN20040306_153705_000000382024_00469_10543_0239.N1	06-MAR-2004 15:37:05	Bright	37.500	49	1Alp UMi	1.9900	6300.0	75	10543	No
57	GOM_NL__2PRFIN20040306_154205_000000492024_00469_10543_0240.N1	06-MAR-2004 15:42:05	Bright	48.500	119	14Eta Dra	2.7270	4700.0	97	10543	No
58	GOM_NL__2PRFIN20040306_154445_000000372024_00469_10543_0241.N1	06-MAR-2004 15:44:45	Bright	37.000	89	5Alp Cep	2.4510	8000.0	74	10543	No
59	GOM_NL__2PRFIN20040306_154643_000000472024_00469_10543_0242.N1	06-MAR-2004 15:46:43	Bright	47.000	130	23Bet Dra	2.7990	5800.0	94	10543	No
60	GOM_NL__2PRFIN20040306_154950_000000392024_00469_10543_0243.N1	06-MAR-2004 15:49:50	Bright	38.500	19	50Alp Cyg	1.2460	10500.	77	10543	No
61	GOM_NL__2PRFIN20040306_155124_000000372024_00469_10543_0244.N1	06-MAR-2004 15:51:24	Bright	36.500	66	37Gam Cyg	2.2080	5900.0	73	10543	No
62	GOM_NL__2PRFIN20040306_155300_000000372024_00469_10543_0245.N1	06-MAR-2004 15:53:00	Bright	37.000	92	53Eps Cyg	2.5000	4500.0	74	10543	No
63	GOM_NL__2PRFIN20040306_155612_000001052024_00469_10543_0246.N1	06-MAR-2004 15:56:12	Tw_i_and_stray	105.00	133	40Zet Her	2.8070	6000.0	210	10543	No
64	GOM_NL__2PRFIN20040306_160020_000000462024_00469_10543_0247.N1	06-MAR-2004 16:00:20	Bright	46.000	168	17Zet Aql	2.9860	11000.	92	10543	No
65	GOM_NL__2PRFIN20040306_160436_000000842024_00469_10543_0248.N1	06-MAR-2004 16:04:36	Straylight	84.000	59	55Alp Oph	2.0800	8900.0	168	10543	No
66	GOM_NL__2PRFIN20040306_160717_000000772024_00469_10543_0249.N1	06-MAR-2004 16:07:17	Dark	77.000	126	60Bet Oph	2.7700	4250.0	154	10543	No
67	GOM_NL__2PRFIN20040306_161021_000000482024_00469_10543_0250.N1	06-MAR-2004 16:10:21	Dark	47.500	155	41Pi Sgr	2.9000	6600.0	95	10543	No
68	GOM_NL__2PRFIN20040306_161215_000000482024_00469_10543_0251.N1	06-MAR-2004 16:12:15	Dark	48.000	57	34Sig Sgr	2.0660	26000.	96	10543	No
69	GOM_NL__2PRFIN20040306_161530_000000482024_00469_10543_0252.N1	06-MAR-2004 16:15:30	Dark	48.000	38	20Eps Sgr	1.8360	11000.	96	10543	No
70	GOM_NL__2PRFIN20040306_161840_000000572024_00469_10543_0253.N1	06-MAR-2004 16:18:40	Dark	56.500	25	35Lam Sco	1.6200	28000.	113	10543	No
71	GOM_NL__2PRFIN20040306_162446_000000432024_00470_10544_0240.N1	06-MAR-2004 16:24:46	Dark	43.000	43	Alp TrA	1.9100	4250.0	86	10544	No
72	GOM_NL__2PRFIN20040306_162700_000000382024_00470_10544_0241.N1	06-MAR-2004 16:27:00	Dark	37.500	145	Gam TrA	2.8720	10600.	75	10544	No
73	GOM_NL__2PRFIN20040306_162831_000000572024_00470_10544_0242.N1	06-MAR-2004 16:28:31	Dark	57.000	4	Alp1Cen	-0.010000	5800.0	114	10544	No
74	GOM_NL__2PRFIN20040306_162949_000000532024_00470_10544_0243.N1	06-MAR-2004 16:29:49	Dark	53.000	10	Bet Cen	0.61000	28000.	106	10544	No
75	GOM_NL__2PRFIN20040306_163209_000000402024_00470_10544_0244.N1	06-MAR-2004 16:32:09	Dark	40.000	12	Alp1Cru	0.77500	30000.	80	10544	No
76	GOM_NL__2PRFIN20040306_163321_000000402024_00470_10544_0245.N1	06-MAR-2004 16:33:21	Dark	40.000	129	Del Cru	2.7930	26000.	80	10544	No
77	GOM_NL__2PRFIN20040306_163450_000000462024_00470_10544_0246.N1	06-MAR-2004 16:34:50	Dark	46.000	64	Gam Cen	2.2000	10600.	92	10544	No
78	GOM_NL__2PRFIN20040306_163706_000000422024_00470_10544_0247.N1	06-MAR-2004 16:37:06	Straylight	42.000	91	Kap Vel	2.4900	26000.	84	10544	No
79	GOM_NL__2PRFIN20040306_164025_000000412024_00470_10544_0248.N1	06-MAR-2004 16:40:25	Straylight	41.000	65	Lam Vel	2.2040	4400.0	82	10544	No
80	GOM_NL__2PRFIN20040306_164315_000000702024_00470_10544_0249.N1	06-MAR-2004 16:43:15	Straylight	70.000	106	9Bet Crv	2.6480	5600.0	140	10544	No
81	GOM_NL__2PRFIN20040306_164557_000000592024_00470_10544_0250.N1	06-MAR-2004 16:45:57	Straylight	59.000	100	4Gam Crv	2.5800	13100.	118	10544	No
82	GOM_NL__2PRFIN20040306_164950_000000492024_00470_10544_0251.N1	06-MAR-2004 16:49:50	Tw_i_and_stray	48.500	48	30Alp Hya	1.9770	4100.0	97	10544	No
83	GOM_NL__2PRFIN20040306_165540_000000432024_00470_10544_0252.N1	06-MAR-2004 16:55:40	Bright	42.500	22	32Alp Leo	1.3600	15200.	85	10544	No
84	GOM_NL__2PRFIN20040306_165808_000000442024_00470_10544_0253.N1	06-MAR-2004 16:58:08	Bright	43.500	51	41Gam1Leo	2.0100	4500.0	87	10544	No
85	GOM_NL__2PRFIN20040306_170122_000000392024_00470_10544_0254.N1	06-MAR-2004 17:01:22	Bright	39.000	17	78Bet Gem	1.1610	4500.0	78	10544	No
86	GOM_NL__2PRFIN20040306_170635_000000442024_00470_10544_0255.N1	06-MAR-2004 17:06:35	Bright	43.500	174	52Psi UMa	3.0040	4400.0	87	10544	No
87	GOM_NL__2PRFIN20040306_170933_000000412024_00470_10544_0256.N1	06-MAR-2004 17:09:33	Bright	40.500	82	48Bet UMa	2.3650	10600.	81	10544	No
88	GOM_NL__2PRFIN20040306_171058_000000422024_00470_10544_0257.N1	06-MAR-2004 17:10:58	Bright	41.500	36	50Alp UMa	1.8000	6300.0	83	10544	No
89	GOM_NL__2PRFIN20040306_171333_000000462024_00470_10544_0258.N1	06-MAR-2004 17:13:33	Bright	46.000	32	77Eps UMa	1.7630	11000.	92	10544	No
90	GOM_NL__2PRFIN20040306_171501_000000532024_00470_10544_0259.N1	06-MAR-2004 17:15:01	Bright	52.500	55	79Zet UMa	2.0600	10200.	105	10544	No
91	GOM_NL__2PRFIN20040306_171740_000000412024_00470_10544_0260.N1	06-MAR-2004 17:17:40	Bright	40.500	49	1Alp UMi	1.9900	6300.0	81	10544	No
92	GOM_NL__2PRFIN20040306_172241_000000482024_00470_10544_0261.N1	06-MAR-2004 17:22:41	Bright	47.500	119	14Eta Dra	2.7270	4700.0	95	10544	No
93	GOM_NL__2PRFIN20040306_172520_000000372024_00470_10544_0262.N1	06-MAR-2004 17:25:20	Bright	36.500	89	5Alp Cep	2.4510	8000.0	73	10544	No
94	GOM_NL__2PRFIN20040306_172719_000000502024_00470_10544_0263.N1	06-MAR-2004 17:27:19	Bright	50.000	130	23Bet Dra	2.7990	5800.0	100	10544	No
95	GOM_NL__2PRFIN20040306_173026_000000392024_00470_10544_0264.N1	06-MAR-2004 17:30:26	Bright	39.000	19	50Alp Cyg	1.2460	10500.	78	10544	No
96	GOM_NL__2PRFIN20040306_173159_000000382024_00470_10544_0265.N1	06-MAR-2004 17:31:59	Bright	37.500	66	37Gam Cyg	2.2080	5900.0	75	10544	No
97	GOM_NL__2PRFIN20040306_173336_000000372024_00470_10544_0266.N1	06-MAR-2004 17:33:36	Bright	37.000	92	53Eps Cyg	2.5000	4500.0	74	10544	No
98	GOM_NL__2PRFIN20040306_173649_000001072024_00470_10544_0267.N1	06-MAR-2004 17:36:49	Tw_i_and_stray	107.00	133	40Zet Her	2.8070	6000.0	214	10544	No
99	GOM_NL__2PRFIN20040306_174056_000000462024_00470_10544_0268.N1	06-MAR-2004 17:40:56	Bright	45.500	168	17Zet Aql	2.9860	11000.	91	10544	No
100	GOM_NL__2PRFIN20040306_174514_000000882024_00470_10544_0269.N1	06-MAR-2004 17:45:14	Straylight	87.500	59	55Alp Oph	2.0800	8900.0	175	10544	No
101	GOM_NL__2PRFIN20040306_174754_000000822024_00470_10544_0270.N1	06-MAR-2004 17:47:54	Dark	81.500	126	60Bet Oph	2.7700	4250.0	163	10544	No

102	GOM_NL__2PRFIN20040306_175058_000000452024_00470_10544_0271.N1	06-MAR-2004 17:50:58	Dark	45.000	155	41Pi Sgr	2.9000	6600.0	90	10544	No
103	GOM_NL__2PRFIN20040306_175251_000000452024_00470_10544_0272.N1	06-MAR-2004 17:52:51	Dark	45.000	57	34Sig Sgr	2.0660	26000.	90	10544	No
104	GOM_NL__2PRFIN20040306_175607_000000442024_00470_10544_0273.N1	06-MAR-2004 17:56:07	Dark	44.000	38	20Eps Sgr	1.8360	11000.	88	10544	No
105	GOM_NL__2PRFIN20040306_175917_000000522024_00470_10544_0274.N1	06-MAR-2004 17:59:17	Dark	51.500	25	35Lam Sco	1.6200	28000.	103	10544	No
106	GOM_NL__2PRFIN20040306_180522_000000532024_00471_10545_0240.N1	06-MAR-2004 18:05:22	Dark	52.500	43	Alp TrA	1.9100	4250.0	105	10545	No
107	GOM_NL__2PRFIN20040306_180736_000000392024_00471_10545_0241.N1	06-MAR-2004 18:07:36	Dark	39.000	145	Gam TrA	2.8720	10600.	78	10545	No
108	GOM_NL__2PRFIN20040306_180908_000000572024_00471_10545_0242.N1	06-MAR-2004 18:09:08	Dark	57.000	4	Alp1Cen	-0.010000	5800.0	114	10545	No
109	GOM_NL__2PRFIN20040306_181025_000000532024_00471_10545_0243.N1	06-MAR-2004 18:10:25	Dark	52.500	10	Bet Cen	0.61000	28000.	105	10545	No
110	GOM_NL__2PRFIN20040306_181244_000000502024_00471_10545_0244.N1	06-MAR-2004 18:12:44	Dark	50.000	12	Alp1Cru	0.77500	30000.	100	10545	No
111	GOM_NL__2PRFIN20040306_181358_000000392024_00471_10545_0245.N1	06-MAR-2004 18:13:58	Dark	39.000	129	Del Cru	2.7930	26000.	78	10545	No
112	GOM_NL__2PRFIN20040306_181526_000000442024_00471_10545_0246.N1	06-MAR-2004 18:15:26	Dark	44.000	64	Gam Cen	2.2000	10600.	88	10545	No
113	GOM_NL__2PRFIN20040306_181742_000000372024_00471_10545_0247.N1	06-MAR-2004 18:17:42	Straylight	37.000	91	Kap Vel	2.4900	26000.	74	10545	No
114	GOM_NL__2PRFIN20040306_182101_000000442024_00471_10545_0248.N1	06-MAR-2004 18:21:01	Straylight	43.500	65	Lam Vel	2.2040	4400.0	87	10545	No
115	GOM_NL__2PRFIN20040306_182438_000000582024_00471_10545_0249.N1	06-MAR-2004 18:24:38	Straylight	58.000	171	2Eps Crv	3.0010	4250.0	116	10545	No
116	GOM_NL__2PRFIN20040306_182633_000000602024_00471_10545_0250.N1	06-MAR-2004 18:26:33	Straylight	59.500	100	4Gam Crv	2.5800	13100.	119	10545	No
117	GOM_NL__2PRFIN20040306_183025_000000522024_00471_10545_0251.N1	06-MAR-2004 18:30:25	Tw_i_and_stray	52.000	48	30Alp Hya	1.9770	4100.0	104	10545	No
118	GOM_NL__2PRFIN20040306_183614_000000442024_00471_10545_0252.N1	06-MAR-2004 18:36:14	Bright	44.000	22	32Alp Leo	1.3600	15200.	88	10545	No
119	GOM_NL__2PRFIN20040306_183844_000000432024_00471_10545_0253.N1	06-MAR-2004 18:38:44	Bright	43.000	51	41Gam1Leo	2.0100	4500.0	86	10545	No
120	GOM_NL__2PRFIN20040306_184710_000000442024_00471_10545_0254.N1	06-MAR-2004 18:47:10	Bright	44.000	174	52Psi UMa	3.0040	4400.0	88	10545	No
121	GOM_NL__2PRFIN20040306_185008_000000412024_00471_10545_0255.N1	06-MAR-2004 18:50:08	Bright	40.500	82	48Bet UMa	2.3650	10600.	81	10545	No
122	GOM_NL__2PRFIN20040306_185133_000000392024_00471_10545_0256.N1	06-MAR-2004 18:51:33	Bright	39.000	36	50Alp UMa	1.8000	6300.0	78	10545	No
123	GOM_NL__2PRFIN20040306_185408_000000502024_00471_10545_0257.N1	06-MAR-2004 18:54:08	Bright	49.500	32	77Eps UMa	1.7630	11000.	99	10545	No
124	GOM_NL__2PRFIN20040306_185817_000000382024_00471_10545_0258.N1	06-MAR-2004 18:58:17	Bright	37.500	49	1Alp UMi	1.9900	6300.0	75	10545	No
125	GOM_NL__2PRFIN20040306_190316_000000462024_00471_10545_0259.N1	06-MAR-2004 19:03:16	Bright	46.000	119	14Eta Dra	2.7270	4700.0	92	10545	No
126	GOM_NL__2PRFIN20040306_190556_000000392024_00471_10545_0260.N1	06-MAR-2004 19:05:56	Bright	38.500	89	5Alp Cep	2.4510	8000.0	77	10545	No
127	GOM_NL__2PRFIN20040306_190755_000000522024_00471_10545_0261.N1	06-MAR-2004 19:07:55	Bright	52.000	130	23Bet Dra	2.7990	5800.0	104	10545	No
128	GOM_NL__2PRFIN20040306_191102_000000372024_00471_10545_0262.N1	06-MAR-2004 19:11:02	Bright	36.500	19	50Alp Cyg	1.2460	10500.	73	10545	No
129	GOM_NL__2PRFIN20040306_191234_000000402024_00471_10545_0263.N1	06-MAR-2004 19:12:34	Bright	39.500	66	37Gam Cyg	2.2080	5900.0	79	10545	No
130	GOM_NL__2PRFIN20040306_191412_000000392024_00471_10545_0264.N1	06-MAR-2004 19:14:12	Bright	38.500	92	53Eps Cyg	2.5000	4500.0	77	10545	No
131	GOM_NL__2PRFIN20040306_191725_000001142024_00471_10545_0265.N1	06-MAR-2004 19:17:25	Tw_i_and_stray	113.50	133	40Zet Her	2.8070	6000.0	227	10545	No
132	GOM_NL__2PRFIN20040306_192131_000000492024_00471_10545_0266.N1	06-MAR-2004 19:21:31	Bright	49.000	168	17Zet Aql	2.9860	11000.	98	10545	No
133	GOM_NL__2PRFIN20040306_192551_000000832024_00471_10545_0267.N1	06-MAR-2004 19:25:51	Straylight	82.500	59	55Alp Oph	2.0800	8900.0	165	10545	No
134	GOM_NL__2PRFIN20040306_192832_000000792024_00471_10545_0268.N1	06-MAR-2004 19:28:32	Dark	78.500	126	60Bet Oph	2.7700	4250.0	157	10545	No
135	GOM_NL__2PRFIN20040306_193134_000000432024_00471_10545_0269.N1	06-MAR-2004 19:31:34	Dark	43.000	155	41Pi Sgr	2.9000	6600.0	86	10545	No
136	GOM_NL__2PRFIN20040306_193328_000000472024_00471_10545_0270.N1	06-MAR-2004 19:33:28	Dark	46.500	57	34Sig Sgr	2.0660	26000.	93	10545	No
137	GOM_NL__2PRFIN20040306_193643_000000462024_00471_10545_0271.N1	06-MAR-2004 19:36:43	Dark	45.500	38	20Eps Sgr	1.8360	11000.	91	10545	No
138	GOM_NL__2PRFIN20040306_193954_000000502024_00471_10545_0272.N1	06-MAR-2004 19:39:54	Dark	49.500	25	35Lam Sco	1.6200	28000.	99	10545	No
139	GOM_NL__2PRFIN20040306_194559_000000422024_00472_10546_0240.N1	06-MAR-2004 19:45:59	Dark	41.500	43	Alp TrA	1.9100	4250.0	83	10546	No
140	GOM_NL__2PRFIN20040306_194813_000000392024_00472_10546_0241.N1	06-MAR-2004 19:48:13	Dark	38.500	145	Gam TrA	2.8720	10600.	77	10546	No
141	GOM_NL__2PRFIN20040306_194945_000000452024_00472_10546_0242.N1	06-MAR-2004 19:49:45	Dark	45.000	4	Alp1Cen	-0.010000	5800.0	90	10546	No
142	GOM_NL__2PRFIN20040306_195102_000000512024_00472_10546_0243.N1	06-MAR-2004 19:51:02	Dark	51.000	10	Bet Cen	0.61000	28000.	102	10546	No
143	GOM_NL__2PRFIN20040306_195322_000000512024_00472_10546_0244.N1	06-MAR-2004 19:53:22	Dark	50.500	12	Alp1Cru	0.77500	30000.	101	10546	No
144	GOM_NL__2PRFIN20040306_195434_000000402024_00472_10546_0245.N1	06-MAR-2004 19:54:34	Dark	40.000	129	Del Cru	2.7930	26000.	80	10546	No
145	GOM_NL__2PRFIN20040306_195603_000000422024_00472_10546_0246.N1	06-MAR-2004 19:56:03	Dark	42.000	64	Gam Cen	2.2000	10600.	84	10546	No
146	GOM_NL__2PRFIN20040306_195818_000000392024_00472_10546_0247.N1	06-MAR-2004 19:58:18	Straylight	39.000	91	Kap Vel	2.4900	26000.	78	10546	No
147	GOM_NL__2PRFIN20040306_200137_000000452024_00472_10546_0248.N1	06-MAR-2004 20:01:37	Straylight	45.000	65	Lam Vel	2.2040	4400.0	90	10546	No
148	GOM_NL__2PRFIN20040306_200514_000000592024_00472_10546_0249.N1	06-MAR-2004 20:05:14	Straylight	58.500	171	2Eps Crv	3.0010	4250.0	117	10546	No
149	GOM_NL__2PRFIN20040306_200709_000000622024_00472_10546_0250.N1	06-MAR-2004 20:07:09	Straylight	61.500	100	4Gam Crv	2.5800	13100.	123	10546	No
150	GOM_NL__2PRFIN20040306_201101_000000482024_00472_10546_0251.N1	06-MAR-2004 20:11:01	Tw_i_and_stray	48.000	48	30Alp Hya	1.9770	4100.0	96	10546	No
151	GOM_NL__2PRFIN20040306_201650_000000442024_00472_10546_0252.N1	06-MAR-2004 20:16:50	Bright	44.000	22	32Alp Leo	1.3600	15200.	88	10546	No
152	GOM_NL__2PRFIN20040306_201919_000000432024_00472_10546_0253.N1	06-MAR-2004 20:19:19	Bright	43.000	51	41Gam1Leo	2.0100	4500.0	86	10546	No
153	GOM_NL__2PRFIN20040306_202746_000000422024_00472_10546_0254.N1	06-MAR-2004 20:27:46	Bright	42.000	174	52Psi UMa	3.0040	4400.0	84	10546	No
154	GOM_NL__2PRFIN20040306_203044_000000402024_00472_10546_0255.N1	06-MAR-2004 20:30:44	Bright	40.000	82	48Bet UMa	2.3650	10600.	80	10546	No
155	GOM_NL__2PRFIN20040306_203208_000000442024_00472_10546_0256.N1	06-MAR-2004 20:32:08	Bright	43.500	36	50Alp UMa	1.8000	6300.0	87	10546	No
156	GOM_NL__2PRFIN20040306_203443_000000462024_00472_10546_0257.N1	06-MAR-2004 20:34:43	Bright	46.000	32	77Eps UMa	1.7630	11000.	92	10546	No
157	GOM_NL__2PRFIN20040306_203853_000000402024_00472_10546_0258.N1	06-MAR-2004 20:38:53	Bright	40.000	49	1Alp UMi	1.9900	6300.0	80	10546	No
158	GOM_NL__2PRFIN20040306_204351_000000502024_00472_10546_0259.N1	06-MAR-2004 20:43:51	Bright	49.500	119	14Eta Dra	2.7270	4700.0	99	10546	No
159	GOM_NL__2PRFIN20040306_204633_000000362024_00472_10546_0260.N1	06-MAR-2004 20:46:33	Bright	35.500	89	5Alp Cep	2.4510	8000.0	71	10546	No
160	GOM_NL__2PRFIN20040306_204830_000000492024_00472_10546_0261.N1	06-MAR-2004 20:48:30	Bright	48.500	130	23Bet Dra	2.7990	5800.0	97	10546	No

161	GOM_NL__2PRFIN20040306_205138_000000372024_00472_10546_0262.N1	06-MAR-2004 20:51:38	Bright	37.000	19	50Alp Cyg	1.2460	10500.	74	10546	No
162	GOM_NL__2PRFIN20040306_205312_000000382024_00472_10546_0263.N1	06-MAR-2004 20:53:12	Bright	37.500	66	37Gam Cyg	2.2080	5900.0	75	10546	No
163	GOM_NL__2PRFIN20040306_205449_000000372024_00472_10546_0264.N1	06-MAR-2004 20:54:49	Bright	37.000	92	53Eps Cyg	2.5000	4500.0	74	10546	No
164	GOM_NL__2PRFIN20040306_205801_000001122024_00472_10546_0265.N1	06-MAR-2004 20:58:01	Tw_i_and_stray	111.50	133	40Zet Her	2.8070	6000.0	223	10546	No
165	GOM_NL__2PRFIN20040306_210208_000000452024_00472_10546_0266.N1	06-MAR-2004 21:02:08	Bright	45.000	168	17Zet Aql	2.9860	11000.	90	10546	No
166	GOM_NL__2PRFIN20040306_210628_000000792024_00472_10546_0267.N1	06-MAR-2004 21:06:28	Straylight	79.000	59	55Alp Oph	2.0800	8900.0	158	10546	No
167	GOM_NL__2PRFIN20040306_210909_000000772024_00472_10546_0268.N1	06-MAR-2004 21:09:09	Dark	77.000	126	60Bet Oph	2.7700	4250.0	154	10546	No
168	GOM_NL__2PRFIN20040306_211209_000000462024_00472_10546_0269.N1	06-MAR-2004 21:12:09	Dark	45.500	155	41Pi Sgr	2.9000	6600.0	91	10546	No
169	GOM_NL__2PRFIN20040306_211405_000000482024_00472_10546_0270.N1	06-MAR-2004 21:14:05	Dark	47.500	57	34Sig Sgr	2.0660	26000.	95	10546	No
170	GOM_NL__2PRFIN20040306_211720_000000522024_00472_10546_0271.N1	06-MAR-2004 21:17:20	Dark	51.500	38	20Eps Sgr	1.8360	11000.	103	10546	No
171	GOM_NL__2PRFIN20040306_212031_000000502024_00472_10546_0272.N1	06-MAR-2004 21:20:31	Dark	50.000	25	35Lam Sco	1.6200	28000.	100	10546	No
172	GOM_NL__2PRFIN20040306_212635_000000432024_00473_10547_0240.N1	06-MAR-2004 21:26:35	Dark	42.500	43	Alp TrA	1.9100	4250.0	85	10547	No
173	GOM_NL__2PRFIN20040306_212849_000000392024_00473_10547_0241.N1	06-MAR-2004 21:28:49	Dark	38.500	145	Gam TrA	2.8720	10600.	77	10547	No
174	GOM_NL__2PRFIN20040306_213021_000000492024_00473_10547_0242.N1	06-MAR-2004 21:30:21	Dark	48.500	4	Alp1Cen	-0.010000	5800.0	97	10547	No
175	GOM_NL__2PRFIN20040306_213138_000000542024_00473_10547_0243.N1	06-MAR-2004 21:31:38	Dark	54.000	10	Bet Cen	0.61000	28000.	108	10547	No
176	GOM_NL__2PRFIN20040306_213358_000000502024_00473_10547_0244.N1	06-MAR-2004 21:33:58	Dark	50.000	12	Alp1Cru	0.77500	30000.	100	10547	No
177	GOM_NL__2PRFIN20040306_213510_000000392024_00473_10547_0245.N1	06-MAR-2004 21:35:10	Dark	39.000	129	Del Cru	2.7930	26000.	78	10547	No
178	GOM_NL__2PRFIN20040306_213639_000000462024_00473_10547_0246.N1	06-MAR-2004 21:36:39	Straylight	45.500	64	Gam Cen	2.2000	10600.	91	10547	No
179	GOM_NL__2PRFIN20040306_213854_000000362024_00473_10547_0247.N1	06-MAR-2004 21:38:54	Straylight	36.000	91	Kap Vel	2.4900	26000.	72	10547	No
180	GOM_NL__2PRFIN20040306_214213_000000492024_00473_10547_0248.N1	06-MAR-2004 21:42:13	Straylight	49.000	65	Lam Vel	2.2040	4400.0	98	10547	No
181	GOM_NL__2PRFIN20040306_214549_000000602024_00473_10547_0249.N1	06-MAR-2004 21:45:49	Straylight	60.000	171	2Eps Crv	3.0010	4250.0	120	10547	No
182	GOM_NL__2PRFIN20040306_214745_000000592024_00473_10547_0250.N1	06-MAR-2004 21:47:45	Straylight	58.500	100	4Gam Crv	2.5800	13100.	117	10547	No
183	GOM_NL__2PRFIN20040306_215139_000000472024_00473_10547_0251.N1	06-MAR-2004 21:51:39	Tw_i_and_stray	46.500	48	30Alp Hya	1.9770	4100.0	93	10547	No
184	GOM_NL__2PRFIN20040306_215726_000000452024_00473_10547_0252.N1	06-MAR-2004 21:57:26	Bright	44.500	22	32Alp Leo	1.3600	15200.	89	10547	No
185	GOM_NL__2PRFIN20040306_215955_000000432024_00473_10547_0253.N1	06-MAR-2004 21:59:55	Bright	43.000	51	41Gam1Leo	2.0100	4500.0	86	10547	No
186	GOM_NL__2PRFIN20040306_220820_000000442024_00473_10547_0254.N1	06-MAR-2004 22:08:20	Bright	43.500	174	52Psi UMa	3.0040	4400.0	87	10547	No
187	GOM_NL__2PRFIN20040306_221119_000000412024_00473_10547_0255.N1	06-MAR-2004 22:11:19	Bright	41.000	82	48Bet UMa	2.3650	10600.	82	10547	No
188	GOM_NL__2PRFIN20040306_221244_000000442024_00473_10547_0256.N1	06-MAR-2004 22:12:44	Bright	43.500	36	50Alp UMa	1.8000	6300.0	87	10547	No
189	GOM_NL__2PRFIN20040306_221518_000000492024_00473_10547_0257.N1	06-MAR-2004 22:15:18	Bright	49.000	32	77Eps UMa	1.7630	11000.	98	10547	No
190	GOM_NL__2PRFIN20040306_221927_000000372024_00473_10547_0258.N1	06-MAR-2004 22:19:27	Bright	36.500	49	1Alp UMi	1.9900	6300.0	73	10547	No
191	GOM_NL__2PRFIN20040306_222427_000000492024_00473_10547_0259.N1	06-MAR-2004 22:24:27	Bright	48.500	119	14Eta Dra	2.7270	4700.0	97	10547	No
192	GOM_NL__2PRFIN20040306_222708_000000392024_00473_10547_0260.N1	06-MAR-2004 22:27:08	Bright	39.000	89	5Alp Cep	2.4510	8000.0	78	10547	No
193	GOM_NL__2PRFIN20040306_222907_000000512024_00473_10547_0261.N1	06-MAR-2004 22:29:07	Bright	50.500	130	23Bet Dra	2.7990	5800.0	101	10547	No
194	GOM_NL__2PRFIN20040306_223212_000000382024_00473_10547_0262.N1	06-MAR-2004 22:32:12	Bright	38.000	19	50Alp Cyg	1.2460	10500.	76	10547	No
195	GOM_NL__2PRFIN20040306_223348_000000402024_00473_10547_0263.N1	06-MAR-2004 22:33:48	Bright	39.500	66	37Gam Cyg	2.2080	5900.0	79	10547	No
196	GOM_NL__2PRFIN20040306_223524_000000372024_00473_10547_0264.N1	06-MAR-2004 22:35:24	Bright	37.000	92	53Eps Cyg	2.5000	4500.0	74	10547	No
197	GOM_NL__2PRFIN20040306_223837_000001092024_00473_10547_0265.N1	06-MAR-2004 22:38:37	Tw_i_and_stray	109.00	133	40Zet Her	2.8070	6000.0	218	10547	No
198	GOM_NL__2PRFIN20040306_224244_000000502024_00473_10547_0266.N1	06-MAR-2004 22:42:44	Bright	49.500	168	17Zet Aql	2.9860	11000.	99	10547	No
199	GOM_NL__2PRFIN20040306_224705_000000852024_00473_10547_0267.N1	06-MAR-2004 22:47:05	Straylight	85.000	59	55Alp Oph	2.0800	8900.0	170	10547	No
200	GOM_NL__2PRFIN20040306_224946_000000772024_00473_10547_0268.N1	06-MAR-2004 22:49:46	Dark	76.500	126	60Bet Oph	2.7700	4250.0	153	10547	No
201	GOM_NL__2PRFIN20040306_225246_000000472024_00473_10547_0269.N1	06-MAR-2004 22:52:46	Dark	47.000	155	41Pi Sgr	2.9000	6600.0	94	10547	No
202	GOM_NL__2PRFIN20040306_225441_000000452024_00473_10547_0270.N1	06-MAR-2004 22:54:41	Dark	45.000	57	34Sig Sgr	2.0660	26000.	90	10547	No
203	GOM_NL__2PRFIN20040306_225757_000000472024_00473_10547_0271.N1	06-MAR-2004 22:57:57	Dark	47.000	38	20Eps Sgr	1.8360	11000.	94	10547	No
204	GOM_NL__2PRFIN20040306_230107_000000482024_00473_10547_0272.N1	06-MAR-2004 23:01:07	Dark	47.500	25	35Lam Sco	1.6200	28000.	95	10547	No
205	GOM_NL__2PRFIN20040306_230710_000000522024_00474_10548_0240.N1	06-MAR-2004 23:07:10	Dark	51.500	43	Alp TrA	1.9100	4250.0	103	10548	No
206	GOM_NL__2PRFIN20040306_230924_000000402024_00474_10548_0241.N1	06-MAR-2004 23:09:24	Dark	39.500	145	Gam TrA	2.8720	10600.	79	10548	No
207	GOM_NL__2PRFIN20040306_231057_000000552024_00474_10548_0242.N1	06-MAR-2004 23:10:57	Dark	54.500	4	Alp1Cen	-0.010000	5800.0	109	10548	No
208	GOM_NL__2PRFIN20040306_231214_000000532024_00474_10548_0243.N1	06-MAR-2004 23:12:14	Dark	53.000	10	Bet Cen	0.61000	28000.	106	10548	No
209	GOM_NL__2PRFIN20040306_231434_000000402024_00474_10548_0244.N1	06-MAR-2004 23:14:34	Dark	39.500	12	Alp1Cru	0.77500	30000.	79	10548	No
210	GOM_NL__2PRFIN20040306_231545_000000412024_00474_10548_0245.N1	06-MAR-2004 23:15:45	Dark	40.500	129	Del Cru	2.7930	26000.	81	10548	No
211	GOM_NL__2PRFIN20040306_231714_000000522024_00474_10548_0246.N1	06-MAR-2004 23:17:14	Straylight	52.000	64	Gam Cen	2.2000	10600.	104	10548	No
212	GOM_NL__2PRFIN20040306_231930_000000402024_00474_10548_0247.N1	06-MAR-2004 23:19:30	Straylight	39.500	91	Kap Vel	2.4900	26000.	79	10548	No
213	GOM_NL__2PRFIN20040306_232249_000000452024_00474_10548_0248.N1	06-MAR-2004 23:22:49	Straylight	44.500	65	Lam Vel	2.2040	4400.0	89	10548	No
214	GOM_NL__2PRFIN20040306_232626_000000612024_00474_10548_0249.N1	06-MAR-2004 23:26:26	Straylight	60.500	171	2Eps Crv	3.0010	4250.0	121	10548	No
215	GOM_NL__2PRFIN20040306_232822_000000612024_00474_10548_0250.N1	06-MAR-2004 23:28:22	Straylight	60.500	100	4Gam Crv	2.5800	13100.	121	10548	No
216	GOM_NL__2PRFIN20040306_233215_000000462024_00474_10548_0251.N1	06-MAR-2004 23:32:15	Tw_i_and_stray	45.500	48	30Alp Hya	1.9770	4100.0	91	10548	No
217	GOM_NL__2PRFIN20040306_233802_000000442024_00474_10548_0252.N1	06-MAR-2004 23:38:02	Bright	44.000	22	32Alp Leo	1.3600	15200.	88	10548	No
218	GOM_NL__2PRFIN20040306_234030_000000442024_00474_10548_0253.N1	06-MAR-2004 23:40:30	Bright	44.000	51	41Gam1Leo	2.0100	4500.0	88	10548	No
219	GOM_NL__2PRFIN20040306_234856_000000452024_00474_10548_0254.N1	06-MAR-2004 23:48:56	Bright	44.500	174	52Psi UMa	3.0040	4400.0	89	10548	No

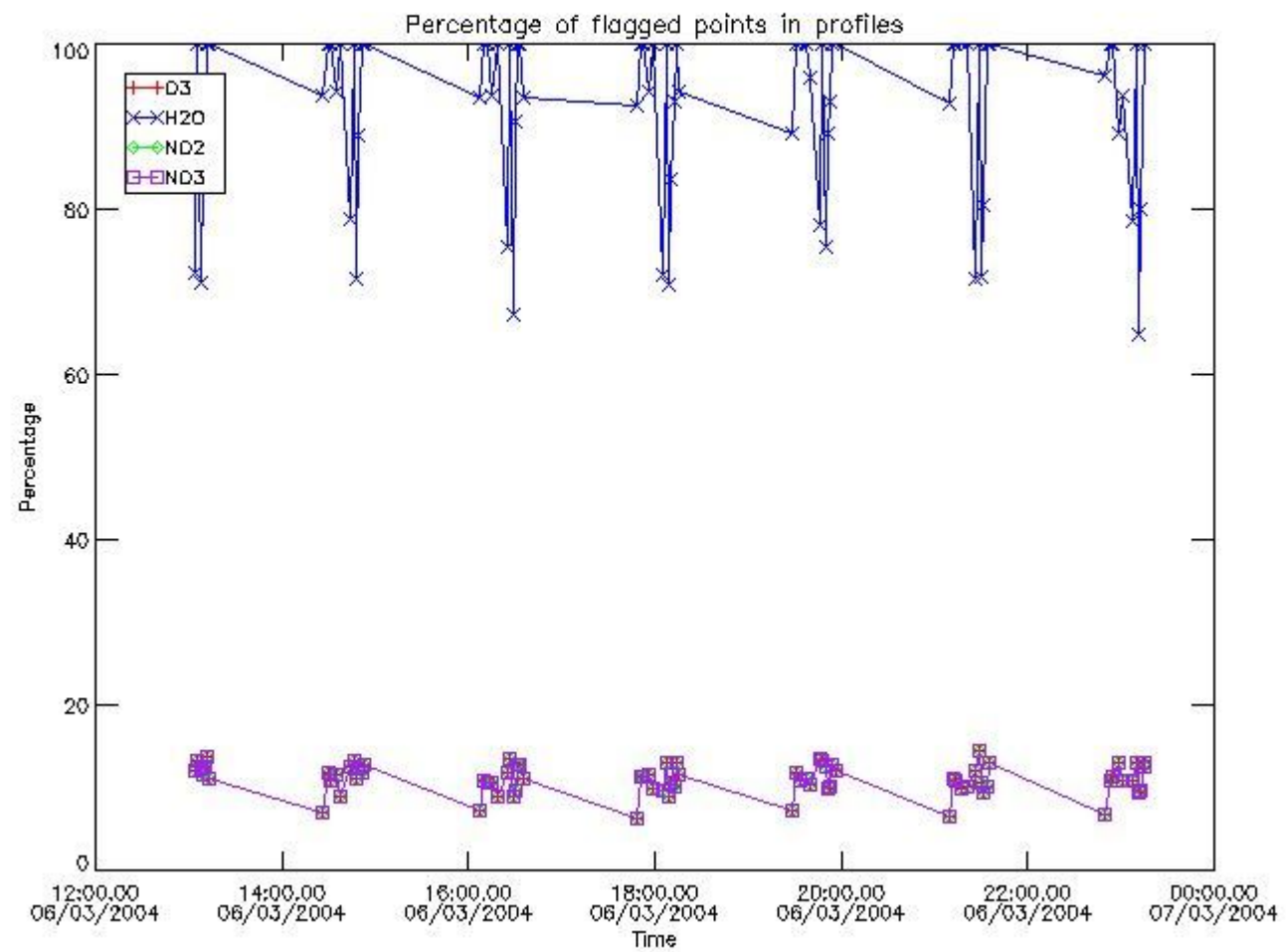


220	GOM_NL__2PRFIN20040306_235154_000000402024_00474_10548_0255.N1	06-MAR-2004 23:51:54	Bright	39.500	82	48Bet UMa	2.3650	10600.	79	10548	No
221	GOM_NL__2PRFIN20040306_235319_000000432024_00474_10548_0256.N1	06-MAR-2004 23:53:19	Bright	42.500	36	50Alp UMa	1.8000	6300.0	85	10548	No
222	GOM_NL__2PRFIN20040306_235553_000000462024_00474_10548_0257.N1	06-MAR-2004 23:55:53	Bright	45.500	32	77Eps UMa	1.7630	11000.	91	10548	No

### 3. Quality information per product

In this section it is plotted some information contained in the Quality Summary data set of the level 2 products. Only products in dark limb conditions and without errors (error flag in the MPH set to "0") are used.

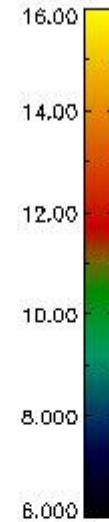
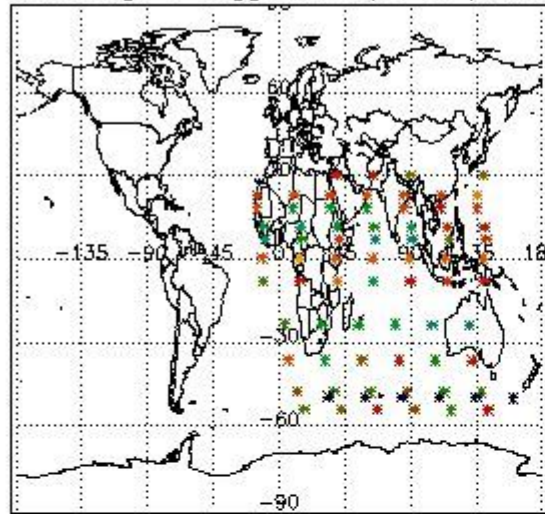
#### 3.1 Plot quality information per product (time dependant)



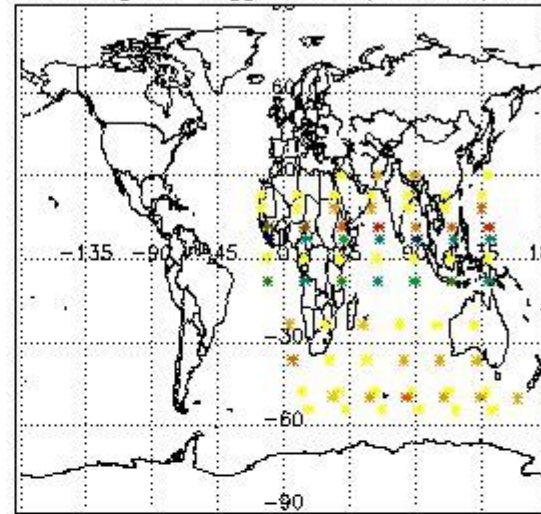
#### 3.2 Plot quality information per product (world map)



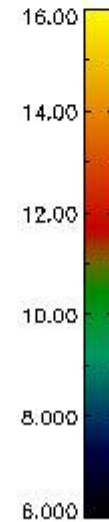
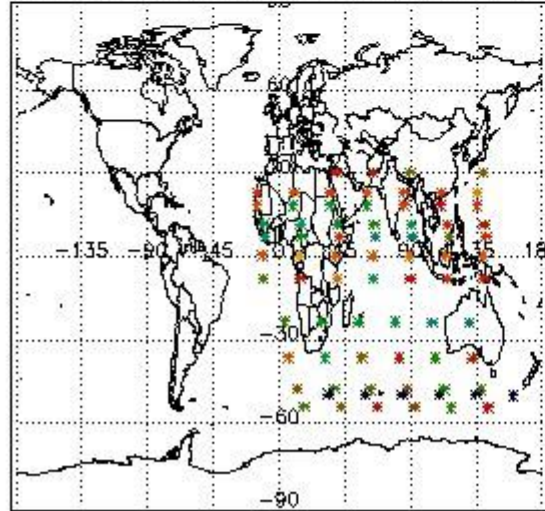
Percentage of flagged data per O3 profile



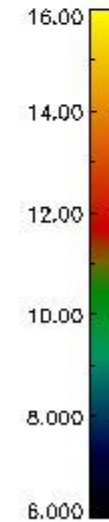
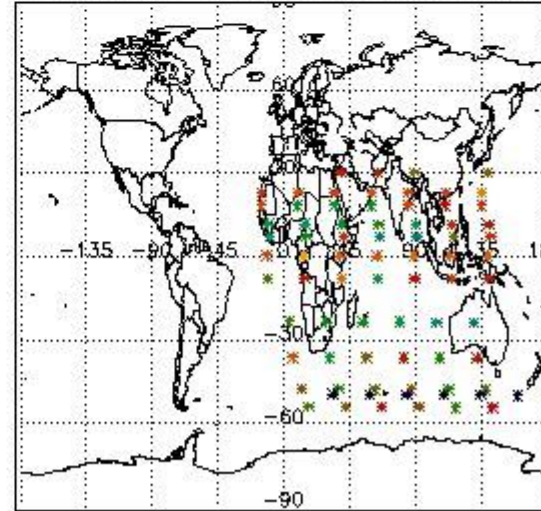
Percentage of flagged data per H2O profile



Percentage of flagged data per NO2 profile



Percentage of flagged data per NO3 profile

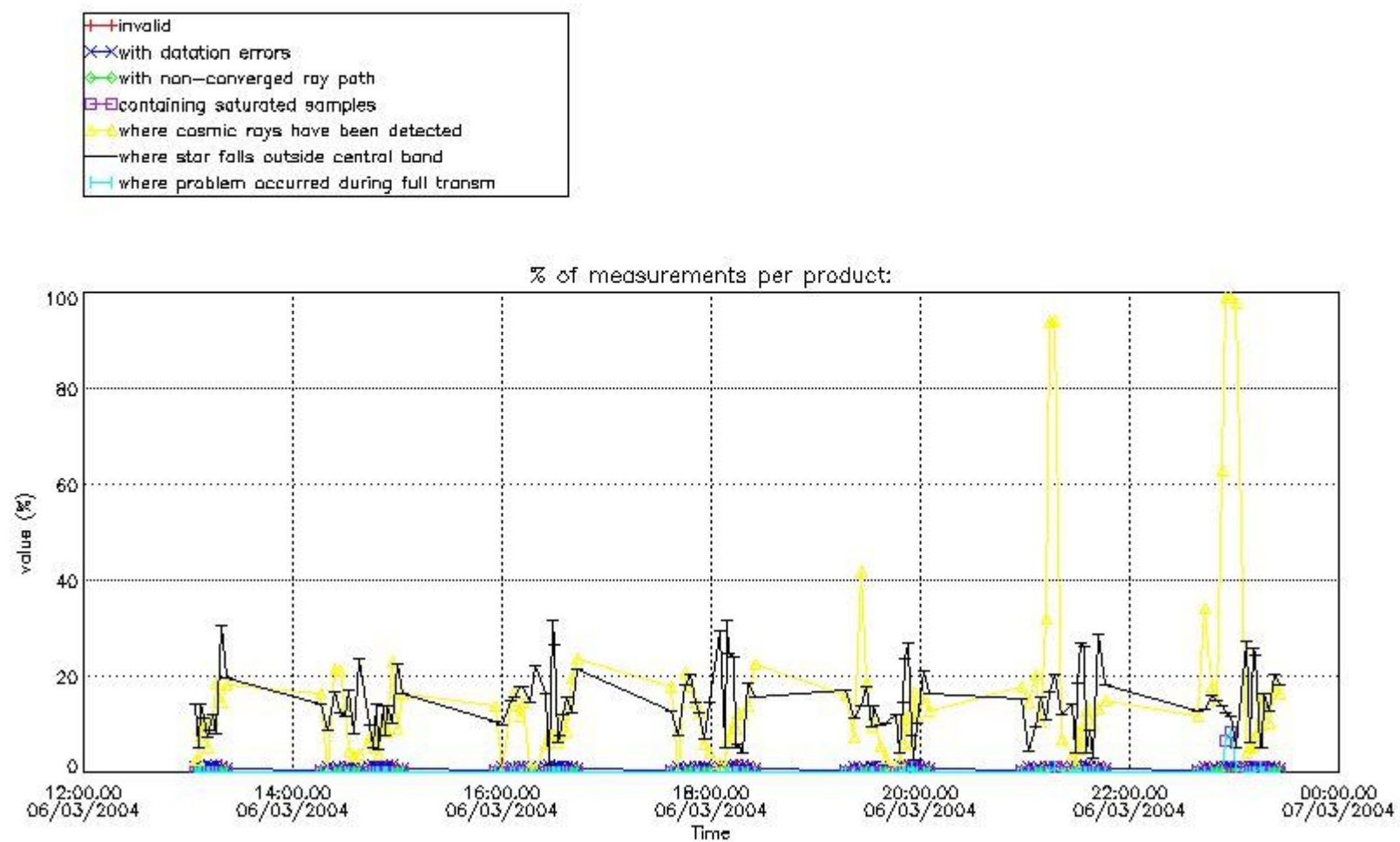


#### 4. Level 1 quality information per product

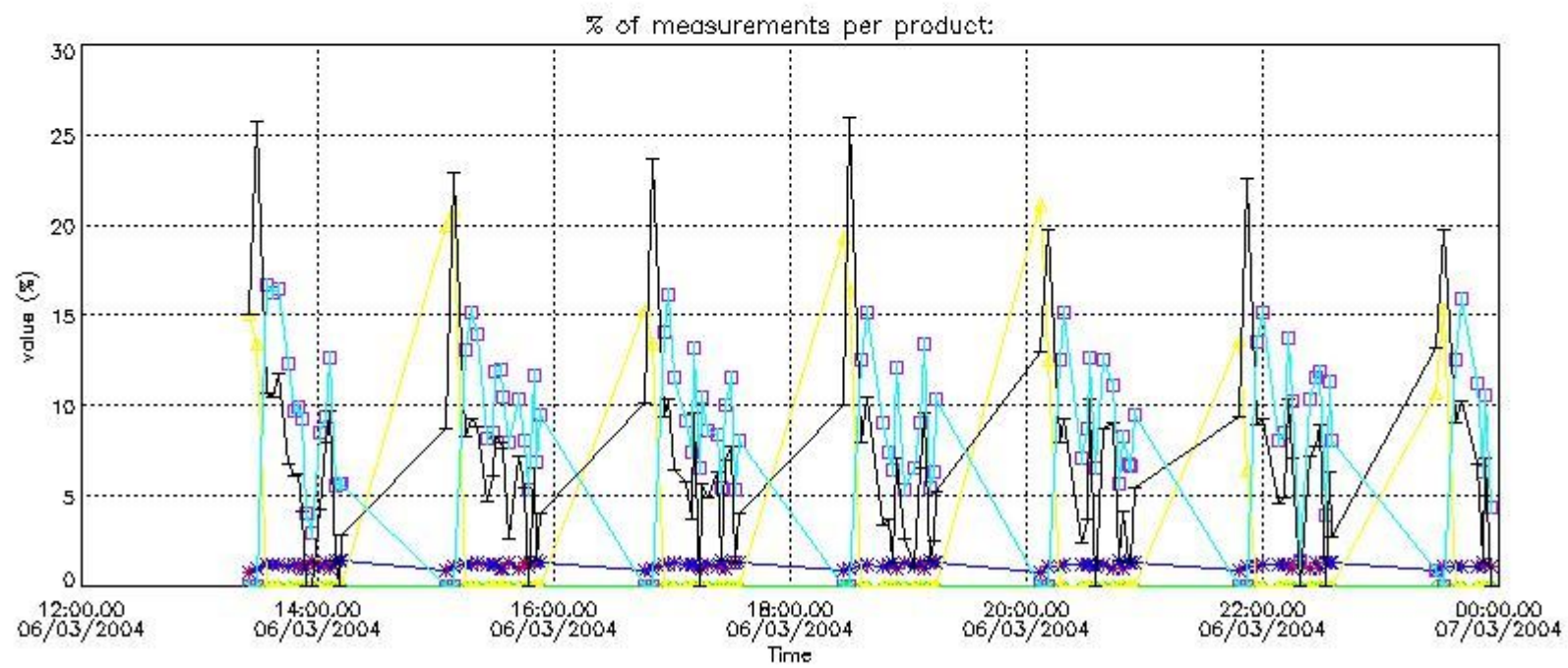
In this section it is plotted some information contained in the Quality Summary data set of the level 2 products that comes from the level 1b processing. Products without errors (error flag in the MPH set to "0") are used.

##### 4.1 Plot quality information per product (time dependant) coming from level 1b processing

###### 4.1.1 Plot level 1 quality information per product (time dependant): ENVISAT ASCENDING passes



4.1.2 Plot level 1 quality information per product (time dependant): ENVI SAT DESCENDING passes

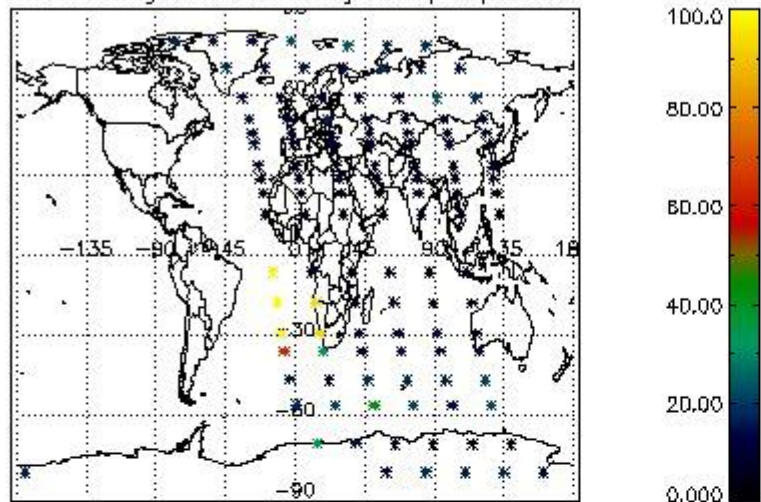


4.2 Plot quality information per product coming from level 1b processing (world map)

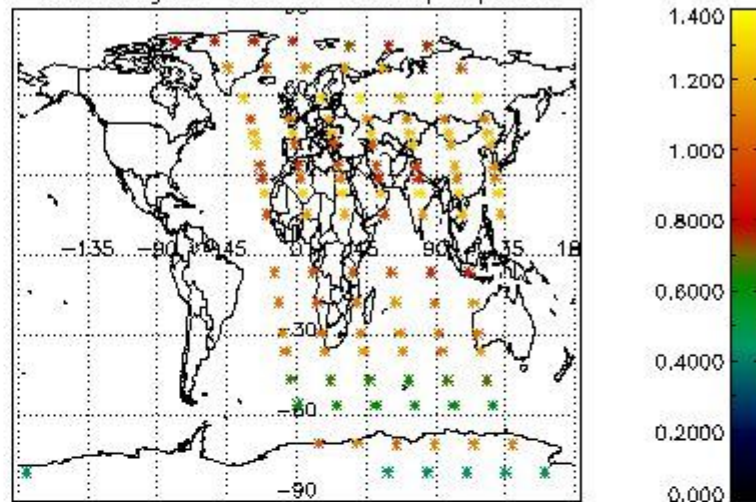
4.2.1 Plot level 1 quality information per product (world map): ENVISAT ASCENDING passes



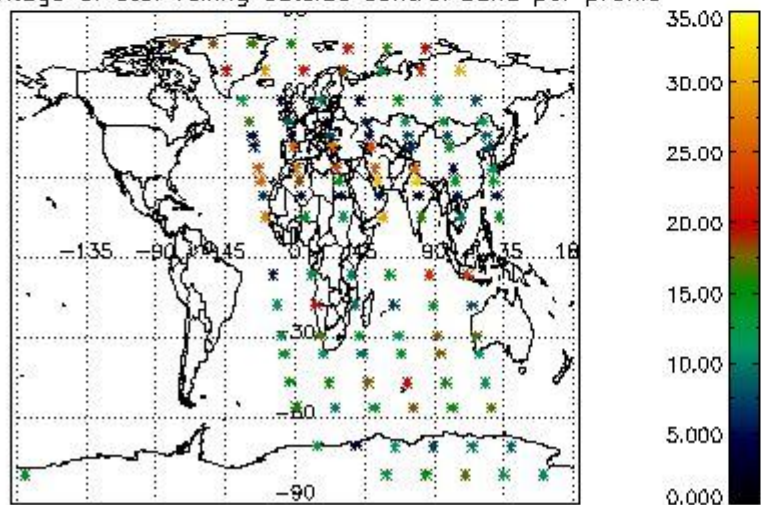
Percentage of cosmic ray hits per profile



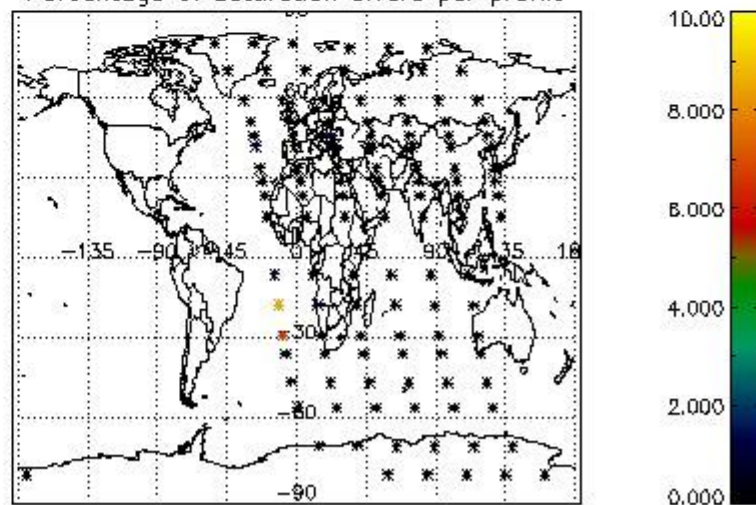
Percentage of datation errors per profile



Percentage of star falling outside central band per profile

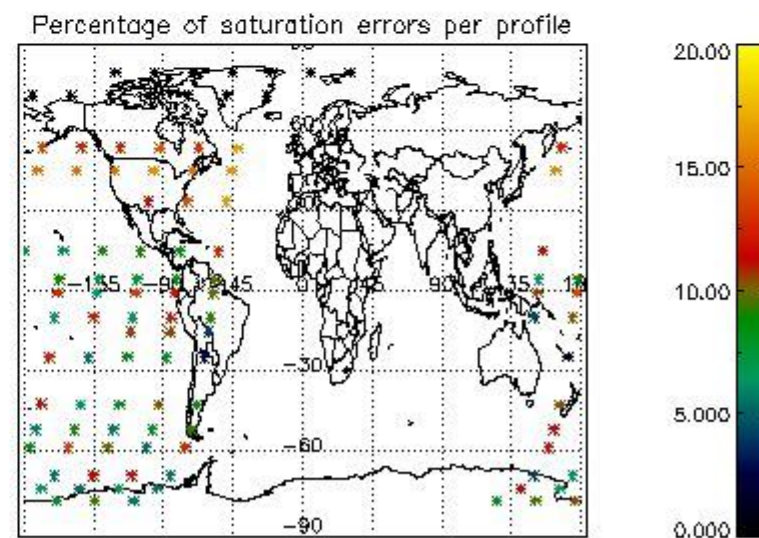
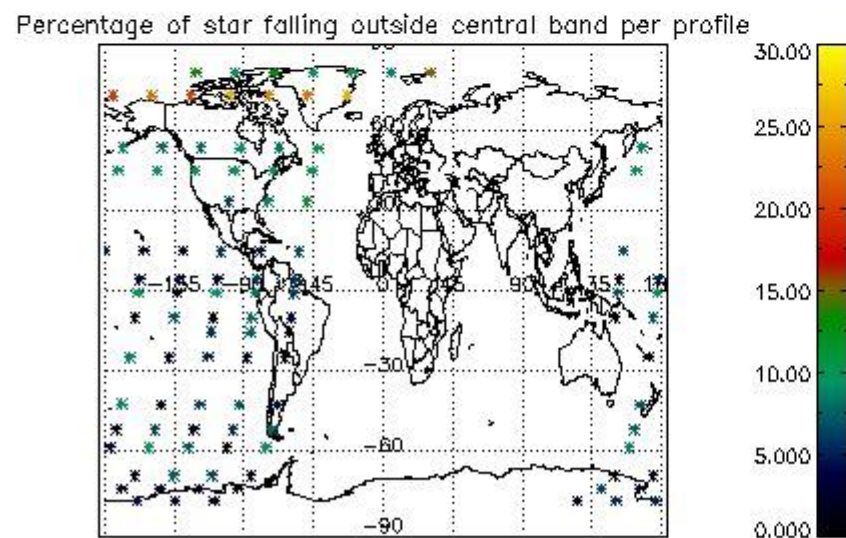
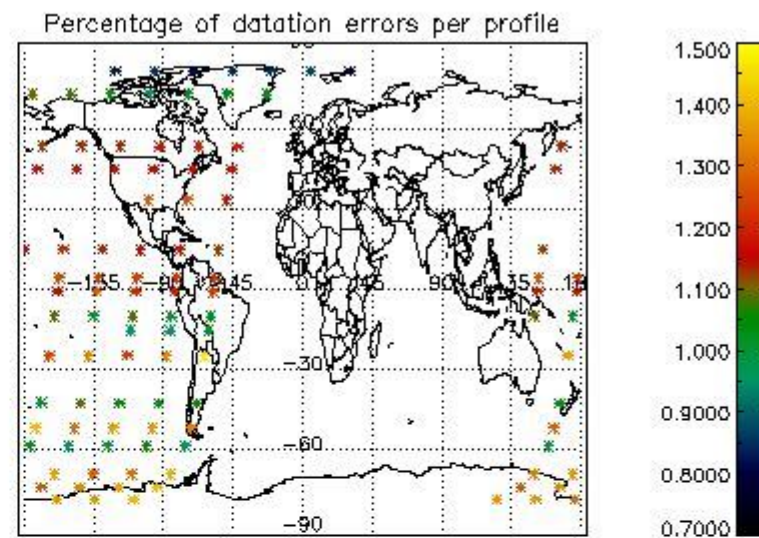
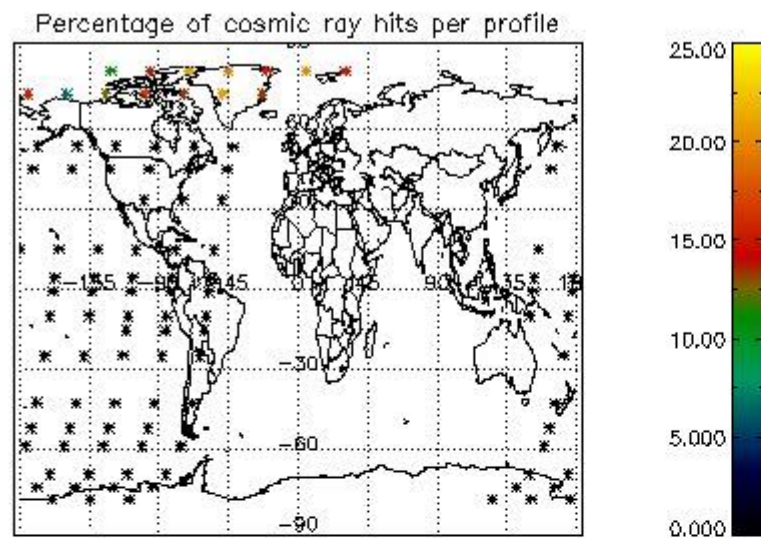


Percentage of saturation errors per profile



4.2.2 Plot level 1 quality information per product (world map): ENVISAT DESCENDING passes





## 5. Trace gas profiles

### 5.1 Ozone statistics based on quality of products

The final quality of the products can be "measured" using the STD (Standard Deviation) attached to every point profile. This information is written to the parameter GOM\_NL\_\_2P/NL\_LOCAL\_SPECIES\_DENSITY/o3\_std of the level 2 products. The table below shows the statistics for given STD ranges.

The statistics are given with respect to the overall valid production:

- Products without fatal errors: GOM\_NL\_\_2P/MPH/PRODUCT\_ERR=0
- Valid point profile: GOM\_NL\_\_2P/NL\_LOCAL\_SPECIES\_DENSITY/pcd(0)=0

The 'Criteria' is applied to valid points of dark limb products:

- Products in dark limb illumination condition: GOM\_NL\_\_2P/NL\_SUMMARY\_QUALITY/obs\_ill\_cond=0
- Products without fatal errors: GOM\_NL\_\_2P/MPH/PRODUCT\_ERR=0
- Valid point profile: GOM\_NL\_\_2P/NL\_LOCAL\_SPECIES\_DENSITY/pcd(0)=0

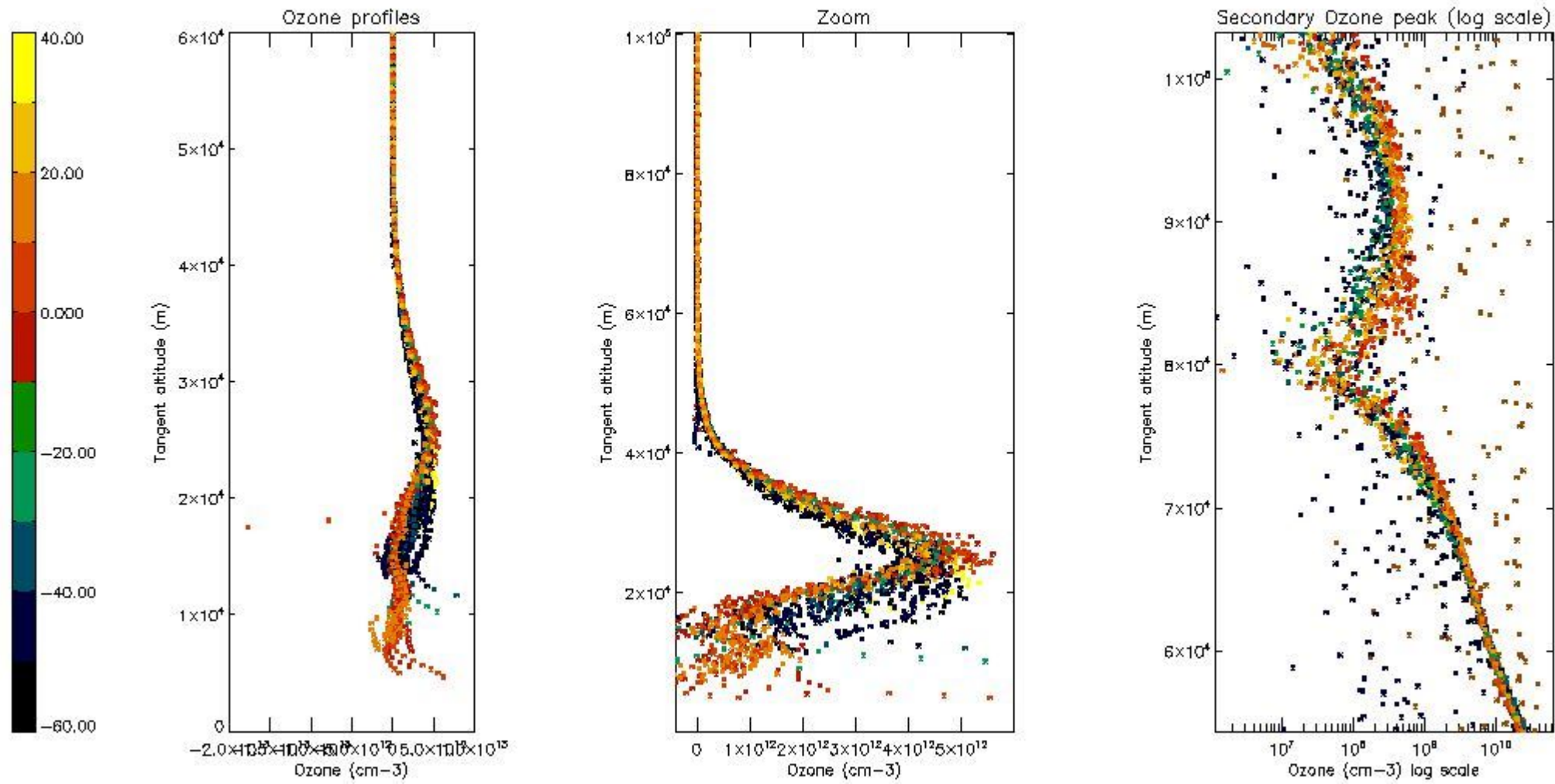
So, the table below shows the percentage of dark limb and valid observations for each criteria with respect to the overall valid daily observations.

Criteria	% of total production
All STD	34
STD < 20	20

STD < 10	17
STD < 5	12

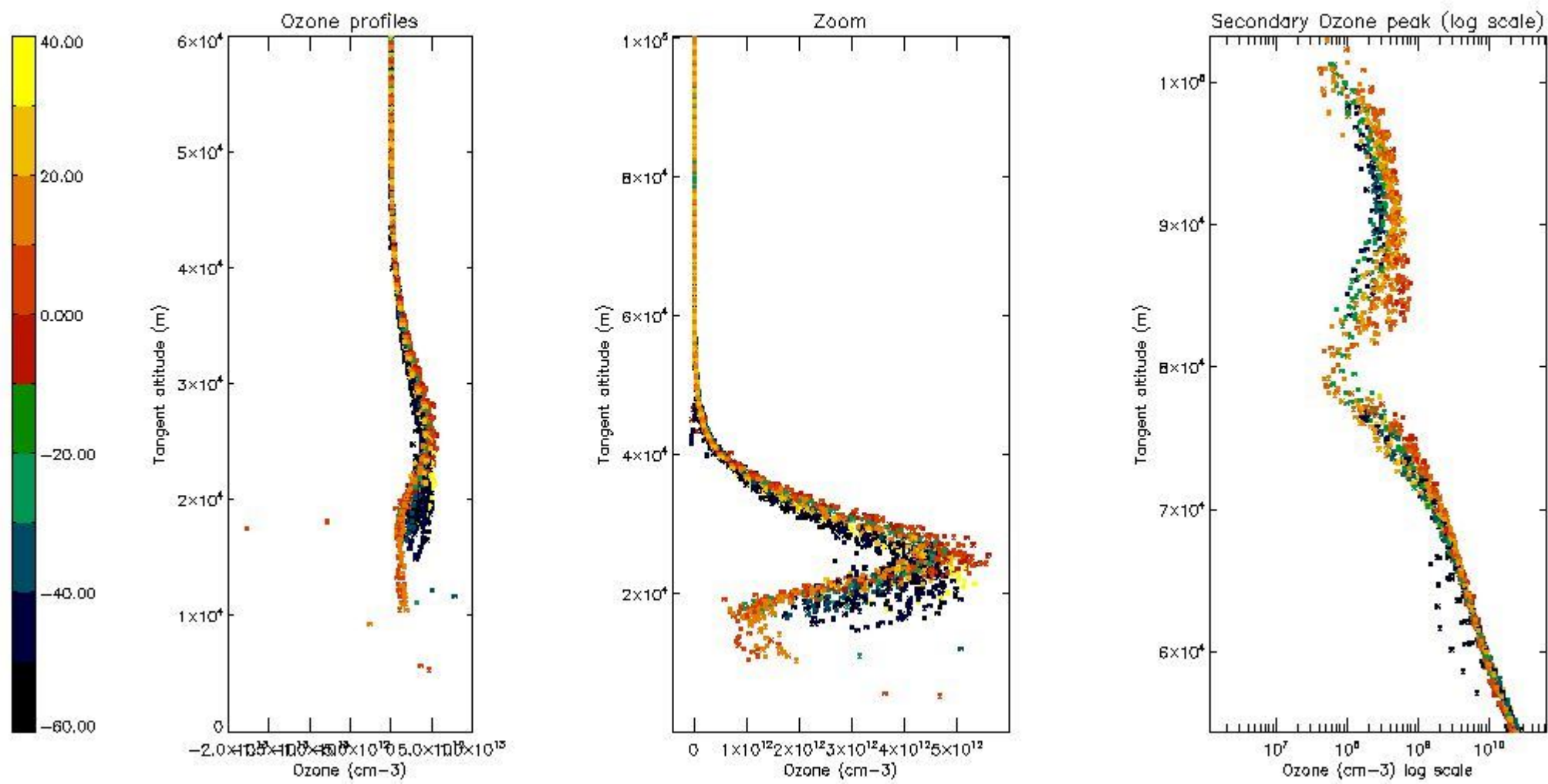
5.2 Plot ozone profiles for all STD (dark without errors)

The colorbar represents the latitude.



5.3 Plot ozone profiles where STD < 20% (dark without errors)

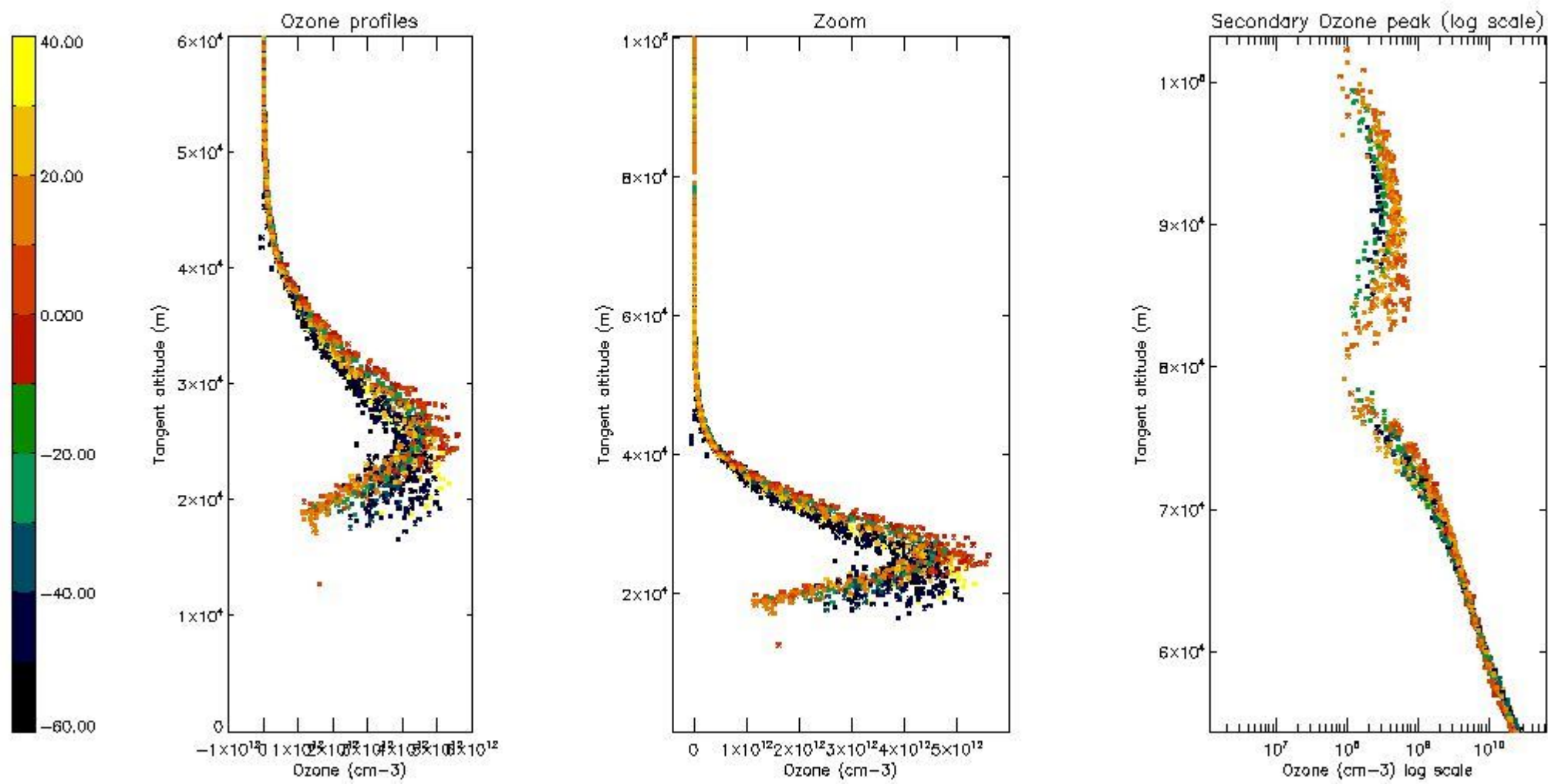
The colorbar represents the latitude.



*5.4 Plot ozone profiles where STD < 10% (dark without errors)*

The colorbar represents the latitude.

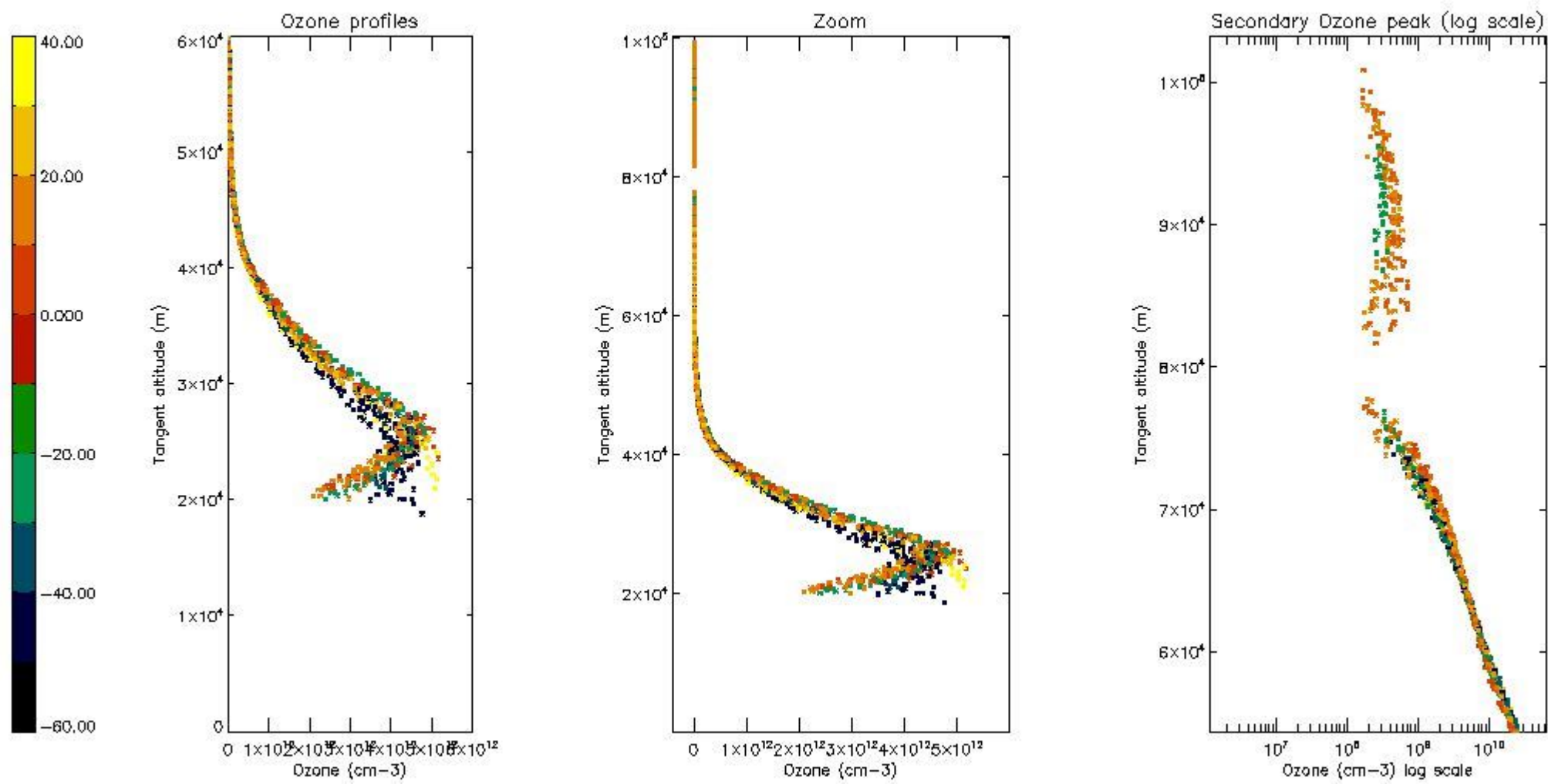




*5.5 Plot ozone profiles where STD < 5% (dark without errors)*

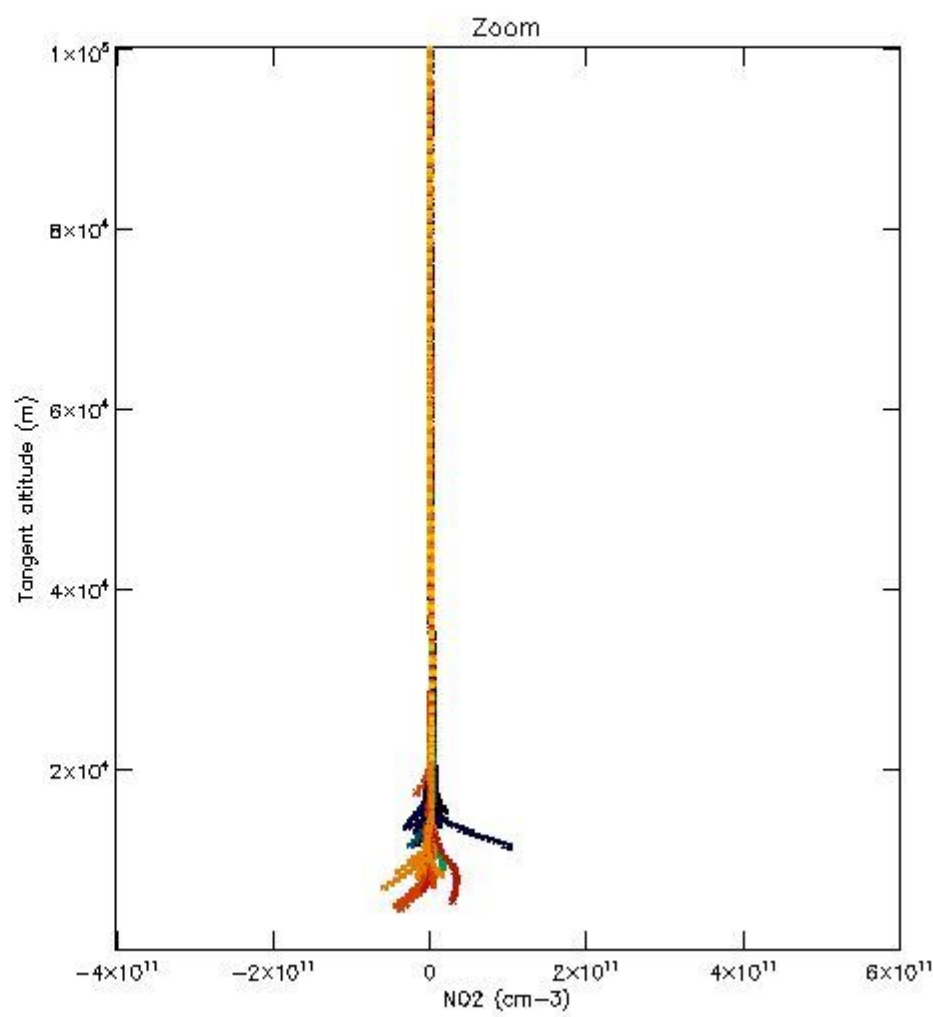
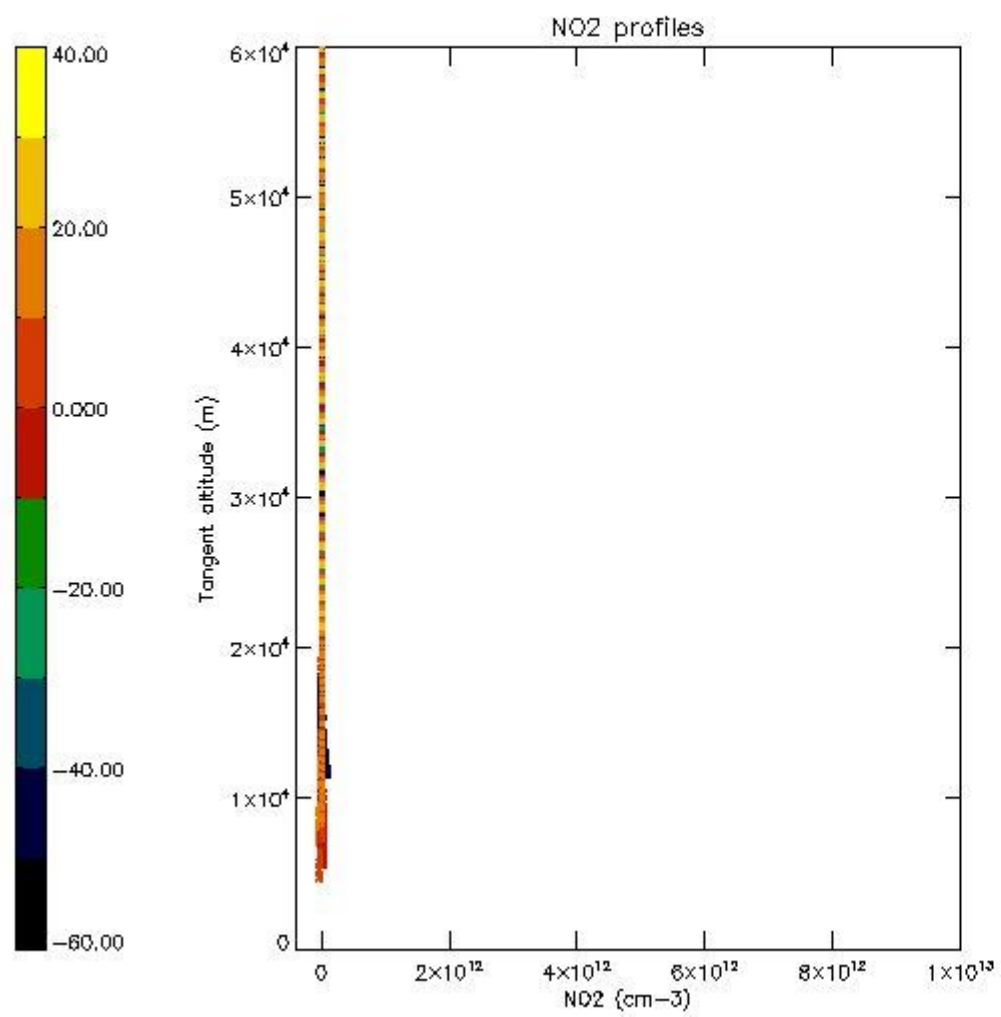
The colorbar represents the latitude.





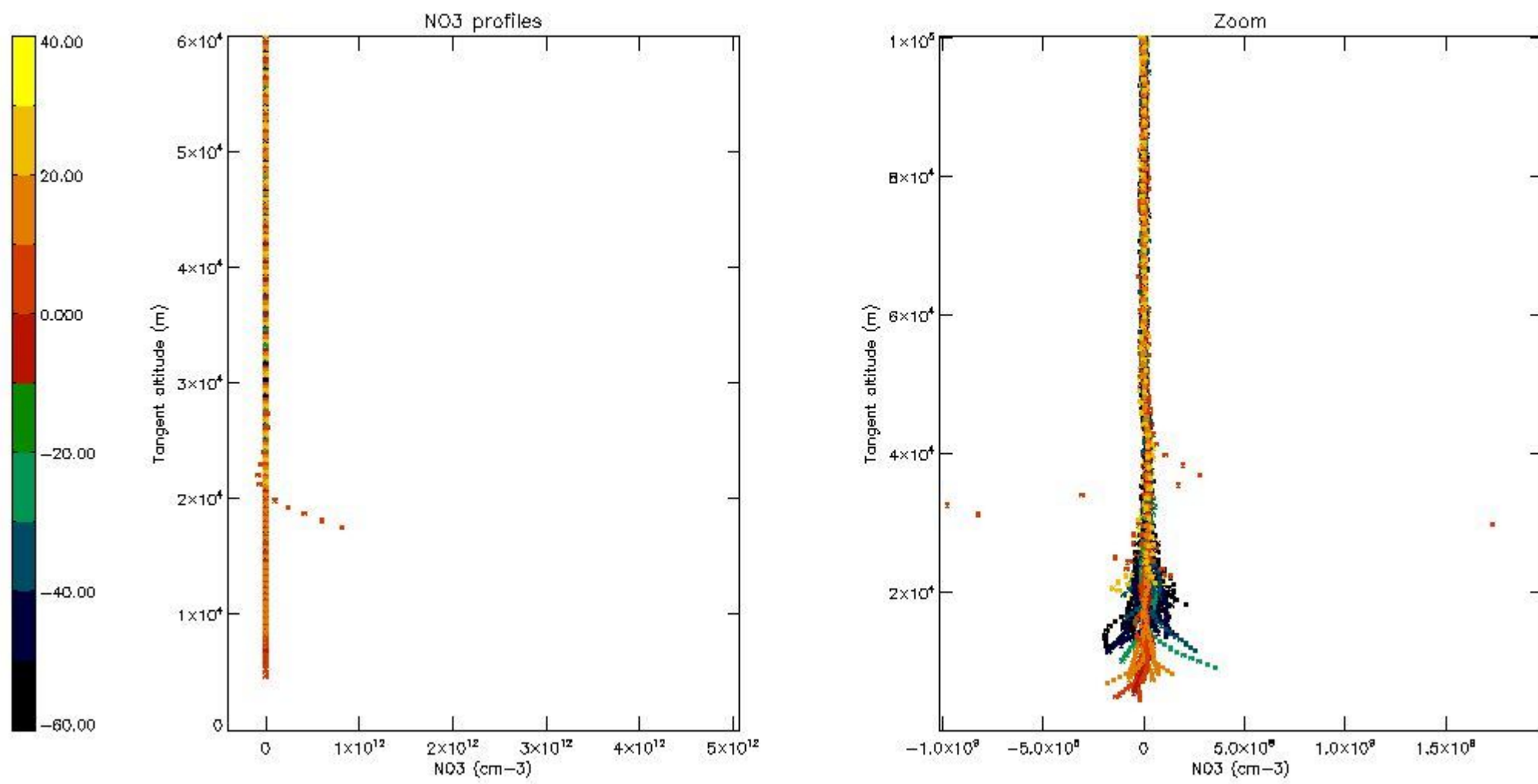
*5.6 Plot NO<sub>2</sub> profiles for all STD (dark without errors)*

The colorbar represents the latitude.



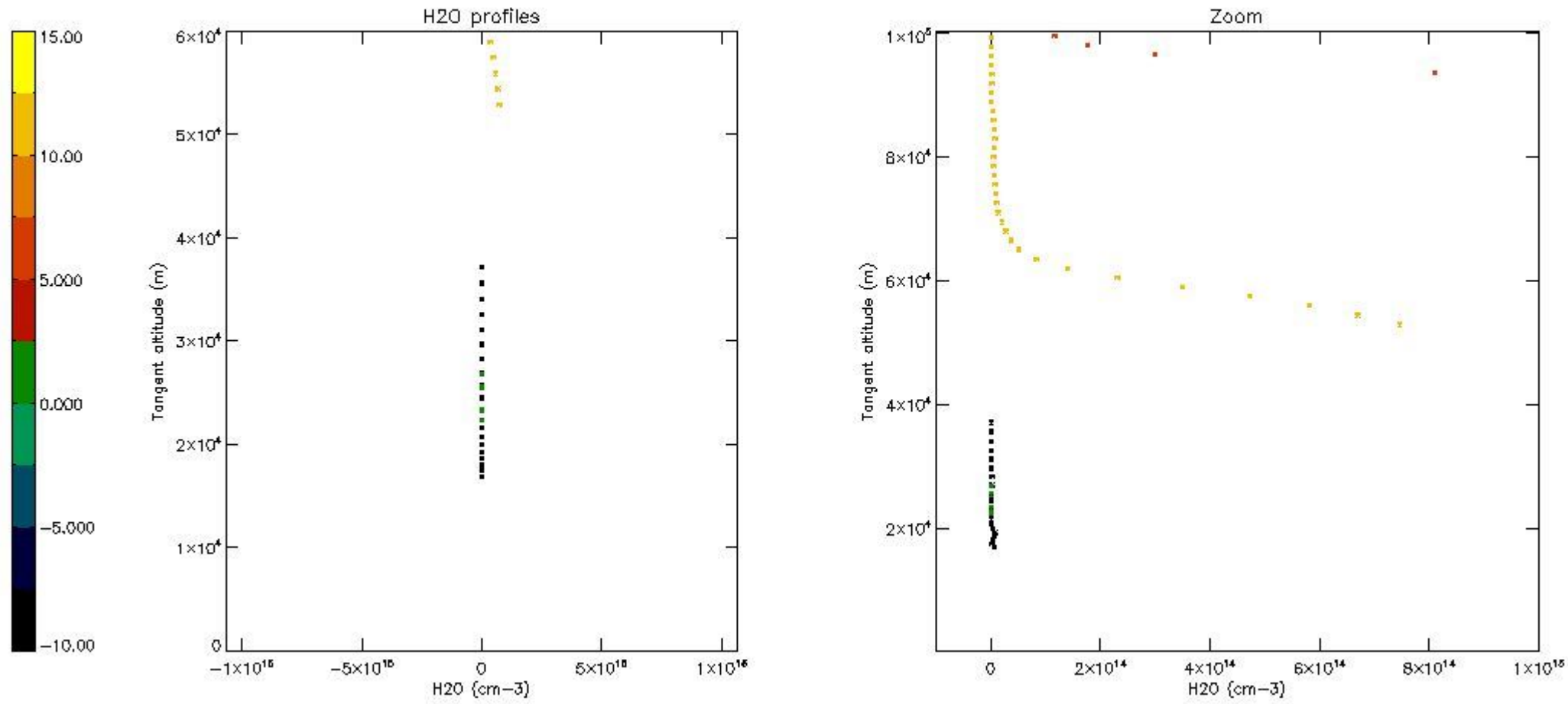
*5.7 Plot NO3 profiles for all STD (dark without errors)*

The colorbar represents the latitude.



5.8 Plot H<sub>2</sub>O profiles for all STD (only for occultations of stars 1,2,3,4,13,14,16,26,63 dark without errors)

The colorbar represents the latitude.

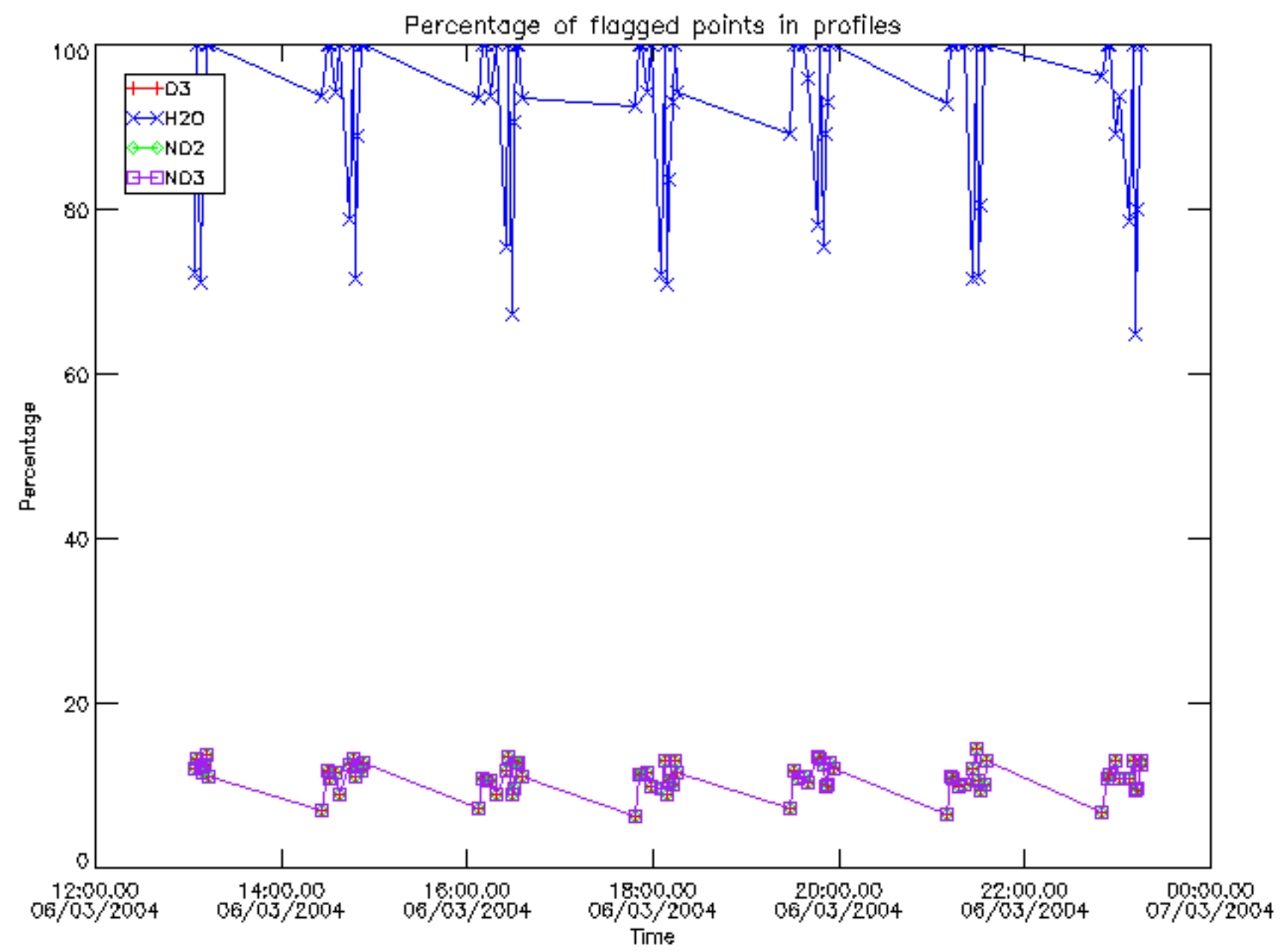


## 6. Auxiliary Data Files used for the production reported in section 2

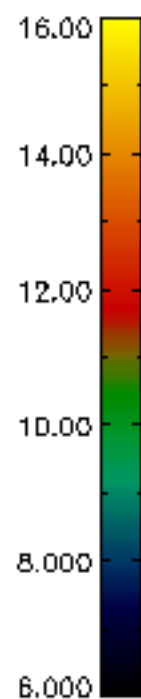
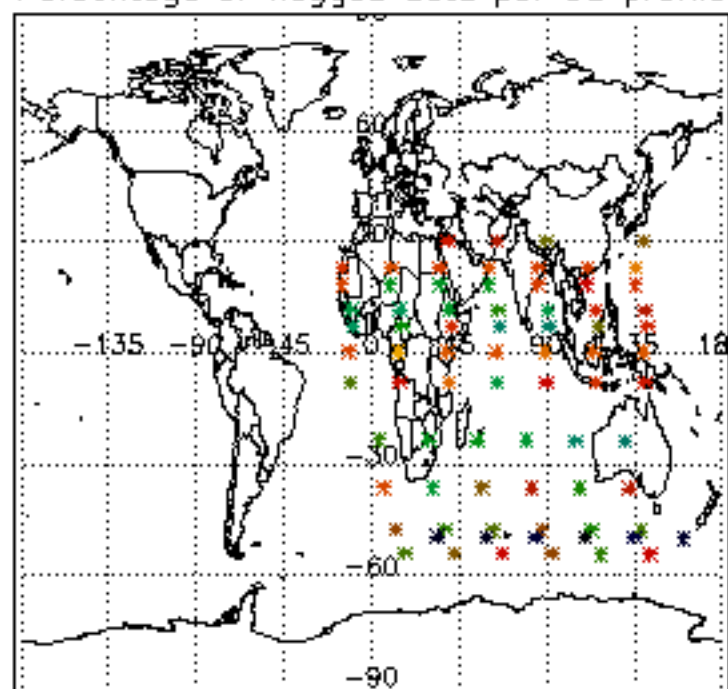
The number reported in the third column indicates since which file (see list in section 2) the corresponding auxiliary file has been used. The fourth column is the date of those product files.

Type	Auxiliary Filename	Used since product	Used since product date
INST_PHYS_CHARACTERISTICS	GOM_INS_AXVIEC20091111_143220_20030716_120000_20500101_000000	1	06-MAR-2004 13:03:33
LEVEL-2_PROC_CONFIG	GOM_PR2_AXVIEC20091111_152718_20020301_000000_20500101_000000	1	06-MAR-2004 13:03:33
CROSS_SECTIONS_FILE	GOM_CRS_AXVIEC20091111_154832_20020301_000000_20500101_000000	1	06-MAR-2004 13:03:33

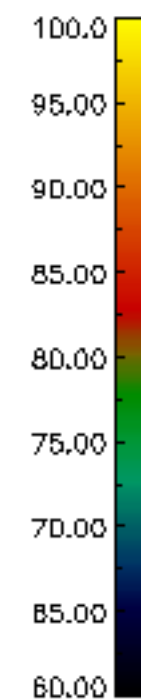
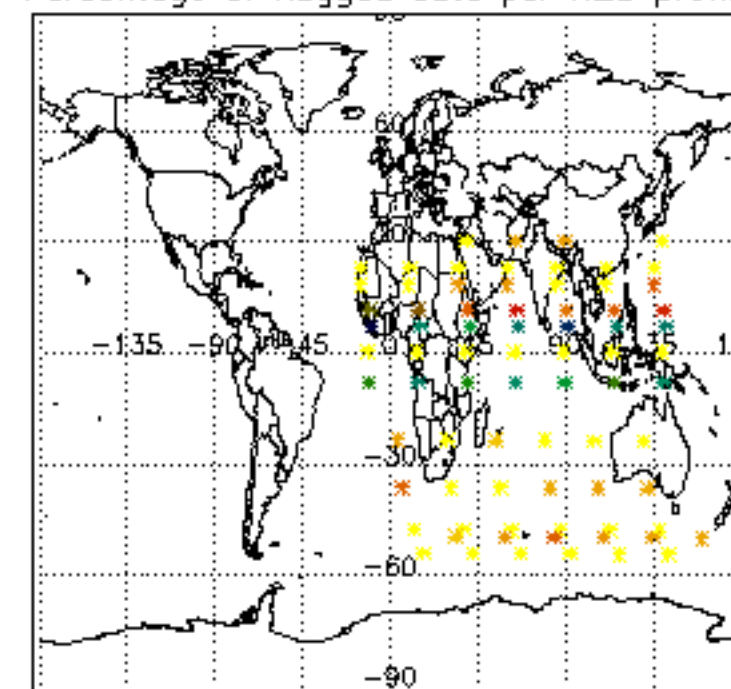




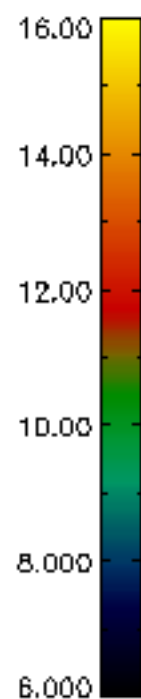
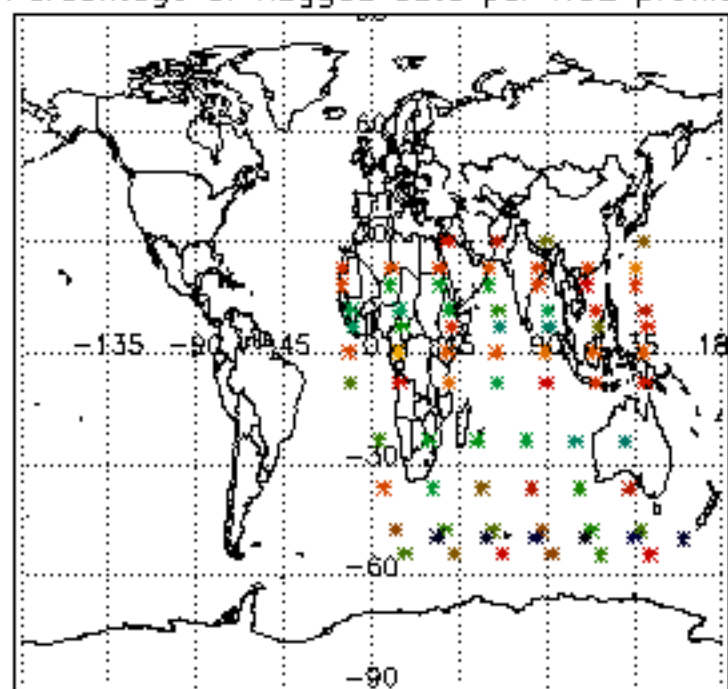
Percentage of flagged data per D3 profile



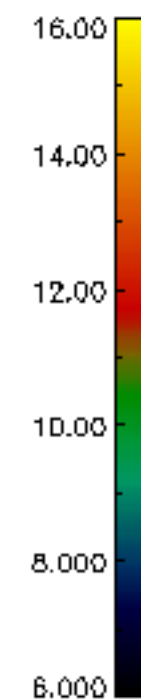
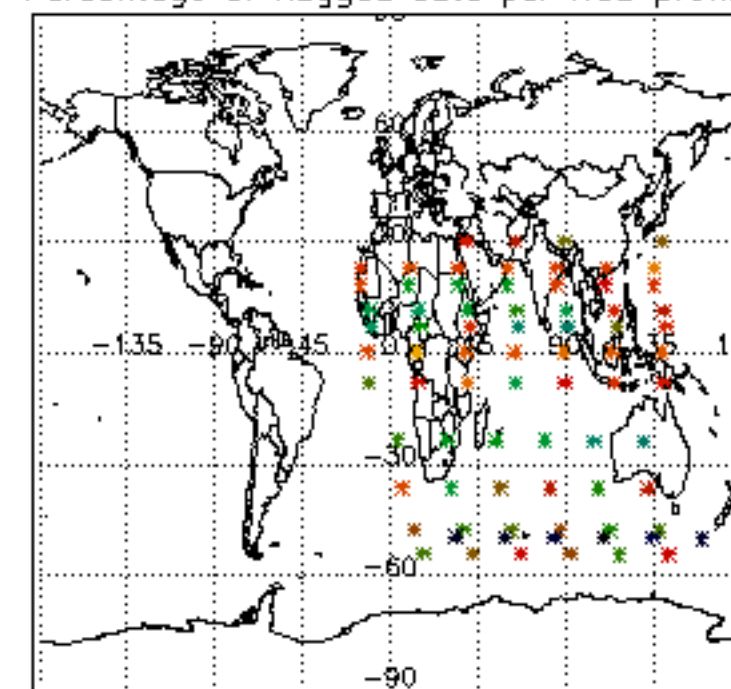
Percentage of flagged data per H2O profile

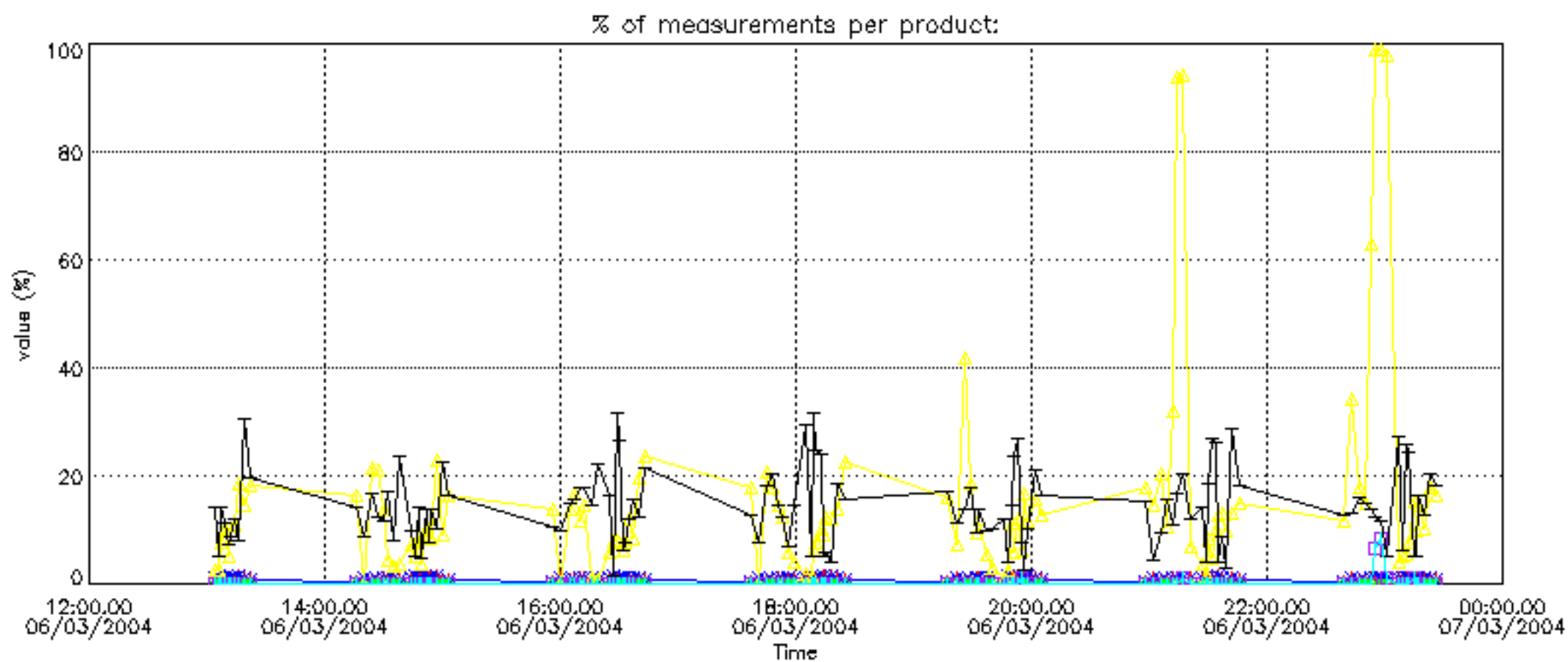


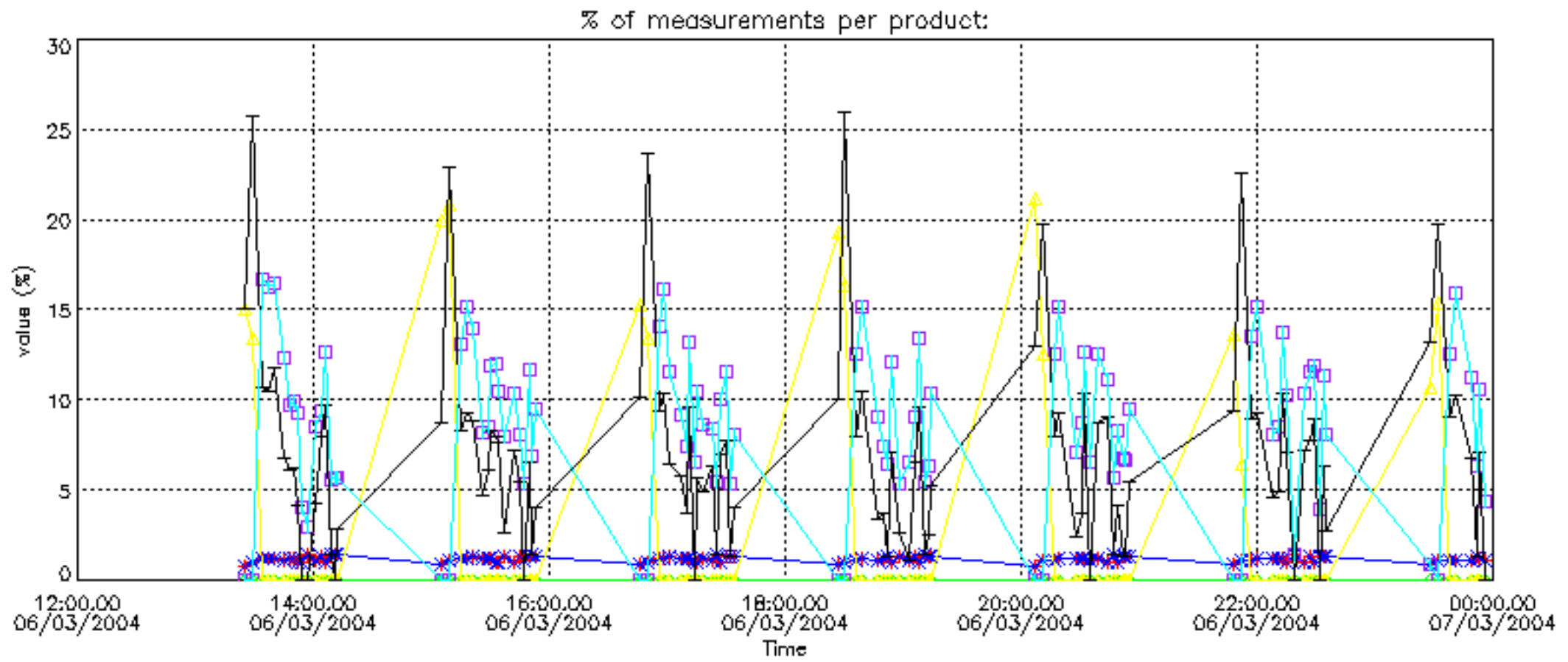
Percentage of flagged data per NO2 profile



Percentage of flagged data per NO3 profile

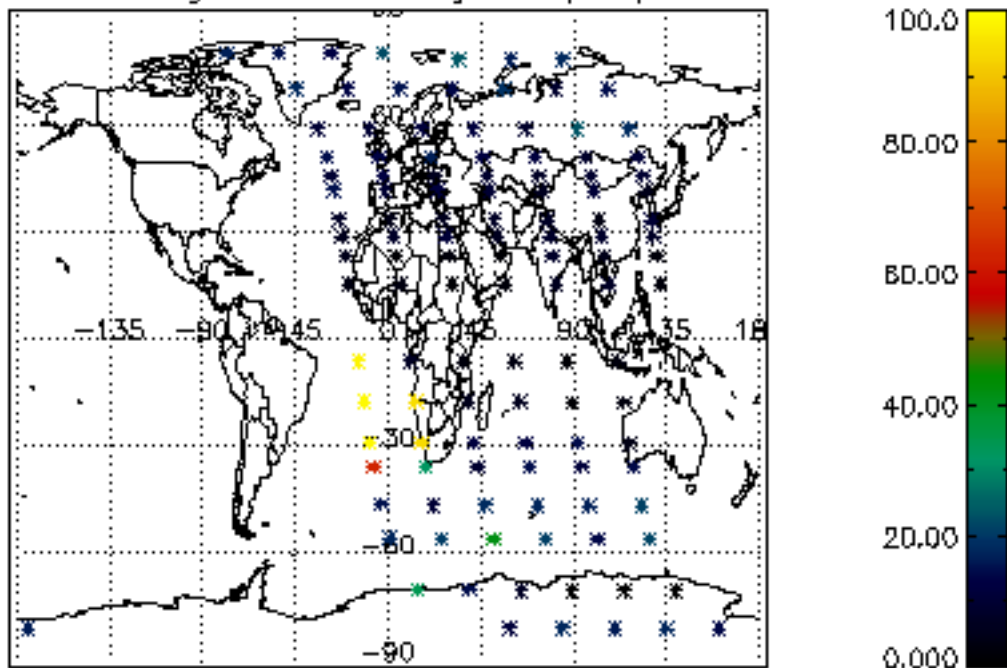




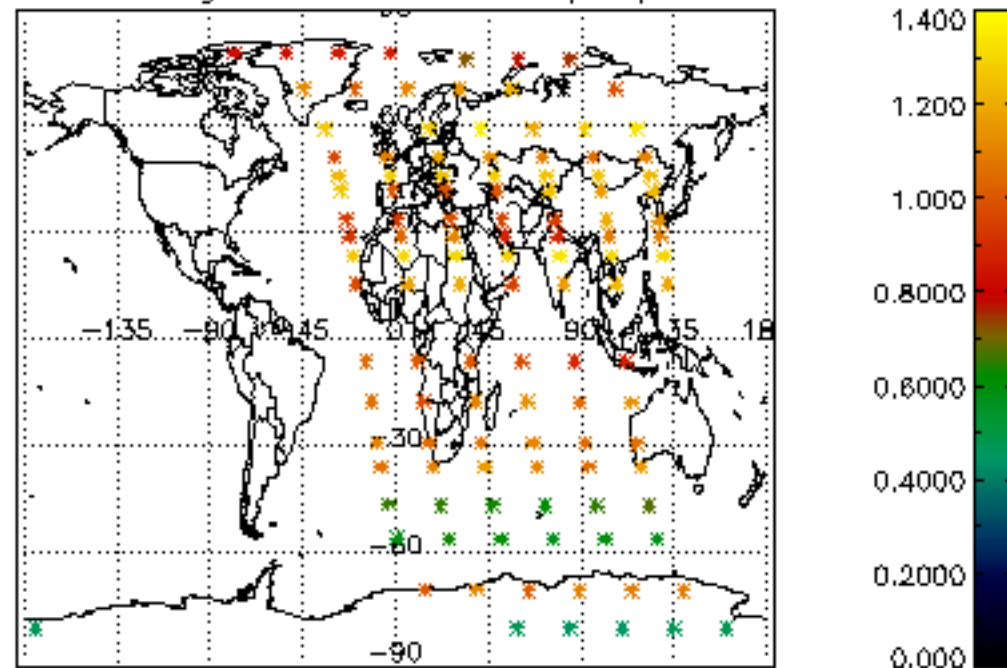




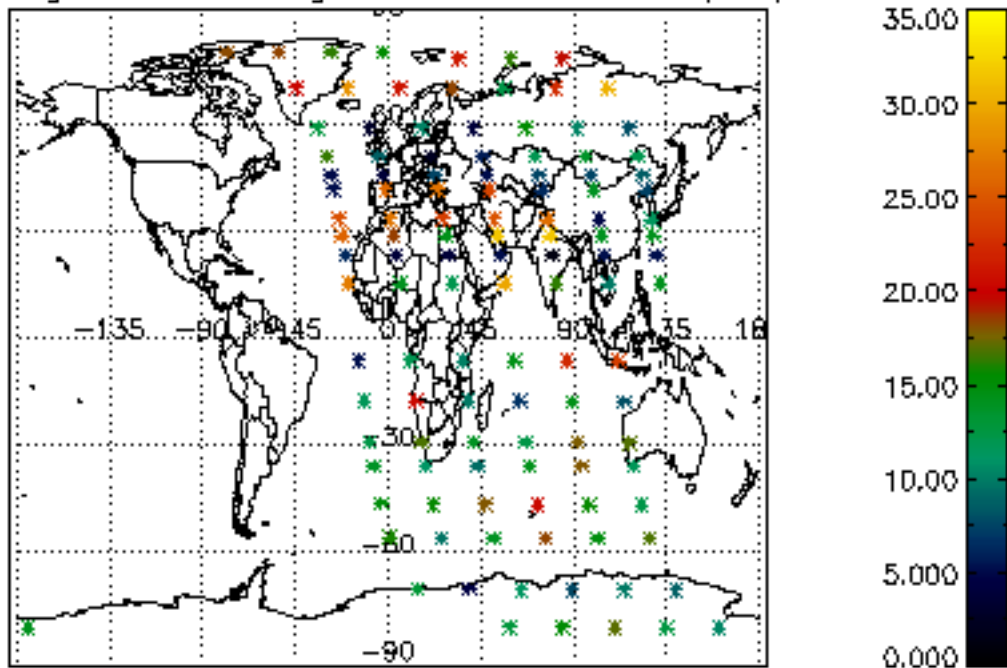
Percentage of cosmic ray hits per profile



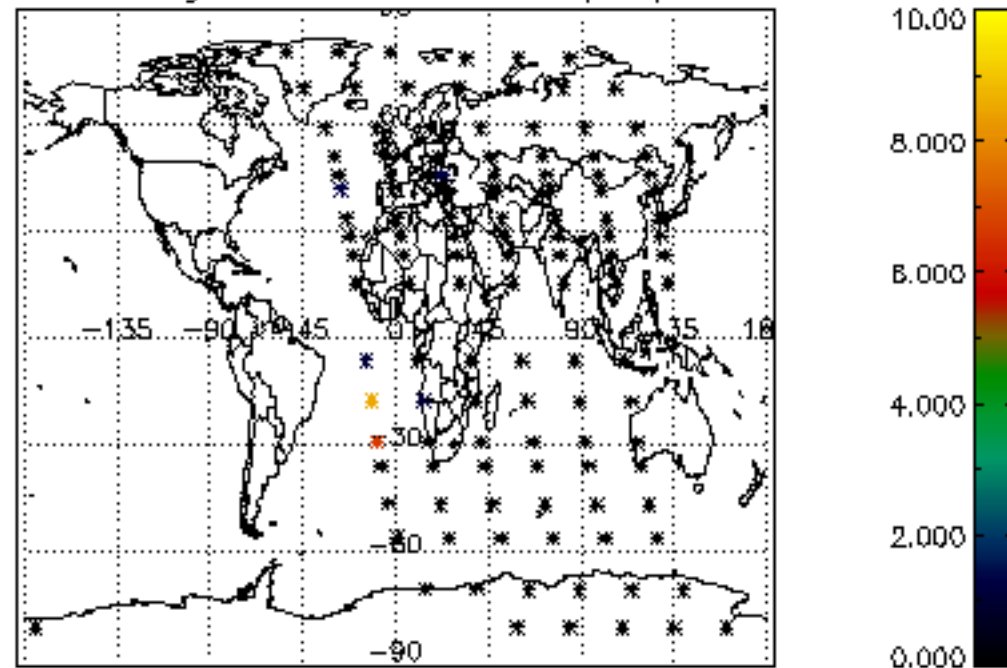
Percentage of datation errors per profile



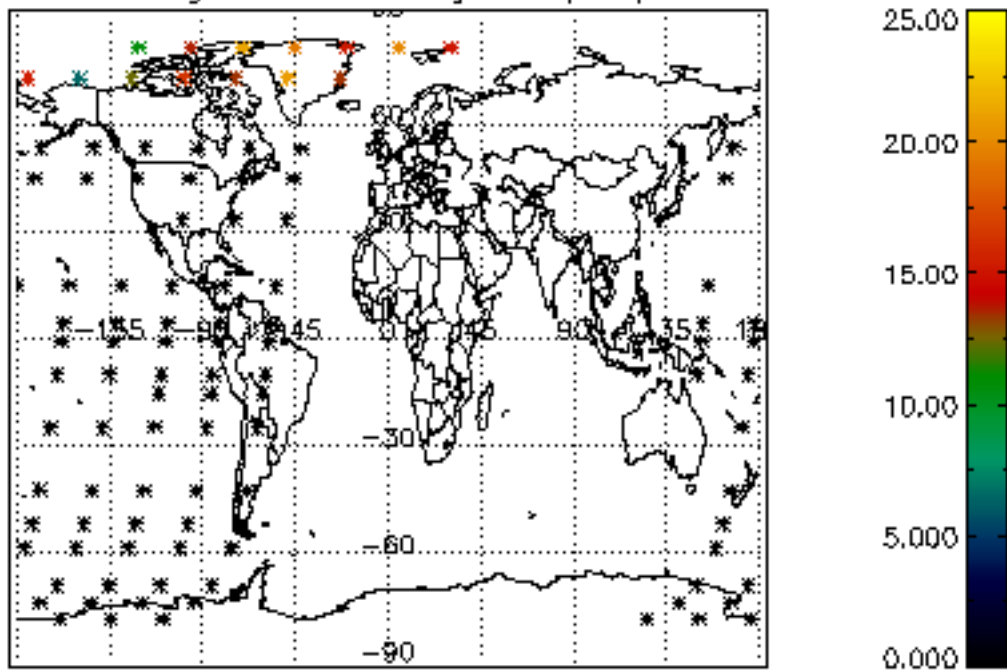
Percentage of star falling outside central band per profile



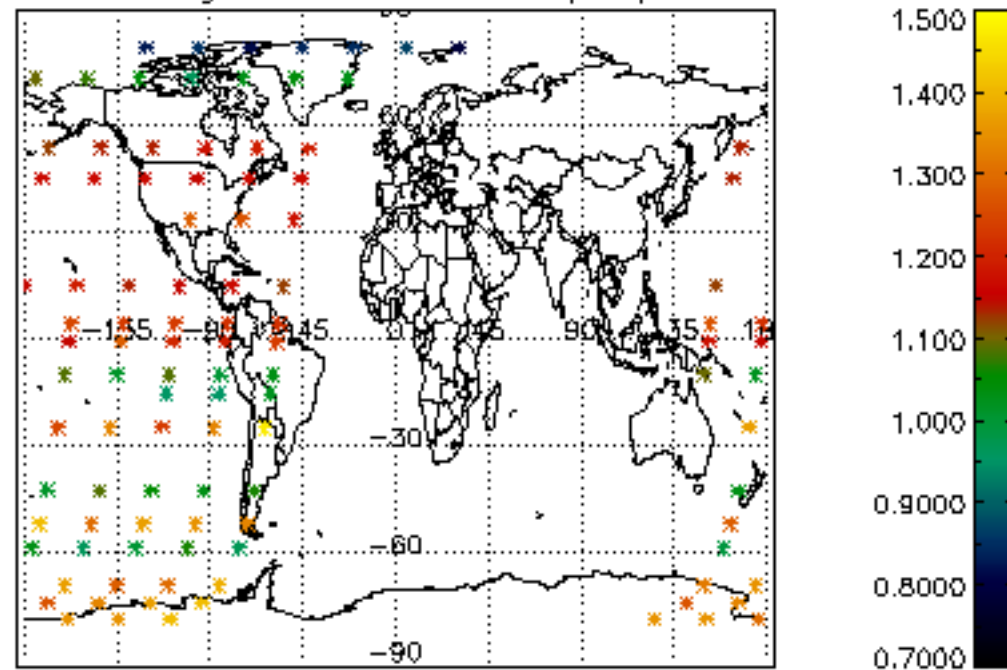
Percentage of saturation errors per profile



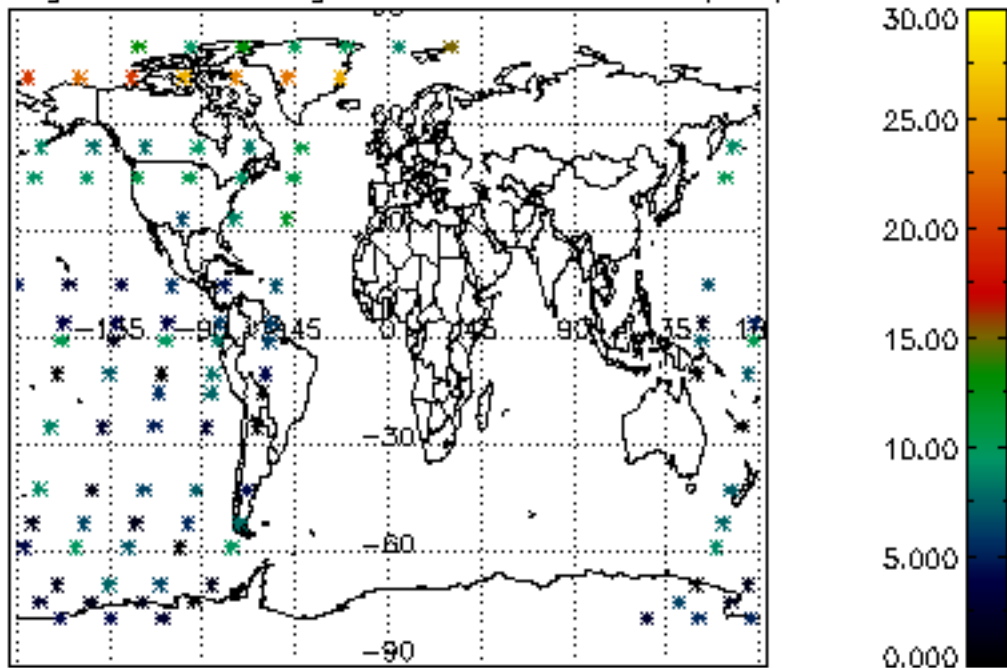
Percentage of cosmic ray hits per profile



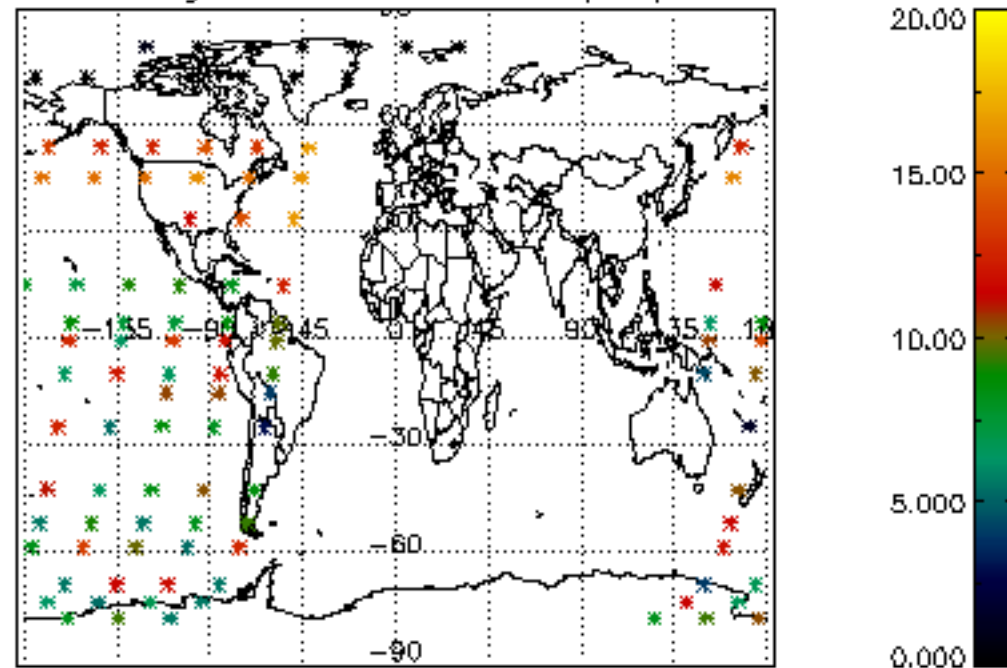
Percentage of datation errors per profile

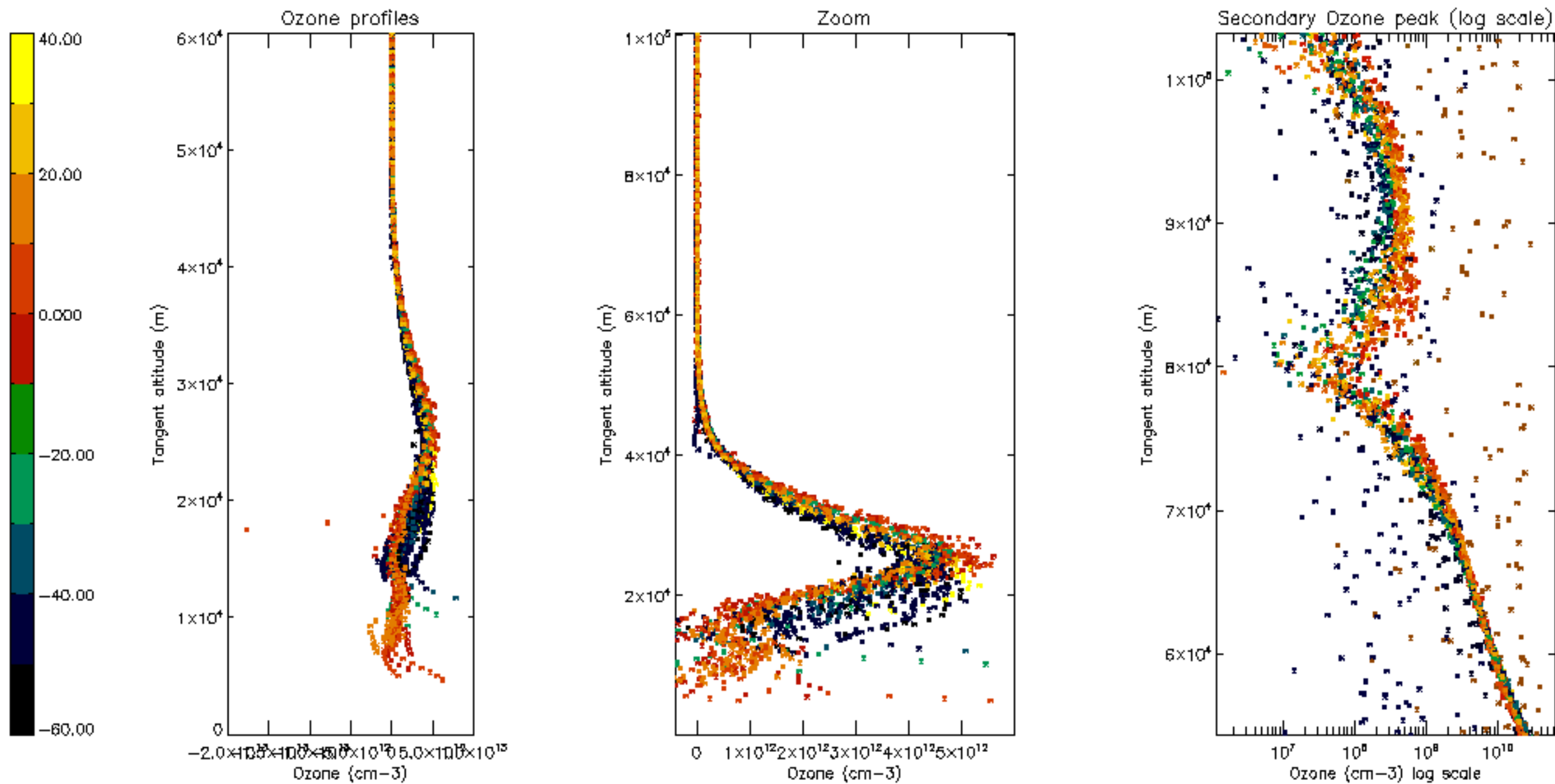


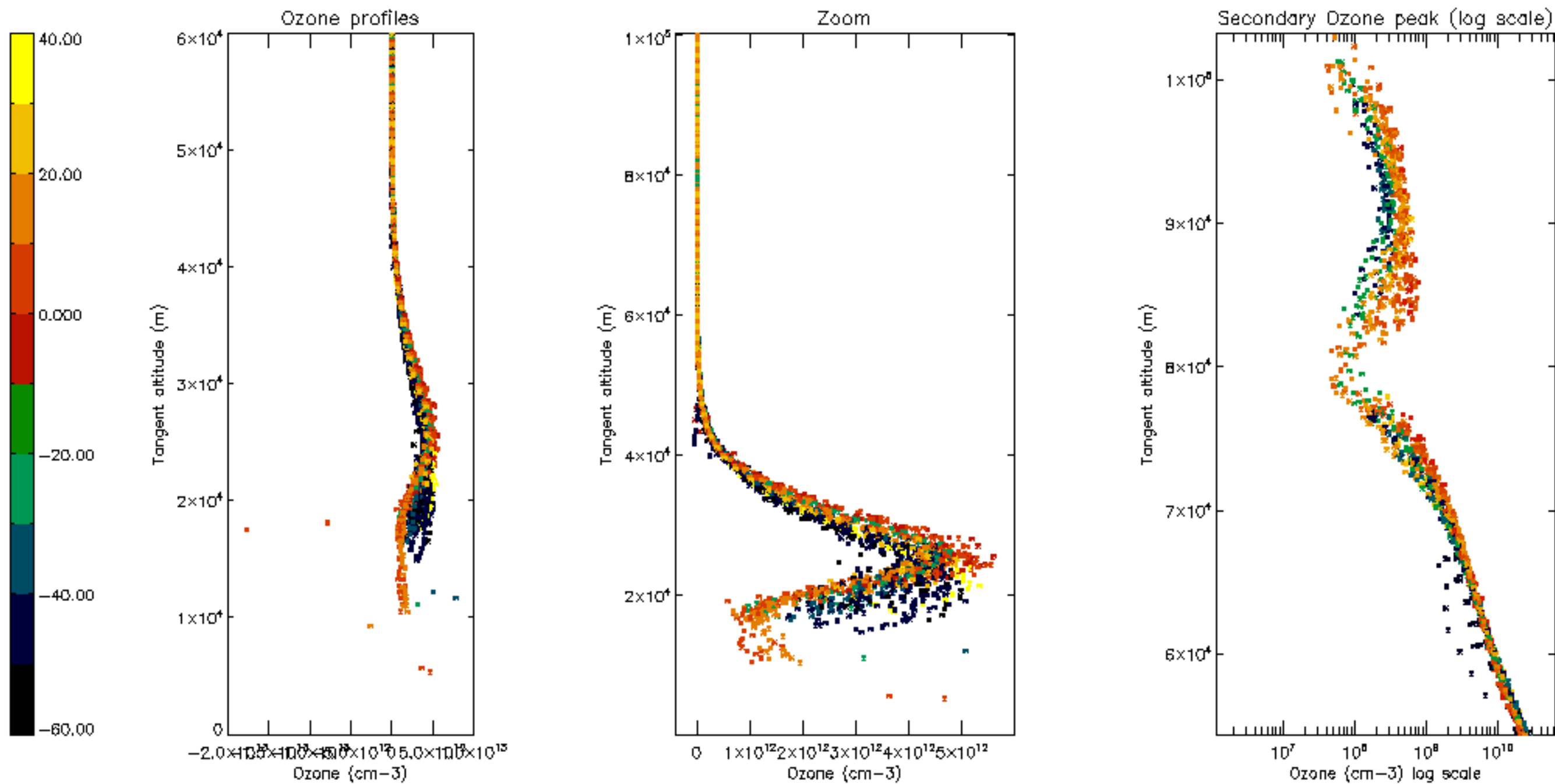
Percentage of star falling outside central band per profile



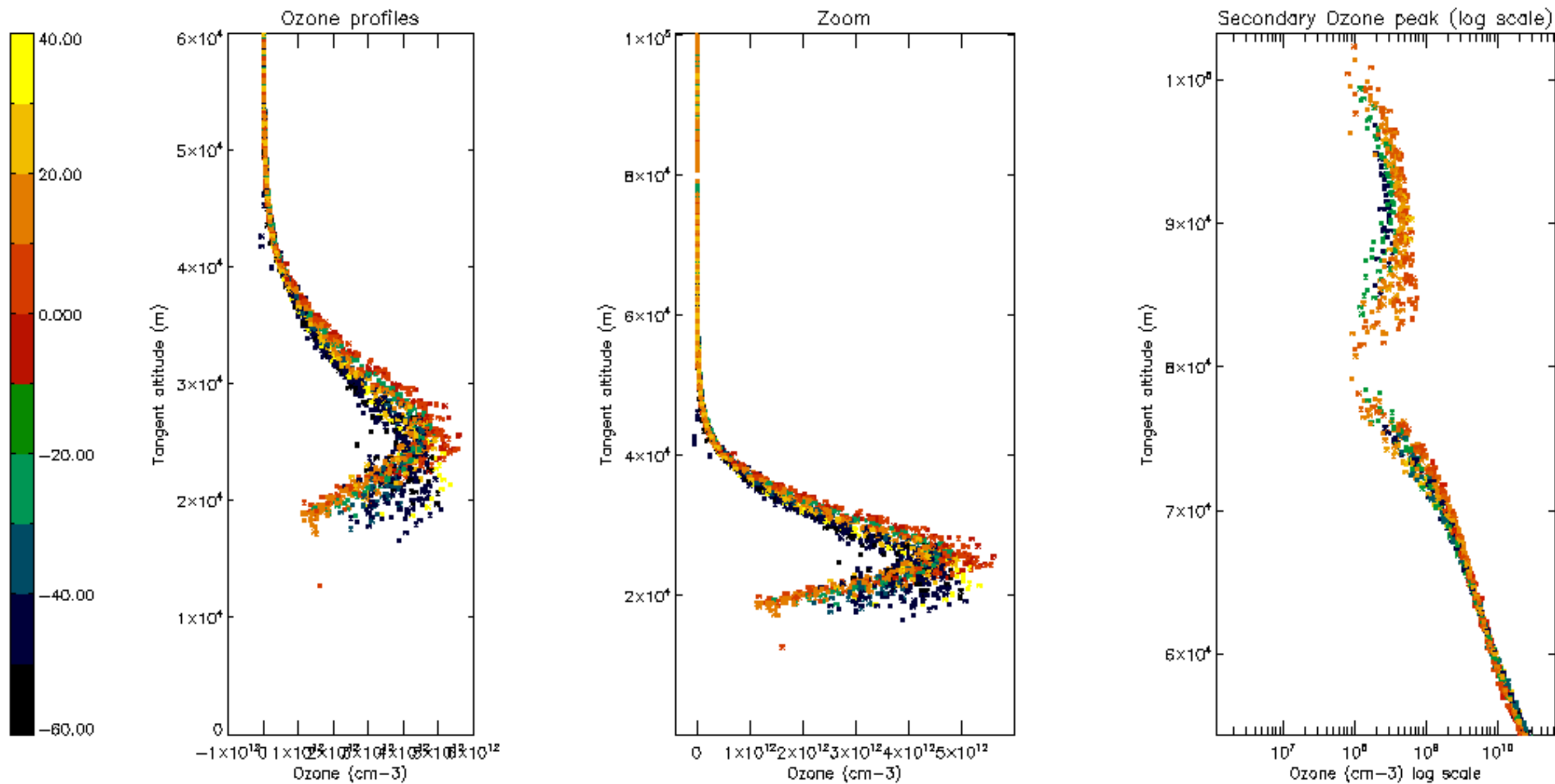
Percentage of saturation errors per profile

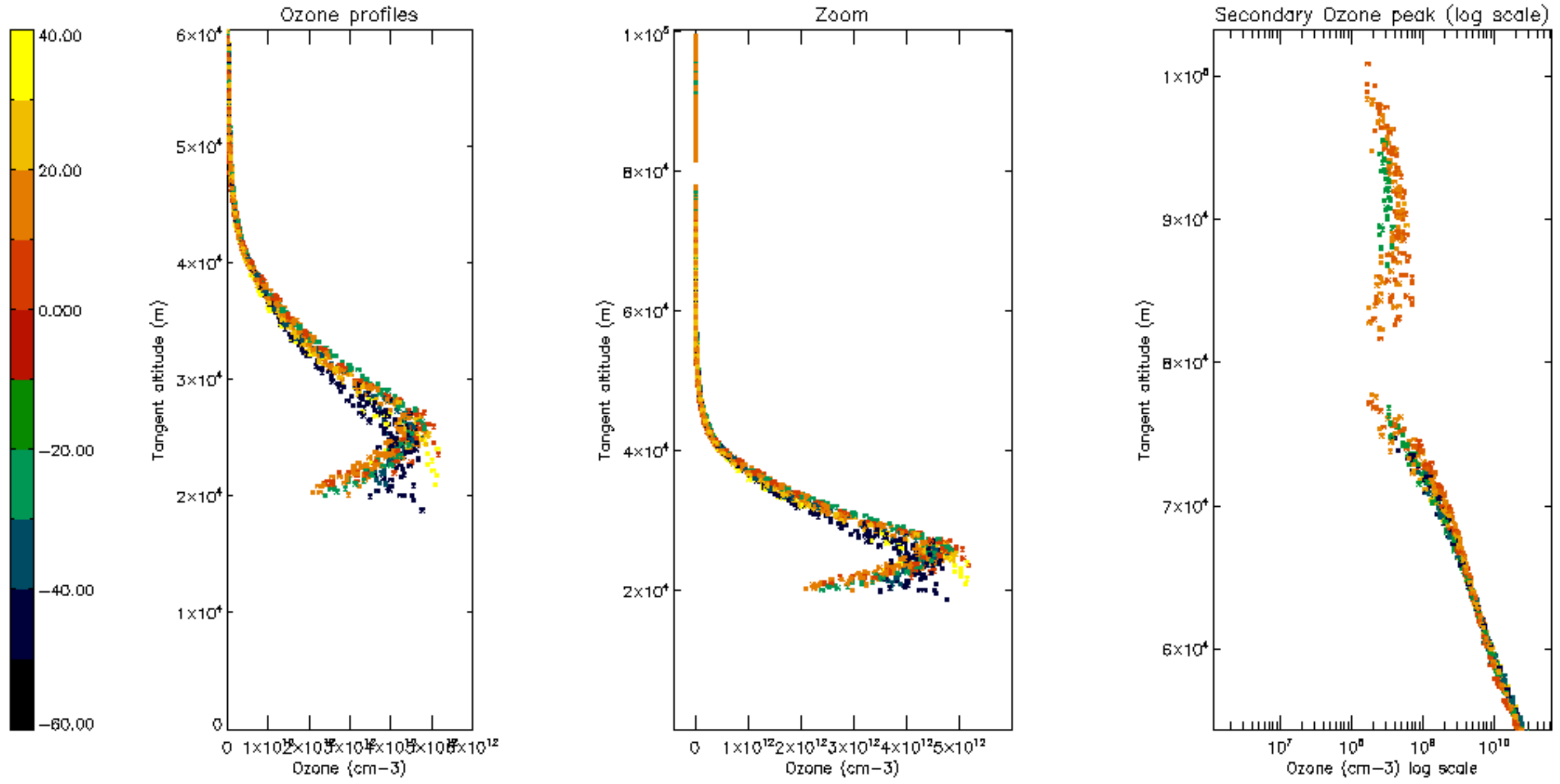


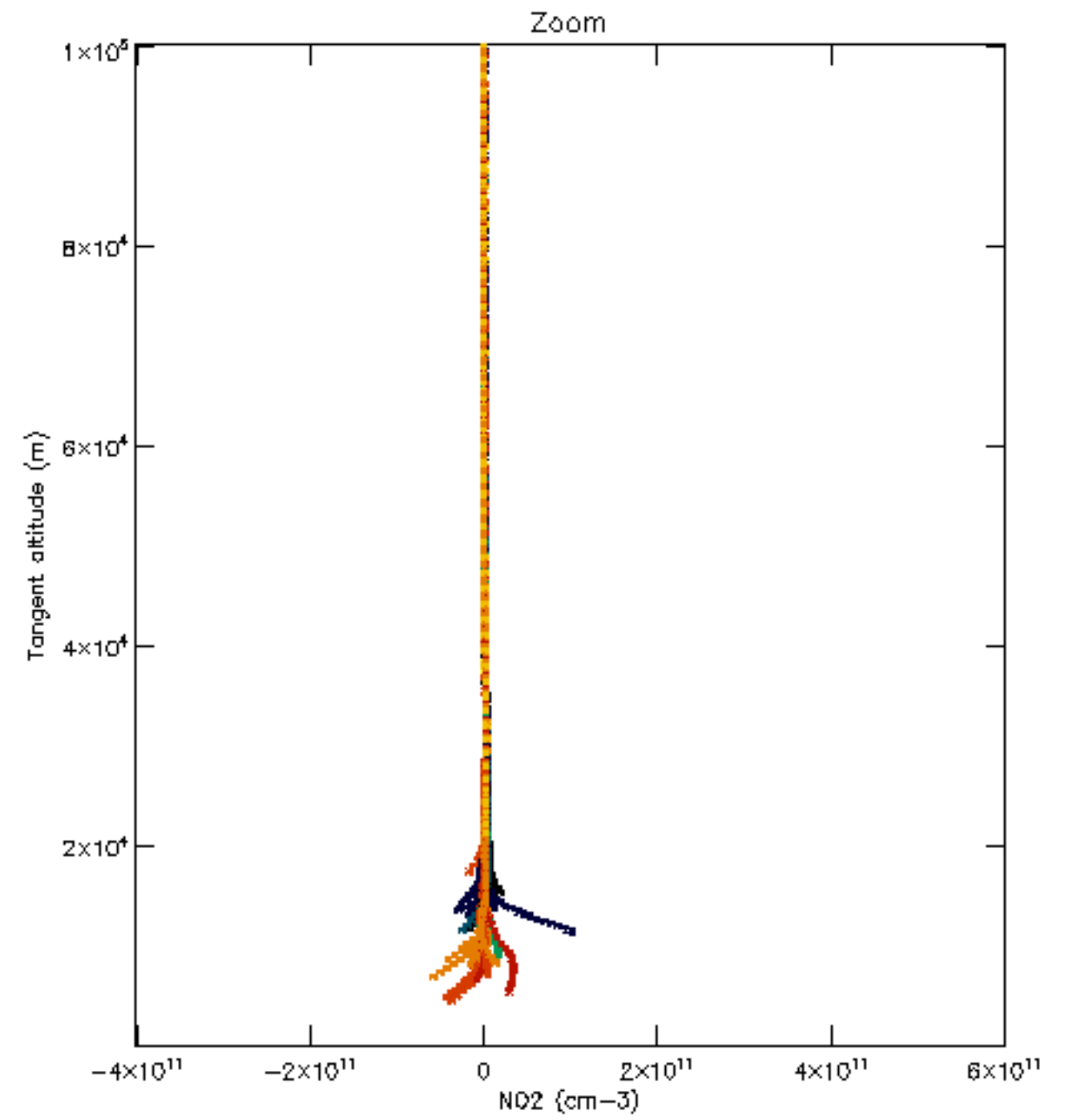
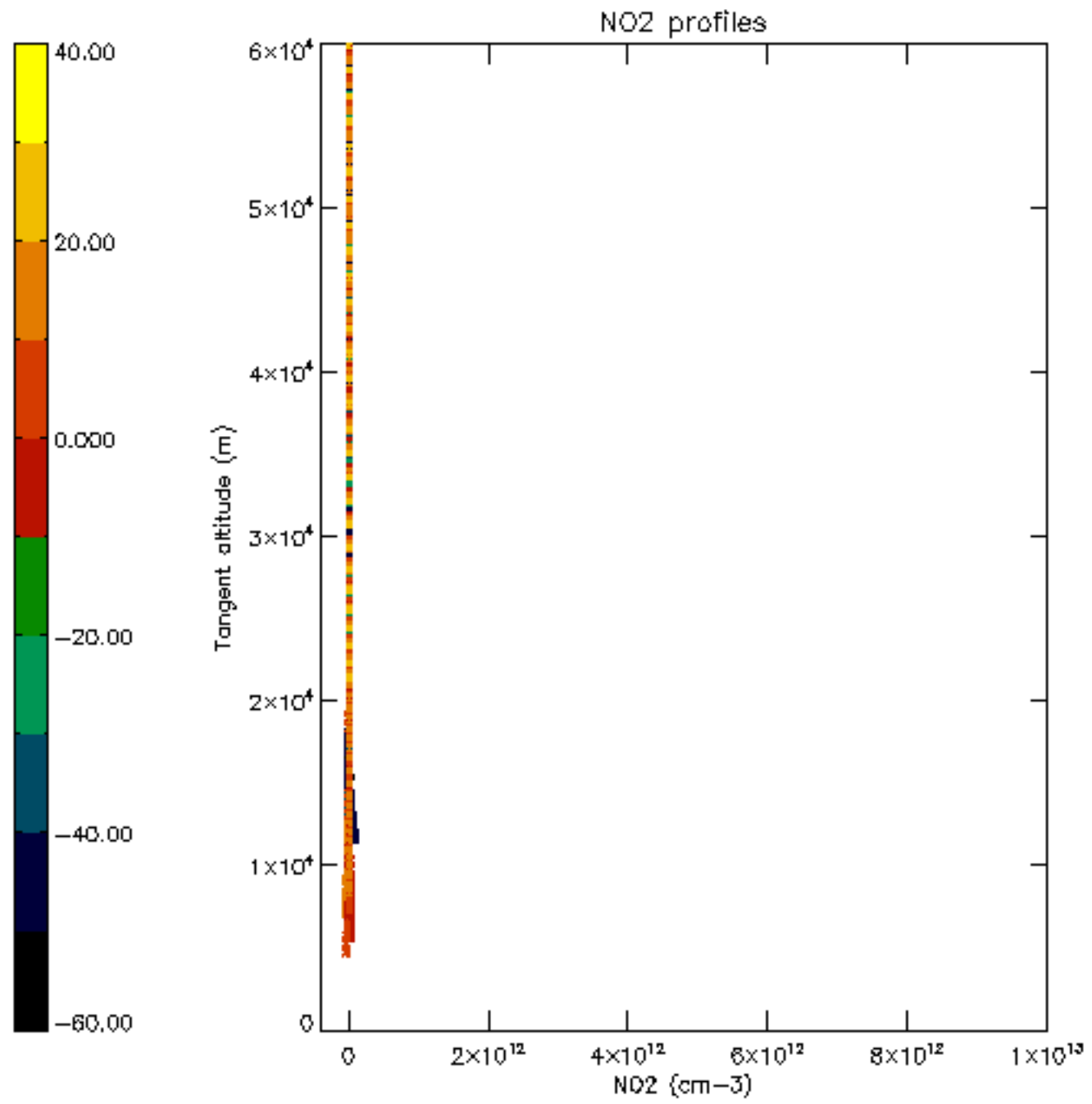


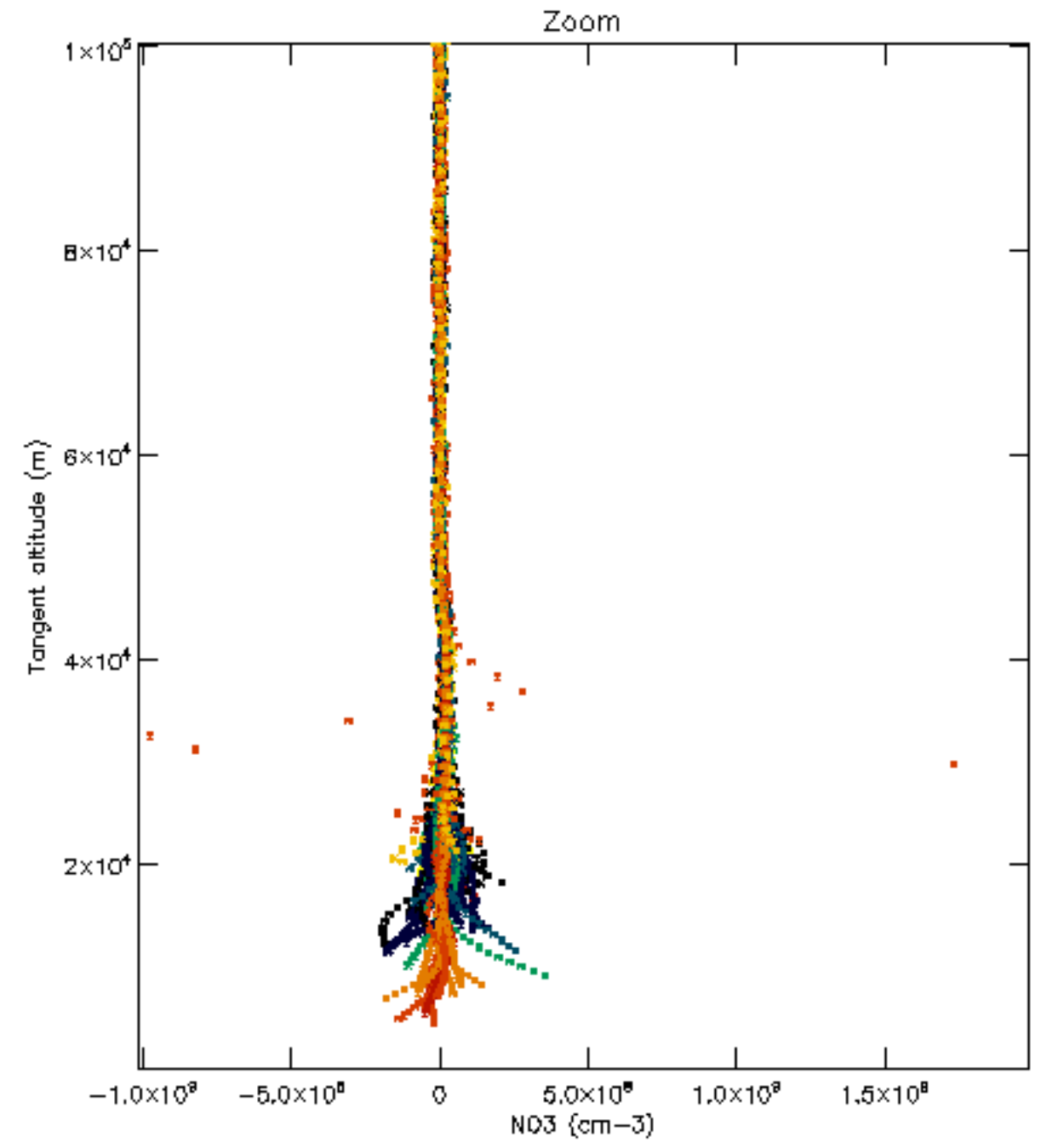
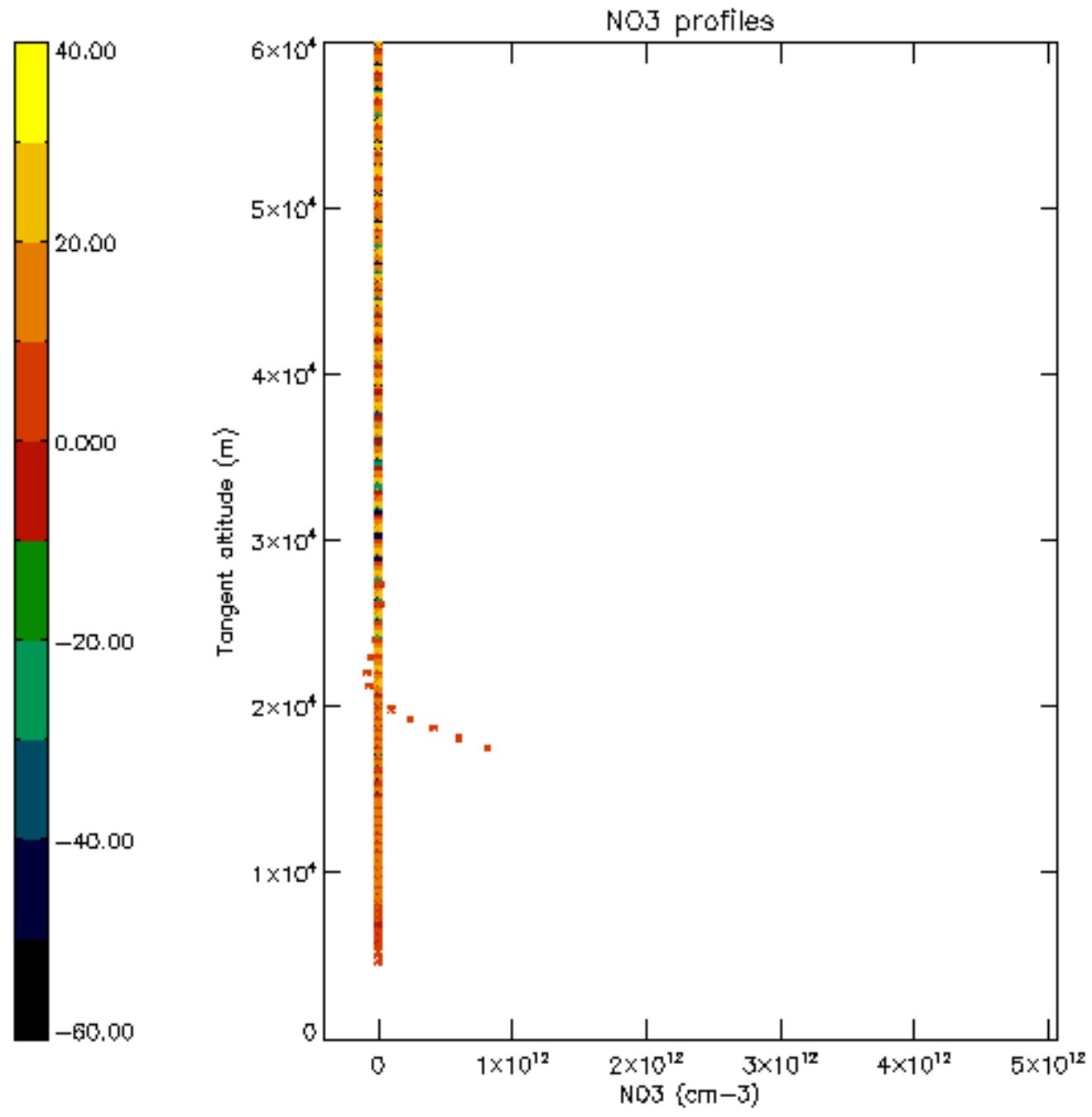




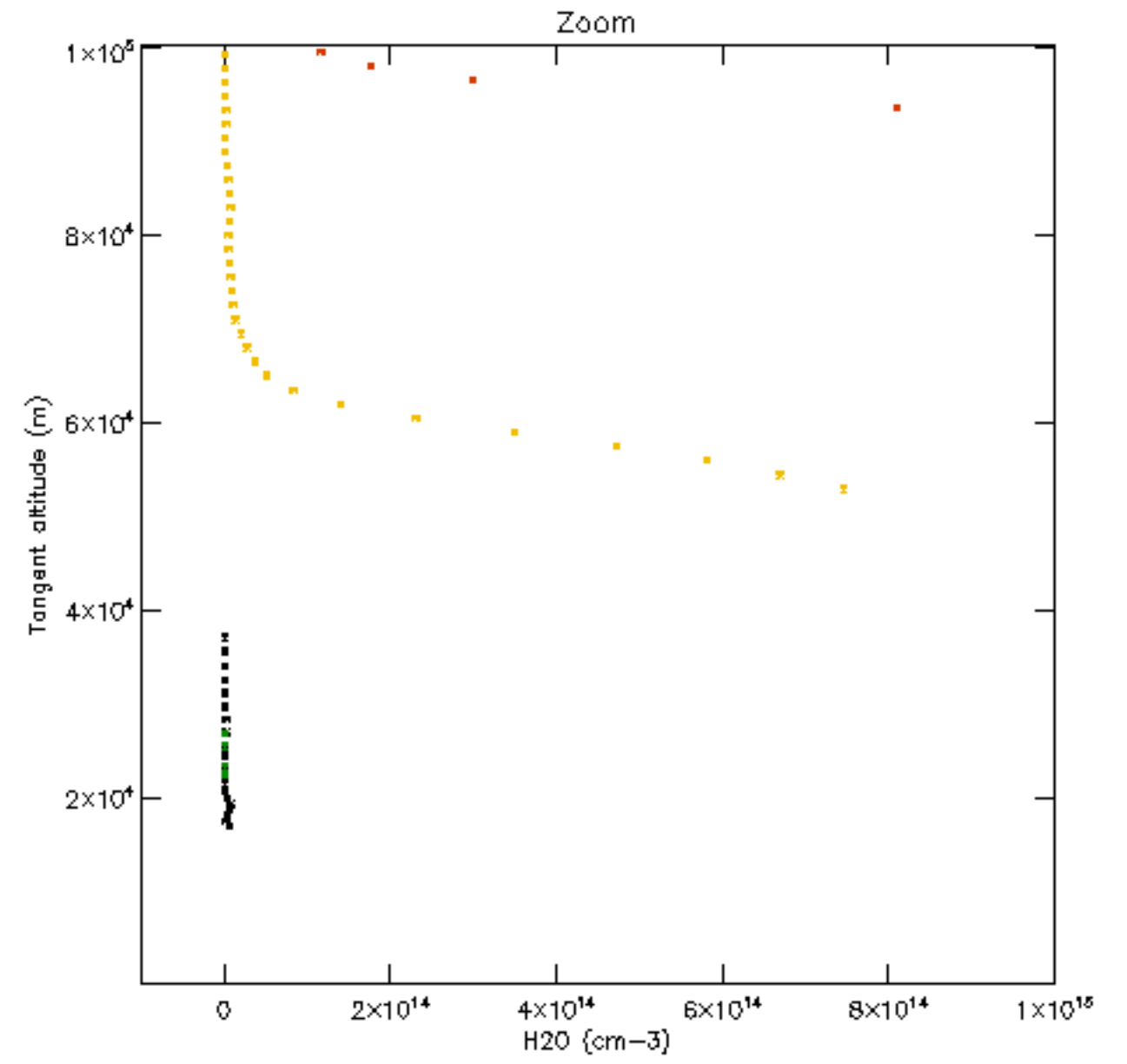
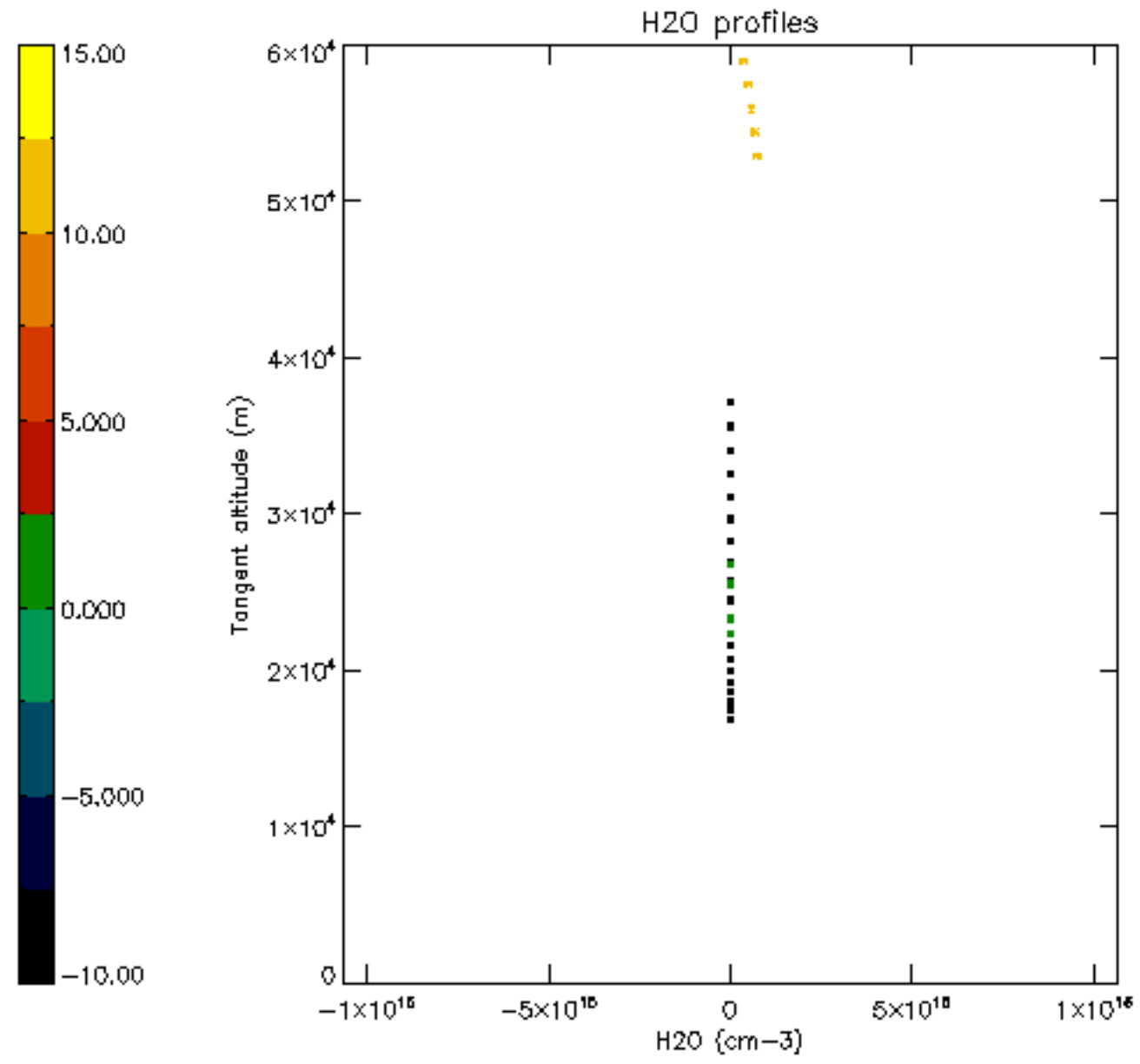


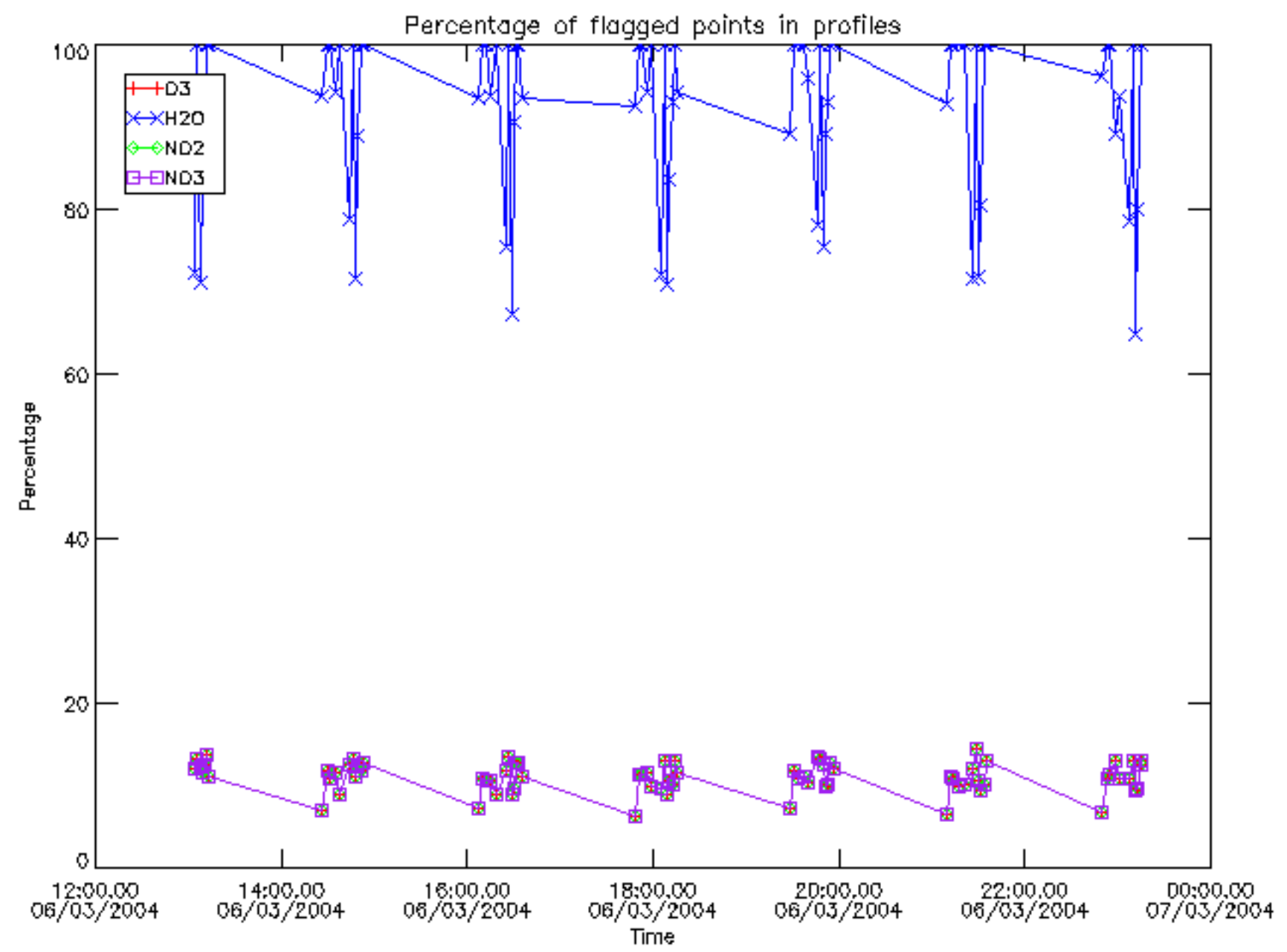




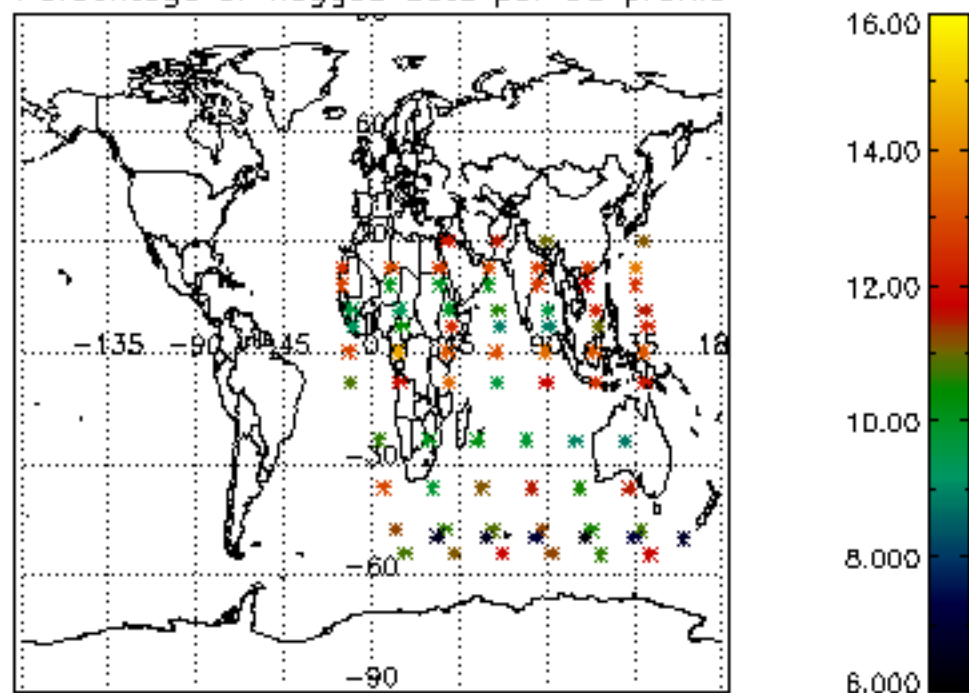




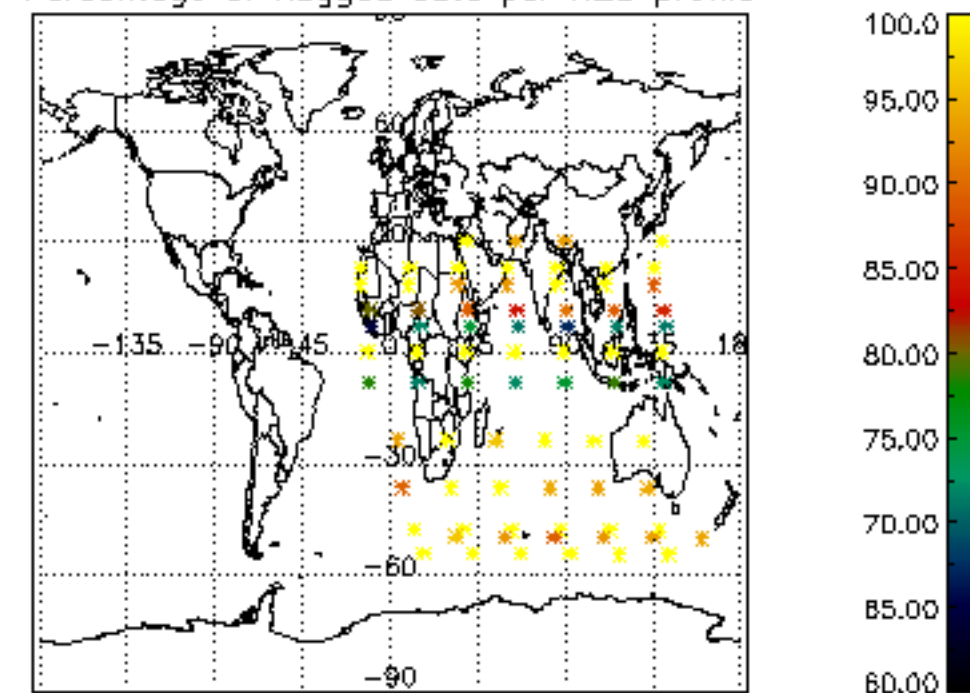




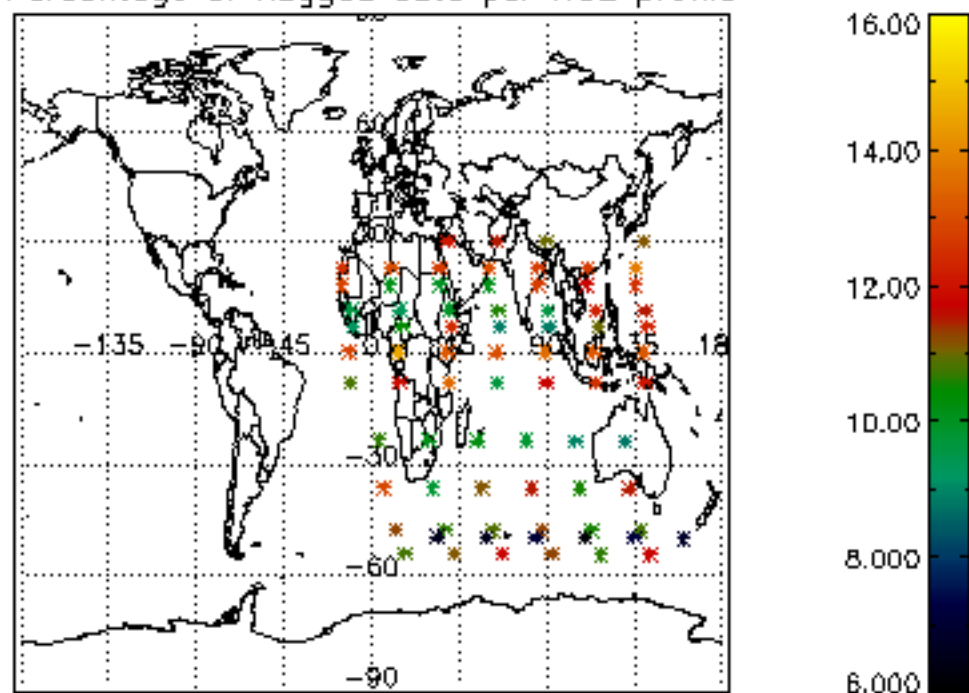
Percentage of flagged data per D3 profile



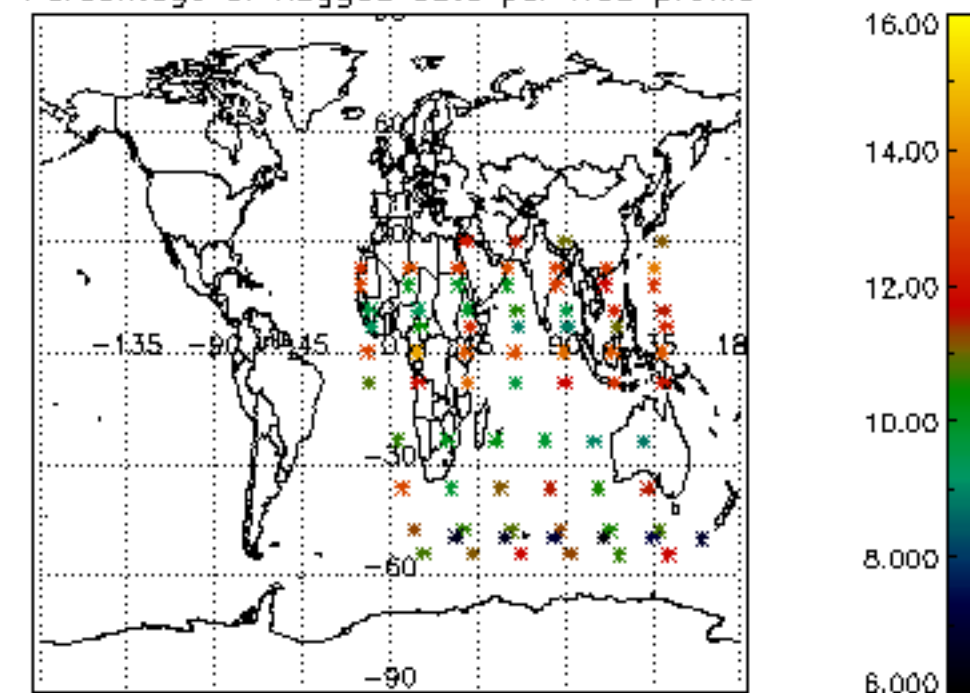
Percentage of flagged data per H2O profile

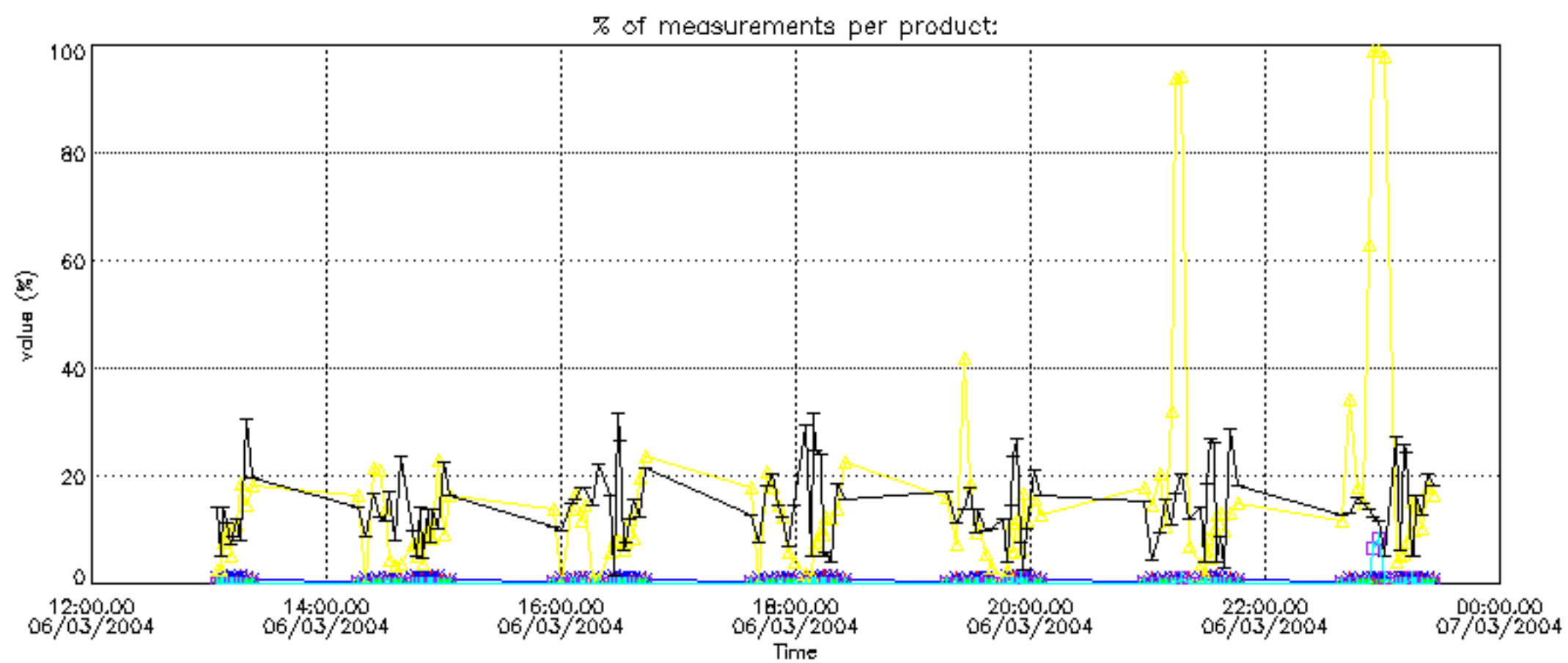
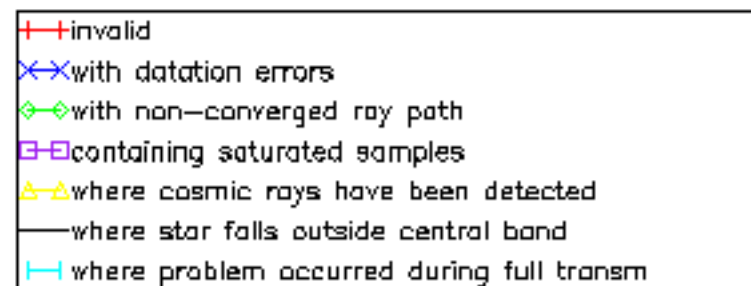


Percentage of flagged data per NO2 profile

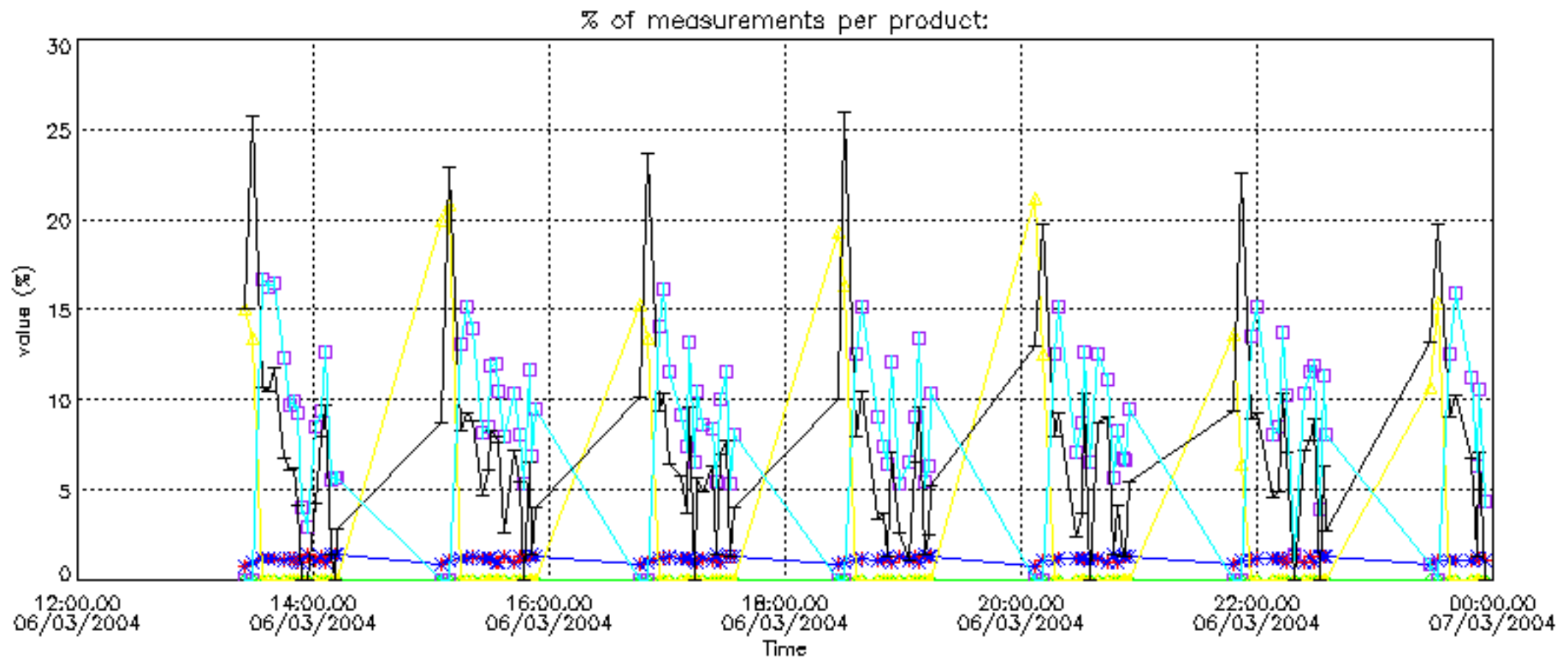


Percentage of flagged data per NO3 profile

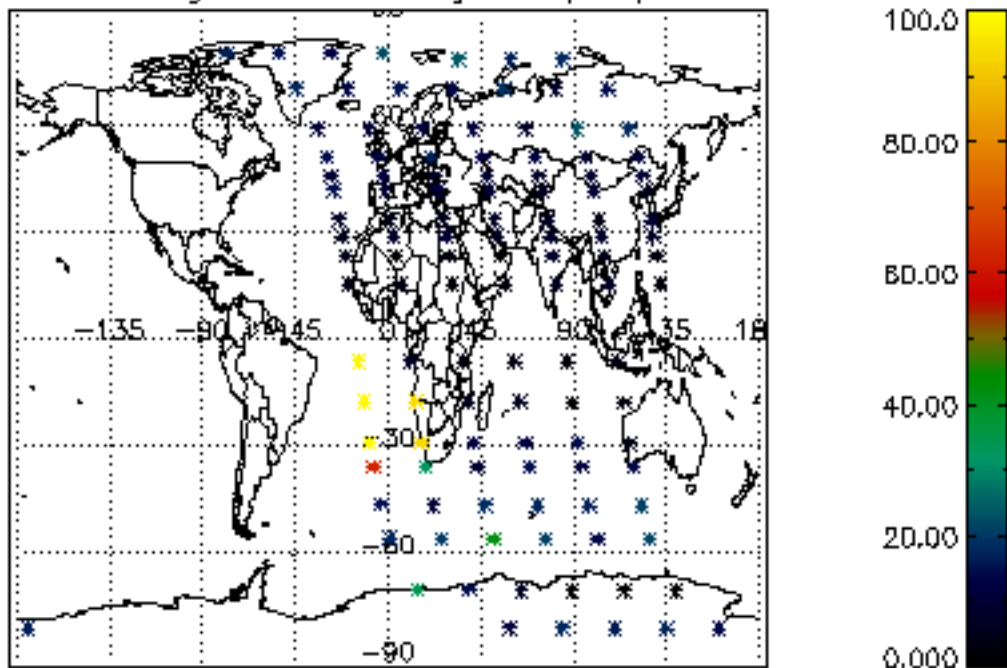




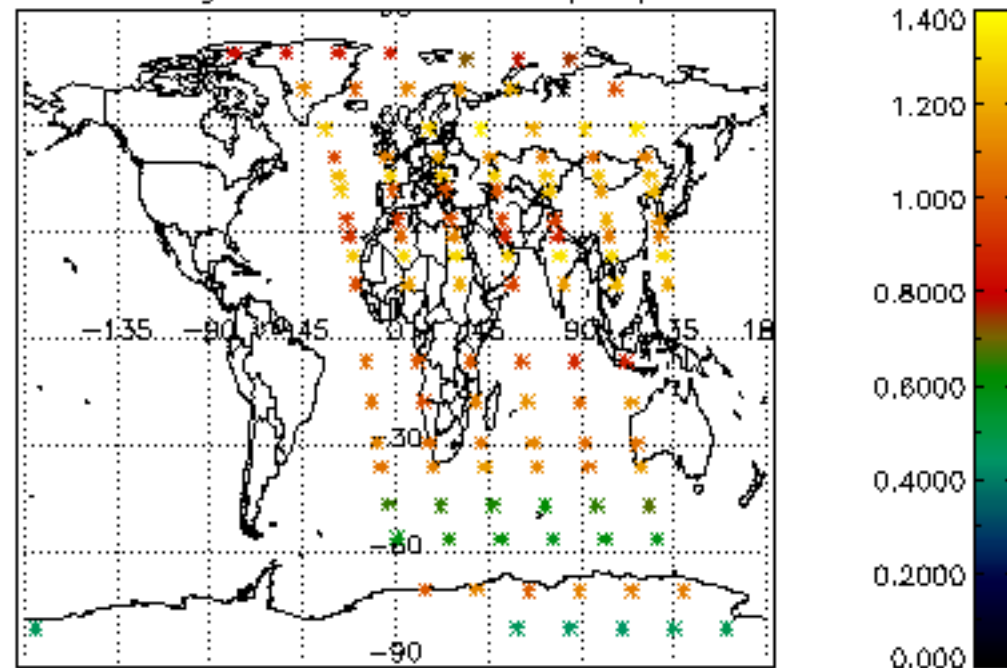




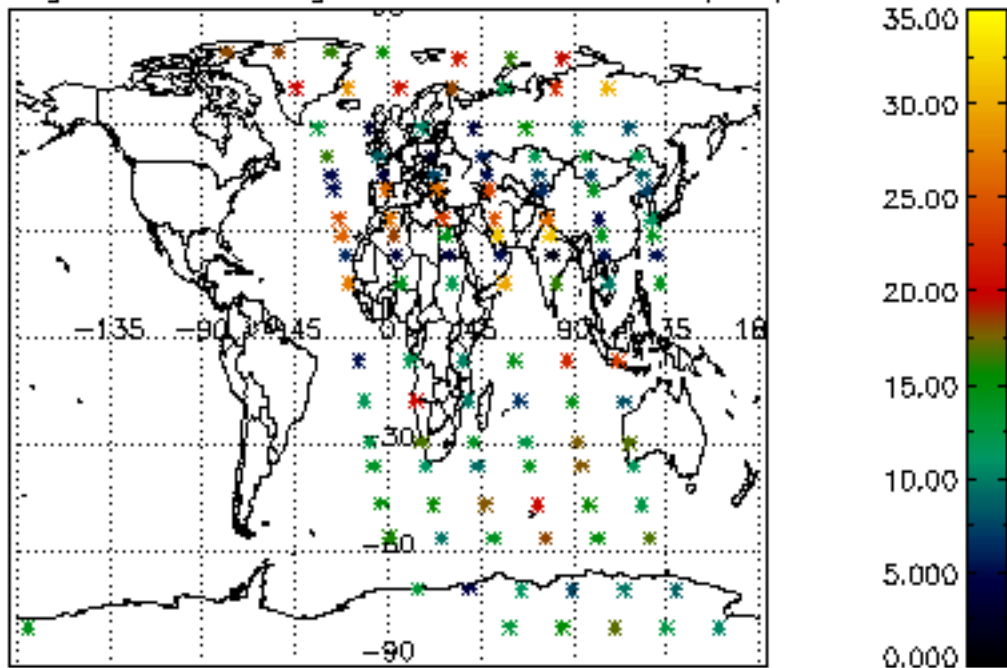
Percentage of cosmic ray hits per profile



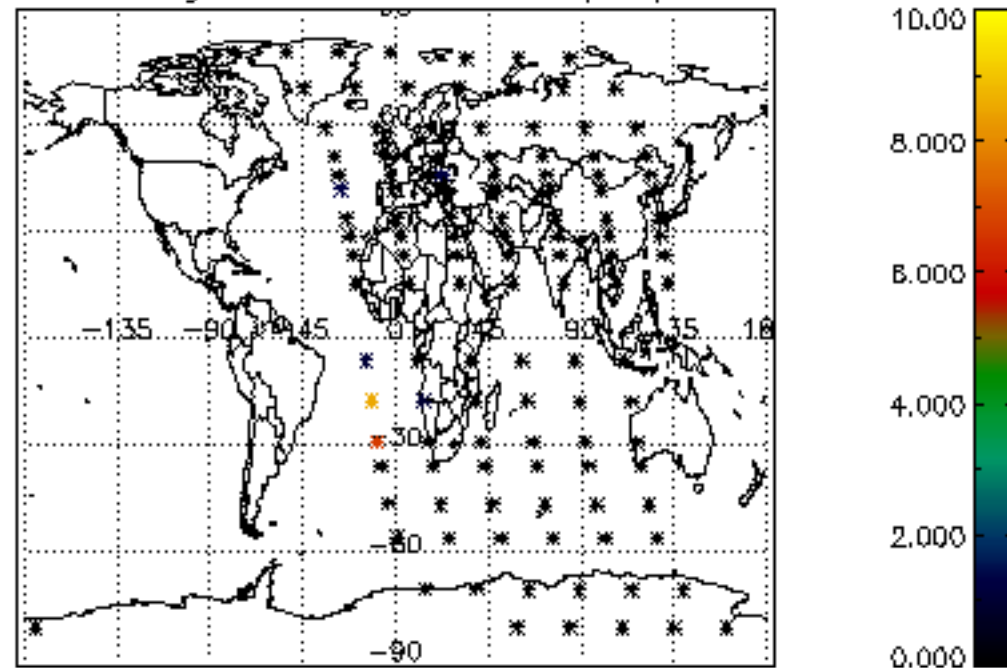
Percentage of datation errors per profile



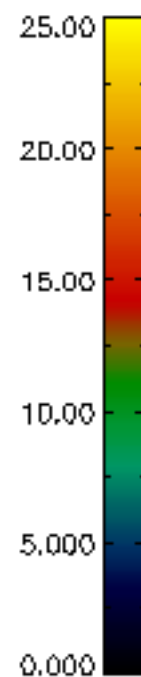
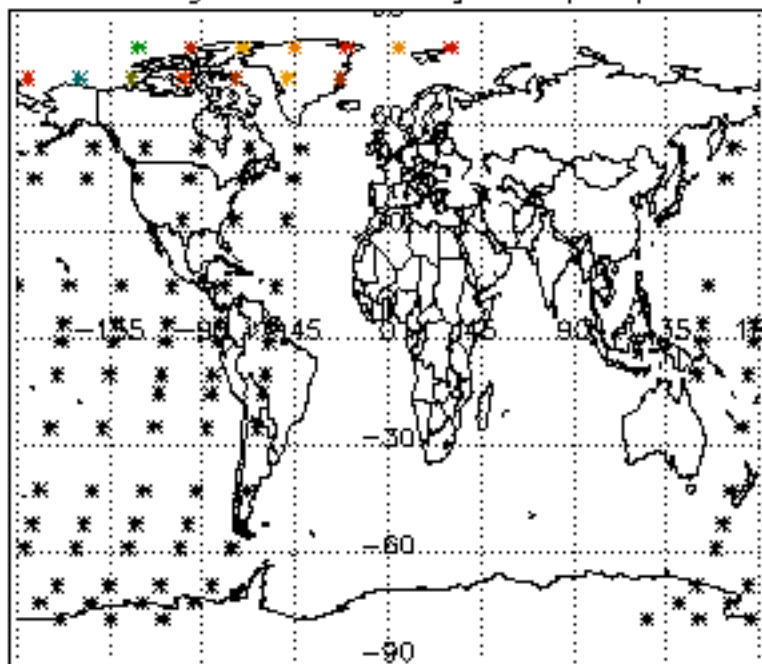
Percentage of star falling outside central band per profile



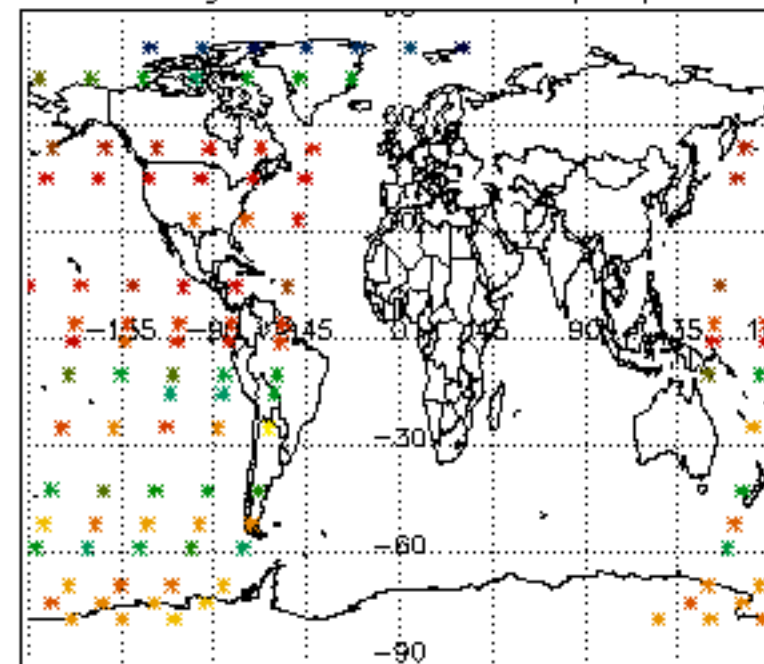
Percentage of saturation errors per profile



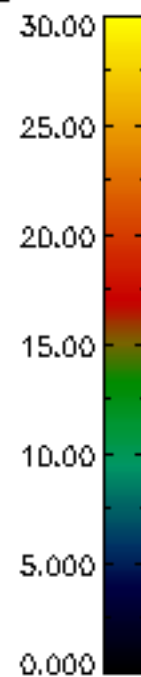
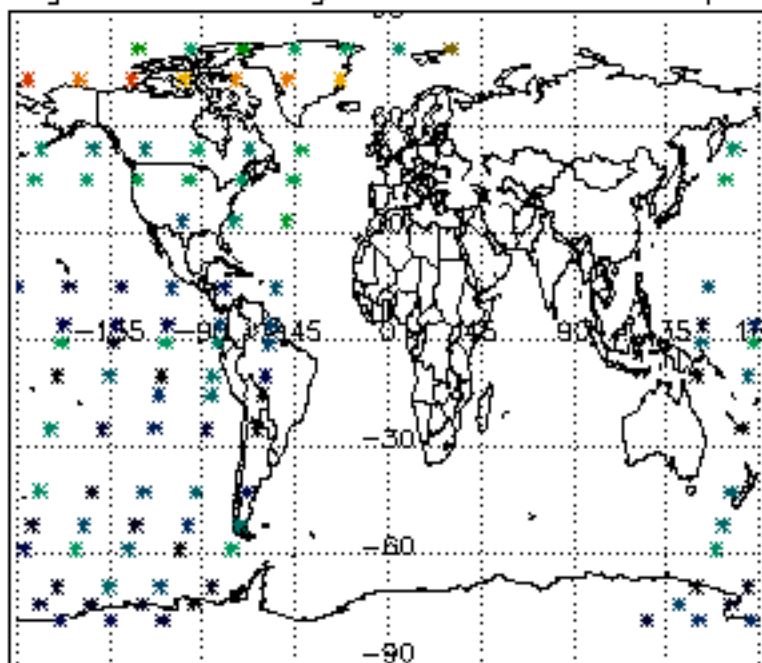
Percentage of cosmic ray hits per profile



Percentage of datation errors per profile



Percentage of star falling outside central band per profile



Percentage of saturation errors per profile

