

# GOMOS Level 2 Daily Report

## SUMMARY

### [1. General Info](#)

### [2. Summary of processed GOM\\_NL\\_2P products](#)

### [3. Level 2 Quality information per product](#)

#### [3.1 Plot of level 2 quality information per product \(time dependant\)](#)

#### [3.2 Plot of level 2 quality information per product \(world map\)](#)

### [4. Level 1 Quality information per product \(stored on level 2 products\)](#)

#### [4.1 Plot of level 1 quality information per product \(time dependant\)](#)

##### [4.1.1 Plot of level 1 quality information per product \(time dependant\): ASCENDING](#)

##### [4.1.2 Plot of level 1 quality information per product \(time dependant\): DESCENDING](#)

#### [4.2 Plot of level 1 quality information per product \(world map\)](#)

##### [4.2.1 Plot of level 1 quality information per product \(world map\): ASCENDING](#)

##### [4.2.2 Plot of level 1 quality information per product \(world map\): DESCENDING](#)

### [5. Ozone profiles based on quality statistics and other trace gas profiles](#)

#### [5.1 Ozone statistics based on quality of products](#)

#### [5.2 Plot ozone profiles for all STD \(dark without errors\)](#)

#### [5.3 Plot ozone profiles where STD < 20% \(dark without errors\)](#)

#### [5.4. Plot ozone profiles where STD < 10% \(dark without errors\)](#)

#### [5.5. Plot ozone profiles where STD < 5% \(dark without errors\)](#)

#### [5.6 Plot NO2 profiles for all STD \(dark without errors\)](#)

#### [5.7 Plot NO3 profiles for all STD \(dark without errors\)](#)

#### [5.8 Plot H2O profiles \(only for occultations of stars 1,2,3,4,13,14,16,26,63 dark without errors\) for all STD](#)

### [6. Auxiliary Data Files used for the production reported in section 2](#)

This report presents the daily analysis on parameters extracted from GOMOS level 2 data (GOM\_NL\_\_2P). It is intended to monitor some important parameters that will impact the quality of these products. A list of level 2 products (and content) that have arrived during the reporting day to the PCF is also given.

Item	Value
Time of report generation	18APR2013 20:47:47
Data source version	GOMOS/6.01
Start time of products	05-03-2004 (05MAR2004 00:00:00)
Stop time of products	06-03-2004 (06MAR2004 00:00:00)
Store outputs in DB	Yes
Nb of level 2 prods	494
Nb of prods with errors	0

## 2. Summary of processed GOM\_NL\_\_2P products.

Nr	Filename	UTC Start time	Limb	Duration	Star Id	Star Name	Star Mag	Star Temp	Nb Meas	Orbit	Prod. error
1	GOM_NL__2PRFIN20040305_000137_000000692024_00445_10519_0225.N1	05-MAR-2004 00:01:37	Dark	68.500	86	35Eta Oph	2.4300	10200.	137	10519	No
2	GOM_NL__2PRFIN20040305_000354_000000482024_00445_10519_0226.N1	05-MAR-2004 00:03:54	Dark	47.500	25	35Lam Sco	1.6200	28000.	95	10519	No
3	GOM_NL__2PRFIN20040305_001011_000000492024_00446_10520_0191.N1	05-MAR-2004 00:10:11	Dark	48.500	43	Alp TrA	1.9100	4250.0	97	10520	No
4	GOM_NL__2PRFIN20040305_001226_000000412024_00446_10520_0192.N1	05-MAR-2004 00:12:26	Dark	40.500	145	Gam TrA	2.8720	10600.	81	10520	No
5	GOM_NL__2PRFIN20040305_001354_000000542024_00446_10520_0193.N1	05-MAR-2004 00:13:54	Dark	53.500	4	Alp1Cen	-0.010000	5800.0	107	10520	No
6	GOM_NL__2PRFIN20040305_001513_000000462024_00446_10520_0194.N1	05-MAR-2004 00:15:13	Dark	45.500	10	Bet Cen	0.61000	28000.	91	10520	No
7	GOM_NL__2PRFIN20040305_001737_000000472024_00446_10520_0195.N1	05-MAR-2004 00:17:37	Dark	47.000	12	Alp1Cru	0.77500	30000.	94	10520	No
8	GOM_NL__2PRFIN20040305_001928_000000742024_00446_10520_0196.N1	05-MAR-2004 00:19:28	Dark	73.500	54	5The Cen	2.0550	4500.0	147	10520	No
9	GOM_NL__2PRFIN20040305_002239_000000402024_00446_10520_0197.N1	05-MAR-2004 00:22:39	Straylight	40.000	91	Kap Vel	2.4900	26000.	80	10520	No
10	GOM_NL__2PRFIN20040305_002558_000000482024_00446_10520_0198.N1	05-MAR-2004 00:25:58	Straylight	48.000	65	Lam Vel	2.2040	4400.0	96	10520	No
11	GOM_NL__2PRFIN20040305_002844_000000682024_00446_10520_0199.N1	05-MAR-2004 00:28:44	Straylight	67.500	106	9Bet Crv	2.6480	5600.0	135	10520	No
12	GOM_NL__2PRFIN20040305_003132_000000632024_00446_10520_0200.N1	05-MAR-2004 00:31:32	Straylight	63.000	100	4Gam Crv	2.5800	13100.	126	10520	No
13	GOM_NL__2PRFIN20040305_003525_000000472024_00446_10520_0201.N1	05-MAR-2004 00:35:25	Twilight	47.000	48	30Alp Hya	1.9770	4100.0	94	10520	No
14	GOM_NL__2PRFIN20040305_004120_000000432024_00446_10520_0202.N1	05-MAR-2004 00:41:20	Bright	42.500	22	32Alp Leo	1.3600	15200.	85	10520	No
15	GOM_NL__2PRFIN20040305_004350_000000442024_00446_10520_0203.N1	05-MAR-2004 00:43:50	Bright	44.000	51	41Gam1Leo	2.0100	4500.0	88	10520	No
16	GOM_NL__2PRFIN20040305_004518_000000482024_00446_10520_0204.N1	05-MAR-2004 00:45:18	Bright	48.000	96	68Del Leo	2.5600	9300.0	96	10520	No
17	GOM_NL__2PRFIN20040305_004805_000000402024_00446_10520_0205.N1	05-MAR-2004 00:48:05	Bright	39.500	24	66Alp Gem	1.5800	10200.	79	10520	No
18	GOM_NL__2PRFIN20040305_005225_000000442024_00446_10520_0206.N1	05-MAR-2004 00:52:25	Bright	44.000	174	52Psi UMa	3.0040	4400.0	88	10520	No
19	GOM_NL__2PRFIN20040305_005520_000000412024_00446_10520_0207.N1	05-MAR-2004 00:55:20	Bright	40.500	82	48Bet UMa	2.3650	10600.	81	10520	No
20	GOM_NL__2PRFIN20040305_005643_000000422024_00446_10520_0208.N1	05-MAR-2004 00:56:43	Bright	41.500	36	50Alp UMa	1.8000	6300.0	83	10520	No
21	GOM_NL__2PRFIN20040305_005930_000000482024_00446_10520_0209.N1	05-MAR-2004 00:59:30	Bright	47.500	32	77Eps UMa	1.7630	11000.	95	10520	No
22	GOM_NL__2PRFIN20040305_010100_000000522024_00446_10520_0210.N1	05-MAR-2004 01:01:00	Bright	51.500	55	79Zet UMa	2.0600	10200.	103	10520	No
23	GOM_NL__2PRFIN20040305_010319_000000382024_00446_10520_0211.N1	05-MAR-2004 01:03:19	Bright	37.500	49	1Alp UMi	1.9900	6300.0	75	10520	No
24	GOM_NL__2PRFIN20040305_010830_000000482024_00446_10520_0212.N1	05-MAR-2004 01:08:30	Bright	47.500	119	14Eta Dra	2.7270	4700.0	95	10520	No
25	GOM_NL__2PRFIN20040305_011056_000000372024_00446_10520_0213.N1	05-MAR-2004 01:10:56	Bright	36.500	89	5Alp Cep	2.4510	8000.0	73	10520	No
26	GOM_NL__2PRFIN20040305_011305_000000482024_00446_10520_0214.N1	05-MAR-2004 01:13:05	Bright	47.500	130	23Bet Dra	2.7990	5800.0	95	10520	No
27	GOM_NL__2PRFIN20040305_011602_000000372024_00446_10520_0215.N1	05-MAR-2004 01:16:02	Bright	37.000	19	50Alp Cyg	1.2460	10500.	74	10520	No
28	GOM_NL__2PRFIN20040305_011735_000000382024_00446_10520_0216.N1	05-MAR-2004 01:17:35	Bright	37.500	66	37Gam Cyg	2.2080	5900.0	75	10520	No
29	GOM_NL__2PRFIN20040305_011910_000000372024_00446_10520_0217.N1	05-MAR-2004 01:19:10	Bright	37.000	92	53Eps Cyg	2.5000	4500.0	74	10520	No
30	GOM_NL__2PRFIN20040305_012218_000001022024_00446_10520_0218.N1	05-MAR-2004 01:22:18	Twilight	101.50	133	40Zet Her	2.8070	6000.0	203	10520	No
31	GOM_NL__2PRFIN20040305_012624_000000452024_00446_10520_0219.N1	05-MAR-2004 01:26:24	Bright	44.500	168	17Zet Aql	2.9860	11000.	89	10520	No
32	GOM_NL__2PRFIN20040305_013023_000000782024_00446_10520_0220.N1	05-MAR-2004 01:30:23	Straylight	78.000	59	55Alp Oph	2.0800	8900.0	156	10520	No
33	GOM_NL__2PRFIN20040305_013301_000000702024_00446_10520_0221.N1	05-MAR-2004 01:33:01	Dark	70.000	126	60Bet Oph	2.7700	4250.0	140	10520	No
34	GOM_NL__2PRFIN20040305_013622_000000422024_00446_10520_0222.N1	05-MAR-2004 01:36:22	Dark	42.000	155	41Pi Sgr	2.9000	6600.0	84	10520	No
35	GOM_NL__2PRFIN20040305_014031_000000542024_00446_10520_0223.N1	05-MAR-2004 01:40:31	Dark	54.000	116	19Del Sgr	2.7000	4100.0	108	10520	No
36	GOM_NL__2PRFIN20040305_014214_000000712024_00446_10520_0224.N1	05-MAR-2004 01:42:14	Dark	70.500	86	35Eta Oph	2.4300	10200.	141	10520	No
37	GOM_NL__2PRFIN20040305_014431_000000492024_00446_10520_0225.N1	05-MAR-2004 01:44:31	Dark	48.500	25	35Lam Sco	1.6200	28000.	97	10520	No
38	GOM_NL__2PRFIN20040305_015048_000000432024_00447_10521_0191.N1	05-MAR-2004 01:50:48	Dark	42.500	43	Alp TrA	1.9100	4250.0	85	10521	No
39	GOM_NL__2PRFIN20040305_015300_000000422024_00447_10521_0192.N1	05-MAR-2004 01:53:00	Dark	42.000	145	Gam TrA	2.8720	10600.	84	10521	No
40	GOM_NL__2PRFIN20040305_015431_000000472024_00447_10521_0193.N1	05-MAR-2004 01:54:31	Dark	46.500	4	Alp1Cen	-0.010000	5800.0	93	10521	No
41	GOM_NL__2PRFIN20040305_015548_000000472024_00447_10521_0194.N1	05-MAR-2004 01:55:48	Dark	47.000	10	Bet Cen	0.61000	28000.	94	10521	No
42	GOM_NL__2PRFIN20040305_015812_000000512024_00447_10521_0195.N1	05-MAR-2004 01:58:12	Dark	51.000	12	Alp1Cru	0.77500	30000.	102	10521	No

43	GOM_NL__2PRFIN20040305_020005_000000702024_00447_10521_0196.N1	05-MAR-2004 02:00:05	Dark	69.500	54	5The Cen	2.0550	4500.0	139	10521	No
44	GOM_NL__2PRFIN20040305_020316_000000412024_00447_10521_0197.N1	05-MAR-2004 02:03:16	Straylight	40.500	91	Kap Vel	2.4900	26000.	81	10521	No
45	GOM_NL__2PRFIN20040305_020634_000000442024_00447_10521_0198.N1	05-MAR-2004 02:06:34	Straylight	43.500	65	Lam Vel	2.2040	4400.0	87	10521	No
46	GOM_NL__2PRFIN20040305_020921_000000622024_00447_10521_0199.N1	05-MAR-2004 02:09:21	Straylight	61.500	106	9Bet Crv	2.6480	5600.0	123	10521	No
47	GOM_NL__2PRFIN20040305_021208_000000632024_00447_10521_0200.N1	05-MAR-2004 02:12:08	Straylight	62.500	100	4Gam Crv	2.5800	13100.	125	10521	No
48	GOM_NL__2PRFIN20040305_021601_000000492024_00447_10521_0201.N1	05-MAR-2004 02:16:01	Tw_i_and_stray	48.500	48	30Alp Hya	1.9770	4100.0	97	10521	No
49	GOM_NL__2PRFIN20040305_022156_000000432024_00447_10521_0202.N1	05-MAR-2004 02:21:56	Bright	43.000	22	32Alp Leo	1.3600	15200.	86	10521	No
50	GOM_NL__2PRFIN20040305_022426_000000442024_00447_10521_0203.N1	05-MAR-2004 02:24:26	Bright	44.000	51	41Gam1Leo	2.0100	4500.0	88	10521	No
51	GOM_NL__2PRFIN20040305_022553_000000492024_00447_10521_0204.N1	05-MAR-2004 02:25:53	Bright	48.500	96	68Del Leo	2.5600	9300.0	97	10521	No
52	GOM_NL__2PRFIN20040305_022842_000000412024_00447_10521_0205.N1	05-MAR-2004 02:28:42	Bright	40.500	24	66Alp Gem	1.5800	10200.	81	10521	No
53	GOM_NL__2PRFIN20040305_023301_000000442024_00447_10521_0206.N1	05-MAR-2004 02:33:01	Bright	44.000	174	52Psi UMa	3.0040	4400.0	88	10521	No
54	GOM_NL__2PRFIN20040305_023555_000000422024_00447_10521_0207.N1	05-MAR-2004 02:35:55	Bright	42.000	82	48Bet UMa	2.3650	10600.	84	10521	No
55	GOM_NL__2PRFIN20040305_023718_000000432024_00447_10521_0208.N1	05-MAR-2004 02:37:18	Bright	42.500	36	50Alp UMa	1.8000	6300.0	85	10521	No
56	GOM_NL__2PRFIN20040305_024005_000000482024_00447_10521_0209.N1	05-MAR-2004 02:40:05	Bright	48.000	32	77Eps UMa	1.7630	11000.	96	10521	No
57	GOM_NL__2PRFIN20040305_024135_000000502024_00447_10521_0210.N1	05-MAR-2004 02:41:35	Bright	49.500	55	79Zet UMa	2.0600	10200.	99	10521	No
58	GOM_NL__2PRFIN20040305_024354_000000352024_00447_10521_0211.N1	05-MAR-2004 02:43:54	Bright	35.000	49	1Alp UMi	1.9900	6300.0	70	10521	No
59	GOM_NL__2PRFIN20040305_024905_000000482024_00447_10521_0212.N1	05-MAR-2004 02:49:05	Bright	48.000	119	14Eta Dra	2.7270	4700.0	96	10521	No
60	GOM_NL__2PRFIN20040305_025131_000000382024_00447_10521_0213.N1	05-MAR-2004 02:51:31	Bright	38.000	89	5Alp Cep	2.4510	8000.0	76	10521	No
61	GOM_NL__2PRFIN20040305_025340_000000502024_00447_10521_0214.N1	05-MAR-2004 02:53:40	Bright	50.000	130	23Bet Dra	2.7990	5800.0	100	10521	No
62	GOM_NL__2PRFIN20040305_025637_000000362024_00447_10521_0215.N1	05-MAR-2004 02:56:37	Bright	36.000	19	50Alp Cyg	1.2460	10500.	72	10521	No
63	GOM_NL__2PRFIN20040305_025810_000000382024_00447_10521_0216.N1	05-MAR-2004 02:58:10	Bright	37.500	66	37Gam Cyg	2.2080	5900.0	75	10521	No
64	GOM_NL__2PRFIN20040305_025943_000000402024_00447_10521_0217.N1	05-MAR-2004 02:59:43	Bright	40.000	92	53Eps Cyg	2.5000	4500.0	80	10521	No
65	GOM_NL__2PRFIN20040305_030255_000000982024_00447_10521_0218.N1	05-MAR-2004 03:02:55	Tw_i_and_stray	97.500	133	40Zet Her	2.8070	6000.0	195	10521	No
66	GOM_NL__2PRFIN20040305_030700_000000452024_00447_10521_0219.N1	05-MAR-2004 03:07:00	Bright	45.000	168	17Zet Aql	2.9860	11000.	90	10521	No
67	GOM_NL__2PRFIN20040305_031100_000000742024_00447_10521_0220.N1	05-MAR-2004 03:11:00	Straylight	73.500	59	55Alp Oph	2.0800	8900.0	147	10521	No
68	GOM_NL__2PRFIN20040305_031338_000000772024_00447_10521_0221.N1	05-MAR-2004 03:13:38	Dark	77.000	126	60Bet Oph	2.7700	4250.0	154	10521	No
69	GOM_NL__2PRFIN20040305_031657_000000432024_00447_10521_0222.N1	05-MAR-2004 03:16:57	Dark	43.000	155	41Pi Sgr	2.9000	6600.0	86	10521	No
70	GOM_NL__2PRFIN20040305_031850_000000462024_00447_10521_0223.N1	05-MAR-2004 03:18:50	Dark	46.000	57	34Sig Sgr	2.0660	26000.	92	10521	No
71	GOM_NL__2PRFIN20040305_032108_000000512024_00447_10521_0224.N1	05-MAR-2004 03:21:08	Dark	50.500	116	19Del Sgr	2.7000	4100.0	101	10521	No
72	GOM_NL__2PRFIN20040305_032253_000000692024_00447_10521_0225.N1	05-MAR-2004 03:22:53	Dark	69.000	86	35Eta Oph	2.4300	10200.	138	10521	No
73	GOM_NL__2PRFIN20040305_032508_000000522024_00447_10521_0226.N1	05-MAR-2004 03:25:08	Dark	52.000	25	35Lam Sco	1.6200	28000.	104	10521	No
74	GOM_NL__2PRFIN20040305_033124_000000442024_00448_10522_0191.N1	05-MAR-2004 03:31:24	Dark	44.000	43	Alp TrA	1.9100	4250.0	88	10522	No
75	GOM_NL__2PRFIN20040305_033339_000000402024_00448_10522_0192.N1	05-MAR-2004 03:33:39	Dark	40.000	145	Gam TrA	2.8720	10600.	80	10522	No
76	GOM_NL__2PRFIN20040305_033507_000000452024_00448_10522_0193.N1	05-MAR-2004 03:35:07	Dark	45.000	4	Alp1Cen	-0.010000	5800.0	90	10522	No
77	GOM_NL__2PRFIN20040305_033626_000000432024_00448_10522_0194.N1	05-MAR-2004 03:36:26	Dark	42.500	10	Bet Cen	0.61000	28000.	85	10522	No
78	GOM_NL__2PRFIN20040305_033849_000000422024_00448_10522_0195.N1	05-MAR-2004 03:38:49	Dark	41.500	12	Alp1Cru	0.77500	30000.	83	10522	No
79	GOM_NL__2PRFIN20040305_034042_000000682024_00448_10522_0196.N1	05-MAR-2004 03:40:42	Dark	68.000	54	5The Cen	2.0550	4500.0	136	10522	No
80	GOM_NL__2PRFIN20040305_034351_000000412024_00448_10522_0197.N1	05-MAR-2004 03:43:51	Straylight	41.000	91	Kap Vel	2.4900	26000.	82	10522	No
81	GOM_NL__2PRFIN20040305_034711_000000432024_00448_10522_0198.N1	05-MAR-2004 03:47:11	Straylight	42.500	65	Lam Vel	2.2040	4400.0	85	10522	No
82	GOM_NL__2PRFIN20040305_034957_000000652024_00448_10522_0199.N1	05-MAR-2004 03:49:57	Straylight	64.500	106	9Bet Crv	2.6480	5600.0	129	10522	No
83	GOM_NL__2PRFIN20040305_035244_000000622024_00448_10522_0200.N1	05-MAR-2004 03:52:44	Straylight	61.500	100	4Gam Crv	2.5800	13100.	123	10522	No
84	GOM_NL__2PRFIN20040305_035637_000000472024_00448_10522_0201.N1	05-MAR-2004 03:56:37	Tw_i_and_stray	47.000	48	30Alp Hya	1.9770	4100.0	94	10522	No
85	GOM_NL__2PRFIN20040305_040232_000000432024_00448_10522_0202.N1	05-MAR-2004 04:02:32	Bright	43.000	22	32Alp Leo	1.3600	15200.	86	10522	No
86	GOM_NL__2PRFIN20040305_040502_000000442024_00448_10522_0203.N1	05-MAR-2004 04:05:02	Bright	43.500	51	41Gam1Leo	2.0100	4500.0	87	10522	No
87	GOM_NL__2PRFIN20040305_040629_000000492024_00448_10522_0204.N1	05-MAR-2004 04:06:29	Bright	49.000	96	68Del Leo	2.5600	9300.0	98	10522	No
88	GOM_NL__2PRFIN20040305_040919_000000402024_00448_10522_0205.N1	05-MAR-2004 04:09:19	Bright	39.500	24	66Alp Gem	1.5800	10200.	79	10522	No
89	GOM_NL__2PRFIN20040305_041336_000000422024_00448_10522_0206.N1	05-MAR-2004 04:13:36	Bright	42.000	174	52Psi UMa	3.0040	4400.0	84	10522	No
90	GOM_NL__2PRFIN20040305_041630_000000412024_00448_10522_0207.N1	05-MAR-2004 04:16:30	Bright	41.000	82	48Bet UMa	2.3650	10600.	82	10522	No
91	GOM_NL__2PRFIN20040305_041754_000000432024_00448_10522_0208.N1	05-MAR-2004 04:17:54	Bright	42.500	36	50Alp UMa	1.8000	6300.0	85	10522	No
92	GOM_NL__2PRFIN20040305_042040_000000512024_00448_10522_0209.N1	05-MAR-2004 04:20:40	Bright	50.500	32	77Eps UMa	1.7630	11000.	101	10522	No
93	GOM_NL__2PRFIN20040305_042210_000000542024_00448_10522_0210.N1	05-MAR-2004 04:22:10	Bright	53.500	55	79Zet UMa	2.0600	10200.	107	10522	No
94	GOM_NL__2PRFIN20040305_042431_000000362024_00448_10522_0211.N1	05-MAR-2004 04:24:31	Bright	35.500	49	1Alp UMi	1.9900	6300.0	71	10522	No
95	GOM_NL__2PRFIN20040305_042941_000000492024_00448_10522_0212.N1	05-MAR-2004 04:29:41	Bright	49.000	119	14Eta Dra	2.7270	4700.0	98	10522	No
96	GOM_NL__2PRFIN20040305_043208_000000392024_00448_10522_0213.N1	05-MAR-2004 04:32:08	Bright	38.500	89	5Alp Cep	2.4510	8000.0	77	10522	No
97	GOM_NL__2PRFIN20040305_043416_000000492024_00448_10522_0214.N1	05-MAR-2004 04:34:16	Bright	49.000	130	23Bet Dra	2.7990	5800.0	98	10522	No
98	GOM_NL__2PRFIN20040305_043714_000000392024_00448_10522_0215.N1	05-MAR-2004 04:37:14	Bright	39.000	19	50Alp Cyg	1.2460	10500.	78	10522	No
99	GOM_NL__2PRFIN20040305_043847_000000392024_00448_10522_0216.N1	05-MAR-2004 04:38:47	Bright	38.500	66	37Gam Cyg	2.2080	5900.0	77	10522	No
100	GOM_NL__2PRFIN20040305_044022_000000362024_00448_10522_0217.N1	05-MAR-2004 04:40:22	Bright	36.000	92	53Eps Cyg	2.5000	4500.0	72	10522	No
101	GOM_NL__2PRFIN20040305_044331_000000992024_00448_10522_0218.N1	05-MAR-2004 04:43:31	Tw_i_and_stray	99.000	133	40Zet Her	2.8070	6000.0	198	10522	No

102	GOM_NL__2PRFIN20040305_044737_000000452024_00448_10522_0219.N1	05-MAR-2004 04:47:37	Bright	44.500	168	17Zet Aql	2.9860	11000.	89	10522	No
103	GOM_NL__2PRFIN20040305_045138_000000732024_00448_10522_0220.N1	05-MAR-2004 04:51:38	Straylight	73.000	59	55Alp Oph	2.0800	8900.0	146	10522	No
104	GOM_NL__2PRFIN20040305_045415_000000672024_00448_10522_0221.N1	05-MAR-2004 04:54:15	Dark	67.000	126	60Bet Oph	2.7700	4250.0	134	10522	No
105	GOM_NL__2PRFIN20040305_045734_000000452024_00448_10522_0222.N1	05-MAR-2004 04:57:34	Dark	44.500	155	41Pi Sgr	2.9000	6600.0	89	10522	No
106	GOM_NL__2PRFIN20040305_045927_000000452024_00448_10522_0223.N1	05-MAR-2004 04:59:27	Dark	45.000	57	34Sig Sgr	2.0660	26000.	90	10522	No
107	GOM_NL__2PRFIN20040305_050145_000000522024_00448_10522_0224.N1	05-MAR-2004 05:01:45	Dark	51.500	116	19Del Sgr	2.7000	4100.0	103	10522	No
108	GOM_NL__2PRFIN20040305_050330_000000692024_00448_10522_0225.N1	05-MAR-2004 05:03:30	Dark	69.000	86	35Eta Oph	2.4300	10200.	138	10522	No
109	GOM_NL__2PRFIN20040305_050545_000000482024_00448_10522_0226.N1	05-MAR-2004 05:05:45	Dark	48.000	25	35Lam Sco	1.6200	28000.	96	10522	No
110	GOM_NL__2PRFIN20040305_051203_000000442024_00449_10523_0192.N1	05-MAR-2004 05:12:03	Dark	44.000	43	Alp TrA	1.9100	4250.0	88	10523	No
111	GOM_NL__2PRFIN20040305_051416_000000402024_00449_10523_0193.N1	05-MAR-2004 05:14:16	Dark	39.500	145	Gam TrA	2.8720	10600.	79	10523	No
112	GOM_NL__2PRFIN20040305_051545_000000482024_00449_10523_0194.N1	05-MAR-2004 05:15:45	Dark	48.000	4	Alp1Cen	-0.010000	5800.0	96	10523	No
113	GOM_NL__2PRFIN20040305_051703_000000442024_00449_10523_0195.N1	05-MAR-2004 05:17:03	Dark	43.500	10	Bet Cen	0.61000	28000.	87	10523	No
114	GOM_NL__2PRFIN20040305_051926_000000452024_00449_10523_0196.N1	05-MAR-2004 05:19:26	Dark	44.500	12	Alp1Cru	0.77500	30000.	89	10523	No
115	GOM_NL__2PRFIN20040305_052120_000000712024_00449_10523_0197.N1	05-MAR-2004 05:21:20	Dark	70.500	54	5The Cen	2.0550	4500.0	141	10523	No
116	GOM_NL__2PRFIN20040305_052428_000000412024_00449_10523_0198.N1	05-MAR-2004 05:24:28	Straylight	40.500	91	Kap Vel	2.4900	26000.	81	10523	No
117	GOM_NL__2PRFIN20040305_052746_000000432024_00449_10523_0199.N1	05-MAR-2004 05:27:46	Straylight	42.500	65	Lam Vel	2.2040	4400.0	85	10523	No
118	GOM_NL__2PRFIN20040305_053033_000000642024_00449_10523_0200.N1	05-MAR-2004 05:30:33	Straylight	64.000	106	9Bet Crv	2.6480	5600.0	128	10523	No
119	GOM_NL__2PRFIN20040305_053320_000000662024_00449_10523_0201.N1	05-MAR-2004 05:33:20	Straylight	65.500	100	4Gam Crv	2.5800	13100.	131	10523	No
120	GOM_NL__2PRFIN20040305_053714_000000482024_00449_10523_0202.N1	05-MAR-2004 05:37:14	Tw_i_and_stray	47.500	48	30Alp Hya	1.9770	4100.0	95	10523	No
121	GOM_NL__2PRFIN20040305_054308_000000432024_00449_10523_0203.N1	05-MAR-2004 05:43:08	Bright	43.000	22	32Alp Leo	1.3600	15200.	86	10523	No
122	GOM_NL__2PRFIN20040305_054538_000000442024_00449_10523_0204.N1	05-MAR-2004 05:45:38	Bright	44.000	51	41Gam1Leo	2.0100	4500.0	88	10523	No
123	GOM_NL__2PRFIN20040305_054705_000000502024_00449_10523_0205.N1	05-MAR-2004 05:47:05	Bright	49.500	96	68Del Leo	2.5600	9300.0	99	10523	No
124	GOM_NL__2PRFIN20040305_054954_000000402024_00449_10523_0206.N1	05-MAR-2004 05:49:54	Bright	39.500	24	66Alp Gem	1.5800	10200.	79	10523	No
125	GOM_NL__2PRFIN20040305_055412_000000442024_00449_10523_0207.N1	05-MAR-2004 05:54:12	Bright	43.500	174	52Psi UMa	3.0040	4400.0	87	10523	No
126	GOM_NL__2PRFIN20040305_055706_000000402024_00449_10523_0208.N1	05-MAR-2004 05:57:06	Bright	39.500	82	48Bet UMa	2.3650	10600.	79	10523	No
127	GOM_NL__2PRFIN20040305_055830_000000432024_00449_10523_0209.N1	05-MAR-2004 05:58:30	Bright	43.000	36	50Alp UMa	1.8000	6300.0	86	10523	No
128	GOM_NL__2PRFIN20040305_060115_000000502024_00449_10523_0210.N1	05-MAR-2004 06:01:15	Bright	50.000	32	77Eps UMa	1.7630	11000.	100	10523	No
129	GOM_NL__2PRFIN20040305_060245_000000532024_00449_10523_0211.N1	05-MAR-2004 06:02:45	Bright	52.500	55	79Zet UMa	2.0600	10200.	105	10523	No
130	GOM_NL__2PRFIN20040305_060508_000000372024_00449_10523_0212.N1	05-MAR-2004 06:05:08	Bright	37.000	49	1Alp UMi	1.9900	6300.0	74	10523	No
131	GOM_NL__2PRFIN20040305_061017_000000482024_00449_10523_0213.N1	05-MAR-2004 06:10:17	Bright	47.500	119	14Eta Dra	2.7270	4700.0	95	10523	No
132	GOM_NL__2PRFIN20040305_061244_000000382024_00449_10523_0214.N1	05-MAR-2004 06:12:44	Bright	38.000	89	5Alp Cep	2.4510	8000.0	76	10523	No
133	GOM_NL__2PRFIN20040305_061452_000000492024_00449_10523_0215.N1	05-MAR-2004 06:14:52	Bright	48.500	130	23Bet Dra	2.7990	5800.0	97	10523	No
134	GOM_NL__2PRFIN20040305_061750_000000352024_00449_10523_0216.N1	05-MAR-2004 06:17:50	Bright	35.000	19	50Alp Cyg	1.2460	10500.	70	10523	No
135	GOM_NL__2PRFIN20040305_061923_000000392024_00449_10523_0217.N1	05-MAR-2004 06:19:23	Bright	38.500	66	37Gam Cyg	2.2080	5900.0	77	10523	No
136	GOM_NL__2PRFIN20040305_062058_000000382024_00449_10523_0218.N1	05-MAR-2004 06:20:58	Bright	37.500	92	53Eps Cyg	2.5000	4500.0	75	10523	No
137	GOM_NL__2PRFIN20040305_062407_000001072024_00449_10523_0219.N1	05-MAR-2004 06:24:07	Tw_i_and_stray	106.50	133	40Zet Her	2.8070	6000.0	213	10523	No
138	GOM_NL__2PRFIN20040305_062813_000000452024_00449_10523_0220.N1	05-MAR-2004 06:28:13	Bright	44.500	168	17Zet Aql	2.9860	11000.	89	10523	No
139	GOM_NL__2PRFIN20040305_063215_000000812024_00449_10523_0221.N1	05-MAR-2004 06:32:15	Straylight	81.000	59	55Alp Oph	2.0800	8900.0	162	10523	No
140	GOM_NL__2PRFIN20040305_063453_000000752024_00449_10523_0222.N1	05-MAR-2004 06:34:53	Dark	75.000	126	60Bet Oph	2.7700	4250.0	150	10523	No
141	GOM_NL__2PRFIN20040305_063811_000000432024_00449_10523_0223.N1	05-MAR-2004 06:38:11	Dark	42.500	155	41Pi Sgr	2.9000	6600.0	85	10523	No
142	GOM_NL__2PRFIN20040305_064004_000000452024_00449_10523_0224.N1	05-MAR-2004 06:40:04	Dark	44.500	57	34Sig Sgr	2.0660	26000.	89	10523	No
143	GOM_NL__2PRFIN20040305_064222_000000502024_00449_10523_0225.N1	05-MAR-2004 06:42:22	Dark	49.500	116	19Del Sgr	2.7000	4100.0	99	10523	No
144	GOM_NL__2PRFIN20040305_064408_000000702024_00449_10523_0226.N1	05-MAR-2004 06:44:08	Dark	70.000	86	35Eta Oph	2.4300	10200.	140	10523	No
145	GOM_NL__2PRFIN20040305_064622_000000492024_00449_10523_0227.N1	05-MAR-2004 06:46:22	Dark	49.000	25	35Lam Sco	1.6200	28000.	98	10523	No
146	GOM_NL__2PRFIN20040305_065239_000000432024_00450_10524_0193.N1	05-MAR-2004 06:52:39	Dark	43.000	43	Alp TrA	1.9100	4250.0	86	10524	No
147	GOM_NL__2PRFIN20040305_065453_000000382024_00450_10524_0194.N1	05-MAR-2004 06:54:53	Dark	38.000	145	Gam TrA	2.8720	10600.	76	10524	No
148	GOM_NL__2PRFIN20040305_065621_000000472024_00450_10524_0195.N1	05-MAR-2004 06:56:21	Dark	47.000	4	Alp1Cen	-0.010000	5800.0	94	10524	No
149	GOM_NL__2PRFIN20040305_065740_000000472024_00450_10524_0196.N1	05-MAR-2004 06:57:40	Dark	46.500	10	Bet Cen	0.61000	28000.	93	10524	No
150	GOM_NL__2PRFIN20040305_070003_000000492024_00450_10524_0197.N1	05-MAR-2004 07:00:03	Dark	49.000	12	Alp1Cru	0.77500	30000.	98	10524	No
151	GOM_NL__2PRFIN20040305_070157_000000702024_00450_10524_0198.N1	05-MAR-2004 07:01:57	Dark	70.000	54	5The Cen	2.0550	4500.0	140	10524	No
152	GOM_NL__2PRFIN20040305_070504_000000392024_00450_10524_0199.N1	05-MAR-2004 07:05:04	Straylight	38.500	91	Kap Vel	2.4900	26000.	77	10524	No
153	GOM_NL__2PRFIN20040305_070823_000000432024_00450_10524_0200.N1	05-MAR-2004 07:08:23	Straylight	43.000	65	Lam Vel	2.2040	4400.0	86	10524	No
154	GOM_NL__2PRFIN20040305_071110_000000682024_00450_10524_0201.N1	05-MAR-2004 07:11:10	Straylight	68.000	106	9Bet Crv	2.6480	5600.0	136	10524	No
155	GOM_NL__2PRFIN20040305_071356_000000612024_00450_10524_0202.N1	05-MAR-2004 07:13:56	Straylight	61.000	100	4Gam Crv	2.5800	13100.	122	10524	No
156	GOM_NL__2PRFIN20040305_071750_000000452024_00450_10524_0203.N1	05-MAR-2004 07:17:50	Tw_i_and_stray	45.000	48	30Alp Hya	1.9770	4100.0	90	10524	No
157	GOM_NL__2PRFIN20040305_072344_000000432024_00450_10524_0204.N1	05-MAR-2004 07:23:44	Bright	42.500	22	32Alp Leo	1.3600	15200.	85	10524	No
158	GOM_NL__2PRFIN20040305_072614_000000422024_00450_10524_0205.N1	05-MAR-2004 07:26:14	Bright	42.000	51	41Gam1Leo	2.0100	4500.0	84	10524	No
159	GOM_NL__2PRFIN20040305_072740_000000482024_00450_10524_0206.N1	05-MAR-2004 07:27:40	Bright	47.500	96	68Del Leo	2.5600	9300.0	95	10524	No
160	GOM_NL__2PRFIN20040305_073031_000000372024_00450_10524_0207.N1	05-MAR-2004 07:30:31	Bright	37.000	24	66Alp Gem	1.5800	10200.	74	10524	No

161	GOM_NL__2PRFIN20040305_073447_000000442024_00450_10524_0208.N1	05-MAR-2004 07:34:47	Bright	44.000	174	52Psi UMa	3.0040	4400.0	88	10524	No
162	GOM_NL__2PRFIN20040305_073742_000000402024_00450_10524_0209.N1	05-MAR-2004 07:37:42	Bright	39.500	82	48Bet UMa	2.3650	10600.	79	10524	No
163	GOM_NL__2PRFIN20040305_073906_000000402024_00450_10524_0210.N1	05-MAR-2004 07:39:06	Bright	40.000	36	50Alp UMa	1.8000	6300.0	80	10524	No
164	GOM_NL__2PRFIN20040305_074151_000000482024_00450_10524_0211.N1	05-MAR-2004 07:41:51	Bright	47.500	32	77Eps UMa	1.7630	11000.	95	10524	No
165	GOM_NL__2PRFIN20040305_074320_000000492024_00450_10524_0212.N1	05-MAR-2004 07:43:20	Bright	48.500	55	79Zet UMa	2.0600	10200.	97	10524	No
166	GOM_NL__2PRFIN20040305_074543_000000372024_00450_10524_0213.N1	05-MAR-2004 07:45:43	Bright	36.500	49	1Alp UMi	1.9900	6300.0	73	10524	No
167	GOM_NL__2PRFIN20040305_075052_000000482024_00450_10524_0214.N1	05-MAR-2004 07:50:52	Bright	48.000	119	14Eta Dra	2.7270	4700.0	96	10524	No
168	GOM_NL__2PRFIN20040305_075320_000000362024_00450_10524_0215.N1	05-MAR-2004 07:53:20	Bright	36.000	89	5Alp Cep	2.4510	8000.0	72	10524	No
169	GOM_NL__2PRFIN20040305_075527_000000492024_00450_10524_0216.N1	05-MAR-2004 07:55:27	Bright	49.000	130	23Bet Dra	2.7990	5800.0	98	10524	No
170	GOM_NL__2PRFIN20040305_075826_000000362024_00450_10524_0217.N1	05-MAR-2004 07:58:26	Bright	35.500	19	50Alp Cyg	1.2460	10500.	71	10524	No
171	GOM_NL__2PRFIN20040305_075959_000000372024_00450_10524_0218.N1	05-MAR-2004 07:59:59	Bright	36.500	66	37Gam Cyg	2.2080	5900.0	73	10524	No
172	GOM_NL__2PRFIN20040305_080134_000000372024_00450_10524_0219.N1	05-MAR-2004 08:01:34	Bright	37.000	92	53Eps Cyg	2.5000	4500.0	74	10524	No
173	GOM_NL__2PRFIN20040305_080443_000001032024_00450_10524_0220.N1	05-MAR-2004 08:04:43	Tw_i_and_stray	102.50	133	40Zet Her	2.8070	6000.0	205	10524	No
174	GOM_NL__2PRFIN20040305_080849_000000442024_00450_10524_0221.N1	05-MAR-2004 08:08:49	Bright	43.500	168	17Zet Aql	2.9860	11000.	87	10524	No
175	GOM_NL__2PRFIN20040305_081252_000000802024_00450_10524_0222.N1	05-MAR-2004 08:12:52	Straylight	79.500	59	55Alp Oph	2.0800	8900.0	159	10524	No
176	GOM_NL__2PRFIN20040305_081530_000000722024_00450_10524_0223.N1	05-MAR-2004 08:15:30	Dark	72.000	126	60Bet Oph	2.7700	4250.0	144	10524	No
177	GOM_NL__2PRFIN20040305_081848_000000472024_00450_10524_0224.N1	05-MAR-2004 08:18:48	Dark	46.500	155	41Pi Sgr	2.9000	6600.0	93	10524	No
178	GOM_NL__2PRFIN20040305_082040_000000422024_00450_10524_0225.N1	05-MAR-2004 08:20:40	Dark	42.000	57	34Sig Sgr	2.0660	26000.	84	10524	No
179	GOM_NL__2PRFIN20040305_082259_000000502024_00450_10524_0226.N1	05-MAR-2004 08:22:59	Dark	50.000	116	19Del Sgr	2.7000	4100.0	100	10524	No
180	GOM_NL__2PRFIN20040305_082446_000000762024_00450_10524_0227.N1	05-MAR-2004 08:24:46	Dark	75.500	86	35Eta Oph	2.4300	10200.	151	10524	No
181	GOM_NL__2PRFIN20040305_082659_000000522024_00450_10524_0228.N1	05-MAR-2004 08:26:59	Dark	51.500	25	35Lam Sco	1.6200	28000.	103	10524	No
182	GOM_NL__2PRFIN20040305_083316_000000432024_00451_10525_0193.N1	05-MAR-2004 08:33:16	Dark	43.000	43	Alp TrA	1.9100	4250.0	86	10525	No
183	GOM_NL__2PRFIN20040305_083529_000000392024_00451_10525_0194.N1	05-MAR-2004 08:35:29	Dark	39.000	145	Gam TrA	2.8720	10600.	78	10525	No
184	GOM_NL__2PRFIN20040305_083658_000000512024_00451_10525_0195.N1	05-MAR-2004 08:36:58	Dark	50.500	4	Alp1Cen	-0.010000	5800.0	101	10525	No
185	GOM_NL__2PRFIN20040305_083816_000000432024_00451_10525_0196.N1	05-MAR-2004 08:38:16	Dark	42.500	10	Bet Cen	0.61000	28000.	85	10525	No
186	GOM_NL__2PRFIN20040305_084039_000000462024_00451_10525_0197.N1	05-MAR-2004 08:40:39	Dark	46.000	12	Alp1Cru	0.77500	30000.	92	10525	No
187	GOM_NL__2PRFIN20040305_084234_000000692024_00451_10525_0198.N1	05-MAR-2004 08:42:34	Dark	69.000	54	5The Cen	2.0550	4500.0	138	10525	No
188	GOM_NL__2PRFIN20040305_084540_000000402024_00451_10525_0199.N1	05-MAR-2004 08:45:40	Straylight	39.500	91	Kap Vel	2.4900	26000.	79	10525	No
189	GOM_NL__2PRFIN20040305_084859_000000472024_00451_10525_0200.N1	05-MAR-2004 08:48:59	Straylight	47.000	65	Lam Vel	2.2040	4400.0	94	10525	No
190	GOM_NL__2PRFIN20040305_085146_000000672024_00451_10525_0201.N1	05-MAR-2004 08:51:46	Straylight	66.500	106	9Bet Crv	2.6480	5600.0	133	10525	No
191	GOM_NL__2PRFIN20040305_085432_000000652024_00451_10525_0202.N1	05-MAR-2004 08:54:32	Straylight	64.500	100	4Gam Crv	2.5800	13100.	129	10525	No
192	GOM_NL__2PRFIN20040305_085827_000000502024_00451_10525_0203.N1	05-MAR-2004 08:58:27	Tw_i_and_stray	49.500	48	30Alp Hya	1.9770	4100.0	99	10525	No
193	GOM_NL__2PRFIN20040305_090421_000000412024_00451_10525_0204.N1	05-MAR-2004 09:04:21	Bright	41.000	22	32Alp Leo	1.3600	15200.	82	10525	No
194	GOM_NL__2PRFIN20040305_090650_000000432024_00451_10525_0205.N1	05-MAR-2004 09:06:50	Bright	43.000	51	41Gam1Leo	2.0100	4500.0	86	10525	No
195	GOM_NL__2PRFIN20040305_090816_000000482024_00451_10525_0206.N1	05-MAR-2004 09:08:16	Bright	47.500	96	68Del Leo	2.5600	9300.0	95	10525	No
196	GOM_NL__2PRFIN20040305_091522_000000462024_00451_10525_0207.N1	05-MAR-2004 09:15:22	Bright	46.000	174	52Psi UMa	3.0040	4400.0	92	10525	No
197	GOM_NL__2PRFIN20040305_091818_000000412024_00451_10525_0208.N1	05-MAR-2004 09:18:18	Bright	41.000	82	48Bet UMa	2.3650	10600.	82	10525	No
198	GOM_NL__2PRFIN20040305_091941_000000422024_00451_10525_0209.N1	05-MAR-2004 09:19:41	Bright	41.500	36	50Alp UMa	1.8000	6300.0	83	10525	No
199	GOM_NL__2PRFIN20040305_092225_000000502024_00451_10525_0210.N1	05-MAR-2004 09:22:25	Bright	50.000	32	77Eps UMa	1.7630	11000.	100	10525	No
200	GOM_NL__2PRFIN20040305_092355_000000502024_00451_10525_0211.N1	05-MAR-2004 09:23:55	Bright	50.000	55	79Zet UMa	2.0600	10200.	100	10525	No
201	GOM_NL__2PRFIN20040305_092619_000000382024_00451_10525_0212.N1	05-MAR-2004 09:26:19	Bright	37.500	49	1Alp UMi	1.9900	6300.0	75	10525	No
202	GOM_NL__2PRFIN20040305_093127_000000472024_00451_10525_0213.N1	05-MAR-2004 09:31:27	Bright	47.000	119	14Eta Dra	2.7270	4700.0	94	10525	No
203	GOM_NL__2PRFIN20040305_093355_000000382024_00451_10525_0214.N1	05-MAR-2004 09:33:55	Bright	37.500	89	5Alp Cep	2.4510	8000.0	75	10525	No
204	GOM_NL__2PRFIN20040305_093603_000000502024_00451_10525_0215.N1	05-MAR-2004 09:36:03	Bright	49.500	130	23Bet Dra	2.7990	5800.0	99	10525	No
205	GOM_NL__2PRFIN20040305_093902_000000372024_00451_10525_0216.N1	05-MAR-2004 09:39:02	Bright	37.000	19	50Alp Cyg	1.2460	10500.	74	10525	No
206	GOM_NL__2PRFIN20040305_094035_000000362024_00451_10525_0217.N1	05-MAR-2004 09:40:35	Bright	36.000	66	37Gam Cyg	2.2080	5900.0	72	10525	No
207	GOM_NL__2PRFIN20040305_094208_000000382024_00451_10525_0218.N1	05-MAR-2004 09:42:08	Bright	37.500	92	53Eps Cyg	2.5000	4500.0	75	10525	No
208	GOM_NL__2PRFIN20040305_094520_000001072024_00451_10525_0219.N1	05-MAR-2004 09:45:20	Tw_i_and_stray	107.00	133	40Zet Her	2.8070	6000.0	214	10525	No
209	GOM_NL__2PRFIN20040305_094925_000000462024_00451_10525_0220.N1	05-MAR-2004 09:49:25	Bright	45.500	168	17Zet Aql	2.9860	11000.	91	10525	No
210	GOM_NL__2PRFIN20040305_095329_000000792024_00451_10525_0221.N1	05-MAR-2004 09:53:29	Straylight	79.000	59	55Alp Oph	2.0800	8900.0	158	10525	No
211	GOM_NL__2PRFIN20040305_095607_000000762024_00451_10525_0222.N1	05-MAR-2004 09:56:07	Dark	76.000	126	60Bet Oph	2.7700	4250.0	152	10525	No
212	GOM_NL__2PRFIN20040305_095924_000000442024_00451_10525_0223.N1	05-MAR-2004 09:59:24	Dark	43.500	155	41Pi Sgr	2.9000	6600.0	87	10525	No
213	GOM_NL__2PRFIN20040305_100117_000000462024_00451_10525_0224.N1	05-MAR-2004 10:01:17	Dark	46.000	57	34Sig Sgr	2.0660	26000.	92	10525	No
214	GOM_NL__2PRFIN20040305_100335_000000512024_00451_10525_0225.N1	05-MAR-2004 10:03:35	Dark	51.000	116	19Del Sgr	2.7000	4100.0	102	10525	No
215	GOM_NL__2PRFIN20040305_100524_000000702024_00451_10525_0226.N1	05-MAR-2004 10:05:24	Dark	69.500	86	35Eta Oph	2.4300	10200.	139	10525	No
216	GOM_NL__2PRFIN20040305_100736_000000492024_00451_10525_0227.N1	05-MAR-2004 10:07:36	Dark	48.500	25	35Lam Sco	1.6200	28000.	97	10525	No
217	GOM_NL__2PRFIN20040305_101352_000000422024_00452_10526_0193.N1	05-MAR-2004 10:13:52	Dark	41.500	43	Alp TrA	1.9100	4250.0	83	10526	No
218	GOM_NL__2PRFIN20040305_101605_000000402024_00452_10526_0194.N1	05-MAR-2004 10:16:05	Dark	39.500	145	Gam TrA	2.8720	10600.	79	10526	No
219	GOM_NL__2PRFIN20040305_101734_000000522024_00452_10526_0195.N1	05-MAR-2004 10:17:34	Dark	52.000	4	Alp1Cen	-0.010000	5800.0	104	10526	No

220	GOM_NL__2PRFIN20040305_101852_000000502024_00452_10526_0196.N1	05-MAR-2004 10:18:52	Dark	49.500	10	Bet Cen	0.61000	28000.	99	10526	No
221	GOM_NL__2PRFIN20040305_102115_000000492024_00452_10526_0197.N1	05-MAR-2004 10:21:15	Dark	49.000	12	Alp1Cru	0.77500	30000.	98	10526	No
222	GOM_NL__2PRFIN20040305_102311_000000692024_00452_10526_0198.N1	05-MAR-2004 10:23:11	Dark	68.500	54	5The Cen	2.0550	4500.0	137	10526	No
223	GOM_NL__2PRFIN20040305_102616_000000392024_00452_10526_0199.N1	05-MAR-2004 10:26:16	Straylight	38.500	91	Kap Vel	2.4900	26000.	77	10526	No
224	GOM_NL__2PRFIN20040305_102935_000000472024_00452_10526_0200.N1	05-MAR-2004 10:29:35	Straylight	46.500	65	Lam Vel	2.2040	4400.0	93	10526	No
225	GOM_NL__2PRFIN20040305_103222_000000642024_00452_10526_0201.N1	05-MAR-2004 10:32:22	Straylight	63.500	106	9Bet Crv	2.6480	5600.0	127	10526	No
226	GOM_NL__2PRFIN20040305_103507_000000602024_00452_10526_0202.N1	05-MAR-2004 10:35:07	Straylight	59.500	100	4Gam Crv	2.5800	13100.	119	10526	No
227	GOM_NL__2PRFIN20040305_103902_000000462024_00452_10526_0203.N1	05-MAR-2004 10:39:02	Tw_i_and_stray	46.000	48	30Alp Hya	1.9770	4100.0	92	10526	No
228	GOM_NL__2PRFIN20040305_104456_000000412024_00452_10526_0204.N1	05-MAR-2004 10:44:56	Bright	40.500	22	32Alp Leo	1.3600	15200.	81	10526	No
229	GOM_NL__2PRFIN20040305_104725_000000432024_00452_10526_0205.N1	05-MAR-2004 10:47:25	Bright	43.000	51	41Gam1Leo	2.0100	4500.0	86	10526	No
230	GOM_NL__2PRFIN20040305_104851_000000482024_00452_10526_0206.N1	05-MAR-2004 10:48:51	Bright	47.500	96	68Del Leo	2.5600	9300.0	95	10526	No
231	GOM_NL__2PRFIN20040305_105558_000000452024_00452_10526_0207.N1	05-MAR-2004 10:55:58	Bright	45.000	174	52Psi UMa	3.0040	4400.0	90	10526	No
232	GOM_NL__2PRFIN20040305_105853_000000412024_00452_10526_0208.N1	05-MAR-2004 10:58:53	Bright	41.000	82	48Bet UMa	2.3650	10600.	82	10526	No
233	GOM_NL__2PRFIN20040305_110016_000000412024_00452_10526_0209.N1	05-MAR-2004 11:00:16	Bright	40.500	36	50Alp UMa	1.8000	6300.0	81	10526	No
234	GOM_NL__2PRFIN20040305_110300_000000502024_00452_10526_0210.N1	05-MAR-2004 11:03:00	Bright	49.500	32	77Eps UMa	1.7630	11000.	99	10526	No
235	GOM_NL__2PRFIN20040305_110431_000000522024_00452_10526_0211.N1	05-MAR-2004 11:04:31	Bright	52.000	55	79Zet UMa	2.0600	10200.	104	10526	No
236	GOM_NL__2PRFIN20040305_110652_000000412024_00452_10526_0212.N1	05-MAR-2004 11:06:52	Bright	41.000	49	1Alp UMi	1.9900	6300.0	82	10526	No
237	GOM_NL__2PRFIN20040305_111203_000000472024_00452_10526_0213.N1	05-MAR-2004 11:12:03	Bright	47.000	119	14Eta Dra	2.7270	4700.0	94	10526	No
238	GOM_NL__2PRFIN20040305_111431_000000392024_00452_10526_0214.N1	05-MAR-2004 11:14:31	Bright	39.000	89	5Alp Cep	2.4510	8000.0	78	10526	No
239	GOM_NL__2PRFIN20040305_111638_000000472024_00452_10526_0215.N1	05-MAR-2004 11:16:38	Bright	46.500	130	23Bet Dra	2.7990	5800.0	93	10526	No
240	GOM_NL__2PRFIN20040305_111935_000000412024_00452_10526_0216.N1	05-MAR-2004 11:19:35	Bright	41.000	19	50Alp Cyg	1.2460	10500.	82	10526	No
241	GOM_NL__2PRFIN20040305_112110_000000382024_00452_10526_0217.N1	05-MAR-2004 11:21:10	Bright	37.500	66	37Gam Cyg	2.2080	5900.0	75	10526	No
242	GOM_NL__2PRFIN20040305_112244_000000392024_00452_10526_0218.N1	05-MAR-2004 11:22:44	Bright	39.000	92	53Eps Cyg	2.5000	4500.0	78	10526	No
243	GOM_NL__2PRFIN20040305_112556_000001052024_00452_10526_0219.N1	05-MAR-2004 11:25:56	Tw_i_and_stray	105.00	133	40Zet Her	2.8070	6000.0	210	10526	No
244	GOM_NL__2PRFIN20040305_113002_000000462024_00452_10526_0220.N1	05-MAR-2004 11:30:02	Bright	46.000	168	17Zet Aql	2.9860	11000.	92	10526	No
245	GOM_NL__2PRFIN20040305_113406_000000802024_00452_10526_0221.N1	05-MAR-2004 11:34:06	Straylight	79.500	59	55Alp Oph	2.0800	8900.0	159	10526	No
246	GOM_NL__2PRFIN20040305_113644_000000742024_00452_10526_0222.N1	05-MAR-2004 11:36:44	Dark	73.500	126	60Bet Oph	2.7700	4250.0	147	10526	No
247	GOM_NL__2PRFIN20040305_114000_000000452024_00452_10526_0223.N1	05-MAR-2004 11:40:00	Dark	44.500	155	41Pi Sgr	2.9000	6600.0	89	10526	No
248	GOM_NL__2PRFIN20040305_114153_000000452024_00452_10526_0224.N1	05-MAR-2004 11:41:53	Dark	44.500	57	34Sig Sgr	2.0660	26000.	89	10526	No
249	GOM_NL__2PRFIN20040305_114411_000000522024_00452_10526_0225.N1	05-MAR-2004 11:44:11	Dark	51.500	116	19Del Sgr	2.7000	4100.0	103	10526	No
250	GOM_NL__2PRFIN20040305_114602_000000692024_00452_10526_0226.N1	05-MAR-2004 11:46:02	Dark	68.500	86	35Eta Oph	2.4300	10200.	137	10526	No
251	GOM_NL__2PRFIN20040305_114812_000000492024_00452_10526_0227.N1	05-MAR-2004 11:48:12	Dark	48.500	25	35Lam Sco	1.6200	28000.	97	10526	No
252	GOM_NL__2PRFIN20040305_115428_000000422024_00453_10527_0194.N1	05-MAR-2004 11:54:28	Dark	41.500	43	Alp TrA	1.9100	4250.0	83	10527	No
253	GOM_NL__2PRFIN20040305_115641_000000382024_00453_10527_0195.N1	05-MAR-2004 11:56:41	Dark	38.000	145	Gam TrA	2.8720	10600.	76	10527	No
254	GOM_NL__2PRFIN20040305_115810_000000452024_00453_10527_0196.N1	05-MAR-2004 11:58:10	Dark	44.500	4	Alp1Cen	-0.010000	5800.0	89	10527	No
255	GOM_NL__2PRFIN20040305_115929_000000542024_00453_10527_0197.N1	05-MAR-2004 11:59:29	Dark	54.000	10	Bet Cen	0.61000	28000.	108	10527	No
256	GOM_NL__2PRFIN20040305_120152_000000402024_00453_10527_0198.N1	05-MAR-2004 12:01:52	Dark	40.000	12	Alp1Cru	0.77500	30000.	80	10527	No
257	GOM_NL__2PRFIN20040305_120348_000000732024_00453_10527_0199.N1	05-MAR-2004 12:03:48	Dark	72.500	54	5The Cen	2.0550	4500.0	145	10527	No
258	GOM_NL__2PRFIN20040305_120653_000000382024_00453_10527_0200.N1	05-MAR-2004 12:06:53	Straylight	38.000	91	Kap Vel	2.4900	26000.	76	10527	No
259	GOM_NL__2PRFIN20040305_121010_000000472024_00453_10527_0201.N1	05-MAR-2004 12:10:10	Straylight	47.000	65	Lam Vel	2.2040	4400.0	94	10527	No
260	GOM_NL__2PRFIN20040305_121258_000000642024_00453_10527_0202.N1	05-MAR-2004 12:12:58	Straylight	64.000	106	9Bet Crv	2.6480	5600.0	128	10527	No
261	GOM_NL__2PRFIN20040305_121544_000000612024_00453_10527_0203.N1	05-MAR-2004 12:15:44	Straylight	61.000	100	4Gam Crv	2.5800	13100.	122	10527	No
262	GOM_NL__2PRFIN20040305_121937_000000462024_00453_10527_0204.N1	05-MAR-2004 12:19:37	Tw_i_and_stray	45.500	48	30Alp Hya	1.9770	4100.0	91	10527	No
263	GOM_NL__2PRFIN20040305_122531_000000442024_00453_10527_0205.N1	05-MAR-2004 12:25:31	Bright	44.000	22	32Alp Leo	1.3600	15200.	88	10527	No
264	GOM_NL__2PRFIN20040305_122759_000000452024_00453_10527_0206.N1	05-MAR-2004 12:27:59	Bright	44.500	51	41Gam1Leo	2.0100	4500.0	89	10527	No
265	GOM_NL__2PRFIN20040305_122925_000000502024_00453_10527_0207.N1	05-MAR-2004 12:29:25	Bright	50.000	96	68Del Leo	2.5600	9300.0	100	10527	No
266	GOM_NL__2PRFIN20040305_123633_000000452024_00453_10527_0208.N1	05-MAR-2004 12:36:33	Bright	44.500	174	52Psi UMa	3.0040	4400.0	89	10527	No
267	GOM_NL__2PRFIN20040305_123928_000000422024_00453_10527_0209.N1	05-MAR-2004 12:39:28	Bright	41.500	82	48Bet UMa	2.3650	10600.	83	10527	No
268	GOM_NL__2PRFIN20040305_124051_000000432024_00453_10527_0210.N1	05-MAR-2004 12:40:51	Bright	43.000	36	50Alp UMa	1.8000	6300.0	86	10527	No
269	GOM_NL__2PRFIN20040305_124336_000000492024_00453_10527_0211.N1	05-MAR-2004 12:43:36	Bright	49.000	32	77Eps UMa	1.7630	11000.	98	10527	No
270	GOM_NL__2PRFIN20040305_124506_000000522024_00453_10527_0212.N1	05-MAR-2004 12:45:06	Bright	52.000	55	79Zet UMa	2.0600	10200.	104	10527	No
271	GOM_NL__2PRFIN20040305_124728_000000412024_00453_10527_0213.N1	05-MAR-2004 12:47:28	Bright	41.000	49	1Alp UMi	1.9900	6300.0	82	10527	No
272	GOM_NL__2PRFIN20040305_125238_000000482024_00453_10527_0214.N1	05-MAR-2004 12:52:38	Bright	48.000	119	14Eta Dra	2.7270	4700.0	96	10527	No
273	GOM_NL__2PRFIN20040305_125505_000000392024_00453_10527_0215.N1	05-MAR-2004 12:55:05	Bright	39.000	89	5Alp Cep	2.4510	8000.0	78	10527	No
274	GOM_NL__2PRFIN20040305_125714_000000492024_00453_10527_0216.N1	05-MAR-2004 12:57:14	Bright	48.500	130	23Bet Dra	2.7990	5800.0	97	10527	No
275	GOM_NL__2PRFIN20040305_130011_000000412024_00453_10527_0217.N1	05-MAR-2004 13:00:11	Bright	41.000	19	50Alp Cyg	1.2460	10500.	82	10527	No
276	GOM_NL__2PRFIN20040305_130145_000000392024_00453_10527_0218.N1	05-MAR-2004 13:01:45	Bright	39.000	66	37Gam Cyg	2.2080	5900.0	78	10527	No
277	GOM_NL__2PRFIN20040305_130322_000000362024_00453_10527_0219.N1	05-MAR-2004 13:03:22	Bright	36.000	92	53Eps Cyg	2.5000	4500.0	72	10527	No
278	GOM_NL__2PRFIN20040305_130632_000001062024_00453_10527_0220.N1	05-MAR-2004 13:06:32	Tw_i_and_stray	106.00	133	40Zet Her	2.8070	6000.0	212	10527	No

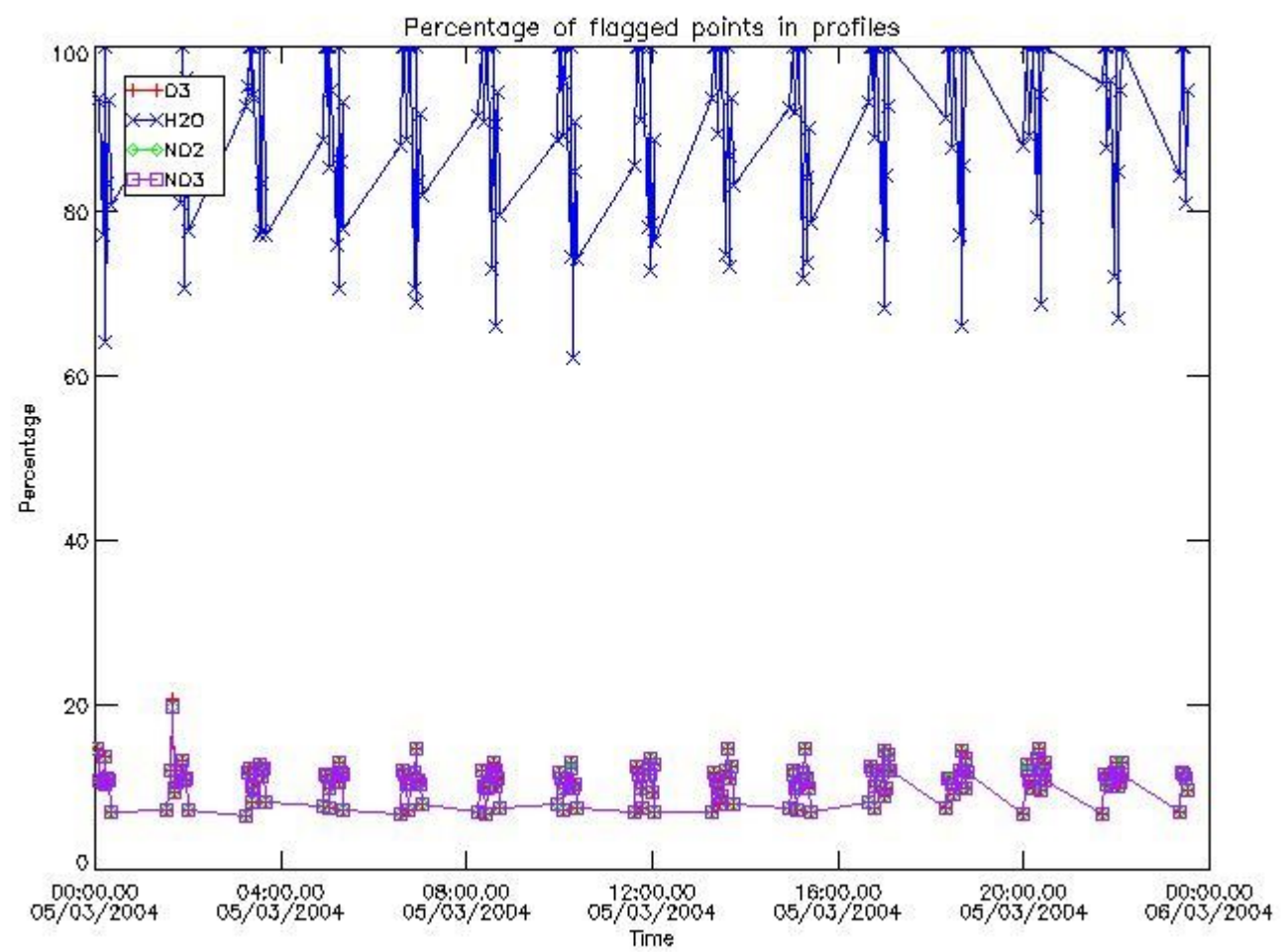






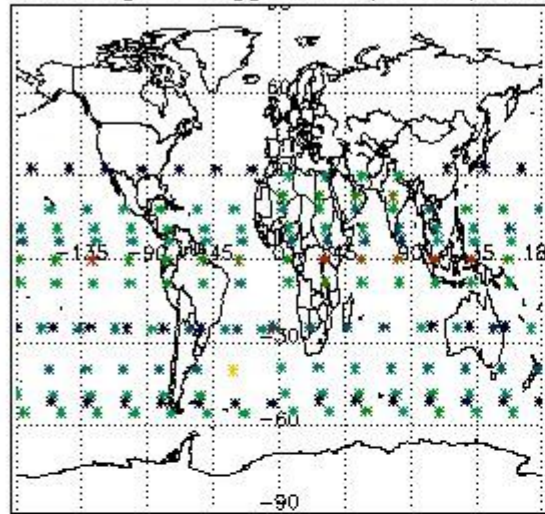





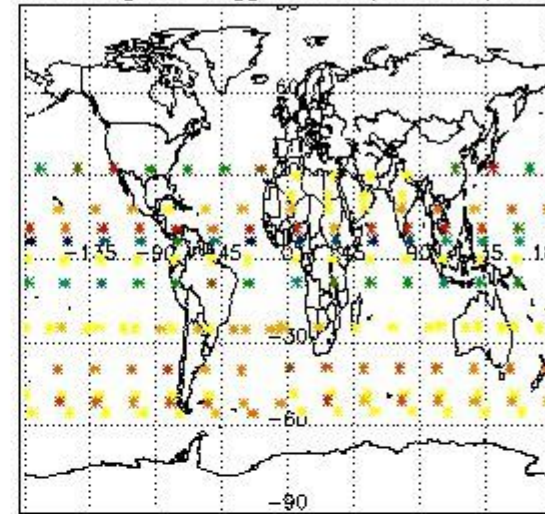


*3.2 Plot quality information per product (world map)*

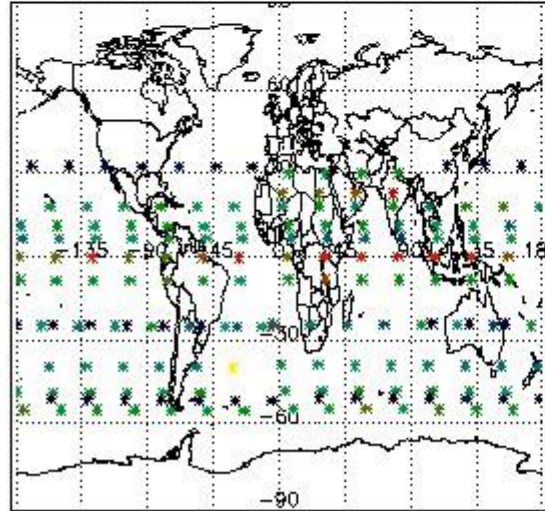
Percentage of flagged data per O3 profile



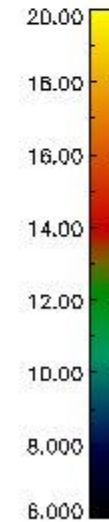
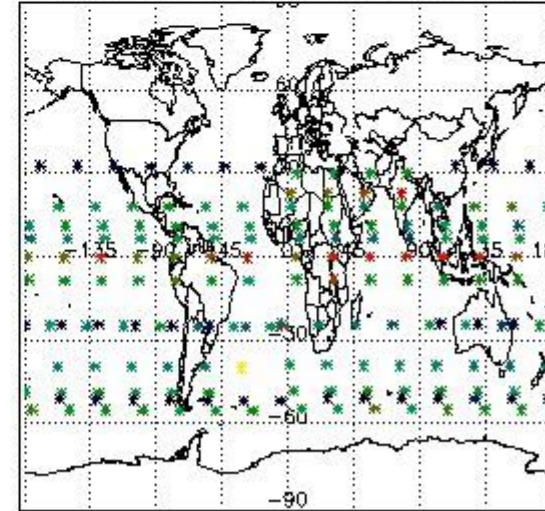
Percentage of flagged data per H2O profile



Percentage of flagged data per NO2 profile



Percentage of flagged data per NO3 profile

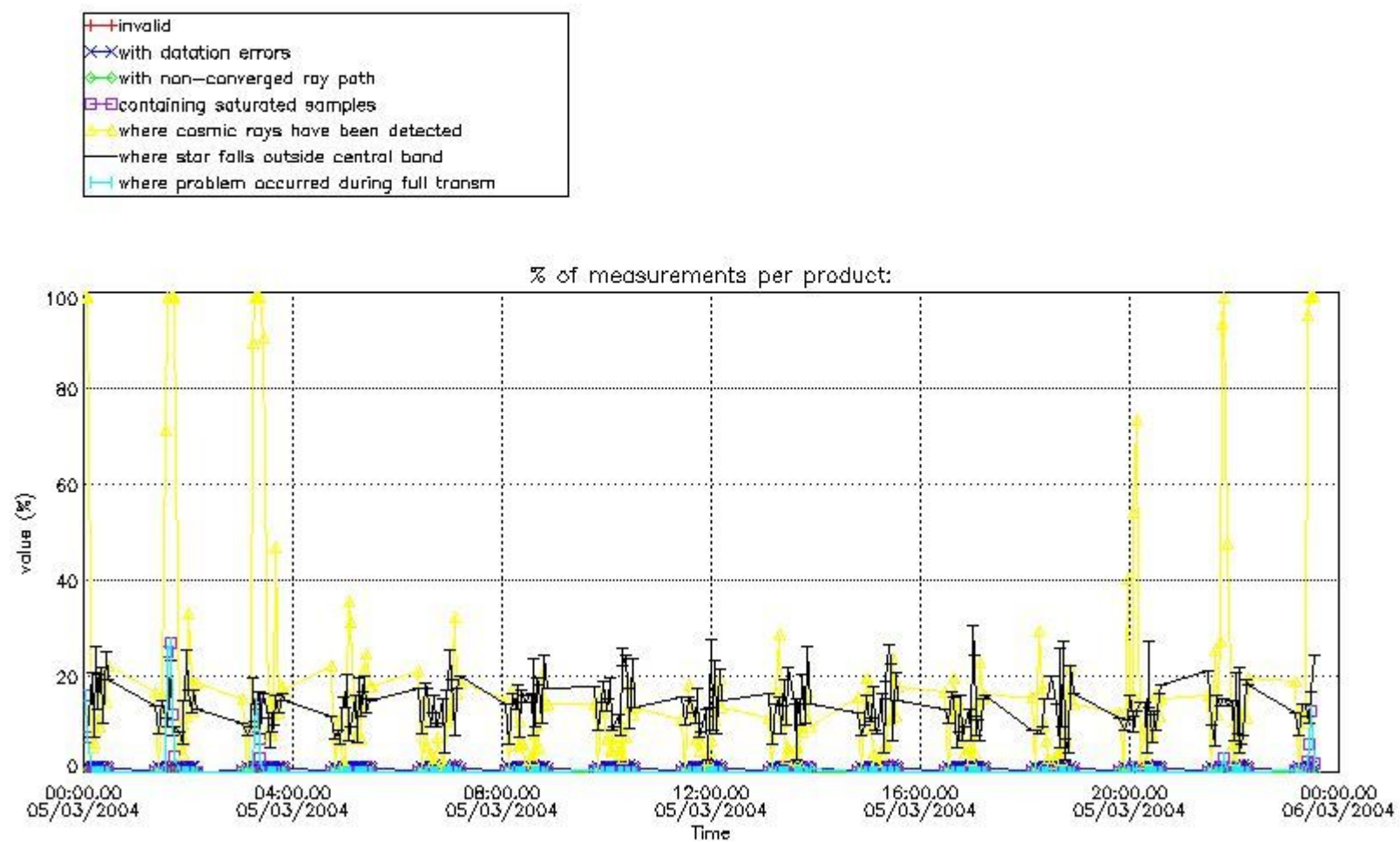


#### 4. Level 1 quality information per product

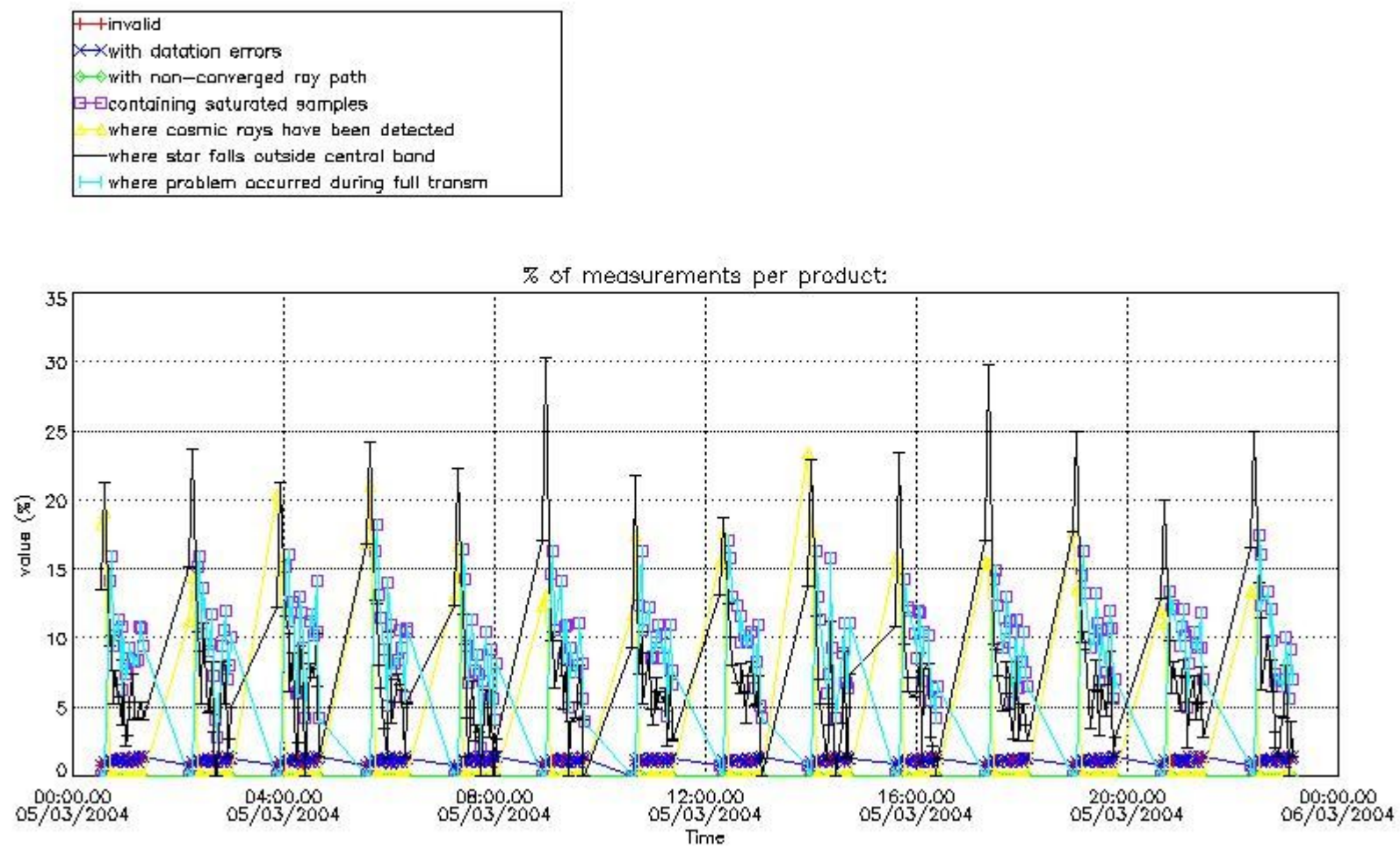
In this section it is plotted some information contained in the Quality Summary data set of the level 2 products that comes from the level 1b processing. Products without errors (error flag in the MPH set to "0") are used.

##### 4.1 Plot quality information per product (time dependant) coming from level 1b processing

###### 4.1.1 Plot level 1 quality information per product (time dependant): ENVISAT ASCENDING passes

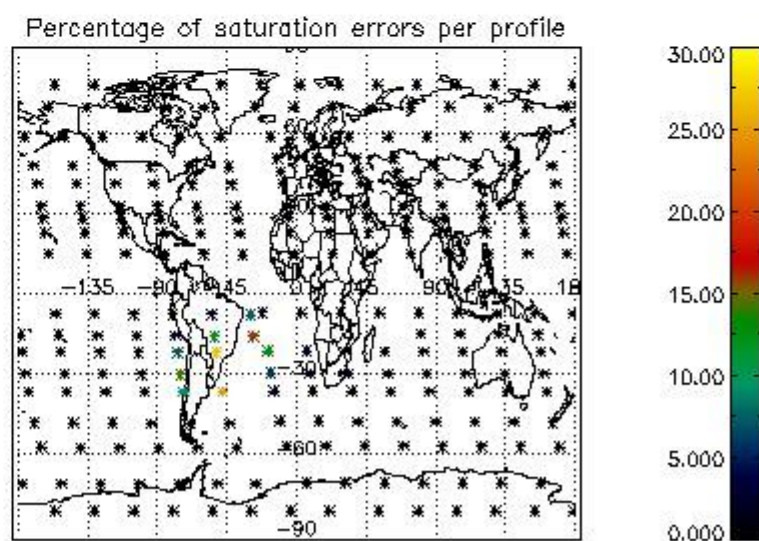
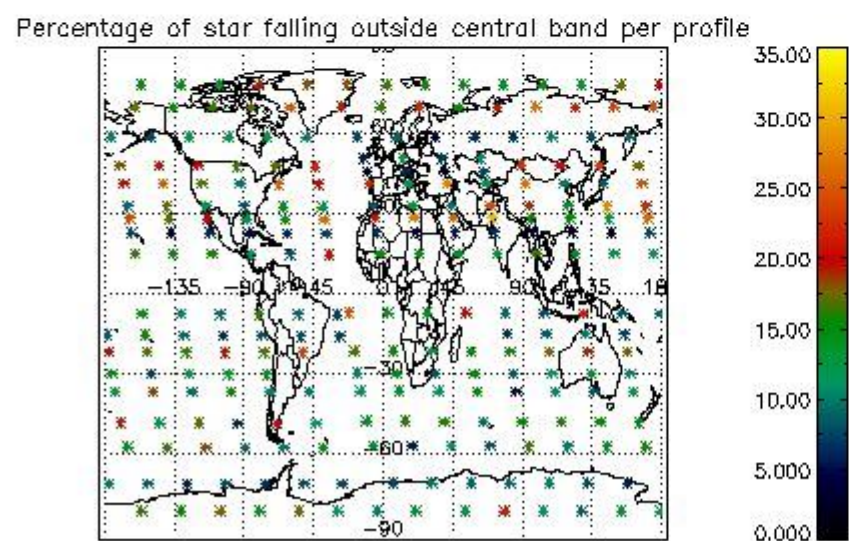
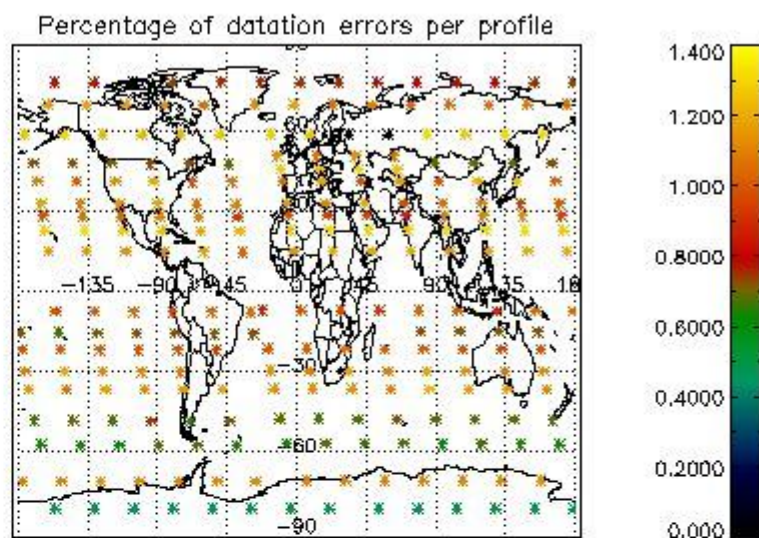
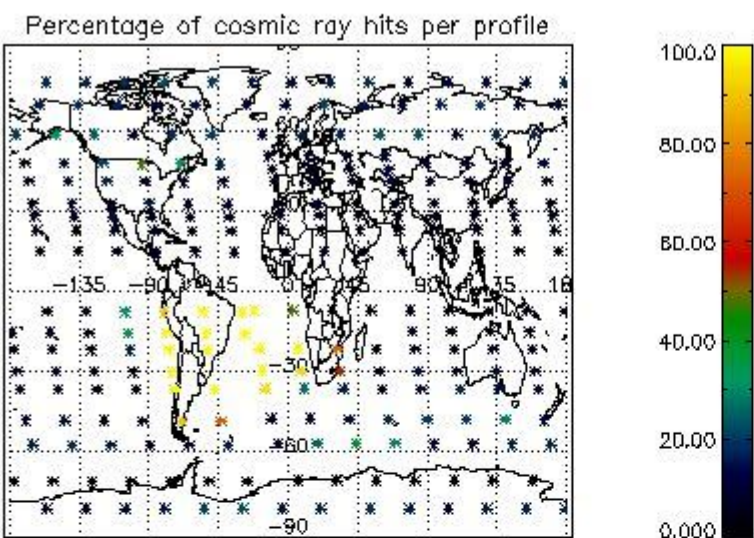


4.1.2 Plot level 1 quality information per product (time dependant): ENVI SAT DESCENDING passes

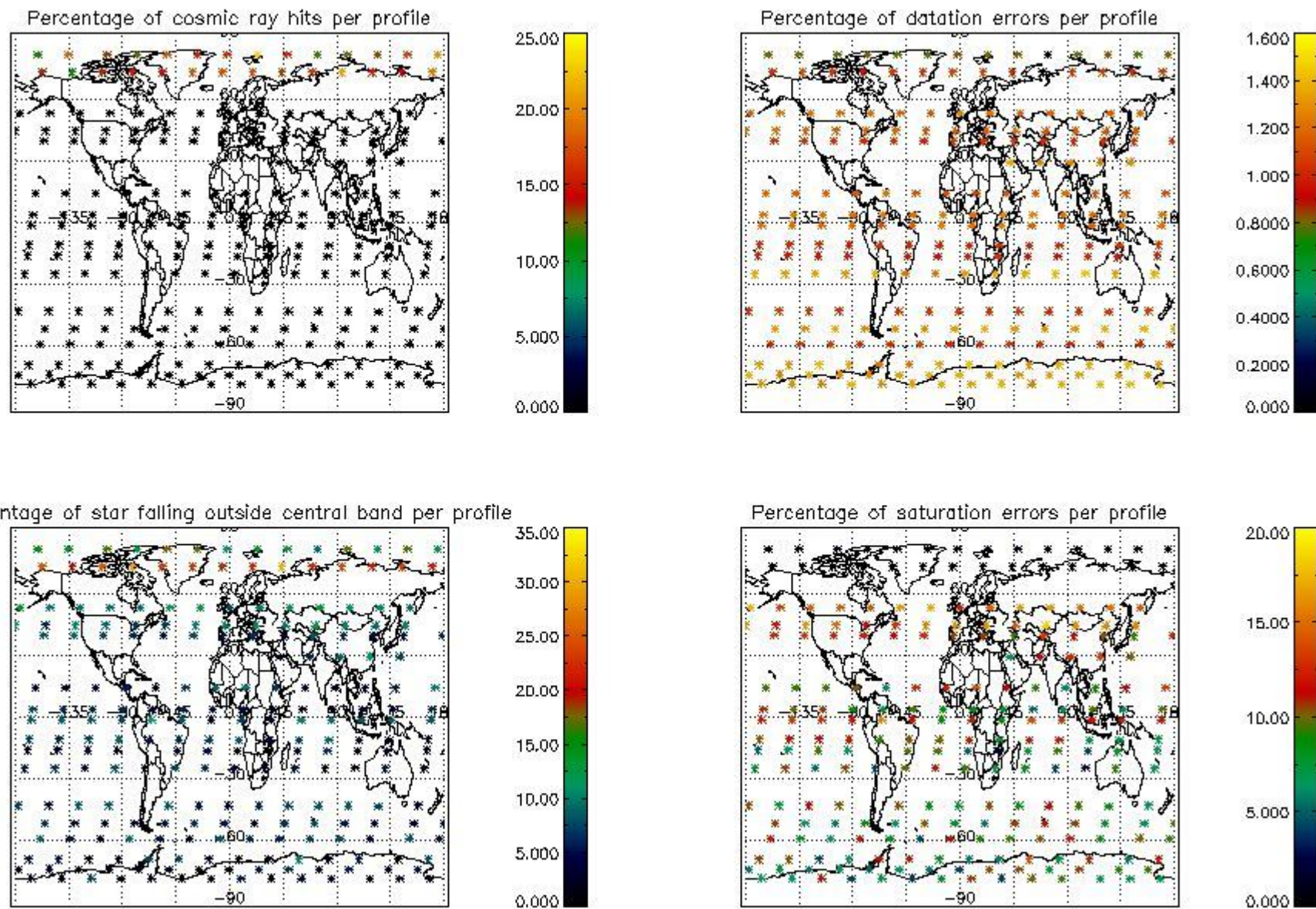


4.2 Plot quality information per product coming from level 1b processing (world map)

4.2.1 Plot level 1 quality information per product (world map): ENVISAT ASCENDING passes



4.2.2 Plot level 1 quality information per product (world map): ENVISAT DESCENDING passes



## 5. Trace gas profiles

### 5.1 Ozone statistics based on quality of products

The final quality of the products can be "measured" using the STD (Standard Deviation) attached to every point profile. This information is written to the parameter GOM\_NL\_\_2P/NL\_LOCAL\_SPECIES\_DENSITY/o3\_std of the level 2 products. The table below shows the statistics for given STD ranges.

The statistics are given with respect to the overall valid production:

- Products without fatal errors: GOM\_NL\_\_2P/MPH/PRODUCT\_ERR=0
- Valid point profile: GOM\_NL\_\_2P/NL\_LOCAL\_SPECIES\_DENSITY/pcd(0)=0

The 'Criteria' is applied to valid points of dark limb products:

- Products in dark limb illumination condition: GOM\_NL\_\_2P/NL\_SUMMARY\_QUALITY/obs\_ill\_cond=0
- Products without fatal errors: GOM\_NL\_\_2P/MPH/PRODUCT\_ERR=0
- Valid point profile: GOM\_NL\_\_2P/NL\_LOCAL\_SPECIES\_DENSITY/pcd(0)=0

So, the table below shows the percentage of dark limb and valid observations for each criteria with respect to the overall valid daily observations.

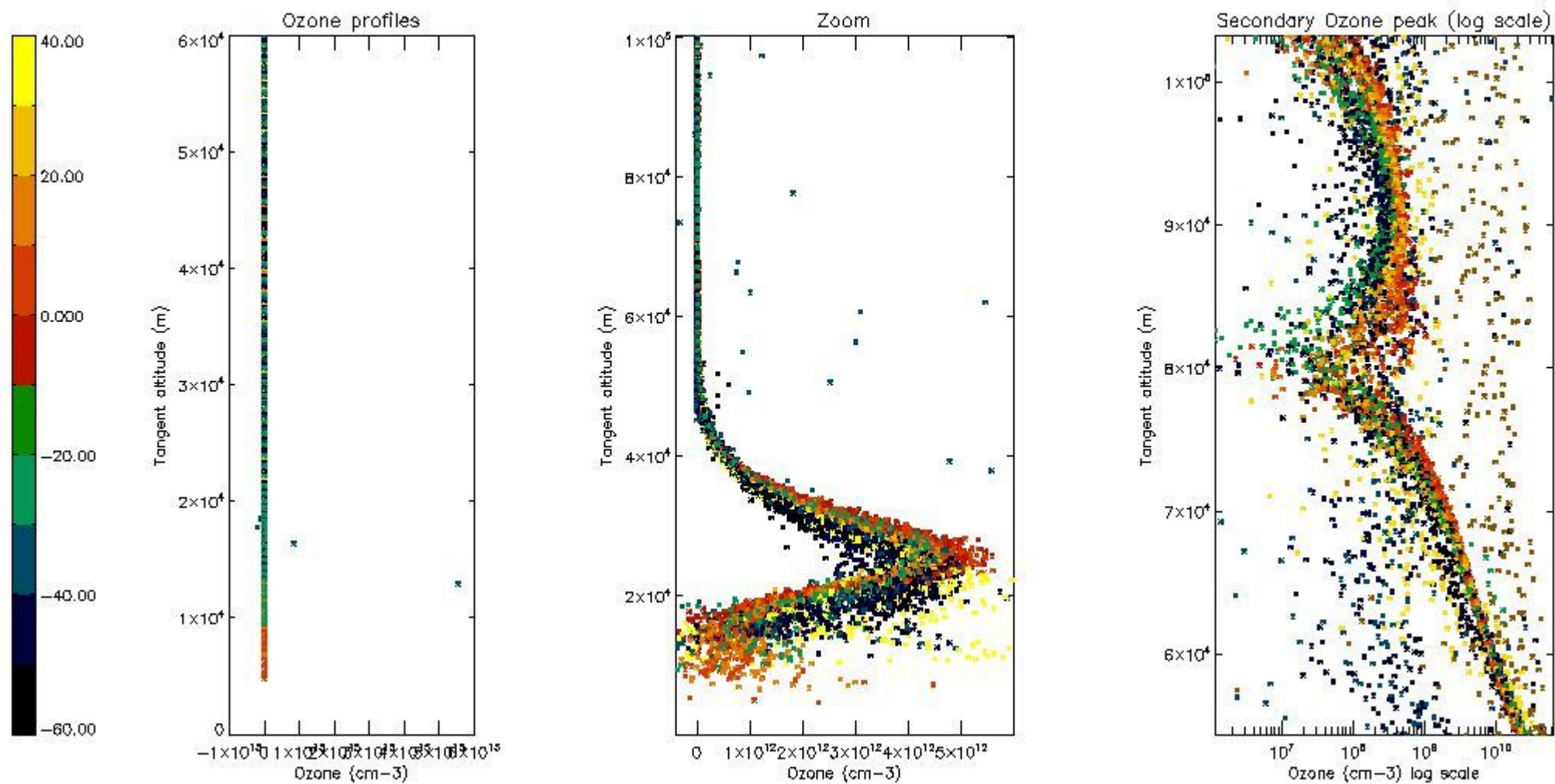
Criteria	% of total production
All STD	36
STD < 20	19



STD < 10	15
STD < 5	10

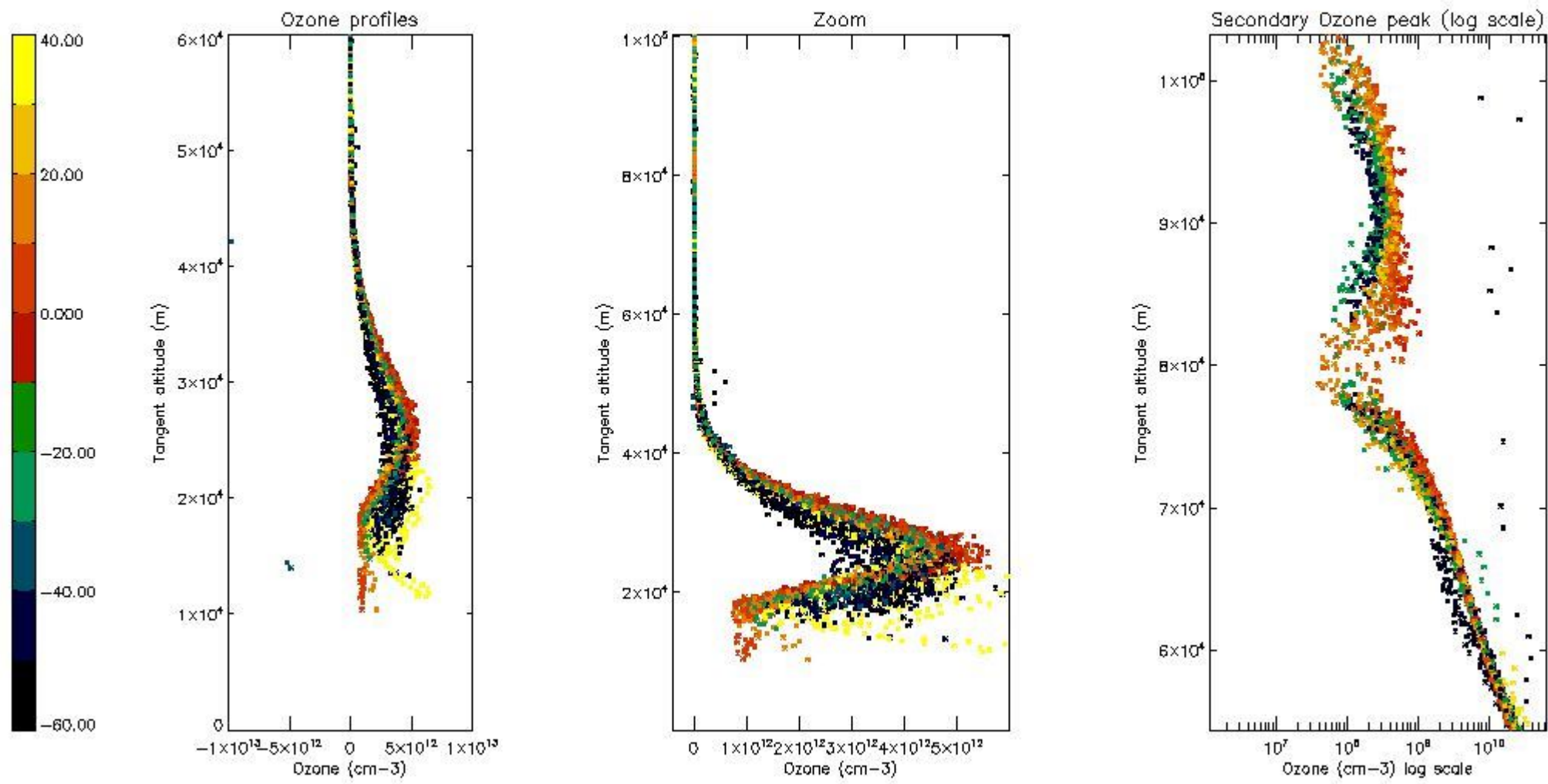
5.2 Plot ozone profiles for all STD (dark without errors)

The colorbar represents the latitude.



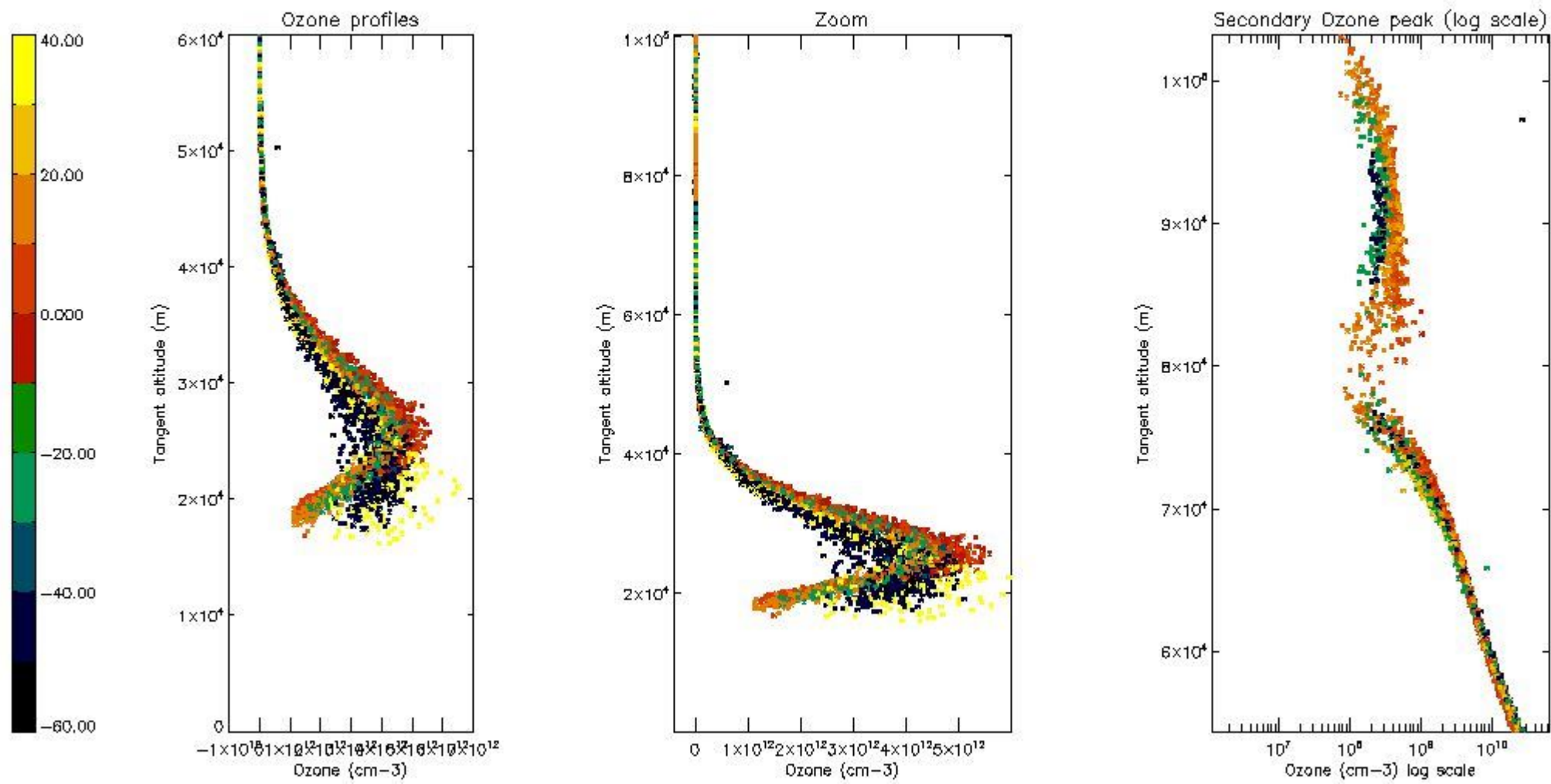
5.3 Plot ozone profiles where STD < 20% (dark without errors)

The colorbar represents the latitude.



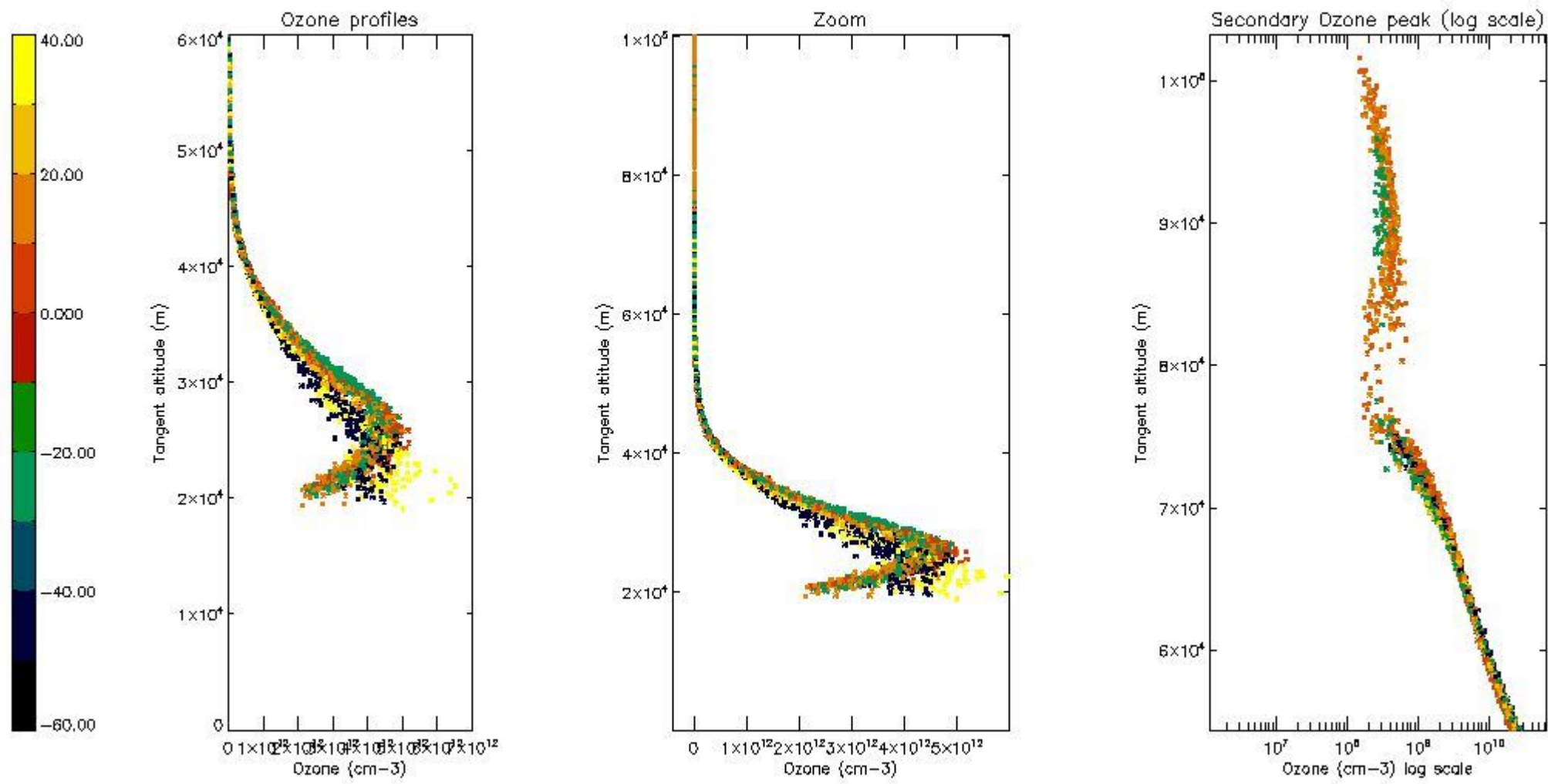
*5.4 Plot ozone profiles where STD < 10% (dark without errors)*

The colorbar represents the latitude.



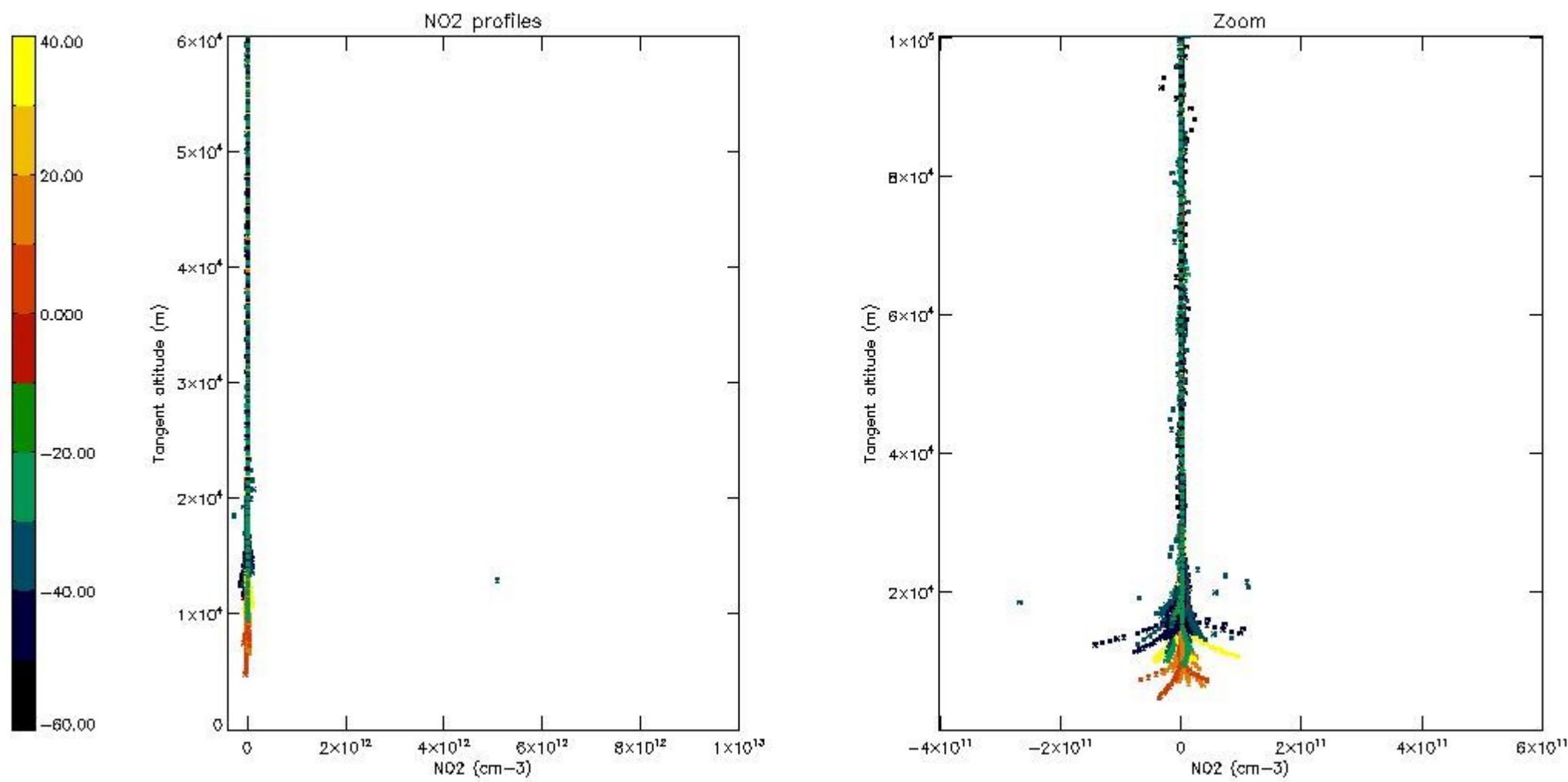
*5.5 Plot ozone profiles where STD < 5% (dark without errors)*

The colorbar represents the latitude.



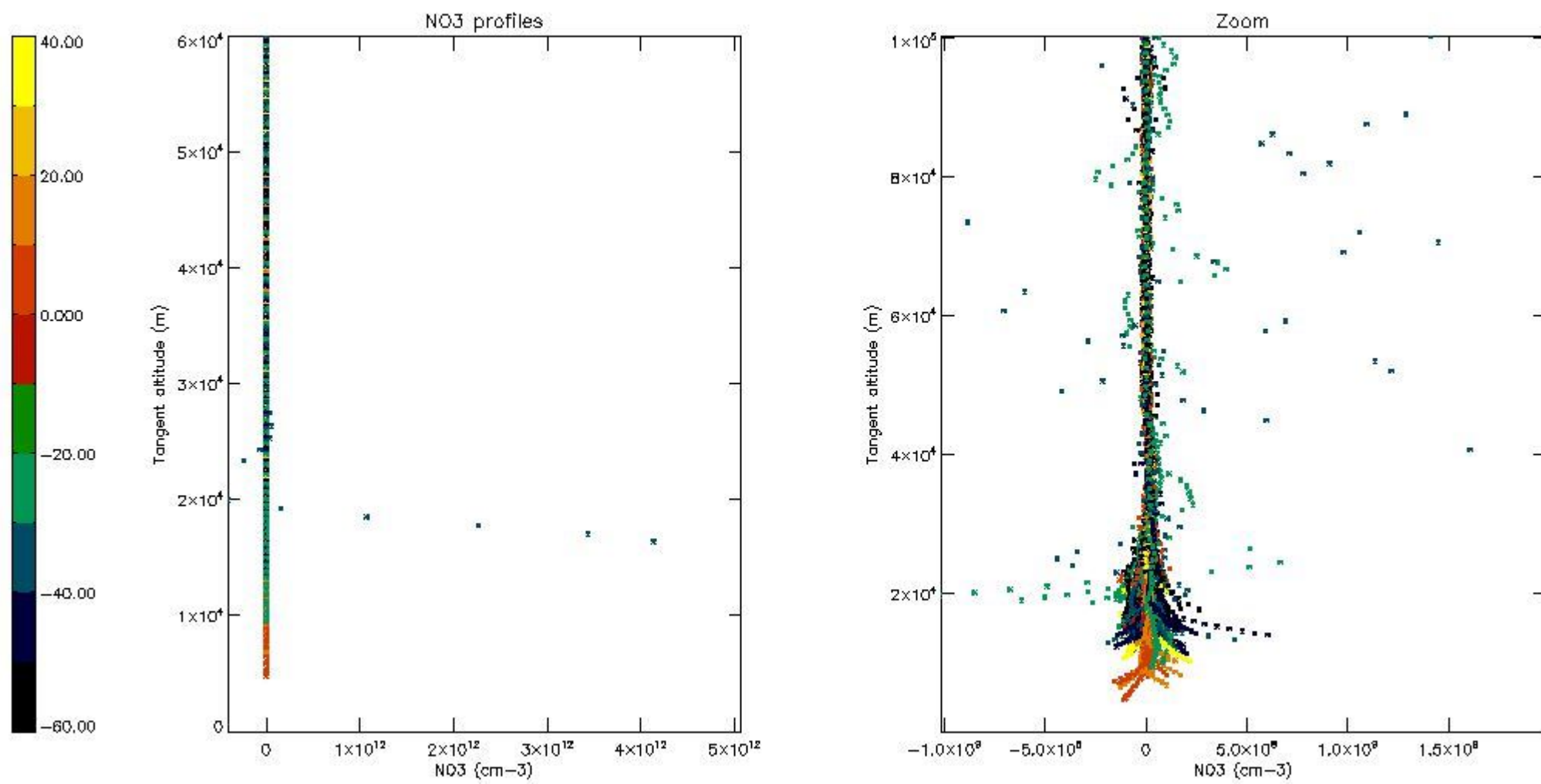
*5.6 Plot NO<sub>2</sub> profiles for all STD (dark without errors)*

The colorbar represents the latitude.



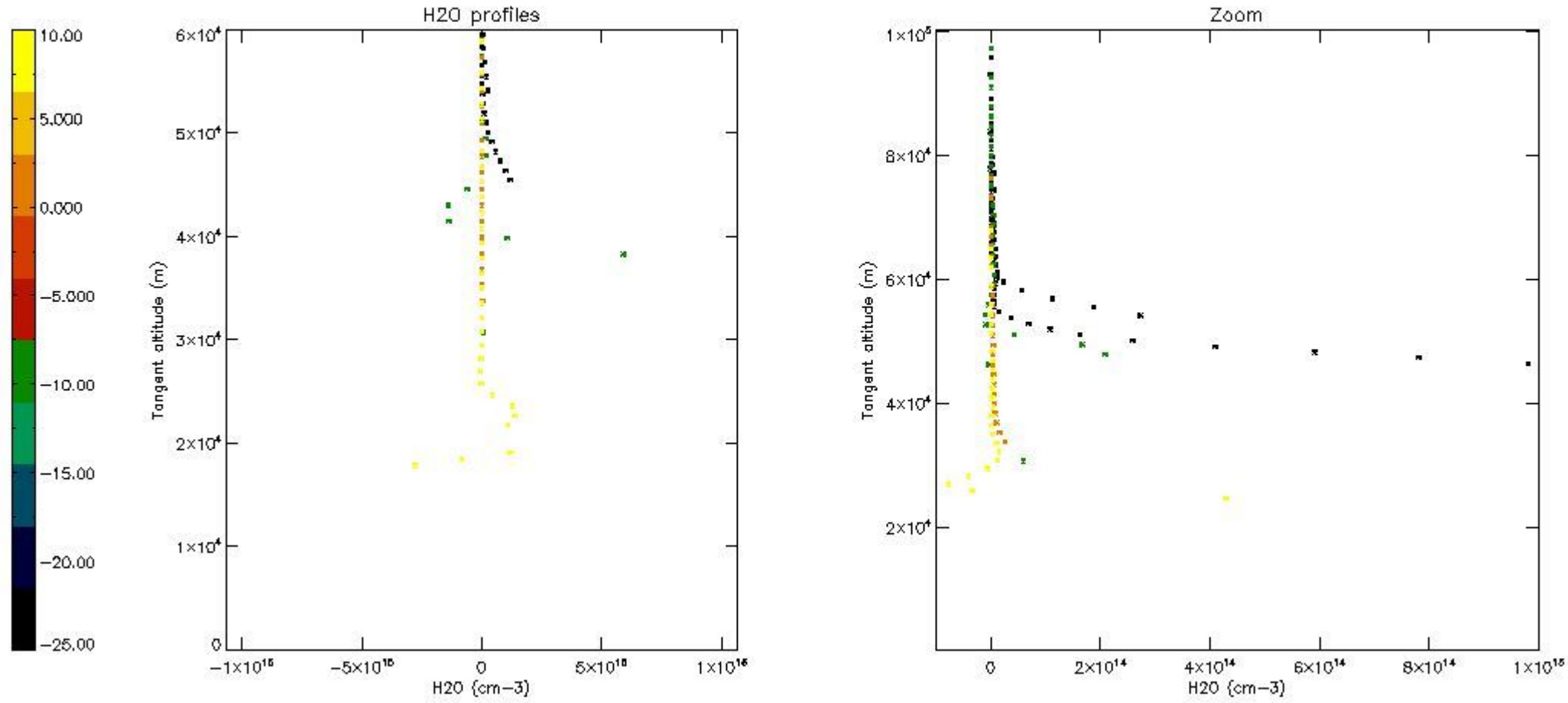
*5.7 Plot NO3 profiles for all STD (dark without errors)*

The colorbar represents the latitude.



5.8 Plot H2O profiles for all STD (only for occultations of stars 1,2,3,4,13,14,16,26,63 dark without errors)

The colorbar represents the latitude.



## 6. Auxiliary Data Files used for the production reported in section 2

The number reported in the third column indicates since which file (see list in section 2) the corresponding auxiliary file has been used. The fourth column is the date of those product files.

Type	Auxiliary Filename	Used since product	Used since product date
INST_PHYS_CHARACTERISTICS	GOM_INS_AXVIEC20091111_143220_20030716_120000_20500101_000000	1	05-MAR-2004 00:01:37
LEVEL-2_PROC_CONFIG	GOM_PR2_AXVIEC20091111_152718_20020301_000000_20500101_000000	1	05-MAR-2004 00:01:37
CROSS_SECTIONS_FILE	GOM_CRS_AXVIEC20091111_154832_20020301_000000_20500101_000000	1	05-MAR-2004 00:01:37

# GOMOS Level 2 Daily Report

## SUMMARY

### [1. General Info](#)

### [2. Summary of processed GOM\\_NL\\_2P products](#)

### [3. Level 2 Quality information per product](#)

#### [3.1 Plot of level 2 quality information per product \(time dependant\)](#)

#### [3.2 Plot of level 2 quality information per product \(world map\)](#)

### [4. Level 1 Quality information per product \(stored on level 2 products\)](#)

#### [4.1 Plot of level 1 quality information per product \(time dependant\)](#)

##### [4.1.1 Plot of level 1 quality information per product \(time dependant\): ASCENDING](#)

##### [4.1.2 Plot of level 1 quality information per product \(time dependant\): DESCENDING](#)

#### [4.2 Plot of level 1 quality information per product \(world map\)](#)

##### [4.2.1 Plot of level 1 quality information per product \(world map\): ASCENDING](#)

##### [4.2.2 Plot of level 1 quality information per product \(world map\): DESCENDING](#)

### [5. Ozone profiles based on quality statistics and other trace gas profiles](#)

#### [5.1 Ozone statistics based on quality of products](#)

#### [5.2 Plot ozone profiles for all STD \(dark without errors\)](#)

#### [5.3 Plot ozone profiles where STD < 20% \(dark without errors\)](#)

#### [5.4. Plot ozone profiles where STD < 10% \(dark without errors\)](#)

#### [5.5. Plot ozone profiles where STD < 5% \(dark without errors\)](#)

#### [5.6 Plot NO2 profiles for all STD \(dark without errors\)](#)

#### [5.7 Plot NO3 profiles for all STD \(dark without errors\)](#)

#### [5.8 Plot H2O profiles \(only for occultations of stars 1,2,3,4,13,14,16,26,63 dark without errors\) for all STD](#)

### [6. Auxiliary Data Files used for the production reported in section 2](#)



This report presents the daily analysis on parameters extracted from GOMOS level 2 data (GOM\_NL\_\_2P). It is intended to monitor some important parameters that will impact the quality of these products. A list of level 2 products (and content) that have arrived during the reporting day to the PCF is also given.

Item	Value
Time of report generation	18APR2013 20:47:47
Data source version	GOMOS/6.01
Start time of products	05-03-2004 (05MAR2004 00:00:00)
Stop time of products	06-03-2004 (06MAR2004 00:00:00)
Store outputs in DB	Yes
Nb of level 2 prods	494
Nb of prods with errors	0

## 2. Summary of processed GOM\_NL\_\_2P products.

Nr	Filename	UTC Start time	Limb	Duration	Star Id	Star Name	Star Mag	Star Temp	Nb Meas	Orbit	Prod. error
1	GOM_NL__2PRFIN20040305_000137_000000692024_00445_10519_0225.N1	05-MAR-2004 00:01:37	Dark	68.500	86	35Eta Oph	2.4300	10200.	137	10519	No
2	GOM_NL__2PRFIN20040305_000354_000000482024_00445_10519_0226.N1	05-MAR-2004 00:03:54	Dark	47.500	25	35Lam Sco	1.6200	28000.	95	10519	No
3	GOM_NL__2PRFIN20040305_001011_000000492024_00446_10520_0191.N1	05-MAR-2004 00:10:11	Dark	48.500	43	Alp TrA	1.9100	4250.0	97	10520	No
4	GOM_NL__2PRFIN20040305_001226_000000412024_00446_10520_0192.N1	05-MAR-2004 00:12:26	Dark	40.500	145	Gam TrA	2.8720	10600.	81	10520	No
5	GOM_NL__2PRFIN20040305_001354_000000542024_00446_10520_0193.N1	05-MAR-2004 00:13:54	Dark	53.500	4	Alp1Cen	-0.010000	5800.0	107	10520	No
6	GOM_NL__2PRFIN20040305_001513_000000462024_00446_10520_0194.N1	05-MAR-2004 00:15:13	Dark	45.500	10	Bet Cen	0.61000	28000.	91	10520	No
7	GOM_NL__2PRFIN20040305_001737_000000472024_00446_10520_0195.N1	05-MAR-2004 00:17:37	Dark	47.000	12	Alp1Cru	0.77500	30000.	94	10520	No
8	GOM_NL__2PRFIN20040305_001928_000000742024_00446_10520_0196.N1	05-MAR-2004 00:19:28	Dark	73.500	54	5The Cen	2.0550	4500.0	147	10520	No
9	GOM_NL__2PRFIN20040305_002239_000000402024_00446_10520_0197.N1	05-MAR-2004 00:22:39	Straylight	40.000	91	Kap Vel	2.4900	26000.	80	10520	No
10	GOM_NL__2PRFIN20040305_002558_000000482024_00446_10520_0198.N1	05-MAR-2004 00:25:58	Straylight	48.000	65	Lam Vel	2.2040	4400.0	96	10520	No
11	GOM_NL__2PRFIN20040305_002844_000000682024_00446_10520_0199.N1	05-MAR-2004 00:28:44	Straylight	67.500	106	9Bet Crv	2.6480	5600.0	135	10520	No
12	GOM_NL__2PRFIN20040305_003132_000000632024_00446_10520_0200.N1	05-MAR-2004 00:31:32	Straylight	63.000	100	4Gam Crv	2.5800	13100.	126	10520	No
13	GOM_NL__2PRFIN20040305_003525_000000472024_00446_10520_0201.N1	05-MAR-2004 00:35:25	Twilight	47.000	48	30Alp Hya	1.9770	4100.0	94	10520	No
14	GOM_NL__2PRFIN20040305_004120_000000432024_00446_10520_0202.N1	05-MAR-2004 00:41:20	Bright	42.500	22	32Alp Leo	1.3600	15200.	85	10520	No
15	GOM_NL__2PRFIN20040305_004350_000000442024_00446_10520_0203.N1	05-MAR-2004 00:43:50	Bright	44.000	51	41Gam1Leo	2.0100	4500.0	88	10520	No
16	GOM_NL__2PRFIN20040305_004518_000000482024_00446_10520_0204.N1	05-MAR-2004 00:45:18	Bright	48.000	96	68Del Leo	2.5600	9300.0	96	10520	No
17	GOM_NL__2PRFIN20040305_004805_000000402024_00446_10520_0205.N1	05-MAR-2004 00:48:05	Bright	39.500	24	66Alp Gem	1.5800	10200.	79	10520	No
18	GOM_NL__2PRFIN20040305_005225_000000442024_00446_10520_0206.N1	05-MAR-2004 00:52:25	Bright	44.000	174	52Psi UMa	3.0040	4400.0	88	10520	No
19	GOM_NL__2PRFIN20040305_005520_000000412024_00446_10520_0207.N1	05-MAR-2004 00:55:20	Bright	40.500	82	48Bet UMa	2.3650	10600.	81	10520	No
20	GOM_NL__2PRFIN20040305_005643_000000422024_00446_10520_0208.N1	05-MAR-2004 00:56:43	Bright	41.500	36	50Alp UMa	1.8000	6300.0	83	10520	No
21	GOM_NL__2PRFIN20040305_005930_000000482024_00446_10520_0209.N1	05-MAR-2004 00:59:30	Bright	47.500	32	77Eps UMa	1.7630	11000.	95	10520	No
22	GOM_NL__2PRFIN20040305_010100_000000522024_00446_10520_0210.N1	05-MAR-2004 01:01:00	Bright	51.500	55	79Zet UMa	2.0600	10200.	103	10520	No
23	GOM_NL__2PRFIN20040305_010319_000000382024_00446_10520_0211.N1	05-MAR-2004 01:03:19	Bright	37.500	49	1Alp UMi	1.9900	6300.0	75	10520	No
24	GOM_NL__2PRFIN20040305_010830_000000482024_00446_10520_0212.N1	05-MAR-2004 01:08:30	Bright	47.500	119	14Eta Dra	2.7270	4700.0	95	10520	No
25	GOM_NL__2PRFIN20040305_011056_000000372024_00446_10520_0213.N1	05-MAR-2004 01:10:56	Bright	36.500	89	5Alp Cep	2.4510	8000.0	73	10520	No
26	GOM_NL__2PRFIN20040305_011305_000000482024_00446_10520_0214.N1	05-MAR-2004 01:13:05	Bright	47.500	130	23Bet Dra	2.7990	5800.0	95	10520	No
27	GOM_NL__2PRFIN20040305_011602_000000372024_00446_10520_0215.N1	05-MAR-2004 01:16:02	Bright	37.000	19	50Alp Cyg	1.2460	10500.	74	10520	No
28	GOM_NL__2PRFIN20040305_011735_000000382024_00446_10520_0216.N1	05-MAR-2004 01:17:35	Bright	37.500	66	37Gam Cyg	2.2080	5900.0	75	10520	No
29	GOM_NL__2PRFIN20040305_011910_000000372024_00446_10520_0217.N1	05-MAR-2004 01:19:10	Bright	37.000	92	53Eps Cyg	2.5000	4500.0	74	10520	No
30	GOM_NL__2PRFIN20040305_012218_000001022024_00446_10520_0218.N1	05-MAR-2004 01:22:18	Twilight	101.50	133	40Zet Her	2.8070	6000.0	203	10520	No
31	GOM_NL__2PRFIN20040305_012624_000000452024_00446_10520_0219.N1	05-MAR-2004 01:26:24	Bright	44.500	168	17Zet Aql	2.9860	11000.	89	10520	No
32	GOM_NL__2PRFIN20040305_013023_000000782024_00446_10520_0220.N1	05-MAR-2004 01:30:23	Straylight	78.000	59	55Alp Oph	2.0800	8900.0	156	10520	No
33	GOM_NL__2PRFIN20040305_013301_000000702024_00446_10520_0221.N1	05-MAR-2004 01:33:01	Dark	70.000	126	60Bet Oph	2.7700	4250.0	140	10520	No
34	GOM_NL__2PRFIN20040305_013622_000000422024_00446_10520_0222.N1	05-MAR-2004 01:36:22	Dark	42.000	155	41Pi Sgr	2.9000	6600.0	84	10520	No
35	GOM_NL__2PRFIN20040305_014031_000000542024_00446_10520_0223.N1	05-MAR-2004 01:40:31	Dark	54.000	116	19Del Sgr	2.7000	4100.0	108	10520	No
36	GOM_NL__2PRFIN20040305_014214_000000712024_00446_10520_0224.N1	05-MAR-2004 01:42:14	Dark	70.500	86	35Eta Oph	2.4300	10200.	141	10520	No
37	GOM_NL__2PRFIN20040305_014431_000000492024_00446_10520_0225.N1	05-MAR-2004 01:44:31	Dark	48.500	25	35Lam Sco	1.6200	28000.	97	10520	No
38	GOM_NL__2PRFIN20040305_015048_000000432024_00447_10521_0191.N1	05-MAR-2004 01:50:48	Dark	42.500	43	Alp TrA	1.9100	4250.0	85	10521	No
39	GOM_NL__2PRFIN20040305_015300_000000422024_00447_10521_0192.N1	05-MAR-2004 01:53:00	Dark	42.000	145	Gam TrA	2.8720	10600.	84	10521	No
40	GOM_NL__2PRFIN20040305_015431_000000472024_00447_10521_0193.N1	05-MAR-2004 01:54:31	Dark	46.500	4	Alp1Cen	-0.010000	5800.0	93	10521	No
41	GOM_NL__2PRFIN20040305_015548_000000472024_00447_10521_0194.N1	05-MAR-2004 01:55:48	Dark	47.000	10	Bet Cen	0.61000	28000.	94	10521	No
42	GOM_NL__2PRFIN20040305_015812_000000512024_00447_10521_0195.N1	05-MAR-2004 01:58:12	Dark	51.000	12	Alp1Cru	0.77500	30000.	102	10521	No















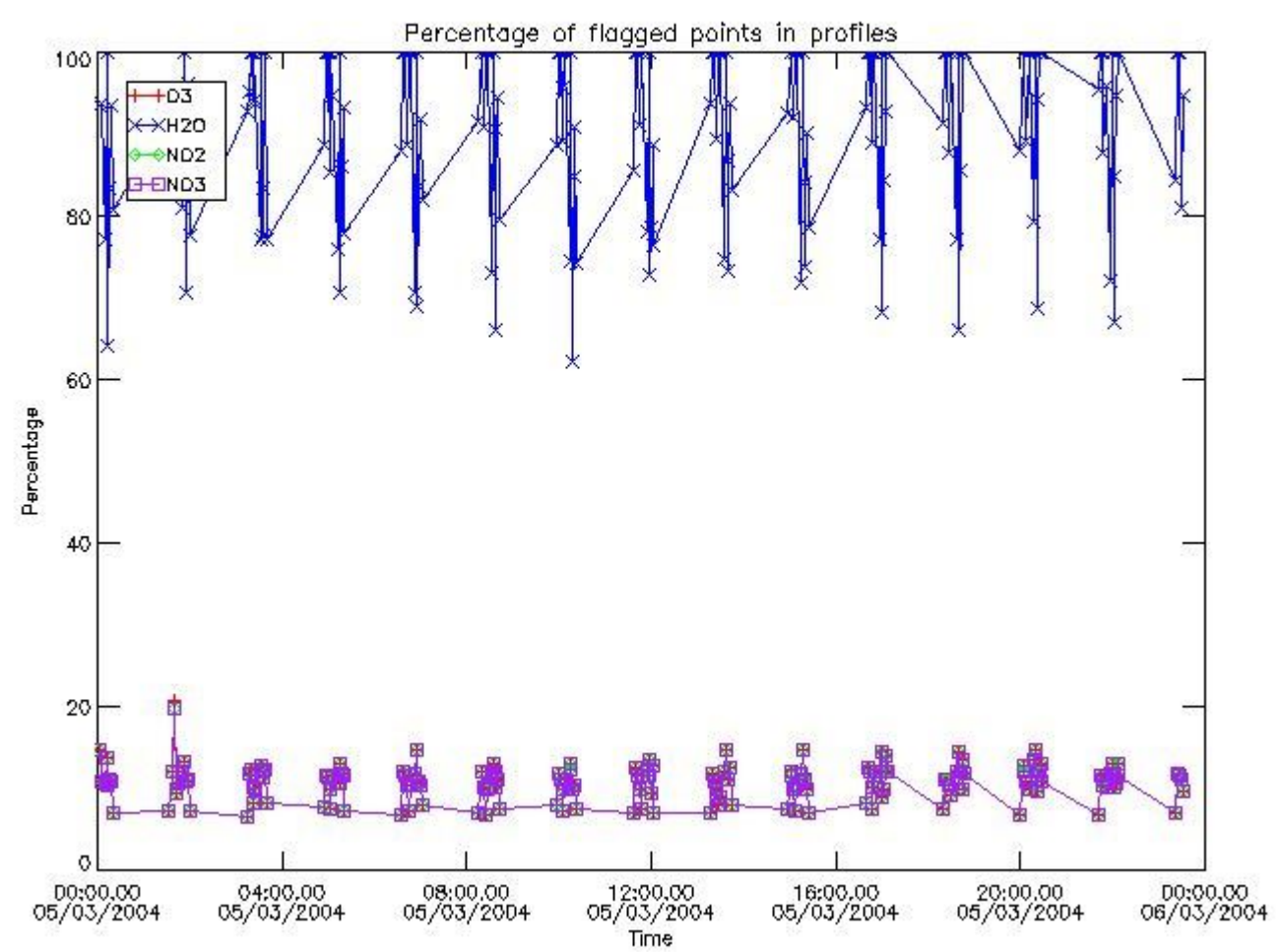


456	GOM_NL__2PRFIN20040305_214340_000000442024_00458_10532_0245.N1	05-MAR-2004 21:43:40	Dark	44.000	155	41Pi Sgr	2.9000	6600.0	88	10532	No
457	GOM_NL__2PRFIN20040305_214533_000000462024_00458_10532_0246.N1	05-MAR-2004 21:45:33	Dark	46.000	57	34Sig Sgr	2.0660	26000.	92	10532	No
458	GOM_NL__2PRFIN20040305_214753_000000492024_00458_10532_0247.N1	05-MAR-2004 21:47:53	Dark	49.000	116	19Del Sgr	2.7000	4100.0	98	10532	No
459	GOM_NL__2PRFIN20040305_215154_000000512024_00458_10532_0248.N1	05-MAR-2004 21:51:54	Dark	50.500	25	35Lam Sco	1.6200	28000.	101	10532	No
460	GOM_NL__2PRFIN20040305_215806_000000442024_00459_10533_0215.N1	05-MAR-2004 21:58:06	Dark	43.500	43	Alp TrA	1.9100	4250.0	87	10533	No
461	GOM_NL__2PRFIN20040305_220020_000000392024_00459_10533_0216.N1	05-MAR-2004 22:00:20	Dark	39.000	145	Gam TrA	2.8720	10600.	78	10533	No
462	GOM_NL__2PRFIN20040305_220149_000000512024_00459_10533_0217.N1	05-MAR-2004 22:01:49	Dark	50.500	4	Alp1Cen	-0.010000	5800.0	101	10533	No
463	GOM_NL__2PRFIN20040305_220308_000000432024_00459_10533_0218.N1	05-MAR-2004 22:03:08	Dark	43.000	10	Bet Cen	0.61000	28000.	86	10533	No
464	GOM_NL__2PRFIN20040305_220529_000000482024_00459_10533_0219.N1	05-MAR-2004 22:05:29	Dark	48.000	12	Alp1Cru	0.77500	30000.	96	10533	No
465	GOM_NL__2PRFIN20040305_220641_000000392024_00459_10533_0220.N1	05-MAR-2004 22:06:41	Dark	39.000	129	Del Cru	2.7930	26000.	78	10533	No
466	GOM_NL__2PRFIN20040305_220809_000000442024_00459_10533_0221.N1	05-MAR-2004 22:08:09	Dark	44.000	64	Gam Cen	2.2000	10600.	88	10533	No
467	GOM_NL__2PRFIN20040305_221028_000000392024_00459_10533_0222.N1	05-MAR-2004 22:10:28	Straylight	39.000	91	Kap Vel	2.4900	26000.	78	10533	No
468	GOM_NL__2PRFIN20040305_221347_000000452024_00459_10533_0223.N1	05-MAR-2004 22:13:47	Straylight	44.500	65	Lam Vel	2.2040	4400.0	89	10533	No
469	GOM_NL__2PRFIN20040305_221636_000000662024_00459_10533_0224.N1	05-MAR-2004 22:16:36	Straylight	66.000	106	9Bet Crv	2.6480	5600.0	132	10533	No
470	GOM_NL__2PRFIN20040305_221921_000000642024_00459_10533_0225.N1	05-MAR-2004 22:19:21	Straylight	63.500	100	4Gam Crv	2.5800	13100.	127	10533	No
471	GOM_NL__2PRFIN20040305_222314_000000482024_00459_10533_0226.N1	05-MAR-2004 22:23:14	Twl_and_stray	48.000	48	30Alp Hya	1.9770	4100.0	96	10533	No
472	GOM_NL__2PRFIN20040305_222907_000000432024_00459_10533_0227.N1	05-MAR-2004 22:29:07	Bright	43.000	22	32Alp Leo	1.3600	15200.	86	10533	No
473	GOM_NL__2PRFIN20040305_223135_000000442024_00459_10533_0228.N1	05-MAR-2004 22:31:35	Bright	43.500	51	41Gam1Leo	2.0100	4500.0	87	10533	No
474	GOM_NL__2PRFIN20040305_223258_000000492024_00459_10533_0229.N1	05-MAR-2004 22:32:58	Bright	48.500	96	68Del Leo	2.5600	9300.0	97	10533	No
475	GOM_NL__2PRFIN20040305_224006_000000452024_00459_10533_0230.N1	05-MAR-2004 22:40:06	Bright	45.000	174	52Psi UMa	3.0040	4400.0	90	10533	No
476	GOM_NL__2PRFIN20040305_224302_000000412024_00459_10533_0231.N1	05-MAR-2004 22:43:02	Bright	41.000	82	48Bet UMa	2.3650	10600.	82	10533	No
477	GOM_NL__2PRFIN20040305_224426_000000422024_00459_10533_0232.N1	05-MAR-2004 22:44:26	Bright	41.500	36	50Alp UMa	1.8000	6300.0	83	10533	No
478	GOM_NL__2PRFIN20040305_224706_000000482024_00459_10533_0233.N1	05-MAR-2004 22:47:06	Bright	47.500	32	77Eps UMa	1.7630	11000.	95	10533	No
479	GOM_NL__2PRFIN20040305_224836_000000512024_00459_10533_0234.N1	05-MAR-2004 22:48:36	Bright	50.500	55	79Zet UMa	2.0600	10200.	101	10533	No
480	GOM_NL__2PRFIN20040305_225107_000000362024_00459_10533_0235.N1	05-MAR-2004 22:51:07	Bright	36.000	49	1Alp UMi	1.9900	6300.0	72	10533	No
481	GOM_NL__2PRFIN20040305_225611_000000472024_00459_10533_0236.N1	05-MAR-2004 22:56:11	Bright	46.500	119	14Eta Dra	2.7270	4700.0	93	10533	No
482	GOM_NL__2PRFIN20040305_225844_000000362024_00459_10533_0237.N1	05-MAR-2004 22:58:44	Bright	36.000	89	5Alp Cep	2.4510	8000.0	72	10533	No
483	GOM_NL__2PRFIN20040305_230048_000000502024_00459_10533_0238.N1	05-MAR-2004 23:00:48	Bright	49.500	130	23Bet Dra	2.7990	5800.0	99	10533	No
484	GOM_NL__2PRFIN20040305_230350_000000362024_00459_10533_0239.N1	05-MAR-2004 23:03:50	Bright	35.500	19	50Alp Cyg	1.2460	10500.	71	10533	No
485	GOM_NL__2PRFIN20040305_230523_000000382024_00459_10533_0240.N1	05-MAR-2004 23:05:23	Bright	38.000	66	37Gam Cyg	2.2080	5900.0	76	10533	No
486	GOM_NL__2PRFIN20040305_230700_000000362024_00459_10533_0241.N1	05-MAR-2004 23:07:00	Bright	35.500	92	53Eps Cyg	2.5000	4500.0	71	10533	No
487	GOM_NL__2PRFIN20040305_231009_000001042024_00459_10533_0242.N1	05-MAR-2004 23:10:09	Twl_and_stray	104.00	133	40Zet Her	2.8070	6000.0	208	10533	No
488	GOM_NL__2PRFIN20040305_231416_000000462024_00459_10533_0243.N1	05-MAR-2004 23:14:16	Bright	45.500	168	17Zet Aql	2.9860	11000.	91	10533	No
489	GOM_NL__2PRFIN20040305_231825_000000812024_00459_10533_0244.N1	05-MAR-2004 23:18:25	Straylight	80.500	59	55Alp Oph	2.0800	8900.0	161	10533	No
490	GOM_NL__2PRFIN20040305_232105_000000742024_00459_10533_0245.N1	05-MAR-2004 23:21:05	Dark	73.500	126	60Bet Oph	2.7700	4250.0	147	10533	No
491	GOM_NL__2PRFIN20040305_232416_000000442024_00459_10533_0246.N1	05-MAR-2004 23:24:16	Dark	43.500	155	41Pi Sgr	2.9000	6600.0	87	10533	No
492	GOM_NL__2PRFIN20040305_232609_000000442024_00459_10533_0247.N1	05-MAR-2004 23:26:09	Dark	44.000	57	34Sig Sgr	2.0660	26000.	88	10533	No
493	GOM_NL__2PRFIN20040305_232829_000000512024_00459_10533_0248.N1	05-MAR-2004 23:28:29	Dark	50.500	116	19Del Sgr	2.7000	4100.0	101	10533	No
494	GOM_NL__2PRFIN20040305_233231_000000582024_00459_10533_0249.N1	05-MAR-2004 23:32:31	Dark	57.500	25	35Lam Sco	1.6200	28000.	115	10533	No

### 3. Quality information per product

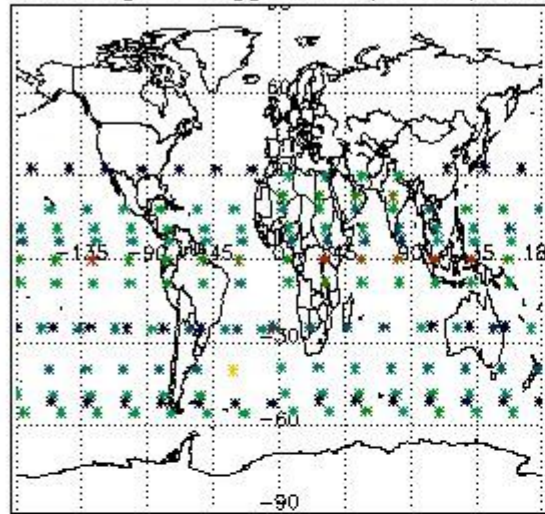
In this section it is plotted some information contained in the Quality Summary data set of the level 2 products. Only products in dark limb conditions and without errors (error flag in the MPH set to "0") are used.

#### 3.1 Plot quality information per product (time dependant)

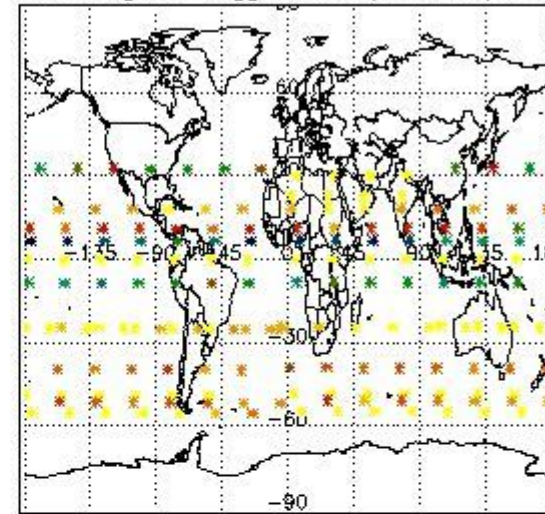


*3.2 Plot quality information per product (world map)*

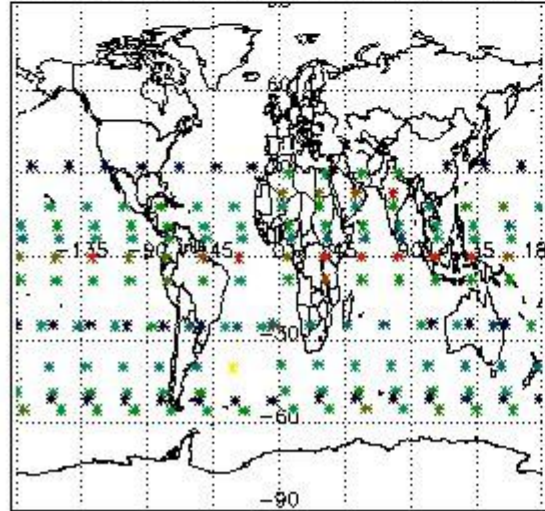
Percentage of flagged data per O3 profile



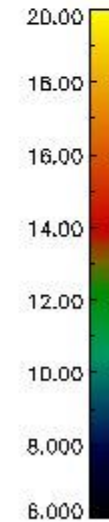
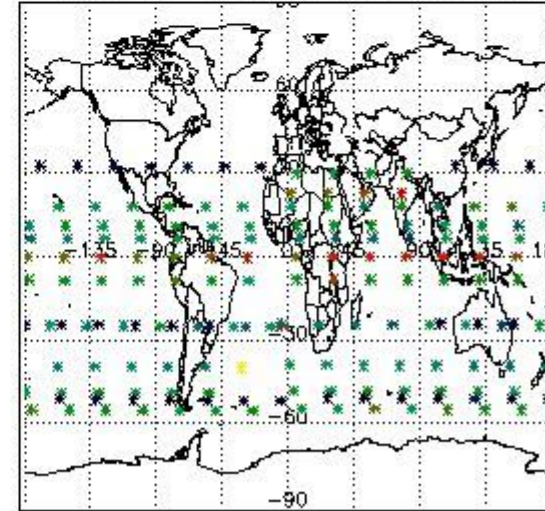
Percentage of flagged data per H2O profile



Percentage of flagged data per NO2 profile



Percentage of flagged data per NO3 profile

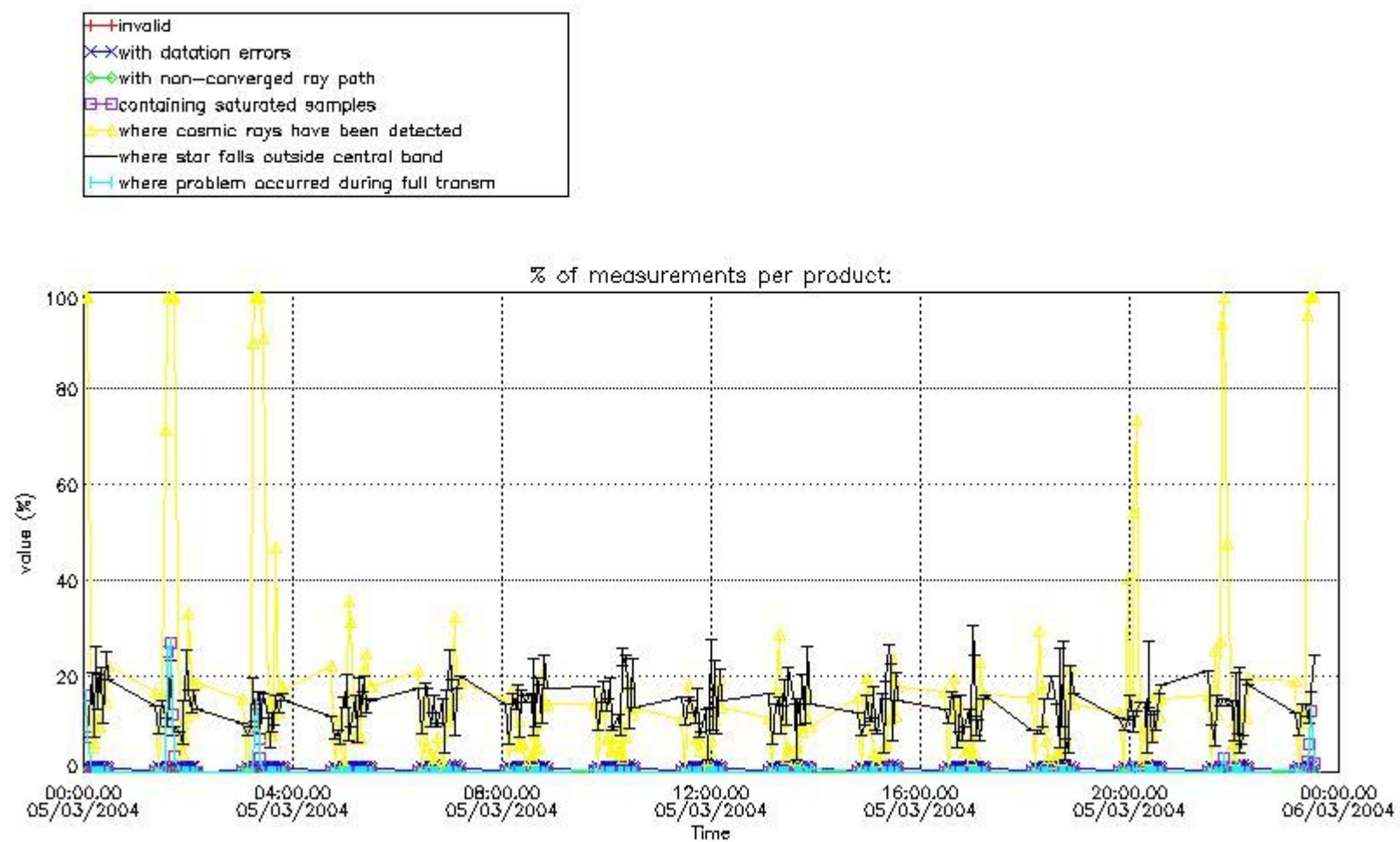


#### 4. Level 1 quality information per product

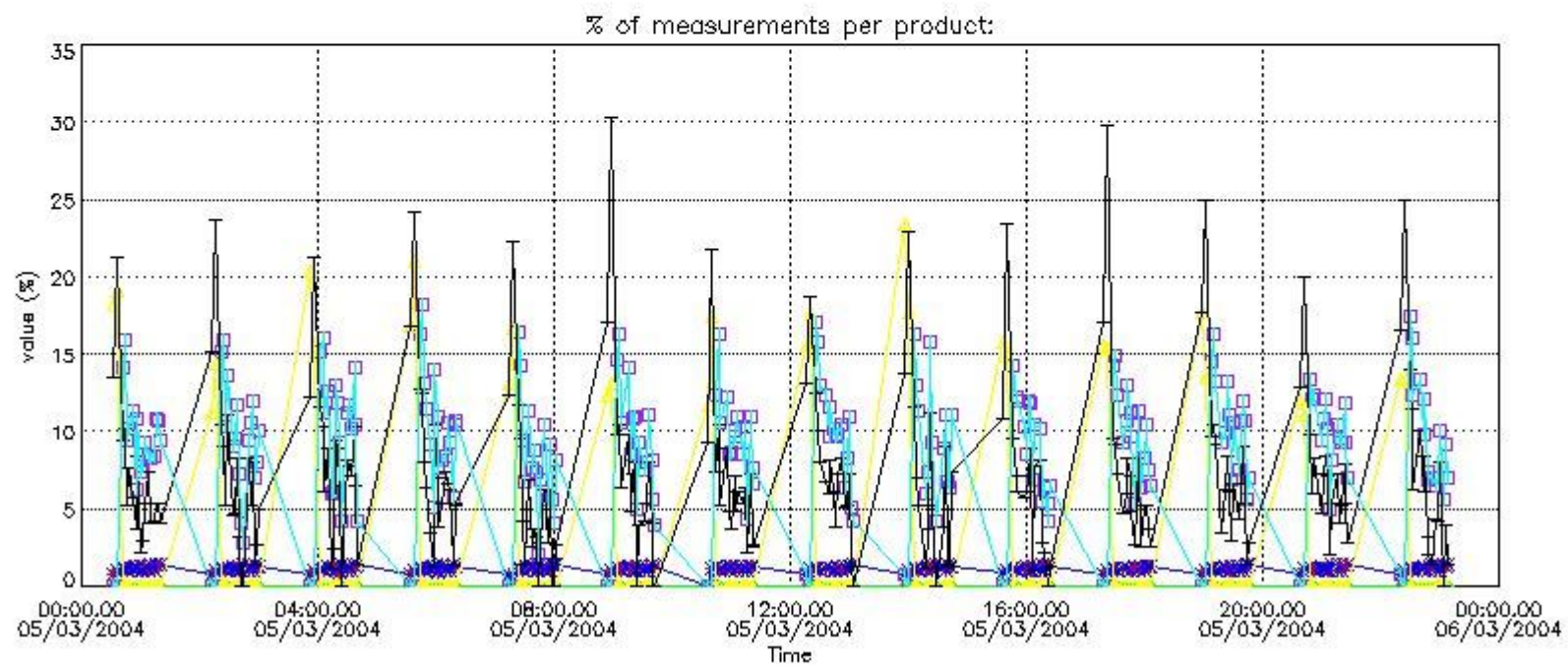
In this section it is plotted some information contained in the Quality Summary data set of the level 2 products that comes from the level 1b processing. Products without errors (error flag in the MPH set to "0") are used.

##### 4.1 Plot quality information per product (time dependant) coming from level 1b processing

##### 4.1.1 Plot level 1 quality information per product (time dependant): ENVISAT ASCENDING passes

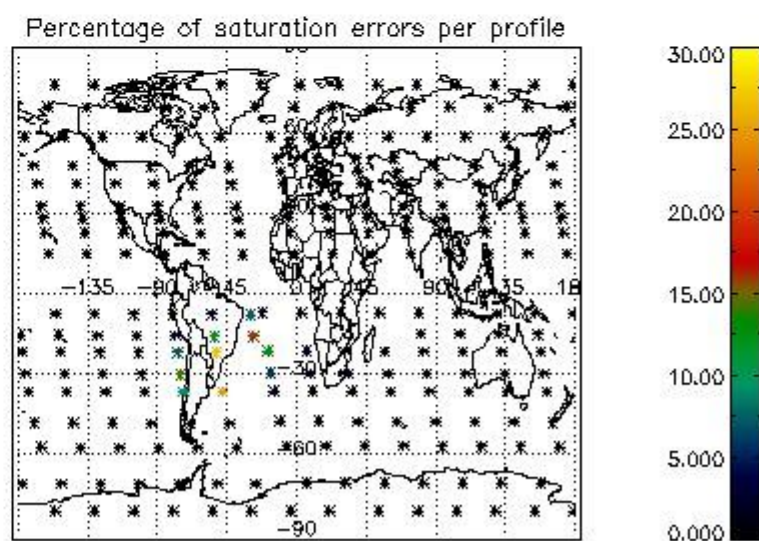
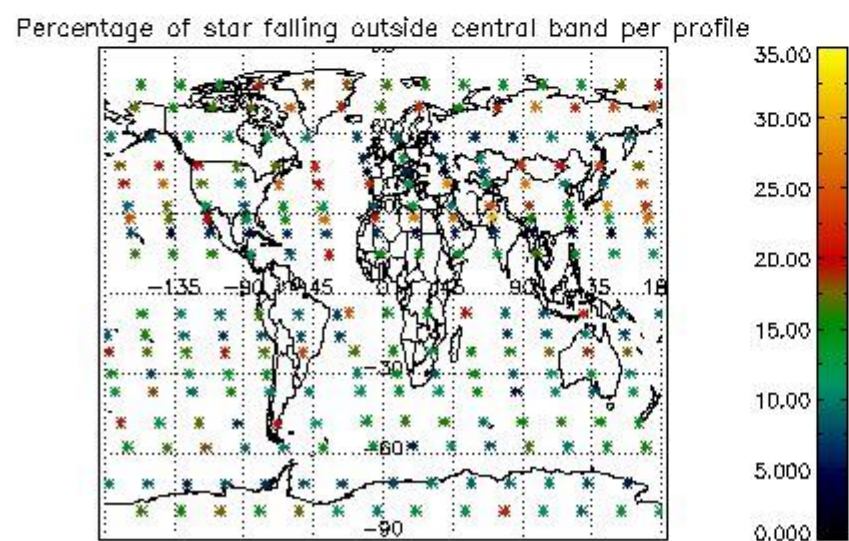
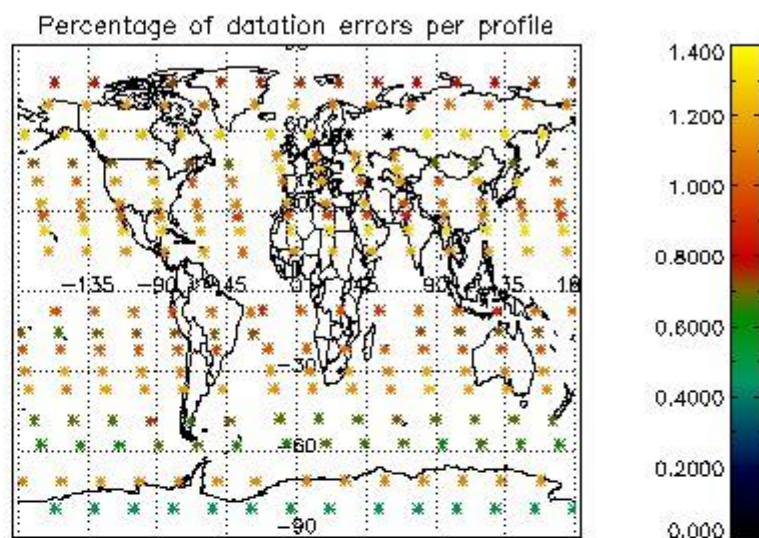
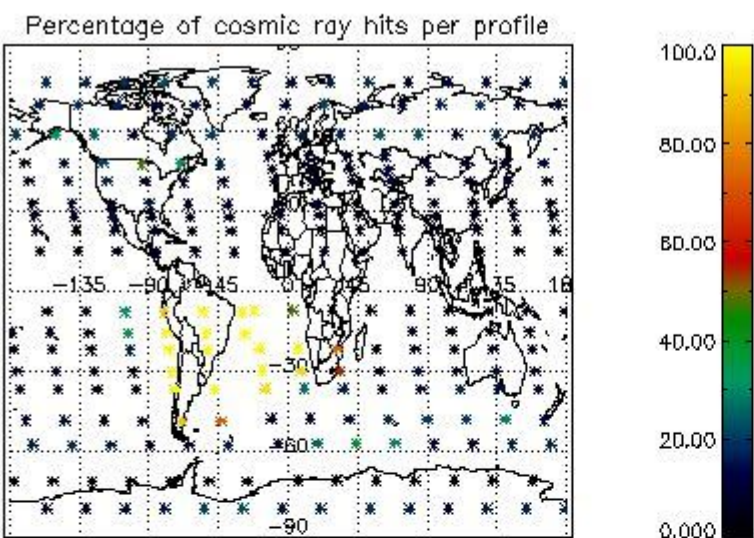


4.1.2 Plot level 1 quality information per product (time dependant): ENVI SAT DESCENDING passes

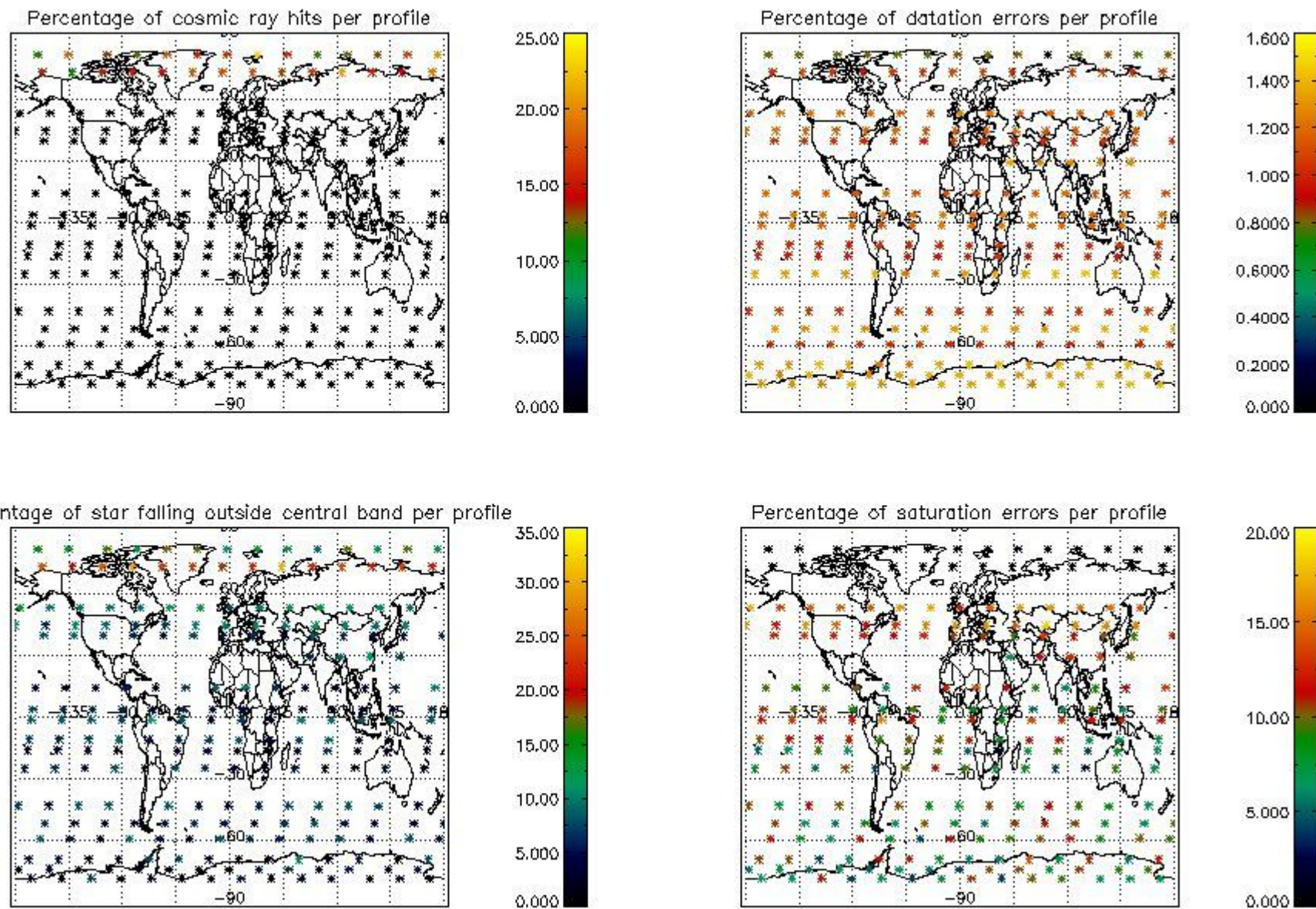


*4.2 Plot quality information per product coming from level 1b processing (world map)*

*4.2.1 Plot level 1 quality information per product (world map): ENVISAT ASCENDING passes*



4.2.2 Plot level 1 quality information per product (world map): ENVISAT DESCENDING passes



## 5. Trace gas profiles

### 5.1 Ozone statistics based on quality of products

The final quality of the products can be "measured" using the STD (Standard Deviation) attached to every point profile. This information is written to the parameter GOM\_NL\_\_2P/NL\_LOCAL\_SPECIES\_DENSITY/o3\_std of the level 2 products. The table below shows the statistics for given STD ranges.

The statistics are given with respect to the overall valid production:

- Products without fatal errors: GOM\_NL\_\_2P/MPH/PRODUCT\_ERR=0
- Valid point profile: GOM\_NL\_\_2P/NL\_LOCAL\_SPECIES\_DENSITY/pcd(0)=0

The 'Criteria' is applied to valid points of dark limb products:

- Products in dark limb illumination condition: GOM\_NL\_\_2P/NL\_SUMMARY\_QUALITY/obs\_ill\_cond=0
- Products without fatal errors: GOM\_NL\_\_2P/MPH/PRODUCT\_ERR=0
- Valid point profile: GOM\_NL\_\_2P/NL\_LOCAL\_SPECIES\_DENSITY/pcd(0)=0

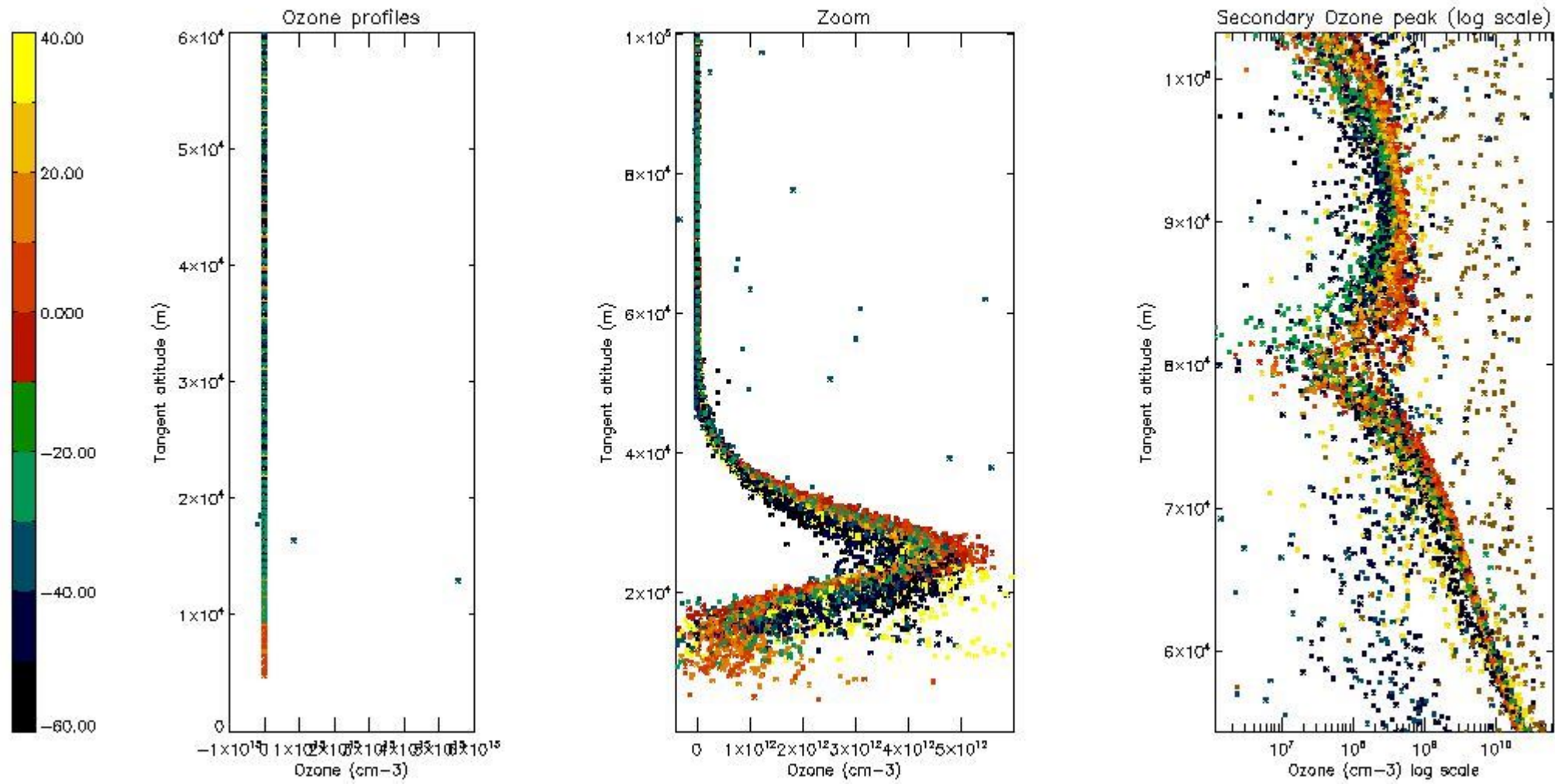
So, the table below shows the percentage of dark limb and valid observations for each criteria with respect to the overall valid daily observations.

Criteria	% of total production
All STD	36
STD < 20	19

STD < 10	15
STD < 5	10

5.2 Plot ozone profiles for all STD (dark without errors)

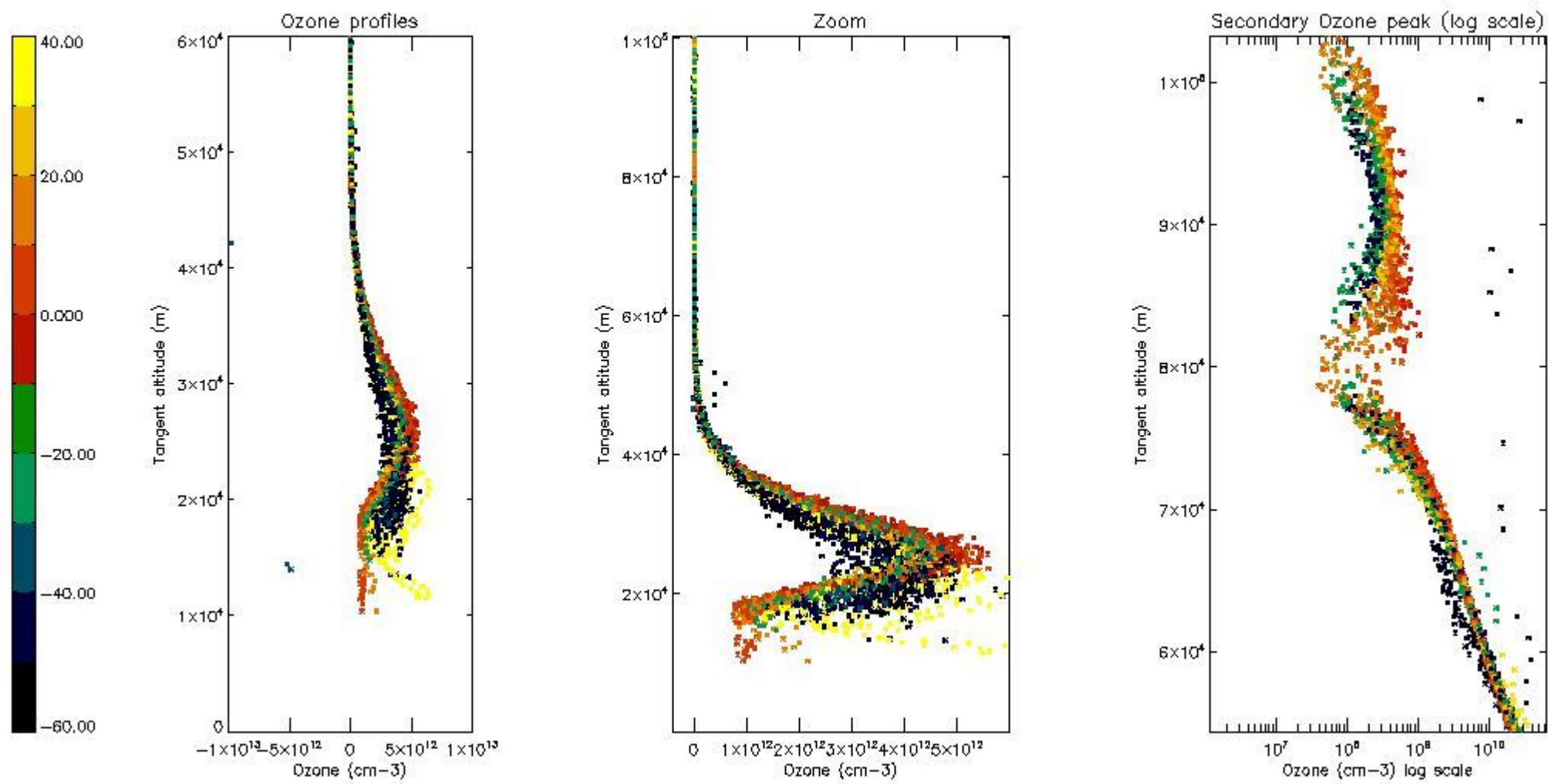
The colorbar represents the latitude.



5.3 Plot ozone profiles where STD < 20% (dark without errors)

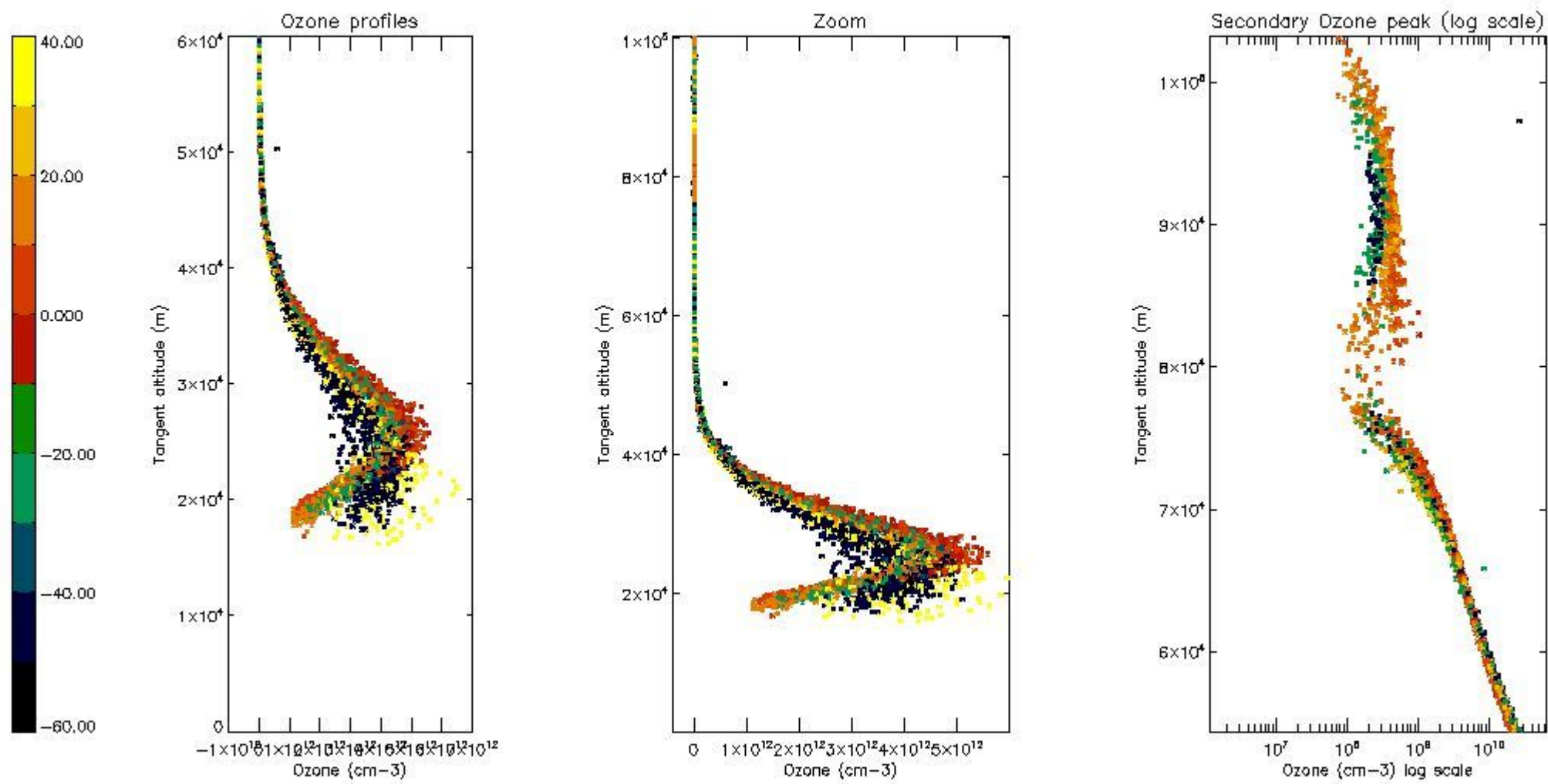
The colorbar represents the latitude.





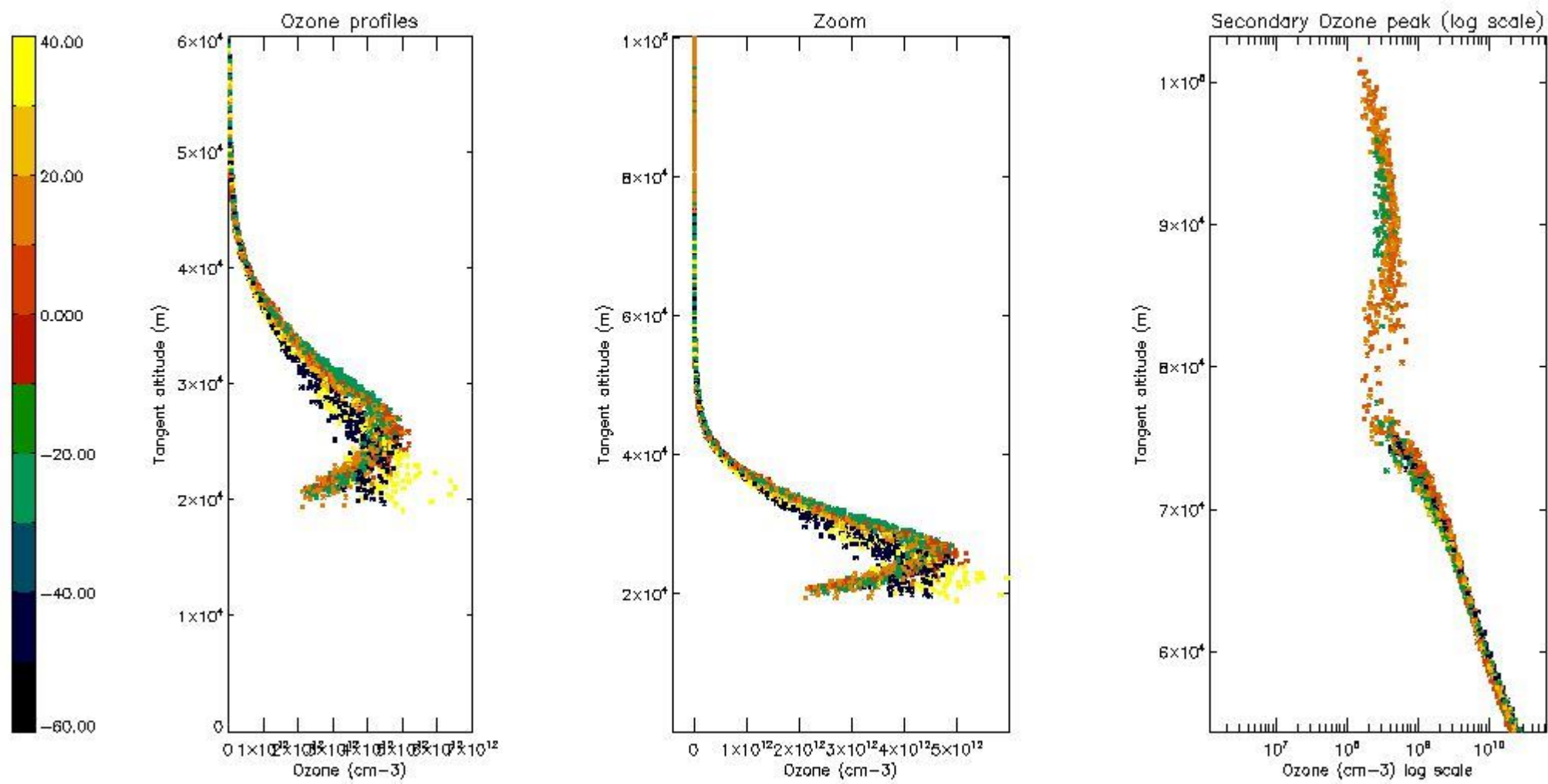
*5.4 Plot ozone profiles where STD < 10% (dark without errors)*

The colorbar represents the latitude.



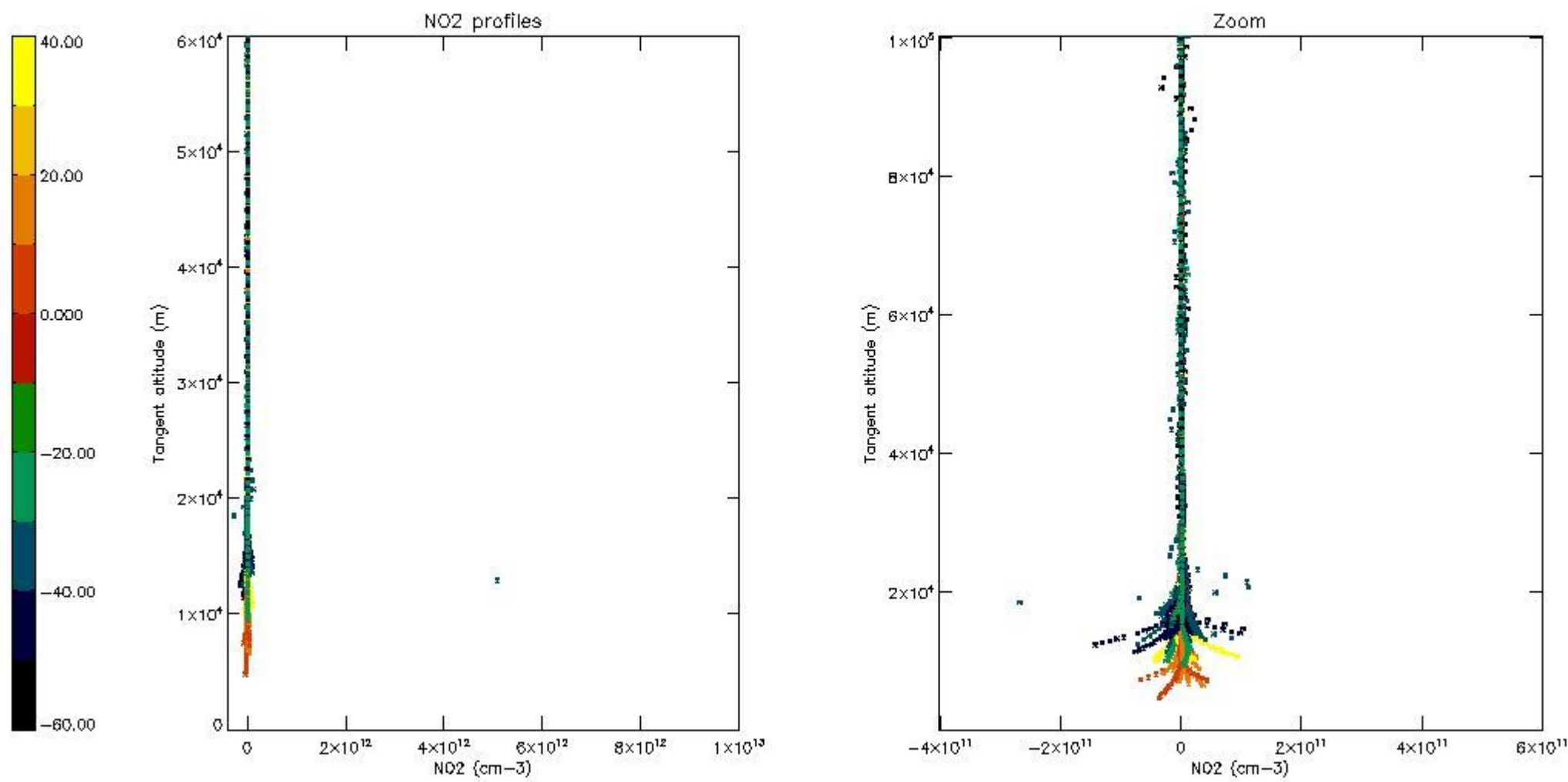
*5.5 Plot ozone profiles where STD < 5% (dark without errors)*

The colorbar represents the latitude.



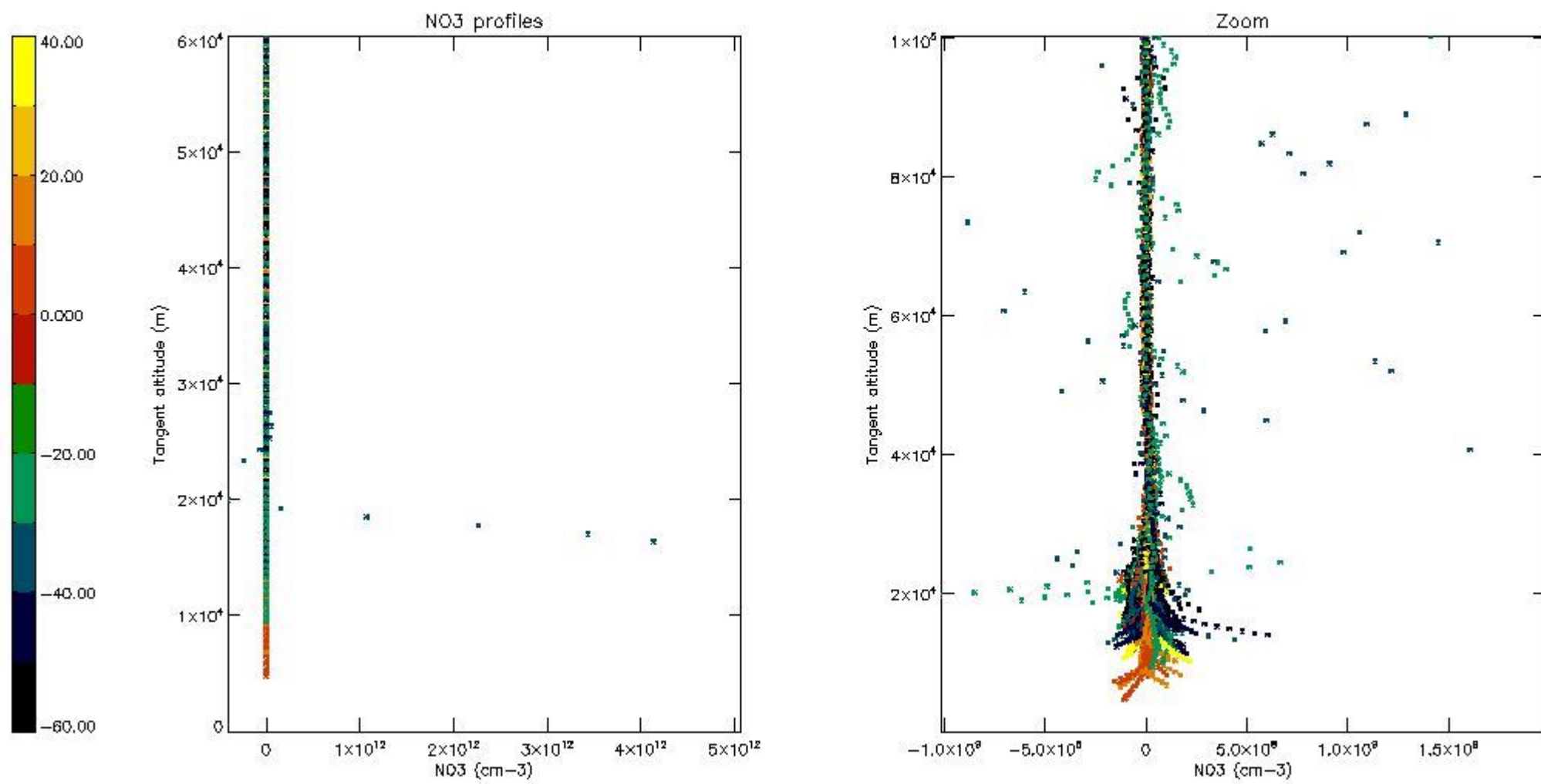
*5.6 Plot NO<sub>2</sub> profiles for all STD (dark without errors)*

The colorbar represents the latitude.



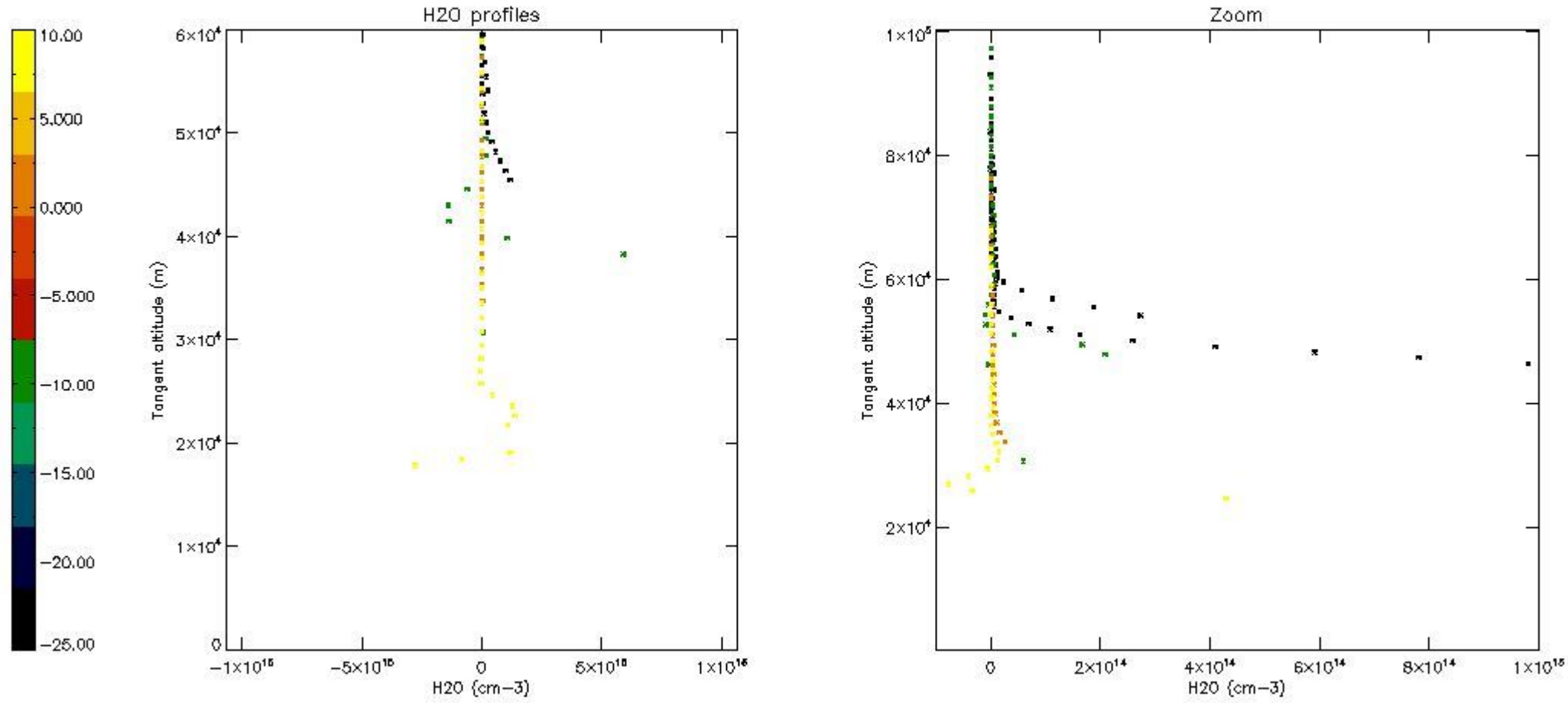
*5.7 Plot NO3 profiles for all STD (dark without errors)*

The colorbar represents the latitude.



5.8 Plot H2O profiles for all STD (only for occultations of stars 1,2,3,4,13,14,16,26,63 dark without errors)

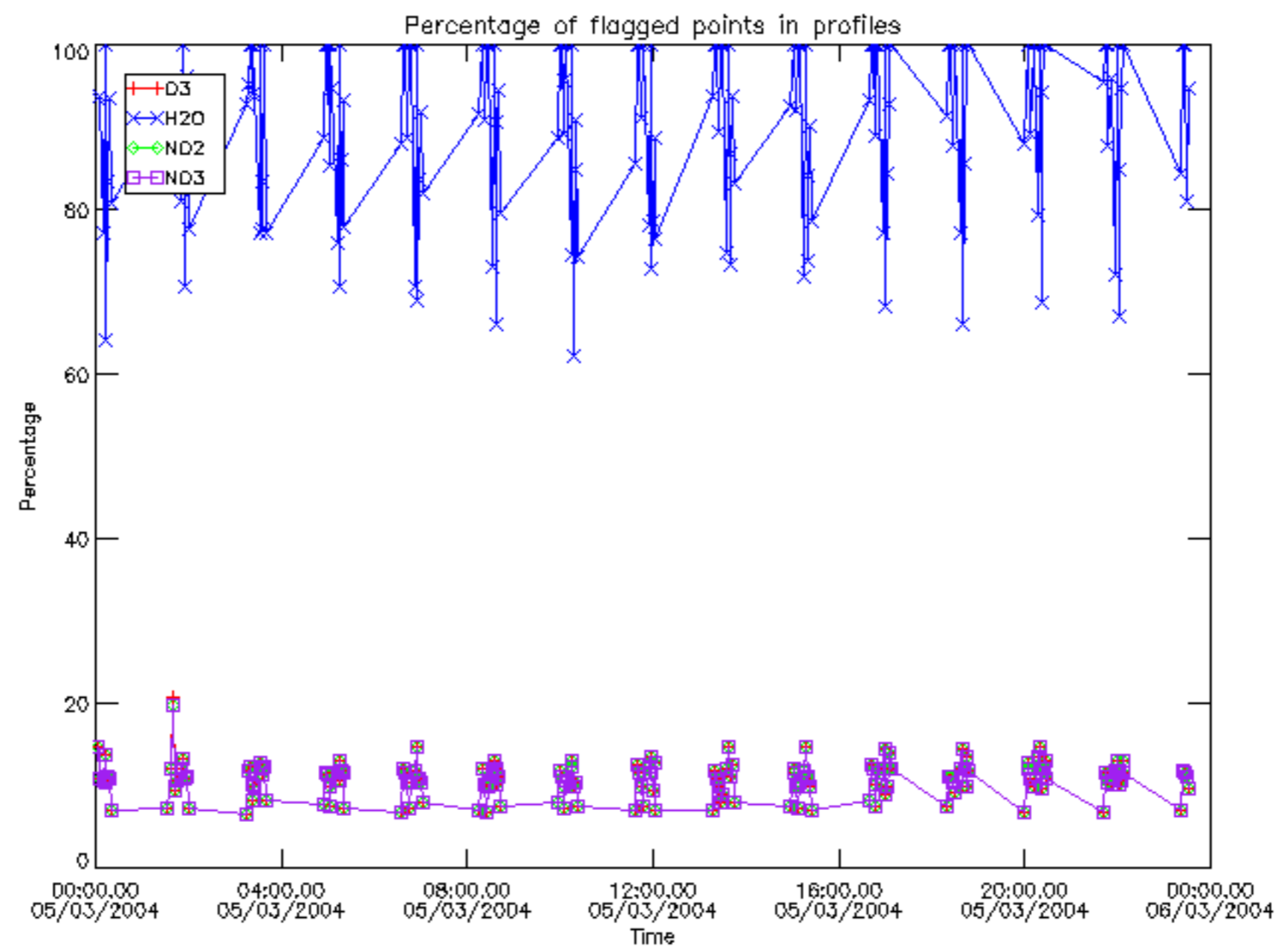
The colorbar represents the latitude.



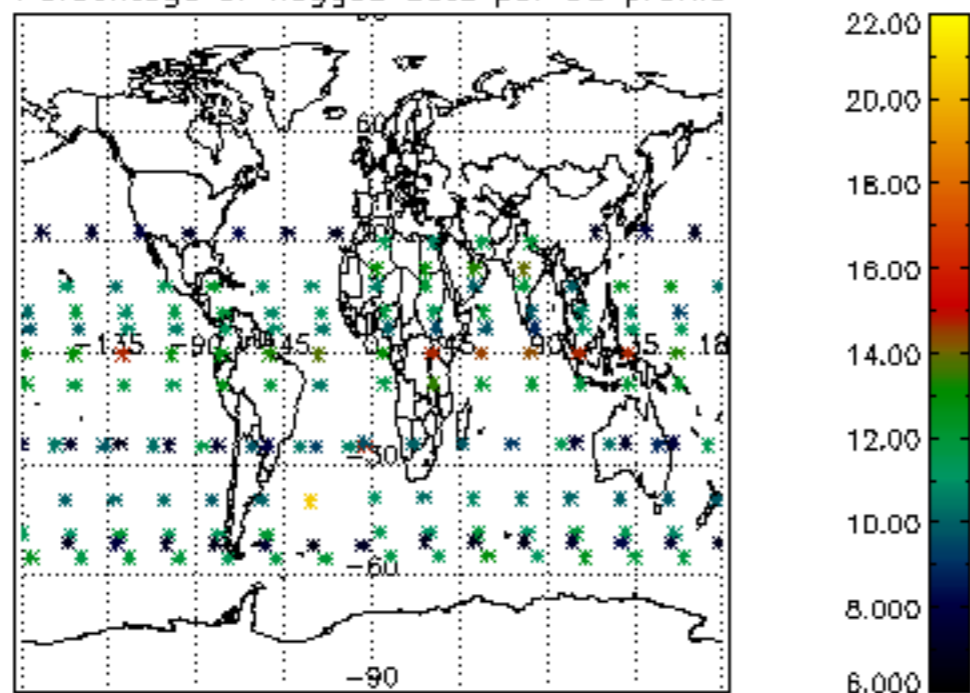
## 6. Auxiliary Data Files used for the production reported in section 2

The number reported in the third column indicates since which file (see list in section 2) the corresponding auxiliary file has been used. The fourth column is the date of those product files.

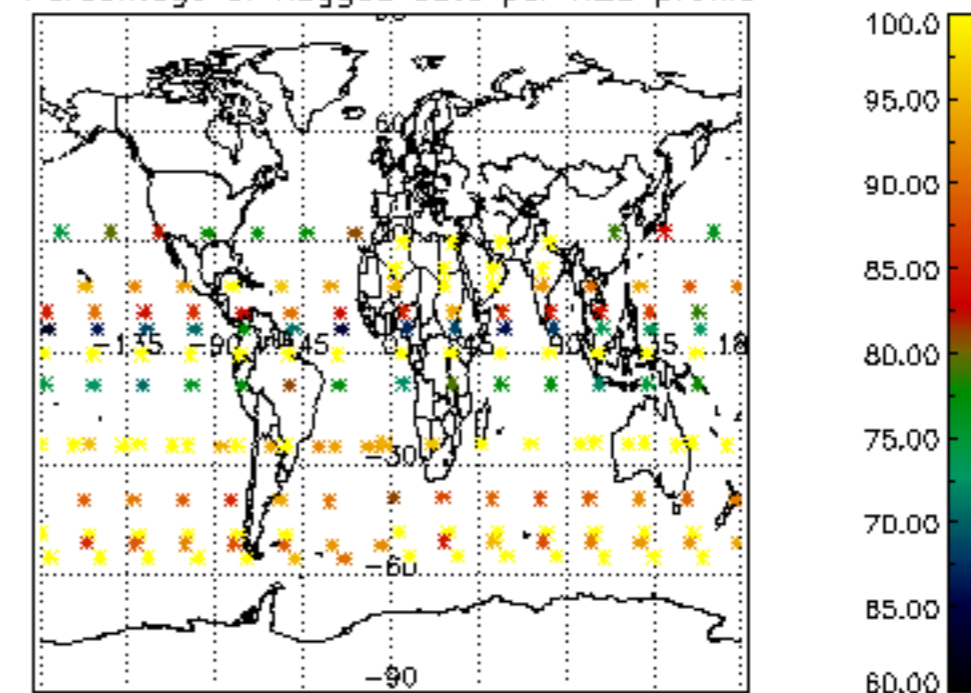
Type	Auxiliary Filename	Used since product	Used since product date
INST_PHYS_CHARACTERISTICS	GOM_INS_AXVIEC20091111_143220_20030716_120000_20500101_000000	1	05-MAR-2004 00:01:37
LEVEL-2_PROC_CONFIG	GOM_PR2_AXVIEC20091111_152718_20020301_000000_20500101_000000	1	05-MAR-2004 00:01:37
CROSS_SECTIONS_FILE	GOM_CRS_AXVIEC20091111_154832_20020301_000000_20500101_000000	1	05-MAR-2004 00:01:37



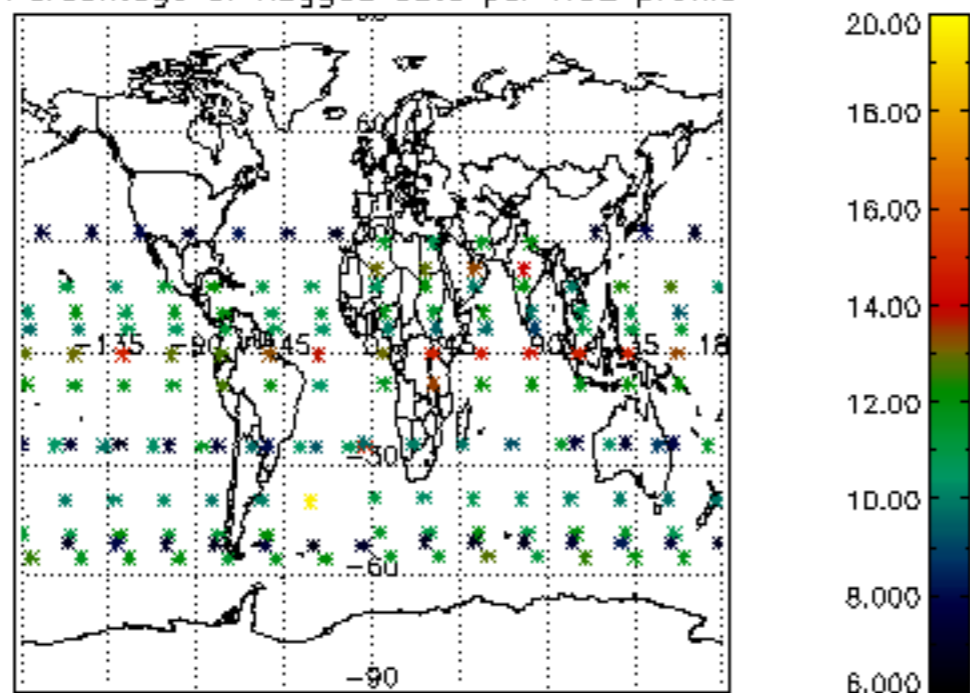
Percentage of flagged data per D3 profile



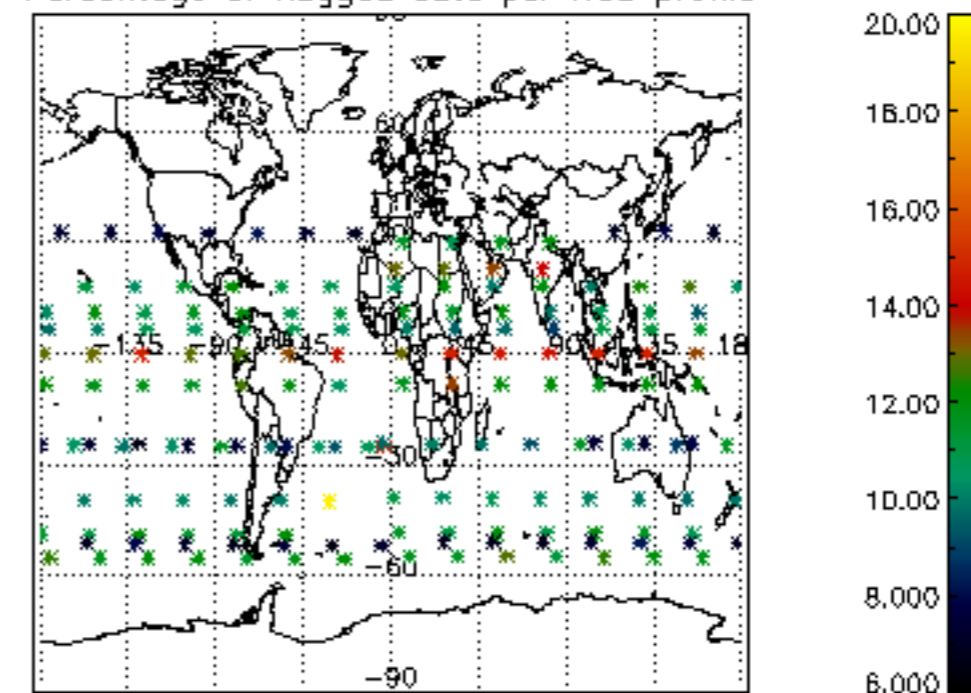
Percentage of flagged data per H2O profile



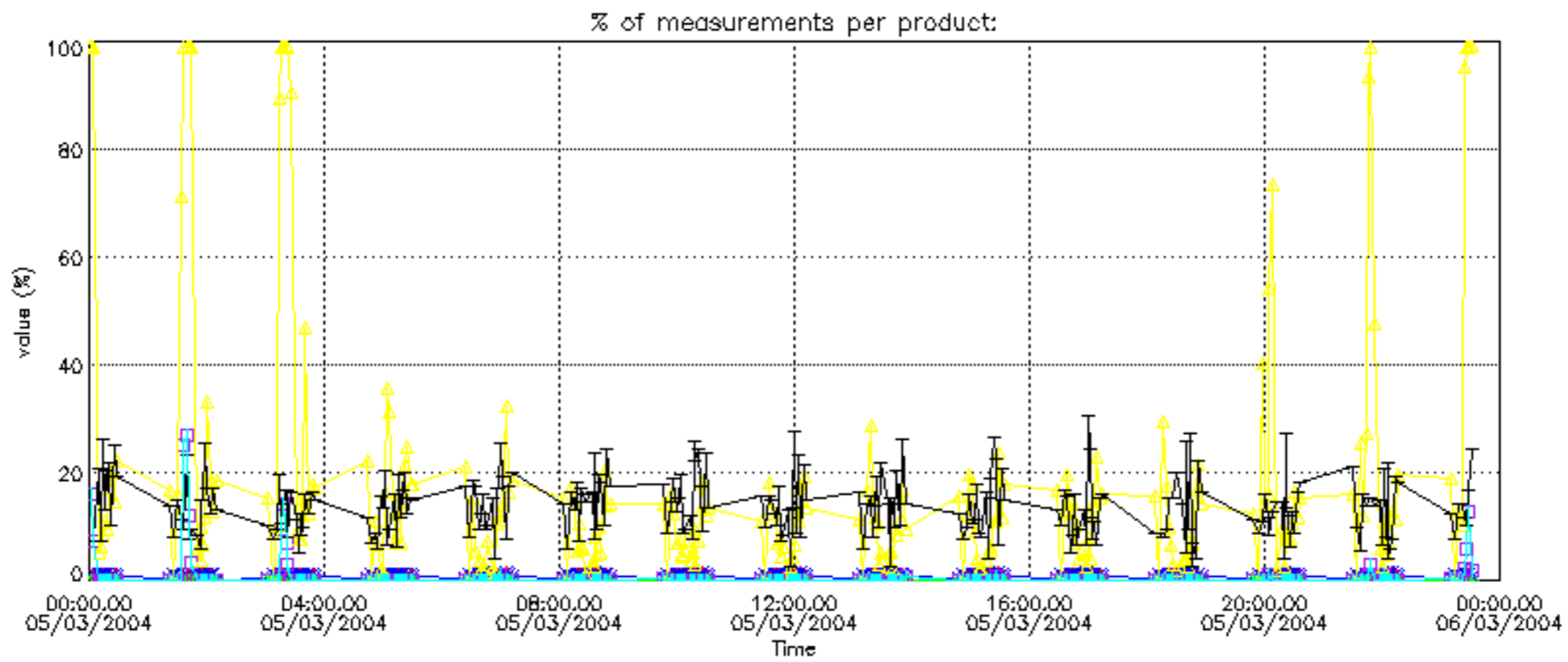
Percentage of flagged data per NO2 profile

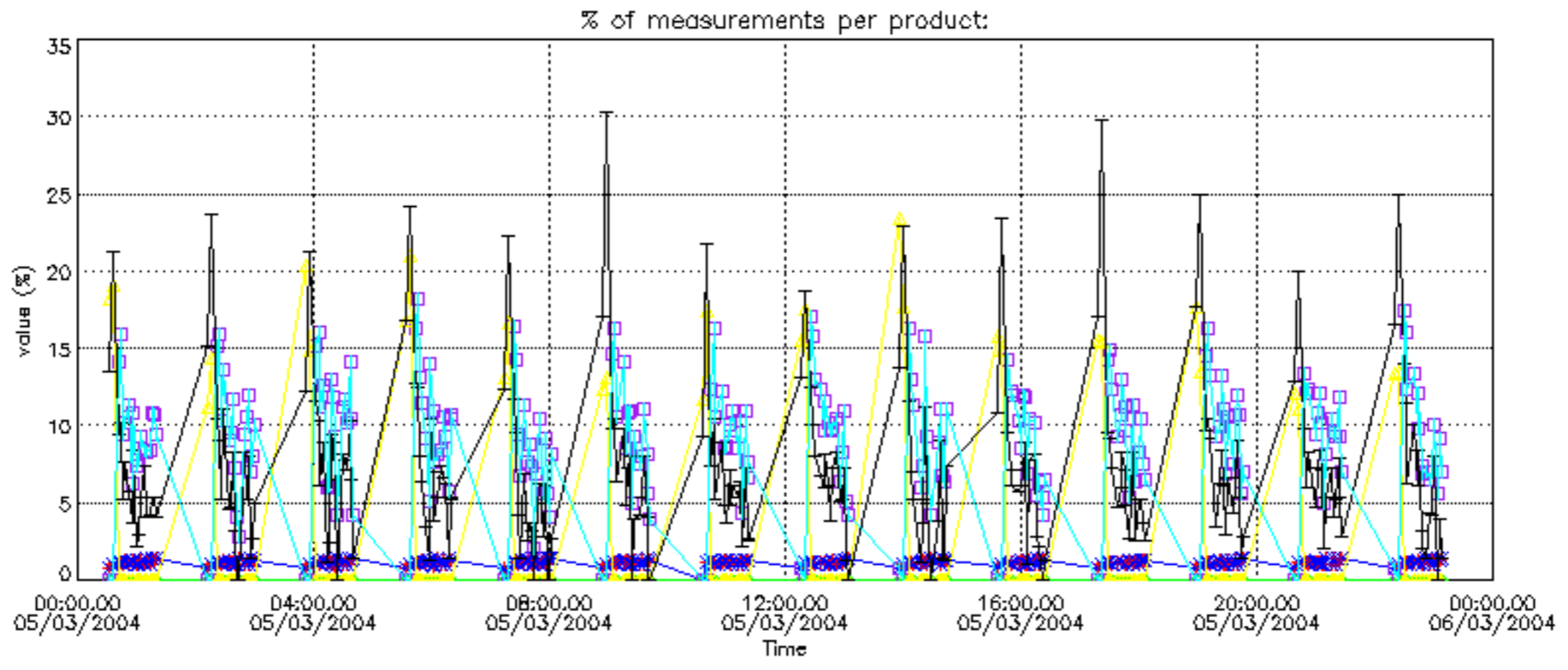


Percentage of flagged data per NO3 profile

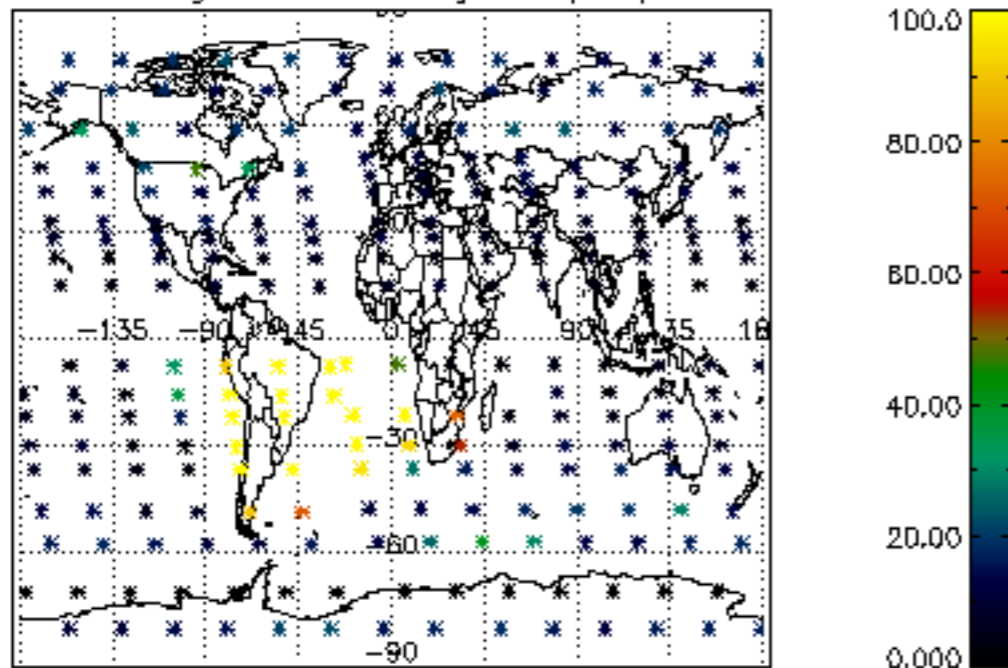




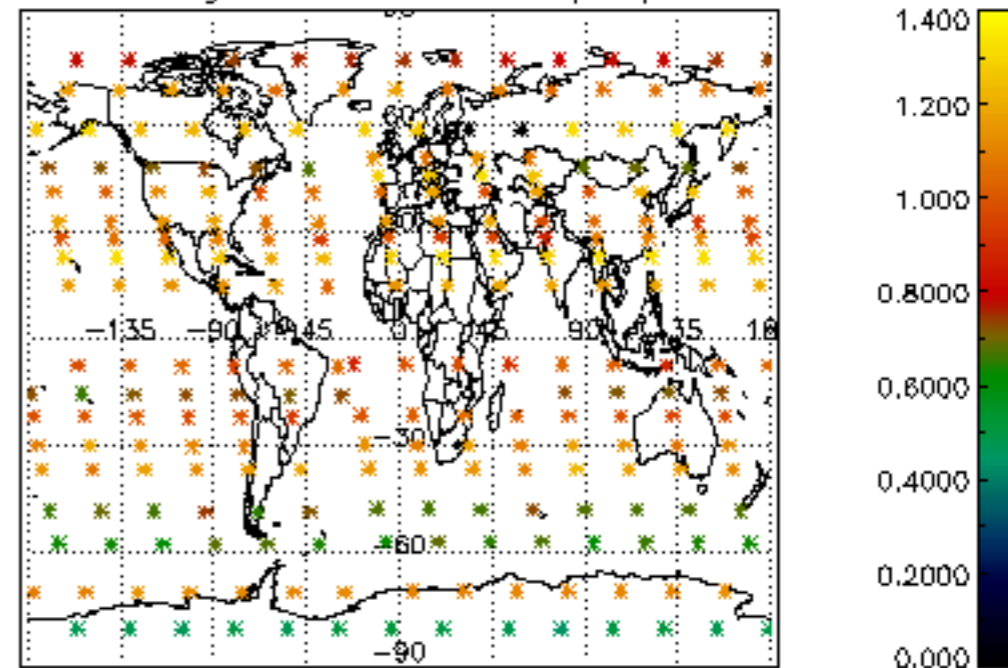




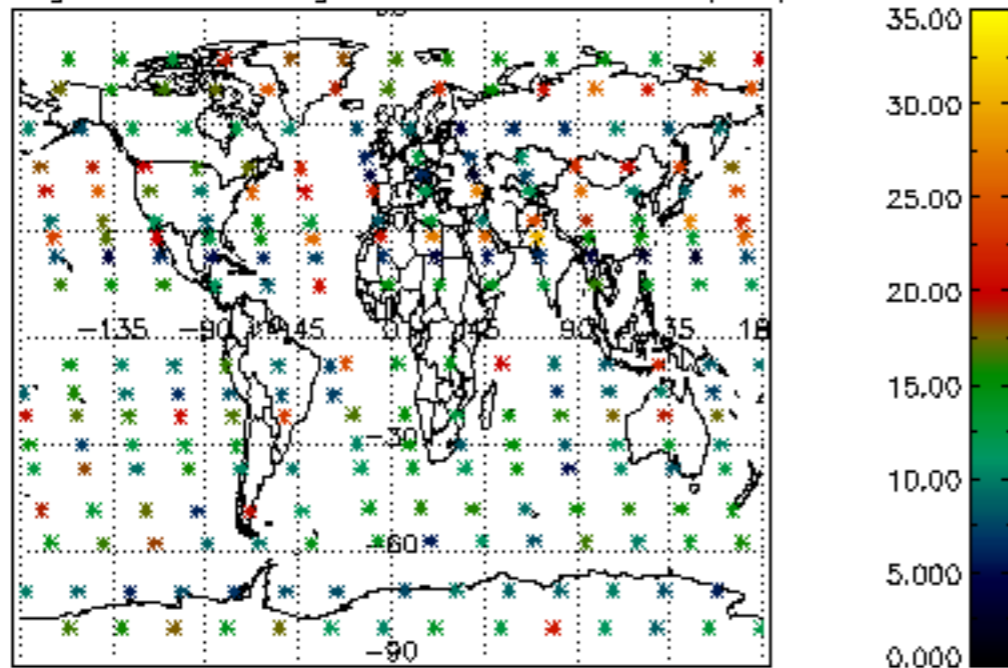
Percentage of cosmic ray hits per profile



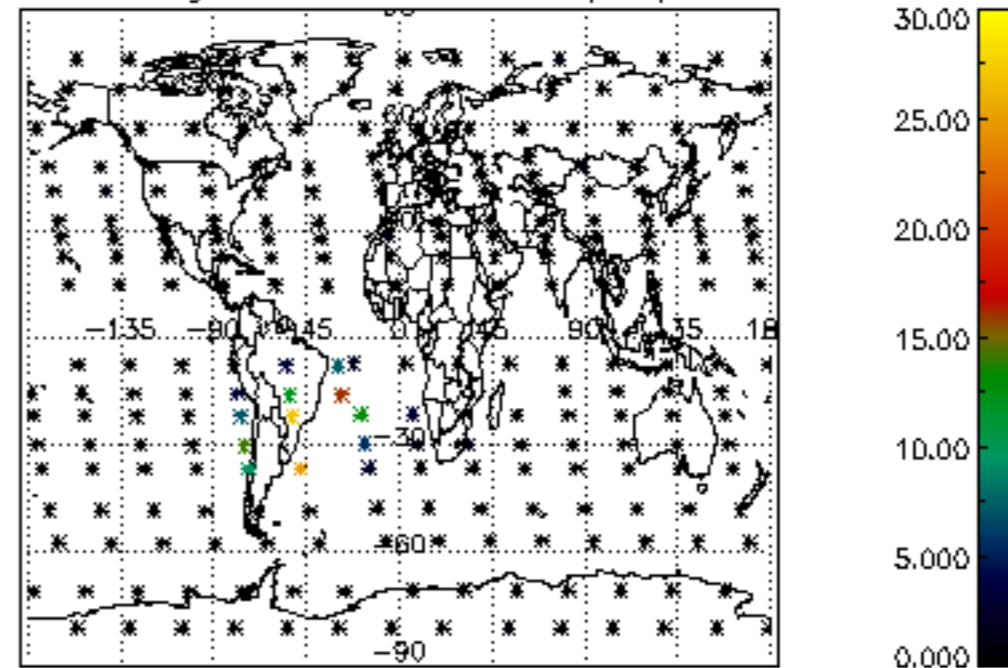
Percentage of datation errors per profile



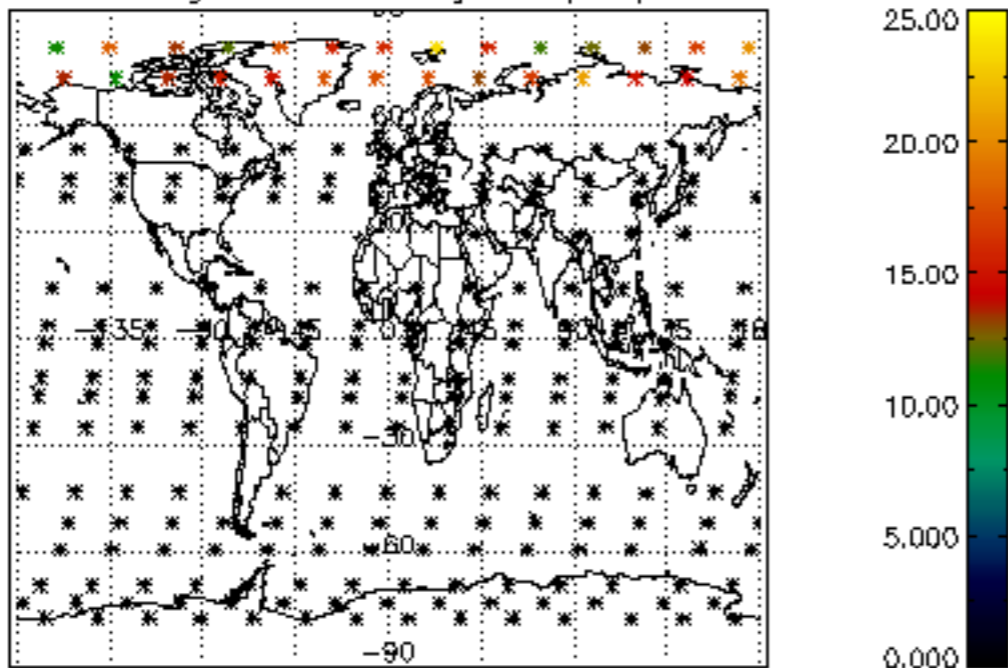
Percentage of star falling outside central band per profile



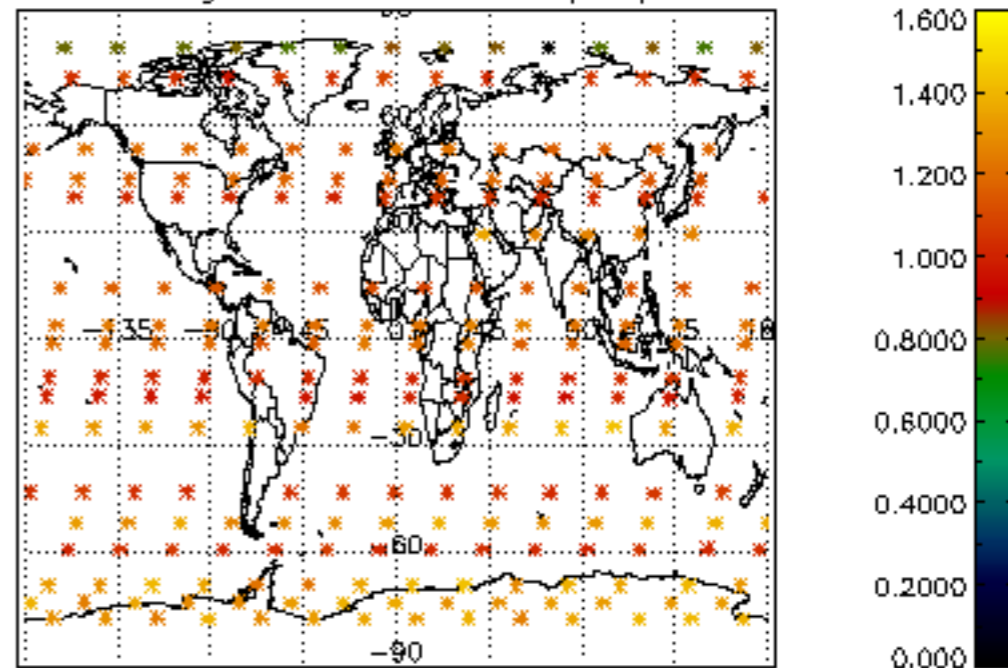
Percentage of saturation errors per profile



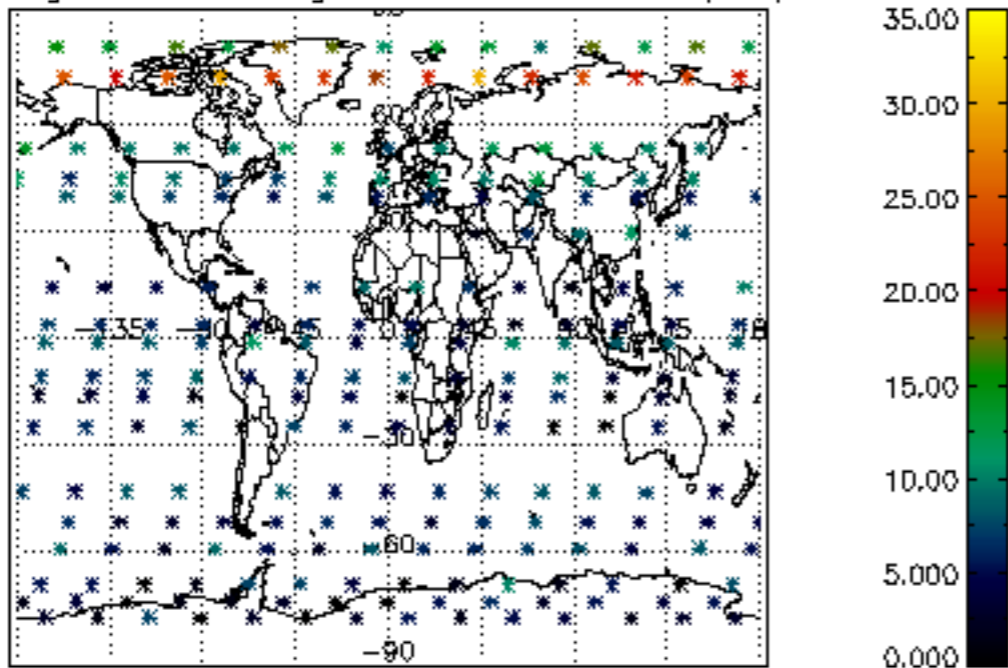
Percentage of cosmic ray hits per profile



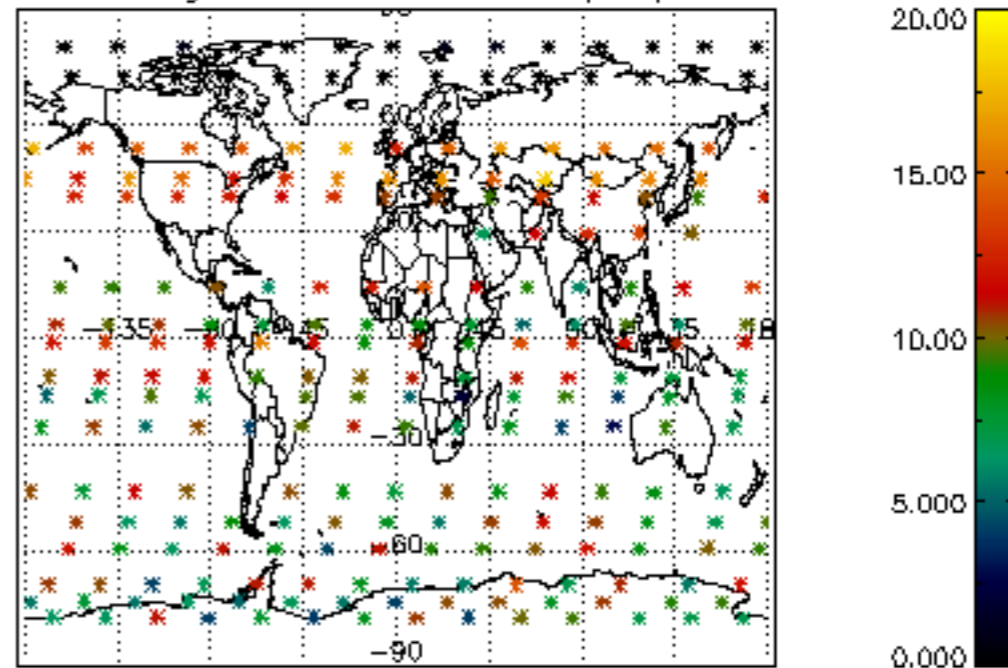
Percentage of datation errors per profile

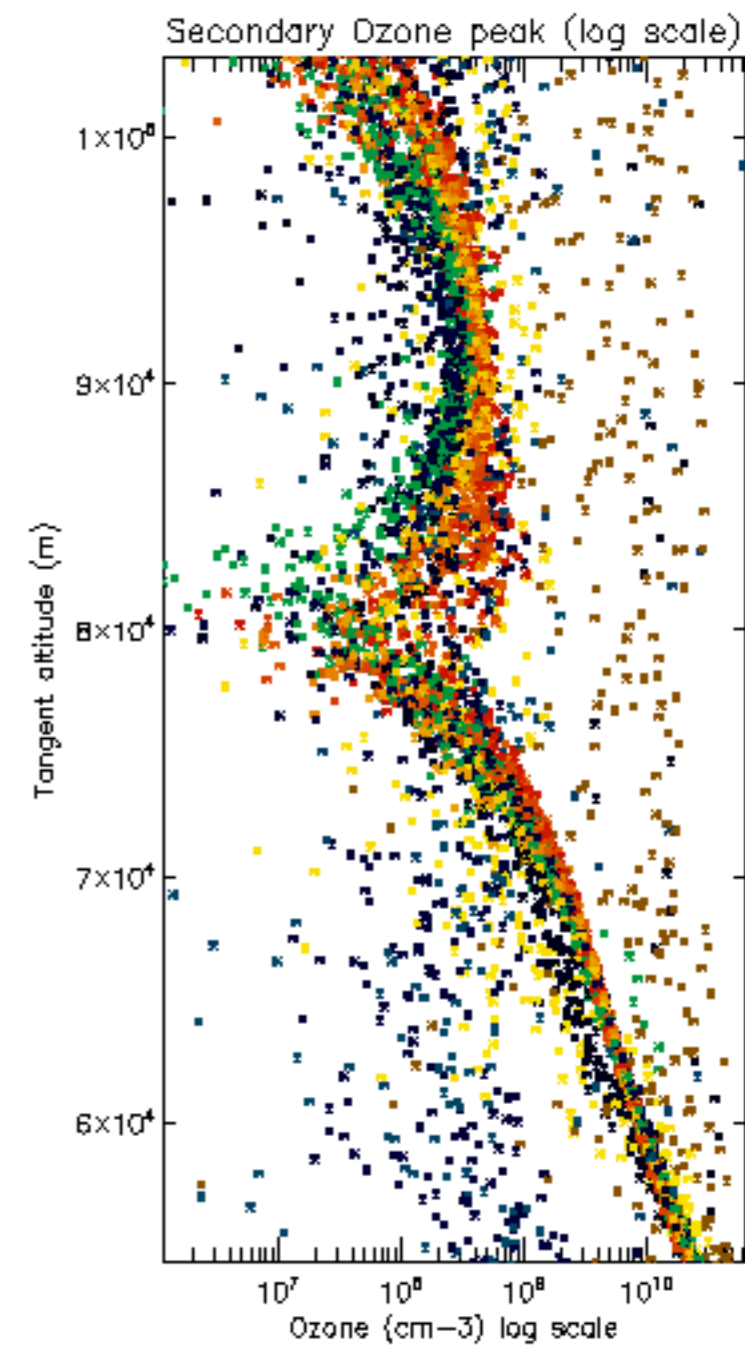
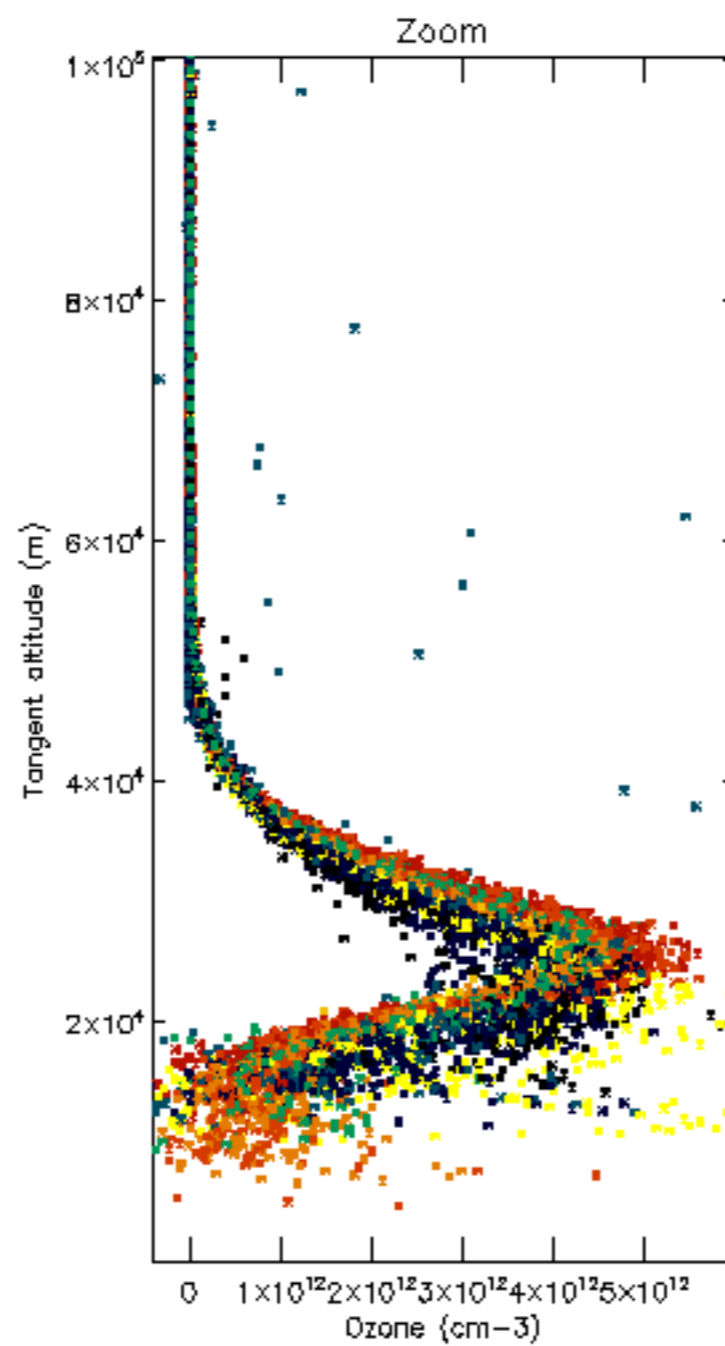
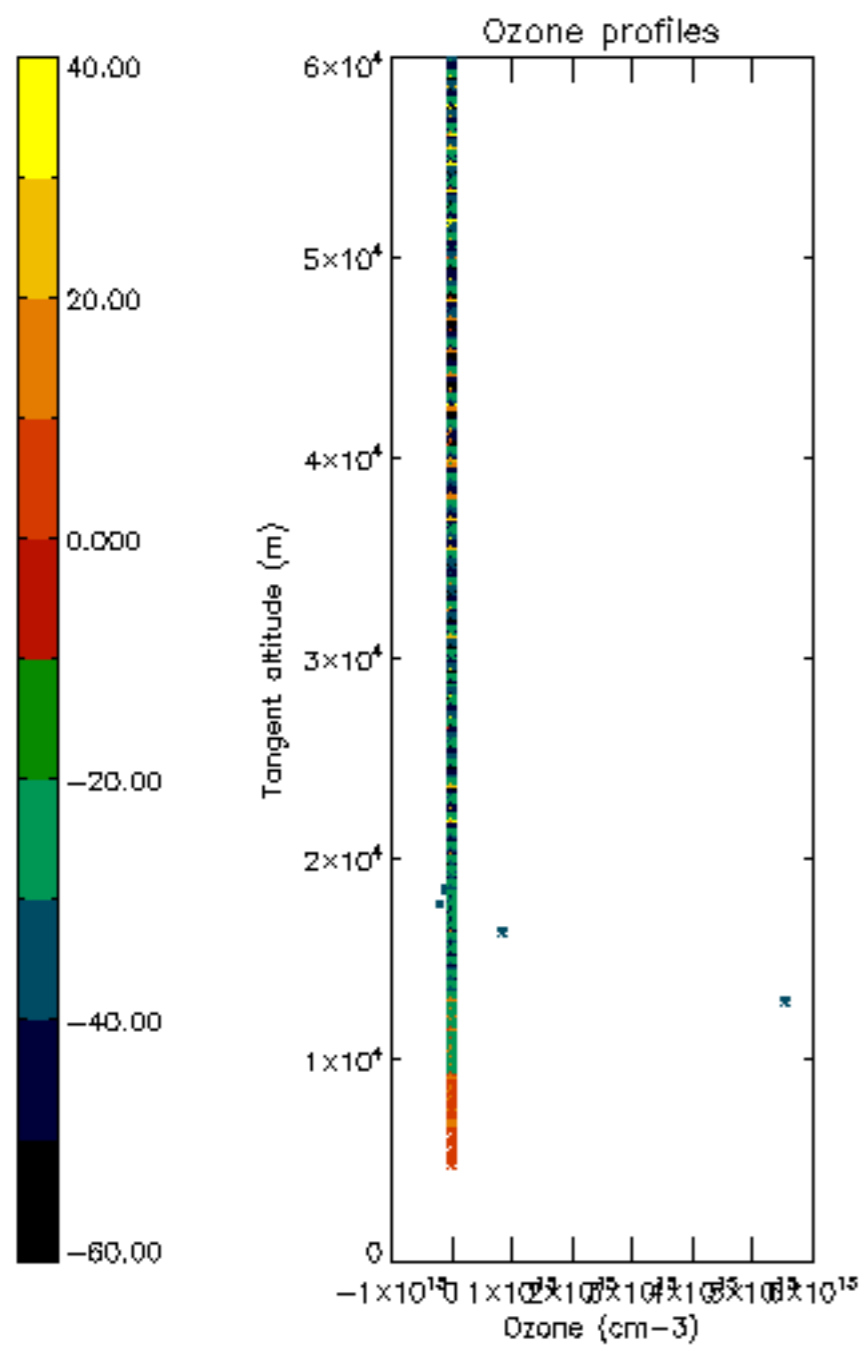


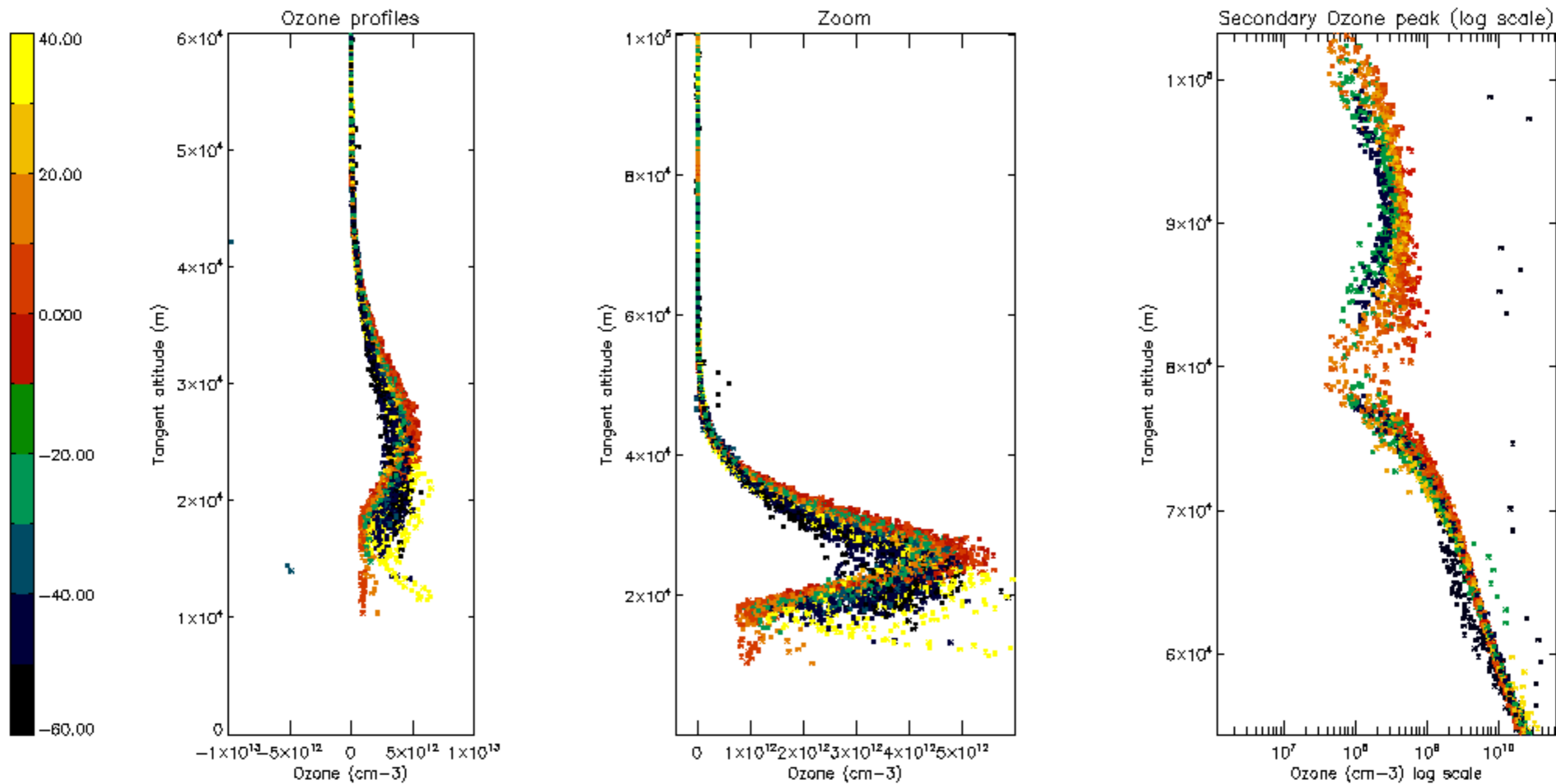
Percentage of star falling outside central band per profile

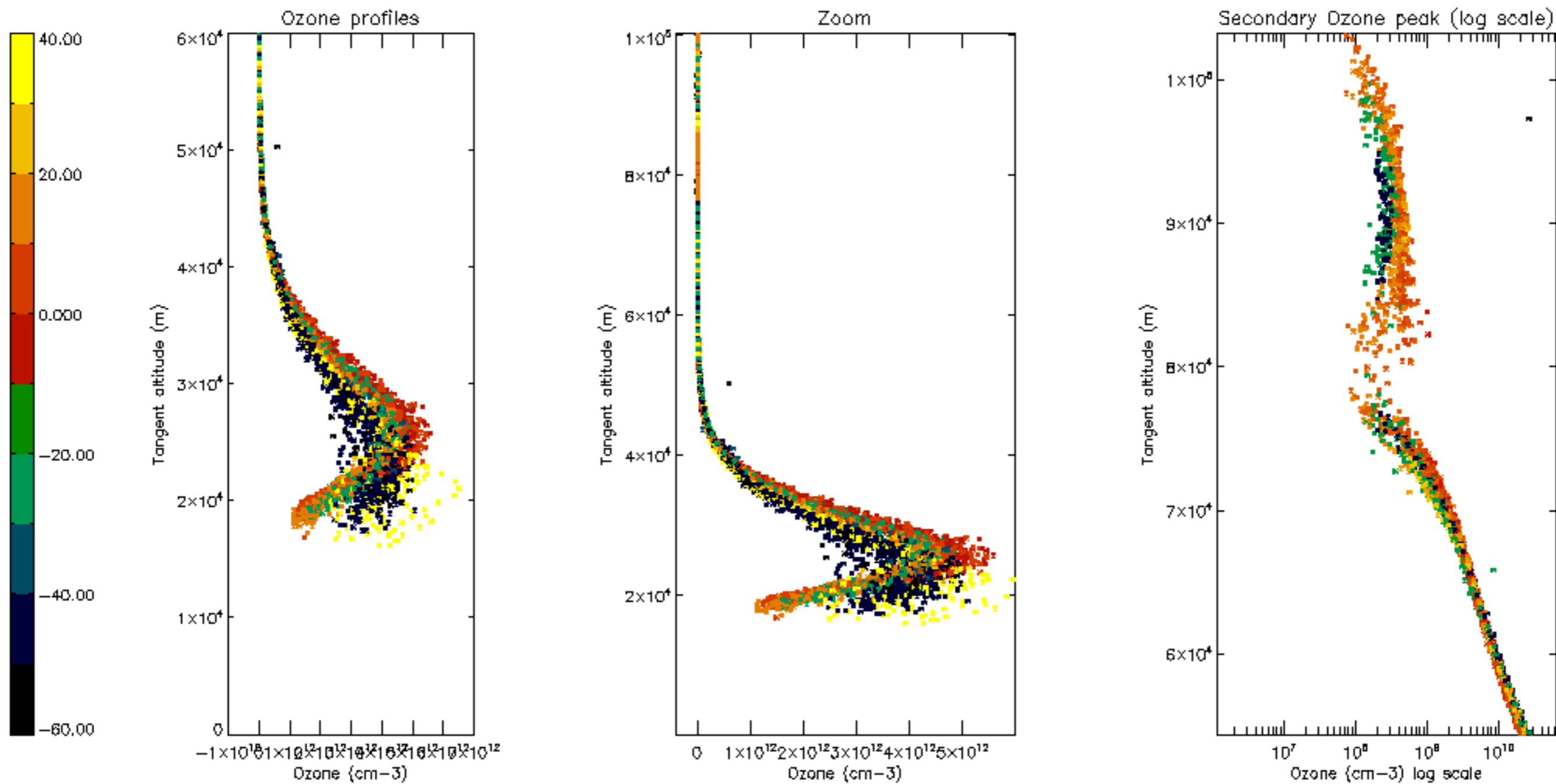


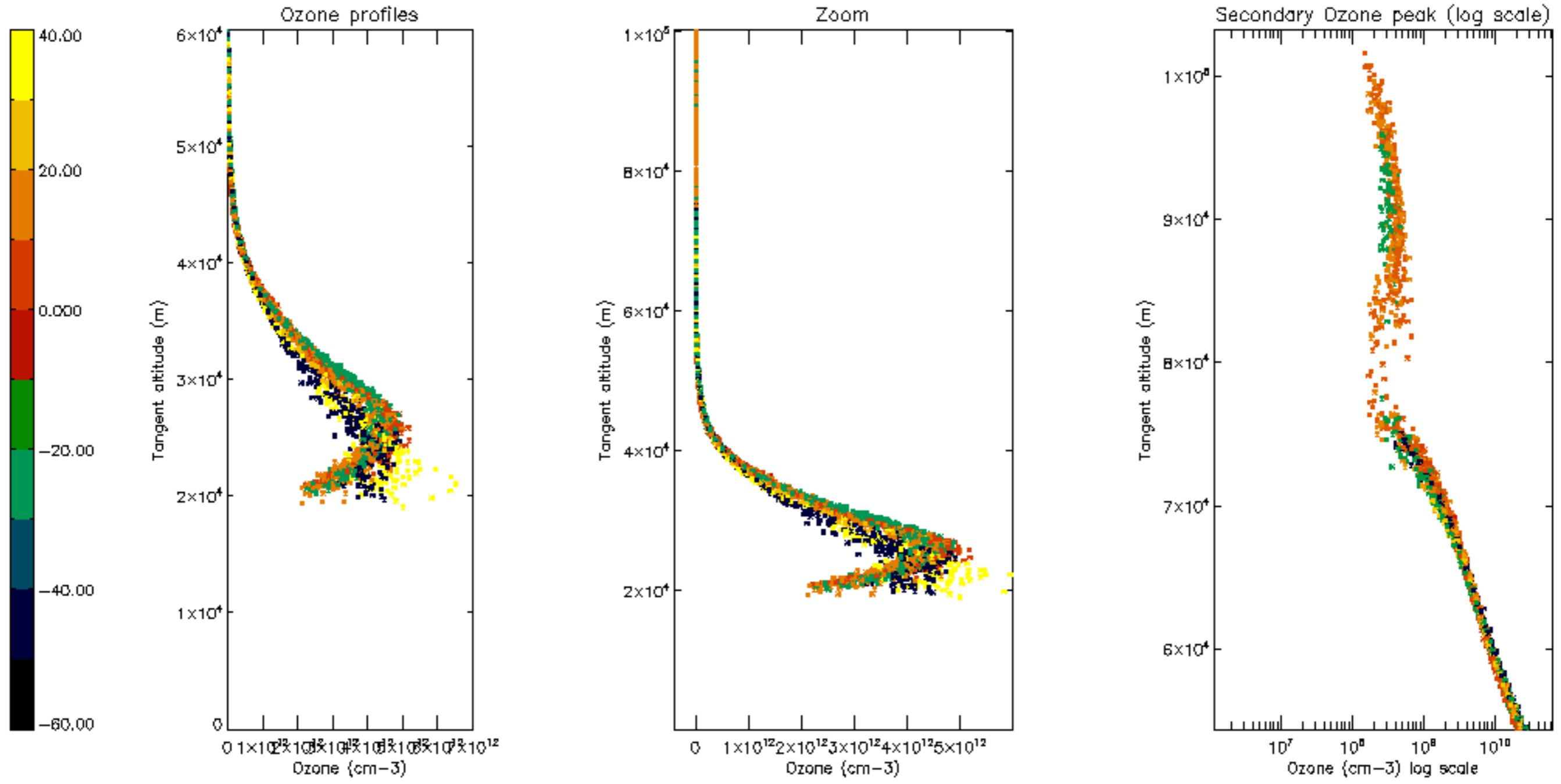
Percentage of saturation errors per profile



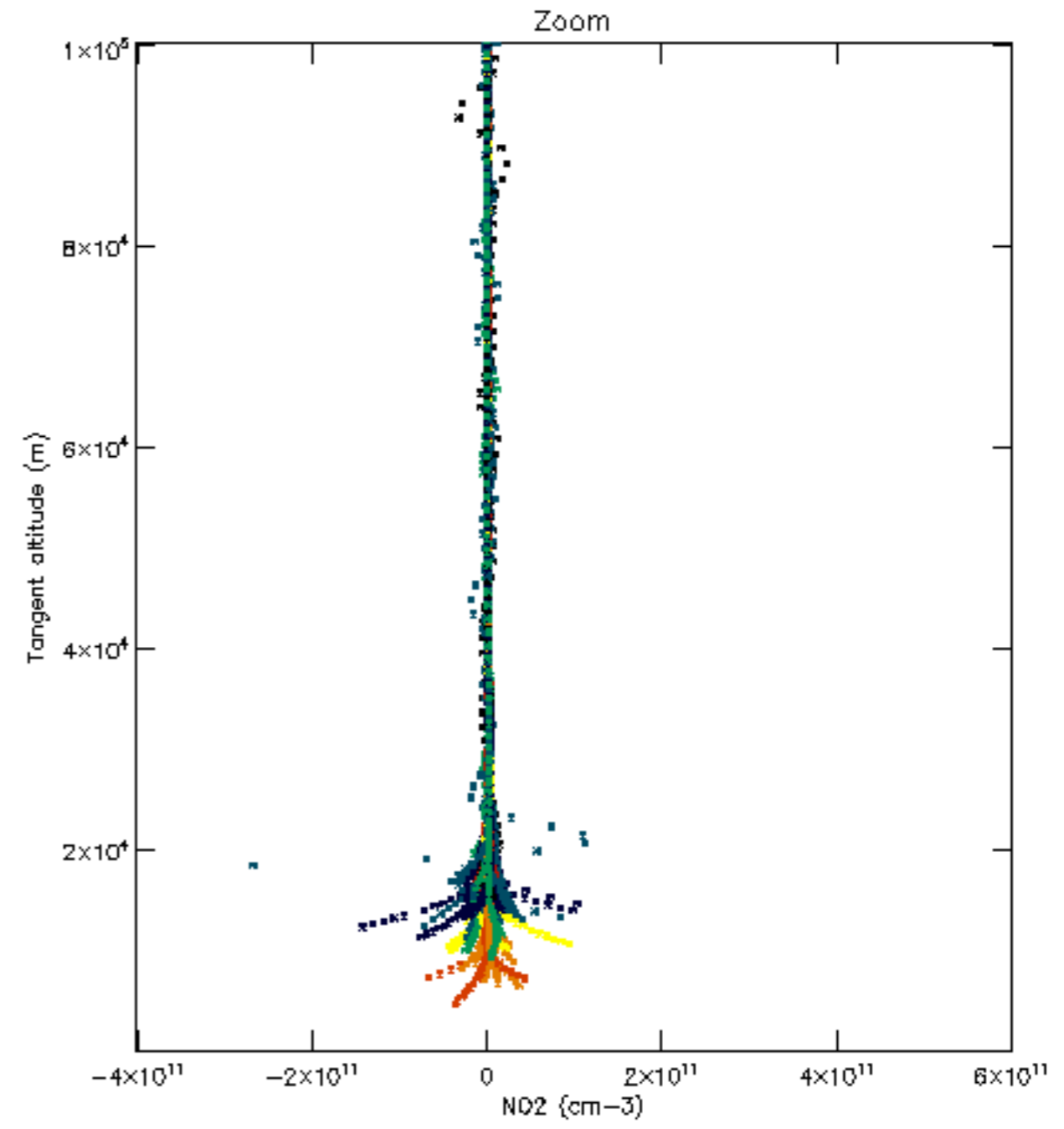
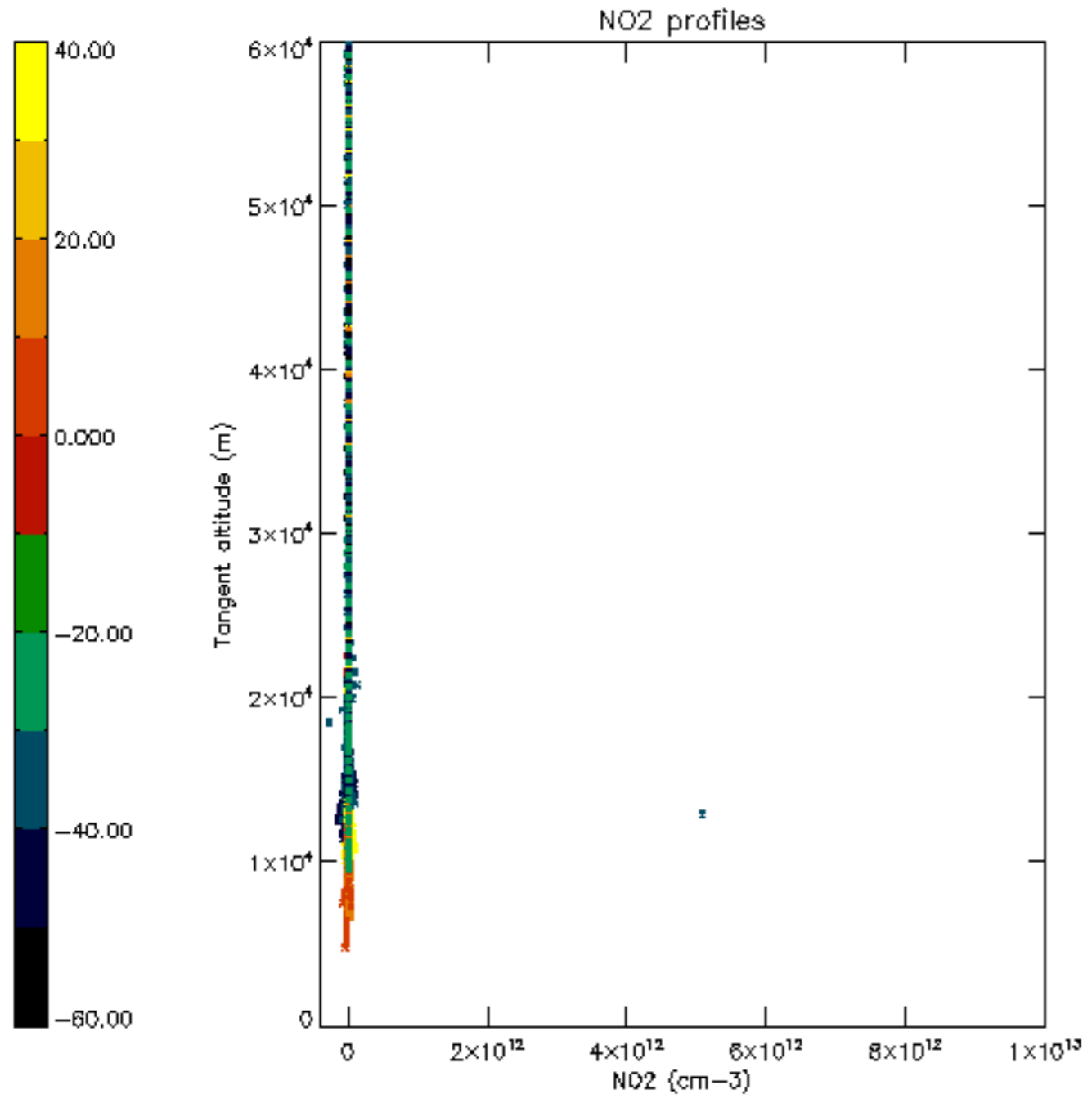


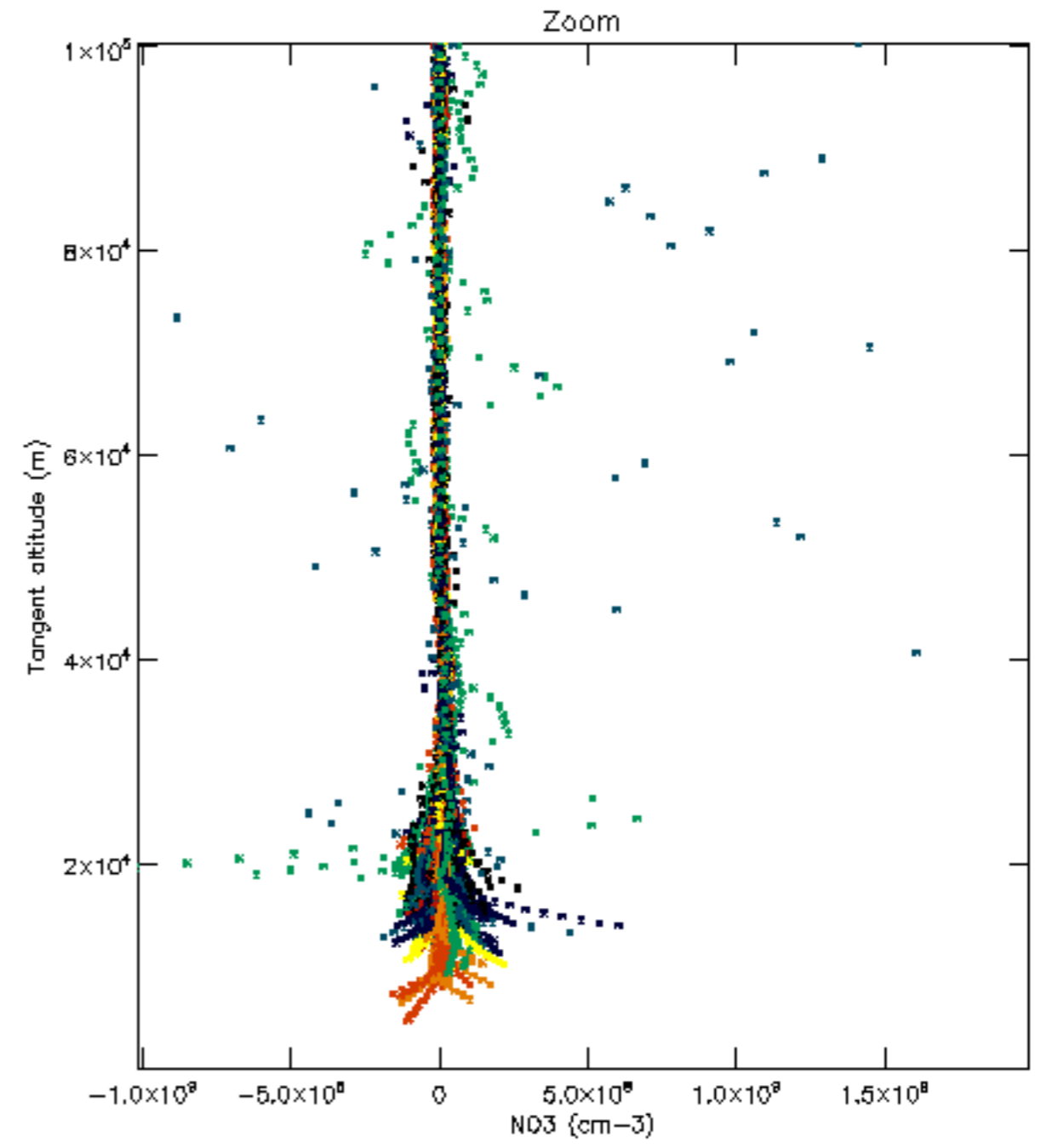
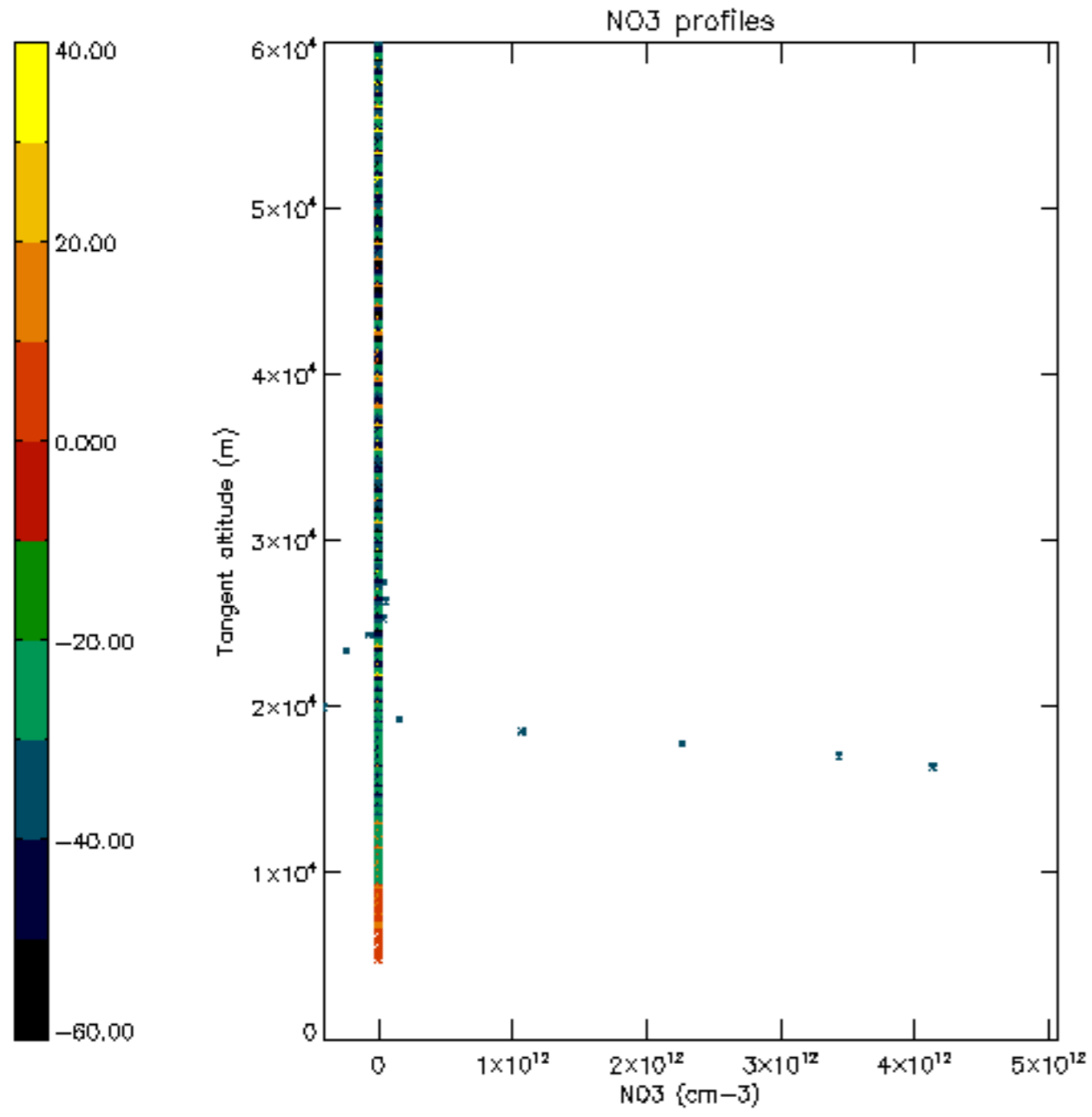


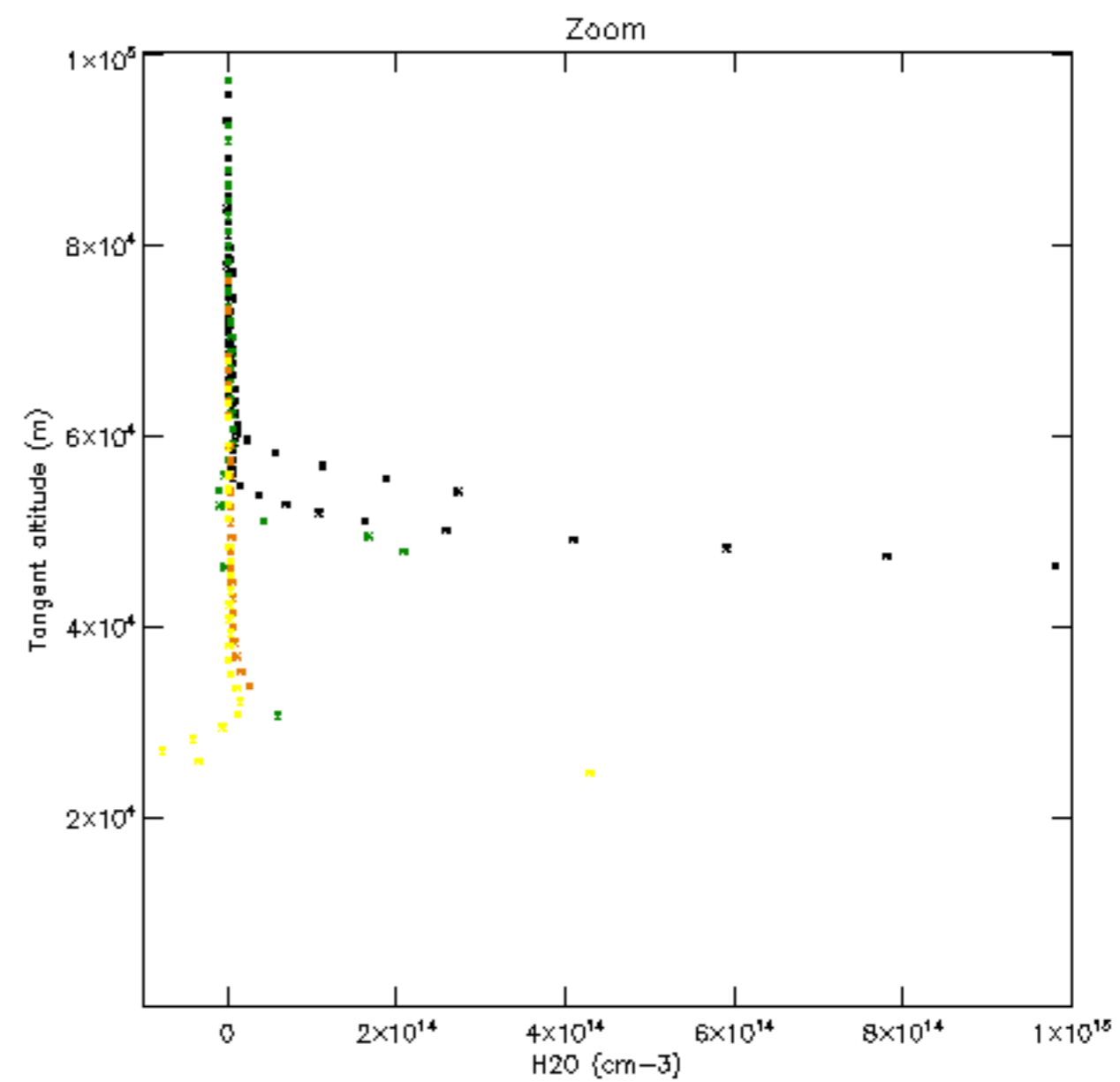
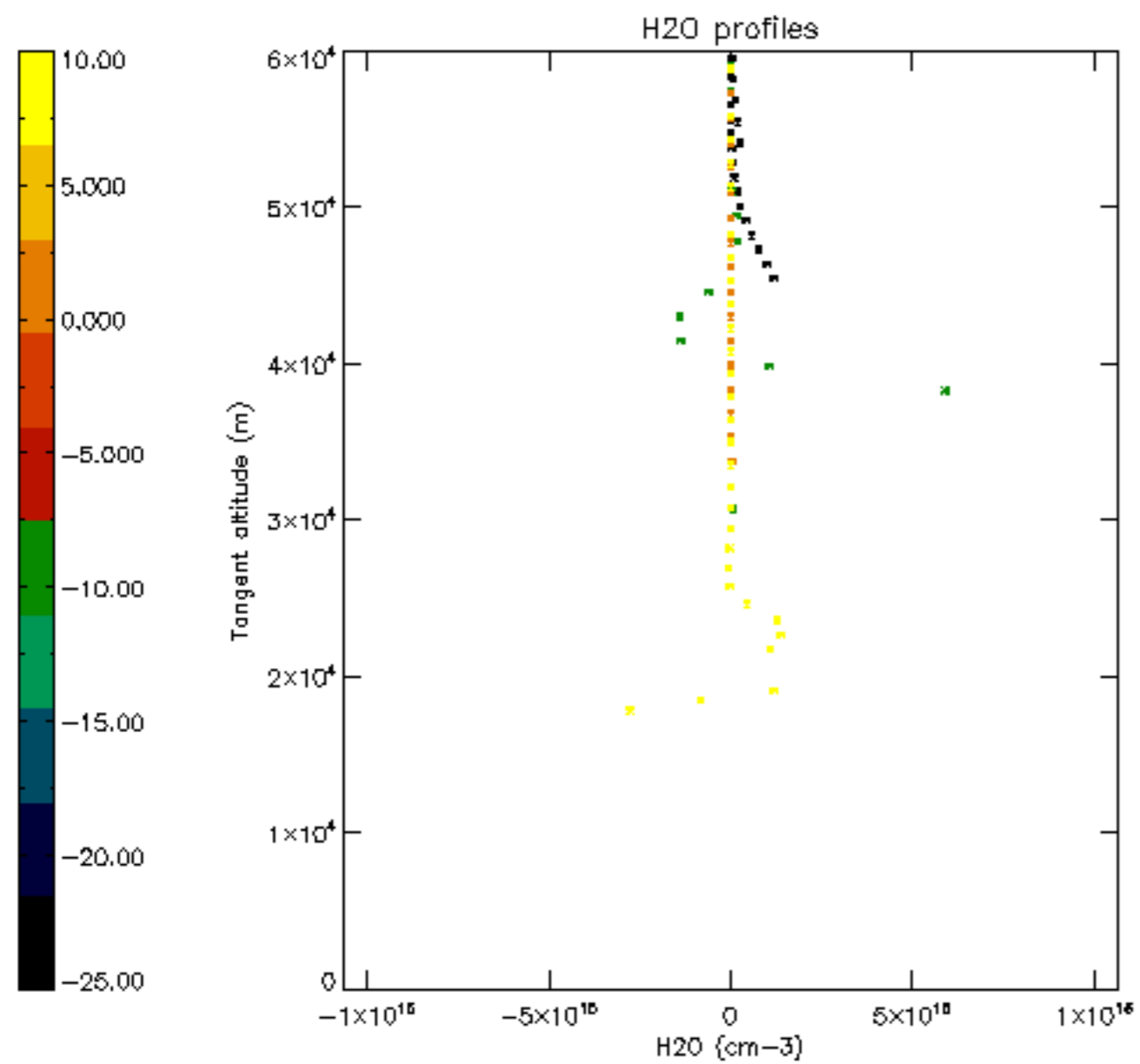


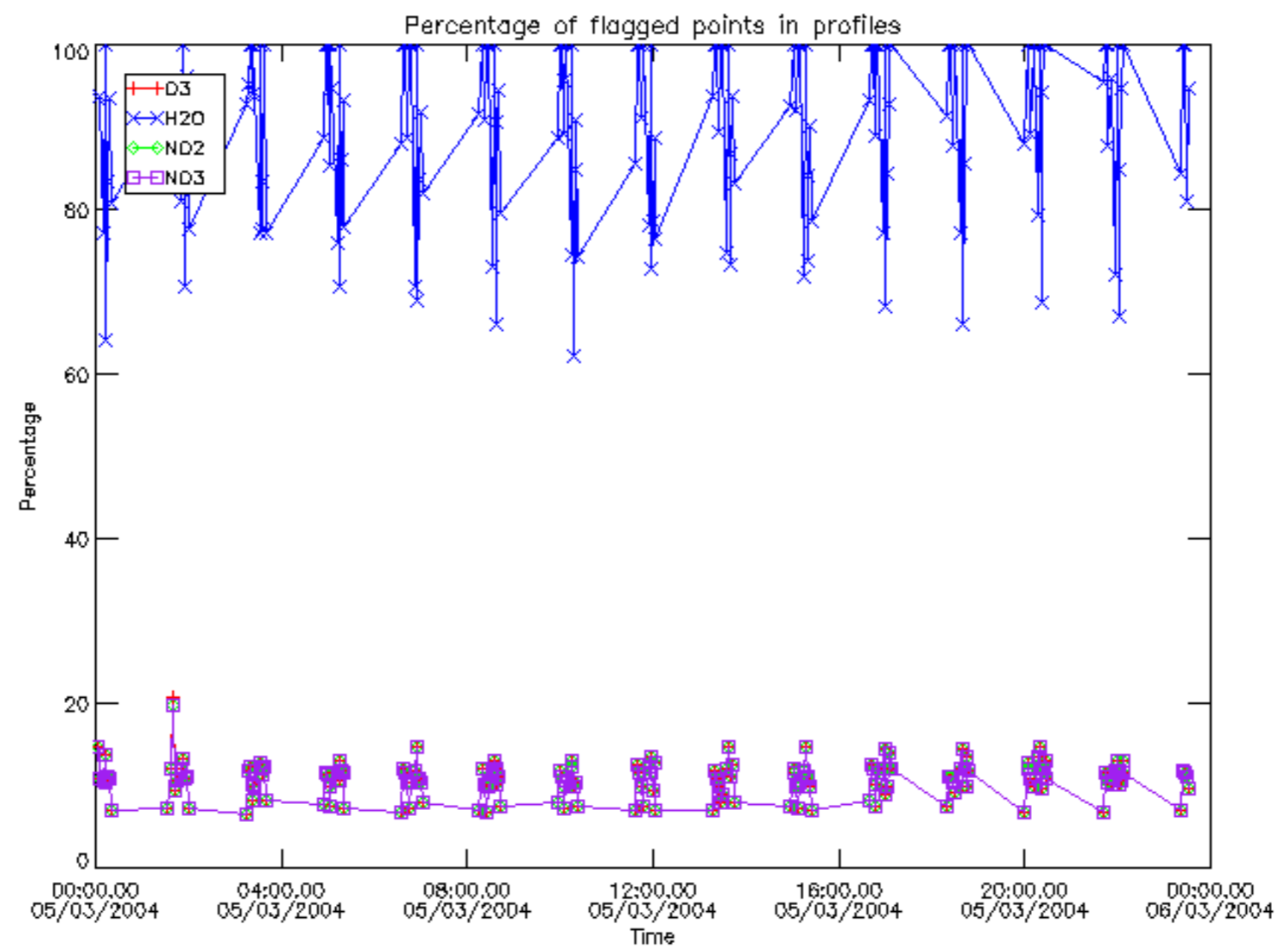




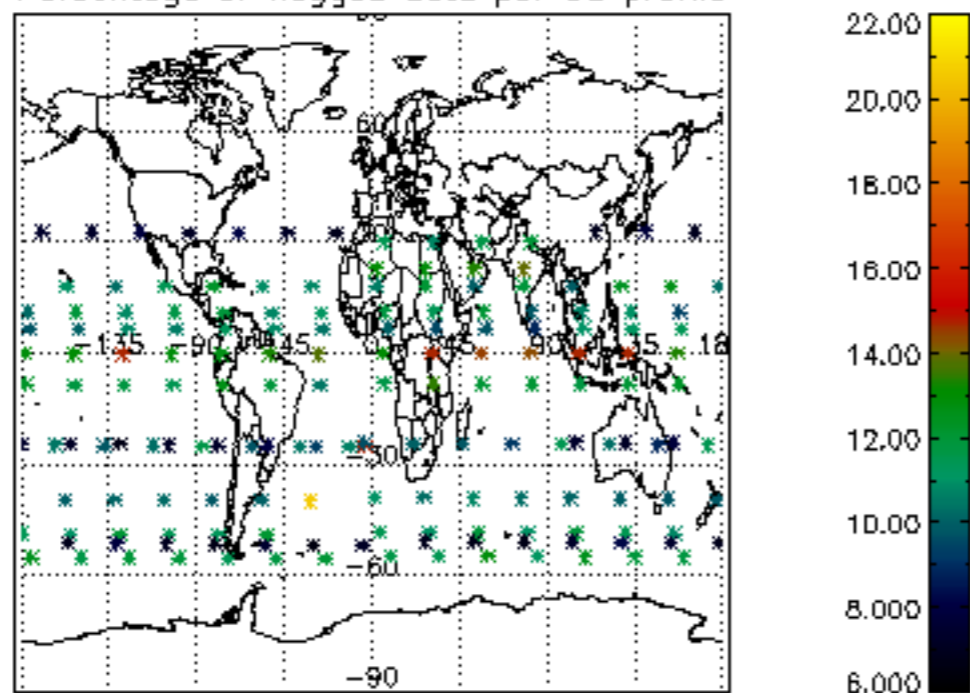




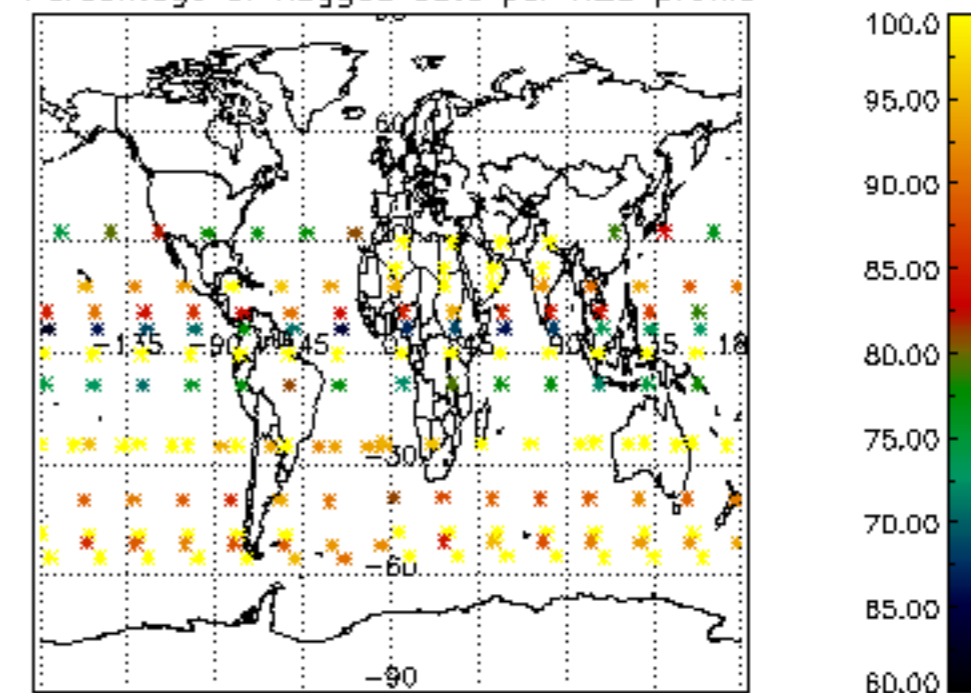




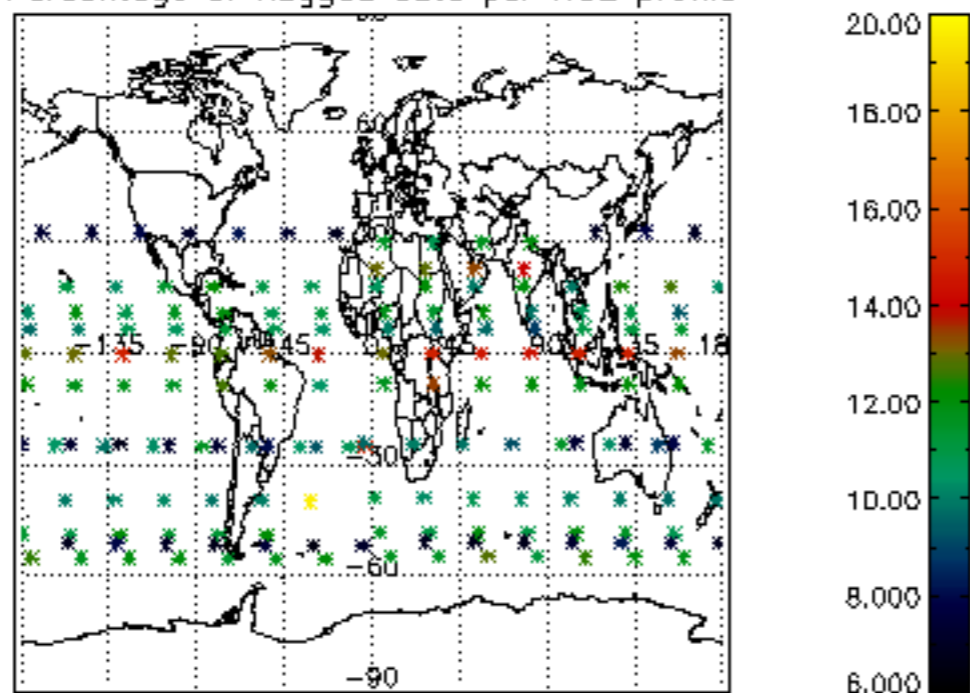
Percentage of flagged data per D3 profile



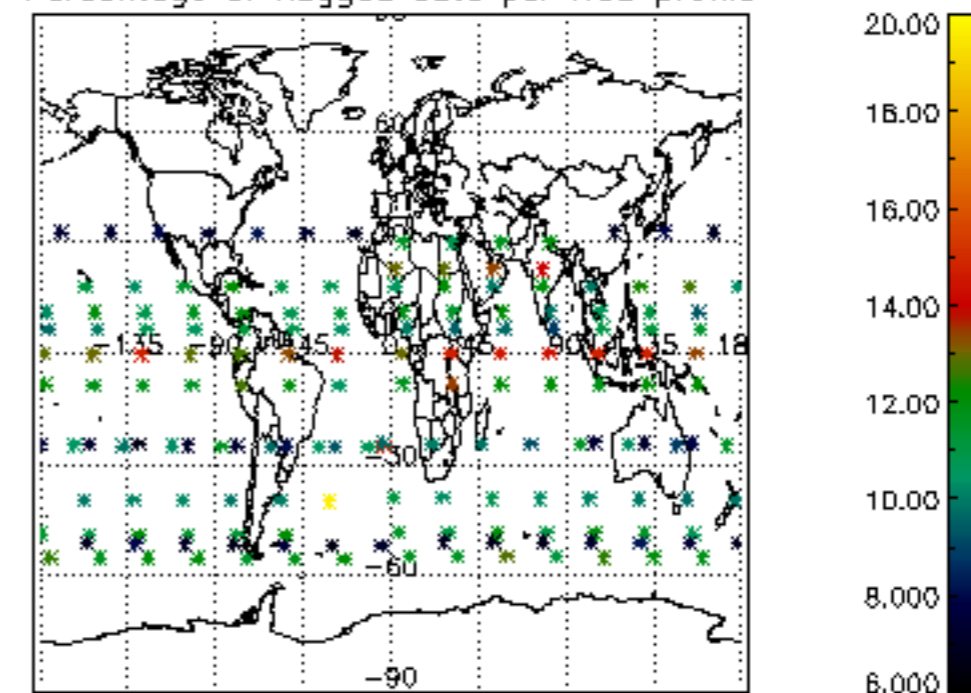
Percentage of flagged data per H2O profile

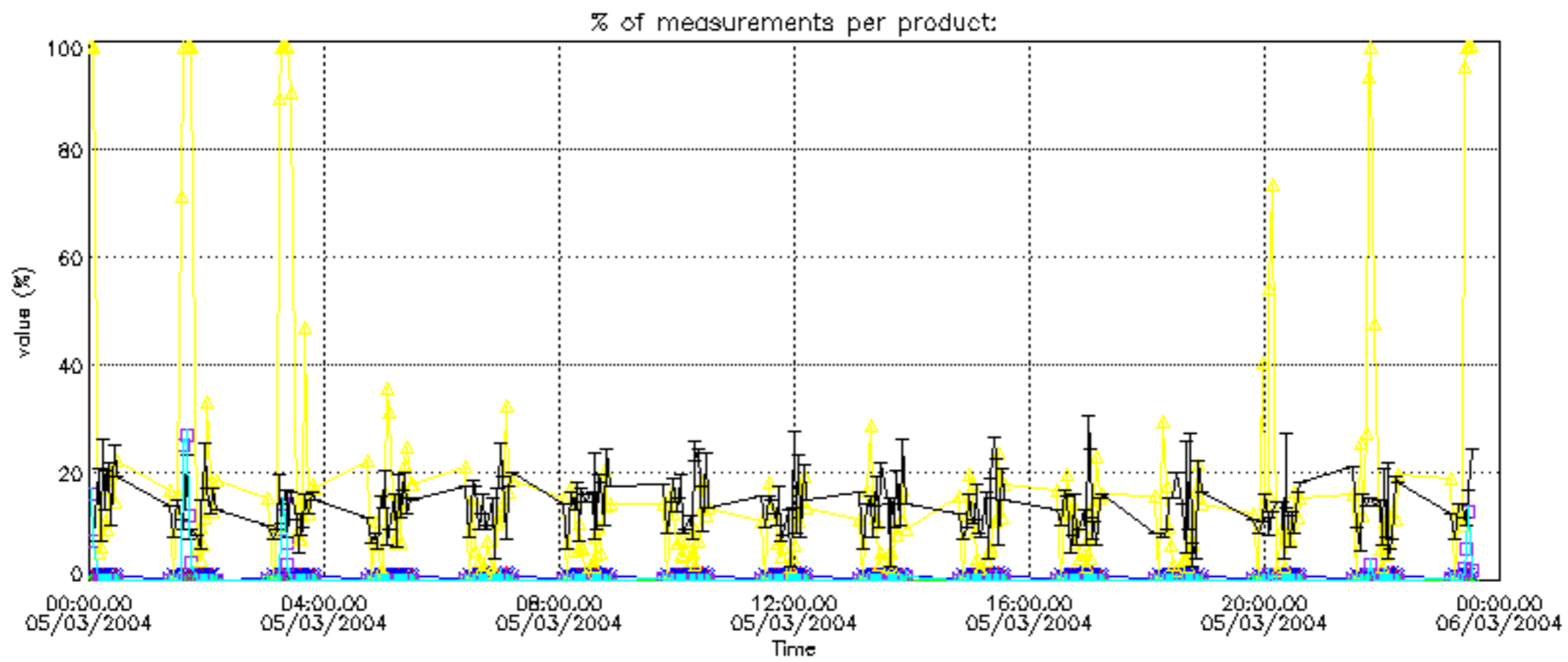


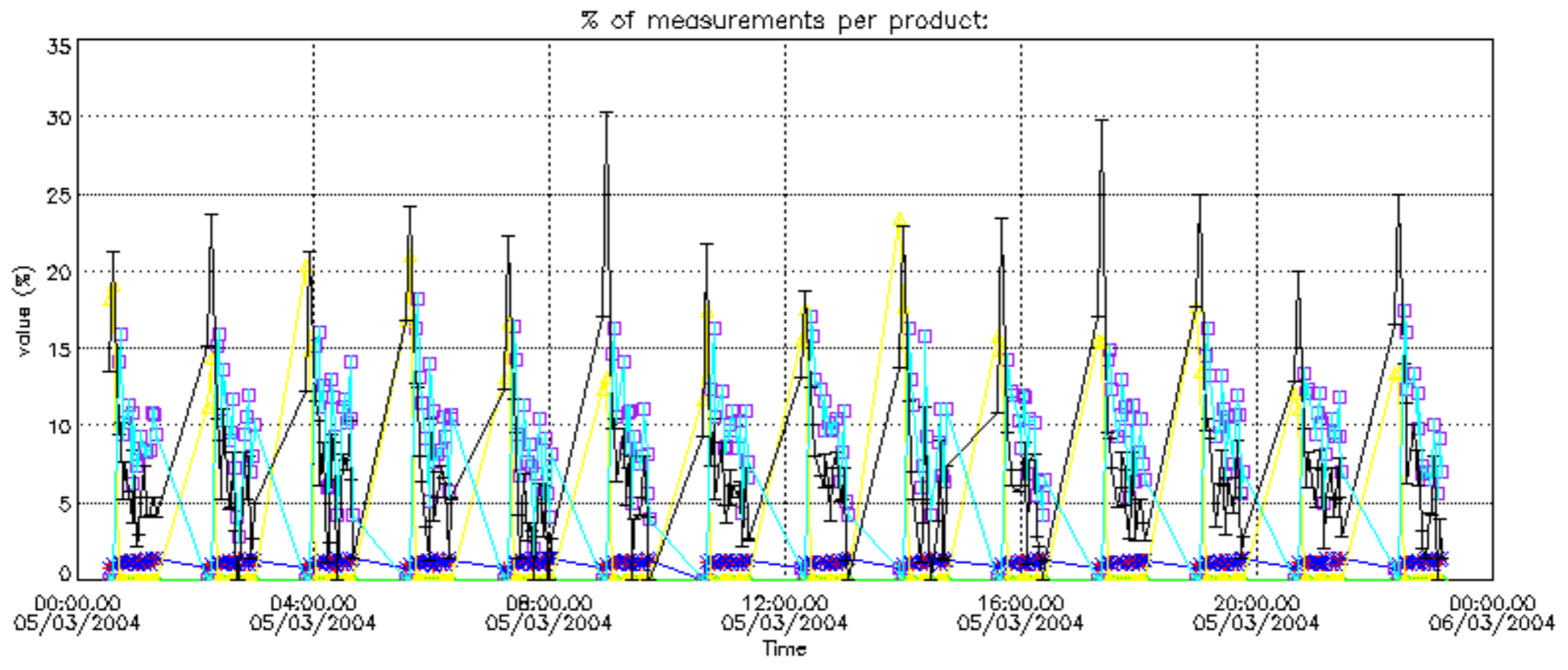
Percentage of flagged data per NO2 profile



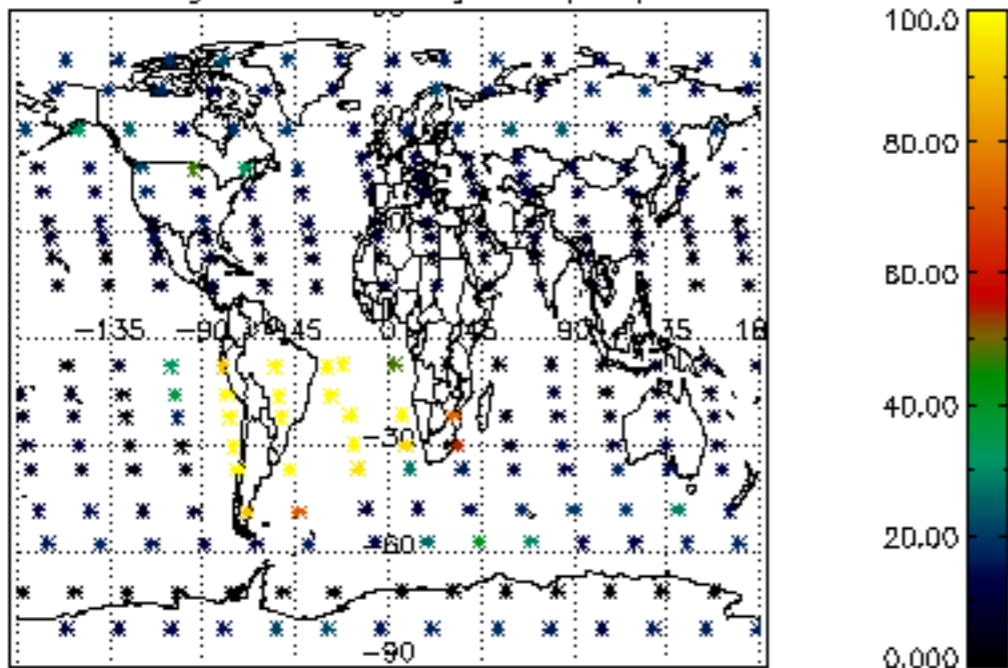
Percentage of flagged data per NO3 profile



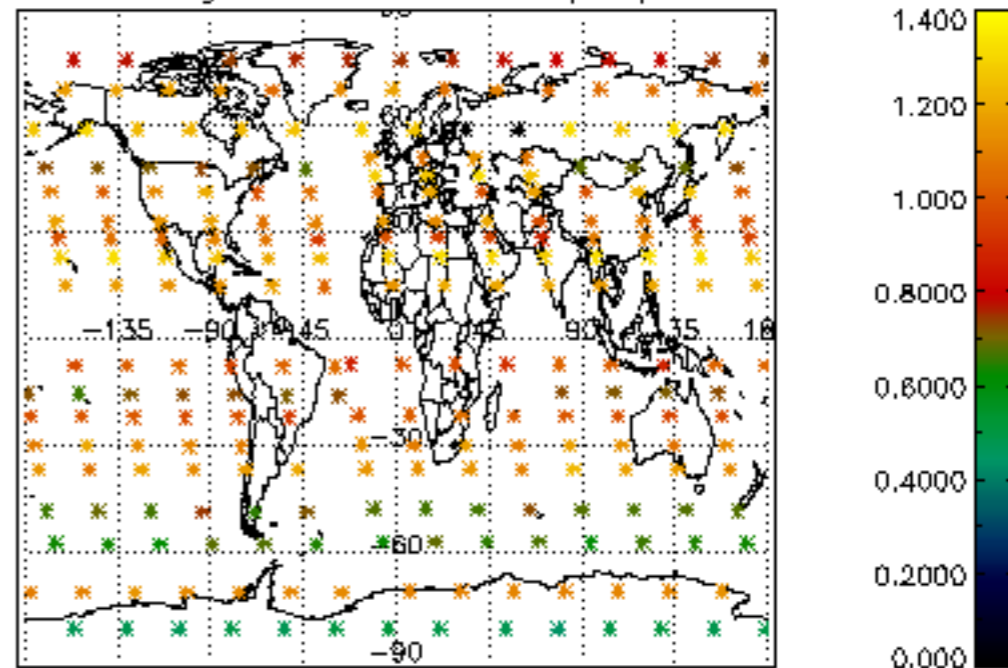




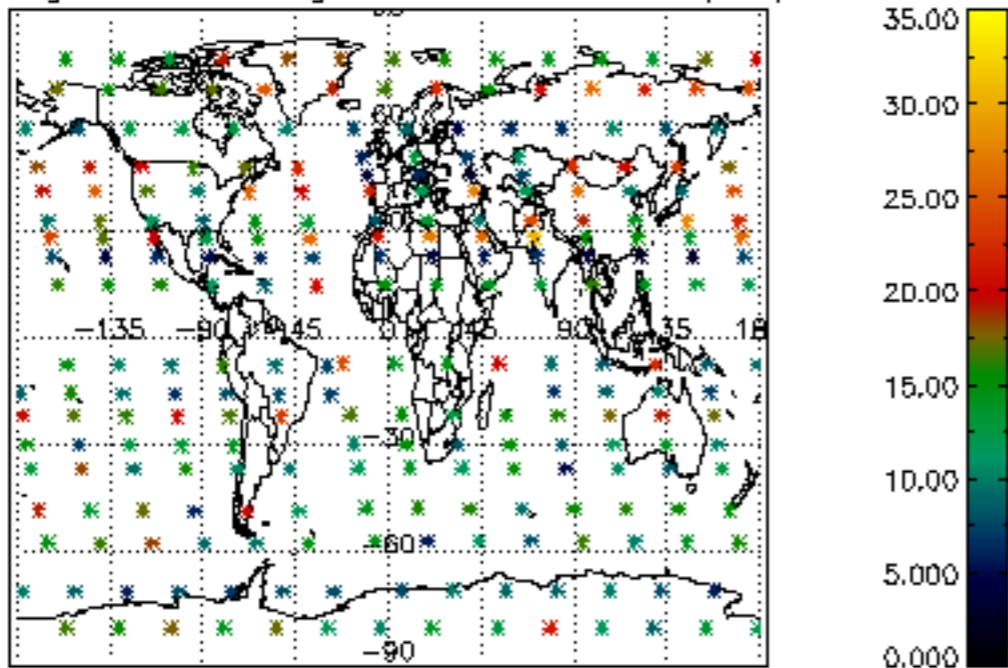
Percentage of cosmic ray hits per profile



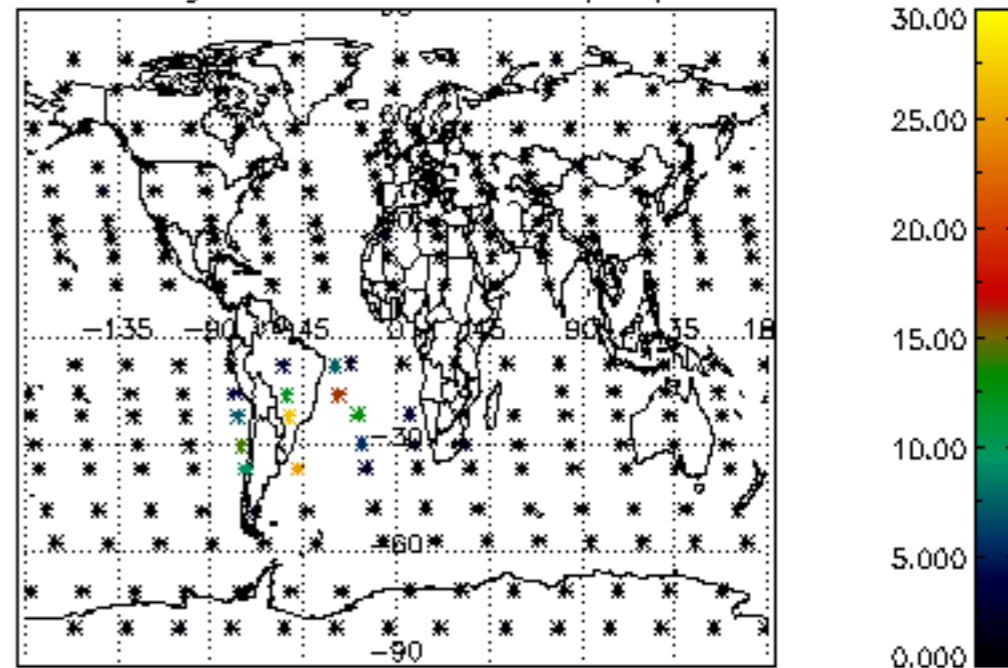
Percentage of datation errors per profile



Percentage of star falling outside central band per profile

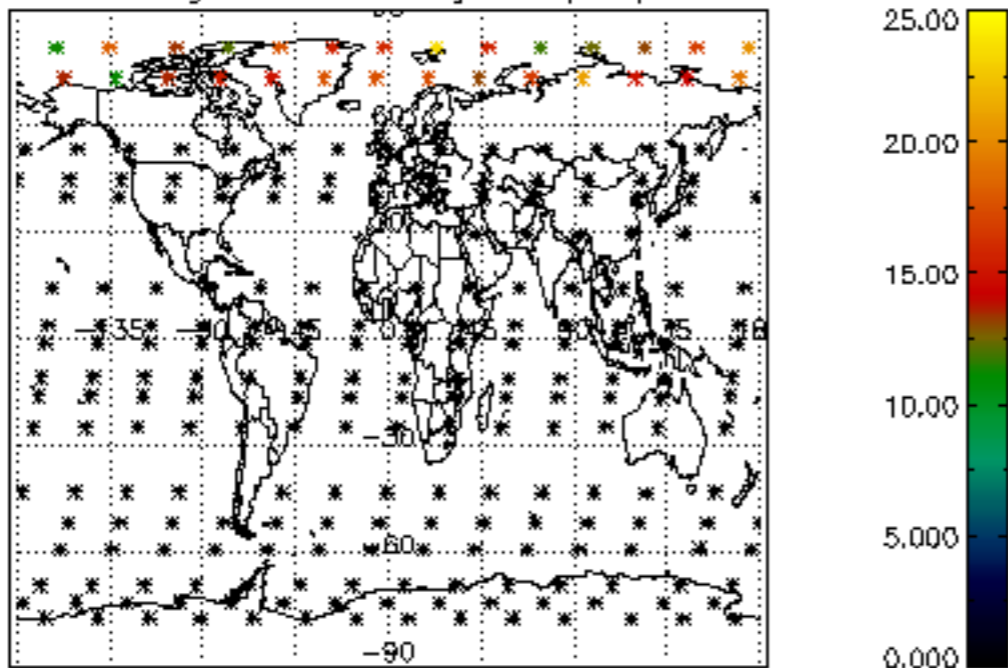


Percentage of saturation errors per profile

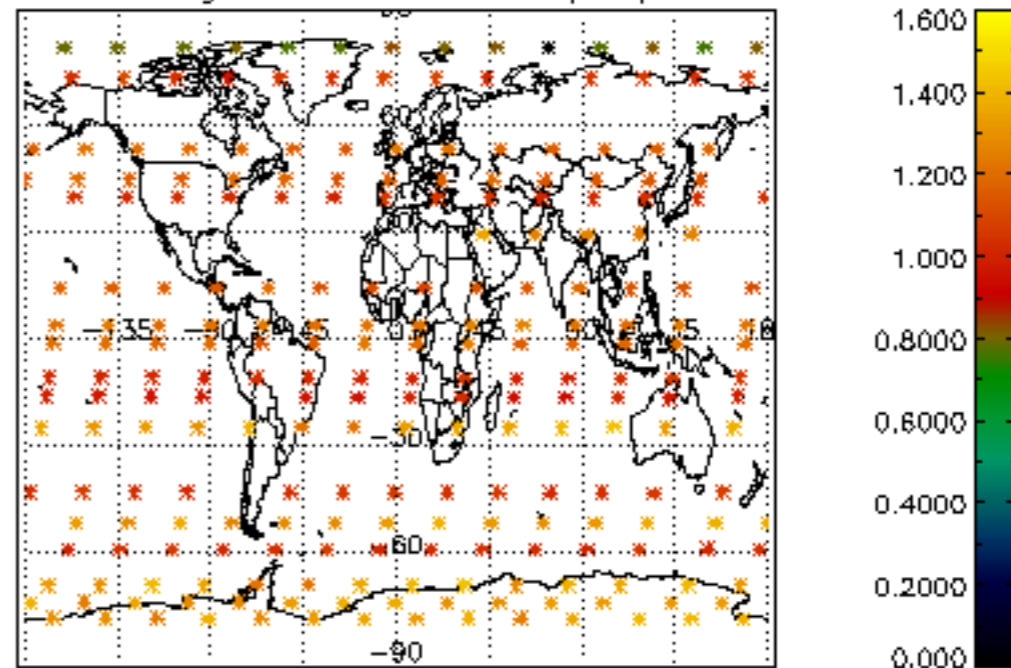




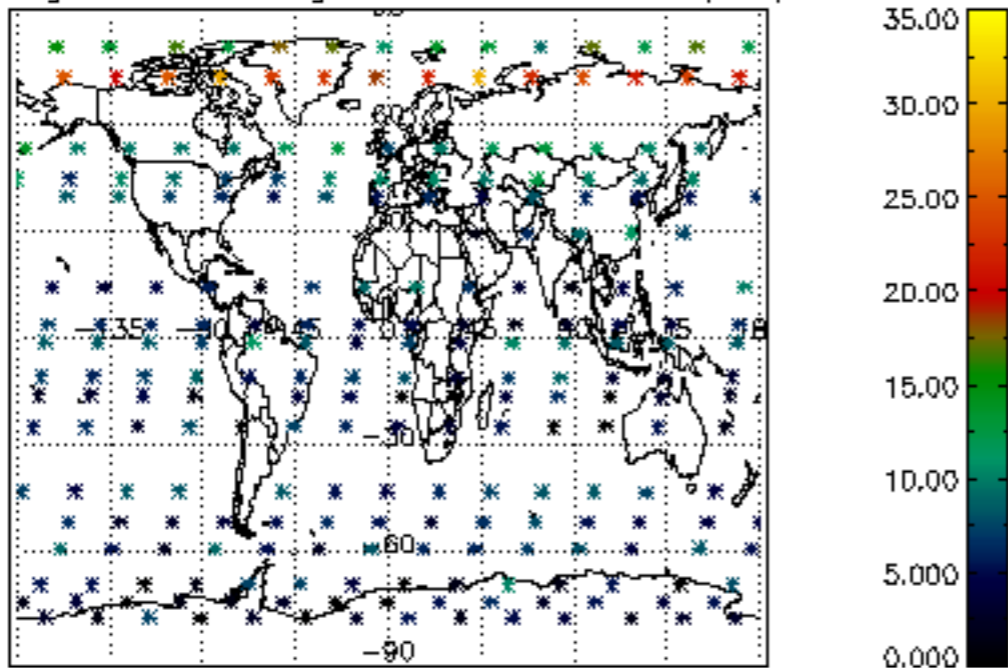
Percentage of cosmic ray hits per profile



Percentage of datation errors per profile



Percentage of star falling outside central band per profile



Percentage of saturation errors per profile

