

GOMOS Level 2 Daily Report

SUMMARY

[1. General Info](#)

[2. Summary of processed GOM_NL_2P products](#)

[3. Level 2 Quality information per product](#)

[3.1 Plot of level 2 quality information per product \(time dependant\)](#)

[3.2 Plot of level 2 quality information per product \(world map\)](#)

[4. Level 1 Quality information per product \(stored on level 2 products\)](#)

[4.1 Plot of level 1 quality information per product \(time dependant\)](#)

[4.1.1 Plot of level 1 quality information per product \(time dependant\): ASCENDING](#)

[4.1.2 Plot of level 1 quality information per product \(time dependant\): DESCENDING](#)

[4.2 Plot of level 1 quality information per product \(world map\)](#)

[4.2.1 Plot of level 1 quality information per product \(world map\): ASCENDING](#)

[4.2.2 Plot of level 1 quality information per product \(world map\): DESCENDING](#)

[5. Ozone profiles based on quality statistics and other trace gas profiles](#)

[5.1 Ozone statistics based on quality of products](#)

[5.2 Plot ozone profiles for all STD \(dark without errors\)](#)

[5.3 Plot ozone profiles where STD < 20% \(dark without errors\)](#)

[5.4. Plot ozone profiles where STD < 10% \(dark without errors\)](#)

[5.5. Plot ozone profiles where STD < 5% \(dark without errors\)](#)

[5.6 Plot NO2 profiles for all STD \(dark without errors\)](#)

[5.7 Plot NO3 profiles for all STD \(dark without errors\)](#)

[5.8 Plot H2O profiles \(only for occultations of stars 1,2,3,4,13,14,16,26,63 dark without errors\) for all STD](#)

[6. Auxiliary Data Files used for the production reported in section 2](#)

This report presents the daily analysis on parameters extracted from GOMOS level 2 data (GOM_NL__2P). It is intended to monitor some important parameters that will impact the quality of these products. A list of level 2 products (and content) that have arrived during the reporting day to the PCF is also given.

Item	Value
Time of report generation	18APR2013 20:42:53
Data source version	GOMOS/6.01
Start time of products	04-03-2004 (04MAR2004 00:00:00)
Stop time of products	05-03-2004 (05MAR2004 00:00:00)
Store outputs in DB	Yes
Nb of level 2 prods	509
Nb of prods with errors	0

2. Summary of processed GOM_NL__2P products.

Nr	Filename	UTC Start time	Limb	Duration	Star Id	Star Name	Star Mag	Star Temp	Nb Meas	Orbit	Prod. error
1	GOM_NL__2PRFIN20040304_000154_000000392024_00431_10505_0170.N1	04-MAR-2004 00:01:54	Bright	38.500	89	5Alp Cep	2.4510	8000.0	77	10505	No
2	GOM_NL__2PRFIN20040304_000410_000000492024_00431_10505_0171.N1	04-MAR-2004 00:04:10	Bright	48.500	130	23Bet Dra	2.7990	5800.0	97	10505	No
3	GOM_NL__2PRFIN20040304_000700_000000362024_00431_10505_0172.N1	04-MAR-2004 00:07:00	Bright	36.000	19	50Alp Cyg	1.2460	10500.	72	10505	No
4	GOM_NL__2PRFIN20040304_000833_000000402024_00431_10505_0173.N1	04-MAR-2004 00:08:33	Bright	39.500	66	37Gam Cyg	2.2080	5900.0	79	10505	No
5	GOM_NL__2PRFIN20040304_001008_000000382024_00431_10505_0174.N1	04-MAR-2004 00:10:08	Bright	38.000	92	53Eps Cyg	2.5000	4500.0	76	10505	No
6	GOM_NL__2PRFIN20040304_001315_000000972024_00431_10505_0175.N1	04-MAR-2004 00:13:15	Twilight	96.500	133	40Zet Her	2.8070	6000.0	193	10505	No
7	GOM_NL__2PRFIN20040304_001719_000000442024_00431_10505_0176.N1	04-MAR-2004 00:17:19	Bright	44.000	168	17Zet Aql	2.9860	11000.	88	10505	No
8	GOM_NL__2PRFIN20040304_002108_000000752024_00431_10505_0177.N1	04-MAR-2004 00:21:08	Straylight	75.000	59	55Alp Oph	2.0800	8900.0	150	10505	No
9	GOM_NL__2PRFIN20040304_002344_000000742024_00431_10505_0178.N1	04-MAR-2004 00:23:44	Dark	73.500	126	60Bet Oph	2.7700	4250.0	147	10505	No
10	GOM_NL__2PRFIN20040304_002714_000000452024_00431_10505_0179.N1	04-MAR-2004 00:27:14	Dark	45.000	155	41Pi Sgr	2.9000	6600.0	90	10505	No
11	GOM_NL__2PRFIN20040304_002906_000000452024_00431_10505_0180.N1	04-MAR-2004 00:29:06	Dark	44.500	57	34Sig Sgr	2.0660	26000.	89	10505	No
12	GOM_NL__2PRFIN20040304_003121_000000572024_00431_10505_0181.N1	04-MAR-2004 00:31:21	Dark	57.000	116	19Del Sgr	2.7000	4100.0	114	10505	No
13	GOM_NL__2PRFIN20040304_003250_000000692024_00431_10505_0182.N1	04-MAR-2004 00:32:50	Dark	68.500	86	35Eta Oph	2.4300	10200.	137	10505	No
14	GOM_NL__2PRFIN20040304_003518_000000602024_00431_10505_0183.N1	04-MAR-2004 00:35:18	Dark	59.500	25	35Lam Sco	1.6200	28000.	119	10505	No
15	GOM_NL__2PRFIN20040304_004145_000000472024_00432_10506_0148.N1	04-MAR-2004 00:41:45	Dark	47.000	43	Alp TrA	1.9100	4250.0	94	10506	No
16	GOM_NL__2PRFIN20040304_004332_000000562024_00432_10506_0149.N1	04-MAR-2004 00:43:32	Dark	55.500	131	Gam Lup	2.8000	26000.	111	10506	No
17	GOM_NL__2PRFIN20040304_004523_000000572024_00432_10506_0150.N1	04-MAR-2004 00:45:23	Dark	57.000	4	Alp1Cen	-0.010000	5800.0	114	10506	No
18	GOM_NL__2PRFIN20040304_004641_000000522024_00432_10506_0151.N1	04-MAR-2004 00:46:41	Dark	52.000	10	Bet Cen	0.61000	28000.	104	10506	No
19	GOM_NL__2PRFIN20040304_004907_000000492024_00432_10506_0152.N1	04-MAR-2004 00:49:07	Dark	48.500	12	Alp1Cru	0.77500	30000.	97	10506	No
20	GOM_NL__2PRFIN20040304_005050_000000712024_00432_10506_0153.N1	04-MAR-2004 00:50:50	Dark	70.500	54	5The Cen	2.0550	4500.0	141	10506	No
21	GOM_NL__2PRFIN20040304_005307_000000432024_00432_10506_0154.N1	04-MAR-2004 00:53:07	Straylight	42.500	71	lot Car	2.2460	7700.0	85	10506	No
22	GOM_NL__2PRFIN20040304_005435_000000432024_00432_10506_0155.N1	04-MAR-2004 00:54:35	Straylight	42.500	113	Mu Vel	2.6920	5000.0	85	10506	No
23	GOM_NL__2PRFIN20040304_005733_000000472024_00432_10506_0156.N1	04-MAR-2004 00:57:33	Straylight	47.000	65	Lam Vel	2.2040	4400.0	94	10506	No
24	GOM_NL__2PRFIN20040304_010016_000000702024_00432_10506_0157.N1	04-MAR-2004 01:00:16	Straylight	69.500	106	9Bet Crv	2.6480	5600.0	139	10506	No
25	GOM_NL__2PRFIN20040304_010306_000000632024_00432_10506_0158.N1	04-MAR-2004 01:03:06	Straylight	62.500	100	4Gam Crv	2.5800	13100.	125	10506	No
26	GOM_NL__2PRFIN20040304_010658_000000512024_00432_10506_0159.N1	04-MAR-2004 01:06:58	Twilight	51.000	48	30Alp Hya	1.9770	4100.0	102	10506	No
27	GOM_NL__2PRFIN20040304_011258_000000422024_00432_10506_0160.N1	04-MAR-2004 01:12:58	Bright	42.000	22	32Alp Leo	1.3600	15200.	84	10506	No
28	GOM_NL__2PRFIN20040304_011529_000000462024_00432_10506_0161.N1	04-MAR-2004 01:15:29	Bright	45.500	51	41Gam1Leo	2.0100	4500.0	91	10506	No
29	GOM_NL__2PRFIN20040304_011703_000000502024_00432_10506_0162.N1	04-MAR-2004 01:17:03	Bright	49.500	96	68Del Leo	2.5600	9300.0	99	10506	No
30	GOM_NL__2PRFIN20040304_011937_000000392024_00432_10506_0163.N1	04-MAR-2004 01:19:37	Bright	38.500	24	66Alp Gem	1.5800	10200.	77	10506	No
31	GOM_NL__2PRFIN20040304_012411_000000442024_00432_10506_0164.N1	04-MAR-2004 01:24:11	Bright	43.500	174	52Psi UMa	3.0040	4400.0	87	10506	No
32	GOM_NL__2PRFIN20040304_012702_000000422024_00432_10506_0165.N1	04-MAR-2004 01:27:02	Bright	41.500	82	48Bet UMa	2.3650	10600.	83	10506	No
33	GOM_NL__2PRFIN20040304_012824_000000422024_00432_10506_0166.N1	04-MAR-2004 01:28:24	Bright	42.000	36	50Alp UMa	1.8000	6300.0	84	10506	No
34	GOM_NL__2PRFIN20040304_013118_000000492024_00432_10506_0167.N1	04-MAR-2004 01:31:18	Bright	48.500	32	77Eps UMa	1.7630	11000.	97	10506	No
35	GOM_NL__2PRFIN20040304_013251_000000492024_00432_10506_0168.N1	04-MAR-2004 01:32:51	Bright	49.000	55	79Zet UMa	2.0600	10200.	98	10506	No
36	GOM_NL__2PRFIN20040304_013453_000000402024_00432_10506_0169.N1	04-MAR-2004 01:34:53	Bright	40.000	49	1Alp UMi	1.9900	6300.0	80	10506	No
37	GOM_NL__2PRFIN20040304_014014_000000472024_00432_10506_0170.N1	04-MAR-2004 01:40:14	Bright	47.000	119	14Eta Dra	2.7270	4700.0	94	10506	No
38	GOM_NL__2PRFIN20040304_014228_000000402024_00432_10506_0171.N1	04-MAR-2004 01:42:28	Bright	39.500	89	5Alp Cep	2.4510	8000.0	79	10506	No
39	GOM_NL__2PRFIN20040304_014446_000000472024_00432_10506_0172.N1	04-MAR-2004 01:44:46	Bright	47.000	130	23Bet Dra	2.7990	5800.0	94	10506	No
40	GOM_NL__2PRFIN20040304_014736_000000372024_00432_10506_0173.N1	04-MAR-2004 01:47:36	Bright	37.000	19	50Alp Cyg	1.2460	10500.	74	10506	No
41	GOM_NL__2PRFIN20040304_014907_000000382024_00432_10506_0174.N1	04-MAR-2004 01:49:07	Bright	38.000	66	37Gam Cyg	2.2080	5900.0	76	10506	No
42	GOM_NL__2PRFIN20040304_015042_000000382024_00432_10506_0175.N1	04-MAR-2004 01:50:42	Bright	37.500	92	53Eps Cyg	2.5000	4500.0	75	10506	No

43	GOM_NL__2PRFIN20040304_015351_000000942024_00432_10506_0176.N1	04-MAR-2004 01:53:51	Twilight	93.500	133	40Zet Her	2.8070	6000.0	187	10506	No
44	GOM_NL__2PRFIN20040304_015755_000000432024_00432_10506_0177.N1	04-MAR-2004 01:57:55	Bright	43.000	168	17Zet Aql	2.9860	11000.	86	10506	No
45	GOM_NL__2PRFIN20040304_020145_000000732024_00432_10506_0178.N1	04-MAR-2004 02:01:45	Straylight	73.000	59	55Alp Oph	2.0800	8900.0	146	10506	No
46	GOM_NL__2PRFIN20040304_020421_000000682024_00432_10506_0179.N1	04-MAR-2004 02:04:21	Dark	67.500	126	60Bet Oph	2.7700	4250.0	135	10506	No
47	GOM_NL__2PRFIN20040304_020748_000000452024_00432_10506_0180.N1	04-MAR-2004 02:07:48	Dark	45.000	155	41Pi Sgr	2.9000	6600.0	90	10506	No
48	GOM_NL__2PRFIN20040304_020942_000000432024_00432_10506_0181.N1	04-MAR-2004 02:09:42	Dark	43.000	57	34Sig Sgr	2.0660	26000.	86	10506	No
49	GOM_NL__2PRFIN20040304_021157_000000512024_00432_10506_0182.N1	04-MAR-2004 02:11:57	Dark	51.000	116	19Del Sgr	2.7000	4100.0	102	10506	No
50	GOM_NL__2PRFIN20040304_021328_000000742024_00432_10506_0183.N1	04-MAR-2004 02:13:28	Dark	73.500	86	35Eta Oph	2.4300	10200.	147	10506	No
51	GOM_NL__2PRFIN20040304_021554_000000512024_00432_10506_0184.N1	04-MAR-2004 02:15:54	Dark	51.000	25	35Lam Sco	1.6200	28000.	102	10506	No
52	GOM_NL__2PRFIN20040304_022221_000000422024_00433_10507_0148.N1	04-MAR-2004 02:22:21	Dark	42.000	43	Alp TrA	1.9100	4250.0	84	10507	No
53	GOM_NL__2PRFIN20040304_022411_000000552024_00433_10507_0149.N1	04-MAR-2004 02:24:11	Dark	55.000	131	Gam Lup	2.8000	26000.	110	10507	No
54	GOM_NL__2PRFIN20040304_022559_000000472024_00433_10507_0150.N1	04-MAR-2004 02:25:59	Dark	47.000	4	Alp1Cen	-0.010000	5800.0	94	10507	No
55	GOM_NL__2PRFIN20040304_022718_000000482024_00433_10507_0151.N1	04-MAR-2004 02:27:18	Dark	48.000	10	Bet Cen	0.61000	28000.	96	10507	No
56	GOM_NL__2PRFIN20040304_022944_000000502024_00433_10507_0152.N1	04-MAR-2004 02:29:44	Dark	50.000	12	Alp1Cru	0.77500	30000.	100	10507	No
57	GOM_NL__2PRFIN20040304_023128_000000722024_00433_10507_0153.N1	04-MAR-2004 02:31:28	Dark	72.000	54	5The Cen	2.0550	4500.0	144	10507	No
58	GOM_NL__2PRFIN20040304_023343_000000412024_00433_10507_0154.N1	04-MAR-2004 02:33:43	Straylight	41.000	71	lot Car	2.2460	7700.0	82	10507	No
59	GOM_NL__2PRFIN20040304_023511_000000452024_00433_10507_0155.N1	04-MAR-2004 02:35:11	Straylight	44.500	113	Mu Vel	2.6920	5000.0	89	10507	No
60	GOM_NL__2PRFIN20040304_023809_000000452024_00433_10507_0156.N1	04-MAR-2004 02:38:09	Straylight	45.000	65	Lam Vel	2.2040	4400.0	90	10507	No
61	GOM_NL__2PRFIN20040304_024052_000000672024_00433_10507_0157.N1	04-MAR-2004 02:40:52	Straylight	67.000	106	9Bet Crv	2.6480	5600.0	134	10507	No
62	GOM_NL__2PRFIN20040304_024343_000000642024_00433_10507_0158.N1	04-MAR-2004 02:43:43	Straylight	63.500	100	4Gam Crv	2.5800	13100.	127	10507	No
63	GOM_NL__2PRFIN20040304_024736_000000482024_00433_10507_0159.N1	04-MAR-2004 02:47:36	Twilight	48.000	48	30Alp Hya	1.9770	4100.0	96	10507	No
64	GOM_NL__2PRFIN20040304_025332_000000452024_00433_10507_0160.N1	04-MAR-2004 02:53:32	Bright	45.000	22	32Alp Leo	1.3600	15200.	90	10507	No
65	GOM_NL__2PRFIN20040304_025605_000000452024_00433_10507_0161.N1	04-MAR-2004 02:56:05	Bright	45.000	51	41Gam1Leo	2.0100	4500.0	90	10507	No
66	GOM_NL__2PRFIN20040304_025739_000000502024_00433_10507_0162.N1	04-MAR-2004 02:57:39	Bright	49.500	96	68Del Leo	2.5600	9300.0	99	10507	No
67	GOM_NL__2PRFIN20040304_030013_000000412024_00433_10507_0163.N1	04-MAR-2004 03:00:13	Bright	41.000	24	66Alp Gem	1.5800	10200.	82	10507	No
68	GOM_NL__2PRFIN20040304_030446_000000472024_00433_10507_0164.N1	04-MAR-2004 03:04:46	Bright	47.000	174	52Psi UMa	3.0040	4400.0	94	10507	No
69	GOM_NL__2PRFIN20040304_030737_000000422024_00433_10507_0165.N1	04-MAR-2004 03:07:37	Bright	42.000	82	48Bet UMa	2.3650	10600.	84	10507	No
70	GOM_NL__2PRFIN20040304_030900_000000442024_00433_10507_0166.N1	04-MAR-2004 03:09:00	Bright	44.000	36	50Alp UMa	1.8000	6300.0	88	10507	No
71	GOM_NL__2PRFIN20040304_031153_000000482024_00433_10507_0167.N1	04-MAR-2004 03:11:53	Bright	47.500	32	77Eps UMa	1.7630	11000.	95	10507	No
72	GOM_NL__2PRFIN20040304_031326_000000522024_00433_10507_0168.N1	04-MAR-2004 03:13:26	Bright	51.500	55	79Zet UMa	2.0600	10200.	103	10507	No
73	GOM_NL__2PRFIN20040304_031531_000000372024_00433_10507_0169.N1	04-MAR-2004 03:15:31	Bright	37.000	49	1Alp UMi	1.9900	6300.0	74	10507	No
74	GOM_NL__2PRFIN20040304_032049_000000492024_00433_10507_0170.N1	04-MAR-2004 03:20:49	Bright	48.500	119	14Eta Dra	2.7270	4700.0	97	10507	No
75	GOM_NL__2PRFIN20040304_032306_000000392024_00433_10507_0171.N1	04-MAR-2004 03:23:06	Bright	38.500	89	5Alp Cep	2.4510	8000.0	77	10507	No
76	GOM_NL__2PRFIN20040304_032521_000000472024_00433_10507_0172.N1	04-MAR-2004 03:25:21	Bright	47.000	130	23Bet Dra	2.7990	5800.0	94	10507	No
77	GOM_NL__2PRFIN20040304_032812_000000382024_00433_10507_0173.N1	04-MAR-2004 03:28:12	Bright	38.000	19	50Alp Cyg	1.2460	10500.	76	10507	No
78	GOM_NL__2PRFIN20040304_032945_000000372024_00433_10507_0174.N1	04-MAR-2004 03:29:45	Bright	36.500	66	37Gam Cyg	2.2080	5900.0	73	10507	No
79	GOM_NL__2PRFIN20040304_033118_000000382024_00433_10507_0175.N1	04-MAR-2004 03:31:18	Bright	38.000	92	53Eps Cyg	2.5000	4500.0	76	10507	No
80	GOM_NL__2PRFIN20040304_033427_000000982024_00433_10507_0176.N1	04-MAR-2004 03:34:27	Twilight	98.000	133	40Zet Her	2.8070	6000.0	196	10507	No
81	GOM_NL__2PRFIN20040304_033832_000000442024_00433_10507_0177.N1	04-MAR-2004 03:38:32	Bright	43.500	168	17Zet Aql	2.9860	11000.	87	10507	No
82	GOM_NL__2PRFIN20040304_034222_000000732024_00433_10507_0178.N1	04-MAR-2004 03:42:22	Straylight	73.000	59	55Alp Oph	2.0800	8900.0	146	10507	No
83	GOM_NL__2PRFIN20040304_034458_000000772024_00433_10507_0179.N1	04-MAR-2004 03:44:58	Dark	77.000	126	60Bet Oph	2.7700	4250.0	154	10507	No
84	GOM_NL__2PRFIN20040304_034826_000000432024_00433_10507_0180.N1	04-MAR-2004 03:48:26	Dark	42.500	155	41Pi Sgr	2.9000	6600.0	85	10507	No
85	GOM_NL__2PRFIN20040304_035019_000000442024_00433_10507_0181.N1	04-MAR-2004 03:50:19	Dark	43.500	57	34Sig Sgr	2.0660	26000.	87	10507	No
86	GOM_NL__2PRFIN20040304_035233_000000512024_00433_10507_0182.N1	04-MAR-2004 03:52:33	Dark	50.500	116	19Del Sgr	2.7000	4100.0	101	10507	No
87	GOM_NL__2PRFIN20040304_035405_000000692024_00433_10507_0183.N1	04-MAR-2004 03:54:05	Dark	68.500	86	35Eta Oph	2.4300	10200.	137	10507	No
88	GOM_NL__2PRFIN20040304_035631_000000492024_00433_10507_0184.N1	04-MAR-2004 03:56:31	Dark	48.500	25	35Lam Sco	1.6200	28000.	97	10507	No
89	GOM_NL__2PRFIN20040304_040257_000000422024_00434_10508_0169.N1	04-MAR-2004 04:02:57	Dark	41.500	43	Alp TrA	1.9100	4250.0	83	10508	No
90	GOM_NL__2PRFIN20040304_040450_000000532024_00434_10508_0170.N1	04-MAR-2004 04:04:50	Dark	53.000	131	Gam Lup	2.8000	26000.	106	10508	No
91	GOM_NL__2PRFIN20040304_040636_000000462024_00434_10508_0171.N1	04-MAR-2004 04:06:36	Dark	45.500	4	Alp1Cen	-0.010000	5800.0	91	10508	No
92	GOM_NL__2PRFIN20040304_040755_000000492024_00434_10508_0172.N1	04-MAR-2004 04:07:55	Dark	48.500	10	Bet Cen	0.61000	28000.	97	10508	No
93	GOM_NL__2PRFIN20040304_041021_000000442024_00434_10508_0173.N1	04-MAR-2004 04:10:21	Dark	44.000	12	Alp1Cru	0.77500	30000.	88	10508	No
94	GOM_NL__2PRFIN20040304_041202_000000652024_00434_10508_0174.N1	04-MAR-2004 04:12:02	Dark	64.500	54	5The Cen	2.0550	4500.0	129	10508	No
95	GOM_NL__2PRFIN20040304_041419_000000402024_00434_10508_0175.N1	04-MAR-2004 04:14:19	Straylight	40.000	71	lot Car	2.2460	7700.0	80	10508	No
96	GOM_NL__2PRFIN20040304_041548_000000432024_00434_10508_0176.N1	04-MAR-2004 04:15:48	Straylight	43.000	113	Mu Vel	2.6920	5000.0	86	10508	No
97	GOM_NL__2PRFIN20040304_041846_000000442024_00434_10508_0177.N1	04-MAR-2004 04:18:46	Straylight	43.500	65	Lam Vel	2.2040	4400.0	87	10508	No
98	GOM_NL__2PRFIN20040304_042127_000000682024_00434_10508_0178.N1	04-MAR-2004 04:21:27	Straylight	67.500	106	9Bet Crv	2.6480	5600.0	135	10508	No
99	GOM_NL__2PRFIN20040304_042418_000000642024_00434_10508_0179.N1	04-MAR-2004 04:24:18	Straylight	64.000	100	4Gam Crv	2.5800	13100.	128	10508	No
100	GOM_NL__2PRFIN20040304_042812_000000492024_00434_10508_0180.N1	04-MAR-2004 04:28:12	Twilight	48.500	48	30Alp Hya	1.9770	4100.0	97	10508	No
101	GOM_NL__2PRFIN20040304_043411_000000442024_00434_10508_0181.N1	04-MAR-2004 04:34:11	Bright	43.500	22	32Alp Leo	1.3600	15200.	87	10508	No

102	GOM_NL__2PRFIN20040304_043641_000000442024_00434_10508_0182.N1	04-MAR-2004 04:36:41	Bright	44.000	51	41Gam1Leo	2.0100	4500.0	88	10508	No
103	GOM_NL__2PRFIN20040304_043814_000000502024_00434_10508_0183.N1	04-MAR-2004 04:38:14	Bright	49.500	96	68Del Leo	2.5600	9300.0	99	10508	No
104	GOM_NL__2PRFIN20040304_044049_000000402024_00434_10508_0184.N1	04-MAR-2004 04:40:49	Bright	39.500	24	66Alp Gem	1.5800	10200.	79	10508	No
105	GOM_NL__2PRFIN20040304_044521_000000442024_00434_10508_0185.N1	04-MAR-2004 04:45:21	Bright	43.500	174	52Psi UMa	3.0040	4400.0	87	10508	No
106	GOM_NL__2PRFIN20040304_044814_000000412024_00434_10508_0186.N1	04-MAR-2004 04:48:14	Bright	40.500	82	48Bet UMa	2.3650	10600.	81	10508	No
107	GOM_NL__2PRFIN20040304_044936_000000442024_00434_10508_0187.N1	04-MAR-2004 04:49:36	Bright	43.500	36	50Alp UMa	1.8000	6300.0	87	10508	No
108	GOM_NL__2PRFIN20040304_045228_000000482024_00434_10508_0188.N1	04-MAR-2004 04:52:28	Bright	48.000	32	77Eps UMa	1.7630	11000.	96	10508	No
109	GOM_NL__2PRFIN20040304_045401_000000532024_00434_10508_0189.N1	04-MAR-2004 04:54:01	Bright	53.000	55	79Zet UMa	2.0600	10200.	106	10508	No
110	GOM_NL__2PRFIN20040304_045607_000000372024_00434_10508_0190.N1	04-MAR-2004 04:56:07	Bright	36.500	49	1Alp UMi	1.9900	6300.0	73	10508	No
111	GOM_NL__2PRFIN20040304_050125_000000472024_00434_10508_0191.N1	04-MAR-2004 05:01:25	Bright	46.500	119	14Eta Dra	2.7270	4700.0	93	10508	No
112	GOM_NL__2PRFIN20040304_050343_000000372024_00434_10508_0192.N1	04-MAR-2004 05:03:43	Bright	37.000	89	5Alp Cep	2.4510	8000.0	74	10508	No
113	GOM_NL__2PRFIN20040304_050557_000000482024_00434_10508_0193.N1	04-MAR-2004 05:05:57	Bright	47.500	130	23Bet Dra	2.7990	5800.0	95	10508	No
114	GOM_NL__2PRFIN20040304_050849_000000372024_00434_10508_0194.N1	04-MAR-2004 05:08:49	Bright	36.500	19	50Alp Cyg	1.2460	10500.	73	10508	No
115	GOM_NL__2PRFIN20040304_051022_000000372024_00434_10508_0195.N1	04-MAR-2004 05:10:22	Bright	37.000	66	37Gam Cyg	2.2080	5900.0	74	10508	No
116	GOM_NL__2PRFIN20040304_051157_000000372024_00434_10508_0196.N1	04-MAR-2004 05:11:57	Bright	37.000	92	53Eps Cyg	2.5000	4500.0	74	10508	No
117	GOM_NL__2PRFIN20040304_051503_000000922024_00434_10508_0197.N1	04-MAR-2004 05:15:03	Twilight	92.000	133	40Zet Her	2.8070	6000.0	184	10508	No
118	GOM_NL__2PRFIN20040304_051908_000000432024_00434_10508_0198.N1	04-MAR-2004 05:19:08	Bright	43.000	168	17Zet Aql	2.9860	11000.	86	10508	No
119	GOM_NL__2PRFIN20040304_052258_000000712024_00434_10508_0199.N1	04-MAR-2004 05:22:58	Straylight	70.500	59	55Alp Oph	2.0800	8900.0	141	10508	No
120	GOM_NL__2PRFIN20040304_052533_000000702024_00434_10508_0200.N1	04-MAR-2004 05:25:33	Dark	70.000	126	60Bet Oph	2.7700	4250.0	140	10508	No
121	GOM_NL__2PRFIN20040304_052904_000000492024_00434_10508_0201.N1	04-MAR-2004 05:29:04	Dark	48.500	155	41Pi Sgr	2.9000	6600.0	97	10508	No
122	GOM_NL__2PRFIN20040304_053055_000000442024_00434_10508_0202.N1	04-MAR-2004 05:30:55	Dark	44.000	57	34Sig Sgr	2.0660	26000.	88	10508	No
123	GOM_NL__2PRFIN20040304_053311_000000522024_00434_10508_0203.N1	04-MAR-2004 05:33:11	Dark	51.500	116	19Del Sgr	2.7000	4100.0	103	10508	No
124	GOM_NL__2PRFIN20040304_053443_000000662024_00434_10508_0204.N1	04-MAR-2004 05:34:43	Dark	66.000	86	35Eta Oph	2.4300	10200.	132	10508	No
125	GOM_NL__2PRFIN20040304_053709_000000502024_00434_10508_0205.N1	04-MAR-2004 05:37:09	Dark	49.500	25	35Lam Sco	1.6200	28000.	99	10508	No
126	GOM_NL__2PRFIN20040304_054335_000000452024_00435_10509_0323.N1	04-MAR-2004 05:43:35	Dark	45.000	43	Alp TrA	1.9100	4250.0	90	10509	No
127	GOM_NL__2PRFIN20040304_054527_000000542024_00435_10509_0324.N1	04-MAR-2004 05:45:27	Dark	53.500	131	Gam Lup	2.8000	26000.	107	10509	No
128	GOM_NL__2PRFIN20040304_054713_000000432024_00435_10509_0325.N1	04-MAR-2004 05:47:13	Dark	43.000	4	Alp1Cen	-0.010000	5800.0	86	10509	No
129	GOM_NL__2PRFIN20040304_054832_000000472024_00435_10509_0326.N1	04-MAR-2004 05:48:32	Dark	46.500	10	Bet Cen	0.61000	28000.	93	10509	No
130	GOM_NL__2PRFIN20040304_055058_000000412024_00435_10509_0327.N1	04-MAR-2004 05:50:58	Dark	41.000	12	Alp1Cru	0.77500	30000.	82	10509	No
131	GOM_NL__2PRFIN20040304_055241_000000712024_00435_10509_0328.N1	04-MAR-2004 05:52:41	Dark	71.000	54	5The Cen	2.0550	4500.0	142	10509	No
132	GOM_NL__2PRFIN20040304_055455_000000382024_00435_10509_0329.N1	04-MAR-2004 05:54:55	Straylight	38.000	71	Iot Car	2.2460	7700.0	76	10509	No
133	GOM_NL__2PRFIN20040304_055625_000000442024_00435_10509_0330.N1	04-MAR-2004 05:56:25	Straylight	43.500	113	Mu Vel	2.6920	5000.0	87	10509	No
134	GOM_NL__2PRFIN20040304_055922_000000442024_00435_10509_0331.N1	04-MAR-2004 05:59:22	Straylight	43.500	65	Lam Vel	2.2040	4400.0	87	10509	No
135	GOM_NL__2PRFIN20040304_060204_000000632024_00435_10509_0332.N1	04-MAR-2004 06:02:04	Straylight	63.000	106	9Bet Crv	2.6480	5600.0	126	10509	No
136	GOM_NL__2PRFIN20040304_060455_000000642024_00435_10509_0333.N1	04-MAR-2004 06:04:55	Straylight	63.500	100	4Gam Crv	2.5800	13100.	127	10509	No
137	GOM_NL__2PRFIN20040304_060849_000000452024_00435_10509_0334.N1	04-MAR-2004 06:08:49	Twilight	45.000	48	30Alp Hya	1.9770	4100.0	90	10509	No
138	GOM_NL__2PRFIN20040304_061447_000000432024_00435_10509_0335.N1	04-MAR-2004 06:14:47	Bright	42.500	22	32Alp Leo	1.3600	15200.	85	10509	No
139	GOM_NL__2PRFIN20040304_061718_000000442024_00435_10509_0336.N1	04-MAR-2004 06:17:18	Bright	43.500	51	41Gam1Leo	2.0100	4500.0	87	10509	No
140	GOM_NL__2PRFIN20040304_061850_000000492024_00435_10509_0337.N1	04-MAR-2004 06:18:50	Bright	48.500	96	68Del Leo	2.5600	9300.0	97	10509	No
141	GOM_NL__2PRFIN20040304_062126_000000382024_00435_10509_0338.N1	04-MAR-2004 06:21:26	Bright	37.500	24	66Alp Gem	1.5800	10200.	75	10509	No
142	GOM_NL__2PRFIN20040304_062556_000000442024_00435_10509_0339.N1	04-MAR-2004 06:25:56	Bright	43.500	174	52Psi UMa	3.0040	4400.0	87	10509	No
143	GOM_NL__2PRFIN20040304_062849_000000402024_00435_10509_0340.N1	04-MAR-2004 06:28:49	Bright	40.000	82	48Bet UMa	2.3650	10600.	80	10509	No
144	GOM_NL__2PRFIN20040304_063012_000000402024_00435_10509_0341.N1	04-MAR-2004 06:30:12	Bright	40.000	36	50Alp UMa	1.8000	6300.0	80	10509	No
145	GOM_NL__2PRFIN20040304_063304_000000512024_00435_10509_0342.N1	04-MAR-2004 06:33:04	Bright	51.000	32	77Eps UMa	1.7630	11000.	102	10509	No
146	GOM_NL__2PRFIN20040304_063435_000000532024_00435_10509_0343.N1	04-MAR-2004 06:34:35	Bright	53.000	55	79Zet UMa	2.0600	10200.	106	10509	No
147	GOM_NL__2PRFIN20040304_063644_000000372024_00435_10509_0344.N1	04-MAR-2004 06:36:44	Bright	36.500	49	1Alp UMi	1.9900	6300.0	73	10509	No
148	GOM_NL__2PRFIN20040304_064200_000000452024_00435_10509_0345.N1	04-MAR-2004 06:42:00	Bright	44.500	119	14Eta Dra	2.7270	4700.0	89	10509	No
149	GOM_NL__2PRFIN20040304_064419_000000382024_00435_10509_0346.N1	04-MAR-2004 06:44:19	Bright	38.000	89	5Alp Cep	2.4510	8000.0	76	10509	No
150	GOM_NL__2PRFIN20040304_064633_000000462024_00435_10509_0347.N1	04-MAR-2004 06:46:33	Bright	46.000	130	23Bet Dra	2.7990	5800.0	92	10509	No
151	GOM_NL__2PRFIN20040304_064925_000000362024_00435_10509_0348.N1	04-MAR-2004 06:49:25	Bright	35.500	19	50Alp Cyg	1.2460	10500.	71	10509	No
152	GOM_NL__2PRFIN20040304_065059_000000362024_00435_10509_0349.N1	04-MAR-2004 06:50:59	Bright	36.000	66	37Gam Cyg	2.2080	5900.0	72	10509	No
153	GOM_NL__2PRFIN20040304_065233_000000372024_00435_10509_0350.N1	04-MAR-2004 06:52:33	Bright	36.500	92	53Eps Cyg	2.5000	4500.0	73	10509	No
154	GOM_NL__2PRFIN20040304_065539_000000982024_00435_10509_0351.N1	04-MAR-2004 06:55:39	Twilight	98.000	133	40Zet Her	2.8070	6000.0	196	10509	No
155	GOM_NL__2PRFIN20040304_065944_000000442024_00435_10509_0352.N1	04-MAR-2004 06:59:44	Bright	44.000	168	17Zet Aql	2.9860	11000.	88	10509	No
156	GOM_NL__2PRFIN20040304_070335_000000782024_00435_10509_0353.N1	04-MAR-2004 07:03:35	Straylight	78.000	59	55Alp Oph	2.0800	8900.0	156	10509	No
157	GOM_NL__2PRFIN20040304_070610_000000802024_00435_10509_0354.N1	04-MAR-2004 07:06:10	Dark	79.500	126	60Bet Oph	2.7700	4250.0	159	10509	No
158	GOM_NL__2PRFIN20040304_070940_000000472024_00435_10509_0355.N1	04-MAR-2004 07:09:40	Dark	46.500	155	41Pi Sgr	2.9000	6600.0	93	10509	No
159	GOM_NL__2PRFIN20040304_071132_000000462024_00435_10509_0356.N1	04-MAR-2004 07:11:32	Dark	45.500	57	34Sig Sgr	2.0660	26000.	91	10509	No
160	GOM_NL__2PRFIN20040304_071348_000000522024_00435_10509_0357.N1	04-MAR-2004 07:13:48	Dark	51.500	116	19Del Sgr	2.7000	4100.0	103	10509	No

161	GOM_NL__2PRFIN20040304_071521_000000702024_00435_10509_0358.N1	04-MAR-2004 07:15:21	Dark	69.500	86	35Eta Oph	2.4300	10200.	139	10509	No
162	GOM_NL__2PRFIN20040304_071746_000000512024_00435_10509_0359.N1	04-MAR-2004 07:17:46	Dark	50.500	25	35Lam Sco	1.6200	28000.	101	10509	No
163	GOM_NL__2PRFIN20040304_072411_000000442024_00436_10510_0169.N1	04-MAR-2004 07:24:11	Dark	44.000	43	Alp TrA	1.9100	4250.0	88	10510	No
164	GOM_NL__2PRFIN20040304_072750_000000512024_00436_10510_0170.N1	04-MAR-2004 07:27:50	Dark	51.000	4	Alp1Cen	-0.010000	5800.0	102	10510	No
165	GOM_NL__2PRFIN20040304_073134_000000462024_00436_10510_0171.N1	04-MAR-2004 07:31:34	Dark	46.000	12	Alp1Cru	0.77500	30000.	92	10510	No
166	GOM_NL__2PRFIN20040304_073319_000000692024_00436_10510_0172.N1	04-MAR-2004 07:33:19	Dark	69.000	54	5The Cen	2.0550	4500.0	138	10510	No
167	GOM_NL__2PRFIN20040304_073701_000000422024_00436_10510_0173.N1	04-MAR-2004 07:37:01	Straylight	42.000	113	Mu Vel	2.6920	5000.0	84	10510	No
168	GOM_NL__2PRFIN20040304_073957_000000442024_00436_10510_0174.N1	04-MAR-2004 07:39:57	Straylight	44.000	65	Lam Vel	2.2040	4400.0	88	10510	No
169	GOM_NL__2PRFIN20040304_074241_000000652024_00436_10510_0175.N1	04-MAR-2004 07:42:41	Straylight	65.000	106	9Bet Crv	2.6480	5600.0	130	10510	No
170	GOM_NL__2PRFIN20040304_074531_000000632024_00436_10510_0176.N1	04-MAR-2004 07:45:31	Straylight	63.000	100	4Gam Crv	2.5800	13100.	126	10510	No
171	GOM_NL__2PRFIN20040304_074925_000000442024_00436_10510_0177.N1	04-MAR-2004 07:49:25	Tw_i_and_stray	43.500	48	30Alp Hya	1.9770	4100.0	87	10510	No
172	GOM_NL__2PRFIN20040304_075523_000000412024_00436_10510_0178.N1	04-MAR-2004 07:55:23	Bright	40.500	22	32Alp Leo	1.3600	15200.	81	10510	No
173	GOM_NL__2PRFIN20040304_075925_000000492024_00436_10510_0179.N1	04-MAR-2004 07:59:25	Bright	48.500	96	68Del Leo	2.5600	9300.0	97	10510	No
174	GOM_NL__2PRFIN20040304_080203_000000392024_00436_10510_0180.N1	04-MAR-2004 08:02:03	Bright	38.500	24	66Alp Gem	1.5800	10200.	77	10510	No
175	GOM_NL__2PRFIN20040304_080632_000000432024_00436_10510_0181.N1	04-MAR-2004 08:06:32	Bright	42.500	174	52Psi UMa	3.0040	4400.0	85	10510	No
176	GOM_NL__2PRFIN20040304_080925_000000412024_00436_10510_0182.N1	04-MAR-2004 08:09:25	Bright	40.500	82	48Bet UMa	2.3650	10600.	81	10510	No
177	GOM_NL__2PRFIN20040304_081048_000000392024_00436_10510_0183.N1	04-MAR-2004 08:10:48	Bright	39.000	36	50Alp UMa	1.8000	6300.0	78	10510	No
178	GOM_NL__2PRFIN20040304_081338_000000462024_00436_10510_0184.N1	04-MAR-2004 08:13:38	Bright	45.500	32	77Eps UMa	1.7630	11000.	91	10510	No
179	GOM_NL__2PRFIN20040304_081510_000000542024_00436_10510_0185.N1	04-MAR-2004 08:15:10	Bright	53.500	55	79Zet UMa	2.0600	10200.	107	10510	No
180	GOM_NL__2PRFIN20040304_081720_000000372024_00436_10510_0186.N1	04-MAR-2004 08:17:20	Bright	37.000	49	1Alp UMi	1.9900	6300.0	74	10510	No
181	GOM_NL__2PRFIN20040304_082235_000000472024_00436_10510_0187.N1	04-MAR-2004 08:22:35	Bright	47.000	119	14Eta Dra	2.7270	4700.0	94	10510	No
182	GOM_NL__2PRFIN20040304_082456_000000382024_00436_10510_0188.N1	04-MAR-2004 08:24:56	Bright	38.000	89	5Alp Cep	2.4510	8000.0	76	10510	No
183	GOM_NL__2PRFIN20040304_082708_000000482024_00436_10510_0189.N1	04-MAR-2004 08:27:08	Bright	48.000	130	23Bet Dra	2.7990	5800.0	96	10510	No
184	GOM_NL__2PRFIN20040304_083001_000000392024_00436_10510_0190.N1	04-MAR-2004 08:30:01	Bright	38.500	19	50Alp Cyg	1.2460	10500.	77	10510	No
185	GOM_NL__2PRFIN20040304_083132_000000392024_00436_10510_0191.N1	04-MAR-2004 08:31:32	Bright	38.500	66	37Gam Cyg	2.2080	5900.0	77	10510	No
186	GOM_NL__2PRFIN20040304_083309_000000352024_00436_10510_0192.N1	04-MAR-2004 08:33:09	Bright	35.000	92	53Eps Cyg	2.5000	4500.0	70	10510	No
187	GOM_NL__2PRFIN20040304_083616_000000932024_00436_10510_0193.N1	04-MAR-2004 08:36:16	Tw_i_and_stray	93.000	133	40Zet Her	2.8070	6000.0	186	10510	No
188	GOM_NL__2PRFIN20040304_084018_000000452024_00436_10510_0194.N1	04-MAR-2004 08:40:18	Bright	45.000	168	17Zet Aql	2.9860	11000.	90	10510	No
189	GOM_NL__2PRFIN20040304_084413_000000752024_00436_10510_0195.N1	04-MAR-2004 08:44:13	Straylight	75.000	59	55Alp Oph	2.0800	8900.0	150	10510	No
190	GOM_NL__2PRFIN20040304_084649_000000762024_00436_10510_0196.N1	04-MAR-2004 08:46:49	Dark	75.500	126	60Bet Oph	2.7700	4250.0	151	10510	No
191	GOM_NL__2PRFIN20040304_085017_000000432024_00436_10510_0197.N1	04-MAR-2004 08:50:17	Dark	43.000	155	41Pi Sgr	2.9000	6600.0	86	10510	No
192	GOM_NL__2PRFIN20040304_085209_000000452024_00436_10510_0198.N1	04-MAR-2004 08:52:09	Dark	44.500	57	34Sig Sgr	2.0660	26000.	89	10510	No
193	GOM_NL__2PRFIN20040304_085425_000000512024_00436_10510_0199.N1	04-MAR-2004 08:54:25	Dark	51.000	116	19Del Sgr	2.7000	4100.0	102	10510	No
194	GOM_NL__2PRFIN20040304_085558_000000712024_00436_10510_0200.N1	04-MAR-2004 08:55:58	Dark	70.500	86	35Eta Oph	2.4300	10200.	141	10510	No
195	GOM_NL__2PRFIN20040304_085823_000000492024_00436_10510_0201.N1	04-MAR-2004 08:58:23	Dark	49.000	25	35Lam Sco	1.6200	28000.	98	10510	No
196	GOM_NL__2PRFIN20040304_090448_000000452024_00437_10511_0169.N1	04-MAR-2004 09:04:48	Dark	44.500	43	Alp TrA	1.9100	4250.0	89	10511	No
197	GOM_NL__2PRFIN20040304_090826_000000462024_00437_10511_0170.N1	04-MAR-2004 09:08:26	Dark	46.000	4	Alp1Cen	-0.010000	5800.0	92	10511	No
198	GOM_NL__2PRFIN20040304_091210_000000462024_00437_10511_0171.N1	04-MAR-2004 09:12:10	Dark	46.000	12	Alp1Cru	0.77500	30000.	92	10511	No
199	GOM_NL__2PRFIN20040304_091356_000000692024_00437_10511_0172.N1	04-MAR-2004 09:13:56	Dark	68.500	54	5The Cen	2.0550	4500.0	137	10511	No
200	GOM_NL__2PRFIN20040304_091737_000000432024_00437_10511_0173.N1	04-MAR-2004 09:17:37	Straylight	43.000	113	Mu Vel	2.6920	5000.0	86	10511	No
201	GOM_NL__2PRFIN20040304_092034_000000442024_00437_10511_0174.N1	04-MAR-2004 09:20:34	Straylight	43.500	65	Lam Vel	2.2040	4400.0	87	10511	No
202	GOM_NL__2PRFIN20040304_092318_000000622024_00437_10511_0175.N1	04-MAR-2004 09:23:18	Straylight	61.500	106	9Bet Crv	2.6480	5600.0	123	10511	No
203	GOM_NL__2PRFIN20040304_092606_000000642024_00437_10511_0176.N1	04-MAR-2004 09:26:06	Straylight	63.500	100	4Gam Crv	2.5800	13100.	127	10511	No
204	GOM_NL__2PRFIN20040304_093001_000000512024_00437_10511_0177.N1	04-MAR-2004 09:30:01	Tw_i_and_stray	51.000	48	30Alp Hya	1.9770	4100.0	102	10511	No
205	GOM_NL__2PRFIN20040304_093558_000000422024_00437_10511_0178.N1	04-MAR-2004 09:35:58	Bright	42.000	22	32Alp Leo	1.3600	15200.	84	10511	No
206	GOM_NL__2PRFIN20040304_094000_000000492024_00437_10511_0179.N1	04-MAR-2004 09:40:00	Bright	49.000	96	68Del Leo	2.5600	9300.0	98	10511	No
207	GOM_NL__2PRFIN20040304_094239_000000382024_00437_10511_0180.N1	04-MAR-2004 09:42:39	Bright	38.000	24	66Alp Gem	1.5800	10200.	76	10511	No
208	GOM_NL__2PRFIN20040304_094707_000000442024_00437_10511_0181.N1	04-MAR-2004 09:47:07	Bright	44.000	174	52Psi UMa	3.0040	4400.0	88	10511	No
209	GOM_NL__2PRFIN20040304_095000_000000412024_00437_10511_0182.N1	04-MAR-2004 09:50:00	Bright	40.500	82	48Bet UMa	2.3650	10600.	81	10511	No
210	GOM_NL__2PRFIN20040304_095124_000000422024_00437_10511_0183.N1	04-MAR-2004 09:51:24	Bright	41.500	36	50Alp UMa	1.8000	6300.0	83	10511	No
211	GOM_NL__2PRFIN20040304_095413_000000502024_00437_10511_0184.N1	04-MAR-2004 09:54:13	Bright	50.000	32	77Eps UMa	1.7630	11000.	100	10511	No
212	GOM_NL__2PRFIN20040304_095545_000000512024_00437_10511_0185.N1	04-MAR-2004 09:55:45	Bright	50.500	55	79Zet UMa	2.0600	10200.	101	10511	No
213	GOM_NL__2PRFIN20040304_095755_000000392024_00437_10511_0186.N1	04-MAR-2004 09:57:55	Bright	38.500	49	1Alp UMi	1.9900	6300.0	77	10511	No
214	GOM_NL__2PRFIN20040304_100311_000000482024_00437_10511_0187.N1	04-MAR-2004 10:03:11	Bright	47.500	119	14Eta Dra	2.7270	4700.0	95	10511	No
215	GOM_NL__2PRFIN20040304_100531_000000362024_00437_10511_0188.N1	04-MAR-2004 10:05:31	Bright	35.500	89	5Alp Cep	2.4510	8000.0	71	10511	No
216	GOM_NL__2PRFIN20040304_100744_000000462024_00437_10511_0189.N1	04-MAR-2004 10:07:44	Bright	46.000	130	23Bet Dra	2.7990	5800.0	92	10511	No
217	GOM_NL__2PRFIN20040304_101036_000000392024_00437_10511_0190.N1	04-MAR-2004 10:10:36	Bright	39.000	19	50Alp Cyg	1.2460	10500.	78	10511	No
218	GOM_NL__2PRFIN20040304_101208_000000412024_00437_10511_0191.N1	04-MAR-2004 10:12:08	Bright	41.000	66	37Gam Cyg	2.2080	5900.0	82	10511	No
219	GOM_NL__2PRFIN20040304_101345_000000352024_00437_10511_0192.N1	04-MAR-2004 10:13:45	Bright	35.000	92	53Eps Cyg	2.5000	4500.0	70	10511	No

220	GOM_NL__2PRFIN20040304_101652_000000992024_00437_10511_0193.N1	04-MAR-2004 10:16:52	Twilight	98.500	133	40Zet Her	2.8070	6000.0	197	10511	No
221	GOM_NL__2PRFIN20040304_102055_000000472024_00437_10511_0194.N1	04-MAR-2004 10:20:55	Bright	47.000	168	17Zet Aql	2.9860	11000.	94	10511	No
222	GOM_NL__2PRFIN20040304_102450_000000752024_00437_10511_0195.N1	04-MAR-2004 10:24:50	Straylight	74.500	59	55Alp Oph	2.0800	8900.0	149	10511	No
223	GOM_NL__2PRFIN20040304_102725_000000752024_00437_10511_0196.N1	04-MAR-2004 10:27:25	Dark	75.000	126	60Bet Oph	2.7700	4250.0	150	10511	No
224	GOM_NL__2PRFIN20040304_103053_000000462024_00437_10511_0197.N1	04-MAR-2004 10:30:53	Dark	46.000	155	41Pi Sgr	2.9000	6600.0	92	10511	No
225	GOM_NL__2PRFIN20040304_103245_000000432024_00437_10511_0198.N1	04-MAR-2004 10:32:45	Dark	42.500	57	34Sig Sgr	2.0660	26000.	85	10511	No
226	GOM_NL__2PRFIN20040304_103501_000000462024_00437_10511_0199.N1	04-MAR-2004 10:35:01	Dark	45.500	116	19Del Sgr	2.7000	4100.0	91	10511	No
227	GOM_NL__2PRFIN20040304_103635_000000692024_00437_10511_0200.N1	04-MAR-2004 10:36:35	Dark	69.000	86	35Eta Oph	2.4300	10200.	138	10511	No
228	GOM_NL__2PRFIN20040304_103859_000000522024_00437_10511_0201.N1	04-MAR-2004 10:38:59	Dark	51.500	25	35Lam Sco	1.6200	28000.	103	10511	No
229	GOM_NL__2PRFIN20040304_104524_000000452024_00438_10512_0169.N1	04-MAR-2004 10:45:24	Dark	44.500	43	Alp TrA	1.9100	4250.0	89	10512	No
230	GOM_NL__2PRFIN20040304_104903_000000562024_00438_10512_0170.N1	04-MAR-2004 10:49:03	Dark	56.000	4	Alp1Cen	-0.010000	5800.0	112	10512	No
231	GOM_NL__2PRFIN20040304_105247_000000482024_00438_10512_0171.N1	04-MAR-2004 10:52:47	Dark	48.000	12	Alp1Cru	0.77500	30000.	96	10512	No
232	GOM_NL__2PRFIN20040304_105433_000000722024_00438_10512_0172.N1	04-MAR-2004 10:54:33	Dark	71.500	54	5The Cen	2.0550	4500.0	143	10512	No
233	GOM_NL__2PRFIN20040304_105813_000000422024_00438_10512_0173.N1	04-MAR-2004 10:58:13	Straylight	42.000	113	Mu Vel	2.6920	5000.0	84	10512	No
234	GOM_NL__2PRFIN20040304_110110_000000462024_00438_10512_0174.N1	04-MAR-2004 11:01:10	Straylight	46.000	65	Lam Vel	2.2040	4400.0	92	10512	No
235	GOM_NL__2PRFIN20040304_110353_000000662024_00438_10512_0175.N1	04-MAR-2004 11:03:53	Straylight	66.000	106	9Bet Crv	2.6480	5600.0	132	10512	No
236	GOM_NL__2PRFIN20040304_110642_000000612024_00438_10512_0176.N1	04-MAR-2004 11:06:42	Straylight	61.000	100	4Gam Crv	2.5800	13100.	122	10512	No
237	GOM_NL__2PRFIN20040304_111037_000000492024_00438_10512_0177.N1	04-MAR-2004 11:10:37	Twilight	49.000	48	30Alp Hya	1.9770	4100.0	98	10512	No
238	GOM_NL__2PRFIN20040304_111634_000000422024_00438_10512_0178.N1	04-MAR-2004 11:16:34	Bright	41.500	22	32Alp Leo	1.3600	15200.	83	10512	No
239	GOM_NL__2PRFIN20040304_112035_000000492024_00438_10512_0179.N1	04-MAR-2004 11:20:35	Bright	48.500	96	68Del Leo	2.5600	9300.0	97	10512	No
240	GOM_NL__2PRFIN20040304_112315_000000382024_00438_10512_0180.N1	04-MAR-2004 11:23:15	Bright	38.000	24	66Alp Gem	1.5800	10200.	76	10512	No
241	GOM_NL__2PRFIN20040304_112742_000000462024_00438_10512_0181.N1	04-MAR-2004 11:27:42	Bright	46.000	174	52Psi UMa	3.0040	4400.0	92	10512	No
242	GOM_NL__2PRFIN20040304_113036_000000412024_00438_10512_0182.N1	04-MAR-2004 11:30:36	Bright	40.500	82	48Bet UMa	2.3650	10600.	81	10512	No
243	GOM_NL__2PRFIN20040304_113158_000000442024_00438_10512_0183.N1	04-MAR-2004 11:31:58	Bright	43.500	36	50Alp UMa	1.8000	6300.0	87	10512	No
244	GOM_NL__2PRFIN20040304_113449_000000492024_00438_10512_0184.N1	04-MAR-2004 11:34:49	Bright	49.000	32	77Eps UMa	1.7630	11000.	98	10512	No
245	GOM_NL__2PRFIN20040304_113621_000000522024_00438_10512_0185.N1	04-MAR-2004 11:36:21	Bright	52.000	55	79Zet UMa	2.0600	10200.	104	10512	No
246	GOM_NL__2PRFIN20040304_113831_000000392024_00438_10512_0186.N1	04-MAR-2004 11:38:31	Bright	39.000	49	1Alp UMi	1.9900	6300.0	78	10512	No
247	GOM_NL__2PRFIN20040304_114346_000000472024_00438_10512_0187.N1	04-MAR-2004 11:43:46	Bright	46.500	119	14Eta Dra	2.7270	4700.0	93	10512	No
248	GOM_NL__2PRFIN20040304_114607_000000382024_00438_10512_0188.N1	04-MAR-2004 11:46:07	Bright	38.000	89	5Alp Cep	2.4510	8000.0	76	10512	No
249	GOM_NL__2PRFIN20040304_114820_000000502024_00438_10512_0189.N1	04-MAR-2004 11:48:20	Bright	49.500	130	23Bet Dra	2.7990	5800.0	99	10512	No
250	GOM_NL__2PRFIN20040304_115113_000000392024_00438_10512_0190.N1	04-MAR-2004 11:51:13	Bright	38.500	19	50Alp Cyg	1.2460	10500.	77	10512	No
251	GOM_NL__2PRFIN20040304_115244_000000412024_00438_10512_0191.N1	04-MAR-2004 11:52:44	Bright	41.000	66	37Gam Cyg	2.2080	5900.0	82	10512	No
252	GOM_NL__2PRFIN20040304_115419_000000392024_00438_10512_0192.N1	04-MAR-2004 11:54:19	Bright	39.000	92	53Eps Cyg	2.5000	4500.0	78	10512	No
253	GOM_NL__2PRFIN20040304_115728_000000942024_00438_10512_0193.N1	04-MAR-2004 11:57:28	Twilight	93.500	133	40Zet Her	2.8070	6000.0	187	10512	No
254	GOM_NL__2PRFIN20040304_120131_000000472024_00438_10512_0194.N1	04-MAR-2004 12:01:31	Bright	46.500	168	17Zet Aql	2.9860	11000.	93	10512	No
255	GOM_NL__2PRFIN20040304_120527_000000802024_00438_10512_0195.N1	04-MAR-2004 12:05:27	Straylight	80.000	59	55Alp Oph	2.0800	8900.0	160	10512	No
256	GOM_NL__2PRFIN20040304_120803_000000762024_00438_10512_0196.N1	04-MAR-2004 12:08:03	Dark	76.000	126	60Bet Oph	2.7700	4250.0	152	10512	No
257	GOM_NL__2PRFIN20040304_121129_000000442024_00438_10512_0197.N1	04-MAR-2004 12:11:29	Dark	44.000	155	41Pi Sgr	2.9000	6600.0	88	10512	No
258	GOM_NL__2PRFIN20040304_121322_000000462024_00438_10512_0198.N1	04-MAR-2004 12:13:22	Dark	45.500	57	34Sig Sgr	2.0660	26000.	91	10512	No
259	GOM_NL__2PRFIN20040304_121537_000000522024_00438_10512_0199.N1	04-MAR-2004 12:15:37	Dark	52.000	116	19Del Sgr	2.7000	4100.0	104	10512	No
260	GOM_NL__2PRFIN20040304_121713_000000682024_00438_10512_0200.N1	04-MAR-2004 12:17:13	Dark	68.000	86	35Eta Oph	2.4300	10200.	136	10512	No
261	GOM_NL__2PRFIN20040304_121935_000000512024_00438_10512_0201.N1	04-MAR-2004 12:19:35	Dark	51.000	25	35Lam Sco	1.6200	28000.	102	10512	No
262	GOM_NL__2PRFIN20040304_122559_000000422024_00439_10513_0169.N1	04-MAR-2004 12:25:59	Dark	41.500	43	Alp TrA	1.9100	4250.0	83	10513	No
263	GOM_NL__2PRFIN20040304_122939_000000492024_00439_10513_0170.N1	04-MAR-2004 12:29:39	Dark	49.000	4	Alp1Cen	-0.010000	5800.0	98	10513	No
264	GOM_NL__2PRFIN20040304_123322_000000432024_00439_10513_0171.N1	04-MAR-2004 12:33:22	Dark	42.500	12	Alp1Cru	0.77500	30000.	85	10513	No
265	GOM_NL__2PRFIN20040304_123509_000000772024_00439_10513_0172.N1	04-MAR-2004 12:35:09	Dark	77.000	54	5The Cen	2.0550	4500.0	154	10513	No
266	GOM_NL__2PRFIN20040304_123850_000000442024_00439_10513_0173.N1	04-MAR-2004 12:38:50	Straylight	44.000	113	Mu Vel	2.6920	5000.0	88	10513	No
267	GOM_NL__2PRFIN20040304_124146_000000462024_00439_10513_0174.N1	04-MAR-2004 12:41:46	Straylight	46.000	65	Lam Vel	2.2040	4400.0	92	10513	No
268	GOM_NL__2PRFIN20040304_124429_000000662024_00439_10513_0175.N1	04-MAR-2004 12:44:29	Straylight	65.500	106	9Bet Crv	2.6480	5600.0	131	10513	No
269	GOM_NL__2PRFIN20040304_124718_000000632024_00439_10513_0176.N1	04-MAR-2004 12:47:18	Straylight	62.500	100	4Gam Crv	2.5800	13100.	125	10513	No
270	GOM_NL__2PRFIN20040304_125113_000000482024_00439_10513_0177.N1	04-MAR-2004 12:51:13	Twilight	47.500	48	30Alp Hya	1.9770	4100.0	95	10513	No
271	GOM_NL__2PRFIN20040304_125709_000000432024_00439_10513_0178.N1	04-MAR-2004 12:57:09	Bright	42.500	22	32Alp Leo	1.3600	15200.	85	10513	No
272	GOM_NL__2PRFIN20040304_130110_000000492024_00439_10513_0179.N1	04-MAR-2004 13:01:10	Bright	49.000	96	68Del Leo	2.5600	9300.0	98	10513	No
273	GOM_NL__2PRFIN20040304_130351_000000392024_00439_10513_0180.N1	04-MAR-2004 13:03:51	Bright	39.000	24	66Alp Gem	1.5800	10200.	78	10513	No
274	GOM_NL__2PRFIN20040304_130818_000000452024_00439_10513_0181.N1	04-MAR-2004 13:08:18	Bright	45.000	174	52Psi UMa	3.0040	4400.0	90	10513	No
275	GOM_NL__2PRFIN20040304_131111_000000422024_00439_10513_0182.N1	04-MAR-2004 13:11:11	Bright	41.500	82	48Bet UMa	2.3650	10600.	83	10513	No
276	GOM_NL__2PRFIN20040304_131233_000000432024_00439_10513_0183.N1	04-MAR-2004 13:12:33	Bright	42.500	36	50Alp UMa	1.8000	6300.0	85	10513	No
277	GOM_NL__2PRFIN20040304_131524_000000502024_00439_10513_0184.N1	04-MAR-2004 13:15:24	Bright	50.000	32	77Eps UMa	1.7630	11000.	100	10513	No
278	GOM_NL__2PRFIN20040304_131655_000000492024_00439_10513_0185.N1	04-MAR-2004 13:16:55	Bright	49.000	55	79Zet UMa	2.0600	10200.	98	10513	No

279	GOM_NL__2PRFIN20040304_131907_000000392024_00439_10513_0186.N1	04-MAR-2004 13:19:07	Bright	38.500	49	1Alp UMi	1.9900	6300.0	77	10513	No
280	GOM_NL__2PRFIN20040304_132422_000000482024_00439_10513_0187.N1	04-MAR-2004 13:24:22	Bright	47.500	119	14Eta Dra	2.7270	4700.0	95	10513	No
281	GOM_NL__2PRFIN20040304_132643_000000382024_00439_10513_0188.N1	04-MAR-2004 13:26:43	Bright	38.000	89	5Alp Cep	2.4510	8000.0	76	10513	No
282	GOM_NL__2PRFIN20040304_132855_000000482024_00439_10513_0189.N1	04-MAR-2004 13:28:55	Bright	47.500	130	23Bet Dra	2.7990	5800.0	95	10513	No
283	GOM_NL__2PRFIN20040304_133148_000000372024_00439_10513_0190.N1	04-MAR-2004 13:31:48	Bright	37.000	19	50Alp Cyg	1.2460	10500.	74	10513	No
284	GOM_NL__2PRFIN20040304_133322_000000372024_00439_10513_0191.N1	04-MAR-2004 13:33:22	Bright	37.000	66	37Gam Cyg	2.2080	5900.0	74	10513	No
285	GOM_NL__2PRFIN20040304_133457_000000372024_00439_10513_0192.N1	04-MAR-2004 13:34:57	Bright	37.000	92	53Eps Cyg	2.5000	4500.0	74	10513	No
286	GOM_NL__2PRFIN20040304_133804_000000962024_00439_10513_0193.N1	04-MAR-2004 13:38:04	Tw_i_and_stray	96.000	133	40Zet Her	2.8070	6000.0	192	10513	No
287	GOM_NL__2PRFIN20040304_134210_000000442024_00439_10513_0194.N1	04-MAR-2004 13:42:10	Bright	43.500	168	17Zet Aql	2.9860	11000.	87	10513	No
288	GOM_NL__2PRFIN20040304_134604_000000772024_00439_10513_0195.N1	04-MAR-2004 13:46:04	Straylight	76.500	59	55Alp Oph	2.0800	8900.0	153	10513	No
289	GOM_NL__2PRFIN20040304_134839_000000742024_00439_10513_0196.N1	04-MAR-2004 13:48:39	Dark	74.000	126	60Bet Oph	2.7700	4250.0	148	10513	No
290	GOM_NL__2PRFIN20040304_135206_000000422024_00439_10513_0197.N1	04-MAR-2004 13:52:06	Dark	42.000	155	41Pi Sgr	2.9000	6600.0	84	10513	No
291	GOM_NL__2PRFIN20040304_135358_000000452024_00439_10513_0198.N1	04-MAR-2004 13:53:58	Dark	44.500	57	34Sig Sgr	2.0660	26000.	89	10513	No
292	GOM_NL__2PRFIN20040304_135614_000000522024_00439_10513_0199.N1	04-MAR-2004 13:56:14	Dark	51.500	116	19Del Sgr	2.7000	4100.0	103	10513	No
293	GOM_NL__2PRFIN20040304_135751_000000772024_00439_10513_0200.N1	04-MAR-2004 13:57:51	Dark	76.500	86	35Eta Oph	2.4300	10200.	153	10513	No
294	GOM_NL__2PRFIN20040304_140012_000000492024_00439_10513_0201.N1	04-MAR-2004 14:00:12	Dark	49.000	25	35Lam Sco	1.6200	28000.	98	10513	No
295	GOM_NL__2PRFIN20040304_140636_000000422024_00440_10514_0169.N1	04-MAR-2004 14:06:36	Dark	42.000	43	Alp TrA	1.9100	4250.0	84	10514	No
296	GOM_NL__2PRFIN20040304_141016_000000462024_00440_10514_0170.N1	04-MAR-2004 14:10:16	Dark	45.500	4	Alp1Cen	-0.010000	5800.0	91	10514	No
297	GOM_NL__2PRFIN20040304_141359_000000412024_00440_10514_0171.N1	04-MAR-2004 14:13:59	Dark	40.500	12	Alp1Cru	0.77500	30000.	81	10514	No
298	GOM_NL__2PRFIN20040304_141547_000000692024_00440_10514_0172.N1	04-MAR-2004 14:15:47	Dark	68.500	54	5The Cen	2.0550	4500.0	137	10514	No
299	GOM_NL__2PRFIN20040304_141926_000000442024_00440_10514_0173.N1	04-MAR-2004 14:19:26	Straylight	44.000	113	Mu Vel	2.6920	5000.0	88	10514	No
300	GOM_NL__2PRFIN20040304_142221_000000462024_00440_10514_0174.N1	04-MAR-2004 14:22:21	Straylight	46.000	65	Lam Vel	2.2040	4400.0	92	10514	No
301	GOM_NL__2PRFIN20040304_142506_000000682024_00440_10514_0175.N1	04-MAR-2004 14:25:06	Straylight	67.500	106	9Bet Crv	2.6480	5600.0	135	10514	No
302	GOM_NL__2PRFIN20040304_142755_000000632024_00440_10514_0176.N1	04-MAR-2004 14:27:55	Straylight	62.500	100	4Gam Crv	2.5800	13100.	125	10514	No
303	GOM_NL__2PRFIN20040304_143149_000000442024_00440_10514_0177.N1	04-MAR-2004 14:31:49	Tw_i_and_stray	43.500	48	30Alp Hya	1.9770	4100.0	87	10514	No
304	GOM_NL__2PRFIN20040304_143746_000000422024_00440_10514_0178.N1	04-MAR-2004 14:37:46	Bright	41.500	22	32Alp Leo	1.3600	15200.	83	10514	No
305	GOM_NL__2PRFIN20040304_144146_000000492024_00440_10514_0179.N1	04-MAR-2004 14:41:46	Bright	48.500	96	68Del Leo	2.5600	9300.0	97	10514	No
306	GOM_NL__2PRFIN20040304_144427_000000392024_00440_10514_0180.N1	04-MAR-2004 14:44:27	Bright	38.500	24	66Alp Gem	1.5800	10200.	77	10514	No
307	GOM_NL__2PRFIN20040304_144853_000000432024_00440_10514_0181.N1	04-MAR-2004 14:48:53	Bright	43.000	174	52Psi UMa	3.0040	4400.0	86	10514	No
308	GOM_NL__2PRFIN20040304_145147_000000412024_00440_10514_0182.N1	04-MAR-2004 14:51:47	Bright	41.000	82	48Bet UMa	2.3650	10600.	82	10514	No
309	GOM_NL__2PRFIN20040304_145310_000000422024_00440_10514_0183.N1	04-MAR-2004 14:53:10	Bright	42.000	36	50Alp UMa	1.8000	6300.0	84	10514	No
310	GOM_NL__2PRFIN20040304_145559_000000502024_00440_10514_0184.N1	04-MAR-2004 14:55:59	Bright	50.000	32	77Eps UMa	1.7630	11000.	100	10514	No
311	GOM_NL__2PRFIN20040304_145944_000000352024_00440_10514_0185.N1	04-MAR-2004 14:59:44	Bright	34.500	49	1Alp UMi	1.9900	6300.0	69	10514	No
312	GOM_NL__2PRFIN20040304_150457_000000472024_00440_10514_0186.N1	04-MAR-2004 15:04:57	Bright	47.000	119	14Eta Dra	2.7270	4700.0	94	10514	No
313	GOM_NL__2PRFIN20040304_150720_000000372024_00440_10514_0187.N1	04-MAR-2004 15:07:20	Bright	37.000	89	5Alp Cep	2.4510	8000.0	74	10514	No
314	GOM_NL__2PRFIN20040304_150931_000000502024_00440_10514_0188.N1	04-MAR-2004 15:09:31	Bright	49.500	130	23Bet Dra	2.7990	5800.0	99	10514	No
315	GOM_NL__2PRFIN20040304_151225_000000382024_00440_10514_0189.N1	04-MAR-2004 15:12:25	Bright	37.500	19	50Alp Cyg	1.2460	10500.	75	10514	No
316	GOM_NL__2PRFIN20040304_151359_000000362024_00440_10514_0190.N1	04-MAR-2004 15:13:59	Bright	36.000	66	37Gam Cyg	2.2080	5900.0	72	10514	No
317	GOM_NL__2PRFIN20040304_151534_000000372024_00440_10514_0191.N1	04-MAR-2004 15:15:34	Bright	37.000	92	53Eps Cyg	2.5000	4500.0	74	10514	No
318	GOM_NL__2PRFIN20040304_151840_000001032024_00440_10514_0192.N1	04-MAR-2004 15:18:40	Tw_i_and_stray	103.00	133	40Zet Her	2.8070	6000.0	206	10514	No
319	GOM_NL__2PRFIN20040304_152246_000000432024_00440_10514_0193.N1	04-MAR-2004 15:22:46	Bright	43.000	168	17Zet Aql	2.9860	11000.	86	10514	No
320	GOM_NL__2PRFIN20040304_152641_000000812024_00440_10514_0194.N1	04-MAR-2004 15:26:41	Straylight	80.500	59	55Alp Oph	2.0800	8900.0	161	10514	No
321	GOM_NL__2PRFIN20040304_152918_000000762024_00440_10514_0195.N1	04-MAR-2004 15:29:18	Dark	75.500	126	60Bet Oph	2.7700	4250.0	151	10514	No
322	GOM_NL__2PRFIN20040304_153243_000000442024_00440_10514_0196.N1	04-MAR-2004 15:32:43	Dark	43.500	155	41Pi Sgr	2.9000	6600.0	87	10514	No
323	GOM_NL__2PRFIN20040304_153435_000000462024_00440_10514_0197.N1	04-MAR-2004 15:34:35	Dark	46.000	57	34Sig Sgr	2.0660	26000.	92	10514	No
324	GOM_NL__2PRFIN20040304_153652_000000552024_00440_10514_0198.N1	04-MAR-2004 15:36:52	Dark	54.500	116	19Del Sgr	2.7000	4100.0	109	10514	No
325	GOM_NL__2PRFIN20040304_153829_000000722024_00440_10514_0199.N1	04-MAR-2004 15:38:29	Dark	71.500	86	35Eta Oph	2.4300	10200.	143	10514	No
326	GOM_NL__2PRFIN20040304_154050_000000482024_00440_10514_0200.N1	04-MAR-2004 15:40:50	Dark	47.500	25	35Lam Sco	1.6200	28000.	95	10514	No
327	GOM_NL__2PRFIN20040304_154712_000000432024_00441_10515_0169.N1	04-MAR-2004 15:47:12	Dark	42.500	43	Alp TrA	1.9100	4250.0	85	10515	No
328	GOM_NL__2PRFIN20040304_154925_000000392024_00441_10515_0170.N1	04-MAR-2004 15:49:25	Dark	38.500	145	Gam TrA	2.8720	10600.	77	10515	No
329	GOM_NL__2PRFIN20040304_155052_000000462024_00441_10515_0171.N1	04-MAR-2004 15:50:52	Dark	45.500	4	Alp1Cen	-0.010000	5800.0	91	10515	No
330	GOM_NL__2PRFIN20040304_155211_000000452024_00441_10515_0172.N1	04-MAR-2004 15:52:11	Dark	45.000	10	Bet Cen	0.61000	28000.	90	10515	No
331	GOM_NL__2PRFIN20040304_155435_000000452024_00441_10515_0173.N1	04-MAR-2004 15:54:35	Dark	45.000	12	Alp1Cru	0.77500	30000.	90	10515	No
332	GOM_NL__2PRFIN20040304_155615_000000392024_00441_10515_0174.N1	04-MAR-2004 15:56:15	Dark	38.500	124	The Car	2.7640	30000.	77	10515	No
333	GOM_NL__2PRFIN20040304_155831_000000392024_00441_10515_0175.N1	04-MAR-2004 15:58:31	Straylight	38.500	71	lot Car	2.2460	7700.0	77	10515	No
334	GOM_NL__2PRFIN20040304_160002_000000412024_00441_10515_0176.N1	04-MAR-2004 16:00:02	Straylight	41.000	113	Mu Vel	2.6920	5000.0	82	10515	No
335	GOM_NL__2PRFIN20040304_160258_000000442024_00441_10515_0177.N1	04-MAR-2004 16:02:58	Straylight	44.000	65	Lam Vel	2.2040	4400.0	88	10515	No
336	GOM_NL__2PRFIN20040304_160542_000000662024_00441_10515_0178.N1	04-MAR-2004 16:05:42	Straylight	65.500	106	9Bet Crv	2.6480	5600.0	131	10515	No
337	GOM_NL__2PRFIN20040304_160830_000000642024_00441_10515_0179.N1	04-MAR-2004 16:08:30	Straylight	63.500	100	4Gam Crv	2.5800	13100.	127	10515	No

338	GOM_NL__2PRFIN20040304_161225_000000462024_00441_10515_0180.N1	04-MAR-2004 16:12:25	Twilight	45.500	48	30Alp Hya	1.9770	4100.0	91	10515	No
339	GOM_NL__2PRFIN20040304_161822_000000432024_00441_10515_0181.N1	04-MAR-2004 16:18:22	Bright	43.000	22	32Alp Leo	1.3600	15200.	86	10515	No
340	GOM_NL__2PRFIN20040304_162052_000000442024_00441_10515_0182.N1	04-MAR-2004 16:20:52	Bright	43.500	51	41Gam1Leo	2.0100	4500.0	87	10515	No
341	GOM_NL__2PRFIN20040304_162221_000000502024_00441_10515_0183.N1	04-MAR-2004 16:22:21	Bright	50.000	96	68Del Leo	2.5600	9300.0	100	10515	No
342	GOM_NL__2PRFIN20040304_162503_000000412024_00441_10515_0184.N1	04-MAR-2004 16:25:03	Bright	40.500	24	66Alp Gem	1.5800	10200.	81	10515	No
343	GOM_NL__2PRFIN20040304_162929_000000442024_00441_10515_0185.N1	04-MAR-2004 16:29:29	Bright	44.000	174	52Psi UMa	3.0040	4400.0	88	10515	No
344	GOM_NL__2PRFIN20040304_163222_000000422024_00441_10515_0186.N1	04-MAR-2004 16:32:22	Bright	42.000	82	48Bet UMa	2.3650	10600.	84	10515	No
345	GOM_NL__2PRFIN20040304_163345_000000432024_00441_10515_0187.N1	04-MAR-2004 16:33:45	Bright	42.500	36	50Alp UMa	1.8000	6300.0	85	10515	No
346	GOM_NL__2PRFIN20040304_163634_000000512024_00441_10515_0188.N1	04-MAR-2004 16:36:34	Bright	50.500	32	77Eps UMa	1.7630	11000.	101	10515	No
347	GOM_NL__2PRFIN20040304_163806_000000512024_00441_10515_0189.N1	04-MAR-2004 16:38:06	Bright	51.000	55	79Zet UMa	2.0600	10200.	102	10515	No
348	GOM_NL__2PRFIN20040304_164019_000000382024_00441_10515_0190.N1	04-MAR-2004 16:40:19	Bright	38.000	49	1Alp UMi	1.9900	6300.0	76	10515	No
349	GOM_NL__2PRFIN20040304_164533_000000492024_00441_10515_0191.N1	04-MAR-2004 16:45:33	Bright	48.500	119	14Eta Dra	2.7270	4700.0	97	10515	No
350	GOM_NL__2PRFIN20040304_164755_000000392024_00441_10515_0192.N1	04-MAR-2004 16:47:55	Bright	39.000	89	5Alp Cep	2.4510	8000.0	78	10515	No
351	GOM_NL__2PRFIN20040304_165006_000000452024_00441_10515_0193.N1	04-MAR-2004 16:50:06	Bright	44.500	130	23Bet Dra	2.7990	5800.0	89	10515	No
352	GOM_NL__2PRFIN20040304_165301_000000362024_00441_10515_0194.N1	04-MAR-2004 16:53:01	Bright	35.500	19	50Alp Cyg	1.2460	10500.	71	10515	No
353	GOM_NL__2PRFIN20040304_165435_000000362024_00441_10515_0195.N1	04-MAR-2004 16:54:35	Bright	36.000	66	37Gam Cyg	2.2080	5900.0	72	10515	No
354	GOM_NL__2PRFIN20040304_165609_000000362024_00441_10515_0196.N1	04-MAR-2004 16:56:09	Bright	36.000	92	53Eps Cyg	2.5000	4500.0	72	10515	No
355	GOM_NL__2PRFIN20040304_165917_000001032024_00441_10515_0197.N1	04-MAR-2004 16:59:17	Twilight	102.50	133	40Zet Her	2.8070	6000.0	205	10515	No
356	GOM_NL__2PRFIN20040304_170322_000000442024_00441_10515_0198.N1	04-MAR-2004 17:03:22	Bright	44.000	168	17Zet Aql	2.9860	11000.	88	10515	No
357	GOM_NL__2PRFIN20040304_170718_000000792024_00441_10515_0199.N1	04-MAR-2004 17:07:18	Straylight	78.500	59	55Alp Oph	2.0800	8900.0	157	10515	No
358	GOM_NL__2PRFIN20040304_170955_000000732024_00441_10515_0200.N1	04-MAR-2004 17:09:55	Dark	73.000	126	60Bet Oph	2.7700	4250.0	146	10515	No
359	GOM_NL__2PRFIN20040304_171319_000000442024_00441_10515_0201.N1	04-MAR-2004 17:13:19	Dark	43.500	155	41Pi Sgr	2.9000	6600.0	87	10515	No
360	GOM_NL__2PRFIN20040304_171511_000000462024_00441_10515_0202.N1	04-MAR-2004 17:15:11	Dark	46.000	57	34Sig Sgr	2.0660	26000.	92	10515	No
361	GOM_NL__2PRFIN20040304_171728_000000492024_00441_10515_0203.N1	04-MAR-2004 17:17:28	Dark	48.500	116	19Del Sgr	2.7000	4100.0	97	10515	No
362	GOM_NL__2PRFIN20040304_171907_000000692024_00441_10515_0204.N1	04-MAR-2004 17:19:07	Dark	69.000	86	35Eta Oph	2.4300	10200.	138	10515	No
363	GOM_NL__2PRFIN20040304_172127_000000552024_00441_10515_0205.N1	04-MAR-2004 17:21:27	Dark	55.000	25	35Lam Sco	1.6200	28000.	110	10515	No
364	GOM_NL__2PRFIN20040304_172749_000000452024_00442_10516_0169.N1	04-MAR-2004 17:27:49	Dark	44.500	43	Alp TrA	1.9100	4250.0	89	10516	No
365	GOM_NL__2PRFIN20040304_173002_000000392024_00442_10516_0170.N1	04-MAR-2004 17:30:02	Dark	39.000	145	Gam TrA	2.8720	10600.	78	10516	No
366	GOM_NL__2PRFIN20040304_173129_000000572024_00442_10516_0171.N1	04-MAR-2004 17:31:29	Dark	57.000	4	Alp1Cen	-0.010000	5800.0	114	10516	No
367	GOM_NL__2PRFIN20040304_173247_000000542024_00442_10516_0172.N1	04-MAR-2004 17:32:47	Dark	53.500	10	Bet Cen	0.61000	28000.	107	10516	No
368	GOM_NL__2PRFIN20040304_173512_000000452024_00442_10516_0173.N1	04-MAR-2004 17:35:12	Dark	44.500	12	Alp1Cru	0.77500	30000.	89	10516	No
369	GOM_NL__2PRFIN20040304_173652_000000372024_00442_10516_0174.N1	04-MAR-2004 17:36:52	Dark	37.000	124	The Car	2.7640	30000.	74	10516	No
370	GOM_NL__2PRFIN20040304_173908_000000432024_00442_10516_0175.N1	04-MAR-2004 17:39:08	Straylight	42.500	71	lot Car	2.2460	7700.0	85	10516	No
371	GOM_NL__2PRFIN20040304_174039_000000432024_00442_10516_0176.N1	04-MAR-2004 17:40:39	Straylight	42.500	113	Mu Vel	2.6920	5000.0	85	10516	No
372	GOM_NL__2PRFIN20040304_174334_000000462024_00442_10516_0177.N1	04-MAR-2004 17:43:34	Straylight	45.500	65	Lam Vel	2.2040	4400.0	91	10516	No
373	GOM_NL__2PRFIN20040304_174619_000000672024_00442_10516_0178.N1	04-MAR-2004 17:46:19	Straylight	66.500	106	9Bet Crv	2.6480	5600.0	133	10516	No
374	GOM_NL__2PRFIN20040304_174908_000000622024_00442_10516_0179.N1	04-MAR-2004 17:49:08	Straylight	61.500	100	4Gam Crv	2.5800	13100.	123	10516	No
375	GOM_NL__2PRFIN20040304_175302_000000442024_00442_10516_0180.N1	04-MAR-2004 17:53:02	Twilight	43.500	48	30Alp Hya	1.9770	4100.0	87	10516	No
376	GOM_NL__2PRFIN20040304_175858_000000422024_00442_10516_0181.N1	04-MAR-2004 17:58:58	Bright	42.000	22	32Alp Leo	1.3600	15200.	84	10516	No
377	GOM_NL__2PRFIN20040304_180128_000000442024_00442_10516_0182.N1	04-MAR-2004 18:01:28	Bright	44.000	51	41Gam1Leo	2.0100	4500.0	88	10516	No
378	GOM_NL__2PRFIN20040304_180257_000000492024_00442_10516_0183.N1	04-MAR-2004 18:02:57	Bright	49.000	96	68Del Leo	2.5600	9300.0	98	10516	No
379	GOM_NL__2PRFIN20040304_180539_000000392024_00442_10516_0184.N1	04-MAR-2004 18:05:39	Bright	39.000	24	66Alp Gem	1.5800	10200.	78	10516	No
380	GOM_NL__2PRFIN20040304_181004_000000462024_00442_10516_0185.N1	04-MAR-2004 18:10:04	Bright	45.500	174	52Psi UMa	3.0040	4400.0	91	10516	No
381	GOM_NL__2PRFIN20040304_181258_000000412024_00442_10516_0186.N1	04-MAR-2004 18:12:58	Bright	41.000	82	48Bet UMa	2.3650	10600.	82	10516	No
382	GOM_NL__2PRFIN20040304_181421_000000412024_00442_10516_0187.N1	04-MAR-2004 18:14:21	Bright	41.000	36	50Alp UMa	1.8000	6300.0	82	10516	No
383	GOM_NL__2PRFIN20040304_181709_000000502024_00442_10516_0188.N1	04-MAR-2004 18:17:09	Bright	49.500	32	77Eps UMa	1.7630	11000.	99	10516	No
384	GOM_NL__2PRFIN20040304_181841_000000542024_00442_10516_0189.N1	04-MAR-2004 18:18:41	Bright	53.500	55	79Zet UMa	2.0600	10200.	107	10516	No
385	GOM_NL__2PRFIN20040304_182056_000000382024_00442_10516_0190.N1	04-MAR-2004 18:20:56	Bright	37.500	49	1Alp UMi	1.9900	6300.0	75	10516	No
386	GOM_NL__2PRFIN20040304_182608_000000452024_00442_10516_0191.N1	04-MAR-2004 18:26:08	Bright	45.000	119	14Eta Dra	2.7270	4700.0	90	10516	No
387	GOM_NL__2PRFIN20040304_182832_000000342024_00442_10516_0192.N1	04-MAR-2004 18:28:32	Bright	34.000	89	5Alp Cep	2.4510	8000.0	68	10516	No
388	GOM_NL__2PRFIN20040304_183042_000000472024_00442_10516_0193.N1	04-MAR-2004 18:30:42	Bright	46.500	130	23Bet Dra	2.7990	5800.0	93	10516	No
389	GOM_NL__2PRFIN20040304_183337_000000392024_00442_10516_0194.N1	04-MAR-2004 18:33:37	Bright	39.000	19	50Alp Cyg	1.2460	10500.	78	10516	No
390	GOM_NL__2PRFIN20040304_183511_000000382024_00442_10516_0195.N1	04-MAR-2004 18:35:11	Bright	37.500	66	37Gam Cyg	2.2080	5900.0	75	10516	No
391	GOM_NL__2PRFIN20040304_183646_000000362024_00442_10516_0196.N1	04-MAR-2004 18:36:46	Bright	35.500	92	53Eps Cyg	2.5000	4500.0	71	10516	No
392	GOM_NL__2PRFIN20040304_183953_000001042024_00442_10516_0197.N1	04-MAR-2004 18:39:53	Twilight	103.50	133	40Zet Her	2.8070	6000.0	207	10516	No
393	GOM_NL__2PRFIN20040304_184359_000000432024_00442_10516_0198.N1	04-MAR-2004 18:43:59	Bright	42.500	168	17Zet Aql	2.9860	11000.	85	10516	No
394	GOM_NL__2PRFIN20040304_184755_000000812024_00442_10516_0199.N1	04-MAR-2004 18:47:55	Straylight	81.000	59	55Alp Oph	2.0800	8900.0	162	10516	No
395	GOM_NL__2PRFIN20040304_185032_000000682024_00442_10516_0200.N1	04-MAR-2004 18:50:32	Dark	67.500	126	60Bet Oph	2.7700	4250.0	135	10516	No
396	GOM_NL__2PRFIN20040304_185356_000000462024_00442_10516_0201.N1	04-MAR-2004 18:53:56	Dark	45.500	155	41Pi Sgr	2.9000	6600.0	91	10516	No

397	GOM_NL__2PRFIN20040304_185548_000000462024_00442_10516_0202.N1	04-MAR-2004 18:55:48	Dark	46.000	57	34Sig Sgr	2.0660	26000.	92	10516	No
398	GOM_NL__2PRFIN20040304_185805_000000502024_00442_10516_0203.N1	04-MAR-2004 18:58:05	Dark	50.000	116	19Del Sgr	2.7000	4100.0	100	10516	No
399	GOM_NL__2PRFIN20040304_185944_000000702024_00442_10516_0204.N1	04-MAR-2004 18:59:44	Dark	70.000	86	35Eta Oph	2.4300	10200.	140	10516	No
400	GOM_NL__2PRFIN20040304_190204_000000522024_00442_10516_0205.N1	04-MAR-2004 19:02:04	Dark	52.000	25	35Lam Sco	1.6200	28000.	104	10516	No
401	GOM_NL__2PRFIN20040304_190826_000000422024_00443_10517_0170.N1	04-MAR-2004 19:08:26	Dark	41.500	43	Alp TrA	1.9100	4250.0	83	10517	No
402	GOM_NL__2PRFIN20040304_191038_000000382024_00443_10517_0171.N1	04-MAR-2004 19:10:38	Dark	38.000	145	Gam TrA	2.8720	10600.	76	10517	No
403	GOM_NL__2PRFIN20040304_191206_000000432024_00443_10517_0172.N1	04-MAR-2004 19:12:06	Dark	42.500	4	Alp1Cen	-0.010000	5800.0	85	10517	No
404	GOM_NL__2PRFIN20040304_191324_000000432024_00443_10517_0173.N1	04-MAR-2004 19:13:24	Dark	42.500	10	Bet Cen	0.61000	28000.	85	10517	No
405	GOM_NL__2PRFIN20040304_191549_000000532024_00443_10517_0174.N1	04-MAR-2004 19:15:49	Dark	52.500	12	Alp1Cru	0.77500	30000.	105	10517	No
406	GOM_NL__2PRFIN20040304_191728_000000372024_00443_10517_0175.N1	04-MAR-2004 19:17:28	Dark	36.500	124	The Car	2.7640	30000.	73	10517	No
407	GOM_NL__2PRFIN20040304_191944_000000402024_00443_10517_0176.N1	04-MAR-2004 19:19:44	Straylight	40.000	71	lot Car	2.2460	7700.0	80	10517	No
408	GOM_NL__2PRFIN20040304_192115_000000392024_00443_10517_0177.N1	04-MAR-2004 19:21:15	Straylight	39.000	113	Mu Vel	2.6920	5000.0	78	10517	No
409	GOM_NL__2PRFIN20040304_192410_000000462024_00443_10517_0178.N1	04-MAR-2004 19:24:10	Straylight	46.000	65	Lam Vel	2.2040	4400.0	92	10517	No
410	GOM_NL__2PRFIN20040304_192654_000000672024_00443_10517_0179.N1	04-MAR-2004 19:26:54	Straylight	66.500	106	9Bet Crv	2.6480	5600.0	133	10517	No
411	GOM_NL__2PRFIN20040304_192943_000000642024_00443_10517_0180.N1	04-MAR-2004 19:29:43	Straylight	63.500	100	4Gam Crv	2.5800	13100.	127	10517	No
412	GOM_NL__2PRFIN20040304_193338_000000472024_00443_10517_0181.N1	04-MAR-2004 19:33:38	Twl_and_stray	47.000	48	30Alp Hya	1.9770	4100.0	94	10517	No
413	GOM_NL__2PRFIN20040304_193934_000000422024_00443_10517_0182.N1	04-MAR-2004 19:39:34	Bright	41.500	22	32Alp Leo	1.3600	15200.	83	10517	No
414	GOM_NL__2PRFIN20040304_194204_000000442024_00443_10517_0183.N1	04-MAR-2004 19:42:04	Bright	44.000	51	41Gam1Leo	2.0100	4500.0	88	10517	No
415	GOM_NL__2PRFIN20040304_194333_000000492024_00443_10517_0184.N1	04-MAR-2004 19:43:33	Bright	49.000	96	68Del Leo	2.5600	9300.0	98	10517	No
416	GOM_NL__2PRFIN20040304_194616_000000412024_00443_10517_0185.N1	04-MAR-2004 19:46:16	Bright	41.000	24	66Alp Gem	1.5800	10200.	82	10517	No
417	GOM_NL__2PRFIN20040304_195039_000000442024_00443_10517_0186.N1	04-MAR-2004 19:50:39	Bright	43.500	174	52Psi UMa	3.0040	4400.0	87	10517	No
418	GOM_NL__2PRFIN20040304_195334_000000402024_00443_10517_0187.N1	04-MAR-2004 19:53:34	Bright	39.500	82	48Bet UMa	2.3650	10600.	79	10517	No
419	GOM_NL__2PRFIN20040304_195457_000000402024_00443_10517_0188.N1	04-MAR-2004 19:54:57	Bright	39.500	36	50Alp UMa	1.8000	6300.0	79	10517	No
420	GOM_NL__2PRFIN20040304_195744_000000502024_00443_10517_0189.N1	04-MAR-2004 19:57:44	Bright	50.000	32	77Eps UMa	1.7630	11000.	100	10517	No
421	GOM_NL__2PRFIN20040304_195916_000000532024_00443_10517_0190.N1	04-MAR-2004 19:59:16	Bright	52.500	55	79Zet UMa	2.0600	10200.	105	10517	No
422	GOM_NL__2PRFIN20040304_200132_000000392024_00443_10517_0191.N1	04-MAR-2004 20:01:32	Bright	39.000	49	1Alp UMi	1.9900	6300.0	78	10517	No
423	GOM_NL__2PRFIN20040304_200643_000000482024_00443_10517_0192.N1	04-MAR-2004 20:06:43	Bright	48.000	119	14Eta Dra	2.7270	4700.0	96	10517	No
424	GOM_NL__2PRFIN20040304_200908_000000382024_00443_10517_0193.N1	04-MAR-2004 20:09:08	Bright	37.500	89	5Alp Cep	2.4510	8000.0	75	10517	No
425	GOM_NL__2PRFIN20040304_201117_000000502024_00443_10517_0194.N1	04-MAR-2004 20:11:17	Bright	50.000	130	23Bet Dra	2.7990	5800.0	100	10517	No
426	GOM_NL__2PRFIN20040304_201414_000000372024_00443_10517_0195.N1	04-MAR-2004 20:14:14	Bright	36.500	19	50Alp Cyg	1.2460	10500.	73	10517	No
427	GOM_NL__2PRFIN20040304_201548_000000362024_00443_10517_0196.N1	04-MAR-2004 20:15:48	Bright	35.500	66	37Gam Cyg	2.2080	5900.0	71	10517	No
428	GOM_NL__2PRFIN20040304_201722_000000342024_00443_10517_0197.N1	04-MAR-2004 20:17:22	Bright	34.000	92	53Eps Cyg	2.5000	4500.0	68	10517	No
429	GOM_NL__2PRFIN20040304_202029_000001002024_00443_10517_0198.N1	04-MAR-2004 20:20:29	Twl_and_stray	100.00	133	40Zet Her	2.8070	6000.0	200	10517	No
430	GOM_NL__2PRFIN20040304_202436_000000452024_00443_10517_0199.N1	04-MAR-2004 20:24:36	Bright	44.500	168	17Zet Aql	2.9860	11000.	89	10517	No
431	GOM_NL__2PRFIN20040304_202831_000000792024_00443_10517_0200.N1	04-MAR-2004 20:28:31	Straylight	79.000	59	55Alp Oph	2.0800	8900.0	158	10517	No
432	GOM_NL__2PRFIN20040304_203110_000000702024_00443_10517_0201.N1	04-MAR-2004 20:31:10	Dark	69.500	126	60Bet Oph	2.7700	4250.0	139	10517	No
433	GOM_NL__2PRFIN20040304_203433_000000442024_00443_10517_0202.N1	04-MAR-2004 20:34:33	Dark	43.500	155	41Pi Sgr	2.9000	6600.0	87	10517	No
434	GOM_NL__2PRFIN20040304_203625_000000442024_00443_10517_0203.N1	04-MAR-2004 20:36:25	Dark	44.000	57	34Sig Sgr	2.0660	26000.	88	10517	No
435	GOM_NL__2PRFIN20040304_203842_000000562024_00443_10517_0204.N1	04-MAR-2004 20:38:42	Dark	56.000	116	19Del Sgr	2.7000	4100.0	112	10517	No
436	GOM_NL__2PRFIN20040304_204021_000000702024_00443_10517_0205.N1	04-MAR-2004 20:40:21	Dark	69.500	86	35Eta Oph	2.4300	10200.	139	10517	No
437	GOM_NL__2PRFIN20040304_204241_000000512024_00443_10517_0206.N1	04-MAR-2004 20:42:41	Dark	51.000	25	35Lam Sco	1.6200	28000.	102	10517	No
438	GOM_NL__2PRFIN20040304_204902_000000412024_00444_10518_0190.N1	04-MAR-2004 20:49:02	Dark	40.500	43	Alp TrA	1.9100	4250.0	81	10518	No
439	GOM_NL__2PRFIN20040304_205114_000000402024_00444_10518_0191.N1	04-MAR-2004 20:51:14	Dark	40.000	145	Gam TrA	2.8720	10600.	80	10518	No
440	GOM_NL__2PRFIN20040304_205242_000000452024_00444_10518_0192.N1	04-MAR-2004 20:52:42	Dark	44.500	4	Alp1Cen	-0.010000	5800.0	89	10518	No
441	GOM_NL__2PRFIN20040304_205400_000000492024_00444_10518_0193.N1	04-MAR-2004 20:54:00	Dark	48.500	10	Bet Cen	0.61000	28000.	97	10518	No
442	GOM_NL__2PRFIN20040304_205625_000000442024_00444_10518_0194.N1	04-MAR-2004 20:56:25	Dark	44.000	12	Alp1Cru	0.77500	30000.	88	10518	No
443	GOM_NL__2PRFIN20040304_205804_000000382024_00444_10518_0195.N1	04-MAR-2004 20:58:04	Dark	38.000	124	The Car	2.7640	30000.	76	10518	No
444	GOM_NL__2PRFIN20040304_210020_000000402024_00444_10518_0196.N1	04-MAR-2004 21:00:20	Straylight	39.500	71	lot Car	2.2460	7700.0	79	10518	No
445	GOM_NL__2PRFIN20040304_210151_000000442024_00444_10518_0197.N1	04-MAR-2004 21:01:51	Straylight	44.000	113	Mu Vel	2.6920	5000.0	88	10518	No
446	GOM_NL__2PRFIN20040304_210446_000000452024_00444_10518_0198.N1	04-MAR-2004 21:04:46	Straylight	45.000	65	Lam Vel	2.2040	4400.0	90	10518	No
447	GOM_NL__2PRFIN20040304_210731_000000682024_00444_10518_0199.N1	04-MAR-2004 21:07:31	Straylight	68.000	106	9Bet Crv	2.6480	5600.0	136	10518	No
448	GOM_NL__2PRFIN20040304_211019_000000632024_00444_10518_0200.N1	04-MAR-2004 21:10:19	Straylight	62.500	100	4Gam Crv	2.5800	13100.	125	10518	No
449	GOM_NL__2PRFIN20040304_211414_000000492024_00444_10518_0201.N1	04-MAR-2004 21:14:14	Twl_and_stray	49.000	48	30Alp Hya	1.9770	4100.0	98	10518	No
450	GOM_NL__2PRFIN20040304_212009_000000422024_00444_10518_0202.N1	04-MAR-2004 21:20:09	Bright	41.500	22	32Alp Leo	1.3600	15200.	83	10518	No
451	GOM_NL__2PRFIN20040304_212239_000000432024_00444_10518_0203.N1	04-MAR-2004 21:22:39	Bright	43.000	51	41Gam1Leo	2.0100	4500.0	86	10518	No
452	GOM_NL__2PRFIN20040304_212408_000000492024_00444_10518_0204.N1	04-MAR-2004 21:24:08	Bright	48.500	96	68Del Leo	2.5600	9300.0	97	10518	No
453	GOM_NL__2PRFIN20040304_212653_000000412024_00444_10518_0205.N1	04-MAR-2004 21:26:53	Bright	40.500	24	66Alp Gem	1.5800	10200.	81	10518	No
454	GOM_NL__2PRFIN20040304_213115_000000462024_00444_10518_0206.N1	04-MAR-2004 21:31:15	Bright	45.500	174	52Psi UMa	3.0040	4400.0	91	10518	No
455	GOM_NL__2PRFIN20040304_213409_000000422024_00444_10518_0207.N1	04-MAR-2004 21:34:09	Bright	41.500	82	48Bet UMa	2.3650	10600.	83	10518	No

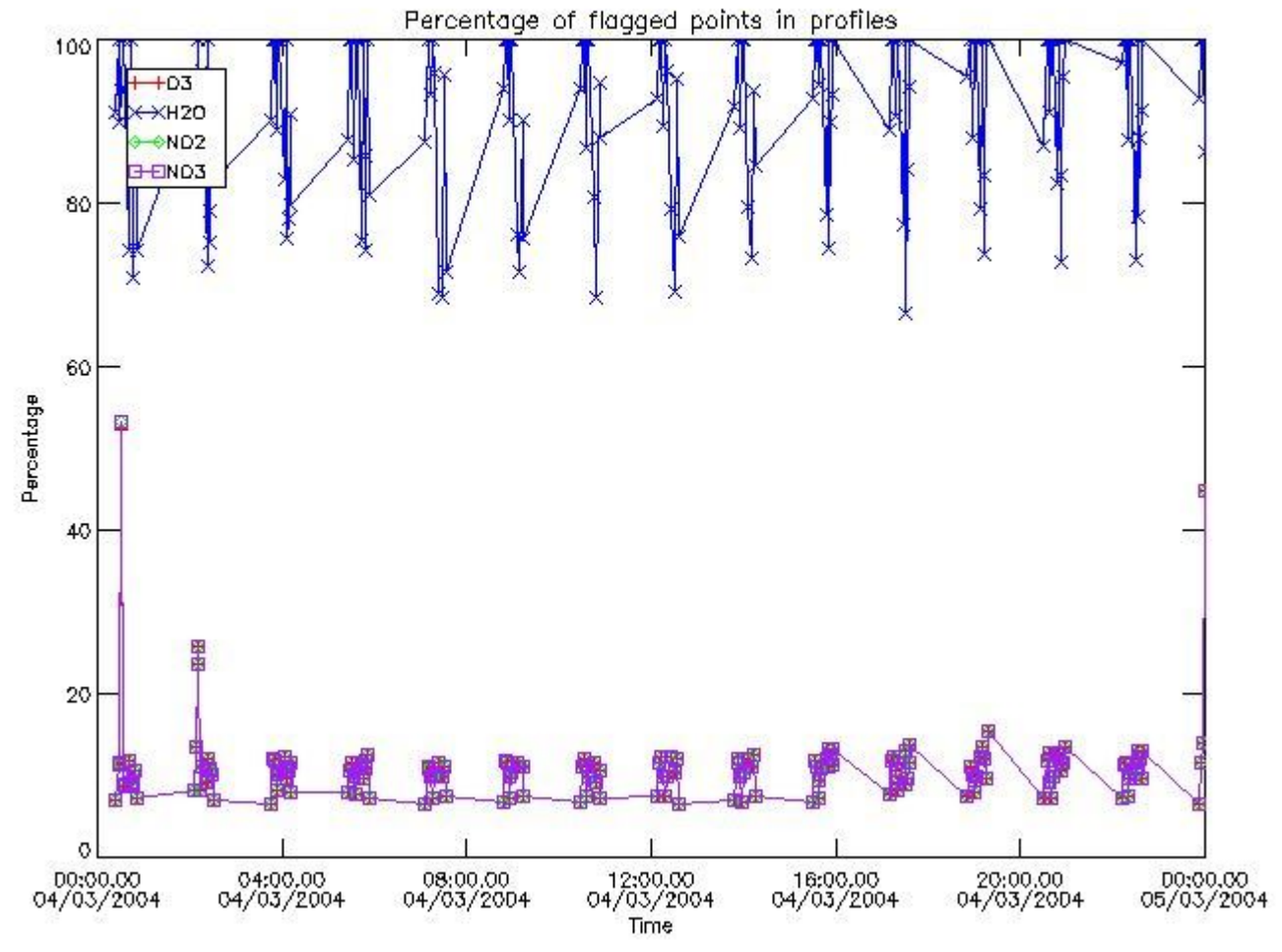
456	GOM_NL__2PRFIN20040304_213532_000000432024_00444_10518_0208.N1	04-MAR-2004 21:35:32	Bright	42.500	36	50Alp UMa	1.8000	6300.0	85	10518	No
457	GOM_NL__2PRFIN20040304_213820_000000502024_00444_10518_0209.N1	04-MAR-2004 21:38:20	Bright	49.500	32	77Eps UMa	1.7630	11000.	99	10518	No
458	GOM_NL__2PRFIN20040304_213950_000000522024_00444_10518_0210.N1	04-MAR-2004 21:39:50	Bright	51.500	55	79Zet UMa	2.0600	10200.	103	10518	No
459	GOM_NL__2PRFIN20040304_214208_000000372024_00444_10518_0211.N1	04-MAR-2004 21:42:08	Bright	37.000	49	1Alp UMi	1.9900	6300.0	74	10518	No
460	GOM_NL__2PRFIN20040304_214719_000000442024_00444_10518_0212.N1	04-MAR-2004 21:47:19	Bright	43.500	119	14Eta Dra	2.7270	4700.0	87	10518	No
461	GOM_NL__2PRFIN20040304_214944_000000352024_00444_10518_0213.N1	04-MAR-2004 21:49:44	Bright	34.500	89	5Alp Cep	2.4510	8000.0	69	10518	No
462	GOM_NL__2PRFIN20040304_215153_000000502024_00444_10518_0214.N1	04-MAR-2004 21:51:53	Bright	50.000	130	23Bet Dra	2.7990	5800.0	100	10518	No
463	GOM_NL__2PRFIN20040304_215449_000000352024_00444_10518_0215.N1	04-MAR-2004 21:54:49	Bright	35.000	19	50Alp Cyg	1.2460	10500.	70	10518	No
464	GOM_NL__2PRFIN20040304_215623_000000352024_00444_10518_0216.N1	04-MAR-2004 21:56:23	Bright	35.000	66	37Gam Cyg	2.2080	5900.0	70	10518	No
465	GOM_NL__2PRFIN20040304_215758_000000352024_00444_10518_0217.N1	04-MAR-2004 21:57:58	Bright	35.000	92	53Eps Cyg	2.5000	4500.0	70	10518	No
466	GOM_NL__2PRFIN20040304_220105_000000972024_00444_10518_0218.N1	04-MAR-2004 22:01:05	Twilight	97.000	133	40Zet Her	2.8070	6000.0	194	10518	No
467	GOM_NL__2PRFIN20040304_220512_000000442024_00444_10518_0219.N1	04-MAR-2004 22:05:12	Bright	43.500	168	17Zet Aql	2.9860	11000.	87	10518	No
468	GOM_NL__2PRFIN20040304_220909_000000772024_00444_10518_0220.N1	04-MAR-2004 22:09:09	Straylight	77.000	59	55Alp Oph	2.0800	8900.0	154	10518	No
469	GOM_NL__2PRFIN20040304_221146_000000712024_00444_10518_0221.N1	04-MAR-2004 22:11:46	Dark	70.500	126	60Bet Oph	2.7700	4250.0	141	10518	No
470	GOM_NL__2PRFIN20040304_221509_000000452024_00444_10518_0222.N1	04-MAR-2004 22:15:09	Dark	45.000	155	41Pi Sgr	2.9000	6600.0	90	10518	No
471	GOM_NL__2PRFIN20040304_221701_000000452024_00444_10518_0223.N1	04-MAR-2004 22:17:01	Dark	44.500	57	34Sig Sgr	2.0660	26000.	89	10518	No
472	GOM_NL__2PRFIN20040304_221918_000000532024_00444_10518_0224.N1	04-MAR-2004 22:19:18	Dark	53.000	116	19Del Sgr	2.7000	4100.0	106	10518	No
473	GOM_NL__2PRFIN20040304_222059_000000692024_00444_10518_0225.N1	04-MAR-2004 22:20:59	Dark	69.000	86	35Eta Oph	2.4300	10200.	138	10518	No
474	GOM_NL__2PRFIN20040304_222318_000000492024_00444_10518_0226.N1	04-MAR-2004 22:23:18	Dark	49.000	25	35Lam Sco	1.6200	28000.	98	10518	No
475	GOM_NL__2PRFIN20040304_222937_000000512024_00445_10519_0190.N1	04-MAR-2004 22:29:37	Dark	50.500	43	Alp TrA	1.9100	4250.0	101	10519	No
476	GOM_NL__2PRFIN20040304_223150_000000392024_00445_10519_0191.N1	04-MAR-2004 22:31:50	Dark	39.000	145	Gam TrA	2.8720	10600.	78	10519	No
477	GOM_NL__2PRFIN20040304_223318_000000472024_00445_10519_0192.N1	04-MAR-2004 22:33:18	Dark	46.500	4	Alp1Cen	-0.010000	5800.0	93	10519	No
478	GOM_NL__2PRFIN20040304_223436_000000422024_00445_10519_0193.N1	04-MAR-2004 22:34:36	Dark	42.000	10	Bet Cen	0.61000	28000.	84	10519	No
479	GOM_NL__2PRFIN20040304_223700_000000532024_00445_10519_0194.N1	04-MAR-2004 22:37:00	Dark	52.500	12	Alp1Cru	0.77500	30000.	105	10519	No
480	GOM_NL__2PRFIN20040304_223839_000000392024_00445_10519_0195.N1	04-MAR-2004 22:38:39	Dark	39.000	124	The Car	2.7640	30000.	78	10519	No
481	GOM_NL__2PRFIN20040304_224056_000000402024_00445_10519_0196.N1	04-MAR-2004 22:40:56	Straylight	40.000	71	lot Car	2.2460	7700.0	80	10519	No
482	GOM_NL__2PRFIN20040304_224226_000000452024_00445_10519_0197.N1	04-MAR-2004 22:42:26	Straylight	44.500	113	Mu Vel	2.6920	5000.0	89	10519	No
483	GOM_NL__2PRFIN20040304_224522_000000452024_00445_10519_0198.N1	04-MAR-2004 22:45:22	Straylight	45.000	65	Lam Vel	2.2040	4400.0	90	10519	No
484	GOM_NL__2PRFIN20040304_224808_000000642024_00445_10519_0199.N1	04-MAR-2004 22:48:08	Straylight	63.500	106	9Bet Crv	2.6480	5600.0	127	10519	No
485	GOM_NL__2PRFIN20040304_225055_000000632024_00445_10519_0200.N1	04-MAR-2004 22:50:55	Straylight	63.000	100	4Gam Crv	2.5800	13100.	126	10519	No
486	GOM_NL__2PRFIN20040304_225449_000000482024_00445_10519_0201.N1	04-MAR-2004 22:54:49	Twilight	47.500	48	30Alp Hya	1.9770	4100.0	95	10519	No
487	GOM_NL__2PRFIN20040304_230045_000000432024_00445_10519_0202.N1	04-MAR-2004 23:00:45	Bright	42.500	22	32Alp Leo	1.3600	15200.	85	10519	No
488	GOM_NL__2PRFIN20040304_230315_000000422024_00445_10519_0203.N1	04-MAR-2004 23:03:15	Bright	41.500	51	41Gam1Leo	2.0100	4500.0	83	10519	No
489	GOM_NL__2PRFIN20040304_230443_000000482024_00445_10519_0204.N1	04-MAR-2004 23:04:43	Bright	47.500	96	68Del Leo	2.5600	9300.0	95	10519	No
490	GOM_NL__2PRFIN20040304_230728_000000402024_00445_10519_0205.N1	04-MAR-2004 23:07:28	Bright	40.000	24	66Alp Gem	1.5800	10200.	80	10519	No
491	GOM_NL__2PRFIN20040304_231150_000000452024_00445_10519_0206.N1	04-MAR-2004 23:11:50	Bright	45.000	174	52Psi UMa	3.0040	4400.0	90	10519	No
492	GOM_NL__2PRFIN20040304_231444_000000412024_00445_10519_0207.N1	04-MAR-2004 23:14:44	Bright	41.000	82	48Bet UMa	2.3650	10600.	82	10519	No
493	GOM_NL__2PRFIN20040304_231608_000000422024_00445_10519_0208.N1	04-MAR-2004 23:16:08	Bright	41.500	36	50Alp UMa	1.8000	6300.0	83	10519	No
494	GOM_NL__2PRFIN20040304_231855_000000482024_00445_10519_0209.N1	04-MAR-2004 23:18:55	Bright	48.000	32	77Eps UMa	1.7630	11000.	96	10519	No
495	GOM_NL__2PRFIN20040304_232025_000000522024_00445_10519_0210.N1	04-MAR-2004 23:20:25	Bright	52.000	55	79Zet UMa	2.0600	10200.	104	10519	No
496	GOM_NL__2PRFIN20040304_232243_000000342024_00445_10519_0211.N1	04-MAR-2004 23:22:43	Bright	33.500	49	1Alp UMi	1.9900	6300.0	67	10519	No
497	GOM_NL__2PRFIN20040304_232754_000000482024_00445_10519_0212.N1	04-MAR-2004 23:27:54	Bright	48.000	119	14Eta Dra	2.7270	4700.0	96	10519	No
498	GOM_NL__2PRFIN20040304_233020_000000352024_00445_10519_0213.N1	04-MAR-2004 23:30:20	Bright	35.000	89	5Alp Cep	2.4510	8000.0	70	10519	No
499	GOM_NL__2PRFIN20040304_233229_000000492024_00445_10519_0214.N1	04-MAR-2004 23:32:29	Bright	49.000	130	23Bet Dra	2.7990	5800.0	98	10519	No
500	GOM_NL__2PRFIN20040304_233525_000000392024_00445_10519_0215.N1	04-MAR-2004 23:35:25	Bright	38.500	19	50Alp Cyg	1.2460	10500.	77	10519	No
501	GOM_NL__2PRFIN20040304_233659_000000362024_00445_10519_0216.N1	04-MAR-2004 23:36:59	Bright	36.000	66	37Gam Cyg	2.2080	5900.0	72	10519	No
502	GOM_NL__2PRFIN20040304_233834_000000362024_00445_10519_0217.N1	04-MAR-2004 23:38:34	Bright	36.000	92	53Eps Cyg	2.5000	4500.0	72	10519	No
503	GOM_NL__2PRFIN20040304_234142_000001022024_00445_10519_0218.N1	04-MAR-2004 23:41:42	Twilight	101.50	133	40Zet Her	2.8070	6000.0	203	10519	No
504	GOM_NL__2PRFIN20040304_234548_000000442024_00445_10519_0219.N1	04-MAR-2004 23:45:48	Bright	44.000	168	17Zet Aql	2.9860	11000.	88	10519	No
505	GOM_NL__2PRFIN20040304_234946_000000802024_00445_10519_0220.N1	04-MAR-2004 23:49:46	Straylight	79.500	59	55Alp Oph	2.0800	8900.0	159	10519	No
506	GOM_NL__2PRFIN20040304_235224_000000772024_00445_10519_0221.N1	04-MAR-2004 23:52:24	Dark	77.000	126	60Bet Oph	2.7700	4250.0	154	10519	No
507	GOM_NL__2PRFIN20040304_235544_000000452024_00445_10519_0222.N1	04-MAR-2004 23:55:44	Dark	44.500	155	41Pi Sgr	2.9000	6600.0	89	10519	No
508	GOM_NL__2PRFIN20040304_235737_000000472024_00445_10519_0223.N1	04-MAR-2004 23:57:37	Dark	47.000	57	34Sig Sgr	2.0660	26000.	94	10519	No
509	GOM_NL__2PRFIN20040304_235954_000000482024_00445_10519_0224.N1	04-MAR-2004 23:59:54	Dark	47.500	116	19Del Sgr	2.7000	4100.0	95	10519	No

3. Quality information per product

In this section it is plotted some information contained in the Quality Summary data set of

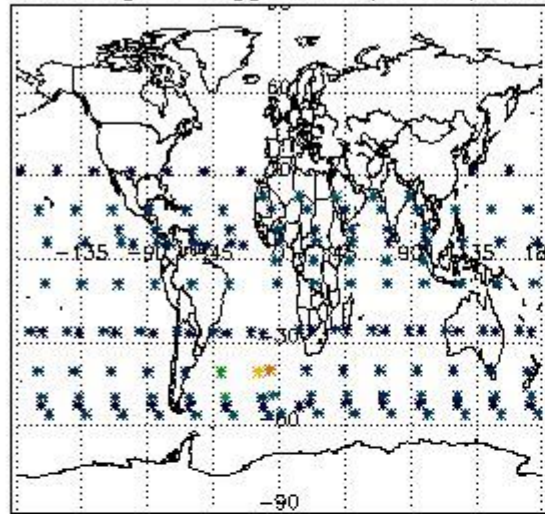
the level 2 products. Only products in dark limb conditions and without errors (error flag in the MPH set to "0") are used.

3.1 Plot quality information per product (time dependant)

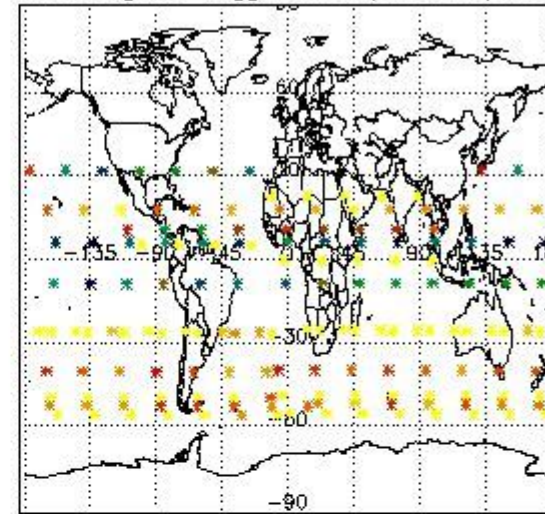


3.2 Plot quality information per product (world map)

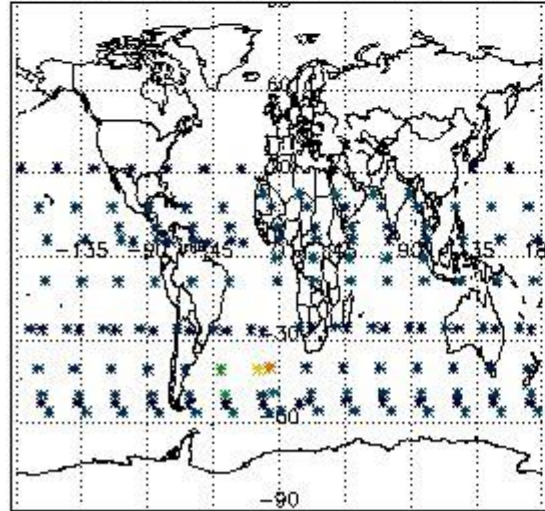
Percentage of flagged data per O3 profile




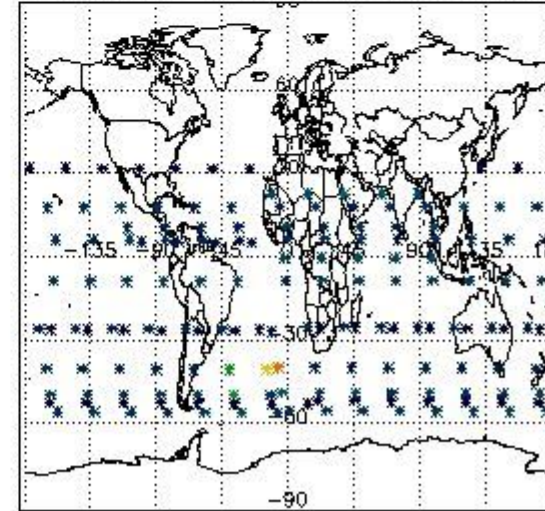
Percentage of flagged data per H2O profile



Percentage of flagged data per NO2 profile



Percentage of flagged data per NO3 profile

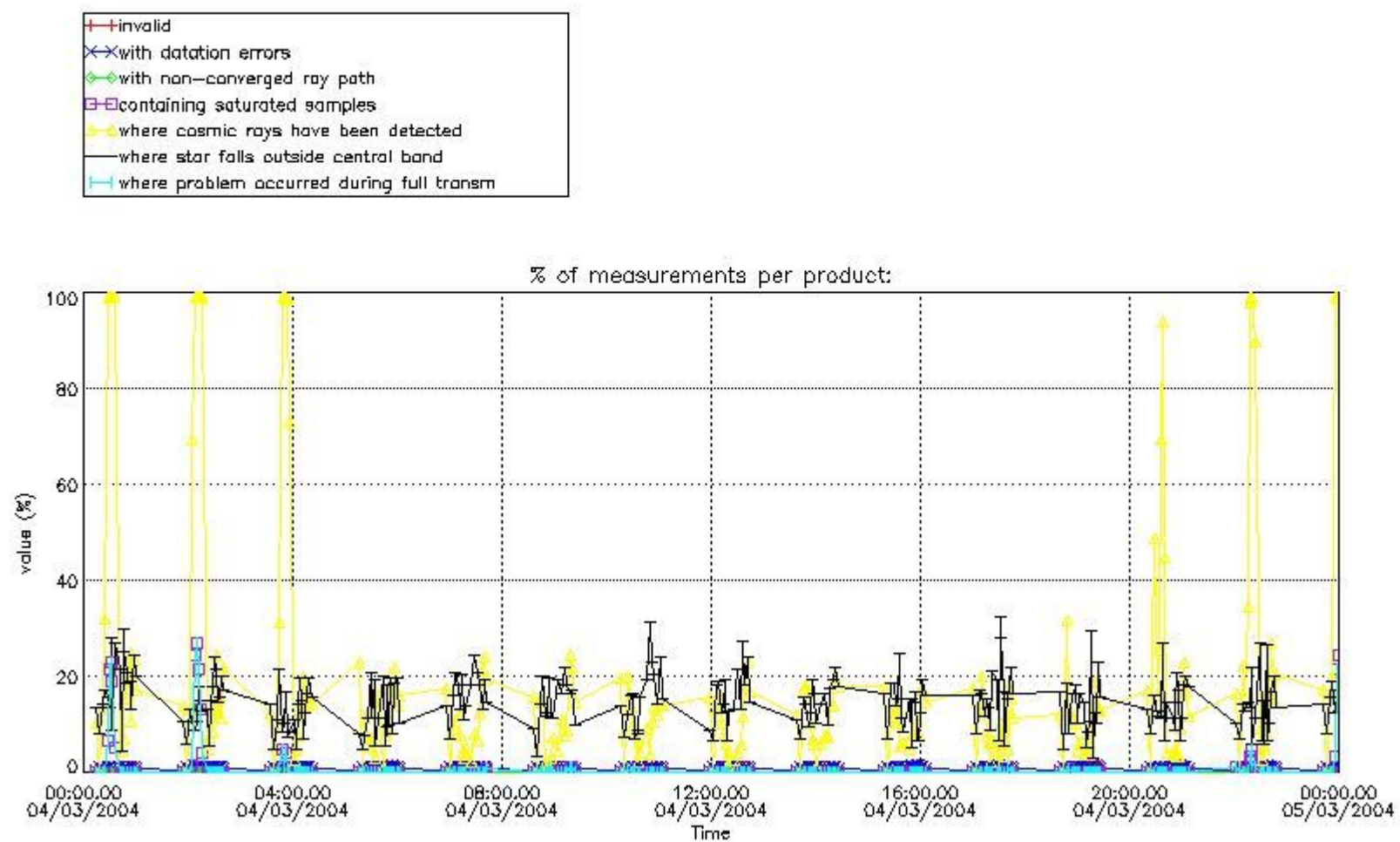


4. Level 1 quality information per product

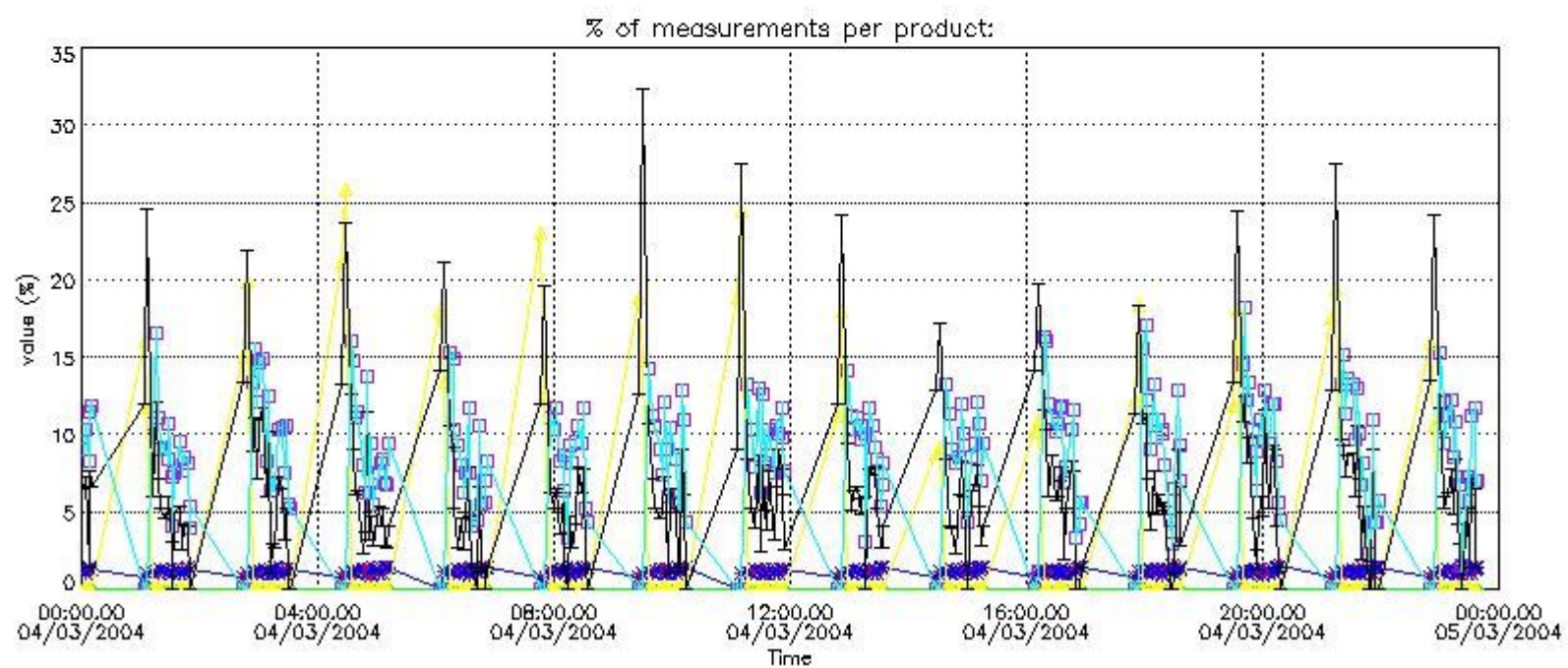
In this section it is plotted some information contained in the Quality Summary data set of the level 2 products that comes from the level 1b processing. Products without errors (error flag in the MPH set to "0") are used.

4.1 Plot quality information per product (time dependant) coming from level 1b processing

4.1.1 Plot level 1 quality information per product (time dependant): ENVISAT ASCENDING passes



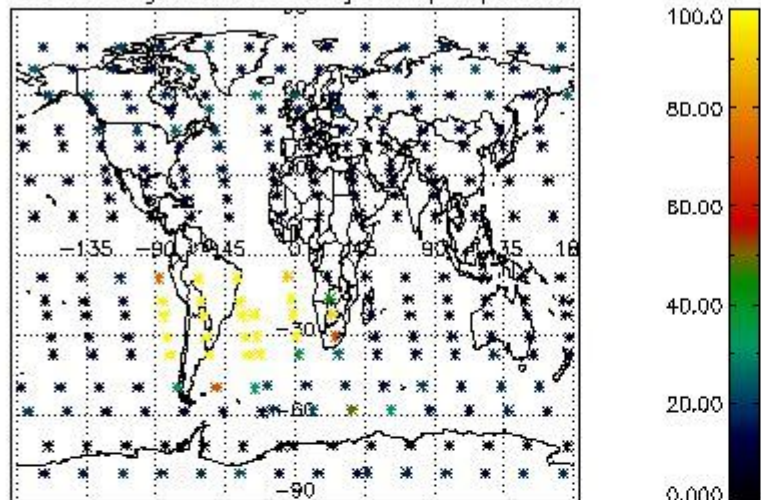
4.1.2 Plot level 1 quality information per product (time dependant): ENVI SAT DESCENDING passes



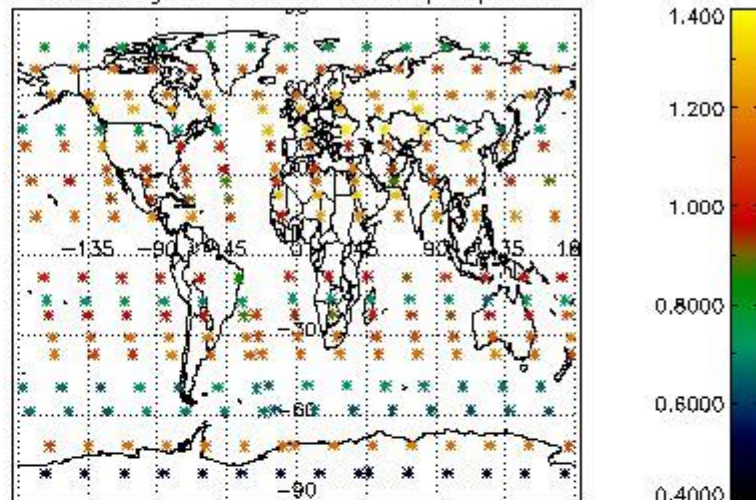
4.2 Plot quality information per product coming from level 1b processing (world map)

4.2.1 Plot level 1 quality information per product (world map): ENVISAT ASCENDING passes

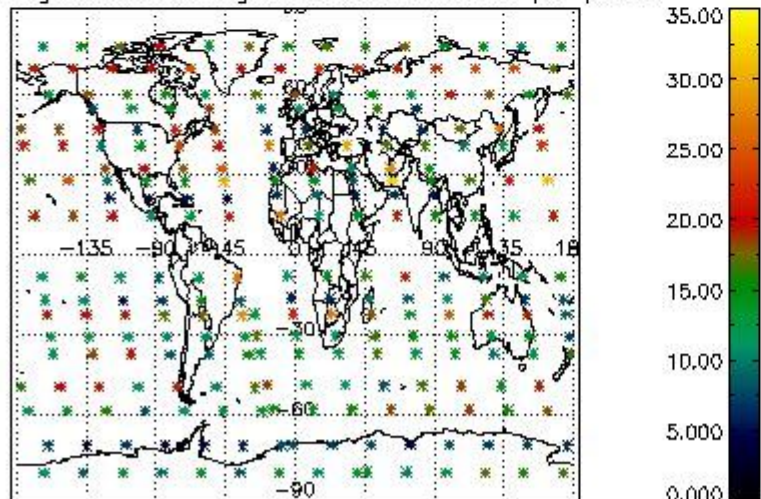
Percentage of cosmic ray hits per profile



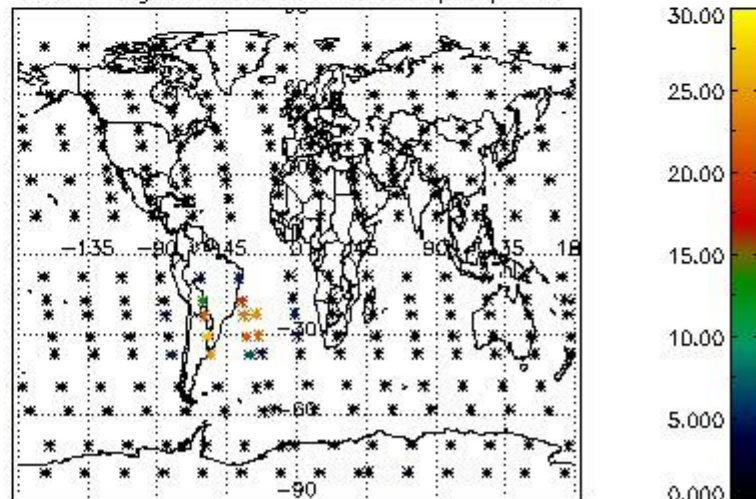
Percentage of datation errors per profile



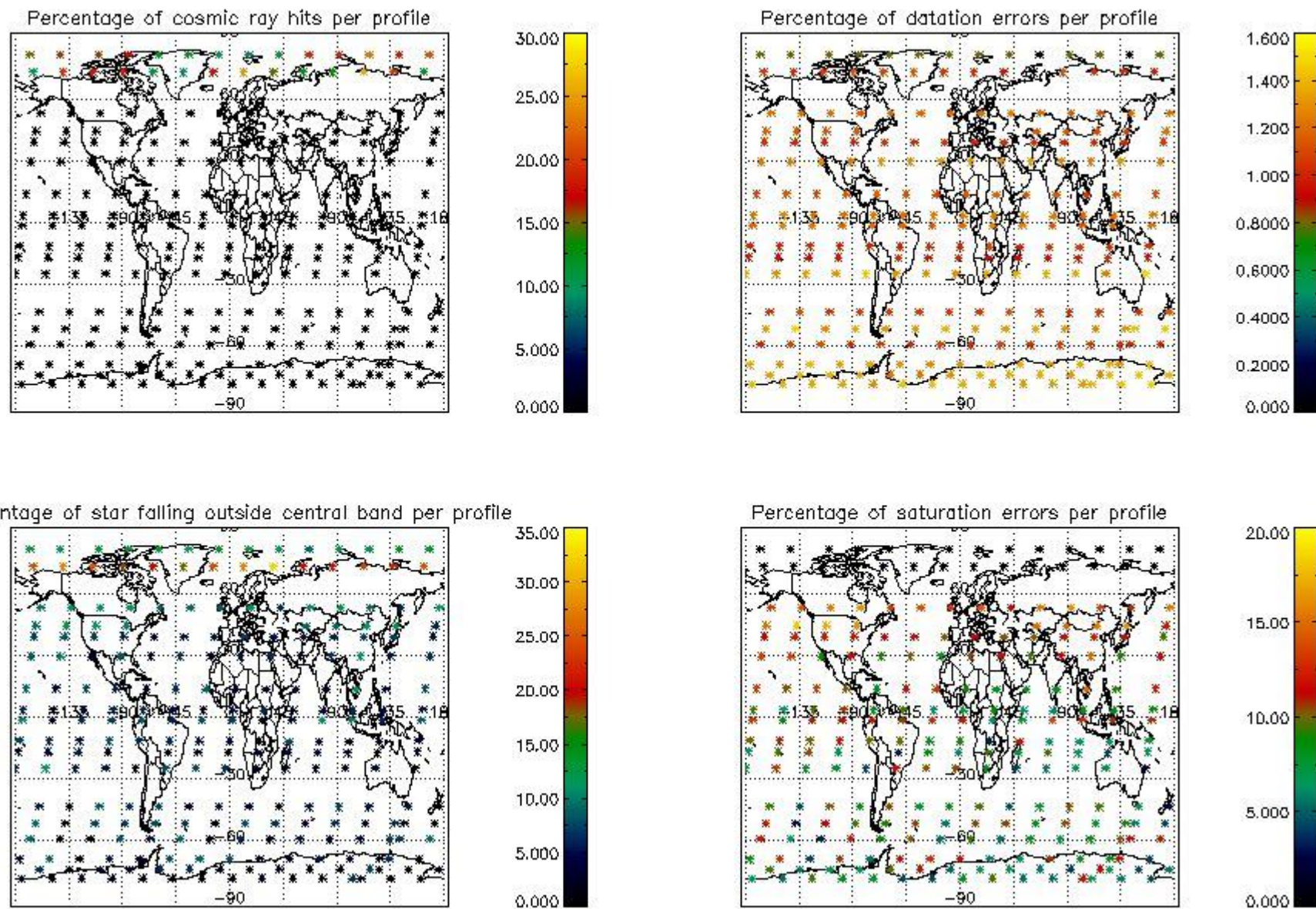
Percentage of star falling outside central band per profile



Percentage of saturation errors per profile



4.2.2 Plot level 1 quality information per product (world map): ENVISAT DESCENDING passes



5. Trace gas profiles

5.1 Ozone statistics based on quality of products

The final quality of the products can be "measured" using the STD (Standard Deviation) attached to every point profile. This information is written to the parameter GOM_NL__2P/NL_LOCAL_SPECIES_DENSITY/o3_std of the level 2 products. The table below shows the statistics for given STD ranges.

The statistics are given with respect to the overall valid production:

- Products without fatal errors: GOM_NL__2P/MPH/PRODUCT_ERR=0
- Valid point profile: GOM_NL__2P/NL_LOCAL_SPECIES_DENSITY/pcd(0)=0

The 'Criteria' is applied to valid points of dark limb products:

- Products in dark limb illumination condition: GOM_NL__2P/NL_SUMMARY_QUALITY/obs_ill_cond=0
- Products without fatal errors: GOM_NL__2P/MPH/PRODUCT_ERR=0
- Valid point profile: GOM_NL__2P/NL_LOCAL_SPECIES_DENSITY/pcd(0)=0

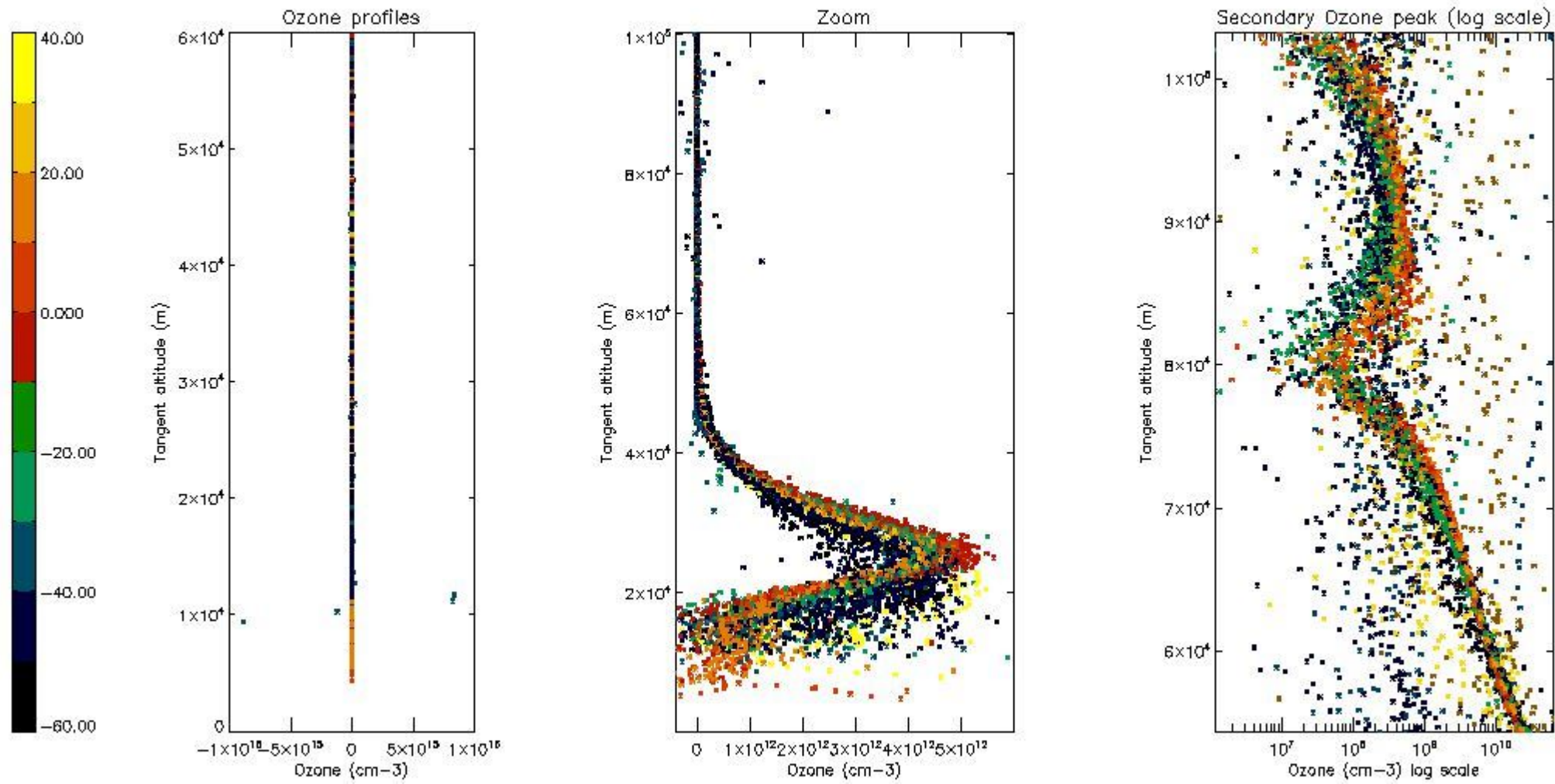
So, the table below shows the percentage of dark limb and valid observations for each criteria with respect to the overall valid daily observations.

Criteria	% of total production
All STD	34
STD < 20	17

STD < 10	14
STD < 5	9

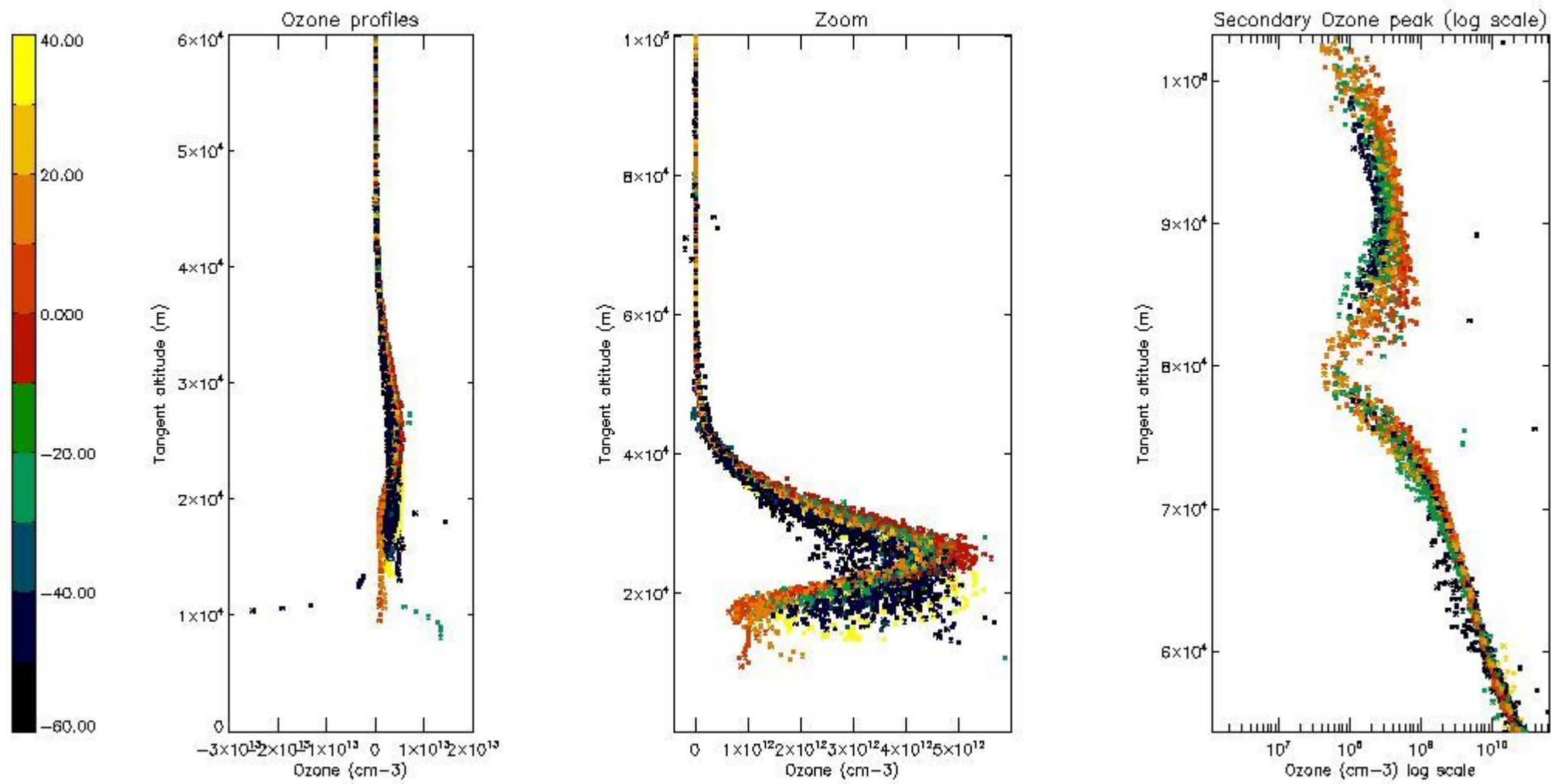
5.2 Plot ozone profiles for all STD (dark without errors)

The colorbar represents the latitude.



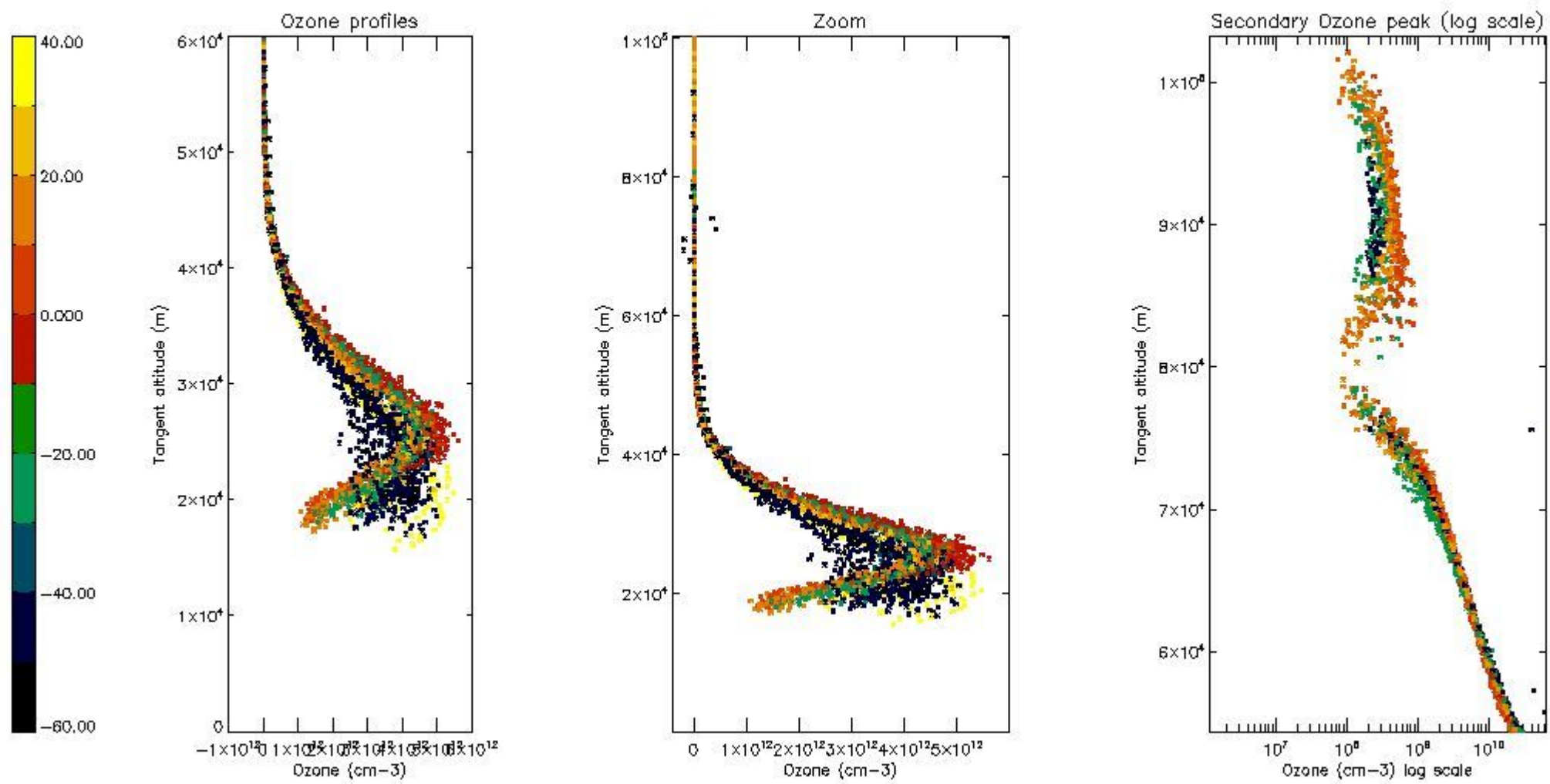
5.3 Plot ozone profiles where STD < 20% (dark without errors)

The colorbar represents the latitude.



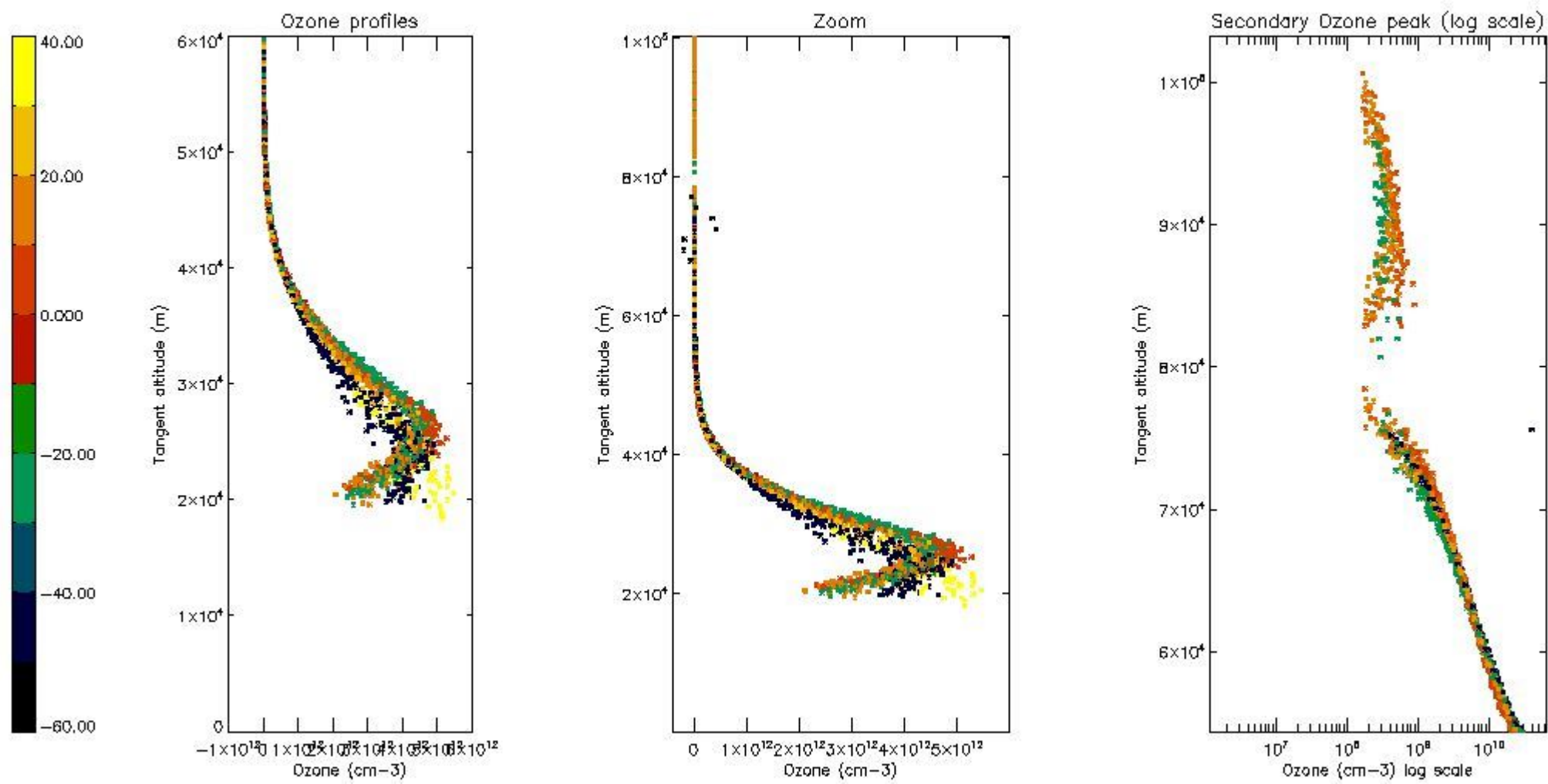
5.4 Plot ozone profiles where STD < 10% (dark without errors)

The colorbar represents the latitude.



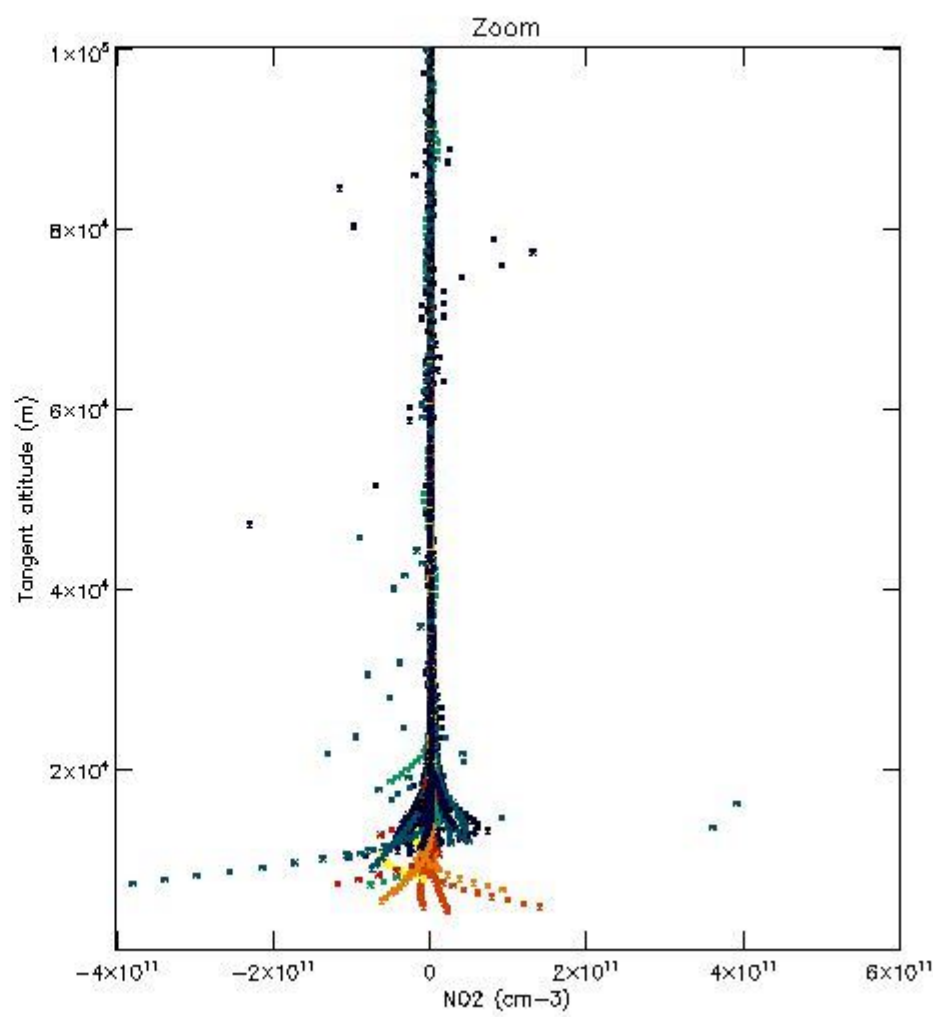
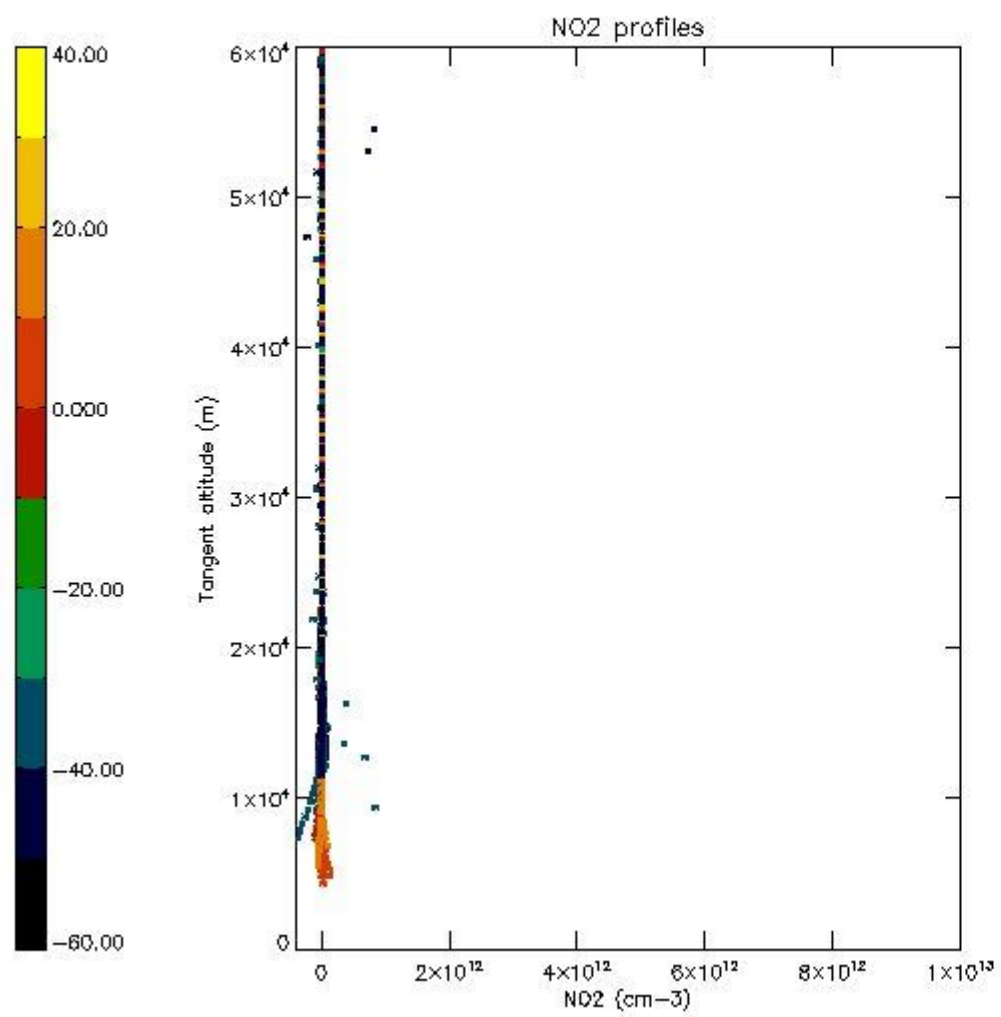
5.5 Plot ozone profiles where STD < 5% (dark without errors)

The colorbar represents the latitude.



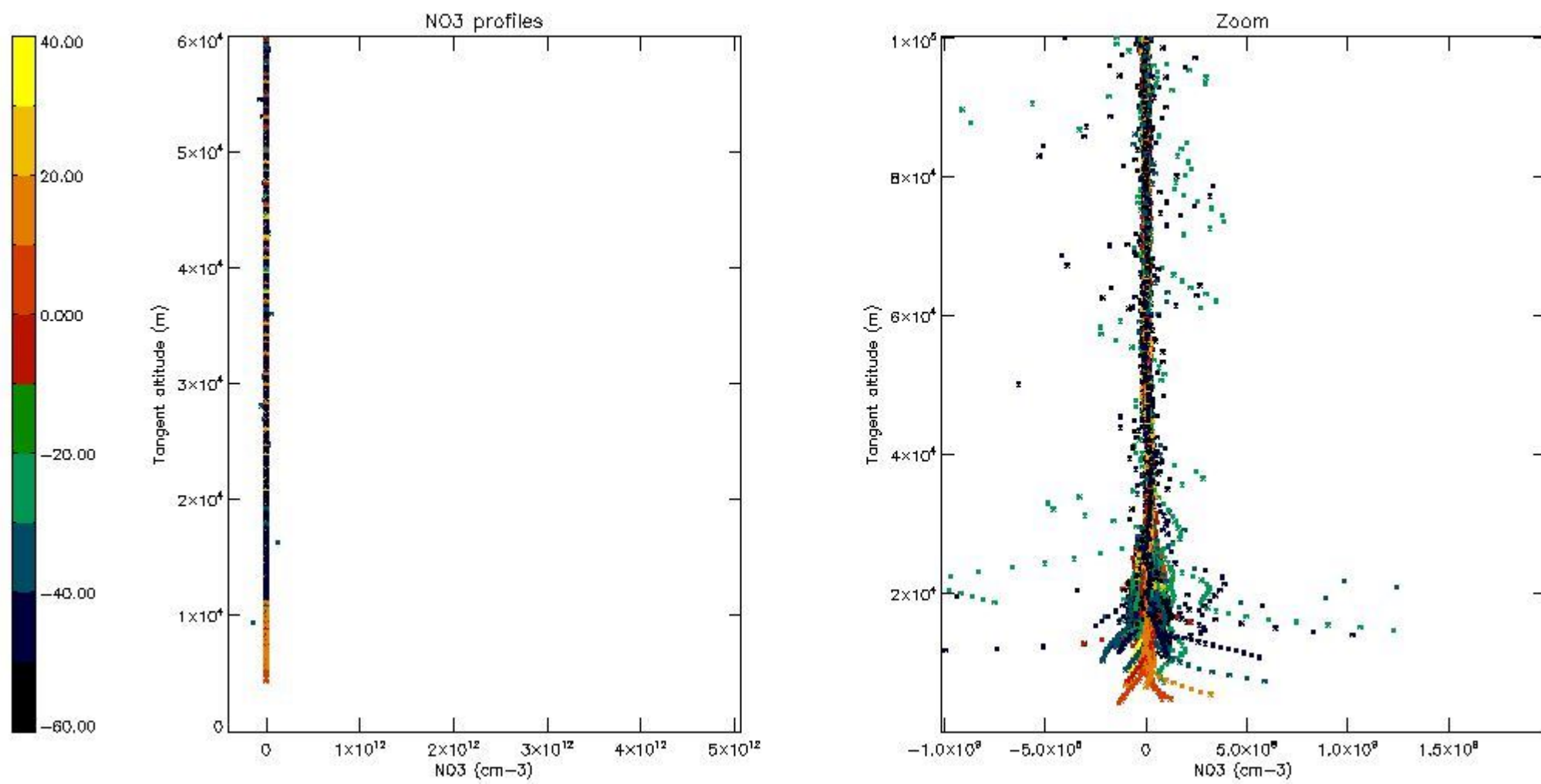
5.6 Plot NO₂ profiles for all STD (dark without errors)

The colorbar represents the latitude.



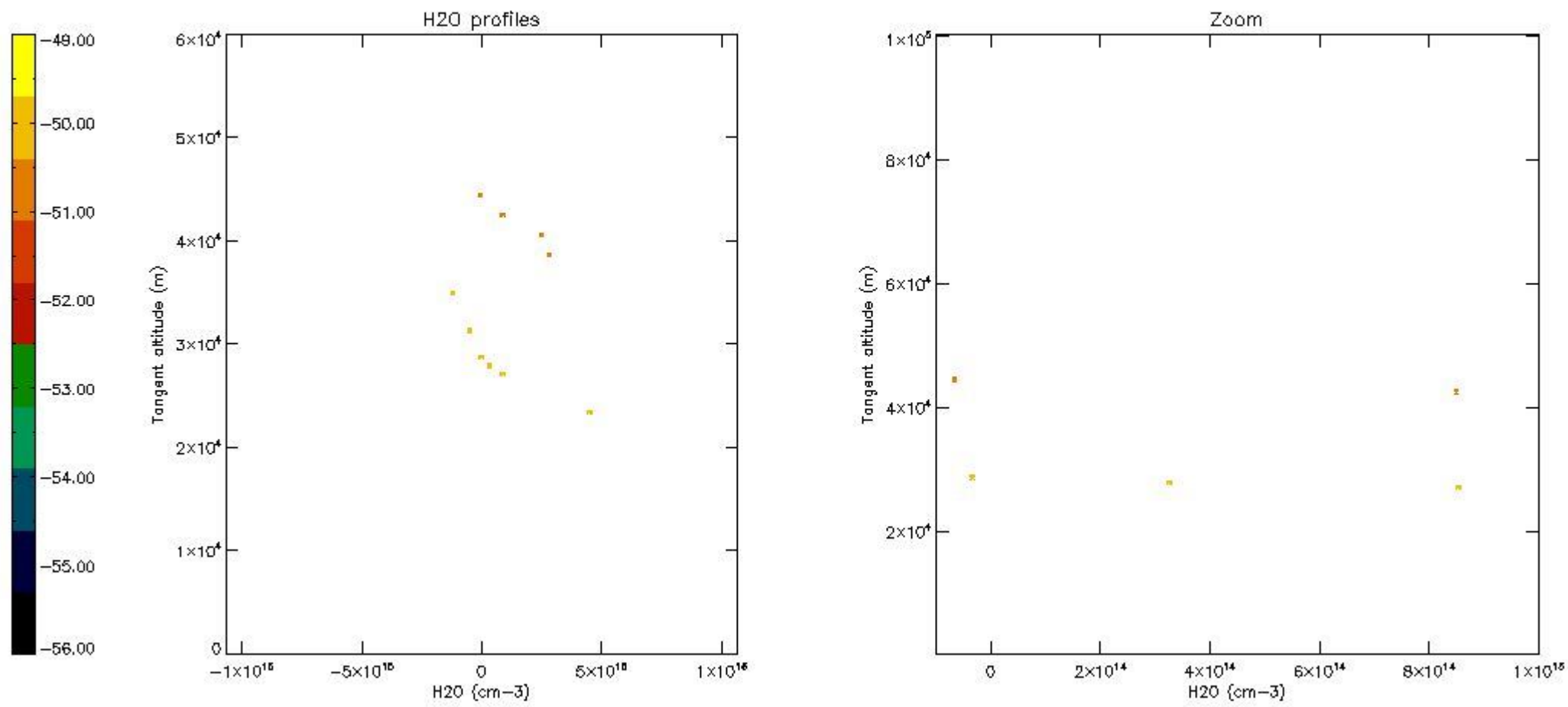
5.7 Plot NO3 profiles for all STD (dark without errors)

The colorbar represents the latitude.



5.8 Plot H2O profiles for all STD (only for occultations of stars 1,2,3,4,13,14,16,26,63 dark without errors)

The colorbar represents the latitude.



6. Auxiliary Data Files used for the production reported in section 2

The number reported in the third column indicates since which file (see list in section 2) the corresponding auxiliary file has been used. The fourth column is the date of those product files.

Type	Auxiliary Filename	Used since product	Used since product date
INST_PHYS_CHARACTERISTICS	GOM_INS_AXVIEC20091111_143220_20030716_120000_20500101_000000	1	04-MAR-2004 00:01:54
LEVEL-2_PROC_CONFIG	GOM_PR2_AXVIEC20091111_152718_20020301_000000_20500101_000000	1	04-MAR-2004 00:01:54
CROSS_SECTIONS_FILE	GOM_CRS_AXVIEC20091111_154832_20020301_000000_20500101_000000	1	04-MAR-2004 00:01:54

GOMOS Level 2 Daily Report

SUMMARY

[1. General Info](#)

[2. Summary of processed GOM_NL_2P products](#)

[3. Level 2 Quality information per product](#)

[3.1 Plot of level 2 quality information per product \(time dependant\)](#)

[3.2 Plot of level 2 quality information per product \(world map\)](#)

[4. Level 1 Quality information per product \(stored on level 2 products\)](#)

[4.1 Plot of level 1 quality information per product \(time dependant\)](#)

[4.1.1 Plot of level 1 quality information per product \(time dependant\): ASCENDING](#)

[4.1.2 Plot of level 1 quality information per product \(time dependant\): DESCENDING](#)

[4.2 Plot of level 1 quality information per product \(world map\)](#)

[4.2.1 Plot of level 1 quality information per product \(world map\): ASCENDING](#)

[4.2.2 Plot of level 1 quality information per product \(world map\): DESCENDING](#)

[5. Ozone profiles based on quality statistics and other trace gas profiles](#)

[5.1 Ozone statistics based on quality of products](#)

[5.2 Plot ozone profiles for all STD \(dark without errors\)](#)

[5.3 Plot ozone profiles where STD < 20% \(dark without errors\)](#)

[5.4. Plot ozone profiles where STD < 10% \(dark without errors\)](#)

[5.5. Plot ozone profiles where STD < 5% \(dark without errors\)](#)

[5.6 Plot NO2 profiles for all STD \(dark without errors\)](#)

[5.7 Plot NO3 profiles for all STD \(dark without errors\)](#)

[5.8 Plot H2O profiles \(only for occultations of stars 1,2,3,4,13,14,16,26,63 dark without errors\) for all STD](#)

[6. Auxiliary Data Files used for the production reported in section 2](#)

This report presents the daily analysis on parameters extracted from GOMOS level 2 data (GOM_NL__2P). It is intended to monitor some important parameters that will impact the quality of these products. A list of level 2 products (and content) that have arrived during the reporting day to the PCF is also given.

Item	Value
Time of report generation	18APR2013 20:42:53
Data source version	GOMOS/6.01
Start time of products	04-03-2004 (04MAR2004 00:00:00)
Stop time of products	05-03-2004 (05MAR2004 00:00:00)
Store outputs in DB	Yes
Nb of level 2 prods	509
Nb of prods with errors	0

2. Summary of processed GOM_NL__2P products.

Nr	Filename	UTC Start time	Limb	Duration	Star Id	Star Name	Star Mag	Star Temp	Nb Meas	Orbit	Prod. error
1	GOM_NL__2PRFIN20040304_000154_000000392024_00431_10505_0170.N1	04-MAR-2004 00:01:54	Bright	38.500	89	5Alp Cep	2.4510	8000.0	77	10505	No
2	GOM_NL__2PRFIN20040304_000410_000000492024_00431_10505_0171.N1	04-MAR-2004 00:04:10	Bright	48.500	130	23Bet Dra	2.7990	5800.0	97	10505	No
3	GOM_NL__2PRFIN20040304_000700_000000362024_00431_10505_0172.N1	04-MAR-2004 00:07:00	Bright	36.000	19	50Alp Cyg	1.2460	10500.	72	10505	No
4	GOM_NL__2PRFIN20040304_000833_000000402024_00431_10505_0173.N1	04-MAR-2004 00:08:33	Bright	39.500	66	37Gam Cyg	2.2080	5900.0	79	10505	No
5	GOM_NL__2PRFIN20040304_001008_000000382024_00431_10505_0174.N1	04-MAR-2004 00:10:08	Bright	38.000	92	53Eps Cyg	2.5000	4500.0	76	10505	No
6	GOM_NL__2PRFIN20040304_001315_000000972024_00431_10505_0175.N1	04-MAR-2004 00:13:15	Twilight	96.500	133	40Zet Her	2.8070	6000.0	193	10505	No
7	GOM_NL__2PRFIN20040304_001719_000000442024_00431_10505_0176.N1	04-MAR-2004 00:17:19	Bright	44.000	168	17Zet Aql	2.9860	11000.	88	10505	No
8	GOM_NL__2PRFIN20040304_002108_000000752024_00431_10505_0177.N1	04-MAR-2004 00:21:08	Straylight	75.000	59	55Alp Oph	2.0800	8900.0	150	10505	No
9	GOM_NL__2PRFIN20040304_002344_000000742024_00431_10505_0178.N1	04-MAR-2004 00:23:44	Dark	73.500	126	60Bet Oph	2.7700	4250.0	147	10505	No
10	GOM_NL__2PRFIN20040304_002714_000000452024_00431_10505_0179.N1	04-MAR-2004 00:27:14	Dark	45.000	155	41Pi Sgr	2.9000	6600.0	90	10505	No
11	GOM_NL__2PRFIN20040304_002906_000000452024_00431_10505_0180.N1	04-MAR-2004 00:29:06	Dark	44.500	57	34Sig Sgr	2.0660	26000.	89	10505	No
12	GOM_NL__2PRFIN20040304_003121_000000572024_00431_10505_0181.N1	04-MAR-2004 00:31:21	Dark	57.000	116	19Del Sgr	2.7000	4100.0	114	10505	No
13	GOM_NL__2PRFIN20040304_003250_000000692024_00431_10505_0182.N1	04-MAR-2004 00:32:50	Dark	68.500	86	35Eta Oph	2.4300	10200.	137	10505	No
14	GOM_NL__2PRFIN20040304_003518_000000602024_00431_10505_0183.N1	04-MAR-2004 00:35:18	Dark	59.500	25	35Lam Sco	1.6200	28000.	119	10505	No
15	GOM_NL__2PRFIN20040304_004145_000000472024_00432_10506_0148.N1	04-MAR-2004 00:41:45	Dark	47.000	43	Alp TrA	1.9100	4250.0	94	10506	No
16	GOM_NL__2PRFIN20040304_004332_000000562024_00432_10506_0149.N1	04-MAR-2004 00:43:32	Dark	55.500	131	Gam Lup	2.8000	26000.	111	10506	No
17	GOM_NL__2PRFIN20040304_004523_000000572024_00432_10506_0150.N1	04-MAR-2004 00:45:23	Dark	57.000	4	Alp1Cen	-0.010000	5800.0	114	10506	No
18	GOM_NL__2PRFIN20040304_004641_000000522024_00432_10506_0151.N1	04-MAR-2004 00:46:41	Dark	52.000	10	Bet Cen	0.61000	28000.	104	10506	No
19	GOM_NL__2PRFIN20040304_004907_000000492024_00432_10506_0152.N1	04-MAR-2004 00:49:07	Dark	48.500	12	Alp1Cru	0.77500	30000.	97	10506	No
20	GOM_NL__2PRFIN20040304_005050_000000712024_00432_10506_0153.N1	04-MAR-2004 00:50:50	Dark	70.500	54	5The Cen	2.0550	4500.0	141	10506	No
21	GOM_NL__2PRFIN20040304_005307_000000432024_00432_10506_0154.N1	04-MAR-2004 00:53:07	Straylight	42.500	71	lot Car	2.2460	7700.0	85	10506	No
22	GOM_NL__2PRFIN20040304_005435_000000432024_00432_10506_0155.N1	04-MAR-2004 00:54:35	Straylight	42.500	113	Mu Vel	2.6920	5000.0	85	10506	No
23	GOM_NL__2PRFIN20040304_005733_000000472024_00432_10506_0156.N1	04-MAR-2004 00:57:33	Straylight	47.000	65	Lam Vel	2.2040	4400.0	94	10506	No
24	GOM_NL__2PRFIN20040304_010016_000000702024_00432_10506_0157.N1	04-MAR-2004 01:00:16	Straylight	69.500	106	9Bet Crv	2.6480	5600.0	139	10506	No
25	GOM_NL__2PRFIN20040304_010306_000000632024_00432_10506_0158.N1	04-MAR-2004 01:03:06	Straylight	62.500	100	4Gam Crv	2.5800	13100.	125	10506	No
26	GOM_NL__2PRFIN20040304_010658_000000512024_00432_10506_0159.N1	04-MAR-2004 01:06:58	Twilight	51.000	48	30Alp Hya	1.9770	4100.0	102	10506	No
27	GOM_NL__2PRFIN20040304_011258_000000422024_00432_10506_0160.N1	04-MAR-2004 01:12:58	Bright	42.000	22	32Alp Leo	1.3600	15200.	84	10506	No
28	GOM_NL__2PRFIN20040304_011529_000000462024_00432_10506_0161.N1	04-MAR-2004 01:15:29	Bright	45.500	51	41Gam1Leo	2.0100	4500.0	91	10506	No
29	GOM_NL__2PRFIN20040304_011703_000000502024_00432_10506_0162.N1	04-MAR-2004 01:17:03	Bright	49.500	96	68Del Leo	2.5600	9300.0	99	10506	No
30	GOM_NL__2PRFIN20040304_011937_000000392024_00432_10506_0163.N1	04-MAR-2004 01:19:37	Bright	38.500	24	66Alp Gem	1.5800	10200.	77	10506	No
31	GOM_NL__2PRFIN20040304_012411_000000442024_00432_10506_0164.N1	04-MAR-2004 01:24:11	Bright	43.500	174	52Psi UMa	3.0040	4400.0	87	10506	No
32	GOM_NL__2PRFIN20040304_012702_000000422024_00432_10506_0165.N1	04-MAR-2004 01:27:02	Bright	41.500	82	48Bet UMa	2.3650	10600.	83	10506	No
33	GOM_NL__2PRFIN20040304_012824_000000422024_00432_10506_0166.N1	04-MAR-2004 01:28:24	Bright	42.000	36	50Alp UMa	1.8000	6300.0	84	10506	No
34	GOM_NL__2PRFIN20040304_013118_000000492024_00432_10506_0167.N1	04-MAR-2004 01:31:18	Bright	48.500	32	77Eps UMa	1.7630	11000.	97	10506	No
35	GOM_NL__2PRFIN20040304_013251_000000492024_00432_10506_0168.N1	04-MAR-2004 01:32:51	Bright	49.000	55	79Zet UMa	2.0600	10200.	98	10506	No
36	GOM_NL__2PRFIN20040304_013453_000000402024_00432_10506_0169.N1	04-MAR-2004 01:34:53	Bright	40.000	49	1Alp UMi	1.9900	6300.0	80	10506	No
37	GOM_NL__2PRFIN20040304_014014_000000472024_00432_10506_0170.N1	04-MAR-2004 01:40:14	Bright	47.000	119	14Eta Dra	2.7270	4700.0	94	10506	No
38	GOM_NL__2PRFIN20040304_014228_000000402024_00432_10506_0171.N1	04-MAR-2004 01:42:28	Bright	39.500	89	5Alp Cep	2.4510	8000.0	79	10506	No
39	GOM_NL__2PRFIN20040304_014446_000000472024_00432_10506_0172.N1	04-MAR-2004 01:44:46	Bright	47.000	130	23Bet Dra	2.7990	5800.0	94	10506	No
40	GOM_NL__2PRFIN20040304_014736_000000372024_00432_10506_0173.N1	04-MAR-2004 01:47:36	Bright	37.000	19	50Alp Cyg	1.2460	10500.	74	10506	No
41	GOM_NL__2PRFIN20040304_014907_000000382024_00432_10506_0174.N1	04-MAR-2004 01:49:07	Bright	38.000	66	37Gam Cyg	2.2080	5900.0	76	10506	No
42	GOM_NL__2PRFIN20040304_015042_000000382024_00432_10506_0175.N1	04-MAR-2004 01:50:42	Bright	37.500	92	53Eps Cyg	2.5000	4500.0	75	10506	No

43	GOM_NL__2PRFIN20040304_015351_000000942024_00432_10506_0176.N1	04-MAR-2004 01:53:51	Twilight	93.500	133	40Zet Her	2.8070	6000.0	187	10506	No
44	GOM_NL__2PRFIN20040304_015755_000000432024_00432_10506_0177.N1	04-MAR-2004 01:57:55	Bright	43.000	168	17Zet Aql	2.9860	11000.	86	10506	No
45	GOM_NL__2PRFIN20040304_020145_000000732024_00432_10506_0178.N1	04-MAR-2004 02:01:45	Straylight	73.000	59	55Alp Oph	2.0800	8900.0	146	10506	No
46	GOM_NL__2PRFIN20040304_020421_000000682024_00432_10506_0179.N1	04-MAR-2004 02:04:21	Dark	67.500	126	60Bet Oph	2.7700	4250.0	135	10506	No
47	GOM_NL__2PRFIN20040304_020748_000000452024_00432_10506_0180.N1	04-MAR-2004 02:07:48	Dark	45.000	155	41Pi Sgr	2.9000	6600.0	90	10506	No
48	GOM_NL__2PRFIN20040304_020942_000000432024_00432_10506_0181.N1	04-MAR-2004 02:09:42	Dark	43.000	57	34Sig Sgr	2.0660	26000.	86	10506	No
49	GOM_NL__2PRFIN20040304_021157_000000512024_00432_10506_0182.N1	04-MAR-2004 02:11:57	Dark	51.000	116	19Del Sgr	2.7000	4100.0	102	10506	No
50	GOM_NL__2PRFIN20040304_021328_000000742024_00432_10506_0183.N1	04-MAR-2004 02:13:28	Dark	73.500	86	35Eta Oph	2.4300	10200.	147	10506	No
51	GOM_NL__2PRFIN20040304_021554_000000512024_00432_10506_0184.N1	04-MAR-2004 02:15:54	Dark	51.000	25	35Lam Sco	1.6200	28000.	102	10506	No
52	GOM_NL__2PRFIN20040304_022221_000000422024_00433_10507_0148.N1	04-MAR-2004 02:22:21	Dark	42.000	43	Alp TrA	1.9100	4250.0	84	10507	No
53	GOM_NL__2PRFIN20040304_022411_000000552024_00433_10507_0149.N1	04-MAR-2004 02:24:11	Dark	55.000	131	Gam Lup	2.8000	26000.	110	10507	No
54	GOM_NL__2PRFIN20040304_022559_000000472024_00433_10507_0150.N1	04-MAR-2004 02:25:59	Dark	47.000	4	Alp1Cen	-0.010000	5800.0	94	10507	No
55	GOM_NL__2PRFIN20040304_022718_000000482024_00433_10507_0151.N1	04-MAR-2004 02:27:18	Dark	48.000	10	Bet Cen	0.61000	28000.	96	10507	No
56	GOM_NL__2PRFIN20040304_022944_000000502024_00433_10507_0152.N1	04-MAR-2004 02:29:44	Dark	50.000	12	Alp1Cru	0.77500	30000.	100	10507	No
57	GOM_NL__2PRFIN20040304_023128_000000722024_00433_10507_0153.N1	04-MAR-2004 02:31:28	Dark	72.000	54	5The Cen	2.0550	4500.0	144	10507	No
58	GOM_NL__2PRFIN20040304_023343_000000412024_00433_10507_0154.N1	04-MAR-2004 02:33:43	Straylight	41.000	71	lot Car	2.2460	7700.0	82	10507	No
59	GOM_NL__2PRFIN20040304_023511_000000452024_00433_10507_0155.N1	04-MAR-2004 02:35:11	Straylight	44.500	113	Mu Vel	2.6920	5000.0	89	10507	No
60	GOM_NL__2PRFIN20040304_023809_000000452024_00433_10507_0156.N1	04-MAR-2004 02:38:09	Straylight	45.000	65	Lam Vel	2.2040	4400.0	90	10507	No
61	GOM_NL__2PRFIN20040304_024052_000000672024_00433_10507_0157.N1	04-MAR-2004 02:40:52	Straylight	67.000	106	9Bet Crv	2.6480	5600.0	134	10507	No
62	GOM_NL__2PRFIN20040304_024343_000000642024_00433_10507_0158.N1	04-MAR-2004 02:43:43	Straylight	63.500	100	4Gam Crv	2.5800	13100.	127	10507	No
63	GOM_NL__2PRFIN20040304_024736_000000482024_00433_10507_0159.N1	04-MAR-2004 02:47:36	Twilight	48.000	48	30Alp Hya	1.9770	4100.0	96	10507	No
64	GOM_NL__2PRFIN20040304_025332_000000452024_00433_10507_0160.N1	04-MAR-2004 02:53:32	Bright	45.000	22	32Alp Leo	1.3600	15200.	90	10507	No
65	GOM_NL__2PRFIN20040304_025605_000000452024_00433_10507_0161.N1	04-MAR-2004 02:56:05	Bright	45.000	51	41Gam1Leo	2.0100	4500.0	90	10507	No
66	GOM_NL__2PRFIN20040304_025739_000000502024_00433_10507_0162.N1	04-MAR-2004 02:57:39	Bright	49.500	96	68Del Leo	2.5600	9300.0	99	10507	No
67	GOM_NL__2PRFIN20040304_030013_000000412024_00433_10507_0163.N1	04-MAR-2004 03:00:13	Bright	41.000	24	66Alp Gem	1.5800	10200.	82	10507	No
68	GOM_NL__2PRFIN20040304_030446_000000472024_00433_10507_0164.N1	04-MAR-2004 03:04:46	Bright	47.000	174	52Psi UMa	3.0040	4400.0	94	10507	No
69	GOM_NL__2PRFIN20040304_030737_000000422024_00433_10507_0165.N1	04-MAR-2004 03:07:37	Bright	42.000	82	48Bet UMa	2.3650	10600.	84	10507	No
70	GOM_NL__2PRFIN20040304_030900_000000442024_00433_10507_0166.N1	04-MAR-2004 03:09:00	Bright	44.000	36	50Alp UMa	1.8000	6300.0	88	10507	No
71	GOM_NL__2PRFIN20040304_031153_000000482024_00433_10507_0167.N1	04-MAR-2004 03:11:53	Bright	47.500	32	77Eps UMa	1.7630	11000.	95	10507	No
72	GOM_NL__2PRFIN20040304_031326_000000522024_00433_10507_0168.N1	04-MAR-2004 03:13:26	Bright	51.500	55	79Zet UMa	2.0600	10200.	103	10507	No
73	GOM_NL__2PRFIN20040304_031531_000000372024_00433_10507_0169.N1	04-MAR-2004 03:15:31	Bright	37.000	49	1Alp UMi	1.9900	6300.0	74	10507	No
74	GOM_NL__2PRFIN20040304_032049_000000492024_00433_10507_0170.N1	04-MAR-2004 03:20:49	Bright	48.500	119	14Eta Dra	2.7270	4700.0	97	10507	No
75	GOM_NL__2PRFIN20040304_032306_000000392024_00433_10507_0171.N1	04-MAR-2004 03:23:06	Bright	38.500	89	5Alp Cep	2.4510	8000.0	77	10507	No
76	GOM_NL__2PRFIN20040304_032521_000000472024_00433_10507_0172.N1	04-MAR-2004 03:25:21	Bright	47.000	130	23Bet Dra	2.7990	5800.0	94	10507	No
77	GOM_NL__2PRFIN20040304_032812_000000382024_00433_10507_0173.N1	04-MAR-2004 03:28:12	Bright	38.000	19	50Alp Cyg	1.2460	10500.	76	10507	No
78	GOM_NL__2PRFIN20040304_032945_000000372024_00433_10507_0174.N1	04-MAR-2004 03:29:45	Bright	36.500	66	37Gam Cyg	2.2080	5900.0	73	10507	No
79	GOM_NL__2PRFIN20040304_033118_000000382024_00433_10507_0175.N1	04-MAR-2004 03:31:18	Bright	38.000	92	53Eps Cyg	2.5000	4500.0	76	10507	No
80	GOM_NL__2PRFIN20040304_033427_000000982024_00433_10507_0176.N1	04-MAR-2004 03:34:27	Twilight	98.000	133	40Zet Her	2.8070	6000.0	196	10507	No
81	GOM_NL__2PRFIN20040304_033832_000000442024_00433_10507_0177.N1	04-MAR-2004 03:38:32	Bright	43.500	168	17Zet Aql	2.9860	11000.	87	10507	No
82	GOM_NL__2PRFIN20040304_034222_000000732024_00433_10507_0178.N1	04-MAR-2004 03:42:22	Straylight	73.000	59	55Alp Oph	2.0800	8900.0	146	10507	No
83	GOM_NL__2PRFIN20040304_034458_000000772024_00433_10507_0179.N1	04-MAR-2004 03:44:58	Dark	77.000	126	60Bet Oph	2.7700	4250.0	154	10507	No
84	GOM_NL__2PRFIN20040304_034826_000000432024_00433_10507_0180.N1	04-MAR-2004 03:48:26	Dark	42.500	155	41Pi Sgr	2.9000	6600.0	85	10507	No
85	GOM_NL__2PRFIN20040304_035019_000000442024_00433_10507_0181.N1	04-MAR-2004 03:50:19	Dark	43.500	57	34Sig Sgr	2.0660	26000.	87	10507	No
86	GOM_NL__2PRFIN20040304_035233_000000512024_00433_10507_0182.N1	04-MAR-2004 03:52:33	Dark	50.500	116	19Del Sgr	2.7000	4100.0	101	10507	No
87	GOM_NL__2PRFIN20040304_035405_000000692024_00433_10507_0183.N1	04-MAR-2004 03:54:05	Dark	68.500	86	35Eta Oph	2.4300	10200.	137	10507	No
88	GOM_NL__2PRFIN20040304_035631_000000492024_00433_10507_0184.N1	04-MAR-2004 03:56:31	Dark	48.500	25	35Lam Sco	1.6200	28000.	97	10507	No
89	GOM_NL__2PRFIN20040304_040257_000000422024_00434_10508_0169.N1	04-MAR-2004 04:02:57	Dark	41.500	43	Alp TrA	1.9100	4250.0	83	10508	No
90	GOM_NL__2PRFIN20040304_040450_000000532024_00434_10508_0170.N1	04-MAR-2004 04:04:50	Dark	53.000	131	Gam Lup	2.8000	26000.	106	10508	No
91	GOM_NL__2PRFIN20040304_040636_000000462024_00434_10508_0171.N1	04-MAR-2004 04:06:36	Dark	45.500	4	Alp1Cen	-0.010000	5800.0	91	10508	No
92	GOM_NL__2PRFIN20040304_040755_000000492024_00434_10508_0172.N1	04-MAR-2004 04:07:55	Dark	48.500	10	Bet Cen	0.61000	28000.	97	10508	No
93	GOM_NL__2PRFIN20040304_041021_000000442024_00434_10508_0173.N1	04-MAR-2004 04:10:21	Dark	44.000	12	Alp1Cru	0.77500	30000.	88	10508	No
94	GOM_NL__2PRFIN20040304_041202_000000652024_00434_10508_0174.N1	04-MAR-2004 04:12:02	Dark	64.500	54	5The Cen	2.0550	4500.0	129	10508	No
95	GOM_NL__2PRFIN20040304_041419_000000402024_00434_10508_0175.N1	04-MAR-2004 04:14:19	Straylight	40.000	71	lot Car	2.2460	7700.0	80	10508	No
96	GOM_NL__2PRFIN20040304_041548_000000432024_00434_10508_0176.N1	04-MAR-2004 04:15:48	Straylight	43.000	113	Mu Vel	2.6920	5000.0	86	10508	No
97	GOM_NL__2PRFIN20040304_041846_000000442024_00434_10508_0177.N1	04-MAR-2004 04:18:46	Straylight	43.500	65	Lam Vel	2.2040	4400.0	87	10508	No
98	GOM_NL__2PRFIN20040304_042127_000000682024_00434_10508_0178.N1	04-MAR-2004 04:21:27	Straylight	67.500	106	9Bet Crv	2.6480	5600.0	135	10508	No
99	GOM_NL__2PRFIN20040304_042418_000000642024_00434_10508_0179.N1	04-MAR-2004 04:24:18	Straylight	64.000	100	4Gam Crv	2.5800	13100.	128	10508	No
100	GOM_NL__2PRFIN20040304_042812_000000492024_00434_10508_0180.N1	04-MAR-2004 04:28:12	Twilight	48.500	48	30Alp Hya	1.9770	4100.0	97	10508	No
101	GOM_NL__2PRFIN20040304_043411_000000442024_00434_10508_0181.N1	04-MAR-2004 04:34:11	Bright	43.500	22	32Alp Leo	1.3600	15200.	87	10508	No

102	GOM_NL__2PRFIN20040304_043641_000000442024_00434_10508_0182.N1	04-MAR-2004 04:36:41	Bright	44.000	51	41Gam1Leo	2.0100	4500.0	88	10508	No
103	GOM_NL__2PRFIN20040304_043814_000000502024_00434_10508_0183.N1	04-MAR-2004 04:38:14	Bright	49.500	96	68Del Leo	2.5600	9300.0	99	10508	No
104	GOM_NL__2PRFIN20040304_044049_000000402024_00434_10508_0184.N1	04-MAR-2004 04:40:49	Bright	39.500	24	66Alp Gem	1.5800	10200.	79	10508	No
105	GOM_NL__2PRFIN20040304_044521_000000442024_00434_10508_0185.N1	04-MAR-2004 04:45:21	Bright	43.500	174	52Psi UMa	3.0040	4400.0	87	10508	No
106	GOM_NL__2PRFIN20040304_044814_000000412024_00434_10508_0186.N1	04-MAR-2004 04:48:14	Bright	40.500	82	48Bet UMa	2.3650	10600.	81	10508	No
107	GOM_NL__2PRFIN20040304_044936_000000442024_00434_10508_0187.N1	04-MAR-2004 04:49:36	Bright	43.500	36	50Alp UMa	1.8000	6300.0	87	10508	No
108	GOM_NL__2PRFIN20040304_045228_000000482024_00434_10508_0188.N1	04-MAR-2004 04:52:28	Bright	48.000	32	77Eps UMa	1.7630	11000.	96	10508	No
109	GOM_NL__2PRFIN20040304_045401_000000532024_00434_10508_0189.N1	04-MAR-2004 04:54:01	Bright	53.000	55	79Zet UMa	2.0600	10200.	106	10508	No
110	GOM_NL__2PRFIN20040304_045607_000000372024_00434_10508_0190.N1	04-MAR-2004 04:56:07	Bright	36.500	49	1Alp UMi	1.9900	6300.0	73	10508	No
111	GOM_NL__2PRFIN20040304_050125_000000472024_00434_10508_0191.N1	04-MAR-2004 05:01:25	Bright	46.500	119	14Eta Dra	2.7270	4700.0	93	10508	No
112	GOM_NL__2PRFIN20040304_050343_000000372024_00434_10508_0192.N1	04-MAR-2004 05:03:43	Bright	37.000	89	5Alp Cep	2.4510	8000.0	74	10508	No
113	GOM_NL__2PRFIN20040304_050557_000000482024_00434_10508_0193.N1	04-MAR-2004 05:05:57	Bright	47.500	130	23Bet Dra	2.7990	5800.0	95	10508	No
114	GOM_NL__2PRFIN20040304_050849_000000372024_00434_10508_0194.N1	04-MAR-2004 05:08:49	Bright	36.500	19	50Alp Cyg	1.2460	10500.	73	10508	No
115	GOM_NL__2PRFIN20040304_051022_000000372024_00434_10508_0195.N1	04-MAR-2004 05:10:22	Bright	37.000	66	37Gam Cyg	2.2080	5900.0	74	10508	No
116	GOM_NL__2PRFIN20040304_051157_000000372024_00434_10508_0196.N1	04-MAR-2004 05:11:57	Bright	37.000	92	53Eps Cyg	2.5000	4500.0	74	10508	No
117	GOM_NL__2PRFIN20040304_051503_000000922024_00434_10508_0197.N1	04-MAR-2004 05:15:03	Tw_i_and_stray	92.000	133	40Zet Her	2.8070	6000.0	184	10508	No
118	GOM_NL__2PRFIN20040304_051908_000000432024_00434_10508_0198.N1	04-MAR-2004 05:19:08	Bright	43.000	168	17Zet Aql	2.9860	11000.	86	10508	No
119	GOM_NL__2PRFIN20040304_052258_000000712024_00434_10508_0199.N1	04-MAR-2004 05:22:58	Straylight	70.500	59	55Alp Oph	2.0800	8900.0	141	10508	No
120	GOM_NL__2PRFIN20040304_052533_000000702024_00434_10508_0200.N1	04-MAR-2004 05:25:33	Dark	70.000	126	60Bet Oph	2.7700	4250.0	140	10508	No
121	GOM_NL__2PRFIN20040304_052904_000000492024_00434_10508_0201.N1	04-MAR-2004 05:29:04	Dark	48.500	155	41Pi Sgr	2.9000	6600.0	97	10508	No
122	GOM_NL__2PRFIN20040304_053055_000000442024_00434_10508_0202.N1	04-MAR-2004 05:30:55	Dark	44.000	57	34Sig Sgr	2.0660	26000.	88	10508	No
123	GOM_NL__2PRFIN20040304_053311_000000522024_00434_10508_0203.N1	04-MAR-2004 05:33:11	Dark	51.500	116	19Del Sgr	2.7000	4100.0	103	10508	No
124	GOM_NL__2PRFIN20040304_053443_000000662024_00434_10508_0204.N1	04-MAR-2004 05:34:43	Dark	66.000	86	35Eta Oph	2.4300	10200.	132	10508	No
125	GOM_NL__2PRFIN20040304_053709_000000502024_00434_10508_0205.N1	04-MAR-2004 05:37:09	Dark	49.500	25	35Lam Sco	1.6200	28000.	99	10508	No
126	GOM_NL__2PRFIN20040304_054335_000000452024_00435_10509_0323.N1	04-MAR-2004 05:43:35	Dark	45.000	43	Alp TrA	1.9100	4250.0	90	10509	No
127	GOM_NL__2PRFIN20040304_054527_000000542024_00435_10509_0324.N1	04-MAR-2004 05:45:27	Dark	53.500	131	Gam Lup	2.8000	26000.	107	10509	No
128	GOM_NL__2PRFIN20040304_054713_000000432024_00435_10509_0325.N1	04-MAR-2004 05:47:13	Dark	43.000	4	Alp1Cen	-0.010000	5800.0	86	10509	No
129	GOM_NL__2PRFIN20040304_054832_000000472024_00435_10509_0326.N1	04-MAR-2004 05:48:32	Dark	46.500	10	Bet Cen	0.61000	28000.	93	10509	No
130	GOM_NL__2PRFIN20040304_055058_000000412024_00435_10509_0327.N1	04-MAR-2004 05:50:58	Dark	41.000	12	Alp1Cru	0.77500	30000.	82	10509	No
131	GOM_NL__2PRFIN20040304_055241_000000712024_00435_10509_0328.N1	04-MAR-2004 05:52:41	Dark	71.000	54	5The Cen	2.0550	4500.0	142	10509	No
132	GOM_NL__2PRFIN20040304_055455_000000382024_00435_10509_0329.N1	04-MAR-2004 05:54:55	Straylight	38.000	71	lot Car	2.2460	7700.0	76	10509	No
133	GOM_NL__2PRFIN20040304_055625_000000442024_00435_10509_0330.N1	04-MAR-2004 05:56:25	Straylight	43.500	113	Mu Vel	2.6920	5000.0	87	10509	No
134	GOM_NL__2PRFIN20040304_055922_000000442024_00435_10509_0331.N1	04-MAR-2004 05:59:22	Straylight	43.500	65	Lam Vel	2.2040	4400.0	87	10509	No
135	GOM_NL__2PRFIN20040304_060204_000000632024_00435_10509_0332.N1	04-MAR-2004 06:02:04	Straylight	63.000	106	9Bet Crv	2.6480	5600.0	126	10509	No
136	GOM_NL__2PRFIN20040304_060455_000000642024_00435_10509_0333.N1	04-MAR-2004 06:04:55	Straylight	63.500	100	4Gam Crv	2.5800	13100.	127	10509	No
137	GOM_NL__2PRFIN20040304_060849_000000452024_00435_10509_0334.N1	04-MAR-2004 06:08:49	Tw_i_and_stray	45.000	48	30Alp Hya	1.9770	4100.0	90	10509	No
138	GOM_NL__2PRFIN20040304_061447_000000432024_00435_10509_0335.N1	04-MAR-2004 06:14:47	Bright	42.500	22	32Alp Leo	1.3600	15200.	85	10509	No
139	GOM_NL__2PRFIN20040304_061718_000000442024_00435_10509_0336.N1	04-MAR-2004 06:17:18	Bright	43.500	51	41Gam1Leo	2.0100	4500.0	87	10509	No
140	GOM_NL__2PRFIN20040304_061850_000000492024_00435_10509_0337.N1	04-MAR-2004 06:18:50	Bright	48.500	96	68Del Leo	2.5600	9300.0	97	10509	No
141	GOM_NL__2PRFIN20040304_062126_000000382024_00435_10509_0338.N1	04-MAR-2004 06:21:26	Bright	37.500	24	66Alp Gem	1.5800	10200.	75	10509	No
142	GOM_NL__2PRFIN20040304_062556_000000442024_00435_10509_0339.N1	04-MAR-2004 06:25:56	Bright	43.500	174	52Psi UMa	3.0040	4400.0	87	10509	No
143	GOM_NL__2PRFIN20040304_062849_000000402024_00435_10509_0340.N1	04-MAR-2004 06:28:49	Bright	40.000	82	48Bet UMa	2.3650	10600.	80	10509	No
144	GOM_NL__2PRFIN20040304_063012_000000402024_00435_10509_0341.N1	04-MAR-2004 06:30:12	Bright	40.000	36	50Alp UMa	1.8000	6300.0	80	10509	No
145	GOM_NL__2PRFIN20040304_063304_000000512024_00435_10509_0342.N1	04-MAR-2004 06:33:04	Bright	51.000	32	77Eps UMa	1.7630	11000.	102	10509	No
146	GOM_NL__2PRFIN20040304_063435_000000532024_00435_10509_0343.N1	04-MAR-2004 06:34:35	Bright	53.000	55	79Zet UMa	2.0600	10200.	106	10509	No
147	GOM_NL__2PRFIN20040304_063644_000000372024_00435_10509_0344.N1	04-MAR-2004 06:36:44	Bright	36.500	49	1Alp UMi	1.9900	6300.0	73	10509	No
148	GOM_NL__2PRFIN20040304_064200_000000452024_00435_10509_0345.N1	04-MAR-2004 06:42:00	Bright	44.500	119	14Eta Dra	2.7270	4700.0	89	10509	No
149	GOM_NL__2PRFIN20040304_064419_000000382024_00435_10509_0346.N1	04-MAR-2004 06:44:19	Bright	38.000	89	5Alp Cep	2.4510	8000.0	76	10509	No
150	GOM_NL__2PRFIN20040304_064633_000000462024_00435_10509_0347.N1	04-MAR-2004 06:46:33	Bright	46.000	130	23Bet Dra	2.7990	5800.0	92	10509	No
151	GOM_NL__2PRFIN20040304_064925_000000362024_00435_10509_0348.N1	04-MAR-2004 06:49:25	Bright	35.500	19	50Alp Cyg	1.2460	10500.	71	10509	No
152	GOM_NL__2PRFIN20040304_065059_000000362024_00435_10509_0349.N1	04-MAR-2004 06:50:59	Bright	36.000	66	37Gam Cyg	2.2080	5900.0	72	10509	No
153	GOM_NL__2PRFIN20040304_065233_000000372024_00435_10509_0350.N1	04-MAR-2004 06:52:33	Bright	36.500	92	53Eps Cyg	2.5000	4500.0	73	10509	No
154	GOM_NL__2PRFIN20040304_065539_000000982024_00435_10509_0351.N1	04-MAR-2004 06:55:39	Tw_i_and_stray	98.000	133	40Zet Her	2.8070	6000.0	196	10509	No
155	GOM_NL__2PRFIN20040304_065944_000000442024_00435_10509_0352.N1	04-MAR-2004 06:59:44	Bright	44.000	168	17Zet Aql	2.9860	11000.	88	10509	No
156	GOM_NL__2PRFIN20040304_070335_000000782024_00435_10509_0353.N1	04-MAR-2004 07:03:35	Straylight	78.000	59	55Alp Oph	2.0800	8900.0	156	10509	No
157	GOM_NL__2PRFIN20040304_070610_000000802024_00435_10509_0354.N1	04-MAR-2004 07:06:10	Dark	79.500	126	60Bet Oph	2.7700	4250.0	159	10509	No
158	GOM_NL__2PRFIN20040304_070940_000000472024_00435_10509_0355.N1	04-MAR-2004 07:09:40	Dark	46.500	155	41Pi Sgr	2.9000	6600.0	93	10509	No
159	GOM_NL__2PRFIN20040304_071132_000000462024_00435_10509_0356.N1	04-MAR-2004 07:11:32	Dark	45.500	57	34Sig Sgr	2.0660	26000.	91	10509	No
160	GOM_NL__2PRFIN20040304_071348_000000522024_00435_10509_0357.N1	04-MAR-2004 07:13:48	Dark	51.500	116	19Del Sgr	2.7000	4100.0	103	10509	No

161	GOM_NL__2PRFIN20040304_071521_000000702024_00435_10509_0358.N1	04-MAR-2004 07: 15: 21	Dark	69.500	86	35Eta Oph	2.4300	10200.	139	10509	No
162	GOM_NL__2PRFIN20040304_071746_000000512024_00435_10509_0359.N1	04-MAR-2004 07: 17: 46	Dark	50.500	25	35Lam Sco	1.6200	28000.	101	10509	No
163	GOM_NL__2PRFIN20040304_072411_000000442024_00436_10510_0169.N1	04-MAR-2004 07: 24: 11	Dark	44.000	43	Alp TrA	1.9100	4250.0	88	10510	No
164	GOM_NL__2PRFIN20040304_072750_000000512024_00436_10510_0170.N1	04-MAR-2004 07: 27: 50	Dark	51.000	4	Alp1Cen	-0.010000	5800.0	102	10510	No
165	GOM_NL__2PRFIN20040304_073134_000000462024_00436_10510_0171.N1	04-MAR-2004 07: 31: 34	Dark	46.000	12	Alp1Cru	0.77500	30000.	92	10510	No
166	GOM_NL__2PRFIN20040304_073319_000000692024_00436_10510_0172.N1	04-MAR-2004 07: 33: 19	Dark	69.000	54	5The Cen	2.0550	4500.0	138	10510	No
167	GOM_NL__2PRFIN20040304_073701_000000422024_00436_10510_0173.N1	04-MAR-2004 07: 37: 01	Straylight	42.000	113	Mu Vel	2.6920	5000.0	84	10510	No
168	GOM_NL__2PRFIN20040304_073957_000000442024_00436_10510_0174.N1	04-MAR-2004 07: 39: 57	Straylight	44.000	65	Lam Vel	2.2040	4400.0	88	10510	No
169	GOM_NL__2PRFIN20040304_074241_000000652024_00436_10510_0175.N1	04-MAR-2004 07: 42: 41	Straylight	65.000	106	9Bet Crv	2.6480	5600.0	130	10510	No
170	GOM_NL__2PRFIN20040304_074531_000000632024_00436_10510_0176.N1	04-MAR-2004 07: 45: 31	Straylight	63.000	100	4Gam Crv	2.5800	13100.	126	10510	No
171	GOM_NL__2PRFIN20040304_074925_000000442024_00436_10510_0177.N1	04-MAR-2004 07: 49: 25	Tw_i_and_stray	43.500	48	30Alp Hya	1.9770	4100.0	87	10510	No
172	GOM_NL__2PRFIN20040304_075523_000000412024_00436_10510_0178.N1	04-MAR-2004 07: 55: 23	Bright	40.500	22	32Alp Leo	1.3600	15200.	81	10510	No
173	GOM_NL__2PRFIN20040304_075925_000000492024_00436_10510_0179.N1	04-MAR-2004 07: 59: 25	Bright	48.500	96	68Del Leo	2.5600	9300.0	97	10510	No
174	GOM_NL__2PRFIN20040304_080203_000000392024_00436_10510_0180.N1	04-MAR-2004 08: 02: 03	Bright	38.500	24	66Alp Gem	1.5800	10200.	77	10510	No
175	GOM_NL__2PRFIN20040304_080632_000000432024_00436_10510_0181.N1	04-MAR-2004 08: 06: 32	Bright	42.500	174	52Psi UMa	3.0040	4400.0	85	10510	No
176	GOM_NL__2PRFIN20040304_080925_000000412024_00436_10510_0182.N1	04-MAR-2004 08: 09: 25	Bright	40.500	82	48Bet UMa	2.3650	10600.	81	10510	No
177	GOM_NL__2PRFIN20040304_081048_000000392024_00436_10510_0183.N1	04-MAR-2004 08: 10: 48	Bright	39.000	36	50Alp UMa	1.8000	6300.0	78	10510	No
178	GOM_NL__2PRFIN20040304_081338_000000462024_00436_10510_0184.N1	04-MAR-2004 08: 13: 38	Bright	45.500	32	77Eps UMa	1.7630	11000.	91	10510	No
179	GOM_NL__2PRFIN20040304_081510_000000542024_00436_10510_0185.N1	04-MAR-2004 08: 15: 10	Bright	53.500	55	79Zet UMa	2.0600	10200.	107	10510	No
180	GOM_NL__2PRFIN20040304_081720_000000372024_00436_10510_0186.N1	04-MAR-2004 08: 17: 20	Bright	37.000	49	1Alp UMi	1.9900	6300.0	74	10510	No
181	GOM_NL__2PRFIN20040304_082235_000000472024_00436_10510_0187.N1	04-MAR-2004 08: 22: 35	Bright	47.000	119	14Eta Dra	2.7270	4700.0	94	10510	No
182	GOM_NL__2PRFIN20040304_082456_000000382024_00436_10510_0188.N1	04-MAR-2004 08: 24: 56	Bright	38.000	89	5Alp Cep	2.4510	8000.0	76	10510	No
183	GOM_NL__2PRFIN20040304_082708_000000482024_00436_10510_0189.N1	04-MAR-2004 08: 27: 08	Bright	48.000	130	23Bet Dra	2.7990	5800.0	96	10510	No
184	GOM_NL__2PRFIN20040304_083001_000000392024_00436_10510_0190.N1	04-MAR-2004 08: 30: 01	Bright	38.500	19	50Alp Cyg	1.2460	10500.	77	10510	No
185	GOM_NL__2PRFIN20040304_083132_000000392024_00436_10510_0191.N1	04-MAR-2004 08: 31: 32	Bright	38.500	66	37Gam Cyg	2.2080	5900.0	77	10510	No
186	GOM_NL__2PRFIN20040304_083309_000000352024_00436_10510_0192.N1	04-MAR-2004 08: 33: 09	Bright	35.000	92	53Eps Cyg	2.5000	4500.0	70	10510	No
187	GOM_NL__2PRFIN20040304_083616_000000932024_00436_10510_0193.N1	04-MAR-2004 08: 36: 16	Tw_i_and_stray	93.000	133	40Zet Her	2.8070	6000.0	186	10510	No
188	GOM_NL__2PRFIN20040304_084018_000000452024_00436_10510_0194.N1	04-MAR-2004 08: 40: 18	Bright	45.000	168	17Zet Aql	2.9860	11000.	90	10510	No
189	GOM_NL__2PRFIN20040304_084413_000000752024_00436_10510_0195.N1	04-MAR-2004 08: 44: 13	Straylight	75.000	59	55Alp Oph	2.0800	8900.0	150	10510	No
190	GOM_NL__2PRFIN20040304_084649_000000762024_00436_10510_0196.N1	04-MAR-2004 08: 46: 49	Dark	75.500	126	60Bet Oph	2.7700	4250.0	151	10510	No
191	GOM_NL__2PRFIN20040304_085017_000000432024_00436_10510_0197.N1	04-MAR-2004 08: 50: 17	Dark	43.000	155	41Pi Sgr	2.9000	6600.0	86	10510	No
192	GOM_NL__2PRFIN20040304_085209_000000452024_00436_10510_0198.N1	04-MAR-2004 08: 52: 09	Dark	44.500	57	34Sig Sgr	2.0660	26000.	89	10510	No
193	GOM_NL__2PRFIN20040304_085425_000000512024_00436_10510_0199.N1	04-MAR-2004 08: 54: 25	Dark	51.000	116	19Del Sgr	2.7000	4100.0	102	10510	No
194	GOM_NL__2PRFIN20040304_085558_000000712024_00436_10510_0200.N1	04-MAR-2004 08: 55: 58	Dark	70.500	86	35Eta Oph	2.4300	10200.	141	10510	No
195	GOM_NL__2PRFIN20040304_085823_000000492024_00436_10510_0201.N1	04-MAR-2004 08: 58: 23	Dark	49.000	25	35Lam Sco	1.6200	28000.	98	10510	No
196	GOM_NL__2PRFIN20040304_090448_000000452024_00437_10511_0169.N1	04-MAR-2004 09: 04: 48	Dark	44.500	43	Alp TrA	1.9100	4250.0	89	10511	No
197	GOM_NL__2PRFIN20040304_090826_000000462024_00437_10511_0170.N1	04-MAR-2004 09: 08: 26	Dark	46.000	4	Alp1Cen	-0.010000	5800.0	92	10511	No
198	GOM_NL__2PRFIN20040304_091210_000000462024_00437_10511_0171.N1	04-MAR-2004 09: 12: 10	Dark	46.000	12	Alp1Cru	0.77500	30000.	92	10511	No
199	GOM_NL__2PRFIN20040304_091356_000000692024_00437_10511_0172.N1	04-MAR-2004 09: 13: 56	Dark	68.500	54	5The Cen	2.0550	4500.0	137	10511	No
200	GOM_NL__2PRFIN20040304_091737_000000432024_00437_10511_0173.N1	04-MAR-2004 09: 17: 37	Straylight	43.000	113	Mu Vel	2.6920	5000.0	86	10511	No
201	GOM_NL__2PRFIN20040304_092034_000000442024_00437_10511_0174.N1	04-MAR-2004 09: 20: 34	Straylight	43.500	65	Lam Vel	2.2040	4400.0	87	10511	No
202	GOM_NL__2PRFIN20040304_092318_000000622024_00437_10511_0175.N1	04-MAR-2004 09: 23: 18	Straylight	61.500	106	9Bet Crv	2.6480	5600.0	123	10511	No
203	GOM_NL__2PRFIN20040304_092606_000000642024_00437_10511_0176.N1	04-MAR-2004 09: 26: 06	Straylight	63.500	100	4Gam Crv	2.5800	13100.	127	10511	No
204	GOM_NL__2PRFIN20040304_093001_000000512024_00437_10511_0177.N1	04-MAR-2004 09: 30: 01	Tw_i_and_stray	51.000	48	30Alp Hya	1.9770	4100.0	102	10511	No
205	GOM_NL__2PRFIN20040304_093558_000000422024_00437_10511_0178.N1	04-MAR-2004 09: 35: 58	Bright	42.000	22	32Alp Leo	1.3600	15200.	84	10511	No
206	GOM_NL__2PRFIN20040304_094000_000000492024_00437_10511_0179.N1	04-MAR-2004 09: 40: 00	Bright	49.000	96	68Del Leo	2.5600	9300.0	98	10511	No
207	GOM_NL__2PRFIN20040304_094239_000000382024_00437_10511_0180.N1	04-MAR-2004 09: 42: 39	Bright	38.000	24	66Alp Gem	1.5800	10200.	76	10511	No
208	GOM_NL__2PRFIN20040304_094707_000000442024_00437_10511_0181.N1	04-MAR-2004 09: 47: 07	Bright	44.000	174	52Psi UMa	3.0040	4400.0	88	10511	No
209	GOM_NL__2PRFIN20040304_095000_000000412024_00437_10511_0182.N1	04-MAR-2004 09: 50: 00	Bright	40.500	82	48Bet UMa	2.3650	10600.	81	10511	No
210	GOM_NL__2PRFIN20040304_095124_000000422024_00437_10511_0183.N1	04-MAR-2004 09: 51: 24	Bright	41.500	36	50Alp UMa	1.8000	6300.0	83	10511	No
211	GOM_NL__2PRFIN20040304_095413_000000502024_00437_10511_0184.N1	04-MAR-2004 09: 54: 13	Bright	50.000	32	77Eps UMa	1.7630	11000.	100	10511	No
212	GOM_NL__2PRFIN20040304_095545_000000512024_00437_10511_0185.N1	04-MAR-2004 09: 55: 45	Bright	50.500	55	79Zet UMa	2.0600	10200.	101	10511	No
213	GOM_NL__2PRFIN20040304_095755_000000392024_00437_10511_0186.N1	04-MAR-2004 09: 57: 55	Bright	38.500	49	1Alp UMi	1.9900	6300.0	77	10511	No
214	GOM_NL__2PRFIN20040304_100311_000000482024_00437_10511_0187.N1	04-MAR-2004 10: 03: 11	Bright	47.500	119	14Eta Dra	2.7270	4700.0	95	10511	No
215	GOM_NL__2PRFIN20040304_100531_000000362024_00437_10511_0188.N1	04-MAR-2004 10: 05: 31	Bright	35.500	89	5Alp Cep	2.4510	8000.0	71	10511	No
216	GOM_NL__2PRFIN20040304_100744_000000462024_00437_10511_0189.N1	04-MAR-2004 10: 07: 44	Bright	46.000	130	23Bet Dra	2.7990	5800.0	92	10511	No
217	GOM_NL__2PRFIN20040304_101036_000000392024_00437_10511_0190.N1	04-MAR-2004 10: 10: 36	Bright	39.000	19	50Alp Cyg	1.2460	10500.	78	10511	No
218	GOM_NL__2PRFIN20040304_101208_000000412024_00437_10511_0191.N1	04-MAR-2004 10: 12: 08	Bright	41.000	66	37Gam Cyg	2.2080	5900.0	82	10511	No
219	GOM_NL__2PRFIN20040304_101345_000000352024_00437_10511_0192.N1	04-MAR-2004 10: 13: 45	Bright	35.000	92	53Eps Cyg	2.5000	4500.0	70	10511	No

220	GOM_NL__2PRFIN20040304_101652_000000992024_00437_10511_0193.N1	04-MAR-2004 10:16:52	Twilight	98.500	133	40Zet Her	2.8070	6000.0	197	10511	No
221	GOM_NL__2PRFIN20040304_102055_000000472024_00437_10511_0194.N1	04-MAR-2004 10:20:55	Bright	47.000	168	17Zet Aql	2.9860	11000.	94	10511	No
222	GOM_NL__2PRFIN20040304_102450_000000752024_00437_10511_0195.N1	04-MAR-2004 10:24:50	Straylight	74.500	59	55Alp Oph	2.0800	8900.0	149	10511	No
223	GOM_NL__2PRFIN20040304_102725_000000752024_00437_10511_0196.N1	04-MAR-2004 10:27:25	Dark	75.000	126	60Bet Oph	2.7700	4250.0	150	10511	No
224	GOM_NL__2PRFIN20040304_103053_000000462024_00437_10511_0197.N1	04-MAR-2004 10:30:53	Dark	46.000	155	41Pi Sgr	2.9000	6600.0	92	10511	No
225	GOM_NL__2PRFIN20040304_103245_000000432024_00437_10511_0198.N1	04-MAR-2004 10:32:45	Dark	42.500	57	34Sig Sgr	2.0660	26000.	85	10511	No
226	GOM_NL__2PRFIN20040304_103501_000000462024_00437_10511_0199.N1	04-MAR-2004 10:35:01	Dark	45.500	116	19Del Sgr	2.7000	4100.0	91	10511	No
227	GOM_NL__2PRFIN20040304_103635_000000692024_00437_10511_0200.N1	04-MAR-2004 10:36:35	Dark	69.000	86	35Eta Oph	2.4300	10200.	138	10511	No
228	GOM_NL__2PRFIN20040304_103859_000000522024_00437_10511_0201.N1	04-MAR-2004 10:38:59	Dark	51.500	25	35Lam Sco	1.6200	28000.	103	10511	No
229	GOM_NL__2PRFIN20040304_104524_000000452024_00438_10512_0169.N1	04-MAR-2004 10:45:24	Dark	44.500	43	Alp TrA	1.9100	4250.0	89	10512	No
230	GOM_NL__2PRFIN20040304_104903_000000562024_00438_10512_0170.N1	04-MAR-2004 10:49:03	Dark	56.000	4	Alp1Cen	-0.010000	5800.0	112	10512	No
231	GOM_NL__2PRFIN20040304_105247_000000482024_00438_10512_0171.N1	04-MAR-2004 10:52:47	Dark	48.000	12	Alp1Cru	0.77500	30000.	96	10512	No
232	GOM_NL__2PRFIN20040304_105433_000000722024_00438_10512_0172.N1	04-MAR-2004 10:54:33	Dark	71.500	54	5The Cen	2.0550	4500.0	143	10512	No
233	GOM_NL__2PRFIN20040304_105813_000000422024_00438_10512_0173.N1	04-MAR-2004 10:58:13	Straylight	42.000	113	Mu Vel	2.6920	5000.0	84	10512	No
234	GOM_NL__2PRFIN20040304_110110_000000462024_00438_10512_0174.N1	04-MAR-2004 11:01:10	Straylight	46.000	65	Lam Vel	2.2040	4400.0	92	10512	No
235	GOM_NL__2PRFIN20040304_110353_000000662024_00438_10512_0175.N1	04-MAR-2004 11:03:53	Straylight	66.000	106	9Bet Crv	2.6480	5600.0	132	10512	No
236	GOM_NL__2PRFIN20040304_110642_000000612024_00438_10512_0176.N1	04-MAR-2004 11:06:42	Straylight	61.000	100	4Gam Crv	2.5800	13100.	122	10512	No
237	GOM_NL__2PRFIN20040304_111037_000000492024_00438_10512_0177.N1	04-MAR-2004 11:10:37	Twilight	49.000	48	30Alp Hya	1.9770	4100.0	98	10512	No
238	GOM_NL__2PRFIN20040304_111634_000000422024_00438_10512_0178.N1	04-MAR-2004 11:16:34	Bright	41.500	22	32Alp Leo	1.3600	15200.	83	10512	No
239	GOM_NL__2PRFIN20040304_112035_000000492024_00438_10512_0179.N1	04-MAR-2004 11:20:35	Bright	48.500	96	68Del Leo	2.5600	9300.0	97	10512	No
240	GOM_NL__2PRFIN20040304_112315_000000382024_00438_10512_0180.N1	04-MAR-2004 11:23:15	Bright	38.000	24	66Alp Gem	1.5800	10200.	76	10512	No
241	GOM_NL__2PRFIN20040304_112742_000000462024_00438_10512_0181.N1	04-MAR-2004 11:27:42	Bright	46.000	174	52Psi UMa	3.0040	4400.0	92	10512	No
242	GOM_NL__2PRFIN20040304_113036_000000412024_00438_10512_0182.N1	04-MAR-2004 11:30:36	Bright	40.500	82	48Bet UMa	2.3650	10600.	81	10512	No
243	GOM_NL__2PRFIN20040304_113158_000000442024_00438_10512_0183.N1	04-MAR-2004 11:31:58	Bright	43.500	36	50Alp UMa	1.8000	6300.0	87	10512	No
244	GOM_NL__2PRFIN20040304_113449_000000492024_00438_10512_0184.N1	04-MAR-2004 11:34:49	Bright	49.000	32	77Eps UMa	1.7630	11000.	98	10512	No
245	GOM_NL__2PRFIN20040304_113621_000000522024_00438_10512_0185.N1	04-MAR-2004 11:36:21	Bright	52.000	55	79Zet UMa	2.0600	10200.	104	10512	No
246	GOM_NL__2PRFIN20040304_113831_000000392024_00438_10512_0186.N1	04-MAR-2004 11:38:31	Bright	39.000	49	1Alp UMi	1.9900	6300.0	78	10512	No
247	GOM_NL__2PRFIN20040304_114346_000000472024_00438_10512_0187.N1	04-MAR-2004 11:43:46	Bright	46.500	119	14Eta Dra	2.7270	4700.0	93	10512	No
248	GOM_NL__2PRFIN20040304_114607_000000382024_00438_10512_0188.N1	04-MAR-2004 11:46:07	Bright	38.000	89	5Alp Cep	2.4510	8000.0	76	10512	No
249	GOM_NL__2PRFIN20040304_114820_000000502024_00438_10512_0189.N1	04-MAR-2004 11:48:20	Bright	49.500	130	23Bet Dra	2.7990	5800.0	99	10512	No
250	GOM_NL__2PRFIN20040304_115113_000000392024_00438_10512_0190.N1	04-MAR-2004 11:51:13	Bright	38.500	19	50Alp Cyg	1.2460	10500.	77	10512	No
251	GOM_NL__2PRFIN20040304_115244_000000412024_00438_10512_0191.N1	04-MAR-2004 11:52:44	Bright	41.000	66	37Gam Cyg	2.2080	5900.0	82	10512	No
252	GOM_NL__2PRFIN20040304_115419_000000392024_00438_10512_0192.N1	04-MAR-2004 11:54:19	Bright	39.000	92	53Eps Cyg	2.5000	4500.0	78	10512	No
253	GOM_NL__2PRFIN20040304_115728_000000942024_00438_10512_0193.N1	04-MAR-2004 11:57:28	Twilight	93.500	133	40Zet Her	2.8070	6000.0	187	10512	No
254	GOM_NL__2PRFIN20040304_120131_000000472024_00438_10512_0194.N1	04-MAR-2004 12:01:31	Bright	46.500	168	17Zet Aql	2.9860	11000.	93	10512	No
255	GOM_NL__2PRFIN20040304_120527_000000802024_00438_10512_0195.N1	04-MAR-2004 12:05:27	Straylight	80.000	59	55Alp Oph	2.0800	8900.0	160	10512	No
256	GOM_NL__2PRFIN20040304_120803_000000762024_00438_10512_0196.N1	04-MAR-2004 12:08:03	Dark	76.000	126	60Bet Oph	2.7700	4250.0	152	10512	No
257	GOM_NL__2PRFIN20040304_121129_000000442024_00438_10512_0197.N1	04-MAR-2004 12:11:29	Dark	44.000	155	41Pi Sgr	2.9000	6600.0	88	10512	No
258	GOM_NL__2PRFIN20040304_121322_000000462024_00438_10512_0198.N1	04-MAR-2004 12:13:22	Dark	45.500	57	34Sig Sgr	2.0660	26000.	91	10512	No
259	GOM_NL__2PRFIN20040304_121537_000000522024_00438_10512_0199.N1	04-MAR-2004 12:15:37	Dark	52.000	116	19Del Sgr	2.7000	4100.0	104	10512	No
260	GOM_NL__2PRFIN20040304_121713_000000682024_00438_10512_0200.N1	04-MAR-2004 12:17:13	Dark	68.000	86	35Eta Oph	2.4300	10200.	136	10512	No
261	GOM_NL__2PRFIN20040304_121935_000000512024_00438_10512_0201.N1	04-MAR-2004 12:19:35	Dark	51.000	25	35Lam Sco	1.6200	28000.	102	10512	No
262	GOM_NL__2PRFIN20040304_122559_000000422024_00439_10513_0169.N1	04-MAR-2004 12:25:59	Dark	41.500	43	Alp TrA	1.9100	4250.0	83	10513	No
263	GOM_NL__2PRFIN20040304_122939_000000492024_00439_10513_0170.N1	04-MAR-2004 12:29:39	Dark	49.000	4	Alp1Cen	-0.010000	5800.0	98	10513	No
264	GOM_NL__2PRFIN20040304_123322_000000432024_00439_10513_0171.N1	04-MAR-2004 12:33:22	Dark	42.500	12	Alp1Cru	0.77500	30000.	85	10513	No
265	GOM_NL__2PRFIN20040304_123509_000000772024_00439_10513_0172.N1	04-MAR-2004 12:35:09	Dark	77.000	54	5The Cen	2.0550	4500.0	154	10513	No
266	GOM_NL__2PRFIN20040304_123850_000000442024_00439_10513_0173.N1	04-MAR-2004 12:38:50	Straylight	44.000	113	Mu Vel	2.6920	5000.0	88	10513	No
267	GOM_NL__2PRFIN20040304_124146_000000462024_00439_10513_0174.N1	04-MAR-2004 12:41:46	Straylight	46.000	65	Lam Vel	2.2040	4400.0	92	10513	No
268	GOM_NL__2PRFIN20040304_124429_000000662024_00439_10513_0175.N1	04-MAR-2004 12:44:29	Straylight	65.500	106	9Bet Crv	2.6480	5600.0	131	10513	No
269	GOM_NL__2PRFIN20040304_124718_000000632024_00439_10513_0176.N1	04-MAR-2004 12:47:18	Straylight	62.500	100	4Gam Crv	2.5800	13100.	125	10513	No
270	GOM_NL__2PRFIN20040304_125113_000000482024_00439_10513_0177.N1	04-MAR-2004 12:51:13	Twilight	47.500	48	30Alp Hya	1.9770	4100.0	95	10513	No
271	GOM_NL__2PRFIN20040304_125709_000000432024_00439_10513_0178.N1	04-MAR-2004 12:57:09	Bright	42.500	22	32Alp Leo	1.3600	15200.	85	10513	No
272	GOM_NL__2PRFIN20040304_130110_000000492024_00439_10513_0179.N1	04-MAR-2004 13:01:10	Bright	49.000	96	68Del Leo	2.5600	9300.0	98	10513	No
273	GOM_NL__2PRFIN20040304_130351_000000392024_00439_10513_0180.N1	04-MAR-2004 13:03:51	Bright	39.000	24	66Alp Gem	1.5800	10200.	78	10513	No
274	GOM_NL__2PRFIN20040304_130818_000000452024_00439_10513_0181.N1	04-MAR-2004 13:08:18	Bright	45.000	174	52Psi UMa	3.0040	4400.0	90	10513	No
275	GOM_NL__2PRFIN20040304_131111_000000422024_00439_10513_0182.N1	04-MAR-2004 13:11:11	Bright	41.500	82	48Bet UMa	2.3650	10600.	83	10513	No
276	GOM_NL__2PRFIN20040304_131233_000000432024_00439_10513_0183.N1	04-MAR-2004 13:12:33	Bright	42.500	36	50Alp UMa	1.8000	6300.0	85	10513	No
277	GOM_NL__2PRFIN20040304_131524_000000502024_00439_10513_0184.N1	04-MAR-2004 13:15:24	Bright	50.000	32	77Eps UMa	1.7630	11000.	100	10513	No
278	GOM_NL__2PRFIN20040304_131655_000000492024_00439_10513_0185.N1	04-MAR-2004 13:16:55	Bright	49.000	55	79Zet UMa	2.0600	10200.	98	10513	No

279	GOM_NL__2PRFIN20040304_131907_000000392024_00439_10513_0186.N1	04-MAR-2004 13:19:07	Bright	38.500	49	1Alp UMi	1.9900	6300.0	77	10513	No
280	GOM_NL__2PRFIN20040304_132422_000000482024_00439_10513_0187.N1	04-MAR-2004 13:24:22	Bright	47.500	119	14Eta Dra	2.7270	4700.0	95	10513	No
281	GOM_NL__2PRFIN20040304_132643_000000382024_00439_10513_0188.N1	04-MAR-2004 13:26:43	Bright	38.000	89	5Alp Cep	2.4510	8000.0	76	10513	No
282	GOM_NL__2PRFIN20040304_132855_000000482024_00439_10513_0189.N1	04-MAR-2004 13:28:55	Bright	47.500	130	23Bet Dra	2.7990	5800.0	95	10513	No
283	GOM_NL__2PRFIN20040304_133148_000000372024_00439_10513_0190.N1	04-MAR-2004 13:31:48	Bright	37.000	19	50Alp Cyg	1.2460	10500.	74	10513	No
284	GOM_NL__2PRFIN20040304_133322_000000372024_00439_10513_0191.N1	04-MAR-2004 13:33:22	Bright	37.000	66	37Gam Cyg	2.2080	5900.0	74	10513	No
285	GOM_NL__2PRFIN20040304_133457_000000372024_00439_10513_0192.N1	04-MAR-2004 13:34:57	Bright	37.000	92	53Eps Cyg	2.5000	4500.0	74	10513	No
286	GOM_NL__2PRFIN20040304_133804_000000962024_00439_10513_0193.N1	04-MAR-2004 13:38:04	Twilight	96.000	133	40Zet Her	2.8070	6000.0	192	10513	No
287	GOM_NL__2PRFIN20040304_134210_000000442024_00439_10513_0194.N1	04-MAR-2004 13:42:10	Bright	43.500	168	17Zet Aql	2.9860	11000.	87	10513	No
288	GOM_NL__2PRFIN20040304_134604_000000772024_00439_10513_0195.N1	04-MAR-2004 13:46:04	Straylight	76.500	59	55Alp Oph	2.0800	8900.0	153	10513	No
289	GOM_NL__2PRFIN20040304_134839_000000742024_00439_10513_0196.N1	04-MAR-2004 13:48:39	Dark	74.000	126	60Bet Oph	2.7700	4250.0	148	10513	No
290	GOM_NL__2PRFIN20040304_135206_000000422024_00439_10513_0197.N1	04-MAR-2004 13:52:06	Dark	42.000	155	41Pi Sgr	2.9000	6600.0	84	10513	No
291	GOM_NL__2PRFIN20040304_135358_000000452024_00439_10513_0198.N1	04-MAR-2004 13:53:58	Dark	44.500	57	34Sig Sgr	2.0660	26000.	89	10513	No
292	GOM_NL__2PRFIN20040304_135614_000000522024_00439_10513_0199.N1	04-MAR-2004 13:56:14	Dark	51.500	116	19Del Sgr	2.7000	4100.0	103	10513	No
293	GOM_NL__2PRFIN20040304_135751_000000772024_00439_10513_0200.N1	04-MAR-2004 13:57:51	Dark	76.500	86	35Eta Oph	2.4300	10200.	153	10513	No
294	GOM_NL__2PRFIN20040304_140012_000000492024_00439_10513_0201.N1	04-MAR-2004 14:00:12	Dark	49.000	25	35Lam Sco	1.6200	28000.	98	10513	No
295	GOM_NL__2PRFIN20040304_140636_000000422024_00440_10514_0169.N1	04-MAR-2004 14:06:36	Dark	42.000	43	Alp TrA	1.9100	4250.0	84	10514	No
296	GOM_NL__2PRFIN20040304_141016_000000462024_00440_10514_0170.N1	04-MAR-2004 14:10:16	Dark	45.500	4	Alp1Cen	-0.010000	5800.0	91	10514	No
297	GOM_NL__2PRFIN20040304_141359_000000412024_00440_10514_0171.N1	04-MAR-2004 14:13:59	Dark	40.500	12	Alp1Cru	0.77500	30000.	81	10514	No
298	GOM_NL__2PRFIN20040304_141547_000000692024_00440_10514_0172.N1	04-MAR-2004 14:15:47	Dark	68.500	54	5The Cen	2.0550	4500.0	137	10514	No
299	GOM_NL__2PRFIN20040304_141926_000000442024_00440_10514_0173.N1	04-MAR-2004 14:19:26	Straylight	44.000	113	Mu Vel	2.6920	5000.0	88	10514	No
300	GOM_NL__2PRFIN20040304_142221_000000462024_00440_10514_0174.N1	04-MAR-2004 14:22:21	Straylight	46.000	65	Lam Vel	2.2040	4400.0	92	10514	No
301	GOM_NL__2PRFIN20040304_142506_000000682024_00440_10514_0175.N1	04-MAR-2004 14:25:06	Straylight	67.500	106	9Bet Crv	2.6480	5600.0	135	10514	No
302	GOM_NL__2PRFIN20040304_142755_000000632024_00440_10514_0176.N1	04-MAR-2004 14:27:55	Straylight	62.500	100	4Gam Crv	2.5800	13100.	125	10514	No
303	GOM_NL__2PRFIN20040304_143149_000000442024_00440_10514_0177.N1	04-MAR-2004 14:31:49	Twilight	43.500	48	30Alp Hya	1.9770	4100.0	87	10514	No
304	GOM_NL__2PRFIN20040304_143746_000000422024_00440_10514_0178.N1	04-MAR-2004 14:37:46	Bright	41.500	22	32Alp Leo	1.3600	15200.	83	10514	No
305	GOM_NL__2PRFIN20040304_144146_000000492024_00440_10514_0179.N1	04-MAR-2004 14:41:46	Bright	48.500	96	68Del Leo	2.5600	9300.0	97	10514	No
306	GOM_NL__2PRFIN20040304_144427_000000392024_00440_10514_0180.N1	04-MAR-2004 14:44:27	Bright	38.500	24	66Alp Gem	1.5800	10200.	77	10514	No
307	GOM_NL__2PRFIN20040304_144853_000000432024_00440_10514_0181.N1	04-MAR-2004 14:48:53	Bright	43.000	174	52Psi UMa	3.0040	4400.0	86	10514	No
308	GOM_NL__2PRFIN20040304_145147_000000412024_00440_10514_0182.N1	04-MAR-2004 14:51:47	Bright	41.000	82	48Bet UMa	2.3650	10600.	82	10514	No
309	GOM_NL__2PRFIN20040304_145310_000000422024_00440_10514_0183.N1	04-MAR-2004 14:53:10	Bright	42.000	36	50Alp UMa	1.8000	6300.0	84	10514	No
310	GOM_NL__2PRFIN20040304_145559_000000502024_00440_10514_0184.N1	04-MAR-2004 14:55:59	Bright	50.000	32	77Eps UMa	1.7630	11000.	100	10514	No
311	GOM_NL__2PRFIN20040304_145944_000000352024_00440_10514_0185.N1	04-MAR-2004 14:59:44	Bright	34.500	49	1Alp UMi	1.9900	6300.0	69	10514	No
312	GOM_NL__2PRFIN20040304_150457_000000472024_00440_10514_0186.N1	04-MAR-2004 15:04:57	Bright	47.000	119	14Eta Dra	2.7270	4700.0	94	10514	No
313	GOM_NL__2PRFIN20040304_150720_000000372024_00440_10514_0187.N1	04-MAR-2004 15:07:20	Bright	37.000	89	5Alp Cep	2.4510	8000.0	74	10514	No
314	GOM_NL__2PRFIN20040304_150931_000000502024_00440_10514_0188.N1	04-MAR-2004 15:09:31	Bright	49.500	130	23Bet Dra	2.7990	5800.0	99	10514	No
315	GOM_NL__2PRFIN20040304_151225_000000382024_00440_10514_0189.N1	04-MAR-2004 15:12:25	Bright	37.500	19	50Alp Cyg	1.2460	10500.	75	10514	No
316	GOM_NL__2PRFIN20040304_151359_000000362024_00440_10514_0190.N1	04-MAR-2004 15:13:59	Bright	36.000	66	37Gam Cyg	2.2080	5900.0	72	10514	No
317	GOM_NL__2PRFIN20040304_151534_000000372024_00440_10514_0191.N1	04-MAR-2004 15:15:34	Bright	37.000	92	53Eps Cyg	2.5000	4500.0	74	10514	No
318	GOM_NL__2PRFIN20040304_151840_000001032024_00440_10514_0192.N1	04-MAR-2004 15:18:40	Twilight	103.00	133	40Zet Her	2.8070	6000.0	206	10514	No
319	GOM_NL__2PRFIN20040304_152246_000000432024_00440_10514_0193.N1	04-MAR-2004 15:22:46	Bright	43.000	168	17Zet Aql	2.9860	11000.	86	10514	No
320	GOM_NL__2PRFIN20040304_152641_000000812024_00440_10514_0194.N1	04-MAR-2004 15:26:41	Straylight	80.500	59	55Alp Oph	2.0800	8900.0	161	10514	No
321	GOM_NL__2PRFIN20040304_152918_000000762024_00440_10514_0195.N1	04-MAR-2004 15:29:18	Dark	75.500	126	60Bet Oph	2.7700	4250.0	151	10514	No
322	GOM_NL__2PRFIN20040304_153243_000000442024_00440_10514_0196.N1	04-MAR-2004 15:32:43	Dark	43.500	155	41Pi Sgr	2.9000	6600.0	87	10514	No
323	GOM_NL__2PRFIN20040304_153435_000000462024_00440_10514_0197.N1	04-MAR-2004 15:34:35	Dark	46.000	57	34Sig Sgr	2.0660	26000.	92	10514	No
324	GOM_NL__2PRFIN20040304_153652_000000552024_00440_10514_0198.N1	04-MAR-2004 15:36:52	Dark	54.500	116	19Del Sgr	2.7000	4100.0	109	10514	No
325	GOM_NL__2PRFIN20040304_153829_000000722024_00440_10514_0199.N1	04-MAR-2004 15:38:29	Dark	71.500	86	35Eta Oph	2.4300	10200.	143	10514	No
326	GOM_NL__2PRFIN20040304_154050_000000482024_00440_10514_0200.N1	04-MAR-2004 15:40:50	Dark	47.500	25	35Lam Sco	1.6200	28000.	95	10514	No
327	GOM_NL__2PRFIN20040304_154712_000000432024_00441_10515_0169.N1	04-MAR-2004 15:47:12	Dark	42.500	43	Alp TrA	1.9100	4250.0	85	10515	No
328	GOM_NL__2PRFIN20040304_154925_000000392024_00441_10515_0170.N1	04-MAR-2004 15:49:25	Dark	38.500	145	Gam TrA	2.8720	10600.	77	10515	No
329	GOM_NL__2PRFIN20040304_155052_000000462024_00441_10515_0171.N1	04-MAR-2004 15:50:52	Dark	45.500	4	Alp1Cen	-0.010000	5800.0	91	10515	No
330	GOM_NL__2PRFIN20040304_155211_000000452024_00441_10515_0172.N1	04-MAR-2004 15:52:11	Dark	45.000	10	Bet Cen	0.61000	28000.	90	10515	No
331	GOM_NL__2PRFIN20040304_155435_000000452024_00441_10515_0173.N1	04-MAR-2004 15:54:35	Dark	45.000	12	Alp1Cru	0.77500	30000.	90	10515	No
332	GOM_NL__2PRFIN20040304_155615_000000392024_00441_10515_0174.N1	04-MAR-2004 15:56:15	Dark	38.500	124	The Car	2.7640	30000.	77	10515	No
333	GOM_NL__2PRFIN20040304_155831_000000392024_00441_10515_0175.N1	04-MAR-2004 15:58:31	Straylight	38.500	71	lot Car	2.2460	7700.0	77	10515	No
334	GOM_NL__2PRFIN20040304_160002_000000412024_00441_10515_0176.N1	04-MAR-2004 16:00:02	Straylight	41.000	113	Mu Vel	2.6920	5000.0	82	10515	No
335	GOM_NL__2PRFIN20040304_160258_000000442024_00441_10515_0177.N1	04-MAR-2004 16:02:58	Straylight	44.000	65	Lam Vel	2.2040	4400.0	88	10515	No
336	GOM_NL__2PRFIN20040304_160542_000000662024_00441_10515_0178.N1	04-MAR-2004 16:05:42	Straylight	65.500	106	9Bet Crv	2.6480	5600.0	131	10515	No
337	GOM_NL__2PRFIN20040304_160830_000000642024_00441_10515_0179.N1	04-MAR-2004 16:08:30	Straylight	63.500	100	4Gam Crv	2.5800	13100.	127	10515	No

338	GOM_NL__2PRFIN20040304_161225_000000462024_00441_10515_0180.N1	04-MAR-2004 16:12:25	Twilight	45.500	48	30Alp Hya	1.9770	4100.0	91	10515	No
339	GOM_NL__2PRFIN20040304_161822_000000432024_00441_10515_0181.N1	04-MAR-2004 16:18:22	Bright	43.000	22	32Alp Leo	1.3600	15200.	86	10515	No
340	GOM_NL__2PRFIN20040304_162052_000000442024_00441_10515_0182.N1	04-MAR-2004 16:20:52	Bright	43.500	51	41Gam1Leo	2.0100	4500.0	87	10515	No
341	GOM_NL__2PRFIN20040304_162221_000000502024_00441_10515_0183.N1	04-MAR-2004 16:22:21	Bright	50.000	96	68Del Leo	2.5600	9300.0	100	10515	No
342	GOM_NL__2PRFIN20040304_162503_000000412024_00441_10515_0184.N1	04-MAR-2004 16:25:03	Bright	40.500	24	66Alp Gem	1.5800	10200.	81	10515	No
343	GOM_NL__2PRFIN20040304_162929_000000442024_00441_10515_0185.N1	04-MAR-2004 16:29:29	Bright	44.000	174	52Psi UMa	3.0040	4400.0	88	10515	No
344	GOM_NL__2PRFIN20040304_163222_000000422024_00441_10515_0186.N1	04-MAR-2004 16:32:22	Bright	42.000	82	48Bet UMa	2.3650	10600.	84	10515	No
345	GOM_NL__2PRFIN20040304_163345_000000432024_00441_10515_0187.N1	04-MAR-2004 16:33:45	Bright	42.500	36	50Alp UMa	1.8000	6300.0	85	10515	No
346	GOM_NL__2PRFIN20040304_163634_000000512024_00441_10515_0188.N1	04-MAR-2004 16:36:34	Bright	50.500	32	77Eps UMa	1.7630	11000.	101	10515	No
347	GOM_NL__2PRFIN20040304_163806_000000512024_00441_10515_0189.N1	04-MAR-2004 16:38:06	Bright	51.000	55	79Zet UMa	2.0600	10200.	102	10515	No
348	GOM_NL__2PRFIN20040304_164019_000000382024_00441_10515_0190.N1	04-MAR-2004 16:40:19	Bright	38.000	49	1Alp UMi	1.9900	6300.0	76	10515	No
349	GOM_NL__2PRFIN20040304_164533_000000492024_00441_10515_0191.N1	04-MAR-2004 16:45:33	Bright	48.500	119	14Eta Dra	2.7270	4700.0	97	10515	No
350	GOM_NL__2PRFIN20040304_164755_000000392024_00441_10515_0192.N1	04-MAR-2004 16:47:55	Bright	39.000	89	5Alp Cep	2.4510	8000.0	78	10515	No
351	GOM_NL__2PRFIN20040304_165006_000000452024_00441_10515_0193.N1	04-MAR-2004 16:50:06	Bright	44.500	130	23Bet Dra	2.7990	5800.0	89	10515	No
352	GOM_NL__2PRFIN20040304_165301_000000362024_00441_10515_0194.N1	04-MAR-2004 16:53:01	Bright	35.500	19	50Alp Cyg	1.2460	10500.	71	10515	No
353	GOM_NL__2PRFIN20040304_165435_000000362024_00441_10515_0195.N1	04-MAR-2004 16:54:35	Bright	36.000	66	37Gam Cyg	2.2080	5900.0	72	10515	No
354	GOM_NL__2PRFIN20040304_165609_000000362024_00441_10515_0196.N1	04-MAR-2004 16:56:09	Bright	36.000	92	53Eps Cyg	2.5000	4500.0	72	10515	No
355	GOM_NL__2PRFIN20040304_165917_000001032024_00441_10515_0197.N1	04-MAR-2004 16:59:17	Twilight	102.50	133	40Zet Her	2.8070	6000.0	205	10515	No
356	GOM_NL__2PRFIN20040304_170322_000000442024_00441_10515_0198.N1	04-MAR-2004 17:03:22	Bright	44.000	168	17Zet Aql	2.9860	11000.	88	10515	No
357	GOM_NL__2PRFIN20040304_170718_000000792024_00441_10515_0199.N1	04-MAR-2004 17:07:18	Straylight	78.500	59	55Alp Oph	2.0800	8900.0	157	10515	No
358	GOM_NL__2PRFIN20040304_170955_000000732024_00441_10515_0200.N1	04-MAR-2004 17:09:55	Dark	73.000	126	60Bet Oph	2.7700	4250.0	146	10515	No
359	GOM_NL__2PRFIN20040304_171319_000000442024_00441_10515_0201.N1	04-MAR-2004 17:13:19	Dark	43.500	155	41Pi Sgr	2.9000	6600.0	87	10515	No
360	GOM_NL__2PRFIN20040304_171511_000000462024_00441_10515_0202.N1	04-MAR-2004 17:15:11	Dark	46.000	57	34Sig Sgr	2.0660	26000.	92	10515	No
361	GOM_NL__2PRFIN20040304_171728_000000492024_00441_10515_0203.N1	04-MAR-2004 17:17:28	Dark	48.500	116	19Del Sgr	2.7000	4100.0	97	10515	No
362	GOM_NL__2PRFIN20040304_171907_000000692024_00441_10515_0204.N1	04-MAR-2004 17:19:07	Dark	69.000	86	35Eta Oph	2.4300	10200.	138	10515	No
363	GOM_NL__2PRFIN20040304_172127_000000552024_00441_10515_0205.N1	04-MAR-2004 17:21:27	Dark	55.000	25	35Lam Sco	1.6200	28000.	110	10515	No
364	GOM_NL__2PRFIN20040304_172749_000000452024_00442_10516_0169.N1	04-MAR-2004 17:27:49	Dark	44.500	43	Alp TrA	1.9100	4250.0	89	10516	No
365	GOM_NL__2PRFIN20040304_173002_000000392024_00442_10516_0170.N1	04-MAR-2004 17:30:02	Dark	39.000	145	Gam TrA	2.8720	10600.	78	10516	No
366	GOM_NL__2PRFIN20040304_173129_000000572024_00442_10516_0171.N1	04-MAR-2004 17:31:29	Dark	57.000	4	Alp1Cen	-0.010000	5800.0	114	10516	No
367	GOM_NL__2PRFIN20040304_173247_000000542024_00442_10516_0172.N1	04-MAR-2004 17:32:47	Dark	53.500	10	Bet Cen	0.61000	28000.	107	10516	No
368	GOM_NL__2PRFIN20040304_173512_000000452024_00442_10516_0173.N1	04-MAR-2004 17:35:12	Dark	44.500	12	Alp1Cru	0.77500	30000.	89	10516	No
369	GOM_NL__2PRFIN20040304_173652_000000372024_00442_10516_0174.N1	04-MAR-2004 17:36:52	Dark	37.000	124	The Car	2.7640	30000.	74	10516	No
370	GOM_NL__2PRFIN20040304_173908_000000432024_00442_10516_0175.N1	04-MAR-2004 17:39:08	Straylight	42.500	71	lot Car	2.2460	7700.0	85	10516	No
371	GOM_NL__2PRFIN20040304_174039_000000432024_00442_10516_0176.N1	04-MAR-2004 17:40:39	Straylight	42.500	113	Mu Vel	2.6920	5000.0	85	10516	No
372	GOM_NL__2PRFIN20040304_174334_000000462024_00442_10516_0177.N1	04-MAR-2004 17:43:34	Straylight	45.500	65	Lam Vel	2.2040	4400.0	91	10516	No
373	GOM_NL__2PRFIN20040304_174619_000000672024_00442_10516_0178.N1	04-MAR-2004 17:46:19	Straylight	66.500	106	9Bet Crv	2.6480	5600.0	133	10516	No
374	GOM_NL__2PRFIN20040304_174908_000000622024_00442_10516_0179.N1	04-MAR-2004 17:49:08	Straylight	61.500	100	4Gam Crv	2.5800	13100.	123	10516	No
375	GOM_NL__2PRFIN20040304_175302_000000442024_00442_10516_0180.N1	04-MAR-2004 17:53:02	Twilight	43.500	48	30Alp Hya	1.9770	4100.0	87	10516	No
376	GOM_NL__2PRFIN20040304_175858_000000422024_00442_10516_0181.N1	04-MAR-2004 17:58:58	Bright	42.000	22	32Alp Leo	1.3600	15200.	84	10516	No
377	GOM_NL__2PRFIN20040304_180128_000000442024_00442_10516_0182.N1	04-MAR-2004 18:01:28	Bright	44.000	51	41Gam1Leo	2.0100	4500.0	88	10516	No
378	GOM_NL__2PRFIN20040304_180257_000000492024_00442_10516_0183.N1	04-MAR-2004 18:02:57	Bright	49.000	96	68Del Leo	2.5600	9300.0	98	10516	No
379	GOM_NL__2PRFIN20040304_180539_000000392024_00442_10516_0184.N1	04-MAR-2004 18:05:39	Bright	39.000	24	66Alp Gem	1.5800	10200.	78	10516	No
380	GOM_NL__2PRFIN20040304_181004_000000462024_00442_10516_0185.N1	04-MAR-2004 18:10:04	Bright	45.500	174	52Psi UMa	3.0040	4400.0	91	10516	No
381	GOM_NL__2PRFIN20040304_181258_000000412024_00442_10516_0186.N1	04-MAR-2004 18:12:58	Bright	41.000	82	48Bet UMa	2.3650	10600.	82	10516	No
382	GOM_NL__2PRFIN20040304_181421_000000412024_00442_10516_0187.N1	04-MAR-2004 18:14:21	Bright	41.000	36	50Alp UMa	1.8000	6300.0	82	10516	No
383	GOM_NL__2PRFIN20040304_181709_000000502024_00442_10516_0188.N1	04-MAR-2004 18:17:09	Bright	49.500	32	77Eps UMa	1.7630	11000.	99	10516	No
384	GOM_NL__2PRFIN20040304_181841_000000542024_00442_10516_0189.N1	04-MAR-2004 18:18:41	Bright	53.500	55	79Zet UMa	2.0600	10200.	107	10516	No
385	GOM_NL__2PRFIN20040304_182056_000000382024_00442_10516_0190.N1	04-MAR-2004 18:20:56	Bright	37.500	49	1Alp UMi	1.9900	6300.0	75	10516	No
386	GOM_NL__2PRFIN20040304_182608_000000452024_00442_10516_0191.N1	04-MAR-2004 18:26:08	Bright	45.000	119	14Eta Dra	2.7270	4700.0	90	10516	No
387	GOM_NL__2PRFIN20040304_182832_000000342024_00442_10516_0192.N1	04-MAR-2004 18:28:32	Bright	34.000	89	5Alp Cep	2.4510	8000.0	68	10516	No
388	GOM_NL__2PRFIN20040304_183042_000000472024_00442_10516_0193.N1	04-MAR-2004 18:30:42	Bright	46.500	130	23Bet Dra	2.7990	5800.0	93	10516	No
389	GOM_NL__2PRFIN20040304_183337_000000392024_00442_10516_0194.N1	04-MAR-2004 18:33:37	Bright	39.000	19	50Alp Cyg	1.2460	10500.	78	10516	No
390	GOM_NL__2PRFIN20040304_183511_000000382024_00442_10516_0195.N1	04-MAR-2004 18:35:11	Bright	37.500	66	37Gam Cyg	2.2080	5900.0	75	10516	No
391	GOM_NL__2PRFIN20040304_183646_000000362024_00442_10516_0196.N1	04-MAR-2004 18:36:46	Bright	35.500	92	53Eps Cyg	2.5000	4500.0	71	10516	No
392	GOM_NL__2PRFIN20040304_183953_000001042024_00442_10516_0197.N1	04-MAR-2004 18:39:53	Twilight	103.50	133	40Zet Her	2.8070	6000.0	207	10516	No
393	GOM_NL__2PRFIN20040304_184359_000000432024_00442_10516_0198.N1	04-MAR-2004 18:43:59	Bright	42.500	168	17Zet Aql	2.9860	11000.	85	10516	No
394	GOM_NL__2PRFIN20040304_184755_000000812024_00442_10516_0199.N1	04-MAR-2004 18:47:55	Straylight	81.000	59	55Alp Oph	2.0800	8900.0	162	10516	No
395	GOM_NL__2PRFIN20040304_185032_000000682024_00442_10516_0200.N1	04-MAR-2004 18:50:32	Dark	67.500	126	60Bet Oph	2.7700	4250.0	135	10516	No
396	GOM_NL__2PRFIN20040304_185356_000000462024_00442_10516_0201.N1	04-MAR-2004 18:53:56	Dark	45.500	155	41Pi Sgr	2.9000	6600.0	91	10516	No

397	GOM_NL__2PRFIN20040304_185548_000000462024_00442_10516_0202.N1	04-MAR-2004 18:55:48	Dark	46.000	57	34Sig Sgr	2.0660	26000.	92	10516	No
398	GOM_NL__2PRFIN20040304_185805_000000502024_00442_10516_0203.N1	04-MAR-2004 18:58:05	Dark	50.000	116	19Del Sgr	2.7000	4100.0	100	10516	No
399	GOM_NL__2PRFIN20040304_185944_000000702024_00442_10516_0204.N1	04-MAR-2004 18:59:44	Dark	70.000	86	35Eta Oph	2.4300	10200.	140	10516	No
400	GOM_NL__2PRFIN20040304_190204_000000522024_00442_10516_0205.N1	04-MAR-2004 19:02:04	Dark	52.000	25	35Lam Sco	1.6200	28000.	104	10516	No
401	GOM_NL__2PRFIN20040304_190826_000000422024_00443_10517_0170.N1	04-MAR-2004 19:08:26	Dark	41.500	43	Alp TrA	1.9100	4250.0	83	10517	No
402	GOM_NL__2PRFIN20040304_191038_000000382024_00443_10517_0171.N1	04-MAR-2004 19:10:38	Dark	38.000	145	Gam TrA	2.8720	10600.	76	10517	No
403	GOM_NL__2PRFIN20040304_191206_000000432024_00443_10517_0172.N1	04-MAR-2004 19:12:06	Dark	42.500	4	Alp1Cen	-0.010000	5800.0	85	10517	No
404	GOM_NL__2PRFIN20040304_191324_000000432024_00443_10517_0173.N1	04-MAR-2004 19:13:24	Dark	42.500	10	Bet Cen	0.61000	28000.	85	10517	No
405	GOM_NL__2PRFIN20040304_191549_000000532024_00443_10517_0174.N1	04-MAR-2004 19:15:49	Dark	52.500	12	Alp1Cru	0.77500	30000.	105	10517	No
406	GOM_NL__2PRFIN20040304_191728_000000372024_00443_10517_0175.N1	04-MAR-2004 19:17:28	Dark	36.500	124	The Car	2.7640	30000.	73	10517	No
407	GOM_NL__2PRFIN20040304_191944_000000402024_00443_10517_0176.N1	04-MAR-2004 19:19:44	Straylight	40.000	71	lot Car	2.2460	7700.0	80	10517	No
408	GOM_NL__2PRFIN20040304_192115_000000392024_00443_10517_0177.N1	04-MAR-2004 19:21:15	Straylight	39.000	113	Mu Vel	2.6920	5000.0	78	10517	No
409	GOM_NL__2PRFIN20040304_192410_000000462024_00443_10517_0178.N1	04-MAR-2004 19:24:10	Straylight	46.000	65	Lam Vel	2.2040	4400.0	92	10517	No
410	GOM_NL__2PRFIN20040304_192654_000000672024_00443_10517_0179.N1	04-MAR-2004 19:26:54	Straylight	66.500	106	9Bet Crv	2.6480	5600.0	133	10517	No
411	GOM_NL__2PRFIN20040304_192943_000000642024_00443_10517_0180.N1	04-MAR-2004 19:29:43	Straylight	63.500	100	4Gam Crv	2.5800	13100.	127	10517	No
412	GOM_NL__2PRFIN20040304_193338_000000472024_00443_10517_0181.N1	04-MAR-2004 19:33:38	Twl_and_stray	47.000	48	30Alp Hya	1.9770	4100.0	94	10517	No
413	GOM_NL__2PRFIN20040304_193934_000000422024_00443_10517_0182.N1	04-MAR-2004 19:39:34	Bright	41.500	22	32Alp Leo	1.3600	15200.	83	10517	No
414	GOM_NL__2PRFIN20040304_194204_000000442024_00443_10517_0183.N1	04-MAR-2004 19:42:04	Bright	44.000	51	41Gam1Leo	2.0100	4500.0	88	10517	No
415	GOM_NL__2PRFIN20040304_194333_000000492024_00443_10517_0184.N1	04-MAR-2004 19:43:33	Bright	49.000	96	68Del Leo	2.5600	9300.0	98	10517	No
416	GOM_NL__2PRFIN20040304_194616_000000412024_00443_10517_0185.N1	04-MAR-2004 19:46:16	Bright	41.000	24	66Alp Gem	1.5800	10200.	82	10517	No
417	GOM_NL__2PRFIN20040304_195039_000000442024_00443_10517_0186.N1	04-MAR-2004 19:50:39	Bright	43.500	174	52Psi UMa	3.0040	4400.0	87	10517	No
418	GOM_NL__2PRFIN20040304_195334_000000402024_00443_10517_0187.N1	04-MAR-2004 19:53:34	Bright	39.500	82	48Bet UMa	2.3650	10600.	79	10517	No
419	GOM_NL__2PRFIN20040304_195457_000000402024_00443_10517_0188.N1	04-MAR-2004 19:54:57	Bright	39.500	36	50Alp UMa	1.8000	6300.0	79	10517	No
420	GOM_NL__2PRFIN20040304_195744_000000502024_00443_10517_0189.N1	04-MAR-2004 19:57:44	Bright	50.000	32	77Eps UMa	1.7630	11000.	100	10517	No
421	GOM_NL__2PRFIN20040304_195916_000000532024_00443_10517_0190.N1	04-MAR-2004 19:59:16	Bright	52.500	55	79Zet UMa	2.0600	10200.	105	10517	No
422	GOM_NL__2PRFIN20040304_200132_000000392024_00443_10517_0191.N1	04-MAR-2004 20:01:32	Bright	39.000	49	1Alp UMi	1.9900	6300.0	78	10517	No
423	GOM_NL__2PRFIN20040304_200643_000000482024_00443_10517_0192.N1	04-MAR-2004 20:06:43	Bright	48.000	119	14Eta Dra	2.7270	4700.0	96	10517	No
424	GOM_NL__2PRFIN20040304_200908_000000382024_00443_10517_0193.N1	04-MAR-2004 20:09:08	Bright	37.500	89	5Alp Cep	2.4510	8000.0	75	10517	No
425	GOM_NL__2PRFIN20040304_201117_000000502024_00443_10517_0194.N1	04-MAR-2004 20:11:17	Bright	50.000	130	23Bet Dra	2.7990	5800.0	100	10517	No
426	GOM_NL__2PRFIN20040304_201414_000000372024_00443_10517_0195.N1	04-MAR-2004 20:14:14	Bright	36.500	19	50Alp Cyg	1.2460	10500.	73	10517	No
427	GOM_NL__2PRFIN20040304_201548_000000362024_00443_10517_0196.N1	04-MAR-2004 20:15:48	Bright	35.500	66	37Gam Cyg	2.2080	5900.0	71	10517	No
428	GOM_NL__2PRFIN20040304_201722_000000342024_00443_10517_0197.N1	04-MAR-2004 20:17:22	Bright	34.000	92	53Eps Cyg	2.5000	4500.0	68	10517	No
429	GOM_NL__2PRFIN20040304_202029_000001002024_00443_10517_0198.N1	04-MAR-2004 20:20:29	Twl_and_stray	100.00	133	40Zet Her	2.8070	6000.0	200	10517	No
430	GOM_NL__2PRFIN20040304_202436_000000452024_00443_10517_0199.N1	04-MAR-2004 20:24:36	Bright	44.500	168	17Zet Aql	2.9860	11000.	89	10517	No
431	GOM_NL__2PRFIN20040304_202831_000000792024_00443_10517_0200.N1	04-MAR-2004 20:28:31	Straylight	79.000	59	55Alp Oph	2.0800	8900.0	158	10517	No
432	GOM_NL__2PRFIN20040304_203110_000000702024_00443_10517_0201.N1	04-MAR-2004 20:31:10	Dark	69.500	126	60Bet Oph	2.7700	4250.0	139	10517	No
433	GOM_NL__2PRFIN20040304_203433_000000442024_00443_10517_0202.N1	04-MAR-2004 20:34:33	Dark	43.500	155	41Pi Sgr	2.9000	6600.0	87	10517	No
434	GOM_NL__2PRFIN20040304_203625_000000442024_00443_10517_0203.N1	04-MAR-2004 20:36:25	Dark	44.000	57	34Sig Sgr	2.0660	26000.	88	10517	No
435	GOM_NL__2PRFIN20040304_203842_000000562024_00443_10517_0204.N1	04-MAR-2004 20:38:42	Dark	56.000	116	19Del Sgr	2.7000	4100.0	112	10517	No
436	GOM_NL__2PRFIN20040304_204021_000000702024_00443_10517_0205.N1	04-MAR-2004 20:40:21	Dark	69.500	86	35Eta Oph	2.4300	10200.	139	10517	No
437	GOM_NL__2PRFIN20040304_204241_000000512024_00443_10517_0206.N1	04-MAR-2004 20:42:41	Dark	51.000	25	35Lam Sco	1.6200	28000.	102	10517	No
438	GOM_NL__2PRFIN20040304_204902_000000412024_00444_10518_0190.N1	04-MAR-2004 20:49:02	Dark	40.500	43	Alp TrA	1.9100	4250.0	81	10518	No
439	GOM_NL__2PRFIN20040304_205114_000000402024_00444_10518_0191.N1	04-MAR-2004 20:51:14	Dark	40.000	145	Gam TrA	2.8720	10600.	80	10518	No
440	GOM_NL__2PRFIN20040304_205242_000000452024_00444_10518_0192.N1	04-MAR-2004 20:52:42	Dark	44.500	4	Alp1Cen	-0.010000	5800.0	89	10518	No
441	GOM_NL__2PRFIN20040304_205400_000000492024_00444_10518_0193.N1	04-MAR-2004 20:54:00	Dark	48.500	10	Bet Cen	0.61000	28000.	97	10518	No
442	GOM_NL__2PRFIN20040304_205625_000000442024_00444_10518_0194.N1	04-MAR-2004 20:56:25	Dark	44.000	12	Alp1Cru	0.77500	30000.	88	10518	No
443	GOM_NL__2PRFIN20040304_205804_000000382024_00444_10518_0195.N1	04-MAR-2004 20:58:04	Dark	38.000	124	The Car	2.7640	30000.	76	10518	No
444	GOM_NL__2PRFIN20040304_210020_000000402024_00444_10518_0196.N1	04-MAR-2004 21:00:20	Straylight	39.500	71	lot Car	2.2460	7700.0	79	10518	No
445	GOM_NL__2PRFIN20040304_210151_000000442024_00444_10518_0197.N1	04-MAR-2004 21:01:51	Straylight	44.000	113	Mu Vel	2.6920	5000.0	88	10518	No
446	GOM_NL__2PRFIN20040304_210446_000000452024_00444_10518_0198.N1	04-MAR-2004 21:04:46	Straylight	45.000	65	Lam Vel	2.2040	4400.0	90	10518	No
447	GOM_NL__2PRFIN20040304_210731_000000682024_00444_10518_0199.N1	04-MAR-2004 21:07:31	Straylight	68.000	106	9Bet Crv	2.6480	5600.0	136	10518	No
448	GOM_NL__2PRFIN20040304_211019_000000632024_00444_10518_0200.N1	04-MAR-2004 21:10:19	Straylight	62.500	100	4Gam Crv	2.5800	13100.	125	10518	No
449	GOM_NL__2PRFIN20040304_211414_000000492024_00444_10518_0201.N1	04-MAR-2004 21:14:14	Twl_and_stray	49.000	48	30Alp Hya	1.9770	4100.0	98	10518	No
450	GOM_NL__2PRFIN20040304_212009_000000422024_00444_10518_0202.N1	04-MAR-2004 21:20:09	Bright	41.500	22	32Alp Leo	1.3600	15200.	83	10518	No
451	GOM_NL__2PRFIN20040304_212239_000000432024_00444_10518_0203.N1	04-MAR-2004 21:22:39	Bright	43.000	51	41Gam1Leo	2.0100	4500.0	86	10518	No
452	GOM_NL__2PRFIN20040304_212408_000000492024_00444_10518_0204.N1	04-MAR-2004 21:24:08	Bright	48.500	96	68Del Leo	2.5600	9300.0	97	10518	No
453	GOM_NL__2PRFIN20040304_212653_000000412024_00444_10518_0205.N1	04-MAR-2004 21:26:53	Bright	40.500	24	66Alp Gem	1.5800	10200.	81	10518	No
454	GOM_NL__2PRFIN20040304_213115_000000462024_00444_10518_0206.N1	04-MAR-2004 21:31:15	Bright	45.500	174	52Psi UMa	3.0040	4400.0	91	10518	No
455	GOM_NL__2PRFIN20040304_213409_000000422024_00444_10518_0207.N1	04-MAR-2004 21:34:09	Bright	41.500	82	48Bet UMa	2.3650	10600.	83	10518	No

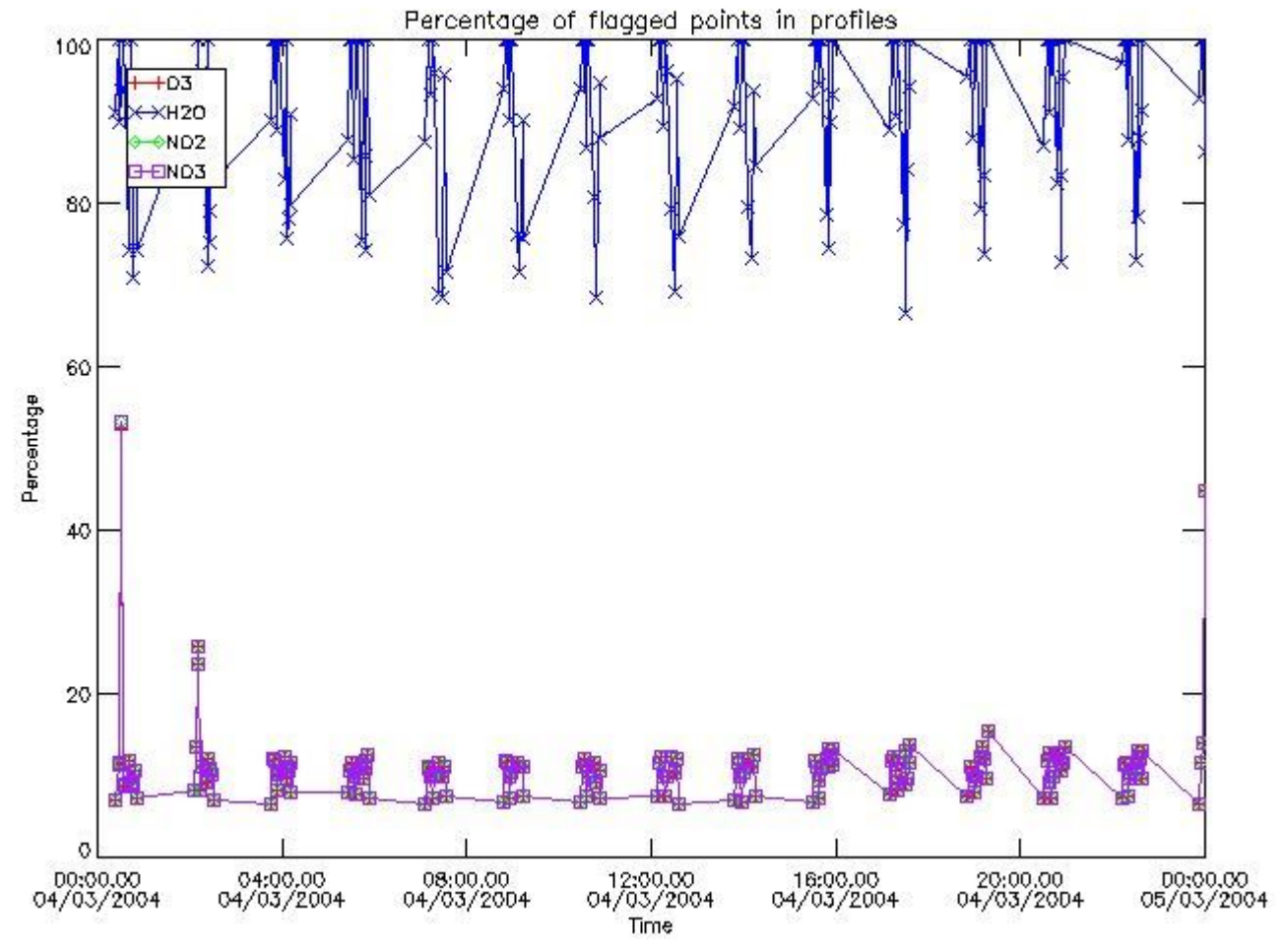
456	GOM_NL__2PRFIN20040304_213532_000000432024_00444_10518_0208.N1	04-MAR-2004 21:35:32	Bright	42.500	36	50Alp UMa	1.8000	6300.0	85	10518	No
457	GOM_NL__2PRFIN20040304_213820_000000502024_00444_10518_0209.N1	04-MAR-2004 21:38:20	Bright	49.500	32	77Eps UMa	1.7630	11000.	99	10518	No
458	GOM_NL__2PRFIN20040304_213950_000000522024_00444_10518_0210.N1	04-MAR-2004 21:39:50	Bright	51.500	55	79Zet UMa	2.0600	10200.	103	10518	No
459	GOM_NL__2PRFIN20040304_214208_000000372024_00444_10518_0211.N1	04-MAR-2004 21:42:08	Bright	37.000	49	1Alp UMi	1.9900	6300.0	74	10518	No
460	GOM_NL__2PRFIN20040304_214719_000000442024_00444_10518_0212.N1	04-MAR-2004 21:47:19	Bright	43.500	119	14Eta Dra	2.7270	4700.0	87	10518	No
461	GOM_NL__2PRFIN20040304_214944_000000352024_00444_10518_0213.N1	04-MAR-2004 21:49:44	Bright	34.500	89	5Alp Cep	2.4510	8000.0	69	10518	No
462	GOM_NL__2PRFIN20040304_215153_000000502024_00444_10518_0214.N1	04-MAR-2004 21:51:53	Bright	50.000	130	23Bet Dra	2.7990	5800.0	100	10518	No
463	GOM_NL__2PRFIN20040304_215449_000000352024_00444_10518_0215.N1	04-MAR-2004 21:54:49	Bright	35.000	19	50Alp Cyg	1.2460	10500.	70	10518	No
464	GOM_NL__2PRFIN20040304_215623_000000352024_00444_10518_0216.N1	04-MAR-2004 21:56:23	Bright	35.000	66	37Gam Cyg	2.2080	5900.0	70	10518	No
465	GOM_NL__2PRFIN20040304_215758_000000352024_00444_10518_0217.N1	04-MAR-2004 21:57:58	Bright	35.000	92	53Eps Cyg	2.5000	4500.0	70	10518	No
466	GOM_NL__2PRFIN20040304_220105_000000972024_00444_10518_0218.N1	04-MAR-2004 22:01:05	Twilight	97.000	133	40Zet Her	2.8070	6000.0	194	10518	No
467	GOM_NL__2PRFIN20040304_220512_000000442024_00444_10518_0219.N1	04-MAR-2004 22:05:12	Bright	43.500	168	17Zet Aql	2.9860	11000.	87	10518	No
468	GOM_NL__2PRFIN20040304_220909_000000772024_00444_10518_0220.N1	04-MAR-2004 22:09:09	Straylight	77.000	59	55Alp Oph	2.0800	8900.0	154	10518	No
469	GOM_NL__2PRFIN20040304_221146_000000712024_00444_10518_0221.N1	04-MAR-2004 22:11:46	Dark	70.500	126	60Bet Oph	2.7700	4250.0	141	10518	No
470	GOM_NL__2PRFIN20040304_221509_000000452024_00444_10518_0222.N1	04-MAR-2004 22:15:09	Dark	45.000	155	41Pi Sgr	2.9000	6600.0	90	10518	No
471	GOM_NL__2PRFIN20040304_221701_000000452024_00444_10518_0223.N1	04-MAR-2004 22:17:01	Dark	44.500	57	34Sig Sgr	2.0660	26000.	89	10518	No
472	GOM_NL__2PRFIN20040304_221918_000000532024_00444_10518_0224.N1	04-MAR-2004 22:19:18	Dark	53.000	116	19Del Sgr	2.7000	4100.0	106	10518	No
473	GOM_NL__2PRFIN20040304_222059_000000692024_00444_10518_0225.N1	04-MAR-2004 22:20:59	Dark	69.000	86	35Eta Oph	2.4300	10200.	138	10518	No
474	GOM_NL__2PRFIN20040304_222318_000000492024_00444_10518_0226.N1	04-MAR-2004 22:23:18	Dark	49.000	25	35Lam Sco	1.6200	28000.	98	10518	No
475	GOM_NL__2PRFIN20040304_222937_000000512024_00445_10519_0190.N1	04-MAR-2004 22:29:37	Dark	50.500	43	Alp TrA	1.9100	4250.0	101	10519	No
476	GOM_NL__2PRFIN20040304_223150_000000392024_00445_10519_0191.N1	04-MAR-2004 22:31:50	Dark	39.000	145	Gam TrA	2.8720	10600.	78	10519	No
477	GOM_NL__2PRFIN20040304_223318_000000472024_00445_10519_0192.N1	04-MAR-2004 22:33:18	Dark	46.500	4	Alp1Cen	-0.010000	5800.0	93	10519	No
478	GOM_NL__2PRFIN20040304_223436_000000422024_00445_10519_0193.N1	04-MAR-2004 22:34:36	Dark	42.000	10	Bet Cen	0.61000	28000.	84	10519	No
479	GOM_NL__2PRFIN20040304_223700_000000532024_00445_10519_0194.N1	04-MAR-2004 22:37:00	Dark	52.500	12	Alp1Cru	0.77500	30000.	105	10519	No
480	GOM_NL__2PRFIN20040304_223839_000000392024_00445_10519_0195.N1	04-MAR-2004 22:38:39	Dark	39.000	124	The Car	2.7640	30000.	78	10519	No
481	GOM_NL__2PRFIN20040304_224056_000000402024_00445_10519_0196.N1	04-MAR-2004 22:40:56	Straylight	40.000	71	lot Car	2.2460	7700.0	80	10519	No
482	GOM_NL__2PRFIN20040304_224226_000000452024_00445_10519_0197.N1	04-MAR-2004 22:42:26	Straylight	44.500	113	Mu Vel	2.6920	5000.0	89	10519	No
483	GOM_NL__2PRFIN20040304_224522_000000452024_00445_10519_0198.N1	04-MAR-2004 22:45:22	Straylight	45.000	65	Lam Vel	2.2040	4400.0	90	10519	No
484	GOM_NL__2PRFIN20040304_224808_000000642024_00445_10519_0199.N1	04-MAR-2004 22:48:08	Straylight	63.500	106	9Bet Crv	2.6480	5600.0	127	10519	No
485	GOM_NL__2PRFIN20040304_225055_000000632024_00445_10519_0200.N1	04-MAR-2004 22:50:55	Straylight	63.000	100	4Gam Crv	2.5800	13100.	126	10519	No
486	GOM_NL__2PRFIN20040304_225449_000000482024_00445_10519_0201.N1	04-MAR-2004 22:54:49	Twilight	47.500	48	30Alp Hya	1.9770	4100.0	95	10519	No
487	GOM_NL__2PRFIN20040304_230045_000000432024_00445_10519_0202.N1	04-MAR-2004 23:00:45	Bright	42.500	22	32Alp Leo	1.3600	15200.	85	10519	No
488	GOM_NL__2PRFIN20040304_230315_000000422024_00445_10519_0203.N1	04-MAR-2004 23:03:15	Bright	41.500	51	41Gam1Leo	2.0100	4500.0	83	10519	No
489	GOM_NL__2PRFIN20040304_230443_000000482024_00445_10519_0204.N1	04-MAR-2004 23:04:43	Bright	47.500	96	68Del Leo	2.5600	9300.0	95	10519	No
490	GOM_NL__2PRFIN20040304_230728_000000402024_00445_10519_0205.N1	04-MAR-2004 23:07:28	Bright	40.000	24	66Alp Gem	1.5800	10200.	80	10519	No
491	GOM_NL__2PRFIN20040304_231150_000000452024_00445_10519_0206.N1	04-MAR-2004 23:11:50	Bright	45.000	174	52Psi UMa	3.0040	4400.0	90	10519	No
492	GOM_NL__2PRFIN20040304_231444_000000412024_00445_10519_0207.N1	04-MAR-2004 23:14:44	Bright	41.000	82	48Bet UMa	2.3650	10600.	82	10519	No
493	GOM_NL__2PRFIN20040304_231608_000000422024_00445_10519_0208.N1	04-MAR-2004 23:16:08	Bright	41.500	36	50Alp UMa	1.8000	6300.0	83	10519	No
494	GOM_NL__2PRFIN20040304_231855_000000482024_00445_10519_0209.N1	04-MAR-2004 23:18:55	Bright	48.000	32	77Eps UMa	1.7630	11000.	96	10519	No
495	GOM_NL__2PRFIN20040304_232025_000000522024_00445_10519_0210.N1	04-MAR-2004 23:20:25	Bright	52.000	55	79Zet UMa	2.0600	10200.	104	10519	No
496	GOM_NL__2PRFIN20040304_232243_000000342024_00445_10519_0211.N1	04-MAR-2004 23:22:43	Bright	33.500	49	1Alp UMi	1.9900	6300.0	67	10519	No
497	GOM_NL__2PRFIN20040304_232754_000000482024_00445_10519_0212.N1	04-MAR-2004 23:27:54	Bright	48.000	119	14Eta Dra	2.7270	4700.0	96	10519	No
498	GOM_NL__2PRFIN20040304_233020_000000352024_00445_10519_0213.N1	04-MAR-2004 23:30:20	Bright	35.000	89	5Alp Cep	2.4510	8000.0	70	10519	No
499	GOM_NL__2PRFIN20040304_233229_000000492024_00445_10519_0214.N1	04-MAR-2004 23:32:29	Bright	49.000	130	23Bet Dra	2.7990	5800.0	98	10519	No
500	GOM_NL__2PRFIN20040304_233525_000000392024_00445_10519_0215.N1	04-MAR-2004 23:35:25	Bright	38.500	19	50Alp Cyg	1.2460	10500.	77	10519	No
501	GOM_NL__2PRFIN20040304_233659_000000362024_00445_10519_0216.N1	04-MAR-2004 23:36:59	Bright	36.000	66	37Gam Cyg	2.2080	5900.0	72	10519	No
502	GOM_NL__2PRFIN20040304_233834_000000362024_00445_10519_0217.N1	04-MAR-2004 23:38:34	Bright	36.000	92	53Eps Cyg	2.5000	4500.0	72	10519	No
503	GOM_NL__2PRFIN20040304_234142_000001022024_00445_10519_0218.N1	04-MAR-2004 23:41:42	Twilight	101.50	133	40Zet Her	2.8070	6000.0	203	10519	No
504	GOM_NL__2PRFIN20040304_234548_000000442024_00445_10519_0219.N1	04-MAR-2004 23:45:48	Bright	44.000	168	17Zet Aql	2.9860	11000.	88	10519	No
505	GOM_NL__2PRFIN20040304_234946_000000802024_00445_10519_0220.N1	04-MAR-2004 23:49:46	Straylight	79.500	59	55Alp Oph	2.0800	8900.0	159	10519	No
506	GOM_NL__2PRFIN20040304_235224_000000772024_00445_10519_0221.N1	04-MAR-2004 23:52:24	Dark	77.000	126	60Bet Oph	2.7700	4250.0	154	10519	No
507	GOM_NL__2PRFIN20040304_235544_000000452024_00445_10519_0222.N1	04-MAR-2004 23:55:44	Dark	44.500	155	41Pi Sgr	2.9000	6600.0	89	10519	No
508	GOM_NL__2PRFIN20040304_235737_000000472024_00445_10519_0223.N1	04-MAR-2004 23:57:37	Dark	47.000	57	34Sig Sgr	2.0660	26000.	94	10519	No
509	GOM_NL__2PRFIN20040304_235954_000000482024_00445_10519_0224.N1	04-MAR-2004 23:59:54	Dark	47.500	116	19Del Sgr	2.7000	4100.0	95	10519	No

3. Quality information per product

In this section it is plotted some information contained in the Quality Summary data set of

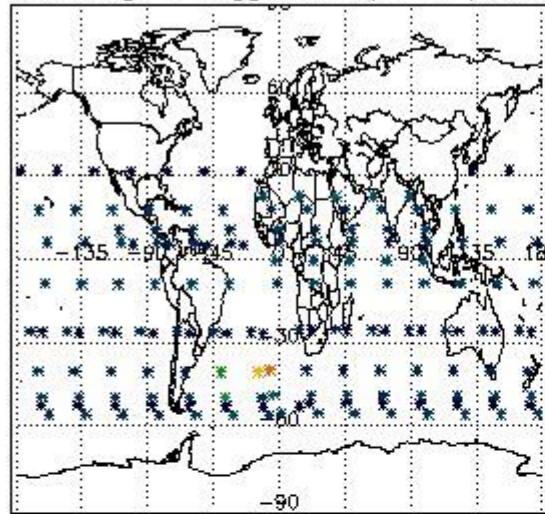
the level 2 products. Only products in dark limb conditions and without errors (error flag in the MPH set to "0") are used.

3.1 Plot quality information per product (time dependant)

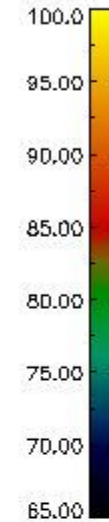
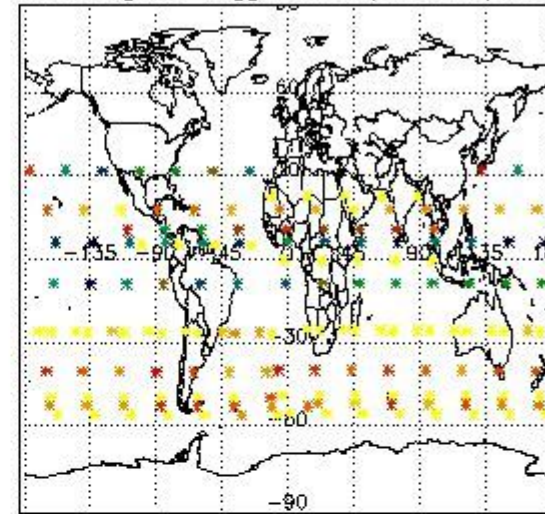


3.2 Plot quality information per product (world map)

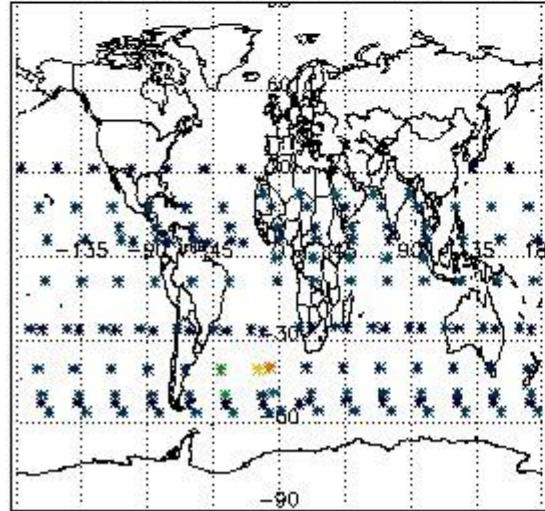
Percentage of flagged data per O3 profile




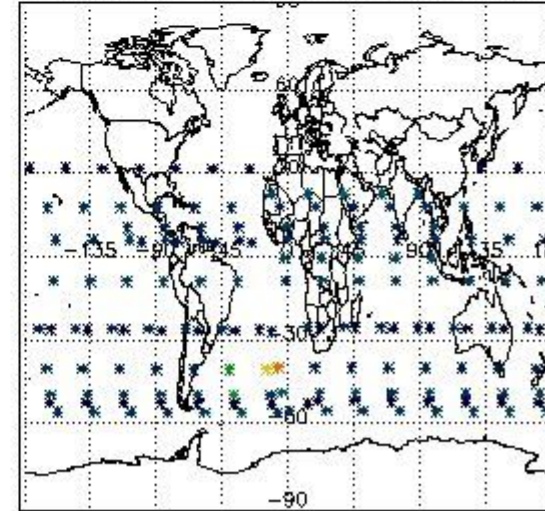
Percentage of flagged data per H2O profile



Percentage of flagged data per NO2 profile



Percentage of flagged data per NO3 profile

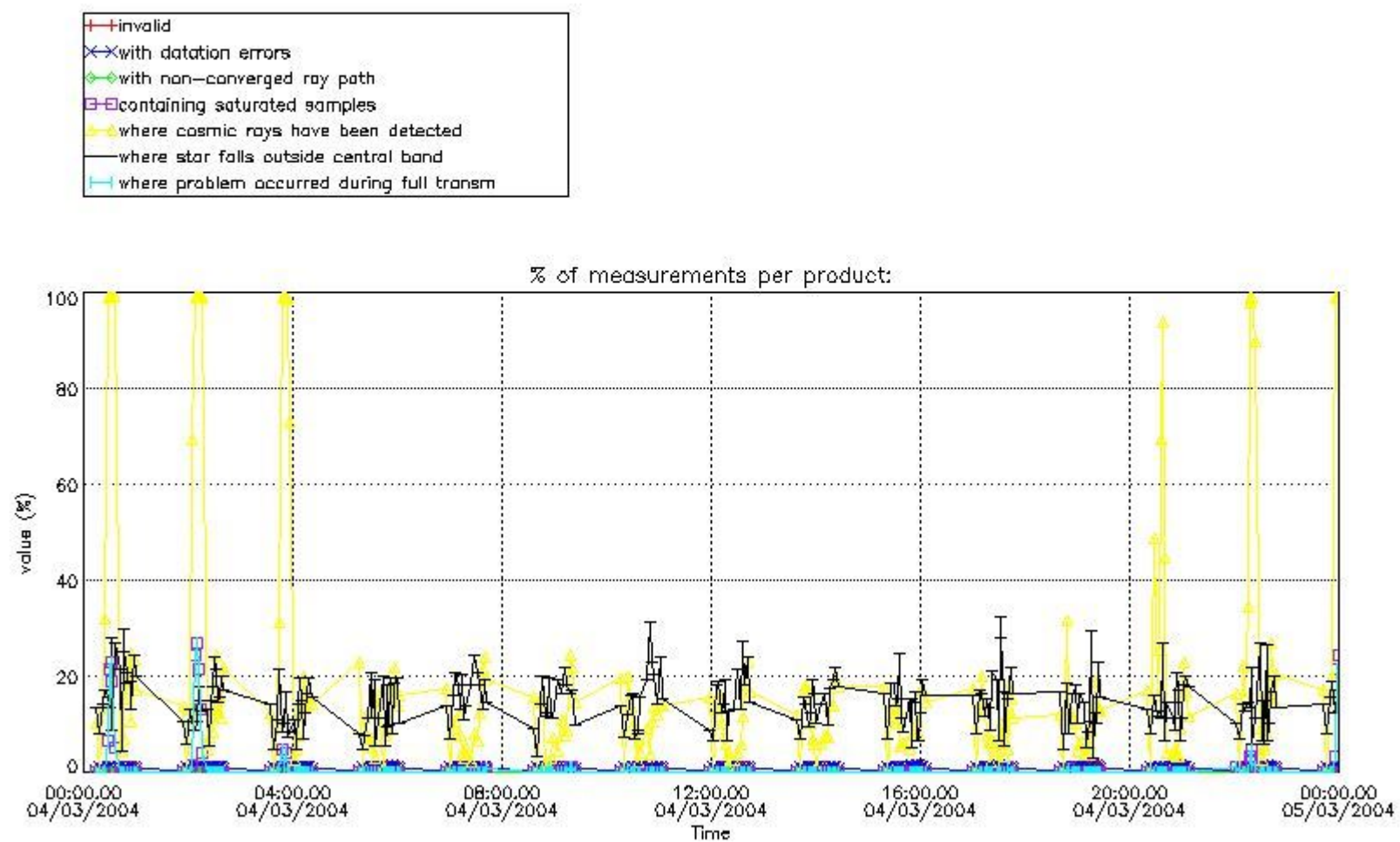


4. Level 1 quality information per product

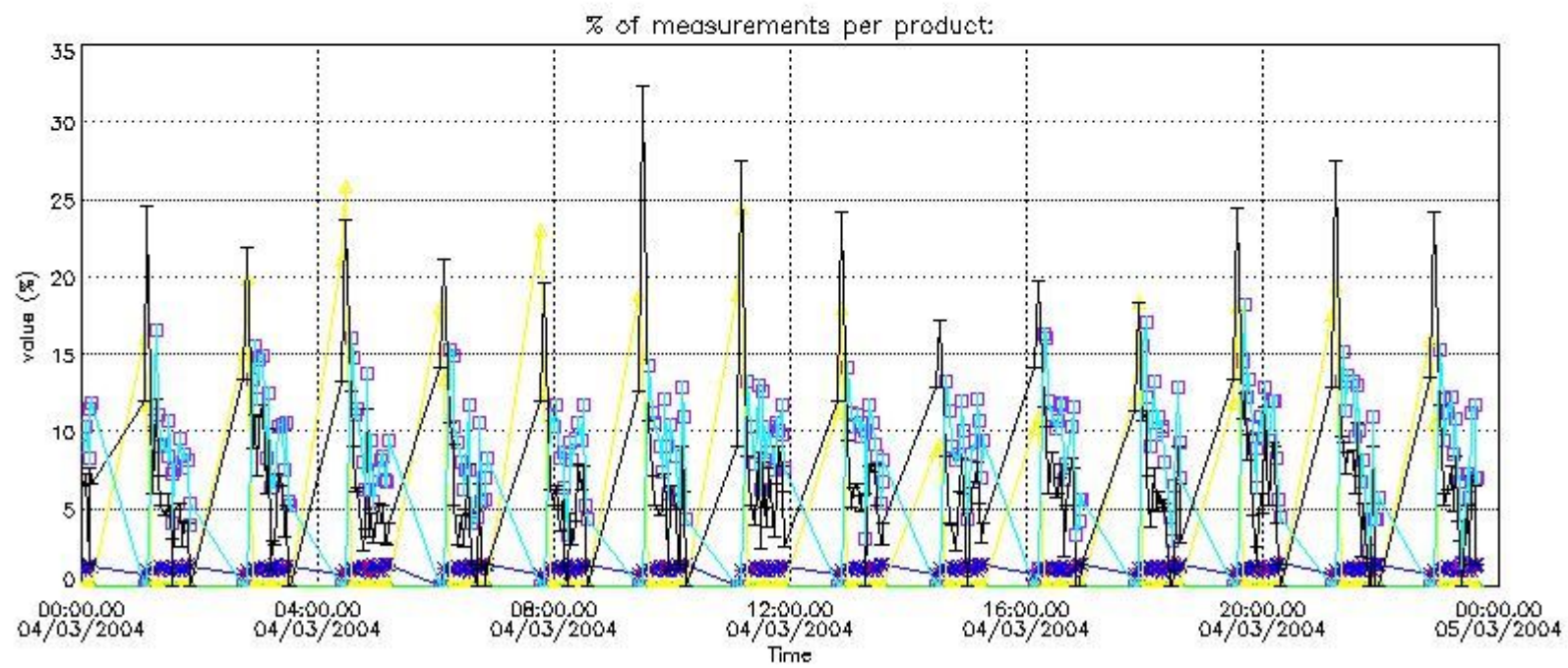
In this section it is plotted some information contained in the Quality Summary data set of the level 2 products that comes from the level 1b processing. Products without errors (error flag in the MPH set to "0") are used.

4.1 Plot quality information per product (time dependant) coming from level 1b processing

4.1.1 Plot level 1 quality information per product (time dependant): ENVISAT ASCENDING passes

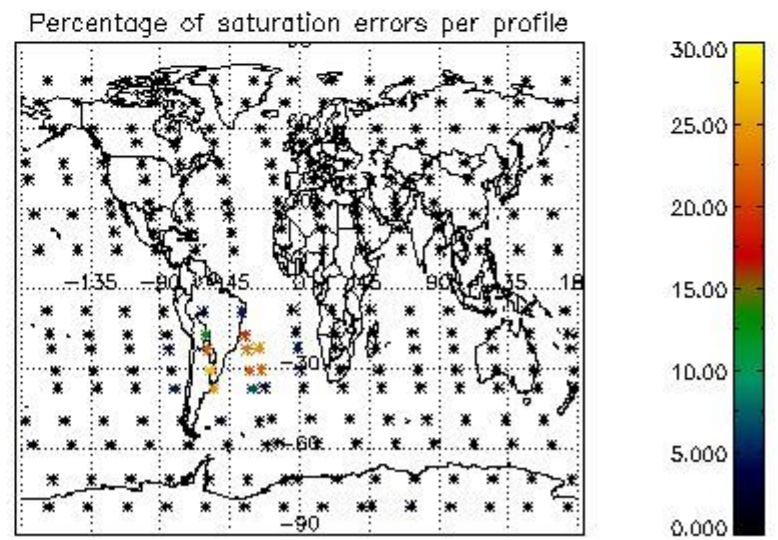
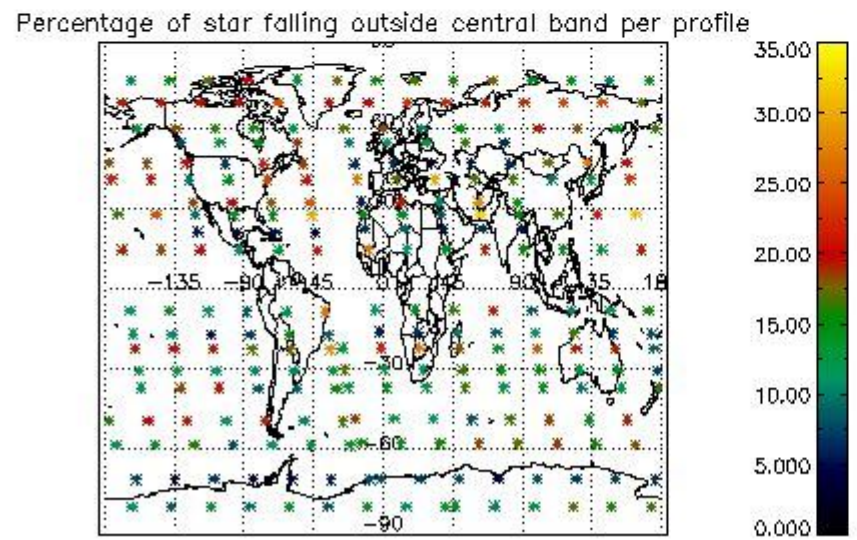
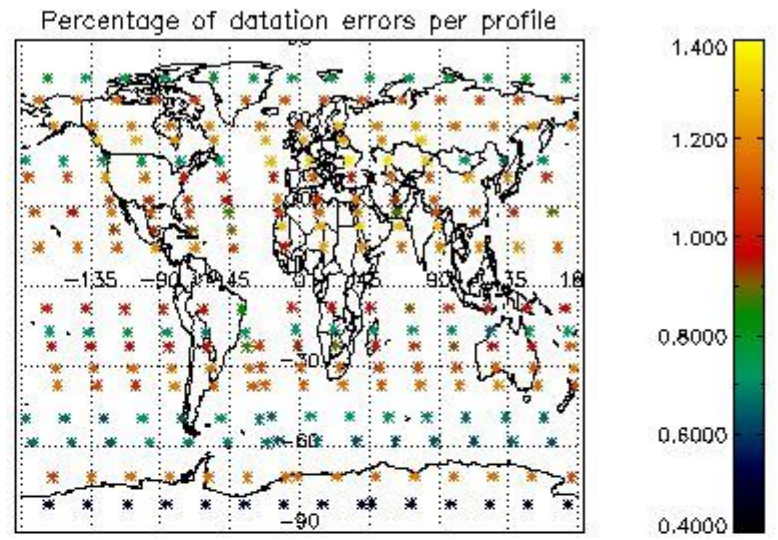
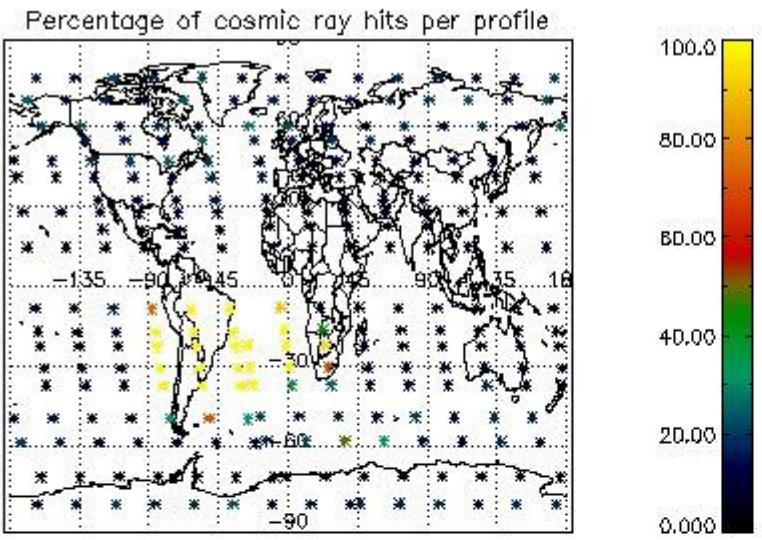


4.1.2 Plot level 1 quality information per product (time dependant): ENVI SAT DESCENDING passes

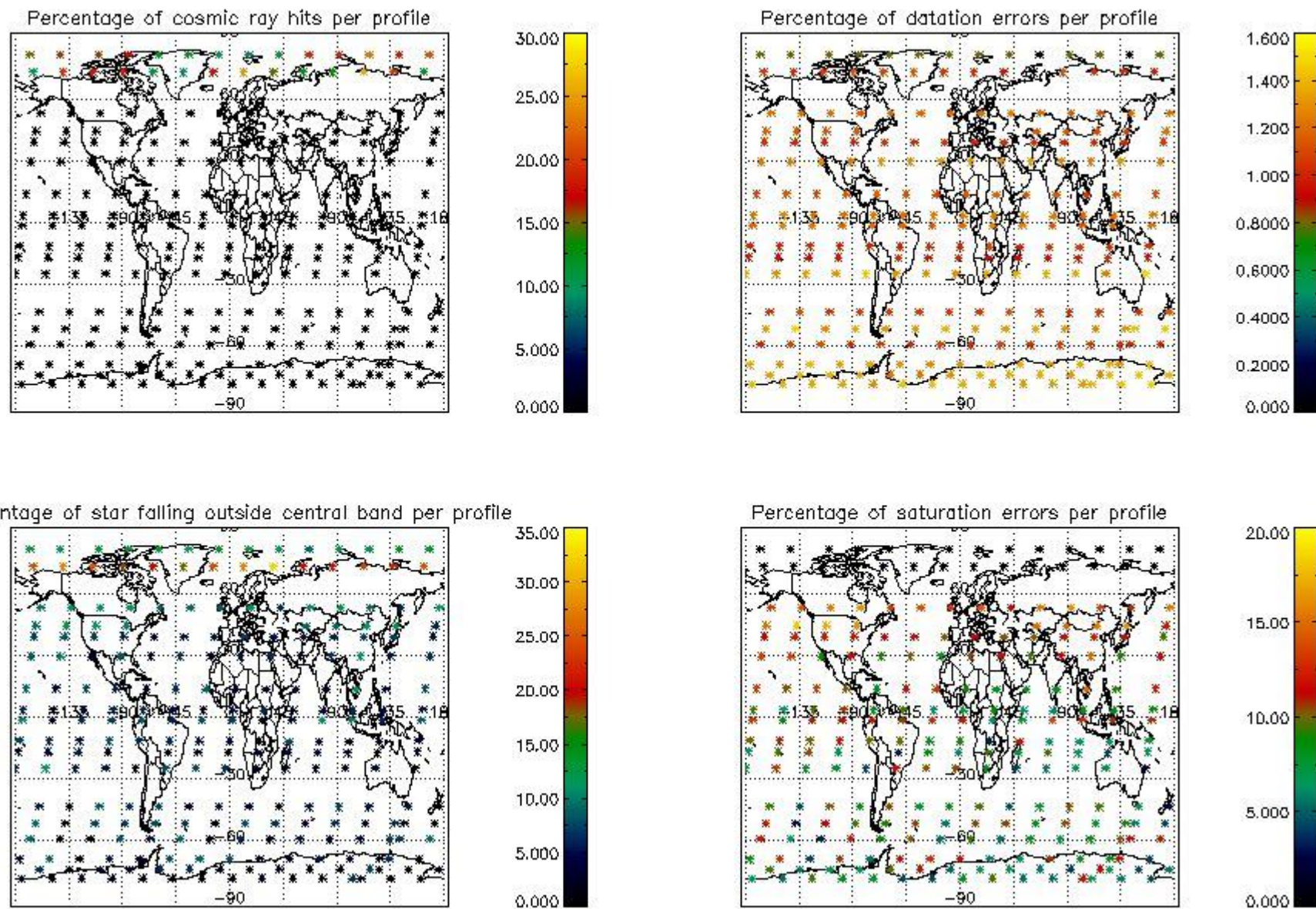


4.2 Plot quality information per product coming from level 1b processing (world map)

4.2.1 Plot level 1 quality information per product (world map): ENVISAT ASCENDING passes



4.2.2 Plot level 1 quality information per product (world map): ENVISAT DESCENDING passes



5. Trace gas profiles

5.1 Ozone statistics based on quality of products

The final quality of the products can be "measured" using the STD (Standard Deviation) attached to every point profile. This information is written to the parameter GOM_NL__2P/NL_LOCAL_SPECIES_DENSITY/o3_std of the level 2 products. The table below shows the statistics for given STD ranges.

The statistics are given with respect to the overall valid production:

- Products without fatal errors: GOM_NL__2P/MPH/PRODUCT_ERR=0
- Valid point profile: GOM_NL__2P/NL_LOCAL_SPECIES_DENSITY/pcd(0)=0

The 'Criteria' is applied to valid points of dark limb products:

- Products in dark limb illumination condition: GOM_NL__2P/NL_SUMMARY_QUALITY/obs_ill_cond=0
- Products without fatal errors: GOM_NL__2P/MPH/PRODUCT_ERR=0
- Valid point profile: GOM_NL__2P/NL_LOCAL_SPECIES_DENSITY/pcd(0)=0

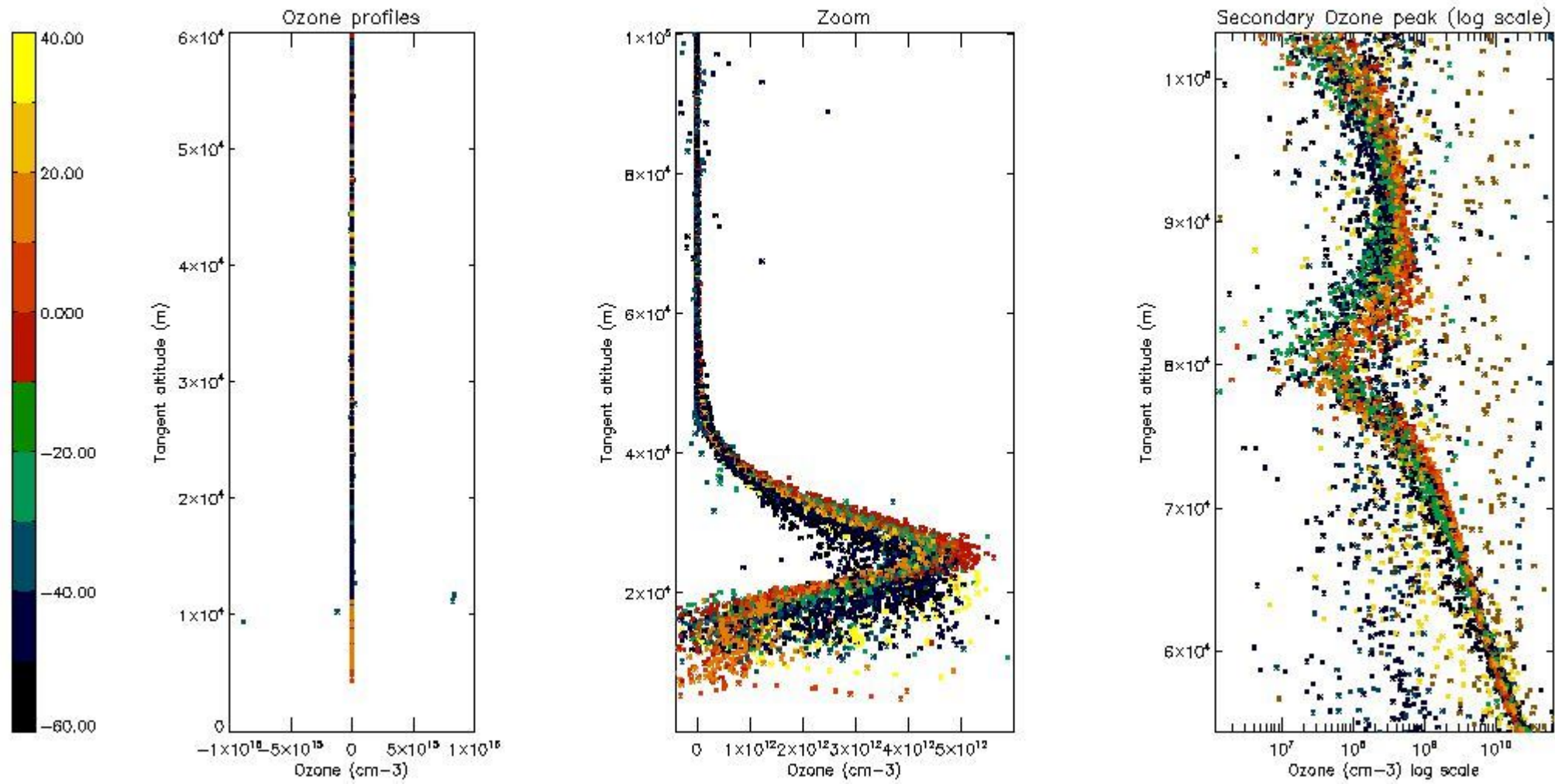
So, the table below shows the percentage of dark limb and valid observations for each criteria with respect to the overall valid daily observations.

Criteria	% of total production
All STD	34
STD < 20	17

STD < 10	14
STD < 5	9

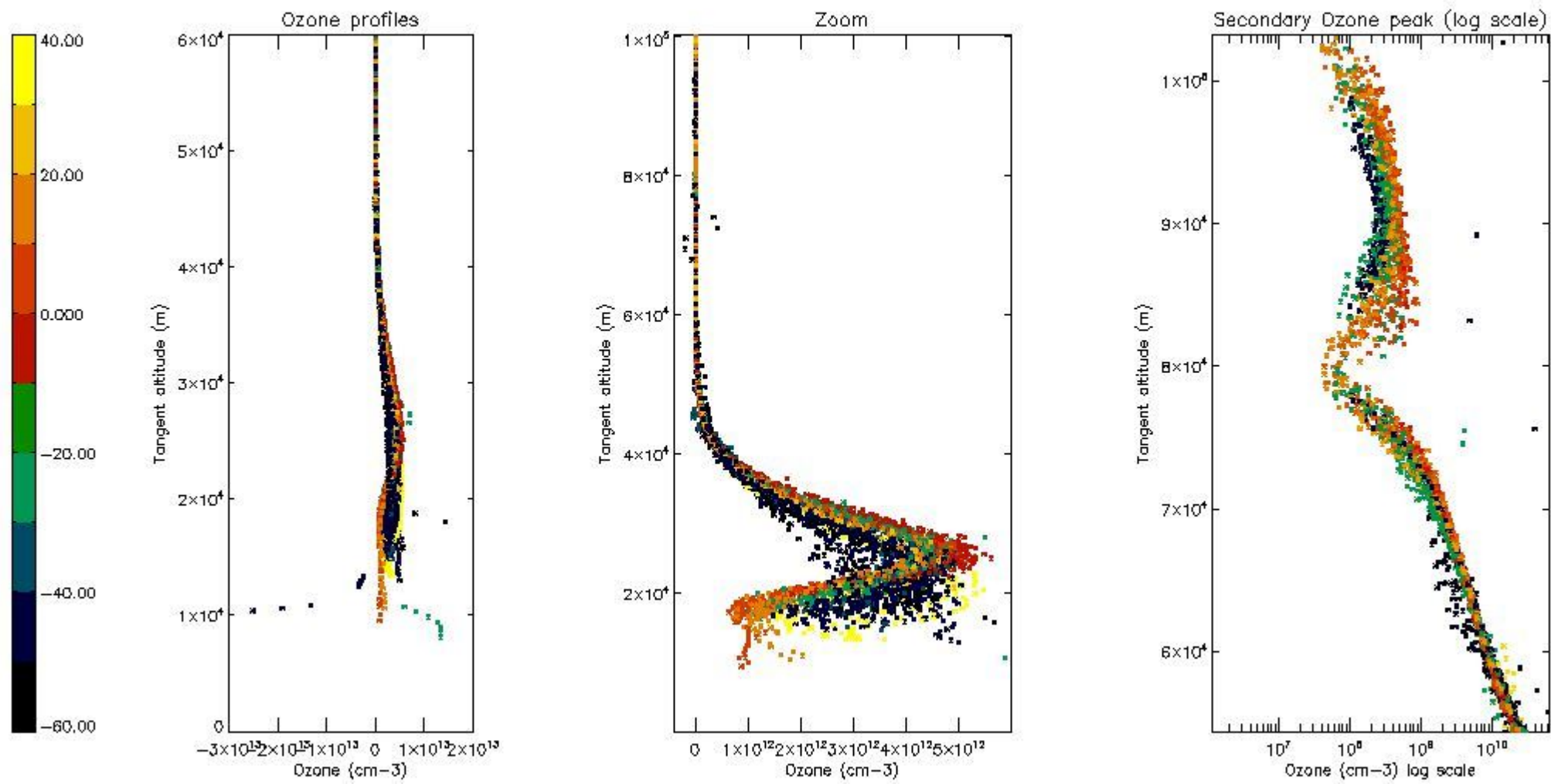
5.2 Plot ozone profiles for all STD (dark without errors)

The colorbar represents the latitude.



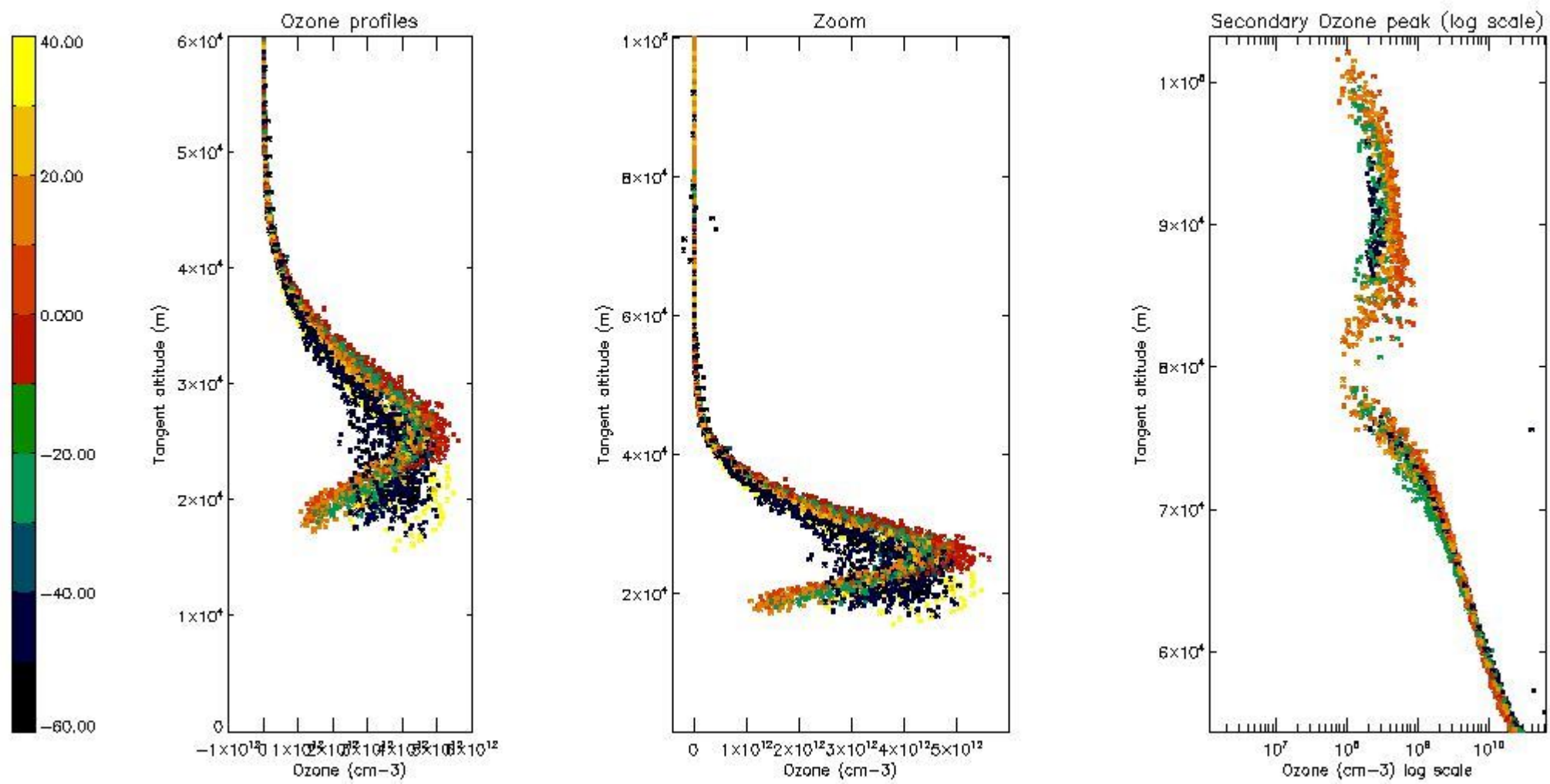
5.3 Plot ozone profiles where STD < 20% (dark without errors)

The colorbar represents the latitude.



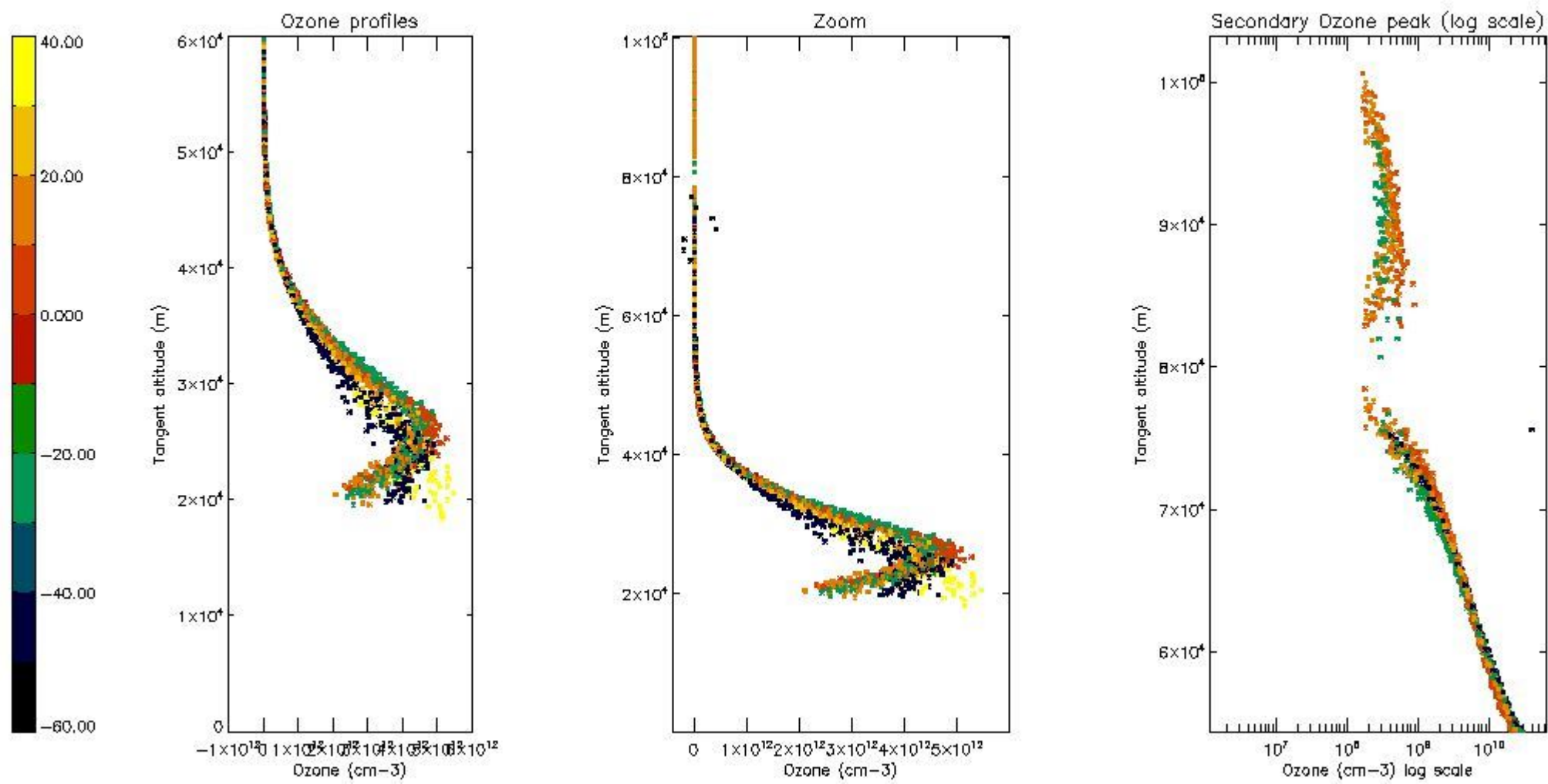
5.4 Plot ozone profiles where STD < 10% (dark without errors)

The colorbar represents the latitude.



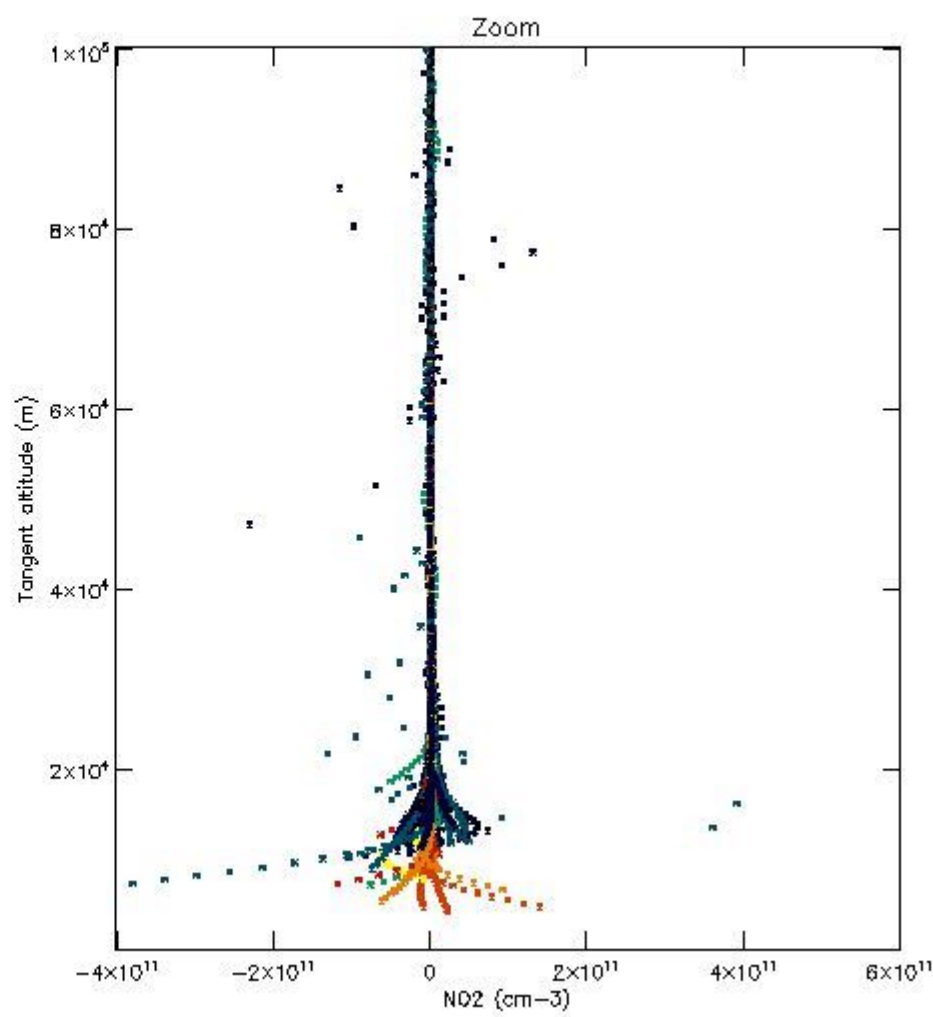
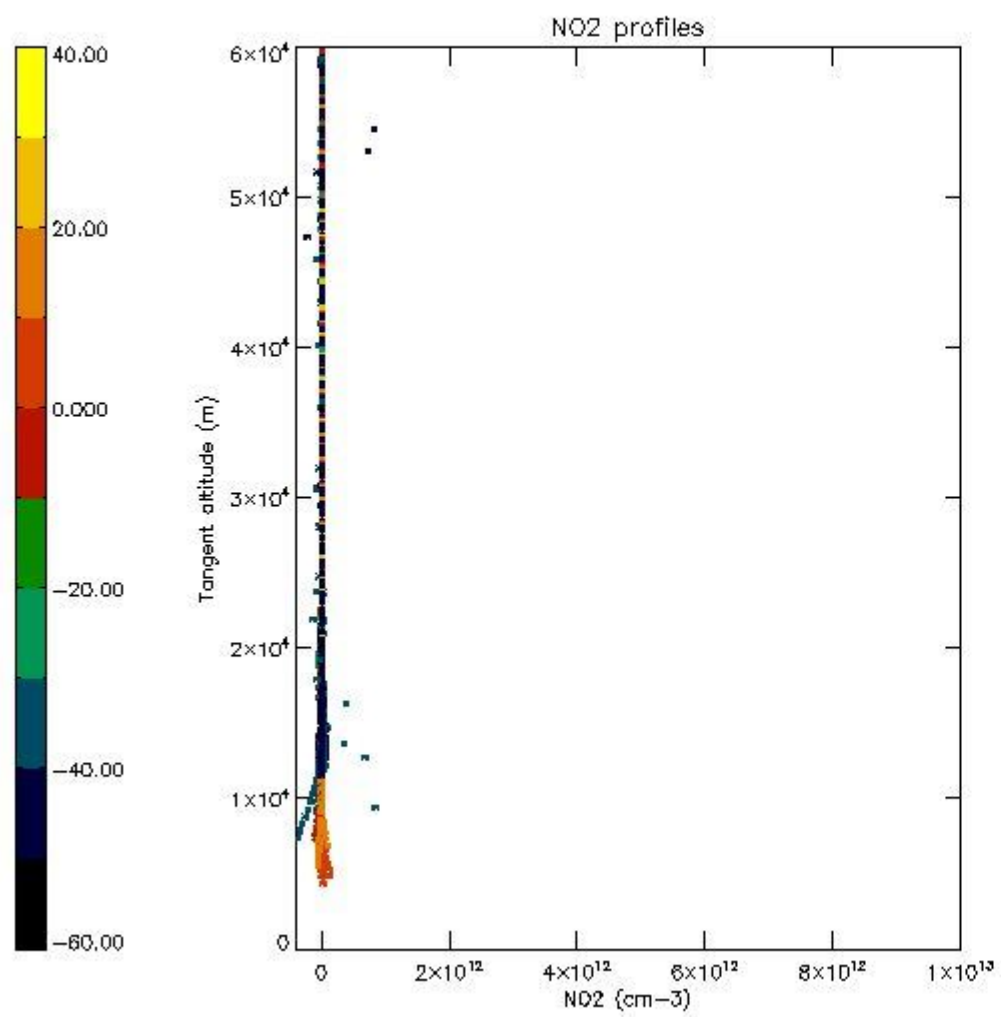
5.5 Plot ozone profiles where STD < 5% (dark without errors)

The colorbar represents the latitude.



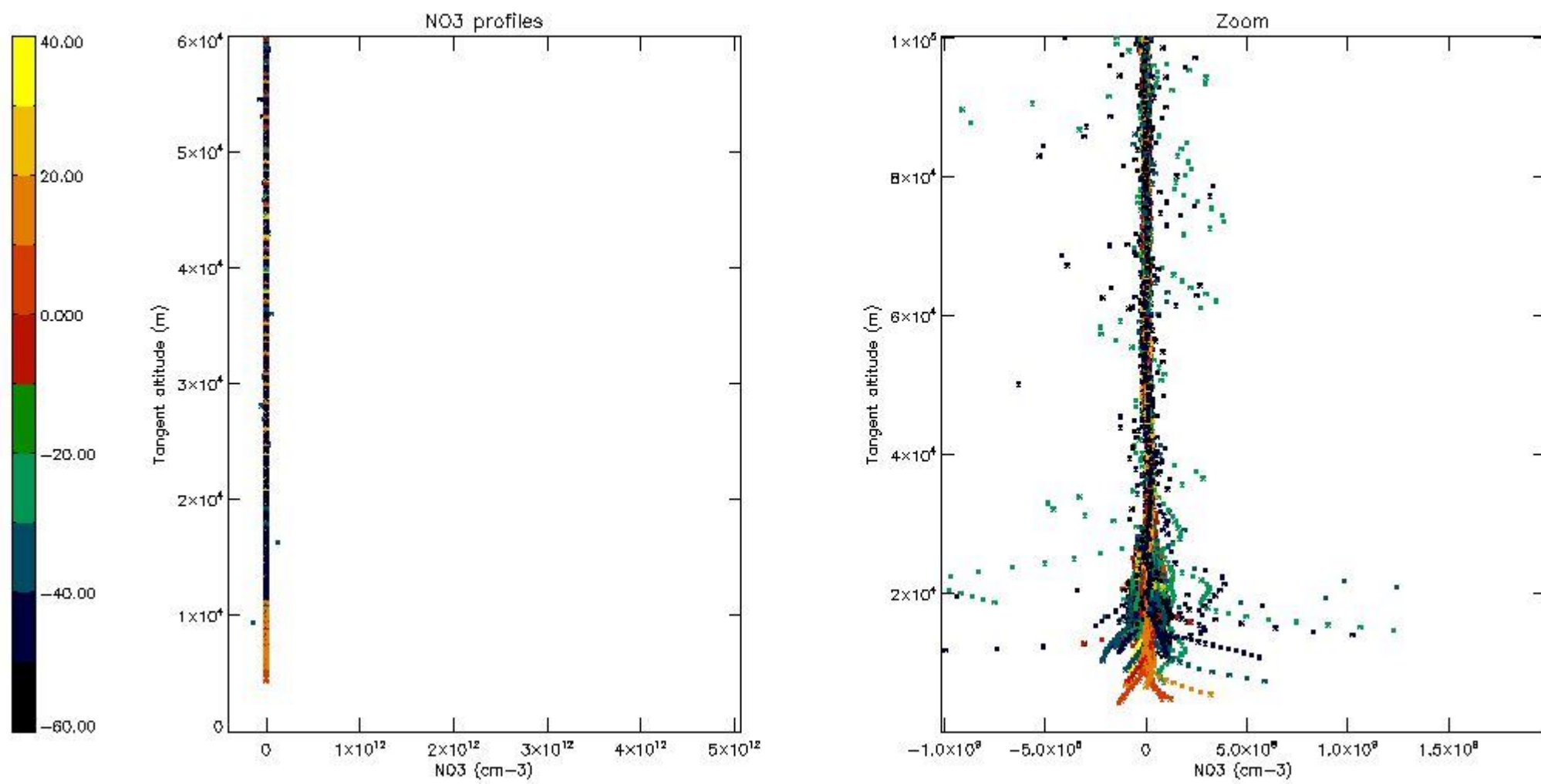
5.6 Plot NO₂ profiles for all STD (dark without errors)

The colorbar represents the latitude.



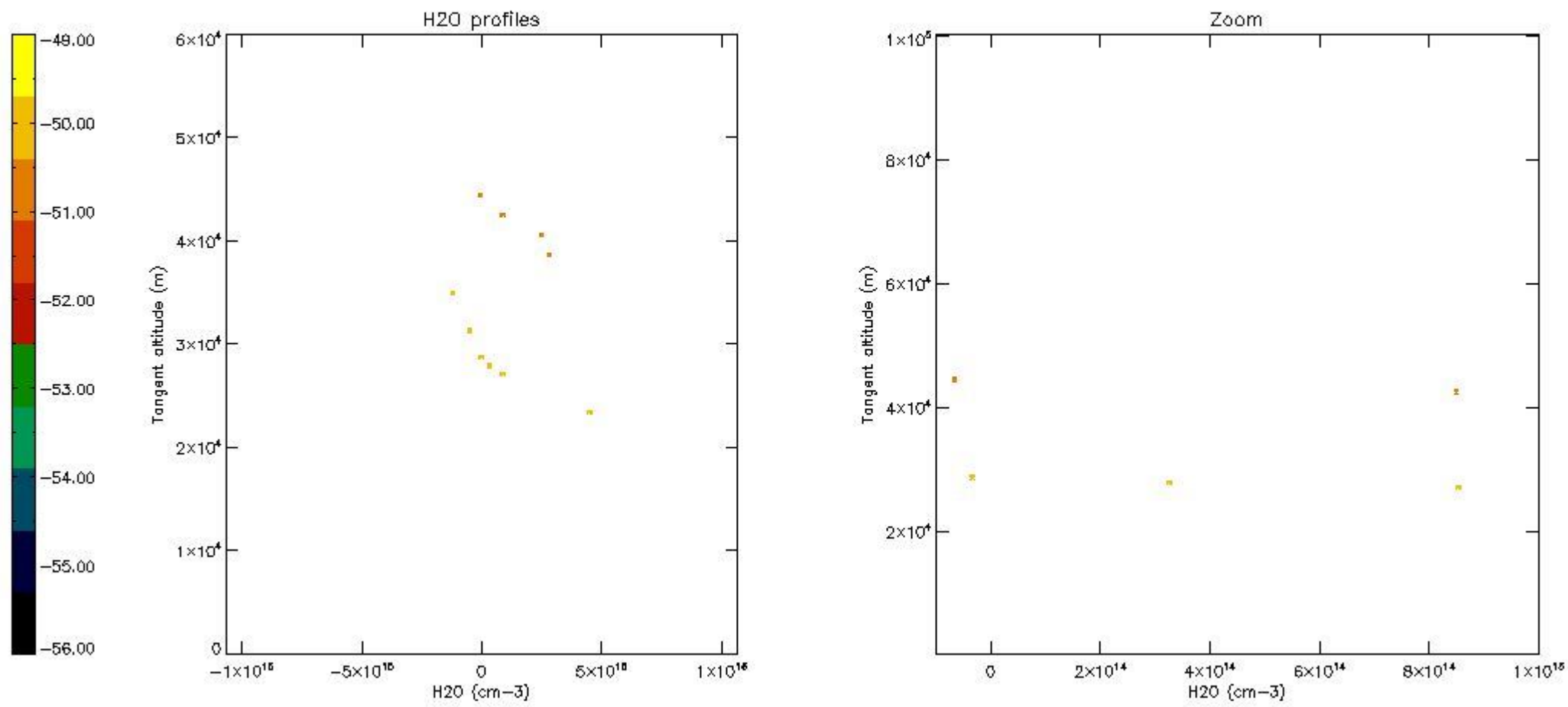
5.7 Plot NO3 profiles for all STD (dark without errors)

The colorbar represents the latitude.



5.8 Plot H2O profiles for all STD (only for occultations of stars 1,2,3,4,13,14,16,26,63 dark without errors)

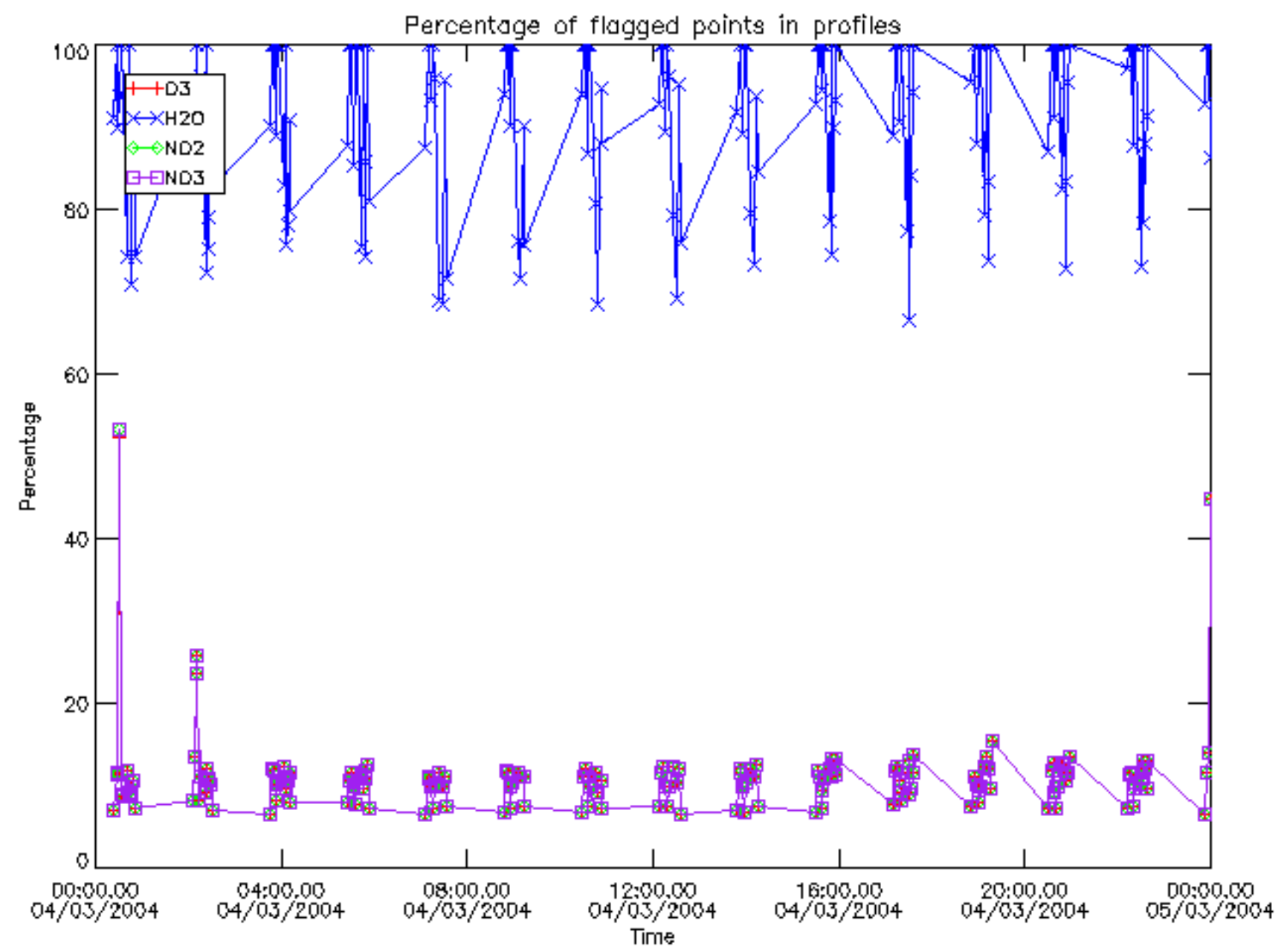
The colorbar represents the latitude.



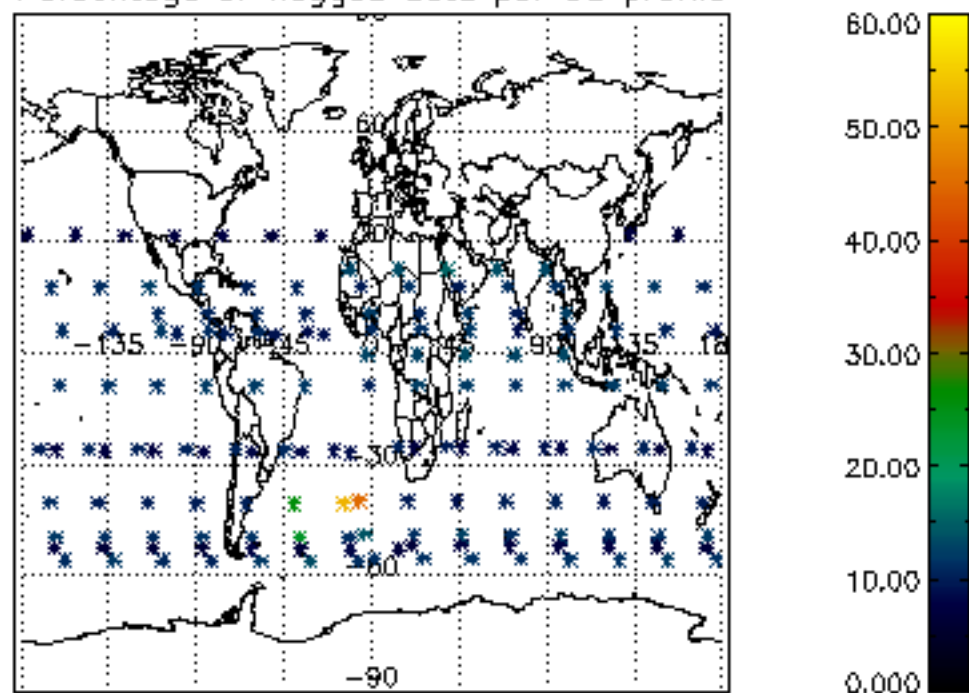
6. Auxiliary Data Files used for the production reported in section 2

The number reported in the third column indicates since which file (see list in section 2) the corresponding auxiliary file has been used. The fourth column is the date of those product files.

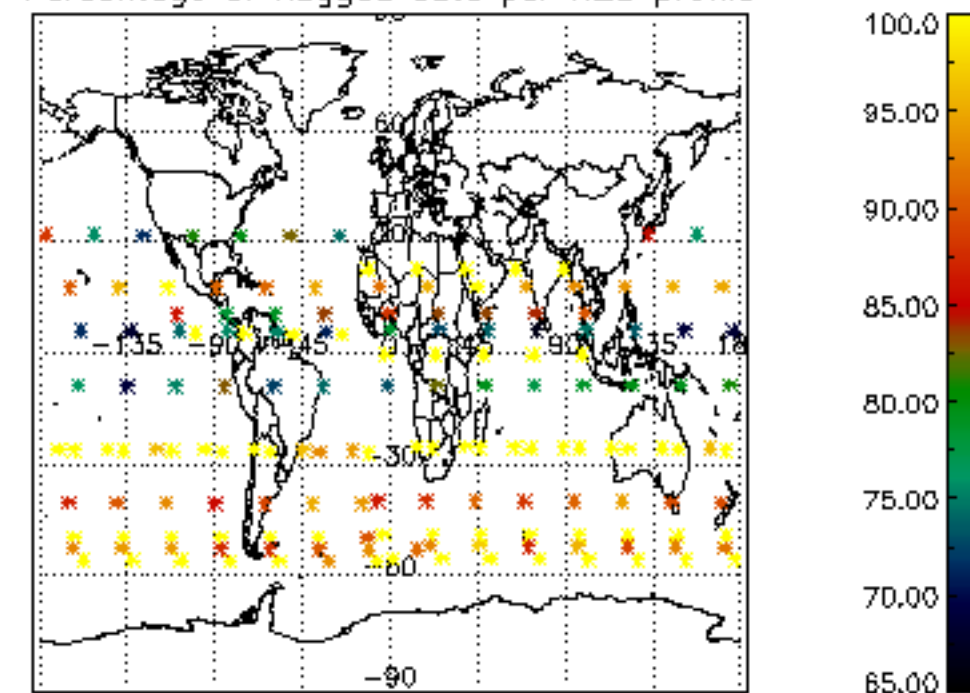
Type	Auxiliary Filename	Used since product	Used since product date
INST_PHYS_CHARACTERISTICS	GOM_INS_AXVIEC20091111_143220_20030716_120000_20500101_000000	1	04-MAR-2004 00:01:54
LEVEL-2_PROC_CONFIG	GOM_PR2_AXVIEC20091111_152718_20020301_000000_20500101_000000	1	04-MAR-2004 00:01:54
CROSS_SECTIONS_FILE	GOM_CRS_AXVIEC20091111_154832_20020301_000000_20500101_000000	1	04-MAR-2004 00:01:54



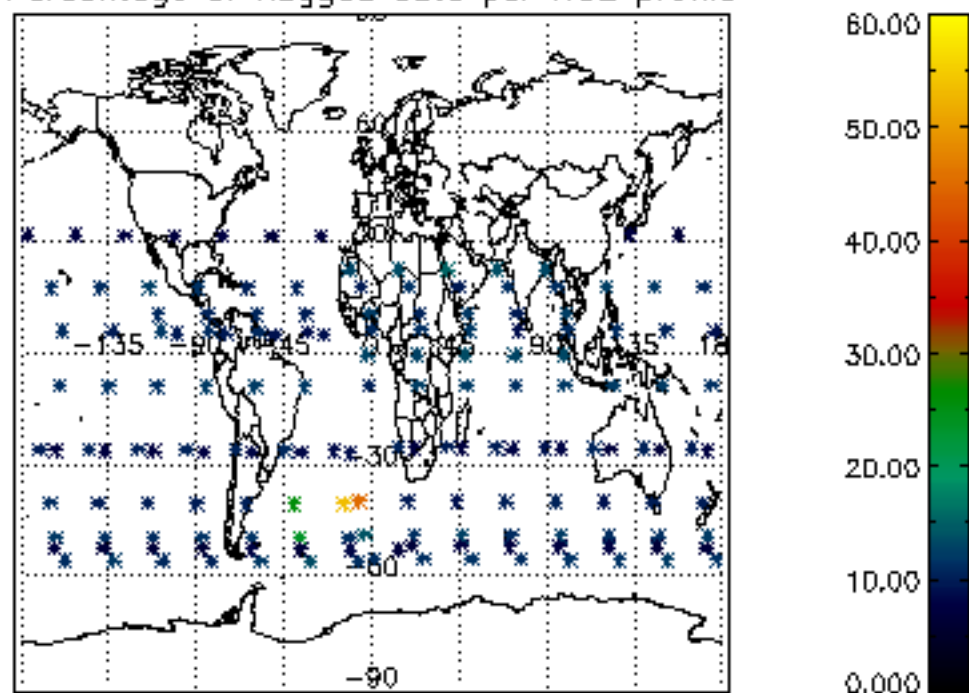
Percentage of flagged data per D3 profile



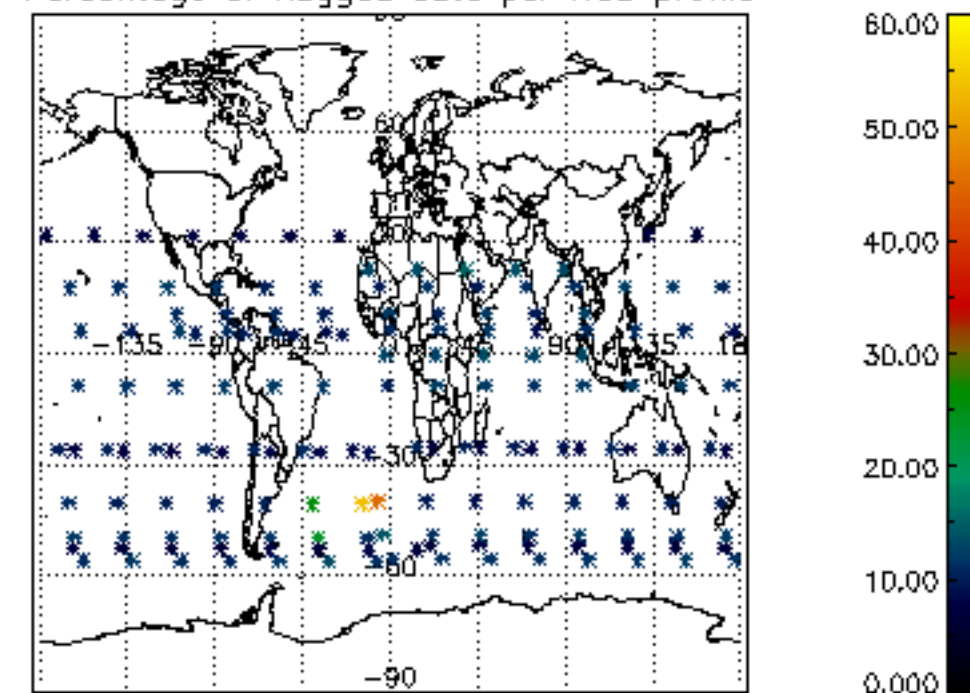
Percentage of flagged data per H2O profile

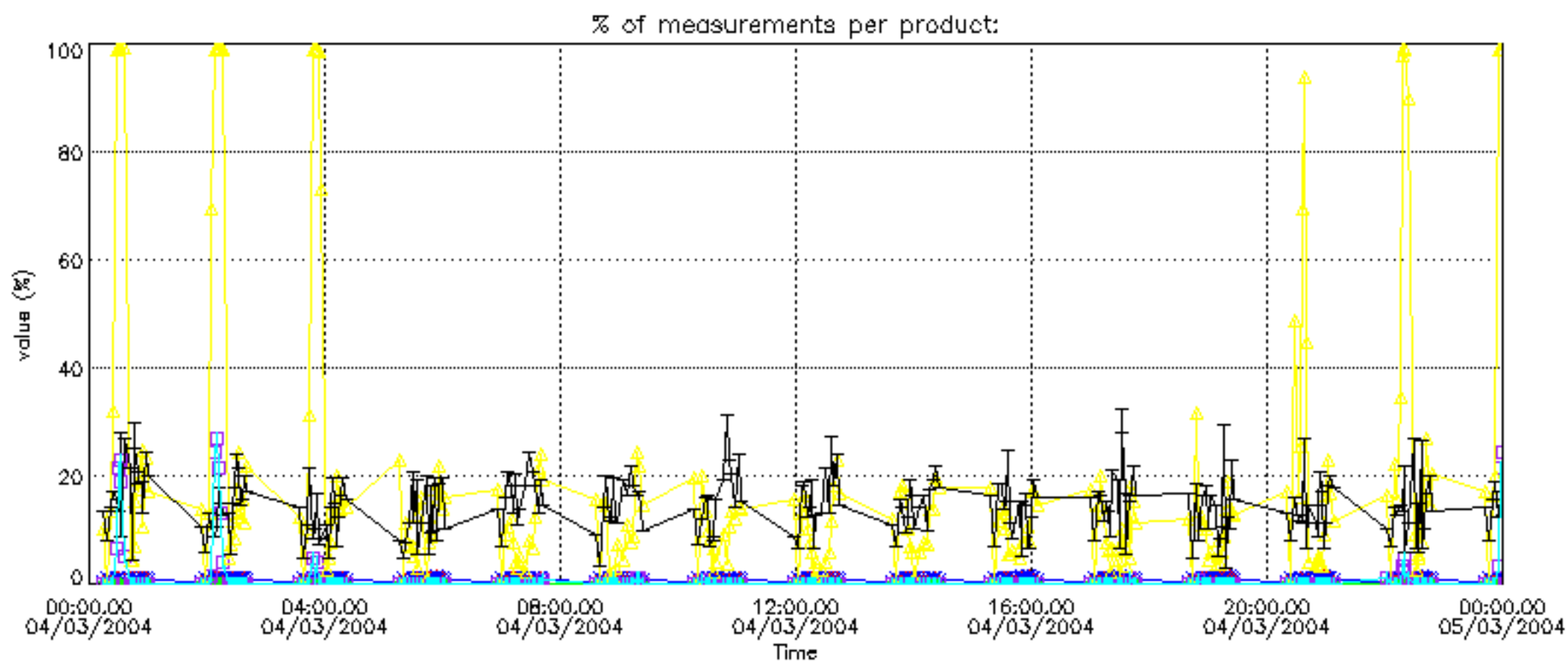


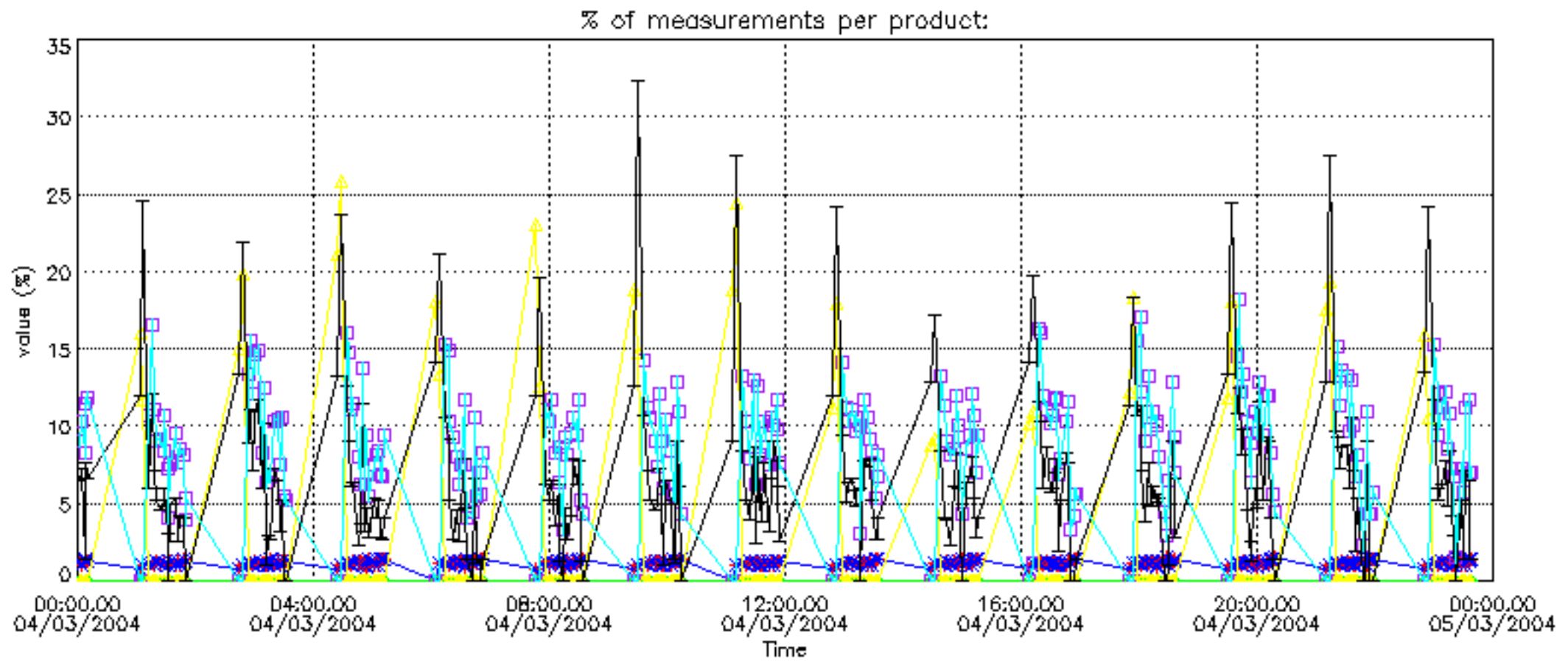
Percentage of flagged data per NO2 profile



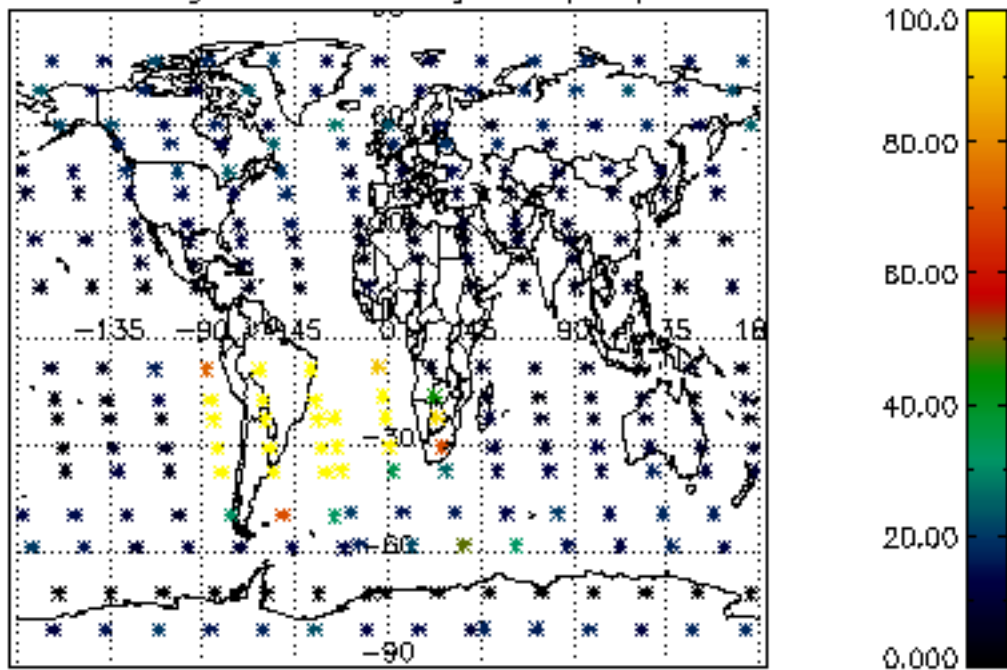
Percentage of flagged data per NO3 profile



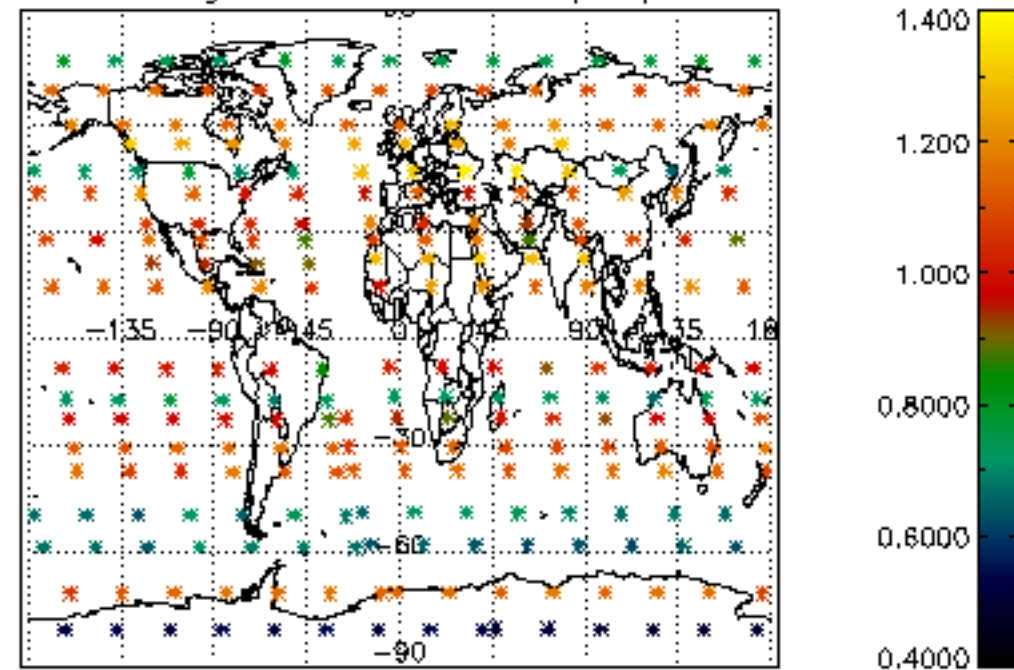




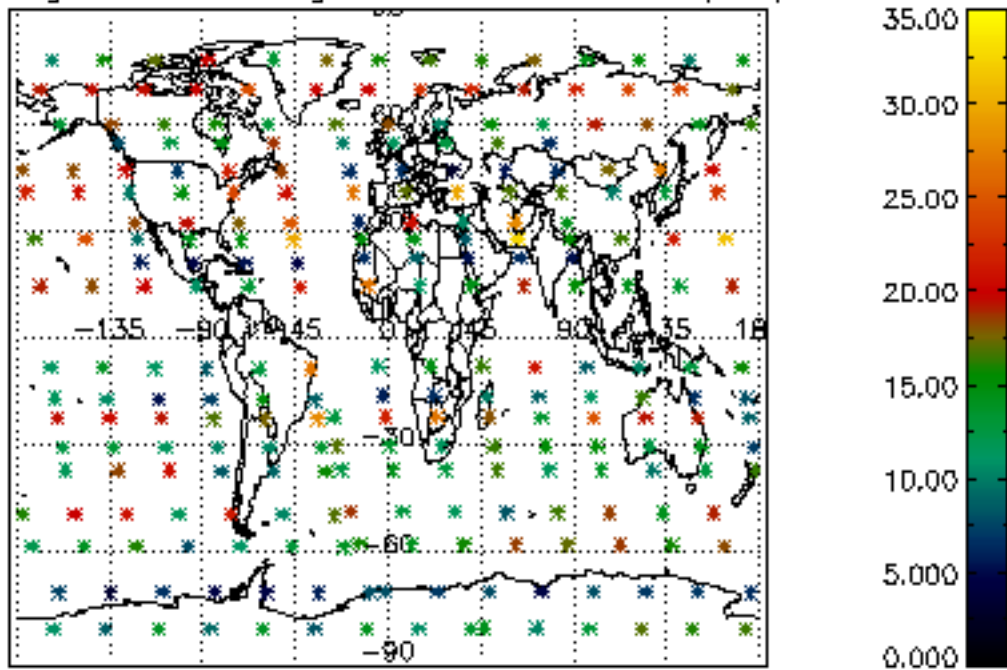
Percentage of cosmic ray hits per profile



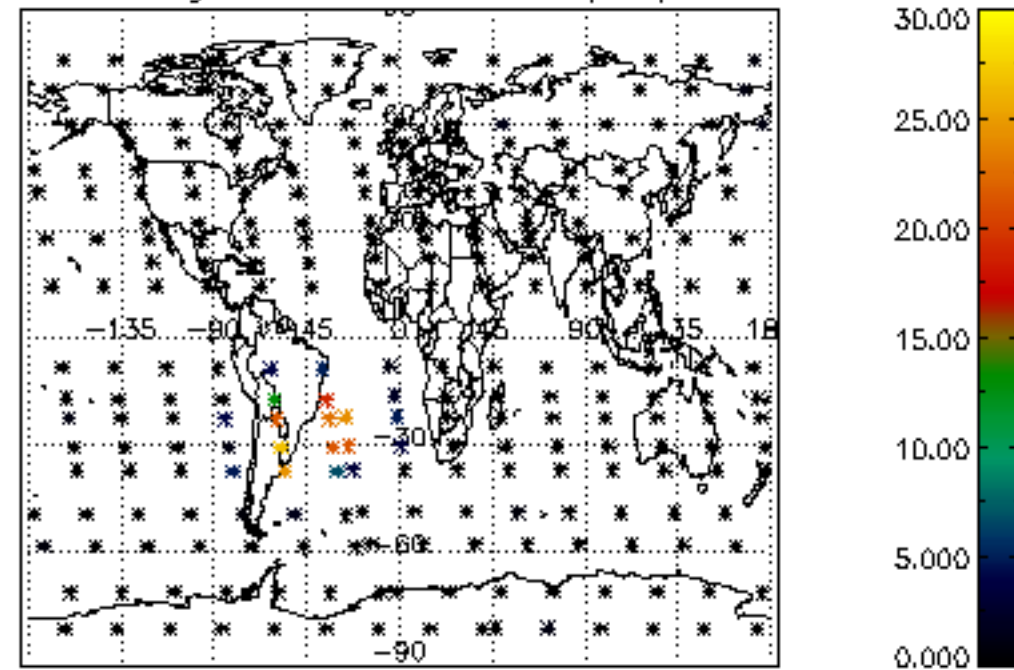
Percentage of datation errors per profile



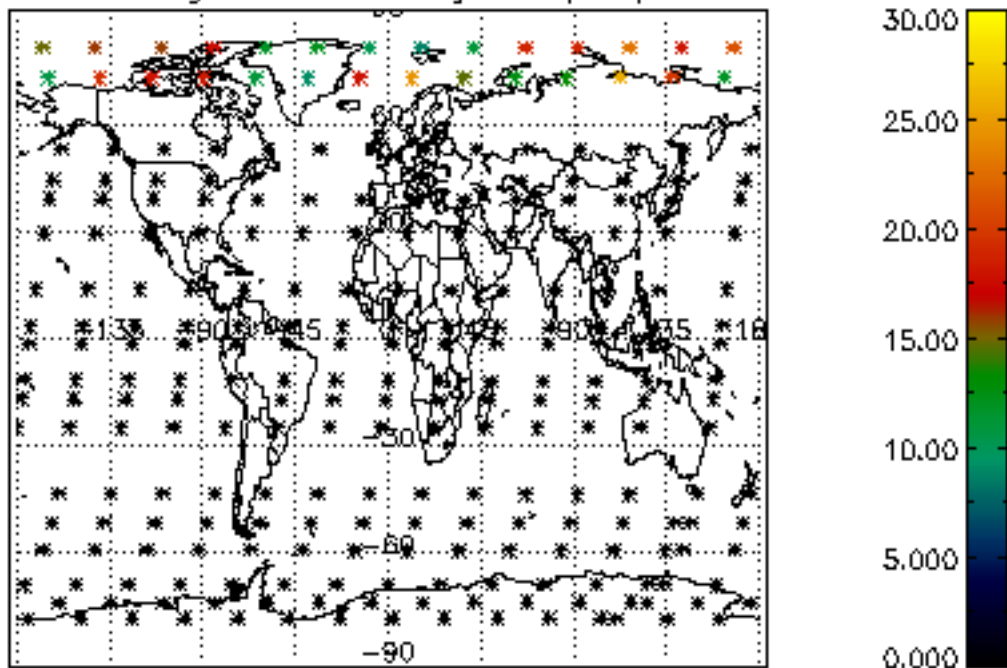
Percentage of star falling outside central band per profile



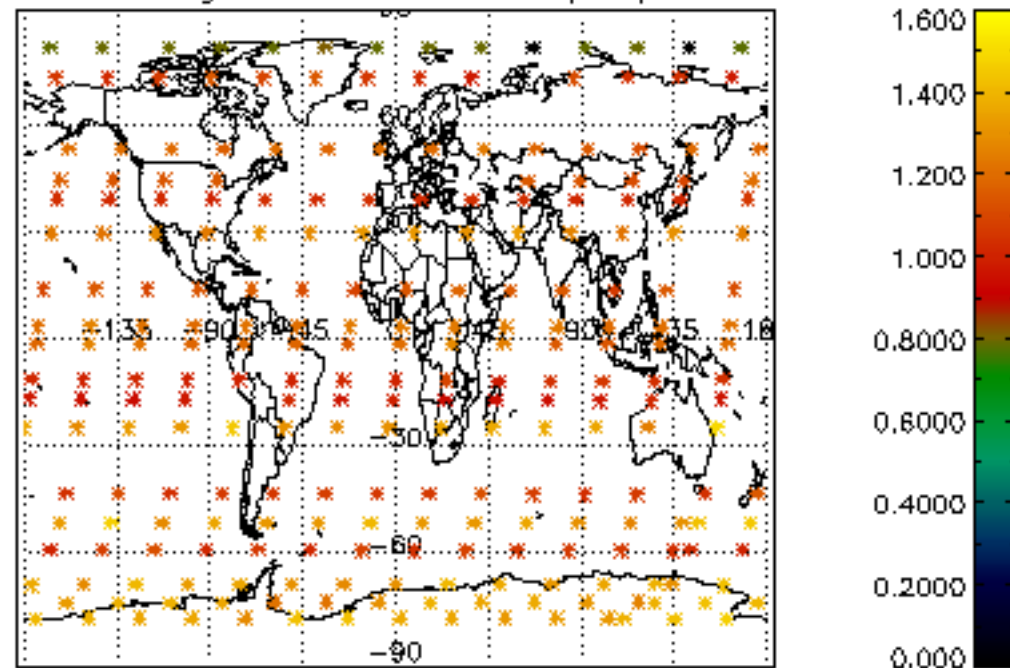
Percentage of saturation errors per profile



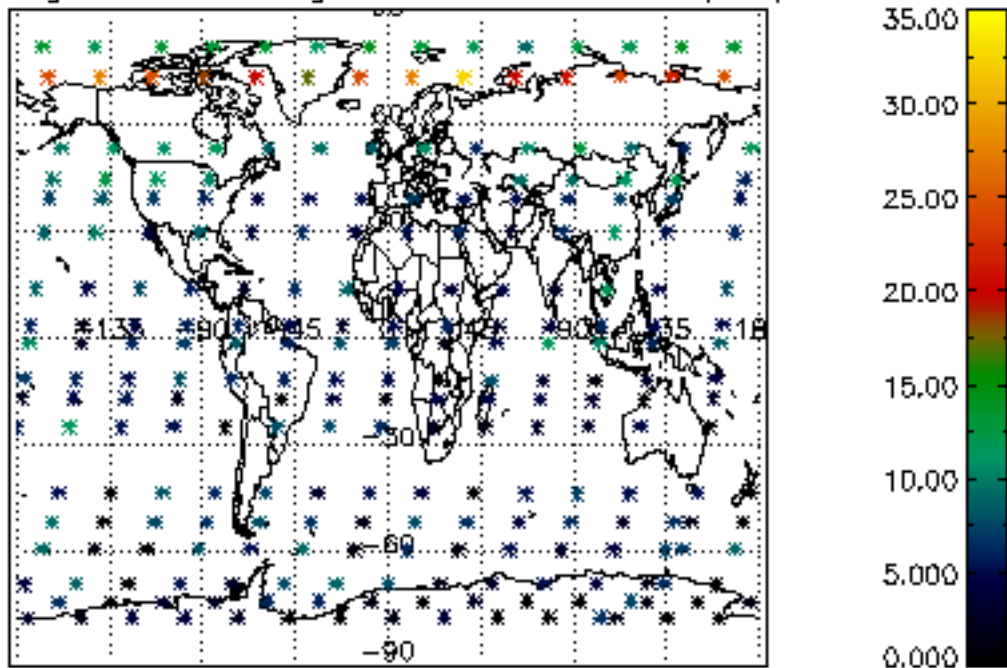
Percentage of cosmic ray hits per profile



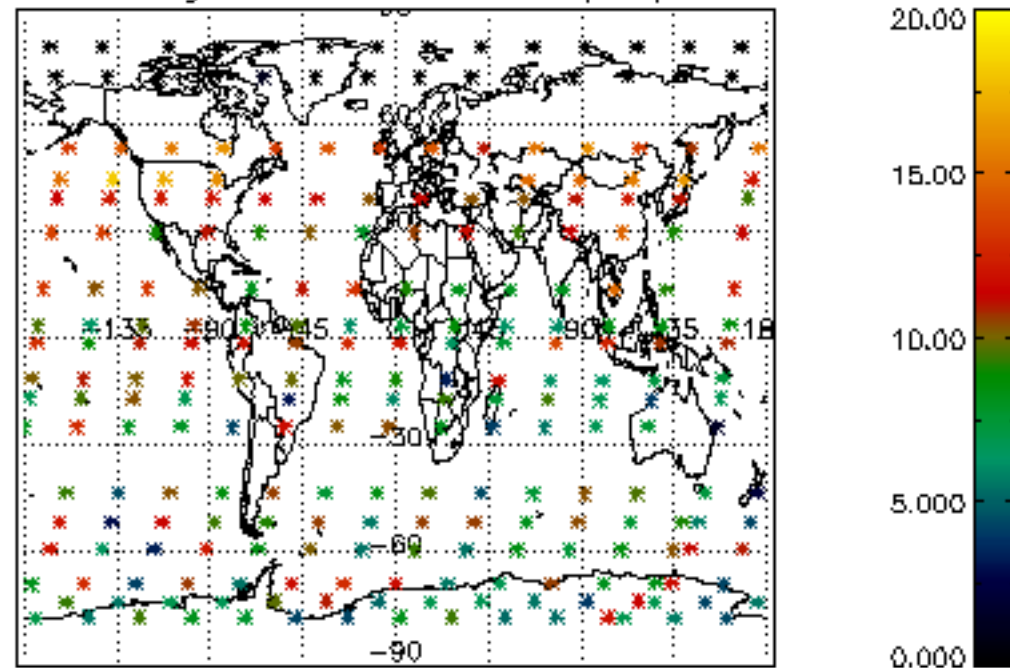
Percentage of datation errors per profile

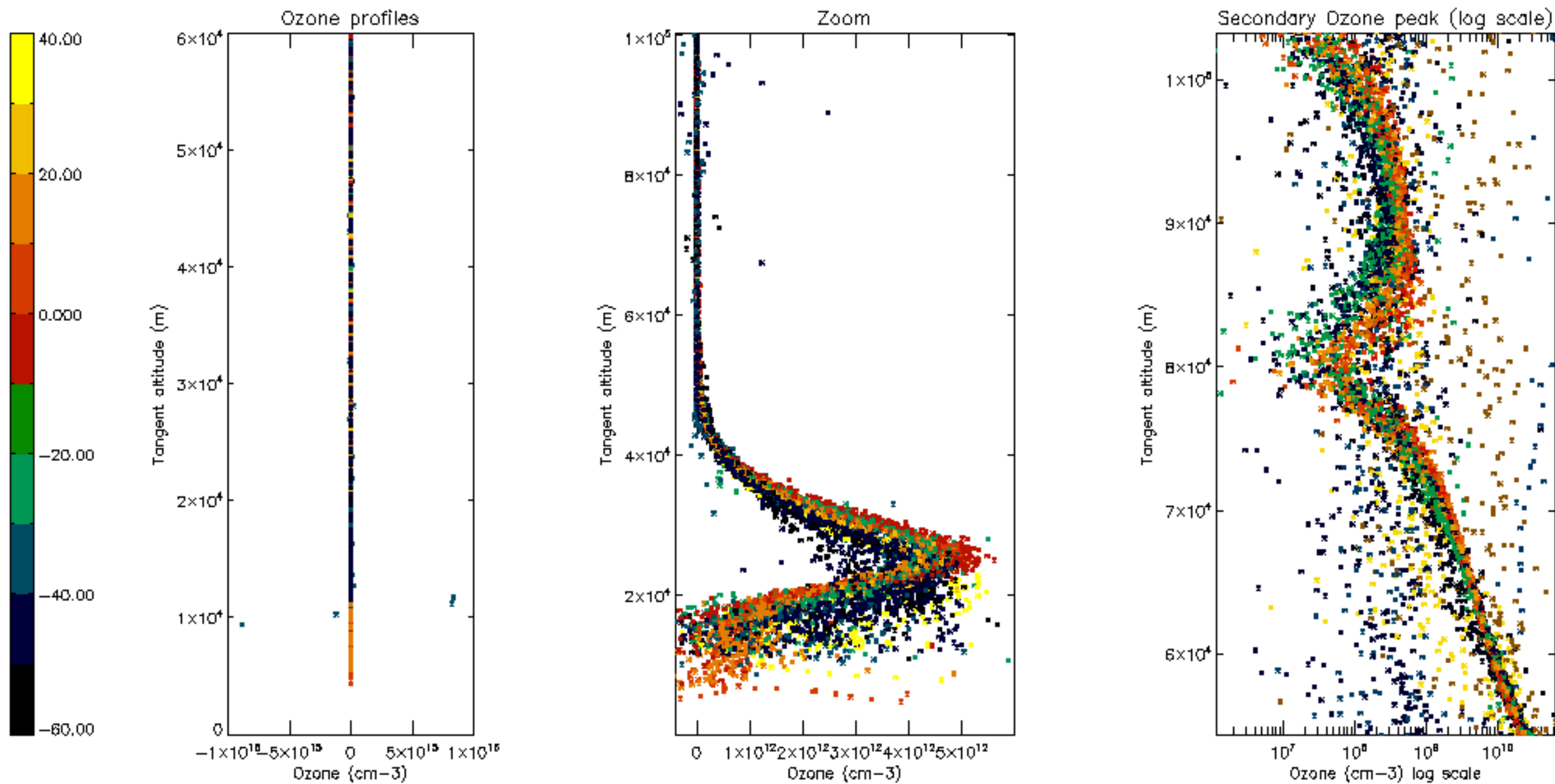


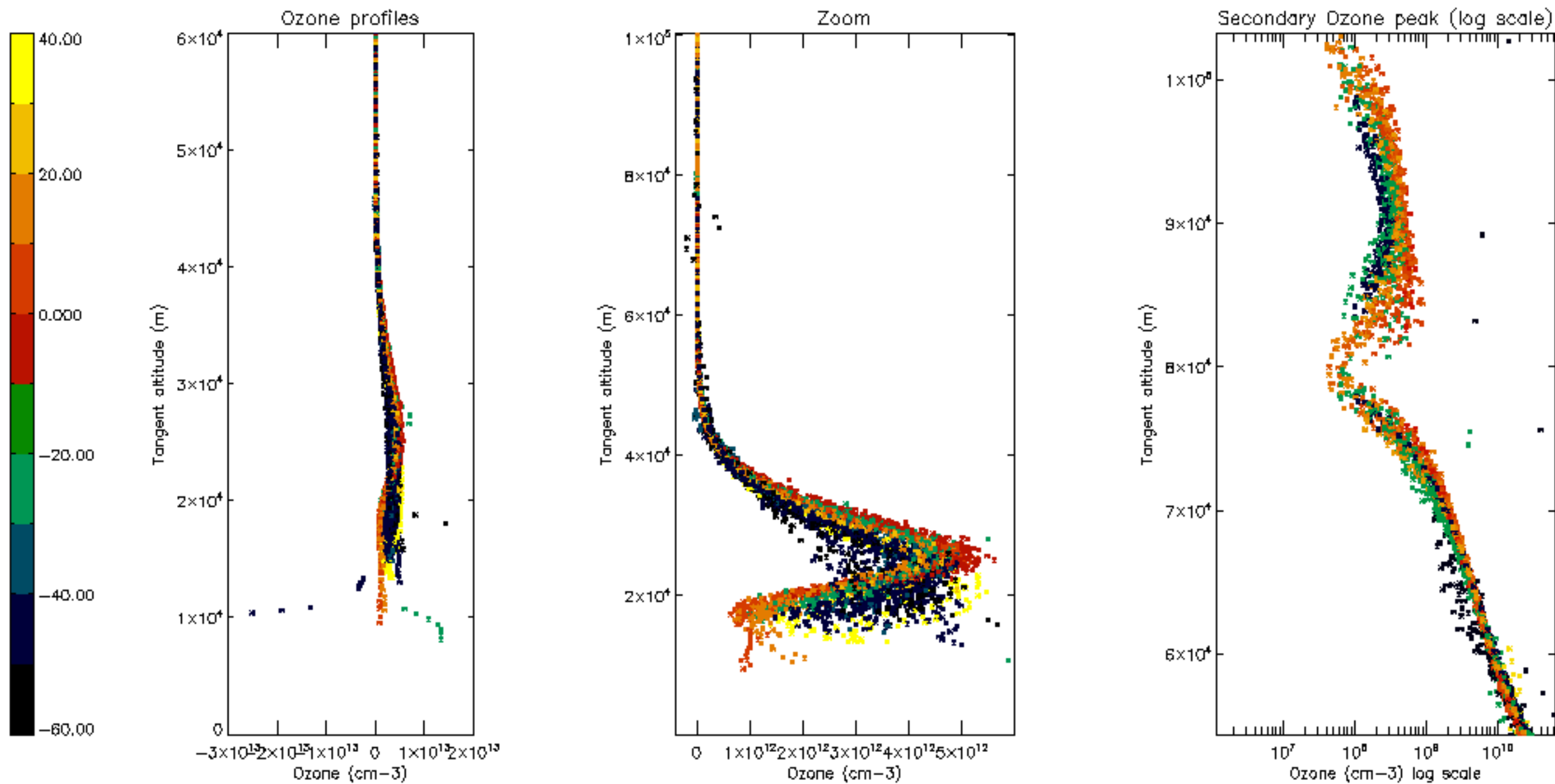
Percentage of star falling outside central band per profile

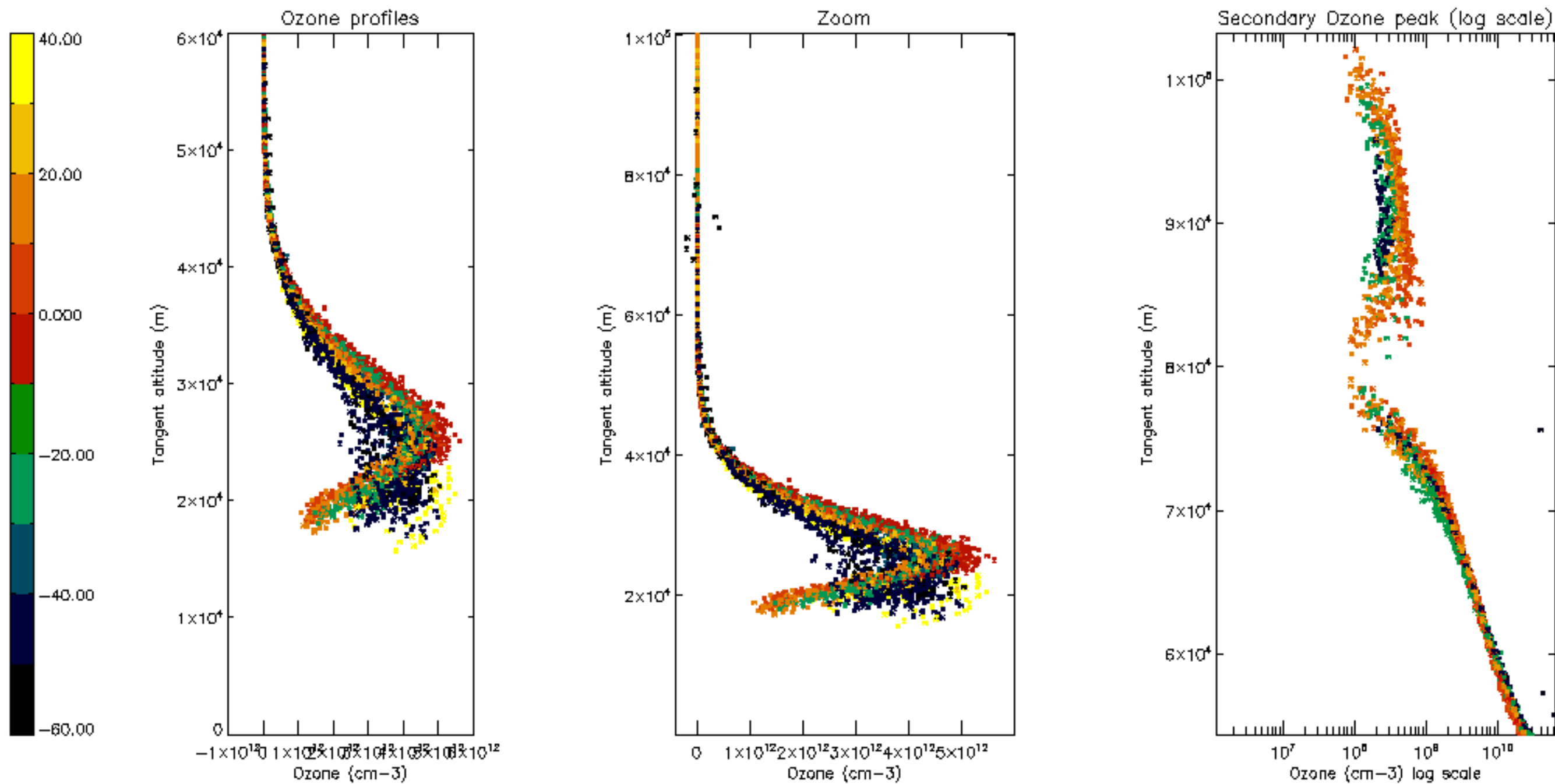


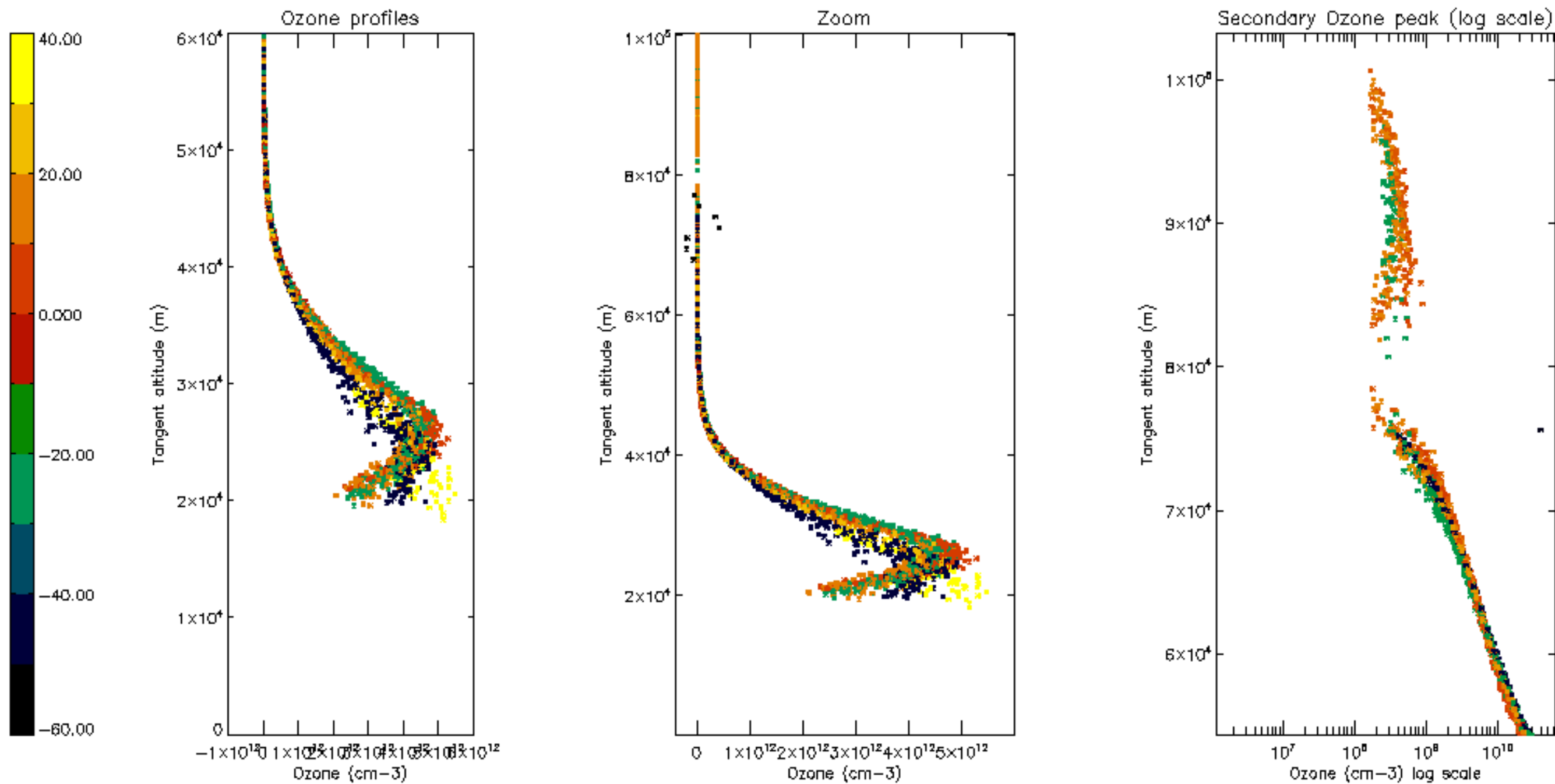
Percentage of saturation errors per profile

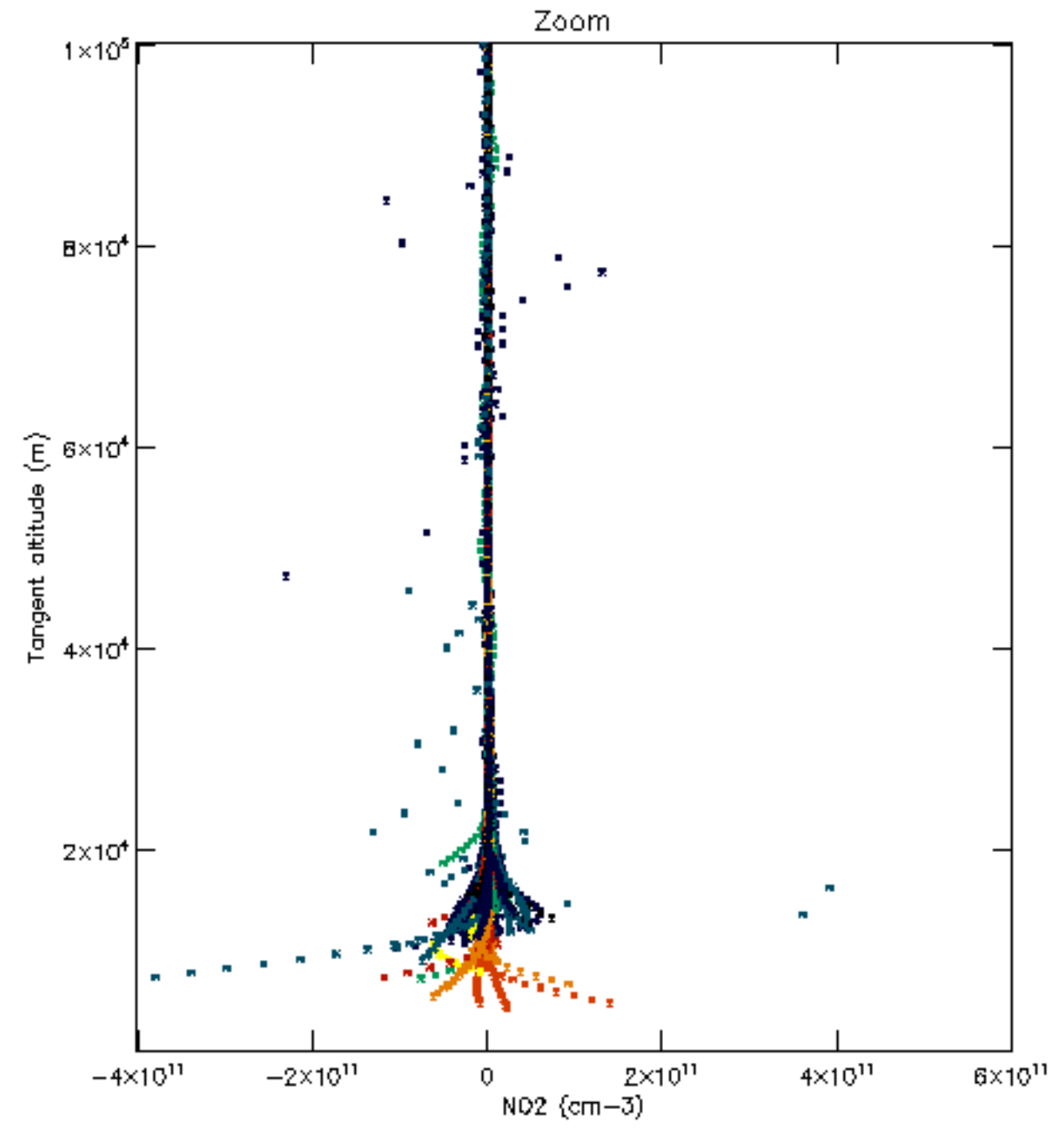
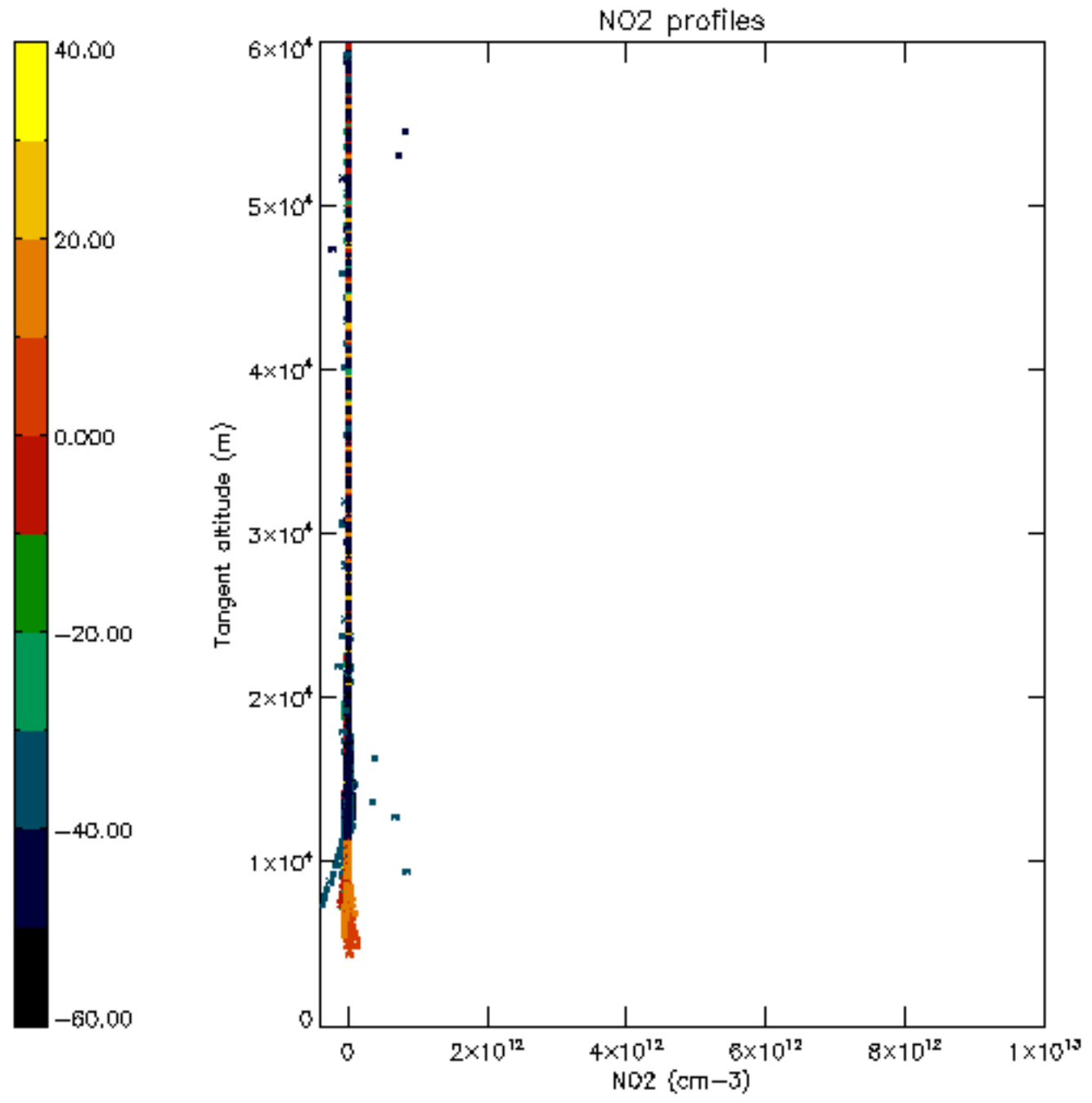


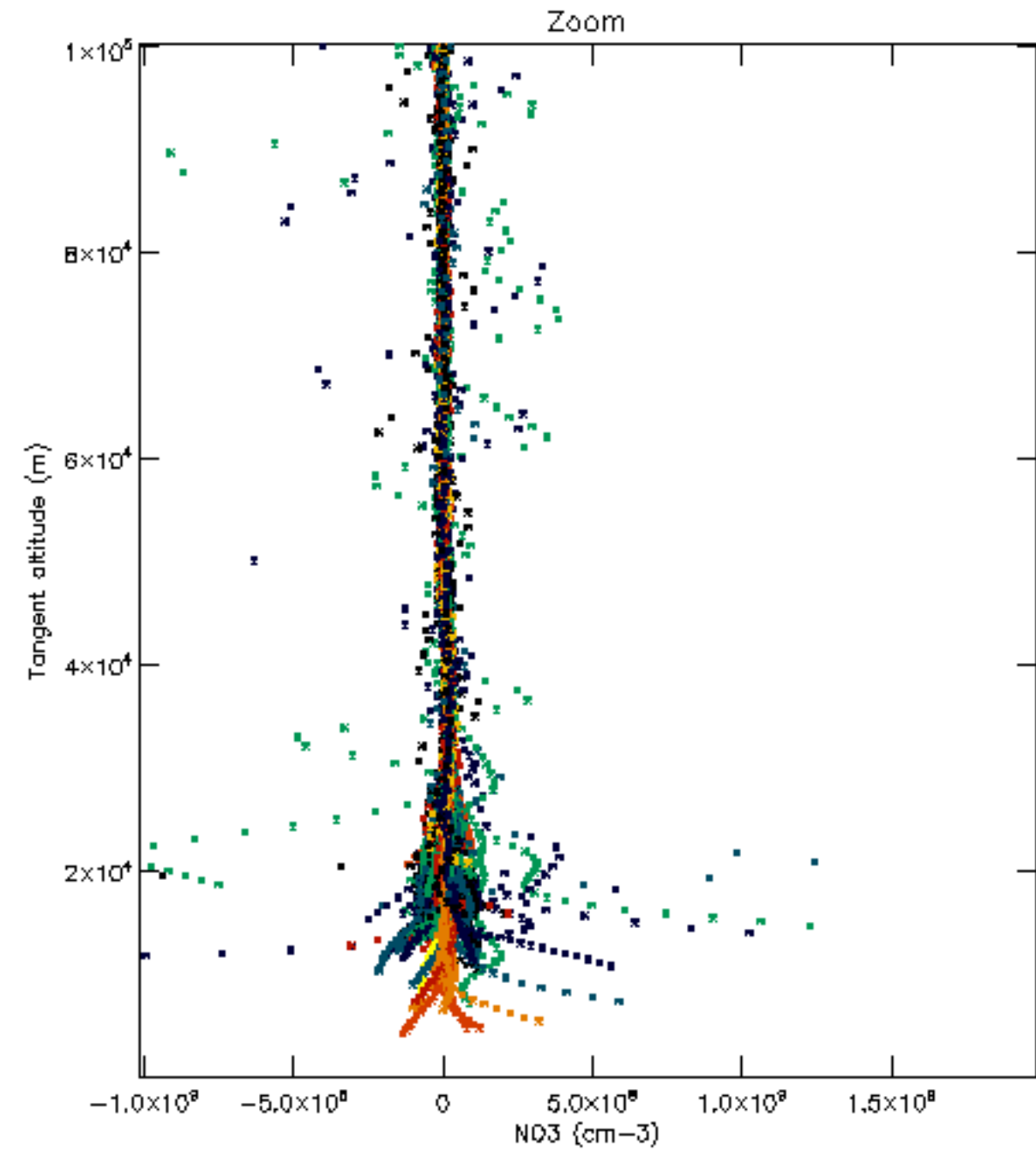
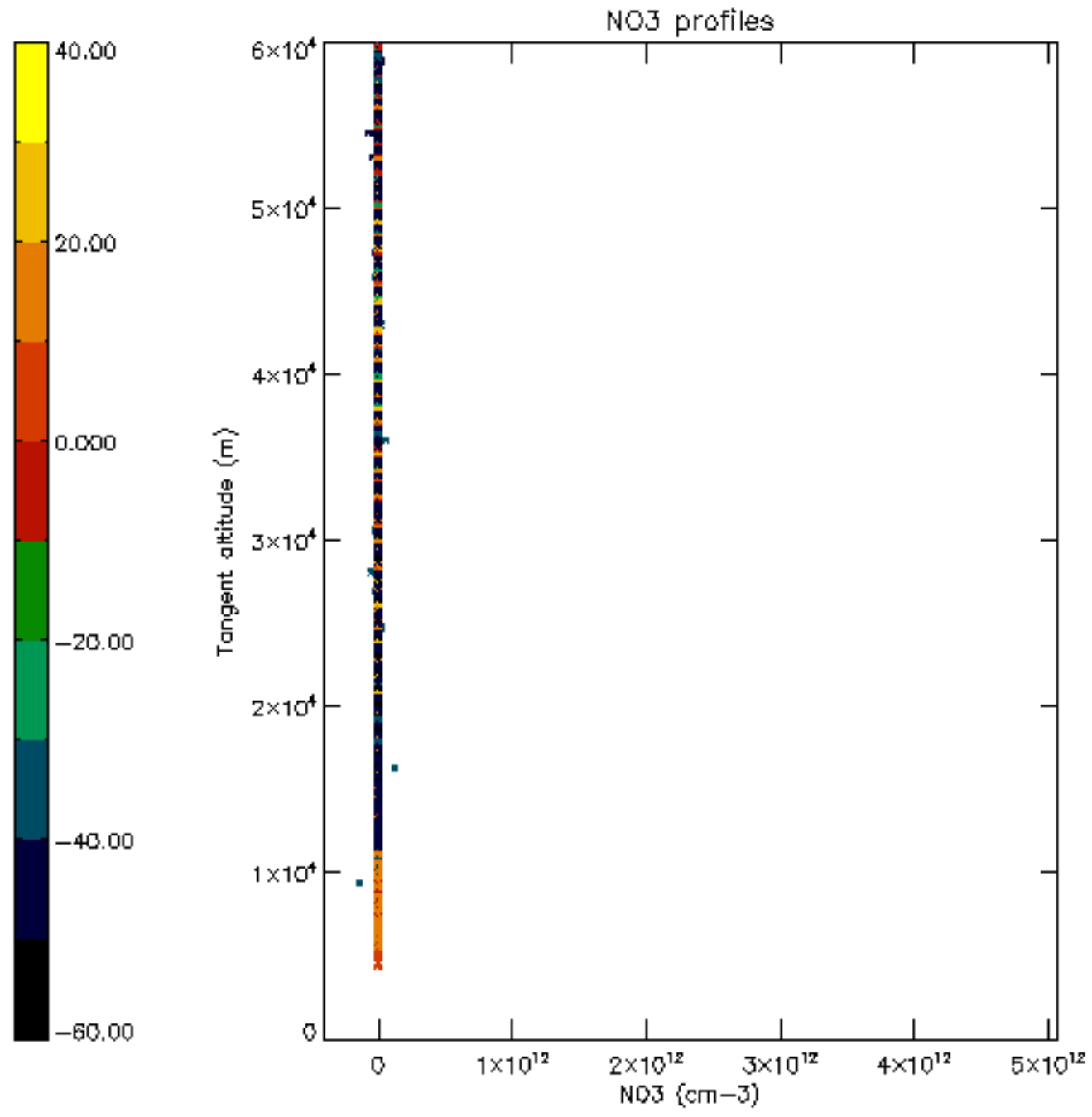


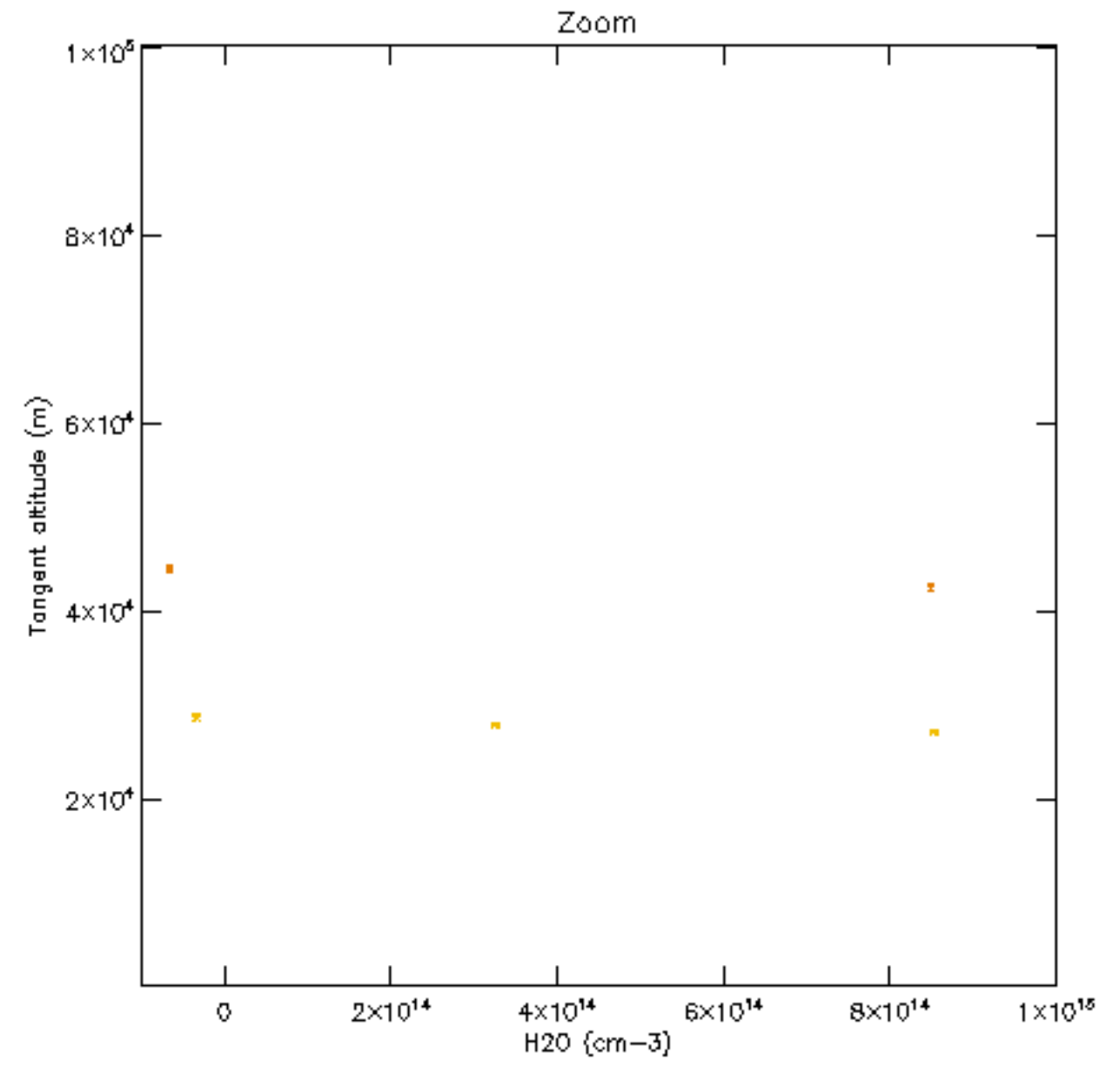
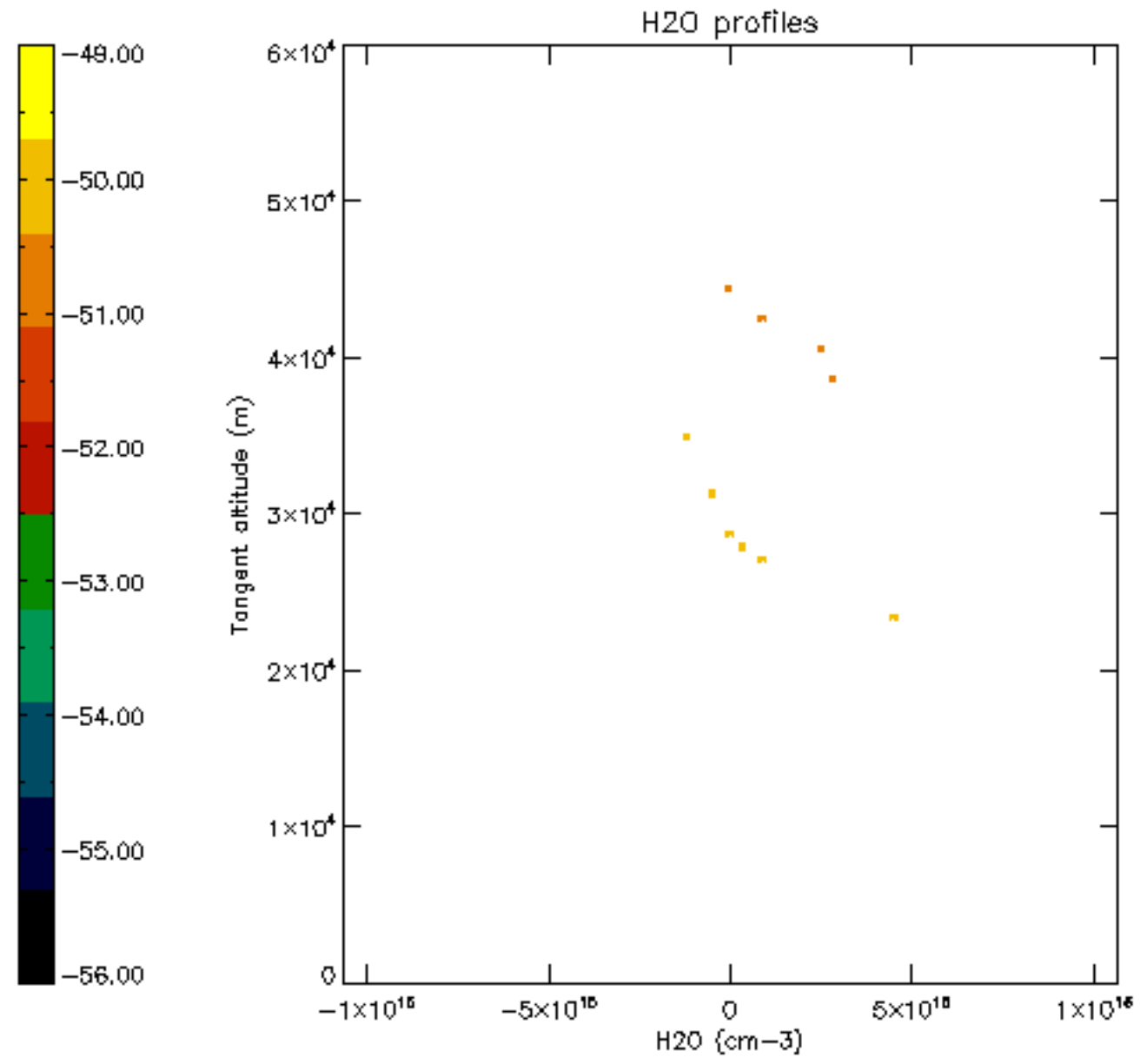


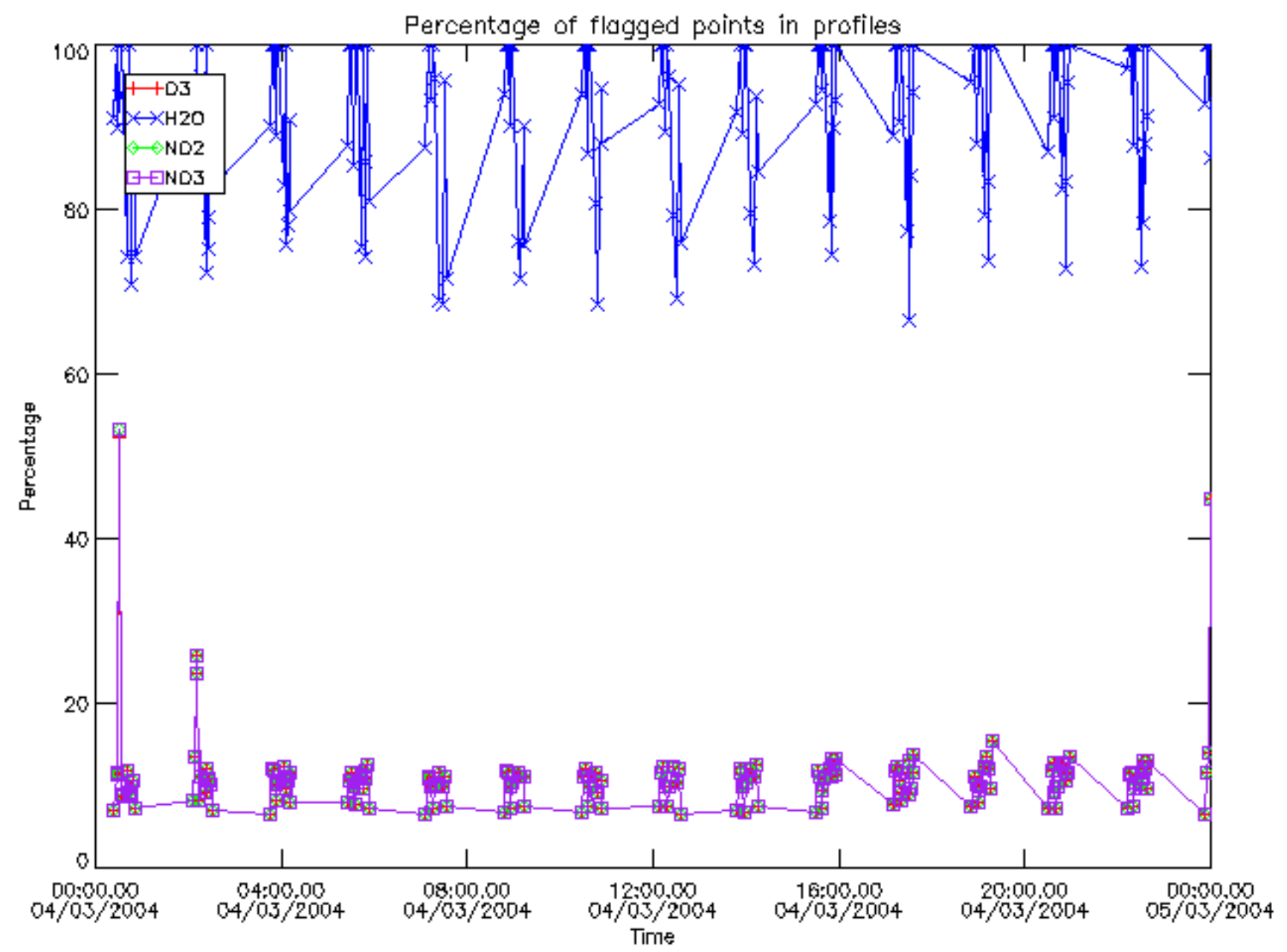




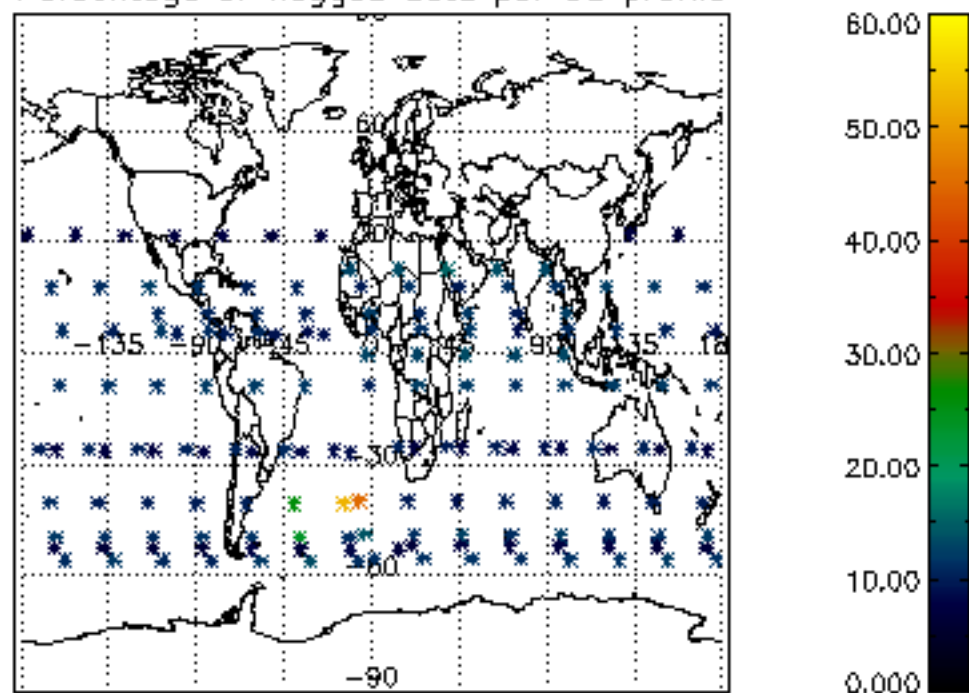




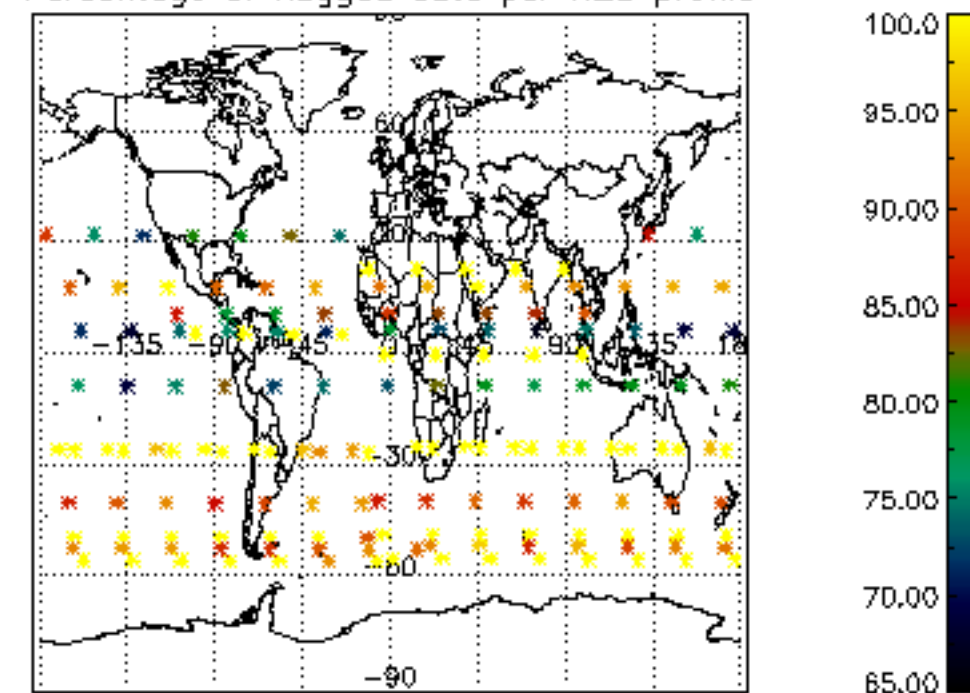




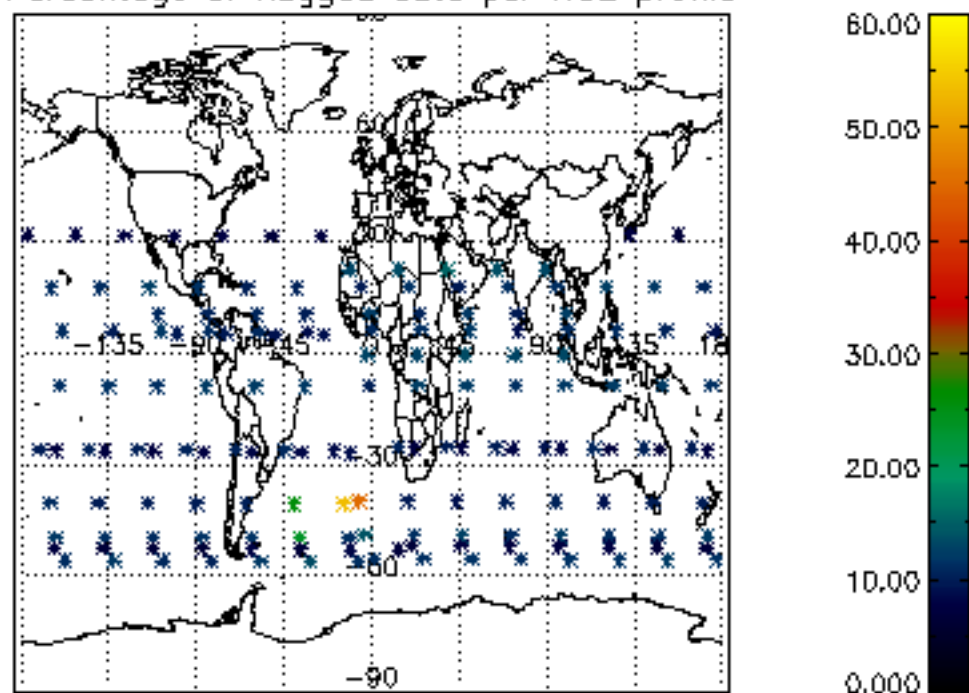
Percentage of flagged data per D3 profile



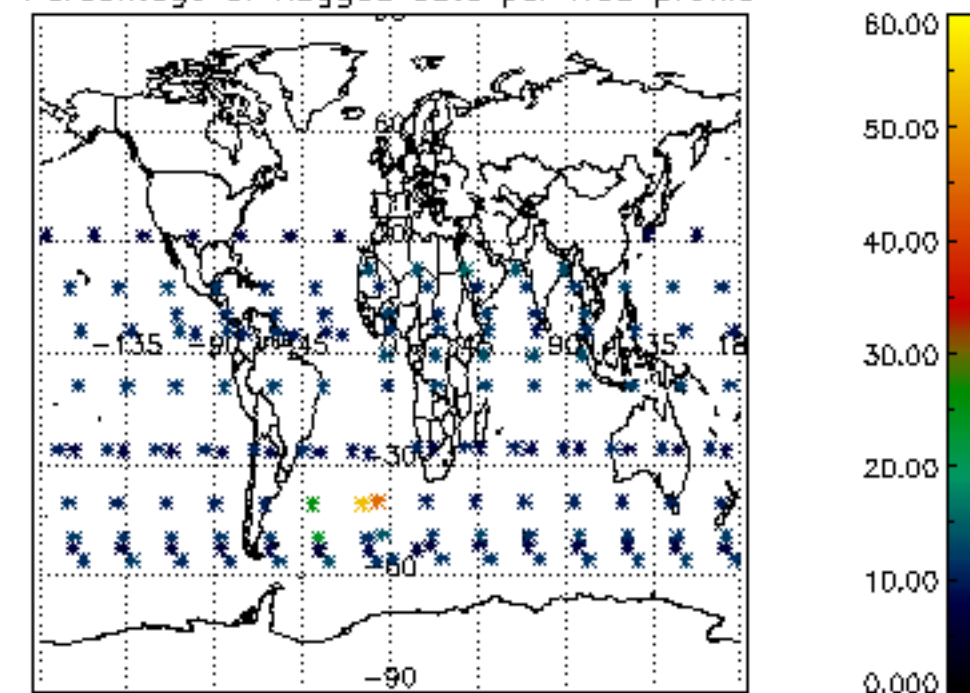
Percentage of flagged data per H2O profile

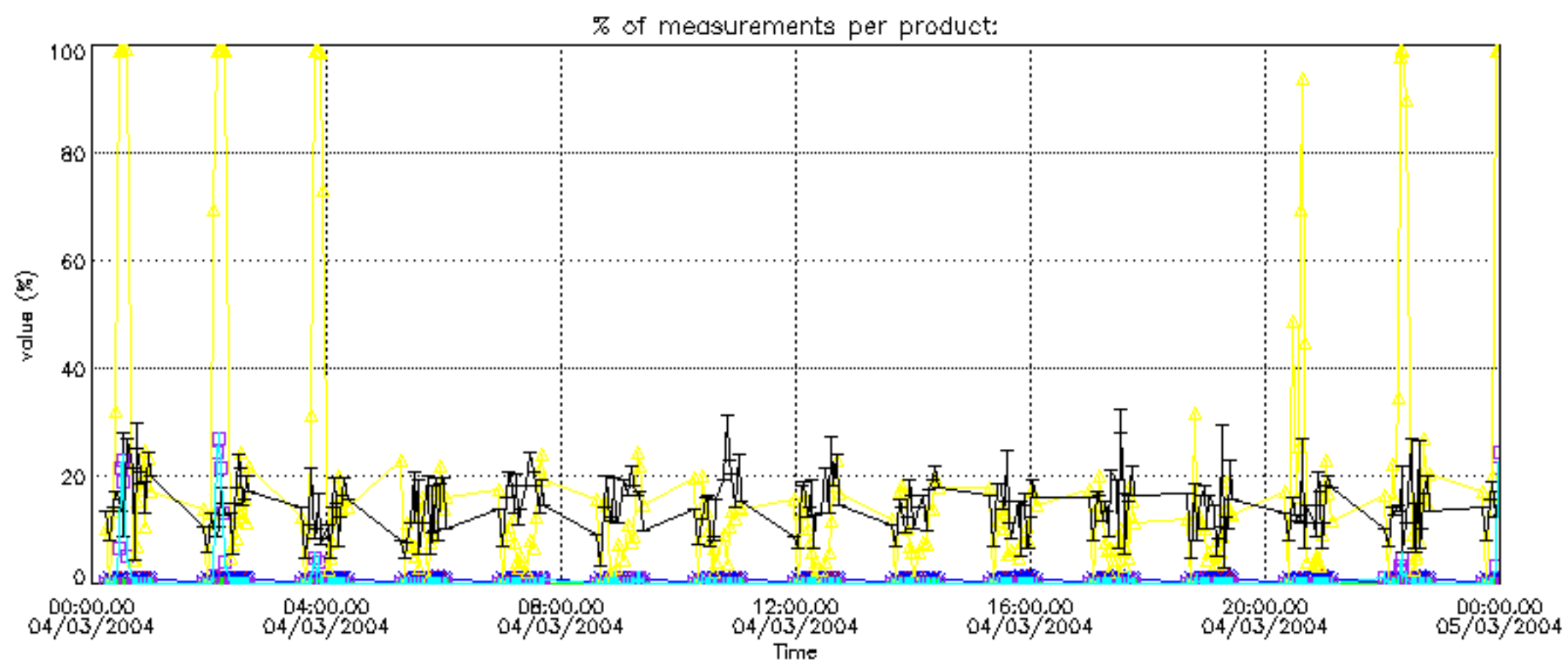
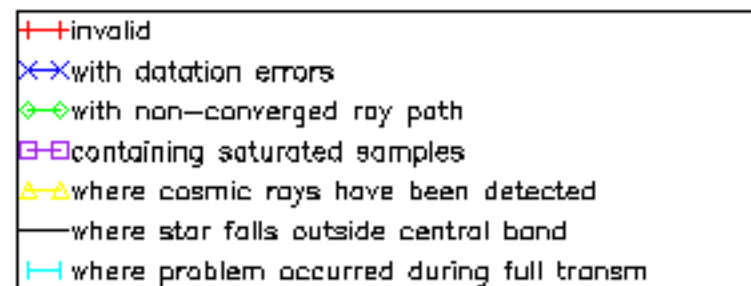


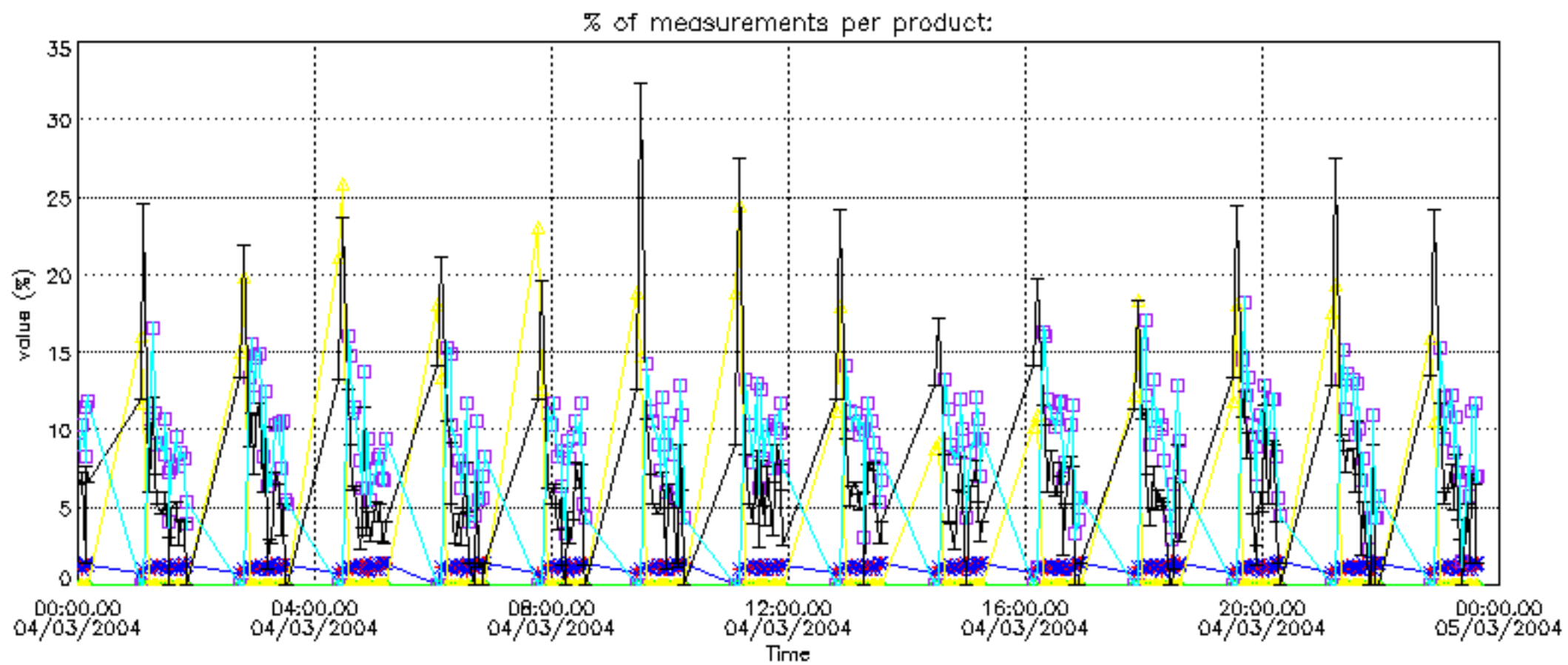
Percentage of flagged data per NO2 profile



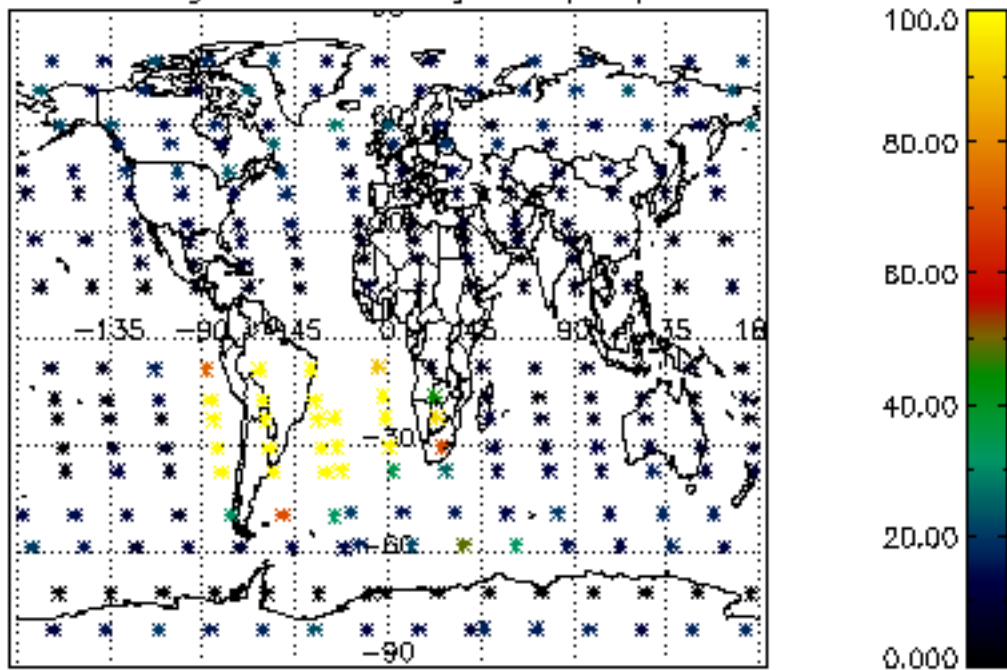
Percentage of flagged data per NO3 profile



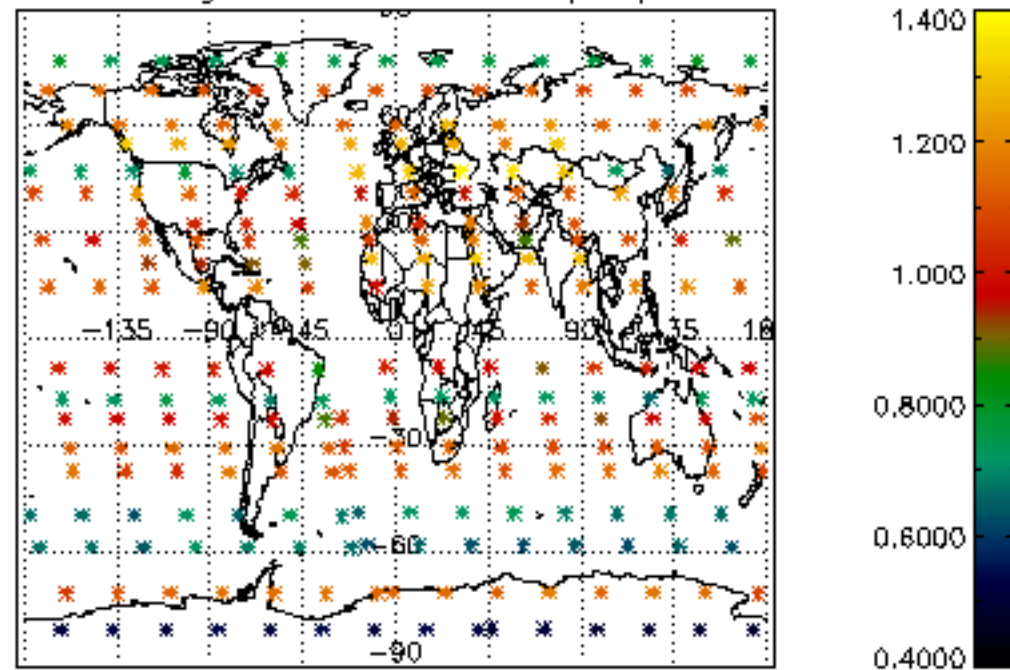




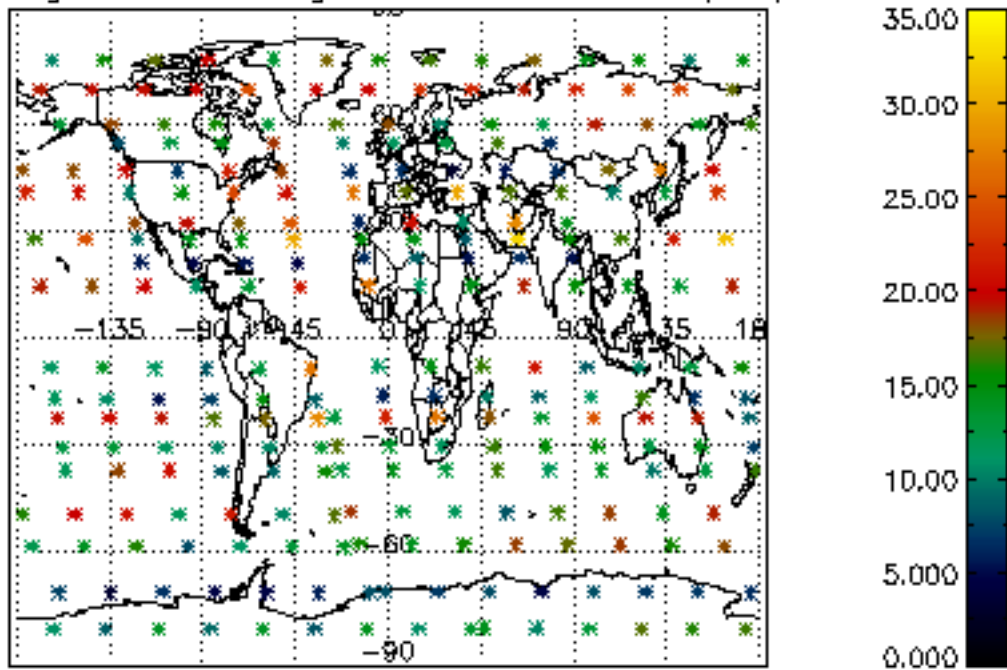
Percentage of cosmic ray hits per profile



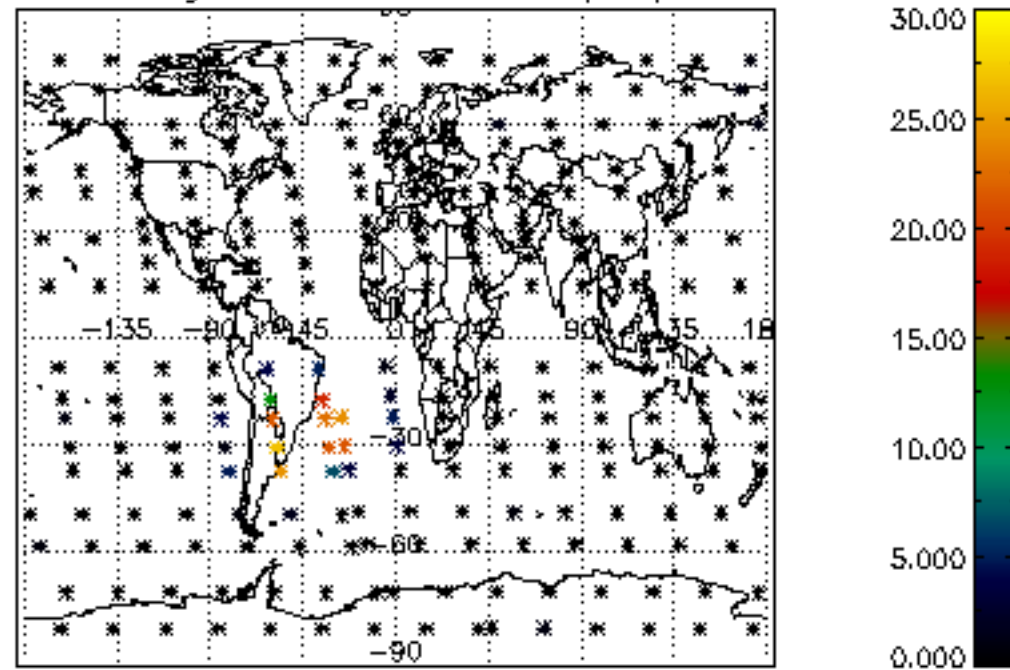
Percentage of datation errors per profile



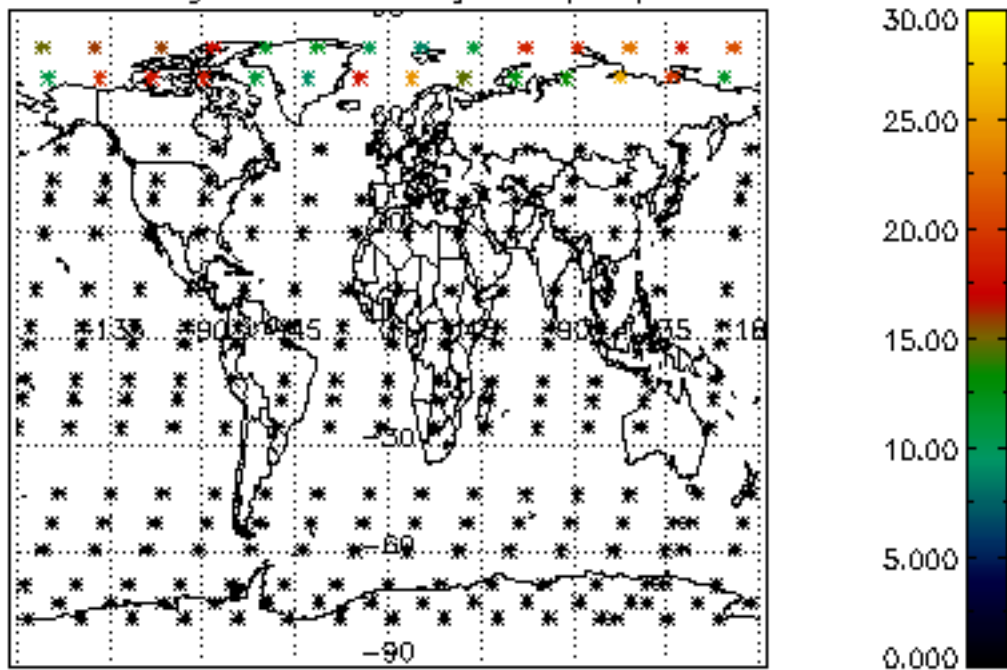
Percentage of star falling outside central band per profile



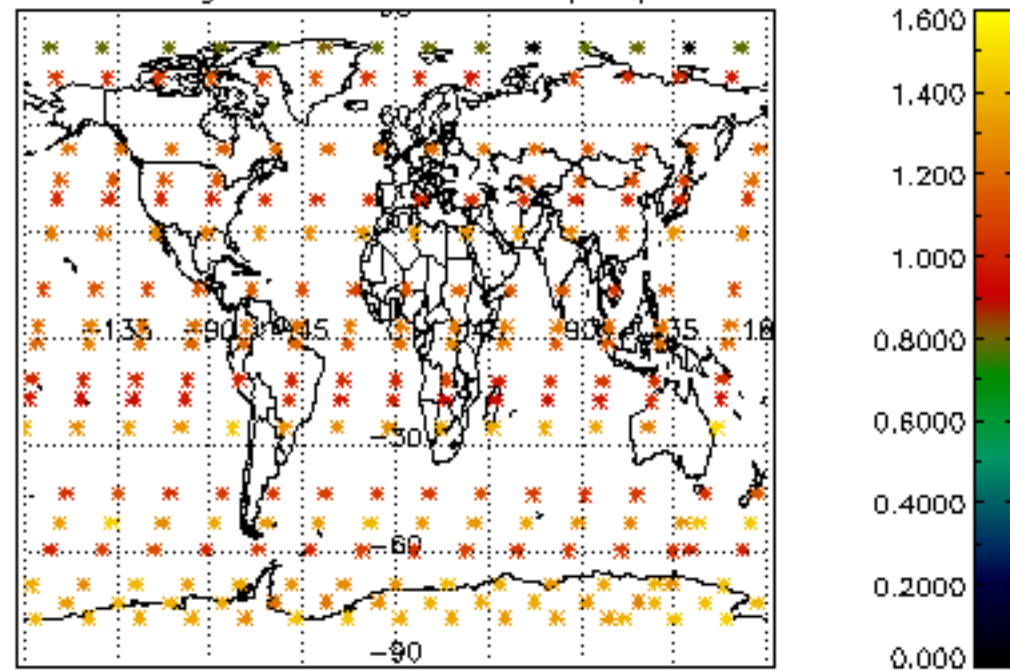
Percentage of saturation errors per profile



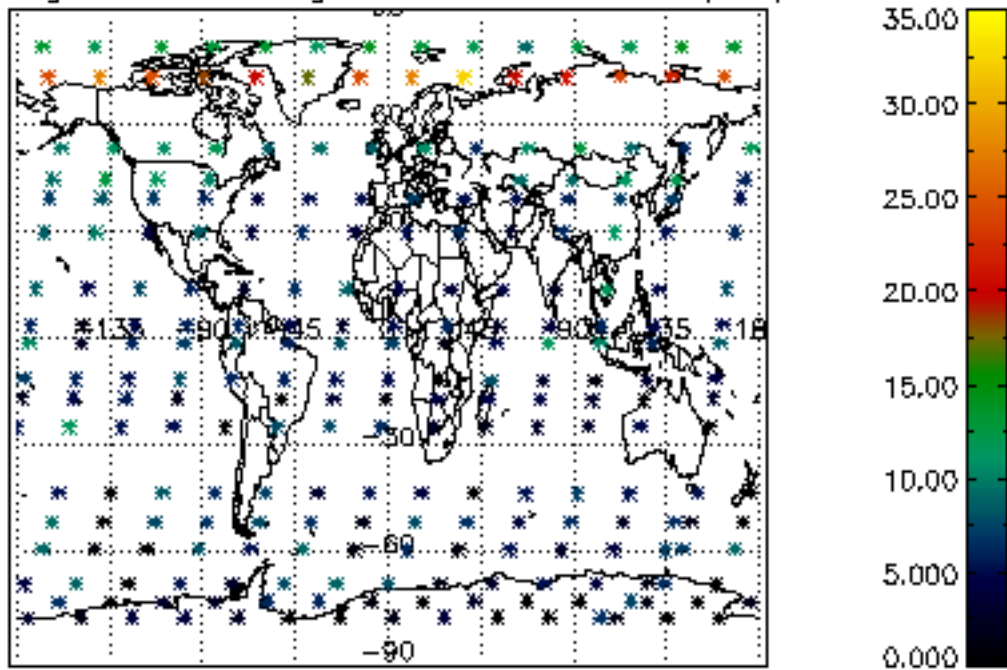
Percentage of cosmic ray hits per profile



Percentage of datation errors per profile



Percentage of star falling outside central band per profile



Percentage of saturation errors per profile

