

# GOMOS Level 2 Daily Report

## SUMMARY

### [1. General Info](#)

### [2. Summary of processed GOM\\_NL\\_2P products](#)

### [3. Level 2 Quality information per product](#)

#### [3.1 Plot of level 2 quality information per product \(time dependant\)](#)

#### [3.2 Plot of level 2 quality information per product \(world map\)](#)

### [4. Level 1 Quality information per product \(stored on level 2 products\)](#)

#### [4.1 Plot of level 1 quality information per product \(time dependant\)](#)

##### [4.1.1 Plot of level 1 quality information per product \(time dependant\): ASCENDING](#)

##### [4.1.2 Plot of level 1 quality information per product \(time dependant\): DESCENDING](#)

#### [4.2 Plot of level 1 quality information per product \(world map\)](#)

##### [4.2.1 Plot of level 1 quality information per product \(world map\): ASCENDING](#)

##### [4.2.2 Plot of level 1 quality information per product \(world map\): DESCENDING](#)

### [5. Ozone profiles based on quality statistics and other trace gas profiles](#)

#### [5.1 Ozone statistics based on quality of products](#)

#### [5.2 Plot ozone profiles for all STD \(dark without errors\)](#)

#### [5.3 Plot ozone profiles where STD < 20% \(dark without errors\)](#)

#### [5.4. Plot ozone profiles where STD < 10% \(dark without errors\)](#)

#### [5.5. Plot ozone profiles where STD < 5% \(dark without errors\)](#)

#### [5.6 Plot NO2 profiles for all STD \(dark without errors\)](#)

#### [5.7 Plot NO3 profiles for all STD \(dark without errors\)](#)

#### [5.8 Plot H2O profiles \(only for occultations of stars 1,2,3,4,13,14,16,26,63 dark without errors\) for all STD](#)

### [6. Auxiliary Data Files used for the production reported in section 2](#)

This report presents the daily analysis on parameters extracted from GOMOS level 2 data (GOM\_NL\_\_2P). It is intended to monitor some important parameters that will impact the quality of these products. A list of level 2 products (and content) that have arrived during the reporting day to the PCF is also given.

Item	Value
Time of report generation	18APR2013 20:37:51
Data source version	GOMOS/6.01
Start time of products	03-03-2004 (03MAR2004 00:00:00)
Stop time of products	04-03-2004 (04MAR2004 00:00:00)
Store outputs in DB	Yes
Nb of level 2 prods	496
Nb of prods with errors	0

## 2. Summary of processed GOM\_NL\_\_2P products.

Nr	Filename	UTC Start time	Limb	Duration	Star Id	Star Name	Star Mag	Star Temp	Nb Meas	Orbit	Prod. error
1	GOM_NL__2PRFIN20040303_000401_000000442024_00417_10491_0132.N1	03-MAR-2004 00:04:01	Bright	44.000	22	32Alp Leo	1.3600	15200.	88	10491	No
2	GOM_NL__2PRFIN20040303_000635_000000452024_00417_10491_0133.N1	03-MAR-2004 00:06:35	Bright	45.000	51	41Gam1Leo	2.0100	4500.0	90	10491	No
3	GOM_NL__2PRFIN20040303_000917_000000422024_00417_10491_0134.N1	03-MAR-2004 00:09:17	Bright	41.500	17	78Bet Gem	1.1610	4500.0	83	10491	No
4	GOM_NL__2PRFIN20040303_001032_000000392024_00417_10491_0135.N1	03-MAR-2004 00:10:32	Bright	39.000	24	66Alp Gem	1.5800	10200.	78	10491	No
5	GOM_NL__2PRFIN20040303_001520_000000462024_00417_10491_0136.N1	03-MAR-2004 00:15:20	Bright	46.000	174	52Psi UMa	3.0040	4400.0	92	10491	No
6	GOM_NL__2PRFIN20040303_001809_000000402024_00417_10491_0137.N1	03-MAR-2004 00:18:09	Bright	40.000	82	48Bet UMa	2.3650	10600.	80	10491	No
7	GOM_NL__2PRFIN20040303_001932_000000422024_00417_10491_0138.N1	03-MAR-2004 00:19:32	Bright	42.000	36	50Alp UMa	1.8000	6300.0	84	10491	No
8	GOM_NL__2PRFIN20040303_002232_000000492024_00417_10491_0139.N1	03-MAR-2004 00:22:32	Bright	48.500	32	77Eps UMa	1.7630	11000.	97	10491	No
9	GOM_NL__2PRFIN20040303_003121_000000472024_00417_10491_0140.N1	03-MAR-2004 00:31:21	Bright	47.000	119	14Eta Dra	2.7270	4700.0	94	10491	No
10	GOM_NL__2PRFIN20040303_003329_000000382024_00417_10491_0141.N1	03-MAR-2004 00:33:29	Bright	37.500	89	5Alp Cep	2.4510	8000.0	75	10491	No
11	GOM_NL__2PRFIN20040303_003551_000000482024_00417_10491_0142.N1	03-MAR-2004 00:35:51	Bright	48.000	130	23Bet Dra	2.7990	5800.0	96	10491	No
12	GOM_NL__2PRFIN20040303_003833_000000402024_00417_10491_0143.N1	03-MAR-2004 00:38:33	Bright	39.500	19	50Alp Cyg	1.2460	10500.	79	10491	No
13	GOM_NL__2PRFIN20040303_004009_000000402024_00417_10491_0144.N1	03-MAR-2004 00:40:09	Bright	39.500	66	37Gam Cyg	2.2080	5900.0	79	10491	No
14	GOM_NL__2PRFIN20040303_004143_000000372024_00417_10491_0145.N1	03-MAR-2004 00:41:43	Bright	36.500	92	53Eps Cyg	2.5000	4500.0	73	10491	No
15	GOM_NL__2PRFIN20040303_004448_000000892024_00417_10491_0146.N1	03-MAR-2004 00:44:48	Bright	88.500	133	40Zet Her	2.8070	6000.0	177	10491	No
16	GOM_NL__2PRFIN20040303_004850_000000422024_00417_10491_0147.N1	03-MAR-2004 00:48:50	Bright	41.500	168	17Zet Aql	2.9860	11000.	83	10491	No
17	GOM_NL__2PRFIN20040303_005231_000000792024_00417_10491_0148.N1	03-MAR-2004 00:52:31	Straylight	78.500	59	55Alp Oph	2.0800	8900.0	157	10491	No
18	GOM_NL__2PRFIN20040303_005505_000000732024_00417_10491_0149.N1	03-MAR-2004 00:55:05	Straylight	73.000	126	60Bet Oph	2.7700	4250.0	146	10491	No
19	GOM_NL__2PRFIN20040303_005843_000000472024_00417_10491_0150.N1	03-MAR-2004 00:58:43	Dark	46.500	155	41Pi Sgr	2.9000	6600.0	93	10491	No
20	GOM_NL__2PRFIN20040303_010034_000000472024_00417_10491_0151.N1	03-MAR-2004 01:00:34	Dark	46.500	57	34Sig Sgr	2.0660	26000.	93	10491	No
21	GOM_NL__2PRFIN20040303_010642_000000522024_00417_10491_0152.N1	03-MAR-2004 01:06:42	Dark	52.000	25	35Lam Sco	1.6200	28000.	104	10491	No
22	GOM_NL__2PRFIN20040303_011316_000000432024_00418_10492_0120.N1	03-MAR-2004 01:13:16	Dark	43.000	43	Alp TrA	1.9100	4250.0	86	10492	No
23	GOM_NL__2PRFIN20040303_011454_000000552024_00418_10492_0121.N1	03-MAR-2004 01:14:54	Dark	54.500	131	Gam Lup	2.8000	26000.	109	10492	No
24	GOM_NL__2PRFIN20040303_011651_000000512024_00418_10492_0122.N1	03-MAR-2004 01:16:51	Dark	50.500	4	Alp1Cen	-0.010000	5800.0	101	10492	No
25	GOM_NL__2PRFIN20040303_011810_000000472024_00418_10492_0123.N1	03-MAR-2004 01:18:10	Dark	46.500	10	Bet Cen	0.61000	28000.	93	10492	No
26	GOM_NL__2PRFIN20040303_012039_000000482024_00418_10492_0124.N1	03-MAR-2004 01:20:39	Dark	48.000	12	Alp1Cru	0.77500	30000.	96	10492	No
27	GOM_NL__2PRFIN20040303_012211_000000652024_00418_10492_0125.N1	03-MAR-2004 01:22:11	Dark	64.500	54	5The Cen	2.0550	4500.0	129	10492	No
28	GOM_NL__2PRFIN20040303_012442_000000422024_00418_10492_0126.N1	03-MAR-2004 01:24:42	Straylight	41.500	71	Iot Car	2.2460	7700.0	83	10492	No
29	GOM_NL__2PRFIN20040303_012611_000000422024_00418_10492_0127.N1	03-MAR-2004 01:26:11	Straylight	42.000	46	Del Vel	1.9540	10600.	84	10492	No
30	GOM_NL__2PRFIN20040303_012908_000000442024_00418_10492_0128.N1	03-MAR-2004 01:29:08	Straylight	44.000	65	Lam Vel	2.2040	4400.0	88	10492	No
31	GOM_NL__2PRFIN20040303_013238_000000642024_00418_10492_0129.N1	03-MAR-2004 01:32:38	Straylight	63.500	171	2Eps Crv	3.0010	4250.0	127	10492	No
32	GOM_NL__2PRFIN20040303_013441_000000662024_00418_10492_0130.N1	03-MAR-2004 01:34:41	Straylight	65.500	100	4Gam Crv	2.5800	13100.	131	10492	No
33	GOM_NL__2PRFIN20040303_013835_000000492024_00418_10492_0131.N1	03-MAR-2004 01:38:35	Tw_i_and_stray	49.000	48	30Alp Hya	1.9770	4100.0	98	10492	No
34	GOM_NL__2PRFIN20040303_014437_000000442024_00418_10492_0132.N1	03-MAR-2004 01:44:37	Bright	44.000	22	32Alp Leo	1.3600	15200.	88	10492	No
35	GOM_NL__2PRFIN20040303_014710_000000452024_00418_10492_0133.N1	03-MAR-2004 01:47:10	Bright	45.000	51	41Gam1Leo	2.0100	4500.0	90	10492	No
36	GOM_NL__2PRFIN20040303_014954_000000392024_00418_10492_0134.N1	03-MAR-2004 01:49:54	Bright	38.500	17	78Bet Gem	1.1610	4500.0	77	10492	No
37	GOM_NL__2PRFIN20040303_015108_000000412024_00418_10492_0135.N1	03-MAR-2004 01:51:08	Bright	40.500	24	66Alp Gem	1.5800	10200.	81	10492	No
38	GOM_NL__2PRFIN20040303_015555_000000452024_00418_10492_0136.N1	03-MAR-2004 01:55:55	Bright	44.500	174	52Psi UMa	3.0040	4400.0	89	10492	No
39	GOM_NL__2PRFIN20040303_015844_000000442024_00418_10492_0137.N1	03-MAR-2004 01:58:44	Bright	43.500	82	48Bet UMa	2.3650	10600.	87	10492	No
40	GOM_NL__2PRFIN20040303_020006_000000432024_00418_10492_0138.N1	03-MAR-2004 02:00:06	Bright	42.500	36	50Alp UMa	1.8000	6300.0	85	10492	No
41	GOM_NL__2PRFIN20040303_020307_000000492024_00418_10492_0139.N1	03-MAR-2004 02:03:07	Bright	49.000	32	77Eps UMa	1.7630	11000.	98	10492	No
42	GOM_NL__2PRFIN20040303_021157_000000482024_00418_10492_0140.N1	03-MAR-2004 02:11:57	Bright	47.500	119	14Eta Dra	2.7270	4700.0	95	10492	No

43	GOM_NL__2PRFIN20040303_021403_000000402024_00418_10492_0141.N1	03-MAR-2004 02:14:03	Bright	39.500	89	5Alp Cep	2.4510	8000.0	79	10492	No
44	GOM_NL__2PRFIN20040303_021626_000000492024_00418_10492_0142.N1	03-MAR-2004 02:16:26	Bright	49.000	130	23Bet Dra	2.7990	5800.0	98	10492	No
45	GOM_NL__2PRFIN20040303_021911_000000352024_00418_10492_0143.N1	03-MAR-2004 02:19:11	Bright	35.000	19	50Alp Cyg	1.2460	10500.	70	10492	No
46	GOM_NL__2PRFIN20040303_022043_000000402024_00418_10492_0144.N1	03-MAR-2004 02:20:43	Bright	39.500	66	37Gam Cyg	2.2080	5900.0	79	10492	No
47	GOM_NL__2PRFIN20040303_022218_000000522024_00418_10492_0145.N1	03-MAR-2004 02:22:18	Bright	52.000	92	53Eps Cyg	2.5000	4500.0	104	10492	No
48	GOM_NL__2PRFIN20040303_022524_000000922024_00418_10492_0146.N1	03-MAR-2004 02:25:24	Bright	91.500	133	40Zet Her	2.8070	6000.0	183	10492	No
49	GOM_NL__2PRFIN20040303_022926_000000432024_00418_10492_0147.N1	03-MAR-2004 02:29:26	Bright	43.000	168	17Zet Aql	2.9860	11000.	86	10492	No
50	GOM_NL__2PRFIN20040303_023308_000000762024_00418_10492_0148.N1	03-MAR-2004 02:33:08	Straylight	75.500	59	55Alp Oph	2.0800	8900.0	151	10492	No
51	GOM_NL__2PRFIN20040303_023543_000000652024_00418_10492_0149.N1	03-MAR-2004 02:35:43	Straylight	64.500	126	60Bet Oph	2.7700	4250.0	129	10492	No
52	GOM_NL__2PRFIN20040303_023917_000000472024_00418_10492_0150.N1	03-MAR-2004 02:39:17	Dark	46.500	155	41Pi Sgr	2.9000	6600.0	93	10492	No
53	GOM_NL__2PRFIN20040303_024110_000000442024_00418_10492_0151.N1	03-MAR-2004 02:41:10	Dark	44.000	57	34Sig Sgr	2.0660	26000.	88	10492	No
54	GOM_NL__2PRFIN20040303_024418_000000492024_00418_10492_0152.N1	03-MAR-2004 02:44:18	Dark	49.000	38	20Eps Sgr	1.8360	11000.	98	10492	No
55	GOM_NL__2PRFIN20040303_024719_000000502024_00418_10492_0153.N1	03-MAR-2004 02:47:19	Dark	49.500	25	35Lam Sco	1.6200	28000.	99	10492	No
56	GOM_NL__2PRFIN20040303_025352_000000432024_00419_10493_0121.N1	03-MAR-2004 02:53:52	Dark	42.500	43	Alp TrA	1.9100	4250.0	85	10493	No
57	GOM_NL__2PRFIN20040303_025532_000000532024_00419_10493_0122.N1	03-MAR-2004 02:55:32	Dark	53.000	131	Gam Lup	2.8000	26000.	106	10493	No
58	GOM_NL__2PRFIN20040303_025728_000000482024_00419_10493_0123.N1	03-MAR-2004 02:57:28	Dark	48.000	4	Alp1Cen	-0.010000	5800.0	96	10493	No
59	GOM_NL__2PRFIN20040303_025847_000000432024_00419_10493_0124.N1	03-MAR-2004 02:58:47	Dark	43.000	10	Bet Cen	0.61000	28000.	86	10493	No
60	GOM_NL__2PRFIN20040303_030115_000000472024_00419_10493_0125.N1	03-MAR-2004 03:01:15	Dark	47.000	12	Alp1Cru	0.77500	30000.	94	10493	No
61	GOM_NL__2PRFIN20040303_030249_000000692024_00419_10493_0126.N1	03-MAR-2004 03:02:49	Dark	69.000	54	5The Cen	2.0550	4500.0	138	10493	No
62	GOM_NL__2PRFIN20040303_030518_000000392024_00419_10493_0127.N1	03-MAR-2004 03:05:18	Straylight	39.000	71	lot Car	2.2460	7700.0	78	10493	No
63	GOM_NL__2PRFIN20040303_030648_000000402024_00419_10493_0128.N1	03-MAR-2004 03:06:48	Straylight	39.500	46	Del Vel	1.9540	10600.	79	10493	No
64	GOM_NL__2PRFIN20040303_030944_000000482024_00419_10493_0129.N1	03-MAR-2004 03:09:44	Straylight	48.000	65	Lam Vel	2.2040	4400.0	96	10493	No
65	GOM_NL__2PRFIN20040303_031314_000000622024_00419_10493_0130.N1	03-MAR-2004 03:13:14	Straylight	62.000	171	2Eps Crv	3.0010	4250.0	124	10493	No
66	GOM_NL__2PRFIN20040303_031517_000000622024_00419_10493_0131.N1	03-MAR-2004 03:15:17	Straylight	61.500	100	4Gam Crv	2.5800	13100.	123	10493	No
67	GOM_NL__2PRFIN20040303_031911_000000452024_00419_10493_0132.N1	03-MAR-2004 03:19:11	Tw_i_and_stray	45.000	48	30Alp Hya	1.9770	4100.0	90	10493	No
68	GOM_NL__2PRFIN20040303_032513_000000422024_00419_10493_0133.N1	03-MAR-2004 03:25:13	Bright	42.000	22	32Alp Leo	1.3600	15200.	84	10493	No
69	GOM_NL__2PRFIN20040303_032746_000000452024_00419_10493_0134.N1	03-MAR-2004 03:27:46	Bright	44.500	51	41Gam1Leo	2.0100	4500.0	89	10493	No
70	GOM_NL__2PRFIN20040303_033030_000000412024_00419_10493_0135.N1	03-MAR-2004 03:30:30	Bright	41.000	17	78Bet Gem	1.1610	4500.0	82	10493	No
71	GOM_NL__2PRFIN20040303_033145_000000392024_00419_10493_0136.N1	03-MAR-2004 03:31:45	Bright	38.500	24	66Alp Gem	1.5800	10200.	77	10493	No
72	GOM_NL__2PRFIN20040303_033630_000000452024_00419_10493_0137.N1	03-MAR-2004 03:36:30	Bright	44.500	174	52Psi UMa	3.0040	4400.0	89	10493	No
73	GOM_NL__2PRFIN20040303_033920_000000432024_00419_10493_0138.N1	03-MAR-2004 03:39:20	Bright	43.000	82	48Bet UMa	2.3650	10600.	86	10493	No
74	GOM_NL__2PRFIN20040303_034042_000000432024_00419_10493_0139.N1	03-MAR-2004 03:40:42	Bright	42.500	36	50Alp UMa	1.8000	6300.0	85	10493	No
75	GOM_NL__2PRFIN20040303_034342_000000522024_00419_10493_0140.N1	03-MAR-2004 03:43:42	Bright	51.500	32	77Eps UMa	1.7630	11000.	103	10493	No
76	GOM_NL__2PRFIN20040303_035232_000000492024_00419_10493_0141.N1	03-MAR-2004 03:52:32	Bright	48.500	119	14Eta Dra	2.7270	4700.0	97	10493	No
77	GOM_NL__2PRFIN20040303_035439_000000412024_00419_10493_0142.N1	03-MAR-2004 03:54:39	Bright	41.000	89	5Alp Cep	2.4510	8000.0	82	10493	No
78	GOM_NL__2PRFIN20040303_035702_000000482024_00419_10493_0143.N1	03-MAR-2004 03:57:02	Bright	48.000	130	23Bet Dra	2.7990	5800.0	96	10493	No
79	GOM_NL__2PRFIN20040303_035947_000000392024_00419_10493_0144.N1	03-MAR-2004 03:59:47	Bright	38.500	19	50Alp Cyg	1.2460	10500.	77	10493	No
80	GOM_NL__2PRFIN20040303_040121_000000392024_00419_10493_0145.N1	03-MAR-2004 04:01:21	Bright	39.000	66	37Gam Cyg	2.2080	5900.0	78	10493	No
81	GOM_NL__2PRFIN20040303_040254_000000372024_00419_10493_0146.N1	03-MAR-2004 04:02:54	Bright	36.500	92	53Eps Cyg	2.5000	4500.0	73	10493	No
82	GOM_NL__2PRFIN20040303_040600_000000922024_00419_10493_0147.N1	03-MAR-2004 04:06:00	Bright	92.000	133	40Zet Her	2.8070	6000.0	184	10493	No
83	GOM_NL__2PRFIN20040303_041004_000000432024_00419_10493_0148.N1	03-MAR-2004 04:10:04	Bright	42.500	168	17Zet Aql	2.9860	11000.	85	10493	No
84	GOM_NL__2PRFIN20040303_041345_000000712024_00419_10493_0149.N1	03-MAR-2004 04:13:45	Straylight	71.000	59	55Alp Oph	2.0800	8900.0	142	10493	No
85	GOM_NL__2PRFIN20040303_041619_000000692024_00419_10493_0150.N1	03-MAR-2004 04:16:19	Straylight	68.500	126	60Bet Oph	2.7700	4250.0	137	10493	No
86	GOM_NL__2PRFIN20040303_041956_000000472024_00419_10493_0151.N1	03-MAR-2004 04:19:56	Dark	46.500	155	41Pi Sgr	2.9000	6600.0	93	10493	No
87	GOM_NL__2PRFIN20040303_042147_000000472024_00419_10493_0152.N1	03-MAR-2004 04:21:47	Dark	46.500	57	34Sig Sgr	2.0660	26000.	93	10493	No
88	GOM_NL__2PRFIN20040303_042457_000000552024_00419_10493_0153.N1	03-MAR-2004 04:24:57	Dark	54.500	38	20Eps Sgr	1.8360	11000.	109	10493	No
89	GOM_NL__2PRFIN20040303_042756_000000462024_00419_10493_0154.N1	03-MAR-2004 04:27:56	Dark	45.500	25	35Lam Sco	1.6200	28000.	91	10493	No
90	GOM_NL__2PRFIN20040303_043430_000000412024_00420_10494_0024.N1	03-MAR-2004 04:34:30	Dark	40.500	43	Alp TrA	1.9100	4250.0	81	10494	No
91	GOM_NL__2PRFIN20040303_043609_000000532024_00420_10494_0025.N1	03-MAR-2004 04:36:09	Dark	53.000	131	Gam Lup	2.8000	26000.	106	10494	No
92	GOM_NL__2PRFIN20040303_043805_000000442024_00420_10494_0026.N1	03-MAR-2004 04:38:05	Dark	44.000	4	Alp1Cen	-0.010000	5800.0	88	10494	No
93	GOM_NL__2PRFIN20040303_043924_000000432024_00420_10494_0027.N1	03-MAR-2004 04:39:24	Dark	42.500	10	Bet Cen	0.61000	28000.	85	10494	No
94	GOM_NL__2PRFIN20040303_044152_000000462024_00420_10494_0028.N1	03-MAR-2004 04:41:52	Dark	46.000	12	Alp1Cru	0.77500	30000.	92	10494	No
95	GOM_NL__2PRFIN20040303_044326_000000702024_00420_10494_0029.N1	03-MAR-2004 04:43:26	Dark	70.000	54	5The Cen	2.0550	4500.0	140	10494	No
96	GOM_NL__2PRFIN20040303_044554_000000402024_00420_10494_0030.N1	03-MAR-2004 04:45:54	Straylight	40.000	71	lot Car	2.2460	7700.0	80	10494	No
97	GOM_NL__2PRFIN20040303_044723_000000432024_00420_10494_0031.N1	03-MAR-2004 04:47:23	Straylight	42.500	46	Del Vel	1.9540	10600.	85	10494	No
98	GOM_NL__2PRFIN20040303_045020_000000462024_00420_10494_0032.N1	03-MAR-2004 04:50:20	Straylight	45.500	65	Lam Vel	2.2040	4400.0	91	10494	No
99	GOM_NL__2PRFIN20040303_045350_000000632024_00420_10494_0033.N1	03-MAR-2004 04:53:50	Straylight	63.000	171	2Eps Crv	3.0010	4250.0	126	10494	No
100	GOM_NL__2PRFIN20040303_045553_000000662024_00420_10494_0034.N1	03-MAR-2004 04:55:53	Straylight	65.500	100	4Gam Crv	2.5800	13100.	131	10494	No
101	GOM_NL__2PRFIN20040303_045948_000000472024_00420_10494_0035.N1	03-MAR-2004 04:59:48	Tw_i_and_stray	46.500	48	30Alp Hya	1.9770	4100.0	93	10494	No

102	GOM_NL__2PRFIN20040303_050550_000000432024_00420_10494_0036.N1	03-MAR-2004 05:05:50	Bright	43.000	22	32Alp Leo	1.3600	15200.	86	10494	No
103	GOM_NL__2PRFIN20040303_050822_000000442024_00420_10494_0037.N1	03-MAR-2004 05:08:22	Bright	44.000	51	41Gam1Leo	2.0100	4500.0	88	10494	No
104	GOM_NL__2PRFIN20040303_051107_000000412024_00420_10494_0038.N1	03-MAR-2004 05:11:07	Bright	41.000	17	78Bet Gem	1.1610	4500.0	82	10494	No
105	GOM_NL__2PRFIN20040303_051220_000000402024_00420_10494_0039.N1	03-MAR-2004 05:12:20	Bright	40.000	24	66Alp Gem	1.5800	10200.	80	10494	No
106	GOM_NL__2PRFIN20040303_051706_000000452024_00420_10494_0040.N1	03-MAR-2004 05:17:06	Bright	45.000	174	52Psi UMa	3.0040	4400.0	90	10494	No
107	GOM_NL__2PRFIN20040303_051956_000000412024_00420_10494_0041.N1	03-MAR-2004 05:19:56	Bright	41.000	82	48Bet UMa	2.3650	10600.	82	10494	No
108	GOM_NL__2PRFIN20040303_052118_000000442024_00420_10494_0042.N1	03-MAR-2004 05:21:18	Bright	44.000	36	50Alp UMa	1.8000	6300.0	88	10494	No
109	GOM_NL__2PRFIN20040303_052417_000000512024_00420_10494_0043.N1	03-MAR-2004 05:24:17	Bright	50.500	32	77Eps UMa	1.7630	11000.	101	10494	No
110	GOM_NL__2PRFIN20040303_053308_000000482024_00420_10494_0044.N1	03-MAR-2004 05:33:08	Bright	47.500	119	14Eta Dra	2.7270	4700.0	95	10494	No
111	GOM_NL__2PRFIN20040303_053518_000000382024_00420_10494_0045.N1	03-MAR-2004 05:35:18	Bright	38.000	89	5Alp Cep	2.4510	8000.0	76	10494	No
112	GOM_NL__2PRFIN20040303_053738_000000502024_00420_10494_0046.N1	03-MAR-2004 05:37:38	Bright	50.000	130	23Bet Dra	2.7990	5800.0	100	10494	No
113	GOM_NL__2PRFIN20040303_054024_000000352024_00420_10494_0047.N1	03-MAR-2004 05:40:24	Bright	34.500	19	50Alp Cyg	1.2460	10500.	69	10494	No
114	GOM_NL__2PRFIN20040303_054157_000000402024_00420_10494_0048.N1	03-MAR-2004 05:41:57	Bright	39.500	66	37Gam Cyg	2.2080	5900.0	79	10494	No
115	GOM_NL__2PRFIN20040303_054331_000000382024_00420_10494_0049.N1	03-MAR-2004 05:43:31	Bright	37.500	92	53Eps Cyg	2.5000	4500.0	75	10494	No
116	GOM_NL__2PRFIN20040303_054637_000000892024_00420_10494_0050.N1	03-MAR-2004 05:46:37	Bright	89.000	133	40Zet Her	2.8070	6000.0	178	10494	No
117	GOM_NL__2PRFIN20040303_055040_000000432024_00420_10494_0051.N1	03-MAR-2004 05:50:40	Bright	42.500	168	17Zet Aql	2.9860	11000.	85	10494	No
118	GOM_NL__2PRFIN20040303_055422_000000782024_00420_10494_0052.N1	03-MAR-2004 05:54:22	Straylight	78.000	59	55Alp Oph	2.0800	8900.0	156	10494	No
119	GOM_NL__2PRFIN20040303_055656_000000692024_00420_10494_0053.N1	03-MAR-2004 05:56:56	Dark	69.000	126	60Bet Oph	2.7700	4250.0	138	10494	No
120	GOM_NL__2PRFIN20040303_060033_000000452024_00420_10494_0054.N1	03-MAR-2004 06:00:33	Dark	45.000	155	41Pi Sgr	2.9000	6600.0	90	10494	No
121	GOM_NL__2PRFIN20040303_060225_000000472024_00420_10494_0055.N1	03-MAR-2004 06:02:25	Dark	46.500	57	34Sig Sgr	2.0660	26000.	93	10494	No
122	GOM_NL__2PRFIN20040303_060534_000000482024_00420_10494_0056.N1	03-MAR-2004 06:05:34	Dark	47.500	38	20Eps Sgr	1.8360	11000.	95	10494	No
123	GOM_NL__2PRFIN20040303_060833_000000472024_00420_10494_0057.N1	03-MAR-2004 06:08:33	Dark	47.000	25	35Lam Sco	1.6200	28000.	94	10494	No
124	GOM_NL__2PRFIN20040303_061506_000000512024_00421_10495_0027.N1	03-MAR-2004 06:15:06	Dark	51.000	43	Alp TrA	1.9100	4250.0	102	10495	No
125	GOM_NL__2PRFIN20040303_061647_000000542024_00421_10495_0028.N1	03-MAR-2004 06:16:47	Dark	53.500	131	Gam Lup	2.8000	26000.	107	10495	No
126	GOM_NL__2PRFIN20040303_061842_000000432024_00421_10495_0029.N1	03-MAR-2004 06:18:42	Dark	43.000	4	Alp1Cen	-0.010000	5800.0	86	10495	No
127	GOM_NL__2PRFIN20040303_062001_000000432024_00421_10495_0030.N1	03-MAR-2004 06:20:01	Dark	43.000	10	Bet Cen	0.61000	28000.	86	10495	No
128	GOM_NL__2PRFIN20040303_062229_000000472024_00421_10495_0031.N1	03-MAR-2004 06:22:29	Dark	47.000	12	Alp1Cru	0.77500	30000.	94	10495	No
129	GOM_NL__2PRFIN20040303_062403_000000692024_00421_10495_0032.N1	03-MAR-2004 06:24:03	Dark	69.000	54	5The Cen	2.0550	4500.0	138	10495	No
130	GOM_NL__2PRFIN20040303_062630_000000392024_00421_10495_0033.N1	03-MAR-2004 06:26:30	Straylight	39.000	71	lot Car	2.2460	7700.0	78	10495	No
131	GOM_NL__2PRFIN20040303_062800_000000382024_00421_10495_0034.N1	03-MAR-2004 06:28:00	Straylight	38.000	46	Del Vel	1.9540	10600.	76	10495	No
132	GOM_NL__2PRFIN20040303_063056_000000452024_00421_10495_0035.N1	03-MAR-2004 06:30:56	Straylight	45.000	65	Lam Vel	2.2040	4400.0	90	10495	No
133	GOM_NL__2PRFIN20040303_063336_000000712024_00421_10495_0036.N1	03-MAR-2004 06:33:36	Straylight	70.500	106	9Bet Crv	2.6480	5600.0	141	10495	No
134	GOM_NL__2PRFIN20040303_063629_000000642024_00421_10495_0037.N1	03-MAR-2004 06:36:29	Straylight	64.000	100	4Gam Crv	2.5800	13100.	128	10495	No
135	GOM_NL__2PRFIN20040303_064024_000000482024_00421_10495_0038.N1	03-MAR-2004 06:40:24	Tw_i_and_stray	47.500	48	30Alp Hya	1.9770	4100.0	95	10495	No
136	GOM_NL__2PRFIN20040303_064626_000000432024_00421_10495_0039.N1	03-MAR-2004 06:46:26	Bright	43.000	22	32Alp Leo	1.3600	15200.	86	10495	No
137	GOM_NL__2PRFIN20040303_064858_000000442024_00421_10495_0040.N1	03-MAR-2004 06:48:58	Bright	43.500	51	41Gam1Leo	2.0100	4500.0	87	10495	No
138	GOM_NL__2PRFIN20040303_065143_000000392024_00421_10495_0041.N1	03-MAR-2004 06:51:43	Bright	39.000	17	78Bet Gem	1.1610	4500.0	78	10495	No
139	GOM_NL__2PRFIN20040303_065257_000000392024_00421_10495_0042.N1	03-MAR-2004 06:52:57	Bright	39.000	24	66Alp Gem	1.5800	10200.	78	10495	No
140	GOM_NL__2PRFIN20040303_065741_000000432024_00421_10495_0043.N1	03-MAR-2004 06:57:41	Bright	42.500	174	52Psi UMa	3.0040	4400.0	85	10495	No
141	GOM_NL__2PRFIN20040303_070032_000000422024_00421_10495_0044.N1	03-MAR-2004 07:00:32	Bright	41.500	82	48Bet UMa	2.3650	10600.	83	10495	No
142	GOM_NL__2PRFIN20040303_070154_000000412024_00421_10495_0045.N1	03-MAR-2004 07:01:54	Bright	40.500	36	50Alp UMa	1.8000	6300.0	81	10495	No
143	GOM_NL__2PRFIN20040303_070452_000000512024_00421_10495_0046.N1	03-MAR-2004 07:04:52	Bright	50.500	32	77Eps UMa	1.7630	11000.	101	10495	No
144	GOM_NL__2PRFIN20040303_071343_000000492024_00421_10495_0047.N1	03-MAR-2004 07:13:43	Bright	48.500	119	14Eta Dra	2.7270	4700.0	97	10495	No
145	GOM_NL__2PRFIN20040303_071554_000000382024_00421_10495_0048.N1	03-MAR-2004 07:15:54	Bright	38.000	89	5Alp Cep	2.4510	8000.0	76	10495	No
146	GOM_NL__2PRFIN20040303_071813_000000482024_00421_10495_0049.N1	03-MAR-2004 07:18:13	Bright	48.000	130	23Bet Dra	2.7990	5800.0	96	10495	No
147	GOM_NL__2PRFIN20040303_072100_000000362024_00421_10495_0050.N1	03-MAR-2004 07:21:00	Bright	36.000	19	50Alp Cyg	1.2460	10500.	72	10495	No
148	GOM_NL__2PRFIN20040303_072233_000000382024_00421_10495_0051.N1	03-MAR-2004 07:22:33	Bright	38.000	66	37Gam Cyg	2.2080	5900.0	76	10495	No
149	GOM_NL__2PRFIN20040303_072407_000000382024_00421_10495_0052.N1	03-MAR-2004 07:24:07	Bright	38.000	92	53Eps Cyg	2.5000	4500.0	76	10495	No
150	GOM_NL__2PRFIN20040303_072713_000000872024_00421_10495_0053.N1	03-MAR-2004 07:27:13	Bright	87.000	133	40Zet Her	2.8070	6000.0	174	10495	No
151	GOM_NL__2PRFIN20040303_073116_000000432024_00421_10495_0054.N1	03-MAR-2004 07:31:16	Bright	42.500	168	17Zet Aql	2.9860	11000.	85	10495	No
152	GOM_NL__2PRFIN20040303_073459_000000762024_00421_10495_0055.N1	03-MAR-2004 07:34:59	Straylight	76.000	59	55Alp Oph	2.0800	8900.0	152	10495	No
153	GOM_NL__2PRFIN20040303_073733_000000772024_00421_10495_0056.N1	03-MAR-2004 07:37:33	Dark	76.500	126	60Bet Oph	2.7700	4250.0	153	10495	No
154	GOM_NL__2PRFIN20040303_074109_000000462024_00421_10495_0057.N1	03-MAR-2004 07:41:09	Dark	46.000	155	41Pi Sgr	2.9000	6600.0	92	10495	No
155	GOM_NL__2PRFIN20040303_074301_000000462024_00421_10495_0058.N1	03-MAR-2004 07:43:01	Dark	45.500	57	34Sig Sgr	2.0660	26000.	91	10495	No
156	GOM_NL__2PRFIN20040303_074611_000000472024_00421_10495_0059.N1	03-MAR-2004 07:46:11	Dark	47.000	38	20Eps Sgr	1.8360	11000.	94	10495	No
157	GOM_NL__2PRFIN20040303_074910_000000512024_00421_10495_0060.N1	03-MAR-2004 07:49:10	Dark	50.500	25	35Lam Sco	1.6200	28000.	101	10495	No
158	GOM_NL__2PRFIN20040303_075543_000000392024_00422_10496_0027.N1	03-MAR-2004 07:55:43	Dark	39.000	43	Alp TrA	1.9100	4250.0	78	10496	No
159	GOM_NL__2PRFIN20040303_075724_000000542024_00422_10496_0028.N1	03-MAR-2004 07:57:24	Dark	53.500	131	Gam Lup	2.8000	26000.	107	10496	No
160	GOM_NL__2PRFIN20040303_075919_000000542024_00422_10496_0029.N1	03-MAR-2004 07:59:19	Dark	53.500	4	Alp1Cen	-0.010000	5800.0	107	10496	No



161	GOM_NL__2PRFIN20040303_080037_000000422024_00422_10496_0030.N1	03-MAR-2004 08:00:37	Dark	42.000	10	Bet Cen	0.61000	28000.	84	10496	No
162	GOM_NL__2PRFIN20040303_080305_000000492024_00422_10496_0031.N1	03-MAR-2004 08:03:05	Dark	49.000	12	Alp1Cru	0.77500	30000.	98	10496	No
163	GOM_NL__2PRFIN20040303_080440_000000802024_00422_10496_0032.N1	03-MAR-2004 08:04:40	Dark	79.500	54	5The Cen	2.0550	4500.0	159	10496	No
164	GOM_NL__2PRFIN20040303_080706_000000422024_00422_10496_0033.N1	03-MAR-2004 08:07:06	Straylight	42.000	71	lot Car	2.2460	7700.0	84	10496	No
165	GOM_NL__2PRFIN20040303_080836_000000392024_00422_10496_0034.N1	03-MAR-2004 08:08:36	Straylight	39.000	46	Del Vel	1.9540	10600.	78	10496	No
166	GOM_NL__2PRFIN20040303_081133_000000442024_00422_10496_0035.N1	03-MAR-2004 08:11:33	Straylight	43.500	65	Lam Vel	2.2040	4400.0	87	10496	No
167	GOM_NL__2PRFIN20040303_081411_000000692024_00422_10496_0036.N1	03-MAR-2004 08:14:11	Straylight	69.000	106	9Bet Crv	2.6480	5600.0	138	10496	No
168	GOM_NL__2PRFIN20040303_081703_000000672024_00422_10496_0037.N1	03-MAR-2004 08:17:03	Straylight	66.500	100	4Gam Crv	2.5800	13100.	133	10496	No
169	GOM_NL__2PRFIN20040303_082101_000000462024_00422_10496_0038.N1	03-MAR-2004 08:21:01	Tw_i_and_stray	46.000	48	30Alp Hya	1.9770	4100.0	92	10496	No
170	GOM_NL__2PRFIN20040303_082701_000000422024_00422_10496_0039.N1	03-MAR-2004 08:27:01	Bright	41.500	22	32Alp Leo	1.3600	15200.	83	10496	No
171	GOM_NL__2PRFIN20040303_082934_000000442024_00422_10496_0040.N1	03-MAR-2004 08:29:34	Bright	43.500	51	41Gam1Leo	2.0100	4500.0	87	10496	No
172	GOM_NL__2PRFIN20040303_083219_000000392024_00422_10496_0041.N1	03-MAR-2004 08:32:19	Bright	39.000	17	78Bet Gem	1.1610	4500.0	78	10496	No
173	GOM_NL__2PRFIN20040303_083334_000000382024_00422_10496_0042.N1	03-MAR-2004 08:33:34	Bright	38.000	24	66Alp Gem	1.5800	10200.	76	10496	No
174	GOM_NL__2PRFIN20040303_083817_000000442024_00422_10496_0043.N1	03-MAR-2004 08:38:17	Bright	44.000	174	52Psi UMa	3.0040	4400.0	88	10496	No
175	GOM_NL__2PRFIN20040303_084108_000000412024_00422_10496_0044.N1	03-MAR-2004 08:41:08	Bright	41.000	82	48Bet UMa	2.3650	10600.	82	10496	No
176	GOM_NL__2PRFIN20040303_084230_000000392024_00422_10496_0045.N1	03-MAR-2004 08:42:30	Bright	39.000	36	50Alp UMa	1.8000	6300.0	78	10496	No
177	GOM_NL__2PRFIN20040303_084527_000000502024_00422_10496_0046.N1	03-MAR-2004 08:45:27	Bright	50.000	32	77Eps UMa	1.7630	11000.	100	10496	No
178	GOM_NL__2PRFIN20040303_085419_000000482024_00422_10496_0047.N1	03-MAR-2004 08:54:19	Bright	47.500	119	14Eta Dra	2.7270	4700.0	95	10496	No
179	GOM_NL__2PRFIN20040303_085630_000000382024_00422_10496_0048.N1	03-MAR-2004 08:56:30	Bright	37.500	89	5Alp Cep	2.4510	8000.0	75	10496	No
180	GOM_NL__2PRFIN20040303_085849_000000452024_00422_10496_0049.N1	03-MAR-2004 08:58:49	Bright	45.000	130	23Bet Dra	2.7990	5800.0	90	10496	No
181	GOM_NL__2PRFIN20040303_090136_000000362024_00422_10496_0050.N1	03-MAR-2004 09:01:36	Bright	35.500	19	50Alp Cyg	1.2460	10500.	71	10496	No
182	GOM_NL__2PRFIN20040303_090310_000000382024_00422_10496_0051.N1	03-MAR-2004 09:03:10	Bright	38.000	66	37Gam Cyg	2.2080	5900.0	76	10496	No
183	GOM_NL__2PRFIN20040303_090444_000000382024_00422_10496_0052.N1	03-MAR-2004 09:04:44	Bright	38.000	92	53Eps Cyg	2.5000	4500.0	76	10496	No
184	GOM_NL__2PRFIN20040303_090749_000000922024_00422_10496_0053.N1	03-MAR-2004 09:07:49	Bright	92.000	133	40Zet Her	2.8070	6000.0	184	10496	No
185	GOM_NL__2PRFIN20040303_091153_000000442024_00422_10496_0054.N1	03-MAR-2004 09:11:53	Bright	43.500	168	17Zet Aql	2.9860	11000.	87	10496	No
186	GOM_NL__2PRFIN20040303_091535_000000752024_00422_10496_0055.N1	03-MAR-2004 09:15:35	Straylight	74.500	59	55Alp Oph	2.0800	8900.0	149	10496	No
187	GOM_NL__2PRFIN20040303_091811_000000712024_00422_10496_0056.N1	03-MAR-2004 09:18:11	Dark	70.500	126	60Bet Oph	2.7700	4250.0	141	10496	No
188	GOM_NL__2PRFIN20040303_092146_000000442024_00422_10496_0057.N1	03-MAR-2004 09:21:46	Dark	43.500	155	41Pi Sgr	2.9000	6600.0	87	10496	No
189	GOM_NL__2PRFIN20040303_092338_000000432024_00422_10496_0058.N1	03-MAR-2004 09:23:38	Dark	43.000	57	34Sig Sgr	2.0660	26000.	86	10496	No
190	GOM_NL__2PRFIN20040303_092648_000000492024_00422_10496_0059.N1	03-MAR-2004 09:26:48	Dark	48.500	38	20Eps Sgr	1.8360	11000.	97	10496	No
191	GOM_NL__2PRFIN20040303_092947_000000522024_00422_10496_0060.N1	03-MAR-2004 09:29:47	Dark	51.500	25	35Lam Sco	1.6200	28000.	103	10496	No
192	GOM_NL__2PRFIN20040303_093619_000000412024_00423_10497_0027.N1	03-MAR-2004 09:36:19	Dark	40.500	43	Alp TrA	1.9100	4250.0	81	10497	No
193	GOM_NL__2PRFIN20040303_093801_000000532024_00423_10497_0028.N1	03-MAR-2004 09:38:01	Dark	52.500	131	Gam Lup	2.8000	26000.	105	10497	No
194	GOM_NL__2PRFIN20040303_093955_000000482024_00423_10497_0029.N1	03-MAR-2004 09:39:55	Dark	48.000	4	Alp1Cen	-0.010000	5800.0	96	10497	No
195	GOM_NL__2PRFIN20040303_094114_000000502024_00423_10497_0030.N1	03-MAR-2004 09:41:14	Dark	49.500	10	Bet Cen	0.61000	28000.	99	10497	No
196	GOM_NL__2PRFIN20040303_094342_000000502024_00423_10497_0031.N1	03-MAR-2004 09:43:42	Dark	49.500	12	Alp1Cru	0.77500	30000.	99	10497	No
197	GOM_NL__2PRFIN20040303_094516_000000732024_00423_10497_0032.N1	03-MAR-2004 09:45:16	Dark	73.000	54	5The Cen	2.0550	4500.0	146	10497	No
198	GOM_NL__2PRFIN20040303_094743_000000422024_00423_10497_0033.N1	03-MAR-2004 09:47:43	Straylight	41.500	71	lot Car	2.2460	7700.0	83	10497	No
199	GOM_NL__2PRFIN20040303_094912_000000432024_00423_10497_0034.N1	03-MAR-2004 09:49:12	Straylight	43.000	46	Del Vel	1.9540	10600.	86	10497	No
200	GOM_NL__2PRFIN20040303_095209_000000452024_00423_10497_0035.N1	03-MAR-2004 09:52:09	Straylight	45.000	65	Lam Vel	2.2040	4400.0	90	10497	No
201	GOM_NL__2PRFIN20040303_095448_000000632024_00423_10497_0036.N1	03-MAR-2004 09:54:48	Straylight	62.500	106	9Bet Crv	2.6480	5600.0	125	10497	No
202	GOM_NL__2PRFIN20040303_095741_000000642024_00423_10497_0037.N1	03-MAR-2004 09:57:41	Straylight	63.500	100	4Gam Crv	2.5800	13100.	127	10497	No
203	GOM_NL__2PRFIN20040303_100136_000000442024_00423_10497_0038.N1	03-MAR-2004 10:01:36	Tw_i_and_stray	43.500	48	30Alp Hya	1.9770	4100.0	87	10497	No
204	GOM_NL__2PRFIN20040303_100737_000000412024_00423_10497_0039.N1	03-MAR-2004 10:07:37	Bright	41.000	22	32Alp Leo	1.3600	15200.	82	10497	No
205	GOM_NL__2PRFIN20040303_101009_000000422024_00423_10497_0040.N1	03-MAR-2004 10:10:09	Bright	42.000	51	41Gam1Leo	2.0100	4500.0	84	10497	No
206	GOM_NL__2PRFIN20040303_101255_000000402024_00423_10497_0041.N1	03-MAR-2004 10:12:55	Bright	39.500	17	78Bet Gem	1.1610	4500.0	79	10497	No
207	GOM_NL__2PRFIN20040303_101410_000000402024_00423_10497_0042.N1	03-MAR-2004 10:14:10	Bright	39.500	24	66Alp Gem	1.5800	10200.	79	10497	No
208	GOM_NL__2PRFIN20040303_101852_000000462024_00423_10497_0043.N1	03-MAR-2004 10:18:52	Bright	45.500	174	52Psi UMa	3.0040	4400.0	91	10497	No
209	GOM_NL__2PRFIN20040303_102143_000000412024_00423_10497_0044.N1	03-MAR-2004 10:21:43	Bright	41.000	82	48Bet UMa	2.3650	10600.	82	10497	No
210	GOM_NL__2PRFIN20040303_102305_000000412024_00423_10497_0045.N1	03-MAR-2004 10:23:05	Bright	40.500	36	50Alp UMa	1.8000	6300.0	81	10497	No
211	GOM_NL__2PRFIN20040303_102602_000000512024_00423_10497_0046.N1	03-MAR-2004 10:26:02	Bright	50.500	32	77Eps UMa	1.7630	11000.	101	10497	No
212	GOM_NL__2PRFIN20040303_103454_000000482024_00423_10497_0047.N1	03-MAR-2004 10:34:54	Bright	47.500	119	14Eta Dra	2.7270	4700.0	95	10497	No
213	GOM_NL__2PRFIN20040303_103706_000000392024_00423_10497_0048.N1	03-MAR-2004 10:37:06	Bright	38.500	89	5Alp Cep	2.4510	8000.0	77	10497	No
214	GOM_NL__2PRFIN20040303_103924_000000472024_00423_10497_0049.N1	03-MAR-2004 10:39:24	Bright	46.500	130	23Bet Dra	2.7990	5800.0	93	10497	No
215	GOM_NL__2PRFIN20040303_104212_000000382024_00423_10497_0050.N1	03-MAR-2004 10:42:12	Bright	37.500	19	50Alp Cyg	1.2460	10500.	75	10497	No
216	GOM_NL__2PRFIN20040303_104345_000000362024_00423_10497_0051.N1	03-MAR-2004 10:43:45	Bright	35.500	66	37Gam Cyg	2.2080	5900.0	71	10497	No
217	GOM_NL__2PRFIN20040303_104519_000000362024_00423_10497_0052.N1	03-MAR-2004 10:45:19	Bright	35.500	92	53Eps Cyg	2.5000	4500.0	71	10497	No
218	GOM_NL__2PRFIN20040303_104825_000000922024_00423_10497_0053.N1	03-MAR-2004 10:48:25	Bright	92.000	133	40Zet Her	2.8070	6000.0	184	10497	No
219	GOM_NL__2PRFIN20040303_105228_000000442024_00423_10497_0054.N1	03-MAR-2004 10:52:28	Bright	43.500	168	17Zet Aql	2.9860	11000.	87	10497	No

220	GOM_NL__2PRFIN20040303_105612_000000752024_00423_10497_0055.N1	03-MAR-2004 10:56:12	Straylight	74.500	59	55Alp Oph	2.0800	8900.0	149	10497	No
221	GOM_NL__2PRFIN20040303_105846_000000742024_00423_10497_0056.N1	03-MAR-2004 10:58:46	Dark	73.500	126	60Bet Oph	2.7700	4250.0	147	10497	No
222	GOM_NL__2PRFIN20040303_110222_000000432024_00423_10497_0057.N1	03-MAR-2004 11:02:22	Dark	43.000	155	41Pi Sgr	2.9000	6600.0	86	10497	No
223	GOM_NL__2PRFIN20040303_110414_000000452024_00423_10497_0058.N1	03-MAR-2004 11:04:14	Dark	45.000	57	34Sig Sgr	2.0660	26000.	90	10497	No
224	GOM_NL__2PRFIN20040303_110724_000000492024_00423_10497_0059.N1	03-MAR-2004 11:07:24	Dark	49.000	38	20Eps Sgr	1.8360	11000.	98	10497	No
225	GOM_NL__2PRFIN20040303_111024_000000482024_00423_10497_0060.N1	03-MAR-2004 11:10:24	Dark	47.500	25	35Lam Sco	1.6200	28000.	95	10497	No
226	GOM_NL__2PRFIN20040303_111655_000000412024_00424_10498_0146.N1	03-MAR-2004 11:16:55	Dark	40.500	43	Alp TrA	1.9100	4250.0	81	10498	No
227	GOM_NL__2PRFIN20040303_111838_000000542024_00424_10498_0147.N1	03-MAR-2004 11:18:38	Dark	53.500	131	Gam Lup	2.8000	26000.	107	10498	No
228	GOM_NL__2PRFIN20040303_112031_000000502024_00424_10498_0148.N1	03-MAR-2004 11:20:31	Dark	50.000	4	Alp1Cen	-0.010000	5800.0	100	10498	No
229	GOM_NL__2PRFIN20040303_112150_000000422024_00424_10498_0149.N1	03-MAR-2004 11:21:50	Dark	42.000	10	Bet Cen	0.61000	28000.	84	10498	No
230	GOM_NL__2PRFIN20040303_112418_000000502024_00424_10498_0150.N1	03-MAR-2004 11:24:18	Dark	49.500	12	Alp1Cru	0.77500	30000.	99	10498	No
231	GOM_NL__2PRFIN20040303_112554_000000712024_00424_10498_0151.N1	03-MAR-2004 11:25:54	Dark	71.000	54	5The Cen	2.0550	4500.0	142	10498	No
232	GOM_NL__2PRFIN20040303_112819_000000362024_00424_10498_0152.N1	03-MAR-2004 11:28:19	Straylight	36.000	71	lot Car	2.2460	7700.0	72	10498	No
233	GOM_NL__2PRFIN20040303_112948_000000392024_00424_10498_0153.N1	03-MAR-2004 11:29:48	Straylight	38.500	46	Del Vel	1.9540	10600.	77	10498	No
234	GOM_NL__2PRFIN20040303_113245_000000462024_00424_10498_0154.N1	03-MAR-2004 11:32:45	Straylight	46.000	65	Lam Vel	2.2040	4400.0	92	10498	No
235	GOM_NL__2PRFIN20040303_113524_000000682024_00424_10498_0155.N1	03-MAR-2004 11:35:24	Straylight	68.000	106	9Bet Crv	2.6480	5600.0	136	10498	No
236	GOM_NL__2PRFIN20040303_113815_000000682024_00424_10498_0156.N1	03-MAR-2004 11:38:15	Straylight	67.500	100	4Gam Crv	2.5800	13100.	135	10498	No
237	GOM_NL__2PRFIN20040303_114212_000000462024_00424_10498_0157.N1	03-MAR-2004 11:42:12	Tw_i_and_stray	46.000	48	30Alp Hya	1.9770	4100.0	92	10498	No
238	GOM_NL__2PRFIN20040303_114813_000000432024_00424_10498_0158.N1	03-MAR-2004 11:48:13	Bright	42.500	22	32Alp Leo	1.3600	15200.	85	10498	No
239	GOM_NL__2PRFIN20040303_115045_000000432024_00424_10498_0159.N1	03-MAR-2004 11:50:45	Bright	42.500	51	41Gam1Leo	2.0100	4500.0	85	10498	No
240	GOM_NL__2PRFIN20040303_115332_000000392024_00424_10498_0160.N1	03-MAR-2004 11:53:32	Bright	39.000	17	78Bet Gem	1.1610	4500.0	78	10498	No
241	GOM_NL__2PRFIN20040303_115446_000000402024_00424_10498_0161.N1	03-MAR-2004 11:54:46	Bright	40.000	24	66Alp Gem	1.5800	10200.	80	10498	No
242	GOM_NL__2PRFIN20040303_115927_000000472024_00424_10498_0162.N1	03-MAR-2004 11:59:27	Bright	47.000	174	52Psi UMa	3.0040	4400.0	94	10498	No
243	GOM_NL__2PRFIN20040303_120218_000000432024_00424_10498_0163.N1	03-MAR-2004 12:02:18	Bright	42.500	82	48Bet UMa	2.3650	10600.	85	10498	No
244	GOM_NL__2PRFIN20040303_120341_000000432024_00424_10498_0164.N1	03-MAR-2004 12:03:41	Bright	42.500	36	50Alp UMa	1.8000	6300.0	85	10498	No
245	GOM_NL__2PRFIN20040303_120637_000000502024_00424_10498_0165.N1	03-MAR-2004 12:06:37	Bright	50.000	32	77Eps UMa	1.7630	11000.	100	10498	No
246	GOM_NL__2PRFIN20040303_121530_000000442024_00424_10498_0166.N1	03-MAR-2004 12:15:30	Bright	43.500	119	14Eta Dra	2.7270	4700.0	87	10498	No
247	GOM_NL__2PRFIN20040303_121742_000000382024_00424_10498_0167.N1	03-MAR-2004 12:17:42	Bright	37.500	89	5Alp Cep	2.4510	8000.0	75	10498	No
248	GOM_NL__2PRFIN20040303_122000_000000492024_00424_10498_0168.N1	03-MAR-2004 12:20:00	Bright	48.500	130	23Bet Dra	2.7990	5800.0	97	10498	No
249	GOM_NL__2PRFIN20040303_122248_000000372024_00424_10498_0169.N1	03-MAR-2004 12:22:48	Bright	37.000	19	50Alp Cyg	1.2460	10500.	74	10498	No
250	GOM_NL__2PRFIN20040303_122422_000000392024_00424_10498_0170.N1	03-MAR-2004 12:24:22	Bright	38.500	66	37Gam Cyg	2.2080	5900.0	77	10498	No
251	GOM_NL__2PRFIN20040303_122555_000000382024_00424_10498_0171.N1	03-MAR-2004 12:25:55	Bright	37.500	92	53Eps Cyg	2.5000	4500.0	75	10498	No
252	GOM_NL__2PRFIN20040303_122901_000000912024_00424_10498_0172.N1	03-MAR-2004 12:29:01	Tw_i_and_stray	90.500	133	40Zet Her	2.8070	6000.0	181	10498	No
253	GOM_NL__2PRFIN20040303_123305_000000432024_00424_10498_0173.N1	03-MAR-2004 12:33:05	Bright	42.500	168	17Zet Aql	2.9860	11000.	85	10498	No
254	GOM_NL__2PRFIN20040303_123649_000000792024_00424_10498_0174.N1	03-MAR-2004 12:36:49	Straylight	78.500	59	55Alp Oph	2.0800	8900.0	157	10498	No
255	GOM_NL__2PRFIN20040303_123923_000000762024_00424_10498_0175.N1	03-MAR-2004 12:39:23	Dark	76.000	126	60Bet Oph	2.7700	4250.0	152	10498	No
256	GOM_NL__2PRFIN20040303_124258_000000442024_00424_10498_0176.N1	03-MAR-2004 12:42:58	Dark	44.000	155	41Pi Sgr	2.9000	6600.0	88	10498	No
257	GOM_NL__2PRFIN20040303_124450_000000442024_00424_10498_0177.N1	03-MAR-2004 12:44:50	Dark	44.000	57	34Sig Sgr	2.0660	26000.	88	10498	No
258	GOM_NL__2PRFIN20040303_124801_000000482024_00424_10498_0178.N1	03-MAR-2004 12:48:01	Dark	47.500	38	20Eps Sgr	1.8360	11000.	95	10498	No
259	GOM_NL__2PRFIN20040303_125101_000000462024_00424_10498_0179.N1	03-MAR-2004 12:51:01	Dark	46.000	25	35Lam Sco	1.6200	28000.	92	10498	No
260	GOM_NL__2PRFIN20040303_125731_000000412024_00425_10499_0146.N1	03-MAR-2004 12:57:31	Dark	41.000	43	Alp TrA	1.9100	4250.0	82	10499	No
261	GOM_NL__2PRFIN20040303_125916_000000512024_00425_10499_0147.N1	03-MAR-2004 12:59:16	Dark	51.000	131	Gam Lup	2.8000	26000.	102	10499	No
262	GOM_NL__2PRFIN20040303_130108_000000452024_00425_10499_0148.N1	03-MAR-2004 13:01:08	Dark	45.000	4	Alp1Cen	-0.010000	5800.0	90	10499	No
263	GOM_NL__2PRFIN20040303_130226_000000442024_00425_10499_0149.N1	03-MAR-2004 13:02:26	Dark	44.000	10	Bet Cen	0.61000	28000.	88	10499	No
264	GOM_NL__2PRFIN20040303_130454_000000422024_00425_10499_0150.N1	03-MAR-2004 13:04:54	Dark	42.000	12	Alp1Cru	0.77500	30000.	84	10499	No
265	GOM_NL__2PRFIN20040303_130631_000000622024_00425_10499_0151.N1	03-MAR-2004 13:06:31	Dark	62.000	54	5The Cen	2.0550	4500.0	124	10499	No
266	GOM_NL__2PRFIN20040303_130854_000000382024_00425_10499_0152.N1	03-MAR-2004 13:08:54	Straylight	38.000	71	lot Car	2.2460	7700.0	76	10499	No
267	GOM_NL__2PRFIN20040303_131023_000000392024_00425_10499_0153.N1	03-MAR-2004 13:10:23	Straylight	39.000	46	Del Vel	1.9540	10600.	78	10499	No
268	GOM_NL__2PRFIN20040303_131321_000000522024_00425_10499_0154.N1	03-MAR-2004 13:13:21	Straylight	51.500	65	Lam Vel	2.2040	4400.0	103	10499	No
269	GOM_NL__2PRFIN20040303_131601_000000692024_00425_10499_0155.N1	03-MAR-2004 13:16:01	Straylight	69.000	106	9Bet Crv	2.6480	5600.0	138	10499	No
270	GOM_NL__2PRFIN20040303_131853_000000642024_00425_10499_0156.N1	03-MAR-2004 13:18:53	Straylight	64.000	100	4Gam Crv	2.5800	13100.	128	10499	No
271	GOM_NL__2PRFIN20040303_132248_000000472024_00425_10499_0157.N1	03-MAR-2004 13:22:48	Tw_i_and_stray	47.000	48	30Alp Hya	1.9770	4100.0	94	10499	No
272	GOM_NL__2PRFIN20040303_132848_000000422024_00425_10499_0158.N1	03-MAR-2004 13:28:48	Bright	42.000	22	32Alp Leo	1.3600	15200.	84	10499	No
273	GOM_NL__2PRFIN20040303_133121_000000452024_00425_10499_0159.N1	03-MAR-2004 13:31:21	Bright	44.500	51	41Gam1Leo	2.0100	4500.0	89	10499	No
274	GOM_NL__2PRFIN20040303_133408_000000402024_00425_10499_0160.N1	03-MAR-2004 13:34:08	Bright	39.500	17	78Bet Gem	1.1610	4500.0	79	10499	No
275	GOM_NL__2PRFIN20040303_133522_000000402024_00425_10499_0161.N1	03-MAR-2004 13:35:22	Bright	39.500	24	66Alp Gem	1.5800	10200.	79	10499	No
276	GOM_NL__2PRFIN20040303_134003_000000442024_00425_10499_0162.N1	03-MAR-2004 13:40:03	Bright	44.000	174	52Psi UMa	3.0040	4400.0	88	10499	No
277	GOM_NL__2PRFIN20040303_134254_000000432024_00425_10499_0163.N1	03-MAR-2004 13:42:54	Bright	42.500	82	48Bet UMa	2.3650	10600.	85	10499	No
278	GOM_NL__2PRFIN20040303_134416_000000442024_00425_10499_0164.N1	03-MAR-2004 13:44:16	Bright	43.500	36	50Alp UMa	1.8000	6300.0	87	10499	No

279	GOM_NL__2PRFIN20040303_134712_000000502024_00425_10499_0165.N1	03-MAR-2004 13:47:12	Bright	50.000	32	77Eps UMa	1.7630	11000.	100	10499	No
280	GOM_NL__2PRFIN20040303_135605_000000482024_00425_10499_0166.N1	03-MAR-2004 13:56:05	Bright	48.000	119	14Eta Dra	2.7270	4700.0	96	10499	No
281	GOM_NL__2PRFIN20040303_135819_000000382024_00425_10499_0167.N1	03-MAR-2004 13:58:19	Bright	37.500	89	5Alp Cep	2.4510	8000.0	75	10499	No
282	GOM_NL__2PRFIN20040303_140035_000000492024_00425_10499_0168.N1	03-MAR-2004 14:00:35	Bright	49.000	130	23Bet Dra	2.7990	5800.0	98	10499	No
283	GOM_NL__2PRFIN20040303_140325_000000372024_00425_10499_0169.N1	03-MAR-2004 14:03:25	Bright	36.500	19	50Alp Cyg	1.2460	10500.	73	10499	No
284	GOM_NL__2PRFIN20040303_140458_000000392024_00425_10499_0170.N1	03-MAR-2004 14:04:58	Bright	38.500	66	37Gam Cyg	2.2080	5900.0	77	10499	No
285	GOM_NL__2PRFIN20040303_140632_000000372024_00425_10499_0171.N1	03-MAR-2004 14:06:32	Bright	36.500	92	53Eps Cyg	2.5000	4500.0	73	10499	No
286	GOM_NL__2PRFIN20040303_140937_000000912024_00425_10499_0172.N1	03-MAR-2004 14:09:37	Tw_i_and_stray	90.500	133	40Zet Her	2.8070	6000.0	181	10499	No
287	GOM_NL__2PRFIN20040303_141341_000000432024_00425_10499_0173.N1	03-MAR-2004 14:13:41	Bright	43.000	168	17Zet Aql	2.9860	11000.	86	10499	No
288	GOM_NL__2PRFIN20040303_141726_000000722024_00425_10499_0174.N1	03-MAR-2004 14:17:26	Straylight	72.000	59	55Alp Oph	2.0800	8900.0	144	10499	No
289	GOM_NL__2PRFIN20040303_142001_000000702024_00425_10499_0175.N1	03-MAR-2004 14:20:01	Dark	70.000	126	60Bet Oph	2.7700	4250.0	140	10499	No
290	GOM_NL__2PRFIN20040303_142335_000000432024_00425_10499_0176.N1	03-MAR-2004 14:23:35	Dark	42.500	155	41Pi Sgr	2.9000	6600.0	85	10499	No
291	GOM_NL__2PRFIN20040303_142527_000000442024_00425_10499_0177.N1	03-MAR-2004 14:25:27	Dark	44.000	57	34Sig Sgr	2.0660	26000.	88	10499	No
292	GOM_NL__2PRFIN20040303_142838_000000432024_00425_10499_0178.N1	03-MAR-2004 14:28:38	Dark	43.000	38	20Eps Sgr	1.8360	11000.	86	10499	No
293	GOM_NL__2PRFIN20040303_143138_000000472024_00425_10499_0179.N1	03-MAR-2004 14:31:38	Dark	46.500	25	35Lam Sco	1.6200	28000.	93	10499	No
294	GOM_NL__2PRFIN20040303_143808_000000422024_00426_10500_0146.N1	03-MAR-2004 14:38:08	Dark	42.000	43	Alp TrA	1.9100	4250.0	84	10500	No
295	GOM_NL__2PRFIN20040303_143953_000000522024_00426_10500_0147.N1	03-MAR-2004 14:39:53	Dark	52.000	131	Gam Lup	2.8000	26000.	104	10500	No
296	GOM_NL__2PRFIN20040303_144144_000000462024_00426_10500_0148.N1	03-MAR-2004 14:41:44	Dark	46.000	4	Alp1Cen	-0.010000	5800.0	92	10500	No
297	GOM_NL__2PRFIN20040303_144303_000000452024_00426_10500_0149.N1	03-MAR-2004 14:43:03	Dark	45.000	10	Bet Cen	0.61000	28000.	90	10500	No
298	GOM_NL__2PRFIN20040303_144530_000000412024_00426_10500_0150.N1	03-MAR-2004 14:45:30	Dark	40.500	12	Alp1Cru	0.77500	30000.	81	10500	No
299	GOM_NL__2PRFIN20040303_144707_000000732024_00426_10500_0151.N1	03-MAR-2004 14:47:07	Dark	73.000	54	5The Cen	2.0550	4500.0	146	10500	No
300	GOM_NL__2PRFIN20040303_144930_000000402024_00426_10500_0152.N1	03-MAR-2004 14:49:30	Straylight	39.500	71	lot Car	2.2460	7700.0	79	10500	No
301	GOM_NL__2PRFIN20040303_145058_000000452024_00426_10500_0153.N1	03-MAR-2004 14:50:58	Straylight	45.000	113	Mu Vel	2.6920	5000.0	90	10500	No
302	GOM_NL__2PRFIN20040303_145357_000000442024_00426_10500_0154.N1	03-MAR-2004 14:53:57	Straylight	44.000	65	Lam Vel	2.2040	4400.0	88	10500	No
303	GOM_NL__2PRFIN20040303_145637_000000662024_00426_10500_0155.N1	03-MAR-2004 14:56:37	Straylight	65.500	106	9Bet Crv	2.6480	5600.0	131	10500	No
304	GOM_NL__2PRFIN20040303_145929_000000642024_00426_10500_0156.N1	03-MAR-2004 14:59:29	Straylight	63.500	100	4Gam Crv	2.5800	13100.	127	10500	No
305	GOM_NL__2PRFIN20040303_150324_000000522024_00426_10500_0157.N1	03-MAR-2004 15:03:24	Tw_i_and_stray	52.000	48	30Alp Hya	1.9770	4100.0	104	10500	No
306	GOM_NL__2PRFIN20040303_150924_000000432024_00426_10500_0158.N1	03-MAR-2004 15:09:24	Bright	42.500	22	32Alp Leo	1.3600	15200.	85	10500	No
307	GOM_NL__2PRFIN20040303_151156_000000442024_00426_10500_0159.N1	03-MAR-2004 15:11:56	Bright	43.500	51	41Gam1Leo	2.0100	4500.0	87	10500	No
308	GOM_NL__2PRFIN20040303_151332_000000502024_00426_10500_0160.N1	03-MAR-2004 15:13:32	Bright	50.000	96	68Del Leo	2.5600	9300.0	100	10500	No
309	GOM_NL__2PRFIN20040303_151558_000000392024_00426_10500_0161.N1	03-MAR-2004 15:15:58	Bright	39.000	24	66Alp Gem	1.5800	10200.	78	10500	No
310	GOM_NL__2PRFIN20040303_152038_000000432024_00426_10500_0162.N1	03-MAR-2004 15:20:38	Bright	42.500	174	52Psi UMa	3.0040	4400.0	85	10500	No
311	GOM_NL__2PRFIN20040303_152329_000000412024_00426_10500_0163.N1	03-MAR-2004 15:23:29	Bright	41.000	82	48Bet UMa	2.3650	10600.	82	10500	No
312	GOM_NL__2PRFIN20040303_152452_000000442024_00426_10500_0164.N1	03-MAR-2004 15:24:52	Bright	43.500	36	50Alp UMa	1.8000	6300.0	87	10500	No
313	GOM_NL__2PRFIN20040303_152747_000000492024_00426_10500_0165.N1	03-MAR-2004 15:27:47	Bright	49.000	32	77Eps UMa	1.7630	11000.	98	10500	No
314	GOM_NL__2PRFIN20040303_152921_000000542024_00426_10500_0166.N1	03-MAR-2004 15:29:21	Bright	53.500	55	79Zet UMa	2.0600	10200.	107	10500	No
315	GOM_NL__2PRFIN20040303_153120_000000382024_00426_10500_0167.N1	03-MAR-2004 15:31:20	Bright	37.500	49	1Alp UMi	1.9900	6300.0	75	10500	No
316	GOM_NL__2PRFIN20040303_153640_000000492024_00426_10500_0168.N1	03-MAR-2004 15:36:40	Bright	48.500	119	14Eta Dra	2.7270	4700.0	97	10500	No
317	GOM_NL__2PRFIN20040303_153854_000000382024_00426_10500_0169.N1	03-MAR-2004 15:38:54	Bright	37.500	89	5Alp Cep	2.4510	8000.0	75	10500	No
318	GOM_NL__2PRFIN20040303_154112_000000472024_00426_10500_0170.N1	03-MAR-2004 15:41:12	Bright	47.000	130	23Bet Dra	2.7990	5800.0	94	10500	No
319	GOM_NL__2PRFIN20040303_154401_000000372024_00426_10500_0171.N1	03-MAR-2004 15:44:01	Bright	37.000	19	50Alp Cyg	1.2460	10500.	74	10500	No
320	GOM_NL__2PRFIN20040303_154534_000000372024_00426_10500_0172.N1	03-MAR-2004 15:45:34	Bright	37.000	66	37Gam Cyg	2.2080	5900.0	74	10500	No
321	GOM_NL__2PRFIN20040303_154708_000000362024_00426_10500_0173.N1	03-MAR-2004 15:47:08	Bright	35.500	92	53Eps Cyg	2.5000	4500.0	71	10500	No
322	GOM_NL__2PRFIN20040303_155014_000000962024_00426_10500_0174.N1	03-MAR-2004 15:50:14	Tw_i_and_stray	95.500	133	40Zet Her	2.8070	6000.0	191	10500	No
323	GOM_NL__2PRFIN20040303_155418_000000432024_00426_10500_0175.N1	03-MAR-2004 15:54:18	Bright	42.500	168	17Zet Aql	2.9860	11000.	85	10500	No
324	GOM_NL__2PRFIN20040303_155803_000000732024_00426_10500_0176.N1	03-MAR-2004 15:58:03	Straylight	73.000	59	55Alp Oph	2.0800	8900.0	146	10500	No
325	GOM_NL__2PRFIN20040303_160039_000000712024_00426_10500_0177.N1	03-MAR-2004 16:00:39	Dark	71.000	126	60Bet Oph	2.7700	4250.0	142	10500	No
326	GOM_NL__2PRFIN20040303_160412_000000462024_00426_10500_0178.N1	03-MAR-2004 16:04:12	Dark	45.500	155	41Pi Sgr	2.9000	6600.0	91	10500	No
327	GOM_NL__2PRFIN20040303_160604_000000442024_00426_10500_0179.N1	03-MAR-2004 16:06:04	Dark	43.500	57	34Sig Sgr	2.0660	26000.	87	10500	No
328	GOM_NL__2PRFIN20040303_160914_000000472024_00426_10500_0180.N1	03-MAR-2004 16:09:14	Dark	47.000	38	20Eps Sgr	1.8360	11000.	94	10500	No
329	GOM_NL__2PRFIN20040303_161214_000000472024_00426_10500_0181.N1	03-MAR-2004 16:12:14	Dark	47.000	25	35Lam Sco	1.6200	28000.	94	10500	No
330	GOM_NL__2PRFIN20040303_161844_000000402024_00427_10501_0146.N1	03-MAR-2004 16:18:44	Dark	39.500	43	Alp TrA	1.9100	4250.0	79	10501	No
331	GOM_NL__2PRFIN20040303_162030_000000522024_00427_10501_0147.N1	03-MAR-2004 16:20:30	Dark	51.500	131	Gam Lup	2.8000	26000.	103	10501	No
332	GOM_NL__2PRFIN20040303_162221_000000452024_00427_10501_0148.N1	03-MAR-2004 16:22:21	Dark	45.000	4	Alp1Cen	-0.010000	5800.0	90	10501	No
333	GOM_NL__2PRFIN20040303_162340_000000422024_00427_10501_0149.N1	03-MAR-2004 16:23:40	Dark	41.500	10	Bet Cen	0.61000	28000.	83	10501	No
334	GOM_NL__2PRFIN20040303_162607_000000472024_00427_10501_0150.N1	03-MAR-2004 16:26:07	Dark	46.500	12	Alp1Cru	0.77500	30000.	93	10501	No
335	GOM_NL__2PRFIN20040303_162745_000000762024_00427_10501_0151.N1	03-MAR-2004 16:27:45	Dark	76.000	54	5The Cen	2.0550	4500.0	152	10501	No
336	GOM_NL__2PRFIN20040303_163007_000000412024_00427_10501_0152.N1	03-MAR-2004 16:30:07	Straylight	40.500	71	lot Car	2.2460	7700.0	81	10501	No
337	GOM_NL__2PRFIN20040303_163135_000000422024_00427_10501_0153.N1	03-MAR-2004 16:31:35	Straylight	41.500	113	Mu Vel	2.6920	5000.0	83	10501	No



338	GOM_NL__2PRFIN20040303_163433_000000482024_00427_10501_0154.N1	03-MAR-2004 16:34:33	Straylight	48.000	65	Lam Vel	2.2040	4400.0	96	10501	No
339	GOM_NL__2PRFIN20040303_163714_000000672024_00427_10501_0155.N1	03-MAR-2004 16:37:14	Straylight	66.500	106	9Bet Crv	2.6480	5600.0	133	10501	No
340	GOM_NL__2PRFIN20040303_164006_000000652024_00427_10501_0156.N1	03-MAR-2004 16:40:06	Straylight	65.000	100	4Gam Crv	2.5800	13100.	130	10501	No
341	GOM_NL__2PRFIN20040303_164401_000000452024_00427_10501_0157.N1	03-MAR-2004 16:44:01	Tw_i_and_stray	44.500	48	30Alp Hya	1.9770	4100.0	89	10501	No
342	GOM_NL__2PRFIN20040303_165000_000000432024_00427_10501_0158.N1	03-MAR-2004 16:50:00	Bright	42.500	22	32Alp Leo	1.3600	15200.	85	10501	No
343	GOM_NL__2PRFIN20040303_165232_000000432024_00427_10501_0159.N1	03-MAR-2004 16:52:32	Bright	42.500	51	41Gam1Leo	2.0100	4500.0	85	10501	No
344	GOM_NL__2PRFIN20040303_165407_000000492024_00427_10501_0160.N1	03-MAR-2004 16:54:07	Bright	49.000	96	68Del Leo	2.5600	9300.0	98	10501	No
345	GOM_NL__2PRFIN20040303_165636_000000392024_00427_10501_0161.N1	03-MAR-2004 16:56:36	Bright	38.500	24	66Alp Gem	1.5800	10200.	77	10501	No
346	GOM_NL__2PRFIN20040303_170114_000000452024_00427_10501_0162.N1	03-MAR-2004 17:01:14	Bright	44.500	174	52Psi UMa	3.0040	4400.0	89	10501	No
347	GOM_NL__2PRFIN20040303_170405_000000412024_00427_10501_0163.N1	03-MAR-2004 17:04:05	Bright	41.000	82	48Bet UMa	2.3650	10600.	82	10501	No
348	GOM_NL__2PRFIN20040303_170528_000000422024_00427_10501_0164.N1	03-MAR-2004 17:05:28	Bright	41.500	36	50Alp UMa	1.8000	6300.0	83	10501	No
349	GOM_NL__2PRFIN20040303_170822_000000462024_00427_10501_0165.N1	03-MAR-2004 17:08:22	Bright	46.000	32	77Eps UMa	1.7630	11000.	92	10501	No
350	GOM_NL__2PRFIN20040303_170956_000000522024_00427_10501_0166.N1	03-MAR-2004 17:09:56	Bright	52.000	55	79Zet UMa	2.0600	10200.	104	10501	No
351	GOM_NL__2PRFIN20040303_171156_000000382024_00427_10501_0167.N1	03-MAR-2004 17:11:56	Bright	38.000	49	1Alp UMi	1.9900	6300.0	76	10501	No
352	GOM_NL__2PRFIN20040303_171715_000000502024_00427_10501_0168.N1	03-MAR-2004 17:17:15	Bright	50.000	119	14Eta Dra	2.7270	4700.0	100	10501	No
353	GOM_NL__2PRFIN20040303_171931_000000362024_00427_10501_0169.N1	03-MAR-2004 17:19:31	Bright	35.500	89	5Alp Cep	2.4510	8000.0	71	10501	No
354	GOM_NL__2PRFIN20040303_172147_000000452024_00427_10501_0170.N1	03-MAR-2004 17:21:47	Bright	45.000	130	23Bet Dra	2.7990	5800.0	90	10501	No
355	GOM_NL__2PRFIN20040303_172437_000000352024_00427_10501_0171.N1	03-MAR-2004 17:24:37	Bright	34.500	19	50Alp Cyg	1.2460	10500.	69	10501	No
356	GOM_NL__2PRFIN20040303_172610_000000362024_00427_10501_0172.N1	03-MAR-2004 17:26:10	Bright	35.500	66	37Gam Cyg	2.2080	5900.0	71	10501	No
357	GOM_NL__2PRFIN20040303_172744_000000372024_00427_10501_0173.N1	03-MAR-2004 17:27:44	Bright	36.500	92	53Eps Cyg	2.5000	4500.0	73	10501	No
358	GOM_NL__2PRFIN20040303_173050_000000922024_00427_10501_0174.N1	03-MAR-2004 17:30:50	Tw_i_and_stray	92.000	133	40Zet Her	2.8070	6000.0	184	10501	No
359	GOM_NL__2PRFIN20040303_173454_000000412024_00427_10501_0175.N1	03-MAR-2004 17:34:54	Bright	41.000	168	17Zet Aql	2.9860	11000.	82	10501	No
360	GOM_NL__2PRFIN20040303_173840_000000742024_00427_10501_0176.N1	03-MAR-2004 17:38:40	Straylight	74.000	59	55Alp Oph	2.0800	8900.0	148	10501	No
361	GOM_NL__2PRFIN20040303_174117_000000702024_00427_10501_0177.N1	03-MAR-2004 17:41:17	Dark	70.000	126	60Bet Oph	2.7700	4250.0	140	10501	No
362	GOM_NL__2PRFIN20040303_174449_000000412024_00427_10501_0178.N1	03-MAR-2004 17:44:49	Dark	41.000	155	41Pi Sgr	2.9000	6600.0	82	10501	No
363	GOM_NL__2PRFIN20040303_174641_000000452024_00427_10501_0179.N1	03-MAR-2004 17:46:41	Dark	44.500	57	34Sig Sgr	2.0660	26000.	89	10501	No
364	GOM_NL__2PRFIN20040303_174951_000000482024_00427_10501_0180.N1	03-MAR-2004 17:49:51	Dark	47.500	38	20Eps Sgr	1.8360	11000.	95	10501	No
365	GOM_NL__2PRFIN20040303_175252_000000502024_00427_10501_0181.N1	03-MAR-2004 17:52:52	Dark	50.000	25	35Lam Sco	1.6200	28000.	100	10501	No
366	GOM_NL__2PRFIN20040303_175920_000000402024_00428_10502_0146.N1	03-MAR-2004 17:59:20	Dark	39.500	43	Alp TrA	1.9100	4250.0	79	10502	No
367	GOM_NL__2PRFIN20040303_180108_000000522024_00428_10502_0147.N1	03-MAR-2004 18:01:08	Dark	52.000	131	Gam Lup	2.8000	26000.	104	10502	No
368	GOM_NL__2PRFIN20040303_180258_000000482024_00428_10502_0148.N1	03-MAR-2004 18:02:58	Dark	48.000	4	Alp1Cen	-0.010000	5800.0	96	10502	No
369	GOM_NL__2PRFIN20040303_180416_000000522024_00428_10502_0149.N1	03-MAR-2004 18:04:16	Dark	52.000	10	Bet Cen	0.61000	28000.	104	10502	No
370	GOM_NL__2PRFIN20040303_180643_000000482024_00428_10502_0150.N1	03-MAR-2004 18:06:43	Dark	47.500	12	Alp1Cru	0.77500	30000.	95	10502	No
371	GOM_NL__2PRFIN20040303_180822_000000652024_00428_10502_0151.N1	03-MAR-2004 18:08:22	Dark	65.000	54	5The Cen	2.0550	4500.0	130	10502	No
372	GOM_NL__2PRFIN20040303_181043_000000412024_00428_10502_0152.N1	03-MAR-2004 18:10:43	Straylight	40.500	71	lot Car	2.2460	7700.0	81	10502	No
373	GOM_NL__2PRFIN20040303_181211_000000442024_00428_10502_0153.N1	03-MAR-2004 18:12:11	Straylight	43.500	113	Mu Vel	2.6920	5000.0	87	10502	No
374	GOM_NL__2PRFIN20040303_181509_000000482024_00428_10502_0154.N1	03-MAR-2004 18:15:09	Straylight	47.500	65	Lam Vel	2.2040	4400.0	95	10502	No
375	GOM_NL__2PRFIN20040303_181750_000000702024_00428_10502_0155.N1	03-MAR-2004 18:17:50	Straylight	69.500	106	9Bet Crv	2.6480	5600.0	139	10502	No
376	GOM_NL__2PRFIN20040303_182042_000000632024_00428_10502_0156.N1	03-MAR-2004 18:20:42	Straylight	62.500	100	4Gam Crv	2.5800	13100.	125	10502	No
377	GOM_NL__2PRFIN20040303_182437_000000452024_00428_10502_0157.N1	03-MAR-2004 18:24:37	Tw_i_and_stray	44.500	48	30Alp Hya	1.9770	4100.0	89	10502	No
378	GOM_NL__2PRFIN20040303_183036_000000422024_00428_10502_0158.N1	03-MAR-2004 18:30:36	Bright	42.000	22	32Alp Leo	1.3600	15200.	84	10502	No
379	GOM_NL__2PRFIN20040303_183308_000000442024_00428_10502_0159.N1	03-MAR-2004 18:33:08	Bright	43.500	51	41Gam1Leo	2.0100	4500.0	87	10502	No
380	GOM_NL__2PRFIN20040303_183442_000000512024_00428_10502_0160.N1	03-MAR-2004 18:34:42	Bright	50.500	96	68Del Leo	2.5600	9300.0	101	10502	No
381	GOM_NL__2PRFIN20040303_183712_000000382024_00428_10502_0161.N1	03-MAR-2004 18:37:12	Bright	37.500	24	66Alp Gem	1.5800	10200.	75	10502	No
382	GOM_NL__2PRFIN20040303_184149_000000452024_00428_10502_0162.N1	03-MAR-2004 18:41:49	Bright	45.000	174	52Psi UMa	3.0040	4400.0	90	10502	No
383	GOM_NL__2PRFIN20040303_184441_000000422024_00428_10502_0163.N1	03-MAR-2004 18:44:41	Bright	42.000	82	48Bet UMa	2.3650	10600.	84	10502	No
384	GOM_NL__2PRFIN20040303_184603_000000422024_00428_10502_0164.N1	03-MAR-2004 18:46:03	Bright	42.000	36	50Alp UMa	1.8000	6300.0	84	10502	No
385	GOM_NL__2PRFIN20040303_184857_000000502024_00428_10502_0165.N1	03-MAR-2004 18:48:57	Bright	50.000	32	77Eps UMa	1.7630	11000.	100	10502	No
386	GOM_NL__2PRFIN20040303_185030_000000542024_00428_10502_0166.N1	03-MAR-2004 18:50:30	Bright	54.000	55	79Zet UMa	2.0600	10200.	108	10502	No
387	GOM_NL__2PRFIN20040303_185232_000000372024_00428_10502_0167.N1	03-MAR-2004 18:52:32	Bright	37.000	49	1Alp UMi	1.9900	6300.0	74	10502	No
388	GOM_NL__2PRFIN20040303_185752_000000482024_00428_10502_0168.N1	03-MAR-2004 18:57:52	Bright	48.000	119	14Eta Dra	2.7270	4700.0	96	10502	No
389	GOM_NL__2PRFIN20040303_190007_000000352024_00428_10502_0169.N1	03-MAR-2004 19:00:07	Bright	34.500	89	5Alp Cep	2.4510	8000.0	69	10502	No
390	GOM_NL__2PRFIN20040303_190223_000000462024_00428_10502_0170.N1	03-MAR-2004 19:02:23	Bright	46.000	130	23Bet Dra	2.7990	5800.0	92	10502	No
391	GOM_NL__2PRFIN20040303_190513_000000352024_00428_10502_0171.N1	03-MAR-2004 19:05:13	Bright	35.000	19	50Alp Cyg	1.2460	10500.	70	10502	No
392	GOM_NL__2PRFIN20040303_190646_000000362024_00428_10502_0172.N1	03-MAR-2004 19:06:46	Bright	35.500	66	37Gam Cyg	2.2080	5900.0	71	10502	No
393	GOM_NL__2PRFIN20040303_190820_000000362024_00428_10502_0173.N1	03-MAR-2004 19:08:20	Bright	35.500	92	53Eps Cyg	2.5000	4500.0	71	10502	No
394	GOM_NL__2PRFIN20040303_191126_000000962024_00428_10502_0174.N1	03-MAR-2004 19:11:26	Tw_i_and_stray	95.500	133	40Zet Her	2.8070	6000.0	191	10502	No
395	GOM_NL__2PRFIN20040303_191531_000000422024_00428_10502_0175.N1	03-MAR-2004 19:15:31	Bright	41.500	168	17Zet Aql	2.9860	11000.	83	10502	No
396	GOM_NL__2PRFIN20040303_191917_000000722024_00428_10502_0176.N1	03-MAR-2004 19:19:17	Straylight	72.000	59	55Alp Oph	2.0800	8900.0	144	10502	No



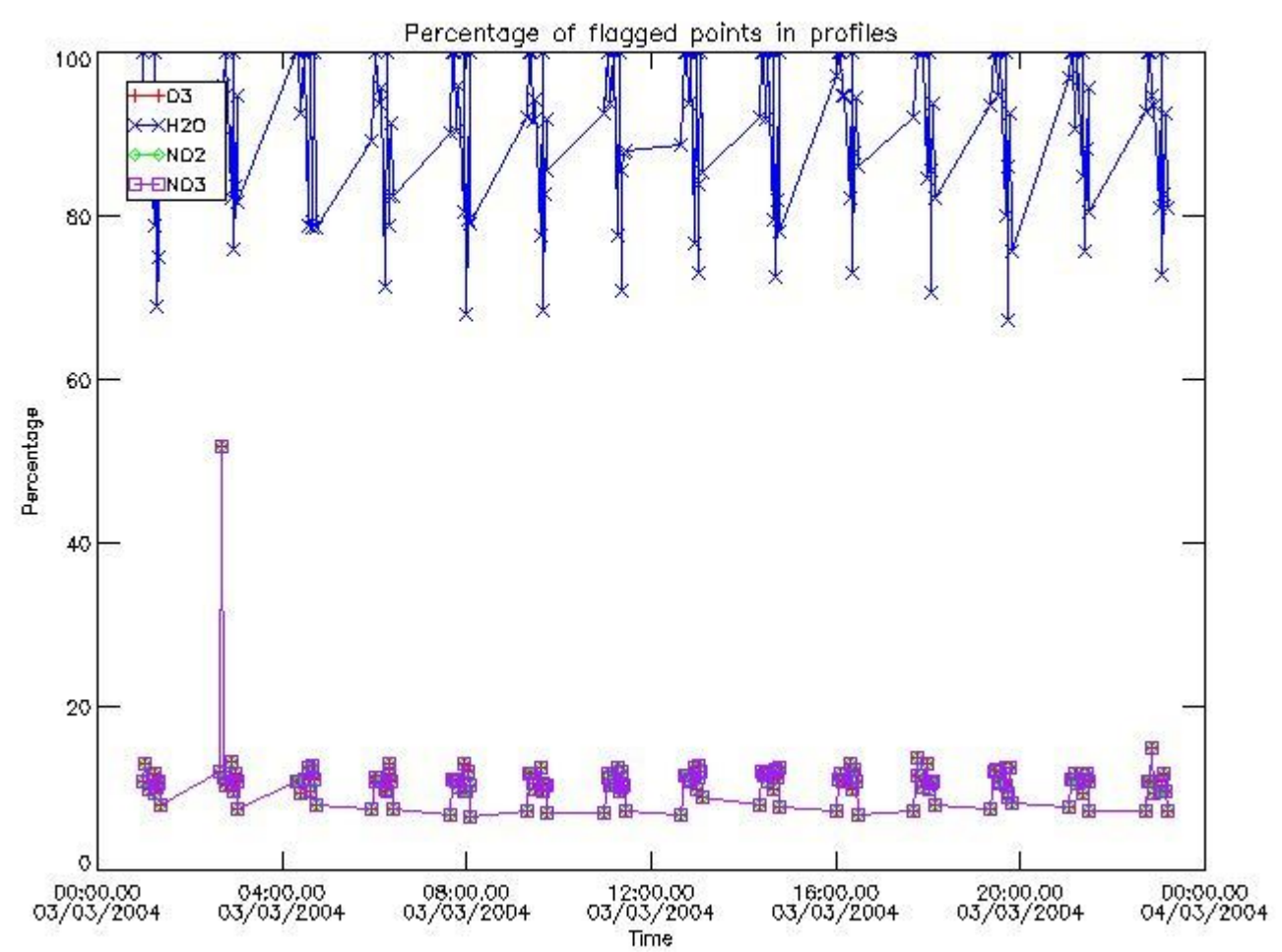
397	GOM_NL__2PRFIN20040303_192153_000000692024_00428_10502_0177.N1	03-MAR-2004 19:21:53	Dark	69.000	126	60Bet Oph	2.7700	4250.0	138	10502	No
398	GOM_NL__2PRFIN20040303_192525_000000422024_00428_10502_0178.N1	03-MAR-2004 19:25:25	Dark	42.000	155	41Pi Sgr	2.9000	6600.0	84	10502	No
399	GOM_NL__2PRFIN20040303_192717_000000422024_00428_10502_0179.N1	03-MAR-2004 19:27:17	Dark	41.500	57	34Sig Sgr	2.0660	26000.	83	10502	No
400	GOM_NL__2PRFIN20040303_193028_000000482024_00428_10502_0180.N1	03-MAR-2004 19:30:28	Dark	48.000	38	20Eps Sgr	1.8360	11000.	96	10502	No
401	GOM_NL__2PRFIN20040303_193328_000000472024_00428_10502_0181.N1	03-MAR-2004 19:33:28	Dark	46.500	25	35Lam Sco	1.6200	28000.	93	10502	No
402	GOM_NL__2PRFIN20040303_193957_000000412024_00429_10503_0146.N1	03-MAR-2004 19:39:57	Dark	40.500	43	Alp TrA	1.9100	4250.0	81	10503	No
403	GOM_NL__2PRFIN20040303_194144_000000542024_00429_10503_0147.N1	03-MAR-2004 19:41:44	Dark	54.000	131	Gam Lup	2.8000	26000.	108	10503	No
404	GOM_NL__2PRFIN20040303_194334_000000572024_00429_10503_0148.N1	03-MAR-2004 19:43:34	Dark	57.000	4	Alp1Cen	-0.010000	5800.0	114	10503	No
405	GOM_NL__2PRFIN20040303_194453_000000542024_00429_10503_0149.N1	03-MAR-2004 19:44:53	Dark	54.000	10	Bet Cen	0.61000	28000.	108	10503	No
406	GOM_NL__2PRFIN20040303_194719_000000412024_00429_10503_0150.N1	03-MAR-2004 19:47:19	Dark	40.500	12	Alp1Cru	0.77500	30000.	81	10503	No
407	GOM_NL__2PRFIN20040303_194900_000000682024_00429_10503_0151.N1	03-MAR-2004 19:49:00	Dark	68.000	54	5The Cen	2.0550	4500.0	136	10503	No
408	GOM_NL__2PRFIN20040303_195119_000000402024_00429_10503_0152.N1	03-MAR-2004 19:51:19	Straylight	39.500	71	lot Car	2.2460	7700.0	79	10503	No
409	GOM_NL__2PRFIN20040303_195247_000000432024_00429_10503_0153.N1	03-MAR-2004 19:52:47	Straylight	42.500	113	Mu Vel	2.6920	5000.0	85	10503	No
410	GOM_NL__2PRFIN20040303_195545_000000412024_00429_10503_0154.N1	03-MAR-2004 19:55:45	Straylight	41.000	65	Lam Vel	2.2040	4400.0	82	10503	No
411	GOM_NL__2PRFIN20040303_195826_000000652024_00429_10503_0155.N1	03-MAR-2004 19:58:26	Straylight	65.000	106	9Bet Crv	2.6480	5600.0	130	10503	No
412	GOM_NL__2PRFIN20040303_200117_000000662024_00429_10503_0156.N1	03-MAR-2004 20:01:17	Straylight	66.000	100	4Gam Crv	2.5800	13100.	132	10503	No
413	GOM_NL__2PRFIN20040303_200513_000000442024_00429_10503_0157.N1	03-MAR-2004 20:05:13	Tw_i_and_stray	44.000	48	30Alp Hya	1.9770	4100.0	88	10503	No
414	GOM_NL__2PRFIN20040303_201111_000000452024_00429_10503_0158.N1	03-MAR-2004 20:11:11	Bright	44.500	22	32Alp Leo	1.3600	15200.	89	10503	No
415	GOM_NL__2PRFIN20040303_201344_000000452024_00429_10503_0159.N1	03-MAR-2004 20:13:44	Bright	44.500	51	41Gam1Leo	2.0100	4500.0	89	10503	No
416	GOM_NL__2PRFIN20040303_201518_000000502024_00429_10503_0160.N1	03-MAR-2004 20:15:18	Bright	50.000	96	68Del Leo	2.5600	9300.0	100	10503	No
417	GOM_NL__2PRFIN20040303_201748_000000392024_00429_10503_0161.N1	03-MAR-2004 20:17:48	Bright	39.000	24	66Alp Gem	1.5800	10200.	78	10503	No
418	GOM_NL__2PRFIN20040303_202224_000000452024_00429_10503_0162.N1	03-MAR-2004 20:22:24	Bright	45.000	174	52Psi UMa	3.0040	4400.0	90	10503	No
419	GOM_NL__2PRFIN20040303_202516_000000422024_00429_10503_0163.N1	03-MAR-2004 20:25:16	Bright	42.000	82	48Bet UMa	2.3650	10600.	84	10503	No
420	GOM_NL__2PRFIN20040303_202639_000000412024_00429_10503_0164.N1	03-MAR-2004 20:26:39	Bright	41.000	36	50Alp UMa	1.8000	6300.0	82	10503	No
421	GOM_NL__2PRFIN20040303_202932_000000512024_00429_10503_0165.N1	03-MAR-2004 20:29:32	Bright	50.500	32	77Eps UMa	1.7630	11000.	101	10503	No
422	GOM_NL__2PRFIN20040303_203105_000000532024_00429_10503_0166.N1	03-MAR-2004 20:31:05	Bright	53.000	55	79Zet UMa	2.0600	10200.	106	10503	No
423	GOM_NL__2PRFIN20040303_203308_000000382024_00429_10503_0167.N1	03-MAR-2004 20:33:08	Bright	38.000	49	1Alp UMi	1.9900	6300.0	76	10503	No
424	GOM_NL__2PRFIN20040303_203827_000000482024_00429_10503_0168.N1	03-MAR-2004 20:38:27	Bright	48.000	119	14Eta Dra	2.7270	4700.0	96	10503	No
425	GOM_NL__2PRFIN20040303_204043_000000382024_00429_10503_0169.N1	03-MAR-2004 20:40:43	Bright	38.000	89	5Alp Cep	2.4510	8000.0	76	10503	No
426	GOM_NL__2PRFIN20040303_204259_000000502024_00429_10503_0170.N1	03-MAR-2004 20:42:59	Bright	50.000	130	23Bet Dra	2.7990	5800.0	100	10503	No
427	GOM_NL__2PRFIN20040303_204549_000000362024_00429_10503_0171.N1	03-MAR-2004 20:45:49	Bright	35.500	19	50Alp Cyg	1.2460	10500.	71	10503	No
428	GOM_NL__2PRFIN20040303_204722_000000372024_00429_10503_0172.N1	03-MAR-2004 20:47:22	Bright	36.500	66	37Gam Cyg	2.2080	5900.0	73	10503	No
429	GOM_NL__2PRFIN20040303_204856_000000382024_00429_10503_0173.N1	03-MAR-2004 20:48:56	Bright	37.500	92	53Eps Cyg	2.5000	4500.0	75	10503	No
430	GOM_NL__2PRFIN20040303_205202_000000912024_00429_10503_0174.N1	03-MAR-2004 20:52:02	Tw_i_and_stray	90.500	133	40Zet Her	2.8070	6000.0	181	10503	No
431	GOM_NL__2PRFIN20040303_205607_000000452024_00429_10503_0175.N1	03-MAR-2004 20:56:07	Bright	44.500	168	17Zet Aql	2.9860	11000.	89	10503	No
432	GOM_NL__2PRFIN20040303_205953_000000782024_00429_10503_0176.N1	03-MAR-2004 20:59:53	Straylight	78.000	59	55Alp Oph	2.0800	8900.0	156	10503	No
433	GOM_NL__2PRFIN20040303_210230_000000662024_00429_10503_0177.N1	03-MAR-2004 21:02:30	Dark	65.500	126	60Bet Oph	2.7700	4250.0	131	10503	No
434	GOM_NL__2PRFIN20040303_210602_000000462024_00429_10503_0178.N1	03-MAR-2004 21:06:02	Dark	45.500	155	41Pi Sgr	2.9000	6600.0	91	10503	No
435	GOM_NL__2PRFIN20040303_210753_000000462024_00429_10503_0179.N1	03-MAR-2004 21:07:53	Dark	45.500	57	34Sig Sgr	2.0660	26000.	91	10503	No
436	GOM_NL__2PRFIN20040303_211105_000000442024_00429_10503_0180.N1	03-MAR-2004 21:11:05	Dark	43.500	38	20Eps Sgr	1.8360	11000.	87	10503	No
437	GOM_NL__2PRFIN20040303_211404_000000492024_00429_10503_0181.N1	03-MAR-2004 21:14:04	Dark	48.500	25	35Lam Sco	1.6200	28000.	97	10503	No
438	GOM_NL__2PRFIN20040303_212030_000000442024_00430_10504_0147.N1	03-MAR-2004 21:20:30	Dark	43.500	43	Alp TrA	1.9100	4250.0	87	10504	No
439	GOM_NL__2PRFIN20040303_212221_000000552024_00430_10504_0148.N1	03-MAR-2004 21:22:21	Dark	54.500	131	Gam Lup	2.8000	26000.	109	10504	No
440	GOM_NL__2PRFIN20040303_212410_000000462024_00430_10504_0149.N1	03-MAR-2004 21:24:10	Dark	45.500	4	Alp1Cen	-0.010000	5800.0	91	10504	No
441	GOM_NL__2PRFIN20040303_212529_000000432024_00430_10504_0150.N1	03-MAR-2004 21:25:29	Dark	43.000	10	Bet Cen	0.61000	28000.	86	10504	No
442	GOM_NL__2PRFIN20040303_212755_000000472024_00430_10504_0151.N1	03-MAR-2004 21:27:55	Dark	46.500	12	Alp1Cru	0.77500	30000.	93	10504	No
443	GOM_NL__2PRFIN20040303_212936_000000702024_00430_10504_0152.N1	03-MAR-2004 21:29:36	Dark	70.000	54	5The Cen	2.0550	4500.0	140	10504	No
444	GOM_NL__2PRFIN20040303_213155_000000432024_00430_10504_0153.N1	03-MAR-2004 21:31:55	Straylight	42.500	71	lot Car	2.2460	7700.0	85	10504	No
445	GOM_NL__2PRFIN20040303_213323_000000442024_00430_10504_0154.N1	03-MAR-2004 21:33:23	Straylight	43.500	113	Mu Vel	2.6920	5000.0	87	10504	No
446	GOM_NL__2PRFIN20040303_213621_000000432024_00430_10504_0155.N1	03-MAR-2004 21:36:21	Straylight	43.000	65	Lam Vel	2.2040	4400.0	86	10504	No
447	GOM_NL__2PRFIN20040303_213903_000000672024_00430_10504_0156.N1	03-MAR-2004 21:39:03	Straylight	67.000	106	9Bet Crv	2.6480	5600.0	134	10504	No
448	GOM_NL__2PRFIN20040303_214153_000000672024_00430_10504_0157.N1	03-MAR-2004 21:41:53	Straylight	67.000	100	4Gam Crv	2.5800	13100.	134	10504	No
449	GOM_NL__2PRFIN20040303_214548_000000482024_00430_10504_0158.N1	03-MAR-2004 21:45:48	Tw_i_and_stray	48.000	48	30Alp Hya	1.9770	4100.0	96	10504	No
450	GOM_NL__2PRFIN20040303_215145_000000452024_00430_10504_0159.N1	03-MAR-2004 21:51:45	Bright	44.500	22	32Alp Leo	1.3600	15200.	89	10504	No
451	GOM_NL__2PRFIN20040303_215419_000000452024_00430_10504_0160.N1	03-MAR-2004 21:54:19	Bright	44.500	51	41Gam1Leo	2.0100	4500.0	89	10504	No
452	GOM_NL__2PRFIN20040303_215553_000000502024_00430_10504_0161.N1	03-MAR-2004 21:55:53	Bright	49.500	96	68Del Leo	2.5600	9300.0	99	10504	No
453	GOM_NL__2PRFIN20040303_215823_000000402024_00430_10504_0162.N1	03-MAR-2004 21:58:23	Bright	39.500	24	66Alp Gem	1.5800	10200.	79	10504	No
454	GOM_NL__2PRFIN20040303_220300_000000432024_00430_10504_0163.N1	03-MAR-2004 22:03:00	Bright	42.500	174	52Psi UMa	3.0040	4400.0	85	10504	No
455	GOM_NL__2PRFIN20040303_220551_000000432024_00430_10504_0164.N1	03-MAR-2004 22:05:51	Bright	42.500	82	48Bet UMa	2.3650	10600.	85	10504	No

456	GOM_NL__2PRFIN20040303_220714_000000432024_00430_10504_0165.N1	03-MAR-2004 22:07:14	Bright	42.500	36	50Alp UMa	1.8000	6300.0	85	10504	No
457	GOM_NL__2PRFIN20040303_221008_000000492024_00430_10504_0166.N1	03-MAR-2004 22:10:08	Bright	48.500	32	77Eps UMa	1.7630	11000.	97	10504	No
458	GOM_NL__2PRFIN20040303_221140_000000522024_00430_10504_0167.N1	03-MAR-2004 22:11:40	Bright	52.000	55	79Zet UMa	2.0600	10200.	104	10504	No
459	GOM_NL__2PRFIN20040303_221343_000000392024_00430_10504_0168.N1	03-MAR-2004 22:13:43	Bright	38.500	49	1Alp UMi	1.9900	6300.0	77	10504	No
460	GOM_NL__2PRFIN20040303_221903_000000452024_00430_10504_0169.N1	03-MAR-2004 22:19:03	Bright	44.500	119	14Eta Dra	2.7270	4700.0	89	10504	No
461	GOM_NL__2PRFIN20040303_222118_000000362024_00430_10504_0170.N1	03-MAR-2004 22:21:18	Bright	35.500	89	5Alp Cep	2.4510	8000.0	71	10504	No
462	GOM_NL__2PRFIN20040303_222334_000000492024_00430_10504_0171.N1	03-MAR-2004 22:23:34	Bright	48.500	130	23Bet Dra	2.7990	5800.0	97	10504	No
463	GOM_NL__2PRFIN20040303_222624_000000362024_00430_10504_0172.N1	03-MAR-2004 22:26:24	Bright	35.500	19	50Alp Cyg	1.2460	10500.	71	10504	No
464	GOM_NL__2PRFIN20040303_222757_000000362024_00430_10504_0173.N1	03-MAR-2004 22:27:57	Bright	36.000	66	37Gam Cyg	2.2080	5900.0	72	10504	No
465	GOM_NL__2PRFIN20040303_222932_000000352024_00430_10504_0174.N1	03-MAR-2004 22:29:32	Bright	35.000	92	53Eps Cyg	2.5000	4500.0	70	10504	No
466	GOM_NL__2PRFIN20040303_223239_000000992024_00430_10504_0175.N1	03-MAR-2004 22:32:39	Twilight	98.500	133	40Zet Her	2.8070	6000.0	197	10504	No
467	GOM_NL__2PRFIN20040303_223642_000000442024_00430_10504_0176.N1	03-MAR-2004 22:36:42	Bright	43.500	168	17Zet Aql	2.9860	11000.	87	10504	No
468	GOM_NL__2PRFIN20040303_224031_000000762024_00430_10504_0177.N1	03-MAR-2004 22:40:31	Straylight	75.500	59	55Alp Oph	2.0800	8900.0	151	10504	No
469	GOM_NL__2PRFIN20040303_224307_000000702024_00430_10504_0178.N1	03-MAR-2004 22:43:07	Dark	70.000	126	60Bet Oph	2.7700	4250.0	140	10504	No
470	GOM_NL__2PRFIN20040303_224637_000000472024_00430_10504_0179.N1	03-MAR-2004 22:46:37	Dark	47.000	155	41Pi Sgr	2.9000	6600.0	94	10504	No
471	GOM_NL__2PRFIN20040303_224829_000000482024_00430_10504_0180.N1	03-MAR-2004 22:48:29	Dark	47.500	57	34Sig Sgr	2.0660	26000.	95	10504	No
472	GOM_NL__2PRFIN20040303_225140_000000482024_00430_10504_0181.N1	03-MAR-2004 22:51:40	Dark	47.500	38	20Eps Sgr	1.8360	11000.	95	10504	No
473	GOM_NL__2PRFIN20040303_225439_000000542024_00430_10504_0182.N1	03-MAR-2004 22:54:39	Dark	54.000	25	35Lam Sco	1.6200	28000.	108	10504	No
474	GOM_NL__2PRFIN20040303_230106_000000532024_00431_10505_0147.N1	03-MAR-2004 23:01:06	Dark	53.000	43	Alp TrA	1.9100	4250.0	106	10505	No
475	GOM_NL__2PRFIN20040303_230258_000000542024_00431_10505_0148.N1	03-MAR-2004 23:02:58	Dark	53.500	131	Gam Lup	2.8000	26000.	107	10505	No
476	GOM_NL__2PRFIN20040303_230446_000000472024_00431_10505_0149.N1	03-MAR-2004 23:04:46	Dark	46.500	4	Alp1Cen	-0.010000	5800.0	93	10505	No
477	GOM_NL__2PRFIN20040303_230605_000000442024_00431_10505_0150.N1	03-MAR-2004 23:06:05	Dark	43.500	10	Bet Cen	0.61000	28000.	87	10505	No
478	GOM_NL__2PRFIN20040303_230832_000000542024_00431_10505_0151.N1	03-MAR-2004 23:08:32	Dark	53.500	12	Alp1Cru	0.77500	30000.	107	10505	No
479	GOM_NL__2PRFIN20040303_231013_000000722024_00431_10505_0152.N1	03-MAR-2004 23:10:13	Dark	71.500	54	5The Cen	2.0550	4500.0	143	10505	No
480	GOM_NL__2PRFIN20040303_231231_000000412024_00431_10505_0153.N1	03-MAR-2004 23:12:31	Straylight	40.500	71	lot Car	2.2460	7700.0	81	10505	No
481	GOM_NL__2PRFIN20040303_231358_000000462024_00431_10505_0154.N1	03-MAR-2004 23:13:58	Straylight	45.500	113	Mu Vel	2.6920	5000.0	91	10505	No
482	GOM_NL__2PRFIN20040303_231657_000000502024_00431_10505_0155.N1	03-MAR-2004 23:16:57	Straylight	49.500	65	Lam Vel	2.2040	4400.0	99	10505	No
483	GOM_NL__2PRFIN20040303_231939_000000632024_00431_10505_0156.N1	03-MAR-2004 23:19:39	Straylight	63.000	106	9Bet Crv	2.6480	5600.0	126	10505	No
484	GOM_NL__2PRFIN20040303_232230_000000662024_00431_10505_0157.N1	03-MAR-2004 23:22:30	Straylight	66.000	100	4Gam Crv	2.5800	13100.	132	10505	No
485	GOM_NL__2PRFIN20040303_232624_000000502024_00431_10505_0158.N1	03-MAR-2004 23:26:24	Twilight	50.000	48	30Alp Hya	1.9770	4100.0	100	10505	No
486	GOM_NL__2PRFIN20040303_233222_000000432024_00431_10505_0159.N1	03-MAR-2004 23:32:22	Bright	42.500	22	32Alp Leo	1.3600	15200.	85	10505	No
487	GOM_NL__2PRFIN20040303_233454_000000442024_00431_10505_0160.N1	03-MAR-2004 23:34:54	Bright	43.500	51	41Gam1Leo	2.0100	4500.0	87	10505	No
488	GOM_NL__2PRFIN20040303_233628_000000482024_00431_10505_0161.N1	03-MAR-2004 23:36:28	Bright	48.000	96	68Del Leo	2.5600	9300.0	96	10505	No
489	GOM_NL__2PRFIN20040303_233900_000000402024_00431_10505_0162.N1	03-MAR-2004 23:39:00	Bright	40.000	24	66Alp Gem	1.5800	10200.	80	10505	No
490	GOM_NL__2PRFIN20040303_234335_000000432024_00431_10505_0163.N1	03-MAR-2004 23:43:35	Bright	42.500	174	52Psi UMa	3.0040	4400.0	85	10505	No
491	GOM_NL__2PRFIN20040303_234627_000000422024_00431_10505_0164.N1	03-MAR-2004 23:46:27	Bright	41.500	82	48Bet UMa	2.3650	10600.	83	10505	No
492	GOM_NL__2PRFIN20040303_234749_000000432024_00431_10505_0165.N1	03-MAR-2004 23:47:49	Bright	42.500	36	50Alp UMa	1.8000	6300.0	85	10505	No
493	GOM_NL__2PRFIN20040303_235043_000000502024_00431_10505_0166.N1	03-MAR-2004 23:50:43	Bright	49.500	32	77Eps UMa	1.7630	11000.	99	10505	No
494	GOM_NL__2PRFIN20040303_235216_000000512024_00431_10505_0167.N1	03-MAR-2004 23:52:16	Bright	51.000	55	79Zet UMa	2.0600	10200.	102	10505	No
495	GOM_NL__2PRFIN20040303_235420_000000372024_00431_10505_0168.N1	03-MAR-2004 23:54:20	Bright	36.500	49	1Alp UMi	1.9900	6300.0	73	10505	No
496	GOM_NL__2PRFIN20040303_235938_000000492024_00431_10505_0169.N1	03-MAR-2004 23:59:38	Bright	48.500	119	14Eta Dra	2.7270	4700.0	97	10505	No

### 3. Quality information per product

In this section it is plotted some information contained in the Quality Summary data set of the level 2 products. Only products in dark limb conditions and without errors (error flag in the MPH set to "0") are used.

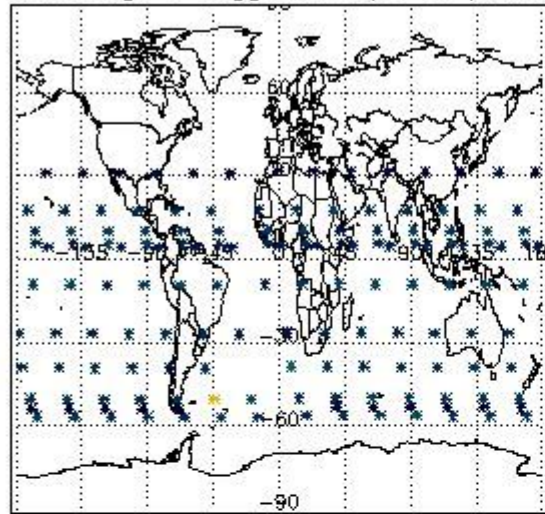
#### 3.1 Plot quality information per product (time dependant)



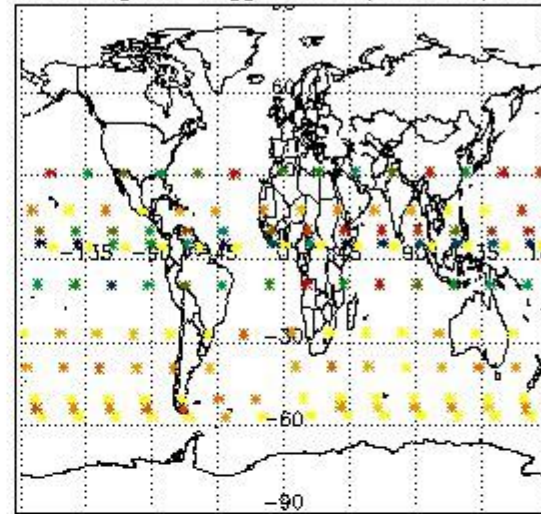
3.2 Plot quality information per product (world map)



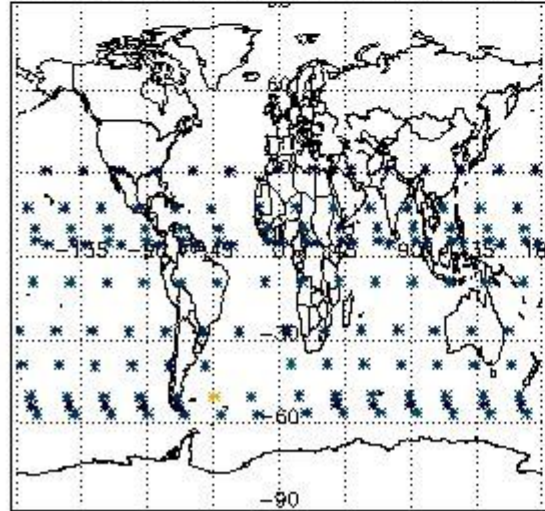
Percentage of flagged data per O3 profile




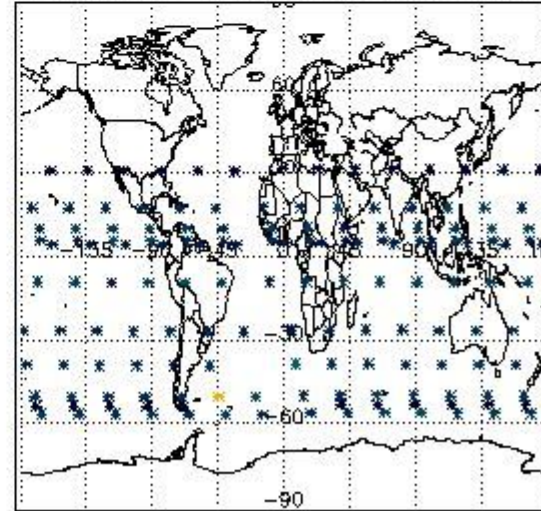
Percentage of flagged data per H2O profile



Percentage of flagged data per NO2 profile



Percentage of flagged data per NO3 profile

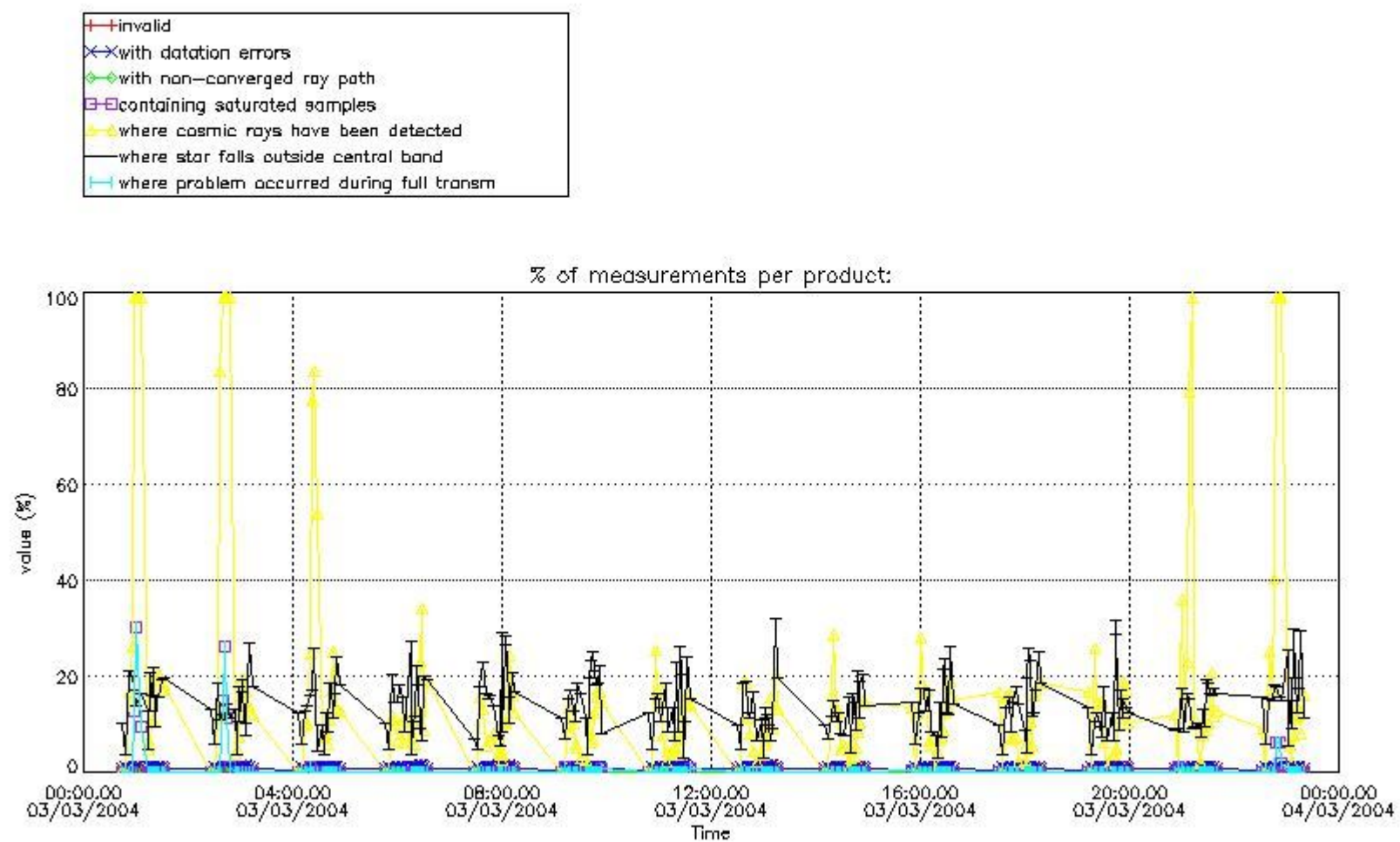


#### 4. Level 1 quality information per product

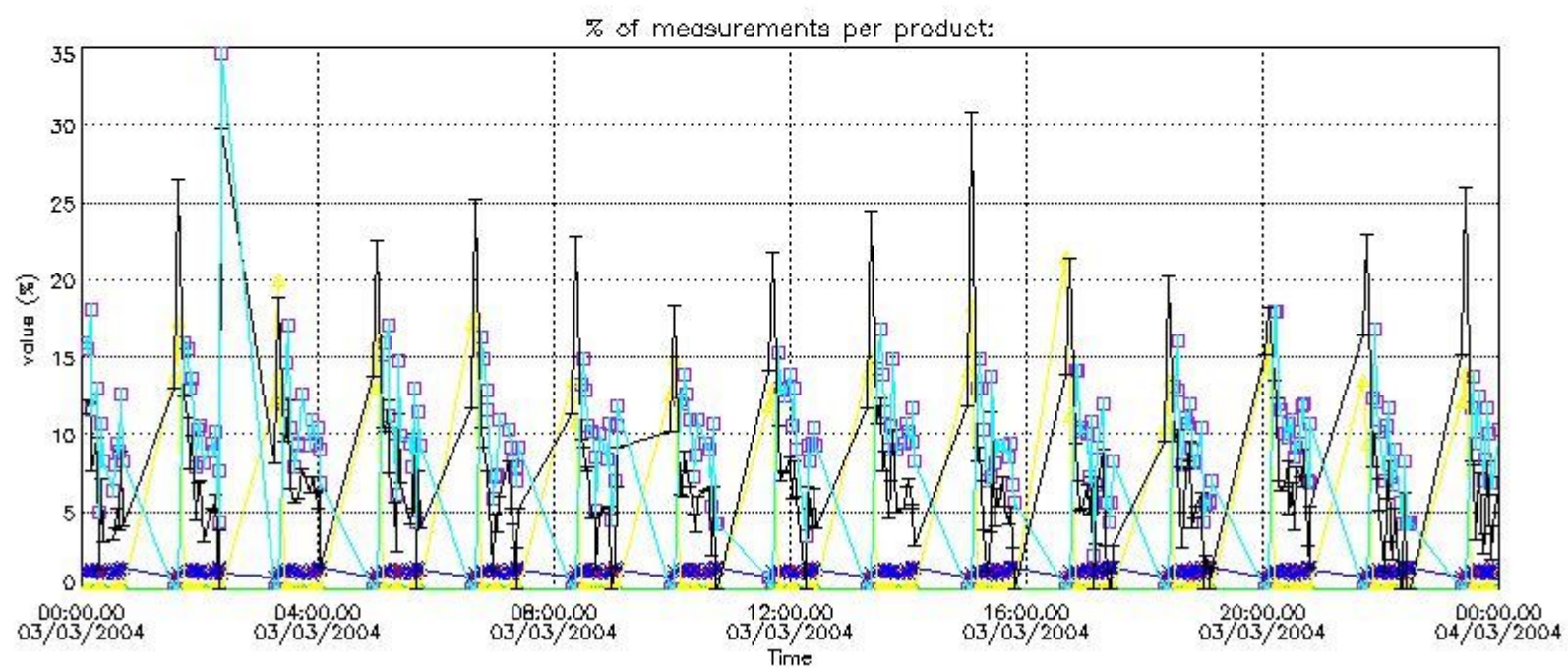
In this section it is plotted some information contained in the Quality Summary data set of the level 2 products that comes from the level 1b processing. Products without errors (error flag in the MPH set to "0") are used.

##### 4.1 Plot quality information per product (time dependant) coming from level 1b processing

###### 4.1.1 Plot level 1 quality information per product (time dependant): ENVISAT ASCENDING passes



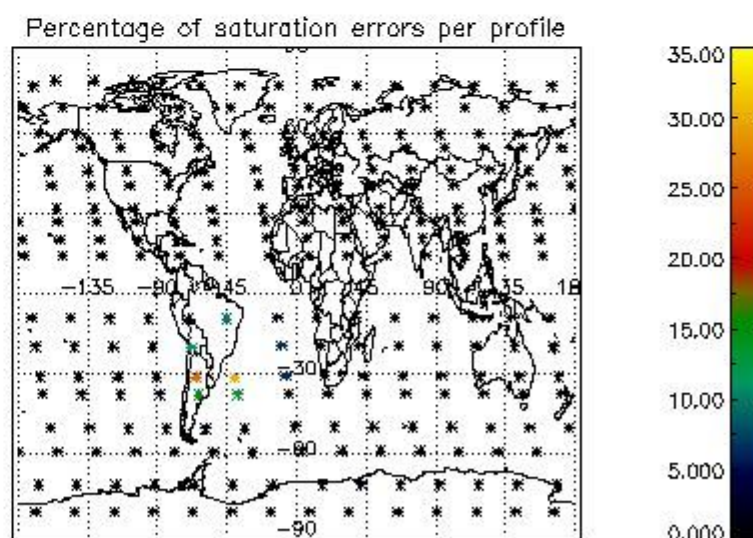
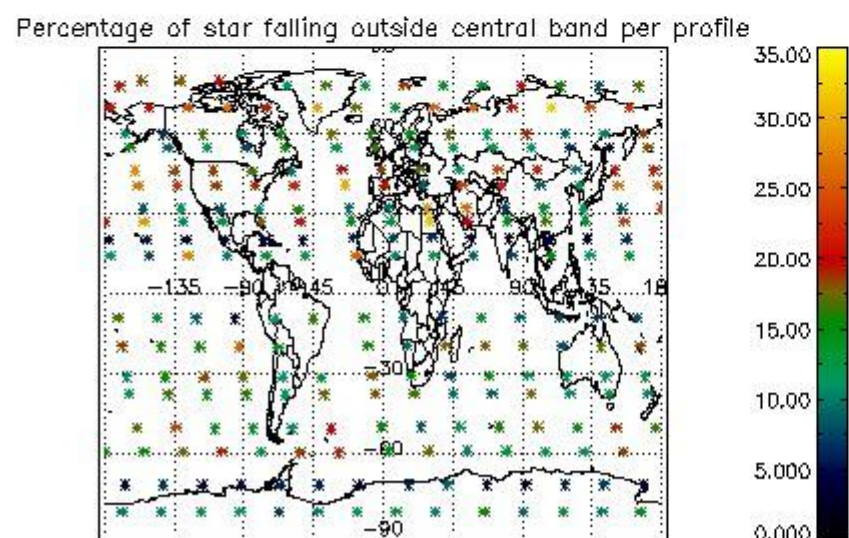
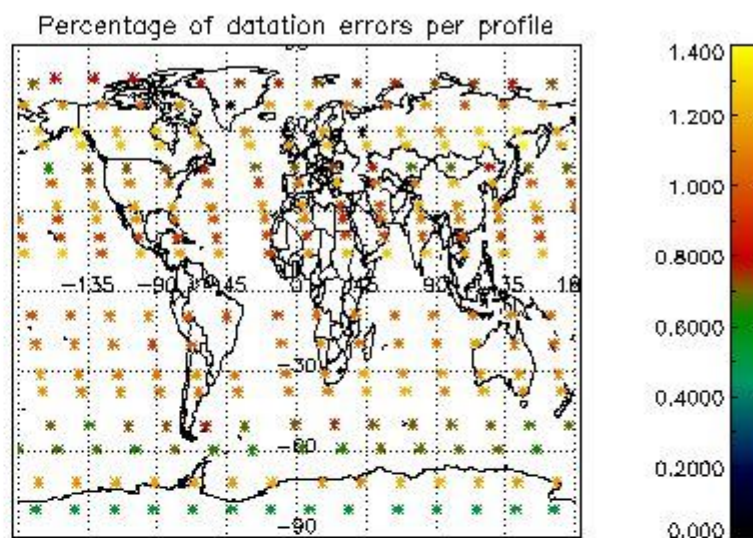
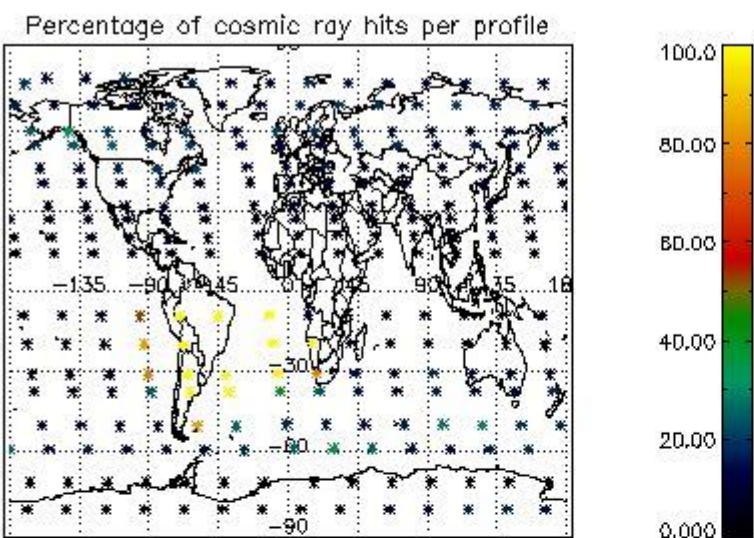
4.1.2 Plot level 1 quality information per product (time dependant): ENVI SAT DESCENDING passes



*4.2 Plot quality information per product coming from level 1b processing (world map)*

*4.2.1 Plot level 1 quality information per product (world map): ENVISAT ASCENDING passes*

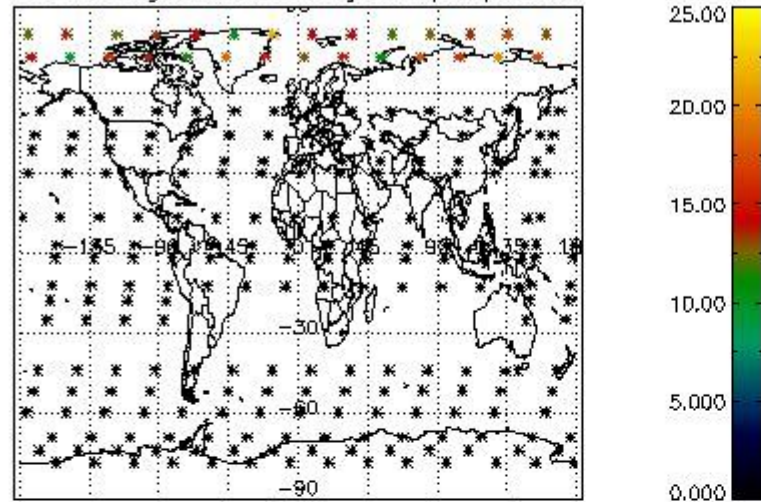




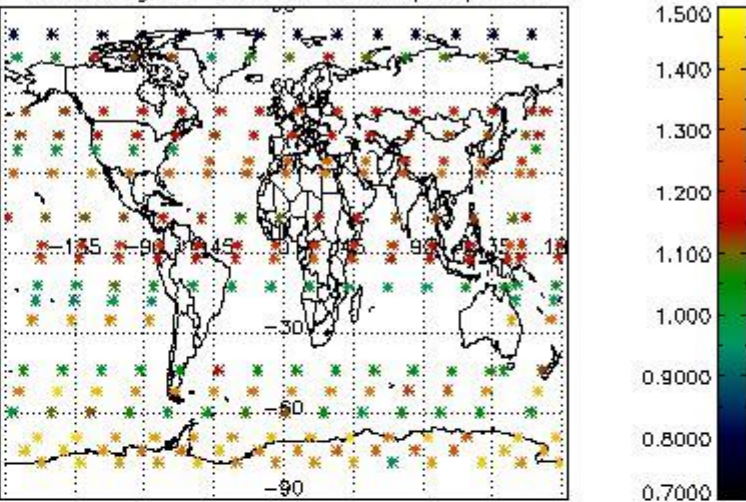
4.2.2 Plot level 1 quality information per product (world map): ENVISAT DESCENDING passes



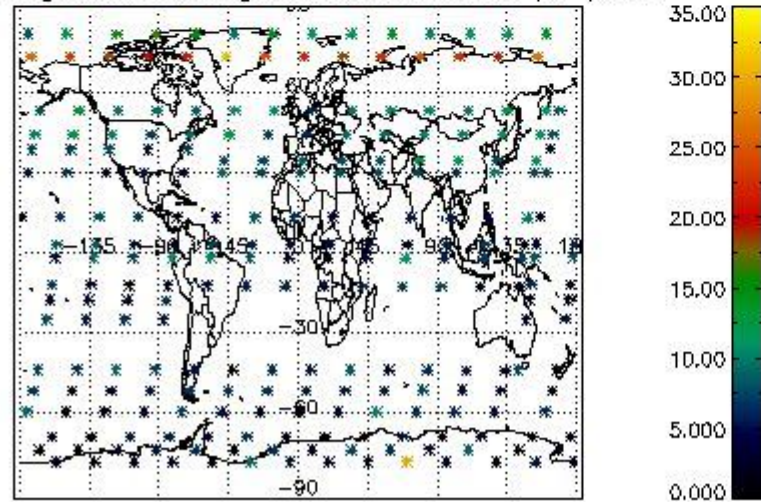
Percentage of cosmic ray hits per profile



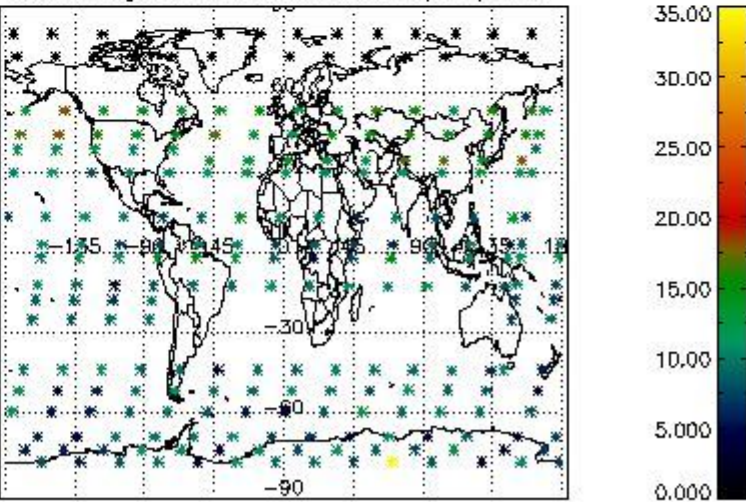
Percentage of datation errors per profile



Percentage of star falling outside central band per profile



Percentage of saturation errors per profile



## 5. Trace gas profiles

### 5.1 Ozone statistics based on quality of products

The final quality of the products can be "measured" using the STD (Standard Deviation) attached to every point profile. This information is written to the parameter GOM\_NL\_\_2P/NL\_LOCAL\_SPECIES\_DENSITY/o3\_std of the level 2 products. The table below shows the statistics for given STD ranges.

The statistics are given with respect to the overall valid production:

- Products without fatal errors: GOM\_NL\_\_2P/MPH/PRODUCT\_ERR=0
- Valid point profile: GOM\_NL\_\_2P/NL\_LOCAL\_SPECIES\_DENSITY/pcd(0)=0

The 'Criteria' is applied to valid points of dark limb products:

- Products in dark limb illumination condition: GOM\_NL\_\_2P/NL\_SUMMARY\_QUALITY/obs\_ill\_cond=0
- Products without fatal errors: GOM\_NL\_\_2P/MPH/PRODUCT\_ERR=0
- Valid point profile: GOM\_NL\_\_2P/NL\_LOCAL\_SPECIES\_DENSITY/pcd(0)=0

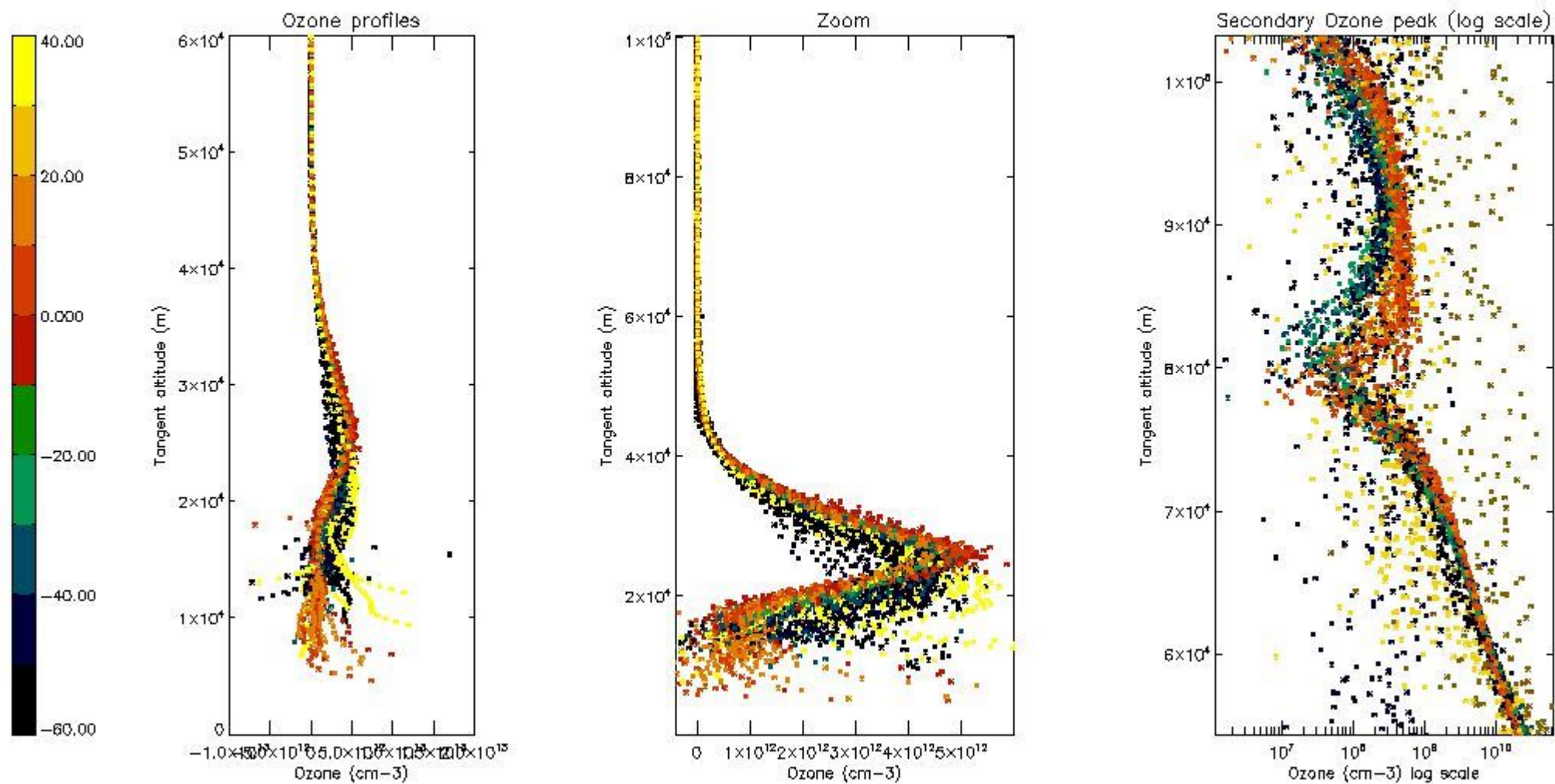
So, the table below shows the percentage of dark limb and valid observations for each criteria with respect to the overall valid daily observations.

Criteria	% of total production
All STD	32
STD < 20	18

STD < 10	15
STD < 5	11

5.2 Plot ozone profiles for all STD (dark without errors)

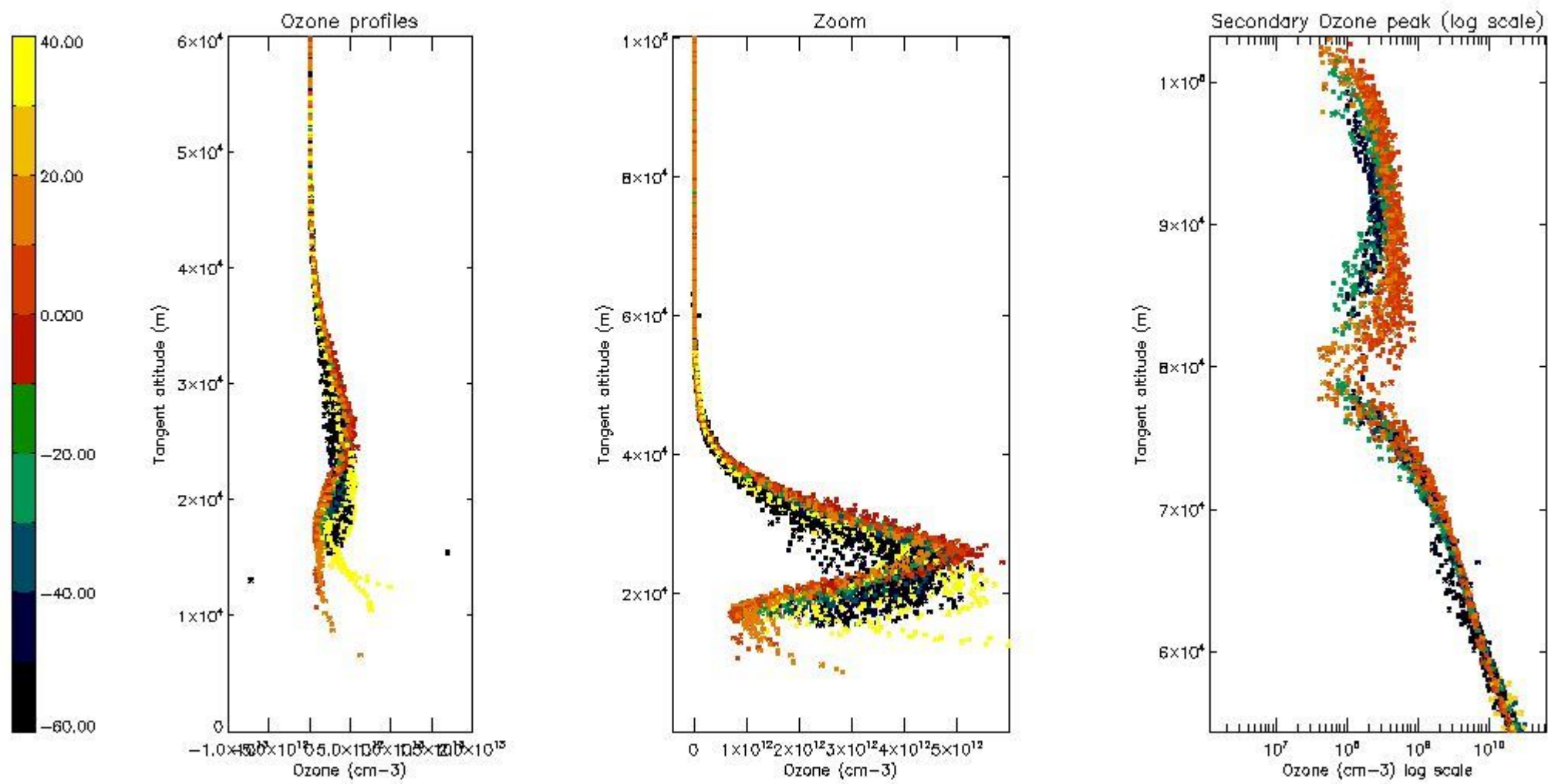
The colorbar represents the latitude.



5.3 Plot ozone profiles where STD < 20% (dark without errors)

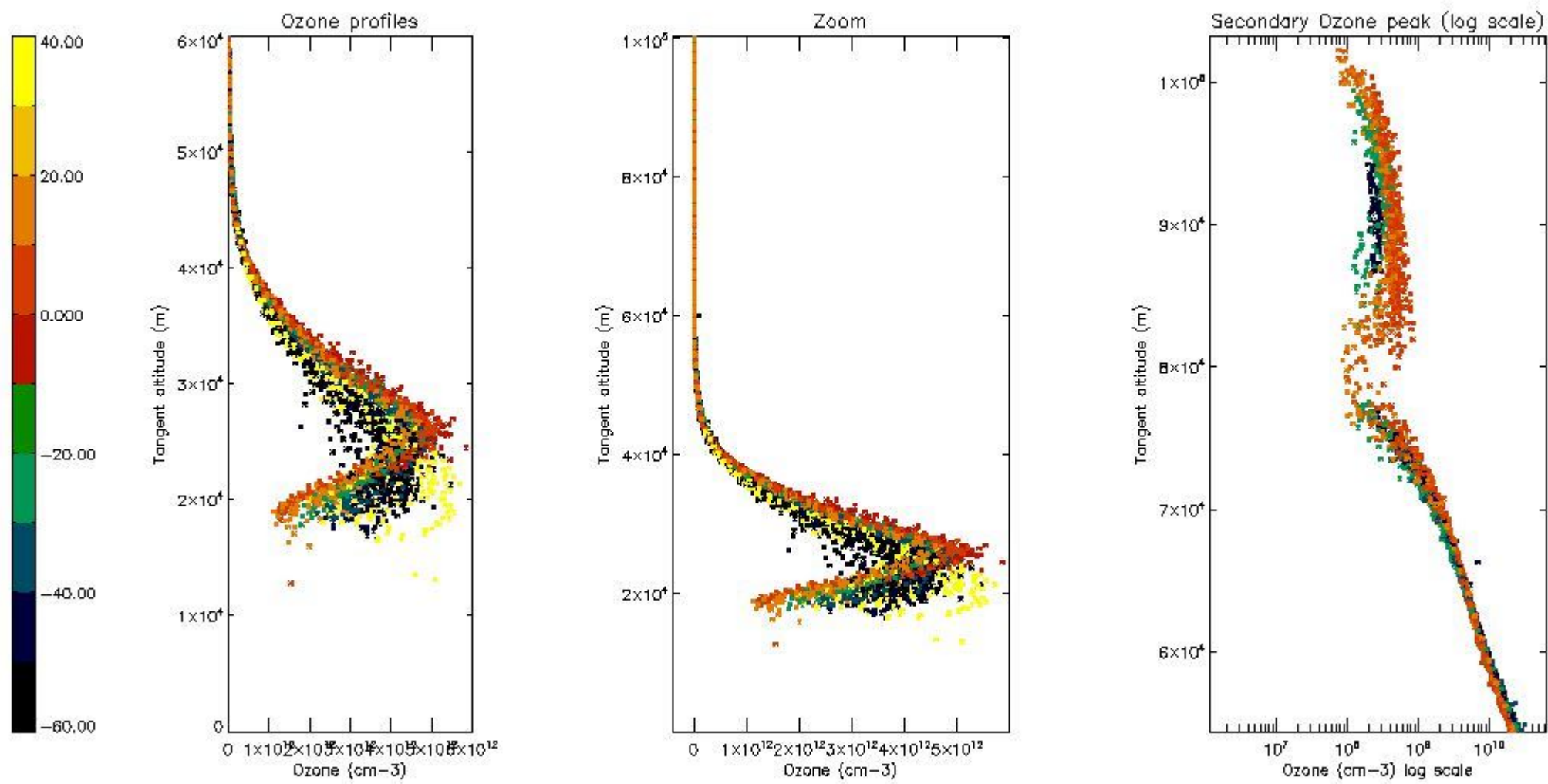
The colorbar represents the latitude.





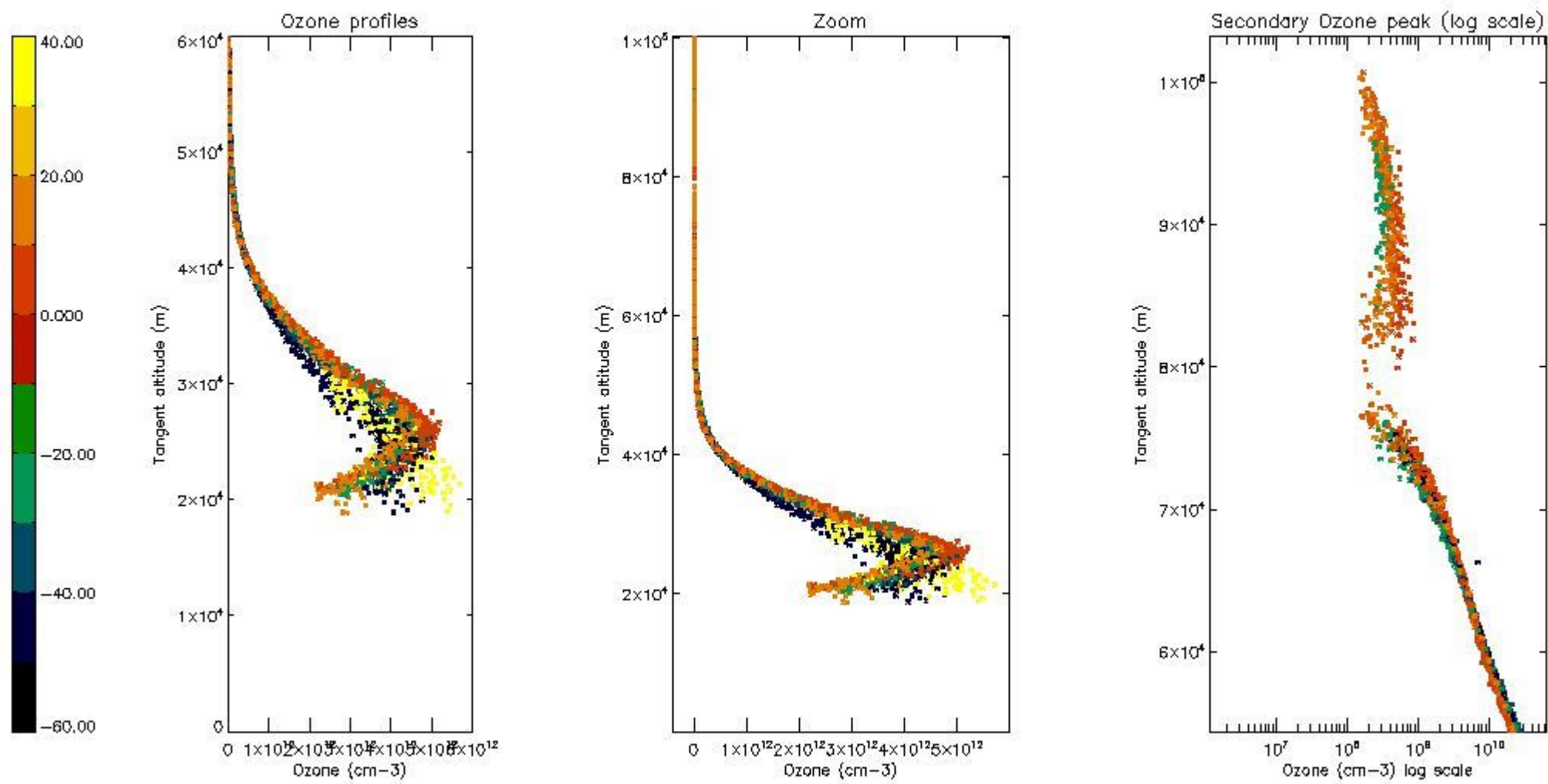
5.4 Plot ozone profiles where  $STD < 10\%$  (dark without errors)

The colorbar represents the latitude.



*5.5 Plot ozone profiles where STD < 5% (dark without errors)*

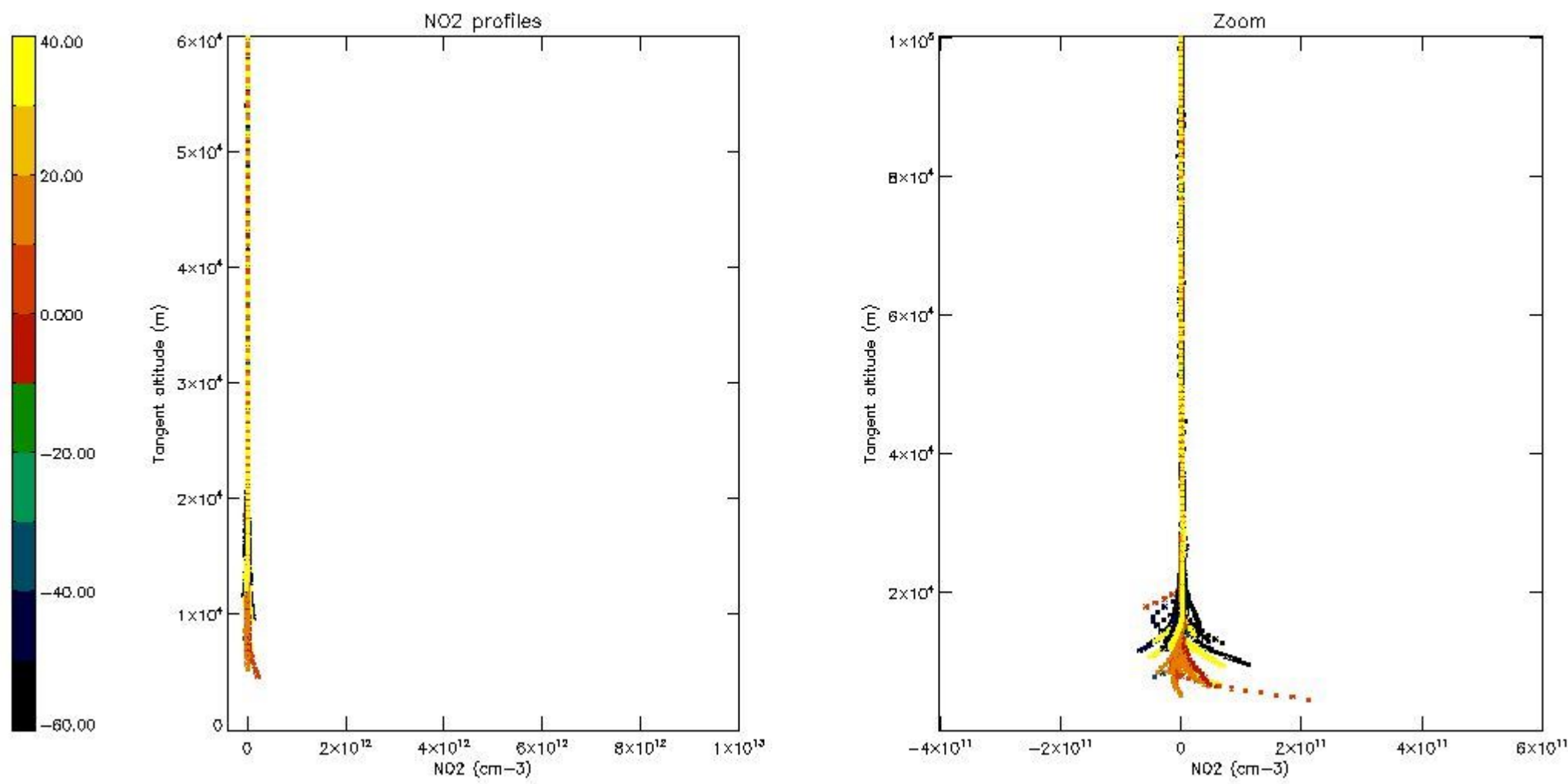
The colorbar represents the latitude.



*5.6 Plot NO<sub>2</sub> profiles for all STD (dark without errors)*

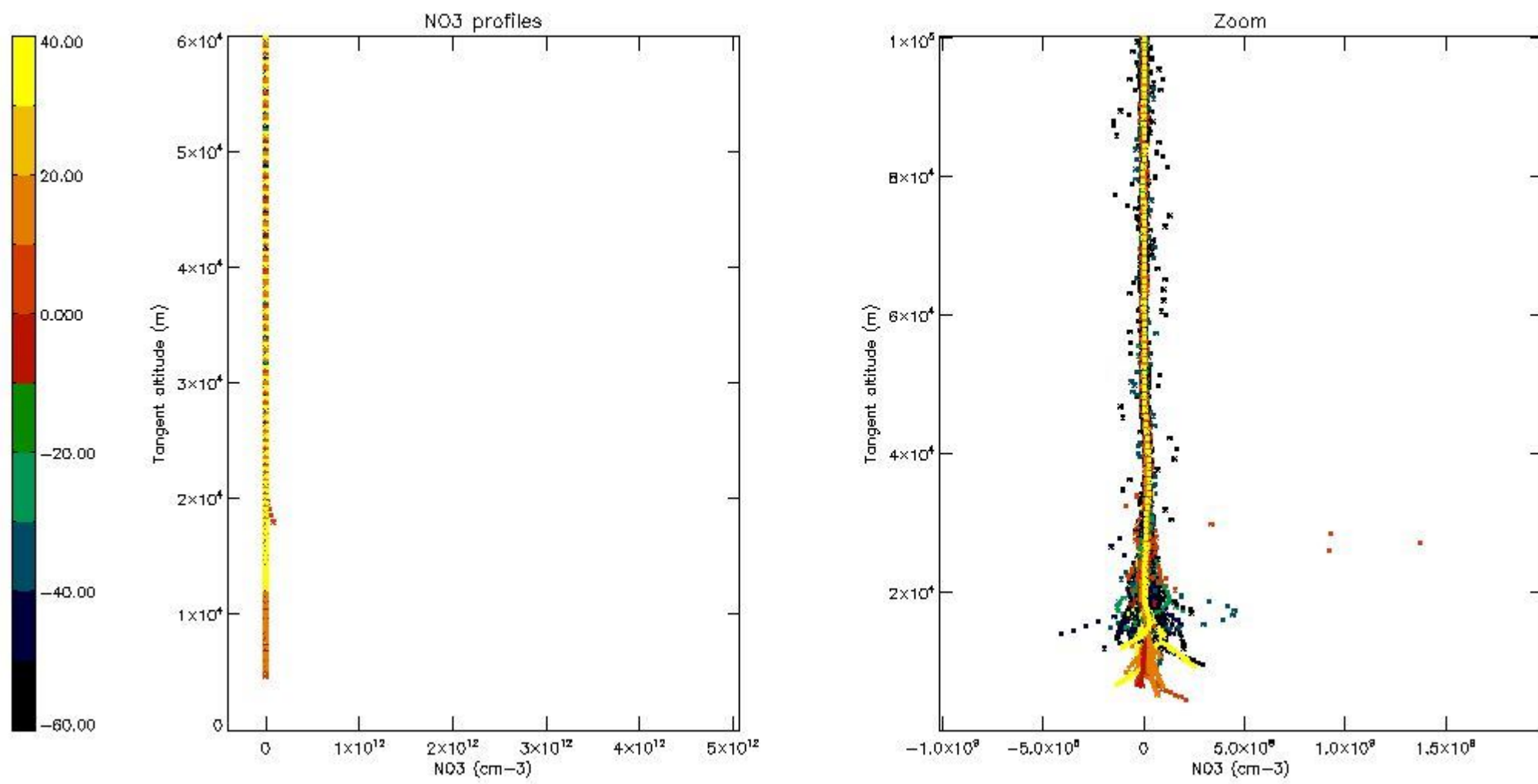
The colorbar represents the latitude.





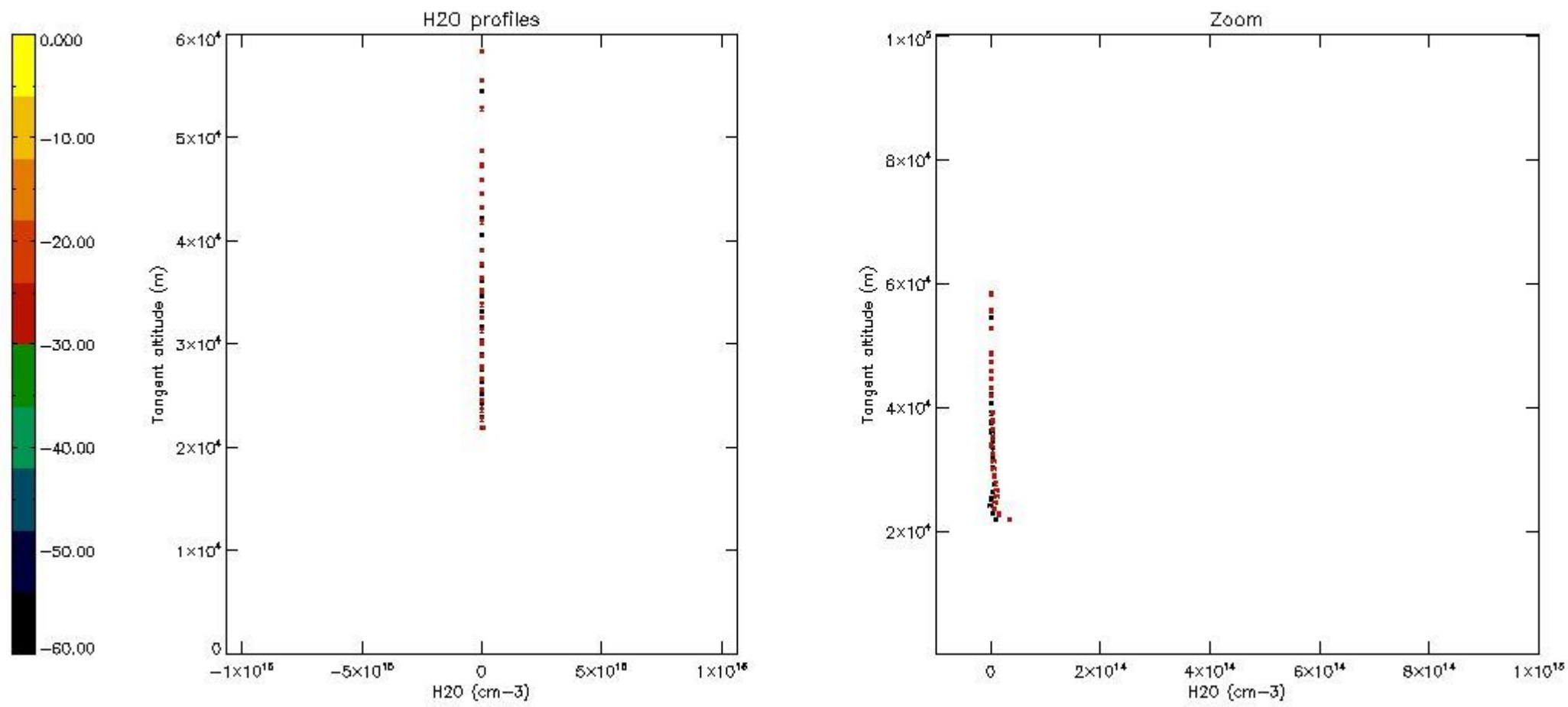
*5.7 Plot NO3 profiles for all STD (dark without errors)*

The colorbar represents the latitude.



*5.8 Plot H2O profiles for all STD (only for occultations of stars 1,2,3,4,13,14,16,26,63 dark without errors)*

The colorbar represents the latitude.



## 6. Auxiliary Data Files used for the production reported in section 2

The number reported in the third column indicates since which file (see list in section 2) the corresponding auxiliary file has been used. The fourth column is the date of those product files.

Type	Auxiliary Filename	Used since product	Used since product date
INST_PHYS_CHARACTERISTICS	GOM_INS_AXVIEC20091111_143220_20030716_120000_20500101_000000	1	03-MAR-2004 00:04:01
LEVEL-2_PROC_CONFIG	GOM_PR2_AXVIEC20091111_152718_20020301_000000_20500101_000000	1	03-MAR-2004 00:04:01
CROSS_SECTIONS_FILE	GOM_CRS_AXVIEC20091111_154832_20020301_000000_20500101_000000	1	03-MAR-2004 00:04:01



# GOMOS Level 2 Daily Report

## SUMMARY

### [1. General Info](#)

### [2. Summary of processed GOM\\_NL\\_2P products](#)

### [3. Level 2 Quality information per product](#)

#### [3.1 Plot of level 2 quality information per product \(time dependant\)](#)

#### [3.2 Plot of level 2 quality information per product \(world map\)](#)

### [4. Level 1 Quality information per product \(stored on level 2 products\)](#)

#### [4.1 Plot of level 1 quality information per product \(time dependant\)](#)

##### [4.1.1 Plot of level 1 quality information per product \(time dependant\): ASCENDING](#)

##### [4.1.2 Plot of level 1 quality information per product \(time dependant\): DESCENDING](#)

#### [4.2 Plot of level 1 quality information per product \(world map\)](#)

##### [4.2.1 Plot of level 1 quality information per product \(world map\): ASCENDING](#)

##### [4.2.2 Plot of level 1 quality information per product \(world map\): DESCENDING](#)

### [5. Ozone profiles based on quality statistics and other trace gas profiles](#)

#### [5.1 Ozone statistics based on quality of products](#)

#### [5.2 Plot ozone profiles for all STD \(dark without errors\)](#)

#### [5.3 Plot ozone profiles where STD < 20% \(dark without errors\)](#)

#### [5.4. Plot ozone profiles where STD < 10% \(dark without errors\)](#)

#### [5.5. Plot ozone profiles where STD < 5% \(dark without errors\)](#)

#### [5.6 Plot NO2 profiles for all STD \(dark without errors\)](#)

#### [5.7 Plot NO3 profiles for all STD \(dark without errors\)](#)

#### [5.8 Plot H2O profiles \(only for occultations of stars 1,2,3,4,13,14,16,26,63 dark without errors\) for all STD](#)

### [6. Auxiliary Data Files used for the production reported in section 2](#)

This report presents the daily analysis on parameters extracted from GOMOS level 2 data (GOM\_NL\_\_2P). It is intended to monitor some important parameters that will impact the quality of these products. A list of level 2 products (and content) that have arrived during the reporting day to the PCF is also given.

Item	Value
Time of report generation	18APR2013 20:37:51
Data source version	GOMOS/6.01
Start time of products	03-03-2004 (03MAR2004 00:00:00)
Stop time of products	04-03-2004 (04MAR2004 00:00:00)
Store outputs in DB	Yes
Nb of level 2 prods	496
Nb of prods with errors	0

## 2. Summary of processed GOM\_NL\_\_2P products.

Nr	Filename	UTC Start time	Limb	Duration	Star Id	Star Name	Star Mag	Star Temp	Nb Meas	Orbit	Prod. error
1	GOM_NL__2PRFIN20040303_000401_000000442024_00417_10491_0132.N1	03-MAR-2004 00:04:01	Bright	44.000	22	32Alp Leo	1.3600	15200.	88	10491	No
2	GOM_NL__2PRFIN20040303_000635_000000452024_00417_10491_0133.N1	03-MAR-2004 00:06:35	Bright	45.000	51	41Gam1Leo	2.0100	4500.0	90	10491	No
3	GOM_NL__2PRFIN20040303_000917_000000422024_00417_10491_0134.N1	03-MAR-2004 00:09:17	Bright	41.500	17	78Bet Gem	1.1610	4500.0	83	10491	No
4	GOM_NL__2PRFIN20040303_001032_000000392024_00417_10491_0135.N1	03-MAR-2004 00:10:32	Bright	39.000	24	66Alp Gem	1.5800	10200.	78	10491	No
5	GOM_NL__2PRFIN20040303_001520_000000462024_00417_10491_0136.N1	03-MAR-2004 00:15:20	Bright	46.000	174	52Psi UMa	3.0040	4400.0	92	10491	No
6	GOM_NL__2PRFIN20040303_001809_000000402024_00417_10491_0137.N1	03-MAR-2004 00:18:09	Bright	40.000	82	48Bet UMa	2.3650	10600.	80	10491	No
7	GOM_NL__2PRFIN20040303_001932_000000422024_00417_10491_0138.N1	03-MAR-2004 00:19:32	Bright	42.000	36	50Alp UMa	1.8000	6300.0	84	10491	No
8	GOM_NL__2PRFIN20040303_002232_000000492024_00417_10491_0139.N1	03-MAR-2004 00:22:32	Bright	48.500	32	77Eps UMa	1.7630	11000.	97	10491	No
9	GOM_NL__2PRFIN20040303_003121_000000472024_00417_10491_0140.N1	03-MAR-2004 00:31:21	Bright	47.000	119	14Eta Dra	2.7270	4700.0	94	10491	No
10	GOM_NL__2PRFIN20040303_003329_000000382024_00417_10491_0141.N1	03-MAR-2004 00:33:29	Bright	37.500	89	5Alp Cep	2.4510	8000.0	75	10491	No
11	GOM_NL__2PRFIN20040303_003551_000000482024_00417_10491_0142.N1	03-MAR-2004 00:35:51	Bright	48.000	130	23Bet Dra	2.7990	5800.0	96	10491	No
12	GOM_NL__2PRFIN20040303_003833_000000402024_00417_10491_0143.N1	03-MAR-2004 00:38:33	Bright	39.500	19	50Alp Cyg	1.2460	10500.	79	10491	No
13	GOM_NL__2PRFIN20040303_004009_000000402024_00417_10491_0144.N1	03-MAR-2004 00:40:09	Bright	39.500	66	37Gam Cyg	2.2080	5900.0	79	10491	No
14	GOM_NL__2PRFIN20040303_004143_000000372024_00417_10491_0145.N1	03-MAR-2004 00:41:43	Bright	36.500	92	53Eps Cyg	2.5000	4500.0	73	10491	No
15	GOM_NL__2PRFIN20040303_004448_000000892024_00417_10491_0146.N1	03-MAR-2004 00:44:48	Bright	88.500	133	40Zet Her	2.8070	6000.0	177	10491	No
16	GOM_NL__2PRFIN20040303_004850_000000422024_00417_10491_0147.N1	03-MAR-2004 00:48:50	Bright	41.500	168	17Zet Aql	2.9860	11000.	83	10491	No
17	GOM_NL__2PRFIN20040303_005231_000000792024_00417_10491_0148.N1	03-MAR-2004 00:52:31	Straylight	78.500	59	55Alp Oph	2.0800	8900.0	157	10491	No
18	GOM_NL__2PRFIN20040303_005505_000000732024_00417_10491_0149.N1	03-MAR-2004 00:55:05	Straylight	73.000	126	60Bet Oph	2.7700	4250.0	146	10491	No
19	GOM_NL__2PRFIN20040303_005843_000000472024_00417_10491_0150.N1	03-MAR-2004 00:58:43	Dark	46.500	155	41Pi Sgr	2.9000	6600.0	93	10491	No
20	GOM_NL__2PRFIN20040303_010034_000000472024_00417_10491_0151.N1	03-MAR-2004 01:00:34	Dark	46.500	57	34Sig Sgr	2.0660	26000.	93	10491	No
21	GOM_NL__2PRFIN20040303_010642_000000522024_00417_10491_0152.N1	03-MAR-2004 01:06:42	Dark	52.000	25	35Lam Sco	1.6200	28000.	104	10491	No
22	GOM_NL__2PRFIN20040303_011316_000000432024_00418_10492_0120.N1	03-MAR-2004 01:13:16	Dark	43.000	43	Alp TrA	1.9100	4250.0	86	10492	No
23	GOM_NL__2PRFIN20040303_011454_000000552024_00418_10492_0121.N1	03-MAR-2004 01:14:54	Dark	54.500	131	Gam Lup	2.8000	26000.	109	10492	No
24	GOM_NL__2PRFIN20040303_011651_000000512024_00418_10492_0122.N1	03-MAR-2004 01:16:51	Dark	50.500	4	Alp1Cen	-0.010000	5800.0	101	10492	No
25	GOM_NL__2PRFIN20040303_011810_000000472024_00418_10492_0123.N1	03-MAR-2004 01:18:10	Dark	46.500	10	Bet Cen	0.61000	28000.	93	10492	No
26	GOM_NL__2PRFIN20040303_012039_000000482024_00418_10492_0124.N1	03-MAR-2004 01:20:39	Dark	48.000	12	Alp1Cru	0.77500	30000.	96	10492	No
27	GOM_NL__2PRFIN20040303_012211_000000652024_00418_10492_0125.N1	03-MAR-2004 01:22:11	Dark	64.500	54	5The Cen	2.0550	4500.0	129	10492	No
28	GOM_NL__2PRFIN20040303_012442_000000422024_00418_10492_0126.N1	03-MAR-2004 01:24:42	Straylight	41.500	71	Iot Car	2.2460	7700.0	83	10492	No
29	GOM_NL__2PRFIN20040303_012611_000000422024_00418_10492_0127.N1	03-MAR-2004 01:26:11	Straylight	42.000	46	Del Vel	1.9540	10600.	84	10492	No
30	GOM_NL__2PRFIN20040303_012908_000000442024_00418_10492_0128.N1	03-MAR-2004 01:29:08	Straylight	44.000	65	Lam Vel	2.2040	4400.0	88	10492	No
31	GOM_NL__2PRFIN20040303_013238_000000642024_00418_10492_0129.N1	03-MAR-2004 01:32:38	Straylight	63.500	171	2Eps Crv	3.0010	4250.0	127	10492	No
32	GOM_NL__2PRFIN20040303_013441_000000662024_00418_10492_0130.N1	03-MAR-2004 01:34:41	Straylight	65.500	100	4Gam Crv	2.5800	13100.	131	10492	No
33	GOM_NL__2PRFIN20040303_013835_000000492024_00418_10492_0131.N1	03-MAR-2004 01:38:35	Tw_i_and_stray	49.000	48	30Alp Hya	1.9770	4100.0	98	10492	No
34	GOM_NL__2PRFIN20040303_014437_000000442024_00418_10492_0132.N1	03-MAR-2004 01:44:37	Bright	44.000	22	32Alp Leo	1.3600	15200.	88	10492	No
35	GOM_NL__2PRFIN20040303_014710_000000452024_00418_10492_0133.N1	03-MAR-2004 01:47:10	Bright	45.000	51	41Gam1Leo	2.0100	4500.0	90	10492	No
36	GOM_NL__2PRFIN20040303_014954_000000392024_00418_10492_0134.N1	03-MAR-2004 01:49:54	Bright	38.500	17	78Bet Gem	1.1610	4500.0	77	10492	No
37	GOM_NL__2PRFIN20040303_015108_000000412024_00418_10492_0135.N1	03-MAR-2004 01:51:08	Bright	40.500	24	66Alp Gem	1.5800	10200.	81	10492	No
38	GOM_NL__2PRFIN20040303_015555_000000452024_00418_10492_0136.N1	03-MAR-2004 01:55:55	Bright	44.500	174	52Psi UMa	3.0040	4400.0	89	10492	No
39	GOM_NL__2PRFIN20040303_015844_000000442024_00418_10492_0137.N1	03-MAR-2004 01:58:44	Bright	43.500	82	48Bet UMa	2.3650	10600.	87	10492	No
40	GOM_NL__2PRFIN20040303_020006_000000432024_00418_10492_0138.N1	03-MAR-2004 02:00:06	Bright	42.500	36	50Alp UMa	1.8000	6300.0	85	10492	No
41	GOM_NL__2PRFIN20040303_020307_000000492024_00418_10492_0139.N1	03-MAR-2004 02:03:07	Bright	49.000	32	77Eps UMa	1.7630	11000.	98	10492	No
42	GOM_NL__2PRFIN20040303_021157_000000482024_00418_10492_0140.N1	03-MAR-2004 02:11:57	Bright	47.500	119	14Eta Dra	2.7270	4700.0	95	10492	No

43	GOM_NL__2PRFIN20040303_021403_000000402024_00418_10492_0141.N1	03-MAR-2004 02:14:03	Bright	39.500	89	5Alp Cep	2.4510	8000.0	79	10492	No
44	GOM_NL__2PRFIN20040303_021626_000000492024_00418_10492_0142.N1	03-MAR-2004 02:16:26	Bright	49.000	130	23Bet Dra	2.7990	5800.0	98	10492	No
45	GOM_NL__2PRFIN20040303_021911_000000352024_00418_10492_0143.N1	03-MAR-2004 02:19:11	Bright	35.000	19	50Alp Cyg	1.2460	10500.	70	10492	No
46	GOM_NL__2PRFIN20040303_022043_000000402024_00418_10492_0144.N1	03-MAR-2004 02:20:43	Bright	39.500	66	37Gam Cyg	2.2080	5900.0	79	10492	No
47	GOM_NL__2PRFIN20040303_022218_000000522024_00418_10492_0145.N1	03-MAR-2004 02:22:18	Bright	52.000	92	53Eps Cyg	2.5000	4500.0	104	10492	No
48	GOM_NL__2PRFIN20040303_022524_000000922024_00418_10492_0146.N1	03-MAR-2004 02:25:24	Bright	91.500	133	40Zet Her	2.8070	6000.0	183	10492	No
49	GOM_NL__2PRFIN20040303_022926_000000432024_00418_10492_0147.N1	03-MAR-2004 02:29:26	Bright	43.000	168	17Zet Aql	2.9860	11000.	86	10492	No
50	GOM_NL__2PRFIN20040303_023308_000000762024_00418_10492_0148.N1	03-MAR-2004 02:33:08	Straylight	75.500	59	55Alp Oph	2.0800	8900.0	151	10492	No
51	GOM_NL__2PRFIN20040303_023543_000000652024_00418_10492_0149.N1	03-MAR-2004 02:35:43	Straylight	64.500	126	60Bet Oph	2.7700	4250.0	129	10492	No
52	GOM_NL__2PRFIN20040303_023917_000000472024_00418_10492_0150.N1	03-MAR-2004 02:39:17	Dark	46.500	155	41Pi Sgr	2.9000	6600.0	93	10492	No
53	GOM_NL__2PRFIN20040303_024110_000000442024_00418_10492_0151.N1	03-MAR-2004 02:41:10	Dark	44.000	57	34Sig Sgr	2.0660	26000.	88	10492	No
54	GOM_NL__2PRFIN20040303_024418_000000492024_00418_10492_0152.N1	03-MAR-2004 02:44:18	Dark	49.000	38	20Eps Sgr	1.8360	11000.	98	10492	No
55	GOM_NL__2PRFIN20040303_024719_000000502024_00418_10492_0153.N1	03-MAR-2004 02:47:19	Dark	49.500	25	35Lam Sco	1.6200	28000.	99	10492	No
56	GOM_NL__2PRFIN20040303_025352_000000432024_00419_10493_0121.N1	03-MAR-2004 02:53:52	Dark	42.500	43	Alp TrA	1.9100	4250.0	85	10493	No
57	GOM_NL__2PRFIN20040303_025532_000000532024_00419_10493_0122.N1	03-MAR-2004 02:55:32	Dark	53.000	131	Gam Lup	2.8000	26000.	106	10493	No
58	GOM_NL__2PRFIN20040303_025728_000000482024_00419_10493_0123.N1	03-MAR-2004 02:57:28	Dark	48.000	4	Alp1Cen	-0.010000	5800.0	96	10493	No
59	GOM_NL__2PRFIN20040303_025847_000000432024_00419_10493_0124.N1	03-MAR-2004 02:58:47	Dark	43.000	10	Bet Cen	0.61000	28000.	86	10493	No
60	GOM_NL__2PRFIN20040303_030115_000000472024_00419_10493_0125.N1	03-MAR-2004 03:01:15	Dark	47.000	12	Alp1Cru	0.77500	30000.	94	10493	No
61	GOM_NL__2PRFIN20040303_030249_000000692024_00419_10493_0126.N1	03-MAR-2004 03:02:49	Dark	69.000	54	5The Cen	2.0550	4500.0	138	10493	No
62	GOM_NL__2PRFIN20040303_030518_000000392024_00419_10493_0127.N1	03-MAR-2004 03:05:18	Straylight	39.000	71	lot Car	2.2460	7700.0	78	10493	No
63	GOM_NL__2PRFIN20040303_030648_000000402024_00419_10493_0128.N1	03-MAR-2004 03:06:48	Straylight	39.500	46	Del Vel	1.9540	10600.	79	10493	No
64	GOM_NL__2PRFIN20040303_030944_000000482024_00419_10493_0129.N1	03-MAR-2004 03:09:44	Straylight	48.000	65	Lam Vel	2.2040	4400.0	96	10493	No
65	GOM_NL__2PRFIN20040303_031314_000000622024_00419_10493_0130.N1	03-MAR-2004 03:13:14	Straylight	62.000	171	2Eps Crv	3.0010	4250.0	124	10493	No
66	GOM_NL__2PRFIN20040303_031517_000000622024_00419_10493_0131.N1	03-MAR-2004 03:15:17	Straylight	61.500	100	4Gam Crv	2.5800	13100.	123	10493	No
67	GOM_NL__2PRFIN20040303_031911_000000452024_00419_10493_0132.N1	03-MAR-2004 03:19:11	Tw_i_and_stray	45.000	48	30Alp Hya	1.9770	4100.0	90	10493	No
68	GOM_NL__2PRFIN20040303_032513_000000422024_00419_10493_0133.N1	03-MAR-2004 03:25:13	Bright	42.000	22	32Alp Leo	1.3600	15200.	84	10493	No
69	GOM_NL__2PRFIN20040303_032746_000000452024_00419_10493_0134.N1	03-MAR-2004 03:27:46	Bright	44.500	51	41Gam1Leo	2.0100	4500.0	89	10493	No
70	GOM_NL__2PRFIN20040303_033030_000000412024_00419_10493_0135.N1	03-MAR-2004 03:30:30	Bright	41.000	17	78Bet Gem	1.1610	4500.0	82	10493	No
71	GOM_NL__2PRFIN20040303_033145_000000392024_00419_10493_0136.N1	03-MAR-2004 03:31:45	Bright	38.500	24	66Alp Gem	1.5800	10200.	77	10493	No
72	GOM_NL__2PRFIN20040303_033630_000000452024_00419_10493_0137.N1	03-MAR-2004 03:36:30	Bright	44.500	174	52Psi UMa	3.0040	4400.0	89	10493	No
73	GOM_NL__2PRFIN20040303_033920_000000432024_00419_10493_0138.N1	03-MAR-2004 03:39:20	Bright	43.000	82	48Bet UMa	2.3650	10600.	86	10493	No
74	GOM_NL__2PRFIN20040303_034042_000000432024_00419_10493_0139.N1	03-MAR-2004 03:40:42	Bright	42.500	36	50Alp UMa	1.8000	6300.0	85	10493	No
75	GOM_NL__2PRFIN20040303_034342_000000522024_00419_10493_0140.N1	03-MAR-2004 03:43:42	Bright	51.500	32	77Eps UMa	1.7630	11000.	103	10493	No
76	GOM_NL__2PRFIN20040303_035232_000000492024_00419_10493_0141.N1	03-MAR-2004 03:52:32	Bright	48.500	119	14Eta Dra	2.7270	4700.0	97	10493	No
77	GOM_NL__2PRFIN20040303_035439_000000412024_00419_10493_0142.N1	03-MAR-2004 03:54:39	Bright	41.000	89	5Alp Cep	2.4510	8000.0	82	10493	No
78	GOM_NL__2PRFIN20040303_035702_000000482024_00419_10493_0143.N1	03-MAR-2004 03:57:02	Bright	48.000	130	23Bet Dra	2.7990	5800.0	96	10493	No
79	GOM_NL__2PRFIN20040303_035947_000000392024_00419_10493_0144.N1	03-MAR-2004 03:59:47	Bright	38.500	19	50Alp Cyg	1.2460	10500.	77	10493	No
80	GOM_NL__2PRFIN20040303_040121_000000392024_00419_10493_0145.N1	03-MAR-2004 04:01:21	Bright	39.000	66	37Gam Cyg	2.2080	5900.0	78	10493	No
81	GOM_NL__2PRFIN20040303_040254_000000372024_00419_10493_0146.N1	03-MAR-2004 04:02:54	Bright	36.500	92	53Eps Cyg	2.5000	4500.0	73	10493	No
82	GOM_NL__2PRFIN20040303_040600_000000922024_00419_10493_0147.N1	03-MAR-2004 04:06:00	Bright	92.000	133	40Zet Her	2.8070	6000.0	184	10493	No
83	GOM_NL__2PRFIN20040303_041004_000000432024_00419_10493_0148.N1	03-MAR-2004 04:10:04	Bright	42.500	168	17Zet Aql	2.9860	11000.	85	10493	No
84	GOM_NL__2PRFIN20040303_041345_000000712024_00419_10493_0149.N1	03-MAR-2004 04:13:45	Straylight	71.000	59	55Alp Oph	2.0800	8900.0	142	10493	No
85	GOM_NL__2PRFIN20040303_041619_000000692024_00419_10493_0150.N1	03-MAR-2004 04:16:19	Straylight	68.500	126	60Bet Oph	2.7700	4250.0	137	10493	No
86	GOM_NL__2PRFIN20040303_041956_000000472024_00419_10493_0151.N1	03-MAR-2004 04:19:56	Dark	46.500	155	41Pi Sgr	2.9000	6600.0	93	10493	No
87	GOM_NL__2PRFIN20040303_042147_000000472024_00419_10493_0152.N1	03-MAR-2004 04:21:47	Dark	46.500	57	34Sig Sgr	2.0660	26000.	93	10493	No
88	GOM_NL__2PRFIN20040303_042457_000000552024_00419_10493_0153.N1	03-MAR-2004 04:24:57	Dark	54.500	38	20Eps Sgr	1.8360	11000.	109	10493	No
89	GOM_NL__2PRFIN20040303_042756_000000462024_00419_10493_0154.N1	03-MAR-2004 04:27:56	Dark	45.500	25	35Lam Sco	1.6200	28000.	91	10493	No
90	GOM_NL__2PRFIN20040303_043430_000000412024_00420_10494_0024.N1	03-MAR-2004 04:34:30	Dark	40.500	43	Alp TrA	1.9100	4250.0	81	10494	No
91	GOM_NL__2PRFIN20040303_043609_000000532024_00420_10494_0025.N1	03-MAR-2004 04:36:09	Dark	53.000	131	Gam Lup	2.8000	26000.	106	10494	No
92	GOM_NL__2PRFIN20040303_043805_000000442024_00420_10494_0026.N1	03-MAR-2004 04:38:05	Dark	44.000	4	Alp1Cen	-0.010000	5800.0	88	10494	No
93	GOM_NL__2PRFIN20040303_043924_000000432024_00420_10494_0027.N1	03-MAR-2004 04:39:24	Dark	42.500	10	Bet Cen	0.61000	28000.	85	10494	No
94	GOM_NL__2PRFIN20040303_044152_000000462024_00420_10494_0028.N1	03-MAR-2004 04:41:52	Dark	46.000	12	Alp1Cru	0.77500	30000.	92	10494	No
95	GOM_NL__2PRFIN20040303_044326_000000702024_00420_10494_0029.N1	03-MAR-2004 04:43:26	Dark	70.000	54	5The Cen	2.0550	4500.0	140	10494	No
96	GOM_NL__2PRFIN20040303_044554_000000402024_00420_10494_0030.N1	03-MAR-2004 04:45:54	Straylight	40.000	71	lot Car	2.2460	7700.0	80	10494	No
97	GOM_NL__2PRFIN20040303_044723_000000432024_00420_10494_0031.N1	03-MAR-2004 04:47:23	Straylight	42.500	46	Del Vel	1.9540	10600.	85	10494	No
98	GOM_NL__2PRFIN20040303_045020_000000462024_00420_10494_0032.N1	03-MAR-2004 04:50:20	Straylight	45.500	65	Lam Vel	2.2040	4400.0	91	10494	No
99	GOM_NL__2PRFIN20040303_045350_000000632024_00420_10494_0033.N1	03-MAR-2004 04:53:50	Straylight	63.000	171	2Eps Crv	3.0010	4250.0	126	10494	No
100	GOM_NL__2PRFIN20040303_045553_000000662024_00420_10494_0034.N1	03-MAR-2004 04:55:53	Straylight	65.500	100	4Gam Crv	2.5800	13100.	131	10494	No
101	GOM_NL__2PRFIN20040303_045948_000000472024_00420_10494_0035.N1	03-MAR-2004 04:59:48	Tw_i_and_stray	46.500	48	30Alp Hya	1.9770	4100.0	93	10494	No



102	GOM_NL__2PRFIN20040303_050550_000000432024_00420_10494_0036.N1	03-MAR-2004 05:05:50	Bright	43.000	22	32Alp Leo	1.3600	15200.	86	10494	No
103	GOM_NL__2PRFIN20040303_050822_000000442024_00420_10494_0037.N1	03-MAR-2004 05:08:22	Bright	44.000	51	41Gam1Leo	2.0100	4500.0	88	10494	No
104	GOM_NL__2PRFIN20040303_051107_000000412024_00420_10494_0038.N1	03-MAR-2004 05:11:07	Bright	41.000	17	78Bet Gem	1.1610	4500.0	82	10494	No
105	GOM_NL__2PRFIN20040303_051220_000000402024_00420_10494_0039.N1	03-MAR-2004 05:12:20	Bright	40.000	24	66Alp Gem	1.5800	10200.	80	10494	No
106	GOM_NL__2PRFIN20040303_051706_000000452024_00420_10494_0040.N1	03-MAR-2004 05:17:06	Bright	45.000	174	52Psi UMa	3.0040	4400.0	90	10494	No
107	GOM_NL__2PRFIN20040303_051956_000000412024_00420_10494_0041.N1	03-MAR-2004 05:19:56	Bright	41.000	82	48Bet UMa	2.3650	10600.	82	10494	No
108	GOM_NL__2PRFIN20040303_052118_000000442024_00420_10494_0042.N1	03-MAR-2004 05:21:18	Bright	44.000	36	50Alp UMa	1.8000	6300.0	88	10494	No
109	GOM_NL__2PRFIN20040303_052417_000000512024_00420_10494_0043.N1	03-MAR-2004 05:24:17	Bright	50.500	32	77Eps UMa	1.7630	11000.	101	10494	No
110	GOM_NL__2PRFIN20040303_053308_000000482024_00420_10494_0044.N1	03-MAR-2004 05:33:08	Bright	47.500	119	14Eta Dra	2.7270	4700.0	95	10494	No
111	GOM_NL__2PRFIN20040303_053518_000000382024_00420_10494_0045.N1	03-MAR-2004 05:35:18	Bright	38.000	89	5Alp Cep	2.4510	8000.0	76	10494	No
112	GOM_NL__2PRFIN20040303_053738_000000502024_00420_10494_0046.N1	03-MAR-2004 05:37:38	Bright	50.000	130	23Bet Dra	2.7990	5800.0	100	10494	No
113	GOM_NL__2PRFIN20040303_054024_000000352024_00420_10494_0047.N1	03-MAR-2004 05:40:24	Bright	34.500	19	50Alp Cyg	1.2460	10500.	69	10494	No
114	GOM_NL__2PRFIN20040303_054157_000000402024_00420_10494_0048.N1	03-MAR-2004 05:41:57	Bright	39.500	66	37Gam Cyg	2.2080	5900.0	79	10494	No
115	GOM_NL__2PRFIN20040303_054331_000000382024_00420_10494_0049.N1	03-MAR-2004 05:43:31	Bright	37.500	92	53Eps Cyg	2.5000	4500.0	75	10494	No
116	GOM_NL__2PRFIN20040303_054637_000000892024_00420_10494_0050.N1	03-MAR-2004 05:46:37	Bright	89.000	133	40Zet Her	2.8070	6000.0	178	10494	No
117	GOM_NL__2PRFIN20040303_055040_000000432024_00420_10494_0051.N1	03-MAR-2004 05:50:40	Bright	42.500	168	17Zet Aql	2.9860	11000.	85	10494	No
118	GOM_NL__2PRFIN20040303_055422_000000782024_00420_10494_0052.N1	03-MAR-2004 05:54:22	Straylight	78.000	59	55Alp Oph	2.0800	8900.0	156	10494	No
119	GOM_NL__2PRFIN20040303_055656_000000692024_00420_10494_0053.N1	03-MAR-2004 05:56:56	Dark	69.000	126	60Bet Oph	2.7700	4250.0	138	10494	No
120	GOM_NL__2PRFIN20040303_060033_000000452024_00420_10494_0054.N1	03-MAR-2004 06:00:33	Dark	45.000	155	41Pi Sgr	2.9000	6600.0	90	10494	No
121	GOM_NL__2PRFIN20040303_060225_000000472024_00420_10494_0055.N1	03-MAR-2004 06:02:25	Dark	46.500	57	34Sig Sgr	2.0660	26000.	93	10494	No
122	GOM_NL__2PRFIN20040303_060534_000000482024_00420_10494_0056.N1	03-MAR-2004 06:05:34	Dark	47.500	38	20Eps Sgr	1.8360	11000.	95	10494	No
123	GOM_NL__2PRFIN20040303_060833_000000472024_00420_10494_0057.N1	03-MAR-2004 06:08:33	Dark	47.000	25	35Lam Sco	1.6200	28000.	94	10494	No
124	GOM_NL__2PRFIN20040303_061506_000000512024_00421_10495_0027.N1	03-MAR-2004 06:15:06	Dark	51.000	43	Alp TrA	1.9100	4250.0	102	10495	No
125	GOM_NL__2PRFIN20040303_061647_000000542024_00421_10495_0028.N1	03-MAR-2004 06:16:47	Dark	53.500	131	Gam Lup	2.8000	26000.	107	10495	No
126	GOM_NL__2PRFIN20040303_061842_000000432024_00421_10495_0029.N1	03-MAR-2004 06:18:42	Dark	43.000	4	Alp1Cen	-0.010000	5800.0	86	10495	No
127	GOM_NL__2PRFIN20040303_062001_000000432024_00421_10495_0030.N1	03-MAR-2004 06:20:01	Dark	43.000	10	Bet Cen	0.61000	28000.	86	10495	No
128	GOM_NL__2PRFIN20040303_062229_000000472024_00421_10495_0031.N1	03-MAR-2004 06:22:29	Dark	47.000	12	Alp1Cru	0.77500	30000.	94	10495	No
129	GOM_NL__2PRFIN20040303_062403_000000692024_00421_10495_0032.N1	03-MAR-2004 06:24:03	Dark	69.000	54	5The Cen	2.0550	4500.0	138	10495	No
130	GOM_NL__2PRFIN20040303_062630_000000392024_00421_10495_0033.N1	03-MAR-2004 06:26:30	Straylight	39.000	71	lot Car	2.2460	7700.0	78	10495	No
131	GOM_NL__2PRFIN20040303_062800_000000382024_00421_10495_0034.N1	03-MAR-2004 06:28:00	Straylight	38.000	46	Del Vel	1.9540	10600.	76	10495	No
132	GOM_NL__2PRFIN20040303_063056_000000452024_00421_10495_0035.N1	03-MAR-2004 06:30:56	Straylight	45.000	65	Lam Vel	2.2040	4400.0	90	10495	No
133	GOM_NL__2PRFIN20040303_063336_000000712024_00421_10495_0036.N1	03-MAR-2004 06:33:36	Straylight	70.500	106	9Bet Crv	2.6480	5600.0	141	10495	No
134	GOM_NL__2PRFIN20040303_063629_000000642024_00421_10495_0037.N1	03-MAR-2004 06:36:29	Straylight	64.000	100	4Gam Crv	2.5800	13100.	128	10495	No
135	GOM_NL__2PRFIN20040303_064024_000000482024_00421_10495_0038.N1	03-MAR-2004 06:40:24	Tw_i_and_stray	47.500	48	30Alp Hya	1.9770	4100.0	95	10495	No
136	GOM_NL__2PRFIN20040303_064626_000000432024_00421_10495_0039.N1	03-MAR-2004 06:46:26	Bright	43.000	22	32Alp Leo	1.3600	15200.	86	10495	No
137	GOM_NL__2PRFIN20040303_064858_000000442024_00421_10495_0040.N1	03-MAR-2004 06:48:58	Bright	43.500	51	41Gam1Leo	2.0100	4500.0	87	10495	No
138	GOM_NL__2PRFIN20040303_065143_000000392024_00421_10495_0041.N1	03-MAR-2004 06:51:43	Bright	39.000	17	78Bet Gem	1.1610	4500.0	78	10495	No
139	GOM_NL__2PRFIN20040303_065257_000000392024_00421_10495_0042.N1	03-MAR-2004 06:52:57	Bright	39.000	24	66Alp Gem	1.5800	10200.	78	10495	No
140	GOM_NL__2PRFIN20040303_065741_000000432024_00421_10495_0043.N1	03-MAR-2004 06:57:41	Bright	42.500	174	52Psi UMa	3.0040	4400.0	85	10495	No
141	GOM_NL__2PRFIN20040303_070032_000000422024_00421_10495_0044.N1	03-MAR-2004 07:00:32	Bright	41.500	82	48Bet UMa	2.3650	10600.	83	10495	No
142	GOM_NL__2PRFIN20040303_070154_000000412024_00421_10495_0045.N1	03-MAR-2004 07:01:54	Bright	40.500	36	50Alp UMa	1.8000	6300.0	81	10495	No
143	GOM_NL__2PRFIN20040303_070452_000000512024_00421_10495_0046.N1	03-MAR-2004 07:04:52	Bright	50.500	32	77Eps UMa	1.7630	11000.	101	10495	No
144	GOM_NL__2PRFIN20040303_071343_000000492024_00421_10495_0047.N1	03-MAR-2004 07:13:43	Bright	48.500	119	14Eta Dra	2.7270	4700.0	97	10495	No
145	GOM_NL__2PRFIN20040303_071554_000000382024_00421_10495_0048.N1	03-MAR-2004 07:15:54	Bright	38.000	89	5Alp Cep	2.4510	8000.0	76	10495	No
146	GOM_NL__2PRFIN20040303_071813_000000482024_00421_10495_0049.N1	03-MAR-2004 07:18:13	Bright	48.000	130	23Bet Dra	2.7990	5800.0	96	10495	No
147	GOM_NL__2PRFIN20040303_072100_000000362024_00421_10495_0050.N1	03-MAR-2004 07:21:00	Bright	36.000	19	50Alp Cyg	1.2460	10500.	72	10495	No
148	GOM_NL__2PRFIN20040303_072233_000000382024_00421_10495_0051.N1	03-MAR-2004 07:22:33	Bright	38.000	66	37Gam Cyg	2.2080	5900.0	76	10495	No
149	GOM_NL__2PRFIN20040303_072407_000000382024_00421_10495_0052.N1	03-MAR-2004 07:24:07	Bright	38.000	92	53Eps Cyg	2.5000	4500.0	76	10495	No
150	GOM_NL__2PRFIN20040303_072713_000000872024_00421_10495_0053.N1	03-MAR-2004 07:27:13	Bright	87.000	133	40Zet Her	2.8070	6000.0	174	10495	No
151	GOM_NL__2PRFIN20040303_073116_000000432024_00421_10495_0054.N1	03-MAR-2004 07:31:16	Bright	42.500	168	17Zet Aql	2.9860	11000.	85	10495	No
152	GOM_NL__2PRFIN20040303_073459_000000762024_00421_10495_0055.N1	03-MAR-2004 07:34:59	Straylight	76.000	59	55Alp Oph	2.0800	8900.0	152	10495	No
153	GOM_NL__2PRFIN20040303_073733_000000772024_00421_10495_0056.N1	03-MAR-2004 07:37:33	Dark	76.500	126	60Bet Oph	2.7700	4250.0	153	10495	No
154	GOM_NL__2PRFIN20040303_074109_000000462024_00421_10495_0057.N1	03-MAR-2004 07:41:09	Dark	46.000	155	41Pi Sgr	2.9000	6600.0	92	10495	No
155	GOM_NL__2PRFIN20040303_074301_000000462024_00421_10495_0058.N1	03-MAR-2004 07:43:01	Dark	45.500	57	34Sig Sgr	2.0660	26000.	91	10495	No
156	GOM_NL__2PRFIN20040303_074611_000000472024_00421_10495_0059.N1	03-MAR-2004 07:46:11	Dark	47.000	38	20Eps Sgr	1.8360	11000.	94	10495	No
157	GOM_NL__2PRFIN20040303_074910_000000512024_00421_10495_0060.N1	03-MAR-2004 07:49:10	Dark	50.500	25	35Lam Sco	1.6200	28000.	101	10495	No
158	GOM_NL__2PRFIN20040303_075543_000000392024_00422_10496_0027.N1	03-MAR-2004 07:55:43	Dark	39.000	43	Alp TrA	1.9100	4250.0	78	10496	No
159	GOM_NL__2PRFIN20040303_075724_000000542024_00422_10496_0028.N1	03-MAR-2004 07:57:24	Dark	53.500	131	Gam Lup	2.8000	26000.	107	10496	No
160	GOM_NL__2PRFIN20040303_075919_000000542024_00422_10496_0029.N1	03-MAR-2004 07:59:19	Dark	53.500	4	Alp1Cen	-0.010000	5800.0	107	10496	No

161	GOM_NL__2PRFIN20040303_080037_000000422024_00422_10496_0030.N1	03-MAR-2004 08:00:37	Dark	42.000	10	Bet Cen	0.61000	28000.	84	10496	No
162	GOM_NL__2PRFIN20040303_080305_000000492024_00422_10496_0031.N1	03-MAR-2004 08:03:05	Dark	49.000	12	Alp1Cru	0.77500	30000.	98	10496	No
163	GOM_NL__2PRFIN20040303_080440_000000802024_00422_10496_0032.N1	03-MAR-2004 08:04:40	Dark	79.500	54	5The Cen	2.0550	4500.0	159	10496	No
164	GOM_NL__2PRFIN20040303_080706_000000422024_00422_10496_0033.N1	03-MAR-2004 08:07:06	Straylight	42.000	71	lot Car	2.2460	7700.0	84	10496	No
165	GOM_NL__2PRFIN20040303_080836_000000392024_00422_10496_0034.N1	03-MAR-2004 08:08:36	Straylight	39.000	46	Del Vel	1.9540	10600.	78	10496	No
166	GOM_NL__2PRFIN20040303_081133_000000442024_00422_10496_0035.N1	03-MAR-2004 08:11:33	Straylight	43.500	65	Lam Vel	2.2040	4400.0	87	10496	No
167	GOM_NL__2PRFIN20040303_081411_000000692024_00422_10496_0036.N1	03-MAR-2004 08:14:11	Straylight	69.000	106	9Bet Crv	2.6480	5600.0	138	10496	No
168	GOM_NL__2PRFIN20040303_081703_000000672024_00422_10496_0037.N1	03-MAR-2004 08:17:03	Straylight	66.500	100	4Gam Crv	2.5800	13100.	133	10496	No
169	GOM_NL__2PRFIN20040303_082101_000000462024_00422_10496_0038.N1	03-MAR-2004 08:21:01	Tw_i_and_stray	46.000	48	30Alp Hya	1.9770	4100.0	92	10496	No
170	GOM_NL__2PRFIN20040303_082701_000000422024_00422_10496_0039.N1	03-MAR-2004 08:27:01	Bright	41.500	22	32Alp Leo	1.3600	15200.	83	10496	No
171	GOM_NL__2PRFIN20040303_082934_000000442024_00422_10496_0040.N1	03-MAR-2004 08:29:34	Bright	43.500	51	41Gam1Leo	2.0100	4500.0	87	10496	No
172	GOM_NL__2PRFIN20040303_083219_000000392024_00422_10496_0041.N1	03-MAR-2004 08:32:19	Bright	39.000	17	78Bet Gem	1.1610	4500.0	78	10496	No
173	GOM_NL__2PRFIN20040303_083334_000000382024_00422_10496_0042.N1	03-MAR-2004 08:33:34	Bright	38.000	24	66Alp Gem	1.5800	10200.	76	10496	No
174	GOM_NL__2PRFIN20040303_083817_000000442024_00422_10496_0043.N1	03-MAR-2004 08:38:17	Bright	44.000	174	52Psi UMa	3.0040	4400.0	88	10496	No
175	GOM_NL__2PRFIN20040303_084108_000000412024_00422_10496_0044.N1	03-MAR-2004 08:41:08	Bright	41.000	82	48Bet UMa	2.3650	10600.	82	10496	No
176	GOM_NL__2PRFIN20040303_084230_000000392024_00422_10496_0045.N1	03-MAR-2004 08:42:30	Bright	39.000	36	50Alp UMa	1.8000	6300.0	78	10496	No
177	GOM_NL__2PRFIN20040303_084527_000000502024_00422_10496_0046.N1	03-MAR-2004 08:45:27	Bright	50.000	32	77Eps UMa	1.7630	11000.	100	10496	No
178	GOM_NL__2PRFIN20040303_085419_000000482024_00422_10496_0047.N1	03-MAR-2004 08:54:19	Bright	47.500	119	14Eta Dra	2.7270	4700.0	95	10496	No
179	GOM_NL__2PRFIN20040303_085630_000000382024_00422_10496_0048.N1	03-MAR-2004 08:56:30	Bright	37.500	89	5Alp Cep	2.4510	8000.0	75	10496	No
180	GOM_NL__2PRFIN20040303_085849_000000452024_00422_10496_0049.N1	03-MAR-2004 08:58:49	Bright	45.000	130	23Bet Dra	2.7990	5800.0	90	10496	No
181	GOM_NL__2PRFIN20040303_090136_000000362024_00422_10496_0050.N1	03-MAR-2004 09:01:36	Bright	35.500	19	50Alp Cyg	1.2460	10500.	71	10496	No
182	GOM_NL__2PRFIN20040303_090310_000000382024_00422_10496_0051.N1	03-MAR-2004 09:03:10	Bright	38.000	66	37Gam Cyg	2.2080	5900.0	76	10496	No
183	GOM_NL__2PRFIN20040303_090444_000000382024_00422_10496_0052.N1	03-MAR-2004 09:04:44	Bright	38.000	92	53Eps Cyg	2.5000	4500.0	76	10496	No
184	GOM_NL__2PRFIN20040303_090749_000000922024_00422_10496_0053.N1	03-MAR-2004 09:07:49	Bright	92.000	133	40Zet Her	2.8070	6000.0	184	10496	No
185	GOM_NL__2PRFIN20040303_091153_000000442024_00422_10496_0054.N1	03-MAR-2004 09:11:53	Bright	43.500	168	17Zet Aql	2.9860	11000.	87	10496	No
186	GOM_NL__2PRFIN20040303_091535_000000752024_00422_10496_0055.N1	03-MAR-2004 09:15:35	Straylight	74.500	59	55Alp Oph	2.0800	8900.0	149	10496	No
187	GOM_NL__2PRFIN20040303_091811_000000712024_00422_10496_0056.N1	03-MAR-2004 09:18:11	Dark	70.500	126	60Bet Oph	2.7700	4250.0	141	10496	No
188	GOM_NL__2PRFIN20040303_092146_000000442024_00422_10496_0057.N1	03-MAR-2004 09:21:46	Dark	43.500	155	41Pi Sgr	2.9000	6600.0	87	10496	No
189	GOM_NL__2PRFIN20040303_092338_000000432024_00422_10496_0058.N1	03-MAR-2004 09:23:38	Dark	43.000	57	34Sig Sgr	2.0660	26000.	86	10496	No
190	GOM_NL__2PRFIN20040303_092648_000000492024_00422_10496_0059.N1	03-MAR-2004 09:26:48	Dark	48.500	38	20Eps Sgr	1.8360	11000.	97	10496	No
191	GOM_NL__2PRFIN20040303_092947_000000522024_00422_10496_0060.N1	03-MAR-2004 09:29:47	Dark	51.500	25	35Lam Sco	1.6200	28000.	103	10496	No
192	GOM_NL__2PRFIN20040303_093619_000000412024_00423_10497_0027.N1	03-MAR-2004 09:36:19	Dark	40.500	43	Alp TrA	1.9100	4250.0	81	10497	No
193	GOM_NL__2PRFIN20040303_093801_000000532024_00423_10497_0028.N1	03-MAR-2004 09:38:01	Dark	52.500	131	Gam Lup	2.8000	26000.	105	10497	No
194	GOM_NL__2PRFIN20040303_093955_000000482024_00423_10497_0029.N1	03-MAR-2004 09:39:55	Dark	48.000	4	Alp1Cen	-0.010000	5800.0	96	10497	No
195	GOM_NL__2PRFIN20040303_094114_000000502024_00423_10497_0030.N1	03-MAR-2004 09:41:14	Dark	49.500	10	Bet Cen	0.61000	28000.	99	10497	No
196	GOM_NL__2PRFIN20040303_094342_000000502024_00423_10497_0031.N1	03-MAR-2004 09:43:42	Dark	49.500	12	Alp1Cru	0.77500	30000.	99	10497	No
197	GOM_NL__2PRFIN20040303_094516_000000732024_00423_10497_0032.N1	03-MAR-2004 09:45:16	Dark	73.000	54	5The Cen	2.0550	4500.0	146	10497	No
198	GOM_NL__2PRFIN20040303_094743_000000422024_00423_10497_0033.N1	03-MAR-2004 09:47:43	Straylight	41.500	71	lot Car	2.2460	7700.0	83	10497	No
199	GOM_NL__2PRFIN20040303_094912_000000432024_00423_10497_0034.N1	03-MAR-2004 09:49:12	Straylight	43.000	46	Del Vel	1.9540	10600.	86	10497	No
200	GOM_NL__2PRFIN20040303_095209_000000452024_00423_10497_0035.N1	03-MAR-2004 09:52:09	Straylight	45.000	65	Lam Vel	2.2040	4400.0	90	10497	No
201	GOM_NL__2PRFIN20040303_095448_000000632024_00423_10497_0036.N1	03-MAR-2004 09:54:48	Straylight	62.500	106	9Bet Crv	2.6480	5600.0	125	10497	No
202	GOM_NL__2PRFIN20040303_095741_000000642024_00423_10497_0037.N1	03-MAR-2004 09:57:41	Straylight	63.500	100	4Gam Crv	2.5800	13100.	127	10497	No
203	GOM_NL__2PRFIN20040303_100136_000000442024_00423_10497_0038.N1	03-MAR-2004 10:01:36	Tw_i_and_stray	43.500	48	30Alp Hya	1.9770	4100.0	87	10497	No
204	GOM_NL__2PRFIN20040303_100737_000000412024_00423_10497_0039.N1	03-MAR-2004 10:07:37	Bright	41.000	22	32Alp Leo	1.3600	15200.	82	10497	No
205	GOM_NL__2PRFIN20040303_101009_000000422024_00423_10497_0040.N1	03-MAR-2004 10:10:09	Bright	42.000	51	41Gam1Leo	2.0100	4500.0	84	10497	No
206	GOM_NL__2PRFIN20040303_101255_000000402024_00423_10497_0041.N1	03-MAR-2004 10:12:55	Bright	39.500	17	78Bet Gem	1.1610	4500.0	79	10497	No
207	GOM_NL__2PRFIN20040303_101410_000000402024_00423_10497_0042.N1	03-MAR-2004 10:14:10	Bright	39.500	24	66Alp Gem	1.5800	10200.	79	10497	No
208	GOM_NL__2PRFIN20040303_101852_000000462024_00423_10497_0043.N1	03-MAR-2004 10:18:52	Bright	45.500	174	52Psi UMa	3.0040	4400.0	91	10497	No
209	GOM_NL__2PRFIN20040303_102143_000000412024_00423_10497_0044.N1	03-MAR-2004 10:21:43	Bright	41.000	82	48Bet UMa	2.3650	10600.	82	10497	No
210	GOM_NL__2PRFIN20040303_102305_000000412024_00423_10497_0045.N1	03-MAR-2004 10:23:05	Bright	40.500	36	50Alp UMa	1.8000	6300.0	81	10497	No
211	GOM_NL__2PRFIN20040303_102602_000000512024_00423_10497_0046.N1	03-MAR-2004 10:26:02	Bright	50.500	32	77Eps UMa	1.7630	11000.	101	10497	No
212	GOM_NL__2PRFIN20040303_103454_000000482024_00423_10497_0047.N1	03-MAR-2004 10:34:54	Bright	47.500	119	14Eta Dra	2.7270	4700.0	95	10497	No
213	GOM_NL__2PRFIN20040303_103706_000000392024_00423_10497_0048.N1	03-MAR-2004 10:37:06	Bright	38.500	89	5Alp Cep	2.4510	8000.0	77	10497	No
214	GOM_NL__2PRFIN20040303_103924_000000472024_00423_10497_0049.N1	03-MAR-2004 10:39:24	Bright	46.500	130	23Bet Dra	2.7990	5800.0	93	10497	No
215	GOM_NL__2PRFIN20040303_104212_000000382024_00423_10497_0050.N1	03-MAR-2004 10:42:12	Bright	37.500	19	50Alp Cyg	1.2460	10500.	75	10497	No
216	GOM_NL__2PRFIN20040303_104345_000000362024_00423_10497_0051.N1	03-MAR-2004 10:43:45	Bright	35.500	66	37Gam Cyg	2.2080	5900.0	71	10497	No
217	GOM_NL__2PRFIN20040303_104519_000000362024_00423_10497_0052.N1	03-MAR-2004 10:45:19	Bright	35.500	92	53Eps Cyg	2.5000	4500.0	71	10497	No
218	GOM_NL__2PRFIN20040303_104825_000000922024_00423_10497_0053.N1	03-MAR-2004 10:48:25	Bright	92.000	133	40Zet Her	2.8070	6000.0	184	10497	No
219	GOM_NL__2PRFIN20040303_105228_000000442024_00423_10497_0054.N1	03-MAR-2004 10:52:28	Bright	43.500	168	17Zet Aql	2.9860	11000.	87	10497	No

220	GOM_NL__2PRFIN20040303_105612_000000752024_00423_10497_0055.N1	03-MAR-2004 10:56:12	Straylight	74.500	59	55Alp Oph	2.0800	8900.0	149	10497	No
221	GOM_NL__2PRFIN20040303_105846_000000742024_00423_10497_0056.N1	03-MAR-2004 10:58:46	Dark	73.500	126	60Bet Oph	2.7700	4250.0	147	10497	No
222	GOM_NL__2PRFIN20040303_110222_000000432024_00423_10497_0057.N1	03-MAR-2004 11:02:22	Dark	43.000	155	41Pi Sgr	2.9000	6600.0	86	10497	No
223	GOM_NL__2PRFIN20040303_110414_000000452024_00423_10497_0058.N1	03-MAR-2004 11:04:14	Dark	45.000	57	34Sig Sgr	2.0660	26000.	90	10497	No
224	GOM_NL__2PRFIN20040303_110724_000000492024_00423_10497_0059.N1	03-MAR-2004 11:07:24	Dark	49.000	38	20Eps Sgr	1.8360	11000.	98	10497	No
225	GOM_NL__2PRFIN20040303_111024_000000482024_00423_10497_0060.N1	03-MAR-2004 11:10:24	Dark	47.500	25	35Lam Sco	1.6200	28000.	95	10497	No
226	GOM_NL__2PRFIN20040303_111655_000000412024_00424_10498_0146.N1	03-MAR-2004 11:16:55	Dark	40.500	43	Alp TrA	1.9100	4250.0	81	10498	No
227	GOM_NL__2PRFIN20040303_111838_000000542024_00424_10498_0147.N1	03-MAR-2004 11:18:38	Dark	53.500	131	Gam Lup	2.8000	26000.	107	10498	No
228	GOM_NL__2PRFIN20040303_112031_000000502024_00424_10498_0148.N1	03-MAR-2004 11:20:31	Dark	50.000	4	Alp1Cen	-0.010000	5800.0	100	10498	No
229	GOM_NL__2PRFIN20040303_112150_000000422024_00424_10498_0149.N1	03-MAR-2004 11:21:50	Dark	42.000	10	Bet Cen	0.61000	28000.	84	10498	No
230	GOM_NL__2PRFIN20040303_112418_000000502024_00424_10498_0150.N1	03-MAR-2004 11:24:18	Dark	49.500	12	Alp1Cru	0.77500	30000.	99	10498	No
231	GOM_NL__2PRFIN20040303_112554_000000712024_00424_10498_0151.N1	03-MAR-2004 11:25:54	Dark	71.000	54	5The Cen	2.0550	4500.0	142	10498	No
232	GOM_NL__2PRFIN20040303_112819_000000362024_00424_10498_0152.N1	03-MAR-2004 11:28:19	Straylight	36.000	71	lot Car	2.2460	7700.0	72	10498	No
233	GOM_NL__2PRFIN20040303_112948_000000392024_00424_10498_0153.N1	03-MAR-2004 11:29:48	Straylight	38.500	46	Del Vel	1.9540	10600.	77	10498	No
234	GOM_NL__2PRFIN20040303_113245_000000462024_00424_10498_0154.N1	03-MAR-2004 11:32:45	Straylight	46.000	65	Lam Vel	2.2040	4400.0	92	10498	No
235	GOM_NL__2PRFIN20040303_113524_000000682024_00424_10498_0155.N1	03-MAR-2004 11:35:24	Straylight	68.000	106	9Bet Crv	2.6480	5600.0	136	10498	No
236	GOM_NL__2PRFIN20040303_113815_000000682024_00424_10498_0156.N1	03-MAR-2004 11:38:15	Straylight	67.500	100	4Gam Crv	2.5800	13100.	135	10498	No
237	GOM_NL__2PRFIN20040303_114212_000000462024_00424_10498_0157.N1	03-MAR-2004 11:42:12	Tw_i_and_stray	46.000	48	30Alp Hya	1.9770	4100.0	92	10498	No
238	GOM_NL__2PRFIN20040303_114813_000000432024_00424_10498_0158.N1	03-MAR-2004 11:48:13	Bright	42.500	22	32Alp Leo	1.3600	15200.	85	10498	No
239	GOM_NL__2PRFIN20040303_115045_000000432024_00424_10498_0159.N1	03-MAR-2004 11:50:45	Bright	42.500	51	41Gam1Leo	2.0100	4500.0	85	10498	No
240	GOM_NL__2PRFIN20040303_115332_000000392024_00424_10498_0160.N1	03-MAR-2004 11:53:32	Bright	39.000	17	78Bet Gem	1.1610	4500.0	78	10498	No
241	GOM_NL__2PRFIN20040303_115446_000000402024_00424_10498_0161.N1	03-MAR-2004 11:54:46	Bright	40.000	24	66Alp Gem	1.5800	10200.	80	10498	No
242	GOM_NL__2PRFIN20040303_115927_000000472024_00424_10498_0162.N1	03-MAR-2004 11:59:27	Bright	47.000	174	52Psi UMa	3.0040	4400.0	94	10498	No
243	GOM_NL__2PRFIN20040303_120218_000000432024_00424_10498_0163.N1	03-MAR-2004 12:02:18	Bright	42.500	82	48Bet UMa	2.3650	10600.	85	10498	No
244	GOM_NL__2PRFIN20040303_120341_000000432024_00424_10498_0164.N1	03-MAR-2004 12:03:41	Bright	42.500	36	50Alp UMa	1.8000	6300.0	85	10498	No
245	GOM_NL__2PRFIN20040303_120637_000000502024_00424_10498_0165.N1	03-MAR-2004 12:06:37	Bright	50.000	32	77Eps UMa	1.7630	11000.	100	10498	No
246	GOM_NL__2PRFIN20040303_121530_000000442024_00424_10498_0166.N1	03-MAR-2004 12:15:30	Bright	43.500	119	14Eta Dra	2.7270	4700.0	87	10498	No
247	GOM_NL__2PRFIN20040303_121742_000000382024_00424_10498_0167.N1	03-MAR-2004 12:17:42	Bright	37.500	89	5Alp Cep	2.4510	8000.0	75	10498	No
248	GOM_NL__2PRFIN20040303_122000_000000492024_00424_10498_0168.N1	03-MAR-2004 12:20:00	Bright	48.500	130	23Bet Dra	2.7990	5800.0	97	10498	No
249	GOM_NL__2PRFIN20040303_122248_000000372024_00424_10498_0169.N1	03-MAR-2004 12:22:48	Bright	37.000	19	50Alp Cyg	1.2460	10500.	74	10498	No
250	GOM_NL__2PRFIN20040303_122422_000000392024_00424_10498_0170.N1	03-MAR-2004 12:24:22	Bright	38.500	66	37Gam Cyg	2.2080	5900.0	77	10498	No
251	GOM_NL__2PRFIN20040303_122555_000000382024_00424_10498_0171.N1	03-MAR-2004 12:25:55	Bright	37.500	92	53Eps Cyg	2.5000	4500.0	75	10498	No
252	GOM_NL__2PRFIN20040303_122901_000000912024_00424_10498_0172.N1	03-MAR-2004 12:29:01	Tw_i_and_stray	90.500	133	40Zet Her	2.8070	6000.0	181	10498	No
253	GOM_NL__2PRFIN20040303_123305_000000432024_00424_10498_0173.N1	03-MAR-2004 12:33:05	Bright	42.500	168	17Zet Aql	2.9860	11000.	85	10498	No
254	GOM_NL__2PRFIN20040303_123649_000000792024_00424_10498_0174.N1	03-MAR-2004 12:36:49	Straylight	78.500	59	55Alp Oph	2.0800	8900.0	157	10498	No
255	GOM_NL__2PRFIN20040303_123923_000000762024_00424_10498_0175.N1	03-MAR-2004 12:39:23	Dark	76.000	126	60Bet Oph	2.7700	4250.0	152	10498	No
256	GOM_NL__2PRFIN20040303_124258_000000442024_00424_10498_0176.N1	03-MAR-2004 12:42:58	Dark	44.000	155	41Pi Sgr	2.9000	6600.0	88	10498	No
257	GOM_NL__2PRFIN20040303_124450_000000442024_00424_10498_0177.N1	03-MAR-2004 12:44:50	Dark	44.000	57	34Sig Sgr	2.0660	26000.	88	10498	No
258	GOM_NL__2PRFIN20040303_124801_000000482024_00424_10498_0178.N1	03-MAR-2004 12:48:01	Dark	47.500	38	20Eps Sgr	1.8360	11000.	95	10498	No
259	GOM_NL__2PRFIN20040303_125101_000000462024_00424_10498_0179.N1	03-MAR-2004 12:51:01	Dark	46.000	25	35Lam Sco	1.6200	28000.	92	10498	No
260	GOM_NL__2PRFIN20040303_125731_000000412024_00425_10499_0146.N1	03-MAR-2004 12:57:31	Dark	41.000	43	Alp TrA	1.9100	4250.0	82	10499	No
261	GOM_NL__2PRFIN20040303_125916_000000512024_00425_10499_0147.N1	03-MAR-2004 12:59:16	Dark	51.000	131	Gam Lup	2.8000	26000.	102	10499	No
262	GOM_NL__2PRFIN20040303_130108_000000452024_00425_10499_0148.N1	03-MAR-2004 13:01:08	Dark	45.000	4	Alp1Cen	-0.010000	5800.0	90	10499	No
263	GOM_NL__2PRFIN20040303_130226_000000442024_00425_10499_0149.N1	03-MAR-2004 13:02:26	Dark	44.000	10	Bet Cen	0.61000	28000.	88	10499	No
264	GOM_NL__2PRFIN20040303_130454_000000422024_00425_10499_0150.N1	03-MAR-2004 13:04:54	Dark	42.000	12	Alp1Cru	0.77500	30000.	84	10499	No
265	GOM_NL__2PRFIN20040303_130631_000000622024_00425_10499_0151.N1	03-MAR-2004 13:06:31	Dark	62.000	54	5The Cen	2.0550	4500.0	124	10499	No
266	GOM_NL__2PRFIN20040303_130854_000000382024_00425_10499_0152.N1	03-MAR-2004 13:08:54	Straylight	38.000	71	lot Car	2.2460	7700.0	76	10499	No
267	GOM_NL__2PRFIN20040303_131023_000000392024_00425_10499_0153.N1	03-MAR-2004 13:10:23	Straylight	39.000	46	Del Vel	1.9540	10600.	78	10499	No
268	GOM_NL__2PRFIN20040303_131321_000000522024_00425_10499_0154.N1	03-MAR-2004 13:13:21	Straylight	51.500	65	Lam Vel	2.2040	4400.0	103	10499	No
269	GOM_NL__2PRFIN20040303_131601_000000692024_00425_10499_0155.N1	03-MAR-2004 13:16:01	Straylight	69.000	106	9Bet Crv	2.6480	5600.0	138	10499	No
270	GOM_NL__2PRFIN20040303_131853_000000642024_00425_10499_0156.N1	03-MAR-2004 13:18:53	Straylight	64.000	100	4Gam Crv	2.5800	13100.	128	10499	No
271	GOM_NL__2PRFIN20040303_132248_000000472024_00425_10499_0157.N1	03-MAR-2004 13:22:48	Tw_i_and_stray	47.000	48	30Alp Hya	1.9770	4100.0	94	10499	No
272	GOM_NL__2PRFIN20040303_132848_000000422024_00425_10499_0158.N1	03-MAR-2004 13:28:48	Bright	42.000	22	32Alp Leo	1.3600	15200.	84	10499	No
273	GOM_NL__2PRFIN20040303_133121_000000452024_00425_10499_0159.N1	03-MAR-2004 13:31:21	Bright	44.500	51	41Gam1Leo	2.0100	4500.0	89	10499	No
274	GOM_NL__2PRFIN20040303_133408_000000402024_00425_10499_0160.N1	03-MAR-2004 13:34:08	Bright	39.500	17	78Bet Gem	1.1610	4500.0	79	10499	No
275	GOM_NL__2PRFIN20040303_133522_000000402024_00425_10499_0161.N1	03-MAR-2004 13:35:22	Bright	39.500	24	66Alp Gem	1.5800	10200.	79	10499	No
276	GOM_NL__2PRFIN20040303_134003_000000442024_00425_10499_0162.N1	03-MAR-2004 13:40:03	Bright	44.000	174	52Psi UMa	3.0040	4400.0	88	10499	No
277	GOM_NL__2PRFIN20040303_134254_000000432024_00425_10499_0163.N1	03-MAR-2004 13:42:54	Bright	42.500	82	48Bet UMa	2.3650	10600.	85	10499	No
278	GOM_NL__2PRFIN20040303_134416_000000442024_00425_10499_0164.N1	03-MAR-2004 13:44:16	Bright	43.500	36	50Alp UMa	1.8000	6300.0	87	10499	No



279	GOM_NL__2PRFIN20040303_134712_000000502024_00425_10499_0165.N1	03-MAR-2004 13:47:12	Bright	50.000	32	77Eps UMa	1.7630	11000.	100	10499	No
280	GOM_NL__2PRFIN20040303_135605_000000482024_00425_10499_0166.N1	03-MAR-2004 13:56:05	Bright	48.000	119	14Eta Dra	2.7270	4700.0	96	10499	No
281	GOM_NL__2PRFIN20040303_135819_000000382024_00425_10499_0167.N1	03-MAR-2004 13:58:19	Bright	37.500	89	5Alp Cep	2.4510	8000.0	75	10499	No
282	GOM_NL__2PRFIN20040303_140035_000000492024_00425_10499_0168.N1	03-MAR-2004 14:00:35	Bright	49.000	130	23Bet Dra	2.7990	5800.0	98	10499	No
283	GOM_NL__2PRFIN20040303_140325_000000372024_00425_10499_0169.N1	03-MAR-2004 14:03:25	Bright	36.500	19	50Alp Cyg	1.2460	10500.	73	10499	No
284	GOM_NL__2PRFIN20040303_140458_000000392024_00425_10499_0170.N1	03-MAR-2004 14:04:58	Bright	38.500	66	37Gam Cyg	2.2080	5900.0	77	10499	No
285	GOM_NL__2PRFIN20040303_140632_000000372024_00425_10499_0171.N1	03-MAR-2004 14:06:32	Bright	36.500	92	53Eps Cyg	2.5000	4500.0	73	10499	No
286	GOM_NL__2PRFIN20040303_140937_000000912024_00425_10499_0172.N1	03-MAR-2004 14:09:37	Tw_i_and_stray	90.500	133	40Zet Her	2.8070	6000.0	181	10499	No
287	GOM_NL__2PRFIN20040303_141341_000000432024_00425_10499_0173.N1	03-MAR-2004 14:13:41	Bright	43.000	168	17Zet Aql	2.9860	11000.	86	10499	No
288	GOM_NL__2PRFIN20040303_141726_000000722024_00425_10499_0174.N1	03-MAR-2004 14:17:26	Straylight	72.000	59	55Alp Oph	2.0800	8900.0	144	10499	No
289	GOM_NL__2PRFIN20040303_142001_000000702024_00425_10499_0175.N1	03-MAR-2004 14:20:01	Dark	70.000	126	60Bet Oph	2.7700	4250.0	140	10499	No
290	GOM_NL__2PRFIN20040303_142335_000000432024_00425_10499_0176.N1	03-MAR-2004 14:23:35	Dark	42.500	155	41Pi Sgr	2.9000	6600.0	85	10499	No
291	GOM_NL__2PRFIN20040303_142527_000000442024_00425_10499_0177.N1	03-MAR-2004 14:25:27	Dark	44.000	57	34Sig Sgr	2.0660	26000.	88	10499	No
292	GOM_NL__2PRFIN20040303_142838_000000432024_00425_10499_0178.N1	03-MAR-2004 14:28:38	Dark	43.000	38	20Eps Sgr	1.8360	11000.	86	10499	No
293	GOM_NL__2PRFIN20040303_143138_000000472024_00425_10499_0179.N1	03-MAR-2004 14:31:38	Dark	46.500	25	35Lam Sco	1.6200	28000.	93	10499	No
294	GOM_NL__2PRFIN20040303_143808_000000422024_00426_10500_0146.N1	03-MAR-2004 14:38:08	Dark	42.000	43	Alp TrA	1.9100	4250.0	84	10500	No
295	GOM_NL__2PRFIN20040303_143953_000000522024_00426_10500_0147.N1	03-MAR-2004 14:39:53	Dark	52.000	131	Gam Lup	2.8000	26000.	104	10500	No
296	GOM_NL__2PRFIN20040303_144144_000000462024_00426_10500_0148.N1	03-MAR-2004 14:41:44	Dark	46.000	4	Alp1Cen	-0.010000	5800.0	92	10500	No
297	GOM_NL__2PRFIN20040303_144303_000000452024_00426_10500_0149.N1	03-MAR-2004 14:43:03	Dark	45.000	10	Bet Cen	0.61000	28000.	90	10500	No
298	GOM_NL__2PRFIN20040303_144530_000000412024_00426_10500_0150.N1	03-MAR-2004 14:45:30	Dark	40.500	12	Alp1Cru	0.77500	30000.	81	10500	No
299	GOM_NL__2PRFIN20040303_144707_000000732024_00426_10500_0151.N1	03-MAR-2004 14:47:07	Dark	73.000	54	5The Cen	2.0550	4500.0	146	10500	No
300	GOM_NL__2PRFIN20040303_144930_000000402024_00426_10500_0152.N1	03-MAR-2004 14:49:30	Straylight	39.500	71	lot Car	2.2460	7700.0	79	10500	No
301	GOM_NL__2PRFIN20040303_145058_000000452024_00426_10500_0153.N1	03-MAR-2004 14:50:58	Straylight	45.000	113	Mu Vel	2.6920	5000.0	90	10500	No
302	GOM_NL__2PRFIN20040303_145357_000000442024_00426_10500_0154.N1	03-MAR-2004 14:53:57	Straylight	44.000	65	Lam Vel	2.2040	4400.0	88	10500	No
303	GOM_NL__2PRFIN20040303_145637_000000662024_00426_10500_0155.N1	03-MAR-2004 14:56:37	Straylight	65.500	106	9Bet Crv	2.6480	5600.0	131	10500	No
304	GOM_NL__2PRFIN20040303_145929_000000642024_00426_10500_0156.N1	03-MAR-2004 14:59:29	Straylight	63.500	100	4Gam Crv	2.5800	13100.	127	10500	No
305	GOM_NL__2PRFIN20040303_150324_000000522024_00426_10500_0157.N1	03-MAR-2004 15:03:24	Tw_i_and_stray	52.000	48	30Alp Hya	1.9770	4100.0	104	10500	No
306	GOM_NL__2PRFIN20040303_150924_000000432024_00426_10500_0158.N1	03-MAR-2004 15:09:24	Bright	42.500	22	32Alp Leo	1.3600	15200.	85	10500	No
307	GOM_NL__2PRFIN20040303_151156_000000442024_00426_10500_0159.N1	03-MAR-2004 15:11:56	Bright	43.500	51	41Gam1Leo	2.0100	4500.0	87	10500	No
308	GOM_NL__2PRFIN20040303_151332_000000502024_00426_10500_0160.N1	03-MAR-2004 15:13:32	Bright	50.000	96	68Del Leo	2.5600	9300.0	100	10500	No
309	GOM_NL__2PRFIN20040303_151558_000000392024_00426_10500_0161.N1	03-MAR-2004 15:15:58	Bright	39.000	24	66Alp Gem	1.5800	10200.	78	10500	No
310	GOM_NL__2PRFIN20040303_152038_000000432024_00426_10500_0162.N1	03-MAR-2004 15:20:38	Bright	42.500	174	52Psi UMa	3.0040	4400.0	85	10500	No
311	GOM_NL__2PRFIN20040303_152329_000000412024_00426_10500_0163.N1	03-MAR-2004 15:23:29	Bright	41.000	82	48Bet UMa	2.3650	10600.	82	10500	No
312	GOM_NL__2PRFIN20040303_152452_000000442024_00426_10500_0164.N1	03-MAR-2004 15:24:52	Bright	43.500	36	50Alp UMa	1.8000	6300.0	87	10500	No
313	GOM_NL__2PRFIN20040303_152747_000000492024_00426_10500_0165.N1	03-MAR-2004 15:27:47	Bright	49.000	32	77Eps UMa	1.7630	11000.	98	10500	No
314	GOM_NL__2PRFIN20040303_152921_000000542024_00426_10500_0166.N1	03-MAR-2004 15:29:21	Bright	53.500	55	79Zet UMa	2.0600	10200.	107	10500	No
315	GOM_NL__2PRFIN20040303_153120_000000382024_00426_10500_0167.N1	03-MAR-2004 15:31:20	Bright	37.500	49	1Alp UMi	1.9900	6300.0	75	10500	No
316	GOM_NL__2PRFIN20040303_153640_000000492024_00426_10500_0168.N1	03-MAR-2004 15:36:40	Bright	48.500	119	14Eta Dra	2.7270	4700.0	97	10500	No
317	GOM_NL__2PRFIN20040303_153854_000000382024_00426_10500_0169.N1	03-MAR-2004 15:38:54	Bright	37.500	89	5Alp Cep	2.4510	8000.0	75	10500	No
318	GOM_NL__2PRFIN20040303_154112_000000472024_00426_10500_0170.N1	03-MAR-2004 15:41:12	Bright	47.000	130	23Bet Dra	2.7990	5800.0	94	10500	No
319	GOM_NL__2PRFIN20040303_154401_000000372024_00426_10500_0171.N1	03-MAR-2004 15:44:01	Bright	37.000	19	50Alp Cyg	1.2460	10500.	74	10500	No
320	GOM_NL__2PRFIN20040303_154534_000000372024_00426_10500_0172.N1	03-MAR-2004 15:45:34	Bright	37.000	66	37Gam Cyg	2.2080	5900.0	74	10500	No
321	GOM_NL__2PRFIN20040303_154708_000000362024_00426_10500_0173.N1	03-MAR-2004 15:47:08	Bright	35.500	92	53Eps Cyg	2.5000	4500.0	71	10500	No
322	GOM_NL__2PRFIN20040303_155014_000000962024_00426_10500_0174.N1	03-MAR-2004 15:50:14	Tw_i_and_stray	95.500	133	40Zet Her	2.8070	6000.0	191	10500	No
323	GOM_NL__2PRFIN20040303_155418_000000432024_00426_10500_0175.N1	03-MAR-2004 15:54:18	Bright	42.500	168	17Zet Aql	2.9860	11000.	85	10500	No
324	GOM_NL__2PRFIN20040303_155803_000000732024_00426_10500_0176.N1	03-MAR-2004 15:58:03	Straylight	73.000	59	55Alp Oph	2.0800	8900.0	146	10500	No
325	GOM_NL__2PRFIN20040303_160039_000000712024_00426_10500_0177.N1	03-MAR-2004 16:00:39	Dark	71.000	126	60Bet Oph	2.7700	4250.0	142	10500	No
326	GOM_NL__2PRFIN20040303_160412_000000462024_00426_10500_0178.N1	03-MAR-2004 16:04:12	Dark	45.500	155	41Pi Sgr	2.9000	6600.0	91	10500	No
327	GOM_NL__2PRFIN20040303_160604_000000442024_00426_10500_0179.N1	03-MAR-2004 16:06:04	Dark	43.500	57	34Sig Sgr	2.0660	26000.	87	10500	No
328	GOM_NL__2PRFIN20040303_160914_000000472024_00426_10500_0180.N1	03-MAR-2004 16:09:14	Dark	47.000	38	20Eps Sgr	1.8360	11000.	94	10500	No
329	GOM_NL__2PRFIN20040303_161214_000000472024_00426_10500_0181.N1	03-MAR-2004 16:12:14	Dark	47.000	25	35Lam Sco	1.6200	28000.	94	10500	No
330	GOM_NL__2PRFIN20040303_161844_000000402024_00427_10501_0146.N1	03-MAR-2004 16:18:44	Dark	39.500	43	Alp TrA	1.9100	4250.0	79	10501	No
331	GOM_NL__2PRFIN20040303_162030_000000522024_00427_10501_0147.N1	03-MAR-2004 16:20:30	Dark	51.500	131	Gam Lup	2.8000	26000.	103	10501	No
332	GOM_NL__2PRFIN20040303_162221_000000452024_00427_10501_0148.N1	03-MAR-2004 16:22:21	Dark	45.000	4	Alp1Cen	-0.010000	5800.0	90	10501	No
333	GOM_NL__2PRFIN20040303_162340_000000422024_00427_10501_0149.N1	03-MAR-2004 16:23:40	Dark	41.500	10	Bet Cen	0.61000	28000.	83	10501	No
334	GOM_NL__2PRFIN20040303_162607_000000472024_00427_10501_0150.N1	03-MAR-2004 16:26:07	Dark	46.500	12	Alp1Cru	0.77500	30000.	93	10501	No
335	GOM_NL__2PRFIN20040303_162745_000000762024_00427_10501_0151.N1	03-MAR-2004 16:27:45	Dark	76.000	54	5The Cen	2.0550	4500.0	152	10501	No
336	GOM_NL__2PRFIN20040303_163007_000000412024_00427_10501_0152.N1	03-MAR-2004 16:30:07	Straylight	40.500	71	lot Car	2.2460	7700.0	81	10501	No
337	GOM_NL__2PRFIN20040303_163135_000000422024_00427_10501_0153.N1	03-MAR-2004 16:31:35	Straylight	41.500	113	Mu Vel	2.6920	5000.0	83	10501	No

338	GOM_NL__2PRFIN20040303_163433_000000482024_00427_10501_0154.N1	03-MAR-2004 16:34:33	Straylight	48.000	65	Lam Vel	2.2040	4400.0	96	10501	No
339	GOM_NL__2PRFIN20040303_163714_000000672024_00427_10501_0155.N1	03-MAR-2004 16:37:14	Straylight	66.500	106	9Bet Crv	2.6480	5600.0	133	10501	No
340	GOM_NL__2PRFIN20040303_164006_000000652024_00427_10501_0156.N1	03-MAR-2004 16:40:06	Straylight	65.000	100	4Gam Crv	2.5800	13100.	130	10501	No
341	GOM_NL__2PRFIN20040303_164401_000000452024_00427_10501_0157.N1	03-MAR-2004 16:44:01	Tw_i_and_stray	44.500	48	30Alp Hya	1.9770	4100.0	89	10501	No
342	GOM_NL__2PRFIN20040303_165000_000000432024_00427_10501_0158.N1	03-MAR-2004 16:50:00	Bright	42.500	22	32Alp Leo	1.3600	15200.	85	10501	No
343	GOM_NL__2PRFIN20040303_165232_000000432024_00427_10501_0159.N1	03-MAR-2004 16:52:32	Bright	42.500	51	41Gam1Leo	2.0100	4500.0	85	10501	No
344	GOM_NL__2PRFIN20040303_165407_000000492024_00427_10501_0160.N1	03-MAR-2004 16:54:07	Bright	49.000	96	68Del Leo	2.5600	9300.0	98	10501	No
345	GOM_NL__2PRFIN20040303_165636_000000392024_00427_10501_0161.N1	03-MAR-2004 16:56:36	Bright	38.500	24	66Alp Gem	1.5800	10200.	77	10501	No
346	GOM_NL__2PRFIN20040303_170114_000000452024_00427_10501_0162.N1	03-MAR-2004 17:01:14	Bright	44.500	174	52Psi UMa	3.0040	4400.0	89	10501	No
347	GOM_NL__2PRFIN20040303_170405_000000412024_00427_10501_0163.N1	03-MAR-2004 17:04:05	Bright	41.000	82	48Bet UMa	2.3650	10600.	82	10501	No
348	GOM_NL__2PRFIN20040303_170528_000000422024_00427_10501_0164.N1	03-MAR-2004 17:05:28	Bright	41.500	36	50Alp UMa	1.8000	6300.0	83	10501	No
349	GOM_NL__2PRFIN20040303_170822_000000462024_00427_10501_0165.N1	03-MAR-2004 17:08:22	Bright	46.000	32	77Eps UMa	1.7630	11000.	92	10501	No
350	GOM_NL__2PRFIN20040303_170956_000000522024_00427_10501_0166.N1	03-MAR-2004 17:09:56	Bright	52.000	55	79Zet UMa	2.0600	10200.	104	10501	No
351	GOM_NL__2PRFIN20040303_171156_000000382024_00427_10501_0167.N1	03-MAR-2004 17:11:56	Bright	38.000	49	1Alp UMi	1.9900	6300.0	76	10501	No
352	GOM_NL__2PRFIN20040303_171715_000000502024_00427_10501_0168.N1	03-MAR-2004 17:17:15	Bright	50.000	119	14Eta Dra	2.7270	4700.0	100	10501	No
353	GOM_NL__2PRFIN20040303_171931_000000362024_00427_10501_0169.N1	03-MAR-2004 17:19:31	Bright	35.500	89	5Alp Cep	2.4510	8000.0	71	10501	No
354	GOM_NL__2PRFIN20040303_172147_000000452024_00427_10501_0170.N1	03-MAR-2004 17:21:47	Bright	45.000	130	23Bet Dra	2.7990	5800.0	90	10501	No
355	GOM_NL__2PRFIN20040303_172437_000000352024_00427_10501_0171.N1	03-MAR-2004 17:24:37	Bright	34.500	19	50Alp Cyg	1.2460	10500.	69	10501	No
356	GOM_NL__2PRFIN20040303_172610_000000362024_00427_10501_0172.N1	03-MAR-2004 17:26:10	Bright	35.500	66	37Gam Cyg	2.2080	5900.0	71	10501	No
357	GOM_NL__2PRFIN20040303_172744_000000372024_00427_10501_0173.N1	03-MAR-2004 17:27:44	Bright	36.500	92	53Eps Cyg	2.5000	4500.0	73	10501	No
358	GOM_NL__2PRFIN20040303_173050_000000922024_00427_10501_0174.N1	03-MAR-2004 17:30:50	Tw_i_and_stray	92.000	133	40Zet Her	2.8070	6000.0	184	10501	No
359	GOM_NL__2PRFIN20040303_173454_000000412024_00427_10501_0175.N1	03-MAR-2004 17:34:54	Bright	41.000	168	17Zet Aql	2.9860	11000.	82	10501	No
360	GOM_NL__2PRFIN20040303_173840_000000742024_00427_10501_0176.N1	03-MAR-2004 17:38:40	Straylight	74.000	59	55Alp Oph	2.0800	8900.0	148	10501	No
361	GOM_NL__2PRFIN20040303_174117_000000702024_00427_10501_0177.N1	03-MAR-2004 17:41:17	Dark	70.000	126	60Bet Oph	2.7700	4250.0	140	10501	No
362	GOM_NL__2PRFIN20040303_174449_000000412024_00427_10501_0178.N1	03-MAR-2004 17:44:49	Dark	41.000	155	41Pi Sgr	2.9000	6600.0	82	10501	No
363	GOM_NL__2PRFIN20040303_174641_000000452024_00427_10501_0179.N1	03-MAR-2004 17:46:41	Dark	44.500	57	34Sig Sgr	2.0660	26000.	89	10501	No
364	GOM_NL__2PRFIN20040303_174951_000000482024_00427_10501_0180.N1	03-MAR-2004 17:49:51	Dark	47.500	38	20Eps Sgr	1.8360	11000.	95	10501	No
365	GOM_NL__2PRFIN20040303_175252_000000502024_00427_10501_0181.N1	03-MAR-2004 17:52:52	Dark	50.000	25	35Lam Sco	1.6200	28000.	100	10501	No
366	GOM_NL__2PRFIN20040303_175920_000000402024_00428_10502_0146.N1	03-MAR-2004 17:59:20	Dark	39.500	43	Alp TrA	1.9100	4250.0	79	10502	No
367	GOM_NL__2PRFIN20040303_180108_000000522024_00428_10502_0147.N1	03-MAR-2004 18:01:08	Dark	52.000	131	Gam Lup	2.8000	26000.	104	10502	No
368	GOM_NL__2PRFIN20040303_180258_000000482024_00428_10502_0148.N1	03-MAR-2004 18:02:58	Dark	48.000	4	Alp1Cen	-0.010000	5800.0	96	10502	No
369	GOM_NL__2PRFIN20040303_180416_000000522024_00428_10502_0149.N1	03-MAR-2004 18:04:16	Dark	52.000	10	Bet Cen	0.61000	28000.	104	10502	No
370	GOM_NL__2PRFIN20040303_180643_000000482024_00428_10502_0150.N1	03-MAR-2004 18:06:43	Dark	47.500	12	Alp1Cru	0.77500	30000.	95	10502	No
371	GOM_NL__2PRFIN20040303_180822_000000652024_00428_10502_0151.N1	03-MAR-2004 18:08:22	Dark	65.000	54	5The Cen	2.0550	4500.0	130	10502	No
372	GOM_NL__2PRFIN20040303_181043_000000412024_00428_10502_0152.N1	03-MAR-2004 18:10:43	Straylight	40.500	71	lot Car	2.2460	7700.0	81	10502	No
373	GOM_NL__2PRFIN20040303_181211_000000442024_00428_10502_0153.N1	03-MAR-2004 18:12:11	Straylight	43.500	113	Mu Vel	2.6920	5000.0	87	10502	No
374	GOM_NL__2PRFIN20040303_181509_000000482024_00428_10502_0154.N1	03-MAR-2004 18:15:09	Straylight	47.500	65	Lam Vel	2.2040	4400.0	95	10502	No
375	GOM_NL__2PRFIN20040303_181750_000000702024_00428_10502_0155.N1	03-MAR-2004 18:17:50	Straylight	69.500	106	9Bet Crv	2.6480	5600.0	139	10502	No
376	GOM_NL__2PRFIN20040303_182042_000000632024_00428_10502_0156.N1	03-MAR-2004 18:20:42	Straylight	62.500	100	4Gam Crv	2.5800	13100.	125	10502	No
377	GOM_NL__2PRFIN20040303_182437_000000452024_00428_10502_0157.N1	03-MAR-2004 18:24:37	Tw_i_and_stray	44.500	48	30Alp Hya	1.9770	4100.0	89	10502	No
378	GOM_NL__2PRFIN20040303_183036_000000422024_00428_10502_0158.N1	03-MAR-2004 18:30:36	Bright	42.000	22	32Alp Leo	1.3600	15200.	84	10502	No
379	GOM_NL__2PRFIN20040303_183308_000000442024_00428_10502_0159.N1	03-MAR-2004 18:33:08	Bright	43.500	51	41Gam1Leo	2.0100	4500.0	87	10502	No
380	GOM_NL__2PRFIN20040303_183442_000000512024_00428_10502_0160.N1	03-MAR-2004 18:34:42	Bright	50.500	96	68Del Leo	2.5600	9300.0	101	10502	No
381	GOM_NL__2PRFIN20040303_183712_000000382024_00428_10502_0161.N1	03-MAR-2004 18:37:12	Bright	37.500	24	66Alp Gem	1.5800	10200.	75	10502	No
382	GOM_NL__2PRFIN20040303_184149_000000452024_00428_10502_0162.N1	03-MAR-2004 18:41:49	Bright	45.000	174	52Psi UMa	3.0040	4400.0	90	10502	No
383	GOM_NL__2PRFIN20040303_184441_000000422024_00428_10502_0163.N1	03-MAR-2004 18:44:41	Bright	42.000	82	48Bet UMa	2.3650	10600.	84	10502	No
384	GOM_NL__2PRFIN20040303_184603_000000422024_00428_10502_0164.N1	03-MAR-2004 18:46:03	Bright	42.000	36	50Alp UMa	1.8000	6300.0	84	10502	No
385	GOM_NL__2PRFIN20040303_184857_000000502024_00428_10502_0165.N1	03-MAR-2004 18:48:57	Bright	50.000	32	77Eps UMa	1.7630	11000.	100	10502	No
386	GOM_NL__2PRFIN20040303_185030_000000542024_00428_10502_0166.N1	03-MAR-2004 18:50:30	Bright	54.000	55	79Zet UMa	2.0600	10200.	108	10502	No
387	GOM_NL__2PRFIN20040303_185232_000000372024_00428_10502_0167.N1	03-MAR-2004 18:52:32	Bright	37.000	49	1Alp UMi	1.9900	6300.0	74	10502	No
388	GOM_NL__2PRFIN20040303_185752_000000482024_00428_10502_0168.N1	03-MAR-2004 18:57:52	Bright	48.000	119	14Eta Dra	2.7270	4700.0	96	10502	No
389	GOM_NL__2PRFIN20040303_190007_000000352024_00428_10502_0169.N1	03-MAR-2004 19:00:07	Bright	34.500	89	5Alp Cep	2.4510	8000.0	69	10502	No
390	GOM_NL__2PRFIN20040303_190223_000000462024_00428_10502_0170.N1	03-MAR-2004 19:02:23	Bright	46.000	130	23Bet Dra	2.7990	5800.0	92	10502	No
391	GOM_NL__2PRFIN20040303_190513_000000352024_00428_10502_0171.N1	03-MAR-2004 19:05:13	Bright	35.000	19	50Alp Cyg	1.2460	10500.	70	10502	No
392	GOM_NL__2PRFIN20040303_190646_000000362024_00428_10502_0172.N1	03-MAR-2004 19:06:46	Bright	35.500	66	37Gam Cyg	2.2080	5900.0	71	10502	No
393	GOM_NL__2PRFIN20040303_190820_000000362024_00428_10502_0173.N1	03-MAR-2004 19:08:20	Bright	35.500	92	53Eps Cyg	2.5000	4500.0	71	10502	No
394	GOM_NL__2PRFIN20040303_191126_000000962024_00428_10502_0174.N1	03-MAR-2004 19:11:26	Tw_i_and_stray	95.500	133	40Zet Her	2.8070	6000.0	191	10502	No
395	GOM_NL__2PRFIN20040303_191531_000000422024_00428_10502_0175.N1	03-MAR-2004 19:15:31	Bright	41.500	168	17Zet Aql	2.9860	11000.	83	10502	No
396	GOM_NL__2PRFIN20040303_191917_000000722024_00428_10502_0176.N1	03-MAR-2004 19:19:17	Straylight	72.000	59	55Alp Oph	2.0800	8900.0	144	10502	No

397	GOM_NL__2PRFIN20040303_192153_000000692024_00428_10502_0177.N1	03-MAR-2004 19:21:53	Dark	69.000	126	60Bet Oph	2.7700	4250.0	138	10502	No
398	GOM_NL__2PRFIN20040303_192525_000000422024_00428_10502_0178.N1	03-MAR-2004 19:25:25	Dark	42.000	155	41Pi Sgr	2.9000	6600.0	84	10502	No
399	GOM_NL__2PRFIN20040303_192717_000000422024_00428_10502_0179.N1	03-MAR-2004 19:27:17	Dark	41.500	57	34Sig Sgr	2.0660	26000.	83	10502	No
400	GOM_NL__2PRFIN20040303_193028_000000482024_00428_10502_0180.N1	03-MAR-2004 19:30:28	Dark	48.000	38	20Eps Sgr	1.8360	11000.	96	10502	No
401	GOM_NL__2PRFIN20040303_193328_000000472024_00428_10502_0181.N1	03-MAR-2004 19:33:28	Dark	46.500	25	35Lam Sco	1.6200	28000.	93	10502	No
402	GOM_NL__2PRFIN20040303_193957_000000412024_00429_10503_0146.N1	03-MAR-2004 19:39:57	Dark	40.500	43	Alp TrA	1.9100	4250.0	81	10503	No
403	GOM_NL__2PRFIN20040303_194144_000000542024_00429_10503_0147.N1	03-MAR-2004 19:41:44	Dark	54.000	131	Gam Lup	2.8000	26000.	108	10503	No
404	GOM_NL__2PRFIN20040303_194334_000000572024_00429_10503_0148.N1	03-MAR-2004 19:43:34	Dark	57.000	4	Alp1Cen	-0.010000	5800.0	114	10503	No
405	GOM_NL__2PRFIN20040303_194453_000000542024_00429_10503_0149.N1	03-MAR-2004 19:44:53	Dark	54.000	10	Bet Cen	0.61000	28000.	108	10503	No
406	GOM_NL__2PRFIN20040303_194719_000000412024_00429_10503_0150.N1	03-MAR-2004 19:47:19	Dark	40.500	12	Alp1Cru	0.77500	30000.	81	10503	No
407	GOM_NL__2PRFIN20040303_194900_000000682024_00429_10503_0151.N1	03-MAR-2004 19:49:00	Dark	68.000	54	5The Cen	2.0550	4500.0	136	10503	No
408	GOM_NL__2PRFIN20040303_195119_000000402024_00429_10503_0152.N1	03-MAR-2004 19:51:19	Straylight	39.500	71	lot Car	2.2460	7700.0	79	10503	No
409	GOM_NL__2PRFIN20040303_195247_000000432024_00429_10503_0153.N1	03-MAR-2004 19:52:47	Straylight	42.500	113	Mu Vel	2.6920	5000.0	85	10503	No
410	GOM_NL__2PRFIN20040303_195545_000000412024_00429_10503_0154.N1	03-MAR-2004 19:55:45	Straylight	41.000	65	Lam Vel	2.2040	4400.0	82	10503	No
411	GOM_NL__2PRFIN20040303_195826_000000652024_00429_10503_0155.N1	03-MAR-2004 19:58:26	Straylight	65.000	106	9Bet Crv	2.6480	5600.0	130	10503	No
412	GOM_NL__2PRFIN20040303_200117_000000662024_00429_10503_0156.N1	03-MAR-2004 20:01:17	Straylight	66.000	100	4Gam Crv	2.5800	13100.	132	10503	No
413	GOM_NL__2PRFIN20040303_200513_000000442024_00429_10503_0157.N1	03-MAR-2004 20:05:13	Tw_i_and_stray	44.000	48	30Alp Hya	1.9770	4100.0	88	10503	No
414	GOM_NL__2PRFIN20040303_201111_000000452024_00429_10503_0158.N1	03-MAR-2004 20:11:11	Bright	44.500	22	32Alp Leo	1.3600	15200.	89	10503	No
415	GOM_NL__2PRFIN20040303_201344_000000452024_00429_10503_0159.N1	03-MAR-2004 20:13:44	Bright	44.500	51	41Gam1Leo	2.0100	4500.0	89	10503	No
416	GOM_NL__2PRFIN20040303_201518_000000502024_00429_10503_0160.N1	03-MAR-2004 20:15:18	Bright	50.000	96	68Del Leo	2.5600	9300.0	100	10503	No
417	GOM_NL__2PRFIN20040303_201748_000000392024_00429_10503_0161.N1	03-MAR-2004 20:17:48	Bright	39.000	24	66Alp Gem	1.5800	10200.	78	10503	No
418	GOM_NL__2PRFIN20040303_202224_000000452024_00429_10503_0162.N1	03-MAR-2004 20:22:24	Bright	45.000	174	52Psi UMa	3.0040	4400.0	90	10503	No
419	GOM_NL__2PRFIN20040303_202516_000000422024_00429_10503_0163.N1	03-MAR-2004 20:25:16	Bright	42.000	82	48Bet UMa	2.3650	10600.	84	10503	No
420	GOM_NL__2PRFIN20040303_202639_000000412024_00429_10503_0164.N1	03-MAR-2004 20:26:39	Bright	41.000	36	50Alp UMa	1.8000	6300.0	82	10503	No
421	GOM_NL__2PRFIN20040303_202932_000000512024_00429_10503_0165.N1	03-MAR-2004 20:29:32	Bright	50.500	32	77Eps UMa	1.7630	11000.	101	10503	No
422	GOM_NL__2PRFIN20040303_203105_000000532024_00429_10503_0166.N1	03-MAR-2004 20:31:05	Bright	53.000	55	79Zet UMa	2.0600	10200.	106	10503	No
423	GOM_NL__2PRFIN20040303_203308_000000382024_00429_10503_0167.N1	03-MAR-2004 20:33:08	Bright	38.000	49	1Alp UMi	1.9900	6300.0	76	10503	No
424	GOM_NL__2PRFIN20040303_203827_000000482024_00429_10503_0168.N1	03-MAR-2004 20:38:27	Bright	48.000	119	14Eta Dra	2.7270	4700.0	96	10503	No
425	GOM_NL__2PRFIN20040303_204043_000000382024_00429_10503_0169.N1	03-MAR-2004 20:40:43	Bright	38.000	89	5Alp Cep	2.4510	8000.0	76	10503	No
426	GOM_NL__2PRFIN20040303_204259_000000502024_00429_10503_0170.N1	03-MAR-2004 20:42:59	Bright	50.000	130	23Bet Dra	2.7990	5800.0	100	10503	No
427	GOM_NL__2PRFIN20040303_204549_000000362024_00429_10503_0171.N1	03-MAR-2004 20:45:49	Bright	35.500	19	50Alp Cyg	1.2460	10500.	71	10503	No
428	GOM_NL__2PRFIN20040303_204722_000000372024_00429_10503_0172.N1	03-MAR-2004 20:47:22	Bright	36.500	66	37Gam Cyg	2.2080	5900.0	73	10503	No
429	GOM_NL__2PRFIN20040303_204856_000000382024_00429_10503_0173.N1	03-MAR-2004 20:48:56	Bright	37.500	92	53Eps Cyg	2.5000	4500.0	75	10503	No
430	GOM_NL__2PRFIN20040303_205202_000000912024_00429_10503_0174.N1	03-MAR-2004 20:52:02	Tw_i_and_stray	90.500	133	40Zet Her	2.8070	6000.0	181	10503	No
431	GOM_NL__2PRFIN20040303_205607_000000452024_00429_10503_0175.N1	03-MAR-2004 20:56:07	Bright	44.500	168	17Zet Aql	2.9860	11000.	89	10503	No
432	GOM_NL__2PRFIN20040303_205953_000000782024_00429_10503_0176.N1	03-MAR-2004 20:59:53	Straylight	78.000	59	55Alp Oph	2.0800	8900.0	156	10503	No
433	GOM_NL__2PRFIN20040303_210230_000000662024_00429_10503_0177.N1	03-MAR-2004 21:02:30	Dark	65.500	126	60Bet Oph	2.7700	4250.0	131	10503	No
434	GOM_NL__2PRFIN20040303_210602_000000462024_00429_10503_0178.N1	03-MAR-2004 21:06:02	Dark	45.500	155	41Pi Sgr	2.9000	6600.0	91	10503	No
435	GOM_NL__2PRFIN20040303_210753_000000462024_00429_10503_0179.N1	03-MAR-2004 21:07:53	Dark	45.500	57	34Sig Sgr	2.0660	26000.	91	10503	No
436	GOM_NL__2PRFIN20040303_211105_000000442024_00429_10503_0180.N1	03-MAR-2004 21:11:05	Dark	43.500	38	20Eps Sgr	1.8360	11000.	87	10503	No
437	GOM_NL__2PRFIN20040303_211404_000000492024_00429_10503_0181.N1	03-MAR-2004 21:14:04	Dark	48.500	25	35Lam Sco	1.6200	28000.	97	10503	No
438	GOM_NL__2PRFIN20040303_212030_000000442024_00430_10504_0147.N1	03-MAR-2004 21:20:30	Dark	43.500	43	Alp TrA	1.9100	4250.0	87	10504	No
439	GOM_NL__2PRFIN20040303_212221_000000552024_00430_10504_0148.N1	03-MAR-2004 21:22:21	Dark	54.500	131	Gam Lup	2.8000	26000.	109	10504	No
440	GOM_NL__2PRFIN20040303_212410_000000462024_00430_10504_0149.N1	03-MAR-2004 21:24:10	Dark	45.500	4	Alp1Cen	-0.010000	5800.0	91	10504	No
441	GOM_NL__2PRFIN20040303_212529_000000432024_00430_10504_0150.N1	03-MAR-2004 21:25:29	Dark	43.000	10	Bet Cen	0.61000	28000.	86	10504	No
442	GOM_NL__2PRFIN20040303_212755_000000472024_00430_10504_0151.N1	03-MAR-2004 21:27:55	Dark	46.500	12	Alp1Cru	0.77500	30000.	93	10504	No
443	GOM_NL__2PRFIN20040303_212936_000000702024_00430_10504_0152.N1	03-MAR-2004 21:29:36	Dark	70.000	54	5The Cen	2.0550	4500.0	140	10504	No
444	GOM_NL__2PRFIN20040303_213155_000000432024_00430_10504_0153.N1	03-MAR-2004 21:31:55	Straylight	42.500	71	lot Car	2.2460	7700.0	85	10504	No
445	GOM_NL__2PRFIN20040303_213323_000000442024_00430_10504_0154.N1	03-MAR-2004 21:33:23	Straylight	43.500	113	Mu Vel	2.6920	5000.0	87	10504	No
446	GOM_NL__2PRFIN20040303_213621_000000432024_00430_10504_0155.N1	03-MAR-2004 21:36:21	Straylight	43.000	65	Lam Vel	2.2040	4400.0	86	10504	No
447	GOM_NL__2PRFIN20040303_213903_000000672024_00430_10504_0156.N1	03-MAR-2004 21:39:03	Straylight	67.000	106	9Bet Crv	2.6480	5600.0	134	10504	No
448	GOM_NL__2PRFIN20040303_214153_000000672024_00430_10504_0157.N1	03-MAR-2004 21:41:53	Straylight	67.000	100	4Gam Crv	2.5800	13100.	134	10504	No
449	GOM_NL__2PRFIN20040303_214548_000000482024_00430_10504_0158.N1	03-MAR-2004 21:45:48	Tw_i_and_stray	48.000	48	30Alp Hya	1.9770	4100.0	96	10504	No
450	GOM_NL__2PRFIN20040303_215145_000000452024_00430_10504_0159.N1	03-MAR-2004 21:51:45	Bright	44.500	22	32Alp Leo	1.3600	15200.	89	10504	No
451	GOM_NL__2PRFIN20040303_215419_000000452024_00430_10504_0160.N1	03-MAR-2004 21:54:19	Bright	44.500	51	41Gam1Leo	2.0100	4500.0	89	10504	No
452	GOM_NL__2PRFIN20040303_215553_000000502024_00430_10504_0161.N1	03-MAR-2004 21:55:53	Bright	49.500	96	68Del Leo	2.5600	9300.0	99	10504	No
453	GOM_NL__2PRFIN20040303_215823_000000402024_00430_10504_0162.N1	03-MAR-2004 21:58:23	Bright	39.500	24	66Alp Gem	1.5800	10200.	79	10504	No
454	GOM_NL__2PRFIN20040303_220300_000000432024_00430_10504_0163.N1	03-MAR-2004 22:03:00	Bright	42.500	174	52Psi UMa	3.0040	4400.0	85	10504	No
455	GOM_NL__2PRFIN20040303_220551_000000432024_00430_10504_0164.N1	03-MAR-2004 22:05:51	Bright	42.500	82	48Bet UMa	2.3650	10600.	85	10504	No

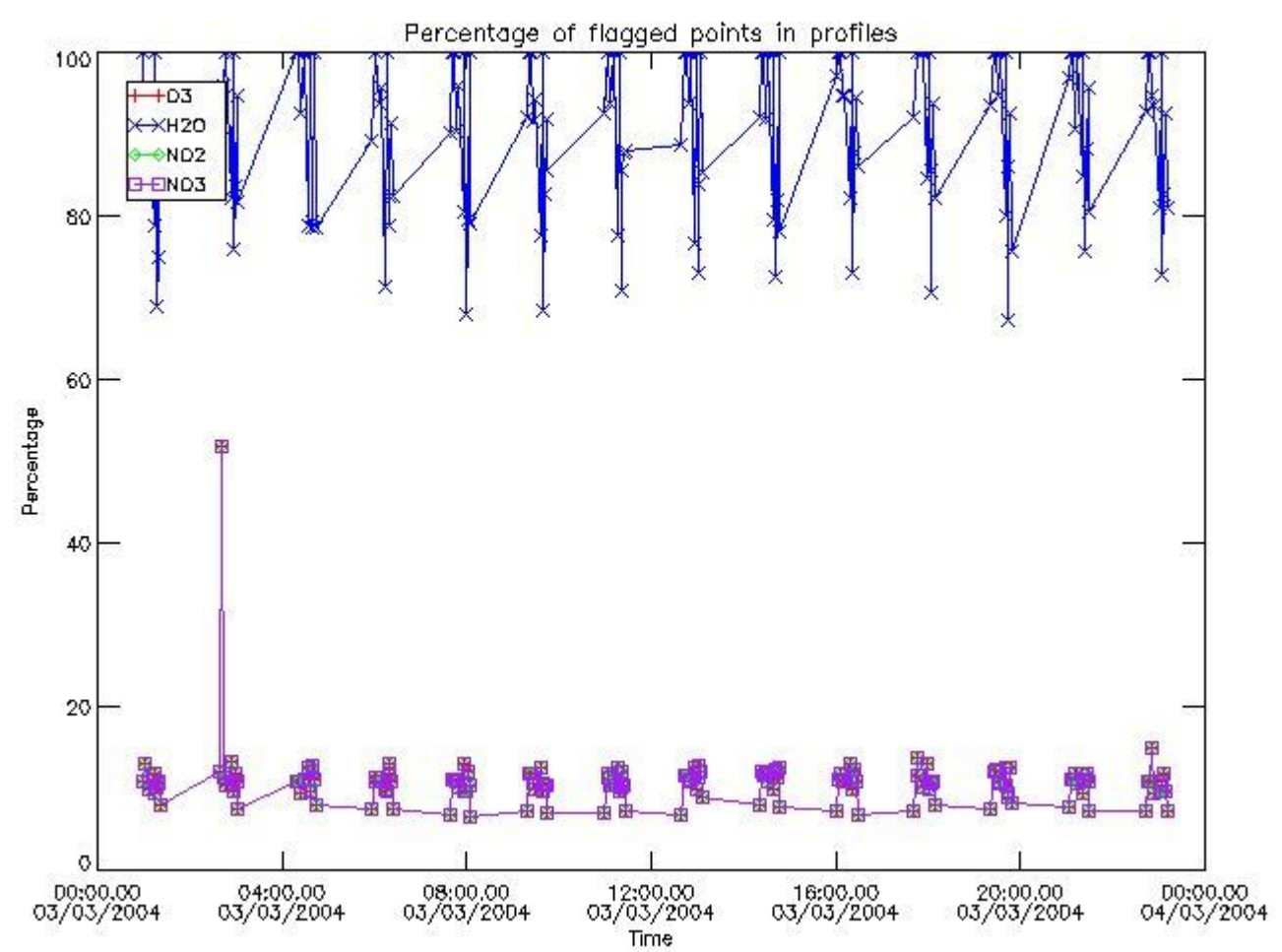


456	GOM_NL__2PRFIN20040303_220714_000000432024_00430_10504_0165.N1	03-MAR-2004 22:07:14	Bright	42.500	36	50Alp UMa	1.8000	6300.0	85	10504	No
457	GOM_NL__2PRFIN20040303_221008_000000492024_00430_10504_0166.N1	03-MAR-2004 22:10:08	Bright	48.500	32	77Eps UMa	1.7630	11000.	97	10504	No
458	GOM_NL__2PRFIN20040303_221140_000000522024_00430_10504_0167.N1	03-MAR-2004 22:11:40	Bright	52.000	55	79Zet UMa	2.0600	10200.	104	10504	No
459	GOM_NL__2PRFIN20040303_221343_000000392024_00430_10504_0168.N1	03-MAR-2004 22:13:43	Bright	38.500	49	1Alp UMi	1.9900	6300.0	77	10504	No
460	GOM_NL__2PRFIN20040303_221903_000000452024_00430_10504_0169.N1	03-MAR-2004 22:19:03	Bright	44.500	119	14Eta Dra	2.7270	4700.0	89	10504	No
461	GOM_NL__2PRFIN20040303_222118_000000362024_00430_10504_0170.N1	03-MAR-2004 22:21:18	Bright	35.500	89	5Alp Cep	2.4510	8000.0	71	10504	No
462	GOM_NL__2PRFIN20040303_222334_000000492024_00430_10504_0171.N1	03-MAR-2004 22:23:34	Bright	48.500	130	23Bet Dra	2.7990	5800.0	97	10504	No
463	GOM_NL__2PRFIN20040303_222624_000000362024_00430_10504_0172.N1	03-MAR-2004 22:26:24	Bright	35.500	19	50Alp Cyg	1.2460	10500.	71	10504	No
464	GOM_NL__2PRFIN20040303_222757_000000362024_00430_10504_0173.N1	03-MAR-2004 22:27:57	Bright	36.000	66	37Gam Cyg	2.2080	5900.0	72	10504	No
465	GOM_NL__2PRFIN20040303_222932_000000352024_00430_10504_0174.N1	03-MAR-2004 22:29:32	Bright	35.000	92	53Eps Cyg	2.5000	4500.0	70	10504	No
466	GOM_NL__2PRFIN20040303_223239_000000992024_00430_10504_0175.N1	03-MAR-2004 22:32:39	Twilight	98.500	133	40Zet Her	2.8070	6000.0	197	10504	No
467	GOM_NL__2PRFIN20040303_223642_000000442024_00430_10504_0176.N1	03-MAR-2004 22:36:42	Bright	43.500	168	17Zet Aql	2.9860	11000.	87	10504	No
468	GOM_NL__2PRFIN20040303_224031_000000762024_00430_10504_0177.N1	03-MAR-2004 22:40:31	Straylight	75.500	59	55Alp Oph	2.0800	8900.0	151	10504	No
469	GOM_NL__2PRFIN20040303_224307_000000702024_00430_10504_0178.N1	03-MAR-2004 22:43:07	Dark	70.000	126	60Bet Oph	2.7700	4250.0	140	10504	No
470	GOM_NL__2PRFIN20040303_224637_000000472024_00430_10504_0179.N1	03-MAR-2004 22:46:37	Dark	47.000	155	41Pi Sgr	2.9000	6600.0	94	10504	No
471	GOM_NL__2PRFIN20040303_224829_000000482024_00430_10504_0180.N1	03-MAR-2004 22:48:29	Dark	47.500	57	34Sig Sgr	2.0660	26000.	95	10504	No
472	GOM_NL__2PRFIN20040303_225140_000000482024_00430_10504_0181.N1	03-MAR-2004 22:51:40	Dark	47.500	38	20Eps Sgr	1.8360	11000.	95	10504	No
473	GOM_NL__2PRFIN20040303_225439_000000542024_00430_10504_0182.N1	03-MAR-2004 22:54:39	Dark	54.000	25	35Lam Sco	1.6200	28000.	108	10504	No
474	GOM_NL__2PRFIN20040303_230106_000000532024_00431_10505_0147.N1	03-MAR-2004 23:01:06	Dark	53.000	43	Alp TrA	1.9100	4250.0	106	10505	No
475	GOM_NL__2PRFIN20040303_230258_000000542024_00431_10505_0148.N1	03-MAR-2004 23:02:58	Dark	53.500	131	Gam Lup	2.8000	26000.	107	10505	No
476	GOM_NL__2PRFIN20040303_230446_000000472024_00431_10505_0149.N1	03-MAR-2004 23:04:46	Dark	46.500	4	Alp1Cen	-0.010000	5800.0	93	10505	No
477	GOM_NL__2PRFIN20040303_230605_000000442024_00431_10505_0150.N1	03-MAR-2004 23:06:05	Dark	43.500	10	Bet Cen	0.61000	28000.	87	10505	No
478	GOM_NL__2PRFIN20040303_230832_000000542024_00431_10505_0151.N1	03-MAR-2004 23:08:32	Dark	53.500	12	Alp1Cru	0.77500	30000.	107	10505	No
479	GOM_NL__2PRFIN20040303_231013_000000722024_00431_10505_0152.N1	03-MAR-2004 23:10:13	Dark	71.500	54	5The Cen	2.0550	4500.0	143	10505	No
480	GOM_NL__2PRFIN20040303_231231_000000412024_00431_10505_0153.N1	03-MAR-2004 23:12:31	Straylight	40.500	71	lot Car	2.2460	7700.0	81	10505	No
481	GOM_NL__2PRFIN20040303_231358_000000462024_00431_10505_0154.N1	03-MAR-2004 23:13:58	Straylight	45.500	113	Mu Vel	2.6920	5000.0	91	10505	No
482	GOM_NL__2PRFIN20040303_231657_000000502024_00431_10505_0155.N1	03-MAR-2004 23:16:57	Straylight	49.500	65	Lam Vel	2.2040	4400.0	99	10505	No
483	GOM_NL__2PRFIN20040303_231939_000000632024_00431_10505_0156.N1	03-MAR-2004 23:19:39	Straylight	63.000	106	9Bet Crv	2.6480	5600.0	126	10505	No
484	GOM_NL__2PRFIN20040303_232230_000000662024_00431_10505_0157.N1	03-MAR-2004 23:22:30	Straylight	66.000	100	4Gam Crv	2.5800	13100.	132	10505	No
485	GOM_NL__2PRFIN20040303_232624_000000502024_00431_10505_0158.N1	03-MAR-2004 23:26:24	Twilight	50.000	48	30Alp Hya	1.9770	4100.0	100	10505	No
486	GOM_NL__2PRFIN20040303_233222_000000432024_00431_10505_0159.N1	03-MAR-2004 23:32:22	Bright	42.500	22	32Alp Leo	1.3600	15200.	85	10505	No
487	GOM_NL__2PRFIN20040303_233454_000000442024_00431_10505_0160.N1	03-MAR-2004 23:34:54	Bright	43.500	51	41Gam1Leo	2.0100	4500.0	87	10505	No
488	GOM_NL__2PRFIN20040303_233628_000000482024_00431_10505_0161.N1	03-MAR-2004 23:36:28	Bright	48.000	96	68Del Leo	2.5600	9300.0	96	10505	No
489	GOM_NL__2PRFIN20040303_233900_000000402024_00431_10505_0162.N1	03-MAR-2004 23:39:00	Bright	40.000	24	66Alp Gem	1.5800	10200.	80	10505	No
490	GOM_NL__2PRFIN20040303_234335_000000432024_00431_10505_0163.N1	03-MAR-2004 23:43:35	Bright	42.500	174	52Psi UMa	3.0040	4400.0	85	10505	No
491	GOM_NL__2PRFIN20040303_234627_000000422024_00431_10505_0164.N1	03-MAR-2004 23:46:27	Bright	41.500	82	48Bet UMa	2.3650	10600.	83	10505	No
492	GOM_NL__2PRFIN20040303_234749_000000432024_00431_10505_0165.N1	03-MAR-2004 23:47:49	Bright	42.500	36	50Alp UMa	1.8000	6300.0	85	10505	No
493	GOM_NL__2PRFIN20040303_235043_000000502024_00431_10505_0166.N1	03-MAR-2004 23:50:43	Bright	49.500	32	77Eps UMa	1.7630	11000.	99	10505	No
494	GOM_NL__2PRFIN20040303_235216_000000512024_00431_10505_0167.N1	03-MAR-2004 23:52:16	Bright	51.000	55	79Zet UMa	2.0600	10200.	102	10505	No
495	GOM_NL__2PRFIN20040303_235420_000000372024_00431_10505_0168.N1	03-MAR-2004 23:54:20	Bright	36.500	49	1Alp UMi	1.9900	6300.0	73	10505	No
496	GOM_NL__2PRFIN20040303_235938_000000492024_00431_10505_0169.N1	03-MAR-2004 23:59:38	Bright	48.500	119	14Eta Dra	2.7270	4700.0	97	10505	No

### 3. Quality information per product

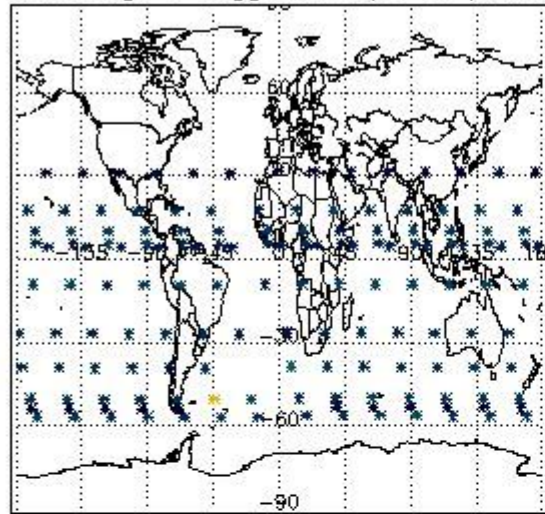
In this section it is plotted some information contained in the Quality Summary data set of the level 2 products. Only products in dark limb conditions and without errors (error flag in the MPH set to "0") are used.

#### 3.1 Plot quality information per product (time dependant)

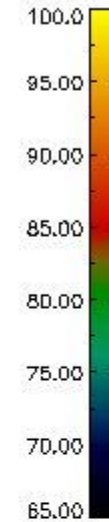
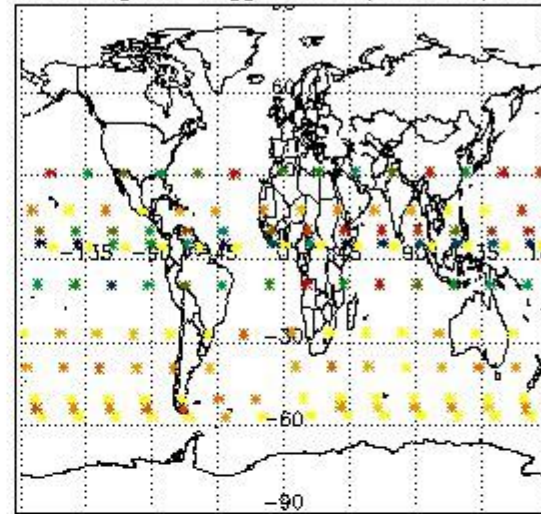


3.2 Plot quality information per product (world map)

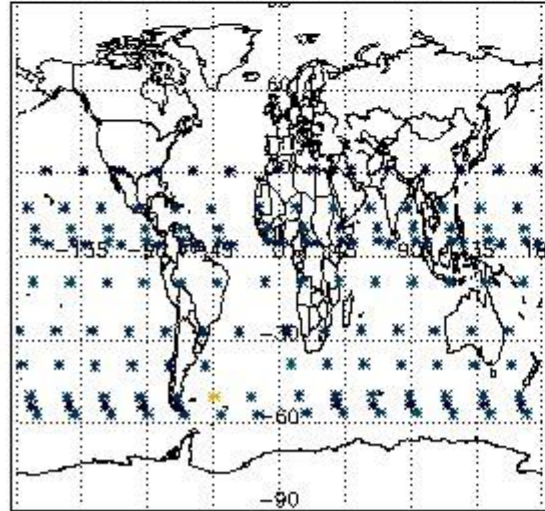
Percentage of flagged data per O3 profile




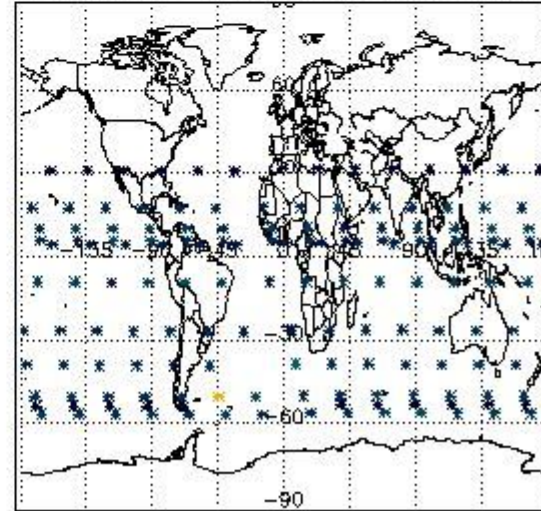
Percentage of flagged data per H2O profile



Percentage of flagged data per NO2 profile



Percentage of flagged data per NO3 profile



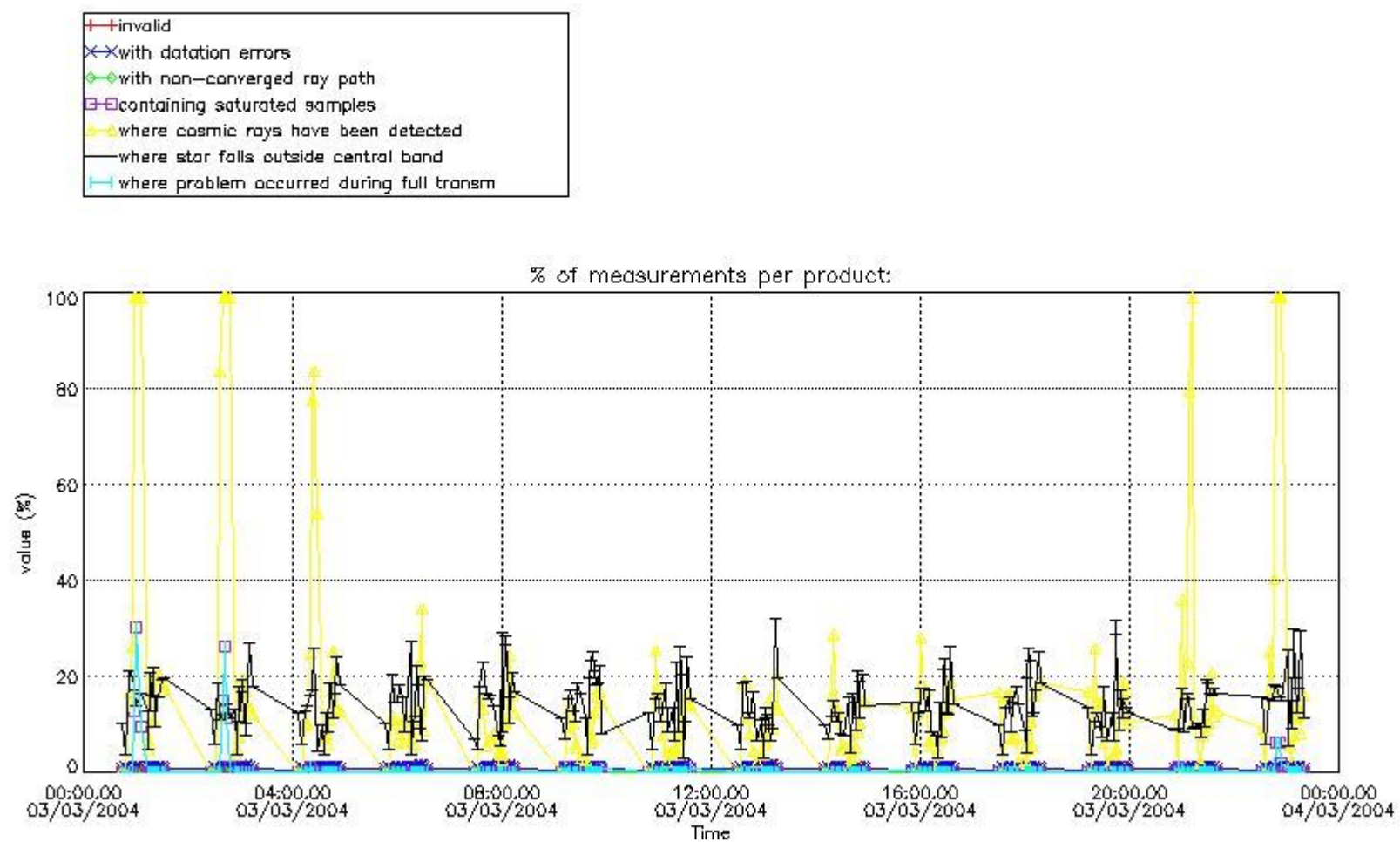
#### 4. Level 1 quality information per product

In this section it is plotted some information contained in the Quality Summary data set of the level 2 products that comes from the level 1b processing. Products without errors (error flag in the MPH set to "0") are used.

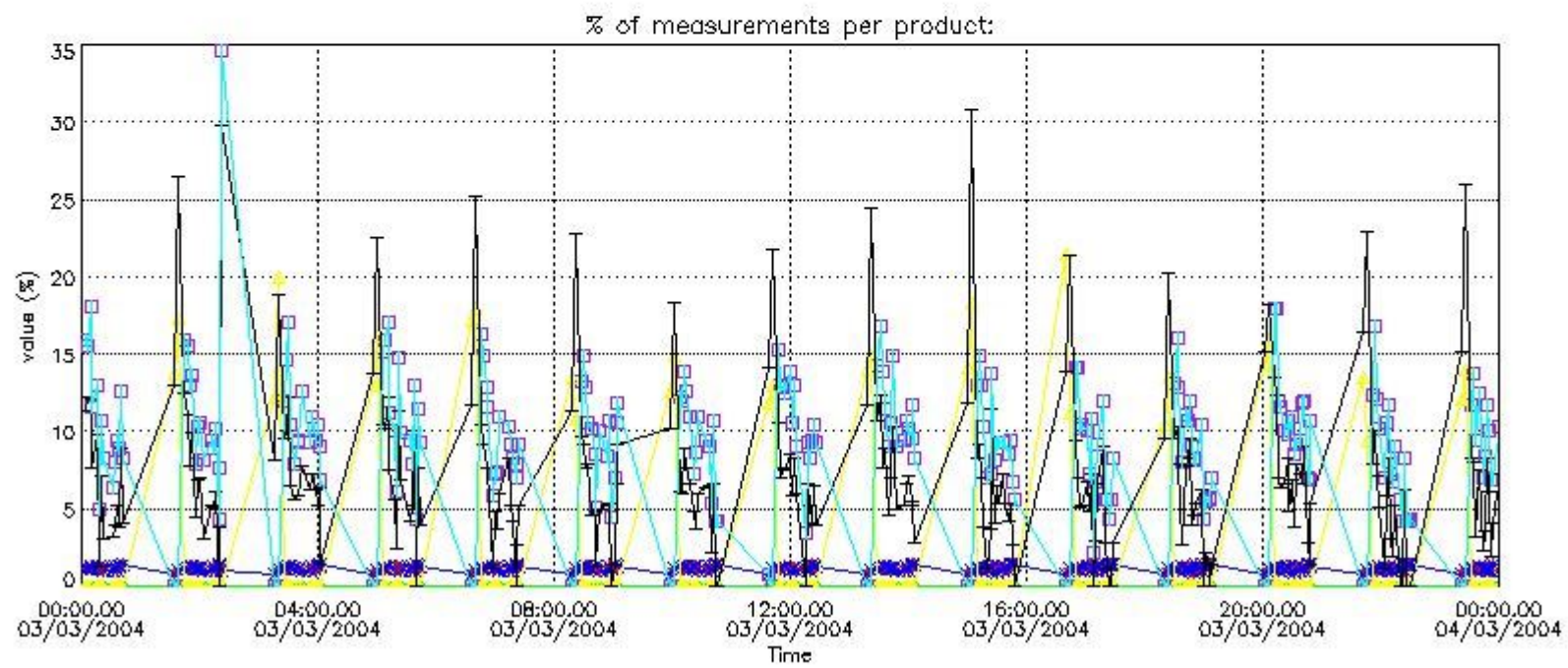
##### 4.1 Plot quality information per product (time dependant) coming from level 1b processing

##### 4.1.1 Plot level 1 quality information per product (time dependant): ENVISAT ASCENDING passes



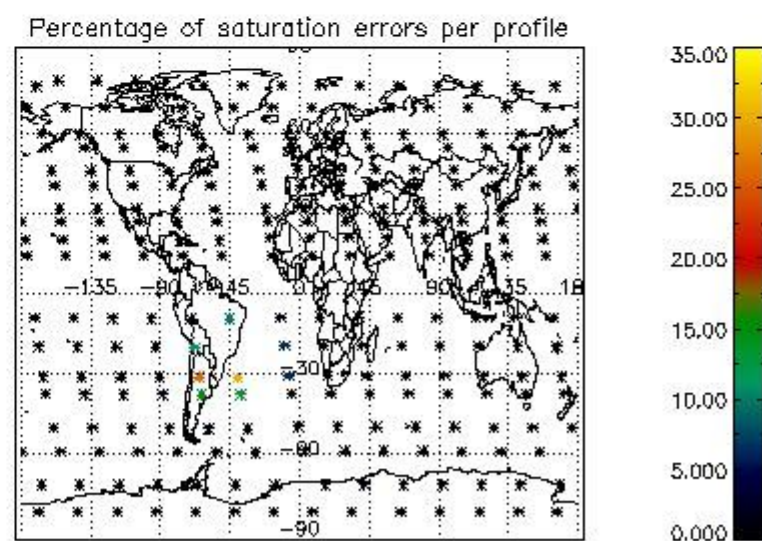
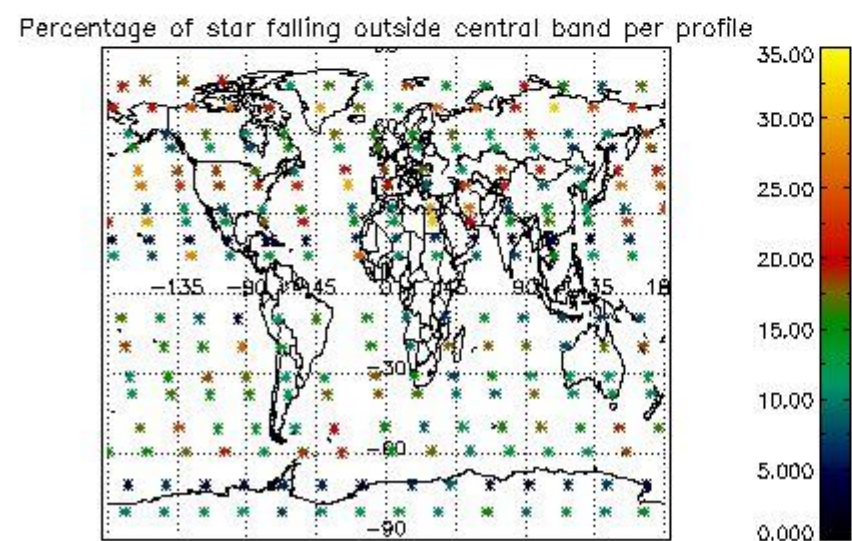
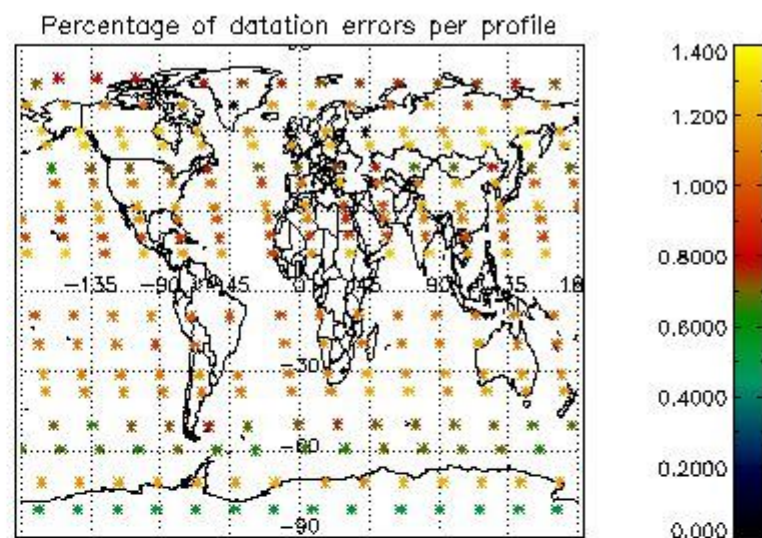
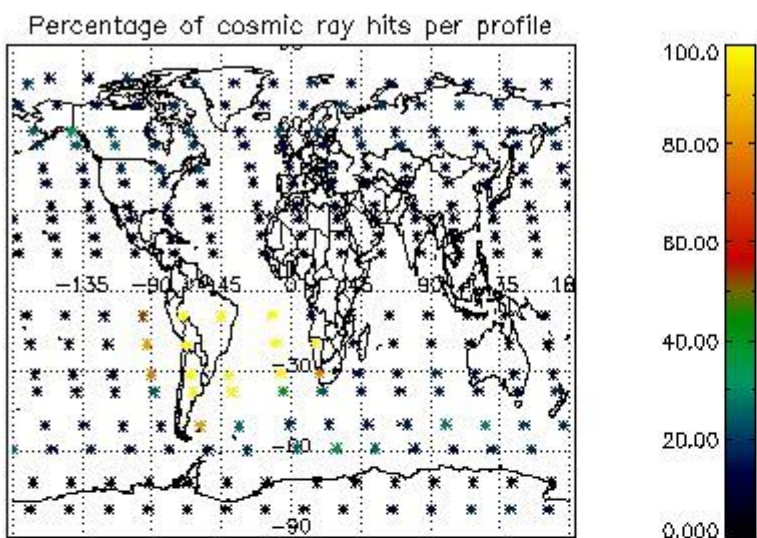


4.1.2 Plot level 1 quality information per product (time dependant): ENVI SAT DESCENDING passes



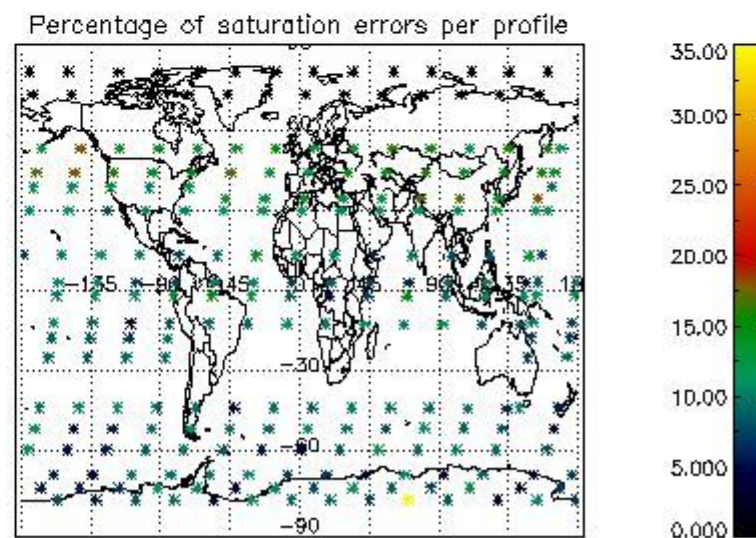
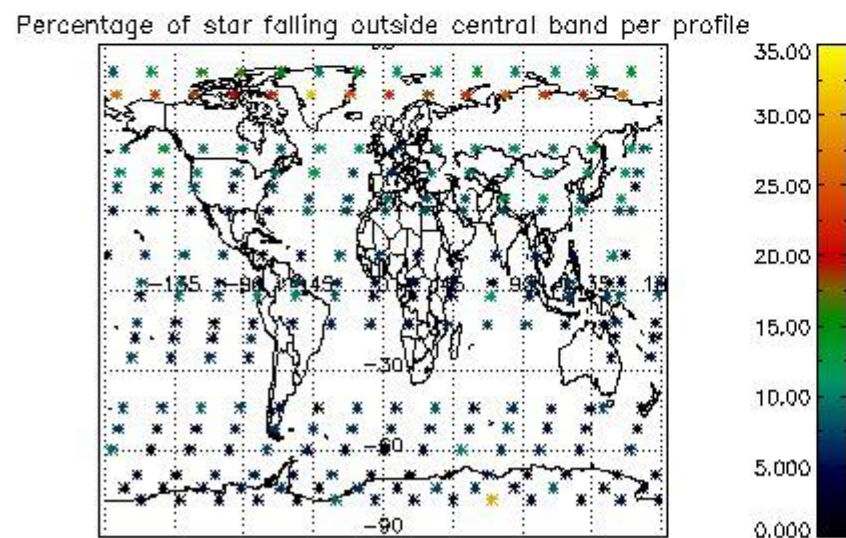
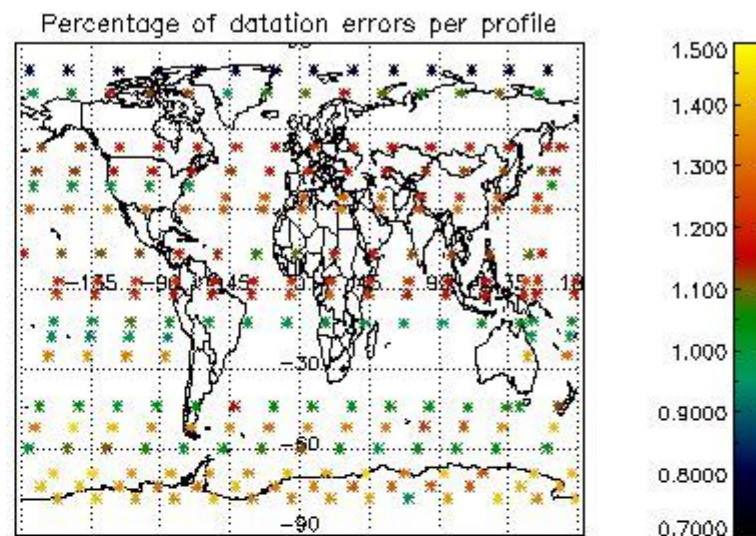
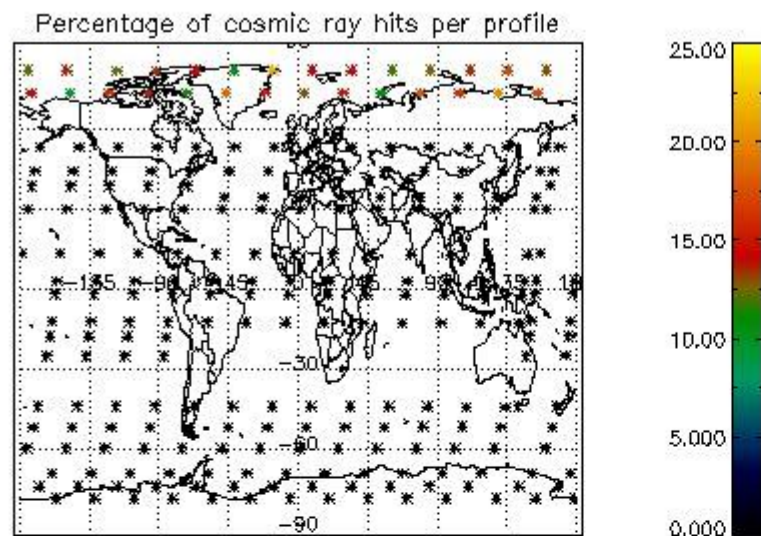
*4.2 Plot quality information per product coming from level 1b processing (world map)*

*4.2.1 Plot level 1 quality information per product (world map): ENVISAT ASCENDING passes*



4.2.2 Plot level 1 quality information per product (world map): ENVISAT DESCENDING passes





## 5. Trace gas profiles

### 5.1 Ozone statistics based on quality of products

The final quality of the products can be "measured" using the STD (Standard Deviation) attached to every point profile. This information is written to the parameter GOM\_NL\_\_2P/NL\_LOCAL\_SPECIES\_DENSITY/o3\_std of the level 2 products. The table below shows the statistics for given STD ranges.

The statistics are given with respect to the overall valid production:

- Products without fatal errors: GOM\_NL\_\_2P/MPH/PRODUCT\_ERR=0
- Valid point profile: GOM\_NL\_\_2P/NL\_LOCAL\_SPECIES\_DENSITY/pcd(0)=0

The 'Criteria' is applied to valid points of dark limb products:

- Products in dark limb illumination condition: GOM\_NL\_\_2P/NL\_SUMMARY\_QUALITY/obs\_ill\_cond=0
- Products without fatal errors: GOM\_NL\_\_2P/MPH/PRODUCT\_ERR=0
- Valid point profile: GOM\_NL\_\_2P/NL\_LOCAL\_SPECIES\_DENSITY/pcd(0)=0

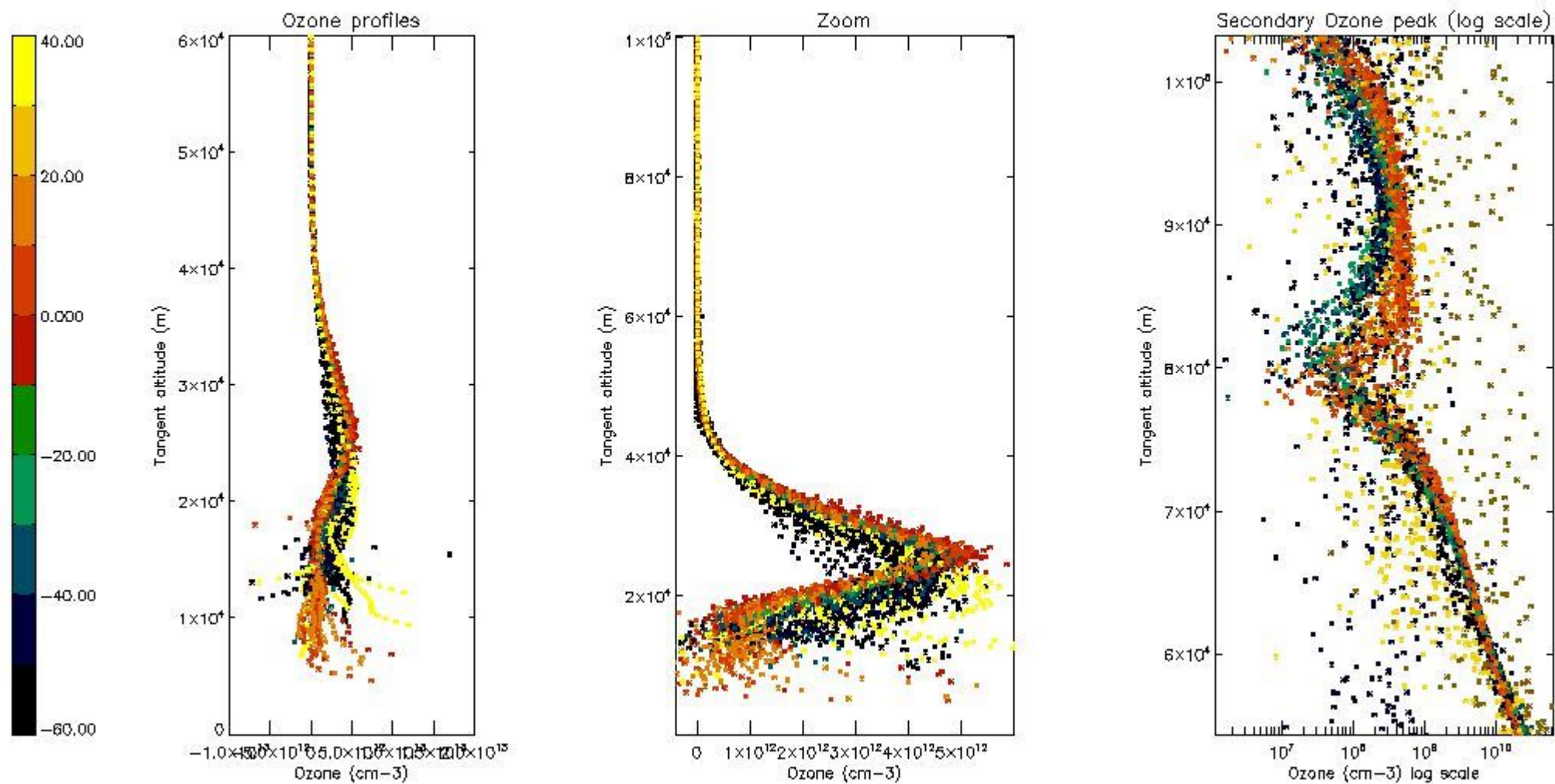
So, the table below shows the percentage of dark limb and valid observations for each criteria with respect to the overall valid daily observations.

Criteria	% of total production
All STD	32
STD < 20	18

STD < 10	15
STD < 5	11

5.2 Plot ozone profiles for all STD (dark without errors)

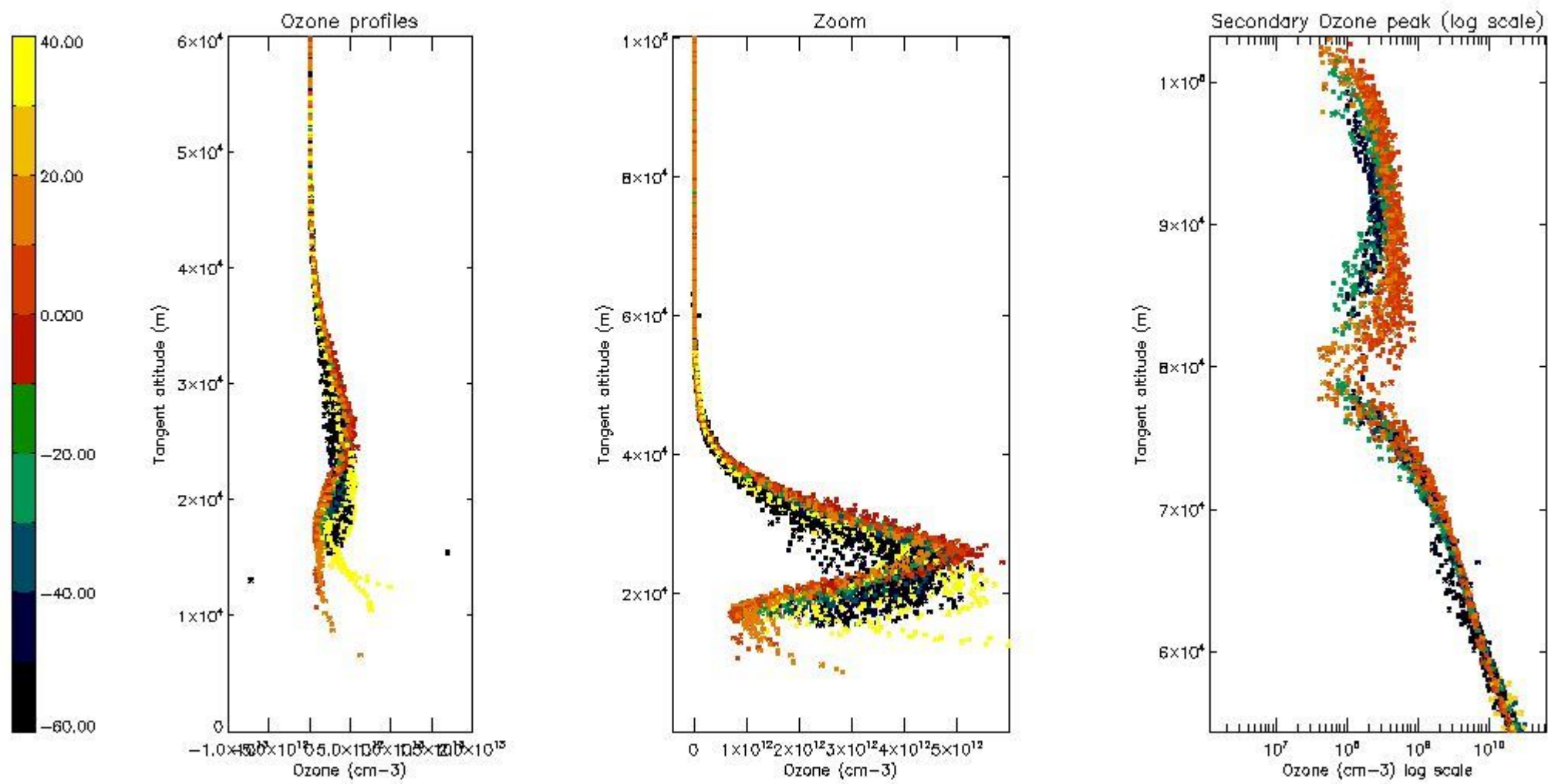
The colorbar represents the latitude.



5.3 Plot ozone profiles where STD < 20% (dark without errors)

The colorbar represents the latitude.

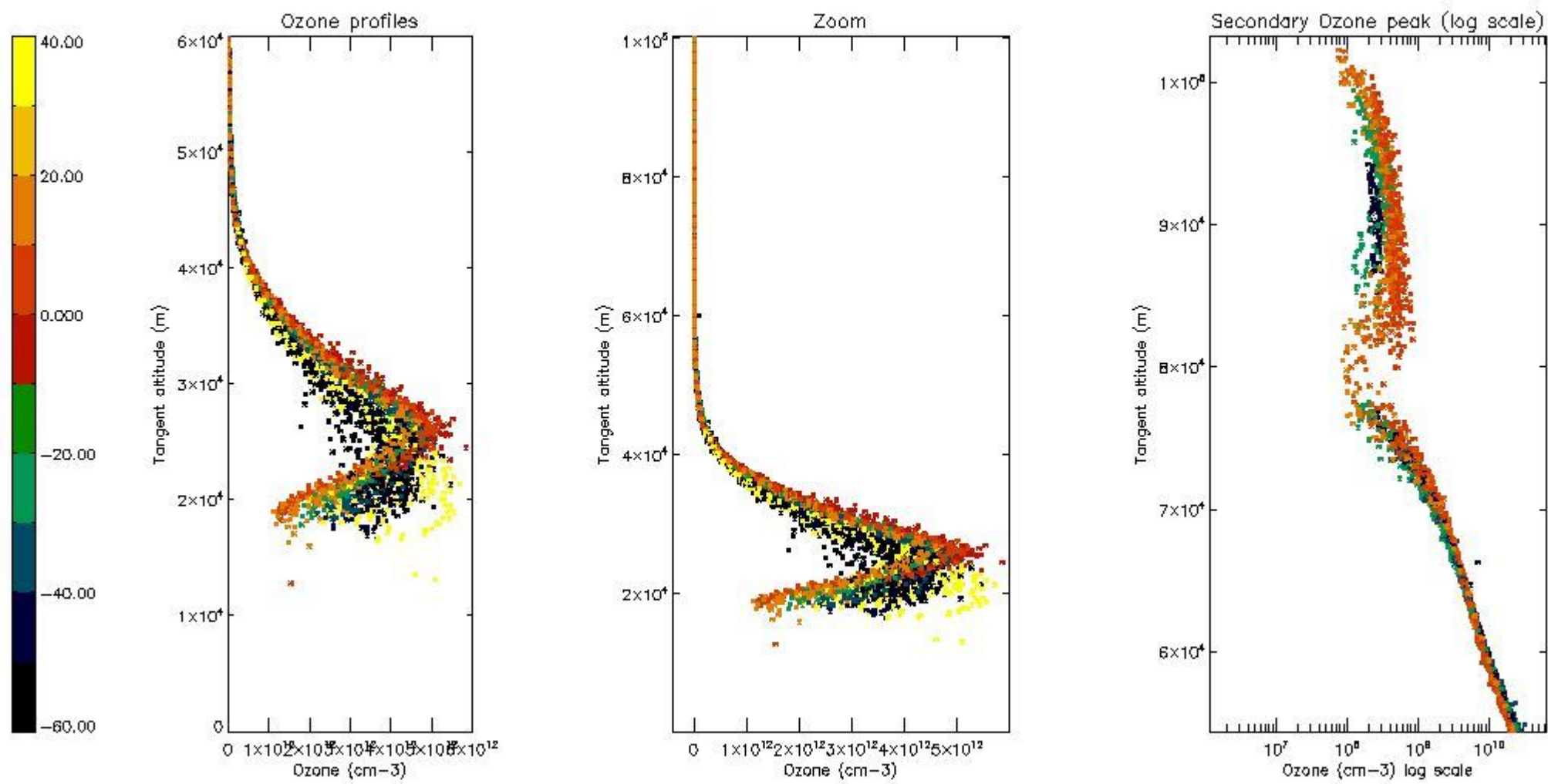




5.4 Plot ozone profiles where  $STD < 10\%$  (dark without errors)

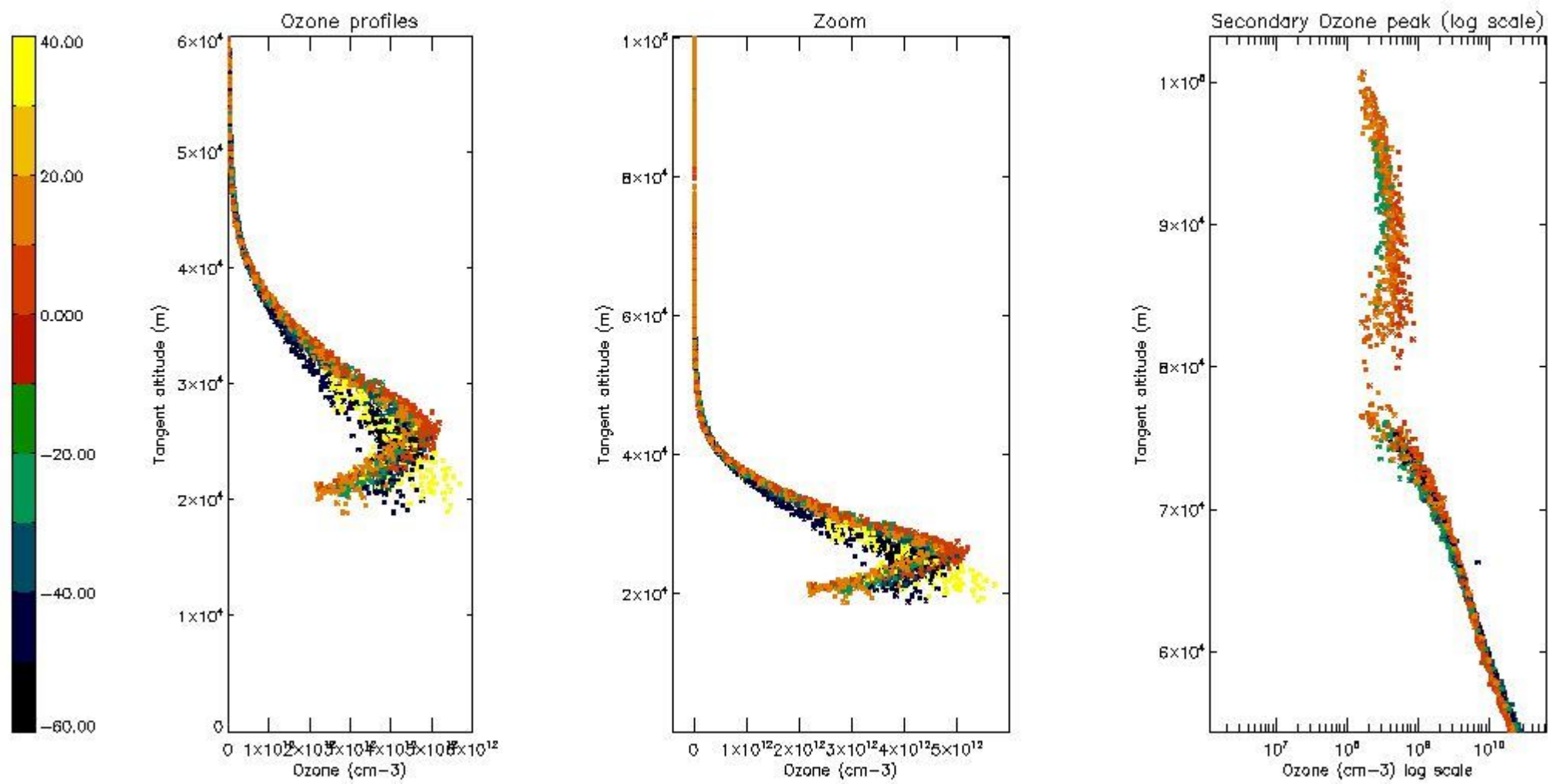
The colorbar represents the latitude.





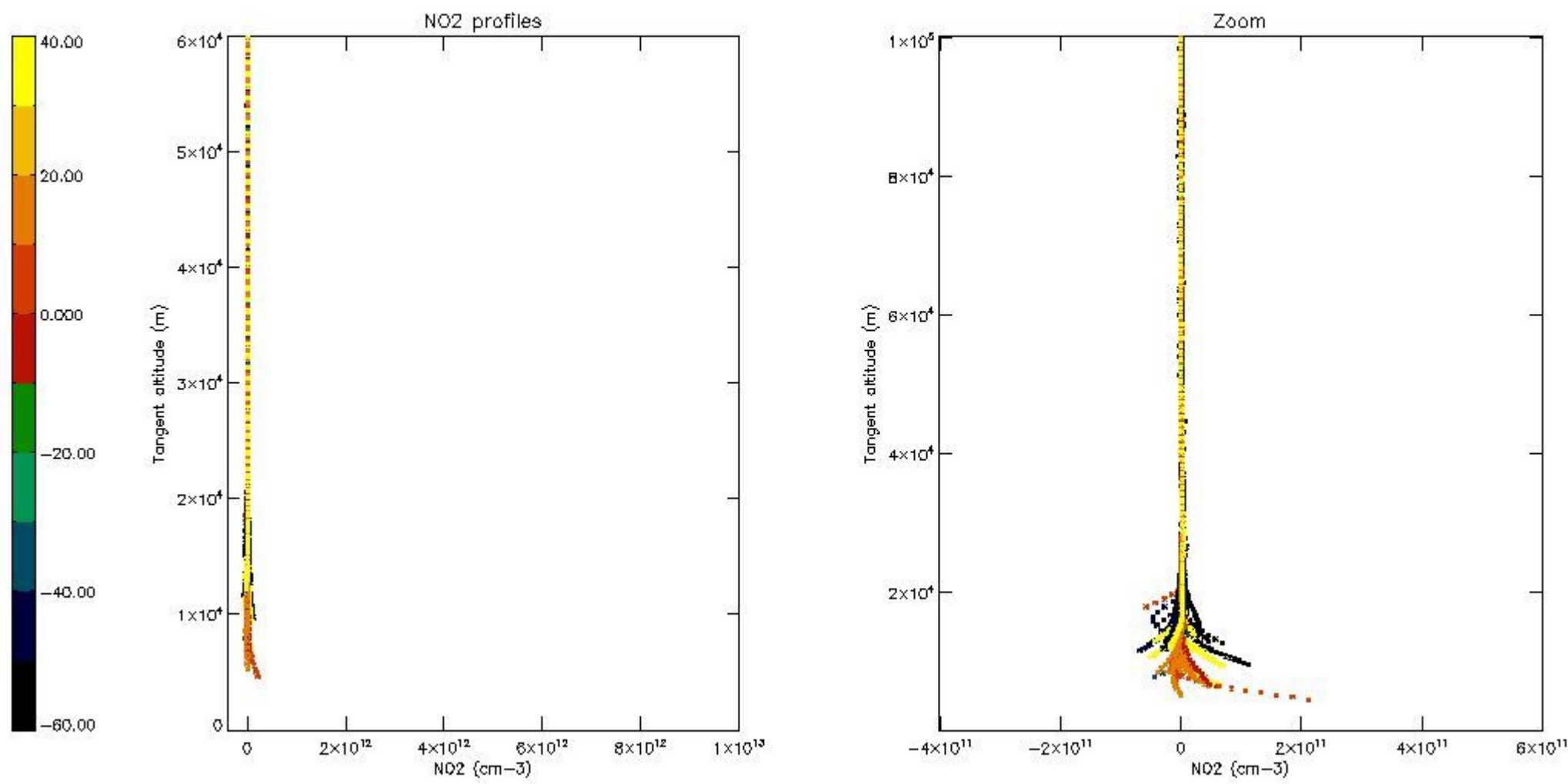
*5.5 Plot ozone profiles where STD < 5% (dark without errors)*

The colorbar represents the latitude.



*5.6 Plot NO<sub>2</sub> profiles for all STD (dark without errors)*

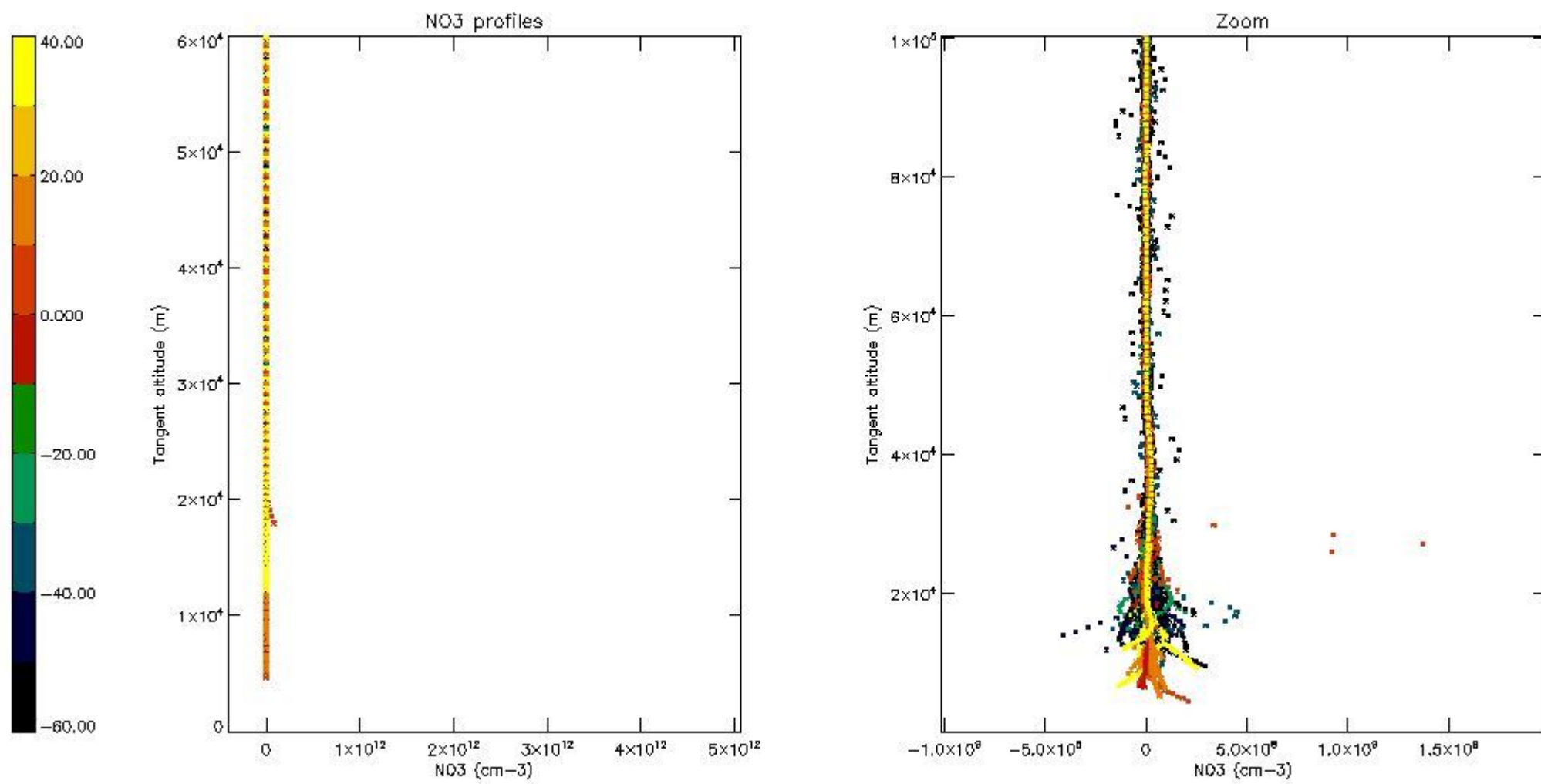
The colorbar represents the latitude.



*5.7 Plot NO3 profiles for all STD (dark without errors)*

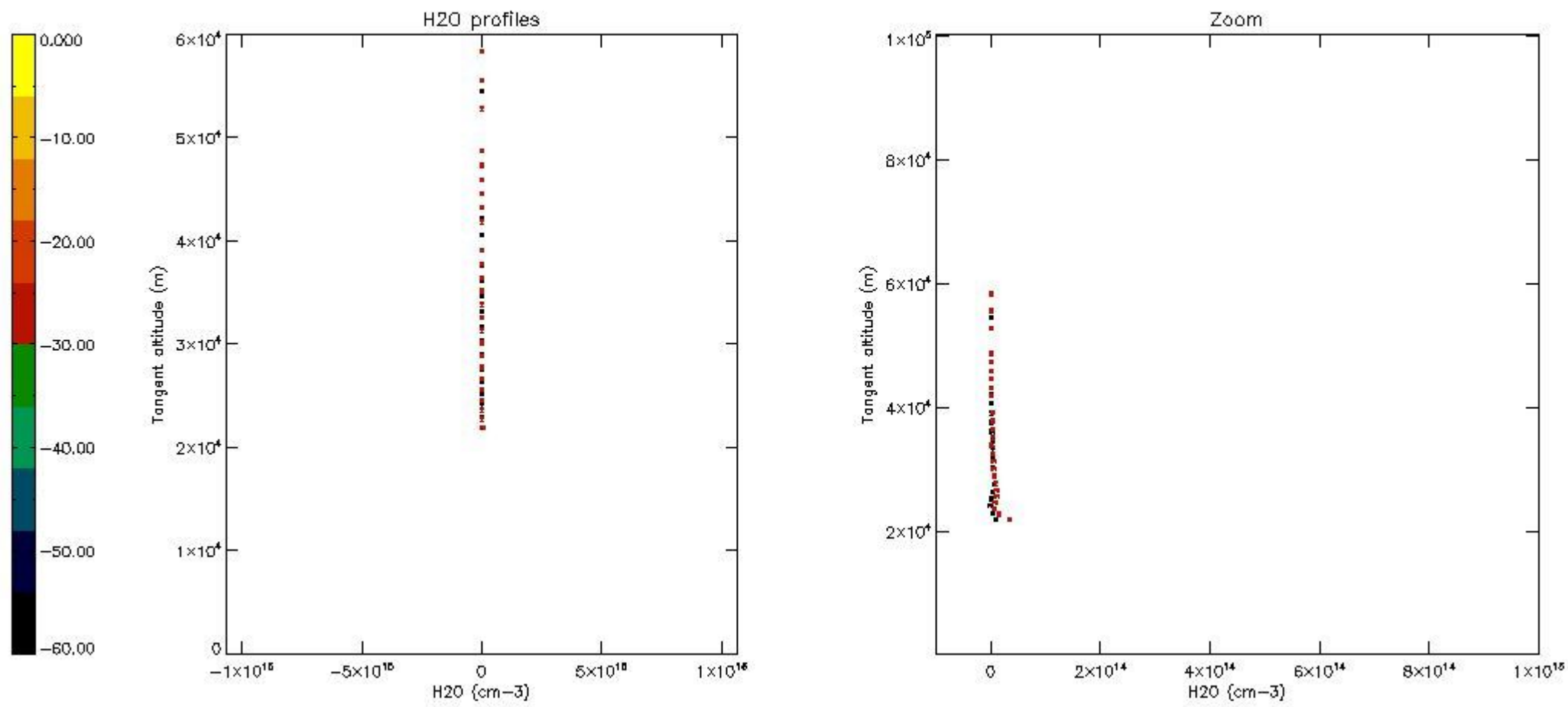
The colorbar represents the latitude.





*5.8 Plot H2O profiles for all STD (only for occultations of stars 1,2,3,4,13,14,16,26,63 dark without errors)*

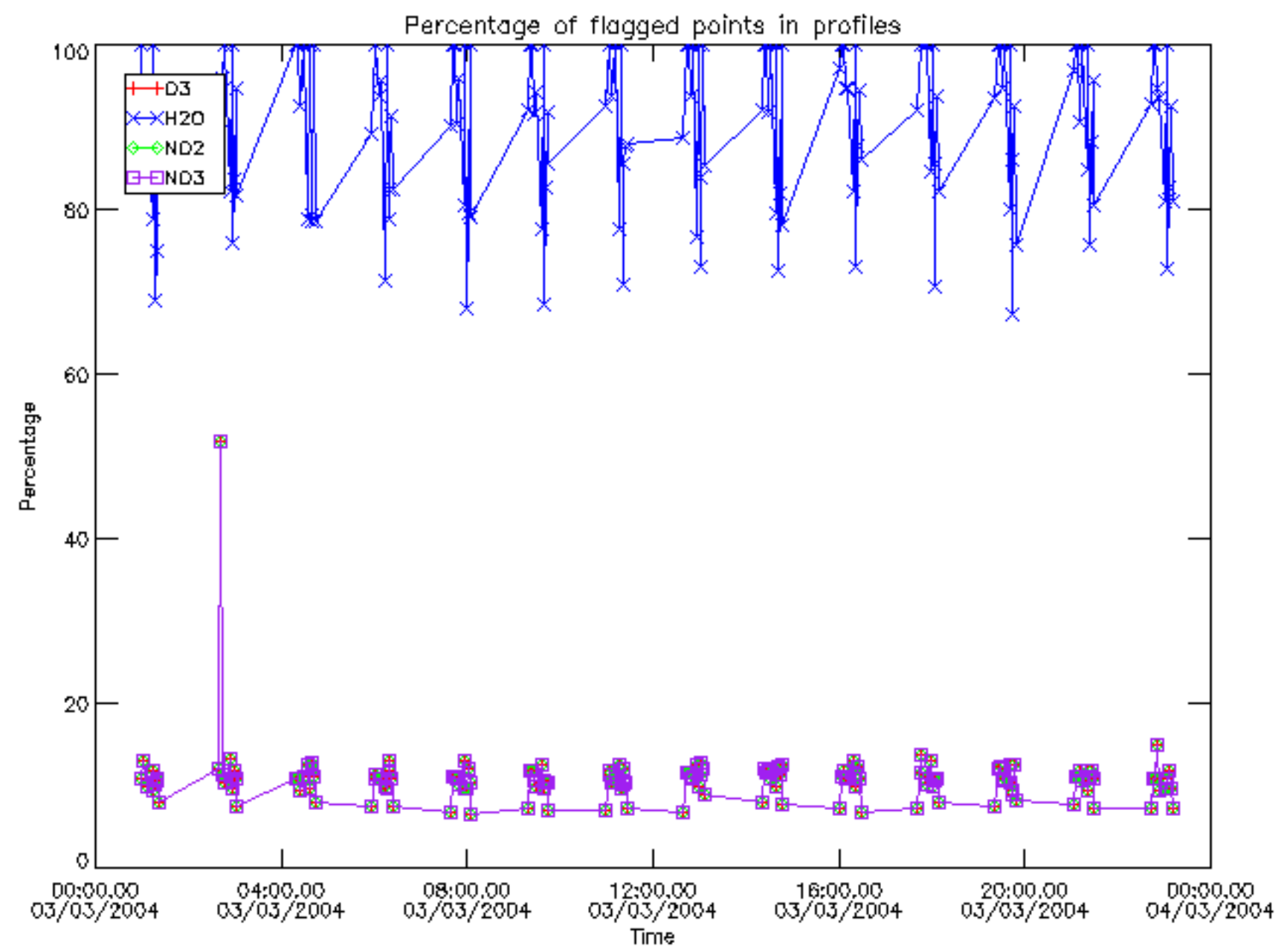
The colorbar represents the latitude.



## 6. Auxiliary Data Files used for the production reported in section 2

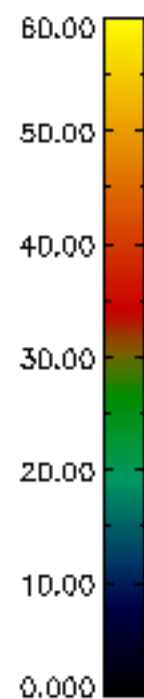
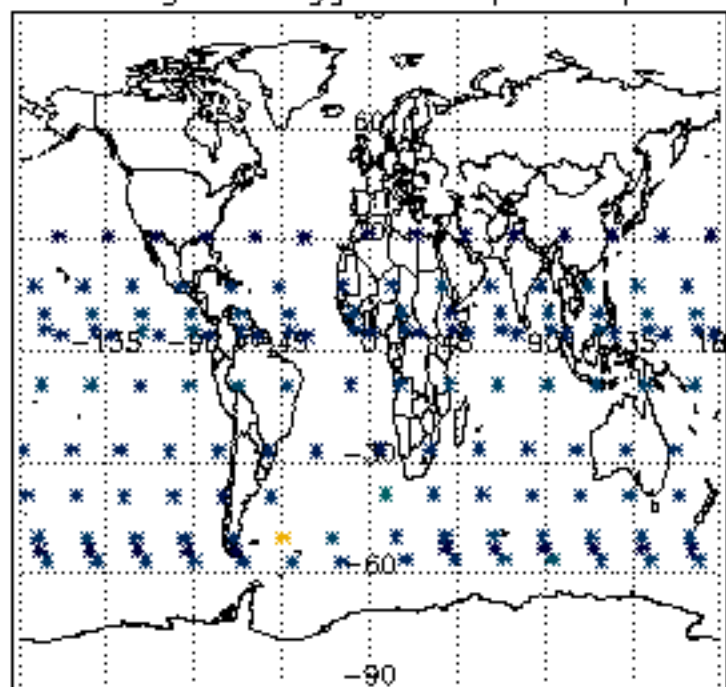
The number reported in the third column indicates since which file (see list in section 2) the corresponding auxiliary file has been used. The fourth column is the date of those product files.

Type	Auxiliary Filename	Used since product	Used since product date
INST_PHYS_CHARACTERISTICS	GOM_INS_AXVIEC20091111_143220_20030716_120000_20500101_000000	1	03-MAR-2004 00:04:01
LEVEL-2_PROC_CONFIG	GOM_PR2_AXVIEC20091111_152718_20020301_000000_20500101_000000	1	03-MAR-2004 00:04:01
CROSS_SECTIONS_FILE	GOM_CRS_AXVIEC20091111_154832_20020301_000000_20500101_000000	1	03-MAR-2004 00:04:01

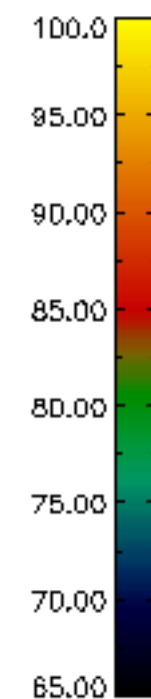
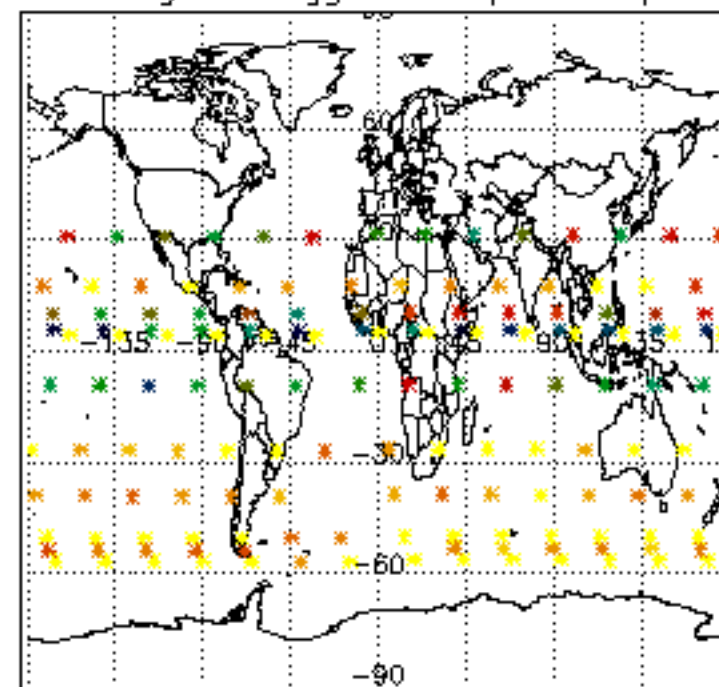




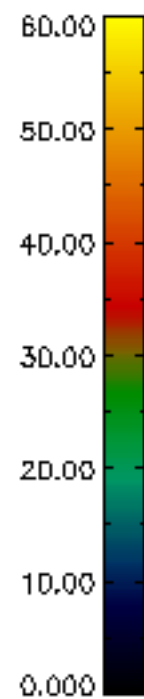
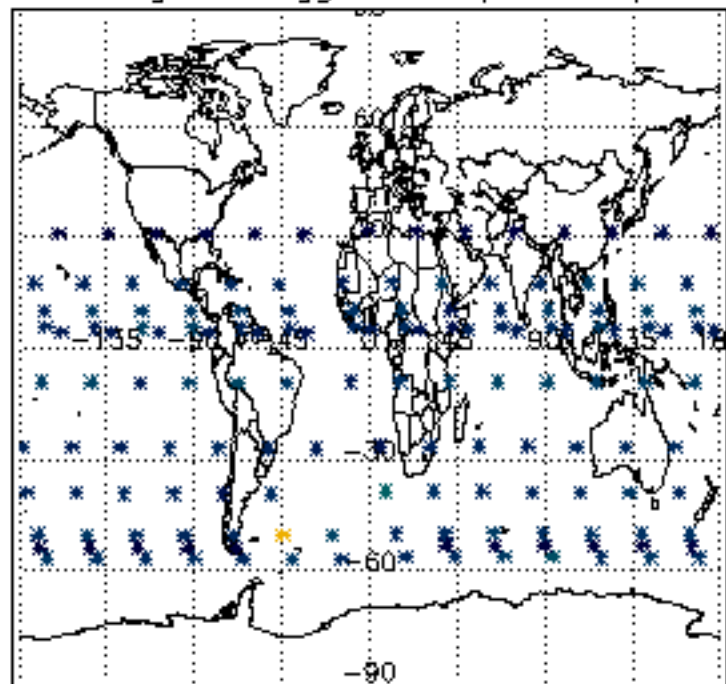
Percentage of flagged data per D3 profile



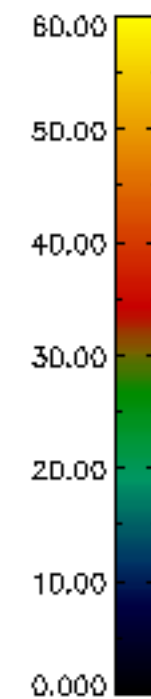
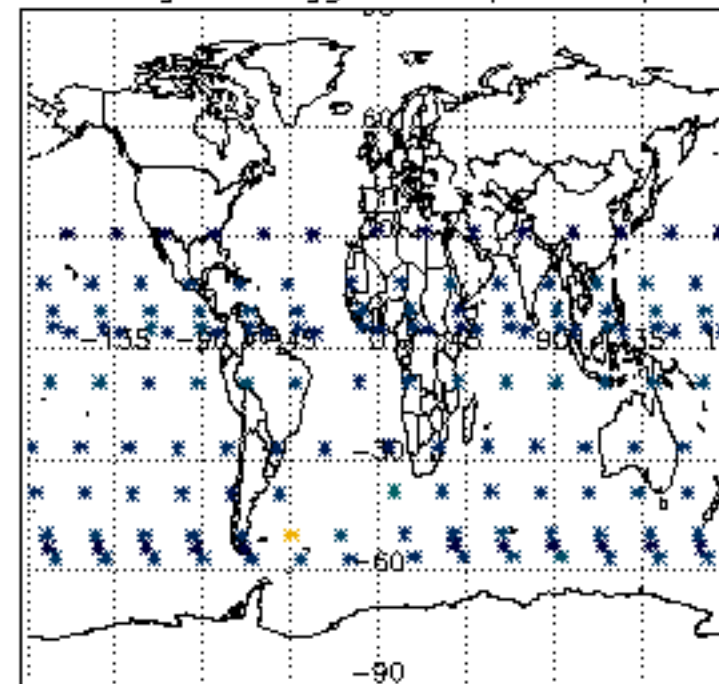
Percentage of flagged data per H2O profile

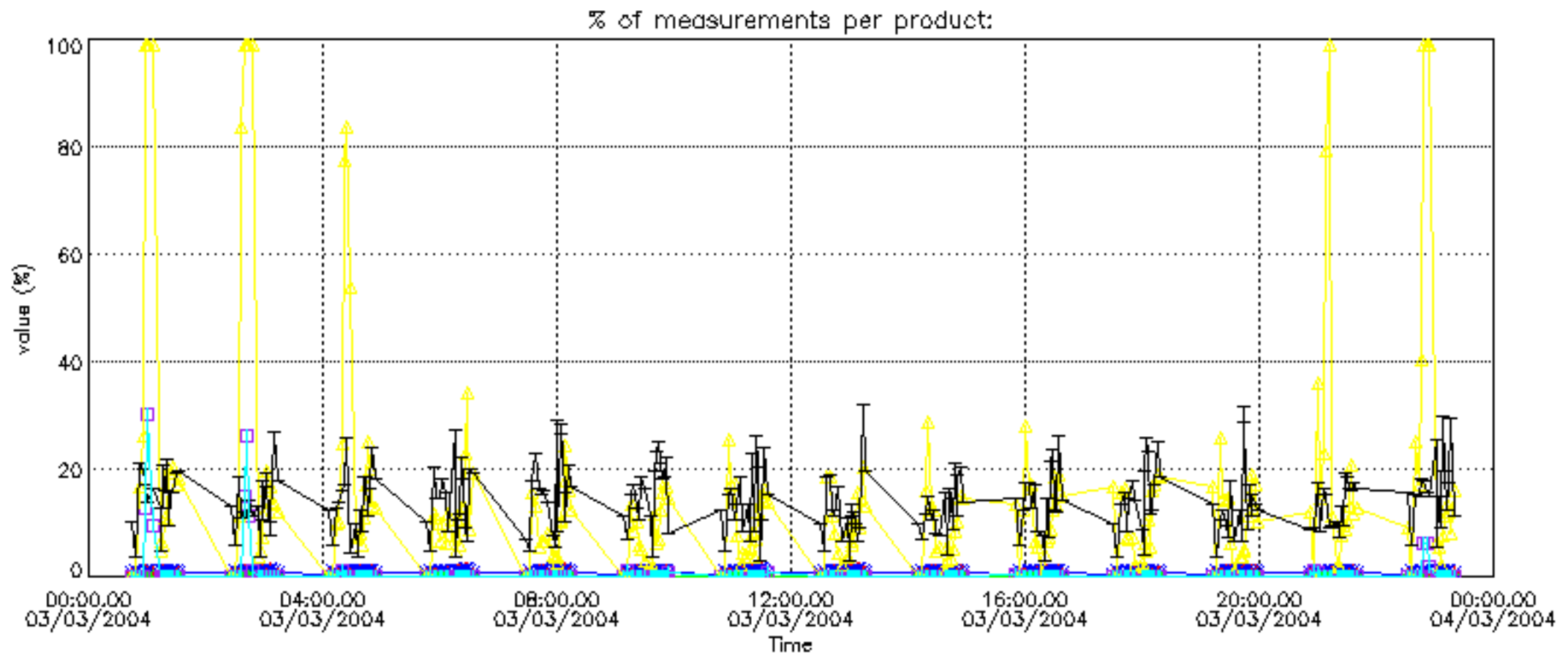


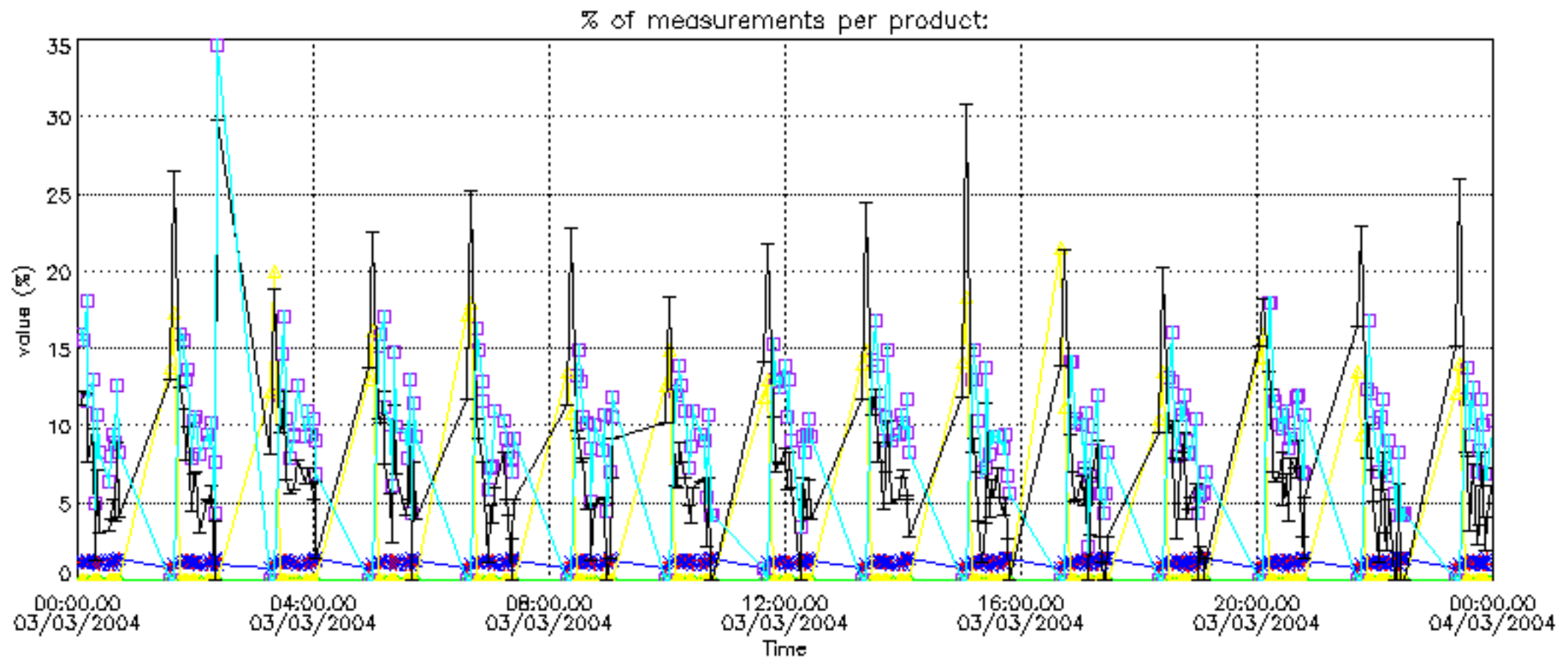
Percentage of flagged data per NO2 profile



Percentage of flagged data per NO3 profile

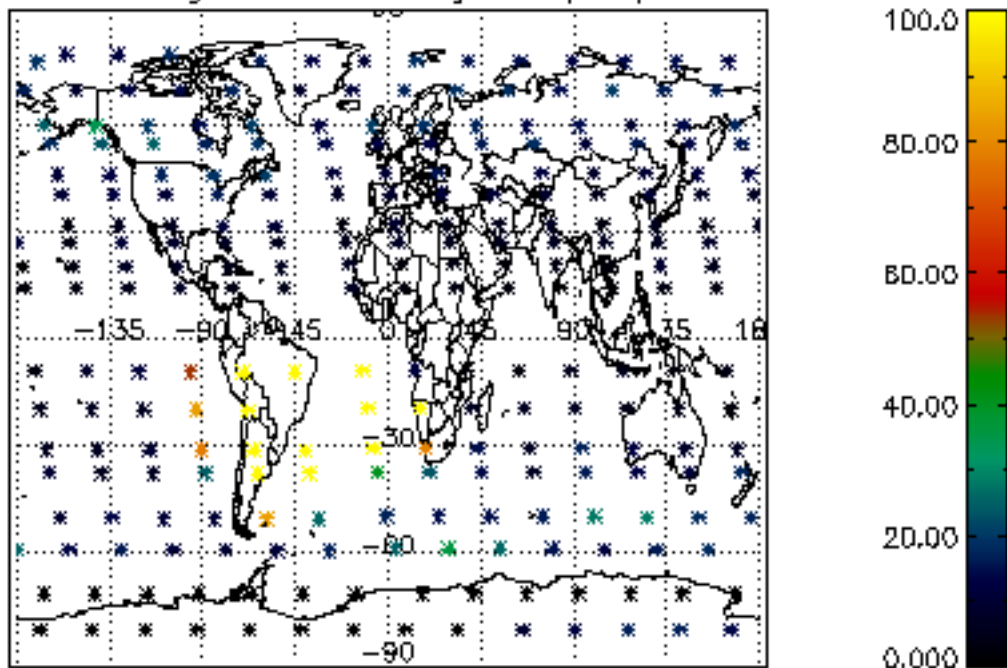




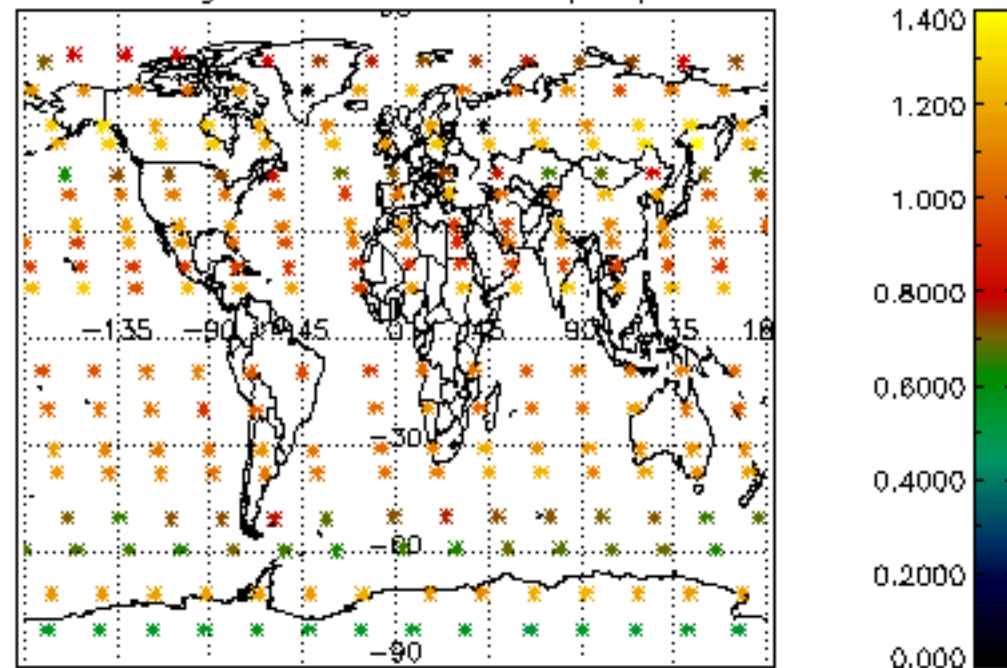




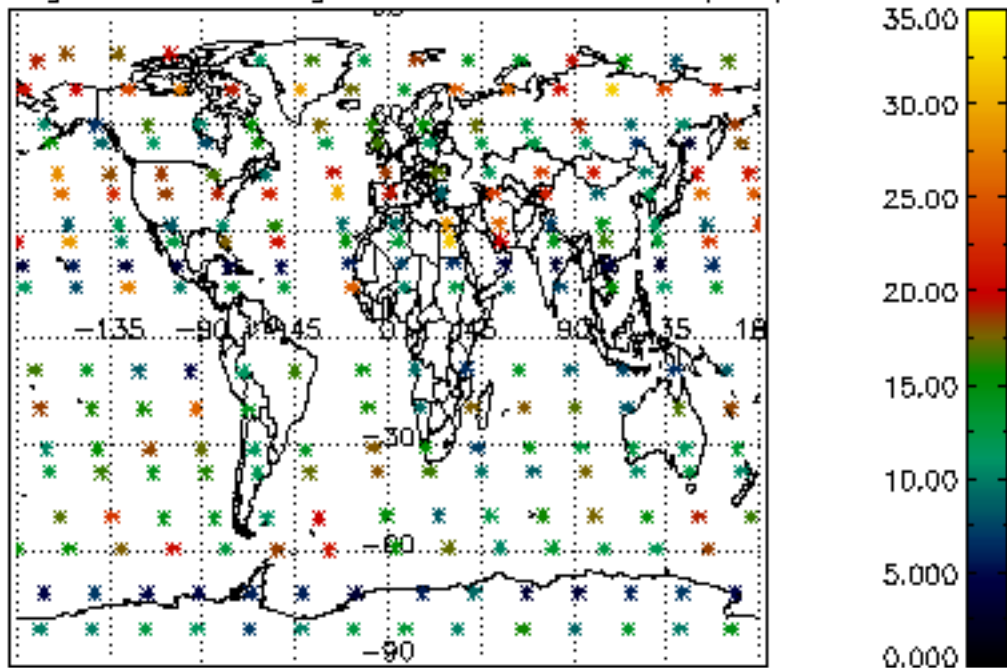
Percentage of cosmic ray hits per profile



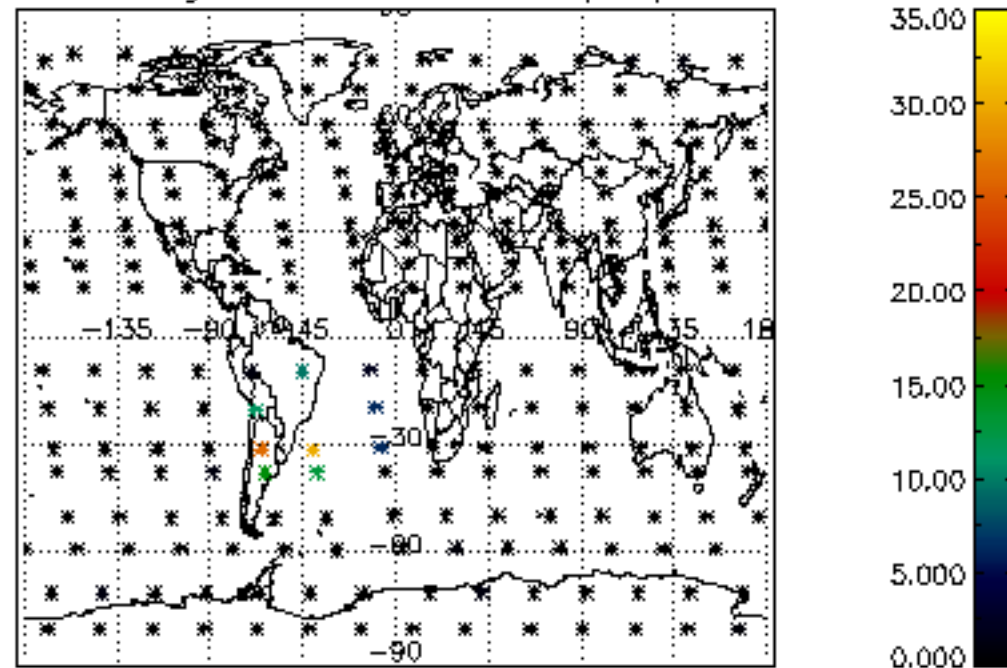
Percentage of datation errors per profile



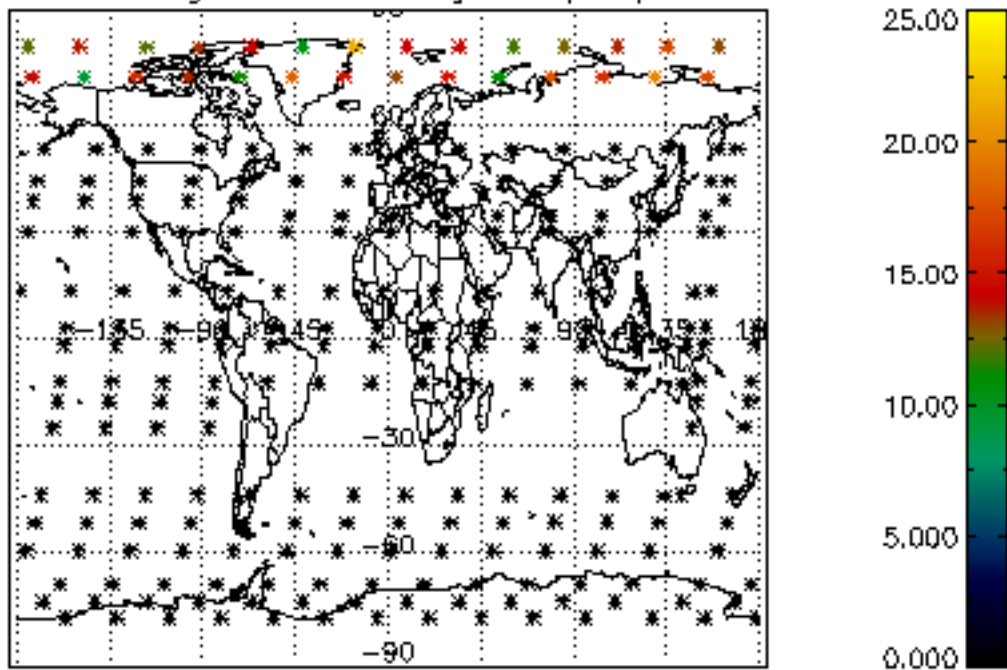
Percentage of star falling outside central band per profile



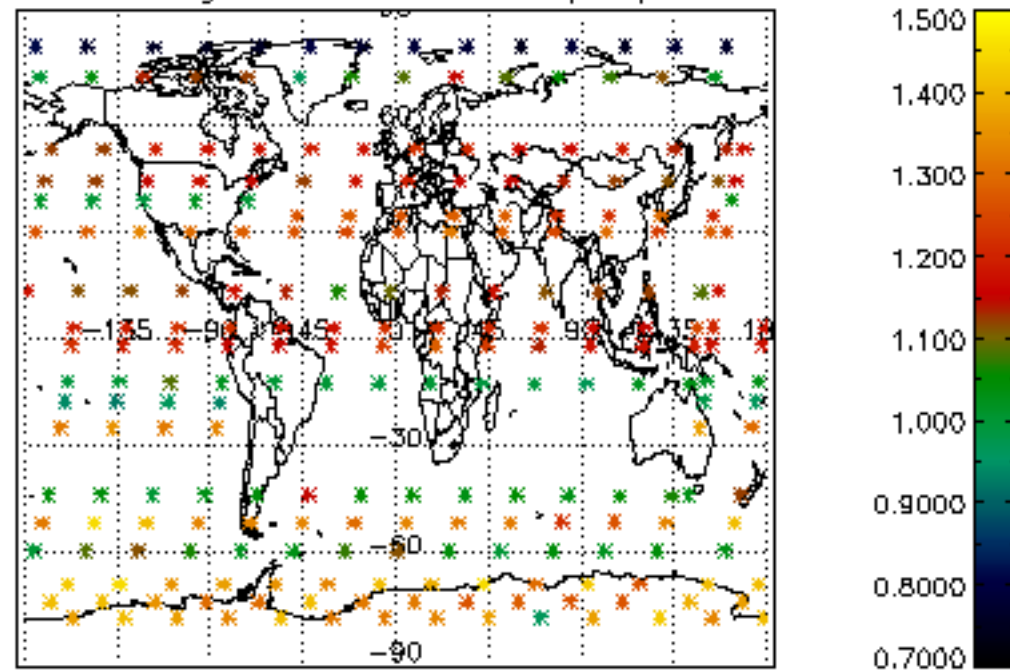
Percentage of saturation errors per profile



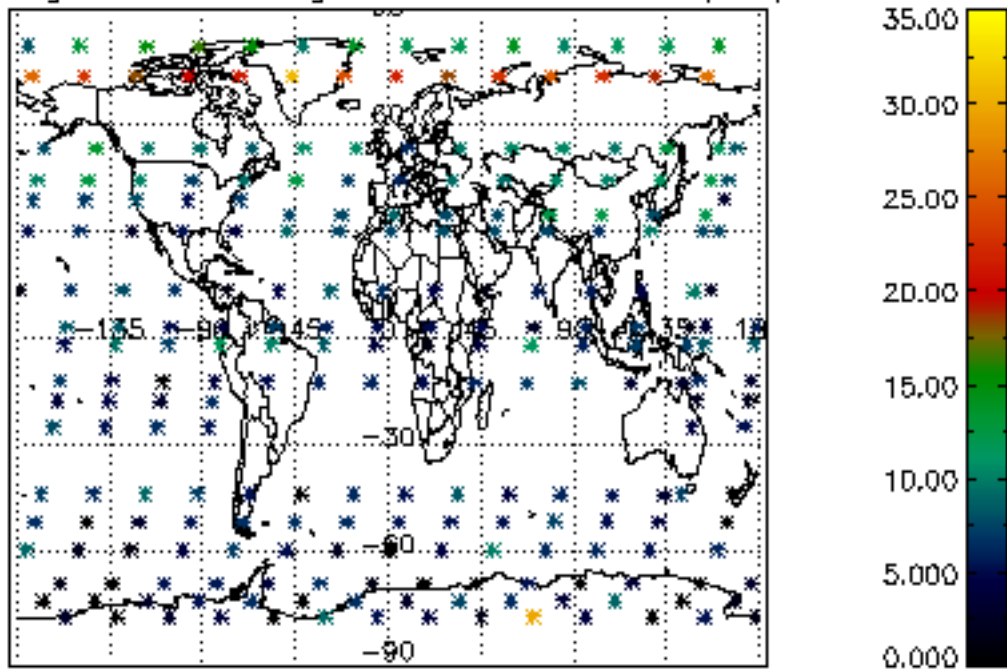
Percentage of cosmic ray hits per profile



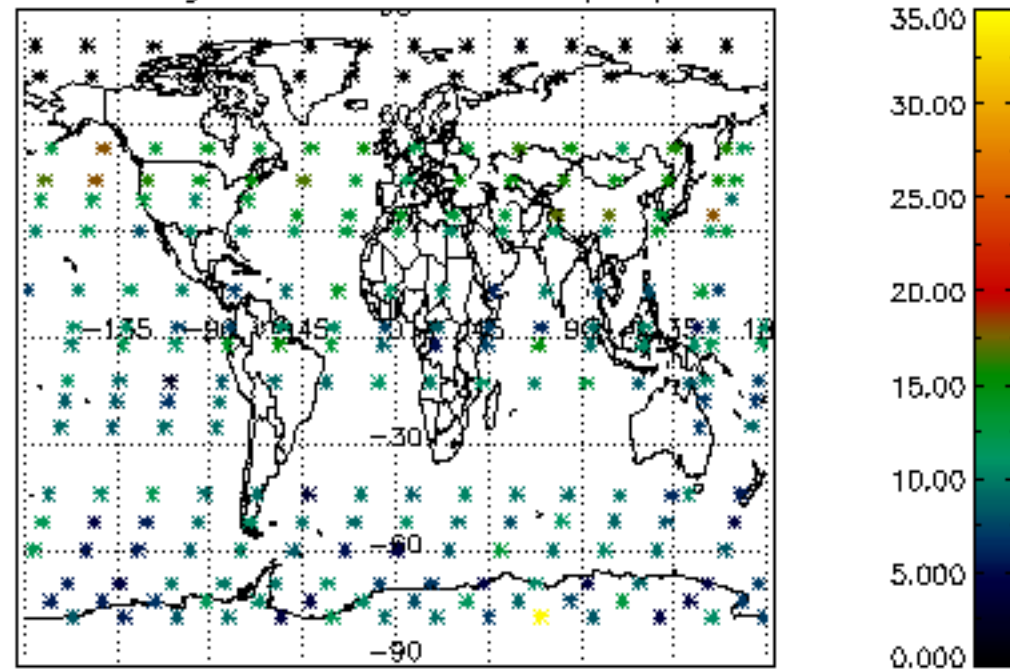
Percentage of datation errors per profile

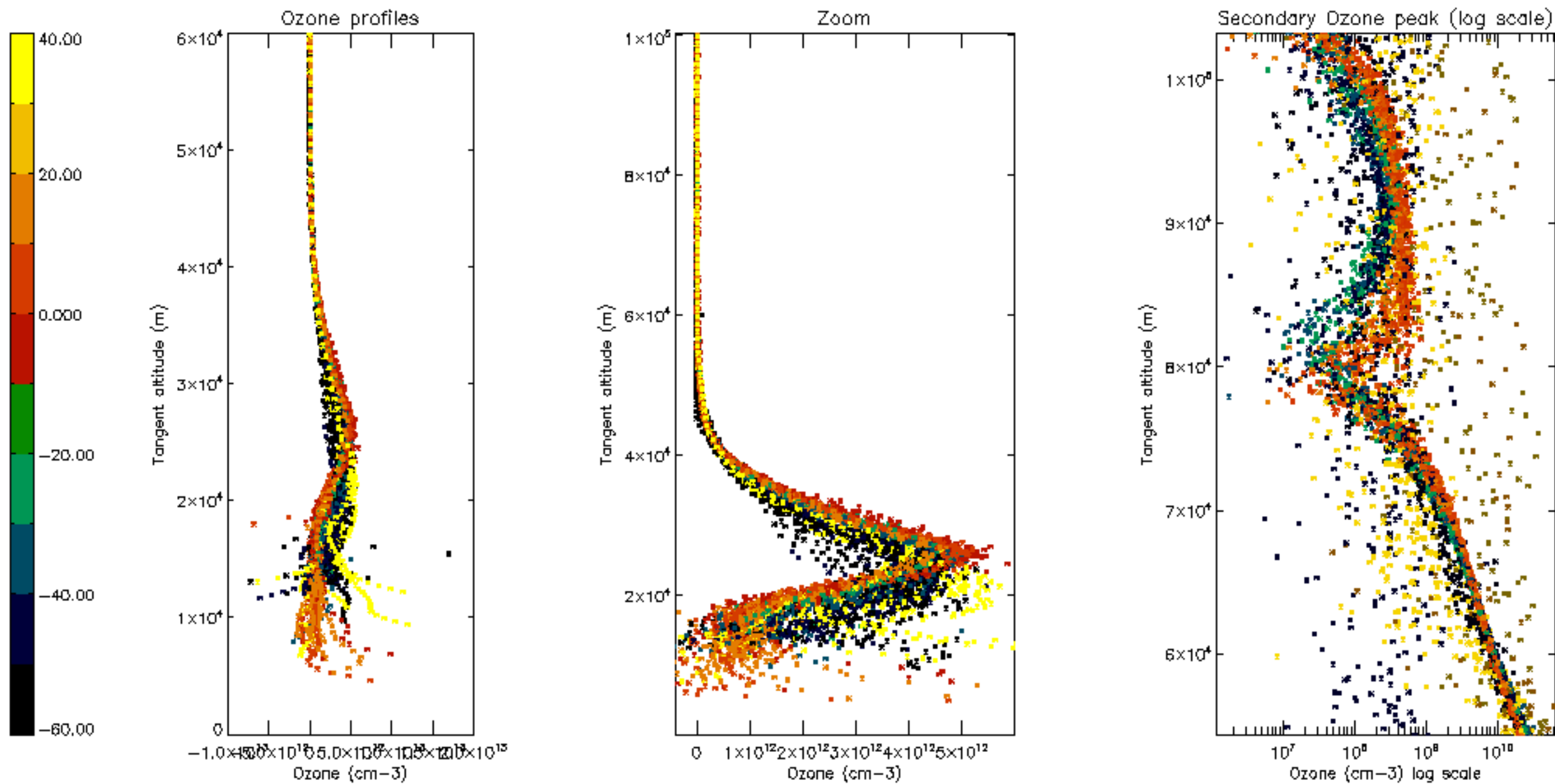


Percentage of star falling outside central band per profile

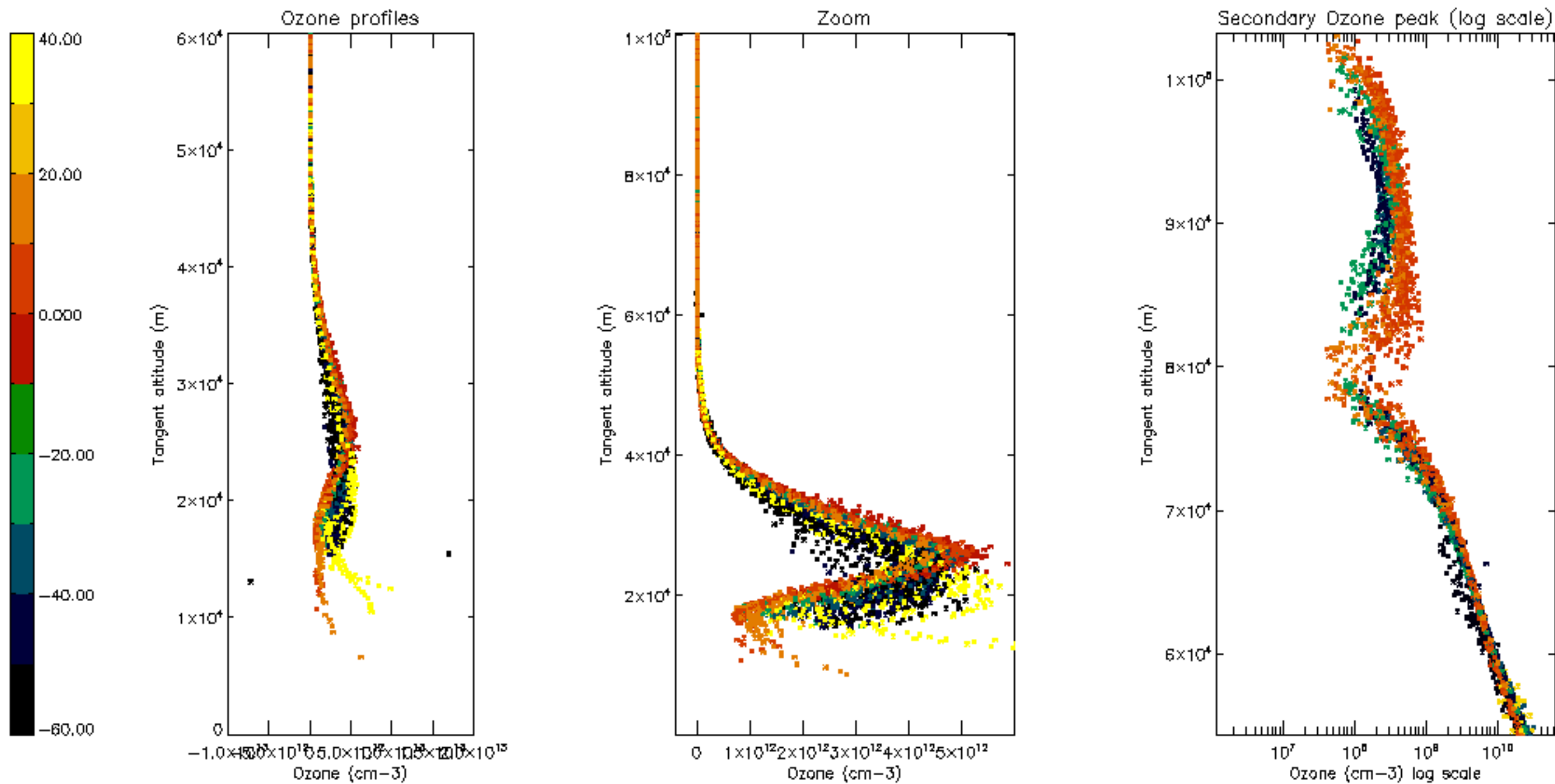


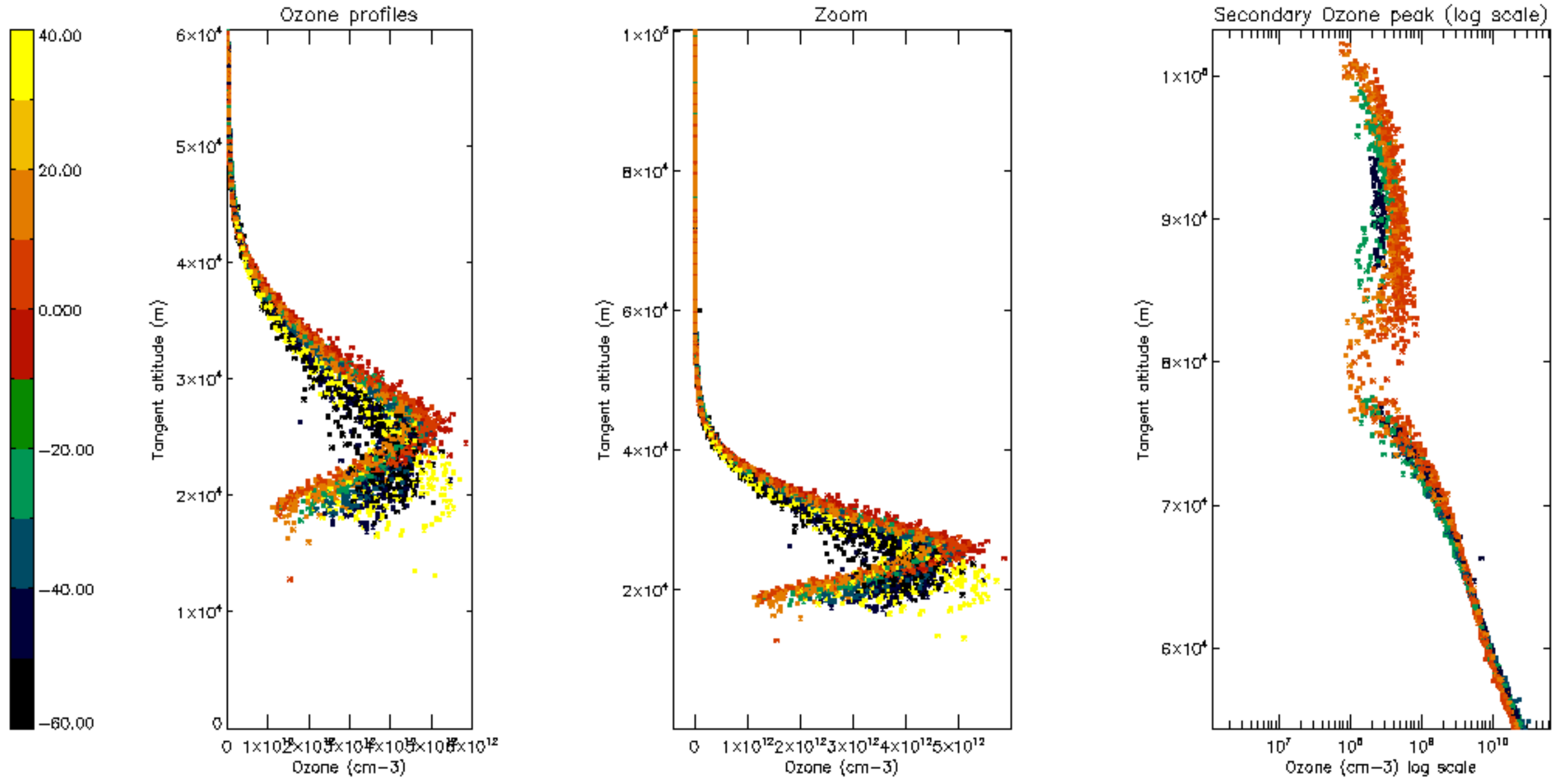
Percentage of saturation errors per profile

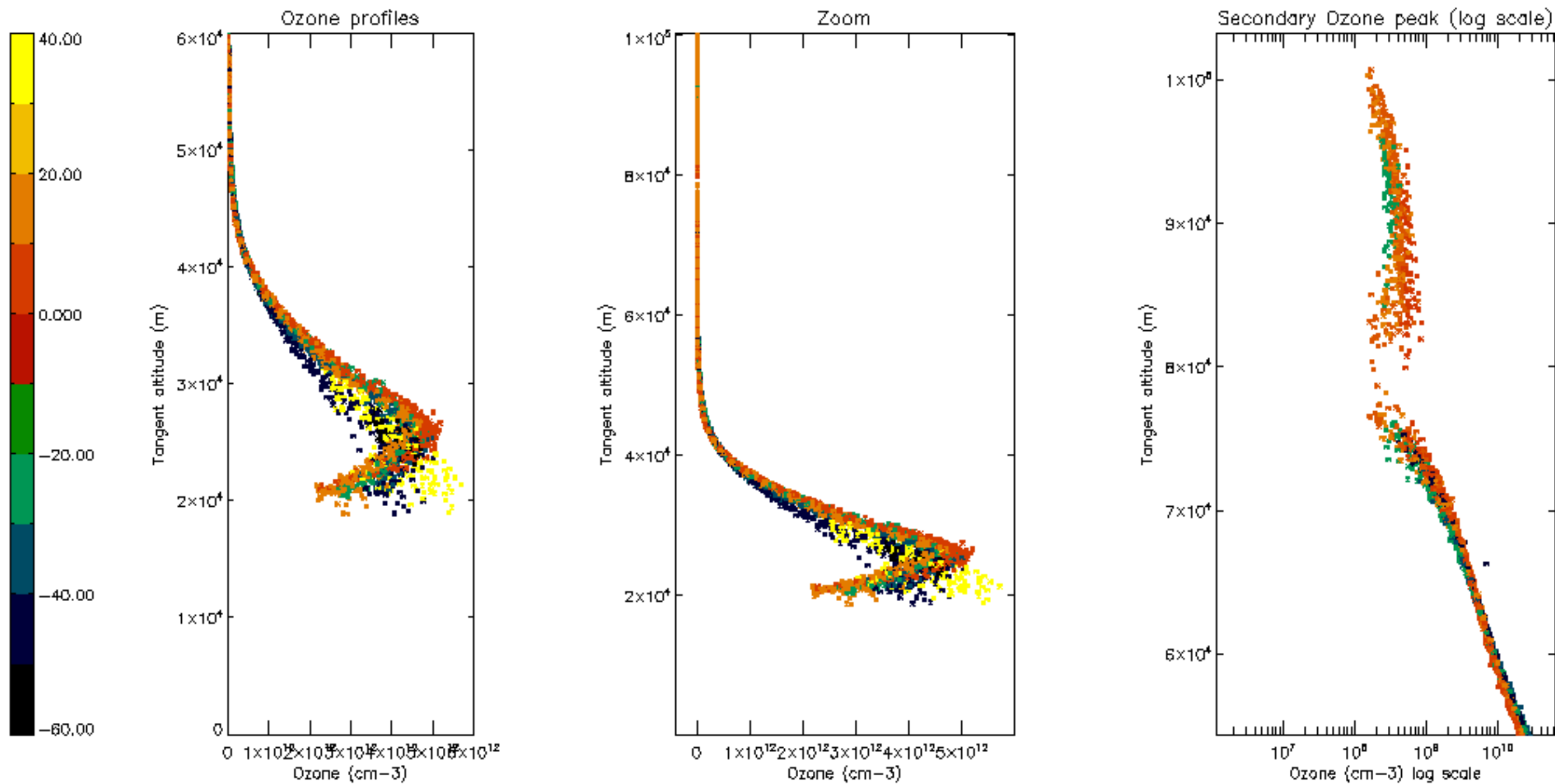




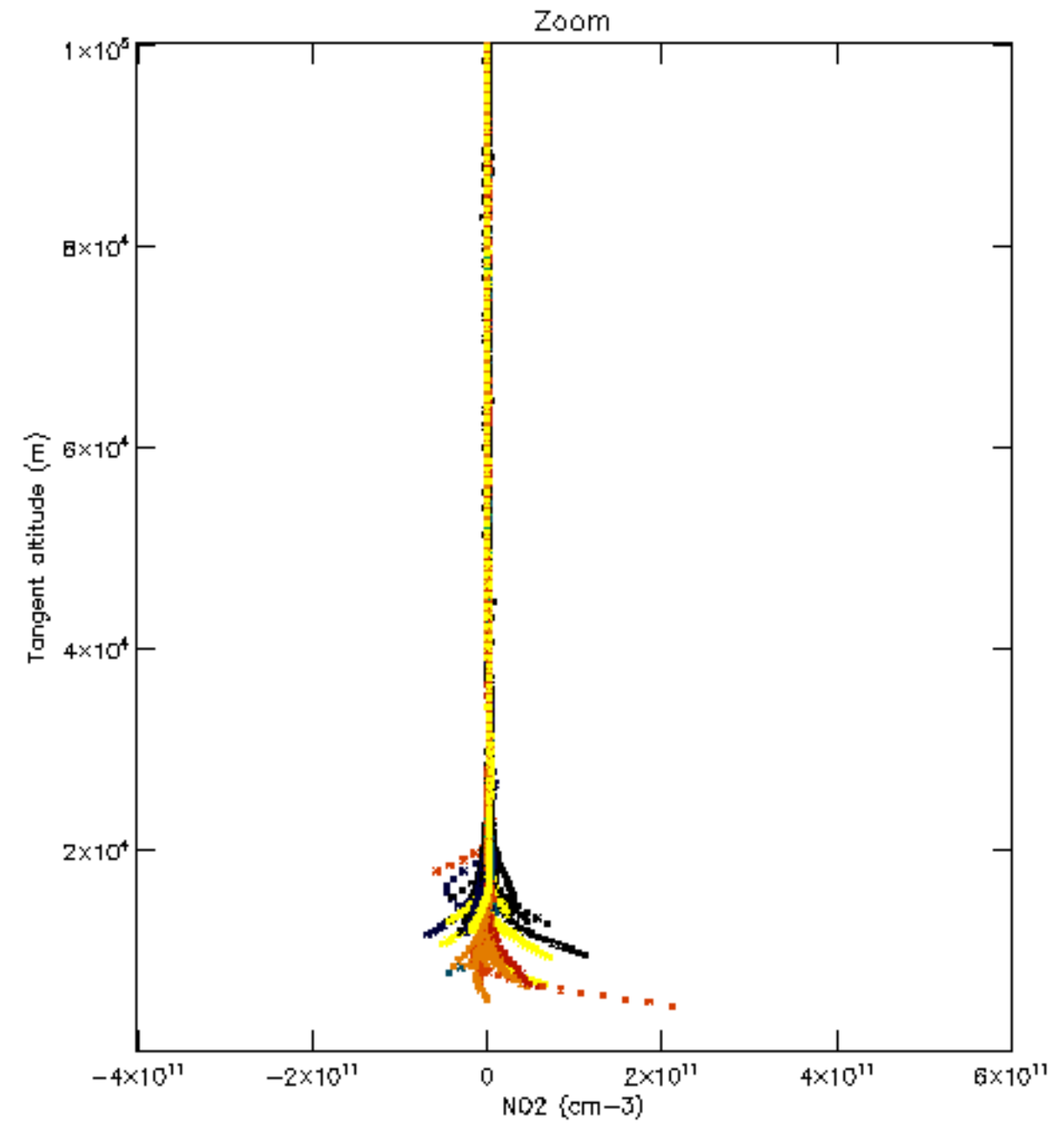
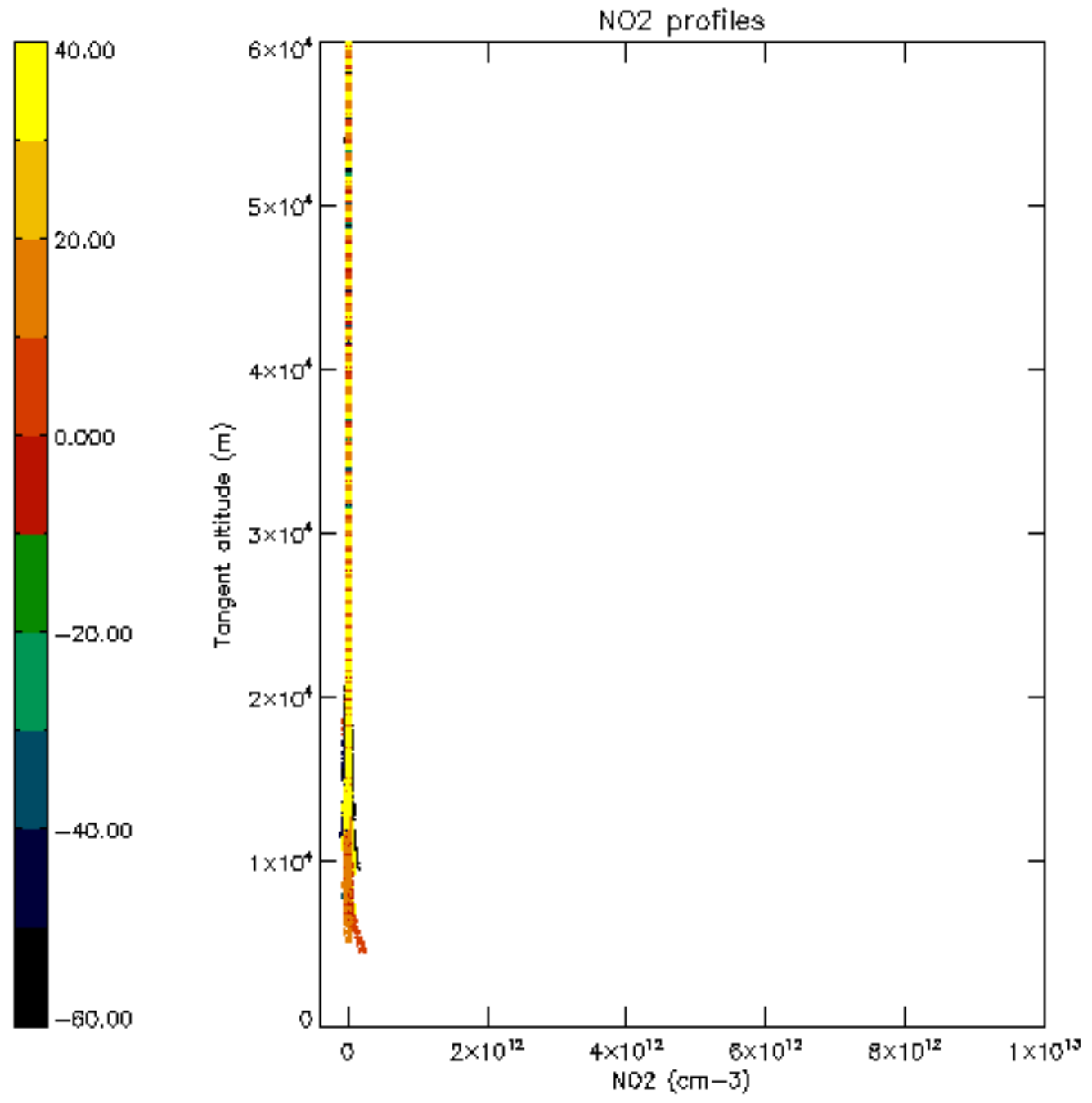


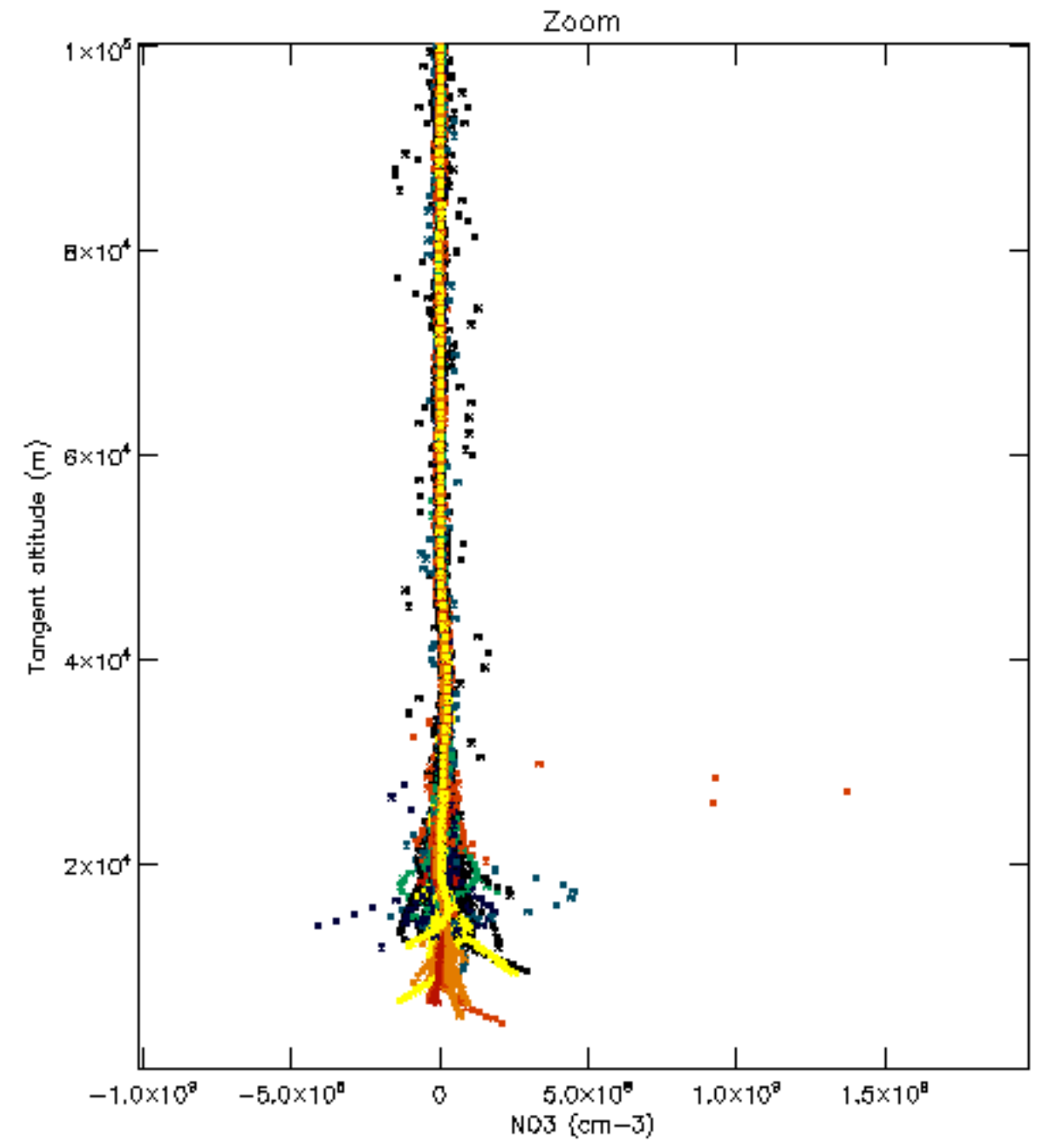
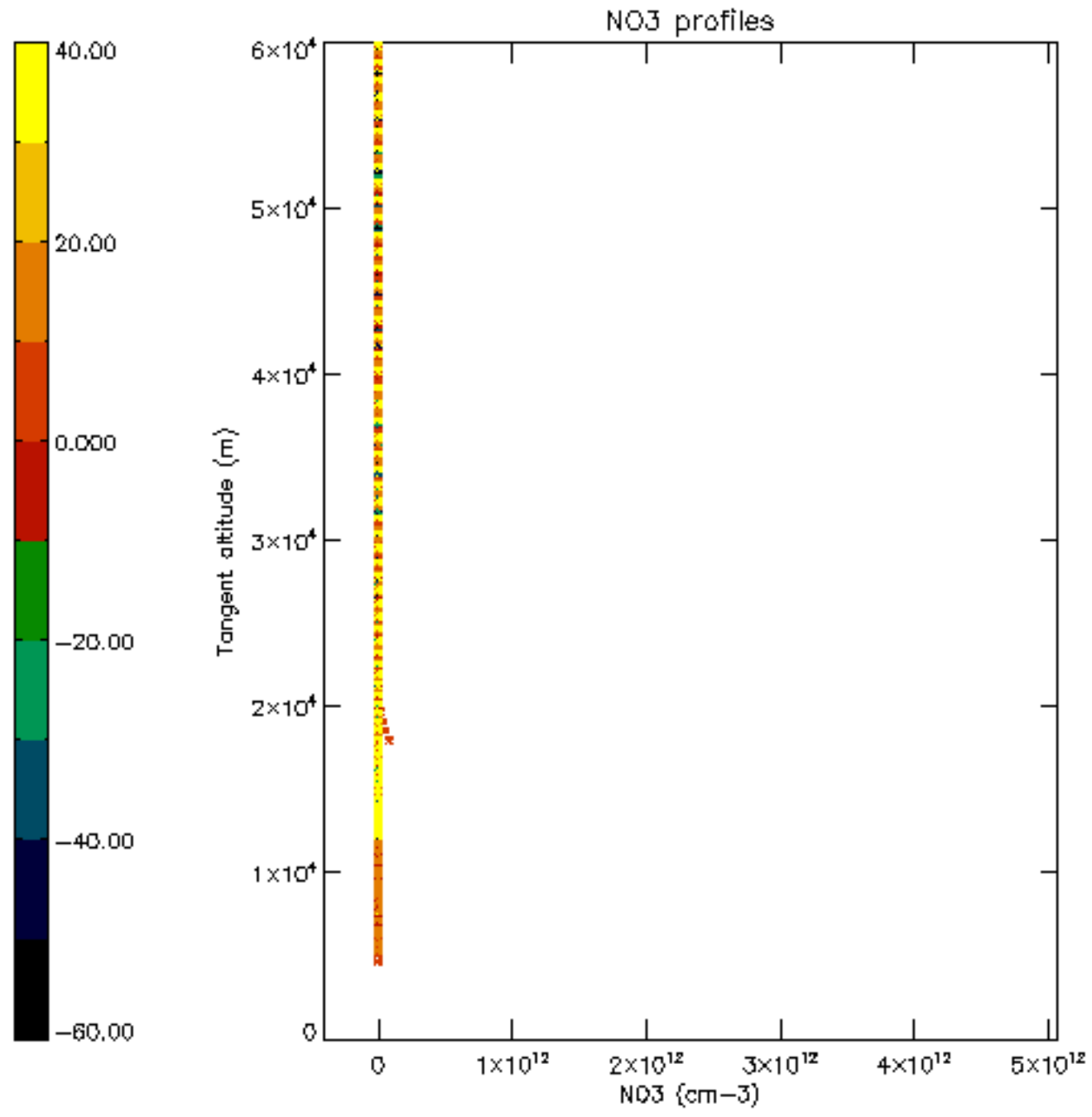


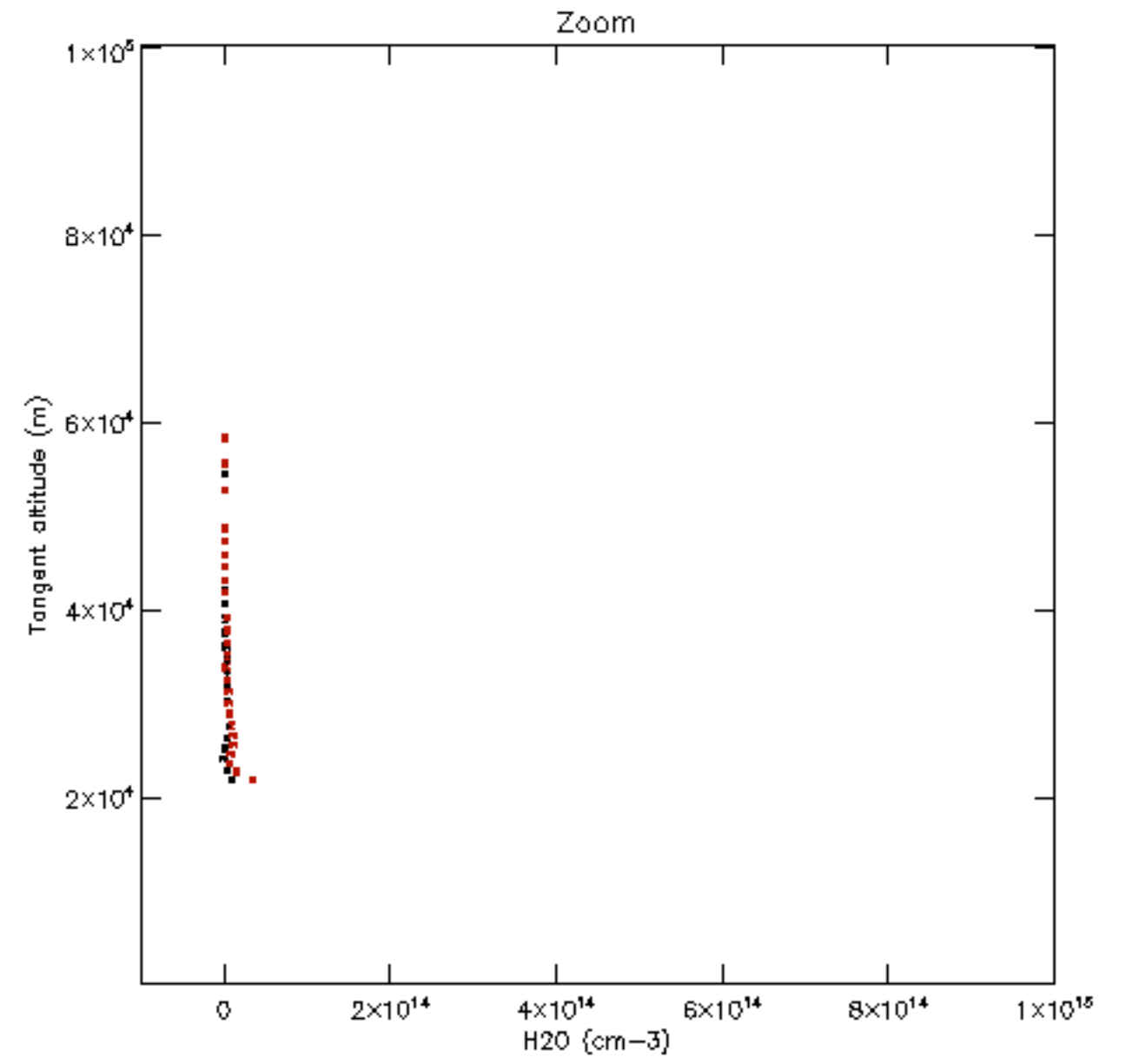
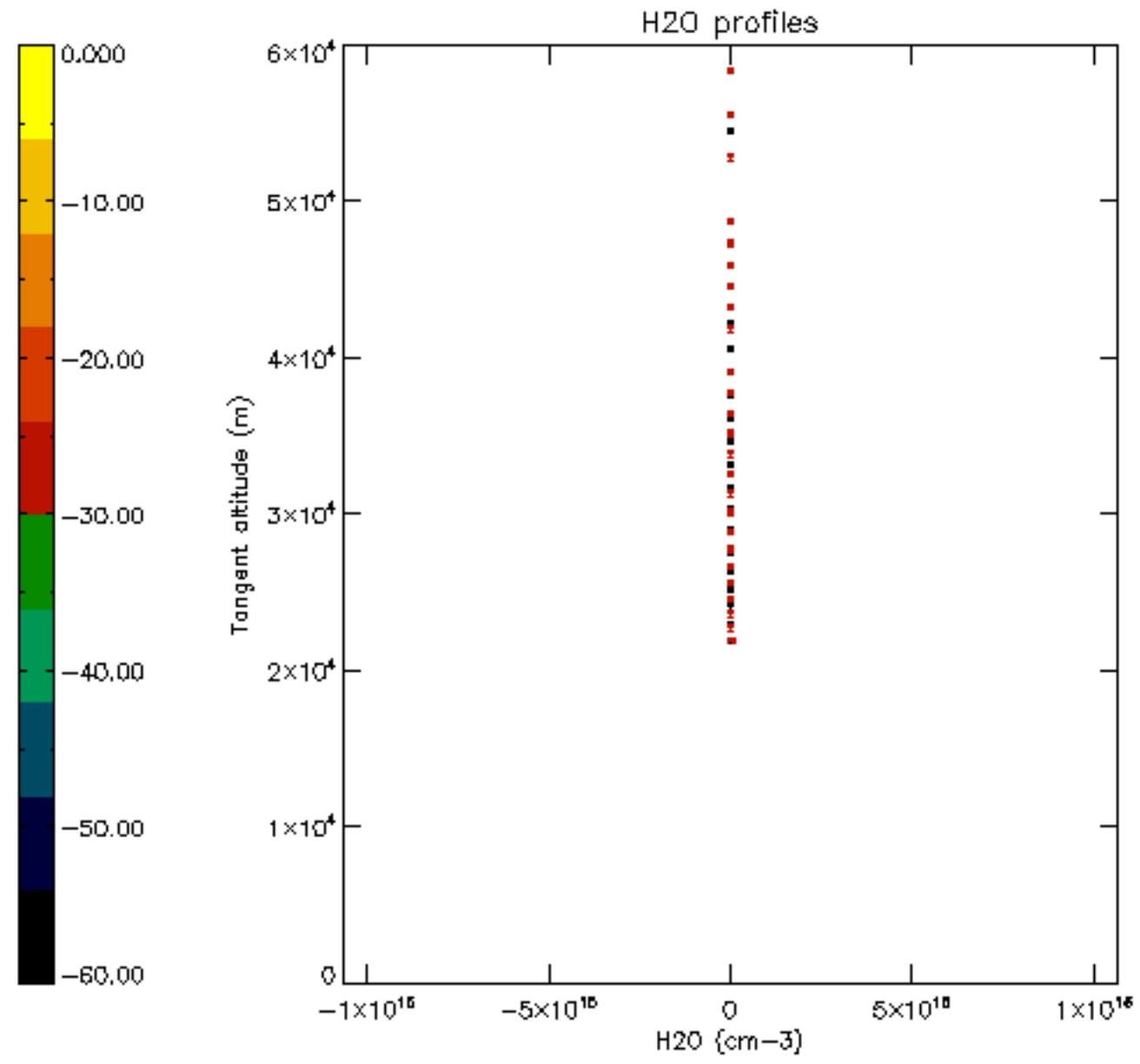




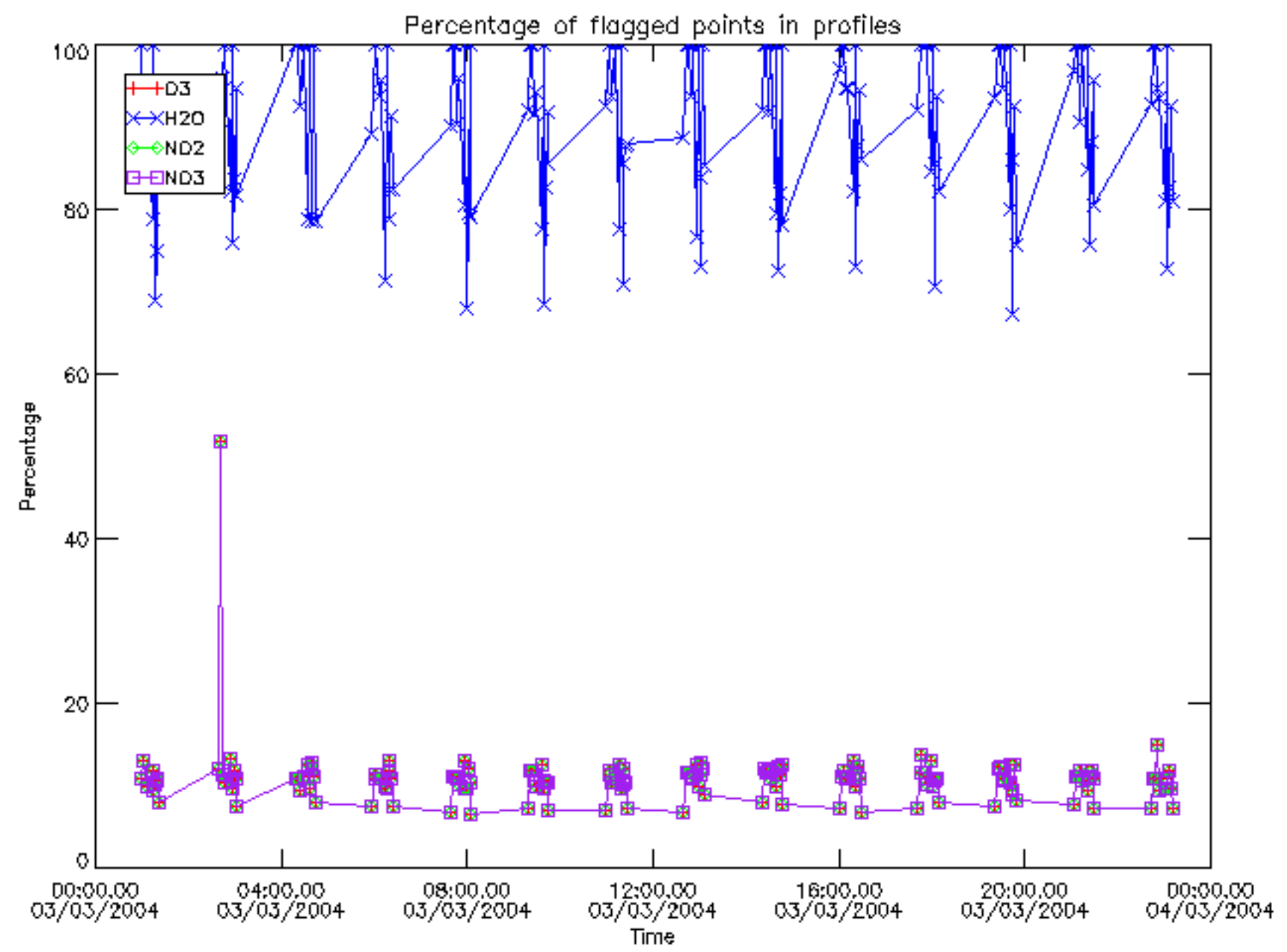




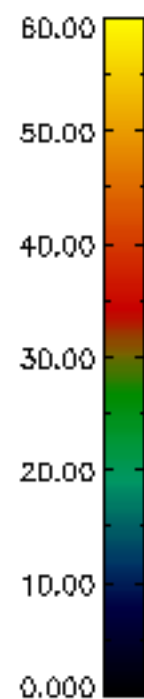
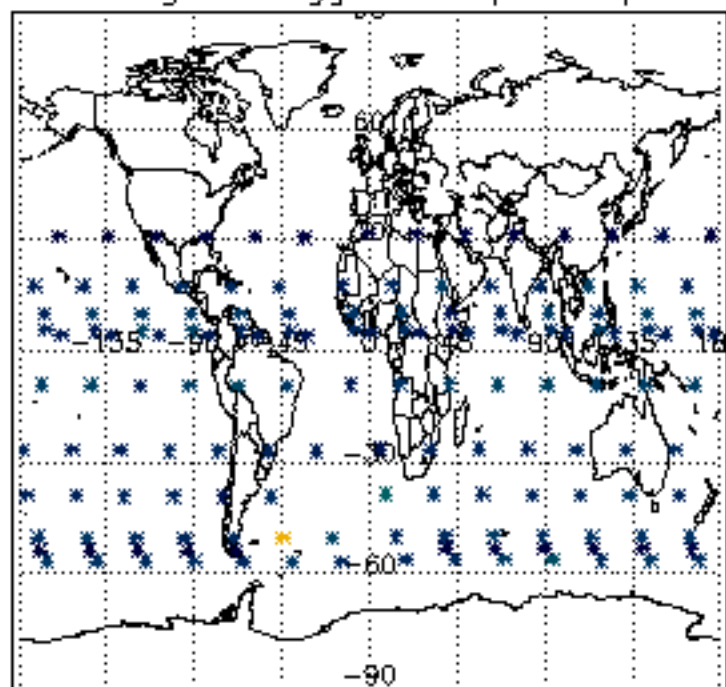




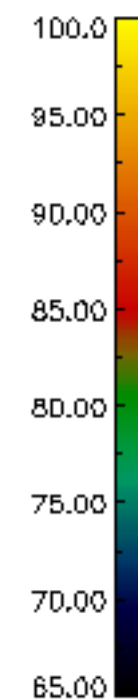
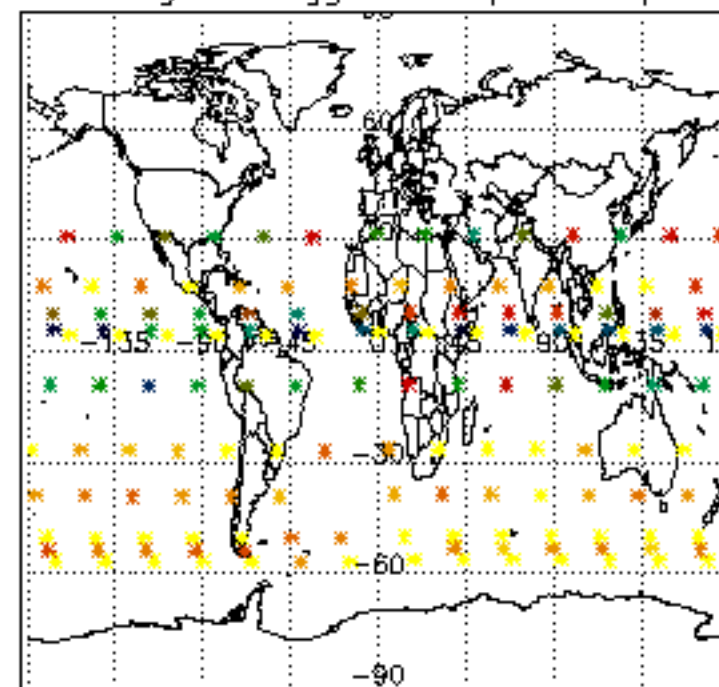




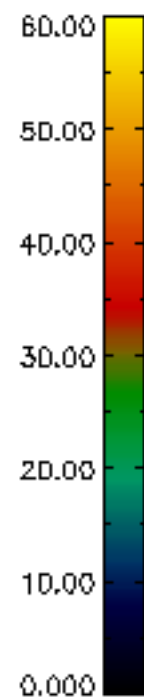
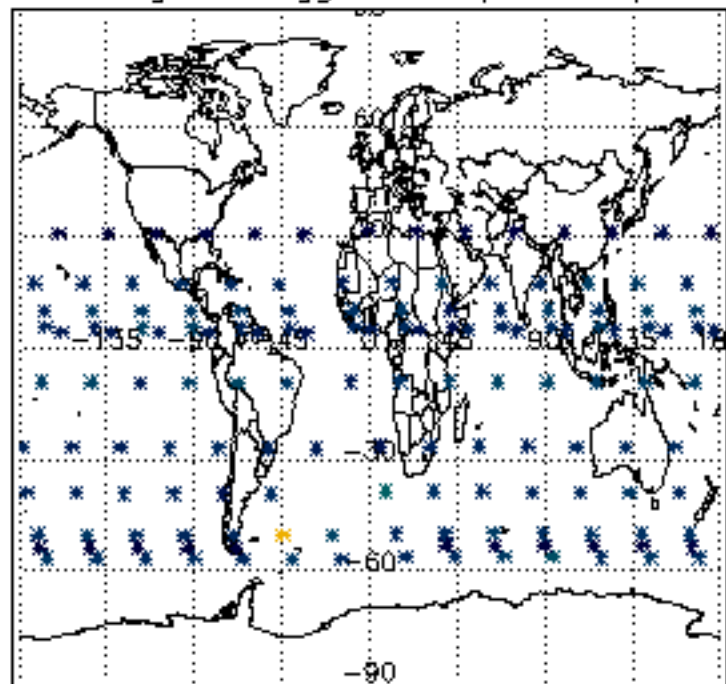
Percentage of flagged data per D3 profile



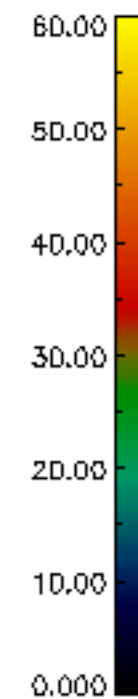
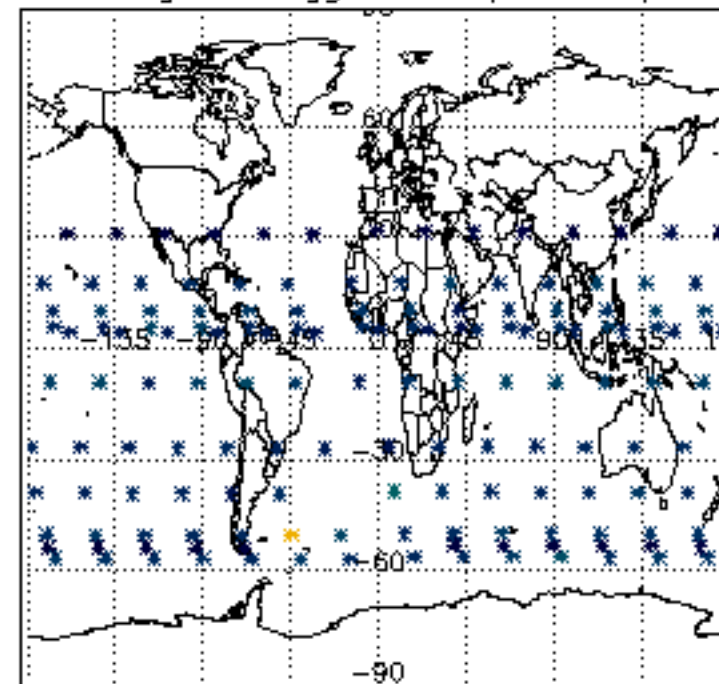
Percentage of flagged data per H2O profile

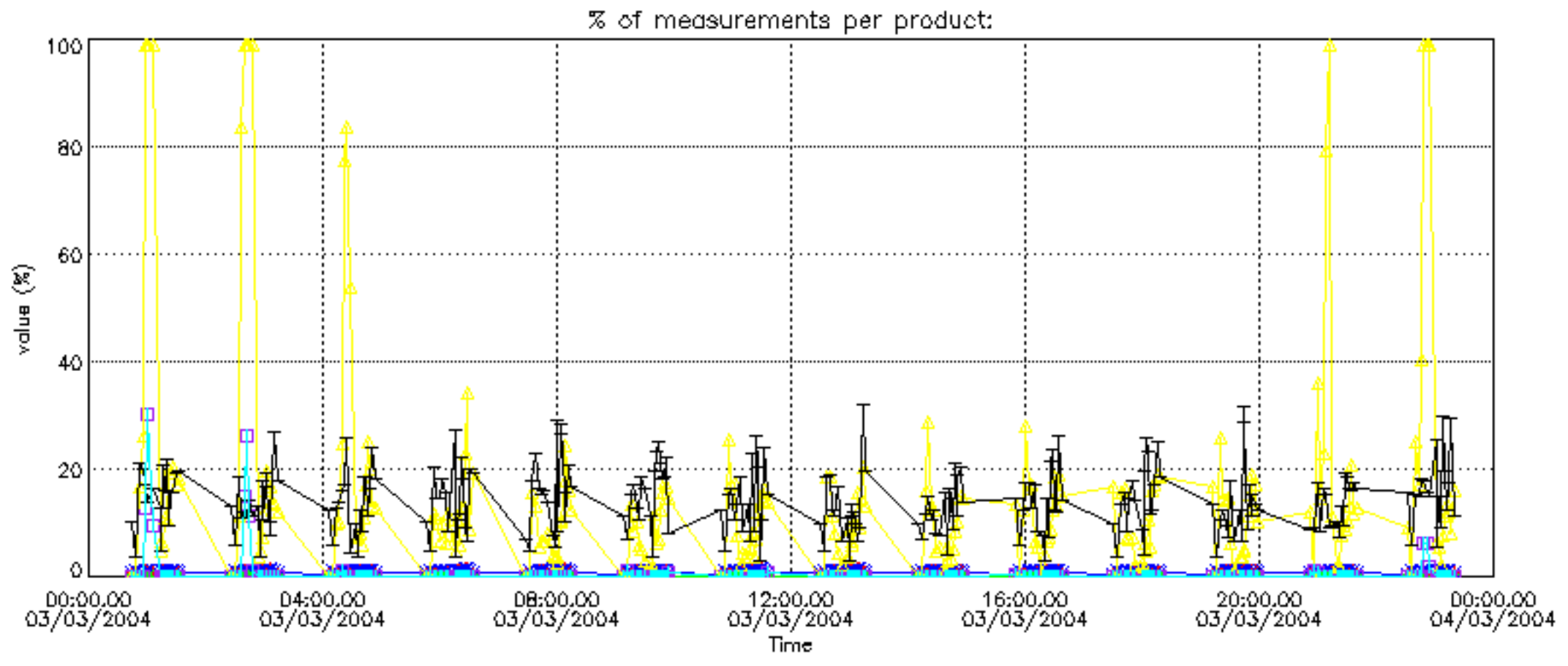


Percentage of flagged data per NO2 profile

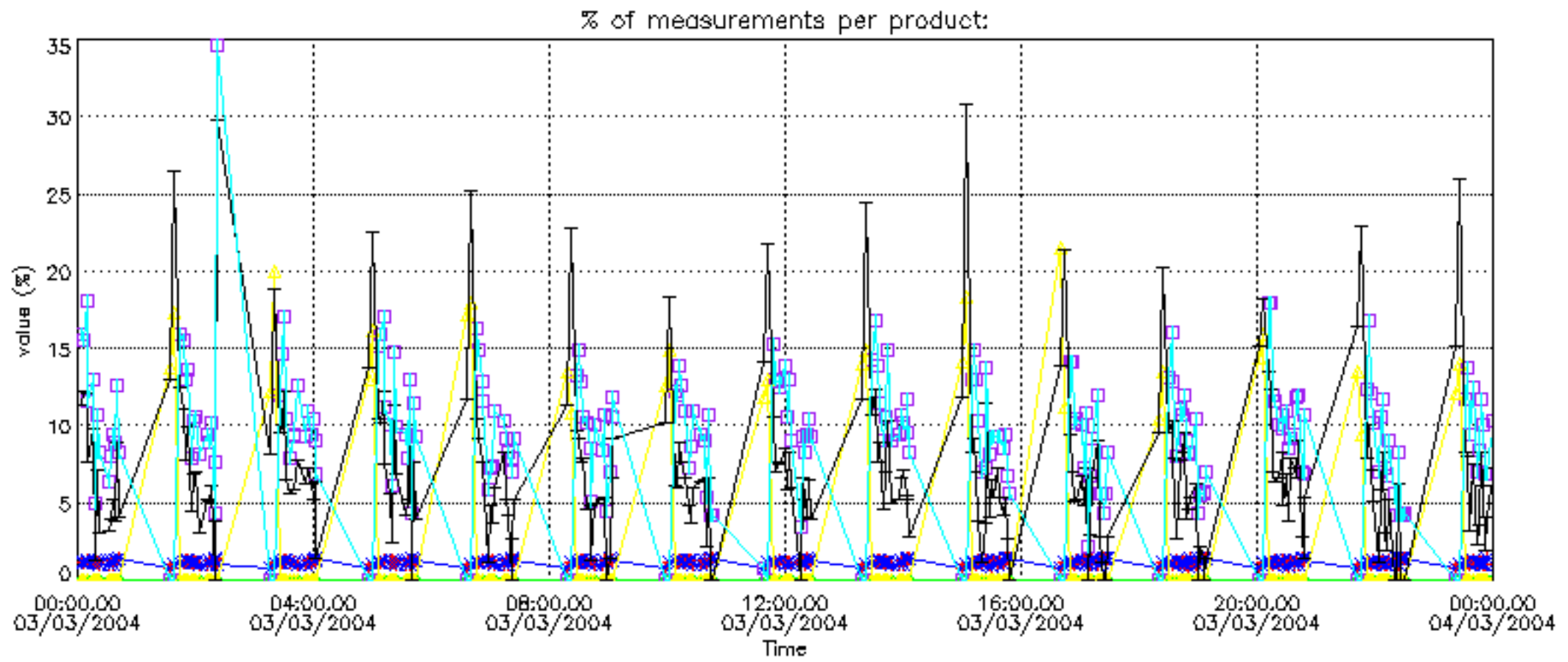


Percentage of flagged data per NO3 profile

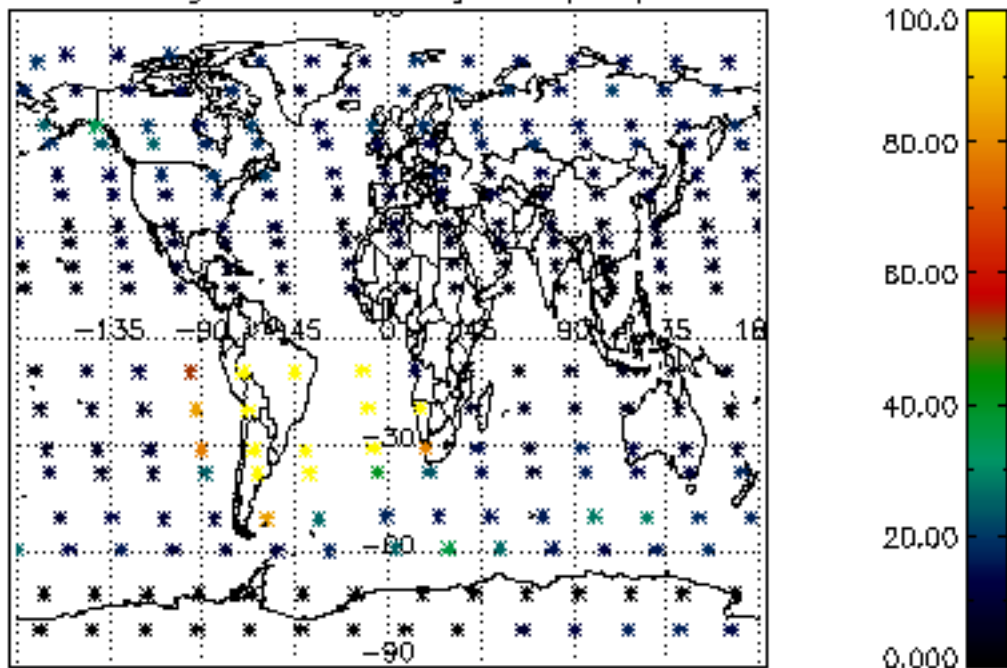




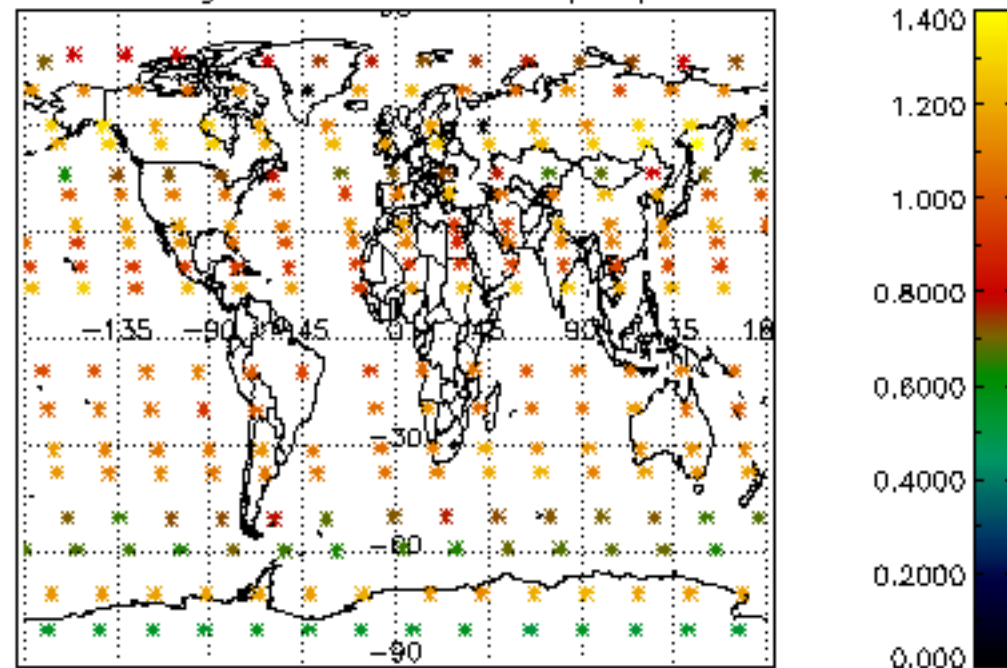




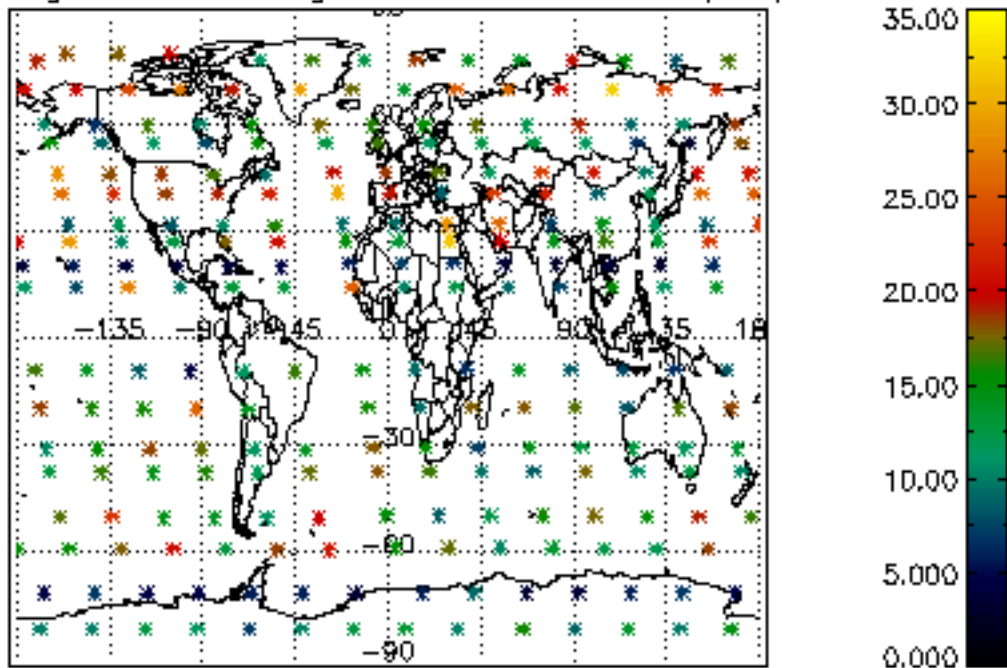
Percentage of cosmic ray hits per profile



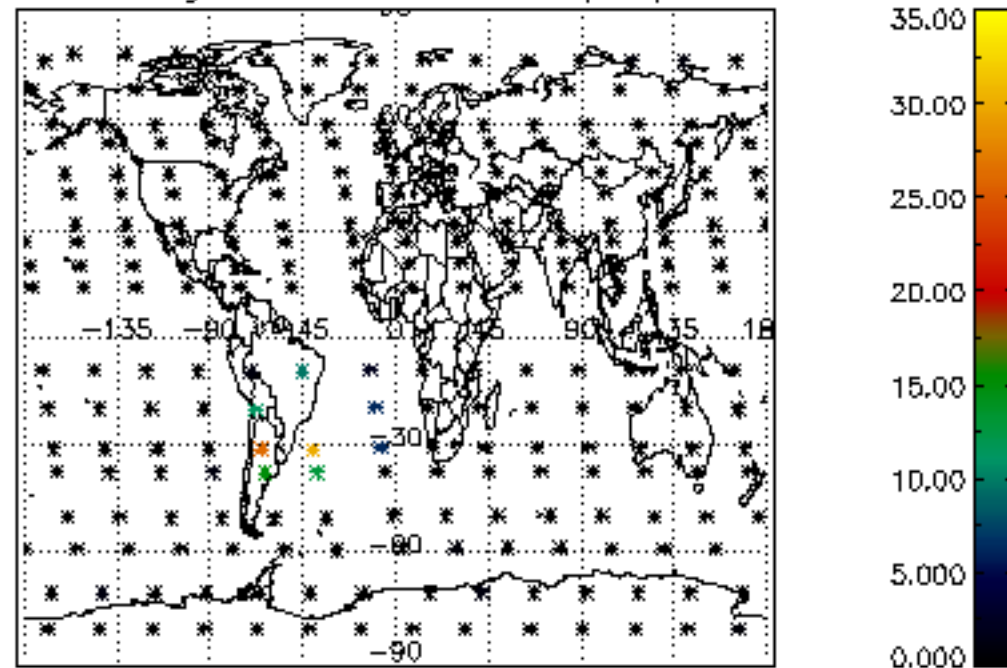
Percentage of datation errors per profile



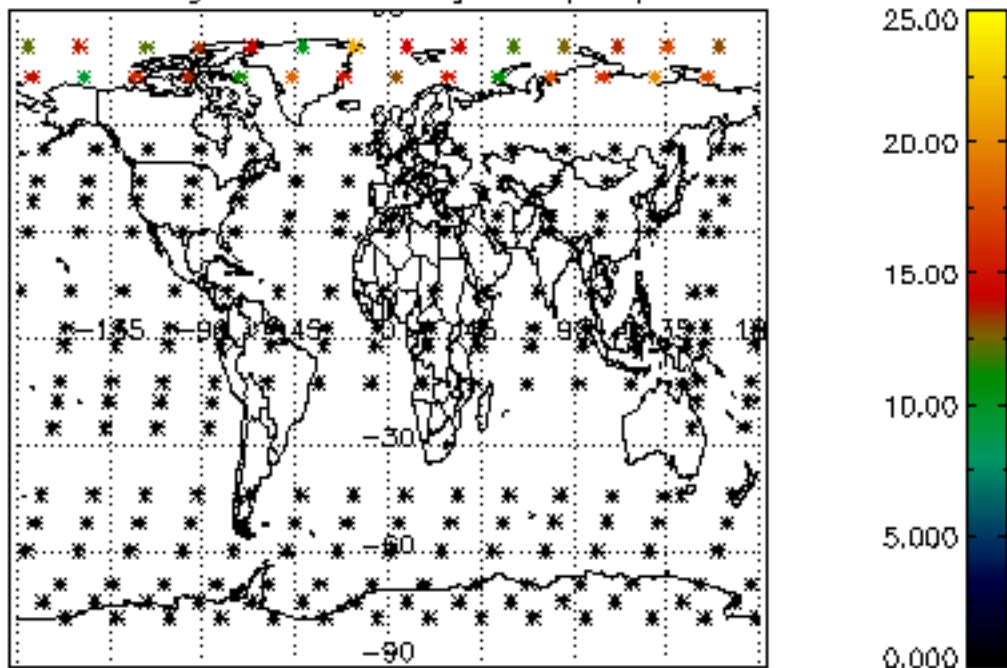
Percentage of star falling outside central band per profile



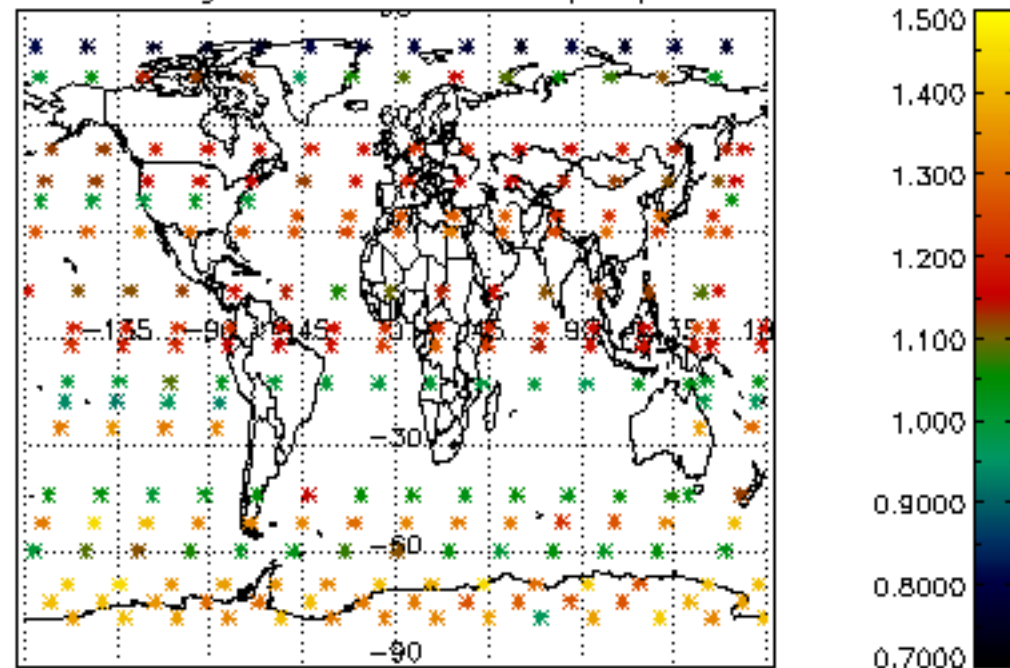
Percentage of saturation errors per profile



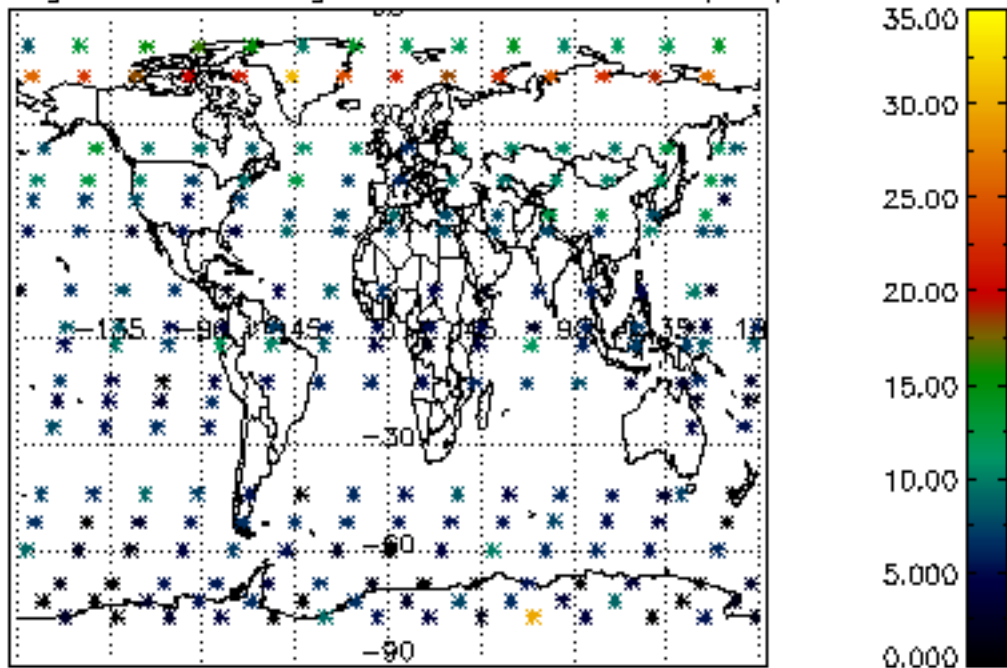
Percentage of cosmic ray hits per profile



Percentage of datation errors per profile



Percentage of star falling outside central band per profile



Percentage of saturation errors per profile

