

# GOMOS Level 2 Daily Report

## SUMMARY

### [1. General Info](#)

### [2. Summary of processed GOM\\_NL\\_2P products](#)

### [3. Level 2 Quality information per product](#)

#### [3.1 Plot of level 2 quality information per product \(time dependant\)](#)

#### [3.2 Plot of level 2 quality information per product \(world map\)](#)

### [4. Level 1 Quality information per product \(stored on level 2 products\)](#)

#### [4.1 Plot of level 1 quality information per product \(time dependant\)](#)

##### [4.1.1 Plot of level 1 quality information per product \(time dependant\): ASCENDING](#)

##### [4.1.2 Plot of level 1 quality information per product \(time dependant\): DESCENDING](#)

#### [4.2 Plot of level 1 quality information per product \(world map\)](#)

##### [4.2.1 Plot of level 1 quality information per product \(world map\): ASCENDING](#)

##### [4.2.2 Plot of level 1 quality information per product \(world map\): DESCENDING](#)

### [5. Ozone profiles based on quality statistics and other trace gas profiles](#)

#### [5.1 Ozone statistics based on quality of products](#)

#### [5.2 Plot ozone profiles for all STD \(dark without errors\)](#)

#### [5.3 Plot ozone profiles where STD < 20% \(dark without errors\)](#)

#### [5.4. Plot ozone profiles where STD < 10% \(dark without errors\)](#)

#### [5.5. Plot ozone profiles where STD < 5% \(dark without errors\)](#)

#### [5.6 Plot NO2 profiles for all STD \(dark without errors\)](#)

#### [5.7 Plot NO3 profiles for all STD \(dark without errors\)](#)

#### [5.8 Plot H2O profiles \(only for occultations of stars 1,2,3,4,13,14,16,26,63 dark without errors\) for all STD](#)

### [6. Auxiliary Data Files used for the production reported in section 2](#)

This report presents the daily analysis on parameters extracted from GOMOS level 2 data (GOM\_NL\_\_2P). It is intended to monitor some important parameters that will impact the quality of these products. A list of level 2 products (and content) that have arrived during the reporting day to the PCF is also given.

Item	Value
Time of report generation	18APR2013 20:23:57
Data source version	GOMOS/6.01
Start time of products	29-02-2004 (29FEB2004 00:00:00)
Stop time of products	01-03-2004 (01MAR2004 00:00:00)
Store outputs in DB	Yes
Nb of level 2 prods	490
Nb of prods with errors	0

## 2. Summary of processed GOM\_NL\_\_2P products.

Nr	Filename	UTC Start time	Limb	Duration	Star Id	Star Name	Star Mag	Star Temp	Nb Meas	Orbit	Prod. error
1	GOM_NL__2PRFIN20040229_000102_000000462024_00374_10448_9940.N1	29-FEB-2004 00:01:02	Bright	46.000	51	41Gam1Leo	2.0100	4500.0	92	10448	No
2	GOM_NL__2PRFIN20040229_000319_000000392024_00374_10448_9941.N1	29-FEB-2004 00:03:19	Bright	39.000	17	78Bet Gem	1.1610	4500.0	78	10448	No
3	GOM_NL__2PRFIN20040229_000430_000000422024_00374_10448_9942.N1	29-FEB-2004 00:04:30	Bright	41.500	24	66Alp Gem	1.5800	10200.	83	10448	No
4	GOM_NL__2PRFIN20040229_001001_000000452024_00374_10448_9943.N1	29-FEB-2004 00:10:01	Bright	45.000	174	52Psi UMa	3.0040	4400.0	90	10448	No
5	GOM_NL__2PRFIN20040229_001244_000000432024_00374_10448_9944.N1	29-FEB-2004 00:12:44	Bright	42.500	82	48Bet UMa	2.3650	10600.	85	10448	No
6	GOM_NL__2PRFIN20040229_001722_000000522024_00374_10448_9945.N1	29-FEB-2004 00:17:22	Bright	52.000	32	77Eps UMa	1.7630	11000.	104	10448	No
7	GOM_NL__2PRFIN20040229_002009_000000372024_00374_10448_9946.N1	29-FEB-2004 00:20:09	Bright	36.500	49	1Alp UMi	1.9900	6300.0	73	10448	No
8	GOM_NL__2PRFIN20040229_002555_000000482024_00374_10448_9947.N1	29-FEB-2004 00:25:55	Bright	47.500	119	14Eta Dra	2.7270	4700.0	95	10448	No
9	GOM_NL__2PRFIN20040229_002739_000000372024_00374_10448_9948.N1	29-FEB-2004 00:27:39	Bright	36.500	89	5Alp Cep	2.4510	8000.0	73	10448	No
10	GOM_NL__2PRFIN20040229_003016_000000482024_00374_10448_9949.N1	29-FEB-2004 00:30:16	Bright	48.000	130	23Bet Dra	2.7990	5800.0	96	10448	No
11	GOM_NL__2PRFIN20040229_003244_000000362024_00374_10448_9950.N1	29-FEB-2004 00:32:44	Bright	35.500	19	50Alp Cyg	1.2460	10500.	71	10448	No
12	GOM_NL__2PRFIN20040229_003418_000000362024_00374_10448_9951.N1	29-FEB-2004 00:34:18	Bright	35.500	66	37Gam Cyg	2.2080	5900.0	71	10448	No
13	GOM_NL__2PRFIN20040229_003551_000000362024_00374_10448_9952.N1	29-FEB-2004 00:35:51	Bright	36.000	92	53Eps Cyg	2.5000	4500.0	72	10448	No
14	GOM_NL__2PRFIN20040229_003851_000000812024_00374_10448_9953.N1	29-FEB-2004 00:38:51	Bright	80.500	133	40Zet Her	2.8070	6000.0	161	10448	No
15	GOM_NL__2PRFIN20040229_004251_000000422024_00374_10448_9954.N1	29-FEB-2004 00:42:51	Bright	41.500	168	17Zet Aql	2.9860	11000.	83	10448	No
16	GOM_NL__2PRFIN20040229_004606_000000702024_00374_10448_9955.N1	29-FEB-2004 00:46:06	Twilight	70.000	59	55Alp Oph	2.0800	8900.0	140	10448	No
17	GOM_NL__2PRFIN20040229_004838_000000662024_00374_10448_9956.N1	29-FEB-2004 00:48:38	Straylight	65.500	126	60Bet Oph	2.7700	4250.0	131	10448	No
18	GOM_NL__2PRFIN20040229_005238_000000452024_00374_10448_9957.N1	29-FEB-2004 00:52:38	Dark	44.500	155	41Pi Sgr	2.9000	6600.0	89	10448	No
19	GOM_NL__2PRFIN20040229_005427_000000462024_00374_10448_9958.N1	29-FEB-2004 00:54:27	Dark	45.500	57	34Sig Sgr	2.0660	26000.	91	10448	No
20	GOM_NL__2PRFIN20040229_005732_000000462024_00374_10448_9959.N1	29-FEB-2004 00:57:32	Dark	46.000	38	20Eps Sgr	1.8360	11000.	92	10448	No
21	GOM_NL__2PRFIN20040229_010020_000000572024_00374_10448_9960.N1	29-FEB-2004 01:00:20	Dark	57.000	25	35Lam Sco	1.6200	28000.	114	10448	No
22	GOM_NL__2PRFIN20040229_010715_000000432024_00375_10449_9929.N1	29-FEB-2004 01:07:15	Dark	43.000	43	Alp TrA	1.9100	4250.0	86	10449	No
23	GOM_NL__2PRFIN20040229_011041_000000552024_00375_10449_9930.N1	29-FEB-2004 01:10:41	Dark	54.500	4	Alp1Cen	-0.010000	5800.0	109	10449	No
24	GOM_NL__2PRFIN20040229_011200_000000492024_00375_10449_9931.N1	29-FEB-2004 01:12:00	Dark	48.500	10	Bet Cen	0.610000	28000.	97	10449	No
25	GOM_NL__2PRFIN20040229_011436_000000492024_00375_10449_9932.N1	29-FEB-2004 01:14:36	Dark	49.000	12	Alp1Cru	0.775000	30000.	98	10449	No
26	GOM_NL__2PRFIN20040229_011602_000000442024_00375_10449_9933.N1	29-FEB-2004 01:16:02	Dark	43.500	29	Bet Car	1.6720	10200.	87	10449	No
27	GOM_NL__2PRFIN20040229_011850_000000392024_00375_10449_9934.N1	29-FEB-2004 01:18:50	Straylight	39.000	71	lot Car	2.2460	7700.0	78	10449	No
28	GOM_NL__2PRFIN20040229_012021_000000422024_00375_10449_9935.N1	29-FEB-2004 01:20:21	Straylight	42.000	46	Del Vel	1.9540	10600.	84	10449	No
29	GOM_NL__2PRFIN20040229_012312_000000472024_00375_10449_9936.N1	29-FEB-2004 01:23:12	Straylight	46.500	65	Lam Vel	2.2040	4400.0	93	10449	No
30	GOM_NL__2PRFIN20040229_012638_000000632024_00375_10449_9937.N1	29-FEB-2004 01:26:38	Straylight	63.000	171	2Eps Crv	3.0010	4250.0	126	10449	No
31	GOM_NL__2PRFIN20040229_012848_000000712024_00375_10449_9938.N1	29-FEB-2004 01:28:48	Straylight	71.000	100	4Gam Crv	2.5800	13100.	142	10449	No
32	GOM_NL__2PRFIN20040229_013245_000000512024_00375_10449_9939.N1	29-FEB-2004 01:32:45	Twilight	50.500	48	30Alp Hya	1.9770	4100.0	101	10449	No
33	GOM_NL__2PRFIN20040229_013859_000000432024_00375_10449_9940.N1	29-FEB-2004 01:38:59	Bright	42.500	22	32Alp Leo	1.3600	15200.	85	10449	No
34	GOM_NL__2PRFIN20040229_014137_000000462024_00375_10449_9941.N1	29-FEB-2004 01:41:37	Bright	46.000	51	41Gam1Leo	2.0100	4500.0	92	10449	No
35	GOM_NL__2PRFIN20040229_014355_000000382024_00375_10449_9942.N1	29-FEB-2004 01:43:55	Bright	38.000	17	78Bet Gem	1.1610	4500.0	76	10449	No
36	GOM_NL__2PRFIN20040229_014508_000000392024_00375_10449_9943.N1	29-FEB-2004 01:45:08	Bright	38.500	24	66Alp Gem	1.5800	10200.	77	10449	No
37	GOM_NL__2PRFIN20040229_015037_000000452024_00375_10449_9944.N1	29-FEB-2004 01:50:37	Bright	44.500	174	52Psi UMa	3.0040	4400.0	89	10449	No
38	GOM_NL__2PRFIN20040229_015320_000000422024_00375_10449_9945.N1	29-FEB-2004 01:53:20	Bright	41.500	82	48Bet UMa	2.3650	10600.	83	10449	No
39	GOM_NL__2PRFIN20040229_015757_000000522024_00375_10449_9946.N1	29-FEB-2004 01:57:57	Bright	51.500	32	77Eps UMa	1.7630	11000.	103	10449	No
40	GOM_NL__2PRFIN20040229_020045_000000362024_00375_10449_9947.N1	29-FEB-2004 02:00:45	Bright	35.500	49	1Alp UMi	1.9900	6300.0	71	10449	No
41	GOM_NL__2PRFIN20040229_020630_000000492024_00375_10449_9948.N1	29-FEB-2004 02:06:30	Bright	49.000	119	14Eta Dra	2.7270	4700.0	98	10449	No
42	GOM_NL__2PRFIN20040229_020815_000000382024_00375_10449_9949.N1	29-FEB-2004 02:08:15	Bright	37.500	89	5Alp Cep	2.4510	8000.0	75	10449	No

43	GOM_NL__2PRFIN20040229_021052_000000482024_00375_10449_9950.N1	29-FEB-2004 02:10:52	Bright	47.500	130	23Bet Dra	2.7990	5800.0	95	10449	No
44	GOM_NL__2PRFIN20040229_021321_000000352024_00375_10449_9951.N1	29-FEB-2004 02:13:21	Bright	35.000	19	50Alp Cyg	1.2460	10500.	70	10449	No
45	GOM_NL__2PRFIN20040229_021454_000000372024_00375_10449_9952.N1	29-FEB-2004 02:14:54	Bright	37.000	66	37Gam Cyg	2.2080	5900.0	74	10449	No
46	GOM_NL__2PRFIN20040229_021627_000000362024_00375_10449_9953.N1	29-FEB-2004 02:16:27	Bright	36.000	92	53Eps Cyg	2.5000	4500.0	72	10449	No
47	GOM_NL__2PRFIN20040229_021927_000000812024_00375_10449_9954.N1	29-FEB-2004 02:19:27	Bright	81.000	133	40Zet Her	2.8070	6000.0	162	10449	No
48	GOM_NL__2PRFIN20040229_022327_000000402024_00375_10449_9955.N1	29-FEB-2004 02:23:27	Bright	39.500	168	17Zet Aql	2.9860	11000.	79	10449	No
49	GOM_NL__2PRFIN20040229_022643_000000692024_00375_10449_9956.N1	29-FEB-2004 02:26:43	Tw_i_and_stray	69.000	59	55Alp Oph	2.0800	8900.0	138	10449	No
50	GOM_NL__2PRFIN20040229_022915_000000702024_00375_10449_9957.N1	29-FEB-2004 02:29:15	Straylight	70.000	126	60Bet Oph	2.7700	4250.0	140	10449	No
51	GOM_NL__2PRFIN20040229_023314_000000422024_00375_10449_9958.N1	29-FEB-2004 02:33:14	Dark	42.000	155	41Pi Sgr	2.9000	6600.0	84	10449	No
52	GOM_NL__2PRFIN20040229_023503_000000432024_00375_10449_9959.N1	29-FEB-2004 02:35:03	Dark	43.000	57	34Sig Sgr	2.0660	26000.	86	10449	No
53	GOM_NL__2PRFIN20040229_023809_000000442024_00375_10449_9960.N1	29-FEB-2004 02:38:09	Dark	44.000	38	20Eps Sgr	1.8360	11000.	88	10449	No
54	GOM_NL__2PRFIN20040229_024057_000000532024_00375_10449_9961.N1	29-FEB-2004 02:40:57	Dark	53.000	25	35Lam Sco	1.6200	28000.	106	10449	No
55	GOM_NL__2PRFIN20040229_025001_000000392024_00376_10450_9929.N1	29-FEB-2004 02:50:01	Dark	38.500	145	Gam TrA	2.8720	10600.	77	10450	No
56	GOM_NL__2PRFIN20040229_025117_000000452024_00376_10450_9930.N1	29-FEB-2004 02:51:17	Dark	45.000	4	Alp1Cen	-0.010000	5800.0	90	10450	No
57	GOM_NL__2PRFIN20040229_025236_000000482024_00376_10450_9931.N1	29-FEB-2004 02:52:36	Dark	48.000	10	Bet Cen	0.61000	28000.	96	10450	No
58	GOM_NL__2PRFIN20040229_025513_000000442024_00376_10450_9932.N1	29-FEB-2004 02:55:13	Dark	43.500	12	Alp1Cru	0.77500	30000.	87	10450	No
59	GOM_NL__2PRFIN20040229_025638_000000402024_00376_10450_9933.N1	29-FEB-2004 02:56:38	Dark	39.500	29	Bet Car	1.6720	10200.	79	10450	No
60	GOM_NL__2PRFIN20040229_025926_000000452024_00376_10450_9934.N1	29-FEB-2004 02:59:26	Straylight	44.500	71	lot Car	2.2460	7700.0	89	10450	No
61	GOM_NL__2PRFIN20040229_030057_000000402024_00376_10450_9935.N1	29-FEB-2004 03:00:57	Straylight	40.000	46	Del Vel	1.9540	10600.	80	10450	No
62	GOM_NL__2PRFIN20040229_030350_000000442024_00376_10450_9936.N1	29-FEB-2004 03:03:50	Straylight	44.000	65	Lam Vel	2.2040	4400.0	88	10450	No
63	GOM_NL__2PRFIN20040229_030620_000000732024_00376_10450_9937.N1	29-FEB-2004 03:06:20	Straylight	72.500	106	9Bet Crv	2.6480	5600.0	145	10450	No
64	GOM_NL__2PRFIN20040229_030925_000000682024_00376_10450_9938.N1	29-FEB-2004 03:09:25	Straylight	67.500	100	4Gam Crv	2.5800	13100.	135	10450	No
65	GOM_NL__2PRFIN20040229_031321_000000532024_00376_10450_9939.N1	29-FEB-2004 03:13:21	Tw_i_and_stray	53.000	48	30Alp Hya	1.9770	4100.0	106	10450	No
66	GOM_NL__2PRFIN20040229_031934_000000442024_00376_10450_9940.N1	29-FEB-2004 03:19:34	Bright	44.000	22	32Alp Leo	1.3600	15200.	88	10450	No
67	GOM_NL__2PRFIN20040229_032213_000000442024_00376_10450_9941.N1	29-FEB-2004 03:22:13	Bright	43.500	51	41Gam1Leo	2.0100	4500.0	87	10450	No
68	GOM_NL__2PRFIN20040229_032431_000000392024_00376_10450_9942.N1	29-FEB-2004 03:24:31	Bright	38.500	17	78Bet Gem	1.1610	4500.0	77	10450	No
69	GOM_NL__2PRFIN20040229_032544_000000392024_00376_10450_9943.N1	29-FEB-2004 03:25:44	Bright	38.500	24	66Alp Gem	1.5800	10200.	77	10450	No
70	GOM_NL__2PRFIN20040229_033112_000000482024_00376_10450_9944.N1	29-FEB-2004 03:31:12	Bright	47.500	174	52Psi UMa	3.0040	4400.0	95	10450	No
71	GOM_NL__2PRFIN20040229_033355_000000432024_00376_10450_9945.N1	29-FEB-2004 03:33:55	Bright	43.000	82	48Bet UMa	2.3650	10600.	86	10450	No
72	GOM_NL__2PRFIN20040229_033833_000000502024_00376_10450_9946.N1	29-FEB-2004 03:38:33	Bright	49.500	32	77Eps UMa	1.7630	11000.	99	10450	No
73	GOM_NL__2PRFIN20040229_034121_000000372024_00376_10450_9947.N1	29-FEB-2004 03:41:21	Bright	36.500	49	1Alp UMi	1.9900	6300.0	73	10450	No
74	GOM_NL__2PRFIN20040229_034706_000000482024_00376_10450_9948.N1	29-FEB-2004 03:47:06	Bright	48.000	119	14Eta Dra	2.7270	4700.0	96	10450	No
75	GOM_NL__2PRFIN20040229_034851_000000372024_00376_10450_9949.N1	29-FEB-2004 03:48:51	Bright	37.000	89	5Alp Cep	2.4510	8000.0	74	10450	No
76	GOM_NL__2PRFIN20040229_035127_000000482024_00376_10450_9950.N1	29-FEB-2004 03:51:27	Bright	47.500	130	23Bet Dra	2.7990	5800.0	95	10450	No
77	GOM_NL__2PRFIN20040229_035356_000000382024_00376_10450_9951.N1	29-FEB-2004 03:53:56	Bright	37.500	19	50Alp Cyg	1.2460	10500.	75	10450	No
78	GOM_NL__2PRFIN20040229_035530_000000372024_00376_10450_9952.N1	29-FEB-2004 03:55:30	Bright	36.500	66	37Gam Cyg	2.2080	5900.0	73	10450	No
79	GOM_NL__2PRFIN20040229_035703_000000352024_00376_10450_9953.N1	29-FEB-2004 03:57:03	Bright	34.500	92	53Eps Cyg	2.5000	4500.0	69	10450	No
80	GOM_NL__2PRFIN20040229_040003_000000842024_00376_10450_9954.N1	29-FEB-2004 04:00:03	Bright	83.500	133	40Zet Her	2.8070	6000.0	167	10450	No
81	GOM_NL__2PRFIN20040229_040403_000000412024_00376_10450_9955.N1	29-FEB-2004 04:04:03	Bright	40.500	168	17Zet Aql	2.9860	11000.	81	10450	No
82	GOM_NL__2PRFIN20040229_040720_000000702024_00376_10450_9956.N1	29-FEB-2004 04:07:20	Tw_i_and_stray	70.000	59	55Alp Oph	2.0800	8900.0	140	10450	No
83	GOM_NL__2PRFIN20040229_040951_000000612024_00376_10450_9957.N1	29-FEB-2004 04:09:51	Straylight	61.000	126	60Bet Oph	2.7700	4250.0	122	10450	No
84	GOM_NL__2PRFIN20040229_041351_000000432024_00376_10450_9958.N1	29-FEB-2004 04:13:51	Dark	42.500	155	41Pi Sgr	2.9000	6600.0	85	10450	No
85	GOM_NL__2PRFIN20040229_041540_000000442024_00376_10450_9959.N1	29-FEB-2004 04:15:40	Dark	44.000	57	34Sig Sgr	2.0660	26000.	88	10450	No
86	GOM_NL__2PRFIN20040229_041844_000000482024_00376_10450_9960.N1	29-FEB-2004 04:18:44	Dark	48.000	38	20Eps Sgr	1.8360	11000.	96	10450	No
87	GOM_NL__2PRFIN20040229_042134_000000472024_00376_10450_9961.N1	29-FEB-2004 04:21:34	Dark	46.500	25	35Lam Sco	1.6200	28000.	93	10450	No
88	GOM_NL__2PRFIN20040229_043037_000000412024_00377_10451_9930.N1	29-FEB-2004 04:30:37	Dark	41.000	145	Gam TrA	2.8720	10600.	82	10451	No
89	GOM_NL__2PRFIN20040229_043154_000000442024_00377_10451_9931.N1	29-FEB-2004 04:31:54	Dark	44.000	4	Alp1Cen	-0.010000	5800.0	88	10451	No
90	GOM_NL__2PRFIN20040229_043313_000000482024_00377_10451_9932.N1	29-FEB-2004 04:33:13	Dark	48.000	10	Bet Cen	0.61000	28000.	96	10451	No
91	GOM_NL__2PRFIN20040229_043549_000000412024_00377_10451_9933.N1	29-FEB-2004 04:35:49	Dark	41.000	12	Alp1Cru	0.77500	30000.	82	10451	No
92	GOM_NL__2PRFIN20040229_043714_000000432024_00377_10451_9934.N1	29-FEB-2004 04:37:14	Dark	43.000	29	Bet Car	1.6720	10200.	86	10451	No
93	GOM_NL__2PRFIN20040229_044003_000000402024_00377_10451_9935.N1	29-FEB-2004 04:40:03	Straylight	39.500	71	lot Car	2.2460	7700.0	79	10451	No
94	GOM_NL__2PRFIN20040229_044133_000000442024_00377_10451_9936.N1	29-FEB-2004 04:41:33	Straylight	43.500	46	Del Vel	1.9540	10600.	87	10451	No
95	GOM_NL__2PRFIN20040229_044427_000000452024_00377_10451_9937.N1	29-FEB-2004 04:44:27	Straylight	45.000	65	Lam Vel	2.2040	4400.0	90	10451	No
96	GOM_NL__2PRFIN20040229_044656_000000672024_00377_10451_9938.N1	29-FEB-2004 04:46:56	Straylight	67.000	106	9Bet Crv	2.6480	5600.0	134	10451	No
97	GOM_NL__2PRFIN20040229_045001_000000712024_00377_10451_9939.N1	29-FEB-2004 04:50:01	Straylight	71.000	100	4Gam Crv	2.5800	13100.	142	10451	No
98	GOM_NL__2PRFIN20040229_045357_000000492024_00377_10451_9940.N1	29-FEB-2004 04:53:57	Tw_i_and_stray	48.500	48	30Alp Hya	1.9770	4100.0	97	10451	No
99	GOM_NL__2PRFIN20040229_050010_000000452024_00377_10451_9941.N1	29-FEB-2004 05:00:10	Bright	45.000	22	32Alp Leo	1.3600	15200.	90	10451	No
100	GOM_NL__2PRFIN20040229_050249_000000442024_00377_10451_9942.N1	29-FEB-2004 05:02:49	Bright	43.500	51	41Gam1Leo	2.0100	4500.0	87	10451	No
101	GOM_NL__2PRFIN20040229_050507_000000422024_00377_10451_9943.N1	29-FEB-2004 05:05:07	Bright	41.500	17	78Bet Gem	1.1610	4500.0	83	10451	No

102	GOM_NL__2PRFIN20040229_050620_000000412024_00377_10451_9944.N1	29-FEB-2004 05:06:20	Bright	40.500	24	66Alp Gem	1.5800	10200.	81	10451	No
103	GOM_NL__2PRFIN20040229_051148_000000482024_00377_10451_9945.N1	29-FEB-2004 05:11:48	Bright	48.000	174	52Psi UMa	3.0040	4400.0	96	10451	No
104	GOM_NL__2PRFIN20040229_051431_000000422024_00377_10451_9946.N1	29-FEB-2004 05:14:31	Bright	42.000	82	48Bet UMa	2.3650	10600.	84	10451	No
105	GOM_NL__2PRFIN20040229_051908_000000522024_00377_10451_9947.N1	29-FEB-2004 05:19:08	Bright	52.000	32	77Eps UMa	1.7630	11000.	104	10451	No
106	GOM_NL__2PRFIN20040229_052158_000000372024_00377_10451_9948.N1	29-FEB-2004 05:21:58	Bright	37.000	49	1Alp UMi	1.9900	6300.0	74	10451	No
107	GOM_NL__2PRFIN20040229_052739_000000492024_00377_10451_9949.N1	29-FEB-2004 05:27:39	Bright	49.000	119	14Eta Dra	2.7270	4700.0	98	10451	No
108	GOM_NL__2PRFIN20040229_052927_000000372024_00377_10451_9950.N1	29-FEB-2004 05:29:27	Bright	37.000	89	5Alp Cep	2.4510	8000.0	74	10451	No
109	GOM_NL__2PRFIN20040229_053204_000000482024_00377_10451_9951.N1	29-FEB-2004 05:32:04	Bright	47.500	130	23Bet Dra	2.7990	5800.0	95	10451	No
110	GOM_NL__2PRFIN20040229_053433_000000352024_00377_10451_9952.N1	29-FEB-2004 05:34:33	Bright	35.000	19	50Alp Cyg	1.2460	10500.	70	10451	No
111	GOM_NL__2PRFIN20040229_053606_000000362024_00377_10451_9953.N1	29-FEB-2004 05:36:06	Bright	35.500	66	37Gam Cyg	2.2080	5900.0	71	10451	No
112	GOM_NL__2PRFIN20040229_053739_000000362024_00377_10451_9954.N1	29-FEB-2004 05:37:39	Bright	35.500	92	53Eps Cyg	2.5000	4500.0	71	10451	No
113	GOM_NL__2PRFIN20040229_054039_000000822024_00377_10451_9955.N1	29-FEB-2004 05:40:39	Bright	81.500	133	40Zet Her	2.8070	6000.0	163	10451	No
114	GOM_NL__2PRFIN20040229_054440_000000402024_00377_10451_9956.N1	29-FEB-2004 05:44:40	Bright	40.000	168	17Zet Aql	2.9860	11000.	80	10451	No
115	GOM_NL__2PRFIN20040229_054757_000000682024_00377_10451_9957.N1	29-FEB-2004 05:47:57	Tw_i_and_stray	68.000	59	55Alp Oph	2.0800	8900.0	136	10451	No
116	GOM_NL__2PRFIN20040229_055028_000000672024_00377_10451_9958.N1	29-FEB-2004 05:50:28	Straylight	67.000	126	60Bet Oph	2.7700	4250.0	134	10451	No
117	GOM_NL__2PRFIN20040229_055428_000000462024_00377_10451_9959.N1	29-FEB-2004 05:54:28	Dark	45.500	155	41Pi Sgr	2.9000	6600.0	91	10451	No
118	GOM_NL__2PRFIN20040229_055616_000000452024_00377_10451_9960.N1	29-FEB-2004 05:56:16	Dark	45.000	57	34Sig Sgr	2.0660	26000.	90	10451	No
119	GOM_NL__2PRFIN20040229_055922_000000462024_00377_10451_9961.N1	29-FEB-2004 05:59:22	Dark	45.500	38	20Eps Sgr	1.8360	11000.	91	10451	No
120	GOM_NL__2PRFIN20040229_060211_000000512024_00377_10451_9962.N1	29-FEB-2004 06:02:11	Dark	50.500	25	35Lam Sco	1.6200	28000.	101	10451	No
121	GOM_NL__2PRFIN20040229_061114_000000382024_00378_10452_9930.N1	29-FEB-2004 06:11:14	Dark	38.000	145	Gam TrA	2.8720	10600.	76	10452	No
122	GOM_NL__2PRFIN20040229_061231_000000472024_00378_10452_9931.N1	29-FEB-2004 06:12:31	Dark	47.000	4	Alp1Cen	-0.010000	5800.0	94	10452	No
123	GOM_NL__2PRFIN20040229_061350_000000522024_00378_10452_9932.N1	29-FEB-2004 06:13:50	Dark	52.000	10	Bet Cen	0.61000	28000.	104	10452	No
124	GOM_NL__2PRFIN20040229_061626_000000522024_00378_10452_9933.N1	29-FEB-2004 06:16:26	Dark	52.000	12	Alp1Cru	0.77500	30000.	104	10452	No
125	GOM_NL__2PRFIN20040229_061750_000000412024_00378_10452_9934.N1	29-FEB-2004 06:17:50	Dark	41.000	29	Bet Car	1.6720	10200.	82	10452	No
126	GOM_NL__2PRFIN20040229_062039_000000402024_00378_10452_9935.N1	29-FEB-2004 06:20:39	Straylight	39.500	71	lot Car	2.2460	7700.0	79	10452	No
127	GOM_NL__2PRFIN20040229_062210_000000402024_00378_10452_9936.N1	29-FEB-2004 06:22:10	Straylight	39.500	46	Del Vel	1.9540	10600.	79	10452	No
128	GOM_NL__2PRFIN20040229_062504_000000442024_00378_10452_9937.N1	29-FEB-2004 06:25:04	Straylight	43.500	65	Lam Vel	2.2040	4400.0	87	10452	No
129	GOM_NL__2PRFIN20040229_062732_000000702024_00378_10452_9938.N1	29-FEB-2004 06:27:32	Straylight	70.000	106	9Bet Crv	2.6480	5600.0	140	10452	No
130	GOM_NL__2PRFIN20040229_063037_000000722024_00378_10452_9939.N1	29-FEB-2004 06:30:37	Straylight	71.500	100	4Gam Crv	2.5800	13100.	143	10452	No
131	GOM_NL__2PRFIN20040229_063434_000000442024_00378_10452_9940.N1	29-FEB-2004 06:34:34	Tw_i_and_stray	43.500	48	30Alp Hya	1.9770	4100.0	87	10452	No
132	GOM_NL__2PRFIN20040229_064047_000000442024_00378_10452_9941.N1	29-FEB-2004 06:40:47	Bright	43.500	22	32Alp Leo	1.3600	15200.	87	10452	No
133	GOM_NL__2PRFIN20040229_064325_000000452024_00378_10452_9942.N1	29-FEB-2004 06:43:25	Bright	44.500	51	41Gam1Leo	2.0100	4500.0	89	10452	No
134	GOM_NL__2PRFIN20040229_064544_000000402024_00378_10452_9943.N1	29-FEB-2004 06:45:44	Bright	39.500	17	78Bet Gem	1.1610	4500.0	79	10452	No
135	GOM_NL__2PRFIN20040229_064657_000000392024_00378_10452_9944.N1	29-FEB-2004 06:46:57	Bright	39.000	24	66Alp Gem	1.5800	10200.	78	10452	No
136	GOM_NL__2PRFIN20040229_065223_000000452024_00378_10452_9945.N1	29-FEB-2004 06:52:23	Bright	44.500	174	52Psi UMa	3.0040	4400.0	89	10452	No
137	GOM_NL__2PRFIN20040229_065507_000000412024_00378_10452_9946.N1	29-FEB-2004 06:55:07	Bright	40.500	82	48Bet UMa	2.3650	10600.	81	10452	No
138	GOM_NL__2PRFIN20040229_065943_000000512024_00378_10452_9947.N1	29-FEB-2004 06:59:43	Bright	50.500	32	77Eps UMa	1.7630	11000.	101	10452	No
139	GOM_NL__2PRFIN20040229_070234_000000372024_00378_10452_9948.N1	29-FEB-2004 07:02:34	Bright	36.500	49	1Alp UMi	1.9900	6300.0	73	10452	No
140	GOM_NL__2PRFIN20040229_070817_000000482024_00378_10452_9949.N1	29-FEB-2004 07:08:17	Bright	48.000	119	14Eta Dra	2.7270	4700.0	96	10452	No
141	GOM_NL__2PRFIN20040229_071004_000000382024_00378_10452_9950.N1	29-FEB-2004 07:10:04	Bright	37.500	89	5Alp Cep	2.4510	8000.0	75	10452	No
142	GOM_NL__2PRFIN20040229_071239_000000472024_00378_10452_9951.N1	29-FEB-2004 07:12:39	Bright	47.000	130	23Bet Dra	2.7990	5800.0	94	10452	No
143	GOM_NL__2PRFIN20040229_071509_000000382024_00378_10452_9952.N1	29-FEB-2004 07:15:09	Bright	37.500	19	50Alp Cyg	1.2460	10500.	75	10452	No
144	GOM_NL__2PRFIN20040229_071643_000000392024_00378_10452_9953.N1	29-FEB-2004 07:16:43	Bright	38.500	66	37Gam Cyg	2.2080	5900.0	77	10452	No
145	GOM_NL__2PRFIN20040229_071816_000000372024_00378_10452_9954.N1	29-FEB-2004 07:18:16	Bright	36.500	92	53Eps Cyg	2.5000	4500.0	73	10452	No
146	GOM_NL__2PRFIN20040229_072115_000000812024_00378_10452_9955.N1	29-FEB-2004 07:21:15	Bright	81.000	133	40Zet Her	2.8070	6000.0	162	10452	No
147	GOM_NL__2PRFIN20040229_072516_000000392024_00378_10452_9956.N1	29-FEB-2004 07:25:16	Bright	39.000	168	17Zet Aql	2.9860	11000.	78	10452	No
148	GOM_NL__2PRFIN20040229_072832_000000672024_00378_10452_9957.N1	29-FEB-2004 07:28:32	Tw_i_and_stray	67.000	59	55Alp Oph	2.0800	8900.0	134	10452	No
149	GOM_NL__2PRFIN20040229_073105_000000682024_00378_10452_9958.N1	29-FEB-2004 07:31:05	Straylight	67.500	126	60Bet Oph	2.7700	4250.0	135	10452	No
150	GOM_NL__2PRFIN20040229_073504_000000432024_00378_10452_9959.N1	29-FEB-2004 07:35:04	Dark	43.000	155	41Pi Sgr	2.9000	6600.0	86	10452	No
151	GOM_NL__2PRFIN20040229_073653_000000412024_00378_10452_9960.N1	29-FEB-2004 07:36:53	Dark	41.000	57	34Sig Sgr	2.0660	26000.	82	10452	No
152	GOM_NL__2PRFIN20040229_073958_000000522024_00378_10452_9961.N1	29-FEB-2004 07:39:58	Dark	51.500	38	20Eps Sgr	1.8360	11000.	103	10452	No
153	GOM_NL__2PRFIN20040229_074248_000000512024_00378_10452_9962.N1	29-FEB-2004 07:42:48	Dark	51.000	25	35Lam Sco	1.6200	28000.	102	10452	No
154	GOM_NL__2PRFIN20040229_075150_000000382024_00379_10453_9931.N1	29-FEB-2004 07:51:50	Dark	38.000	145	Gam TrA	2.8720	10600.	76	10453	No
155	GOM_NL__2PRFIN20040229_075307_000000482024_00379_10453_9932.N1	29-FEB-2004 07:53:07	Dark	48.000	4	Alp1Cen	-0.010000	5800.0	96	10453	No
156	GOM_NL__2PRFIN20040229_075426_000000472024_00379_10453_9933.N1	29-FEB-2004 07:54:26	Dark	46.500	10	Bet Cen	0.61000	28000.	93	10453	No
157	GOM_NL__2PRFIN20040229_075702_000000452024_00379_10453_9934.N1	29-FEB-2004 07:57:02	Dark	44.500	12	Alp1Cru	0.77500	30000.	89	10453	No
158	GOM_NL__2PRFIN20040229_075826_000000442024_00379_10453_9935.N1	29-FEB-2004 07:58:26	Dark	44.000	29	Bet Car	1.6720	10200.	88	10453	No
159	GOM_NL__2PRFIN20040229_080115_000000402024_00379_10453_9936.N1	29-FEB-2004 08:01:15	Straylight	39.500	71	lot Car	2.2460	7700.0	79	10453	No
160	GOM_NL__2PRFIN20040229_080246_000000382024_00379_10453_9937.N1	29-FEB-2004 08:02:46	Straylight	38.000	46	Del Vel	1.9540	10600.	76	10453	No

161	GOM_NL__2PRFIN20040229_080540_000000462024_00379_10453_9938.N1	29-FEB-2004 08:05:40	Straylight	45.500	65	Lam Vel	2.2040	4400.0	91	10453	No
162	GOM_NL__2PRFIN20040229_080808_000000722024_00379_10453_9939.N1	29-FEB-2004 08:08:08	Straylight	72.000	106	9Bet Crv	2.6480	5600.0	144	10453	No
163	GOM_NL__2PRFIN20040229_081113_000000682024_00379_10453_9940.N1	29-FEB-2004 08:11:13	Straylight	68.000	100	4Gam Crv	2.5800	13100.	136	10453	No
164	GOM_NL__2PRFIN20040229_081510_000000472024_00379_10453_9941.N1	29-FEB-2004 08:15:10	Tw_i_and_stray	46.500	48	30Alp Hya	1.9770	4100.0	93	10453	No
165	GOM_NL__2PRFIN20040229_082122_000000442024_00379_10453_9942.N1	29-FEB-2004 08:21:22	Bright	44.000	22	32Alp Leo	1.3600	15200.	88	10453	No
166	GOM_NL__2PRFIN20040229_082401_000000462024_00379_10453_9943.N1	29-FEB-2004 08:24:01	Bright	46.000	51	41Gam1Leo	2.0100	4500.0	92	10453	No
167	GOM_NL__2PRFIN20040229_082620_000000382024_00379_10453_9944.N1	29-FEB-2004 08:26:20	Bright	37.500	17	78Bet Gem	1.1610	4500.0	75	10453	No
168	GOM_NL__2PRFIN20040229_082734_000000382024_00379_10453_9945.N1	29-FEB-2004 08:27:34	Bright	38.000	24	66Alp Gem	1.5800	10200.	76	10453	No
169	GOM_NL__2PRFIN20040229_083258_000000462024_00379_10453_9946.N1	29-FEB-2004 08:32:58	Bright	46.000	174	52Psi UMa	3.0040	4400.0	92	10453	No
170	GOM_NL__2PRFIN20040229_083542_000000422024_00379_10453_9947.N1	29-FEB-2004 08:35:42	Bright	41.500	82	48Bet UMa	2.3650	10600.	83	10453	No
171	GOM_NL__2PRFIN20040229_084017_000000532024_00379_10453_9948.N1	29-FEB-2004 08:40:17	Bright	53.000	32	77Eps UMa	1.7630	11000.	106	10453	No
172	GOM_NL__2PRFIN20040229_084310_000000362024_00379_10453_9949.N1	29-FEB-2004 08:43:10	Bright	36.000	49	1Alp UMi	1.9900	6300.0	72	10453	No
173	GOM_NL__2PRFIN20040229_084852_000000482024_00379_10453_9950.N1	29-FEB-2004 08:48:52	Bright	47.500	119	14Eta Dra	2.7270	4700.0	95	10453	No
174	GOM_NL__2PRFIN20040229_085039_000000372024_00379_10453_9951.N1	29-FEB-2004 08:50:39	Bright	37.000	89	5Alp Cep	2.4510	8000.0	74	10453	No
175	GOM_NL__2PRFIN20040229_085314_000000482024_00379_10453_9952.N1	29-FEB-2004 08:53:14	Bright	47.500	130	23Bet Dra	2.7990	5800.0	95	10453	No
176	GOM_NL__2PRFIN20040229_085545_000000352024_00379_10453_9953.N1	29-FEB-2004 08:55:45	Bright	34.500	19	50Alp Cyg	1.2460	10500.	69	10453	No
177	GOM_NL__2PRFIN20040229_085719_000000372024_00379_10453_9954.N1	29-FEB-2004 08:57:19	Bright	36.500	66	37Gam Cyg	2.2080	5900.0	73	10453	No
178	GOM_NL__2PRFIN20040229_085851_000000372024_00379_10453_9955.N1	29-FEB-2004 08:58:51	Bright	37.000	92	53Eps Cyg	2.5000	4500.0	74	10453	No
179	GOM_NL__2PRFIN20040229_090152_000000792024_00379_10453_9956.N1	29-FEB-2004 09:01:52	Bright	78.500	133	40Zet Her	2.8070	6000.0	157	10453	No
180	GOM_NL__2PRFIN20040229_090552_000000412024_00379_10453_9957.N1	29-FEB-2004 09:05:52	Bright	40.500	168	17Zet Aql	2.9860	11000.	81	10453	No
181	GOM_NL__2PRFIN20040229_090909_000000682024_00379_10453_9958.N1	29-FEB-2004 09:09:09	Tw_i_and_stray	67.500	59	55Alp Oph	2.0800	8900.0	135	10453	No
182	GOM_NL__2PRFIN20040229_091142_000000652024_00379_10453_9959.N1	29-FEB-2004 09:11:42	Straylight	64.500	126	60Bet Oph	2.7700	4250.0	129	10453	No
183	GOM_NL__2PRFIN20040229_091540_000000432024_00379_10453_9960.N1	29-FEB-2004 09:15:40	Dark	43.000	155	41Pi Sgr	2.9000	6600.0	86	10453	No
184	GOM_NL__2PRFIN20040229_091729_000000412024_00379_10453_9961.N1	29-FEB-2004 09:17:29	Dark	41.000	57	34Sig Sgr	2.0660	26000.	82	10453	No
185	GOM_NL__2PRFIN20040229_092035_000000452024_00379_10453_9962.N1	29-FEB-2004 09:20:35	Dark	45.000	38	20Eps Sgr	1.8360	11000.	90	10453	No
186	GOM_NL__2PRFIN20040229_092324_000000482024_00379_10453_9963.N1	29-FEB-2004 09:23:24	Dark	48.000	25	35Lam Sco	1.6200	28000.	96	10453	No
187	GOM_NL__2PRFIN20040229_093226_000000392024_00380_10454_9931.N1	29-FEB-2004 09:32:26	Dark	38.500	145	Gam TrA	2.8720	10600.	77	10454	No
188	GOM_NL__2PRFIN20040229_093344_000000422024_00380_10454_9932.N1	29-FEB-2004 09:33:44	Dark	42.000	4	Alp1Cen	-0.010000	5800.0	84	10454	No
189	GOM_NL__2PRFIN20040229_093502_000000442024_00380_10454_9933.N1	29-FEB-2004 09:35:02	Dark	43.500	10	Bet Cen	0.61000	28000.	87	10454	No
190	GOM_NL__2PRFIN20040229_093738_000000532024_00380_10454_9934.N1	29-FEB-2004 09:37:38	Dark	52.500	12	Alp1Cru	0.77500	30000.	105	10454	No
191	GOM_NL__2PRFIN20040229_093902_000000412024_00380_10454_9935.N1	29-FEB-2004 09:39:02	Dark	41.000	29	Bet Car	1.6720	10200.	82	10454	No
192	GOM_NL__2PRFIN20040229_094151_000000392024_00380_10454_9936.N1	29-FEB-2004 09:41:51	Straylight	39.000	71	lot Car	2.2460	7700.0	78	10454	No
193	GOM_NL__2PRFIN20040229_094322_000000402024_00380_10454_9937.N1	29-FEB-2004 09:43:22	Straylight	39.500	46	Del Vel	1.9540	10600.	79	10454	No
194	GOM_NL__2PRFIN20040229_094615_000000492024_00380_10454_9938.N1	29-FEB-2004 09:46:15	Straylight	48.500	65	Lam Vel	2.2040	4400.0	97	10454	No
195	GOM_NL__2PRFIN20040229_094845_000000712024_00380_10454_9939.N1	29-FEB-2004 09:48:45	Straylight	71.000	106	9Bet Crv	2.6480	5600.0	142	10454	No
196	GOM_NL__2PRFIN20040229_095150_000000702024_00380_10454_9940.N1	29-FEB-2004 09:51:50	Straylight	69.500	100	4Gam Crv	2.5800	13100.	139	10454	No
197	GOM_NL__2PRFIN20040229_095545_000000462024_00380_10454_9941.N1	29-FEB-2004 09:55:45	Tw_i_and_stray	45.500	48	30Alp Hya	1.9770	4100.0	91	10454	No
198	GOM_NL__2PRFIN20040229_100158_000000442024_00380_10454_9942.N1	29-FEB-2004 10:01:58	Bright	44.000	22	32Alp Leo	1.3600	15200.	88	10454	No
199	GOM_NL__2PRFIN20040229_100436_000000462024_00380_10454_9943.N1	29-FEB-2004 10:04:36	Bright	46.000	51	41Gam1Leo	2.0100	4500.0	92	10454	No
200	GOM_NL__2PRFIN20040229_100656_000000432024_00380_10454_9944.N1	29-FEB-2004 10:06:56	Bright	42.500	17	78Bet Gem	1.1610	4500.0	85	10454	No
201	GOM_NL__2PRFIN20040229_100809_000000402024_00380_10454_9945.N1	29-FEB-2004 10:08:09	Bright	39.500	24	66Alp Gem	1.5800	10200.	79	10454	No
202	GOM_NL__2PRFIN20040229_101333_000000462024_00380_10454_9946.N1	29-FEB-2004 10:13:33	Bright	46.000	174	52Psi UMa	3.0040	4400.0	92	10454	No
203	GOM_NL__2PRFIN20040229_101617_000000422024_00380_10454_9947.N1	29-FEB-2004 10:16:17	Bright	42.000	82	48Bet UMa	2.3650	10600.	84	10454	No
204	GOM_NL__2PRFIN20040229_102053_000000502024_00380_10454_9948.N1	29-FEB-2004 10:20:53	Bright	50.000	32	77Eps UMa	1.7630	11000.	100	10454	No
205	GOM_NL__2PRFIN20040229_102343_000000372024_00380_10454_9949.N1	29-FEB-2004 10:23:43	Bright	37.000	49	1Alp UMi	1.9900	6300.0	74	10454	No
206	GOM_NL__2PRFIN20040229_102926_000000472024_00380_10454_9950.N1	29-FEB-2004 10:29:26	Bright	46.500	119	14Eta Dra	2.7270	4700.0	93	10454	No
207	GOM_NL__2PRFIN20040229_103114_000000392024_00380_10454_9951.N1	29-FEB-2004 10:31:14	Bright	39.000	89	5Alp Cep	2.4510	8000.0	78	10454	No
208	GOM_NL__2PRFIN20040229_103351_000000462024_00380_10454_9952.N1	29-FEB-2004 10:33:51	Bright	46.000	130	23Bet Dra	2.7990	5800.0	92	10454	No
209	GOM_NL__2PRFIN20040229_103620_000000362024_00380_10454_9953.N1	29-FEB-2004 10:36:20	Bright	36.000	19	50Alp Cyg	1.2460	10500.	72	10454	No
210	GOM_NL__2PRFIN20040229_103754_000000392024_00380_10454_9954.N1	29-FEB-2004 10:37:54	Bright	39.000	66	37Gam Cyg	2.2080	5900.0	78	10454	No
211	GOM_NL__2PRFIN20040229_103927_000000372024_00380_10454_9955.N1	29-FEB-2004 10:39:27	Bright	36.500	92	53Eps Cyg	2.5000	4500.0	73	10454	No
212	GOM_NL__2PRFIN20040229_104228_000000832024_00380_10454_9956.N1	29-FEB-2004 10:42:28	Bright	82.500	133	40Zet Her	2.8070	6000.0	165	10454	No
213	GOM_NL__2PRFIN20040229_104628_000000422024_00380_10454_9957.N1	29-FEB-2004 10:46:28	Bright	41.500	168	17Zet Aql	2.9860	11000.	83	10454	No
214	GOM_NL__2PRFIN20040229_104947_000000702024_00380_10454_9958.N1	29-FEB-2004 10:49:47	Tw_i_and_stray	69.500	59	55Alp Oph	2.0800	8900.0	139	10454	No
215	GOM_NL__2PRFIN20040229_105219_000000642024_00380_10454_9959.N1	29-FEB-2004 10:52:19	Straylight	64.000	126	60Bet Oph	2.7700	4250.0	128	10454	No
216	GOM_NL__2PRFIN20040229_105616_000000432024_00380_10454_9960.N1	29-FEB-2004 10:56:16	Dark	43.000	155	41Pi Sgr	2.9000	6600.0	86	10454	No
217	GOM_NL__2PRFIN20040229_105805_000000412024_00380_10454_9961.N1	29-FEB-2004 10:58:05	Dark	40.500	57	34Sig Sgr	2.0660	26000.	81	10454	No
218	GOM_NL__2PRFIN20040229_110111_000000442024_00380_10454_9962.N1	29-FEB-2004 11:01:11	Dark	43.500	38	20Eps Sgr	1.8360	11000.	87	10454	No
219	GOM_NL__2PRFIN20040229_110401_000000532024_00380_10454_9963.N1	29-FEB-2004 11:04:01	Dark	52.500	25	35Lam Sco	1.6200	28000.	105	10454	No

220	GOM_NL__2PRFIN20040229_111145_000000422024_00381_10455_9932.N1	29-FEB-2004 11:11:45	Dark	42.000	134	Bet TrA	2.8100	6600.0	84	10455	No
221	GOM_NL__2PRFIN20040229_111302_000000392024_00381_10455_9933.N1	29-FEB-2004 11:13:02	Dark	38.500	145	Gam TrA	2.8720	10600.	77	10455	No
222	GOM_NL__2PRFIN20040229_111420_000000442024_00381_10455_9934.N1	29-FEB-2004 11:14:20	Dark	44.000	4	Alp1Cen	-0.010000	5800.0	88	10455	No
223	GOM_NL__2PRFIN20040229_111539_000000442024_00381_10455_9935.N1	29-FEB-2004 11:15:39	Dark	43.500	10	Bet Cen	0.61000	28000.	87	10455	No
224	GOM_NL__2PRFIN20040229_111815_000000442024_00381_10455_9936.N1	29-FEB-2004 11:18:15	Dark	44.000	12	Alp1Cru	0.77500	30000.	88	10455	No
225	GOM_NL__2PRFIN20040229_112226_000000462024_00381_10455_9937.N1	29-FEB-2004 11:22:26	Straylight	45.500	71	lot Car	2.2460	7700.0	91	10455	No
226	GOM_NL__2PRFIN20040229_112357_000000442024_00381_10455_9938.N1	29-FEB-2004 11:23:57	Straylight	44.000	46	Del Vel	1.9540	10600.	88	10455	No
227	GOM_NL__2PRFIN20040229_112651_000000522024_00381_10455_9939.N1	29-FEB-2004 11:26:51	Straylight	51.500	65	Lam Vel	2.2040	4400.0	103	10455	No
228	GOM_NL__2PRFIN20040229_112921_000000722024_00381_10455_9940.N1	29-FEB-2004 11:29:21	Straylight	71.500	106	9Bet Crv	2.6480	5600.0	143	10455	No
229	GOM_NL__2PRFIN20040229_113225_000000722024_00381_10455_9941.N1	29-FEB-2004 11:32:25	Straylight	71.500	100	4Gam Crv	2.5800	13100.	143	10455	No
230	GOM_NL__2PRFIN20040229_113621_000000462024_00381_10455_9942.N1	29-FEB-2004 11:36:21	Twl_and_stray	45.500	48	30Alp Hya	1.9770	4100.0	91	10455	No
231	GOM_NL__2PRFIN20040229_114233_000000442024_00381_10455_9943.N1	29-FEB-2004 11:42:33	Bright	44.000	22	32Alp Leo	1.3600	15200.	88	10455	No
232	GOM_NL__2PRFIN20040229_114511_000000462024_00381_10455_9944.N1	29-FEB-2004 11:45:11	Bright	45.500	51	41Gam1Leo	2.0100	4500.0	91	10455	No
233	GOM_NL__2PRFIN20040229_114732_000000422024_00381_10455_9945.N1	29-FEB-2004 11:47:32	Bright	41.500	17	78Bet Gem	1.1610	4500.0	83	10455	No
234	GOM_NL__2PRFIN20040229_114845_000000402024_00381_10455_9946.N1	29-FEB-2004 11:48:45	Bright	39.500	24	66Alp Gem	1.5800	10200.	79	10455	No
235	GOM_NL__2PRFIN20040229_115408_000000472024_00381_10455_9947.N1	29-FEB-2004 11:54:08	Bright	47.000	174	52Psi UMa	3.0040	4400.0	94	10455	No
236	GOM_NL__2PRFIN20040229_115653_000000432024_00381_10455_9948.N1	29-FEB-2004 11:56:53	Bright	43.000	82	48Bet UMa	2.3650	10600.	86	10455	No
237	GOM_NL__2PRFIN20040229_115812_000000442024_00381_10455_9949.N1	29-FEB-2004 11:58:12	Bright	43.500	36	50Alp UMa	1.8000	6300.0	87	10455	No
238	GOM_NL__2PRFIN20040229_120128_000000512024_00381_10455_9950.N1	29-FEB-2004 12:01:28	Bright	51.000	32	77Eps UMa	1.7630	11000.	102	10455	No
239	GOM_NL__2PRFIN20040229_120421_000000382024_00381_10455_9951.N1	29-FEB-2004 12:04:21	Bright	38.000	49	1Alp UMi	1.9900	6300.0	76	10455	No
240	GOM_NL__2PRFIN20040229_121001_000000502024_00381_10455_9952.N1	29-FEB-2004 12:10:01	Bright	49.500	119	14Eta Dra	2.7270	4700.0	99	10455	No
241	GOM_NL__2PRFIN20040229_121150_000000382024_00381_10455_9953.N1	29-FEB-2004 12:11:50	Bright	37.500	89	5Alp Cep	2.4510	8000.0	75	10455	No
242	GOM_NL__2PRFIN20040229_121426_000000482024_00381_10455_9954.N1	29-FEB-2004 12:14:26	Bright	48.000	130	23Bet Dra	2.7990	5800.0	96	10455	No
243	GOM_NL__2PRFIN20040229_121654_000000402024_00381_10455_9955.N1	29-FEB-2004 12:16:54	Bright	40.000	19	50Alp Cyg	1.2460	10500.	80	10455	No
244	GOM_NL__2PRFIN20040229_121831_000000372024_00381_10455_9956.N1	29-FEB-2004 12:18:31	Bright	36.500	66	37Gam Cyg	2.2080	5900.0	73	10455	No
245	GOM_NL__2PRFIN20040229_122003_000000352024_00381_10455_9957.N1	29-FEB-2004 12:20:03	Bright	35.000	92	53Eps Cyg	2.5000	4500.0	70	10455	No
246	GOM_NL__2PRFIN20040229_122304_000000812024_00381_10455_9958.N1	29-FEB-2004 12:23:04	Bright	80.500	133	40Zet Her	2.8070	6000.0	161	10455	No
247	GOM_NL__2PRFIN20040229_122704_000000422024_00381_10455_9959.N1	29-FEB-2004 12:27:04	Bright	41.500	168	17Zet Aql	2.9860	11000.	83	10455	No
248	GOM_NL__2PRFIN20040229_123023_000000712024_00381_10455_9960.N1	29-FEB-2004 12:30:23	Twl_and_stray	71.000	59	55Alp Oph	2.0800	8900.0	142	10455	No
249	GOM_NL__2PRFIN20040229_123256_000000602024_00381_10455_9961.N1	29-FEB-2004 12:32:56	Straylight	60.000	126	60Bet Oph	2.7700	4250.0	120	10455	No
250	GOM_NL__2PRFIN20040229_123653_000000422024_00381_10455_9962.N1	29-FEB-2004 12:36:53	Dark	42.000	155	41Pi Sgr	2.9000	6600.0	84	10455	No
251	GOM_NL__2PRFIN20040229_123842_000000442024_00381_10455_9963.N1	29-FEB-2004 12:38:42	Dark	44.000	57	34Sig Sgr	2.0660	26000.	88	10455	No
252	GOM_NL__2PRFIN20040229_124147_000000482024_00381_10455_9964.N1	29-FEB-2004 12:41:47	Dark	47.500	38	20Eps Sgr	1.8360	11000.	95	10455	No
253	GOM_NL__2PRFIN20040229_124537_000000462024_00381_10455_9965.N1	29-FEB-2004 12:45:37	Dark	45.500	40	The Sco	1.8590	7100.0	91	10455	No
254	GOM_NL__2PRFIN20040229_124722_000000672024_00381_10455_9966.N1	29-FEB-2004 12:47:22	Dark	67.000	16	21Alp Sco	1.0200	3000.0	134	10455	No
255	GOM_NL__2PRFIN20040229_125220_000000402024_00382_10456_9933.N1	29-FEB-2004 12:52:20	Dark	40.000	134	Bet TrA	2.8100	6600.0	80	10456	No
256	GOM_NL__2PRFIN20040229_125338_000000402024_00382_10456_9934.N1	29-FEB-2004 12:53:38	Dark	39.500	145	Gam TrA	2.8720	10600.	79	10456	No
257	GOM_NL__2PRFIN20040229_125456_000000452024_00382_10456_9935.N1	29-FEB-2004 12:54:56	Dark	45.000	4	Alp1Cen	-0.010000	5800.0	90	10456	No
258	GOM_NL__2PRFIN20040229_125615_000000462024_00382_10456_9936.N1	29-FEB-2004 12:56:15	Dark	45.500	10	Bet Cen	0.61000	28000.	91	10456	No
259	GOM_NL__2PRFIN20040229_125850_000000492024_00382_10456_9937.N1	29-FEB-2004 12:58:50	Dark	49.000	12	Alp1Cru	0.77500	30000.	98	10456	No
260	GOM_NL__2PRFIN20040229_130302_000000422024_00382_10456_9938.N1	29-FEB-2004 13:03:02	Straylight	42.000	71	lot Car	2.2460	7700.0	84	10456	No
261	GOM_NL__2PRFIN20040229_130433_000000442024_00382_10456_9939.N1	29-FEB-2004 13:04:33	Straylight	43.500	46	Del Vel	1.9540	10600.	87	10456	No
262	GOM_NL__2PRFIN20040229_130727_000000452024_00382_10456_9940.N1	29-FEB-2004 13:07:27	Straylight	44.500	65	Lam Vel	2.2040	4400.0	89	10456	No
263	GOM_NL__2PRFIN20040229_130958_000000742024_00382_10456_9941.N1	29-FEB-2004 13:09:58	Straylight	73.500	106	9Bet Crv	2.6480	5600.0	147	10456	No
264	GOM_NL__2PRFIN20040229_131301_000000712024_00382_10456_9942.N1	29-FEB-2004 13:13:01	Straylight	71.000	100	4Gam Crv	2.5800	13100.	142	10456	No
265	GOM_NL__2PRFIN20040229_131655_000000472024_00382_10456_9943.N1	29-FEB-2004 13:16:55	Twl_and_stray	47.000	48	30Alp Hya	1.9770	4100.0	94	10456	No
266	GOM_NL__2PRFIN20040229_132308_000000452024_00382_10456_9944.N1	29-FEB-2004 13:23:08	Bright	44.500	22	32Alp Leo	1.3600	15200.	89	10456	No
267	GOM_NL__2PRFIN20040229_132547_000000442024_00382_10456_9945.N1	29-FEB-2004 13:25:47	Bright	44.000	51	41Gam1Leo	2.0100	4500.0	88	10456	No
268	GOM_NL__2PRFIN20040229_132809_000000372024_00382_10456_9946.N1	29-FEB-2004 13:28:09	Bright	37.000	17	78Bet Gem	1.1610	4500.0	74	10456	No
269	GOM_NL__2PRFIN20040229_132921_000000392024_00382_10456_9947.N1	29-FEB-2004 13:29:21	Bright	39.000	24	66Alp Gem	1.5800	10200.	78	10456	No
270	GOM_NL__2PRFIN20040229_133443_000000482024_00382_10456_9948.N1	29-FEB-2004 13:34:43	Bright	47.500	174	52Psi UMa	3.0040	4400.0	95	10456	No
271	GOM_NL__2PRFIN20040229_133728_000000432024_00382_10456_9949.N1	29-FEB-2004 13:37:28	Bright	43.000	82	48Bet UMa	2.3650	10600.	86	10456	No
272	GOM_NL__2PRFIN20040229_133847_000000422024_00382_10456_9950.N1	29-FEB-2004 13:38:47	Bright	42.000	36	50Alp UMa	1.8000	6300.0	84	10456	No
273	GOM_NL__2PRFIN20040229_134204_000000482024_00382_10456_9951.N1	29-FEB-2004 13:42:04	Bright	48.000	32	77Eps UMa	1.7630	11000.	96	10456	No
274	GOM_NL__2PRFIN20040229_134455_000000412024_00382_10456_9952.N1	29-FEB-2004 13:44:55	Bright	41.000	49	1Alp UMi	1.9900	6300.0	82	10456	No
275	GOM_NL__2PRFIN20040229_135039_000000482024_00382_10456_9953.N1	29-FEB-2004 13:50:39	Bright	48.000	119	14Eta Dra	2.7270	4700.0	96	10456	No
276	GOM_NL__2PRFIN20040229_135225_000000392024_00382_10456_9954.N1	29-FEB-2004 13:52:25	Bright	39.000	89	5Alp Cep	2.4510	8000.0	78	10456	No
277	GOM_NL__2PRFIN20040229_135502_000000452024_00382_10456_9955.N1	29-FEB-2004 13:55:02	Bright	45.000	130	23Bet Dra	2.7990	5800.0	90	10456	No
278	GOM_NL__2PRFIN20040229_135732_000000382024_00382_10456_9956.N1	29-FEB-2004 13:57:32	Bright	37.500	19	50Alp Cyg	1.2460	10500.	75	10456	No

279	GOM_NL__2PRFIN20040229_135906_000000382024_00382_10456_9957.N1	29-FEB-2004 13:59:06	Bright	38.000	66	37Gam Cyg	2.2080	5900.0	76	10456	No
280	GOM_NL__2PRFIN20040229_140039_000000372024_00382_10456_9958.N1	29-FEB-2004 14:00:39	Bright	37.000	92	53Eps Cyg	2.5000	4500.0	74	10456	No
281	GOM_NL__2PRFIN20040229_140341_000000802024_00382_10456_9959.N1	29-FEB-2004 14:03:41	Bright	80.000	133	40Zet Her	2.8070	6000.0	160	10456	No
282	GOM_NL__2PRFIN20040229_140738_000000442024_00382_10456_9960.N1	29-FEB-2004 14:07:38	Bright	44.000	168	17Zet Aql	2.9860	11000.	88	10456	No
283	GOM_NL__2PRFIN20040229_141101_000000642024_00382_10456_9961.N1	29-FEB-2004 14:11:01	Twi_and_stray	64.000	59	55Alp Oph	2.0800	8900.0	128	10456	No
284	GOM_NL__2PRFIN20040229_141333_000000672024_00382_10456_9962.N1	29-FEB-2004 14:13:33	Straylight	66.500	126	60Bet Oph	2.7700	4250.0	133	10456	No
285	GOM_NL__2PRFIN20040229_141729_000000432024_00382_10456_9963.N1	29-FEB-2004 14:17:29	Dark	43.000	155	41Pi Sgr	2.9000	6600.0	86	10456	No
286	GOM_NL__2PRFIN20040229_141918_000000442024_00382_10456_9964.N1	29-FEB-2004 14:19:18	Dark	43.500	57	34Sig Sgr	2.0660	26000.	87	10456	No
287	GOM_NL__2PRFIN20040229_142224_000000482024_00382_10456_9965.N1	29-FEB-2004 14:22:24	Dark	47.500	38	20Eps Sgr	1.8360	11000.	95	10456	No
288	GOM_NL__2PRFIN20040229_142613_000000532024_00382_10456_9966.N1	29-FEB-2004 14:26:13	Dark	52.500	40	The Sco	1.8590	7100.0	105	10456	No
289	GOM_NL__2PRFIN20040229_142759_000000692024_00382_10456_9967.N1	29-FEB-2004 14:27:59	Dark	68.500	16	21Alp Sco	1.0200	3000.0	137	10456	No
290	GOM_NL__2PRFIN20040229_143257_000000412024_00383_10457_9934.N1	29-FEB-2004 14:32:57	Dark	41.000	134	Bet TrA	2.8100	6600.0	82	10457	No
291	GOM_NL__2PRFIN20040229_143412_000000412024_00383_10457_9935.N1	29-FEB-2004 14:34:12	Dark	41.000	145	Gam TrA	2.8720	10600.	82	10457	No
292	GOM_NL__2PRFIN20040229_143533_000000462024_00383_10457_9936.N1	29-FEB-2004 14:35:33	Dark	46.000	4	Alp1Cen	-0.010000	5800.0	92	10457	No
293	GOM_NL__2PRFIN20040229_143652_000000472024_00383_10457_9937.N1	29-FEB-2004 14:36:52	Dark	46.500	10	Bet Cen	0.61000	28000.	93	10457	No
294	GOM_NL__2PRFIN20040229_143926_000000512024_00383_10457_9938.N1	29-FEB-2004 14:39:26	Dark	51.000	12	Alp1Cru	0.77500	30000.	102	10457	No
295	GOM_NL__2PRFIN20040229_144339_000000422024_00383_10457_9939.N1	29-FEB-2004 14:43:39	Straylight	42.000	71	lot Car	2.2460	7700.0	84	10457	No
296	GOM_NL__2PRFIN20040229_144509_000000432024_00383_10457_9940.N1	29-FEB-2004 14:45:09	Straylight	42.500	46	Del Vel	1.9540	10600.	85	10457	No
297	GOM_NL__2PRFIN20040229_144801_000000502024_00383_10457_9941.N1	29-FEB-2004 14:48:01	Straylight	49.500	65	Lam Vel	2.2040	4400.0	99	10457	No
298	GOM_NL__2PRFIN20040229_145035_000000732024_00383_10457_9942.N1	29-FEB-2004 14:50:35	Straylight	72.500	106	9Bet Crv	2.6480	5600.0	145	10457	No
299	GOM_NL__2PRFIN20040229_145338_000000702024_00383_10457_9943.N1	29-FEB-2004 14:53:38	Straylight	69.500	100	4Gam Crv	2.5800	13100.	139	10457	No
300	GOM_NL__2PRFIN20040229_145731_000000502024_00383_10457_9944.N1	29-FEB-2004 14:57:31	Twi_and_stray	49.500	48	30Alp Hya	1.9770	4100.0	99	10457	No
301	GOM_NL__2PRFIN20040229_150342_000000482024_00383_10457_9945.N1	29-FEB-2004 15:03:42	Bright	48.000	22	32Alp Leo	1.3600	15200.	96	10457	No
302	GOM_NL__2PRFIN20040229_150622_000000472024_00383_10457_9946.N1	29-FEB-2004 15:06:22	Bright	46.500	51	41Gam1Leo	2.0100	4500.0	93	10457	No
303	GOM_NL__2PRFIN20040229_150845_000000392024_00383_10457_9947.N1	29-FEB-2004 15:08:45	Bright	38.500	17	78Bet Gem	1.1610	4500.0	77	10457	No
304	GOM_NL__2PRFIN20040229_150958_000000412024_00383_10457_9948.N1	29-FEB-2004 15:09:58	Bright	41.000	24	66Alp Gem	1.5800	10200.	82	10457	No
305	GOM_NL__2PRFIN20040229_151518_000000472024_00383_10457_9949.N1	29-FEB-2004 15:15:18	Bright	46.500	174	52Psi UMa	3.0040	4400.0	93	10457	No
306	GOM_NL__2PRFIN20040229_151804_000000432024_00383_10457_9950.N1	29-FEB-2004 15:18:04	Bright	43.000	82	48Bet UMa	2.3650	10600.	86	10457	No
307	GOM_NL__2PRFIN20040229_151923_000000422024_00383_10457_9951.N1	29-FEB-2004 15:19:23	Bright	42.000	36	50Alp UMa	1.8000	6300.0	84	10457	No
308	GOM_NL__2PRFIN20040229_152238_000000512024_00383_10457_9952.N1	29-FEB-2004 15:22:38	Bright	51.000	32	77Eps UMa	1.7630	11000.	102	10457	No
309	GOM_NL__2PRFIN20040229_152531_000000402024_00383_10457_9953.N1	29-FEB-2004 15:25:31	Bright	40.000	49	1Alp UMi	1.9900	6300.0	80	10457	No
310	GOM_NL__2PRFIN20040229_153114_000000472024_00383_10457_9954.N1	29-FEB-2004 15:31:14	Bright	46.500	119	14Eta Dra	2.7270	4700.0	93	10457	No
311	GOM_NL__2PRFIN20040229_153301_000000402024_00383_10457_9955.N1	29-FEB-2004 15:33:01	Bright	40.000	89	5Alp Cep	2.4510	8000.0	80	10457	No
312	GOM_NL__2PRFIN20040229_153537_000000482024_00383_10457_9956.N1	29-FEB-2004 15:35:37	Bright	48.000	130	23Bet Dra	2.7990	5800.0	96	10457	No
313	GOM_NL__2PRFIN20040229_153808_000000372024_00383_10457_9957.N1	29-FEB-2004 15:38:08	Bright	37.000	19	50Alp Cyg	1.2460	10500.	74	10457	No
314	GOM_NL__2PRFIN20040229_153942_000000362024_00383_10457_9958.N1	29-FEB-2004 15:39:42	Bright	36.000	66	37Gam Cyg	2.2080	5900.0	72	10457	No
315	GOM_NL__2PRFIN20040229_154115_000000362024_00383_10457_9959.N1	29-FEB-2004 15:41:15	Bright	35.500	92	53Eps Cyg	2.5000	4500.0	71	10457	No
316	GOM_NL__2PRFIN20040229_154417_000000772024_00383_10457_9960.N1	29-FEB-2004 15:44:17	Bright	77.000	133	40Zet Her	2.8070	6000.0	154	10457	No
317	GOM_NL__2PRFIN20040229_154815_000000432024_00383_10457_9961.N1	29-FEB-2004 15:48:15	Bright	42.500	168	17Zet Aql	2.9860	11000.	85	10457	No
318	GOM_NL__2PRFIN20040229_155137_000000692024_00383_10457_9962.N1	29-FEB-2004 15:51:37	Twi_and_stray	68.500	59	55Alp Oph	2.0800	8900.0	137	10457	No
319	GOM_NL__2PRFIN20040229_155410_000000682024_00383_10457_9963.N1	29-FEB-2004 15:54:10	Straylight	67.500	126	60Bet Oph	2.7700	4250.0	135	10457	No
320	GOM_NL__2PRFIN20040229_155805_000000482024_00383_10457_9964.N1	29-FEB-2004 15:58:05	Dark	47.500	155	41Pi Sgr	2.9000	6600.0	95	10457	No
321	GOM_NL__2PRFIN20040229_155955_000000412024_00383_10457_9965.N1	29-FEB-2004 15:59:55	Dark	41.000	57	34Sig Sgr	2.0660	26000.	82	10457	No
322	GOM_NL__2PRFIN20040229_160300_000000472024_00383_10457_9966.N1	29-FEB-2004 16:03:00	Dark	47.000	38	20Eps Sgr	1.8360	11000.	94	10457	No
323	GOM_NL__2PRFIN20040229_160650_000000442024_00383_10457_9967.N1	29-FEB-2004 16:06:50	Dark	43.500	40	The Sco	1.8590	7100.0	87	10457	No
324	GOM_NL__2PRFIN20040229_160837_000000672024_00383_10457_9968.N1	29-FEB-2004 16:08:37	Dark	67.000	16	21Alp Sco	1.0200	3000.0	134	10457	No
325	GOM_NL__2PRFIN20040229_161334_000000422024_00384_10458_9954.N1	29-FEB-2004 16:13:34	Dark	41.500	134	Bet TrA	2.8100	6600.0	83	10458	No
326	GOM_NL__2PRFIN20040229_161451_000000402024_00384_10458_9955.N1	29-FEB-2004 16:14:51	Dark	40.000	145	Gam TrA	2.8720	10600.	80	10458	No
327	GOM_NL__2PRFIN20040229_161610_000000462024_00384_10458_9956.N1	29-FEB-2004 16:16:10	Dark	45.500	4	Alp1Cen	-0.010000	5800.0	91	10458	No
328	GOM_NL__2PRFIN20040229_161728_000000502024_00384_10458_9957.N1	29-FEB-2004 16:17:28	Dark	49.500	10	Bet Cen	0.61000	28000.	99	10458	No
329	GOM_NL__2PRFIN20040229_162004_000000512024_00384_10458_9958.N1	29-FEB-2004 16:20:04	Dark	51.000	12	Alp1Cru	0.77500	30000.	102	10458	No
330	GOM_NL__2PRFIN20040229_162412_000000422024_00384_10458_9959.N1	29-FEB-2004 16:24:12	Straylight	42.000	71	lot Car	2.2460	7700.0	84	10458	No
331	GOM_NL__2PRFIN20040229_162545_000000462024_00384_10458_9960.N1	29-FEB-2004 16:25:45	Straylight	46.000	46	Del Vel	1.9540	10600.	92	10458	No
332	GOM_NL__2PRFIN20040229_162837_000000492024_00384_10458_9961.N1	29-FEB-2004 16:28:37	Straylight	49.000	65	Lam Vel	2.2040	4400.0	98	10458	No
333	GOM_NL__2PRFIN20040229_163111_000000642024_00384_10458_9962.N1	29-FEB-2004 16:31:11	Straylight	64.000	106	9Bet Crv	2.6480	5600.0	128	10458	No
334	GOM_NL__2PRFIN20040229_163414_000000702024_00384_10458_9963.N1	29-FEB-2004 16:34:14	Straylight	69.500	100	4Gam Crv	2.5800	13100.	139	10458	No
335	GOM_NL__2PRFIN20040229_163809_000000492024_00384_10458_9964.N1	29-FEB-2004 16:38:09	Twi_and_stray	49.000	48	30Alp Hya	1.9770	4100.0	98	10458	No
336	GOM_NL__2PRFIN20040229_164418_000000462024_00384_10458_9965.N1	29-FEB-2004 16:44:18	Bright	46.000	22	32Alp Leo	1.3600	15200.	92	10458	No
337	GOM_NL__2PRFIN20040229_164657_000000472024_00384_10458_9966.N1	29-FEB-2004 16:46:57	Bright	47.000	51	41Gam1Leo	2.0100	4500.0	94	10458	No

338	GOM_NL__2PRFIN20040229_164921_000000392024_00384_10458_9967.N1	29-FEB-2004 16:49:21	Bright	38.500	17	78Bet Gem	1.1610	4500.0	77	10458	No
339	GOM_NL__2PRFIN20040229_165034_000000402024_00384_10458_9968.N1	29-FEB-2004 16:50:34	Bright	39.500	24	66Alp Gem	1.5800	10200.	79	10458	No
340	GOM_NL__2PRFIN20040229_165553_000000482024_00384_10458_9969.N1	29-FEB-2004 16:55:53	Bright	48.000	174	52Psi UMa	3.0040	4400.0	96	10458	No
341	GOM_NL__2PRFIN20040229_165839_000000442024_00384_10458_9970.N1	29-FEB-2004 16:58:39	Bright	43.500	82	48Bet UMa	2.3650	10600.	87	10458	No
342	GOM_NL__2PRFIN20040229_165958_000000442024_00384_10458_9971.N1	29-FEB-2004 16:59:58	Bright	44.000	36	50Alp UMa	1.8000	6300.0	88	10458	No
343	GOM_NL__2PRFIN20040229_170313_000000512024_00384_10458_9972.N1	29-FEB-2004 17:03:13	Bright	51.000	32	77Eps UMa	1.7630	11000.	102	10458	No
344	GOM_NL__2PRFIN20040229_170609_000000392024_00384_10458_9973.N1	29-FEB-2004 17:06:09	Bright	39.000	49	1Alp UMi	1.9900	6300.0	78	10458	No
345	GOM_NL__2PRFIN20040229_171148_000000502024_00384_10458_9974.N1	29-FEB-2004 17:11:48	Bright	50.000	119	14Eta Dra	2.7270	4700.0	100	10458	No
346	GOM_NL__2PRFIN20040229_171337_000000412024_00384_10458_9975.N1	29-FEB-2004 17:13:37	Bright	41.000	89	5Alp Cep	2.4510	8000.0	82	10458	No
347	GOM_NL__2PRFIN20040229_171613_000000462024_00384_10458_9976.N1	29-FEB-2004 17:16:13	Bright	46.000	130	23Bet Dra	2.7990	5800.0	92	10458	No
348	GOM_NL__2PRFIN20040229_171843_000000412024_00384_10458_9977.N1	29-FEB-2004 17:18:43	Bright	40.500	19	50Alp Cyg	1.2460	10500.	81	10458	No
349	GOM_NL__2PRFIN20040229_172019_000000362024_00384_10458_9978.N1	29-FEB-2004 17:20:19	Bright	36.000	66	37Gam Cyg	2.2080	5900.0	72	10458	No
350	GOM_NL__2PRFIN20040229_172149_000000402024_00384_10458_9979.N1	29-FEB-2004 17:21:49	Bright	39.500	92	53Eps Cyg	2.5000	4500.0	79	10458	No
351	GOM_NL__2PRFIN20040229_172453_000000802024_00384_10458_9980.N1	29-FEB-2004 17:24:53	Bright	80.000	133	40Zet Her	2.8070	6000.0	160	10458	No
352	GOM_NL__2PRFIN20040229_172854_000000412024_00384_10458_9981.N1	29-FEB-2004 17:28:54	Bright	40.500	168	17Zet Aql	2.9860	11000.	81	10458	No
353	GOM_NL__2PRFIN20040229_173213_000000702024_00384_10458_9982.N1	29-FEB-2004 17:32:13	Tw_i_and_stray	70.000	59	55Alp Oph	2.0800	8900.0	140	10458	No
354	GOM_NL__2PRFIN20040229_173447_000000662024_00384_10458_9983.N1	29-FEB-2004 17:34:47	Straylight	66.000	126	60Bet Oph	2.7700	4250.0	132	10458	No
355	GOM_NL__2PRFIN20040229_173842_000000442024_00384_10458_9984.N1	29-FEB-2004 17:38:42	Dark	44.000	155	41Pi Sgr	2.9000	6600.0	88	10458	No
356	GOM_NL__2PRFIN20040229_174031_000000442024_00384_10458_9985.N1	29-FEB-2004 17:40:31	Dark	43.500	57	34Sig Sgr	2.0660	26000.	87	10458	No
357	GOM_NL__2PRFIN20040229_174337_000000482024_00384_10458_9986.N1	29-FEB-2004 17:43:37	Dark	47.500	38	20Eps Sgr	1.8360	11000.	95	10458	No
358	GOM_NL__2PRFIN20040229_174727_000000472024_00384_10458_9987.N1	29-FEB-2004 17:47:27	Dark	46.500	40	The Sco	1.8590	7100.0	93	10458	No
359	GOM_NL__2PRFIN20040229_174915_000000672024_00384_10458_9988.N1	29-FEB-2004 17:49:15	Dark	67.000	16	21Alp Sco	1.0200	3000.0	134	10458	No
360	GOM_NL__2PRFIN20040229_175411_000000412024_00385_10459_9955.N1	29-FEB-2004 17:54:11	Dark	41.000	134	Bet TrA	2.8100	6600.0	82	10459	No
361	GOM_NL__2PRFIN20040229_175528_000000392024_00385_10459_9956.N1	29-FEB-2004 17:55:28	Dark	38.500	145	Gam TrA	2.8720	10600.	77	10459	No
362	GOM_NL__2PRFIN20040229_175646_000000512024_00385_10459_9957.N1	29-FEB-2004 17:56:46	Dark	51.000	4	Alp1Cen	-0.010000	5800.0	102	10459	No
363	GOM_NL__2PRFIN20040229_175805_000000452024_00385_10459_9958.N1	29-FEB-2004 17:58:05	Dark	44.500	10	Bet Cen	0.61000	28000.	89	10459	No
364	GOM_NL__2PRFIN20040229_180040_000000502024_00385_10459_9959.N1	29-FEB-2004 18:00:40	Dark	49.500	12	Alp1Cru	0.77500	30000.	99	10459	No
365	GOM_NL__2PRFIN20040229_180450_000000432024_00385_10459_9960.N1	29-FEB-2004 18:04:50	Straylight	42.500	71	lot Car	2.2460	7700.0	85	10459	No
366	GOM_NL__2PRFIN20040229_180622_000000392024_00385_10459_9961.N1	29-FEB-2004 18:06:22	Straylight	39.000	46	Del Vel	1.9540	10600.	78	10459	No
367	GOM_NL__2PRFIN20040229_180915_000000452024_00385_10459_9962.N1	29-FEB-2004 18:09:15	Straylight	44.500	65	Lam Vel	2.2040	4400.0	89	10459	No
368	GOM_NL__2PRFIN20040229_181147_000000722024_00385_10459_9963.N1	29-FEB-2004 18:11:47	Straylight	71.500	106	9Bet Crv	2.6480	5600.0	143	10459	No
369	GOM_NL__2PRFIN20040229_181450_000000672024_00385_10459_9964.N1	29-FEB-2004 18:14:50	Straylight	67.000	100	4Gam Crv	2.5800	13100.	134	10459	No
370	GOM_NL__2PRFIN20040229_181845_000000482024_00385_10459_9965.N1	29-FEB-2004 18:18:45	Tw_i_and_stray	48.000	48	30Alp Hya	1.9770	4100.0	96	10459	No
371	GOM_NL__2PRFIN20040229_182454_000000472024_00385_10459_9966.N1	29-FEB-2004 18:24:54	Bright	47.000	22	32Alp Leo	1.3600	15200.	94	10459	No
372	GOM_NL__2PRFIN20040229_182733_000000472024_00385_10459_9967.N1	29-FEB-2004 18:27:33	Bright	46.500	51	41Gam1Leo	2.0100	4500.0	93	10459	No
373	GOM_NL__2PRFIN20040229_182957_000000372024_00385_10459_9968.N1	29-FEB-2004 18:29:57	Bright	37.000	17	78Bet Gem	1.1610	4500.0	74	10459	No
374	GOM_NL__2PRFIN20040229_183111_000000392024_00385_10459_9969.N1	29-FEB-2004 18:31:11	Bright	39.000	24	66Alp Gem	1.5800	10200.	78	10459	No
375	GOM_NL__2PRFIN20040229_183629_000000472024_00385_10459_9970.N1	29-FEB-2004 18:36:29	Bright	47.000	174	52Psi UMa	3.0040	4400.0	94	10459	No
376	GOM_NL__2PRFIN20040229_183915_000000432024_00385_10459_9971.N1	29-FEB-2004 18:39:15	Bright	42.500	82	48Bet UMa	2.3650	10600.	85	10459	No
377	GOM_NL__2PRFIN20040229_184034_000000422024_00385_10459_9972.N1	29-FEB-2004 18:40:34	Bright	41.500	36	50Alp UMa	1.8000	6300.0	83	10459	No
378	GOM_NL__2PRFIN20040229_184349_000000512024_00385_10459_9973.N1	29-FEB-2004 18:43:49	Bright	51.000	32	77Eps UMa	1.7630	11000.	102	10459	No
379	GOM_NL__2PRFIN20040229_184646_000000392024_00385_10459_9974.N1	29-FEB-2004 18:46:46	Bright	38.500	49	1Alp UMi	1.9900	6300.0	77	10459	No
380	GOM_NL__2PRFIN20040229_185225_000000492024_00385_10459_9975.N1	29-FEB-2004 18:52:25	Bright	49.000	119	14Eta Dra	2.7270	4700.0	98	10459	No
381	GOM_NL__2PRFIN20040229_185415_000000382024_00385_10459_9976.N1	29-FEB-2004 18:54:15	Bright	37.500	89	5Alp Cep	2.4510	8000.0	75	10459	No
382	GOM_NL__2PRFIN20040229_185649_000000472024_00385_10459_9977.N1	29-FEB-2004 18:56:49	Bright	47.000	130	23Bet Dra	2.7990	5800.0	94	10459	No
383	GOM_NL__2PRFIN20040229_185920_000000392024_00385_10459_9978.N1	29-FEB-2004 18:59:20	Bright	39.000	19	50Alp Cyg	1.2460	10500.	78	10459	No
384	GOM_NL__2PRFIN20040229_190055_000000362024_00385_10459_9979.N1	29-FEB-2004 19:00:55	Bright	35.500	66	37Gam Cyg	2.2080	5900.0	71	10459	No
385	GOM_NL__2PRFIN20040229_190227_000000372024_00385_10459_9980.N1	29-FEB-2004 19:02:27	Bright	36.500	92	53Eps Cyg	2.5000	4500.0	73	10459	No
386	GOM_NL__2PRFIN20040229_190529_000000822024_00385_10459_9981.N1	29-FEB-2004 19:05:29	Bright	82.000	133	40Zet Her	2.8070	6000.0	164	10459	No
387	GOM_NL__2PRFIN20040229_190930_000000442024_00385_10459_9982.N1	29-FEB-2004 19:09:30	Bright	43.500	168	17Zet Aql	2.9860	11000.	87	10459	No
388	GOM_NL__2PRFIN20040229_191250_000000752024_00385_10459_9983.N1	29-FEB-2004 19:12:50	Tw_i_and_stray	74.500	59	55Alp Oph	2.0800	8900.0	149	10459	No
389	GOM_NL__2PRFIN20040229_191523_000000652024_00385_10459_9984.N1	29-FEB-2004 19:15:23	Straylight	65.000	126	60Bet Oph	2.7700	4250.0	130	10459	No
390	GOM_NL__2PRFIN20040229_191918_000000422024_00385_10459_9985.N1	29-FEB-2004 19:19:18	Dark	41.500	155	41Pi Sgr	2.9000	6600.0	83	10459	No
391	GOM_NL__2PRFIN20040229_192108_000000462024_00385_10459_9986.N1	29-FEB-2004 19:21:08	Dark	45.500	57	34Sig Sgr	2.0660	26000.	91	10459	No
392	GOM_NL__2PRFIN20040229_192414_000000482024_00385_10459_9987.N1	29-FEB-2004 19:24:14	Dark	48.000	38	20Eps Sgr	1.8360	11000.	96	10459	No
393	GOM_NL__2PRFIN20040229_192803_000000532024_00385_10459_9988.N1	29-FEB-2004 19:28:03	Dark	53.000	40	The Sco	1.8590	7100.0	106	10459	No
394	GOM_NL__2PRFIN20040229_192953_000000682024_00385_10459_9989.N1	29-FEB-2004 19:29:53	Dark	68.000	16	21Alp Sco	1.0200	3000.0	136	10459	No
395	GOM_NL__2PRFIN20040229_193447_000000412024_00386_10460_9956.N1	29-FEB-2004 19:34:47	Dark	41.000	134	Bet TrA	2.8100	6600.0	82	10460	No
396	GOM_NL__2PRFIN20040229_193604_000000402024_00386_10460_9957.N1	29-FEB-2004 19:36:04	Dark	39.500	145	Gam TrA	2.8720	10600.	79	10460	No



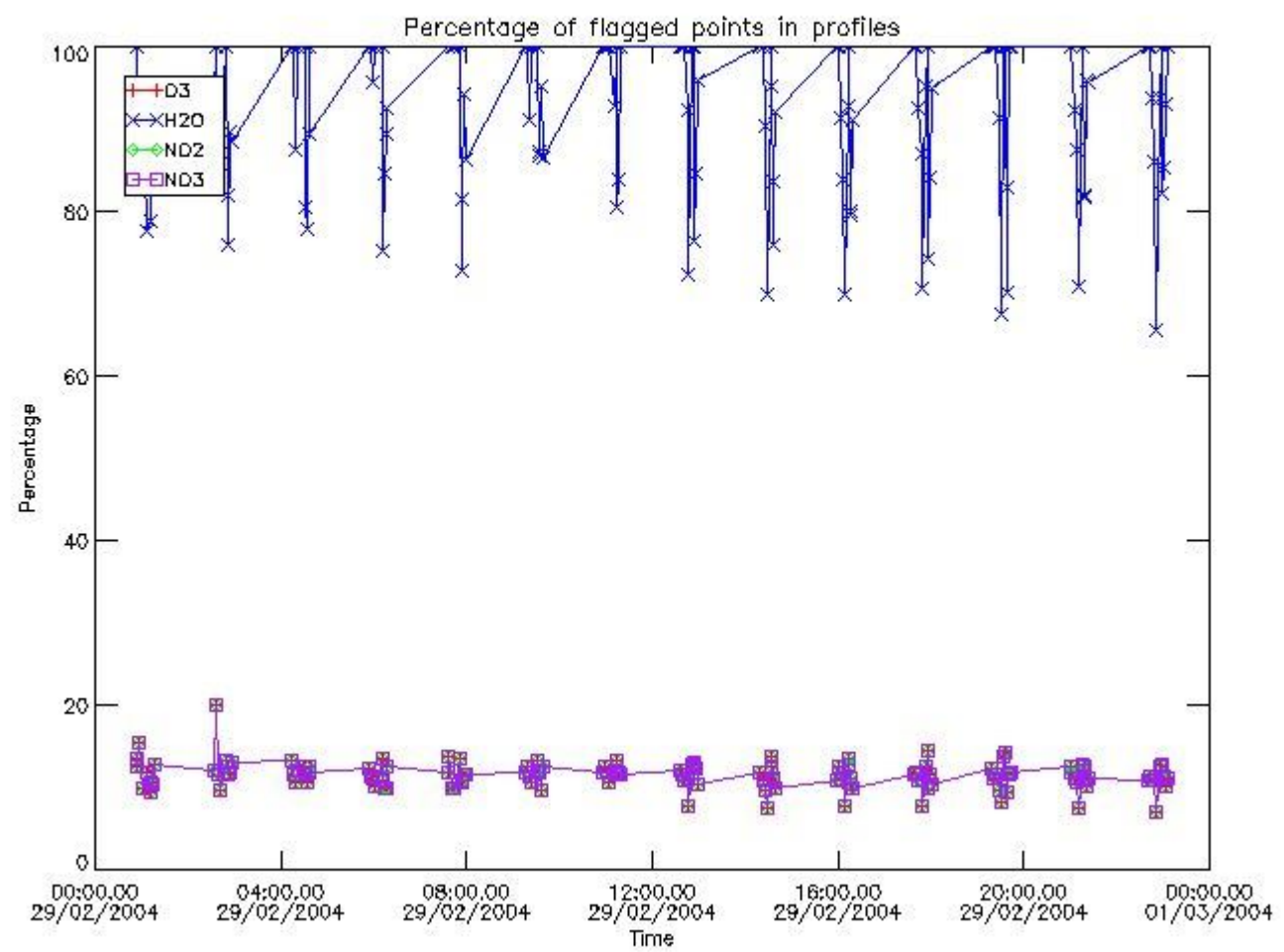
397	GOM_NL__2PRFIN20040229_193723_000000542024_00386_10460_9958.N1	29-FEB-2004 19:37:23	Dark	54.000	4	Alp1Cen	-0.010000	5800.0	108	10460	No
398	GOM_NL__2PRFIN20040229_193841_000000452024_00386_10460_9959.N1	29-FEB-2004 19:38:41	Dark	44.500	10	Bet Cen	0.610000	28000.	89	10460	No
399	GOM_NL__2PRFIN20040229_194116_000000442024_00386_10460_9960.N1	29-FEB-2004 19:41:16	Dark	44.000	12	Alp1Cru	0.775000	30000.	88	10460	No
400	GOM_NL__2PRFIN20040229_194343_000000442024_00386_10460_9961.N1	29-FEB-2004 19:43:43	Dark	43.500	64	Gam Cen	2.2000	10600.	87	10460	No
401	GOM_NL__2PRFIN20040229_194526_000000402024_00386_10460_9962.N1	29-FEB-2004 19:45:26	Straylight	40.000	71	lot Car	2.2460	7700.0	80	10460	No
402	GOM_NL__2PRFIN20040229_194657_000000412024_00386_10460_9963.N1	29-FEB-2004 19:46:57	Straylight	40.500	46	Del Vel	1.9540	10600.	81	10460	No
403	GOM_NL__2PRFIN20040229_194949_000000502024_00386_10460_9964.N1	29-FEB-2004 19:49:49	Straylight	50.000	65	Lam Vel	2.2040	4400.0	100	10460	No
404	GOM_NL__2PRFIN20040229_195224_000000662024_00386_10460_9965.N1	29-FEB-2004 19:52:24	Straylight	66.000	106	9Bet Crv	2.6480	5600.0	132	10460	No
405	GOM_NL__2PRFIN20040229_195527_000000682024_00386_10460_9966.N1	29-FEB-2004 19:55:27	Straylight	67.500	100	4Gam Crv	2.5800	13100.	135	10460	No
406	GOM_NL__2PRFIN20040229_195922_000000472024_00386_10460_9967.N1	29-FEB-2004 19:59:22	Twl_and_stray	46.500	48	30Alp Hya	1.9770	4100.0	93	10460	No
407	GOM_NL__2PRFIN20040229_200532_000000432024_00386_10460_9968.N1	29-FEB-2004 20:05:32	Bright	43.000	22	32Alp Leo	1.3600	15200.	86	10460	No
408	GOM_NL__2PRFIN20040229_200809_000000462024_00386_10460_9969.N1	29-FEB-2004 20:08:09	Bright	46.000	51	41Gam1Leo	2.0100	4500.0	92	10460	No
409	GOM_NL__2PRFIN20040229_201033_000000422024_00386_10460_9970.N1	29-FEB-2004 20:10:33	Bright	42.000	17	78Bet Gem	1.1610	4500.0	84	10460	No
410	GOM_NL__2PRFIN20040229_201147_000000412024_00386_10460_9971.N1	29-FEB-2004 20:11:47	Bright	41.000	24	66Alp Gem	1.5800	10200.	82	10460	No
411	GOM_NL__2PRFIN20040229_201705_000000452024_00386_10460_9972.N1	29-FEB-2004 20:17:05	Bright	45.000	174	52Psi UMa	3.0040	4400.0	90	10460	No
412	GOM_NL__2PRFIN20040229_201950_000000432024_00386_10460_9973.N1	29-FEB-2004 20:19:50	Bright	42.500	82	48Bet UMa	2.3650	10600.	85	10460	No
413	GOM_NL__2PRFIN20040229_202110_000000442024_00386_10460_9974.N1	29-FEB-2004 20:21:10	Bright	44.000	36	50Alp UMa	1.8000	6300.0	88	10460	No
414	GOM_NL__2PRFIN20040229_202423_000000532024_00386_10460_9975.N1	29-FEB-2004 20:24:23	Bright	53.000	32	77Eps UMa	1.7630	11000.	106	10460	No
415	GOM_NL__2PRFIN20040229_202721_000000402024_00386_10460_9976.N1	29-FEB-2004 20:27:21	Bright	39.500	49	1Alp UMi	1.9900	6300.0	79	10460	No
416	GOM_NL__2PRFIN20040229_203259_000000502024_00386_10460_9977.N1	29-FEB-2004 20:32:59	Bright	50.000	119	14Eta Dra	2.7270	4700.0	100	10460	No
417	GOM_NL__2PRFIN20040229_203451_000000372024_00386_10460_9978.N1	29-FEB-2004 20:34:51	Bright	36.500	89	5Alp Cep	2.4510	8000.0	73	10460	No
418	GOM_NL__2PRFIN20040229_203724_000000482024_00386_10460_9979.N1	29-FEB-2004 20:37:24	Bright	47.500	130	23Bet Dra	2.7990	5800.0	95	10460	No
419	GOM_NL__2PRFIN20040229_203955_000000392024_00386_10460_9980.N1	29-FEB-2004 20:39:55	Bright	39.000	19	50Alp Cyg	1.2460	10500.	78	10460	No
420	GOM_NL__2PRFIN20040229_204129_000000382024_00386_10460_9981.N1	29-FEB-2004 20:41:29	Bright	38.000	66	37Gam Cyg	2.2080	5900.0	76	10460	No
421	GOM_NL__2PRFIN20040229_204303_000000372024_00386_10460_9982.N1	29-FEB-2004 20:43:03	Bright	36.500	92	53Eps Cyg	2.5000	4500.0	73	10460	No
422	GOM_NL__2PRFIN20040229_204605_000000832024_00386_10460_9983.N1	29-FEB-2004 20:46:05	Bright	83.000	133	40Zet Her	2.8070	6000.0	166	10460	No
423	GOM_NL__2PRFIN20040229_205007_000000422024_00386_10460_9984.N1	29-FEB-2004 20:50:07	Bright	42.000	168	17Zet Aql	2.9860	11000.	84	10460	No
424	GOM_NL__2PRFIN20040229_205328_000000702024_00386_10460_9985.N1	29-FEB-2004 20:53:28	Twl_and_stray	70.000	59	55Alp Oph	2.0800	8900.0	140	10460	No
425	GOM_NL__2PRFIN20040229_205600_000000642024_00386_10460_9986.N1	29-FEB-2004 20:56:00	Straylight	63.500	126	60Bet Oph	2.7700	4250.0	127	10460	No
426	GOM_NL__2PRFIN20040229_205955_000000412024_00386_10460_9987.N1	29-FEB-2004 20:59:55	Dark	41.000	155	41Pi Sgr	2.9000	6600.0	82	10460	No
427	GOM_NL__2PRFIN20040229_210144_000000442024_00386_10460_9988.N1	29-FEB-2004 21:01:44	Dark	43.500	57	34Sig Sgr	2.0660	26000.	87	10460	No
428	GOM_NL__2PRFIN20040229_210450_000000462024_00386_10460_9989.N1	29-FEB-2004 21:04:50	Dark	45.500	38	20Eps Sgr	1.8360	11000.	91	10460	No
429	GOM_NL__2PRFIN20040229_210840_000000492024_00386_10460_9990.N1	29-FEB-2004 21:08:40	Dark	48.500	40	The Sco	1.8590	7100.0	97	10460	No
430	GOM_NL__2PRFIN20040229_211030_000000692024_00386_10460_9991.N1	29-FEB-2004 21:10:30	Dark	69.000	16	21Alp Sco	1.0200	3000.0	138	10460	No
431	GOM_NL__2PRFIN20040229_211523_000000422024_00387_10461_9956.N1	29-FEB-2004 21:15:23	Dark	42.000	134	Bet TrA	2.8100	6600.0	84	10461	No
432	GOM_NL__2PRFIN20040229_211641_000000402024_00387_10461_9957.N1	29-FEB-2004 21:16:41	Dark	40.000	145	Gam TrA	2.8720	10600.	80	10461	No
433	GOM_NL__2PRFIN20040229_211759_000000452024_00387_10461_9958.N1	29-FEB-2004 21:17:59	Dark	44.500	4	Alp1Cen	-0.010000	5800.0	89	10461	No
434	GOM_NL__2PRFIN20040229_211918_000000472024_00387_10461_9959.N1	29-FEB-2004 21:19:18	Dark	47.000	10	Bet Cen	0.610000	28000.	94	10461	No
435	GOM_NL__2PRFIN20040229_212152_000000502024_00387_10461_9960.N1	29-FEB-2004 21:21:52	Dark	50.000	12	Alp1Cru	0.775000	30000.	100	10461	No
436	GOM_NL__2PRFIN20040229_212419_000000462024_00387_10461_9961.N1	29-FEB-2004 21:24:19	Dark	45.500	64	Gam Cen	2.2000	10600.	91	10461	No
437	GOM_NL__2PRFIN20040229_212603_000000402024_00387_10461_9962.N1	29-FEB-2004 21:26:03	Straylight	39.500	71	lot Car	2.2460	7700.0	79	10461	No
438	GOM_NL__2PRFIN20040229_212734_000000432024_00387_10461_9963.N1	29-FEB-2004 21:27:34	Straylight	42.500	46	Del Vel	1.9540	10600.	85	10461	No
439	GOM_NL__2PRFIN20040229_213027_000000482024_00387_10461_9964.N1	29-FEB-2004 21:30:27	Straylight	48.000	65	Lam Vel	2.2040	4400.0	96	10461	No
440	GOM_NL__2PRFIN20040229_213300_000000662024_00387_10461_9965.N1	29-FEB-2004 21:33:00	Straylight	66.000	106	9Bet Crv	2.6480	5600.0	132	10461	No
441	GOM_NL__2PRFIN20040229_213602_000000702024_00387_10461_9966.N1	29-FEB-2004 21:36:02	Straylight	69.500	100	4Gam Crv	2.5800	13100.	139	10461	No
442	GOM_NL__2PRFIN20040229_213957_000000492024_00387_10461_9967.N1	29-FEB-2004 21:39:57	Twl_and_stray	48.500	48	30Alp Hya	1.9770	4100.0	97	10461	No
443	GOM_NL__2PRFIN20040229_214608_000000442024_00387_10461_9968.N1	29-FEB-2004 21:46:08	Bright	44.000	22	32Alp Leo	1.3600	15200.	88	10461	No
444	GOM_NL__2PRFIN20040229_214845_000000452024_00387_10461_9969.N1	29-FEB-2004 21:48:45	Bright	45.000	51	41Gam1Leo	2.0100	4500.0	90	10461	No
445	GOM_NL__2PRFIN20040229_215107_000000412024_00387_10461_9970.N1	29-FEB-2004 21:51:07	Bright	40.500	17	78Bet Gem	1.1610	4500.0	81	10461	No
446	GOM_NL__2PRFIN20040229_215223_000000382024_00387_10461_9971.N1	29-FEB-2004 21:52:23	Bright	37.500	24	66Alp Gem	1.5800	10200.	75	10461	No
447	GOM_NL__2PRFIN20040229_215740_000000472024_00387_10461_9972.N1	29-FEB-2004 21:57:40	Bright	47.000	174	52Psi UMa	3.0040	4400.0	94	10461	No
448	GOM_NL__2PRFIN20040229_220026_000000432024_00387_10461_9973.N1	29-FEB-2004 22:00:26	Bright	43.000	82	48Bet UMa	2.3650	10600.	86	10461	No
449	GOM_NL__2PRFIN20040229_220145_000000422024_00387_10461_9974.N1	29-FEB-2004 22:01:45	Bright	42.000	36	50Alp UMa	1.8000	6300.0	84	10461	No
450	GOM_NL__2PRFIN20040229_220459_000000492024_00387_10461_9975.N1	29-FEB-2004 22:04:59	Bright	48.500	32	77Eps UMa	1.7630	11000.	97	10461	No
451	GOM_NL__2PRFIN20040229_220755_000000372024_00387_10461_9976.N1	29-FEB-2004 22:07:55	Bright	37.000	49	1Alp UMi	1.9900	6300.0	74	10461	No
452	GOM_NL__2PRFIN20040229_221336_000000482024_00387_10461_9977.N1	29-FEB-2004 22:13:36	Bright	48.000	119	14Eta Dra	2.7270	4700.0	96	10461	No
453	GOM_NL__2PRFIN20040229_221525_000000402024_00387_10461_9978.N1	29-FEB-2004 22:15:25	Bright	40.000	89	5Alp Cep	2.4510	8000.0	80	10461	No
454	GOM_NL__2PRFIN20040229_221801_000000472024_00387_10461_9979.N1	29-FEB-2004 22:18:01	Bright	47.000	130	23Bet Dra	2.7990	5800.0	94	10461	No
455	GOM_NL__2PRFIN20040229_222031_000000382024_00387_10461_9980.N1	29-FEB-2004 22:20:31	Bright	38.000	19	50Alp Cyg	1.2460	10500.	76	10461	No

456	GOM_NL__2PRFIN20040229_222206_000000382024_00387_10461_9981.N1	29-FEB-2004 22:22:06	Bright	38.000	66	37Gam Cyg	2.2080	5900.0	76	10461	No
457	GOM_NL__2PRFIN20040229_222337_000000392024_00387_10461_9982.N1	29-FEB-2004 22:23:37	Bright	39.000	92	53Eps Cyg	2.5000	4500.0	78	10461	No
458	GOM_NL__2PRFIN20040229_222642_000000822024_00387_10461_9983.N1	29-FEB-2004 22:26:42	Bright	82.000	133	40Zet Her	2.8070	6000.0	164	10461	No
459	GOM_NL__2PRFIN20040229_223043_000000442024_00387_10461_9984.N1	29-FEB-2004 22:30:43	Bright	43.500	168	17Zet Aql	2.9860	11000.	87	10461	No
460	GOM_NL__2PRFIN20040229_223404_000000662024_00387_10461_9985.N1	29-FEB-2004 22:34:04	Twilight	66.000	59	55Alp Oph	2.0800	8900.0	132	10461	No
461	GOM_NL__2PRFIN20040229_223637_000000712024_00387_10461_9986.N1	29-FEB-2004 22:36:37	Straylight	71.000	126	60Bet Oph	2.7700	4250.0	142	10461	No
462	GOM_NL__2PRFIN20040229_224031_000000472024_00387_10461_9987.N1	29-FEB-2004 22:40:31	Dark	47.000	155	41Pi Sgr	2.9000	6600.0	94	10461	No
463	GOM_NL__2PRFIN20040229_224219_000000452024_00387_10461_9988.N1	29-FEB-2004 22:42:19	Dark	45.000	57	34Sig Sgr	2.0660	26000.	90	10461	No
464	GOM_NL__2PRFIN20040229_224526_000000482024_00387_10461_9989.N1	29-FEB-2004 22:45:26	Dark	47.500	38	20Eps Sgr	1.8360	11000.	95	10461	No
465	GOM_NL__2PRFIN20040229_224916_000000472024_00387_10461_9990.N1	29-FEB-2004 22:49:16	Dark	47.000	40	The Sco	1.8590	7100.0	94	10461	No
466	GOM_NL__2PRFIN20040229_225107_000000732024_00387_10461_9991.N1	29-FEB-2004 22:51:07	Dark	73.000	16	21Alp Sco	1.0200	3000.0	146	10461	No
467	GOM_NL__2PRFIN20040229_225559_000000412024_00388_10462_9957.N1	29-FEB-2004 22:55:59	Dark	40.500	134	Bet TrA	2.8100	6600.0	81	10462	No
468	GOM_NL__2PRFIN20040229_225716_000000402024_00388_10462_9958.N1	29-FEB-2004 22:57:16	Dark	40.000	145	Gam TrA	2.8720	10600.	80	10462	No
469	GOM_NL__2PRFIN20040229_225835_000000462024_00388_10462_9959.N1	29-FEB-2004 22:58:35	Dark	45.500	4	Alp1Cen	-0.010000	5800.0	91	10462	No
470	GOM_NL__2PRFIN20040229_225954_000000452024_00388_10462_9960.N1	29-FEB-2004 22:59:54	Dark	45.000	10	Bet Cen	0.61000	28000.	90	10462	No
471	GOM_NL__2PRFIN20040229_230228_000000512024_00388_10462_9961.N1	29-FEB-2004 23:02:28	Dark	50.500	12	Alp1Cru	0.77500	30000.	101	10462	No
472	GOM_NL__2PRFIN20040229_230455_000000462024_00388_10462_9962.N1	29-FEB-2004 23:04:55	Dark	45.500	64	Gam Cen	2.2000	10600.	91	10462	No
473	GOM_NL__2PRFIN20040229_230639_000000442024_00388_10462_9963.N1	29-FEB-2004 23:06:39	Straylight	43.500	71	lot Car	2.2460	7700.0	87	10462	No
474	GOM_NL__2PRFIN20040229_230810_000000432024_00388_10462_9964.N1	29-FEB-2004 23:08:10	Straylight	42.500	46	Del Vel	1.9540	10600.	85	10462	No
475	GOM_NL__2PRFIN20040229_231103_000000452024_00388_10462_9965.N1	29-FEB-2004 23:11:03	Straylight	44.500	65	Lam Vel	2.2040	4400.0	89	10462	No
476	GOM_NL__2PRFIN20040229_231336_000000692024_00388_10462_9966.N1	29-FEB-2004 23:13:36	Straylight	69.000	106	9Bet Crv	2.6480	5600.0	138	10462	No
477	GOM_NL__2PRFIN20040229_231639_000000672024_00388_10462_9967.N1	29-FEB-2004 23:16:39	Straylight	67.000	100	4Gam Crv	2.5800	13100.	134	10462	No
478	GOM_NL__2PRFIN20040229_232031_000000472024_00388_10462_9968.N1	29-FEB-2004 23:20:31	Twilight	47.000	48	30Alp Hya	1.9770	4100.0	94	10462	No
479	GOM_NL__2PRFIN20040229_232641_000000472024_00388_10462_9969.N1	29-FEB-2004 23:26:41	Bright	47.000	22	32Alp Leo	1.3600	15200.	94	10462	No
480	GOM_NL__2PRFIN20040229_232920_000000472024_00388_10462_9970.N1	29-FEB-2004 23:29:20	Bright	46.500	51	41Gam1Leo	2.0100	4500.0	93	10462	No
481	GOM_NL__2PRFIN20040229_233146_000000392024_00388_10462_9971.N1	29-FEB-2004 23:31:46	Bright	39.000	17	78Bet Gem	1.1610	4500.0	78	10462	No
482	GOM_NL__2PRFIN20040229_233300_000000402024_00388_10462_9972.N1	29-FEB-2004 23:33:00	Bright	40.000	24	66Alp Gem	1.5800	10200.	80	10462	No
483	GOM_NL__2PRFIN20040229_233816_000000462024_00388_10462_9973.N1	29-FEB-2004 23:38:16	Bright	45.500	174	52Psi UMa	3.0040	4400.0	91	10462	No
484	GOM_NL__2PRFIN20040229_234101_000000432024_00388_10462_9974.N1	29-FEB-2004 23:41:01	Bright	43.000	82	48Bet UMa	2.3650	10600.	86	10462	No
485	GOM_NL__2PRFIN20040229_234221_000000422024_00388_10462_9975.N1	29-FEB-2004 23:42:21	Bright	41.500	36	50Alp UMa	1.8000	6300.0	83	10462	No
486	GOM_NL__2PRFIN20040229_234534_000000502024_00388_10462_9976.N1	29-FEB-2004 23:45:34	Bright	50.000	32	77Eps UMa	1.7630	11000.	100	10462	No
487	GOM_NL__2PRFIN20040229_234831_000000402024_00388_10462_9977.N1	29-FEB-2004 23:48:31	Bright	39.500	49	1Alp UMi	1.9900	6300.0	79	10462	No
488	GOM_NL__2PRFIN20040229_235410_000000502024_00388_10462_9978.N1	29-FEB-2004 23:54:10	Bright	49.500	119	14Eta Dra	2.7270	4700.0	99	10462	No
489	GOM_NL__2PRFIN20040229_235603_000000392024_00388_10462_9979.N1	29-FEB-2004 23:56:03	Bright	39.000	89	5Alp Cep	2.4510	8000.0	78	10462	No
490	GOM_NL__2PRFIN20040229_235836_000000492024_00388_10462_9980.N1	29-FEB-2004 23:58:36	Bright	48.500	130	23Bet Dra	2.7990	5800.0	97	10462	No

### 3. Quality information per product

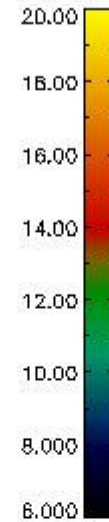
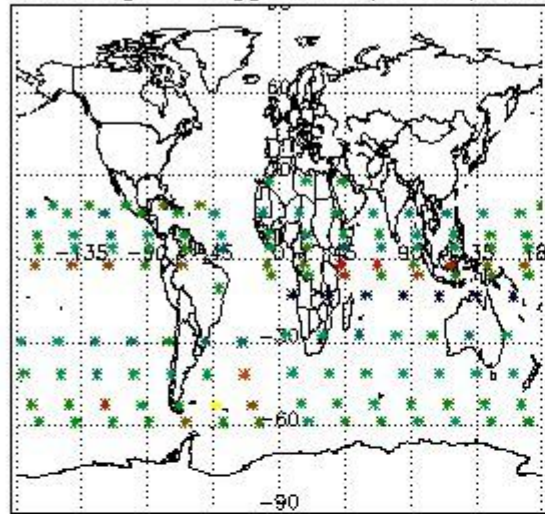
In this section it is plotted some information contained in the Quality Summary data set of the level 2 products. Only products in dark limb conditions and without errors (error flag in the MPH set to "0") are used.

#### 3.1 Plot quality information per product (time dependant)

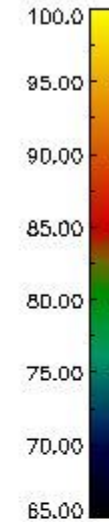
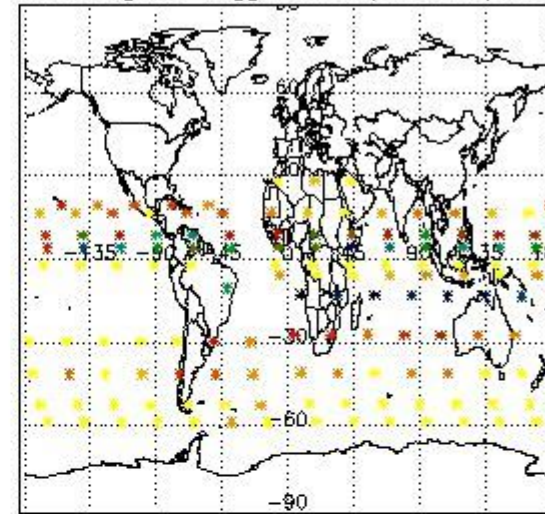


3.2 Plot quality information per product (world map)

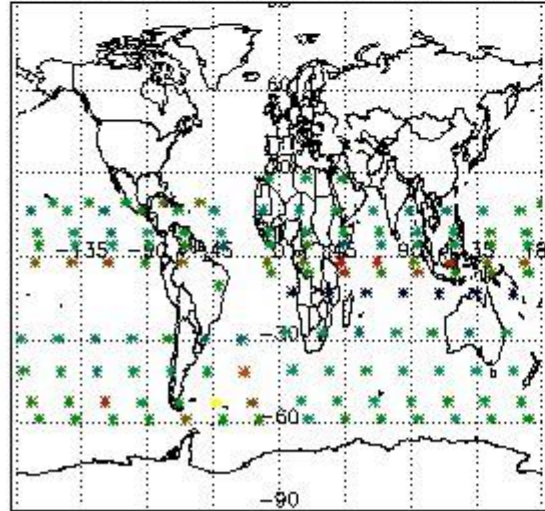
Percentage of flagged data per O3 profile



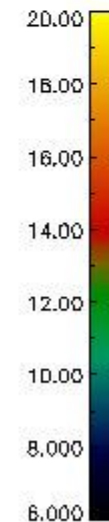
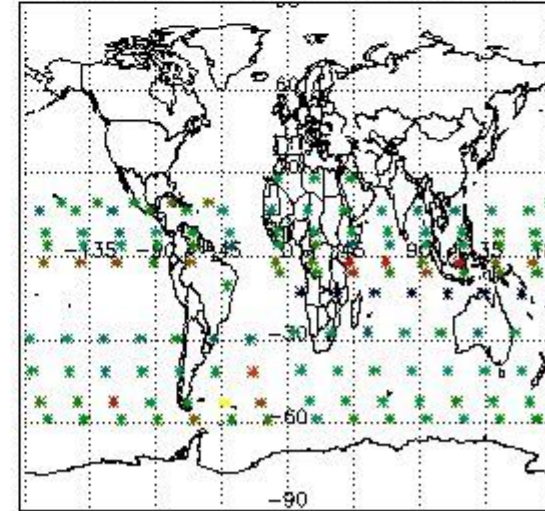
Percentage of flagged data per H2O profile



Percentage of flagged data per NO2 profile



Percentage of flagged data per NO3 profile

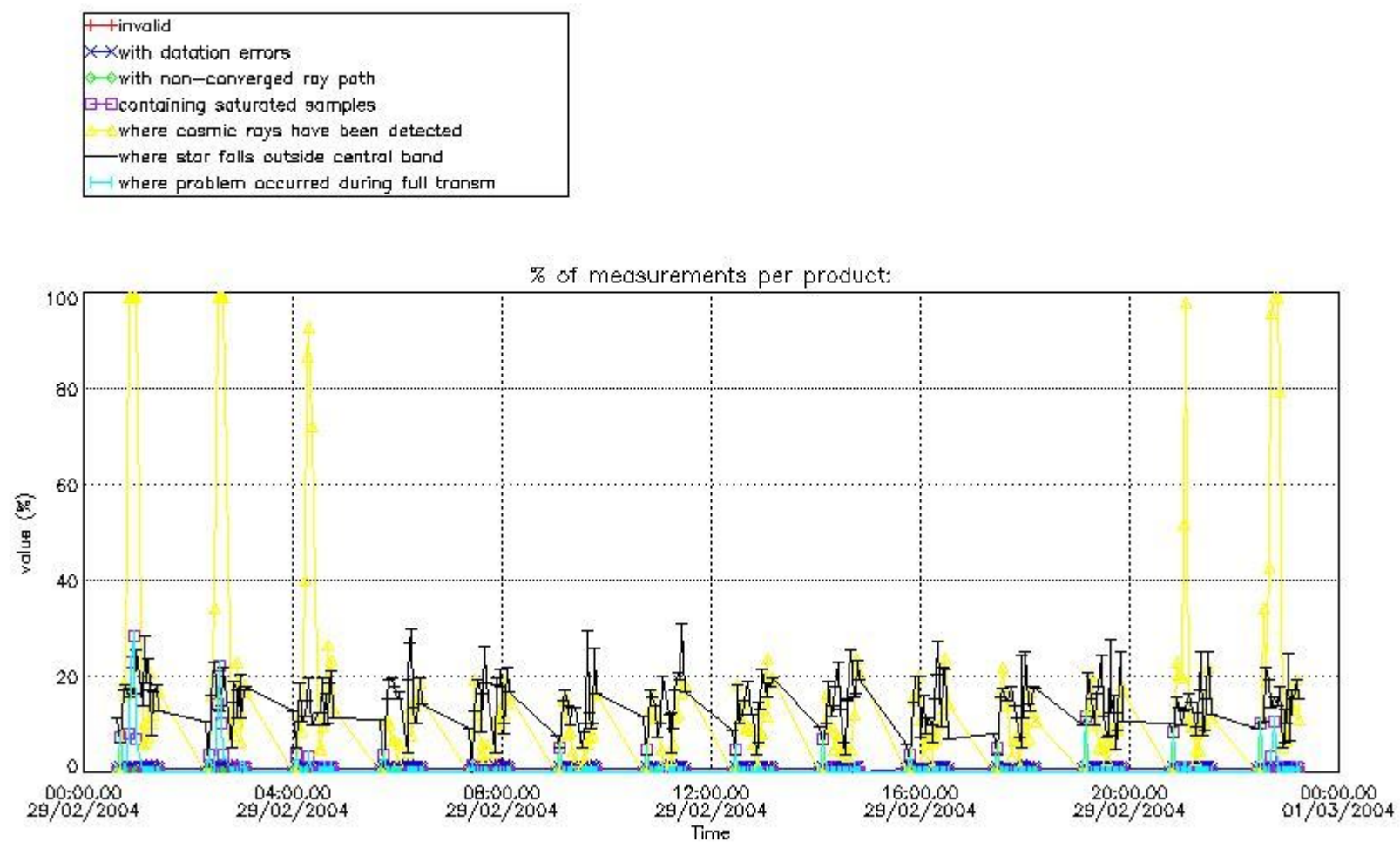


#### 4. Level 1 quality information per product

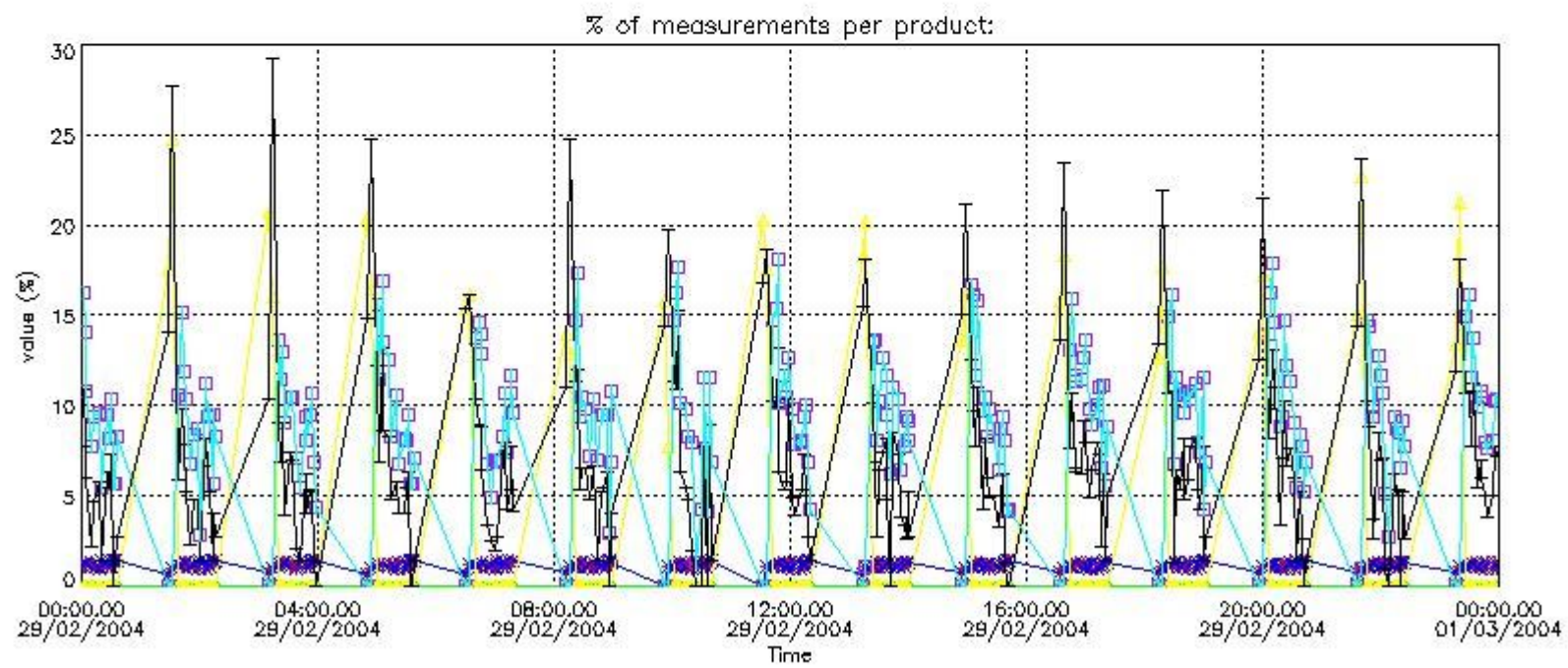
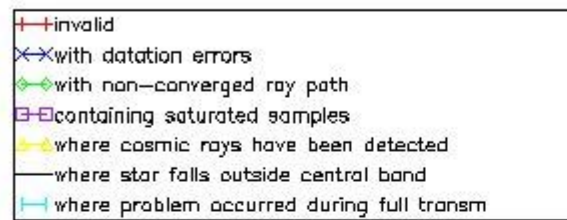
In this section it is plotted some information contained in the Quality Summary data set of the level 2 products that comes from the level 1b processing. Products without errors (error flag in the MPH set to "0") are used.

##### 4.1 Plot quality information per product (time dependant) coming from level 1b processing

###### 4.1.1 Plot level 1 quality information per product (time dependant): ENVISAT ASCENDING passes

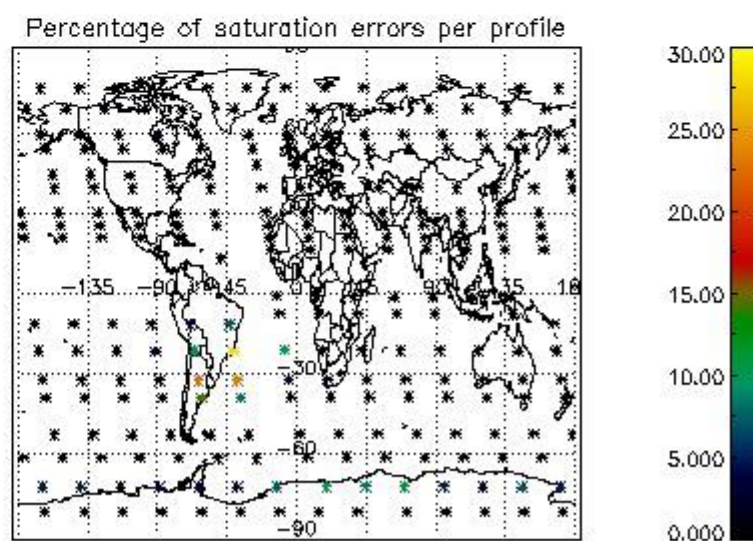
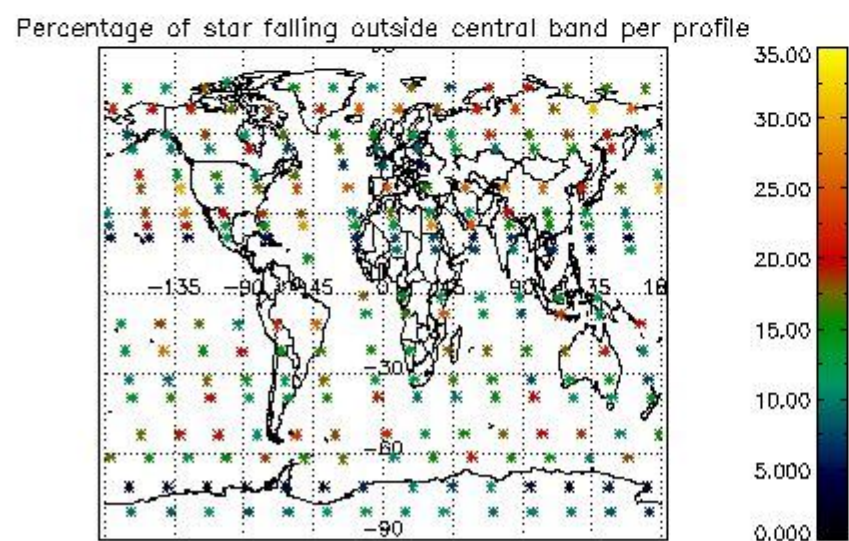
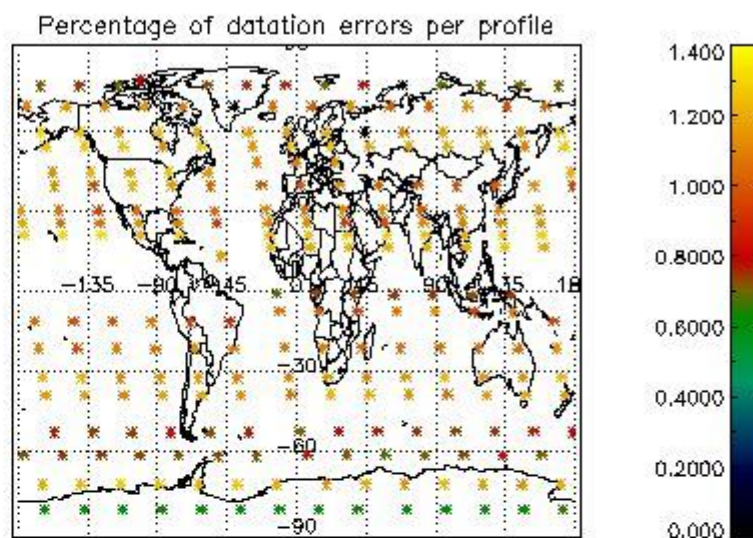
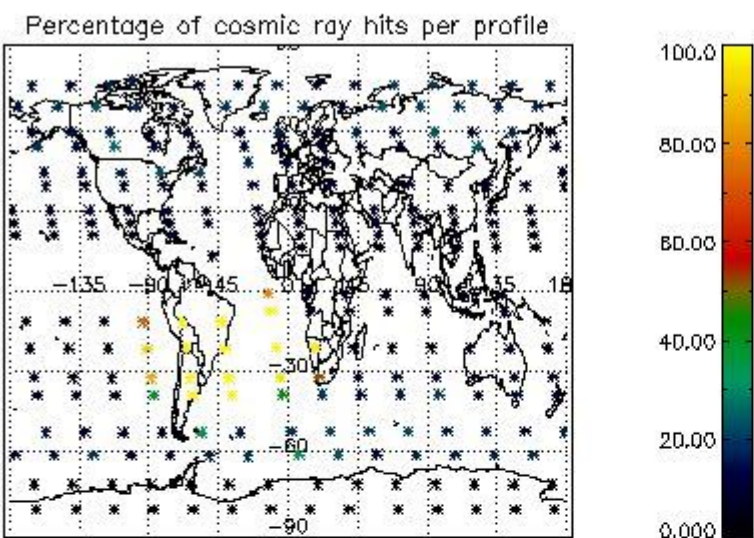


4.1.2 Plot level 1 quality information per product (time dependant): ENVI SAT DESCENDING passes

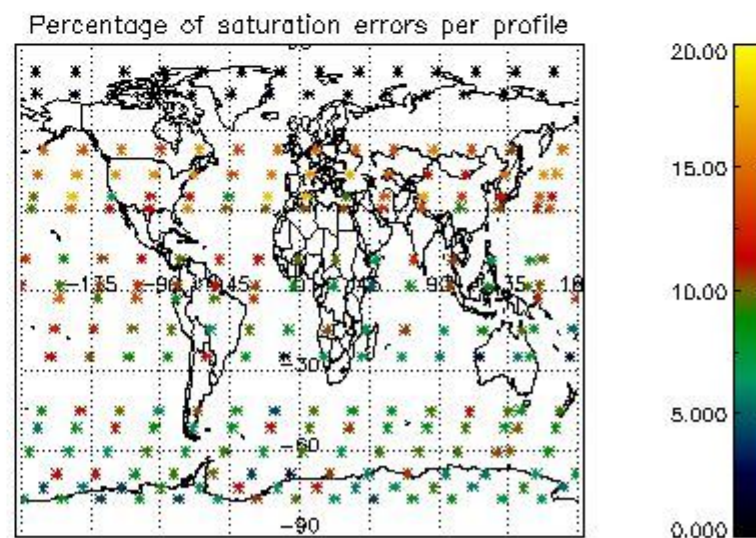
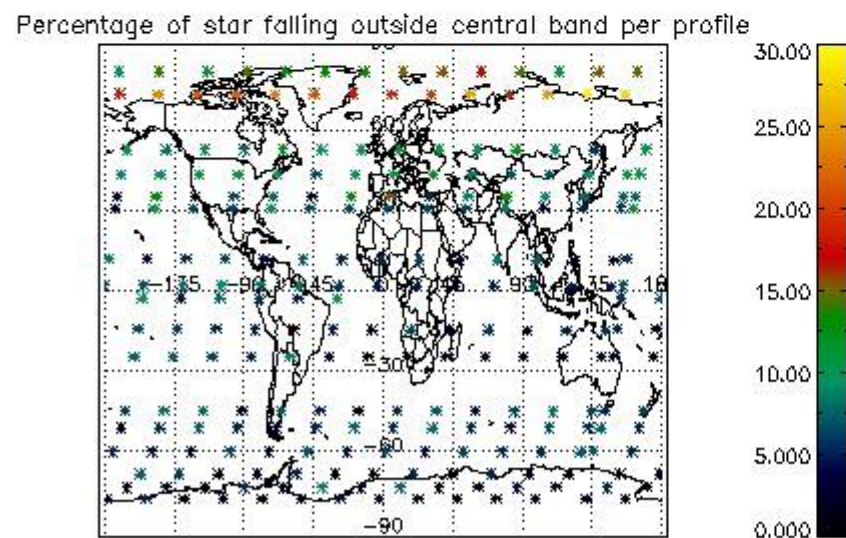
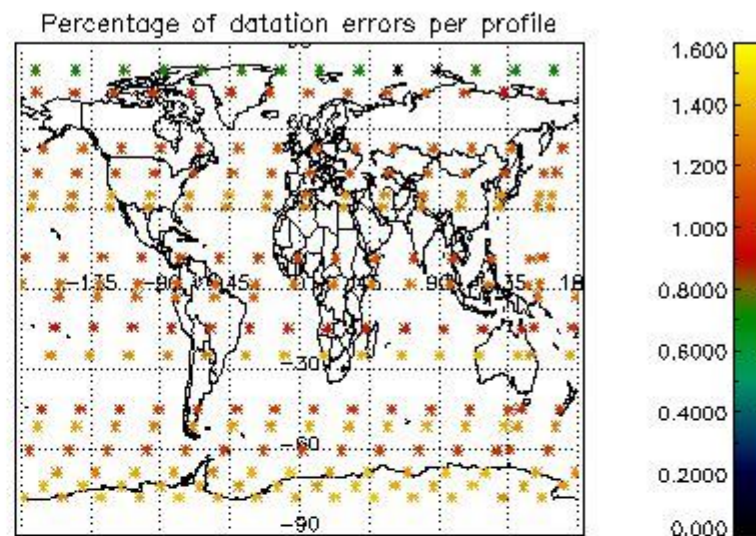
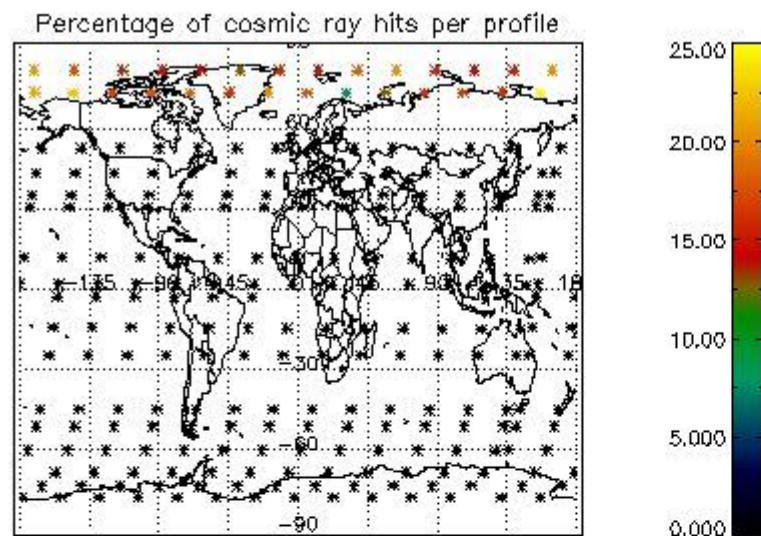


#### 4.2 Plot quality information per product coming from level 1b processing (world map)

##### 4.2.1 Plot level 1 quality information per product (world map): ENVISAT ASCENDING passes



4.2.2 Plot level 1 quality information per product (world map): ENVISAT DESCENDING passes



## 5. Trace gas profiles

### 5.1 Ozone statistics based on quality of products

The final quality of the products can be "measured" using the STD (Standard Deviation) attached to every point profile. This information is written to the parameter GOM\_NL\_\_2P/NL\_LOCAL\_SPECIES\_DENSITY/o3\_std of the level 2 products. The table below shows the statistics for given STD ranges.

The statistics are given with respect to the overall valid production:

- Products without fatal errors: GOM\_NL\_\_2P/MPH/PRODUCT\_ERR=0
- Valid point profile: GOM\_NL\_\_2P/NL\_LOCAL\_SPECIES\_DENSITY/pcd(0)=0

The 'Criteria' is applied to valid points of dark limb products:

- Products in dark limb illumination condition: GOM\_NL\_\_2P/NL\_SUMMARY\_QUALITY/obs\_ill\_cond=0
- Products without fatal errors: GOM\_NL\_\_2P/MPH/PRODUCT\_ERR=0
- Valid point profile: GOM\_NL\_\_2P/NL\_LOCAL\_SPECIES\_DENSITY/pcd(0)=0

So, the table below shows the percentage of dark limb and valid observations for each criteria with respect to the overall valid daily observations.

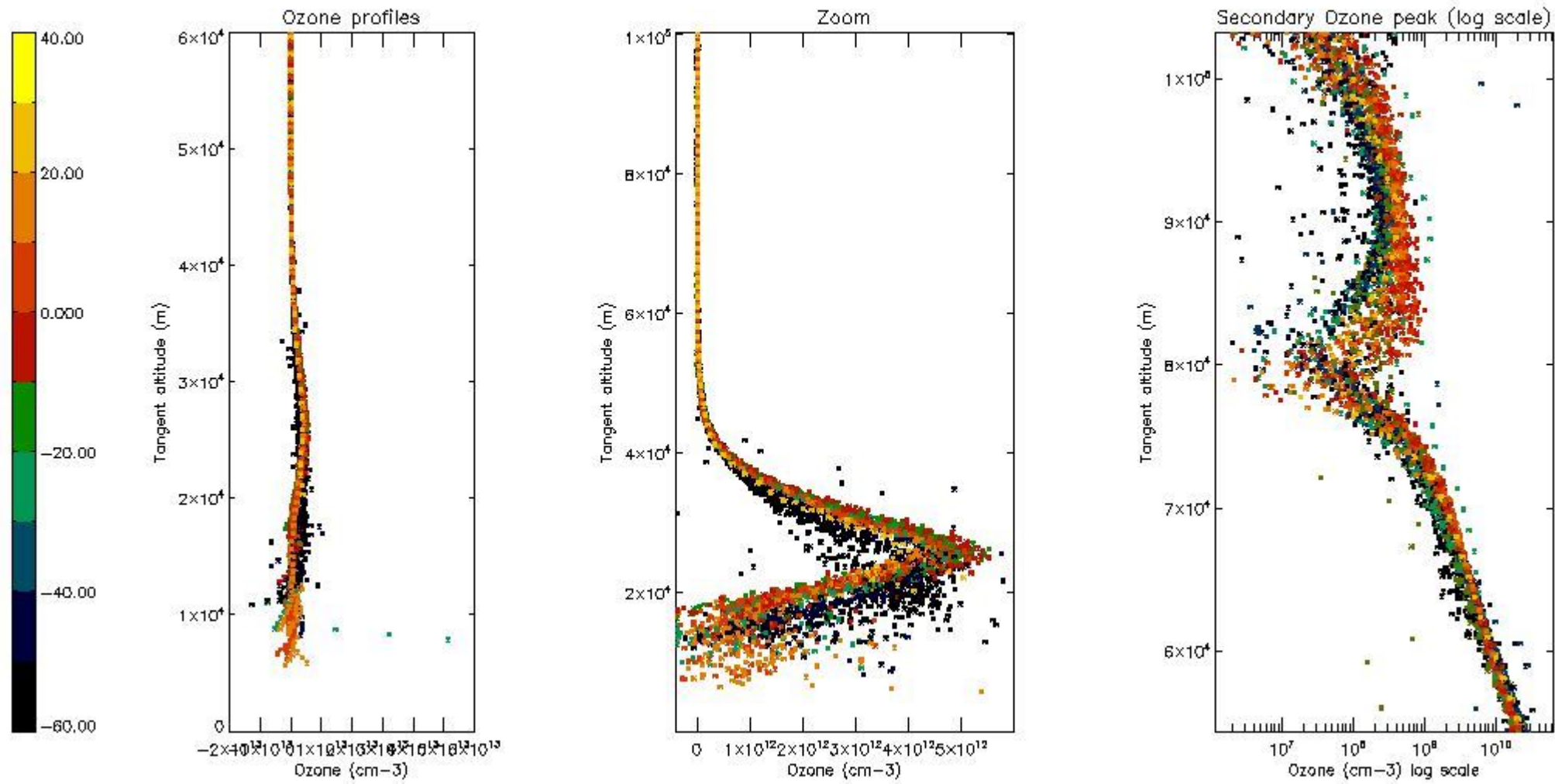
Criteria	% of total production
All STD	27
STD < 20	17



STD < 10	14
STD < 5	10

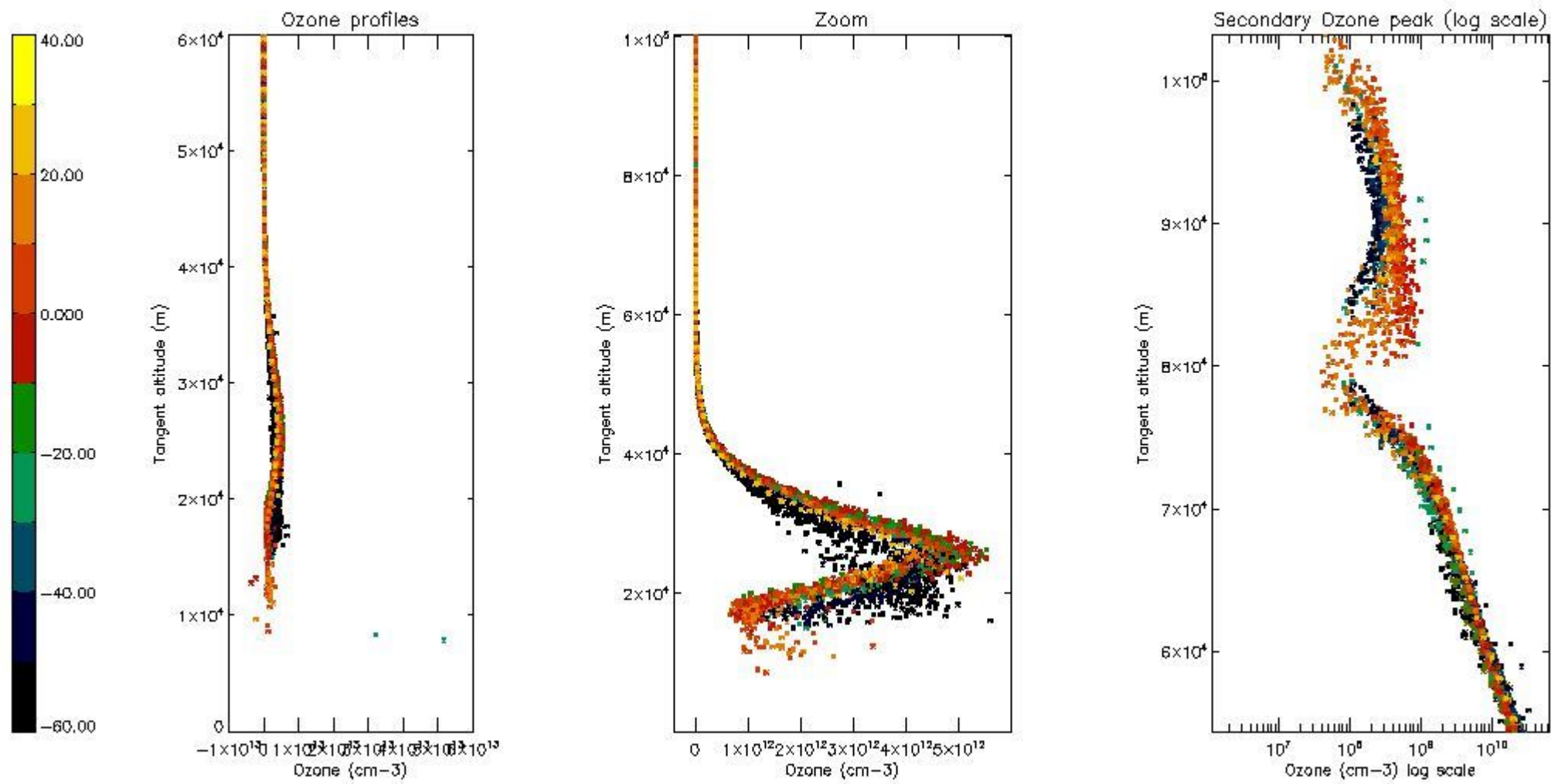
5.2 Plot ozone profiles for all STD (dark without errors)

The colorbar represents the latitude.



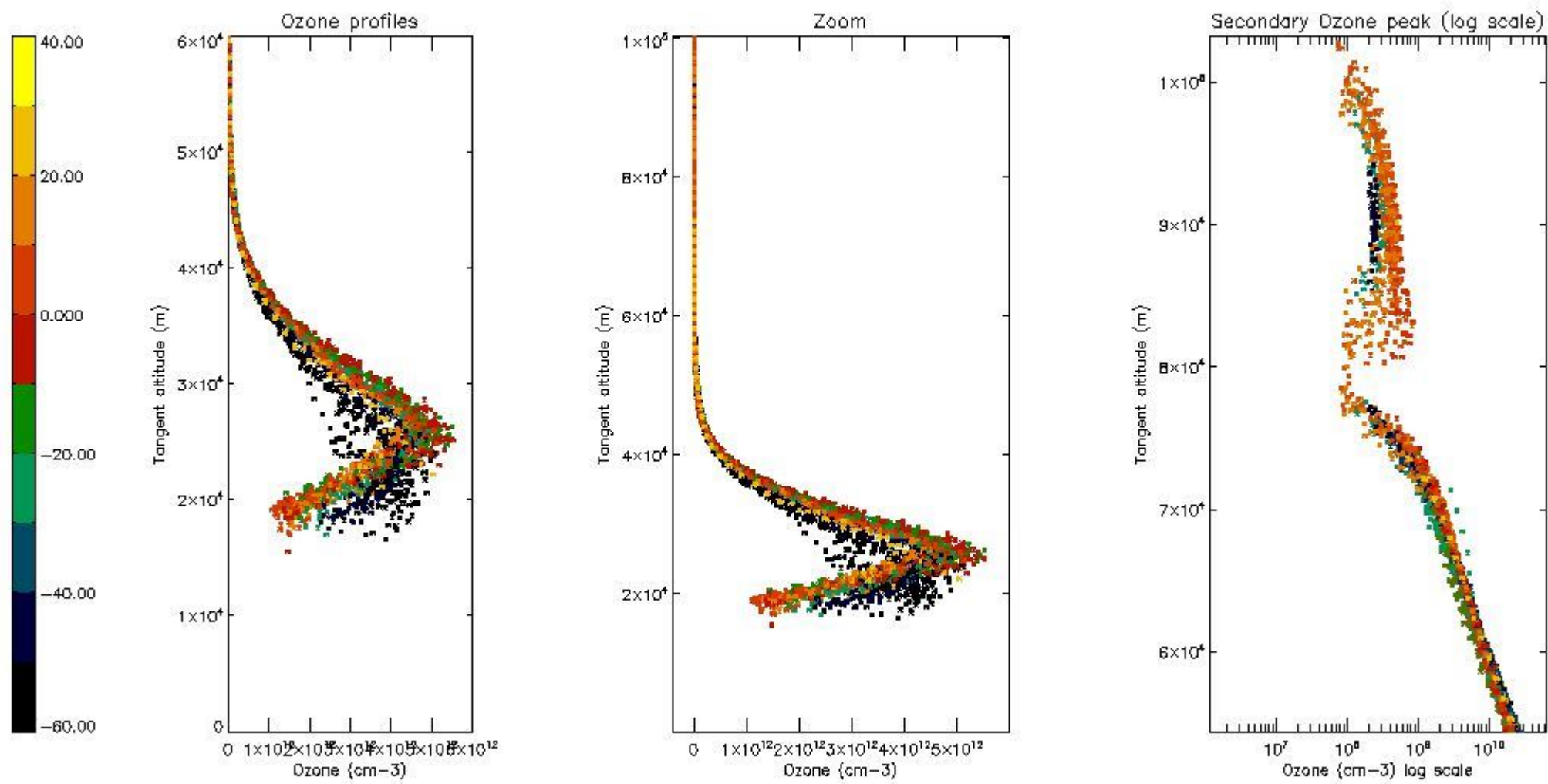
5.3 Plot ozone profiles where STD < 20% (dark without errors)

The colorbar represents the latitude.



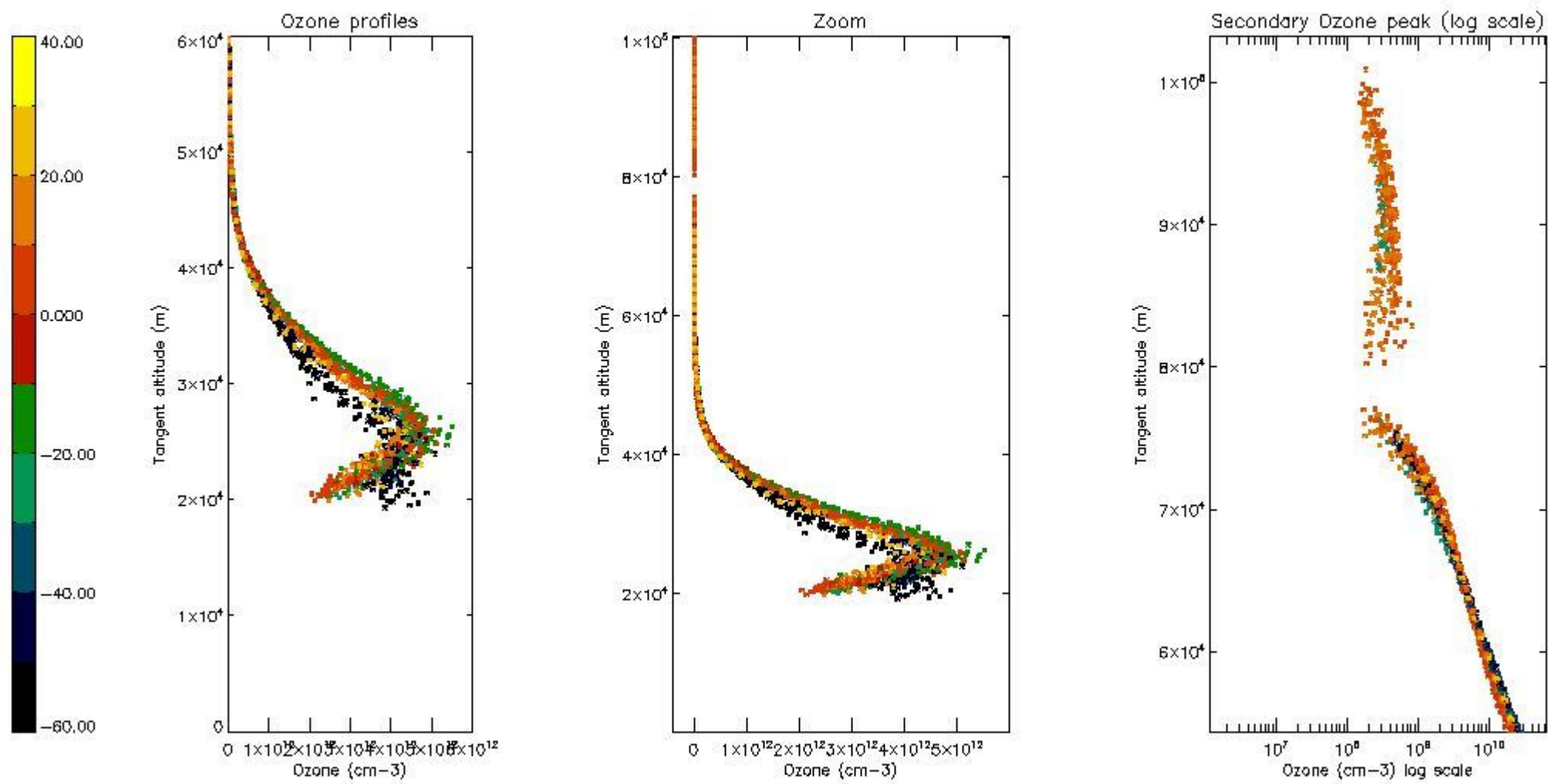
5.4 Plot ozone profiles where  $STD < 10\%$  (dark without errors)

The colorbar represents the latitude.



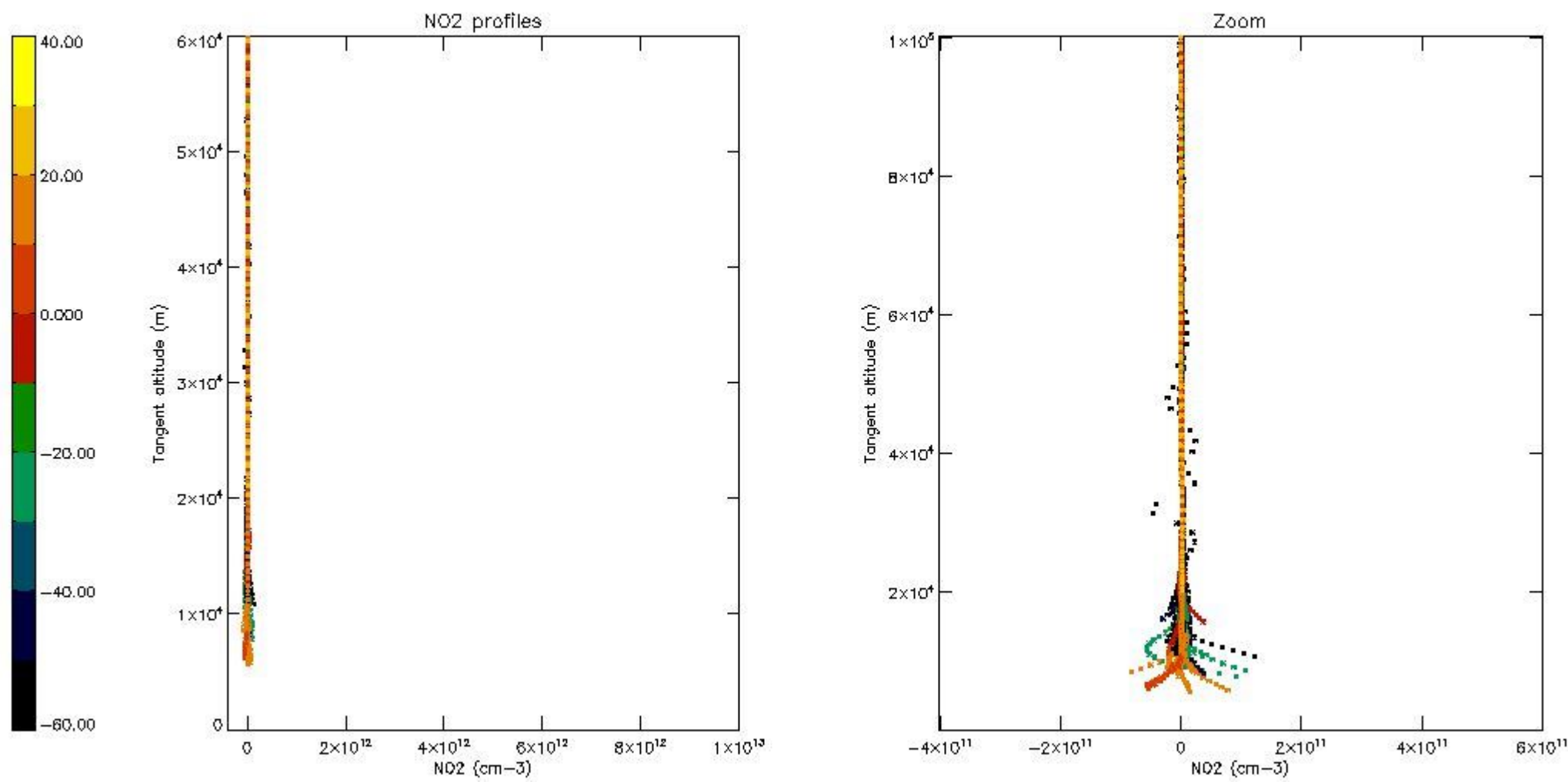
*5.5 Plot ozone profiles where STD < 5% (dark without errors)*

The colorbar represents the latitude.



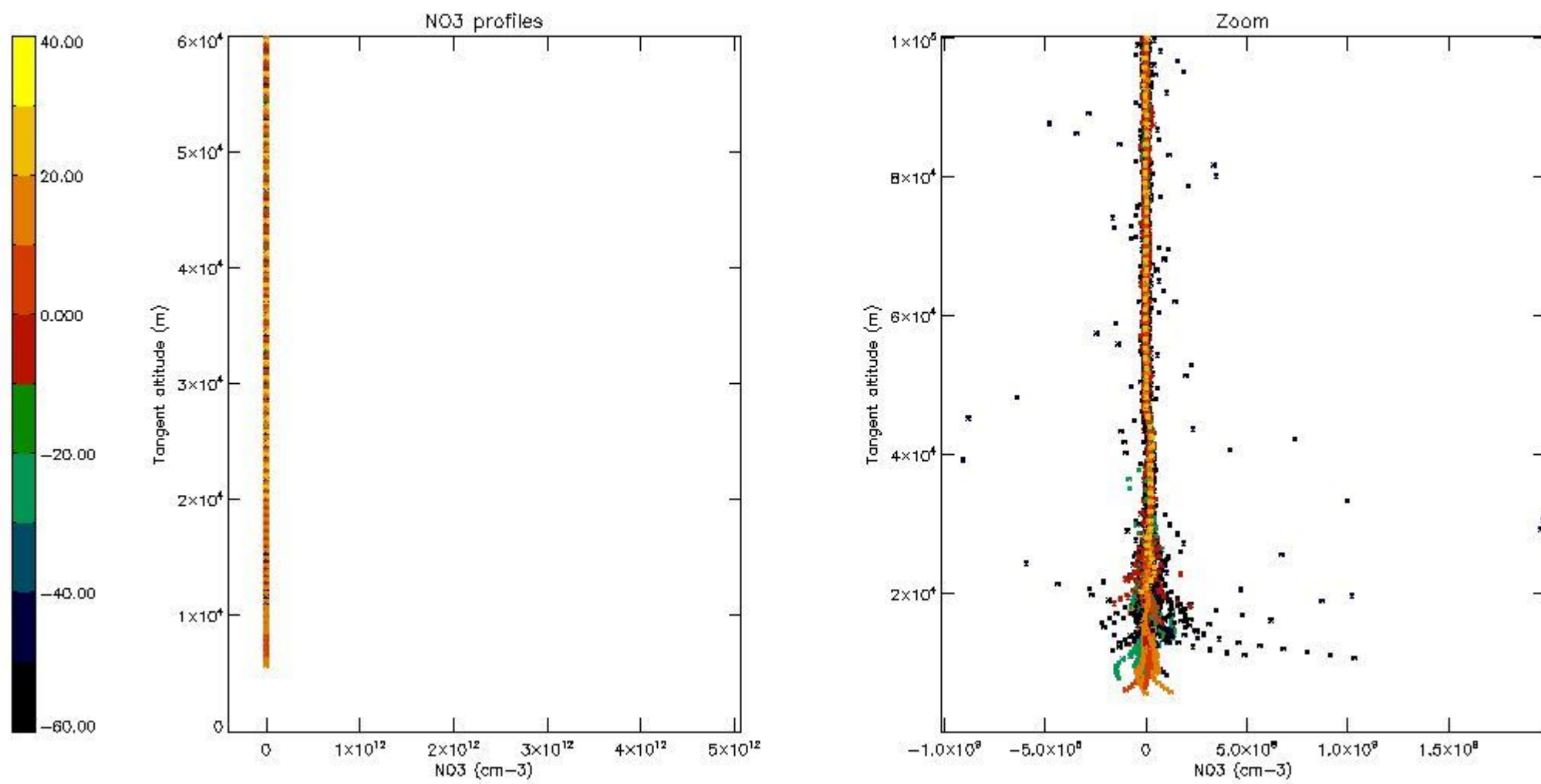
*5.6 Plot NO<sub>2</sub> profiles for all STD (dark without errors)*

The colorbar represents the latitude.



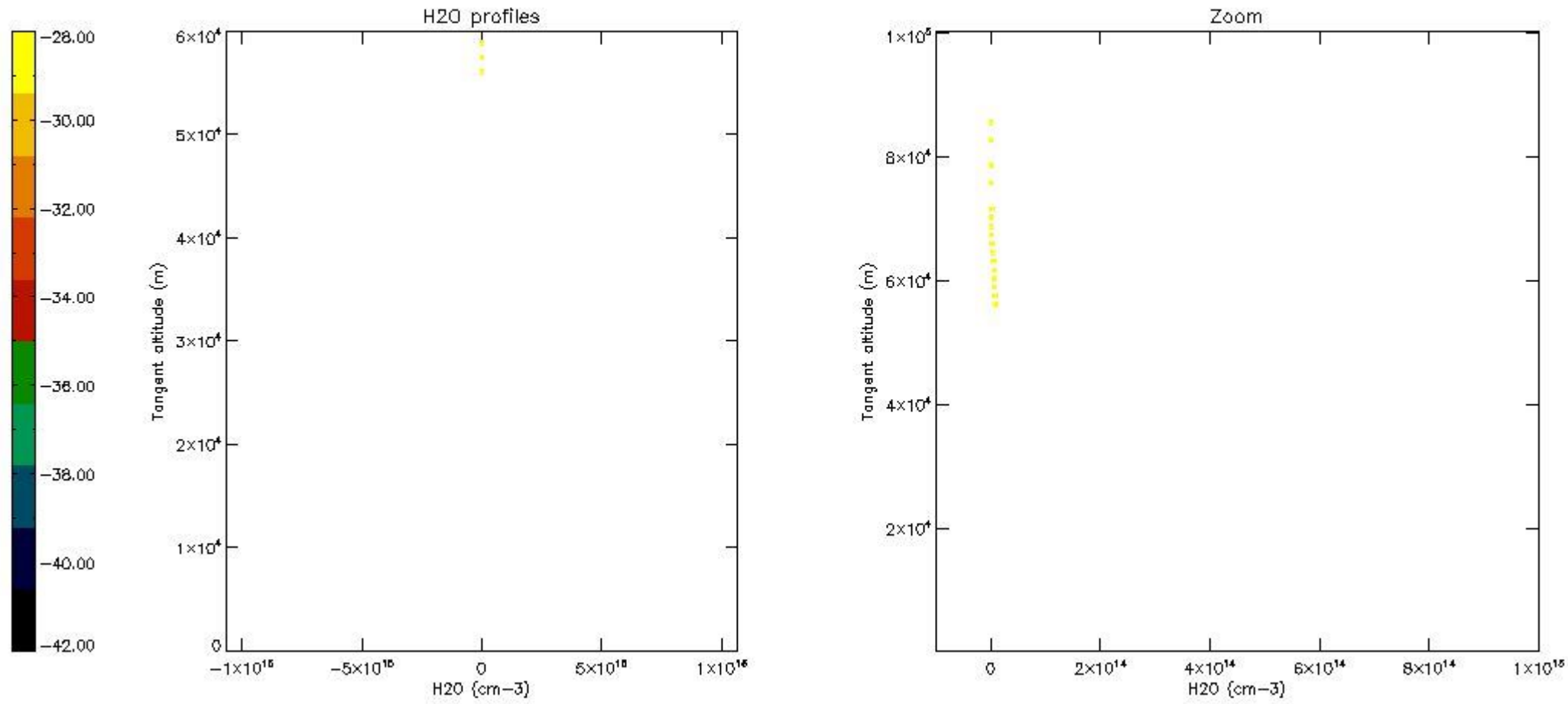
*5.7 Plot NO3 profiles for all STD (dark without errors)*

The colorbar represents the latitude.



*5.8 Plot H2O profiles for all STD (only for occultations of stars 1,2,3,4,13,14,16,26,63 dark without errors)*

The colorbar represents the latitude.



## 6. Auxiliary Data Files used for the production reported in section 2

The number reported in the third column indicates since which file (see list in section 2) the corresponding auxiliary file has been used. The fourth column is the date of those product files.

Type	Auxiliary Filename	Used since product	Used since product date
INST_PHYS_CHARACTERISTICS	GOM_INS_AXVIEC20091111_143220_20030716_120000_20500101_000000	1	29-FEB-2004 00:01:02
LEVEL-2_PROC_CONFIG	GOM_PR2_AXVIEC20091111_152718_20020301_000000_20500101_000000	1	29-FEB-2004 00:01:02
CROSS_SECTIONS_FILE	GOM_CRS_AXVIEC20091111_154832_20020301_000000_20500101_000000	1	29-FEB-2004 00:01:02

# GOMOS Level 2 Daily Report

## SUMMARY

### [1. General Info](#)

### [2. Summary of processed GOM\\_NL\\_2P products](#)

### [3. Level 2 Quality information per product](#)

#### [3.1 Plot of level 2 quality information per product \(time dependant\)](#)

#### [3.2 Plot of level 2 quality information per product \(world map\)](#)

### [4. Level 1 Quality information per product \(stored on level 2 products\)](#)

#### [4.1 Plot of level 1 quality information per product \(time dependant\)](#)

##### [4.1.1 Plot of level 1 quality information per product \(time dependant\): ASCENDING](#)

##### [4.1.2 Plot of level 1 quality information per product \(time dependant\): DESCENDING](#)

#### [4.2 Plot of level 1 quality information per product \(world map\)](#)

##### [4.2.1 Plot of level 1 quality information per product \(world map\): ASCENDING](#)

##### [4.2.2 Plot of level 1 quality information per product \(world map\): DESCENDING](#)

### [5. Ozone profiles based on quality statistics and other trace gas profiles](#)

#### [5.1 Ozone statistics based on quality of products](#)

#### [5.2 Plot ozone profiles for all STD \(dark without errors\)](#)

#### [5.3 Plot ozone profiles where STD < 20% \(dark without errors\)](#)

#### [5.4. Plot ozone profiles where STD < 10% \(dark without errors\)](#)

#### [5.5. Plot ozone profiles where STD < 5% \(dark without errors\)](#)

#### [5.6 Plot NO2 profiles for all STD \(dark without errors\)](#)

#### [5.7 Plot NO3 profiles for all STD \(dark without errors\)](#)

#### [5.8 Plot H2O profiles \(only for occultations of stars 1,2,3,4,13,14,16,26,63 dark without errors\) for all STD](#)

### [6. Auxiliary Data Files used for the production reported in section 2](#)



This report presents the daily analysis on parameters extracted from GOMOS level 2 data (GOM\_NL\_\_2P). It is intended to monitor some important parameters that will impact the quality of these products. A list of level 2 products (and content) that have arrived during the reporting day to the PCF is also given.

Item	Value
Time of report generation	18APR2013 20:23:57
Data source version	GOMOS/6.01
Start time of products	29-02-2004 (29FEB2004 00:00:00)
Stop time of products	01-03-2004 (01MAR2004 00:00:00)
Store outputs in DB	Yes
Nb of level 2 prods	490
Nb of prods with errors	0

## 2. Summary of processed GOM\_NL\_\_2P products.

Nr	Filename	UTC Start time	Limb	Duration	Star Id	Star Name	Star Mag	Star Temp	Nb Meas	Orbit	Prod. error
1	GOM_NL__2PRFIN20040229_000102_000000462024_00374_10448_9940.N1	29-FEB-2004 00:01:02	Bright	46.000	51	41Gam1Leo	2.0100	4500.0	92	10448	No
2	GOM_NL__2PRFIN20040229_000319_000000392024_00374_10448_9941.N1	29-FEB-2004 00:03:19	Bright	39.000	17	78Bet Gem	1.1610	4500.0	78	10448	No
3	GOM_NL__2PRFIN20040229_000430_000000422024_00374_10448_9942.N1	29-FEB-2004 00:04:30	Bright	41.500	24	66Alp Gem	1.5800	10200.	83	10448	No
4	GOM_NL__2PRFIN20040229_001001_000000452024_00374_10448_9943.N1	29-FEB-2004 00:10:01	Bright	45.000	174	52Psi UMa	3.0040	4400.0	90	10448	No
5	GOM_NL__2PRFIN20040229_001244_000000432024_00374_10448_9944.N1	29-FEB-2004 00:12:44	Bright	42.500	82	48Bet UMa	2.3650	10600.	85	10448	No
6	GOM_NL__2PRFIN20040229_001722_000000522024_00374_10448_9945.N1	29-FEB-2004 00:17:22	Bright	52.000	32	77Eps UMa	1.7630	11000.	104	10448	No
7	GOM_NL__2PRFIN20040229_002009_000000372024_00374_10448_9946.N1	29-FEB-2004 00:20:09	Bright	36.500	49	1Alp UMi	1.9900	6300.0	73	10448	No
8	GOM_NL__2PRFIN20040229_002555_000000482024_00374_10448_9947.N1	29-FEB-2004 00:25:55	Bright	47.500	119	14Eta Dra	2.7270	4700.0	95	10448	No
9	GOM_NL__2PRFIN20040229_002739_000000372024_00374_10448_9948.N1	29-FEB-2004 00:27:39	Bright	36.500	89	5Alp Cep	2.4510	8000.0	73	10448	No
10	GOM_NL__2PRFIN20040229_003016_000000482024_00374_10448_9949.N1	29-FEB-2004 00:30:16	Bright	48.000	130	23Bet Dra	2.7990	5800.0	96	10448	No
11	GOM_NL__2PRFIN20040229_003244_000000362024_00374_10448_9950.N1	29-FEB-2004 00:32:44	Bright	35.500	19	50Alp Cyg	1.2460	10500.	71	10448	No
12	GOM_NL__2PRFIN20040229_003418_000000362024_00374_10448_9951.N1	29-FEB-2004 00:34:18	Bright	35.500	66	37Gam Cyg	2.2080	5900.0	71	10448	No
13	GOM_NL__2PRFIN20040229_003551_000000362024_00374_10448_9952.N1	29-FEB-2004 00:35:51	Bright	36.000	92	53Eps Cyg	2.5000	4500.0	72	10448	No
14	GOM_NL__2PRFIN20040229_003851_000000812024_00374_10448_9953.N1	29-FEB-2004 00:38:51	Bright	80.500	133	40Zet Her	2.8070	6000.0	161	10448	No
15	GOM_NL__2PRFIN20040229_004251_000000422024_00374_10448_9954.N1	29-FEB-2004 00:42:51	Bright	41.500	168	17Zet Aql	2.9860	11000.	83	10448	No
16	GOM_NL__2PRFIN20040229_004606_000000702024_00374_10448_9955.N1	29-FEB-2004 00:46:06	Twilight	70.000	59	55Alp Oph	2.0800	8900.0	140	10448	No
17	GOM_NL__2PRFIN20040229_004838_000000662024_00374_10448_9956.N1	29-FEB-2004 00:48:38	Straylight	65.500	126	60Bet Oph	2.7700	4250.0	131	10448	No
18	GOM_NL__2PRFIN20040229_005238_000000452024_00374_10448_9957.N1	29-FEB-2004 00:52:38	Dark	44.500	155	41Pi Sgr	2.9000	6600.0	89	10448	No
19	GOM_NL__2PRFIN20040229_005427_000000462024_00374_10448_9958.N1	29-FEB-2004 00:54:27	Dark	45.500	57	34Sig Sgr	2.0660	26000.	91	10448	No
20	GOM_NL__2PRFIN20040229_005732_000000462024_00374_10448_9959.N1	29-FEB-2004 00:57:32	Dark	46.000	38	20Eps Sgr	1.8360	11000.	92	10448	No
21	GOM_NL__2PRFIN20040229_010020_000000572024_00374_10448_9960.N1	29-FEB-2004 01:00:20	Dark	57.000	25	35Lam Sco	1.6200	28000.	114	10448	No
22	GOM_NL__2PRFIN20040229_010715_000000432024_00375_10449_9929.N1	29-FEB-2004 01:07:15	Dark	43.000	43	Alp TrA	1.9100	4250.0	86	10449	No
23	GOM_NL__2PRFIN20040229_011041_000000552024_00375_10449_9930.N1	29-FEB-2004 01:10:41	Dark	54.500	4	Alp1Cen	-0.010000	5800.0	109	10449	No
24	GOM_NL__2PRFIN20040229_011200_000000492024_00375_10449_9931.N1	29-FEB-2004 01:12:00	Dark	48.500	10	Bet Cen	0.610000	28000.	97	10449	No
25	GOM_NL__2PRFIN20040229_011436_000000492024_00375_10449_9932.N1	29-FEB-2004 01:14:36	Dark	49.000	12	Alp1Cru	0.775000	30000.	98	10449	No
26	GOM_NL__2PRFIN20040229_011602_000000442024_00375_10449_9933.N1	29-FEB-2004 01:16:02	Dark	43.500	29	Bet Car	1.6720	10200.	87	10449	No
27	GOM_NL__2PRFIN20040229_011850_000000392024_00375_10449_9934.N1	29-FEB-2004 01:18:50	Straylight	39.000	71	lot Car	2.2460	7700.0	78	10449	No
28	GOM_NL__2PRFIN20040229_012021_000000422024_00375_10449_9935.N1	29-FEB-2004 01:20:21	Straylight	42.000	46	Del Vel	1.9540	10600.	84	10449	No
29	GOM_NL__2PRFIN20040229_012312_000000472024_00375_10449_9936.N1	29-FEB-2004 01:23:12	Straylight	46.500	65	Lam Vel	2.2040	4400.0	93	10449	No
30	GOM_NL__2PRFIN20040229_012638_000000632024_00375_10449_9937.N1	29-FEB-2004 01:26:38	Straylight	63.000	171	2Eps Crv	3.0010	4250.0	126	10449	No
31	GOM_NL__2PRFIN20040229_012848_000000712024_00375_10449_9938.N1	29-FEB-2004 01:28:48	Straylight	71.000	100	4Gam Crv	2.5800	13100.	142	10449	No
32	GOM_NL__2PRFIN20040229_013245_000000512024_00375_10449_9939.N1	29-FEB-2004 01:32:45	Twilight	50.500	48	30Alp Hya	1.9770	4100.0	101	10449	No
33	GOM_NL__2PRFIN20040229_013859_000000432024_00375_10449_9940.N1	29-FEB-2004 01:38:59	Bright	42.500	22	32Alp Leo	1.3600	15200.	85	10449	No
34	GOM_NL__2PRFIN20040229_014137_000000462024_00375_10449_9941.N1	29-FEB-2004 01:41:37	Bright	46.000	51	41Gam1Leo	2.0100	4500.0	92	10449	No
35	GOM_NL__2PRFIN20040229_014355_000000382024_00375_10449_9942.N1	29-FEB-2004 01:43:55	Bright	38.000	17	78Bet Gem	1.1610	4500.0	76	10449	No
36	GOM_NL__2PRFIN20040229_014508_000000392024_00375_10449_9943.N1	29-FEB-2004 01:45:08	Bright	38.500	24	66Alp Gem	1.5800	10200.	77	10449	No
37	GOM_NL__2PRFIN20040229_015037_000000452024_00375_10449_9944.N1	29-FEB-2004 01:50:37	Bright	44.500	174	52Psi UMa	3.0040	4400.0	89	10449	No
38	GOM_NL__2PRFIN20040229_015320_000000422024_00375_10449_9945.N1	29-FEB-2004 01:53:20	Bright	41.500	82	48Bet UMa	2.3650	10600.	83	10449	No
39	GOM_NL__2PRFIN20040229_015757_000000522024_00375_10449_9946.N1	29-FEB-2004 01:57:57	Bright	51.500	32	77Eps UMa	1.7630	11000.	103	10449	No
40	GOM_NL__2PRFIN20040229_020045_000000362024_00375_10449_9947.N1	29-FEB-2004 02:00:45	Bright	35.500	49	1Alp UMi	1.9900	6300.0	71	10449	No
41	GOM_NL__2PRFIN20040229_020630_000000492024_00375_10449_9948.N1	29-FEB-2004 02:06:30	Bright	49.000	119	14Eta Dra	2.7270	4700.0	98	10449	No
42	GOM_NL__2PRFIN20040229_020815_000000382024_00375_10449_9949.N1	29-FEB-2004 02:08:15	Bright	37.500	89	5Alp Cep	2.4510	8000.0	75	10449	No

43	GOM_NL__2PRFIN20040229_021052_000000482024_00375_10449_9950.N1	29-FEB-2004 02:10:52	Bright	47.500	130	23Bet Dra	2.7990	5800.0	95	10449	No
44	GOM_NL__2PRFIN20040229_021321_000000352024_00375_10449_9951.N1	29-FEB-2004 02:13:21	Bright	35.000	19	50Alp Cyg	1.2460	10500.	70	10449	No
45	GOM_NL__2PRFIN20040229_021454_000000372024_00375_10449_9952.N1	29-FEB-2004 02:14:54	Bright	37.000	66	37Gam Cyg	2.2080	5900.0	74	10449	No
46	GOM_NL__2PRFIN20040229_021627_000000362024_00375_10449_9953.N1	29-FEB-2004 02:16:27	Bright	36.000	92	53Eps Cyg	2.5000	4500.0	72	10449	No
47	GOM_NL__2PRFIN20040229_021927_000000812024_00375_10449_9954.N1	29-FEB-2004 02:19:27	Bright	81.000	133	40Zet Her	2.8070	6000.0	162	10449	No
48	GOM_NL__2PRFIN20040229_022327_000000402024_00375_10449_9955.N1	29-FEB-2004 02:23:27	Bright	39.500	168	17Zet Aql	2.9860	11000.	79	10449	No
49	GOM_NL__2PRFIN20040229_022643_000000692024_00375_10449_9956.N1	29-FEB-2004 02:26:43	Twi_and_stray	69.000	59	55Alp Oph	2.0800	8900.0	138	10449	No
50	GOM_NL__2PRFIN20040229_022915_000000702024_00375_10449_9957.N1	29-FEB-2004 02:29:15	Straylight	70.000	126	60Bet Oph	2.7700	4250.0	140	10449	No
51	GOM_NL__2PRFIN20040229_023314_000000422024_00375_10449_9958.N1	29-FEB-2004 02:33:14	Dark	42.000	155	41Pi Sgr	2.9000	6600.0	84	10449	No
52	GOM_NL__2PRFIN20040229_023503_000000432024_00375_10449_9959.N1	29-FEB-2004 02:35:03	Dark	43.000	57	34Sig Sgr	2.0660	26000.	86	10449	No
53	GOM_NL__2PRFIN20040229_023809_000000442024_00375_10449_9960.N1	29-FEB-2004 02:38:09	Dark	44.000	38	20Eps Sgr	1.8360	11000.	88	10449	No
54	GOM_NL__2PRFIN20040229_024057_000000532024_00375_10449_9961.N1	29-FEB-2004 02:40:57	Dark	53.000	25	35Lam Sco	1.6200	28000.	106	10449	No
55	GOM_NL__2PRFIN20040229_025001_000000392024_00376_10450_9929.N1	29-FEB-2004 02:50:01	Dark	38.500	145	Gam TrA	2.8720	10600.	77	10450	No
56	GOM_NL__2PRFIN20040229_025117_000000452024_00376_10450_9930.N1	29-FEB-2004 02:51:17	Dark	45.000	4	Alp1Cen	-0.010000	5800.0	90	10450	No
57	GOM_NL__2PRFIN20040229_025236_000000482024_00376_10450_9931.N1	29-FEB-2004 02:52:36	Dark	48.000	10	Bet Cen	0.61000	28000.	96	10450	No
58	GOM_NL__2PRFIN20040229_025513_000000442024_00376_10450_9932.N1	29-FEB-2004 02:55:13	Dark	43.500	12	Alp1Cru	0.77500	30000.	87	10450	No
59	GOM_NL__2PRFIN20040229_025638_000000402024_00376_10450_9933.N1	29-FEB-2004 02:56:38	Dark	39.500	29	Bet Car	1.6720	10200.	79	10450	No
60	GOM_NL__2PRFIN20040229_025926_000000452024_00376_10450_9934.N1	29-FEB-2004 02:59:26	Straylight	44.500	71	lot Car	2.2460	7700.0	89	10450	No
61	GOM_NL__2PRFIN20040229_030057_000000402024_00376_10450_9935.N1	29-FEB-2004 03:00:57	Straylight	40.000	46	Del Vel	1.9540	10600.	80	10450	No
62	GOM_NL__2PRFIN20040229_030350_000000442024_00376_10450_9936.N1	29-FEB-2004 03:03:50	Straylight	44.000	65	Lam Vel	2.2040	4400.0	88	10450	No
63	GOM_NL__2PRFIN20040229_030620_000000732024_00376_10450_9937.N1	29-FEB-2004 03:06:20	Straylight	72.500	106	9Bet Crv	2.6480	5600.0	145	10450	No
64	GOM_NL__2PRFIN20040229_030925_000000682024_00376_10450_9938.N1	29-FEB-2004 03:09:25	Straylight	67.500	100	4Gam Crv	2.5800	13100.	135	10450	No
65	GOM_NL__2PRFIN20040229_031321_000000532024_00376_10450_9939.N1	29-FEB-2004 03:13:21	Twi_and_stray	53.000	48	30Alp Hya	1.9770	4100.0	106	10450	No
66	GOM_NL__2PRFIN20040229_031934_000000442024_00376_10450_9940.N1	29-FEB-2004 03:19:34	Bright	44.000	22	32Alp Leo	1.3600	15200.	88	10450	No
67	GOM_NL__2PRFIN20040229_032213_000000442024_00376_10450_9941.N1	29-FEB-2004 03:22:13	Bright	43.500	51	41Gam1Leo	2.0100	4500.0	87	10450	No
68	GOM_NL__2PRFIN20040229_032431_000000392024_00376_10450_9942.N1	29-FEB-2004 03:24:31	Bright	38.500	17	78Bet Gem	1.1610	4500.0	77	10450	No
69	GOM_NL__2PRFIN20040229_032544_000000392024_00376_10450_9943.N1	29-FEB-2004 03:25:44	Bright	38.500	24	66Alp Gem	1.5800	10200.	77	10450	No
70	GOM_NL__2PRFIN20040229_033112_000000482024_00376_10450_9944.N1	29-FEB-2004 03:31:12	Bright	47.500	174	52Psi UMa	3.0040	4400.0	95	10450	No
71	GOM_NL__2PRFIN20040229_033355_000000432024_00376_10450_9945.N1	29-FEB-2004 03:33:55	Bright	43.000	82	48Bet UMa	2.3650	10600.	86	10450	No
72	GOM_NL__2PRFIN20040229_033833_000000502024_00376_10450_9946.N1	29-FEB-2004 03:38:33	Bright	49.500	32	77Eps UMa	1.7630	11000.	99	10450	No
73	GOM_NL__2PRFIN20040229_034121_000000372024_00376_10450_9947.N1	29-FEB-2004 03:41:21	Bright	36.500	49	1Alp UMi	1.9900	6300.0	73	10450	No
74	GOM_NL__2PRFIN20040229_034706_000000482024_00376_10450_9948.N1	29-FEB-2004 03:47:06	Bright	48.000	119	14Eta Dra	2.7270	4700.0	96	10450	No
75	GOM_NL__2PRFIN20040229_034851_000000372024_00376_10450_9949.N1	29-FEB-2004 03:48:51	Bright	37.000	89	5Alp Cep	2.4510	8000.0	74	10450	No
76	GOM_NL__2PRFIN20040229_035127_000000482024_00376_10450_9950.N1	29-FEB-2004 03:51:27	Bright	47.500	130	23Bet Dra	2.7990	5800.0	95	10450	No
77	GOM_NL__2PRFIN20040229_035356_000000382024_00376_10450_9951.N1	29-FEB-2004 03:53:56	Bright	37.500	19	50Alp Cyg	1.2460	10500.	75	10450	No
78	GOM_NL__2PRFIN20040229_035530_000000372024_00376_10450_9952.N1	29-FEB-2004 03:55:30	Bright	36.500	66	37Gam Cyg	2.2080	5900.0	73	10450	No
79	GOM_NL__2PRFIN20040229_035703_000000352024_00376_10450_9953.N1	29-FEB-2004 03:57:03	Bright	34.500	92	53Eps Cyg	2.5000	4500.0	69	10450	No
80	GOM_NL__2PRFIN20040229_040003_000000842024_00376_10450_9954.N1	29-FEB-2004 04:00:03	Bright	83.500	133	40Zet Her	2.8070	6000.0	167	10450	No
81	GOM_NL__2PRFIN20040229_040403_000000412024_00376_10450_9955.N1	29-FEB-2004 04:04:03	Bright	40.500	168	17Zet Aql	2.9860	11000.	81	10450	No
82	GOM_NL__2PRFIN20040229_040720_000000702024_00376_10450_9956.N1	29-FEB-2004 04:07:20	Twi_and_stray	70.000	59	55Alp Oph	2.0800	8900.0	140	10450	No
83	GOM_NL__2PRFIN20040229_040951_000000612024_00376_10450_9957.N1	29-FEB-2004 04:09:51	Straylight	61.000	126	60Bet Oph	2.7700	4250.0	122	10450	No
84	GOM_NL__2PRFIN20040229_041351_000000432024_00376_10450_9958.N1	29-FEB-2004 04:13:51	Dark	42.500	155	41Pi Sgr	2.9000	6600.0	85	10450	No
85	GOM_NL__2PRFIN20040229_041540_000000442024_00376_10450_9959.N1	29-FEB-2004 04:15:40	Dark	44.000	57	34Sig Sgr	2.0660	26000.	88	10450	No
86	GOM_NL__2PRFIN20040229_041844_000000482024_00376_10450_9960.N1	29-FEB-2004 04:18:44	Dark	48.000	38	20Eps Sgr	1.8360	11000.	96	10450	No
87	GOM_NL__2PRFIN20040229_042134_000000472024_00376_10450_9961.N1	29-FEB-2004 04:21:34	Dark	46.500	25	35Lam Sco	1.6200	28000.	93	10450	No
88	GOM_NL__2PRFIN20040229_043037_000000412024_00377_10451_9930.N1	29-FEB-2004 04:30:37	Dark	41.000	145	Gam TrA	2.8720	10600.	82	10451	No
89	GOM_NL__2PRFIN20040229_043154_000000442024_00377_10451_9931.N1	29-FEB-2004 04:31:54	Dark	44.000	4	Alp1Cen	-0.010000	5800.0	88	10451	No
90	GOM_NL__2PRFIN20040229_043313_000000482024_00377_10451_9932.N1	29-FEB-2004 04:33:13	Dark	48.000	10	Bet Cen	0.61000	28000.	96	10451	No
91	GOM_NL__2PRFIN20040229_043549_000000412024_00377_10451_9933.N1	29-FEB-2004 04:35:49	Dark	41.000	12	Alp1Cru	0.77500	30000.	82	10451	No
92	GOM_NL__2PRFIN20040229_043714_000000432024_00377_10451_9934.N1	29-FEB-2004 04:37:14	Dark	43.000	29	Bet Car	1.6720	10200.	86	10451	No
93	GOM_NL__2PRFIN20040229_044003_000000402024_00377_10451_9935.N1	29-FEB-2004 04:40:03	Straylight	39.500	71	lot Car	2.2460	7700.0	79	10451	No
94	GOM_NL__2PRFIN20040229_044133_000000442024_00377_10451_9936.N1	29-FEB-2004 04:41:33	Straylight	43.500	46	Del Vel	1.9540	10600.	87	10451	No
95	GOM_NL__2PRFIN20040229_044427_000000452024_00377_10451_9937.N1	29-FEB-2004 04:44:27	Straylight	45.000	65	Lam Vel	2.2040	4400.0	90	10451	No
96	GOM_NL__2PRFIN20040229_044656_000000672024_00377_10451_9938.N1	29-FEB-2004 04:46:56	Straylight	67.000	106	9Bet Crv	2.6480	5600.0	134	10451	No
97	GOM_NL__2PRFIN20040229_045001_000000712024_00377_10451_9939.N1	29-FEB-2004 04:50:01	Straylight	71.000	100	4Gam Crv	2.5800	13100.	142	10451	No
98	GOM_NL__2PRFIN20040229_045357_000000492024_00377_10451_9940.N1	29-FEB-2004 04:53:57	Twi_and_stray	48.500	48	30Alp Hya	1.9770	4100.0	97	10451	No
99	GOM_NL__2PRFIN20040229_050010_000000452024_00377_10451_9941.N1	29-FEB-2004 05:00:10	Bright	45.000	22	32Alp Leo	1.3600	15200.	90	10451	No
100	GOM_NL__2PRFIN20040229_050249_000000442024_00377_10451_9942.N1	29-FEB-2004 05:02:49	Bright	43.500	51	41Gam1Leo	2.0100	4500.0	87	10451	No
101	GOM_NL__2PRFIN20040229_050507_000000422024_00377_10451_9943.N1	29-FEB-2004 05:05:07	Bright	41.500	17	78Bet Gem	1.1610	4500.0	83	10451	No

102	GOM_NL__2PRFIN20040229_050620_000000412024_00377_10451_9944.N1	29-FEB-2004 05:06:20	Bright	40.500	24	66Alp Gem	1.5800	10200.	81	10451	No
103	GOM_NL__2PRFIN20040229_051148_000000482024_00377_10451_9945.N1	29-FEB-2004 05:11:48	Bright	48.000	174	52Psi UMa	3.0040	4400.0	96	10451	No
104	GOM_NL__2PRFIN20040229_051431_000000422024_00377_10451_9946.N1	29-FEB-2004 05:14:31	Bright	42.000	82	48Bet UMa	2.3650	10600.	84	10451	No
105	GOM_NL__2PRFIN20040229_051908_000000522024_00377_10451_9947.N1	29-FEB-2004 05:19:08	Bright	52.000	32	77Eps UMa	1.7630	11000.	104	10451	No
106	GOM_NL__2PRFIN20040229_052158_000000372024_00377_10451_9948.N1	29-FEB-2004 05:21:58	Bright	37.000	49	1Alp UMi	1.9900	6300.0	74	10451	No
107	GOM_NL__2PRFIN20040229_052739_000000492024_00377_10451_9949.N1	29-FEB-2004 05:27:39	Bright	49.000	119	14Eta Dra	2.7270	4700.0	98	10451	No
108	GOM_NL__2PRFIN20040229_052927_000000372024_00377_10451_9950.N1	29-FEB-2004 05:29:27	Bright	37.000	89	5Alp Cep	2.4510	8000.0	74	10451	No
109	GOM_NL__2PRFIN20040229_053204_000000482024_00377_10451_9951.N1	29-FEB-2004 05:32:04	Bright	47.500	130	23Bet Dra	2.7990	5800.0	95	10451	No
110	GOM_NL__2PRFIN20040229_053433_000000352024_00377_10451_9952.N1	29-FEB-2004 05:34:33	Bright	35.000	19	50Alp Cyg	1.2460	10500.	70	10451	No
111	GOM_NL__2PRFIN20040229_053606_000000362024_00377_10451_9953.N1	29-FEB-2004 05:36:06	Bright	35.500	66	37Gam Cyg	2.2080	5900.0	71	10451	No
112	GOM_NL__2PRFIN20040229_053739_000000362024_00377_10451_9954.N1	29-FEB-2004 05:37:39	Bright	35.500	92	53Eps Cyg	2.5000	4500.0	71	10451	No
113	GOM_NL__2PRFIN20040229_054039_000000822024_00377_10451_9955.N1	29-FEB-2004 05:40:39	Bright	81.500	133	40Zet Her	2.8070	6000.0	163	10451	No
114	GOM_NL__2PRFIN20040229_054440_000000402024_00377_10451_9956.N1	29-FEB-2004 05:44:40	Bright	40.000	168	17Zet Aql	2.9860	11000.	80	10451	No
115	GOM_NL__2PRFIN20040229_054757_000000682024_00377_10451_9957.N1	29-FEB-2004 05:47:57	Tw_i_and_stray	68.000	59	55Alp Oph	2.0800	8900.0	136	10451	No
116	GOM_NL__2PRFIN20040229_055028_000000672024_00377_10451_9958.N1	29-FEB-2004 05:50:28	Straylight	67.000	126	60Bet Oph	2.7700	4250.0	134	10451	No
117	GOM_NL__2PRFIN20040229_055428_000000462024_00377_10451_9959.N1	29-FEB-2004 05:54:28	Dark	45.500	155	41Pi Sgr	2.9000	6600.0	91	10451	No
118	GOM_NL__2PRFIN20040229_055616_000000452024_00377_10451_9960.N1	29-FEB-2004 05:56:16	Dark	45.000	57	34Sig Sgr	2.0660	26000.	90	10451	No
119	GOM_NL__2PRFIN20040229_055922_000000462024_00377_10451_9961.N1	29-FEB-2004 05:59:22	Dark	45.500	38	20Eps Sgr	1.8360	11000.	91	10451	No
120	GOM_NL__2PRFIN20040229_060211_000000512024_00377_10451_9962.N1	29-FEB-2004 06:02:11	Dark	50.500	25	35Lam Sco	1.6200	28000.	101	10451	No
121	GOM_NL__2PRFIN20040229_061114_000000382024_00378_10452_9930.N1	29-FEB-2004 06:11:14	Dark	38.000	145	Gam TrA	2.8720	10600.	76	10452	No
122	GOM_NL__2PRFIN20040229_061231_000000472024_00378_10452_9931.N1	29-FEB-2004 06:12:31	Dark	47.000	4	Alp1Cen	-0.010000	5800.0	94	10452	No
123	GOM_NL__2PRFIN20040229_061350_000000522024_00378_10452_9932.N1	29-FEB-2004 06:13:50	Dark	52.000	10	Bet Cen	0.61000	28000.	104	10452	No
124	GOM_NL__2PRFIN20040229_061626_000000522024_00378_10452_9933.N1	29-FEB-2004 06:16:26	Dark	52.000	12	Alp1Cru	0.77500	30000.	104	10452	No
125	GOM_NL__2PRFIN20040229_061750_000000412024_00378_10452_9934.N1	29-FEB-2004 06:17:50	Dark	41.000	29	Bet Car	1.6720	10200.	82	10452	No
126	GOM_NL__2PRFIN20040229_062039_000000402024_00378_10452_9935.N1	29-FEB-2004 06:20:39	Straylight	39.500	71	lot Car	2.2460	7700.0	79	10452	No
127	GOM_NL__2PRFIN20040229_062210_000000402024_00378_10452_9936.N1	29-FEB-2004 06:22:10	Straylight	39.500	46	Del Vel	1.9540	10600.	79	10452	No
128	GOM_NL__2PRFIN20040229_062504_000000442024_00378_10452_9937.N1	29-FEB-2004 06:25:04	Straylight	43.500	65	Lam Vel	2.2040	4400.0	87	10452	No
129	GOM_NL__2PRFIN20040229_062732_000000702024_00378_10452_9938.N1	29-FEB-2004 06:27:32	Straylight	70.000	106	9Bet Crv	2.6480	5600.0	140	10452	No
130	GOM_NL__2PRFIN20040229_063037_000000722024_00378_10452_9939.N1	29-FEB-2004 06:30:37	Straylight	71.500	100	4Gam Crv	2.5800	13100.	143	10452	No
131	GOM_NL__2PRFIN20040229_063434_000000442024_00378_10452_9940.N1	29-FEB-2004 06:34:34	Tw_i_and_stray	43.500	48	30Alp Hya	1.9770	4100.0	87	10452	No
132	GOM_NL__2PRFIN20040229_064047_000000442024_00378_10452_9941.N1	29-FEB-2004 06:40:47	Bright	43.500	22	32Alp Leo	1.3600	15200.	87	10452	No
133	GOM_NL__2PRFIN20040229_064325_000000452024_00378_10452_9942.N1	29-FEB-2004 06:43:25	Bright	44.500	51	41Gam1Leo	2.0100	4500.0	89	10452	No
134	GOM_NL__2PRFIN20040229_064544_000000402024_00378_10452_9943.N1	29-FEB-2004 06:45:44	Bright	39.500	17	78Bet Gem	1.1610	4500.0	79	10452	No
135	GOM_NL__2PRFIN20040229_064657_000000392024_00378_10452_9944.N1	29-FEB-2004 06:46:57	Bright	39.000	24	66Alp Gem	1.5800	10200.	78	10452	No
136	GOM_NL__2PRFIN20040229_065223_000000452024_00378_10452_9945.N1	29-FEB-2004 06:52:23	Bright	44.500	174	52Psi UMa	3.0040	4400.0	89	10452	No
137	GOM_NL__2PRFIN20040229_065507_000000412024_00378_10452_9946.N1	29-FEB-2004 06:55:07	Bright	40.500	82	48Bet UMa	2.3650	10600.	81	10452	No
138	GOM_NL__2PRFIN20040229_065943_000000512024_00378_10452_9947.N1	29-FEB-2004 06:59:43	Bright	50.500	32	77Eps UMa	1.7630	11000.	101	10452	No
139	GOM_NL__2PRFIN20040229_070234_000000372024_00378_10452_9948.N1	29-FEB-2004 07:02:34	Bright	36.500	49	1Alp UMi	1.9900	6300.0	73	10452	No
140	GOM_NL__2PRFIN20040229_070817_000000482024_00378_10452_9949.N1	29-FEB-2004 07:08:17	Bright	48.000	119	14Eta Dra	2.7270	4700.0	96	10452	No
141	GOM_NL__2PRFIN20040229_071004_000000382024_00378_10452_9950.N1	29-FEB-2004 07:10:04	Bright	37.500	89	5Alp Cep	2.4510	8000.0	75	10452	No
142	GOM_NL__2PRFIN20040229_071239_000000472024_00378_10452_9951.N1	29-FEB-2004 07:12:39	Bright	47.000	130	23Bet Dra	2.7990	5800.0	94	10452	No
143	GOM_NL__2PRFIN20040229_071509_000000382024_00378_10452_9952.N1	29-FEB-2004 07:15:09	Bright	37.500	19	50Alp Cyg	1.2460	10500.	75	10452	No
144	GOM_NL__2PRFIN20040229_071643_000000392024_00378_10452_9953.N1	29-FEB-2004 07:16:43	Bright	38.500	66	37Gam Cyg	2.2080	5900.0	77	10452	No
145	GOM_NL__2PRFIN20040229_071816_000000372024_00378_10452_9954.N1	29-FEB-2004 07:18:16	Bright	36.500	92	53Eps Cyg	2.5000	4500.0	73	10452	No
146	GOM_NL__2PRFIN20040229_072115_000000812024_00378_10452_9955.N1	29-FEB-2004 07:21:15	Bright	81.000	133	40Zet Her	2.8070	6000.0	162	10452	No
147	GOM_NL__2PRFIN20040229_072516_000000392024_00378_10452_9956.N1	29-FEB-2004 07:25:16	Bright	39.000	168	17Zet Aql	2.9860	11000.	78	10452	No
148	GOM_NL__2PRFIN20040229_072832_000000672024_00378_10452_9957.N1	29-FEB-2004 07:28:32	Tw_i_and_stray	67.000	59	55Alp Oph	2.0800	8900.0	134	10452	No
149	GOM_NL__2PRFIN20040229_073105_000000682024_00378_10452_9958.N1	29-FEB-2004 07:31:05	Straylight	67.500	126	60Bet Oph	2.7700	4250.0	135	10452	No
150	GOM_NL__2PRFIN20040229_073504_000000432024_00378_10452_9959.N1	29-FEB-2004 07:35:04	Dark	43.000	155	41Pi Sgr	2.9000	6600.0	86	10452	No
151	GOM_NL__2PRFIN20040229_073653_000000412024_00378_10452_9960.N1	29-FEB-2004 07:36:53	Dark	41.000	57	34Sig Sgr	2.0660	26000.	82	10452	No
152	GOM_NL__2PRFIN20040229_073958_000000522024_00378_10452_9961.N1	29-FEB-2004 07:39:58	Dark	51.500	38	20Eps Sgr	1.8360	11000.	103	10452	No
153	GOM_NL__2PRFIN20040229_074248_000000512024_00378_10452_9962.N1	29-FEB-2004 07:42:48	Dark	51.000	25	35Lam Sco	1.6200	28000.	102	10452	No
154	GOM_NL__2PRFIN20040229_075150_000000382024_00379_10453_9931.N1	29-FEB-2004 07:51:50	Dark	38.000	145	Gam TrA	2.8720	10600.	76	10453	No
155	GOM_NL__2PRFIN20040229_075307_000000482024_00379_10453_9932.N1	29-FEB-2004 07:53:07	Dark	48.000	4	Alp1Cen	-0.010000	5800.0	96	10453	No
156	GOM_NL__2PRFIN20040229_075426_000000472024_00379_10453_9933.N1	29-FEB-2004 07:54:26	Dark	46.500	10	Bet Cen	0.61000	28000.	93	10453	No
157	GOM_NL__2PRFIN20040229_075702_000000452024_00379_10453_9934.N1	29-FEB-2004 07:57:02	Dark	44.500	12	Alp1Cru	0.77500	30000.	89	10453	No
158	GOM_NL__2PRFIN20040229_075826_000000442024_00379_10453_9935.N1	29-FEB-2004 07:58:26	Dark	44.000	29	Bet Car	1.6720	10200.	88	10453	No
159	GOM_NL__2PRFIN20040229_080115_000000402024_00379_10453_9936.N1	29-FEB-2004 08:01:15	Straylight	39.500	71	lot Car	2.2460	7700.0	79	10453	No
160	GOM_NL__2PRFIN20040229_080246_000000382024_00379_10453_9937.N1	29-FEB-2004 08:02:46	Straylight	38.000	46	Del Vel	1.9540	10600.	76	10453	No

161	GOM_NL__2PRFIN20040229_080540_000000462024_00379_10453_9938.N1	29-FEB-2004 08:05:40	Straylight	45.500	65	Lam Vel	2.2040	4400.0	91	10453	No
162	GOM_NL__2PRFIN20040229_080808_000000722024_00379_10453_9939.N1	29-FEB-2004 08:08:08	Straylight	72.000	106	9Bet Crv	2.6480	5600.0	144	10453	No
163	GOM_NL__2PRFIN20040229_081113_000000682024_00379_10453_9940.N1	29-FEB-2004 08:11:13	Straylight	68.000	100	4Gam Crv	2.5800	13100.	136	10453	No
164	GOM_NL__2PRFIN20040229_081510_000000472024_00379_10453_9941.N1	29-FEB-2004 08:15:10	Tw_i_and_stray	46.500	48	30Alp Hya	1.9770	4100.0	93	10453	No
165	GOM_NL__2PRFIN20040229_082122_000000442024_00379_10453_9942.N1	29-FEB-2004 08:21:22	Bright	44.000	22	32Alp Leo	1.3600	15200.	88	10453	No
166	GOM_NL__2PRFIN20040229_082401_000000462024_00379_10453_9943.N1	29-FEB-2004 08:24:01	Bright	46.000	51	41Gam1Leo	2.0100	4500.0	92	10453	No
167	GOM_NL__2PRFIN20040229_082620_000000382024_00379_10453_9944.N1	29-FEB-2004 08:26:20	Bright	37.500	17	78Bet Gem	1.1610	4500.0	75	10453	No
168	GOM_NL__2PRFIN20040229_082734_000000382024_00379_10453_9945.N1	29-FEB-2004 08:27:34	Bright	38.000	24	66Alp Gem	1.5800	10200.	76	10453	No
169	GOM_NL__2PRFIN20040229_083258_000000462024_00379_10453_9946.N1	29-FEB-2004 08:32:58	Bright	46.000	174	52Psi UMa	3.0040	4400.0	92	10453	No
170	GOM_NL__2PRFIN20040229_083542_000000422024_00379_10453_9947.N1	29-FEB-2004 08:35:42	Bright	41.500	82	48Bet UMa	2.3650	10600.	83	10453	No
171	GOM_NL__2PRFIN20040229_084017_000000532024_00379_10453_9948.N1	29-FEB-2004 08:40:17	Bright	53.000	32	77Eps UMa	1.7630	11000.	106	10453	No
172	GOM_NL__2PRFIN20040229_084310_000000362024_00379_10453_9949.N1	29-FEB-2004 08:43:10	Bright	36.000	49	1Alp UMi	1.9900	6300.0	72	10453	No
173	GOM_NL__2PRFIN20040229_084852_000000482024_00379_10453_9950.N1	29-FEB-2004 08:48:52	Bright	47.500	119	14Eta Dra	2.7270	4700.0	95	10453	No
174	GOM_NL__2PRFIN20040229_085039_000000372024_00379_10453_9951.N1	29-FEB-2004 08:50:39	Bright	37.000	89	5Alp Cep	2.4510	8000.0	74	10453	No
175	GOM_NL__2PRFIN20040229_085314_000000482024_00379_10453_9952.N1	29-FEB-2004 08:53:14	Bright	47.500	130	23Bet Dra	2.7990	5800.0	95	10453	No
176	GOM_NL__2PRFIN20040229_085545_000000352024_00379_10453_9953.N1	29-FEB-2004 08:55:45	Bright	34.500	19	50Alp Cyg	1.2460	10500.	69	10453	No
177	GOM_NL__2PRFIN20040229_085719_000000372024_00379_10453_9954.N1	29-FEB-2004 08:57:19	Bright	36.500	66	37Gam Cyg	2.2080	5900.0	73	10453	No
178	GOM_NL__2PRFIN20040229_085851_000000372024_00379_10453_9955.N1	29-FEB-2004 08:58:51	Bright	37.000	92	53Eps Cyg	2.5000	4500.0	74	10453	No
179	GOM_NL__2PRFIN20040229_090152_000000792024_00379_10453_9956.N1	29-FEB-2004 09:01:52	Bright	78.500	133	40Zet Her	2.8070	6000.0	157	10453	No
180	GOM_NL__2PRFIN20040229_090552_000000412024_00379_10453_9957.N1	29-FEB-2004 09:05:52	Bright	40.500	168	17Zet Aql	2.9860	11000.	81	10453	No
181	GOM_NL__2PRFIN20040229_090909_000000682024_00379_10453_9958.N1	29-FEB-2004 09:09:09	Tw_i_and_stray	67.500	59	55Alp Oph	2.0800	8900.0	135	10453	No
182	GOM_NL__2PRFIN20040229_091142_000000652024_00379_10453_9959.N1	29-FEB-2004 09:11:42	Straylight	64.500	126	60Bet Oph	2.7700	4250.0	129	10453	No
183	GOM_NL__2PRFIN20040229_091540_000000432024_00379_10453_9960.N1	29-FEB-2004 09:15:40	Dark	43.000	155	41Pi Sgr	2.9000	6600.0	86	10453	No
184	GOM_NL__2PRFIN20040229_091729_000000412024_00379_10453_9961.N1	29-FEB-2004 09:17:29	Dark	41.000	57	34Sig Sgr	2.0660	26000.	82	10453	No
185	GOM_NL__2PRFIN20040229_092035_000000452024_00379_10453_9962.N1	29-FEB-2004 09:20:35	Dark	45.000	38	20Eps Sgr	1.8360	11000.	90	10453	No
186	GOM_NL__2PRFIN20040229_092324_000000482024_00379_10453_9963.N1	29-FEB-2004 09:23:24	Dark	48.000	25	35Lam Sco	1.6200	28000.	96	10453	No
187	GOM_NL__2PRFIN20040229_093226_000000392024_00380_10454_9931.N1	29-FEB-2004 09:32:26	Dark	38.500	145	Gam TrA	2.8720	10600.	77	10454	No
188	GOM_NL__2PRFIN20040229_093344_000000422024_00380_10454_9932.N1	29-FEB-2004 09:33:44	Dark	42.000	4	Alp1Cen	-0.010000	5800.0	84	10454	No
189	GOM_NL__2PRFIN20040229_093502_000000442024_00380_10454_9933.N1	29-FEB-2004 09:35:02	Dark	43.500	10	Bet Cen	0.61000	28000.	87	10454	No
190	GOM_NL__2PRFIN20040229_093738_000000532024_00380_10454_9934.N1	29-FEB-2004 09:37:38	Dark	52.500	12	Alp1Cru	0.77500	30000.	105	10454	No
191	GOM_NL__2PRFIN20040229_093902_000000412024_00380_10454_9935.N1	29-FEB-2004 09:39:02	Dark	41.000	29	Bet Car	1.6720	10200.	82	10454	No
192	GOM_NL__2PRFIN20040229_094151_000000392024_00380_10454_9936.N1	29-FEB-2004 09:41:51	Straylight	39.000	71	lot Car	2.2460	7700.0	78	10454	No
193	GOM_NL__2PRFIN20040229_094322_000000402024_00380_10454_9937.N1	29-FEB-2004 09:43:22	Straylight	39.500	46	Del Vel	1.9540	10600.	79	10454	No
194	GOM_NL__2PRFIN20040229_094615_000000492024_00380_10454_9938.N1	29-FEB-2004 09:46:15	Straylight	48.500	65	Lam Vel	2.2040	4400.0	97	10454	No
195	GOM_NL__2PRFIN20040229_094845_000000712024_00380_10454_9939.N1	29-FEB-2004 09:48:45	Straylight	71.000	106	9Bet Crv	2.6480	5600.0	142	10454	No
196	GOM_NL__2PRFIN20040229_095150_000000702024_00380_10454_9940.N1	29-FEB-2004 09:51:50	Straylight	69.500	100	4Gam Crv	2.5800	13100.	139	10454	No
197	GOM_NL__2PRFIN20040229_095545_000000462024_00380_10454_9941.N1	29-FEB-2004 09:55:45	Tw_i_and_stray	45.500	48	30Alp Hya	1.9770	4100.0	91	10454	No
198	GOM_NL__2PRFIN20040229_100158_000000442024_00380_10454_9942.N1	29-FEB-2004 10:01:58	Bright	44.000	22	32Alp Leo	1.3600	15200.	88	10454	No
199	GOM_NL__2PRFIN20040229_100436_000000462024_00380_10454_9943.N1	29-FEB-2004 10:04:36	Bright	46.000	51	41Gam1Leo	2.0100	4500.0	92	10454	No
200	GOM_NL__2PRFIN20040229_100656_000000432024_00380_10454_9944.N1	29-FEB-2004 10:06:56	Bright	42.500	17	78Bet Gem	1.1610	4500.0	85	10454	No
201	GOM_NL__2PRFIN20040229_100809_000000402024_00380_10454_9945.N1	29-FEB-2004 10:08:09	Bright	39.500	24	66Alp Gem	1.5800	10200.	79	10454	No
202	GOM_NL__2PRFIN20040229_101333_000000462024_00380_10454_9946.N1	29-FEB-2004 10:13:33	Bright	46.000	174	52Psi UMa	3.0040	4400.0	92	10454	No
203	GOM_NL__2PRFIN20040229_101617_000000422024_00380_10454_9947.N1	29-FEB-2004 10:16:17	Bright	42.000	82	48Bet UMa	2.3650	10600.	84	10454	No
204	GOM_NL__2PRFIN20040229_102053_000000502024_00380_10454_9948.N1	29-FEB-2004 10:20:53	Bright	50.000	32	77Eps UMa	1.7630	11000.	100	10454	No
205	GOM_NL__2PRFIN20040229_102343_000000372024_00380_10454_9949.N1	29-FEB-2004 10:23:43	Bright	37.000	49	1Alp UMi	1.9900	6300.0	74	10454	No
206	GOM_NL__2PRFIN20040229_102926_000000472024_00380_10454_9950.N1	29-FEB-2004 10:29:26	Bright	46.500	119	14Eta Dra	2.7270	4700.0	93	10454	No
207	GOM_NL__2PRFIN20040229_103114_000000392024_00380_10454_9951.N1	29-FEB-2004 10:31:14	Bright	39.000	89	5Alp Cep	2.4510	8000.0	78	10454	No
208	GOM_NL__2PRFIN20040229_103351_000000462024_00380_10454_9952.N1	29-FEB-2004 10:33:51	Bright	46.000	130	23Bet Dra	2.7990	5800.0	92	10454	No
209	GOM_NL__2PRFIN20040229_103620_000000362024_00380_10454_9953.N1	29-FEB-2004 10:36:20	Bright	36.000	19	50Alp Cyg	1.2460	10500.	72	10454	No
210	GOM_NL__2PRFIN20040229_103754_000000392024_00380_10454_9954.N1	29-FEB-2004 10:37:54	Bright	39.000	66	37Gam Cyg	2.2080	5900.0	78	10454	No
211	GOM_NL__2PRFIN20040229_103927_000000372024_00380_10454_9955.N1	29-FEB-2004 10:39:27	Bright	36.500	92	53Eps Cyg	2.5000	4500.0	73	10454	No
212	GOM_NL__2PRFIN20040229_104228_000000832024_00380_10454_9956.N1	29-FEB-2004 10:42:28	Bright	82.500	133	40Zet Her	2.8070	6000.0	165	10454	No
213	GOM_NL__2PRFIN20040229_104628_000000422024_00380_10454_9957.N1	29-FEB-2004 10:46:28	Bright	41.500	168	17Zet Aql	2.9860	11000.	83	10454	No
214	GOM_NL__2PRFIN20040229_104947_000000702024_00380_10454_9958.N1	29-FEB-2004 10:49:47	Tw_i_and_stray	69.500	59	55Alp Oph	2.0800	8900.0	139	10454	No
215	GOM_NL__2PRFIN20040229_105219_000000642024_00380_10454_9959.N1	29-FEB-2004 10:52:19	Straylight	64.000	126	60Bet Oph	2.7700	4250.0	128	10454	No
216	GOM_NL__2PRFIN20040229_105616_000000432024_00380_10454_9960.N1	29-FEB-2004 10:56:16	Dark	43.000	155	41Pi Sgr	2.9000	6600.0	86	10454	No
217	GOM_NL__2PRFIN20040229_105805_000000412024_00380_10454_9961.N1	29-FEB-2004 10:58:05	Dark	40.500	57	34Sig Sgr	2.0660	26000.	81	10454	No
218	GOM_NL__2PRFIN20040229_110111_000000442024_00380_10454_9962.N1	29-FEB-2004 11:01:11	Dark	43.500	38	20Eps Sgr	1.8360	11000.	87	10454	No
219	GOM_NL__2PRFIN20040229_110401_000000532024_00380_10454_9963.N1	29-FEB-2004 11:04:01	Dark	52.500	25	35Lam Sco	1.6200	28000.	105	10454	No

220	GOM_NL__2PRFIN20040229_111145_000000422024_00381_10455_9932.N1	29-FEB-2004 11:11:45	Dark	42.000	134	Bet TrA	2.8100	6600.0	84	10455	No
221	GOM_NL__2PRFIN20040229_111302_000000392024_00381_10455_9933.N1	29-FEB-2004 11:13:02	Dark	38.500	145	Gam TrA	2.8720	10600.	77	10455	No
222	GOM_NL__2PRFIN20040229_111420_000000442024_00381_10455_9934.N1	29-FEB-2004 11:14:20	Dark	44.000	4	Alp1Cen	-0.010000	5800.0	88	10455	No
223	GOM_NL__2PRFIN20040229_111539_000000442024_00381_10455_9935.N1	29-FEB-2004 11:15:39	Dark	43.500	10	Bet Cen	0.61000	28000.	87	10455	No
224	GOM_NL__2PRFIN20040229_111815_000000442024_00381_10455_9936.N1	29-FEB-2004 11:18:15	Dark	44.000	12	Alp1Cru	0.77500	30000.	88	10455	No
225	GOM_NL__2PRFIN20040229_112226_000000462024_00381_10455_9937.N1	29-FEB-2004 11:22:26	Straylight	45.500	71	lot Car	2.2460	7700.0	91	10455	No
226	GOM_NL__2PRFIN20040229_112357_000000442024_00381_10455_9938.N1	29-FEB-2004 11:23:57	Straylight	44.000	46	Del Vel	1.9540	10600.	88	10455	No
227	GOM_NL__2PRFIN20040229_112651_000000522024_00381_10455_9939.N1	29-FEB-2004 11:26:51	Straylight	51.500	65	Lam Vel	2.2040	4400.0	103	10455	No
228	GOM_NL__2PRFIN20040229_112921_000000722024_00381_10455_9940.N1	29-FEB-2004 11:29:21	Straylight	71.500	106	9Bet Crv	2.6480	5600.0	143	10455	No
229	GOM_NL__2PRFIN20040229_113225_000000722024_00381_10455_9941.N1	29-FEB-2004 11:32:25	Straylight	71.500	100	4Gam Crv	2.5800	13100.	143	10455	No
230	GOM_NL__2PRFIN20040229_113621_000000462024_00381_10455_9942.N1	29-FEB-2004 11:36:21	Twl_and_stray	45.500	48	30Alp Hya	1.9770	4100.0	91	10455	No
231	GOM_NL__2PRFIN20040229_114233_000000442024_00381_10455_9943.N1	29-FEB-2004 11:42:33	Bright	44.000	22	32Alp Leo	1.3600	15200.	88	10455	No
232	GOM_NL__2PRFIN20040229_114511_000000462024_00381_10455_9944.N1	29-FEB-2004 11:45:11	Bright	45.500	51	41Gam1Leo	2.0100	4500.0	91	10455	No
233	GOM_NL__2PRFIN20040229_114732_000000422024_00381_10455_9945.N1	29-FEB-2004 11:47:32	Bright	41.500	17	78Bet Gem	1.1610	4500.0	83	10455	No
234	GOM_NL__2PRFIN20040229_114845_000000402024_00381_10455_9946.N1	29-FEB-2004 11:48:45	Bright	39.500	24	66Alp Gem	1.5800	10200.	79	10455	No
235	GOM_NL__2PRFIN20040229_115408_000000472024_00381_10455_9947.N1	29-FEB-2004 11:54:08	Bright	47.000	174	52Psi UMa	3.0040	4400.0	94	10455	No
236	GOM_NL__2PRFIN20040229_115653_000000432024_00381_10455_9948.N1	29-FEB-2004 11:56:53	Bright	43.000	82	48Bet UMa	2.3650	10600.	86	10455	No
237	GOM_NL__2PRFIN20040229_115812_000000442024_00381_10455_9949.N1	29-FEB-2004 11:58:12	Bright	43.500	36	50Alp UMa	1.8000	6300.0	87	10455	No
238	GOM_NL__2PRFIN20040229_120128_000000512024_00381_10455_9950.N1	29-FEB-2004 12:01:28	Bright	51.000	32	77Eps UMa	1.7630	11000.	102	10455	No
239	GOM_NL__2PRFIN20040229_120421_000000382024_00381_10455_9951.N1	29-FEB-2004 12:04:21	Bright	38.000	49	1Alp UMi	1.9900	6300.0	76	10455	No
240	GOM_NL__2PRFIN20040229_121001_000000502024_00381_10455_9952.N1	29-FEB-2004 12:10:01	Bright	49.500	119	14Eta Dra	2.7270	4700.0	99	10455	No
241	GOM_NL__2PRFIN20040229_121150_000000382024_00381_10455_9953.N1	29-FEB-2004 12:11:50	Bright	37.500	89	5Alp Cep	2.4510	8000.0	75	10455	No
242	GOM_NL__2PRFIN20040229_121426_000000482024_00381_10455_9954.N1	29-FEB-2004 12:14:26	Bright	48.000	130	23Bet Dra	2.7990	5800.0	96	10455	No
243	GOM_NL__2PRFIN20040229_121654_000000402024_00381_10455_9955.N1	29-FEB-2004 12:16:54	Bright	40.000	19	50Alp Cyg	1.2460	10500.	80	10455	No
244	GOM_NL__2PRFIN20040229_121831_000000372024_00381_10455_9956.N1	29-FEB-2004 12:18:31	Bright	36.500	66	37Gam Cyg	2.2080	5900.0	73	10455	No
245	GOM_NL__2PRFIN20040229_122003_000000352024_00381_10455_9957.N1	29-FEB-2004 12:20:03	Bright	35.000	92	53Eps Cyg	2.5000	4500.0	70	10455	No
246	GOM_NL__2PRFIN20040229_122304_000000812024_00381_10455_9958.N1	29-FEB-2004 12:23:04	Bright	80.500	133	40Zet Her	2.8070	6000.0	161	10455	No
247	GOM_NL__2PRFIN20040229_122704_000000422024_00381_10455_9959.N1	29-FEB-2004 12:27:04	Bright	41.500	168	17Zet Aql	2.9860	11000.	83	10455	No
248	GOM_NL__2PRFIN20040229_123023_000000712024_00381_10455_9960.N1	29-FEB-2004 12:30:23	Twl_and_stray	71.000	59	55Alp Oph	2.0800	8900.0	142	10455	No
249	GOM_NL__2PRFIN20040229_123256_000000602024_00381_10455_9961.N1	29-FEB-2004 12:32:56	Straylight	60.000	126	60Bet Oph	2.7700	4250.0	120	10455	No
250	GOM_NL__2PRFIN20040229_123653_000000422024_00381_10455_9962.N1	29-FEB-2004 12:36:53	Dark	42.000	155	41Pi Sgr	2.9000	6600.0	84	10455	No
251	GOM_NL__2PRFIN20040229_123842_000000442024_00381_10455_9963.N1	29-FEB-2004 12:38:42	Dark	44.000	57	34Sig Sgr	2.0660	26000.	88	10455	No
252	GOM_NL__2PRFIN20040229_124147_000000482024_00381_10455_9964.N1	29-FEB-2004 12:41:47	Dark	47.500	38	20Eps Sgr	1.8360	11000.	95	10455	No
253	GOM_NL__2PRFIN20040229_124537_000000462024_00381_10455_9965.N1	29-FEB-2004 12:45:37	Dark	45.500	40	The Sco	1.8590	7100.0	91	10455	No
254	GOM_NL__2PRFIN20040229_124722_000000672024_00381_10455_9966.N1	29-FEB-2004 12:47:22	Dark	67.000	16	21Alp Sco	1.0200	3000.0	134	10455	No
255	GOM_NL__2PRFIN20040229_125220_000000402024_00382_10456_9933.N1	29-FEB-2004 12:52:20	Dark	40.000	134	Bet TrA	2.8100	6600.0	80	10456	No
256	GOM_NL__2PRFIN20040229_125338_000000402024_00382_10456_9934.N1	29-FEB-2004 12:53:38	Dark	39.500	145	Gam TrA	2.8720	10600.	79	10456	No
257	GOM_NL__2PRFIN20040229_125456_000000452024_00382_10456_9935.N1	29-FEB-2004 12:54:56	Dark	45.000	4	Alp1Cen	-0.010000	5800.0	90	10456	No
258	GOM_NL__2PRFIN20040229_125615_000000462024_00382_10456_9936.N1	29-FEB-2004 12:56:15	Dark	45.500	10	Bet Cen	0.61000	28000.	91	10456	No
259	GOM_NL__2PRFIN20040229_125850_000000492024_00382_10456_9937.N1	29-FEB-2004 12:58:50	Dark	49.000	12	Alp1Cru	0.77500	30000.	98	10456	No
260	GOM_NL__2PRFIN20040229_130302_000000422024_00382_10456_9938.N1	29-FEB-2004 13:03:02	Straylight	42.000	71	lot Car	2.2460	7700.0	84	10456	No
261	GOM_NL__2PRFIN20040229_130433_000000442024_00382_10456_9939.N1	29-FEB-2004 13:04:33	Straylight	43.500	46	Del Vel	1.9540	10600.	87	10456	No
262	GOM_NL__2PRFIN20040229_130727_000000452024_00382_10456_9940.N1	29-FEB-2004 13:07:27	Straylight	44.500	65	Lam Vel	2.2040	4400.0	89	10456	No
263	GOM_NL__2PRFIN20040229_130958_000000742024_00382_10456_9941.N1	29-FEB-2004 13:09:58	Straylight	73.500	106	9Bet Crv	2.6480	5600.0	147	10456	No
264	GOM_NL__2PRFIN20040229_131301_000000712024_00382_10456_9942.N1	29-FEB-2004 13:13:01	Straylight	71.000	100	4Gam Crv	2.5800	13100.	142	10456	No
265	GOM_NL__2PRFIN20040229_131655_000000472024_00382_10456_9943.N1	29-FEB-2004 13:16:55	Twl_and_stray	47.000	48	30Alp Hya	1.9770	4100.0	94	10456	No
266	GOM_NL__2PRFIN20040229_132308_000000452024_00382_10456_9944.N1	29-FEB-2004 13:23:08	Bright	44.500	22	32Alp Leo	1.3600	15200.	89	10456	No
267	GOM_NL__2PRFIN20040229_132547_000000442024_00382_10456_9945.N1	29-FEB-2004 13:25:47	Bright	44.000	51	41Gam1Leo	2.0100	4500.0	88	10456	No
268	GOM_NL__2PRFIN20040229_132809_000000372024_00382_10456_9946.N1	29-FEB-2004 13:28:09	Bright	37.000	17	78Bet Gem	1.1610	4500.0	74	10456	No
269	GOM_NL__2PRFIN20040229_132921_000000392024_00382_10456_9947.N1	29-FEB-2004 13:29:21	Bright	39.000	24	66Alp Gem	1.5800	10200.	78	10456	No
270	GOM_NL__2PRFIN20040229_133443_000000482024_00382_10456_9948.N1	29-FEB-2004 13:34:43	Bright	47.500	174	52Psi UMa	3.0040	4400.0	95	10456	No
271	GOM_NL__2PRFIN20040229_133728_000000432024_00382_10456_9949.N1	29-FEB-2004 13:37:28	Bright	43.000	82	48Bet UMa	2.3650	10600.	86	10456	No
272	GOM_NL__2PRFIN20040229_133847_000000422024_00382_10456_9950.N1	29-FEB-2004 13:38:47	Bright	42.000	36	50Alp UMa	1.8000	6300.0	84	10456	No
273	GOM_NL__2PRFIN20040229_134204_000000482024_00382_10456_9951.N1	29-FEB-2004 13:42:04	Bright	48.000	32	77Eps UMa	1.7630	11000.	96	10456	No
274	GOM_NL__2PRFIN20040229_134455_000000412024_00382_10456_9952.N1	29-FEB-2004 13:44:55	Bright	41.000	49	1Alp UMi	1.9900	6300.0	82	10456	No
275	GOM_NL__2PRFIN20040229_135039_000000482024_00382_10456_9953.N1	29-FEB-2004 13:50:39	Bright	48.000	119	14Eta Dra	2.7270	4700.0	96	10456	No
276	GOM_NL__2PRFIN20040229_135225_000000392024_00382_10456_9954.N1	29-FEB-2004 13:52:25	Bright	39.000	89	5Alp Cep	2.4510	8000.0	78	10456	No
277	GOM_NL__2PRFIN20040229_135502_000000452024_00382_10456_9955.N1	29-FEB-2004 13:55:02	Bright	45.000	130	23Bet Dra	2.7990	5800.0	90	10456	No
278	GOM_NL__2PRFIN20040229_135732_000000382024_00382_10456_9956.N1	29-FEB-2004 13:57:32	Bright	37.500	19	50Alp Cyg	1.2460	10500.	75	10456	No

279	GOM_NL__2PRFIN20040229_135906_000000382024_00382_10456_9957.N1	29-FEB-2004 13:59:06	Bright	38.000	66	37Gam Cyg	2.2080	5900.0	76	10456	No
280	GOM_NL__2PRFIN20040229_140039_000000372024_00382_10456_9958.N1	29-FEB-2004 14:00:39	Bright	37.000	92	53Eps Cyg	2.5000	4500.0	74	10456	No
281	GOM_NL__2PRFIN20040229_140341_000000802024_00382_10456_9959.N1	29-FEB-2004 14:03:41	Bright	80.000	133	40Zet Her	2.8070	6000.0	160	10456	No
282	GOM_NL__2PRFIN20040229_140738_000000442024_00382_10456_9960.N1	29-FEB-2004 14:07:38	Bright	44.000	168	17Zet Aql	2.9860	11000.	88	10456	No
283	GOM_NL__2PRFIN20040229_141101_000000642024_00382_10456_9961.N1	29-FEB-2004 14:11:01	Tw_i_and_stray	64.000	59	55Alp Oph	2.0800	8900.0	128	10456	No
284	GOM_NL__2PRFIN20040229_141333_000000672024_00382_10456_9962.N1	29-FEB-2004 14:13:33	Straylight	66.500	126	60Bet Oph	2.7700	4250.0	133	10456	No
285	GOM_NL__2PRFIN20040229_141729_000000432024_00382_10456_9963.N1	29-FEB-2004 14:17:29	Dark	43.000	155	41Pi Sgr	2.9000	6600.0	86	10456	No
286	GOM_NL__2PRFIN20040229_141918_000000442024_00382_10456_9964.N1	29-FEB-2004 14:19:18	Dark	43.500	57	34Sig Sgr	2.0660	26000.	87	10456	No
287	GOM_NL__2PRFIN20040229_142224_000000482024_00382_10456_9965.N1	29-FEB-2004 14:22:24	Dark	47.500	38	20Eps Sgr	1.8360	11000.	95	10456	No
288	GOM_NL__2PRFIN20040229_142613_000000532024_00382_10456_9966.N1	29-FEB-2004 14:26:13	Dark	52.500	40	The Sco	1.8590	7100.0	105	10456	No
289	GOM_NL__2PRFIN20040229_142759_000000692024_00382_10456_9967.N1	29-FEB-2004 14:27:59	Dark	68.500	16	21Alp Sco	1.0200	3000.0	137	10456	No
290	GOM_NL__2PRFIN20040229_143257_000000412024_00383_10457_9934.N1	29-FEB-2004 14:32:57	Dark	41.000	134	Bet TrA	2.8100	6600.0	82	10457	No
291	GOM_NL__2PRFIN20040229_143412_000000412024_00383_10457_9935.N1	29-FEB-2004 14:34:12	Dark	41.000	145	Gam TrA	2.8720	10600.	82	10457	No
292	GOM_NL__2PRFIN20040229_143533_000000462024_00383_10457_9936.N1	29-FEB-2004 14:35:33	Dark	46.000	4	Alp1Cen	-0.010000	5800.0	92	10457	No
293	GOM_NL__2PRFIN20040229_143652_000000472024_00383_10457_9937.N1	29-FEB-2004 14:36:52	Dark	46.500	10	Bet Cen	0.61000	28000.	93	10457	No
294	GOM_NL__2PRFIN20040229_143926_000000512024_00383_10457_9938.N1	29-FEB-2004 14:39:26	Dark	51.000	12	Alp1Cru	0.77500	30000.	102	10457	No
295	GOM_NL__2PRFIN20040229_144339_000000422024_00383_10457_9939.N1	29-FEB-2004 14:43:39	Straylight	42.000	71	lot Car	2.2460	7700.0	84	10457	No
296	GOM_NL__2PRFIN20040229_144509_000000432024_00383_10457_9940.N1	29-FEB-2004 14:45:09	Straylight	42.500	46	Del Vel	1.9540	10600.	85	10457	No
297	GOM_NL__2PRFIN20040229_144801_000000502024_00383_10457_9941.N1	29-FEB-2004 14:48:01	Straylight	49.500	65	Lam Vel	2.2040	4400.0	99	10457	No
298	GOM_NL__2PRFIN20040229_145035_000000732024_00383_10457_9942.N1	29-FEB-2004 14:50:35	Straylight	72.500	106	9Bet Crv	2.6480	5600.0	145	10457	No
299	GOM_NL__2PRFIN20040229_145338_000000702024_00383_10457_9943.N1	29-FEB-2004 14:53:38	Straylight	69.500	100	4Gam Crv	2.5800	13100.	139	10457	No
300	GOM_NL__2PRFIN20040229_145731_000000502024_00383_10457_9944.N1	29-FEB-2004 14:57:31	Tw_i_and_stray	49.500	48	30Alp Hya	1.9770	4100.0	99	10457	No
301	GOM_NL__2PRFIN20040229_150342_000000482024_00383_10457_9945.N1	29-FEB-2004 15:03:42	Bright	48.000	22	32Alp Leo	1.3600	15200.	96	10457	No
302	GOM_NL__2PRFIN20040229_150622_000000472024_00383_10457_9946.N1	29-FEB-2004 15:06:22	Bright	46.500	51	41Gam1Leo	2.0100	4500.0	93	10457	No
303	GOM_NL__2PRFIN20040229_150845_000000392024_00383_10457_9947.N1	29-FEB-2004 15:08:45	Bright	38.500	17	78Bet Gem	1.1610	4500.0	77	10457	No
304	GOM_NL__2PRFIN20040229_150958_000000412024_00383_10457_9948.N1	29-FEB-2004 15:09:58	Bright	41.000	24	66Alp Gem	1.5800	10200.	82	10457	No
305	GOM_NL__2PRFIN20040229_151518_000000472024_00383_10457_9949.N1	29-FEB-2004 15:15:18	Bright	46.500	174	52Psi UMa	3.0040	4400.0	93	10457	No
306	GOM_NL__2PRFIN20040229_151804_000000432024_00383_10457_9950.N1	29-FEB-2004 15:18:04	Bright	43.000	82	48Bet UMa	2.3650	10600.	86	10457	No
307	GOM_NL__2PRFIN20040229_151923_000000422024_00383_10457_9951.N1	29-FEB-2004 15:19:23	Bright	42.000	36	50Alp UMa	1.8000	6300.0	84	10457	No
308	GOM_NL__2PRFIN20040229_152238_000000512024_00383_10457_9952.N1	29-FEB-2004 15:22:38	Bright	51.000	32	77Eps UMa	1.7630	11000.	102	10457	No
309	GOM_NL__2PRFIN20040229_152531_000000402024_00383_10457_9953.N1	29-FEB-2004 15:25:31	Bright	40.000	49	1Alp UMi	1.9900	6300.0	80	10457	No
310	GOM_NL__2PRFIN20040229_153114_000000472024_00383_10457_9954.N1	29-FEB-2004 15:31:14	Bright	46.500	119	14Eta Dra	2.7270	4700.0	93	10457	No
311	GOM_NL__2PRFIN20040229_153301_000000402024_00383_10457_9955.N1	29-FEB-2004 15:33:01	Bright	40.000	89	5Alp Cep	2.4510	8000.0	80	10457	No
312	GOM_NL__2PRFIN20040229_153537_000000482024_00383_10457_9956.N1	29-FEB-2004 15:35:37	Bright	48.000	130	23Bet Dra	2.7990	5800.0	96	10457	No
313	GOM_NL__2PRFIN20040229_153808_000000372024_00383_10457_9957.N1	29-FEB-2004 15:38:08	Bright	37.000	19	50Alp Cyg	1.2460	10500.	74	10457	No
314	GOM_NL__2PRFIN20040229_153942_000000362024_00383_10457_9958.N1	29-FEB-2004 15:39:42	Bright	36.000	66	37Gam Cyg	2.2080	5900.0	72	10457	No
315	GOM_NL__2PRFIN20040229_154115_000000362024_00383_10457_9959.N1	29-FEB-2004 15:41:15	Bright	35.500	92	53Eps Cyg	2.5000	4500.0	71	10457	No
316	GOM_NL__2PRFIN20040229_154417_000000772024_00383_10457_9960.N1	29-FEB-2004 15:44:17	Bright	77.000	133	40Zet Her	2.8070	6000.0	154	10457	No
317	GOM_NL__2PRFIN20040229_154815_000000432024_00383_10457_9961.N1	29-FEB-2004 15:48:15	Bright	42.500	168	17Zet Aql	2.9860	11000.	85	10457	No
318	GOM_NL__2PRFIN20040229_155137_000000692024_00383_10457_9962.N1	29-FEB-2004 15:51:37	Tw_i_and_stray	68.500	59	55Alp Oph	2.0800	8900.0	137	10457	No
319	GOM_NL__2PRFIN20040229_155410_000000682024_00383_10457_9963.N1	29-FEB-2004 15:54:10	Straylight	67.500	126	60Bet Oph	2.7700	4250.0	135	10457	No
320	GOM_NL__2PRFIN20040229_155805_000000482024_00383_10457_9964.N1	29-FEB-2004 15:58:05	Dark	47.500	155	41Pi Sgr	2.9000	6600.0	95	10457	No
321	GOM_NL__2PRFIN20040229_155955_000000412024_00383_10457_9965.N1	29-FEB-2004 15:59:55	Dark	41.000	57	34Sig Sgr	2.0660	26000.	82	10457	No
322	GOM_NL__2PRFIN20040229_160300_000000472024_00383_10457_9966.N1	29-FEB-2004 16:03:00	Dark	47.000	38	20Eps Sgr	1.8360	11000.	94	10457	No
323	GOM_NL__2PRFIN20040229_160650_000000442024_00383_10457_9967.N1	29-FEB-2004 16:06:50	Dark	43.500	40	The Sco	1.8590	7100.0	87	10457	No
324	GOM_NL__2PRFIN20040229_160837_000000672024_00383_10457_9968.N1	29-FEB-2004 16:08:37	Dark	67.000	16	21Alp Sco	1.0200	3000.0	134	10457	No
325	GOM_NL__2PRFIN20040229_161334_000000422024_00384_10458_9954.N1	29-FEB-2004 16:13:34	Dark	41.500	134	Bet TrA	2.8100	6600.0	83	10458	No
326	GOM_NL__2PRFIN20040229_161451_000000402024_00384_10458_9955.N1	29-FEB-2004 16:14:51	Dark	40.000	145	Gam TrA	2.8720	10600.	80	10458	No
327	GOM_NL__2PRFIN20040229_161610_000000462024_00384_10458_9956.N1	29-FEB-2004 16:16:10	Dark	45.500	4	Alp1Cen	-0.010000	5800.0	91	10458	No
328	GOM_NL__2PRFIN20040229_161728_000000502024_00384_10458_9957.N1	29-FEB-2004 16:17:28	Dark	49.500	10	Bet Cen	0.61000	28000.	99	10458	No
329	GOM_NL__2PRFIN20040229_162004_000000512024_00384_10458_9958.N1	29-FEB-2004 16:20:04	Dark	51.000	12	Alp1Cru	0.77500	30000.	102	10458	No
330	GOM_NL__2PRFIN20040229_162412_000000422024_00384_10458_9959.N1	29-FEB-2004 16:24:12	Straylight	42.000	71	lot Car	2.2460	7700.0	84	10458	No
331	GOM_NL__2PRFIN20040229_162545_000000462024_00384_10458_9960.N1	29-FEB-2004 16:25:45	Straylight	46.000	46	Del Vel	1.9540	10600.	92	10458	No
332	GOM_NL__2PRFIN20040229_162837_000000492024_00384_10458_9961.N1	29-FEB-2004 16:28:37	Straylight	49.000	65	Lam Vel	2.2040	4400.0	98	10458	No
333	GOM_NL__2PRFIN20040229_163111_000000642024_00384_10458_9962.N1	29-FEB-2004 16:31:11	Straylight	64.000	106	9Bet Crv	2.6480	5600.0	128	10458	No
334	GOM_NL__2PRFIN20040229_163414_000000702024_00384_10458_9963.N1	29-FEB-2004 16:34:14	Straylight	69.500	100	4Gam Crv	2.5800	13100.	139	10458	No
335	GOM_NL__2PRFIN20040229_163809_000000492024_00384_10458_9964.N1	29-FEB-2004 16:38:09	Tw_i_and_stray	49.000	48	30Alp Hya	1.9770	4100.0	98	10458	No
336	GOM_NL__2PRFIN20040229_164418_000000462024_00384_10458_9965.N1	29-FEB-2004 16:44:18	Bright	46.000	22	32Alp Leo	1.3600	15200.	92	10458	No
337	GOM_NL__2PRFIN20040229_164657_000000472024_00384_10458_9966.N1	29-FEB-2004 16:46:57	Bright	47.000	51	41Gam1Leo	2.0100	4500.0	94	10458	No

338	GOM_NL__2PRFIN20040229_164921_000000392024_00384_10458_9967.N1	29-FEB-2004 16:49:21	Bright	38.500	17	78Bet Gem	1.1610	4500.0	77	10458	No
339	GOM_NL__2PRFIN20040229_165034_000000402024_00384_10458_9968.N1	29-FEB-2004 16:50:34	Bright	39.500	24	66Alp Gem	1.5800	10200.	79	10458	No
340	GOM_NL__2PRFIN20040229_165553_000000482024_00384_10458_9969.N1	29-FEB-2004 16:55:53	Bright	48.000	174	52Psi UMa	3.0040	4400.0	96	10458	No
341	GOM_NL__2PRFIN20040229_165839_000000442024_00384_10458_9970.N1	29-FEB-2004 16:58:39	Bright	43.500	82	48Bet UMa	2.3650	10600.	87	10458	No
342	GOM_NL__2PRFIN20040229_165958_000000442024_00384_10458_9971.N1	29-FEB-2004 16:59:58	Bright	44.000	36	50Alp UMa	1.8000	6300.0	88	10458	No
343	GOM_NL__2PRFIN20040229_170313_000000512024_00384_10458_9972.N1	29-FEB-2004 17:03:13	Bright	51.000	32	77Eps UMa	1.7630	11000.	102	10458	No
344	GOM_NL__2PRFIN20040229_170609_000000392024_00384_10458_9973.N1	29-FEB-2004 17:06:09	Bright	39.000	49	1Alp UMi	1.9900	6300.0	78	10458	No
345	GOM_NL__2PRFIN20040229_171148_000000502024_00384_10458_9974.N1	29-FEB-2004 17:11:48	Bright	50.000	119	14Eta Dra	2.7270	4700.0	100	10458	No
346	GOM_NL__2PRFIN20040229_171337_000000412024_00384_10458_9975.N1	29-FEB-2004 17:13:37	Bright	41.000	89	5Alp Cep	2.4510	8000.0	82	10458	No
347	GOM_NL__2PRFIN20040229_171613_000000462024_00384_10458_9976.N1	29-FEB-2004 17:16:13	Bright	46.000	130	23Bet Dra	2.7990	5800.0	92	10458	No
348	GOM_NL__2PRFIN20040229_171843_000000412024_00384_10458_9977.N1	29-FEB-2004 17:18:43	Bright	40.500	19	50Alp Cyg	1.2460	10500.	81	10458	No
349	GOM_NL__2PRFIN20040229_172019_000000362024_00384_10458_9978.N1	29-FEB-2004 17:20:19	Bright	36.000	66	37Gam Cyg	2.2080	5900.0	72	10458	No
350	GOM_NL__2PRFIN20040229_172149_000000402024_00384_10458_9979.N1	29-FEB-2004 17:21:49	Bright	39.500	92	53Eps Cyg	2.5000	4500.0	79	10458	No
351	GOM_NL__2PRFIN20040229_172453_000000802024_00384_10458_9980.N1	29-FEB-2004 17:24:53	Bright	80.000	133	40Zet Her	2.8070	6000.0	160	10458	No
352	GOM_NL__2PRFIN20040229_172854_000000412024_00384_10458_9981.N1	29-FEB-2004 17:28:54	Bright	40.500	168	17Zet Aql	2.9860	11000.	81	10458	No
353	GOM_NL__2PRFIN20040229_173213_000000702024_00384_10458_9982.N1	29-FEB-2004 17:32:13	Tw_i_and_stray	70.000	59	55Alp Oph	2.0800	8900.0	140	10458	No
354	GOM_NL__2PRFIN20040229_173447_000000662024_00384_10458_9983.N1	29-FEB-2004 17:34:47	Straylight	66.000	126	60Bet Oph	2.7700	4250.0	132	10458	No
355	GOM_NL__2PRFIN20040229_173842_000000442024_00384_10458_9984.N1	29-FEB-2004 17:38:42	Dark	44.000	155	41Pi Sgr	2.9000	6600.0	88	10458	No
356	GOM_NL__2PRFIN20040229_174031_000000442024_00384_10458_9985.N1	29-FEB-2004 17:40:31	Dark	43.500	57	34Sig Sgr	2.0660	26000.	87	10458	No
357	GOM_NL__2PRFIN20040229_174337_000000482024_00384_10458_9986.N1	29-FEB-2004 17:43:37	Dark	47.500	38	20Eps Sgr	1.8360	11000.	95	10458	No
358	GOM_NL__2PRFIN20040229_174727_000000472024_00384_10458_9987.N1	29-FEB-2004 17:47:27	Dark	46.500	40	The Sco	1.8590	7100.0	93	10458	No
359	GOM_NL__2PRFIN20040229_174915_000000672024_00384_10458_9988.N1	29-FEB-2004 17:49:15	Dark	67.000	16	21Alp Sco	1.0200	3000.0	134	10458	No
360	GOM_NL__2PRFIN20040229_175411_000000412024_00385_10459_9955.N1	29-FEB-2004 17:54:11	Dark	41.000	134	Bet TrA	2.8100	6600.0	82	10459	No
361	GOM_NL__2PRFIN20040229_175528_000000392024_00385_10459_9956.N1	29-FEB-2004 17:55:28	Dark	38.500	145	Gam TrA	2.8720	10600.	77	10459	No
362	GOM_NL__2PRFIN20040229_175646_000000512024_00385_10459_9957.N1	29-FEB-2004 17:56:46	Dark	51.000	4	Alp1Cen	-0.010000	5800.0	102	10459	No
363	GOM_NL__2PRFIN20040229_175805_000000452024_00385_10459_9958.N1	29-FEB-2004 17:58:05	Dark	44.500	10	Bet Cen	0.61000	28000.	89	10459	No
364	GOM_NL__2PRFIN20040229_180040_000000502024_00385_10459_9959.N1	29-FEB-2004 18:00:40	Dark	49.500	12	Alp1Cru	0.77500	30000.	99	10459	No
365	GOM_NL__2PRFIN20040229_180450_000000432024_00385_10459_9960.N1	29-FEB-2004 18:04:50	Straylight	42.500	71	lot Car	2.2460	7700.0	85	10459	No
366	GOM_NL__2PRFIN20040229_180622_000000392024_00385_10459_9961.N1	29-FEB-2004 18:06:22	Straylight	39.000	46	Del Vel	1.9540	10600.	78	10459	No
367	GOM_NL__2PRFIN20040229_180915_000000452024_00385_10459_9962.N1	29-FEB-2004 18:09:15	Straylight	44.500	65	Lam Vel	2.2040	4400.0	89	10459	No
368	GOM_NL__2PRFIN20040229_181147_000000722024_00385_10459_9963.N1	29-FEB-2004 18:11:47	Straylight	71.500	106	9Bet Crv	2.6480	5600.0	143	10459	No
369	GOM_NL__2PRFIN20040229_181450_000000672024_00385_10459_9964.N1	29-FEB-2004 18:14:50	Straylight	67.000	100	4Gam Crv	2.5800	13100.	134	10459	No
370	GOM_NL__2PRFIN20040229_181845_000000482024_00385_10459_9965.N1	29-FEB-2004 18:18:45	Tw_i_and_stray	48.000	48	30Alp Hya	1.9770	4100.0	96	10459	No
371	GOM_NL__2PRFIN20040229_182454_000000472024_00385_10459_9966.N1	29-FEB-2004 18:24:54	Bright	47.000	22	32Alp Leo	1.3600	15200.	94	10459	No
372	GOM_NL__2PRFIN20040229_182733_000000472024_00385_10459_9967.N1	29-FEB-2004 18:27:33	Bright	46.500	51	41Gam1Leo	2.0100	4500.0	93	10459	No
373	GOM_NL__2PRFIN20040229_182957_000000372024_00385_10459_9968.N1	29-FEB-2004 18:29:57	Bright	37.000	17	78Bet Gem	1.1610	4500.0	74	10459	No
374	GOM_NL__2PRFIN20040229_183111_000000392024_00385_10459_9969.N1	29-FEB-2004 18:31:11	Bright	39.000	24	66Alp Gem	1.5800	10200.	78	10459	No
375	GOM_NL__2PRFIN20040229_183629_000000472024_00385_10459_9970.N1	29-FEB-2004 18:36:29	Bright	47.000	174	52Psi UMa	3.0040	4400.0	94	10459	No
376	GOM_NL__2PRFIN20040229_183915_000000432024_00385_10459_9971.N1	29-FEB-2004 18:39:15	Bright	42.500	82	48Bet UMa	2.3650	10600.	85	10459	No
377	GOM_NL__2PRFIN20040229_184034_000000422024_00385_10459_9972.N1	29-FEB-2004 18:40:34	Bright	41.500	36	50Alp UMa	1.8000	6300.0	83	10459	No
378	GOM_NL__2PRFIN20040229_184349_000000512024_00385_10459_9973.N1	29-FEB-2004 18:43:49	Bright	51.000	32	77Eps UMa	1.7630	11000.	102	10459	No
379	GOM_NL__2PRFIN20040229_184646_000000392024_00385_10459_9974.N1	29-FEB-2004 18:46:46	Bright	38.500	49	1Alp UMi	1.9900	6300.0	77	10459	No
380	GOM_NL__2PRFIN20040229_185225_000000492024_00385_10459_9975.N1	29-FEB-2004 18:52:25	Bright	49.000	119	14Eta Dra	2.7270	4700.0	98	10459	No
381	GOM_NL__2PRFIN20040229_185415_000000382024_00385_10459_9976.N1	29-FEB-2004 18:54:15	Bright	37.500	89	5Alp Cep	2.4510	8000.0	75	10459	No
382	GOM_NL__2PRFIN20040229_185649_000000472024_00385_10459_9977.N1	29-FEB-2004 18:56:49	Bright	47.000	130	23Bet Dra	2.7990	5800.0	94	10459	No
383	GOM_NL__2PRFIN20040229_185920_000000392024_00385_10459_9978.N1	29-FEB-2004 18:59:20	Bright	39.000	19	50Alp Cyg	1.2460	10500.	78	10459	No
384	GOM_NL__2PRFIN20040229_190055_000000362024_00385_10459_9979.N1	29-FEB-2004 19:00:55	Bright	35.500	66	37Gam Cyg	2.2080	5900.0	71	10459	No
385	GOM_NL__2PRFIN20040229_190227_000000372024_00385_10459_9980.N1	29-FEB-2004 19:02:27	Bright	36.500	92	53Eps Cyg	2.5000	4500.0	73	10459	No
386	GOM_NL__2PRFIN20040229_190529_000000822024_00385_10459_9981.N1	29-FEB-2004 19:05:29	Bright	82.000	133	40Zet Her	2.8070	6000.0	164	10459	No
387	GOM_NL__2PRFIN20040229_190930_000000442024_00385_10459_9982.N1	29-FEB-2004 19:09:30	Bright	43.500	168	17Zet Aql	2.9860	11000.	87	10459	No
388	GOM_NL__2PRFIN20040229_191250_000000752024_00385_10459_9983.N1	29-FEB-2004 19:12:50	Tw_i_and_stray	74.500	59	55Alp Oph	2.0800	8900.0	149	10459	No
389	GOM_NL__2PRFIN20040229_191523_000000652024_00385_10459_9984.N1	29-FEB-2004 19:15:23	Straylight	65.000	126	60Bet Oph	2.7700	4250.0	130	10459	No
390	GOM_NL__2PRFIN20040229_191918_000000422024_00385_10459_9985.N1	29-FEB-2004 19:19:18	Dark	41.500	155	41Pi Sgr	2.9000	6600.0	83	10459	No
391	GOM_NL__2PRFIN20040229_192108_000000462024_00385_10459_9986.N1	29-FEB-2004 19:21:08	Dark	45.500	57	34Sig Sgr	2.0660	26000.	91	10459	No
392	GOM_NL__2PRFIN20040229_192414_000000482024_00385_10459_9987.N1	29-FEB-2004 19:24:14	Dark	48.000	38	20Eps Sgr	1.8360	11000.	96	10459	No
393	GOM_NL__2PRFIN20040229_192803_000000532024_00385_10459_9988.N1	29-FEB-2004 19:28:03	Dark	53.000	40	The Sco	1.8590	7100.0	106	10459	No
394	GOM_NL__2PRFIN20040229_192953_000000682024_00385_10459_9989.N1	29-FEB-2004 19:29:53	Dark	68.000	16	21Alp Sco	1.0200	3000.0	136	10459	No
395	GOM_NL__2PRFIN20040229_193447_000000412024_00386_10460_9956.N1	29-FEB-2004 19:34:47	Dark	41.000	134	Bet TrA	2.8100	6600.0	82	10460	No
396	GOM_NL__2PRFIN20040229_193604_000000402024_00386_10460_9957.N1	29-FEB-2004 19:36:04	Dark	39.500	145	Gam TrA	2.8720	10600.	79	10460	No

397	GOM_NL__2PRFIN20040229_193723_000000542024_00386_10460_9958.N1	29-FEB-2004 19:37:23	Dark	54.000	4	Alp1Cen	-0.010000	5800.0	108	10460	No
398	GOM_NL__2PRFIN20040229_193841_000000452024_00386_10460_9959.N1	29-FEB-2004 19:38:41	Dark	44.500	10	Bet Cen	0.610000	28000.	89	10460	No
399	GOM_NL__2PRFIN20040229_194116_000000442024_00386_10460_9960.N1	29-FEB-2004 19:41:16	Dark	44.000	12	Alp1Cru	0.775000	30000.	88	10460	No
400	GOM_NL__2PRFIN20040229_194343_000000442024_00386_10460_9961.N1	29-FEB-2004 19:43:43	Dark	43.500	64	Gam Cen	2.2000	10600.	87	10460	No
401	GOM_NL__2PRFIN20040229_194526_000000402024_00386_10460_9962.N1	29-FEB-2004 19:45:26	Straylight	40.000	71	lot Car	2.2460	7700.0	80	10460	No
402	GOM_NL__2PRFIN20040229_194657_000000412024_00386_10460_9963.N1	29-FEB-2004 19:46:57	Straylight	40.500	46	Del Vel	1.9540	10600.	81	10460	No
403	GOM_NL__2PRFIN20040229_194949_000000502024_00386_10460_9964.N1	29-FEB-2004 19:49:49	Straylight	50.000	65	Lam Vel	2.2040	4400.0	100	10460	No
404	GOM_NL__2PRFIN20040229_195224_000000662024_00386_10460_9965.N1	29-FEB-2004 19:52:24	Straylight	66.000	106	9Bet Crv	2.6480	5600.0	132	10460	No
405	GOM_NL__2PRFIN20040229_195527_000000682024_00386_10460_9966.N1	29-FEB-2004 19:55:27	Straylight	67.500	100	4Gam Crv	2.5800	13100.	135	10460	No
406	GOM_NL__2PRFIN20040229_195922_000000472024_00386_10460_9967.N1	29-FEB-2004 19:59:22	Twl_and_stray	46.500	48	30Alp Hya	1.9770	4100.0	93	10460	No
407	GOM_NL__2PRFIN20040229_200532_000000432024_00386_10460_9968.N1	29-FEB-2004 20:05:32	Bright	43.000	22	32Alp Leo	1.3600	15200.	86	10460	No
408	GOM_NL__2PRFIN20040229_200809_000000462024_00386_10460_9969.N1	29-FEB-2004 20:08:09	Bright	46.000	51	41Gam1Leo	2.0100	4500.0	92	10460	No
409	GOM_NL__2PRFIN20040229_201033_000000422024_00386_10460_9970.N1	29-FEB-2004 20:10:33	Bright	42.000	17	78Bet Gem	1.1610	4500.0	84	10460	No
410	GOM_NL__2PRFIN20040229_201147_000000412024_00386_10460_9971.N1	29-FEB-2004 20:11:47	Bright	41.000	24	66Alp Gem	1.5800	10200.	82	10460	No
411	GOM_NL__2PRFIN20040229_201705_000000452024_00386_10460_9972.N1	29-FEB-2004 20:17:05	Bright	45.000	174	52Psi UMa	3.0040	4400.0	90	10460	No
412	GOM_NL__2PRFIN20040229_201950_000000432024_00386_10460_9973.N1	29-FEB-2004 20:19:50	Bright	42.500	82	48Bet UMa	2.3650	10600.	85	10460	No
413	GOM_NL__2PRFIN20040229_202110_000000442024_00386_10460_9974.N1	29-FEB-2004 20:21:10	Bright	44.000	36	50Alp UMa	1.8000	6300.0	88	10460	No
414	GOM_NL__2PRFIN20040229_202423_000000532024_00386_10460_9975.N1	29-FEB-2004 20:24:23	Bright	53.000	32	77Eps UMa	1.7630	11000.	106	10460	No
415	GOM_NL__2PRFIN20040229_202721_000000402024_00386_10460_9976.N1	29-FEB-2004 20:27:21	Bright	39.500	49	1Alp UMi	1.9900	6300.0	79	10460	No
416	GOM_NL__2PRFIN20040229_203259_000000502024_00386_10460_9977.N1	29-FEB-2004 20:32:59	Bright	50.000	119	14Eta Dra	2.7270	4700.0	100	10460	No
417	GOM_NL__2PRFIN20040229_203451_000000372024_00386_10460_9978.N1	29-FEB-2004 20:34:51	Bright	36.500	89	5Alp Cep	2.4510	8000.0	73	10460	No
418	GOM_NL__2PRFIN20040229_203724_000000482024_00386_10460_9979.N1	29-FEB-2004 20:37:24	Bright	47.500	130	23Bet Dra	2.7990	5800.0	95	10460	No
419	GOM_NL__2PRFIN20040229_203955_000000392024_00386_10460_9980.N1	29-FEB-2004 20:39:55	Bright	39.000	19	50Alp Cyg	1.2460	10500.	78	10460	No
420	GOM_NL__2PRFIN20040229_204129_000000382024_00386_10460_9981.N1	29-FEB-2004 20:41:29	Bright	38.000	66	37Gam Cyg	2.2080	5900.0	76	10460	No
421	GOM_NL__2PRFIN20040229_204303_000000372024_00386_10460_9982.N1	29-FEB-2004 20:43:03	Bright	36.500	92	53Eps Cyg	2.5000	4500.0	73	10460	No
422	GOM_NL__2PRFIN20040229_204605_000000832024_00386_10460_9983.N1	29-FEB-2004 20:46:05	Bright	83.000	133	40Zet Her	2.8070	6000.0	166	10460	No
423	GOM_NL__2PRFIN20040229_205007_000000422024_00386_10460_9984.N1	29-FEB-2004 20:50:07	Bright	42.000	168	17Zet Aql	2.9860	11000.	84	10460	No
424	GOM_NL__2PRFIN20040229_205328_000000702024_00386_10460_9985.N1	29-FEB-2004 20:53:28	Twl_and_stray	70.000	59	55Alp Oph	2.0800	8900.0	140	10460	No
425	GOM_NL__2PRFIN20040229_205600_000000642024_00386_10460_9986.N1	29-FEB-2004 20:56:00	Straylight	63.500	126	60Bet Oph	2.7700	4250.0	127	10460	No
426	GOM_NL__2PRFIN20040229_205955_000000412024_00386_10460_9987.N1	29-FEB-2004 20:59:55	Dark	41.000	155	41Pi Sgr	2.9000	6600.0	82	10460	No
427	GOM_NL__2PRFIN20040229_210144_000000442024_00386_10460_9988.N1	29-FEB-2004 21:01:44	Dark	43.500	57	34Sig Sgr	2.0660	26000.	87	10460	No
428	GOM_NL__2PRFIN20040229_210450_000000462024_00386_10460_9989.N1	29-FEB-2004 21:04:50	Dark	45.500	38	20Eps Sgr	1.8360	11000.	91	10460	No
429	GOM_NL__2PRFIN20040229_210840_000000492024_00386_10460_9990.N1	29-FEB-2004 21:08:40	Dark	48.500	40	The Sco	1.8590	7100.0	97	10460	No
430	GOM_NL__2PRFIN20040229_211030_000000692024_00386_10460_9991.N1	29-FEB-2004 21:10:30	Dark	69.000	16	21Alp Sco	1.0200	3000.0	138	10460	No
431	GOM_NL__2PRFIN20040229_211523_000000422024_00387_10461_9956.N1	29-FEB-2004 21:15:23	Dark	42.000	134	Bet TrA	2.8100	6600.0	84	10461	No
432	GOM_NL__2PRFIN20040229_211641_000000402024_00387_10461_9957.N1	29-FEB-2004 21:16:41	Dark	40.000	145	Gam TrA	2.8720	10600.	80	10461	No
433	GOM_NL__2PRFIN20040229_211759_000000452024_00387_10461_9958.N1	29-FEB-2004 21:17:59	Dark	44.500	4	Alp1Cen	-0.010000	5800.0	89	10461	No
434	GOM_NL__2PRFIN20040229_211918_000000472024_00387_10461_9959.N1	29-FEB-2004 21:19:18	Dark	47.000	10	Bet Cen	0.610000	28000.	94	10461	No
435	GOM_NL__2PRFIN20040229_212152_000000502024_00387_10461_9960.N1	29-FEB-2004 21:21:52	Dark	50.000	12	Alp1Cru	0.775000	30000.	100	10461	No
436	GOM_NL__2PRFIN20040229_212419_000000462024_00387_10461_9961.N1	29-FEB-2004 21:24:19	Dark	45.500	64	Gam Cen	2.2000	10600.	91	10461	No
437	GOM_NL__2PRFIN20040229_212603_000000402024_00387_10461_9962.N1	29-FEB-2004 21:26:03	Straylight	39.500	71	lot Car	2.2460	7700.0	79	10461	No
438	GOM_NL__2PRFIN20040229_212734_000000432024_00387_10461_9963.N1	29-FEB-2004 21:27:34	Straylight	42.500	46	Del Vel	1.9540	10600.	85	10461	No
439	GOM_NL__2PRFIN20040229_213027_000000482024_00387_10461_9964.N1	29-FEB-2004 21:30:27	Straylight	48.000	65	Lam Vel	2.2040	4400.0	96	10461	No
440	GOM_NL__2PRFIN20040229_213300_000000662024_00387_10461_9965.N1	29-FEB-2004 21:33:00	Straylight	66.000	106	9Bet Crv	2.6480	5600.0	132	10461	No
441	GOM_NL__2PRFIN20040229_213602_000000702024_00387_10461_9966.N1	29-FEB-2004 21:36:02	Straylight	69.500	100	4Gam Crv	2.5800	13100.	139	10461	No
442	GOM_NL__2PRFIN20040229_213957_000000492024_00387_10461_9967.N1	29-FEB-2004 21:39:57	Twl_and_stray	48.500	48	30Alp Hya	1.9770	4100.0	97	10461	No
443	GOM_NL__2PRFIN20040229_214608_000000442024_00387_10461_9968.N1	29-FEB-2004 21:46:08	Bright	44.000	22	32Alp Leo	1.3600	15200.	88	10461	No
444	GOM_NL__2PRFIN20040229_214845_000000452024_00387_10461_9969.N1	29-FEB-2004 21:48:45	Bright	45.000	51	41Gam1Leo	2.0100	4500.0	90	10461	No
445	GOM_NL__2PRFIN20040229_215107_000000412024_00387_10461_9970.N1	29-FEB-2004 21:51:07	Bright	40.500	17	78Bet Gem	1.1610	4500.0	81	10461	No
446	GOM_NL__2PRFIN20040229_215223_000000382024_00387_10461_9971.N1	29-FEB-2004 21:52:23	Bright	37.500	24	66Alp Gem	1.5800	10200.	75	10461	No
447	GOM_NL__2PRFIN20040229_215740_000000472024_00387_10461_9972.N1	29-FEB-2004 21:57:40	Bright	47.000	174	52Psi UMa	3.0040	4400.0	94	10461	No
448	GOM_NL__2PRFIN20040229_220026_000000432024_00387_10461_9973.N1	29-FEB-2004 22:00:26	Bright	43.000	82	48Bet UMa	2.3650	10600.	86	10461	No
449	GOM_NL__2PRFIN20040229_220145_000000422024_00387_10461_9974.N1	29-FEB-2004 22:01:45	Bright	42.000	36	50Alp UMa	1.8000	6300.0	84	10461	No
450	GOM_NL__2PRFIN20040229_220459_000000492024_00387_10461_9975.N1	29-FEB-2004 22:04:59	Bright	48.500	32	77Eps UMa	1.7630	11000.	97	10461	No
451	GOM_NL__2PRFIN20040229_220755_000000372024_00387_10461_9976.N1	29-FEB-2004 22:07:55	Bright	37.000	49	1Alp UMi	1.9900	6300.0	74	10461	No
452	GOM_NL__2PRFIN20040229_221336_000000482024_00387_10461_9977.N1	29-FEB-2004 22:13:36	Bright	48.000	119	14Eta Dra	2.7270	4700.0	96	10461	No
453	GOM_NL__2PRFIN20040229_221525_000000402024_00387_10461_9978.N1	29-FEB-2004 22:15:25	Bright	40.000	89	5Alp Cep	2.4510	8000.0	80	10461	No
454	GOM_NL__2PRFIN20040229_221801_000000472024_00387_10461_9979.N1	29-FEB-2004 22:18:01	Bright	47.000	130	23Bet Dra	2.7990	5800.0	94	10461	No
455	GOM_NL__2PRFIN20040229_222031_000000382024_00387_10461_9980.N1	29-FEB-2004 22:20:31	Bright	38.000	19	50Alp Cyg	1.2460	10500.	76	10461	No

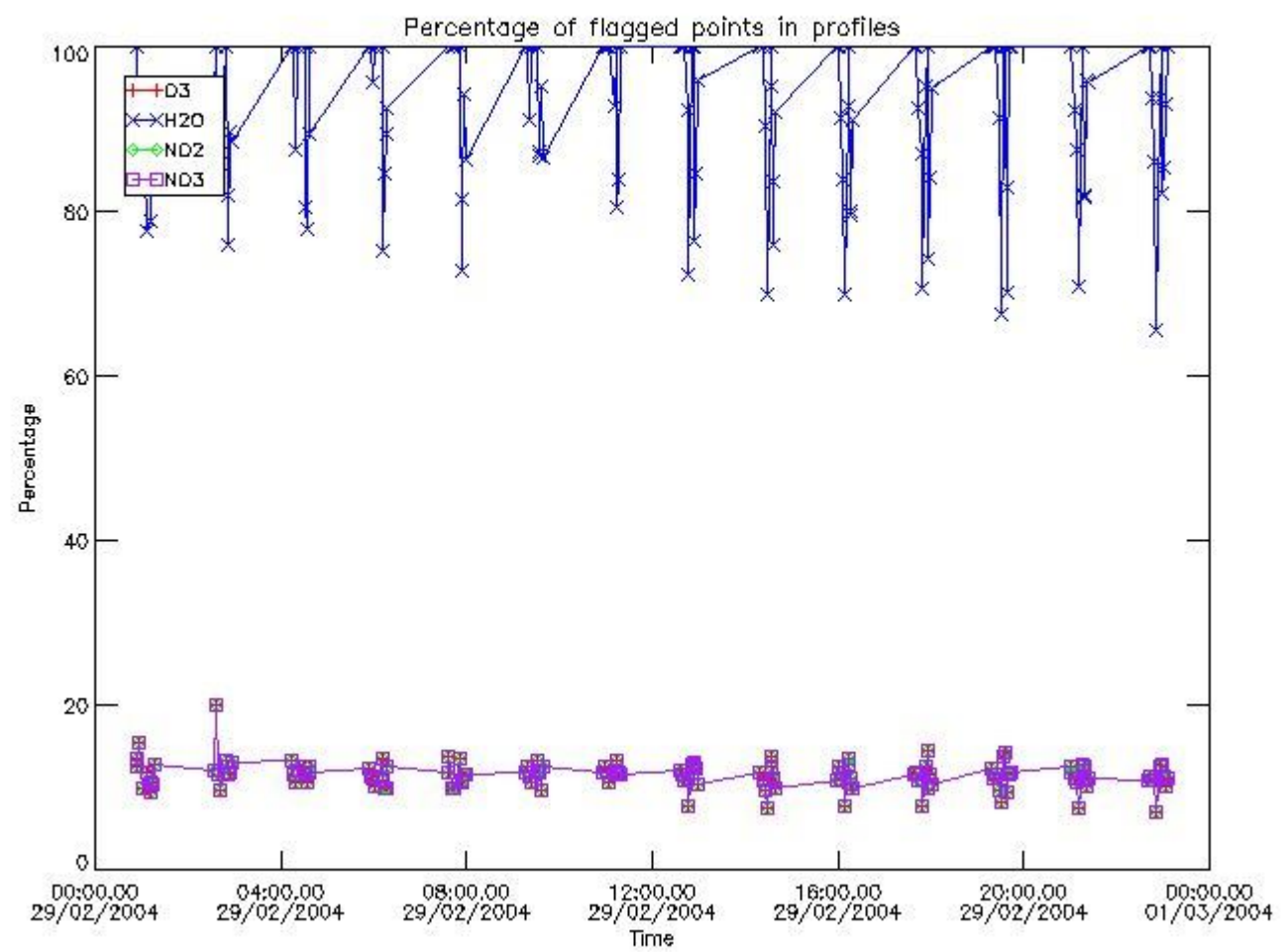


456	GOM_NL__2PRFIN20040229_222206_000000382024_00387_10461_9981.N1	29-FEB-2004 22:22:06	Bright	38.000	66	37Gam Cyg	2.2080	5900.0	76	10461	No
457	GOM_NL__2PRFIN20040229_222337_000000392024_00387_10461_9982.N1	29-FEB-2004 22:23:37	Bright	39.000	92	53Eps Cyg	2.5000	4500.0	78	10461	No
458	GOM_NL__2PRFIN20040229_222642_000000822024_00387_10461_9983.N1	29-FEB-2004 22:26:42	Bright	82.000	133	40Zet Her	2.8070	6000.0	164	10461	No
459	GOM_NL__2PRFIN20040229_223043_000000442024_00387_10461_9984.N1	29-FEB-2004 22:30:43	Bright	43.500	168	17Zet Aql	2.9860	11000.	87	10461	No
460	GOM_NL__2PRFIN20040229_223404_000000662024_00387_10461_9985.N1	29-FEB-2004 22:34:04	Twilight	66.000	59	55Alp Oph	2.0800	8900.0	132	10461	No
461	GOM_NL__2PRFIN20040229_223637_000000712024_00387_10461_9986.N1	29-FEB-2004 22:36:37	Straylight	71.000	126	60Bet Oph	2.7700	4250.0	142	10461	No
462	GOM_NL__2PRFIN20040229_224031_000000472024_00387_10461_9987.N1	29-FEB-2004 22:40:31	Dark	47.000	155	41Pi Sgr	2.9000	6600.0	94	10461	No
463	GOM_NL__2PRFIN20040229_224219_000000452024_00387_10461_9988.N1	29-FEB-2004 22:42:19	Dark	45.000	57	34Sig Sgr	2.0660	26000.	90	10461	No
464	GOM_NL__2PRFIN20040229_224526_000000482024_00387_10461_9989.N1	29-FEB-2004 22:45:26	Dark	47.500	38	20Eps Sgr	1.8360	11000.	95	10461	No
465	GOM_NL__2PRFIN20040229_224916_000000472024_00387_10461_9990.N1	29-FEB-2004 22:49:16	Dark	47.000	40	The Sco	1.8590	7100.0	94	10461	No
466	GOM_NL__2PRFIN20040229_225107_000000732024_00387_10461_9991.N1	29-FEB-2004 22:51:07	Dark	73.000	16	21Alp Sco	1.0200	3000.0	146	10461	No
467	GOM_NL__2PRFIN20040229_225559_000000412024_00388_10462_9957.N1	29-FEB-2004 22:55:59	Dark	40.500	134	Bet TrA	2.8100	6600.0	81	10462	No
468	GOM_NL__2PRFIN20040229_225716_000000402024_00388_10462_9958.N1	29-FEB-2004 22:57:16	Dark	40.000	145	Gam TrA	2.8720	10600.	80	10462	No
469	GOM_NL__2PRFIN20040229_225835_000000462024_00388_10462_9959.N1	29-FEB-2004 22:58:35	Dark	45.500	4	Alp1Cen	-0.010000	5800.0	91	10462	No
470	GOM_NL__2PRFIN20040229_225954_000000452024_00388_10462_9960.N1	29-FEB-2004 22:59:54	Dark	45.000	10	Bet Cen	0.61000	28000.	90	10462	No
471	GOM_NL__2PRFIN20040229_230228_000000512024_00388_10462_9961.N1	29-FEB-2004 23:02:28	Dark	50.500	12	Alp1Cru	0.77500	30000.	101	10462	No
472	GOM_NL__2PRFIN20040229_230455_000000462024_00388_10462_9962.N1	29-FEB-2004 23:04:55	Dark	45.500	64	Gam Cen	2.2000	10600.	91	10462	No
473	GOM_NL__2PRFIN20040229_230639_000000442024_00388_10462_9963.N1	29-FEB-2004 23:06:39	Straylight	43.500	71	lot Car	2.2460	7700.0	87	10462	No
474	GOM_NL__2PRFIN20040229_230810_000000432024_00388_10462_9964.N1	29-FEB-2004 23:08:10	Straylight	42.500	46	Del Vel	1.9540	10600.	85	10462	No
475	GOM_NL__2PRFIN20040229_231103_000000452024_00388_10462_9965.N1	29-FEB-2004 23:11:03	Straylight	44.500	65	Lam Vel	2.2040	4400.0	89	10462	No
476	GOM_NL__2PRFIN20040229_231336_000000692024_00388_10462_9966.N1	29-FEB-2004 23:13:36	Straylight	69.000	106	9Bet Crv	2.6480	5600.0	138	10462	No
477	GOM_NL__2PRFIN20040229_231639_000000672024_00388_10462_9967.N1	29-FEB-2004 23:16:39	Straylight	67.000	100	4Gam Crv	2.5800	13100.	134	10462	No
478	GOM_NL__2PRFIN20040229_232031_000000472024_00388_10462_9968.N1	29-FEB-2004 23:20:31	Twilight	47.000	48	30Alp Hya	1.9770	4100.0	94	10462	No
479	GOM_NL__2PRFIN20040229_232641_000000472024_00388_10462_9969.N1	29-FEB-2004 23:26:41	Bright	47.000	22	32Alp Leo	1.3600	15200.	94	10462	No
480	GOM_NL__2PRFIN20040229_232920_000000472024_00388_10462_9970.N1	29-FEB-2004 23:29:20	Bright	46.500	51	41Gam1Leo	2.0100	4500.0	93	10462	No
481	GOM_NL__2PRFIN20040229_233146_000000392024_00388_10462_9971.N1	29-FEB-2004 23:31:46	Bright	39.000	17	78Bet Gem	1.1610	4500.0	78	10462	No
482	GOM_NL__2PRFIN20040229_233300_000000402024_00388_10462_9972.N1	29-FEB-2004 23:33:00	Bright	40.000	24	66Alp Gem	1.5800	10200.	80	10462	No
483	GOM_NL__2PRFIN20040229_233816_000000462024_00388_10462_9973.N1	29-FEB-2004 23:38:16	Bright	45.500	174	52Psi UMa	3.0040	4400.0	91	10462	No
484	GOM_NL__2PRFIN20040229_234101_000000432024_00388_10462_9974.N1	29-FEB-2004 23:41:01	Bright	43.000	82	48Bet UMa	2.3650	10600.	86	10462	No
485	GOM_NL__2PRFIN20040229_234221_000000422024_00388_10462_9975.N1	29-FEB-2004 23:42:21	Bright	41.500	36	50Alp UMa	1.8000	6300.0	83	10462	No
486	GOM_NL__2PRFIN20040229_234534_000000502024_00388_10462_9976.N1	29-FEB-2004 23:45:34	Bright	50.000	32	77Eps UMa	1.7630	11000.	100	10462	No
487	GOM_NL__2PRFIN20040229_234831_000000402024_00388_10462_9977.N1	29-FEB-2004 23:48:31	Bright	39.500	49	1Alp UMi	1.9900	6300.0	79	10462	No
488	GOM_NL__2PRFIN20040229_235410_000000502024_00388_10462_9978.N1	29-FEB-2004 23:54:10	Bright	49.500	119	14Eta Dra	2.7270	4700.0	99	10462	No
489	GOM_NL__2PRFIN20040229_235603_000000392024_00388_10462_9979.N1	29-FEB-2004 23:56:03	Bright	39.000	89	5Alp Cep	2.4510	8000.0	78	10462	No
490	GOM_NL__2PRFIN20040229_235836_000000492024_00388_10462_9980.N1	29-FEB-2004 23:58:36	Bright	48.500	130	23Bet Dra	2.7990	5800.0	97	10462	No

### 3. Quality information per product

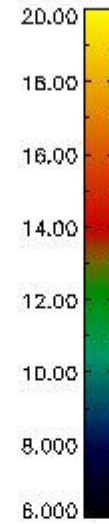
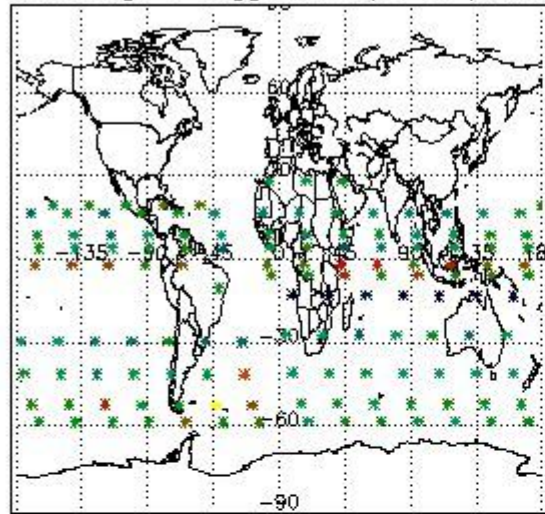
In this section it is plotted some information contained in the Quality Summary data set of the level 2 products. Only products in dark limb conditions and without errors (error flag in the MPH set to "0") are used.

#### 3.1 Plot quality information per product (time dependant)

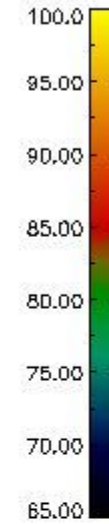
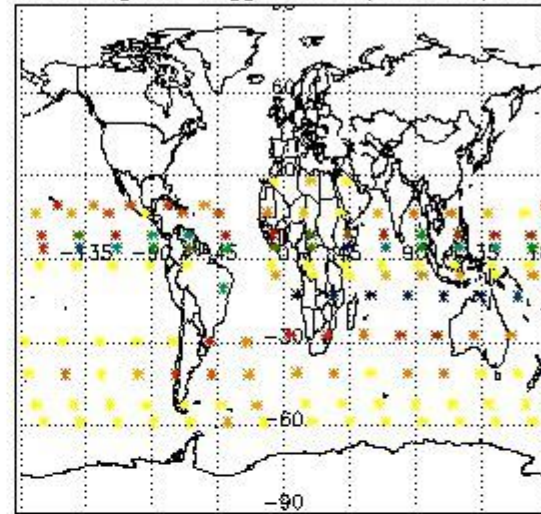


3.2 Plot quality information per product (world map)

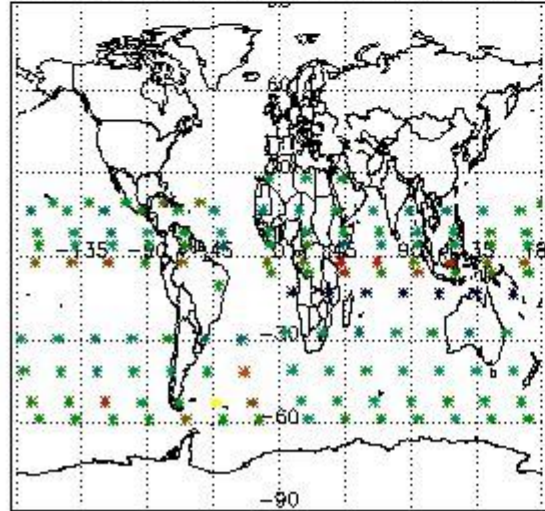
Percentage of flagged data per O3 profile



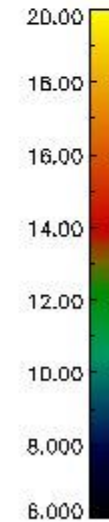
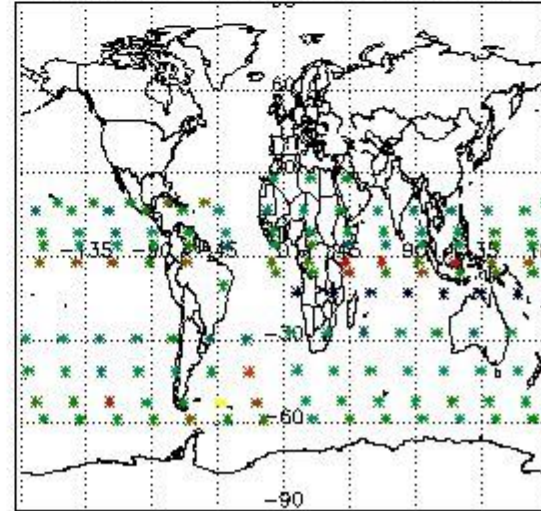
Percentage of flagged data per H2O profile



Percentage of flagged data per NO2 profile



Percentage of flagged data per NO3 profile

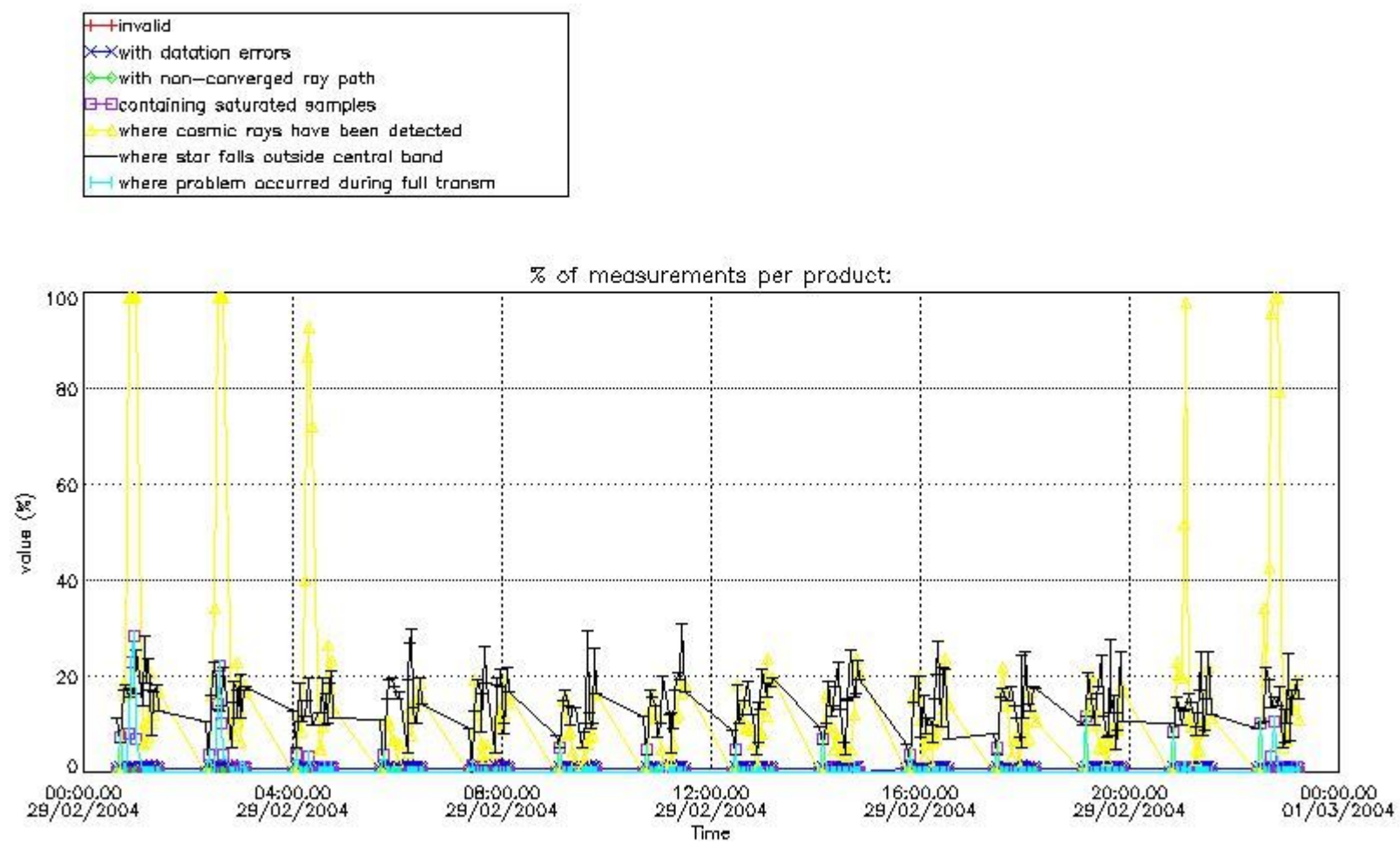


#### 4. Level 1 quality information per product

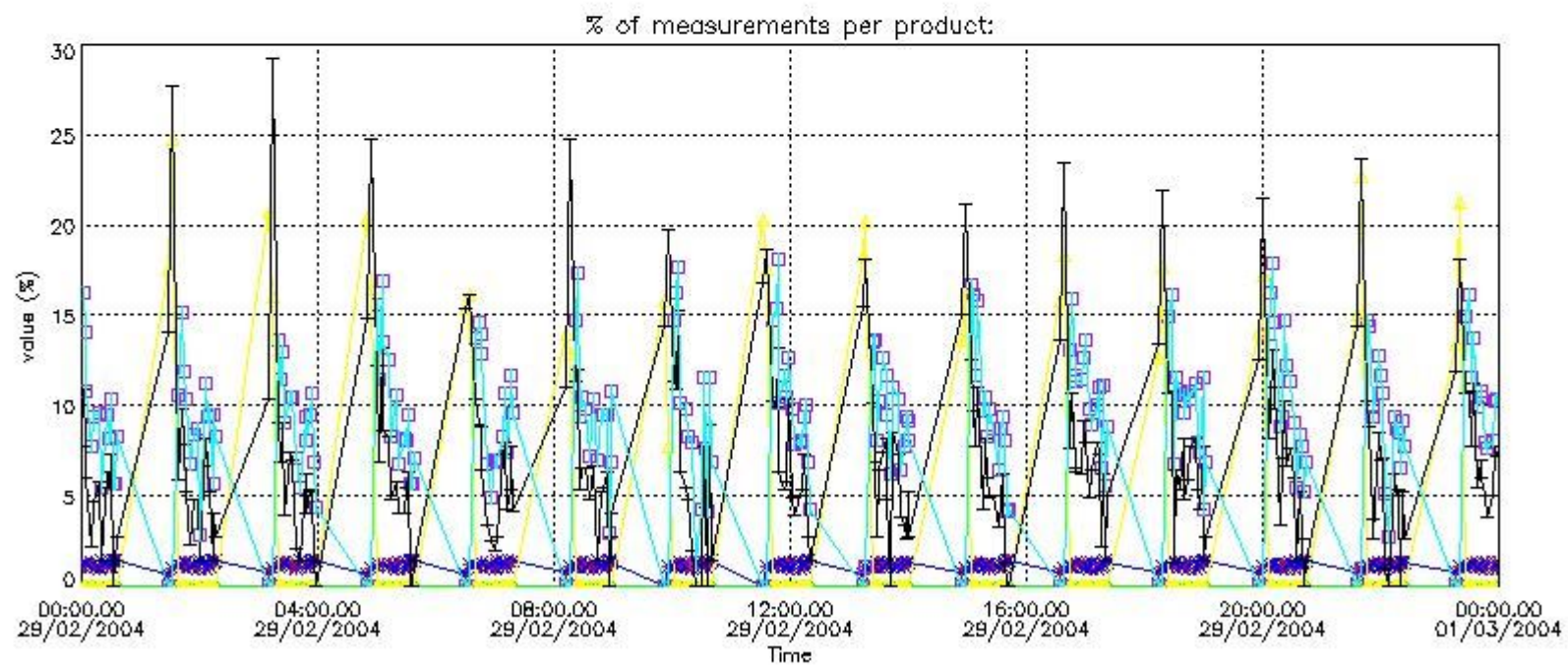
In this section it is plotted some information contained in the Quality Summary data set of the level 2 products that comes from the level 1b processing. Products without errors (error flag in the MPH set to "0") are used.

##### 4.1 Plot quality information per product (time dependant) coming from level 1b processing

###### 4.1.1 Plot level 1 quality information per product (time dependant): ENVISAT ASCENDING passes

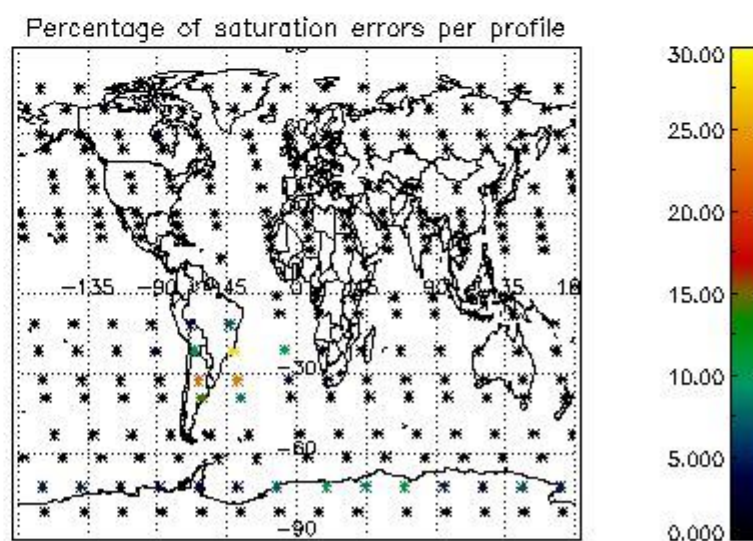
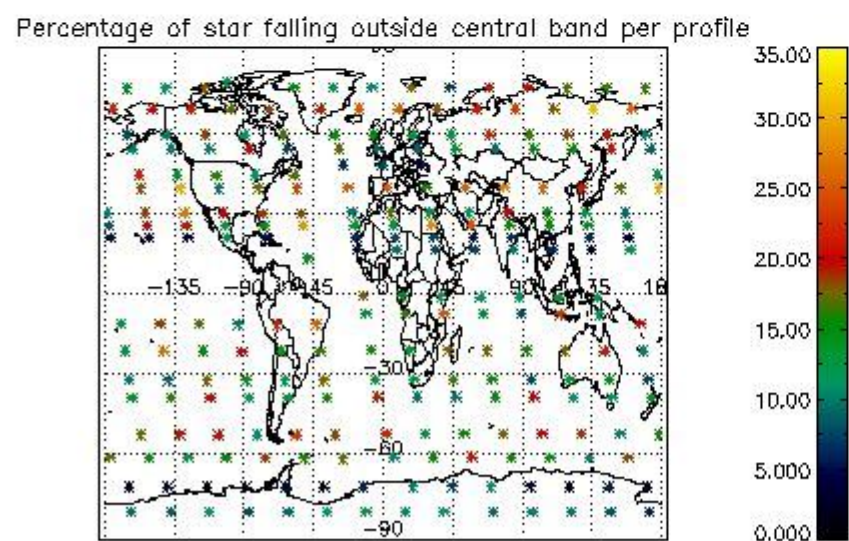
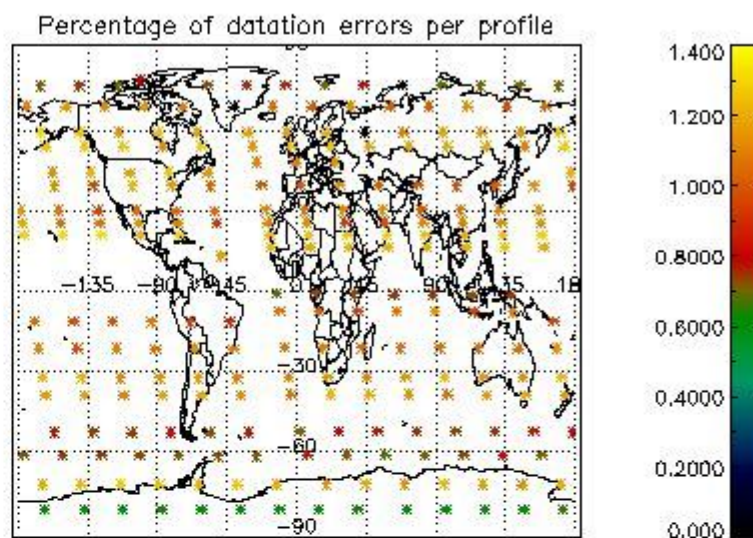
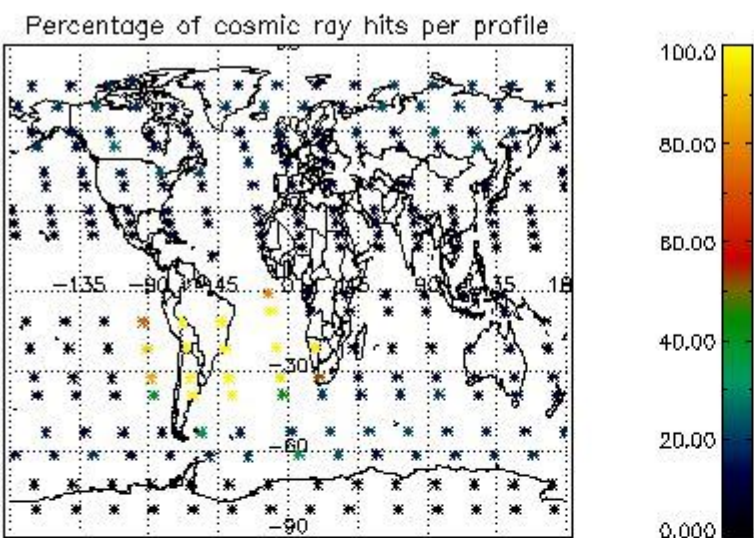


4.1.2 Plot level 1 quality information per product (time dependant): ENVI SAT DESCENDING passes

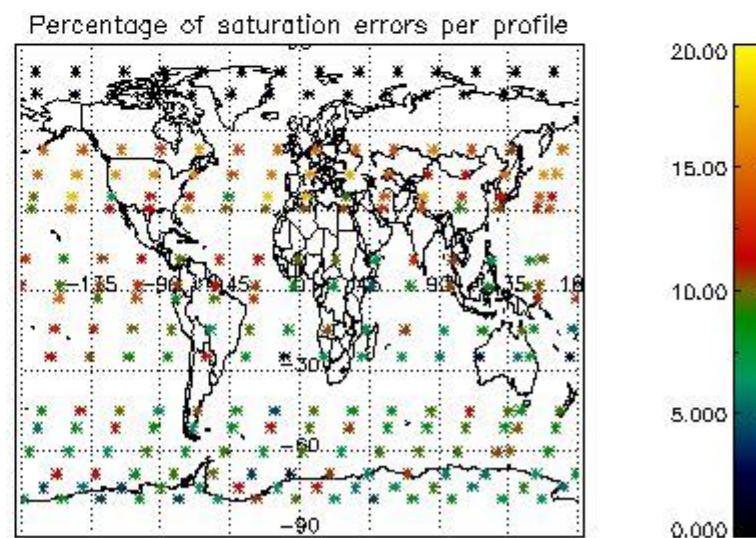
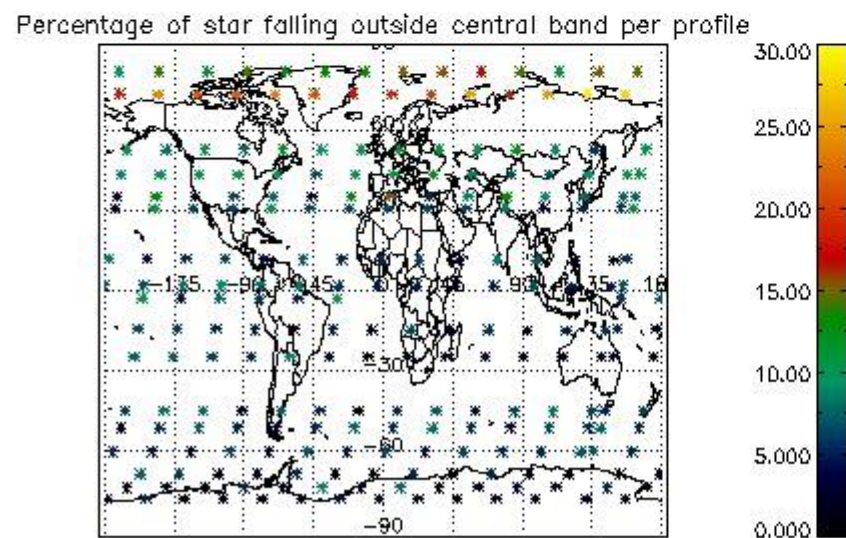
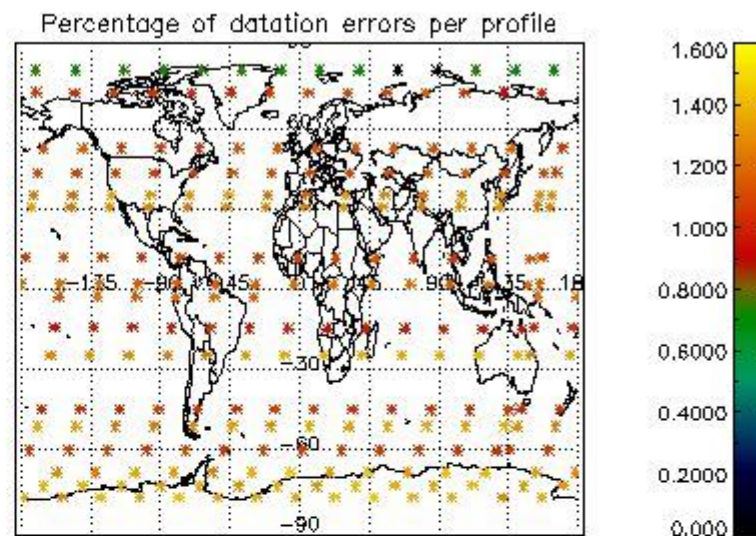
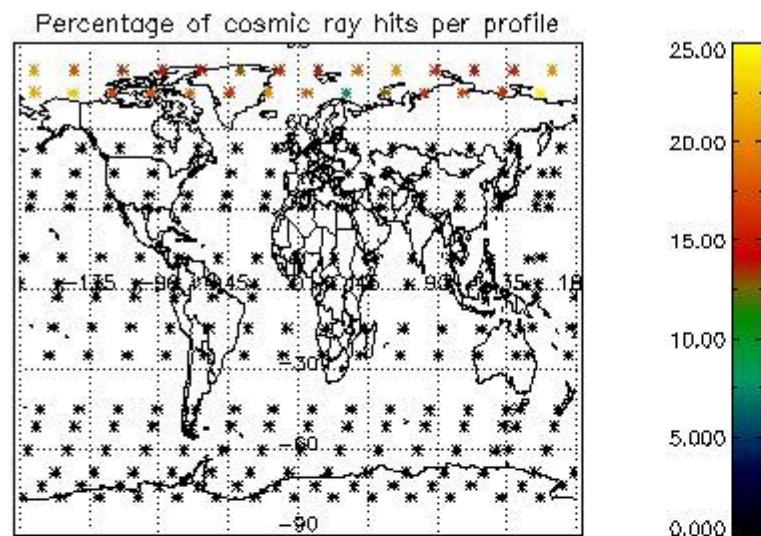


#### 4.2 Plot quality information per product coming from level 1b processing (world map)

##### 4.2.1 Plot level 1 quality information per product (world map): ENVISAT ASCENDING passes



4.2.2 Plot level 1 quality information per product (world map): ENVISAT DESCENDING passes



## 5. Trace gas profiles

### 5.1 Ozone statistics based on quality of products

The final quality of the products can be "measured" using the STD (Standard Deviation) attached to every point profile. This information is written to the parameter GOM\_NL\_\_2P/NL\_LOCAL\_SPECIES\_DENSITY/o3\_std of the level 2 products. The table below shows the statistics for given STD ranges.

The statistics are given with respect to the overall valid production:

- Products without fatal errors: GOM\_NL\_\_2P/MPH/PRODUCT\_ERR=0
- Valid point profile: GOM\_NL\_\_2P/NL\_LOCAL\_SPECIES\_DENSITY/pcd(0)=0

The 'Criteria' is applied to valid points of dark limb products:

- Products in dark limb illumination condition: GOM\_NL\_\_2P/NL\_SUMMARY\_QUALITY/obs\_ill\_cond=0
- Products without fatal errors: GOM\_NL\_\_2P/MPH/PRODUCT\_ERR=0
- Valid point profile: GOM\_NL\_\_2P/NL\_LOCAL\_SPECIES\_DENSITY/pcd(0)=0

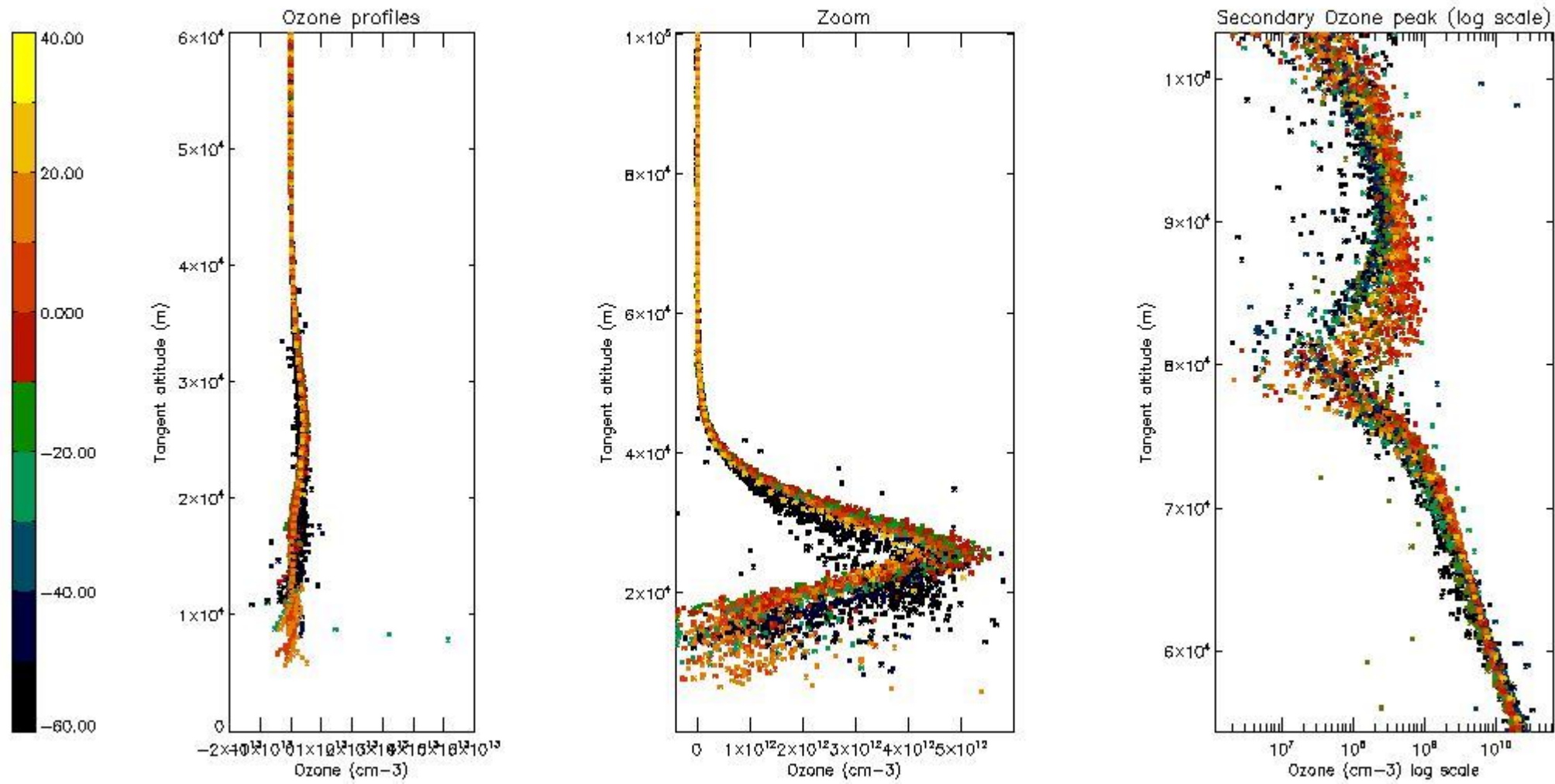
So, the table below shows the percentage of dark limb and valid observations for each criteria with respect to the overall valid daily observations.

Criteria	% of total production
All STD	27
STD < 20	17

STD < 10	14
STD < 5	10

5.2 Plot ozone profiles for all STD (dark without errors)

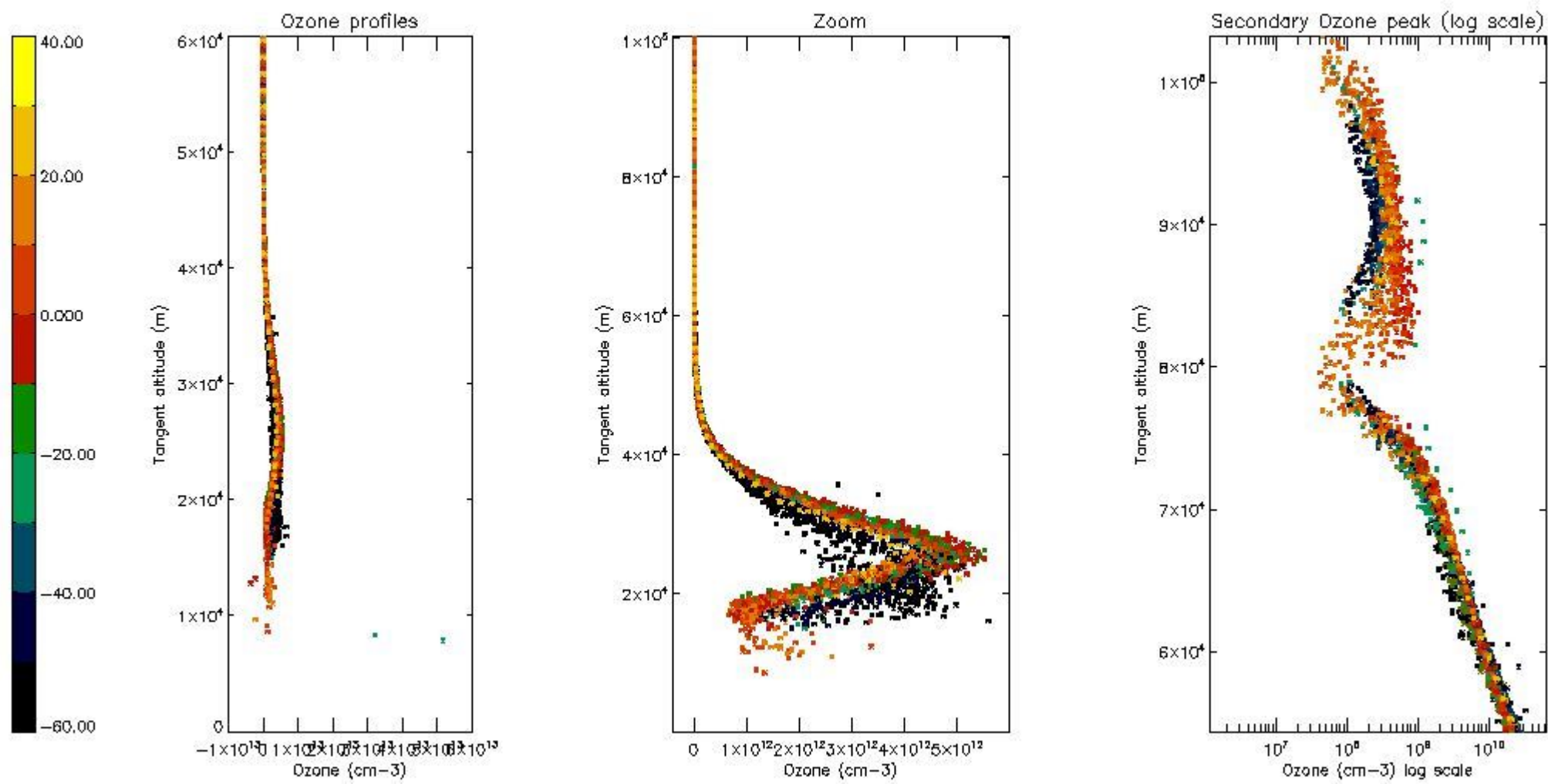
The colorbar represents the latitude.



5.3 Plot ozone profiles where STD < 20% (dark without errors)

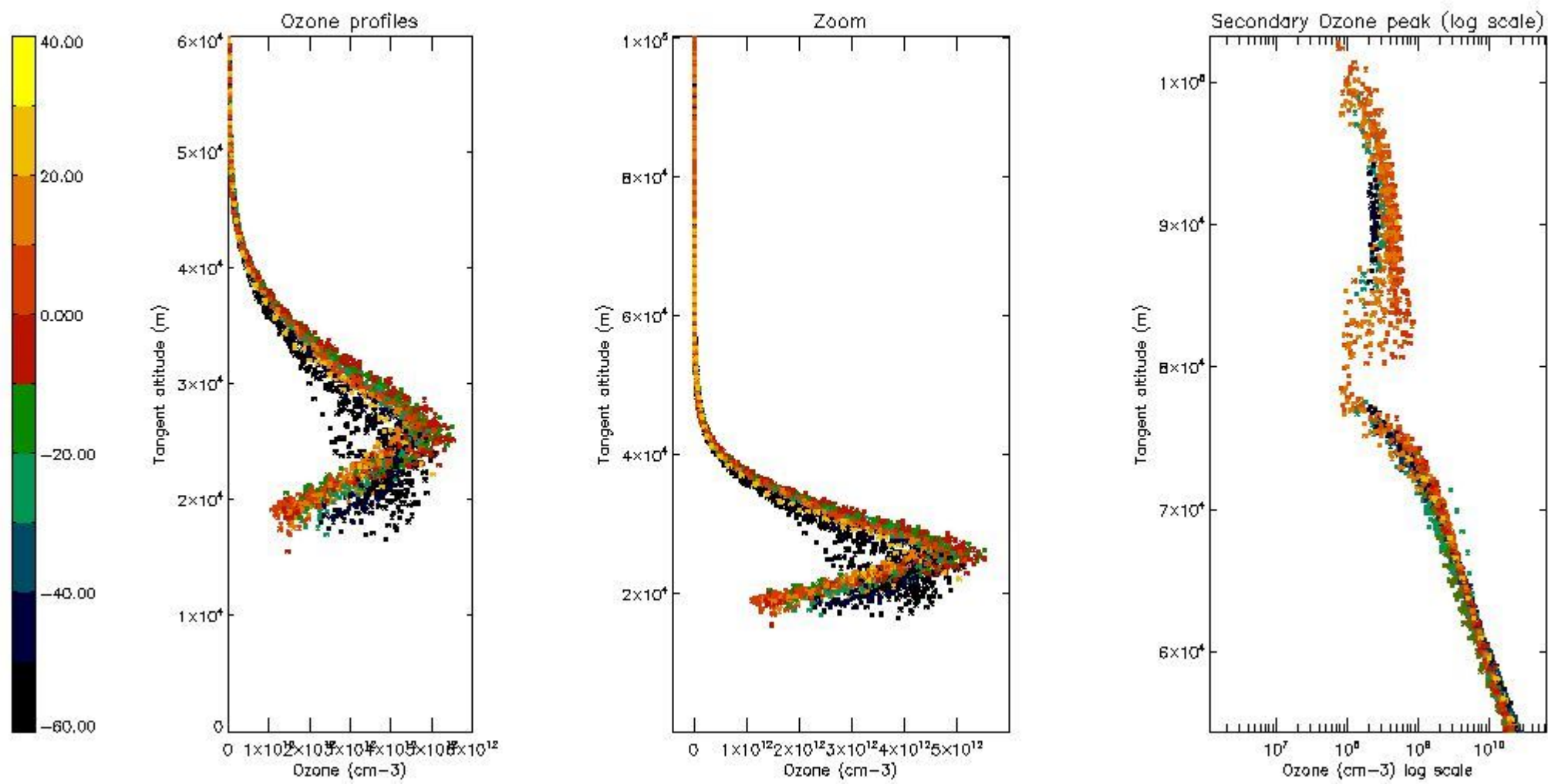
The colorbar represents the latitude.





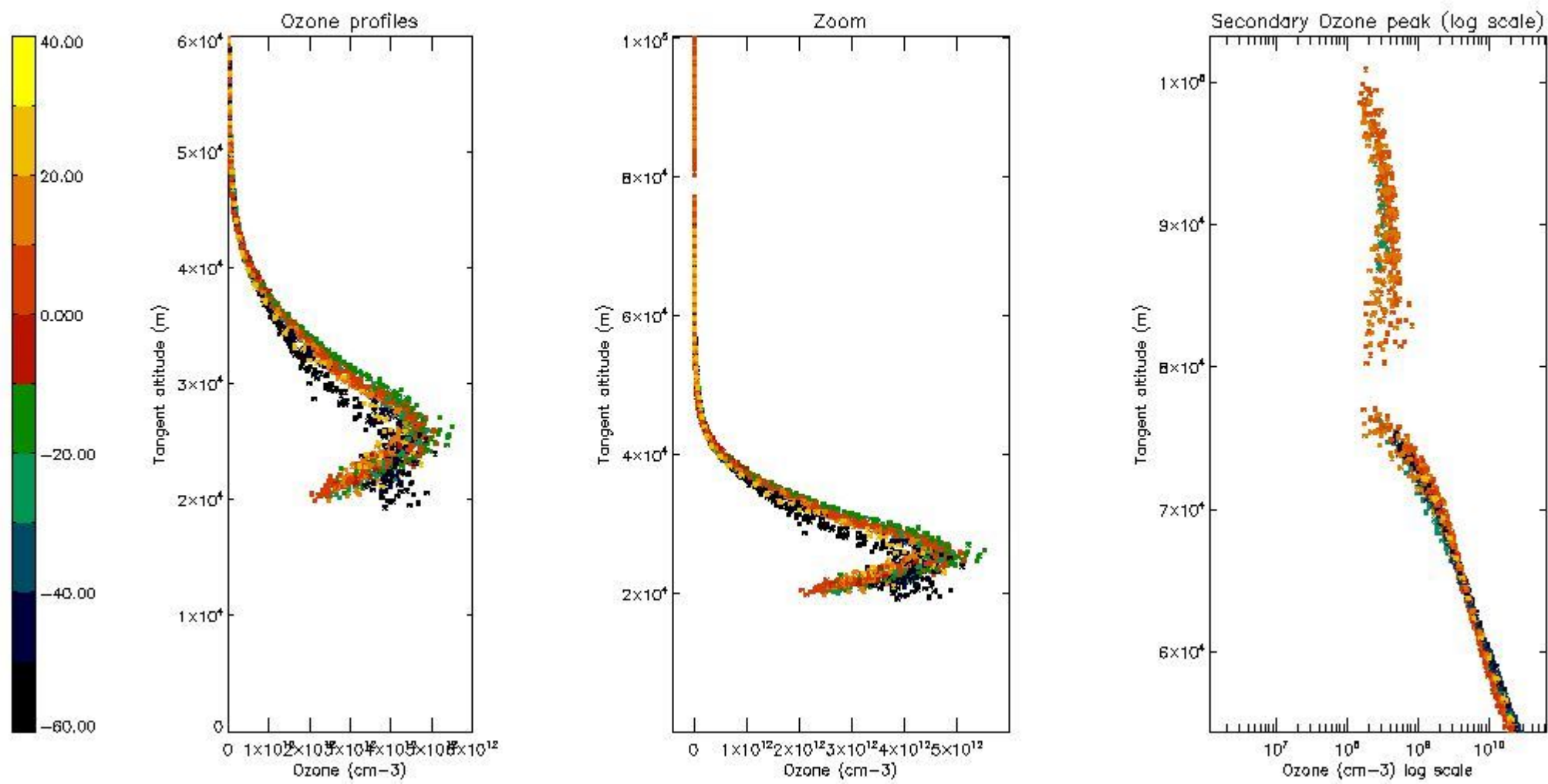
5.4 Plot ozone profiles where  $STD < 10\%$  (dark without errors)

The colorbar represents the latitude.



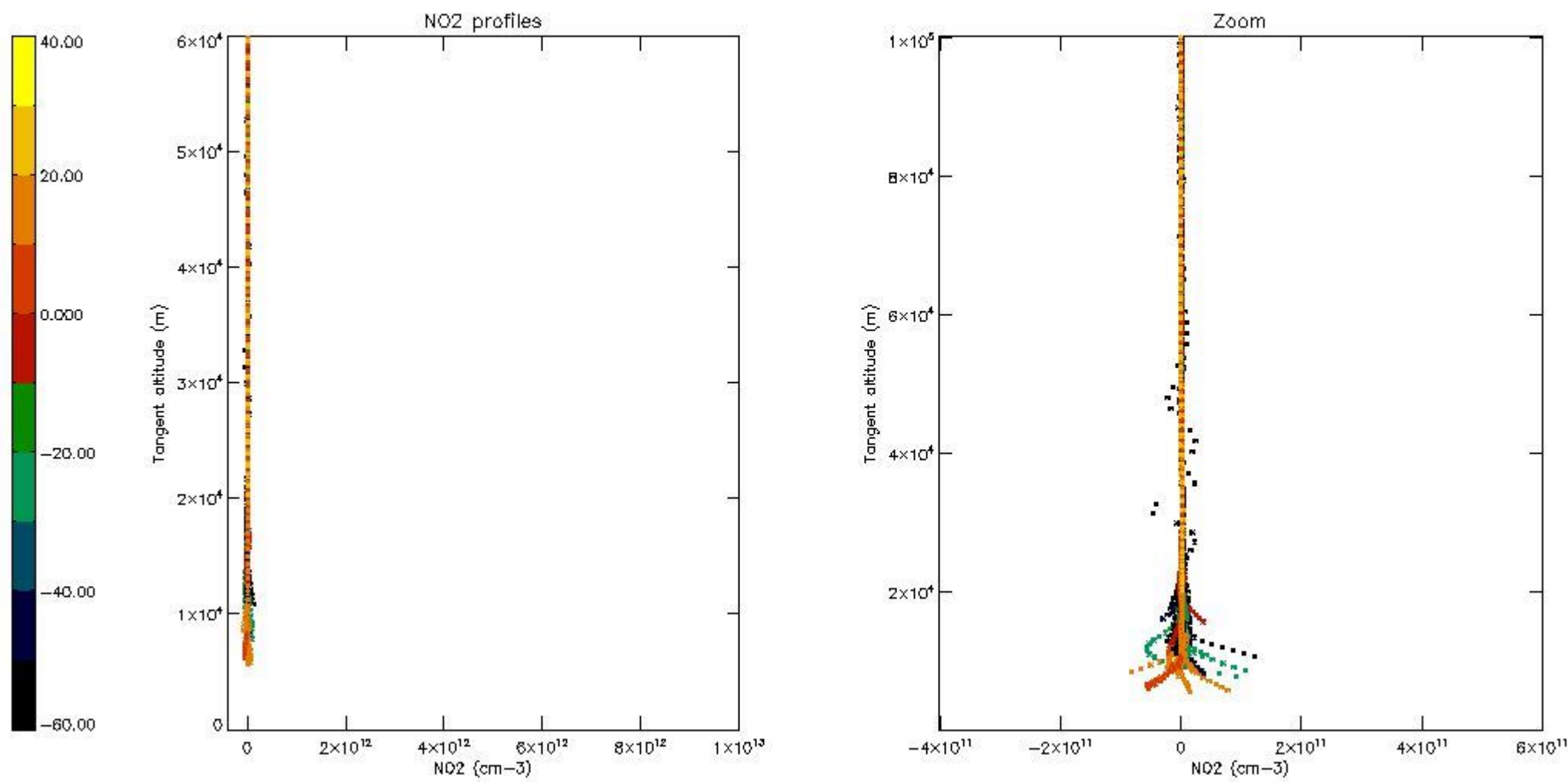
*5.5 Plot ozone profiles where STD < 5% (dark without errors)*

The colorbar represents the latitude.



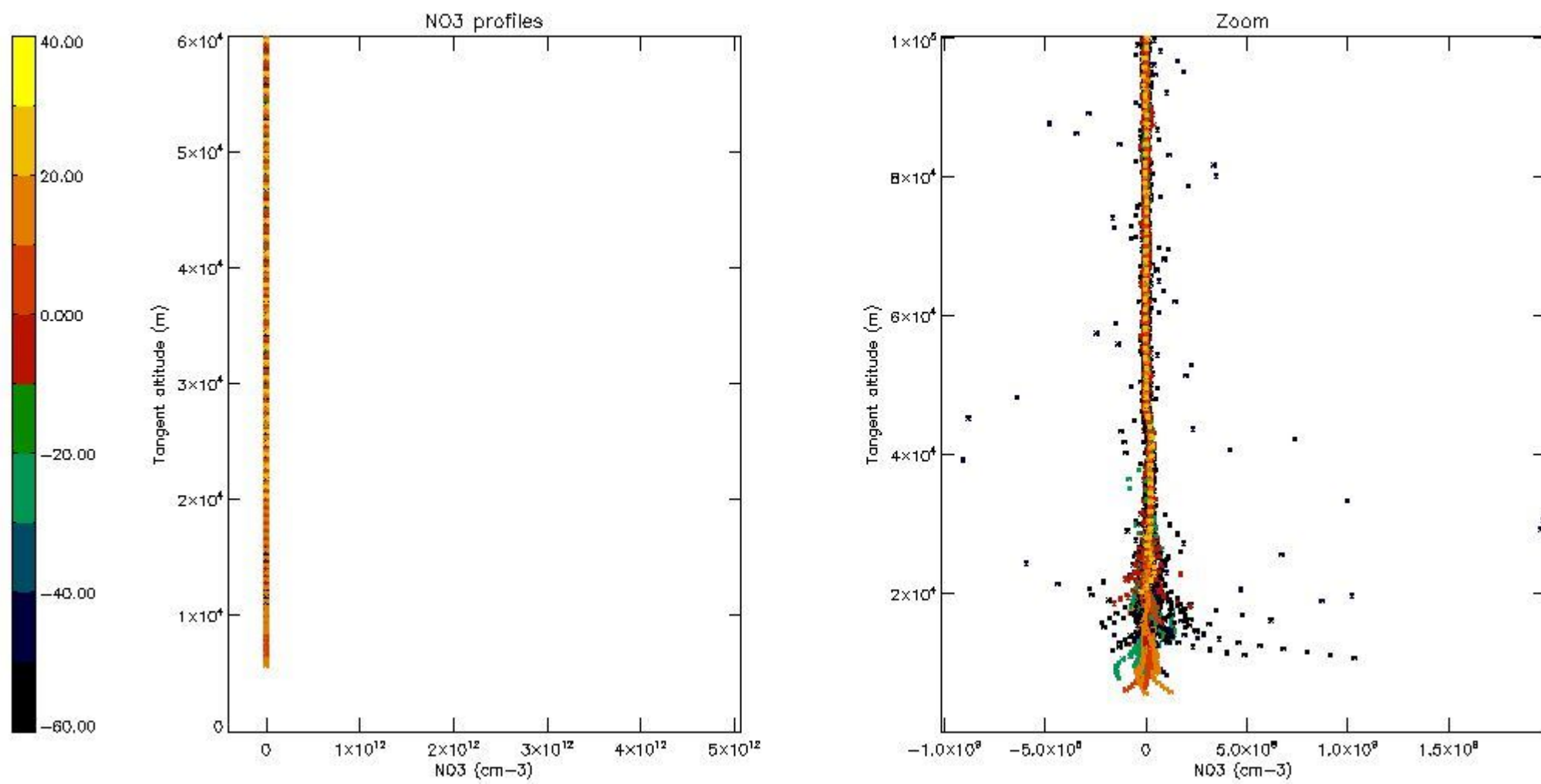
*5.6 Plot NO<sub>2</sub> profiles for all STD (dark without errors)*

The colorbar represents the latitude.



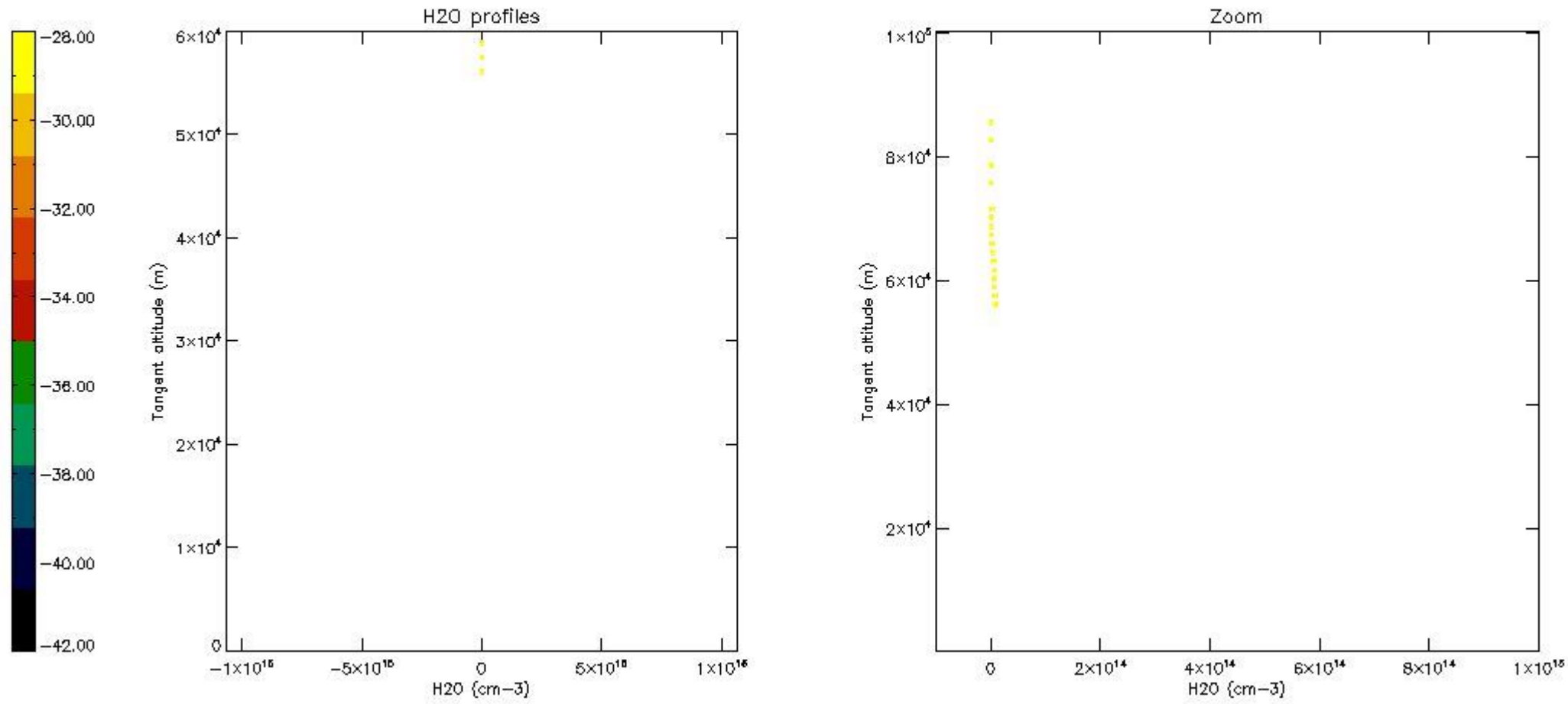
*5.7 Plot NO3 profiles for all STD (dark without errors)*

The colorbar represents the latitude.



5.8 Plot H<sub>2</sub>O profiles for all STD (only for occultations of stars 1,2,3,4,13,14,16,26,63 dark without errors)

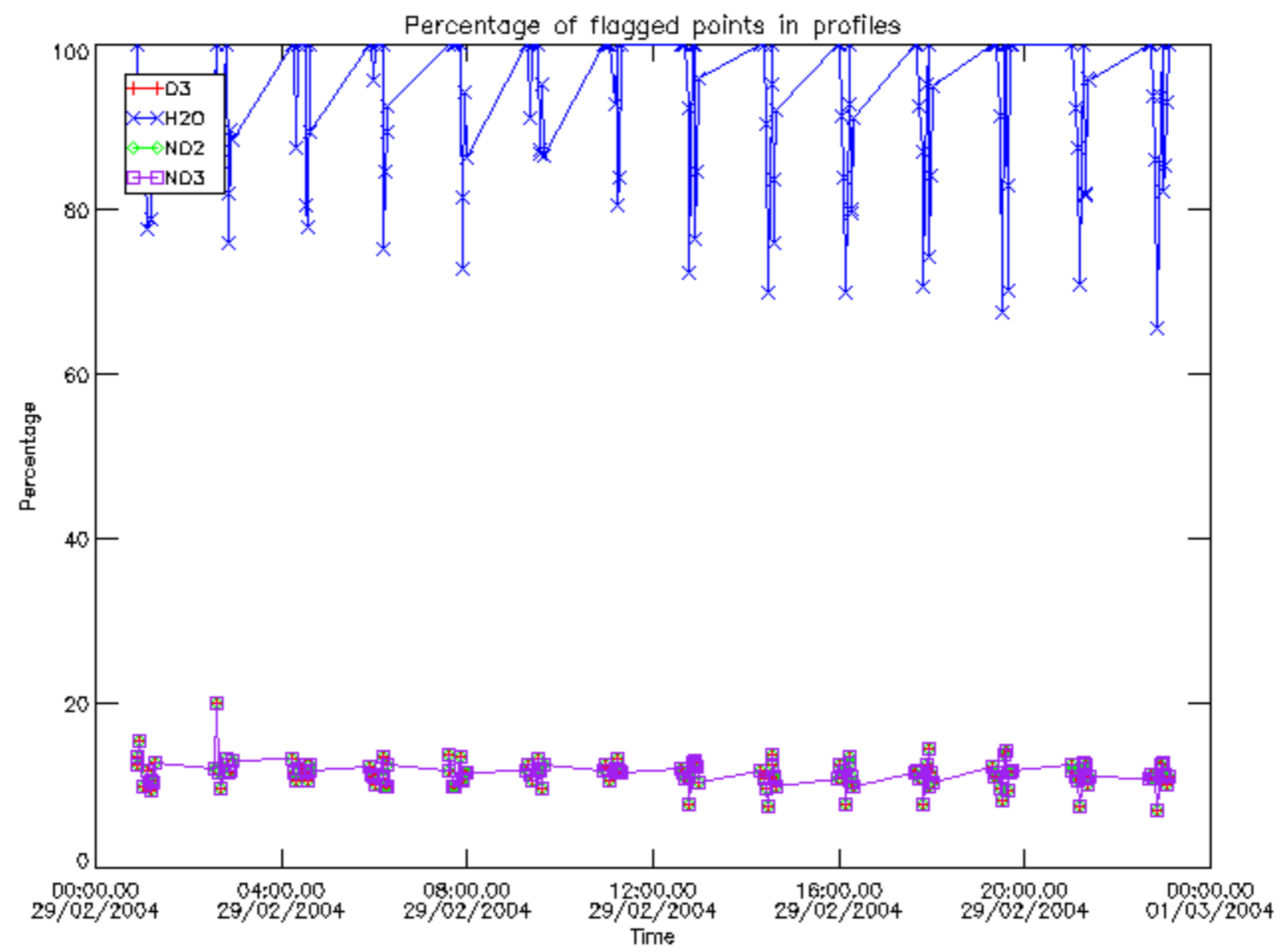
The colorbar represents the latitude.



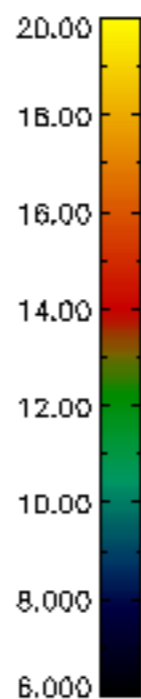
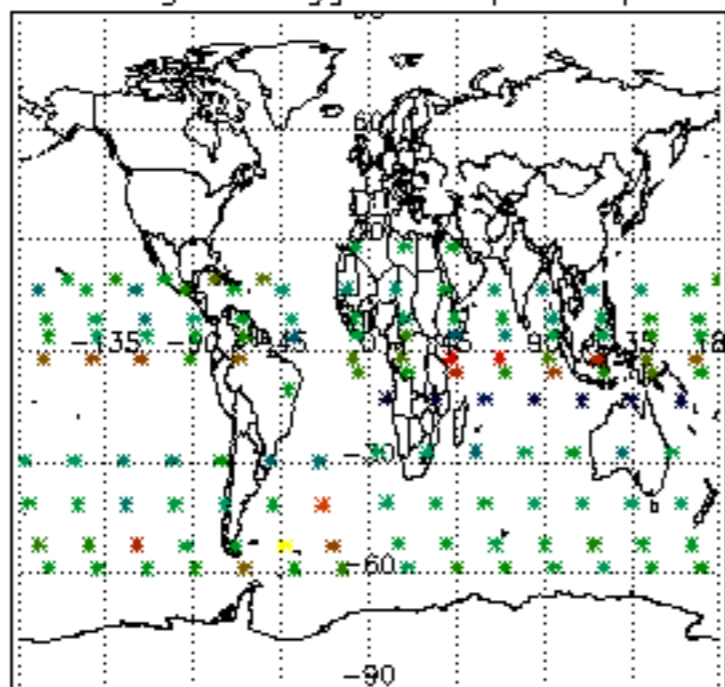
## 6. Auxiliary Data Files used for the production reported in section 2

The number reported in the third column indicates since which file (see list in section 2) the corresponding auxiliary file has been used. The fourth column is the date of those product files.

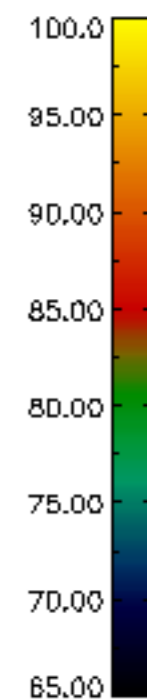
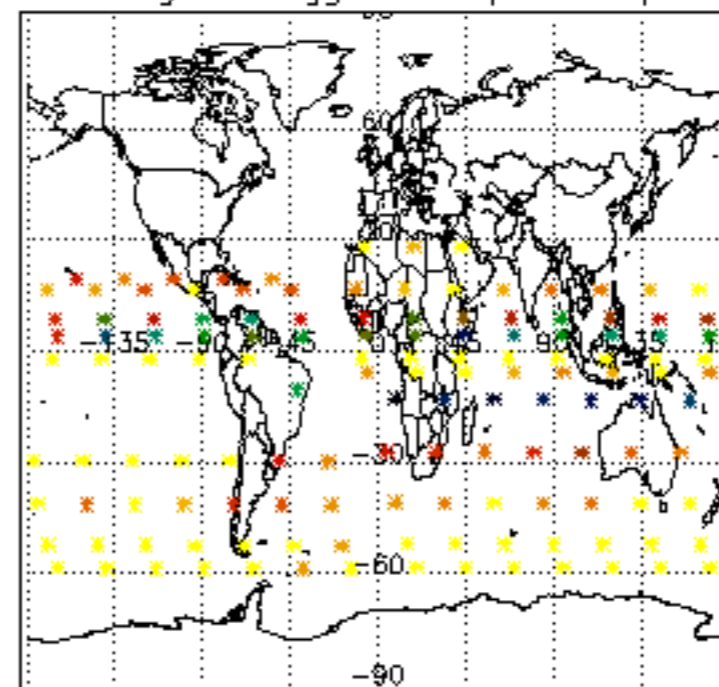
Type	Auxiliary Filename	Used since product	Used since product date
INST_PHYS_CHARACTERISTICS	GOM_INS_AXVIEC20091111_143220_20030716_120000_20500101_000000	1	29-FEB-2004 00:01:02
LEVEL-2_PROC_CONFIG	GOM_PR2_AXVIEC20091111_152718_20020301_000000_20500101_000000	1	29-FEB-2004 00:01:02
CROSS_SECTIONS_FILE	GOM_CRS_AXVIEC20091111_154832_20020301_000000_20500101_000000	1	29-FEB-2004 00:01:02



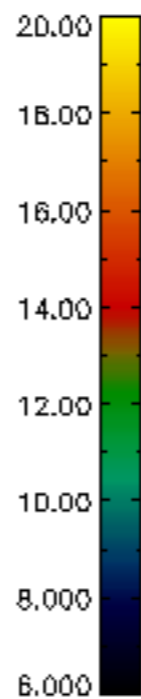
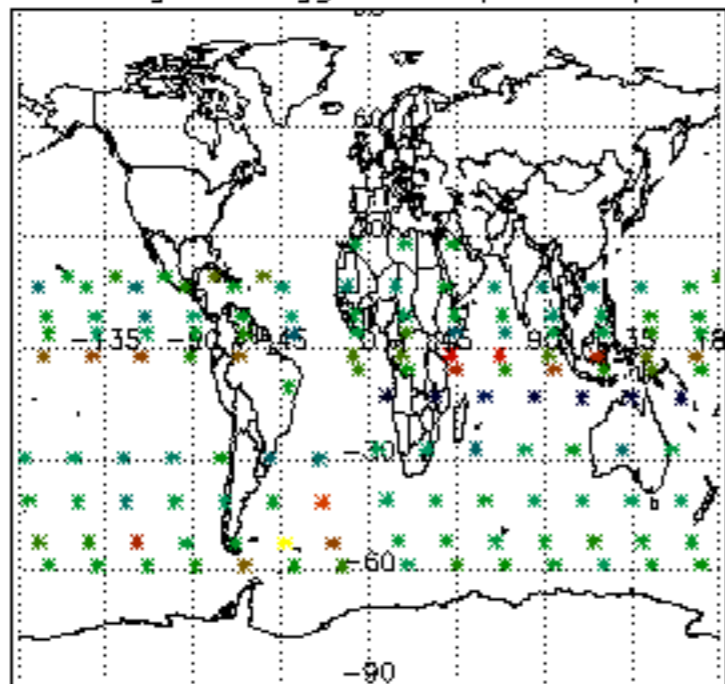
Percentage of flagged data per D3 profile



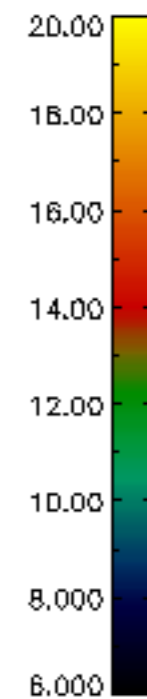
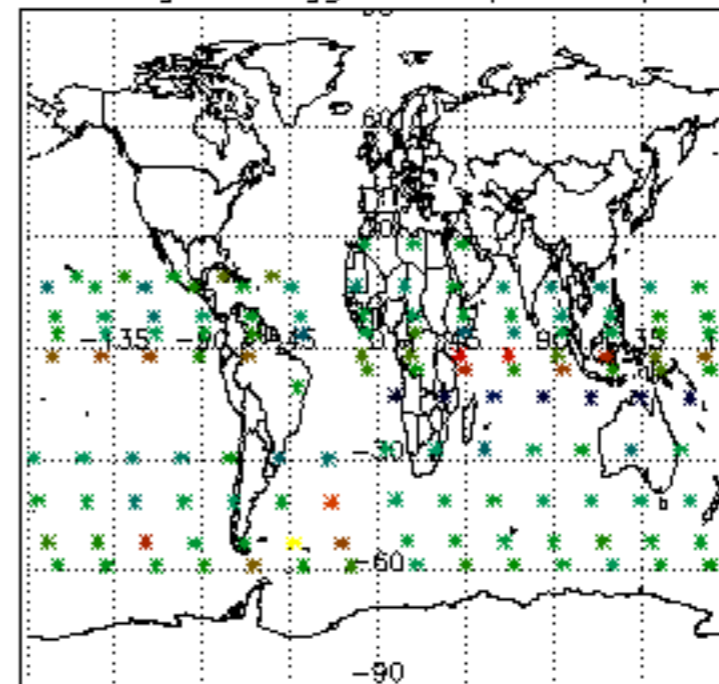
Percentage of flagged data per H2O profile



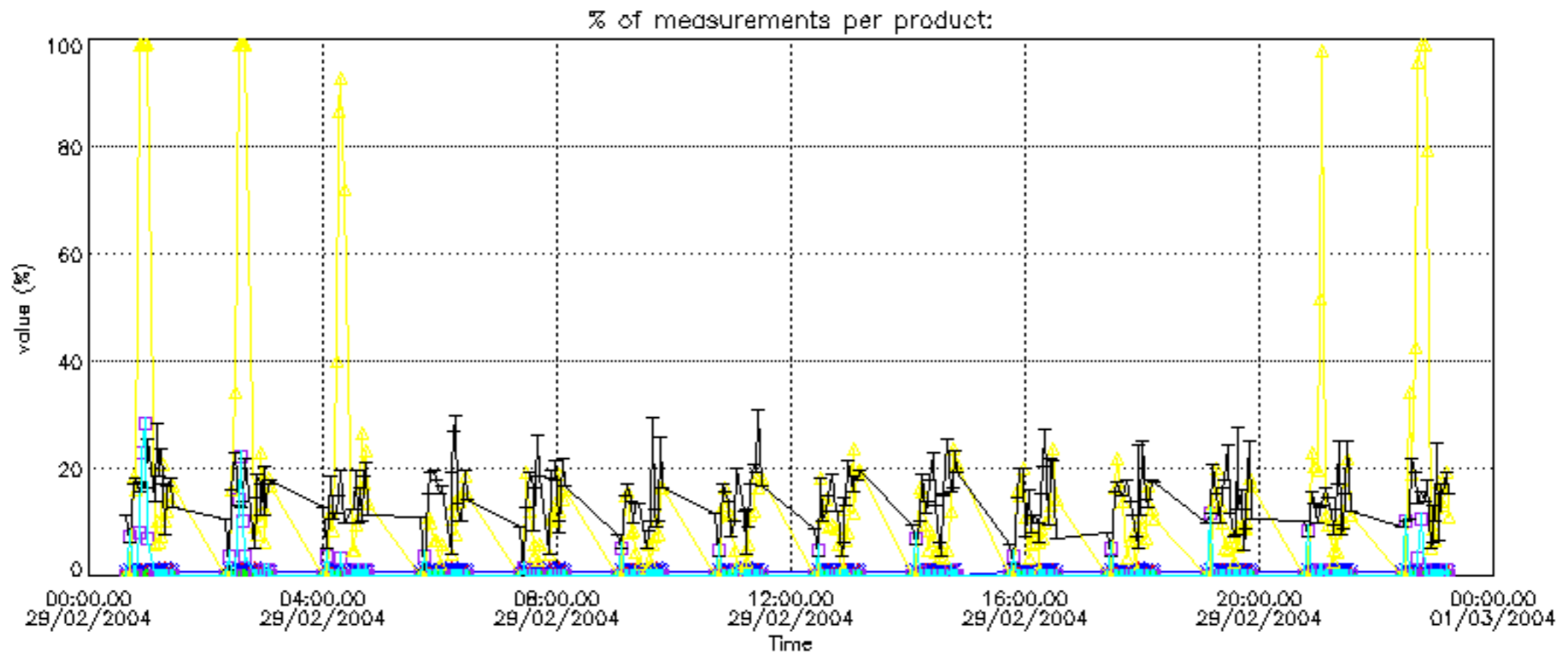
Percentage of flagged data per NO2 profile

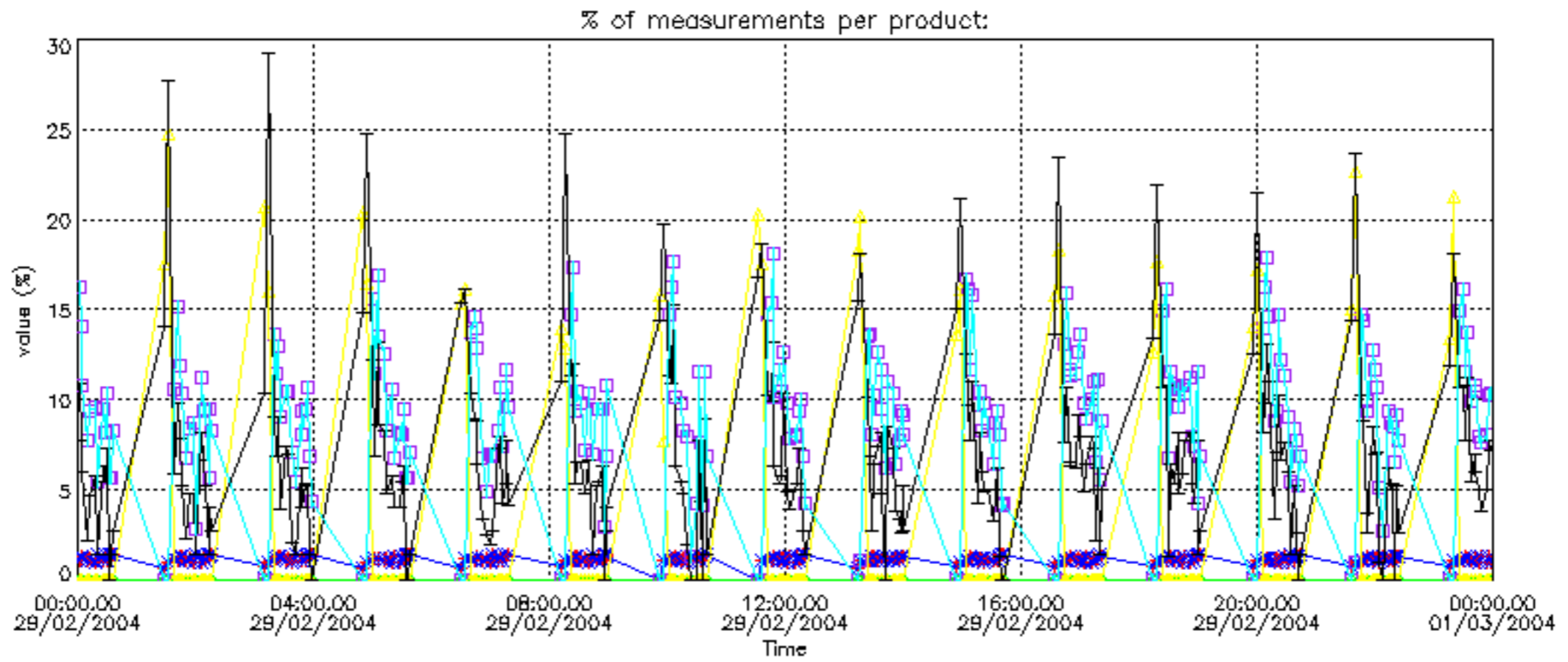


Percentage of flagged data per NO3 profile

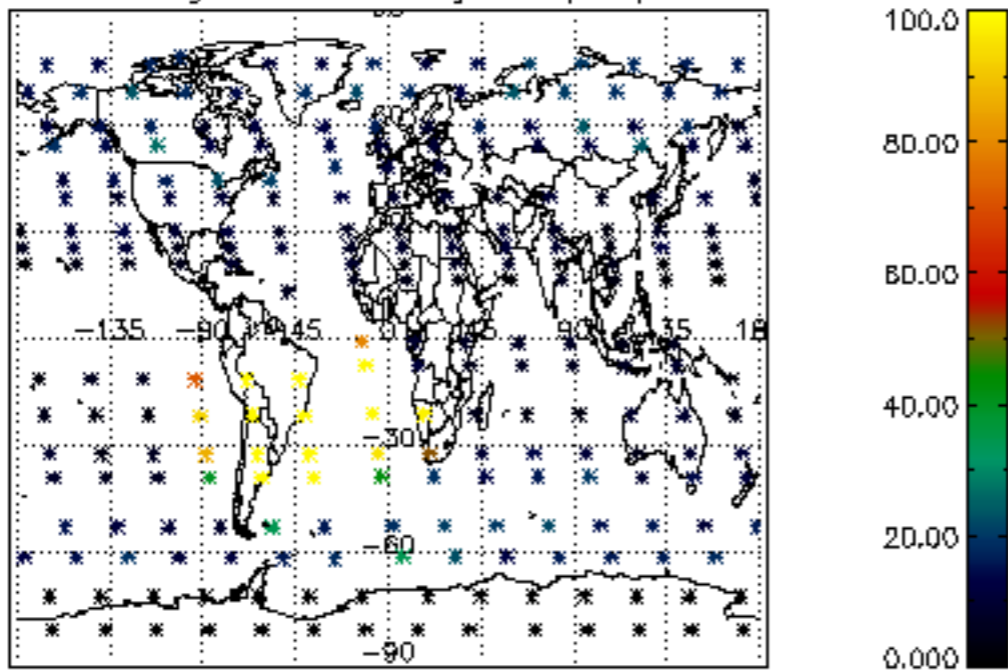




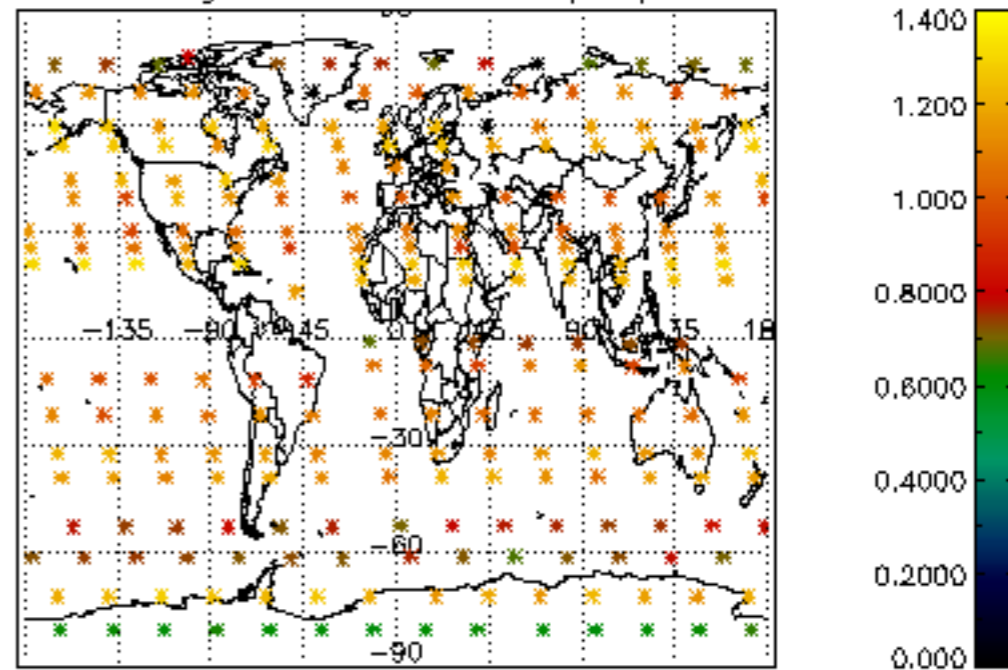




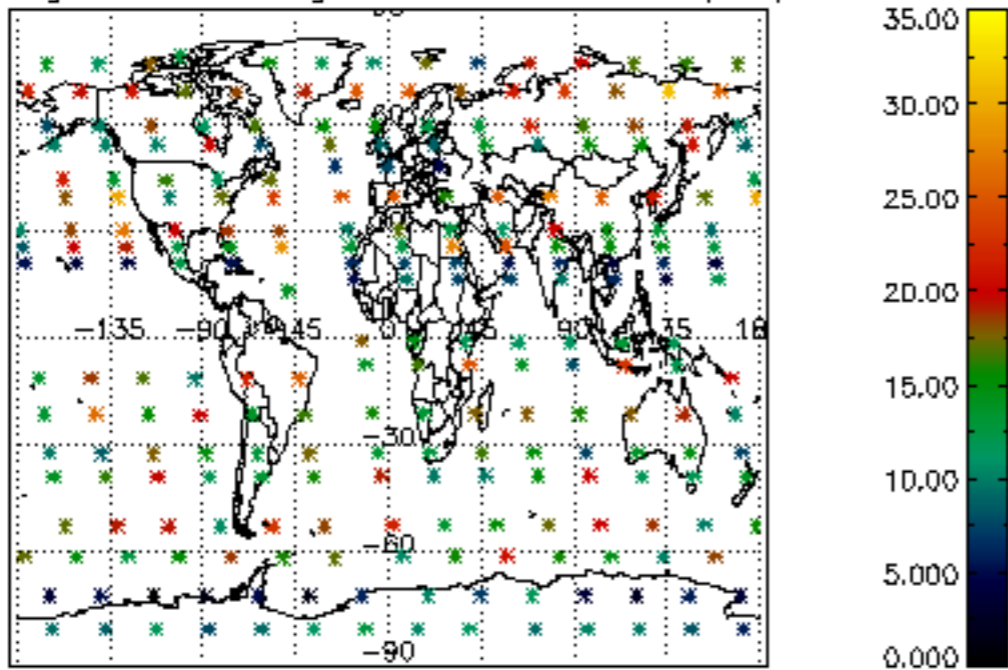
Percentage of cosmic ray hits per profile



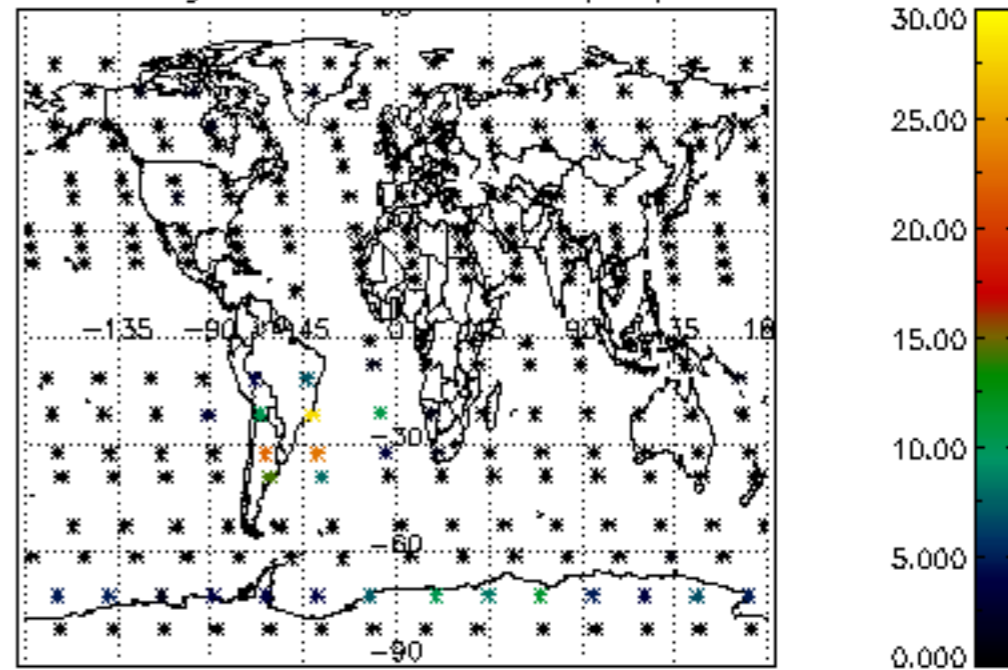
Percentage of datation errors per profile



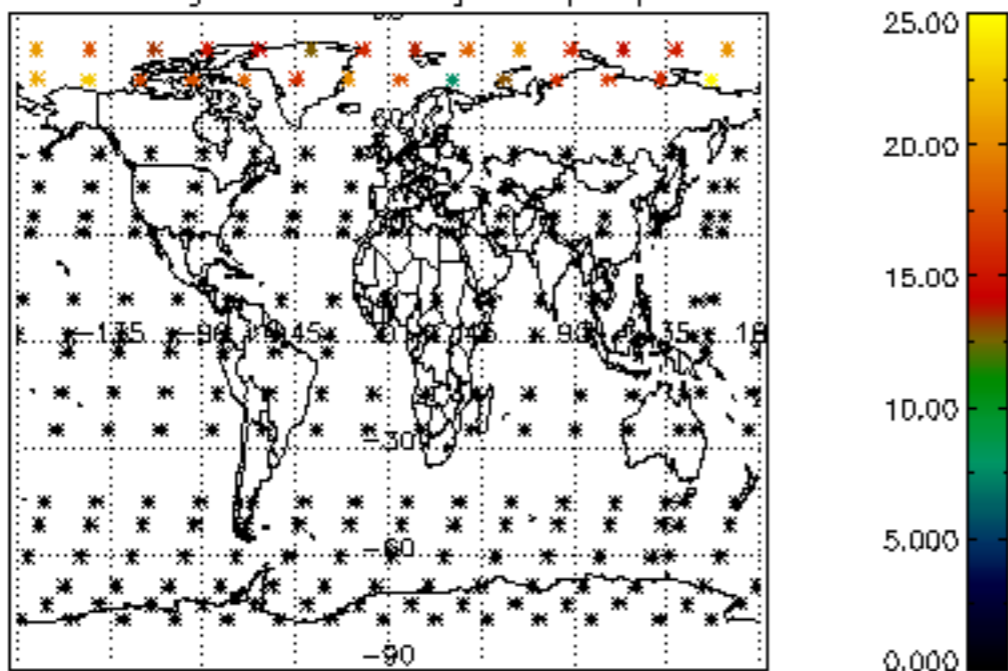
Percentage of star falling outside central band per profile



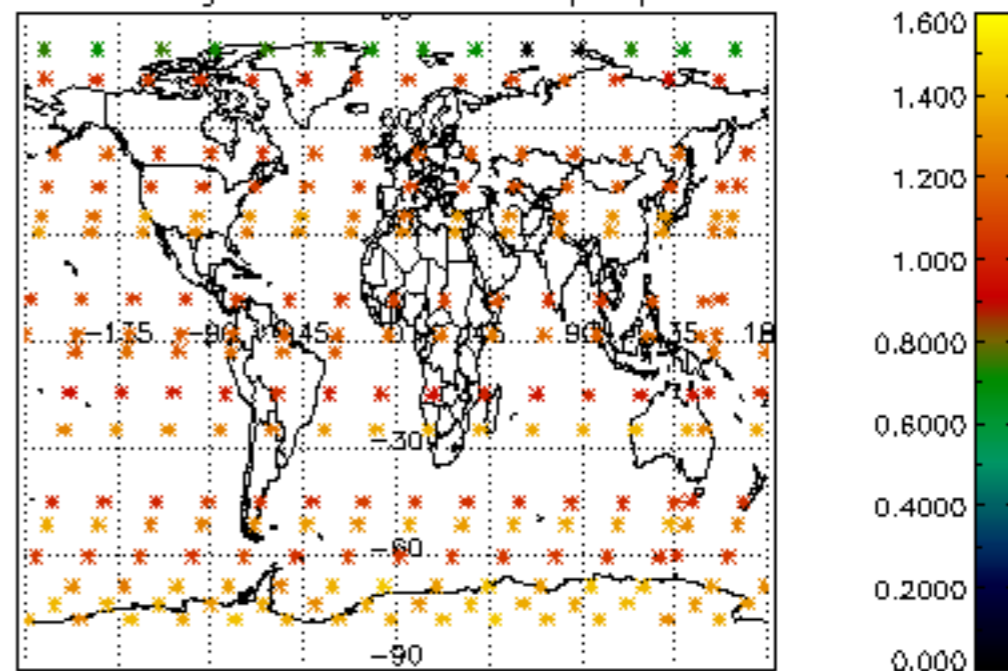
Percentage of saturation errors per profile



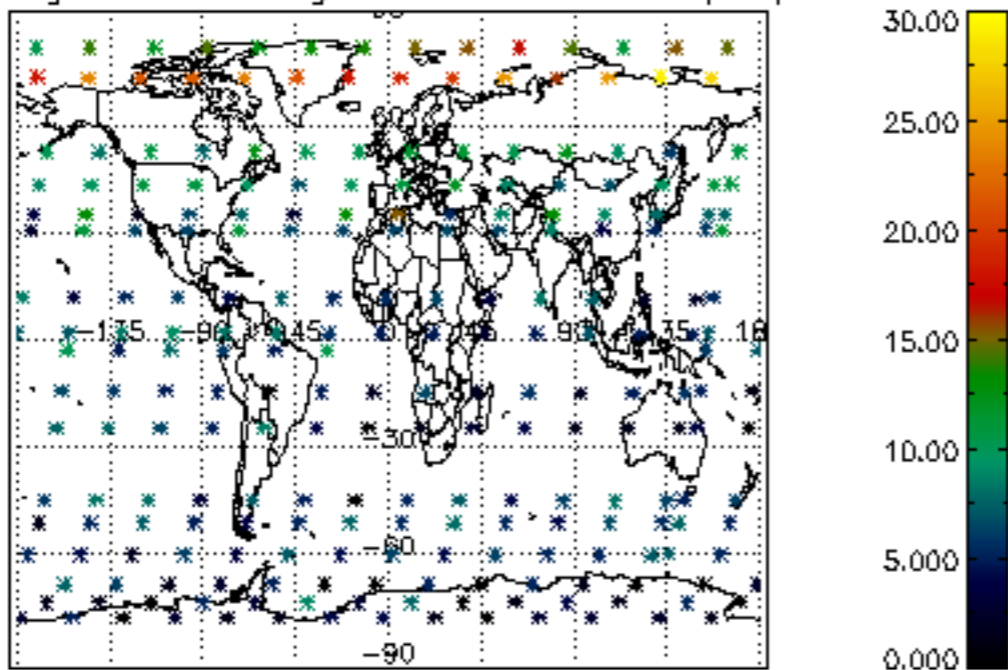
Percentage of cosmic ray hits per profile



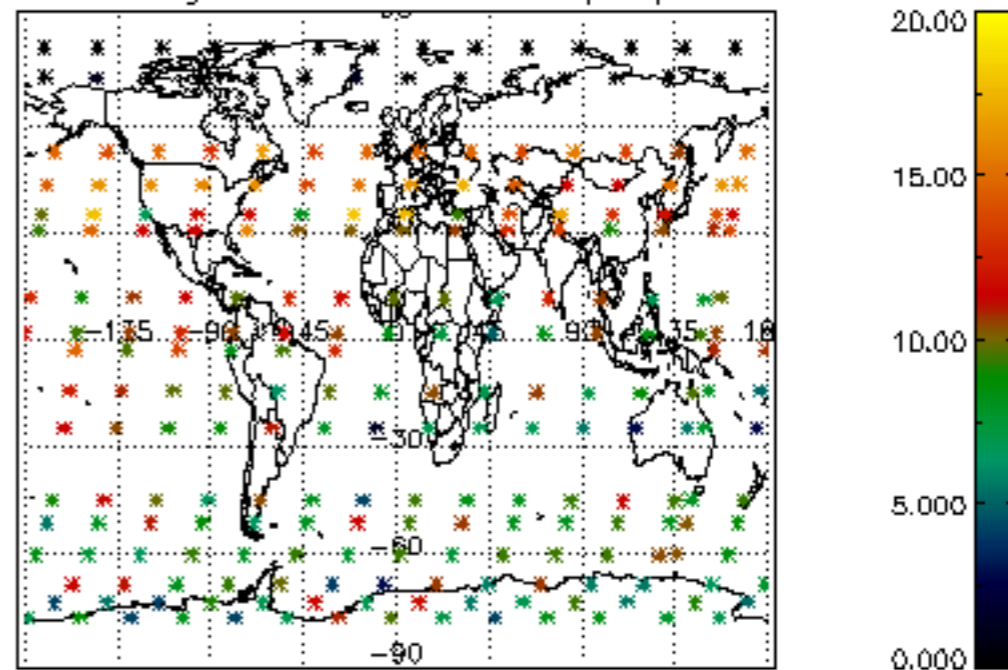
Percentage of datation errors per profile

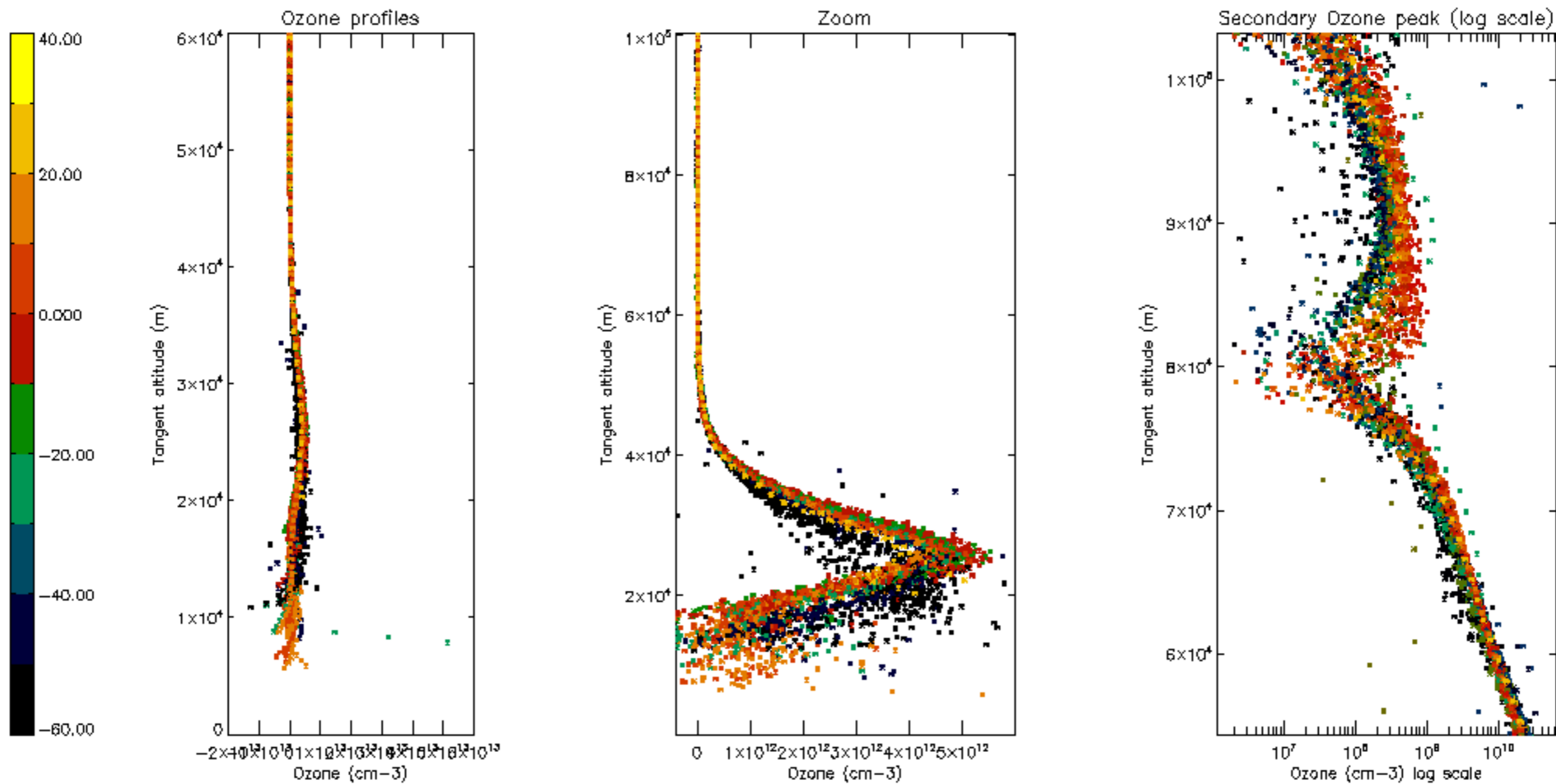


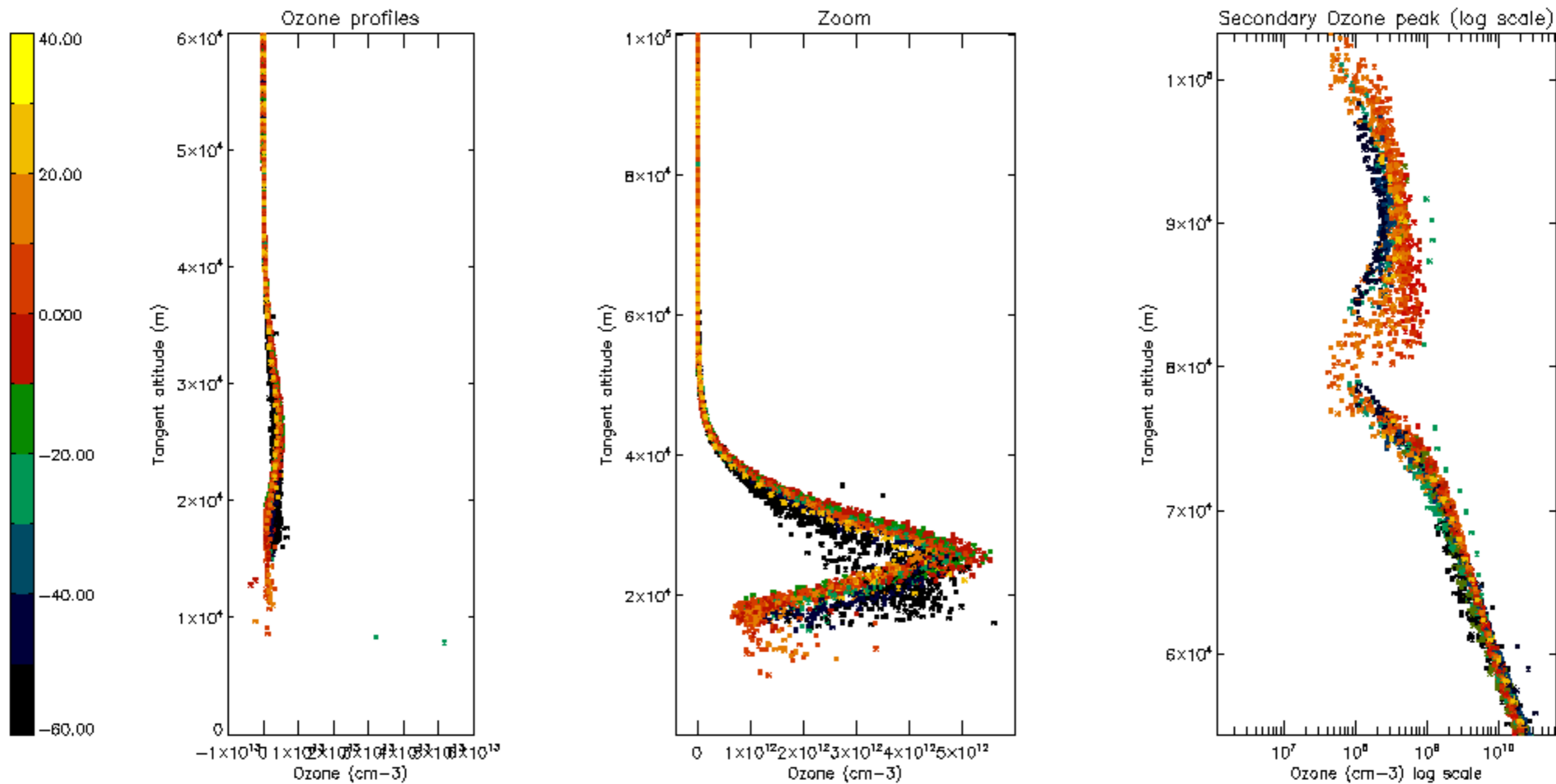
Percentage of star falling outside central band per profile

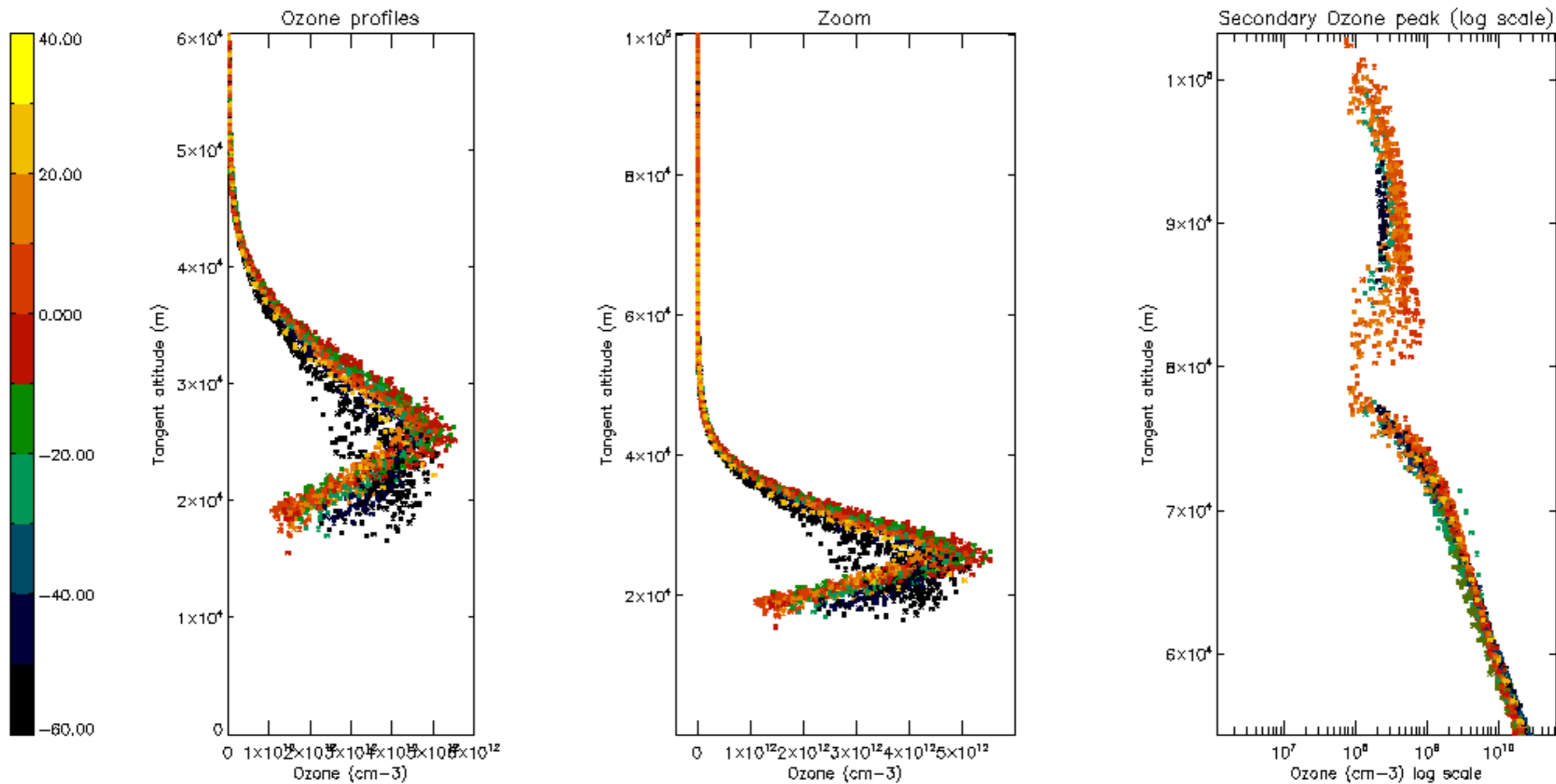


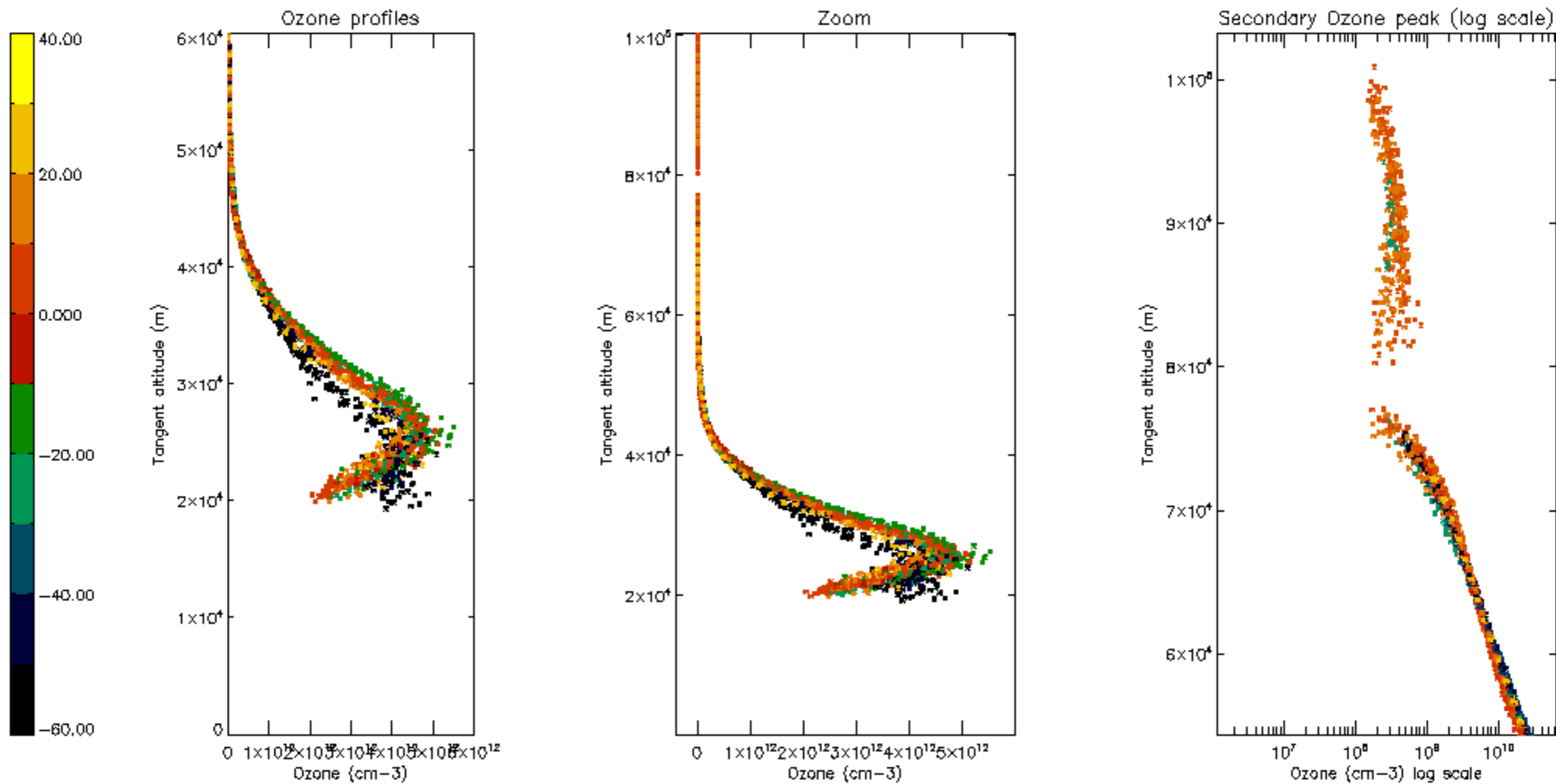
Percentage of saturation errors per profile



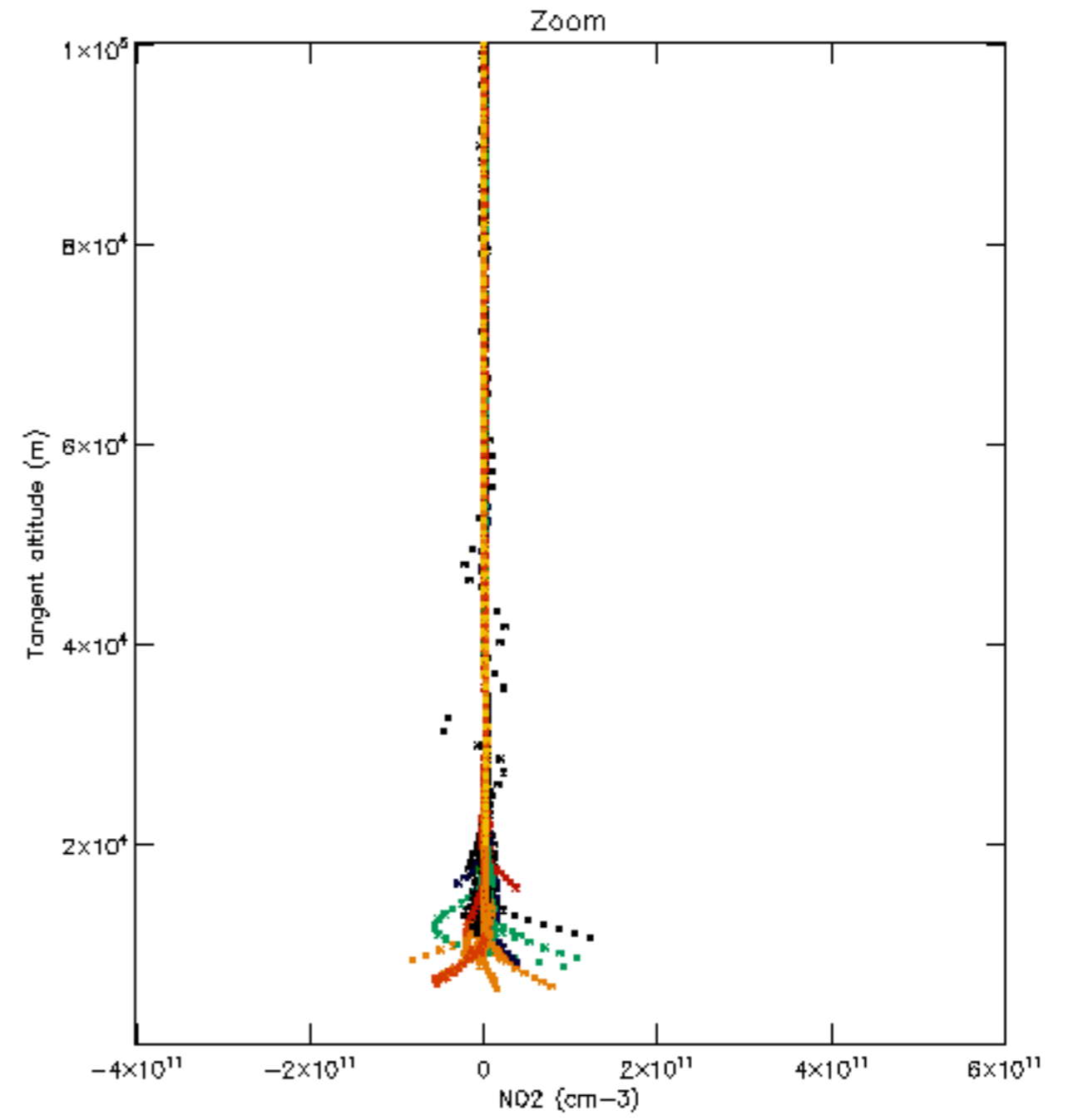
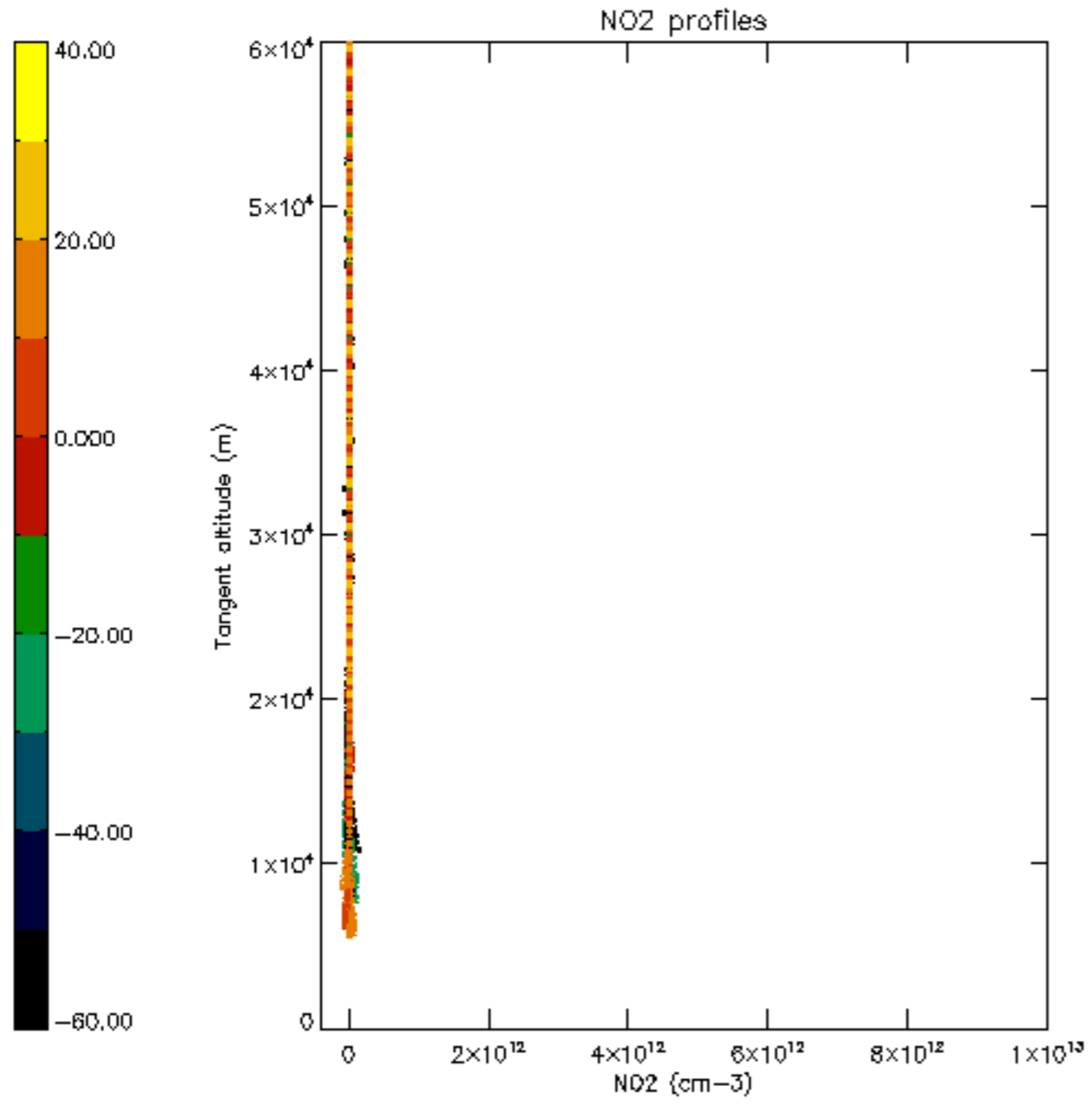


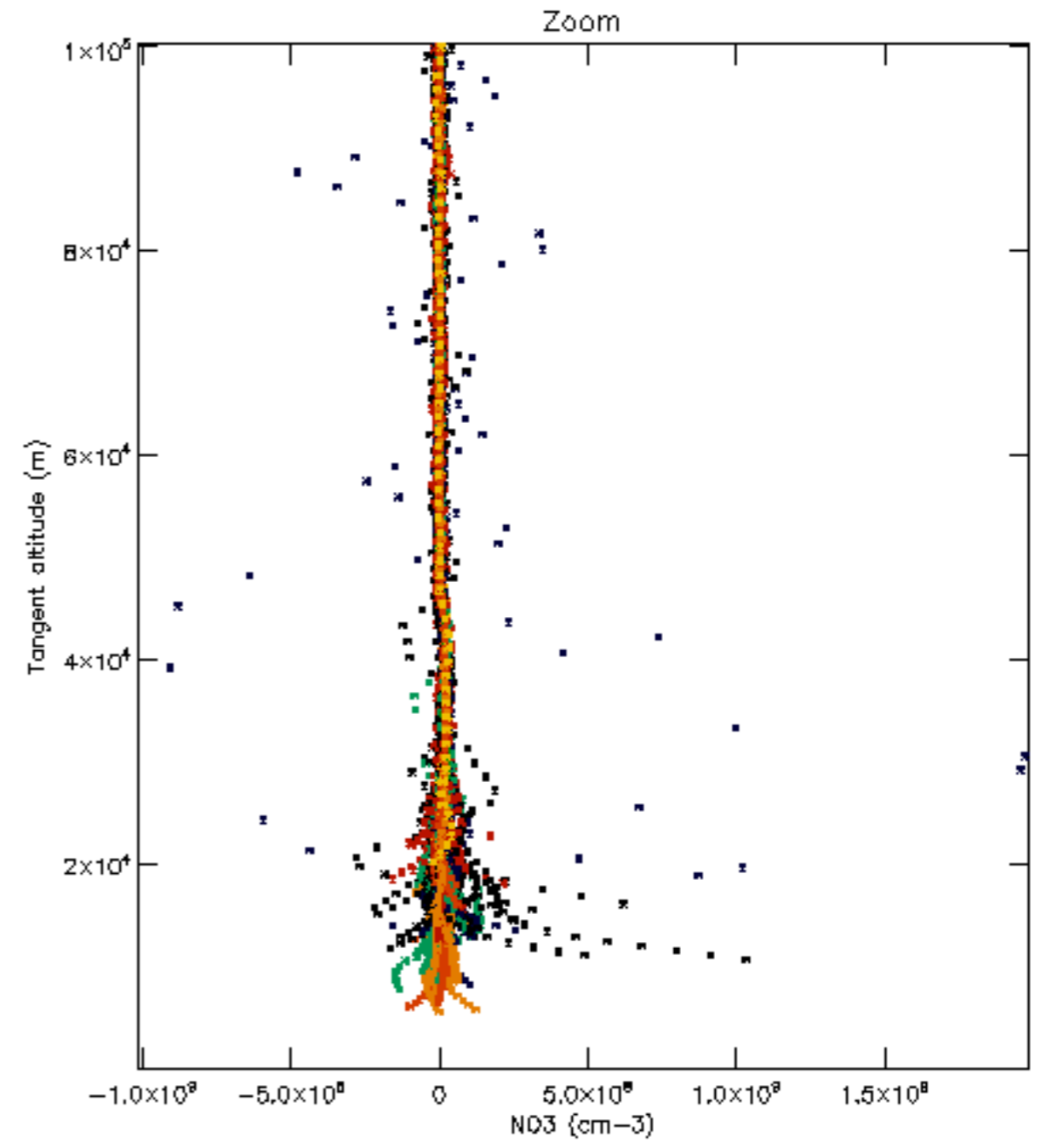
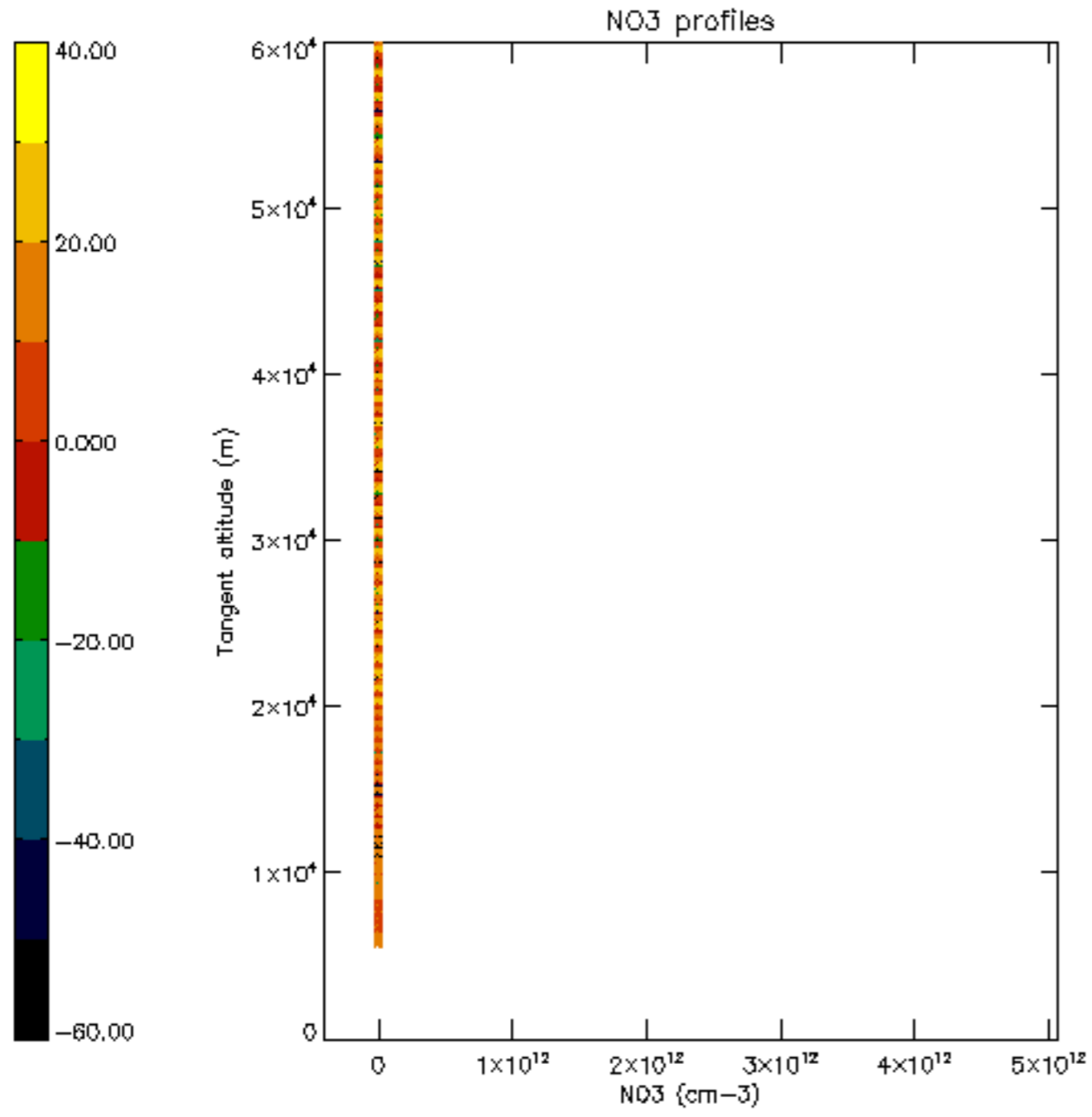


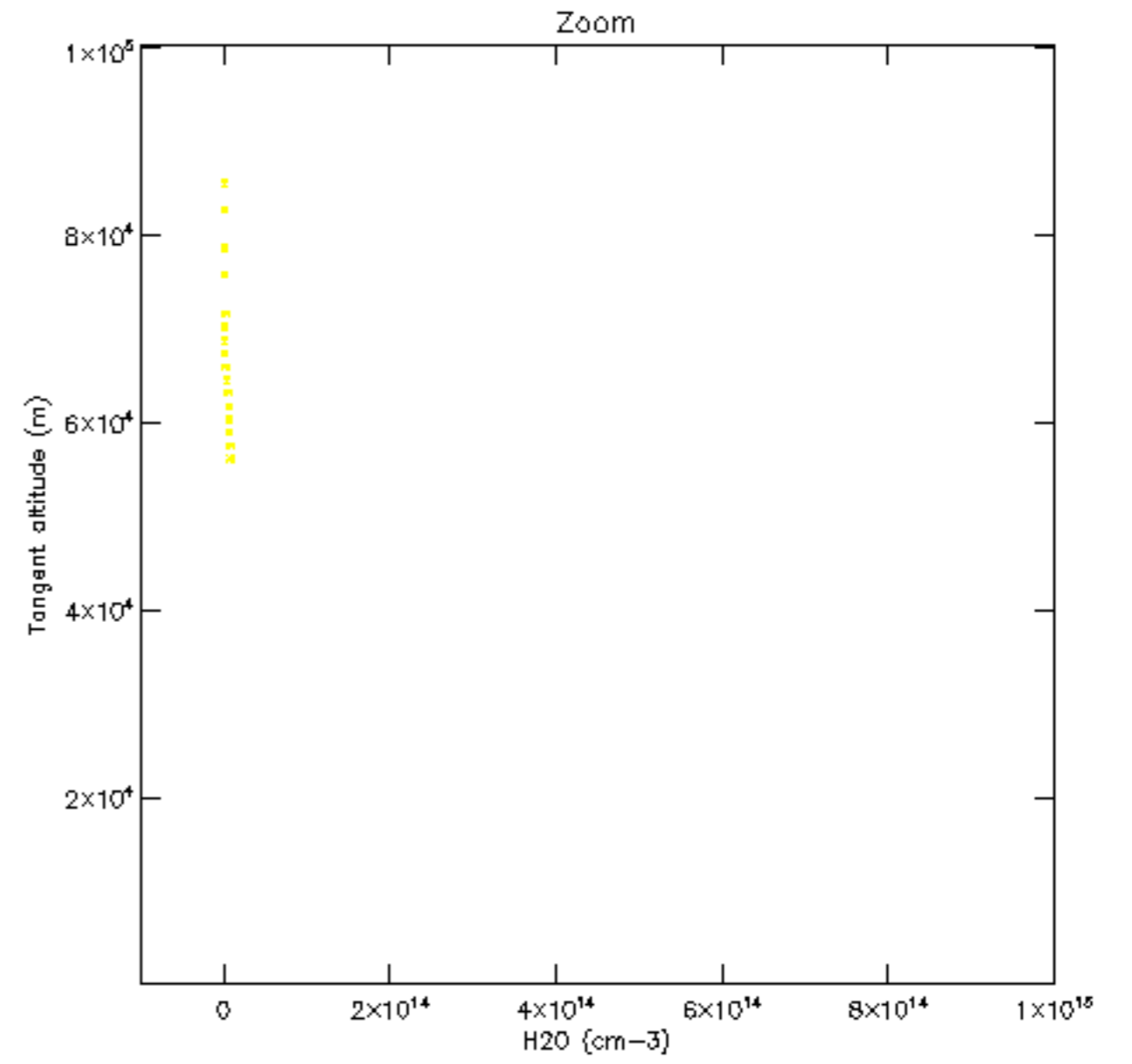
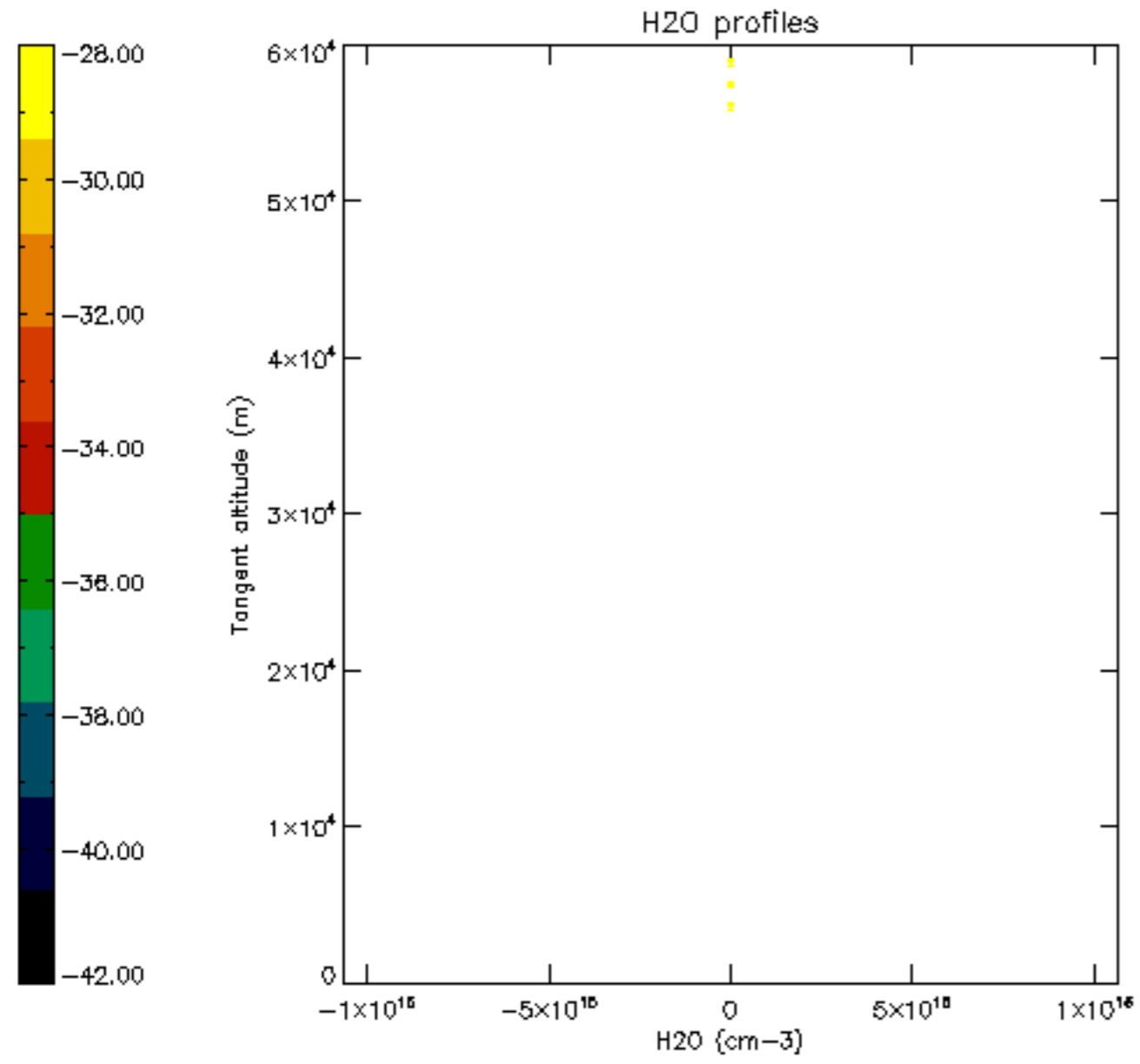


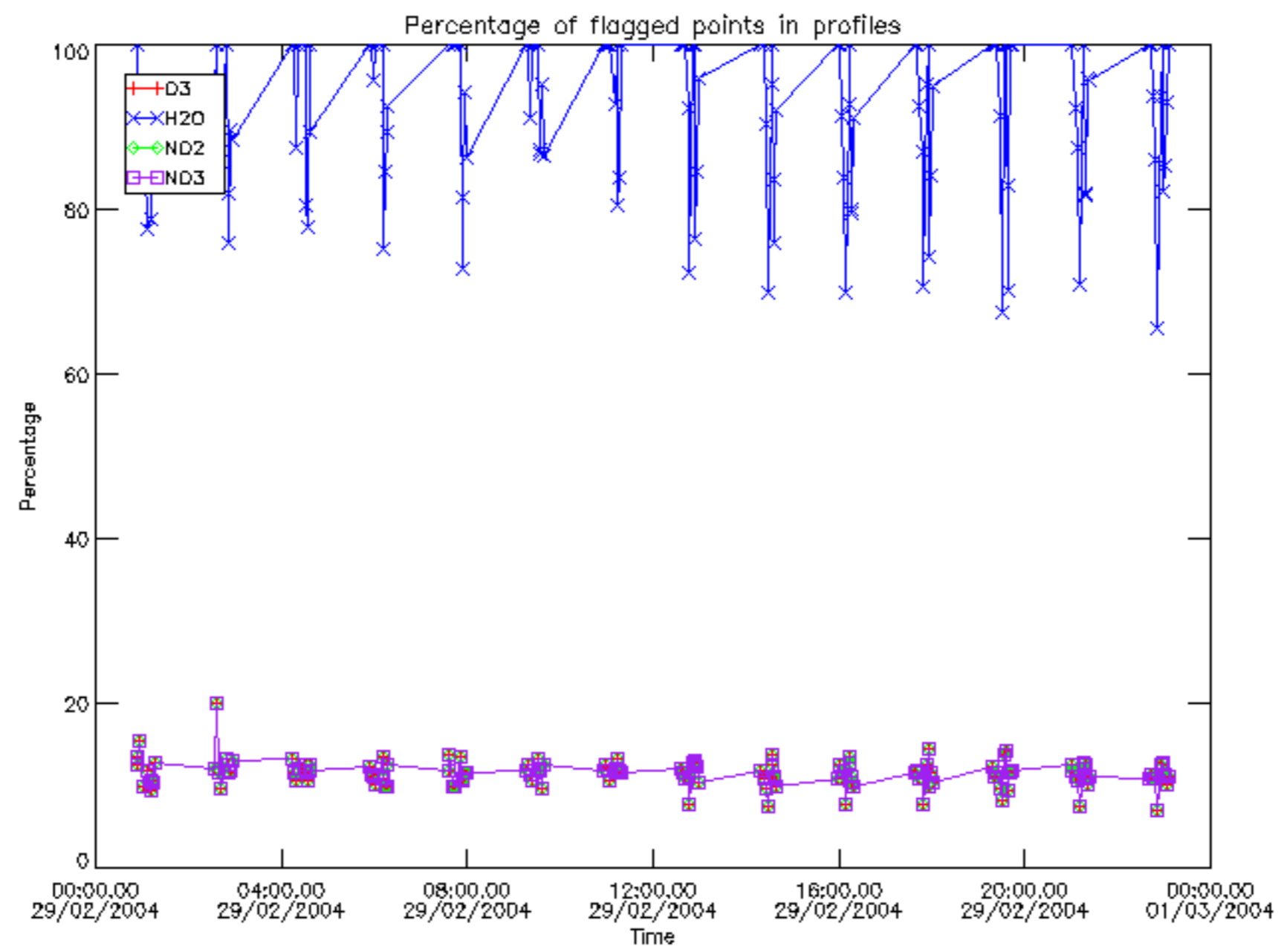




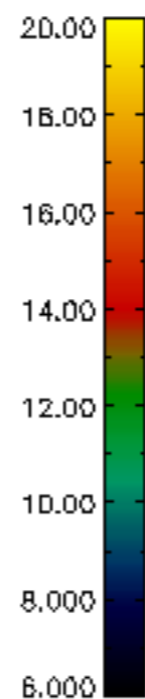
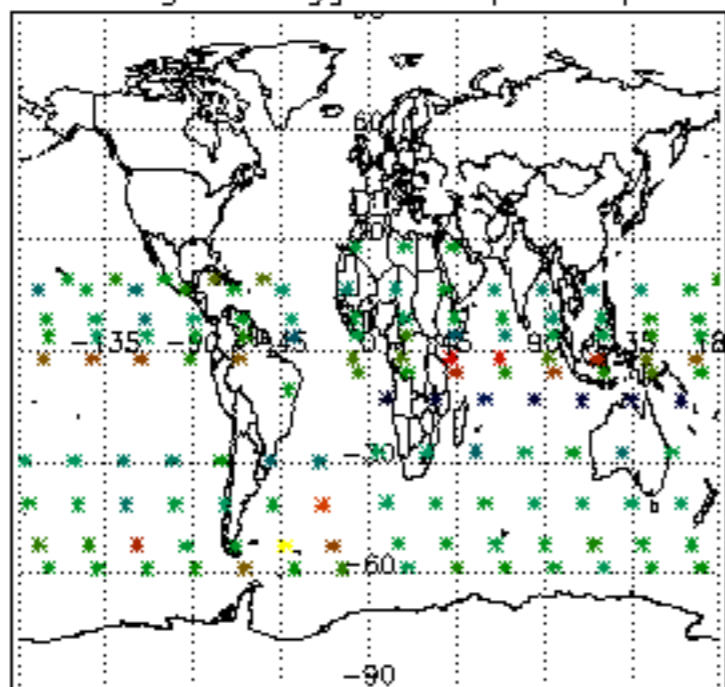




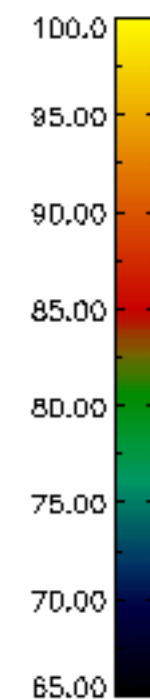
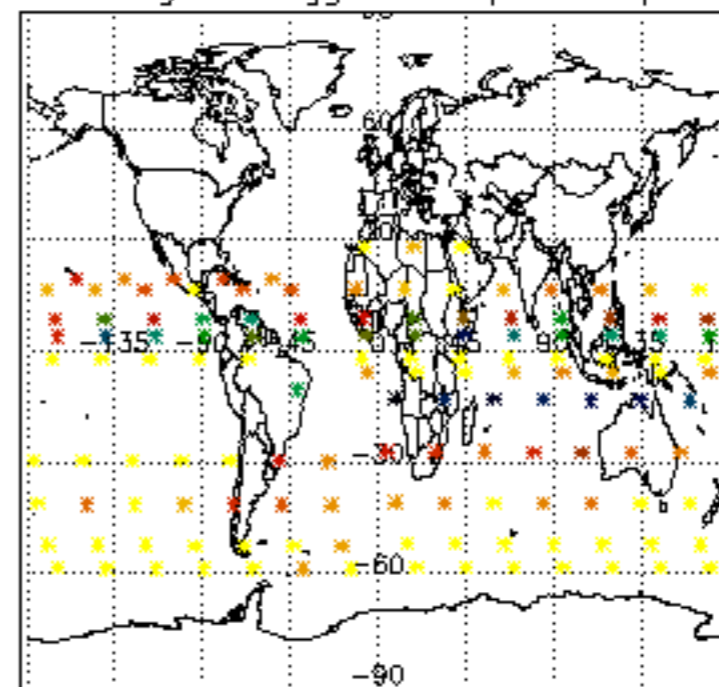




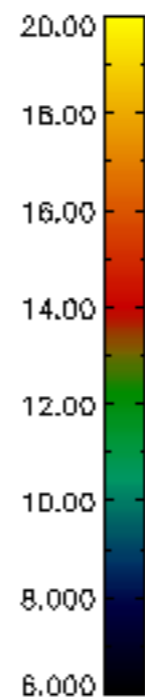
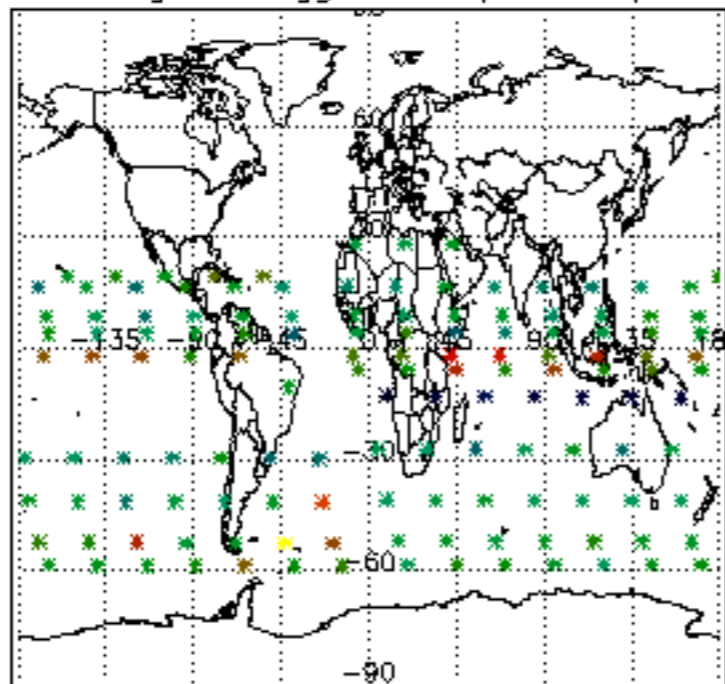
Percentage of flagged data per D3 profile



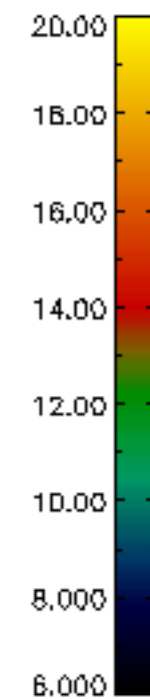
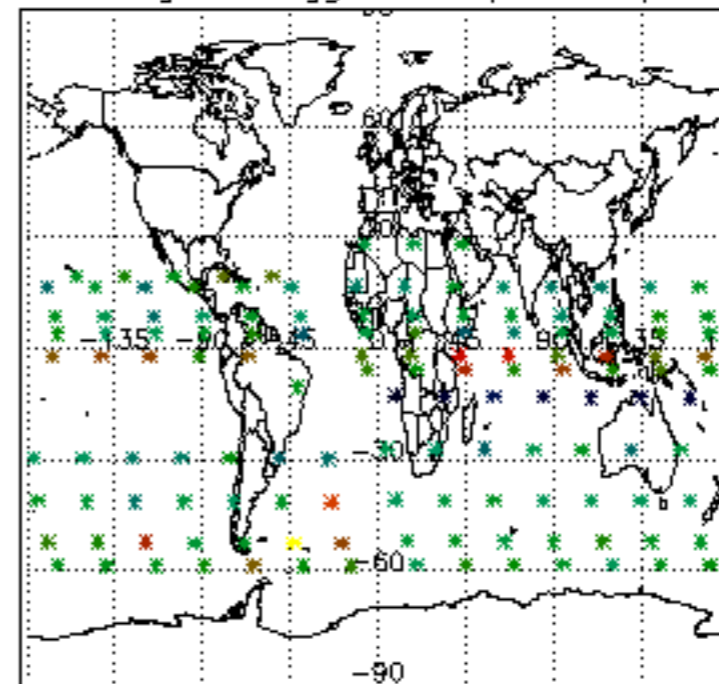
Percentage of flagged data per H2O profile

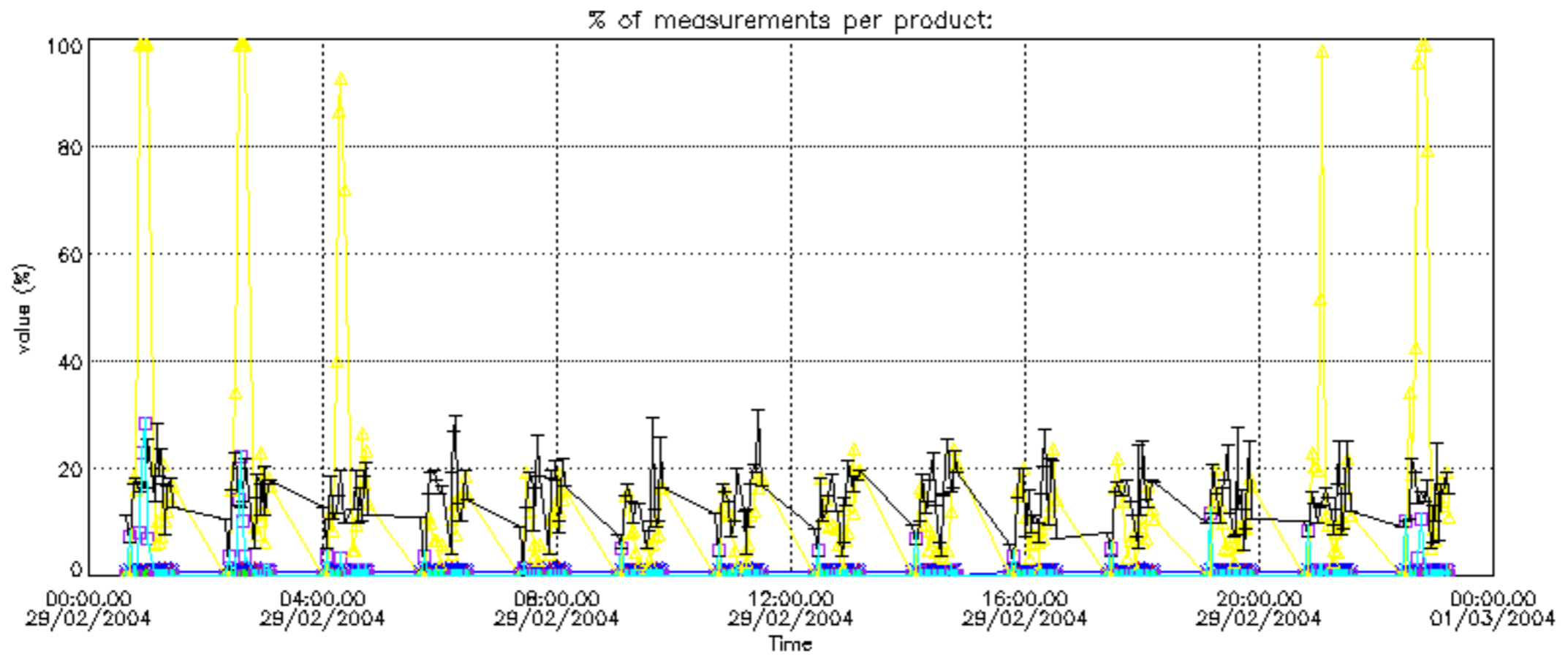


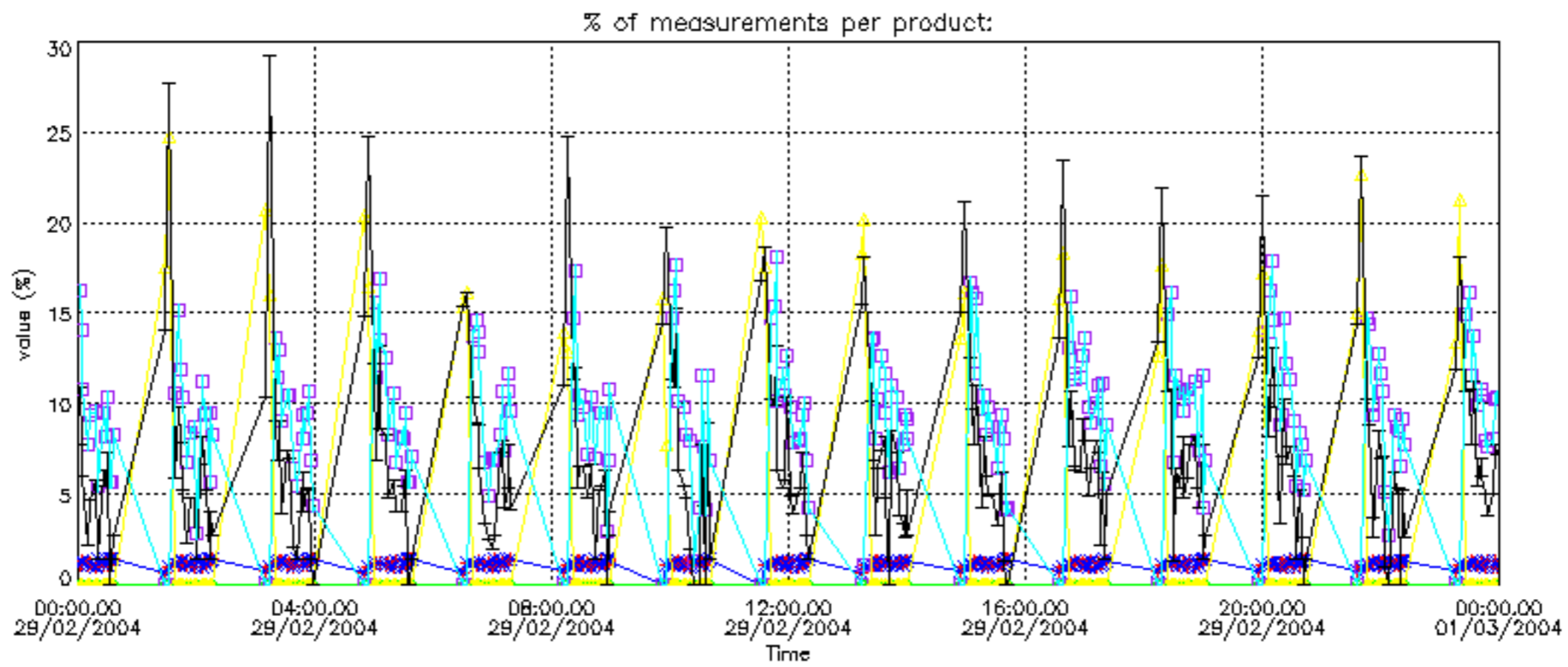
Percentage of flagged data per NO2 profile



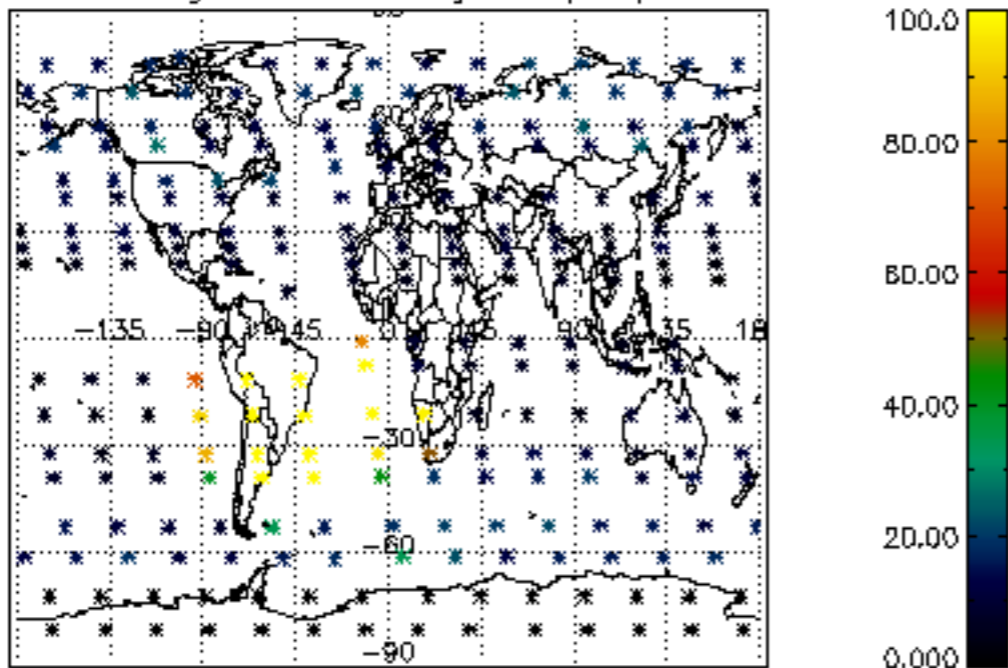
Percentage of flagged data per NO3 profile



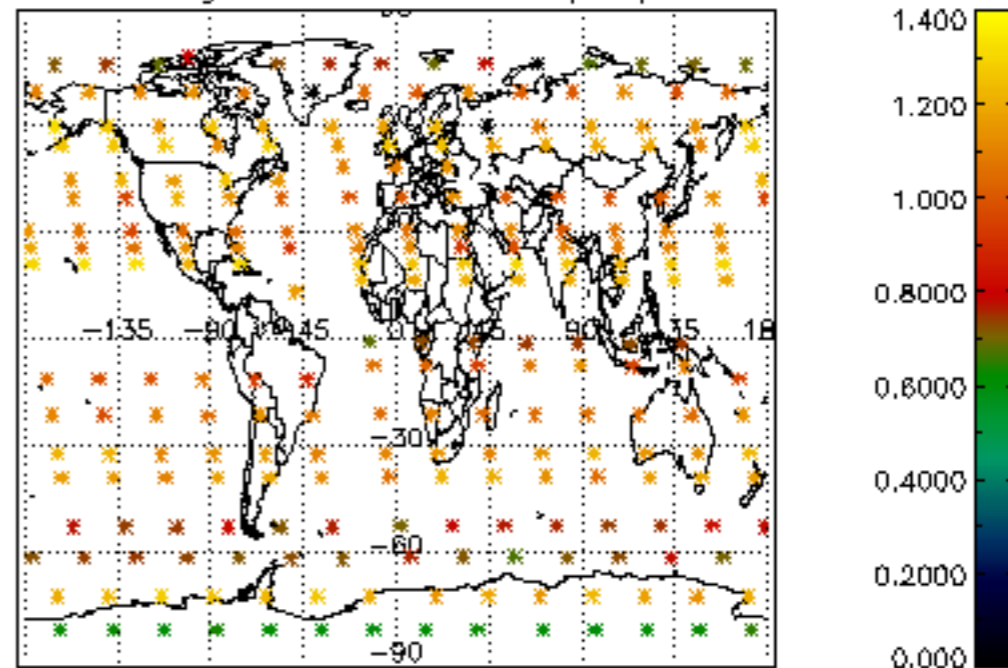




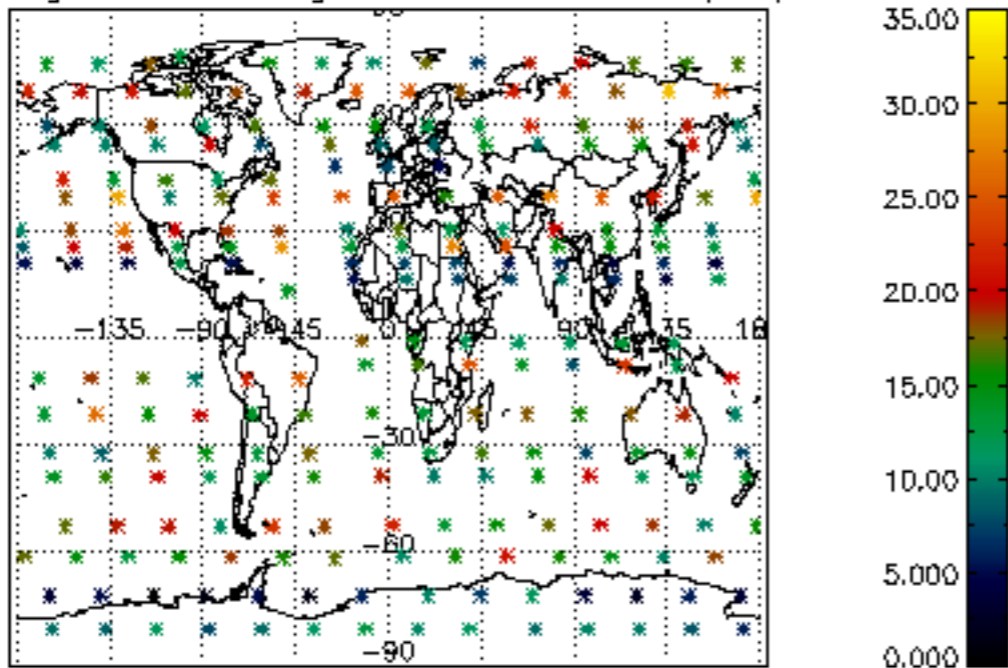
Percentage of cosmic ray hits per profile



Percentage of datation errors per profile



Percentage of star falling outside central band per profile



Percentage of saturation errors per profile

