

GOMOS Level 2 Daily Report

SUMMARY

[1. General Info](#)

[2. Summary of processed GOM_NL_2P products](#)

[3. Level 2 Quality information per product](#)

[3.1 Plot of level 2 quality information per product \(time dependant\)](#)

[3.2 Plot of level 2 quality information per product \(world map\)](#)

[4. Level 1 Quality information per product \(stored on level 2 products\)](#)

[4.1 Plot of level 1 quality information per product \(time dependant\)](#)

[4.1.1 Plot of level 1 quality information per product \(time dependant\): ASCENDING](#)

[4.1.2 Plot of level 1 quality information per product \(time dependant\): DESCENDING](#)

[4.2 Plot of level 1 quality information per product \(world map\)](#)

[4.2.1 Plot of level 1 quality information per product \(world map\): ASCENDING](#)

[4.2.2 Plot of level 1 quality information per product \(world map\): DESCENDING](#)

[5. Ozone profiles based on quality statistics and other trace gas profiles](#)

[5.1 Ozone statistics based on quality of products](#)

[5.2 Plot ozone profiles for all STD \(dark without errors\)](#)

[5.3 Plot ozone profiles where STD < 20% \(dark without errors\)](#)

[5.4. Plot ozone profiles where STD < 10% \(dark without errors\)](#)

[5.5. Plot ozone profiles where STD < 5% \(dark without errors\)](#)

[5.6 Plot NO2 profiles for all STD \(dark without errors\)](#)

[5.7 Plot NO3 profiles for all STD \(dark without errors\)](#)

[5.8 Plot H2O profiles \(only for occultations of stars 1,2,3,4,13,14,16,26,63 dark without errors\) for all STD](#)

[6. Auxiliary Data Files used for the production reported in section 2](#)

This report presents the daily analysis on parameters extracted from GOMOS level 2 data (GOM_NL__2P). It is intended to monitor some important parameters that will impact the quality of these products. A list of level 2 products (and content) that have arrived during the reporting day to the PCF is also given.

Item	Value
Time of report generation	18APR2013 20:19:10
Data source version	GOMOS/6.01
Start time of products	28-02-2004 (28FEB2004 00:00:00)
Stop time of products	29-02-2004 (29FEB2004 00:00:00)
Store outputs in DB	Yes
Nb of level 2 prods	450
Nb of prods with errors	0

2. Summary of processed GOM_NL__2P products.

Nr	Filename	UTC Start time	Limb	Duration	Star Id	Star Name	Star Mag	Star Temp	Nb Meas	Orbit	Prod. error
1	GOM_NL__2PRFIN20040228_013939_000000522024_00361_10435_9887.N1	28-FEB-2004 01:39:39	Dark	52.000	131	Gam Lup	2.8000	26000.	104	10435	No
2	GOM_NL__2PRFIN20040228_014209_000000472024_00361_10435_9888.N1	28-FEB-2004 01:42:09	Dark	46.500	4	Alp1Cen	-0.010000	5800.0	93	10435	No
3	GOM_NL__2PRFIN20040228_014328_000000482024_00361_10435_9889.N1	28-FEB-2004 01:43:28	Dark	47.500	10	Bet Cen	0.610000	28000.	95	10435	No
4	GOM_NL__2PRFIN20040228_014451_000000392024_00361_10435_9890.N1	28-FEB-2004 01:44:51	Dark	38.500	112	Alp Mus	2.6880	26000.	77	10435	No
5	GOM_NL__2PRFIN20040228_014606_000000542024_00361_10435_9891.N1	28-FEB-2004 01:46:06	Dark	54.000	12	Alp1Cru	0.77500	30000.	108	10435	No
6	GOM_NL__2PRFIN20040228_014738_000000392024_00361_10435_9892.N1	28-FEB-2004 01:47:38	Dark	39.000	29	Bet Car	1.6720	10200.	78	10435	No
7	GOM_NL__2PRFIN20040228_015025_000000442024_00361_10435_9893.N1	28-FEB-2004 01:50:25	Dark	43.500	71	lot Car	2.2460	7700.0	87	10435	No
8	GOM_NL__2PRFIN20040228_015157_000000442024_00361_10435_9894.N1	28-FEB-2004 01:51:57	Straylight	44.000	46	Del Vel	1.9540	10600.	88	10435	No
9	GOM_NL__2PRFIN20040228_015446_000000492024_00361_10435_9895.N1	28-FEB-2004 01:54:46	Straylight	48.500	65	Lam Vel	2.2040	4400.0	97	10435	No
10	GOM_NL__2PRFIN20040228_015713_000000662024_00361_10435_9896.N1	28-FEB-2004 01:57:13	Straylight	66.000	106	9Bet Crv	2.6480	5600.0	132	10435	No
11	GOM_NL__2PRFIN20040228_020024_000000712024_00361_10435_9897.N1	28-FEB-2004 02:00:24	Straylight	70.500	100	4Gam Crv	2.5800	13100.	141	10435	No
12	GOM_NL__2PRFIN20040228_020418_000000532024_00361_10435_9898.N1	28-FEB-2004 02:04:18	Twilight_and_stray	52.500	48	30Alp Hya	1.9770	4100.0	105	10435	No
13	GOM_NL__2PRFIN20040228_021038_000000452024_00361_10435_9899.N1	28-FEB-2004 02:10:38	Bright	45.000	22	32Alp Leo	1.3600	15200.	90	10435	No
14	GOM_NL__2PRFIN20040228_021320_000000452024_00361_10435_9900.N1	28-FEB-2004 02:13:20	Bright	44.500	51	41Gam1Leo	2.0100	4500.0	89	10435	No
15	GOM_NL__2PRFIN20040228_021527_000000412024_00361_10435_9901.N1	28-FEB-2004 02:15:27	Bright	40.500	17	78Bet Gem	1.1610	4500.0	81	10435	No
16	GOM_NL__2PRFIN20040228_021641_000000402024_00361_10435_9902.N1	28-FEB-2004 02:16:41	Bright	39.500	24	66Alp Gem	1.5800	10200.	79	10435	No
17	GOM_NL__2PRFIN20040228_022223_000000492024_00361_10435_9903.N1	28-FEB-2004 02:22:23	Bright	48.500	174	52Psi UMa	3.0040	4400.0	97	10435	No
18	GOM_NL__2PRFIN20040228_022504_000000432024_00361_10435_9904.N1	28-FEB-2004 02:25:04	Bright	42.500	82	48Bet UMa	2.3650	10600.	85	10435	No
19	GOM_NL__2PRFIN20040228_022627_000000482024_00361_10435_9905.N1	28-FEB-2004 02:26:27	Bright	47.500	87	64Gam UMa	2.4330	11000.	95	10435	No
20	GOM_NL__2PRFIN20040228_022947_000000492024_00361_10435_9906.N1	28-FEB-2004 02:29:47	Bright	48.500	32	77Eps UMa	1.7630	11000.	97	10435	No
21	GOM_NL__2PRFIN20040228_023222_000000392024_00361_10435_9907.N1	28-FEB-2004 02:32:22	Bright	38.500	49	1Alp UMi	1.9900	6300.0	77	10435	No
22	GOM_NL__2PRFIN20040228_023813_000000472024_00361_10435_9908.N1	28-FEB-2004 02:38:13	Bright	47.000	119	14Eta Dra	2.7270	4700.0	94	10435	No
23	GOM_NL__2PRFIN20040228_024233_000000442024_00361_10435_9909.N1	28-FEB-2004 02:42:33	Bright	44.000	130	23Bet Dra	2.7990	5800.0	88	10435	No
24	GOM_NL__2PRFIN20040228_024454_000000372024_00361_10435_9910.N1	28-FEB-2004 02:44:54	Bright	36.500	19	50Alp Cyg	1.2460	10500.	73	10435	No
25	GOM_NL__2PRFIN20040228_024629_000000382024_00361_10435_9911.N1	28-FEB-2004 02:46:29	Bright	38.000	66	37Gam Cyg	2.2080	5900.0	76	10435	No
26	GOM_NL__2PRFIN20040228_024801_000000362024_00361_10435_9912.N1	28-FEB-2004 02:48:01	Bright	36.000	92	53Eps Cyg	2.5000	4500.0	72	10435	No
27	GOM_NL__2PRFIN20040228_025101_000000782024_00361_10435_9913.N1	28-FEB-2004 02:51:01	Bright	77.500	133	40Zet Her	2.8070	6000.0	155	10435	No
28	GOM_NL__2PRFIN20040228_025500_000000392024_00361_10435_9914.N1	28-FEB-2004 02:55:00	Bright	39.000	168	17Zet Aql	2.9860	11000.	78	10435	No
29	GOM_NL__2PRFIN20040228_025808_000000702024_00361_10435_9915.N1	28-FEB-2004 02:58:08	Twilight_and_stray	69.500	59	55Alp Oph	2.0800	8900.0	139	10435	No
30	GOM_NL__2PRFIN20040228_030039_000000642024_00361_10435_9916.N1	28-FEB-2004 03:00:39	Straylight	63.500	126	60Bet Oph	2.7700	4250.0	127	10435	No
31	GOM_NL__2PRFIN20040228_030633_000000432024_00361_10435_9917.N1	28-FEB-2004 03:06:33	Dark	42.500	57	34Sig Sgr	2.0660	26000.	85	10435	No
32	GOM_NL__2PRFIN20040228_030937_000000452024_00361_10435_9918.N1	28-FEB-2004 03:09:37	Dark	45.000	38	20Eps Sgr	1.8360	11000.	90	10435	No
33	GOM_NL__2PRFIN20040228_031222_000000462024_00361_10435_9919.N1	28-FEB-2004 03:12:22	Dark	46.000	25	35Lam Sco	1.6200	28000.	92	10435	No
34	GOM_NL__2PRFIN20040228_031452_000000682024_00361_10435_9920.N1	28-FEB-2004 03:14:52	Dark	67.500	16	21Alp Sco	1.0200	3000.0	135	10435	No
35	GOM_NL__2PRFIN20040228_032016_000000532024_00362_10436_9887.N1	28-FEB-2004 03:20:16	Dark	53.000	131	Gam Lup	2.8000	26000.	106	10436	No
36	GOM_NL__2PRFIN20040228_032246_000000452024_00362_10436_9888.N1	28-FEB-2004 03:22:46	Dark	44.500	4	Alp1Cen	-0.010000	5800.0	89	10436	No
37	GOM_NL__2PRFIN20040228_032404_000000462024_00362_10436_9889.N1	28-FEB-2004 03:24:04	Dark	45.500	10	Bet Cen	0.610000	28000.	91	10436	No
38	GOM_NL__2PRFIN20040228_032528_000000402024_00362_10436_9890.N1	28-FEB-2004 03:25:28	Dark	39.500	112	Alp Mus	2.6880	26000.	79	10436	No
39	GOM_NL__2PRFIN20040228_032643_000000512024_00362_10436_9891.N1	28-FEB-2004 03:26:43	Dark	51.000	12	Alp1Cru	0.77500	30000.	102	10436	No
40	GOM_NL__2PRFIN20040228_032813_000000382024_00362_10436_9892.N1	28-FEB-2004 03:28:13	Dark	38.000	29	Bet Car	1.6720	10200.	76	10436	No
41	GOM_NL__2PRFIN20040228_033101_000000392024_00362_10436_9893.N1	28-FEB-2004 03:31:01	Dark	38.500	71	lot Car	2.2460	7700.0	77	10436	No
42	GOM_NL__2PRFIN20040228_033233_000000412024_00362_10436_9894.N1	28-FEB-2004 03:32:33	Straylight	41.000	46	Del Vel	1.9540	10600.	82	10436	No

43	GOM_NL__2PRFIN20040228_033524_00000442024_00362_10436_9895.N1	28-FEB-2004 03:35:24	Straylight	43.500	65	Lam Vel	2.2040	4400.0	87	10436	No
44	GOM_NL__2PRFIN20040228_033750_00000722024_00362_10436_9896.N1	28-FEB-2004 03:37:50	Straylight	72.000	106	9Bet Crv	2.6480	5600.0	144	10436	No
45	GOM_NL__2PRFIN20040228_034059_00000722024_00362_10436_9897.N1	28-FEB-2004 03:40:59	Straylight	71.500	100	4Gam Crv	2.5800	13100.	143	10436	No
46	GOM_NL__2PRFIN20040228_034456_00000502024_00362_10436_9898.N1	28-FEB-2004 03:44:56	Twi_and_stray	49.500	48	30Alp Hya	1.9770	4100.0	99	10436	No
47	GOM_NL__2PRFIN20040228_035114_00000462024_00362_10436_9899.N1	28-FEB-2004 03:51:14	Bright	45.500	22	32Alp Leo	1.3600	15200.	91	10436	No
48	GOM_NL__2PRFIN20040228_035355_00000452024_00362_10436_9900.N1	28-FEB-2004 03:53:55	Bright	45.000	51	41Gam1Leo	2.0100	4500.0	90	10436	No
49	GOM_NL__2PRFIN20040228_035604_00000402024_00362_10436_9901.N1	28-FEB-2004 03:56:04	Bright	40.000	17	78Bet Gem	1.1610	4500.0	80	10436	No
50	GOM_NL__2PRFIN20040228_035718_00000382024_00362_10436_9902.N1	28-FEB-2004 03:57:18	Bright	38.000	24	66Alp Gem	1.5800	10200.	76	10436	No
51	GOM_NL__2PRFIN20040228_040259_00000452024_00362_10436_9903.N1	28-FEB-2004 04:02:59	Bright	45.000	174	52Psi UMa	3.0040	4400.0	90	10436	No
52	GOM_NL__2PRFIN20040228_040539_00000432024_00362_10436_9904.N1	28-FEB-2004 04:05:39	Bright	42.500	82	48Bet UMa	2.3650	10600.	85	10436	No
53	GOM_NL__2PRFIN20040228_040702_00000472024_00362_10436_9905.N1	28-FEB-2004 04:07:02	Bright	47.000	87	64Gam UMa	2.4330	11000.	94	10436	No
54	GOM_NL__2PRFIN20040228_041021_00000522024_00362_10436_9906.N1	28-FEB-2004 04:10:21	Bright	51.500	32	77Eps UMa	1.7630	11000.	103	10436	No
55	GOM_NL__2PRFIN20040228_041258_00000372024_00362_10436_9907.N1	28-FEB-2004 04:12:58	Bright	36.500	49	1Alp UMi	1.9900	6300.0	73	10436	No
56	GOM_NL__2PRFIN20040228_041849_00000482024_00362_10436_9908.N1	28-FEB-2004 04:18:49	Bright	47.500	119	14Eta Dra	2.7270	4700.0	95	10436	No
57	GOM_NL__2PRFIN20040228_042308_00000462024_00362_10436_9909.N1	28-FEB-2004 04:23:08	Bright	46.000	130	23Bet Dra	2.7990	5800.0	92	10436	No
58	GOM_NL__2PRFIN20040228_042531_00000372024_00362_10436_9910.N1	28-FEB-2004 04:25:31	Bright	37.000	19	50Alp Cyg	1.2460	10500.	74	10436	No
59	GOM_NL__2PRFIN20040228_042705_00000372024_00362_10436_9911.N1	28-FEB-2004 04:27:05	Bright	36.500	66	37Gam Cyg	2.2080	5900.0	73	10436	No
60	GOM_NL__2PRFIN20040228_042837_00000362024_00362_10436_9912.N1	28-FEB-2004 04:28:37	Bright	36.000	92	53Eps Cyg	2.5000	4500.0	72	10436	No
61	GOM_NL__2PRFIN20040228_043137_00000792024_00362_10436_9913.N1	28-FEB-2004 04:31:37	Bright	78.500	133	40Zet Her	2.8070	6000.0	157	10436	No
62	GOM_NL__2PRFIN20040228_043536_00000392024_00362_10436_9914.N1	28-FEB-2004 04:35:36	Bright	39.000	168	17Zet Aql	2.9860	11000.	78	10436	No
63	GOM_NL__2PRFIN20040228_043845_00000682024_00362_10436_9915.N1	28-FEB-2004 04:38:45	Twi_and_stray	67.500	59	55Alp Oph	2.0800	8900.0	135	10436	No
64	GOM_NL__2PRFIN20040228_044116_00000642024_00362_10436_9916.N1	28-FEB-2004 04:41:16	Straylight	63.500	126	60Bet Oph	2.7700	4250.0	127	10436	No
65	GOM_NL__2PRFIN20040228_044521_00000432024_00362_10436_9917.N1	28-FEB-2004 04:45:21	Dark	42.500	155	41Pi Sgr	2.9000	6600.0	85	10436	No
66	GOM_NL__2PRFIN20040228_044710_00000422024_00362_10436_9918.N1	28-FEB-2004 04:47:10	Dark	42.000	57	34Sig Sgr	2.0660	26000.	84	10436	No
67	GOM_NL__2PRFIN20040228_045014_00000452024_00362_10436_9919.N1	28-FEB-2004 04:50:14	Dark	45.000	38	20Eps Sgr	1.8360	11000.	90	10436	No
68	GOM_NL__2PRFIN20040228_045259_00000452024_00362_10436_9920.N1	28-FEB-2004 04:52:59	Dark	45.000	25	35Lam Sco	1.6200	28000.	90	10436	No
69	GOM_NL__2PRFIN20040228_045530_00000692024_00362_10436_9921.N1	28-FEB-2004 04:55:30	Dark	69.000	16	21Alp Sco	1.0200	3000.0	138	10436	No
70	GOM_NL__2PRFIN20040228_050053_00000522024_00363_10437_9888.N1	28-FEB-2004 05:00:53	Dark	51.500	131	Gam Lup	2.8000	26000.	103	10437	No
71	GOM_NL__2PRFIN20040228_050322_00000452024_00363_10437_9889.N1	28-FEB-2004 05:03:22	Dark	44.500	4	Alp1Cen	-0.010000	5800.0	89	10437	No
72	GOM_NL__2PRFIN20040228_050442_00000432024_00363_10437_9890.N1	28-FEB-2004 05:04:42	Dark	42.500	10	Bet Cen	0.61000	28000.	85	10437	No
73	GOM_NL__2PRFIN20040228_050605_00000382024_00363_10437_9891.N1	28-FEB-2004 05:06:05	Dark	38.000	112	Alp Mus	2.6880	26000.	76	10437	No
74	GOM_NL__2PRFIN20040228_050719_00000442024_00363_10437_9892.N1	28-FEB-2004 05:07:19	Dark	44.000	12	Alp1Cru	0.77500	30000.	88	10437	No
75	GOM_NL__2PRFIN20040228_050849_00000392024_00363_10437_9893.N1	28-FEB-2004 05:08:49	Dark	38.500	29	Bet Car	1.6720	10200.	77	10437	No
76	GOM_NL__2PRFIN20040228_051137_00000402024_00363_10437_9894.N1	28-FEB-2004 05:11:37	Dark	39.500	71	lot Car	2.2460	7700.0	79	10437	No
77	GOM_NL__2PRFIN20040228_051309_00000402024_00363_10437_9895.N1	28-FEB-2004 05:13:09	Straylight	39.500	46	Del Vel	1.9540	10600.	79	10437	No
78	GOM_NL__2PRFIN20040228_051601_00000432024_00363_10437_9896.N1	28-FEB-2004 05:16:01	Straylight	43.000	65	Lam Vel	2.2040	4400.0	86	10437	No
79	GOM_NL__2PRFIN20040228_051826_00000732024_00363_10437_9897.N1	28-FEB-2004 05:18:26	Straylight	72.500	106	9Bet Crv	2.6480	5600.0	145	10437	No
80	GOM_NL__2PRFIN20040228_052135_00000722024_00363_10437_9898.N1	28-FEB-2004 05:21:35	Straylight	71.500	100	4Gam Crv	2.5800	13100.	143	10437	No
81	GOM_NL__2PRFIN20040228_052533_00000512024_00363_10437_9899.N1	28-FEB-2004 05:25:33	Twi_and_stray	50.500	48	30Alp Hya	1.9770	4100.0	101	10437	No
82	GOM_NL__2PRFIN20040228_053150_00000462024_00363_10437_9900.N1	28-FEB-2004 05:31:50	Bright	45.500	22	32Alp Leo	1.3600	15200.	91	10437	No
83	GOM_NL__2PRFIN20040228_053431_00000462024_00363_10437_9901.N1	28-FEB-2004 05:34:31	Bright	45.500	51	41Gam1Leo	2.0100	4500.0	91	10437	No
84	GOM_NL__2PRFIN20040228_053641_00000412024_00363_10437_9902.N1	28-FEB-2004 05:36:41	Bright	41.000	17	78Bet Gem	1.1610	4500.0	82	10437	No
85	GOM_NL__2PRFIN20040228_053754_00000392024_00363_10437_9903.N1	28-FEB-2004 05:37:54	Bright	39.000	24	66Alp Gem	1.5800	10200.	78	10437	No
86	GOM_NL__2PRFIN20040228_054334_00000472024_00363_10437_9904.N1	28-FEB-2004 05:43:34	Bright	46.500	174	52Psi UMa	3.0040	4400.0	93	10437	No
87	GOM_NL__2PRFIN20040228_054614_00000432024_00363_10437_9905.N1	28-FEB-2004 05:46:14	Bright	43.000	82	48Bet UMa	2.3650	10600.	86	10437	No
88	GOM_NL__2PRFIN20040228_054737_00000492024_00363_10437_9906.N1	28-FEB-2004 05:47:37	Bright	48.500	87	64Gam UMa	2.4330	11000.	97	10437	No
89	GOM_NL__2PRFIN20040228_055057_00000502024_00363_10437_9907.N1	28-FEB-2004 05:50:57	Bright	50.000	32	77Eps UMa	1.7630	11000.	100	10437	No
90	GOM_NL__2PRFIN20040228_055335_00000382024_00363_10437_9908.N1	28-FEB-2004 05:53:35	Bright	37.500	49	1Alp UMi	1.9900	6300.0	75	10437	No
91	GOM_NL__2PRFIN20040228_055924_00000482024_00363_10437_9909.N1	28-FEB-2004 05:59:24	Bright	48.000	119	14Eta Dra	2.7270	4700.0	96	10437	No
92	GOM_NL__2PRFIN20040228_060344_00000472024_00363_10437_9910.N1	28-FEB-2004 06:03:44	Bright	47.000	130	23Bet Dra	2.7990	5800.0	94	10437	No
93	GOM_NL__2PRFIN20040228_060607_00000372024_00363_10437_9911.N1	28-FEB-2004 06:06:07	Bright	36.500	19	50Alp Cyg	1.2460	10500.	73	10437	No
94	GOM_NL__2PRFIN20040228_060742_00000352024_00363_10437_9912.N1	28-FEB-2004 06:07:42	Bright	34.500	66	37Gam Cyg	2.2080	5900.0	69	10437	No
95	GOM_NL__2PRFIN20040228_060914_00000352024_00363_10437_9913.N1	28-FEB-2004 06:09:14	Bright	34.500	92	53Eps Cyg	2.5000	4500.0	69	10437	No
96	GOM_NL__2PRFIN20040228_061213_00000812024_00363_10437_9914.N1	28-FEB-2004 06:12:13	Bright	80.500	133	40Zet Her	2.8070	6000.0	161	10437	No
97	GOM_NL__2PRFIN20040228_061613_00000392024_00363_10437_9915.N1	28-FEB-2004 06:16:13	Bright	38.500	168	17Zet Aql	2.9860	11000.	77	10437	No
98	GOM_NL__2PRFIN20040228_061922_00000632024_00363_10437_9916.N1	28-FEB-2004 06:19:22	Twi_and_stray	63.000	59	55Alp Oph	2.0800	8900.0	126	10437	No
99	GOM_NL__2PRFIN20040228_062152_00000642024_00363_10437_9917.N1	28-FEB-2004 06:21:52	Straylight	64.000	126	60Bet Oph	2.7700	4250.0	128	10437	No
100	GOM_NL__2PRFIN20040228_062558_00000452024_00363_10437_9918.N1	28-FEB-2004 06:25:58	Dark	44.500	155	41Pi Sgr	2.9000	6600.0	89	10437	No
101	GOM_NL__2PRFIN20040228_062746_00000432024_00363_10437_9919.N1	28-FEB-2004 06:27:46	Dark	42.500	57	34Sig Sgr	2.0660	26000.	85	10437	No

102	GOM_NL__2PRFIN20040228_063050_00000442024_00363_10437_9920.N1	28-FEB-2004 06:30:50	Dark	44.000	38	20Eps Sgr	1.8360	11000.	88	10437	No
103	GOM_NL__2PRFIN20040228_063336_00000472024_00363_10437_9921.N1	28-FEB-2004 06:33:36	Dark	47.000	25	35Lam Sco	1.6200	28000.	94	10437	No
104	GOM_NL__2PRFIN20040228_063608_00000862024_00363_10437_9922.N1	28-FEB-2004 06:36:08	Dark	86.000	16	21Alp Sco	1.0200	3000.0	172	10437	No
105	GOM_NL__2PRFIN20040228_064131_00000522024_00364_10438_9908.N1	28-FEB-2004 06:41:31	Dark	52.000	131	Gam Lup	2.8000	26000.	104	10438	No
106	GOM_NL__2PRFIN20040228_064359_00000472024_00364_10438_9909.N1	28-FEB-2004 06:43:59	Dark	47.000	4	Alp1Cen	-0.010000	5800.0	94	10438	No
107	GOM_NL__2PRFIN20040228_064518_00000532024_00364_10438_9910.N1	28-FEB-2004 06:45:18	Dark	53.000	10	Bet Cen	0.610000	28000.	106	10438	No
108	GOM_NL__2PRFIN20040228_064641_00000392024_00364_10438_9911.N1	28-FEB-2004 06:46:41	Dark	38.500	112	Alp Mus	2.6880	26000.	77	10438	No
109	GOM_NL__2PRFIN20040228_064756_00000482024_00364_10438_9912.N1	28-FEB-2004 06:47:56	Dark	47.500	12	Alp1Cru	0.77500	30000.	95	10438	No
110	GOM_NL__2PRFIN20040228_064926_00000392024_00364_10438_9913.N1	28-FEB-2004 06:49:26	Dark	38.500	29	Bet Car	1.6720	10200.	77	10438	No
111	GOM_NL__2PRFIN20040228_065214_00000392024_00364_10438_9914.N1	28-FEB-2004 06:52:14	Dark	38.500	71	lot Car	2.2460	7700.0	77	10438	No
112	GOM_NL__2PRFIN20040228_065345_00000402024_00364_10438_9915.N1	28-FEB-2004 06:53:45	Straylight	39.500	46	Del Vel	1.9540	10600.	79	10438	No
113	GOM_NL__2PRFIN20040228_065638_00000422024_00364_10438_9916.N1	28-FEB-2004 06:56:38	Straylight	42.000	65	Lam Vel	2.2040	4400.0	84	10438	No
114	GOM_NL__2PRFIN20040228_065903_00000732024_00364_10438_9917.N1	28-FEB-2004 06:59:03	Straylight	73.000	106	9Bet Crv	2.6480	5600.0	146	10438	No
115	GOM_NL__2PRFIN20040228_070212_00000742024_00364_10438_9918.N1	28-FEB-2004 07:02:12	Straylight	73.500	100	4Gam Crv	2.5800	13100.	147	10438	No
116	GOM_NL__2PRFIN20040228_070609_00000452024_00364_10438_9919.N1	28-FEB-2004 07:06:09	Tw_i_and_stray	44.500	48	30Alp Hya	1.9770	4100.0	89	10438	No
117	GOM_NL__2PRFIN20040228_071226_00000442024_00364_10438_9920.N1	28-FEB-2004 07:12:26	Bright	43.500	22	32Alp Leo	1.3600	15200.	87	10438	No
118	GOM_NL__2PRFIN20040228_071506_00000462024_00364_10438_9921.N1	28-FEB-2004 07:15:06	Bright	46.000	51	41Gam1Leo	2.0100	4500.0	92	10438	No
119	GOM_NL__2PRFIN20040228_071717_00000402024_00364_10438_9922.N1	28-FEB-2004 07:17:17	Bright	40.000	17	78Bet Gem	1.1610	4500.0	80	10438	No
120	GOM_NL__2PRFIN20040228_071830_00000402024_00364_10438_9923.N1	28-FEB-2004 07:18:30	Bright	39.500	24	66Alp Gem	1.5800	10200.	79	10438	No
121	GOM_NL__2PRFIN20040228_072410_00000462024_00364_10438_9924.N1	28-FEB-2004 07:24:10	Bright	46.000	174	52Psi UMa	3.0040	4400.0	92	10438	No
122	GOM_NL__2PRFIN20040228_072650_00000432024_00364_10438_9925.N1	28-FEB-2004 07:26:50	Bright	42.500	82	48Bet UMa	2.3650	10600.	85	10438	No
123	GOM_NL__2PRFIN20040228_072813_00000482024_00364_10438_9926.N1	28-FEB-2004 07:28:13	Bright	47.500	87	64Gam UMa	2.4330	11000.	95	10438	No
124	GOM_NL__2PRFIN20040228_073132_00000512024_00364_10438_9927.N1	28-FEB-2004 07:31:32	Bright	50.500	32	77Eps UMa	1.7630	11000.	101	10438	No
125	GOM_NL__2PRFIN20040228_073411_00000362024_00364_10438_9928.N1	28-FEB-2004 07:34:11	Bright	36.000	49	1Alp UMi	1.9900	6300.0	72	10438	No
126	GOM_NL__2PRFIN20040228_074000_00000472024_00364_10438_9929.N1	28-FEB-2004 07:40:00	Bright	46.500	119	14Eta Dra	2.7270	4700.0	93	10438	No
127	GOM_NL__2PRFIN20040228_074420_00000462024_00364_10438_9930.N1	28-FEB-2004 07:44:20	Bright	46.000	130	23Bet Dra	2.7990	5800.0	92	10438	No
128	GOM_NL__2PRFIN20040228_074643_00000382024_00364_10438_9931.N1	28-FEB-2004 07:46:43	Bright	38.000	19	50Alp Cyg	1.2460	10500.	76	10438	No
129	GOM_NL__2PRFIN20040228_074818_00000362024_00364_10438_9932.N1	28-FEB-2004 07:48:18	Bright	35.500	66	37Gam Cyg	2.2080	5900.0	71	10438	No
130	GOM_NL__2PRFIN20040228_074950_00000372024_00364_10438_9933.N1	28-FEB-2004 07:49:50	Bright	36.500	92	53Eps Cyg	2.5000	4500.0	73	10438	No
131	GOM_NL__2PRFIN20040228_075250_00000802024_00364_10438_9934.N1	28-FEB-2004 07:52:50	Bright	79.500	133	40Zet Her	2.8070	6000.0	159	10438	No
132	GOM_NL__2PRFIN20040228_075649_00000412024_00364_10438_9935.N1	28-FEB-2004 07:56:49	Bright	41.000	168	17Zet Aql	2.9860	11000.	82	10438	No
133	GOM_NL__2PRFIN20040228_075958_00000702024_00364_10438_9936.N1	28-FEB-2004 07:59:58	Tw_i_and_stray	70.000	59	55Alp Oph	2.0800	8900.0	140	10438	No
134	GOM_NL__2PRFIN20040228_080229_00000642024_00364_10438_9937.N1	28-FEB-2004 08:02:29	Straylight	64.000	126	60Bet Oph	2.7700	4250.0	128	10438	No
135	GOM_NL__2PRFIN20040228_080634_00000432024_00364_10438_9938.N1	28-FEB-2004 08:06:34	Dark	42.500	155	41Pi Sgr	2.9000	6600.0	85	10438	No
136	GOM_NL__2PRFIN20040228_080823_00000412024_00364_10438_9939.N1	28-FEB-2004 08:08:23	Dark	41.000	57	34Sig Sgr	2.0660	26000.	82	10438	No
137	GOM_NL__2PRFIN20040228_081127_00000422024_00364_10438_9940.N1	28-FEB-2004 08:11:27	Dark	42.000	38	20Eps Sgr	1.8360	11000.	84	10438	No
138	GOM_NL__2PRFIN20040228_081413_00000482024_00364_10438_9941.N1	28-FEB-2004 08:14:13	Dark	48.000	25	35Lam Sco	1.6200	28000.	96	10438	No
139	GOM_NL__2PRFIN20040228_081645_00000842024_00364_10438_9942.N1	28-FEB-2004 08:16:45	Dark	83.500	16	21Alp Sco	1.0200	3000.0	167	10438	No
140	GOM_NL__2PRFIN20040228_082208_00000522024_00365_10439_9908.N1	28-FEB-2004 08:22:08	Dark	51.500	131	Gam Lup	2.8000	26000.	103	10439	No
141	GOM_NL__2PRFIN20040228_082435_00000462024_00365_10439_9909.N1	28-FEB-2004 08:24:35	Dark	45.500	4	Alp1Cen	-0.010000	5800.0	91	10439	No
142	GOM_NL__2PRFIN20040228_082555_00000472024_00365_10439_9910.N1	28-FEB-2004 08:25:55	Dark	47.000	10	Bet Cen	0.610000	28000.	94	10439	No
143	GOM_NL__2PRFIN20040228_082718_00000402024_00365_10439_9911.N1	28-FEB-2004 08:27:18	Dark	40.000	112	Alp Mus	2.6880	26000.	80	10439	No
144	GOM_NL__2PRFIN20040228_082833_00000502024_00365_10439_9912.N1	28-FEB-2004 08:28:33	Dark	49.500	12	Alp1Cru	0.77500	30000.	99	10439	No
145	GOM_NL__2PRFIN20040228_083002_00000422024_00365_10439_9913.N1	28-FEB-2004 08:30:02	Dark	42.000	29	Bet Car	1.6720	10200.	84	10439	No
146	GOM_NL__2PRFIN20040228_083249_00000382024_00365_10439_9914.N1	28-FEB-2004 08:32:49	Dark	37.500	71	lot Car	2.2460	7700.0	75	10439	No
147	GOM_NL__2PRFIN20040228_083421_00000422024_00365_10439_9915.N1	28-FEB-2004 08:34:21	Straylight	41.500	46	Del Vel	1.9540	10600.	83	10439	No
148	GOM_NL__2PRFIN20040228_083714_00000442024_00365_10439_9916.N1	28-FEB-2004 08:37:14	Straylight	43.500	65	Lam Vel	2.2040	4400.0	87	10439	No
149	GOM_NL__2PRFIN20040228_083939_00000722024_00365_10439_9917.N1	28-FEB-2004 08:39:39	Straylight	71.500	106	9Bet Crv	2.6480	5600.0	143	10439	No
150	GOM_NL__2PRFIN20040228_084248_00000732024_00365_10439_9918.N1	28-FEB-2004 08:42:48	Straylight	73.000	100	4Gam Crv	2.5800	13100.	146	10439	No
151	GOM_NL__2PRFIN20040228_084645_00000462024_00365_10439_9919.N1	28-FEB-2004 08:46:45	Tw_i_and_stray	46.000	48	30Alp Hya	1.9770	4100.0	92	10439	No
152	GOM_NL__2PRFIN20040228_085302_00000452024_00365_10439_9920.N1	28-FEB-2004 08:53:02	Bright	45.000	22	32Alp Leo	1.3600	15200.	90	10439	No
153	GOM_NL__2PRFIN20040228_085542_00000462024_00365_10439_9921.N1	28-FEB-2004 08:55:42	Bright	46.000	51	41Gam1Leo	2.0100	4500.0	92	10439	No
154	GOM_NL__2PRFIN20040228_085753_00000372024_00365_10439_9922.N1	28-FEB-2004 08:57:53	Bright	37.000	17	78Bet Gem	1.1610	4500.0	74	10439	No
155	GOM_NL__2PRFIN20040228_085906_00000372024_00365_10439_9923.N1	28-FEB-2004 08:59:06	Bright	37.000	24	66Alp Gem	1.5800	10200.	74	10439	No
156	GOM_NL__2PRFIN20040228_090445_00000452024_00365_10439_9924.N1	28-FEB-2004 09:04:45	Bright	45.000	174	52Psi UMa	3.0040	4400.0	90	10439	No
157	GOM_NL__2PRFIN20040228_090726_00000422024_00365_10439_9925.N1	28-FEB-2004 09:07:26	Bright	41.500	82	48Bet UMa	2.3650	10600.	83	10439	No
158	GOM_NL__2PRFIN20040228_090848_00000472024_00365_10439_9926.N1	28-FEB-2004 09:08:48	Bright	47.000	87	64Gam UMa	2.4330	11000.	94	10439	No
159	GOM_NL__2PRFIN20040228_091207_00000512024_00365_10439_9927.N1	28-FEB-2004 09:12:07	Bright	50.500	32	77Eps UMa	1.7630	11000.	101	10439	No
160	GOM_NL__2PRFIN20040228_091446_00000382024_00365_10439_9928.N1	28-FEB-2004 09:14:46	Bright	38.000	49	1Alp UMi	1.9900	6300.0	76	10439	No

161	GOM_NL__2PRFIN20040228_092035_000000482024_00365_10439_9929.N1	28-FEB-2004 09:20:35	Bright	47.500	119	14Eta Dra	2.7270	4700.0	95	10439	No
162	GOM_NL__2PRFIN20040228_092456_000000482024_00365_10439_9930.N1	28-FEB-2004 09:24:56	Bright	48.000	130	23Bet Dra	2.7990	5800.0	96	10439	No
163	GOM_NL__2PRFIN20040228_092719_000000392024_00365_10439_9931.N1	28-FEB-2004 09:27:19	Bright	39.000	19	50Alp Cyg	1.2460	10500.	78	10439	No
164	GOM_NL__2PRFIN20040228_092854_000000382024_00365_10439_9932.N1	28-FEB-2004 09:28:54	Bright	38.000	66	37Gam Cyg	2.2080	5900.0	76	10439	No
165	GOM_NL__2PRFIN20040228_093025_000000382024_00365_10439_9933.N1	28-FEB-2004 09:30:25	Bright	37.500	92	53Eps Cyg	2.5000	4500.0	75	10439	No
166	GOM_NL__2PRFIN20040228_093326_000000762024_00365_10439_9934.N1	28-FEB-2004 09:33:26	Bright	76.000	133	40Zet Her	2.8070	6000.0	152	10439	No
167	GOM_NL__2PRFIN20040228_093725_000000402024_00365_10439_9935.N1	28-FEB-2004 09:37:25	Bright	39.500	168	17Zet Aql	2.9860	11000.	79	10439	No
168	GOM_NL__2PRFIN20040228_094036_000000642024_00365_10439_9936.N1	28-FEB-2004 09:40:36	Twilight	63.500	59	55Alp Oph	2.0800	8900.0	127	10439	No
169	GOM_NL__2PRFIN20040228_094306_000000612024_00365_10439_9937.N1	28-FEB-2004 09:43:06	Straylight	61.000	126	60Bet Oph	2.7700	4250.0	122	10439	No
170	GOM_NL__2PRFIN20040228_094710_000000452024_00365_10439_9938.N1	28-FEB-2004 09:47:10	Dark	45.000	155	41Pi Sgr	2.9000	6600.0	90	10439	No
171	GOM_NL__2PRFIN20040228_094859_000000452024_00365_10439_9939.N1	28-FEB-2004 09:48:59	Dark	44.500	57	34Sig Sgr	2.0660	26000.	89	10439	No
172	GOM_NL__2PRFIN20040228_095203_000000492024_00365_10439_9940.N1	28-FEB-2004 09:52:03	Dark	48.500	38	20Eps Sgr	1.8360	11000.	97	10439	No
173	GOM_NL__2PRFIN20040228_095449_000000502024_00365_10439_9941.N1	28-FEB-2004 09:54:49	Dark	49.500	25	35Lam Sco	1.6200	28000.	99	10439	No
174	GOM_NL__2PRFIN20040228_095722_000000732024_00365_10439_9942.N1	28-FEB-2004 09:57:22	Dark	72.500	16	21Alp Sco	1.0200	3000.0	145	10439	No
175	GOM_NL__2PRFIN20040228_100014_000000802024_00366_10440_9908.N1	28-FEB-2004 10:00:14	Dark	79.500	80	7Del Sco	2.3160	30000.	159	10440	No
176	GOM_NL__2PRFIN20040228_100245_000000522024_00366_10440_9909.N1	28-FEB-2004 10:02:45	Dark	52.000	131	Gam Lup	2.8000	26000.	104	10440	No
177	GOM_NL__2PRFIN20040228_100512_000000442024_00366_10440_9910.N1	28-FEB-2004 10:05:12	Dark	44.000	4	Alp1Cen	-0.010000	5800.0	88	10440	No
178	GOM_NL__2PRFIN20040228_100631_000000442024_00366_10440_9911.N1	28-FEB-2004 10:06:31	Dark	43.500	10	Bet Cen	0.61000	28000.	87	10440	No
179	GOM_NL__2PRFIN20040228_100754_000000392024_00366_10440_9912.N1	28-FEB-2004 10:07:54	Dark	38.500	112	Alp Mus	2.6880	26000.	77	10440	No
180	GOM_NL__2PRFIN20040228_100909_000000392024_00366_10440_9913.N1	28-FEB-2004 10:09:09	Dark	39.000	12	Alp1Cru	0.77500	30000.	78	10440	No
181	GOM_NL__2PRFIN20040228_101038_000000392024_00366_10440_9914.N1	28-FEB-2004 10:10:38	Dark	39.000	29	Bet Car	1.6720	10200.	78	10440	No
182	GOM_NL__2PRFIN20040228_101325_000000402024_00366_10440_9915.N1	28-FEB-2004 10:13:25	Dark	40.000	71	lot Car	2.2460	7700.0	80	10440	No
183	GOM_NL__2PRFIN20040228_101457_000000402024_00366_10440_9916.N1	28-FEB-2004 10:14:57	Straylight	40.000	46	Del Vel	1.9540	10600.	80	10440	No
184	GOM_NL__2PRFIN20040228_101750_000000402024_00366_10440_9917.N1	28-FEB-2004 10:17:50	Straylight	39.500	65	Lam Vel	2.2040	4400.0	79	10440	No
185	GOM_NL__2PRFIN20040228_102015_000000722024_00366_10440_9918.N1	28-FEB-2004 10:20:15	Straylight	72.000	106	9Bet Crv	2.6480	5600.0	144	10440	No
186	GOM_NL__2PRFIN20040228_102323_000000732024_00366_10440_9919.N1	28-FEB-2004 10:23:23	Straylight	73.000	100	4Gam Crv	2.5800	13100.	146	10440	No
187	GOM_NL__2PRFIN20040228_102721_000000472024_00366_10440_9920.N1	28-FEB-2004 10:27:21	Twilight	46.500	48	30Alp Hya	1.9770	4100.0	93	10440	No
188	GOM_NL__2PRFIN20040228_103338_000000432024_00366_10440_9921.N1	28-FEB-2004 10:33:38	Bright	43.000	22	32Alp Leo	1.3600	15200.	86	10440	No
189	GOM_NL__2PRFIN20040228_103617_000000462024_00366_10440_9922.N1	28-FEB-2004 10:36:17	Bright	46.000	51	41Gam1Leo	2.0100	4500.0	92	10440	No
190	GOM_NL__2PRFIN20040228_103829_000000402024_00366_10440_9923.N1	28-FEB-2004 10:38:29	Bright	39.500	17	78Bet Gem	1.1610	4500.0	79	10440	No
191	GOM_NL__2PRFIN20040228_103943_000000402024_00366_10440_9924.N1	28-FEB-2004 10:39:43	Bright	39.500	24	66Alp Gem	1.5800	10200.	79	10440	No
192	GOM_NL__2PRFIN20040228_104519_000000492024_00366_10440_9925.N1	28-FEB-2004 10:45:19	Bright	48.500	174	52Psi UMa	3.0040	4400.0	97	10440	No
193	GOM_NL__2PRFIN20040228_105243_000000522024_00366_10440_9926.N1	28-FEB-2004 10:52:43	Bright	51.500	32	77Eps UMa	1.7630	11000.	103	10440	No
194	GOM_NL__2PRFIN20040228_105522_000000392024_00366_10440_9927.N1	28-FEB-2004 10:55:22	Bright	38.500	49	1Alp UMi	1.9900	6300.0	77	10440	No
195	GOM_NL__2PRFIN20040228_110111_000000442024_00366_10440_9928.N1	28-FEB-2004 11:01:11	Bright	43.500	119	14Eta Dra	2.7270	4700.0	87	10440	No
196	GOM_NL__2PRFIN20040228_110531_000000462024_00366_10440_9929.N1	28-FEB-2004 11:05:31	Bright	45.500	130	23Bet Dra	2.7990	5800.0	91	10440	No
197	GOM_NL__2PRFIN20040228_110756_000000362024_00366_10440_9930.N1	28-FEB-2004 11:07:56	Bright	35.500	19	50Alp Cyg	1.2460	10500.	71	10440	No
198	GOM_NL__2PRFIN20040228_110930_000000382024_00366_10440_9931.N1	28-FEB-2004 11:09:30	Bright	38.000	66	37Gam Cyg	2.2080	5900.0	76	10440	No
199	GOM_NL__2PRFIN20040228_111101_000000382024_00366_10440_9932.N1	28-FEB-2004 11:11:01	Bright	37.500	92	53Eps Cyg	2.5000	4500.0	75	10440	No
200	GOM_NL__2PRFIN20040228_111402_000000772024_00366_10440_9933.N1	28-FEB-2004 11:14:02	Bright	76.500	133	40Zet Her	2.8070	6000.0	153	10440	No
201	GOM_NL__2PRFIN20040228_111801_000000412024_00366_10440_9934.N1	28-FEB-2004 11:18:01	Bright	41.000	168	17Zet Aql	2.9860	11000.	82	10440	No
202	GOM_NL__2PRFIN20040228_112112_000000662024_00366_10440_9935.N1	28-FEB-2004 11:21:12	Twilight	66.000	59	55Alp Oph	2.0800	8900.0	132	10440	No
203	GOM_NL__2PRFIN20040228_112343_000000632024_00366_10440_9936.N1	28-FEB-2004 11:23:43	Straylight	63.000	126	60Bet Oph	2.7700	4250.0	126	10440	No
204	GOM_NL__2PRFIN20040228_112747_000000452024_00366_10440_9937.N1	28-FEB-2004 11:27:47	Dark	45.000	155	41Pi Sgr	2.9000	6600.0	90	10440	No
205	GOM_NL__2PRFIN20040228_112935_000000452024_00366_10440_9938.N1	28-FEB-2004 11:29:35	Dark	45.000	57	34Sig Sgr	2.0660	26000.	90	10440	No
206	GOM_NL__2PRFIN20040228_113240_000000422024_00366_10440_9939.N1	28-FEB-2004 11:32:40	Dark	42.000	38	20Eps Sgr	1.8360	11000.	84	10440	No
207	GOM_NL__2PRFIN20040228_113526_000000462024_00366_10440_9940.N1	28-FEB-2004 11:35:26	Dark	46.000	25	35Lam Sco	1.6200	28000.	92	10440	No
208	GOM_NL__2PRFIN20040228_114052_000000792024_00367_10441_9908.N1	28-FEB-2004 11:40:52	Dark	78.500	80	7Del Sco	2.3160	30000.	157	10441	No
209	GOM_NL__2PRFIN20040228_114321_000000542024_00367_10441_9909.N1	28-FEB-2004 11:43:21	Dark	53.500	131	Gam Lup	2.8000	26000.	107	10441	No
210	GOM_NL__2PRFIN20040228_114548_000000442024_00367_10441_9910.N1	28-FEB-2004 11:45:48	Dark	44.000	4	Alp1Cen	-0.010000	5800.0	88	10441	No
211	GOM_NL__2PRFIN20040228_114707_000000452024_00367_10441_9911.N1	28-FEB-2004 11:47:07	Dark	45.000	10	Bet Cen	0.61000	28000.	90	10441	No
212	GOM_NL__2PRFIN20040228_114830_000000392024_00367_10441_9912.N1	28-FEB-2004 11:48:30	Dark	38.500	112	Alp Mus	2.6880	26000.	77	10441	No
213	GOM_NL__2PRFIN20040228_114945_000000432024_00367_10441_9913.N1	28-FEB-2004 11:49:45	Dark	42.500	12	Alp1Cru	0.77500	30000.	85	10441	No
214	GOM_NL__2PRFIN20040228_115113_000000432024_00367_10441_9914.N1	28-FEB-2004 11:51:13	Dark	43.000	29	Bet Car	1.6720	10200.	86	10441	No
215	GOM_NL__2PRFIN20040228_115401_000000392024_00367_10441_9915.N1	28-FEB-2004 11:54:01	Dark	39.000	71	lot Car	2.2460	7700.0	78	10441	No
216	GOM_NL__2PRFIN20040228_115533_000000442024_00367_10441_9916.N1	28-FEB-2004 11:55:33	Straylight	43.500	46	Del Vel	1.9540	10600.	87	10441	No
217	GOM_NL__2PRFIN20040228_115825_000000492024_00367_10441_9917.N1	28-FEB-2004 11:58:25	Straylight	48.500	65	Lam Vel	2.2040	4400.0	97	10441	No
218	GOM_NL__2PRFIN20040228_120052_000000722024_00367_10441_9918.N1	28-FEB-2004 12:00:52	Straylight	72.000	106	9Bet Crv	2.6480	5600.0	144	10441	No
219	GOM_NL__2PRFIN20040228_120358_000000732024_00367_10441_9919.N1	28-FEB-2004 12:03:58	Straylight	72.500	100	4Gam Crv	2.5800	13100.	145	10441	No

220	GOM_NL__2PRFIN20040228_120756_000000482024_00367_10441_9920.N1	28-FEB-2004 12:07:56	Twilight	48.000	48	30Alp Hya	1.9770	4100.0	96	10441	No
221	GOM_NL__2PRFIN20040228_121413_000000442024_00367_10441_9921.N1	28-FEB-2004 12:14:13	Bright	44.000	22	32Alp Leo	1.3600	15200.	88	10441	No
222	GOM_NL__2PRFIN20040228_121653_000000442024_00367_10441_9922.N1	28-FEB-2004 12:16:53	Bright	44.000	51	41Gam1Leo	2.0100	4500.0	88	10441	No
223	GOM_NL__2PRFIN20040228_121905_000000412024_00367_10441_9923.N1	28-FEB-2004 12:19:05	Bright	40.500	17	78Bet Gem	1.1610	4500.0	81	10441	No
224	GOM_NL__2PRFIN20040228_122019_000000392024_00367_10441_9924.N1	28-FEB-2004 12:20:19	Bright	39.000	24	66Alp Gem	1.5800	10200.	78	10441	No
225	GOM_NL__2PRFIN20040228_122555_000000462024_00367_10441_9925.N1	28-FEB-2004 12:25:55	Bright	46.000	174	52Psi UMa	3.0040	4400.0	92	10441	No
226	GOM_NL__2PRFIN20040228_123318_000000492024_00367_10441_9926.N1	28-FEB-2004 12:33:18	Bright	48.500	32	77Eps UMa	1.7630	11000.	97	10441	No
227	GOM_NL__2PRFIN20040228_123556_000000412024_00367_10441_9927.N1	28-FEB-2004 12:35:56	Bright	40.500	49	1Alp UMi	1.9900	6300.0	81	10441	No
228	GOM_NL__2PRFIN20040228_124147_000000462024_00367_10441_9928.N1	28-FEB-2004 12:41:47	Bright	45.500	119	14Eta Dra	2.7270	4700.0	91	10441	No
229	GOM_NL__2PRFIN20040228_124607_000000452024_00367_10441_9929.N1	28-FEB-2004 12:46:07	Bright	45.000	130	23Bet Dra	2.7990	5800.0	90	10441	No
230	GOM_NL__2PRFIN20040228_124831_000000392024_00367_10441_9930.N1	28-FEB-2004 12:48:31	Bright	39.000	19	50Alp Cyg	1.2460	10500.	78	10441	No
231	GOM_NL__2PRFIN20040228_125005_000000382024_00367_10441_9931.N1	28-FEB-2004 12:50:05	Bright	38.000	66	37Gam Cyg	2.2080	5900.0	76	10441	No
232	GOM_NL__2PRFIN20040228_125138_000000352024_00367_10441_9932.N1	28-FEB-2004 12:51:38	Bright	35.000	92	53Eps Cyg	2.5000	4500.0	70	10441	No
233	GOM_NL__2PRFIN20040228_125438_000000792024_00367_10441_9933.N1	28-FEB-2004 12:54:38	Bright	78.500	133	40Zet Her	2.8070	6000.0	157	10441	No
234	GOM_NL__2PRFIN20040228_125837_000000412024_00367_10441_9934.N1	28-FEB-2004 12:58:37	Bright	40.500	168	17Zet Aql	2.9860	11000.	81	10441	No
235	GOM_NL__2PRFIN20040228_130149_000000622024_00367_10441_9935.N1	28-FEB-2004 13:01:49	Twilight	61.500	59	55Alp Oph	2.0800	8900.0	123	10441	No
236	GOM_NL__2PRFIN20040228_130420_000000652024_00367_10441_9936.N1	28-FEB-2004 13:04:20	Straylight	65.000	126	60Bet Oph	2.7700	4250.0	130	10441	No
237	GOM_NL__2PRFIN20040228_130823_000000442024_00367_10441_9937.N1	28-FEB-2004 13:08:23	Dark	44.000	155	41Pi Sgr	2.9000	6600.0	88	10441	No
238	GOM_NL__2PRFIN20040228_131011_000000432024_00367_10441_9938.N1	28-FEB-2004 13:10:11	Dark	42.500	57	34Sig Sgr	2.0660	26000.	85	10441	No
239	GOM_NL__2PRFIN20040228_131315_000000442024_00367_10441_9939.N1	28-FEB-2004 13:13:15	Dark	43.500	38	20Eps Sgr	1.8360	11000.	87	10441	No
240	GOM_NL__2PRFIN20040228_131602_000000542024_00367_10441_9940.N1	28-FEB-2004 13:16:02	Dark	53.500	25	35Lam Sco	1.6200	28000.	107	10441	No
241	GOM_NL__2PRFIN20040228_132130_000000852024_00368_10442_9908.N1	28-FEB-2004 13:21:30	Dark	84.500	80	7Del Sco	2.3160	30000.	169	10442	No
242	GOM_NL__2PRFIN20040228_132358_000000532024_00368_10442_9909.N1	28-FEB-2004 13:23:58	Dark	53.000	131	Gam Lup	2.8000	26000.	106	10442	No
243	GOM_NL__2PRFIN20040228_132624_000000492024_00368_10442_9910.N1	28-FEB-2004 13:26:24	Dark	49.000	4	Alp1Cen	-0.010000	5800.0	98	10442	No
244	GOM_NL__2PRFIN20040228_132744_000000462024_00368_10442_9911.N1	28-FEB-2004 13:27:44	Dark	45.500	10	Bet Cen	0.610000	28000.	91	10442	No
245	GOM_NL__2PRFIN20040228_132905_000000392024_00368_10442_9912.N1	28-FEB-2004 13:29:05	Dark	38.500	112	Alp Mus	2.6880	26000.	77	10442	No
246	GOM_NL__2PRFIN20040228_133021_000000512024_00368_10442_9913.N1	28-FEB-2004 13:30:21	Dark	51.000	12	Alp1Cru	0.775000	30000.	102	10442	No
247	GOM_NL__2PRFIN20040228_133150_000000402024_00368_10442_9914.N1	28-FEB-2004 13:31:50	Dark	39.500	29	Bet Car	1.6720	10200.	79	10442	No
248	GOM_NL__2PRFIN20040228_133438_000000392024_00368_10442_9915.N1	28-FEB-2004 13:34:38	Dark	38.500	71	lot Car	2.2460	7700.0	77	10442	No
249	GOM_NL__2PRFIN20040228_133609_000000372024_00368_10442_9916.N1	28-FEB-2004 13:36:09	Straylight	36.500	46	Del Vel	1.9540	10600.	73	10442	No
250	GOM_NL__2PRFIN20040228_133859_000000522024_00368_10442_9917.N1	28-FEB-2004 13:38:59	Straylight	52.000	65	Lam Vel	2.2040	4400.0	104	10442	No
251	GOM_NL__2PRFIN20040228_134129_000000712024_00368_10442_9918.N1	28-FEB-2004 13:41:29	Straylight	71.000	106	9Bet Crv	2.6480	5600.0	142	10442	No
252	GOM_NL__2PRFIN20040228_134436_000000722024_00368_10442_9919.N1	28-FEB-2004 13:44:36	Straylight	71.500	100	4Gam Crv	2.5800	13100.	143	10442	No
253	GOM_NL__2PRFIN20040228_134830_000000512024_00368_10442_9920.N1	28-FEB-2004 13:48:30	Twilight	50.500	48	30Alp Hya	1.9770	4100.0	101	10442	No
254	GOM_NL__2PRFIN20040228_135449_000000452024_00368_10442_9921.N1	28-FEB-2004 13:54:49	Bright	44.500	22	32Alp Leo	1.3600	15200.	89	10442	No
255	GOM_NL__2PRFIN20040228_135729_000000462024_00368_10442_9922.N1	28-FEB-2004 13:57:29	Bright	45.500	51	41Gam1Leo	2.0100	4500.0	91	10442	No
256	GOM_NL__2PRFIN20040228_135941_000000382024_00368_10442_9923.N1	28-FEB-2004 13:59:41	Bright	38.000	17	78Bet Gem	1.1610	4500.0	76	10442	No
257	GOM_NL__2PRFIN20040228_140054_000000412024_00368_10442_9924.N1	28-FEB-2004 14:00:54	Bright	41.000	24	66Alp Gem	1.5800	10200.	82	10442	No
258	GOM_NL__2PRFIN20040228_140630_000000472024_00368_10442_9925.N1	28-FEB-2004 14:06:30	Bright	46.500	174	52Psi UMa	3.0040	4400.0	93	10442	No
259	GOM_NL__2PRFIN20040228_141352_000000512024_00368_10442_9926.N1	28-FEB-2004 14:13:52	Bright	50.500	32	77Eps UMa	1.7630	11000.	101	10442	No
260	GOM_NL__2PRFIN20040228_141633_000000392024_00368_10442_9927.N1	28-FEB-2004 14:16:33	Bright	39.000	49	1Alp UMi	1.9900	6300.0	78	10442	No
261	GOM_NL__2PRFIN20040228_142222_000000472024_00368_10442_9928.N1	28-FEB-2004 14:22:22	Bright	46.500	119	14Eta Dra	2.7270	4700.0	93	10442	No
262	GOM_NL__2PRFIN20040228_142642_000000482024_00368_10442_9929.N1	28-FEB-2004 14:26:42	Bright	47.500	130	23Bet Dra	2.7990	5800.0	95	10442	No
263	GOM_NL__2PRFIN20040228_142905_000000392024_00368_10442_9930.N1	28-FEB-2004 14:29:05	Bright	39.000	19	50Alp Cyg	1.2460	10500.	78	10442	No
264	GOM_NL__2PRFIN20040228_143042_000000382024_00368_10442_9931.N1	28-FEB-2004 14:30:42	Bright	37.500	66	37Gam Cyg	2.2080	5900.0	75	10442	No
265	GOM_NL__2PRFIN20040228_143213_000000392024_00368_10442_9932.N1	28-FEB-2004 14:32:13	Bright	38.500	92	53Eps Cyg	2.5000	4500.0	77	10442	No
266	GOM_NL__2PRFIN20040228_143515_000000762024_00368_10442_9933.N1	28-FEB-2004 14:35:15	Bright	76.000	133	40Zet Her	2.8070	6000.0	152	10442	No
267	GOM_NL__2PRFIN20040228_143913_000000412024_00368_10442_9934.N1	28-FEB-2004 14:39:13	Bright	41.000	168	17Zet Aql	2.9860	11000.	82	10442	No
268	GOM_NL__2PRFIN20040228_144226_000000662024_00368_10442_9935.N1	28-FEB-2004 14:42:26	Twilight	65.500	59	55Alp Oph	2.0800	8900.0	131	10442	No
269	GOM_NL__2PRFIN20040228_144457_000000632024_00368_10442_9936.N1	28-FEB-2004 14:44:57	Straylight	63.000	126	60Bet Oph	2.7700	4250.0	126	10442	No
270	GOM_NL__2PRFIN20040228_144859_000000452024_00368_10442_9937.N1	28-FEB-2004 14:48:59	Dark	45.000	155	41Pi Sgr	2.9000	6600.0	90	10442	No
271	GOM_NL__2PRFIN20040228_145047_000000452024_00368_10442_9938.N1	28-FEB-2004 14:50:47	Dark	44.500	57	34Sig Sgr	2.0660	26000.	89	10442	No
272	GOM_NL__2PRFIN20040228_145352_000000462024_00368_10442_9939.N1	28-FEB-2004 14:53:52	Dark	46.000	38	20Eps Sgr	1.8360	11000.	92	10442	No
273	GOM_NL__2PRFIN20040228_145639_000000542024_00368_10442_9940.N1	28-FEB-2004 14:56:39	Dark	54.000	25	35Lam Sco	1.6200	28000.	108	10442	No
274	GOM_NL__2PRFIN20040228_150208_000000882024_00369_10443_9908.N1	28-FEB-2004 15:02:08	Dark	87.500	80	7Del Sco	2.3160	30000.	175	10443	No
275	GOM_NL__2PRFIN20040228_150436_000000522024_00369_10443_9909.N1	28-FEB-2004 15:04:36	Dark	51.500	131	Gam Lup	2.8000	26000.	103	10443	No
276	GOM_NL__2PRFIN20040228_150701_000000462024_00369_10443_9910.N1	28-FEB-2004 15:07:01	Dark	46.000	4	Alp1Cen	-0.010000	5800.0	92	10443	No
277	GOM_NL__2PRFIN20040228_150820_000000482024_00369_10443_9911.N1	28-FEB-2004 15:08:20	Dark	47.500	10	Bet Cen	0.610000	28000.	95	10443	No
278	GOM_NL__2PRFIN20040228_150941_000000402024_00369_10443_9912.N1	28-FEB-2004 15:09:41	Dark	39.500	112	Alp Mus	2.6880	26000.	79	10443	No

279	GOM_NL__2PRFIN20040228_151058_000000442024_00369_10443_9913.N1	28-FEB-2004 15:10:58	Dark	43.500	12	Alp1Cru	0.77500	30000.	87	10443	No
280	GOM_NL__2PRFIN20040228_151226_000000382024_00369_10443_9914.N1	28-FEB-2004 15:12:26	Dark	38.000	29	Bet Car	1.6720	10200.	76	10443	No
281	GOM_NL__2PRFIN20040228_151514_000000382024_00369_10443_9915.N1	28-FEB-2004 15:15:14	Dark	37.500	71	lot Car	2.2460	7700.0	75	10443	No
282	GOM_NL__2PRFIN20040228_151645_000000452024_00369_10443_9916.N1	28-FEB-2004 15:16:45	Straylight	44.500	46	Del Vel	1.9540	10600.	89	10443	No
283	GOM_NL__2PRFIN20040228_151937_000000472024_00369_10443_9917.N1	28-FEB-2004 15:19:37	Straylight	46.500	65	Lam Vel	2.2040	4400.0	93	10443	No
284	GOM_NL__2PRFIN20040228_152205_000000702024_00369_10443_9918.N1	28-FEB-2004 15:22:05	Straylight	69.500	106	9Bet Crv	2.6480	5600.0	139	10443	No
285	GOM_NL__2PRFIN20040228_152512_000000742024_00369_10443_9919.N1	28-FEB-2004 15:25:12	Straylight	73.500	100	4Gam Crv	2.5800	13100.	147	10443	No
286	GOM_NL__2PRFIN20040228_152906_000000512024_00369_10443_9920.N1	28-FEB-2004 15:29:06	Tw_i_and_stray	50.500	48	30Alp Hya	1.9770	4100.0	101	10443	No
287	GOM_NL__2PRFIN20040228_153524_000000452024_00369_10443_9921.N1	28-FEB-2004 15:35:24	Bright	45.000	22	32Alp Leo	1.3600	15200.	90	10443	No
288	GOM_NL__2PRFIN20040228_153804_000000452024_00369_10443_9922.N1	28-FEB-2004 15:38:04	Bright	45.000	51	41Gam1Leo	2.0100	4500.0	90	10443	No
289	GOM_NL__2PRFIN20040228_154018_000000382024_00369_10443_9923.N1	28-FEB-2004 15:40:18	Bright	37.500	17	78Bet Gem	1.1610	4500.0	75	10443	No
290	GOM_NL__2PRFIN20040228_154131_000000392024_00369_10443_9924.N1	28-FEB-2004 15:41:31	Bright	39.000	24	66Alp Gem	1.5800	10200.	78	10443	No
291	GOM_NL__2PRFIN20040228_154705_000000452024_00369_10443_9925.N1	28-FEB-2004 15:47:05	Bright	44.500	174	52Psi UMa	3.0040	4400.0	89	10443	No
292	GOM_NL__2PRFIN20040228_155428_000000512024_00369_10443_9926.N1	28-FEB-2004 15:54:28	Bright	50.500	32	77Eps UMa	1.7630	11000.	101	10443	No
293	GOM_NL__2PRFIN20040228_155709_000000382024_00369_10443_9927.N1	28-FEB-2004 15:57:09	Bright	38.000	49	1Alp UMi	1.9900	6300.0	76	10443	No
294	GOM_NL__2PRFIN20040228_160258_000000492024_00369_10443_9928.N1	28-FEB-2004 16:02:58	Bright	49.000	119	14Eta Dra	2.7270	4700.0	98	10443	No
295	GOM_NL__2PRFIN20040228_160718_000000482024_00369_10443_9929.N1	28-FEB-2004 16:07:18	Bright	47.500	130	23Bet Dra	2.7990	5800.0	95	10443	No
296	GOM_NL__2PRFIN20040228_160941_000000382024_00369_10443_9930.N1	28-FEB-2004 16:09:41	Bright	37.500	19	50Alp Cyg	1.2460	10500.	75	10443	No
297	GOM_NL__2PRFIN20040228_161115_000000372024_00369_10443_9931.N1	28-FEB-2004 16:11:15	Bright	37.000	66	37Gam Cyg	2.2080	5900.0	74	10443	No
298	GOM_NL__2PRFIN20040228_161249_000000452024_00369_10443_9932.N1	28-FEB-2004 16:12:49	Bright	44.500	92	53Eps Cyg	2.5000	4500.0	89	10443	No
299	GOM_NL__2PRFIN20040228_161551_000000802024_00369_10443_9933.N1	28-FEB-2004 16:15:51	Bright	80.000	133	40Zet Her	2.8070	6000.0	160	10443	No
300	GOM_NL__2PRFIN20040228_161950_000000392024_00369_10443_9934.N1	28-FEB-2004 16:19:50	Bright	39.000	168	17Zet Aql	2.9860	11000.	78	10443	No
301	GOM_NL__2PRFIN20040228_162303_000000662024_00369_10443_9935.N1	28-FEB-2004 16:23:03	Tw_i_and_stray	66.000	59	55Alp Oph	2.0800	8900.0	132	10443	No
302	GOM_NL__2PRFIN20040228_162534_000000632024_00369_10443_9936.N1	28-FEB-2004 16:25:34	Straylight	63.000	126	60Bet Oph	2.7700	4250.0	126	10443	No
303	GOM_NL__2PRFIN20040228_162936_000000422024_00369_10443_9937.N1	28-FEB-2004 16:29:36	Dark	42.000	155	41Pi Sgr	2.9000	6600.0	84	10443	No
304	GOM_NL__2PRFIN20040228_163124_000000432024_00369_10443_9938.N1	28-FEB-2004 16:31:24	Dark	43.000	57	34Sig Sgr	2.0660	26000.	86	10443	No
305	GOM_NL__2PRFIN20040228_163429_000000472024_00369_10443_9939.N1	28-FEB-2004 16:34:29	Dark	46.500	38	20Eps Sgr	1.8360	11000.	93	10443	No
306	GOM_NL__2PRFIN20040228_163716_000000482024_00369_10443_9940.N1	28-FEB-2004 16:37:16	Dark	47.500	25	35Lam Sco	1.6200	28000.	95	10443	No
307	GOM_NL__2PRFIN20040228_164246_000000852024_00370_10444_9908.N1	28-FEB-2004 16:42:46	Dark	84.500	80	7Del Sco	2.3160	30000.	169	10444	No
308	GOM_NL__2PRFIN20040228_164513_000000522024_00370_10444_9909.N1	28-FEB-2004 16:45:13	Dark	52.000	131	Gam Lup	2.8000	26000.	104	10444	No
309	GOM_NL__2PRFIN20040228_164738_000000462024_00370_10444_9910.N1	28-FEB-2004 16:47:38	Dark	45.500	4	Alp1Cen	-0.010000	5800.0	91	10444	No
310	GOM_NL__2PRFIN20040228_164857_000000472024_00370_10444_9911.N1	28-FEB-2004 16:48:57	Dark	47.000	10	Bet Cen	0.61000	28000.	94	10444	No
311	GOM_NL__2PRFIN20040228_165019_000000392024_00370_10444_9912.N1	28-FEB-2004 16:50:19	Dark	39.000	112	Alp Mus	2.6880	26000.	78	10444	No
312	GOM_NL__2PRFIN20040228_165135_000000452024_00370_10444_9913.N1	28-FEB-2004 16:51:35	Dark	44.500	12	Alp1Cru	0.77500	30000.	89	10444	No
313	GOM_NL__2PRFIN20040228_165302_000000402024_00370_10444_9914.N1	28-FEB-2004 16:53:02	Dark	39.500	29	Bet Car	1.6720	10200.	79	10444	No
314	GOM_NL__2PRFIN20040228_165550_000000432024_00370_10444_9915.N1	28-FEB-2004 16:55:50	Straylight	43.000	71	lot Car	2.2460	7700.0	86	10444	No
315	GOM_NL__2PRFIN20040228_165721_000000432024_00370_10444_9916.N1	28-FEB-2004 16:57:21	Straylight	43.000	46	Del Vel	1.9540	10600.	86	10444	No
316	GOM_NL__2PRFIN20040228_170013_000000502024_00370_10444_9917.N1	28-FEB-2004 17:00:13	Straylight	49.500	65	Lam Vel	2.2040	4400.0	99	10444	No
317	GOM_NL__2PRFIN20040228_170241_000000742024_00370_10444_9918.N1	28-FEB-2004 17:02:41	Straylight	73.500	106	9Bet Crv	2.6480	5600.0	147	10444	No
318	GOM_NL__2PRFIN20040228_170548_000000722024_00370_10444_9919.N1	28-FEB-2004 17:05:48	Straylight	72.000	100	4Gam Crv	2.5800	13100.	144	10444	No
319	GOM_NL__2PRFIN20040228_170945_000000472024_00370_10444_9920.N1	28-FEB-2004 17:09:45	Tw_i_and_stray	46.500	48	30Alp Hya	1.9770	4100.0	93	10444	No
320	GOM_NL__2PRFIN20040228_171600_000000452024_00370_10444_9921.N1	28-FEB-2004 17:16:00	Bright	45.000	22	32Alp Leo	1.3600	15200.	90	10444	No
321	GOM_NL__2PRFIN20040228_171840_000000472024_00370_10444_9922.N1	28-FEB-2004 17:18:40	Bright	47.000	51	41Gam1Leo	2.0100	4500.0	94	10444	No
322	GOM_NL__2PRFIN20040228_172054_000000392024_00370_10444_9923.N1	28-FEB-2004 17:20:54	Bright	38.500	17	78Bet Gem	1.1610	4500.0	77	10444	No
323	GOM_NL__2PRFIN20040228_172207_000000382024_00370_10444_9924.N1	28-FEB-2004 17:22:07	Bright	38.000	24	66Alp Gem	1.5800	10200.	76	10444	No
324	GOM_NL__2PRFIN20040228_172741_000000472024_00370_10444_9925.N1	28-FEB-2004 17:27:41	Bright	46.500	174	52Psi UMa	3.0040	4400.0	93	10444	No
325	GOM_NL__2PRFIN20040228_173503_000000512024_00370_10444_9926.N1	28-FEB-2004 17:35:03	Bright	51.000	32	77Eps UMa	1.7630	11000.	102	10444	No
326	GOM_NL__2PRFIN20040228_173745_000000392024_00370_10444_9927.N1	28-FEB-2004 17:37:45	Bright	38.500	49	1Alp UMi	1.9900	6300.0	77	10444	No
327	GOM_NL__2PRFIN20040228_174331_000000502024_00370_10444_9928.N1	28-FEB-2004 17:43:31	Bright	49.500	119	14Eta Dra	2.7270	4700.0	99	10444	No
328	GOM_NL__2PRFIN20040228_174754_000000482024_00370_10444_9929.N1	28-FEB-2004 17:47:54	Bright	48.000	130	23Bet Dra	2.7990	5800.0	96	10444	No
329	GOM_NL__2PRFIN20040228_175020_000000382024_00370_10444_9930.N1	28-FEB-2004 17:50:20	Bright	37.500	19	50Alp Cyg	1.2460	10500.	75	10444	No
330	GOM_NL__2PRFIN20040228_175153_000000372024_00370_10444_9931.N1	28-FEB-2004 17:51:53	Bright	36.500	66	37Gam Cyg	2.2080	5900.0	73	10444	No
331	GOM_NL__2PRFIN20040228_175326_000000352024_00370_10444_9932.N1	28-FEB-2004 17:53:26	Bright	35.000	92	53Eps Cyg	2.5000	4500.0	70	10444	No
332	GOM_NL__2PRFIN20040228_175627_000000772024_00370_10444_9933.N1	28-FEB-2004 17:56:27	Bright	77.000	133	40Zet Her	2.8070	6000.0	154	10444	No
333	GOM_NL__2PRFIN20040228_180026_000000412024_00370_10444_9934.N1	28-FEB-2004 18:00:26	Bright	40.500	168	17Zet Aql	2.9860	11000.	81	10444	No
334	GOM_NL__2PRFIN20040228_180340_000000682024_00370_10444_9935.N1	28-FEB-2004 18:03:40	Tw_i_and_stray	67.500	59	55Alp Oph	2.0800	8900.0	135	10444	No
335	GOM_NL__2PRFIN20040228_180610_000000642024_00370_10444_9936.N1	28-FEB-2004 18:06:10	Straylight	64.000	126	60Bet Oph	2.7700	4250.0	128	10444	No
336	GOM_NL__2PRFIN20040228_181013_000000462024_00370_10444_9937.N1	28-FEB-2004 18:10:13	Dark	45.500	155	41Pi Sgr	2.9000	6600.0	91	10444	No
337	GOM_NL__2PRFIN20040228_181201_000000442024_00370_10444_9938.N1	28-FEB-2004 18:12:01	Dark	43.500	57	34Sig Sgr	2.0660	26000.	87	10444	No

338	GOM_NL__2PRFIN20040228_181506_000000442024_00370_10444_9939.N1	28-FEB-2004 18:15:06	Dark	44.000	38	20Eps Sgr	1.8360	11000.	88	10444	No
339	GOM_NL__2PRFIN20040228_181753_000000532024_00370_10444_9940.N1	28-FEB-2004 18:17:53	Dark	52.500	25	35Lam Sco	1.6200	28000.	105	10444	No
340	GOM_NL__2PRFIN20040228_182450_000000442024_00371_10445_9908.N1	28-FEB-2004 18:24:50	Dark	44.000	43	Alp TrA	1.9100	4250.0	88	10445	No
341	GOM_NL__2PRFIN20040228_182815_000000572024_00371_10445_9909.N1	28-FEB-2004 18:28:15	Dark	57.000	4	Alp1Cen	-0.010000	5800.0	114	10445	No
342	GOM_NL__2PRFIN20040228_182934_000000552024_00371_10445_9910.N1	28-FEB-2004 18:29:34	Dark	54.500	10	Bet Cen	0.61000	28000.	109	10445	No
343	GOM_NL__2PRFIN20040228_183211_000000492024_00371_10445_9911.N1	28-FEB-2004 18:32:11	Dark	49.000	12	Alp1Cru	0.77500	30000.	98	10445	No
344	GOM_NL__2PRFIN20040228_183337_000000402024_00371_10445_9912.N1	28-FEB-2004 18:33:37	Dark	39.500	29	Bet Car	1.6720	10200.	79	10445	No
345	GOM_NL__2PRFIN20040228_183626_000000412024_00371_10445_9913.N1	28-FEB-2004 18:36:26	Straylight	41.000	71	lot Car	2.2460	7700.0	82	10445	No
346	GOM_NL__2PRFIN20040228_183757_000000392024_00371_10445_9914.N1	28-FEB-2004 18:37:57	Straylight	39.000	46	Del Vel	1.9540	10600.	78	10445	No
347	GOM_NL__2PRFIN20040228_184050_000000462024_00371_10445_9915.N1	28-FEB-2004 18:40:50	Straylight	46.000	65	Lam Vel	2.2040	4400.0	92	10445	No
348	GOM_NL__2PRFIN20040228_184413_000000662024_00371_10445_9916.N1	28-FEB-2004 18:44:13	Straylight	65.500	171	2Eps Crv	3.0010	4250.0	131	10445	No
349	GOM_NL__2PRFIN20040228_184624_000000672024_00371_10445_9917.N1	28-FEB-2004 18:46:24	Straylight	67.000	100	4Gam Crv	2.5800	13100.	134	10445	No
350	GOM_NL__2PRFIN20040228_185021_000000502024_00371_10445_9918.N1	28-FEB-2004 18:50:21	Tw_i_and_stray	49.500	48	30Alp Hya	1.9770	4100.0	99	10445	No
351	GOM_NL__2PRFIN20040228_185636_000000432024_00371_10445_9919.N1	28-FEB-2004 18:56:36	Bright	43.000	22	32Alp Leo	1.3600	15200.	86	10445	No
352	GOM_NL__2PRFIN20040228_185915_000000472024_00371_10445_9920.N1	28-FEB-2004 18:59:15	Bright	46.500	51	41Gam1Leo	2.0100	4500.0	93	10445	No
353	GOM_NL__2PRFIN20040228_190131_000000392024_00371_10445_9921.N1	28-FEB-2004 19:01:31	Bright	39.000	17	78Bet Gem	1.1610	4500.0	78	10445	No
354	GOM_NL__2PRFIN20040228_190244_000000402024_00371_10445_9922.N1	28-FEB-2004 19:02:44	Bright	39.500	24	66Alp Gem	1.5800	10200.	79	10445	No
355	GOM_NL__2PRFIN20040228_190816_000000472024_00371_10445_9923.N1	28-FEB-2004 19:08:16	Bright	46.500	174	52Psi UMa	3.0040	4400.0	93	10445	No
356	GOM_NL__2PRFIN20040228_191058_000000422024_00371_10445_9924.N1	28-FEB-2004 19:10:58	Bright	42.000	82	48Bet UMa	2.3650	10600.	84	10445	No
357	GOM_NL__2PRFIN20040228_191537_000000522024_00371_10445_9925.N1	28-FEB-2004 19:15:37	Bright	52.000	32	77Eps UMa	1.7630	11000.	104	10445	No
358	GOM_NL__2PRFIN20040228_191822_000000392024_00371_10445_9926.N1	28-FEB-2004 19:18:22	Bright	38.500	49	1Alp UMi	1.9900	6300.0	77	10445	No
359	GOM_NL__2PRFIN20040228_192406_000000502024_00371_10445_9927.N1	28-FEB-2004 19:24:06	Bright	50.000	119	14Eta Dra	2.7270	4700.0	100	10445	No
360	GOM_NL__2PRFIN20040228_192550_000000352024_00371_10445_9928.N1	28-FEB-2004 19:25:50	Bright	34.500	89	5Alp Cep	2.4510	8000.0	69	10445	No
361	GOM_NL__2PRFIN20040228_192829_000000472024_00371_10445_9929.N1	28-FEB-2004 19:28:29	Bright	47.000	130	23Bet Dra	2.7990	5800.0	94	10445	No
362	GOM_NL__2PRFIN20040228_193056_000000382024_00371_10445_9930.N1	28-FEB-2004 19:30:56	Bright	38.000	19	50Alp Cyg	1.2460	10500.	76	10445	No
363	GOM_NL__2PRFIN20040228_193229_000000392024_00371_10445_9931.N1	28-FEB-2004 19:32:29	Bright	38.500	66	37Gam Cyg	2.2080	5900.0	77	10445	No
364	GOM_NL__2PRFIN20040228_193403_000000372024_00371_10445_9932.N1	28-FEB-2004 19:34:03	Bright	36.500	92	53Eps Cyg	2.5000	4500.0	73	10445	No
365	GOM_NL__2PRFIN20040228_193703_000000782024_00371_10445_9933.N1	28-FEB-2004 19:37:03	Bright	77.500	133	40Zet Her	2.8070	6000.0	155	10445	No
366	GOM_NL__2PRFIN20040228_194102_000000412024_00371_10445_9934.N1	28-FEB-2004 19:41:02	Bright	41.000	168	17Zet Aql	2.9860	11000.	82	10445	No
367	GOM_NL__2PRFIN20040228_194416_000000712024_00371_10445_9935.N1	28-FEB-2004 19:44:16	Tw_i_and_stray	71.000	59	55Alp Oph	2.0800	8900.0	142	10445	No
368	GOM_NL__2PRFIN20040228_194647_000000692024_00371_10445_9936.N1	28-FEB-2004 19:46:47	Straylight	69.000	126	60Bet Oph	2.7700	4250.0	138	10445	No
369	GOM_NL__2PRFIN20040228_195049_000000452024_00371_10445_9937.N1	28-FEB-2004 19:50:49	Dark	44.500	155	41Pi Sgr	2.9000	6600.0	89	10445	No
370	GOM_NL__2PRFIN20040228_195238_000000442024_00371_10445_9938.N1	28-FEB-2004 19:52:38	Dark	44.000	57	34Sig Sgr	2.0660	26000.	88	10445	No
371	GOM_NL__2PRFIN20040228_195543_000000482024_00371_10445_9939.N1	28-FEB-2004 19:55:43	Dark	47.500	38	20Eps Sgr	1.8360	11000.	95	10445	No
372	GOM_NL__2PRFIN20040228_195830_000000492024_00371_10445_9940.N1	28-FEB-2004 19:58:30	Dark	49.000	25	35Lam Sco	1.6200	28000.	98	10445	No
373	GOM_NL__2PRFIN20040228_200527_000000432024_00372_10446_9908.N1	28-FEB-2004 20:05:27	Dark	42.500	43	Alp TrA	1.9100	4250.0	85	10446	No
374	GOM_NL__2PRFIN20040228_200852_000000532024_00372_10446_9909.N1	28-FEB-2004 20:08:52	Dark	52.500	4	Alp1Cen	-0.010000	5800.0	105	10446	No
375	GOM_NL__2PRFIN20040228_201011_000000502024_00372_10446_9910.N1	28-FEB-2004 20:10:11	Dark	49.500	10	Bet Cen	0.61000	28000.	99	10446	No
376	GOM_NL__2PRFIN20040228_201248_000000412024_00372_10446_9911.N1	28-FEB-2004 20:12:48	Dark	40.500	12	Alp1Cru	0.77500	30000.	81	10446	No
377	GOM_NL__2PRFIN20040228_201414_000000392024_00372_10446_9912.N1	28-FEB-2004 20:14:14	Dark	39.000	29	Bet Car	1.6720	10200.	78	10446	No
378	GOM_NL__2PRFIN20040228_201702_000000422024_00372_10446_9913.N1	28-FEB-2004 20:17:02	Straylight	42.000	71	lot Car	2.2460	7700.0	84	10446	No
379	GOM_NL__2PRFIN20040228_201833_000000402024_00372_10446_9914.N1	28-FEB-2004 20:18:33	Straylight	40.000	46	Del Vel	1.9540	10600.	80	10446	No
380	GOM_NL__2PRFIN20040228_202127_000000442024_00372_10446_9915.N1	28-FEB-2004 20:21:27	Straylight	43.500	65	Lam Vel	2.2040	4400.0	87	10446	No
381	GOM_NL__2PRFIN20040228_202449_000000642024_00372_10446_9916.N1	28-FEB-2004 20:24:49	Straylight	64.000	171	2Eps Crv	3.0010	4250.0	128	10446	No
382	GOM_NL__2PRFIN20040228_202658_000000702024_00372_10446_9917.N1	28-FEB-2004 20:26:58	Straylight	69.500	100	4Gam Crv	2.5800	13100.	139	10446	No
383	GOM_NL__2PRFIN20040228_203058_000000522024_00372_10446_9918.N1	28-FEB-2004 20:30:58	Tw_i_and_stray	52.000	48	30Alp Hya	1.9770	4100.0	104	10446	No
384	GOM_NL__2PRFIN20040228_203712_000000462024_00372_10446_9919.N1	28-FEB-2004 20:37:12	Bright	45.500	22	32Alp Leo	1.3600	15200.	91	10446	No
385	GOM_NL__2PRFIN20040228_203951_000000462024_00372_10446_9920.N1	28-FEB-2004 20:39:51	Bright	45.500	51	41Gam1Leo	2.0100	4500.0	91	10446	No
386	GOM_NL__2PRFIN20040228_204207_000000522024_00372_10446_9921.N1	28-FEB-2004 20:42:07	Bright	52.000	17	78Bet Gem	1.1610	4500.0	104	10446	No
387	GOM_NL__2PRFIN20040228_204320_000000392024_00372_10446_9922.N1	28-FEB-2004 20:43:20	Bright	38.500	24	66Alp Gem	1.5800	10200.	77	10446	No
388	GOM_NL__2PRFIN20040228_204851_000000452024_00372_10446_9923.N1	28-FEB-2004 20:48:51	Bright	45.000	174	52Psi UMa	3.0040	4400.0	90	10446	No
389	GOM_NL__2PRFIN20040228_205134_000000422024_00372_10446_9924.N1	28-FEB-2004 20:51:34	Bright	42.000	82	48Bet UMa	2.3650	10600.	84	10446	No
390	GOM_NL__2PRFIN20040228_205612_000000522024_00372_10446_9925.N1	28-FEB-2004 20:56:12	Bright	51.500	32	77Eps UMa	1.7630	11000.	103	10446	No
391	GOM_NL__2PRFIN20040228_205858_000000382024_00372_10446_9926.N1	28-FEB-2004 20:58:58	Bright	38.000	49	1Alp UMi	1.9900	6300.0	76	10446	No
392	GOM_NL__2PRFIN20040228_210444_000000482024_00372_10446_9927.N1	28-FEB-2004 21:04:44	Bright	47.500	119	14Eta Dra	2.7270	4700.0	95	10446	No
393	GOM_NL__2PRFIN20040228_210627_000000372024_00372_10446_9928.N1	28-FEB-2004 21:06:27	Bright	37.000	89	5Alp Cep	2.4510	8000.0	74	10446	No
394	GOM_NL__2PRFIN20040228_210905_000000472024_00372_10446_9929.N1	28-FEB-2004 21:09:05	Bright	47.000	130	23Bet Dra	2.7990	5800.0	94	10446	No
395	GOM_NL__2PRFIN20040228_211132_000000352024_00372_10446_9930.N1	28-FEB-2004 21:11:32	Bright	34.500	19	50Alp Cyg	1.2460	10500.	69	10446	No
396	GOM_NL__2PRFIN20040228_211306_000000362024_00372_10446_9931.N1	28-FEB-2004 21:13:06	Bright	36.000	66	37Gam Cyg	2.2080	5900.0	72	10446	No

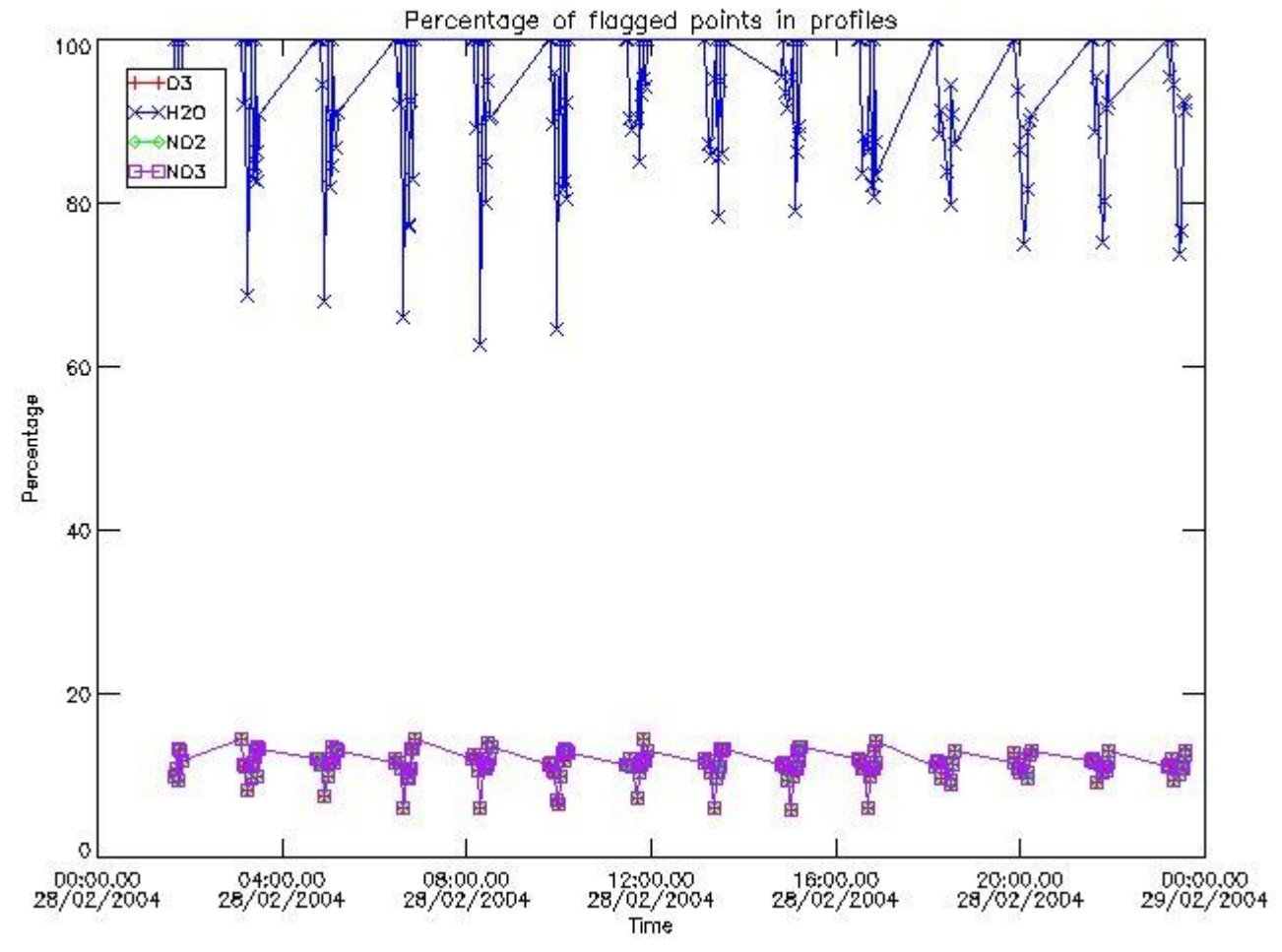
397	GOM_NL__2PRFIN20040228_211439_000000362024_00372_10446_9932.N1	28-FEB-2004 21:14:39	Bright	35.500	92	53Eps Cyg	2.5000	4500.0	71	10446	No
398	GOM_NL__2PRFIN20040228_211739_000000792024_00372_10446_9933.N1	28-FEB-2004 21:17:39	Bright	79.000	133	40Zet Her	2.8070	6000.0	158	10446	No
399	GOM_NL__2PRFIN20040228_212139_000000412024_00372_10446_9934.N1	28-FEB-2004 21:21:39	Bright	41.000	168	17Zet Aql	2.9860	11000.	82	10446	No
400	GOM_NL__2PRFIN20040228_212453_000000642024_00372_10446_9935.N1	28-FEB-2004 21:24:53	Twilight	64.000	59	55Alp Oph	2.0800	8900.0	128	10446	No
401	GOM_NL__2PRFIN20040228_212724_000000632024_00372_10446_9936.N1	28-FEB-2004 21:27:24	Straylight	63.000	126	60Bet Oph	2.7700	4250.0	126	10446	No
402	GOM_NL__2PRFIN20040228_213125_000000442024_00372_10446_9937.N1	28-FEB-2004 21:31:25	Dark	43.500	155	41Pi Sgr	2.9000	6600.0	87	10446	No
403	GOM_NL__2PRFIN20040228_213314_000000432024_00372_10446_9938.N1	28-FEB-2004 21:33:14	Dark	42.500	57	34Sig Sgr	2.0660	26000.	85	10446	No
404	GOM_NL__2PRFIN20040228_213619_000000452024_00372_10446_9939.N1	28-FEB-2004 21:36:19	Dark	44.500	38	20Eps Sgr	1.8360	11000.	89	10446	No
405	GOM_NL__2PRFIN20040228_213907_000000552024_00372_10446_9940.N1	28-FEB-2004 21:39:07	Dark	55.000	25	35Lam Sco	1.6200	28000.	110	10446	No
406	GOM_NL__2PRFIN20040228_214603_000000492024_00373_10447_9908.N1	28-FEB-2004 21:46:03	Dark	49.000	43	Alp TrA	1.9100	4250.0	98	10447	No
407	GOM_NL__2PRFIN20040228_214928_000000462024_00373_10447_9909.N1	28-FEB-2004 21:49:28	Dark	46.000	4	Alp1Cen	-0.010000	5800.0	92	10447	No
408	GOM_NL__2PRFIN20040228_215047_000000482024_00373_10447_9910.N1	28-FEB-2004 21:50:47	Dark	48.000	10	Bet Cen	0.61000	28000.	96	10447	No
409	GOM_NL__2PRFIN20040228_215324_000000452024_00373_10447_9911.N1	28-FEB-2004 21:53:24	Dark	44.500	12	Alp1Cru	0.77500	30000.	89	10447	No
410	GOM_NL__2PRFIN20040228_215450_000000392024_00373_10447_9912.N1	28-FEB-2004 21:54:50	Dark	39.000	29	Bet Car	1.6720	10200.	78	10447	No
411	GOM_NL__2PRFIN20040228_215738_000000432024_00373_10447_9913.N1	28-FEB-2004 21:57:38	Straylight	42.500	71	lot Car	2.2460	7700.0	85	10447	No
412	GOM_NL__2PRFIN20040228_215909_000000442024_00373_10447_9914.N1	28-FEB-2004 21:59:09	Straylight	43.500	46	Del Vel	1.9540	10600.	87	10447	No
413	GOM_NL__2PRFIN20040228_220202_000000452024_00373_10447_9915.N1	28-FEB-2004 22:02:02	Straylight	44.500	65	Lam Vel	2.2040	4400.0	89	10447	No
414	GOM_NL__2PRFIN20040228_220525_000000642024_00373_10447_9916.N1	28-FEB-2004 22:05:25	Straylight	64.000	171	2Eps Crv	3.0010	4250.0	128	10447	No
415	GOM_NL__2PRFIN20040228_220736_000000732024_00373_10447_9917.N1	28-FEB-2004 22:07:36	Straylight	72.500	100	4Gam Crv	2.5800	13100.	145	10447	No
416	GOM_NL__2PRFIN20040228_221134_000000472024_00373_10447_9918.N1	28-FEB-2004 22:11:34	Twilight	47.000	48	30Alp Hya	1.9770	4100.0	94	10447	No
417	GOM_NL__2PRFIN20040228_221747_000000452024_00373_10447_9919.N1	28-FEB-2004 22:17:47	Bright	45.000	22	32Alp Leo	1.3600	15200.	90	10447	No
418	GOM_NL__2PRFIN20040228_222026_000000462024_00373_10447_9920.N1	28-FEB-2004 22:20:26	Bright	45.500	51	41Gam1Leo	2.0100	4500.0	91	10447	No
419	GOM_NL__2PRFIN20040228_222243_000000392024_00373_10447_9921.N1	28-FEB-2004 22:22:43	Bright	39.000	17	78Bet Gem	1.1610	4500.0	78	10447	No
420	GOM_NL__2PRFIN20040228_222356_000000402024_00373_10447_9922.N1	28-FEB-2004 22:23:56	Bright	39.500	24	66Alp Gem	1.5800	10200.	79	10447	No
421	GOM_NL__2PRFIN20040228_222927_000000472024_00373_10447_9923.N1	28-FEB-2004 22:29:27	Bright	46.500	174	52Psi UMa	3.0040	4400.0	93	10447	No
422	GOM_NL__2PRFIN20040228_223209_000000422024_00373_10447_9924.N1	28-FEB-2004 22:32:09	Bright	41.500	82	48Bet UMa	2.3650	10600.	83	10447	No
423	GOM_NL__2PRFIN20040228_223648_000000472024_00373_10447_9925.N1	28-FEB-2004 22:36:48	Bright	46.500	32	77Eps UMa	1.7630	11000.	93	10447	No
424	GOM_NL__2PRFIN20040228_223934_000000352024_00373_10447_9926.N1	28-FEB-2004 22:39:34	Bright	35.000	49	1Alp UMi	1.9900	6300.0	70	10447	No
425	GOM_NL__2PRFIN20040228_224517_000000492024_00373_10447_9927.N1	28-FEB-2004 22:45:17	Bright	49.000	119	14Eta Dra	2.7270	4700.0	98	10447	No
426	GOM_NL__2PRFIN20040228_224703_000000382024_00373_10447_9928.N1	28-FEB-2004 22:47:03	Bright	38.000	89	5Alp Cep	2.4510	8000.0	76	10447	No
427	GOM_NL__2PRFIN20040228_224940_000000482024_00373_10447_9929.N1	28-FEB-2004 22:49:40	Bright	48.000	130	23Bet Dra	2.7990	5800.0	96	10447	No
428	GOM_NL__2PRFIN20040228_225208_000000362024_00373_10447_9930.N1	28-FEB-2004 22:52:08	Bright	35.500	19	50Alp Cyg	1.2460	10500.	71	10447	No
429	GOM_NL__2PRFIN20040228_225342_000000382024_00373_10447_9931.N1	28-FEB-2004 22:53:42	Bright	37.500	66	37Gam Cyg	2.2080	5900.0	75	10447	No
430	GOM_NL__2PRFIN20040228_225515_000000362024_00373_10447_9932.N1	28-FEB-2004 22:55:15	Bright	35.500	92	53Eps Cyg	2.5000	4500.0	71	10447	No
431	GOM_NL__2PRFIN20040228_225815_000000782024_00373_10447_9933.N1	28-FEB-2004 22:58:15	Bright	77.500	133	40Zet Her	2.8070	6000.0	155	10447	No
432	GOM_NL__2PRFIN20040228_230215_000000422024_00373_10447_9934.N1	28-FEB-2004 23:02:15	Bright	41.500	168	17Zet Aql	2.9860	11000.	83	10447	No
433	GOM_NL__2PRFIN20040228_230529_000000672024_00373_10447_9935.N1	28-FEB-2004 23:05:29	Twilight	66.500	59	55Alp Oph	2.0800	8900.0	133	10447	No
434	GOM_NL__2PRFIN20040228_230801_000000662024_00373_10447_9936.N1	28-FEB-2004 23:08:01	Straylight	65.500	126	60Bet Oph	2.7700	4250.0	131	10447	No
435	GOM_NL__2PRFIN20040228_231201_000000462024_00373_10447_9937.N1	28-FEB-2004 23:12:01	Dark	46.000	155	41Pi Sgr	2.9000	6600.0	92	10447	No
436	GOM_NL__2PRFIN20040228_231350_000000452024_00373_10447_9938.N1	28-FEB-2004 23:13:50	Dark	45.000	57	34Sig Sgr	2.0660	26000.	90	10447	No
437	GOM_NL__2PRFIN20040228_231656_000000432024_00373_10447_9939.N1	28-FEB-2004 23:16:56	Dark	42.500	38	20Eps Sgr	1.8360	11000.	85	10447	No
438	GOM_NL__2PRFIN20040228_231943_000000552024_00373_10447_9940.N1	28-FEB-2004 23:19:43	Dark	54.500	25	35Lam Sco	1.6200	28000.	109	10447	No
439	GOM_NL__2PRFIN20040228_232639_000000502024_00374_10448_9928.N1	28-FEB-2004 23:26:39	Dark	50.000	43	Alp TrA	1.9100	4250.0	100	10448	No
440	GOM_NL__2PRFIN20040228_233004_000000482024_00374_10448_9929.N1	28-FEB-2004 23:30:04	Dark	47.500	4	Alp1Cen	-0.010000	5800.0	95	10448	No
441	GOM_NL__2PRFIN20040228_233123_000000482024_00374_10448_9930.N1	28-FEB-2004 23:31:23	Dark	47.500	10	Bet Cen	0.61000	28000.	95	10448	No
442	GOM_NL__2PRFIN20040228_233400_000000412024_00374_10448_9931.N1	28-FEB-2004 23:34:00	Dark	40.500	12	Alp1Cru	0.77500	30000.	81	10448	No
443	GOM_NL__2PRFIN20040228_233526_000000392024_00374_10448_9932.N1	28-FEB-2004 23:35:26	Dark	39.000	29	Bet Car	1.6720	10200.	78	10448	No
444	GOM_NL__2PRFIN20040228_233814_000000402024_00374_10448_9933.N1	28-FEB-2004 23:38:14	Straylight	40.000	71	lot Car	2.2460	7700.0	80	10448	No
445	GOM_NL__2PRFIN20040228_233945_000000422024_00374_10448_9934.N1	28-FEB-2004 23:39:45	Straylight	42.000	46	Del Vel	1.9540	10600.	84	10448	No
446	GOM_NL__2PRFIN20040228_234238_000000472024_00374_10448_9935.N1	28-FEB-2004 23:42:38	Straylight	46.500	65	Lam Vel	2.2040	4400.0	93	10448	No
447	GOM_NL__2PRFIN20040228_234601_000000652024_00374_10448_9936.N1	28-FEB-2004 23:46:01	Straylight	65.000	171	2Eps Crv	3.0010	4250.0	130	10448	No
448	GOM_NL__2PRFIN20040228_234810_000000742024_00374_10448_9937.N1	28-FEB-2004 23:48:10	Straylight	74.000	100	4Gam Crv	2.5800	13100.	148	10448	No
449	GOM_NL__2PRFIN20040228_235209_000000482024_00374_10448_9938.N1	28-FEB-2004 23:52:09	Twilight	47.500	48	30Alp Hya	1.9770	4100.0	95	10448	No
450	GOM_NL__2PRFIN20040228_235823_000000442024_00374_10448_9939.N1	28-FEB-2004 23:58:23	Bright	44.000	22	32Alp Leo	1.3600	15200.	88	10448	No

3. Quality information per product

In this section it is plotted some information contained in the Quality Summary data set of

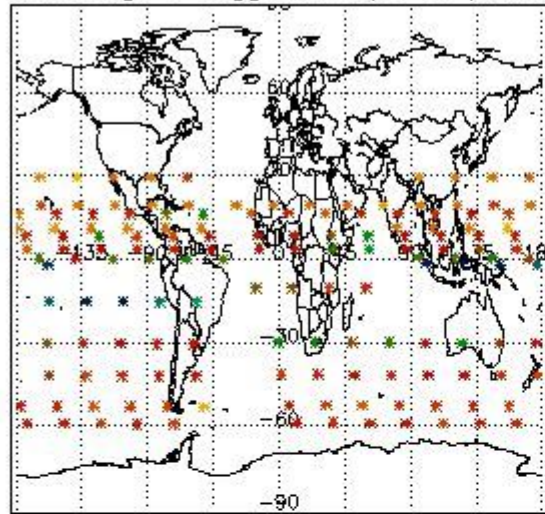
the level 2 products. Only products in dark limb conditions and without errors (error flag in the MPH set to "0") are used.

3.1 Plot quality information per product (time dependant)

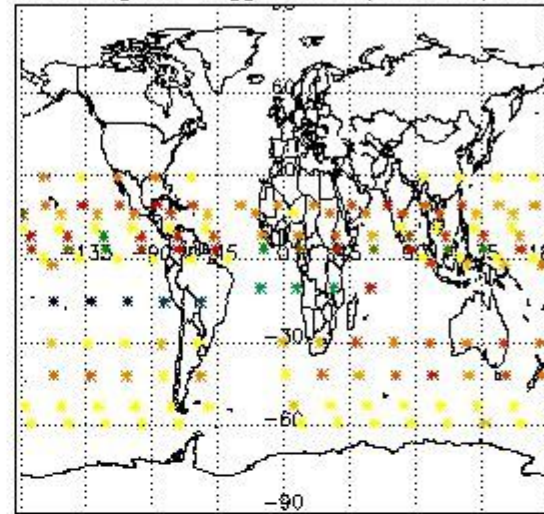


3.2 Plot quality information per product (world map)

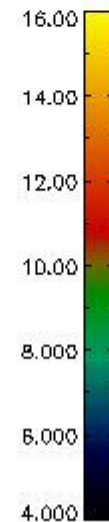
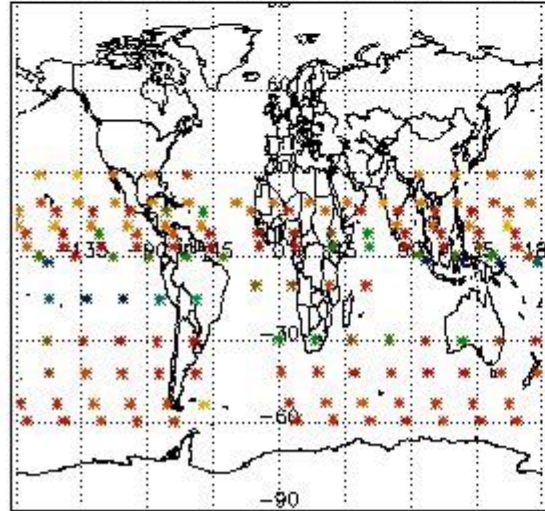
Percentage of flagged data per O3 profile



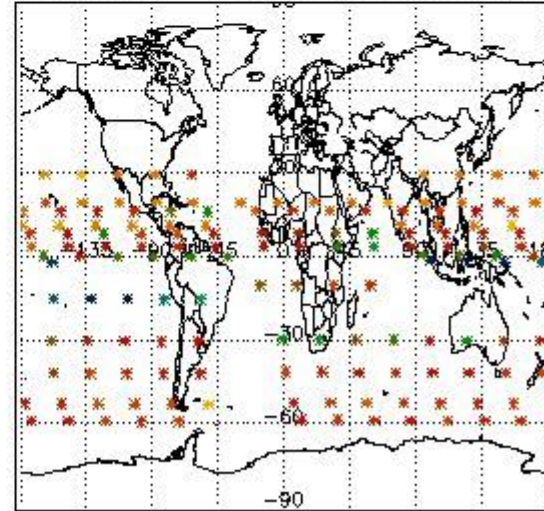
Percentage of flagged data per H2O profile



Percentage of flagged data per NO2 profile



Percentage of flagged data per NO3 profile

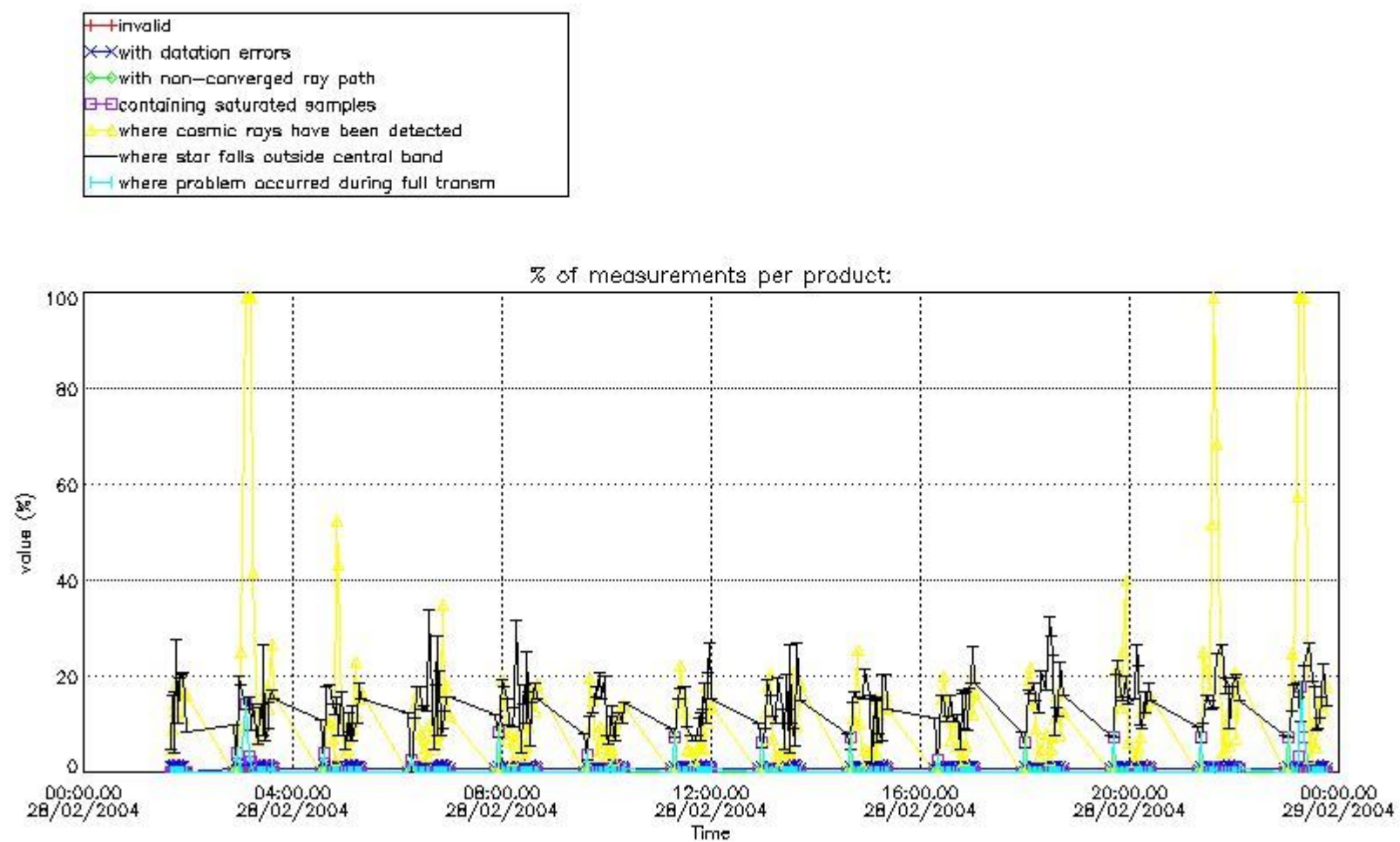


4. Level 1 quality information per product

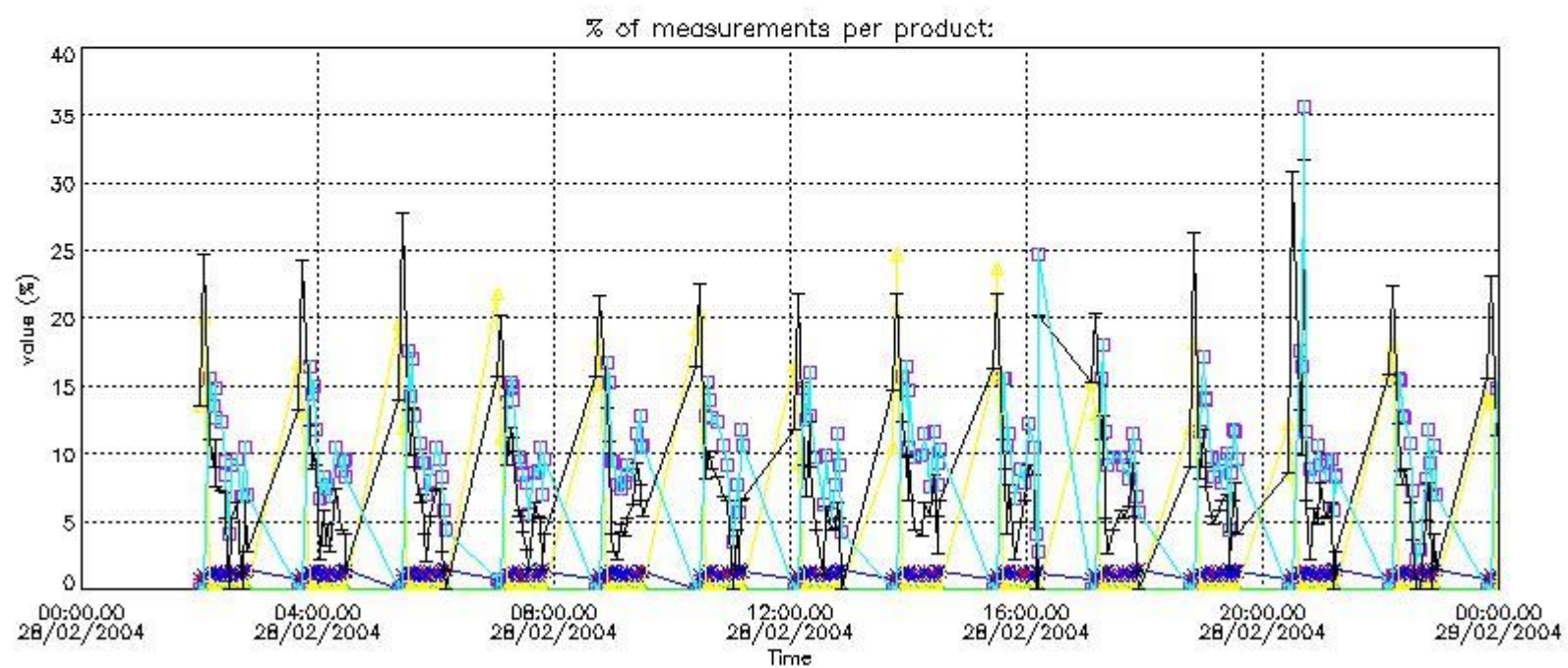
In this section it is plotted some information contained in the Quality Summary data set of the level 2 products that comes from the level 1b processing. Products without errors (error flag in the MPH set to "0") are used.

4.1 Plot quality information per product (time dependant) coming from level 1b processing

4.1.1 Plot level 1 quality information per product (time dependant): ENVISAT ASCENDING passes



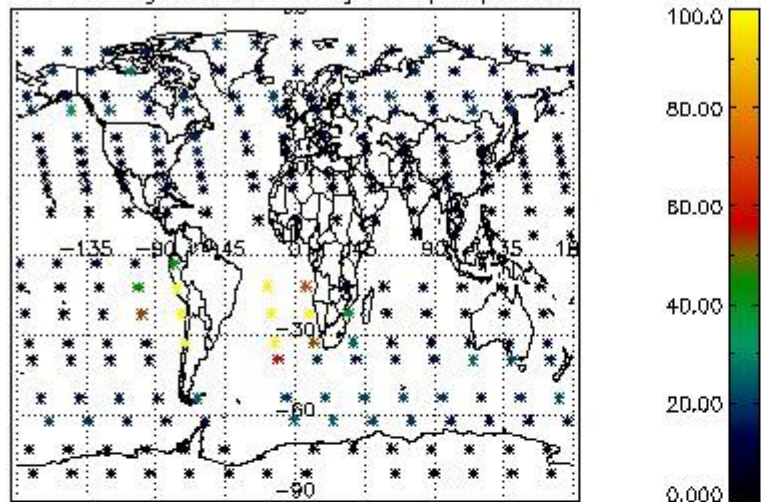
4.1.2 Plot level 1 quality information per product (time dependant): ENVI SAT DESCENDING passes



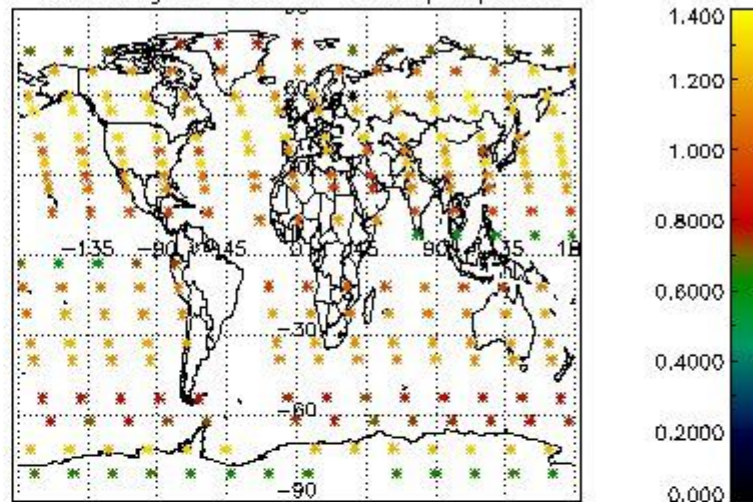
4.2 Plot quality information per product coming from level 1b processing (world map)

4.2.1 Plot level 1 quality information per product (world map): ENVISAT ASCENDING passes

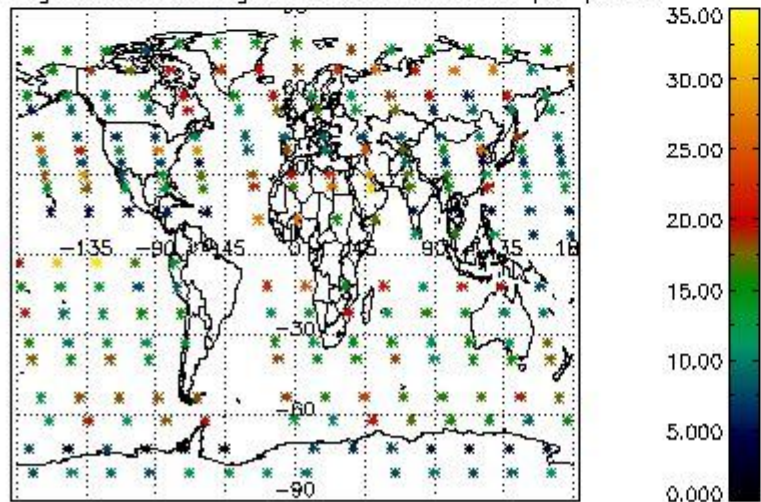
Percentage of cosmic ray hits per profile



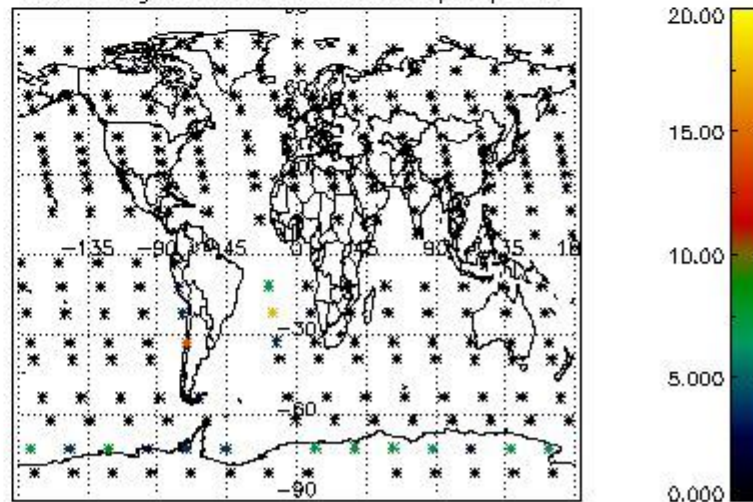
Percentage of datation errors per profile



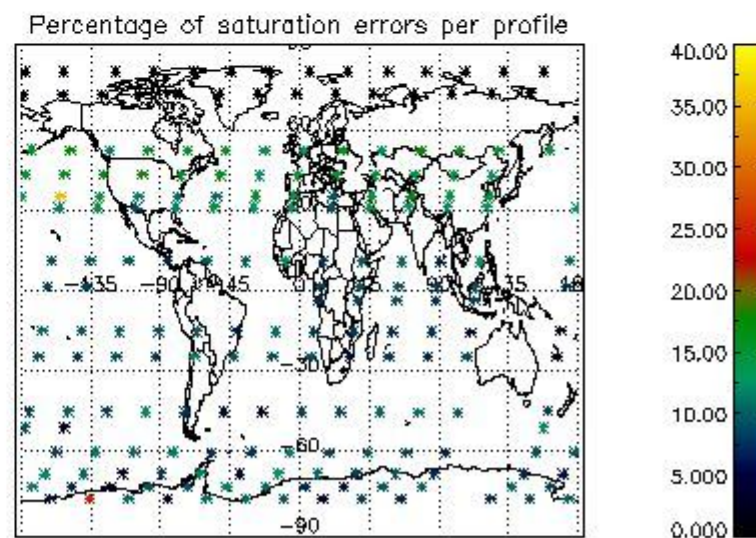
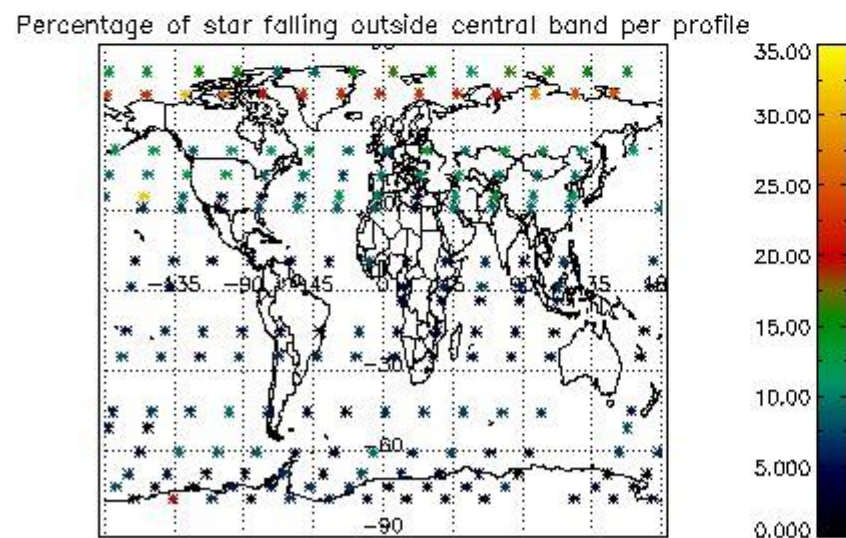
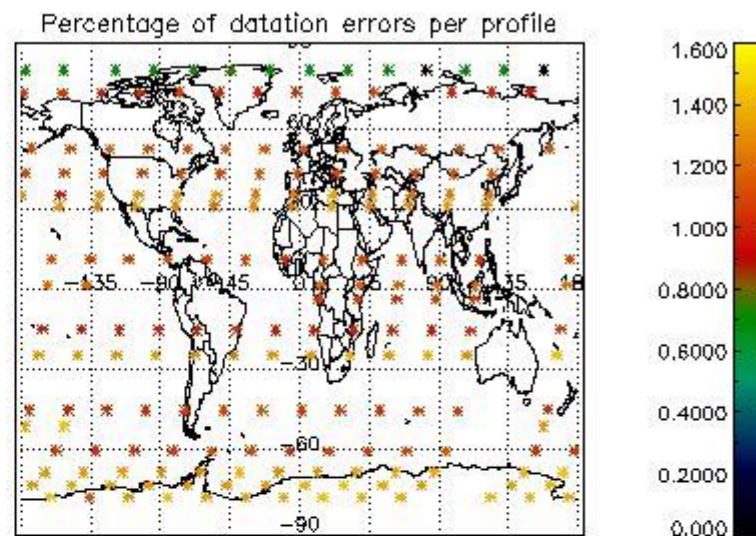
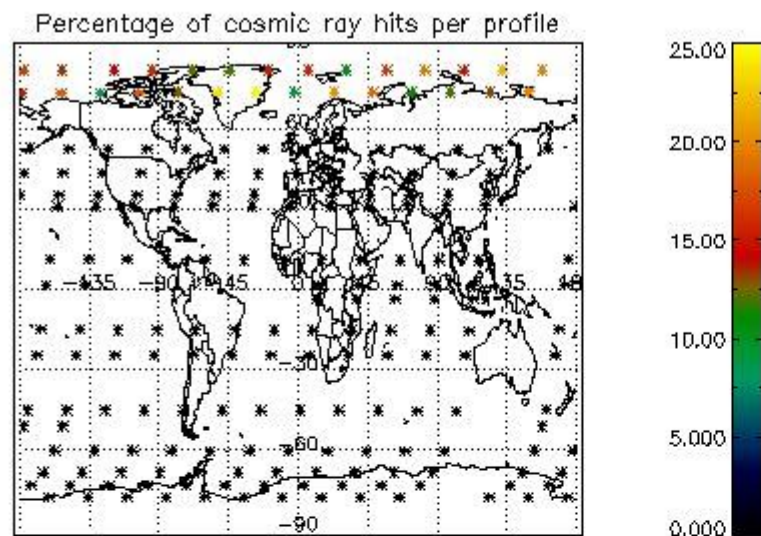
Percentage of star falling outside central band per profile



Percentage of saturation errors per profile



4.2.2 Plot level 1 quality information per product (world map): ENVISAT DESCENDING passes



5. Trace gas profiles

5.1 Ozone statistics based on quality of products

The final quality of the products can be "measured" using the STD (Standard Deviation) attached to every point profile. This information is written to the parameter GOM_NL__2P/NL_LOCAL_SPECIES_DENSITY/o3_std of the level 2 products. The table below shows the statistics for given STD ranges.

The statistics are given with respect to the overall valid production:

- Products without fatal errors: GOM_NL__2P/MPH/PRODUCT_ERR=0
- Valid point profile: GOM_NL__2P/NL_LOCAL_SPECIES_DENSITY/pcd(0)=0

The 'Criteria' is applied to valid points of dark limb products:

- Products in dark limb illumination condition: GOM_NL__2P/NL_SUMMARY_QUALITY/obs_ill_cond=0
- Products without fatal errors: GOM_NL__2P/MPH/PRODUCT_ERR=0
- Valid point profile: GOM_NL__2P/NL_LOCAL_SPECIES_DENSITY/pcd(0)=0

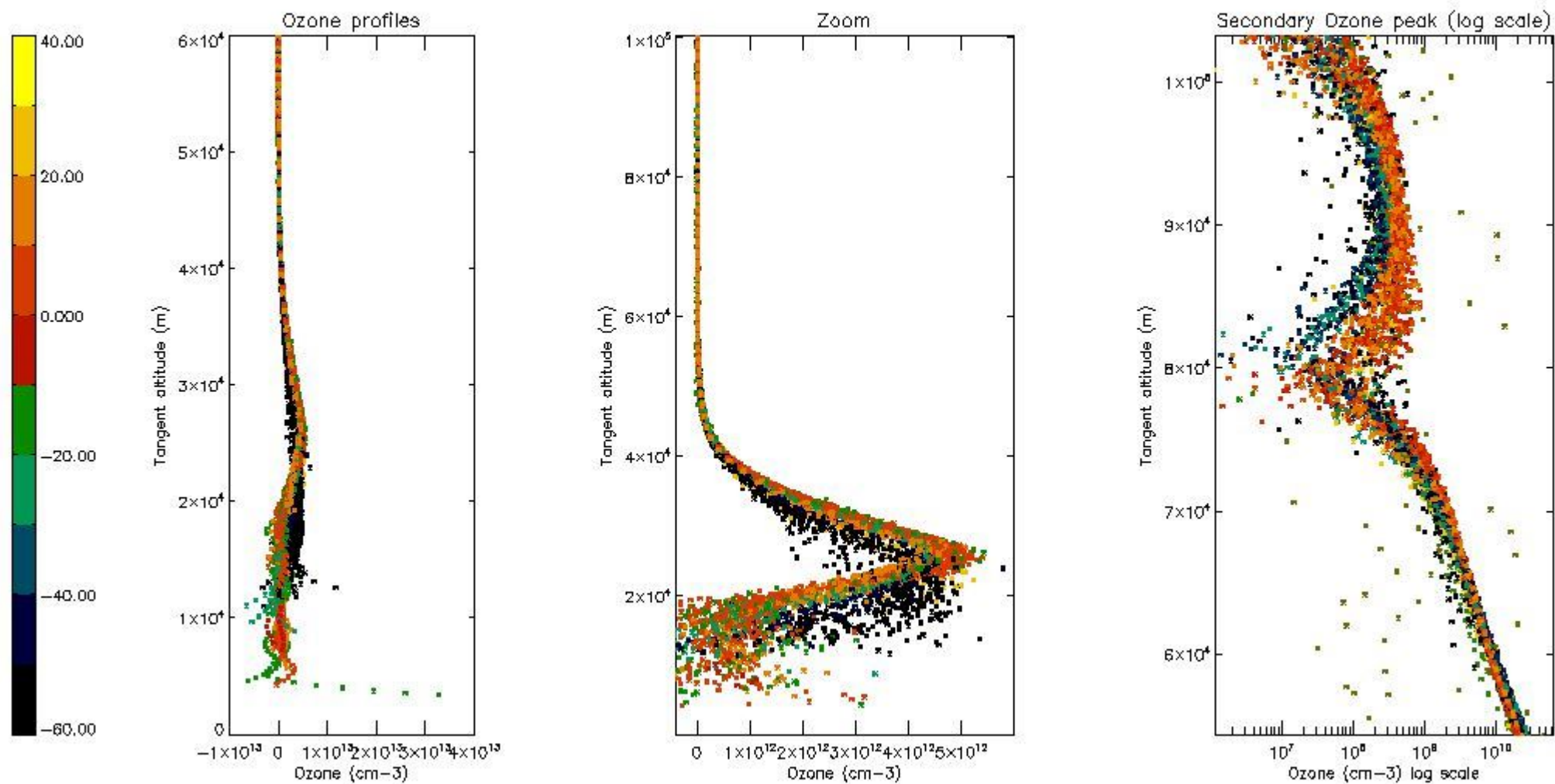
So, the table below shows the percentage of dark limb and valid observations for each criteria with respect to the overall valid daily observations.

Criteria	% of total production
All STD	33
STD < 20	21

STD < 10	18
STD < 5	14

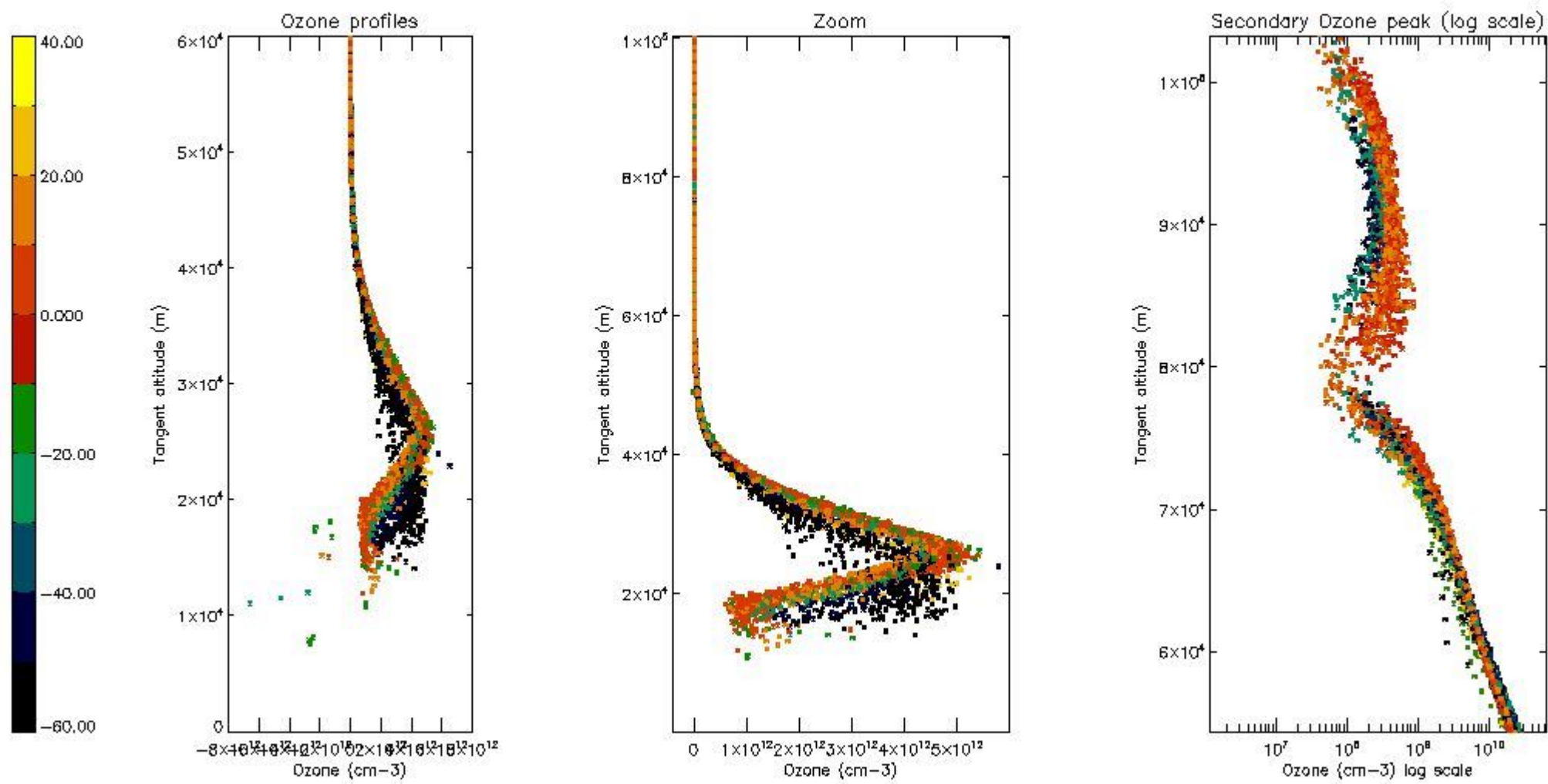
5.2 Plot ozone profiles for all STD (dark without errors)

The colorbar represents the latitude.



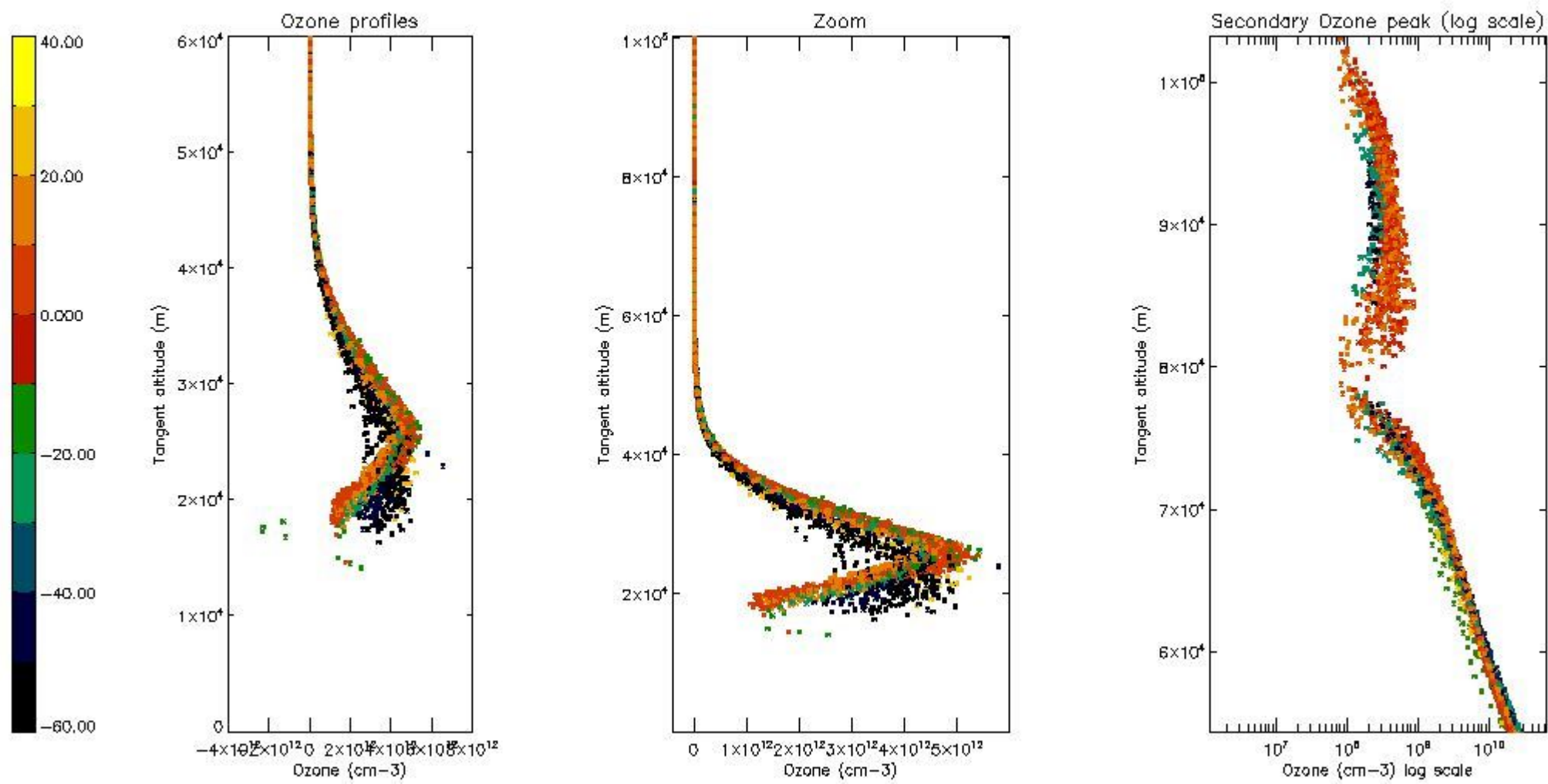
5.3 Plot ozone profiles where STD < 20% (dark without errors)

The colorbar represents the latitude.



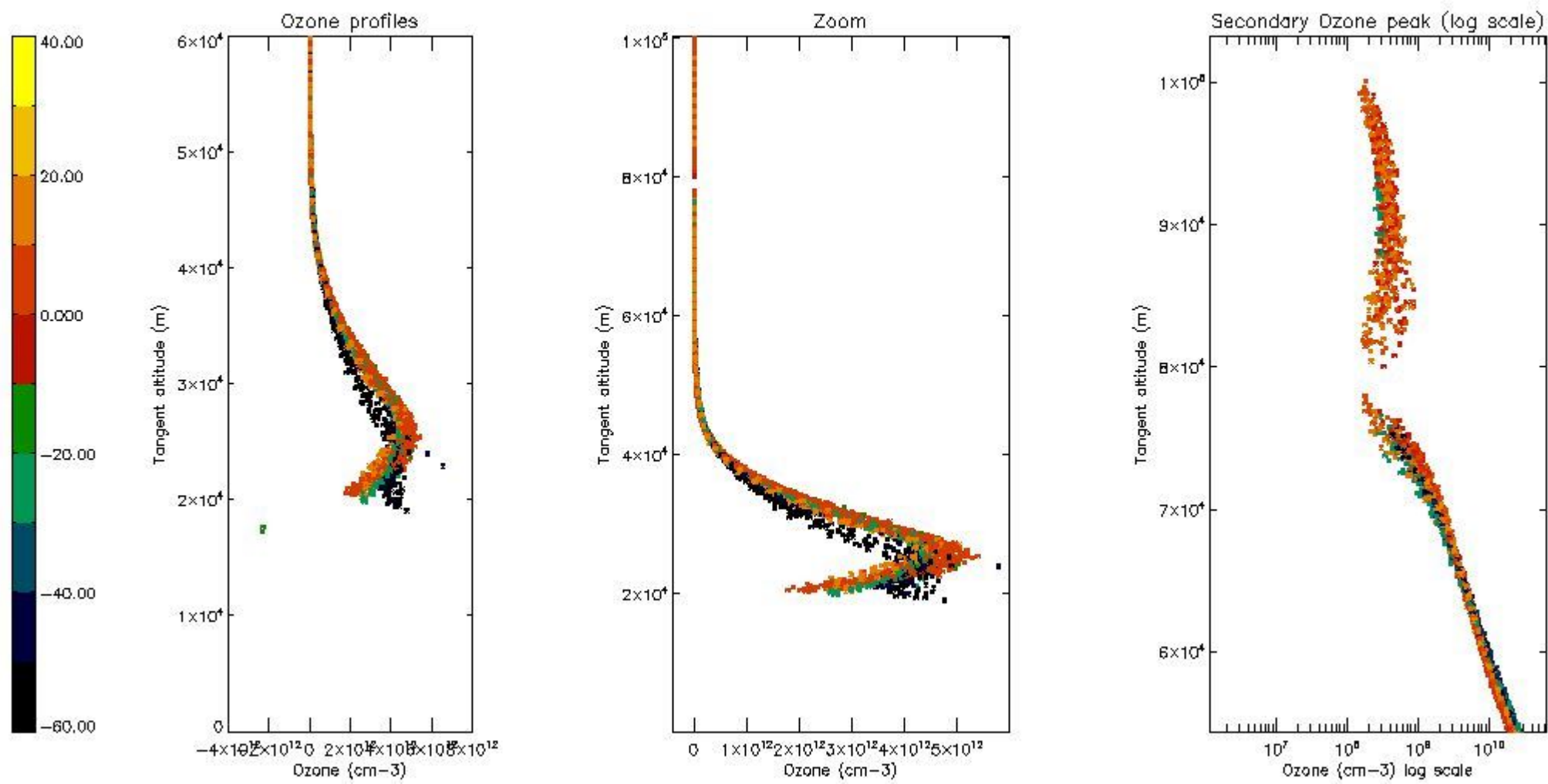
5.4 Plot ozone profiles where STD < 10% (dark without errors)

The colorbar represents the latitude.



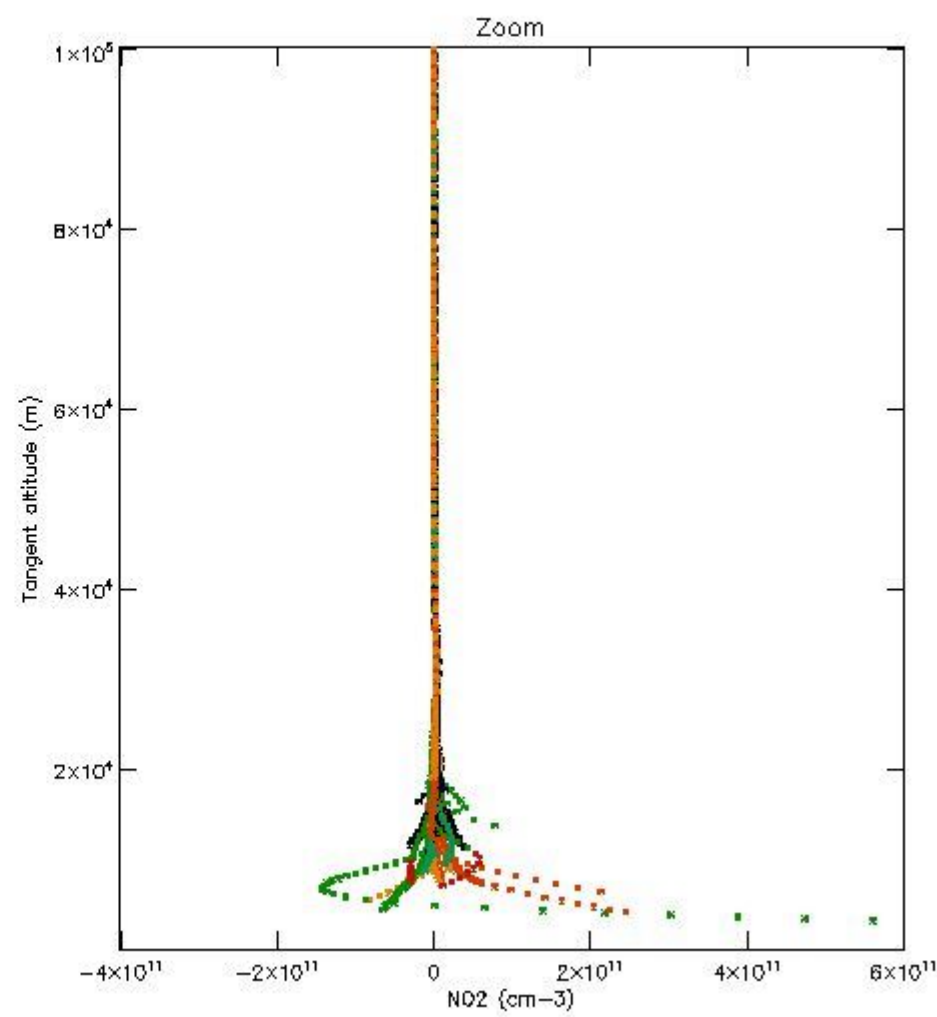
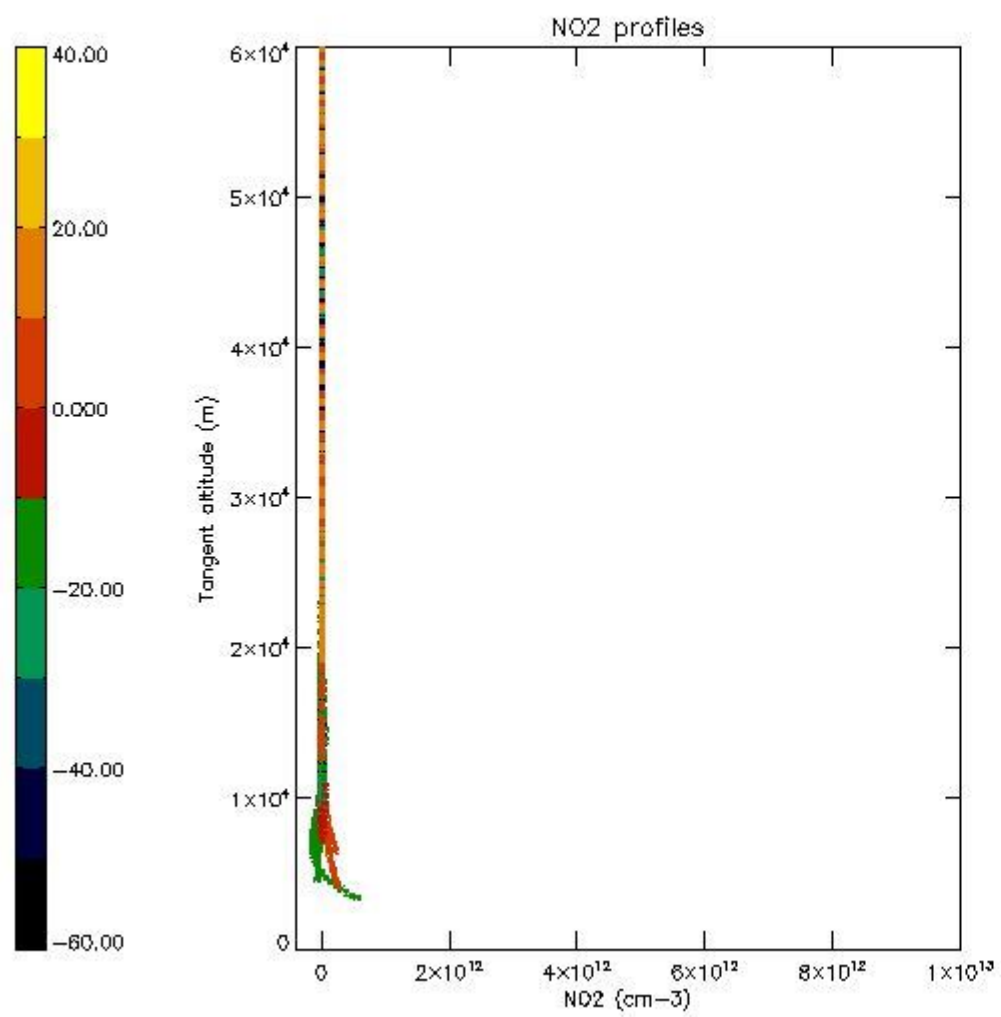
5.5 Plot ozone profiles where STD < 5% (dark without errors)

The colorbar represents the latitude.



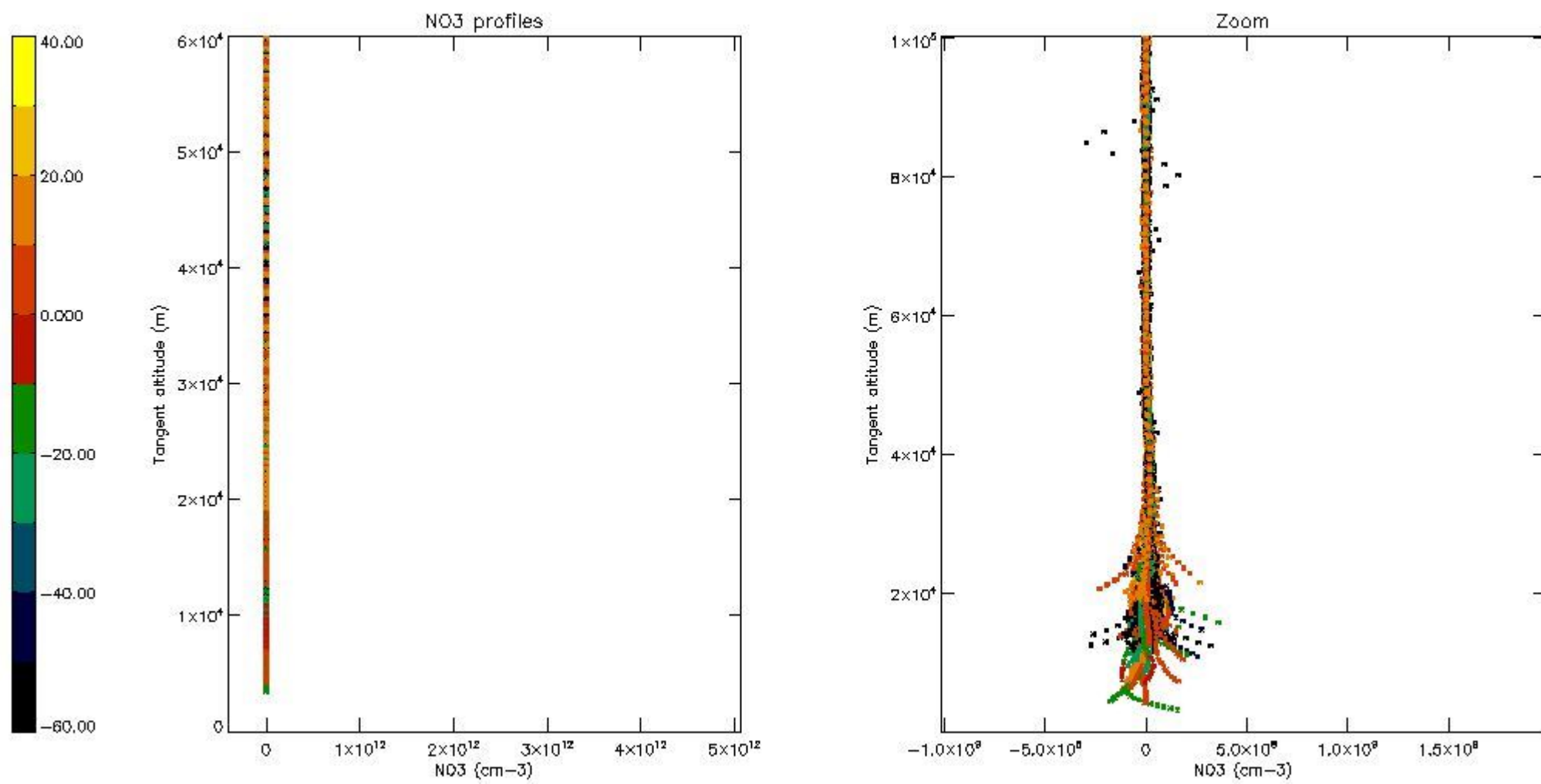
5.6 Plot NO₂ profiles for all STD (dark without errors)

The colorbar represents the latitude.



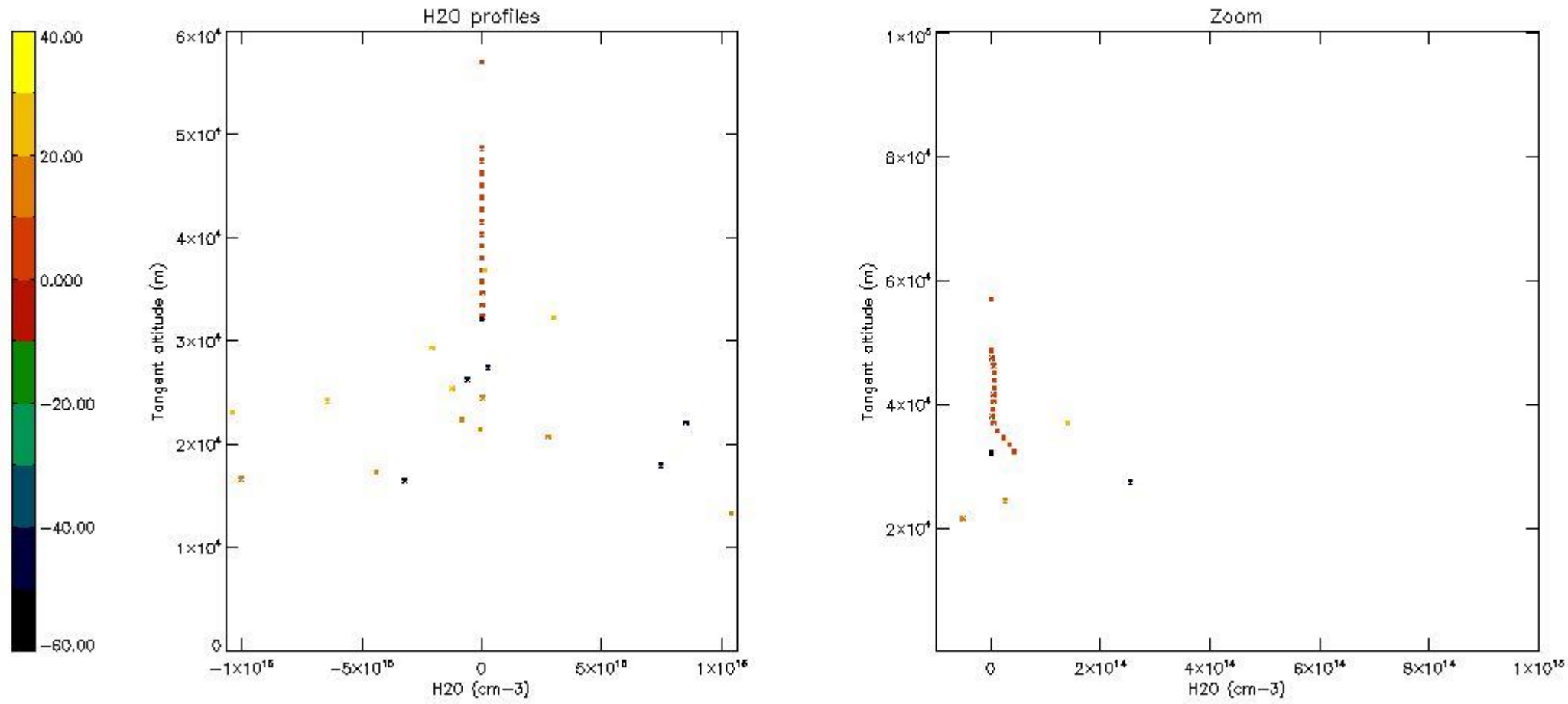
5.7 Plot NO3 profiles for all STD (dark without errors)

The colorbar represents the latitude.



5.8 Plot H2O profiles for all STD (only for occultations of stars 1,2,3,4,13,14,16,26,63 dark without errors)

The colorbar represents the latitude.



6. Auxiliary Data Files used for the production reported in section 2

The number reported in the third column indicates since which file (see list in section 2) the corresponding auxiliary file has been used. The fourth column is the date of those product files.

Type	Auxiliary Filename	Used since product	Used since product date
INST_PHYS_CHARACTERISTICS	GOM_INS_AXVIEC20091111_143220_20030716_120000_20500101_000000	1	28-FEB-2004 01:39:39
LEVEL-2_PROC_CONFIG	GOM_PR2_AXVIEC20091111_152718_20020301_000000_20500101_000000	1	28-FEB-2004 01:39:39
CROSS_SECTIONS_FILE	GOM_CRS_AXVIEC20091111_154832_20020301_000000_20500101_000000	1	28-FEB-2004 01:39:39

GOMOS Level 2 Daily Report

SUMMARY

[1. General Info](#)

[2. Summary of processed GOM_NL_2P products](#)

[3. Level 2 Quality information per product](#)

[3.1 Plot of level 2 quality information per product \(time dependant\)](#)

[3.2 Plot of level 2 quality information per product \(world map\)](#)

[4. Level 1 Quality information per product \(stored on level 2 products\)](#)

[4.1 Plot of level 1 quality information per product \(time dependant\)](#)

[4.1.1 Plot of level 1 quality information per product \(time dependant\): ASCENDING](#)

[4.1.2 Plot of level 1 quality information per product \(time dependant\): DESCENDING](#)

[4.2 Plot of level 1 quality information per product \(world map\)](#)

[4.2.1 Plot of level 1 quality information per product \(world map\): ASCENDING](#)

[4.2.2 Plot of level 1 quality information per product \(world map\): DESCENDING](#)

[5. Ozone profiles based on quality statistics and other trace gas profiles](#)

[5.1 Ozone statistics based on quality of products](#)

[5.2 Plot ozone profiles for all STD \(dark without errors\)](#)

[5.3 Plot ozone profiles where STD < 20% \(dark without errors\)](#)

[5.4. Plot ozone profiles where STD < 10% \(dark without errors\)](#)

[5.5. Plot ozone profiles where STD < 5% \(dark without errors\)](#)

[5.6 Plot NO2 profiles for all STD \(dark without errors\)](#)

[5.7 Plot NO3 profiles for all STD \(dark without errors\)](#)

[5.8 Plot H2O profiles \(only for occultations of stars 1,2,3,4,13,14,16,26,63 dark without errors\) for all STD](#)

[6. Auxiliary Data Files used for the production reported in section 2](#)

This report presents the daily analysis on parameters extracted from GOMOS level 2 data (GOM_NL__2P). It is intended to monitor some important parameters that will impact the quality of these products. A list of level 2 products (and content) that have arrived during the reporting day to the PCF is also given.

Item	Value
Time of report generation	18APR2013 20:19:10
Data source version	GOMOS/6.01
Start time of products	28-02-2004 (28FEB2004 00:00:00)
Stop time of products	29-02-2004 (29FEB2004 00:00:00)
Store outputs in DB	Yes
Nb of level 2 prods	450
Nb of prods with errors	0

2. Summary of processed GOM_NL__2P products.

Nr	Filename	UTC Start time	Limb	Duration	Star Id	Star Name	Star Mag	Star Temp	Nb Meas	Orbit	Prod. error
1	GOM_NL__2PRFIN20040228_013939_000000522024_00361_10435_9887.N1	28-FEB-2004 01:39:39	Dark	52.000	131	Gam Lup	2.8000	26000.	104	10435	No
2	GOM_NL__2PRFIN20040228_014209_000000472024_00361_10435_9888.N1	28-FEB-2004 01:42:09	Dark	46.500	4	Alp1Cen	-0.010000	5800.0	93	10435	No
3	GOM_NL__2PRFIN20040228_014328_000000482024_00361_10435_9889.N1	28-FEB-2004 01:43:28	Dark	47.500	10	Bet Cen	0.610000	28000.	95	10435	No
4	GOM_NL__2PRFIN20040228_014451_000000392024_00361_10435_9890.N1	28-FEB-2004 01:44:51	Dark	38.500	112	Alp Mus	2.6880	26000.	77	10435	No
5	GOM_NL__2PRFIN20040228_014606_000000542024_00361_10435_9891.N1	28-FEB-2004 01:46:06	Dark	54.000	12	Alp1Cru	0.77500	30000.	108	10435	No
6	GOM_NL__2PRFIN20040228_014738_000000392024_00361_10435_9892.N1	28-FEB-2004 01:47:38	Dark	39.000	29	Bet Car	1.6720	10200.	78	10435	No
7	GOM_NL__2PRFIN20040228_015025_000000442024_00361_10435_9893.N1	28-FEB-2004 01:50:25	Dark	43.500	71	lot Car	2.2460	7700.0	87	10435	No
8	GOM_NL__2PRFIN20040228_015157_000000442024_00361_10435_9894.N1	28-FEB-2004 01:51:57	Straylight	44.000	46	Del Vel	1.9540	10600.	88	10435	No
9	GOM_NL__2PRFIN20040228_015446_000000492024_00361_10435_9895.N1	28-FEB-2004 01:54:46	Straylight	48.500	65	Lam Vel	2.2040	4400.0	97	10435	No
10	GOM_NL__2PRFIN20040228_015713_000000662024_00361_10435_9896.N1	28-FEB-2004 01:57:13	Straylight	66.000	106	9Bet Crv	2.6480	5600.0	132	10435	No
11	GOM_NL__2PRFIN20040228_020024_000000712024_00361_10435_9897.N1	28-FEB-2004 02:00:24	Straylight	70.500	100	4Gam Crv	2.5800	13100.	141	10435	No
12	GOM_NL__2PRFIN20040228_020418_000000532024_00361_10435_9898.N1	28-FEB-2004 02:04:18	Twilight	52.500	48	30Alp Hya	1.9770	4100.0	105	10435	No
13	GOM_NL__2PRFIN20040228_021038_000000452024_00361_10435_9899.N1	28-FEB-2004 02:10:38	Bright	45.000	22	32Alp Leo	1.3600	15200.	90	10435	No
14	GOM_NL__2PRFIN20040228_021320_000000452024_00361_10435_9900.N1	28-FEB-2004 02:13:20	Bright	44.500	51	41Gam1Leo	2.0100	4500.0	89	10435	No
15	GOM_NL__2PRFIN20040228_021527_000000412024_00361_10435_9901.N1	28-FEB-2004 02:15:27	Bright	40.500	17	78Bet Gem	1.1610	4500.0	81	10435	No
16	GOM_NL__2PRFIN20040228_021641_000000402024_00361_10435_9902.N1	28-FEB-2004 02:16:41	Bright	39.500	24	66Alp Gem	1.5800	10200.	79	10435	No
17	GOM_NL__2PRFIN20040228_022223_000000492024_00361_10435_9903.N1	28-FEB-2004 02:22:23	Bright	48.500	174	52Psi UMa	3.0040	4400.0	97	10435	No
18	GOM_NL__2PRFIN20040228_022504_000000432024_00361_10435_9904.N1	28-FEB-2004 02:25:04	Bright	42.500	82	48Bet UMa	2.3650	10600.	85	10435	No
19	GOM_NL__2PRFIN20040228_022627_000000482024_00361_10435_9905.N1	28-FEB-2004 02:26:27	Bright	47.500	87	64Gam UMa	2.4330	11000.	95	10435	No
20	GOM_NL__2PRFIN20040228_022947_000000492024_00361_10435_9906.N1	28-FEB-2004 02:29:47	Bright	48.500	32	77Eps UMa	1.7630	11000.	97	10435	No
21	GOM_NL__2PRFIN20040228_023222_000000392024_00361_10435_9907.N1	28-FEB-2004 02:32:22	Bright	38.500	49	1Alp UMi	1.9900	6300.0	77	10435	No
22	GOM_NL__2PRFIN20040228_023813_000000472024_00361_10435_9908.N1	28-FEB-2004 02:38:13	Bright	47.000	119	14Eta Dra	2.7270	4700.0	94	10435	No
23	GOM_NL__2PRFIN20040228_024233_000000442024_00361_10435_9909.N1	28-FEB-2004 02:42:33	Bright	44.000	130	23Bet Dra	2.7990	5800.0	88	10435	No
24	GOM_NL__2PRFIN20040228_024454_000000372024_00361_10435_9910.N1	28-FEB-2004 02:44:54	Bright	36.500	19	50Alp Cyg	1.2460	10500.	73	10435	No
25	GOM_NL__2PRFIN20040228_024629_000000382024_00361_10435_9911.N1	28-FEB-2004 02:46:29	Bright	38.000	66	37Gam Cyg	2.2080	5900.0	76	10435	No
26	GOM_NL__2PRFIN20040228_024801_000000362024_00361_10435_9912.N1	28-FEB-2004 02:48:01	Bright	36.000	92	53Eps Cyg	2.5000	4500.0	72	10435	No
27	GOM_NL__2PRFIN20040228_025101_000000782024_00361_10435_9913.N1	28-FEB-2004 02:51:01	Bright	77.500	133	40Zet Her	2.8070	6000.0	155	10435	No
28	GOM_NL__2PRFIN20040228_025500_000000392024_00361_10435_9914.N1	28-FEB-2004 02:55:00	Bright	39.000	168	17Zet Aql	2.9860	11000.	78	10435	No
29	GOM_NL__2PRFIN20040228_025808_000000702024_00361_10435_9915.N1	28-FEB-2004 02:58:08	Twilight	69.500	59	55Alp Oph	2.0800	8900.0	139	10435	No
30	GOM_NL__2PRFIN20040228_030039_000000642024_00361_10435_9916.N1	28-FEB-2004 03:00:39	Straylight	63.500	126	60Bet Oph	2.7700	4250.0	127	10435	No
31	GOM_NL__2PRFIN20040228_030633_000000432024_00361_10435_9917.N1	28-FEB-2004 03:06:33	Dark	42.500	57	34Sig Sgr	2.0660	26000.	85	10435	No
32	GOM_NL__2PRFIN20040228_030937_000000452024_00361_10435_9918.N1	28-FEB-2004 03:09:37	Dark	45.000	38	20Eps Sgr	1.8360	11000.	90	10435	No
33	GOM_NL__2PRFIN20040228_031222_000000462024_00361_10435_9919.N1	28-FEB-2004 03:12:22	Dark	46.000	25	35Lam Sco	1.6200	28000.	92	10435	No
34	GOM_NL__2PRFIN20040228_031452_000000682024_00361_10435_9920.N1	28-FEB-2004 03:14:52	Dark	67.500	16	21Alp Sco	1.0200	3000.0	135	10435	No
35	GOM_NL__2PRFIN20040228_032016_000000532024_00362_10436_9887.N1	28-FEB-2004 03:20:16	Dark	53.000	131	Gam Lup	2.8000	26000.	106	10436	No
36	GOM_NL__2PRFIN20040228_032246_000000452024_00362_10436_9888.N1	28-FEB-2004 03:22:46	Dark	44.500	4	Alp1Cen	-0.010000	5800.0	89	10436	No
37	GOM_NL__2PRFIN20040228_032404_000000462024_00362_10436_9889.N1	28-FEB-2004 03:24:04	Dark	45.500	10	Bet Cen	0.610000	28000.	91	10436	No
38	GOM_NL__2PRFIN20040228_032528_000000402024_00362_10436_9890.N1	28-FEB-2004 03:25:28	Dark	39.500	112	Alp Mus	2.6880	26000.	79	10436	No
39	GOM_NL__2PRFIN20040228_032643_000000512024_00362_10436_9891.N1	28-FEB-2004 03:26:43	Dark	51.000	12	Alp1Cru	0.77500	30000.	102	10436	No
40	GOM_NL__2PRFIN20040228_032813_000000382024_00362_10436_9892.N1	28-FEB-2004 03:28:13	Dark	38.000	29	Bet Car	1.6720	10200.	76	10436	No
41	GOM_NL__2PRFIN20040228_033101_000000392024_00362_10436_9893.N1	28-FEB-2004 03:31:01	Dark	38.500	71	lot Car	2.2460	7700.0	77	10436	No
42	GOM_NL__2PRFIN20040228_033233_000000412024_00362_10436_9894.N1	28-FEB-2004 03:32:33	Straylight	41.000	46	Del Vel	1.9540	10600.	82	10436	No

43	GOM_NL__2PRFIN20040228_033524_000000442024_00362_10436_9895.N1	28-FEB-2004 03:35:24	Straylight	43.500	65	Lam Vel	2.2040	4400.0	87	10436	No
44	GOM_NL__2PRFIN20040228_033750_000000722024_00362_10436_9896.N1	28-FEB-2004 03:37:50	Straylight	72.000	106	9Bet Crv	2.6480	5600.0	144	10436	No
45	GOM_NL__2PRFIN20040228_034059_000000722024_00362_10436_9897.N1	28-FEB-2004 03:40:59	Straylight	71.500	100	4Gam Crv	2.5800	13100.	143	10436	No
46	GOM_NL__2PRFIN20040228_034456_000000502024_00362_10436_9898.N1	28-FEB-2004 03:44:56	Tw_i_and_stray	49.500	48	30Alp Hya	1.9770	4100.0	99	10436	No
47	GOM_NL__2PRFIN20040228_035114_000000462024_00362_10436_9899.N1	28-FEB-2004 03:51:14	Bright	45.500	22	32Alp Leo	1.3600	15200.	91	10436	No
48	GOM_NL__2PRFIN20040228_035355_000000452024_00362_10436_9900.N1	28-FEB-2004 03:53:55	Bright	45.000	51	41Gam1Leo	2.0100	4500.0	90	10436	No
49	GOM_NL__2PRFIN20040228_035604_000000402024_00362_10436_9901.N1	28-FEB-2004 03:56:04	Bright	40.000	17	78Bet Gem	1.1610	4500.0	80	10436	No
50	GOM_NL__2PRFIN20040228_035718_000000382024_00362_10436_9902.N1	28-FEB-2004 03:57:18	Bright	38.000	24	66Alp Gem	1.5800	10200.	76	10436	No
51	GOM_NL__2PRFIN20040228_040259_000000452024_00362_10436_9903.N1	28-FEB-2004 04:02:59	Bright	45.000	174	52Psi UMa	3.0040	4400.0	90	10436	No
52	GOM_NL__2PRFIN20040228_040539_000000432024_00362_10436_9904.N1	28-FEB-2004 04:05:39	Bright	42.500	82	48Bet UMa	2.3650	10600.	85	10436	No
53	GOM_NL__2PRFIN20040228_040702_000000472024_00362_10436_9905.N1	28-FEB-2004 04:07:02	Bright	47.000	87	64Gam UMa	2.4330	11000.	94	10436	No
54	GOM_NL__2PRFIN20040228_041021_000000522024_00362_10436_9906.N1	28-FEB-2004 04:10:21	Bright	51.500	32	77Eps UMa	1.7630	11000.	103	10436	No
55	GOM_NL__2PRFIN20040228_041258_000000372024_00362_10436_9907.N1	28-FEB-2004 04:12:58	Bright	36.500	49	1Alp UMi	1.9900	6300.0	73	10436	No
56	GOM_NL__2PRFIN20040228_041849_000000482024_00362_10436_9908.N1	28-FEB-2004 04:18:49	Bright	47.500	119	14Eta Dra	2.7270	4700.0	95	10436	No
57	GOM_NL__2PRFIN20040228_042308_000000462024_00362_10436_9909.N1	28-FEB-2004 04:23:08	Bright	46.000	130	23Bet Dra	2.7990	5800.0	92	10436	No
58	GOM_NL__2PRFIN20040228_042531_000000372024_00362_10436_9910.N1	28-FEB-2004 04:25:31	Bright	37.000	19	50Alp Cyg	1.2460	10500.	74	10436	No
59	GOM_NL__2PRFIN20040228_042705_000000372024_00362_10436_9911.N1	28-FEB-2004 04:27:05	Bright	36.500	66	37Gam Cyg	2.2080	5900.0	73	10436	No
60	GOM_NL__2PRFIN20040228_042837_000000362024_00362_10436_9912.N1	28-FEB-2004 04:28:37	Bright	36.000	92	53Eps Cyg	2.5000	4500.0	72	10436	No
61	GOM_NL__2PRFIN20040228_043137_000000792024_00362_10436_9913.N1	28-FEB-2004 04:31:37	Bright	78.500	133	40Zet Her	2.8070	6000.0	157	10436	No
62	GOM_NL__2PRFIN20040228_043536_000000392024_00362_10436_9914.N1	28-FEB-2004 04:35:36	Bright	39.000	168	17Zet Aql	2.9860	11000.	78	10436	No
63	GOM_NL__2PRFIN20040228_043845_000000682024_00362_10436_9915.N1	28-FEB-2004 04:38:45	Tw_i_and_stray	67.500	59	55Alp Oph	2.0800	8900.0	135	10436	No
64	GOM_NL__2PRFIN20040228_044116_000000642024_00362_10436_9916.N1	28-FEB-2004 04:41:16	Straylight	63.500	126	60Bet Oph	2.7700	4250.0	127	10436	No
65	GOM_NL__2PRFIN20040228_044521_000000432024_00362_10436_9917.N1	28-FEB-2004 04:45:21	Dark	42.500	155	41Pi Sgr	2.9000	6600.0	85	10436	No
66	GOM_NL__2PRFIN20040228_044710_000000422024_00362_10436_9918.N1	28-FEB-2004 04:47:10	Dark	42.000	57	34Sig Sgr	2.0660	26000.	84	10436	No
67	GOM_NL__2PRFIN20040228_045014_000000452024_00362_10436_9919.N1	28-FEB-2004 04:50:14	Dark	45.000	38	20Eps Sgr	1.8360	11000.	90	10436	No
68	GOM_NL__2PRFIN20040228_045259_000000452024_00362_10436_9920.N1	28-FEB-2004 04:52:59	Dark	45.000	25	35Lam Sco	1.6200	28000.	90	10436	No
69	GOM_NL__2PRFIN20040228_045530_000000692024_00362_10436_9921.N1	28-FEB-2004 04:55:30	Dark	69.000	16	21Alp Sco	1.0200	3000.0	138	10436	No
70	GOM_NL__2PRFIN20040228_050053_000000522024_00363_10437_9888.N1	28-FEB-2004 05:00:53	Dark	51.500	131	Gam Lup	2.8000	26000.	103	10437	No
71	GOM_NL__2PRFIN20040228_050322_000000452024_00363_10437_9889.N1	28-FEB-2004 05:03:22	Dark	44.500	4	Alp1Cen	-0.010000	5800.0	89	10437	No
72	GOM_NL__2PRFIN20040228_050442_000000432024_00363_10437_9890.N1	28-FEB-2004 05:04:42	Dark	42.500	10	Bet Cen	0.61000	28000.	85	10437	No
73	GOM_NL__2PRFIN20040228_050605_000000382024_00363_10437_9891.N1	28-FEB-2004 05:06:05	Dark	38.000	112	Alp Mus	2.6880	26000.	76	10437	No
74	GOM_NL__2PRFIN20040228_050719_000000442024_00363_10437_9892.N1	28-FEB-2004 05:07:19	Dark	44.000	12	Alp1Cru	0.77500	30000.	88	10437	No
75	GOM_NL__2PRFIN20040228_050849_000000392024_00363_10437_9893.N1	28-FEB-2004 05:08:49	Dark	38.500	29	Bet Car	1.6720	10200.	77	10437	No
76	GOM_NL__2PRFIN20040228_051137_000000402024_00363_10437_9894.N1	28-FEB-2004 05:11:37	Dark	39.500	71	lot Car	2.2460	7700.0	79	10437	No
77	GOM_NL__2PRFIN20040228_051309_000000402024_00363_10437_9895.N1	28-FEB-2004 05:13:09	Straylight	39.500	46	Del Vel	1.9540	10600.	79	10437	No
78	GOM_NL__2PRFIN20040228_051601_000000432024_00363_10437_9896.N1	28-FEB-2004 05:16:01	Straylight	43.000	65	Lam Vel	2.2040	4400.0	86	10437	No
79	GOM_NL__2PRFIN20040228_051826_000000732024_00363_10437_9897.N1	28-FEB-2004 05:18:26	Straylight	72.500	106	9Bet Crv	2.6480	5600.0	145	10437	No
80	GOM_NL__2PRFIN20040228_052135_000000722024_00363_10437_9898.N1	28-FEB-2004 05:21:35	Straylight	71.500	100	4Gam Crv	2.5800	13100.	143	10437	No
81	GOM_NL__2PRFIN20040228_052533_000000512024_00363_10437_9899.N1	28-FEB-2004 05:25:33	Tw_i_and_stray	50.500	48	30Alp Hya	1.9770	4100.0	101	10437	No
82	GOM_NL__2PRFIN20040228_053150_000000462024_00363_10437_9900.N1	28-FEB-2004 05:31:50	Bright	45.500	22	32Alp Leo	1.3600	15200.	91	10437	No
83	GOM_NL__2PRFIN20040228_053431_000000462024_00363_10437_9901.N1	28-FEB-2004 05:34:31	Bright	45.500	51	41Gam1Leo	2.0100	4500.0	91	10437	No
84	GOM_NL__2PRFIN20040228_053641_000000412024_00363_10437_9902.N1	28-FEB-2004 05:36:41	Bright	41.000	17	78Bet Gem	1.1610	4500.0	82	10437	No
85	GOM_NL__2PRFIN20040228_053754_000000392024_00363_10437_9903.N1	28-FEB-2004 05:37:54	Bright	39.000	24	66Alp Gem	1.5800	10200.	78	10437	No
86	GOM_NL__2PRFIN20040228_054334_000000472024_00363_10437_9904.N1	28-FEB-2004 05:43:34	Bright	46.500	174	52Psi UMa	3.0040	4400.0	93	10437	No
87	GOM_NL__2PRFIN20040228_054614_000000432024_00363_10437_9905.N1	28-FEB-2004 05:46:14	Bright	43.000	82	48Bet UMa	2.3650	10600.	86	10437	No
88	GOM_NL__2PRFIN20040228_054737_000000492024_00363_10437_9906.N1	28-FEB-2004 05:47:37	Bright	48.500	87	64Gam UMa	2.4330	11000.	97	10437	No
89	GOM_NL__2PRFIN20040228_055057_000000502024_00363_10437_9907.N1	28-FEB-2004 05:50:57	Bright	50.000	32	77Eps UMa	1.7630	11000.	100	10437	No
90	GOM_NL__2PRFIN20040228_055335_000000382024_00363_10437_9908.N1	28-FEB-2004 05:53:35	Bright	37.500	49	1Alp UMi	1.9900	6300.0	75	10437	No
91	GOM_NL__2PRFIN20040228_055924_000000482024_00363_10437_9909.N1	28-FEB-2004 05:59:24	Bright	48.000	119	14Eta Dra	2.7270	4700.0	96	10437	No
92	GOM_NL__2PRFIN20040228_060344_000000472024_00363_10437_9910.N1	28-FEB-2004 06:03:44	Bright	47.000	130	23Bet Dra	2.7990	5800.0	94	10437	No
93	GOM_NL__2PRFIN20040228_060607_000000372024_00363_10437_9911.N1	28-FEB-2004 06:06:07	Bright	36.500	19	50Alp Cyg	1.2460	10500.	73	10437	No
94	GOM_NL__2PRFIN20040228_060742_000000352024_00363_10437_9912.N1	28-FEB-2004 06:07:42	Bright	34.500	66	37Gam Cyg	2.2080	5900.0	69	10437	No
95	GOM_NL__2PRFIN20040228_060914_000000352024_00363_10437_9913.N1	28-FEB-2004 06:09:14	Bright	34.500	92	53Eps Cyg	2.5000	4500.0	69	10437	No
96	GOM_NL__2PRFIN20040228_061213_000000812024_00363_10437_9914.N1	28-FEB-2004 06:12:13	Bright	80.500	133	40Zet Her	2.8070	6000.0	161	10437	No
97	GOM_NL__2PRFIN20040228_061613_000000392024_00363_10437_9915.N1	28-FEB-2004 06:16:13	Bright	38.500	168	17Zet Aql	2.9860	11000.	77	10437	No
98	GOM_NL__2PRFIN20040228_061922_000000632024_00363_10437_9916.N1	28-FEB-2004 06:19:22	Tw_i_and_stray	63.000	59	55Alp Oph	2.0800	8900.0	126	10437	No
99	GOM_NL__2PRFIN20040228_062152_000000642024_00363_10437_9917.N1	28-FEB-2004 06:21:52	Straylight	64.000	126	60Bet Oph	2.7700	4250.0	128	10437	No
100	GOM_NL__2PRFIN20040228_062558_000000452024_00363_10437_9918.N1	28-FEB-2004 06:25:58	Dark	44.500	155	41Pi Sgr	2.9000	6600.0	89	10437	No
101	GOM_NL__2PRFIN20040228_062746_000000432024_00363_10437_9919.N1	28-FEB-2004 06:27:46	Dark	42.500	57	34Sig Sgr	2.0660	26000.	85	10437	No

102	GOM_NL__2PRFIN20040228_063050_000000442024_00363_10437_9920.N1	28-FEB-2004 06:30:50	Dark	44.000	38	20Eps Sgr	1.8360	11000.	88	10437	No
103	GOM_NL__2PRFIN20040228_063336_000000472024_00363_10437_9921.N1	28-FEB-2004 06:33:36	Dark	47.000	25	35Lam Sco	1.6200	28000.	94	10437	No
104	GOM_NL__2PRFIN20040228_063608_000000862024_00363_10437_9922.N1	28-FEB-2004 06:36:08	Dark	86.000	16	21Alp Sco	1.0200	3000.0	172	10437	No
105	GOM_NL__2PRFIN20040228_064131_000000522024_00364_10438_9908.N1	28-FEB-2004 06:41:31	Dark	52.000	131	Gam Lup	2.8000	26000.	104	10438	No
106	GOM_NL__2PRFIN20040228_064359_000000472024_00364_10438_9909.N1	28-FEB-2004 06:43:59	Dark	47.000	4	Alp1Cen	-0.010000	5800.0	94	10438	No
107	GOM_NL__2PRFIN20040228_064518_000000532024_00364_10438_9910.N1	28-FEB-2004 06:45:18	Dark	53.000	10	Bet Cen	0.610000	28000.	106	10438	No
108	GOM_NL__2PRFIN20040228_064641_000000392024_00364_10438_9911.N1	28-FEB-2004 06:46:41	Dark	38.500	112	Alp Mus	2.6880	26000.	77	10438	No
109	GOM_NL__2PRFIN20040228_064756_000000482024_00364_10438_9912.N1	28-FEB-2004 06:47:56	Dark	47.500	12	Alp1Cru	0.77500	30000.	95	10438	No
110	GOM_NL__2PRFIN20040228_064926_000000392024_00364_10438_9913.N1	28-FEB-2004 06:49:26	Dark	38.500	29	Bet Car	1.6720	10200.	77	10438	No
111	GOM_NL__2PRFIN20040228_065214_000000392024_00364_10438_9914.N1	28-FEB-2004 06:52:14	Dark	38.500	71	lot Car	2.2460	7700.0	77	10438	No
112	GOM_NL__2PRFIN20040228_065345_000000402024_00364_10438_9915.N1	28-FEB-2004 06:53:45	Straylight	39.500	46	Del Vel	1.9540	10600.	79	10438	No
113	GOM_NL__2PRFIN20040228_065638_000000422024_00364_10438_9916.N1	28-FEB-2004 06:56:38	Straylight	42.000	65	Lam Vel	2.2040	4400.0	84	10438	No
114	GOM_NL__2PRFIN20040228_065903_000000732024_00364_10438_9917.N1	28-FEB-2004 06:59:03	Straylight	73.000	106	9Bet Crv	2.6480	5600.0	146	10438	No
115	GOM_NL__2PRFIN20040228_070212_000000742024_00364_10438_9918.N1	28-FEB-2004 07:02:12	Straylight	73.500	100	4Gam Crv	2.5800	13100.	147	10438	No
116	GOM_NL__2PRFIN20040228_070609_000000452024_00364_10438_9919.N1	28-FEB-2004 07:06:09	Tw_i_and_stray	44.500	48	30Alp Hya	1.9770	4100.0	89	10438	No
117	GOM_NL__2PRFIN20040228_071226_000000442024_00364_10438_9920.N1	28-FEB-2004 07:12:26	Bright	43.500	22	32Alp Leo	1.3600	15200.	87	10438	No
118	GOM_NL__2PRFIN20040228_071506_000000462024_00364_10438_9921.N1	28-FEB-2004 07:15:06	Bright	46.000	51	41Gam1Leo	2.0100	4500.0	92	10438	No
119	GOM_NL__2PRFIN20040228_071717_000000402024_00364_10438_9922.N1	28-FEB-2004 07:17:17	Bright	40.000	17	78Bet Gem	1.1610	4500.0	80	10438	No
120	GOM_NL__2PRFIN20040228_071830_000000402024_00364_10438_9923.N1	28-FEB-2004 07:18:30	Bright	39.500	24	66Alp Gem	1.5800	10200.	79	10438	No
121	GOM_NL__2PRFIN20040228_072410_000000462024_00364_10438_9924.N1	28-FEB-2004 07:24:10	Bright	46.000	174	52Psi UMa	3.0040	4400.0	92	10438	No
122	GOM_NL__2PRFIN20040228_072650_000000432024_00364_10438_9925.N1	28-FEB-2004 07:26:50	Bright	42.500	82	48Bet UMa	2.3650	10600.	85	10438	No
123	GOM_NL__2PRFIN20040228_072813_000000482024_00364_10438_9926.N1	28-FEB-2004 07:28:13	Bright	47.500	87	64Gam UMa	2.4330	11000.	95	10438	No
124	GOM_NL__2PRFIN20040228_073132_000000512024_00364_10438_9927.N1	28-FEB-2004 07:31:32	Bright	50.500	32	77Eps UMa	1.7630	11000.	101	10438	No
125	GOM_NL__2PRFIN20040228_073411_000000362024_00364_10438_9928.N1	28-FEB-2004 07:34:11	Bright	36.000	49	1Alp UMi	1.9900	6300.0	72	10438	No
126	GOM_NL__2PRFIN20040228_074000_000000472024_00364_10438_9929.N1	28-FEB-2004 07:40:00	Bright	46.500	119	14Eta Dra	2.7270	4700.0	93	10438	No
127	GOM_NL__2PRFIN20040228_074420_000000462024_00364_10438_9930.N1	28-FEB-2004 07:44:20	Bright	46.000	130	23Bet Dra	2.7990	5800.0	92	10438	No
128	GOM_NL__2PRFIN20040228_074643_000000382024_00364_10438_9931.N1	28-FEB-2004 07:46:43	Bright	38.000	19	50Alp Cyg	1.2460	10500.	76	10438	No
129	GOM_NL__2PRFIN20040228_074818_000000362024_00364_10438_9932.N1	28-FEB-2004 07:48:18	Bright	35.500	66	37Gam Cyg	2.2080	5900.0	71	10438	No
130	GOM_NL__2PRFIN20040228_074950_000000372024_00364_10438_9933.N1	28-FEB-2004 07:49:50	Bright	36.500	92	53Eps Cyg	2.5000	4500.0	73	10438	No
131	GOM_NL__2PRFIN20040228_075250_000000802024_00364_10438_9934.N1	28-FEB-2004 07:52:50	Bright	79.500	133	40Zet Her	2.8070	6000.0	159	10438	No
132	GOM_NL__2PRFIN20040228_075649_000000412024_00364_10438_9935.N1	28-FEB-2004 07:56:49	Bright	41.000	168	17Zet Aql	2.9860	11000.	82	10438	No
133	GOM_NL__2PRFIN20040228_075958_000000702024_00364_10438_9936.N1	28-FEB-2004 07:59:58	Tw_i_and_stray	70.000	59	55Alp Oph	2.0800	8900.0	140	10438	No
134	GOM_NL__2PRFIN20040228_080229_000000642024_00364_10438_9937.N1	28-FEB-2004 08:02:29	Straylight	64.000	126	60Bet Oph	2.7700	4250.0	128	10438	No
135	GOM_NL__2PRFIN20040228_080634_000000432024_00364_10438_9938.N1	28-FEB-2004 08:06:34	Dark	42.500	155	41Pi Sgr	2.9000	6600.0	85	10438	No
136	GOM_NL__2PRFIN20040228_080823_000000412024_00364_10438_9939.N1	28-FEB-2004 08:08:23	Dark	41.000	57	34Sig Sgr	2.0660	26000.	82	10438	No
137	GOM_NL__2PRFIN20040228_081127_000000422024_00364_10438_9940.N1	28-FEB-2004 08:11:27	Dark	42.000	38	20Eps Sgr	1.8360	11000.	84	10438	No
138	GOM_NL__2PRFIN20040228_081413_000000482024_00364_10438_9941.N1	28-FEB-2004 08:14:13	Dark	48.000	25	35Lam Sco	1.6200	28000.	96	10438	No
139	GOM_NL__2PRFIN20040228_081645_000000842024_00364_10438_9942.N1	28-FEB-2004 08:16:45	Dark	83.500	16	21Alp Sco	1.0200	3000.0	167	10438	No
140	GOM_NL__2PRFIN20040228_082208_000000522024_00365_10439_9908.N1	28-FEB-2004 08:22:08	Dark	51.500	131	Gam Lup	2.8000	26000.	103	10439	No
141	GOM_NL__2PRFIN20040228_082435_000000462024_00365_10439_9909.N1	28-FEB-2004 08:24:35	Dark	45.500	4	Alp1Cen	-0.010000	5800.0	91	10439	No
142	GOM_NL__2PRFIN20040228_082555_000000472024_00365_10439_9910.N1	28-FEB-2004 08:25:55	Dark	47.000	10	Bet Cen	0.610000	28000.	94	10439	No
143	GOM_NL__2PRFIN20040228_082718_000000402024_00365_10439_9911.N1	28-FEB-2004 08:27:18	Dark	40.000	112	Alp Mus	2.6880	26000.	80	10439	No
144	GOM_NL__2PRFIN20040228_082833_000000502024_00365_10439_9912.N1	28-FEB-2004 08:28:33	Dark	49.500	12	Alp1Cru	0.77500	30000.	99	10439	No
145	GOM_NL__2PRFIN20040228_083002_000000422024_00365_10439_9913.N1	28-FEB-2004 08:30:02	Dark	42.000	29	Bet Car	1.6720	10200.	84	10439	No
146	GOM_NL__2PRFIN20040228_083249_000000382024_00365_10439_9914.N1	28-FEB-2004 08:32:49	Dark	37.500	71	lot Car	2.2460	7700.0	75	10439	No
147	GOM_NL__2PRFIN20040228_083421_000000422024_00365_10439_9915.N1	28-FEB-2004 08:34:21	Straylight	41.500	46	Del Vel	1.9540	10600.	83	10439	No
148	GOM_NL__2PRFIN20040228_083714_000000442024_00365_10439_9916.N1	28-FEB-2004 08:37:14	Straylight	43.500	65	Lam Vel	2.2040	4400.0	87	10439	No
149	GOM_NL__2PRFIN20040228_083939_000000722024_00365_10439_9917.N1	28-FEB-2004 08:39:39	Straylight	71.500	106	9Bet Crv	2.6480	5600.0	143	10439	No
150	GOM_NL__2PRFIN20040228_084248_000000732024_00365_10439_9918.N1	28-FEB-2004 08:42:48	Straylight	73.000	100	4Gam Crv	2.5800	13100.	146	10439	No
151	GOM_NL__2PRFIN20040228_084645_000000462024_00365_10439_9919.N1	28-FEB-2004 08:46:45	Tw_i_and_stray	46.000	48	30Alp Hya	1.9770	4100.0	92	10439	No
152	GOM_NL__2PRFIN20040228_085302_000000452024_00365_10439_9920.N1	28-FEB-2004 08:53:02	Bright	45.000	22	32Alp Leo	1.3600	15200.	90	10439	No
153	GOM_NL__2PRFIN20040228_085542_000000462024_00365_10439_9921.N1	28-FEB-2004 08:55:42	Bright	46.000	51	41Gam1Leo	2.0100	4500.0	92	10439	No
154	GOM_NL__2PRFIN20040228_085753_000000372024_00365_10439_9922.N1	28-FEB-2004 08:57:53	Bright	37.000	17	78Bet Gem	1.1610	4500.0	74	10439	No
155	GOM_NL__2PRFIN20040228_085906_000000372024_00365_10439_9923.N1	28-FEB-2004 08:59:06	Bright	37.000	24	66Alp Gem	1.5800	10200.	74	10439	No
156	GOM_NL__2PRFIN20040228_090445_000000452024_00365_10439_9924.N1	28-FEB-2004 09:04:45	Bright	45.000	174	52Psi UMa	3.0040	4400.0	90	10439	No
157	GOM_NL__2PRFIN20040228_090726_000000422024_00365_10439_9925.N1	28-FEB-2004 09:07:26	Bright	41.500	82	48Bet UMa	2.3650	10600.	83	10439	No
158	GOM_NL__2PRFIN20040228_090848_000000472024_00365_10439_9926.N1	28-FEB-2004 09:08:48	Bright	47.000	87	64Gam UMa	2.4330	11000.	94	10439	No
159	GOM_NL__2PRFIN20040228_091207_000000512024_00365_10439_9927.N1	28-FEB-2004 09:12:07	Bright	50.500	32	77Eps UMa	1.7630	11000.	101	10439	No
160	GOM_NL__2PRFIN20040228_091446_000000382024_00365_10439_9928.N1	28-FEB-2004 09:14:46	Bright	38.000	49	1Alp UMi	1.9900	6300.0	76	10439	No

161	GOM_NL__2PRFIN20040228_092035_000000482024_00365_10439_9929.N1	28-FEB-2004 09:20:35	Bright	47.500	119	14Eta Dra	2.7270	4700.0	95	10439	No
162	GOM_NL__2PRFIN20040228_092456_000000482024_00365_10439_9930.N1	28-FEB-2004 09:24:56	Bright	48.000	130	23Bet Dra	2.7990	5800.0	96	10439	No
163	GOM_NL__2PRFIN20040228_092719_000000392024_00365_10439_9931.N1	28-FEB-2004 09:27:19	Bright	39.000	19	50Alp Cyg	1.2460	10500.	78	10439	No
164	GOM_NL__2PRFIN20040228_092854_000000382024_00365_10439_9932.N1	28-FEB-2004 09:28:54	Bright	38.000	66	37Gam Cyg	2.2080	5900.0	76	10439	No
165	GOM_NL__2PRFIN20040228_093025_000000382024_00365_10439_9933.N1	28-FEB-2004 09:30:25	Bright	37.500	92	53Eps Cyg	2.5000	4500.0	75	10439	No
166	GOM_NL__2PRFIN20040228_093326_000000762024_00365_10439_9934.N1	28-FEB-2004 09:33:26	Bright	76.000	133	40Zet Her	2.8070	6000.0	152	10439	No
167	GOM_NL__2PRFIN20040228_093725_000000402024_00365_10439_9935.N1	28-FEB-2004 09:37:25	Bright	39.500	168	17Zet Aql	2.9860	11000.	79	10439	No
168	GOM_NL__2PRFIN20040228_094036_000000642024_00365_10439_9936.N1	28-FEB-2004 09:40:36	Twi_and_stray	63.500	59	55Alp Oph	2.0800	8900.0	127	10439	No
169	GOM_NL__2PRFIN20040228_094306_000000612024_00365_10439_9937.N1	28-FEB-2004 09:43:06	Straylight	61.000	126	60Bet Oph	2.7700	4250.0	122	10439	No
170	GOM_NL__2PRFIN20040228_094710_000000452024_00365_10439_9938.N1	28-FEB-2004 09:47:10	Dark	45.000	155	41Pi Sgr	2.9000	6600.0	90	10439	No
171	GOM_NL__2PRFIN20040228_094859_000000452024_00365_10439_9939.N1	28-FEB-2004 09:48:59	Dark	44.500	57	34Sig Sgr	2.0660	26000.	89	10439	No
172	GOM_NL__2PRFIN20040228_095203_000000492024_00365_10439_9940.N1	28-FEB-2004 09:52:03	Dark	48.500	38	20Eps Sgr	1.8360	11000.	97	10439	No
173	GOM_NL__2PRFIN20040228_095449_000000502024_00365_10439_9941.N1	28-FEB-2004 09:54:49	Dark	49.500	25	35Lam Sco	1.6200	28000.	99	10439	No
174	GOM_NL__2PRFIN20040228_095722_000000732024_00365_10439_9942.N1	28-FEB-2004 09:57:22	Dark	72.500	16	21Alp Sco	1.0200	3000.0	145	10439	No
175	GOM_NL__2PRFIN20040228_100014_000000802024_00366_10440_9908.N1	28-FEB-2004 10:00:14	Dark	79.500	80	7Del Sco	2.3160	30000.	159	10440	No
176	GOM_NL__2PRFIN20040228_100245_000000522024_00366_10440_9909.N1	28-FEB-2004 10:02:45	Dark	52.000	131	Gam Lup	2.8000	26000.	104	10440	No
177	GOM_NL__2PRFIN20040228_100512_000000442024_00366_10440_9910.N1	28-FEB-2004 10:05:12	Dark	44.000	4	Alp1Cen	-0.010000	5800.0	88	10440	No
178	GOM_NL__2PRFIN20040228_100631_000000442024_00366_10440_9911.N1	28-FEB-2004 10:06:31	Dark	43.500	10	Bet Cen	0.61000	28000.	87	10440	No
179	GOM_NL__2PRFIN20040228_100754_000000392024_00366_10440_9912.N1	28-FEB-2004 10:07:54	Dark	38.500	112	Alp Mus	2.6880	26000.	77	10440	No
180	GOM_NL__2PRFIN20040228_100909_000000392024_00366_10440_9913.N1	28-FEB-2004 10:09:09	Dark	39.000	12	Alp1Cru	0.77500	30000.	78	10440	No
181	GOM_NL__2PRFIN20040228_101038_000000392024_00366_10440_9914.N1	28-FEB-2004 10:10:38	Dark	39.000	29	Bet Car	1.6720	10200.	78	10440	No
182	GOM_NL__2PRFIN20040228_101325_000000402024_00366_10440_9915.N1	28-FEB-2004 10:13:25	Dark	40.000	71	lot Car	2.2460	7700.0	80	10440	No
183	GOM_NL__2PRFIN20040228_101457_000000402024_00366_10440_9916.N1	28-FEB-2004 10:14:57	Straylight	40.000	46	Del Vel	1.9540	10600.	80	10440	No
184	GOM_NL__2PRFIN20040228_101750_000000402024_00366_10440_9917.N1	28-FEB-2004 10:17:50	Straylight	39.500	65	Lam Vel	2.2040	4400.0	79	10440	No
185	GOM_NL__2PRFIN20040228_102015_000000722024_00366_10440_9918.N1	28-FEB-2004 10:20:15	Straylight	72.000	106	9Bet Crv	2.6480	5600.0	144	10440	No
186	GOM_NL__2PRFIN20040228_102323_000000732024_00366_10440_9919.N1	28-FEB-2004 10:23:23	Straylight	73.000	100	4Gam Crv	2.5800	13100.	146	10440	No
187	GOM_NL__2PRFIN20040228_102721_000000472024_00366_10440_9920.N1	28-FEB-2004 10:27:21	Twi_and_stray	46.500	48	30Alp Hya	1.9770	4100.0	93	10440	No
188	GOM_NL__2PRFIN20040228_103338_000000432024_00366_10440_9921.N1	28-FEB-2004 10:33:38	Bright	43.000	22	32Alp Leo	1.3600	15200.	86	10440	No
189	GOM_NL__2PRFIN20040228_103617_000000462024_00366_10440_9922.N1	28-FEB-2004 10:36:17	Bright	46.000	51	41Gam1Leo	2.0100	4500.0	92	10440	No
190	GOM_NL__2PRFIN20040228_103829_000000402024_00366_10440_9923.N1	28-FEB-2004 10:38:29	Bright	39.500	17	78Bet Gem	1.1610	4500.0	79	10440	No
191	GOM_NL__2PRFIN20040228_103943_000000402024_00366_10440_9924.N1	28-FEB-2004 10:39:43	Bright	39.500	24	66Alp Gem	1.5800	10200.	79	10440	No
192	GOM_NL__2PRFIN20040228_104519_000000492024_00366_10440_9925.N1	28-FEB-2004 10:45:19	Bright	48.500	174	52Psi UMa	3.0040	4400.0	97	10440	No
193	GOM_NL__2PRFIN20040228_105243_000000522024_00366_10440_9926.N1	28-FEB-2004 10:52:43	Bright	51.500	32	77Eps UMa	1.7630	11000.	103	10440	No
194	GOM_NL__2PRFIN20040228_105522_000000392024_00366_10440_9927.N1	28-FEB-2004 10:55:22	Bright	38.500	49	1Alp UMi	1.9900	6300.0	77	10440	No
195	GOM_NL__2PRFIN20040228_110111_000000442024_00366_10440_9928.N1	28-FEB-2004 11:01:11	Bright	43.500	119	14Eta Dra	2.7270	4700.0	87	10440	No
196	GOM_NL__2PRFIN20040228_110531_000000462024_00366_10440_9929.N1	28-FEB-2004 11:05:31	Bright	45.500	130	23Bet Dra	2.7990	5800.0	91	10440	No
197	GOM_NL__2PRFIN20040228_110756_000000362024_00366_10440_9930.N1	28-FEB-2004 11:07:56	Bright	35.500	19	50Alp Cyg	1.2460	10500.	71	10440	No
198	GOM_NL__2PRFIN20040228_110930_000000382024_00366_10440_9931.N1	28-FEB-2004 11:09:30	Bright	38.000	66	37Gam Cyg	2.2080	5900.0	76	10440	No
199	GOM_NL__2PRFIN20040228_111101_000000382024_00366_10440_9932.N1	28-FEB-2004 11:11:01	Bright	37.500	92	53Eps Cyg	2.5000	4500.0	75	10440	No
200	GOM_NL__2PRFIN20040228_111402_000000772024_00366_10440_9933.N1	28-FEB-2004 11:14:02	Bright	76.500	133	40Zet Her	2.8070	6000.0	153	10440	No
201	GOM_NL__2PRFIN20040228_111801_000000412024_00366_10440_9934.N1	28-FEB-2004 11:18:01	Bright	41.000	168	17Zet Aql	2.9860	11000.	82	10440	No
202	GOM_NL__2PRFIN20040228_112112_000000662024_00366_10440_9935.N1	28-FEB-2004 11:21:12	Twi_and_stray	66.000	59	55Alp Oph	2.0800	8900.0	132	10440	No
203	GOM_NL__2PRFIN20040228_112343_000000632024_00366_10440_9936.N1	28-FEB-2004 11:23:43	Straylight	63.000	126	60Bet Oph	2.7700	4250.0	126	10440	No
204	GOM_NL__2PRFIN20040228_112747_000000452024_00366_10440_9937.N1	28-FEB-2004 11:27:47	Dark	45.000	155	41Pi Sgr	2.9000	6600.0	90	10440	No
205	GOM_NL__2PRFIN20040228_112935_000000452024_00366_10440_9938.N1	28-FEB-2004 11:29:35	Dark	45.000	57	34Sig Sgr	2.0660	26000.	90	10440	No
206	GOM_NL__2PRFIN20040228_113240_000000422024_00366_10440_9939.N1	28-FEB-2004 11:32:40	Dark	42.000	38	20Eps Sgr	1.8360	11000.	84	10440	No
207	GOM_NL__2PRFIN20040228_113526_000000462024_00366_10440_9940.N1	28-FEB-2004 11:35:26	Dark	46.000	25	35Lam Sco	1.6200	28000.	92	10440	No
208	GOM_NL__2PRFIN20040228_114052_000000792024_00367_10441_9908.N1	28-FEB-2004 11:40:52	Dark	78.500	80	7Del Sco	2.3160	30000.	157	10441	No
209	GOM_NL__2PRFIN20040228_114321_000000542024_00367_10441_9909.N1	28-FEB-2004 11:43:21	Dark	53.500	131	Gam Lup	2.8000	26000.	107	10441	No
210	GOM_NL__2PRFIN20040228_114548_000000442024_00367_10441_9910.N1	28-FEB-2004 11:45:48	Dark	44.000	4	Alp1Cen	-0.010000	5800.0	88	10441	No
211	GOM_NL__2PRFIN20040228_114707_000000452024_00367_10441_9911.N1	28-FEB-2004 11:47:07	Dark	45.000	10	Bet Cen	0.61000	28000.	90	10441	No
212	GOM_NL__2PRFIN20040228_114830_000000392024_00367_10441_9912.N1	28-FEB-2004 11:48:30	Dark	38.500	112	Alp Mus	2.6880	26000.	77	10441	No
213	GOM_NL__2PRFIN20040228_114945_000000432024_00367_10441_9913.N1	28-FEB-2004 11:49:45	Dark	42.500	12	Alp1Cru	0.77500	30000.	85	10441	No
214	GOM_NL__2PRFIN20040228_115113_000000432024_00367_10441_9914.N1	28-FEB-2004 11:51:13	Dark	43.000	29	Bet Car	1.6720	10200.	86	10441	No
215	GOM_NL__2PRFIN20040228_115401_000000392024_00367_10441_9915.N1	28-FEB-2004 11:54:01	Dark	39.000	71	lot Car	2.2460	7700.0	78	10441	No
216	GOM_NL__2PRFIN20040228_115533_000000442024_00367_10441_9916.N1	28-FEB-2004 11:55:33	Straylight	43.500	46	Del Vel	1.9540	10600.	87	10441	No
217	GOM_NL__2PRFIN20040228_115825_000000492024_00367_10441_9917.N1	28-FEB-2004 11:58:25	Straylight	48.500	65	Lam Vel	2.2040	4400.0	97	10441	No
218	GOM_NL__2PRFIN20040228_120052_000000722024_00367_10441_9918.N1	28-FEB-2004 12:00:52	Straylight	72.000	106	9Bet Crv	2.6480	5600.0	144	10441	No
219	GOM_NL__2PRFIN20040228_120358_000000732024_00367_10441_9919.N1	28-FEB-2004 12:03:58	Straylight	72.500	100	4Gam Crv	2.5800	13100.	145	10441	No

220	GOM_NL__2PRFIN20040228_120756_000000482024_00367_10441_9920.N1	28-FEB-2004 12:07:56	Twilight	48.000	48	30Alp Hya	1.9770	4100.0	96	10441	No
221	GOM_NL__2PRFIN20040228_121413_000000442024_00367_10441_9921.N1	28-FEB-2004 12:14:13	Bright	44.000	22	32Alp Leo	1.3600	15200.	88	10441	No
222	GOM_NL__2PRFIN20040228_121653_000000442024_00367_10441_9922.N1	28-FEB-2004 12:16:53	Bright	44.000	51	41Gam1Leo	2.0100	4500.0	88	10441	No
223	GOM_NL__2PRFIN20040228_121905_000000412024_00367_10441_9923.N1	28-FEB-2004 12:19:05	Bright	40.500	17	78Bet Gem	1.1610	4500.0	81	10441	No
224	GOM_NL__2PRFIN20040228_122019_000000392024_00367_10441_9924.N1	28-FEB-2004 12:20:19	Bright	39.000	24	66Alp Gem	1.5800	10200.	78	10441	No
225	GOM_NL__2PRFIN20040228_122555_000000462024_00367_10441_9925.N1	28-FEB-2004 12:25:55	Bright	46.000	174	52Psi UMa	3.0040	4400.0	92	10441	No
226	GOM_NL__2PRFIN20040228_123318_000000492024_00367_10441_9926.N1	28-FEB-2004 12:33:18	Bright	48.500	32	77Eps UMa	1.7630	11000.	97	10441	No
227	GOM_NL__2PRFIN20040228_123556_000000412024_00367_10441_9927.N1	28-FEB-2004 12:35:56	Bright	40.500	49	1Alp UMi	1.9900	6300.0	81	10441	No
228	GOM_NL__2PRFIN20040228_124147_000000462024_00367_10441_9928.N1	28-FEB-2004 12:41:47	Bright	45.500	119	14Eta Dra	2.7270	4700.0	91	10441	No
229	GOM_NL__2PRFIN20040228_124607_000000452024_00367_10441_9929.N1	28-FEB-2004 12:46:07	Bright	45.000	130	23Bet Dra	2.7990	5800.0	90	10441	No
230	GOM_NL__2PRFIN20040228_124831_000000392024_00367_10441_9930.N1	28-FEB-2004 12:48:31	Bright	39.000	19	50Alp Cyg	1.2460	10500.	78	10441	No
231	GOM_NL__2PRFIN20040228_125005_000000382024_00367_10441_9931.N1	28-FEB-2004 12:50:05	Bright	38.000	66	37Gam Cyg	2.2080	5900.0	76	10441	No
232	GOM_NL__2PRFIN20040228_125138_000000352024_00367_10441_9932.N1	28-FEB-2004 12:51:38	Bright	35.000	92	53Eps Cyg	2.5000	4500.0	70	10441	No
233	GOM_NL__2PRFIN20040228_125438_000000792024_00367_10441_9933.N1	28-FEB-2004 12:54:38	Bright	78.500	133	40Zet Her	2.8070	6000.0	157	10441	No
234	GOM_NL__2PRFIN20040228_125837_000000412024_00367_10441_9934.N1	28-FEB-2004 12:58:37	Bright	40.500	168	17Zet Aql	2.9860	11000.	81	10441	No
235	GOM_NL__2PRFIN20040228_130149_000000622024_00367_10441_9935.N1	28-FEB-2004 13:01:49	Twilight	61.500	59	55Alp Oph	2.0800	8900.0	123	10441	No
236	GOM_NL__2PRFIN20040228_130420_000000652024_00367_10441_9936.N1	28-FEB-2004 13:04:20	Straylight	65.000	126	60Bet Oph	2.7700	4250.0	130	10441	No
237	GOM_NL__2PRFIN20040228_130823_000000442024_00367_10441_9937.N1	28-FEB-2004 13:08:23	Dark	44.000	155	41Pi Sgr	2.9000	6600.0	88	10441	No
238	GOM_NL__2PRFIN20040228_131011_000000432024_00367_10441_9938.N1	28-FEB-2004 13:10:11	Dark	42.500	57	34Sig Sgr	2.0660	26000.	85	10441	No
239	GOM_NL__2PRFIN20040228_131315_000000442024_00367_10441_9939.N1	28-FEB-2004 13:13:15	Dark	43.500	38	20Eps Sgr	1.8360	11000.	87	10441	No
240	GOM_NL__2PRFIN20040228_131602_000000542024_00367_10441_9940.N1	28-FEB-2004 13:16:02	Dark	53.500	25	35Lam Sco	1.6200	28000.	107	10441	No
241	GOM_NL__2PRFIN20040228_132130_000000852024_00368_10442_9908.N1	28-FEB-2004 13:21:30	Dark	84.500	80	7Del Sco	2.3160	30000.	169	10442	No
242	GOM_NL__2PRFIN20040228_132358_000000532024_00368_10442_9909.N1	28-FEB-2004 13:23:58	Dark	53.000	131	Gam Lup	2.8000	26000.	106	10442	No
243	GOM_NL__2PRFIN20040228_132624_000000492024_00368_10442_9910.N1	28-FEB-2004 13:26:24	Dark	49.000	4	Alp1Cen	-0.010000	5800.0	98	10442	No
244	GOM_NL__2PRFIN20040228_132744_000000462024_00368_10442_9911.N1	28-FEB-2004 13:27:44	Dark	45.500	10	Bet Cen	0.610000	28000.	91	10442	No
245	GOM_NL__2PRFIN20040228_132905_000000392024_00368_10442_9912.N1	28-FEB-2004 13:29:05	Dark	38.500	112	Alp Mus	2.6880	26000.	77	10442	No
246	GOM_NL__2PRFIN20040228_133021_000000512024_00368_10442_9913.N1	28-FEB-2004 13:30:21	Dark	51.000	12	Alp1Cru	0.775000	30000.	102	10442	No
247	GOM_NL__2PRFIN20040228_133150_000000402024_00368_10442_9914.N1	28-FEB-2004 13:31:50	Dark	39.500	29	Bet Car	1.6720	10200.	79	10442	No
248	GOM_NL__2PRFIN20040228_133438_000000392024_00368_10442_9915.N1	28-FEB-2004 13:34:38	Dark	38.500	71	lot Car	2.2460	7700.0	77	10442	No
249	GOM_NL__2PRFIN20040228_133609_000000372024_00368_10442_9916.N1	28-FEB-2004 13:36:09	Straylight	36.500	46	Del Vel	1.9540	10600.	73	10442	No
250	GOM_NL__2PRFIN20040228_133859_000000522024_00368_10442_9917.N1	28-FEB-2004 13:38:59	Straylight	52.000	65	Lam Vel	2.2040	4400.0	104	10442	No
251	GOM_NL__2PRFIN20040228_134129_000000712024_00368_10442_9918.N1	28-FEB-2004 13:41:29	Straylight	71.000	106	9Bet Crv	2.6480	5600.0	142	10442	No
252	GOM_NL__2PRFIN20040228_134436_000000722024_00368_10442_9919.N1	28-FEB-2004 13:44:36	Straylight	71.500	100	4Gam Crv	2.5800	13100.	143	10442	No
253	GOM_NL__2PRFIN20040228_134830_000000512024_00368_10442_9920.N1	28-FEB-2004 13:48:30	Twilight	50.500	48	30Alp Hya	1.9770	4100.0	101	10442	No
254	GOM_NL__2PRFIN20040228_135449_000000452024_00368_10442_9921.N1	28-FEB-2004 13:54:49	Bright	44.500	22	32Alp Leo	1.3600	15200.	89	10442	No
255	GOM_NL__2PRFIN20040228_135729_000000462024_00368_10442_9922.N1	28-FEB-2004 13:57:29	Bright	45.500	51	41Gam1Leo	2.0100	4500.0	91	10442	No
256	GOM_NL__2PRFIN20040228_135941_000000382024_00368_10442_9923.N1	28-FEB-2004 13:59:41	Bright	38.000	17	78Bet Gem	1.1610	4500.0	76	10442	No
257	GOM_NL__2PRFIN20040228_140054_000000412024_00368_10442_9924.N1	28-FEB-2004 14:00:54	Bright	41.000	24	66Alp Gem	1.5800	10200.	82	10442	No
258	GOM_NL__2PRFIN20040228_140630_000000472024_00368_10442_9925.N1	28-FEB-2004 14:06:30	Bright	46.500	174	52Psi UMa	3.0040	4400.0	93	10442	No
259	GOM_NL__2PRFIN20040228_141352_000000512024_00368_10442_9926.N1	28-FEB-2004 14:13:52	Bright	50.500	32	77Eps UMa	1.7630	11000.	101	10442	No
260	GOM_NL__2PRFIN20040228_141633_000000392024_00368_10442_9927.N1	28-FEB-2004 14:16:33	Bright	39.000	49	1Alp UMi	1.9900	6300.0	78	10442	No
261	GOM_NL__2PRFIN20040228_142222_000000472024_00368_10442_9928.N1	28-FEB-2004 14:22:22	Bright	46.500	119	14Eta Dra	2.7270	4700.0	93	10442	No
262	GOM_NL__2PRFIN20040228_142642_000000482024_00368_10442_9929.N1	28-FEB-2004 14:26:42	Bright	47.500	130	23Bet Dra	2.7990	5800.0	95	10442	No
263	GOM_NL__2PRFIN20040228_142905_000000392024_00368_10442_9930.N1	28-FEB-2004 14:29:05	Bright	39.000	19	50Alp Cyg	1.2460	10500.	78	10442	No
264	GOM_NL__2PRFIN20040228_143042_000000382024_00368_10442_9931.N1	28-FEB-2004 14:30:42	Bright	37.500	66	37Gam Cyg	2.2080	5900.0	75	10442	No
265	GOM_NL__2PRFIN20040228_143213_000000392024_00368_10442_9932.N1	28-FEB-2004 14:32:13	Bright	38.500	92	53Eps Cyg	2.5000	4500.0	77	10442	No
266	GOM_NL__2PRFIN20040228_143515_000000762024_00368_10442_9933.N1	28-FEB-2004 14:35:15	Bright	76.000	133	40Zet Her	2.8070	6000.0	152	10442	No
267	GOM_NL__2PRFIN20040228_143913_000000412024_00368_10442_9934.N1	28-FEB-2004 14:39:13	Bright	41.000	168	17Zet Aql	2.9860	11000.	82	10442	No
268	GOM_NL__2PRFIN20040228_144226_000000662024_00368_10442_9935.N1	28-FEB-2004 14:42:26	Twilight	65.500	59	55Alp Oph	2.0800	8900.0	131	10442	No
269	GOM_NL__2PRFIN20040228_144457_000000632024_00368_10442_9936.N1	28-FEB-2004 14:44:57	Straylight	63.000	126	60Bet Oph	2.7700	4250.0	126	10442	No
270	GOM_NL__2PRFIN20040228_144859_000000452024_00368_10442_9937.N1	28-FEB-2004 14:48:59	Dark	45.000	155	41Pi Sgr	2.9000	6600.0	90	10442	No
271	GOM_NL__2PRFIN20040228_145047_000000452024_00368_10442_9938.N1	28-FEB-2004 14:50:47	Dark	44.500	57	34Sig Sgr	2.0660	26000.	89	10442	No
272	GOM_NL__2PRFIN20040228_145352_000000462024_00368_10442_9939.N1	28-FEB-2004 14:53:52	Dark	46.000	38	20Eps Sgr	1.8360	11000.	92	10442	No
273	GOM_NL__2PRFIN20040228_145639_000000542024_00368_10442_9940.N1	28-FEB-2004 14:56:39	Dark	54.000	25	35Lam Sco	1.6200	28000.	108	10442	No
274	GOM_NL__2PRFIN20040228_150208_000000882024_00369_10443_9908.N1	28-FEB-2004 15:02:08	Dark	87.500	80	7Del Sco	2.3160	30000.	175	10443	No
275	GOM_NL__2PRFIN20040228_150436_000000522024_00369_10443_9909.N1	28-FEB-2004 15:04:36	Dark	51.500	131	Gam Lup	2.8000	26000.	103	10443	No
276	GOM_NL__2PRFIN20040228_150701_000000462024_00369_10443_9910.N1	28-FEB-2004 15:07:01	Dark	46.000	4	Alp1Cen	-0.010000	5800.0	92	10443	No
277	GOM_NL__2PRFIN20040228_150820_000000482024_00369_10443_9911.N1	28-FEB-2004 15:08:20	Dark	47.500	10	Bet Cen	0.610000	28000.	95	10443	No
278	GOM_NL__2PRFIN20040228_150941_000000402024_00369_10443_9912.N1	28-FEB-2004 15:09:41	Dark	39.500	112	Alp Mus	2.6880	26000.	79	10443	No

279	GOM_NL__2PRFIN20040228_151058_000000442024_00369_10443_9913.N1	28-FEB-2004 15:10:58	Dark	43.500	12	Alp1Cru	0.77500	30000.	87	10443	No
280	GOM_NL__2PRFIN20040228_151226_000000382024_00369_10443_9914.N1	28-FEB-2004 15:12:26	Dark	38.000	29	Bet Car	1.6720	10200.	76	10443	No
281	GOM_NL__2PRFIN20040228_151514_000000382024_00369_10443_9915.N1	28-FEB-2004 15:15:14	Dark	37.500	71	lot Car	2.2460	7700.0	75	10443	No
282	GOM_NL__2PRFIN20040228_151645_000000452024_00369_10443_9916.N1	28-FEB-2004 15:16:45	Straylight	44.500	46	Del Vel	1.9540	10600.	89	10443	No
283	GOM_NL__2PRFIN20040228_151937_000000472024_00369_10443_9917.N1	28-FEB-2004 15:19:37	Straylight	46.500	65	Lam Vel	2.2040	4400.0	93	10443	No
284	GOM_NL__2PRFIN20040228_152205_000000702024_00369_10443_9918.N1	28-FEB-2004 15:22:05	Straylight	69.500	106	9Bet Crv	2.6480	5600.0	139	10443	No
285	GOM_NL__2PRFIN20040228_152512_000000742024_00369_10443_9919.N1	28-FEB-2004 15:25:12	Straylight	73.500	100	4Gam Crv	2.5800	13100.	147	10443	No
286	GOM_NL__2PRFIN20040228_152906_000000512024_00369_10443_9920.N1	28-FEB-2004 15:29:06	Tw_i_and_stray	50.500	48	30Alp Hya	1.9770	4100.0	101	10443	No
287	GOM_NL__2PRFIN20040228_153524_000000452024_00369_10443_9921.N1	28-FEB-2004 15:35:24	Bright	45.000	22	32Alp Leo	1.3600	15200.	90	10443	No
288	GOM_NL__2PRFIN20040228_153804_000000452024_00369_10443_9922.N1	28-FEB-2004 15:38:04	Bright	45.000	51	41Gam1Leo	2.0100	4500.0	90	10443	No
289	GOM_NL__2PRFIN20040228_154018_000000382024_00369_10443_9923.N1	28-FEB-2004 15:40:18	Bright	37.500	17	78Bet Gem	1.1610	4500.0	75	10443	No
290	GOM_NL__2PRFIN20040228_154131_000000392024_00369_10443_9924.N1	28-FEB-2004 15:41:31	Bright	39.000	24	66Alp Gem	1.5800	10200.	78	10443	No
291	GOM_NL__2PRFIN20040228_154705_000000452024_00369_10443_9925.N1	28-FEB-2004 15:47:05	Bright	44.500	174	52Psi UMa	3.0040	4400.0	89	10443	No
292	GOM_NL__2PRFIN20040228_155428_000000512024_00369_10443_9926.N1	28-FEB-2004 15:54:28	Bright	50.500	32	77Eps UMa	1.7630	11000.	101	10443	No
293	GOM_NL__2PRFIN20040228_155709_000000382024_00369_10443_9927.N1	28-FEB-2004 15:57:09	Bright	38.000	49	1Alp UMi	1.9900	6300.0	76	10443	No
294	GOM_NL__2PRFIN20040228_160258_000000492024_00369_10443_9928.N1	28-FEB-2004 16:02:58	Bright	49.000	119	14Eta Dra	2.7270	4700.0	98	10443	No
295	GOM_NL__2PRFIN20040228_160718_000000482024_00369_10443_9929.N1	28-FEB-2004 16:07:18	Bright	47.500	130	23Bet Dra	2.7990	5800.0	95	10443	No
296	GOM_NL__2PRFIN20040228_160941_000000382024_00369_10443_9930.N1	28-FEB-2004 16:09:41	Bright	37.500	19	50Alp Cyg	1.2460	10500.	75	10443	No
297	GOM_NL__2PRFIN20040228_161115_000000372024_00369_10443_9931.N1	28-FEB-2004 16:11:15	Bright	37.000	66	37Gam Cyg	2.2080	5900.0	74	10443	No
298	GOM_NL__2PRFIN20040228_161249_000000452024_00369_10443_9932.N1	28-FEB-2004 16:12:49	Bright	44.500	92	53Eps Cyg	2.5000	4500.0	89	10443	No
299	GOM_NL__2PRFIN20040228_161551_000000802024_00369_10443_9933.N1	28-FEB-2004 16:15:51	Bright	80.000	133	40Zet Her	2.8070	6000.0	160	10443	No
300	GOM_NL__2PRFIN20040228_161950_000000392024_00369_10443_9934.N1	28-FEB-2004 16:19:50	Bright	39.000	168	17Zet Aql	2.9860	11000.	78	10443	No
301	GOM_NL__2PRFIN20040228_162303_000000662024_00369_10443_9935.N1	28-FEB-2004 16:23:03	Tw_i_and_stray	66.000	59	55Alp Oph	2.0800	8900.0	132	10443	No
302	GOM_NL__2PRFIN20040228_162534_000000632024_00369_10443_9936.N1	28-FEB-2004 16:25:34	Straylight	63.000	126	60Bet Oph	2.7700	4250.0	126	10443	No
303	GOM_NL__2PRFIN20040228_162936_000000422024_00369_10443_9937.N1	28-FEB-2004 16:29:36	Dark	42.000	155	41Pi Sgr	2.9000	6600.0	84	10443	No
304	GOM_NL__2PRFIN20040228_163124_000000432024_00369_10443_9938.N1	28-FEB-2004 16:31:24	Dark	43.000	57	34Sig Sgr	2.0660	26000.	86	10443	No
305	GOM_NL__2PRFIN20040228_163429_000000472024_00369_10443_9939.N1	28-FEB-2004 16:34:29	Dark	46.500	38	20Eps Sgr	1.8360	11000.	93	10443	No
306	GOM_NL__2PRFIN20040228_163716_000000482024_00369_10443_9940.N1	28-FEB-2004 16:37:16	Dark	47.500	25	35Lam Sco	1.6200	28000.	95	10443	No
307	GOM_NL__2PRFIN20040228_164246_000000852024_00370_10444_9908.N1	28-FEB-2004 16:42:46	Dark	84.500	80	7Del Sco	2.3160	30000.	169	10444	No
308	GOM_NL__2PRFIN20040228_164513_000000522024_00370_10444_9909.N1	28-FEB-2004 16:45:13	Dark	52.000	131	Gam Lup	2.8000	26000.	104	10444	No
309	GOM_NL__2PRFIN20040228_164738_000000462024_00370_10444_9910.N1	28-FEB-2004 16:47:38	Dark	45.500	4	Alp1Cen	-0.010000	5800.0	91	10444	No
310	GOM_NL__2PRFIN20040228_164857_000000472024_00370_10444_9911.N1	28-FEB-2004 16:48:57	Dark	47.000	10	Bet Cen	0.61000	28000.	94	10444	No
311	GOM_NL__2PRFIN20040228_165019_000000392024_00370_10444_9912.N1	28-FEB-2004 16:50:19	Dark	39.000	112	Alp Mus	2.6880	26000.	78	10444	No
312	GOM_NL__2PRFIN20040228_165135_000000452024_00370_10444_9913.N1	28-FEB-2004 16:51:35	Dark	44.500	12	Alp1Cru	0.77500	30000.	89	10444	No
313	GOM_NL__2PRFIN20040228_165302_000000402024_00370_10444_9914.N1	28-FEB-2004 16:53:02	Dark	39.500	29	Bet Car	1.6720	10200.	79	10444	No
314	GOM_NL__2PRFIN20040228_165550_000000432024_00370_10444_9915.N1	28-FEB-2004 16:55:50	Straylight	43.000	71	lot Car	2.2460	7700.0	86	10444	No
315	GOM_NL__2PRFIN20040228_165721_000000432024_00370_10444_9916.N1	28-FEB-2004 16:57:21	Straylight	43.000	46	Del Vel	1.9540	10600.	86	10444	No
316	GOM_NL__2PRFIN20040228_170013_000000502024_00370_10444_9917.N1	28-FEB-2004 17:00:13	Straylight	49.500	65	Lam Vel	2.2040	4400.0	99	10444	No
317	GOM_NL__2PRFIN20040228_170241_000000742024_00370_10444_9918.N1	28-FEB-2004 17:02:41	Straylight	73.500	106	9Bet Crv	2.6480	5600.0	147	10444	No
318	GOM_NL__2PRFIN20040228_170548_000000722024_00370_10444_9919.N1	28-FEB-2004 17:05:48	Straylight	72.000	100	4Gam Crv	2.5800	13100.	144	10444	No
319	GOM_NL__2PRFIN20040228_170945_000000472024_00370_10444_9920.N1	28-FEB-2004 17:09:45	Tw_i_and_stray	46.500	48	30Alp Hya	1.9770	4100.0	93	10444	No
320	GOM_NL__2PRFIN20040228_171600_000000452024_00370_10444_9921.N1	28-FEB-2004 17:16:00	Bright	45.000	22	32Alp Leo	1.3600	15200.	90	10444	No
321	GOM_NL__2PRFIN20040228_171840_000000472024_00370_10444_9922.N1	28-FEB-2004 17:18:40	Bright	47.000	51	41Gam1Leo	2.0100	4500.0	94	10444	No
322	GOM_NL__2PRFIN20040228_172054_000000392024_00370_10444_9923.N1	28-FEB-2004 17:20:54	Bright	38.500	17	78Bet Gem	1.1610	4500.0	77	10444	No
323	GOM_NL__2PRFIN20040228_172207_000000382024_00370_10444_9924.N1	28-FEB-2004 17:22:07	Bright	38.000	24	66Alp Gem	1.5800	10200.	76	10444	No
324	GOM_NL__2PRFIN20040228_172741_000000472024_00370_10444_9925.N1	28-FEB-2004 17:27:41	Bright	46.500	174	52Psi UMa	3.0040	4400.0	93	10444	No
325	GOM_NL__2PRFIN20040228_173503_000000512024_00370_10444_9926.N1	28-FEB-2004 17:35:03	Bright	51.000	32	77Eps UMa	1.7630	11000.	102	10444	No
326	GOM_NL__2PRFIN20040228_173745_000000392024_00370_10444_9927.N1	28-FEB-2004 17:37:45	Bright	38.500	49	1Alp UMi	1.9900	6300.0	77	10444	No
327	GOM_NL__2PRFIN20040228_174331_000000502024_00370_10444_9928.N1	28-FEB-2004 17:43:31	Bright	49.500	119	14Eta Dra	2.7270	4700.0	99	10444	No
328	GOM_NL__2PRFIN20040228_174754_000000482024_00370_10444_9929.N1	28-FEB-2004 17:47:54	Bright	48.000	130	23Bet Dra	2.7990	5800.0	96	10444	No
329	GOM_NL__2PRFIN20040228_175020_000000382024_00370_10444_9930.N1	28-FEB-2004 17:50:20	Bright	37.500	19	50Alp Cyg	1.2460	10500.	75	10444	No
330	GOM_NL__2PRFIN20040228_175153_000000372024_00370_10444_9931.N1	28-FEB-2004 17:51:53	Bright	36.500	66	37Gam Cyg	2.2080	5900.0	73	10444	No
331	GOM_NL__2PRFIN20040228_175326_000000352024_00370_10444_9932.N1	28-FEB-2004 17:53:26	Bright	35.000	92	53Eps Cyg	2.5000	4500.0	70	10444	No
332	GOM_NL__2PRFIN20040228_175627_000000772024_00370_10444_9933.N1	28-FEB-2004 17:56:27	Bright	77.000	133	40Zet Her	2.8070	6000.0	154	10444	No
333	GOM_NL__2PRFIN20040228_180026_000000412024_00370_10444_9934.N1	28-FEB-2004 18:00:26	Bright	40.500	168	17Zet Aql	2.9860	11000.	81	10444	No
334	GOM_NL__2PRFIN20040228_180340_000000682024_00370_10444_9935.N1	28-FEB-2004 18:03:40	Tw_i_and_stray	67.500	59	55Alp Oph	2.0800	8900.0	135	10444	No
335	GOM_NL__2PRFIN20040228_180610_000000642024_00370_10444_9936.N1	28-FEB-2004 18:06:10	Straylight	64.000	126	60Bet Oph	2.7700	4250.0	128	10444	No
336	GOM_NL__2PRFIN20040228_181013_000000462024_00370_10444_9937.N1	28-FEB-2004 18:10:13	Dark	45.500	155	41Pi Sgr	2.9000	6600.0	91	10444	No
337	GOM_NL__2PRFIN20040228_181201_000000442024_00370_10444_9938.N1	28-FEB-2004 18:12:01	Dark	43.500	57	34Sig Sgr	2.0660	26000.	87	10444	No

338	GOM_NL__2PRFIN20040228_181506_000000442024_00370_10444_9939.N1	28-FEB-2004 18:15:06	Dark	44.000	38	20Eps Sgr	1.8360	11000.	88	10444	No
339	GOM_NL__2PRFIN20040228_181753_000000532024_00370_10444_9940.N1	28-FEB-2004 18:17:53	Dark	52.500	25	35Lam Sco	1.6200	28000.	105	10444	No
340	GOM_NL__2PRFIN20040228_182450_000000442024_00371_10445_9908.N1	28-FEB-2004 18:24:50	Dark	44.000	43	Alp TrA	1.9100	4250.0	88	10445	No
341	GOM_NL__2PRFIN20040228_182815_000000572024_00371_10445_9909.N1	28-FEB-2004 18:28:15	Dark	57.000	4	Alp1Cen	-0.010000	5800.0	114	10445	No
342	GOM_NL__2PRFIN20040228_182934_000000552024_00371_10445_9910.N1	28-FEB-2004 18:29:34	Dark	54.500	10	Bet Cen	0.61000	28000.	109	10445	No
343	GOM_NL__2PRFIN20040228_183211_000000492024_00371_10445_9911.N1	28-FEB-2004 18:32:11	Dark	49.000	12	Alp1Cru	0.77500	30000.	98	10445	No
344	GOM_NL__2PRFIN20040228_183337_000000402024_00371_10445_9912.N1	28-FEB-2004 18:33:37	Dark	39.500	29	Bet Car	1.6720	10200.	79	10445	No
345	GOM_NL__2PRFIN20040228_183626_000000412024_00371_10445_9913.N1	28-FEB-2004 18:36:26	Straylight	41.000	71	lot Car	2.2460	7700.0	82	10445	No
346	GOM_NL__2PRFIN20040228_183757_000000392024_00371_10445_9914.N1	28-FEB-2004 18:37:57	Straylight	39.000	46	Del Vel	1.9540	10600.	78	10445	No
347	GOM_NL__2PRFIN20040228_184050_000000462024_00371_10445_9915.N1	28-FEB-2004 18:40:50	Straylight	46.000	65	Lam Vel	2.2040	4400.0	92	10445	No
348	GOM_NL__2PRFIN20040228_184413_000000662024_00371_10445_9916.N1	28-FEB-2004 18:44:13	Straylight	65.500	171	2Eps Crv	3.0010	4250.0	131	10445	No
349	GOM_NL__2PRFIN20040228_184624_000000672024_00371_10445_9917.N1	28-FEB-2004 18:46:24	Straylight	67.000	100	4Gam Crv	2.5800	13100.	134	10445	No
350	GOM_NL__2PRFIN20040228_185021_000000502024_00371_10445_9918.N1	28-FEB-2004 18:50:21	Tw_i_and_stray	49.500	48	30Alp Hya	1.9770	4100.0	99	10445	No
351	GOM_NL__2PRFIN20040228_185636_000000432024_00371_10445_9919.N1	28-FEB-2004 18:56:36	Bright	43.000	22	32Alp Leo	1.3600	15200.	86	10445	No
352	GOM_NL__2PRFIN20040228_185915_000000472024_00371_10445_9920.N1	28-FEB-2004 18:59:15	Bright	46.500	51	41Gam1Leo	2.0100	4500.0	93	10445	No
353	GOM_NL__2PRFIN20040228_190131_000000392024_00371_10445_9921.N1	28-FEB-2004 19:01:31	Bright	39.000	17	78Bet Gem	1.1610	4500.0	78	10445	No
354	GOM_NL__2PRFIN20040228_190244_000000402024_00371_10445_9922.N1	28-FEB-2004 19:02:44	Bright	39.500	24	66Alp Gem	1.5800	10200.	79	10445	No
355	GOM_NL__2PRFIN20040228_190816_000000472024_00371_10445_9923.N1	28-FEB-2004 19:08:16	Bright	46.500	174	52Psi UMa	3.0040	4400.0	93	10445	No
356	GOM_NL__2PRFIN20040228_191058_000000422024_00371_10445_9924.N1	28-FEB-2004 19:10:58	Bright	42.000	82	48Bet UMa	2.3650	10600.	84	10445	No
357	GOM_NL__2PRFIN20040228_191537_000000522024_00371_10445_9925.N1	28-FEB-2004 19:15:37	Bright	52.000	32	77Eps UMa	1.7630	11000.	104	10445	No
358	GOM_NL__2PRFIN20040228_191822_000000392024_00371_10445_9926.N1	28-FEB-2004 19:18:22	Bright	38.500	49	1Alp UMi	1.9900	6300.0	77	10445	No
359	GOM_NL__2PRFIN20040228_192406_000000502024_00371_10445_9927.N1	28-FEB-2004 19:24:06	Bright	50.000	119	14Eta Dra	2.7270	4700.0	100	10445	No
360	GOM_NL__2PRFIN20040228_192550_000000352024_00371_10445_9928.N1	28-FEB-2004 19:25:50	Bright	34.500	89	5Alp Cep	2.4510	8000.0	69	10445	No
361	GOM_NL__2PRFIN20040228_192829_000000472024_00371_10445_9929.N1	28-FEB-2004 19:28:29	Bright	47.000	130	23Bet Dra	2.7990	5800.0	94	10445	No
362	GOM_NL__2PRFIN20040228_193056_000000382024_00371_10445_9930.N1	28-FEB-2004 19:30:56	Bright	38.000	19	50Alp Cyg	1.2460	10500.	76	10445	No
363	GOM_NL__2PRFIN20040228_193229_000000392024_00371_10445_9931.N1	28-FEB-2004 19:32:29	Bright	38.500	66	37Gam Cyg	2.2080	5900.0	77	10445	No
364	GOM_NL__2PRFIN20040228_193403_000000372024_00371_10445_9932.N1	28-FEB-2004 19:34:03	Bright	36.500	92	53Eps Cyg	2.5000	4500.0	73	10445	No
365	GOM_NL__2PRFIN20040228_193703_000000782024_00371_10445_9933.N1	28-FEB-2004 19:37:03	Bright	77.500	133	40Zet Her	2.8070	6000.0	155	10445	No
366	GOM_NL__2PRFIN20040228_194102_000000412024_00371_10445_9934.N1	28-FEB-2004 19:41:02	Bright	41.000	168	17Zet Aql	2.9860	11000.	82	10445	No
367	GOM_NL__2PRFIN20040228_194416_000000712024_00371_10445_9935.N1	28-FEB-2004 19:44:16	Tw_i_and_stray	71.000	59	55Alp Oph	2.0800	8900.0	142	10445	No
368	GOM_NL__2PRFIN20040228_194647_000000692024_00371_10445_9936.N1	28-FEB-2004 19:46:47	Straylight	69.000	126	60Bet Oph	2.7700	4250.0	138	10445	No
369	GOM_NL__2PRFIN20040228_195049_000000452024_00371_10445_9937.N1	28-FEB-2004 19:50:49	Dark	44.500	155	41Pi Sgr	2.9000	6600.0	89	10445	No
370	GOM_NL__2PRFIN20040228_195238_000000442024_00371_10445_9938.N1	28-FEB-2004 19:52:38	Dark	44.000	57	34Sig Sgr	2.0660	26000.	88	10445	No
371	GOM_NL__2PRFIN20040228_195543_000000482024_00371_10445_9939.N1	28-FEB-2004 19:55:43	Dark	47.500	38	20Eps Sgr	1.8360	11000.	95	10445	No
372	GOM_NL__2PRFIN20040228_195830_000000492024_00371_10445_9940.N1	28-FEB-2004 19:58:30	Dark	49.000	25	35Lam Sco	1.6200	28000.	98	10445	No
373	GOM_NL__2PRFIN20040228_200527_000000432024_00372_10446_9908.N1	28-FEB-2004 20:05:27	Dark	42.500	43	Alp TrA	1.9100	4250.0	85	10446	No
374	GOM_NL__2PRFIN20040228_200852_000000532024_00372_10446_9909.N1	28-FEB-2004 20:08:52	Dark	52.500	4	Alp1Cen	-0.010000	5800.0	105	10446	No
375	GOM_NL__2PRFIN20040228_201011_000000502024_00372_10446_9910.N1	28-FEB-2004 20:10:11	Dark	49.500	10	Bet Cen	0.61000	28000.	99	10446	No
376	GOM_NL__2PRFIN20040228_201248_000000412024_00372_10446_9911.N1	28-FEB-2004 20:12:48	Dark	40.500	12	Alp1Cru	0.77500	30000.	81	10446	No
377	GOM_NL__2PRFIN20040228_201414_000000392024_00372_10446_9912.N1	28-FEB-2004 20:14:14	Dark	39.000	29	Bet Car	1.6720	10200.	78	10446	No
378	GOM_NL__2PRFIN20040228_201702_000000422024_00372_10446_9913.N1	28-FEB-2004 20:17:02	Straylight	42.000	71	lot Car	2.2460	7700.0	84	10446	No
379	GOM_NL__2PRFIN20040228_201833_000000402024_00372_10446_9914.N1	28-FEB-2004 20:18:33	Straylight	40.000	46	Del Vel	1.9540	10600.	80	10446	No
380	GOM_NL__2PRFIN20040228_202127_000000442024_00372_10446_9915.N1	28-FEB-2004 20:21:27	Straylight	43.500	65	Lam Vel	2.2040	4400.0	87	10446	No
381	GOM_NL__2PRFIN20040228_202449_000000642024_00372_10446_9916.N1	28-FEB-2004 20:24:49	Straylight	64.000	171	2Eps Crv	3.0010	4250.0	128	10446	No
382	GOM_NL__2PRFIN20040228_202658_000000702024_00372_10446_9917.N1	28-FEB-2004 20:26:58	Straylight	69.500	100	4Gam Crv	2.5800	13100.	139	10446	No
383	GOM_NL__2PRFIN20040228_203058_000000522024_00372_10446_9918.N1	28-FEB-2004 20:30:58	Tw_i_and_stray	52.000	48	30Alp Hya	1.9770	4100.0	104	10446	No
384	GOM_NL__2PRFIN20040228_203712_000000462024_00372_10446_9919.N1	28-FEB-2004 20:37:12	Bright	45.500	22	32Alp Leo	1.3600	15200.	91	10446	No
385	GOM_NL__2PRFIN20040228_203951_000000462024_00372_10446_9920.N1	28-FEB-2004 20:39:51	Bright	45.500	51	41Gam1Leo	2.0100	4500.0	91	10446	No
386	GOM_NL__2PRFIN20040228_204207_000000522024_00372_10446_9921.N1	28-FEB-2004 20:42:07	Bright	52.000	17	78Bet Gem	1.1610	4500.0	104	10446	No
387	GOM_NL__2PRFIN20040228_204320_000000392024_00372_10446_9922.N1	28-FEB-2004 20:43:20	Bright	38.500	24	66Alp Gem	1.5800	10200.	77	10446	No
388	GOM_NL__2PRFIN20040228_204851_000000452024_00372_10446_9923.N1	28-FEB-2004 20:48:51	Bright	45.000	174	52Psi UMa	3.0040	4400.0	90	10446	No
389	GOM_NL__2PRFIN20040228_205134_000000422024_00372_10446_9924.N1	28-FEB-2004 20:51:34	Bright	42.000	82	48Bet UMa	2.3650	10600.	84	10446	No
390	GOM_NL__2PRFIN20040228_205612_000000522024_00372_10446_9925.N1	28-FEB-2004 20:56:12	Bright	51.500	32	77Eps UMa	1.7630	11000.	103	10446	No
391	GOM_NL__2PRFIN20040228_205858_000000382024_00372_10446_9926.N1	28-FEB-2004 20:58:58	Bright	38.000	49	1Alp UMi	1.9900	6300.0	76	10446	No
392	GOM_NL__2PRFIN20040228_210444_000000482024_00372_10446_9927.N1	28-FEB-2004 21:04:44	Bright	47.500	119	14Eta Dra	2.7270	4700.0	95	10446	No
393	GOM_NL__2PRFIN20040228_210627_000000372024_00372_10446_9928.N1	28-FEB-2004 21:06:27	Bright	37.000	89	5Alp Cep	2.4510	8000.0	74	10446	No
394	GOM_NL__2PRFIN20040228_210905_000000472024_00372_10446_9929.N1	28-FEB-2004 21:09:05	Bright	47.000	130	23Bet Dra	2.7990	5800.0	94	10446	No
395	GOM_NL__2PRFIN20040228_211132_000000352024_00372_10446_9930.N1	28-FEB-2004 21:11:32	Bright	34.500	19	50Alp Cyg	1.2460	10500.	69	10446	No
396	GOM_NL__2PRFIN20040228_211306_000000362024_00372_10446_9931.N1	28-FEB-2004 21:13:06	Bright	36.000	66	37Gam Cyg	2.2080	5900.0	72	10446	No

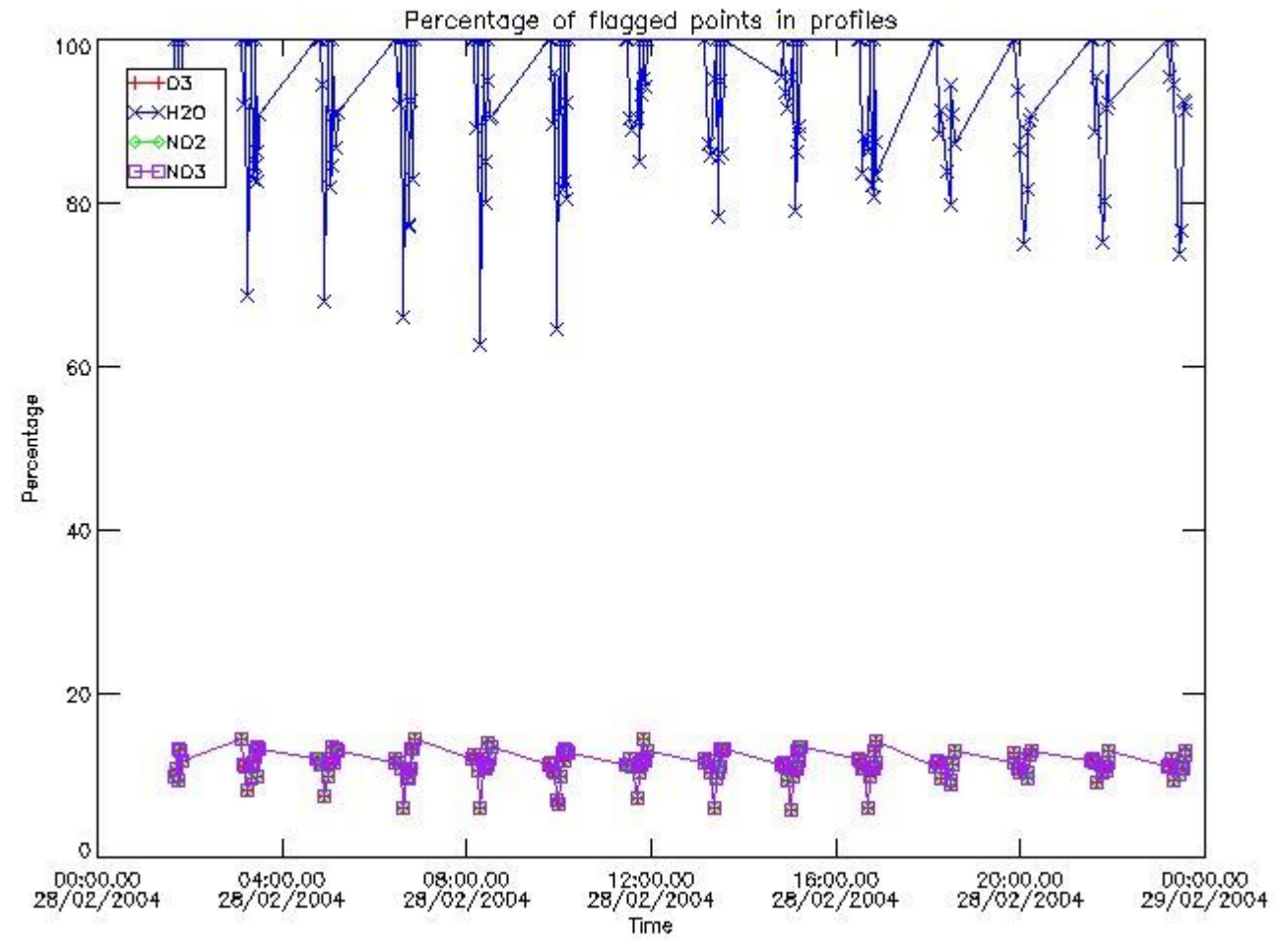
397	GOM_NL__2PRFIN20040228_211439_000000362024_00372_10446_9932.N1	28-FEB-2004 21:14:39	Bright	35.500	92	53Eps Cyg	2.5000	4500.0	71	10446	No
398	GOM_NL__2PRFIN20040228_211739_000000792024_00372_10446_9933.N1	28-FEB-2004 21:17:39	Bright	79.000	133	40Zet Her	2.8070	6000.0	158	10446	No
399	GOM_NL__2PRFIN20040228_212139_000000412024_00372_10446_9934.N1	28-FEB-2004 21:21:39	Bright	41.000	168	17Zet Aql	2.9860	11000.	82	10446	No
400	GOM_NL__2PRFIN20040228_212453_000000642024_00372_10446_9935.N1	28-FEB-2004 21:24:53	Twilight	64.000	59	55Alp Oph	2.0800	8900.0	128	10446	No
401	GOM_NL__2PRFIN20040228_212724_000000632024_00372_10446_9936.N1	28-FEB-2004 21:27:24	Straylight	63.000	126	60Bet Oph	2.7700	4250.0	126	10446	No
402	GOM_NL__2PRFIN20040228_213125_000000442024_00372_10446_9937.N1	28-FEB-2004 21:31:25	Dark	43.500	155	41Pi Sgr	2.9000	6600.0	87	10446	No
403	GOM_NL__2PRFIN20040228_213314_000000432024_00372_10446_9938.N1	28-FEB-2004 21:33:14	Dark	42.500	57	34Sig Sgr	2.0660	26000.	85	10446	No
404	GOM_NL__2PRFIN20040228_213619_000000452024_00372_10446_9939.N1	28-FEB-2004 21:36:19	Dark	44.500	38	20Eps Sgr	1.8360	11000.	89	10446	No
405	GOM_NL__2PRFIN20040228_213907_000000552024_00372_10446_9940.N1	28-FEB-2004 21:39:07	Dark	55.000	25	35Lam Sco	1.6200	28000.	110	10446	No
406	GOM_NL__2PRFIN20040228_214603_000000492024_00373_10447_9908.N1	28-FEB-2004 21:46:03	Dark	49.000	43	Alp TrA	1.9100	4250.0	98	10447	No
407	GOM_NL__2PRFIN20040228_214928_000000462024_00373_10447_9909.N1	28-FEB-2004 21:49:28	Dark	46.000	4	Alp1Cen	-0.010000	5800.0	92	10447	No
408	GOM_NL__2PRFIN20040228_215047_000000482024_00373_10447_9910.N1	28-FEB-2004 21:50:47	Dark	48.000	10	Bet Cen	0.61000	28000.	96	10447	No
409	GOM_NL__2PRFIN20040228_215324_000000452024_00373_10447_9911.N1	28-FEB-2004 21:53:24	Dark	44.500	12	Alp1Cru	0.77500	30000.	89	10447	No
410	GOM_NL__2PRFIN20040228_215450_000000392024_00373_10447_9912.N1	28-FEB-2004 21:54:50	Dark	39.000	29	Bet Car	1.6720	10200.	78	10447	No
411	GOM_NL__2PRFIN20040228_215738_000000432024_00373_10447_9913.N1	28-FEB-2004 21:57:38	Straylight	42.500	71	lot Car	2.2460	7700.0	85	10447	No
412	GOM_NL__2PRFIN20040228_215909_000000442024_00373_10447_9914.N1	28-FEB-2004 21:59:09	Straylight	43.500	46	Del Vel	1.9540	10600.	87	10447	No
413	GOM_NL__2PRFIN20040228_220202_000000452024_00373_10447_9915.N1	28-FEB-2004 22:02:02	Straylight	44.500	65	Lam Vel	2.2040	4400.0	89	10447	No
414	GOM_NL__2PRFIN20040228_220525_000000642024_00373_10447_9916.N1	28-FEB-2004 22:05:25	Straylight	64.000	171	2Eps Crv	3.0010	4250.0	128	10447	No
415	GOM_NL__2PRFIN20040228_220736_000000732024_00373_10447_9917.N1	28-FEB-2004 22:07:36	Straylight	72.500	100	4Gam Crv	2.5800	13100.	145	10447	No
416	GOM_NL__2PRFIN20040228_221134_000000472024_00373_10447_9918.N1	28-FEB-2004 22:11:34	Twilight	47.000	48	30Alp Hya	1.9770	4100.0	94	10447	No
417	GOM_NL__2PRFIN20040228_221747_000000452024_00373_10447_9919.N1	28-FEB-2004 22:17:47	Bright	45.000	22	32Alp Leo	1.3600	15200.	90	10447	No
418	GOM_NL__2PRFIN20040228_222026_000000462024_00373_10447_9920.N1	28-FEB-2004 22:20:26	Bright	45.500	51	41Gam1Leo	2.0100	4500.0	91	10447	No
419	GOM_NL__2PRFIN20040228_222243_000000392024_00373_10447_9921.N1	28-FEB-2004 22:22:43	Bright	39.000	17	78Bet Gem	1.1610	4500.0	78	10447	No
420	GOM_NL__2PRFIN20040228_222356_000000402024_00373_10447_9922.N1	28-FEB-2004 22:23:56	Bright	39.500	24	66Alp Gem	1.5800	10200.	79	10447	No
421	GOM_NL__2PRFIN20040228_222927_000000472024_00373_10447_9923.N1	28-FEB-2004 22:29:27	Bright	46.500	174	52Psi UMa	3.0040	4400.0	93	10447	No
422	GOM_NL__2PRFIN20040228_223209_000000422024_00373_10447_9924.N1	28-FEB-2004 22:32:09	Bright	41.500	82	48Bet UMa	2.3650	10600.	83	10447	No
423	GOM_NL__2PRFIN20040228_223648_000000472024_00373_10447_9925.N1	28-FEB-2004 22:36:48	Bright	46.500	32	77Eps UMa	1.7630	11000.	93	10447	No
424	GOM_NL__2PRFIN20040228_223934_000000352024_00373_10447_9926.N1	28-FEB-2004 22:39:34	Bright	35.000	49	1Alp UMi	1.9900	6300.0	70	10447	No
425	GOM_NL__2PRFIN20040228_224517_000000492024_00373_10447_9927.N1	28-FEB-2004 22:45:17	Bright	49.000	119	14Eta Dra	2.7270	4700.0	98	10447	No
426	GOM_NL__2PRFIN20040228_224703_000000382024_00373_10447_9928.N1	28-FEB-2004 22:47:03	Bright	38.000	89	5Alp Cep	2.4510	8000.0	76	10447	No
427	GOM_NL__2PRFIN20040228_224940_000000482024_00373_10447_9929.N1	28-FEB-2004 22:49:40	Bright	48.000	130	23Bet Dra	2.7990	5800.0	96	10447	No
428	GOM_NL__2PRFIN20040228_225208_000000362024_00373_10447_9930.N1	28-FEB-2004 22:52:08	Bright	35.500	19	50Alp Cyg	1.2460	10500.	71	10447	No
429	GOM_NL__2PRFIN20040228_225342_000000382024_00373_10447_9931.N1	28-FEB-2004 22:53:42	Bright	37.500	66	37Gam Cyg	2.2080	5900.0	75	10447	No
430	GOM_NL__2PRFIN20040228_225515_000000362024_00373_10447_9932.N1	28-FEB-2004 22:55:15	Bright	35.500	92	53Eps Cyg	2.5000	4500.0	71	10447	No
431	GOM_NL__2PRFIN20040228_225815_000000782024_00373_10447_9933.N1	28-FEB-2004 22:58:15	Bright	77.500	133	40Zet Her	2.8070	6000.0	155	10447	No
432	GOM_NL__2PRFIN20040228_230215_000000422024_00373_10447_9934.N1	28-FEB-2004 23:02:15	Bright	41.500	168	17Zet Aql	2.9860	11000.	83	10447	No
433	GOM_NL__2PRFIN20040228_230529_000000672024_00373_10447_9935.N1	28-FEB-2004 23:05:29	Twilight	66.500	59	55Alp Oph	2.0800	8900.0	133	10447	No
434	GOM_NL__2PRFIN20040228_230801_000000662024_00373_10447_9936.N1	28-FEB-2004 23:08:01	Straylight	65.500	126	60Bet Oph	2.7700	4250.0	131	10447	No
435	GOM_NL__2PRFIN20040228_231201_000000462024_00373_10447_9937.N1	28-FEB-2004 23:12:01	Dark	46.000	155	41Pi Sgr	2.9000	6600.0	92	10447	No
436	GOM_NL__2PRFIN20040228_231350_000000452024_00373_10447_9938.N1	28-FEB-2004 23:13:50	Dark	45.000	57	34Sig Sgr	2.0660	26000.	90	10447	No
437	GOM_NL__2PRFIN20040228_231656_000000432024_00373_10447_9939.N1	28-FEB-2004 23:16:56	Dark	42.500	38	20Eps Sgr	1.8360	11000.	85	10447	No
438	GOM_NL__2PRFIN20040228_231943_000000552024_00373_10447_9940.N1	28-FEB-2004 23:19:43	Dark	54.500	25	35Lam Sco	1.6200	28000.	109	10447	No
439	GOM_NL__2PRFIN20040228_232639_000000502024_00374_10448_9928.N1	28-FEB-2004 23:26:39	Dark	50.000	43	Alp TrA	1.9100	4250.0	100	10448	No
440	GOM_NL__2PRFIN20040228_233004_000000482024_00374_10448_9929.N1	28-FEB-2004 23:30:04	Dark	47.500	4	Alp1Cen	-0.010000	5800.0	95	10448	No
441	GOM_NL__2PRFIN20040228_233123_000000482024_00374_10448_9930.N1	28-FEB-2004 23:31:23	Dark	47.500	10	Bet Cen	0.61000	28000.	95	10448	No
442	GOM_NL__2PRFIN20040228_233400_000000412024_00374_10448_9931.N1	28-FEB-2004 23:34:00	Dark	40.500	12	Alp1Cru	0.77500	30000.	81	10448	No
443	GOM_NL__2PRFIN20040228_233526_000000392024_00374_10448_9932.N1	28-FEB-2004 23:35:26	Dark	39.000	29	Bet Car	1.6720	10200.	78	10448	No
444	GOM_NL__2PRFIN20040228_233814_000000402024_00374_10448_9933.N1	28-FEB-2004 23:38:14	Straylight	40.000	71	lot Car	2.2460	7700.0	80	10448	No
445	GOM_NL__2PRFIN20040228_233945_000000422024_00374_10448_9934.N1	28-FEB-2004 23:39:45	Straylight	42.000	46	Del Vel	1.9540	10600.	84	10448	No
446	GOM_NL__2PRFIN20040228_234238_000000472024_00374_10448_9935.N1	28-FEB-2004 23:42:38	Straylight	46.500	65	Lam Vel	2.2040	4400.0	93	10448	No
447	GOM_NL__2PRFIN20040228_234601_000000652024_00374_10448_9936.N1	28-FEB-2004 23:46:01	Straylight	65.000	171	2Eps Crv	3.0010	4250.0	130	10448	No
448	GOM_NL__2PRFIN20040228_234810_000000742024_00374_10448_9937.N1	28-FEB-2004 23:48:10	Straylight	74.000	100	4Gam Crv	2.5800	13100.	148	10448	No
449	GOM_NL__2PRFIN20040228_235209_000000482024_00374_10448_9938.N1	28-FEB-2004 23:52:09	Twilight	47.500	48	30Alp Hya	1.9770	4100.0	95	10448	No
450	GOM_NL__2PRFIN20040228_235823_000000442024_00374_10448_9939.N1	28-FEB-2004 23:58:23	Bright	44.000	22	32Alp Leo	1.3600	15200.	88	10448	No

3. Quality information per product

In this section it is plotted some information contained in the Quality Summary data set of

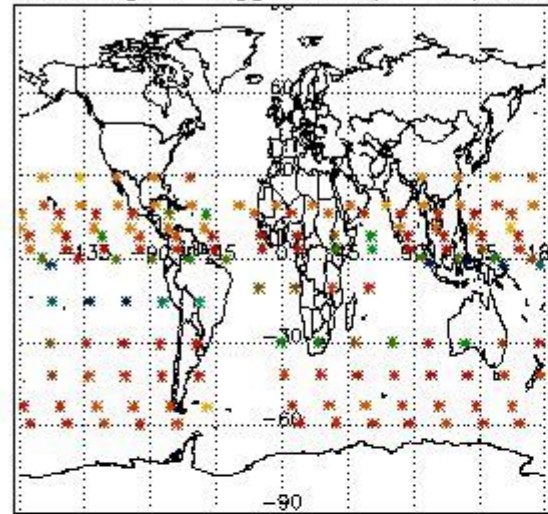
the level 2 products. Only products in dark limb conditions and without errors (error flag in the MPH set to "0") are used.

3.1 Plot quality information per product (time dependant)

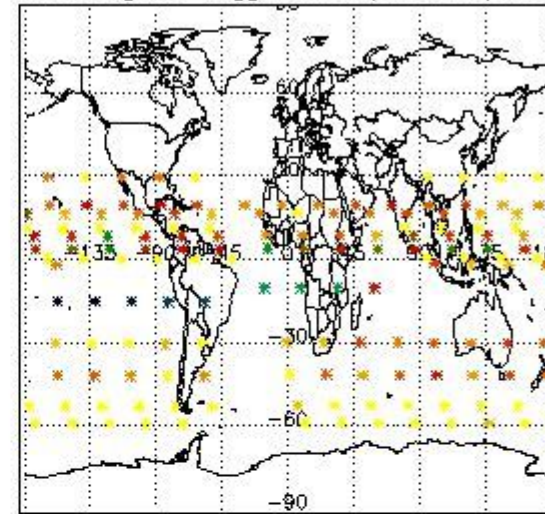


3.2 Plot quality information per product (world map)

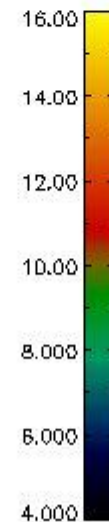
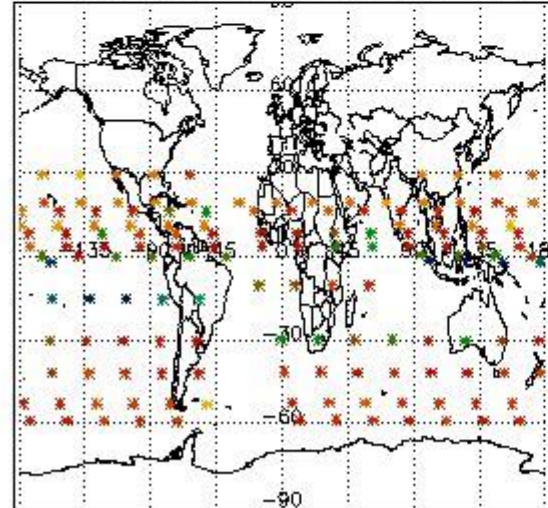
Percentage of flagged data per O3 profile



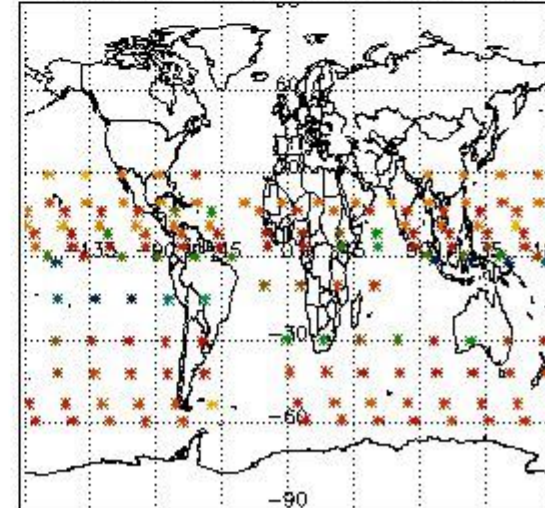
Percentage of flagged data per H2O profile



Percentage of flagged data per NO2 profile



Percentage of flagged data per NO3 profile

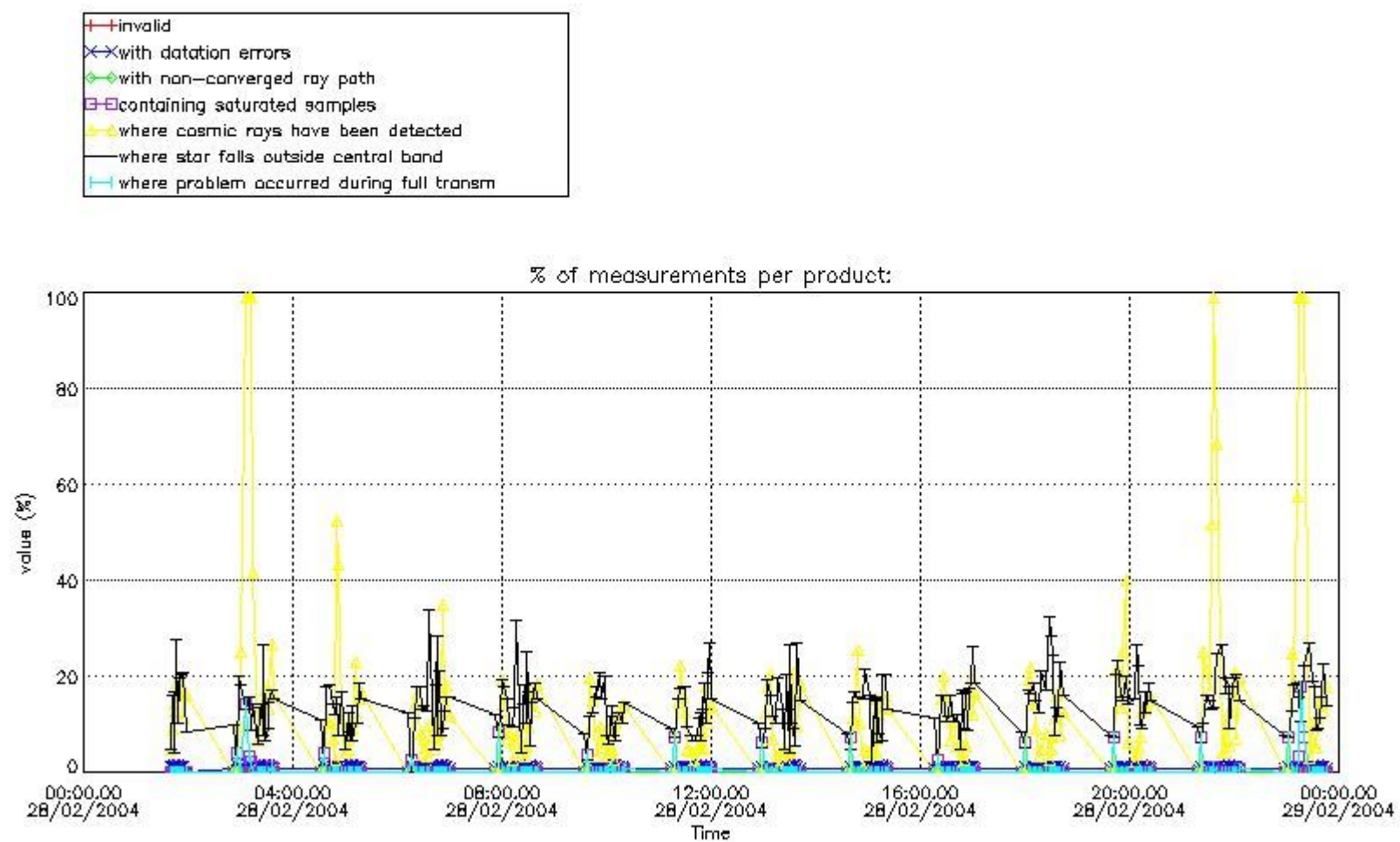


4. Level 1 quality information per product

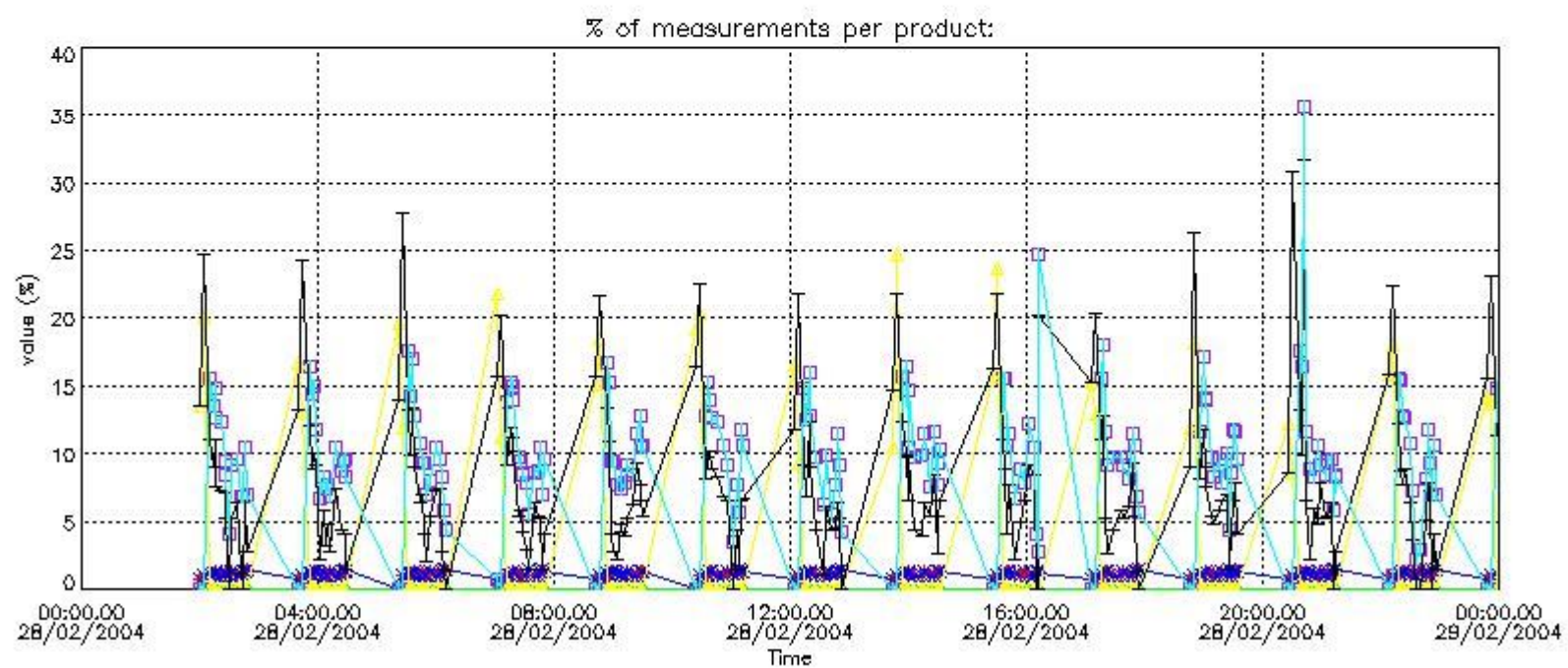
In this section it is plotted some information contained in the Quality Summary data set of the level 2 products that comes from the level 1b processing. Products without errors (error flag in the MPH set to "0") are used.

4.1 Plot quality information per product (time dependant) coming from level 1b processing

4.1.1 Plot level 1 quality information per product (time dependant): ENVISAT ASCENDING passes



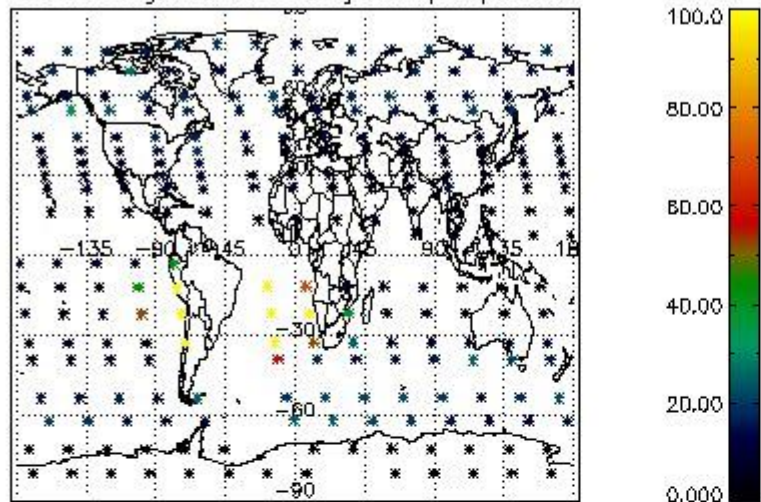
4.1.2 Plot level 1 quality information per product (time dependant): ENVI SAT DESCENDING passes



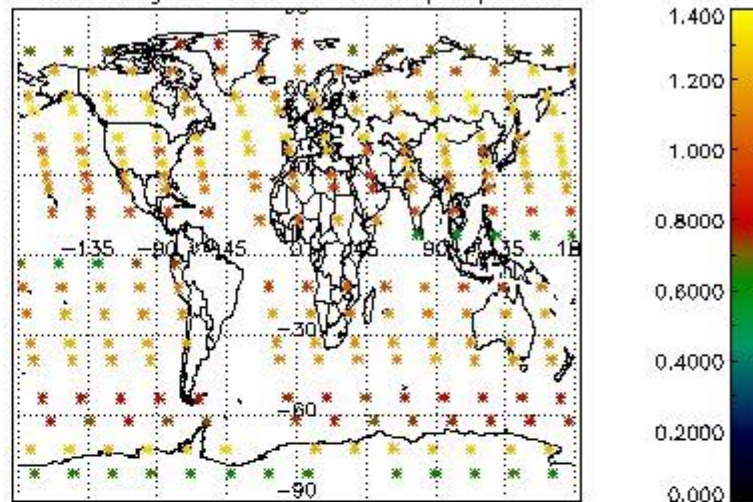
4.2 Plot quality information per product coming from level 1b processing (world map)

4.2.1 Plot level 1 quality information per product (world map): ENVISAT ASCENDING passes

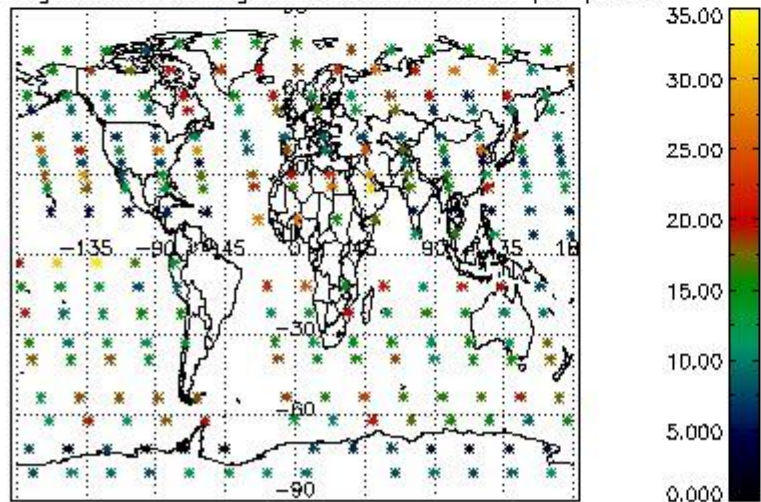
Percentage of cosmic ray hits per profile



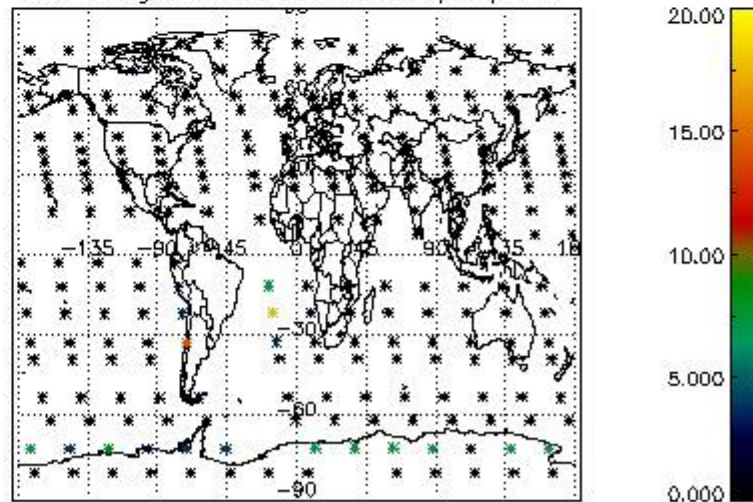
Percentage of datation errors per profile



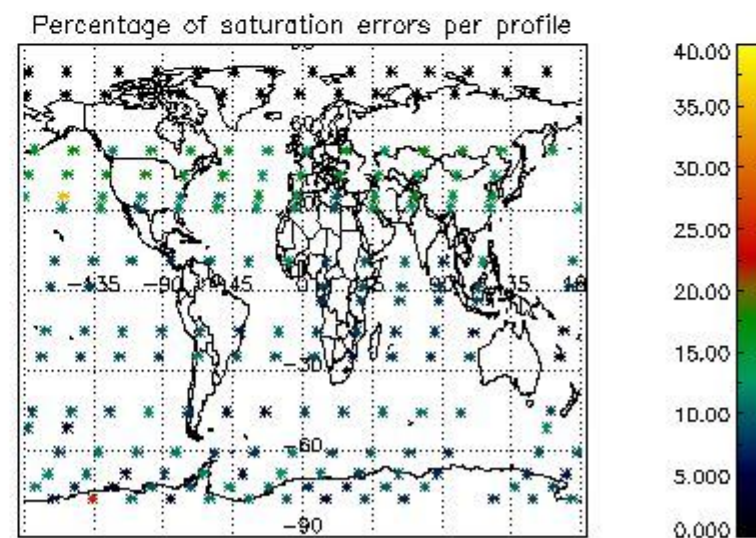
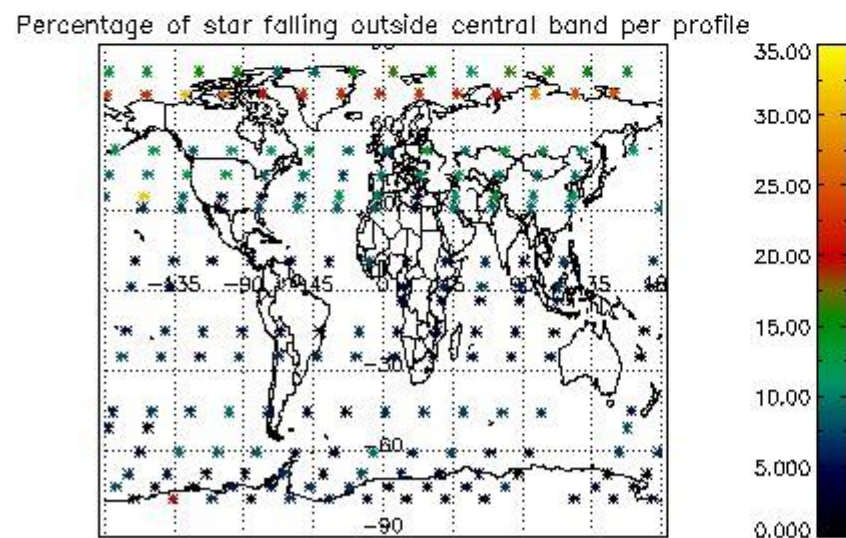
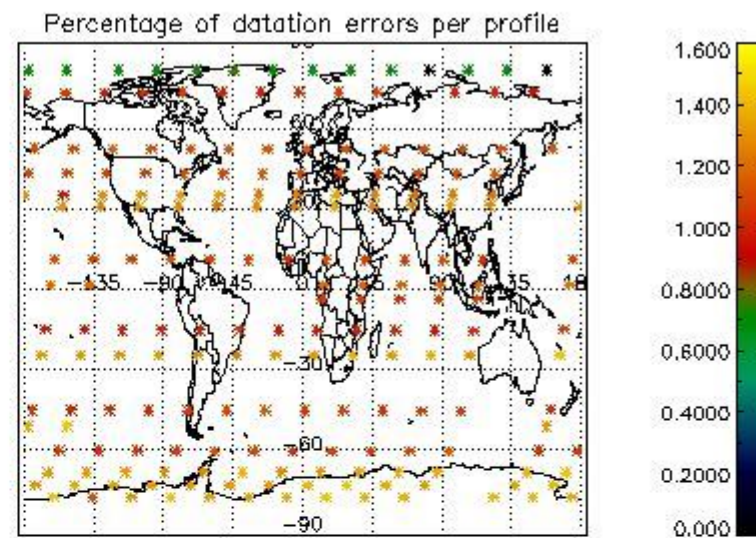
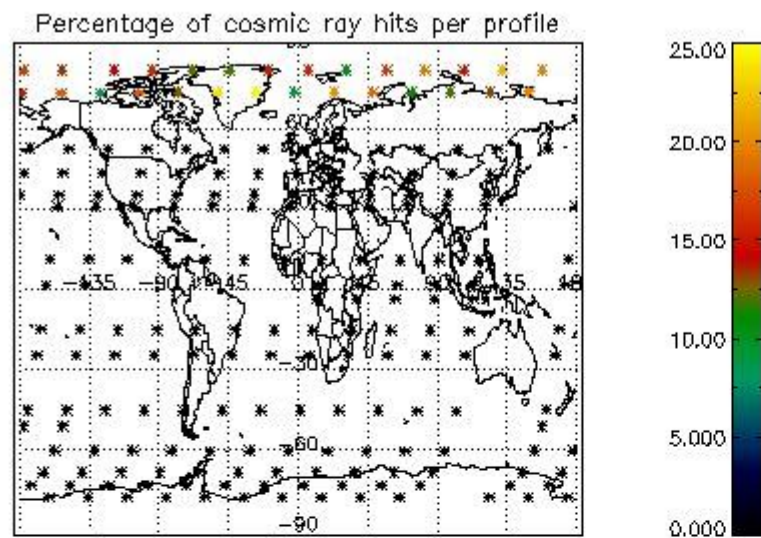
Percentage of star falling outside central band per profile



Percentage of saturation errors per profile



4.2.2 Plot level 1 quality information per product (world map): ENVISAT DESCENDING passes



5. Trace gas profiles

5.1 Ozone statistics based on quality of products

The final quality of the products can be "measured" using the STD (Standard Deviation) attached to every point profile. This information is written to the parameter GOM_NL__2P/NL_LOCAL_SPECIES_DENSITY/o3_std of the level 2 products. The table below shows the statistics for given STD ranges.

The statistics are given with respect to the overall valid production:

- Products without fatal errors: GOM_NL__2P/MPH/PRODUCT_ERR=0
- Valid point profile: GOM_NL__2P/NL_LOCAL_SPECIES_DENSITY/pcd(0)=0

The 'Criteria' is applied to valid points of dark limb products:

- Products in dark limb illumination condition: GOM_NL__2P/NL_SUMMARY_QUALITY/obs_ill_cond=0
- Products without fatal errors: GOM_NL__2P/MPH/PRODUCT_ERR=0
- Valid point profile: GOM_NL__2P/NL_LOCAL_SPECIES_DENSITY/pcd(0)=0

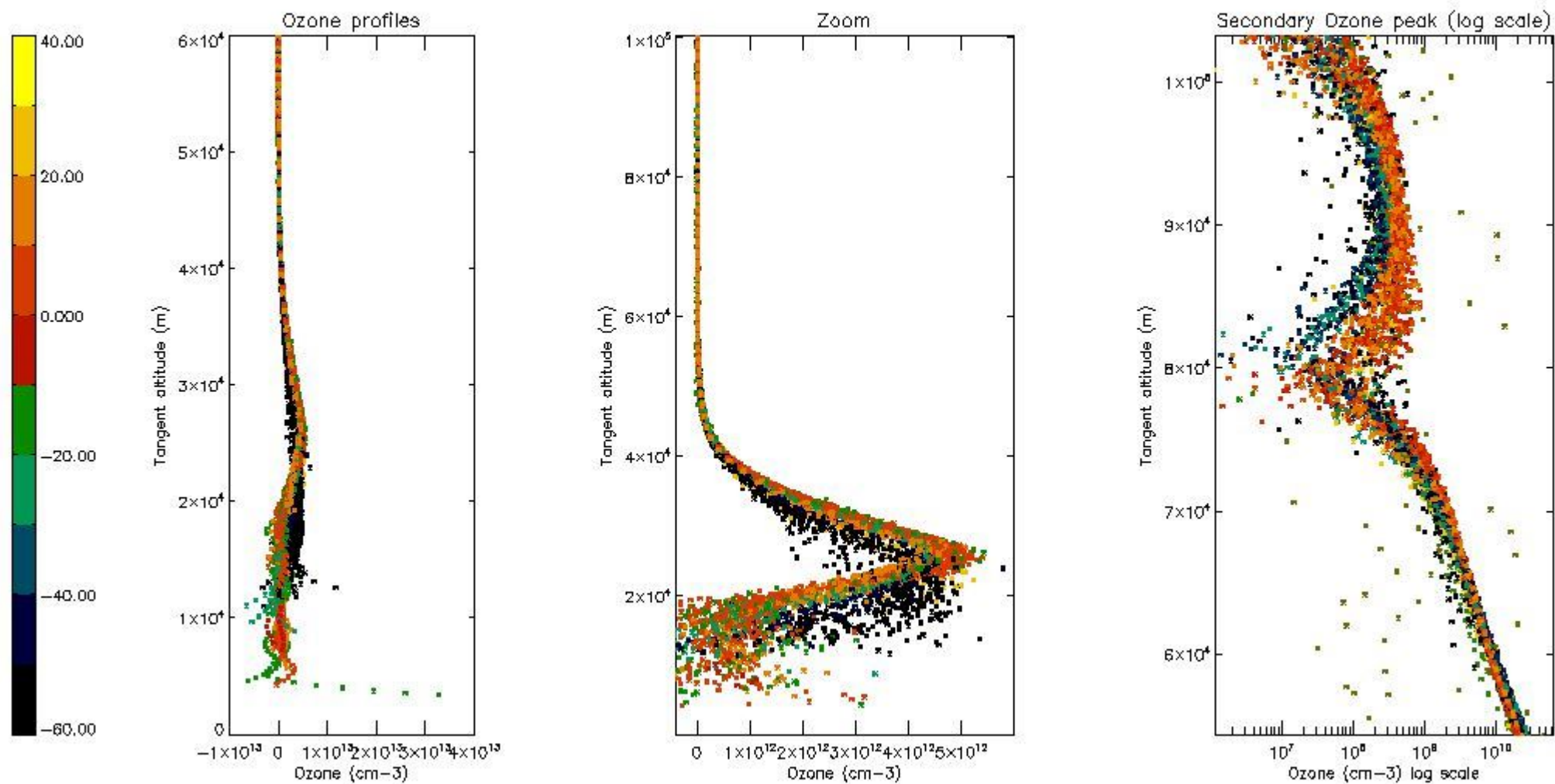
So, the table below shows the percentage of dark limb and valid observations for each criteria with respect to the overall valid daily observations.

Criteria	% of total production
All STD	33
STD < 20	21

STD < 10	18
STD < 5	14

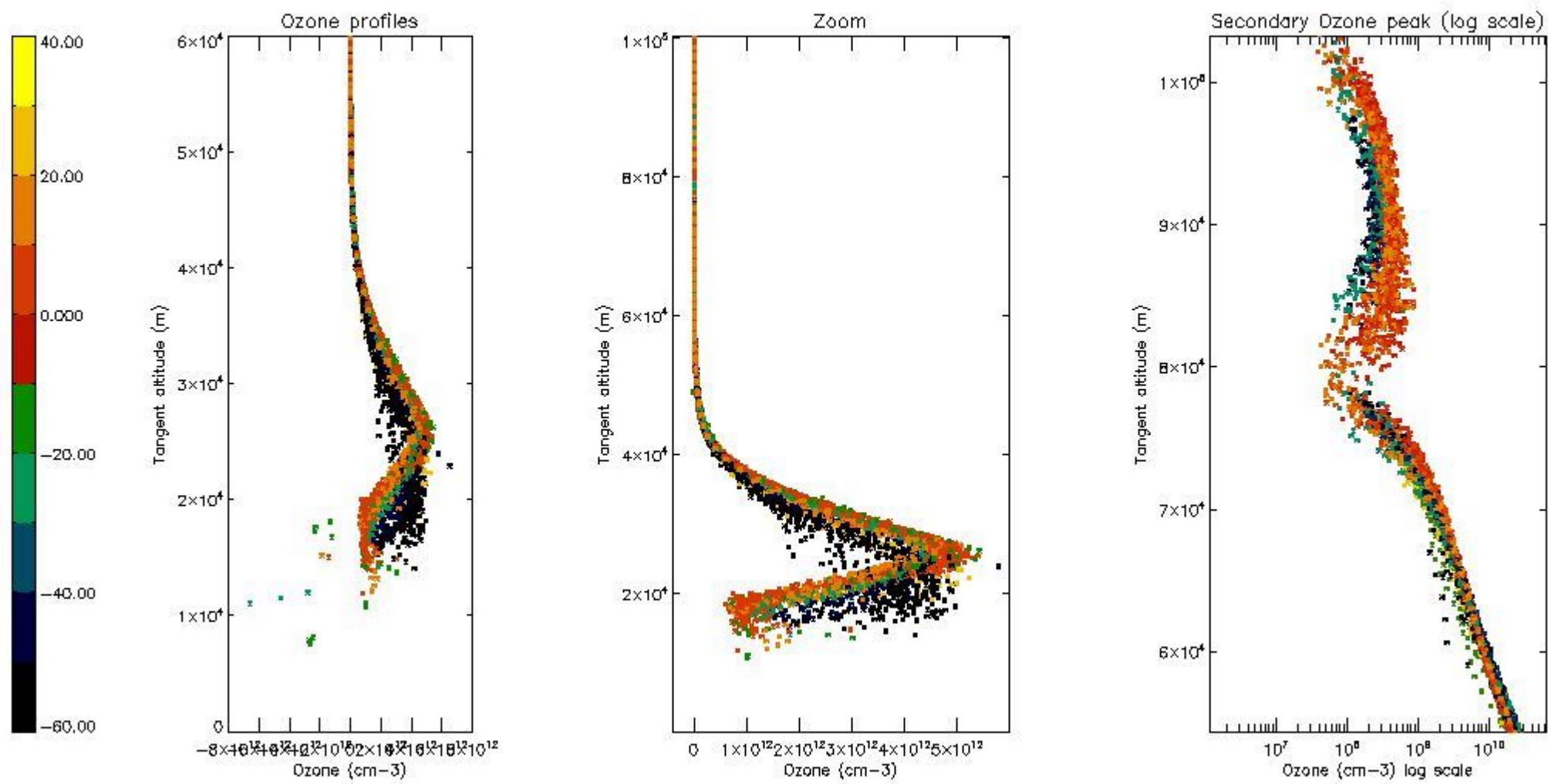
5.2 Plot ozone profiles for all STD (dark without errors)

The colorbar represents the latitude.



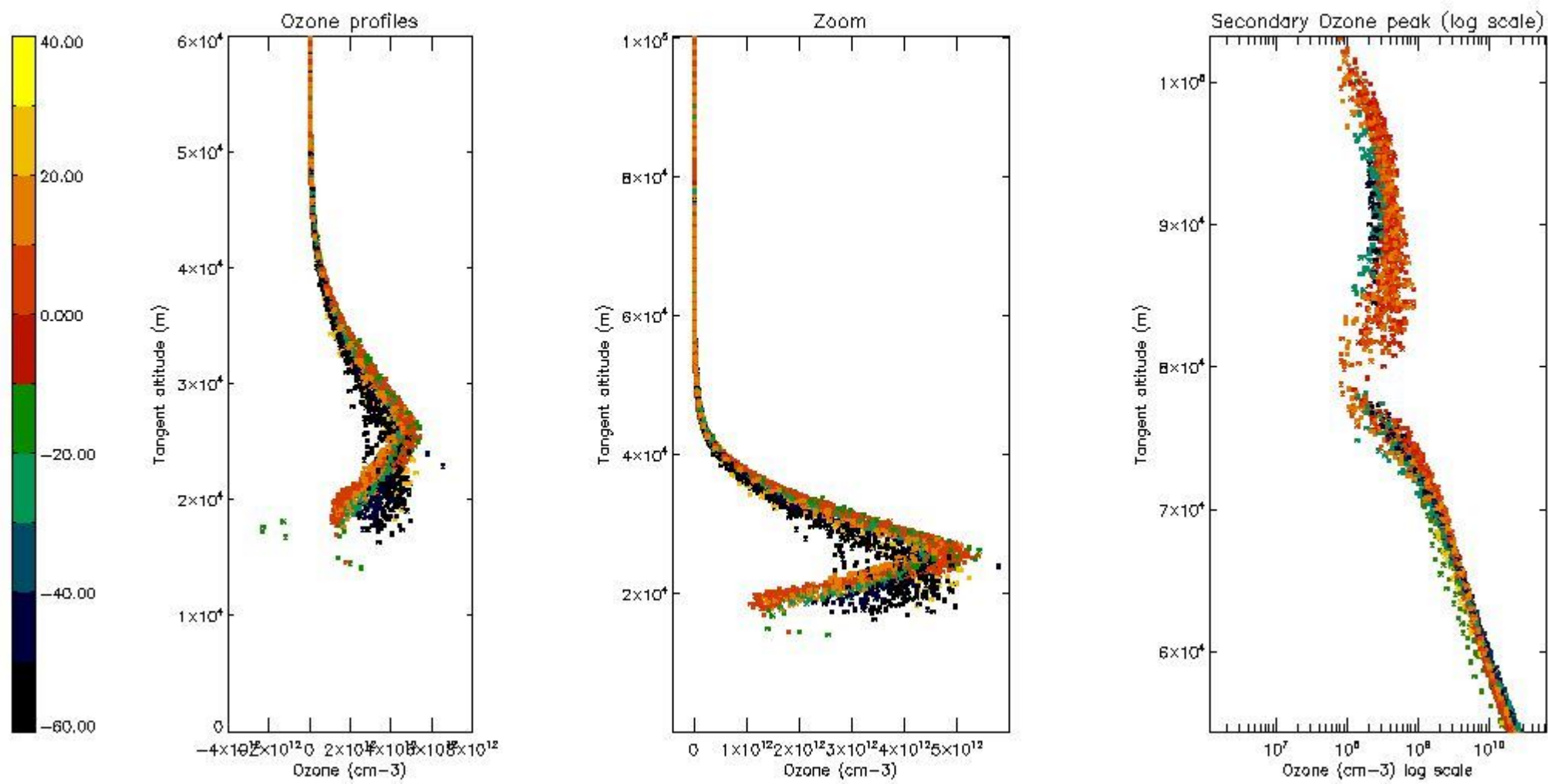
5.3 Plot ozone profiles where STD < 20% (dark without errors)

The colorbar represents the latitude.



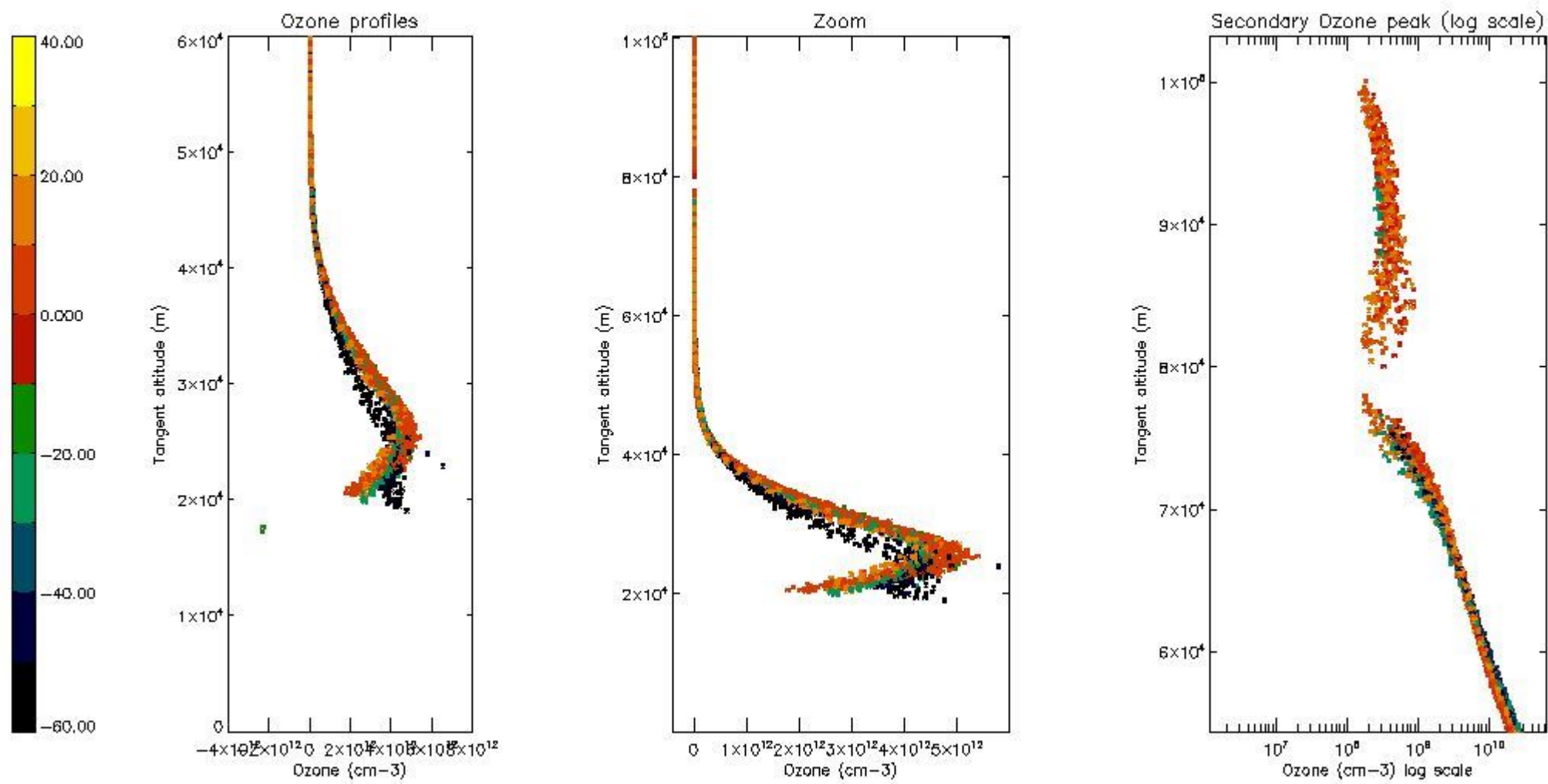
5.4 Plot ozone profiles where STD < 10% (dark without errors)

The colorbar represents the latitude.



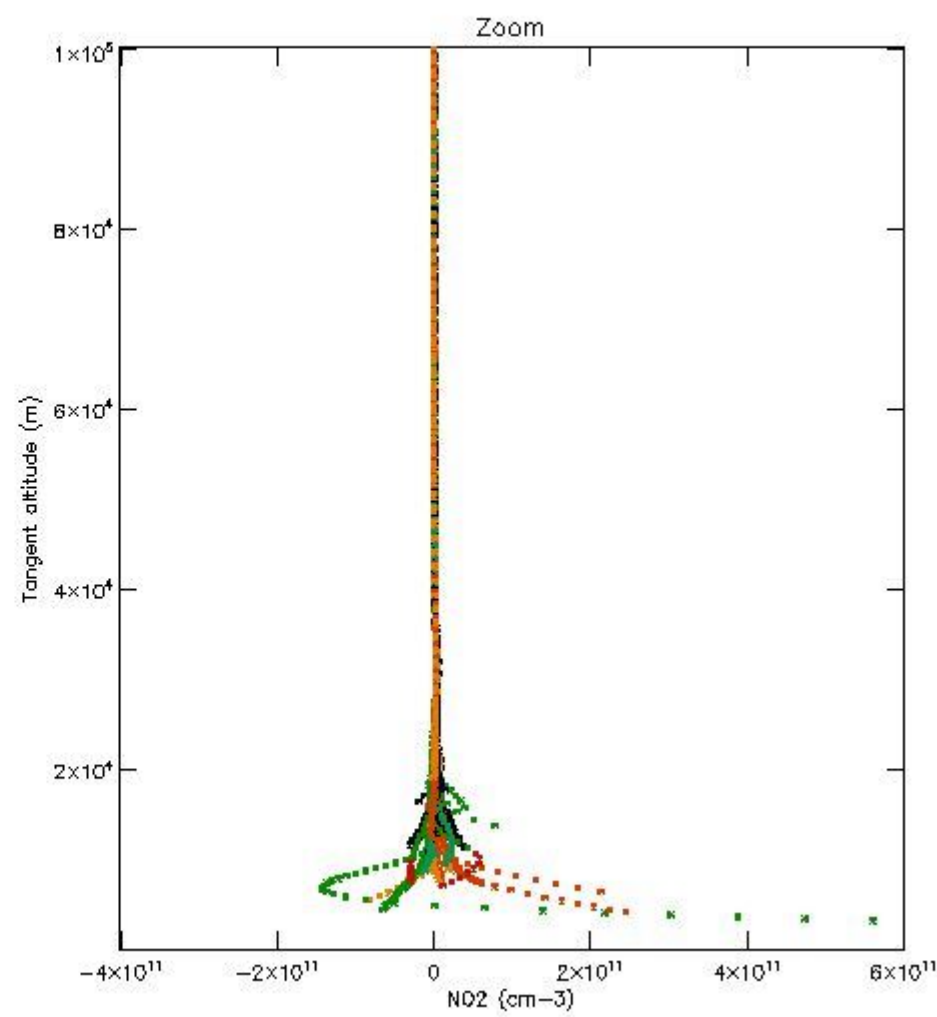
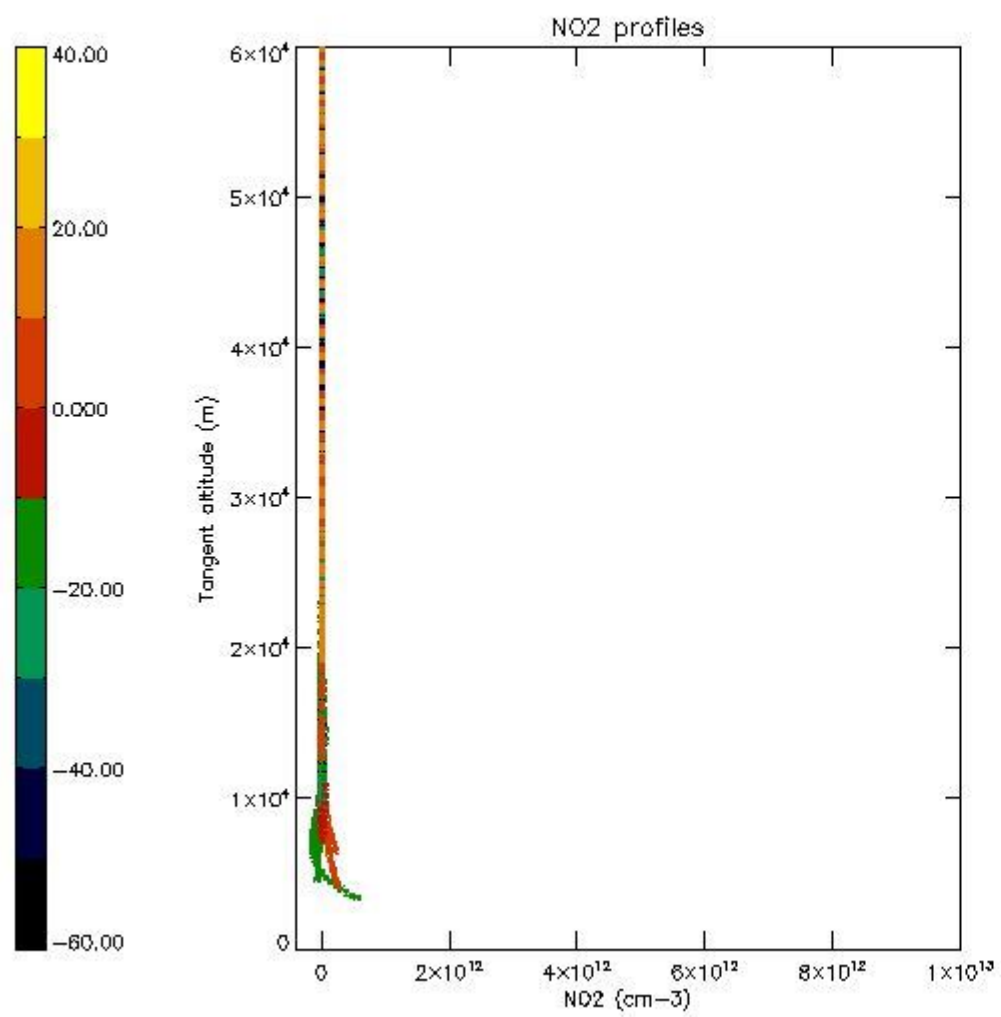
5.5 Plot ozone profiles where STD < 5% (dark without errors)

The colorbar represents the latitude.



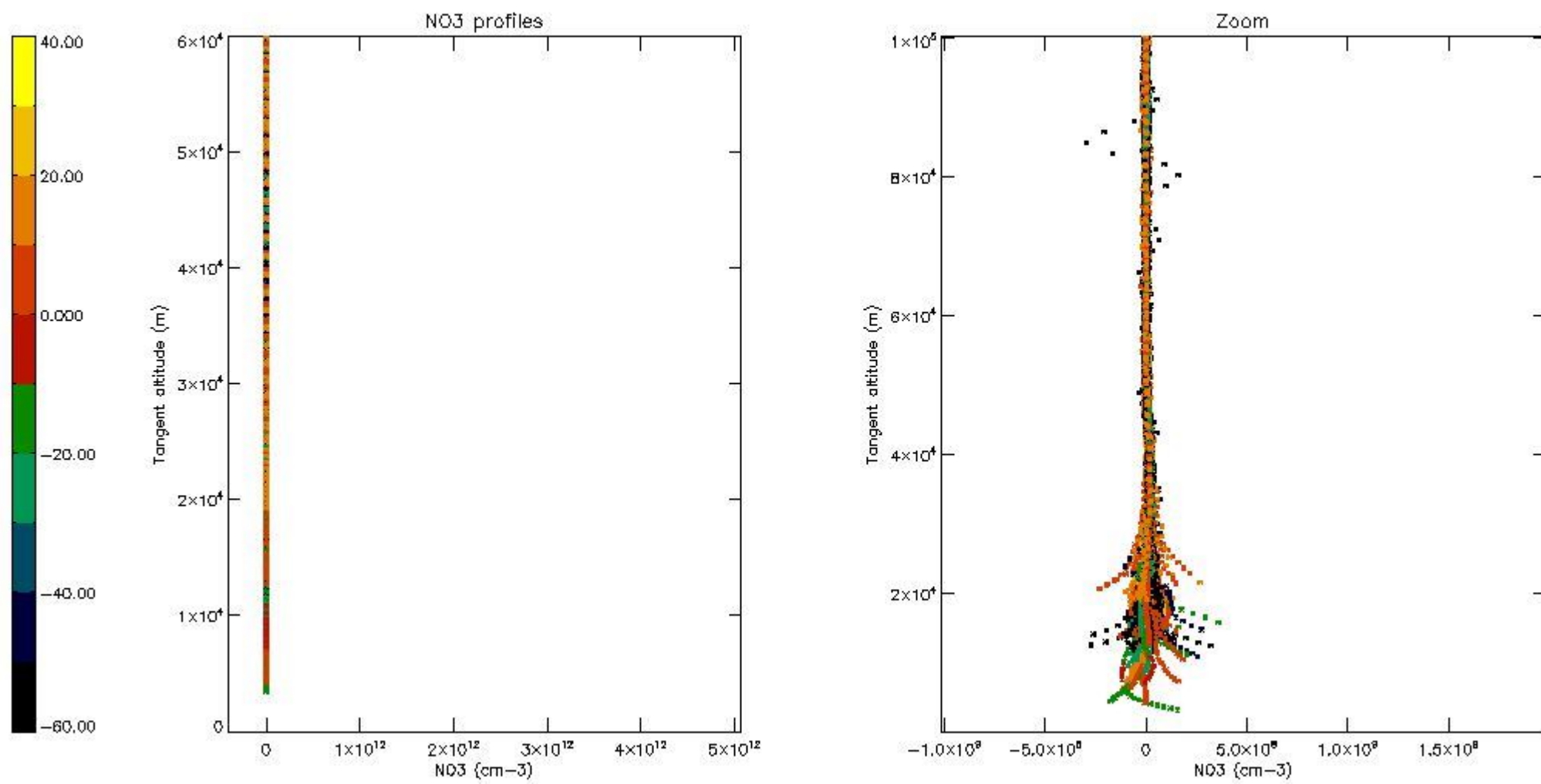
5.6 Plot NO₂ profiles for all STD (dark without errors)

The colorbar represents the latitude.



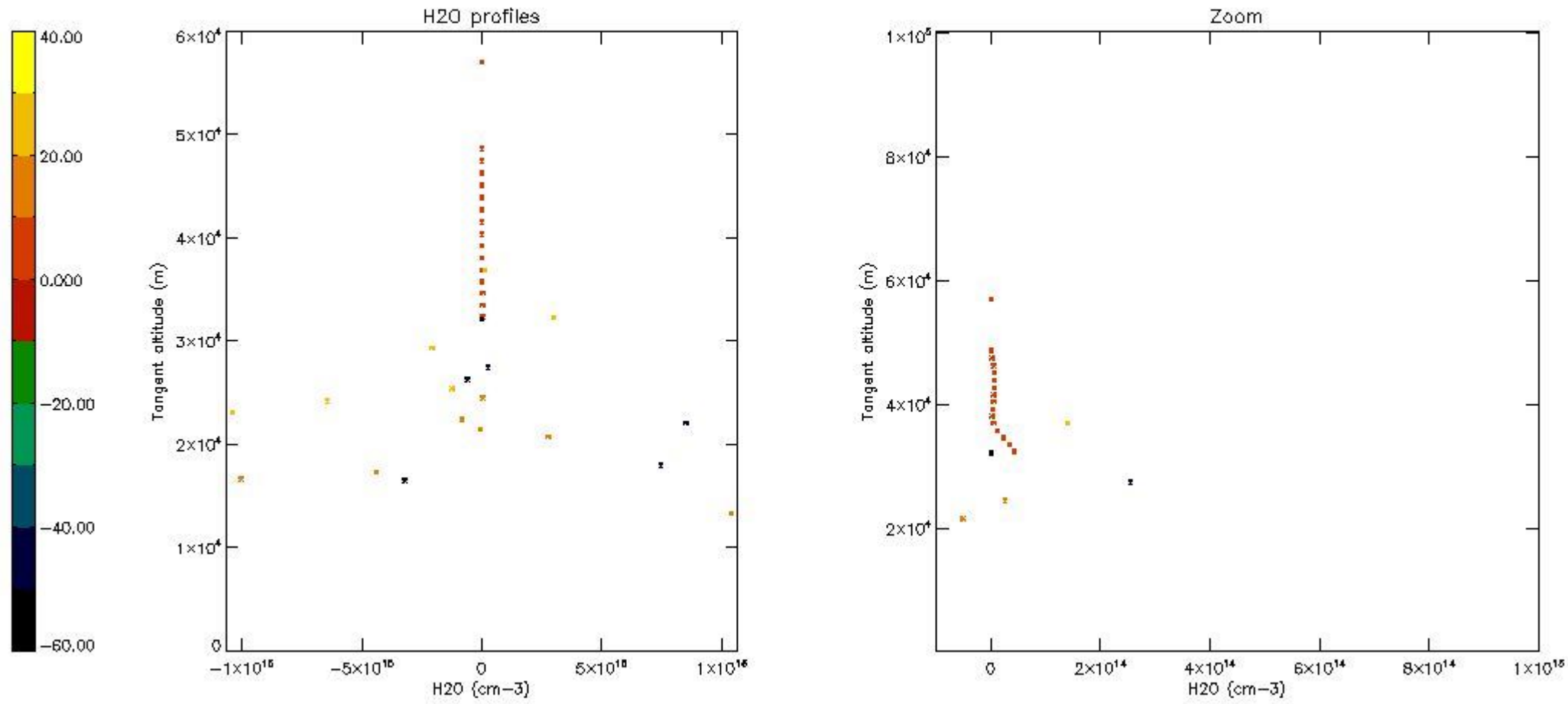
5.7 Plot NO3 profiles for all STD (dark without errors)

The colorbar represents the latitude.



5.8 Plot H₂O profiles for all STD (only for occultations of stars 1,2,3,4,13,14,16,26,63 dark without errors)

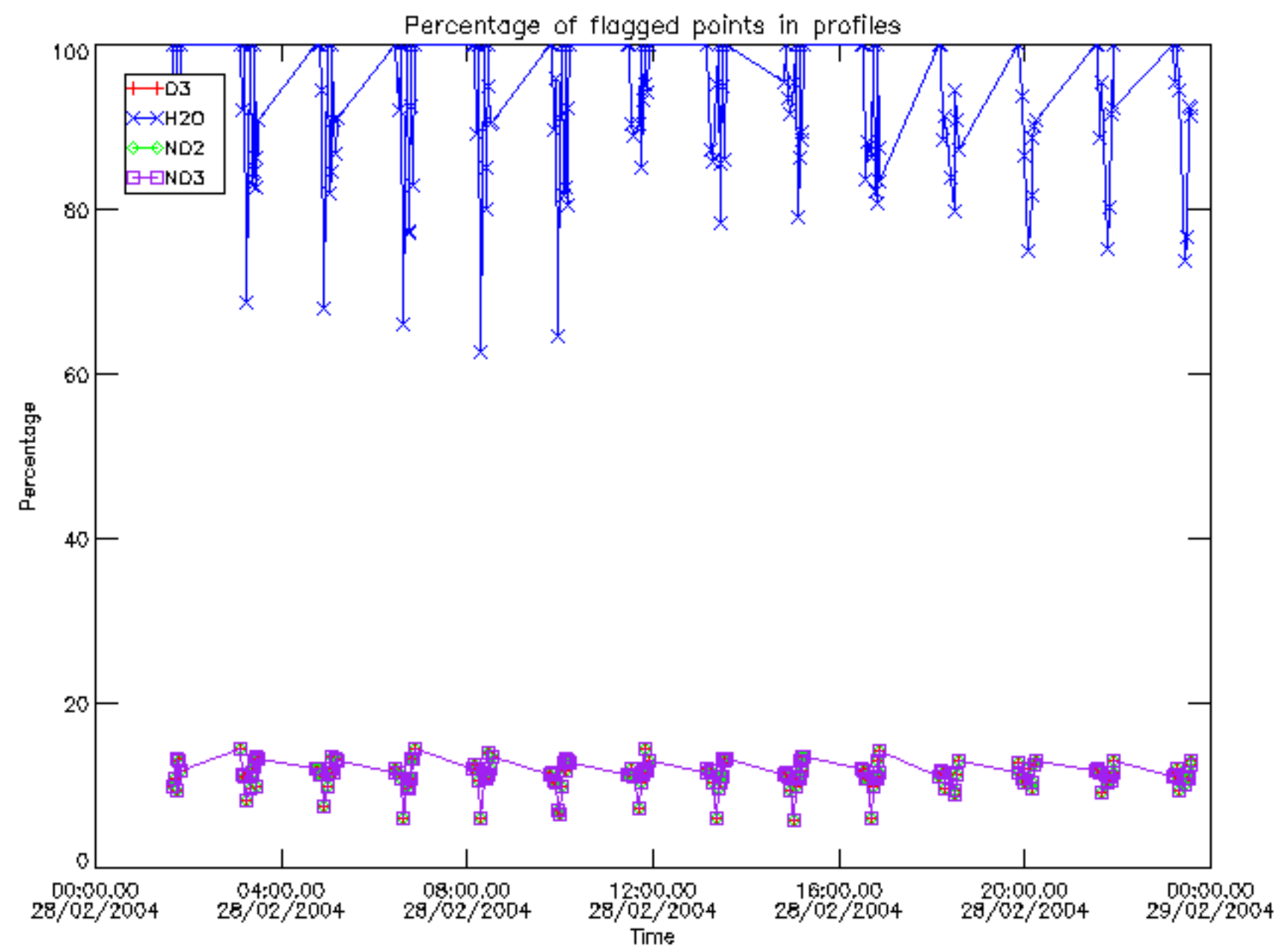
The colorbar represents the latitude.



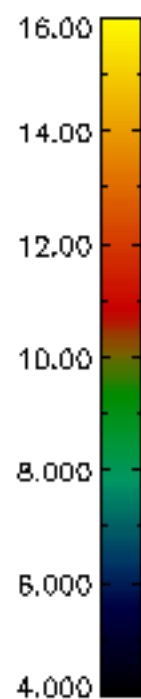
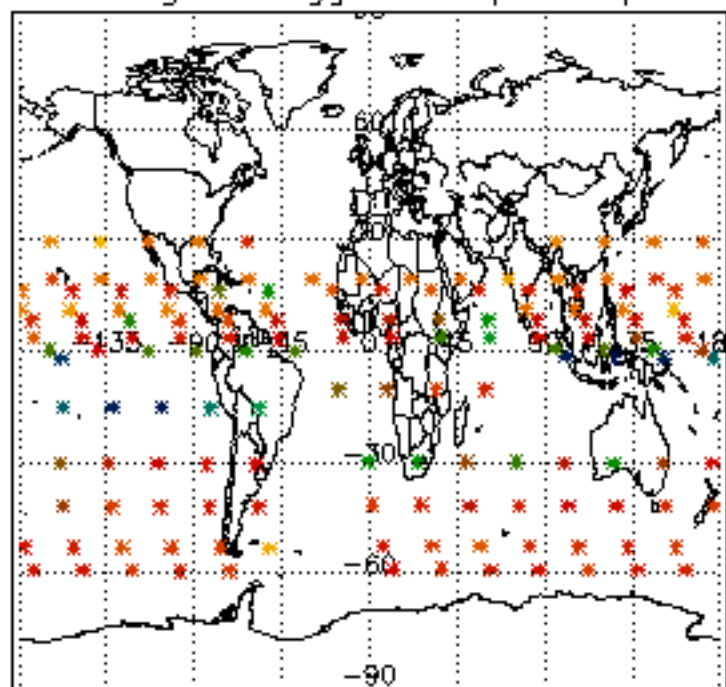
6. Auxiliary Data Files used for the production reported in section 2

The number reported in the third column indicates since which file (see list in section 2) the corresponding auxiliary file has been used. The fourth column is the date of those product files.

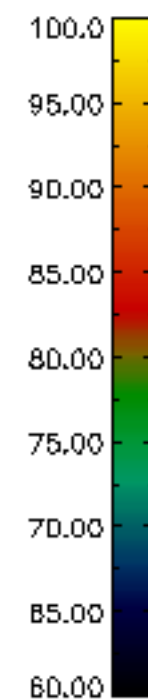
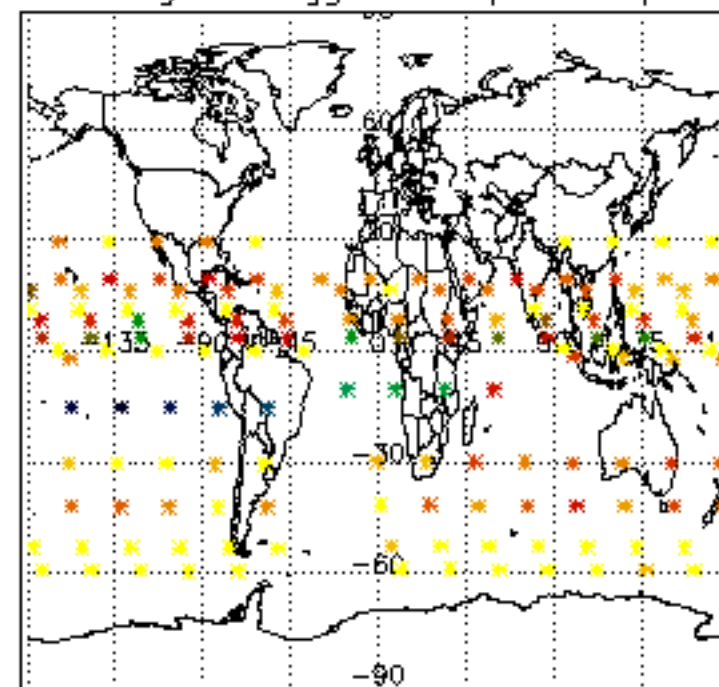
Type	Auxiliary Filename	Used since product	Used since product date
INST_PHYS_CHARACTERISTICS	GOM_INS_AXVIEC20091111_143220_20030716_120000_20500101_000000	1	28-FEB-2004 01:39:39
LEVEL-2_PROC_CONFIG	GOM_PR2_AXVIEC20091111_152718_20020301_000000_20500101_000000	1	28-FEB-2004 01:39:39
CROSS_SECTIONS_FILE	GOM_CRS_AXVIEC20091111_154832_20020301_000000_20500101_000000	1	28-FEB-2004 01:39:39



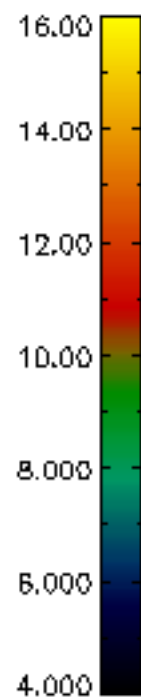
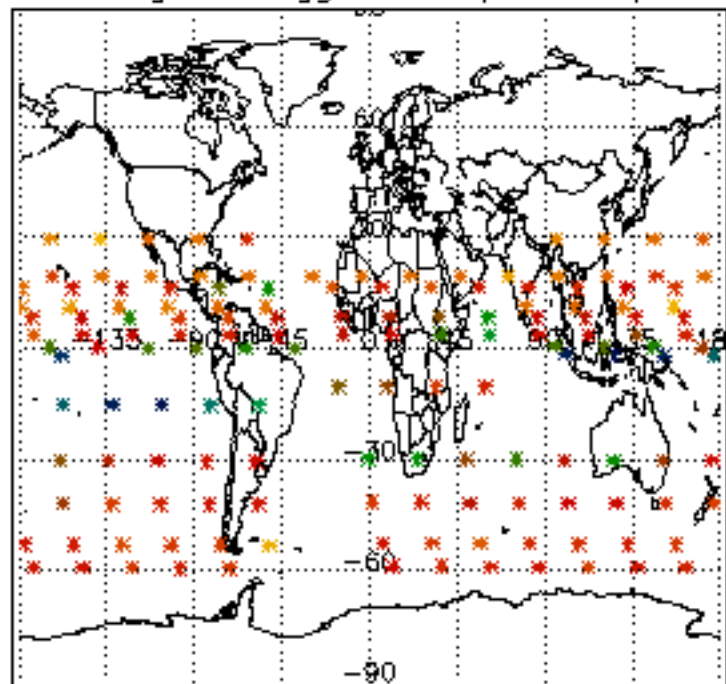
Percentage of flagged data per D3 profile



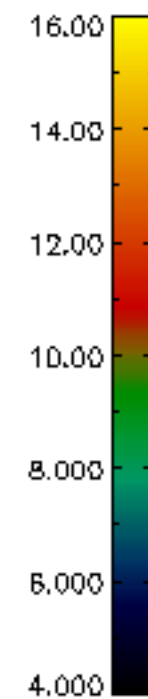
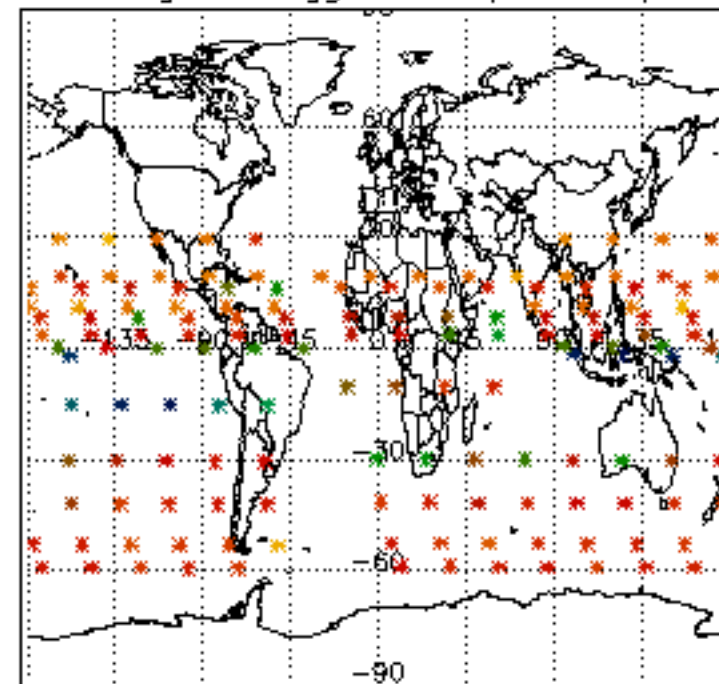
Percentage of flagged data per H2O profile

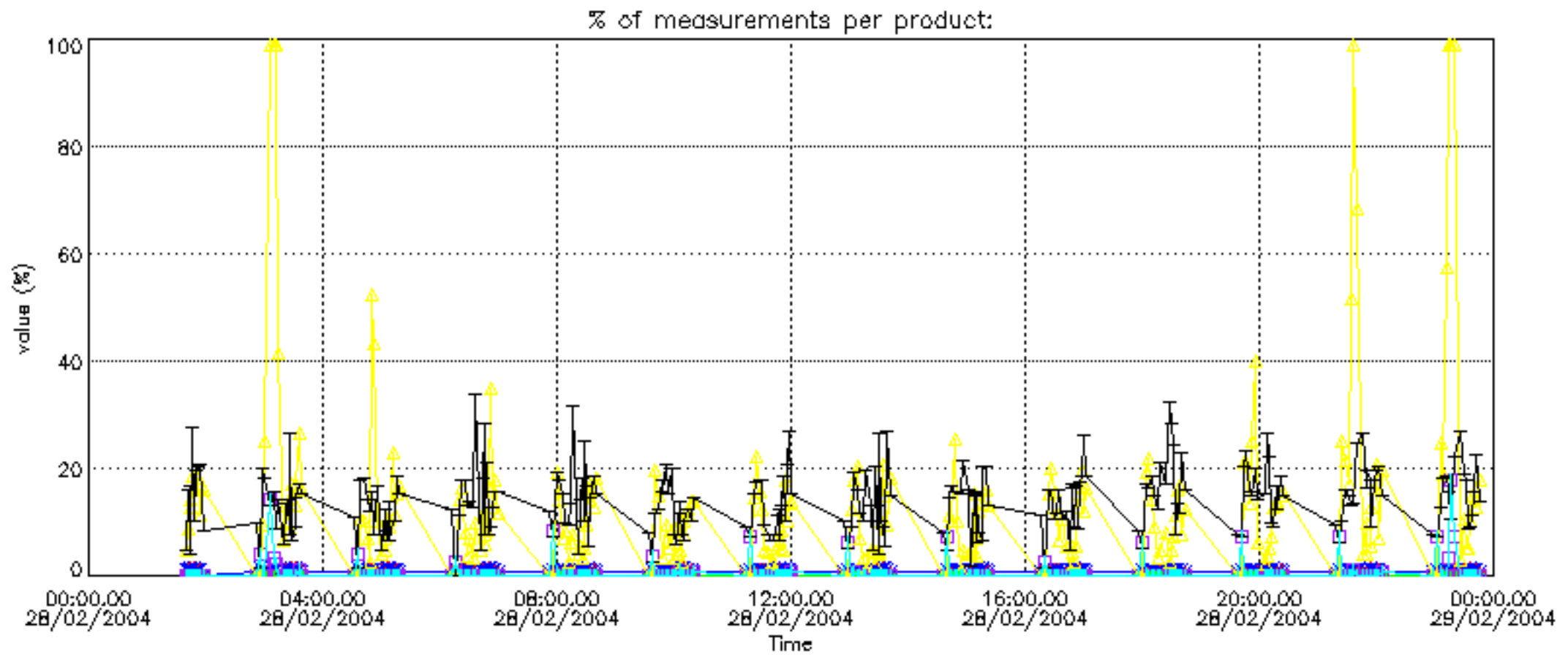


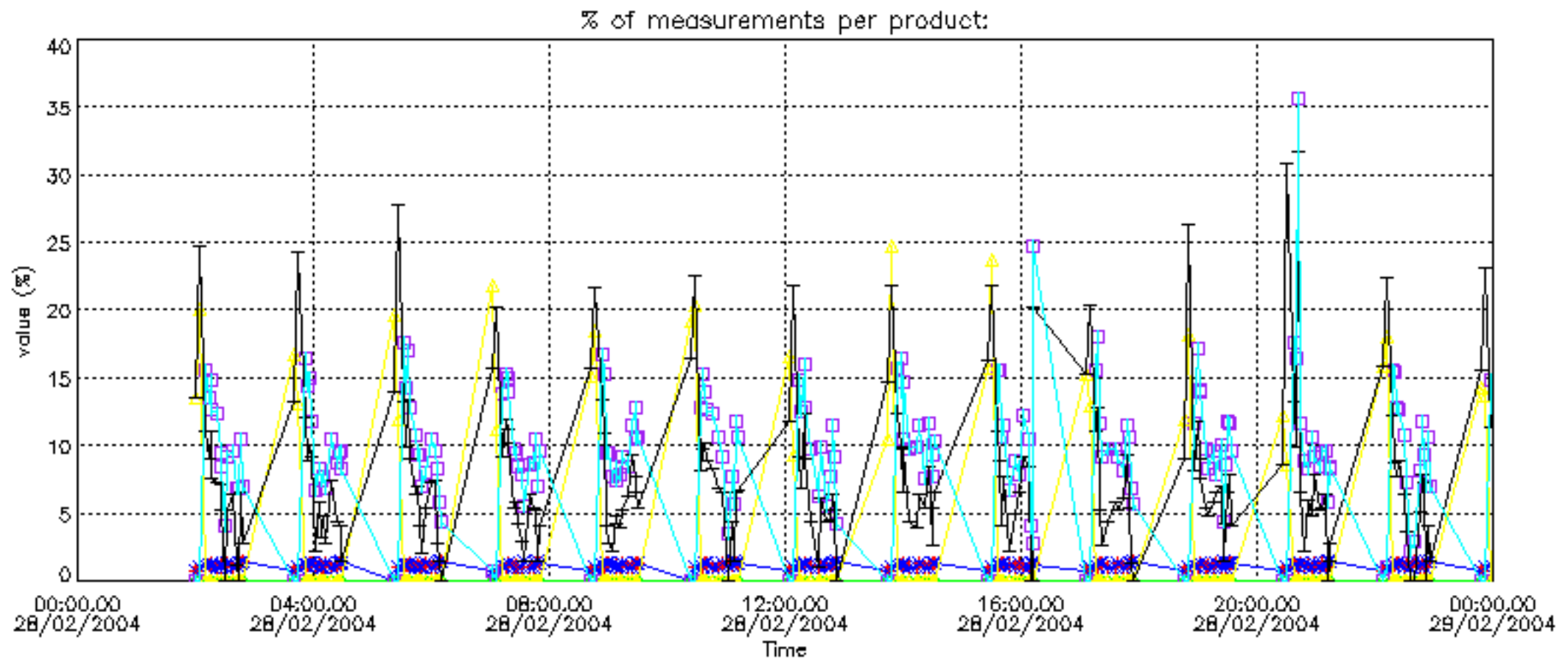
Percentage of flagged data per NO2 profile



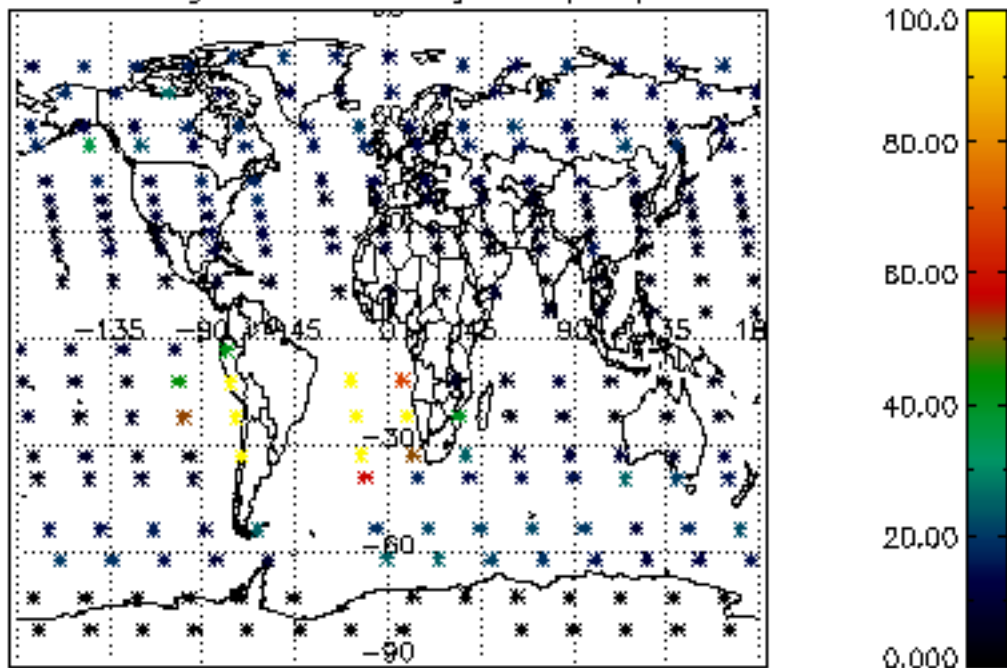
Percentage of flagged data per NO3 profile



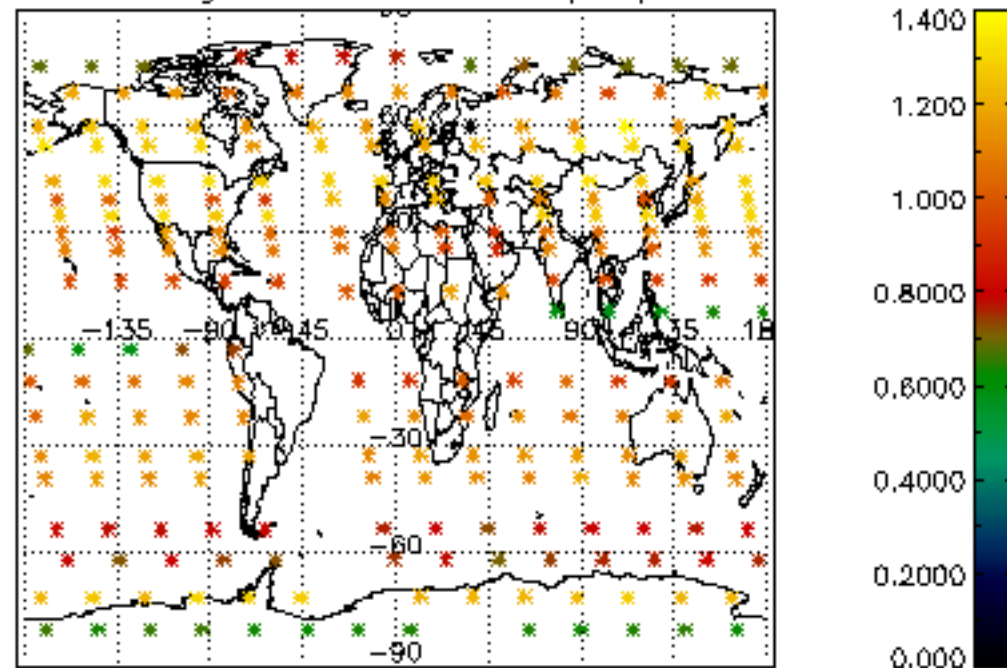




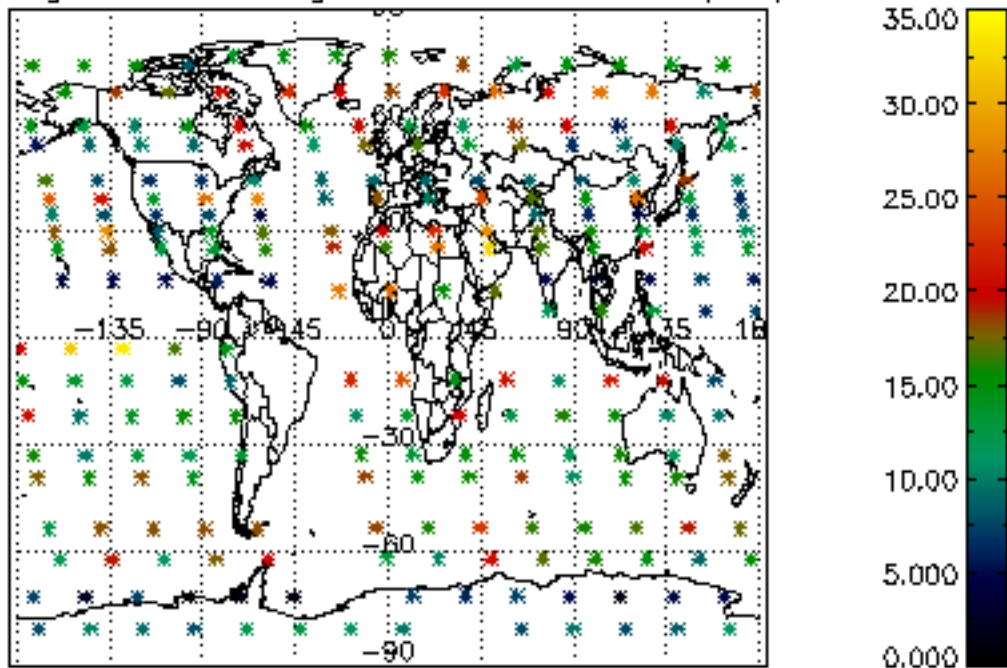
Percentage of cosmic ray hits per profile



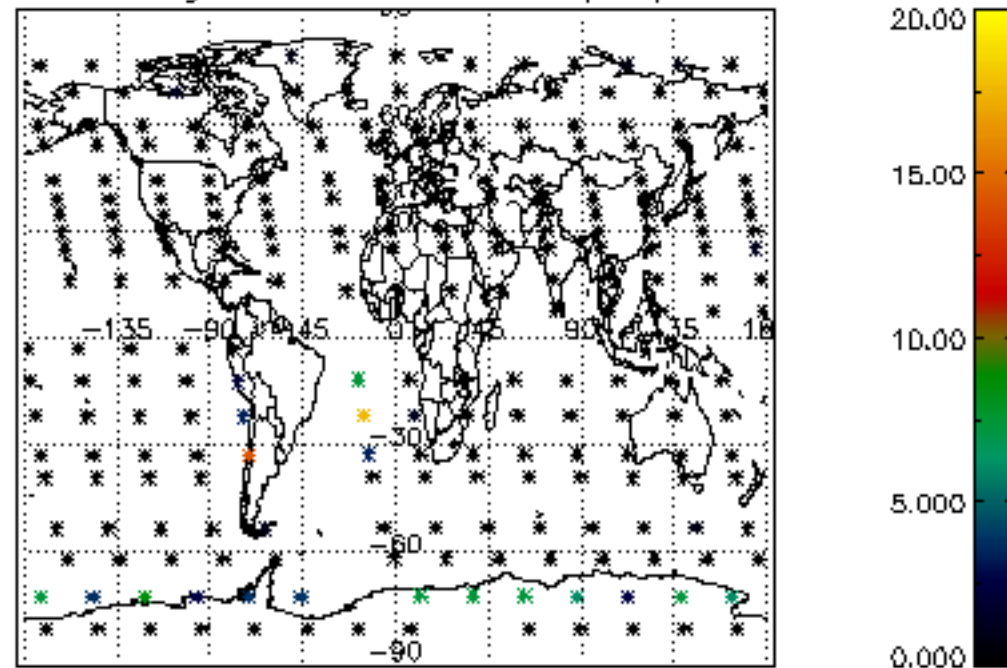
Percentage of datation errors per profile



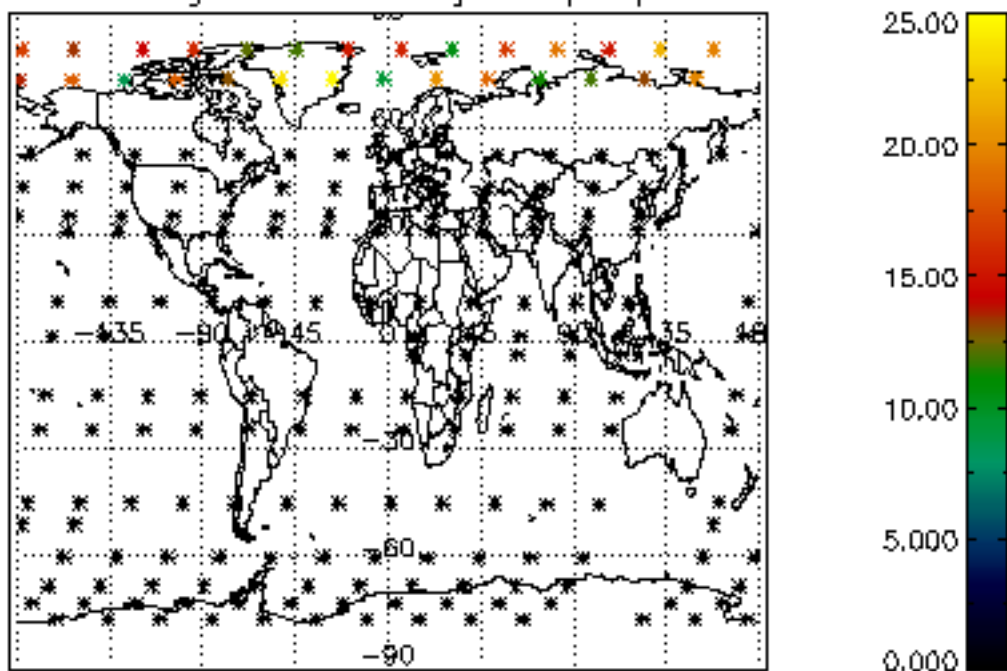
Percentage of star falling outside central band per profile



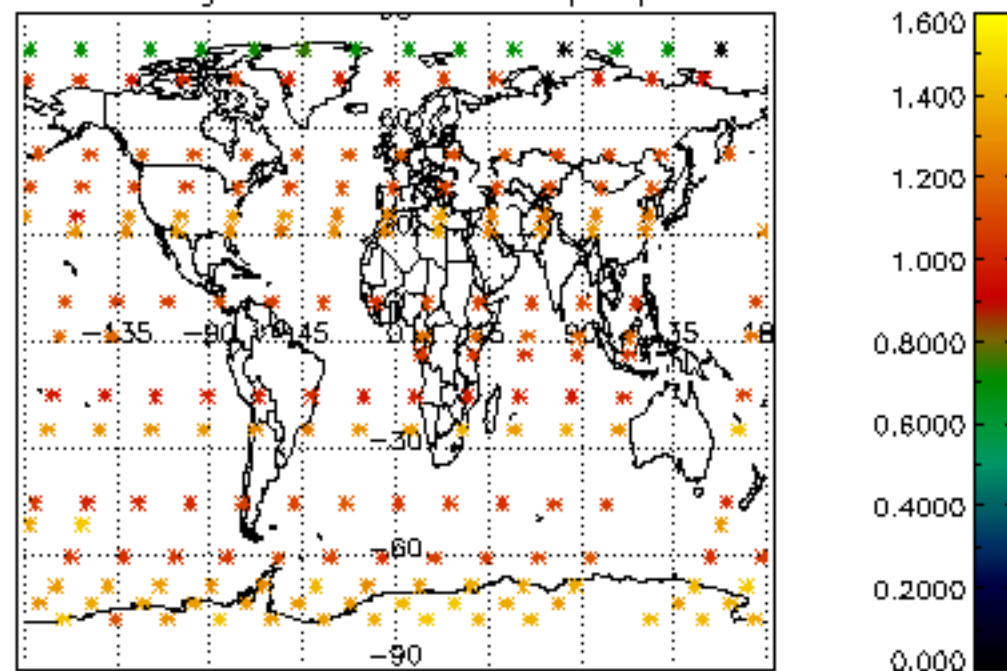
Percentage of saturation errors per profile



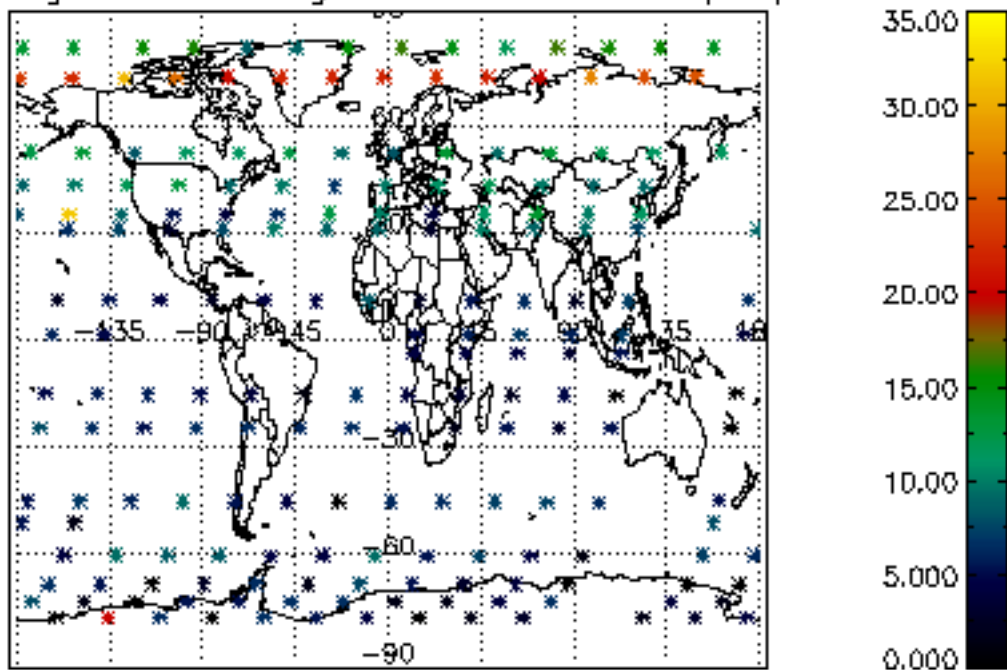
Percentage of cosmic ray hits per profile



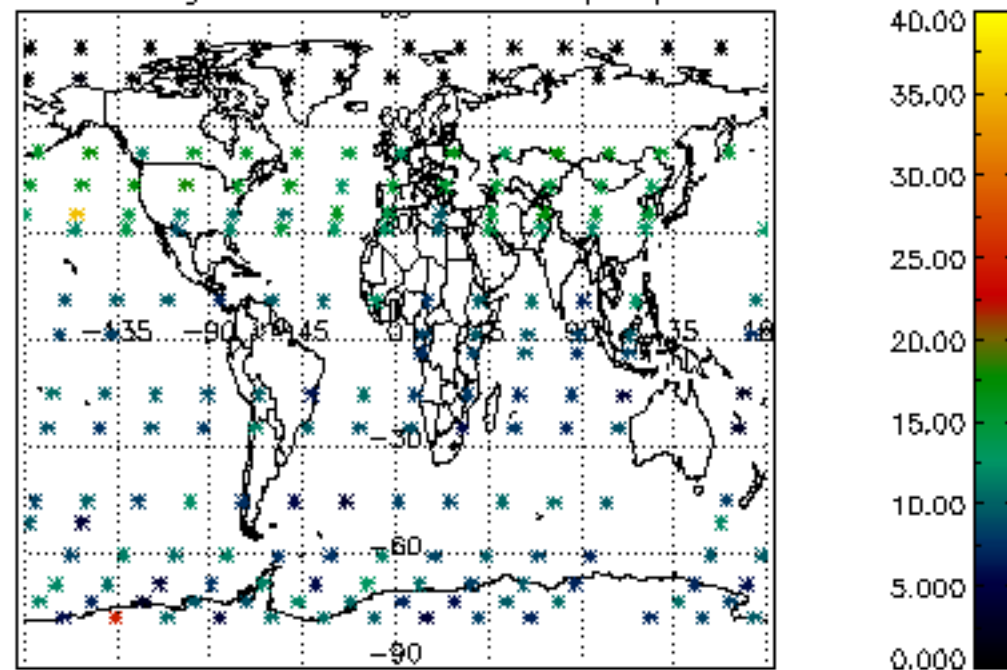
Percentage of datation errors per profile

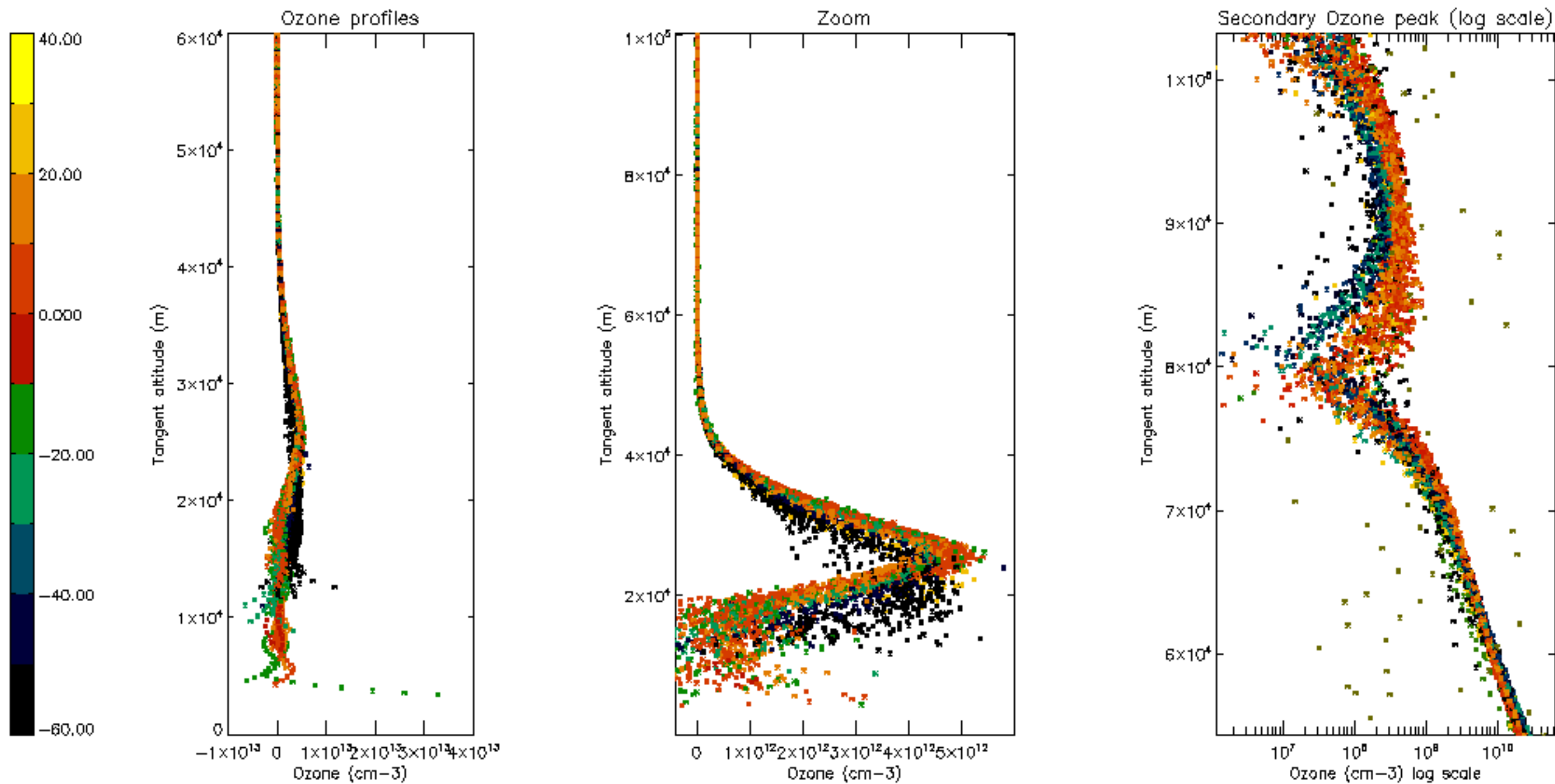


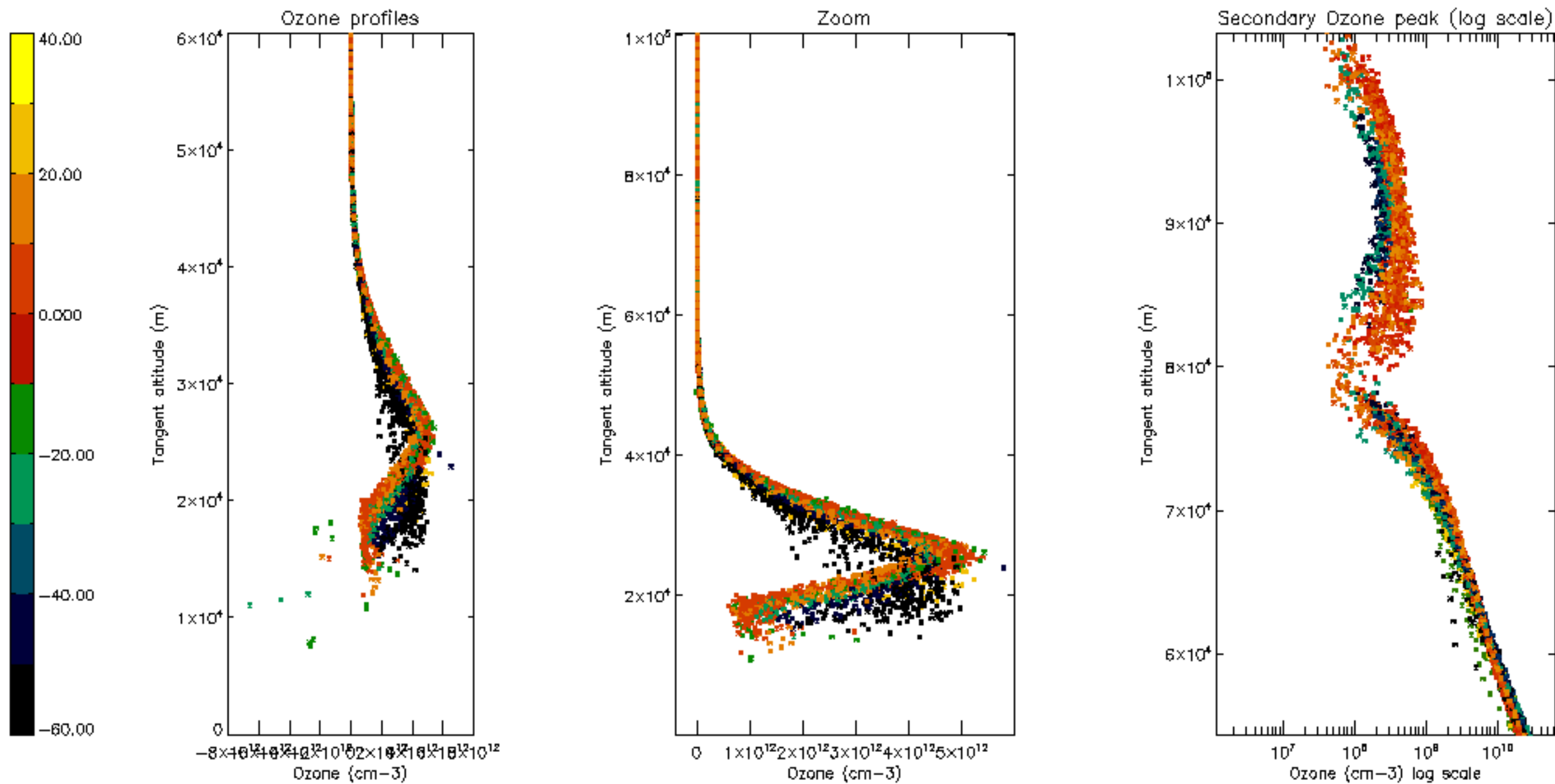
Percentage of star falling outside central band per profile

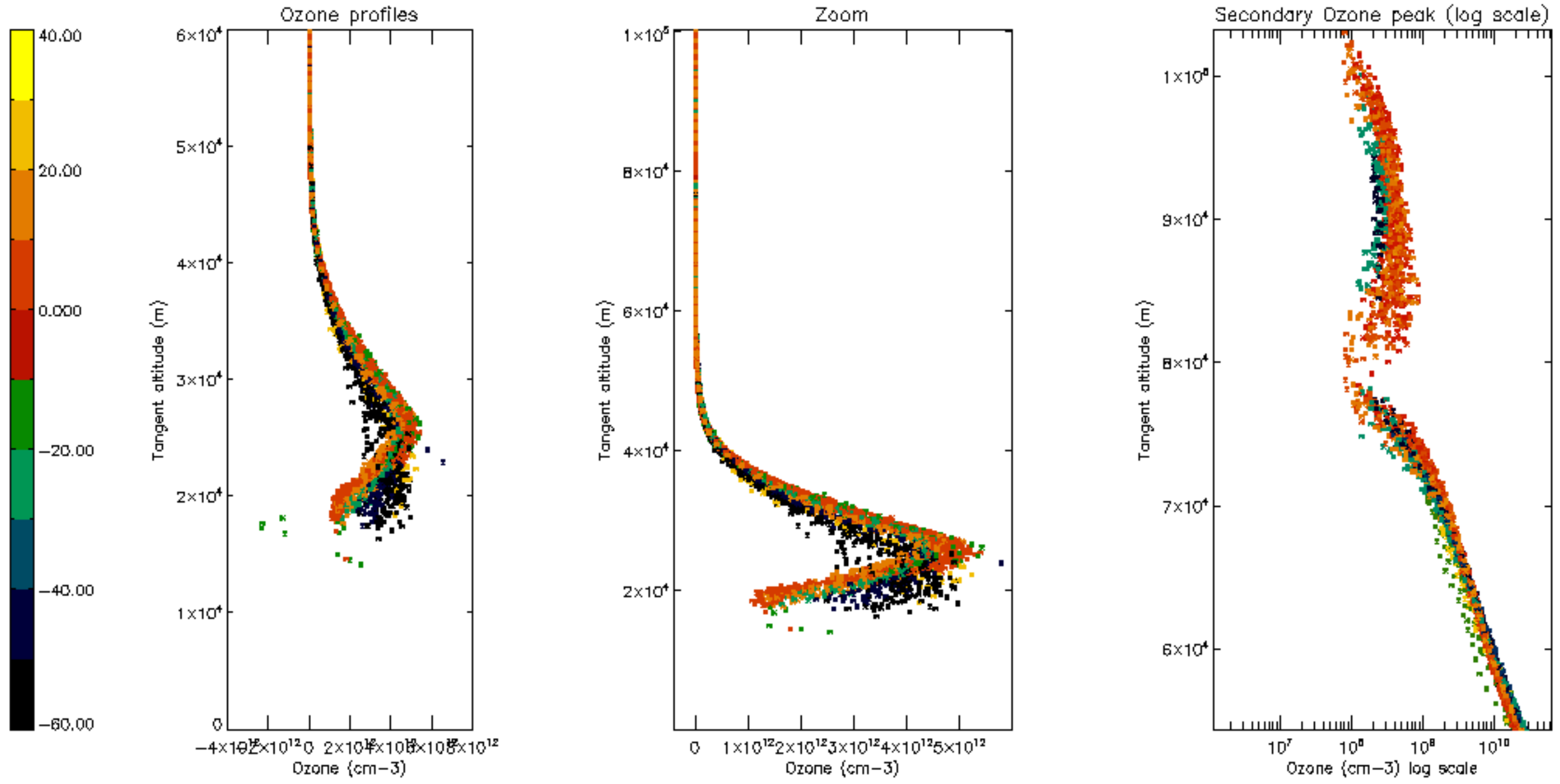


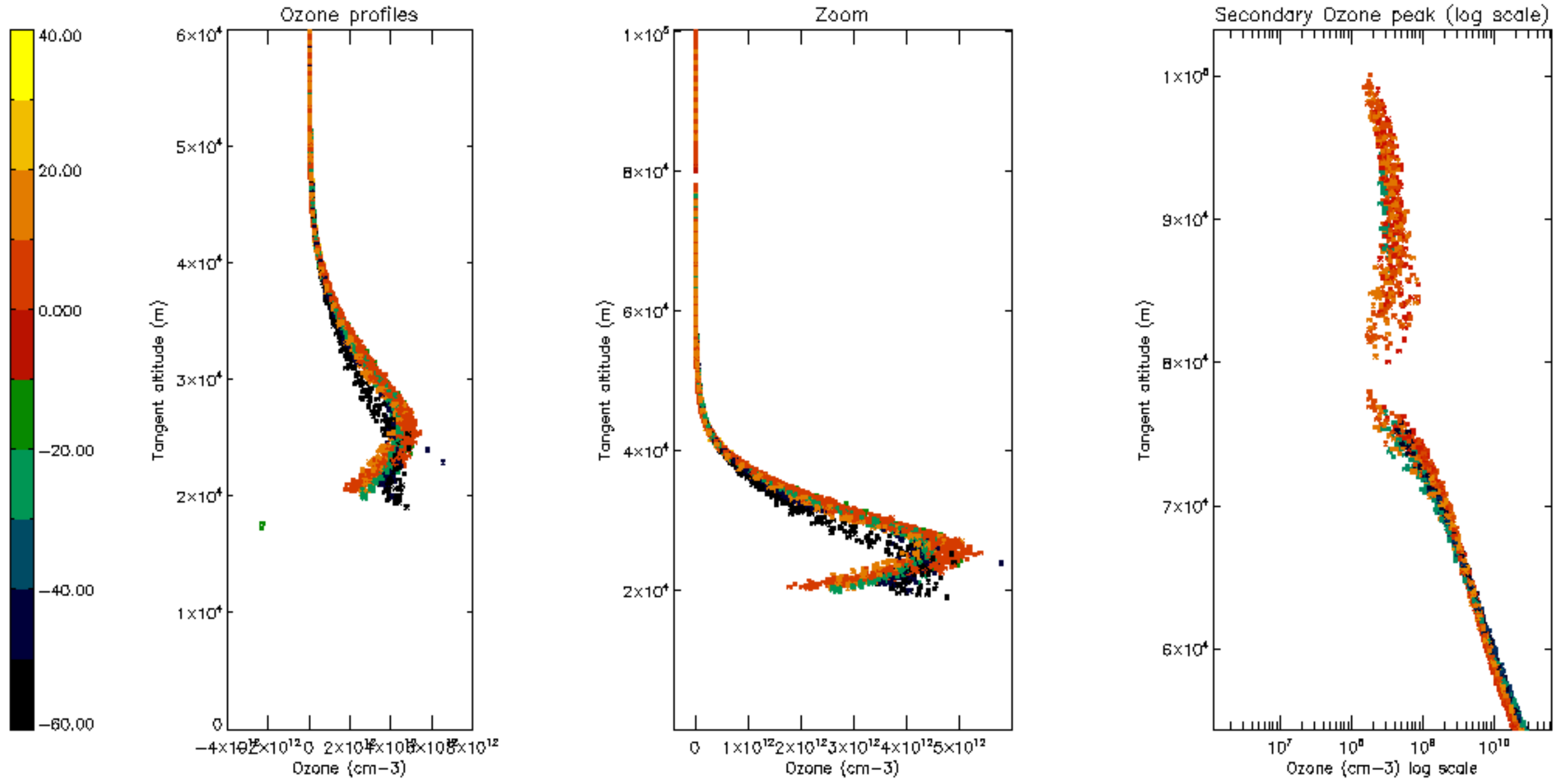
Percentage of saturation errors per profile

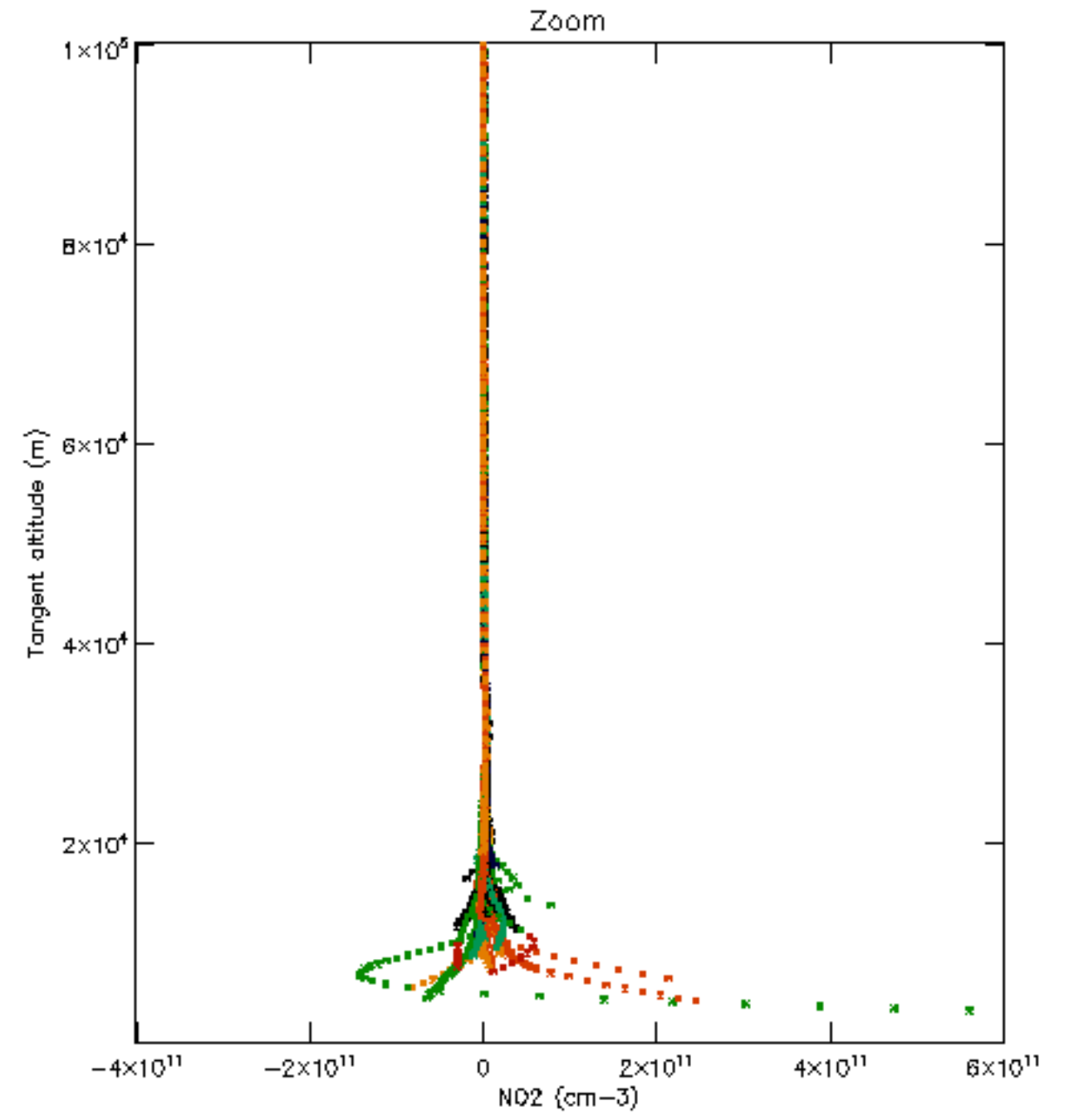
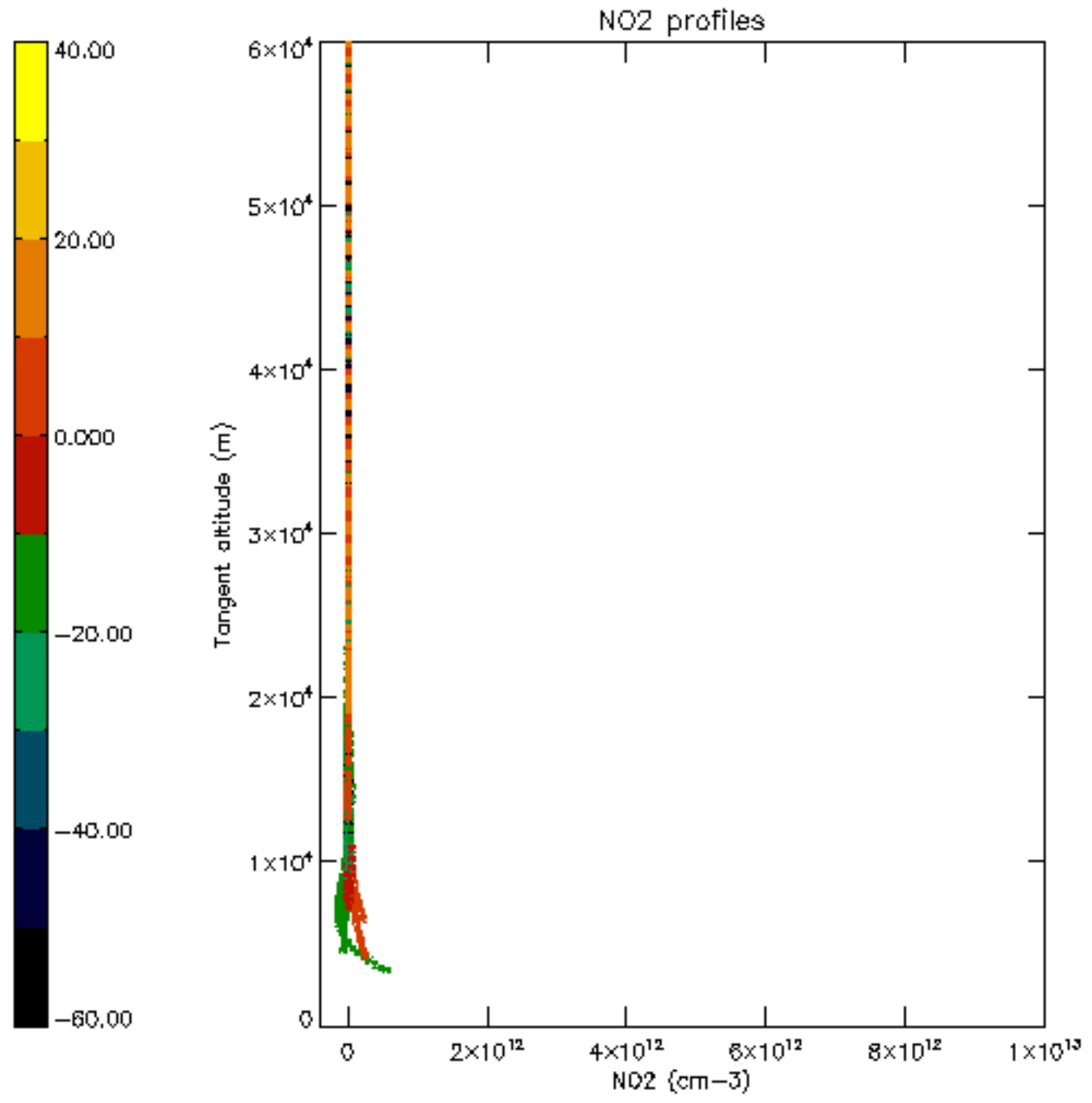


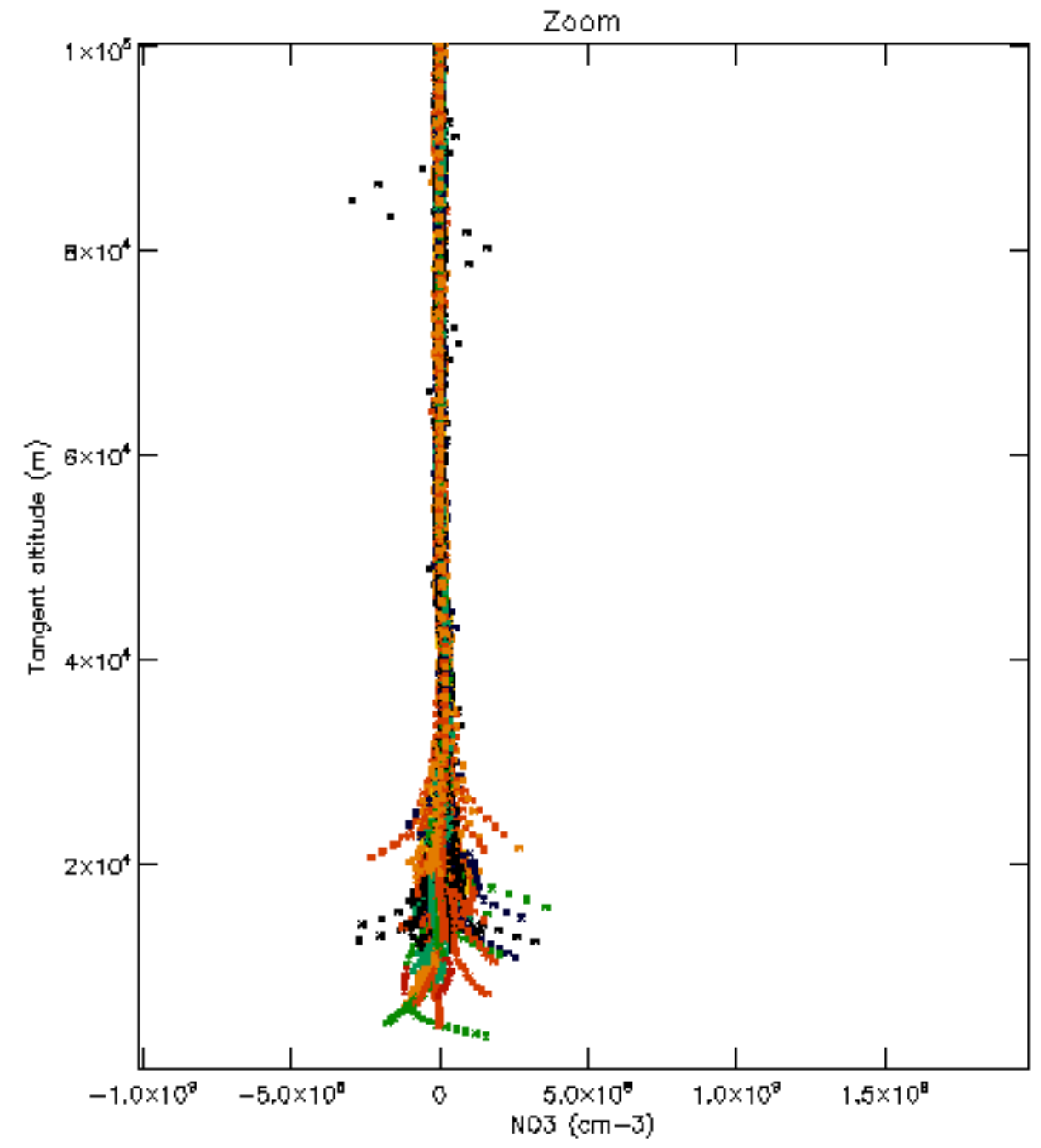
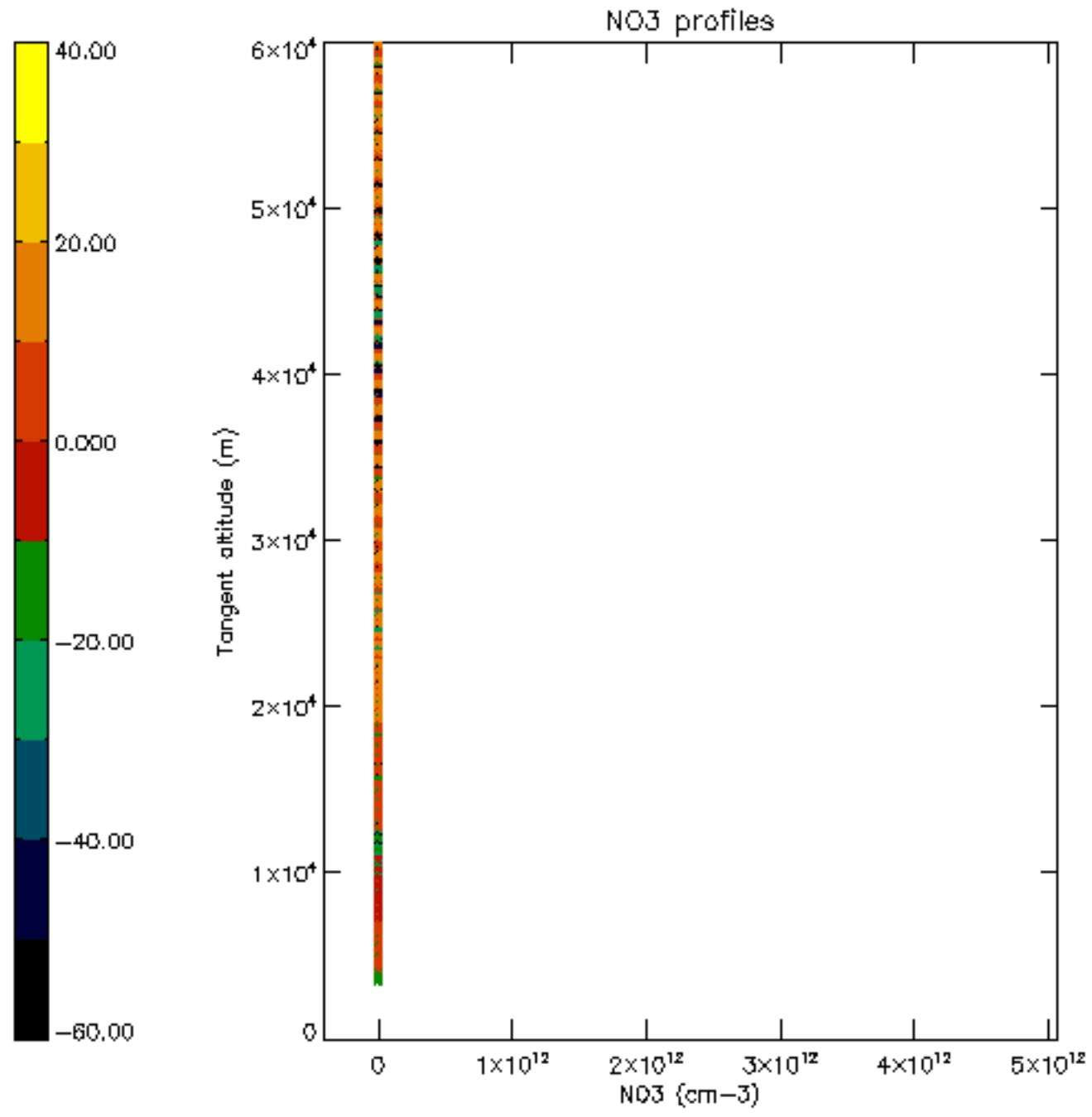


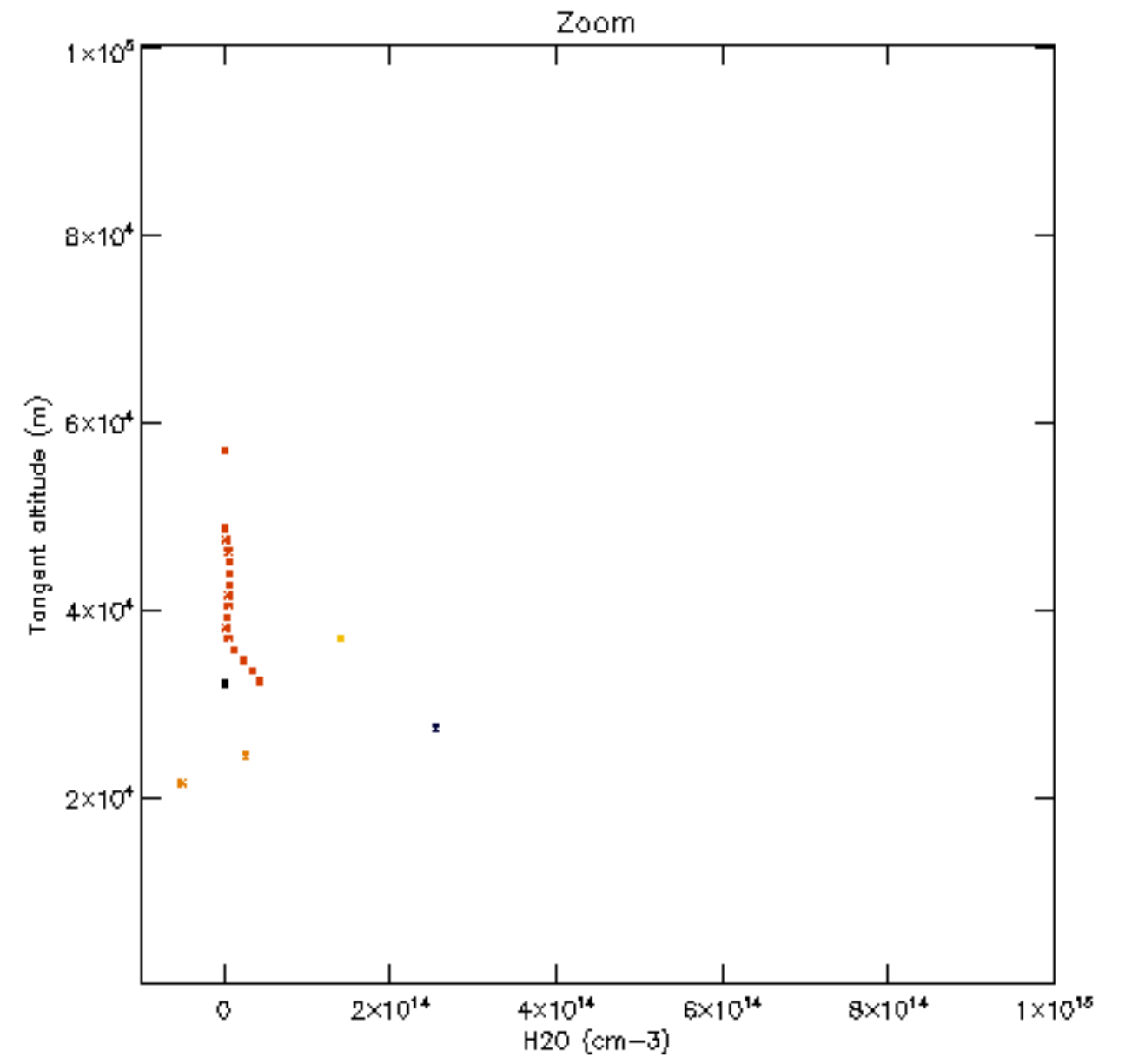
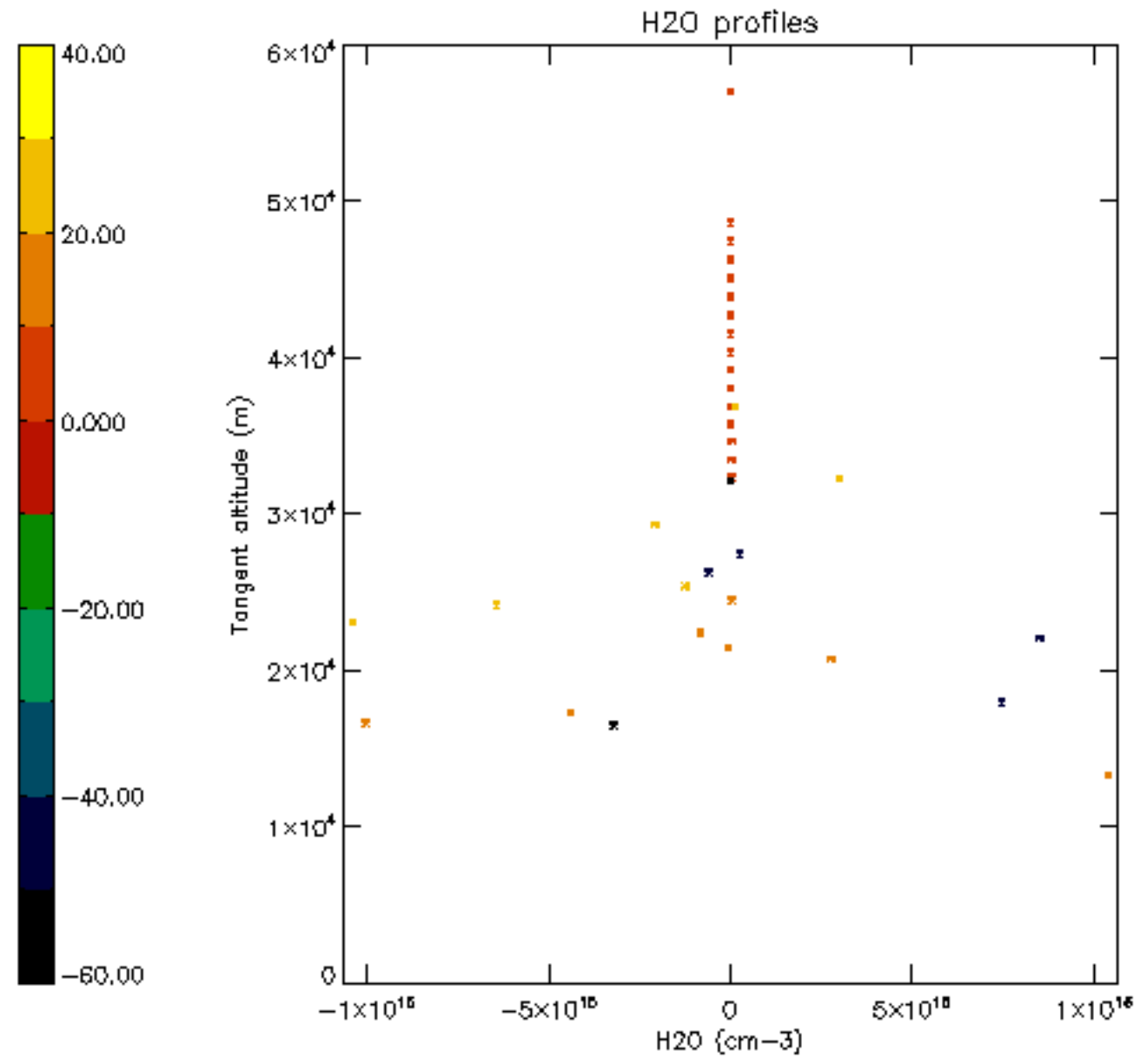


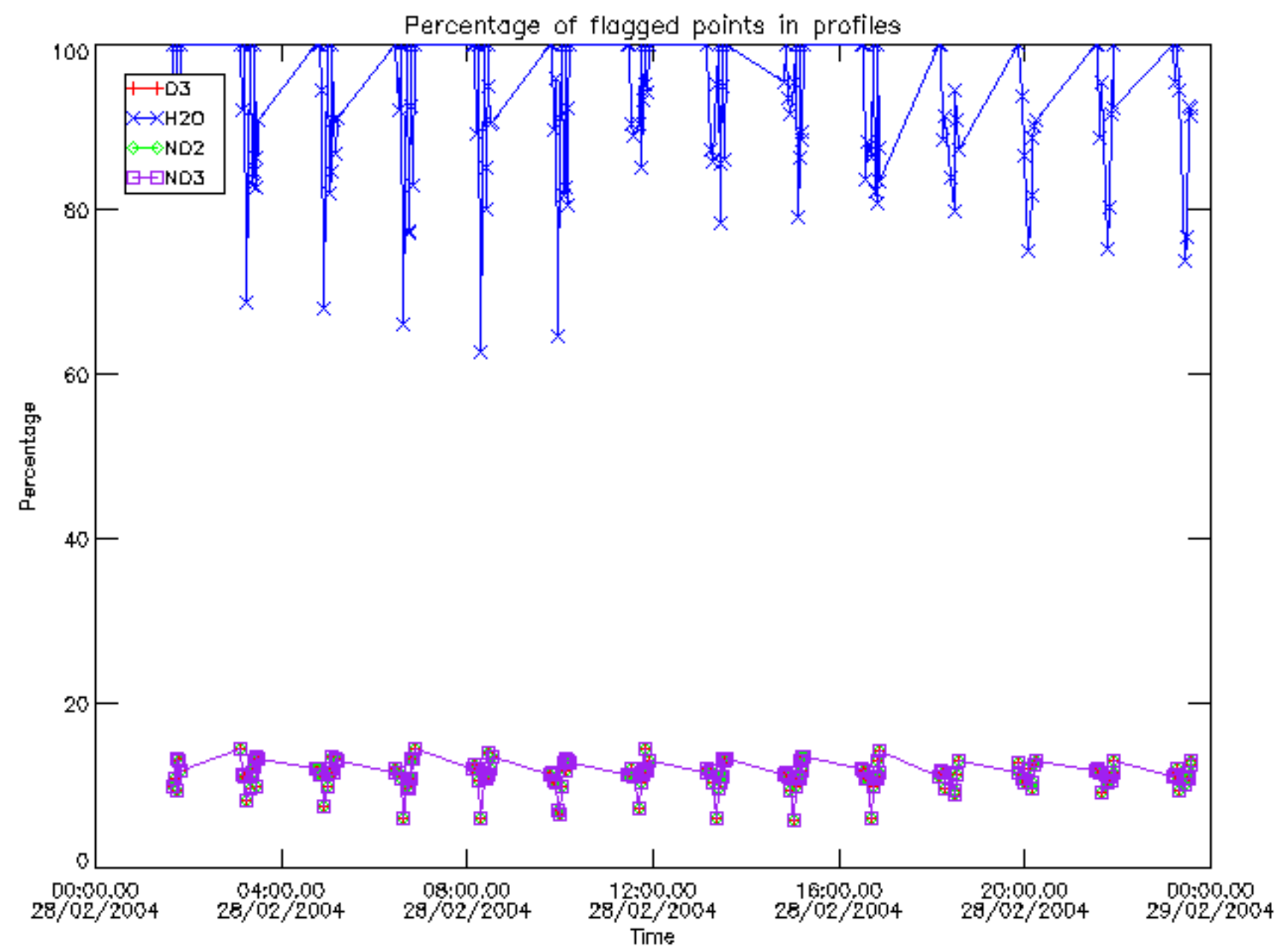




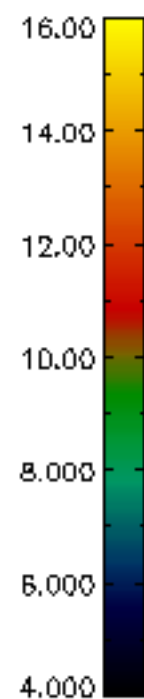
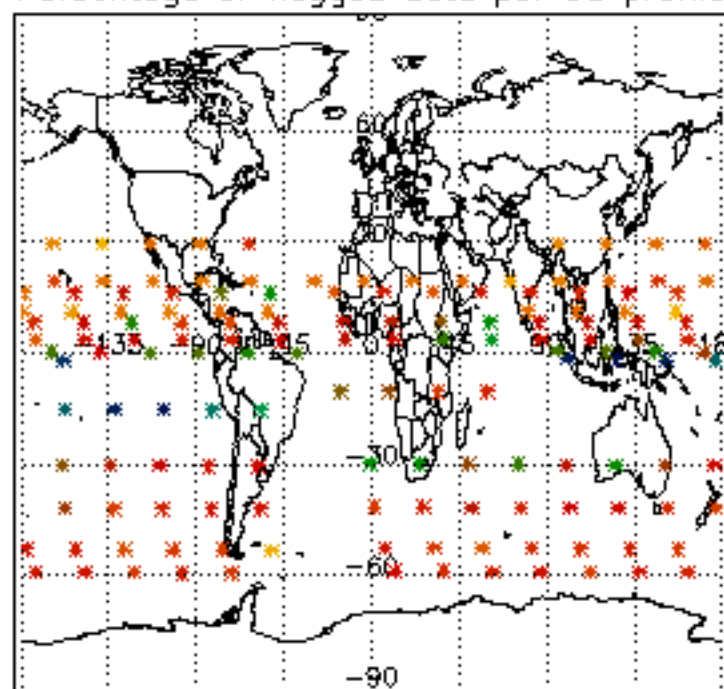




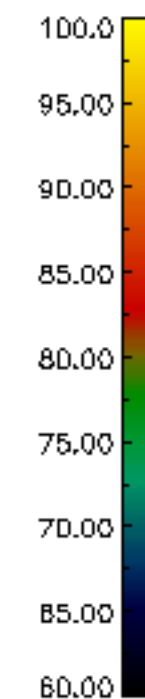
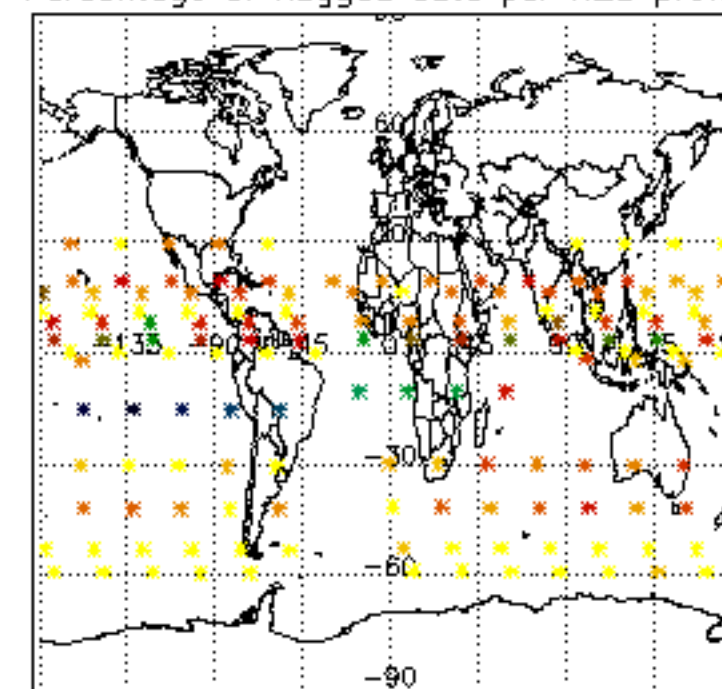




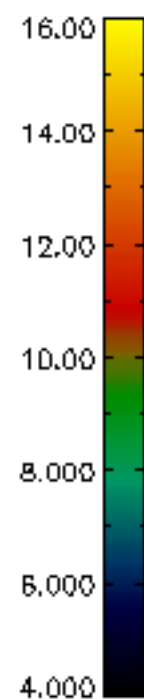
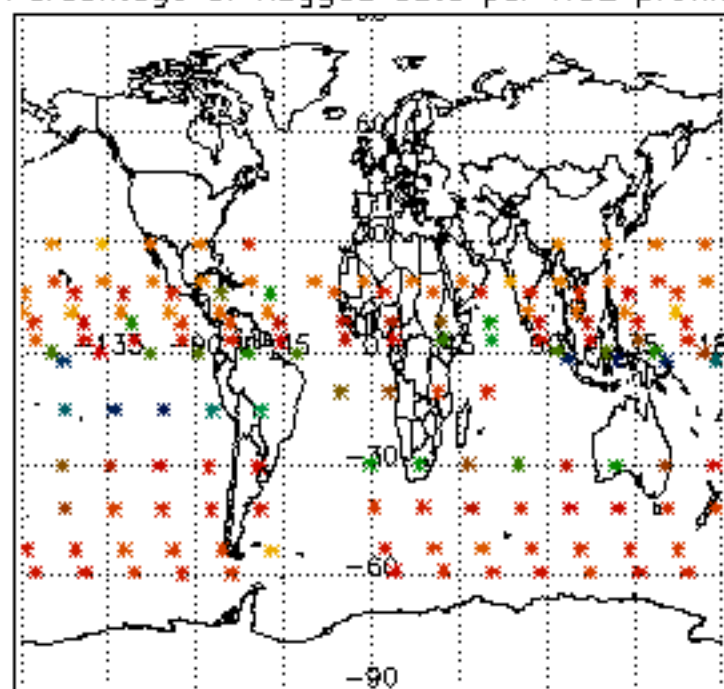
Percentage of flagged data per D3 profile



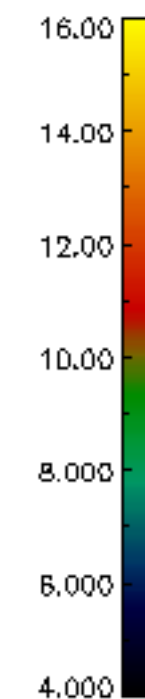
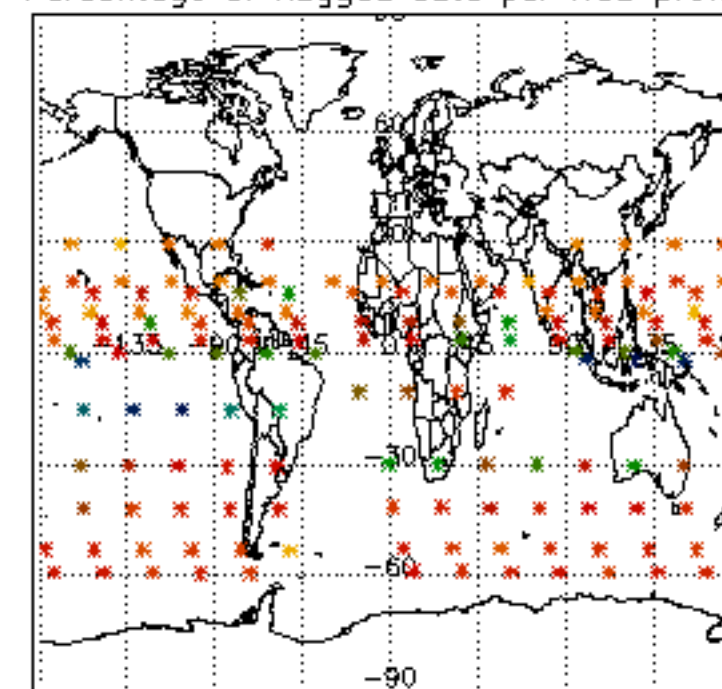
Percentage of flagged data per H2O profile

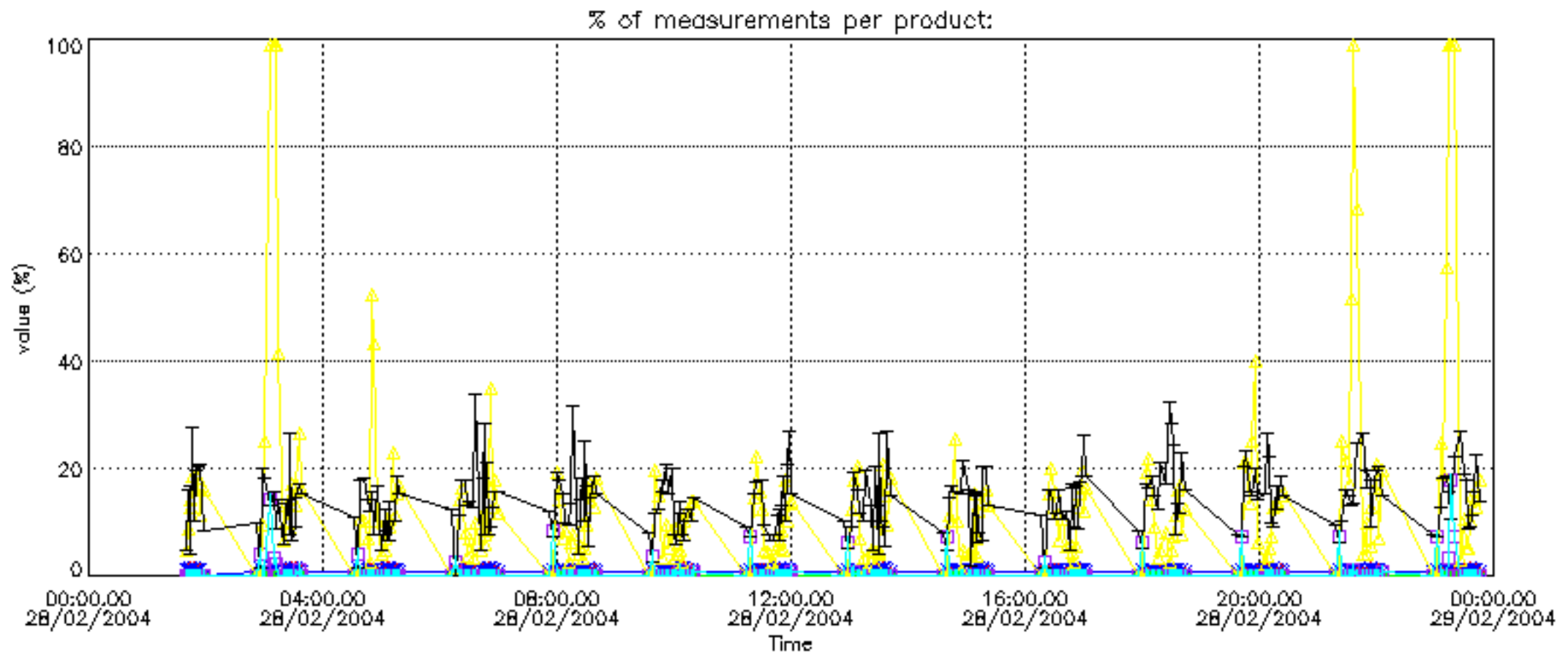


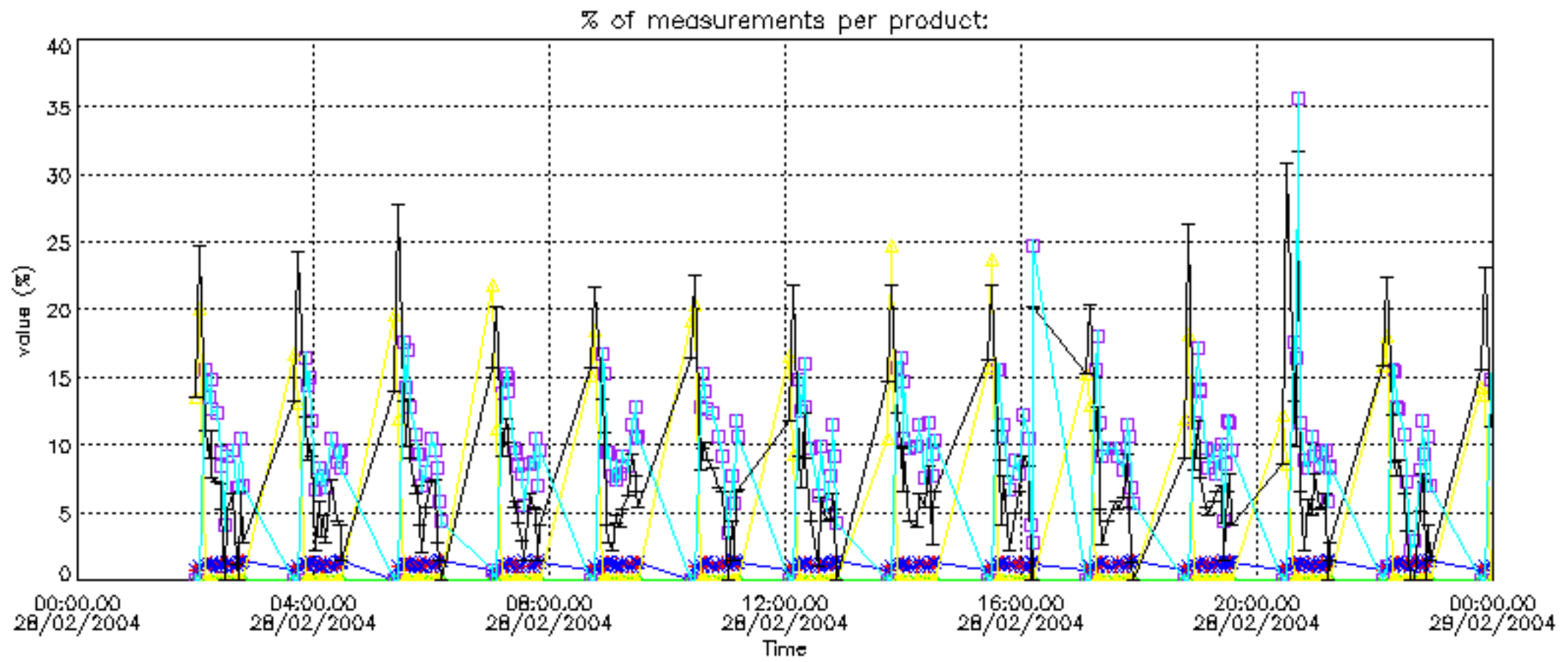
Percentage of flagged data per NO2 profile



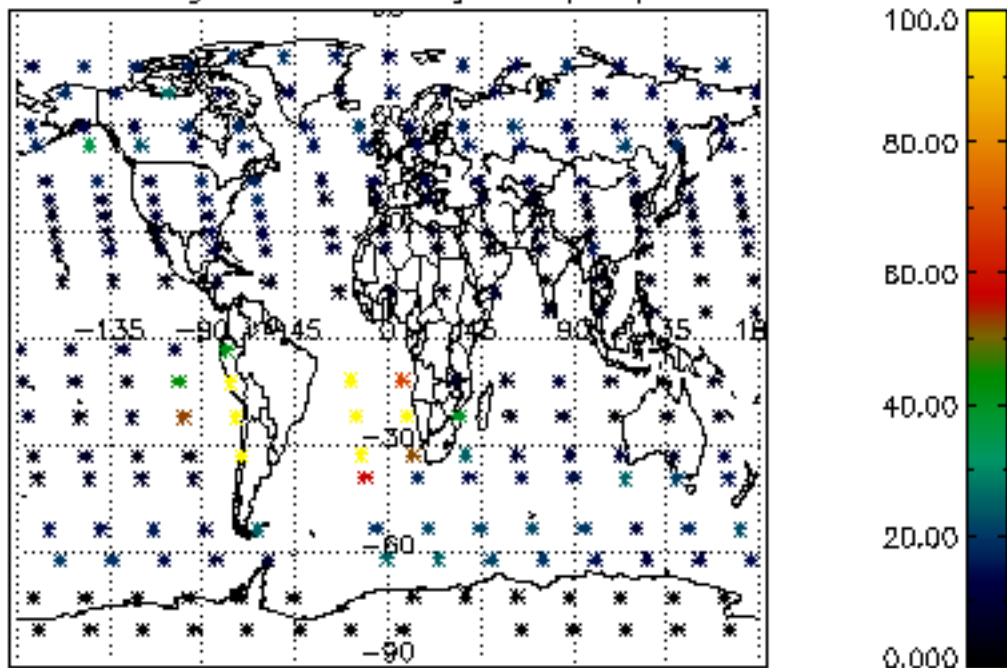
Percentage of flagged data per NO3 profile



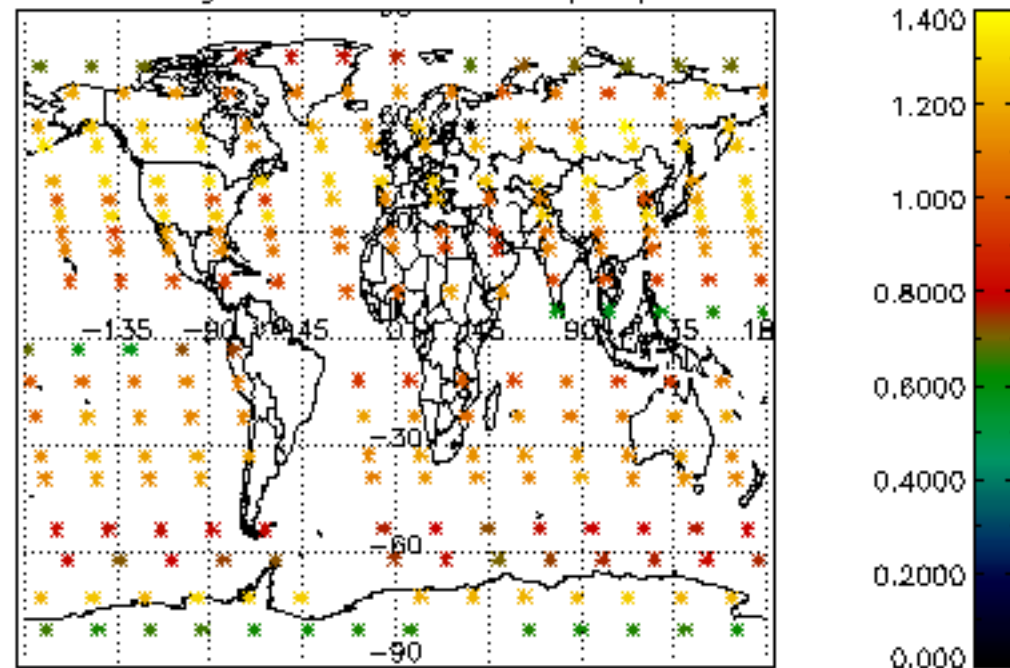




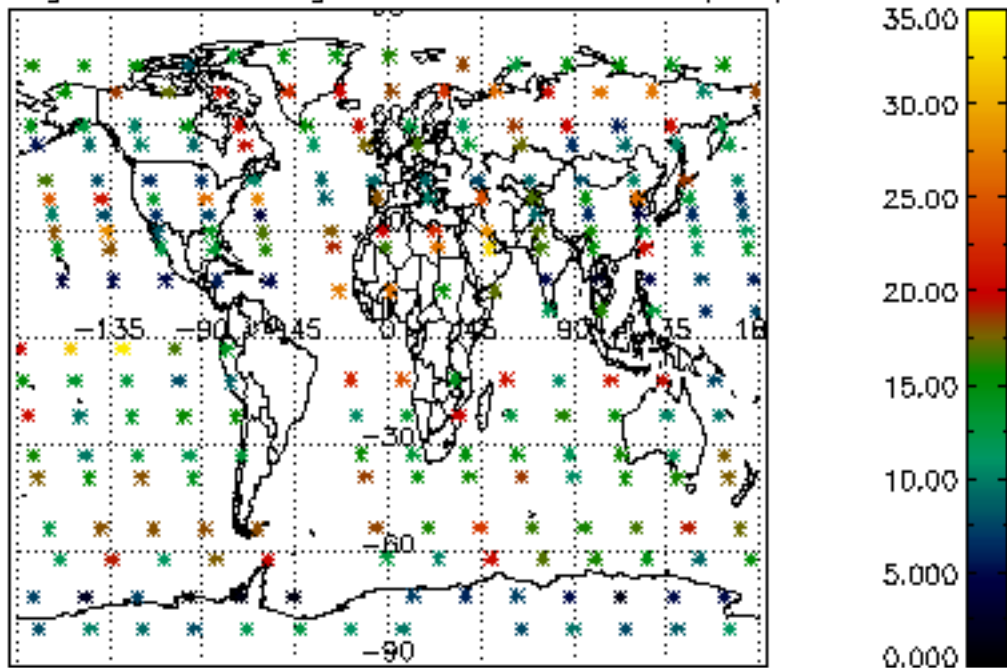
Percentage of cosmic ray hits per profile



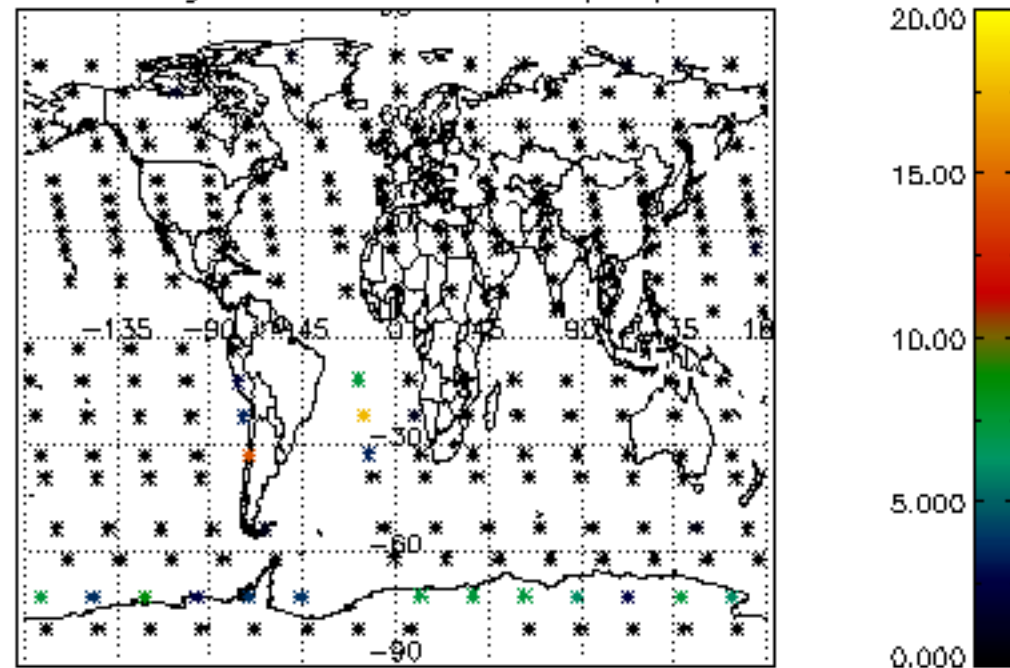
Percentage of datation errors per profile



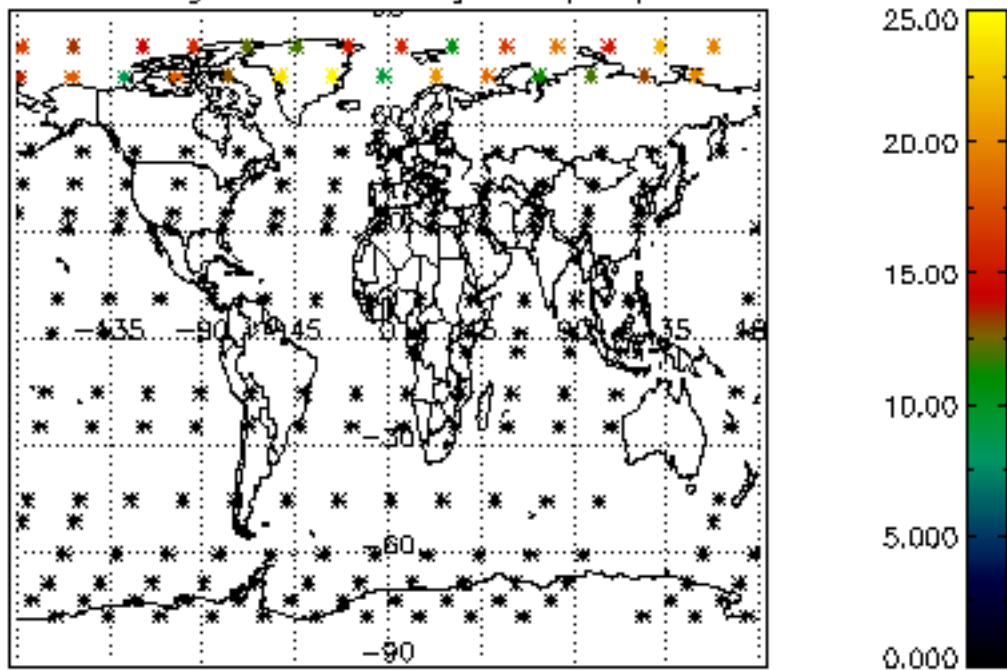
Percentage of star falling outside central band per profile



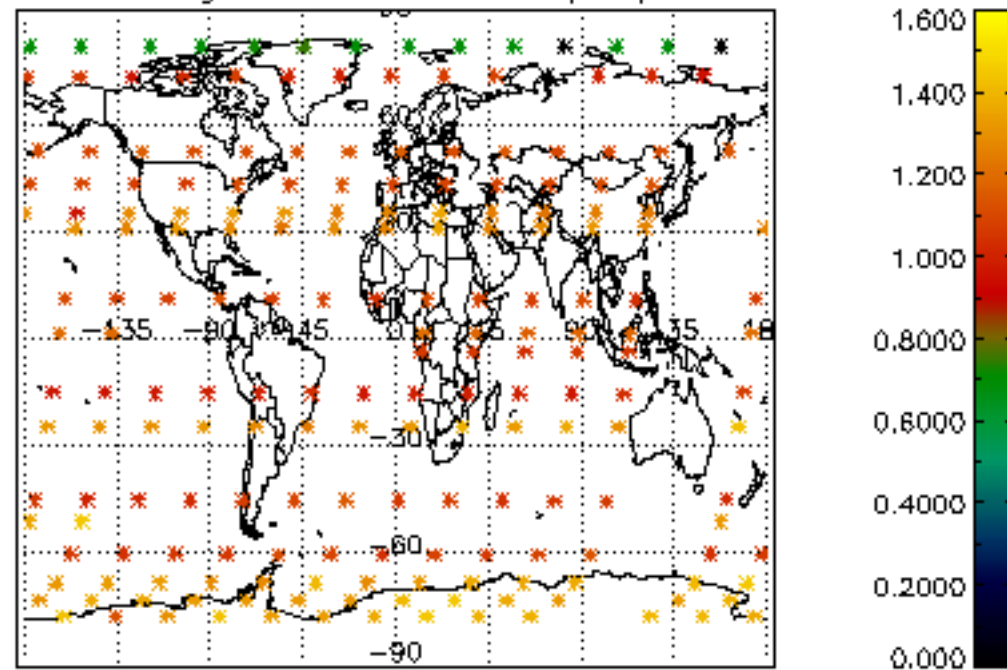
Percentage of saturation errors per profile



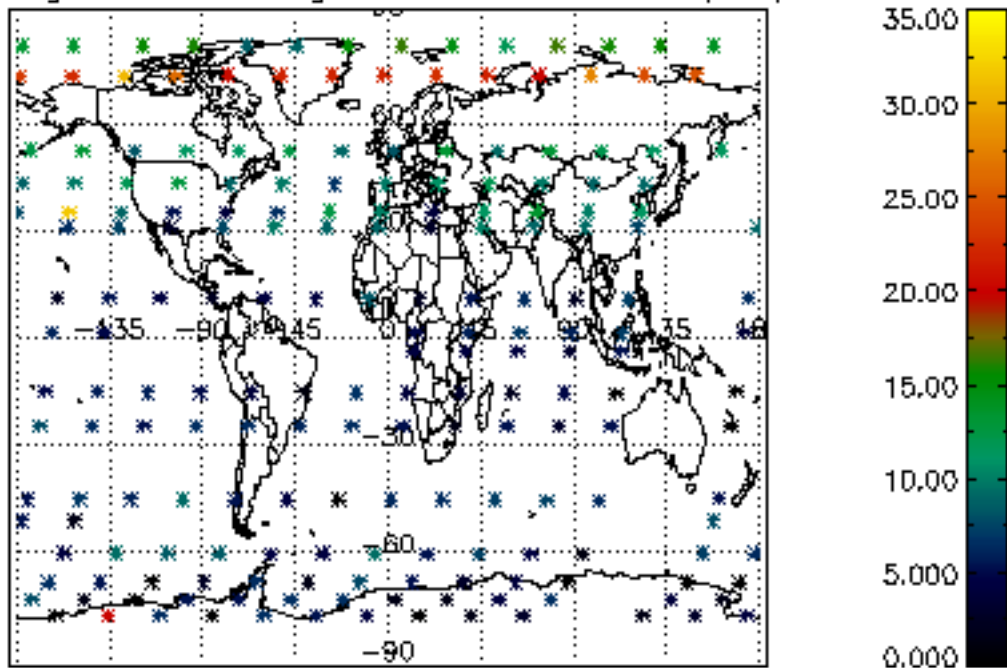
Percentage of cosmic ray hits per profile



Percentage of datation errors per profile



Percentage of star falling outside central band per profile



Percentage of saturation errors per profile

