

GOMOS Level 2 Daily Report

SUMMARY

[1. General Info](#)

[2. Summary of processed GOM_NL_2P products](#)

[3. Level 2 Quality information per product](#)

[3.1 Plot of level 2 quality information per product \(time dependant\)](#)

[3.2 Plot of level 2 quality information per product \(world map\)](#)

[4. Level 1 Quality information per product \(stored on level 2 products\)](#)

[4.1 Plot of level 1 quality information per product \(time dependant\)](#)

[4.1.1 Plot of level 1 quality information per product \(time dependant\): ASCENDING](#)

[4.1.2 Plot of level 1 quality information per product \(time dependant\): DESCENDING](#)

[4.2 Plot of level 1 quality information per product \(world map\)](#)

[4.2.1 Plot of level 1 quality information per product \(world map\): ASCENDING](#)

[4.2.2 Plot of level 1 quality information per product \(world map\): DESCENDING](#)

[5. Ozone profiles based on quality statistics and other trace gas profiles](#)

[5.1 Ozone statistics based on quality of products](#)

[5.2 Plot ozone profiles for all STD \(dark without errors\)](#)

[5.3 Plot ozone profiles where STD < 20% \(dark without errors\)](#)

[5.4. Plot ozone profiles where STD < 10% \(dark without errors\)](#)

[5.5. Plot ozone profiles where STD < 5% \(dark without errors\)](#)

[5.6 Plot NO2 profiles for all STD \(dark without errors\)](#)

[5.7 Plot NO3 profiles for all STD \(dark without errors\)](#)

[5.8 Plot H2O profiles \(only for occultations of stars 1,2,3,4,13,14,16,26,63 dark without errors\) for all STD](#)

[6. Auxiliary Data Files used for the production reported in section 2](#)

This report presents the daily analysis on parameters extracted from GOMOS level 2 data (GOM_NL__2P). It is intended to monitor some important parameters that will impact the quality of these products. A list of level 2 products (and content) that have arrived during the reporting day to the PCF is also given.

Item	Value
Time of report generation	18APR2013 20:14:41
Data source version	GOMOS/6.01
Start time of products	27-02-2004 (27FEB2004 00:00:00)
Stop time of products	28-02-2004 (28FEB2004 00:00:00)
Store outputs in DB	Yes
Nb of level 2 prods	475
Nb of prods with errors	0

2. Summary of processed GOM_NL__2P products.

Nr	Filename	UTC Start time	Limb	Duration	Star Id	Star Name	Star Mag	Star Temp	Nb Meas	Orbit	Prod. error
1	GOM_NL__2PRFIN20040227_000122_000000742024_00345_10419_9885.N1	27-FEB-2004 00:01:22	Bright	73.500	133	40Zet Her	2.8070	6000.0	147	10419	No
2	GOM_NL__2PRFIN20040227_000519_000000412024_00345_10419_9886.N1	27-FEB-2004 00:05:19	Bright	40.500	168	17Zet Aql	2.9860	11000.	81	10419	No
3	GOM_NL__2PRFIN20040227_000821_000000672024_00345_10419_9887.N1	27-FEB-2004 00:08:21	Twilight	66.500	59	55Alp Oph	2.0800	8900.0	133	10419	No
4	GOM_NL__2PRFIN20040227_001049_000000642024_00345_10419_9888.N1	27-FEB-2004 00:10:49	Straylight	63.500	126	60Bet Oph	2.7700	4250.0	127	10419	No
5	GOM_NL__2PRFIN20040227_001502_000000472024_00345_10419_9889.N1	27-FEB-2004 00:15:02	Dark	47.000	155	41Pi Sgr	2.9000	6600.0	94	10419	No
6	GOM_NL__2PRFIN20040227_001648_000000492024_00345_10419_9890.N1	27-FEB-2004 00:16:48	Dark	48.500	57	34Sig Sgr	2.0660	26000.	97	10419	No
7	GOM_NL__2PRFIN20040227_001952_000000472024_00345_10419_9891.N1	27-FEB-2004 00:19:52	Dark	46.500	38	20Eps Sgr	1.8360	11000.	93	10419	No
8	GOM_NL__2PRFIN20040227_002234_000000472024_00345_10419_9892.N1	27-FEB-2004 00:22:34	Dark	47.000	25	35Lam Sco	1.6200	28000.	94	10419	No
9	GOM_NL__2PRFIN20040227_002453_000000842024_00345_10419_9893.N1	27-FEB-2004 00:24:53	Dark	84.000	16	21Alp Sco	1.0200	3000.0	168	10419	No
10	GOM_NL__2PRFIN20040227_003022_000000522024_00346_10420_9861.N1	27-FEB-2004 00:30:22	Dark	51.500	131	Gam Lup	2.8000	26000.	103	10420	No
11	GOM_NL__2PRFIN20040227_003301_000000482024_00346_10420_9862.N1	27-FEB-2004 00:33:01	Dark	48.000	4	Alp1Cen	-0.010000	5800.0	96	10420	No
12	GOM_NL__2PRFIN20040227_003420_000000452024_00346_10420_9863.N1	27-FEB-2004 00:34:20	Dark	45.000	10	Bet Cen	0.61000	28000.	90	10420	No
13	GOM_NL__2PRFIN20040227_003547_000000422024_00346_10420_9864.N1	27-FEB-2004 00:35:47	Dark	41.500	112	Alp Mus	2.6880	26000.	83	10420	No
14	GOM_NL__2PRFIN20040227_003700_000000452024_00346_10420_9865.N1	27-FEB-2004 00:37:00	Dark	45.000	12	Alp1Cru	0.77500	30000.	90	10420	No
15	GOM_NL__2PRFIN20040227_003837_000000412024_00346_10420_9866.N1	27-FEB-2004 00:38:37	Dark	40.500	29	Bet Car	1.6720	10200.	81	10420	No
16	GOM_NL__2PRFIN20040227_004123_000000442024_00346_10420_9867.N1	27-FEB-2004 00:41:23	Dark	44.000	71	lot Car	2.2460	7700.0	88	10420	No
17	GOM_NL__2PRFIN20040227_004255_000000392024_00346_10420_9868.N1	27-FEB-2004 00:42:55	Straylight	39.000	46	Del Vel	1.9540	10600.	78	10420	No
18	GOM_NL__2PRFIN20040227_004546_000000462024_00346_10420_9869.N1	27-FEB-2004 00:45:46	Straylight	46.000	65	Lam Vel	2.2040	4400.0	92	10420	No
19	GOM_NL__2PRFIN20040227_004807_000000742024_00346_10420_9870.N1	27-FEB-2004 00:48:07	Straylight	74.000	106	9Bet Crv	2.6480	5600.0	148	10420	No
20	GOM_NL__2PRFIN20040227_005123_000000702024_00346_10420_9871.N1	27-FEB-2004 00:51:23	Straylight	70.000	100	4Gam Crv	2.5800	13100.	140	10420	No
21	GOM_NL__2PRFIN20040227_005520_000000472024_00346_10420_9872.N1	27-FEB-2004 00:55:20	Twilight	46.500	48	30Alp Hya	1.9770	4100.0	93	10420	No
22	GOM_NL__2PRFIN20040227_010018_000000422024_00346_10420_9873.N1	27-FEB-2004 01:00:18	Bright	42.000	8	10Alp CMi	0.40000	6500.0	84	10420	No
23	GOM_NL__2PRFIN20040227_010501_000000432024_00346_10420_9874.N1	27-FEB-2004 01:05:01	Bright	42.500	166	17Eps Leo	2.9800	6000.0	85	10420	No
24	GOM_NL__2PRFIN20040227_010737_000000392024_00346_10420_9875.N1	27-FEB-2004 01:07:37	Bright	38.500	24	66Alp Gem	1.5800	10200.	77	10420	No
25	GOM_NL__2PRFIN20040227_011335_000000462024_00346_10420_9876.N1	27-FEB-2004 01:13:35	Bright	46.000	174	52Psi UMa	3.0040	4400.0	92	10420	No
26	GOM_NL__2PRFIN20040227_011612_000000422024_00346_10420_9877.N1	27-FEB-2004 01:16:12	Bright	41.500	82	48Bet UMa	2.3650	10600.	83	10420	No
27	GOM_NL__2PRFIN20040227_011739_000000492024_00346_10420_9878.N1	27-FEB-2004 01:17:39	Bright	49.000	87	64Gam UMa	2.4330	11000.	98	10420	No
28	GOM_NL__2PRFIN20040227_012101_000000532024_00346_10420_9879.N1	27-FEB-2004 01:21:01	Bright	52.500	32	77Eps UMa	1.7630	11000.	105	10420	No
29	GOM_NL__2PRFIN20040227_012322_000000392024_00346_10420_9880.N1	27-FEB-2004 01:23:22	Bright	39.000	49	1Alp UMi	1.9900	6300.0	78	10420	No
30	GOM_NL__2PRFIN20040227_012921_000000462024_00346_10420_9881.N1	27-FEB-2004 01:29:21	Bright	46.000	119	14Eta Dra	2.7270	4700.0	92	10420	No
31	GOM_NL__2PRFIN20040227_013338_000000452024_00346_10420_9882.N1	27-FEB-2004 01:33:38	Bright	45.000	130	23Bet Dra	2.7990	5800.0	90	10420	No
32	GOM_NL__2PRFIN20040227_013553_000000372024_00346_10420_9883.N1	27-FEB-2004 01:35:53	Bright	37.000	19	50Alp Cyg	1.2460	10500.	74	10420	No
33	GOM_NL__2PRFIN20040227_013727_000000392024_00346_10420_9884.N1	27-FEB-2004 01:37:27	Bright	39.000	66	37Gam Cyg	2.2080	5900.0	78	10420	No
34	GOM_NL__2PRFIN20040227_013859_000000382024_00346_10420_9885.N1	27-FEB-2004 01:38:59	Bright	37.500	92	53Eps Cyg	2.5000	4500.0	75	10420	No
35	GOM_NL__2PRFIN20040227_014158_000000752024_00346_10420_9886.N1	27-FEB-2004 01:41:58	Bright	75.000	133	40Zet Her	2.8070	6000.0	150	10420	No
36	GOM_NL__2PRFIN20040227_014555_000000392024_00346_10420_9887.N1	27-FEB-2004 01:45:55	Bright	38.500	168	17Zet Aql	2.9860	11000.	77	10420	No
37	GOM_NL__2PRFIN20040227_014857_000000632024_00346_10420_9888.N1	27-FEB-2004 01:48:57	Twilight	62.500	59	55Alp Oph	2.0800	8900.0	125	10420	No
38	GOM_NL__2PRFIN20040227_015126_000000662024_00346_10420_9889.N1	27-FEB-2004 01:51:26	Straylight	65.500	126	60Bet Oph	2.7700	4250.0	131	10420	No
39	GOM_NL__2PRFIN20040227_015539_000000442024_00346_10420_9890.N1	27-FEB-2004 01:55:39	Dark	44.000	155	41Pi Sgr	2.9000	6600.0	88	10420	No
40	GOM_NL__2PRFIN20040227_015726_000000472024_00346_10420_9891.N1	27-FEB-2004 01:57:26	Dark	47.000	57	34Sig Sgr	2.0660	26000.	94	10420	No
41	GOM_NL__2PRFIN20040227_020028_000000472024_00346_10420_9892.N1	27-FEB-2004 02:00:28	Dark	46.500	38	20Eps Sgr	1.8360	11000.	93	10420	No
42	GOM_NL__2PRFIN20040227_020310_000000492024_00346_10420_9893.N1	27-FEB-2004 02:03:10	Dark	48.500	25	35Lam Sco	1.6200	28000.	97	10420	No

43	GOM_NL__2PRFIN20040227_020530_000000702024_00346_10420_9894.N1	27-FEB-2004 02:05:30	Dark	69.500	16	21Alp Sco	1.0200	3000.0	139	10420	No
44	GOM_NL__2PRFIN20040227_021059_000000522024_00347_10421_9859.N1	27-FEB-2004 02:10:59	Dark	51.500	131	Gam Lup	2.8000	26000.	103	10421	No
45	GOM_NL__2PRFIN20040227_021336_000000462024_00347_10421_9860.N1	27-FEB-2004 02:13:36	Dark	45.500	4	Alp1Cen	-0.010000	5800.0	91	10421	No
46	GOM_NL__2PRFIN20040227_021456_000000562024_00347_10421_9861.N1	27-FEB-2004 02:14:56	Dark	55.500	10	Bet Cen	0.61000	28000.	111	10421	No
47	GOM_NL__2PRFIN20040227_021623_000000402024_00347_10421_9862.N1	27-FEB-2004 02:16:23	Dark	39.500	112	Alp Mus	2.6880	26000.	79	10421	No
48	GOM_NL__2PRFIN20040227_021737_000000552024_00347_10421_9863.N1	27-FEB-2004 02:17:37	Dark	55.000	12	Alp1Cru	0.77500	30000.	110	10421	No
49	GOM_NL__2PRFIN20040227_021912_000000402024_00347_10421_9864.N1	27-FEB-2004 02:19:12	Dark	39.500	29	Bet Car	1.6720	10200.	79	10421	No
50	GOM_NL__2PRFIN20040227_022200_000000392024_00347_10421_9865.N1	27-FEB-2004 02:22:00	Dark	39.000	71	lot Car	2.2460	7700.0	78	10421	No
51	GOM_NL__2PRFIN20040227_022332_000000392024_00347_10421_9866.N1	27-FEB-2004 02:23:32	Straylight	39.000	46	Del Vel	1.9540	10600.	78	10421	No
52	GOM_NL__2PRFIN20040227_022623_000000472024_00347_10421_9867.N1	27-FEB-2004 02:26:23	Straylight	46.500	65	Lam Vel	2.2040	4400.0	93	10421	No
53	GOM_NL__2PRFIN20040227_022844_000000722024_00347_10421_9868.N1	27-FEB-2004 02:28:44	Straylight	71.500	106	9Bet Crv	2.6480	5600.0	143	10421	No
54	GOM_NL__2PRFIN20040227_023159_000000712024_00347_10421_9869.N1	27-FEB-2004 02:31:59	Straylight	70.500	100	4Gam Crv	2.5800	13100.	141	10421	No
55	GOM_NL__2PRFIN20040227_023557_000000482024_00347_10421_9870.N1	27-FEB-2004 02:35:57	Tw_i_and_stray	47.500	48	30Alp Hya	1.9770	4100.0	95	10421	No
56	GOM_NL__2PRFIN20040227_024054_000000442024_00347_10421_9871.N1	27-FEB-2004 02:40:54	Bright	43.500	8	10Alp CMi	0.40000	6500.0	87	10421	No
57	GOM_NL__2PRFIN20040227_024537_000000432024_00347_10421_9872.N1	27-FEB-2004 02:45:37	Bright	42.500	166	17Eps Leo	2.9800	6000.0	85	10421	No
58	GOM_NL__2PRFIN20040227_024814_000000402024_00347_10421_9873.N1	27-FEB-2004 02:48:14	Bright	39.500	24	66Alp Gem	1.5800	10200.	79	10421	No
59	GOM_NL__2PRFIN20040227_025410_000000482024_00347_10421_9874.N1	27-FEB-2004 02:54:10	Bright	47.500	174	52Psi UMa	3.0040	4400.0	95	10421	No
60	GOM_NL__2PRFIN20040227_025647_000000432024_00347_10421_9875.N1	27-FEB-2004 02:56:47	Bright	42.500	82	48Bet UMa	2.3650	10600.	85	10421	No
61	GOM_NL__2PRFIN20040227_025815_000000482024_00347_10421_9876.N1	27-FEB-2004 02:58:15	Bright	47.500	87	64Gam UMa	2.4330	11000.	95	10421	No
62	GOM_NL__2PRFIN20040227_030136_000000512024_00347_10421_9877.N1	27-FEB-2004 03:01:36	Bright	50.500	32	77Eps UMa	1.7630	11000.	101	10421	No
63	GOM_NL__2PRFIN20040227_030356_000000392024_00347_10421_9878.N1	27-FEB-2004 03:03:56	Bright	39.000	49	1Alp UMi	1.9900	6300.0	78	10421	No
64	GOM_NL__2PRFIN20040227_030956_000000482024_00347_10421_9879.N1	27-FEB-2004 03:09:56	Bright	48.000	119	14Eta Dra	2.7270	4700.0	96	10421	No
65	GOM_NL__2PRFIN20040227_031413_000000462024_00347_10421_9880.N1	27-FEB-2004 03:14:13	Bright	45.500	130	23Bet Dra	2.7990	5800.0	91	10421	No
66	GOM_NL__2PRFIN20040227_031629_000000372024_00347_10421_9881.N1	27-FEB-2004 03:16:29	Bright	37.000	19	50Alp Cyg	1.2460	10500.	74	10421	No
67	GOM_NL__2PRFIN20040227_031801_000000382024_00347_10421_9882.N1	27-FEB-2004 03:18:01	Bright	38.000	66	37Gam Cyg	2.2080	5900.0	76	10421	No
68	GOM_NL__2PRFIN20040227_031935_000000362024_00347_10421_9883.N1	27-FEB-2004 03:19:35	Bright	36.000	92	53Eps Cyg	2.5000	4500.0	72	10421	No
69	GOM_NL__2PRFIN20040227_032235_000000732024_00347_10421_9884.N1	27-FEB-2004 03:22:35	Bright	72.500	133	40Zet Her	2.8070	6000.0	145	10421	No
70	GOM_NL__2PRFIN20040227_032629_000000472024_00347_10421_9885.N1	27-FEB-2004 03:26:29	Bright	46.500	168	17Zet Aql	2.9860	11000.	93	10421	No
71	GOM_NL__2PRFIN20040227_032934_000000692024_00347_10421_9886.N1	27-FEB-2004 03:29:34	Tw_i_and_stray	68.500	59	55Alp Oph	2.0800	8900.0	137	10421	No
72	GOM_NL__2PRFIN20040227_033201_000000682024_00347_10421_9887.N1	27-FEB-2004 03:32:01	Straylight	68.000	126	60Bet Oph	2.7700	4250.0	136	10421	No
73	GOM_NL__2PRFIN20040227_033615_000000412024_00347_10421_9888.N1	27-FEB-2004 03:36:15	Dark	41.000	155	41Pi Sgr	2.9000	6600.0	82	10421	No
74	GOM_NL__2PRFIN20040227_033802_000000432024_00347_10421_9889.N1	27-FEB-2004 03:38:02	Dark	43.000	57	34Sig Sgr	2.0660	26000.	86	10421	No
75	GOM_NL__2PRFIN20040227_034105_000000472024_00347_10421_9890.N1	27-FEB-2004 03:41:05	Dark	46.500	38	20Eps Sgr	1.8360	11000.	93	10421	No
76	GOM_NL__2PRFIN20040227_034348_000000462024_00347_10421_9891.N1	27-FEB-2004 03:43:48	Dark	45.500	25	35Lam Sco	1.6200	28000.	91	10421	No
77	GOM_NL__2PRFIN20040227_034608_000000652024_00347_10421_9892.N1	27-FEB-2004 03:46:08	Dark	64.500	16	21Alp Sco	1.0200	3000.0	129	10421	No
78	GOM_NL__2PRFIN20040227_035136_000000512024_00348_10422_9860.N1	27-FEB-2004 03:51:36	Dark	51.000	131	Gam Lup	2.8000	26000.	102	10422	No
79	GOM_NL__2PRFIN20040227_035413_000000452024_00348_10422_9861.N1	27-FEB-2004 03:54:13	Dark	45.000	4	Alp1Cen	-0.010000	5800.0	90	10422	No
80	GOM_NL__2PRFIN20040227_035533_000000452024_00348_10422_9862.N1	27-FEB-2004 03:55:33	Dark	45.000	10	Bet Cen	0.61000	28000.	90	10422	No
81	GOM_NL__2PRFIN20040227_035700_000000392024_00348_10422_9863.N1	27-FEB-2004 03:57:00	Dark	38.500	112	Alp Mus	2.6880	26000.	77	10422	No
82	GOM_NL__2PRFIN20040227_035813_000000432024_00348_10422_9864.N1	27-FEB-2004 03:58:13	Dark	43.000	12	Alp1Cru	0.77500	30000.	86	10422	No
83	GOM_NL__2PRFIN20040227_035948_000000482024_00348_10422_9865.N1	27-FEB-2004 03:59:48	Dark	47.500	29	Bet Car	1.6720	10200.	95	10422	No
84	GOM_NL__2PRFIN20040227_040236_000000402024_00348_10422_9866.N1	27-FEB-2004 04:02:36	Dark	40.000	71	lot Car	2.2460	7700.0	80	10422	No
85	GOM_NL__2PRFIN20040227_040408_000000422024_00348_10422_9867.N1	27-FEB-2004 04:04:08	Straylight	42.000	46	Del Vel	1.9540	10600.	84	10422	No
86	GOM_NL__2PRFIN20040227_040658_000000432024_00348_10422_9868.N1	27-FEB-2004 04:06:58	Straylight	43.000	65	Lam Vel	2.2040	4400.0	86	10422	No
87	GOM_NL__2PRFIN20040227_040919_000000752024_00348_10422_9869.N1	27-FEB-2004 04:09:19	Straylight	74.500	106	9Bet Crv	2.6480	5600.0	149	10422	No
88	GOM_NL__2PRFIN20040227_041234_000000722024_00348_10422_9870.N1	27-FEB-2004 04:12:34	Straylight	72.000	100	4Gam Crv	2.5800	13100.	144	10422	No
89	GOM_NL__2PRFIN20040227_041632_000000532024_00348_10422_9871.N1	27-FEB-2004 04:16:32	Tw_i_and_stray	52.500	48	30Alp Hya	1.9770	4100.0	105	10422	No
90	GOM_NL__2PRFIN20040227_042131_000000442024_00348_10422_9872.N1	27-FEB-2004 04:21:31	Bright	43.500	8	10Alp CMi	0.40000	6500.0	87	10422	No
91	GOM_NL__2PRFIN20040227_042613_000000402024_00348_10422_9873.N1	27-FEB-2004 04:26:13	Bright	40.000	166	17Eps Leo	2.9800	6000.0	80	10422	No
92	GOM_NL__2PRFIN20040227_042850_000000392024_00348_10422_9874.N1	27-FEB-2004 04:28:50	Bright	38.500	24	66Alp Gem	1.5800	10200.	77	10422	No
93	GOM_NL__2PRFIN20040227_043445_000000482024_00348_10422_9875.N1	27-FEB-2004 04:34:45	Bright	48.000	174	52Psi UMa	3.0040	4400.0	96	10422	No
94	GOM_NL__2PRFIN20040227_043723_000000442024_00348_10422_9876.N1	27-FEB-2004 04:37:23	Bright	44.000	82	48Bet UMa	2.3650	10600.	88	10422	No
95	GOM_NL__2PRFIN20040227_043849_000000492024_00348_10422_9877.N1	27-FEB-2004 04:38:49	Bright	49.000	87	64Gam UMa	2.4330	11000.	98	10422	No
96	GOM_NL__2PRFIN20040227_044211_000000522024_00348_10422_9878.N1	27-FEB-2004 04:42:11	Bright	52.000	32	77Eps UMa	1.7630	11000.	104	10422	No
97	GOM_NL__2PRFIN20040227_044434_000000392024_00348_10422_9879.N1	27-FEB-2004 04:44:34	Bright	39.000	49	1Alp UMi	1.9900	6300.0	78	10422	No
98	GOM_NL__2PRFIN20040227_045032_000000472024_00348_10422_9880.N1	27-FEB-2004 04:50:32	Bright	46.500	119	14Eta Dra	2.7270	4700.0	93	10422	No
99	GOM_NL__2PRFIN20040227_045449_000000482024_00348_10422_9881.N1	27-FEB-2004 04:54:49	Bright	47.500	130	23Bet Dra	2.7990	5800.0	95	10422	No
100	GOM_NL__2PRFIN20040227_045706_000000382024_00348_10422_9882.N1	27-FEB-2004 04:57:06	Bright	38.000	19	50Alp Cyg	1.2460	10500.	76	10422	No
101	GOM_NL__2PRFIN20040227_045840_000000382024_00348_10422_9883.N1	27-FEB-2004 04:58:40	Bright	38.000	66	37Gam Cyg	2.2080	5900.0	76	10422	No

102	GOM_NL__2PRFIN20040227_050012_000000362024_00348_10422_9884.N1	27-FEB-2004 05:00:12	Bright	35.500	92	53Eps Cyg	2.5000	4500.0	71	10422	No
103	GOM_NL__2PRFIN20040227_050311_000000722024_00348_10422_9885.N1	27-FEB-2004 05:03:11	Bright	72.000	133	40Zet Her	2.8070	6000.0	144	10422	No
104	GOM_NL__2PRFIN20040227_050708_000000562024_00348_10422_9886.N1	27-FEB-2004 05:07:08	Bright	56.000	168	17Zet Aql	2.9860	11000.	112	10422	No
105	GOM_NL__2PRFIN20040227_051011_000000662024_00348_10422_9887.N1	27-FEB-2004 05:10:11	Tw_i_and_stray	66.000	59	55Alp Oph	2.0800	8900.0	132	10422	No
106	GOM_NL__2PRFIN20040227_051239_000000602024_00348_10422_9888.N1	27-FEB-2004 05:12:39	Straylight	59.500	126	60Bet Oph	2.7700	4250.0	119	10422	No
107	GOM_NL__2PRFIN20040227_051652_000000422024_00348_10422_9889.N1	27-FEB-2004 05:16:52	Dark	41.500	155	41Pi Sgr	2.9000	6600.0	83	10422	No
108	GOM_NL__2PRFIN20040227_051839_000000442024_00348_10422_9890.N1	27-FEB-2004 05:18:39	Dark	44.000	57	34Sig Sgr	2.0660	26000.	88	10422	No
109	GOM_NL__2PRFIN20040227_052142_000000442024_00348_10422_9891.N1	27-FEB-2004 05:21:42	Dark	43.500	38	20Eps Sgr	1.8360	11000.	87	10422	No
110	GOM_NL__2PRFIN20040227_052424_000000532024_00348_10422_9892.N1	27-FEB-2004 05:24:24	Dark	52.500	25	35Lam Sco	1.6200	28000.	105	10422	No
111	GOM_NL__2PRFIN20040227_052645_000000752024_00348_10422_9893.N1	27-FEB-2004 05:26:45	Dark	74.500	16	21Alp Sco	1.0200	3000.0	149	10422	No
112	GOM_NL__2PRFIN20040227_053214_000000522024_00349_10423_9860.N1	27-FEB-2004 05:32:14	Dark	51.500	131	Gam Lup	2.8000	26000.	103	10423	No
113	GOM_NL__2PRFIN20040227_053450_000000492024_00349_10423_9861.N1	27-FEB-2004 05:34:50	Dark	49.000	4	Alp1Cen	-0.010000	5800.0	98	10423	No
114	GOM_NL__2PRFIN20040227_053610_000000502024_00349_10423_9862.N1	27-FEB-2004 05:36:10	Dark	50.000	10	Bet Cen	0.61000	28000.	100	10423	No
115	GOM_NL__2PRFIN20040227_053737_000000382024_00349_10423_9863.N1	27-FEB-2004 05:37:37	Dark	37.500	112	Alp Mus	2.6880	26000.	75	10423	No
116	GOM_NL__2PRFIN20040227_053850_000000492024_00349_10423_9864.N1	27-FEB-2004 05:38:50	Dark	48.500	12	Alp1Cru	0.77500	30000.	97	10423	No
117	GOM_NL__2PRFIN20040227_054025_000000392024_00349_10423_9865.N1	27-FEB-2004 05:40:25	Dark	38.500	29	Bet Car	1.6720	10200.	77	10423	No
118	GOM_NL__2PRFIN20040227_054312_000000442024_00349_10423_9866.N1	27-FEB-2004 05:43:12	Dark	43.500	71	lot Car	2.2460	7700.0	87	10423	No
119	GOM_NL__2PRFIN20040227_054444_000000432024_00349_10423_9867.N1	27-FEB-2004 05:44:44	Straylight	43.000	46	Del Vel	1.9540	10600.	86	10423	No
120	GOM_NL__2PRFIN20040227_054736_000000462024_00349_10423_9868.N1	27-FEB-2004 05:47:36	Straylight	46.000	65	Lam Vel	2.2040	4400.0	92	10423	No
121	GOM_NL__2PRFIN20040227_054956_000000752024_00349_10423_9869.N1	27-FEB-2004 05:49:56	Straylight	75.000	106	9Bet Crv	2.6480	5600.0	150	10423	No
122	GOM_NL__2PRFIN20040227_055310_000000732024_00349_10423_9870.N1	27-FEB-2004 05:53:10	Straylight	72.500	100	4Gam Crv	2.5800	13100.	145	10423	No
123	GOM_NL__2PRFIN20040227_055709_000000512024_00349_10423_9871.N1	27-FEB-2004 05:57:09	Tw_i_and_stray	50.500	48	30Alp Hya	1.9770	4100.0	101	10423	No
124	GOM_NL__2PRFIN20040227_060207_000000432024_00349_10423_9872.N1	27-FEB-2004 06:02:07	Bright	42.500	8	10Alp CMi	0.40000	6500.0	85	10423	No
125	GOM_NL__2PRFIN20040227_060650_000000422024_00349_10423_9873.N1	27-FEB-2004 06:06:50	Bright	41.500	166	17Eps Leo	2.9800	6000.0	83	10423	No
126	GOM_NL__2PRFIN20040227_060927_000000382024_00349_10423_9874.N1	27-FEB-2004 06:09:27	Bright	37.500	24	66Alp Gem	1.5800	10200.	75	10423	No
127	GOM_NL__2PRFIN20040227_061521_000000472024_00349_10423_9875.N1	27-FEB-2004 06:15:21	Bright	46.500	174	52Psi UMa	3.0040	4400.0	93	10423	No
128	GOM_NL__2PRFIN20040227_061758_000000432024_00349_10423_9876.N1	27-FEB-2004 06:17:58	Bright	43.000	82	48Bet UMa	2.3650	10600.	86	10423	No
129	GOM_NL__2PRFIN20040227_061925_000000502024_00349_10423_9877.N1	27-FEB-2004 06:19:25	Bright	49.500	87	64Gam UMa	2.4330	11000.	99	10423	No
130	GOM_NL__2PRFIN20040227_062246_000000512024_00349_10423_9878.N1	27-FEB-2004 06:22:46	Bright	50.500	32	77Eps UMa	1.7630	11000.	101	10423	No
131	GOM_NL__2PRFIN20040227_062511_000000392024_00349_10423_9879.N1	27-FEB-2004 06:25:11	Bright	39.000	49	1Alp UMi	1.9900	6300.0	78	10423	No
132	GOM_NL__2PRFIN20040227_063108_000000432024_00349_10423_9880.N1	27-FEB-2004 06:31:08	Bright	43.000	119	14Eta Dra	2.7270	4700.0	86	10423	No
133	GOM_NL__2PRFIN20040227_063524_000000462024_00349_10423_9881.N1	27-FEB-2004 06:35:24	Bright	46.000	130	23Bet Dra	2.7990	5800.0	92	10423	No
134	GOM_NL__2PRFIN20040227_063742_000000392024_00349_10423_9882.N1	27-FEB-2004 06:37:42	Bright	38.500	19	50Alp Cyg	1.2460	10500.	77	10423	No
135	GOM_NL__2PRFIN20040227_063916_000000372024_00349_10423_9883.N1	27-FEB-2004 06:39:16	Bright	36.500	66	37Gam Cyg	2.2080	5900.0	73	10423	No
136	GOM_NL__2PRFIN20040227_064048_000000352024_00349_10423_9884.N1	27-FEB-2004 06:40:48	Bright	35.000	92	53Eps Cyg	2.5000	4500.0	70	10423	No
137	GOM_NL__2PRFIN20040227_064347_000000782024_00349_10423_9885.N1	27-FEB-2004 06:43:47	Bright	77.500	133	40Zet Her	2.8070	6000.0	155	10423	No
138	GOM_NL__2PRFIN20040227_064744_000000412024_00349_10423_9886.N1	27-FEB-2004 06:47:44	Bright	40.500	168	17Zet Aql	2.9860	11000.	81	10423	No
139	GOM_NL__2PRFIN20040227_065048_000000632024_00349_10423_9887.N1	27-FEB-2004 06:50:48	Tw_i_and_stray	62.500	59	55Alp Oph	2.0800	8900.0	125	10423	No
140	GOM_NL__2PRFIN20040227_065317_000000642024_00349_10423_9888.N1	27-FEB-2004 06:53:17	Straylight	63.500	126	60Bet Oph	2.7700	4250.0	127	10423	No
141	GOM_NL__2PRFIN20040227_065729_000000442024_00349_10423_9889.N1	27-FEB-2004 06:57:29	Dark	44.000	155	41Pi Sgr	2.9000	6600.0	88	10423	No
142	GOM_NL__2PRFIN20040227_065916_000000442024_00349_10423_9890.N1	27-FEB-2004 06:59:16	Dark	44.000	57	34Sig Sgr	2.0660	26000.	88	10423	No
143	GOM_NL__2PRFIN20040227_070219_000000432024_00349_10423_9891.N1	27-FEB-2004 07:02:19	Dark	42.500	38	20Eps Sgr	1.8360	11000.	85	10423	No
144	GOM_NL__2PRFIN20040227_070501_000000522024_00349_10423_9892.N1	27-FEB-2004 07:05:01	Dark	52.000	25	35Lam Sco	1.6200	28000.	104	10423	No
145	GOM_NL__2PRFIN20040227_070723_000000842024_00349_10423_9893.N1	27-FEB-2004 07:07:23	Dark	84.000	16	21Alp Sco	1.0200	3000.0	168	10423	No
146	GOM_NL__2PRFIN20040227_071251_000000522024_00350_10424_9862.N1	27-FEB-2004 07:12:51	Dark	51.500	131	Gam Lup	2.8000	26000.	103	10424	No
147	GOM_NL__2PRFIN20040227_071527_000000492024_00350_10424_9863.N1	27-FEB-2004 07:15:27	Dark	49.000	4	Alp1Cen	-0.010000	5800.0	98	10424	No
148	GOM_NL__2PRFIN20040227_071647_000000432024_00350_10424_9864.N1	27-FEB-2004 07:16:47	Dark	42.500	10	Bet Cen	0.61000	28000.	85	10424	No
149	GOM_NL__2PRFIN20040227_071813_000000392024_00350_10424_9865.N1	27-FEB-2004 07:18:13	Dark	38.500	112	Alp Mus	2.6880	26000.	77	10424	No
150	GOM_NL__2PRFIN20040227_071927_000000402024_00350_10424_9866.N1	27-FEB-2004 07:19:27	Dark	40.000	12	Alp1Cru	0.77500	30000.	80	10424	No
151	GOM_NL__2PRFIN20040227_072101_000000392024_00350_10424_9867.N1	27-FEB-2004 07:21:01	Dark	39.000	29	Bet Car	1.6720	10200.	78	10424	No
152	GOM_NL__2PRFIN20040227_072348_000000392024_00350_10424_9868.N1	27-FEB-2004 07:23:48	Dark	39.000	71	lot Car	2.2460	7700.0	78	10424	No
153	GOM_NL__2PRFIN20040227_072520_000000412024_00350_10424_9869.N1	27-FEB-2004 07:25:20	Straylight	41.000	46	Del Vel	1.9540	10600.	82	10424	No
154	GOM_NL__2PRFIN20040227_072812_000000452024_00350_10424_9870.N1	27-FEB-2004 07:28:12	Straylight	44.500	65	Lam Vel	2.2040	4400.0	89	10424	No
155	GOM_NL__2PRFIN20040227_073031_000000762024_00350_10424_9871.N1	27-FEB-2004 07:30:31	Straylight	75.500	106	9Bet Crv	2.6480	5600.0	151	10424	No
156	GOM_NL__2PRFIN20040227_073347_000000762024_00350_10424_9872.N1	27-FEB-2004 07:33:47	Straylight	75.500	100	4Gam Crv	2.5800	13100.	151	10424	No
157	GOM_NL__2PRFIN20040227_073745_000000492024_00350_10424_9873.N1	27-FEB-2004 07:37:45	Tw_i_and_stray	49.000	48	30Alp Hya	1.9770	4100.0	98	10424	No
158	GOM_NL__2PRFIN20040227_074243_000000442024_00350_10424_9874.N1	27-FEB-2004 07:42:43	Bright	44.000	8	10Alp CMi	0.40000	6500.0	88	10424	No
159	GOM_NL__2PRFIN20040227_074726_000000412024_00350_10424_9875.N1	27-FEB-2004 07:47:26	Bright	40.500	166	17Eps Leo	2.9800	6000.0	81	10424	No
160	GOM_NL__2PRFIN20040227_075003_000000372024_00350_10424_9876.N1	27-FEB-2004 07:50:03	Bright	36.500	24	66Alp Gem	1.5800	10200.	73	10424	No

161	GOM_NL__2PRFIN20040227_075556_000000462024_00350_10424_9877.N1	27-FEB-2004 07:55:56	Bright	45.500	174	52Psi UMa	3.0040	4400.0	91	10424	No
162	GOM_NL__2PRFIN20040227_075834_000000422024_00350_10424_9878.N1	27-FEB-2004 07:58:34	Bright	42.000	82	48Bet UMa	2.3650	10600.	84	10424	No
163	GOM_NL__2PRFIN20040227_080000_000000472024_00350_10424_9879.N1	27-FEB-2004 08:00:00	Bright	47.000	87	64Gam UMa	2.4330	11000.	94	10424	No
164	GOM_NL__2PRFIN20040227_080322_000000522024_00350_10424_9880.N1	27-FEB-2004 08:03:22	Bright	52.000	32	77Eps UMa	1.7630	11000.	104	10424	No
165	GOM_NL__2PRFIN20040227_080547_000000372024_00350_10424_9881.N1	27-FEB-2004 08:05:47	Bright	37.000	49	1Alp UMi	1.9900	6300.0	74	10424	No
166	GOM_NL__2PRFIN20040227_081143_000000482024_00350_10424_9882.N1	27-FEB-2004 08:11:43	Bright	47.500	119	14Eta Dra	2.7270	4700.0	95	10424	No
167	GOM_NL__2PRFIN20040227_081600_000000472024_00350_10424_9883.N1	27-FEB-2004 08:16:00	Bright	46.500	130	23Bet Dra	2.7990	5800.0	93	10424	No
168	GOM_NL__2PRFIN20040227_081817_000000392024_00350_10424_9884.N1	27-FEB-2004 08:18:17	Bright	39.000	19	50Alp Cyg	1.2460	10500.	78	10424	No
169	GOM_NL__2PRFIN20040227_081952_000000402024_00350_10424_9885.N1	27-FEB-2004 08:19:52	Bright	40.000	66	37Gam Cyg	2.2080	5900.0	80	10424	No
170	GOM_NL__2PRFIN20040227_082123_000000372024_00350_10424_9886.N1	27-FEB-2004 08:21:23	Bright	37.000	92	53Eps Cyg	2.5000	4500.0	74	10424	No
171	GOM_NL__2PRFIN20040227_082423_000000732024_00350_10424_9887.N1	27-FEB-2004 08:24:23	Bright	73.000	133	40Zet Her	2.8070	6000.0	146	10424	No
172	GOM_NL__2PRFIN20040227_082820_000000422024_00350_10424_9888.N1	27-FEB-2004 08:28:20	Bright	41.500	168	17Zet Aql	2.9860	11000.	83	10424	No
173	GOM_NL__2PRFIN20040227_083124_000000692024_00350_10424_9889.N1	27-FEB-2004 08:31:24	Twilight	69.000	59	55Alp Oph	2.0800	8900.0	138	10424	No
174	GOM_NL__2PRFIN20040227_083354_000000672024_00350_10424_9890.N1	27-FEB-2004 08:33:54	Straylight	67.000	126	60Bet Oph	2.7700	4250.0	134	10424	No
175	GOM_NL__2PRFIN20040227_083804_000000432024_00350_10424_9891.N1	27-FEB-2004 08:38:04	Dark	43.000	155	41Pi Sgr	2.9000	6600.0	86	10424	No
176	GOM_NL__2PRFIN20040227_083952_000000442024_00350_10424_9892.N1	27-FEB-2004 08:39:52	Dark	43.500	57	34Sig Sgr	2.0660	26000.	87	10424	No
177	GOM_NL__2PRFIN20040227_084255_000000442024_00350_10424_9893.N1	27-FEB-2004 08:42:55	Dark	44.000	38	20Eps Sgr	1.8360	11000.	88	10424	No
178	GOM_NL__2PRFIN20040227_084538_000000452024_00350_10424_9894.N1	27-FEB-2004 08:45:38	Dark	45.000	25	35Lam Sco	1.6200	28000.	90	10424	No
179	GOM_NL__2PRFIN20040227_084800_000000772024_00350_10424_9895.N1	27-FEB-2004 08:48:00	Dark	77.000	16	21Alp Sco	1.0200	3000.0	154	10424	No
180	GOM_NL__2PRFIN20040227_085328_000000502024_00351_10425_9862.N1	27-FEB-2004 08:53:28	Dark	50.000	131	Gam Lup	2.8000	26000.	100	10425	No
181	GOM_NL__2PRFIN20040227_085604_000000452024_00351_10425_9863.N1	27-FEB-2004 08:56:04	Dark	44.500	4	Alp1Cen	-0.010000	5800.0	89	10425	No
182	GOM_NL__2PRFIN20040227_085723_000000432024_00351_10425_9864.N1	27-FEB-2004 08:57:23	Dark	42.500	10	Bet Cen	0.61000	28000.	85	10425	No
183	GOM_NL__2PRFIN20040227_090003_000000422024_00351_10425_9865.N1	27-FEB-2004 09:00:03	Dark	41.500	20	Bet Cru	1.2530	30000.	83	10425	No
184	GOM_NL__2PRFIN20040227_090137_000000382024_00351_10425_9866.N1	27-FEB-2004 09:01:37	Dark	38.000	29	Bet Car	1.6720	10200.	76	10425	No
185	GOM_NL__2PRFIN20040227_090424_000000392024_00351_10425_9867.N1	27-FEB-2004 09:04:24	Dark	39.000	71	lot Car	2.2460	7700.0	78	10425	No
186	GOM_NL__2PRFIN20040227_090556_000000402024_00351_10425_9868.N1	27-FEB-2004 09:05:56	Straylight	40.000	46	Del Vel	1.9540	10600.	80	10425	No
187	GOM_NL__2PRFIN20040227_090848_000000442024_00351_10425_9869.N1	27-FEB-2004 09:08:48	Straylight	43.500	65	Lam Vel	2.2040	4400.0	87	10425	No
188	GOM_NL__2PRFIN20040227_091108_000000782024_00351_10425_9870.N1	27-FEB-2004 09:11:08	Straylight	77.500	106	9Bet Crv	2.6480	5600.0	155	10425	No
189	GOM_NL__2PRFIN20040227_091422_000000712024_00351_10425_9871.N1	27-FEB-2004 09:14:22	Straylight	71.000	100	4Gam Crv	2.5800	13100.	142	10425	No
190	GOM_NL__2PRFIN20040227_091821_000000472024_00351_10425_9872.N1	27-FEB-2004 09:18:21	Twilight	46.500	48	30Alp Hya	1.9770	4100.0	93	10425	No
191	GOM_NL__2PRFIN20040227_092441_000000452024_00351_10425_9873.N1	27-FEB-2004 09:24:41	Bright	45.000	22	32Alp Leo	1.3600	15200.	90	10425	No
192	GOM_NL__2PRFIN20040227_092801_000000412024_00351_10425_9874.N1	27-FEB-2004 09:28:01	Bright	40.500	166	17Eps Leo	2.9800	6000.0	81	10425	No
193	GOM_NL__2PRFIN20040227_093039_000000372024_00351_10425_9875.N1	27-FEB-2004 09:30:39	Bright	36.500	24	66Alp Gem	1.5800	10200.	73	10425	No
194	GOM_NL__2PRFIN20040227_093631_000000482024_00351_10425_9876.N1	27-FEB-2004 09:36:31	Bright	48.000	174	52Psi UMa	3.0040	4400.0	96	10425	No
195	GOM_NL__2PRFIN20040227_093909_000000422024_00351_10425_9877.N1	27-FEB-2004 09:39:09	Bright	42.000	82	48Bet UMa	2.3650	10600.	84	10425	No
196	GOM_NL__2PRFIN20040227_094035_000000492024_00351_10425_9878.N1	27-FEB-2004 09:40:35	Bright	48.500	87	64Gam UMa	2.4330	11000.	97	10425	No
197	GOM_NL__2PRFIN20040227_094356_000000502024_00351_10425_9879.N1	27-FEB-2004 09:43:56	Bright	50.000	32	77Eps UMa	1.7630	11000.	100	10425	No
198	GOM_NL__2PRFIN20040227_094622_000000392024_00351_10425_9880.N1	27-FEB-2004 09:46:22	Bright	38.500	49	1Alp UMi	1.9900	6300.0	77	10425	No
199	GOM_NL__2PRFIN20040227_095218_000000472024_00351_10425_9881.N1	27-FEB-2004 09:52:18	Bright	47.000	119	14Eta Dra	2.7270	4700.0	94	10425	No
200	GOM_NL__2PRFIN20040227_095636_000000462024_00351_10425_9882.N1	27-FEB-2004 09:56:36	Bright	46.000	130	23Bet Dra	2.7990	5800.0	92	10425	No
201	GOM_NL__2PRFIN20040227_095854_000000382024_00351_10425_9883.N1	27-FEB-2004 09:58:54	Bright	37.500	19	50Alp Cyg	1.2460	10500.	75	10425	No
202	GOM_NL__2PRFIN20040227_100028_000000382024_00351_10425_9884.N1	27-FEB-2004 10:00:28	Bright	38.000	66	37Gam Cyg	2.2080	5900.0	76	10425	No
203	GOM_NL__2PRFIN20040227_100200_000000372024_00351_10425_9885.N1	27-FEB-2004 10:02:00	Bright	37.000	92	53Eps Cyg	2.5000	4500.0	74	10425	No
204	GOM_NL__2PRFIN20040227_100459_000000762024_00351_10425_9886.N1	27-FEB-2004 10:04:59	Bright	76.000	133	40Zet Her	2.8070	6000.0	152	10425	No
205	GOM_NL__2PRFIN20040227_100856_000000392024_00351_10425_9887.N1	27-FEB-2004 10:08:56	Bright	39.000	168	17Zet Aql	2.9860	11000.	78	10425	No
206	GOM_NL__2PRFIN20040227_101201_000000632024_00351_10425_9888.N1	27-FEB-2004 10:12:01	Twilight	63.000	59	55Alp Oph	2.0800	8900.0	126	10425	No
207	GOM_NL__2PRFIN20040227_101430_000000632024_00351_10425_9889.N1	27-FEB-2004 10:14:30	Straylight	62.500	126	60Bet Oph	2.7700	4250.0	125	10425	No
208	GOM_NL__2PRFIN20040227_101841_000000452024_00351_10425_9890.N1	27-FEB-2004 10:18:41	Dark	44.500	155	41Pi Sgr	2.9000	6600.0	89	10425	No
209	GOM_NL__2PRFIN20040227_102029_000000452024_00351_10425_9891.N1	27-FEB-2004 10:20:29	Dark	44.500	57	34Sig Sgr	2.0660	26000.	89	10425	No
210	GOM_NL__2PRFIN20040227_102332_000000482024_00351_10425_9892.N1	27-FEB-2004 10:23:32	Dark	48.000	38	20Eps Sgr	1.8360	11000.	96	10425	No
211	GOM_NL__2PRFIN20040227_102615_000000482024_00351_10425_9893.N1	27-FEB-2004 10:26:15	Dark	48.000	25	35Lam Sco	1.6200	28000.	96	10425	No
212	GOM_NL__2PRFIN20040227_102811_000000652024_00351_10425_9894.N1	27-FEB-2004 10:28:11	Dark	64.500	75	26Eps Sco	2.2910	4250.0	129	10425	No
213	GOM_NL__2PRFIN20040227_103405_000000522024_00352_10426_9862.N1	27-FEB-2004 10:34:05	Dark	52.000	131	Gam Lup	2.8000	26000.	104	10426	No
214	GOM_NL__2PRFIN20040227_103640_000000432024_00352_10426_9863.N1	27-FEB-2004 10:36:40	Dark	42.500	4	Alp1Cen	-0.010000	5800.0	85	10426	No
215	GOM_NL__2PRFIN20040227_103759_000000452024_00352_10426_9864.N1	27-FEB-2004 10:37:59	Dark	44.500	10	Bet Cen	0.61000	28000.	89	10426	No
216	GOM_NL__2PRFIN20040227_104039_000000422024_00352_10426_9865.N1	27-FEB-2004 10:40:39	Dark	41.500	20	Bet Cru	1.2530	30000.	83	10426	No
217	GOM_NL__2PRFIN20040227_104213_000000382024_00352_10426_9866.N1	27-FEB-2004 10:42:13	Dark	37.500	29	Bet Car	1.6720	10200.	75	10426	No
218	GOM_NL__2PRFIN20040227_104500_000000382024_00352_10426_9867.N1	27-FEB-2004 10:45:00	Dark	37.500	71	lot Car	2.2460	7700.0	75	10426	No
219	GOM_NL__2PRFIN20040227_104632_000000372024_00352_10426_9868.N1	27-FEB-2004 10:46:32	Straylight	37.000	46	Del Vel	1.9540	10600.	74	10426	No

220	GOM_NL__2PRFIN20040227_104924_000000482024_00352_10426_9869.N1	27-FEB-2004 10:49:24	Straylight	48.000	65	Lam Vel	2.2040	4400.0	96	10426	No
221	GOM_NL__2PRFIN20040227_105145_000000732024_00352_10426_9870.N1	27-FEB-2004 10:51:45	Straylight	72.500	106	9Bet Crv	2.6480	5600.0	145	10426	No
222	GOM_NL__2PRFIN20040227_105458_000000732024_00352_10426_9871.N1	27-FEB-2004 10:54:58	Straylight	72.500	100	4Gam Crv	2.5800	13100.	145	10426	No
223	GOM_NL__2PRFIN20040227_105856_000000472024_00352_10426_9872.N1	27-FEB-2004 10:58:56	Tw_i_and_stray	47.000	48	30Alp Hya	1.9770	4100.0	94	10426	No
224	GOM_NL__2PRFIN20040227_110516_000000442024_00352_10426_9873.N1	27-FEB-2004 11:05:16	Bright	43.500	22	32Alp Leo	1.3600	15200.	87	10426	No
225	GOM_NL__2PRFIN20040227_110836_000000412024_00352_10426_9874.N1	27-FEB-2004 11:08:36	Bright	41.000	166	17Eps Leo	2.9800	6000.0	82	10426	No
226	GOM_NL__2PRFIN20040227_111116_000000392024_00352_10426_9875.N1	27-FEB-2004 11:11:16	Bright	38.500	24	66Alp Gem	1.5800	10200.	77	10426	No
227	GOM_NL__2PRFIN20040227_111706_000000472024_00352_10426_9876.N1	27-FEB-2004 11:17:06	Bright	47.000	174	52Psi UMa	3.0040	4400.0	94	10426	No
228	GOM_NL__2PRFIN20040227_111945_000000432024_00352_10426_9877.N1	27-FEB-2004 11:19:45	Bright	43.000	82	48Bet UMa	2.3650	10600.	86	10426	No
229	GOM_NL__2PRFIN20040227_112111_000000492024_00352_10426_9878.N1	27-FEB-2004 11:21:11	Bright	48.500	87	64Gam UMa	2.4330	11000.	97	10426	No
230	GOM_NL__2PRFIN20040227_112658_000000372024_00352_10426_9879.N1	27-FEB-2004 11:26:58	Bright	36.500	49	1Alp UMi	1.9900	6300.0	73	10426	No
231	GOM_NL__2PRFIN20040227_113253_000000472024_00352_10426_9880.N1	27-FEB-2004 11:32:53	Bright	47.000	119	14Eta Dra	2.7270	4700.0	94	10426	No
232	GOM_NL__2PRFIN20040227_113712_000000432024_00352_10426_9881.N1	27-FEB-2004 11:37:12	Bright	43.000	130	23Bet Dra	2.7990	5800.0	86	10426	No
233	GOM_NL__2PRFIN20040227_113930_000000362024_00352_10426_9882.N1	27-FEB-2004 11:39:30	Bright	35.500	19	50Alp Cyg	1.2460	10500.	71	10426	No
234	GOM_NL__2PRFIN20040227_114104_000000382024_00352_10426_9883.N1	27-FEB-2004 11:41:04	Bright	37.500	66	37Gam Cyg	2.2080	5900.0	75	10426	No
235	GOM_NL__2PRFIN20040227_114236_000000362024_00352_10426_9884.N1	27-FEB-2004 11:42:36	Bright	35.500	92	53Eps Cyg	2.5000	4500.0	71	10426	No
236	GOM_NL__2PRFIN20040227_114536_000000752024_00352_10426_9885.N1	27-FEB-2004 11:45:36	Bright	74.500	133	40Zet Her	2.8070	6000.0	149	10426	No
237	GOM_NL__2PRFIN20040227_114931_000000432024_00352_10426_9886.N1	27-FEB-2004 11:49:31	Bright	43.000	168	17Zet Aql	2.9860	11000.	86	10426	No
238	GOM_NL__2PRFIN20040227_115238_000000662024_00352_10426_9887.N1	27-FEB-2004 11:52:38	Tw_i_and_stray	66.000	59	55Alp Oph	2.0800	8900.0	132	10426	No
239	GOM_NL__2PRFIN20040227_115506_000000652024_00352_10426_9888.N1	27-FEB-2004 11:55:06	Straylight	65.000	126	60Bet Oph	2.7700	4250.0	130	10426	No
240	GOM_NL__2PRFIN20040227_115917_000000462024_00352_10426_9889.N1	27-FEB-2004 11:59:17	Dark	46.000	155	41Pi Sgr	2.9000	6600.0	92	10426	No
241	GOM_NL__2PRFIN20040227_120104_000000462024_00352_10426_9890.N1	27-FEB-2004 12:01:04	Dark	46.000	57	34Sig Sgr	2.0660	26000.	92	10426	No
242	GOM_NL__2PRFIN20040227_120407_000000482024_00352_10426_9891.N1	27-FEB-2004 12:04:07	Dark	48.000	38	20Eps Sgr	1.8360	11000.	96	10426	No
243	GOM_NL__2PRFIN20040227_120651_000000492024_00352_10426_9892.N1	27-FEB-2004 12:06:51	Dark	49.000	25	35Lam Sco	1.6200	28000.	98	10426	No
244	GOM_NL__2PRFIN20040227_120848_000000532024_00352_10426_9893.N1	27-FEB-2004 12:08:48	Dark	53.000	75	26Eps Sco	2.2910	4250.0	106	10426	No
245	GOM_NL__2PRFIN20040227_121442_000000532024_00353_10427_9863.N1	27-FEB-2004 12:14:42	Dark	53.000	131	Gam Lup	2.8000	26000.	106	10427	No
246	GOM_NL__2PRFIN20040227_121716_000000482024_00353_10427_9864.N1	27-FEB-2004 12:17:16	Dark	47.500	4	Alp1Cen	-0.010000	5800.0	95	10427	No
247	GOM_NL__2PRFIN20040227_121835_000000452024_00353_10427_9865.N1	27-FEB-2004 12:18:35	Dark	44.500	10	Bet Cen	0.610000	28000.	89	10427	No
248	GOM_NL__2PRFIN20040227_122116_000000422024_00353_10427_9866.N1	27-FEB-2004 12:21:16	Dark	42.000	20	Bet Cru	1.2530	30000.	84	10427	No
249	GOM_NL__2PRFIN20040227_122249_000000392024_00353_10427_9867.N1	27-FEB-2004 12:22:49	Dark	38.500	29	Bet Car	1.6720	10200.	77	10427	No
250	GOM_NL__2PRFIN20040227_122536_000000392024_00353_10427_9868.N1	27-FEB-2004 12:25:36	Dark	38.500	71	lot Car	2.2460	7700.0	77	10427	No
251	GOM_NL__2PRFIN20040227_122708_000000432024_00353_10427_9869.N1	27-FEB-2004 12:27:08	Straylight	42.500	46	Del Vel	1.9540	10600.	85	10427	No
252	GOM_NL__2PRFIN20040227_122959_000000432024_00353_10427_9870.N1	27-FEB-2004 12:29:59	Straylight	42.500	65	Lam Vel	2.2040	4400.0	85	10427	No
253	GOM_NL__2PRFIN20040227_123221_000000752024_00353_10427_9871.N1	27-FEB-2004 12:32:21	Straylight	75.000	106	9Bet Crv	2.6480	5600.0	150	10427	No
254	GOM_NL__2PRFIN20040227_123535_000000742024_00353_10427_9872.N1	27-FEB-2004 12:35:35	Straylight	74.000	100	4Gam Crv	2.5800	13100.	148	10427	No
255	GOM_NL__2PRFIN20040227_123932_000000522024_00353_10427_9873.N1	27-FEB-2004 12:39:32	Tw_i_and_stray	51.500	48	30Alp Hya	1.9770	4100.0	103	10427	No
256	GOM_NL__2PRFIN20040227_124552_000000462024_00353_10427_9874.N1	27-FEB-2004 12:45:52	Bright	46.000	22	32Alp Leo	1.3600	15200.	92	10427	No
257	GOM_NL__2PRFIN20040227_124911_000000422024_00353_10427_9875.N1	27-FEB-2004 12:49:11	Bright	42.000	166	17Eps Leo	2.9800	6000.0	84	10427	No
258	GOM_NL__2PRFIN20040227_125151_000000392024_00353_10427_9876.N1	27-FEB-2004 12:51:51	Bright	38.500	24	66Alp Gem	1.5800	10200.	77	10427	No
259	GOM_NL__2PRFIN20040227_125741_000000472024_00353_10427_9877.N1	27-FEB-2004 12:57:41	Bright	46.500	174	52Psi UMa	3.0040	4400.0	93	10427	No
260	GOM_NL__2PRFIN20040227_130020_000000422024_00353_10427_9878.N1	27-FEB-2004 13:00:20	Bright	42.000	82	48Bet UMa	2.3650	10600.	84	10427	No
261	GOM_NL__2PRFIN20040227_130145_000000472024_00353_10427_9879.N1	27-FEB-2004 13:01:45	Bright	47.000	87	64Gam UMa	2.4330	11000.	94	10427	No
262	GOM_NL__2PRFIN20040227_130507_000000512024_00353_10427_9880.N1	27-FEB-2004 13:05:07	Bright	50.500	32	77Eps UMa	1.7630	11000.	101	10427	No
263	GOM_NL__2PRFIN20040227_130734_000000372024_00353_10427_9881.N1	27-FEB-2004 13:07:34	Bright	37.000	49	1Alp UMi	1.9900	6300.0	74	10427	No
264	GOM_NL__2PRFIN20040227_131329_000000472024_00353_10427_9882.N1	27-FEB-2004 13:13:29	Bright	47.000	119	14Eta Dra	2.7270	4700.0	94	10427	No
265	GOM_NL__2PRFIN20040227_131748_000000452024_00353_10427_9883.N1	27-FEB-2004 13:17:48	Bright	44.500	130	23Bet Dra	2.7990	5800.0	89	10427	No
266	GOM_NL__2PRFIN20040227_132006_000000402024_00353_10427_9884.N1	27-FEB-2004 13:20:06	Bright	39.500	19	50Alp Cyg	1.2460	10500.	79	10427	No
267	GOM_NL__2PRFIN20040227_132140_000000382024_00353_10427_9885.N1	27-FEB-2004 13:21:40	Bright	37.500	66	37Gam Cyg	2.2080	5900.0	75	10427	No
268	GOM_NL__2PRFIN20040227_132312_000000362024_00353_10427_9886.N1	27-FEB-2004 13:23:12	Bright	35.500	92	53Eps Cyg	2.5000	4500.0	71	10427	No
269	GOM_NL__2PRFIN20040227_132612_000000742024_00353_10427_9887.N1	27-FEB-2004 13:26:12	Bright	74.000	133	40Zet Her	2.8070	6000.0	148	10427	No
270	GOM_NL__2PRFIN20040227_133009_000000422024_00353_10427_9888.N1	27-FEB-2004 13:30:09	Bright	41.500	168	17Zet Aql	2.9860	11000.	83	10427	No
271	GOM_NL__2PRFIN20040227_133315_000000672024_00353_10427_9889.N1	27-FEB-2004 13:33:15	Tw_i_and_stray	67.000	59	55Alp Oph	2.0800	8900.0	134	10427	No
272	GOM_NL__2PRFIN20040227_133543_000000652024_00353_10427_9890.N1	27-FEB-2004 13:35:43	Straylight	65.000	126	60Bet Oph	2.7700	4250.0	130	10427	No
273	GOM_NL__2PRFIN20040227_133953_000000432024_00353_10427_9891.N1	27-FEB-2004 13:39:53	Dark	43.000	155	41Pi Sgr	2.9000	6600.0	86	10427	No
274	GOM_NL__2PRFIN20040227_134140_000000462024_00353_10427_9892.N1	27-FEB-2004 13:41:40	Dark	45.500	57	34Sig Sgr	2.0660	26000.	91	10427	No
275	GOM_NL__2PRFIN20040227_134443_000000442024_00353_10427_9893.N1	27-FEB-2004 13:44:43	Dark	43.500	38	20Eps Sgr	1.8360	11000.	87	10427	No
276	GOM_NL__2PRFIN20040227_134728_000000542024_00353_10427_9894.N1	27-FEB-2004 13:47:28	Dark	53.500	25	35Lam Sco	1.6200	28000.	107	10427	No
277	GOM_NL__2PRFIN20040227_134926_000000582024_00353_10427_9895.N1	27-FEB-2004 13:49:26	Dark	58.000	75	26Eps Sco	2.2910	4250.0	116	10427	No
278	GOM_NL__2PRFIN20040227_135519_000000502024_00354_10428_9883.N1	27-FEB-2004 13:55:19	Dark	49.500	131	Gam Lup	2.8000	26000.	99	10428	No

279	GOM_NL__2PRFIN20040227_135753_000000482024_00354_10428_9884.N1	27-FEB-2004 13:57:53	Dark	47.500	4	Alp1Cen	-0.010000	5800.0	95	10428	No
280	GOM_NL__2PRFIN20040227_135912_000000442024_00354_10428_9885.N1	27-FEB-2004 13:59:12	Dark	44.000	10	Bet Cen	0.610000	28000.	88	10428	No
281	GOM_NL__2PRFIN20040227_140152_000000462024_00354_10428_9886.N1	27-FEB-2004 14:01:52	Dark	46.000	20	Bet Cru	1.2530	30000.	92	10428	No
282	GOM_NL__2PRFIN20040227_140325_000000392024_00354_10428_9887.N1	27-FEB-2004 14:03:25	Dark	39.000	29	Bet Car	1.6720	10200.	78	10428	No
283	GOM_NL__2PRFIN20040227_140612_000000422024_00354_10428_9888.N1	27-FEB-2004 14:06:12	Dark	42.000	71	lot Car	2.2460	7700.0	84	10428	No
284	GOM_NL__2PRFIN20040227_140744_000000432024_00354_10428_9889.N1	27-FEB-2004 14:07:44	Straylight	43.000	46	Del Vel	1.9540	10600.	86	10428	No
285	GOM_NL__2PRFIN20040227_141033_000000492024_00354_10428_9890.N1	27-FEB-2004 14:10:33	Straylight	48.500	65	Lam Vel	2.2040	4400.0	97	10428	No
286	GOM_NL__2PRFIN20040227_141258_000000712024_00354_10428_9891.N1	27-FEB-2004 14:12:58	Straylight	70.500	106	9Bet Crv	2.6480	5600.0	141	10428	No
287	GOM_NL__2PRFIN20040227_141611_000000702024_00354_10428_9892.N1	27-FEB-2004 14:16:11	Straylight	69.500	100	4Gam Crv	2.5800	13100.	139	10428	No
288	GOM_NL__2PRFIN20040227_142008_000000472024_00354_10428_9893.N1	27-FEB-2004 14:20:08	Tw_i_and_stray	46.500	48	30Alp Hya	1.9770	4100.0	93	10428	No
289	GOM_NL__2PRFIN20040227_142628_000000462024_00354_10428_9894.N1	27-FEB-2004 14:26:28	Bright	45.500	22	32Alp Leo	1.3600	15200.	91	10428	No
290	GOM_NL__2PRFIN20040227_142948_000000412024_00354_10428_9895.N1	27-FEB-2004 14:29:48	Bright	41.000	166	17Eps Leo	2.9800	6000.0	82	10428	No
291	GOM_NL__2PRFIN20040227_143228_000000372024_00354_10428_9896.N1	27-FEB-2004 14:32:28	Bright	36.500	24	66Alp Gem	1.5800	10200.	73	10428	No
292	GOM_NL__2PRFIN20040227_143817_000000472024_00354_10428_9897.N1	27-FEB-2004 14:38:17	Bright	47.000	174	52Psi UMa	3.0040	4400.0	94	10428	No
293	GOM_NL__2PRFIN20040227_144056_000000422024_00354_10428_9898.N1	27-FEB-2004 14:40:56	Bright	42.000	82	48Bet UMa	2.3650	10600.	84	10428	No
294	GOM_NL__2PRFIN20040227_144221_000000482024_00354_10428_9899.N1	27-FEB-2004 14:42:21	Bright	48.000	87	64Gam UMa	2.4330	11000.	96	10428	No
295	GOM_NL__2PRFIN20040227_144542_000000512024_00354_10428_9900.N1	27-FEB-2004 14:45:42	Bright	51.000	32	77Eps UMa	1.7630	11000.	102	10428	No
296	GOM_NL__2PRFIN20040227_144810_000000362024_00354_10428_9901.N1	27-FEB-2004 14:48:10	Bright	35.500	49	1Alp UMi	1.9900	6300.0	71	10428	No
297	GOM_NL__2PRFIN20040227_145402_000000492024_00354_10428_9902.N1	27-FEB-2004 14:54:02	Bright	48.500	119	14Eta Dra	2.7270	4700.0	97	10428	No
298	GOM_NL__2PRFIN20040227_145823_000000472024_00354_10428_9903.N1	27-FEB-2004 14:58:23	Bright	46.500	130	23Bet Dra	2.7990	5800.0	93	10428	No
299	GOM_NL__2PRFIN20040227_150040_000000392024_00354_10428_9904.N1	27-FEB-2004 15:00:40	Bright	39.000	19	50Alp Cyg	1.2460	10500.	78	10428	No
300	GOM_NL__2PRFIN20040227_150214_000000412024_00354_10428_9905.N1	27-FEB-2004 15:02:14	Bright	41.000	66	37Gam Cyg	2.2080	5900.0	82	10428	No
301	GOM_NL__2PRFIN20040227_150348_000000382024_00354_10428_9906.N1	27-FEB-2004 15:03:48	Bright	38.000	92	53Eps Cyg	2.5000	4500.0	76	10428	No
302	GOM_NL__2PRFIN20040227_150648_000000752024_00354_10428_9907.N1	27-FEB-2004 15:06:48	Bright	74.500	133	40Zet Her	2.8070	6000.0	149	10428	No
303	GOM_NL__2PRFIN20040227_151046_000000422024_00354_10428_9908.N1	27-FEB-2004 15:10:46	Bright	41.500	168	17Zet Aql	2.9860	11000.	83	10428	No
304	GOM_NL__2PRFIN20040227_151351_000000662024_00354_10428_9909.N1	27-FEB-2004 15:13:51	Tw_i_and_stray	65.500	59	55Alp Oph	2.0800	8900.0	131	10428	No
305	GOM_NL__2PRFIN20040227_151621_000000632024_00354_10428_9910.N1	27-FEB-2004 15:16:21	Straylight	63.000	126	60Bet Oph	2.7700	4250.0	126	10428	No
306	GOM_NL__2PRFIN20040227_152029_000000452024_00354_10428_9911.N1	27-FEB-2004 15:20:29	Dark	45.000	155	41Pi Sgr	2.9000	6600.0	90	10428	No
307	GOM_NL__2PRFIN20040227_152217_000000452024_00354_10428_9912.N1	27-FEB-2004 15:22:17	Dark	44.500	57	34Sig Sgr	2.0660	26000.	89	10428	No
308	GOM_NL__2PRFIN20040227_152521_000000482024_00354_10428_9913.N1	27-FEB-2004 15:25:21	Dark	47.500	38	20Eps Sgr	1.8360	11000.	95	10428	No
309	GOM_NL__2PRFIN20040227_152805_000000462024_00354_10428_9914.N1	27-FEB-2004 15:28:05	Dark	46.000	25	35Lam Sco	1.6200	28000.	92	10428	No
310	GOM_NL__2PRFIN20040227_153002_000000542024_00354_10428_9915.N1	27-FEB-2004 15:30:02	Dark	53.500	75	26Eps Sco	2.2910	4250.0	107	10428	No
311	GOM_NL__2PRFIN20040227_153556_000000552024_00355_10429_9887.N1	27-FEB-2004 15:35:56	Dark	54.500	131	Gam Lup	2.8000	26000.	109	10429	No
312	GOM_NL__2PRFIN20040227_153830_000000452024_00355_10429_9888.N1	27-FEB-2004 15:38:30	Dark	45.000	4	Alp1Cen	-0.010000	5800.0	90	10429	No
313	GOM_NL__2PRFIN20040227_153949_000000432024_00355_10429_9889.N1	27-FEB-2004 15:39:49	Dark	43.000	10	Bet Cen	0.610000	28000.	86	10429	No
314	GOM_NL__2PRFIN20040227_154229_000000492024_00355_10429_9890.N1	27-FEB-2004 15:42:29	Dark	49.000	20	Bet Cru	1.2530	30000.	98	10429	No
315	GOM_NL__2PRFIN20040227_154401_000000502024_00355_10429_9891.N1	27-FEB-2004 15:44:01	Dark	50.000	29	Bet Car	1.6720	10200.	100	10429	No
316	GOM_NL__2PRFIN20040227_154648_000000462024_00355_10429_9892.N1	27-FEB-2004 15:46:48	Dark	46.000	71	lot Car	2.2460	7700.0	92	10429	No
317	GOM_NL__2PRFIN20040227_154820_000000432024_00355_10429_9893.N1	27-FEB-2004 15:48:20	Straylight	42.500	46	Del Vel	1.9540	10600.	85	10429	No
318	GOM_NL__2PRFIN20040227_155111_000000492024_00355_10429_9894.N1	27-FEB-2004 15:51:11	Straylight	49.000	65	Lam Vel	2.2040	4400.0	98	10429	No
319	GOM_NL__2PRFIN20040227_155335_000000722024_00355_10429_9895.N1	27-FEB-2004 15:53:35	Straylight	72.000	106	9Bet Crv	2.6480	5600.0	144	10429	No
320	GOM_NL__2PRFIN20040227_155647_000000682024_00355_10429_9896.N1	27-FEB-2004 15:56:47	Straylight	68.000	100	4Gam Crv	2.5800	13100.	136	10429	No
321	GOM_NL__2PRFIN20040227_160045_000000482024_00355_10429_9897.N1	27-FEB-2004 16:00:45	Tw_i_and_stray	48.000	48	30Alp Hya	1.9770	4100.0	96	10429	No
322	GOM_NL__2PRFIN20040227_160704_000000462024_00355_10429_9898.N1	27-FEB-2004 16:07:04	Bright	46.000	22	32Alp Leo	1.3600	15200.	92	10429	No
323	GOM_NL__2PRFIN20040227_161023_000000412024_00355_10429_9899.N1	27-FEB-2004 16:10:23	Bright	41.000	166	17Eps Leo	2.9800	6000.0	82	10429	No
324	GOM_NL__2PRFIN20040227_161303_000000392024_00355_10429_9900.N1	27-FEB-2004 16:13:03	Bright	38.500	24	66Alp Gem	1.5800	10200.	77	10429	No
325	GOM_NL__2PRFIN20040227_161852_000000492024_00355_10429_9901.N1	27-FEB-2004 16:18:52	Bright	48.500	174	52Psi UMa	3.0040	4400.0	97	10429	No
326	GOM_NL__2PRFIN20040227_162131_000000432024_00355_10429_9902.N1	27-FEB-2004 16:21:31	Bright	42.500	82	48Bet UMa	2.3650	10600.	85	10429	No
327	GOM_NL__2PRFIN20040227_162256_000000482024_00355_10429_9903.N1	27-FEB-2004 16:22:56	Bright	48.000	87	64Gam UMa	2.4330	11000.	96	10429	No
328	GOM_NL__2PRFIN20040227_162617_000000482024_00355_10429_9904.N1	27-FEB-2004 16:26:17	Bright	48.000	32	77Eps UMa	1.7630	11000.	96	10429	No
329	GOM_NL__2PRFIN20040227_162846_000000392024_00355_10429_9905.N1	27-FEB-2004 16:28:46	Bright	38.500	49	1Alp UMi	1.9900	6300.0	77	10429	No
330	GOM_NL__2PRFIN20040227_163440_000000492024_00355_10429_9906.N1	27-FEB-2004 16:34:40	Bright	48.500	119	14Eta Dra	2.7270	4700.0	97	10429	No
331	GOM_NL__2PRFIN20040227_163859_000000462024_00355_10429_9907.N1	27-FEB-2004 16:38:59	Bright	46.000	130	23Bet Dra	2.7990	5800.0	92	10429	No
332	GOM_NL__2PRFIN20040227_164116_000000402024_00355_10429_9908.N1	27-FEB-2004 16:41:16	Bright	40.000	19	50Alp Cyg	1.2460	10500.	80	10429	No
333	GOM_NL__2PRFIN20040227_164250_000000382024_00355_10429_9909.N1	27-FEB-2004 16:42:50	Bright	37.500	66	37Gam Cyg	2.2080	5900.0	75	10429	No
334	GOM_NL__2PRFIN20040227_164425_000000352024_00355_10429_9910.N1	27-FEB-2004 16:44:25	Bright	35.000	92	53Eps Cyg	2.5000	4500.0	70	10429	No
335	GOM_NL__2PRFIN20040227_164724_000000772024_00355_10429_9911.N1	27-FEB-2004 16:47:24	Bright	76.500	133	40Zet Her	2.8070	6000.0	153	10429	No
336	GOM_NL__2PRFIN20040227_165122_000000462024_00355_10429_9912.N1	27-FEB-2004 16:51:22	Bright	45.500	168	17Zet Aql	2.9860	11000.	91	10429	No
337	GOM_NL__2PRFIN20040227_165428_000000652024_00355_10429_9913.N1	27-FEB-2004 16:54:28	Tw_i_and_stray	65.000	59	55Alp Oph	2.0800	8900.0	130	10429	No

338	GOM_NL__2PRFIN20040227_165657_000000652024_00355_10429_9914.N1	27-FEB-2004 16:56:57	Straylight	64.500	126	60Bet Oph	2.7700	4250.0	129	10429	No
339	GOM_NL__2PRFIN20040227_170107_000000442024_00355_10429_9915.N1	27-FEB-2004 17:01:07	Dark	44.000	155	41Pi Sgr	2.9000	6600.0	88	10429	No
340	GOM_NL__2PRFIN20040227_170254_000000442024_00355_10429_9916.N1	27-FEB-2004 17:02:54	Dark	43.500	57	34Sig Sgr	2.0660	26000.	87	10429	No
341	GOM_NL__2PRFIN20040227_170557_000000472024_00355_10429_9917.N1	27-FEB-2004 17:05:57	Dark	46.500	38	20Eps Sgr	1.8360	11000.	93	10429	No
342	GOM_NL__2PRFIN20040227_170842_000000552024_00355_10429_9918.N1	27-FEB-2004 17:08:42	Dark	55.000	25	35Lam Sco	1.6200	28000.	110	10429	No
343	GOM_NL__2PRFIN20040227_171039_000000542024_00355_10429_9919.N1	27-FEB-2004 17:10:39	Dark	54.000	75	26Eps Sco	2.2910	4250.0	108	10429	No
344	GOM_NL__2PRFIN20040227_171906_000000472024_00356_10430_9883.N1	27-FEB-2004 17:19:06	Dark	47.000	4	Alp1Cen	-0.010000	5800.0	94	10430	No
345	GOM_NL__2PRFIN20040227_172026_000000452024_00356_10430_9884.N1	27-FEB-2004 17:20:26	Dark	45.000	10	Bet Cen	0.610000	28000.	90	10430	No
346	GOM_NL__2PRFIN20040227_172151_000000392024_00356_10430_9885.N1	27-FEB-2004 17:21:51	Dark	38.500	112	Alp Mus	2.6880	26000.	77	10430	No
347	GOM_NL__2PRFIN20040227_172304_000000512024_00356_10430_9886.N1	27-FEB-2004 17:23:04	Dark	51.000	12	Alp1Cru	0.77500	30000.	102	10430	No
348	GOM_NL__2PRFIN20040227_172437_000000412024_00356_10430_9887.N1	27-FEB-2004 17:24:37	Dark	41.000	29	Bet Car	1.6720	10200.	82	10430	No
349	GOM_NL__2PRFIN20040227_172724_000000412024_00356_10430_9888.N1	27-FEB-2004 17:27:24	Dark	40.500	71	lot Car	2.2460	7700.0	81	10430	No
350	GOM_NL__2PRFIN20040227_172856_000000402024_00356_10430_9889.N1	27-FEB-2004 17:28:56	Straylight	39.500	46	Del Vel	1.9540	10600.	79	10430	No
351	GOM_NL__2PRFIN20040227_173148_000000452024_00356_10430_9890.N1	27-FEB-2004 17:31:48	Straylight	45.000	65	Lam Vel	2.2040	4400.0	90	10430	No
352	GOM_NL__2PRFIN20040227_173411_000000732024_00356_10430_9891.N1	27-FEB-2004 17:34:11	Straylight	72.500	106	9Bet Crv	2.6480	5600.0	145	10430	No
353	GOM_NL__2PRFIN20040227_173723_000000722024_00356_10430_9892.N1	27-FEB-2004 17:37:23	Straylight	71.500	100	4Gam Crv	2.5800	13100.	143	10430	No
354	GOM_NL__2PRFIN20040227_174121_000000502024_00356_10430_9893.N1	27-FEB-2004 17:41:21	Tw_i_and_stray	49.500	48	30Alp Hya	1.9770	4100.0	99	10430	No
355	GOM_NL__2PRFIN20040227_174740_000000462024_00356_10430_9894.N1	27-FEB-2004 17:47:40	Bright	45.500	22	32Alp Leo	1.3600	15200.	91	10430	No
356	GOM_NL__2PRFIN20040227_175059_000000422024_00356_10430_9895.N1	27-FEB-2004 17:50:59	Bright	41.500	166	17Eps Leo	2.9800	6000.0	83	10430	No
357	GOM_NL__2PRFIN20040227_175340_000000372024_00356_10430_9896.N1	27-FEB-2004 17:53:40	Bright	37.000	24	66Alp Gem	1.5800	10200.	74	10430	No
358	GOM_NL__2PRFIN20040227_175927_000000472024_00356_10430_9897.N1	27-FEB-2004 17:59:27	Bright	47.000	174	52Psi UMa	3.0040	4400.0	94	10430	No
359	GOM_NL__2PRFIN20040227_180207_000000432024_00356_10430_9898.N1	27-FEB-2004 18:02:07	Bright	43.000	82	48Bet UMa	2.3650	10600.	86	10430	No
360	GOM_NL__2PRFIN20040227_180331_000000482024_00356_10430_9899.N1	27-FEB-2004 18:03:31	Bright	47.500	87	64Gam UMa	2.4330	11000.	95	10430	No
361	GOM_NL__2PRFIN20040227_180652_000000512024_00356_10430_9900.N1	27-FEB-2004 18:06:52	Bright	51.000	32	77Eps UMa	1.7630	11000.	102	10430	No
362	GOM_NL__2PRFIN20040227_180922_000000392024_00356_10430_9901.N1	27-FEB-2004 18:09:22	Bright	38.500	49	1Alp UMi	1.9900	6300.0	77	10430	No
363	GOM_NL__2PRFIN20040227_181516_000000492024_00356_10430_9902.N1	27-FEB-2004 18:15:16	Bright	48.500	119	14Eta Dra	2.7270	4700.0	97	10430	No
364	GOM_NL__2PRFIN20040227_181934_000000472024_00356_10430_9903.N1	27-FEB-2004 18:19:34	Bright	46.500	130	23Bet Dra	2.7990	5800.0	93	10430	No
365	GOM_NL__2PRFIN20040227_182154_000000372024_00356_10430_9904.N1	27-FEB-2004 18:21:54	Bright	36.500	19	50Alp Cyg	1.2460	10500.	73	10430	No
366	GOM_NL__2PRFIN20040227_182326_000000402024_00356_10430_9905.N1	27-FEB-2004 18:23:26	Bright	40.000	66	37Gam Cyg	2.2080	5900.0	80	10430	No
367	GOM_NL__2PRFIN20040227_182500_000000382024_00356_10430_9906.N1	27-FEB-2004 18:25:00	Bright	38.000	92	53Eps Cyg	2.5000	4500.0	76	10430	No
368	GOM_NL__2PRFIN20040227_182800_000000762024_00356_10430_9907.N1	27-FEB-2004 18:28:00	Bright	75.500	133	40Zet Her	2.8070	6000.0	151	10430	No
369	GOM_NL__2PRFIN20040227_183158_000000392024_00356_10430_9908.N1	27-FEB-2004 18:31:58	Bright	39.000	168	17Zet Aql	2.9860	11000.	78	10430	No
370	GOM_NL__2PRFIN20040227_183505_000000692024_00356_10430_9909.N1	27-FEB-2004 18:35:05	Tw_i_and_stray	68.500	59	55Alp Oph	2.0800	8900.0	137	10430	No
371	GOM_NL__2PRFIN20040227_183734_000000612024_00356_10430_9910.N1	27-FEB-2004 18:37:34	Straylight	60.500	126	60Bet Oph	2.7700	4250.0	121	10430	No
372	GOM_NL__2PRFIN20040227_184143_000000472024_00356_10430_9911.N1	27-FEB-2004 18:41:43	Dark	46.500	155	41Pi Sgr	2.9000	6600.0	93	10430	No
373	GOM_NL__2PRFIN20040227_184330_000000472024_00356_10430_9912.N1	27-FEB-2004 18:43:30	Dark	46.500	57	34Sig Sgr	2.0660	26000.	93	10430	No
374	GOM_NL__2PRFIN20040227_184634_000000482024_00356_10430_9913.N1	27-FEB-2004 18:46:34	Dark	47.500	38	20Eps Sgr	1.8360	11000.	95	10430	No
375	GOM_NL__2PRFIN20040227_184919_000000462024_00356_10430_9914.N1	27-FEB-2004 18:49:19	Dark	45.500	25	35Lam Sco	1.6200	28000.	91	10430	No
376	GOM_NL__2PRFIN20040227_185144_000000692024_00356_10430_9915.N1	27-FEB-2004 18:51:44	Dark	68.500	16	21Alp Sco	1.0200	3000.0	137	10430	No
377	GOM_NL__2PRFIN20040227_185943_000000442024_00357_10431_9883.N1	27-FEB-2004 18:59:43	Dark	44.000	4	Alp1Cen	-0.010000	5800.0	88	10431	No
378	GOM_NL__2PRFIN20040227_190102_000000452024_00357_10431_9884.N1	27-FEB-2004 19:01:02	Dark	44.500	10	Bet Cen	0.610000	28000.	89	10431	No
379	GOM_NL__2PRFIN20040227_190227_000000402024_00357_10431_9885.N1	27-FEB-2004 19:02:27	Dark	39.500	112	Alp Mus	2.6880	26000.	79	10431	No
380	GOM_NL__2PRFIN20040227_190342_000000472024_00357_10431_9886.N1	27-FEB-2004 19:03:42	Dark	46.500	12	Alp1Cru	0.77500	30000.	93	10431	No
381	GOM_NL__2PRFIN20040227_190513_000000392024_00357_10431_9887.N1	27-FEB-2004 19:05:13	Dark	39.000	29	Bet Car	1.6720	10200.	78	10431	No
382	GOM_NL__2PRFIN20040227_190801_000000382024_00357_10431_9888.N1	27-FEB-2004 19:08:01	Dark	38.000	71	lot Car	2.2460	7700.0	76	10431	No
383	GOM_NL__2PRFIN20040227_190932_000000422024_00357_10431_9889.N1	27-FEB-2004 19:09:32	Straylight	42.000	46	Del Vel	1.9540	10600.	84	10431	No
384	GOM_NL__2PRFIN20040227_191225_000000462024_00357_10431_9890.N1	27-FEB-2004 19:12:25	Straylight	45.500	65	Lam Vel	2.2040	4400.0	91	10431	No
385	GOM_NL__2PRFIN20040227_191448_000000772024_00357_10431_9891.N1	27-FEB-2004 19:14:48	Straylight	76.500	106	9Bet Crv	2.6480	5600.0	153	10431	No
386	GOM_NL__2PRFIN20040227_191759_000000692024_00357_10431_9892.N1	27-FEB-2004 19:17:59	Straylight	69.000	100	4Gam Crv	2.5800	13100.	138	10431	No
387	GOM_NL__2PRFIN20040227_192157_000000532024_00357_10431_9893.N1	27-FEB-2004 19:21:57	Tw_i_and_stray	53.000	48	30Alp Hya	1.9770	4100.0	106	10431	No
388	GOM_NL__2PRFIN20040227_192816_000000442024_00357_10431_9894.N1	27-FEB-2004 19:28:16	Bright	44.000	22	32Alp Leo	1.3600	15200.	88	10431	No
389	GOM_NL__2PRFIN20040227_193135_000000392024_00357_10431_9895.N1	27-FEB-2004 19:31:35	Bright	39.000	166	17Eps Leo	2.9800	6000.0	78	10431	No
390	GOM_NL__2PRFIN20040227_193417_000000392024_00357_10431_9896.N1	27-FEB-2004 19:34:17	Bright	39.000	24	66Alp Gem	1.5800	10200.	78	10431	No
391	GOM_NL__2PRFIN20040227_194003_000000452024_00357_10431_9897.N1	27-FEB-2004 19:40:03	Bright	45.000	174	52Psi UMa	3.0040	4400.0	90	10431	No
392	GOM_NL__2PRFIN20040227_194242_000000432024_00357_10431_9898.N1	27-FEB-2004 19:42:42	Bright	43.000	82	48Bet UMa	2.3650	10600.	86	10431	No
393	GOM_NL__2PRFIN20040227_194407_000000482024_00357_10431_9899.N1	27-FEB-2004 19:44:07	Bright	47.500	87	64Gam UMa	2.4330	11000.	95	10431	No
394	GOM_NL__2PRFIN20040227_194727_000000532024_00357_10431_9900.N1	27-FEB-2004 19:47:27	Bright	52.500	32	77Eps UMa	1.7630	11000.	105	10431	No
395	GOM_NL__2PRFIN20040227_194959_000000382024_00357_10431_9901.N1	27-FEB-2004 19:49:59	Bright	38.000	49	1Alp UMi	1.9900	6300.0	76	10431	No
396	GOM_NL__2PRFIN20040227_195552_000000472024_00357_10431_9902.N1	27-FEB-2004 19:55:52	Bright	46.500	119	14Eta Dra	2.7270	4700.0	93	10431	No

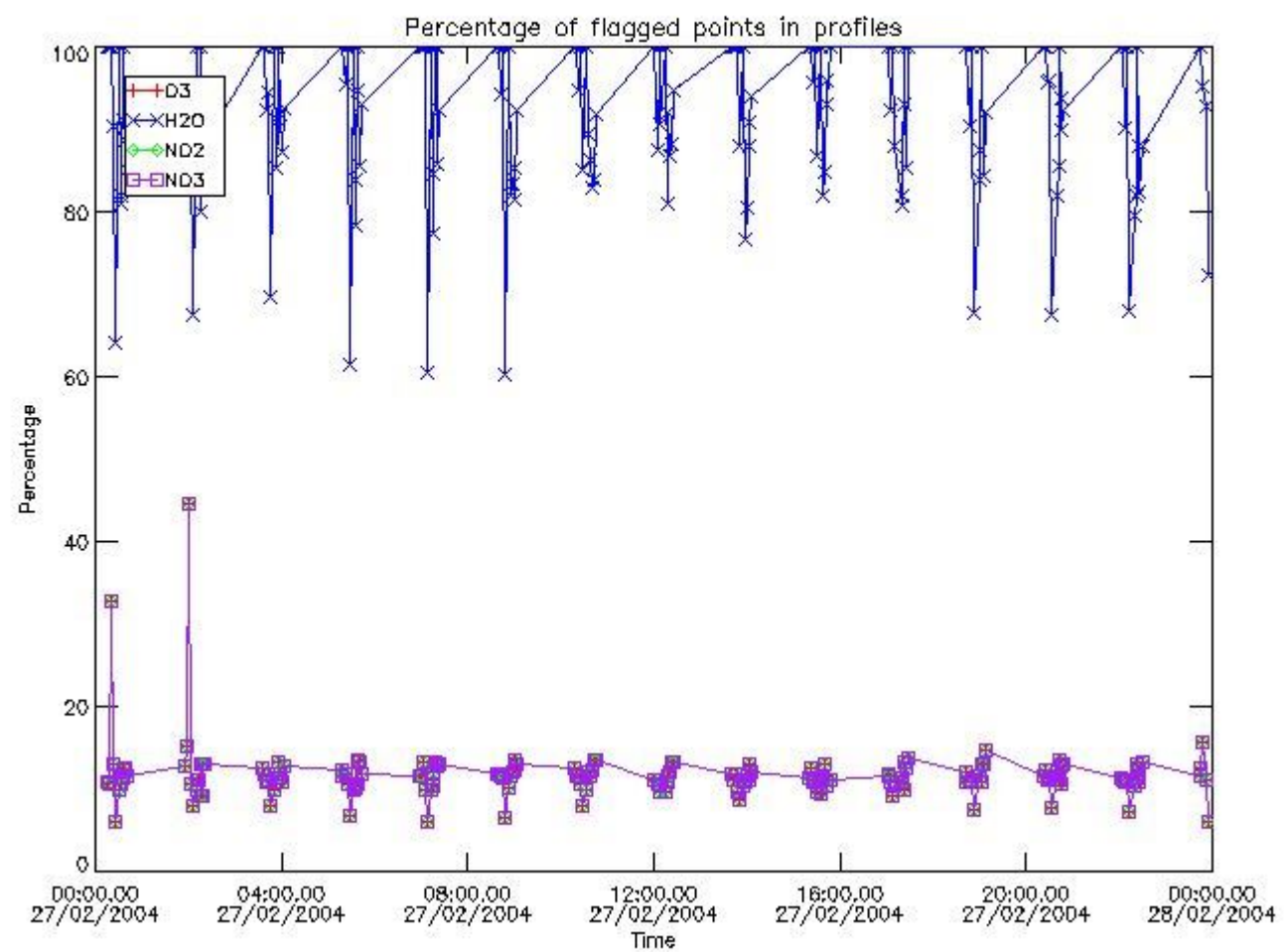
397	GOM_NL__2PRFIN20040227_200010_000000462024_00357_10431_9903.N1	27-FEB-2004 20:00:10	Bright	45.500	130	23Bet Dra	2.7990	5800.0	91	10431	No
398	GOM_NL__2PRFIN20040227_200231_000000392024_00357_10431_9904.N1	27-FEB-2004 20:02:31	Bright	38.500	19	50Alp Cyg	1.2460	10500.	77	10431	No
399	GOM_NL__2PRFIN20040227_200404_000000392024_00357_10431_9905.N1	27-FEB-2004 20:04:04	Bright	39.000	66	37Gam Cyg	2.2080	5900.0	78	10431	No
400	GOM_NL__2PRFIN20040227_200537_000000382024_00357_10431_9906.N1	27-FEB-2004 20:05:37	Bright	37.500	92	53Eps Cyg	2.5000	4500.0	75	10431	No
401	GOM_NL__2PRFIN20040227_200836_000000762024_00357_10431_9907.N1	27-FEB-2004 20:08:36	Bright	75.500	133	40Zet Her	2.8070	6000.0	151	10431	No
402	GOM_NL__2PRFIN20040227_201235_000000392024_00357_10431_9908.N1	27-FEB-2004 20:12:35	Bright	38.500	168	17Zet Aql	2.9860	11000.	77	10431	No
403	GOM_NL__2PRFIN20040227_201541_000000702024_00357_10431_9909.N1	27-FEB-2004 20:15:41	Tw_i_and_stray	69.500	59	55Alp Oph	2.0800	8900.0	139	10431	No
404	GOM_NL__2PRFIN20040227_201811_000000662024_00357_10431_9910.N1	27-FEB-2004 20:18:11	Straylight	66.000	126	60Bet Oph	2.7700	4250.0	132	10431	No
405	GOM_NL__2PRFIN20040227_202219_000000442024_00357_10431_9911.N1	27-FEB-2004 20:22:19	Dark	44.000	155	41Pi Sgr	2.9000	6600.0	88	10431	No
406	GOM_NL__2PRFIN20040227_202407_000000422024_00357_10431_9912.N1	27-FEB-2004 20:24:07	Dark	41.500	57	34Sig Sgr	2.0660	26000.	83	10431	No
407	GOM_NL__2PRFIN20040227_202711_000000462024_00357_10431_9913.N1	27-FEB-2004 20:27:11	Dark	45.500	38	20Eps Sgr	1.8360	11000.	91	10431	No
408	GOM_NL__2PRFIN20040227_202956_000000492024_00357_10431_9914.N1	27-FEB-2004 20:29:56	Dark	49.000	25	35Lam Sco	1.6200	28000.	98	10431	No
409	GOM_NL__2PRFIN20040227_203222_000000672024_00357_10431_9915.N1	27-FEB-2004 20:32:22	Dark	66.500	16	21Alp Sco	1.0200	3000.0	133	10431	No
410	GOM_NL__2PRFIN20040227_204020_000000452024_00358_10432_9885.N1	27-FEB-2004 20:40:20	Dark	44.500	4	Alp1Cen	-0.010000	5800.0	89	10432	No
411	GOM_NL__2PRFIN20040227_204139_000000462024_00358_10432_9886.N1	27-FEB-2004 20:41:39	Dark	45.500	10	Bet Cen	0.61000	28000.	91	10432	No
412	GOM_NL__2PRFIN20040227_204303_000000382024_00358_10432_9887.N1	27-FEB-2004 20:43:03	Dark	38.000	112	Alp Mus	2.6880	26000.	76	10432	No
413	GOM_NL__2PRFIN20040227_204418_000000492024_00358_10432_9888.N1	27-FEB-2004 20:44:18	Dark	48.500	12	Alp1Cru	0.77500	30000.	97	10432	No
414	GOM_NL__2PRFIN20040227_204550_000000402024_00358_10432_9889.N1	27-FEB-2004 20:45:50	Dark	40.000	29	Bet Car	1.6720	10200.	80	10432	No
415	GOM_NL__2PRFIN20040227_204837_000000402024_00358_10432_9890.N1	27-FEB-2004 20:48:37	Dark	39.500	71	lot Car	2.2460	7700.0	79	10432	No
416	GOM_NL__2PRFIN20040227_205008_000000402024_00358_10432_9891.N1	27-FEB-2004 20:50:08	Straylight	40.000	46	Del Vel	1.9540	10600.	80	10432	No
417	GOM_NL__2PRFIN20040227_205300_000000482024_00358_10432_9892.N1	27-FEB-2004 20:53:00	Straylight	48.000	65	Lam Vel	2.2040	4400.0	96	10432	No
418	GOM_NL__2PRFIN20040227_205524_000000742024_00358_10432_9893.N1	27-FEB-2004 20:55:24	Straylight	73.500	106	9Bet Crv	2.6480	5600.0	147	10432	No
419	GOM_NL__2PRFIN20040227_205835_000000742024_00358_10432_9894.N1	27-FEB-2004 20:58:35	Straylight	73.500	100	4Gam Crv	2.5800	13100.	147	10432	No
420	GOM_NL__2PRFIN20040227_210233_000000442024_00358_10432_9895.N1	27-FEB-2004 21:02:33	Tw_i_and_stray	43.500	48	30Alp Hya	1.9770	4100.0	87	10432	No
421	GOM_NL__2PRFIN20040227_210852_000000442024_00358_10432_9896.N1	27-FEB-2004 21:08:52	Bright	43.500	22	32Alp Leo	1.3600	15200.	87	10432	No
422	GOM_NL__2PRFIN20040227_211211_000000412024_00358_10432_9897.N1	27-FEB-2004 21:12:11	Bright	40.500	166	17Eps Leo	2.9800	6000.0	81	10432	No
423	GOM_NL__2PRFIN20040227_211452_000000402024_00358_10432_9898.N1	27-FEB-2004 21:14:52	Bright	40.000	24	66Alp Gem	1.5800	10200.	80	10432	No
424	GOM_NL__2PRFIN20040227_212038_000000462024_00358_10432_9899.N1	27-FEB-2004 21:20:38	Bright	46.000	174	52Psi UMa	3.0040	4400.0	92	10432	No
425	GOM_NL__2PRFIN20040227_212318_000000412024_00358_10432_9900.N1	27-FEB-2004 21:23:18	Bright	41.000	82	48Bet UMa	2.3650	10600.	82	10432	No
426	GOM_NL__2PRFIN20040227_212442_000000482024_00358_10432_9901.N1	27-FEB-2004 21:24:42	Bright	48.000	87	64Gam UMa	2.4330	11000.	96	10432	No
427	GOM_NL__2PRFIN20040227_212802_000000522024_00358_10432_9902.N1	27-FEB-2004 21:28:02	Bright	51.500	32	77Eps UMa	1.7630	11000.	103	10432	No
428	GOM_NL__2PRFIN20040227_213035_000000382024_00358_10432_9903.N1	27-FEB-2004 21:30:35	Bright	38.000	49	1Alp UMi	1.9900	6300.0	76	10432	No
429	GOM_NL__2PRFIN20040227_213627_000000472024_00358_10432_9904.N1	27-FEB-2004 21:36:27	Bright	46.500	119	14Eta Dra	2.7270	4700.0	93	10432	No
430	GOM_NL__2PRFIN20040227_214046_000000472024_00358_10432_9905.N1	27-FEB-2004 21:40:46	Bright	46.500	130	23Bet Dra	2.7990	5800.0	93	10432	No
431	GOM_NL__2PRFIN20040227_214307_000000352024_00358_10432_9906.N1	27-FEB-2004 21:43:07	Bright	35.000	19	50Alp Cyg	1.2460	10500.	70	10432	No
432	GOM_NL__2PRFIN20040227_214441_000000362024_00358_10432_9907.N1	27-FEB-2004 21:44:41	Bright	35.500	66	37Gam Cyg	2.2080	5900.0	71	10432	No
433	GOM_NL__2PRFIN20040227_214613_000000352024_00358_10432_9908.N1	27-FEB-2004 21:46:13	Bright	35.000	92	53Eps Cyg	2.5000	4500.0	70	10432	No
434	GOM_NL__2PRFIN20040227_214913_000000772024_00358_10432_9909.N1	27-FEB-2004 21:49:13	Bright	77.000	133	40Zet Her	2.8070	6000.0	154	10432	No
435	GOM_NL__2PRFIN20040227_215311_000000402024_00358_10432_9910.N1	27-FEB-2004 21:53:11	Bright	39.500	168	17Zet Aql	2.9860	11000.	79	10432	No
436	GOM_NL__2PRFIN20040227_215617_000000712024_00358_10432_9911.N1	27-FEB-2004 21:56:17	Tw_i_and_stray	71.000	59	55Alp Oph	2.0800	8900.0	142	10432	No
437	GOM_NL__2PRFIN20040227_215848_000000652024_00358_10432_9912.N1	27-FEB-2004 21:58:48	Straylight	64.500	126	60Bet Oph	2.7700	4250.0	129	10432	No
438	GOM_NL__2PRFIN20040227_220256_000000452024_00358_10432_9913.N1	27-FEB-2004 22:02:56	Dark	45.000	155	41Pi Sgr	2.9000	6600.0	90	10432	No
439	GOM_NL__2PRFIN20040227_220444_000000462024_00358_10432_9914.N1	27-FEB-2004 22:04:44	Dark	46.000	57	34Sig Sgr	2.0660	26000.	92	10432	No
440	GOM_NL__2PRFIN20040227_220747_000000472024_00358_10432_9915.N1	27-FEB-2004 22:07:47	Dark	46.500	38	20Eps Sgr	1.8360	11000.	93	10432	No
441	GOM_NL__2PRFIN20040227_221032_000000462024_00358_10432_9916.N1	27-FEB-2004 22:10:32	Dark	45.500	25	35Lam Sco	1.6200	28000.	91	10432	No
442	GOM_NL__2PRFIN20040227_221300_000000712024_00358_10432_9917.N1	27-FEB-2004 22:13:00	Dark	70.500	16	21Alp Sco	1.0200	3000.0	141	10432	No
443	GOM_NL__2PRFIN20040227_222056_000000502024_00359_10433_9885.N1	27-FEB-2004 22:20:56	Dark	49.500	4	Alp1Cen	-0.010000	5800.0	99	10433	No
444	GOM_NL__2PRFIN20040227_222215_000000452024_00359_10433_9886.N1	27-FEB-2004 22:22:15	Dark	45.000	10	Bet Cen	0.61000	28000.	90	10433	No
445	GOM_NL__2PRFIN20040227_222339_000000392024_00359_10433_9887.N1	27-FEB-2004 22:23:39	Dark	39.000	112	Alp Mus	2.6880	26000.	78	10433	No
446	GOM_NL__2PRFIN20040227_222454_000000472024_00359_10433_9888.N1	27-FEB-2004 22:24:54	Dark	46.500	12	Alp1Cru	0.77500	30000.	93	10433	No
447	GOM_NL__2PRFIN20040227_222626_000000412024_00359_10433_9889.N1	27-FEB-2004 22:26:26	Dark	40.500	29	Bet Car	1.6720	10200.	81	10433	No
448	GOM_NL__2PRFIN20040227_222913_000000422024_00359_10433_9890.N1	27-FEB-2004 22:29:13	Dark	42.000	71	lot Car	2.2460	7700.0	84	10433	No
449	GOM_NL__2PRFIN20040227_223044_000000422024_00359_10433_9891.N1	27-FEB-2004 22:30:44	Straylight	42.000	46	Del Vel	1.9540	10600.	84	10433	No
450	GOM_NL__2PRFIN20040227_223334_000000462024_00359_10433_9892.N1	27-FEB-2004 22:33:34	Straylight	45.500	65	Lam Vel	2.2040	4400.0	91	10433	No
451	GOM_NL__2PRFIN20040227_223601_000000722024_00359_10433_9893.N1	27-FEB-2004 22:36:01	Straylight	72.000	106	9Bet Crv	2.6480	5600.0	144	10433	No
452	GOM_NL__2PRFIN20040227_223912_000000712024_00359_10433_9894.N1	27-FEB-2004 22:39:12	Straylight	70.500	100	4Gam Crv	2.5800	13100.	141	10433	No
453	GOM_NL__2PRFIN20040227_224309_000000462024_00359_10433_9895.N1	27-FEB-2004 22:43:09	Tw_i_and_stray	45.500	48	30Alp Hya	1.9770	4100.0	91	10433	No
454	GOM_NL__2PRFIN20040227_224927_000000452024_00359_10433_9896.N1	27-FEB-2004 22:49:27	Bright	44.500	22	32Alp Leo	1.3600	15200.	89	10433	No
455	GOM_NL__2PRFIN20040227_225247_000000402024_00359_10433_9897.N1	27-FEB-2004 22:52:47	Bright	40.000	166	17Eps Leo	2.9800	6000.0	80	10433	No

456	GOM_NL__2PRFIN20040227_225528_000000382024_00359_10433_9898.N1	27-FEB-2004 22:55:28	Bright	38.000	24	66Alp Gem	1.5800	10200.	76	10433	No
457	GOM_NL__2PRFIN20040227_230113_000000482024_00359_10433_9899.N1	27-FEB-2004 23:01:13	Bright	47.500	174	52Psi UMa	3.0040	4400.0	95	10433	No
458	GOM_NL__2PRFIN20040227_230353_000000412024_00359_10433_9900.N1	27-FEB-2004 23:03:53	Bright	41.000	82	48Bet UMa	2.3650	10600.	82	10433	No
459	GOM_NL__2PRFIN20040227_230517_000000482024_00359_10433_9901.N1	27-FEB-2004 23:05:17	Bright	48.000	87	64Gam UMa	2.4330	11000.	96	10433	No
460	GOM_NL__2PRFIN20040227_230837_000000522024_00359_10433_9902.N1	27-FEB-2004 23:08:37	Bright	51.500	32	77Eps UMa	1.7630	11000.	103	10433	No
461	GOM_NL__2PRFIN20040227_231110_000000342024_00359_10433_9903.N1	27-FEB-2004 23:11:10	Bright	33.500	49	1Alp UMi	1.9900	6300.0	67	10433	No
462	GOM_NL__2PRFIN20040227_231702_000000472024_00359_10433_9904.N1	27-FEB-2004 23:17:02	Bright	47.000	119	14Eta Dra	2.7270	4700.0	94	10433	No
463	GOM_NL__2PRFIN20040227_232121_000000482024_00359_10433_9905.N1	27-FEB-2004 23:21:21	Bright	48.000	130	23Bet Dra	2.7990	5800.0	96	10433	No
464	GOM_NL__2PRFIN20040227_232343_000000382024_00359_10433_9906.N1	27-FEB-2004 23:23:43	Bright	37.500	19	50Alp Cyg	1.2460	10500.	75	10433	No
465	GOM_NL__2PRFIN20040227_232516_000000372024_00359_10433_9907.N1	27-FEB-2004 23:25:16	Bright	36.500	66	37Gam Cyg	2.2080	5900.0	73	10433	No
466	GOM_NL__2PRFIN20040227_232649_000000362024_00359_10433_9908.N1	27-FEB-2004 23:26:49	Bright	35.500	92	53Eps Cyg	2.5000	4500.0	71	10433	No
467	GOM_NL__2PRFIN20040227_232949_000000802024_00359_10433_9909.N1	27-FEB-2004 23:29:49	Bright	80.000	133	40Zet Her	2.8070	6000.0	160	10433	No
468	GOM_NL__2PRFIN20040227_233347_000000402024_00359_10433_9910.N1	27-FEB-2004 23:33:47	Bright	39.500	168	17Zet Aql	2.9860	11000.	79	10433	No
469	GOM_NL__2PRFIN20040227_233655_000000682024_00359_10433_9911.N1	27-FEB-2004 23:36:55	Twilight	67.500	59	55Alp Oph	2.0800	8900.0	135	10433	No
470	GOM_NL__2PRFIN20040227_233925_000000652024_00359_10433_9912.N1	27-FEB-2004 23:39:25	Straylight	65.000	126	60Bet Oph	2.7700	4250.0	130	10433	No
471	GOM_NL__2PRFIN20040227_234332_000000442024_00359_10433_9913.N1	27-FEB-2004 23:43:32	Dark	44.000	155	41Pi Sgr	2.9000	6600.0	88	10433	No
472	GOM_NL__2PRFIN20040227_234520_000000452024_00359_10433_9914.N1	27-FEB-2004 23:45:20	Dark	45.000	57	34Sig Sgr	2.0660	26000.	90	10433	No
473	GOM_NL__2PRFIN20040227_234823_000000422024_00359_10433_9915.N1	27-FEB-2004 23:48:23	Dark	42.000	38	20Eps Sgr	1.8360	11000.	84	10433	No
474	GOM_NL__2PRFIN20040227_235108_000000562024_00359_10433_9916.N1	27-FEB-2004 23:51:08	Dark	55.500	25	35Lam Sco	1.6200	28000.	111	10433	No
475	GOM_NL__2PRFIN20040227_235337_000000852024_00359_10433_9917.N1	27-FEB-2004 23:53:37	Dark	85.000	16	21Alp Sco	1.0200	3000.0	170	10433	No

3. Quality information per product

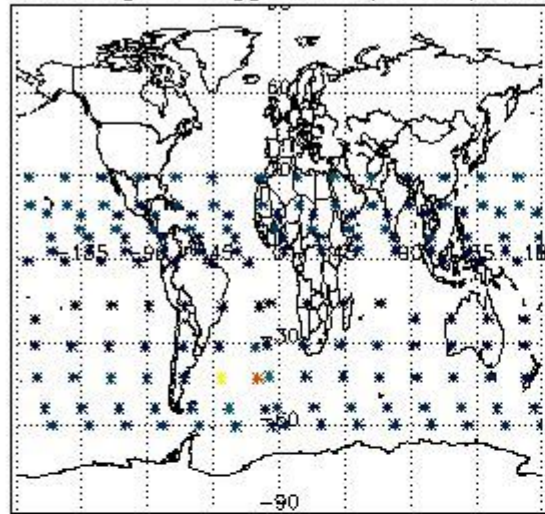
In this section it is plotted some information contained in the Quality Summary data set of the level 2 products. Only products in dark limb conditions and without errors (error flag in the MPH set to "0") are used.

3.1 Plot quality information per product (time dependant)

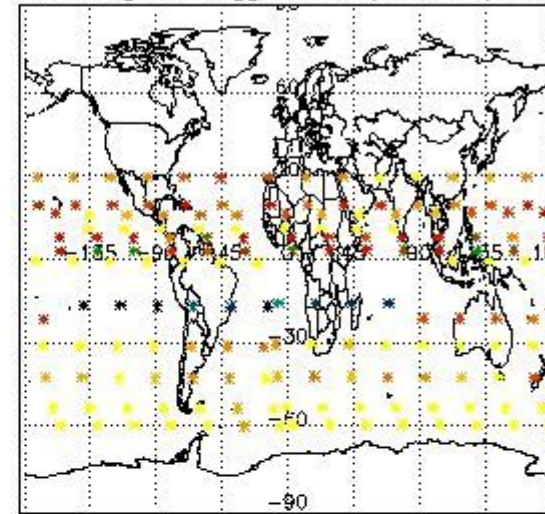


3.2 Plot quality information per product (world map)

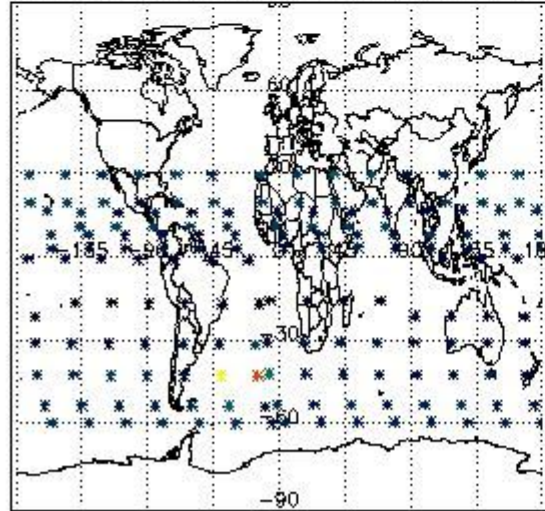
Percentage of flagged data per O3 profile



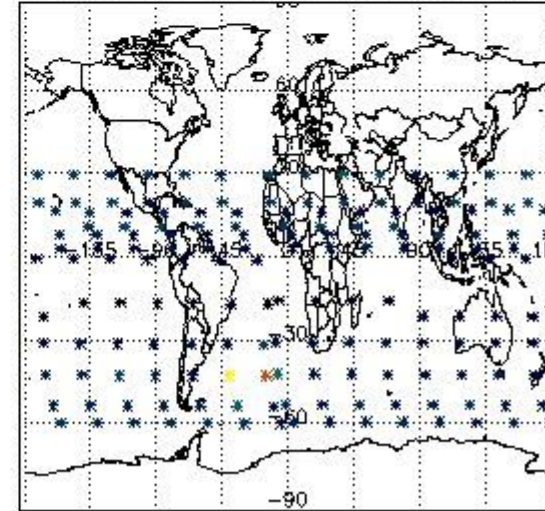
Percentage of flagged data per H2O profile



Percentage of flagged data per NO2 profile



Percentage of flagged data per NO3 profile

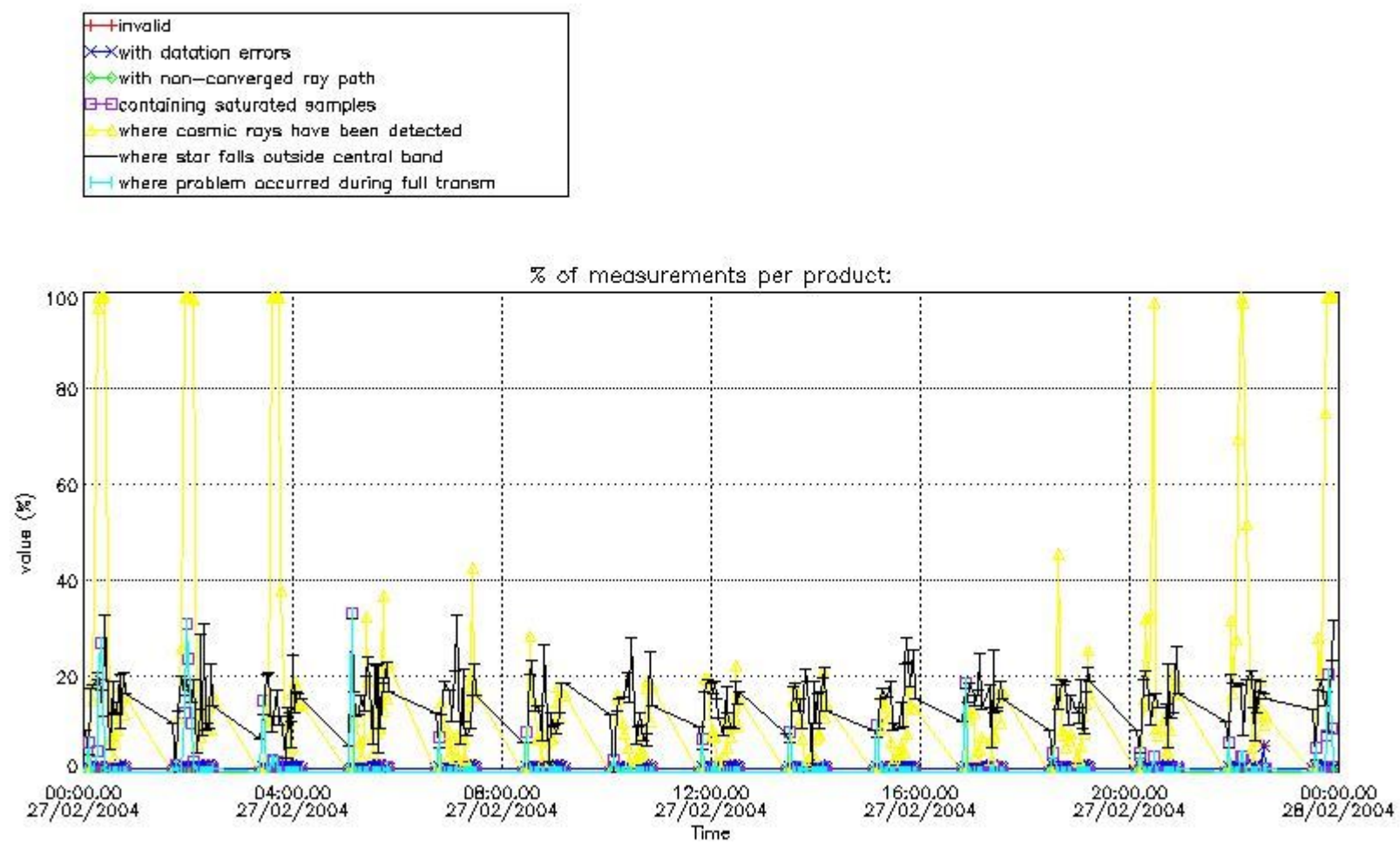


4. Level 1 quality information per product

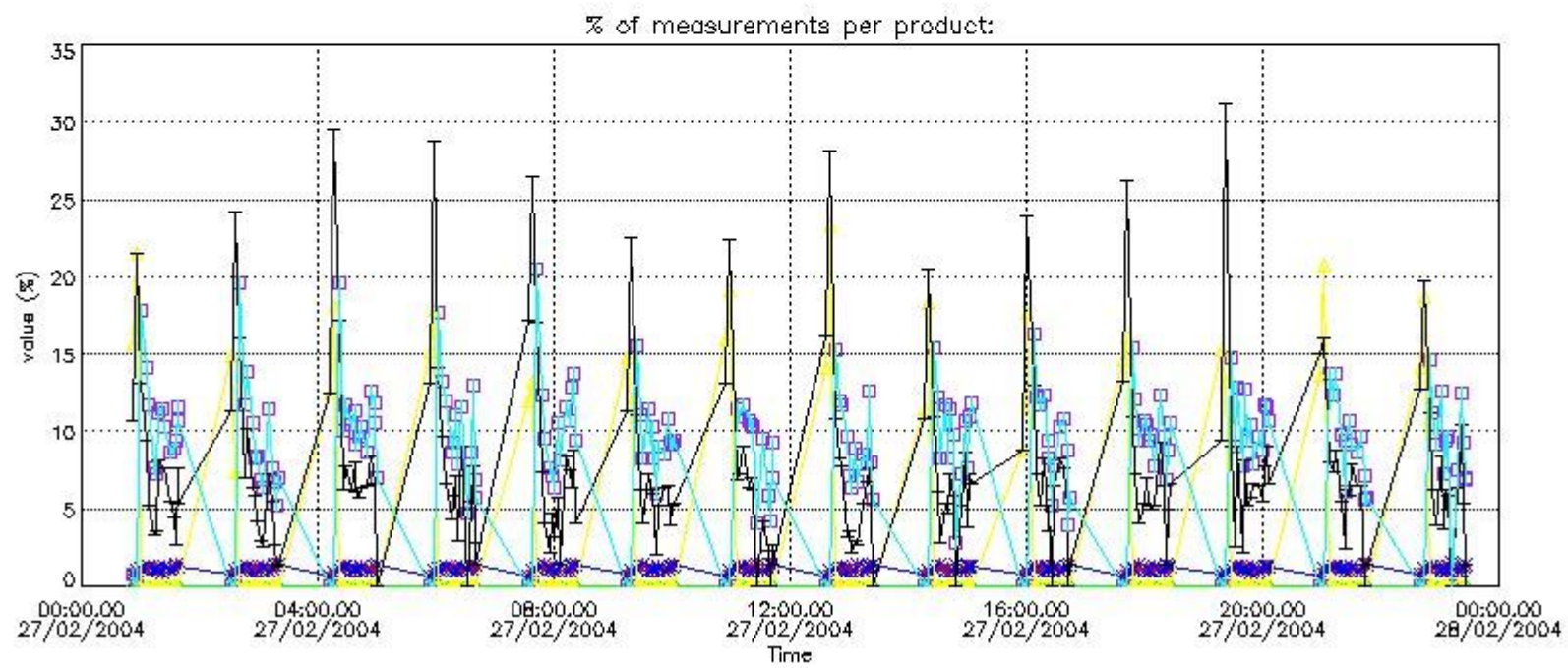
In this section it is plotted some information contained in the Quality Summary data set of the level 2 products that comes from the level 1b processing. Products without errors (error flag in the MPH set to "0") are used.

4.1 Plot quality information per product (time dependant) coming from level 1b processing

4.1.1 Plot level 1 quality information per product (time dependant): ENVISAT ASCENDING passes



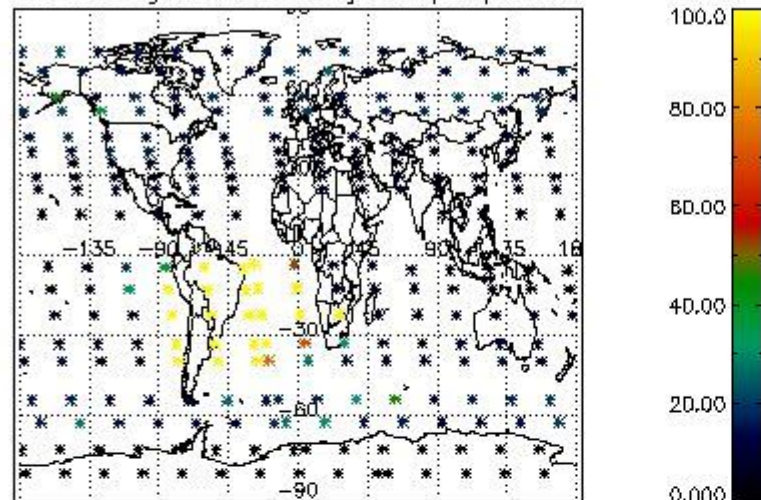
4.1.2 Plot level 1 quality information per product (time dependant): ENVI SAT DESCENDING passes



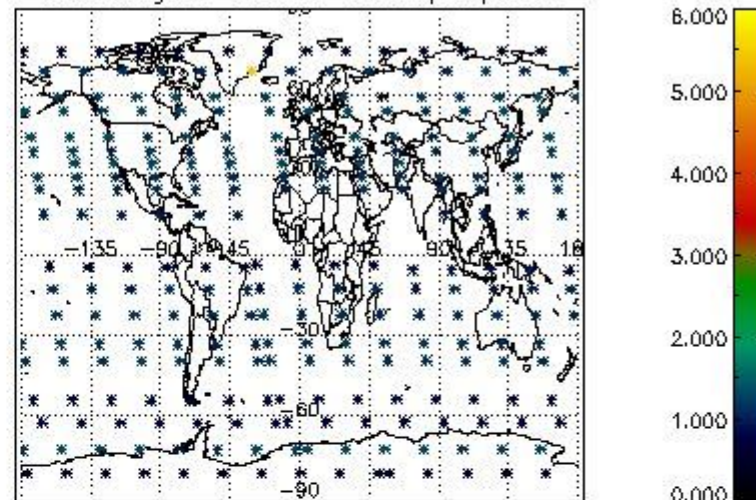
4.2 Plot quality information per product coming from level 1b processing (world map)

4.2.1 Plot level 1 quality information per product (world map): ENVISAT ASCENDING passes

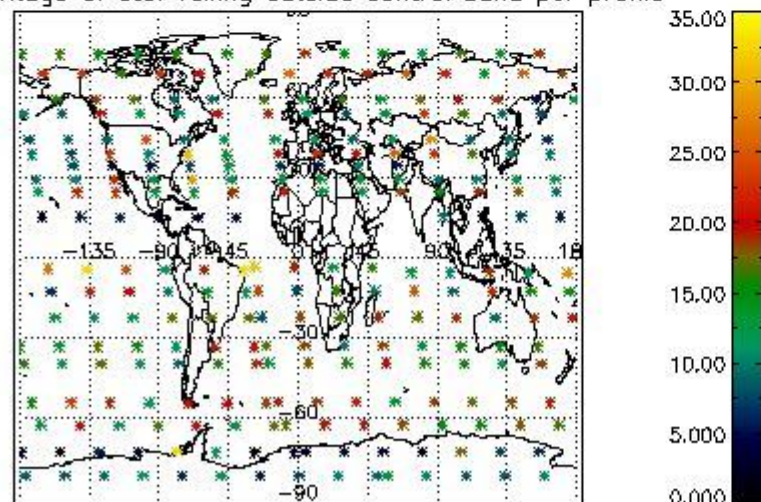
Percentage of cosmic ray hits per profile



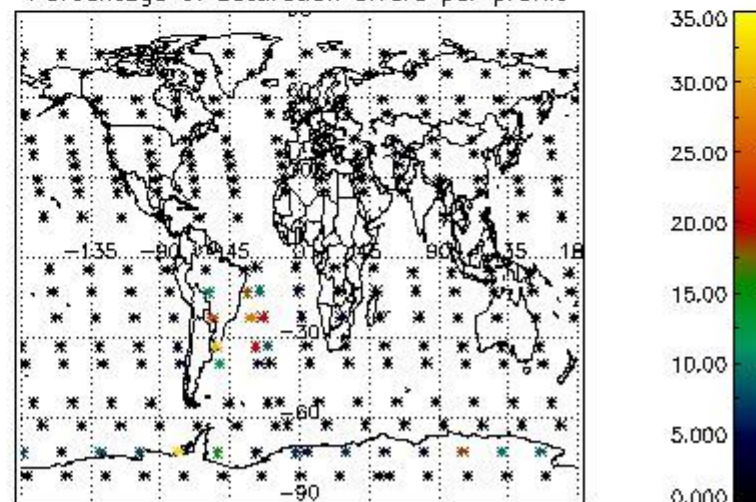
Percentage of datation errors per profile



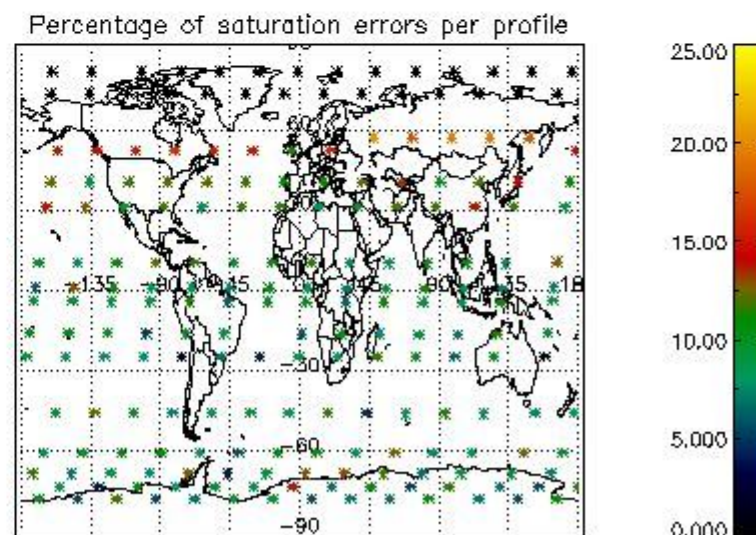
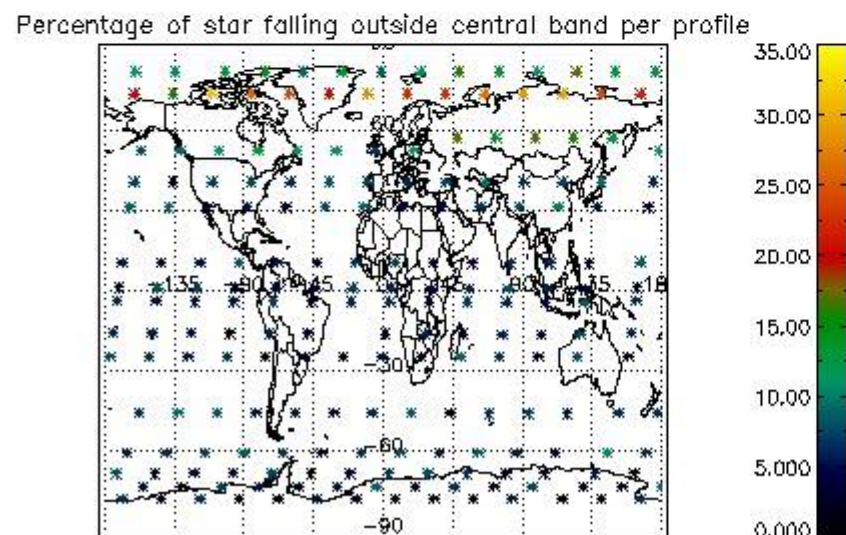
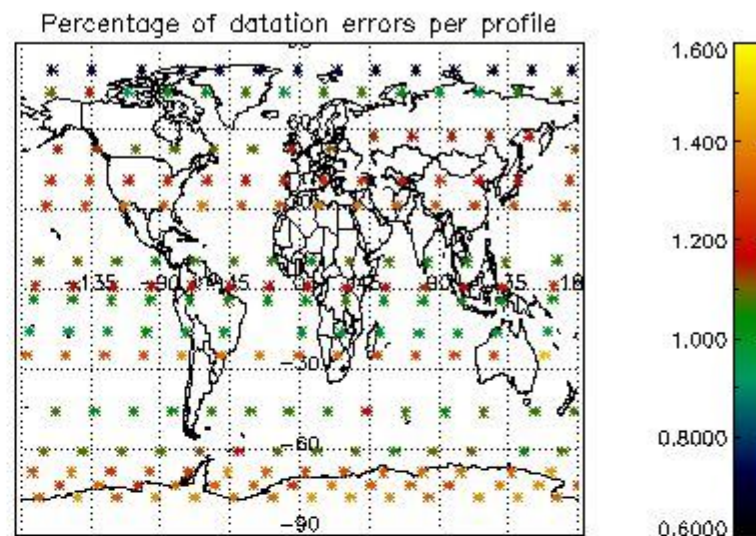
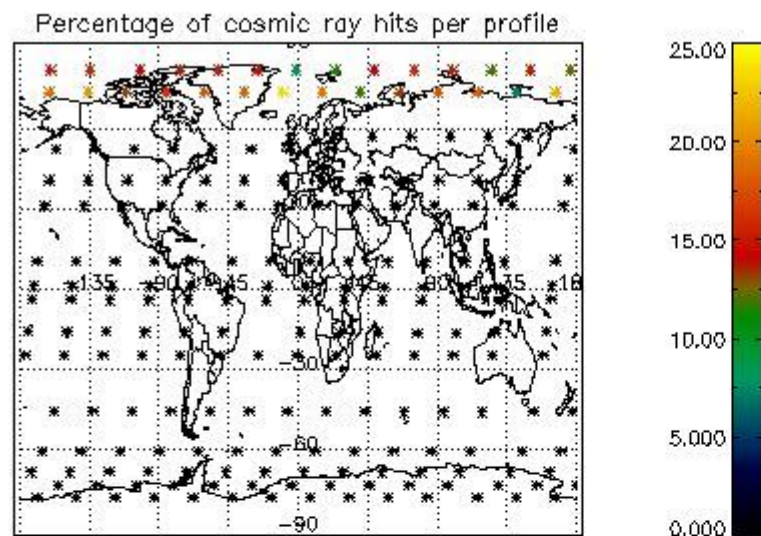
Percentage of star falling outside central band per profile



Percentage of saturation errors per profile



4.2.2 Plot level 1 quality information per product (world map): ENVISAT DESCENDING passes



5. Trace gas profiles

5.1 Ozone statistics based on quality of products

The final quality of the products can be "measured" using the STD (Standard Deviation) attached to every point profile. This information is written to the parameter GOM_NL__2P/NL_LOCAL_SPECIES_DENSITY/o3_std of the level 2 products. The table below shows the statistics for given STD ranges.

The statistics are given with respect to the overall valid production:

- Products without fatal errors: GOM_NL__2P/MPH/PRODUCT_ERR=0
- Valid point profile: GOM_NL__2P/NL_LOCAL_SPECIES_DENSITY/pcd(0)=0

The 'Criteria' is applied to valid points of dark limb products:

- Products in dark limb illumination condition: GOM_NL__2P/NL_SUMMARY_QUALITY/obs_ill_cond=0
- Products without fatal errors: GOM_NL__2P/MPH/PRODUCT_ERR=0
- Valid point profile: GOM_NL__2P/NL_LOCAL_SPECIES_DENSITY/pcd(0)=0

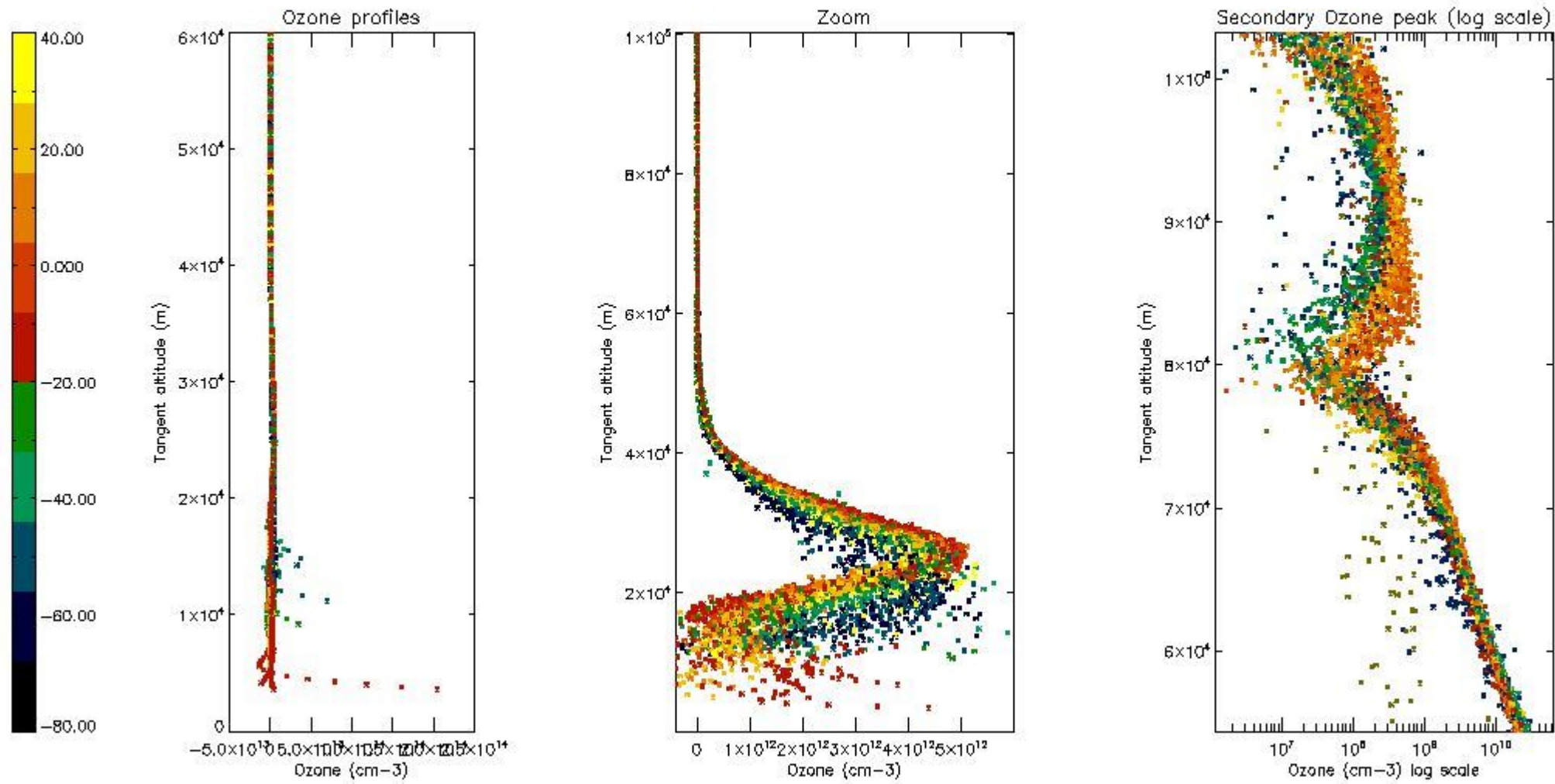
So, the table below shows the percentage of dark limb and valid observations for each criteria with respect to the overall valid daily observations.

Criteria	% of total production
All STD	34
STD < 20	21

STD < 10	18
STD < 5	12

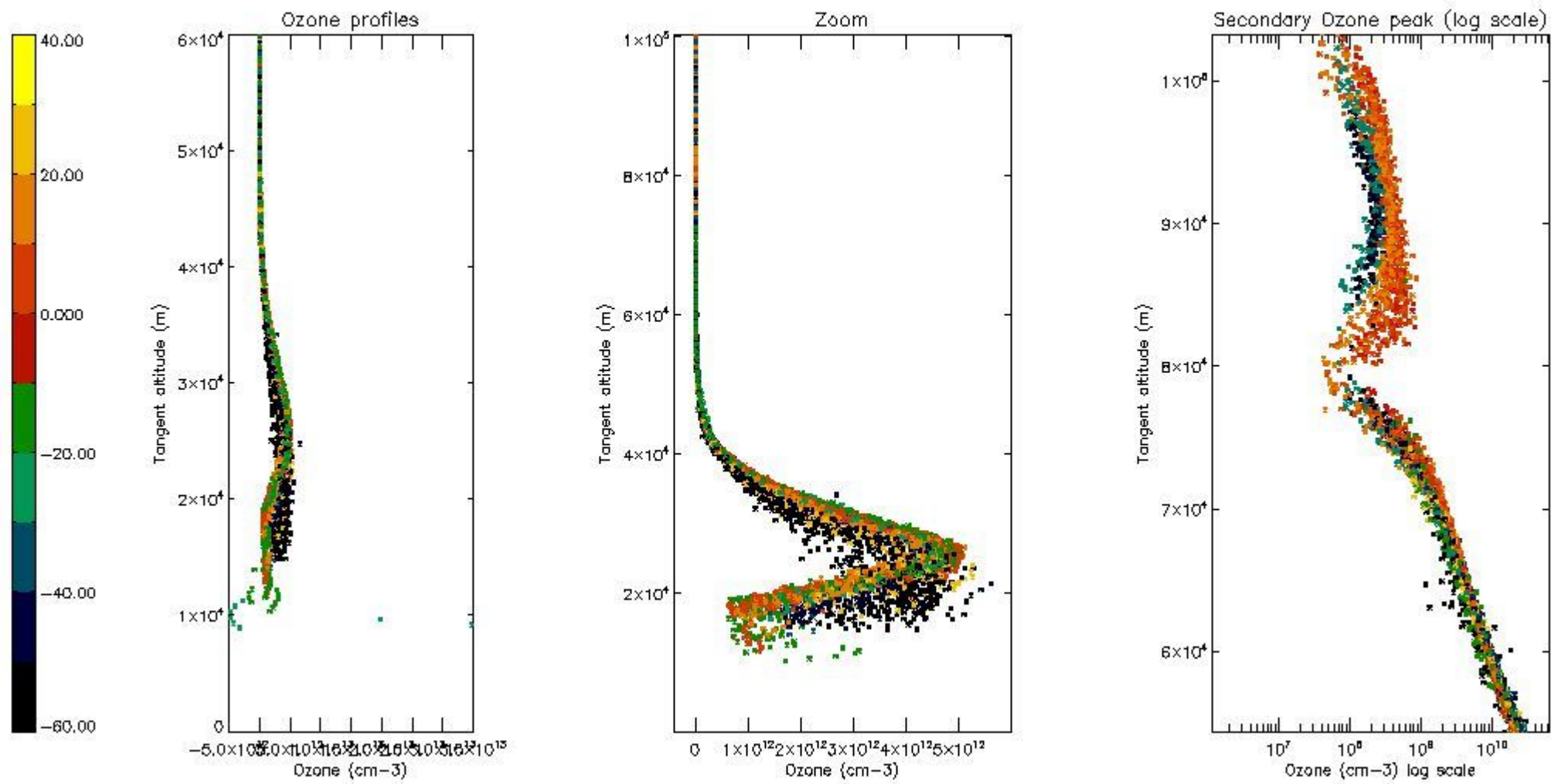
5.2 Plot ozone profiles for all STD (dark without errors)

The colorbar represents the latitude.



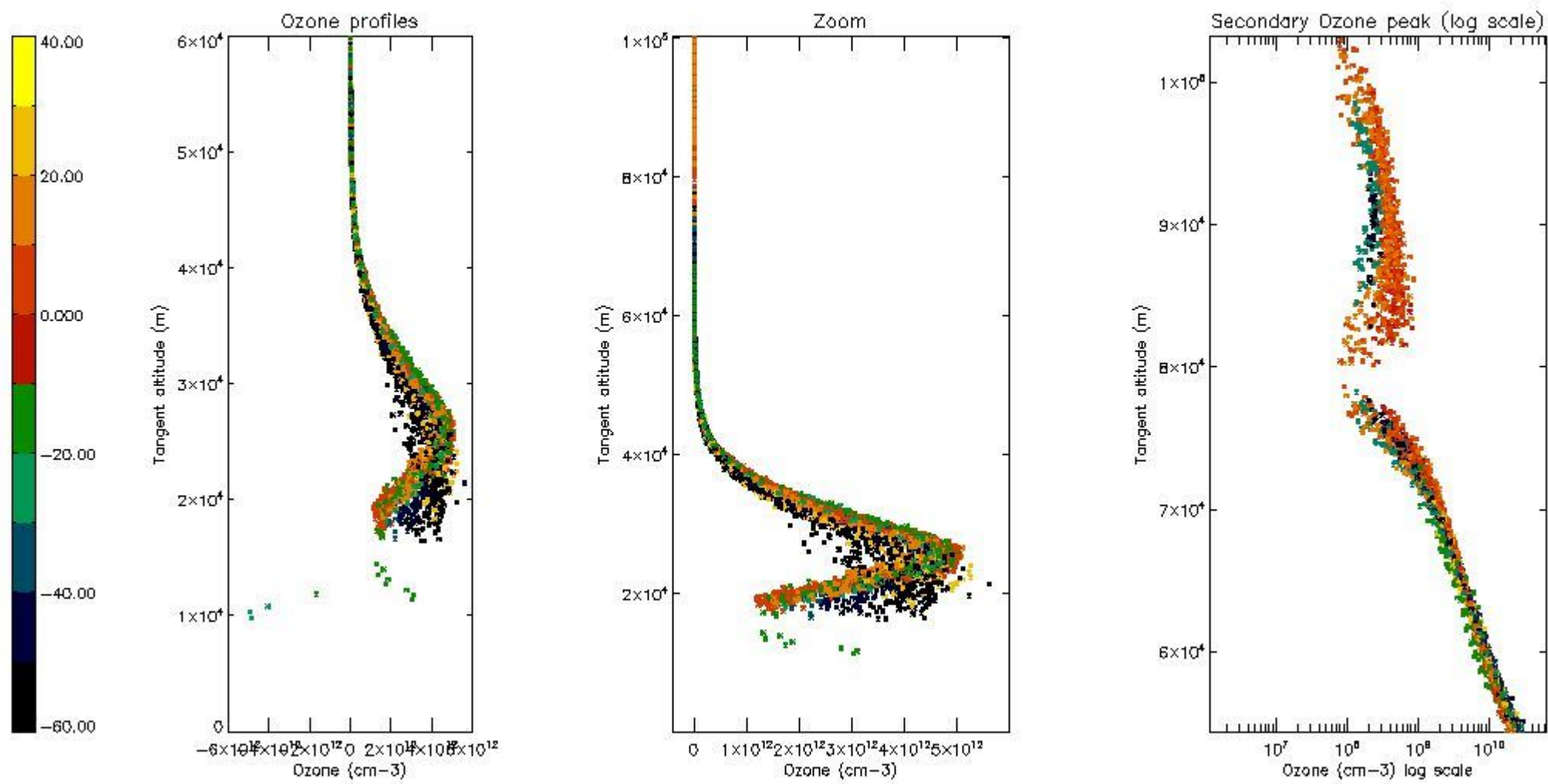
5.3 Plot ozone profiles where STD < 20% (dark without errors)

The colorbar represents the latitude.



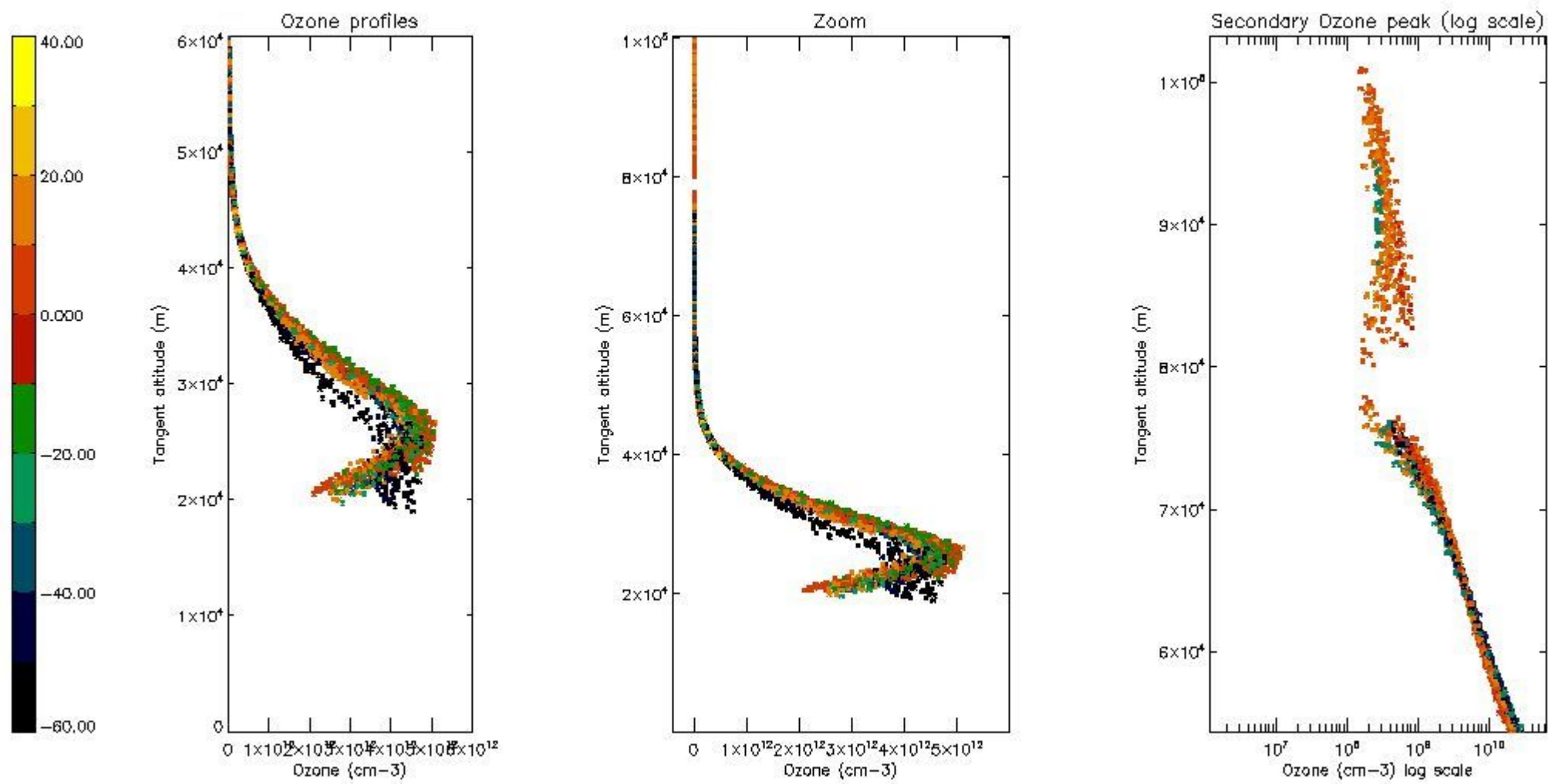
5.4 Plot ozone profiles where STD < 10% (dark without errors)

The colorbar represents the latitude.



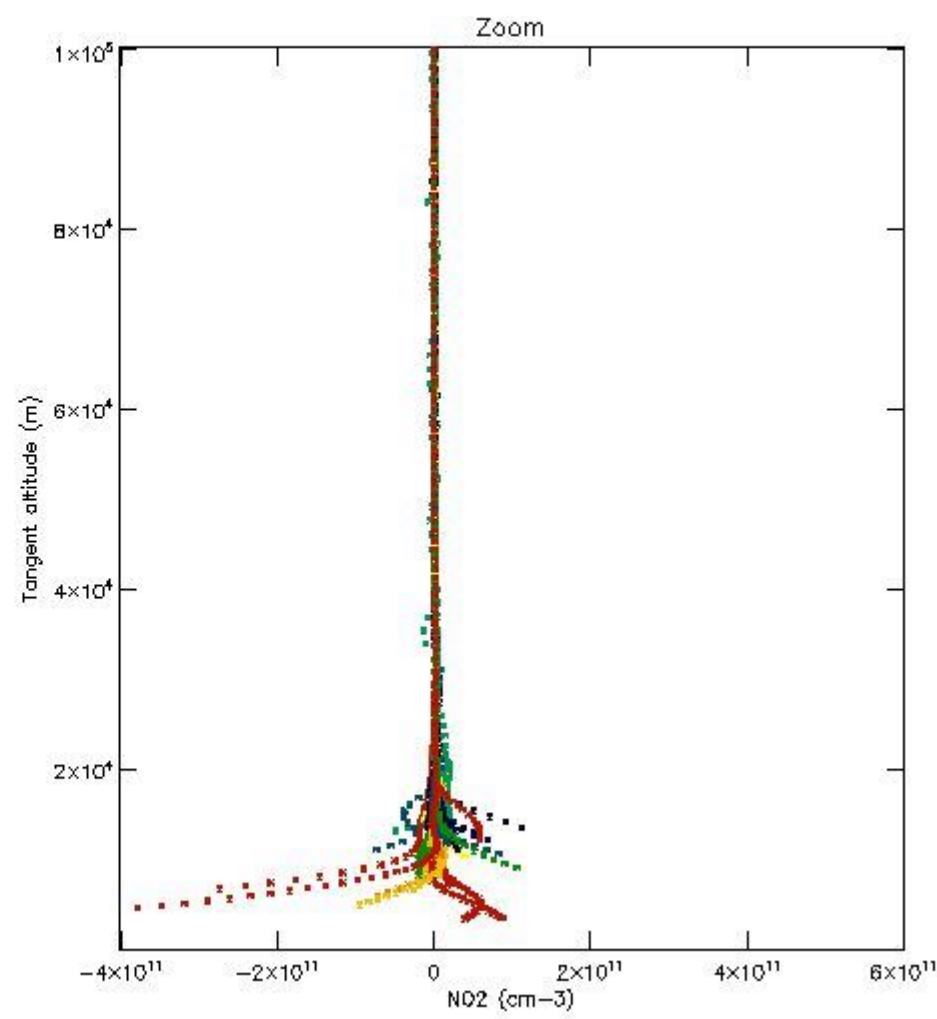
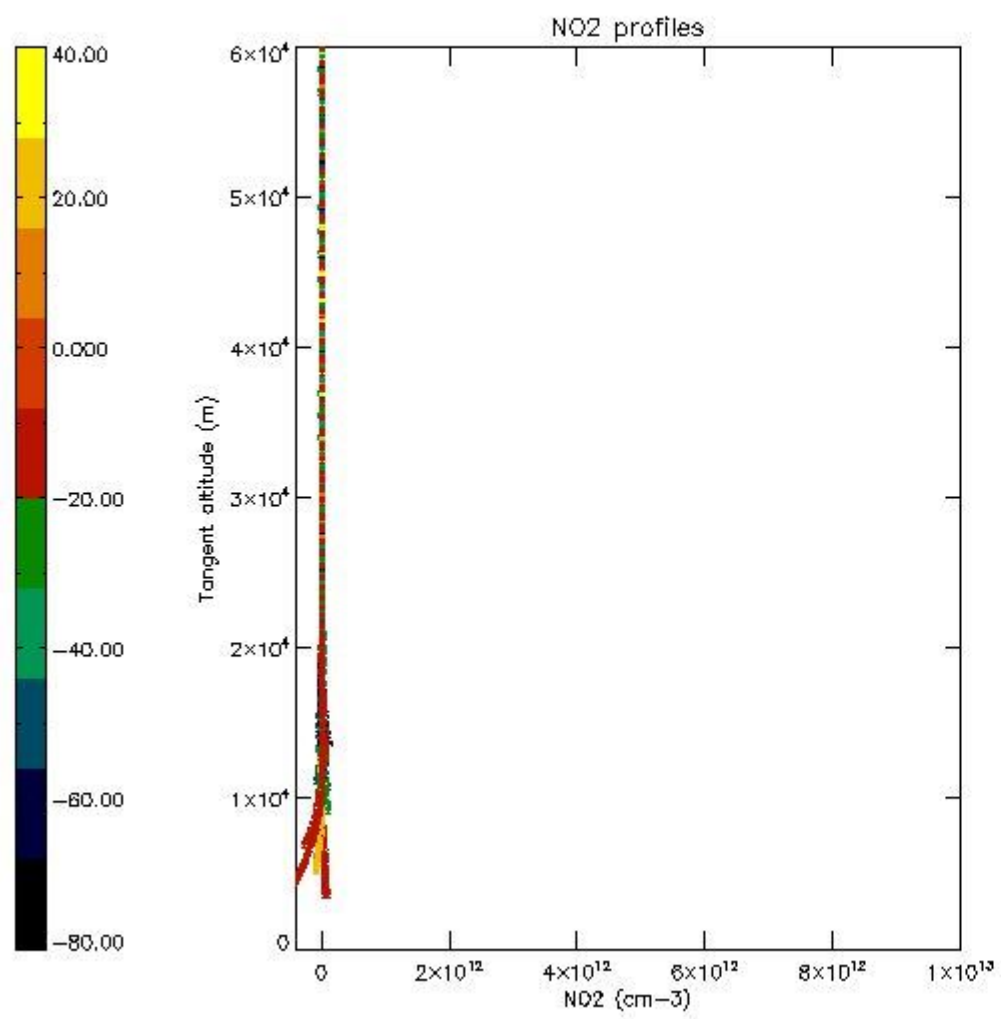
5.5 Plot ozone profiles where STD < 5% (dark without errors)

The colorbar represents the latitude.



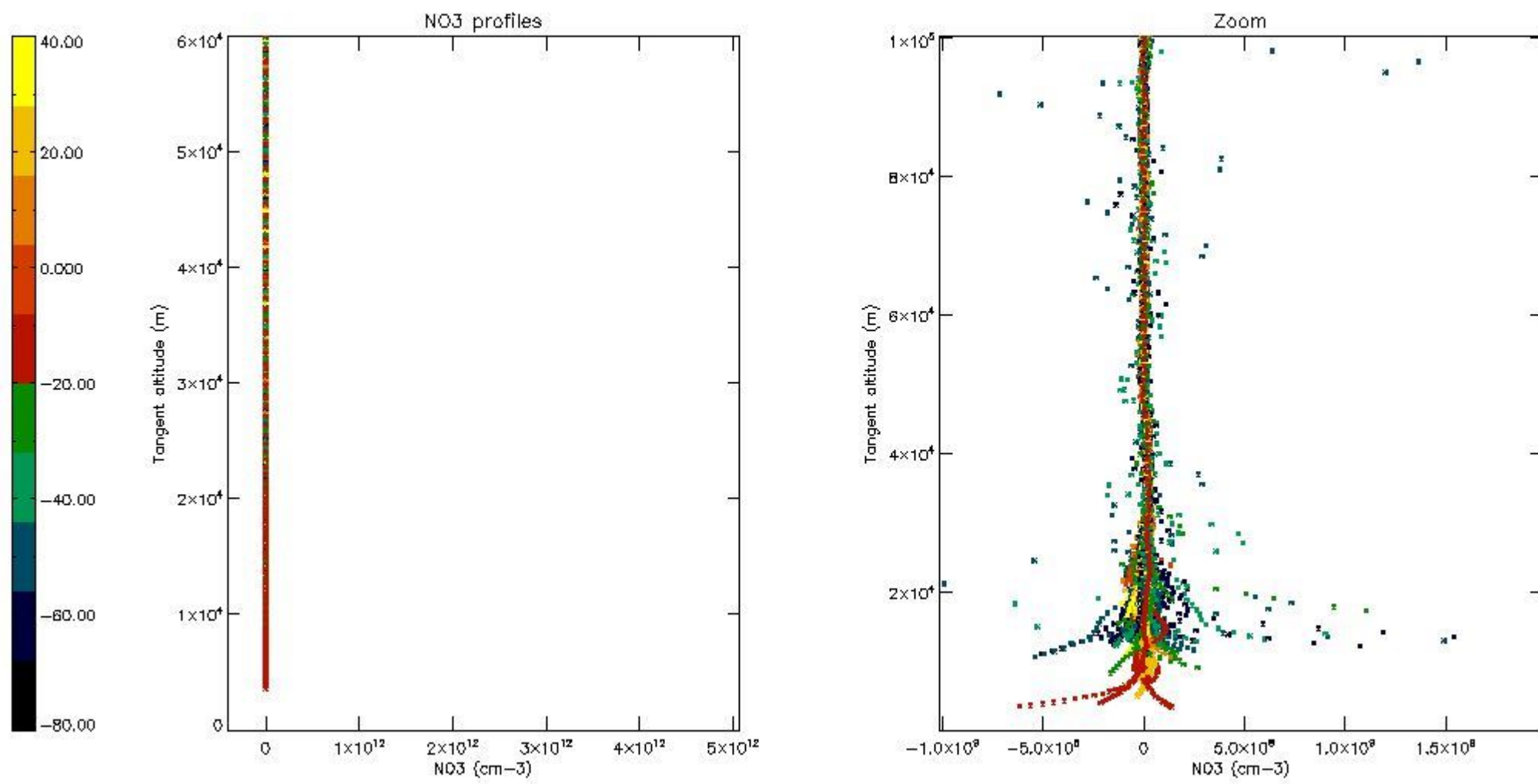
5.6 Plot NO₂ profiles for all STD (dark without errors)

The colorbar represents the latitude.



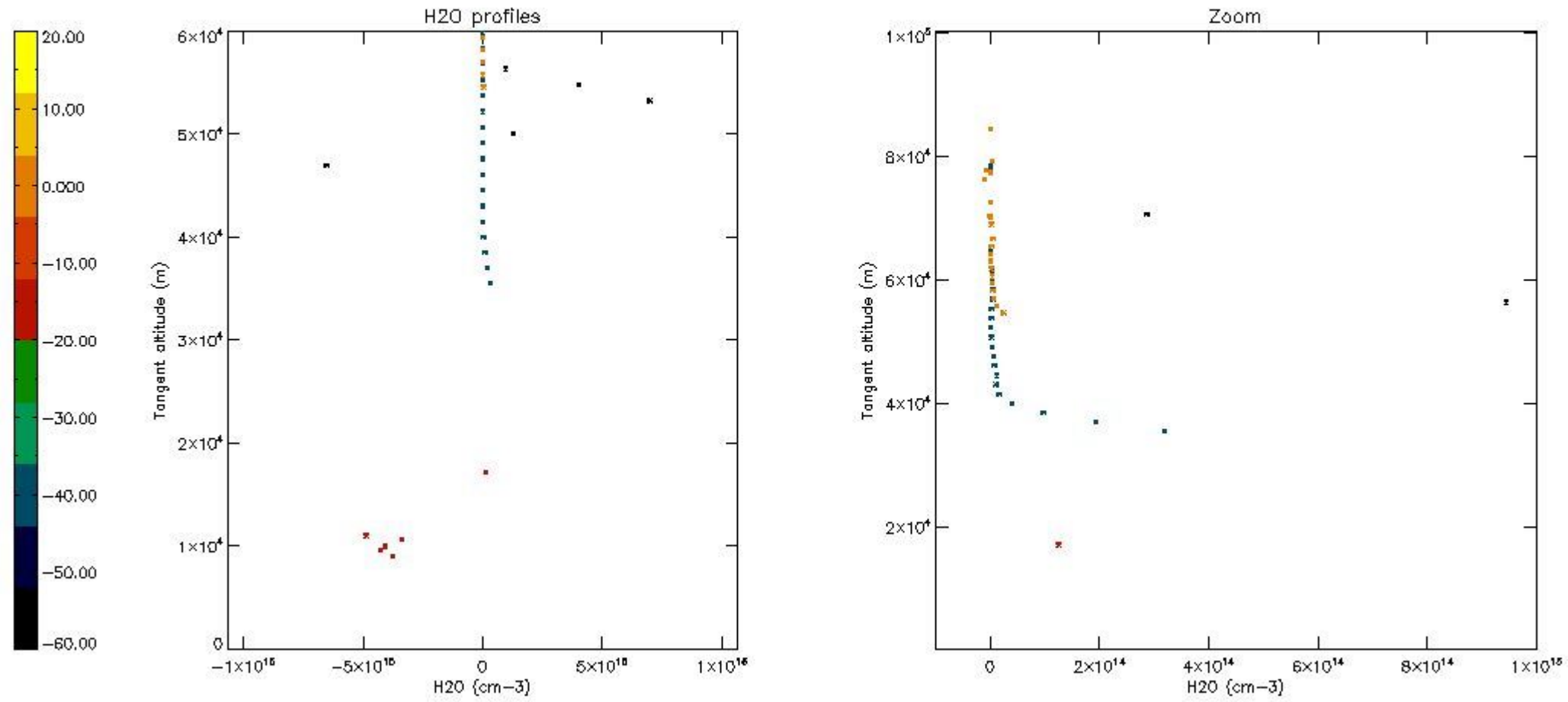
5.7 Plot NO₃ profiles for all STD (dark without errors)

The colorbar represents the latitude.



5.8 Plot H₂O profiles for all STD (only for occultations of stars 1,2,3,4,13,14,16,26,63 dark without errors)

The colorbar represents the latitude.



6. Auxiliary Data Files used for the production reported in section 2

The number reported in the third column indicates since which file (see list in section 2) the corresponding auxiliary file has been used. The fourth column is the date of those product files.

Type	Auxiliary Filename	Used since product	Used since product date
INST_PHYS_CHARACTERISTICS	GOM_INS_AXVIEC20091111_143220_20030716_120000_20500101_000000	1	27-FEB-2004 00:01:22
LEVEL-2_PROC_CONFIG	GOM_PR2_AXVIEC20091111_152718_20020301_000000_20500101_000000	1	27-FEB-2004 00:01:22
CROSS_SECTIONS_FILE	GOM_CRS_AXVIEC20091111_154832_20020301_000000_20500101_000000	1	27-FEB-2004 00:01:22

GOMOS Level 2 Daily Report

SUMMARY

[1. General Info](#)

[2. Summary of processed GOM_NL_2P products](#)

[3. Level 2 Quality information per product](#)

[3.1 Plot of level 2 quality information per product \(time dependant\)](#)

[3.2 Plot of level 2 quality information per product \(world map\)](#)

[4. Level 1 Quality information per product \(stored on level 2 products\)](#)

[4.1 Plot of level 1 quality information per product \(time dependant\)](#)

[4.1.1 Plot of level 1 quality information per product \(time dependant\): ASCENDING](#)

[4.1.2 Plot of level 1 quality information per product \(time dependant\): DESCENDING](#)

[4.2 Plot of level 1 quality information per product \(world map\)](#)

[4.2.1 Plot of level 1 quality information per product \(world map\): ASCENDING](#)

[4.2.2 Plot of level 1 quality information per product \(world map\): DESCENDING](#)

[5. Ozone profiles based on quality statistics and other trace gas profiles](#)

[5.1 Ozone statistics based on quality of products](#)

[5.2 Plot ozone profiles for all STD \(dark without errors\)](#)

[5.3 Plot ozone profiles where STD < 20% \(dark without errors\)](#)

[5.4. Plot ozone profiles where STD < 10% \(dark without errors\)](#)

[5.5. Plot ozone profiles where STD < 5% \(dark without errors\)](#)

[5.6 Plot NO2 profiles for all STD \(dark without errors\)](#)

[5.7 Plot NO3 profiles for all STD \(dark without errors\)](#)

[5.8 Plot H2O profiles \(only for occultations of stars 1,2,3,4,13,14,16,26,63 dark without errors\) for all STD](#)

[6. Auxiliary Data Files used for the production reported in section 2](#)

This report presents the daily analysis on parameters extracted from GOMOS level 2 data (GOM_NL__2P). It is intended to monitor some important parameters that will impact the quality of these products. A list of level 2 products (and content) that have arrived during the reporting day to the PCF is also given.

Item	Value
Time of report generation	18APR2013 20:14:41
Data source version	GOMOS/6.01
Start time of products	27-02-2004 (27FEB2004 00:00:00)
Stop time of products	28-02-2004 (28FEB2004 00:00:00)
Store outputs in DB	Yes
Nb of level 2 prods	475
Nb of prods with errors	0

2. Summary of processed GOM_NL__2P products.

Nr	Filename	UTC Start time	Limb	Duration	Star Id	Star Name	Star Mag	Star Temp	Nb Meas	Orbit	Prod. error
1	GOM_NL__2PRFIN20040227_000122_000000742024_00345_10419_9885.N1	27-FEB-2004 00:01:22	Bright	73.500	133	40Zet Her	2.8070	6000.0	147	10419	No
2	GOM_NL__2PRFIN20040227_000519_000000412024_00345_10419_9886.N1	27-FEB-2004 00:05:19	Bright	40.500	168	17Zet Aql	2.9860	11000.	81	10419	No
3	GOM_NL__2PRFIN20040227_000821_000000672024_00345_10419_9887.N1	27-FEB-2004 00:08:21	Twilight	66.500	59	55Alp Oph	2.0800	8900.0	133	10419	No
4	GOM_NL__2PRFIN20040227_001049_000000642024_00345_10419_9888.N1	27-FEB-2004 00:10:49	Straylight	63.500	126	60Bet Oph	2.7700	4250.0	127	10419	No
5	GOM_NL__2PRFIN20040227_001502_000000472024_00345_10419_9889.N1	27-FEB-2004 00:15:02	Dark	47.000	155	41Pi Sgr	2.9000	6600.0	94	10419	No
6	GOM_NL__2PRFIN20040227_001648_000000492024_00345_10419_9890.N1	27-FEB-2004 00:16:48	Dark	48.500	57	34Sig Sgr	2.0660	26000.	97	10419	No
7	GOM_NL__2PRFIN20040227_001952_000000472024_00345_10419_9891.N1	27-FEB-2004 00:19:52	Dark	46.500	38	20Eps Sgr	1.8360	11000.	93	10419	No
8	GOM_NL__2PRFIN20040227_002234_000000472024_00345_10419_9892.N1	27-FEB-2004 00:22:34	Dark	47.000	25	35Lam Sco	1.6200	28000.	94	10419	No
9	GOM_NL__2PRFIN20040227_002453_000000842024_00345_10419_9893.N1	27-FEB-2004 00:24:53	Dark	84.000	16	21Alp Sco	1.0200	3000.0	168	10419	No
10	GOM_NL__2PRFIN20040227_003022_000000522024_00346_10420_9861.N1	27-FEB-2004 00:30:22	Dark	51.500	131	Gam Lup	2.8000	26000.	103	10420	No
11	GOM_NL__2PRFIN20040227_003301_000000482024_00346_10420_9862.N1	27-FEB-2004 00:33:01	Dark	48.000	4	Alp1Cen	-0.010000	5800.0	96	10420	No
12	GOM_NL__2PRFIN20040227_003420_000000452024_00346_10420_9863.N1	27-FEB-2004 00:34:20	Dark	45.000	10	Bet Cen	0.61000	28000.	90	10420	No
13	GOM_NL__2PRFIN20040227_003547_000000422024_00346_10420_9864.N1	27-FEB-2004 00:35:47	Dark	41.500	112	Alp Mus	2.6880	26000.	83	10420	No
14	GOM_NL__2PRFIN20040227_003700_000000452024_00346_10420_9865.N1	27-FEB-2004 00:37:00	Dark	45.000	12	Alp1Cru	0.77500	30000.	90	10420	No
15	GOM_NL__2PRFIN20040227_003837_000000412024_00346_10420_9866.N1	27-FEB-2004 00:38:37	Dark	40.500	29	Bet Car	1.6720	10200.	81	10420	No
16	GOM_NL__2PRFIN20040227_004123_000000442024_00346_10420_9867.N1	27-FEB-2004 00:41:23	Dark	44.000	71	lot Car	2.2460	7700.0	88	10420	No
17	GOM_NL__2PRFIN20040227_004255_000000392024_00346_10420_9868.N1	27-FEB-2004 00:42:55	Straylight	39.000	46	Del Vel	1.9540	10600.	78	10420	No
18	GOM_NL__2PRFIN20040227_004546_000000462024_00346_10420_9869.N1	27-FEB-2004 00:45:46	Straylight	46.000	65	Lam Vel	2.2040	4400.0	92	10420	No
19	GOM_NL__2PRFIN20040227_004807_000000742024_00346_10420_9870.N1	27-FEB-2004 00:48:07	Straylight	74.000	106	9Bet Crv	2.6480	5600.0	148	10420	No
20	GOM_NL__2PRFIN20040227_005123_000000702024_00346_10420_9871.N1	27-FEB-2004 00:51:23	Straylight	70.000	100	4Gam Crv	2.5800	13100.	140	10420	No
21	GOM_NL__2PRFIN20040227_005520_000000472024_00346_10420_9872.N1	27-FEB-2004 00:55:20	Twilight	46.500	48	30Alp Hya	1.9770	4100.0	93	10420	No
22	GOM_NL__2PRFIN20040227_010018_000000422024_00346_10420_9873.N1	27-FEB-2004 01:00:18	Bright	42.000	8	10Alp CMi	0.40000	6500.0	84	10420	No
23	GOM_NL__2PRFIN20040227_010501_000000432024_00346_10420_9874.N1	27-FEB-2004 01:05:01	Bright	42.500	166	17Eps Leo	2.9800	6000.0	85	10420	No
24	GOM_NL__2PRFIN20040227_010737_000000392024_00346_10420_9875.N1	27-FEB-2004 01:07:37	Bright	38.500	24	66Alp Gem	1.5800	10200.	77	10420	No
25	GOM_NL__2PRFIN20040227_011335_000000462024_00346_10420_9876.N1	27-FEB-2004 01:13:35	Bright	46.000	174	52Psi UMa	3.0040	4400.0	92	10420	No
26	GOM_NL__2PRFIN20040227_011612_000000422024_00346_10420_9877.N1	27-FEB-2004 01:16:12	Bright	41.500	82	48Bet UMa	2.3650	10600.	83	10420	No
27	GOM_NL__2PRFIN20040227_011739_000000492024_00346_10420_9878.N1	27-FEB-2004 01:17:39	Bright	49.000	87	64Gam UMa	2.4330	11000.	98	10420	No
28	GOM_NL__2PRFIN20040227_012101_000000532024_00346_10420_9879.N1	27-FEB-2004 01:21:01	Bright	52.500	32	77Eps UMa	1.7630	11000.	105	10420	No
29	GOM_NL__2PRFIN20040227_012322_000000392024_00346_10420_9880.N1	27-FEB-2004 01:23:22	Bright	39.000	49	1Alp UMi	1.9900	6300.0	78	10420	No
30	GOM_NL__2PRFIN20040227_012921_000000462024_00346_10420_9881.N1	27-FEB-2004 01:29:21	Bright	46.000	119	14Eta Dra	2.7270	4700.0	92	10420	No
31	GOM_NL__2PRFIN20040227_013338_000000452024_00346_10420_9882.N1	27-FEB-2004 01:33:38	Bright	45.000	130	23Bet Dra	2.7990	5800.0	90	10420	No
32	GOM_NL__2PRFIN20040227_013553_000000372024_00346_10420_9883.N1	27-FEB-2004 01:35:53	Bright	37.000	19	50Alp Cyg	1.2460	10500.	74	10420	No
33	GOM_NL__2PRFIN20040227_013727_000000392024_00346_10420_9884.N1	27-FEB-2004 01:37:27	Bright	39.000	66	37Gam Cyg	2.2080	5900.0	78	10420	No
34	GOM_NL__2PRFIN20040227_013859_000000382024_00346_10420_9885.N1	27-FEB-2004 01:38:59	Bright	37.500	92	53Eps Cyg	2.5000	4500.0	75	10420	No
35	GOM_NL__2PRFIN20040227_014158_000000752024_00346_10420_9886.N1	27-FEB-2004 01:41:58	Bright	75.000	133	40Zet Her	2.8070	6000.0	150	10420	No
36	GOM_NL__2PRFIN20040227_014555_000000392024_00346_10420_9887.N1	27-FEB-2004 01:45:55	Bright	38.500	168	17Zet Aql	2.9860	11000.	77	10420	No
37	GOM_NL__2PRFIN20040227_014857_000000632024_00346_10420_9888.N1	27-FEB-2004 01:48:57	Twilight	62.500	59	55Alp Oph	2.0800	8900.0	125	10420	No
38	GOM_NL__2PRFIN20040227_015126_000000662024_00346_10420_9889.N1	27-FEB-2004 01:51:26	Straylight	65.500	126	60Bet Oph	2.7700	4250.0	131	10420	No
39	GOM_NL__2PRFIN20040227_015539_000000442024_00346_10420_9890.N1	27-FEB-2004 01:55:39	Dark	44.000	155	41Pi Sgr	2.9000	6600.0	88	10420	No
40	GOM_NL__2PRFIN20040227_015726_000000472024_00346_10420_9891.N1	27-FEB-2004 01:57:26	Dark	47.000	57	34Sig Sgr	2.0660	26000.	94	10420	No
41	GOM_NL__2PRFIN20040227_020028_000000472024_00346_10420_9892.N1	27-FEB-2004 02:00:28	Dark	46.500	38	20Eps Sgr	1.8360	11000.	93	10420	No
42	GOM_NL__2PRFIN20040227_020310_000000492024_00346_10420_9893.N1	27-FEB-2004 02:03:10	Dark	48.500	25	35Lam Sco	1.6200	28000.	97	10420	No

43	GOM_NL__2PRFIN20040227_020530_000000702024_00346_10420_9894.N1	27-FEB-2004 02:05:30	Dark	69.500	16	21Alp Sco	1.0200	3000.0	139	10420	No
44	GOM_NL__2PRFIN20040227_021059_000000522024_00347_10421_9859.N1	27-FEB-2004 02:10:59	Dark	51.500	131	Gam Lup	2.8000	26000.	103	10421	No
45	GOM_NL__2PRFIN20040227_021336_000000462024_00347_10421_9860.N1	27-FEB-2004 02:13:36	Dark	45.500	4	Alp1Cen	-0.010000	5800.0	91	10421	No
46	GOM_NL__2PRFIN20040227_021456_000000562024_00347_10421_9861.N1	27-FEB-2004 02:14:56	Dark	55.500	10	Bet Cen	0.61000	28000.	111	10421	No
47	GOM_NL__2PRFIN20040227_021623_000000402024_00347_10421_9862.N1	27-FEB-2004 02:16:23	Dark	39.500	112	Alp Mus	2.6880	26000.	79	10421	No
48	GOM_NL__2PRFIN20040227_021737_000000552024_00347_10421_9863.N1	27-FEB-2004 02:17:37	Dark	55.000	12	Alp1Cru	0.77500	30000.	110	10421	No
49	GOM_NL__2PRFIN20040227_021912_000000402024_00347_10421_9864.N1	27-FEB-2004 02:19:12	Dark	39.500	29	Bet Car	1.6720	10200.	79	10421	No
50	GOM_NL__2PRFIN20040227_022200_000000392024_00347_10421_9865.N1	27-FEB-2004 02:22:00	Dark	39.000	71	lot Car	2.2460	7700.0	78	10421	No
51	GOM_NL__2PRFIN20040227_022332_000000392024_00347_10421_9866.N1	27-FEB-2004 02:23:32	Straylight	39.000	46	Del Vel	1.9540	10600.	78	10421	No
52	GOM_NL__2PRFIN20040227_022623_000000472024_00347_10421_9867.N1	27-FEB-2004 02:26:23	Straylight	46.500	65	Lam Vel	2.2040	4400.0	93	10421	No
53	GOM_NL__2PRFIN20040227_022844_000000722024_00347_10421_9868.N1	27-FEB-2004 02:28:44	Straylight	71.500	106	9Bet Crv	2.6480	5600.0	143	10421	No
54	GOM_NL__2PRFIN20040227_023159_000000712024_00347_10421_9869.N1	27-FEB-2004 02:31:59	Straylight	70.500	100	4Gam Crv	2.5800	13100.	141	10421	No
55	GOM_NL__2PRFIN20040227_023557_000000482024_00347_10421_9870.N1	27-FEB-2004 02:35:57	Tw_i_and_stray	47.500	48	30Alp Hya	1.9770	4100.0	95	10421	No
56	GOM_NL__2PRFIN20040227_024054_000000442024_00347_10421_9871.N1	27-FEB-2004 02:40:54	Bright	43.500	8	10Alp CMi	0.40000	6500.0	87	10421	No
57	GOM_NL__2PRFIN20040227_024537_000000432024_00347_10421_9872.N1	27-FEB-2004 02:45:37	Bright	42.500	166	17Eps Leo	2.9800	6000.0	85	10421	No
58	GOM_NL__2PRFIN20040227_024814_000000402024_00347_10421_9873.N1	27-FEB-2004 02:48:14	Bright	39.500	24	66Alp Gem	1.5800	10200.	79	10421	No
59	GOM_NL__2PRFIN20040227_025410_000000482024_00347_10421_9874.N1	27-FEB-2004 02:54:10	Bright	47.500	174	52Psi UMa	3.0040	4400.0	95	10421	No
60	GOM_NL__2PRFIN20040227_025647_000000432024_00347_10421_9875.N1	27-FEB-2004 02:56:47	Bright	42.500	82	48Bet UMa	2.3650	10600.	85	10421	No
61	GOM_NL__2PRFIN20040227_025815_000000482024_00347_10421_9876.N1	27-FEB-2004 02:58:15	Bright	47.500	87	64Gam UMa	2.4330	11000.	95	10421	No
62	GOM_NL__2PRFIN20040227_030136_000000512024_00347_10421_9877.N1	27-FEB-2004 03:01:36	Bright	50.500	32	77Eps UMa	1.7630	11000.	101	10421	No
63	GOM_NL__2PRFIN20040227_030356_000000392024_00347_10421_9878.N1	27-FEB-2004 03:03:56	Bright	39.000	49	1Alp UMi	1.9900	6300.0	78	10421	No
64	GOM_NL__2PRFIN20040227_030956_000000482024_00347_10421_9879.N1	27-FEB-2004 03:09:56	Bright	48.000	119	14Eta Dra	2.7270	4700.0	96	10421	No
65	GOM_NL__2PRFIN20040227_031413_000000462024_00347_10421_9880.N1	27-FEB-2004 03:14:13	Bright	45.500	130	23Bet Dra	2.7990	5800.0	91	10421	No
66	GOM_NL__2PRFIN20040227_031629_000000372024_00347_10421_9881.N1	27-FEB-2004 03:16:29	Bright	37.000	19	50Alp Cyg	1.2460	10500.	74	10421	No
67	GOM_NL__2PRFIN20040227_031801_000000382024_00347_10421_9882.N1	27-FEB-2004 03:18:01	Bright	38.000	66	37Gam Cyg	2.2080	5900.0	76	10421	No
68	GOM_NL__2PRFIN20040227_031935_000000362024_00347_10421_9883.N1	27-FEB-2004 03:19:35	Bright	36.000	92	53Eps Cyg	2.5000	4500.0	72	10421	No
69	GOM_NL__2PRFIN20040227_032235_000000732024_00347_10421_9884.N1	27-FEB-2004 03:22:35	Bright	72.500	133	40Zet Her	2.8070	6000.0	145	10421	No
70	GOM_NL__2PRFIN20040227_032629_000000472024_00347_10421_9885.N1	27-FEB-2004 03:26:29	Bright	46.500	168	17Zet Aql	2.9860	11000.	93	10421	No
71	GOM_NL__2PRFIN20040227_032934_000000692024_00347_10421_9886.N1	27-FEB-2004 03:29:34	Tw_i_and_stray	68.500	59	55Alp Oph	2.0800	8900.0	137	10421	No
72	GOM_NL__2PRFIN20040227_033201_000000682024_00347_10421_9887.N1	27-FEB-2004 03:32:01	Straylight	68.000	126	60Bet Oph	2.7700	4250.0	136	10421	No
73	GOM_NL__2PRFIN20040227_033615_000000412024_00347_10421_9888.N1	27-FEB-2004 03:36:15	Dark	41.000	155	41Pi Sgr	2.9000	6600.0	82	10421	No
74	GOM_NL__2PRFIN20040227_033802_000000432024_00347_10421_9889.N1	27-FEB-2004 03:38:02	Dark	43.000	57	34Sig Sgr	2.0660	26000.	86	10421	No
75	GOM_NL__2PRFIN20040227_034105_000000472024_00347_10421_9890.N1	27-FEB-2004 03:41:05	Dark	46.500	38	20Eps Sgr	1.8360	11000.	93	10421	No
76	GOM_NL__2PRFIN20040227_034348_000000462024_00347_10421_9891.N1	27-FEB-2004 03:43:48	Dark	45.500	25	35Lam Sco	1.6200	28000.	91	10421	No
77	GOM_NL__2PRFIN20040227_034608_000000652024_00347_10421_9892.N1	27-FEB-2004 03:46:08	Dark	64.500	16	21Alp Sco	1.0200	3000.0	129	10421	No
78	GOM_NL__2PRFIN20040227_035136_000000512024_00348_10422_9860.N1	27-FEB-2004 03:51:36	Dark	51.000	131	Gam Lup	2.8000	26000.	102	10422	No
79	GOM_NL__2PRFIN20040227_035413_000000452024_00348_10422_9861.N1	27-FEB-2004 03:54:13	Dark	45.000	4	Alp1Cen	-0.010000	5800.0	90	10422	No
80	GOM_NL__2PRFIN20040227_035533_000000452024_00348_10422_9862.N1	27-FEB-2004 03:55:33	Dark	45.000	10	Bet Cen	0.61000	28000.	90	10422	No
81	GOM_NL__2PRFIN20040227_035700_000000392024_00348_10422_9863.N1	27-FEB-2004 03:57:00	Dark	38.500	112	Alp Mus	2.6880	26000.	77	10422	No
82	GOM_NL__2PRFIN20040227_035813_000000432024_00348_10422_9864.N1	27-FEB-2004 03:58:13	Dark	43.000	12	Alp1Cru	0.77500	30000.	86	10422	No
83	GOM_NL__2PRFIN20040227_035948_000000482024_00348_10422_9865.N1	27-FEB-2004 03:59:48	Dark	47.500	29	Bet Car	1.6720	10200.	95	10422	No
84	GOM_NL__2PRFIN20040227_040236_000000402024_00348_10422_9866.N1	27-FEB-2004 04:02:36	Dark	40.000	71	lot Car	2.2460	7700.0	80	10422	No
85	GOM_NL__2PRFIN20040227_040408_000000422024_00348_10422_9867.N1	27-FEB-2004 04:04:08	Straylight	42.000	46	Del Vel	1.9540	10600.	84	10422	No
86	GOM_NL__2PRFIN20040227_040658_000000432024_00348_10422_9868.N1	27-FEB-2004 04:06:58	Straylight	43.000	65	Lam Vel	2.2040	4400.0	86	10422	No
87	GOM_NL__2PRFIN20040227_040919_000000752024_00348_10422_9869.N1	27-FEB-2004 04:09:19	Straylight	74.500	106	9Bet Crv	2.6480	5600.0	149	10422	No
88	GOM_NL__2PRFIN20040227_041234_000000722024_00348_10422_9870.N1	27-FEB-2004 04:12:34	Straylight	72.000	100	4Gam Crv	2.5800	13100.	144	10422	No
89	GOM_NL__2PRFIN20040227_041632_000000532024_00348_10422_9871.N1	27-FEB-2004 04:16:32	Tw_i_and_stray	52.500	48	30Alp Hya	1.9770	4100.0	105	10422	No
90	GOM_NL__2PRFIN20040227_042131_000000442024_00348_10422_9872.N1	27-FEB-2004 04:21:31	Bright	43.500	8	10Alp CMi	0.40000	6500.0	87	10422	No
91	GOM_NL__2PRFIN20040227_042613_000000402024_00348_10422_9873.N1	27-FEB-2004 04:26:13	Bright	40.000	166	17Eps Leo	2.9800	6000.0	80	10422	No
92	GOM_NL__2PRFIN20040227_042850_000000392024_00348_10422_9874.N1	27-FEB-2004 04:28:50	Bright	38.500	24	66Alp Gem	1.5800	10200.	77	10422	No
93	GOM_NL__2PRFIN20040227_043445_000000482024_00348_10422_9875.N1	27-FEB-2004 04:34:45	Bright	48.000	174	52Psi UMa	3.0040	4400.0	96	10422	No
94	GOM_NL__2PRFIN20040227_043723_000000442024_00348_10422_9876.N1	27-FEB-2004 04:37:23	Bright	44.000	82	48Bet UMa	2.3650	10600.	88	10422	No
95	GOM_NL__2PRFIN20040227_043849_000000492024_00348_10422_9877.N1	27-FEB-2004 04:38:49	Bright	49.000	87	64Gam UMa	2.4330	11000.	98	10422	No
96	GOM_NL__2PRFIN20040227_044211_000000522024_00348_10422_9878.N1	27-FEB-2004 04:42:11	Bright	52.000	32	77Eps UMa	1.7630	11000.	104	10422	No
97	GOM_NL__2PRFIN20040227_044434_000000392024_00348_10422_9879.N1	27-FEB-2004 04:44:34	Bright	39.000	49	1Alp UMi	1.9900	6300.0	78	10422	No
98	GOM_NL__2PRFIN20040227_045032_000000472024_00348_10422_9880.N1	27-FEB-2004 04:50:32	Bright	46.500	119	14Eta Dra	2.7270	4700.0	93	10422	No
99	GOM_NL__2PRFIN20040227_045449_000000482024_00348_10422_9881.N1	27-FEB-2004 04:54:49	Bright	47.500	130	23Bet Dra	2.7990	5800.0	95	10422	No
100	GOM_NL__2PRFIN20040227_045706_000000382024_00348_10422_9882.N1	27-FEB-2004 04:57:06	Bright	38.000	19	50Alp Cyg	1.2460	10500.	76	10422	No
101	GOM_NL__2PRFIN20040227_045840_000000382024_00348_10422_9883.N1	27-FEB-2004 04:58:40	Bright	38.000	66	37Gam Cyg	2.2080	5900.0	76	10422	No

102	GOM_NL__2PRFIN20040227_050012_000000362024_00348_10422_9884.N1	27-FEB-2004 05:00:12	Bright	35.500	92	53Eps Cyg	2.5000	4500.0	71	10422	No
103	GOM_NL__2PRFIN20040227_050311_000000722024_00348_10422_9885.N1	27-FEB-2004 05:03:11	Bright	72.000	133	40Zet Her	2.8070	6000.0	144	10422	No
104	GOM_NL__2PRFIN20040227_050708_000000562024_00348_10422_9886.N1	27-FEB-2004 05:07:08	Bright	56.000	168	17Zet Aql	2.9860	11000.	112	10422	No
105	GOM_NL__2PRFIN20040227_051011_000000662024_00348_10422_9887.N1	27-FEB-2004 05:10:11	Tw_i_and_stray	66.000	59	55Alp Oph	2.0800	8900.0	132	10422	No
106	GOM_NL__2PRFIN20040227_051239_000000602024_00348_10422_9888.N1	27-FEB-2004 05:12:39	Straylight	59.500	126	60Bet Oph	2.7700	4250.0	119	10422	No
107	GOM_NL__2PRFIN20040227_051652_000000422024_00348_10422_9889.N1	27-FEB-2004 05:16:52	Dark	41.500	155	41Pi Sgr	2.9000	6600.0	83	10422	No
108	GOM_NL__2PRFIN20040227_051839_000000442024_00348_10422_9890.N1	27-FEB-2004 05:18:39	Dark	44.000	57	34Sig Sgr	2.0660	26000.	88	10422	No
109	GOM_NL__2PRFIN20040227_052142_000000442024_00348_10422_9891.N1	27-FEB-2004 05:21:42	Dark	43.500	38	20Eps Sgr	1.8360	11000.	87	10422	No
110	GOM_NL__2PRFIN20040227_052424_000000532024_00348_10422_9892.N1	27-FEB-2004 05:24:24	Dark	52.500	25	35Lam Sco	1.6200	28000.	105	10422	No
111	GOM_NL__2PRFIN20040227_052645_000000752024_00348_10422_9893.N1	27-FEB-2004 05:26:45	Dark	74.500	16	21Alp Sco	1.0200	3000.0	149	10422	No
112	GOM_NL__2PRFIN20040227_053214_000000522024_00349_10423_9860.N1	27-FEB-2004 05:32:14	Dark	51.500	131	Gam Lup	2.8000	26000.	103	10423	No
113	GOM_NL__2PRFIN20040227_053450_000000492024_00349_10423_9861.N1	27-FEB-2004 05:34:50	Dark	49.000	4	Alp1Cen	-0.010000	5800.0	98	10423	No
114	GOM_NL__2PRFIN20040227_053610_000000502024_00349_10423_9862.N1	27-FEB-2004 05:36:10	Dark	50.000	10	Bet Cen	0.61000	28000.	100	10423	No
115	GOM_NL__2PRFIN20040227_053737_000000382024_00349_10423_9863.N1	27-FEB-2004 05:37:37	Dark	37.500	112	Alp Mus	2.6880	26000.	75	10423	No
116	GOM_NL__2PRFIN20040227_053850_000000492024_00349_10423_9864.N1	27-FEB-2004 05:38:50	Dark	48.500	12	Alp1Cru	0.77500	30000.	97	10423	No
117	GOM_NL__2PRFIN20040227_054025_000000392024_00349_10423_9865.N1	27-FEB-2004 05:40:25	Dark	38.500	29	Bet Car	1.6720	10200.	77	10423	No
118	GOM_NL__2PRFIN20040227_054312_000000442024_00349_10423_9866.N1	27-FEB-2004 05:43:12	Dark	43.500	71	lot Car	2.2460	7700.0	87	10423	No
119	GOM_NL__2PRFIN20040227_054444_000000432024_00349_10423_9867.N1	27-FEB-2004 05:44:44	Straylight	43.000	46	Del Vel	1.9540	10600.	86	10423	No
120	GOM_NL__2PRFIN20040227_054736_000000462024_00349_10423_9868.N1	27-FEB-2004 05:47:36	Straylight	46.000	65	Lam Vel	2.2040	4400.0	92	10423	No
121	GOM_NL__2PRFIN20040227_054956_000000752024_00349_10423_9869.N1	27-FEB-2004 05:49:56	Straylight	75.000	106	9Bet Crv	2.6480	5600.0	150	10423	No
122	GOM_NL__2PRFIN20040227_055310_000000732024_00349_10423_9870.N1	27-FEB-2004 05:53:10	Straylight	72.500	100	4Gam Crv	2.5800	13100.	145	10423	No
123	GOM_NL__2PRFIN20040227_055709_000000512024_00349_10423_9871.N1	27-FEB-2004 05:57:09	Tw_i_and_stray	50.500	48	30Alp Hya	1.9770	4100.0	101	10423	No
124	GOM_NL__2PRFIN20040227_060207_000000432024_00349_10423_9872.N1	27-FEB-2004 06:02:07	Bright	42.500	8	10Alp CMi	0.40000	6500.0	85	10423	No
125	GOM_NL__2PRFIN20040227_060650_000000422024_00349_10423_9873.N1	27-FEB-2004 06:06:50	Bright	41.500	166	17Eps Leo	2.9800	6000.0	83	10423	No
126	GOM_NL__2PRFIN20040227_060927_000000382024_00349_10423_9874.N1	27-FEB-2004 06:09:27	Bright	37.500	24	66Alp Gem	1.5800	10200.	75	10423	No
127	GOM_NL__2PRFIN20040227_061521_000000472024_00349_10423_9875.N1	27-FEB-2004 06:15:21	Bright	46.500	174	52Psi UMa	3.0040	4400.0	93	10423	No
128	GOM_NL__2PRFIN20040227_061758_000000432024_00349_10423_9876.N1	27-FEB-2004 06:17:58	Bright	43.000	82	48Bet UMa	2.3650	10600.	86	10423	No
129	GOM_NL__2PRFIN20040227_061925_000000502024_00349_10423_9877.N1	27-FEB-2004 06:19:25	Bright	49.500	87	64Gam UMa	2.4330	11000.	99	10423	No
130	GOM_NL__2PRFIN20040227_062246_000000512024_00349_10423_9878.N1	27-FEB-2004 06:22:46	Bright	50.500	32	77Eps UMa	1.7630	11000.	101	10423	No
131	GOM_NL__2PRFIN20040227_062511_000000392024_00349_10423_9879.N1	27-FEB-2004 06:25:11	Bright	39.000	49	1Alp UMi	1.9900	6300.0	78	10423	No
132	GOM_NL__2PRFIN20040227_063108_000000432024_00349_10423_9880.N1	27-FEB-2004 06:31:08	Bright	43.000	119	14Eta Dra	2.7270	4700.0	86	10423	No
133	GOM_NL__2PRFIN20040227_063524_000000462024_00349_10423_9881.N1	27-FEB-2004 06:35:24	Bright	46.000	130	23Bet Dra	2.7990	5800.0	92	10423	No
134	GOM_NL__2PRFIN20040227_063742_000000392024_00349_10423_9882.N1	27-FEB-2004 06:37:42	Bright	38.500	19	50Alp Cyg	1.2460	10500.	77	10423	No
135	GOM_NL__2PRFIN20040227_063916_000000372024_00349_10423_9883.N1	27-FEB-2004 06:39:16	Bright	36.500	66	37Gam Cyg	2.2080	5900.0	73	10423	No
136	GOM_NL__2PRFIN20040227_064048_000000352024_00349_10423_9884.N1	27-FEB-2004 06:40:48	Bright	35.000	92	53Eps Cyg	2.5000	4500.0	70	10423	No
137	GOM_NL__2PRFIN20040227_064347_000000782024_00349_10423_9885.N1	27-FEB-2004 06:43:47	Bright	77.500	133	40Zet Her	2.8070	6000.0	155	10423	No
138	GOM_NL__2PRFIN20040227_064744_000000412024_00349_10423_9886.N1	27-FEB-2004 06:47:44	Bright	40.500	168	17Zet Aql	2.9860	11000.	81	10423	No
139	GOM_NL__2PRFIN20040227_065048_000000632024_00349_10423_9887.N1	27-FEB-2004 06:50:48	Tw_i_and_stray	62.500	59	55Alp Oph	2.0800	8900.0	125	10423	No
140	GOM_NL__2PRFIN20040227_065317_000000642024_00349_10423_9888.N1	27-FEB-2004 06:53:17	Straylight	63.500	126	60Bet Oph	2.7700	4250.0	127	10423	No
141	GOM_NL__2PRFIN20040227_065729_000000442024_00349_10423_9889.N1	27-FEB-2004 06:57:29	Dark	44.000	155	41Pi Sgr	2.9000	6600.0	88	10423	No
142	GOM_NL__2PRFIN20040227_065916_000000442024_00349_10423_9890.N1	27-FEB-2004 06:59:16	Dark	44.000	57	34Sig Sgr	2.0660	26000.	88	10423	No
143	GOM_NL__2PRFIN20040227_070219_000000432024_00349_10423_9891.N1	27-FEB-2004 07:02:19	Dark	42.500	38	20Eps Sgr	1.8360	11000.	85	10423	No
144	GOM_NL__2PRFIN20040227_070501_000000522024_00349_10423_9892.N1	27-FEB-2004 07:05:01	Dark	52.000	25	35Lam Sco	1.6200	28000.	104	10423	No
145	GOM_NL__2PRFIN20040227_070723_000000842024_00349_10423_9893.N1	27-FEB-2004 07:07:23	Dark	84.000	16	21Alp Sco	1.0200	3000.0	168	10423	No
146	GOM_NL__2PRFIN20040227_071251_000000522024_00350_10424_9862.N1	27-FEB-2004 07:12:51	Dark	51.500	131	Gam Lup	2.8000	26000.	103	10424	No
147	GOM_NL__2PRFIN20040227_071527_000000492024_00350_10424_9863.N1	27-FEB-2004 07:15:27	Dark	49.000	4	Alp1Cen	-0.010000	5800.0	98	10424	No
148	GOM_NL__2PRFIN20040227_071647_000000432024_00350_10424_9864.N1	27-FEB-2004 07:16:47	Dark	42.500	10	Bet Cen	0.61000	28000.	85	10424	No
149	GOM_NL__2PRFIN20040227_071813_000000392024_00350_10424_9865.N1	27-FEB-2004 07:18:13	Dark	38.500	112	Alp Mus	2.6880	26000.	77	10424	No
150	GOM_NL__2PRFIN20040227_071927_000000402024_00350_10424_9866.N1	27-FEB-2004 07:19:27	Dark	40.000	12	Alp1Cru	0.77500	30000.	80	10424	No
151	GOM_NL__2PRFIN20040227_072101_000000392024_00350_10424_9867.N1	27-FEB-2004 07:21:01	Dark	39.000	29	Bet Car	1.6720	10200.	78	10424	No
152	GOM_NL__2PRFIN20040227_072348_000000392024_00350_10424_9868.N1	27-FEB-2004 07:23:48	Dark	39.000	71	lot Car	2.2460	7700.0	78	10424	No
153	GOM_NL__2PRFIN20040227_072520_000000412024_00350_10424_9869.N1	27-FEB-2004 07:25:20	Straylight	41.000	46	Del Vel	1.9540	10600.	82	10424	No
154	GOM_NL__2PRFIN20040227_072812_000000452024_00350_10424_9870.N1	27-FEB-2004 07:28:12	Straylight	44.500	65	Lam Vel	2.2040	4400.0	89	10424	No
155	GOM_NL__2PRFIN20040227_073031_000000762024_00350_10424_9871.N1	27-FEB-2004 07:30:31	Straylight	75.500	106	9Bet Crv	2.6480	5600.0	151	10424	No
156	GOM_NL__2PRFIN20040227_073347_000000762024_00350_10424_9872.N1	27-FEB-2004 07:33:47	Straylight	75.500	100	4Gam Crv	2.5800	13100.	151	10424	No
157	GOM_NL__2PRFIN20040227_073745_000000492024_00350_10424_9873.N1	27-FEB-2004 07:37:45	Tw_i_and_stray	49.000	48	30Alp Hya	1.9770	4100.0	98	10424	No
158	GOM_NL__2PRFIN20040227_074243_000000442024_00350_10424_9874.N1	27-FEB-2004 07:42:43	Bright	44.000	8	10Alp CMi	0.40000	6500.0	88	10424	No
159	GOM_NL__2PRFIN20040227_074726_000000412024_00350_10424_9875.N1	27-FEB-2004 07:47:26	Bright	40.500	166	17Eps Leo	2.9800	6000.0	81	10424	No
160	GOM_NL__2PRFIN20040227_075003_000000372024_00350_10424_9876.N1	27-FEB-2004 07:50:03	Bright	36.500	24	66Alp Gem	1.5800	10200.	73	10424	No

161	GOM_NL__2PRFIN20040227_075556_000000462024_00350_10424_9877.N1	27-FEB-2004 07:55:56	Bright	45.500	174	52Psi UMa	3.0040	4400.0	91	10424	No
162	GOM_NL__2PRFIN20040227_075834_000000422024_00350_10424_9878.N1	27-FEB-2004 07:58:34	Bright	42.000	82	48Bet UMa	2.3650	10600.	84	10424	No
163	GOM_NL__2PRFIN20040227_080000_000000472024_00350_10424_9879.N1	27-FEB-2004 08:00:00	Bright	47.000	87	64Gam UMa	2.4330	11000.	94	10424	No
164	GOM_NL__2PRFIN20040227_080322_000000522024_00350_10424_9880.N1	27-FEB-2004 08:03:22	Bright	52.000	32	77Eps UMa	1.7630	11000.	104	10424	No
165	GOM_NL__2PRFIN20040227_080547_000000372024_00350_10424_9881.N1	27-FEB-2004 08:05:47	Bright	37.000	49	1Alp UMi	1.9900	6300.0	74	10424	No
166	GOM_NL__2PRFIN20040227_081143_000000482024_00350_10424_9882.N1	27-FEB-2004 08:11:43	Bright	47.500	119	14Eta Dra	2.7270	4700.0	95	10424	No
167	GOM_NL__2PRFIN20040227_081600_000000472024_00350_10424_9883.N1	27-FEB-2004 08:16:00	Bright	46.500	130	23Bet Dra	2.7990	5800.0	93	10424	No
168	GOM_NL__2PRFIN20040227_081817_000000392024_00350_10424_9884.N1	27-FEB-2004 08:18:17	Bright	39.000	19	50Alp Cyg	1.2460	10500.	78	10424	No
169	GOM_NL__2PRFIN20040227_081952_000000402024_00350_10424_9885.N1	27-FEB-2004 08:19:52	Bright	40.000	66	37Gam Cyg	2.2080	5900.0	80	10424	No
170	GOM_NL__2PRFIN20040227_082123_000000372024_00350_10424_9886.N1	27-FEB-2004 08:21:23	Bright	37.000	92	53Eps Cyg	2.5000	4500.0	74	10424	No
171	GOM_NL__2PRFIN20040227_082423_000000732024_00350_10424_9887.N1	27-FEB-2004 08:24:23	Bright	73.000	133	40Zet Her	2.8070	6000.0	146	10424	No
172	GOM_NL__2PRFIN20040227_082820_000000422024_00350_10424_9888.N1	27-FEB-2004 08:28:20	Bright	41.500	168	17Zet Aql	2.9860	11000.	83	10424	No
173	GOM_NL__2PRFIN20040227_083124_000000692024_00350_10424_9889.N1	27-FEB-2004 08:31:24	Twilight	69.000	59	55Alp Oph	2.0800	8900.0	138	10424	No
174	GOM_NL__2PRFIN20040227_083354_000000672024_00350_10424_9890.N1	27-FEB-2004 08:33:54	Straylight	67.000	126	60Bet Oph	2.7700	4250.0	134	10424	No
175	GOM_NL__2PRFIN20040227_083804_000000432024_00350_10424_9891.N1	27-FEB-2004 08:38:04	Dark	43.000	155	41Pi Sgr	2.9000	6600.0	86	10424	No
176	GOM_NL__2PRFIN20040227_083952_000000442024_00350_10424_9892.N1	27-FEB-2004 08:39:52	Dark	43.500	57	34Sig Sgr	2.0660	26000.	87	10424	No
177	GOM_NL__2PRFIN20040227_084255_000000442024_00350_10424_9893.N1	27-FEB-2004 08:42:55	Dark	44.000	38	20Eps Sgr	1.8360	11000.	88	10424	No
178	GOM_NL__2PRFIN20040227_084538_000000452024_00350_10424_9894.N1	27-FEB-2004 08:45:38	Dark	45.000	25	35Lam Sco	1.6200	28000.	90	10424	No
179	GOM_NL__2PRFIN20040227_084800_000000772024_00350_10424_9895.N1	27-FEB-2004 08:48:00	Dark	77.000	16	21Alp Sco	1.0200	3000.0	154	10424	No
180	GOM_NL__2PRFIN20040227_085328_000000502024_00351_10425_9862.N1	27-FEB-2004 08:53:28	Dark	50.000	131	Gam Lup	2.8000	26000.	100	10425	No
181	GOM_NL__2PRFIN20040227_085604_000000452024_00351_10425_9863.N1	27-FEB-2004 08:56:04	Dark	44.500	4	Alp1Cen	-0.010000	5800.0	89	10425	No
182	GOM_NL__2PRFIN20040227_085723_000000432024_00351_10425_9864.N1	27-FEB-2004 08:57:23	Dark	42.500	10	Bet Cen	0.61000	28000.	85	10425	No
183	GOM_NL__2PRFIN20040227_090003_000000422024_00351_10425_9865.N1	27-FEB-2004 09:00:03	Dark	41.500	20	Bet Cru	1.2530	30000.	83	10425	No
184	GOM_NL__2PRFIN20040227_090137_000000382024_00351_10425_9866.N1	27-FEB-2004 09:01:37	Dark	38.000	29	Bet Car	1.6720	10200.	76	10425	No
185	GOM_NL__2PRFIN20040227_090424_000000392024_00351_10425_9867.N1	27-FEB-2004 09:04:24	Dark	39.000	71	lot Car	2.2460	7700.0	78	10425	No
186	GOM_NL__2PRFIN20040227_090556_000000402024_00351_10425_9868.N1	27-FEB-2004 09:05:56	Straylight	40.000	46	Del Vel	1.9540	10600.	80	10425	No
187	GOM_NL__2PRFIN20040227_090848_000000442024_00351_10425_9869.N1	27-FEB-2004 09:08:48	Straylight	43.500	65	Lam Vel	2.2040	4400.0	87	10425	No
188	GOM_NL__2PRFIN20040227_091108_000000782024_00351_10425_9870.N1	27-FEB-2004 09:11:08	Straylight	77.500	106	9Bet Crv	2.6480	5600.0	155	10425	No
189	GOM_NL__2PRFIN20040227_091422_000000712024_00351_10425_9871.N1	27-FEB-2004 09:14:22	Straylight	71.000	100	4Gam Crv	2.5800	13100.	142	10425	No
190	GOM_NL__2PRFIN20040227_091821_000000472024_00351_10425_9872.N1	27-FEB-2004 09:18:21	Twilight	46.500	48	30Alp Hya	1.9770	4100.0	93	10425	No
191	GOM_NL__2PRFIN20040227_092441_000000452024_00351_10425_9873.N1	27-FEB-2004 09:24:41	Bright	45.000	22	32Alp Leo	1.3600	15200.	90	10425	No
192	GOM_NL__2PRFIN20040227_092801_000000412024_00351_10425_9874.N1	27-FEB-2004 09:28:01	Bright	40.500	166	17Eps Leo	2.9800	6000.0	81	10425	No
193	GOM_NL__2PRFIN20040227_093039_000000372024_00351_10425_9875.N1	27-FEB-2004 09:30:39	Bright	36.500	24	66Alp Gem	1.5800	10200.	73	10425	No
194	GOM_NL__2PRFIN20040227_093631_000000482024_00351_10425_9876.N1	27-FEB-2004 09:36:31	Bright	48.000	174	52Psi UMa	3.0040	4400.0	96	10425	No
195	GOM_NL__2PRFIN20040227_093909_000000422024_00351_10425_9877.N1	27-FEB-2004 09:39:09	Bright	42.000	82	48Bet UMa	2.3650	10600.	84	10425	No
196	GOM_NL__2PRFIN20040227_094035_000000492024_00351_10425_9878.N1	27-FEB-2004 09:40:35	Bright	48.500	87	64Gam UMa	2.4330	11000.	97	10425	No
197	GOM_NL__2PRFIN20040227_094356_000000502024_00351_10425_9879.N1	27-FEB-2004 09:43:56	Bright	50.000	32	77Eps UMa	1.7630	11000.	100	10425	No
198	GOM_NL__2PRFIN20040227_094622_000000392024_00351_10425_9880.N1	27-FEB-2004 09:46:22	Bright	38.500	49	1Alp UMi	1.9900	6300.0	77	10425	No
199	GOM_NL__2PRFIN20040227_095218_000000472024_00351_10425_9881.N1	27-FEB-2004 09:52:18	Bright	47.000	119	14Eta Dra	2.7270	4700.0	94	10425	No
200	GOM_NL__2PRFIN20040227_095636_000000462024_00351_10425_9882.N1	27-FEB-2004 09:56:36	Bright	46.000	130	23Bet Dra	2.7990	5800.0	92	10425	No
201	GOM_NL__2PRFIN20040227_095854_000000382024_00351_10425_9883.N1	27-FEB-2004 09:58:54	Bright	37.500	19	50Alp Cyg	1.2460	10500.	75	10425	No
202	GOM_NL__2PRFIN20040227_100028_000000382024_00351_10425_9884.N1	27-FEB-2004 10:00:28	Bright	38.000	66	37Gam Cyg	2.2080	5900.0	76	10425	No
203	GOM_NL__2PRFIN20040227_100200_000000372024_00351_10425_9885.N1	27-FEB-2004 10:02:00	Bright	37.000	92	53Eps Cyg	2.5000	4500.0	74	10425	No
204	GOM_NL__2PRFIN20040227_100459_000000762024_00351_10425_9886.N1	27-FEB-2004 10:04:59	Bright	76.000	133	40Zet Her	2.8070	6000.0	152	10425	No
205	GOM_NL__2PRFIN20040227_100856_000000392024_00351_10425_9887.N1	27-FEB-2004 10:08:56	Bright	39.000	168	17Zet Aql	2.9860	11000.	78	10425	No
206	GOM_NL__2PRFIN20040227_101201_000000632024_00351_10425_9888.N1	27-FEB-2004 10:12:01	Twilight	63.000	59	55Alp Oph	2.0800	8900.0	126	10425	No
207	GOM_NL__2PRFIN20040227_101430_000000632024_00351_10425_9889.N1	27-FEB-2004 10:14:30	Straylight	62.500	126	60Bet Oph	2.7700	4250.0	125	10425	No
208	GOM_NL__2PRFIN20040227_101841_000000452024_00351_10425_9890.N1	27-FEB-2004 10:18:41	Dark	44.500	155	41Pi Sgr	2.9000	6600.0	89	10425	No
209	GOM_NL__2PRFIN20040227_102029_000000452024_00351_10425_9891.N1	27-FEB-2004 10:20:29	Dark	44.500	57	34Sig Sgr	2.0660	26000.	89	10425	No
210	GOM_NL__2PRFIN20040227_102332_000000482024_00351_10425_9892.N1	27-FEB-2004 10:23:32	Dark	48.000	38	20Eps Sgr	1.8360	11000.	96	10425	No
211	GOM_NL__2PRFIN20040227_102615_000000482024_00351_10425_9893.N1	27-FEB-2004 10:26:15	Dark	48.000	25	35Lam Sco	1.6200	28000.	96	10425	No
212	GOM_NL__2PRFIN20040227_102811_000000652024_00351_10425_9894.N1	27-FEB-2004 10:28:11	Dark	64.500	75	26Eps Sco	2.2910	4250.0	129	10425	No
213	GOM_NL__2PRFIN20040227_103405_000000522024_00352_10426_9862.N1	27-FEB-2004 10:34:05	Dark	52.000	131	Gam Lup	2.8000	26000.	104	10426	No
214	GOM_NL__2PRFIN20040227_103640_000000432024_00352_10426_9863.N1	27-FEB-2004 10:36:40	Dark	42.500	4	Alp1Cen	-0.010000	5800.0	85	10426	No
215	GOM_NL__2PRFIN20040227_103759_000000452024_00352_10426_9864.N1	27-FEB-2004 10:37:59	Dark	44.500	10	Bet Cen	0.61000	28000.	89	10426	No
216	GOM_NL__2PRFIN20040227_104039_000000422024_00352_10426_9865.N1	27-FEB-2004 10:40:39	Dark	41.500	20	Bet Cru	1.2530	30000.	83	10426	No
217	GOM_NL__2PRFIN20040227_104213_000000382024_00352_10426_9866.N1	27-FEB-2004 10:42:13	Dark	37.500	29	Bet Car	1.6720	10200.	75	10426	No
218	GOM_NL__2PRFIN20040227_104500_000000382024_00352_10426_9867.N1	27-FEB-2004 10:45:00	Dark	37.500	71	lot Car	2.2460	7700.0	75	10426	No
219	GOM_NL__2PRFIN20040227_104632_000000372024_00352_10426_9868.N1	27-FEB-2004 10:46:32	Straylight	37.000	46	Del Vel	1.9540	10600.	74	10426	No

220	GOM_NL__2PRFIN20040227_104924_000000482024_00352_10426_9869.N1	27-FEB-2004 10:49:24	Straylight	48.000	65	Lam Vel	2.2040	4400.0	96	10426	No
221	GOM_NL__2PRFIN20040227_105145_000000732024_00352_10426_9870.N1	27-FEB-2004 10:51:45	Straylight	72.500	106	9Bet Crv	2.6480	5600.0	145	10426	No
222	GOM_NL__2PRFIN20040227_105458_000000732024_00352_10426_9871.N1	27-FEB-2004 10:54:58	Straylight	72.500	100	4Gam Crv	2.5800	13100.	145	10426	No
223	GOM_NL__2PRFIN20040227_105856_000000472024_00352_10426_9872.N1	27-FEB-2004 10:58:56	Tw_i_and_stray	47.000	48	30Alp Hya	1.9770	4100.0	94	10426	No
224	GOM_NL__2PRFIN20040227_110516_000000442024_00352_10426_9873.N1	27-FEB-2004 11:05:16	Bright	43.500	22	32Alp Leo	1.3600	15200.	87	10426	No
225	GOM_NL__2PRFIN20040227_110836_000000412024_00352_10426_9874.N1	27-FEB-2004 11:08:36	Bright	41.000	166	17Eps Leo	2.9800	6000.0	82	10426	No
226	GOM_NL__2PRFIN20040227_111116_000000392024_00352_10426_9875.N1	27-FEB-2004 11:11:16	Bright	38.500	24	66Alp Gem	1.5800	10200.	77	10426	No
227	GOM_NL__2PRFIN20040227_111706_000000472024_00352_10426_9876.N1	27-FEB-2004 11:17:06	Bright	47.000	174	52Psi UMa	3.0040	4400.0	94	10426	No
228	GOM_NL__2PRFIN20040227_111945_000000432024_00352_10426_9877.N1	27-FEB-2004 11:19:45	Bright	43.000	82	48Bet UMa	2.3650	10600.	86	10426	No
229	GOM_NL__2PRFIN20040227_112111_000000492024_00352_10426_9878.N1	27-FEB-2004 11:21:11	Bright	48.500	87	64Gam UMa	2.4330	11000.	97	10426	No
230	GOM_NL__2PRFIN20040227_112658_000000372024_00352_10426_9879.N1	27-FEB-2004 11:26:58	Bright	36.500	49	1Alp UMi	1.9900	6300.0	73	10426	No
231	GOM_NL__2PRFIN20040227_113253_000000472024_00352_10426_9880.N1	27-FEB-2004 11:32:53	Bright	47.000	119	14Eta Dra	2.7270	4700.0	94	10426	No
232	GOM_NL__2PRFIN20040227_113712_000000432024_00352_10426_9881.N1	27-FEB-2004 11:37:12	Bright	43.000	130	23Bet Dra	2.7990	5800.0	86	10426	No
233	GOM_NL__2PRFIN20040227_113930_000000362024_00352_10426_9882.N1	27-FEB-2004 11:39:30	Bright	35.500	19	50Alp Cyg	1.2460	10500.	71	10426	No
234	GOM_NL__2PRFIN20040227_114104_000000382024_00352_10426_9883.N1	27-FEB-2004 11:41:04	Bright	37.500	66	37Gam Cyg	2.2080	5900.0	75	10426	No
235	GOM_NL__2PRFIN20040227_114236_000000362024_00352_10426_9884.N1	27-FEB-2004 11:42:36	Bright	35.500	92	53Eps Cyg	2.5000	4500.0	71	10426	No
236	GOM_NL__2PRFIN20040227_114536_000000752024_00352_10426_9885.N1	27-FEB-2004 11:45:36	Bright	74.500	133	40Zet Her	2.8070	6000.0	149	10426	No
237	GOM_NL__2PRFIN20040227_114931_000000432024_00352_10426_9886.N1	27-FEB-2004 11:49:31	Bright	43.000	168	17Zet Aql	2.9860	11000.	86	10426	No
238	GOM_NL__2PRFIN20040227_115238_000000662024_00352_10426_9887.N1	27-FEB-2004 11:52:38	Tw_i_and_stray	66.000	59	55Alp Oph	2.0800	8900.0	132	10426	No
239	GOM_NL__2PRFIN20040227_115506_000000652024_00352_10426_9888.N1	27-FEB-2004 11:55:06	Straylight	65.000	126	60Bet Oph	2.7700	4250.0	130	10426	No
240	GOM_NL__2PRFIN20040227_115917_000000462024_00352_10426_9889.N1	27-FEB-2004 11:59:17	Dark	46.000	155	41Pi Sgr	2.9000	6600.0	92	10426	No
241	GOM_NL__2PRFIN20040227_120104_000000462024_00352_10426_9890.N1	27-FEB-2004 12:01:04	Dark	46.000	57	34Sig Sgr	2.0660	26000.	92	10426	No
242	GOM_NL__2PRFIN20040227_120407_000000482024_00352_10426_9891.N1	27-FEB-2004 12:04:07	Dark	48.000	38	20Eps Sgr	1.8360	11000.	96	10426	No
243	GOM_NL__2PRFIN20040227_120651_000000492024_00352_10426_9892.N1	27-FEB-2004 12:06:51	Dark	49.000	25	35Lam Sco	1.6200	28000.	98	10426	No
244	GOM_NL__2PRFIN20040227_120848_000000532024_00352_10426_9893.N1	27-FEB-2004 12:08:48	Dark	53.000	75	26Eps Sco	2.2910	4250.0	106	10426	No
245	GOM_NL__2PRFIN20040227_121442_000000532024_00353_10427_9863.N1	27-FEB-2004 12:14:42	Dark	53.000	131	Gam Lup	2.8000	26000.	106	10427	No
246	GOM_NL__2PRFIN20040227_121716_000000482024_00353_10427_9864.N1	27-FEB-2004 12:17:16	Dark	47.500	4	Alp1Cen	-0.010000	5800.0	95	10427	No
247	GOM_NL__2PRFIN20040227_121835_000000452024_00353_10427_9865.N1	27-FEB-2004 12:18:35	Dark	44.500	10	Bet Cen	0.610000	28000.	89	10427	No
248	GOM_NL__2PRFIN20040227_122116_000000422024_00353_10427_9866.N1	27-FEB-2004 12:21:16	Dark	42.000	20	Bet Cru	1.2530	30000.	84	10427	No
249	GOM_NL__2PRFIN20040227_122249_000000392024_00353_10427_9867.N1	27-FEB-2004 12:22:49	Dark	38.500	29	Bet Car	1.6720	10200.	77	10427	No
250	GOM_NL__2PRFIN20040227_122536_000000392024_00353_10427_9868.N1	27-FEB-2004 12:25:36	Dark	38.500	71	lot Car	2.2460	7700.0	77	10427	No
251	GOM_NL__2PRFIN20040227_122708_000000432024_00353_10427_9869.N1	27-FEB-2004 12:27:08	Straylight	42.500	46	Del Vel	1.9540	10600.	85	10427	No
252	GOM_NL__2PRFIN20040227_122959_000000432024_00353_10427_9870.N1	27-FEB-2004 12:29:59	Straylight	42.500	65	Lam Vel	2.2040	4400.0	85	10427	No
253	GOM_NL__2PRFIN20040227_123221_000000752024_00353_10427_9871.N1	27-FEB-2004 12:32:21	Straylight	75.000	106	9Bet Crv	2.6480	5600.0	150	10427	No
254	GOM_NL__2PRFIN20040227_123535_000000742024_00353_10427_9872.N1	27-FEB-2004 12:35:35	Straylight	74.000	100	4Gam Crv	2.5800	13100.	148	10427	No
255	GOM_NL__2PRFIN20040227_123932_000000522024_00353_10427_9873.N1	27-FEB-2004 12:39:32	Tw_i_and_stray	51.500	48	30Alp Hya	1.9770	4100.0	103	10427	No
256	GOM_NL__2PRFIN20040227_124552_000000462024_00353_10427_9874.N1	27-FEB-2004 12:45:52	Bright	46.000	22	32Alp Leo	1.3600	15200.	92	10427	No
257	GOM_NL__2PRFIN20040227_124911_000000422024_00353_10427_9875.N1	27-FEB-2004 12:49:11	Bright	42.000	166	17Eps Leo	2.9800	6000.0	84	10427	No
258	GOM_NL__2PRFIN20040227_125151_000000392024_00353_10427_9876.N1	27-FEB-2004 12:51:51	Bright	38.500	24	66Alp Gem	1.5800	10200.	77	10427	No
259	GOM_NL__2PRFIN20040227_125741_000000472024_00353_10427_9877.N1	27-FEB-2004 12:57:41	Bright	46.500	174	52Psi UMa	3.0040	4400.0	93	10427	No
260	GOM_NL__2PRFIN20040227_130020_000000422024_00353_10427_9878.N1	27-FEB-2004 13:00:20	Bright	42.000	82	48Bet UMa	2.3650	10600.	84	10427	No
261	GOM_NL__2PRFIN20040227_130145_000000472024_00353_10427_9879.N1	27-FEB-2004 13:01:45	Bright	47.000	87	64Gam UMa	2.4330	11000.	94	10427	No
262	GOM_NL__2PRFIN20040227_130507_000000512024_00353_10427_9880.N1	27-FEB-2004 13:05:07	Bright	50.500	32	77Eps UMa	1.7630	11000.	101	10427	No
263	GOM_NL__2PRFIN20040227_130734_000000372024_00353_10427_9881.N1	27-FEB-2004 13:07:34	Bright	37.000	49	1Alp UMi	1.9900	6300.0	74	10427	No
264	GOM_NL__2PRFIN20040227_131329_000000472024_00353_10427_9882.N1	27-FEB-2004 13:13:29	Bright	47.000	119	14Eta Dra	2.7270	4700.0	94	10427	No
265	GOM_NL__2PRFIN20040227_131748_000000452024_00353_10427_9883.N1	27-FEB-2004 13:17:48	Bright	44.500	130	23Bet Dra	2.7990	5800.0	89	10427	No
266	GOM_NL__2PRFIN20040227_132006_000000402024_00353_10427_9884.N1	27-FEB-2004 13:20:06	Bright	39.500	19	50Alp Cyg	1.2460	10500.	79	10427	No
267	GOM_NL__2PRFIN20040227_132140_000000382024_00353_10427_9885.N1	27-FEB-2004 13:21:40	Bright	37.500	66	37Gam Cyg	2.2080	5900.0	75	10427	No
268	GOM_NL__2PRFIN20040227_132312_000000362024_00353_10427_9886.N1	27-FEB-2004 13:23:12	Bright	35.500	92	53Eps Cyg	2.5000	4500.0	71	10427	No
269	GOM_NL__2PRFIN20040227_132612_000000742024_00353_10427_9887.N1	27-FEB-2004 13:26:12	Bright	74.000	133	40Zet Her	2.8070	6000.0	148	10427	No
270	GOM_NL__2PRFIN20040227_133009_000000422024_00353_10427_9888.N1	27-FEB-2004 13:30:09	Bright	41.500	168	17Zet Aql	2.9860	11000.	83	10427	No
271	GOM_NL__2PRFIN20040227_133315_000000672024_00353_10427_9889.N1	27-FEB-2004 13:33:15	Tw_i_and_stray	67.000	59	55Alp Oph	2.0800	8900.0	134	10427	No
272	GOM_NL__2PRFIN20040227_133543_000000652024_00353_10427_9890.N1	27-FEB-2004 13:35:43	Straylight	65.000	126	60Bet Oph	2.7700	4250.0	130	10427	No
273	GOM_NL__2PRFIN20040227_133953_000000432024_00353_10427_9891.N1	27-FEB-2004 13:39:53	Dark	43.000	155	41Pi Sgr	2.9000	6600.0	86	10427	No
274	GOM_NL__2PRFIN20040227_134140_000000462024_00353_10427_9892.N1	27-FEB-2004 13:41:40	Dark	45.500	57	34Sig Sgr	2.0660	26000.	91	10427	No
275	GOM_NL__2PRFIN20040227_134443_000000442024_00353_10427_9893.N1	27-FEB-2004 13:44:43	Dark	43.500	38	20Eps Sgr	1.8360	11000.	87	10427	No
276	GOM_NL__2PRFIN20040227_134728_000000542024_00353_10427_9894.N1	27-FEB-2004 13:47:28	Dark	53.500	25	35Lam Sco	1.6200	28000.	107	10427	No
277	GOM_NL__2PRFIN20040227_134926_000000582024_00353_10427_9895.N1	27-FEB-2004 13:49:26	Dark	58.000	75	26Eps Sco	2.2910	4250.0	116	10427	No
278	GOM_NL__2PRFIN20040227_135519_000000502024_00354_10428_9883.N1	27-FEB-2004 13:55:19	Dark	49.500	131	Gam Lup	2.8000	26000.	99	10428	No

279	GOM_NL__2PRFIN20040227_135753_000000482024_00354_10428_9884.N1	27-FEB-2004 13:57:53	Dark	47.500	4	Alp1Cen	-0.010000	5800.0	95	10428	No
280	GOM_NL__2PRFIN20040227_135912_000000442024_00354_10428_9885.N1	27-FEB-2004 13:59:12	Dark	44.000	10	Bet Cen	0.610000	28000.	88	10428	No
281	GOM_NL__2PRFIN20040227_140152_000000462024_00354_10428_9886.N1	27-FEB-2004 14:01:52	Dark	46.000	20	Bet Cru	1.2530	30000.	92	10428	No
282	GOM_NL__2PRFIN20040227_140325_000000392024_00354_10428_9887.N1	27-FEB-2004 14:03:25	Dark	39.000	29	Bet Car	1.6720	10200.	78	10428	No
283	GOM_NL__2PRFIN20040227_140612_000000422024_00354_10428_9888.N1	27-FEB-2004 14:06:12	Dark	42.000	71	lot Car	2.2460	7700.0	84	10428	No
284	GOM_NL__2PRFIN20040227_140744_000000432024_00354_10428_9889.N1	27-FEB-2004 14:07:44	Straylight	43.000	46	Del Vel	1.9540	10600.	86	10428	No
285	GOM_NL__2PRFIN20040227_141033_000000492024_00354_10428_9890.N1	27-FEB-2004 14:10:33	Straylight	48.500	65	Lam Vel	2.2040	4400.0	97	10428	No
286	GOM_NL__2PRFIN20040227_141258_000000712024_00354_10428_9891.N1	27-FEB-2004 14:12:58	Straylight	70.500	106	9Bet Crv	2.6480	5600.0	141	10428	No
287	GOM_NL__2PRFIN20040227_141611_000000702024_00354_10428_9892.N1	27-FEB-2004 14:16:11	Straylight	69.500	100	4Gam Crv	2.5800	13100.	139	10428	No
288	GOM_NL__2PRFIN20040227_142008_000000472024_00354_10428_9893.N1	27-FEB-2004 14:20:08	Tw_i_and_stray	46.500	48	30Alp Hya	1.9770	4100.0	93	10428	No
289	GOM_NL__2PRFIN20040227_142628_000000462024_00354_10428_9894.N1	27-FEB-2004 14:26:28	Bright	45.500	22	32Alp Leo	1.3600	15200.	91	10428	No
290	GOM_NL__2PRFIN20040227_142948_000000412024_00354_10428_9895.N1	27-FEB-2004 14:29:48	Bright	41.000	166	17Eps Leo	2.9800	6000.0	82	10428	No
291	GOM_NL__2PRFIN20040227_143228_000000372024_00354_10428_9896.N1	27-FEB-2004 14:32:28	Bright	36.500	24	66Alp Gem	1.5800	10200.	73	10428	No
292	GOM_NL__2PRFIN20040227_143817_000000472024_00354_10428_9897.N1	27-FEB-2004 14:38:17	Bright	47.000	174	52Psi UMa	3.0040	4400.0	94	10428	No
293	GOM_NL__2PRFIN20040227_144056_000000422024_00354_10428_9898.N1	27-FEB-2004 14:40:56	Bright	42.000	82	48Bet UMa	2.3650	10600.	84	10428	No
294	GOM_NL__2PRFIN20040227_144221_000000482024_00354_10428_9899.N1	27-FEB-2004 14:42:21	Bright	48.000	87	64Gam UMa	2.4330	11000.	96	10428	No
295	GOM_NL__2PRFIN20040227_144542_000000512024_00354_10428_9900.N1	27-FEB-2004 14:45:42	Bright	51.000	32	77Eps UMa	1.7630	11000.	102	10428	No
296	GOM_NL__2PRFIN20040227_144810_000000362024_00354_10428_9901.N1	27-FEB-2004 14:48:10	Bright	35.500	49	1Alp UMi	1.9900	6300.0	71	10428	No
297	GOM_NL__2PRFIN20040227_145402_000000492024_00354_10428_9902.N1	27-FEB-2004 14:54:02	Bright	48.500	119	14Eta Dra	2.7270	4700.0	97	10428	No
298	GOM_NL__2PRFIN20040227_145823_000000472024_00354_10428_9903.N1	27-FEB-2004 14:58:23	Bright	46.500	130	23Bet Dra	2.7990	5800.0	93	10428	No
299	GOM_NL__2PRFIN20040227_150040_000000392024_00354_10428_9904.N1	27-FEB-2004 15:00:40	Bright	39.000	19	50Alp Cyg	1.2460	10500.	78	10428	No
300	GOM_NL__2PRFIN20040227_150214_000000412024_00354_10428_9905.N1	27-FEB-2004 15:02:14	Bright	41.000	66	37Gam Cyg	2.2080	5900.0	82	10428	No
301	GOM_NL__2PRFIN20040227_150348_000000382024_00354_10428_9906.N1	27-FEB-2004 15:03:48	Bright	38.000	92	53Eps Cyg	2.5000	4500.0	76	10428	No
302	GOM_NL__2PRFIN20040227_150648_000000752024_00354_10428_9907.N1	27-FEB-2004 15:06:48	Bright	74.500	133	40Zet Her	2.8070	6000.0	149	10428	No
303	GOM_NL__2PRFIN20040227_151046_000000422024_00354_10428_9908.N1	27-FEB-2004 15:10:46	Bright	41.500	168	17Zet Aql	2.9860	11000.	83	10428	No
304	GOM_NL__2PRFIN20040227_151351_000000662024_00354_10428_9909.N1	27-FEB-2004 15:13:51	Tw_i_and_stray	65.500	59	55Alp Oph	2.0800	8900.0	131	10428	No
305	GOM_NL__2PRFIN20040227_151621_000000632024_00354_10428_9910.N1	27-FEB-2004 15:16:21	Straylight	63.000	126	60Bet Oph	2.7700	4250.0	126	10428	No
306	GOM_NL__2PRFIN20040227_152029_000000452024_00354_10428_9911.N1	27-FEB-2004 15:20:29	Dark	45.000	155	41Pi Sgr	2.9000	6600.0	90	10428	No
307	GOM_NL__2PRFIN20040227_152217_000000452024_00354_10428_9912.N1	27-FEB-2004 15:22:17	Dark	44.500	57	34Sig Sgr	2.0660	26000.	89	10428	No
308	GOM_NL__2PRFIN20040227_152521_000000482024_00354_10428_9913.N1	27-FEB-2004 15:25:21	Dark	47.500	38	20Eps Sgr	1.8360	11000.	95	10428	No
309	GOM_NL__2PRFIN20040227_152805_000000462024_00354_10428_9914.N1	27-FEB-2004 15:28:05	Dark	46.000	25	35Lam Sco	1.6200	28000.	92	10428	No
310	GOM_NL__2PRFIN20040227_153002_000000542024_00354_10428_9915.N1	27-FEB-2004 15:30:02	Dark	53.500	75	26Eps Sco	2.2910	4250.0	107	10428	No
311	GOM_NL__2PRFIN20040227_153556_000000552024_00355_10429_9887.N1	27-FEB-2004 15:35:56	Dark	54.500	131	Gam Lup	2.8000	26000.	109	10429	No
312	GOM_NL__2PRFIN20040227_153830_000000452024_00355_10429_9888.N1	27-FEB-2004 15:38:30	Dark	45.000	4	Alp1Cen	-0.010000	5800.0	90	10429	No
313	GOM_NL__2PRFIN20040227_153949_000000432024_00355_10429_9889.N1	27-FEB-2004 15:39:49	Dark	43.000	10	Bet Cen	0.610000	28000.	86	10429	No
314	GOM_NL__2PRFIN20040227_154229_000000492024_00355_10429_9890.N1	27-FEB-2004 15:42:29	Dark	49.000	20	Bet Cru	1.2530	30000.	98	10429	No
315	GOM_NL__2PRFIN20040227_154401_000000502024_00355_10429_9891.N1	27-FEB-2004 15:44:01	Dark	50.000	29	Bet Car	1.6720	10200.	100	10429	No
316	GOM_NL__2PRFIN20040227_154648_000000462024_00355_10429_9892.N1	27-FEB-2004 15:46:48	Dark	46.000	71	lot Car	2.2460	7700.0	92	10429	No
317	GOM_NL__2PRFIN20040227_154820_000000432024_00355_10429_9893.N1	27-FEB-2004 15:48:20	Straylight	42.500	46	Del Vel	1.9540	10600.	85	10429	No
318	GOM_NL__2PRFIN20040227_155111_000000492024_00355_10429_9894.N1	27-FEB-2004 15:51:11	Straylight	49.000	65	Lam Vel	2.2040	4400.0	98	10429	No
319	GOM_NL__2PRFIN20040227_155335_000000722024_00355_10429_9895.N1	27-FEB-2004 15:53:35	Straylight	72.000	106	9Bet Crv	2.6480	5600.0	144	10429	No
320	GOM_NL__2PRFIN20040227_155647_000000682024_00355_10429_9896.N1	27-FEB-2004 15:56:47	Straylight	68.000	100	4Gam Crv	2.5800	13100.	136	10429	No
321	GOM_NL__2PRFIN20040227_160045_000000482024_00355_10429_9897.N1	27-FEB-2004 16:00:45	Tw_i_and_stray	48.000	48	30Alp Hya	1.9770	4100.0	96	10429	No
322	GOM_NL__2PRFIN20040227_160704_000000462024_00355_10429_9898.N1	27-FEB-2004 16:07:04	Bright	46.000	22	32Alp Leo	1.3600	15200.	92	10429	No
323	GOM_NL__2PRFIN20040227_161023_000000412024_00355_10429_9899.N1	27-FEB-2004 16:10:23	Bright	41.000	166	17Eps Leo	2.9800	6000.0	82	10429	No
324	GOM_NL__2PRFIN20040227_161303_000000392024_00355_10429_9900.N1	27-FEB-2004 16:13:03	Bright	38.500	24	66Alp Gem	1.5800	10200.	77	10429	No
325	GOM_NL__2PRFIN20040227_161852_000000492024_00355_10429_9901.N1	27-FEB-2004 16:18:52	Bright	48.500	174	52Psi UMa	3.0040	4400.0	97	10429	No
326	GOM_NL__2PRFIN20040227_162131_000000432024_00355_10429_9902.N1	27-FEB-2004 16:21:31	Bright	42.500	82	48Bet UMa	2.3650	10600.	85	10429	No
327	GOM_NL__2PRFIN20040227_162256_000000482024_00355_10429_9903.N1	27-FEB-2004 16:22:56	Bright	48.000	87	64Gam UMa	2.4330	11000.	96	10429	No
328	GOM_NL__2PRFIN20040227_162617_000000482024_00355_10429_9904.N1	27-FEB-2004 16:26:17	Bright	48.000	32	77Eps UMa	1.7630	11000.	96	10429	No
329	GOM_NL__2PRFIN20040227_162846_000000392024_00355_10429_9905.N1	27-FEB-2004 16:28:46	Bright	38.500	49	1Alp UMi	1.9900	6300.0	77	10429	No
330	GOM_NL__2PRFIN20040227_163440_000000492024_00355_10429_9906.N1	27-FEB-2004 16:34:40	Bright	48.500	119	14Eta Dra	2.7270	4700.0	97	10429	No
331	GOM_NL__2PRFIN20040227_163859_000000462024_00355_10429_9907.N1	27-FEB-2004 16:38:59	Bright	46.000	130	23Bet Dra	2.7990	5800.0	92	10429	No
332	GOM_NL__2PRFIN20040227_164116_000000402024_00355_10429_9908.N1	27-FEB-2004 16:41:16	Bright	40.000	19	50Alp Cyg	1.2460	10500.	80	10429	No
333	GOM_NL__2PRFIN20040227_164250_000000382024_00355_10429_9909.N1	27-FEB-2004 16:42:50	Bright	37.500	66	37Gam Cyg	2.2080	5900.0	75	10429	No
334	GOM_NL__2PRFIN20040227_164425_000000352024_00355_10429_9910.N1	27-FEB-2004 16:44:25	Bright	35.000	92	53Eps Cyg	2.5000	4500.0	70	10429	No
335	GOM_NL__2PRFIN20040227_164724_000000772024_00355_10429_9911.N1	27-FEB-2004 16:47:24	Bright	76.500	133	40Zet Her	2.8070	6000.0	153	10429	No
336	GOM_NL__2PRFIN20040227_165122_000000462024_00355_10429_9912.N1	27-FEB-2004 16:51:22	Bright	45.500	168	17Zet Aql	2.9860	11000.	91	10429	No
337	GOM_NL__2PRFIN20040227_165428_000000652024_00355_10429_9913.N1	27-FEB-2004 16:54:28	Tw_i_and_stray	65.000	59	55Alp Oph	2.0800	8900.0	130	10429	No

338	GOM_NL__2PRFIN20040227_165657_000000652024_00355_10429_9914.N1	27-FEB-2004 16:56:57	Straylight	64.500	126	60Bet Oph	2.7700	4250.0	129	10429	No
339	GOM_NL__2PRFIN20040227_170107_000000442024_00355_10429_9915.N1	27-FEB-2004 17:01:07	Dark	44.000	155	41Pi Sgr	2.9000	6600.0	88	10429	No
340	GOM_NL__2PRFIN20040227_170254_000000442024_00355_10429_9916.N1	27-FEB-2004 17:02:54	Dark	43.500	57	34Sig Sgr	2.0660	26000.	87	10429	No
341	GOM_NL__2PRFIN20040227_170557_000000472024_00355_10429_9917.N1	27-FEB-2004 17:05:57	Dark	46.500	38	20Eps Sgr	1.8360	11000.	93	10429	No
342	GOM_NL__2PRFIN20040227_170842_000000552024_00355_10429_9918.N1	27-FEB-2004 17:08:42	Dark	55.000	25	35Lam Sco	1.6200	28000.	110	10429	No
343	GOM_NL__2PRFIN20040227_171039_000000542024_00355_10429_9919.N1	27-FEB-2004 17:10:39	Dark	54.000	75	26Eps Sco	2.2910	4250.0	108	10429	No
344	GOM_NL__2PRFIN20040227_171906_000000472024_00356_10430_9883.N1	27-FEB-2004 17:19:06	Dark	47.000	4	Alp1Cen	-0.010000	5800.0	94	10430	No
345	GOM_NL__2PRFIN20040227_172026_000000452024_00356_10430_9884.N1	27-FEB-2004 17:20:26	Dark	45.000	10	Bet Cen	0.610000	28000.	90	10430	No
346	GOM_NL__2PRFIN20040227_172151_000000392024_00356_10430_9885.N1	27-FEB-2004 17:21:51	Dark	38.500	112	Alp Mus	2.6880	26000.	77	10430	No
347	GOM_NL__2PRFIN20040227_172304_000000512024_00356_10430_9886.N1	27-FEB-2004 17:23:04	Dark	51.000	12	Alp1Cru	0.77500	30000.	102	10430	No
348	GOM_NL__2PRFIN20040227_172437_000000412024_00356_10430_9887.N1	27-FEB-2004 17:24:37	Dark	41.000	29	Bet Car	1.6720	10200.	82	10430	No
349	GOM_NL__2PRFIN20040227_172724_000000412024_00356_10430_9888.N1	27-FEB-2004 17:27:24	Dark	40.500	71	lot Car	2.2460	7700.0	81	10430	No
350	GOM_NL__2PRFIN20040227_172856_000000402024_00356_10430_9889.N1	27-FEB-2004 17:28:56	Straylight	39.500	46	Del Vel	1.9540	10600.	79	10430	No
351	GOM_NL__2PRFIN20040227_173148_000000452024_00356_10430_9890.N1	27-FEB-2004 17:31:48	Straylight	45.000	65	Lam Vel	2.2040	4400.0	90	10430	No
352	GOM_NL__2PRFIN20040227_173411_000000732024_00356_10430_9891.N1	27-FEB-2004 17:34:11	Straylight	72.500	106	9Bet Crv	2.6480	5600.0	145	10430	No
353	GOM_NL__2PRFIN20040227_173723_000000722024_00356_10430_9892.N1	27-FEB-2004 17:37:23	Straylight	71.500	100	4Gam Crv	2.5800	13100.	143	10430	No
354	GOM_NL__2PRFIN20040227_174121_000000502024_00356_10430_9893.N1	27-FEB-2004 17:41:21	Tw_i_and_stray	49.500	48	30Alp Hya	1.9770	4100.0	99	10430	No
355	GOM_NL__2PRFIN20040227_174740_000000462024_00356_10430_9894.N1	27-FEB-2004 17:47:40	Bright	45.500	22	32Alp Leo	1.3600	15200.	91	10430	No
356	GOM_NL__2PRFIN20040227_175059_000000422024_00356_10430_9895.N1	27-FEB-2004 17:50:59	Bright	41.500	166	17Eps Leo	2.9800	6000.0	83	10430	No
357	GOM_NL__2PRFIN20040227_175340_000000372024_00356_10430_9896.N1	27-FEB-2004 17:53:40	Bright	37.000	24	66Alp Gem	1.5800	10200.	74	10430	No
358	GOM_NL__2PRFIN20040227_175927_000000472024_00356_10430_9897.N1	27-FEB-2004 17:59:27	Bright	47.000	174	52Psi UMa	3.0040	4400.0	94	10430	No
359	GOM_NL__2PRFIN20040227_180207_000000432024_00356_10430_9898.N1	27-FEB-2004 18:02:07	Bright	43.000	82	48Bet UMa	2.3650	10600.	86	10430	No
360	GOM_NL__2PRFIN20040227_180331_000000482024_00356_10430_9899.N1	27-FEB-2004 18:03:31	Bright	47.500	87	64Gam UMa	2.4330	11000.	95	10430	No
361	GOM_NL__2PRFIN20040227_180652_000000512024_00356_10430_9900.N1	27-FEB-2004 18:06:52	Bright	51.000	32	77Eps UMa	1.7630	11000.	102	10430	No
362	GOM_NL__2PRFIN20040227_180922_000000392024_00356_10430_9901.N1	27-FEB-2004 18:09:22	Bright	38.500	49	1Alp UMi	1.9900	6300.0	77	10430	No
363	GOM_NL__2PRFIN20040227_181516_000000492024_00356_10430_9902.N1	27-FEB-2004 18:15:16	Bright	48.500	119	14Eta Dra	2.7270	4700.0	97	10430	No
364	GOM_NL__2PRFIN20040227_181934_000000472024_00356_10430_9903.N1	27-FEB-2004 18:19:34	Bright	46.500	130	23Bet Dra	2.7990	5800.0	93	10430	No
365	GOM_NL__2PRFIN20040227_182154_000000372024_00356_10430_9904.N1	27-FEB-2004 18:21:54	Bright	36.500	19	50Alp Cyg	1.2460	10500.	73	10430	No
366	GOM_NL__2PRFIN20040227_182326_000000402024_00356_10430_9905.N1	27-FEB-2004 18:23:26	Bright	40.000	66	37Gam Cyg	2.2080	5900.0	80	10430	No
367	GOM_NL__2PRFIN20040227_182500_000000382024_00356_10430_9906.N1	27-FEB-2004 18:25:00	Bright	38.000	92	53Eps Cyg	2.5000	4500.0	76	10430	No
368	GOM_NL__2PRFIN20040227_182800_000000762024_00356_10430_9907.N1	27-FEB-2004 18:28:00	Bright	75.500	133	40Zet Her	2.8070	6000.0	151	10430	No
369	GOM_NL__2PRFIN20040227_183158_000000392024_00356_10430_9908.N1	27-FEB-2004 18:31:58	Bright	39.000	168	17Zet Aql	2.9860	11000.	78	10430	No
370	GOM_NL__2PRFIN20040227_183505_000000692024_00356_10430_9909.N1	27-FEB-2004 18:35:05	Tw_i_and_stray	68.500	59	55Alp Oph	2.0800	8900.0	137	10430	No
371	GOM_NL__2PRFIN20040227_183734_000000612024_00356_10430_9910.N1	27-FEB-2004 18:37:34	Straylight	60.500	126	60Bet Oph	2.7700	4250.0	121	10430	No
372	GOM_NL__2PRFIN20040227_184143_000000472024_00356_10430_9911.N1	27-FEB-2004 18:41:43	Dark	46.500	155	41Pi Sgr	2.9000	6600.0	93	10430	No
373	GOM_NL__2PRFIN20040227_184330_000000472024_00356_10430_9912.N1	27-FEB-2004 18:43:30	Dark	46.500	57	34Sig Sgr	2.0660	26000.	93	10430	No
374	GOM_NL__2PRFIN20040227_184634_000000482024_00356_10430_9913.N1	27-FEB-2004 18:46:34	Dark	47.500	38	20Eps Sgr	1.8360	11000.	95	10430	No
375	GOM_NL__2PRFIN20040227_184919_000000462024_00356_10430_9914.N1	27-FEB-2004 18:49:19	Dark	45.500	25	35Lam Sco	1.6200	28000.	91	10430	No
376	GOM_NL__2PRFIN20040227_185144_000000692024_00356_10430_9915.N1	27-FEB-2004 18:51:44	Dark	68.500	16	21Alp Sco	1.0200	3000.0	137	10430	No
377	GOM_NL__2PRFIN20040227_185943_000000442024_00357_10431_9883.N1	27-FEB-2004 18:59:43	Dark	44.000	4	Alp1Cen	-0.010000	5800.0	88	10431	No
378	GOM_NL__2PRFIN20040227_190102_000000452024_00357_10431_9884.N1	27-FEB-2004 19:01:02	Dark	44.500	10	Bet Cen	0.610000	28000.	89	10431	No
379	GOM_NL__2PRFIN20040227_190227_000000402024_00357_10431_9885.N1	27-FEB-2004 19:02:27	Dark	39.500	112	Alp Mus	2.6880	26000.	79	10431	No
380	GOM_NL__2PRFIN20040227_190342_000000472024_00357_10431_9886.N1	27-FEB-2004 19:03:42	Dark	46.500	12	Alp1Cru	0.77500	30000.	93	10431	No
381	GOM_NL__2PRFIN20040227_190513_000000392024_00357_10431_9887.N1	27-FEB-2004 19:05:13	Dark	39.000	29	Bet Car	1.6720	10200.	78	10431	No
382	GOM_NL__2PRFIN20040227_190801_000000382024_00357_10431_9888.N1	27-FEB-2004 19:08:01	Dark	38.000	71	lot Car	2.2460	7700.0	76	10431	No
383	GOM_NL__2PRFIN20040227_190932_000000422024_00357_10431_9889.N1	27-FEB-2004 19:09:32	Straylight	42.000	46	Del Vel	1.9540	10600.	84	10431	No
384	GOM_NL__2PRFIN20040227_191225_000000462024_00357_10431_9890.N1	27-FEB-2004 19:12:25	Straylight	45.500	65	Lam Vel	2.2040	4400.0	91	10431	No
385	GOM_NL__2PRFIN20040227_191448_000000772024_00357_10431_9891.N1	27-FEB-2004 19:14:48	Straylight	76.500	106	9Bet Crv	2.6480	5600.0	153	10431	No
386	GOM_NL__2PRFIN20040227_191759_000000692024_00357_10431_9892.N1	27-FEB-2004 19:17:59	Straylight	69.000	100	4Gam Crv	2.5800	13100.	138	10431	No
387	GOM_NL__2PRFIN20040227_192157_000000532024_00357_10431_9893.N1	27-FEB-2004 19:21:57	Tw_i_and_stray	53.000	48	30Alp Hya	1.9770	4100.0	106	10431	No
388	GOM_NL__2PRFIN20040227_192816_000000442024_00357_10431_9894.N1	27-FEB-2004 19:28:16	Bright	44.000	22	32Alp Leo	1.3600	15200.	88	10431	No
389	GOM_NL__2PRFIN20040227_193135_000000392024_00357_10431_9895.N1	27-FEB-2004 19:31:35	Bright	39.000	166	17Eps Leo	2.9800	6000.0	78	10431	No
390	GOM_NL__2PRFIN20040227_193417_000000392024_00357_10431_9896.N1	27-FEB-2004 19:34:17	Bright	39.000	24	66Alp Gem	1.5800	10200.	78	10431	No
391	GOM_NL__2PRFIN20040227_194003_000000452024_00357_10431_9897.N1	27-FEB-2004 19:40:03	Bright	45.000	174	52Psi UMa	3.0040	4400.0	90	10431	No
392	GOM_NL__2PRFIN20040227_194242_000000432024_00357_10431_9898.N1	27-FEB-2004 19:42:42	Bright	43.000	82	48Bet UMa	2.3650	10600.	86	10431	No
393	GOM_NL__2PRFIN20040227_194407_000000482024_00357_10431_9899.N1	27-FEB-2004 19:44:07	Bright	47.500	87	64Gam UMa	2.4330	11000.	95	10431	No
394	GOM_NL__2PRFIN20040227_194727_000000532024_00357_10431_9900.N1	27-FEB-2004 19:47:27	Bright	52.500	32	77Eps UMa	1.7630	11000.	105	10431	No
395	GOM_NL__2PRFIN20040227_194959_000000382024_00357_10431_9901.N1	27-FEB-2004 19:49:59	Bright	38.000	49	1Alp UMi	1.9900	6300.0	76	10431	No
396	GOM_NL__2PRFIN20040227_195552_000000472024_00357_10431_9902.N1	27-FEB-2004 19:55:52	Bright	46.500	119	14Eta Dra	2.7270	4700.0	93	10431	No

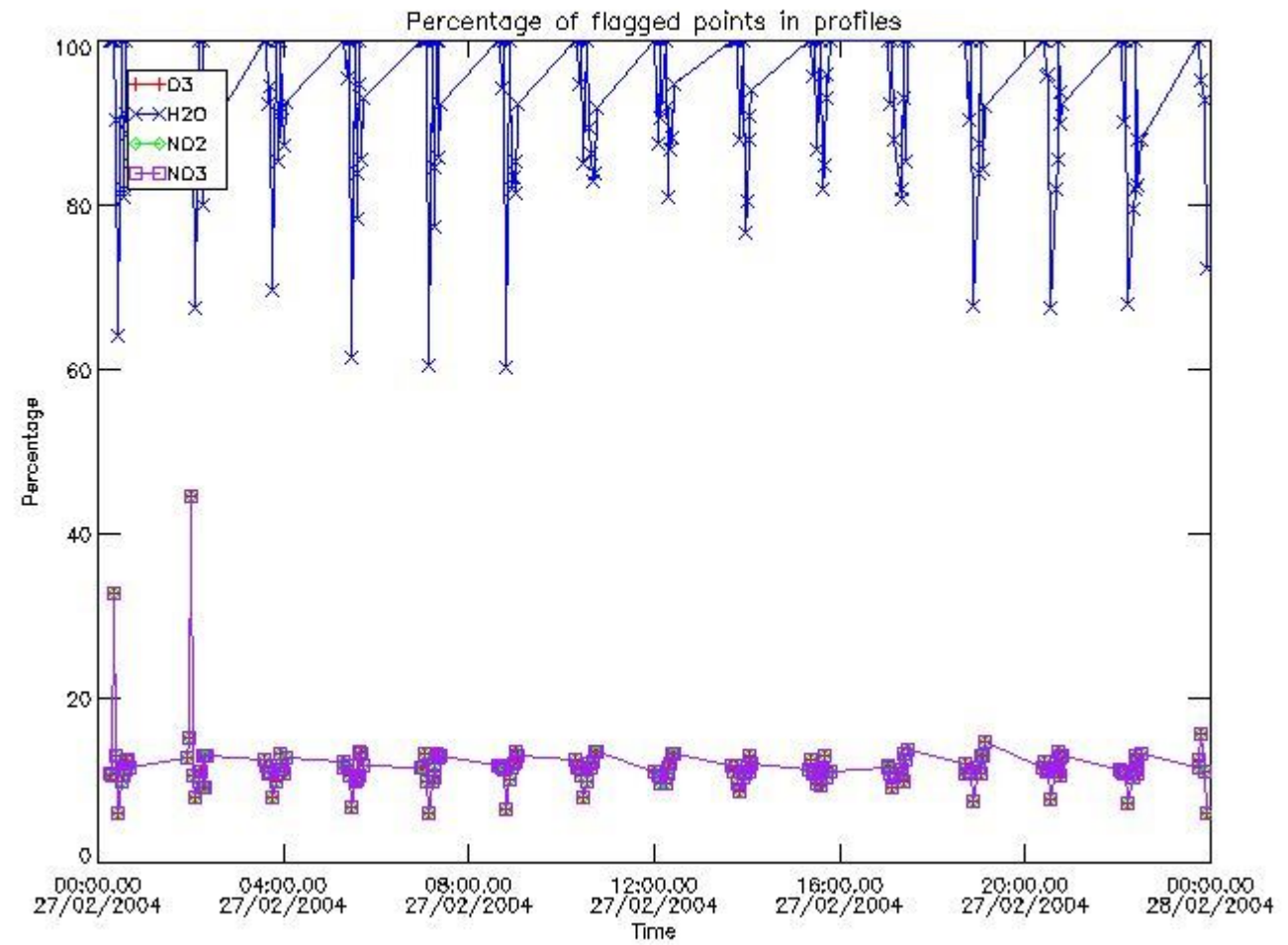
397	GOM_NL__2PRFIN20040227_200010_000000462024_00357_10431_9903.N1	27-FEB-2004 20:00:10	Bright	45.500	130	23Bet Dra	2.7990	5800.0	91	10431	No
398	GOM_NL__2PRFIN20040227_200231_000000392024_00357_10431_9904.N1	27-FEB-2004 20:02:31	Bright	38.500	19	50Alp Cyg	1.2460	10500.	77	10431	No
399	GOM_NL__2PRFIN20040227_200404_000000392024_00357_10431_9905.N1	27-FEB-2004 20:04:04	Bright	39.000	66	37Gam Cyg	2.2080	5900.0	78	10431	No
400	GOM_NL__2PRFIN20040227_200537_000000382024_00357_10431_9906.N1	27-FEB-2004 20:05:37	Bright	37.500	92	53Eps Cyg	2.5000	4500.0	75	10431	No
401	GOM_NL__2PRFIN20040227_200836_000000762024_00357_10431_9907.N1	27-FEB-2004 20:08:36	Bright	75.500	133	40Zet Her	2.8070	6000.0	151	10431	No
402	GOM_NL__2PRFIN20040227_201235_000000392024_00357_10431_9908.N1	27-FEB-2004 20:12:35	Bright	38.500	168	17Zet Aql	2.9860	11000.	77	10431	No
403	GOM_NL__2PRFIN20040227_201541_000000702024_00357_10431_9909.N1	27-FEB-2004 20:15:41	Tw_i_and_stray	69.500	59	55Alp Oph	2.0800	8900.0	139	10431	No
404	GOM_NL__2PRFIN20040227_201811_000000662024_00357_10431_9910.N1	27-FEB-2004 20:18:11	Straylight	66.000	126	60Bet Oph	2.7700	4250.0	132	10431	No
405	GOM_NL__2PRFIN20040227_202219_000000442024_00357_10431_9911.N1	27-FEB-2004 20:22:19	Dark	44.000	155	41Pi Sgr	2.9000	6600.0	88	10431	No
406	GOM_NL__2PRFIN20040227_202407_000000422024_00357_10431_9912.N1	27-FEB-2004 20:24:07	Dark	41.500	57	34Sig Sgr	2.0660	26000.	83	10431	No
407	GOM_NL__2PRFIN20040227_202711_000000462024_00357_10431_9913.N1	27-FEB-2004 20:27:11	Dark	45.500	38	20Eps Sgr	1.8360	11000.	91	10431	No
408	GOM_NL__2PRFIN20040227_202956_000000492024_00357_10431_9914.N1	27-FEB-2004 20:29:56	Dark	49.000	25	35Lam Sco	1.6200	28000.	98	10431	No
409	GOM_NL__2PRFIN20040227_203222_000000672024_00357_10431_9915.N1	27-FEB-2004 20:32:22	Dark	66.500	16	21Alp Sco	1.0200	3000.0	133	10431	No
410	GOM_NL__2PRFIN20040227_204020_000000452024_00358_10432_9885.N1	27-FEB-2004 20:40:20	Dark	44.500	4	Alp1Cen	-0.010000	5800.0	89	10432	No
411	GOM_NL__2PRFIN20040227_204139_000000462024_00358_10432_9886.N1	27-FEB-2004 20:41:39	Dark	45.500	10	Bet Cen	0.61000	28000.	91	10432	No
412	GOM_NL__2PRFIN20040227_204303_000000382024_00358_10432_9887.N1	27-FEB-2004 20:43:03	Dark	38.000	112	Alp Mus	2.6880	26000.	76	10432	No
413	GOM_NL__2PRFIN20040227_204418_000000492024_00358_10432_9888.N1	27-FEB-2004 20:44:18	Dark	48.500	12	Alp1Cru	0.77500	30000.	97	10432	No
414	GOM_NL__2PRFIN20040227_204550_000000402024_00358_10432_9889.N1	27-FEB-2004 20:45:50	Dark	40.000	29	Bet Car	1.6720	10200.	80	10432	No
415	GOM_NL__2PRFIN20040227_204837_000000402024_00358_10432_9890.N1	27-FEB-2004 20:48:37	Dark	39.500	71	lot Car	2.2460	7700.0	79	10432	No
416	GOM_NL__2PRFIN20040227_205008_000000402024_00358_10432_9891.N1	27-FEB-2004 20:50:08	Straylight	40.000	46	Del Vel	1.9540	10600.	80	10432	No
417	GOM_NL__2PRFIN20040227_205300_000000482024_00358_10432_9892.N1	27-FEB-2004 20:53:00	Straylight	48.000	65	Lam Vel	2.2040	4400.0	96	10432	No
418	GOM_NL__2PRFIN20040227_205524_000000742024_00358_10432_9893.N1	27-FEB-2004 20:55:24	Straylight	73.500	106	9Bet Crv	2.6480	5600.0	147	10432	No
419	GOM_NL__2PRFIN20040227_205835_000000742024_00358_10432_9894.N1	27-FEB-2004 20:58:35	Straylight	73.500	100	4Gam Crv	2.5800	13100.	147	10432	No
420	GOM_NL__2PRFIN20040227_210233_000000442024_00358_10432_9895.N1	27-FEB-2004 21:02:33	Tw_i_and_stray	43.500	48	30Alp Hya	1.9770	4100.0	87	10432	No
421	GOM_NL__2PRFIN20040227_210852_000000442024_00358_10432_9896.N1	27-FEB-2004 21:08:52	Bright	43.500	22	32Alp Leo	1.3600	15200.	87	10432	No
422	GOM_NL__2PRFIN20040227_211211_000000412024_00358_10432_9897.N1	27-FEB-2004 21:12:11	Bright	40.500	166	17Eps Leo	2.9800	6000.0	81	10432	No
423	GOM_NL__2PRFIN20040227_211452_000000402024_00358_10432_9898.N1	27-FEB-2004 21:14:52	Bright	40.000	24	66Alp Gem	1.5800	10200.	80	10432	No
424	GOM_NL__2PRFIN20040227_212038_000000462024_00358_10432_9899.N1	27-FEB-2004 21:20:38	Bright	46.000	174	52Psi UMa	3.0040	4400.0	92	10432	No
425	GOM_NL__2PRFIN20040227_212318_000000412024_00358_10432_9900.N1	27-FEB-2004 21:23:18	Bright	41.000	82	48Bet UMa	2.3650	10600.	82	10432	No
426	GOM_NL__2PRFIN20040227_212442_000000482024_00358_10432_9901.N1	27-FEB-2004 21:24:42	Bright	48.000	87	64Gam UMa	2.4330	11000.	96	10432	No
427	GOM_NL__2PRFIN20040227_212802_000000522024_00358_10432_9902.N1	27-FEB-2004 21:28:02	Bright	51.500	32	77Eps UMa	1.7630	11000.	103	10432	No
428	GOM_NL__2PRFIN20040227_213035_000000382024_00358_10432_9903.N1	27-FEB-2004 21:30:35	Bright	38.000	49	1Alp UMi	1.9900	6300.0	76	10432	No
429	GOM_NL__2PRFIN20040227_213627_000000472024_00358_10432_9904.N1	27-FEB-2004 21:36:27	Bright	46.500	119	14Eta Dra	2.7270	4700.0	93	10432	No
430	GOM_NL__2PRFIN20040227_214046_000000472024_00358_10432_9905.N1	27-FEB-2004 21:40:46	Bright	46.500	130	23Bet Dra	2.7990	5800.0	93	10432	No
431	GOM_NL__2PRFIN20040227_214307_000000352024_00358_10432_9906.N1	27-FEB-2004 21:43:07	Bright	35.000	19	50Alp Cyg	1.2460	10500.	70	10432	No
432	GOM_NL__2PRFIN20040227_214441_000000362024_00358_10432_9907.N1	27-FEB-2004 21:44:41	Bright	35.500	66	37Gam Cyg	2.2080	5900.0	71	10432	No
433	GOM_NL__2PRFIN20040227_214613_000000352024_00358_10432_9908.N1	27-FEB-2004 21:46:13	Bright	35.000	92	53Eps Cyg	2.5000	4500.0	70	10432	No
434	GOM_NL__2PRFIN20040227_214913_000000772024_00358_10432_9909.N1	27-FEB-2004 21:49:13	Bright	77.000	133	40Zet Her	2.8070	6000.0	154	10432	No
435	GOM_NL__2PRFIN20040227_215311_000000402024_00358_10432_9910.N1	27-FEB-2004 21:53:11	Bright	39.500	168	17Zet Aql	2.9860	11000.	79	10432	No
436	GOM_NL__2PRFIN20040227_215617_000000712024_00358_10432_9911.N1	27-FEB-2004 21:56:17	Tw_i_and_stray	71.000	59	55Alp Oph	2.0800	8900.0	142	10432	No
437	GOM_NL__2PRFIN20040227_215848_000000652024_00358_10432_9912.N1	27-FEB-2004 21:58:48	Straylight	64.500	126	60Bet Oph	2.7700	4250.0	129	10432	No
438	GOM_NL__2PRFIN20040227_220256_000000452024_00358_10432_9913.N1	27-FEB-2004 22:02:56	Dark	45.000	155	41Pi Sgr	2.9000	6600.0	90	10432	No
439	GOM_NL__2PRFIN20040227_220444_000000462024_00358_10432_9914.N1	27-FEB-2004 22:04:44	Dark	46.000	57	34Sig Sgr	2.0660	26000.	92	10432	No
440	GOM_NL__2PRFIN20040227_220747_000000472024_00358_10432_9915.N1	27-FEB-2004 22:07:47	Dark	46.500	38	20Eps Sgr	1.8360	11000.	93	10432	No
441	GOM_NL__2PRFIN20040227_221032_000000462024_00358_10432_9916.N1	27-FEB-2004 22:10:32	Dark	45.500	25	35Lam Sco	1.6200	28000.	91	10432	No
442	GOM_NL__2PRFIN20040227_221300_000000712024_00358_10432_9917.N1	27-FEB-2004 22:13:00	Dark	70.500	16	21Alp Sco	1.0200	3000.0	141	10432	No
443	GOM_NL__2PRFIN20040227_222056_000000502024_00359_10433_9885.N1	27-FEB-2004 22:20:56	Dark	49.500	4	Alp1Cen	-0.010000	5800.0	99	10433	No
444	GOM_NL__2PRFIN20040227_222215_000000452024_00359_10433_9886.N1	27-FEB-2004 22:22:15	Dark	45.000	10	Bet Cen	0.61000	28000.	90	10433	No
445	GOM_NL__2PRFIN20040227_222339_000000392024_00359_10433_9887.N1	27-FEB-2004 22:23:39	Dark	39.000	112	Alp Mus	2.6880	26000.	78	10433	No
446	GOM_NL__2PRFIN20040227_222454_000000472024_00359_10433_9888.N1	27-FEB-2004 22:24:54	Dark	46.500	12	Alp1Cru	0.77500	30000.	93	10433	No
447	GOM_NL__2PRFIN20040227_222626_000000412024_00359_10433_9889.N1	27-FEB-2004 22:26:26	Dark	40.500	29	Bet Car	1.6720	10200.	81	10433	No
448	GOM_NL__2PRFIN20040227_222913_000000422024_00359_10433_9890.N1	27-FEB-2004 22:29:13	Dark	42.000	71	lot Car	2.2460	7700.0	84	10433	No
449	GOM_NL__2PRFIN20040227_223044_000000422024_00359_10433_9891.N1	27-FEB-2004 22:30:44	Straylight	42.000	46	Del Vel	1.9540	10600.	84	10433	No
450	GOM_NL__2PRFIN20040227_223334_000000462024_00359_10433_9892.N1	27-FEB-2004 22:33:34	Straylight	45.500	65	Lam Vel	2.2040	4400.0	91	10433	No
451	GOM_NL__2PRFIN20040227_223601_000000722024_00359_10433_9893.N1	27-FEB-2004 22:36:01	Straylight	72.000	106	9Bet Crv	2.6480	5600.0	144	10433	No
452	GOM_NL__2PRFIN20040227_223912_000000712024_00359_10433_9894.N1	27-FEB-2004 22:39:12	Straylight	70.500	100	4Gam Crv	2.5800	13100.	141	10433	No
453	GOM_NL__2PRFIN20040227_224309_000000462024_00359_10433_9895.N1	27-FEB-2004 22:43:09	Tw_i_and_stray	45.500	48	30Alp Hya	1.9770	4100.0	91	10433	No
454	GOM_NL__2PRFIN20040227_224927_000000452024_00359_10433_9896.N1	27-FEB-2004 22:49:27	Bright	44.500	22	32Alp Leo	1.3600	15200.	89	10433	No
455	GOM_NL__2PRFIN20040227_225247_000000402024_00359_10433_9897.N1	27-FEB-2004 22:52:47	Bright	40.000	166	17Eps Leo	2.9800	6000.0	80	10433	No

456	GOM_NL__2PRFIN20040227_225528_000000382024_00359_10433_9898.N1	27-FEB-2004 22:55:28	Bright	38.000	24	66Alp Gem	1.5800	10200.	76	10433	No
457	GOM_NL__2PRFIN20040227_230113_000000482024_00359_10433_9899.N1	27-FEB-2004 23:01:13	Bright	47.500	174	52Psi UMa	3.0040	4400.0	95	10433	No
458	GOM_NL__2PRFIN20040227_230353_000000412024_00359_10433_9900.N1	27-FEB-2004 23:03:53	Bright	41.000	82	48Bet UMa	2.3650	10600.	82	10433	No
459	GOM_NL__2PRFIN20040227_230517_000000482024_00359_10433_9901.N1	27-FEB-2004 23:05:17	Bright	48.000	87	64Gam UMa	2.4330	11000.	96	10433	No
460	GOM_NL__2PRFIN20040227_230837_000000522024_00359_10433_9902.N1	27-FEB-2004 23:08:37	Bright	51.500	32	77Eps UMa	1.7630	11000.	103	10433	No
461	GOM_NL__2PRFIN20040227_231110_000000342024_00359_10433_9903.N1	27-FEB-2004 23:11:10	Bright	33.500	49	1Alp UMi	1.9900	6300.0	67	10433	No
462	GOM_NL__2PRFIN20040227_231702_000000472024_00359_10433_9904.N1	27-FEB-2004 23:17:02	Bright	47.000	119	14Eta Dra	2.7270	4700.0	94	10433	No
463	GOM_NL__2PRFIN20040227_232121_000000482024_00359_10433_9905.N1	27-FEB-2004 23:21:21	Bright	48.000	130	23Bet Dra	2.7990	5800.0	96	10433	No
464	GOM_NL__2PRFIN20040227_232343_000000382024_00359_10433_9906.N1	27-FEB-2004 23:23:43	Bright	37.500	19	50Alp Cyg	1.2460	10500.	75	10433	No
465	GOM_NL__2PRFIN20040227_232516_000000372024_00359_10433_9907.N1	27-FEB-2004 23:25:16	Bright	36.500	66	37Gam Cyg	2.2080	5900.0	73	10433	No
466	GOM_NL__2PRFIN20040227_232649_000000362024_00359_10433_9908.N1	27-FEB-2004 23:26:49	Bright	35.500	92	53Eps Cyg	2.5000	4500.0	71	10433	No
467	GOM_NL__2PRFIN20040227_232949_000000802024_00359_10433_9909.N1	27-FEB-2004 23:29:49	Bright	80.000	133	40Zet Her	2.8070	6000.0	160	10433	No
468	GOM_NL__2PRFIN20040227_233347_000000402024_00359_10433_9910.N1	27-FEB-2004 23:33:47	Bright	39.500	168	17Zet Aql	2.9860	11000.	79	10433	No
469	GOM_NL__2PRFIN20040227_233655_000000682024_00359_10433_9911.N1	27-FEB-2004 23:36:55	Twilight	67.500	59	55Alp Oph	2.0800	8900.0	135	10433	No
470	GOM_NL__2PRFIN20040227_233925_000000652024_00359_10433_9912.N1	27-FEB-2004 23:39:25	Straylight	65.000	126	60Bet Oph	2.7700	4250.0	130	10433	No
471	GOM_NL__2PRFIN20040227_234332_000000442024_00359_10433_9913.N1	27-FEB-2004 23:43:32	Dark	44.000	155	41Pi Sgr	2.9000	6600.0	88	10433	No
472	GOM_NL__2PRFIN20040227_234520_000000452024_00359_10433_9914.N1	27-FEB-2004 23:45:20	Dark	45.000	57	34Sig Sgr	2.0660	26000.	90	10433	No
473	GOM_NL__2PRFIN20040227_234823_000000422024_00359_10433_9915.N1	27-FEB-2004 23:48:23	Dark	42.000	38	20Eps Sgr	1.8360	11000.	84	10433	No
474	GOM_NL__2PRFIN20040227_235108_000000562024_00359_10433_9916.N1	27-FEB-2004 23:51:08	Dark	55.500	25	35Lam Sco	1.6200	28000.	111	10433	No
475	GOM_NL__2PRFIN20040227_235337_000000852024_00359_10433_9917.N1	27-FEB-2004 23:53:37	Dark	85.000	16	21Alp Sco	1.0200	3000.0	170	10433	No

3. Quality information per product

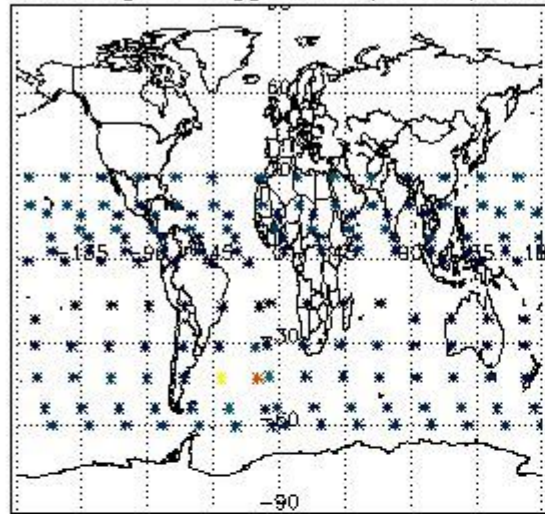
In this section it is plotted some information contained in the Quality Summary data set of the level 2 products. Only products in dark limb conditions and without errors (error flag in the MPH set to "0") are used.

3.1 Plot quality information per product (time dependant)

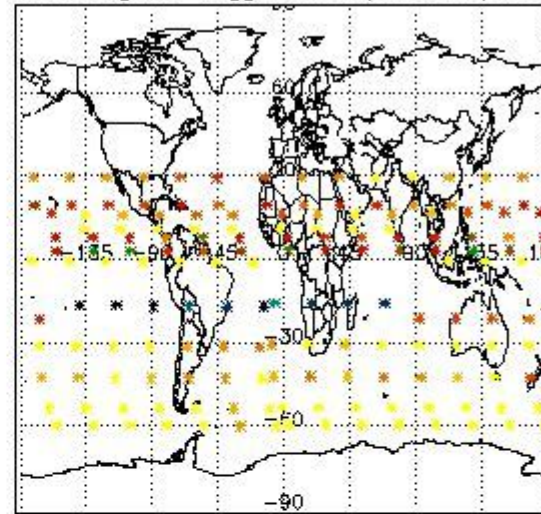


3.2 Plot quality information per product (world map)

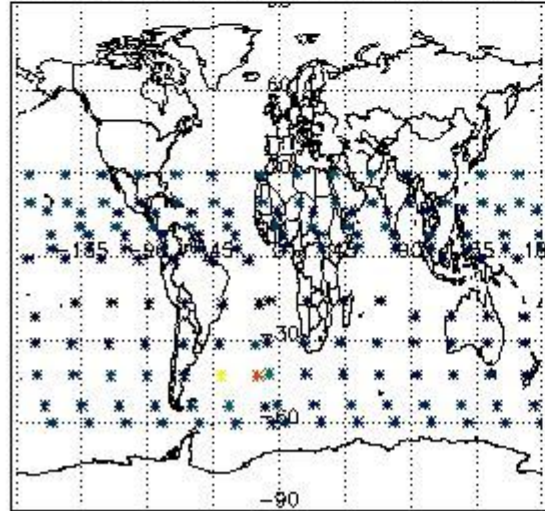
Percentage of flagged data per O3 profile



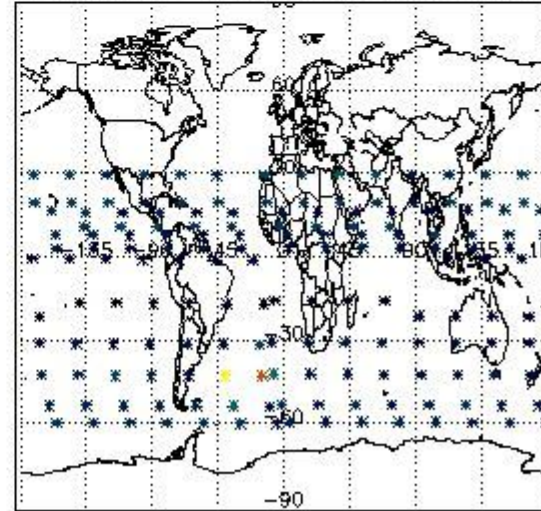
Percentage of flagged data per H2O profile



Percentage of flagged data per NO2 profile



Percentage of flagged data per NO3 profile

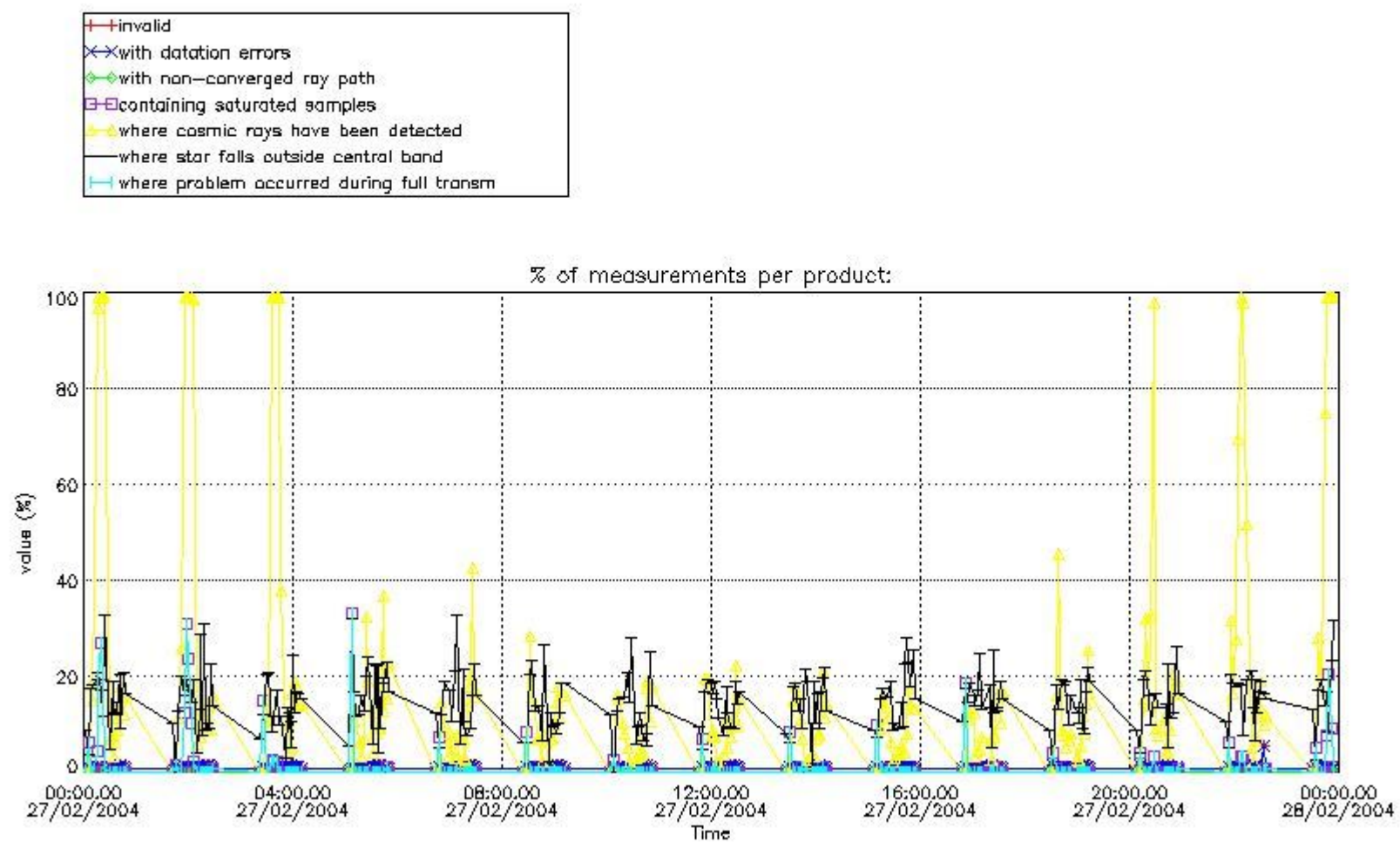


4. Level 1 quality information per product

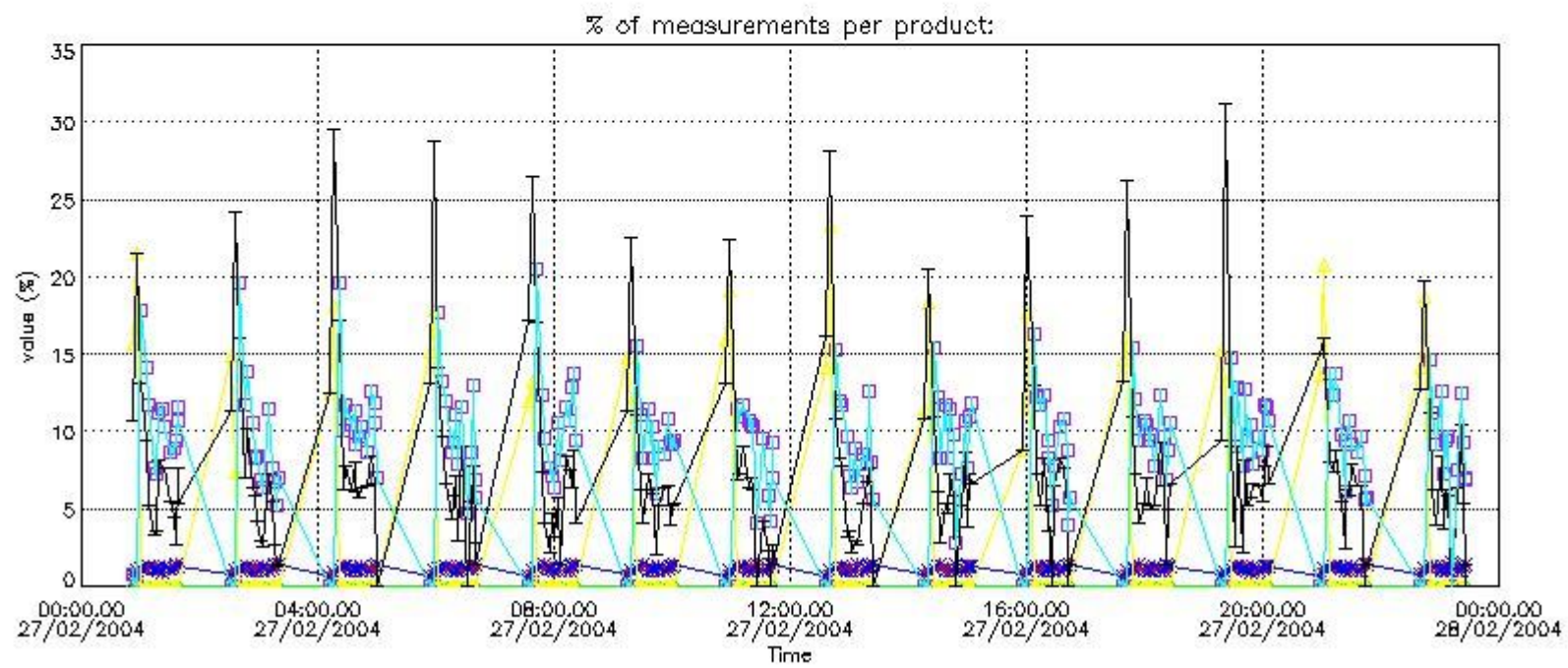
In this section it is plotted some information contained in the Quality Summary data set of the level 2 products that comes from the level 1b processing. Products without errors (error flag in the MPH set to "0") are used.

4.1 Plot quality information per product (time dependant) coming from level 1b processing

4.1.1 Plot level 1 quality information per product (time dependant): ENVISAT ASCENDING passes



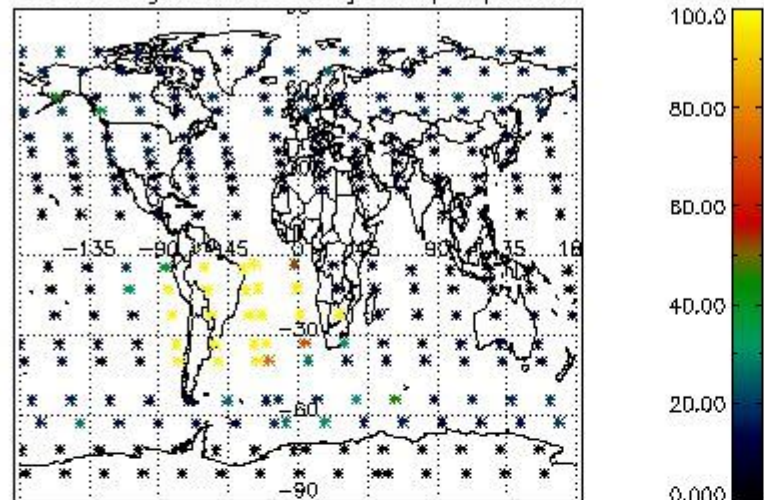
4.1.2 Plot level 1 quality information per product (time dependant): ENVI SAT DESCENDING passes



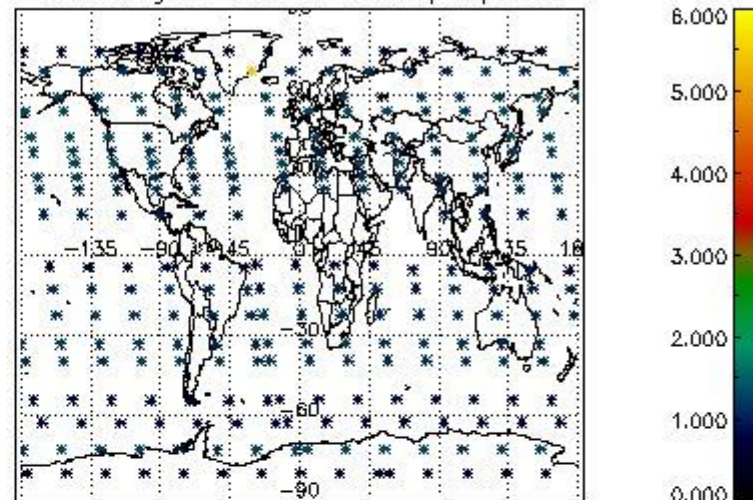
4.2 Plot quality information per product coming from level 1b processing (world map)

4.2.1 Plot level 1 quality information per product (world map): ENVISAT ASCENDING passes

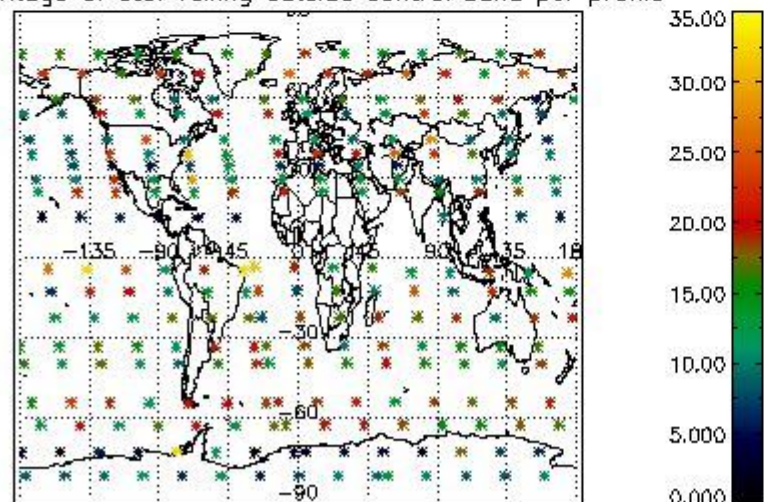
Percentage of cosmic ray hits per profile



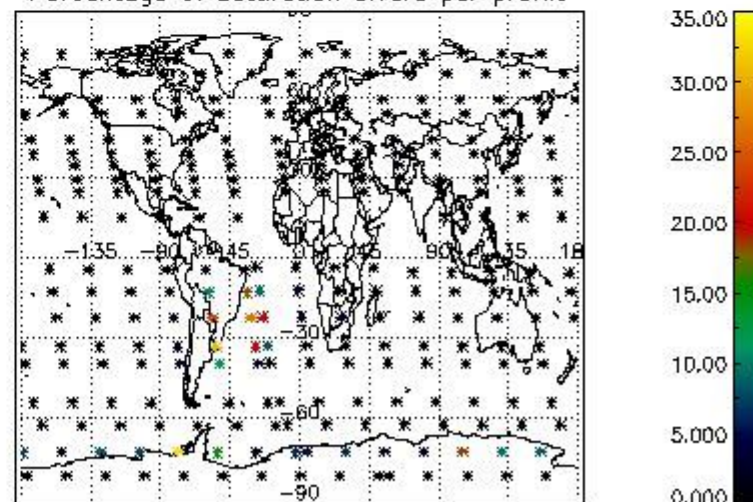
Percentage of datation errors per profile



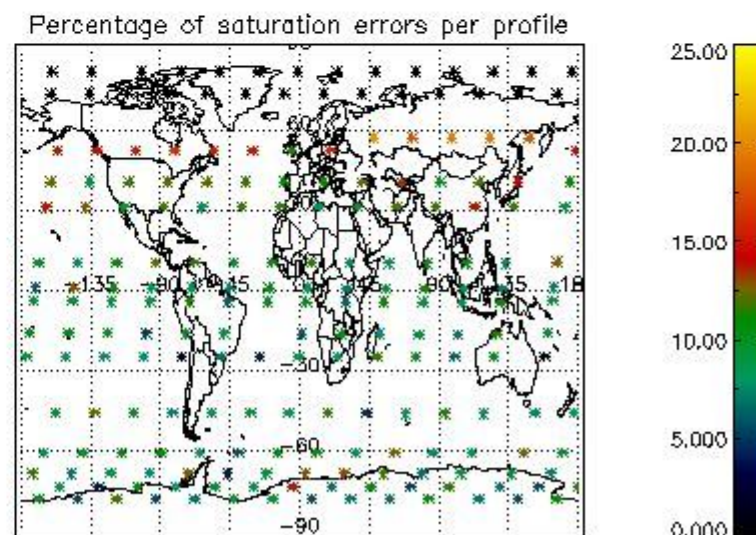
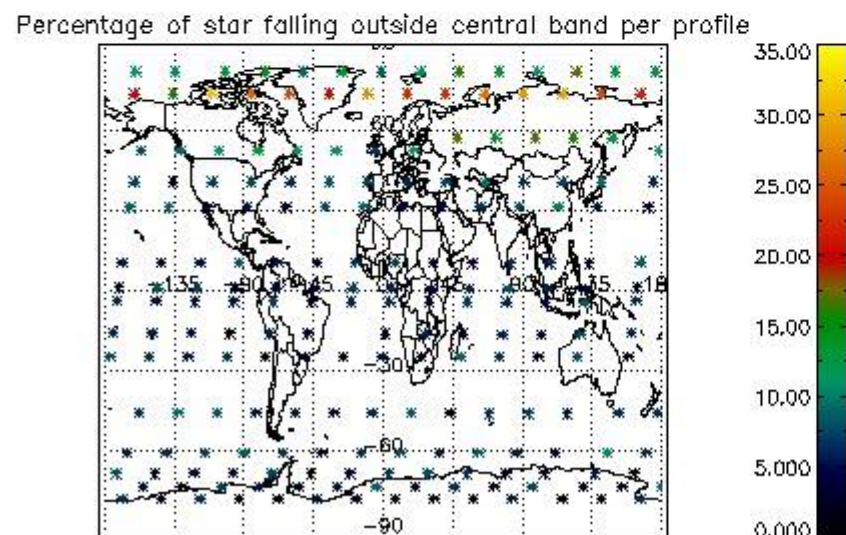
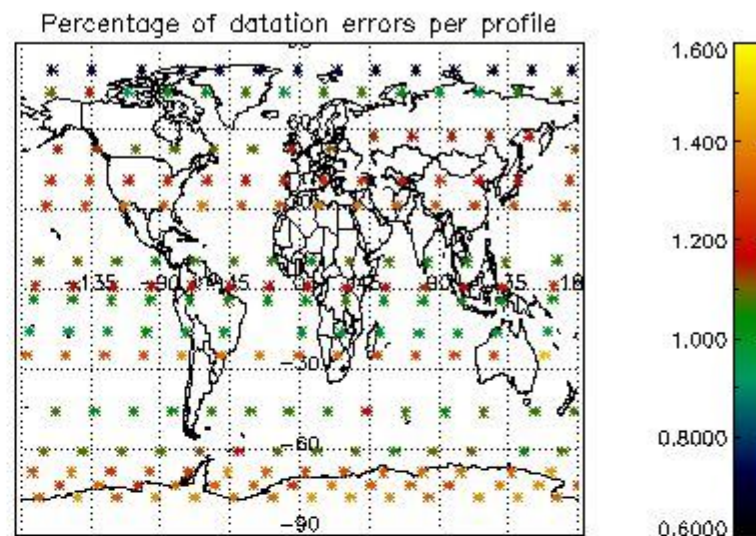
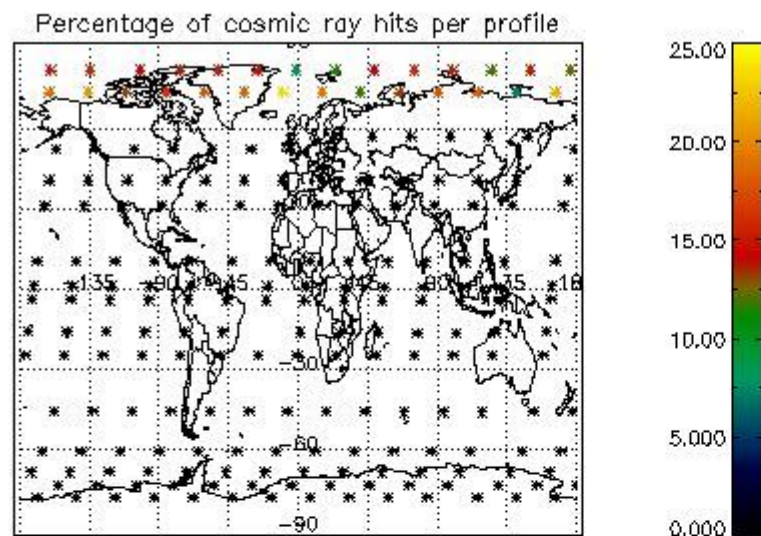
Percentage of star falling outside central band per profile



Percentage of saturation errors per profile



4.2.2 Plot level 1 quality information per product (world map): ENVISAT DESCENDING passes



5. Trace gas profiles

5.1 Ozone statistics based on quality of products

The final quality of the products can be "measured" using the STD (Standard Deviation) attached to every point profile. This information is written to the parameter GOM_NL__2P/NL_LOCAL_SPECIES_DENSITY/o3_std of the level 2 products. The table below shows the statistics for given STD ranges.

The statistics are given with respect to the overall valid production:

- Products without fatal errors: GOM_NL__2P/MPH/PRODUCT_ERR=0
- Valid point profile: GOM_NL__2P/NL_LOCAL_SPECIES_DENSITY/pcd(0)=0

The 'Criteria' is applied to valid points of dark limb products:

- Products in dark limb illumination condition: GOM_NL__2P/NL_SUMMARY_QUALITY/obs_ill_cond=0
- Products without fatal errors: GOM_NL__2P/MPH/PRODUCT_ERR=0
- Valid point profile: GOM_NL__2P/NL_LOCAL_SPECIES_DENSITY/pcd(0)=0

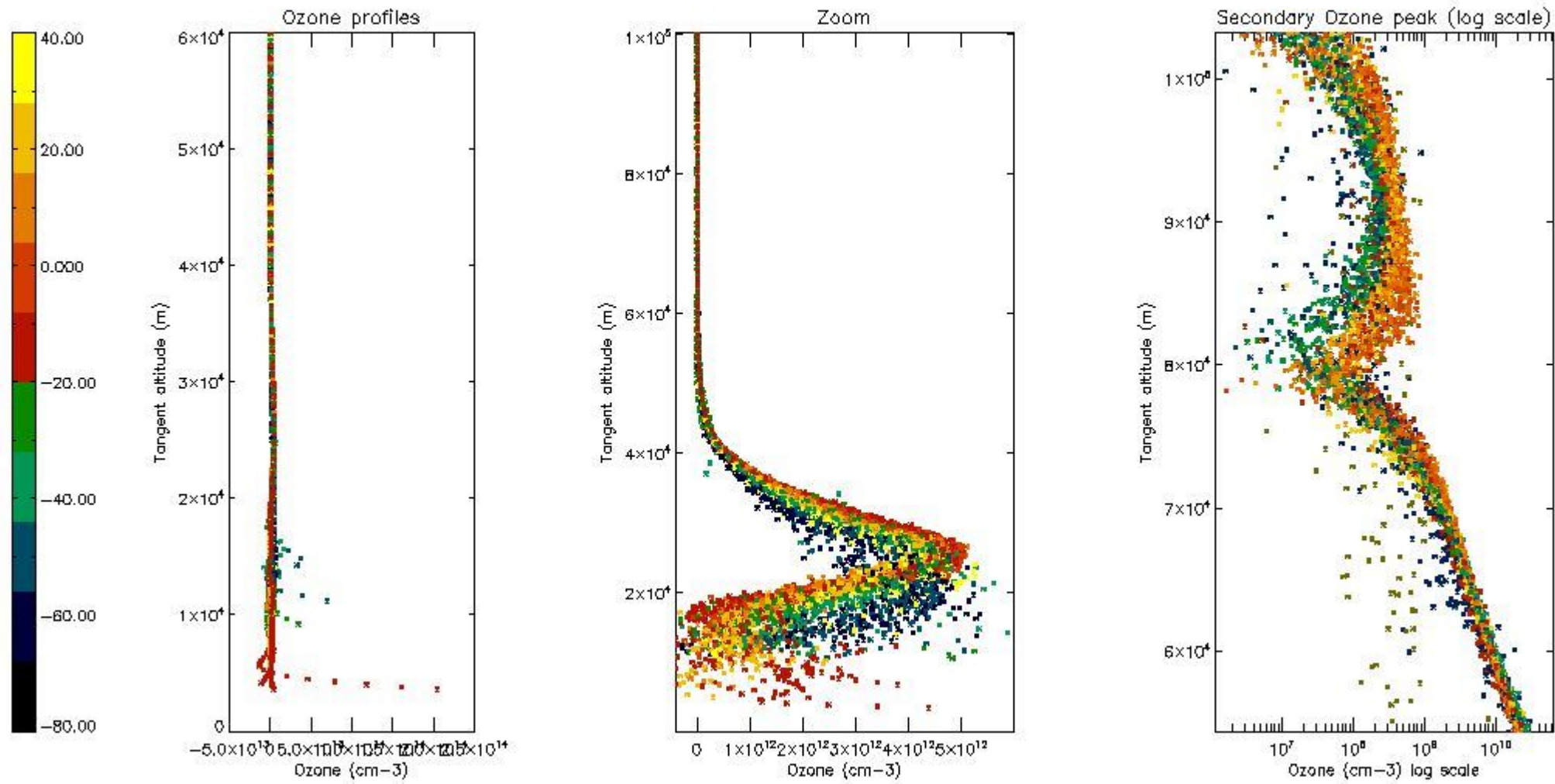
So, the table below shows the percentage of dark limb and valid observations for each criteria with respect to the overall valid daily observations.

Criteria	% of total production
All STD	34
STD < 20	21

STD < 10	18
STD < 5	12

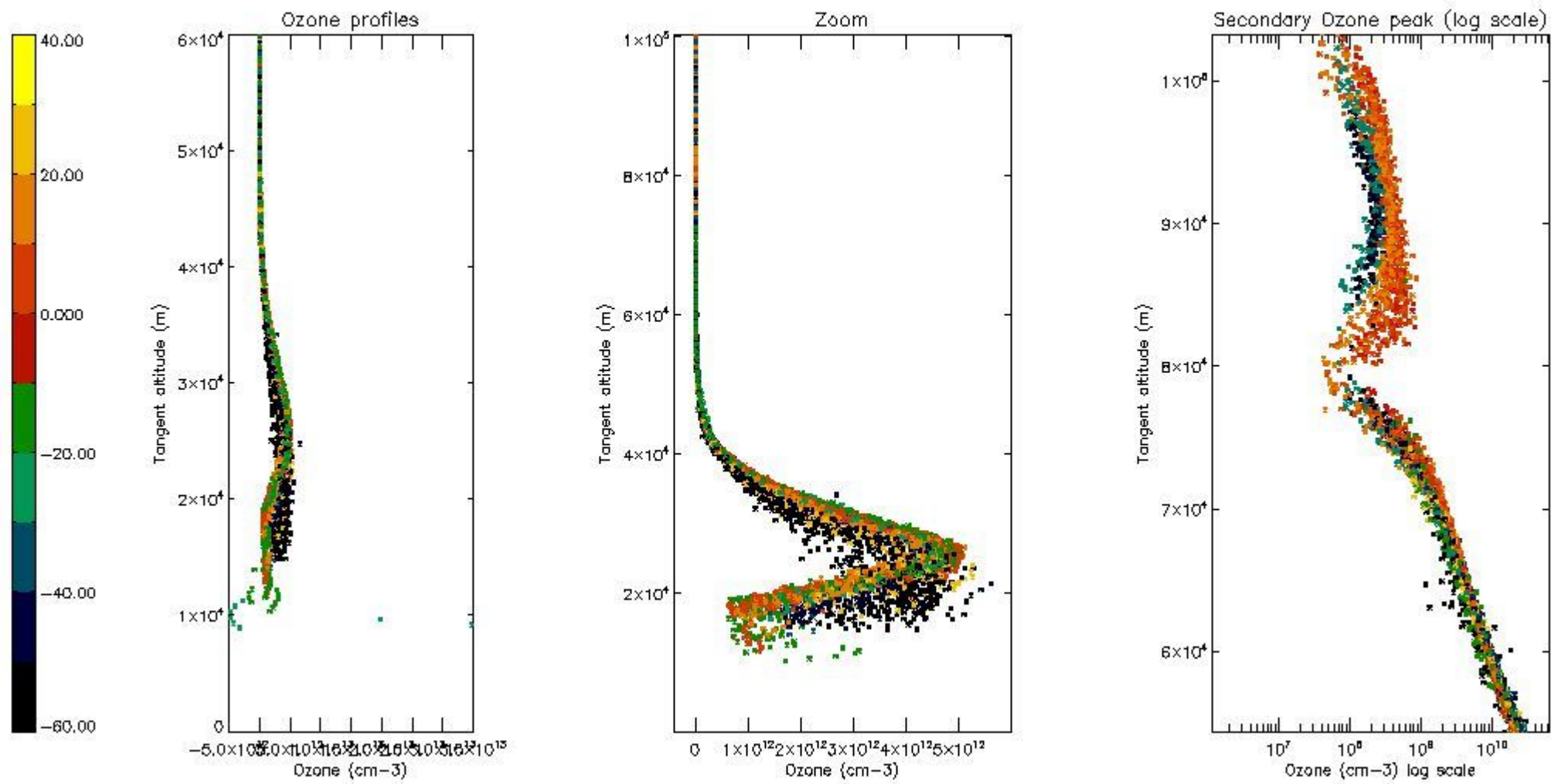
5.2 Plot ozone profiles for all STD (dark without errors)

The colorbar represents the latitude.



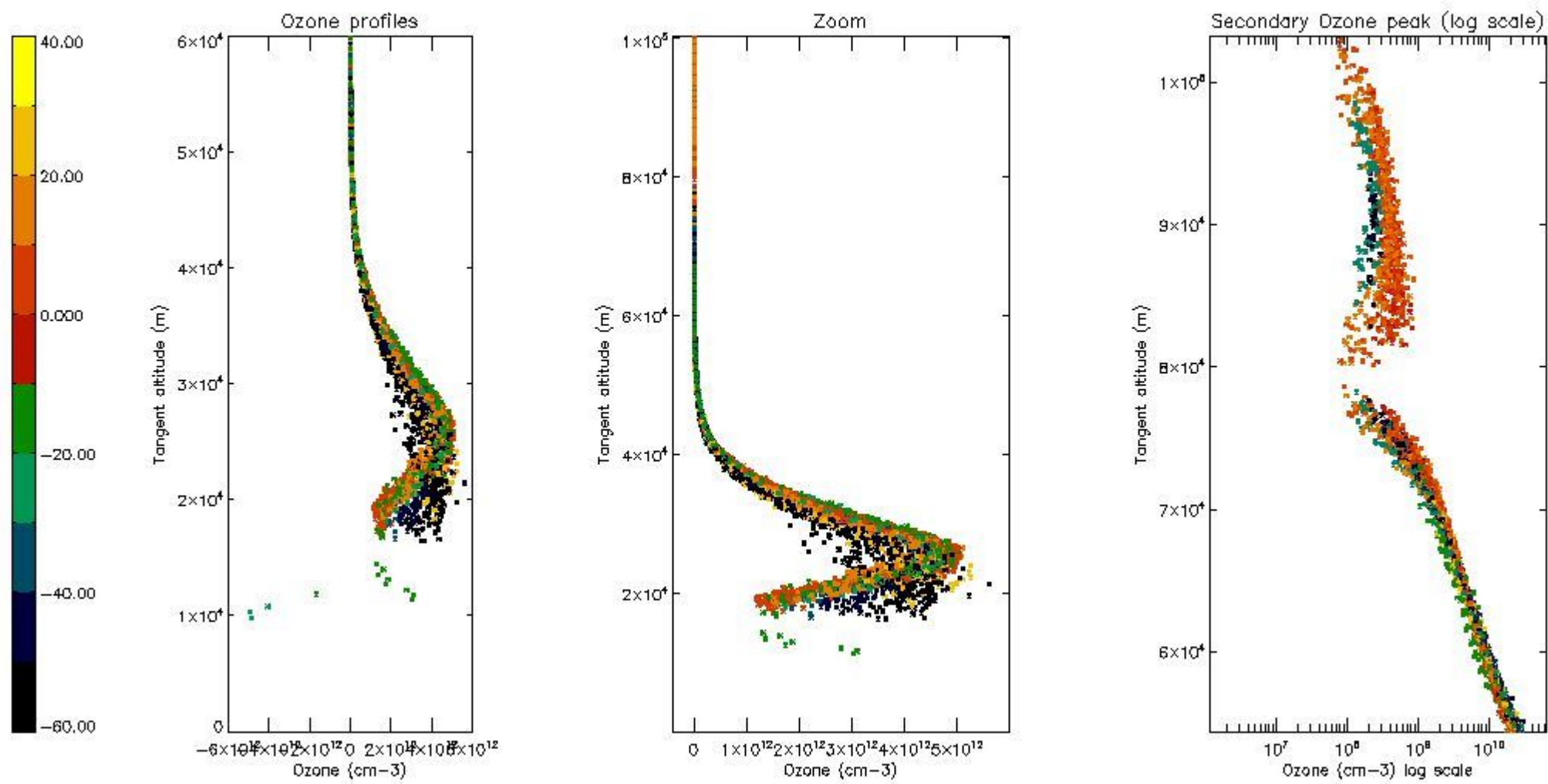
5.3 Plot ozone profiles where STD < 20% (dark without errors)

The colorbar represents the latitude.



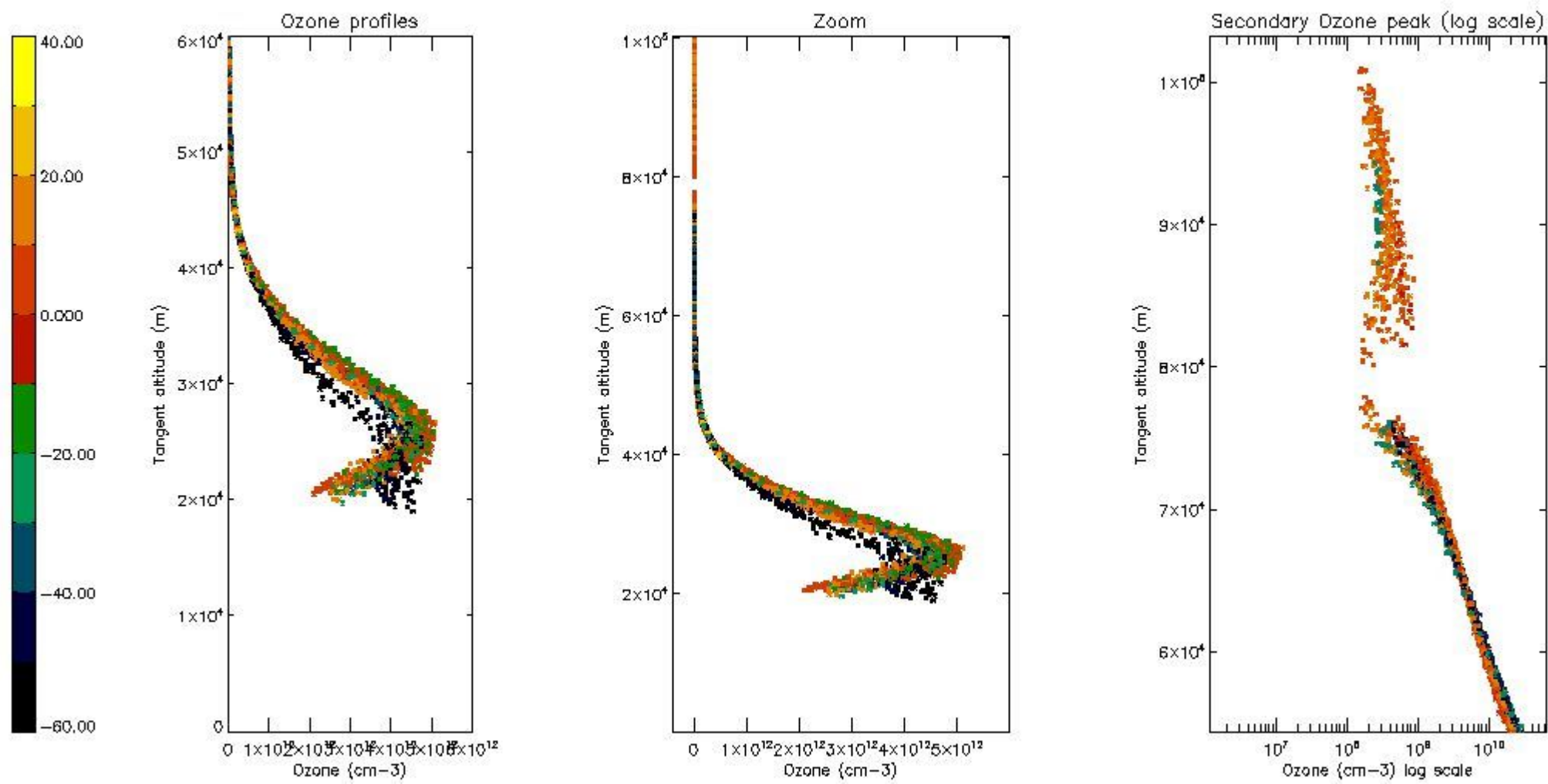
5.4 Plot ozone profiles where $STD < 10\%$ (dark without errors)

The colorbar represents the latitude.



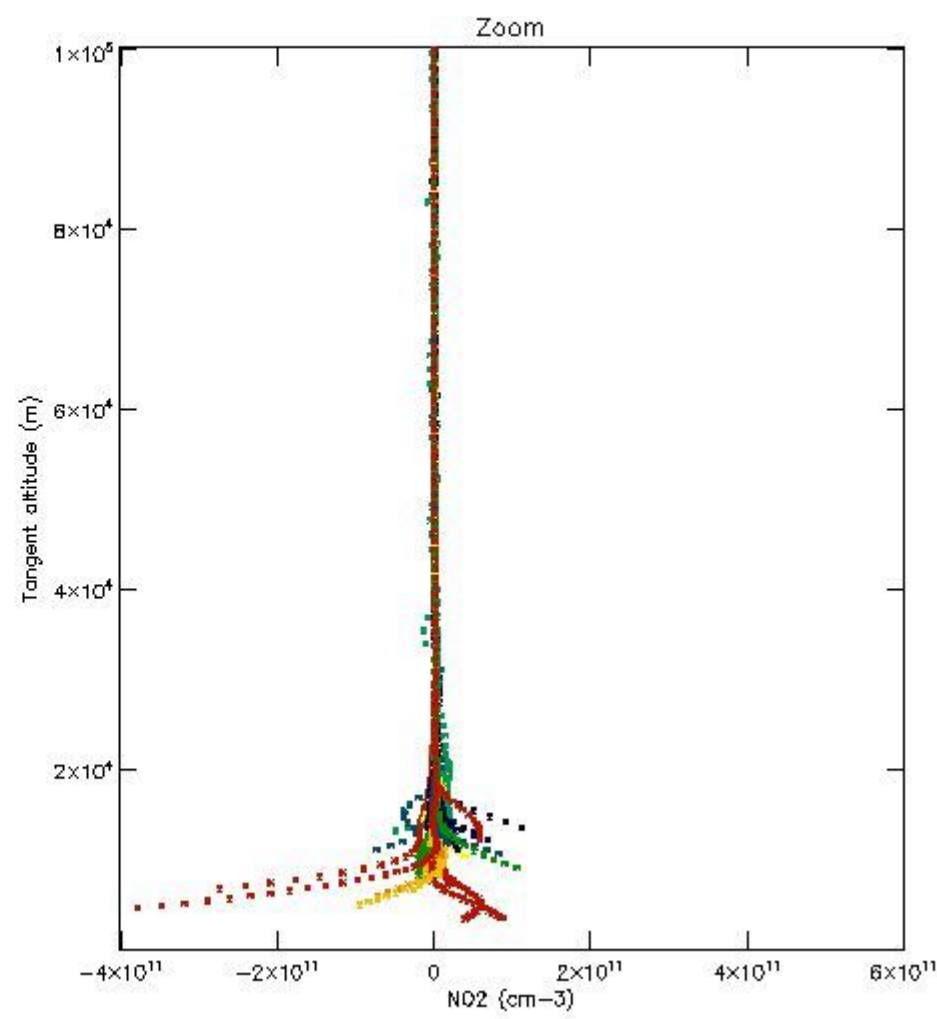
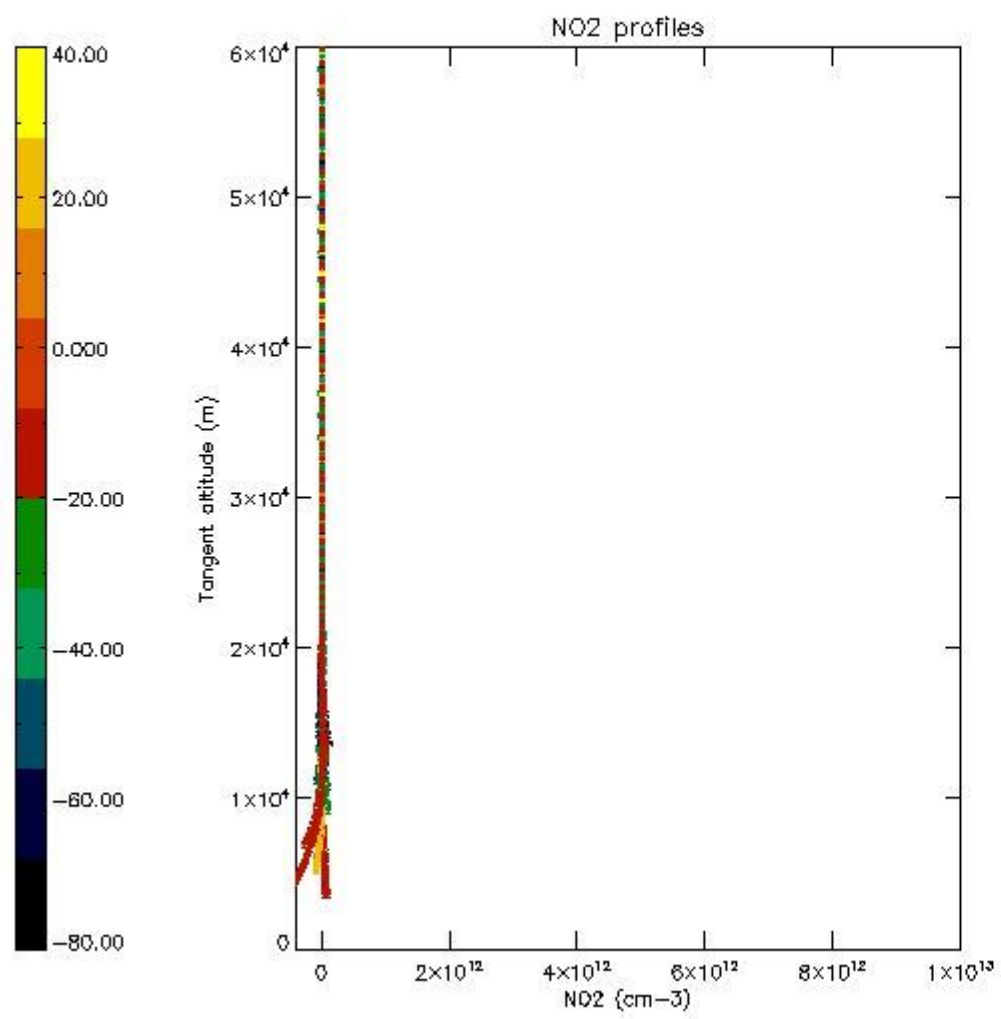
5.5 Plot ozone profiles where STD < 5% (dark without errors)

The colorbar represents the latitude.



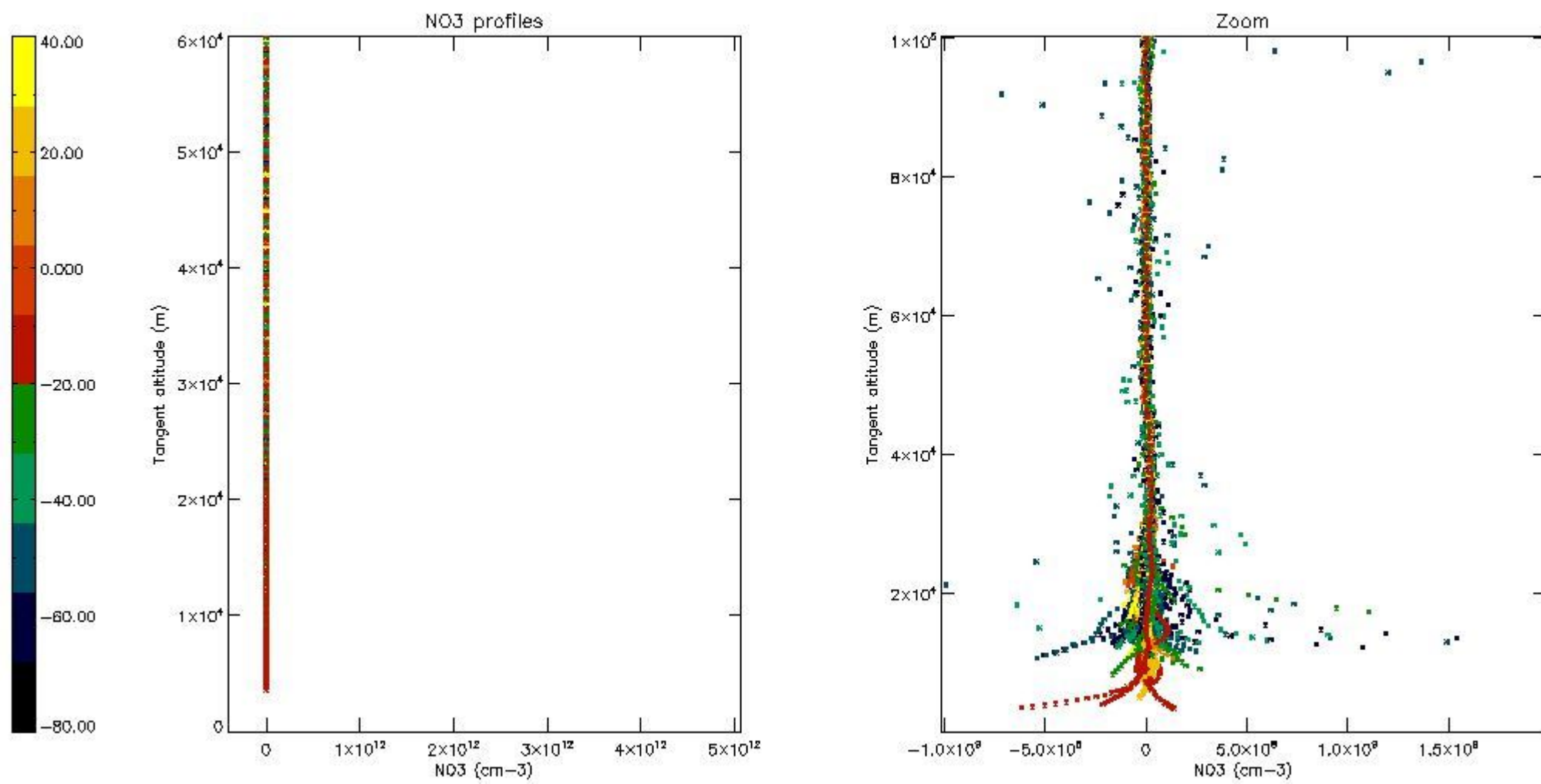
5.6 Plot NO₂ profiles for all STD (dark without errors)

The colorbar represents the latitude.



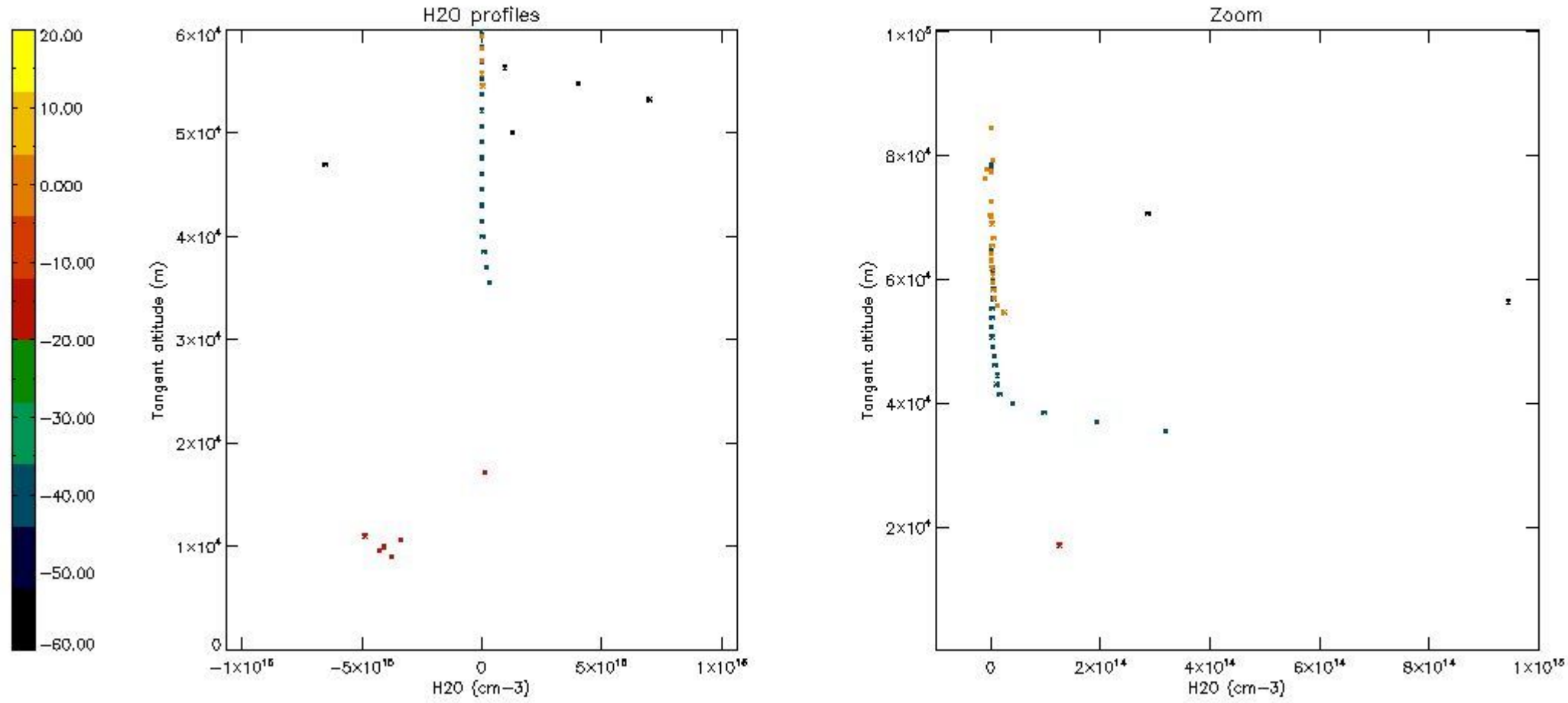
5.7 Plot NO3 profiles for all STD (dark without errors)

The colorbar represents the latitude.



5.8 Plot H₂O profiles for all STD (only for occultations of stars 1,2,3,4,13,14,16,26,63 dark without errors)

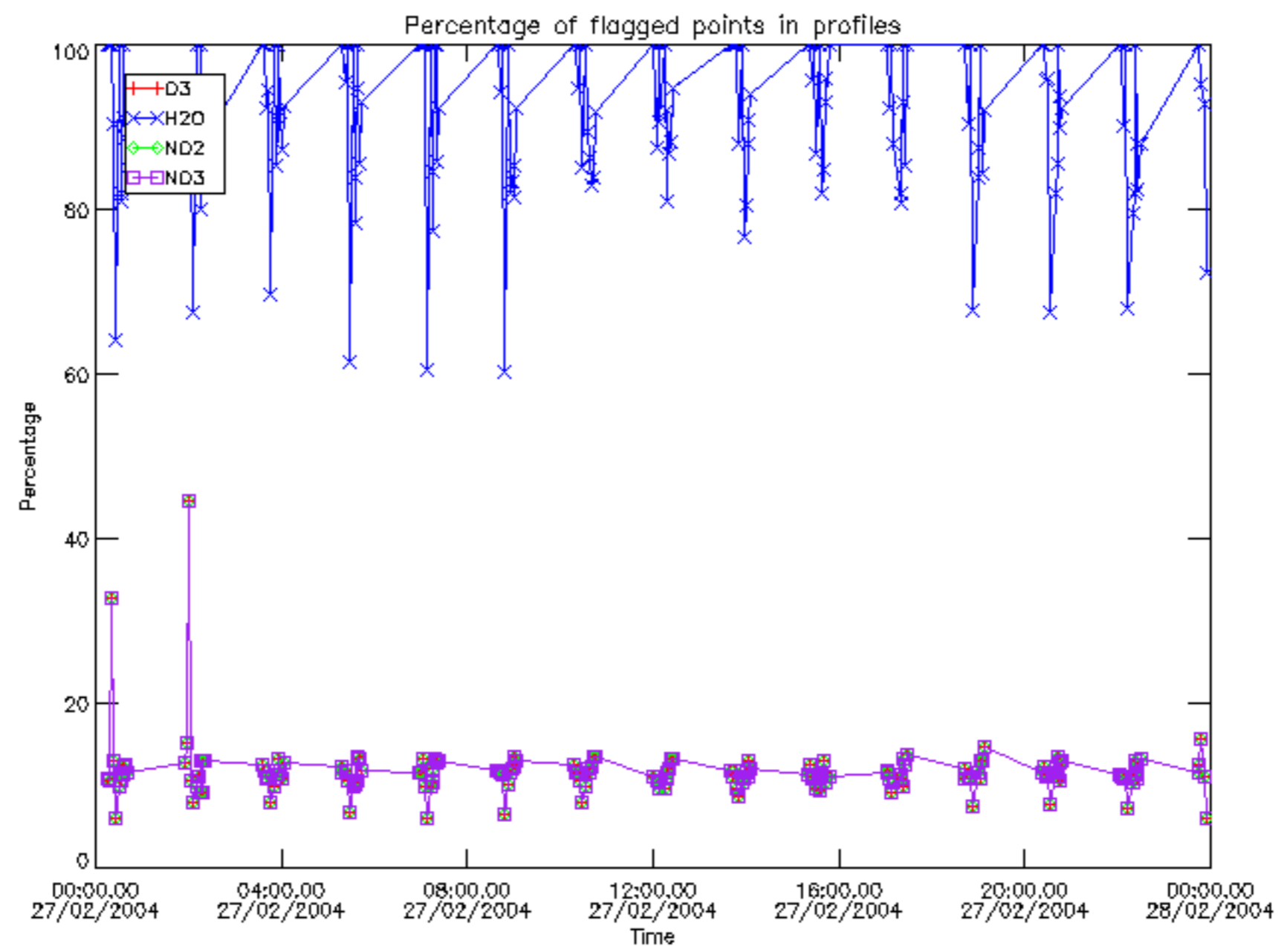
The colorbar represents the latitude.



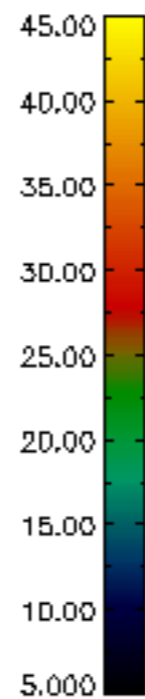
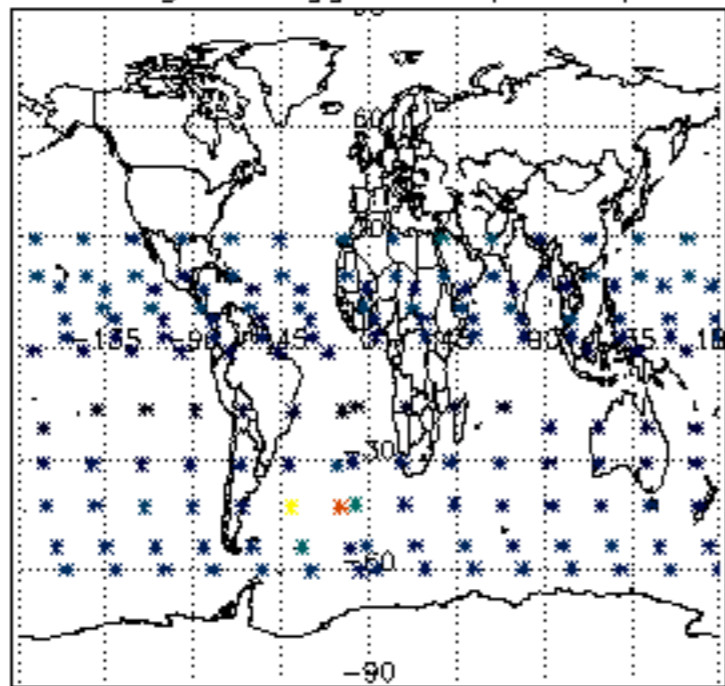
6. Auxiliary Data Files used for the production reported in section 2

The number reported in the third column indicates since which file (see list in section 2) the corresponding auxiliary file has been used. The fourth column is the date of those product files.

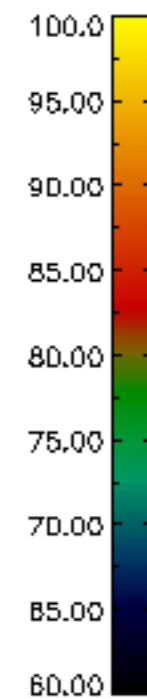
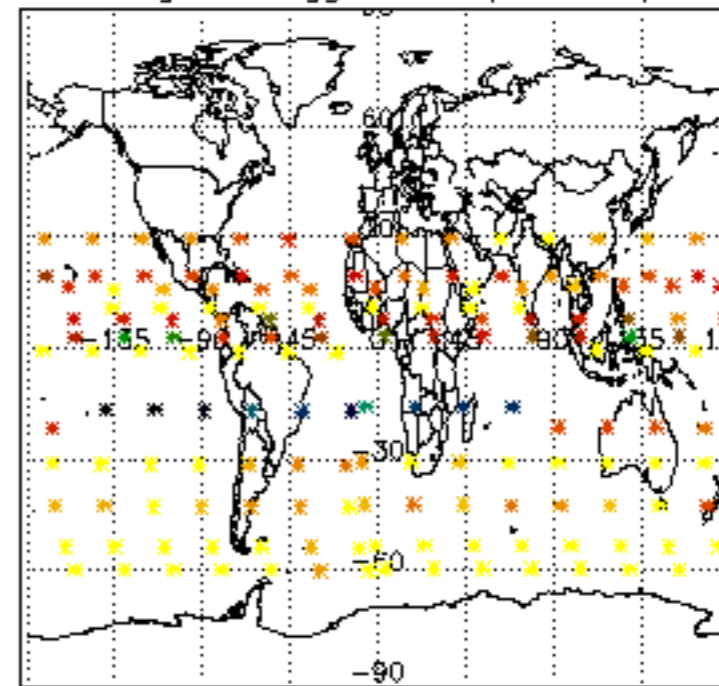
Type	Auxiliary Filename	Used since product	Used since product date
INST_PHYS_CHARACTERISTICS	GOM_INS_AXVIEC20091111_143220_20030716_120000_20500101_000000	1	27-FEB-2004 00:01:22
LEVEL-2_PROC_CONFIG	GOM_PR2_AXVIEC20091111_152718_20020301_000000_20500101_000000	1	27-FEB-2004 00:01:22
CROSS_SECTIONS_FILE	GOM_CRS_AXVIEC20091111_154832_20020301_000000_20500101_000000	1	27-FEB-2004 00:01:22



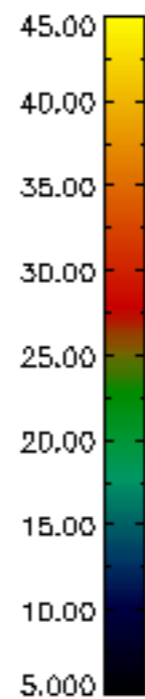
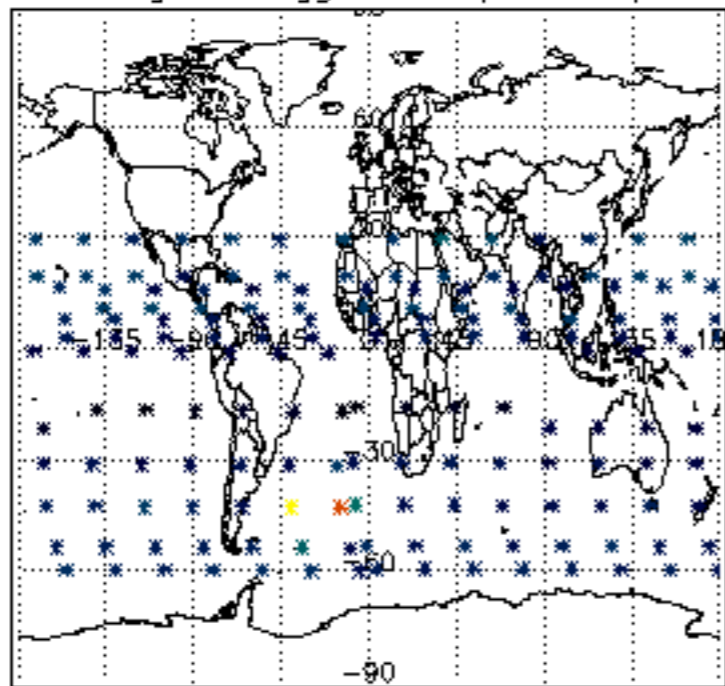
Percentage of flagged data per D3 profile



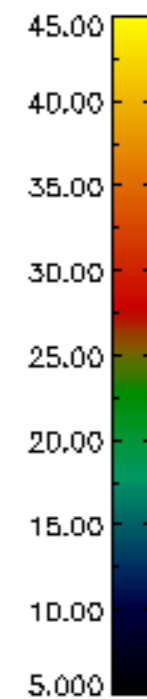
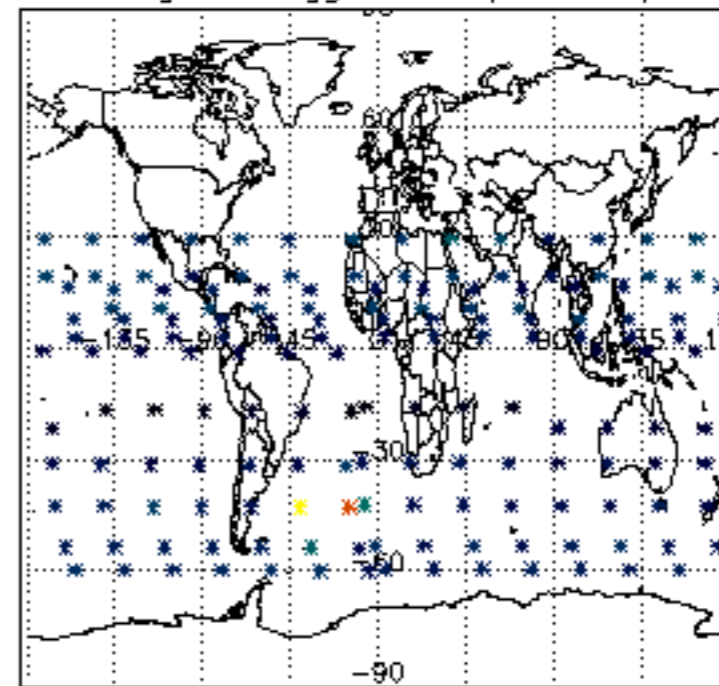
Percentage of flagged data per H2O profile

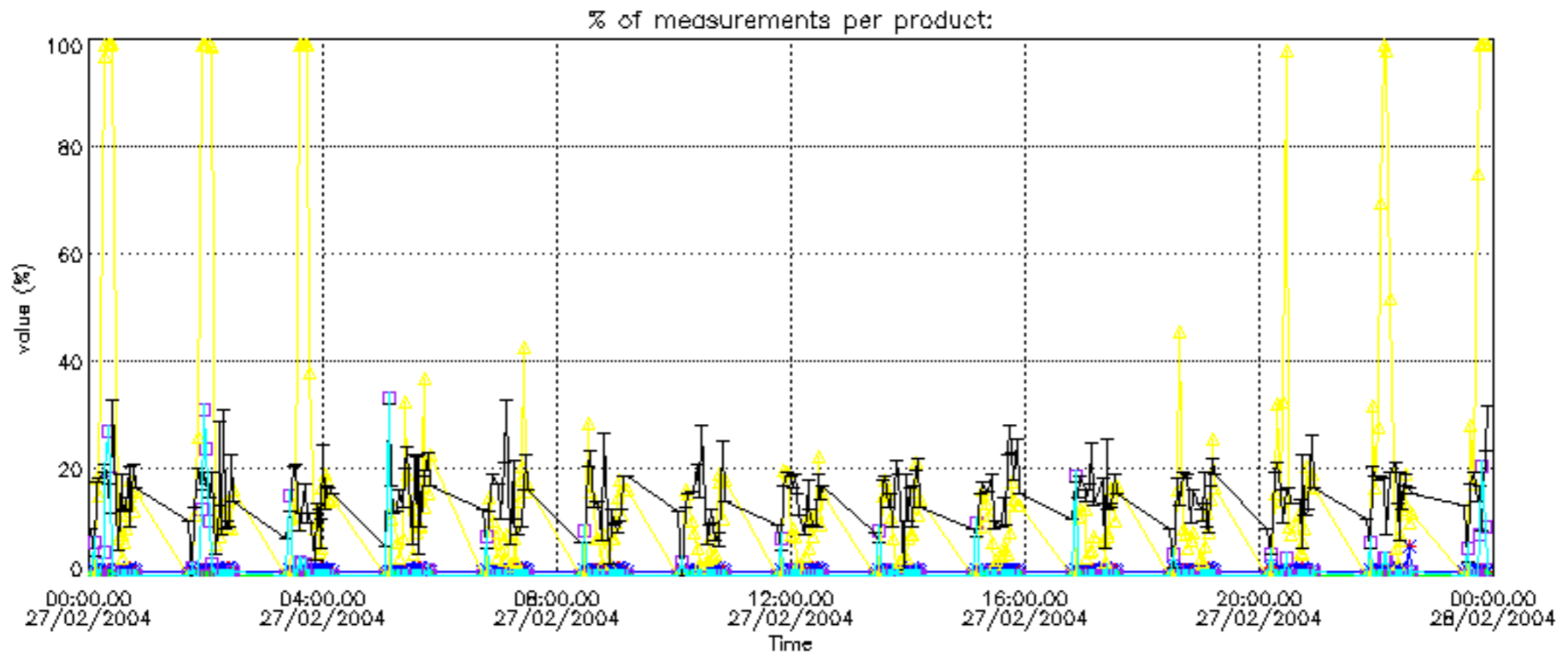


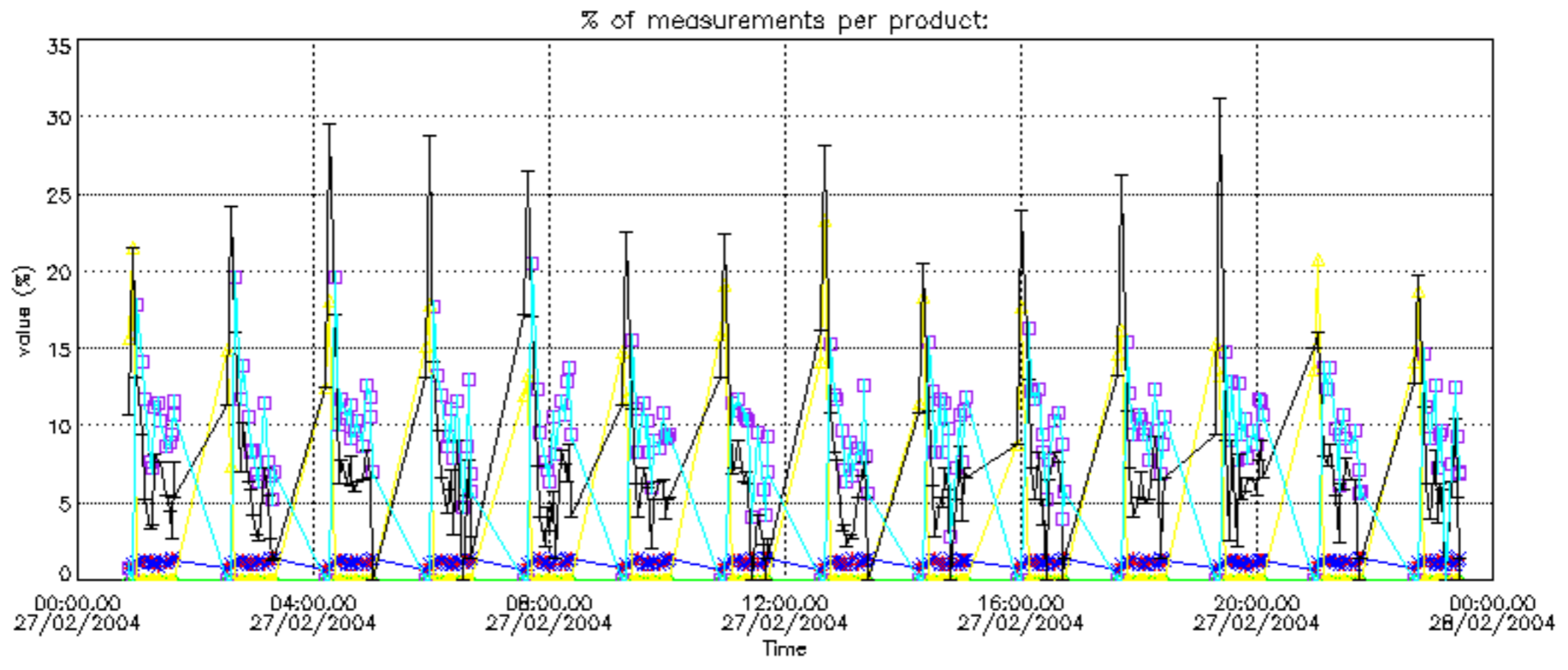
Percentage of flagged data per NO2 profile



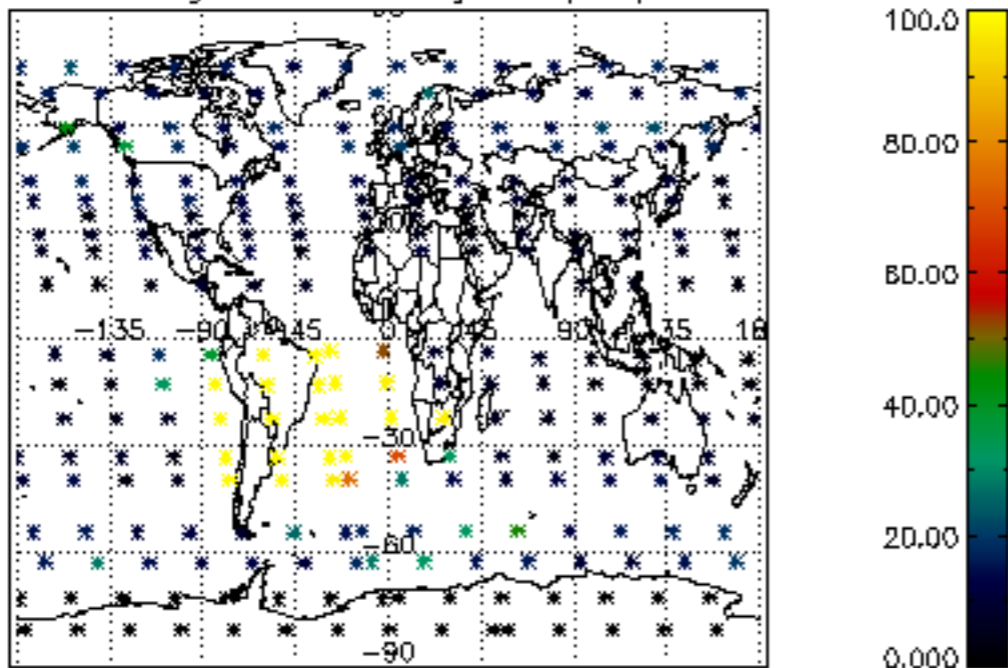
Percentage of flagged data per NO3 profile



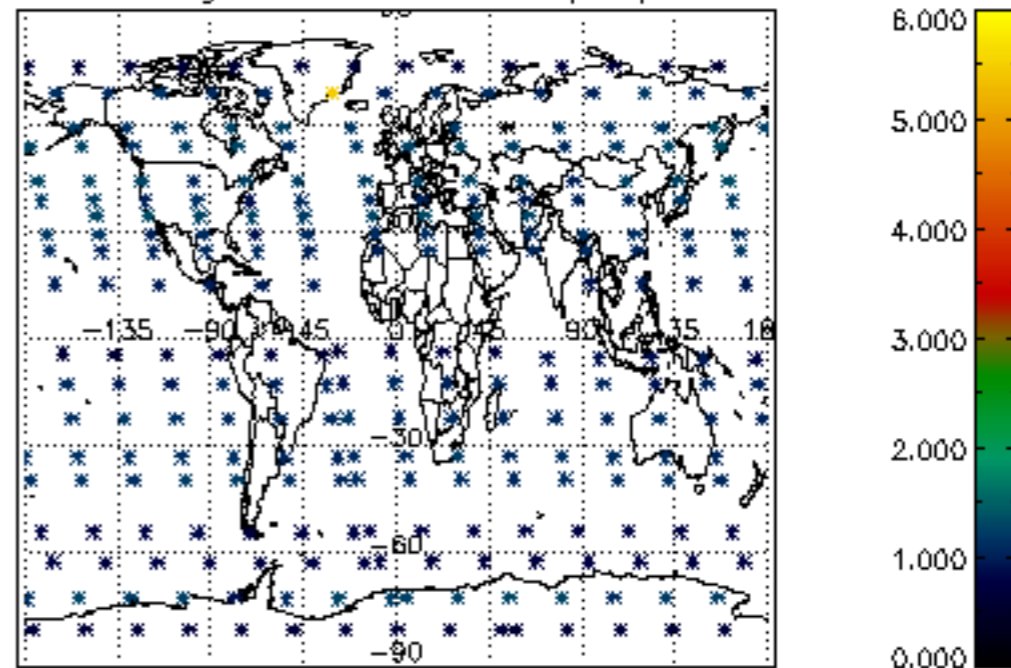




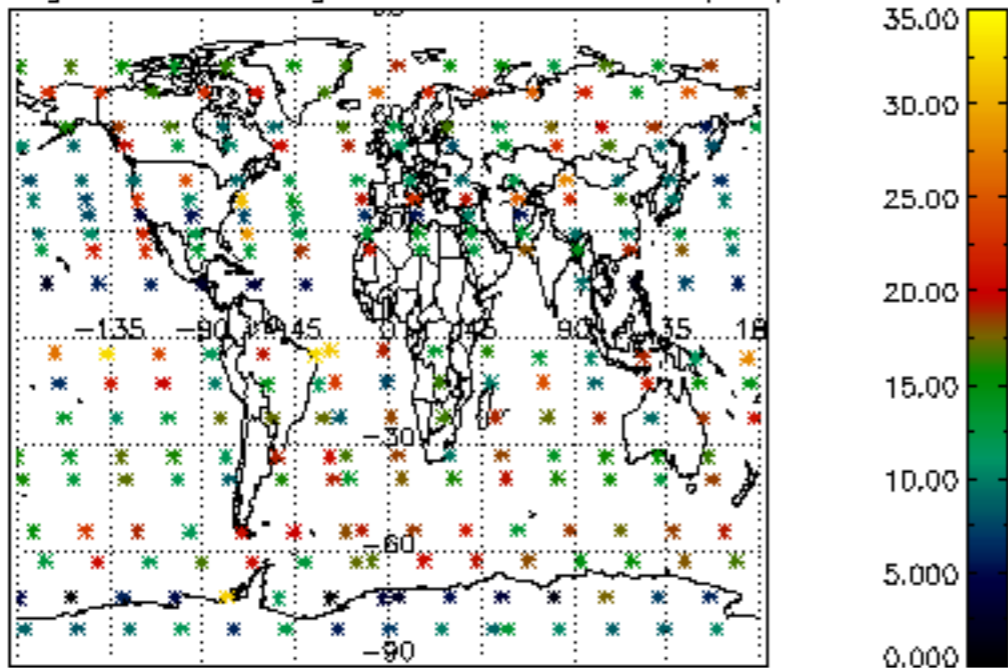
Percentage of cosmic ray hits per profile



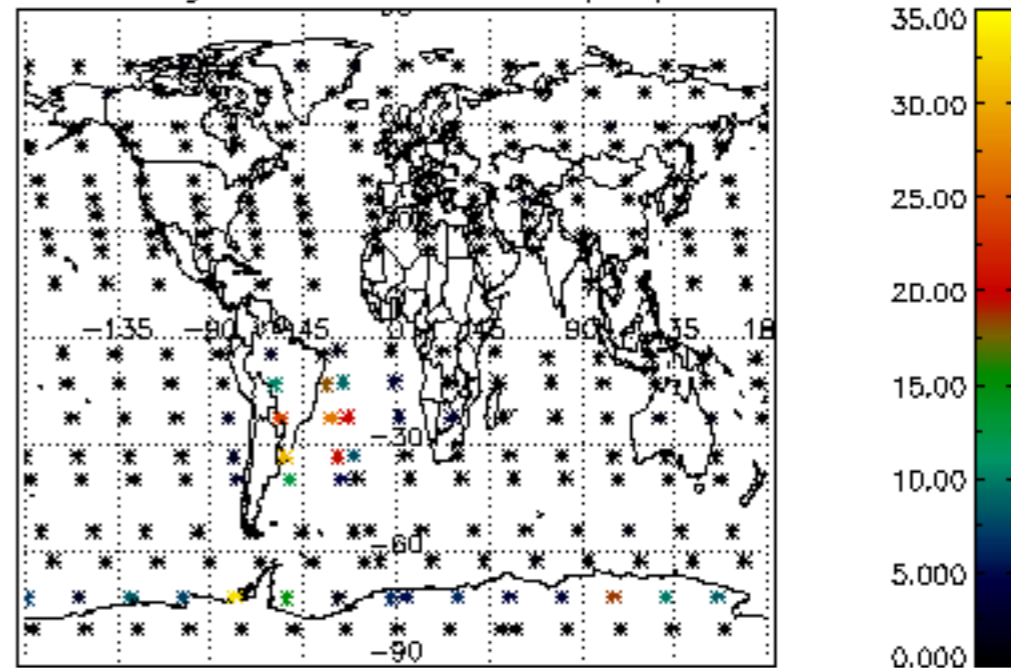
Percentage of datation errors per profile



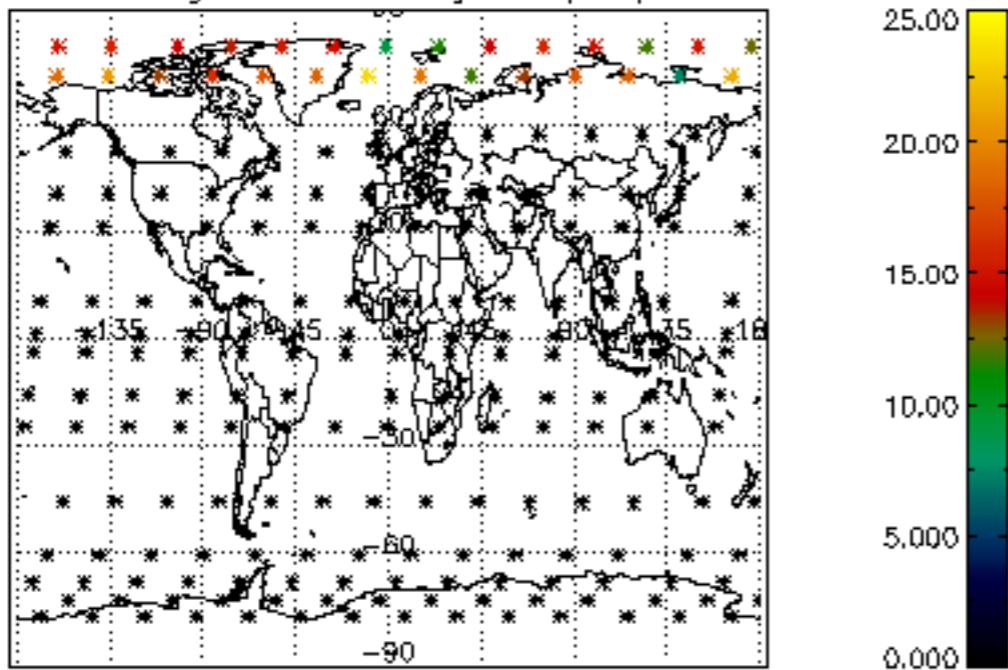
Percentage of star falling outside central band per profile



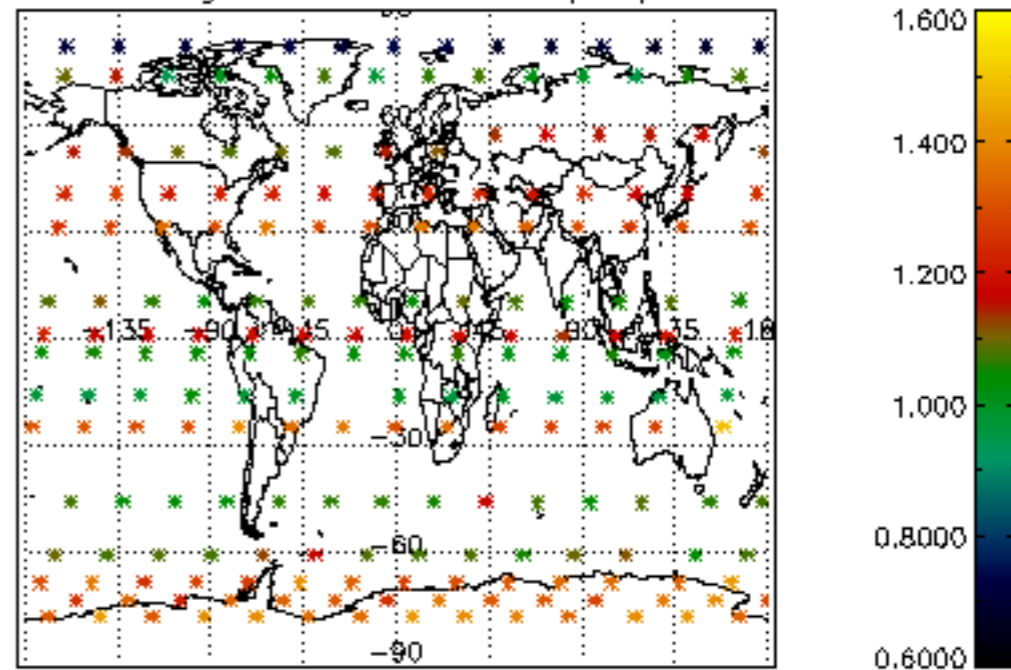
Percentage of saturation errors per profile



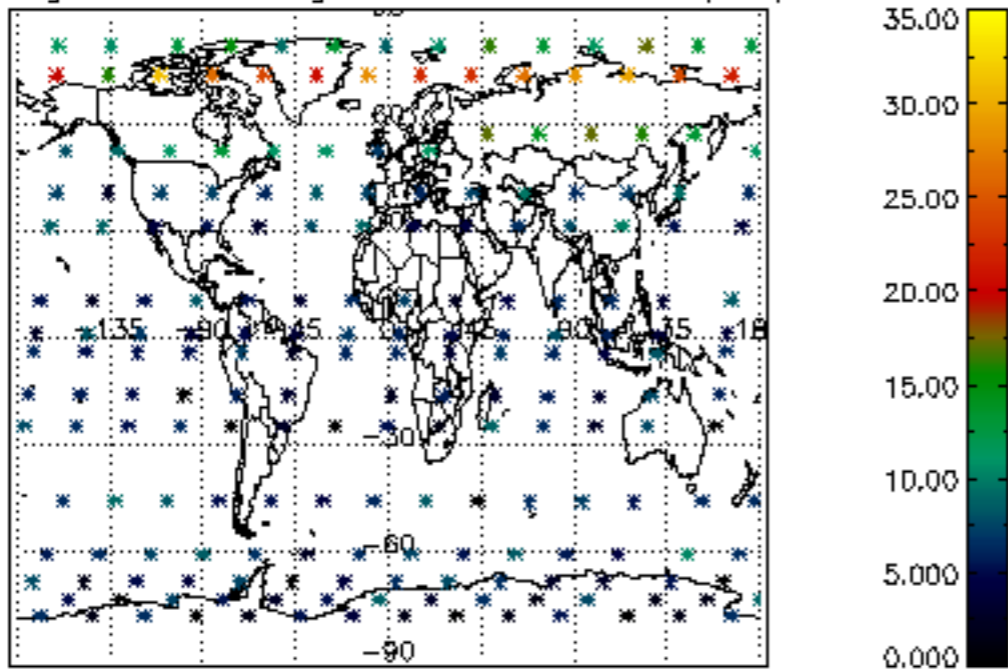
Percentage of cosmic ray hits per profile



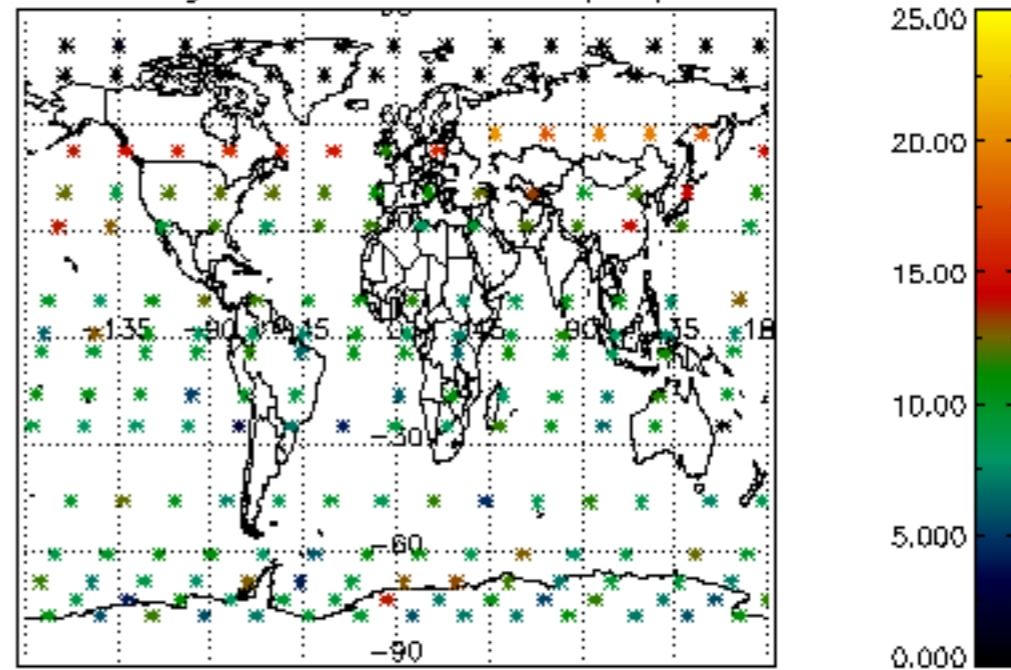
Percentage of datation errors per profile

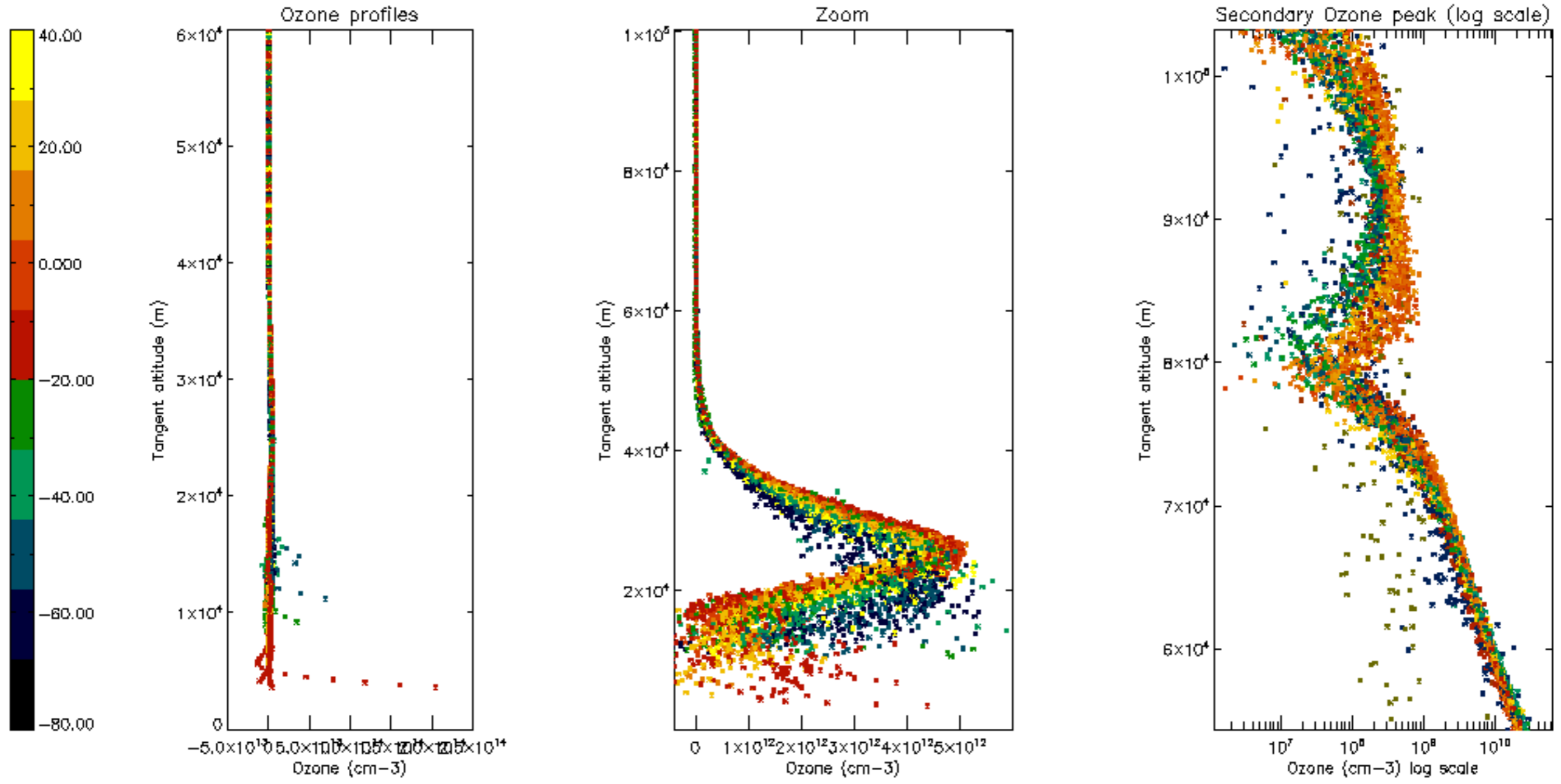


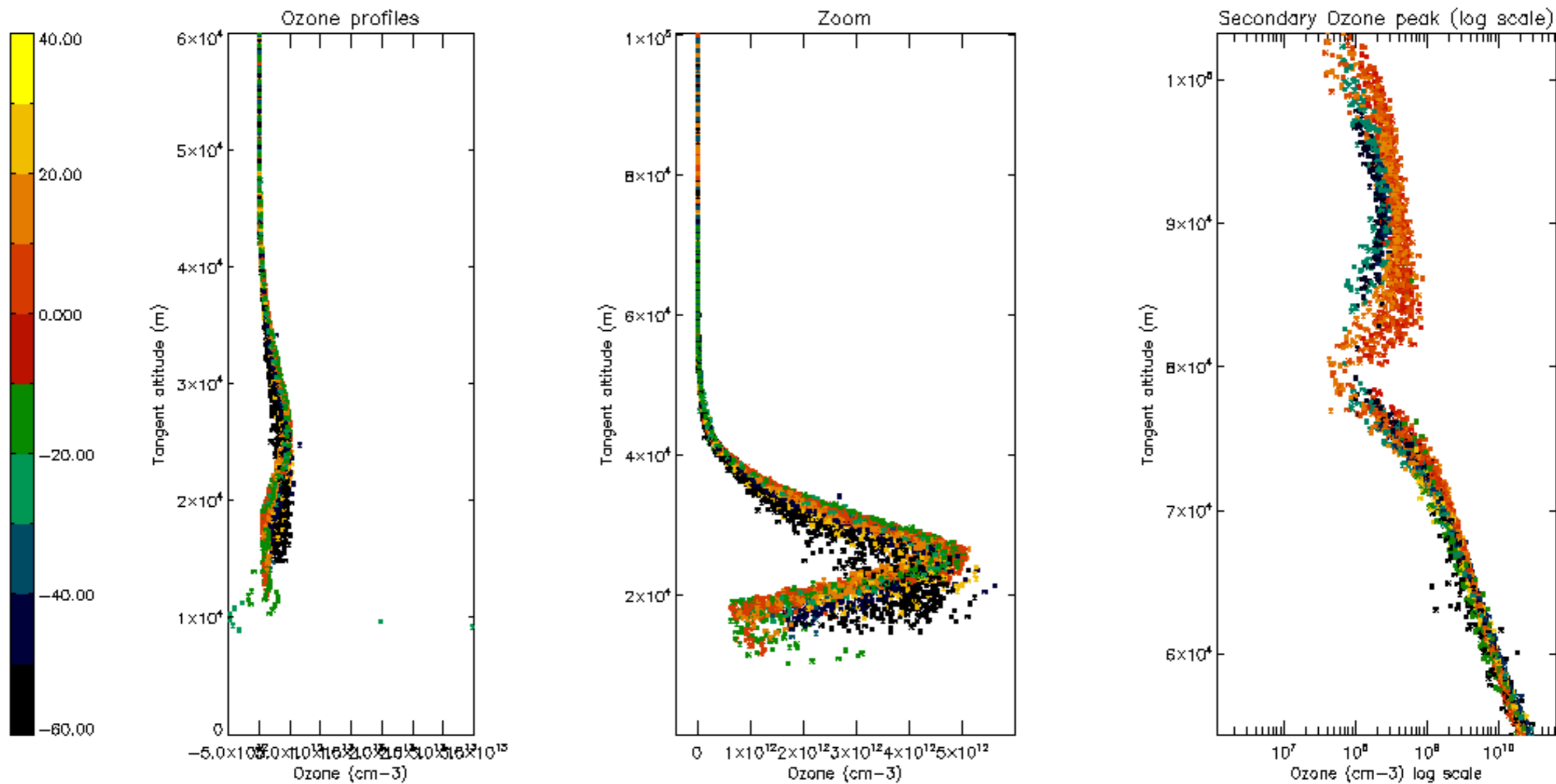
Percentage of star falling outside central band per profile

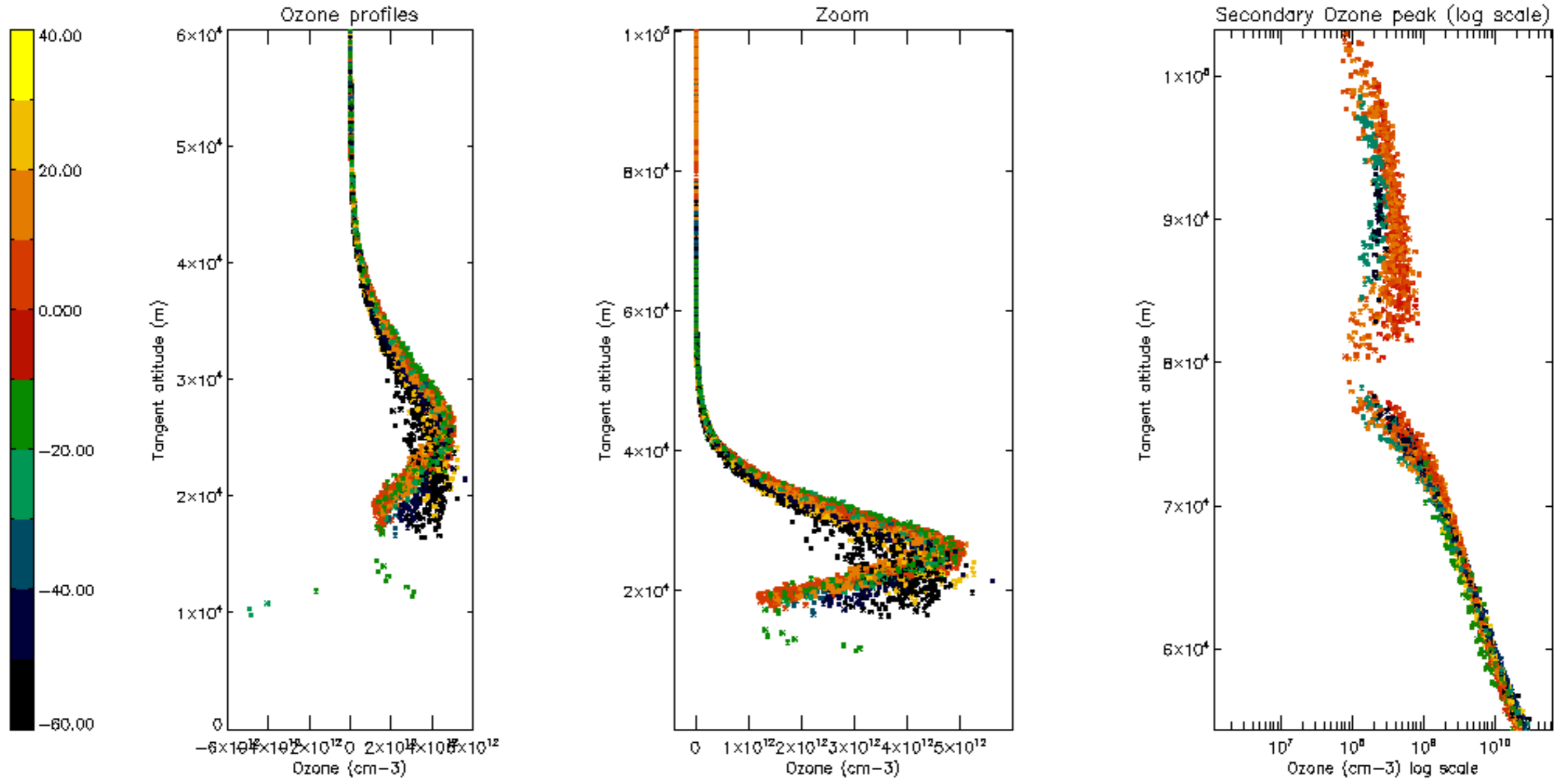


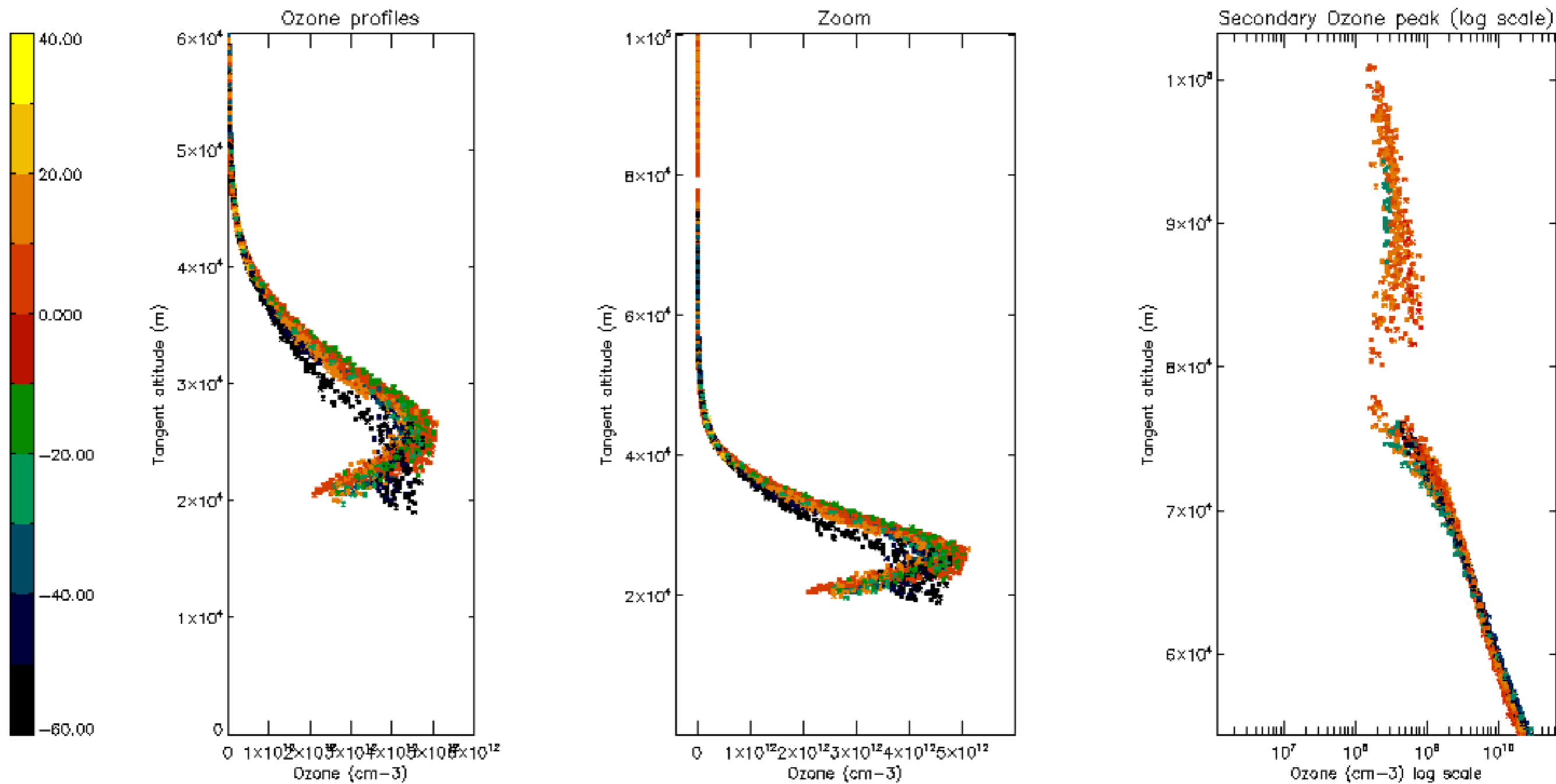
Percentage of saturation errors per profile

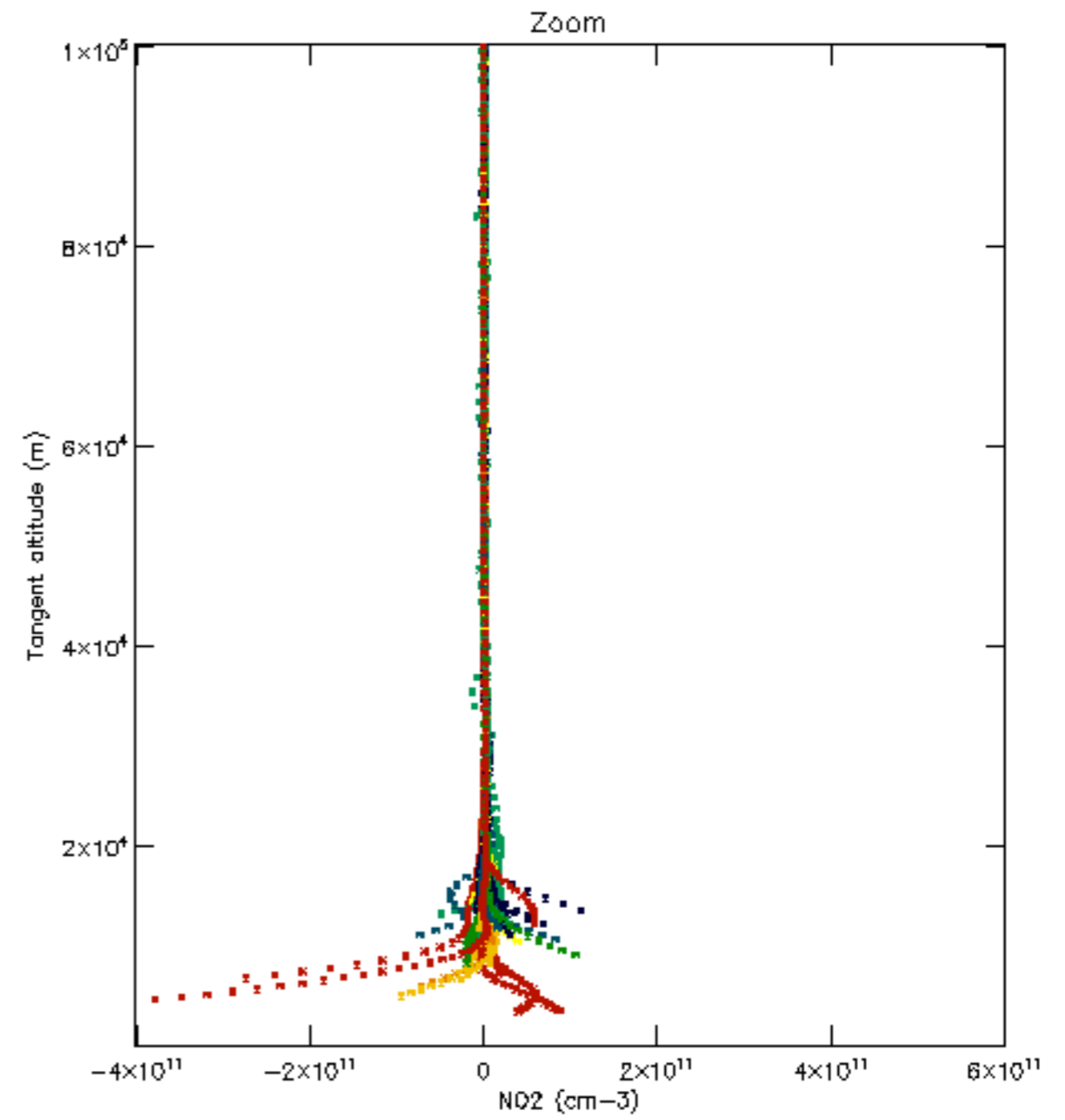
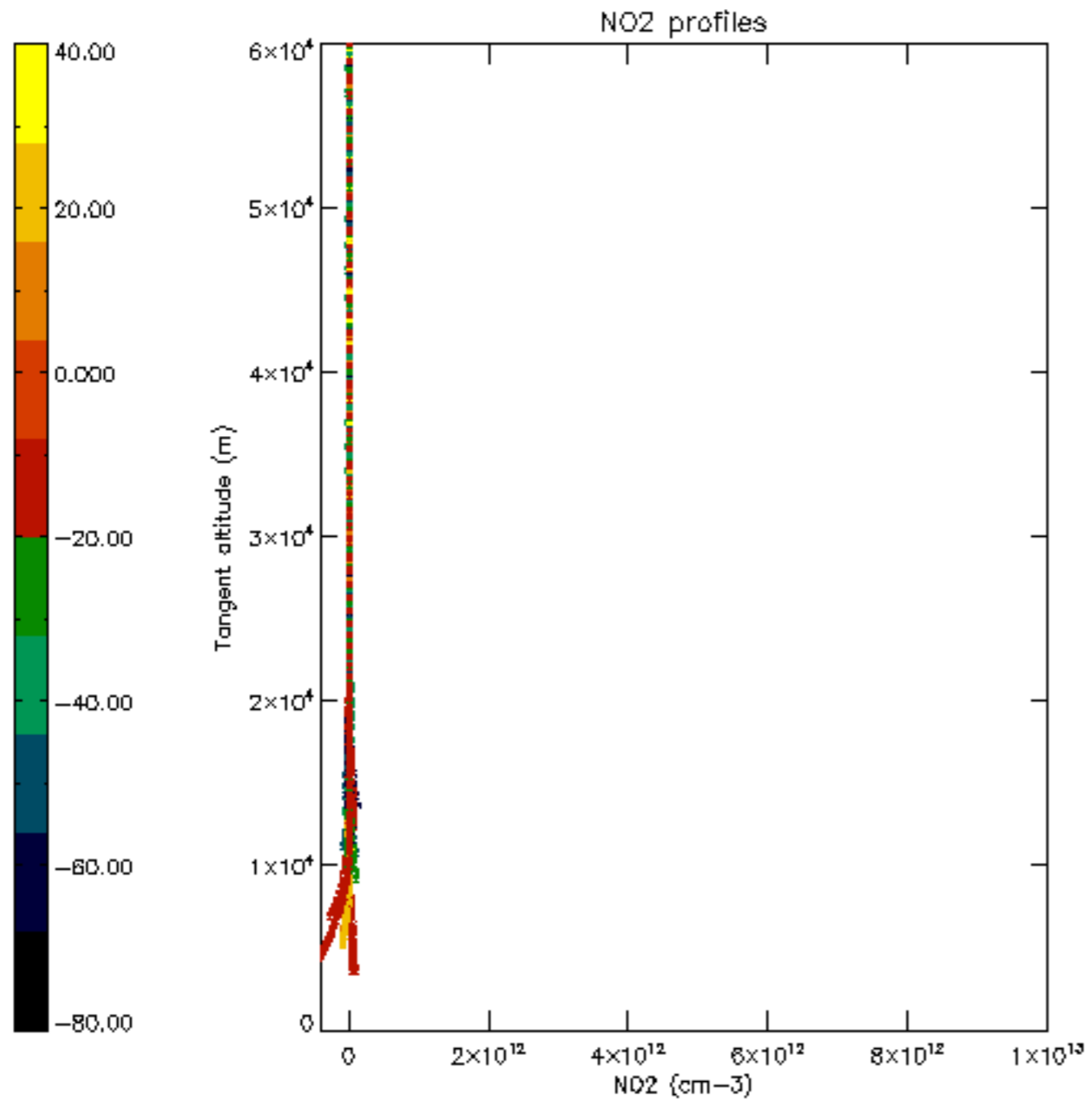


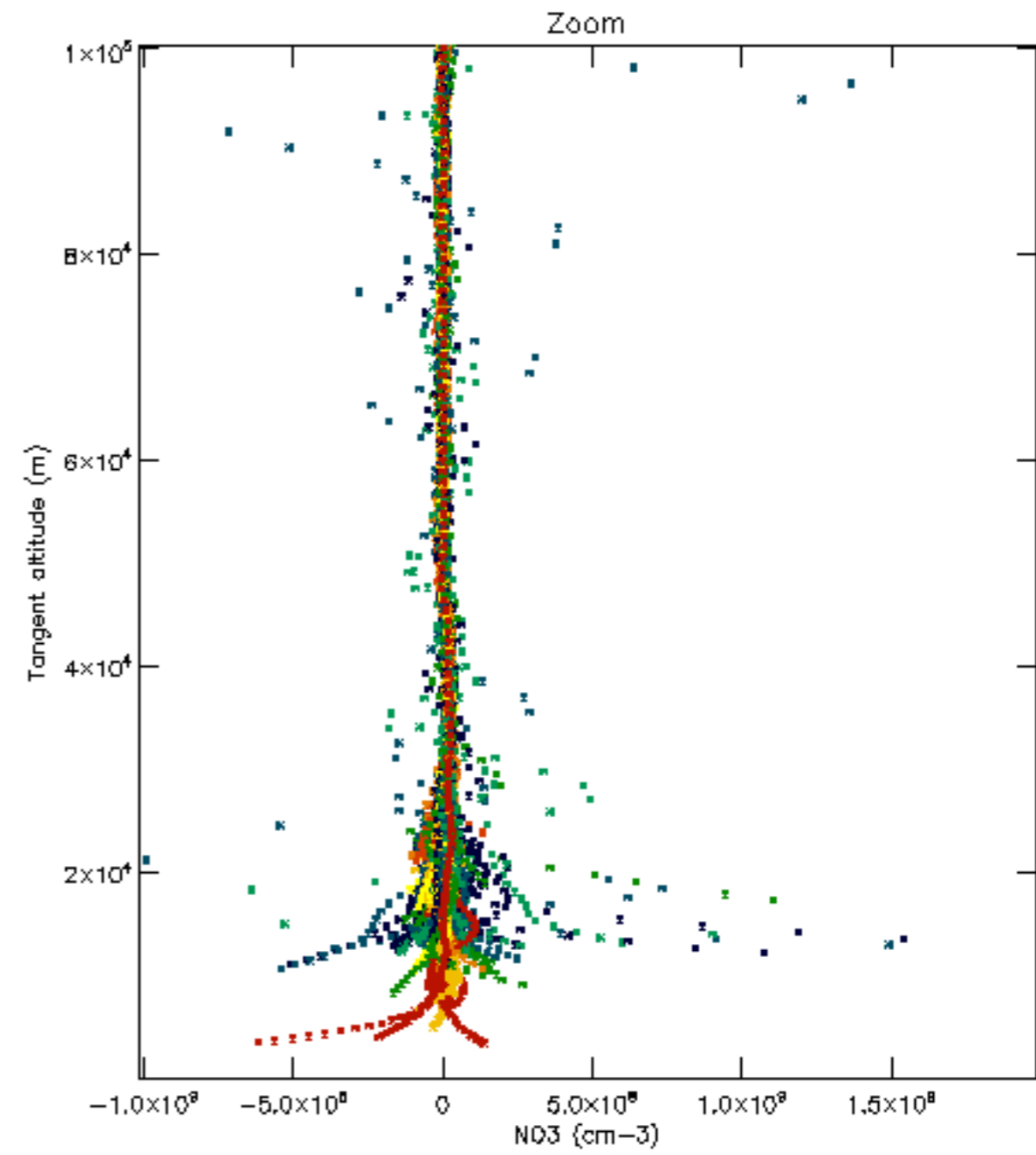
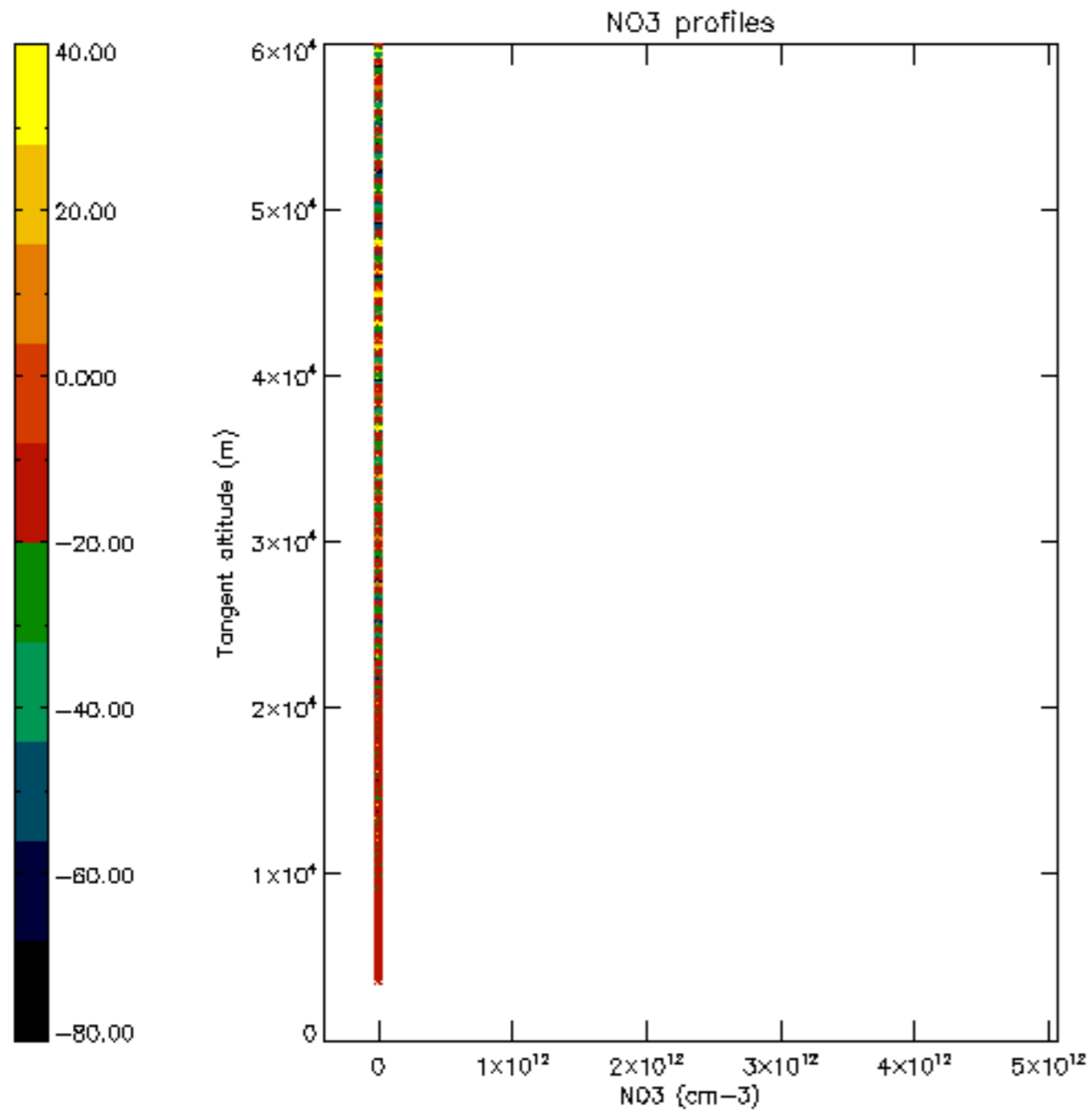


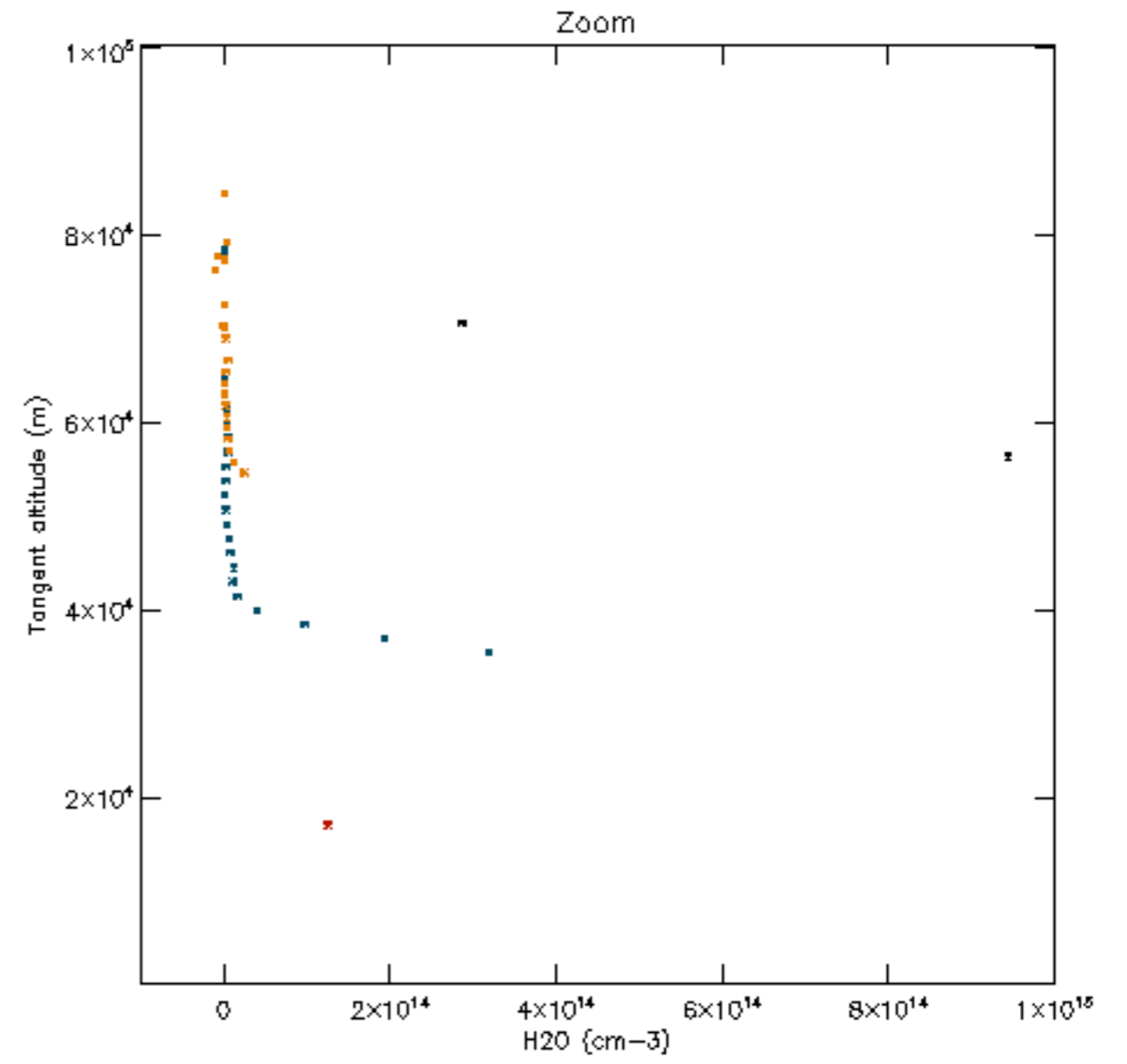
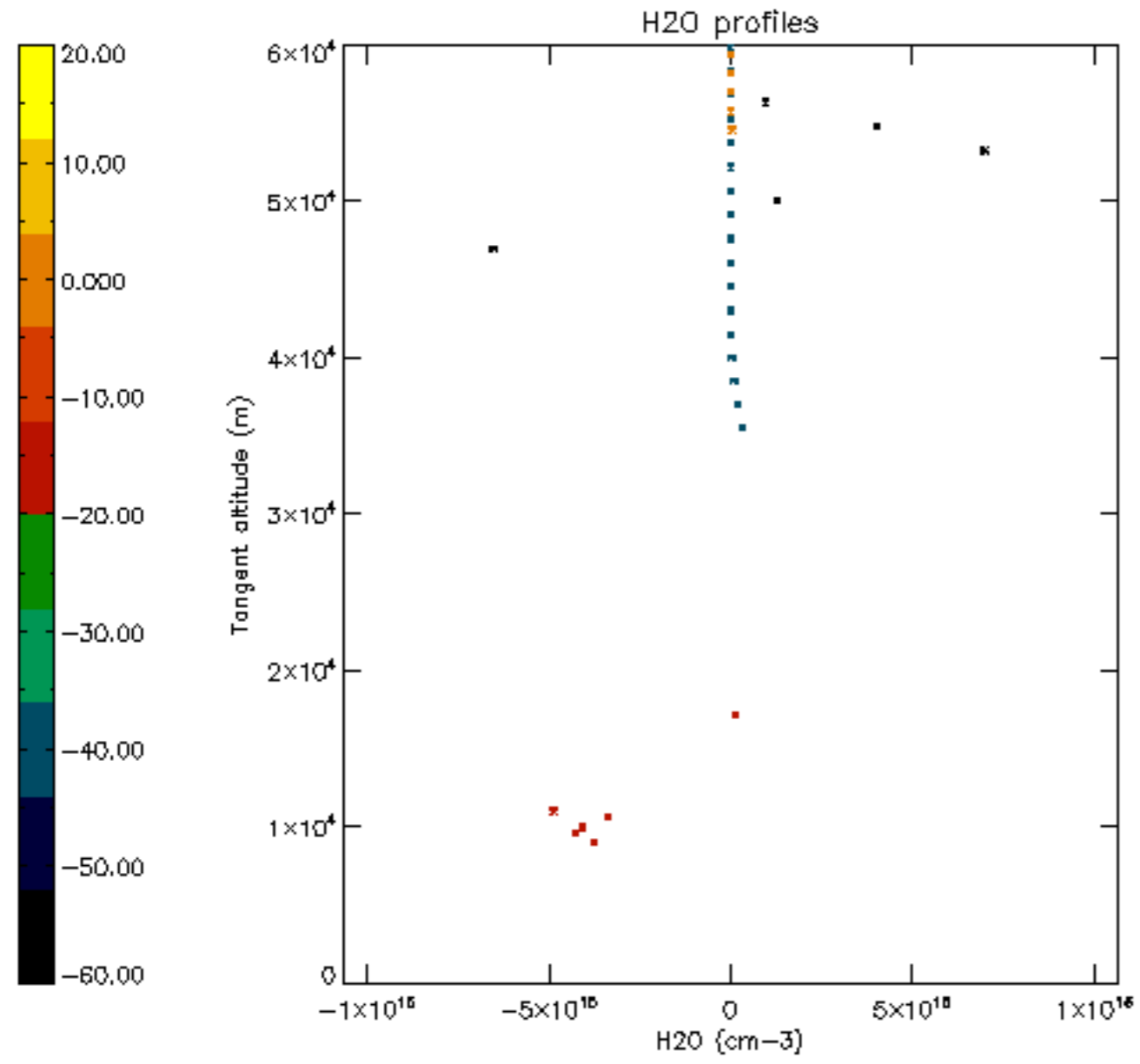


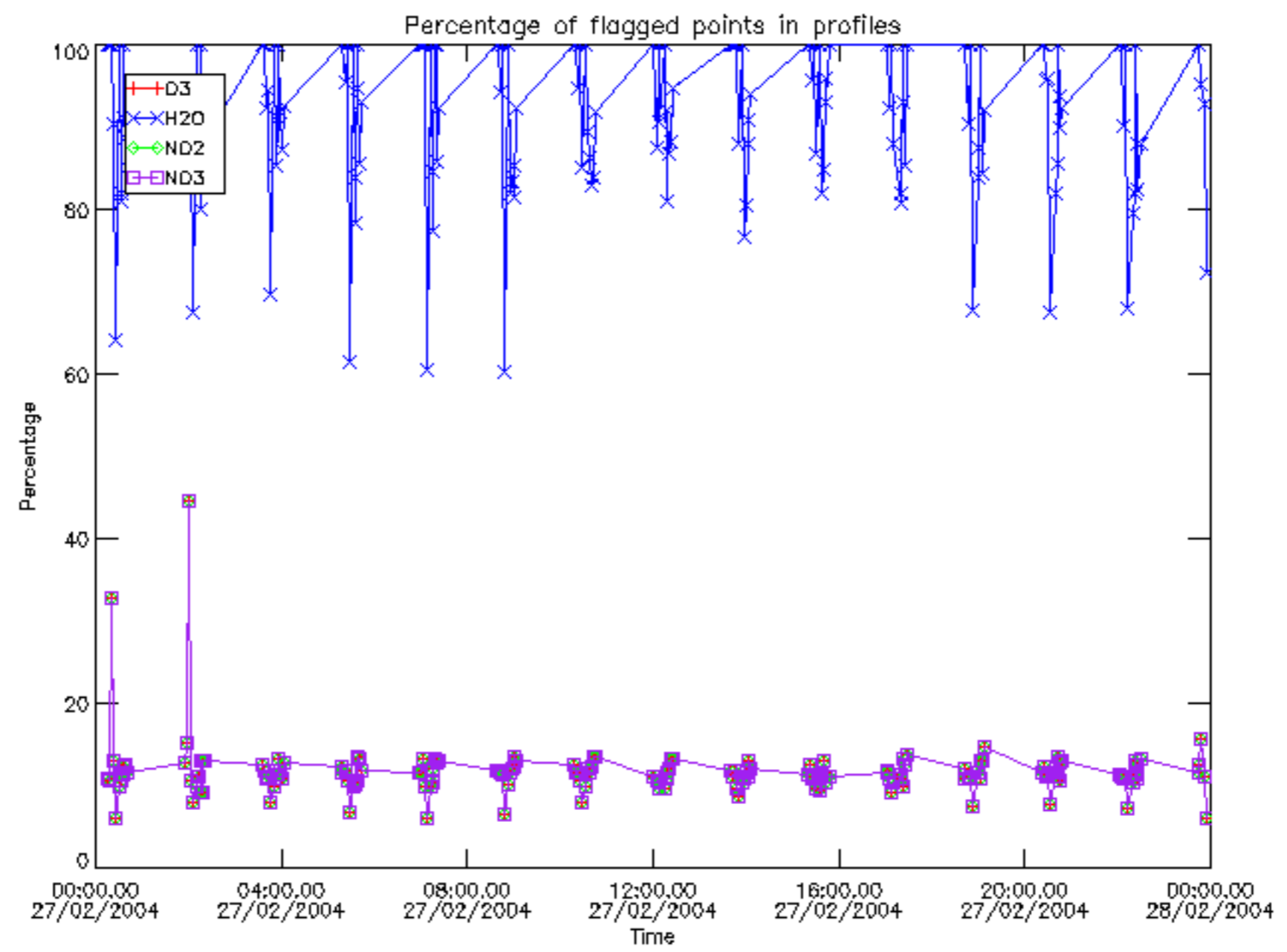




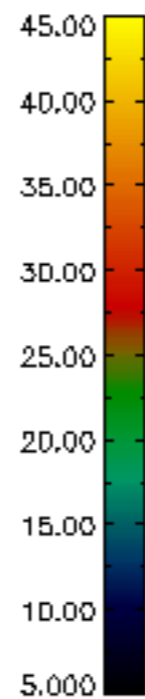
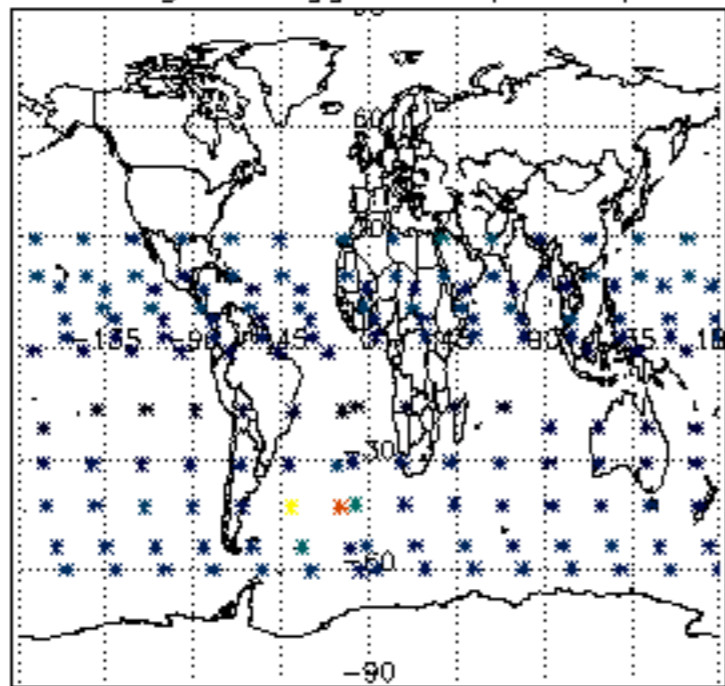




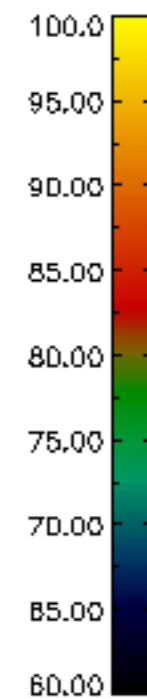
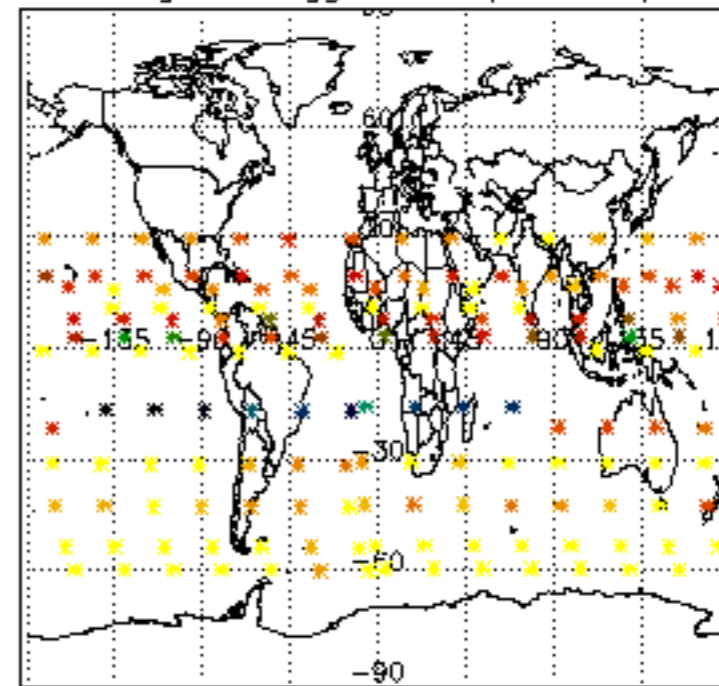




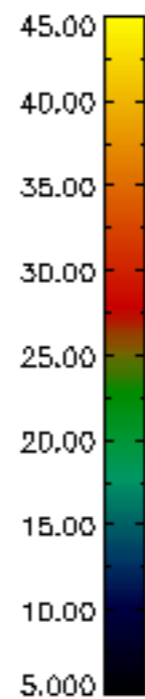
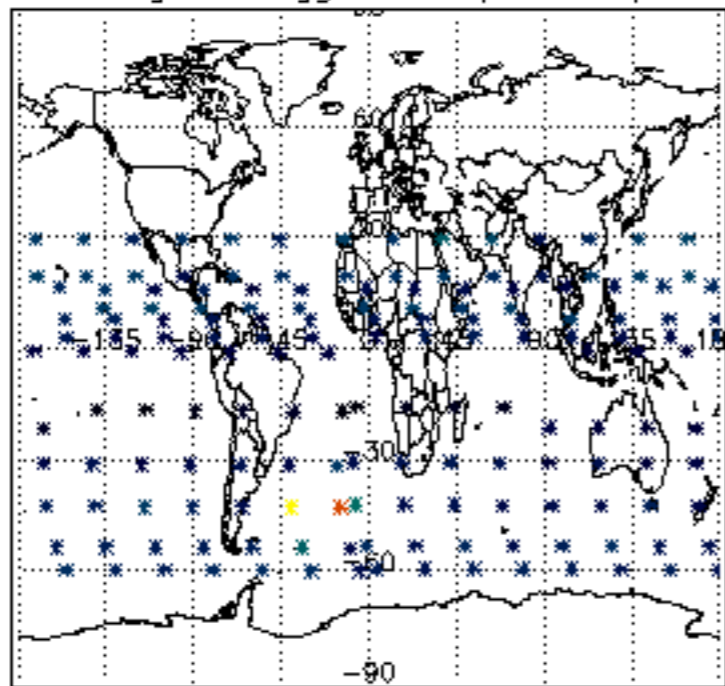
Percentage of flagged data per D3 profile



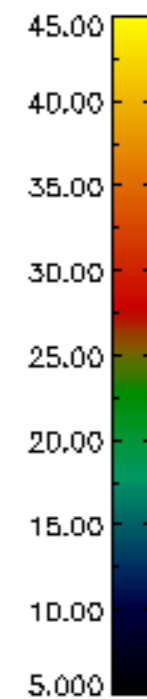
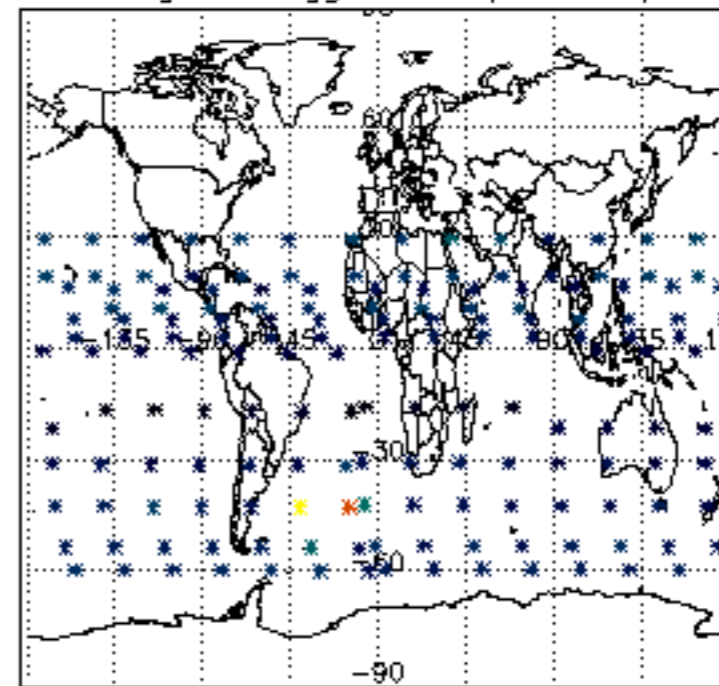
Percentage of flagged data per H2O profile

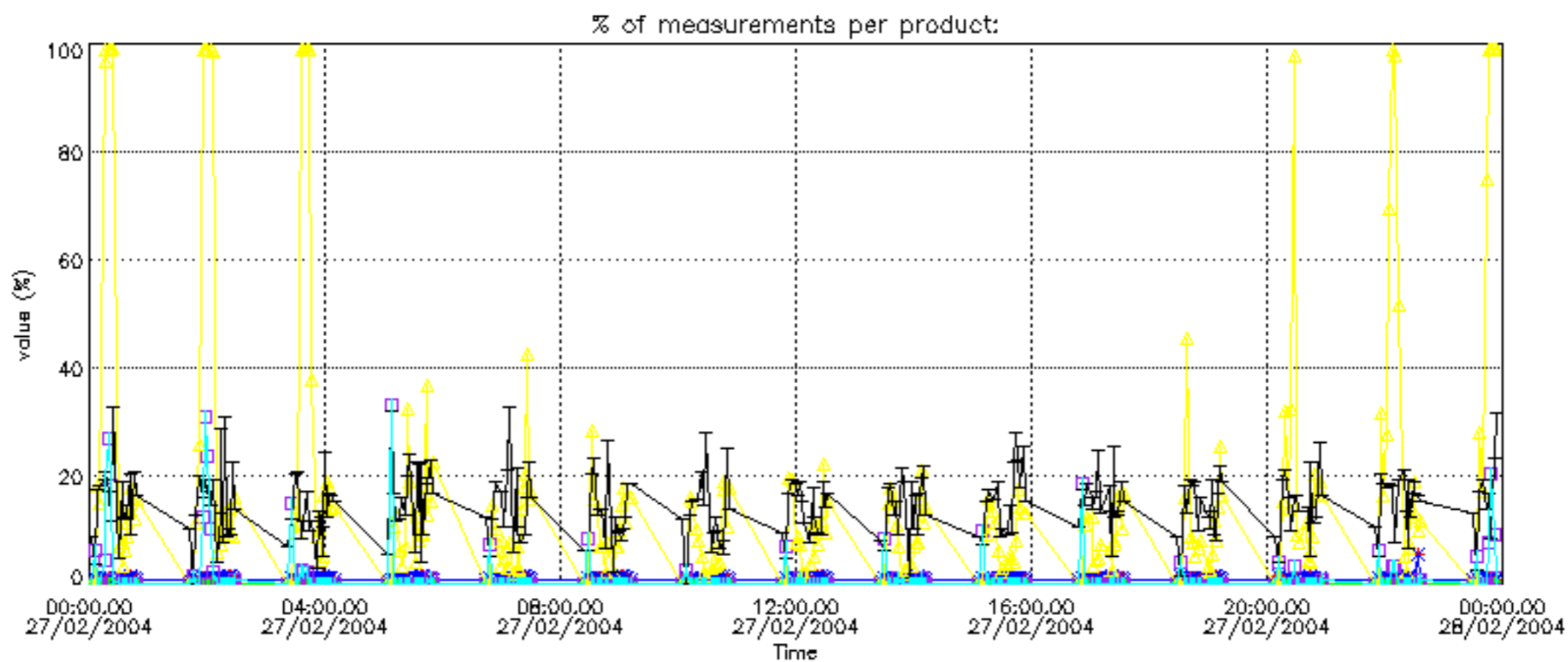


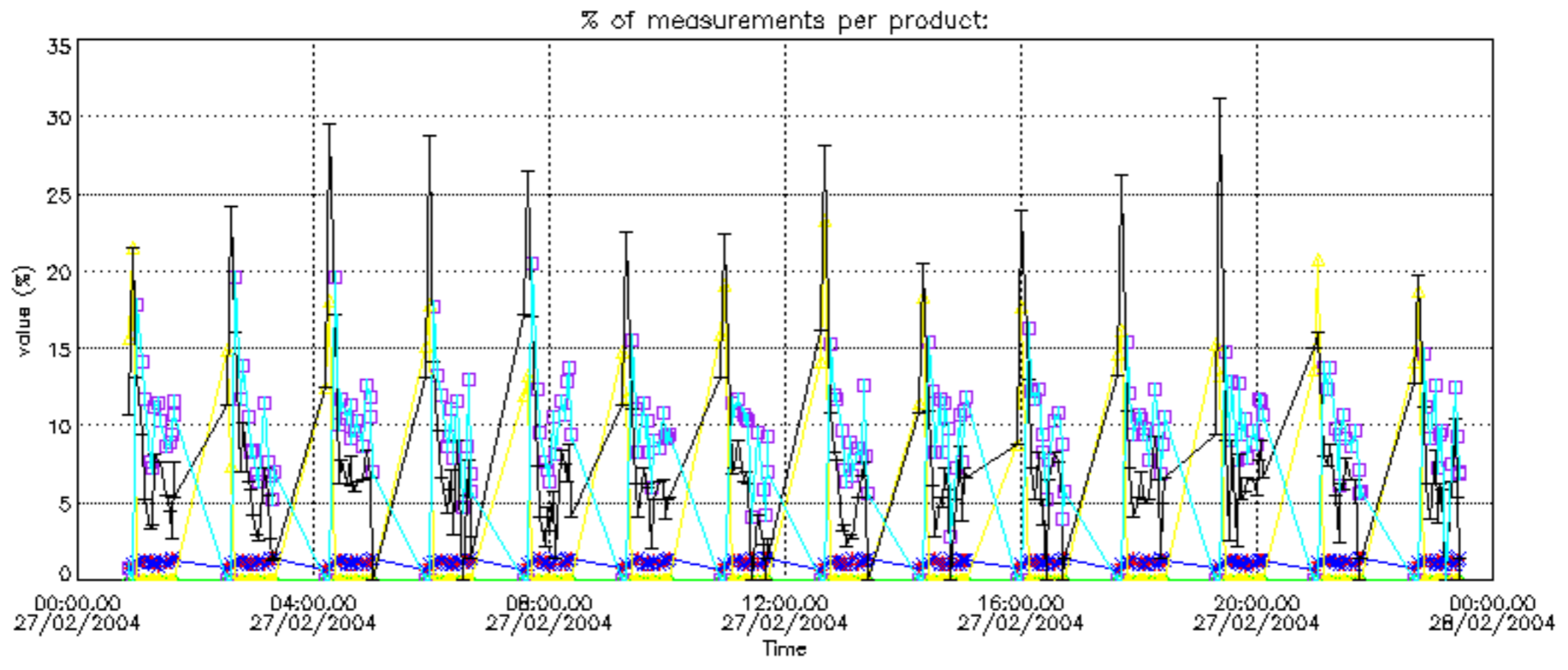
Percentage of flagged data per NO2 profile



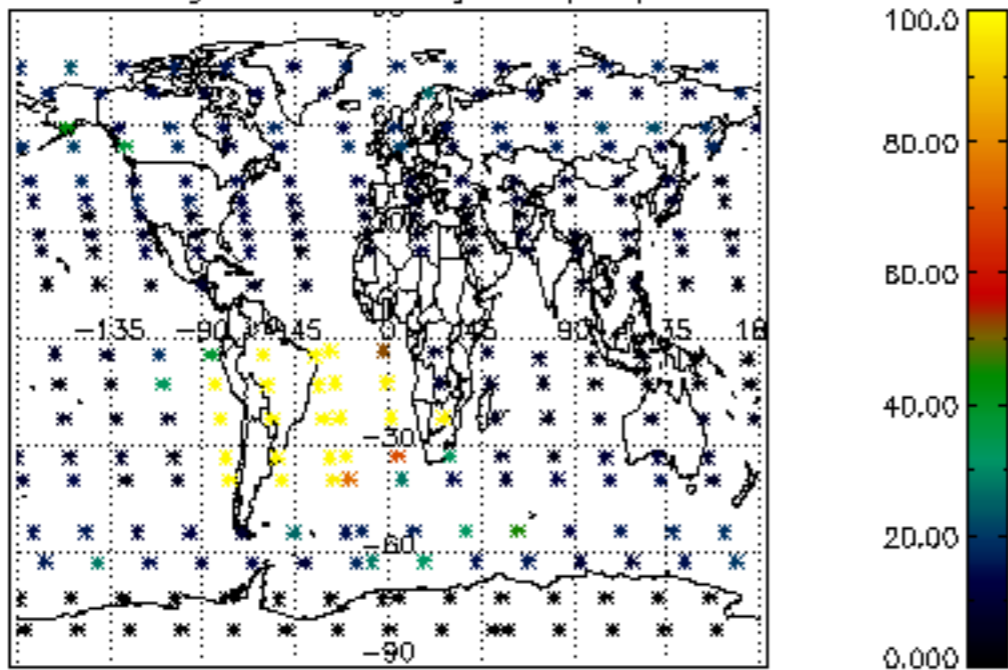
Percentage of flagged data per NO3 profile



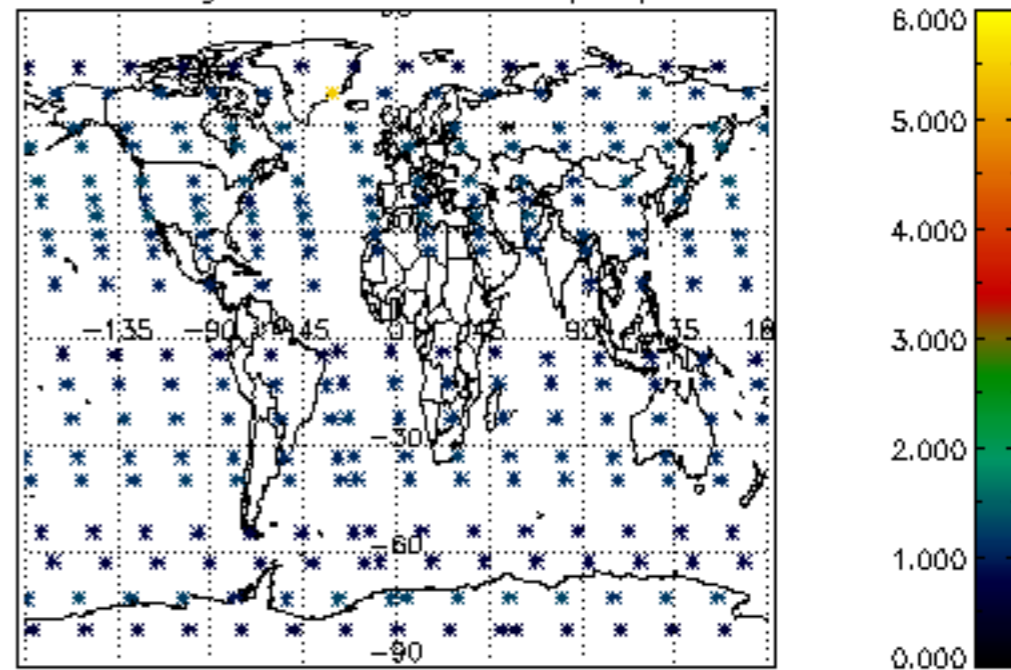




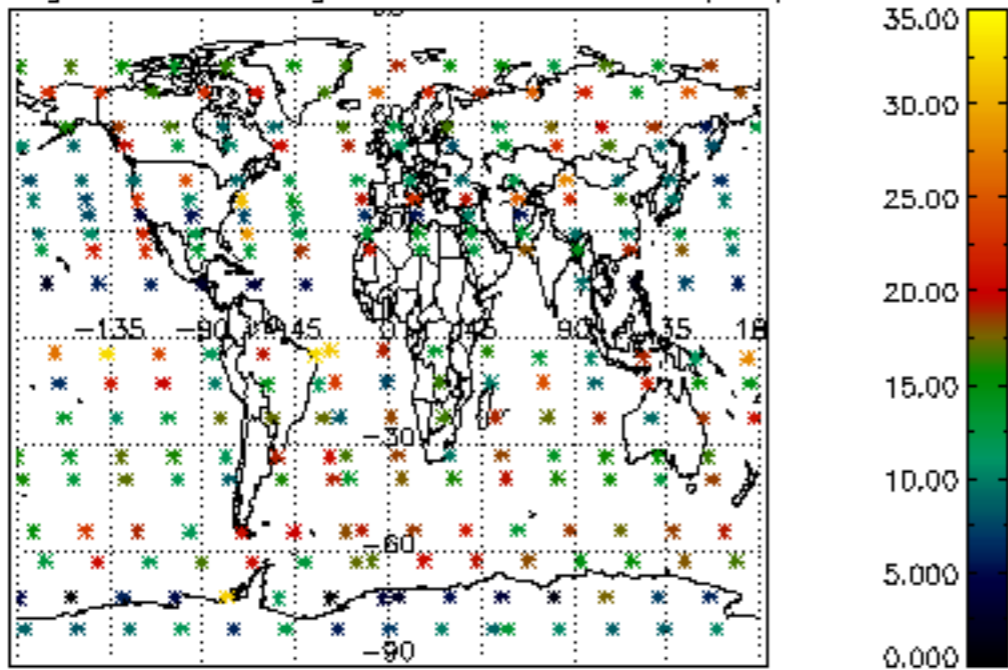
Percentage of cosmic ray hits per profile



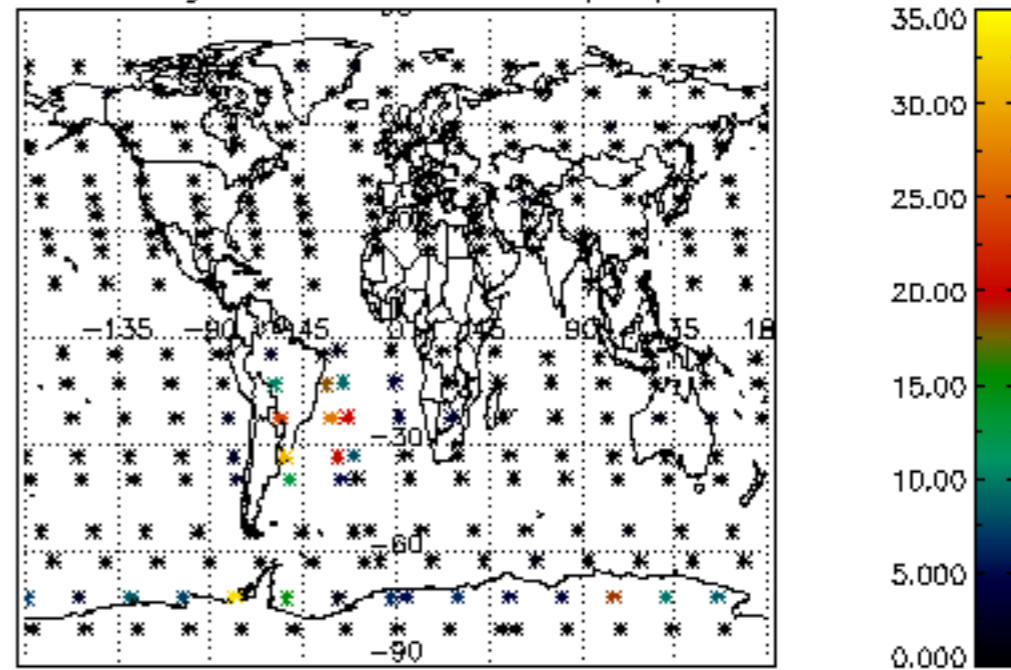
Percentage of datation errors per profile



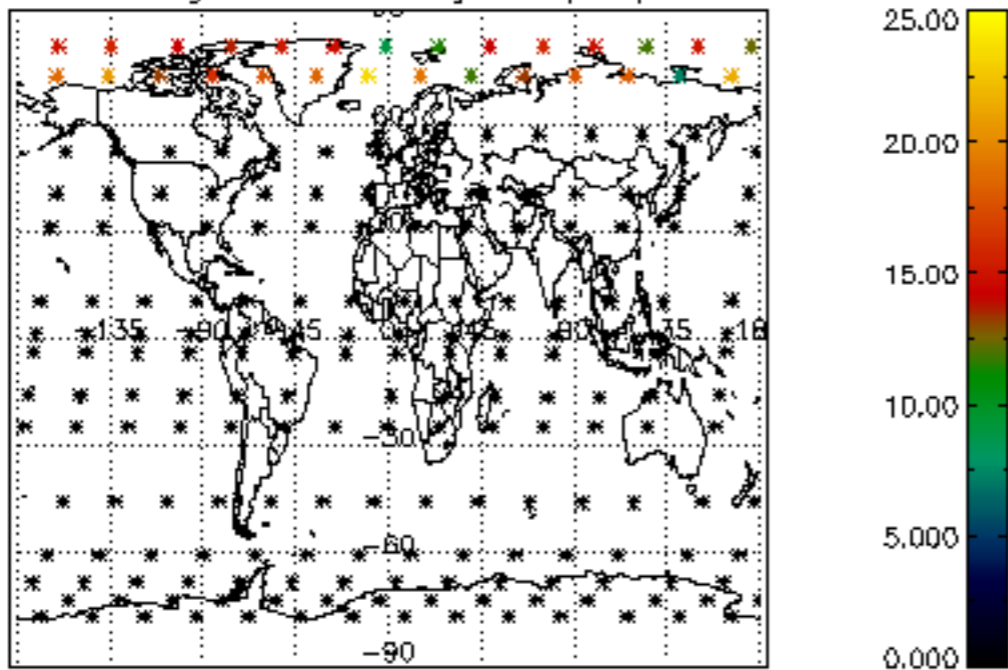
Percentage of star falling outside central band per profile



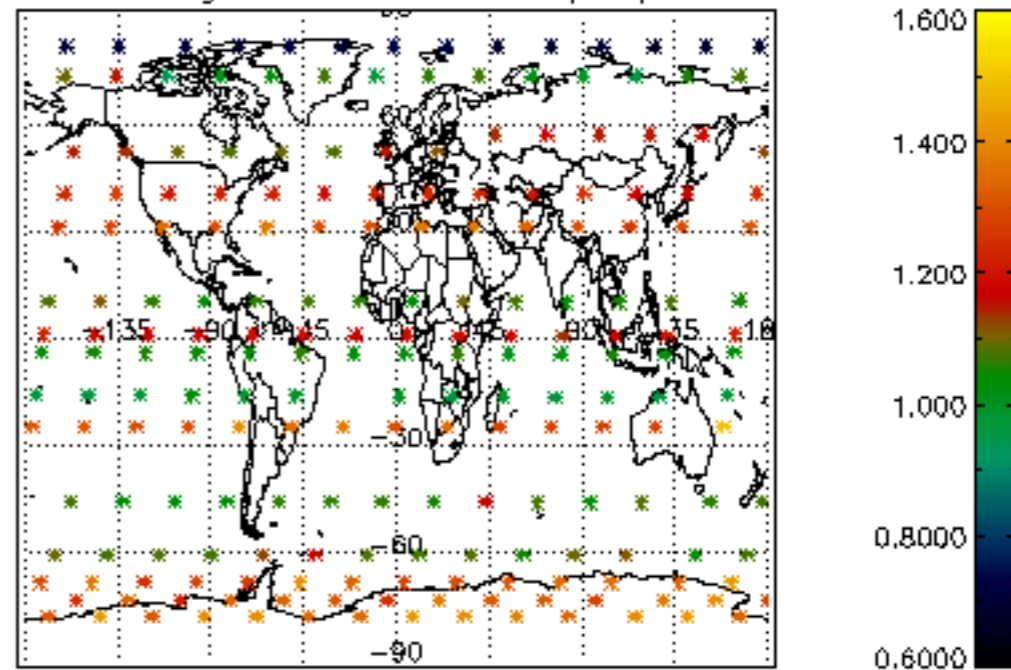
Percentage of saturation errors per profile



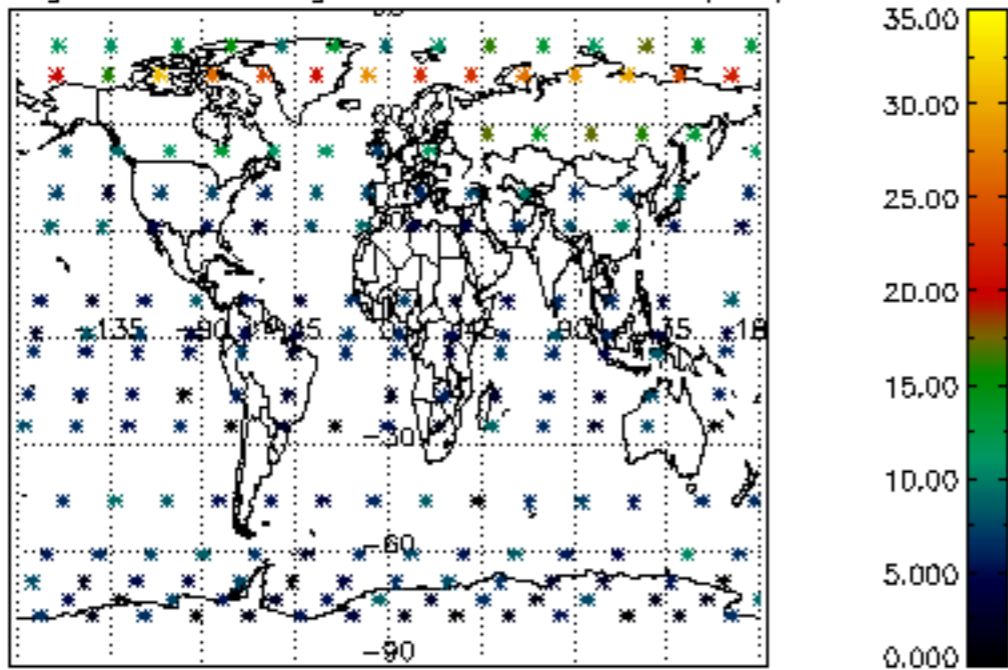
Percentage of cosmic ray hits per profile



Percentage of datation errors per profile



Percentage of star falling outside central band per profile



Percentage of saturation errors per profile

