

GOMOS Level 2 Daily Report

SUMMARY

[1. General Info](#)

[2. Summary of processed GOM_NL_2P products](#)

[3. Level 2 Quality information per product](#)

[3.1 Plot of level 2 quality information per product \(time dependant\)](#)

[3.2 Plot of level 2 quality information per product \(world map\)](#)

[4. Level 1 Quality information per product \(stored on level 2 products\)](#)

[4.1 Plot of level 1 quality information per product \(time dependant\)](#)

[4.1.1 Plot of level 1 quality information per product \(time dependant\): ASCENDING](#)

[4.1.2 Plot of level 1 quality information per product \(time dependant\): DESCENDING](#)

[4.2 Plot of level 1 quality information per product \(world map\)](#)

[4.2.1 Plot of level 1 quality information per product \(world map\): ASCENDING](#)

[4.2.2 Plot of level 1 quality information per product \(world map\): DESCENDING](#)

[5. Ozone profiles based on quality statistics and other trace gas profiles](#)

[5.1 Ozone statistics based on quality of products](#)

[5.2 Plot ozone profiles for all STD \(dark without errors\)](#)

[5.3 Plot ozone profiles where STD < 20% \(dark without errors\)](#)

[5.4. Plot ozone profiles where STD < 10% \(dark without errors\)](#)

[5.5. Plot ozone profiles where STD < 5% \(dark without errors\)](#)

[5.6 Plot NO2 profiles for all STD \(dark without errors\)](#)

[5.7 Plot NO3 profiles for all STD \(dark without errors\)](#)

[5.8 Plot H2O profiles \(only for occultations of stars 1,2,3,4,13,14,16,26,63 dark without errors\) for all STD](#)

[6. Auxiliary Data Files used for the production reported in section 2](#)

This report presents the daily analysis on parameters extracted from GOMOS level 2 data (GOM_NL__2P). It is intended to monitor some important parameters that will impact the quality of these products. A list of level 2 products (and content) that have arrived during the reporting day to the PCF is also given.

Item	Value
Time of report generation	18APR2013 20:10:00
Data source version	GOMOS/6.01
Start time of products	26-02-2004 (26FEB2004 00:00:00)
Stop time of products	27-02-2004 (27FEB2004 00:00:00)
Store outputs in DB	Yes
Nb of level 2 prods	485
Nb of prods with errors	0

2. Summary of processed GOM_NL__2P products.

Nr	Filename	UTC Start time	Limb	Duration	Star Id	Star Name	Star Mag	Star Temp	Nb Meas	Orbit	Prod. error
1	GOM_NL__2PRFIN20040226_000447_000000482024_00331_10405_9834.N1	26-FEB-2004 00:04:47	Bright	48.000	174	52Psi UMa	3.0040	4400.0	96	10405	No
2	GOM_NL__2PRFIN20040226_000721_000000412024_00331_10405_9835.N1	26-FEB-2004 00:07:21	Bright	41.000	82	48Bet UMa	2.3650	10600.	82	10405	No
3	GOM_NL__2PRFIN20040226_000852_000000502024_00331_10405_9836.N1	26-FEB-2004 00:08:52	Bright	49.500	87	64Gam UMa	2.4330	11000.	99	10405	No
4	GOM_NL__2PRFIN20040226_001216_000000532024_00331_10405_9837.N1	26-FEB-2004 00:12:16	Bright	52.500	32	77Eps UMa	1.7630	11000.	105	10405	No
5	GOM_NL__2PRFIN20040226_001424_000000372024_00331_10405_9838.N1	26-FEB-2004 00:14:24	Bright	37.000	49	1Alp UMi	1.9900	6300.0	74	10405	No
6	GOM_NL__2PRFIN20040226_001609_000000622024_00331_10405_9839.N1	26-FEB-2004 00:16:09	Bright	62.000	39	85Eta UMa	1.8540	24000.	124	10405	No
7	GOM_NL__2PRFIN20040226_002028_000000452024_00331_10405_9840.N1	26-FEB-2004 00:20:28	Bright	44.500	119	14Eta Dra	2.7270	4700.0	89	10405	No
8	GOM_NL__2PRFIN20040226_002441_000000462024_00331_10405_9841.N1	26-FEB-2004 00:24:41	Bright	45.500	130	23Bet Dra	2.7990	5800.0	91	10405	No
9	GOM_NL__2PRFIN20040226_002652_000000362024_00331_10405_9842.N1	26-FEB-2004 00:26:52	Bright	35.500	19	50Alp Cyg	1.2460	10500.	71	10405	No
10	GOM_NL__2PRFIN20040226_002827_000000362024_00331_10405_9843.N1	26-FEB-2004 00:28:27	Bright	35.500	66	37Gam Cyg	2.2080	5900.0	71	10405	No
11	GOM_NL__2PRFIN20040226_002957_000000382024_00331_10405_9844.N1	26-FEB-2004 00:29:57	Bright	37.500	92	53Eps Cyg	2.5000	4500.0	75	10405	No
12	GOM_NL__2PRFIN20040226_003256_000000722024_00331_10405_9845.N1	26-FEB-2004 00:32:56	Bright	71.500	133	40Zet Her	2.8070	6000.0	143	10405	No
13	GOM_NL__2PRFIN20040226_003653_000000392024_00331_10405_9846.N1	26-FEB-2004 00:36:53	Bright	39.000	168	17Zet Aql	2.9860	11000.	78	10405	No
14	GOM_NL__2PRFIN20040226_003948_000000652024_00331_10405_9847.N1	26-FEB-2004 00:39:48	Twilight	65.000	59	55Alp Oph	2.0800	8900.0	130	10405	No
15	GOM_NL__2PRFIN20040226_004215_000000582024_00331_10405_9848.N1	26-FEB-2004 00:42:15	Twilight	57.500	126	60Bet Oph	2.7700	4250.0	115	10405	No
16	GOM_NL__2PRFIN20040226_004634_000000452024_00331_10405_9849.N1	26-FEB-2004 00:46:34	Dark	45.000	155	41Pi Sgr	2.9000	6600.0	90	10405	No
17	GOM_NL__2PRFIN20040226_004821_000000442024_00331_10405_9850.N1	26-FEB-2004 00:48:21	Dark	44.000	57	34Sig Sgr	2.0660	26000.	88	10405	No
18	GOM_NL__2PRFIN20040226_005121_000000462024_00331_10405_9851.N1	26-FEB-2004 00:51:21	Dark	46.000	38	20Eps Sgr	1.8360	11000.	92	10405	No
19	GOM_NL__2PRFIN20040226_005400_000000502024_00331_10405_9852.N1	26-FEB-2004 00:54:00	Dark	49.500	25	35Lam Sco	1.6200	28000.	99	10405	No
20	GOM_NL__2PRFIN20040226_005609_000000832024_00331_10405_9853.N1	26-FEB-2004 00:56:09	Dark	83.000	16	21Alp Sco	1.0200	3000.0	166	10405	No
21	GOM_NL__2PRFIN20040226_010143_000000532024_00332_10406_9819.N1	26-FEB-2004 01:01:43	Dark	53.000	131	Gam Lup	2.8000	26000.	106	10406	No
22	GOM_NL__2PRFIN20040226_010428_000000472024_00332_10406_9820.N1	26-FEB-2004 01:04:28	Dark	46.500	4	Alp1Cen	-0.010000	5800.0	93	10406	No
23	GOM_NL__2PRFIN20040226_010548_000000492024_00332_10406_9821.N1	26-FEB-2004 01:05:48	Dark	48.500	10	Bet Cen	0.610000	28000.	97	10406	No
24	GOM_NL__2PRFIN20040226_010718_000000402024_00332_10406_9822.N1	26-FEB-2004 01:07:18	Dark	40.000	112	Alp Mus	2.6880	26000.	80	10406	No
25	GOM_NL__2PRFIN20040226_010829_000000552024_00332_10406_9823.N1	26-FEB-2004 01:08:29	Dark	55.000	12	Alp1Cru	0.775000	30000.	110	10406	No
26	GOM_NL__2PRFIN20040226_011012_000000392024_00332_10406_9824.N1	26-FEB-2004 01:10:12	Dark	39.000	29	Bet Car	1.6720	10200.	78	10406	No
27	GOM_NL__2PRFIN20040226_011258_000000392024_00332_10406_9825.N1	26-FEB-2004 01:12:58	Dark	39.000	71	lot Car	2.2460	7700.0	78	10406	No
28	GOM_NL__2PRFIN20040226_011430_000000412024_00332_10406_9826.N1	26-FEB-2004 01:14:30	Straylight	41.000	46	Del Vel	1.9540	10600.	82	10406	No
29	GOM_NL__2PRFIN20040226_011718_000000482024_00332_10406_9827.N1	26-FEB-2004 01:17:18	Straylight	48.000	65	Lam Vel	2.2040	4400.0	96	10406	No
30	GOM_NL__2PRFIN20040226_011937_000000752024_00332_10406_9828.N1	26-FEB-2004 01:19:37	Straylight	75.000	106	9Bet Crv	2.6480	5600.0	150	10406	No
31	GOM_NL__2PRFIN20040226_012257_000000752024_00332_10406_9829.N1	26-FEB-2004 01:22:57	Straylight	75.000	100	4Gam Crv	2.5800	13100.	150	10406	No
32	GOM_NL__2PRFIN20040226_012656_000000502024_00332_10406_9830.N1	26-FEB-2004 01:26:56	Twilight	49.500	48	30Alp Hya	1.9770	4100.0	99	10406	No
33	GOM_NL__2PRFIN20040226_013148_000000472024_00332_10406_9831.N1	26-FEB-2004 01:31:48	Bright	46.500	8	10Alp CMi	0.400000	6500.0	93	10406	No
34	GOM_NL__2PRFIN20040226_013641_000000412024_00332_10406_9832.N1	26-FEB-2004 01:36:41	Bright	41.000	166	17Eps Leo	2.9800	6000.0	82	10406	No
35	GOM_NL__2PRFIN20040226_013910_000000392024_00332_10406_9833.N1	26-FEB-2004 01:39:10	Bright	39.000	24	66Alp Gem	1.5800	10200.	78	10406	No
36	GOM_NL__2PRFIN20040226_014521_000000472024_00332_10406_9834.N1	26-FEB-2004 01:45:21	Bright	46.500	174	52Psi UMa	3.0040	4400.0	93	10406	No
37	GOM_NL__2PRFIN20040226_014756_000000442024_00332_10406_9835.N1	26-FEB-2004 01:47:56	Bright	44.000	82	48Bet UMa	2.3650	10600.	88	10406	No
38	GOM_NL__2PRFIN20040226_014928_000000452024_00332_10406_9836.N1	26-FEB-2004 01:49:28	Bright	45.000	87	64Gam UMa	2.4330	11000.	90	10406	No
39	GOM_NL__2PRFIN20040226_015251_000000502024_00332_10406_9837.N1	26-FEB-2004 01:52:51	Bright	50.000	32	77Eps UMa	1.7630	11000.	100	10406	No
40	GOM_NL__2PRFIN20040226_015459_000000362024_00332_10406_9838.N1	26-FEB-2004 01:54:59	Bright	36.000	49	1Alp UMi	1.9900	6300.0	72	10406	No
41	GOM_NL__2PRFIN20040226_015643_000000662024_00332_10406_9839.N1	26-FEB-2004 01:56:43	Bright	65.500	39	85Eta UMa	1.8540	24000.	131	10406	No
42	GOM_NL__2PRFIN20040226_020103_000000482024_00332_10406_9840.N1	26-FEB-2004 02:01:03	Bright	47.500	119	14Eta Dra	2.7270	4700.0	95	10406	No

43	GOM_NL__2PRFIN20040226_020517_000000462024_00332_10406_9841.N1	26-FEB-2004 02:05:17	Bright	46.000	130	23Bet Dra	2.7990	5800.0	92	10406	No
44	GOM_NL__2PRFIN20040226_020726_000000402024_00332_10406_9842.N1	26-FEB-2004 02:07:26	Bright	40.000	19	50Alp Cyg	1.2460	10500.	80	10406	No
45	GOM_NL__2PRFIN20040226_020903_000000372024_00332_10406_9843.N1	26-FEB-2004 02:09:03	Bright	36.500	66	37Gam Cyg	2.2080	5900.0	73	10406	No
46	GOM_NL__2PRFIN20040226_021031_000000392024_00332_10406_9844.N1	26-FEB-2004 02:10:31	Bright	38.500	92	53Eps Cyg	2.5000	4500.0	77	10406	No
47	GOM_NL__2PRFIN20040226_021331_000000712024_00332_10406_9845.N1	26-FEB-2004 02:13:31	Bright	71.000	133	40Zet Her	2.8070	6000.0	142	10406	No
48	GOM_NL__2PRFIN20040226_021728_000000392024_00332_10406_9846.N1	26-FEB-2004 02:17:28	Bright	38.500	168	17Zet Aql	2.9860	11000.	77	10406	No
49	GOM_NL__2PRFIN20040226_022025_000000652024_00332_10406_9847.N1	26-FEB-2004 02:20:25	Twi_and_stray	65.000	59	55Alp Oph	2.0800	8900.0	130	10406	No
50	GOM_NL__2PRFIN20040226_022251_000000632024_00332_10406_9848.N1	26-FEB-2004 02:22:51	Twi_and_stray	63.000	126	60Bet Oph	2.7700	4250.0	126	10406	No
51	GOM_NL__2PRFIN20040226_022857_000000442024_00332_10406_9849.N1	26-FEB-2004 02:28:57	Dark	44.000	57	34Sig Sgr	2.0660	26000.	88	10406	No
52	GOM_NL__2PRFIN20040226_023158_000000432024_00332_10406_9850.N1	26-FEB-2004 02:31:58	Dark	43.000	38	20Eps Sgr	1.8360	11000.	86	10406	No
53	GOM_NL__2PRFIN20040226_023436_000000482024_00332_10406_9851.N1	26-FEB-2004 02:34:36	Dark	48.000	25	35Lam Sco	1.6200	28000.	96	10406	No
54	GOM_NL__2PRFIN20040226_023646_000000672024_00332_10406_9852.N1	26-FEB-2004 02:36:46	Dark	67.000	16	21Alp Sco	1.0200	3000.0	134	10406	No
55	GOM_NL__2PRFIN20040226_024220_000000502024_00333_10407_9819.N1	26-FEB-2004 02:42:20	Dark	50.000	131	Gam Lup	2.8000	26000.	100	10407	No
56	GOM_NL__2PRFIN20040226_024504_000000472024_00333_10407_9820.N1	26-FEB-2004 02:45:04	Dark	46.500	4	Alp1Cen	-0.010000	5800.0	93	10407	No
57	GOM_NL__2PRFIN20040226_024625_000000462024_00333_10407_9821.N1	26-FEB-2004 02:46:25	Dark	45.500	10	Bet Cen	0.61000	28000.	91	10407	No
58	GOM_NL__2PRFIN20040226_024754_000000392024_00333_10407_9822.N1	26-FEB-2004 02:47:54	Dark	39.000	112	Alp Mus	2.6880	26000.	78	10407	No
59	GOM_NL__2PRFIN20040226_024906_000000452024_00333_10407_9823.N1	26-FEB-2004 02:49:06	Dark	44.500	12	Alp1Cru	0.77500	30000.	89	10407	No
60	GOM_NL__2PRFIN20040226_025048_000000382024_00333_10407_9824.N1	26-FEB-2004 02:50:48	Dark	38.000	29	Bet Car	1.6720	10200.	76	10407	No
61	GOM_NL__2PRFIN20040226_025334_000000412024_00333_10407_9825.N1	26-FEB-2004 02:53:34	Dark	41.000	71	lot Car	2.2460	7700.0	82	10407	No
62	GOM_NL__2PRFIN20040226_025506_000000432024_00333_10407_9826.N1	26-FEB-2004 02:55:06	Straylight	42.500	46	Del Vel	1.9540	10600.	85	10407	No
63	GOM_NL__2PRFIN20040226_025757_000000462024_00333_10407_9827.N1	26-FEB-2004 02:57:57	Straylight	45.500	65	Lam Vel	2.2040	4400.0	91	10407	No
64	GOM_NL__2PRFIN20040226_030013_000000722024_00333_10407_9828.N1	26-FEB-2004 03:00:13	Straylight	72.000	106	9Bet Crv	2.6480	5600.0	144	10407	No
65	GOM_NL__2PRFIN20040226_030333_000000742024_00333_10407_9829.N1	26-FEB-2004 03:03:33	Straylight	73.500	100	4Gam Crv	2.5800	13100.	147	10407	No
66	GOM_NL__2PRFIN20040226_030731_000000502024_00333_10407_9830.N1	26-FEB-2004 03:07:31	Twi_and_stray	49.500	48	30Alp Hya	1.9770	4100.0	99	10407	No
67	GOM_NL__2PRFIN20040226_031227_000000452024_00333_10407_9831.N1	26-FEB-2004 03:12:27	Bright	44.500	8	10Alp CMi	0.40000	6500.0	89	10407	No
68	GOM_NL__2PRFIN20040226_031717_000000422024_00333_10407_9832.N1	26-FEB-2004 03:17:17	Bright	41.500	166	17Eps Leo	2.9800	6000.0	83	10407	No
69	GOM_NL__2PRFIN20040226_031946_000000392024_00333_10407_9833.N1	26-FEB-2004 03:19:46	Bright	39.000	24	66Alp Gem	1.5800	10200.	78	10407	No
70	GOM_NL__2PRFIN20040226_032556_000000492024_00333_10407_9834.N1	26-FEB-2004 03:25:56	Bright	48.500	174	52Psi UMa	3.0040	4400.0	97	10407	No
71	GOM_NL__2PRFIN20040226_032832_000000432024_00333_10407_9835.N1	26-FEB-2004 03:28:32	Bright	43.000	82	48Bet UMa	2.3650	10600.	86	10407	No
72	GOM_NL__2PRFIN20040226_033002_000000492024_00333_10407_9836.N1	26-FEB-2004 03:30:02	Bright	48.500	87	64Gam UMa	2.4330	11000.	97	10407	No
73	GOM_NL__2PRFIN20040226_033326_000000512024_00333_10407_9837.N1	26-FEB-2004 03:33:26	Bright	51.000	32	77Eps UMa	1.7630	11000.	102	10407	No
74	GOM_NL__2PRFIN20040226_033533_000000412024_00333_10407_9838.N1	26-FEB-2004 03:35:33	Bright	40.500	49	1Alp UMi	1.9900	6300.0	81	10407	No
75	GOM_NL__2PRFIN20040226_033718_000000662024_00333_10407_9839.N1	26-FEB-2004 03:37:18	Bright	65.500	39	85Eta UMa	1.8540	24000.	131	10407	No
76	GOM_NL__2PRFIN20040226_034138_000000482024_00333_10407_9840.N1	26-FEB-2004 03:41:38	Bright	48.000	119	14Eta Dra	2.7270	4700.0	96	10407	No
77	GOM_NL__2PRFIN20040226_034553_000000452024_00333_10407_9841.N1	26-FEB-2004 03:45:53	Bright	44.500	130	23Bet Dra	2.7990	5800.0	89	10407	No
78	GOM_NL__2PRFIN20040226_034804_000000362024_00333_10407_9842.N1	26-FEB-2004 03:48:04	Bright	35.500	19	50Alp Cyg	1.2460	10500.	71	10407	No
79	GOM_NL__2PRFIN20040226_034936_000000382024_00333_10407_9843.N1	26-FEB-2004 03:49:36	Bright	38.000	66	37Gam Cyg	2.2080	5900.0	76	10407	No
80	GOM_NL__2PRFIN20040226_035109_000000382024_00333_10407_9844.N1	26-FEB-2004 03:51:09	Bright	37.500	92	53Eps Cyg	2.5000	4500.0	75	10407	No
81	GOM_NL__2PRFIN20040226_035408_000000712024_00333_10407_9845.N1	26-FEB-2004 03:54:08	Bright	70.500	133	40Zet Her	2.8070	6000.0	141	10407	No
82	GOM_NL__2PRFIN20040226_035804_000000402024_00333_10407_9846.N1	26-FEB-2004 03:58:04	Bright	39.500	168	17Zet Aql	2.9860	11000.	79	10407	No
83	GOM_NL__2PRFIN20040226_040101_000000642024_00333_10407_9847.N1	26-FEB-2004 04:01:01	Twi_and_stray	64.000	59	55Alp Oph	2.0800	8900.0	128	10407	No
84	GOM_NL__2PRFIN20040226_040328_000000652024_00333_10407_9848.N1	26-FEB-2004 04:03:28	Twi_and_stray	65.000	126	60Bet Oph	2.7700	4250.0	130	10407	No
85	GOM_NL__2PRFIN20040226_040747_000000422024_00333_10407_9849.N1	26-FEB-2004 04:07:47	Dark	42.000	155	41Pi Sgr	2.9000	6600.0	84	10407	No
86	GOM_NL__2PRFIN20040226_040933_000000422024_00333_10407_9850.N1	26-FEB-2004 04:09:33	Dark	42.000	57	34Sig Sgr	2.0660	26000.	84	10407	No
87	GOM_NL__2PRFIN20040226_041234_000000472024_00333_10407_9851.N1	26-FEB-2004 04:12:34	Dark	47.000	38	20Eps Sgr	1.8360	11000.	94	10407	No
88	GOM_NL__2PRFIN20040226_041512_000000502024_00333_10407_9852.N1	26-FEB-2004 04:15:12	Dark	49.500	25	35Lam Sco	1.6200	28000.	99	10407	No
89	GOM_NL__2PRFIN20040226_041724_000000682024_00333_10407_9853.N1	26-FEB-2004 04:17:24	Dark	68.000	16	21Alp Sco	1.0200	3000.0	136	10407	No
90	GOM_NL__2PRFIN20040226_042257_000000522024_00334_10408_9839.N1	26-FEB-2004 04:22:57	Dark	52.000	131	Gam Lup	2.8000	26000.	104	10408	No
91	GOM_NL__2PRFIN20040226_042541_000000572024_00334_10408_9840.N1	26-FEB-2004 04:25:41	Dark	57.000	4	Alp1Cen	-0.010000	5800.0	114	10408	No
92	GOM_NL__2PRFIN20040226_042702_000000432024_00334_10408_9841.N1	26-FEB-2004 04:27:02	Dark	43.000	10	Bet Cen	0.61000	28000.	86	10408	No
93	GOM_NL__2PRFIN20040226_042831_000000402024_00334_10408_9842.N1	26-FEB-2004 04:28:31	Dark	39.500	112	Alp Mus	2.6880	26000.	79	10408	No
94	GOM_NL__2PRFIN20040226_042942_000000512024_00334_10408_9843.N1	26-FEB-2004 04:29:42	Dark	51.000	12	Alp1Cru	0.77500	30000.	102	10408	No
95	GOM_NL__2PRFIN20040226_043124_000000452024_00334_10408_9844.N1	26-FEB-2004 04:31:24	Dark	45.000	29	Bet Car	1.6720	10200.	90	10408	No
96	GOM_NL__2PRFIN20040226_043410_000000442024_00334_10408_9845.N1	26-FEB-2004 04:34:10	Dark	43.500	71	lot Car	2.2460	7700.0	87	10408	No
97	GOM_NL__2PRFIN20040226_043543_000000422024_00334_10408_9846.N1	26-FEB-2004 04:35:43	Straylight	42.000	46	Del Vel	1.9540	10600.	84	10408	No
98	GOM_NL__2PRFIN20040226_043833_000000442024_00334_10408_9847.N1	26-FEB-2004 04:38:33	Straylight	43.500	65	Lam Vel	2.2040	4400.0	87	10408	No
99	GOM_NL__2PRFIN20040226_044049_000000772024_00334_10408_9848.N1	26-FEB-2004 04:40:49	Straylight	76.500	106	9Bet Crv	2.6480	5600.0	153	10408	No
100	GOM_NL__2PRFIN20040226_044409_000000722024_00334_10408_9849.N1	26-FEB-2004 04:44:09	Straylight	72.000	100	4Gam Crv	2.5800	13100.	144	10408	No
101	GOM_NL__2PRFIN20040226_044807_000000472024_00334_10408_9850.N1	26-FEB-2004 04:48:07	Twi_and_stray	47.000	48	30Alp Hya	1.9770	4100.0	94	10408	No

102	GOM_NL__2PRFIN20040226_045303_000000422024_00334_10408_9851.N1	26-FEB-2004 04:53:03	Bright	41.500	8	10Alp CMi	0.40000	6500.0	83	10408	No
103	GOM_NL__2PRFIN20040226_045753_000000422024_00334_10408_9852.N1	26-FEB-2004 04:57:53	Bright	41.500	166	17Eps Leo	2.9800	6000.0	83	10408	No
104	GOM_NL__2PRFIN20040226_050023_000000402024_00334_10408_9853.N1	26-FEB-2004 05:00:23	Bright	39.500	24	66Alp Gem	1.5800	10200.	79	10408	No
105	GOM_NL__2PRFIN20040226_050632_000000472024_00334_10408_9854.N1	26-FEB-2004 05:06:32	Bright	47.000	174	52Psi UMa	3.0040	4400.0	94	10408	No
106	GOM_NL__2PRFIN20040226_050907_000000442024_00334_10408_9855.N1	26-FEB-2004 05:09:07	Bright	43.500	82	48Bet UMa	2.3650	10600.	87	10408	No
107	GOM_NL__2PRFIN20040226_051038_000000492024_00334_10408_9856.N1	26-FEB-2004 05:10:38	Bright	49.000	87	64Gam UMa	2.4330	11000.	98	10408	No
108	GOM_NL__2PRFIN20040226_051401_000000522024_00334_10408_9857.N1	26-FEB-2004 05:14:01	Bright	51.500	32	77Eps UMa	1.7630	11000.	103	10408	No
109	GOM_NL__2PRFIN20040226_051611_000000392024_00334_10408_9858.N1	26-FEB-2004 05:16:11	Bright	39.000	49	1Alp UMi	1.9900	6300.0	78	10408	No
110	GOM_NL__2PRFIN20040226_051753_000000622024_00334_10408_9859.N1	26-FEB-2004 05:17:53	Bright	61.500	39	85Eta UMa	1.8540	24000.	123	10408	No
111	GOM_NL__2PRFIN20040226_052215_000000462024_00334_10408_9860.N1	26-FEB-2004 05:22:15	Bright	46.000	119	14Eta Dra	2.7270	4700.0	92	10408	No
112	GOM_NL__2PRFIN20040226_052629_000000472024_00334_10408_9861.N1	26-FEB-2004 05:26:29	Bright	46.500	130	23Bet Dra	2.7990	5800.0	93	10408	No
113	GOM_NL__2PRFIN20040226_052840_000000372024_00334_10408_9862.N1	26-FEB-2004 05:28:40	Bright	36.500	19	50Alp Cyg	1.2460	10500.	73	10408	No
114	GOM_NL__2PRFIN20040226_053014_000000392024_00334_10408_9863.N1	26-FEB-2004 05:30:14	Bright	38.500	66	37Gam Cyg	2.2080	5900.0	77	10408	No
115	GOM_NL__2PRFIN20040226_053145_000000372024_00334_10408_9864.N1	26-FEB-2004 05:31:45	Bright	37.000	92	53Eps Cyg	2.5000	4500.0	74	10408	No
116	GOM_NL__2PRFIN20040226_053444_000000752024_00334_10408_9865.N1	26-FEB-2004 05:34:44	Bright	75.000	133	40Zet Her	2.8070	6000.0	150	10408	No
117	GOM_NL__2PRFIN20040226_053840_000000392024_00334_10408_9866.N1	26-FEB-2004 05:38:40	Bright	39.000	168	17Zet Aql	2.9860	11000.	78	10408	No
118	GOM_NL__2PRFIN20040226_054138_000000632024_00334_10408_9867.N1	26-FEB-2004 05:41:38	Tw_i_and_stray	62.500	59	55Alp Oph	2.0800	8900.0	125	10408	No
119	GOM_NL__2PRFIN20040226_054405_000000642024_00334_10408_9868.N1	26-FEB-2004 05:44:05	Tw_i_and_stray	63.500	126	60Bet Oph	2.7700	4250.0	127	10408	No
120	GOM_NL__2PRFIN20040226_054823_000000412024_00334_10408_9869.N1	26-FEB-2004 05:48:23	Dark	41.000	155	41Pi Sgr	2.9000	6600.0	82	10408	No
121	GOM_NL__2PRFIN20040226_055010_000000412024_00334_10408_9870.N1	26-FEB-2004 05:50:10	Dark	40.500	57	34Sig Sgr	2.0660	26000.	81	10408	No
122	GOM_NL__2PRFIN20040226_055310_000000432024_00334_10408_9871.N1	26-FEB-2004 05:53:10	Dark	43.000	38	20Eps Sgr	1.8360	11000.	86	10408	No
123	GOM_NL__2PRFIN20040226_055550_000000492024_00334_10408_9872.N1	26-FEB-2004 05:55:50	Dark	48.500	25	35Lam Sco	1.6200	28000.	97	10408	No
124	GOM_NL__2PRFIN20040226_055802_000000722024_00334_10408_9873.N1	26-FEB-2004 05:58:02	Dark	71.500	16	21Alp Sco	1.0200	3000.0	143	10408	No
125	GOM_NL__2PRFIN20040226_060334_000000512024_00335_10409_9839.N1	26-FEB-2004 06:03:34	Dark	51.000	131	Gam Lup	2.8000	26000.	102	10409	No
126	GOM_NL__2PRFIN20040226_060619_000000462024_00335_10409_9840.N1	26-FEB-2004 06:06:19	Dark	45.500	4	Alp1Cen	-0.010000	5800.0	91	10409	No
127	GOM_NL__2PRFIN20040226_060738_000000522024_00335_10409_9841.N1	26-FEB-2004 06:07:38	Dark	52.000	10	Bet Cen	0.61000	28000.	104	10409	No
128	GOM_NL__2PRFIN20040226_060908_000000392024_00335_10409_9842.N1	26-FEB-2004 06:09:08	Dark	38.500	112	Alp Mus	2.6880	26000.	77	10409	No
129	GOM_NL__2PRFIN20040226_061021_000000552024_00335_10409_9843.N1	26-FEB-2004 06:10:21	Dark	55.000	12	Alp1Cru	0.77500	30000.	110	10409	No
130	GOM_NL__2PRFIN20040226_061200_000000402024_00335_10409_9844.N1	26-FEB-2004 06:12:00	Dark	40.000	29	Bet Car	1.6720	10200.	80	10409	No
131	GOM_NL__2PRFIN20040226_061446_000000392024_00335_10409_9845.N1	26-FEB-2004 06:14:46	Dark	39.000	71	lot Car	2.2460	7700.0	78	10409	No
132	GOM_NL__2PRFIN20040226_061618_000000422024_00335_10409_9846.N1	26-FEB-2004 06:16:18	Straylight	41.500	46	Del Vel	1.9540	10600.	83	10409	No
133	GOM_NL__2PRFIN20040226_061910_000000422024_00335_10409_9847.N1	26-FEB-2004 06:19:10	Straylight	41.500	65	Lam Vel	2.2040	4400.0	83	10409	No
134	GOM_NL__2PRFIN20040226_062126_000000772024_00335_10409_9848.N1	26-FEB-2004 06:21:26	Straylight	77.000	106	9Bet Crv	2.6480	5600.0	154	10409	No
135	GOM_NL__2PRFIN20040226_062445_000000732024_00335_10409_9849.N1	26-FEB-2004 06:24:45	Straylight	73.000	100	4Gam Crv	2.5800	13100.	146	10409	No
136	GOM_NL__2PRFIN20040226_062844_000000462024_00335_10409_9850.N1	26-FEB-2004 06:28:44	Tw_i_and_stray	46.000	48	30Alp Hya	1.9770	4100.0	92	10409	No
137	GOM_NL__2PRFIN20040226_063339_000000422024_00335_10409_9851.N1	26-FEB-2004 06:33:39	Bright	42.000	8	10Alp CMi	0.40000	6500.0	84	10409	No
138	GOM_NL__2PRFIN20040226_063829_000000422024_00335_10409_9852.N1	26-FEB-2004 06:38:29	Bright	41.500	166	17Eps Leo	2.9800	6000.0	83	10409	No
139	GOM_NL__2PRFIN20040226_064059_000000382024_00335_10409_9853.N1	26-FEB-2004 06:40:59	Bright	38.000	24	66Alp Gem	1.5800	10200.	76	10409	No
140	GOM_NL__2PRFIN20040226_064708_000000482024_00335_10409_9854.N1	26-FEB-2004 06:47:08	Bright	48.000	174	52Psi UMa	3.0040	4400.0	96	10409	No
141	GOM_NL__2PRFIN20040226_064943_000000422024_00335_10409_9855.N1	26-FEB-2004 06:49:43	Bright	42.000	82	48Bet UMa	2.3650	10600.	84	10409	No
142	GOM_NL__2PRFIN20040226_065113_000000472024_00335_10409_9856.N1	26-FEB-2004 06:51:13	Bright	47.000	87	64Gam UMa	2.4330	11000.	94	10409	No
143	GOM_NL__2PRFIN20040226_065436_000000482024_00335_10409_9857.N1	26-FEB-2004 06:54:36	Bright	47.500	32	77Eps UMa	1.7630	11000.	95	10409	No
144	GOM_NL__2PRFIN20040226_065647_000000382024_00335_10409_9858.N1	26-FEB-2004 06:56:47	Bright	37.500	49	1Alp UMi	1.9900	6300.0	75	10409	No
145	GOM_NL__2PRFIN20040226_065827_000000652024_00335_10409_9859.N1	26-FEB-2004 06:58:27	Bright	65.000	39	85Eta UMa	1.8540	24000.	130	10409	No
146	GOM_NL__2PRFIN20040226_070250_000000452024_00335_10409_9860.N1	26-FEB-2004 07:02:50	Bright	45.000	119	14Eta Dra	2.7270	4700.0	90	10409	No
147	GOM_NL__2PRFIN20040226_070705_000000462024_00335_10409_9861.N1	26-FEB-2004 07:07:05	Bright	45.500	130	23Bet Dra	2.7990	5800.0	91	10409	No
148	GOM_NL__2PRFIN20040226_070914_000000402024_00335_10409_9862.N1	26-FEB-2004 07:09:14	Bright	39.500	19	50Alp Cyg	1.2460	10500.	79	10409	No
149	GOM_NL__2PRFIN20040226_071048_000000402024_00335_10409_9863.N1	26-FEB-2004 07:10:48	Bright	40.000	66	37Gam Cyg	2.2080	5900.0	80	10409	No
150	GOM_NL__2PRFIN20040226_071220_000000382024_00335_10409_9864.N1	26-FEB-2004 07:12:20	Bright	38.000	92	53Eps Cyg	2.5000	4500.0	76	10409	No
151	GOM_NL__2PRFIN20040226_071520_000000742024_00335_10409_9865.N1	26-FEB-2004 07:15:20	Bright	74.000	133	40Zet Her	2.8070	6000.0	148	10409	No
152	GOM_NL__2PRFIN20040226_071916_000000402024_00335_10409_9866.N1	26-FEB-2004 07:19:16	Bright	39.500	168	17Zet Aql	2.9860	11000.	79	10409	No
153	GOM_NL__2PRFIN20040226_072214_000000652024_00335_10409_9867.N1	26-FEB-2004 07:22:14	Tw_i_and_stray	64.500	59	55Alp Oph	2.0800	8900.0	129	10409	No
154	GOM_NL__2PRFIN20040226_072442_000000612024_00335_10409_9868.N1	26-FEB-2004 07:24:42	Tw_i_and_stray	61.000	126	60Bet Oph	2.7700	4250.0	122	10409	No
155	GOM_NL__2PRFIN20040226_072900_000000432024_00335_10409_9869.N1	26-FEB-2004 07:29:00	Dark	43.000	155	41Pi Sgr	2.9000	6600.0	86	10409	No
156	GOM_NL__2PRFIN20040226_073046_000000452024_00335_10409_9870.N1	26-FEB-2004 07:30:46	Dark	45.000	57	34Sig Sgr	2.0660	26000.	90	10409	No
157	GOM_NL__2PRFIN20040226_073346_000000432024_00335_10409_9871.N1	26-FEB-2004 07:33:46	Dark	42.500	38	20Eps Sgr	1.8360	11000.	85	10409	No
158	GOM_NL__2PRFIN20040226_073627_000000482024_00335_10409_9872.N1	26-FEB-2004 07:36:27	Dark	48.000	25	35Lam Sco	1.6200	28000.	96	10409	No
159	GOM_NL__2PRFIN20040226_073839_000000832024_00335_10409_9873.N1	26-FEB-2004 07:38:39	Dark	83.000	16	21Alp Sco	1.0200	3000.0	166	10409	No
160	GOM_NL__2PRFIN20040226_074411_000000512024_00336_10410_9839.N1	26-FEB-2004 07:44:11	Dark	51.000	131	Gam Lup	2.8000	26000.	102	10410	No

161	GOM_NL__2PRFIN20040226_074655_000000512024_00336_10410_9840.N1	26-FEB-2004 07:46:55	Dark	50.500	4	Alp1Cen	-0.010000	5800.0	101	10410	No
162	GOM_NL__2PRFIN20040226_074815_000000542024_00336_10410_9841.N1	26-FEB-2004 07:48:15	Dark	53.500	10	Bet Cen	0.610000	28000.	107	10410	No
163	GOM_NL__2PRFIN20040226_074945_000000382024_00336_10410_9842.N1	26-FEB-2004 07:49:45	Dark	37.500	112	Alp Mus	2.6880	26000.	75	10410	No
164	GOM_NL__2PRFIN20040226_075057_000000422024_00336_10410_9843.N1	26-FEB-2004 07:50:57	Dark	41.500	12	Alp1Cru	0.77500	30000.	83	10410	No
165	GOM_NL__2PRFIN20040226_075236_000000452024_00336_10410_9844.N1	26-FEB-2004 07:52:36	Dark	44.500	29	Bet Car	1.6720	10200.	89	10410	No
166	GOM_NL__2PRFIN20040226_075522_000000402024_00336_10410_9845.N1	26-FEB-2004 07:55:22	Dark	39.500	71	lot Car	2.2460	7700.0	79	10410	No
167	GOM_NL__2PRFIN20040226_075654_000000412024_00336_10410_9846.N1	26-FEB-2004 07:56:54	Straylight	41.000	46	Del Vel	1.9540	10600.	82	10410	No
168	GOM_NL__2PRFIN20040226_075946_000000442024_00336_10410_9847.N1	26-FEB-2004 07:59:46	Straylight	43.500	65	Lam Vel	2.2040	4400.0	87	10410	No
169	GOM_NL__2PRFIN20040226_080202_000000742024_00336_10410_9848.N1	26-FEB-2004 08:02:02	Straylight	74.000	106	9Bet Crv	2.6480	5600.0	148	10410	No
170	GOM_NL__2PRFIN20040226_080521_000000772024_00336_10410_9849.N1	26-FEB-2004 08:05:21	Straylight	77.000	100	4Gam Crv	2.5800	13100.	154	10410	No
171	GOM_NL__2PRFIN20040226_080920_000000452024_00336_10410_9850.N1	26-FEB-2004 08:09:20	Tw_i_and_stray	45.000	48	30Alp Hya	1.9770	4100.0	90	10410	No
172	GOM_NL__2PRFIN20040226_081416_000000422024_00336_10410_9851.N1	26-FEB-2004 08:14:16	Bright	42.000	8	10Alp CMi	0.40000	6500.0	84	10410	No
173	GOM_NL__2PRFIN20040226_081905_000000412024_00336_10410_9852.N1	26-FEB-2004 08:19:05	Bright	41.000	166	17Eps Leo	2.9800	6000.0	82	10410	No
174	GOM_NL__2PRFIN20040226_082135_000000382024_00336_10410_9853.N1	26-FEB-2004 08:21:35	Bright	38.000	24	66Alp Gem	1.5800	10200.	76	10410	No
175	GOM_NL__2PRFIN20040226_082743_000000482024_00336_10410_9854.N1	26-FEB-2004 08:27:43	Bright	47.500	174	52Psi UMa	3.0040	4400.0	95	10410	No
176	GOM_NL__2PRFIN20040226_083018_000000432024_00336_10410_9855.N1	26-FEB-2004 08:30:18	Bright	43.000	82	48Bet UMa	2.3650	10600.	86	10410	No
177	GOM_NL__2PRFIN20040226_083148_000000482024_00336_10410_9856.N1	26-FEB-2004 08:31:48	Bright	48.000	87	64Gam UMa	2.4330	11000.	96	10410	No
178	GOM_NL__2PRFIN20040226_083511_000000512024_00336_10410_9857.N1	26-FEB-2004 08:35:11	Bright	51.000	32	77Eps UMa	1.7630	11000.	102	10410	No
179	GOM_NL__2PRFIN20040226_084325_000000462024_00336_10410_9858.N1	26-FEB-2004 08:43:25	Bright	45.500	119	14Eta Dra	2.7270	4700.0	91	10410	No
180	GOM_NL__2PRFIN20040226_084741_000000452024_00336_10410_9859.N1	26-FEB-2004 08:47:41	Bright	44.500	130	23Bet Dra	2.7990	5800.0	89	10410	No
181	GOM_NL__2PRFIN20040226_084950_000000382024_00336_10410_9860.N1	26-FEB-2004 08:49:50	Bright	38.000	19	50Alp Cyg	1.2460	10500.	76	10410	No
182	GOM_NL__2PRFIN20040226_085126_000000372024_00336_10410_9861.N1	26-FEB-2004 08:51:26	Bright	36.500	66	37Gam Cyg	2.2080	5900.0	73	10410	No
183	GOM_NL__2PRFIN20040226_085258_000000512024_00336_10410_9862.N1	26-FEB-2004 08:52:58	Bright	51.000	92	53Eps Cyg	2.5000	4500.0	102	10410	No
184	GOM_NL__2PRFIN20040226_085556_000000752024_00336_10410_9863.N1	26-FEB-2004 08:55:56	Bright	75.000	133	40Zet Her	2.8070	6000.0	150	10410	No
185	GOM_NL__2PRFIN20040226_085953_000000412024_00336_10410_9864.N1	26-FEB-2004 08:59:53	Bright	41.000	168	17Zet Aql	2.9860	11000.	82	10410	No
186	GOM_NL__2PRFIN20040226_090251_000000662024_00336_10410_9865.N1	26-FEB-2004 09:02:51	Tw_i_and_stray	65.500	59	55Alp Oph	2.0800	8900.0	131	10410	No
187	GOM_NL__2PRFIN20040226_090518_000000612024_00336_10410_9866.N1	26-FEB-2004 09:05:18	Tw_i_and_stray	61.000	126	60Bet Oph	2.7700	4250.0	122	10410	No
188	GOM_NL__2PRFIN20040226_090935_000000432024_00336_10410_9867.N1	26-FEB-2004 09:09:35	Dark	42.500	155	41Pi Sgr	2.9000	6600.0	85	10410	No
189	GOM_NL__2PRFIN20040226_091121_000000432024_00336_10410_9868.N1	26-FEB-2004 09:11:21	Dark	43.000	57	34Sig Sgr	2.0660	26000.	86	10410	No
190	GOM_NL__2PRFIN20040226_091423_000000442024_00336_10410_9869.N1	26-FEB-2004 09:14:23	Dark	43.500	38	20Eps Sgr	1.8360	11000.	87	10410	No
191	GOM_NL__2PRFIN20040226_091704_000000472024_00336_10410_9870.N1	26-FEB-2004 09:17:04	Dark	47.000	25	35Lam Sco	1.6200	28000.	94	10410	No
192	GOM_NL__2PRFIN20040226_091917_000000692024_00336_10410_9871.N1	26-FEB-2004 09:19:17	Dark	68.500	16	21Alp Sco	1.0200	3000.0	137	10410	No
193	GOM_NL__2PRFIN20040226_092449_000000512024_00337_10411_9839.N1	26-FEB-2004 09:24:49	Dark	51.000	131	Gam Lup	2.8000	26000.	102	10411	No
194	GOM_NL__2PRFIN20040226_092732_000000512024_00337_10411_9840.N1	26-FEB-2004 09:27:32	Dark	51.000	4	Alp1Cen	-0.010000	5800.0	102	10411	No
195	GOM_NL__2PRFIN20040226_092851_000000452024_00337_10411_9841.N1	26-FEB-2004 09:28:51	Dark	45.000	10	Bet Cen	0.610000	28000.	90	10411	No
196	GOM_NL__2PRFIN20040226_093021_000000392024_00337_10411_9842.N1	26-FEB-2004 09:30:21	Dark	39.000	112	Alp Mus	2.6880	26000.	78	10411	No
197	GOM_NL__2PRFIN20040226_093134_000000492024_00337_10411_9843.N1	26-FEB-2004 09:31:34	Dark	49.000	12	Alp1Cru	0.77500	30000.	98	10411	No
198	GOM_NL__2PRFIN20040226_093312_000000392024_00337_10411_9844.N1	26-FEB-2004 09:33:12	Dark	39.000	29	Bet Car	1.6720	10200.	78	10411	No
199	GOM_NL__2PRFIN20040226_093558_000000392024_00337_10411_9845.N1	26-FEB-2004 09:35:58	Dark	38.500	71	lot Car	2.2460	7700.0	77	10411	No
200	GOM_NL__2PRFIN20040226_093731_000000422024_00337_10411_9846.N1	26-FEB-2004 09:37:31	Straylight	41.500	46	Del Vel	1.9540	10600.	83	10411	No
201	GOM_NL__2PRFIN20040226_094022_000000472024_00337_10411_9847.N1	26-FEB-2004 09:40:22	Straylight	47.000	65	Lam Vel	2.2040	4400.0	94	10411	No
202	GOM_NL__2PRFIN20040226_094238_000000802024_00337_10411_9848.N1	26-FEB-2004 09:42:38	Straylight	79.500	106	9Bet Crv	2.6480	5600.0	159	10411	No
203	GOM_NL__2PRFIN20040226_094557_000000722024_00337_10411_9849.N1	26-FEB-2004 09:45:57	Straylight	71.500	100	4Gam Crv	2.5800	13100.	143	10411	No
204	GOM_NL__2PRFIN20040226_094956_000000462024_00337_10411_9850.N1	26-FEB-2004 09:49:56	Tw_i_and_stray	46.000	48	30Alp Hya	1.9770	4100.0	92	10411	No
205	GOM_NL__2PRFIN20040226_095452_000000442024_00337_10411_9851.N1	26-FEB-2004 09:54:52	Bright	44.000	8	10Alp CMi	0.40000	6500.0	88	10411	No
206	GOM_NL__2PRFIN20040226_095941_000000412024_00337_10411_9852.N1	26-FEB-2004 09:59:41	Bright	40.500	166	17Eps Leo	2.9800	6000.0	81	10411	No
207	GOM_NL__2PRFIN20040226_100212_000000392024_00337_10411_9853.N1	26-FEB-2004 10:02:12	Bright	38.500	24	66Alp Gem	1.5800	10200.	77	10411	No
208	GOM_NL__2PRFIN20040226_100818_000000482024_00337_10411_9854.N1	26-FEB-2004 10:08:18	Bright	48.000	174	52Psi UMa	3.0040	4400.0	96	10411	No
209	GOM_NL__2PRFIN20040226_101053_000000422024_00337_10411_9855.N1	26-FEB-2004 10:10:53	Bright	42.000	82	48Bet UMa	2.3650	10600.	84	10411	No
210	GOM_NL__2PRFIN20040226_101223_000000482024_00337_10411_9856.N1	26-FEB-2004 10:12:23	Bright	47.500	87	64Gam UMa	2.4330	11000.	95	10411	No
211	GOM_NL__2PRFIN20040226_101546_000000532024_00337_10411_9857.N1	26-FEB-2004 10:15:46	Bright	52.500	32	77Eps UMa	1.7630	11000.	105	10411	No
212	GOM_NL__2PRFIN20040226_102401_000000482024_00337_10411_9858.N1	26-FEB-2004 10:24:01	Bright	47.500	119	14Eta Dra	2.7270	4700.0	95	10411	No
213	GOM_NL__2PRFIN20040226_102816_000000462024_00337_10411_9859.N1	26-FEB-2004 10:28:16	Bright	45.500	130	23Bet Dra	2.7990	5800.0	91	10411	No
214	GOM_NL__2PRFIN20040226_103026_000000402024_00337_10411_9860.N1	26-FEB-2004 10:30:26	Bright	40.000	19	50Alp Cyg	1.2460	10500.	80	10411	No
215	GOM_NL__2PRFIN20040226_103202_000000392024_00337_10411_9861.N1	26-FEB-2004 10:32:02	Bright	38.500	66	37Gam Cyg	2.2080	5900.0	77	10411	No
216	GOM_NL__2PRFIN20040226_103334_000000372024_00337_10411_9862.N1	26-FEB-2004 10:33:34	Bright	37.000	92	53Eps Cyg	2.5000	4500.0	74	10411	No
217	GOM_NL__2PRFIN20040226_103632_000000742024_00337_10411_9863.N1	26-FEB-2004 10:36:32	Bright	74.000	133	40Zet Her	2.8070	6000.0	148	10411	No
218	GOM_NL__2PRFIN20040226_104029_000000412024_00337_10411_9864.N1	26-FEB-2004 10:40:29	Bright	41.000	168	17Zet Aql	2.9860	11000.	82	10411	No
219	GOM_NL__2PRFIN20040226_104327_000000642024_00337_10411_9865.N1	26-FEB-2004 10:43:27	Tw_i_and_stray	64.000	59	55Alp Oph	2.0800	8900.0	128	10411	No

220	GOM_NL__2PRFIN20040226_104553_000000652024_00337_10411_9866.N1	26-FEB-2004 10:45:53	Twl_and_stray	65.000	126	60Bet Oph	2.7700	4250.0	130	10411	No
221	GOM_NL__2PRFIN20040226_105012_000000442024_00337_10411_9867.N1	26-FEB-2004 10:50:12	Dark	43.500	155	41Pi Sgr	2.9000	6600.0	87	10411	No
222	GOM_NL__2PRFIN20040226_105158_000000472024_00337_10411_9868.N1	26-FEB-2004 10:51:58	Dark	47.000	57	34Sig Sgr	2.0660	26000.	94	10411	No
223	GOM_NL__2PRFIN20040226_105500_000000482024_00337_10411_9869.N1	26-FEB-2004 10:55:00	Dark	47.500	38	20Eps Sgr	1.8360	11000.	95	10411	No
224	GOM_NL__2PRFIN20040226_105740_000000452024_00337_10411_9870.N1	26-FEB-2004 10:57:40	Dark	44.500	25	35Lam Sco	1.6200	28000.	89	10411	No
225	GOM_NL__2PRFIN20040226_105954_000000652024_00337_10411_9871.N1	26-FEB-2004 10:59:54	Dark	64.500	16	21Alp Sco	1.0200	3000.0	129	10411	No
226	GOM_NL__2PRFIN20040226_110525_000000532024_00338_10412_9839.N1	26-FEB-2004 11:05:25	Dark	52.500	131	Gam Lup	2.8000	26000.	105	10412	No
227	GOM_NL__2PRFIN20040226_110808_000000452024_00338_10412_9840.N1	26-FEB-2004 11:08:08	Dark	44.500	4	Alp1Cen	-0.010000	5800.0	89	10412	No
228	GOM_NL__2PRFIN20040226_110928_000000442024_00338_10412_9841.N1	26-FEB-2004 11:09:28	Dark	44.000	10	Bet Cen	0.610000	28000.	88	10412	No
229	GOM_NL__2PRFIN20040226_111057_000000392024_00338_10412_9842.N1	26-FEB-2004 11:10:57	Dark	38.500	112	Alp Mus	2.6880	26000.	77	10412	No
230	GOM_NL__2PRFIN20040226_111209_000000422024_00338_10412_9843.N1	26-FEB-2004 11:12:09	Dark	42.000	12	Alp1Cru	0.77500	30000.	84	10412	No
231	GOM_NL__2PRFIN20040226_111349_000000462024_00338_10412_9844.N1	26-FEB-2004 11:13:49	Dark	45.500	29	Bet Car	1.6720	10200.	91	10412	No
232	GOM_NL__2PRFIN20040226_111635_000000402024_00338_10412_9845.N1	26-FEB-2004 11:16:35	Dark	40.000	71	lot Car	2.2460	7700.0	80	10412	No
233	GOM_NL__2PRFIN20040226_111807_000000422024_00338_10412_9846.N1	26-FEB-2004 11:18:07	Straylight	41.500	46	Del Vel	1.9540	10600.	83	10412	No
234	GOM_NL__2PRFIN20040226_112058_000000462024_00338_10412_9847.N1	26-FEB-2004 11:20:58	Straylight	45.500	65	Lam Vel	2.2040	4400.0	91	10412	No
235	GOM_NL__2PRFIN20040226_112315_000000752024_00338_10412_9848.N1	26-FEB-2004 11:23:15	Straylight	74.500	106	9Bet Crv	2.6480	5600.0	149	10412	No
236	GOM_NL__2PRFIN20040226_112633_000000762024_00338_10412_9849.N1	26-FEB-2004 11:26:33	Straylight	76.000	100	4Gam Crv	2.5800	13100.	152	10412	No
237	GOM_NL__2PRFIN20040226_113032_000000472024_00338_10412_9850.N1	26-FEB-2004 11:30:32	Twl_and_stray	47.000	48	30Alp Hya	1.9770	4100.0	94	10412	No
238	GOM_NL__2PRFIN20040226_113527_000000452024_00338_10412_9851.N1	26-FEB-2004 11:35:27	Bright	45.000	8	10Alp CMi	0.400000	6500.0	90	10412	No
239	GOM_NL__2PRFIN20040226_114016_000000412024_00338_10412_9852.N1	26-FEB-2004 11:40:16	Bright	41.000	166	17Eps Leo	2.9800	6000.0	82	10412	No
240	GOM_NL__2PRFIN20040226_114247_000000402024_00338_10412_9853.N1	26-FEB-2004 11:42:47	Bright	40.000	24	66Alp Gem	1.5800	10200.	80	10412	No
241	GOM_NL__2PRFIN20040226_114853_000000482024_00338_10412_9854.N1	26-FEB-2004 11:48:53	Bright	48.000	174	52Psi UMa	3.0040	4400.0	96	10412	No
242	GOM_NL__2PRFIN20040226_115129_000000442024_00338_10412_9855.N1	26-FEB-2004 11:51:29	Bright	43.500	82	48Bet UMa	2.3650	10600.	87	10412	No
243	GOM_NL__2PRFIN20040226_115259_000000472024_00338_10412_9856.N1	26-FEB-2004 11:52:59	Bright	46.500	87	64Gam UMa	2.4330	11000.	93	10412	No
244	GOM_NL__2PRFIN20040226_115621_000000512024_00338_10412_9857.N1	26-FEB-2004 11:56:21	Bright	51.000	32	77Eps UMa	1.7630	11000.	102	10412	No
245	GOM_NL__2PRFIN20040226_120437_000000462024_00338_10412_9858.N1	26-FEB-2004 12:04:37	Bright	46.000	119	14Eta Dra	2.7270	4700.0	92	10412	No
246	GOM_NL__2PRFIN20040226_120852_000000472024_00338_10412_9859.N1	26-FEB-2004 12:08:52	Bright	47.000	130	23Bet Dra	2.7990	5800.0	94	10412	No
247	GOM_NL__2PRFIN20040226_121105_000000362024_00338_10412_9860.N1	26-FEB-2004 12:11:05	Bright	35.500	19	50Alp Cyg	1.2460	10500.	71	10412	No
248	GOM_NL__2PRFIN20040226_121237_000000382024_00338_10412_9861.N1	26-FEB-2004 12:12:37	Bright	38.000	66	37Gam Cyg	2.2080	5900.0	76	10412	No
249	GOM_NL__2PRFIN20040226_121408_000000392024_00338_10412_9862.N1	26-FEB-2004 12:14:08	Bright	39.000	92	53Eps Cyg	2.5000	4500.0	78	10412	No
250	GOM_NL__2PRFIN20040226_121709_000000752024_00338_10412_9863.N1	26-FEB-2004 12:17:09	Bright	74.500	133	40Zet Her	2.8070	6000.0	149	10412	No
251	GOM_NL__2PRFIN20040226_122103_000000432024_00338_10412_9864.N1	26-FEB-2004 12:21:03	Bright	43.000	168	17Zet Aql	2.9860	11000.	86	10412	No
252	GOM_NL__2PRFIN20040226_122404_000000632024_00338_10412_9865.N1	26-FEB-2004 12:24:04	Twl_and_stray	63.000	59	55Alp Oph	2.0800	8900.0	126	10412	No
253	GOM_NL__2PRFIN20040226_122632_000000632024_00338_10412_9866.N1	26-FEB-2004 12:26:32	Twl_and_stray	62.500	126	60Bet Oph	2.7700	4250.0	125	10412	No
254	GOM_NL__2PRFIN20040226_123046_000000442024_00338_10412_9867.N1	26-FEB-2004 12:30:46	Dark	44.000	155	41Pi Sgr	2.9000	6600.0	88	10412	No
255	GOM_NL__2PRFIN20040226_123232_000000472024_00338_10412_9868.N1	26-FEB-2004 12:32:32	Dark	47.000	57	34Sig Sgr	2.0660	26000.	94	10412	No
256	GOM_NL__2PRFIN20040226_123534_000000472024_00338_10412_9869.N1	26-FEB-2004 12:35:34	Dark	47.000	38	20Eps Sgr	1.8360	11000.	94	10412	No
257	GOM_NL__2PRFIN20040226_123816_000000462024_00338_10412_9870.N1	26-FEB-2004 12:38:16	Dark	45.500	25	35Lam Sco	1.6200	28000.	91	10412	No
258	GOM_NL__2PRFIN20040226_124031_000000632024_00338_10412_9871.N1	26-FEB-2004 12:40:31	Dark	63.000	16	21Alp Sco	1.0200	3000.0	126	10412	No
259	GOM_NL__2PRFIN20040226_124602_000000532024_00339_10413_9839.N1	26-FEB-2004 12:46:02	Dark	52.500	131	Gam Lup	2.8000	26000.	105	10413	No
260	GOM_NL__2PRFIN20040226_124844_000000452024_00339_10413_9840.N1	26-FEB-2004 12:48:44	Dark	45.000	4	Alp1Cen	-0.010000	5800.0	90	10413	No
261	GOM_NL__2PRFIN20040226_125004_000000432024_00339_10413_9841.N1	26-FEB-2004 12:50:04	Dark	43.000	10	Bet Cen	0.610000	28000.	86	10413	No
262	GOM_NL__2PRFIN20040226_125133_000000372024_00339_10413_9842.N1	26-FEB-2004 12:51:33	Dark	36.500	112	Alp Mus	2.6880	26000.	73	10413	No
263	GOM_NL__2PRFIN20040226_125247_000000432024_00339_10413_9843.N1	26-FEB-2004 12:52:47	Dark	43.000	12	Alp1Cru	0.77500	30000.	86	10413	No
264	GOM_NL__2PRFIN20040226_125425_000000392024_00339_10413_9844.N1	26-FEB-2004 12:54:25	Dark	39.000	29	Bet Car	1.6720	10200.	78	10413	No
265	GOM_NL__2PRFIN20040226_125710_000000392024_00339_10413_9845.N1	26-FEB-2004 12:57:10	Dark	38.500	71	lot Car	2.2460	7700.0	77	10413	No
266	GOM_NL__2PRFIN20040226_125843_000000392024_00339_10413_9846.N1	26-FEB-2004 12:58:43	Straylight	39.000	46	Del Vel	1.9540	10600.	78	10413	No
267	GOM_NL__2PRFIN20040226_130134_000000472024_00339_10413_9847.N1	26-FEB-2004 13:01:34	Straylight	47.000	65	Lam Vel	2.2040	4400.0	94	10413	No
268	GOM_NL__2PRFIN20040226_130351_000000762024_00339_10413_9848.N1	26-FEB-2004 13:03:51	Straylight	75.500	106	9Bet Crv	2.6480	5600.0	151	10413	No
269	GOM_NL__2PRFIN20040226_130709_000000762024_00339_10413_9849.N1	26-FEB-2004 13:07:09	Straylight	75.500	100	4Gam Crv	2.5800	13100.	151	10413	No
270	GOM_NL__2PRFIN20040226_131108_000000452024_00339_10413_9850.N1	26-FEB-2004 13:11:08	Twl_and_stray	44.500	48	30Alp Hya	1.9770	4100.0	89	10413	No
271	GOM_NL__2PRFIN20040226_131604_000000432024_00339_10413_9851.N1	26-FEB-2004 13:16:04	Bright	42.500	8	10Alp CMi	0.400000	6500.0	85	10413	No
272	GOM_NL__2PRFIN20040226_132052_000000402024_00339_10413_9852.N1	26-FEB-2004 13:20:52	Bright	40.000	166	17Eps Leo	2.9800	6000.0	80	10413	No
273	GOM_NL__2PRFIN20040226_132324_000000402024_00339_10413_9853.N1	26-FEB-2004 13:23:24	Bright	39.500	24	66Alp Gem	1.5800	10200.	79	10413	No
274	GOM_NL__2PRFIN20040226_132927_000000482024_00339_10413_9854.N1	26-FEB-2004 13:29:27	Bright	48.000	174	52Psi UMa	3.0040	4400.0	96	10413	No
275	GOM_NL__2PRFIN20040226_133204_000000442024_00339_10413_9855.N1	26-FEB-2004 13:32:04	Bright	44.000	82	48Bet UMa	2.3650	10600.	88	10413	No
276	GOM_NL__2PRFIN20040226_133334_000000472024_00339_10413_9856.N1	26-FEB-2004 13:33:34	Bright	47.000	87	64Gam UMa	2.4330	11000.	94	10413	No
277	GOM_NL__2PRFIN20040226_133656_000000512024_00339_10413_9857.N1	26-FEB-2004 13:36:56	Bright	51.000	32	77Eps UMa	1.7630	11000.	102	10413	No
278	GOM_NL__2PRFIN20040226_134511_000000482024_00339_10413_9858.N1	26-FEB-2004 13:45:11	Bright	47.500	119	14Eta Dra	2.7270	4700.0	95	10413	No

279	GOM_NL__2PRFIN20040226_134927_000000472024_00339_10413_9859.N1	26-FEB-2004 13:49:27	Bright	46.500	130	23Bet Dra	2.7990	5800.0	93	10413	No
280	GOM_NL__2PRFIN20040226_135138_000000412024_00339_10413_9860.N1	26-FEB-2004 13:51:38	Bright	40.500	19	50Alp Cyg	1.2460	10500.	81	10413	No
281	GOM_NL__2PRFIN20040226_135313_000000382024_00339_10413_9861.N1	26-FEB-2004 13:53:13	Bright	38.000	66	37Gam Cyg	2.2080	5900.0	76	10413	No
282	GOM_NL__2PRFIN20040226_135446_000000352024_00339_10413_9862.N1	26-FEB-2004 13:54:46	Bright	35.000	92	53Eps Cyg	2.5000	4500.0	70	10413	No
283	GOM_NL__2PRFIN20040226_135745_000000732024_00339_10413_9863.N1	26-FEB-2004 13:57:45	Bright	73.000	133	40Zet Her	2.8070	6000.0	146	10413	No
284	GOM_NL__2PRFIN20040226_140139_000000422024_00339_10413_9864.N1	26-FEB-2004 14:01:39	Bright	42.000	168	17Zet Aql	2.9860	11000.	84	10413	No
285	GOM_NL__2PRFIN20040226_140441_000000662024_00339_10413_9865.N1	26-FEB-2004 14:04:41	Tw_i_and_stray	65.500	59	55Alp Oph	2.0800	8900.0	131	10413	No
286	GOM_NL__2PRFIN20040226_140708_000000602024_00339_10413_9866.N1	26-FEB-2004 14:07:08	Tw_i_and_stray	60.000	126	60Bet Oph	2.7700	4250.0	120	10413	No
287	GOM_NL__2PRFIN20040226_141125_000000442024_00339_10413_9867.N1	26-FEB-2004 14:11:25	Dark	44.000	155	41Pi Sgr	2.9000	6600.0	88	10413	No
288	GOM_NL__2PRFIN20040226_141312_000000412024_00339_10413_9868.N1	26-FEB-2004 14:13:12	Dark	41.000	57	34Sig Sgr	2.0660	26000.	82	10413	No
289	GOM_NL__2PRFIN20040226_141613_000000462024_00339_10413_9869.N1	26-FEB-2004 14:16:13	Dark	45.500	38	20Eps Sgr	1.8360	11000.	91	10413	No
290	GOM_NL__2PRFIN20040226_141853_000000552024_00339_10413_9870.N1	26-FEB-2004 14:18:53	Dark	54.500	25	35Lam Sco	1.6200	28000.	109	10413	No
291	GOM_NL__2PRFIN20040226_142109_000000632024_00339_10413_9871.N1	26-FEB-2004 14:21:09	Dark	63.000	16	21Alp Sco	1.0200	3000.0	126	10413	No
292	GOM_NL__2PRFIN20040226_142640_000000512024_00340_10414_9839.N1	26-FEB-2004 14:26:40	Dark	51.000	131	Gam Lup	2.8000	26000.	102	10414	No
293	GOM_NL__2PRFIN20040226_142921_000000542024_00340_10414_9840.N1	26-FEB-2004 14:29:21	Dark	53.500	4	Alp1Cen	-0.010000	5800.0	107	10414	No
294	GOM_NL__2PRFIN20040226_143041_000000472024_00340_10414_9841.N1	26-FEB-2004 14:30:41	Dark	47.000	10	Bet Cen	0.61000	28000.	94	10414	No
295	GOM_NL__2PRFIN20040226_143210_000000372024_00340_10414_9842.N1	26-FEB-2004 14:32:10	Dark	36.500	112	Alp Mus	2.6880	26000.	73	10414	No
296	GOM_NL__2PRFIN20040226_143323_000000432024_00340_10414_9843.N1	26-FEB-2004 14:33:23	Dark	43.000	12	Alp1Cru	0.77500	30000.	86	10414	No
297	GOM_NL__2PRFIN20040226_143500_000000392024_00340_10414_9844.N1	26-FEB-2004 14:35:00	Dark	38.500	29	Bet Car	1.6720	10200.	77	10414	No
298	GOM_NL__2PRFIN20040226_143746_000000382024_00340_10414_9845.N1	26-FEB-2004 14:37:46	Dark	37.500	71	lot Car	2.2460	7700.0	75	10414	No
299	GOM_NL__2PRFIN20040226_143918_000000382024_00340_10414_9846.N1	26-FEB-2004 14:39:18	Straylight	37.500	46	Del Vel	1.9540	10600.	75	10414	No
300	GOM_NL__2PRFIN20040226_144210_000000442024_00340_10414_9847.N1	26-FEB-2004 14:42:10	Straylight	44.000	65	Lam Vel	2.2040	4400.0	88	10414	No
301	GOM_NL__2PRFIN20040226_144428_000000762024_00340_10414_9848.N1	26-FEB-2004 14:44:28	Straylight	75.500	106	9Bet Crv	2.6480	5600.0	151	10414	No
302	GOM_NL__2PRFIN20040226_144746_000000732024_00340_10414_9849.N1	26-FEB-2004 14:47:46	Straylight	72.500	100	4Gam Crv	2.5800	13100.	145	10414	No
303	GOM_NL__2PRFIN20040226_145144_000000462024_00340_10414_9850.N1	26-FEB-2004 14:51:44	Tw_i_and_stray	45.500	48	30Alp Hya	1.9770	4100.0	91	10414	No
304	GOM_NL__2PRFIN20040226_145640_000000442024_00340_10414_9851.N1	26-FEB-2004 14:56:40	Bright	43.500	8	10Alp CMi	0.40000	6500.0	87	10414	No
305	GOM_NL__2PRFIN20040226_150128_000000422024_00340_10414_9852.N1	26-FEB-2004 15:01:28	Bright	41.500	166	17Eps Leo	2.9800	6000.0	83	10414	No
306	GOM_NL__2PRFIN20040226_150400_000000372024_00340_10414_9853.N1	26-FEB-2004 15:04:00	Bright	37.000	24	66Alp Gem	1.5800	10200.	74	10414	No
307	GOM_NL__2PRFIN20040226_151004_000000472024_00340_10414_9854.N1	26-FEB-2004 15:10:04	Bright	47.000	174	52Psi UMa	3.0040	4400.0	94	10414	No
308	GOM_NL__2PRFIN20040226_151239_000000432024_00340_10414_9855.N1	26-FEB-2004 15:12:39	Bright	42.500	82	48Bet UMa	2.3650	10600.	85	10414	No
309	GOM_NL__2PRFIN20040226_151408_000000492024_00340_10414_9856.N1	26-FEB-2004 15:14:08	Bright	48.500	87	64Gam UMa	2.4330	11000.	97	10414	No
310	GOM_NL__2PRFIN20040226_151731_000000522024_00340_10414_9857.N1	26-FEB-2004 15:17:31	Bright	51.500	32	77Eps UMa	1.7630	11000.	103	10414	No
311	GOM_NL__2PRFIN20040226_152547_000000472024_00340_10414_9858.N1	26-FEB-2004 15:25:47	Bright	46.500	119	14Eta Dra	2.7270	4700.0	93	10414	No
312	GOM_NL__2PRFIN20040226_153003_000000452024_00340_10414_9859.N1	26-FEB-2004 15:30:03	Bright	45.000	130	23Bet Dra	2.7990	5800.0	90	10414	No
313	GOM_NL__2PRFIN20040226_153217_000000382024_00340_10414_9860.N1	26-FEB-2004 15:32:17	Bright	37.500	19	50Alp Cyg	1.2460	10500.	75	10414	No
314	GOM_NL__2PRFIN20040226_153351_000000362024_00340_10414_9861.N1	26-FEB-2004 15:33:51	Bright	35.500	66	37Gam Cyg	2.2080	5900.0	71	10414	No
315	GOM_NL__2PRFIN20040226_153523_000000362024_00340_10414_9862.N1	26-FEB-2004 15:35:23	Bright	36.000	92	53Eps Cyg	2.5000	4500.0	72	10414	No
316	GOM_NL__2PRFIN20040226_153821_000000742024_00340_10414_9863.N1	26-FEB-2004 15:38:21	Bright	73.500	133	40Zet Her	2.8070	6000.0	147	10414	No
317	GOM_NL__2PRFIN20040226_154218_000000412024_00340_10414_9864.N1	26-FEB-2004 15:42:18	Bright	40.500	168	17Zet Aql	2.9860	11000.	81	10414	No
318	GOM_NL__2PRFIN20040226_154517_000000672024_00340_10414_9865.N1	26-FEB-2004 15:45:17	Tw_i_and_stray	66.500	59	55Alp Oph	2.0800	8900.0	133	10414	No
319	GOM_NL__2PRFIN20040226_154745_000000642024_00340_10414_9866.N1	26-FEB-2004 15:47:45	Tw_i_and_stray	64.000	126	60Bet Oph	2.7700	4250.0	128	10414	No
320	GOM_NL__2PRFIN20040226_155202_000000442024_00340_10414_9867.N1	26-FEB-2004 15:52:02	Dark	43.500	155	41Pi Sgr	2.9000	6600.0	87	10414	No
321	GOM_NL__2PRFIN20040226_155348_000000432024_00340_10414_9868.N1	26-FEB-2004 15:53:48	Dark	42.500	57	34Sig Sgr	2.0660	26000.	85	10414	No
322	GOM_NL__2PRFIN20040226_155650_000000462024_00340_10414_9869.N1	26-FEB-2004 15:56:50	Dark	45.500	38	20Eps Sgr	1.8360	11000.	91	10414	No
323	GOM_NL__2PRFIN20040226_155931_000000462024_00340_10414_9870.N1	26-FEB-2004 15:59:31	Dark	45.500	25	35Lam Sco	1.6200	28000.	91	10414	No
324	GOM_NL__2PRFIN20040226_160146_000000652024_00340_10414_9871.N1	26-FEB-2004 16:01:46	Dark	64.500	16	21Alp Sco	1.0200	3000.0	129	10414	No
325	GOM_NL__2PRFIN20040226_160717_000000542024_00341_10415_9993.N1	26-FEB-2004 16:07:17	Dark	54.000	131	Gam Lup	2.8000	26000.	108	10415	No
326	GOM_NL__2PRFIN20040226_160958_000000462024_00341_10415_9994.N1	26-FEB-2004 16:09:58	Dark	45.500	4	Alp1Cen	-0.010000	5800.0	91	10415	No
327	GOM_NL__2PRFIN20040226_161117_000000432024_00341_10415_9995.N1	26-FEB-2004 16:11:17	Dark	43.000	10	Bet Cen	0.61000	28000.	86	10415	No
328	GOM_NL__2PRFIN20040226_161246_000000392024_00341_10415_9996.N1	26-FEB-2004 16:12:46	Dark	39.000	112	Alp Mus	2.6880	26000.	78	10415	No
329	GOM_NL__2PRFIN20040226_161358_000000502024_00341_10415_9997.N1	26-FEB-2004 16:13:58	Dark	50.000	12	Alp1Cru	0.77500	30000.	100	10415	No
330	GOM_NL__2PRFIN20040226_161537_000000412024_00341_10415_9998.N1	26-FEB-2004 16:15:37	Dark	41.000	29	Bet Car	1.6720	10200.	82	10415	No
331	GOM_NL__2PRFIN20040226_161823_000000392024_00341_10415_9999.N1	26-FEB-2004 16:18:23	Dark	39.000	71	lot Car	2.2460	7700.0	78	10415	No
332	GOM_NL__2PRFIN20040226_161955_000000442024_00341_10415_0000.N1	26-FEB-2004 16:19:55	Straylight	43.500	46	Del Vel	1.9540	10600.	87	10415	No
333	GOM_NL__2PRFIN20040226_162244_000000482024_00341_10415_0001.N1	26-FEB-2004 16:22:44	Straylight	48.000	65	Lam Vel	2.2040	4400.0	96	10415	No
334	GOM_NL__2PRFIN20040226_162504_000000792024_00341_10415_0002.N1	26-FEB-2004 16:25:04	Straylight	78.500	106	9Bet Crv	2.6480	5600.0	157	10415	No
335	GOM_NL__2PRFIN20040226_162822_000000692024_00341_10415_0003.N1	26-FEB-2004 16:28:22	Straylight	68.500	100	4Gam Crv	2.5800	13100.	137	10415	No
336	GOM_NL__2PRFIN20040226_163220_000000452024_00341_10415_0004.N1	26-FEB-2004 16:32:20	Tw_i_and_stray	44.500	48	30Alp Hya	1.9770	4100.0	89	10415	No
337	GOM_NL__2PRFIN20040226_163716_000000422024_00341_10415_0005.N1	26-FEB-2004 16:37:16	Bright	42.000	8	10Alp CMi	0.40000	6500.0	84	10415	No

338	GOM_NL__2PRFIN20040226_164203_000000422024_00341_10415_0006.N1	26-FEB-2004 16:42:03	Bright	42.000	166	17Eps Leo	2.9800	6000.0	84	10415	No
339	GOM_NL__2PRFIN20040226_164437_000000392024_00341_10415_0007.N1	26-FEB-2004 16:44:37	Bright	39.000	24	66Alp Gem	1.5800	10200.	78	10415	No
340	GOM_NL__2PRFIN20040226_165039_000000482024_00341_10415_0008.N1	26-FEB-2004 16:50:39	Bright	47.500	174	52Psi UMa	3.0040	4400.0	95	10415	No
341	GOM_NL__2PRFIN20040226_165315_000000432024_00341_10415_0009.N1	26-FEB-2004 16:53:15	Bright	43.000	82	48Bet UMa	2.3650	10600.	86	10415	No
342	GOM_NL__2PRFIN20040226_165444_000000482024_00341_10415_0010.N1	26-FEB-2004 16:54:44	Bright	47.500	87	64Gam UMa	2.4330	11000.	95	10415	No
343	GOM_NL__2PRFIN20040226_165806_000000522024_00341_10415_0011.N1	26-FEB-2004 16:58:06	Bright	52.000	32	77Eps UMa	1.7630	11000.	104	10415	No
344	GOM_NL__2PRFIN20040226_170023_000000412024_00341_10415_0012.N1	26-FEB-2004 17:00:23	Bright	40.500	49	1Alp UMi	1.9900	6300.0	81	10415	No
345	GOM_NL__2PRFIN20040226_170623_000000482024_00341_10415_0013.N1	26-FEB-2004 17:06:23	Bright	47.500	119	14Eta Dra	2.7270	4700.0	95	10415	No
346	GOM_NL__2PRFIN20040226_171039_000000452024_00341_10415_0014.N1	26-FEB-2004 17:10:39	Bright	45.000	130	23Bet Dra	2.7990	5800.0	90	10415	No
347	GOM_NL__2PRFIN20040226_171253_000000402024_00341_10415_0015.N1	26-FEB-2004 17:12:53	Bright	39.500	19	50Alp Cyg	1.2460	10500.	79	10415	No
348	GOM_NL__2PRFIN20040226_171427_000000382024_00341_10415_0016.N1	26-FEB-2004 17:14:27	Bright	38.000	66	37Gam Cyg	2.2080	5900.0	76	10415	No
349	GOM_NL__2PRFIN20040226_171558_000000372024_00341_10415_0017.N1	26-FEB-2004 17:15:58	Bright	37.000	92	53Eps Cyg	2.5000	4500.0	74	10415	No
350	GOM_NL__2PRFIN20040226_171857_000000752024_00341_10415_0018.N1	26-FEB-2004 17:18:57	Bright	75.000	133	40Zet Her	2.8070	6000.0	150	10415	No
351	GOM_NL__2PRFIN20040226_172254_000000402024_00341_10415_0019.N1	26-FEB-2004 17:22:54	Bright	40.000	168	17Zet Aql	2.9860	11000.	80	10415	No
352	GOM_NL__2PRFIN20040226_172554_000000602024_00341_10415_0020.N1	26-FEB-2004 17:25:54	Tw_i_and_stray	60.000	59	55Alp Oph	2.0800	8900.0	120	10415	No
353	GOM_NL__2PRFIN20040226_172822_000000592024_00341_10415_0021.N1	26-FEB-2004 17:28:22	Straylight	59.000	126	60Bet Oph	2.7700	4250.0	118	10415	No
354	GOM_NL__2PRFIN20040226_173238_000000452024_00341_10415_0022.N1	26-FEB-2004 17:32:38	Dark	44.500	155	41Pi Sgr	2.9000	6600.0	89	10415	No
355	GOM_NL__2PRFIN20040226_173425_000000452024_00341_10415_0023.N1	26-FEB-2004 17:34:25	Dark	44.500	57	34Sig Sgr	2.0660	26000.	89	10415	No
356	GOM_NL__2PRFIN20040226_173727_000000462024_00341_10415_0024.N1	26-FEB-2004 17:37:27	Dark	46.000	38	20Eps Sgr	1.8360	11000.	92	10415	No
357	GOM_NL__2PRFIN20040226_174007_000000502024_00341_10415_0025.N1	26-FEB-2004 17:40:07	Dark	49.500	25	35Lam Sco	1.6200	28000.	99	10415	No
358	GOM_NL__2PRFIN20040226_174224_000000652024_00341_10415_0026.N1	26-FEB-2004 17:42:24	Dark	64.500	16	21Alp Sco	1.0200	3000.0	129	10415	No
359	GOM_NL__2PRFIN20040226_174754_000000542024_00342_10416_9994.N1	26-FEB-2004 17:47:54	Dark	53.500	131	Gam Lup	2.8000	26000.	107	10416	No
360	GOM_NL__2PRFIN20040226_175035_000000452024_00342_10416_9995.N1	26-FEB-2004 17:50:35	Dark	45.000	4	Alp1Cen	-0.010000	5800.0	90	10416	No
361	GOM_NL__2PRFIN20040226_175154_000000532024_00342_10416_9996.N1	26-FEB-2004 17:51:54	Dark	52.500	10	Bet Cen	0.610000	28000.	105	10416	No
362	GOM_NL__2PRFIN20040226_175323_000000392024_00342_10416_9997.N1	26-FEB-2004 17:53:23	Dark	39.000	112	Alp Mus	2.6880	26000.	78	10416	No
363	GOM_NL__2PRFIN20040226_175436_000000512024_00342_10416_9998.N1	26-FEB-2004 17:54:36	Dark	50.500	12	Alp1Cru	0.775000	30000.	101	10416	No
364	GOM_NL__2PRFIN20040226_175613_000000422024_00342_10416_9999.N1	26-FEB-2004 17:56:13	Dark	42.000	29	Bet Car	1.6720	10200.	84	10416	No
365	GOM_NL__2PRFIN20040226_175859_000000372024_00342_10416_0000.N1	26-FEB-2004 17:58:59	Dark	37.000	71	lot Car	2.2460	7700.0	74	10416	No
366	GOM_NL__2PRFIN20040226_180031_000000422024_00342_10416_0001.N1	26-FEB-2004 18:00:31	Straylight	41.500	46	Del Vel	1.9540	10600.	83	10416	No
367	GOM_NL__2PRFIN20040226_180322_000000482024_00342_10416_0002.N1	26-FEB-2004 18:03:22	Straylight	48.000	65	Lam Vel	2.2040	4400.0	96	10416	No
368	GOM_NL__2PRFIN20040226_180541_000000802024_00342_10416_0003.N1	26-FEB-2004 18:05:41	Straylight	79.500	106	9Bet Crv	2.6480	5600.0	159	10416	No
369	GOM_NL__2PRFIN20040226_180858_000000742024_00342_10416_0004.N1	26-FEB-2004 18:08:58	Straylight	74.000	100	4Gam Crv	2.5800	13100.	148	10416	No
370	GOM_NL__2PRFIN20040226_181256_000000492024_00342_10416_0005.N1	26-FEB-2004 18:12:56	Tw_i_and_stray	48.500	48	30Alp Hya	1.9770	4100.0	97	10416	No
371	GOM_NL__2PRFIN20040226_181753_000000442024_00342_10416_0006.N1	26-FEB-2004 18:17:53	Bright	44.000	8	10Alp CMi	0.400000	6500.0	88	10416	No
372	GOM_NL__2PRFIN20040226_182239_000000412024_00342_10416_0007.N1	26-FEB-2004 18:22:39	Bright	41.000	166	17Eps Leo	2.9800	6000.0	82	10416	No
373	GOM_NL__2PRFIN20040226_182513_000000372024_00342_10416_0008.N1	26-FEB-2004 18:25:13	Bright	36.500	24	66Alp Gem	1.5800	10200.	73	10416	No
374	GOM_NL__2PRFIN20040226_183114_000000462024_00342_10416_0009.N1	26-FEB-2004 18:31:14	Bright	46.000	174	52Psi UMa	3.0040	4400.0	92	10416	No
375	GOM_NL__2PRFIN20040226_183350_000000422024_00342_10416_0010.N1	26-FEB-2004 18:33:50	Bright	41.500	82	48Bet UMa	2.3650	10600.	83	10416	No
376	GOM_NL__2PRFIN20040226_183519_000000482024_00342_10416_0011.N1	26-FEB-2004 18:35:19	Bright	47.500	87	64Gam UMa	2.4330	11000.	95	10416	No
377	GOM_NL__2PRFIN20040226_183841_000000522024_00342_10416_0012.N1	26-FEB-2004 18:38:41	Bright	52.000	32	77Eps UMa	1.7630	11000.	104	10416	No
378	GOM_NL__2PRFIN20040226_184100_000000382024_00342_10416_0013.N1	26-FEB-2004 18:41:00	Bright	37.500	49	1Alp UMi	1.9900	6300.0	75	10416	No
379	GOM_NL__2PRFIN20040226_184659_000000432024_00342_10416_0014.N1	26-FEB-2004 18:46:59	Bright	43.000	119	14Eta Dra	2.7270	4700.0	86	10416	No
380	GOM_NL__2PRFIN20040226_185114_000000472024_00342_10416_0015.N1	26-FEB-2004 18:51:14	Bright	46.500	130	23Bet Dra	2.7990	5800.0	93	10416	No
381	GOM_NL__2PRFIN20040226_185330_000000352024_00342_10416_0016.N1	26-FEB-2004 18:53:30	Bright	35.000	19	50Alp Cyg	1.2460	10500.	70	10416	No
382	GOM_NL__2PRFIN20040226_185504_000000362024_00342_10416_0017.N1	26-FEB-2004 18:55:04	Bright	36.000	66	37Gam Cyg	2.2080	5900.0	72	10416	No
383	GOM_NL__2PRFIN20040226_185635_000000362024_00342_10416_0018.N1	26-FEB-2004 18:56:35	Bright	35.500	92	53Eps Cyg	2.5000	4500.0	71	10416	No
384	GOM_NL__2PRFIN20040226_185932_000000772024_00342_10416_0019.N1	26-FEB-2004 18:59:32	Bright	76.500	133	40Zet Her	2.8070	6000.0	153	10416	No
385	GOM_NL__2PRFIN20040226_190331_000000392024_00342_10416_0020.N1	26-FEB-2004 19:03:31	Bright	38.500	168	17Zet Aql	2.9860	11000.	77	10416	No
386	GOM_NL__2PRFIN20040226_190631_000000642024_00342_10416_0021.N1	26-FEB-2004 19:06:31	Tw_i_and_stray	63.500	59	55Alp Oph	2.0800	8900.0	127	10416	No
387	GOM_NL__2PRFIN20040226_190859_000000652024_00342_10416_0022.N1	26-FEB-2004 19:08:59	Straylight	65.000	126	60Bet Oph	2.7700	4250.0	130	10416	No
388	GOM_NL__2PRFIN20040226_191315_000000432024_00342_10416_0023.N1	26-FEB-2004 19:13:15	Dark	42.500	155	41Pi Sgr	2.9000	6600.0	85	10416	No
389	GOM_NL__2PRFIN20040226_191501_000000462024_00342_10416_0024.N1	26-FEB-2004 19:15:01	Dark	46.000	57	34Sig Sgr	2.0660	26000.	92	10416	No
390	GOM_NL__2PRFIN20040226_191803_000000432024_00342_10416_0025.N1	26-FEB-2004 19:18:03	Dark	42.500	38	20Eps Sgr	1.8360	11000.	85	10416	No
391	GOM_NL__2PRFIN20040226_192044_000000492024_00342_10416_0026.N1	26-FEB-2004 19:20:44	Dark	48.500	25	35Lam Sco	1.6200	28000.	97	10416	No
392	GOM_NL__2PRFIN20040226_192301_000000662024_00342_10416_0027.N1	26-FEB-2004 19:23:01	Dark	66.000	16	21Alp Sco	1.0200	3000.0	132	10416	No
393	GOM_NL__2PRFIN20040226_192831_000000522024_00343_10417_9839.N1	26-FEB-2004 19:28:31	Dark	51.500	131	Gam Lup	2.8000	26000.	103	10417	No
394	GOM_NL__2PRFIN20040226_193111_000000562024_00343_10417_9840.N1	26-FEB-2004 19:31:11	Dark	56.000	4	Alp1Cen	-0.010000	5800.0	112	10417	No
395	GOM_NL__2PRFIN20040226_193231_000000532024_00343_10417_9841.N1	26-FEB-2004 19:32:31	Dark	52.500	10	Bet Cen	0.610000	28000.	105	10417	No
396	GOM_NL__2PRFIN20040226_193359_000000392024_00343_10417_9842.N1	26-FEB-2004 19:33:59	Dark	38.500	112	Alp Mus	2.6880	26000.	77	10417	No

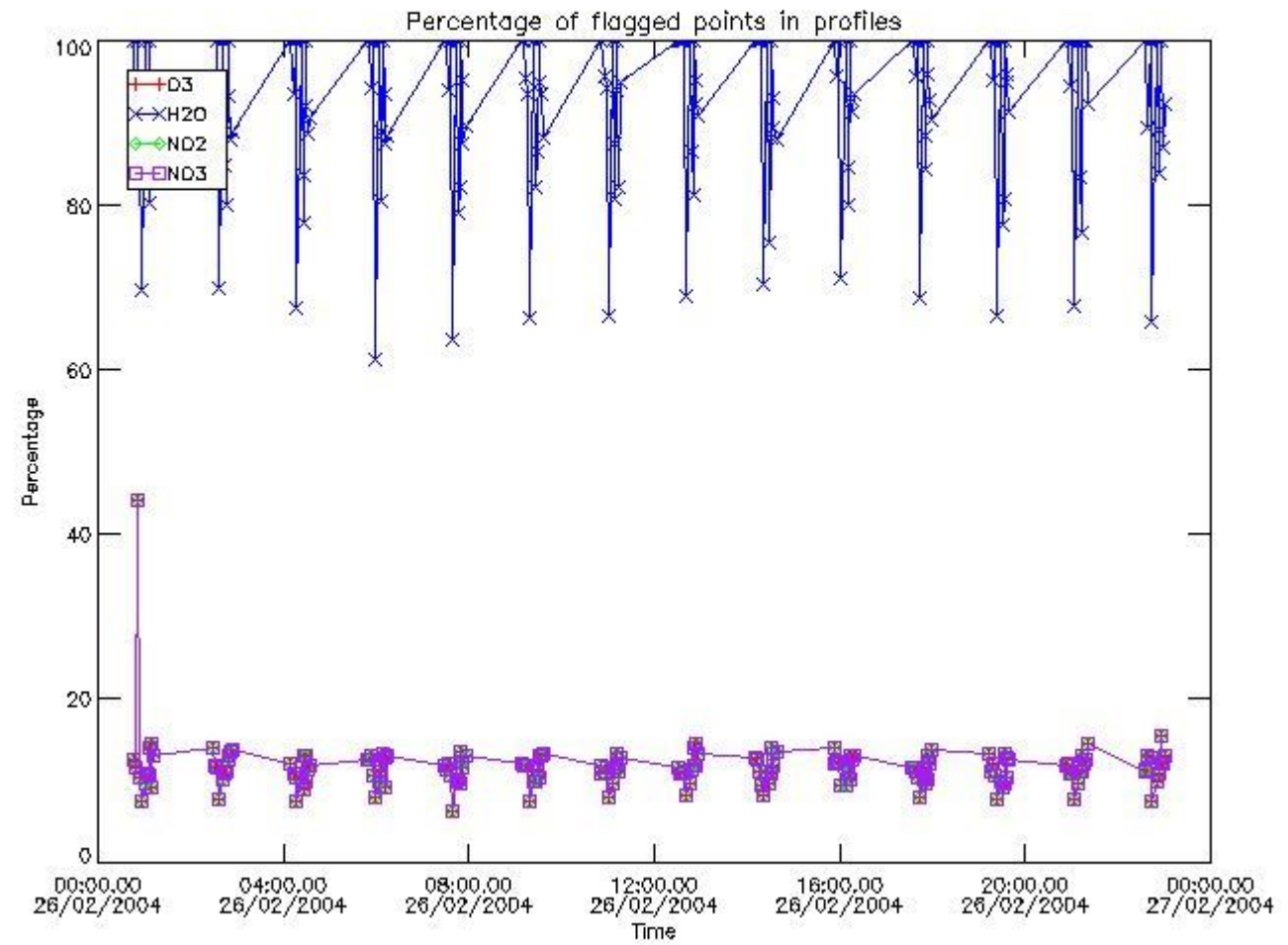
397	GOM_NL__2PRFIN20040226_193512_000000492024_00343_10417_9843.N1	26-FEB-2004 19:35:12	Dark	49.000	12	Alp1Cru	0.77500	30000.	98	10417	No
398	GOM_NL__2PRFIN20040226_193649_000000402024_00343_10417_9844.N1	26-FEB-2004 19:36:49	Dark	40.000	29	Bet Car	1.6720	10200.	80	10417	No
399	GOM_NL__2PRFIN20040226_193935_000000412024_00343_10417_9845.N1	26-FEB-2004 19:39:35	Dark	40.500	71	lot Car	2.2460	7700.0	81	10417	No
400	GOM_NL__2PRFIN20040226_194107_000000402024_00343_10417_9846.N1	26-FEB-2004 19:41:07	Straylight	39.500	46	Del Vel	1.9540	10600.	79	10417	No
401	GOM_NL__2PRFIN20040226_194358_000000472024_00343_10417_9847.N1	26-FEB-2004 19:43:58	Straylight	46.500	65	Lam Vel	2.2040	4400.0	93	10417	No
402	GOM_NL__2PRFIN20040226_194616_000000762024_00343_10417_9848.N1	26-FEB-2004 19:46:16	Straylight	76.000	106	9Bet Crv	2.6480	5600.0	152	10417	No
403	GOM_NL__2PRFIN20040226_194933_000000762024_00343_10417_9849.N1	26-FEB-2004 19:49:33	Straylight	76.000	100	4Gam Crv	2.5800	13100.	152	10417	No
404	GOM_NL__2PRFIN20040226_195332_000000512024_00343_10417_9850.N1	26-FEB-2004 19:53:32	Tw_i_and_stray	50.500	48	30Alp Hya	1.9770	4100.0	101	10417	No
405	GOM_NL__2PRFIN20040226_195829_000000442024_00343_10417_9851.N1	26-FEB-2004 19:58:29	Bright	43.500	8	10Alp CMi	0.40000	6500.0	87	10417	No
406	GOM_NL__2PRFIN20040226_200315_000000422024_00343_10417_9852.N1	26-FEB-2004 20:03:15	Bright	42.000	166	17Eps Leo	2.9800	6000.0	84	10417	No
407	GOM_NL__2PRFIN20040226_200549_000000402024_00343_10417_9853.N1	26-FEB-2004 20:05:49	Bright	39.500	24	66Alp Gem	1.5800	10200.	79	10417	No
408	GOM_NL__2PRFIN20040226_201149_000000462024_00343_10417_9854.N1	26-FEB-2004 20:11:49	Bright	46.000	174	52Psi UMa	3.0040	4400.0	92	10417	No
409	GOM_NL__2PRFIN20040226_201426_000000432024_00343_10417_9855.N1	26-FEB-2004 20:14:26	Bright	43.000	82	48Bet UMa	2.3650	10600.	86	10417	No
410	GOM_NL__2PRFIN20040226_201554_000000472024_00343_10417_9856.N1	26-FEB-2004 20:15:54	Bright	47.000	87	64Gam UMa	2.4330	11000.	94	10417	No
411	GOM_NL__2PRFIN20040226_201916_000000512024_00343_10417_9857.N1	26-FEB-2004 20:19:16	Bright	51.000	32	77Eps UMa	1.7630	11000.	102	10417	No
412	GOM_NL__2PRFIN20040226_202136_000000382024_00343_10417_9858.N1	26-FEB-2004 20:21:36	Bright	37.500	49	1Alp UMi	1.9900	6300.0	75	10417	No
413	GOM_NL__2PRFIN20040226_202734_000000482024_00343_10417_9859.N1	26-FEB-2004 20:27:34	Bright	47.500	119	14Eta Dra	2.7270	4700.0	95	10417	No
414	GOM_NL__2PRFIN20040226_203150_000000442024_00343_10417_9860.N1	26-FEB-2004 20:31:50	Bright	43.500	130	23Bet Dra	2.7990	5800.0	87	10417	No
415	GOM_NL__2PRFIN20040226_203406_000000382024_00343_10417_9861.N1	26-FEB-2004 20:34:06	Bright	37.500	19	50Alp Cyg	1.2460	10500.	75	10417	No
416	GOM_NL__2PRFIN20040226_203540_000000382024_00343_10417_9862.N1	26-FEB-2004 20:35:40	Bright	37.500	66	37Gam Cyg	2.2080	5900.0	75	10417	No
417	GOM_NL__2PRFIN20040226_203711_000000372024_00343_10417_9863.N1	26-FEB-2004 20:37:11	Bright	36.500	92	53Eps Cyg	2.5000	4500.0	73	10417	No
418	GOM_NL__2PRFIN20040226_204009_000000762024_00343_10417_9864.N1	26-FEB-2004 20:40:09	Bright	75.500	133	40Zet Her	2.8070	6000.0	151	10417	No
419	GOM_NL__2PRFIN20040226_204407_000000402024_00343_10417_9865.N1	26-FEB-2004 20:44:07	Bright	40.000	168	17Zet Aql	2.9860	11000.	80	10417	No
420	GOM_NL__2PRFIN20040226_204705_000000672024_00343_10417_9866.N1	26-FEB-2004 20:47:05	Tw_i_and_stray	67.000	59	55Alp Oph	2.0800	8900.0	134	10417	No
421	GOM_NL__2PRFIN20040226_204936_000000612024_00343_10417_9867.N1	26-FEB-2004 20:49:36	Straylight	61.000	126	60Bet Oph	2.7700	4250.0	122	10417	No
422	GOM_NL__2PRFIN20040226_205351_000000432024_00343_10417_9868.N1	26-FEB-2004 20:53:51	Dark	43.000	155	41Pi Sgr	2.9000	6600.0	86	10417	No
423	GOM_NL__2PRFIN20040226_205537_000000422024_00343_10417_9869.N1	26-FEB-2004 20:55:37	Dark	42.000	57	34Sig Sgr	2.0660	26000.	84	10417	No
424	GOM_NL__2PRFIN20040226_205839_000000472024_00343_10417_9870.N1	26-FEB-2004 20:58:39	Dark	46.500	38	20Eps Sgr	1.8360	11000.	93	10417	No
425	GOM_NL__2PRFIN20040226_210121_000000472024_00343_10417_9871.N1	26-FEB-2004 21:01:21	Dark	46.500	25	35Lam Sco	1.6200	28000.	93	10417	No
426	GOM_NL__2PRFIN20040226_210338_000000662024_00343_10417_9872.N1	26-FEB-2004 21:03:38	Dark	65.500	16	21Alp Sco	1.0200	3000.0	131	10417	No
427	GOM_NL__2PRFIN20040226_210908_000000542024_00344_10418_9859.N1	26-FEB-2004 21:09:08	Dark	53.500	131	Gam Lup	2.8000	26000.	107	10418	No
428	GOM_NL__2PRFIN20040226_211148_000000462024_00344_10418_9860.N1	26-FEB-2004 21:11:48	Dark	45.500	4	Alp1Cen	-0.010000	5800.0	91	10418	No
429	GOM_NL__2PRFIN20040226_211307_000000462024_00344_10418_9861.N1	26-FEB-2004 21:13:07	Dark	45.500	10	Bet Cen	0.61000	28000.	91	10418	No
430	GOM_NL__2PRFIN20040226_211435_000000402024_00344_10418_9862.N1	26-FEB-2004 21:14:35	Dark	39.500	112	Alp Mus	2.6880	26000.	79	10418	No
431	GOM_NL__2PRFIN20040226_211549_000000432024_00344_10418_9863.N1	26-FEB-2004 21:15:49	Dark	42.500	12	Alp1Cru	0.77500	30000.	85	10418	No
432	GOM_NL__2PRFIN20040226_211724_000000412024_00344_10418_9864.N1	26-FEB-2004 21:17:24	Dark	40.500	29	Bet Car	1.6720	10200.	81	10418	No
433	GOM_NL__2PRFIN20040226_212012_000000392024_00344_10418_9865.N1	26-FEB-2004 21:20:12	Dark	39.000	71	lot Car	2.2460	7700.0	78	10418	No
434	GOM_NL__2PRFIN20040226_212143_000000432024_00344_10418_9866.N1	26-FEB-2004 21:21:43	Straylight	43.000	46	Del Vel	1.9540	10600.	86	10418	No
435	GOM_NL__2PRFIN20040226_212434_000000512024_00344_10418_9867.N1	26-FEB-2004 21:24:34	Straylight	50.500	65	Lam Vel	2.2040	4400.0	101	10418	No
436	GOM_NL__2PRFIN20040226_212653_000000752024_00344_10418_9868.N1	26-FEB-2004 21:26:53	Straylight	75.000	106	9Bet Crv	2.6480	5600.0	150	10418	No
437	GOM_NL__2PRFIN20040226_213010_000000692024_00344_10418_9869.N1	26-FEB-2004 21:30:10	Straylight	68.500	100	4Gam Crv	2.5800	13100.	137	10418	No
438	GOM_NL__2PRFIN20040226_213408_000000462024_00344_10418_9870.N1	26-FEB-2004 21:34:08	Tw_i_and_stray	46.000	48	30Alp Hya	1.9770	4100.0	92	10418	No
439	GOM_NL__2PRFIN20040226_213905_000000432024_00344_10418_9871.N1	26-FEB-2004 21:39:05	Bright	43.000	8	10Alp CMi	0.40000	6500.0	86	10418	No
440	GOM_NL__2PRFIN20040226_214351_000000412024_00344_10418_9872.N1	26-FEB-2004 21:43:51	Bright	41.000	166	17Eps Leo	2.9800	6000.0	82	10418	No
441	GOM_NL__2PRFIN20040226_214625_000000392024_00344_10418_9873.N1	26-FEB-2004 21:46:25	Bright	39.000	24	66Alp Gem	1.5800	10200.	78	10418	No
442	GOM_NL__2PRFIN20040226_215224_000000482024_00344_10418_9874.N1	26-FEB-2004 21:52:24	Bright	48.000	174	52Psi UMa	3.0040	4400.0	96	10418	No
443	GOM_NL__2PRFIN20040226_215501_000000422024_00344_10418_9875.N1	26-FEB-2004 21:55:01	Bright	42.000	82	48Bet UMa	2.3650	10600.	84	10418	No
444	GOM_NL__2PRFIN20040226_215629_000000492024_00344_10418_9876.N1	26-FEB-2004 21:56:29	Bright	48.500	87	64Gam UMa	2.4330	11000.	97	10418	No
445	GOM_NL__2PRFIN20040226_215951_000000492024_00344_10418_9877.N1	26-FEB-2004 21:59:51	Bright	49.000	32	77Eps UMa	1.7630	11000.	98	10418	No
446	GOM_NL__2PRFIN20040226_220211_000000362024_00344_10418_9878.N1	26-FEB-2004 22:02:11	Bright	36.000	49	1Alp UMi	1.9900	6300.0	72	10418	No
447	GOM_NL__2PRFIN20040226_220810_000000452024_00344_10418_9879.N1	26-FEB-2004 22:08:10	Bright	45.000	119	14Eta Dra	2.7270	4700.0	90	10418	No
448	GOM_NL__2PRFIN20040226_221226_000000472024_00344_10418_9880.N1	26-FEB-2004 22:12:26	Bright	46.500	130	23Bet Dra	2.7990	5800.0	93	10418	No
449	GOM_NL__2PRFIN20040226_221442_000000352024_00344_10418_9881.N1	26-FEB-2004 22:14:42	Bright	35.000	19	50Alp Cyg	1.2460	10500.	70	10418	No
450	GOM_NL__2PRFIN20040226_221616_000000362024_00344_10418_9882.N1	26-FEB-2004 22:16:16	Bright	35.500	66	37Gam Cyg	2.2080	5900.0	71	10418	No
451	GOM_NL__2PRFIN20040226_221748_000000352024_00344_10418_9883.N1	26-FEB-2004 22:17:48	Bright	34.500	92	53Eps Cyg	2.5000	4500.0	69	10418	No
452	GOM_NL__2PRFIN20040226_222046_000000772024_00344_10418_9884.N1	26-FEB-2004 22:20:46	Bright	76.500	133	40Zet Her	2.8070	6000.0	153	10418	No
453	GOM_NL__2PRFIN20040226_222443_000000402024_00344_10418_9885.N1	26-FEB-2004 22:24:43	Bright	40.000	168	17Zet Aql	2.9860	11000.	80	10418	No
454	GOM_NL__2PRFIN20040226_222744_000000682024_00344_10418_9886.N1	26-FEB-2004 22:27:44	Tw_i_and_stray	68.000	59	55Alp Oph	2.0800	8900.0	136	10418	No
455	GOM_NL__2PRFIN20040226_223013_000000652024_00344_10418_9887.N1	26-FEB-2004 22:30:13	Straylight	65.000	126	60Bet Oph	2.7700	4250.0	130	10418	No

456	GOM_NL__2PRFIN20040226_223426_000000462024_00344_10418_9888.N1	26-FEB-2004 22:34:26	Dark	46.000	155	41Pi Sgr	2.9000	6600.0	92	10418	No
457	GOM_NL__2PRFIN20040226_223614_000000452024_00344_10418_9889.N1	26-FEB-2004 22:36:14	Dark	45.000	57	34Sig Sgr	2.0660	26000.	90	10418	No
458	GOM_NL__2PRFIN20040226_223916_000000432024_00344_10418_9890.N1	26-FEB-2004 22:39:16	Dark	43.000	38	20Eps Sgr	1.8360	11000.	86	10418	No
459	GOM_NL__2PRFIN20040226_224158_000000442024_00344_10418_9891.N1	26-FEB-2004 22:41:58	Dark	43.500	25	35Lam Sco	1.6200	28000.	87	10418	No
460	GOM_NL__2PRFIN20040226_224415_000000692024_00344_10418_9892.N1	26-FEB-2004 22:44:15	Dark	69.000	16	21Alp Sco	1.0200	3000.0	138	10418	No
461	GOM_NL__2PRFIN20040226_224945_000000522024_00345_10419_9860.N1	26-FEB-2004 22:49:45	Dark	52.000	131	Gam Lup	2.8000	26000.	104	10419	No
462	GOM_NL__2PRFIN20040226_225224_000000472024_00345_10419_9861.N1	26-FEB-2004 22:52:24	Dark	47.000	4	Alp1Cen	-0.010000	5800.0	94	10419	No
463	GOM_NL__2PRFIN20040226_225343_000000472024_00345_10419_9862.N1	26-FEB-2004 22:53:43	Dark	46.500	10	Bet Cen	0.610000	28000.	93	10419	No
464	GOM_NL__2PRFIN20040226_225511_000000402024_00345_10419_9863.N1	26-FEB-2004 22:55:11	Dark	39.500	112	Alp Mus	2.6880	26000.	79	10419	No
465	GOM_NL__2PRFIN20040226_225625_000000432024_00345_10419_9864.N1	26-FEB-2004 22:56:25	Dark	42.500	12	Alp1Cru	0.77500	30000.	85	10419	No
466	GOM_NL__2PRFIN20040226_225801_000000432024_00345_10419_9865.N1	26-FEB-2004 22:58:01	Dark	42.500	29	Bet Car	1.6720	10200.	85	10419	No
467	GOM_NL__2PRFIN20040226_230047_000000402024_00345_10419_9866.N1	26-FEB-2004 23:00:47	Dark	39.500	71	lot Car	2.2460	7700.0	79	10419	No
468	GOM_NL__2PRFIN20040226_230219_000000432024_00345_10419_9867.N1	26-FEB-2004 23:02:19	Straylight	42.500	46	Del Vel	1.9540	10600.	85	10419	No
469	GOM_NL__2PRFIN20040226_230508_000000512024_00345_10419_9868.N1	26-FEB-2004 23:05:08	Straylight	50.500	65	Lam Vel	2.2040	4400.0	101	10419	No
470	GOM_NL__2PRFIN20040226_230730_000000732024_00345_10419_9869.N1	26-FEB-2004 23:07:30	Straylight	73.000	106	9Bet Crv	2.6480	5600.0	146	10419	No
471	GOM_NL__2PRFIN20040226_231047_000000732024_00345_10419_9870.N1	26-FEB-2004 23:10:47	Straylight	73.000	100	4Gam Crv	2.5800	13100.	146	10419	No
472	GOM_NL__2PRFIN20040226_231444_000000452024_00345_10419_9871.N1	26-FEB-2004 23:14:44	Twl_and_stray	45.000	48	30Alp Hya	1.9770	4100.0	90	10419	No
473	GOM_NL__2PRFIN20040226_231941_000000442024_00345_10419_9872.N1	26-FEB-2004 23:19:41	Bright	44.000	8	10Alp CMi	0.40000	6500.0	88	10419	No
474	GOM_NL__2PRFIN20040226_232427_000000412024_00345_10419_9873.N1	26-FEB-2004 23:24:27	Bright	41.000	166	17Eps Leo	2.9800	6000.0	82	10419	No
475	GOM_NL__2PRFIN20040226_232701_000000402024_00345_10419_9874.N1	26-FEB-2004 23:27:01	Bright	40.000	24	66Alp Gem	1.5800	10200.	80	10419	No
476	GOM_NL__2PRFIN20040226_233300_000000472024_00345_10419_9875.N1	26-FEB-2004 23:33:00	Bright	47.000	174	52Psi UMa	3.0040	4400.0	94	10419	No
477	GOM_NL__2PRFIN20040226_233537_000000412024_00345_10419_9876.N1	26-FEB-2004 23:35:37	Bright	41.000	82	48Bet UMa	2.3650	10600.	82	10419	No
478	GOM_NL__2PRFIN20040226_233704_000000462024_00345_10419_9877.N1	26-FEB-2004 23:37:04	Bright	46.000	87	64Gam UMa	2.4330	11000.	92	10419	No
479	GOM_NL__2PRFIN20040226_234026_000000512024_00345_10419_9878.N1	26-FEB-2004 23:40:26	Bright	51.000	32	77Eps UMa	1.7630	11000.	102	10419	No
480	GOM_NL__2PRFIN20040226_234247_000000392024_00345_10419_9879.N1	26-FEB-2004 23:42:47	Bright	39.000	49	1Alp UMi	1.9900	6300.0	78	10419	No
481	GOM_NL__2PRFIN20040226_234845_000000482024_00345_10419_9880.N1	26-FEB-2004 23:48:45	Bright	47.500	119	14Eta Dra	2.7270	4700.0	95	10419	No
482	GOM_NL__2PRFIN20040226_235302_000000462024_00345_10419_9881.N1	26-FEB-2004 23:53:02	Bright	46.000	130	23Bet Dra	2.7990	5800.0	92	10419	No
483	GOM_NL__2PRFIN20040226_235517_000000372024_00345_10419_9882.N1	26-FEB-2004 23:55:17	Bright	37.000	19	50Alp Cyg	1.2460	10500.	74	10419	No
484	GOM_NL__2PRFIN20040226_235652_000000362024_00345_10419_9883.N1	26-FEB-2004 23:56:52	Bright	35.500	66	37Gam Cyg	2.2080	5900.0	71	10419	No
485	GOM_NL__2PRFIN20040226_235823_000000362024_00345_10419_9884.N1	26-FEB-2004 23:58:23	Bright	35.500	92	53Eps Cyg	2.5000	4500.0	71	10419	No

3. Quality information per product

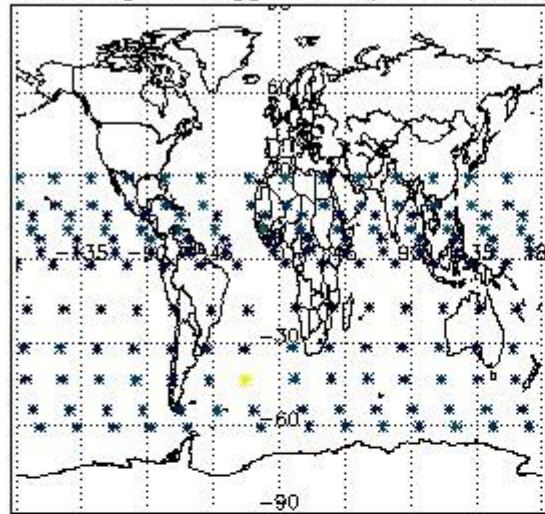
In this section it is plotted some information contained in the Quality Summary data set of the level 2 products. Only products in dark limb conditions and without errors (error flag in the MPH set to "0") are used.

3.1 Plot quality information per product (time dependant)

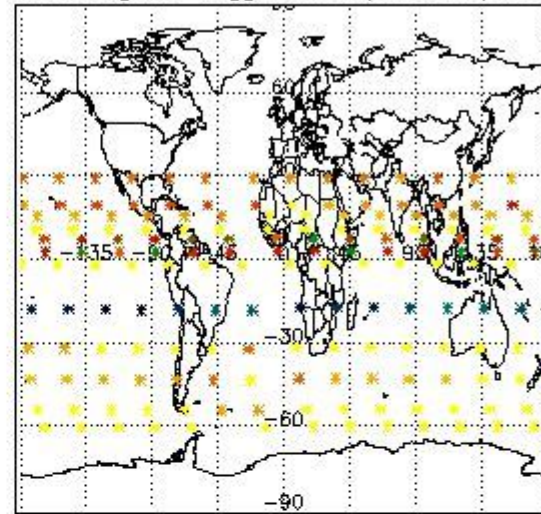


3.2 Plot quality information per product (world map)

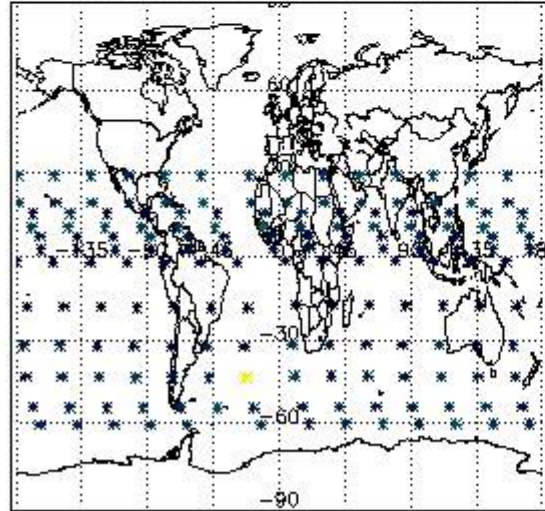
Percentage of flagged data per O3 profile



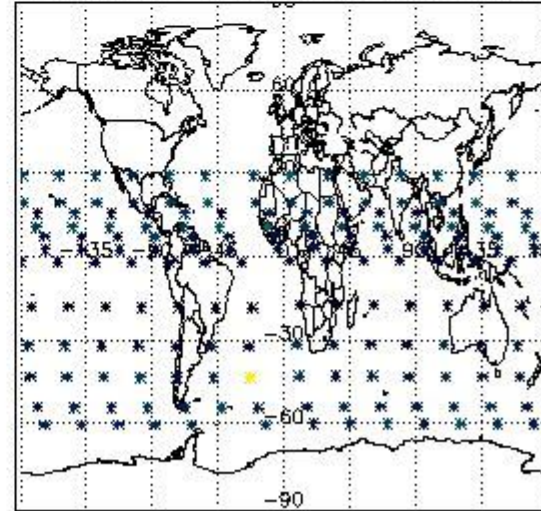
Percentage of flagged data per H2O profile



Percentage of flagged data per NO2 profile



Percentage of flagged data per NO3 profile

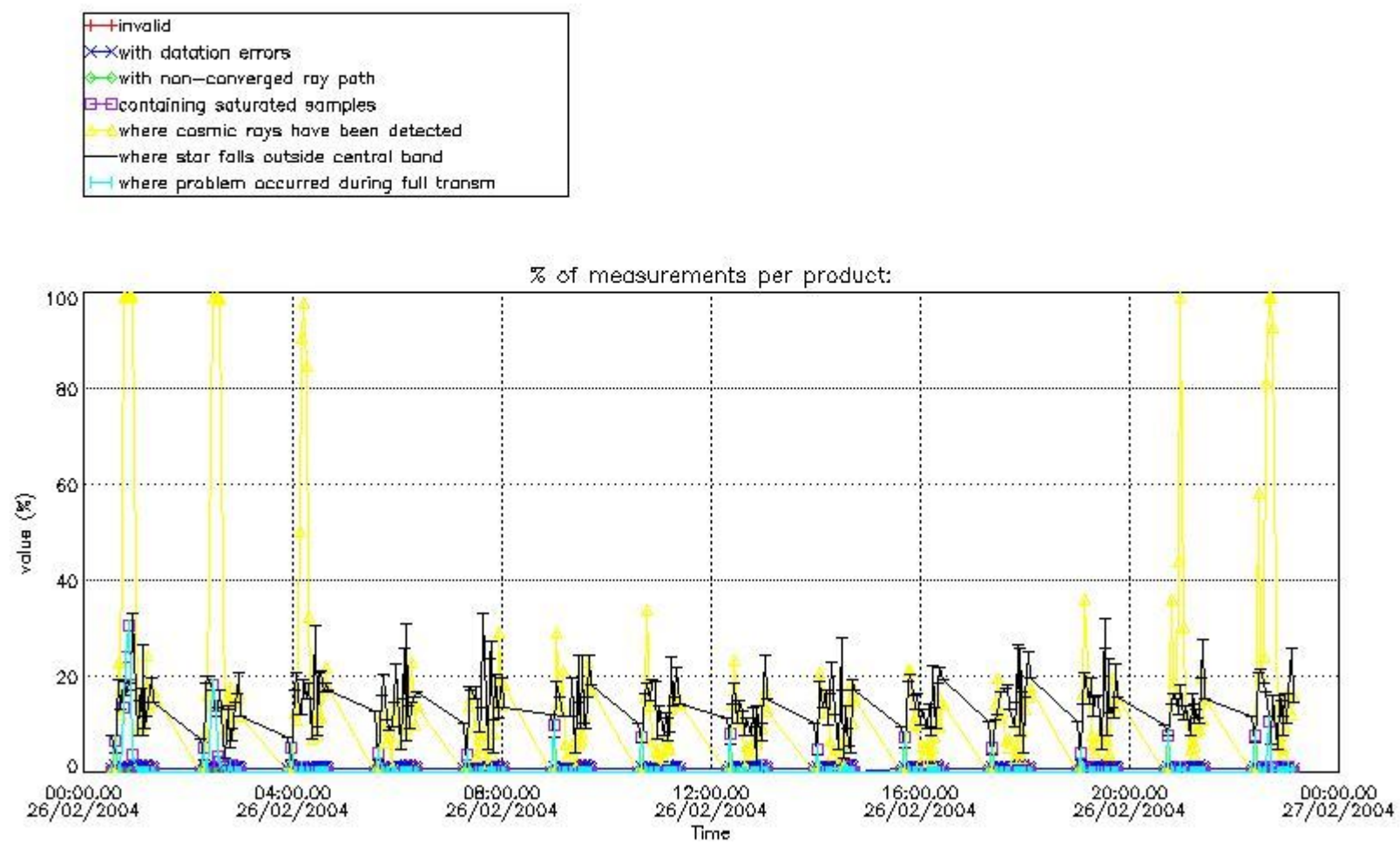


4. Level 1 quality information per product

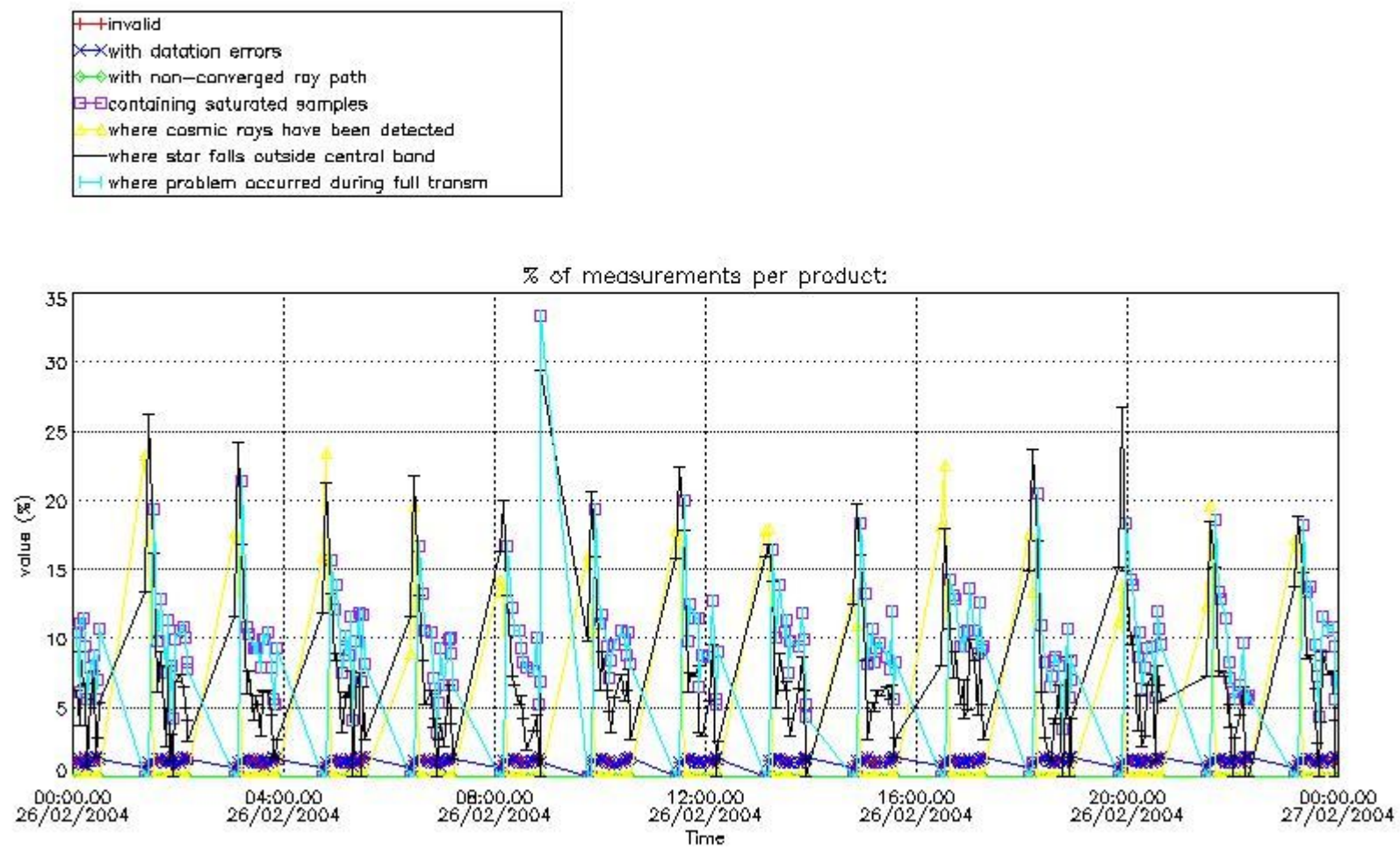
In this section it is plotted some information contained in the Quality Summary data set of the level 2 products that comes from the level 1b processing. Products without errors (error flag in the MPH set to "0") are used.

4.1 Plot quality information per product (time dependant) coming from level 1b processing

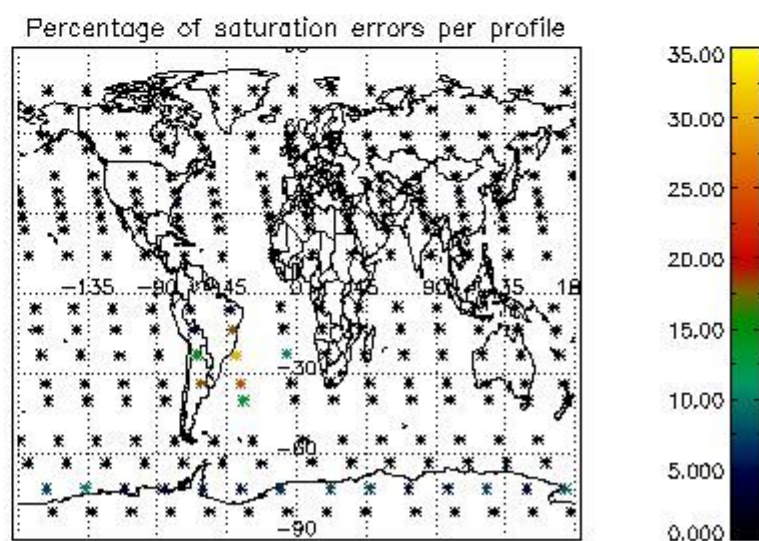
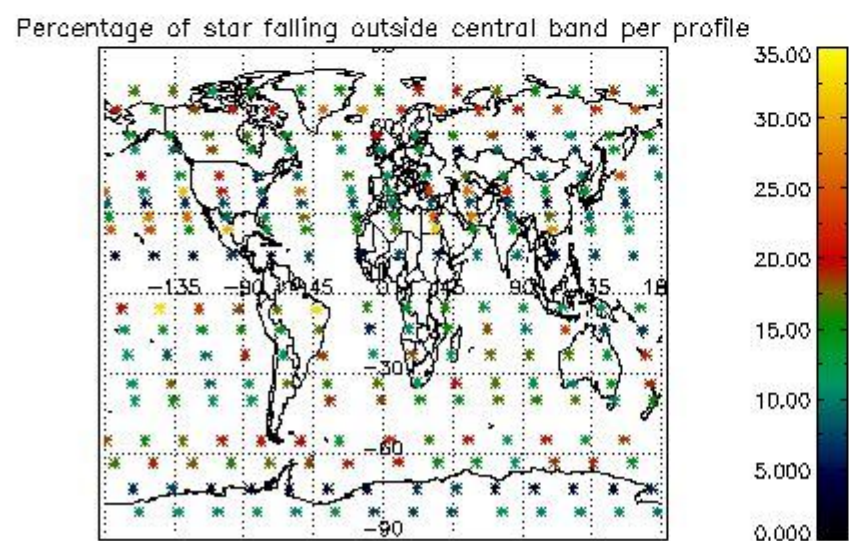
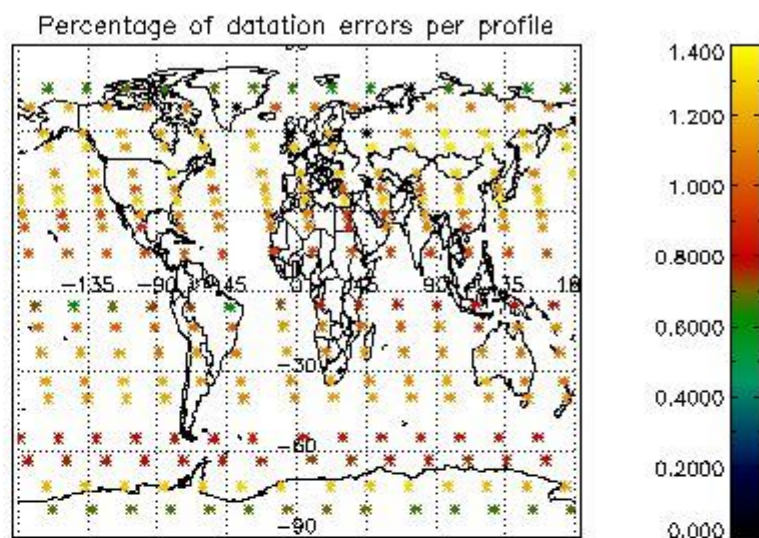
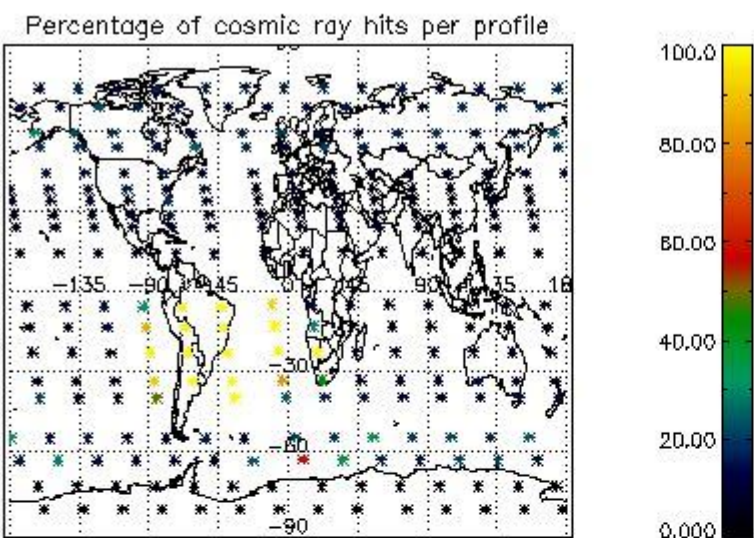
4.1.1 Plot level 1 quality information per product (time dependant): ENVISAT ASCENDING passes



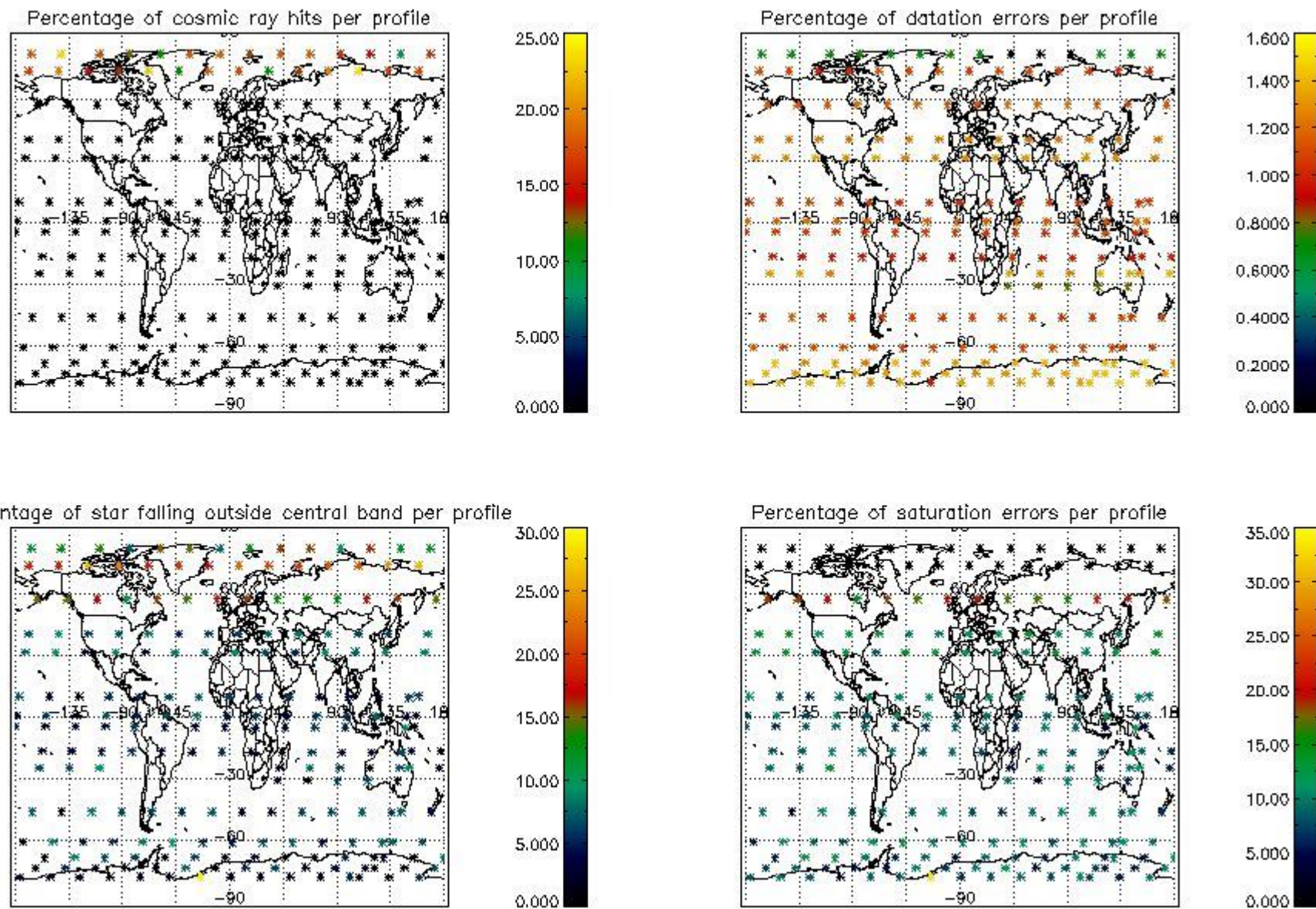
4.1.2 Plot level 1 quality information per product (time dependant): ENVI SAT DESCENDING passes



4.2 Plot quality information per product coming from level 1b processing (world map)
 4.2.1 Plot level 1 quality information per product (world map): ENVISAT ASCENDING passes



4.2.2 Plot level 1 quality information per product (world map): ENVISAT DESCENDING passes



5. Trace gas profiles

5.1 Ozone statistics based on quality of products

The final quality of the products can be "measured" using the STD (Standard Deviation) attached to every point profile. This information is written to the parameter GOM_NL__2P/NL_LOCAL_SPECIES_DENSITY/o3_std of the level 2 products. The table below shows the statistics for given STD ranges.

The statistics are given with respect to the overall valid production:

- Products without fatal errors: GOM_NL__2P/MPH/PRODUCT_ERR=0
- Valid point profile: GOM_NL__2P/NL_LOCAL_SPECIES_DENSITY/pcd(0)=0

The 'Criteria' is applied to valid points of dark limb products:

- Products in dark limb illumination condition: GOM_NL__2P/NL_SUMMARY_QUALITY/obs_ill_cond=0
- Products without fatal errors: GOM_NL__2P/MPH/PRODUCT_ERR=0
- Valid point profile: GOM_NL__2P/NL_LOCAL_SPECIES_DENSITY/pcd(0)=0

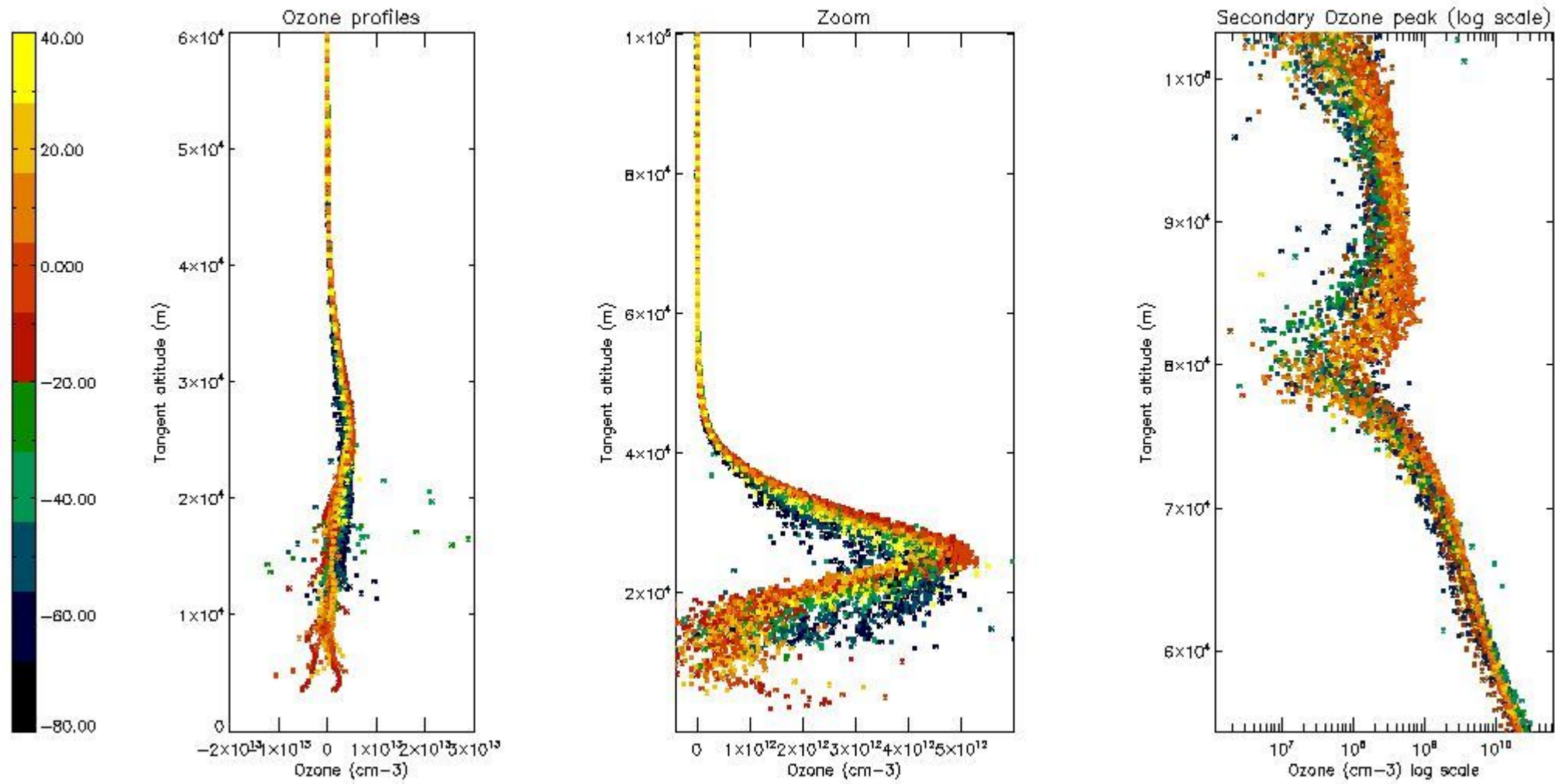
So, the table below shows the percentage of dark limb and valid observations for each criteria with respect to the overall valid daily observations.

Criteria	% of total production
All STD	34
STD < 20	21

STD < 10	18
STD < 5	13

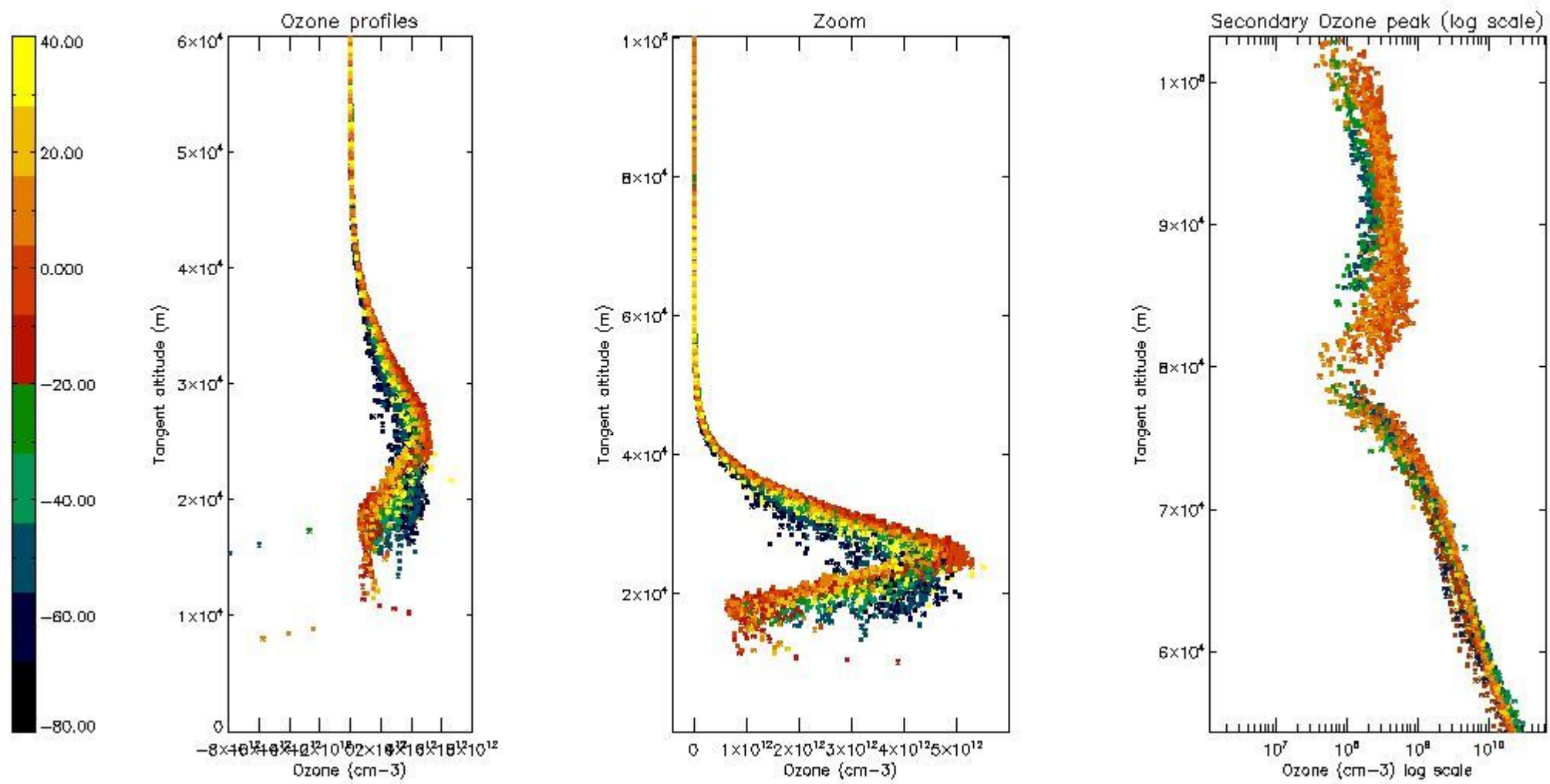
5.2 Plot ozone profiles for all STD (dark without errors)

The colorbar represents the latitude.



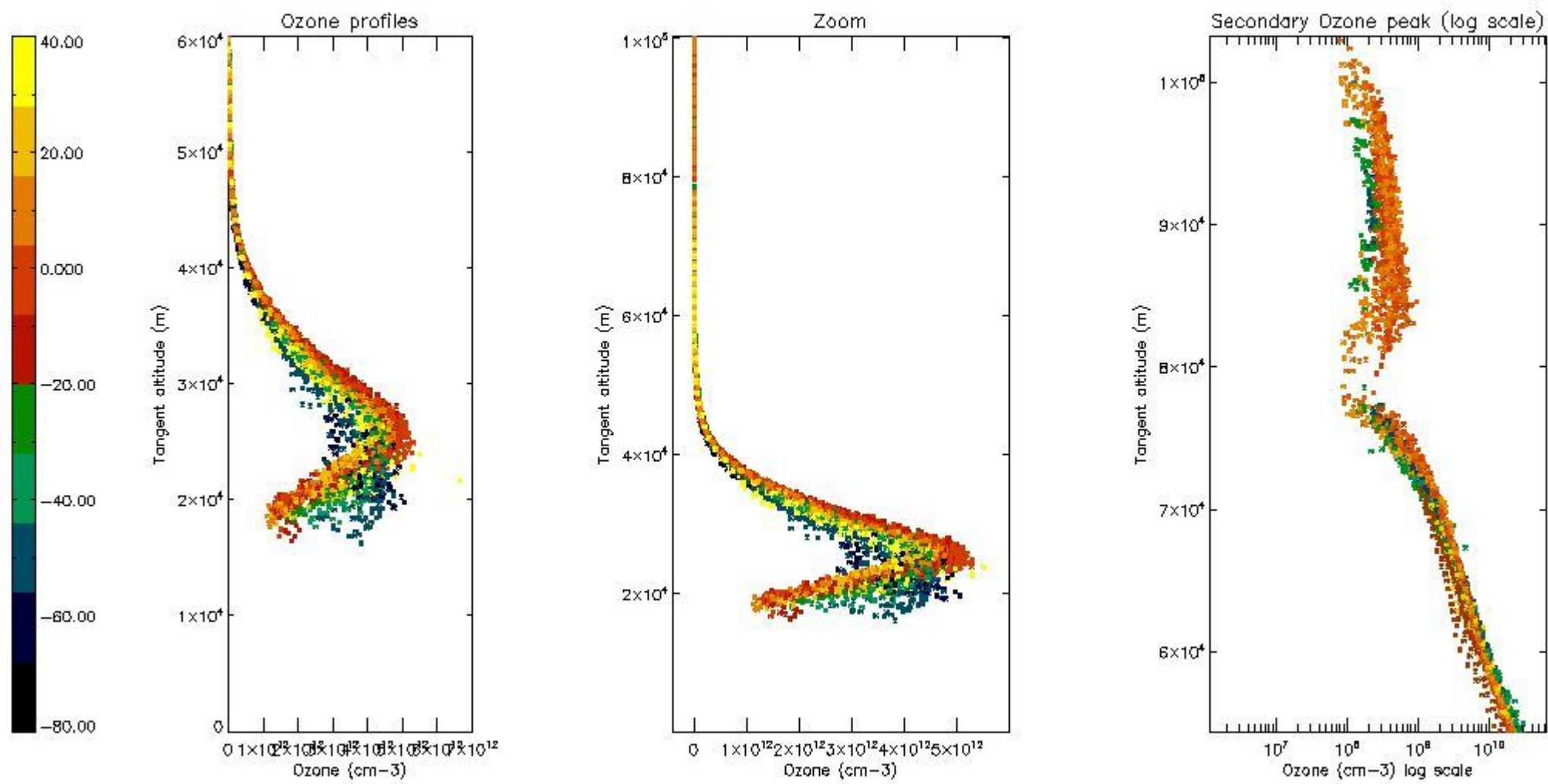
5.3 Plot ozone profiles where STD < 20% (dark without errors)

The colorbar represents the latitude.



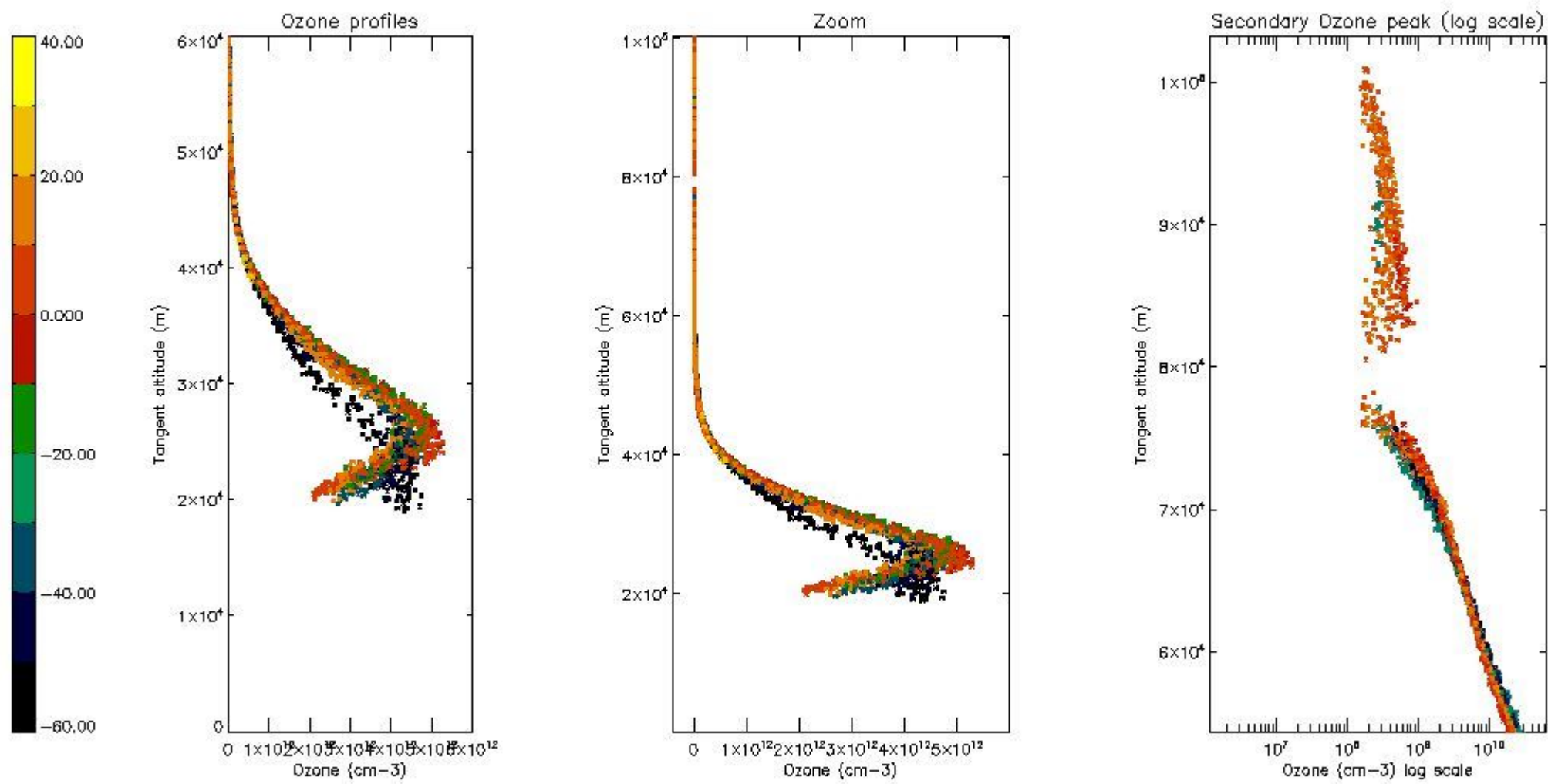
5.4 Plot ozone profiles where STD < 10% (dark without errors)

The colorbar represents the latitude.



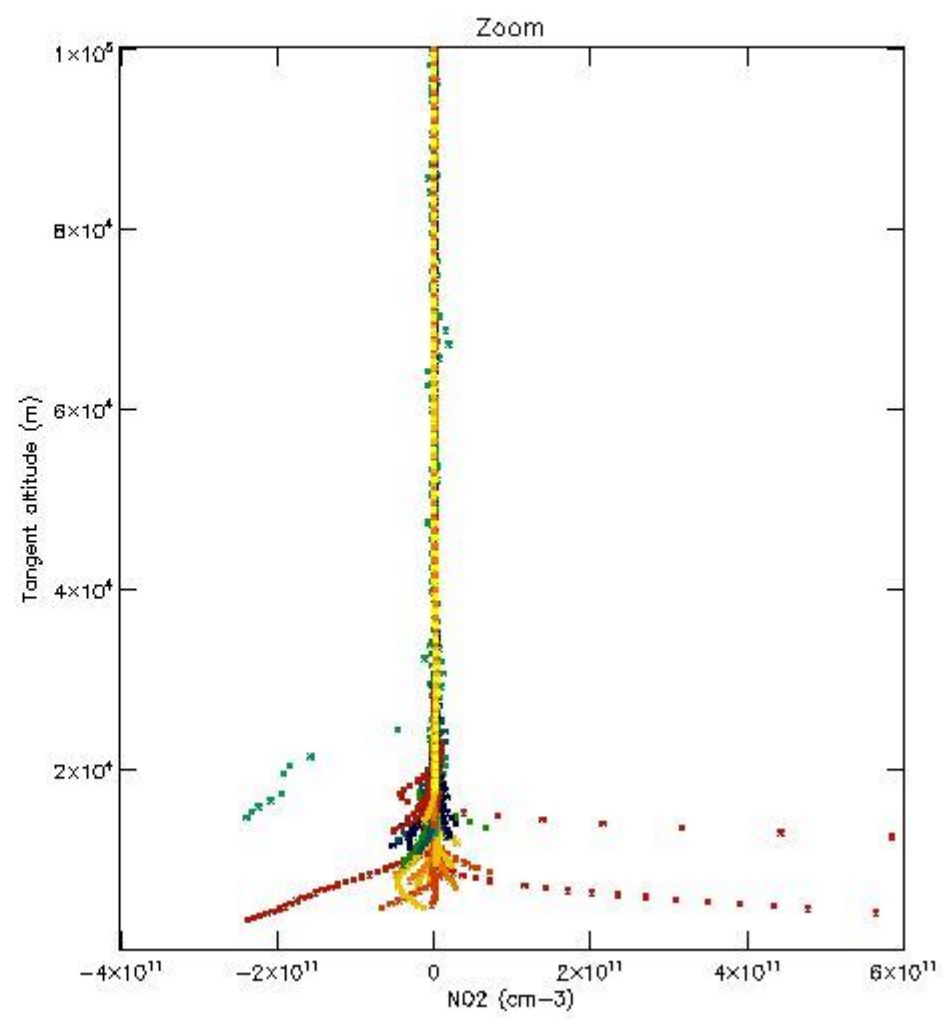
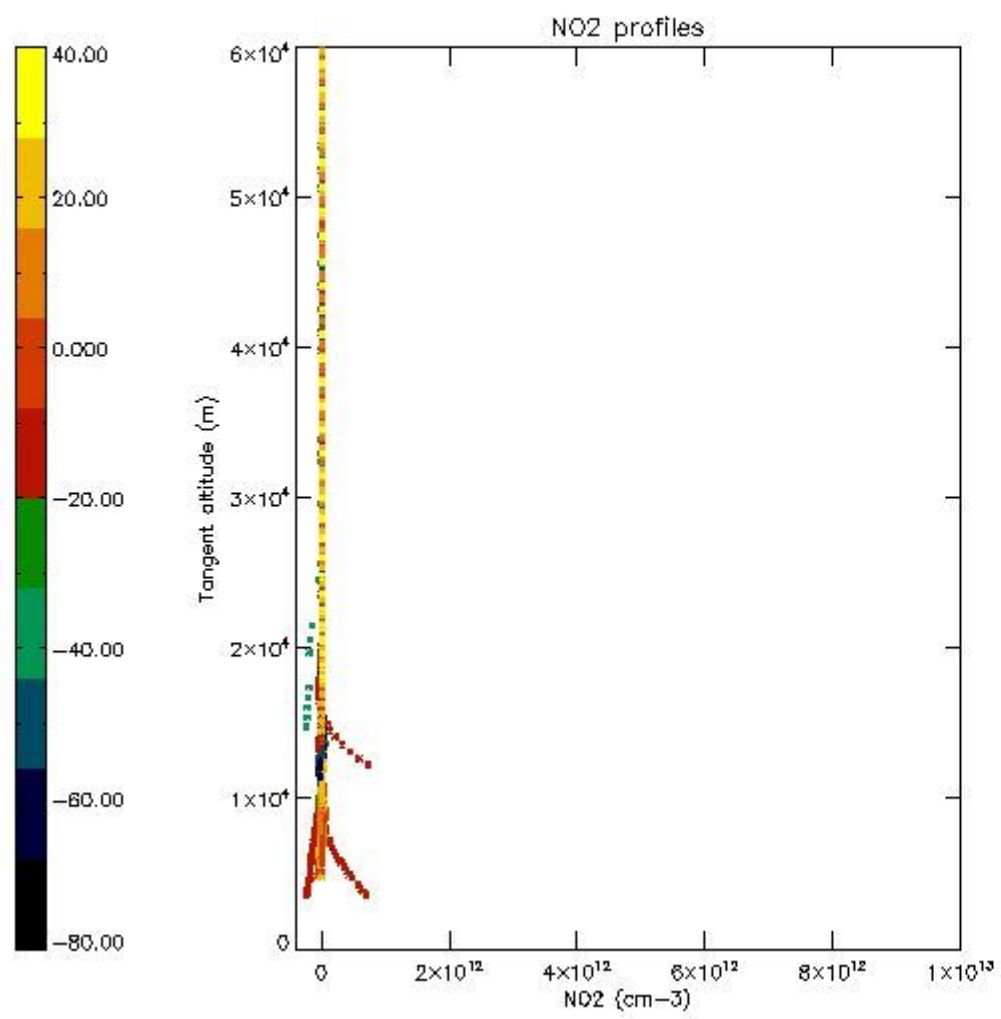
5.5 Plot ozone profiles where STD < 5% (dark without errors)

The colorbar represents the latitude.



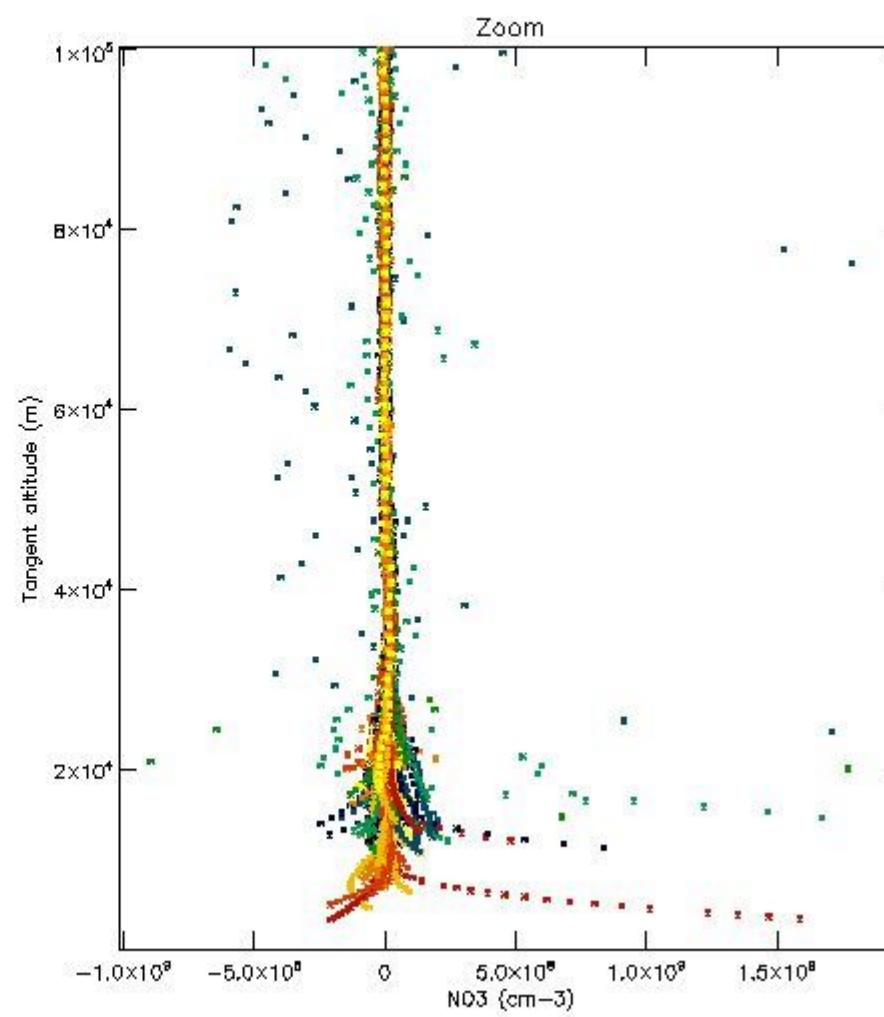
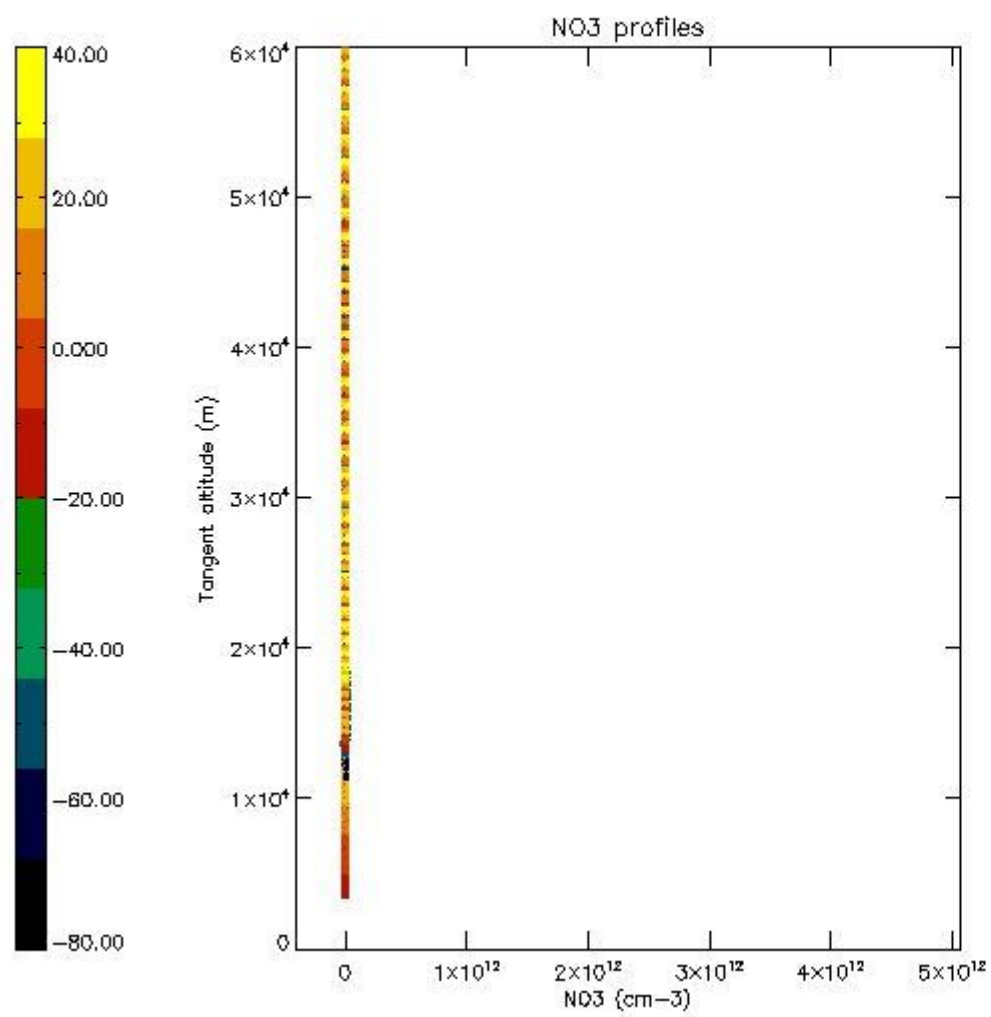
5.6 Plot NO₂ profiles for all STD (dark without errors)

The colorbar represents the latitude.



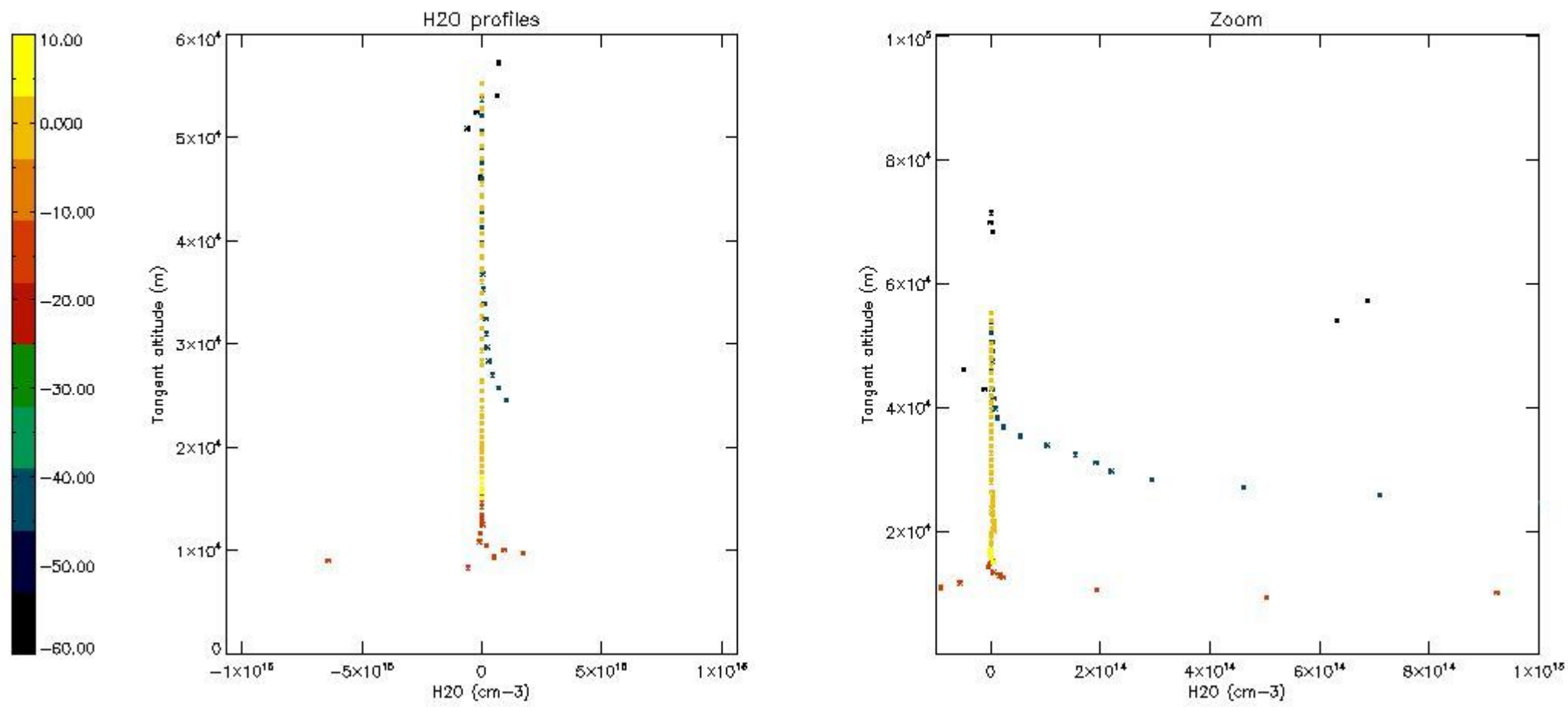
5.7 Plot NO3 profiles for all STD (dark without errors)

The colorbar represents the latitude.



5.8 Plot H2O profiles for all STD (only for occultations of stars 1,2,3,4,13,14,16,26,63 dark without errors)

The colorbar represents the latitude.



6. Auxiliary Data Files used for the production reported in section 2

The number reported in the third column indicates since which file (see list in section 2) the corresponding auxiliary file has been used. The fourth column is the date of those product files.

Type	Auxiliary Filename	Used since product	Used since product date
INST_PHYS_CHARACTERISTICS	GOM_INS_AXVIEC20091111_143220_20030716_120000_20500101_000000	1	26-FEB-2004 00:04:47
LEVEL-2_PROC_CONFIG	GOM_PR2_AXVIEC20091111_152718_20020301_000000_20500101_000000	1	26-FEB-2004 00:04:47
CROSS_SECTIONS_FILE	GOM_CRS_AXVIEC20091111_154832_20020301_000000_20500101_000000	1	26-FEB-2004 00:04:47

GOMOS Level 2 Daily Report

SUMMARY

[1. General Info](#)

[2. Summary of processed GOM_NL_2P products](#)

[3. Level 2 Quality information per product](#)

[3.1 Plot of level 2 quality information per product \(time dependant\)](#)

[3.2 Plot of level 2 quality information per product \(world map\)](#)

[4. Level 1 Quality information per product \(stored on level 2 products\)](#)

[4.1 Plot of level 1 quality information per product \(time dependant\)](#)

[4.1.1 Plot of level 1 quality information per product \(time dependant\): ASCENDING](#)

[4.1.2 Plot of level 1 quality information per product \(time dependant\): DESCENDING](#)

[4.2 Plot of level 1 quality information per product \(world map\)](#)

[4.2.1 Plot of level 1 quality information per product \(world map\): ASCENDING](#)

[4.2.2 Plot of level 1 quality information per product \(world map\): DESCENDING](#)

[5. Ozone profiles based on quality statistics and other trace gas profiles](#)

[5.1 Ozone statistics based on quality of products](#)

[5.2 Plot ozone profiles for all STD \(dark without errors\)](#)

[5.3 Plot ozone profiles where STD < 20% \(dark without errors\)](#)

[5.4. Plot ozone profiles where STD < 10% \(dark without errors\)](#)

[5.5. Plot ozone profiles where STD < 5% \(dark without errors\)](#)

[5.6 Plot NO2 profiles for all STD \(dark without errors\)](#)

[5.7 Plot NO3 profiles for all STD \(dark without errors\)](#)

[5.8 Plot H2O profiles \(only for occultations of stars 1,2,3,4,13,14,16,26,63 dark without errors\) for all STD](#)

[6. Auxiliary Data Files used for the production reported in section 2](#)

This report presents the daily analysis on parameters extracted from GOMOS level 2 data (GOM_NL__2P). It is intended to monitor some important parameters that will impact the quality of these products. A list of level 2 products (and content) that have arrived during the reporting day to the PCF is also given.

Item	Value
Time of report generation	18APR2013 20:10:00
Data source version	GOMOS/6.01
Start time of products	26-02-2004 (26FEB2004 00:00:00)
Stop time of products	27-02-2004 (27FEB2004 00:00:00)
Store outputs in DB	Yes
Nb of level 2 prods	485
Nb of prods with errors	0

2. Summary of processed GOM_NL__2P products.

Nr	Filename	UTC Start time	Limb	Duration	Star Id	Star Name	Star Mag	Star Temp	Nb Meas	Orbit	Prod. error
1	GOM_NL__2PRFIN20040226_000447_000000482024_00331_10405_9834.N1	26-FEB-2004 00:04:47	Bright	48.000	174	52Psi UMa	3.0040	4400.0	96	10405	No
2	GOM_NL__2PRFIN20040226_000721_000000412024_00331_10405_9835.N1	26-FEB-2004 00:07:21	Bright	41.000	82	48Bet UMa	2.3650	10600.	82	10405	No
3	GOM_NL__2PRFIN20040226_000852_000000502024_00331_10405_9836.N1	26-FEB-2004 00:08:52	Bright	49.500	87	64Gam UMa	2.4330	11000.	99	10405	No
4	GOM_NL__2PRFIN20040226_001216_000000532024_00331_10405_9837.N1	26-FEB-2004 00:12:16	Bright	52.500	32	77Eps UMa	1.7630	11000.	105	10405	No
5	GOM_NL__2PRFIN20040226_001424_000000372024_00331_10405_9838.N1	26-FEB-2004 00:14:24	Bright	37.000	49	1Alp UMi	1.9900	6300.0	74	10405	No
6	GOM_NL__2PRFIN20040226_001609_000000622024_00331_10405_9839.N1	26-FEB-2004 00:16:09	Bright	62.000	39	85Eta UMa	1.8540	24000.	124	10405	No
7	GOM_NL__2PRFIN20040226_002028_000000452024_00331_10405_9840.N1	26-FEB-2004 00:20:28	Bright	44.500	119	14Eta Dra	2.7270	4700.0	89	10405	No
8	GOM_NL__2PRFIN20040226_002441_000000462024_00331_10405_9841.N1	26-FEB-2004 00:24:41	Bright	45.500	130	23Bet Dra	2.7990	5800.0	91	10405	No
9	GOM_NL__2PRFIN20040226_002652_000000362024_00331_10405_9842.N1	26-FEB-2004 00:26:52	Bright	35.500	19	50Alp Cyg	1.2460	10500.	71	10405	No
10	GOM_NL__2PRFIN20040226_002827_000000362024_00331_10405_9843.N1	26-FEB-2004 00:28:27	Bright	35.500	66	37Gam Cyg	2.2080	5900.0	71	10405	No
11	GOM_NL__2PRFIN20040226_002957_000000382024_00331_10405_9844.N1	26-FEB-2004 00:29:57	Bright	37.500	92	53Eps Cyg	2.5000	4500.0	75	10405	No
12	GOM_NL__2PRFIN20040226_003256_000000722024_00331_10405_9845.N1	26-FEB-2004 00:32:56	Bright	71.500	133	40Zet Her	2.8070	6000.0	143	10405	No
13	GOM_NL__2PRFIN20040226_003653_000000392024_00331_10405_9846.N1	26-FEB-2004 00:36:53	Bright	39.000	168	17Zet Aql	2.9860	11000.	78	10405	No
14	GOM_NL__2PRFIN20040226_003948_000000652024_00331_10405_9847.N1	26-FEB-2004 00:39:48	Twilight	65.000	59	55Alp Oph	2.0800	8900.0	130	10405	No
15	GOM_NL__2PRFIN20040226_004215_000000582024_00331_10405_9848.N1	26-FEB-2004 00:42:15	Twilight	57.500	126	60Bet Oph	2.7700	4250.0	115	10405	No
16	GOM_NL__2PRFIN20040226_004634_000000452024_00331_10405_9849.N1	26-FEB-2004 00:46:34	Dark	45.000	155	41Pi Sgr	2.9000	6600.0	90	10405	No
17	GOM_NL__2PRFIN20040226_004821_000000442024_00331_10405_9850.N1	26-FEB-2004 00:48:21	Dark	44.000	57	34Sig Sgr	2.0660	26000.	88	10405	No
18	GOM_NL__2PRFIN20040226_005121_000000462024_00331_10405_9851.N1	26-FEB-2004 00:51:21	Dark	46.000	38	20Eps Sgr	1.8360	11000.	92	10405	No
19	GOM_NL__2PRFIN20040226_005400_000000502024_00331_10405_9852.N1	26-FEB-2004 00:54:00	Dark	49.500	25	35Lam Sco	1.6200	28000.	99	10405	No
20	GOM_NL__2PRFIN20040226_005609_000000832024_00331_10405_9853.N1	26-FEB-2004 00:56:09	Dark	83.000	16	21Alp Sco	1.0200	3000.0	166	10405	No
21	GOM_NL__2PRFIN20040226_010143_000000532024_00332_10406_9819.N1	26-FEB-2004 01:01:43	Dark	53.000	131	Gam Lup	2.8000	26000.	106	10406	No
22	GOM_NL__2PRFIN20040226_010428_000000472024_00332_10406_9820.N1	26-FEB-2004 01:04:28	Dark	46.500	4	Alp1Cen	-0.010000	5800.0	93	10406	No
23	GOM_NL__2PRFIN20040226_010548_000000492024_00332_10406_9821.N1	26-FEB-2004 01:05:48	Dark	48.500	10	Bet Cen	0.610000	28000.	97	10406	No
24	GOM_NL__2PRFIN20040226_010718_000000402024_00332_10406_9822.N1	26-FEB-2004 01:07:18	Dark	40.000	112	Alp Mus	2.6880	26000.	80	10406	No
25	GOM_NL__2PRFIN20040226_010829_000000552024_00332_10406_9823.N1	26-FEB-2004 01:08:29	Dark	55.000	12	Alp1Cru	0.775000	30000.	110	10406	No
26	GOM_NL__2PRFIN20040226_011012_000000392024_00332_10406_9824.N1	26-FEB-2004 01:10:12	Dark	39.000	29	Bet Car	1.6720	10200.	78	10406	No
27	GOM_NL__2PRFIN20040226_011258_000000392024_00332_10406_9825.N1	26-FEB-2004 01:12:58	Dark	39.000	71	lot Car	2.2460	7700.0	78	10406	No
28	GOM_NL__2PRFIN20040226_011430_000000412024_00332_10406_9826.N1	26-FEB-2004 01:14:30	Straylight	41.000	46	Del Vel	1.9540	10600.	82	10406	No
29	GOM_NL__2PRFIN20040226_011718_000000482024_00332_10406_9827.N1	26-FEB-2004 01:17:18	Straylight	48.000	65	Lam Vel	2.2040	4400.0	96	10406	No
30	GOM_NL__2PRFIN20040226_011937_000000752024_00332_10406_9828.N1	26-FEB-2004 01:19:37	Straylight	75.000	106	9Bet Crv	2.6480	5600.0	150	10406	No
31	GOM_NL__2PRFIN20040226_012257_000000752024_00332_10406_9829.N1	26-FEB-2004 01:22:57	Straylight	75.000	100	4Gam Crv	2.5800	13100.	150	10406	No
32	GOM_NL__2PRFIN20040226_012656_000000502024_00332_10406_9830.N1	26-FEB-2004 01:26:56	Twilight	49.500	48	30Alp Hya	1.9770	4100.0	99	10406	No
33	GOM_NL__2PRFIN20040226_013148_000000472024_00332_10406_9831.N1	26-FEB-2004 01:31:48	Bright	46.500	8	10Alp CMi	0.400000	6500.0	93	10406	No
34	GOM_NL__2PRFIN20040226_013641_000000412024_00332_10406_9832.N1	26-FEB-2004 01:36:41	Bright	41.000	166	17Eps Leo	2.9800	6000.0	82	10406	No
35	GOM_NL__2PRFIN20040226_013910_000000392024_00332_10406_9833.N1	26-FEB-2004 01:39:10	Bright	39.000	24	66Alp Gem	1.5800	10200.	78	10406	No
36	GOM_NL__2PRFIN20040226_014521_000000472024_00332_10406_9834.N1	26-FEB-2004 01:45:21	Bright	46.500	174	52Psi UMa	3.0040	4400.0	93	10406	No
37	GOM_NL__2PRFIN20040226_014756_000000442024_00332_10406_9835.N1	26-FEB-2004 01:47:56	Bright	44.000	82	48Bet UMa	2.3650	10600.	88	10406	No
38	GOM_NL__2PRFIN20040226_014928_000000452024_00332_10406_9836.N1	26-FEB-2004 01:49:28	Bright	45.000	87	64Gam UMa	2.4330	11000.	90	10406	No
39	GOM_NL__2PRFIN20040226_015251_000000502024_00332_10406_9837.N1	26-FEB-2004 01:52:51	Bright	50.000	32	77Eps UMa	1.7630	11000.	100	10406	No
40	GOM_NL__2PRFIN20040226_015459_000000362024_00332_10406_9838.N1	26-FEB-2004 01:54:59	Bright	36.000	49	1Alp UMi	1.9900	6300.0	72	10406	No
41	GOM_NL__2PRFIN20040226_015643_000000662024_00332_10406_9839.N1	26-FEB-2004 01:56:43	Bright	65.500	39	85Eta UMa	1.8540	24000.	131	10406	No
42	GOM_NL__2PRFIN20040226_020103_000000482024_00332_10406_9840.N1	26-FEB-2004 02:01:03	Bright	47.500	119	14Eta Dra	2.7270	4700.0	95	10406	No

43	GOM_NL__2PRFIN20040226_020517_000000462024_00332_10406_9841.N1	26-FEB-2004 02:05:17	Bright	46.000	130	23Bet Dra	2.7990	5800.0	92	10406	No
44	GOM_NL__2PRFIN20040226_020726_000000402024_00332_10406_9842.N1	26-FEB-2004 02:07:26	Bright	40.000	19	50Alp Cyg	1.2460	10500.	80	10406	No
45	GOM_NL__2PRFIN20040226_020903_000000372024_00332_10406_9843.N1	26-FEB-2004 02:09:03	Bright	36.500	66	37Gam Cyg	2.2080	5900.0	73	10406	No
46	GOM_NL__2PRFIN20040226_021031_000000392024_00332_10406_9844.N1	26-FEB-2004 02:10:31	Bright	38.500	92	53Eps Cyg	2.5000	4500.0	77	10406	No
47	GOM_NL__2PRFIN20040226_021331_000000712024_00332_10406_9845.N1	26-FEB-2004 02:13:31	Bright	71.000	133	40Zet Her	2.8070	6000.0	142	10406	No
48	GOM_NL__2PRFIN20040226_021728_000000392024_00332_10406_9846.N1	26-FEB-2004 02:17:28	Bright	38.500	168	17Zet Aql	2.9860	11000.	77	10406	No
49	GOM_NL__2PRFIN20040226_022025_000000652024_00332_10406_9847.N1	26-FEB-2004 02:20:25	Twi_and_stray	65.000	59	55Alp Oph	2.0800	8900.0	130	10406	No
50	GOM_NL__2PRFIN20040226_022251_000000632024_00332_10406_9848.N1	26-FEB-2004 02:22:51	Twi_and_stray	63.000	126	60Bet Oph	2.7700	4250.0	126	10406	No
51	GOM_NL__2PRFIN20040226_022857_000000442024_00332_10406_9849.N1	26-FEB-2004 02:28:57	Dark	44.000	57	34Sig Sgr	2.0660	26000.	88	10406	No
52	GOM_NL__2PRFIN20040226_023158_000000432024_00332_10406_9850.N1	26-FEB-2004 02:31:58	Dark	43.000	38	20Eps Sgr	1.8360	11000.	86	10406	No
53	GOM_NL__2PRFIN20040226_023436_000000482024_00332_10406_9851.N1	26-FEB-2004 02:34:36	Dark	48.000	25	35Lam Sco	1.6200	28000.	96	10406	No
54	GOM_NL__2PRFIN20040226_023646_000000672024_00332_10406_9852.N1	26-FEB-2004 02:36:46	Dark	67.000	16	21Alp Sco	1.0200	3000.0	134	10406	No
55	GOM_NL__2PRFIN20040226_024220_000000502024_00333_10407_9819.N1	26-FEB-2004 02:42:20	Dark	50.000	131	Gam Lup	2.8000	26000.	100	10407	No
56	GOM_NL__2PRFIN20040226_024504_000000472024_00333_10407_9820.N1	26-FEB-2004 02:45:04	Dark	46.500	4	Alp1Cen	-0.010000	5800.0	93	10407	No
57	GOM_NL__2PRFIN20040226_024625_000000462024_00333_10407_9821.N1	26-FEB-2004 02:46:25	Dark	45.500	10	Bet Cen	0.61000	28000.	91	10407	No
58	GOM_NL__2PRFIN20040226_024754_000000392024_00333_10407_9822.N1	26-FEB-2004 02:47:54	Dark	39.000	112	Alp Mus	2.6880	26000.	78	10407	No
59	GOM_NL__2PRFIN20040226_024906_000000452024_00333_10407_9823.N1	26-FEB-2004 02:49:06	Dark	44.500	12	Alp1Cru	0.77500	30000.	89	10407	No
60	GOM_NL__2PRFIN20040226_025048_000000382024_00333_10407_9824.N1	26-FEB-2004 02:50:48	Dark	38.000	29	Bet Car	1.6720	10200.	76	10407	No
61	GOM_NL__2PRFIN20040226_025334_000000412024_00333_10407_9825.N1	26-FEB-2004 02:53:34	Dark	41.000	71	lot Car	2.2460	7700.0	82	10407	No
62	GOM_NL__2PRFIN20040226_025506_000000432024_00333_10407_9826.N1	26-FEB-2004 02:55:06	Straylight	42.500	46	Del Vel	1.9540	10600.	85	10407	No
63	GOM_NL__2PRFIN20040226_025757_000000462024_00333_10407_9827.N1	26-FEB-2004 02:57:57	Straylight	45.500	65	Lam Vel	2.2040	4400.0	91	10407	No
64	GOM_NL__2PRFIN20040226_030013_000000722024_00333_10407_9828.N1	26-FEB-2004 03:00:13	Straylight	72.000	106	9Bet Crv	2.6480	5600.0	144	10407	No
65	GOM_NL__2PRFIN20040226_030333_000000742024_00333_10407_9829.N1	26-FEB-2004 03:03:33	Straylight	73.500	100	4Gam Crv	2.5800	13100.	147	10407	No
66	GOM_NL__2PRFIN20040226_030731_000000502024_00333_10407_9830.N1	26-FEB-2004 03:07:31	Twi_and_stray	49.500	48	30Alp Hya	1.9770	4100.0	99	10407	No
67	GOM_NL__2PRFIN20040226_031227_000000452024_00333_10407_9831.N1	26-FEB-2004 03:12:27	Bright	44.500	8	10Alp CMi	0.40000	6500.0	89	10407	No
68	GOM_NL__2PRFIN20040226_031717_000000422024_00333_10407_9832.N1	26-FEB-2004 03:17:17	Bright	41.500	166	17Eps Leo	2.9800	6000.0	83	10407	No
69	GOM_NL__2PRFIN20040226_031946_000000392024_00333_10407_9833.N1	26-FEB-2004 03:19:46	Bright	39.000	24	66Alp Gem	1.5800	10200.	78	10407	No
70	GOM_NL__2PRFIN20040226_032556_000000492024_00333_10407_9834.N1	26-FEB-2004 03:25:56	Bright	48.500	174	52Psi UMa	3.0040	4400.0	97	10407	No
71	GOM_NL__2PRFIN20040226_032832_000000432024_00333_10407_9835.N1	26-FEB-2004 03:28:32	Bright	43.000	82	48Bet UMa	2.3650	10600.	86	10407	No
72	GOM_NL__2PRFIN20040226_033002_000000492024_00333_10407_9836.N1	26-FEB-2004 03:30:02	Bright	48.500	87	64Gam UMa	2.4330	11000.	97	10407	No
73	GOM_NL__2PRFIN20040226_033326_000000512024_00333_10407_9837.N1	26-FEB-2004 03:33:26	Bright	51.000	32	77Eps UMa	1.7630	11000.	102	10407	No
74	GOM_NL__2PRFIN20040226_033533_000000412024_00333_10407_9838.N1	26-FEB-2004 03:35:33	Bright	40.500	49	1Alp UMi	1.9900	6300.0	81	10407	No
75	GOM_NL__2PRFIN20040226_033718_000000662024_00333_10407_9839.N1	26-FEB-2004 03:37:18	Bright	65.500	39	85Eta UMa	1.8540	24000.	131	10407	No
76	GOM_NL__2PRFIN20040226_034138_000000482024_00333_10407_9840.N1	26-FEB-2004 03:41:38	Bright	48.000	119	14Eta Dra	2.7270	4700.0	96	10407	No
77	GOM_NL__2PRFIN20040226_034553_000000452024_00333_10407_9841.N1	26-FEB-2004 03:45:53	Bright	44.500	130	23Bet Dra	2.7990	5800.0	89	10407	No
78	GOM_NL__2PRFIN20040226_034804_000000362024_00333_10407_9842.N1	26-FEB-2004 03:48:04	Bright	35.500	19	50Alp Cyg	1.2460	10500.	71	10407	No
79	GOM_NL__2PRFIN20040226_034936_000000382024_00333_10407_9843.N1	26-FEB-2004 03:49:36	Bright	38.000	66	37Gam Cyg	2.2080	5900.0	76	10407	No
80	GOM_NL__2PRFIN20040226_035109_000000382024_00333_10407_9844.N1	26-FEB-2004 03:51:09	Bright	37.500	92	53Eps Cyg	2.5000	4500.0	75	10407	No
81	GOM_NL__2PRFIN20040226_035408_000000712024_00333_10407_9845.N1	26-FEB-2004 03:54:08	Bright	70.500	133	40Zet Her	2.8070	6000.0	141	10407	No
82	GOM_NL__2PRFIN20040226_035804_000000402024_00333_10407_9846.N1	26-FEB-2004 03:58:04	Bright	39.500	168	17Zet Aql	2.9860	11000.	79	10407	No
83	GOM_NL__2PRFIN20040226_040101_000000642024_00333_10407_9847.N1	26-FEB-2004 04:01:01	Twi_and_stray	64.000	59	55Alp Oph	2.0800	8900.0	128	10407	No
84	GOM_NL__2PRFIN20040226_040328_000000652024_00333_10407_9848.N1	26-FEB-2004 04:03:28	Twi_and_stray	65.000	126	60Bet Oph	2.7700	4250.0	130	10407	No
85	GOM_NL__2PRFIN20040226_040747_000000422024_00333_10407_9849.N1	26-FEB-2004 04:07:47	Dark	42.000	155	41Pi Sgr	2.9000	6600.0	84	10407	No
86	GOM_NL__2PRFIN20040226_040933_000000422024_00333_10407_9850.N1	26-FEB-2004 04:09:33	Dark	42.000	57	34Sig Sgr	2.0660	26000.	84	10407	No
87	GOM_NL__2PRFIN20040226_041234_000000472024_00333_10407_9851.N1	26-FEB-2004 04:12:34	Dark	47.000	38	20Eps Sgr	1.8360	11000.	94	10407	No
88	GOM_NL__2PRFIN20040226_041512_000000502024_00333_10407_9852.N1	26-FEB-2004 04:15:12	Dark	49.500	25	35Lam Sco	1.6200	28000.	99	10407	No
89	GOM_NL__2PRFIN20040226_041724_000000682024_00333_10407_9853.N1	26-FEB-2004 04:17:24	Dark	68.000	16	21Alp Sco	1.0200	3000.0	136	10407	No
90	GOM_NL__2PRFIN20040226_042257_000000522024_00334_10408_9839.N1	26-FEB-2004 04:22:57	Dark	52.000	131	Gam Lup	2.8000	26000.	104	10408	No
91	GOM_NL__2PRFIN20040226_042541_000000572024_00334_10408_9840.N1	26-FEB-2004 04:25:41	Dark	57.000	4	Alp1Cen	-0.010000	5800.0	114	10408	No
92	GOM_NL__2PRFIN20040226_042702_000000432024_00334_10408_9841.N1	26-FEB-2004 04:27:02	Dark	43.000	10	Bet Cen	0.61000	28000.	86	10408	No
93	GOM_NL__2PRFIN20040226_042831_000000402024_00334_10408_9842.N1	26-FEB-2004 04:28:31	Dark	39.500	112	Alp Mus	2.6880	26000.	79	10408	No
94	GOM_NL__2PRFIN20040226_042942_000000512024_00334_10408_9843.N1	26-FEB-2004 04:29:42	Dark	51.000	12	Alp1Cru	0.77500	30000.	102	10408	No
95	GOM_NL__2PRFIN20040226_043124_000000452024_00334_10408_9844.N1	26-FEB-2004 04:31:24	Dark	45.000	29	Bet Car	1.6720	10200.	90	10408	No
96	GOM_NL__2PRFIN20040226_043410_000000442024_00334_10408_9845.N1	26-FEB-2004 04:34:10	Dark	43.500	71	lot Car	2.2460	7700.0	87	10408	No
97	GOM_NL__2PRFIN20040226_043543_000000422024_00334_10408_9846.N1	26-FEB-2004 04:35:43	Straylight	42.000	46	Del Vel	1.9540	10600.	84	10408	No
98	GOM_NL__2PRFIN20040226_043833_000000442024_00334_10408_9847.N1	26-FEB-2004 04:38:33	Straylight	43.500	65	Lam Vel	2.2040	4400.0	87	10408	No
99	GOM_NL__2PRFIN20040226_044049_000000772024_00334_10408_9848.N1	26-FEB-2004 04:40:49	Straylight	76.500	106	9Bet Crv	2.6480	5600.0	153	10408	No
100	GOM_NL__2PRFIN20040226_044409_000000722024_00334_10408_9849.N1	26-FEB-2004 04:44:09	Straylight	72.000	100	4Gam Crv	2.5800	13100.	144	10408	No
101	GOM_NL__2PRFIN20040226_044807_000000472024_00334_10408_9850.N1	26-FEB-2004 04:48:07	Twi_and_stray	47.000	48	30Alp Hya	1.9770	4100.0	94	10408	No

102	GOM_NL__2PRFIN20040226_045303_000000422024_00334_10408_9851.N1	26-FEB-2004 04:53:03	Bright	41.500	8	10Alp CMi	0.40000	6500.0	83	10408	No
103	GOM_NL__2PRFIN20040226_045753_000000422024_00334_10408_9852.N1	26-FEB-2004 04:57:53	Bright	41.500	166	17Eps Leo	2.9800	6000.0	83	10408	No
104	GOM_NL__2PRFIN20040226_050023_000000402024_00334_10408_9853.N1	26-FEB-2004 05:00:23	Bright	39.500	24	66Alp Gem	1.5800	10200.	79	10408	No
105	GOM_NL__2PRFIN20040226_050632_000000472024_00334_10408_9854.N1	26-FEB-2004 05:06:32	Bright	47.000	174	52Psi UMa	3.0040	4400.0	94	10408	No
106	GOM_NL__2PRFIN20040226_050907_000000442024_00334_10408_9855.N1	26-FEB-2004 05:09:07	Bright	43.500	82	48Bet UMa	2.3650	10600.	87	10408	No
107	GOM_NL__2PRFIN20040226_051038_000000492024_00334_10408_9856.N1	26-FEB-2004 05:10:38	Bright	49.000	87	64Gam UMa	2.4330	11000.	98	10408	No
108	GOM_NL__2PRFIN20040226_051401_000000522024_00334_10408_9857.N1	26-FEB-2004 05:14:01	Bright	51.500	32	77Eps UMa	1.7630	11000.	103	10408	No
109	GOM_NL__2PRFIN20040226_051611_000000392024_00334_10408_9858.N1	26-FEB-2004 05:16:11	Bright	39.000	49	1Alp UMi	1.9900	6300.0	78	10408	No
110	GOM_NL__2PRFIN20040226_051753_000000622024_00334_10408_9859.N1	26-FEB-2004 05:17:53	Bright	61.500	39	85Eta UMa	1.8540	24000.	123	10408	No
111	GOM_NL__2PRFIN20040226_052215_000000462024_00334_10408_9860.N1	26-FEB-2004 05:22:15	Bright	46.000	119	14Eta Dra	2.7270	4700.0	92	10408	No
112	GOM_NL__2PRFIN20040226_052629_000000472024_00334_10408_9861.N1	26-FEB-2004 05:26:29	Bright	46.500	130	23Bet Dra	2.7990	5800.0	93	10408	No
113	GOM_NL__2PRFIN20040226_052840_000000372024_00334_10408_9862.N1	26-FEB-2004 05:28:40	Bright	36.500	19	50Alp Cyg	1.2460	10500.	73	10408	No
114	GOM_NL__2PRFIN20040226_053014_000000392024_00334_10408_9863.N1	26-FEB-2004 05:30:14	Bright	38.500	66	37Gam Cyg	2.2080	5900.0	77	10408	No
115	GOM_NL__2PRFIN20040226_053145_000000372024_00334_10408_9864.N1	26-FEB-2004 05:31:45	Bright	37.000	92	53Eps Cyg	2.5000	4500.0	74	10408	No
116	GOM_NL__2PRFIN20040226_053444_000000752024_00334_10408_9865.N1	26-FEB-2004 05:34:44	Bright	75.000	133	40Zet Her	2.8070	6000.0	150	10408	No
117	GOM_NL__2PRFIN20040226_053840_000000392024_00334_10408_9866.N1	26-FEB-2004 05:38:40	Bright	39.000	168	17Zet Aql	2.9860	11000.	78	10408	No
118	GOM_NL__2PRFIN20040226_054138_000000632024_00334_10408_9867.N1	26-FEB-2004 05:41:38	Tw_i_and_stray	62.500	59	55Alp Oph	2.0800	8900.0	125	10408	No
119	GOM_NL__2PRFIN20040226_054405_000000642024_00334_10408_9868.N1	26-FEB-2004 05:44:05	Tw_i_and_stray	63.500	126	60Bet Oph	2.7700	4250.0	127	10408	No
120	GOM_NL__2PRFIN20040226_054823_000000412024_00334_10408_9869.N1	26-FEB-2004 05:48:23	Dark	41.000	155	41Pi Sgr	2.9000	6600.0	82	10408	No
121	GOM_NL__2PRFIN20040226_055010_000000412024_00334_10408_9870.N1	26-FEB-2004 05:50:10	Dark	40.500	57	34Sig Sgr	2.0660	26000.	81	10408	No
122	GOM_NL__2PRFIN20040226_055310_000000432024_00334_10408_9871.N1	26-FEB-2004 05:53:10	Dark	43.000	38	20Eps Sgr	1.8360	11000.	86	10408	No
123	GOM_NL__2PRFIN20040226_055550_000000492024_00334_10408_9872.N1	26-FEB-2004 05:55:50	Dark	48.500	25	35Lam Sco	1.6200	28000.	97	10408	No
124	GOM_NL__2PRFIN20040226_055802_000000722024_00334_10408_9873.N1	26-FEB-2004 05:58:02	Dark	71.500	16	21Alp Sco	1.0200	3000.0	143	10408	No
125	GOM_NL__2PRFIN20040226_060334_000000512024_00335_10409_9839.N1	26-FEB-2004 06:03:34	Dark	51.000	131	Gam Lup	2.8000	26000.	102	10409	No
126	GOM_NL__2PRFIN20040226_060619_000000462024_00335_10409_9840.N1	26-FEB-2004 06:06:19	Dark	45.500	4	Alp1Cen	-0.010000	5800.0	91	10409	No
127	GOM_NL__2PRFIN20040226_060738_000000522024_00335_10409_9841.N1	26-FEB-2004 06:07:38	Dark	52.000	10	Bet Cen	0.61000	28000.	104	10409	No
128	GOM_NL__2PRFIN20040226_060908_000000392024_00335_10409_9842.N1	26-FEB-2004 06:09:08	Dark	38.500	112	Alp Mus	2.6880	26000.	77	10409	No
129	GOM_NL__2PRFIN20040226_061021_000000552024_00335_10409_9843.N1	26-FEB-2004 06:10:21	Dark	55.000	12	Alp1Cru	0.77500	30000.	110	10409	No
130	GOM_NL__2PRFIN20040226_061200_000000402024_00335_10409_9844.N1	26-FEB-2004 06:12:00	Dark	40.000	29	Bet Car	1.6720	10200.	80	10409	No
131	GOM_NL__2PRFIN20040226_061446_000000392024_00335_10409_9845.N1	26-FEB-2004 06:14:46	Dark	39.000	71	lot Car	2.2460	7700.0	78	10409	No
132	GOM_NL__2PRFIN20040226_061618_000000422024_00335_10409_9846.N1	26-FEB-2004 06:16:18	Straylight	41.500	46	Del Vel	1.9540	10600.	83	10409	No
133	GOM_NL__2PRFIN20040226_061910_000000422024_00335_10409_9847.N1	26-FEB-2004 06:19:10	Straylight	41.500	65	Lam Vel	2.2040	4400.0	83	10409	No
134	GOM_NL__2PRFIN20040226_062126_000000772024_00335_10409_9848.N1	26-FEB-2004 06:21:26	Straylight	77.000	106	9Bet Crv	2.6480	5600.0	154	10409	No
135	GOM_NL__2PRFIN20040226_062445_000000732024_00335_10409_9849.N1	26-FEB-2004 06:24:45	Straylight	73.000	100	4Gam Crv	2.5800	13100.	146	10409	No
136	GOM_NL__2PRFIN20040226_062844_000000462024_00335_10409_9850.N1	26-FEB-2004 06:28:44	Tw_i_and_stray	46.000	48	30Alp Hya	1.9770	4100.0	92	10409	No
137	GOM_NL__2PRFIN20040226_063339_000000422024_00335_10409_9851.N1	26-FEB-2004 06:33:39	Bright	42.000	8	10Alp CMi	0.40000	6500.0	84	10409	No
138	GOM_NL__2PRFIN20040226_063829_000000422024_00335_10409_9852.N1	26-FEB-2004 06:38:29	Bright	41.500	166	17Eps Leo	2.9800	6000.0	83	10409	No
139	GOM_NL__2PRFIN20040226_064059_000000382024_00335_10409_9853.N1	26-FEB-2004 06:40:59	Bright	38.000	24	66Alp Gem	1.5800	10200.	76	10409	No
140	GOM_NL__2PRFIN20040226_064708_000000482024_00335_10409_9854.N1	26-FEB-2004 06:47:08	Bright	48.000	174	52Psi UMa	3.0040	4400.0	96	10409	No
141	GOM_NL__2PRFIN20040226_064943_000000422024_00335_10409_9855.N1	26-FEB-2004 06:49:43	Bright	42.000	82	48Bet UMa	2.3650	10600.	84	10409	No
142	GOM_NL__2PRFIN20040226_065113_000000472024_00335_10409_9856.N1	26-FEB-2004 06:51:13	Bright	47.000	87	64Gam UMa	2.4330	11000.	94	10409	No
143	GOM_NL__2PRFIN20040226_065436_000000482024_00335_10409_9857.N1	26-FEB-2004 06:54:36	Bright	47.500	32	77Eps UMa	1.7630	11000.	95	10409	No
144	GOM_NL__2PRFIN20040226_065647_000000382024_00335_10409_9858.N1	26-FEB-2004 06:56:47	Bright	37.500	49	1Alp UMi	1.9900	6300.0	75	10409	No
145	GOM_NL__2PRFIN20040226_065827_000000652024_00335_10409_9859.N1	26-FEB-2004 06:58:27	Bright	65.000	39	85Eta UMa	1.8540	24000.	130	10409	No
146	GOM_NL__2PRFIN20040226_070250_000000452024_00335_10409_9860.N1	26-FEB-2004 07:02:50	Bright	45.000	119	14Eta Dra	2.7270	4700.0	90	10409	No
147	GOM_NL__2PRFIN20040226_070705_000000462024_00335_10409_9861.N1	26-FEB-2004 07:07:05	Bright	45.500	130	23Bet Dra	2.7990	5800.0	91	10409	No
148	GOM_NL__2PRFIN20040226_070914_000000402024_00335_10409_9862.N1	26-FEB-2004 07:09:14	Bright	39.500	19	50Alp Cyg	1.2460	10500.	79	10409	No
149	GOM_NL__2PRFIN20040226_071048_000000402024_00335_10409_9863.N1	26-FEB-2004 07:10:48	Bright	40.000	66	37Gam Cyg	2.2080	5900.0	80	10409	No
150	GOM_NL__2PRFIN20040226_071220_000000382024_00335_10409_9864.N1	26-FEB-2004 07:12:20	Bright	38.000	92	53Eps Cyg	2.5000	4500.0	76	10409	No
151	GOM_NL__2PRFIN20040226_071520_000000742024_00335_10409_9865.N1	26-FEB-2004 07:15:20	Bright	74.000	133	40Zet Her	2.8070	6000.0	148	10409	No
152	GOM_NL__2PRFIN20040226_071916_000000402024_00335_10409_9866.N1	26-FEB-2004 07:19:16	Bright	39.500	168	17Zet Aql	2.9860	11000.	79	10409	No
153	GOM_NL__2PRFIN20040226_072214_000000652024_00335_10409_9867.N1	26-FEB-2004 07:22:14	Tw_i_and_stray	64.500	59	55Alp Oph	2.0800	8900.0	129	10409	No
154	GOM_NL__2PRFIN20040226_072442_000000612024_00335_10409_9868.N1	26-FEB-2004 07:24:42	Tw_i_and_stray	61.000	126	60Bet Oph	2.7700	4250.0	122	10409	No
155	GOM_NL__2PRFIN20040226_072900_000000432024_00335_10409_9869.N1	26-FEB-2004 07:29:00	Dark	43.000	155	41Pi Sgr	2.9000	6600.0	86	10409	No
156	GOM_NL__2PRFIN20040226_073046_000000452024_00335_10409_9870.N1	26-FEB-2004 07:30:46	Dark	45.000	57	34Sig Sgr	2.0660	26000.	90	10409	No
157	GOM_NL__2PRFIN20040226_073346_000000432024_00335_10409_9871.N1	26-FEB-2004 07:33:46	Dark	42.500	38	20Eps Sgr	1.8360	11000.	85	10409	No
158	GOM_NL__2PRFIN20040226_073627_000000482024_00335_10409_9872.N1	26-FEB-2004 07:36:27	Dark	48.000	25	35Lam Sco	1.6200	28000.	96	10409	No
159	GOM_NL__2PRFIN20040226_073839_000000832024_00335_10409_9873.N1	26-FEB-2004 07:38:39	Dark	83.000	16	21Alp Sco	1.0200	3000.0	166	10409	No
160	GOM_NL__2PRFIN20040226_074411_000000512024_00336_10410_9839.N1	26-FEB-2004 07:44:11	Dark	51.000	131	Gam Lup	2.8000	26000.	102	10410	No

161	GOM_NL__2PRFIN20040226_074655_000000512024_00336_10410_9840.N1	26-FEB-2004 07:46:55	Dark	50.500	4	Alp1Cen	-0.010000	5800.0	101	10410	No
162	GOM_NL__2PRFIN20040226_074815_000000542024_00336_10410_9841.N1	26-FEB-2004 07:48:15	Dark	53.500	10	Bet Cen	0.610000	28000.	107	10410	No
163	GOM_NL__2PRFIN20040226_074945_000000382024_00336_10410_9842.N1	26-FEB-2004 07:49:45	Dark	37.500	112	Alp Mus	2.6880	26000.	75	10410	No
164	GOM_NL__2PRFIN20040226_075057_000000422024_00336_10410_9843.N1	26-FEB-2004 07:50:57	Dark	41.500	12	Alp1Cru	0.77500	30000.	83	10410	No
165	GOM_NL__2PRFIN20040226_075236_000000452024_00336_10410_9844.N1	26-FEB-2004 07:52:36	Dark	44.500	29	Bet Car	1.6720	10200.	89	10410	No
166	GOM_NL__2PRFIN20040226_075522_000000402024_00336_10410_9845.N1	26-FEB-2004 07:55:22	Dark	39.500	71	lot Car	2.2460	7700.0	79	10410	No
167	GOM_NL__2PRFIN20040226_075654_000000412024_00336_10410_9846.N1	26-FEB-2004 07:56:54	Straylight	41.000	46	Del Vel	1.9540	10600.	82	10410	No
168	GOM_NL__2PRFIN20040226_075946_000000442024_00336_10410_9847.N1	26-FEB-2004 07:59:46	Straylight	43.500	65	Lam Vel	2.2040	4400.0	87	10410	No
169	GOM_NL__2PRFIN20040226_080202_000000742024_00336_10410_9848.N1	26-FEB-2004 08:02:02	Straylight	74.000	106	9Bet Crv	2.6480	5600.0	148	10410	No
170	GOM_NL__2PRFIN20040226_080521_000000772024_00336_10410_9849.N1	26-FEB-2004 08:05:21	Straylight	77.000	100	4Gam Crv	2.5800	13100.	154	10410	No
171	GOM_NL__2PRFIN20040226_080920_000000452024_00336_10410_9850.N1	26-FEB-2004 08:09:20	Tw_i_and_stray	45.000	48	30Alp Hya	1.9770	4100.0	90	10410	No
172	GOM_NL__2PRFIN20040226_081416_000000422024_00336_10410_9851.N1	26-FEB-2004 08:14:16	Bright	42.000	8	10Alp CMi	0.40000	6500.0	84	10410	No
173	GOM_NL__2PRFIN20040226_081905_000000412024_00336_10410_9852.N1	26-FEB-2004 08:19:05	Bright	41.000	166	17Eps Leo	2.9800	6000.0	82	10410	No
174	GOM_NL__2PRFIN20040226_082135_000000382024_00336_10410_9853.N1	26-FEB-2004 08:21:35	Bright	38.000	24	66Alp Gem	1.5800	10200.	76	10410	No
175	GOM_NL__2PRFIN20040226_082743_000000482024_00336_10410_9854.N1	26-FEB-2004 08:27:43	Bright	47.500	174	52Psi UMa	3.0040	4400.0	95	10410	No
176	GOM_NL__2PRFIN20040226_083018_000000432024_00336_10410_9855.N1	26-FEB-2004 08:30:18	Bright	43.000	82	48Bet UMa	2.3650	10600.	86	10410	No
177	GOM_NL__2PRFIN20040226_083148_000000482024_00336_10410_9856.N1	26-FEB-2004 08:31:48	Bright	48.000	87	64Gam UMa	2.4330	11000.	96	10410	No
178	GOM_NL__2PRFIN20040226_083511_000000512024_00336_10410_9857.N1	26-FEB-2004 08:35:11	Bright	51.000	32	77Eps UMa	1.7630	11000.	102	10410	No
179	GOM_NL__2PRFIN20040226_084325_000000462024_00336_10410_9858.N1	26-FEB-2004 08:43:25	Bright	45.500	119	14Eta Dra	2.7270	4700.0	91	10410	No
180	GOM_NL__2PRFIN20040226_084741_000000452024_00336_10410_9859.N1	26-FEB-2004 08:47:41	Bright	44.500	130	23Bet Dra	2.7990	5800.0	89	10410	No
181	GOM_NL__2PRFIN20040226_084950_000000382024_00336_10410_9860.N1	26-FEB-2004 08:49:50	Bright	38.000	19	50Alp Cyg	1.2460	10500.	76	10410	No
182	GOM_NL__2PRFIN20040226_085126_000000372024_00336_10410_9861.N1	26-FEB-2004 08:51:26	Bright	36.500	66	37Gam Cyg	2.2080	5900.0	73	10410	No
183	GOM_NL__2PRFIN20040226_085258_000000512024_00336_10410_9862.N1	26-FEB-2004 08:52:58	Bright	51.000	92	53Eps Cyg	2.5000	4500.0	102	10410	No
184	GOM_NL__2PRFIN20040226_085556_000000752024_00336_10410_9863.N1	26-FEB-2004 08:55:56	Bright	75.000	133	40Zet Her	2.8070	6000.0	150	10410	No
185	GOM_NL__2PRFIN20040226_085953_000000412024_00336_10410_9864.N1	26-FEB-2004 08:59:53	Bright	41.000	168	17Zet Aql	2.9860	11000.	82	10410	No
186	GOM_NL__2PRFIN20040226_090251_000000662024_00336_10410_9865.N1	26-FEB-2004 09:02:51	Tw_i_and_stray	65.500	59	55Alp Oph	2.0800	8900.0	131	10410	No
187	GOM_NL__2PRFIN20040226_090518_000000612024_00336_10410_9866.N1	26-FEB-2004 09:05:18	Tw_i_and_stray	61.000	126	60Bet Oph	2.7700	4250.0	122	10410	No
188	GOM_NL__2PRFIN20040226_090935_000000432024_00336_10410_9867.N1	26-FEB-2004 09:09:35	Dark	42.500	155	41Pi Sgr	2.9000	6600.0	85	10410	No
189	GOM_NL__2PRFIN20040226_091121_000000432024_00336_10410_9868.N1	26-FEB-2004 09:11:21	Dark	43.000	57	34Sig Sgr	2.0660	26000.	86	10410	No
190	GOM_NL__2PRFIN20040226_091423_000000442024_00336_10410_9869.N1	26-FEB-2004 09:14:23	Dark	43.500	38	20Eps Sgr	1.8360	11000.	87	10410	No
191	GOM_NL__2PRFIN20040226_091704_000000472024_00336_10410_9870.N1	26-FEB-2004 09:17:04	Dark	47.000	25	35Lam Sco	1.6200	28000.	94	10410	No
192	GOM_NL__2PRFIN20040226_091917_000000692024_00336_10410_9871.N1	26-FEB-2004 09:19:17	Dark	68.500	16	21Alp Sco	1.0200	3000.0	137	10410	No
193	GOM_NL__2PRFIN20040226_092449_000000512024_00337_10411_9839.N1	26-FEB-2004 09:24:49	Dark	51.000	131	Gam Lup	2.8000	26000.	102	10411	No
194	GOM_NL__2PRFIN20040226_092732_000000512024_00337_10411_9840.N1	26-FEB-2004 09:27:32	Dark	51.000	4	Alp1Cen	-0.010000	5800.0	102	10411	No
195	GOM_NL__2PRFIN20040226_092851_000000452024_00337_10411_9841.N1	26-FEB-2004 09:28:51	Dark	45.000	10	Bet Cen	0.610000	28000.	90	10411	No
196	GOM_NL__2PRFIN20040226_093021_000000392024_00337_10411_9842.N1	26-FEB-2004 09:30:21	Dark	39.000	112	Alp Mus	2.6880	26000.	78	10411	No
197	GOM_NL__2PRFIN20040226_093134_000000492024_00337_10411_9843.N1	26-FEB-2004 09:31:34	Dark	49.000	12	Alp1Cru	0.77500	30000.	98	10411	No
198	GOM_NL__2PRFIN20040226_093312_000000392024_00337_10411_9844.N1	26-FEB-2004 09:33:12	Dark	39.000	29	Bet Car	1.6720	10200.	78	10411	No
199	GOM_NL__2PRFIN20040226_093558_000000392024_00337_10411_9845.N1	26-FEB-2004 09:35:58	Dark	38.500	71	lot Car	2.2460	7700.0	77	10411	No
200	GOM_NL__2PRFIN20040226_093731_000000422024_00337_10411_9846.N1	26-FEB-2004 09:37:31	Straylight	41.500	46	Del Vel	1.9540	10600.	83	10411	No
201	GOM_NL__2PRFIN20040226_094022_000000472024_00337_10411_9847.N1	26-FEB-2004 09:40:22	Straylight	47.000	65	Lam Vel	2.2040	4400.0	94	10411	No
202	GOM_NL__2PRFIN20040226_094238_000000802024_00337_10411_9848.N1	26-FEB-2004 09:42:38	Straylight	79.500	106	9Bet Crv	2.6480	5600.0	159	10411	No
203	GOM_NL__2PRFIN20040226_094557_000000722024_00337_10411_9849.N1	26-FEB-2004 09:45:57	Straylight	71.500	100	4Gam Crv	2.5800	13100.	143	10411	No
204	GOM_NL__2PRFIN20040226_094956_000000462024_00337_10411_9850.N1	26-FEB-2004 09:49:56	Tw_i_and_stray	46.000	48	30Alp Hya	1.9770	4100.0	92	10411	No
205	GOM_NL__2PRFIN20040226_095452_000000442024_00337_10411_9851.N1	26-FEB-2004 09:54:52	Bright	44.000	8	10Alp CMi	0.40000	6500.0	88	10411	No
206	GOM_NL__2PRFIN20040226_095941_000000412024_00337_10411_9852.N1	26-FEB-2004 09:59:41	Bright	40.500	166	17Eps Leo	2.9800	6000.0	81	10411	No
207	GOM_NL__2PRFIN20040226_100212_000000392024_00337_10411_9853.N1	26-FEB-2004 10:02:12	Bright	38.500	24	66Alp Gem	1.5800	10200.	77	10411	No
208	GOM_NL__2PRFIN20040226_100818_000000482024_00337_10411_9854.N1	26-FEB-2004 10:08:18	Bright	48.000	174	52Psi UMa	3.0040	4400.0	96	10411	No
209	GOM_NL__2PRFIN20040226_101053_000000422024_00337_10411_9855.N1	26-FEB-2004 10:10:53	Bright	42.000	82	48Bet UMa	2.3650	10600.	84	10411	No
210	GOM_NL__2PRFIN20040226_101223_000000482024_00337_10411_9856.N1	26-FEB-2004 10:12:23	Bright	47.500	87	64Gam UMa	2.4330	11000.	95	10411	No
211	GOM_NL__2PRFIN20040226_101546_000000532024_00337_10411_9857.N1	26-FEB-2004 10:15:46	Bright	52.500	32	77Eps UMa	1.7630	11000.	105	10411	No
212	GOM_NL__2PRFIN20040226_102401_000000482024_00337_10411_9858.N1	26-FEB-2004 10:24:01	Bright	47.500	119	14Eta Dra	2.7270	4700.0	95	10411	No
213	GOM_NL__2PRFIN20040226_102816_000000462024_00337_10411_9859.N1	26-FEB-2004 10:28:16	Bright	45.500	130	23Bet Dra	2.7990	5800.0	91	10411	No
214	GOM_NL__2PRFIN20040226_103026_000000402024_00337_10411_9860.N1	26-FEB-2004 10:30:26	Bright	40.000	19	50Alp Cyg	1.2460	10500.	80	10411	No
215	GOM_NL__2PRFIN20040226_103202_000000392024_00337_10411_9861.N1	26-FEB-2004 10:32:02	Bright	38.500	66	37Gam Cyg	2.2080	5900.0	77	10411	No
216	GOM_NL__2PRFIN20040226_103334_000000372024_00337_10411_9862.N1	26-FEB-2004 10:33:34	Bright	37.000	92	53Eps Cyg	2.5000	4500.0	74	10411	No
217	GOM_NL__2PRFIN20040226_103632_000000742024_00337_10411_9863.N1	26-FEB-2004 10:36:32	Bright	74.000	133	40Zet Her	2.8070	6000.0	148	10411	No
218	GOM_NL__2PRFIN20040226_104029_000000412024_00337_10411_9864.N1	26-FEB-2004 10:40:29	Bright	41.000	168	17Zet Aql	2.9860	11000.	82	10411	No
219	GOM_NL__2PRFIN20040226_104327_000000642024_00337_10411_9865.N1	26-FEB-2004 10:43:27	Tw_i_and_stray	64.000	59	55Alp Oph	2.0800	8900.0	128	10411	No

220	GOM_NL__2PRFIN20040226_104553_000000652024_00337_10411_9866.N1	26-FEB-2004 10:45:53	Twl_and_stray	65.000	126	60Bet Oph	2.7700	4250.0	130	10411	No
221	GOM_NL__2PRFIN20040226_105012_000000442024_00337_10411_9867.N1	26-FEB-2004 10:50:12	Dark	43.500	155	41Pi Sgr	2.9000	6600.0	87	10411	No
222	GOM_NL__2PRFIN20040226_105158_000000472024_00337_10411_9868.N1	26-FEB-2004 10:51:58	Dark	47.000	57	34Sig Sgr	2.0660	26000.	94	10411	No
223	GOM_NL__2PRFIN20040226_105500_000000482024_00337_10411_9869.N1	26-FEB-2004 10:55:00	Dark	47.500	38	20Eps Sgr	1.8360	11000.	95	10411	No
224	GOM_NL__2PRFIN20040226_105740_000000452024_00337_10411_9870.N1	26-FEB-2004 10:57:40	Dark	44.500	25	35Lam Sco	1.6200	28000.	89	10411	No
225	GOM_NL__2PRFIN20040226_105954_000000652024_00337_10411_9871.N1	26-FEB-2004 10:59:54	Dark	64.500	16	21Alp Sco	1.0200	3000.0	129	10411	No
226	GOM_NL__2PRFIN20040226_110525_000000532024_00338_10412_9839.N1	26-FEB-2004 11:05:25	Dark	52.500	131	Gam Lup	2.8000	26000.	105	10412	No
227	GOM_NL__2PRFIN20040226_110808_000000452024_00338_10412_9840.N1	26-FEB-2004 11:08:08	Dark	44.500	4	Alp1Cen	-0.010000	5800.0	89	10412	No
228	GOM_NL__2PRFIN20040226_110928_000000442024_00338_10412_9841.N1	26-FEB-2004 11:09:28	Dark	44.000	10	Bet Cen	0.610000	28000.	88	10412	No
229	GOM_NL__2PRFIN20040226_111057_000000392024_00338_10412_9842.N1	26-FEB-2004 11:10:57	Dark	38.500	112	Alp Mus	2.6880	26000.	77	10412	No
230	GOM_NL__2PRFIN20040226_111209_000000422024_00338_10412_9843.N1	26-FEB-2004 11:12:09	Dark	42.000	12	Alp1Cru	0.77500	30000.	84	10412	No
231	GOM_NL__2PRFIN20040226_111349_000000462024_00338_10412_9844.N1	26-FEB-2004 11:13:49	Dark	45.500	29	Bet Car	1.6720	10200.	91	10412	No
232	GOM_NL__2PRFIN20040226_111635_000000402024_00338_10412_9845.N1	26-FEB-2004 11:16:35	Dark	40.000	71	lot Car	2.2460	7700.0	80	10412	No
233	GOM_NL__2PRFIN20040226_111807_000000422024_00338_10412_9846.N1	26-FEB-2004 11:18:07	Straylight	41.500	46	Del Vel	1.9540	10600.	83	10412	No
234	GOM_NL__2PRFIN20040226_112058_000000462024_00338_10412_9847.N1	26-FEB-2004 11:20:58	Straylight	45.500	65	Lam Vel	2.2040	4400.0	91	10412	No
235	GOM_NL__2PRFIN20040226_112315_000000752024_00338_10412_9848.N1	26-FEB-2004 11:23:15	Straylight	74.500	106	9Bet Crv	2.6480	5600.0	149	10412	No
236	GOM_NL__2PRFIN20040226_112633_000000762024_00338_10412_9849.N1	26-FEB-2004 11:26:33	Straylight	76.000	100	4Gam Crv	2.5800	13100.	152	10412	No
237	GOM_NL__2PRFIN20040226_113032_000000472024_00338_10412_9850.N1	26-FEB-2004 11:30:32	Twl_and_stray	47.000	48	30Alp Hya	1.9770	4100.0	94	10412	No
238	GOM_NL__2PRFIN20040226_113527_000000452024_00338_10412_9851.N1	26-FEB-2004 11:35:27	Bright	45.000	8	10Alp CMi	0.400000	6500.0	90	10412	No
239	GOM_NL__2PRFIN20040226_114016_000000412024_00338_10412_9852.N1	26-FEB-2004 11:40:16	Bright	41.000	166	17Eps Leo	2.9800	6000.0	82	10412	No
240	GOM_NL__2PRFIN20040226_114247_000000402024_00338_10412_9853.N1	26-FEB-2004 11:42:47	Bright	40.000	24	66Alp Gem	1.5800	10200.	80	10412	No
241	GOM_NL__2PRFIN20040226_114853_000000482024_00338_10412_9854.N1	26-FEB-2004 11:48:53	Bright	48.000	174	52Psi UMa	3.0040	4400.0	96	10412	No
242	GOM_NL__2PRFIN20040226_115129_000000442024_00338_10412_9855.N1	26-FEB-2004 11:51:29	Bright	43.500	82	48Bet UMa	2.3650	10600.	87	10412	No
243	GOM_NL__2PRFIN20040226_115259_000000472024_00338_10412_9856.N1	26-FEB-2004 11:52:59	Bright	46.500	87	64Gam UMa	2.4330	11000.	93	10412	No
244	GOM_NL__2PRFIN20040226_115621_000000512024_00338_10412_9857.N1	26-FEB-2004 11:56:21	Bright	51.000	32	77Eps UMa	1.7630	11000.	102	10412	No
245	GOM_NL__2PRFIN20040226_120437_000000462024_00338_10412_9858.N1	26-FEB-2004 12:04:37	Bright	46.000	119	14Eta Dra	2.7270	4700.0	92	10412	No
246	GOM_NL__2PRFIN20040226_120852_000000472024_00338_10412_9859.N1	26-FEB-2004 12:08:52	Bright	47.000	130	23Bet Dra	2.7990	5800.0	94	10412	No
247	GOM_NL__2PRFIN20040226_121105_000000362024_00338_10412_9860.N1	26-FEB-2004 12:11:05	Bright	35.500	19	50Alp Cyg	1.2460	10500.	71	10412	No
248	GOM_NL__2PRFIN20040226_121237_000000382024_00338_10412_9861.N1	26-FEB-2004 12:12:37	Bright	38.000	66	37Gam Cyg	2.2080	5900.0	76	10412	No
249	GOM_NL__2PRFIN20040226_121408_000000392024_00338_10412_9862.N1	26-FEB-2004 12:14:08	Bright	39.000	92	53Eps Cyg	2.5000	4500.0	78	10412	No
250	GOM_NL__2PRFIN20040226_121709_000000752024_00338_10412_9863.N1	26-FEB-2004 12:17:09	Bright	74.500	133	40Zet Her	2.8070	6000.0	149	10412	No
251	GOM_NL__2PRFIN20040226_122103_000000432024_00338_10412_9864.N1	26-FEB-2004 12:21:03	Bright	43.000	168	17Zet Aql	2.9860	11000.	86	10412	No
252	GOM_NL__2PRFIN20040226_122404_000000632024_00338_10412_9865.N1	26-FEB-2004 12:24:04	Twl_and_stray	63.000	59	55Alp Oph	2.0800	8900.0	126	10412	No
253	GOM_NL__2PRFIN20040226_122632_000000632024_00338_10412_9866.N1	26-FEB-2004 12:26:32	Twl_and_stray	62.500	126	60Bet Oph	2.7700	4250.0	125	10412	No
254	GOM_NL__2PRFIN20040226_123046_000000442024_00338_10412_9867.N1	26-FEB-2004 12:30:46	Dark	44.000	155	41Pi Sgr	2.9000	6600.0	88	10412	No
255	GOM_NL__2PRFIN20040226_123232_000000472024_00338_10412_9868.N1	26-FEB-2004 12:32:32	Dark	47.000	57	34Sig Sgr	2.0660	26000.	94	10412	No
256	GOM_NL__2PRFIN20040226_123534_000000472024_00338_10412_9869.N1	26-FEB-2004 12:35:34	Dark	47.000	38	20Eps Sgr	1.8360	11000.	94	10412	No
257	GOM_NL__2PRFIN20040226_123816_000000462024_00338_10412_9870.N1	26-FEB-2004 12:38:16	Dark	45.500	25	35Lam Sco	1.6200	28000.	91	10412	No
258	GOM_NL__2PRFIN20040226_124031_000000632024_00338_10412_9871.N1	26-FEB-2004 12:40:31	Dark	63.000	16	21Alp Sco	1.0200	3000.0	126	10412	No
259	GOM_NL__2PRFIN20040226_124602_000000532024_00339_10413_9839.N1	26-FEB-2004 12:46:02	Dark	52.500	131	Gam Lup	2.8000	26000.	105	10413	No
260	GOM_NL__2PRFIN20040226_124844_000000452024_00339_10413_9840.N1	26-FEB-2004 12:48:44	Dark	45.000	4	Alp1Cen	-0.010000	5800.0	90	10413	No
261	GOM_NL__2PRFIN20040226_125004_000000432024_00339_10413_9841.N1	26-FEB-2004 12:50:04	Dark	43.000	10	Bet Cen	0.610000	28000.	86	10413	No
262	GOM_NL__2PRFIN20040226_125133_000000372024_00339_10413_9842.N1	26-FEB-2004 12:51:33	Dark	36.500	112	Alp Mus	2.6880	26000.	73	10413	No
263	GOM_NL__2PRFIN20040226_125247_000000432024_00339_10413_9843.N1	26-FEB-2004 12:52:47	Dark	43.000	12	Alp1Cru	0.77500	30000.	86	10413	No
264	GOM_NL__2PRFIN20040226_125425_000000392024_00339_10413_9844.N1	26-FEB-2004 12:54:25	Dark	39.000	29	Bet Car	1.6720	10200.	78	10413	No
265	GOM_NL__2PRFIN20040226_125710_000000392024_00339_10413_9845.N1	26-FEB-2004 12:57:10	Dark	38.500	71	lot Car	2.2460	7700.0	77	10413	No
266	GOM_NL__2PRFIN20040226_125843_000000392024_00339_10413_9846.N1	26-FEB-2004 12:58:43	Straylight	39.000	46	Del Vel	1.9540	10600.	78	10413	No
267	GOM_NL__2PRFIN20040226_130134_000000472024_00339_10413_9847.N1	26-FEB-2004 13:01:34	Straylight	47.000	65	Lam Vel	2.2040	4400.0	94	10413	No
268	GOM_NL__2PRFIN20040226_130351_000000762024_00339_10413_9848.N1	26-FEB-2004 13:03:51	Straylight	75.500	106	9Bet Crv	2.6480	5600.0	151	10413	No
269	GOM_NL__2PRFIN20040226_130709_000000762024_00339_10413_9849.N1	26-FEB-2004 13:07:09	Straylight	75.500	100	4Gam Crv	2.5800	13100.	151	10413	No
270	GOM_NL__2PRFIN20040226_131108_000000452024_00339_10413_9850.N1	26-FEB-2004 13:11:08	Twl_and_stray	44.500	48	30Alp Hya	1.9770	4100.0	89	10413	No
271	GOM_NL__2PRFIN20040226_131604_000000432024_00339_10413_9851.N1	26-FEB-2004 13:16:04	Bright	42.500	8	10Alp CMi	0.400000	6500.0	85	10413	No
272	GOM_NL__2PRFIN20040226_132052_000000402024_00339_10413_9852.N1	26-FEB-2004 13:20:52	Bright	40.000	166	17Eps Leo	2.9800	6000.0	80	10413	No
273	GOM_NL__2PRFIN20040226_132324_000000402024_00339_10413_9853.N1	26-FEB-2004 13:23:24	Bright	39.500	24	66Alp Gem	1.5800	10200.	79	10413	No
274	GOM_NL__2PRFIN20040226_132927_000000482024_00339_10413_9854.N1	26-FEB-2004 13:29:27	Bright	48.000	174	52Psi UMa	3.0040	4400.0	96	10413	No
275	GOM_NL__2PRFIN20040226_133204_000000442024_00339_10413_9855.N1	26-FEB-2004 13:32:04	Bright	44.000	82	48Bet UMa	2.3650	10600.	88	10413	No
276	GOM_NL__2PRFIN20040226_133334_000000472024_00339_10413_9856.N1	26-FEB-2004 13:33:34	Bright	47.000	87	64Gam UMa	2.4330	11000.	94	10413	No
277	GOM_NL__2PRFIN20040226_133656_000000512024_00339_10413_9857.N1	26-FEB-2004 13:36:56	Bright	51.000	32	77Eps UMa	1.7630	11000.	102	10413	No
278	GOM_NL__2PRFIN20040226_134511_000000482024_00339_10413_9858.N1	26-FEB-2004 13:45:11	Bright	47.500	119	14Eta Dra	2.7270	4700.0	95	10413	No

279	GOM_NL__2PRFIN20040226_134927_000000472024_00339_10413_9859.N1	26-FEB-2004 13:49:27	Bright	46.500	130	23Bet Dra	2.7990	5800.0	93	10413	No
280	GOM_NL__2PRFIN20040226_135138_000000412024_00339_10413_9860.N1	26-FEB-2004 13:51:38	Bright	40.500	19	50Alp Cyg	1.2460	10500.	81	10413	No
281	GOM_NL__2PRFIN20040226_135313_000000382024_00339_10413_9861.N1	26-FEB-2004 13:53:13	Bright	38.000	66	37Gam Cyg	2.2080	5900.0	76	10413	No
282	GOM_NL__2PRFIN20040226_135446_000000352024_00339_10413_9862.N1	26-FEB-2004 13:54:46	Bright	35.000	92	53Eps Cyg	2.5000	4500.0	70	10413	No
283	GOM_NL__2PRFIN20040226_135745_000000732024_00339_10413_9863.N1	26-FEB-2004 13:57:45	Bright	73.000	133	40Zet Her	2.8070	6000.0	146	10413	No
284	GOM_NL__2PRFIN20040226_140139_000000422024_00339_10413_9864.N1	26-FEB-2004 14:01:39	Bright	42.000	168	17Zet Aql	2.9860	11000.	84	10413	No
285	GOM_NL__2PRFIN20040226_140441_000000662024_00339_10413_9865.N1	26-FEB-2004 14:04:41	Tw_i_and_stray	65.500	59	55Alp Oph	2.0800	8900.0	131	10413	No
286	GOM_NL__2PRFIN20040226_140708_000000602024_00339_10413_9866.N1	26-FEB-2004 14:07:08	Tw_i_and_stray	60.000	126	60Bet Oph	2.7700	4250.0	120	10413	No
287	GOM_NL__2PRFIN20040226_141125_000000442024_00339_10413_9867.N1	26-FEB-2004 14:11:25	Dark	44.000	155	41Pi Sgr	2.9000	6600.0	88	10413	No
288	GOM_NL__2PRFIN20040226_141312_000000412024_00339_10413_9868.N1	26-FEB-2004 14:13:12	Dark	41.000	57	34Sig Sgr	2.0660	26000.	82	10413	No
289	GOM_NL__2PRFIN20040226_141613_000000462024_00339_10413_9869.N1	26-FEB-2004 14:16:13	Dark	45.500	38	20Eps Sgr	1.8360	11000.	91	10413	No
290	GOM_NL__2PRFIN20040226_141853_000000552024_00339_10413_9870.N1	26-FEB-2004 14:18:53	Dark	54.500	25	35Lam Sco	1.6200	28000.	109	10413	No
291	GOM_NL__2PRFIN20040226_142109_000000632024_00339_10413_9871.N1	26-FEB-2004 14:21:09	Dark	63.000	16	21Alp Sco	1.0200	3000.0	126	10413	No
292	GOM_NL__2PRFIN20040226_142640_000000512024_00340_10414_9839.N1	26-FEB-2004 14:26:40	Dark	51.000	131	Gam Lup	2.8000	26000.	102	10414	No
293	GOM_NL__2PRFIN20040226_142921_000000542024_00340_10414_9840.N1	26-FEB-2004 14:29:21	Dark	53.500	4	Alp1Cen	-0.010000	5800.0	107	10414	No
294	GOM_NL__2PRFIN20040226_143041_000000472024_00340_10414_9841.N1	26-FEB-2004 14:30:41	Dark	47.000	10	Bet Cen	0.61000	28000.	94	10414	No
295	GOM_NL__2PRFIN20040226_143210_000000372024_00340_10414_9842.N1	26-FEB-2004 14:32:10	Dark	36.500	112	Alp Mus	2.6880	26000.	73	10414	No
296	GOM_NL__2PRFIN20040226_143323_000000432024_00340_10414_9843.N1	26-FEB-2004 14:33:23	Dark	43.000	12	Alp1Cru	0.77500	30000.	86	10414	No
297	GOM_NL__2PRFIN20040226_143500_000000392024_00340_10414_9844.N1	26-FEB-2004 14:35:00	Dark	38.500	29	Bet Car	1.6720	10200.	77	10414	No
298	GOM_NL__2PRFIN20040226_143746_000000382024_00340_10414_9845.N1	26-FEB-2004 14:37:46	Dark	37.500	71	lot Car	2.2460	7700.0	75	10414	No
299	GOM_NL__2PRFIN20040226_143918_000000382024_00340_10414_9846.N1	26-FEB-2004 14:39:18	Straylight	37.500	46	Del Vel	1.9540	10600.	75	10414	No
300	GOM_NL__2PRFIN20040226_144210_000000442024_00340_10414_9847.N1	26-FEB-2004 14:42:10	Straylight	44.000	65	Lam Vel	2.2040	4400.0	88	10414	No
301	GOM_NL__2PRFIN20040226_144428_000000762024_00340_10414_9848.N1	26-FEB-2004 14:44:28	Straylight	75.500	106	9Bet Crv	2.6480	5600.0	151	10414	No
302	GOM_NL__2PRFIN20040226_144746_000000732024_00340_10414_9849.N1	26-FEB-2004 14:47:46	Straylight	72.500	100	4Gam Crv	2.5800	13100.	145	10414	No
303	GOM_NL__2PRFIN20040226_145144_000000462024_00340_10414_9850.N1	26-FEB-2004 14:51:44	Tw_i_and_stray	45.500	48	30Alp Hya	1.9770	4100.0	91	10414	No
304	GOM_NL__2PRFIN20040226_145640_000000442024_00340_10414_9851.N1	26-FEB-2004 14:56:40	Bright	43.500	8	10Alp CMi	0.40000	6500.0	87	10414	No
305	GOM_NL__2PRFIN20040226_150128_000000422024_00340_10414_9852.N1	26-FEB-2004 15:01:28	Bright	41.500	166	17Eps Leo	2.9800	6000.0	83	10414	No
306	GOM_NL__2PRFIN20040226_150400_000000372024_00340_10414_9853.N1	26-FEB-2004 15:04:00	Bright	37.000	24	66Alp Gem	1.5800	10200.	74	10414	No
307	GOM_NL__2PRFIN20040226_151004_000000472024_00340_10414_9854.N1	26-FEB-2004 15:10:04	Bright	47.000	174	52Psi UMa	3.0040	4400.0	94	10414	No
308	GOM_NL__2PRFIN20040226_151239_000000432024_00340_10414_9855.N1	26-FEB-2004 15:12:39	Bright	42.500	82	48Bet UMa	2.3650	10600.	85	10414	No
309	GOM_NL__2PRFIN20040226_151408_000000492024_00340_10414_9856.N1	26-FEB-2004 15:14:08	Bright	48.500	87	64Gam UMa	2.4330	11000.	97	10414	No
310	GOM_NL__2PRFIN20040226_151731_000000522024_00340_10414_9857.N1	26-FEB-2004 15:17:31	Bright	51.500	32	77Eps UMa	1.7630	11000.	103	10414	No
311	GOM_NL__2PRFIN20040226_152547_000000472024_00340_10414_9858.N1	26-FEB-2004 15:25:47	Bright	46.500	119	14Eta Dra	2.7270	4700.0	93	10414	No
312	GOM_NL__2PRFIN20040226_153003_000000452024_00340_10414_9859.N1	26-FEB-2004 15:30:03	Bright	45.000	130	23Bet Dra	2.7990	5800.0	90	10414	No
313	GOM_NL__2PRFIN20040226_153217_000000382024_00340_10414_9860.N1	26-FEB-2004 15:32:17	Bright	37.500	19	50Alp Cyg	1.2460	10500.	75	10414	No
314	GOM_NL__2PRFIN20040226_153351_000000362024_00340_10414_9861.N1	26-FEB-2004 15:33:51	Bright	35.500	66	37Gam Cyg	2.2080	5900.0	71	10414	No
315	GOM_NL__2PRFIN20040226_153523_000000362024_00340_10414_9862.N1	26-FEB-2004 15:35:23	Bright	36.000	92	53Eps Cyg	2.5000	4500.0	72	10414	No
316	GOM_NL__2PRFIN20040226_153821_000000742024_00340_10414_9863.N1	26-FEB-2004 15:38:21	Bright	73.500	133	40Zet Her	2.8070	6000.0	147	10414	No
317	GOM_NL__2PRFIN20040226_154218_000000412024_00340_10414_9864.N1	26-FEB-2004 15:42:18	Bright	40.500	168	17Zet Aql	2.9860	11000.	81	10414	No
318	GOM_NL__2PRFIN20040226_154517_000000672024_00340_10414_9865.N1	26-FEB-2004 15:45:17	Tw_i_and_stray	66.500	59	55Alp Oph	2.0800	8900.0	133	10414	No
319	GOM_NL__2PRFIN20040226_154745_000000642024_00340_10414_9866.N1	26-FEB-2004 15:47:45	Tw_i_and_stray	64.000	126	60Bet Oph	2.7700	4250.0	128	10414	No
320	GOM_NL__2PRFIN20040226_155202_000000442024_00340_10414_9867.N1	26-FEB-2004 15:52:02	Dark	43.500	155	41Pi Sgr	2.9000	6600.0	87	10414	No
321	GOM_NL__2PRFIN20040226_155348_000000432024_00340_10414_9868.N1	26-FEB-2004 15:53:48	Dark	42.500	57	34Sig Sgr	2.0660	26000.	85	10414	No
322	GOM_NL__2PRFIN20040226_155650_000000462024_00340_10414_9869.N1	26-FEB-2004 15:56:50	Dark	45.500	38	20Eps Sgr	1.8360	11000.	91	10414	No
323	GOM_NL__2PRFIN20040226_155931_000000462024_00340_10414_9870.N1	26-FEB-2004 15:59:31	Dark	45.500	25	35Lam Sco	1.6200	28000.	91	10414	No
324	GOM_NL__2PRFIN20040226_160146_000000652024_00340_10414_9871.N1	26-FEB-2004 16:01:46	Dark	64.500	16	21Alp Sco	1.0200	3000.0	129	10414	No
325	GOM_NL__2PRFIN20040226_160717_000000542024_00341_10415_9993.N1	26-FEB-2004 16:07:17	Dark	54.000	131	Gam Lup	2.8000	26000.	108	10415	No
326	GOM_NL__2PRFIN20040226_160958_000000462024_00341_10415_9994.N1	26-FEB-2004 16:09:58	Dark	45.500	4	Alp1Cen	-0.010000	5800.0	91	10415	No
327	GOM_NL__2PRFIN20040226_161117_000000432024_00341_10415_9995.N1	26-FEB-2004 16:11:17	Dark	43.000	10	Bet Cen	0.61000	28000.	86	10415	No
328	GOM_NL__2PRFIN20040226_161246_000000392024_00341_10415_9996.N1	26-FEB-2004 16:12:46	Dark	39.000	112	Alp Mus	2.6880	26000.	78	10415	No
329	GOM_NL__2PRFIN20040226_161358_000000502024_00341_10415_9997.N1	26-FEB-2004 16:13:58	Dark	50.000	12	Alp1Cru	0.77500	30000.	100	10415	No
330	GOM_NL__2PRFIN20040226_161537_000000412024_00341_10415_9998.N1	26-FEB-2004 16:15:37	Dark	41.000	29	Bet Car	1.6720	10200.	82	10415	No
331	GOM_NL__2PRFIN20040226_161823_000000392024_00341_10415_9999.N1	26-FEB-2004 16:18:23	Dark	39.000	71	lot Car	2.2460	7700.0	78	10415	No
332	GOM_NL__2PRFIN20040226_161955_000000442024_00341_10415_0000.N1	26-FEB-2004 16:19:55	Straylight	43.500	46	Del Vel	1.9540	10600.	87	10415	No
333	GOM_NL__2PRFIN20040226_162244_000000482024_00341_10415_0001.N1	26-FEB-2004 16:22:44	Straylight	48.000	65	Lam Vel	2.2040	4400.0	96	10415	No
334	GOM_NL__2PRFIN20040226_162504_000000792024_00341_10415_0002.N1	26-FEB-2004 16:25:04	Straylight	78.500	106	9Bet Crv	2.6480	5600.0	157	10415	No
335	GOM_NL__2PRFIN20040226_162822_000000692024_00341_10415_0003.N1	26-FEB-2004 16:28:22	Straylight	68.500	100	4Gam Crv	2.5800	13100.	137	10415	No
336	GOM_NL__2PRFIN20040226_163220_000000452024_00341_10415_0004.N1	26-FEB-2004 16:32:20	Tw_i_and_stray	44.500	48	30Alp Hya	1.9770	4100.0	89	10415	No
337	GOM_NL__2PRFIN20040226_163716_000000422024_00341_10415_0005.N1	26-FEB-2004 16:37:16	Bright	42.000	8	10Alp CMi	0.40000	6500.0	84	10415	No

338	GOM_NL__2PRFIN20040226_164203_000000422024_00341_10415_0006.N1	26-FEB-2004 16:42:03	Bright	42.000	166	17Eps Leo	2.9800	6000.0	84	10415	No
339	GOM_NL__2PRFIN20040226_164437_000000392024_00341_10415_0007.N1	26-FEB-2004 16:44:37	Bright	39.000	24	66Alp Gem	1.5800	10200.	78	10415	No
340	GOM_NL__2PRFIN20040226_165039_000000482024_00341_10415_0008.N1	26-FEB-2004 16:50:39	Bright	47.500	174	52Psi UMa	3.0040	4400.0	95	10415	No
341	GOM_NL__2PRFIN20040226_165315_000000432024_00341_10415_0009.N1	26-FEB-2004 16:53:15	Bright	43.000	82	48Bet UMa	2.3650	10600.	86	10415	No
342	GOM_NL__2PRFIN20040226_165444_000000482024_00341_10415_0010.N1	26-FEB-2004 16:54:44	Bright	47.500	87	64Gam UMa	2.4330	11000.	95	10415	No
343	GOM_NL__2PRFIN20040226_165806_000000522024_00341_10415_0011.N1	26-FEB-2004 16:58:06	Bright	52.000	32	77Eps UMa	1.7630	11000.	104	10415	No
344	GOM_NL__2PRFIN20040226_170023_000000412024_00341_10415_0012.N1	26-FEB-2004 17:00:23	Bright	40.500	49	1Alp UMi	1.9900	6300.0	81	10415	No
345	GOM_NL__2PRFIN20040226_170623_000000482024_00341_10415_0013.N1	26-FEB-2004 17:06:23	Bright	47.500	119	14Eta Dra	2.7270	4700.0	95	10415	No
346	GOM_NL__2PRFIN20040226_171039_000000452024_00341_10415_0014.N1	26-FEB-2004 17:10:39	Bright	45.000	130	23Bet Dra	2.7990	5800.0	90	10415	No
347	GOM_NL__2PRFIN20040226_171253_000000402024_00341_10415_0015.N1	26-FEB-2004 17:12:53	Bright	39.500	19	50Alp Cyg	1.2460	10500.	79	10415	No
348	GOM_NL__2PRFIN20040226_171427_000000382024_00341_10415_0016.N1	26-FEB-2004 17:14:27	Bright	38.000	66	37Gam Cyg	2.2080	5900.0	76	10415	No
349	GOM_NL__2PRFIN20040226_171558_000000372024_00341_10415_0017.N1	26-FEB-2004 17:15:58	Bright	37.000	92	53Eps Cyg	2.5000	4500.0	74	10415	No
350	GOM_NL__2PRFIN20040226_171857_000000752024_00341_10415_0018.N1	26-FEB-2004 17:18:57	Bright	75.000	133	40Zet Her	2.8070	6000.0	150	10415	No
351	GOM_NL__2PRFIN20040226_172254_000000402024_00341_10415_0019.N1	26-FEB-2004 17:22:54	Bright	40.000	168	17Zet Aql	2.9860	11000.	80	10415	No
352	GOM_NL__2PRFIN20040226_172554_000000602024_00341_10415_0020.N1	26-FEB-2004 17:25:54	Tw_i_and_stray	60.000	59	55Alp Oph	2.0800	8900.0	120	10415	No
353	GOM_NL__2PRFIN20040226_172822_000000592024_00341_10415_0021.N1	26-FEB-2004 17:28:22	Straylight	59.000	126	60Bet Oph	2.7700	4250.0	118	10415	No
354	GOM_NL__2PRFIN20040226_173238_000000452024_00341_10415_0022.N1	26-FEB-2004 17:32:38	Dark	44.500	155	41Pi Sgr	2.9000	6600.0	89	10415	No
355	GOM_NL__2PRFIN20040226_173425_000000452024_00341_10415_0023.N1	26-FEB-2004 17:34:25	Dark	44.500	57	34Sig Sgr	2.0660	26000.	89	10415	No
356	GOM_NL__2PRFIN20040226_173727_000000462024_00341_10415_0024.N1	26-FEB-2004 17:37:27	Dark	46.000	38	20Eps Sgr	1.8360	11000.	92	10415	No
357	GOM_NL__2PRFIN20040226_174007_000000502024_00341_10415_0025.N1	26-FEB-2004 17:40:07	Dark	49.500	25	35Lam Sco	1.6200	28000.	99	10415	No
358	GOM_NL__2PRFIN20040226_174224_000000652024_00341_10415_0026.N1	26-FEB-2004 17:42:24	Dark	64.500	16	21Alp Sco	1.0200	3000.0	129	10415	No
359	GOM_NL__2PRFIN20040226_174754_000000542024_00342_10416_9994.N1	26-FEB-2004 17:47:54	Dark	53.500	131	Gam Lup	2.8000	26000.	107	10416	No
360	GOM_NL__2PRFIN20040226_175035_000000452024_00342_10416_9995.N1	26-FEB-2004 17:50:35	Dark	45.000	4	Alp1Cen	-0.010000	5800.0	90	10416	No
361	GOM_NL__2PRFIN20040226_175154_000000532024_00342_10416_9996.N1	26-FEB-2004 17:51:54	Dark	52.500	10	Bet Cen	0.610000	28000.	105	10416	No
362	GOM_NL__2PRFIN20040226_175323_000000392024_00342_10416_9997.N1	26-FEB-2004 17:53:23	Dark	39.000	112	Alp Mus	2.6880	26000.	78	10416	No
363	GOM_NL__2PRFIN20040226_175436_000000512024_00342_10416_9998.N1	26-FEB-2004 17:54:36	Dark	50.500	12	Alp1Cru	0.775000	30000.	101	10416	No
364	GOM_NL__2PRFIN20040226_175613_000000422024_00342_10416_9999.N1	26-FEB-2004 17:56:13	Dark	42.000	29	Bet Car	1.6720	10200.	84	10416	No
365	GOM_NL__2PRFIN20040226_175859_000000372024_00342_10416_0000.N1	26-FEB-2004 17:58:59	Dark	37.000	71	lot Car	2.2460	7700.0	74	10416	No
366	GOM_NL__2PRFIN20040226_180031_000000422024_00342_10416_0001.N1	26-FEB-2004 18:00:31	Straylight	41.500	46	Del Vel	1.9540	10600.	83	10416	No
367	GOM_NL__2PRFIN20040226_180322_000000482024_00342_10416_0002.N1	26-FEB-2004 18:03:22	Straylight	48.000	65	Lam Vel	2.2040	4400.0	96	10416	No
368	GOM_NL__2PRFIN20040226_180541_000000802024_00342_10416_0003.N1	26-FEB-2004 18:05:41	Straylight	79.500	106	9Bet Crv	2.6480	5600.0	159	10416	No
369	GOM_NL__2PRFIN20040226_180858_000000742024_00342_10416_0004.N1	26-FEB-2004 18:08:58	Straylight	74.000	100	4Gam Crv	2.5800	13100.	148	10416	No
370	GOM_NL__2PRFIN20040226_181256_000000492024_00342_10416_0005.N1	26-FEB-2004 18:12:56	Tw_i_and_stray	48.500	48	30Alp Hya	1.9770	4100.0	97	10416	No
371	GOM_NL__2PRFIN20040226_181753_000000442024_00342_10416_0006.N1	26-FEB-2004 18:17:53	Bright	44.000	8	10Alp CMi	0.400000	6500.0	88	10416	No
372	GOM_NL__2PRFIN20040226_182239_000000412024_00342_10416_0007.N1	26-FEB-2004 18:22:39	Bright	41.000	166	17Eps Leo	2.9800	6000.0	82	10416	No
373	GOM_NL__2PRFIN20040226_182513_000000372024_00342_10416_0008.N1	26-FEB-2004 18:25:13	Bright	36.500	24	66Alp Gem	1.5800	10200.	73	10416	No
374	GOM_NL__2PRFIN20040226_183114_000000462024_00342_10416_0009.N1	26-FEB-2004 18:31:14	Bright	46.000	174	52Psi UMa	3.0040	4400.0	92	10416	No
375	GOM_NL__2PRFIN20040226_183350_000000422024_00342_10416_0010.N1	26-FEB-2004 18:33:50	Bright	41.500	82	48Bet UMa	2.3650	10600.	83	10416	No
376	GOM_NL__2PRFIN20040226_183519_000000482024_00342_10416_0011.N1	26-FEB-2004 18:35:19	Bright	47.500	87	64Gam UMa	2.4330	11000.	95	10416	No
377	GOM_NL__2PRFIN20040226_183841_000000522024_00342_10416_0012.N1	26-FEB-2004 18:38:41	Bright	52.000	32	77Eps UMa	1.7630	11000.	104	10416	No
378	GOM_NL__2PRFIN20040226_184100_000000382024_00342_10416_0013.N1	26-FEB-2004 18:41:00	Bright	37.500	49	1Alp UMi	1.9900	6300.0	75	10416	No
379	GOM_NL__2PRFIN20040226_184659_000000432024_00342_10416_0014.N1	26-FEB-2004 18:46:59	Bright	43.000	119	14Eta Dra	2.7270	4700.0	86	10416	No
380	GOM_NL__2PRFIN20040226_185114_000000472024_00342_10416_0015.N1	26-FEB-2004 18:51:14	Bright	46.500	130	23Bet Dra	2.7990	5800.0	93	10416	No
381	GOM_NL__2PRFIN20040226_185330_000000352024_00342_10416_0016.N1	26-FEB-2004 18:53:30	Bright	35.000	19	50Alp Cyg	1.2460	10500.	70	10416	No
382	GOM_NL__2PRFIN20040226_185504_000000362024_00342_10416_0017.N1	26-FEB-2004 18:55:04	Bright	36.000	66	37Gam Cyg	2.2080	5900.0	72	10416	No
383	GOM_NL__2PRFIN20040226_185635_000000362024_00342_10416_0018.N1	26-FEB-2004 18:56:35	Bright	35.500	92	53Eps Cyg	2.5000	4500.0	71	10416	No
384	GOM_NL__2PRFIN20040226_185932_000000772024_00342_10416_0019.N1	26-FEB-2004 18:59:32	Bright	76.500	133	40Zet Her	2.8070	6000.0	153	10416	No
385	GOM_NL__2PRFIN20040226_190331_000000392024_00342_10416_0020.N1	26-FEB-2004 19:03:31	Bright	38.500	168	17Zet Aql	2.9860	11000.	77	10416	No
386	GOM_NL__2PRFIN20040226_190631_000000642024_00342_10416_0021.N1	26-FEB-2004 19:06:31	Tw_i_and_stray	63.500	59	55Alp Oph	2.0800	8900.0	127	10416	No
387	GOM_NL__2PRFIN20040226_190859_000000652024_00342_10416_0022.N1	26-FEB-2004 19:08:59	Straylight	65.000	126	60Bet Oph	2.7700	4250.0	130	10416	No
388	GOM_NL__2PRFIN20040226_191315_000000432024_00342_10416_0023.N1	26-FEB-2004 19:13:15	Dark	42.500	155	41Pi Sgr	2.9000	6600.0	85	10416	No
389	GOM_NL__2PRFIN20040226_191501_000000462024_00342_10416_0024.N1	26-FEB-2004 19:15:01	Dark	46.000	57	34Sig Sgr	2.0660	26000.	92	10416	No
390	GOM_NL__2PRFIN20040226_191803_000000432024_00342_10416_0025.N1	26-FEB-2004 19:18:03	Dark	42.500	38	20Eps Sgr	1.8360	11000.	85	10416	No
391	GOM_NL__2PRFIN20040226_192044_000000492024_00342_10416_0026.N1	26-FEB-2004 19:20:44	Dark	48.500	25	35Lam Sco	1.6200	28000.	97	10416	No
392	GOM_NL__2PRFIN20040226_192301_000000662024_00342_10416_0027.N1	26-FEB-2004 19:23:01	Dark	66.000	16	21Alp Sco	1.0200	3000.0	132	10416	No
393	GOM_NL__2PRFIN20040226_192831_000000522024_00343_10417_9839.N1	26-FEB-2004 19:28:31	Dark	51.500	131	Gam Lup	2.8000	26000.	103	10417	No
394	GOM_NL__2PRFIN20040226_193111_000000562024_00343_10417_9840.N1	26-FEB-2004 19:31:11	Dark	56.000	4	Alp1Cen	-0.010000	5800.0	112	10417	No
395	GOM_NL__2PRFIN20040226_193231_000000532024_00343_10417_9841.N1	26-FEB-2004 19:32:31	Dark	52.500	10	Bet Cen	0.610000	28000.	105	10417	No
396	GOM_NL__2PRFIN20040226_193359_000000392024_00343_10417_9842.N1	26-FEB-2004 19:33:59	Dark	38.500	112	Alp Mus	2.6880	26000.	77	10417	No

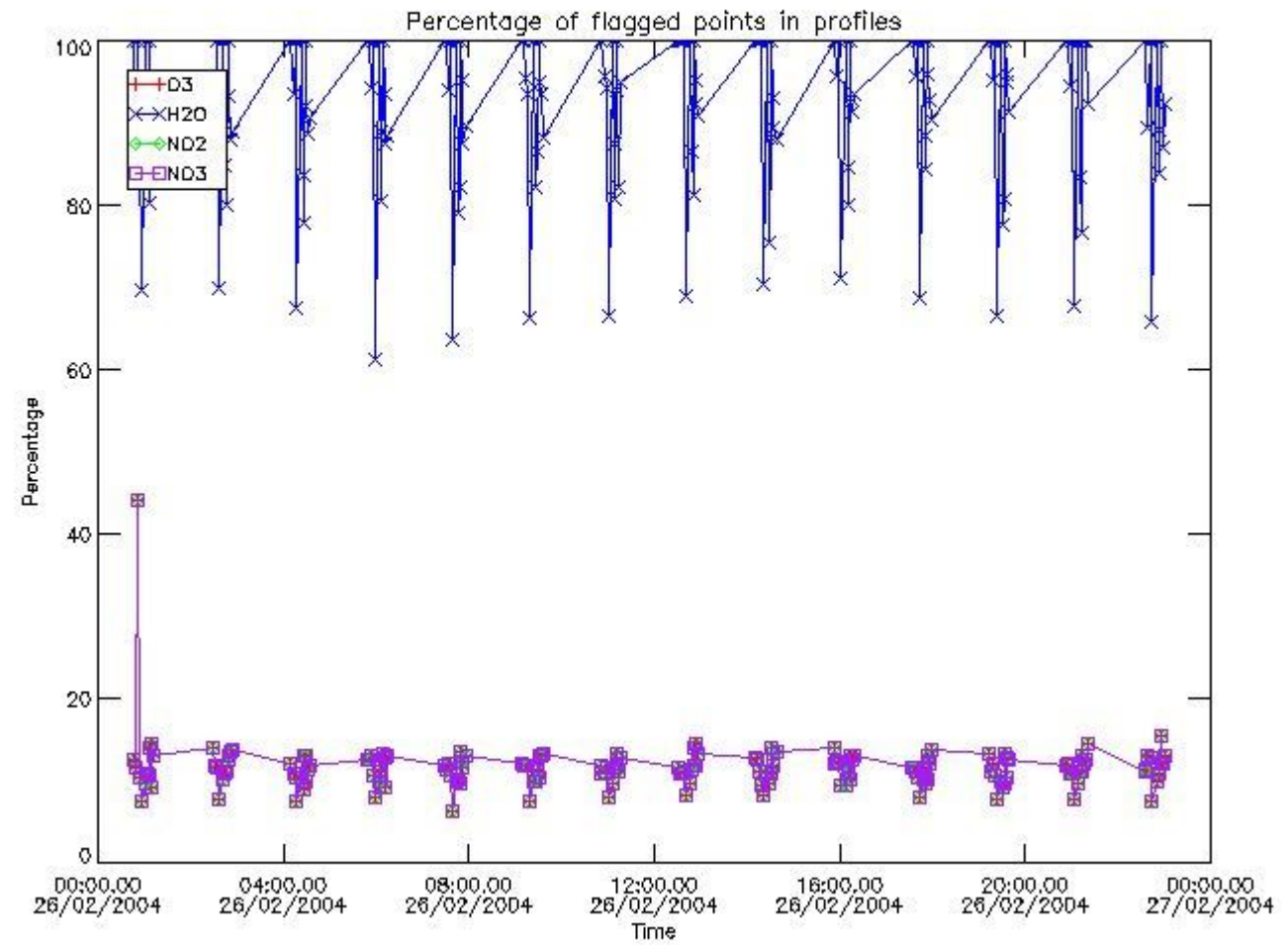
397	GOM_NL__2PRFIN20040226_193512_000000492024_00343_10417_9843.N1	26-FEB-2004 19:35:12	Dark	49.000	12	Alp1Cru	0.77500	30000.	98	10417	No
398	GOM_NL__2PRFIN20040226_193649_000000402024_00343_10417_9844.N1	26-FEB-2004 19:36:49	Dark	40.000	29	Bet Car	1.6720	10200.	80	10417	No
399	GOM_NL__2PRFIN20040226_193935_000000412024_00343_10417_9845.N1	26-FEB-2004 19:39:35	Dark	40.500	71	lot Car	2.2460	7700.0	81	10417	No
400	GOM_NL__2PRFIN20040226_194107_000000402024_00343_10417_9846.N1	26-FEB-2004 19:41:07	Straylight	39.500	46	Del Vel	1.9540	10600.	79	10417	No
401	GOM_NL__2PRFIN20040226_194358_000000472024_00343_10417_9847.N1	26-FEB-2004 19:43:58	Straylight	46.500	65	Lam Vel	2.2040	4400.0	93	10417	No
402	GOM_NL__2PRFIN20040226_194616_000000762024_00343_10417_9848.N1	26-FEB-2004 19:46:16	Straylight	76.000	106	9Bet Crv	2.6480	5600.0	152	10417	No
403	GOM_NL__2PRFIN20040226_194933_000000762024_00343_10417_9849.N1	26-FEB-2004 19:49:33	Straylight	76.000	100	4Gam Crv	2.5800	13100.	152	10417	No
404	GOM_NL__2PRFIN20040226_195332_000000512024_00343_10417_9850.N1	26-FEB-2004 19:53:32	Tw_i_and_stray	50.500	48	30Alp Hya	1.9770	4100.0	101	10417	No
405	GOM_NL__2PRFIN20040226_195829_000000442024_00343_10417_9851.N1	26-FEB-2004 19:58:29	Bright	43.500	8	10Alp CMi	0.40000	6500.0	87	10417	No
406	GOM_NL__2PRFIN20040226_200315_000000422024_00343_10417_9852.N1	26-FEB-2004 20:03:15	Bright	42.000	166	17Eps Leo	2.9800	6000.0	84	10417	No
407	GOM_NL__2PRFIN20040226_200549_000000402024_00343_10417_9853.N1	26-FEB-2004 20:05:49	Bright	39.500	24	66Alp Gem	1.5800	10200.	79	10417	No
408	GOM_NL__2PRFIN20040226_201149_000000462024_00343_10417_9854.N1	26-FEB-2004 20:11:49	Bright	46.000	174	52Psi UMa	3.0040	4400.0	92	10417	No
409	GOM_NL__2PRFIN20040226_201426_000000432024_00343_10417_9855.N1	26-FEB-2004 20:14:26	Bright	43.000	82	48Bet UMa	2.3650	10600.	86	10417	No
410	GOM_NL__2PRFIN20040226_201554_000000472024_00343_10417_9856.N1	26-FEB-2004 20:15:54	Bright	47.000	87	64Gam UMa	2.4330	11000.	94	10417	No
411	GOM_NL__2PRFIN20040226_201916_000000512024_00343_10417_9857.N1	26-FEB-2004 20:19:16	Bright	51.000	32	77Eps UMa	1.7630	11000.	102	10417	No
412	GOM_NL__2PRFIN20040226_202136_000000382024_00343_10417_9858.N1	26-FEB-2004 20:21:36	Bright	37.500	49	1Alp UMi	1.9900	6300.0	75	10417	No
413	GOM_NL__2PRFIN20040226_202734_000000482024_00343_10417_9859.N1	26-FEB-2004 20:27:34	Bright	47.500	119	14Eta Dra	2.7270	4700.0	95	10417	No
414	GOM_NL__2PRFIN20040226_203150_000000442024_00343_10417_9860.N1	26-FEB-2004 20:31:50	Bright	43.500	130	23Bet Dra	2.7990	5800.0	87	10417	No
415	GOM_NL__2PRFIN20040226_203406_000000382024_00343_10417_9861.N1	26-FEB-2004 20:34:06	Bright	37.500	19	50Alp Cyg	1.2460	10500.	75	10417	No
416	GOM_NL__2PRFIN20040226_203540_000000382024_00343_10417_9862.N1	26-FEB-2004 20:35:40	Bright	37.500	66	37Gam Cyg	2.2080	5900.0	75	10417	No
417	GOM_NL__2PRFIN20040226_203711_000000372024_00343_10417_9863.N1	26-FEB-2004 20:37:11	Bright	36.500	92	53Eps Cyg	2.5000	4500.0	73	10417	No
418	GOM_NL__2PRFIN20040226_204009_000000762024_00343_10417_9864.N1	26-FEB-2004 20:40:09	Bright	75.500	133	40Zet Her	2.8070	6000.0	151	10417	No
419	GOM_NL__2PRFIN20040226_204407_000000402024_00343_10417_9865.N1	26-FEB-2004 20:44:07	Bright	40.000	168	17Zet Aql	2.9860	11000.	80	10417	No
420	GOM_NL__2PRFIN20040226_204705_000000672024_00343_10417_9866.N1	26-FEB-2004 20:47:05	Tw_i_and_stray	67.000	59	55Alp Oph	2.0800	8900.0	134	10417	No
421	GOM_NL__2PRFIN20040226_204936_000000612024_00343_10417_9867.N1	26-FEB-2004 20:49:36	Straylight	61.000	126	60Bet Oph	2.7700	4250.0	122	10417	No
422	GOM_NL__2PRFIN20040226_205351_000000432024_00343_10417_9868.N1	26-FEB-2004 20:53:51	Dark	43.000	155	41Pi Sgr	2.9000	6600.0	86	10417	No
423	GOM_NL__2PRFIN20040226_205537_000000422024_00343_10417_9869.N1	26-FEB-2004 20:55:37	Dark	42.000	57	34Sig Sgr	2.0660	26000.	84	10417	No
424	GOM_NL__2PRFIN20040226_205839_000000472024_00343_10417_9870.N1	26-FEB-2004 20:58:39	Dark	46.500	38	20Eps Sgr	1.8360	11000.	93	10417	No
425	GOM_NL__2PRFIN20040226_210121_000000472024_00343_10417_9871.N1	26-FEB-2004 21:01:21	Dark	46.500	25	35Lam Sco	1.6200	28000.	93	10417	No
426	GOM_NL__2PRFIN20040226_210338_000000662024_00343_10417_9872.N1	26-FEB-2004 21:03:38	Dark	65.500	16	21Alp Sco	1.0200	3000.0	131	10417	No
427	GOM_NL__2PRFIN20040226_210908_000000542024_00344_10418_9859.N1	26-FEB-2004 21:09:08	Dark	53.500	131	Gam Lup	2.8000	26000.	107	10418	No
428	GOM_NL__2PRFIN20040226_211148_000000462024_00344_10418_9860.N1	26-FEB-2004 21:11:48	Dark	45.500	4	Alp1Cen	-0.010000	5800.0	91	10418	No
429	GOM_NL__2PRFIN20040226_211307_000000462024_00344_10418_9861.N1	26-FEB-2004 21:13:07	Dark	45.500	10	Bet Cen	0.61000	28000.	91	10418	No
430	GOM_NL__2PRFIN20040226_211435_000000402024_00344_10418_9862.N1	26-FEB-2004 21:14:35	Dark	39.500	112	Alp Mus	2.6880	26000.	79	10418	No
431	GOM_NL__2PRFIN20040226_211549_000000432024_00344_10418_9863.N1	26-FEB-2004 21:15:49	Dark	42.500	12	Alp1Cru	0.77500	30000.	85	10418	No
432	GOM_NL__2PRFIN20040226_211724_000000412024_00344_10418_9864.N1	26-FEB-2004 21:17:24	Dark	40.500	29	Bet Car	1.6720	10200.	81	10418	No
433	GOM_NL__2PRFIN20040226_212012_000000392024_00344_10418_9865.N1	26-FEB-2004 21:20:12	Dark	39.000	71	lot Car	2.2460	7700.0	78	10418	No
434	GOM_NL__2PRFIN20040226_212143_000000432024_00344_10418_9866.N1	26-FEB-2004 21:21:43	Straylight	43.000	46	Del Vel	1.9540	10600.	86	10418	No
435	GOM_NL__2PRFIN20040226_212434_000000512024_00344_10418_9867.N1	26-FEB-2004 21:24:34	Straylight	50.500	65	Lam Vel	2.2040	4400.0	101	10418	No
436	GOM_NL__2PRFIN20040226_212653_000000752024_00344_10418_9868.N1	26-FEB-2004 21:26:53	Straylight	75.000	106	9Bet Crv	2.6480	5600.0	150	10418	No
437	GOM_NL__2PRFIN20040226_213010_000000692024_00344_10418_9869.N1	26-FEB-2004 21:30:10	Straylight	68.500	100	4Gam Crv	2.5800	13100.	137	10418	No
438	GOM_NL__2PRFIN20040226_213408_000000462024_00344_10418_9870.N1	26-FEB-2004 21:34:08	Tw_i_and_stray	46.000	48	30Alp Hya	1.9770	4100.0	92	10418	No
439	GOM_NL__2PRFIN20040226_213905_000000432024_00344_10418_9871.N1	26-FEB-2004 21:39:05	Bright	43.000	8	10Alp CMi	0.40000	6500.0	86	10418	No
440	GOM_NL__2PRFIN20040226_214351_000000412024_00344_10418_9872.N1	26-FEB-2004 21:43:51	Bright	41.000	166	17Eps Leo	2.9800	6000.0	82	10418	No
441	GOM_NL__2PRFIN20040226_214625_000000392024_00344_10418_9873.N1	26-FEB-2004 21:46:25	Bright	39.000	24	66Alp Gem	1.5800	10200.	78	10418	No
442	GOM_NL__2PRFIN20040226_215224_000000482024_00344_10418_9874.N1	26-FEB-2004 21:52:24	Bright	48.000	174	52Psi UMa	3.0040	4400.0	96	10418	No
443	GOM_NL__2PRFIN20040226_215501_000000422024_00344_10418_9875.N1	26-FEB-2004 21:55:01	Bright	42.000	82	48Bet UMa	2.3650	10600.	84	10418	No
444	GOM_NL__2PRFIN20040226_215629_000000492024_00344_10418_9876.N1	26-FEB-2004 21:56:29	Bright	48.500	87	64Gam UMa	2.4330	11000.	97	10418	No
445	GOM_NL__2PRFIN20040226_215951_000000492024_00344_10418_9877.N1	26-FEB-2004 21:59:51	Bright	49.000	32	77Eps UMa	1.7630	11000.	98	10418	No
446	GOM_NL__2PRFIN20040226_220211_000000362024_00344_10418_9878.N1	26-FEB-2004 22:02:11	Bright	36.000	49	1Alp UMi	1.9900	6300.0	72	10418	No
447	GOM_NL__2PRFIN20040226_220810_000000452024_00344_10418_9879.N1	26-FEB-2004 22:08:10	Bright	45.000	119	14Eta Dra	2.7270	4700.0	90	10418	No
448	GOM_NL__2PRFIN20040226_221226_000000472024_00344_10418_9880.N1	26-FEB-2004 22:12:26	Bright	46.500	130	23Bet Dra	2.7990	5800.0	93	10418	No
449	GOM_NL__2PRFIN20040226_221442_000000352024_00344_10418_9881.N1	26-FEB-2004 22:14:42	Bright	35.000	19	50Alp Cyg	1.2460	10500.	70	10418	No
450	GOM_NL__2PRFIN20040226_221616_000000362024_00344_10418_9882.N1	26-FEB-2004 22:16:16	Bright	35.500	66	37Gam Cyg	2.2080	5900.0	71	10418	No
451	GOM_NL__2PRFIN20040226_221748_000000352024_00344_10418_9883.N1	26-FEB-2004 22:17:48	Bright	34.500	92	53Eps Cyg	2.5000	4500.0	69	10418	No
452	GOM_NL__2PRFIN20040226_222046_000000772024_00344_10418_9884.N1	26-FEB-2004 22:20:46	Bright	76.500	133	40Zet Her	2.8070	6000.0	153	10418	No
453	GOM_NL__2PRFIN20040226_222443_000000402024_00344_10418_9885.N1	26-FEB-2004 22:24:43	Bright	40.000	168	17Zet Aql	2.9860	11000.	80	10418	No
454	GOM_NL__2PRFIN20040226_222744_000000682024_00344_10418_9886.N1	26-FEB-2004 22:27:44	Tw_i_and_stray	68.000	59	55Alp Oph	2.0800	8900.0	136	10418	No
455	GOM_NL__2PRFIN20040226_223013_000000652024_00344_10418_9887.N1	26-FEB-2004 22:30:13	Straylight	65.000	126	60Bet Oph	2.7700	4250.0	130	10418	No

456	GOM_NL__2PRFIN20040226_223426_000000462024_00344_10418_9888.N1	26-FEB-2004 22:34:26	Dark	46.000	155	41Pi Sgr	2.9000	6600.0	92	10418	No
457	GOM_NL__2PRFIN20040226_223614_000000452024_00344_10418_9889.N1	26-FEB-2004 22:36:14	Dark	45.000	57	34Sig Sgr	2.0660	26000.	90	10418	No
458	GOM_NL__2PRFIN20040226_223916_000000432024_00344_10418_9890.N1	26-FEB-2004 22:39:16	Dark	43.000	38	20Eps Sgr	1.8360	11000.	86	10418	No
459	GOM_NL__2PRFIN20040226_224158_000000442024_00344_10418_9891.N1	26-FEB-2004 22:41:58	Dark	43.500	25	35Lam Sco	1.6200	28000.	87	10418	No
460	GOM_NL__2PRFIN20040226_224415_000000692024_00344_10418_9892.N1	26-FEB-2004 22:44:15	Dark	69.000	16	21Alp Sco	1.0200	3000.0	138	10418	No
461	GOM_NL__2PRFIN20040226_224945_000000522024_00345_10419_9860.N1	26-FEB-2004 22:49:45	Dark	52.000	131	Gam Lup	2.8000	26000.	104	10419	No
462	GOM_NL__2PRFIN20040226_225224_000000472024_00345_10419_9861.N1	26-FEB-2004 22:52:24	Dark	47.000	4	Alp1Cen	-0.010000	5800.0	94	10419	No
463	GOM_NL__2PRFIN20040226_225343_000000472024_00345_10419_9862.N1	26-FEB-2004 22:53:43	Dark	46.500	10	Bet Cen	0.610000	28000.	93	10419	No
464	GOM_NL__2PRFIN20040226_225511_000000402024_00345_10419_9863.N1	26-FEB-2004 22:55:11	Dark	39.500	112	Alp Mus	2.6880	26000.	79	10419	No
465	GOM_NL__2PRFIN20040226_225625_000000432024_00345_10419_9864.N1	26-FEB-2004 22:56:25	Dark	42.500	12	Alp1Cru	0.77500	30000.	85	10419	No
466	GOM_NL__2PRFIN20040226_225801_000000432024_00345_10419_9865.N1	26-FEB-2004 22:58:01	Dark	42.500	29	Bet Car	1.6720	10200.	85	10419	No
467	GOM_NL__2PRFIN20040226_230047_000000402024_00345_10419_9866.N1	26-FEB-2004 23:00:47	Dark	39.500	71	lot Car	2.2460	7700.0	79	10419	No
468	GOM_NL__2PRFIN20040226_230219_000000432024_00345_10419_9867.N1	26-FEB-2004 23:02:19	Straylight	42.500	46	Del Vel	1.9540	10600.	85	10419	No
469	GOM_NL__2PRFIN20040226_230508_000000512024_00345_10419_9868.N1	26-FEB-2004 23:05:08	Straylight	50.500	65	Lam Vel	2.2040	4400.0	101	10419	No
470	GOM_NL__2PRFIN20040226_230730_000000732024_00345_10419_9869.N1	26-FEB-2004 23:07:30	Straylight	73.000	106	9Bet Crv	2.6480	5600.0	146	10419	No
471	GOM_NL__2PRFIN20040226_231047_000000732024_00345_10419_9870.N1	26-FEB-2004 23:10:47	Straylight	73.000	100	4Gam Crv	2.5800	13100.	146	10419	No
472	GOM_NL__2PRFIN20040226_231444_000000452024_00345_10419_9871.N1	26-FEB-2004 23:14:44	Twl_and_stray	45.000	48	30Alp Hya	1.9770	4100.0	90	10419	No
473	GOM_NL__2PRFIN20040226_231941_000000442024_00345_10419_9872.N1	26-FEB-2004 23:19:41	Bright	44.000	8	10Alp CMi	0.40000	6500.0	88	10419	No
474	GOM_NL__2PRFIN20040226_232427_000000412024_00345_10419_9873.N1	26-FEB-2004 23:24:27	Bright	41.000	166	17Eps Leo	2.9800	6000.0	82	10419	No
475	GOM_NL__2PRFIN20040226_232701_000000402024_00345_10419_9874.N1	26-FEB-2004 23:27:01	Bright	40.000	24	66Alp Gem	1.5800	10200.	80	10419	No
476	GOM_NL__2PRFIN20040226_233300_000000472024_00345_10419_9875.N1	26-FEB-2004 23:33:00	Bright	47.000	174	52Psi UMa	3.0040	4400.0	94	10419	No
477	GOM_NL__2PRFIN20040226_233537_000000412024_00345_10419_9876.N1	26-FEB-2004 23:35:37	Bright	41.000	82	48Bet UMa	2.3650	10600.	82	10419	No
478	GOM_NL__2PRFIN20040226_233704_000000462024_00345_10419_9877.N1	26-FEB-2004 23:37:04	Bright	46.000	87	64Gam UMa	2.4330	11000.	92	10419	No
479	GOM_NL__2PRFIN20040226_234026_000000512024_00345_10419_9878.N1	26-FEB-2004 23:40:26	Bright	51.000	32	77Eps UMa	1.7630	11000.	102	10419	No
480	GOM_NL__2PRFIN20040226_234247_000000392024_00345_10419_9879.N1	26-FEB-2004 23:42:47	Bright	39.000	49	1Alp UMi	1.9900	6300.0	78	10419	No
481	GOM_NL__2PRFIN20040226_234845_000000482024_00345_10419_9880.N1	26-FEB-2004 23:48:45	Bright	47.500	119	14Eta Dra	2.7270	4700.0	95	10419	No
482	GOM_NL__2PRFIN20040226_235302_000000462024_00345_10419_9881.N1	26-FEB-2004 23:53:02	Bright	46.000	130	23Bet Dra	2.7990	5800.0	92	10419	No
483	GOM_NL__2PRFIN20040226_235517_000000372024_00345_10419_9882.N1	26-FEB-2004 23:55:17	Bright	37.000	19	50Alp Cyg	1.2460	10500.	74	10419	No
484	GOM_NL__2PRFIN20040226_235652_000000362024_00345_10419_9883.N1	26-FEB-2004 23:56:52	Bright	35.500	66	37Gam Cyg	2.2080	5900.0	71	10419	No
485	GOM_NL__2PRFIN20040226_235823_000000362024_00345_10419_9884.N1	26-FEB-2004 23:58:23	Bright	35.500	92	53Eps Cyg	2.5000	4500.0	71	10419	No

3. Quality information per product

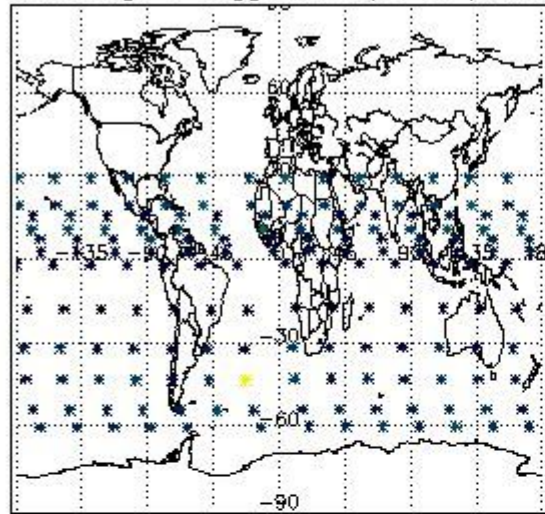
In this section it is plotted some information contained in the Quality Summary data set of the level 2 products. Only products in dark limb conditions and without errors (error flag in the MPH set to "0") are used.

3.1 Plot quality information per product (time dependant)

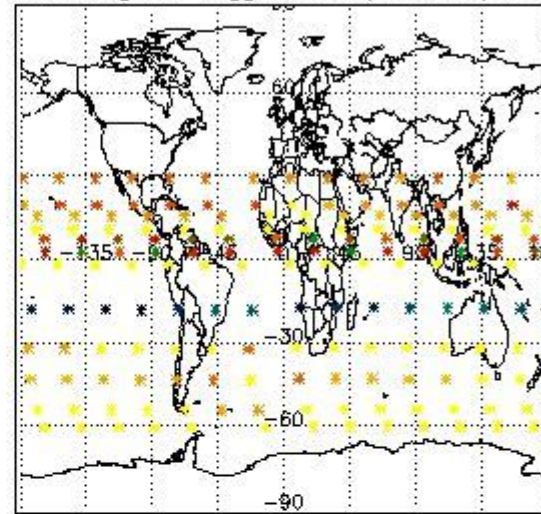


3.2 Plot quality information per product (world map)

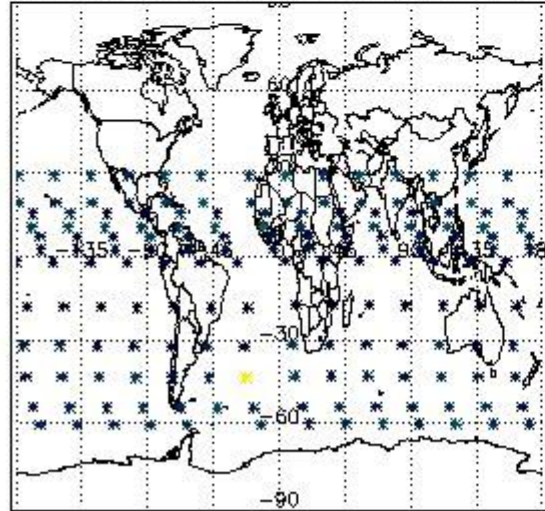
Percentage of flagged data per O3 profile



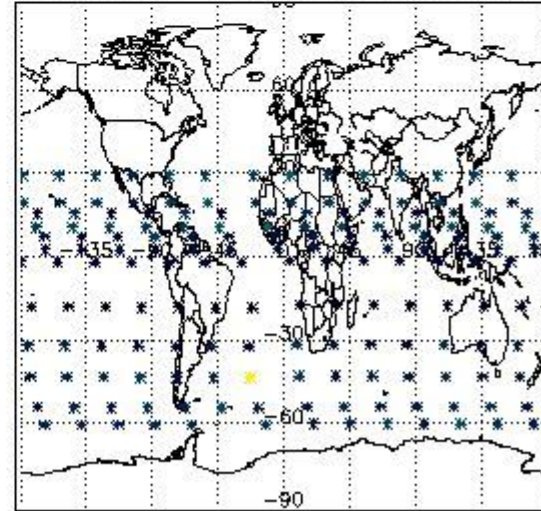
Percentage of flagged data per H2O profile



Percentage of flagged data per NO2 profile



Percentage of flagged data per NO3 profile

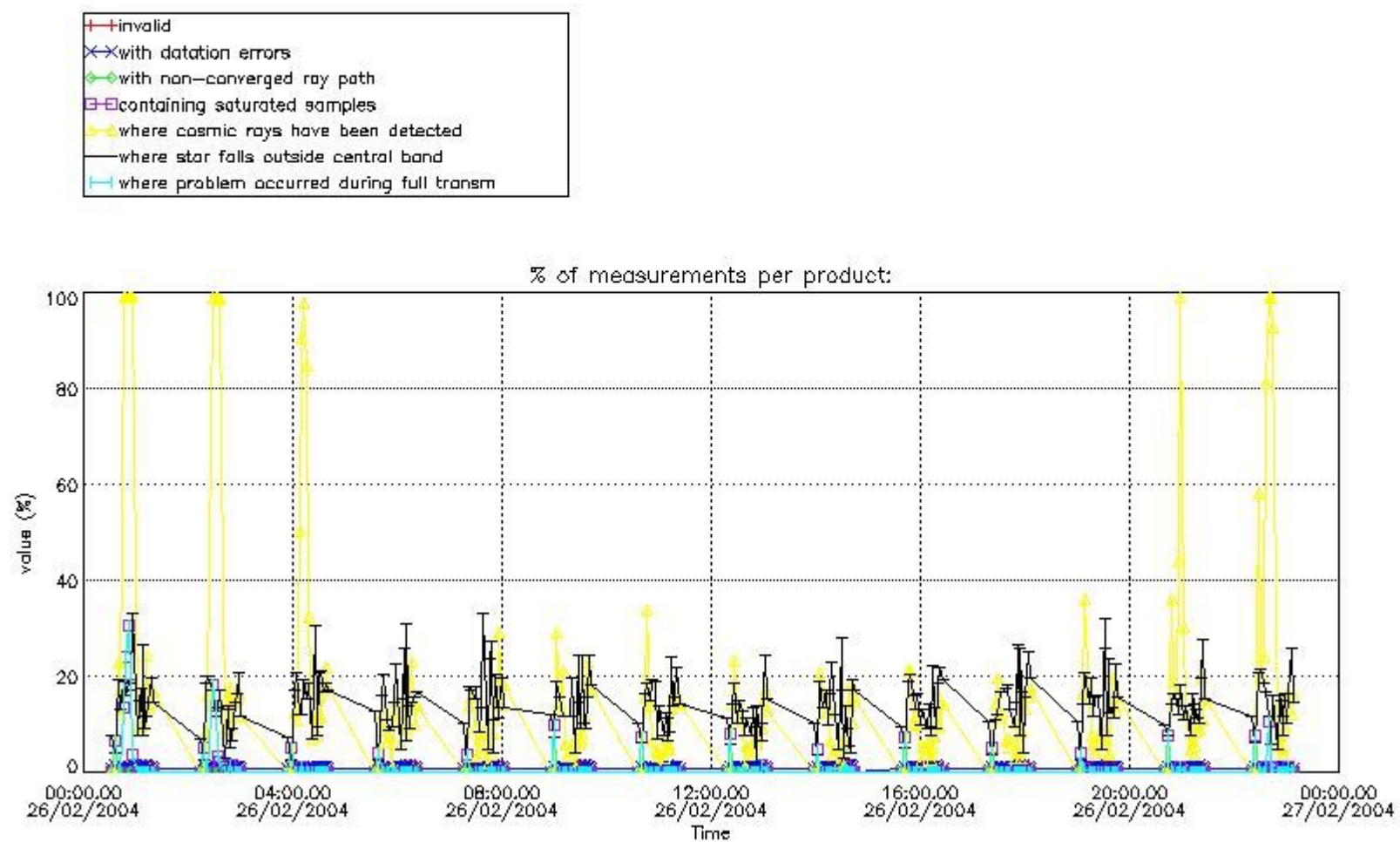


4. Level 1 quality information per product

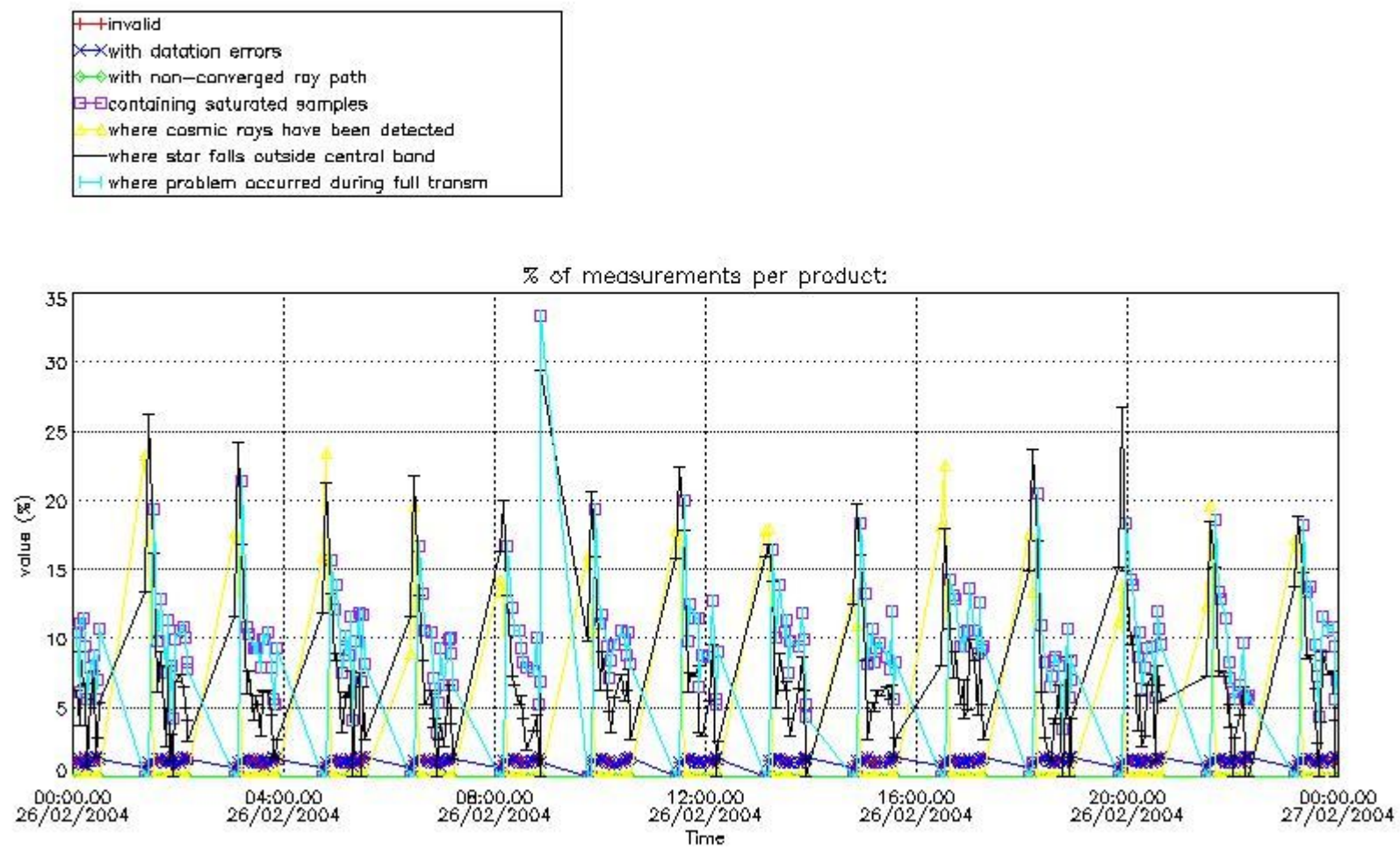
In this section it is plotted some information contained in the Quality Summary data set of the level 2 products that comes from the level 1b processing. Products without errors (error flag in the MPH set to "0") are used.

4.1 Plot quality information per product (time dependant) coming from level 1b processing

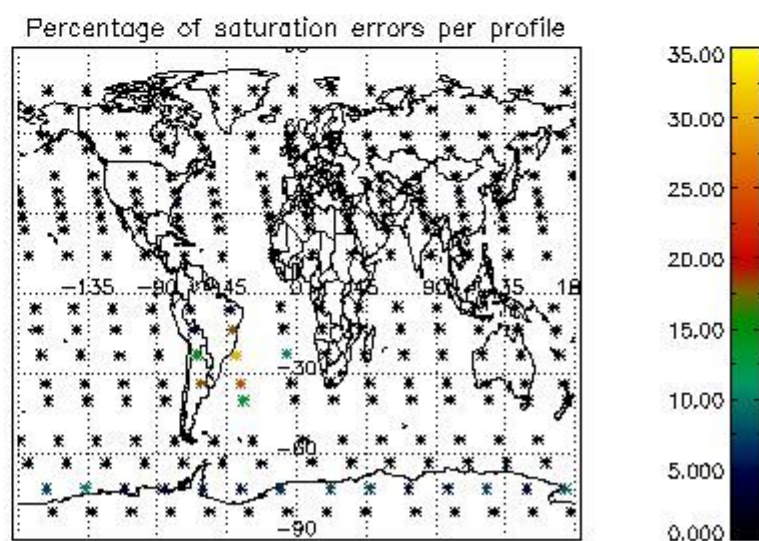
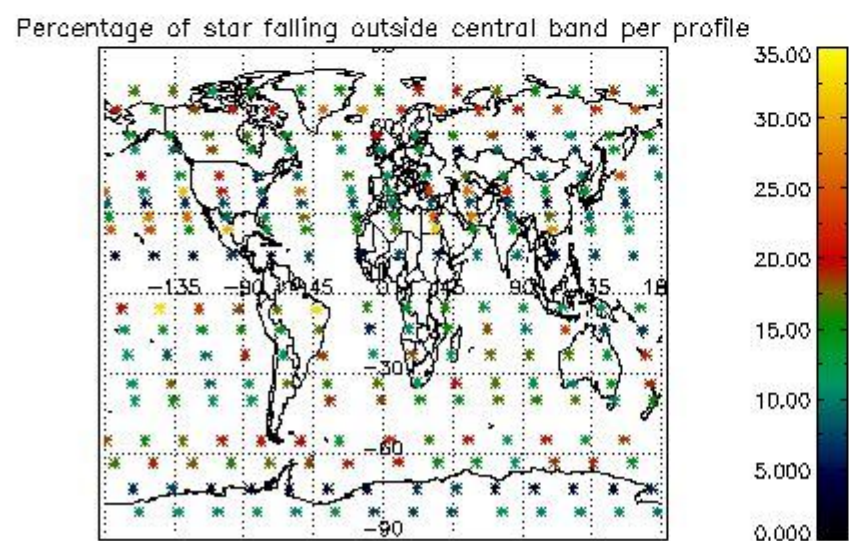
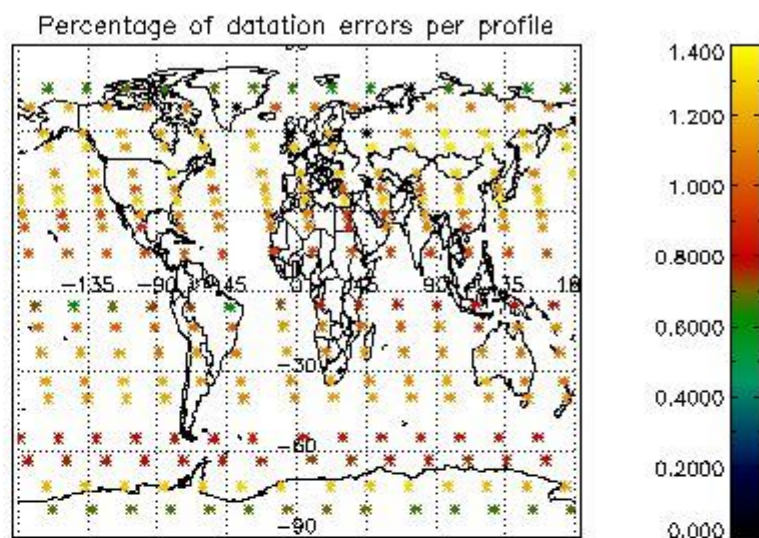
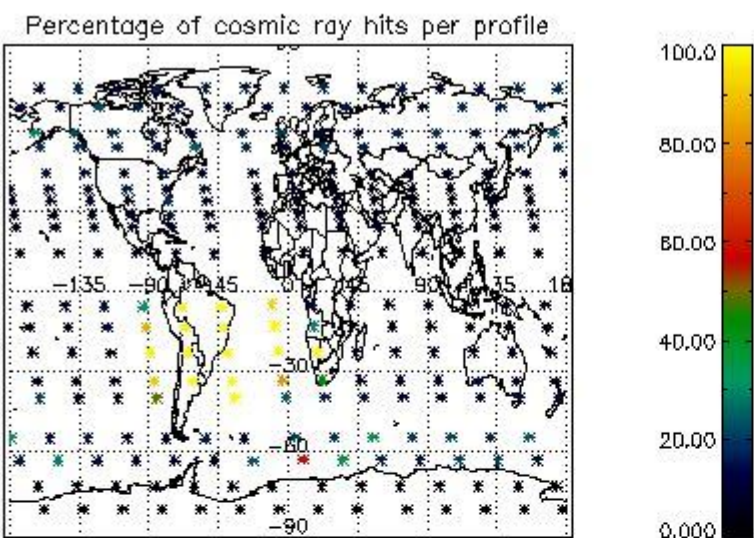
4.1.1 Plot level 1 quality information per product (time dependant): ENVISAT ASCENDING passes



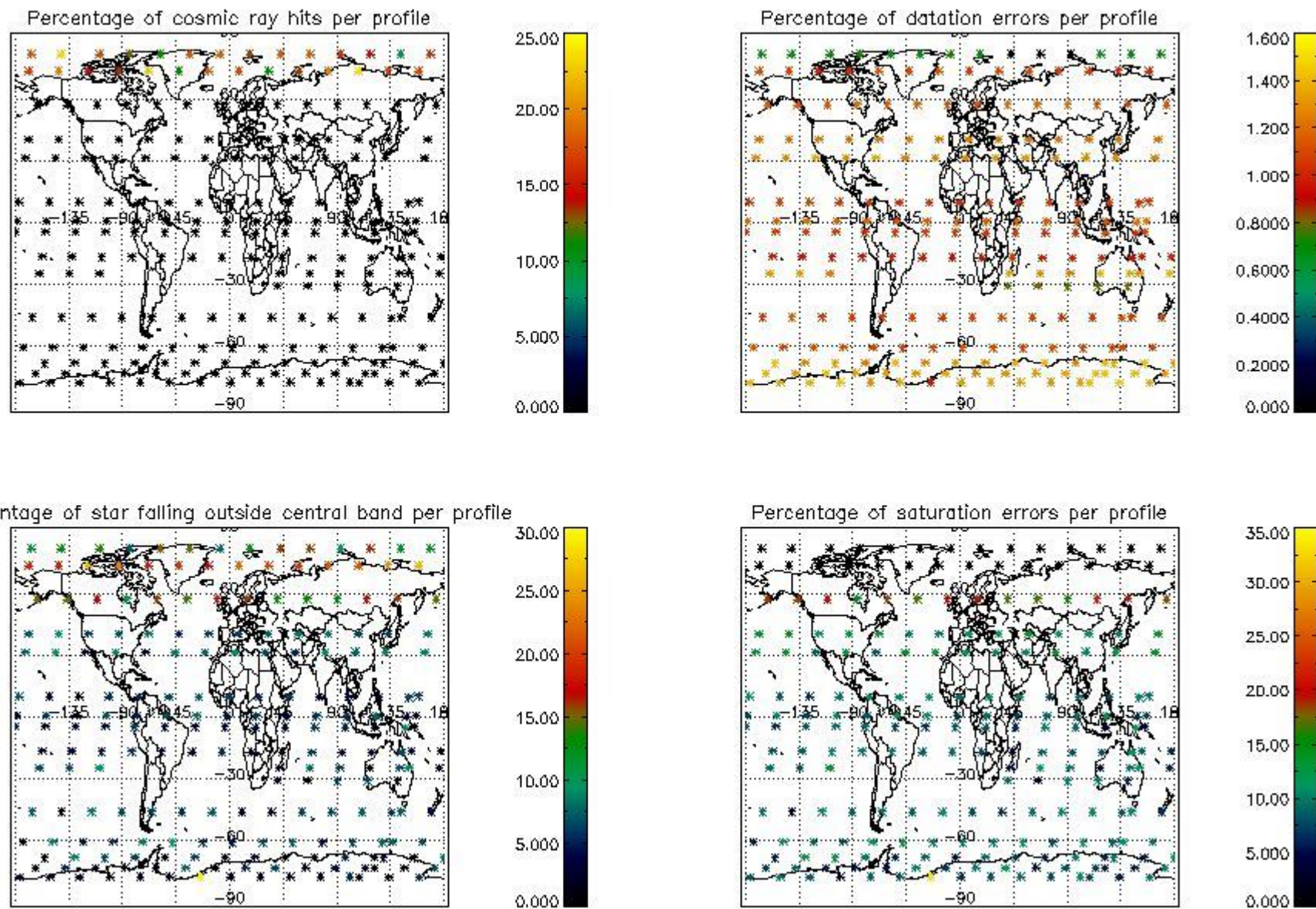
4.1.2 Plot level 1 quality information per product (time dependant): ENVI SAT DESCENDING passes



4.2 Plot quality information per product coming from level 1b processing (world map)
 4.2.1 Plot level 1 quality information per product (world map): ENVISAT ASCENDING passes



4.2.2 Plot level 1 quality information per product (world map): ENVISAT DESCENDING passes



5. Trace gas profiles

5.1 Ozone statistics based on quality of products

The final quality of the products can be "measured" using the STD (Standard Deviation) attached to every point profile. This information is written to the parameter GOM_NL__2P/NL_LOCAL_SPECIES_DENSITY/o3_std of the level 2 products. The table below shows the statistics for given STD ranges.

The statistics are given with respect to the overall valid production:

- Products without fatal errors: GOM_NL__2P/MPH/PRODUCT_ERR=0
- Valid point profile: GOM_NL__2P/NL_LOCAL_SPECIES_DENSITY/pcd(0)=0

The 'Criteria' is applied to valid points of dark limb products:

- Products in dark limb illumination condition: GOM_NL__2P/NL_SUMMARY_QUALITY/obs_ill_cond=0
- Products without fatal errors: GOM_NL__2P/MPH/PRODUCT_ERR=0
- Valid point profile: GOM_NL__2P/NL_LOCAL_SPECIES_DENSITY/pcd(0)=0

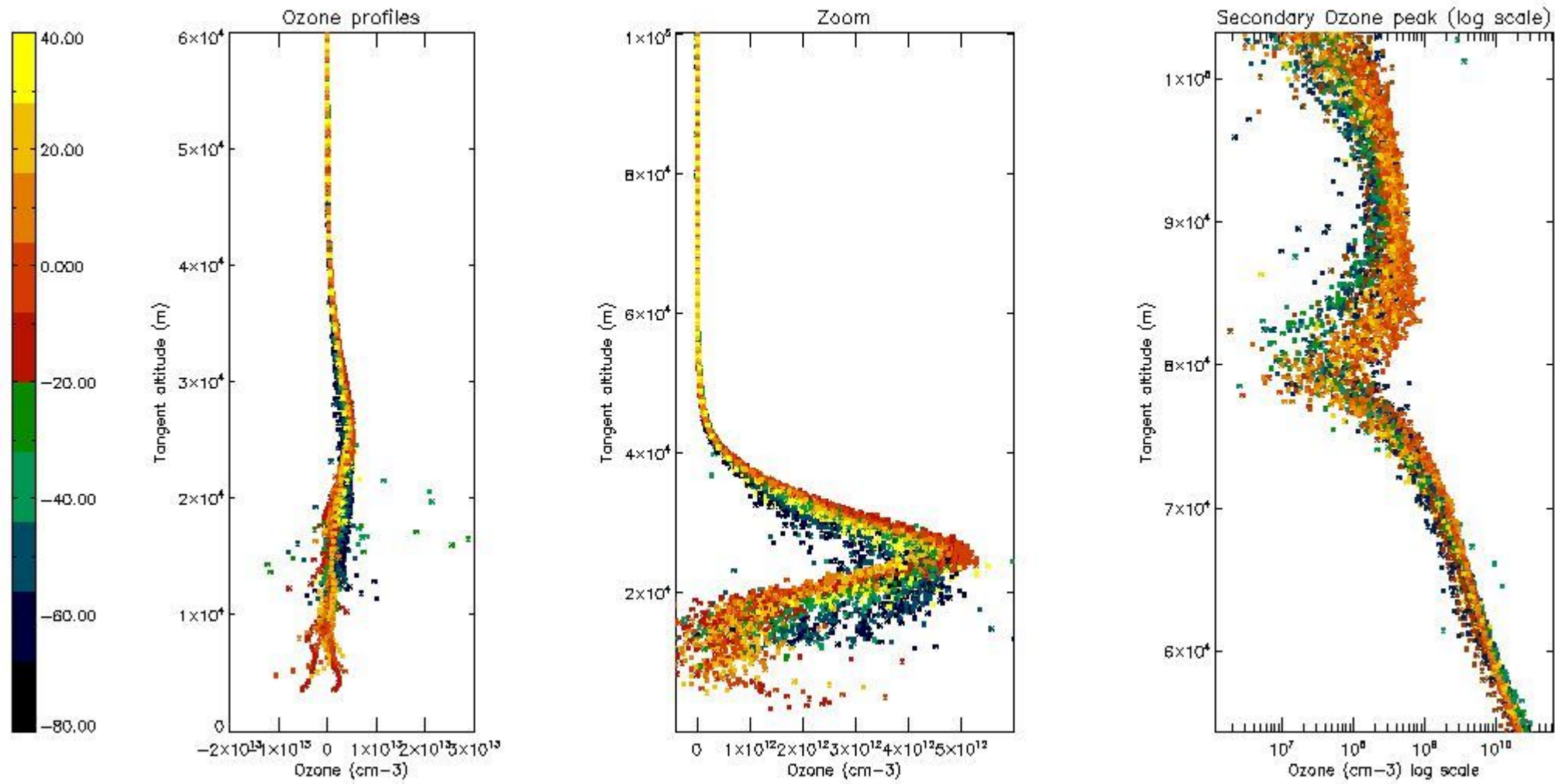
So, the table below shows the percentage of dark limb and valid observations for each criteria with respect to the overall valid daily observations.

Criteria	% of total production
All STD	34
STD < 20	21

STD < 10	18
STD < 5	13

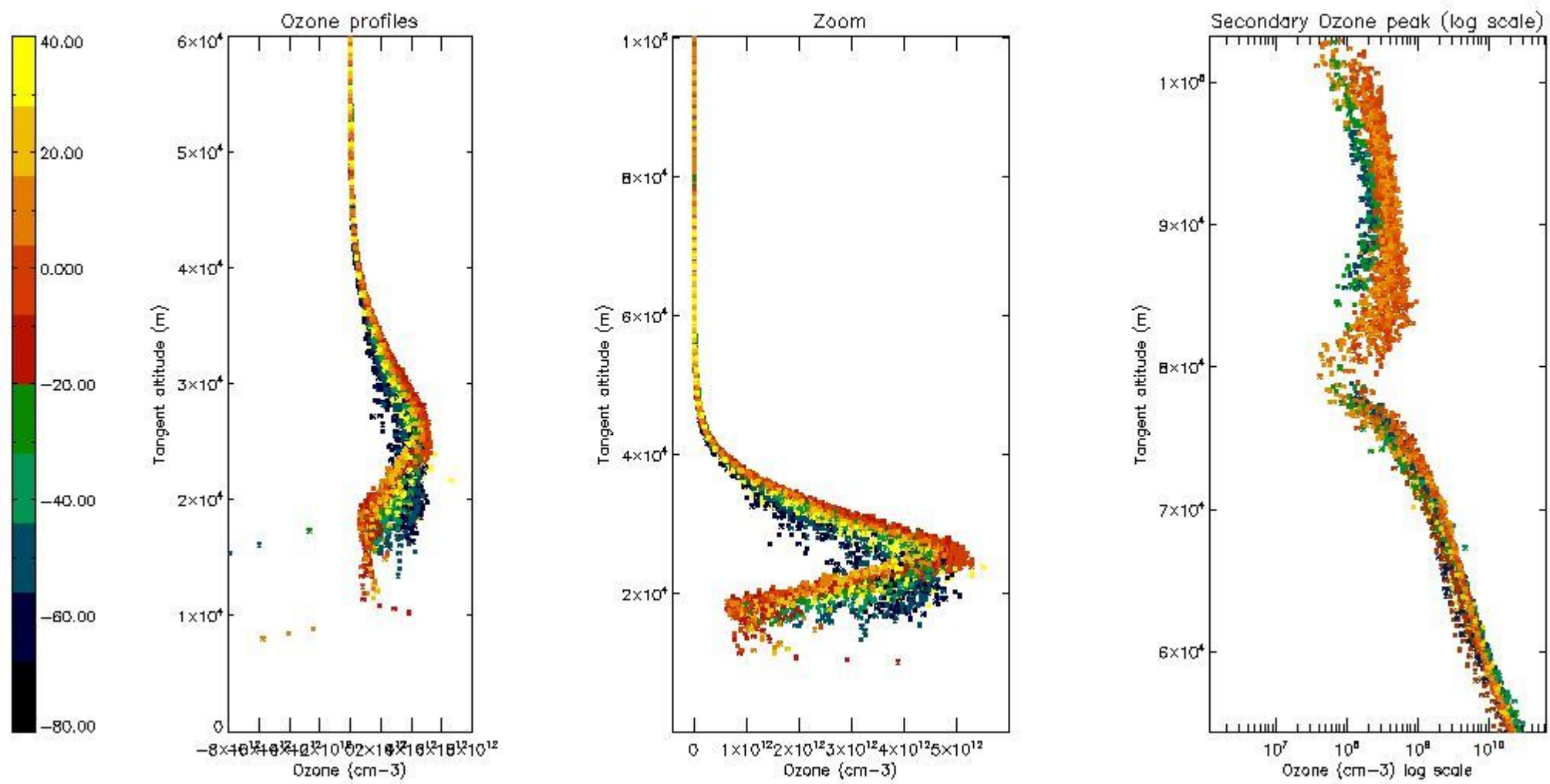
5.2 Plot ozone profiles for all STD (dark without errors)

The colorbar represents the latitude.



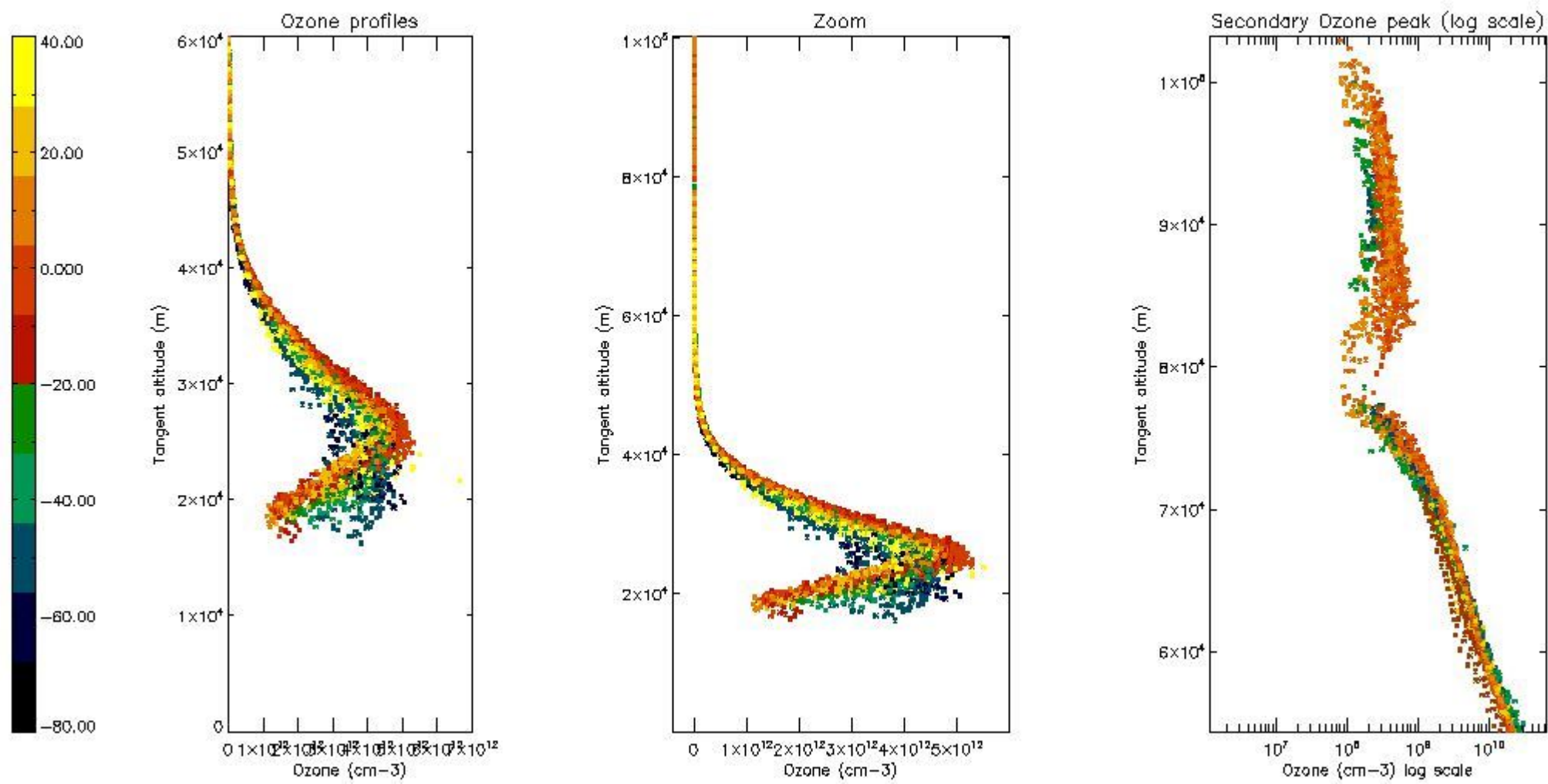
5.3 Plot ozone profiles where STD < 20% (dark without errors)

The colorbar represents the latitude.



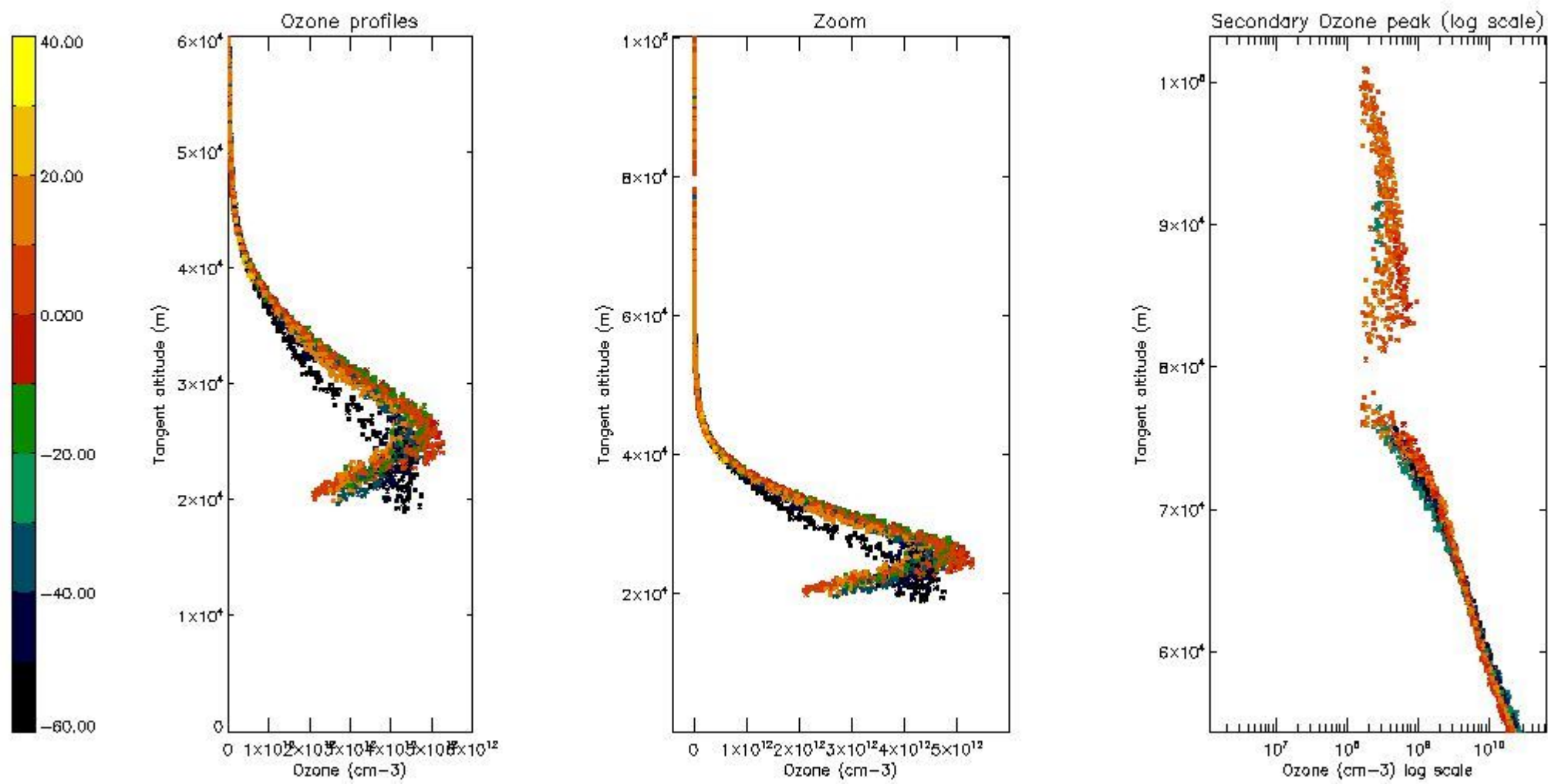
5.4 Plot ozone profiles where $STD < 10\%$ (dark without errors)

The colorbar represents the latitude.



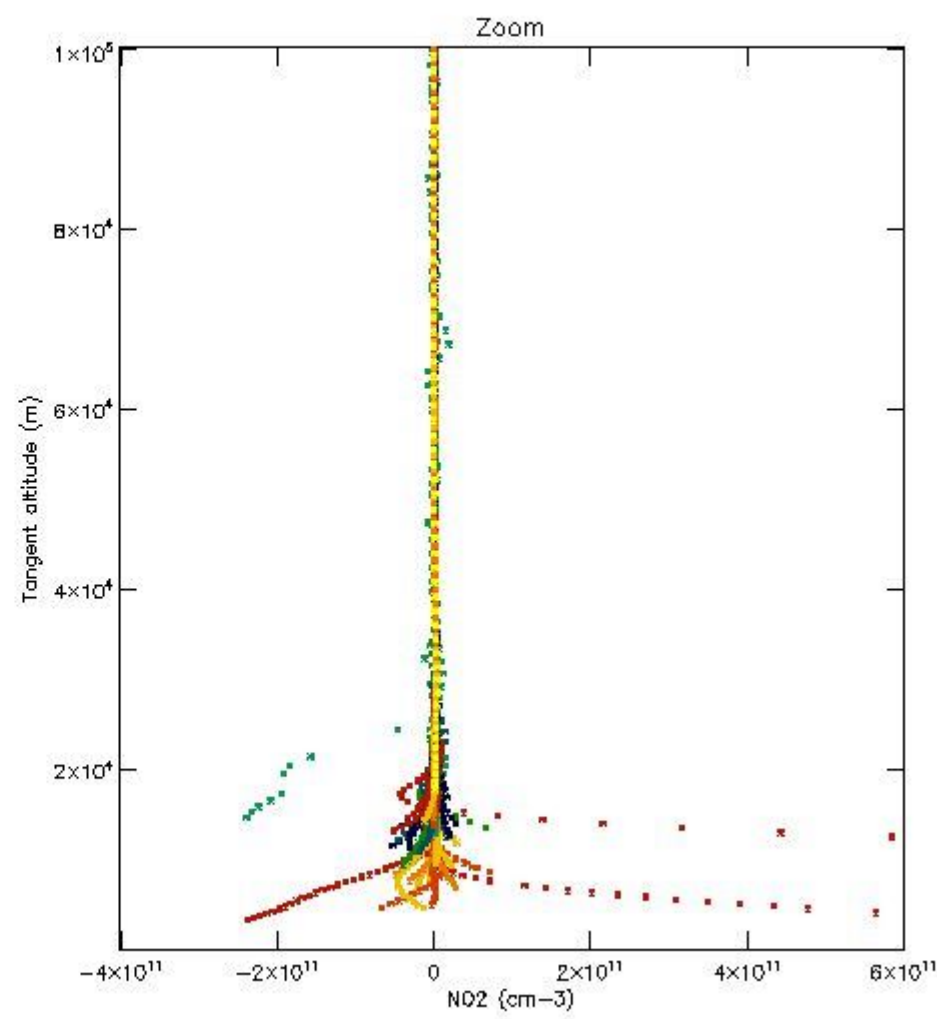
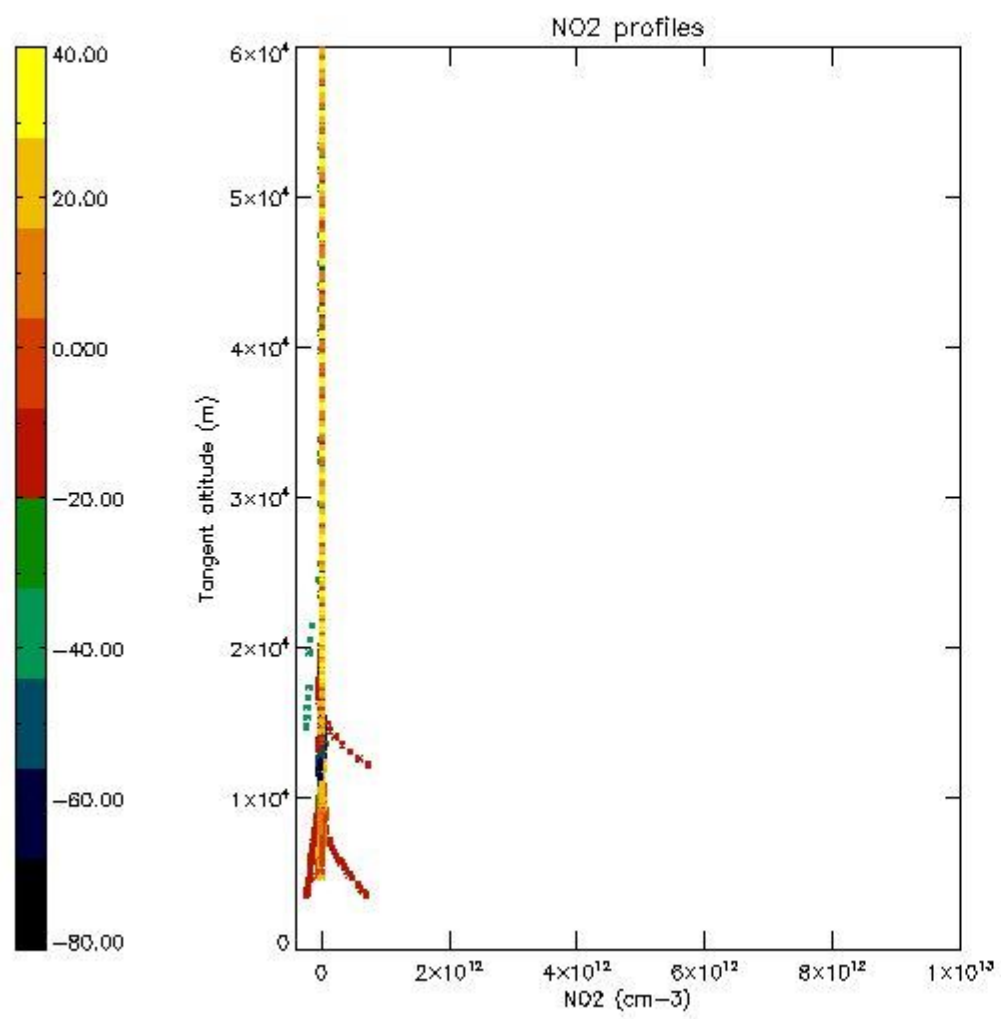
5.5 Plot ozone profiles where STD < 5% (dark without errors)

The colorbar represents the latitude.



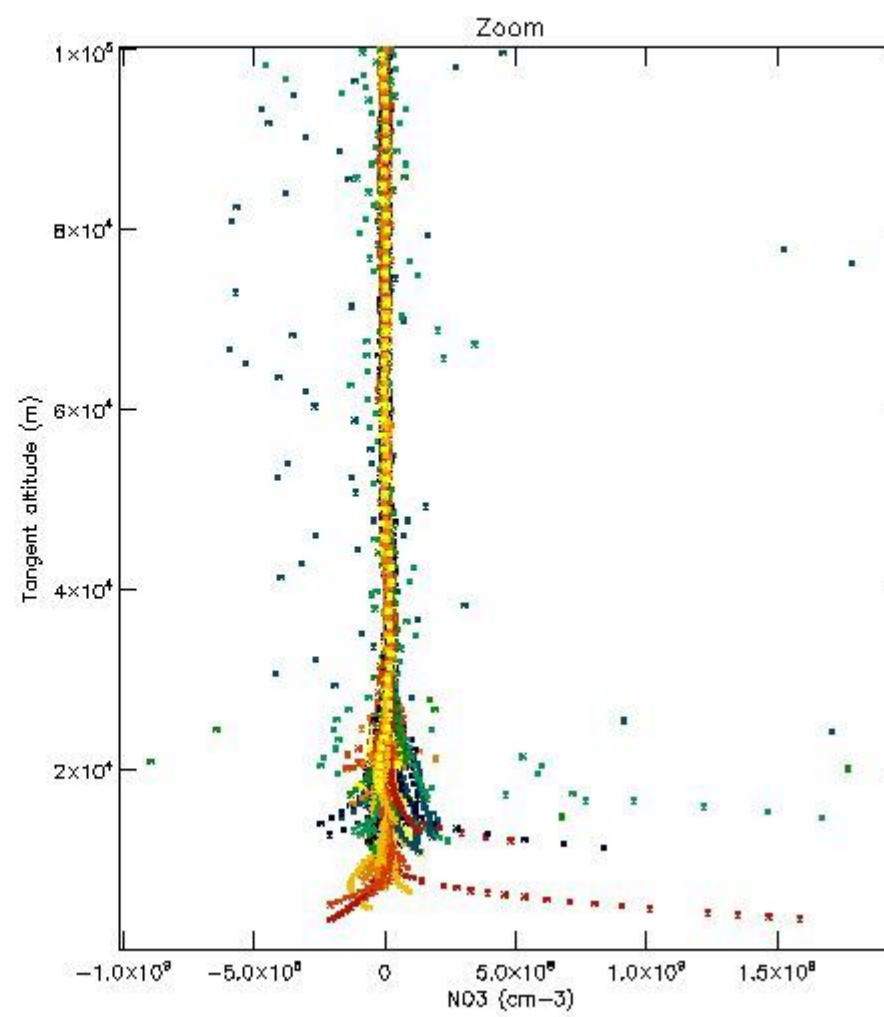
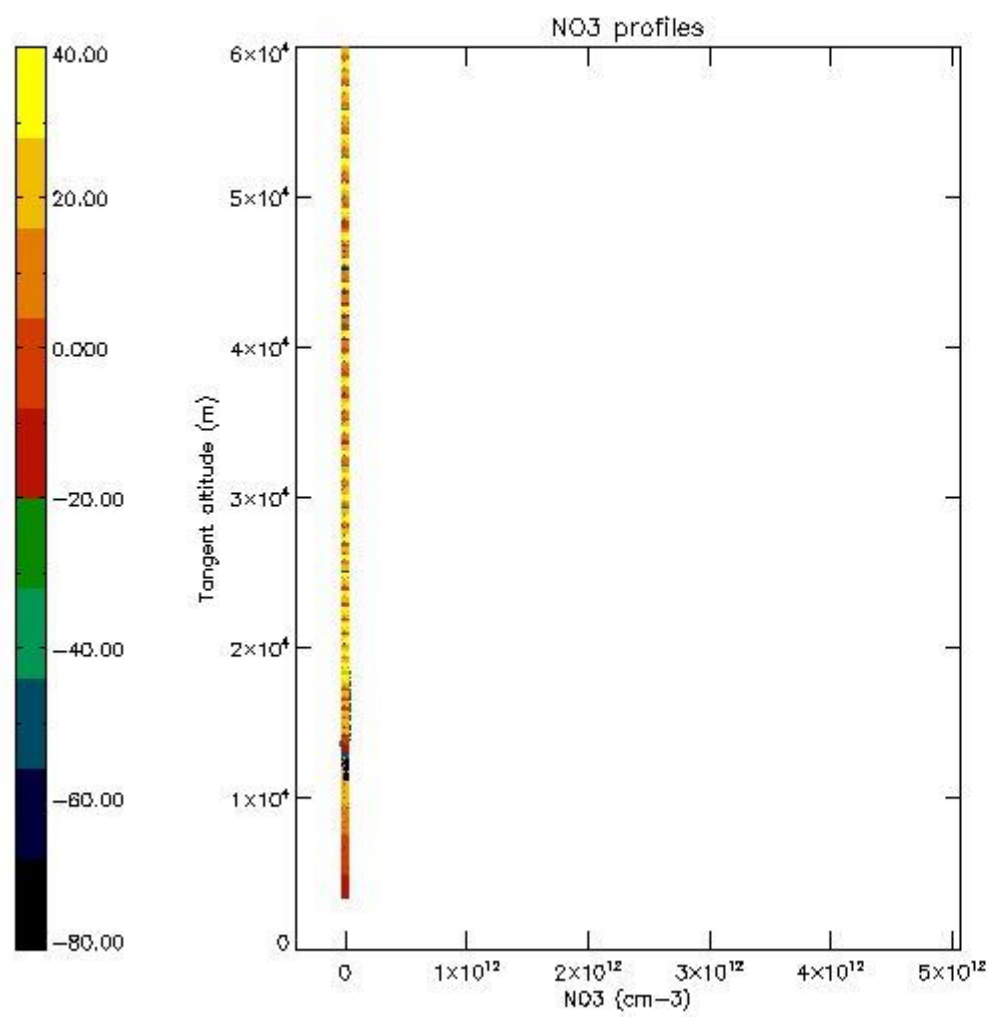
5.6 Plot NO₂ profiles for all STD (dark without errors)

The colorbar represents the latitude.



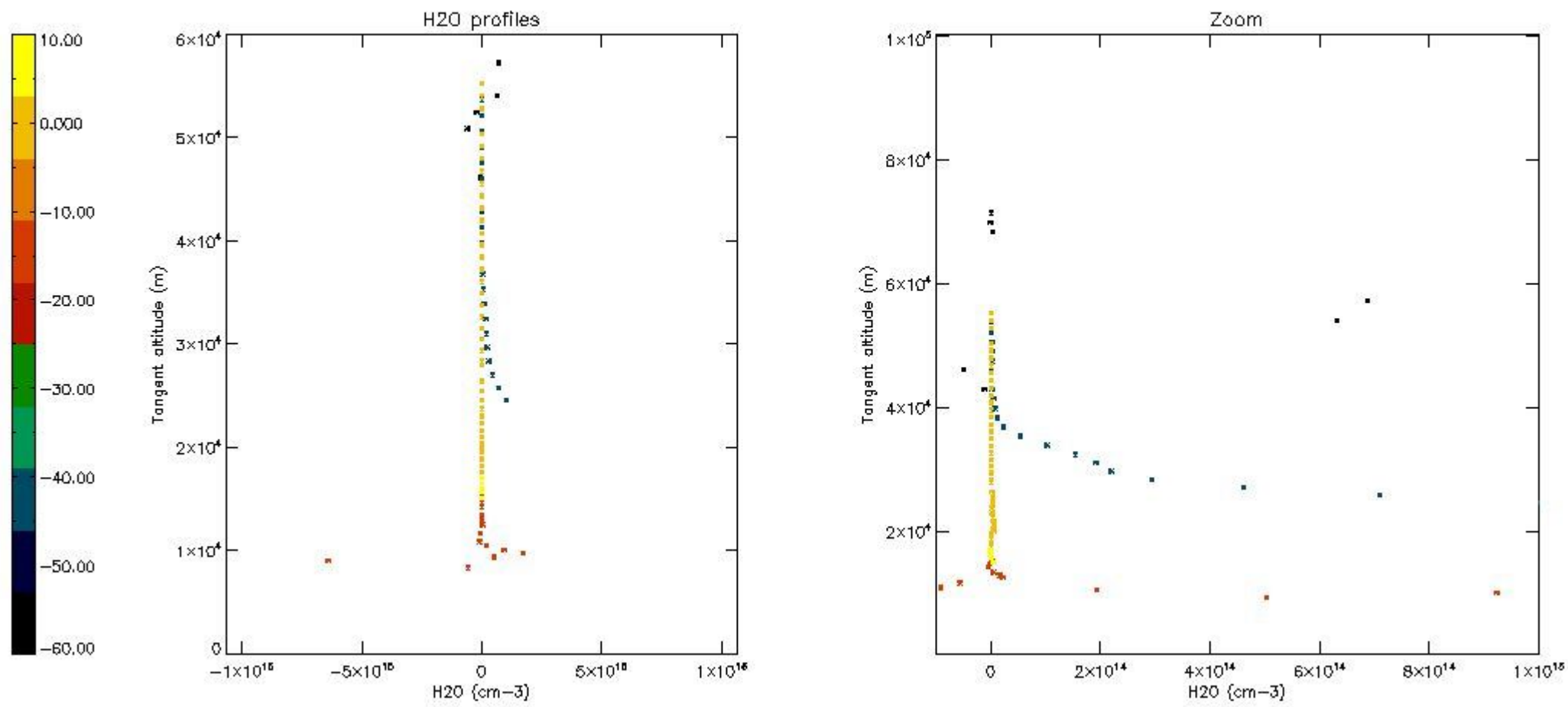
5.7 Plot NO3 profiles for all STD (dark without errors)

The colorbar represents the latitude.



5.8 Plot H₂O profiles for all STD (only for occultations of stars 1,2,3,4,13,14,16,26,63 dark without errors)

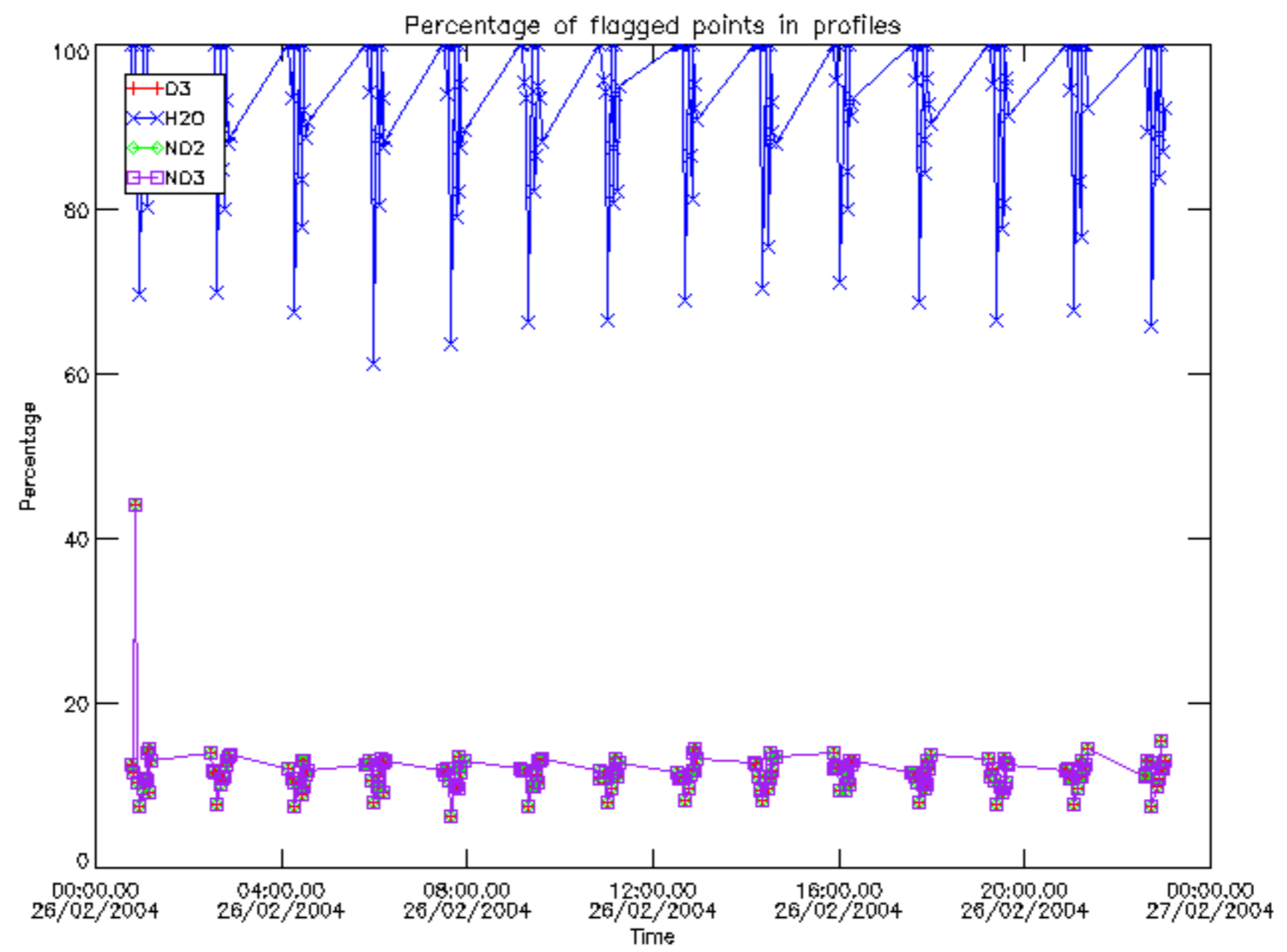
The colorbar represents the latitude.



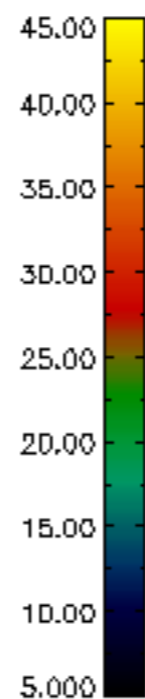
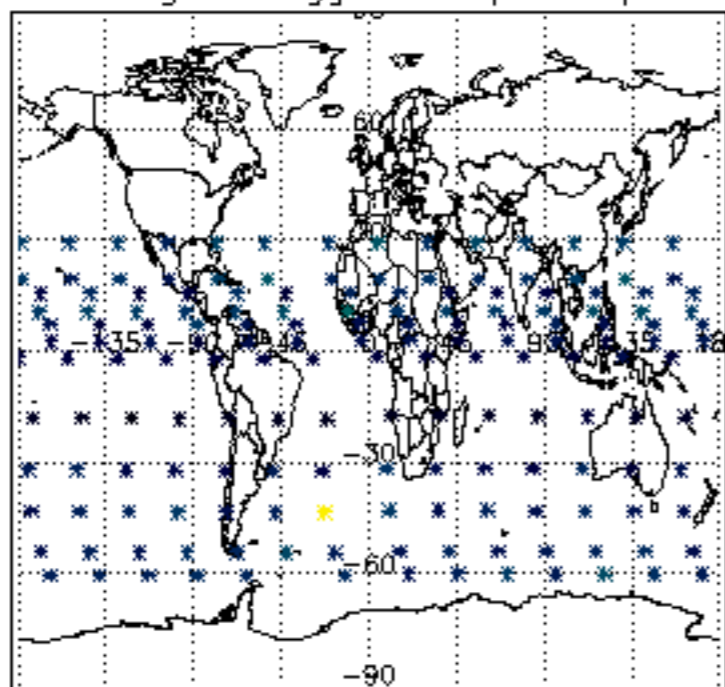
6. Auxiliary Data Files used for the production reported in section 2

The number reported in the third column indicates since which file (see list in section 2) the corresponding auxiliary file has been used. The fourth column is the date of those product files.

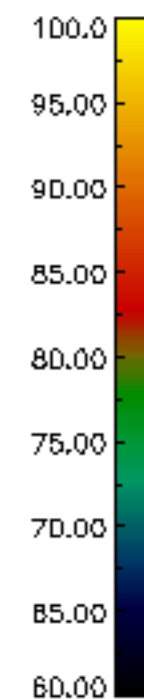
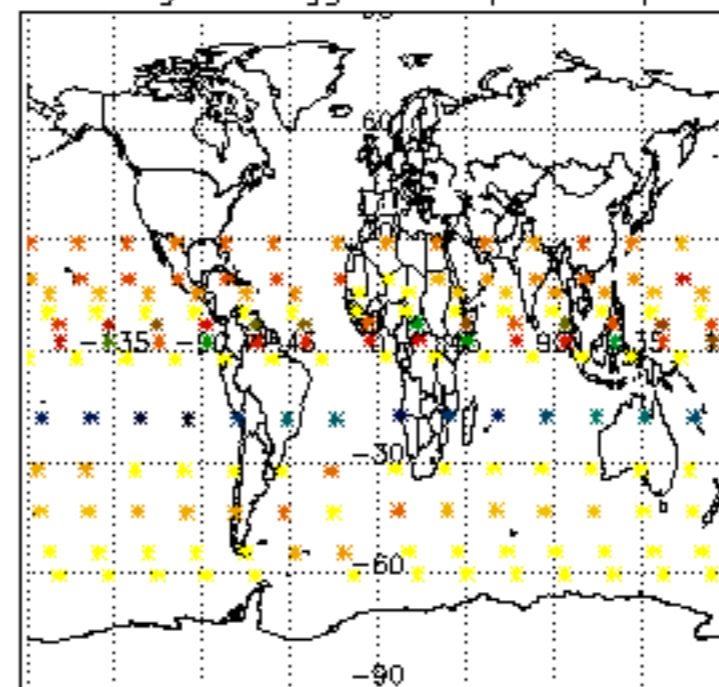
Type	Auxiliary Filename	Used since product	Used since product date
INST_PHYS_CHARACTERISTICS	GOM_INS_AXVIEC20091111_143220_20030716_120000_20500101_000000	1	26-FEB-2004 00:04:47
LEVEL-2_PROC_CONFIG	GOM_PR2_AXVIEC20091111_152718_20020301_000000_20500101_000000	1	26-FEB-2004 00:04:47
CROSS_SECTIONS_FILE	GOM_CRS_AXVIEC20091111_154832_20020301_000000_20500101_000000	1	26-FEB-2004 00:04:47



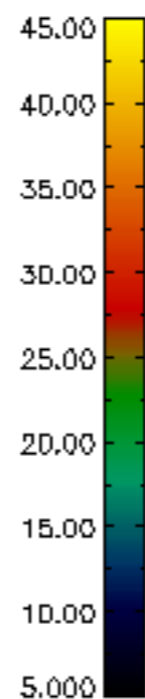
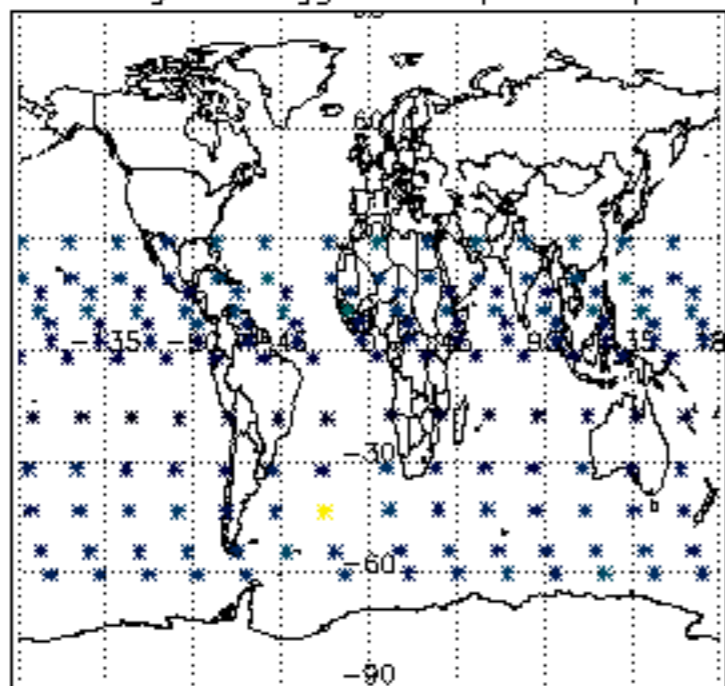
Percentage of flagged data per D3 profile



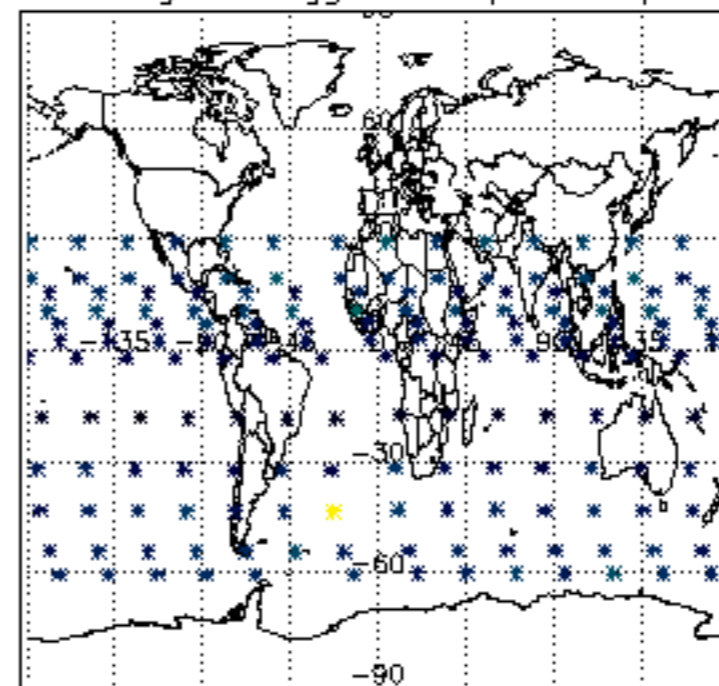
Percentage of flagged data per H2O profile

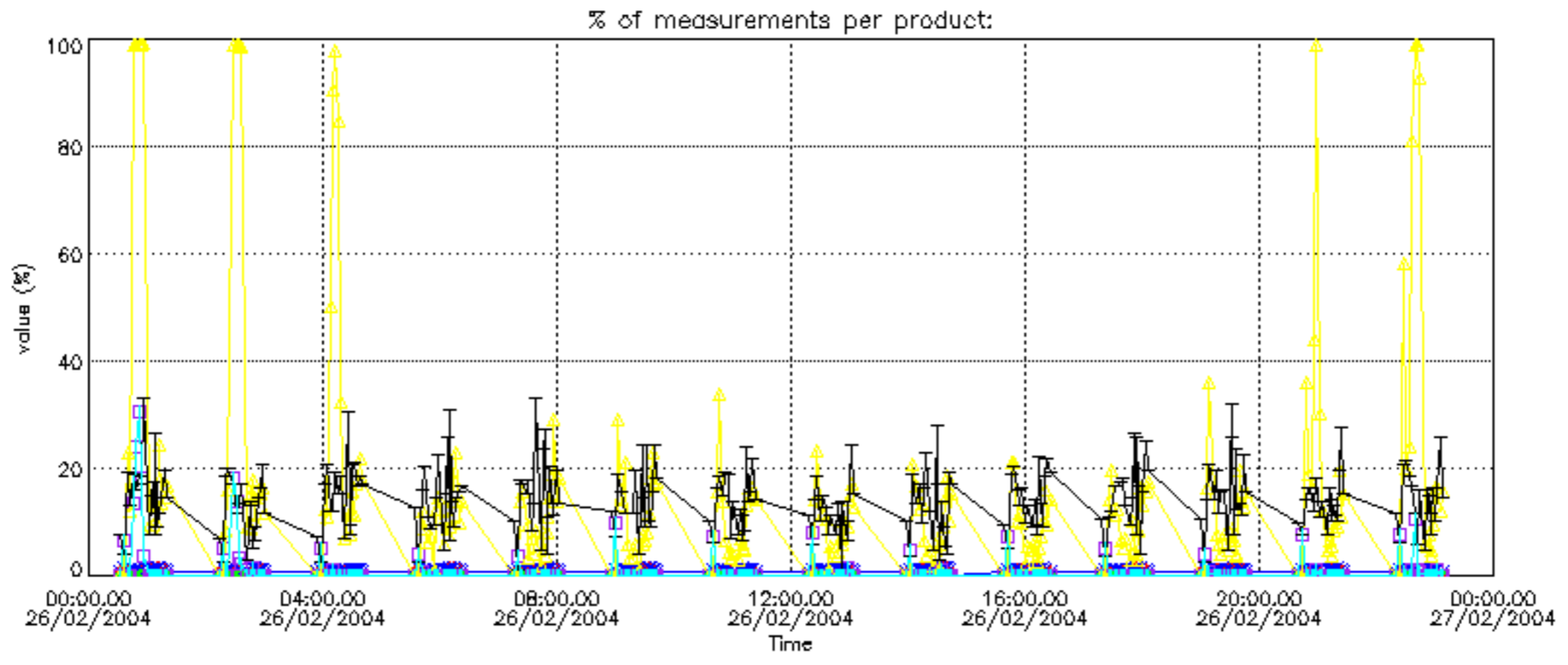


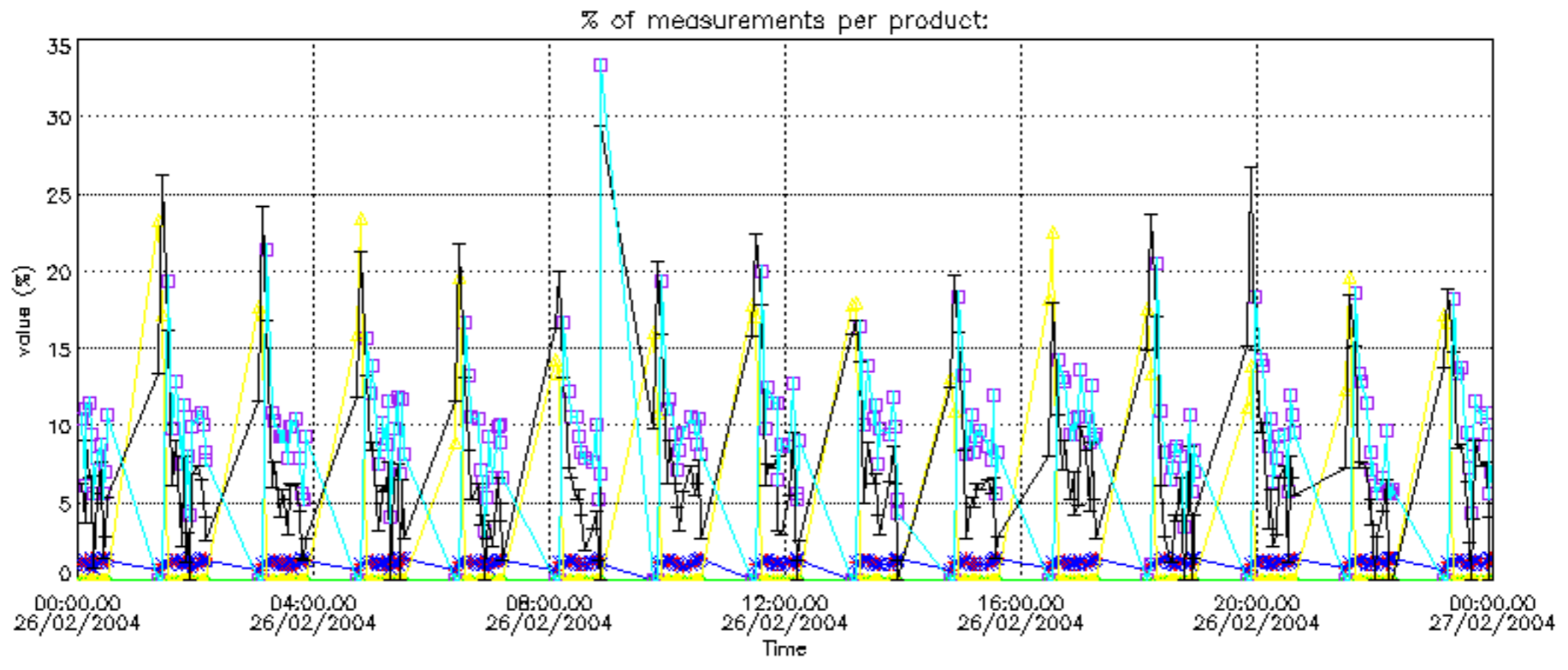
Percentage of flagged data per NO2 profile



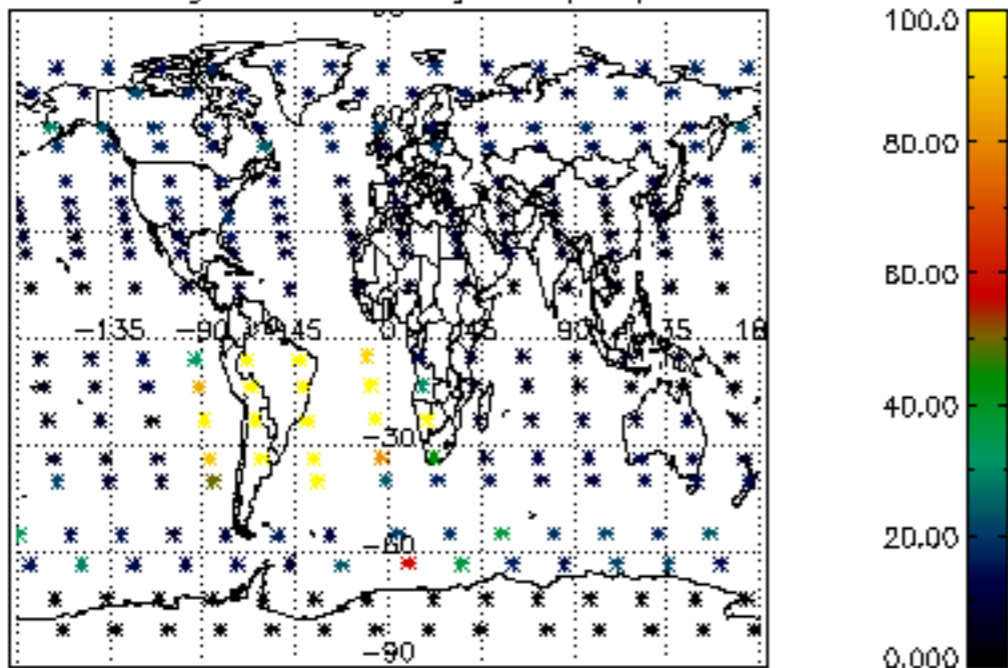
Percentage of flagged data per NO3 profile



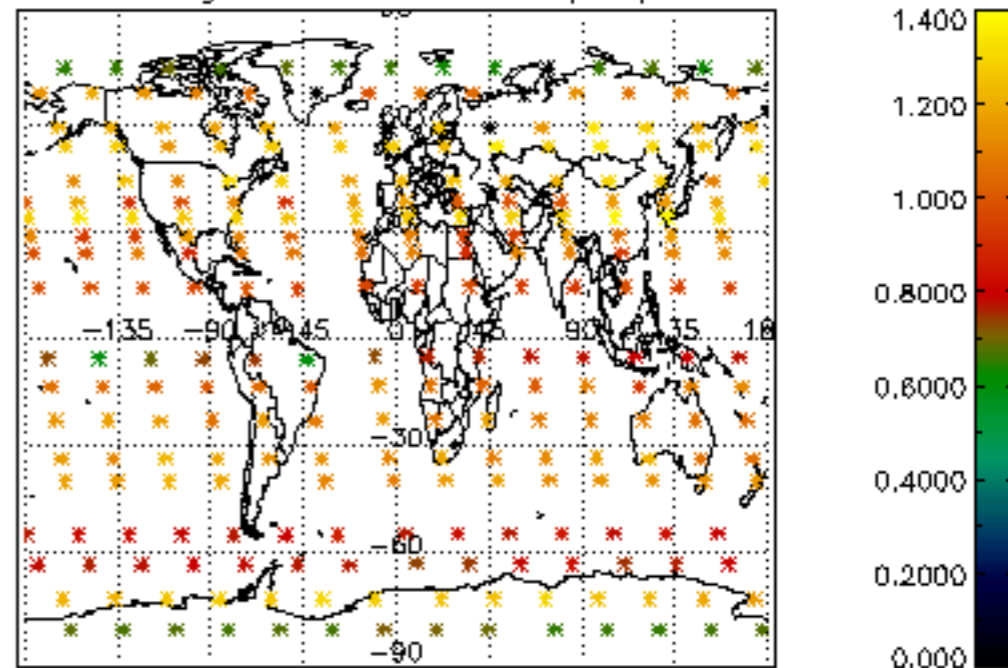




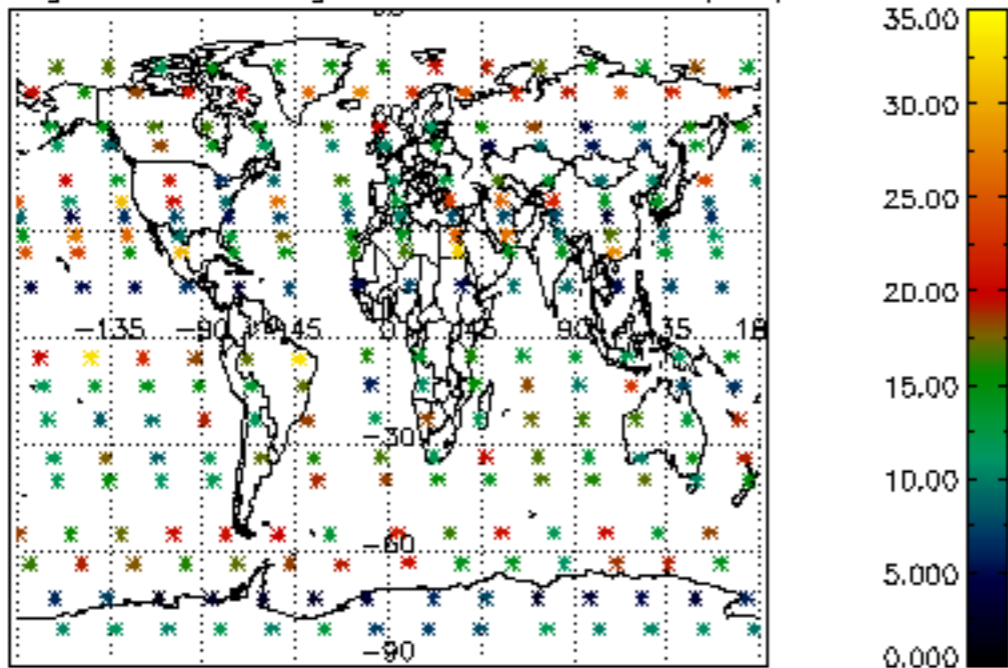
Percentage of cosmic ray hits per profile



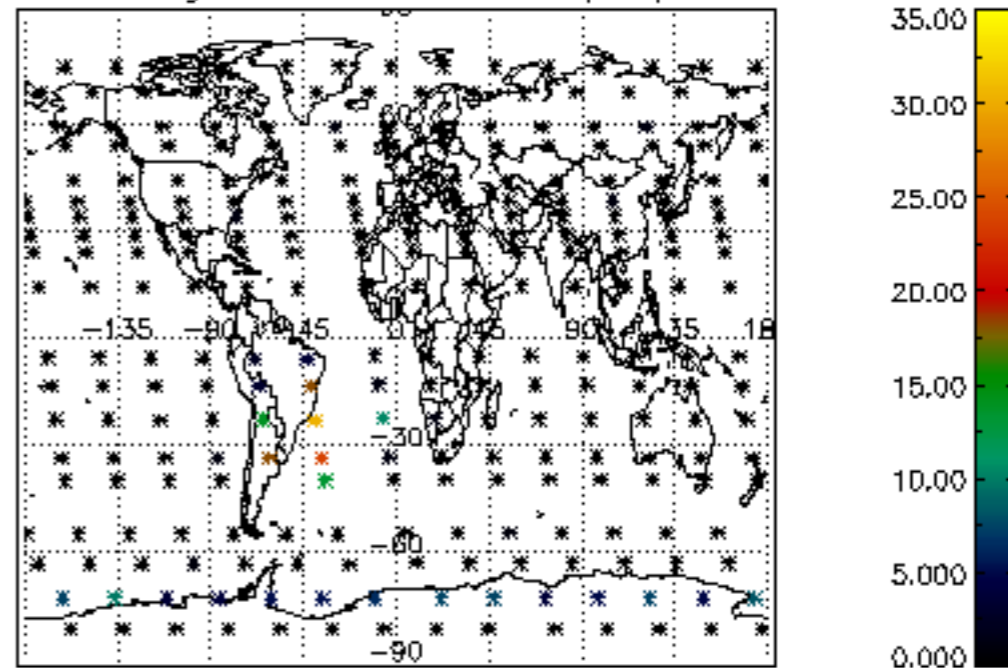
Percentage of datation errors per profile



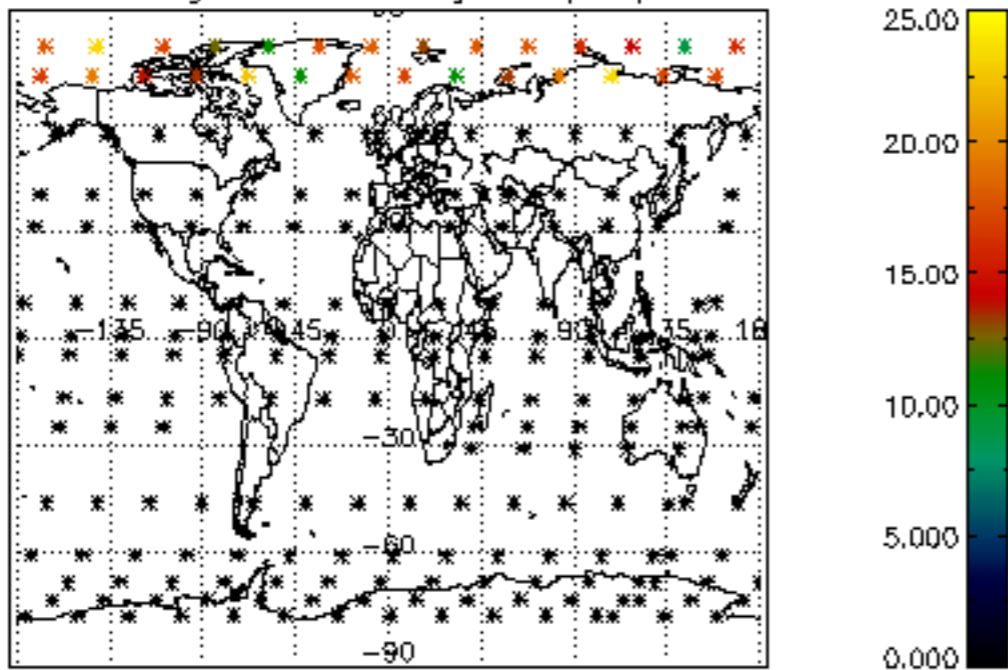
Percentage of star falling outside central band per profile



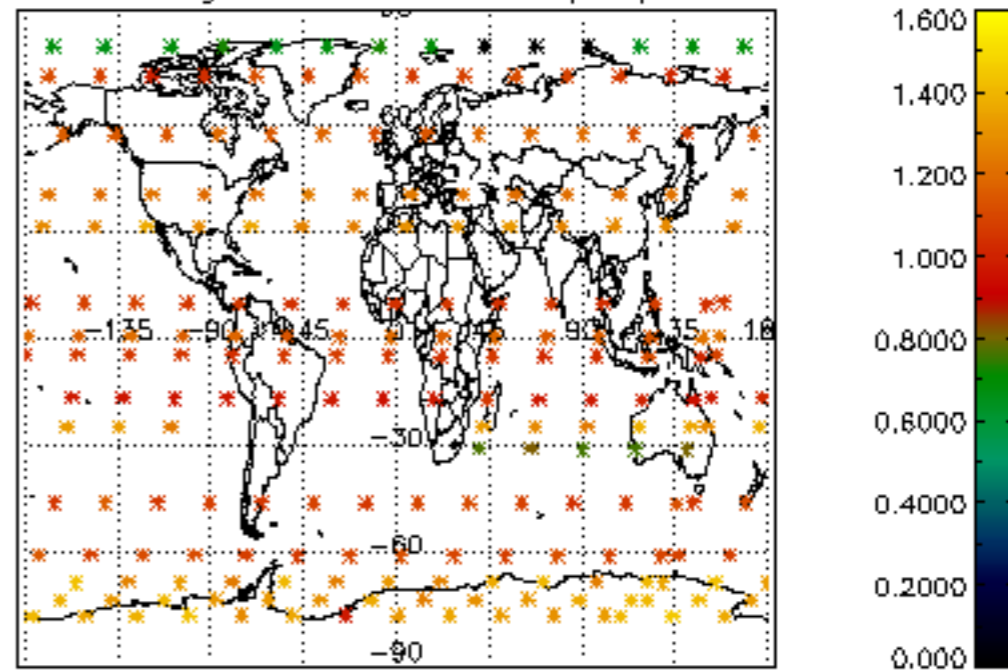
Percentage of saturation errors per profile



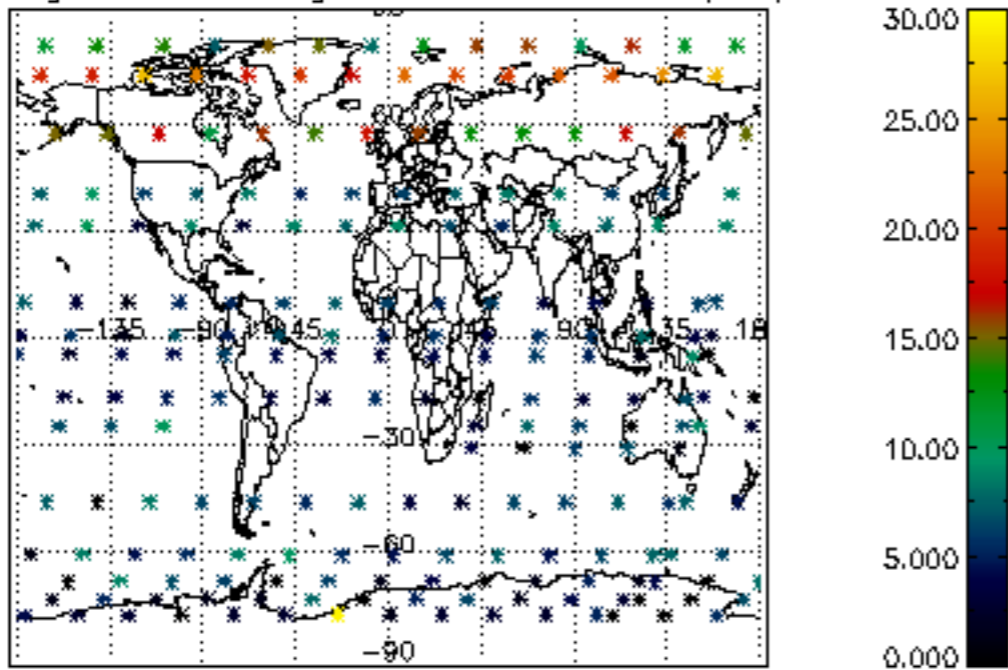
Percentage of cosmic ray hits per profile



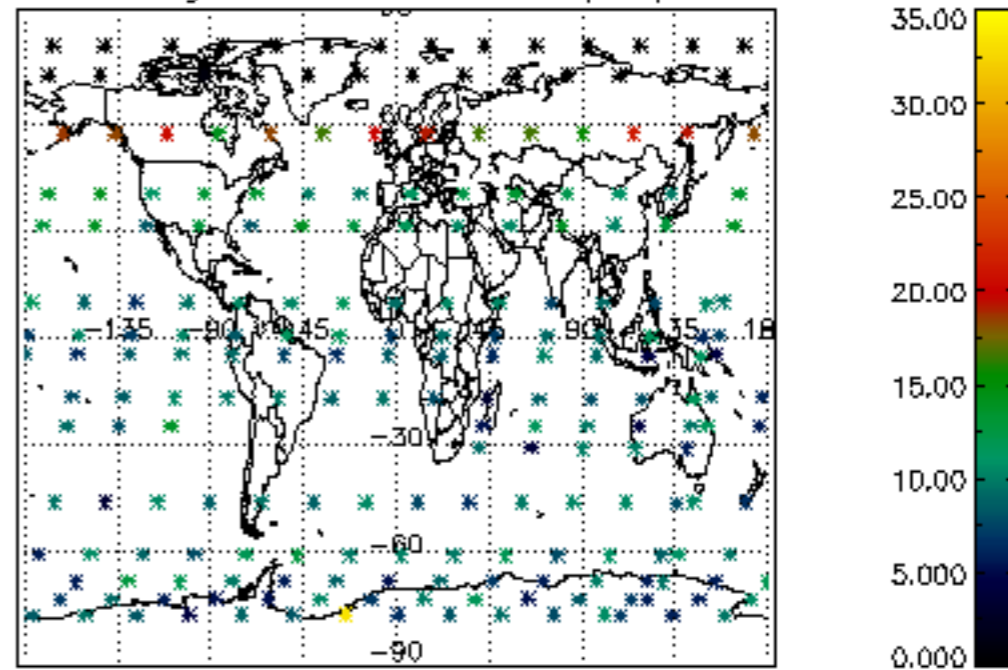
Percentage of datation errors per profile

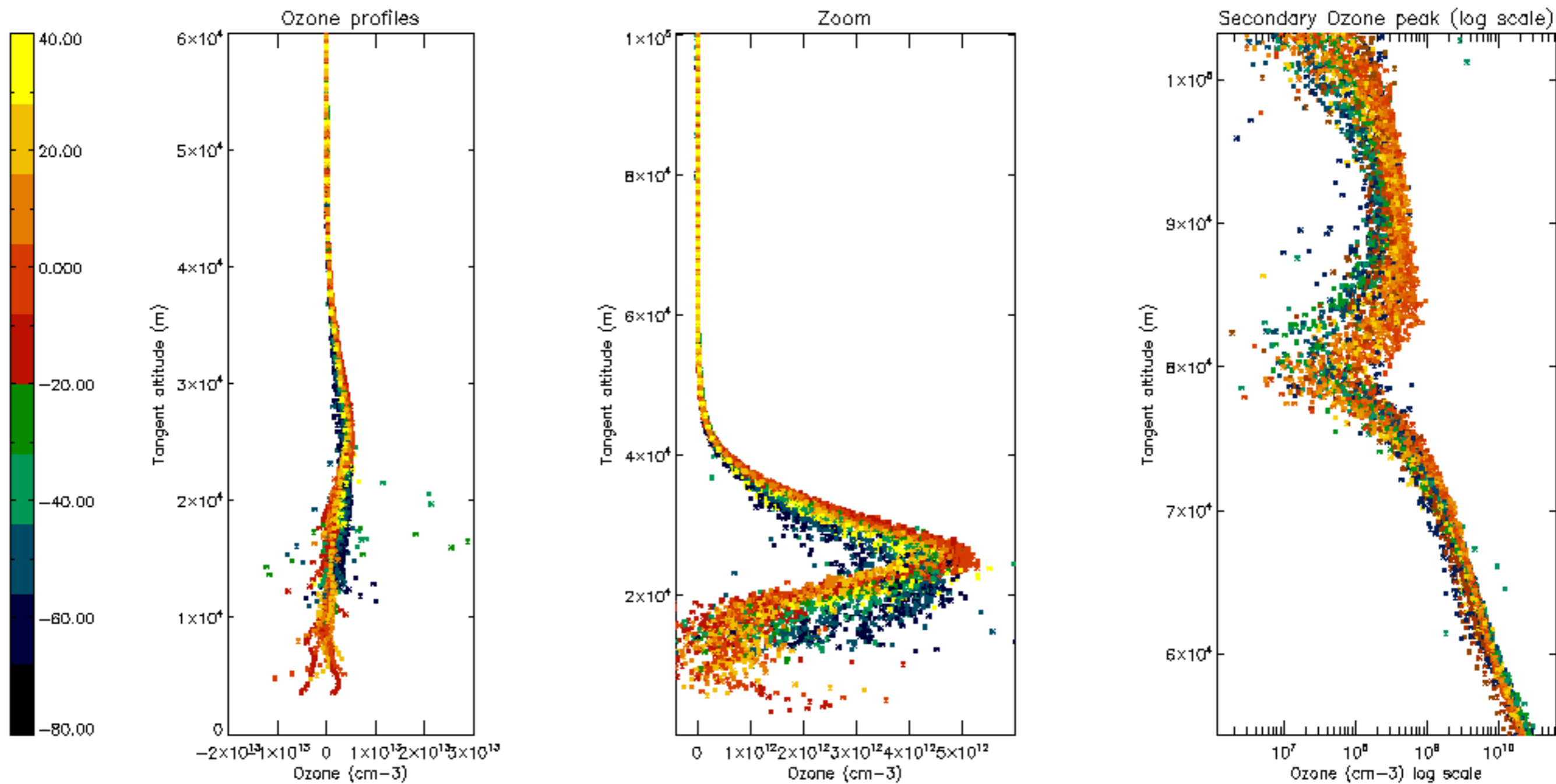


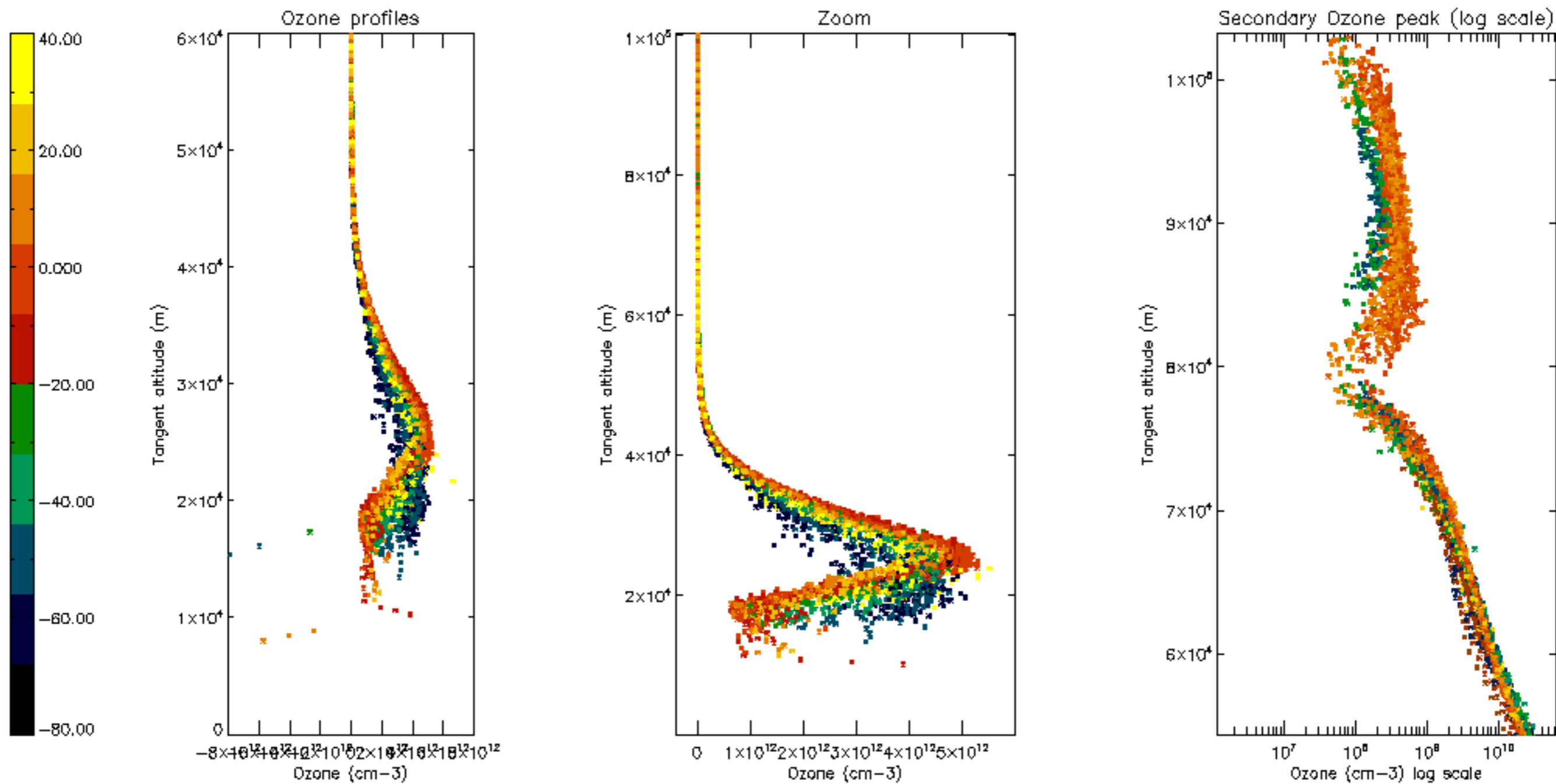
Percentage of star falling outside central band per profile

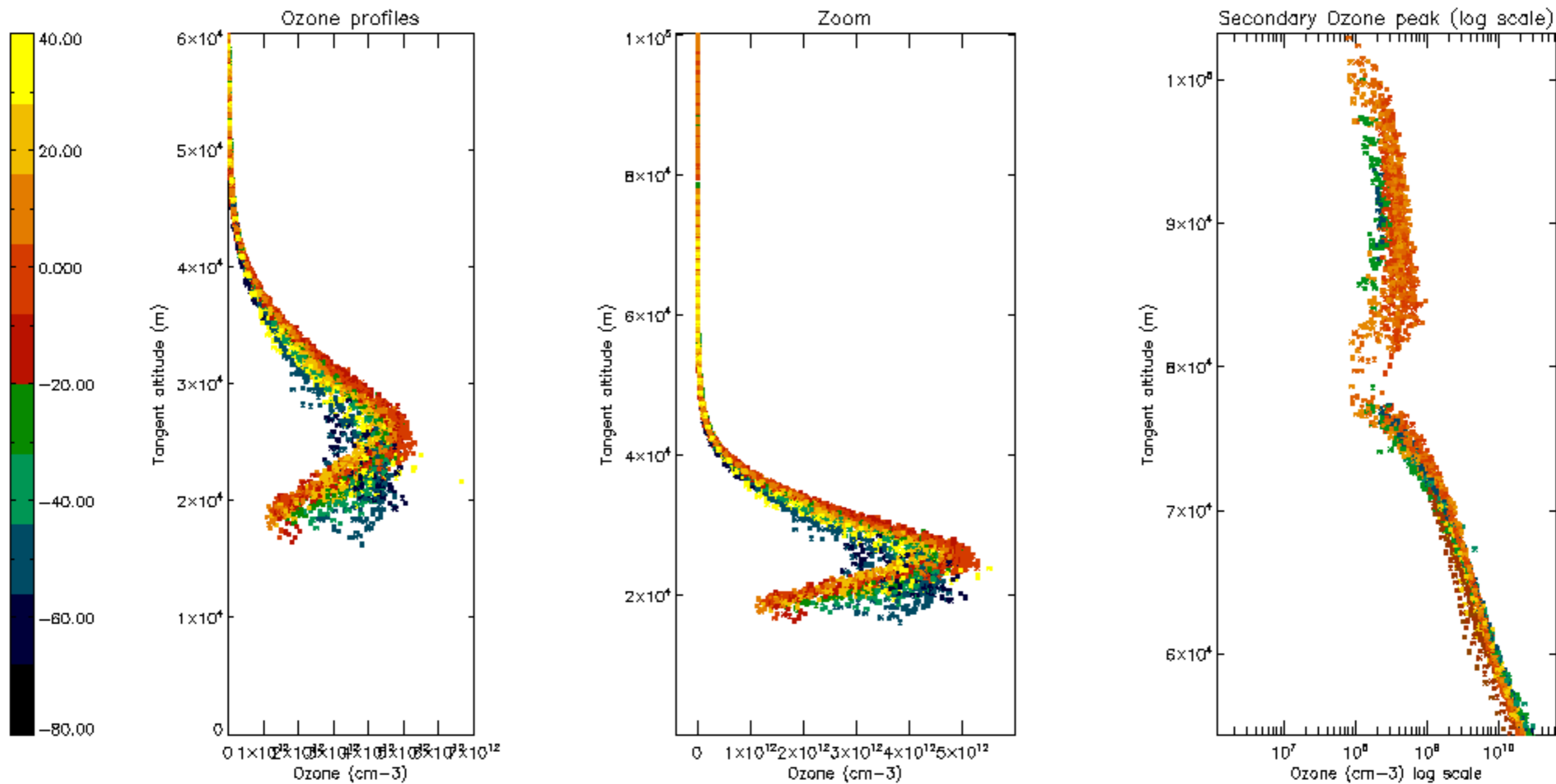


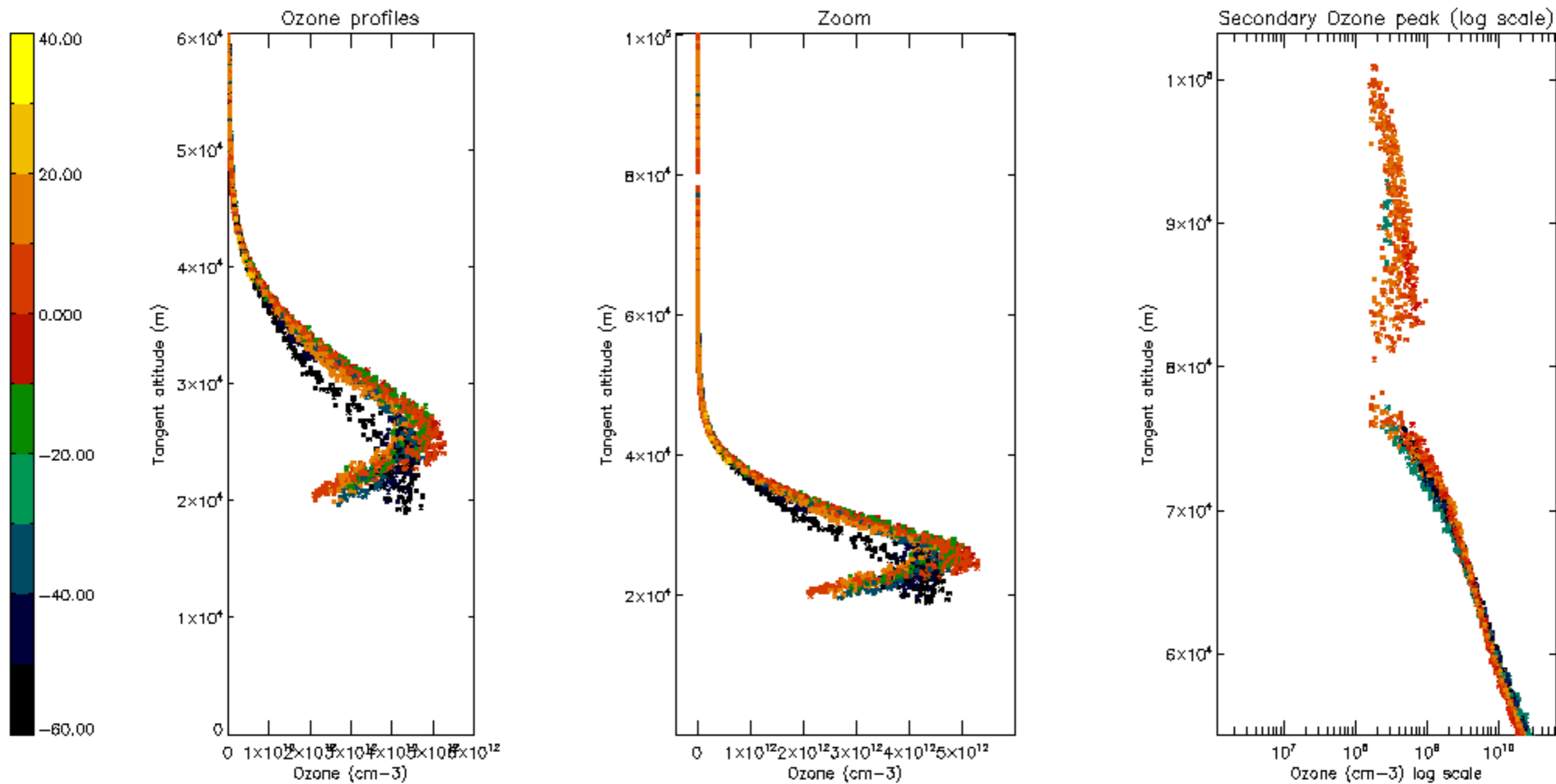
Percentage of saturation errors per profile

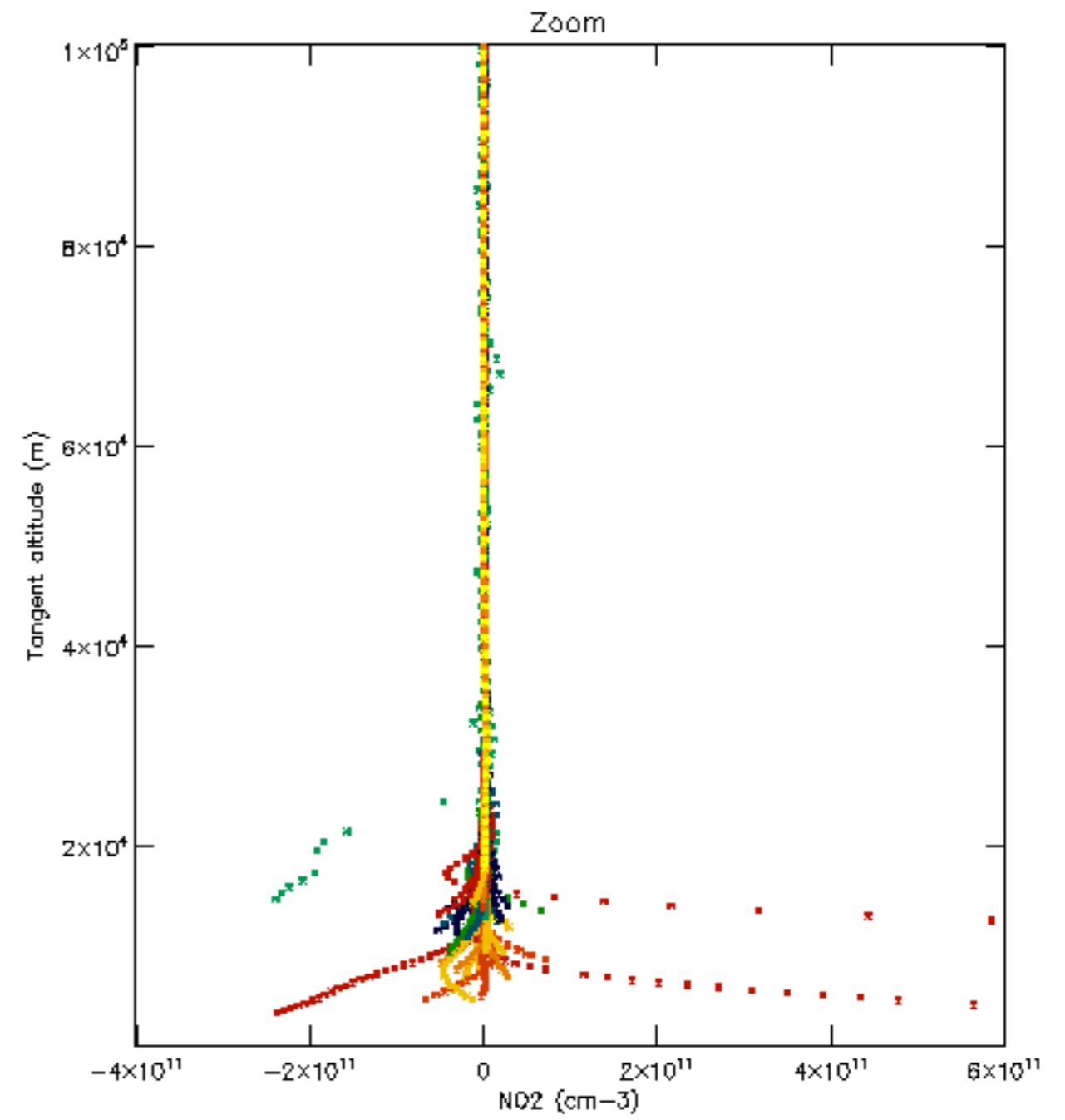
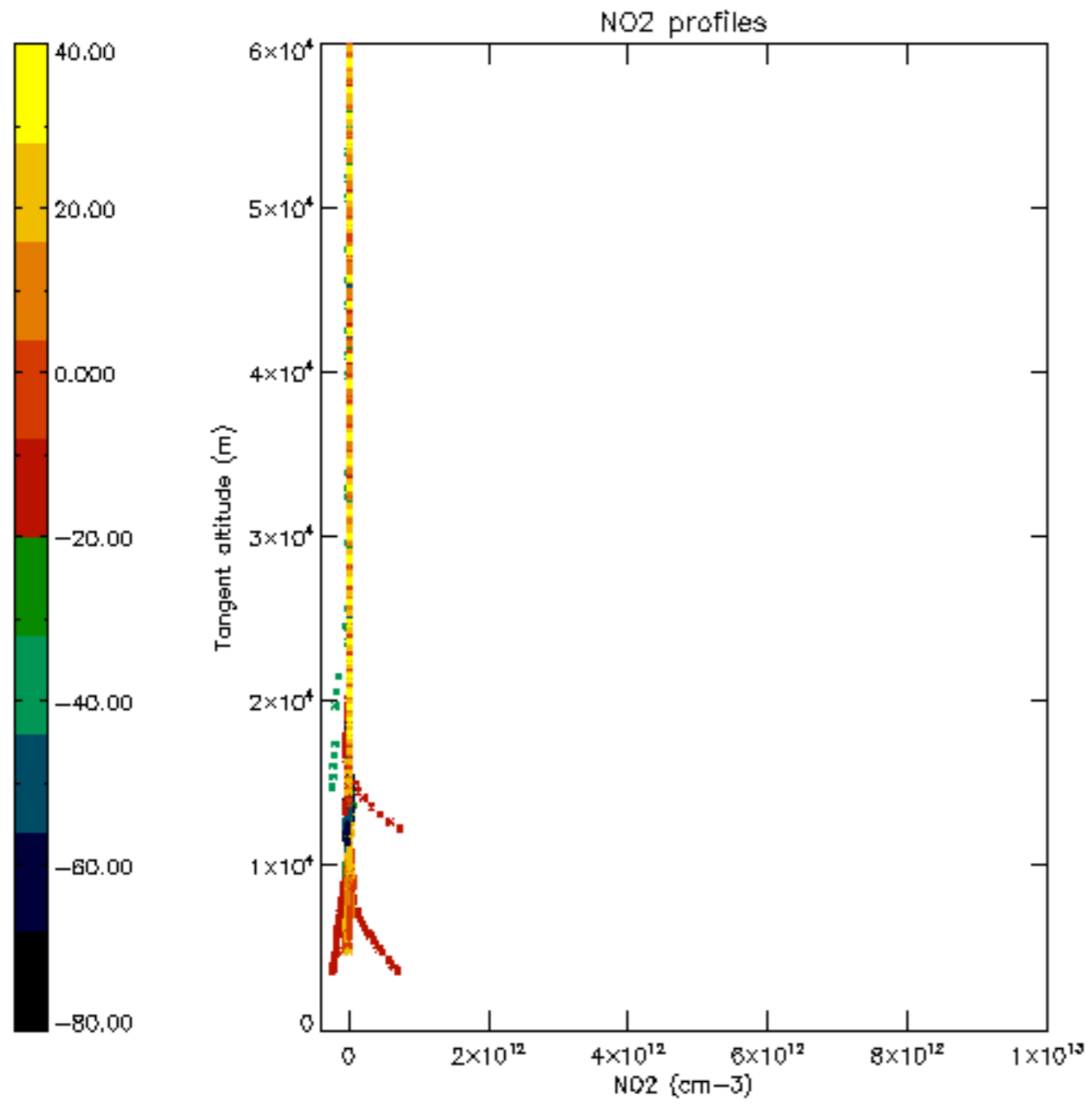


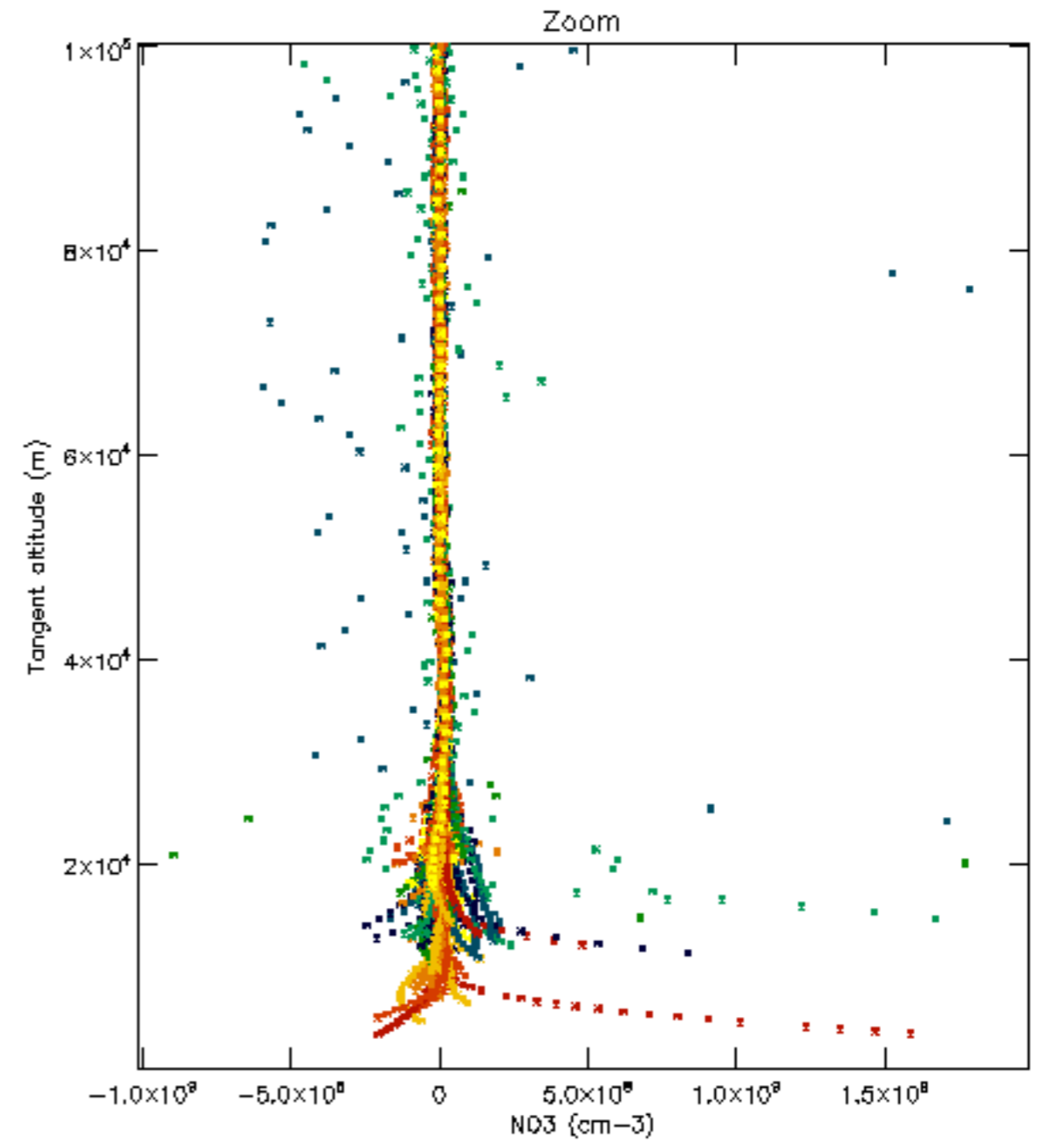
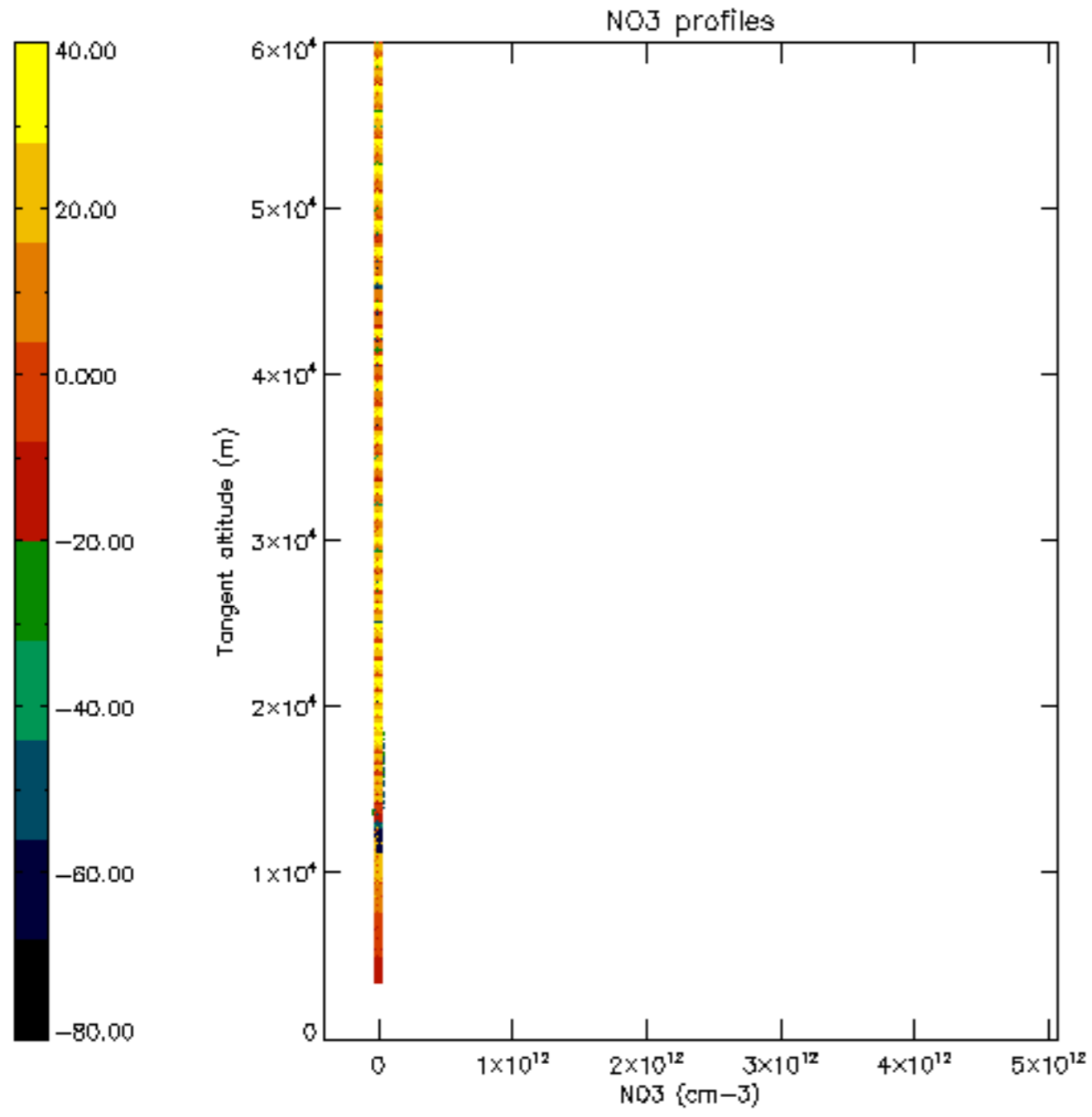


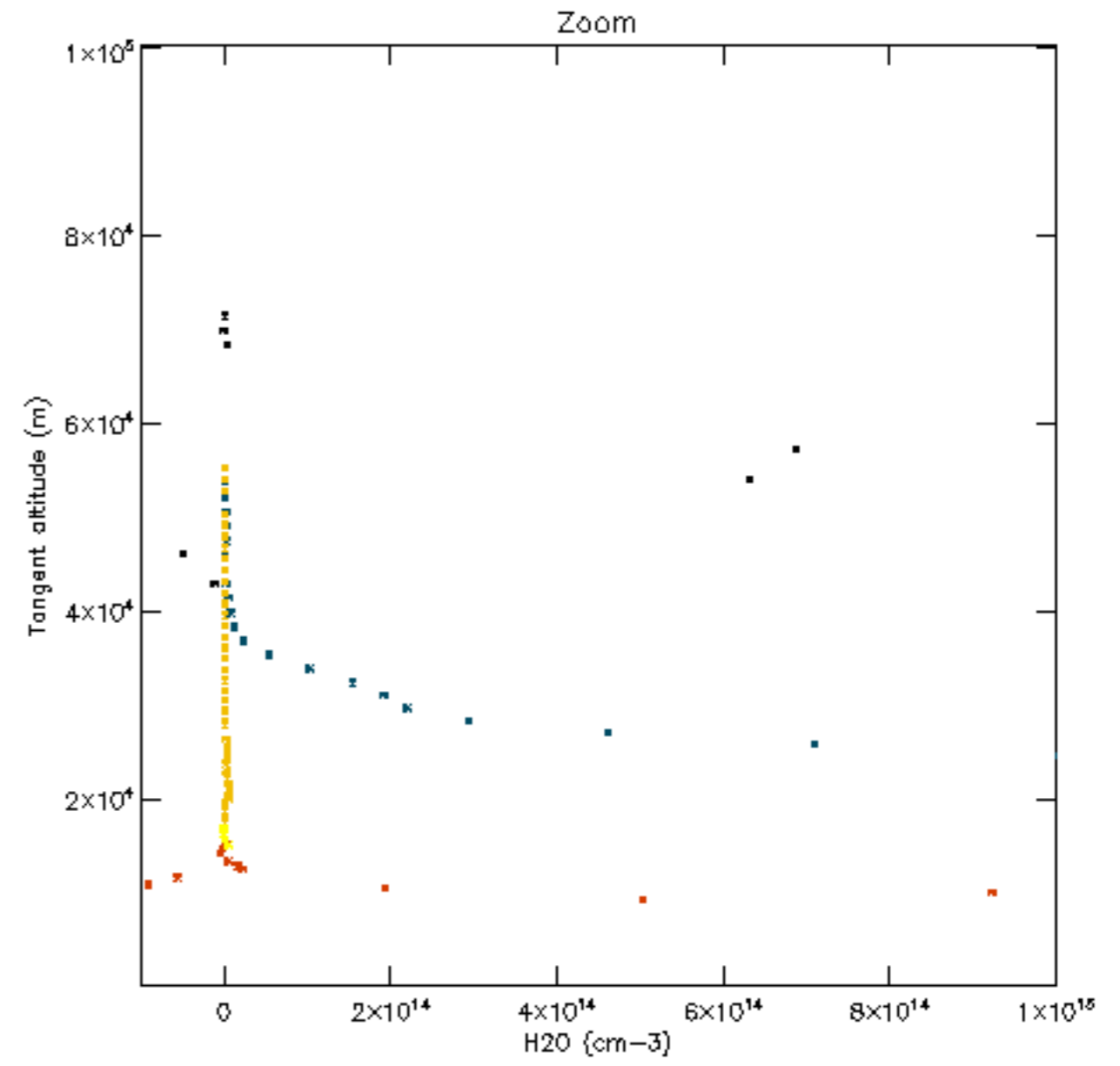
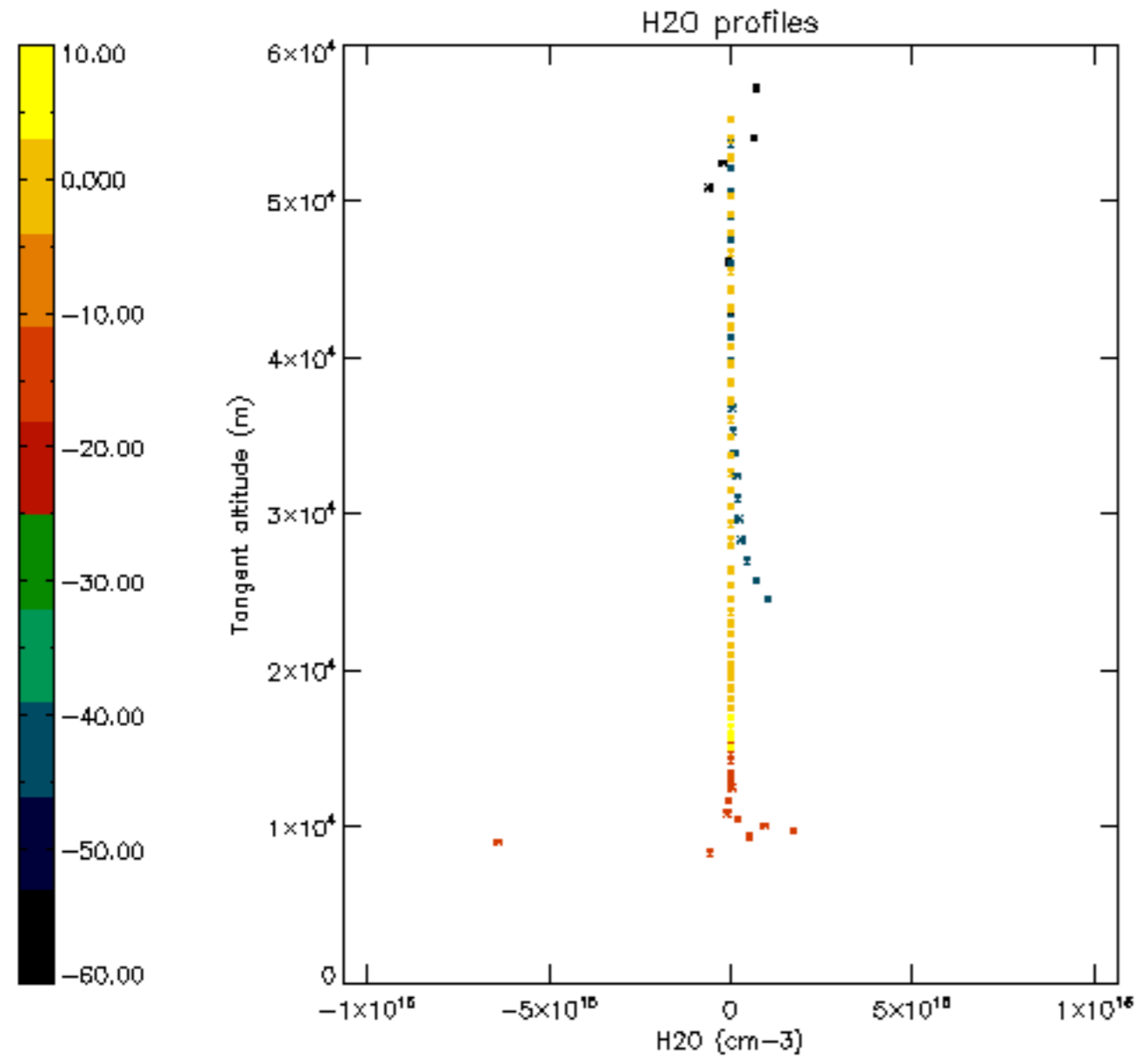


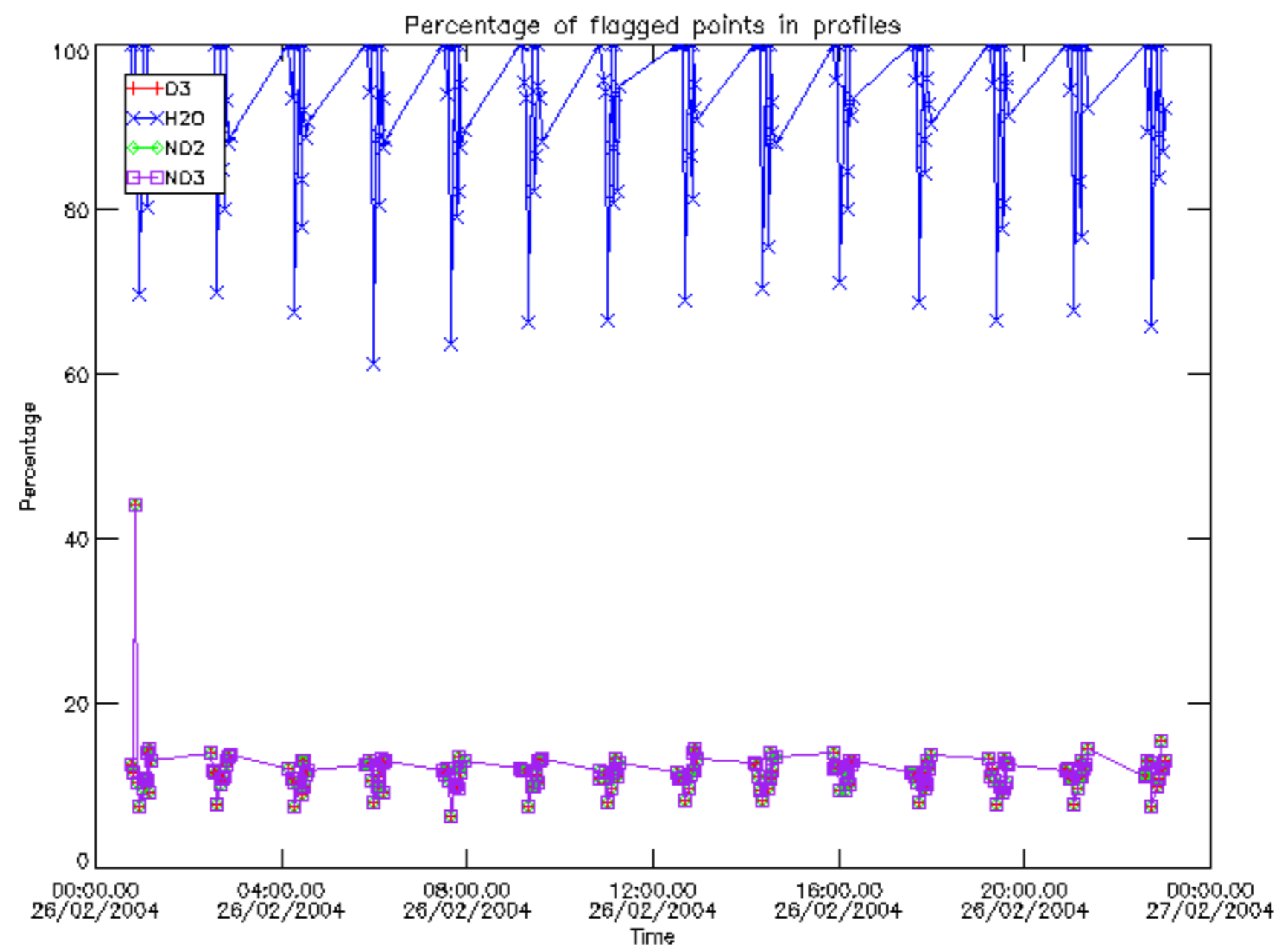




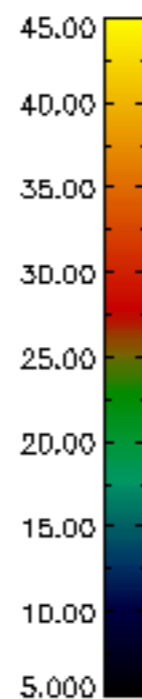
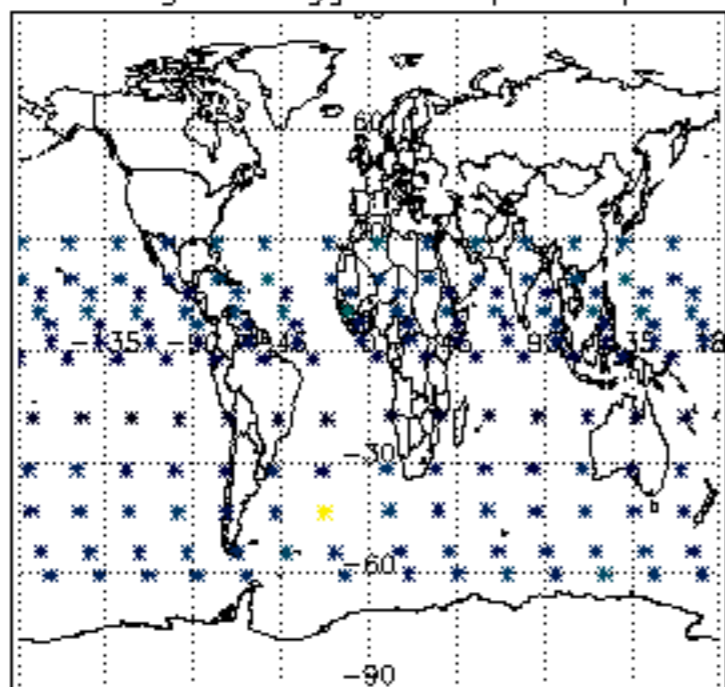




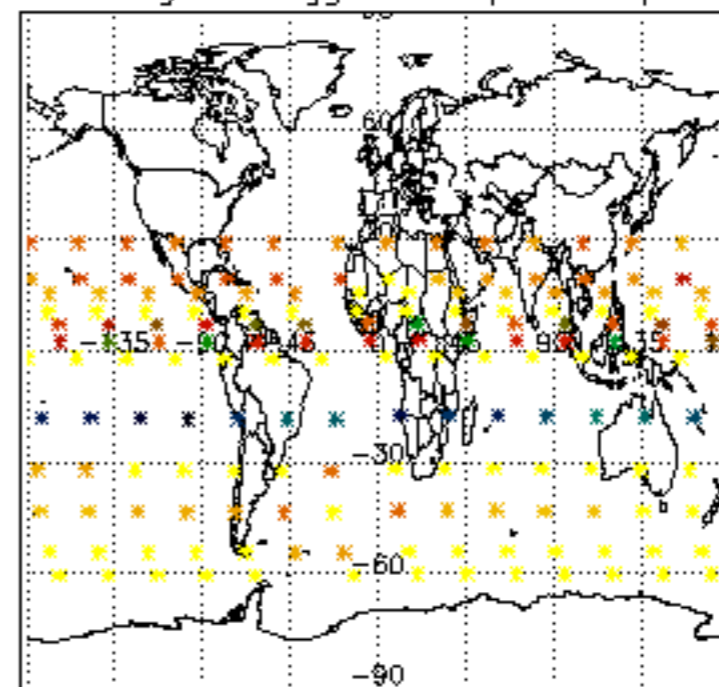




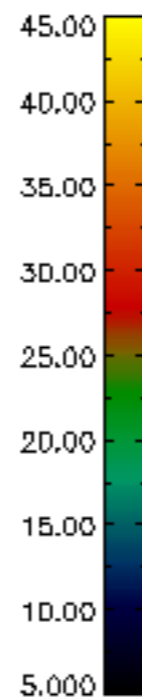
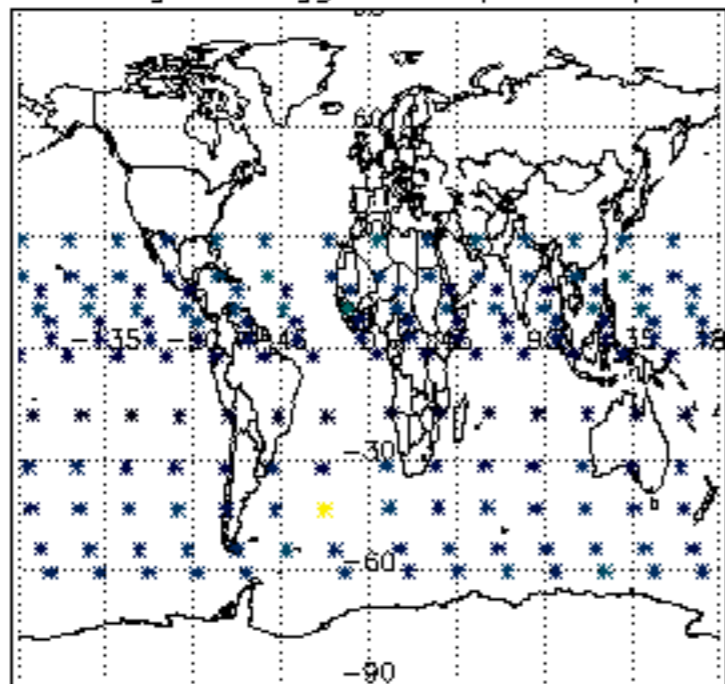
Percentage of flagged data per D3 profile



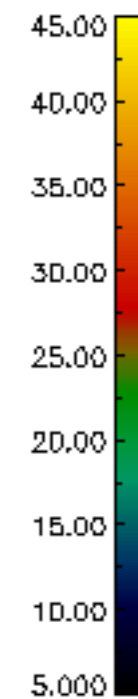
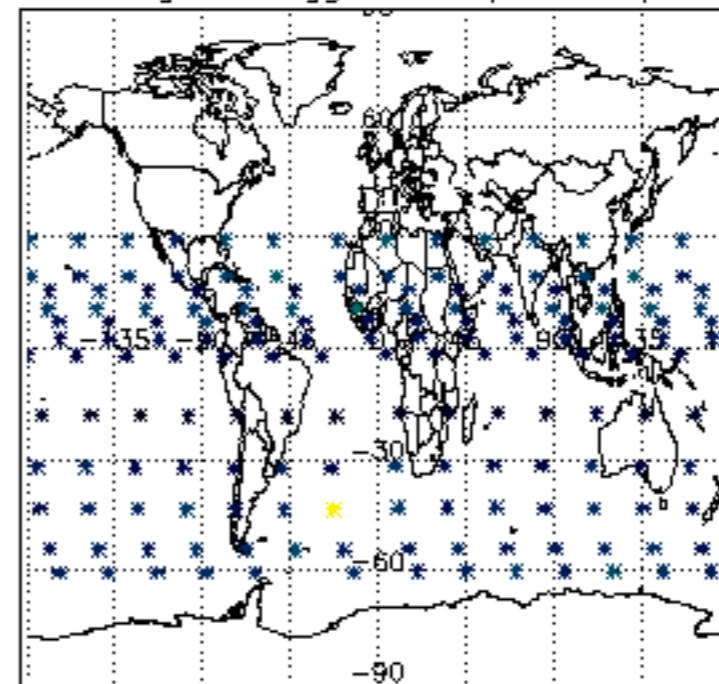
Percentage of flagged data per H2O profile

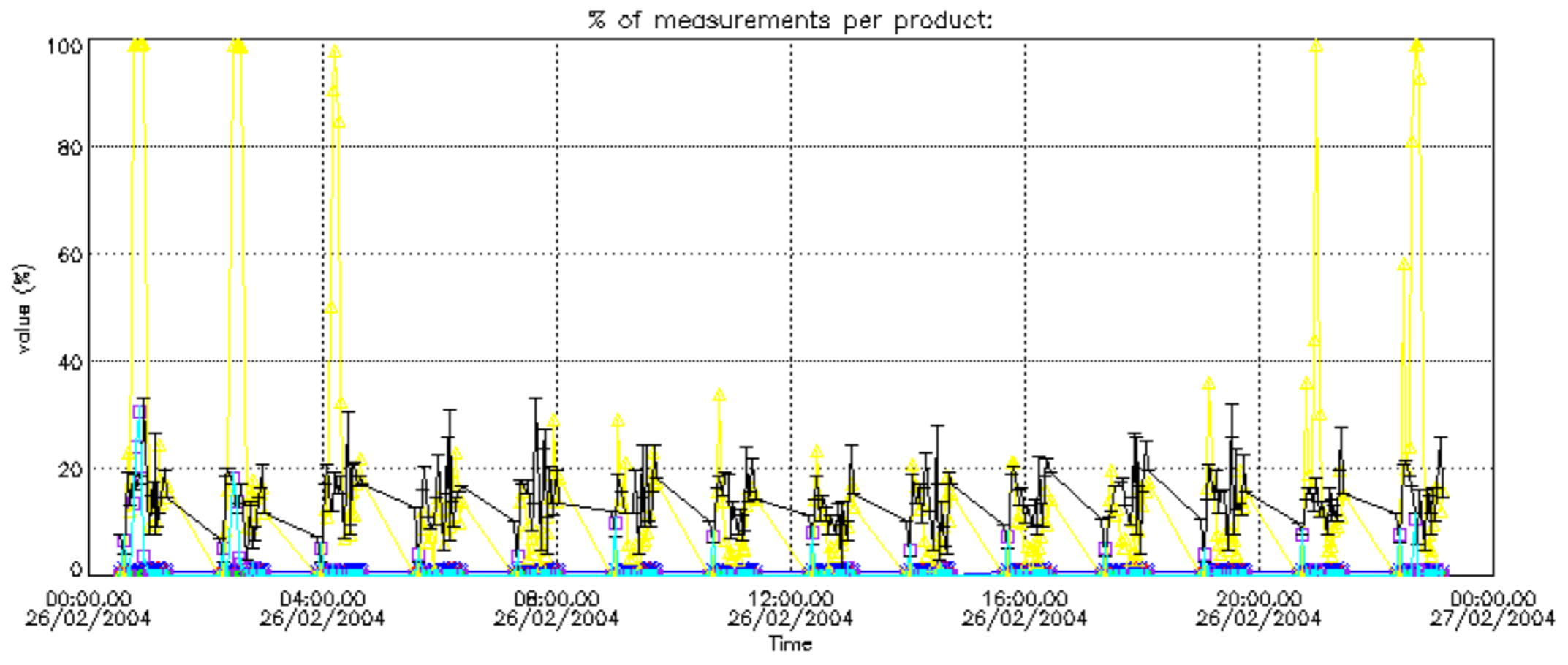


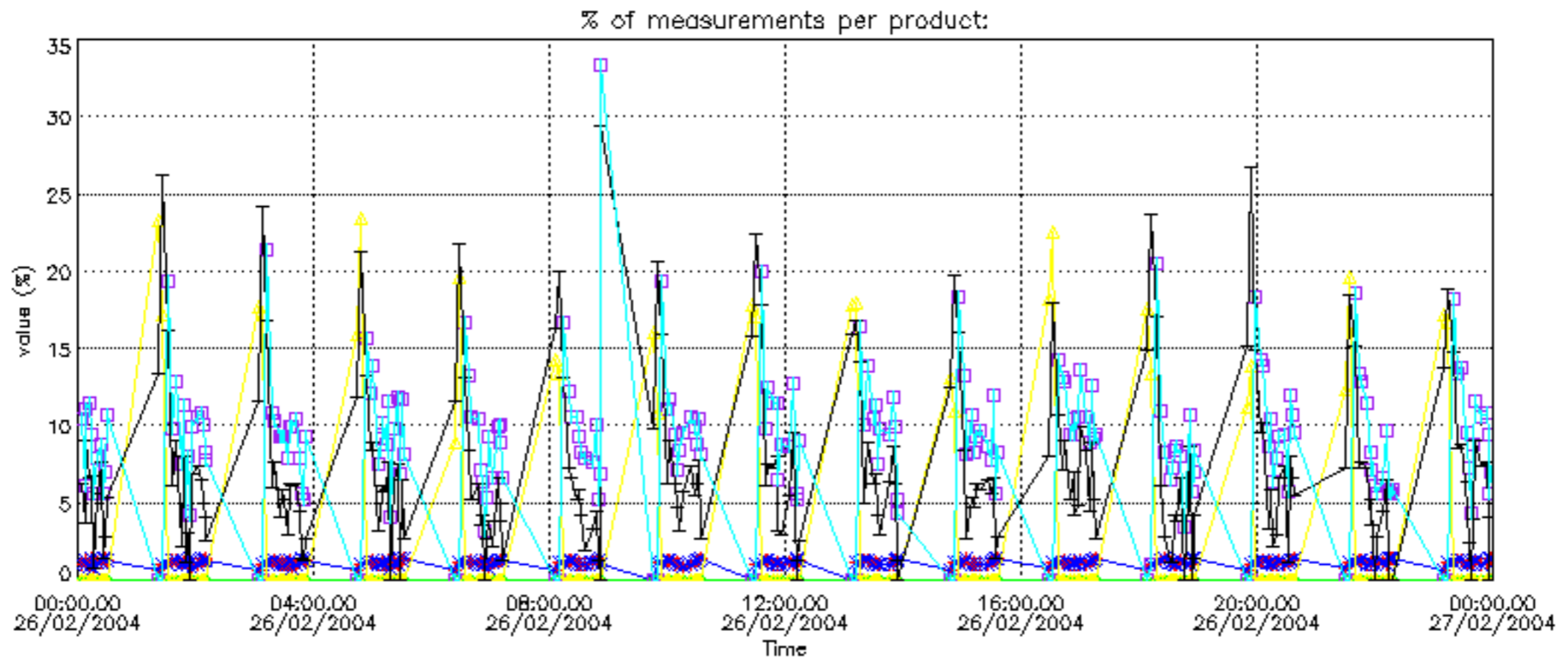
Percentage of flagged data per NO2 profile



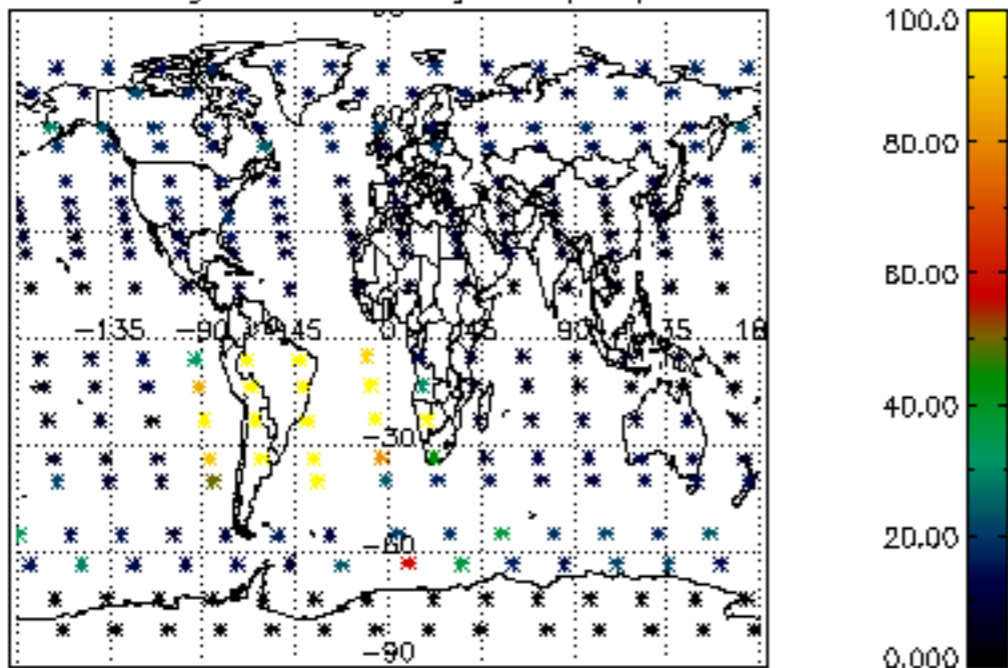
Percentage of flagged data per NO3 profile



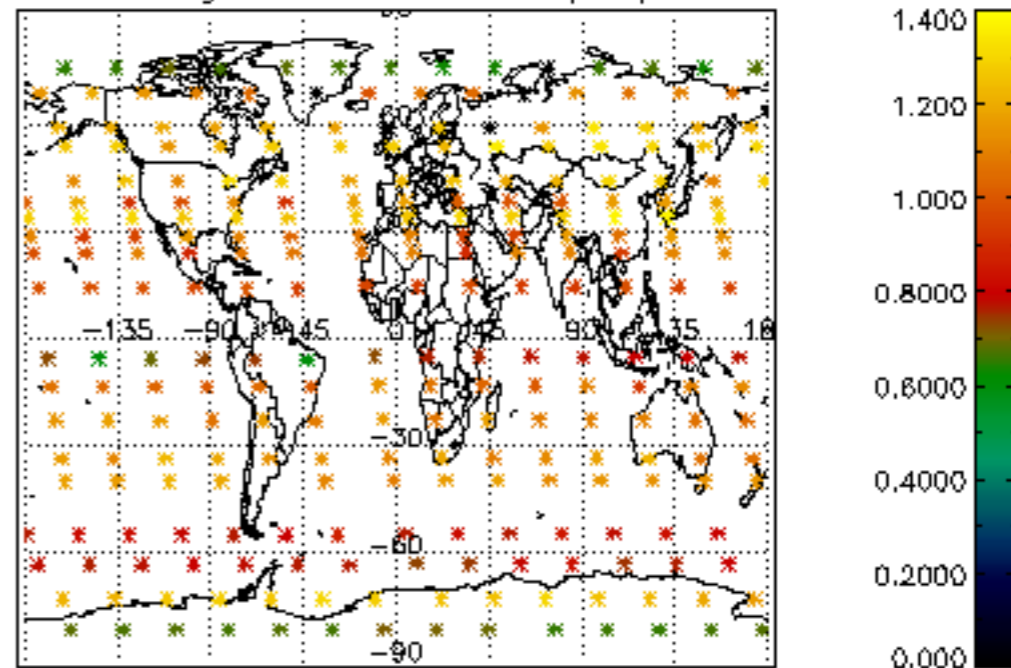




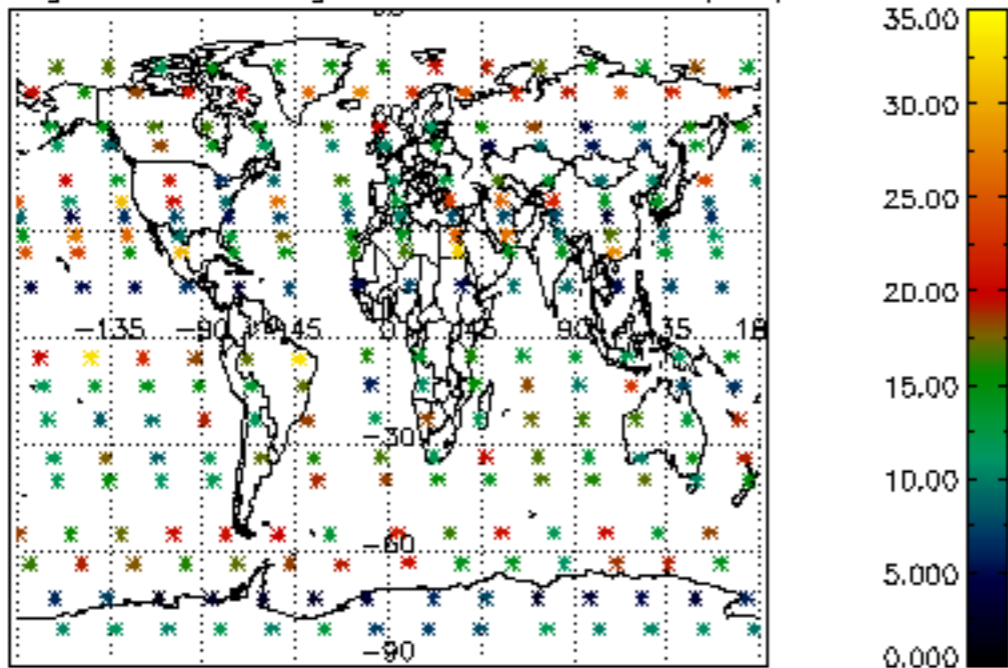
Percentage of cosmic ray hits per profile



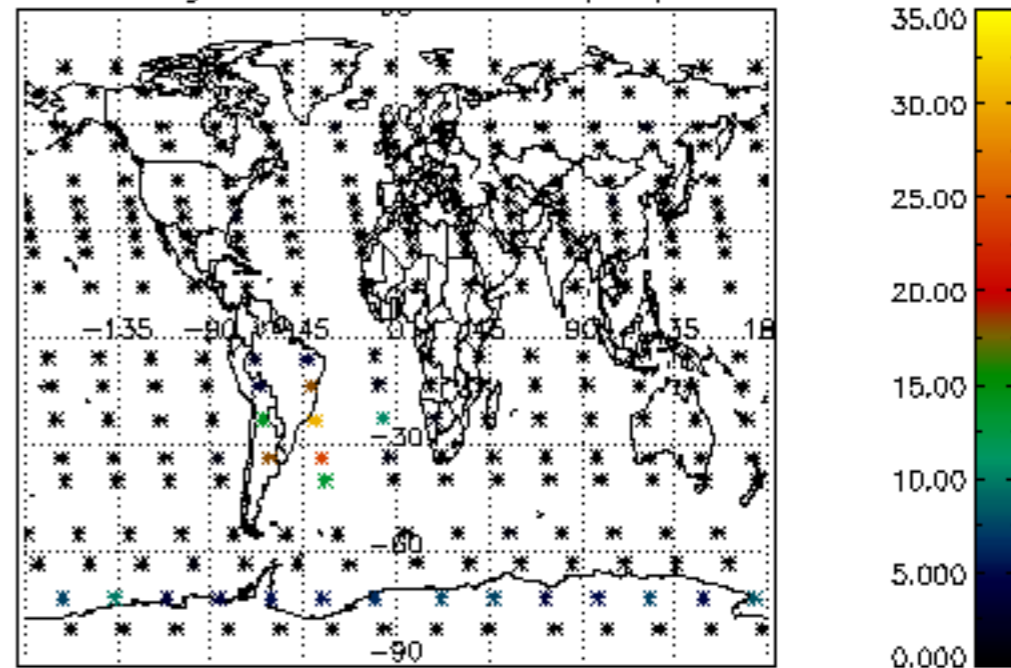
Percentage of datation errors per profile



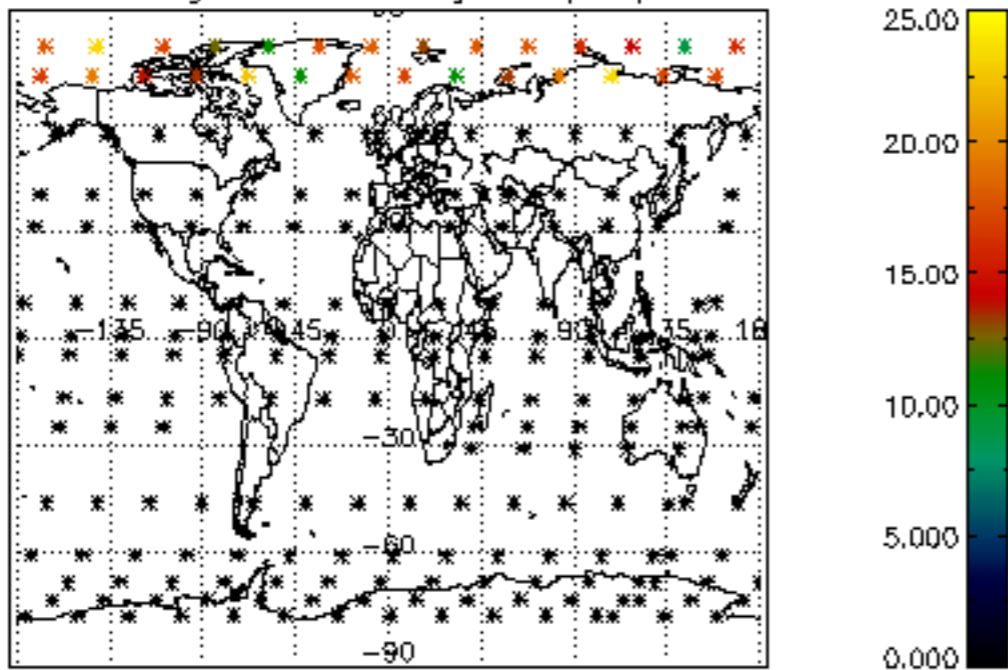
Percentage of star falling outside central band per profile



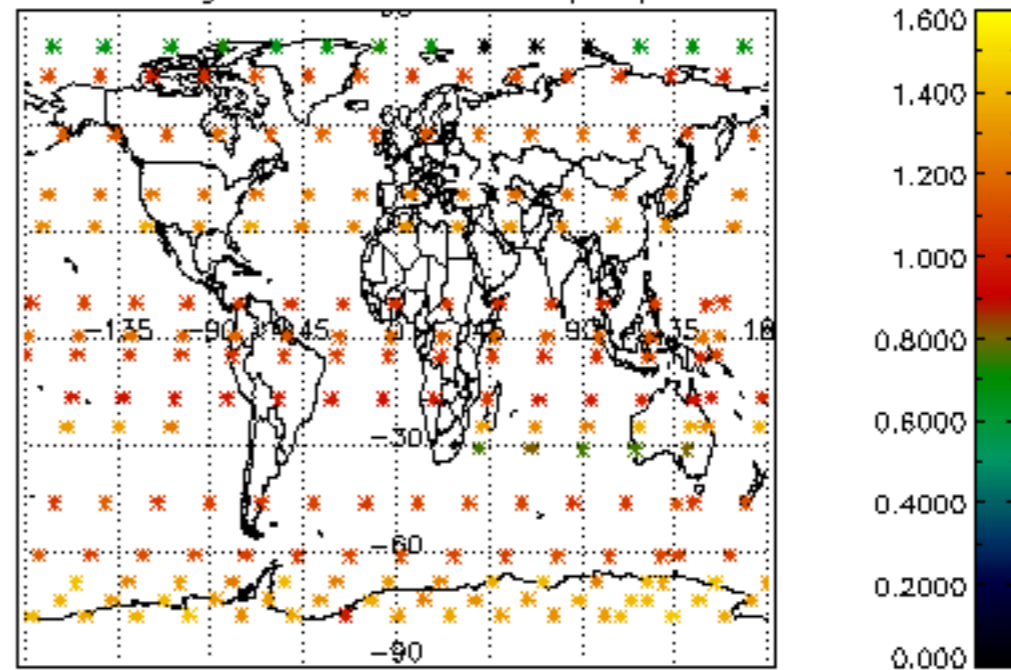
Percentage of saturation errors per profile



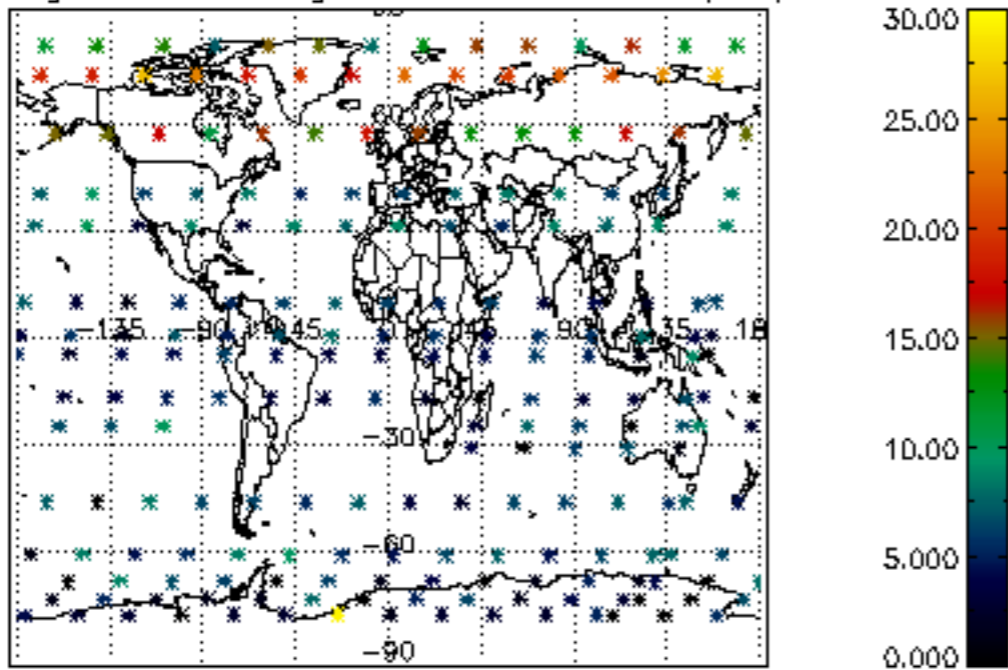
Percentage of cosmic ray hits per profile



Percentage of datation errors per profile



Percentage of star falling outside central band per profile



Percentage of saturation errors per profile

