

GOMOS Level 2 Daily Report

SUMMARY

[1. General Info](#)

[2. Summary of processed GOM_NL_2P products](#)

[3. Level 2 Quality information per product](#)

[3.1 Plot of level 2 quality information per product \(time dependant\)](#)

[3.2 Plot of level 2 quality information per product \(world map\)](#)

[4. Level 1 Quality information per product \(stored on level 2 products\)](#)

[4.1 Plot of level 1 quality information per product \(time dependant\)](#)

[4.1.1 Plot of level 1 quality information per product \(time dependant\): ASCENDING](#)

[4.1.2 Plot of level 1 quality information per product \(time dependant\): DESCENDING](#)

[4.2 Plot of level 1 quality information per product \(world map\)](#)

[4.2.1 Plot of level 1 quality information per product \(world map\): ASCENDING](#)

[4.2.2 Plot of level 1 quality information per product \(world map\): DESCENDING](#)

[5. Ozone profiles based on quality statistics and other trace gas profiles](#)

[5.1 Ozone statistics based on quality of products](#)

[5.2 Plot ozone profiles for all STD \(dark without errors\)](#)

[5.3 Plot ozone profiles where STD < 20% \(dark without errors\)](#)

[5.4. Plot ozone profiles where STD < 10% \(dark without errors\)](#)

[5.5. Plot ozone profiles where STD < 5% \(dark without errors\)](#)

[5.6 Plot NO2 profiles for all STD \(dark without errors\)](#)

[5.7 Plot NO3 profiles for all STD \(dark without errors\)](#)

[5.8 Plot H2O profiles \(only for occultations of stars 1,2,3,4,13,14,16,26,63 dark without errors\) for all STD](#)

[6. Auxiliary Data Files used for the production reported in section 2](#)

This report presents the daily analysis on parameters extracted from GOMOS level 2 data (GOM_NL__2P). It is intended to monitor some important parameters that will impact the quality of these products. A list of level 2 products (and content) that have arrived during the reporting day to the PCF is also given.

Item	Value
Time of report generation	18APR2013 20:05:12
Data source version	GOMOS/6.01
Start time of products	25-02-2004 (25FEB2004 00:00:00)
Stop time of products	26-02-2004 (26FEB2004 00:00:00)
Store outputs in DB	Yes
Nb of level 2 prods	462
Nb of prods with errors	0

2. Summary of processed GOM_NL__2P products.

Nr	Filename	UTC Start time	Limb	Duration	Star Id	Star Name	Star Mag	Star Temp	Nb Meas	Orbit	Prod. error
1	GOM_NL__2PRFIN20040225_000112_000000382024_00317_10391_1920.N1	25-FEB-2004 00:01:12	Dark	37.500	29	Bet Car	1.6720	10200.	75	10391	No
2	GOM_NL__2PRFIN20040225_000357_000000412024_00317_10391_1921.N1	25-FEB-2004 00:03:57	Dark	41.000	71	lot Car	2.2460	7700.0	82	10391	No
3	GOM_NL__2PRFIN20040225_000530_000000422024_00317_10391_1922.N1	25-FEB-2004 00:05:30	Straylight	42.000	46	Del Vel	1.9540	10600.	84	10391	No
4	GOM_NL__2PRFIN20040225_000820_000000432024_00317_10391_1923.N1	25-FEB-2004 00:08:20	Straylight	43.000	65	Lam Vel	2.2040	4400.0	86	10391	No
5	GOM_NL__2PRFIN20040225_001132_000000742024_00317_10391_1924.N1	25-FEB-2004 00:11:32	Straylight	74.000	171	2Eps Crv	3.0010	4250.0	148	10391	No
6	GOM_NL__2PRFIN20040225_001355_000000772024_00317_10391_1925.N1	25-FEB-2004 00:13:55	Straylight	77.000	100	4Gam Crv	2.5800	13100.	154	10391	No
7	GOM_NL__2PRFIN20040225_001756_000000472024_00317_10391_1926.N1	25-FEB-2004 00:17:56	Twilight	46.500	48	30Alp Hya	1.9770	4100.0	93	10391	No
8	GOM_NL__2PRFIN20040225_002248_000000432024_00317_10391_1927.N1	25-FEB-2004 00:22:48	Bright	43.000	8	10Alp CMi	0.40000	6500.0	86	10391	No
9	GOM_NL__2PRFIN20040225_002428_000000462024_00317_10391_1928.N1	25-FEB-2004 00:24:28	Bright	45.500	22	32Alp Leo	1.3600	15200.	91	10391	No
10	GOM_NL__2PRFIN20040225_002747_000000412024_00317_10391_1929.N1	25-FEB-2004 00:27:47	Bright	40.500	166	17Eps Leo	2.9800	6000.0	81	10391	No
11	GOM_NL__2PRFIN20040225_003008_000000362024_00317_10391_1930.N1	25-FEB-2004 00:30:08	Bright	36.000	24	66Alp Gem	1.5800	10200.	72	10391	No
12	GOM_NL__2PRFIN20040225_003635_000000472024_00317_10391_1931.N1	25-FEB-2004 00:36:35	Bright	46.500	174	52Psi UMa	3.0040	4400.0	93	10391	No
13	GOM_NL__2PRFIN20040225_003906_000000422024_00317_10391_1932.N1	25-FEB-2004 00:39:06	Bright	42.000	82	48Bet UMa	2.3650	10600.	84	10391	No
14	GOM_NL__2PRFIN20040225_004041_000000472024_00317_10391_1933.N1	25-FEB-2004 00:40:41	Bright	47.000	87	64Gam UMa	2.4330	11000.	94	10391	No
15	GOM_NL__2PRFIN20040225_004406_000000482024_00317_10391_1934.N1	25-FEB-2004 00:44:06	Bright	48.000	32	77Eps UMa	1.7630	11000.	96	10391	No
16	GOM_NL__2PRFIN20040225_004601_000000372024_00317_10391_1935.N1	25-FEB-2004 00:46:01	Bright	37.000	49	1Alp UMi	1.9900	6300.0	74	10391	No
17	GOM_NL__2PRFIN20040225_004724_000000422024_00317_10391_1936.N1	25-FEB-2004 00:47:24	Bright	41.500	60	7Bet UMi	2.0810	3950.0	83	10391	No
18	GOM_NL__2PRFIN20040225_005211_000000462024_00317_10391_1937.N1	25-FEB-2004 00:52:11	Bright	45.500	119	14Eta Dra	2.7270	4700.0	91	10391	No
19	GOM_NL__2PRFIN20040225_005622_000000452024_00317_10391_1938.N1	25-FEB-2004 00:56:22	Bright	44.500	130	23Bet Dra	2.7990	5800.0	89	10391	No
20	GOM_NL__2PRFIN20040225_005828_000000352024_00317_10391_1939.N1	25-FEB-2004 00:58:28	Bright	34.500	19	50Alp Cyg	1.2460	10500.	69	10391	No
21	GOM_NL__2PRFIN20040225_010002_000000352024_00317_10391_1940.N1	25-FEB-2004 01:00:02	Bright	35.000	66	37Gam Cyg	2.2080	5900.0	70	10391	No
22	GOM_NL__2PRFIN20040225_010133_000000362024_00317_10391_1941.N1	25-FEB-2004 01:01:33	Bright	35.500	92	53Eps Cyg	2.5000	4500.0	71	10391	No
23	GOM_NL__2PRFIN20040225_010429_000000702024_00317_10391_1942.N1	25-FEB-2004 01:04:29	Bright	69.500	133	40Zet Her	2.8070	6000.0	139	10391	No
24	GOM_NL__2PRFIN20040225_010826_000000382024_00317_10391_1943.N1	25-FEB-2004 01:08:26	Bright	37.500	168	17Zet Aql	2.9860	11000.	75	10391	No
25	GOM_NL__2PRFIN20040225_011115_000000642024_00317_10391_1944.N1	25-FEB-2004 01:11:15	Twilight	64.000	59	55Alp Oph	2.0800	8900.0	128	10391	No
26	GOM_NL__2PRFIN20040225_011341_000000602024_00317_10391_1945.N1	25-FEB-2004 01:13:41	Twilight	60.000	126	60Bet Oph	2.7700	4250.0	120	10391	No
27	GOM_NL__2PRFIN20040225_011806_000000432024_00317_10391_1946.N1	25-FEB-2004 01:18:06	Twilight	43.000	155	41Pi Sgr	2.9000	6600.0	86	10391	No
28	GOM_NL__2PRFIN20040225_011952_000000432024_00317_10391_1947.N1	25-FEB-2004 01:19:52	Dark	43.000	57	34Sig Sgr	2.0660	26000.	86	10391	No
29	GOM_NL__2PRFIN20040225_012251_000000422024_00317_10391_1948.N1	25-FEB-2004 01:22:51	Dark	41.500	38	20Eps Sgr	1.8360	11000.	83	10391	No
30	GOM_NL__2PRFIN20040225_012527_000000472024_00317_10391_1949.N1	25-FEB-2004 01:25:27	Dark	46.500	25	35Lam Sco	1.6200	28000.	93	10391	No
31	GOM_NL__2PRFIN20040225_012726_000000652024_00317_10391_1950.N1	25-FEB-2004 01:27:26	Dark	64.500	16	21Alp Sco	1.0200	3000.0	129	10391	No
32	GOM_NL__2PRFIN20040225_013558_000000482024_00318_10392_0061.N1	25-FEB-2004 01:35:58	Dark	48.000	4	Alp1Cen	-0.010000	5800.0	96	10392	No
33	GOM_NL__2PRFIN20040225_013718_000000462024_00318_10392_0062.N1	25-FEB-2004 01:37:18	Dark	46.000	10	Bet Cen	0.61000	28000.	92	10392	No
34	GOM_NL__2PRFIN20040225_014003_000000412024_00318_10392_0063.N1	25-FEB-2004 01:40:03	Dark	40.500	12	Alp1Cru	0.77500	30000.	81	10392	No
35	GOM_NL__2PRFIN20040225_014147_000000422024_00318_10392_0064.N1	25-FEB-2004 01:41:47	Dark	42.000	29	Bet Car	1.6720	10200.	84	10392	No
36	GOM_NL__2PRFIN20040225_014433_000000392024_00318_10392_0065.N1	25-FEB-2004 01:44:33	Dark	38.500	71	lot Car	2.2460	7700.0	77	10392	No
37	GOM_NL__2PRFIN20040225_014606_000000382024_00318_10392_0066.N1	25-FEB-2004 01:46:06	Straylight	38.000	46	Del Vel	1.9540	10600.	76	10392	No
38	GOM_NL__2PRFIN20040225_014856_000000472024_00318_10392_0067.N1	25-FEB-2004 01:48:56	Straylight	47.000	65	Lam Vel	2.2040	4400.0	94	10392	No
39	GOM_NL__2PRFIN20040225_015208_000000682024_00318_10392_0068.N1	25-FEB-2004 01:52:08	Straylight	68.000	171	2Eps Crv	3.0010	4250.0	136	10392	No
40	GOM_NL__2PRFIN20040225_031634_000000442024_00319_10393_1920.N1	25-FEB-2004 03:16:34	Dark	44.000	4	Alp1Cen	-0.010000	5800.0	88	10393	No
41	GOM_NL__2PRFIN20040225_031754_000000472024_00319_10393_1921.N1	25-FEB-2004 03:17:54	Dark	47.000	10	Bet Cen	0.61000	28000.	94	10393	No
42	GOM_NL__2PRFIN20040225_032040_000000472024_00319_10393_1922.N1	25-FEB-2004 03:20:40	Dark	46.500	12	Alp1Cru	0.77500	30000.	93	10393	No

43	GOM_NL__2PRFIN20040225_032224_000000382024_00319_10393_1923.N1	25-FEB-2004 03:22:24	Dark	38.000	29	Bet Car	1.6720	10200.	76	10393	No
44	GOM_NL__2PRFIN20040225_032509_000000402024_00319_10393_1924.N1	25-FEB-2004 03:25:09	Dark	40.000	71	lot Car	2.2460	7700.0	80	10393	No
45	GOM_NL__2PRFIN20040225_032642_000000412024_00319_10393_1925.N1	25-FEB-2004 03:26:42	Straylight	41.000	46	Del Vel	1.9540	10600.	82	10393	No
46	GOM_NL__2PRFIN20040225_032932_000000422024_00319_10393_1926.N1	25-FEB-2004 03:29:32	Straylight	42.000	65	Lam Vel	2.2040	4400.0	84	10393	No
47	GOM_NL__2PRFIN20040225_033244_000000702024_00319_10393_1927.N1	25-FEB-2004 03:32:44	Straylight	69.500	171	2Eps Crv	3.0010	4250.0	139	10393	No
48	GOM_NL__2PRFIN20040225_033507_000000782024_00319_10393_1928.N1	25-FEB-2004 03:35:07	Straylight	77.500	100	4Gam Crv	2.5800	13100.	155	10393	No
49	GOM_NL__2PRFIN20040225_033908_000000482024_00319_10393_1929.N1	25-FEB-2004 03:39:08	Tw_i_and_stray	47.500	48	30Alp Hya	1.9770	4100.0	95	10393	No
50	GOM_NL__2PRFIN20040225_034401_000000432024_00319_10393_1930.N1	25-FEB-2004 03:44:01	Bright	42.500	8	10Alp CMi	0.40000	6500.0	85	10393	No
51	GOM_NL__2PRFIN20040225_034539_000000472024_00319_10393_1931.N1	25-FEB-2004 03:45:39	Bright	46.500	22	32Alp Leo	1.3600	15200.	93	10393	No
52	GOM_NL__2PRFIN20040225_034859_000000422024_00319_10393_1932.N1	25-FEB-2004 03:48:59	Bright	42.000	166	17Eps Leo	2.9800	6000.0	84	10393	No
53	GOM_NL__2PRFIN20040225_035121_000000372024_00319_10393_1933.N1	25-FEB-2004 03:51:21	Bright	37.000	24	66Alp Gem	1.5800	10200.	74	10393	No
54	GOM_NL__2PRFIN20040225_035745_000000472024_00319_10393_1934.N1	25-FEB-2004 03:57:45	Bright	47.000	174	52Psi UMa	3.0040	4400.0	94	10393	No
55	GOM_NL__2PRFIN20040225_040016_000000442024_00319_10393_1935.N1	25-FEB-2004 04:00:16	Bright	44.000	82	48Bet UMa	2.3650	10600.	88	10393	No
56	GOM_NL__2PRFIN20040225_040151_000000492024_00319_10393_1936.N1	25-FEB-2004 04:01:51	Bright	49.000	87	64Gam UMa	2.4330	11000.	98	10393	No
57	GOM_NL__2PRFIN20040225_040515_000000512024_00319_10393_1937.N1	25-FEB-2004 04:05:15	Bright	50.500	32	77Eps UMa	1.7630	11000.	101	10393	No
58	GOM_NL__2PRFIN20040225_040714_000000372024_00319_10393_1938.N1	25-FEB-2004 04:07:14	Bright	37.000	49	1Alp UMi	1.9900	6300.0	74	10393	No
59	GOM_NL__2PRFIN20040225_040835_000000412024_00319_10393_1939.N1	25-FEB-2004 04:08:35	Bright	40.500	60	7Bet UMi	2.0810	3950.0	81	10393	No
60	GOM_NL__2PRFIN20040225_041322_000000452024_00319_10393_1940.N1	25-FEB-2004 04:13:22	Bright	45.000	119	14Eta Dra	2.7270	4700.0	90	10393	No
61	GOM_NL__2PRFIN20040225_041733_000000462024_00319_10393_1941.N1	25-FEB-2004 04:17:33	Bright	45.500	130	23Bet Dra	2.7990	5800.0	91	10393	No
62	GOM_NL__2PRFIN20040225_041940_000000352024_00319_10393_1942.N1	25-FEB-2004 04:19:40	Bright	34.500	19	50Alp Cyg	1.2460	10500.	69	10393	No
63	GOM_NL__2PRFIN20040225_042114_000000352024_00319_10393_1943.N1	25-FEB-2004 04:21:14	Bright	34.500	66	37Gam Cyg	2.2080	5900.0	69	10393	No
64	GOM_NL__2PRFIN20040225_042245_000000352024_00319_10393_1944.N1	25-FEB-2004 04:22:45	Bright	35.000	92	53Eps Cyg	2.5000	4500.0	70	10393	No
65	GOM_NL__2PRFIN20040225_042542_000000722024_00319_10393_1945.N1	25-FEB-2004 04:25:42	Bright	71.500	133	40Zet Her	2.8070	6000.0	143	10393	No
66	GOM_NL__2PRFIN20040225_042938_000000392024_00319_10393_1946.N1	25-FEB-2004 04:29:38	Bright	38.500	168	17Zet Aql	2.9860	11000.	77	10393	No
67	GOM_NL__2PRFIN20040225_043228_000000612024_00319_10393_1947.N1	25-FEB-2004 04:32:28	Tw_i_and_stray	60.500	59	55Alp Oph	2.0800	8900.0	121	10393	No
68	GOM_NL__2PRFIN20040225_043455_000000582024_00319_10393_1948.N1	25-FEB-2004 04:34:55	Tw_i_and_stray	58.000	126	60Bet Oph	2.7700	4250.0	116	10393	No
69	GOM_NL__2PRFIN20040225_043919_000000412024_00319_10393_1949.N1	25-FEB-2004 04:39:19	Twilight	41.000	155	41Pi Sgr	2.9000	6600.0	82	10393	No
70	GOM_NL__2PRFIN20040225_044105_000000442024_00319_10393_1950.N1	25-FEB-2004 04:41:05	Dark	43.500	57	34Sig Sgr	2.0660	26000.	87	10393	No
71	GOM_NL__2PRFIN20040225_044404_000000482024_00319_10393_1951.N1	25-FEB-2004 04:44:04	Dark	47.500	38	20Eps Sgr	1.8360	11000.	95	10393	No
72	GOM_NL__2PRFIN20040225_044640_000000462024_00319_10393_1952.N1	25-FEB-2004 04:46:40	Dark	45.500	25	35Lam Sco	1.6200	28000.	91	10393	No
73	GOM_NL__2PRFIN20040225_044841_000000812024_00319_10393_1953.N1	25-FEB-2004 04:48:41	Dark	81.000	16	21Alp Sco	1.0200	3000.0	162	10393	No
74	GOM_NL__2PRFIN20040225_045711_000000542024_00320_10394_1920.N1	25-FEB-2004 04:57:11	Dark	54.000	4	Alp1Cen	-0.010000	5800.0	108	10394	No
75	GOM_NL__2PRFIN20040225_045831_000000412024_00320_10394_1921.N1	25-FEB-2004 04:58:31	Dark	41.000	10	Bet Cen	0.61000	28000.	82	10394	No
76	GOM_NL__2PRFIN20040225_050116_000000502024_00320_10394_1922.N1	25-FEB-2004 05:01:16	Dark	49.500	12	Alp1Cru	0.77500	30000.	99	10394	No
77	GOM_NL__2PRFIN20040225_050300_000000372024_00320_10394_1923.N1	25-FEB-2004 05:03:00	Dark	37.000	29	Bet Car	1.6720	10200.	74	10394	No
78	GOM_NL__2PRFIN20040225_050545_000000382024_00320_10394_1924.N1	25-FEB-2004 05:05:45	Dark	38.000	71	lot Car	2.2460	7700.0	76	10394	No
79	GOM_NL__2PRFIN20040225_050718_000000382024_00320_10394_1925.N1	25-FEB-2004 05:07:18	Straylight	38.000	46	Del Vel	1.9540	10600.	76	10394	No
80	GOM_NL__2PRFIN20040225_051009_000000442024_00320_10394_1926.N1	25-FEB-2004 05:10:09	Straylight	44.000	65	Lam Vel	2.2040	4400.0	88	10394	No
81	GOM_NL__2PRFIN20040225_051321_000000702024_00320_10394_1927.N1	25-FEB-2004 05:13:21	Straylight	70.000	171	2Eps Crv	3.0010	4250.0	140	10394	No
82	GOM_NL__2PRFIN20040225_051543_000000772024_00320_10394_1928.N1	25-FEB-2004 05:15:43	Straylight	76.500	100	4Gam Crv	2.5800	13100.	153	10394	No
83	GOM_NL__2PRFIN20040225_051944_000000462024_00320_10394_1929.N1	25-FEB-2004 05:19:44	Tw_i_and_stray	46.000	48	30Alp Hya	1.9770	4100.0	92	10394	No
84	GOM_NL__2PRFIN20040225_052437_000000402024_00320_10394_1930.N1	25-FEB-2004 05:24:37	Bright	40.000	8	10Alp CMi	0.40000	6500.0	80	10394	No
85	GOM_NL__2PRFIN20040225_052615_000000462024_00320_10394_1931.N1	25-FEB-2004 05:26:15	Bright	45.500	22	32Alp Leo	1.3600	15200.	91	10394	No
86	GOM_NL__2PRFIN20040225_052934_000000402024_00320_10394_1932.N1	25-FEB-2004 05:29:34	Bright	39.500	166	17Eps Leo	2.9800	6000.0	79	10394	No
87	GOM_NL__2PRFIN20040225_053157_000000362024_00320_10394_1933.N1	25-FEB-2004 05:31:57	Bright	36.000	24	66Alp Gem	1.5800	10200.	72	10394	No
88	GOM_NL__2PRFIN20040225_053820_000000482024_00320_10394_1934.N1	25-FEB-2004 05:38:20	Bright	47.500	174	52Psi UMa	3.0040	4400.0	95	10394	No
89	GOM_NL__2PRFIN20040225_054052_000000412024_00320_10394_1935.N1	25-FEB-2004 05:40:52	Bright	41.000	82	48Bet UMa	2.3650	10600.	82	10394	No
90	GOM_NL__2PRFIN20040225_054226_000000482024_00320_10394_1936.N1	25-FEB-2004 05:42:26	Bright	47.500	87	64Gam UMa	2.4330	11000.	95	10394	No
91	GOM_NL__2PRFIN20040225_054551_000000522024_00320_10394_1937.N1	25-FEB-2004 05:45:51	Bright	51.500	32	77Eps UMa	1.7630	11000.	103	10394	No
92	GOM_NL__2PRFIN20040225_054750_000000342024_00320_10394_1938.N1	25-FEB-2004 05:47:50	Bright	34.000	49	1Alp UMi	1.9900	6300.0	68	10394	No
93	GOM_NL__2PRFIN20040225_054911_000000412024_00320_10394_1939.N1	25-FEB-2004 05:49:11	Bright	40.500	60	7Bet UMi	2.0810	3950.0	81	10394	No
94	GOM_NL__2PRFIN20040225_055358_000000462024_00320_10394_1940.N1	25-FEB-2004 05:53:58	Bright	46.000	119	14Eta Dra	2.7270	4700.0	92	10394	No
95	GOM_NL__2PRFIN20040225_055809_000000432024_00320_10394_1941.N1	25-FEB-2004 05:58:09	Bright	43.000	130	23Bet Dra	2.7990	5800.0	86	10394	No
96	GOM_NL__2PRFIN20040225_060016_000000342024_00320_10394_1942.N1	25-FEB-2004 06:00:16	Bright	34.000	19	50Alp Cyg	1.2460	10500.	68	10394	No
97	GOM_NL__2PRFIN20040225_060151_000000342024_00320_10394_1943.N1	25-FEB-2004 06:01:51	Bright	34.000	66	37Gam Cyg	2.2080	5900.0	68	10394	No
98	GOM_NL__2PRFIN20040225_060321_000000352024_00320_10394_1944.N1	25-FEB-2004 06:03:21	Bright	34.500	92	53Eps Cyg	2.5000	4500.0	69	10394	No
99	GOM_NL__2PRFIN20040225_060617_000000722024_00320_10394_1945.N1	25-FEB-2004 06:06:17	Bright	72.000	133	40Zet Her	2.8070	6000.0	144	10394	No
100	GOM_NL__2PRFIN20040225_061015_000000392024_00320_10394_1946.N1	25-FEB-2004 06:10:15	Bright	38.500	168	17Zet Aql	2.9860	11000.	77	10394	No
101	GOM_NL__2PRFIN20040225_061305_000000602024_00320_10394_1947.N1	25-FEB-2004 06:13:05	Tw_i_and_stray	60.000	59	55Alp Oph	2.0800	8900.0	120	10394	No

102	GOM_NL__2PRFIN20040225_061532_000000602024_00320_10394_1948.N1	25-FEB-2004 06:15:32	Twilight	59.500	126	60Bet Oph	2.7700	4250.0	119	10394	No
103	GOM_NL__2PRFIN20040225_061956_000000432024_00320_10394_1949.N1	25-FEB-2004 06:19:56	Twilight	42.500	155	41Pi Sgr	2.9000	6600.0	85	10394	No
104	GOM_NL__2PRFIN20040225_062141_000000422024_00320_10394_1950.N1	25-FEB-2004 06:21:41	Dark	41.500	57	34Sig Sgr	2.0660	26000.	83	10394	No
105	GOM_NL__2PRFIN20040225_062441_000000432024_00320_10394_1951.N1	25-FEB-2004 06:24:41	Dark	42.500	38	20Eps Sgr	1.8360	11000.	85	10394	No
106	GOM_NL__2PRFIN20040225_062717_000000482024_00320_10394_1952.N1	25-FEB-2004 06:27:17	Dark	47.500	25	35Lam Sco	1.6200	28000.	95	10394	No
107	GOM_NL__2PRFIN20040225_062919_000000702024_00320_10394_1953.N1	25-FEB-2004 06:29:19	Dark	69.500	16	21Alp Sco	1.0200	3000.0	139	10394	No
108	GOM_NL__2PRFIN20040225_063455_000000512024_00321_10395_1920.N1	25-FEB-2004 06:34:55	Dark	50.500	131	Gam Lup	2.8000	26000.	101	10395	No
109	GOM_NL__2PRFIN20040225_063747_000000492024_00321_10395_1921.N1	25-FEB-2004 06:37:47	Dark	48.500	4	Alp1Cen	-0.010000	5800.0	97	10395	No
110	GOM_NL__2PRFIN20040225_063907_000000422024_00321_10395_1922.N1	25-FEB-2004 06:39:07	Dark	42.000	10	Bet Cen	0.610000	28000.	84	10395	No
111	GOM_NL__2PRFIN20040225_064152_000000532024_00321_10395_1923.N1	25-FEB-2004 06:41:52	Dark	53.000	12	Alp1Cru	0.775000	30000.	106	10395	No
112	GOM_NL__2PRFIN20040225_064335_000000412024_00321_10395_1924.N1	25-FEB-2004 06:43:35	Dark	41.000	29	Bet Car	1.6720	10200.	82	10395	No
113	GOM_NL__2PRFIN20040225_064620_000000392024_00321_10395_1925.N1	25-FEB-2004 06:46:20	Dark	39.000	71	lot Car	2.2460	7700.0	78	10395	No
114	GOM_NL__2PRFIN20040225_064753_000000412024_00321_10395_1926.N1	25-FEB-2004 06:47:53	Straylight	40.500	46	Del Vel	1.9540	10600.	81	10395	No
115	GOM_NL__2PRFIN20040225_065044_000000462024_00321_10395_1927.N1	25-FEB-2004 06:50:44	Straylight	45.500	65	Lam Vel	2.2040	4400.0	91	10395	No
116	GOM_NL__2PRFIN20040225_065255_000000782024_00321_10395_1928.N1	25-FEB-2004 06:52:55	Straylight	77.500	106	9Bet Crv	2.6480	5600.0	155	10395	No
117	GOM_NL__2PRFIN20040225_065618_000000782024_00321_10395_1929.N1	25-FEB-2004 06:56:18	Straylight	78.000	100	4Gam Crv	2.5800	13100.	156	10395	No
118	GOM_NL__2PRFIN20040225_070020_000000482024_00321_10395_1930.N1	25-FEB-2004 07:00:20	Twilight	47.500	48	30Alp Hya	1.9770	4100.0	95	10395	No
119	GOM_NL__2PRFIN20040225_070513_000000442024_00321_10395_1931.N1	25-FEB-2004 07:05:13	Bright	43.500	8	10Alp CMi	0.400000	6500.0	87	10395	No
120	GOM_NL__2PRFIN20040225_070650_000000462024_00321_10395_1932.N1	25-FEB-2004 07:06:50	Bright	46.000	22	32Alp Leo	1.3600	15200.	92	10395	No
121	GOM_NL__2PRFIN20040225_071009_000000412024_00321_10395_1933.N1	25-FEB-2004 07:10:09	Bright	41.000	166	17Eps Leo	2.9800	6000.0	82	10395	No
122	GOM_NL__2PRFIN20040225_071233_000000372024_00321_10395_1934.N1	25-FEB-2004 07:12:33	Bright	36.500	24	66Alp Gem	1.5800	10200.	73	10395	No
123	GOM_NL__2PRFIN20040225_071855_000000502024_00321_10395_1935.N1	25-FEB-2004 07:18:55	Bright	49.500	174	52Psi UMa	3.0040	4400.0	99	10395	No
124	GOM_NL__2PRFIN20040225_072127_000000442024_00321_10395_1936.N1	25-FEB-2004 07:21:27	Bright	43.500	82	48Bet UMa	2.3650	10600.	87	10395	No
125	GOM_NL__2PRFIN20040225_072301_000000482024_00321_10395_1937.N1	25-FEB-2004 07:23:01	Bright	48.000	87	64Gam UMa	2.4330	11000.	96	10395	No
126	GOM_NL__2PRFIN20040225_072626_000000532024_00321_10395_1938.N1	25-FEB-2004 07:26:26	Bright	52.500	32	77Eps UMa	1.7630	11000.	105	10395	No
127	GOM_NL__2PRFIN20040225_072824_000000382024_00321_10395_1939.N1	25-FEB-2004 07:28:24	Bright	38.000	49	1Alp UMi	1.9900	6300.0	76	10395	No
128	GOM_NL__2PRFIN20040225_072945_000000402024_00321_10395_1940.N1	25-FEB-2004 07:29:45	Bright	40.000	60	7Bet UMi	2.0810	3950.0	80	10395	No
129	GOM_NL__2PRFIN20040225_073433_000000462024_00321_10395_1941.N1	25-FEB-2004 07:34:33	Bright	46.000	119	14Eta Dra	2.7270	4700.0	92	10395	No
130	GOM_NL__2PRFIN20040225_073844_000000452024_00321_10395_1942.N1	25-FEB-2004 07:38:44	Bright	44.500	130	23Bet Dra	2.7990	5800.0	89	10395	No
131	GOM_NL__2PRFIN20040225_074051_000000392024_00321_10395_1943.N1	25-FEB-2004 07:40:51	Bright	38.500	19	50Alp Cyg	1.2460	10500.	77	10395	No
132	GOM_NL__2PRFIN20040225_074223_000000392024_00321_10395_1944.N1	25-FEB-2004 07:42:23	Bright	39.000	66	37Gam Cyg	2.2080	5900.0	78	10395	No
133	GOM_NL__2PRFIN20040225_074356_000000382024_00321_10395_1945.N1	25-FEB-2004 07:43:56	Bright	37.500	92	53Eps Cyg	2.5000	4500.0	75	10395	No
134	GOM_NL__2PRFIN20040225_074655_000000702024_00321_10395_1946.N1	25-FEB-2004 07:46:55	Bright	70.000	133	40Zet Her	2.8070	6000.0	140	10395	No
135	GOM_NL__2PRFIN20040225_075050_000000412024_00321_10395_1947.N1	25-FEB-2004 07:50:50	Bright	40.500	168	17Zet Aql	2.9860	11000.	81	10395	No
136	GOM_NL__2PRFIN20040225_075342_000000622024_00321_10395_1948.N1	25-FEB-2004 07:53:42	Twilight	62.000	59	55Alp Oph	2.0800	8900.0	124	10395	No
137	GOM_NL__2PRFIN20040225_075608_000000602024_00321_10395_1949.N1	25-FEB-2004 07:56:08	Twilight	59.500	126	60Bet Oph	2.7700	4250.0	119	10395	No
138	GOM_NL__2PRFIN20040225_080031_000000442024_00321_10395_1950.N1	25-FEB-2004 08:00:31	Twilight	43.500	155	41Pi Sgr	2.9000	6600.0	87	10395	No
139	GOM_NL__2PRFIN20040225_080217_000000412024_00321_10395_1951.N1	25-FEB-2004 08:02:17	Dark	41.000	57	34Sig Sgr	2.0660	26000.	82	10395	No
140	GOM_NL__2PRFIN20040225_080516_000000422024_00321_10395_1952.N1	25-FEB-2004 08:05:16	Dark	42.000	38	20Eps Sgr	1.8360	11000.	84	10395	No
141	GOM_NL__2PRFIN20040225_080753_000000452024_00321_10395_1953.N1	25-FEB-2004 08:07:53	Dark	45.000	25	35Lam Sco	1.6200	28000.	90	10395	No
142	GOM_NL__2PRFIN20040225_080955_000000722024_00321_10395_1954.N1	25-FEB-2004 08:09:55	Dark	72.000	16	21Alp Sco	1.0200	3000.0	144	10395	No
143	GOM_NL__2PRFIN20040225_081532_000000512024_00322_10396_9965.N1	25-FEB-2004 08:15:32	Dark	50.500	131	Gam Lup	2.8000	26000.	101	10396	No
144	GOM_NL__2PRFIN20040225_081824_000000452024_00322_10396_9966.N1	25-FEB-2004 08:18:24	Dark	44.500	4	Alp1Cen	-0.010000	5800.0	89	10396	No
145	GOM_NL__2PRFIN20040225_081944_000000452024_00322_10396_9967.N1	25-FEB-2004 08:19:44	Dark	45.000	10	Bet Cen	0.610000	28000.	90	10396	No
146	GOM_NL__2PRFIN20040225_082228_000000482024_00322_10396_9968.N1	25-FEB-2004 08:22:28	Dark	48.000	12	Alp1Cru	0.775000	30000.	96	10396	No
147	GOM_NL__2PRFIN20040225_082411_000000432024_00322_10396_9969.N1	25-FEB-2004 08:24:11	Dark	43.000	29	Bet Car	1.6720	10200.	86	10396	No
148	GOM_NL__2PRFIN20040225_082657_000000392024_00322_10396_9970.N1	25-FEB-2004 08:26:57	Dark	38.500	71	lot Car	2.2460	7700.0	77	10396	No
149	GOM_NL__2PRFIN20040225_082829_000000412024_00322_10396_9971.N1	25-FEB-2004 08:28:29	Straylight	41.000	46	Del Vel	1.9540	10600.	82	10396	No
150	GOM_NL__2PRFIN20040225_083120_000000432024_00322_10396_9972.N1	25-FEB-2004 08:31:20	Straylight	42.500	65	Lam Vel	2.2040	4400.0	85	10396	No
151	GOM_NL__2PRFIN20040225_083331_000000752024_00322_10396_9973.N1	25-FEB-2004 08:33:31	Straylight	74.500	106	9Bet Crv	2.6480	5600.0	149	10396	No
152	GOM_NL__2PRFIN20040225_083653_000000842024_00322_10396_9974.N1	25-FEB-2004 08:36:53	Straylight	83.500	100	4Gam Crv	2.5800	13100.	167	10396	No
153	GOM_NL__2PRFIN20040225_084056_000000482024_00322_10396_9975.N1	25-FEB-2004 08:40:56	Twilight	47.500	48	30Alp Hya	1.9770	4100.0	95	10396	No
154	GOM_NL__2PRFIN20040225_084549_000000432024_00322_10396_9976.N1	25-FEB-2004 08:45:49	Bright	42.500	8	10Alp CMi	0.400000	6500.0	85	10396	No
155	GOM_NL__2PRFIN20040225_084726_000000452024_00322_10396_9977.N1	25-FEB-2004 08:47:26	Bright	45.000	22	32Alp Leo	1.3600	15200.	90	10396	No
156	GOM_NL__2PRFIN20040225_085045_000000412024_00322_10396_9978.N1	25-FEB-2004 08:50:45	Bright	41.000	166	17Eps Leo	2.9800	6000.0	82	10396	No
157	GOM_NL__2PRFIN20040225_085309_000000382024_00322_10396_9979.N1	25-FEB-2004 08:53:09	Bright	38.000	24	66Alp Gem	1.5800	10200.	76	10396	No
158	GOM_NL__2PRFIN20040225_085930_000000482024_00322_10396_9980.N1	25-FEB-2004 08:59:30	Bright	47.500	174	52Psi UMa	3.0040	4400.0	95	10396	No
159	GOM_NL__2PRFIN20040225_090202_000000442024_00322_10396_9981.N1	25-FEB-2004 09:02:02	Bright	43.500	82	48Bet UMa	2.3650	10600.	87	10396	No
160	GOM_NL__2PRFIN20040225_090336_000000472024_00322_10396_9982.N1	25-FEB-2004 09:03:36	Bright	47.000	87	64Gam UMa	2.4330	11000.	94	10396	No

161	GOM_NL__2PRFIN20040225_090700_000000522024_00322_10396_9983.N1	25-FEB-2004 09:07:00	Bright	51.500	32	77Eps UMa	1.7630	11000.	103	10396	No
162	GOM_NL__2PRFIN20040225_090900_000000372024_00322_10396_9984.N1	25-FEB-2004 09:09:00	Bright	37.000	49	1Alp UMi	1.9900	6300.0	74	10396	No
163	GOM_NL__2PRFIN20040225_091021_000000432024_00322_10396_9985.N1	25-FEB-2004 09:10:21	Bright	42.500	60	7Bet UMi	2.0810	3950.0	85	10396	No
164	GOM_NL__2PRFIN20040225_091508_000000472024_00322_10396_9986.N1	25-FEB-2004 09:15:08	Bright	46.500	119	14Eta Dra	2.7270	4700.0	93	10396	No
165	GOM_NL__2PRFIN20040225_091920_000000452024_00322_10396_9987.N1	25-FEB-2004 09:19:20	Bright	45.000	130	23Bet Dra	2.7990	5800.0	90	10396	No
166	GOM_NL__2PRFIN20040225_092127_000000382024_00322_10396_9988.N1	25-FEB-2004 09:21:27	Bright	38.000	19	50Alp Cyg	1.2460	10500.	76	10396	No
167	GOM_NL__2PRFIN20040225_092301_000000382024_00322_10396_9989.N1	25-FEB-2004 09:23:01	Bright	38.000	66	37Gam Cyg	2.2080	5900.0	76	10396	No
168	GOM_NL__2PRFIN20040225_092432_000000372024_00322_10396_9990.N1	25-FEB-2004 09:24:32	Bright	36.500	92	53Eps Cyg	2.5000	4500.0	73	10396	No
169	GOM_NL__2PRFIN20040225_092731_000000722024_00322_10396_9991.N1	25-FEB-2004 09:27:31	Bright	71.500	133	40Zet Her	2.8070	6000.0	143	10396	No
170	GOM_NL__2PRFIN20040225_093125_000000412024_00322_10396_9992.N1	25-FEB-2004 09:31:25	Bright	40.500	168	17Zet Aql	2.9860	11000.	81	10396	No
171	GOM_NL__2PRFIN20040225_093418_000000612024_00322_10396_9993.N1	25-FEB-2004 09:34:18	Twl_and_stray	61.000	59	55Alp Oph	2.0800	8900.0	122	10396	No
172	GOM_NL__2PRFIN20040225_093644_000000602024_00322_10396_9994.N1	25-FEB-2004 09:36:44	Twl_and_stray	60.000	126	60Bet Oph	2.7700	4250.0	120	10396	No
173	GOM_NL__2PRFIN20040225_094107_000000432024_00322_10396_9995.N1	25-FEB-2004 09:41:07	Twilight	43.000	155	41Pi Sgr	2.9000	6600.0	86	10396	No
174	GOM_NL__2PRFIN20040225_094253_000000422024_00322_10396_9996.N1	25-FEB-2004 09:42:53	Dark	41.500	57	34Sig Sgr	2.0660	26000.	83	10396	No
175	GOM_NL__2PRFIN20040225_094553_000000422024_00322_10396_9997.N1	25-FEB-2004 09:45:53	Dark	42.000	38	20Eps Sgr	1.8360	11000.	84	10396	No
176	GOM_NL__2PRFIN20040225_094830_000000552024_00322_10396_9998.N1	25-FEB-2004 09:48:30	Dark	54.500	25	35Lam Sco	1.6200	28000.	109	10396	No
177	GOM_NL__2PRFIN20040225_095033_000000652024_00322_10396_9999.N1	25-FEB-2004 09:50:33	Dark	65.000	16	21Alp Sco	1.0200	3000.0	130	10396	No
178	GOM_NL__2PRFIN20040225_095609_000000512024_00323_10397_9797.N1	25-FEB-2004 09:56:09	Dark	50.500	131	Gam Lup	2.8000	26000.	101	10397	No
179	GOM_NL__2PRFIN20040225_095900_000000442024_00323_10397_9798.N1	25-FEB-2004 09:59:00	Dark	44.000	4	Alp1Cen	-0.010000	5800.0	88	10397	No
180	GOM_NL__2PRFIN20040225_100020_000000442024_00323_10397_9799.N1	25-FEB-2004 10:00:20	Dark	44.000	10	Bet Cen	0.61000	28000.	88	10397	No
181	GOM_NL__2PRFIN20040225_100305_000000512024_00323_10397_9800.N1	25-FEB-2004 10:03:05	Dark	50.500	12	Alp1Cru	0.77500	30000.	101	10397	No
182	GOM_NL__2PRFIN20040225_100447_000000452024_00323_10397_9801.N1	25-FEB-2004 10:04:47	Dark	45.000	29	Bet Car	1.6720	10200.	90	10397	No
183	GOM_NL__2PRFIN20040225_100733_000000402024_00323_10397_9802.N1	25-FEB-2004 10:07:33	Dark	40.000	71	lot Car	2.2460	7700.0	80	10397	No
184	GOM_NL__2PRFIN20040225_100905_000000442024_00323_10397_9803.N1	25-FEB-2004 10:09:05	Straylight	44.000	46	Del Vel	1.9540	10600.	88	10397	No
185	GOM_NL__2PRFIN20040225_101156_000000432024_00323_10397_9804.N1	25-FEB-2004 10:11:56	Straylight	43.000	65	Lam Vel	2.2040	4400.0	86	10397	No
186	GOM_NL__2PRFIN20040225_101408_000000792024_00323_10397_9805.N1	25-FEB-2004 10:14:08	Straylight	79.000	106	9Bet Crv	2.6480	5600.0	158	10397	No
187	GOM_NL__2PRFIN20040225_101729_000000782024_00323_10397_9806.N1	25-FEB-2004 10:17:29	Straylight	78.000	100	4Gam Crv	2.5800	13100.	156	10397	No
188	GOM_NL__2PRFIN20040225_102132_000000542024_00323_10397_9807.N1	25-FEB-2004 10:21:32	Twl_and_stray	53.500	48	30Alp Hya	1.9770	4100.0	107	10397	No
189	GOM_NL__2PRFIN20040225_102625_000000432024_00323_10397_9808.N1	25-FEB-2004 10:26:25	Bright	43.000	8	10Alp CMi	0.40000	6500.0	86	10397	No
190	GOM_NL__2PRFIN20040225_102802_000000452024_00323_10397_9809.N1	25-FEB-2004 10:28:02	Bright	44.500	22	32Alp Leo	1.3600	15200.	89	10397	No
191	GOM_NL__2PRFIN20040225_103121_000000412024_00323_10397_9810.N1	25-FEB-2004 10:31:21	Bright	41.000	166	17Eps Leo	2.9800	6000.0	82	10397	No
192	GOM_NL__2PRFIN20040225_103345_000000382024_00323_10397_9811.N1	25-FEB-2004 10:33:45	Bright	37.500	24	66Alp Gem	1.5800	10200.	75	10397	No
193	GOM_NL__2PRFIN20040225_104005_000000502024_00323_10397_9812.N1	25-FEB-2004 10:40:05	Bright	49.500	174	52Psi UMa	3.0040	4400.0	99	10397	No
194	GOM_NL__2PRFIN20040225_104237_000000432024_00323_10397_9813.N1	25-FEB-2004 10:42:37	Bright	43.000	82	48Bet UMa	2.3650	10600.	86	10397	No
195	GOM_NL__2PRFIN20040225_104411_000000482024_00323_10397_9814.N1	25-FEB-2004 10:44:11	Bright	48.000	87	64Gam UMa	2.4330	11000.	96	10397	No
196	GOM_NL__2PRFIN20040225_104736_000000522024_00323_10397_9815.N1	25-FEB-2004 10:47:36	Bright	51.500	32	77Eps UMa	1.7630	11000.	103	10397	No
197	GOM_NL__2PRFIN20040225_104936_000000372024_00323_10397_9816.N1	25-FEB-2004 10:49:36	Bright	37.000	49	1Alp UMi	1.9900	6300.0	74	10397	No
198	GOM_NL__2PRFIN20040225_105057_000000432024_00323_10397_9817.N1	25-FEB-2004 10:50:57	Bright	43.000	60	7Bet UMi	2.0810	3950.0	86	10397	No
199	GOM_NL__2PRFIN20040225_105543_000000452024_00323_10397_9818.N1	25-FEB-2004 10:55:43	Bright	44.500	119	14Eta Dra	2.7270	4700.0	89	10397	No
200	GOM_NL__2PRFIN20040225_105956_000000452024_00323_10397_9819.N1	25-FEB-2004 10:59:56	Bright	44.500	130	23Bet Dra	2.7990	5800.0	89	10397	No
201	GOM_NL__2PRFIN20040225_110203_000000372024_00323_10397_9820.N1	25-FEB-2004 11:02:03	Bright	36.500	19	50Alp Cyg	1.2460	10500.	73	10397	No
202	GOM_NL__2PRFIN20040225_110337_000000392024_00323_10397_9821.N1	25-FEB-2004 11:03:37	Bright	38.500	66	37Gam Cyg	2.2080	5900.0	77	10397	No
203	GOM_NL__2PRFIN20040225_110508_000000372024_00323_10397_9822.N1	25-FEB-2004 11:05:08	Bright	37.000	92	53Eps Cyg	2.5000	4500.0	74	10397	No
204	GOM_NL__2PRFIN20040225_110806_000000732024_00323_10397_9823.N1	25-FEB-2004 11:08:06	Bright	72.500	133	40Zet Her	2.8070	6000.0	145	10397	No
205	GOM_NL__2PRFIN20040225_111202_000000402024_00323_10397_9824.N1	25-FEB-2004 11:12:02	Bright	39.500	168	17Zet Aql	2.9860	11000.	79	10397	No
206	GOM_NL__2PRFIN20040225_111454_000000612024_00323_10397_9825.N1	25-FEB-2004 11:14:54	Twl_and_stray	61.000	59	55Alp Oph	2.0800	8900.0	122	10397	No
207	GOM_NL__2PRFIN20040225_111720_000000642024_00323_10397_9826.N1	25-FEB-2004 11:17:20	Twl_and_stray	64.000	126	60Bet Oph	2.7700	4250.0	128	10397	No
208	GOM_NL__2PRFIN20040225_112143_000000422024_00323_10397_9827.N1	25-FEB-2004 11:21:43	Twilight	41.500	155	41Pi Sgr	2.9000	6600.0	83	10397	No
209	GOM_NL__2PRFIN20040225_112329_000000442024_00323_10397_9828.N1	25-FEB-2004 11:23:29	Dark	44.000	57	34Sig Sgr	2.0660	26000.	88	10397	No
210	GOM_NL__2PRFIN20040225_112629_000000432024_00323_10397_9829.N1	25-FEB-2004 11:26:29	Dark	42.500	38	20Eps Sgr	1.8360	11000.	85	10397	No
211	GOM_NL__2PRFIN20040225_112905_000000462024_00323_10397_9830.N1	25-FEB-2004 11:29:05	Dark	46.000	25	35Lam Sco	1.6200	28000.	92	10397	No
212	GOM_NL__2PRFIN20040225_113109_000000632024_00323_10397_9831.N1	25-FEB-2004 11:31:09	Dark	63.000	16	21Alp Sco	1.0200	3000.0	126	10397	No
213	GOM_NL__2PRFIN20040225_113646_000000522024_00324_10398_9817.N1	25-FEB-2004 11:36:46	Dark	51.500	131	Gam Lup	2.8000	26000.	103	10398	No
214	GOM_NL__2PRFIN20040225_113936_000000452024_00324_10398_9818.N1	25-FEB-2004 11:39:36	Dark	44.500	4	Alp1Cen	-0.010000	5800.0	89	10398	No
215	GOM_NL__2PRFIN20040225_114056_000000422024_00324_10398_9819.N1	25-FEB-2004 11:40:56	Dark	42.000	10	Bet Cen	0.61000	28000.	84	10398	No
216	GOM_NL__2PRFIN20040225_114341_000000522024_00324_10398_9820.N1	25-FEB-2004 11:43:41	Dark	51.500	12	Alp1Cru	0.77500	30000.	103	10398	No
217	GOM_NL__2PRFIN20040225_114523_000000382024_00324_10398_9821.N1	25-FEB-2004 11:45:23	Dark	38.000	29	Bet Car	1.6720	10200.	76	10398	No
218	GOM_NL__2PRFIN20040225_114809_000000392024_00324_10398_9822.N1	25-FEB-2004 11:48:09	Dark	38.500	71	lot Car	2.2460	7700.0	77	10398	No
219	GOM_NL__2PRFIN20040225_114941_000000382024_00324_10398_9823.N1	25-FEB-2004 11:49:41	Straylight	38.000	46	Del Vel	1.9540	10600.	76	10398	No

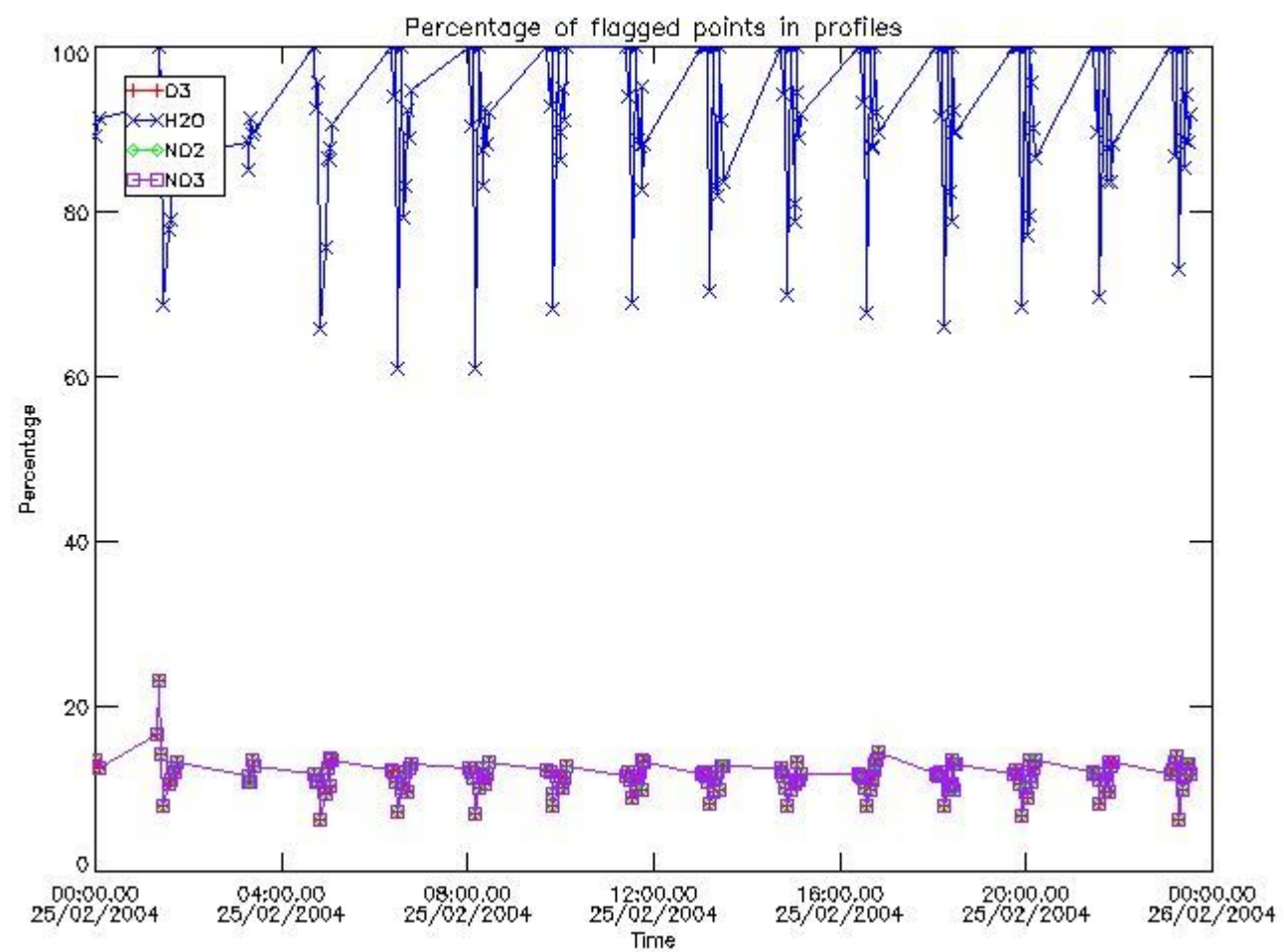
220	GOM_NL__2PRFIN20040225_115232_000000382024_00324_10398_9824.N1	25-FEB-2004 11:52:32	Straylight	38.000	65	Lam Vel	2.2040	4400.0	76	10398	No
221	GOM_NL__2PRFIN20040225_115444_000000782024_00324_10398_9825.N1	25-FEB-2004 11:54:44	Straylight	78.000	106	9Bet Crv	2.6480	5600.0	156	10398	No
222	GOM_NL__2PRFIN20040225_115807_000000702024_00324_10398_9826.N1	25-FEB-2004 11:58:07	Straylight	70.000	100	4Gam Crv	2.5800	13100.	140	10398	No
223	GOM_NL__2PRFIN20040225_120208_000000462024_00324_10398_9827.N1	25-FEB-2004 12:02:08	Tw_i_and_stray	46.000	48	30Alp Hya	1.9770	4100.0	92	10398	No
224	GOM_NL__2PRFIN20040225_120701_000000432024_00324_10398_9828.N1	25-FEB-2004 12:07:01	Bright	42.500	8	10Alp CMi	0.40000	6500.0	85	10398	No
225	GOM_NL__2PRFIN20040225_120837_000000462024_00324_10398_9829.N1	25-FEB-2004 12:08:37	Bright	46.000	22	32Alp Leo	1.3600	15200.	92	10398	No
226	GOM_NL__2PRFIN20040225_121156_000000412024_00324_10398_9830.N1	25-FEB-2004 12:11:56	Bright	41.000	166	17Eps Leo	2.9800	6000.0	82	10398	No
227	GOM_NL__2PRFIN20040225_121421_000000402024_00324_10398_9831.N1	25-FEB-2004 12:14:21	Bright	39.500	24	66Alp Gem	1.5800	10200.	79	10398	No
228	GOM_NL__2PRFIN20040225_122040_000000492024_00324_10398_9832.N1	25-FEB-2004 12:20:40	Bright	49.000	174	52Psi UMa	3.0040	4400.0	98	10398	No
229	GOM_NL__2PRFIN20040225_122313_000000432024_00324_10398_9833.N1	25-FEB-2004 12:23:13	Bright	43.000	82	48Bet UMa	2.3650	10600.	86	10398	No
230	GOM_NL__2PRFIN20040225_122447_000000482024_00324_10398_9834.N1	25-FEB-2004 12:24:47	Bright	48.000	87	64Gam UMa	2.4330	11000.	96	10398	No
231	GOM_NL__2PRFIN20040225_122810_000000492024_00324_10398_9835.N1	25-FEB-2004 12:28:10	Bright	48.500	32	77Eps UMa	1.7630	11000.	97	10398	No
232	GOM_NL__2PRFIN20040225_123013_000000372024_00324_10398_9836.N1	25-FEB-2004 12:30:13	Bright	37.000	49	1Alp UMi	1.9900	6300.0	74	10398	No
233	GOM_NL__2PRFIN20040225_123132_000000432024_00324_10398_9837.N1	25-FEB-2004 12:31:32	Bright	43.000	60	7Bet UMi	2.0810	3950.0	86	10398	No
234	GOM_NL__2PRFIN20040225_123619_000000452024_00324_10398_9838.N1	25-FEB-2004 12:36:19	Bright	44.500	119	14Eta Dra	2.7270	4700.0	89	10398	No
235	GOM_NL__2PRFIN20040225_124031_000000462024_00324_10398_9839.N1	25-FEB-2004 12:40:31	Bright	46.000	130	23Bet Dra	2.7990	5800.0	92	10398	No
236	GOM_NL__2PRFIN20040225_124237_000000422024_00324_10398_9840.N1	25-FEB-2004 12:42:37	Bright	41.500	19	50Alp Cyg	1.2460	10500.	83	10398	No
237	GOM_NL__2PRFIN20040225_124411_000000382024_00324_10398_9841.N1	25-FEB-2004 12:44:11	Bright	37.500	66	37Gam Cyg	2.2080	5900.0	75	10398	No
238	GOM_NL__2PRFIN20040225_124544_000000362024_00324_10398_9842.N1	25-FEB-2004 12:45:44	Bright	36.000	92	53Eps Cyg	2.5000	4500.0	72	10398	No
239	GOM_NL__2PRFIN20040225_124843_000000712024_00324_10398_9843.N1	25-FEB-2004 12:48:43	Bright	71.000	133	40Zet Her	2.8070	6000.0	142	10398	No
240	GOM_NL__2PRFIN20040225_125239_000000392024_00324_10398_9844.N1	25-FEB-2004 12:52:39	Bright	38.500	168	17Zet Aql	2.9860	11000.	77	10398	No
241	GOM_NL__2PRFIN20040225_125532_000000612024_00324_10398_9845.N1	25-FEB-2004 12:55:32	Tw_i_and_stray	60.500	59	55Alp Oph	2.0800	8900.0	121	10398	No
242	GOM_NL__2PRFIN20040225_125757_000000642024_00324_10398_9846.N1	25-FEB-2004 12:57:57	Tw_i_and_stray	63.500	126	60Bet Oph	2.7700	4250.0	127	10398	No
243	GOM_NL__2PRFIN20040225_130220_000000442024_00324_10398_9847.N1	25-FEB-2004 13:02:20	Dark	43.500	155	41Pi Sgr	2.9000	6600.0	87	10398	No
244	GOM_NL__2PRFIN20040225_130406_000000422024_00324_10398_9848.N1	25-FEB-2004 13:04:06	Dark	42.000	57	34Sig Sgr	2.0660	26000.	84	10398	No
245	GOM_NL__2PRFIN20040225_130706_000000452024_00324_10398_9849.N1	25-FEB-2004 13:07:06	Dark	44.500	38	20Eps Sgr	1.8360	11000.	89	10398	No
246	GOM_NL__2PRFIN20040225_130943_000000472024_00324_10398_9850.N1	25-FEB-2004 13:09:43	Dark	47.000	25	35Lam Sco	1.6200	28000.	94	10398	No
247	GOM_NL__2PRFIN20040225_131147_000000632024_00324_10398_9851.N1	25-FEB-2004 13:11:47	Dark	63.000	16	21Alp Sco	1.0200	3000.0	126	10398	No
248	GOM_NL__2PRFIN20040225_131723_000000532024_00325_10399_9818.N1	25-FEB-2004 13:17:23	Dark	52.500	131	Gam Lup	2.8000	26000.	105	10399	No
249	GOM_NL__2PRFIN20040225_132013_000000452024_00325_10399_9819.N1	25-FEB-2004 13:20:13	Dark	45.000	4	Alp1Cen	-0.010000	5800.0	90	10399	No
250	GOM_NL__2PRFIN20040225_132133_000000422024_00325_10399_9820.N1	25-FEB-2004 13:21:33	Dark	42.000	10	Bet Cen	0.61000	28000.	84	10399	No
251	GOM_NL__2PRFIN20040225_132418_000000512024_00325_10399_9821.N1	25-FEB-2004 13:24:18	Dark	51.000	12	Alp1Cru	0.77500	30000.	102	10399	No
252	GOM_NL__2PRFIN20040225_132559_000000402024_00325_10399_9822.N1	25-FEB-2004 13:25:59	Dark	40.000	29	Bet Car	1.6720	10200.	80	10399	No
253	GOM_NL__2PRFIN20040225_132844_000000402024_00325_10399_9823.N1	25-FEB-2004 13:28:44	Dark	40.000	71	lot Car	2.2460	7700.0	80	10399	No
254	GOM_NL__2PRFIN20040225_133017_000000402024_00325_10399_9824.N1	25-FEB-2004 13:30:17	Straylight	39.500	46	Del Vel	1.9540	10600.	79	10399	No
255	GOM_NL__2PRFIN20040225_133308_000000482024_00325_10399_9825.N1	25-FEB-2004 13:33:08	Straylight	47.500	65	Lam Vel	2.2040	4400.0	95	10399	No
256	GOM_NL__2PRFIN20040225_133521_000000782024_00325_10399_9826.N1	25-FEB-2004 13:35:21	Straylight	77.500	106	9Bet Crv	2.6480	5600.0	155	10399	No
257	GOM_NL__2PRFIN20040225_133843_000000762024_00325_10399_9827.N1	25-FEB-2004 13:38:43	Straylight	76.000	100	4Gam Crv	2.5800	13100.	152	10399	No
258	GOM_NL__2PRFIN20040225_134244_000000482024_00325_10399_9828.N1	25-FEB-2004 13:42:44	Tw_i_and_stray	47.500	48	30Alp Hya	1.9770	4100.0	95	10399	No
259	GOM_NL__2PRFIN20040225_134737_000000432024_00325_10399_9829.N1	25-FEB-2004 13:47:37	Bright	43.000	8	10Alp CMi	0.40000	6500.0	86	10399	No
260	GOM_NL__2PRFIN20040225_134913_000000452024_00325_10399_9830.N1	25-FEB-2004 13:49:13	Bright	45.000	22	32Alp Leo	1.3600	15200.	90	10399	No
261	GOM_NL__2PRFIN20040225_135232_000000412024_00325_10399_9831.N1	25-FEB-2004 13:52:32	Bright	41.000	166	17Eps Leo	2.9800	6000.0	82	10399	No
262	GOM_NL__2PRFIN20040225_135457_000000392024_00325_10399_9832.N1	25-FEB-2004 13:54:57	Bright	38.500	24	66Alp Gem	1.5800	10200.	77	10399	No
263	GOM_NL__2PRFIN20040225_140115_000000482024_00325_10399_9833.N1	25-FEB-2004 14:01:15	Bright	47.500	174	52Psi UMa	3.0040	4400.0	95	10399	No
264	GOM_NL__2PRFIN20040225_140348_000000432024_00325_10399_9834.N1	25-FEB-2004 14:03:48	Bright	43.000	82	48Bet UMa	2.3650	10600.	86	10399	No
265	GOM_NL__2PRFIN20040225_140522_000000472024_00325_10399_9835.N1	25-FEB-2004 14:05:22	Bright	47.000	87	64Gam UMa	2.4330	11000.	94	10399	No
266	GOM_NL__2PRFIN20040225_140845_000000522024_00325_10399_9836.N1	25-FEB-2004 14:08:45	Bright	52.000	32	77Eps UMa	1.7630	11000.	104	10399	No
267	GOM_NL__2PRFIN20040225_141049_000000372024_00325_10399_9837.N1	25-FEB-2004 14:10:49	Bright	36.500	49	1Alp UMi	1.9900	6300.0	73	10399	No
268	GOM_NL__2PRFIN20040225_141208_000000432024_00325_10399_9838.N1	25-FEB-2004 14:12:08	Bright	42.500	60	7Bet UMi	2.0810	3950.0	85	10399	No
269	GOM_NL__2PRFIN20040225_141654_000000462024_00325_10399_9839.N1	25-FEB-2004 14:16:54	Bright	46.000	119	14Eta Dra	2.7270	4700.0	92	10399	No
270	GOM_NL__2PRFIN20040225_142107_000000462024_00325_10399_9840.N1	25-FEB-2004 14:21:07	Bright	46.000	130	23Bet Dra	2.7990	5800.0	92	10399	No
271	GOM_NL__2PRFIN20040225_142315_000000372024_00325_10399_9841.N1	25-FEB-2004 14:23:15	Bright	37.000	19	50Alp Cyg	1.2460	10500.	74	10399	No
272	GOM_NL__2PRFIN20040225_142450_000000372024_00325_10399_9842.N1	25-FEB-2004 14:24:50	Bright	36.500	66	37Gam Cyg	2.2080	5900.0	73	10399	No
273	GOM_NL__2PRFIN20040225_142621_000000362024_00325_10399_9843.N1	25-FEB-2004 14:26:21	Bright	35.500	92	53Eps Cyg	2.5000	4500.0	71	10399	No
274	GOM_NL__2PRFIN20040225_142919_000000712024_00325_10399_9844.N1	25-FEB-2004 14:29:19	Bright	70.500	133	40Zet Her	2.8070	6000.0	141	10399	No
275	GOM_NL__2PRFIN20040225_143315_000000392024_00325_10399_9845.N1	25-FEB-2004 14:33:15	Bright	39.000	168	17Zet Aql	2.9860	11000.	78	10399	No
276	GOM_NL__2PRFIN20040225_143608_000000612024_00325_10399_9846.N1	25-FEB-2004 14:36:08	Tw_i_and_stray	61.000	59	55Alp Oph	2.0800	8900.0	122	10399	No
277	GOM_NL__2PRFIN20040225_143834_000000612024_00325_10399_9847.N1	25-FEB-2004 14:38:34	Tw_i_and_stray	60.500	126	60Bet Oph	2.7700	4250.0	121	10399	No
278	GOM_NL__2PRFIN20040225_144257_000000412024_00325_10399_9848.N1	25-FEB-2004 14:42:57	Dark	41.000	155	41Pi Sgr	2.9000	6600.0	82	10399	No

456	GOM_NL__2PRFIN20040225_233645_000000432024_00331_10405_9827.N1	25-FEB-2004 23:36:45	Straylight	43.000	65	Lam Vel	2.2040	4400.0	86	10405	No
457	GOM_NL__2PRFIN20040225_233859_000000782024_00331_10405_9828.N1	25-FEB-2004 23:38:59	Straylight	77.500	106	9Bet Crv	2.6480	5600.0	155	10405	No
458	GOM_NL__2PRFIN20040225_234220_000000752024_00331_10405_9829.N1	25-FEB-2004 23:42:20	Straylight	74.500	100	4Gam Crv	2.5800	13100.	149	10405	No
459	GOM_NL__2PRFIN20040225_234619_000000482024_00331_10405_9830.N1	25-FEB-2004 23:46:19	Twilight_and_stray	47.500	48	30Alp Hya	1.9770	4100.0	95	10405	No
460	GOM_NL__2PRFIN20040225_235114_000000442024_00331_10405_9831.N1	25-FEB-2004 23:51:14	Bright	44.000	8	10Alp CMi	0.40000	6500.0	88	10405	No
461	GOM_NL__2PRFIN20040225_235606_000000422024_00331_10405_9832.N1	25-FEB-2004 23:56:06	Bright	42.000	166	17Eps Leo	2.9800	6000.0	84	10405	No
462	GOM_NL__2PRFIN20040225_235834_000000382024_00331_10405_9833.N1	25-FEB-2004 23:58:34	Bright	38.000	24	66Alp Gem	1.5800	10200.	76	10405	No

3. Quality information per product

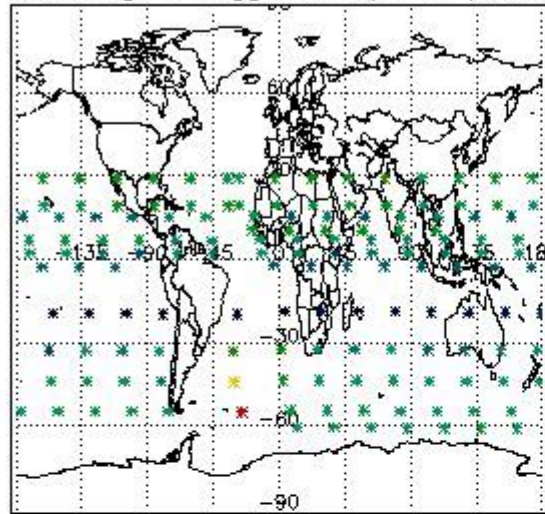
In this section it is plotted some information contained in the Quality Summary data set of the level 2 products. Only products in dark limb conditions and without errors (error flag in the MPH set to "0") are used.

3.1 Plot quality information per product (time dependant)

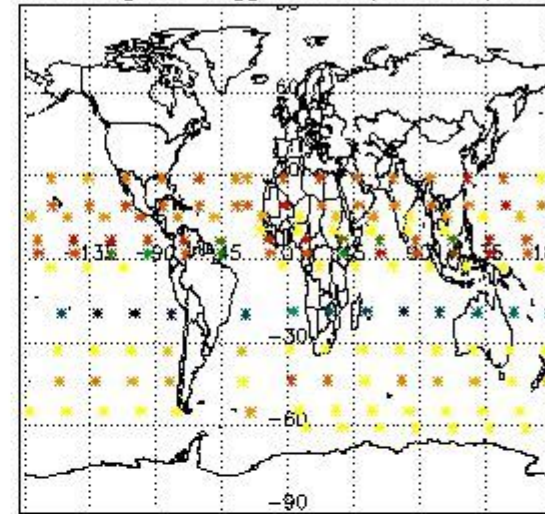


3.2 Plot quality information per product (world map)

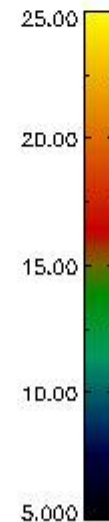
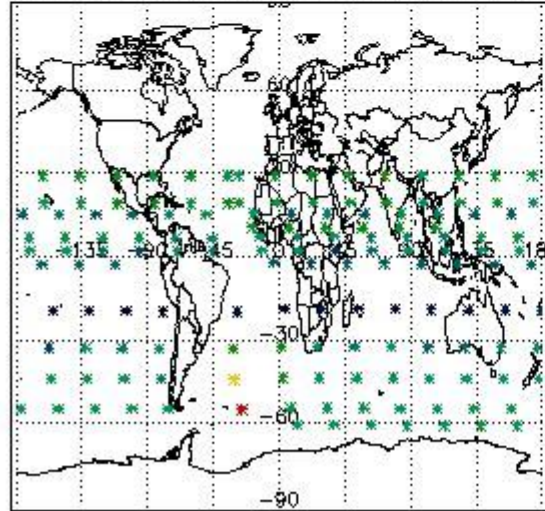
Percentage of flagged data per O3 profile



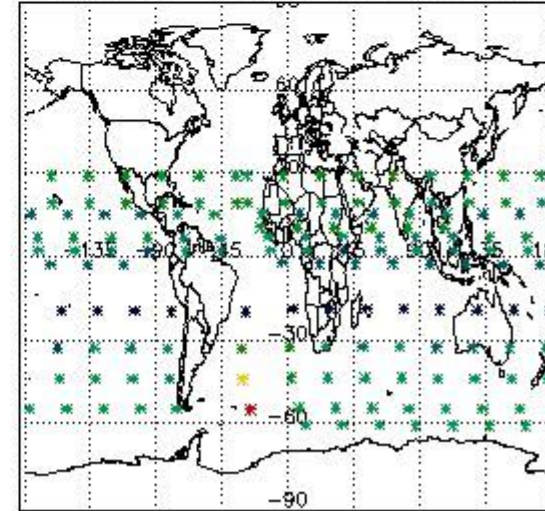
Percentage of flagged data per H2O profile



Percentage of flagged data per NO2 profile



Percentage of flagged data per NO3 profile

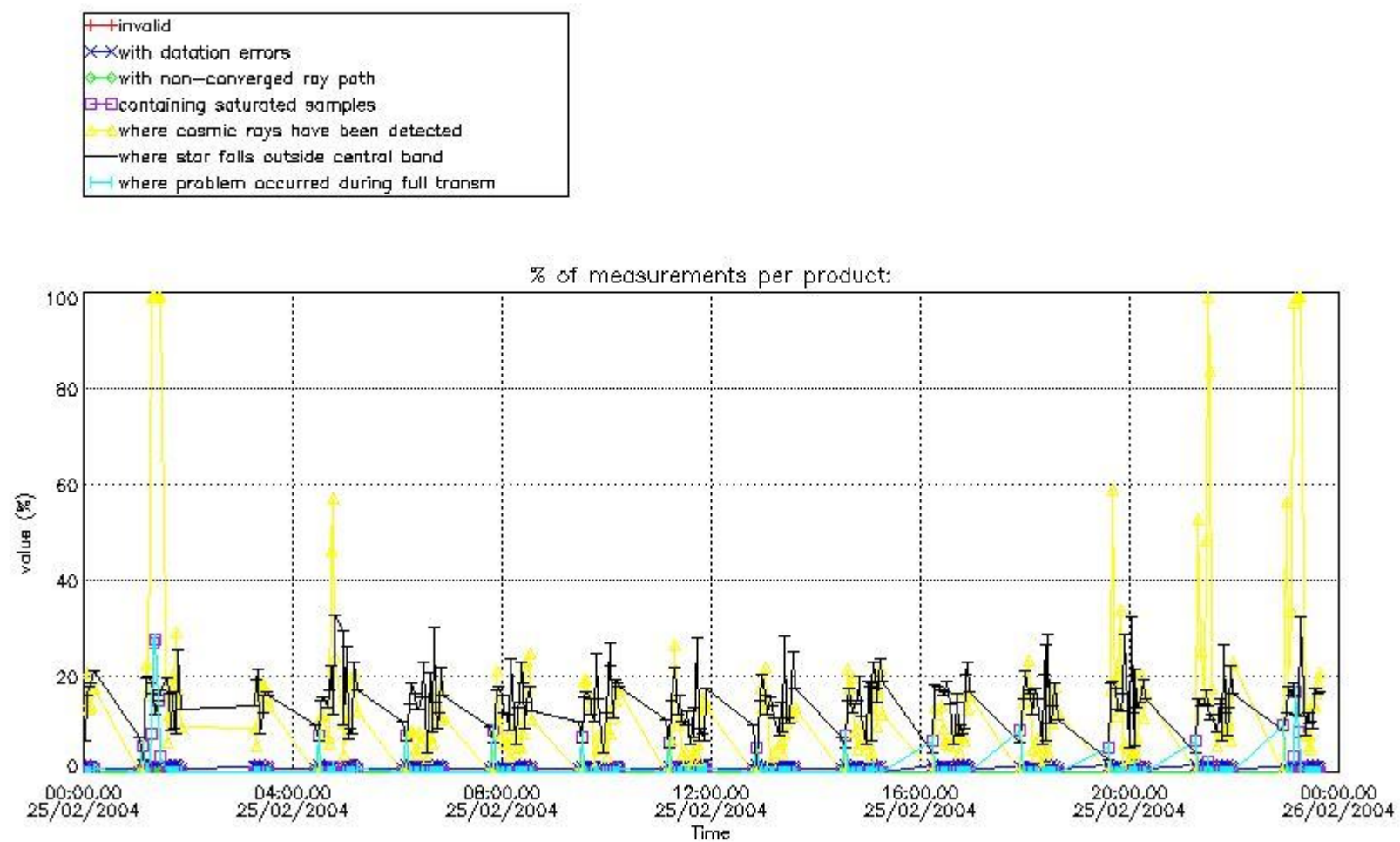


4. Level 1 quality information per product

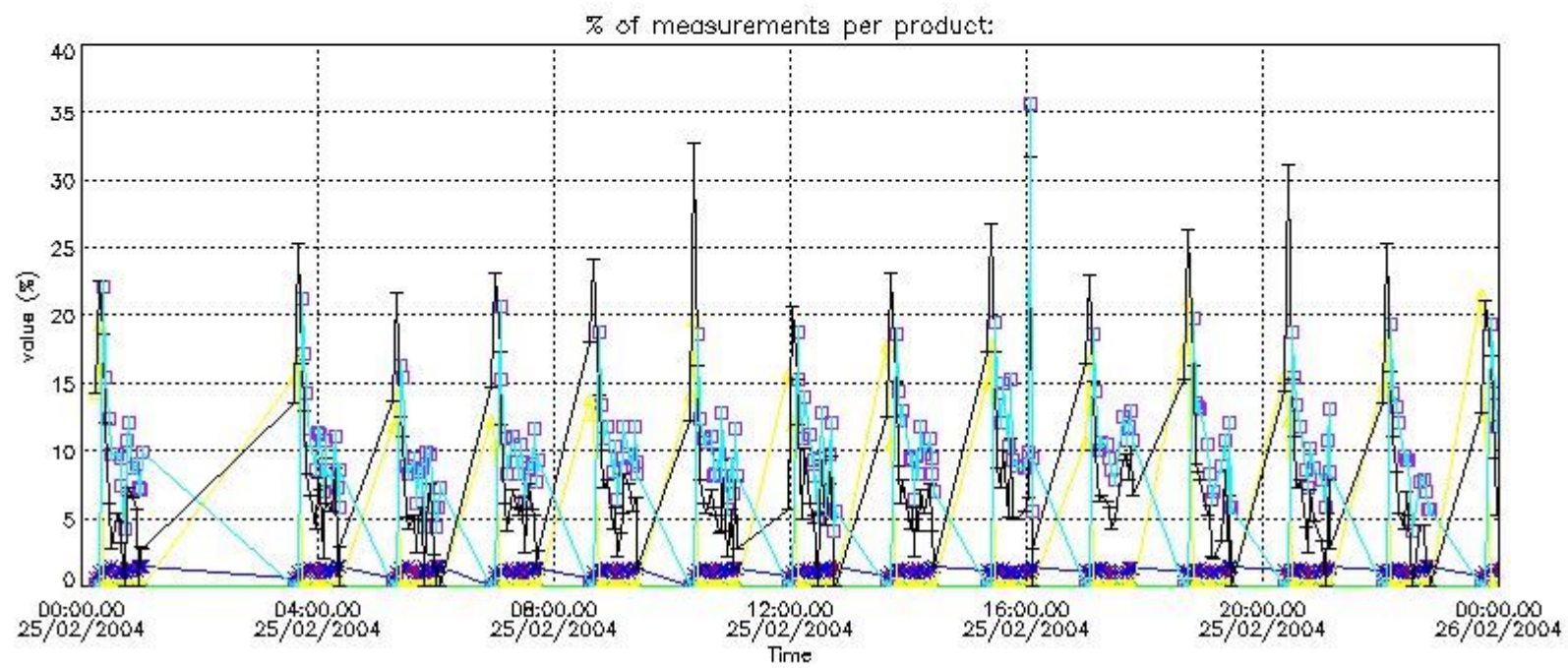
In this section it is plotted some information contained in the Quality Summary data set of the level 2 products that comes from the level 1b processing. Products without errors (error flag in the MPH set to "0") are used.

4.1 Plot quality information per product (time dependant) coming from level 1b processing

4.1.1 Plot level 1 quality information per product (time dependant): ENVISAT ASCENDING passes

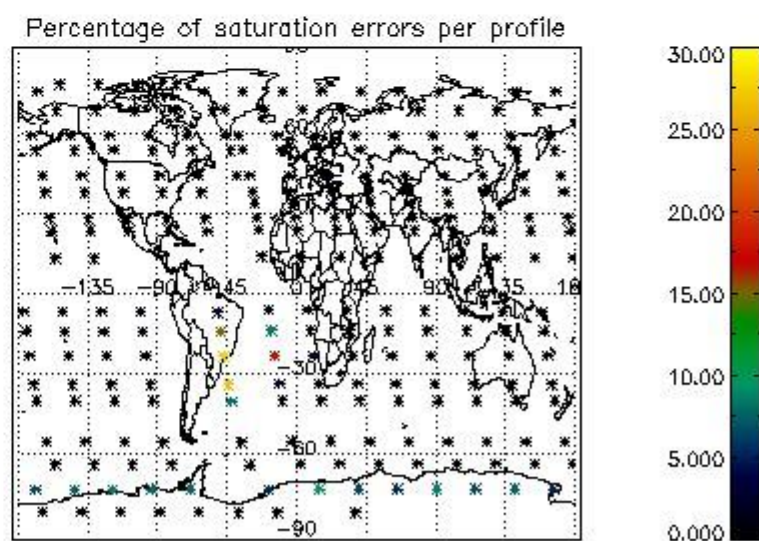
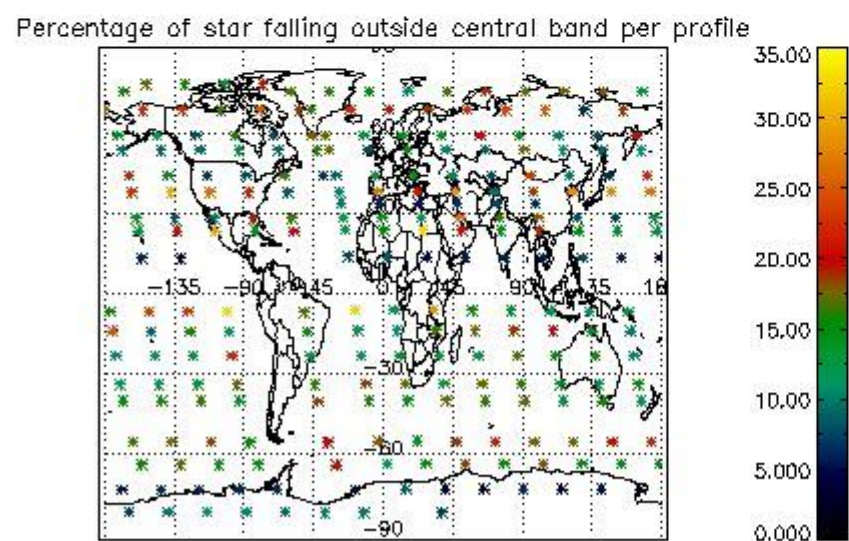
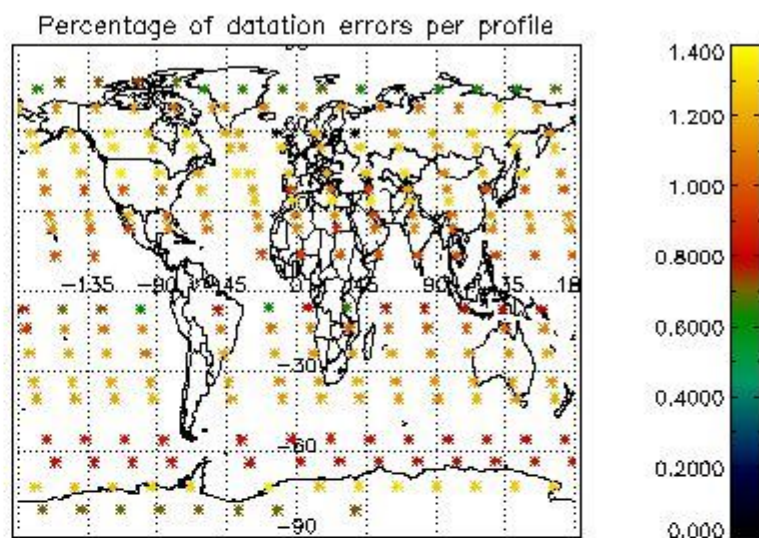
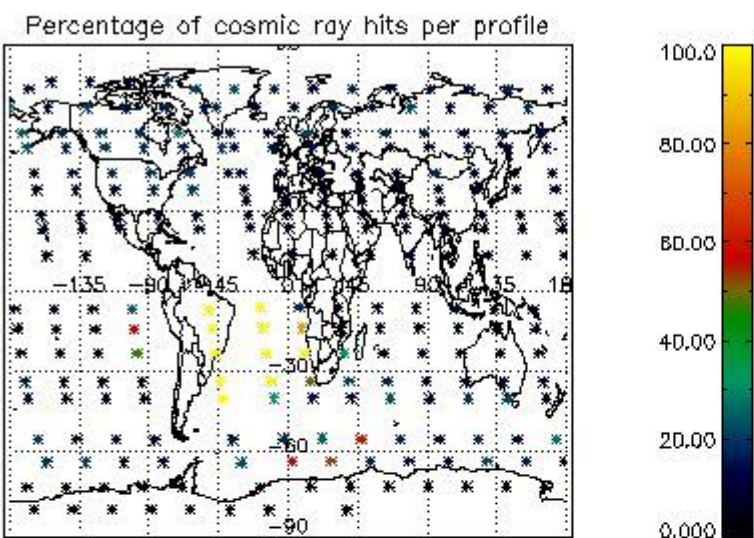


4.1.2 Plot level 1 quality information per product (time dependant): ENVI SAT DESCENDING passes

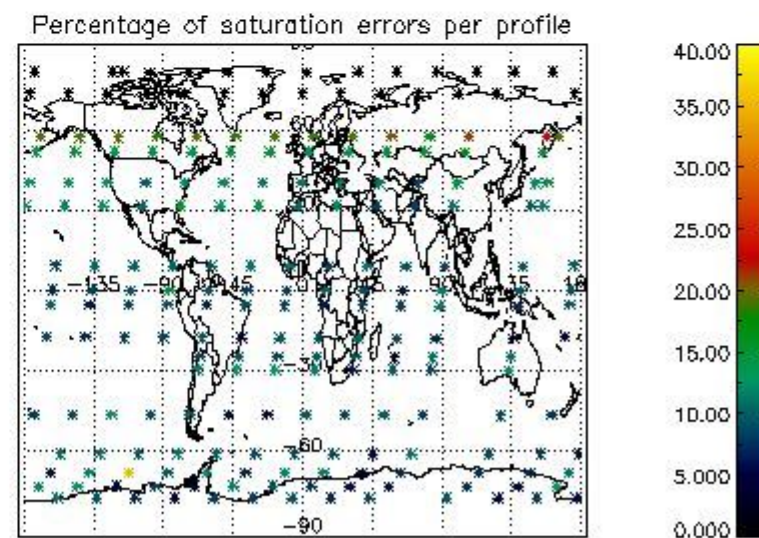
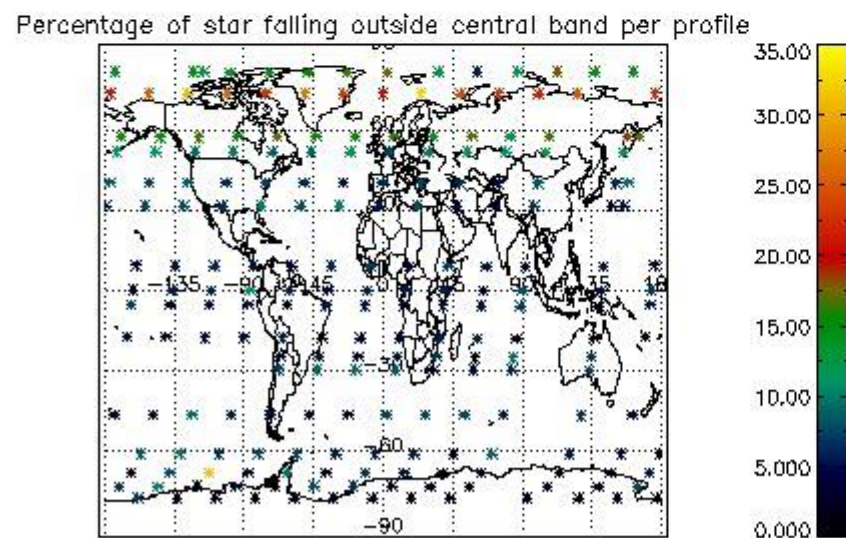
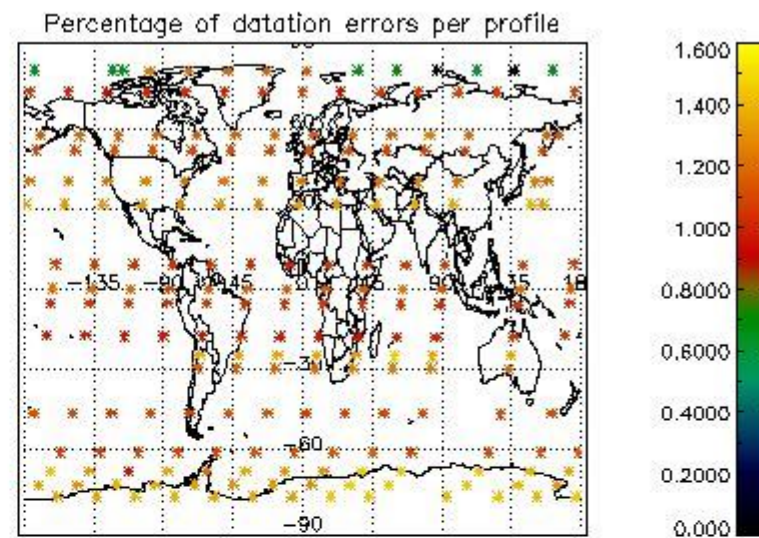
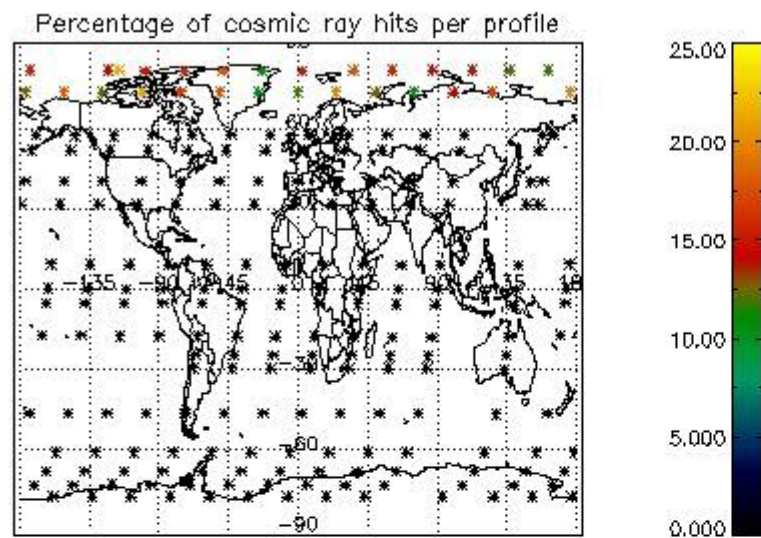


4.2 Plot quality information per product coming from level 1b processing (world map)

4.2.1 Plot level 1 quality information per product (world map): ENVISAT ASCENDING passes



4.2.2 Plot level 1 quality information per product (world map): ENVISAT DESCENDING passes



5. Trace gas profiles

5.1 Ozone statistics based on quality of products

The final quality of the products can be "measured" using the STD (Standard Deviation) attached to every point profile. This information is written to the parameter GOM_NL__2P/NL_LOCAL_SPECIES_DENSITY/o3_std of the level 2 products. The table below shows the statistics for given STD ranges.

The statistics are given with respect to the overall valid production:

- Products without fatal errors: GOM_NL__2P/MPH/PRODUCT_ERR=0
- Valid point profile: GOM_NL__2P/NL_LOCAL_SPECIES_DENSITY/pcd(0)=0

The 'Criteria' is applied to valid points of dark limb products:

- Products in dark limb illumination condition: GOM_NL__2P/NL_SUMMARY_QUALITY/obs_ill_cond=0
- Products without fatal errors: GOM_NL__2P/MPH/PRODUCT_ERR=0
- Valid point profile: GOM_NL__2P/NL_LOCAL_SPECIES_DENSITY/pcd(0)=0

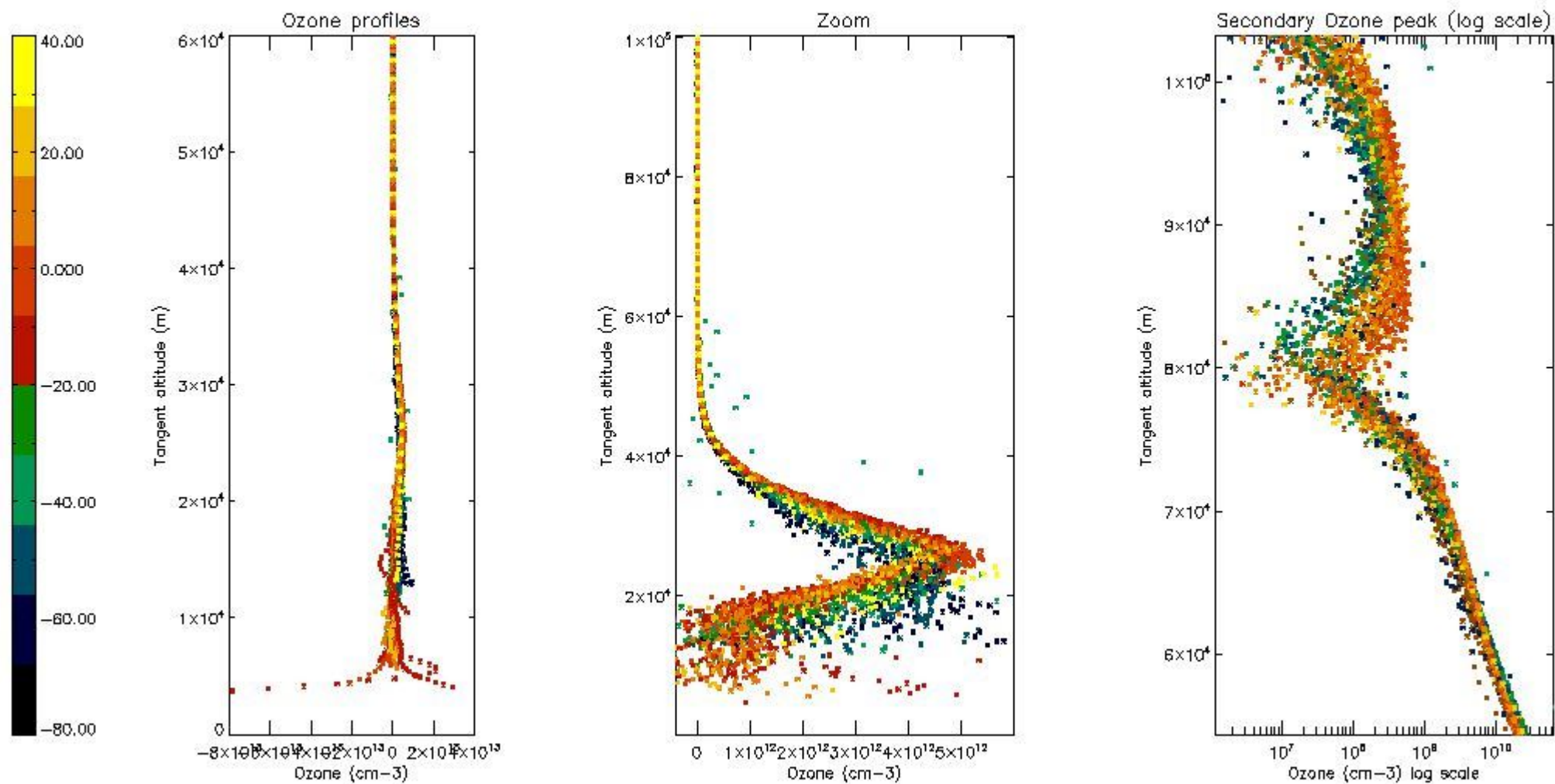
So, the table below shows the percentage of dark limb and valid observations for each criteria with respect to the overall valid daily observations.

Criteria	% of total production
All STD	32
STD < 20	21

STD < 10	18
STD < 5	13

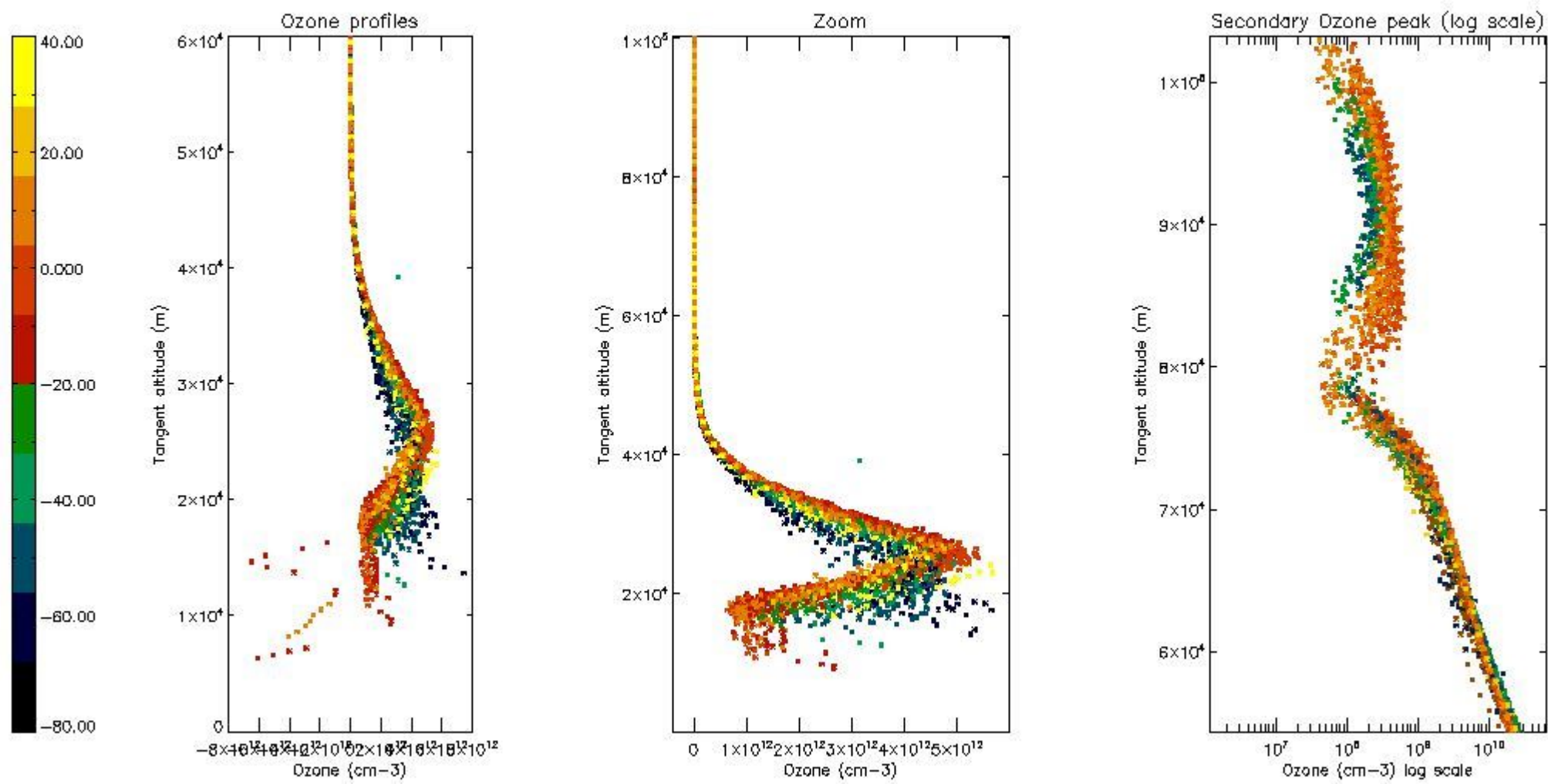
5.2 Plot ozone profiles for all STD (dark without errors)

The colorbar represents the latitude.



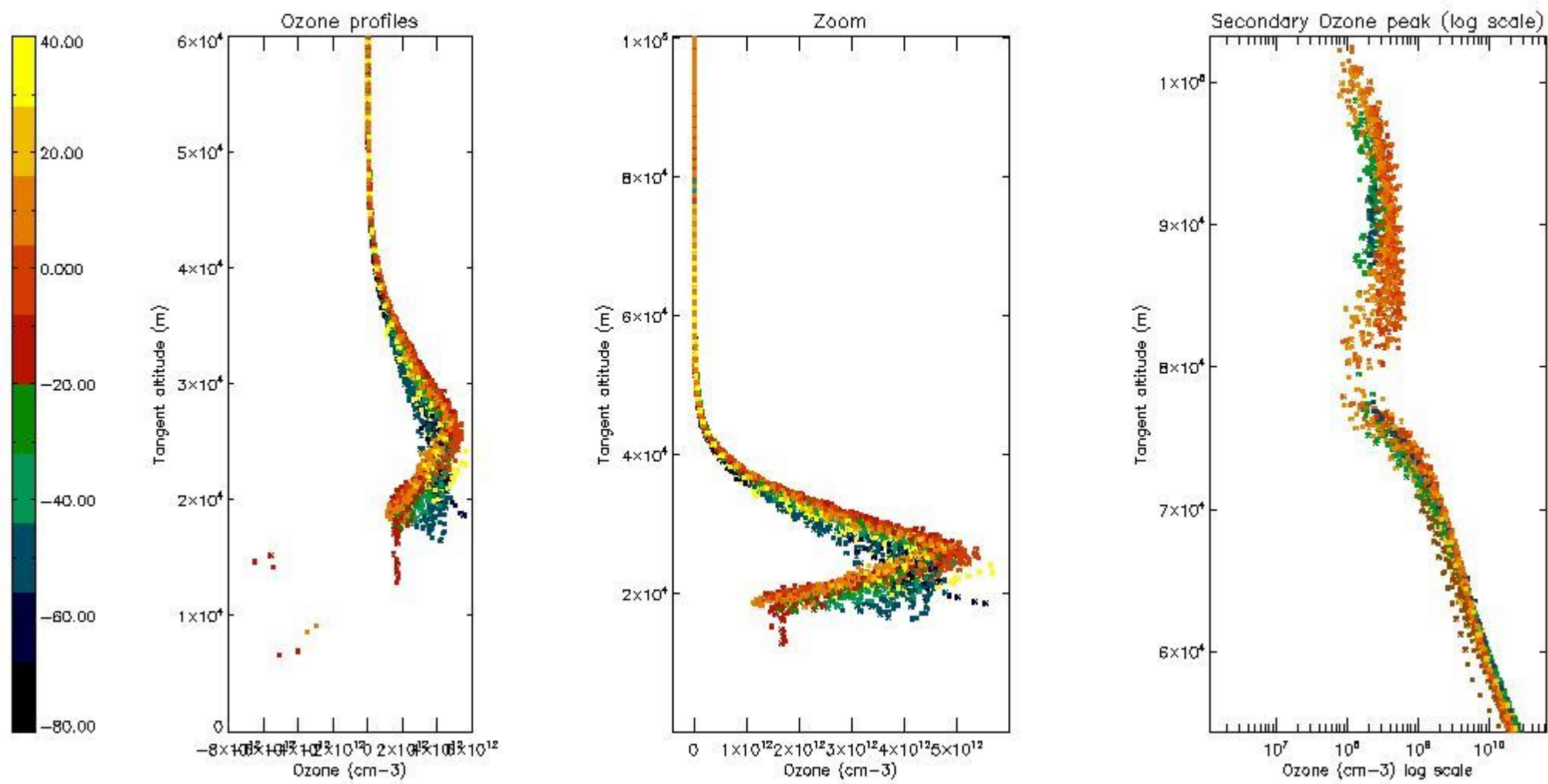
5.3 Plot ozone profiles where STD < 20% (dark without errors)

The colorbar represents the latitude.



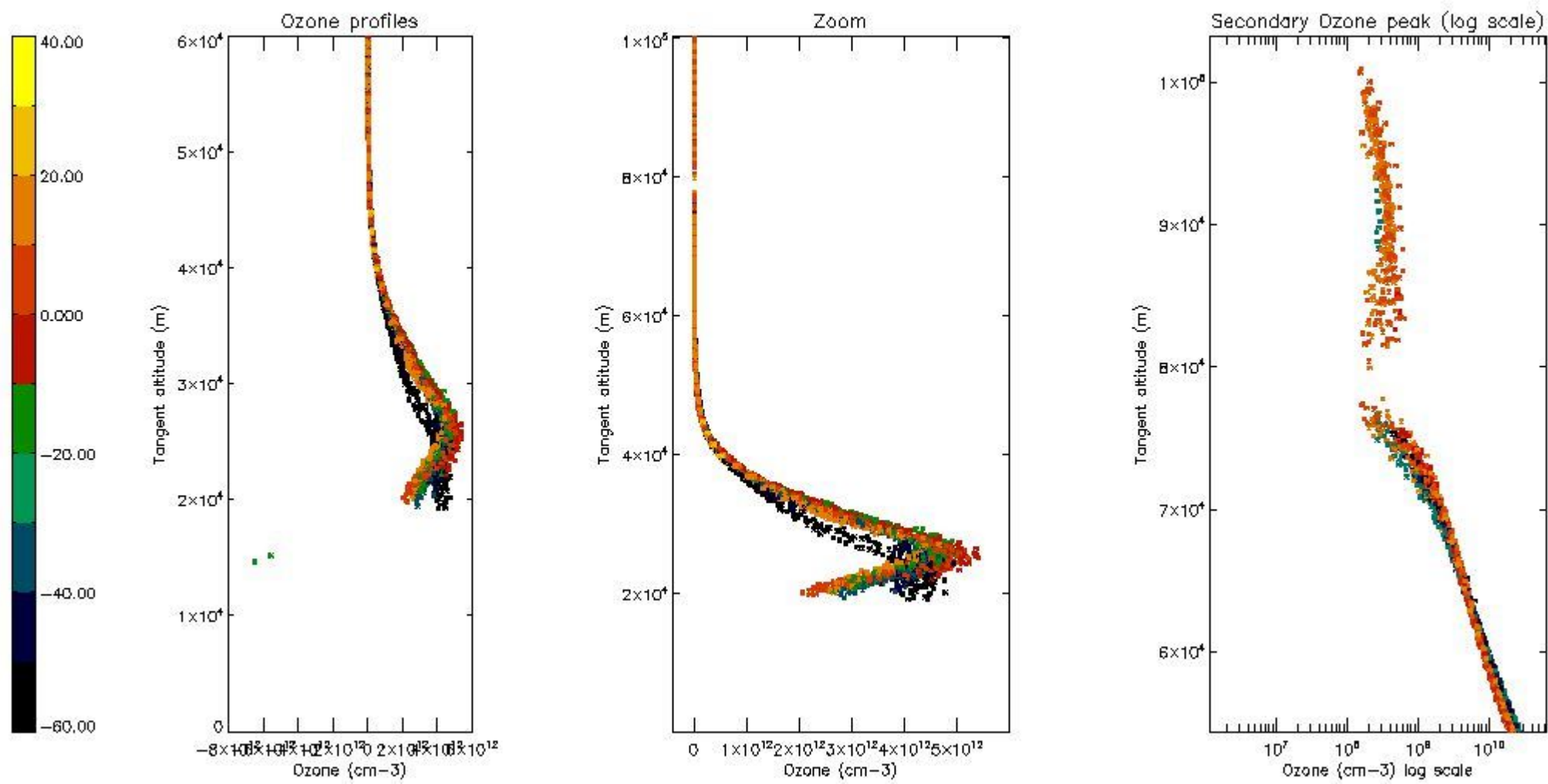
5.4 Plot ozone profiles where STD < 10% (dark without errors)

The colorbar represents the latitude.



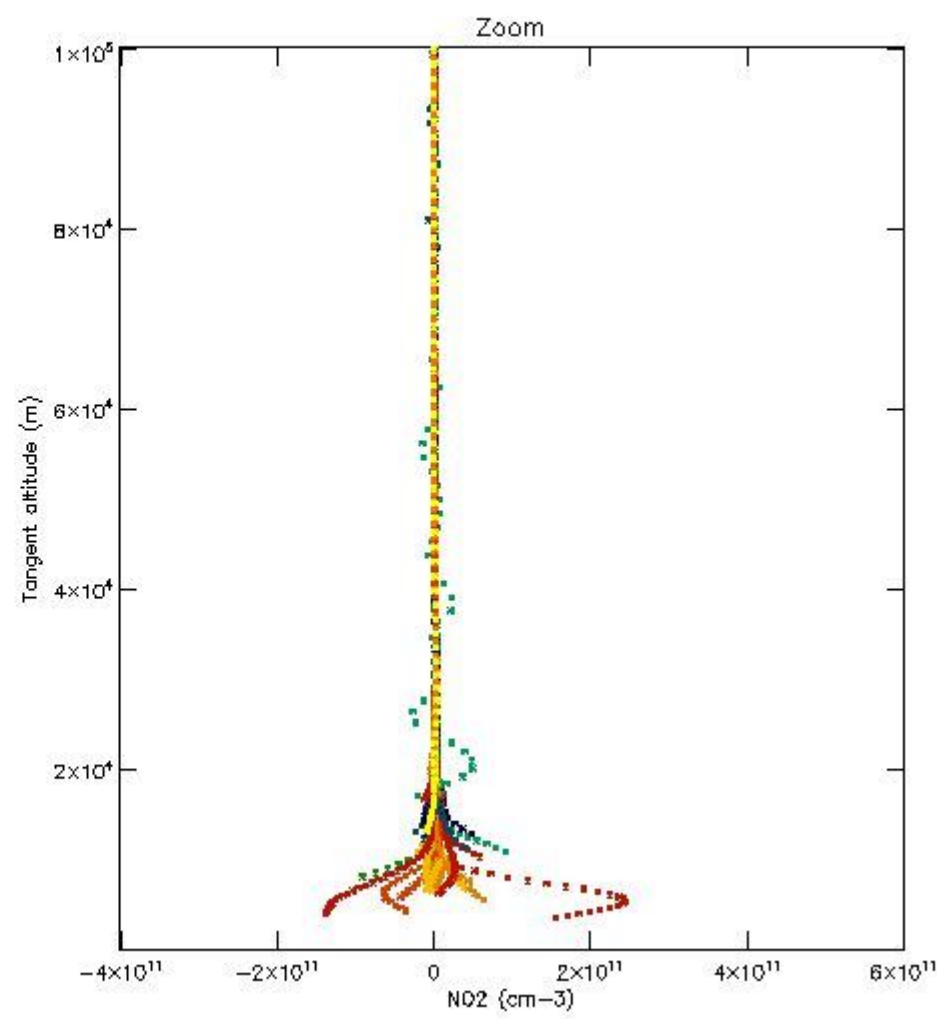
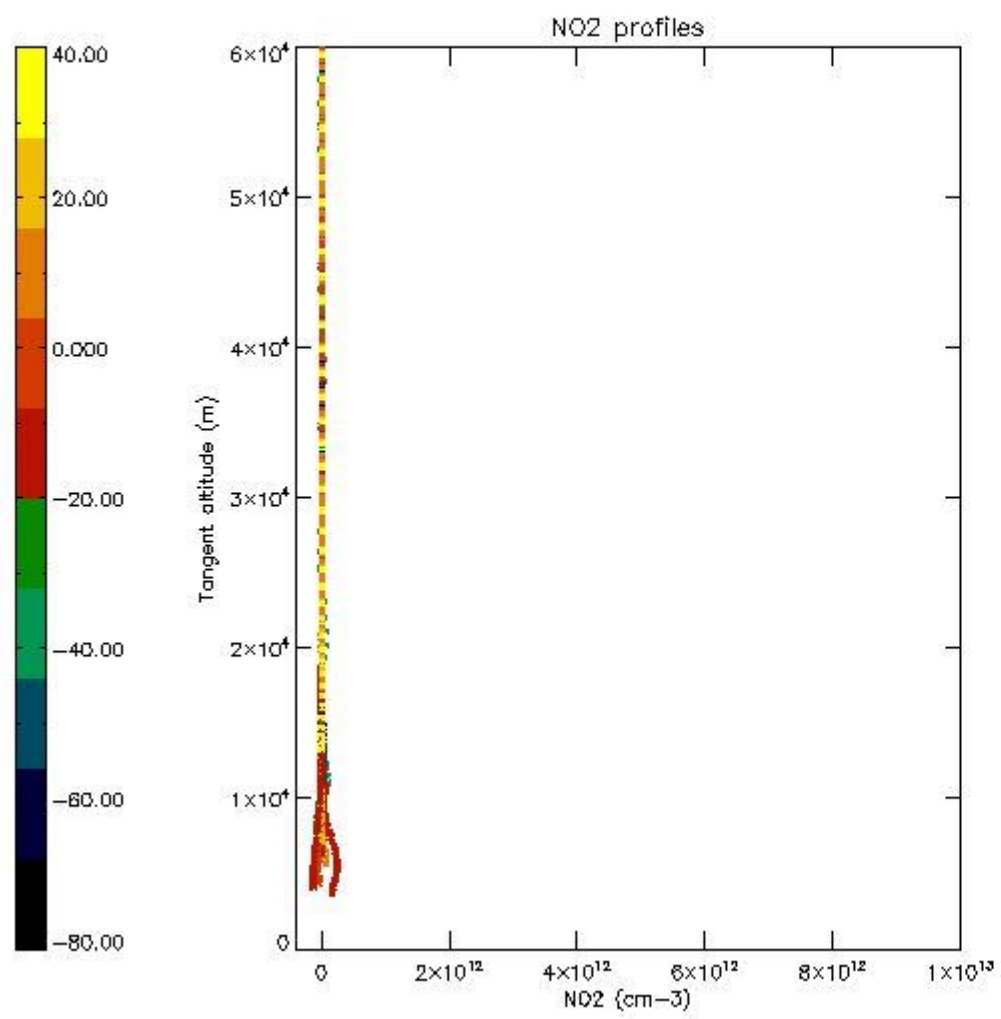
5.5 Plot ozone profiles where $STD < 5\%$ (dark without errors)

The colorbar represents the latitude.



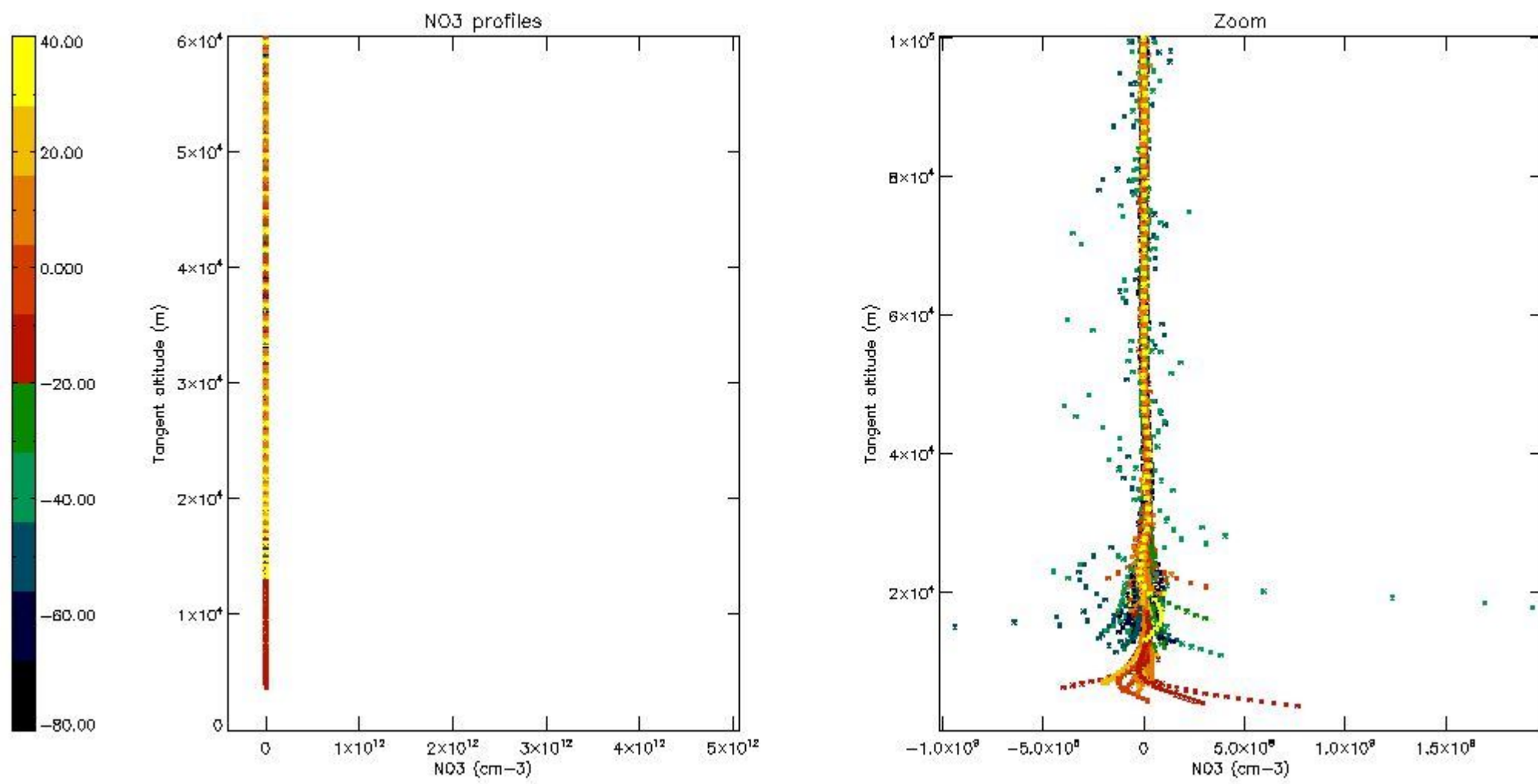
5.6 Plot NO₂ profiles for all STD (dark without errors)

The colorbar represents the latitude.



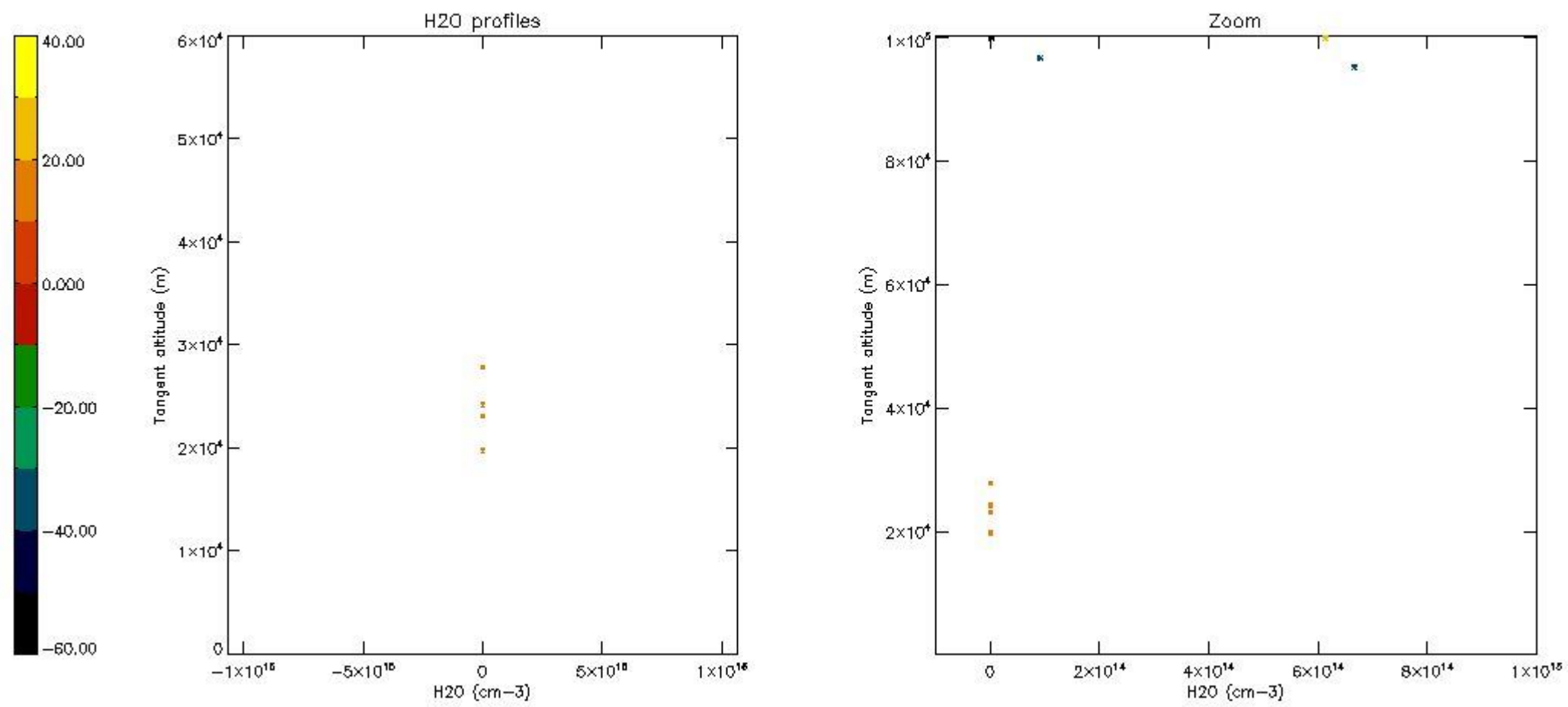
5.7 Plot NO3 profiles for all STD (dark without errors)

The colorbar represents the latitude.



5.8 Plot H2O profiles for all STD (only for occultations of stars 1,2,3,4,13,14,16,26,63 dark without errors)

The colorbar represents the latitude.



6. Auxiliary Data Files used for the production reported in section 2

The number reported in the third column indicates since which file (see list in section 2) the corresponding auxiliary file has been used. The fourth column is the date of those product files.

Type	Auxiliary Filename	Used since product	Used since product date
INST_PHYS_CHARACTERISTICS	GOM_INS_AXVIEC20091111_143220_20030716_120000_20500101_000000	1	25-FEB-2004 00:01:12
LEVEL-2_PROC_CONFIG	GOM_PR2_AXVIEC20091111_152718_20020301_000000_20500101_000000	1	25-FEB-2004 00:01:12
CROSS_SECTIONS_FILE	GOM_CRS_AXVIEC20091111_154832_20020301_000000_20500101_000000	1	25-FEB-2004 00:01:12

GOMOS Level 2 Daily Report

SUMMARY

[1. General Info](#)

[2. Summary of processed GOM_NL_2P products](#)

[3. Level 2 Quality information per product](#)

[3.1 Plot of level 2 quality information per product \(time dependant\)](#)

[3.2 Plot of level 2 quality information per product \(world map\)](#)

[4. Level 1 Quality information per product \(stored on level 2 products\)](#)

[4.1 Plot of level 1 quality information per product \(time dependant\)](#)

[4.1.1 Plot of level 1 quality information per product \(time dependant\): ASCENDING](#)

[4.1.2 Plot of level 1 quality information per product \(time dependant\): DESCENDING](#)

[4.2 Plot of level 1 quality information per product \(world map\)](#)

[4.2.1 Plot of level 1 quality information per product \(world map\): ASCENDING](#)

[4.2.2 Plot of level 1 quality information per product \(world map\): DESCENDING](#)

[5. Ozone profiles based on quality statistics and other trace gas profiles](#)

[5.1 Ozone statistics based on quality of products](#)

[5.2 Plot ozone profiles for all STD \(dark without errors\)](#)

[5.3 Plot ozone profiles where STD < 20% \(dark without errors\)](#)

[5.4. Plot ozone profiles where STD < 10% \(dark without errors\)](#)

[5.5. Plot ozone profiles where STD < 5% \(dark without errors\)](#)

[5.6 Plot NO2 profiles for all STD \(dark without errors\)](#)

[5.7 Plot NO3 profiles for all STD \(dark without errors\)](#)

[5.8 Plot H2O profiles \(only for occultations of stars 1,2,3,4,13,14,16,26,63 dark without errors\) for all STD](#)

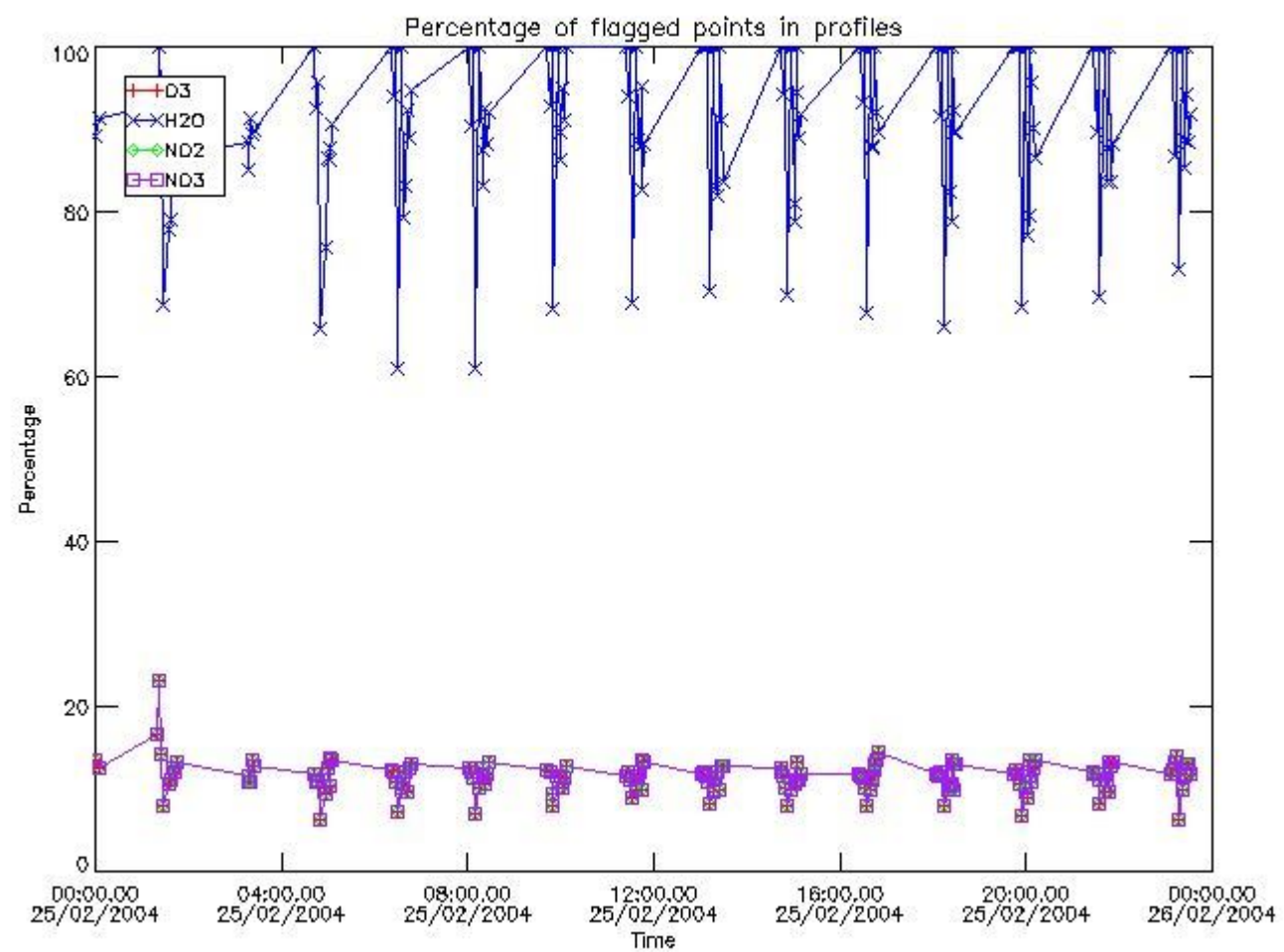
[6. Auxiliary Data Files used for the production reported in section 2](#)

456	GOM_NL__2PRFIN20040225_233645_000000432024_00331_10405_9827.N1	25-FEB-2004 23:36:45	Straylight	43.000	65	Lam Vel	2.2040	4400.0	86	10405	No
457	GOM_NL__2PRFIN20040225_233859_000000782024_00331_10405_9828.N1	25-FEB-2004 23:38:59	Straylight	77.500	106	9Bet Crv	2.6480	5600.0	155	10405	No
458	GOM_NL__2PRFIN20040225_234220_000000752024_00331_10405_9829.N1	25-FEB-2004 23:42:20	Straylight	74.500	100	4Gam Crv	2.5800	13100.	149	10405	No
459	GOM_NL__2PRFIN20040225_234619_000000482024_00331_10405_9830.N1	25-FEB-2004 23:46:19	Twilight_and_stray	47.500	48	30Alp Hya	1.9770	4100.0	95	10405	No
460	GOM_NL__2PRFIN20040225_235114_000000442024_00331_10405_9831.N1	25-FEB-2004 23:51:14	Bright	44.000	8	10Alp CMi	0.40000	6500.0	88	10405	No
461	GOM_NL__2PRFIN20040225_235606_000000422024_00331_10405_9832.N1	25-FEB-2004 23:56:06	Bright	42.000	166	17Eps Leo	2.9800	6000.0	84	10405	No
462	GOM_NL__2PRFIN20040225_235834_000000382024_00331_10405_9833.N1	25-FEB-2004 23:58:34	Bright	38.000	24	66Alp Gem	1.5800	10200.	76	10405	No

3. Quality information per product

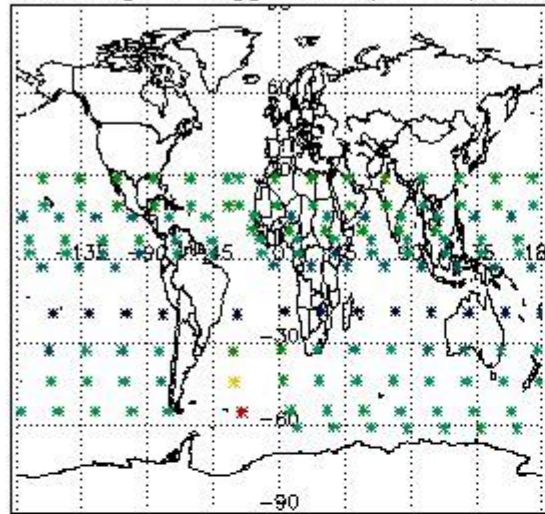
In this section it is plotted some information contained in the Quality Summary data set of the level 2 products. Only products in dark limb conditions and without errors (error flag in the MPH set to "0") are used.

3.1 Plot quality information per product (time dependant)

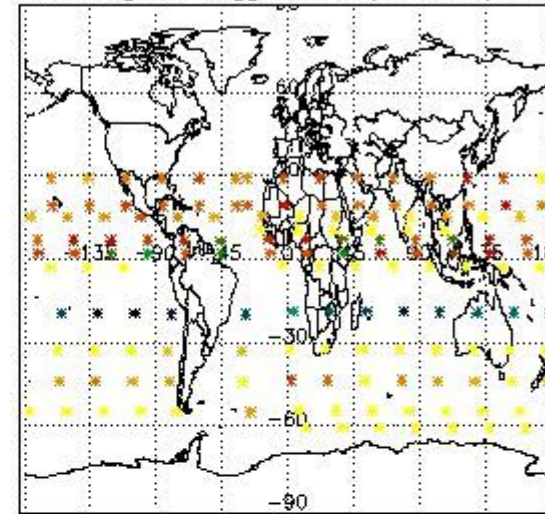


3.2 Plot quality information per product (world map)

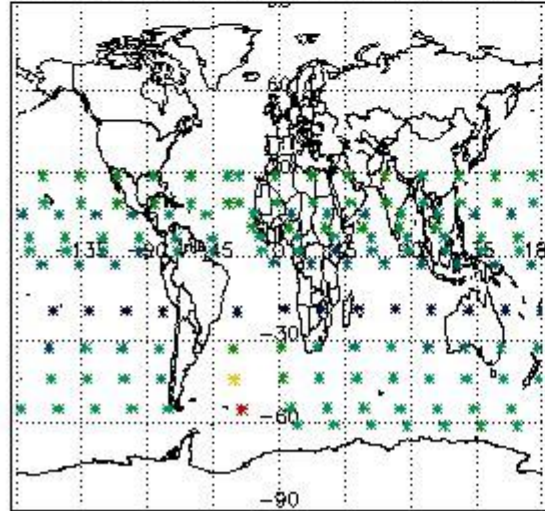
Percentage of flagged data per O3 profile



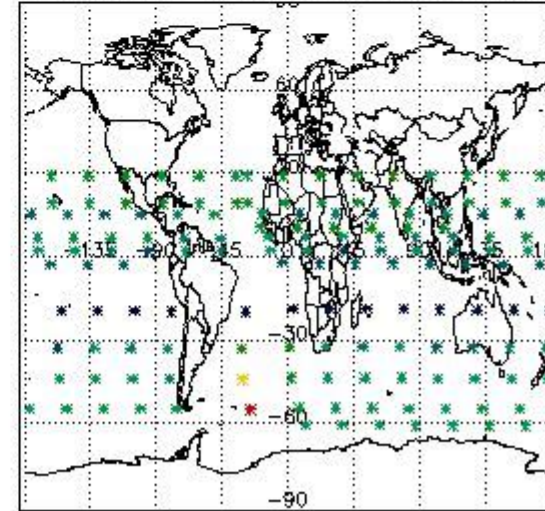
Percentage of flagged data per H2O profile



Percentage of flagged data per NO2 profile



Percentage of flagged data per NO3 profile

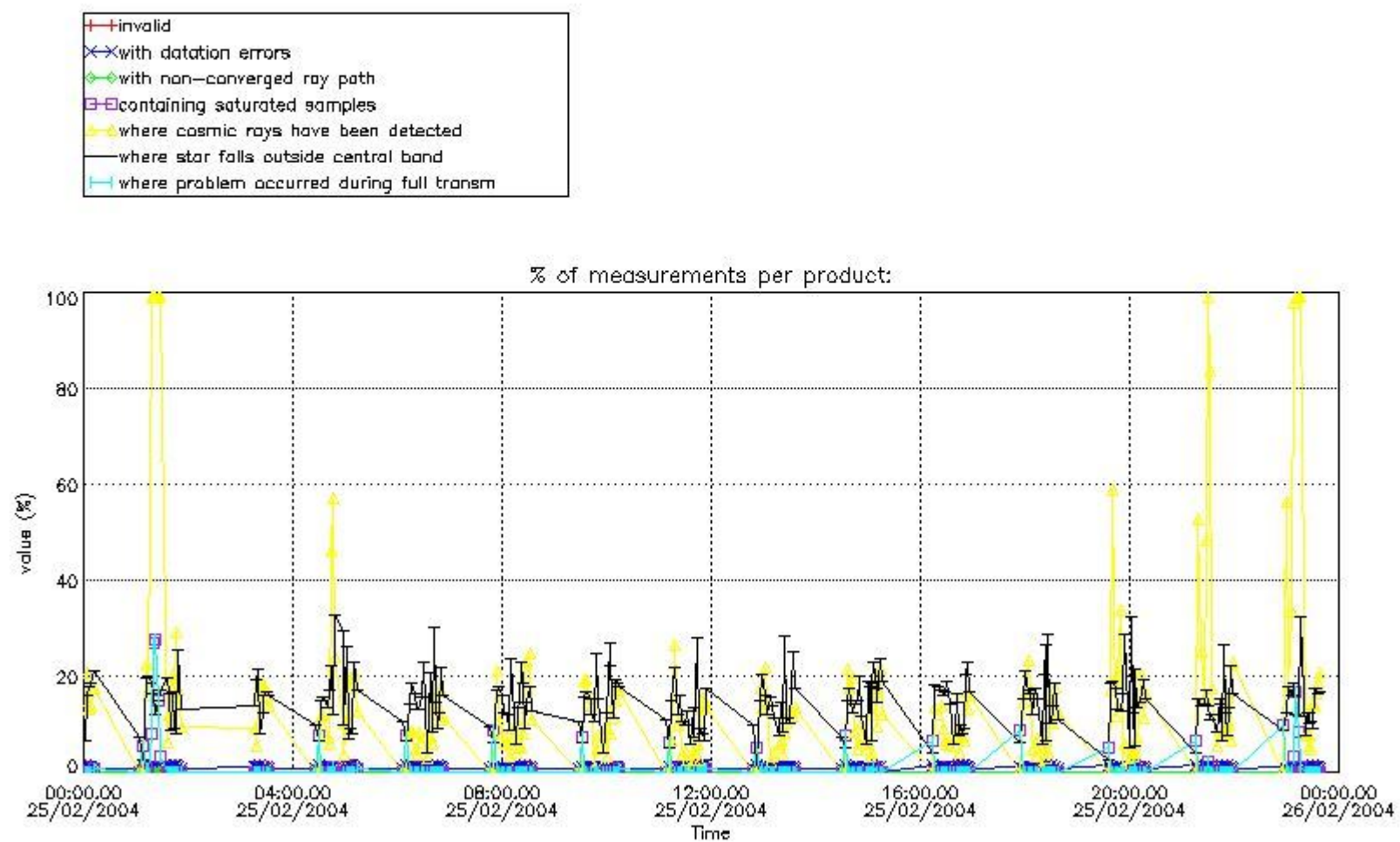


4. Level 1 quality information per product

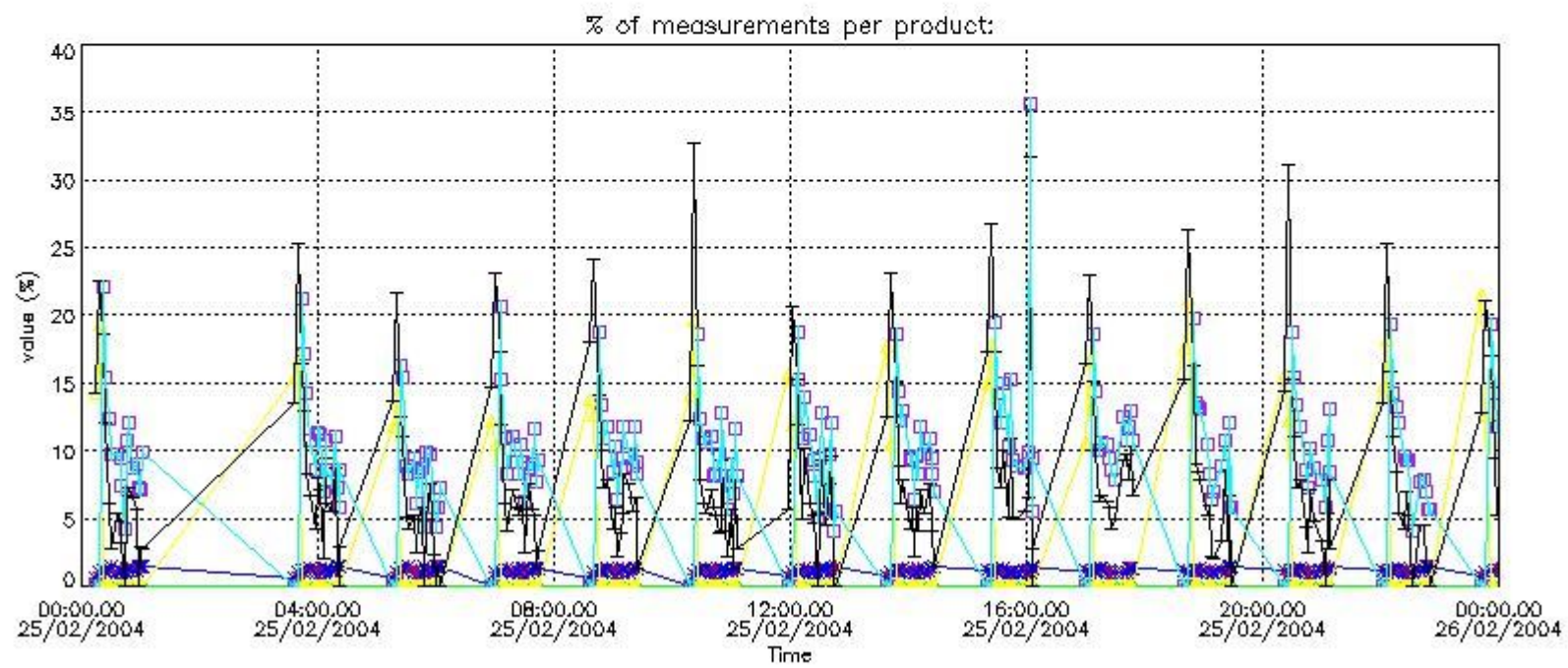
In this section it is plotted some information contained in the Quality Summary data set of the level 2 products that comes from the level 1b processing. Products without errors (error flag in the MPH set to "0") are used.

4.1 Plot quality information per product (time dependant) coming from level 1b processing

4.1.1 Plot level 1 quality information per product (time dependant): ENVISAT ASCENDING passes

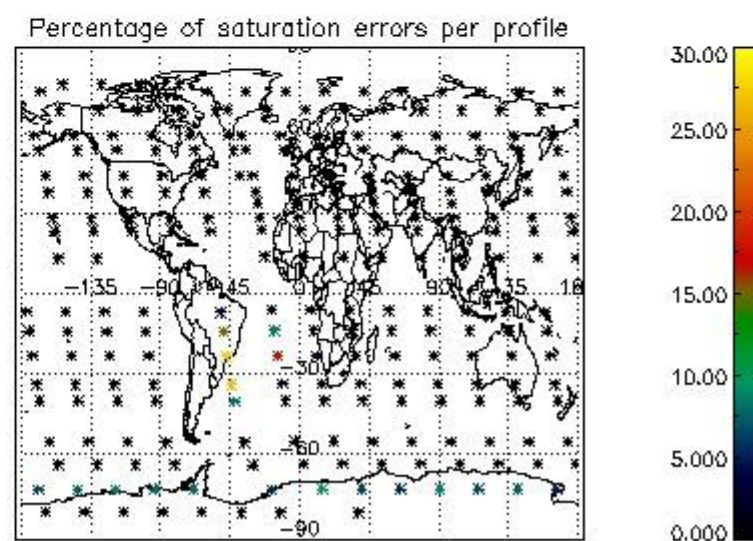
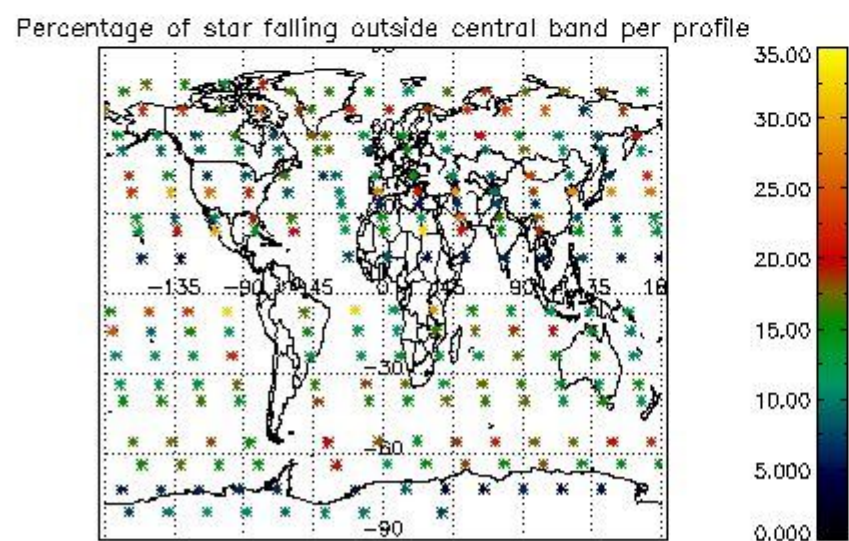
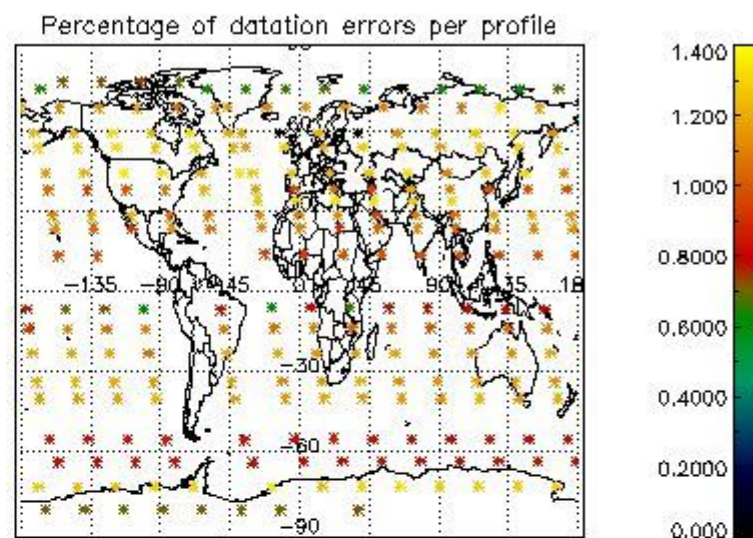
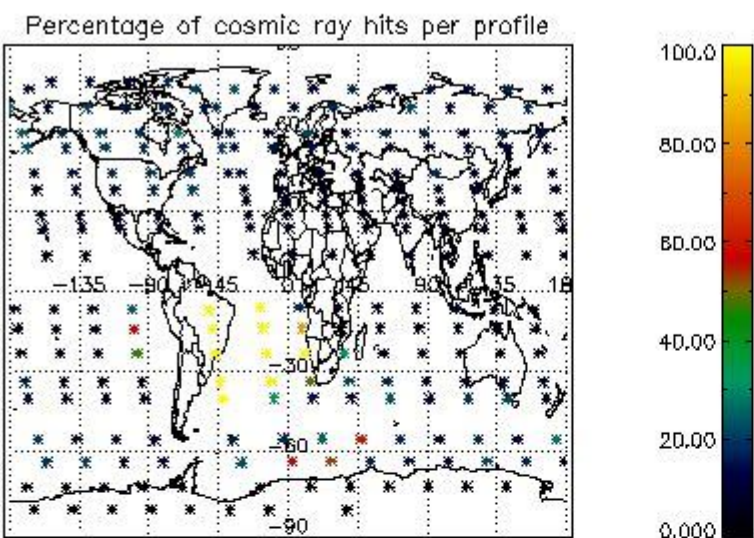


4.1.2 Plot level 1 quality information per product (time dependant): ENVI SAT DESCENDING passes

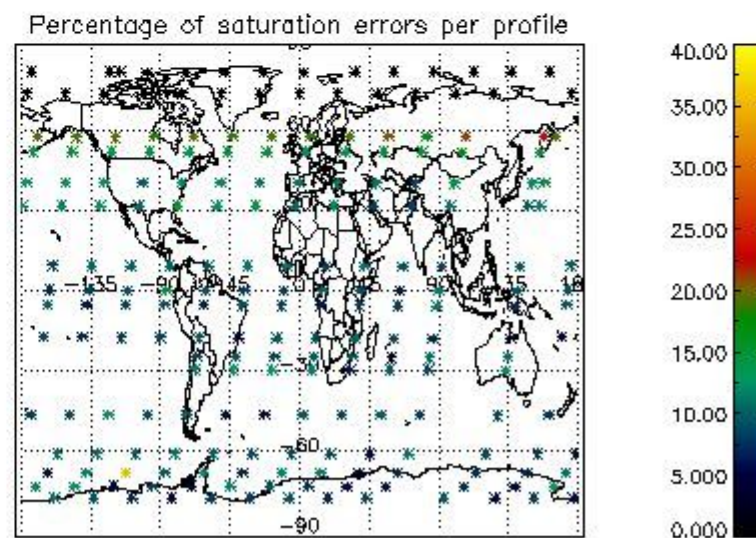
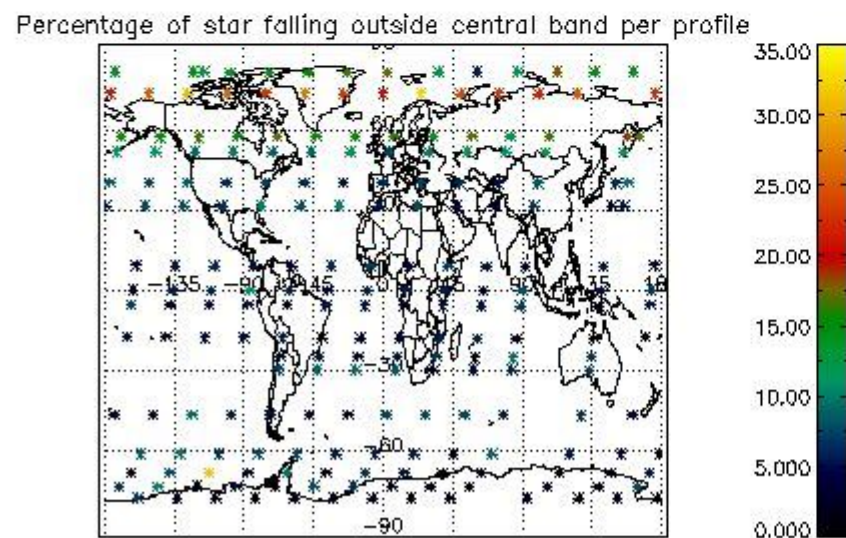
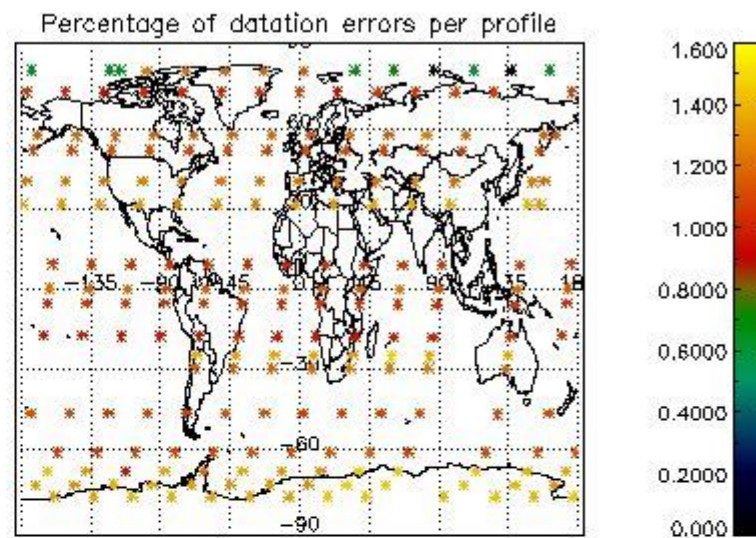
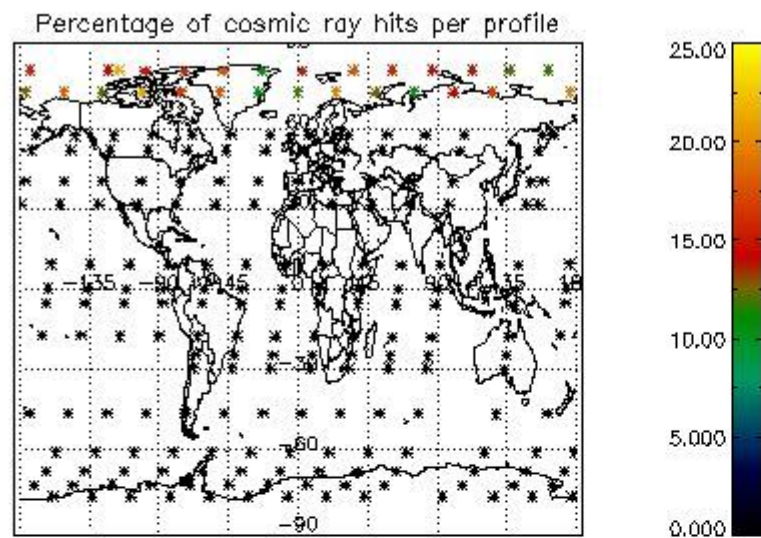


4.2 Plot quality information per product coming from level 1b processing (world map)

4.2.1 Plot level 1 quality information per product (world map): ENVISAT ASCENDING passes



4.2.2 Plot level 1 quality information per product (world map): ENVISAT DESCENDING passes



5. Trace gas profiles

5.1 Ozone statistics based on quality of products

The final quality of the products can be "measured" using the STD (Standard Deviation) attached to every point profile. This information is written to the parameter GOM_NL__2P/NL_LOCAL_SPECIES_DENSITY/o3_std of the level 2 products. The table below shows the statistics for given STD ranges.

The statistics are given with respect to the overall valid production:

- Products without fatal errors: GOM_NL__2P/MPH/PRODUCT_ERR=0
- Valid point profile: GOM_NL__2P/NL_LOCAL_SPECIES_DENSITY/pcd(0)=0

The 'Criteria' is applied to valid points of dark limb products:

- Products in dark limb illumination condition: GOM_NL__2P/NL_SUMMARY_QUALITY/obs_ill_cond=0
- Products without fatal errors: GOM_NL__2P/MPH/PRODUCT_ERR=0
- Valid point profile: GOM_NL__2P/NL_LOCAL_SPECIES_DENSITY/pcd(0)=0

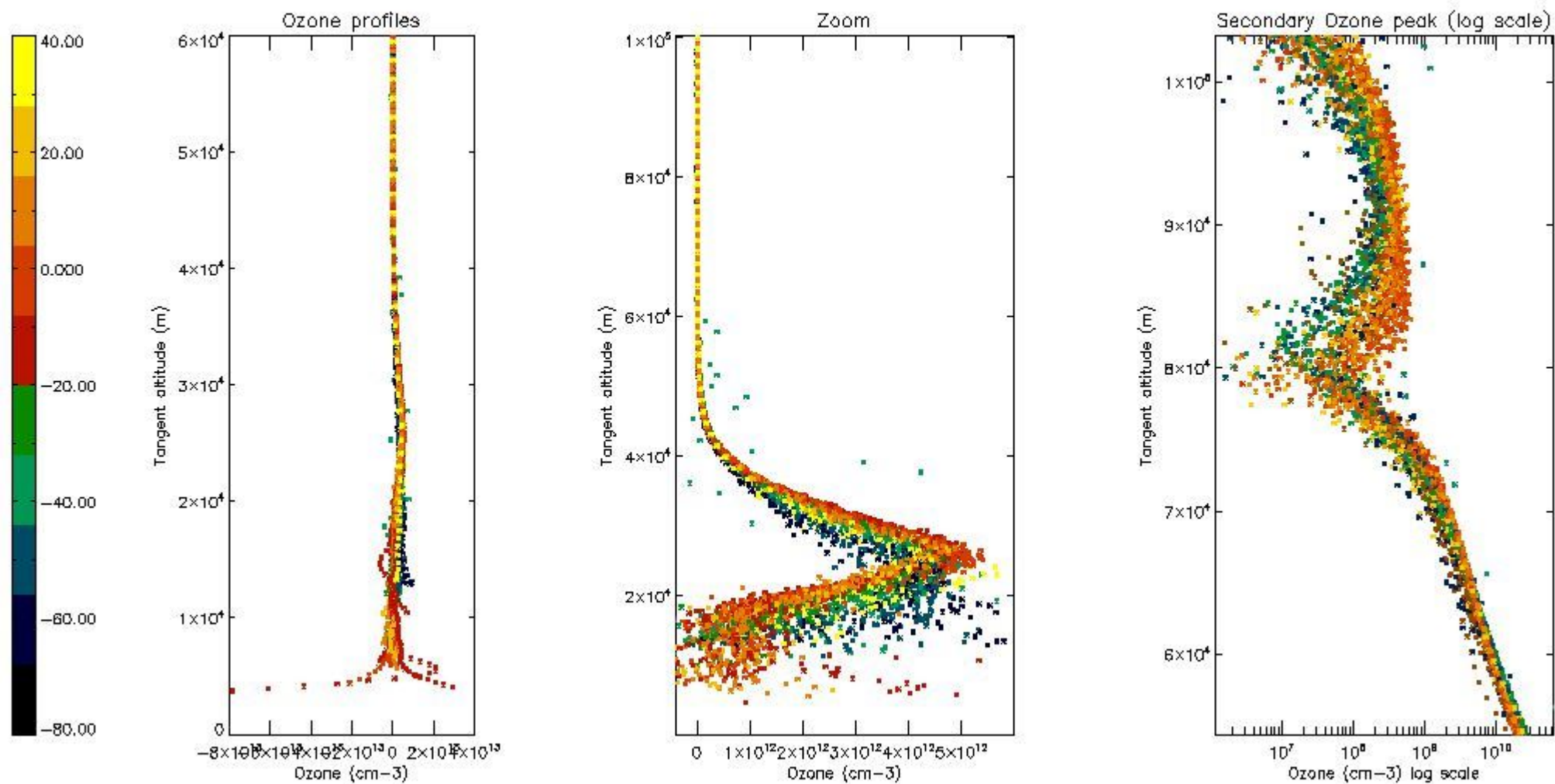
So, the table below shows the percentage of dark limb and valid observations for each criteria with respect to the overall valid daily observations.

Criteria	% of total production
All STD	32
STD < 20	21

STD < 10	18
STD < 5	13

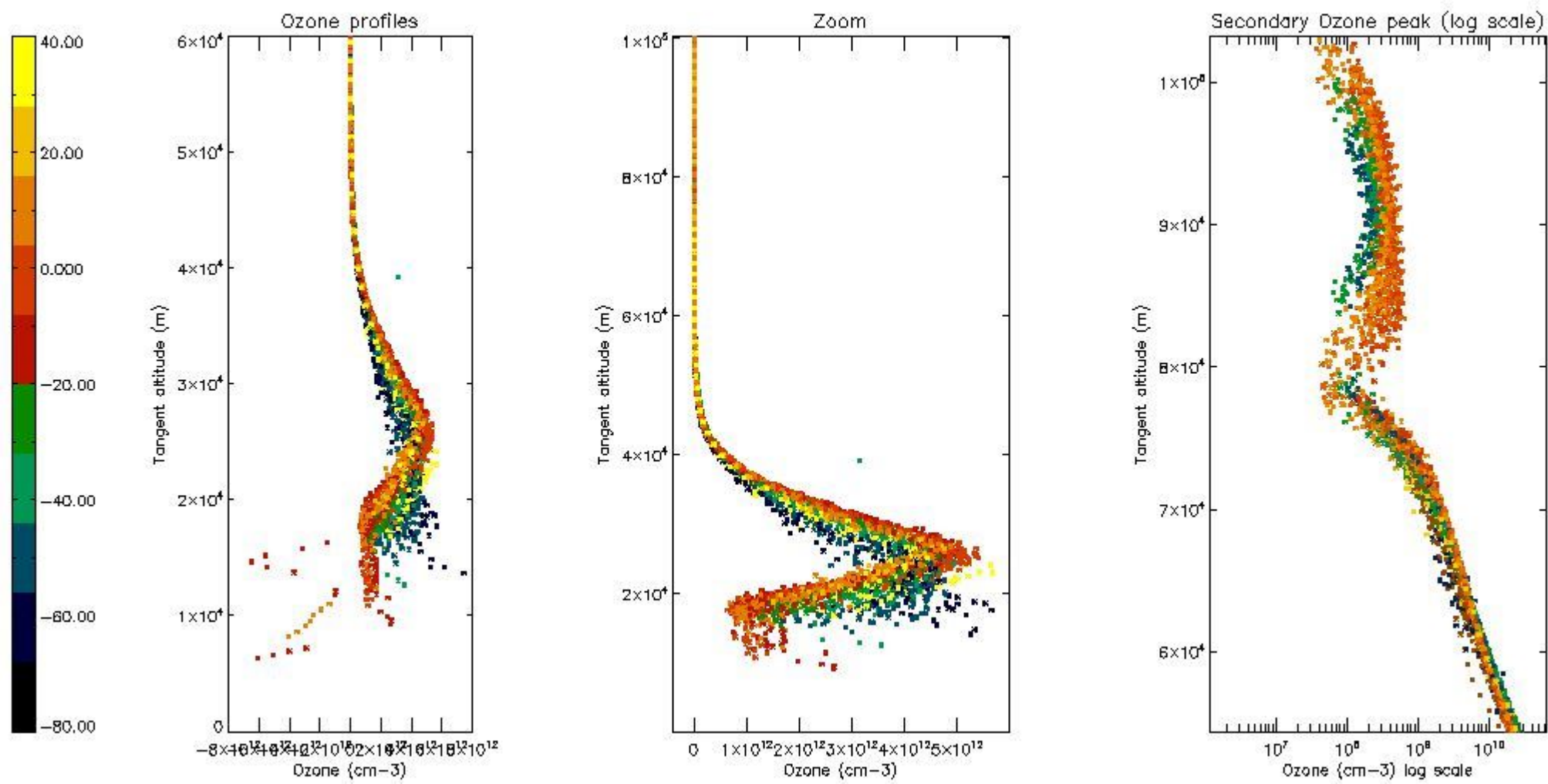
5.2 Plot ozone profiles for all STD (dark without errors)

The colorbar represents the latitude.



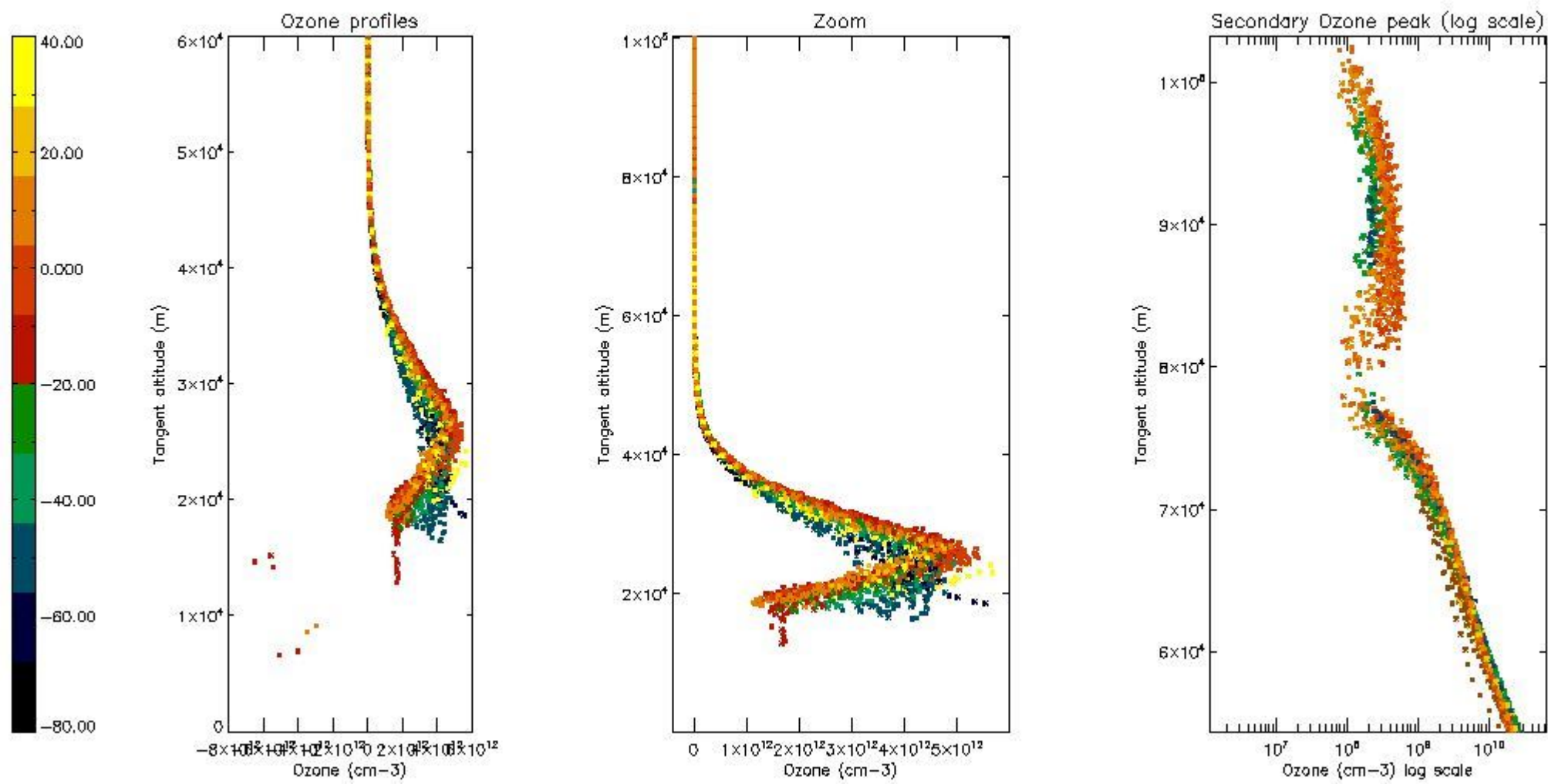
5.3 Plot ozone profiles where STD < 20% (dark without errors)

The colorbar represents the latitude.



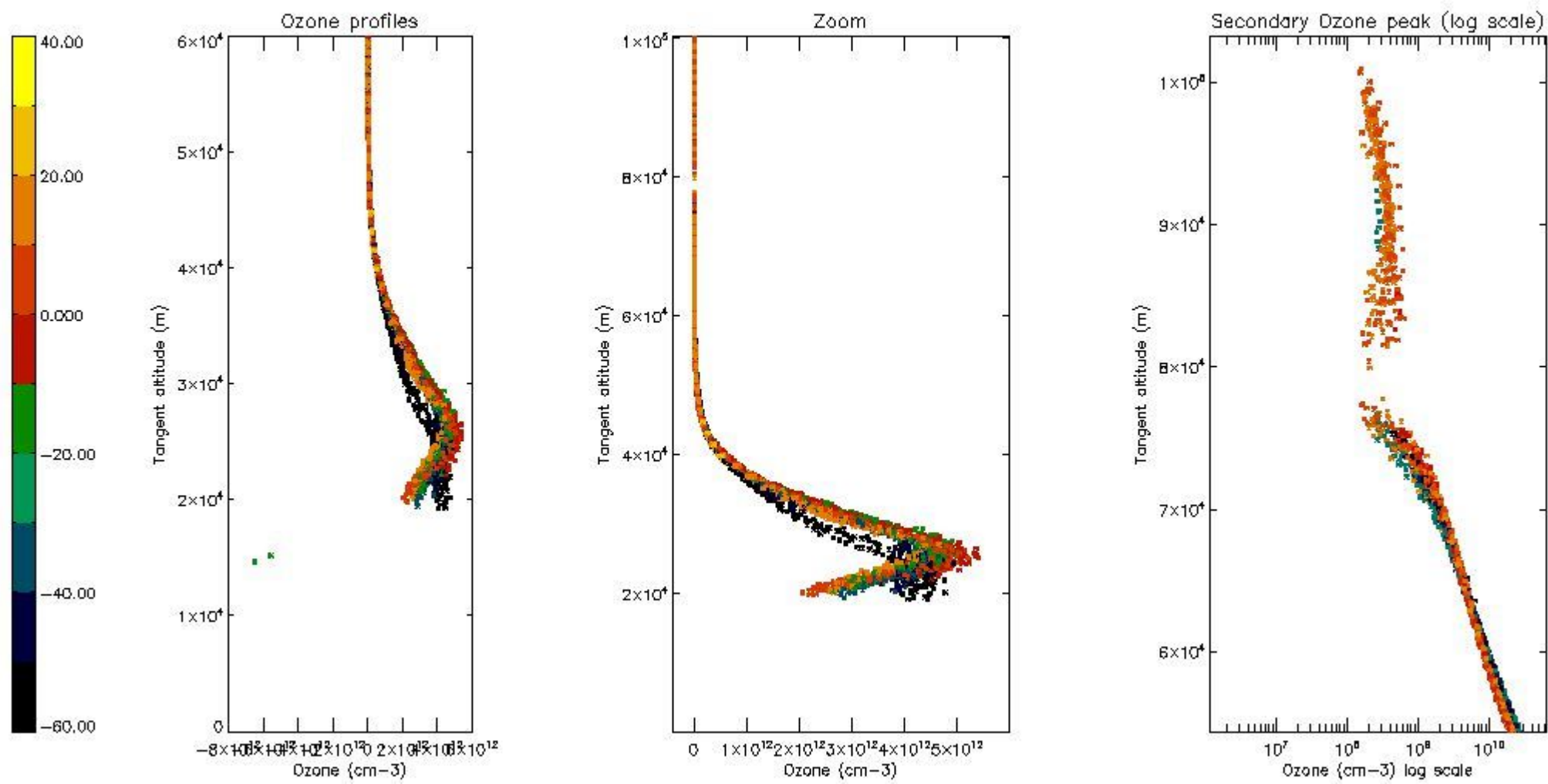
5.4 Plot ozone profiles where $STD < 10\%$ (dark without errors)

The colorbar represents the latitude.



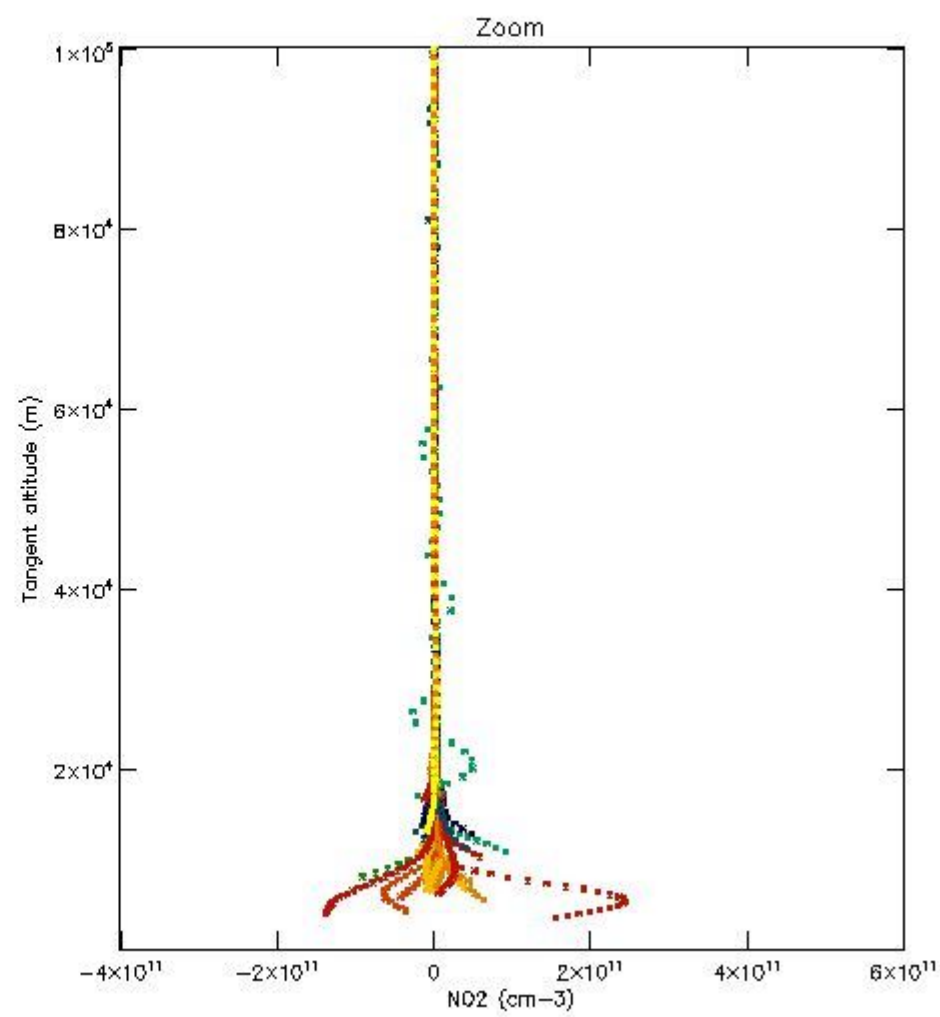
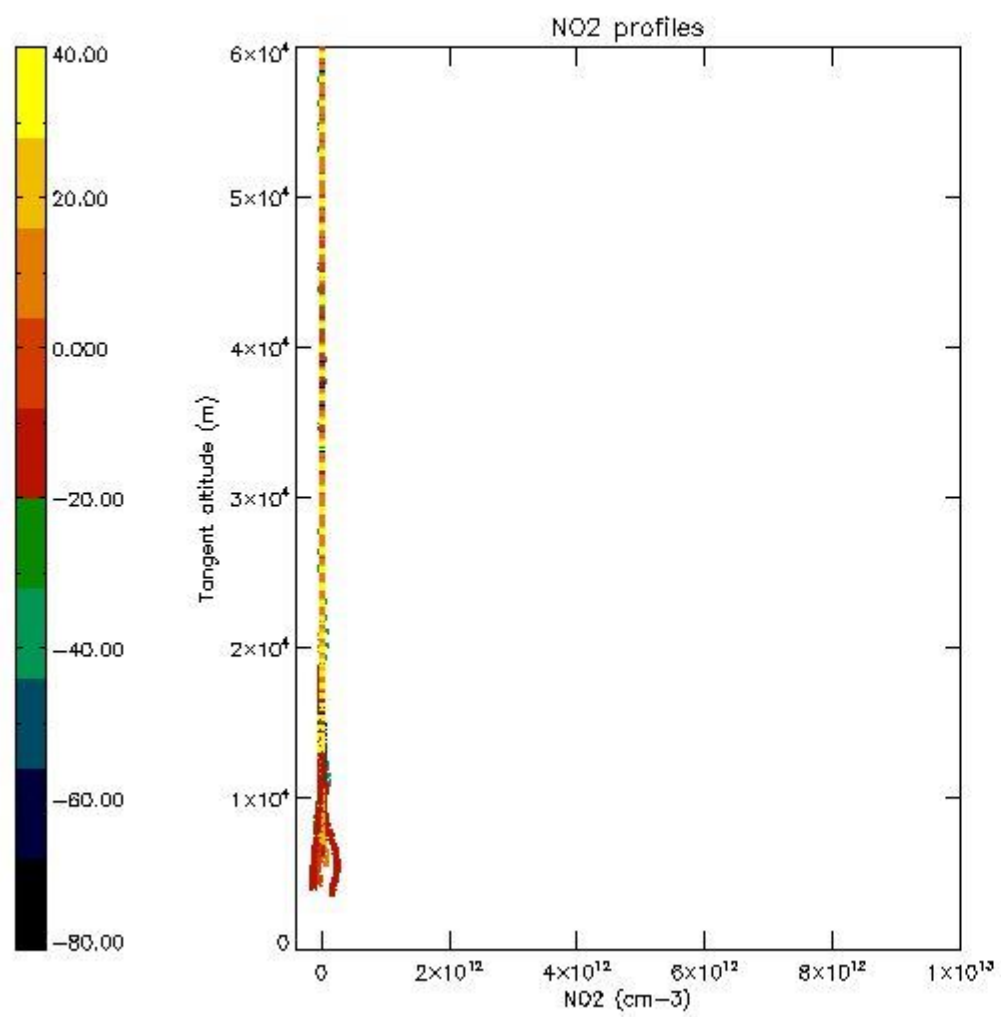
5.5 Plot ozone profiles where $STD < 5\%$ (dark without errors)

The colorbar represents the latitude.



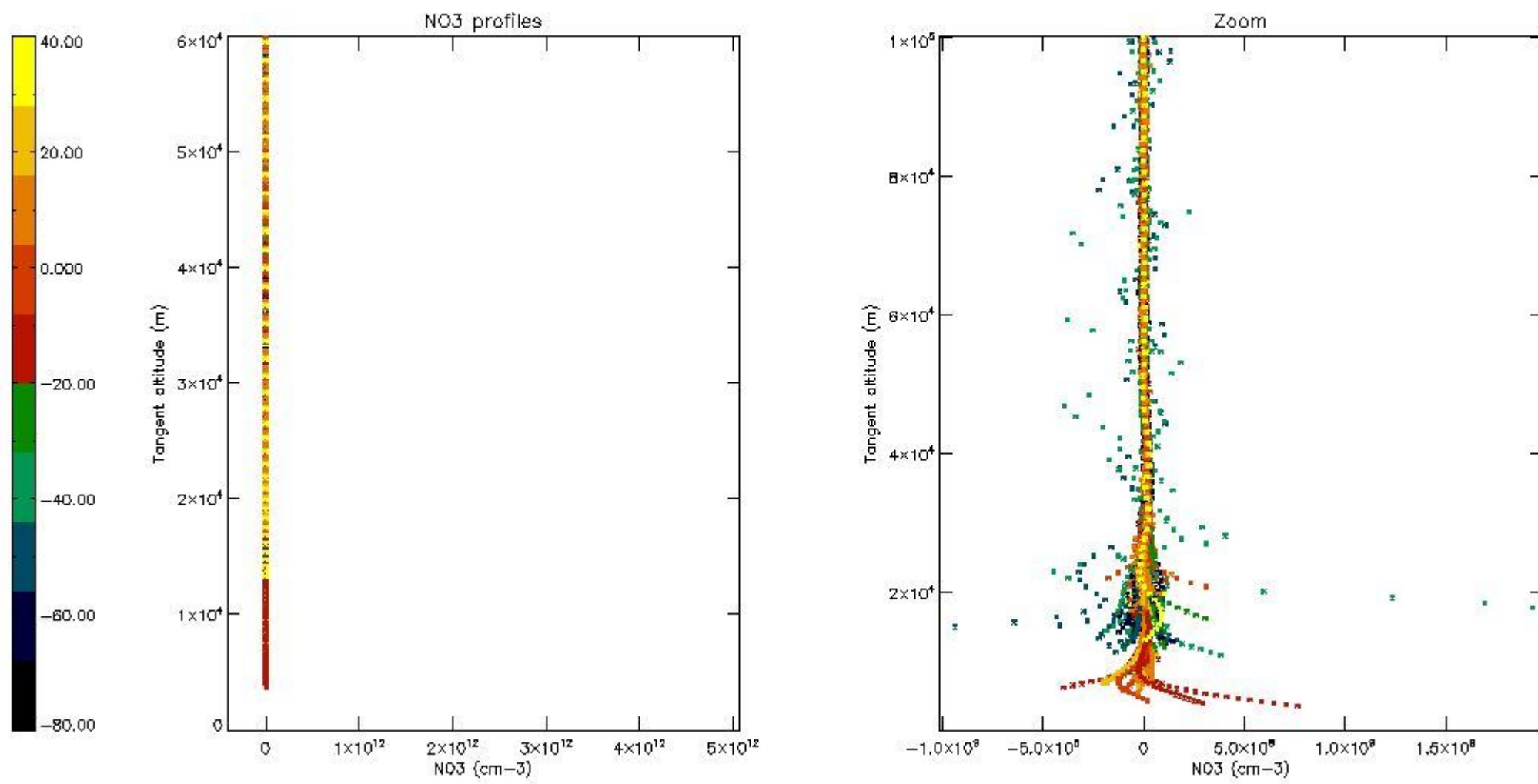
5.6 Plot NO₂ profiles for all STD (dark without errors)

The colorbar represents the latitude.



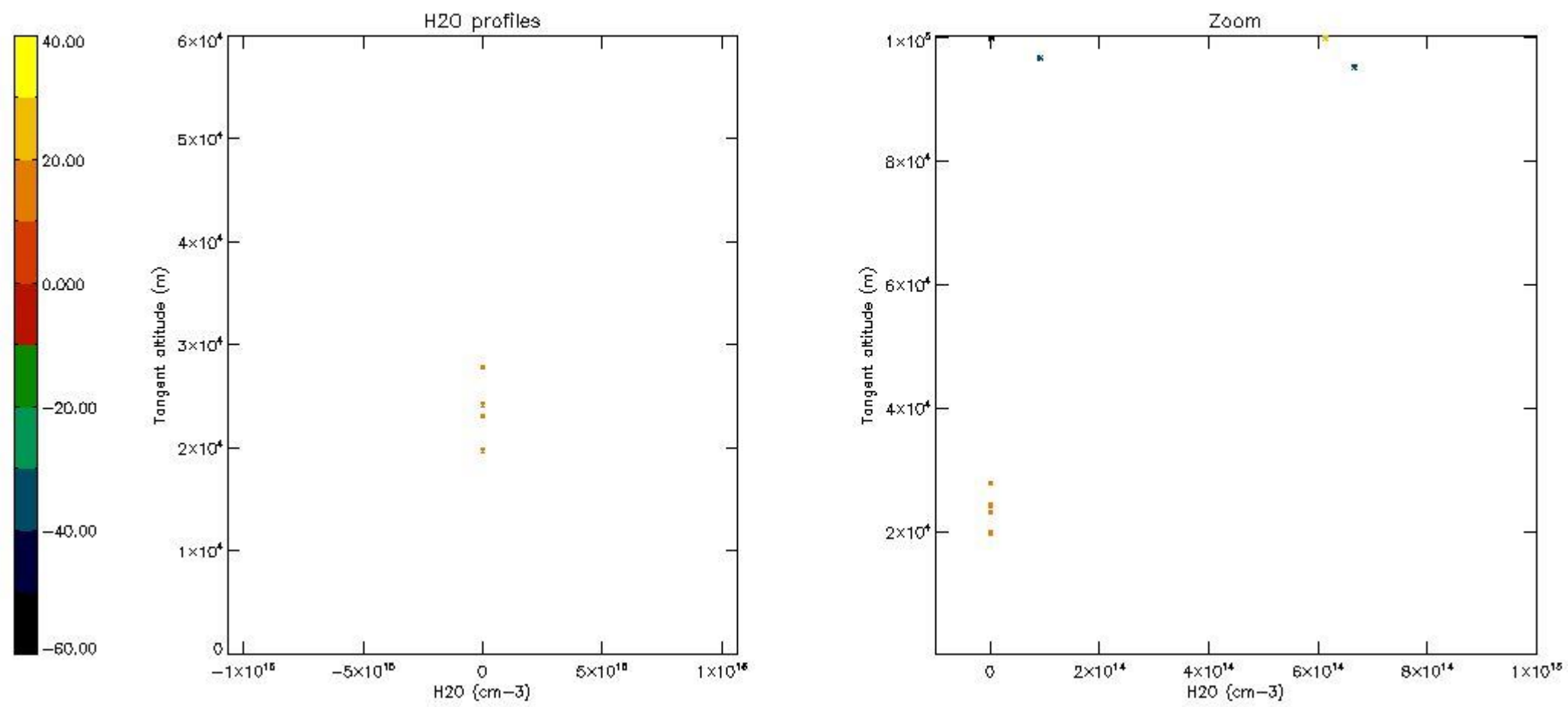
5.7 Plot NO3 profiles for all STD (dark without errors)

The colorbar represents the latitude.



5.8 Plot H₂O profiles for all STD (only for occultations of stars 1,2,3,4,13,14,16,26,63 dark without errors)

The colorbar represents the latitude.

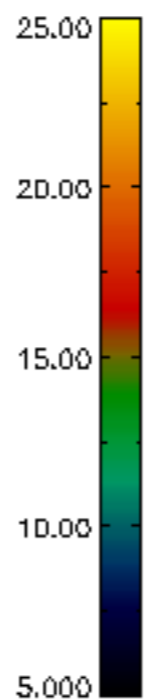
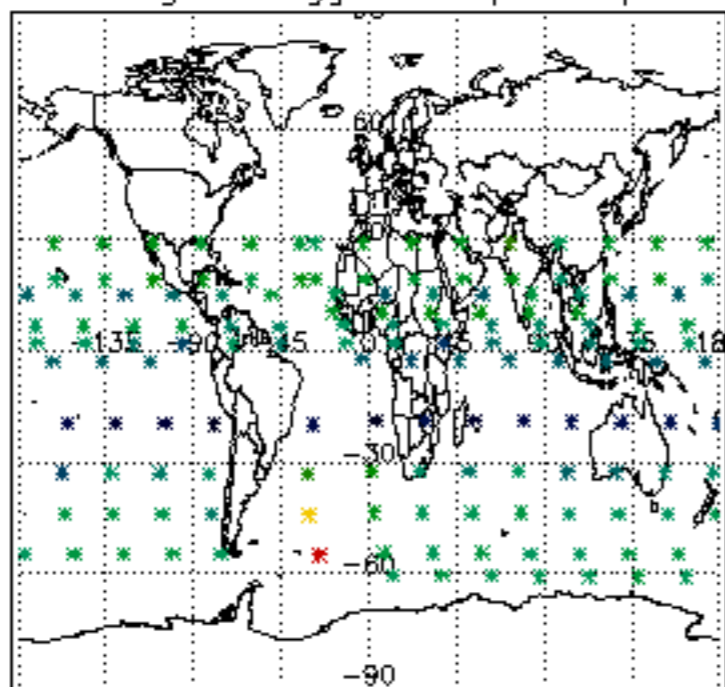


6. Auxiliary Data Files used for the production reported in section 2

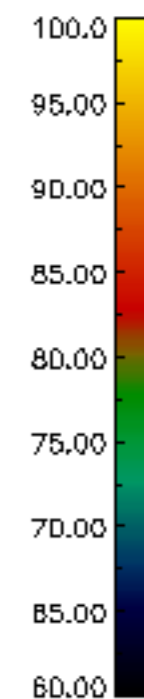
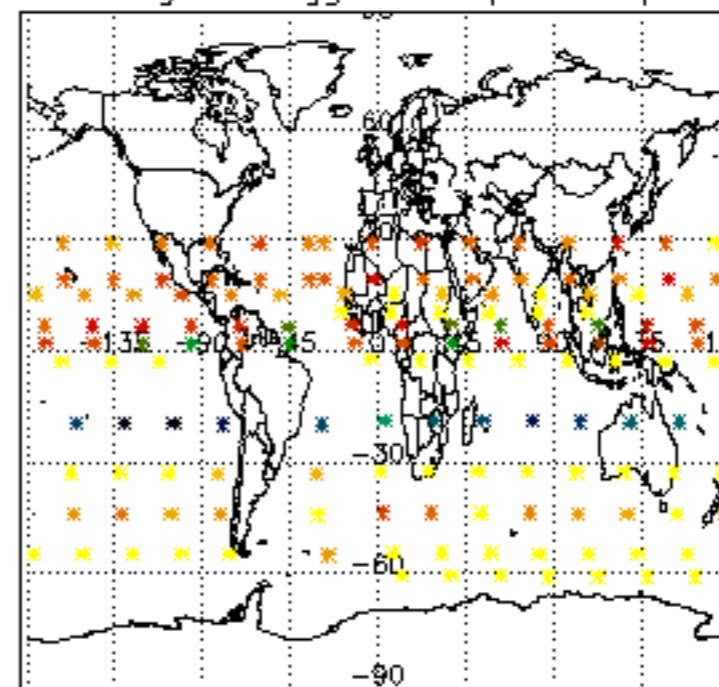
The number reported in the third column indicates since which file (see list in section 2) the corresponding auxiliary file has been used. The fourth column is the date of those product files.

Type	Auxiliary Filename	Used since product	Used since product date
INST_PHYS_CHARACTERISTICS	GOM_INS_AXVIEC20091111_143220_20030716_120000_20500101_000000	1	25-FEB-2004 00:01:12
LEVEL-2_PROC_CONFIG	GOM_PR2_AXVIEC20091111_152718_20020301_000000_20500101_000000	1	25-FEB-2004 00:01:12
CROSS_SECTIONS_FILE	GOM_CRS_AXVIEC20091111_154832_20020301_000000_20500101_000000	1	25-FEB-2004 00:01:12

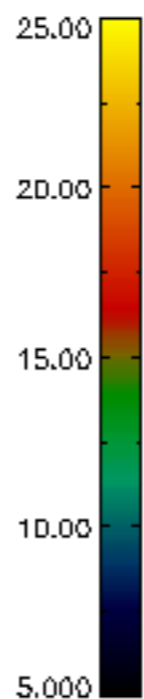
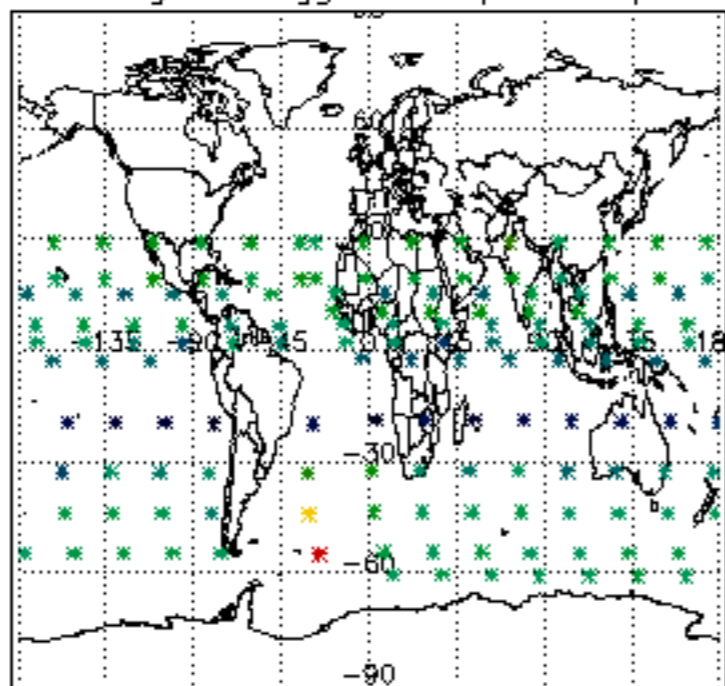
Percentage of flagged data per D3 profile



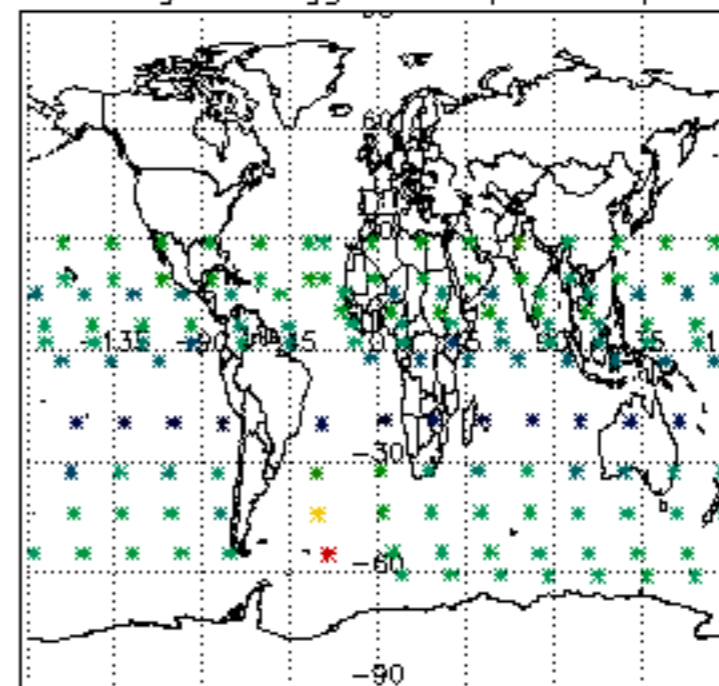
Percentage of flagged data per H2O profile

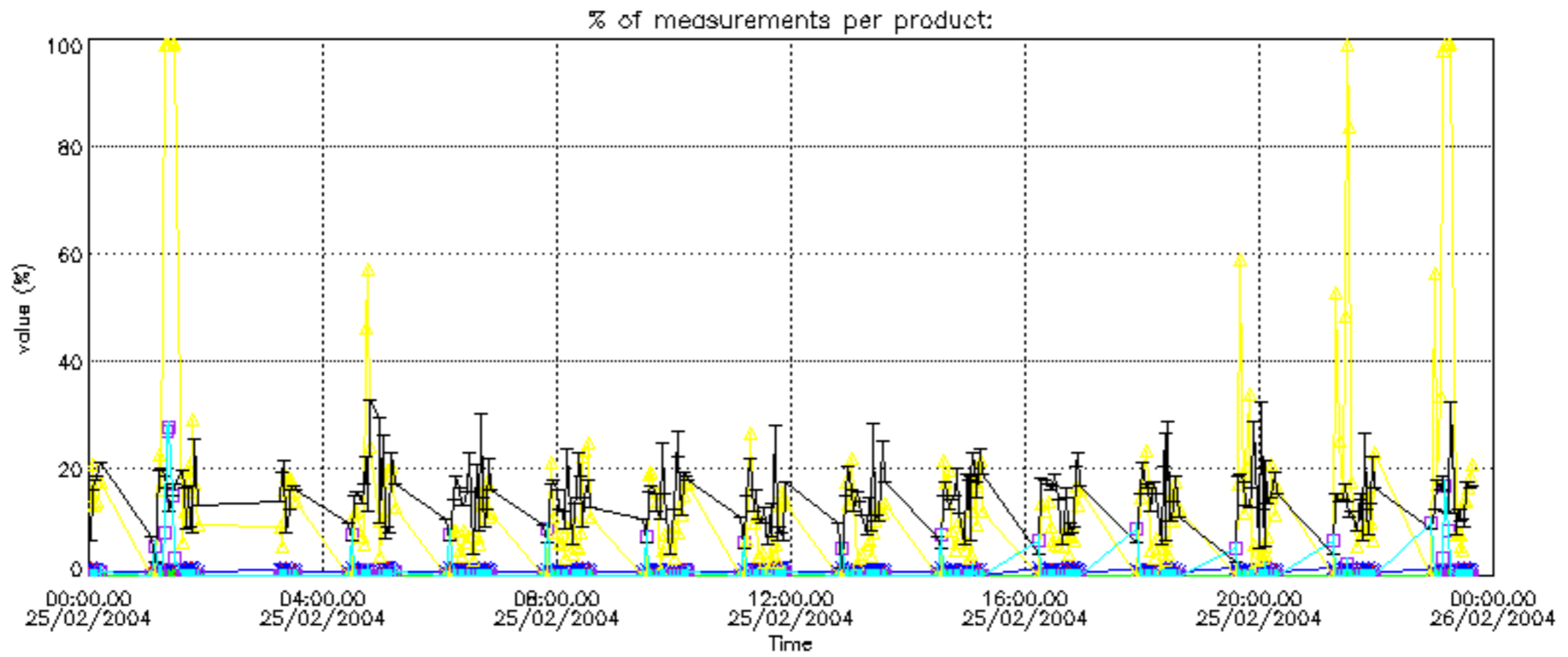


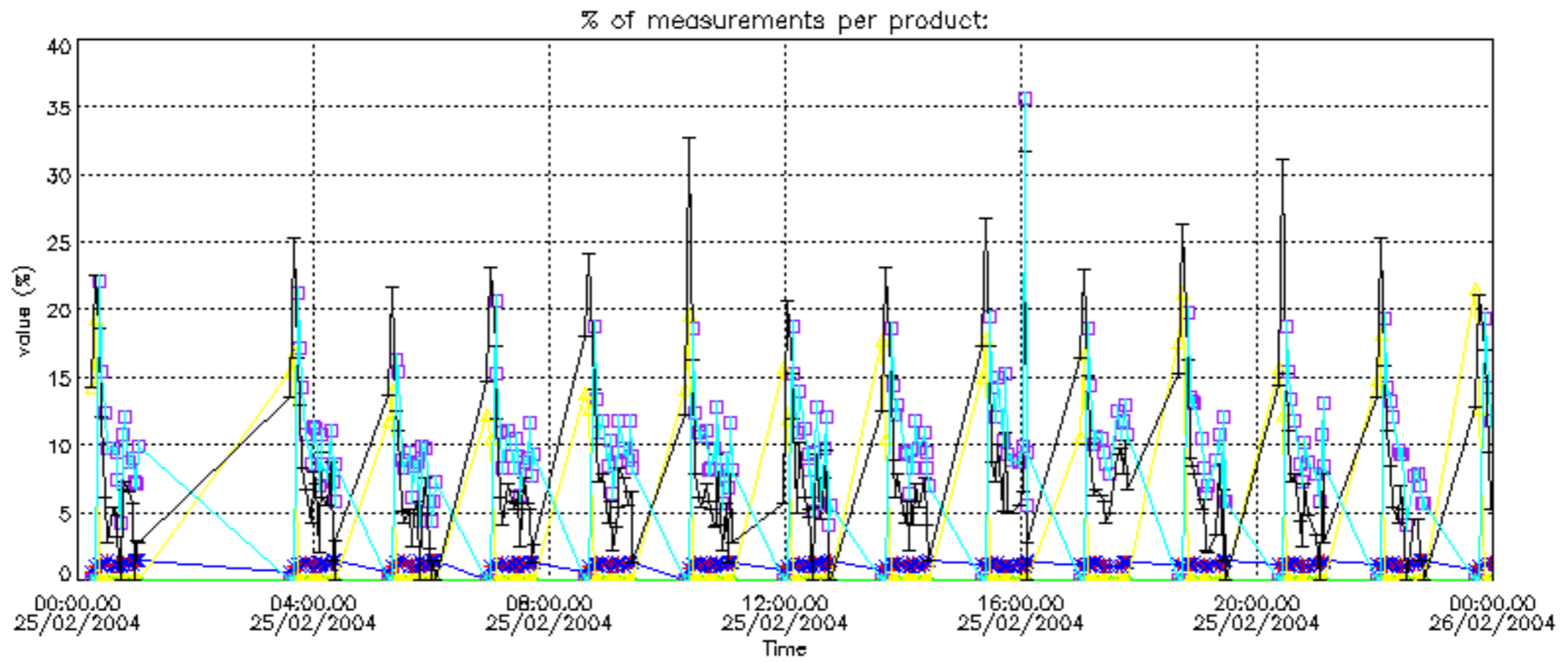
Percentage of flagged data per NO2 profile



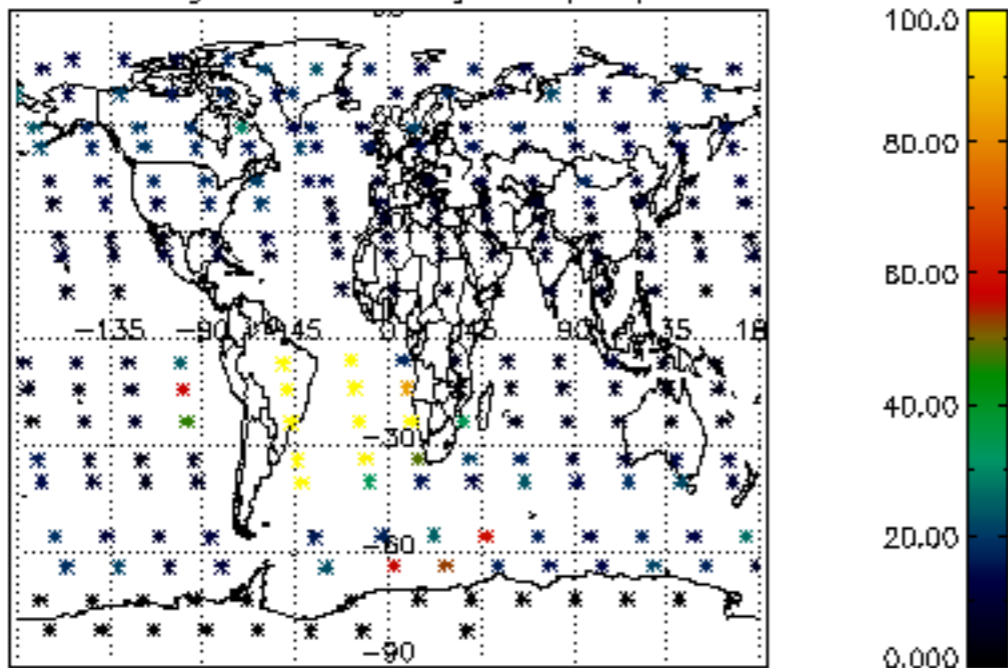
Percentage of flagged data per NO3 profile



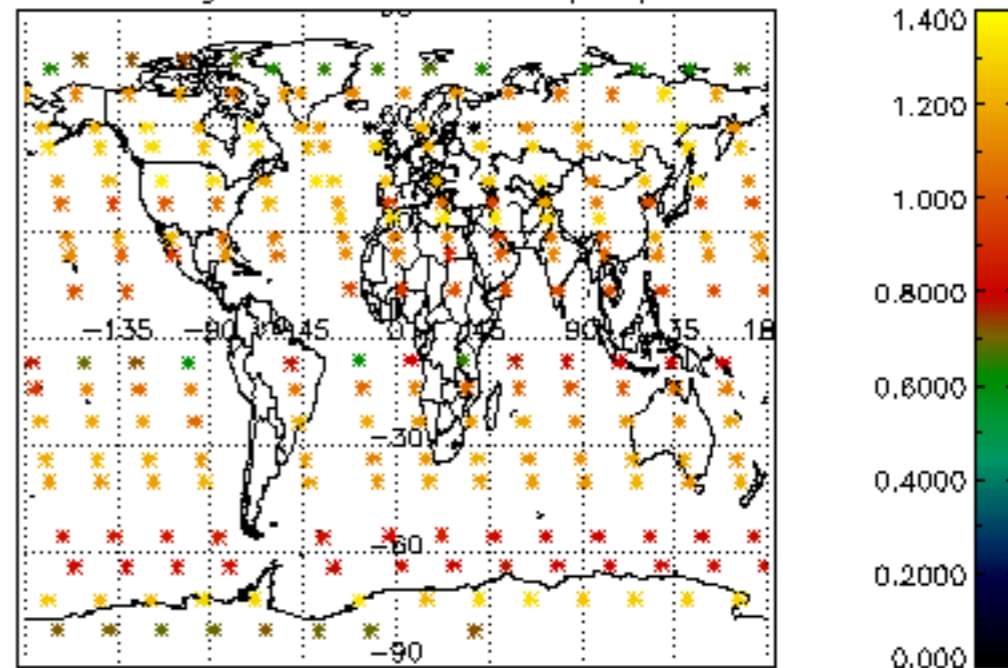




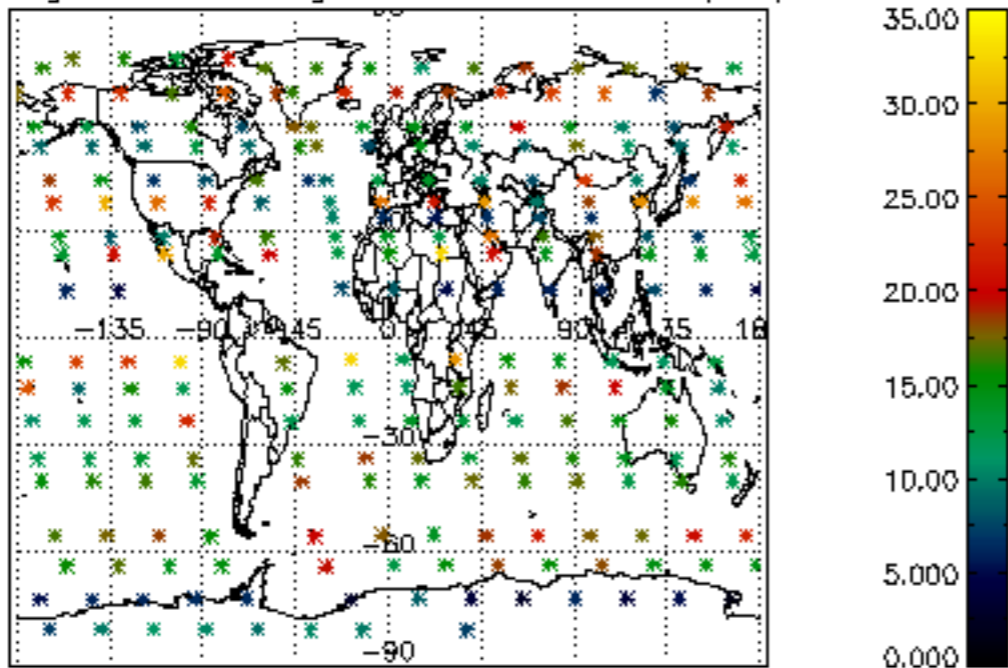
Percentage of cosmic ray hits per profile



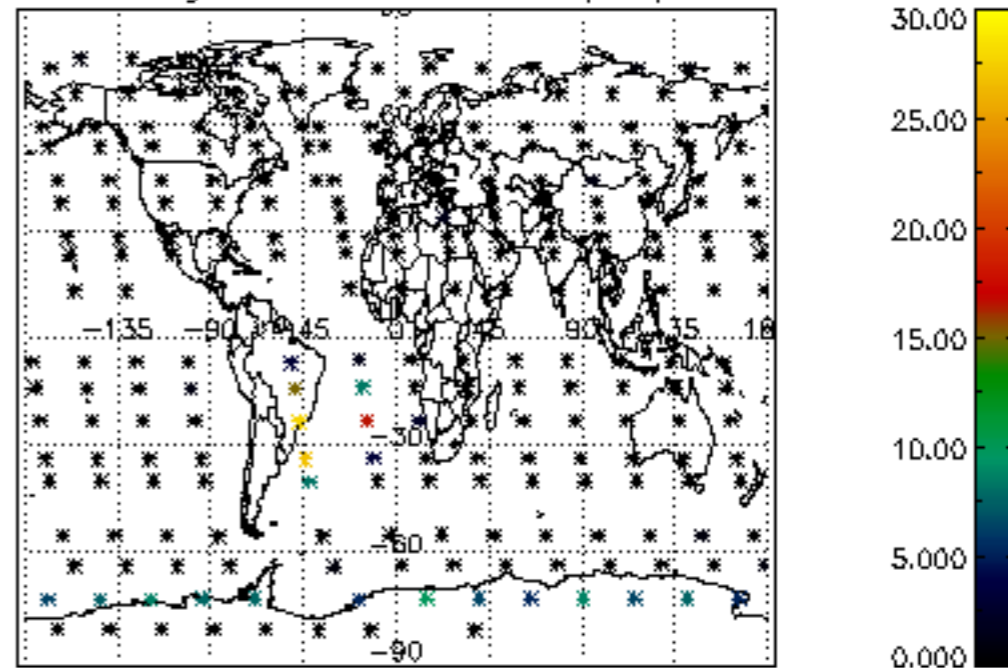
Percentage of datation errors per profile



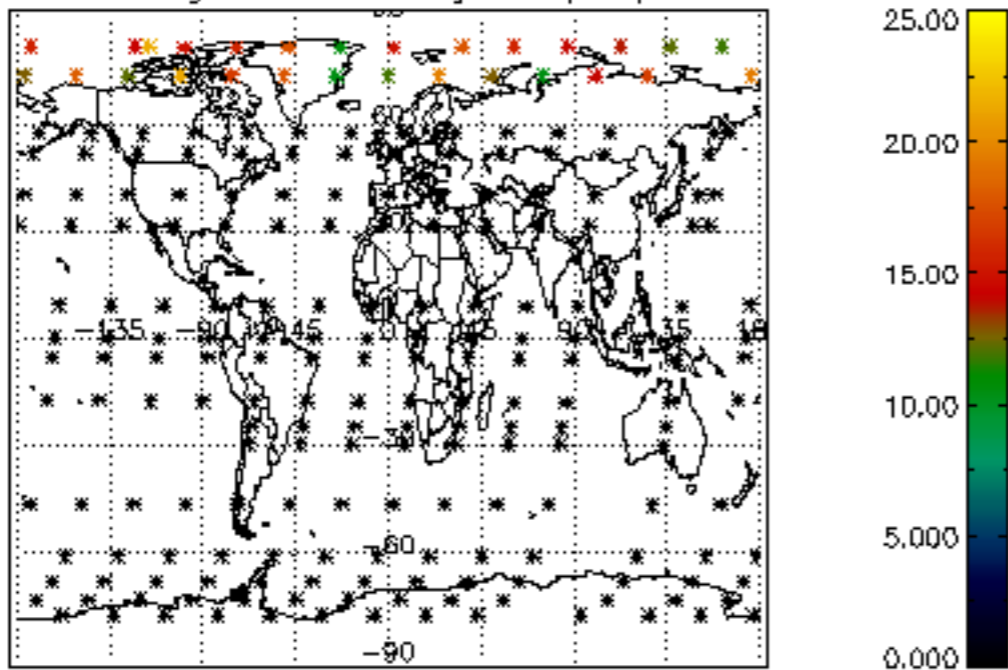
Percentage of star falling outside central band per profile



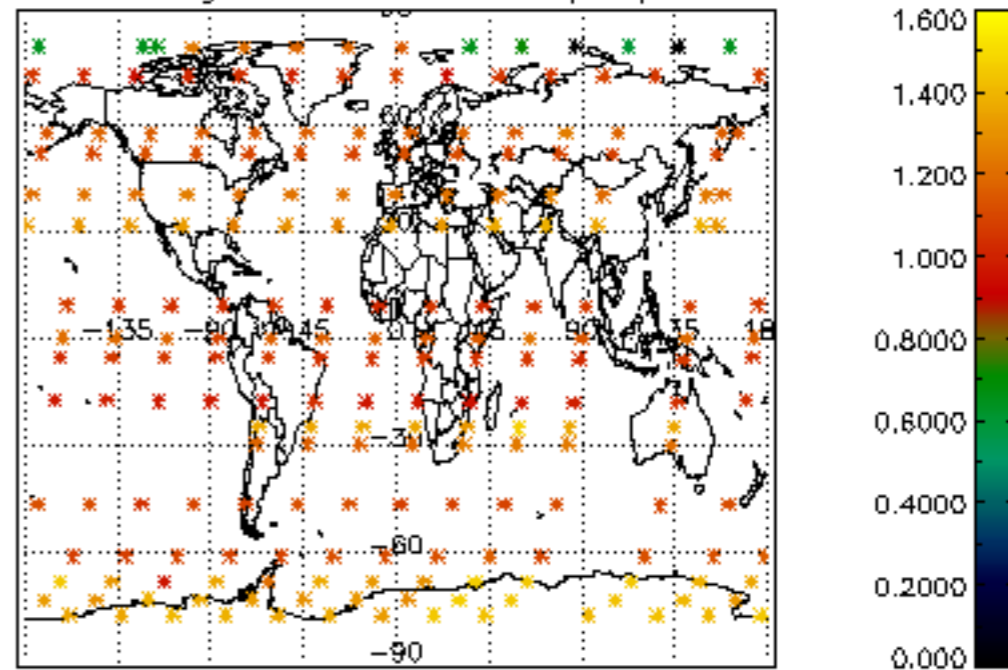
Percentage of saturation errors per profile



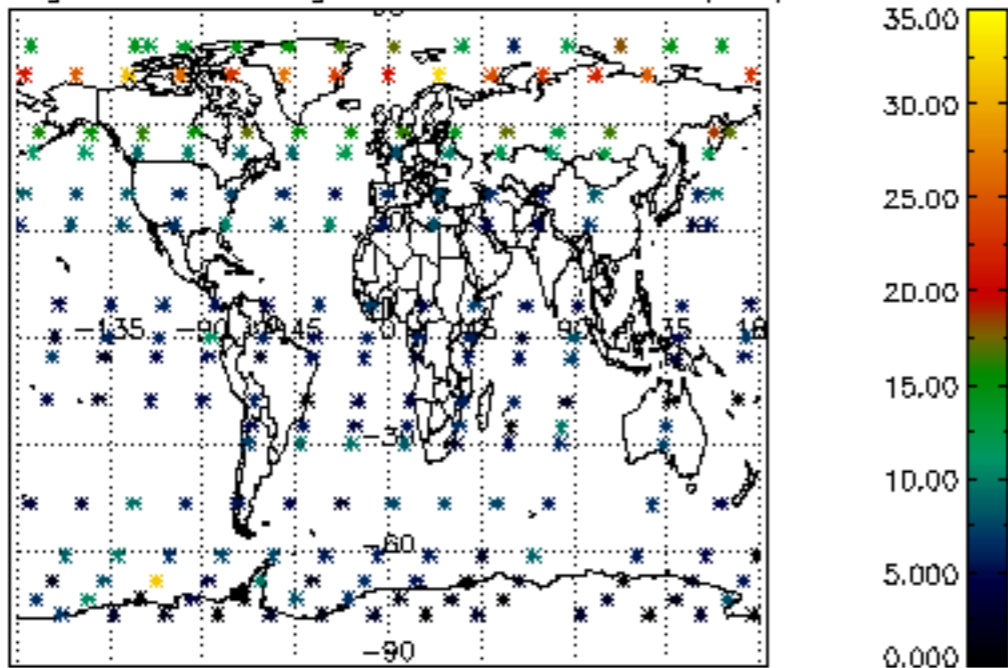
Percentage of cosmic ray hits per profile



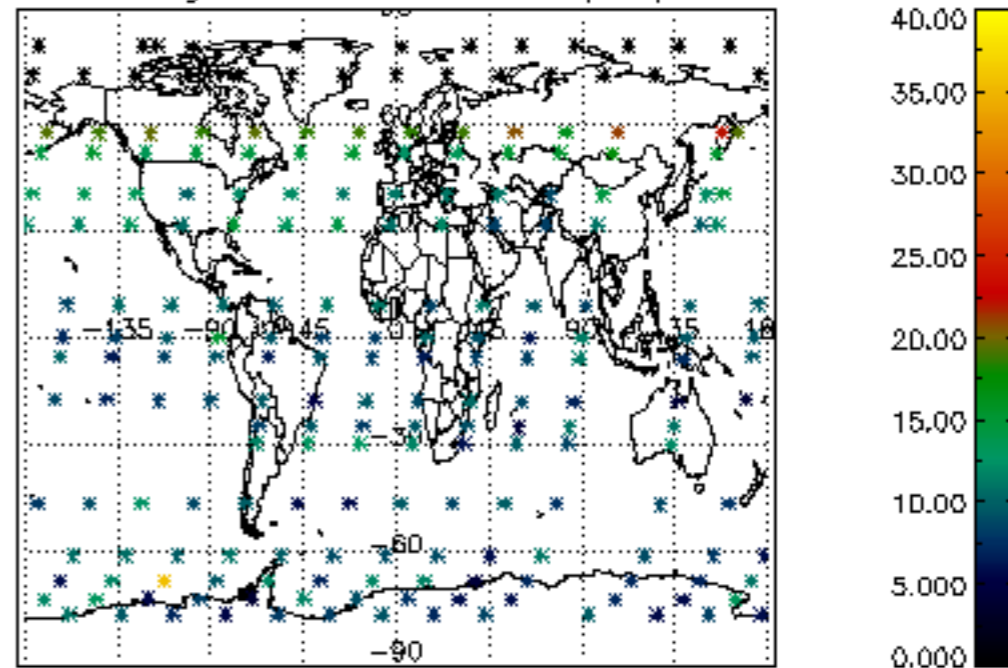
Percentage of datation errors per profile

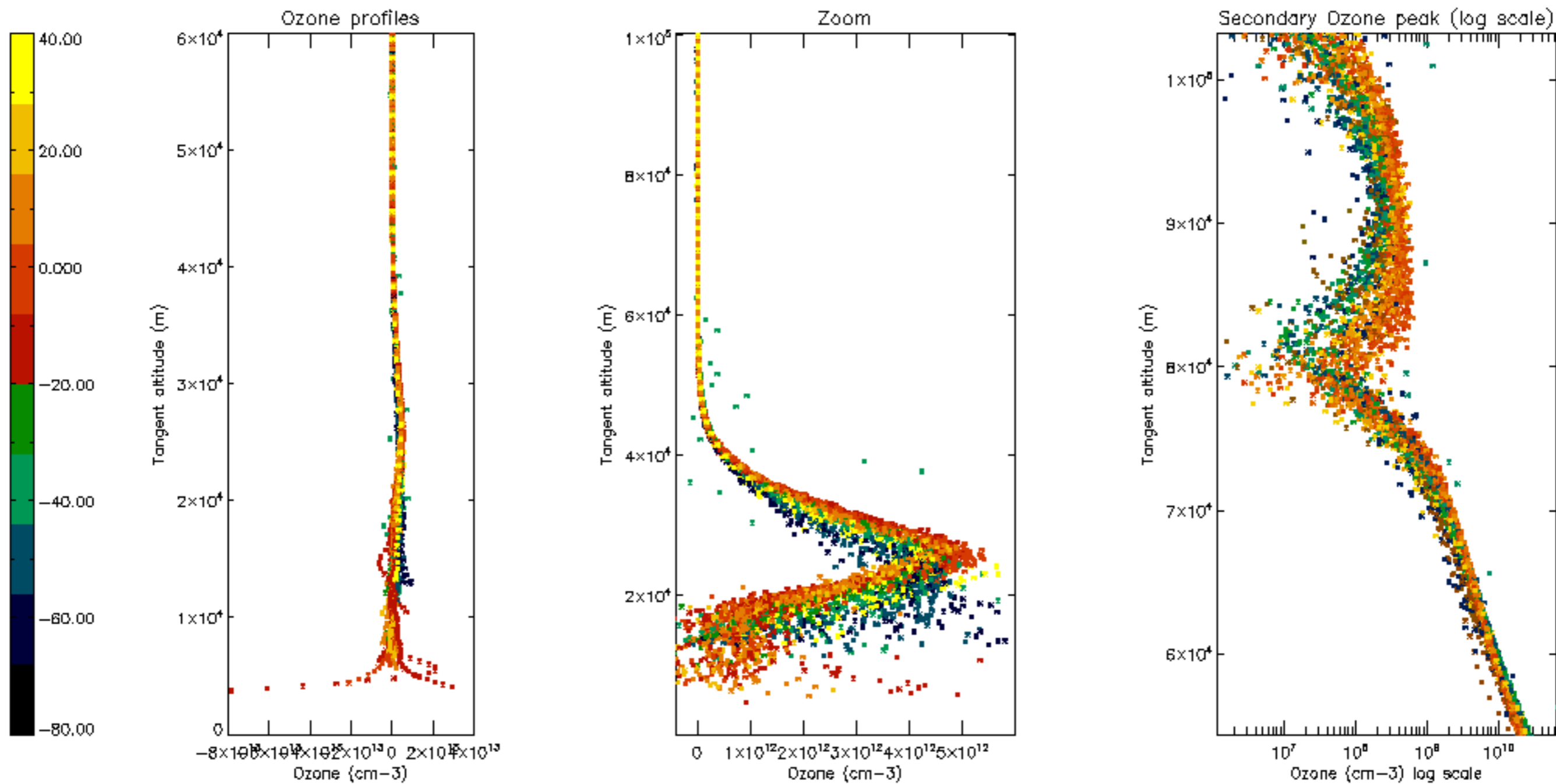


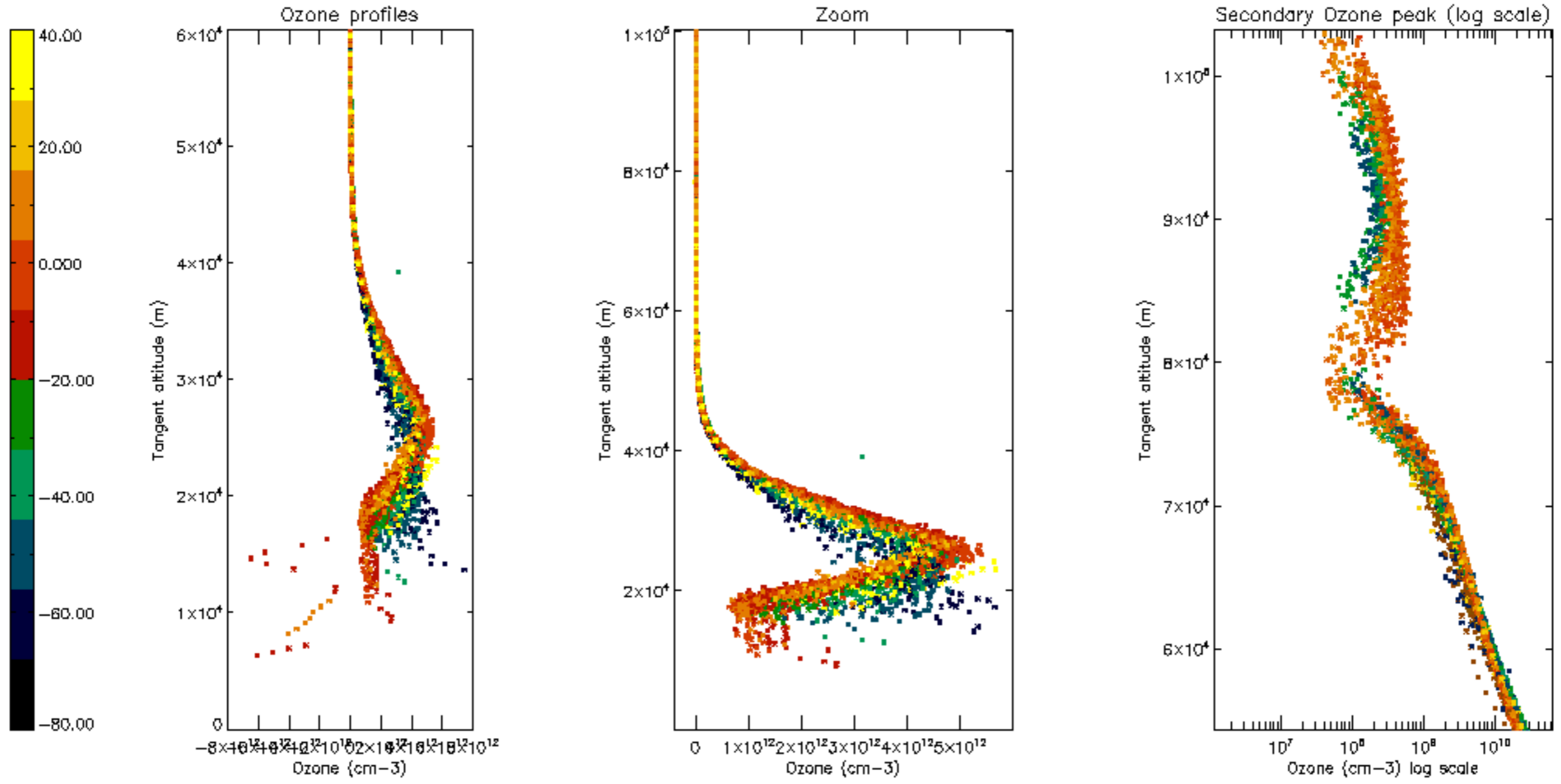
Percentage of star falling outside central band per profile

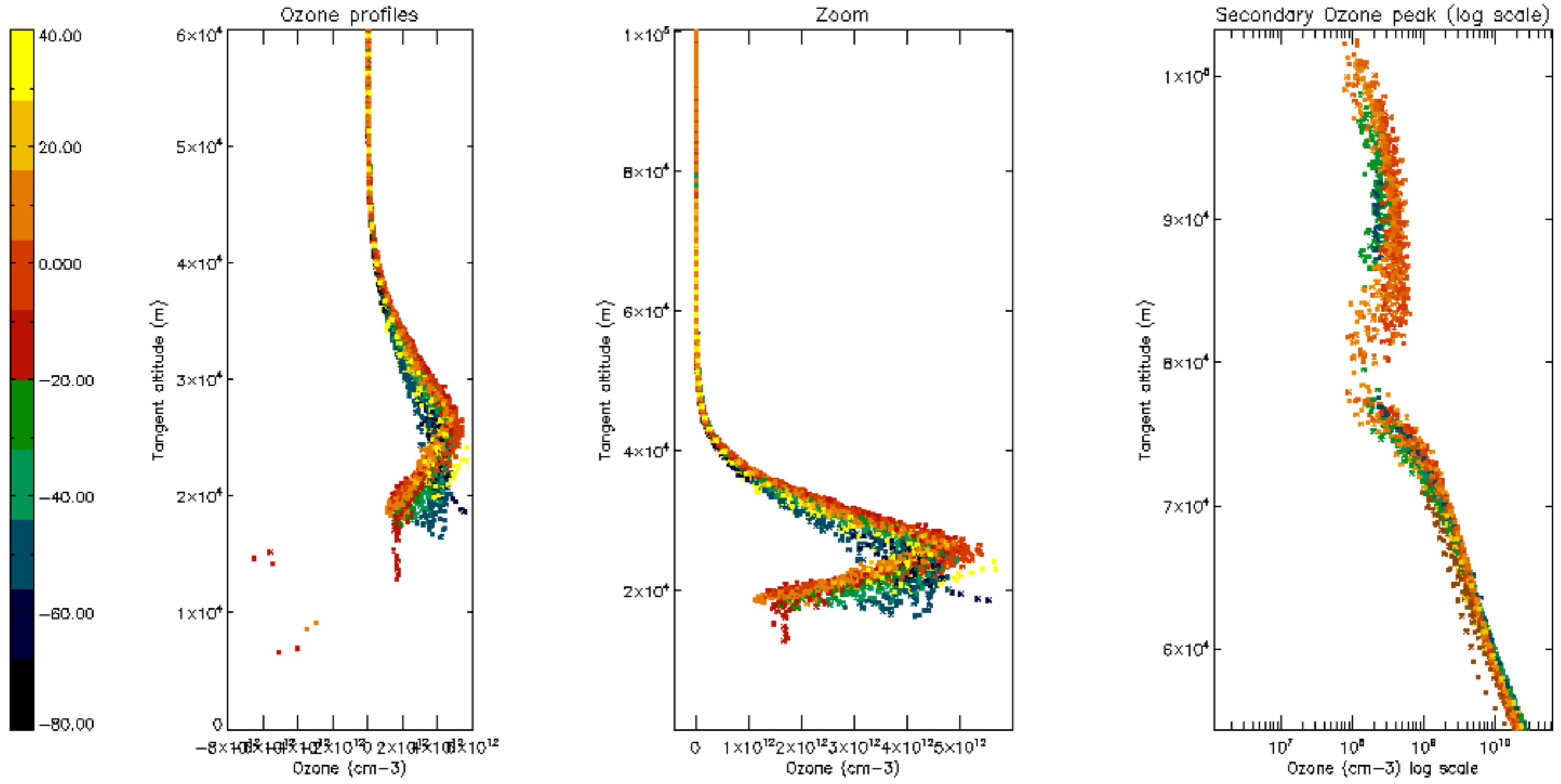


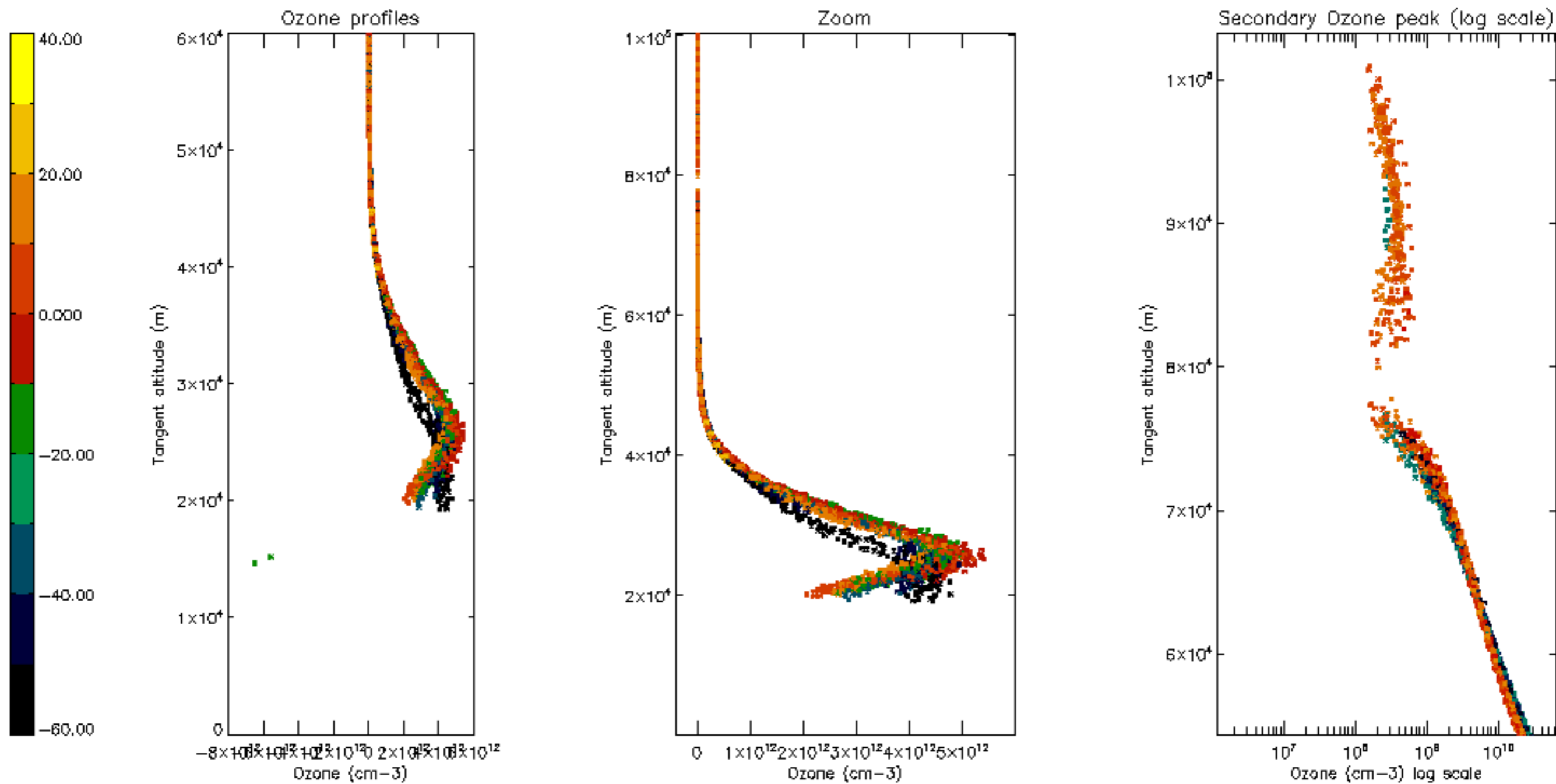
Percentage of saturation errors per profile

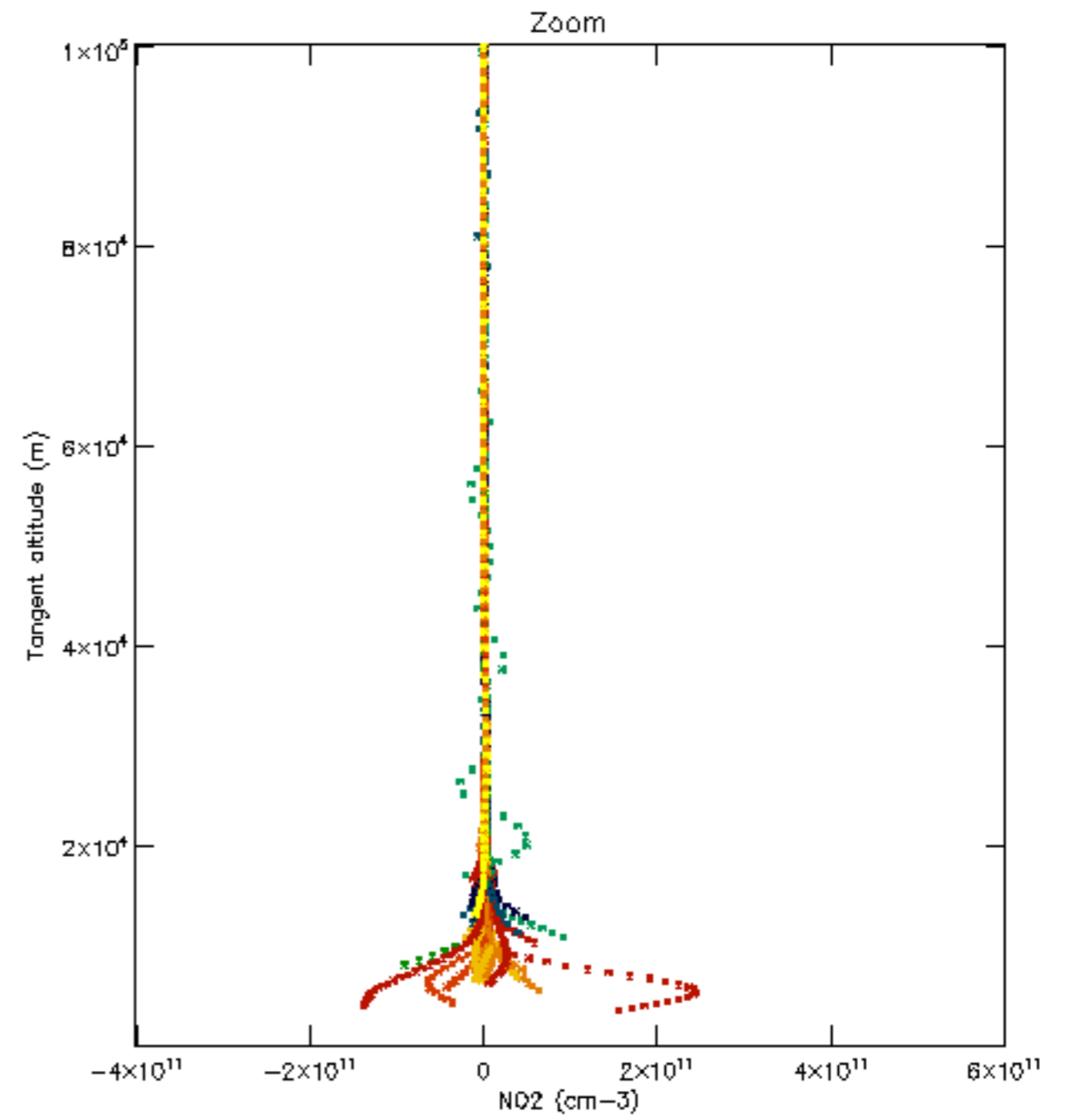
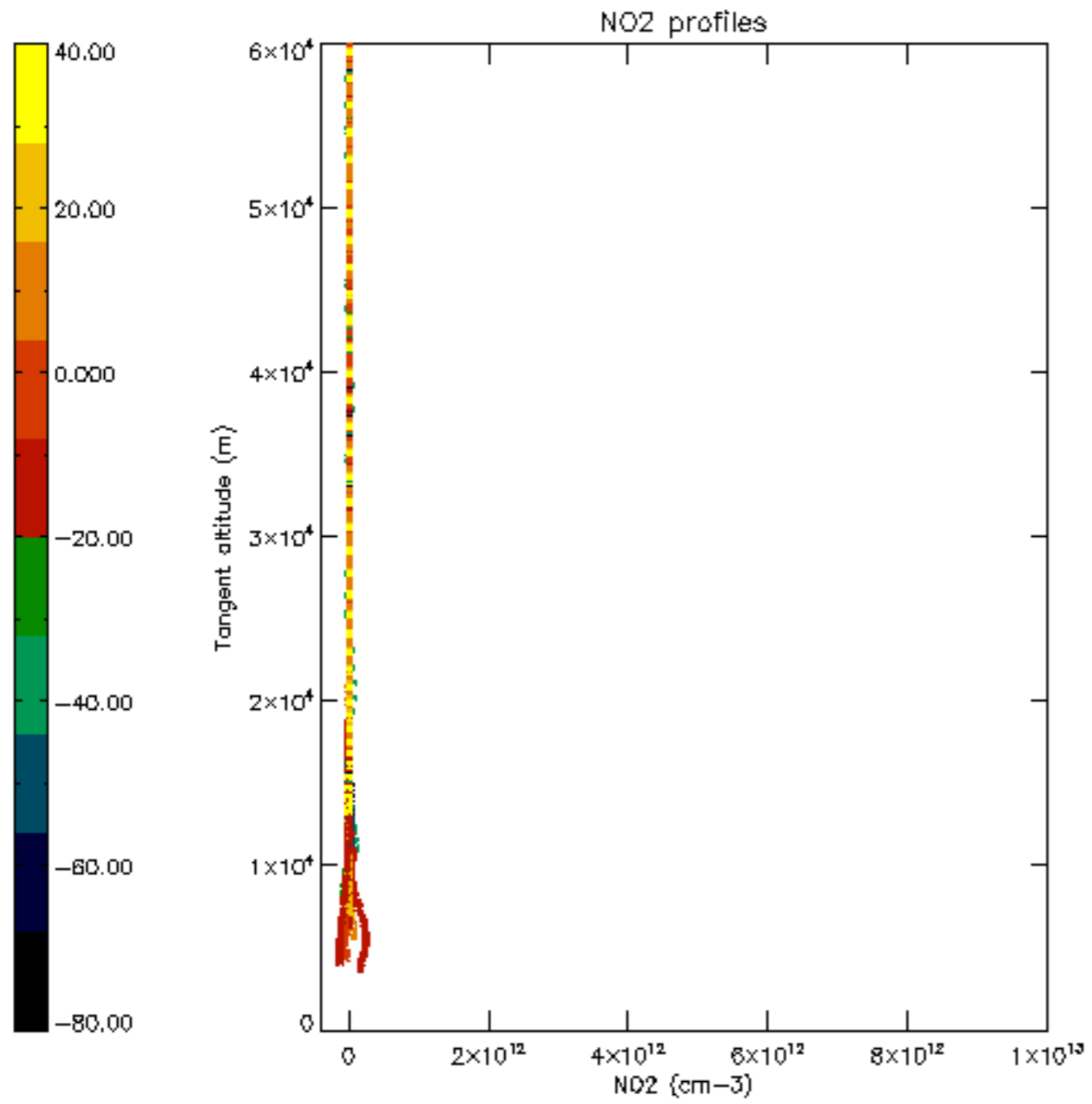


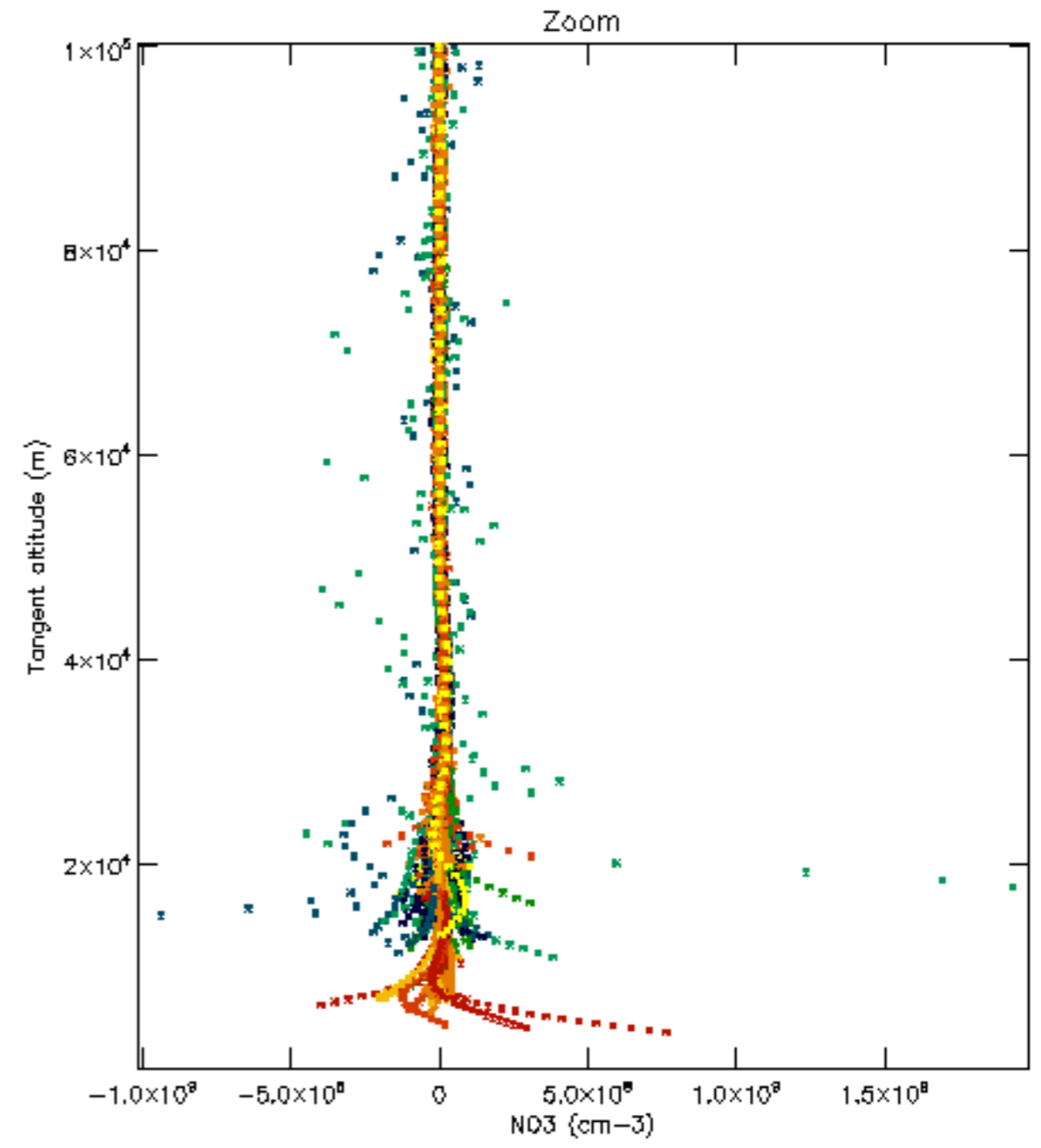
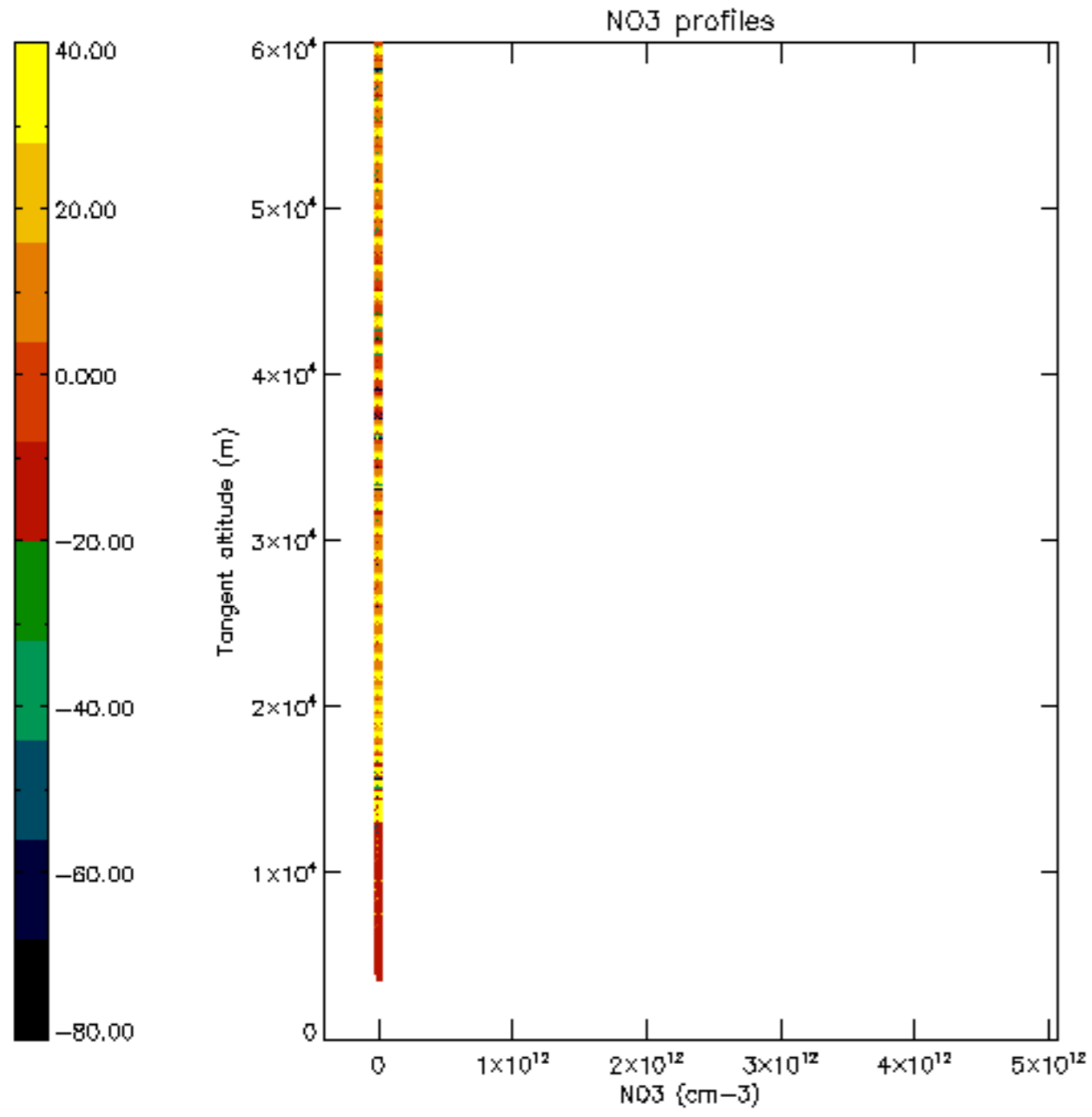


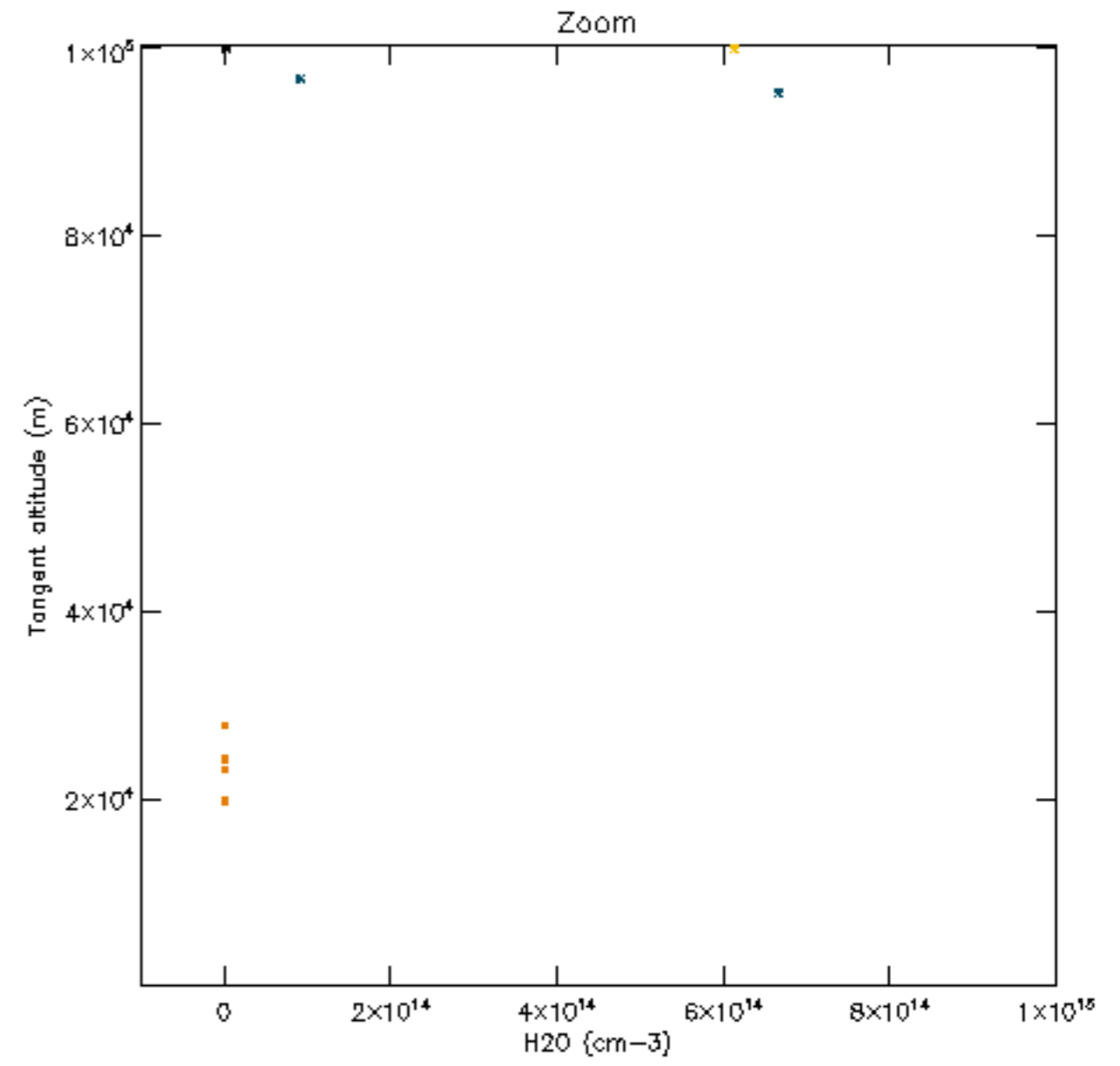
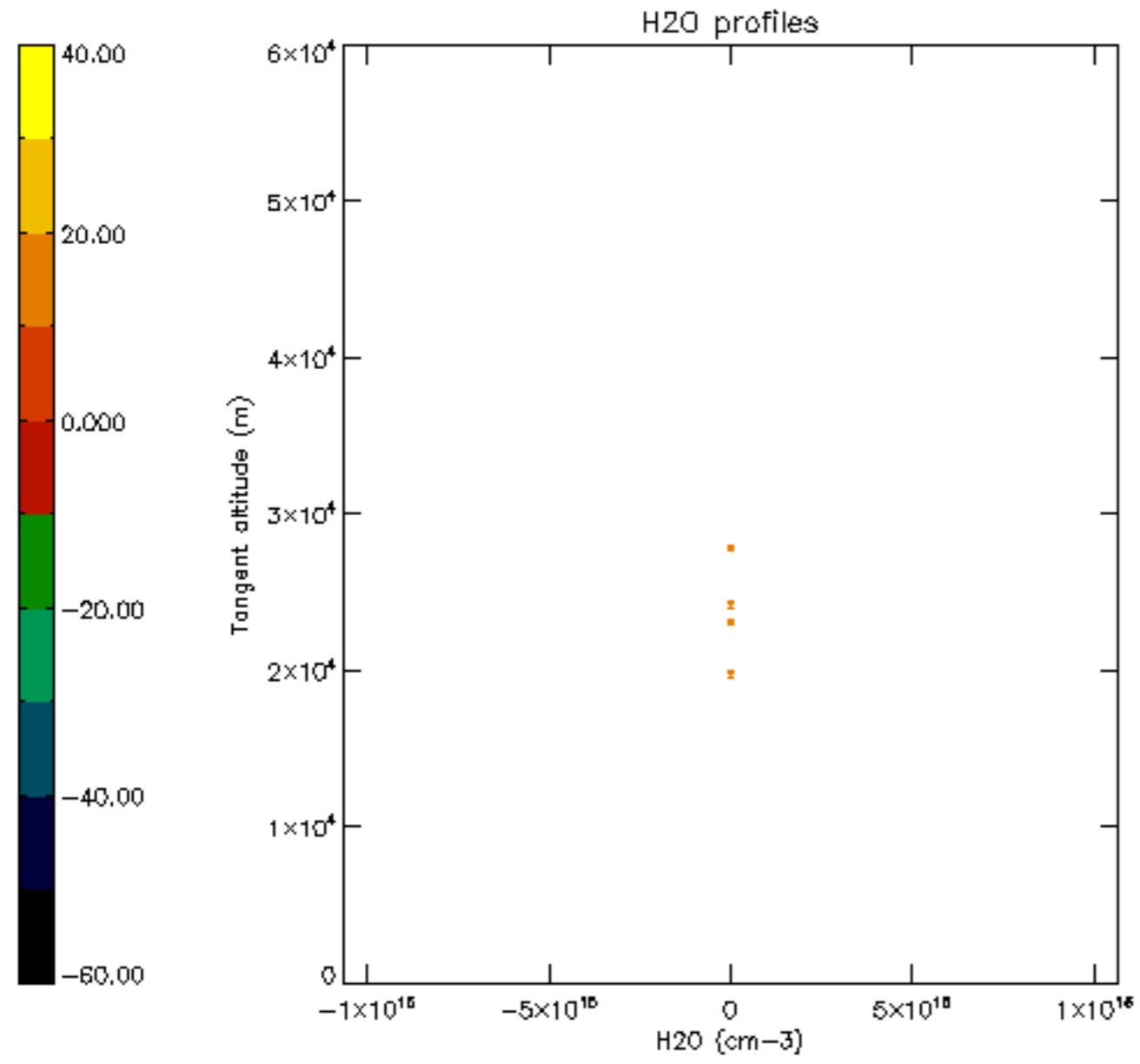


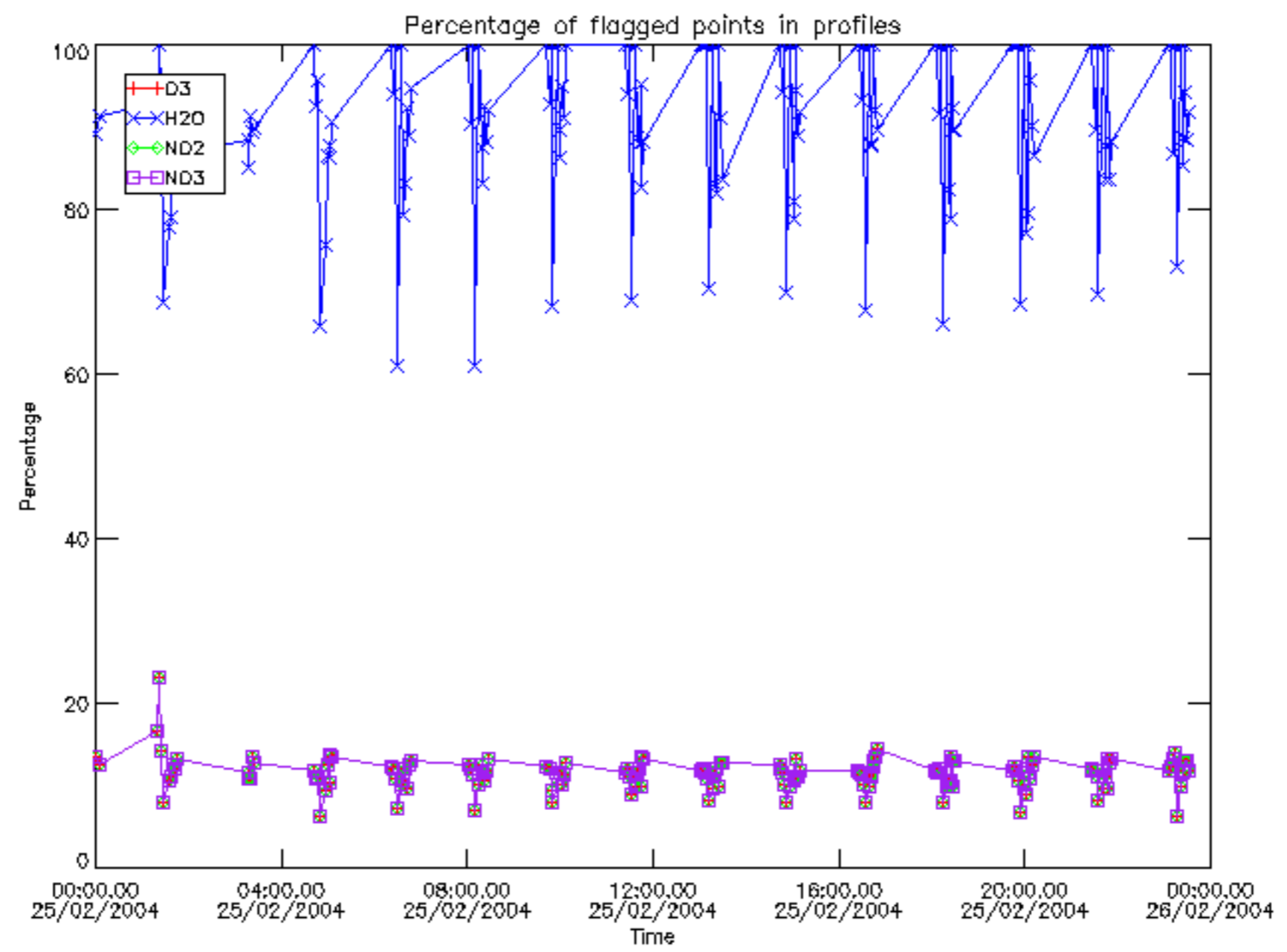




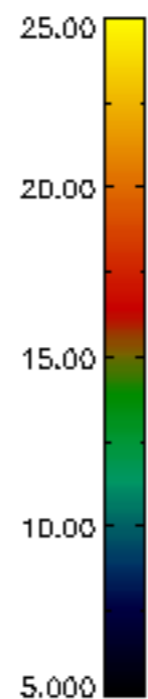
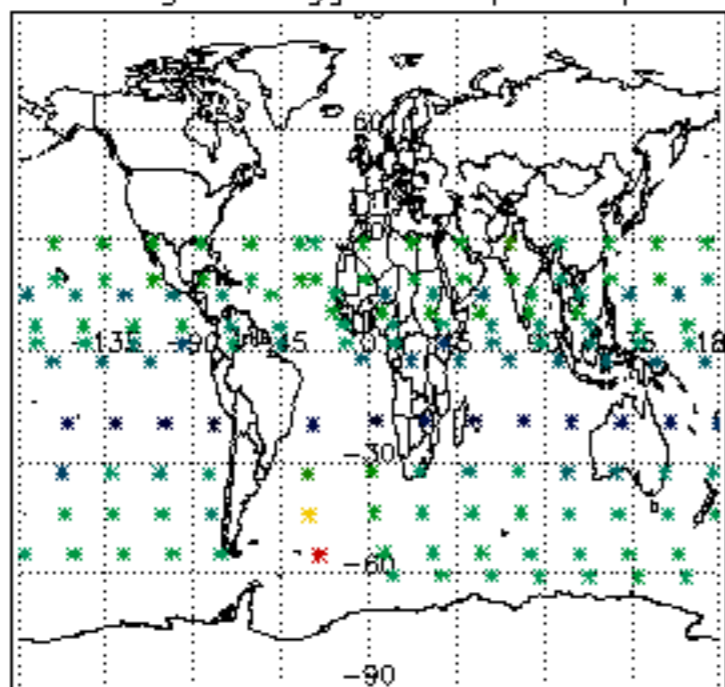




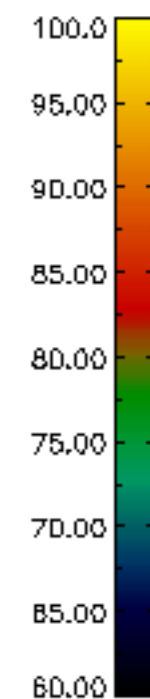
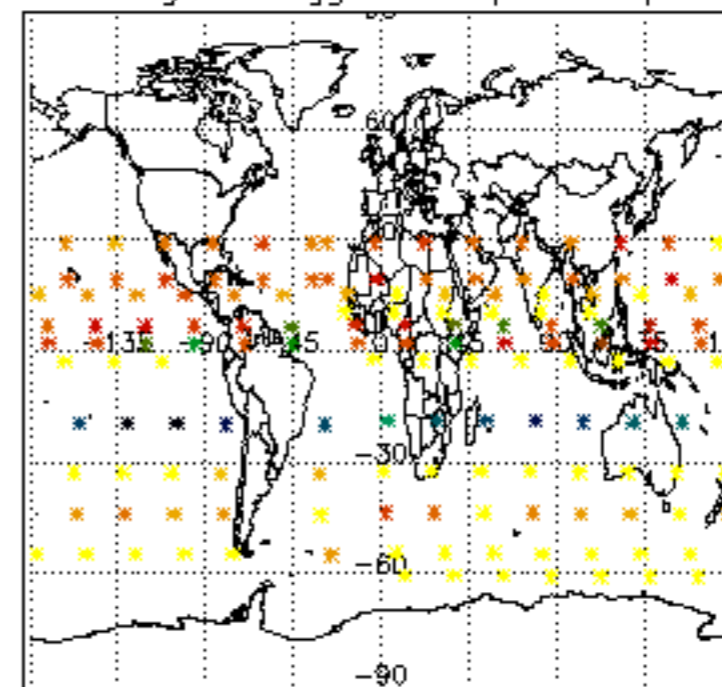




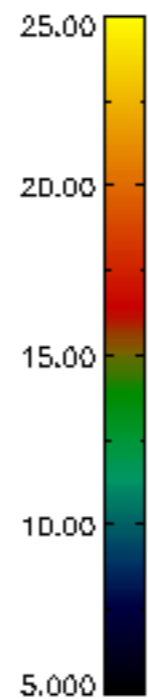
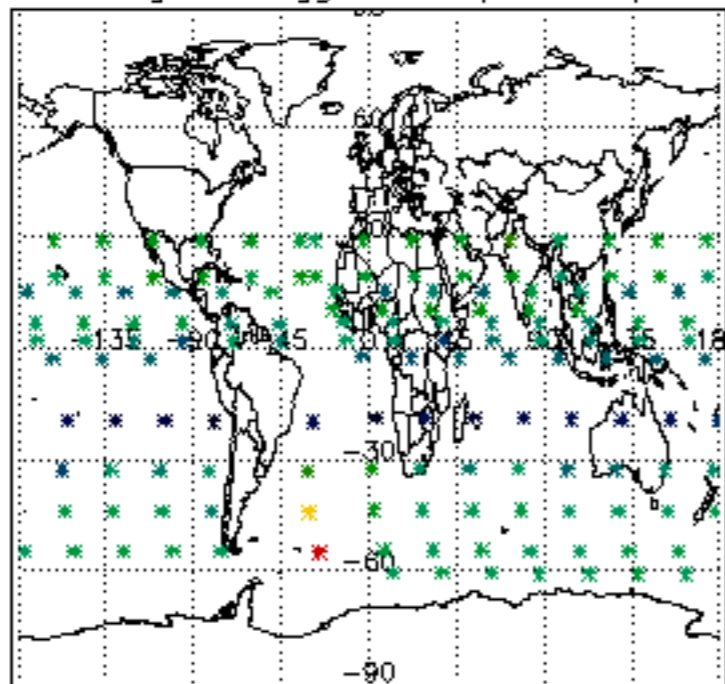
Percentage of flagged data per D3 profile



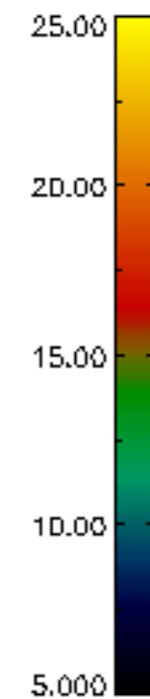
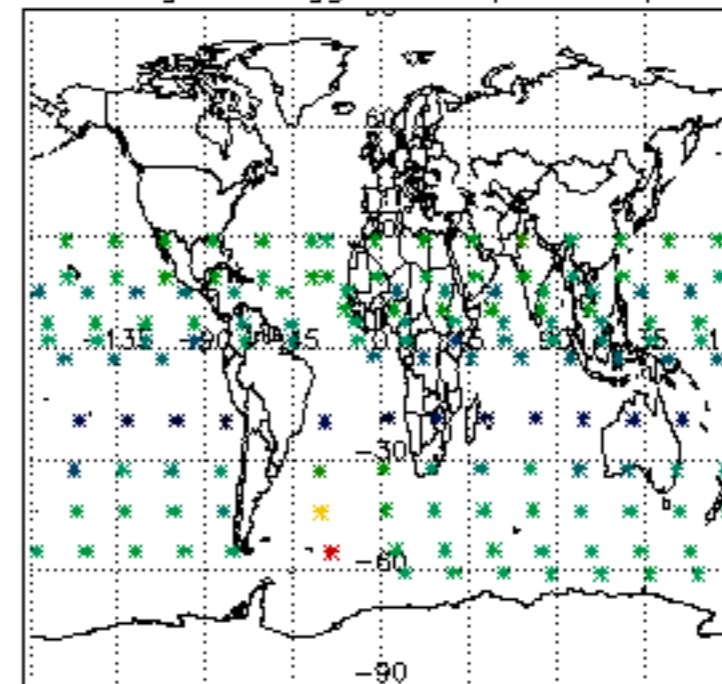
Percentage of flagged data per H2O profile

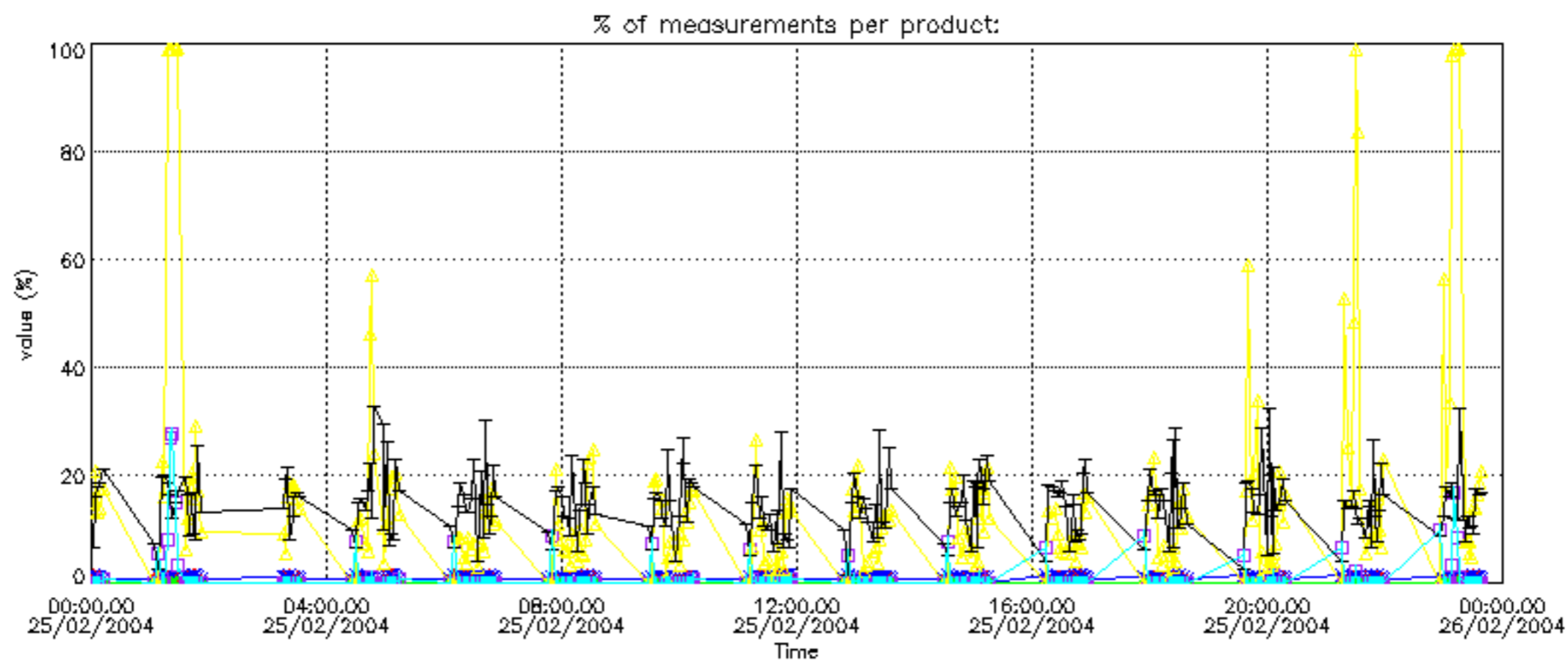


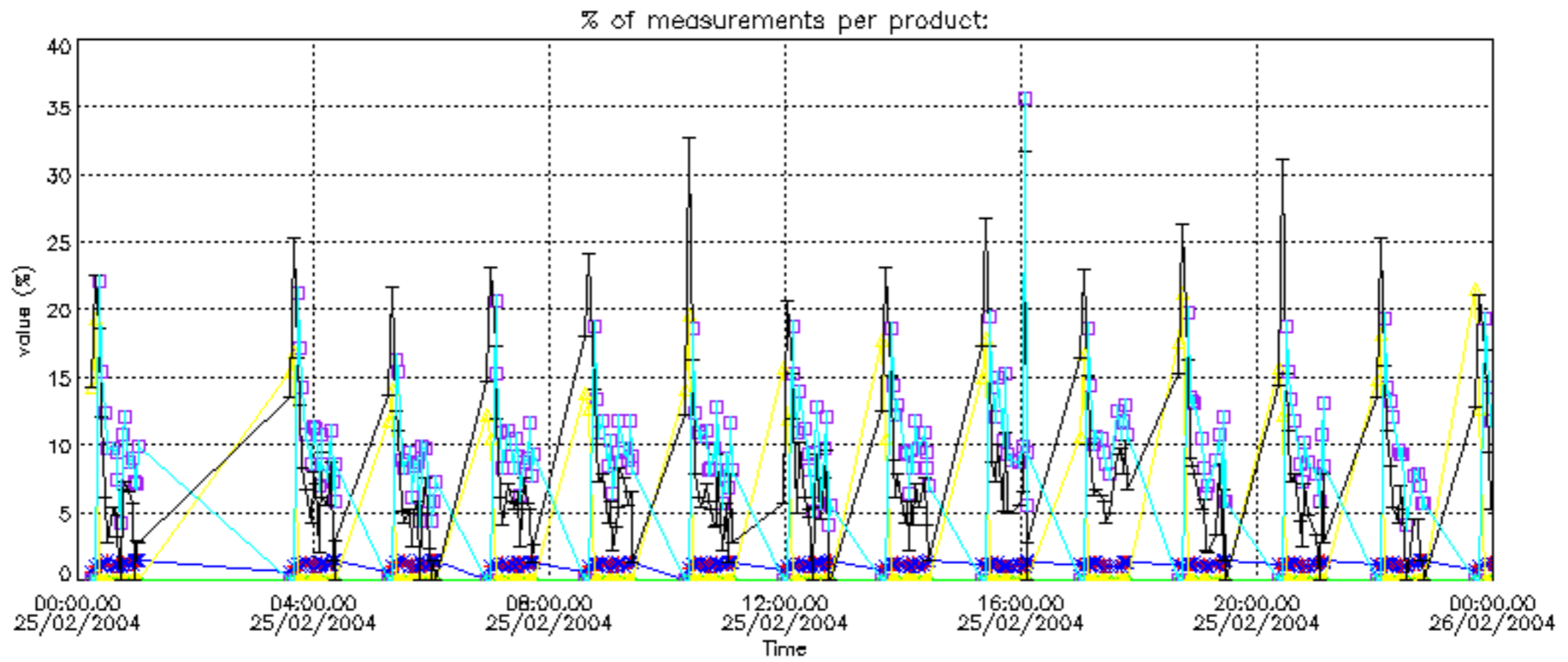
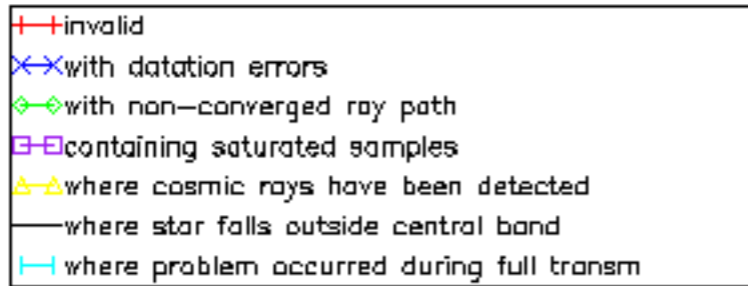
Percentage of flagged data per NO2 profile



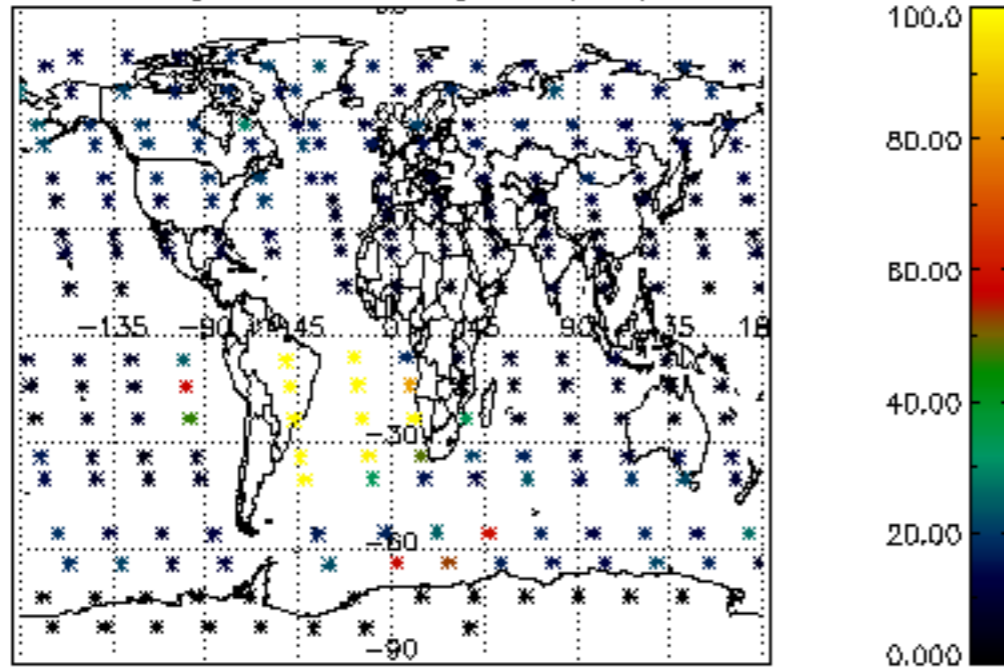
Percentage of flagged data per NO3 profile



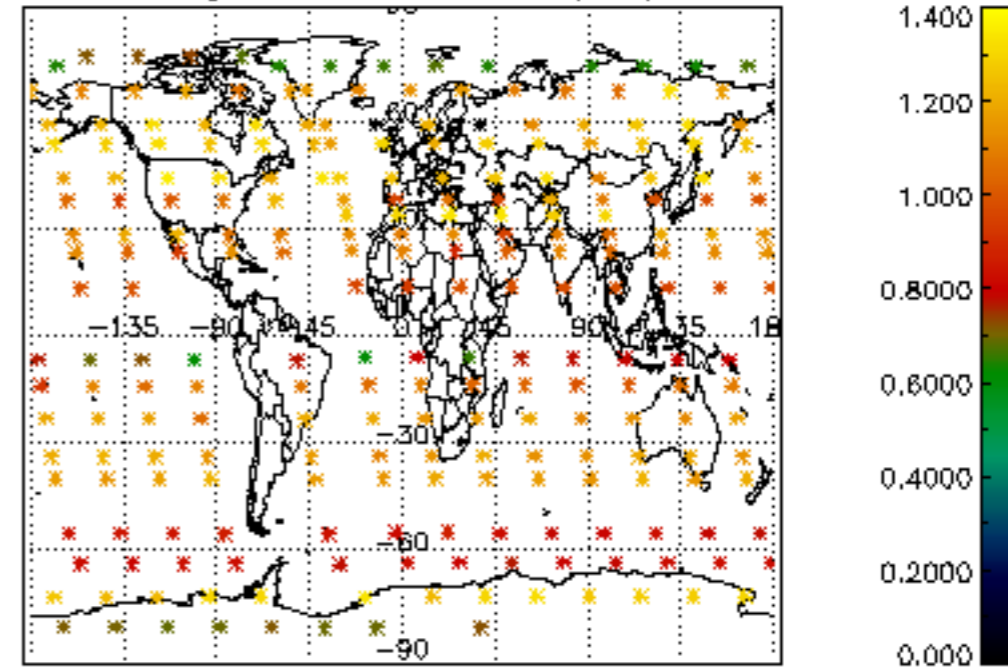




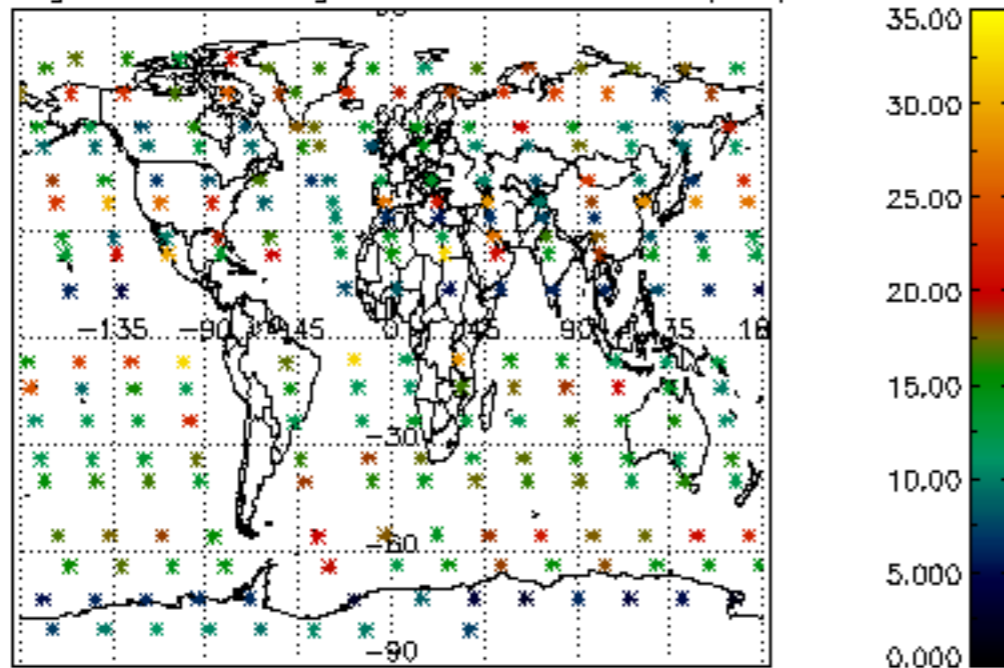
Percentage of cosmic ray hits per profile



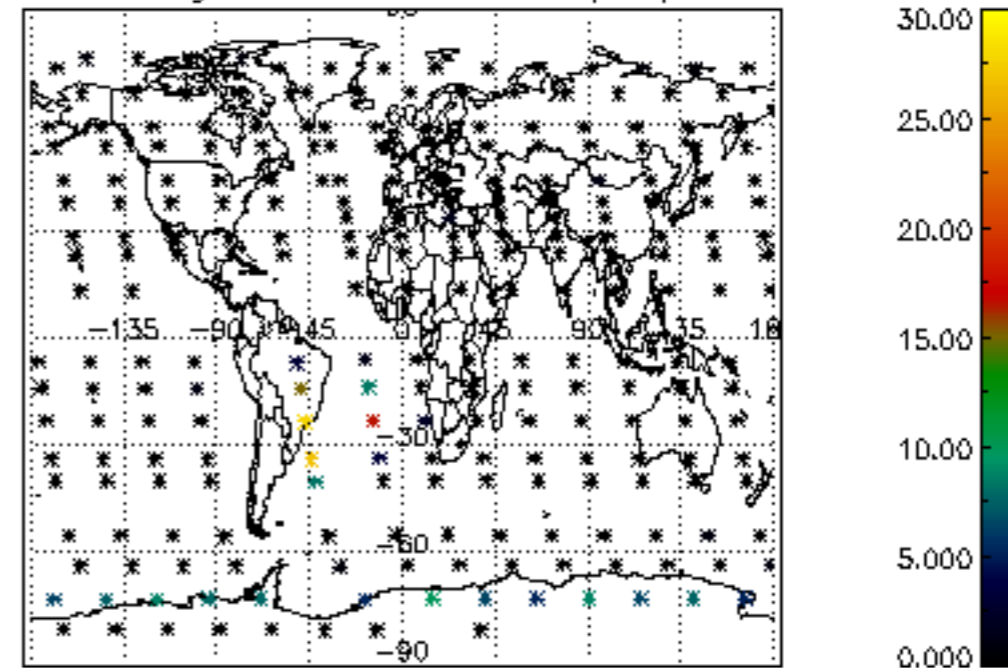
Percentage of datation errors per profile



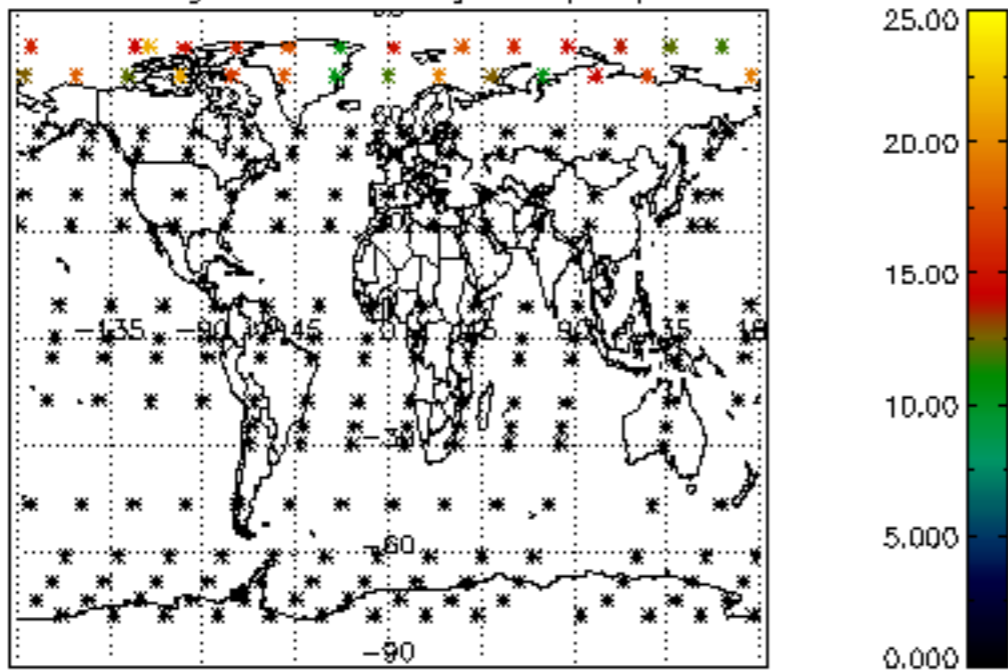
Percentage of star falling outside central band per profile



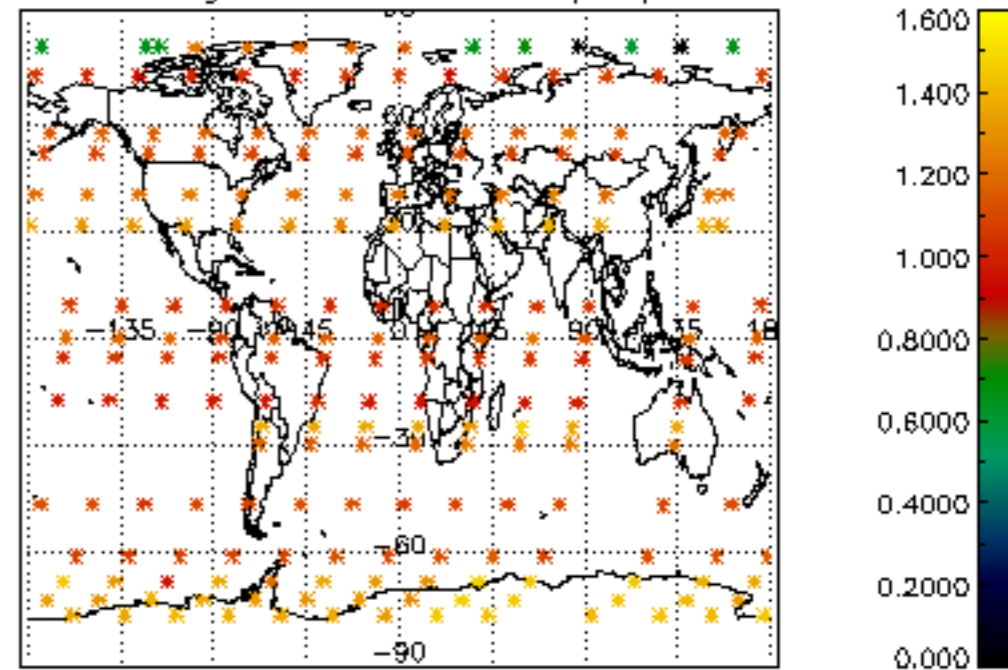
Percentage of saturation errors per profile



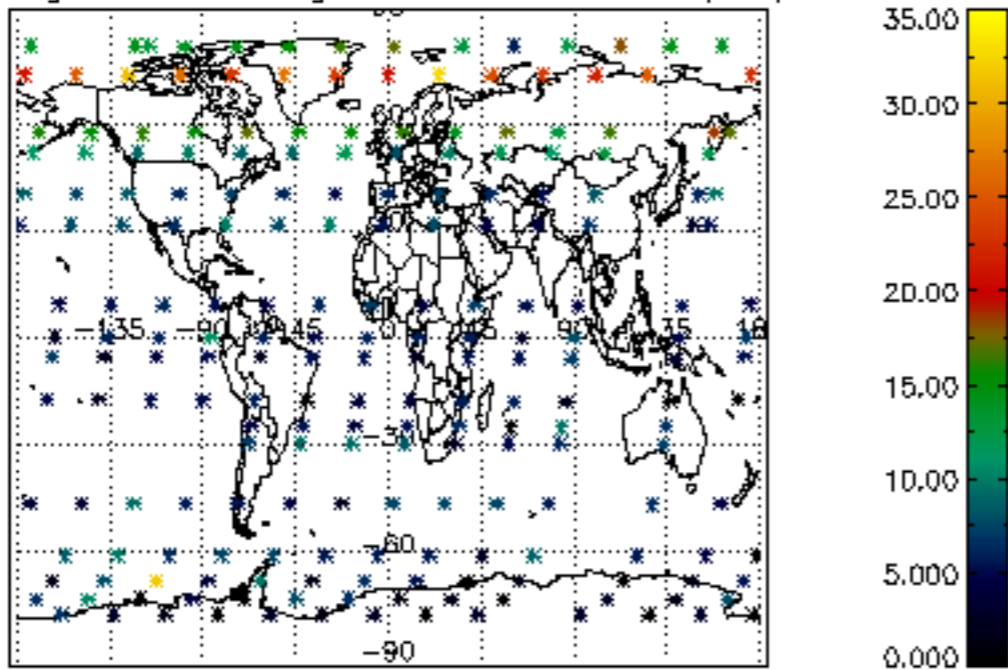
Percentage of cosmic ray hits per profile



Percentage of datation errors per profile



Percentage of star falling outside central band per profile



Percentage of saturation errors per profile

