

GOMOS Level 2 Daily Report

SUMMARY

[1. General Info](#)

[2. Summary of processed GOM_NL_2P products](#)

[3. Level 2 Quality information per product](#)

[3.1 Plot of level 2 quality information per product \(time dependant\)](#)

[3.2 Plot of level 2 quality information per product \(world map\)](#)

[4. Level 1 Quality information per product \(stored on level 2 products\)](#)

[4.1 Plot of level 1 quality information per product \(time dependant\)](#)

[4.1.1 Plot of level 1 quality information per product \(time dependant\): ASCENDING](#)

[4.1.2 Plot of level 1 quality information per product \(time dependant\): DESCENDING](#)

[4.2 Plot of level 1 quality information per product \(world map\)](#)

[4.2.1 Plot of level 1 quality information per product \(world map\): ASCENDING](#)

[4.2.2 Plot of level 1 quality information per product \(world map\): DESCENDING](#)

[5. Ozone profiles based on quality statistics and other trace gas profiles](#)

[5.1 Ozone statistics based on quality of products](#)

[5.2 Plot ozone profiles for all STD \(dark without errors\)](#)

[5.3 Plot ozone profiles where STD < 20% \(dark without errors\)](#)

[5.4. Plot ozone profiles where STD < 10% \(dark without errors\)](#)

[5.5. Plot ozone profiles where STD < 5% \(dark without errors\)](#)

[5.6 Plot NO2 profiles for all STD \(dark without errors\)](#)

[5.7 Plot NO3 profiles for all STD \(dark without errors\)](#)

[5.8 Plot H2O profiles \(only for occultations of stars 1,2,3,4,13,14,16,26,63 dark without errors\) for all STD](#)

[6. Auxiliary Data Files used for the production reported in section 2](#)

This report presents the daily analysis on parameters extracted from GOMOS level 2 data (GOM_NL__2P). It is intended to monitor some important parameters that will impact the quality of these products. A list of level 2 products (and content) that have arrived during the reporting day to the PCF is also given.

Item	Value
Time of report generation	18APR2013 20:00:40
Data source version	GOMOS/6.01
Start time of products	24-02-2004 (24FEB2004 00:00:00)
Stop time of products	25-02-2004 (25FEB2004 00:00:00)
Store outputs in DB	Yes
Nb of level 2 prods	410
Nb of prods with errors	0

2. Summary of processed GOM_NL__2P products.

Nr	Filename	UTC Start time	Limb	Duration	Star Id	Star Name	Star Mag	Star Temp	Nb Meas	Orbit	Prod. error
1	GOM_NL__2PRFIN20040224_000205_000000622024_00302_10376_1909.N1	24-FEB-2004 00:02:05	Twilight	62.000	59	55Alp Oph	2.0800	8900.0	124	10376	No
2	GOM_NL__2PRFIN20040224_000430_000000592024_00302_10376_1910.N1	24-FEB-2004 00:04:30	Twilight	59.000	126	60Bet Oph	2.7700	4250.0	118	10376	No
3	GOM_NL__2PRFIN20040224_000900_000000432024_00302_10376_1911.N1	24-FEB-2004 00:09:00	Twilight	43.000	155	41Pi Sgr	2.9000	6600.0	86	10376	No
4	GOM_NL__2PRFIN20040224_001045_000000472024_00302_10376_1912.N1	24-FEB-2004 00:10:45	Dark	46.500	57	34Sig Sgr	2.0660	26000.	93	10376	No
5	GOM_NL__2PRFIN20040224_001343_000000472024_00302_10376_1913.N1	24-FEB-2004 00:13:43	Dark	46.500	38	20Eps Sgr	1.8360	11000.	93	10376	No
6	GOM_NL__2PRFIN20040224_001616_000000472024_00302_10376_1914.N1	24-FEB-2004 00:16:16	Dark	46.500	25	35Lam Sco	1.6200	28000.	93	10376	No
7	GOM_NL__2PRFIN20040224_001805_000000732024_00302_10376_1915.N1	24-FEB-2004 00:18:05	Dark	72.500	16	21Alp Sco	1.0200	3000.0	145	10376	No
8	GOM_NL__2PRFIN20040224_002025_000000892024_00303_10377_1916.N1	24-FEB-2004 00:20:25	Dark	89.000	80	7Del Sco	2.3160	30000.	178	10377	No
9	GOM_NL__2PRFIN20040224_002340_000000472024_00303_10377_9890.N1	24-FEB-2004 00:23:40	Dark	47.000	43	Alp TrA	1.9100	4250.0	94	10377	No
10	GOM_NL__2PRFIN20040224_002809_000000442024_00303_10377_9891.N1	24-FEB-2004 00:28:09	Dark	43.500	10	Bet Cen	0.61000	28000.	87	10377	No
11	GOM_NL__2PRFIN20040224_003054_000000492024_00303_10377_9892.N1	24-FEB-2004 00:30:54	Dark	49.000	12	Alp1Cru	0.77500	30000.	98	10377	No
12	GOM_NL__2PRFIN20040224_003246_000000382024_00303_10377_9893.N1	24-FEB-2004 00:32:46	Dark	37.500	29	Bet Car	1.6720	10200.	75	10377	No
13	GOM_NL__2PRFIN20040224_003527_000000422024_00303_10377_9894.N1	24-FEB-2004 00:35:27	Dark	42.000	71	lot Car	2.2460	7700.0	84	10377	No
14	GOM_NL__2PRFIN20040224_003704_000000442024_00303_10377_9895.N1	24-FEB-2004 00:37:04	Straylight	44.000	46	Del Vel	1.9540	10600.	88	10377	No
15	GOM_NL__2PRFIN20040224_003952_000000472024_00303_10377_9896.N1	24-FEB-2004 00:39:52	Straylight	46.500	65	Lam Vel	2.2040	4400.0	93	10377	No
16	GOM_NL__2PRFIN20040224_004159_000000792024_00303_10377_9897.N1	24-FEB-2004 00:41:59	Straylight	79.000	106	9Bet Crv	2.6480	5600.0	158	10377	No
17	GOM_NL__2PRFIN20040224_004530_000000802024_00303_10377_9898.N1	24-FEB-2004 00:45:30	Straylight	80.000	100	4Gam Crv	2.5800	13100.	160	10377	No
18	GOM_NL__2PRFIN20040224_004931_000000472024_00303_10377_9899.N1	24-FEB-2004 00:49:31	Twilight	46.500	48	30Alp Hya	1.9770	4100.0	93	10377	No
19	GOM_NL__2PRFIN20040224_005421_000000422024_00303_10377_9900.N1	24-FEB-2004 00:54:21	Bright	42.000	8	10Alp CMi	0.40000	6500.0	84	10377	No
20	GOM_NL__2PRFIN20040224_005608_000000482024_00303_10377_9901.N1	24-FEB-2004 00:56:08	Bright	47.500	22	32Alp Leo	1.3600	15200.	95	10377	No
21	GOM_NL__2PRFIN20040224_005927_000000422024_00303_10377_9902.N1	24-FEB-2004 00:59:27	Bright	42.000	166	17Eps Leo	2.9800	6000.0	84	10377	No
22	GOM_NL__2PRFIN20040224_010140_000000402024_00303_10377_9903.N1	24-FEB-2004 01:01:40	Bright	40.000	24	66Alp Gem	1.5800	10200.	80	10377	No
23	GOM_NL__2PRFIN20040224_010823_000000472024_00303_10377_9904.N1	24-FEB-2004 01:08:23	Bright	47.000	174	52Psi UMa	3.0040	4400.0	94	10377	No
24	GOM_NL__2PRFIN20040224_011050_000000422024_00303_10377_9905.N1	24-FEB-2004 01:10:50	Bright	42.000	82	48Bet UMa	2.3650	10600.	84	10377	No
25	GOM_NL__2PRFIN20040224_011229_000000482024_00303_10377_9906.N1	24-FEB-2004 01:12:29	Bright	47.500	87	64Gam UMa	2.4330	11000.	95	10377	No
26	GOM_NL__2PRFIN20040224_011555_000000522024_00303_10377_9907.N1	24-FEB-2004 01:15:55	Bright	51.500	32	77Eps UMa	1.7630	11000.	103	10377	No
27	GOM_NL__2PRFIN20040224_011741_000000532024_00303_10377_9908.N1	24-FEB-2004 01:17:41	Bright	52.500	55	79Zet UMa	2.0600	10200.	105	10377	No
28	GOM_NL__2PRFIN20040224_011958_000000652024_00303_10377_9909.N1	24-FEB-2004 01:19:58	Bright	64.500	39	85Eta UMa	1.8540	24000.	129	10377	No
29	GOM_NL__2PRFIN20040224_012353_000000462024_00303_10377_9910.N1	24-FEB-2004 01:23:53	Bright	45.500	119	14Eta Dra	2.7270	4700.0	91	10377	No
30	GOM_NL__2PRFIN20040224_012800_000000452024_00303_10377_9911.N1	24-FEB-2004 01:28:00	Bright	45.000	130	23Bet Dra	2.7990	5800.0	90	10377	No
31	GOM_NL__2PRFIN20040224_013001_000000372024_00303_10377_9912.N1	24-FEB-2004 01:30:01	Bright	36.500	19	50Alp Cyg	1.2460	10500.	73	10377	No
32	GOM_NL__2PRFIN20040224_013133_000000392024_00303_10377_9913.N1	24-FEB-2004 01:31:33	Bright	38.500	66	37Gam Cyg	2.2080	5900.0	77	10377	No
33	GOM_NL__2PRFIN20040224_013305_000000382024_00303_10377_9914.N1	24-FEB-2004 01:33:05	Bright	38.000	92	53Eps Cyg	2.5000	4500.0	76	10377	No
34	GOM_NL__2PRFIN20040224_013604_000000672024_00303_10377_9915.N1	24-FEB-2004 01:36:04	Bright	67.000	133	40Zet Her	2.8070	6000.0	134	10377	No
35	GOM_NL__2PRFIN20040224_013957_000000392024_00303_10377_9916.N1	24-FEB-2004 01:39:57	Bright	38.500	168	17Zet Aql	2.9860	11000.	77	10377	No
36	GOM_NL__2PRFIN20040224_014242_000000642024_00303_10377_9917.N1	24-FEB-2004 01:42:42	Twilight	63.500	59	55Alp Oph	2.0800	8900.0	127	10377	No
37	GOM_NL__2PRFIN20040224_014505_000000642024_00303_10377_9918.N1	24-FEB-2004 01:45:05	Twilight	64.000	126	60Bet Oph	2.7700	4250.0	128	10377	No
38	GOM_NL__2PRFIN20040224_014936_000000452024_00303_10377_9919.N1	24-FEB-2004 01:49:36	Twilight	45.000	155	41Pi Sgr	2.9000	6600.0	90	10377	No
39	GOM_NL__2PRFIN20040224_015121_000000422024_00303_10377_9920.N1	24-FEB-2004 01:51:21	Dark	41.500	57	34Sig Sgr	2.0660	26000.	83	10377	No
40	GOM_NL__2PRFIN20040224_015417_000000482024_00303_10377_9921.N1	24-FEB-2004 01:54:17	Dark	47.500	38	20Eps Sgr	1.8360	11000.	95	10377	No
41	GOM_NL__2PRFIN20040224_015652_000000502024_00303_10377_9922.N1	24-FEB-2004 01:56:52	Dark	49.500	25	35Lam Sco	1.6200	28000.	99	10377	No
42	GOM_NL__2PRFIN20040224_015842_000000802024_00303_10377_9923.N1	24-FEB-2004 01:58:42	Dark	80.000	16	21Alp Sco	1.0200	3000.0	160	10377	No

43	GOM_NL__2PRFIN20040224_020103_000000802024_00304_10378_1887.N1	24-FEB-2004 02:01:03	Dark	80.000	80	7Del Sco	2.3160	30000.	160	10378	No
44	GOM_NL__2PRFIN20040224_020418_000000432024_00304_10378_1888.N1	24-FEB-2004 02:04:18	Dark	42.500	43	Alp TrA	1.9100	4250.0	85	10378	No
45	GOM_NL__2PRFIN20040224_020845_000000432024_00304_10378_1889.N1	24-FEB-2004 02:08:45	Dark	43.000	10	Bet Cen	0.61000	28000.	86	10378	No
46	GOM_NL__2PRFIN20040224_021130_000000542024_00304_10378_1890.N1	24-FEB-2004 02:11:30	Dark	54.000	12	Alp1Cru	0.77500	30000.	108	10378	No
47	GOM_NL__2PRFIN20040224_021322_000000452024_00304_10378_1891.N1	24-FEB-2004 02:13:22	Dark	45.000	29	Bet Car	1.6720	10200.	90	10378	No
48	GOM_NL__2PRFIN20040224_021604_000000472024_00304_10378_1892.N1	24-FEB-2004 02:16:04	Dark	47.000	71	lot Car	2.2460	7700.0	94	10378	No
49	GOM_NL__2PRFIN20040224_021739_000000422024_00304_10378_1893.N1	24-FEB-2004 02:17:39	Straylight	42.000	46	Del Vel	1.9540	10600.	84	10378	No
50	GOM_NL__2PRFIN20040224_022027_000000492024_00304_10378_1894.N1	24-FEB-2004 02:20:27	Straylight	48.500	65	Lam Vel	2.2040	4400.0	97	10378	No
51	GOM_NL__2PRFIN20040224_022235_000000782024_00304_10378_1895.N1	24-FEB-2004 02:22:35	Straylight	77.500	106	9Bet Crv	2.6480	5600.0	155	10378	No
52	GOM_NL__2PRFIN20040224_022605_000000802024_00304_10378_1896.N1	24-FEB-2004 02:26:05	Straylight	80.000	100	4Gam Crv	2.5800	13100.	160	10378	No
53	GOM_NL__2PRFIN20040224_023007_000000482024_00304_10378_1897.N1	24-FEB-2004 02:30:07	Twl_and_stray	48.000	48	30Alp Hya	1.9770	4100.0	96	10378	No
54	GOM_NL__2PRFIN20040224_023457_000000432024_00304_10378_1898.N1	24-FEB-2004 02:34:57	Bright	42.500	8	10Alp CMi	0.40000	6500.0	85	10378	No
55	GOM_NL__2PRFIN20040224_023643_000000472024_00304_10378_1899.N1	24-FEB-2004 02:36:43	Bright	47.000	22	32Alp Leo	1.3600	15200.	94	10378	No
56	GOM_NL__2PRFIN20040224_024002_000000442024_00304_10378_1900.N1	24-FEB-2004 02:40:02	Bright	43.500	166	17Eps Leo	2.9800	6000.0	87	10378	No
57	GOM_NL__2PRFIN20040224_024214_000000402024_00304_10378_1901.N1	24-FEB-2004 02:42:14	Bright	40.000	24	66Alp Gem	1.5800	10200.	80	10378	No
58	GOM_NL__2PRFIN20040224_024857_000000482024_00304_10378_1902.N1	24-FEB-2004 02:48:57	Bright	48.000	174	52Psi UMa	3.0040	4400.0	96	10378	No
59	GOM_NL__2PRFIN20040224_025125_000000442024_00304_10378_1903.N1	24-FEB-2004 02:51:25	Bright	44.000	82	48Bet UMa	2.3650	10600.	88	10378	No
60	GOM_NL__2PRFIN20040224_025304_000000482024_00304_10378_1904.N1	24-FEB-2004 02:53:04	Bright	48.000	87	64Gam UMa	2.4330	11000.	96	10378	No
61	GOM_NL__2PRFIN20040224_025630_000000522024_00304_10378_1905.N1	24-FEB-2004 02:56:30	Bright	52.000	32	77Eps UMa	1.7630	11000.	104	10378	No
62	GOM_NL__2PRFIN20040224_025815_000000512024_00304_10378_1906.N1	24-FEB-2004 02:58:15	Bright	51.000	55	79Zet UMa	2.0600	10200.	102	10378	No
63	GOM_NL__2PRFIN20040224_030032_000000652024_00304_10378_1907.N1	24-FEB-2004 03:00:32	Bright	64.500	39	85Eta UMa	1.8540	24000.	129	10378	No
64	GOM_NL__2PRFIN20040224_030429_000000462024_00304_10378_1908.N1	24-FEB-2004 03:04:29	Bright	45.500	119	14Eta Dra	2.7270	4700.0	91	10378	No
65	GOM_NL__2PRFIN20040224_030836_000000462024_00304_10378_1909.N1	24-FEB-2004 03:08:36	Bright	45.500	130	23Bet Dra	2.7990	5800.0	91	10378	No
66	GOM_NL__2PRFIN20040224_031037_000000382024_00304_10378_1910.N1	24-FEB-2004 03:10:37	Bright	37.500	19	50Alp Cyg	1.2460	10500.	75	10378	No
67	GOM_NL__2PRFIN20040224_031211_000000522024_00304_10378_1911.N1	24-FEB-2004 03:12:11	Bright	52.000	66	37Gam Cyg	2.2080	5900.0	104	10378	No
68	GOM_NL__2PRFIN20040224_031341_000000392024_00304_10378_1912.N1	24-FEB-2004 03:13:41	Bright	38.500	92	53Eps Cyg	2.5000	4500.0	77	10378	No
69	GOM_NL__2PRFIN20040224_031640_000000692024_00304_10378_1913.N1	24-FEB-2004 03:16:40	Bright	69.000	133	40Zet Her	2.8070	6000.0	138	10378	No
70	GOM_NL__2PRFIN20040224_032034_000000382024_00304_10378_1914.N1	24-FEB-2004 03:20:34	Bright	37.500	168	17Zet Aql	2.9860	11000.	75	10378	No
71	GOM_NL__2PRFIN20040224_032318_000000652024_00304_10378_1915.N1	24-FEB-2004 03:23:18	Twl_and_stray	64.500	59	55Alp Oph	2.0800	8900.0	129	10378	No
72	GOM_NL__2PRFIN20040224_032543_000000592024_00304_10378_1916.N1	24-FEB-2004 03:25:43	Twl_and_stray	59.000	126	60Bet Oph	2.7700	4250.0	118	10378	No
73	GOM_NL__2PRFIN20040224_033013_000000452024_00304_10378_1917.N1	24-FEB-2004 03:30:13	Twilight	45.000	155	41Pi Sgr	2.9000	6600.0	90	10378	No
74	GOM_NL__2PRFIN20040224_033158_000000452024_00304_10378_1918.N1	24-FEB-2004 03:31:58	Dark	44.500	57	34Sig Sgr	2.0660	26000.	89	10378	No
75	GOM_NL__2PRFIN20040224_033455_000000432024_00304_10378_1919.N1	24-FEB-2004 03:34:55	Dark	42.500	38	20Eps Sgr	1.8360	11000.	85	10378	No
76	GOM_NL__2PRFIN20040224_033730_000000482024_00304_10378_1920.N1	24-FEB-2004 03:37:30	Dark	48.000	25	35Lam Sco	1.6200	28000.	96	10378	No
77	GOM_NL__2PRFIN20040224_033921_000000802024_00304_10378_1921.N1	24-FEB-2004 03:39:21	Dark	79.500	16	21Alp Sco	1.0200	3000.0	159	10378	No
78	GOM_NL__2PRFIN20040224_034140_000000782024_00305_10379_1892.N1	24-FEB-2004 03:41:40	Dark	77.500	80	7Del Sco	2.3160	30000.	155	10379	No
79	GOM_NL__2PRFIN20040224_052531_000000482024_00306_10380_1890.N1	24-FEB-2004 05:25:31	Dark	47.500	43	Alp TrA	1.9100	4250.0	95	10380	No
80	GOM_NL__2PRFIN20040224_052839_000000572024_00306_10380_1891.N1	24-FEB-2004 05:28:39	Dark	56.500	4	Alp1Cen	-0.010000	5800.0	113	10380	No
81	GOM_NL__2PRFIN20040224_052959_000000532024_00306_10380_1892.N1	24-FEB-2004 05:29:59	Dark	52.500	10	Bet Cen	0.61000	28000.	105	10380	No
82	GOM_NL__2PRFIN20040224_053242_000000522024_00306_10380_1893.N1	24-FEB-2004 05:32:42	Dark	51.500	20	Bet Cru	1.2530	30000.	103	10380	No
83	GOM_NL__2PRFIN20040224_053434_000000392024_00306_10380_1894.N1	24-FEB-2004 05:34:34	Dark	38.500	29	Bet Car	1.6720	10200.	77	10380	No
84	GOM_NL__2PRFIN20040224_053718_000000452024_00306_10380_1895.N1	24-FEB-2004 05:37:18	Dark	44.500	71	lot Car	2.2460	7700.0	89	10380	No
85	GOM_NL__2PRFIN20040224_053852_000000432024_00306_10380_1896.N1	24-FEB-2004 05:38:52	Straylight	42.500	46	Del Vel	1.9540	10600.	85	10380	No
86	GOM_NL__2PRFIN20040224_054142_000000452024_00306_10380_1897.N1	24-FEB-2004 05:41:42	Straylight	44.500	65	Lam Vel	2.2040	4400.0	89	10380	No
87	GOM_NL__2PRFIN20040224_054317_000000422024_00306_10380_1898.N1	24-FEB-2004 05:43:17	Straylight	42.000	70	Zet Pup	2.2460	39000.	84	10380	No
88	GOM_NL__2PRFIN20040224_054717_000000832024_00306_10380_1899.N1	24-FEB-2004 05:47:17	Straylight	82.500	100	4Gam Crv	2.5800	13100.	165	10380	No
89	GOM_NL__2PRFIN20040224_055120_000000492024_00306_10380_1900.N1	24-FEB-2004 05:51:20	Twl_and_stray	48.500	48	30Alp Hya	1.9770	4100.0	97	10380	No
90	GOM_NL__2PRFIN20040224_055610_000000422024_00306_10380_1901.N1	24-FEB-2004 05:56:10	Bright	41.500	8	10Alp CMi	0.40000	6500.0	83	10380	No
91	GOM_NL__2PRFIN20040224_055755_000000472024_00306_10380_1902.N1	24-FEB-2004 05:57:55	Bright	46.500	22	32Alp Leo	1.3600	15200.	93	10380	No
92	GOM_NL__2PRFIN20040224_060115_000000432024_00306_10380_1903.N1	24-FEB-2004 06:01:15	Bright	42.500	166	17Eps Leo	2.9800	6000.0	85	10380	No
93	GOM_NL__2PRFIN20040224_060330_000000372024_00306_10380_1904.N1	24-FEB-2004 06:03:30	Bright	36.500	24	66Alp Gem	1.5800	10200.	73	10380	No
94	GOM_NL__2PRFIN20040224_061008_000000502024_00306_10380_1905.N1	24-FEB-2004 06:10:08	Bright	50.000	174	52Psi UMa	3.0040	4400.0	100	10380	No
95	GOM_NL__2PRFIN20040224_061236_000000442024_00306_10380_1906.N1	24-FEB-2004 06:12:36	Bright	44.000	82	48Bet UMa	2.3650	10600.	88	10380	No
96	GOM_NL__2PRFIN20040224_061414_000000492024_00306_10380_1907.N1	24-FEB-2004 06:14:14	Bright	49.000	87	64Gam UMa	2.4330	11000.	98	10380	No
97	GOM_NL__2PRFIN20040224_061740_000000512024_00306_10380_1908.N1	24-FEB-2004 06:17:40	Bright	50.500	32	77Eps UMa	1.7630	11000.	101	10380	No
98	GOM_NL__2PRFIN20040224_061925_000000532024_00306_10380_1909.N1	24-FEB-2004 06:19:25	Bright	52.500	55	79Zet UMa	2.0600	10200.	105	10380	No
99	GOM_NL__2PRFIN20040224_062142_000000672024_00306_10380_1910.N1	24-FEB-2004 06:21:42	Bright	66.500	39	85Eta UMa	1.8540	24000.	133	10380	No
100	GOM_NL__2PRFIN20040224_062540_000000432024_00306_10380_1911.N1	24-FEB-2004 06:25:40	Bright	43.000	119	14Eta Dra	2.7270	4700.0	86	10380	No
101	GOM_NL__2PRFIN20040224_062948_000000452024_00306_10380_1912.N1	24-FEB-2004 06:29:48	Bright	45.000	130	23Bet Dra	2.7990	5800.0	90	10380	No

102	GOM_NL__2PRFIN20040224_063150_000000362024_00306_10380_1913.N1	24-FEB-2004 06:31:50	Bright	36.000	19	50Alp Cyg	1.2460	10500.	72	10380	No
103	GOM_NL__2PRFIN20040224_063324_000000362024_00306_10380_1914.N1	24-FEB-2004 06:33:24	Bright	36.000	66	37Gam Cyg	2.2080	5900.0	72	10380	No
104	GOM_NL__2PRFIN20040224_063454_000000372024_00306_10380_1915.N1	24-FEB-2004 06:34:54	Bright	36.500	92	53Eps Cyg	2.5000	4500.0	73	10380	No
105	GOM_NL__2PRFIN20040224_063753_000000682024_00306_10380_1916.N1	24-FEB-2004 06:37:53	Bright	68.000	133	40Zet Her	2.8070	6000.0	136	10380	No
106	GOM_NL__2PRFIN20040224_064146_000000402024_00306_10380_1917.N1	24-FEB-2004 06:41:46	Bright	40.000	168	17Zet Aql	2.9860	11000.	80	10380	No
107	GOM_NL__2PRFIN20040224_064432_000000652024_00306_10380_1918.N1	24-FEB-2004 06:44:32	Twi_and_stray	64.500	59	55Alp Oph	2.0800	8900.0	129	10380	No
108	GOM_NL__2PRFIN20040224_064657_000000612024_00306_10380_1919.N1	24-FEB-2004 06:46:57	Twi_and_stray	60.500	126	60Bet Oph	2.7700	4250.0	121	10380	No
109	GOM_NL__2PRFIN20040224_065126_000000432024_00306_10380_1920.N1	24-FEB-2004 06:51:26	Twilight	43.000	155	41Pi Sgr	2.9000	6600.0	86	10380	No
110	GOM_NL__2PRFIN20040224_065311_000000422024_00306_10380_1921.N1	24-FEB-2004 06:53:11	Dark	41.500	57	34Sig Sgr	2.0660	26000.	83	10380	No
111	GOM_NL__2PRFIN20040224_065609_000000532024_00306_10380_1922.N1	24-FEB-2004 06:56:09	Dark	52.500	38	20Eps Sgr	1.8360	11000.	105	10380	No
112	GOM_NL__2PRFIN20040224_065843_000000452024_00306_10380_1923.N1	24-FEB-2004 06:58:43	Dark	44.500	25	35Lam Sco	1.6200	28000.	89	10380	No
113	GOM_NL__2PRFIN20040224_070034_000000802024_00306_10380_1924.N1	24-FEB-2004 07:00:34	Dark	80.000	16	21Alp Sco	1.0200	3000.0	160	10380	No
114	GOM_NL__2PRFIN20040224_070608_000000492024_00307_10381_1891.N1	24-FEB-2004 07:06:08	Dark	49.000	43	Alp TrA	1.9100	4250.0	98	10381	No
115	GOM_NL__2PRFIN20040224_070916_000000572024_00307_10381_1892.N1	24-FEB-2004 07:09:16	Dark	57.000	4	Alp1Cen	-0.010000	5800.0	114	10381	No
116	GOM_NL__2PRFIN20040224_071036_000000532024_00307_10381_1893.N1	24-FEB-2004 07:10:36	Dark	52.500	10	Bet Cen	0.610000	28000.	105	10381	No
117	GOM_NL__2PRFIN20040224_071318_000000422024_00307_10381_1894.N1	24-FEB-2004 07:13:18	Dark	41.500	20	Bet Cru	1.2530	30000.	83	10381	No
118	GOM_NL__2PRFIN20040224_071511_000000452024_00307_10381_1895.N1	24-FEB-2004 07:15:11	Dark	44.500	29	Bet Car	1.6720	10200.	89	10381	No
119	GOM_NL__2PRFIN20040224_071755_000000392024_00307_10381_1896.N1	24-FEB-2004 07:17:55	Dark	39.000	71	lot Car	2.2460	7700.0	78	10381	No
120	GOM_NL__2PRFIN20040224_071928_000000412024_00307_10381_1897.N1	24-FEB-2004 07:19:28	Straylight	41.000	46	Del Vel	1.9540	10600.	82	10381	No
121	GOM_NL__2PRFIN20040224_072218_000000442024_00307_10381_1898.N1	24-FEB-2004 07:22:18	Straylight	44.000	65	Lam Vel	2.2040	4400.0	88	10381	No
122	GOM_NL__2PRFIN20040224_072353_000000392024_00307_10381_1899.N1	24-FEB-2004 07:23:53	Straylight	39.000	70	Zet Pup	2.2460	39000.	78	10381	No
123	GOM_NL__2PRFIN20040224_072753_000000852024_00307_10381_1900.N1	24-FEB-2004 07:27:53	Straylight	84.500	100	4Gam Crv	2.5800	13100.	169	10381	No
124	GOM_NL__2PRFIN20040224_073156_000000482024_00307_10381_1901.N1	24-FEB-2004 07:31:56	Twi_and_stray	48.000	48	30Alp Hya	1.9770	4100.0	96	10381	No
125	GOM_NL__2PRFIN20040224_073646_000000442024_00307_10381_1902.N1	24-FEB-2004 07:36:46	Bright	43.500	8	10Alp CMi	0.400000	6500.0	87	10381	No
126	GOM_NL__2PRFIN20040224_073830_000000482024_00307_10381_1903.N1	24-FEB-2004 07:38:30	Bright	47.500	22	32Alp Leo	1.3600	15200.	95	10381	No
127	GOM_NL__2PRFIN20040224_074150_000000422024_00307_10381_1904.N1	24-FEB-2004 07:41:50	Bright	42.000	166	17Eps Leo	2.9800	6000.0	84	10381	No
128	GOM_NL__2PRFIN20040224_074407_000000362024_00307_10381_1905.N1	24-FEB-2004 07:44:07	Bright	36.000	24	66Alp Gem	1.5800	10200.	72	10381	No
129	GOM_NL__2PRFIN20040224_075043_000000502024_00307_10381_1906.N1	24-FEB-2004 07:50:43	Bright	49.500	174	52Psi UMa	3.0040	4400.0	99	10381	No
130	GOM_NL__2PRFIN20040224_075311_000000422024_00307_10381_1907.N1	24-FEB-2004 07:53:11	Bright	42.000	82	48Bet UMa	2.3650	10600.	84	10381	No
131	GOM_NL__2PRFIN20040224_075449_000000482024_00307_10381_1908.N1	24-FEB-2004 07:54:49	Bright	47.500	87	64Gam UMa	2.4330	11000.	95	10381	No
132	GOM_NL__2PRFIN20040224_075814_000000532024_00307_10381_1909.N1	24-FEB-2004 07:58:14	Bright	53.000	32	77Eps UMa	1.7630	11000.	106	10381	No
133	GOM_NL__2PRFIN20040224_080000_000000552024_00307_10381_1910.N1	24-FEB-2004 08:00:00	Bright	55.000	55	79Zet UMa	2.0600	10200.	110	10381	No
134	GOM_NL__2PRFIN20040224_080216_000000672024_00307_10381_1911.N1	24-FEB-2004 08:02:16	Bright	66.500	39	85Eta UMa	1.8540	24000.	133	10381	No
135	GOM_NL__2PRFIN20040224_080615_000000462024_00307_10381_1912.N1	24-FEB-2004 08:06:15	Bright	45.500	119	14Eta Dra	2.7270	4700.0	91	10381	No
136	GOM_NL__2PRFIN20040224_081023_000000432024_00307_10381_1913.N1	24-FEB-2004 08:10:23	Bright	43.000	130	23Bet Dra	2.7990	5800.0	86	10381	No
137	GOM_NL__2PRFIN20040224_081225_000000372024_00307_10381_1914.N1	24-FEB-2004 08:12:25	Bright	37.000	19	50Alp Cyg	1.2460	10500.	74	10381	No
138	GOM_NL__2PRFIN20040224_081401_000000372024_00307_10381_1915.N1	24-FEB-2004 08:14:01	Bright	37.000	66	37Gam Cyg	2.2080	5900.0	74	10381	No
139	GOM_NL__2PRFIN20040224_081531_000000362024_00307_10381_1916.N1	24-FEB-2004 08:15:31	Bright	35.500	92	53Eps Cyg	2.5000	4500.0	71	10381	No
140	GOM_NL__2PRFIN20040224_081828_000000652024_00307_10381_1917.N1	24-FEB-2004 08:18:28	Bright	65.000	133	40Zet Her	2.8070	6000.0	130	10381	No
141	GOM_NL__2PRFIN20040224_082223_000000382024_00307_10381_1918.N1	24-FEB-2004 08:22:23	Bright	37.500	168	17Zet Aql	2.9860	11000.	75	10381	No
142	GOM_NL__2PRFIN20040224_082508_000000642024_00307_10381_1919.N1	24-FEB-2004 08:25:08	Twi_and_stray	63.500	59	55Alp Oph	2.0800	8900.0	127	10381	No
143	GOM_NL__2PRFIN20040224_082734_000000622024_00307_10381_1920.N1	24-FEB-2004 08:27:34	Twi_and_stray	62.000	126	60Bet Oph	2.7700	4250.0	124	10381	No
144	GOM_NL__2PRFIN20040224_083203_000000402024_00307_10381_1921.N1	24-FEB-2004 08:32:03	Twilight	39.500	155	41Pi Sgr	2.9000	6600.0	79	10381	No
145	GOM_NL__2PRFIN20040224_083348_000000412024_00307_10381_1922.N1	24-FEB-2004 08:33:48	Dark	41.000	57	34Sig Sgr	2.0660	26000.	82	10381	No
146	GOM_NL__2PRFIN20040224_083646_000000462024_00307_10381_1923.N1	24-FEB-2004 08:36:46	Dark	45.500	38	20Eps Sgr	1.8360	11000.	91	10381	No
147	GOM_NL__2PRFIN20040224_083920_000000452024_00307_10381_1924.N1	24-FEB-2004 08:39:20	Dark	45.000	25	35Lam Sco	1.6200	28000.	90	10381	No
148	GOM_NL__2PRFIN20040224_084112_000000732024_00307_10381_1925.N1	24-FEB-2004 08:41:12	Dark	72.500	16	21Alp Sco	1.0200	3000.0	145	10381	No
149	GOM_NL__2PRFIN20040224_084644_000000422024_00308_10382_1891.N1	24-FEB-2004 08:46:44	Dark	42.000	43	Alp TrA	1.9100	4250.0	84	10382	No
150	GOM_NL__2PRFIN20040224_084952_000000492024_00308_10382_1892.N1	24-FEB-2004 08:49:52	Dark	49.000	4	Alp1Cen	-0.010000	5800.0	98	10382	No
151	GOM_NL__2PRFIN20040224_085112_000000442024_00308_10382_1893.N1	24-FEB-2004 08:51:12	Dark	44.000	10	Bet Cen	0.610000	28000.	88	10382	No
152	GOM_NL__2PRFIN20040224_085355_000000412024_00308_10382_1894.N1	24-FEB-2004 08:53:55	Dark	41.000	20	Bet Cru	1.2530	30000.	82	10382	No
153	GOM_NL__2PRFIN20040224_085547_000000452024_00308_10382_1895.N1	24-FEB-2004 08:55:47	Dark	44.500	29	Bet Car	1.6720	10200.	89	10382	No
154	GOM_NL__2PRFIN20040224_085831_000000392024_00308_10382_1896.N1	24-FEB-2004 08:58:31	Dark	38.500	71	lot Car	2.2460	7700.0	77	10382	No
155	GOM_NL__2PRFIN20040224_090004_000000402024_00308_10382_1897.N1	24-FEB-2004 09:00:04	Straylight	39.500	46	Del Vel	1.9540	10600.	79	10382	No
156	GOM_NL__2PRFIN20040224_090254_000000412024_00308_10382_1898.N1	24-FEB-2004 09:02:54	Straylight	41.000	65	Lam Vel	2.2040	4400.0	82	10382	No
157	GOM_NL__2PRFIN20040224_090429_000000402024_00308_10382_1899.N1	24-FEB-2004 09:04:29	Straylight	40.000	70	Zet Pup	2.2460	39000.	80	10382	No
158	GOM_NL__2PRFIN20040224_090827_000000832024_00308_10382_1900.N1	24-FEB-2004 09:08:27	Straylight	83.000	100	4Gam Crv	2.5800	13100.	166	10382	No
159	GOM_NL__2PRFIN20040224_091232_000000432024_00308_10382_1901.N1	24-FEB-2004 09:12:32	Twi_and_stray	43.000	48	30Alp Hya	1.9770	4100.0	86	10382	No
160	GOM_NL__2PRFIN20040224_091722_000000422024_00308_10382_1902.N1	24-FEB-2004 09:17:22	Bright	42.000	8	10Alp CMi	0.400000	6500.0	84	10382	No

161	GOM_NL__2PRFIN20040224_091906_000000472024_00308_10382_1903.N1	24-FEB-2004 09:19:06	Bright	46.500	22	32Alp Leo	1.3600	15200.	93	10382	No
162	GOM_NL__2PRFIN20040224_092226_000000422024_00308_10382_1904.N1	24-FEB-2004 09:22:26	Bright	42.000	166	17Eps Leo	2.9800	6000.0	84	10382	No
163	GOM_NL__2PRFIN20040224_092442_000000372024_00308_10382_1905.N1	24-FEB-2004 09:24:42	Bright	36.500	24	66Alp Gem	1.5800	10200.	73	10382	No
164	GOM_NL__2PRFIN20040224_093118_000000482024_00308_10382_1906.N1	24-FEB-2004 09:31:18	Bright	48.000	174	52Psi UMa	3.0040	4400.0	96	10382	No
165	GOM_NL__2PRFIN20040224_093347_000000422024_00308_10382_1907.N1	24-FEB-2004 09:33:47	Bright	41.500	82	48Bet UMa	2.3650	10600.	83	10382	No
166	GOM_NL__2PRFIN20040224_093525_000000482024_00308_10382_1908.N1	24-FEB-2004 09:35:25	Bright	48.000	87	64Gam UMa	2.4330	11000.	96	10382	No
167	GOM_NL__2PRFIN20040224_093850_000000512024_00308_10382_1909.N1	24-FEB-2004 09:38:50	Bright	51.000	32	77Eps UMa	1.7630	11000.	102	10382	No
168	GOM_NL__2PRFIN20040224_094035_000000552024_00308_10382_1910.N1	24-FEB-2004 09:40:35	Bright	54.500	55	79Zet UMa	2.0600	10200.	109	10382	No
169	GOM_NL__2PRFIN20040224_094251_000000672024_00308_10382_1911.N1	24-FEB-2004 09:42:51	Bright	66.500	39	85Eta UMa	1.8540	24000.	133	10382	No
170	GOM_NL__2PRFIN20040224_094651_000000462024_00308_10382_1912.N1	24-FEB-2004 09:46:51	Bright	45.500	119	14Eta Dra	2.7270	4700.0	91	10382	No
171	GOM_NL__2PRFIN20040224_095100_000000442024_00308_10382_1913.N1	24-FEB-2004 09:51:00	Bright	44.000	130	23Bet Dra	2.7990	5800.0	88	10382	No
172	GOM_NL__2PRFIN20040224_095302_000000382024_00308_10382_1914.N1	24-FEB-2004 09:53:02	Bright	37.500	19	50Alp Cyg	1.2460	10500.	75	10382	No
173	GOM_NL__2PRFIN20040224_095436_000000362024_00308_10382_1915.N1	24-FEB-2004 09:54:36	Bright	35.500	66	37Gam Cyg	2.2080	5900.0	71	10382	No
174	GOM_NL__2PRFIN20040224_095606_000000372024_00308_10382_1916.N1	24-FEB-2004 09:56:06	Bright	36.500	92	53Eps Cyg	2.5000	4500.0	73	10382	No
175	GOM_NL__2PRFIN20040224_095905_000000692024_00308_10382_1917.N1	24-FEB-2004 09:59:05	Bright	69.000	133	40Zet Her	2.8070	6000.0	138	10382	No
176	GOM_NL__2PRFIN20040224_100259_000000382024_00308_10382_1918.N1	24-FEB-2004 10:02:59	Bright	38.000	168	17Zet Aql	2.9860	11000.	76	10382	No
177	GOM_NL__2PRFIN20040224_100545_000000632024_00308_10382_1919.N1	24-FEB-2004 10:05:45	Twilight	63.000	59	55Alp Oph	2.0800	8900.0	126	10382	No
178	GOM_NL__2PRFIN20040224_100810_000000622024_00308_10382_1920.N1	24-FEB-2004 10:08:10	Twilight	61.500	126	60Bet Oph	2.7700	4250.0	123	10382	No
179	GOM_NL__2PRFIN20040224_101239_000000422024_00308_10382_1921.N1	24-FEB-2004 10:12:39	Twilight	42.000	155	41Pi Sgr	2.9000	6600.0	84	10382	No
180	GOM_NL__2PRFIN20040224_101424_000000442024_00308_10382_1922.N1	24-FEB-2004 10:14:24	Dark	44.000	57	34Sig Sgr	2.0660	26000.	88	10382	No
181	GOM_NL__2PRFIN20040224_101722_000000432024_00308_10382_1923.N1	24-FEB-2004 10:17:22	Dark	43.000	38	20Eps Sgr	1.8360	11000.	86	10382	No
182	GOM_NL__2PRFIN20040224_101956_000000442024_00308_10382_1924.N1	24-FEB-2004 10:19:56	Dark	43.500	25	35Lam Sco	1.6200	28000.	87	10382	No
183	GOM_NL__2PRFIN20040224_102149_000000642024_00308_10382_1925.N1	24-FEB-2004 10:21:49	Dark	63.500	16	21Alp Sco	1.0200	3000.0	127	10382	No
184	GOM_NL__2PRFIN20040224_102720_000000412024_00309_10383_1891.N1	24-FEB-2004 10:27:20	Dark	40.500	43	Alp TrA	1.9100	4250.0	81	10383	No
185	GOM_NL__2PRFIN20040224_130802_000000472024_00310_10384_1891.N1	24-FEB-2004 13:08:02	Bright	47.000	119	14Eta Dra	2.7270	4700.0	94	10384	No
186	GOM_NL__2PRFIN20040224_131211_000000462024_00310_10384_1892.N1	24-FEB-2004 13:12:11	Bright	45.500	130	23Bet Dra	2.7990	5800.0	91	10384	No
187	GOM_NL__2PRFIN20040224_131414_000000382024_00310_10384_1893.N1	24-FEB-2004 13:14:14	Bright	38.000	19	50Alp Cyg	1.2460	10500.	76	10384	No
188	GOM_NL__2PRFIN20040224_131549_000000362024_00310_10384_1894.N1	24-FEB-2004 13:15:49	Bright	36.000	66	37Gam Cyg	2.2080	5900.0	72	10384	No
189	GOM_NL__2PRFIN20040224_131719_000000352024_00310_10384_1895.N1	24-FEB-2004 13:17:19	Bright	35.000	92	53Eps Cyg	2.5000	4500.0	70	10384	No
190	GOM_NL__2PRFIN20040224_132017_000000702024_00310_10384_1896.N1	24-FEB-2004 13:20:17	Bright	69.500	133	40Zet Her	2.8070	6000.0	139	10384	No
191	GOM_NL__2PRFIN20040224_132412_000000392024_00310_10384_1897.N1	24-FEB-2004 13:24:12	Bright	38.500	168	17Zet Aql	2.9860	11000.	77	10384	No
192	GOM_NL__2PRFIN20040224_132658_000000612024_00310_10384_1898.N1	24-FEB-2004 13:26:58	Twilight	61.000	59	55Alp Oph	2.0800	8900.0	122	10384	No
193	GOM_NL__2PRFIN20040224_132924_000000602024_00310_10384_1899.N1	24-FEB-2004 13:29:24	Twilight	59.500	126	60Bet Oph	2.7700	4250.0	119	10384	No
194	GOM_NL__2PRFIN20040224_133351_000000442024_00310_10384_1900.N1	24-FEB-2004 13:33:51	Twilight	44.000	155	41Pi Sgr	2.9000	6600.0	88	10384	No
195	GOM_NL__2PRFIN20040224_133537_000000432024_00310_10384_1901.N1	24-FEB-2004 13:35:37	Dark	42.500	57	34Sig Sgr	2.0660	26000.	85	10384	No
196	GOM_NL__2PRFIN20040224_133835_000000422024_00310_10384_1902.N1	24-FEB-2004 13:38:35	Dark	42.000	38	20Eps Sgr	1.8360	11000.	84	10384	No
197	GOM_NL__2PRFIN20040224_134110_000000452024_00310_10384_1903.N1	24-FEB-2004 13:41:10	Dark	44.500	25	35Lam Sco	1.6200	28000.	89	10384	No
198	GOM_NL__2PRFIN20040224_134304_000000662024_00310_10384_1904.N1	24-FEB-2004 13:43:04	Dark	65.500	16	21Alp Sco	1.0200	3000.0	131	10384	No
199	GOM_NL__2PRFIN20040224_134833_000000412024_00311_10385_1911.N1	24-FEB-2004 13:48:33	Dark	40.500	43	Alp TrA	1.9100	4250.0	81	10385	No
200	GOM_NL__2PRFIN20040224_135142_000000482024_00311_10385_1912.N1	24-FEB-2004 13:51:42	Dark	47.500	4	Alp1Cen	-0.010000	5800.0	95	10385	No
201	GOM_NL__2PRFIN20040224_135301_000000482024_00311_10385_1913.N1	24-FEB-2004 13:53:01	Dark	48.000	10	Bet Cen	0.610000	28000.	96	10385	No
202	GOM_NL__2PRFIN20040224_135548_000000432024_00311_10385_1914.N1	24-FEB-2004 13:55:48	Dark	42.500	12	Alp1Cru	0.775000	30000.	85	10385	No
203	GOM_NL__2PRFIN20040224_135735_000000472024_00311_10385_1915.N1	24-FEB-2004 13:57:35	Dark	46.500	29	Bet Car	1.6720	10200.	93	10385	No
204	GOM_NL__2PRFIN20040224_140019_000000412024_00311_10385_1916.N1	24-FEB-2004 14:00:19	Dark	41.000	71	lot Car	2.2460	7700.0	82	10385	No
205	GOM_NL__2PRFIN20040224_140152_000000402024_00311_10385_1917.N1	24-FEB-2004 14:01:52	Straylight	40.000	46	Del Vel	1.9540	10600.	80	10385	No
206	GOM_NL__2PRFIN20040224_140411_000000432024_00311_10385_1918.N1	24-FEB-2004 14:04:11	Straylight	43.000	34	Gam2Vel	1.7930	23000.	86	10385	No
207	GOM_NL__2PRFIN20040224_140617_000000392024_00311_10385_1919.N1	24-FEB-2004 14:06:17	Straylight	39.000	70	Zet Pup	2.2460	39000.	78	10385	No
208	GOM_NL__2PRFIN20040224_141038_000000432024_00311_10385_1920.N1	24-FEB-2004 14:10:38	Straylight	42.500	132	15Rho Pup	2.8030	6900.0	85	10385	No
209	GOM_NL__2PRFIN20040224_141419_000000502024_00311_10385_1921.N1	24-FEB-2004 14:14:19	Twilight	49.500	48	30Alp Hya	1.9770	4100.0	99	10385	No
210	GOM_NL__2PRFIN20040224_141910_000000432024_00311_10385_1922.N1	24-FEB-2004 14:19:10	Bright	43.000	8	10Alp Cmi	0.400000	6500.0	86	10385	No
211	GOM_NL__2PRFIN20040224_142053_000000472024_00311_10385_1923.N1	24-FEB-2004 14:20:53	Bright	46.500	22	32Alp Leo	1.3600	15200.	93	10385	No
212	GOM_NL__2PRFIN20040224_142413_000000412024_00311_10385_1924.N1	24-FEB-2004 14:24:13	Bright	41.000	166	17Eps Leo	2.9800	6000.0	82	10385	No
213	GOM_NL__2PRFIN20040224_142631_000000372024_00311_10385_1925.N1	24-FEB-2004 14:26:31	Bright	36.500	24	66Alp Gem	1.5800	10200.	73	10385	No
214	GOM_NL__2PRFIN20040224_143304_000000452024_00311_10385_1926.N1	24-FEB-2004 14:33:04	Bright	45.000	174	52Psi UMa	3.0040	4400.0	90	10385	No
215	GOM_NL__2PRFIN20040224_143533_000000442024_00311_10385_1927.N1	24-FEB-2004 14:35:33	Bright	43.500	82	48Bet UMa	2.3650	10600.	87	10385	No
216	GOM_NL__2PRFIN20040224_143710_000000482024_00311_10385_1928.N1	24-FEB-2004 14:37:10	Bright	47.500	87	64Gam UMa	2.4330	11000.	95	10385	No
217	GOM_NL__2PRFIN20040224_144035_000000512024_00311_10385_1929.N1	24-FEB-2004 14:40:35	Bright	51.000	32	77Eps UMa	1.7630	11000.	102	10385	No
218	GOM_NL__2PRFIN20040224_144220_000000552024_00311_10385_1930.N1	24-FEB-2004 14:42:20	Bright	54.500	55	79Zet UMa	2.0600	10200.	109	10385	No
219	GOM_NL__2PRFIN20040224_144434_000000682024_00311_10385_1931.N1	24-FEB-2004 14:44:34	Bright	67.500	39	85Eta UMa	1.8540	24000.	135	10385	No

220	GOM_NL__2PRFIN20040224_144837_000000472024_00311_10385_1932.N1	24-FEB-2004 14:48:37	Bright	46.500	119	14Eta Dra	2.7270	4700.0	93	10385	No
221	GOM_NL__2PRFIN20040224_145246_000000452024_00311_10385_1933.N1	24-FEB-2004 14:52:46	Bright	44.500	130	23Bet Dra	2.7990	5800.0	89	10385	No
222	GOM_NL__2PRFIN20040224_145451_000000352024_00311_10385_1934.N1	24-FEB-2004 14:54:51	Bright	34.500	19	50Alp Cyg	1.2460	10500.	69	10385	No
223	GOM_NL__2PRFIN20040224_145626_000000352024_00311_10385_1935.N1	24-FEB-2004 14:56:26	Bright	34.500	66	37Gam Cyg	2.2080	5900.0	69	10385	No
224	GOM_NL__2PRFIN20040224_145756_000000362024_00311_10385_1936.N1	24-FEB-2004 14:57:56	Bright	36.000	92	53Eps Cyg	2.5000	4500.0	72	10385	No
225	GOM_NL__2PRFIN20040224_150052_000000692024_00311_10385_1937.N1	24-FEB-2004 15:00:52	Bright	69.000	133	40Zet Her	2.8070	6000.0	138	10385	No
226	GOM_NL__2PRFIN20040224_150448_000000382024_00311_10385_1938.N1	24-FEB-2004 15:04:48	Bright	38.000	168	17Zet Aql	2.9860	11000.	76	10385	No
227	GOM_NL__2PRFIN20040224_150735_000000612024_00311_10385_1939.N1	24-FEB-2004 15:07:35	Twilight	61.000	59	55Alp Oph	2.0800	8900.0	122	10385	No
228	GOM_NL__2PRFIN20040224_151001_000000622024_00311_10385_1940.N1	24-FEB-2004 15:10:01	Twilight	61.500	126	60Bet Oph	2.7700	4250.0	123	10385	No
229	GOM_NL__2PRFIN20040224_151428_000000422024_00311_10385_1941.N1	24-FEB-2004 15:14:28	Twilight	42.000	155	41Pi Sgr	2.9000	6600.0	84	10385	No
230	GOM_NL__2PRFIN20040224_151613_000000422024_00311_10385_1942.N1	24-FEB-2004 15:16:13	Dark	42.000	57	34Sig Sgr	2.0660	26000.	84	10385	No
231	GOM_NL__2PRFIN20040224_151912_000000452024_00311_10385_1943.N1	24-FEB-2004 15:19:12	Dark	45.000	38	20Eps Sgr	1.8360	11000.	90	10385	No
232	GOM_NL__2PRFIN20040224_152147_000000512024_00311_10385_1944.N1	24-FEB-2004 15:21:47	Dark	50.500	25	35Lam Sco	1.6200	28000.	101	10385	No
233	GOM_NL__2PRFIN20040224_152343_000000612024_00311_10385_1945.N1	24-FEB-2004 15:23:43	Dark	61.000	16	21Alp Sco	1.0200	3000.0	122	10385	No
234	GOM_NL__2PRFIN20040224_152910_000000422024_00312_10386_1912.N1	24-FEB-2004 15:29:10	Dark	42.000	43	Alp TrA	1.9100	4250.0	84	10386	No
235	GOM_NL__2PRFIN20040224_153218_000000462024_00312_10386_1913.N1	24-FEB-2004 15:32:18	Dark	46.000	4	Alp1Cen	-0.010000	5800.0	92	10386	No
236	GOM_NL__2PRFIN20040224_153338_000000432024_00312_10386_1914.N1	24-FEB-2004 15:33:38	Dark	42.500	10	Bet Cen	0.61000	28000.	85	10386	No
237	GOM_NL__2PRFIN20040224_153625_000000442024_00312_10386_1915.N1	24-FEB-2004 15:36:25	Dark	44.000	12	Alp1Cru	0.77500	30000.	88	10386	No
238	GOM_NL__2PRFIN20040224_153811_000000382024_00312_10386_1916.N1	24-FEB-2004 15:38:11	Dark	38.000	29	Bet Car	1.6720	10200.	76	10386	No
239	GOM_NL__2PRFIN20040224_154056_000000402024_00312_10386_1917.N1	24-FEB-2004 15:40:56	Dark	40.000	71	lot Car	2.2460	7700.0	80	10386	No
240	GOM_NL__2PRFIN20040224_154229_000000402024_00312_10386_1918.N1	24-FEB-2004 15:42:29	Straylight	40.000	46	Del Vel	1.9540	10600.	80	10386	No
241	GOM_NL__2PRFIN20040224_154447_000000432024_00312_10386_1919.N1	24-FEB-2004 15:44:47	Straylight	42.500	34	Gam2Vel	1.7930	23000.	85	10386	No
242	GOM_NL__2PRFIN20040224_154654_000000422024_00312_10386_1920.N1	24-FEB-2004 15:46:54	Straylight	41.500	70	Zet Pup	2.2460	39000.	83	10386	No
243	GOM_NL__2PRFIN20040224_155114_000000402024_00312_10386_1921.N1	24-FEB-2004 15:51:14	Straylight	40.000	132	15Rho Pup	2.8030	6900.0	80	10386	No
244	GOM_NL__2PRFIN20040224_155456_000000492024_00312_10386_1922.N1	24-FEB-2004 15:54:56	Twilight	49.000	48	30Alp Hya	1.9770	4100.0	98	10386	No
245	GOM_NL__2PRFIN20040224_155947_000000422024_00312_10386_1923.N1	24-FEB-2004 15:59:47	Bright	42.000	8	10Alp CMi	0.40000	6500.0	84	10386	No
246	GOM_NL__2PRFIN20040224_160129_000000472024_00312_10386_1924.N1	24-FEB-2004 16:01:29	Bright	46.500	22	32Alp Leo	1.3600	15200.	93	10386	No
247	GOM_NL__2PRFIN20040224_160449_000000402024_00312_10386_1925.N1	24-FEB-2004 16:04:49	Bright	40.000	166	17Eps Leo	2.9800	6000.0	80	10386	No
248	GOM_NL__2PRFIN20040224_160707_000000392024_00312_10386_1926.N1	24-FEB-2004 16:07:07	Bright	38.500	24	66Alp Gem	1.5800	10200.	77	10386	No
249	GOM_NL__2PRFIN20040224_161339_000000492024_00312_10386_1927.N1	24-FEB-2004 16:13:39	Bright	48.500	174	52Psi UMa	3.0040	4400.0	97	10386	No
250	GOM_NL__2PRFIN20040224_161608_000000432024_00312_10386_1928.N1	24-FEB-2004 16:16:08	Bright	43.000	82	48Bet UMa	2.3650	10600.	86	10386	No
251	GOM_NL__2PRFIN20040224_161745_000000492024_00312_10386_1929.N1	24-FEB-2004 16:17:45	Bright	48.500	87	64Gam UMa	2.4330	11000.	97	10386	No
252	GOM_NL__2PRFIN20040224_162110_000000522024_00312_10386_1930.N1	24-FEB-2004 16:21:10	Bright	52.000	32	77Eps UMa	1.7630	11000.	104	10386	No
253	GOM_NL__2PRFIN20040224_162255_000000552024_00312_10386_1931.N1	24-FEB-2004 16:22:55	Bright	55.000	55	79Zet UMa	2.0600	10200.	110	10386	No
254	GOM_NL__2PRFIN20040224_162509_000000672024_00312_10386_1932.N1	24-FEB-2004 16:25:09	Bright	67.000	39	85Eta UMa	1.8540	24000.	134	10386	No
255	GOM_NL__2PRFIN20040224_162913_000000472024_00312_10386_1933.N1	24-FEB-2004 16:29:13	Bright	46.500	119	14Eta Dra	2.7270	4700.0	93	10386	No
256	GOM_NL__2PRFIN20040224_163323_000000462024_00312_10386_1934.N1	24-FEB-2004 16:33:23	Bright	45.500	130	23Bet Dra	2.7990	5800.0	91	10386	No
257	GOM_NL__2PRFIN20040224_163527_000000352024_00312_10386_1935.N1	24-FEB-2004 16:35:27	Bright	34.500	19	50Alp Cyg	1.2460	10500.	69	10386	No
258	GOM_NL__2PRFIN20040224_163702_000000352024_00312_10386_1936.N1	24-FEB-2004 16:37:02	Bright	34.500	66	37Gam Cyg	2.2080	5900.0	69	10386	No
259	GOM_NL__2PRFIN20040224_163832_000000342024_00312_10386_1937.N1	24-FEB-2004 16:38:32	Bright	33.500	92	53Eps Cyg	2.5000	4500.0	67	10386	No
260	GOM_NL__2PRFIN20040224_164128_000000692024_00312_10386_1938.N1	24-FEB-2004 16:41:28	Bright	69.000	133	40Zet Her	2.8070	6000.0	138	10386	No
261	GOM_NL__2PRFIN20040224_164525_000000382024_00312_10386_1939.N1	24-FEB-2004 16:45:25	Bright	37.500	168	17Zet Aql	2.9860	11000.	75	10386	No
262	GOM_NL__2PRFIN20040224_164812_000000602024_00312_10386_1940.N1	24-FEB-2004 16:48:12	Twilight	59.500	59	55Alp Oph	2.0800	8900.0	119	10386	No
263	GOM_NL__2PRFIN20040224_165038_000000582024_00312_10386_1941.N1	24-FEB-2004 16:50:38	Twilight	58.000	126	60Bet Oph	2.7700	4250.0	116	10386	No
264	GOM_NL__2PRFIN20040224_165505_000000422024_00312_10386_1942.N1	24-FEB-2004 16:55:05	Twilight	42.000	155	41Pi Sgr	2.9000	6600.0	84	10386	No
265	GOM_NL__2PRFIN20040224_165650_000000442024_00312_10386_1943.N1	24-FEB-2004 16:56:50	Dark	43.500	57	34Sig Sgr	2.0660	26000.	87	10386	No
266	GOM_NL__2PRFIN20040224_165949_000000432024_00312_10386_1944.N1	24-FEB-2004 16:59:49	Dark	43.000	38	20Eps Sgr	1.8360	11000.	86	10386	No
267	GOM_NL__2PRFIN20040224_170224_000000462024_00312_10386_1945.N1	24-FEB-2004 17:02:24	Dark	46.000	25	35Lam Sco	1.6200	28000.	92	10386	No
268	GOM_NL__2PRFIN20040224_170420_000000722024_00312_10386_1946.N1	24-FEB-2004 17:04:20	Dark	71.500	16	21Alp Sco	1.0200	3000.0	143	10386	No
269	GOM_NL__2PRFIN20040224_170946_000000412024_00313_10387_1912.N1	24-FEB-2004 17:09:46	Dark	41.000	43	Alp TrA	1.9100	4250.0	82	10387	No
270	GOM_NL__2PRFIN20040224_171255_000000452024_00313_10387_1913.N1	24-FEB-2004 17:12:55	Dark	44.500	4	Alp1Cen	-0.010000	5800.0	89	10387	No
271	GOM_NL__2PRFIN20040224_171415_000000452024_00313_10387_1914.N1	24-FEB-2004 17:14:15	Dark	45.000	10	Bet Cen	0.61000	28000.	90	10387	No
272	GOM_NL__2PRFIN20040224_171701_000000542024_00313_10387_1915.N1	24-FEB-2004 17:17:01	Dark	53.500	12	Alp1Cru	0.77500	30000.	107	10387	No
273	GOM_NL__2PRFIN20040224_171847_000000392024_00313_10387_1916.N1	24-FEB-2004 17:18:47	Dark	38.500	29	Bet Car	1.6720	10200.	77	10387	No
274	GOM_NL__2PRFIN20040224_172132_000000392024_00313_10387_1917.N1	24-FEB-2004 17:21:32	Dark	38.500	71	lot Car	2.2460	7700.0	77	10387	No
275	GOM_NL__2PRFIN20040224_172305_000000432024_00313_10387_1918.N1	24-FEB-2004 17:23:05	Straylight	43.000	46	Del Vel	1.9540	10600.	86	10387	No
276	GOM_NL__2PRFIN20040224_172524_000000442024_00313_10387_1919.N1	24-FEB-2004 17:25:24	Straylight	43.500	34	Gam2Vel	1.7930	23000.	87	10387	No
277	GOM_NL__2PRFIN20040224_172730_000000422024_00313_10387_1920.N1	24-FEB-2004 17:27:30	Straylight	41.500	70	Zet Pup	2.2460	39000.	83	10387	No
278	GOM_NL__2PRFIN20040224_173151_000000402024_00313_10387_1921.N1	24-FEB-2004 17:31:51	Straylight	39.500	132	15Rho Pup	2.8030	6900.0	79	10387	No

279	GOM_NL__2PRFIN20040224_173532_000000482024_00313_10387_1922.N1	24-FEB-2004 17:35:32	Twilight	48.000	48	30Alp Hya	1.9770	4100.0	96	10387	No
280	GOM_NL__2PRFIN20040224_174024_000000432024_00313_10387_1923.N1	24-FEB-2004 17:40:24	Bright	43.000	8	10Alp CMi	0.40000	6500.0	86	10387	No
281	GOM_NL__2PRFIN20040224_174205_000000432024_00313_10387_1924.N1	24-FEB-2004 17:42:05	Bright	43.000	22	32Alp Leo	1.3600	15200.	86	10387	No
282	GOM_NL__2PRFIN20040224_174525_000000412024_00313_10387_1925.N1	24-FEB-2004 17:45:25	Bright	40.500	166	17Eps Leo	2.9800	6000.0	81	10387	No
283	GOM_NL__2PRFIN20040224_174744_000000382024_00313_10387_1926.N1	24-FEB-2004 17:47:44	Bright	37.500	24	66Alp Gem	1.5800	10200.	75	10387	No
284	GOM_NL__2PRFIN20040224_175414_000000502024_00313_10387_1927.N1	24-FEB-2004 17:54:14	Bright	49.500	174	52Psi UMa	3.0040	4400.0	99	10387	No
285	GOM_NL__2PRFIN20040224_175644_000000432024_00313_10387_1928.N1	24-FEB-2004 17:56:44	Bright	43.000	82	48Bet UMa	2.3650	10600.	86	10387	No
286	GOM_NL__2PRFIN20040224_175821_000000482024_00313_10387_1929.N1	24-FEB-2004 17:58:21	Bright	47.500	87	64Gam UMa	2.4330	11000.	95	10387	No
287	GOM_NL__2PRFIN20040224_180146_000000522024_00313_10387_1930.N1	24-FEB-2004 18:01:46	Bright	51.500	32	77Eps UMa	1.7630	11000.	103	10387	No
288	GOM_NL__2PRFIN20040224_180330_000000562024_00313_10387_1931.N1	24-FEB-2004 18:03:30	Bright	55.500	55	79Zet UMa	2.0600	10200.	111	10387	No
289	GOM_NL__2PRFIN20040224_180543_000000692024_00313_10387_1932.N1	24-FEB-2004 18:05:43	Bright	68.500	39	85Eta UMa	1.8540	24000.	137	10387	No
290	GOM_NL__2PRFIN20040224_180949_000000432024_00313_10387_1933.N1	24-FEB-2004 18:09:49	Bright	42.500	119	14Eta Dra	2.7270	4700.0	85	10387	No
291	GOM_NL__2PRFIN20040224_181359_000000442024_00313_10387_1934.N1	24-FEB-2004 18:13:59	Bright	43.500	130	23Bet Dra	2.7990	5800.0	87	10387	No
292	GOM_NL__2PRFIN20040224_181604_000000382024_00313_10387_1935.N1	24-FEB-2004 18:16:04	Bright	37.500	19	50Alp Cyg	1.2460	10500.	75	10387	No
293	GOM_NL__2PRFIN20040224_181738_000000362024_00313_10387_1936.N1	24-FEB-2004 18:17:38	Bright	36.000	66	37Gam Cyg	2.2080	5900.0	72	10387	No
294	GOM_NL__2PRFIN20040224_181909_000000362024_00313_10387_1937.N1	24-FEB-2004 18:19:09	Bright	36.000	92	53Eps Cyg	2.5000	4500.0	72	10387	No
295	GOM_NL__2PRFIN20040224_182204_000000702024_00313_10387_1938.N1	24-FEB-2004 18:22:04	Bright	69.500	133	40Zet Her	2.8070	6000.0	139	10387	No
296	GOM_NL__2PRFIN20040224_182601_000000382024_00313_10387_1939.N1	24-FEB-2004 18:26:01	Bright	38.000	168	17Zet Aql	2.9860	11000.	76	10387	No
297	GOM_NL__2PRFIN20040224_182849_000000652024_00313_10387_1940.N1	24-FEB-2004 18:28:49	Twilight	64.500	59	55Alp Oph	2.0800	8900.0	129	10387	No
298	GOM_NL__2PRFIN20040224_183115_000000612024_00313_10387_1941.N1	24-FEB-2004 18:31:15	Twilight	61.000	126	60Bet Oph	2.7700	4250.0	122	10387	No
299	GOM_NL__2PRFIN20040224_183541_000000412024_00313_10387_1942.N1	24-FEB-2004 18:35:41	Twilight	40.500	155	41Pi Sgr	2.9000	6600.0	81	10387	No
300	GOM_NL__2PRFIN20040224_183727_000000412024_00313_10387_1943.N1	24-FEB-2004 18:37:27	Dark	41.000	57	34Sig Sgr	2.0660	26000.	82	10387	No
301	GOM_NL__2PRFIN20040224_184026_000000442024_00313_10387_1944.N1	24-FEB-2004 18:40:26	Dark	43.500	38	20Eps Sgr	1.8360	11000.	87	10387	No
302	GOM_NL__2PRFIN20040224_184301_000000512024_00313_10387_1945.N1	24-FEB-2004 18:43:01	Dark	50.500	25	35Lam Sco	1.6200	28000.	101	10387	No
303	GOM_NL__2PRFIN20040224_184457_000000632024_00313_10387_1946.N1	24-FEB-2004 18:44:57	Dark	63.000	16	21Alp Sco	1.0200	3000.0	126	10387	No
304	GOM_NL__2PRFIN20040224_185023_000000462024_00314_10388_1914.N1	24-FEB-2004 18:50:23	Dark	45.500	43	Alp TrA	1.9100	4250.0	91	10388	No
305	GOM_NL__2PRFIN20040224_185332_000000472024_00314_10388_1915.N1	24-FEB-2004 18:53:32	Dark	47.000	4	Alp1Cen	-0.010000	5800.0	94	10388	No
306	GOM_NL__2PRFIN20040224_185452_000000432024_00314_10388_1916.N1	24-FEB-2004 18:54:52	Dark	42.500	10	Bet Cen	0.61000	28000.	85	10388	No
307	GOM_NL__2PRFIN20040224_185738_000000402024_00314_10388_1917.N1	24-FEB-2004 18:57:38	Dark	39.500	12	Alp1Cru	0.77500	30000.	79	10388	No
308	GOM_NL__2PRFIN20040224_185924_000000372024_00314_10388_1918.N1	24-FEB-2004 18:59:24	Dark	37.000	29	Bet Car	1.6720	10200.	74	10388	No
309	GOM_NL__2PRFIN20040224_190209_000000372024_00314_10388_1919.N1	24-FEB-2004 19:02:09	Dark	37.000	71	lot Car	2.2460	7700.0	74	10388	No
310	GOM_NL__2PRFIN20040224_190341_000000372024_00314_10388_1920.N1	24-FEB-2004 19:03:41	Straylight	36.500	46	Del Vel	1.9540	10600.	73	10388	No
311	GOM_NL__2PRFIN20040224_190600_000000402024_00314_10388_1921.N1	24-FEB-2004 19:06:00	Straylight	40.000	34	Gam2Vel	1.7930	23000.	80	10388	No
312	GOM_NL__2PRFIN20040224_190806_000000412024_00314_10388_1922.N1	24-FEB-2004 19:08:06	Straylight	40.500	70	Zet Pup	2.2460	39000.	81	10388	No
313	GOM_NL__2PRFIN20040224_191227_000000422024_00314_10388_1923.N1	24-FEB-2004 19:12:27	Straylight	41.500	132	15Rho Pup	2.8030	6900.0	83	10388	No
314	GOM_NL__2PRFIN20040224_191608_000000482024_00314_10388_1924.N1	24-FEB-2004 19:16:08	Twilight	48.000	48	30Alp Hya	1.9770	4100.0	96	10388	No
315	GOM_NL__2PRFIN20040224_192100_000000412024_00314_10388_1925.N1	24-FEB-2004 19:21:00	Bright	40.500	8	10Alp CMi	0.40000	6500.0	81	10388	No
316	GOM_NL__2PRFIN20040224_192241_000000452024_00314_10388_1926.N1	24-FEB-2004 19:22:41	Bright	44.500	22	32Alp Leo	1.3600	15200.	89	10388	No
317	GOM_NL__2PRFIN20040224_192601_000000412024_00314_10388_1927.N1	24-FEB-2004 19:26:01	Bright	41.000	166	17Eps Leo	2.9800	6000.0	82	10388	No
318	GOM_NL__2PRFIN20040224_192820_000000382024_00314_10388_1928.N1	24-FEB-2004 19:28:20	Bright	38.000	24	66Alp Gem	1.5800	10200.	76	10388	No
319	GOM_NL__2PRFIN20040224_193450_000000472024_00314_10388_1929.N1	24-FEB-2004 19:34:50	Bright	47.000	174	52Psi UMa	3.0040	4400.0	94	10388	No
320	GOM_NL__2PRFIN20040224_193720_000000432024_00314_10388_1930.N1	24-FEB-2004 19:37:20	Bright	42.500	82	48Bet UMa	2.3650	10600.	85	10388	No
321	GOM_NL__2PRFIN20040224_193856_000000482024_00314_10388_1931.N1	24-FEB-2004 19:38:56	Bright	47.500	87	64Gam UMa	2.4330	11000.	95	10388	No
322	GOM_NL__2PRFIN20040224_194221_000000522024_00314_10388_1932.N1	24-FEB-2004 19:42:21	Bright	52.000	32	77Eps UMa	1.7630	11000.	104	10388	No
323	GOM_NL__2PRFIN20040224_194405_000000542024_00314_10388_1933.N1	24-FEB-2004 19:44:05	Bright	53.500	55	79Zet UMa	2.0600	10200.	107	10388	No
324	GOM_NL__2PRFIN20040224_194618_000000682024_00314_10388_1934.N1	24-FEB-2004 19:46:18	Bright	67.500	39	85Eta UMa	1.8540	24000.	135	10388	No
325	GOM_NL__2PRFIN20040224_195025_000000452024_00314_10388_1935.N1	24-FEB-2004 19:50:25	Bright	45.000	119	14Eta Dra	2.7270	4700.0	90	10388	No
326	GOM_NL__2PRFIN20040224_195435_000000452024_00314_10388_1936.N1	24-FEB-2004 19:54:35	Bright	45.000	130	23Bet Dra	2.7990	5800.0	90	10388	No
327	GOM_NL__2PRFIN20040224_195640_000000352024_00314_10388_1937.N1	24-FEB-2004 19:56:40	Bright	35.000	19	50Alp Cyg	1.2460	10500.	70	10388	No
328	GOM_NL__2PRFIN20040224_195815_000000352024_00314_10388_1938.N1	24-FEB-2004 19:58:15	Bright	34.500	66	37Gam Cyg	2.2080	5900.0	69	10388	No
329	GOM_NL__2PRFIN20040224_195945_000000352024_00314_10388_1939.N1	24-FEB-2004 19:59:45	Bright	35.000	92	53Eps Cyg	2.5000	4500.0	70	10388	No
330	GOM_NL__2PRFIN20040224_200240_000000732024_00314_10388_1940.N1	24-FEB-2004 20:02:40	Bright	72.500	133	40Zet Her	2.8070	6000.0	145	10388	No
331	GOM_NL__2PRFIN20040224_200637_000000372024_00314_10388_1941.N1	24-FEB-2004 20:06:37	Bright	37.000	168	17Zet Aql	2.9860	11000.	74	10388	No
332	GOM_NL__2PRFIN20040224_200926_000000612024_00314_10388_1942.N1	24-FEB-2004 20:09:26	Twilight	61.000	59	55Alp Oph	2.0800	8900.0	122	10388	No
333	GOM_NL__2PRFIN20040224_201152_000000572024_00314_10388_1943.N1	24-FEB-2004 20:11:52	Twilight	57.000	126	60Bet Oph	2.7700	4250.0	114	10388	No
334	GOM_NL__2PRFIN20040224_201618_000000402024_00314_10388_1944.N1	24-FEB-2004 20:16:18	Twilight	39.500	155	41Pi Sgr	2.9000	6600.0	79	10388	No
335	GOM_NL__2PRFIN20040224_201803_000000432024_00314_10388_1945.N1	24-FEB-2004 20:18:03	Dark	42.500	57	34Sig Sgr	2.0660	26000.	85	10388	No
336	GOM_NL__2PRFIN20040224_202102_000000432024_00314_10388_1946.N1	24-FEB-2004 20:21:02	Dark	42.500	38	20Eps Sgr	1.8360	11000.	85	10388	No
337	GOM_NL__2PRFIN20040224_202337_000000462024_00314_10388_1947.N1	24-FEB-2004 20:23:37	Dark	45.500	25	35Lam Sco	1.6200	28000.	91	10388	No

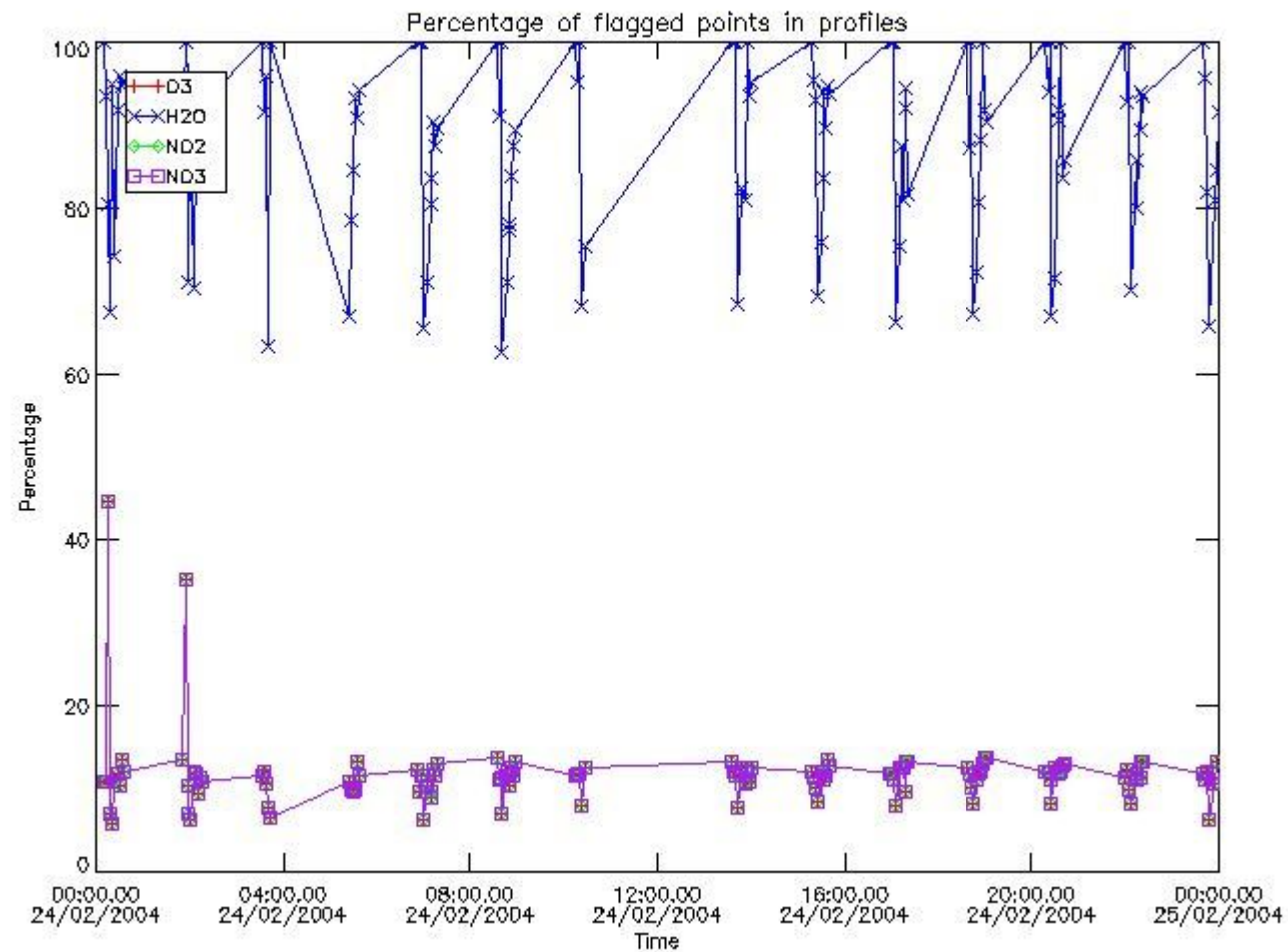
338	GOM_NL__2PRFIN20040224_202535_000000632024_00314_10388_1948.N1	24-FEB-2004 20:25:35	Dark	62.500	16	21Alp Sco	1.0200	3000.0	125	10388	No
339	GOM_NL__2PRFIN20040224_203059_000000412024_00315_10389_1917.N1	24-FEB-2004 20:30:59	Dark	41.000	43	Alp TrA	1.9100	4250.0	82	10389	No
340	GOM_NL__2PRFIN20040224_203408_000000432024_00315_10389_1918.N1	24-FEB-2004 20:34:08	Dark	42.500	4	Alp1Cen	-0.010000	5800.0	85	10389	No
341	GOM_NL__2PRFIN20040224_203528_000000432024_00315_10389_1919.N1	24-FEB-2004 20:35:28	Dark	43.000	10	Bet Cen	0.61000	28000.	86	10389	No
342	GOM_NL__2PRFIN20040224_203814_000000422024_00315_10389_1920.N1	24-FEB-2004 20:38:14	Dark	42.000	12	Alp1Cru	0.77500	30000.	84	10389	No
343	GOM_NL__2PRFIN20040224_204000_000000402024_00315_10389_1921.N1	24-FEB-2004 20:40:00	Dark	40.000	29	Bet Car	1.6720	10200.	80	10389	No
344	GOM_NL__2PRFIN20040224_204245_000000392024_00315_10389_1922.N1	24-FEB-2004 20:42:45	Dark	39.000	71	lot Car	2.2460	7700.0	78	10389	No
345	GOM_NL__2PRFIN20040224_204417_000000432024_00315_10389_1923.N1	24-FEB-2004 20:44:17	Straylight	42.500	46	Del Vel	1.9540	10600.	85	10389	No
346	GOM_NL__2PRFIN20040224_204636_000000422024_00315_10389_1924.N1	24-FEB-2004 20:46:36	Straylight	41.500	34	Gam2Vel	1.7930	23000.	83	10389	No
347	GOM_NL__2PRFIN20040224_204842_000000392024_00315_10389_1925.N1	24-FEB-2004 20:48:42	Straylight	38.500	70	Zet Pup	2.2460	39000.	77	10389	No
348	GOM_NL__2PRFIN20040224_205303_000000412024_00315_10389_1926.N1	24-FEB-2004 20:53:03	Straylight	41.000	132	15Rho Pup	2.8030	6900.0	82	10389	No
349	GOM_NL__2PRFIN20040224_205644_000000482024_00315_10389_1927.N1	24-FEB-2004 20:56:44	Twilight	48.000	48	30Alp Hya	1.9770	4100.0	96	10389	No
350	GOM_NL__2PRFIN20040224_210136_000000432024_00315_10389_1928.N1	24-FEB-2004 21:01:36	Bright	43.000	8	10Alp CMi	0.40000	6500.0	86	10389	No
351	GOM_NL__2PRFIN20040224_210317_000000462024_00315_10389_1929.N1	24-FEB-2004 21:03:17	Bright	46.000	22	32Alp Leo	1.3600	15200.	92	10389	No
352	GOM_NL__2PRFIN20040224_210636_000000422024_00315_10389_1930.N1	24-FEB-2004 21:06:36	Bright	42.000	166	17Eps Leo	2.9800	6000.0	84	10389	No
353	GOM_NL__2PRFIN20040224_210856_000000362024_00315_10389_1931.N1	24-FEB-2004 21:08:56	Bright	36.000	24	66Alp Gem	1.5800	10200.	72	10389	No
354	GOM_NL__2PRFIN20040224_211525_000000482024_00315_10389_1932.N1	24-FEB-2004 21:15:25	Bright	47.500	174	52Psi UMa	3.0040	4400.0	95	10389	No
355	GOM_NL__2PRFIN20040224_211755_000000432024_00315_10389_1933.N1	24-FEB-2004 21:17:55	Bright	42.500	82	48Bet UMa	2.3650	10600.	85	10389	No
356	GOM_NL__2PRFIN20040224_211931_000000472024_00315_10389_1934.N1	24-FEB-2004 21:19:31	Bright	47.000	87	64Gam UMa	2.4330	11000.	94	10389	No
357	GOM_NL__2PRFIN20040224_212256_000000522024_00315_10389_1935.N1	24-FEB-2004 21:22:56	Bright	51.500	32	77Eps UMa	1.7630	11000.	103	10389	No
358	GOM_NL__2PRFIN20040224_212440_000000502024_00315_10389_1936.N1	24-FEB-2004 21:24:40	Bright	49.500	55	79Zet UMa	2.0600	10200.	99	10389	No
359	GOM_NL__2PRFIN20040224_212653_000000672024_00315_10389_1937.N1	24-FEB-2004 21:26:53	Bright	67.000	39	85Eta UMa	1.8540	24000.	134	10389	No
360	GOM_NL__2PRFIN20040224_213100_000000422024_00315_10389_1938.N1	24-FEB-2004 21:31:00	Bright	41.500	119	14Eta Dra	2.7270	4700.0	83	10389	No
361	GOM_NL__2PRFIN20040224_213510_000000432024_00315_10389_1939.N1	24-FEB-2004 21:35:10	Bright	42.500	130	23Bet Dra	2.7990	5800.0	85	10389	No
362	GOM_NL__2PRFIN20040224_213716_000000362024_00315_10389_1940.N1	24-FEB-2004 21:37:16	Bright	36.000	19	50Alp Cyg	1.2460	10500.	72	10389	No
363	GOM_NL__2PRFIN20040224_213850_000000362024_00315_10389_1941.N1	24-FEB-2004 21:38:50	Bright	36.000	66	37Gam Cyg	2.2080	5900.0	72	10389	No
364	GOM_NL__2PRFIN20040224_214021_000000342024_00315_10389_1942.N1	24-FEB-2004 21:40:21	Bright	34.000	92	53Eps Cyg	2.5000	4500.0	68	10389	No
365	GOM_NL__2PRFIN20040224_214317_000000732024_00315_10389_1943.N1	24-FEB-2004 21:43:17	Bright	73.000	133	40Zet Her	2.8070	6000.0	146	10389	No
366	GOM_NL__2PRFIN20040224_214713_000000372024_00315_10389_1944.N1	24-FEB-2004 21:47:13	Bright	37.000	168	17Zet Aql	2.9860	11000.	74	10389	No
367	GOM_NL__2PRFIN20040224_215002_000000582024_00315_10389_1945.N1	24-FEB-2004 21:50:02	Twilight	57.500	59	55Alp Oph	2.0800	8900.0	115	10389	No
368	GOM_NL__2PRFIN20040224_215228_000000632024_00315_10389_1946.N1	24-FEB-2004 21:52:28	Twilight	62.500	126	60Bet Oph	2.7700	4250.0	125	10389	No
369	GOM_NL__2PRFIN20040224_215654_000000422024_00315_10389_1947.N1	24-FEB-2004 21:56:54	Twilight	41.500	155	41Pi Sgr	2.9000	6600.0	83	10389	No
370	GOM_NL__2PRFIN20040224_215839_000000452024_00315_10389_1948.N1	24-FEB-2004 21:58:39	Dark	45.000	57	34Sig Sgr	2.0660	26000.	90	10389	No
371	GOM_NL__2PRFIN20040224_220138_000000422024_00315_10389_1949.N1	24-FEB-2004 22:01:38	Dark	41.500	38	20Eps Sgr	1.8360	11000.	83	10389	No
372	GOM_NL__2PRFIN20040224_220414_000000522024_00315_10389_1950.N1	24-FEB-2004 22:04:14	Dark	51.500	25	35Lam Sco	1.6200	28000.	103	10389	No
373	GOM_NL__2PRFIN20040224_220612_000000632024_00315_10389_1951.N1	24-FEB-2004 22:06:12	Dark	62.500	16	21Alp Sco	1.0200	3000.0	125	10389	No
374	GOM_NL__2PRFIN20040224_221445_000000462024_00316_10390_1917.N1	24-FEB-2004 22:14:45	Dark	46.000	4	Alp1Cen	-0.010000	5800.0	92	10390	No
375	GOM_NL__2PRFIN20040224_221605_000000432024_00316_10390_1918.N1	24-FEB-2004 22:16:05	Dark	43.000	10	Bet Cen	0.61000	28000.	86	10390	No
376	GOM_NL__2PRFIN20040224_221851_000000502024_00316_10390_1919.N1	24-FEB-2004 22:18:51	Dark	49.500	12	Alp1Cru	0.77500	30000.	99	10390	No
377	GOM_NL__2PRFIN20040224_222036_000000392024_00316_10390_1920.N1	24-FEB-2004 22:20:36	Dark	38.500	29	Bet Car	1.6720	10200.	77	10390	No
378	GOM_NL__2PRFIN20040224_222321_000000392024_00316_10390_1921.N1	24-FEB-2004 22:23:21	Dark	38.500	71	lot Car	2.2460	7700.0	77	10390	No
379	GOM_NL__2PRFIN20040224_222454_000000402024_00316_10390_1922.N1	24-FEB-2004 22:24:54	Straylight	40.000	46	Del Vel	1.9540	10600.	80	10390	No
380	GOM_NL__2PRFIN20040224_222744_000000482024_00316_10390_1923.N1	24-FEB-2004 22:27:44	Straylight	47.500	65	Lam Vel	2.2040	4400.0	95	10390	No
381	GOM_NL__2PRFIN20040224_223056_000000712024_00316_10390_1924.N1	24-FEB-2004 22:30:56	Straylight	71.000	171	2Eps Crv	3.0010	4250.0	142	10390	No
382	GOM_NL__2PRFIN20040224_223319_000000772024_00316_10390_1925.N1	24-FEB-2004 22:33:19	Straylight	77.000	100	4Gam Crv	2.5800	13100.	154	10390	No
383	GOM_NL__2PRFIN20040224_223720_000000542024_00316_10390_1926.N1	24-FEB-2004 22:37:20	Twilight	54.000	48	30Alp Hya	1.9770	4100.0	108	10390	No
384	GOM_NL__2PRFIN20040224_224212_000000432024_00316_10390_1927.N1	24-FEB-2004 22:42:12	Bright	43.000	8	10Alp CMi	0.40000	6500.0	86	10390	No
385	GOM_NL__2PRFIN20040224_224352_000000452024_00316_10390_1928.N1	24-FEB-2004 22:43:52	Bright	45.000	22	32Alp Leo	1.3600	15200.	90	10390	No
386	GOM_NL__2PRFIN20040224_224712_000000422024_00316_10390_1929.N1	24-FEB-2004 22:47:12	Bright	41.500	166	17Eps Leo	2.9800	6000.0	83	10390	No
387	GOM_NL__2PRFIN20040224_224932_000000362024_00316_10390_1930.N1	24-FEB-2004 22:49:32	Bright	35.500	24	66Alp Gem	1.5800	10200.	71	10390	No
388	GOM_NL__2PRFIN20040224_225600_000000472024_00316_10390_1931.N1	24-FEB-2004 22:56:00	Bright	47.000	174	52Psi UMa	3.0040	4400.0	94	10390	No
389	GOM_NL__2PRFIN20040224_225830_000000432024_00316_10390_1932.N1	24-FEB-2004 22:58:30	Bright	42.500	82	48Bet UMa	2.3650	10600.	85	10390	No
390	GOM_NL__2PRFIN20040224_230006_000000482024_00316_10390_1933.N1	24-FEB-2004 23:00:06	Bright	48.000	87	64Gam UMa	2.4330	11000.	96	10390	No
391	GOM_NL__2PRFIN20040224_230331_000000512024_00316_10390_1934.N1	24-FEB-2004 23:03:31	Bright	51.000	32	77Eps UMa	1.7630	11000.	102	10390	No
392	GOM_NL__2PRFIN20040224_230525_000000362024_00316_10390_1935.N1	24-FEB-2004 23:05:25	Bright	35.500	49	1Alp UMi	1.9900	6300.0	71	10390	No
393	GOM_NL__2PRFIN20040224_230648_000000382024_00316_10390_1936.N1	24-FEB-2004 23:06:48	Bright	37.500	60	7Bet UMi	2.0810	3950.0	75	10390	No
394	GOM_NL__2PRFIN20040224_231136_000000442024_00316_10390_1937.N1	24-FEB-2004 23:11:36	Bright	44.000	119	14Eta Dra	2.7270	4700.0	88	10390	No
395	GOM_NL__2PRFIN20040224_231546_000000442024_00316_10390_1938.N1	24-FEB-2004 23:15:46	Bright	43.500	130	23Bet Dra	2.7990	5800.0	87	10390	No
396	GOM_NL__2PRFIN20040224_231752_000000372024_00316_10390_1939.N1	24-FEB-2004 23:17:52	Bright	37.000	19	50Alp Cyg	1.2460	10500.	74	10390	No

397	GOM_NL__2PRFIN20040224_231927_000000362024_00316_10390_1940.N1	24-FEB-2004 23:19:27	Bright	35.500	66	37Gam Cyg	2.2080	5900.0	71	10390	No
398	GOM_NL__2PRFIN20040224_232057_000000342024_00316_10390_1941.N1	24-FEB-2004 23:20:57	Bright	34.000	92	53Eps Cyg	2.5000	4500.0	68	10390	No
399	GOM_NL__2PRFIN20040224_232353_000000702024_00316_10390_1942.N1	24-FEB-2004 23:23:53	Bright	70.000	133	40Zet Her	2.8070	6000.0	140	10390	No
400	GOM_NL__2PRFIN20040224_232750_000000372024_00316_10390_1943.N1	24-FEB-2004 23:27:50	Bright	37.000	168	17Zet Aql	2.9860	11000.	74	10390	No
401	GOM_NL__2PRFIN20040224_233039_000000622024_00316_10390_1944.N1	24-FEB-2004 23:30:39	Twilight	61.500	59	55Alp Oph	2.0800	8900.0	123	10390	No
402	GOM_NL__2PRFIN20040224_233305_000000592024_00316_10390_1945.N1	24-FEB-2004 23:33:05	Twilight	59.000	126	60Bet Oph	2.7700	4250.0	118	10390	No
403	GOM_NL__2PRFIN20040224_233730_000000422024_00316_10390_1946.N1	24-FEB-2004 23:37:30	Twilight	41.500	155	41Pi Sgr	2.9000	6600.0	83	10390	No
404	GOM_NL__2PRFIN20040224_233916_000000432024_00316_10390_1947.N1	24-FEB-2004 23:39:16	Dark	43.000	57	34Sig Sgr	2.0660	26000.	86	10390	No
405	GOM_NL__2PRFIN20040224_234215_000000462024_00316_10390_1948.N1	24-FEB-2004 23:42:15	Dark	46.000	38	20Eps Sgr	1.8360	11000.	92	10390	No
406	GOM_NL__2PRFIN20040224_234451_000000512024_00316_10390_1949.N1	24-FEB-2004 23:44:51	Dark	50.500	25	35Lam Sco	1.6200	28000.	101	10390	No
407	GOM_NL__2PRFIN20040224_234649_000000812024_00316_10390_1950.N1	24-FEB-2004 23:46:49	Dark	81.000	16	21Alp Sco	1.0200	3000.0	162	10390	No
408	GOM_NL__2PRFIN20040224_235521_000000482024_00317_10391_1917.N1	24-FEB-2004 23:55:21	Dark	48.000	4	Alp1Cen	-0.010000	5800.0	96	10391	No
409	GOM_NL__2PRFIN20040224_235641_000000432024_00317_10391_1918.N1	24-FEB-2004 23:56:41	Dark	42.500	10	Bet Cen	0.61000	28000.	85	10391	No
410	GOM_NL__2PRFIN20040224_235927_000000482024_00317_10391_1919.N1	24-FEB-2004 23:59:27	Dark	48.000	12	Alp1Cru	0.77500	30000.	96	10391	No

3. Quality information per product

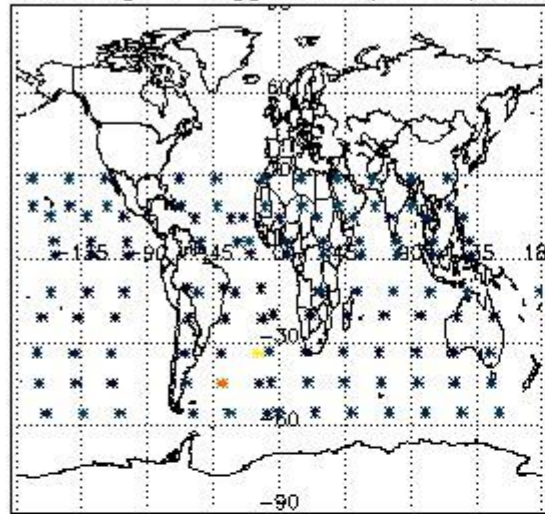
In this section it is plotted some information contained in the Quality Summary data set of the level 2 products. Only products in dark limb conditions and without errors (error flag in the MPH set to "0") are used.

3.1 Plot quality information per product (time dependant)

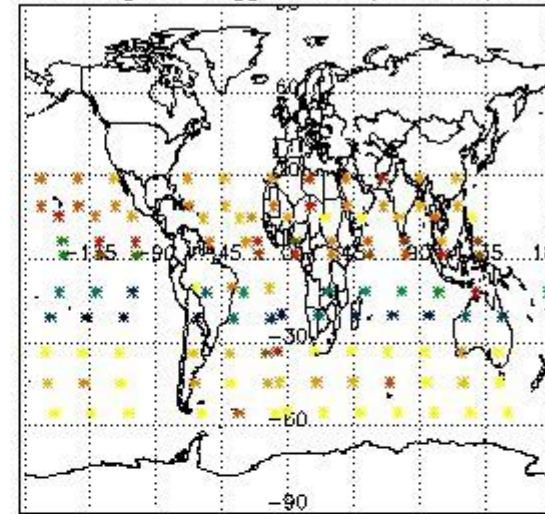


3.2 Plot quality information per product (world map)

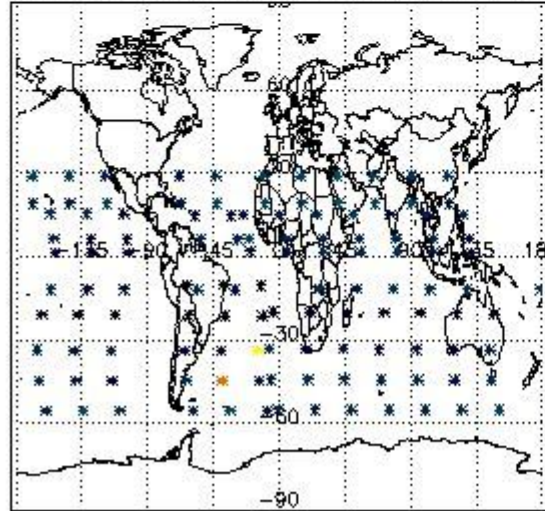
Percentage of flagged data per O3 profile



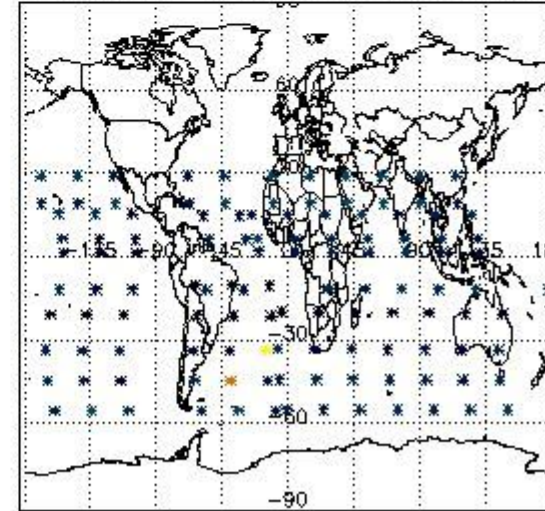
Percentage of flagged data per H2O profile



Percentage of flagged data per NO2 profile



Percentage of flagged data per NO3 profile

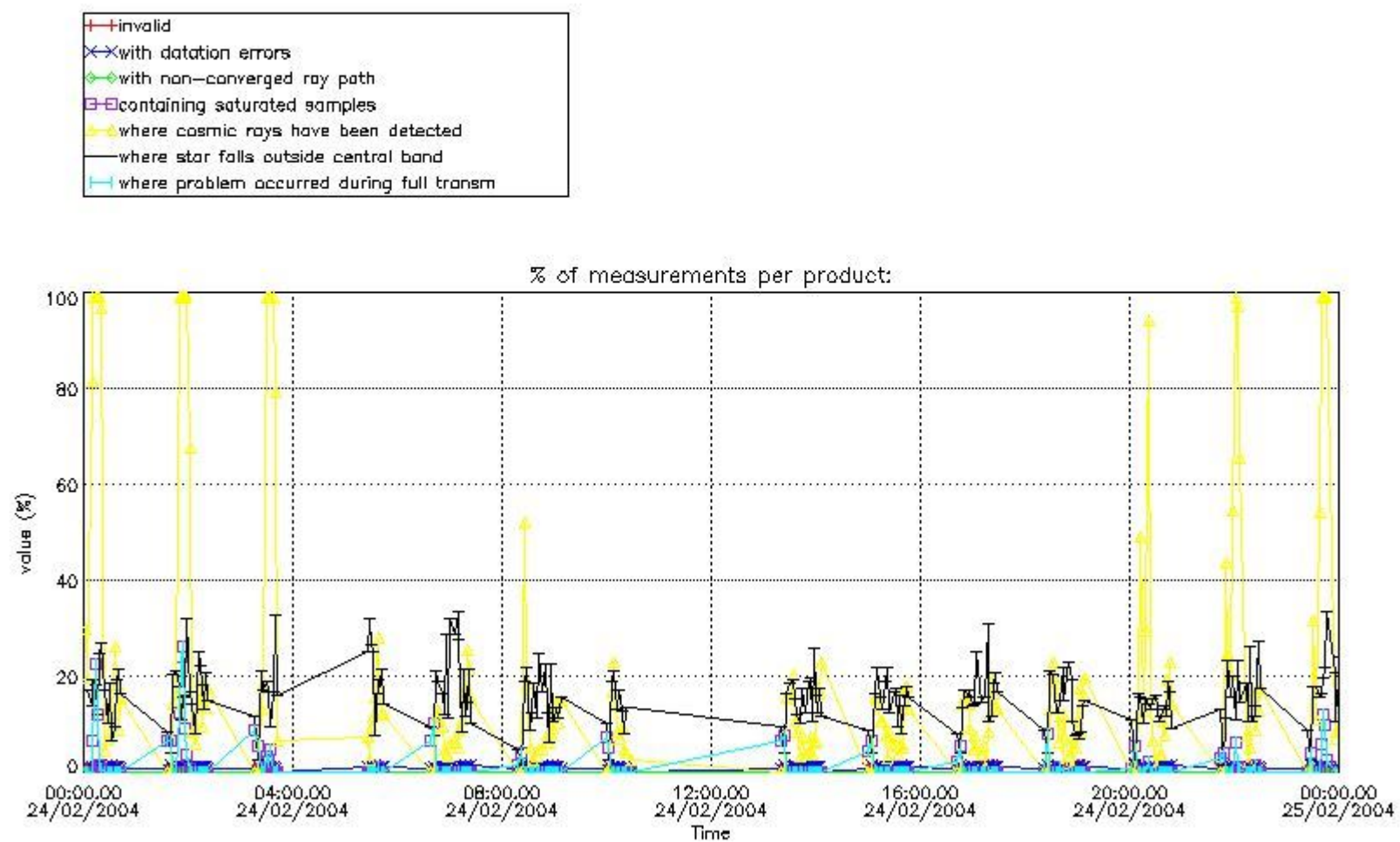


4. Level 1 quality information per product

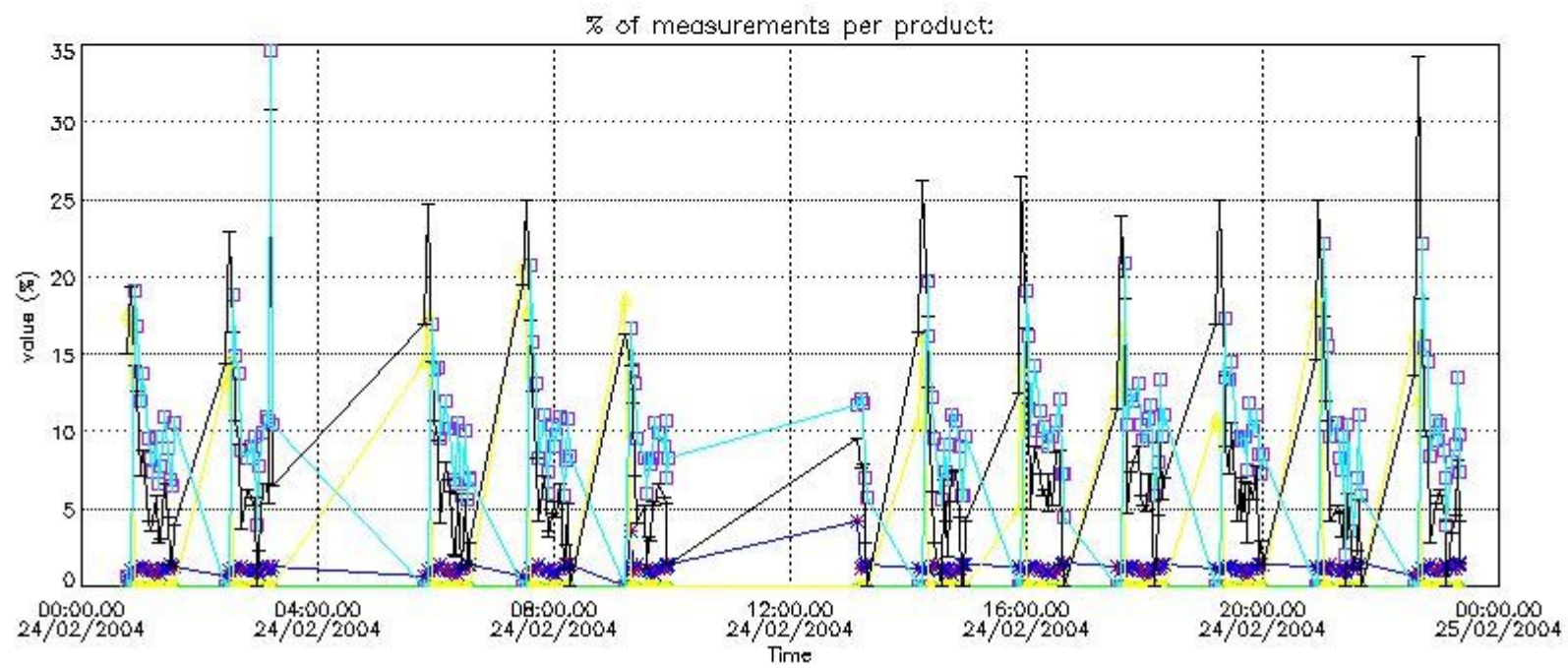
In this section it is plotted some information contained in the Quality Summary data set of the level 2 products that comes from the level 1b processing. Products without errors (error flag in the MPH set to "0") are used.

4.1 Plot quality information per product (time dependant) coming from level 1b processing

4.1.1 Plot level 1 quality information per product (time dependant): ENVISAT ASCENDING passes

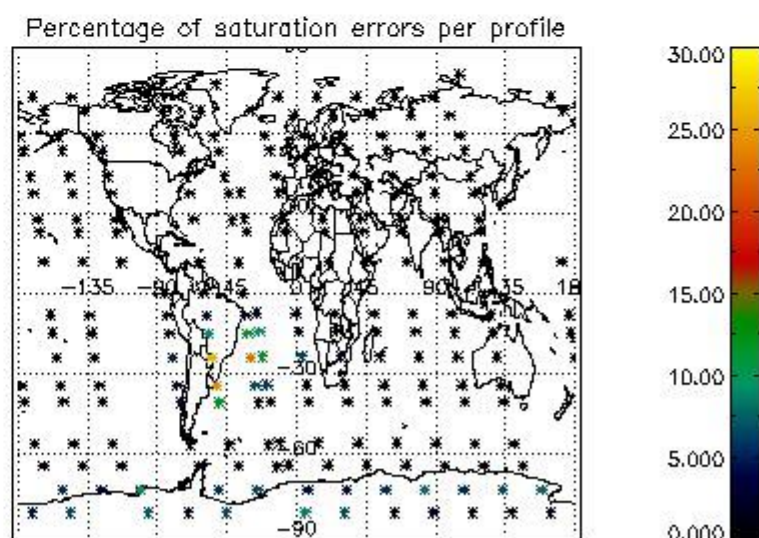
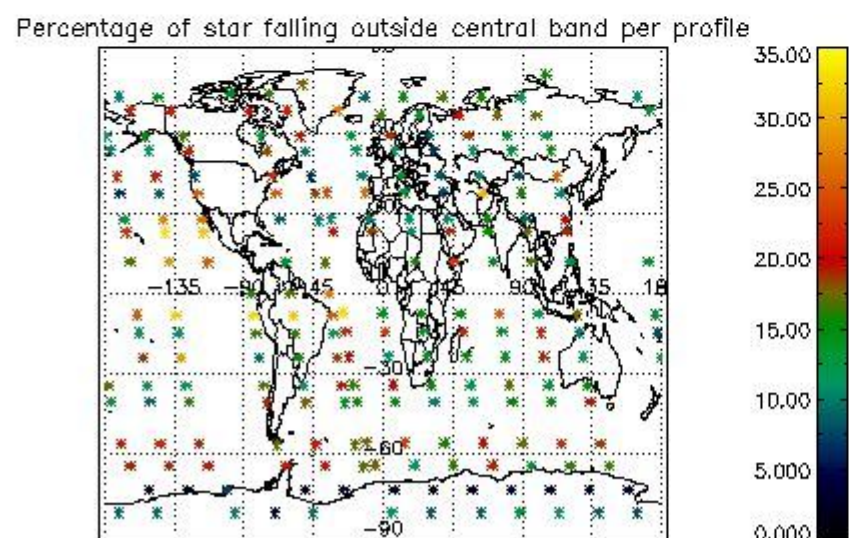
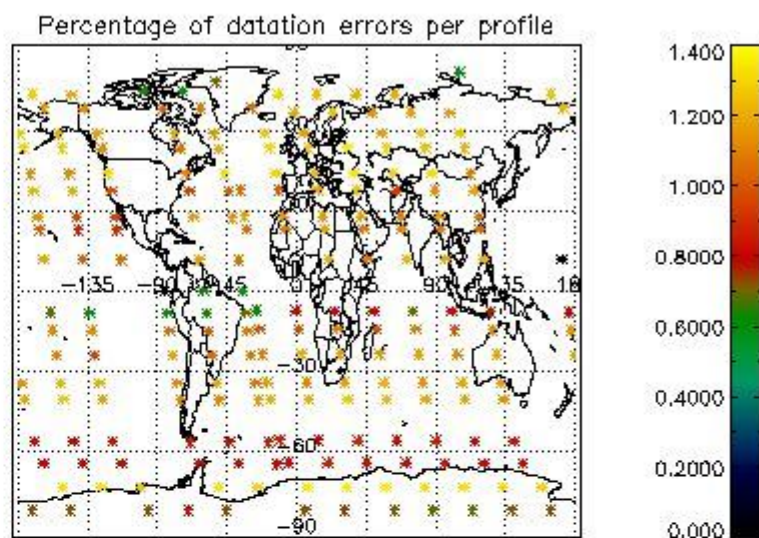
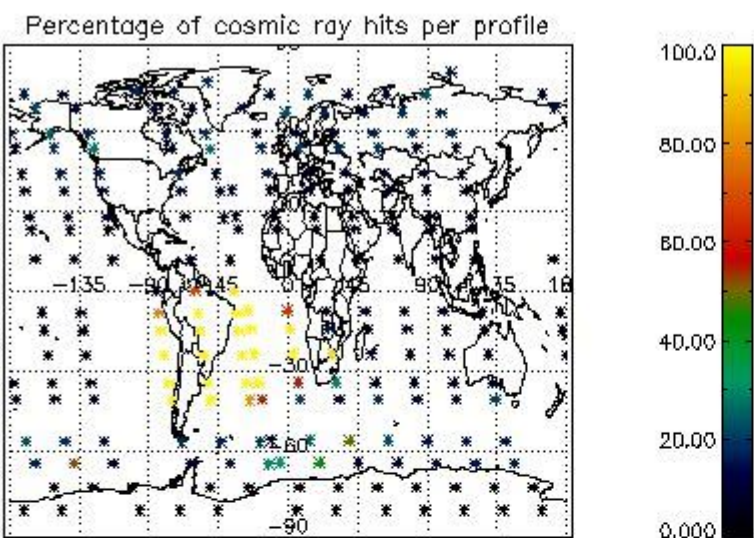


4.1.2 Plot level 1 quality information per product (time dependant): ENVI SAT DESCENDING passes

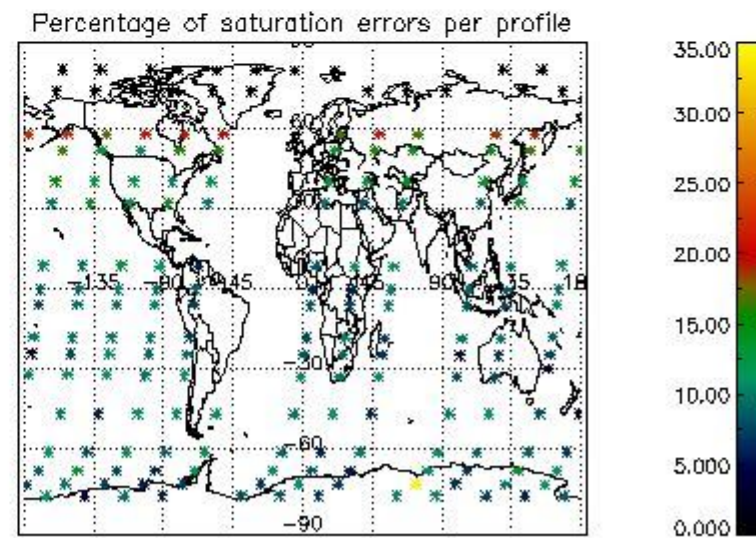
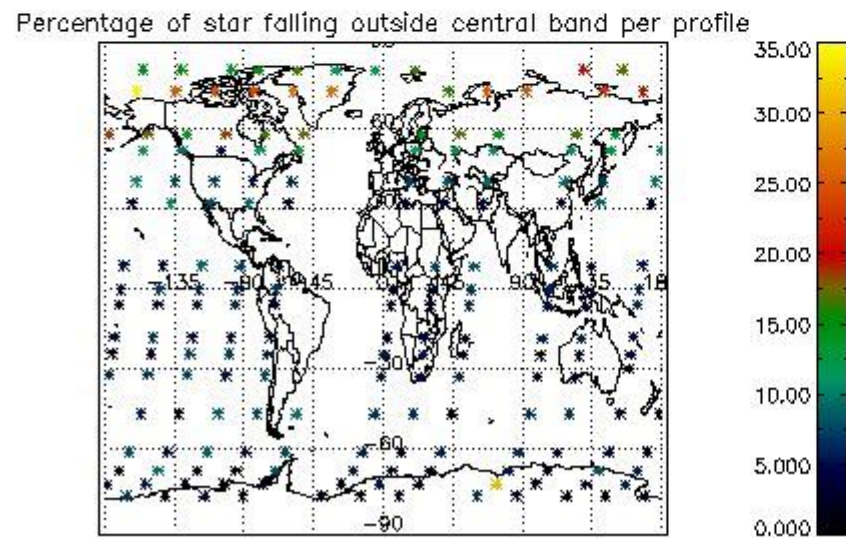
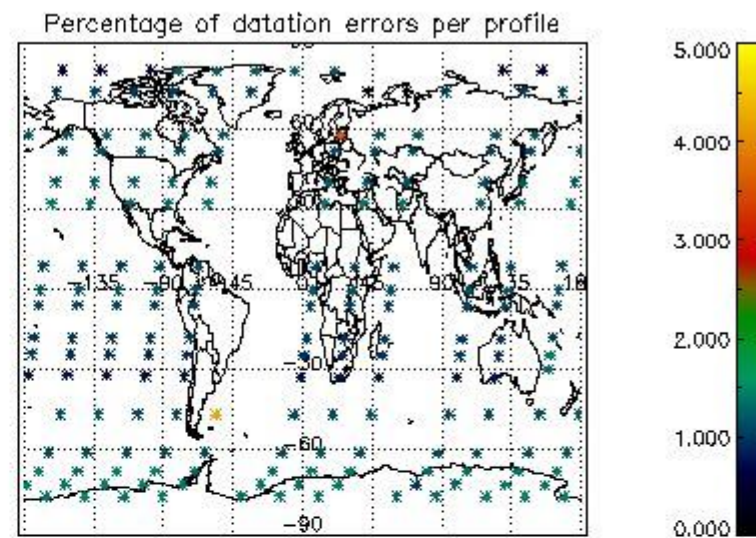
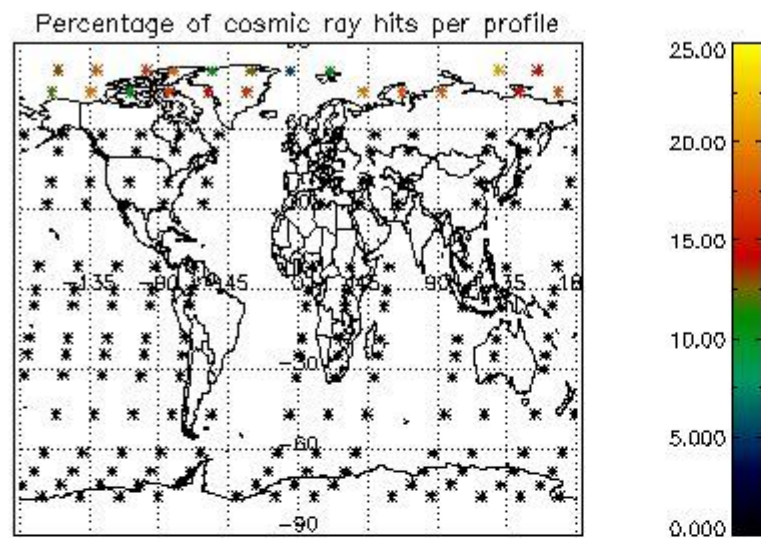


4.2 Plot quality information per product coming from level 1b processing (world map)

4.2.1 Plot level 1 quality information per product (world map): ENVISAT ASCENDING passes



4.2.2 Plot level 1 quality information per product (world map): ENVISAT DESCENDING passes



5. Trace gas profiles

5.1 Ozone statistics based on quality of products

The final quality of the products can be "measured" using the STD (Standard Deviation) attached to every point profile. This information is written to the parameter GOM_NL__2P/NL_LOCAL_SPECIES_DENSITY/o3_std of the level 2 products. The table below shows the statistics for given STD ranges.

The statistics are given with respect to the overall valid production:

- Products without fatal errors: GOM_NL__2P/MPH/PRODUCT_ERR=0
- Valid point profile: GOM_NL__2P/NL_LOCAL_SPECIES_DENSITY/pcd(0)=0

The 'Criteria' is applied to valid points of dark limb products:

- Products in dark limb illumination condition: GOM_NL__2P/NL_SUMMARY_QUALITY/obs_ill_cond=0
- Products without fatal errors: GOM_NL__2P/MPH/PRODUCT_ERR=0
- Valid point profile: GOM_NL__2P/NL_LOCAL_SPECIES_DENSITY/pcd(0)=0

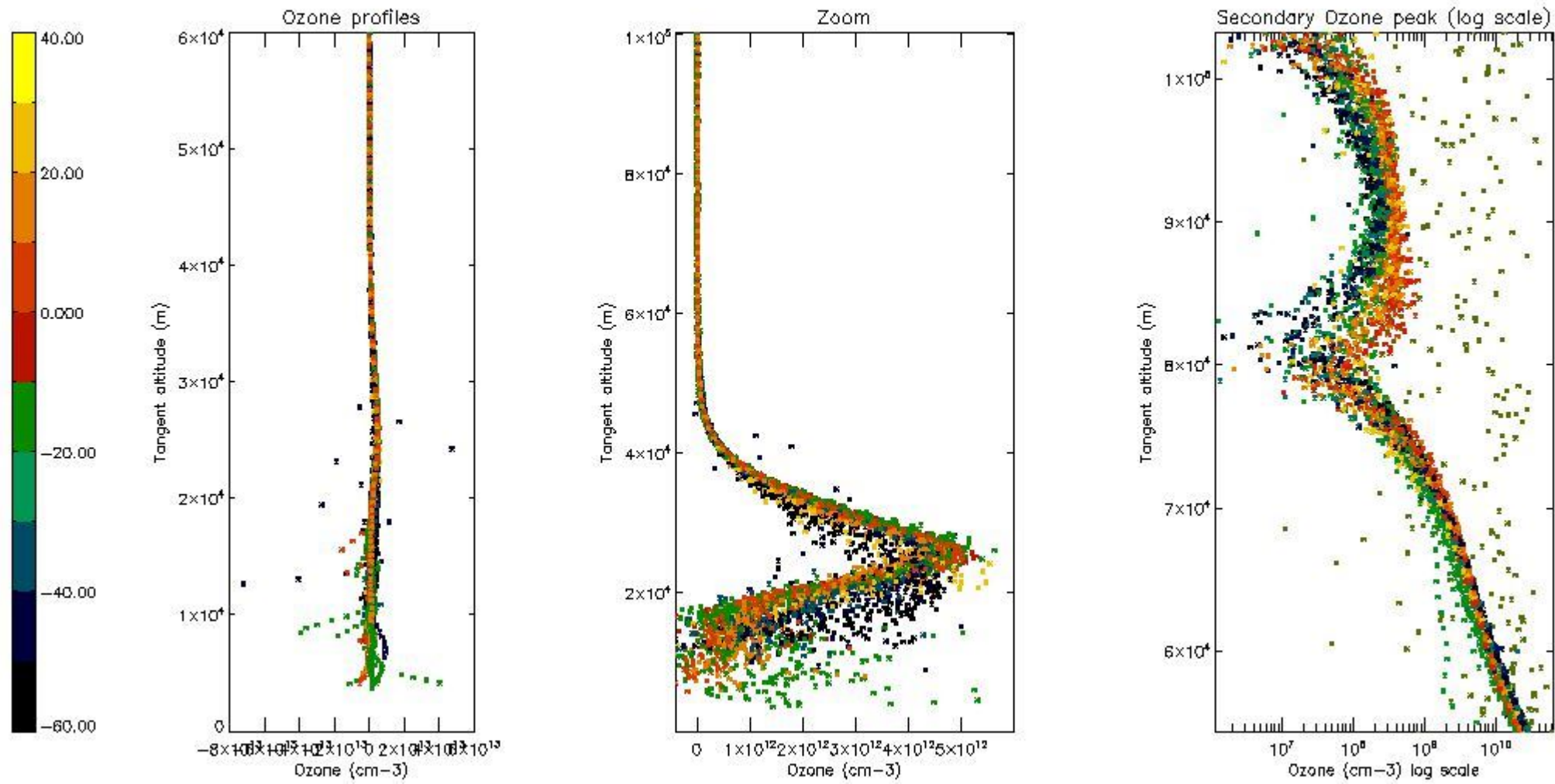
So, the table below shows the percentage of dark limb and valid observations for each criteria with respect to the overall valid daily observations.

Criteria	% of total production
All STD	30
STD < 20	18

STD < 10	16
STD < 5	11

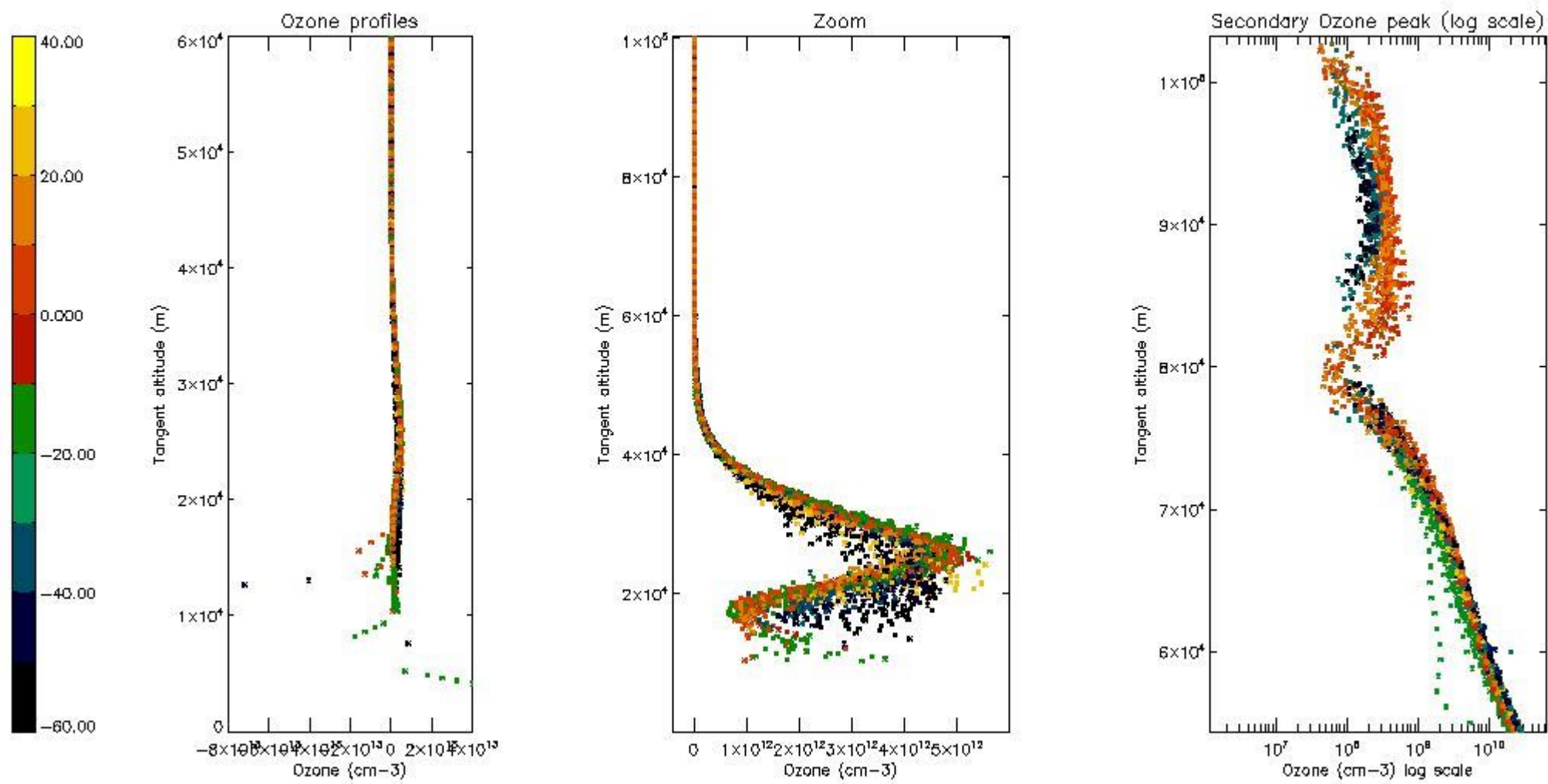
5.2 Plot ozone profiles for all STD (dark without errors)

The colorbar represents the latitude.



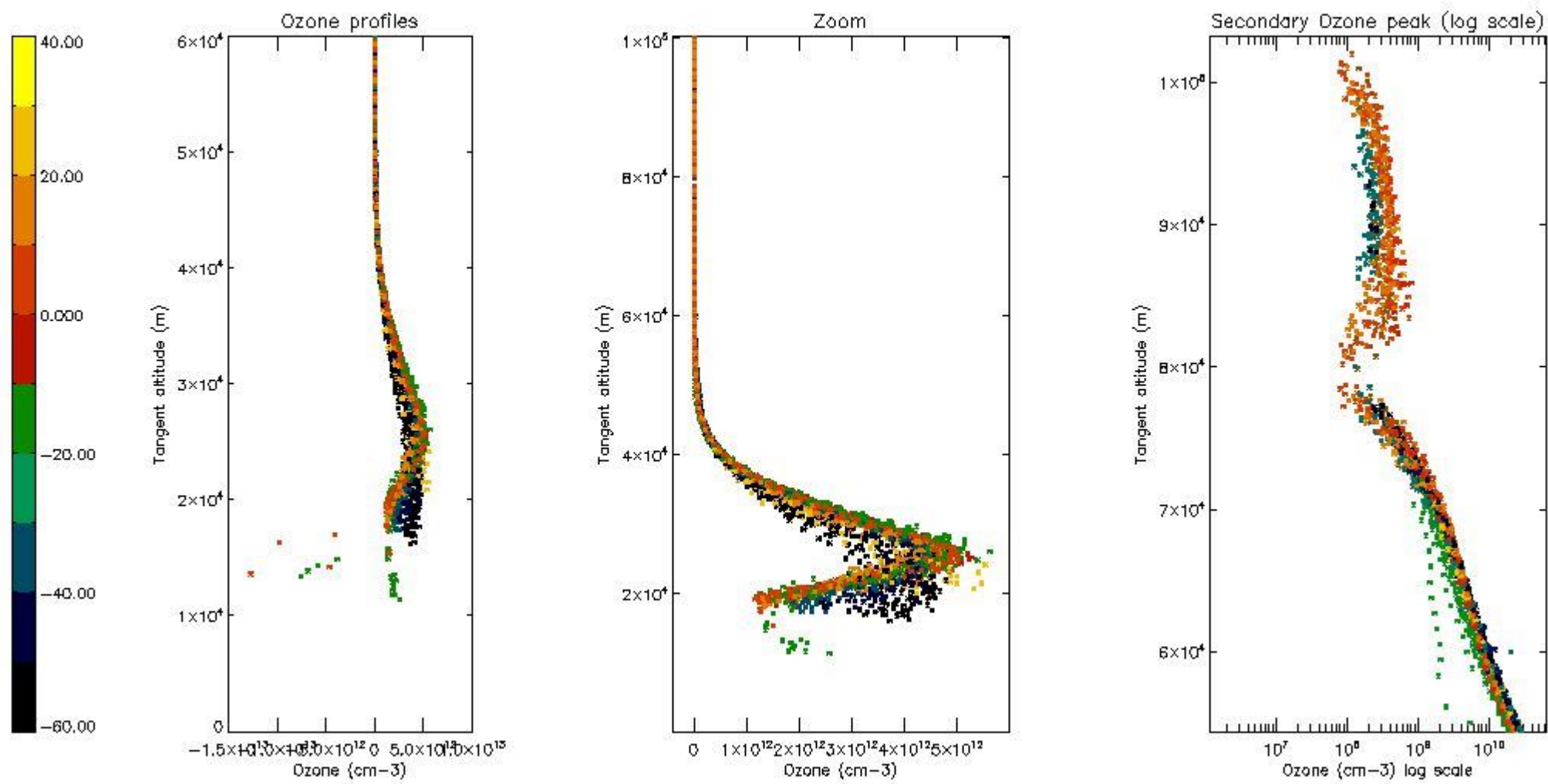
5.3 Plot ozone profiles where STD < 20% (dark without errors)

The colorbar represents the latitude.



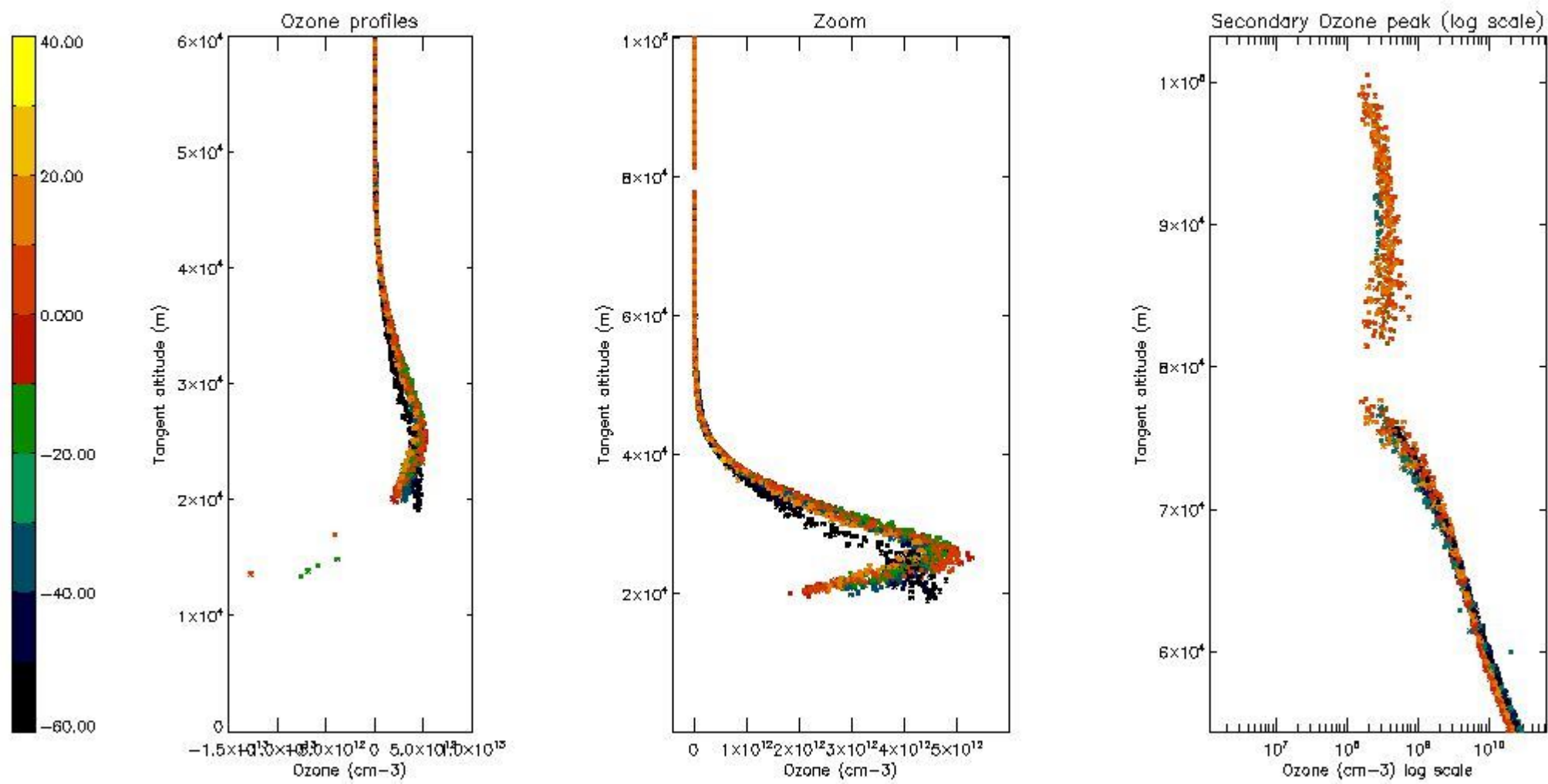
5.4 Plot ozone profiles where STD < 10% (dark without errors)

The colorbar represents the latitude.



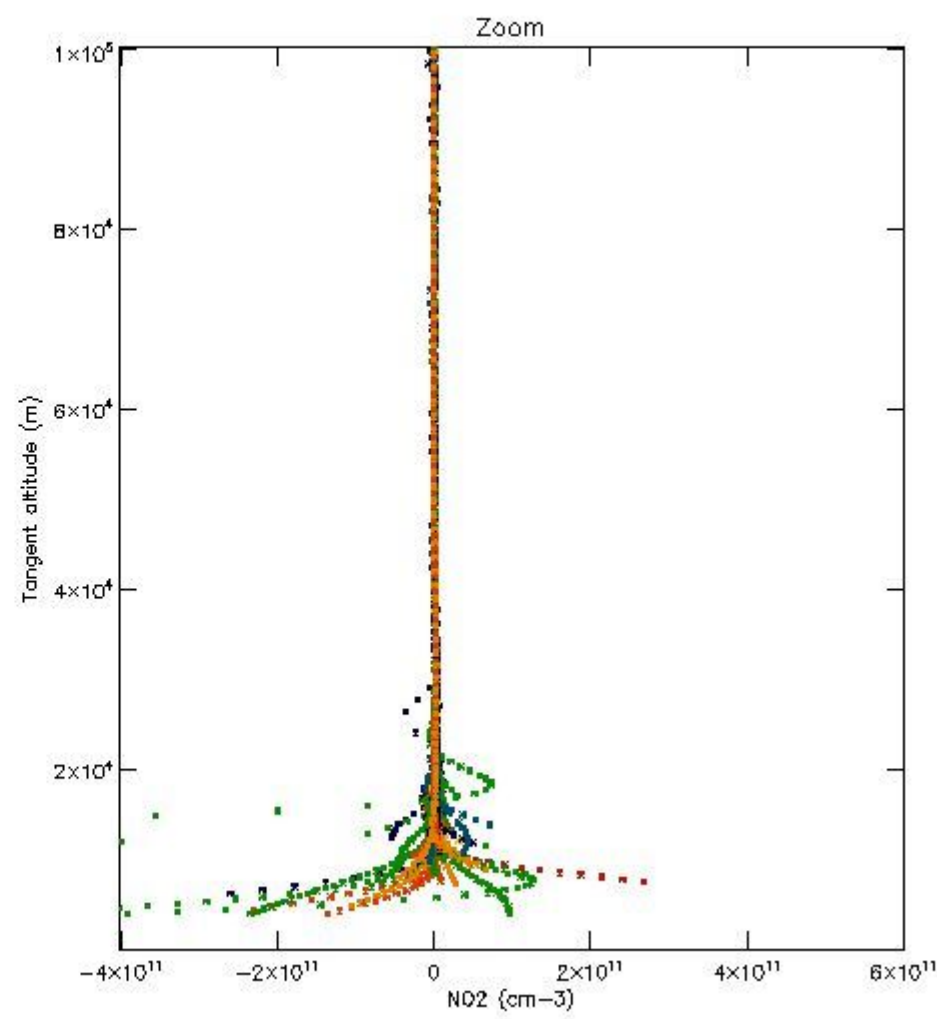
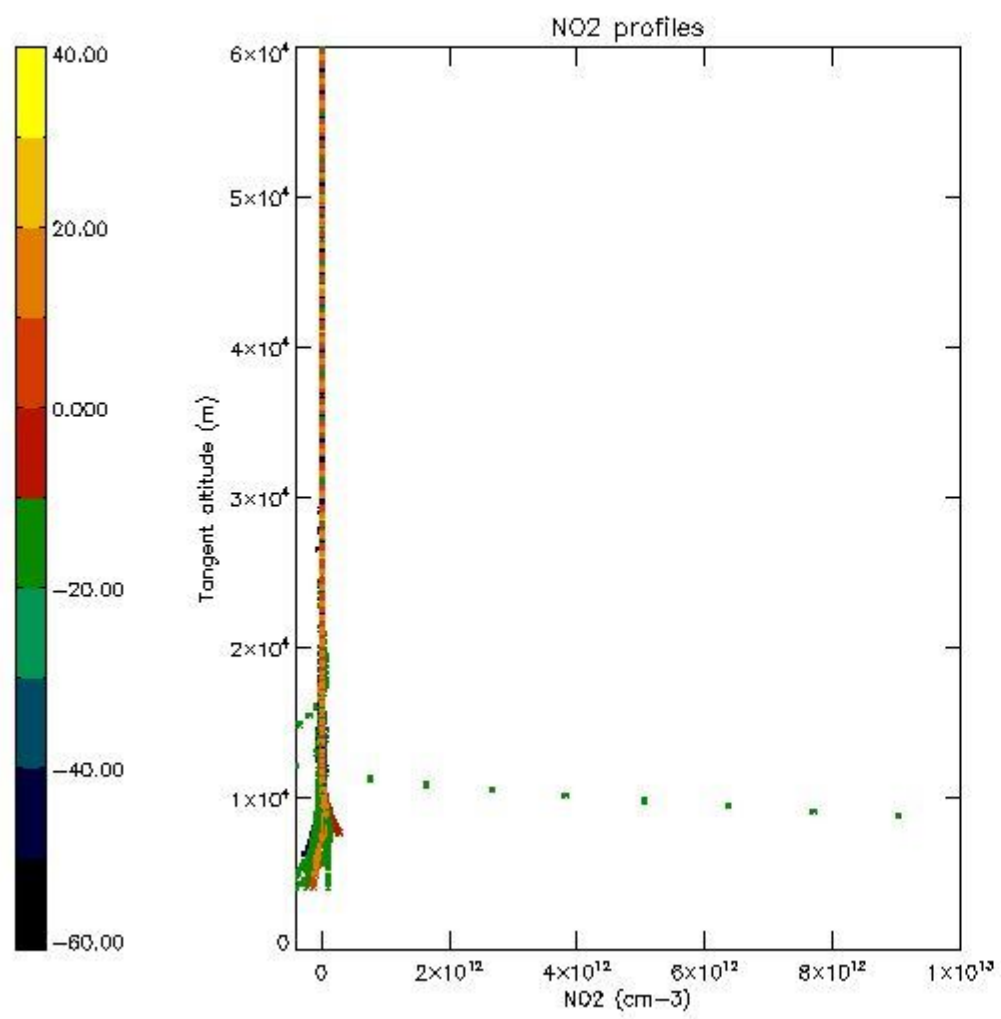
5.5 Plot ozone profiles where STD < 5% (dark without errors)

The colorbar represents the latitude.



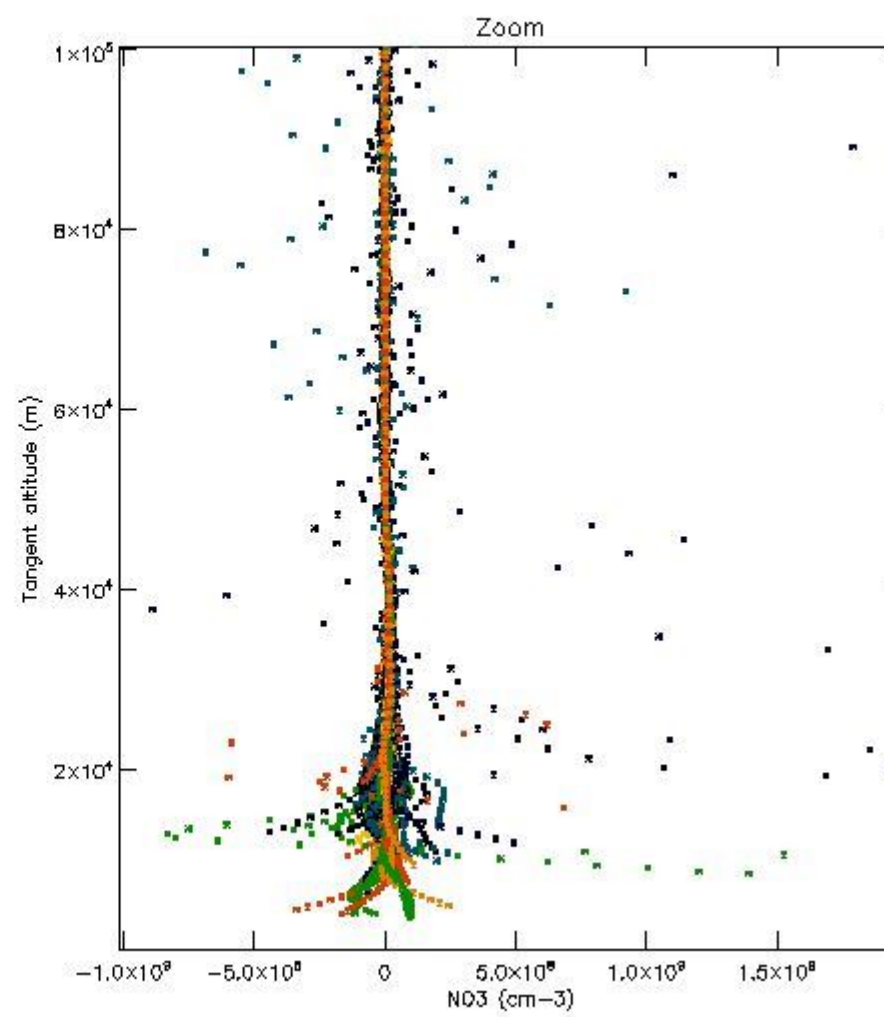
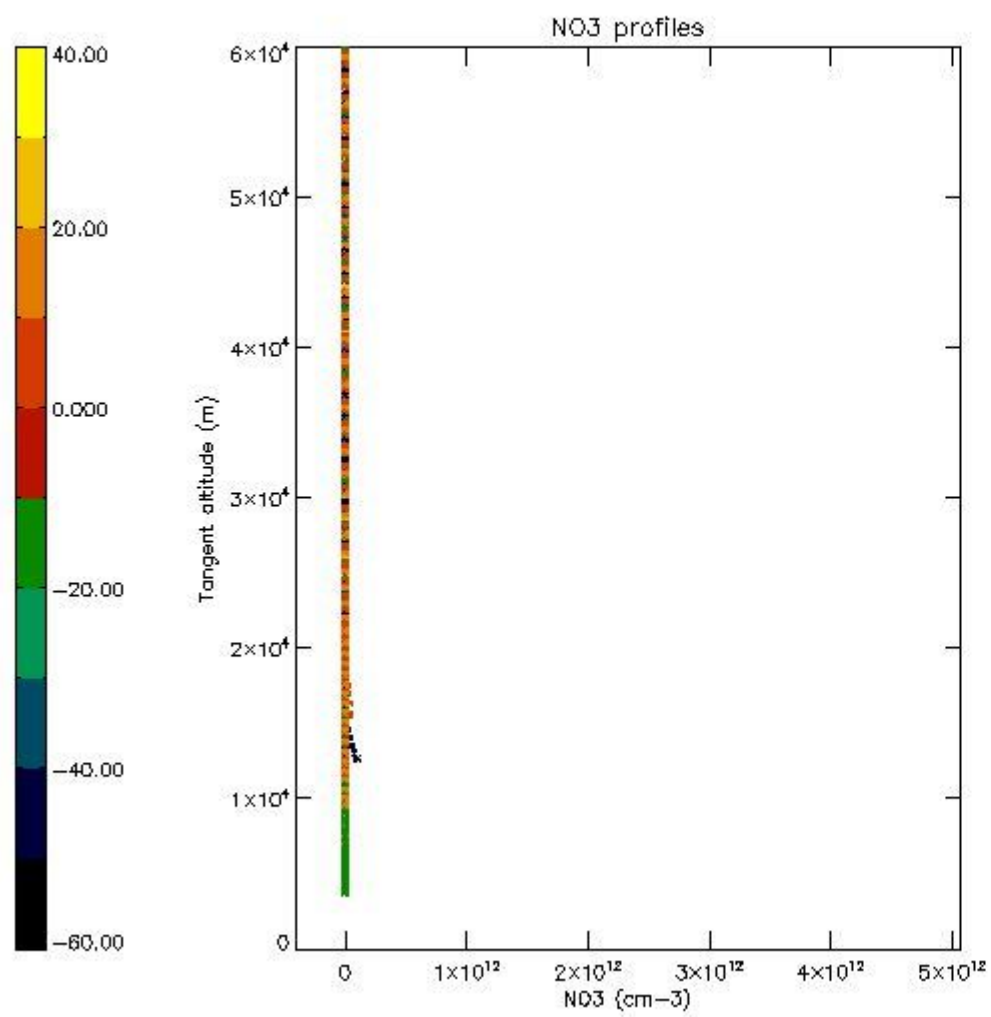
5.6 Plot NO₂ profiles for all STD (dark without errors)

The colorbar represents the latitude.



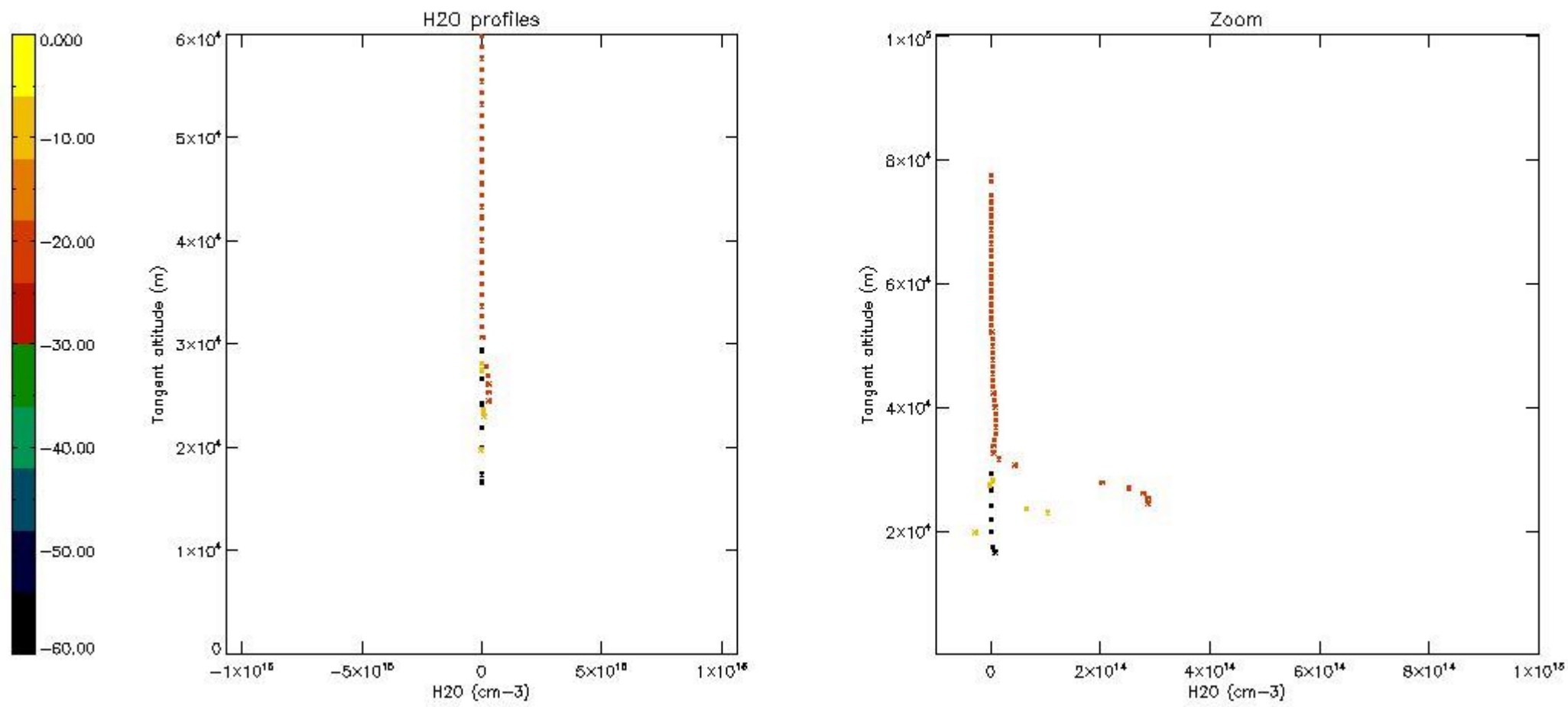
5.7 Plot NO3 profiles for all STD (dark without errors)

The colorbar represents the latitude.



5.8 Plot H₂O profiles for all STD (only for occultations of stars 1,2,3,4,13,14,16,26,63 dark without errors)

The colorbar represents the latitude.



6. Auxiliary Data Files used for the production reported in section 2

The number reported in the third column indicates since which file (see list in section 2) the corresponding auxiliary file has been used. The fourth column is the date of those product files.

Type	Auxiliary Filename	Used since product	Used since product date
INST_PHYS_CHARACTERISTICS	GOM_INS_AXVIEC20091111_143220_20030716_120000_20500101_000000	1	24-FEB-2004 00:02:05
LEVEL-2_PROC_CONFIG	GOM_PR2_AXVIEC20091111_152718_20020301_000000_20500101_000000	1	24-FEB-2004 00:02:05
CROSS_SECTIONS_FILE	GOM_CRS_AXVIEC20091111_154832_20020301_000000_20500101_000000	1	24-FEB-2004 00:02:05

GOMOS Level 2 Daily Report

SUMMARY

[1. General Info](#)

[2. Summary of processed GOM_NL_2P products](#)

[3. Level 2 Quality information per product](#)

[3.1 Plot of level 2 quality information per product \(time dependant\)](#)

[3.2 Plot of level 2 quality information per product \(world map\)](#)

[4. Level 1 Quality information per product \(stored on level 2 products\)](#)

[4.1 Plot of level 1 quality information per product \(time dependant\)](#)

[4.1.1 Plot of level 1 quality information per product \(time dependant\): ASCENDING](#)

[4.1.2 Plot of level 1 quality information per product \(time dependant\): DESCENDING](#)

[4.2 Plot of level 1 quality information per product \(world map\)](#)

[4.2.1 Plot of level 1 quality information per product \(world map\): ASCENDING](#)

[4.2.2 Plot of level 1 quality information per product \(world map\): DESCENDING](#)

[5. Ozone profiles based on quality statistics and other trace gas profiles](#)

[5.1 Ozone statistics based on quality of products](#)

[5.2 Plot ozone profiles for all STD \(dark without errors\)](#)

[5.3 Plot ozone profiles where STD < 20% \(dark without errors\)](#)

[5.4. Plot ozone profiles where STD < 10% \(dark without errors\)](#)

[5.5. Plot ozone profiles where STD < 5% \(dark without errors\)](#)

[5.6 Plot NO2 profiles for all STD \(dark without errors\)](#)

[5.7 Plot NO3 profiles for all STD \(dark without errors\)](#)

[5.8 Plot H2O profiles \(only for occultations of stars 1,2,3,4,13,14,16,26,63 dark without errors\) for all STD](#)

[6. Auxiliary Data Files used for the production reported in section 2](#)

This report presents the daily analysis on parameters extracted from GOMOS level 2 data (GOM_NL__2P). It is intended to monitor some important parameters that will impact the quality of these products. A list of level 2 products (and content) that have arrived during the reporting day to the PCF is also given.

Item	Value
Time of report generation	18APR2013 20:00:40
Data source version	GOMOS/6.01
Start time of products	24-02-2004 (24FEB2004 00:00:00)
Stop time of products	25-02-2004 (25FEB2004 00:00:00)
Store outputs in DB	Yes
Nb of level 2 prods	410
Nb of prods with errors	0

2. Summary of processed GOM_NL__2P products.

Nr	Filename	UTC Start time	Limb	Duration	Star Id	Star Name	Star Mag	Star Temp	Nb Meas	Orbit	Prod. error
1	GOM_NL__2PRFIN20040224_000205_000000622024_00302_10376_1909.N1	24-FEB-2004 00:02:05	Twilight	62.000	59	55Alp Oph	2.0800	8900.0	124	10376	No
2	GOM_NL__2PRFIN20040224_000430_000000592024_00302_10376_1910.N1	24-FEB-2004 00:04:30	Twilight	59.000	126	60Bet Oph	2.7700	4250.0	118	10376	No
3	GOM_NL__2PRFIN20040224_000900_000000432024_00302_10376_1911.N1	24-FEB-2004 00:09:00	Twilight	43.000	155	41Pi Sgr	2.9000	6600.0	86	10376	No
4	GOM_NL__2PRFIN20040224_001045_000000472024_00302_10376_1912.N1	24-FEB-2004 00:10:45	Dark	46.500	57	34Sig Sgr	2.0660	26000.	93	10376	No
5	GOM_NL__2PRFIN20040224_001343_000000472024_00302_10376_1913.N1	24-FEB-2004 00:13:43	Dark	46.500	38	20Eps Sgr	1.8360	11000.	93	10376	No
6	GOM_NL__2PRFIN20040224_001616_000000472024_00302_10376_1914.N1	24-FEB-2004 00:16:16	Dark	46.500	25	35Lam Sco	1.6200	28000.	93	10376	No
7	GOM_NL__2PRFIN20040224_001805_000000732024_00302_10376_1915.N1	24-FEB-2004 00:18:05	Dark	72.500	16	21Alp Sco	1.0200	3000.0	145	10376	No
8	GOM_NL__2PRFIN20040224_002025_000000892024_00303_10377_1916.N1	24-FEB-2004 00:20:25	Dark	89.000	80	7Del Sco	2.3160	30000.	178	10377	No
9	GOM_NL__2PRFIN20040224_002340_000000472024_00303_10377_9890.N1	24-FEB-2004 00:23:40	Dark	47.000	43	Alp TrA	1.9100	4250.0	94	10377	No
10	GOM_NL__2PRFIN20040224_002809_000000442024_00303_10377_9891.N1	24-FEB-2004 00:28:09	Dark	43.500	10	Bet Cen	0.61000	28000.	87	10377	No
11	GOM_NL__2PRFIN20040224_003054_000000492024_00303_10377_9892.N1	24-FEB-2004 00:30:54	Dark	49.000	12	Alp1Cru	0.77500	30000.	98	10377	No
12	GOM_NL__2PRFIN20040224_003246_000000382024_00303_10377_9893.N1	24-FEB-2004 00:32:46	Dark	37.500	29	Bet Car	1.6720	10200.	75	10377	No
13	GOM_NL__2PRFIN20040224_003527_000000422024_00303_10377_9894.N1	24-FEB-2004 00:35:27	Dark	42.000	71	lot Car	2.2460	7700.0	84	10377	No
14	GOM_NL__2PRFIN20040224_003704_000000442024_00303_10377_9895.N1	24-FEB-2004 00:37:04	Straylight	44.000	46	Del Vel	1.9540	10600.	88	10377	No
15	GOM_NL__2PRFIN20040224_003952_000000472024_00303_10377_9896.N1	24-FEB-2004 00:39:52	Straylight	46.500	65	Lam Vel	2.2040	4400.0	93	10377	No
16	GOM_NL__2PRFIN20040224_004159_000000792024_00303_10377_9897.N1	24-FEB-2004 00:41:59	Straylight	79.000	106	9Bet Crv	2.6480	5600.0	158	10377	No
17	GOM_NL__2PRFIN20040224_004530_000000802024_00303_10377_9898.N1	24-FEB-2004 00:45:30	Straylight	80.000	100	4Gam Crv	2.5800	13100.	160	10377	No
18	GOM_NL__2PRFIN20040224_004931_000000472024_00303_10377_9899.N1	24-FEB-2004 00:49:31	Twilight	46.500	48	30Alp Hya	1.9770	4100.0	93	10377	No
19	GOM_NL__2PRFIN20040224_005421_000000422024_00303_10377_9900.N1	24-FEB-2004 00:54:21	Bright	42.000	8	10Alp CMi	0.40000	6500.0	84	10377	No
20	GOM_NL__2PRFIN20040224_005608_000000482024_00303_10377_9901.N1	24-FEB-2004 00:56:08	Bright	47.500	22	32Alp Leo	1.3600	15200.	95	10377	No
21	GOM_NL__2PRFIN20040224_005927_000000422024_00303_10377_9902.N1	24-FEB-2004 00:59:27	Bright	42.000	166	17Eps Leo	2.9800	6000.0	84	10377	No
22	GOM_NL__2PRFIN20040224_010140_000000402024_00303_10377_9903.N1	24-FEB-2004 01:01:40	Bright	40.000	24	66Alp Gem	1.5800	10200.	80	10377	No
23	GOM_NL__2PRFIN20040224_010823_000000472024_00303_10377_9904.N1	24-FEB-2004 01:08:23	Bright	47.000	174	52Psi UMa	3.0040	4400.0	94	10377	No
24	GOM_NL__2PRFIN20040224_011050_000000422024_00303_10377_9905.N1	24-FEB-2004 01:10:50	Bright	42.000	82	48Bet UMa	2.3650	10600.	84	10377	No
25	GOM_NL__2PRFIN20040224_011229_000000482024_00303_10377_9906.N1	24-FEB-2004 01:12:29	Bright	47.500	87	64Gam UMa	2.4330	11000.	95	10377	No
26	GOM_NL__2PRFIN20040224_011555_000000522024_00303_10377_9907.N1	24-FEB-2004 01:15:55	Bright	51.500	32	77Eps UMa	1.7630	11000.	103	10377	No
27	GOM_NL__2PRFIN20040224_011741_000000532024_00303_10377_9908.N1	24-FEB-2004 01:17:41	Bright	52.500	55	79Zet UMa	2.0600	10200.	105	10377	No
28	GOM_NL__2PRFIN20040224_011958_000000652024_00303_10377_9909.N1	24-FEB-2004 01:19:58	Bright	64.500	39	85Eta UMa	1.8540	24000.	129	10377	No
29	GOM_NL__2PRFIN20040224_012353_000000462024_00303_10377_9910.N1	24-FEB-2004 01:23:53	Bright	45.500	119	14Eta Dra	2.7270	4700.0	91	10377	No
30	GOM_NL__2PRFIN20040224_012800_000000452024_00303_10377_9911.N1	24-FEB-2004 01:28:00	Bright	45.000	130	23Bet Dra	2.7990	5800.0	90	10377	No
31	GOM_NL__2PRFIN20040224_013001_000000372024_00303_10377_9912.N1	24-FEB-2004 01:30:01	Bright	36.500	19	50Alp Cyg	1.2460	10500.	73	10377	No
32	GOM_NL__2PRFIN20040224_013133_000000392024_00303_10377_9913.N1	24-FEB-2004 01:31:33	Bright	38.500	66	37Gam Cyg	2.2080	5900.0	77	10377	No
33	GOM_NL__2PRFIN20040224_013305_000000382024_00303_10377_9914.N1	24-FEB-2004 01:33:05	Bright	38.000	92	53Eps Cyg	2.5000	4500.0	76	10377	No
34	GOM_NL__2PRFIN20040224_013604_000000672024_00303_10377_9915.N1	24-FEB-2004 01:36:04	Bright	67.000	133	40Zet Her	2.8070	6000.0	134	10377	No
35	GOM_NL__2PRFIN20040224_013957_000000392024_00303_10377_9916.N1	24-FEB-2004 01:39:57	Bright	38.500	168	17Zet Aql	2.9860	11000.	77	10377	No
36	GOM_NL__2PRFIN20040224_014242_000000642024_00303_10377_9917.N1	24-FEB-2004 01:42:42	Twilight	63.500	59	55Alp Oph	2.0800	8900.0	127	10377	No
37	GOM_NL__2PRFIN20040224_014505_000000642024_00303_10377_9918.N1	24-FEB-2004 01:45:05	Twilight	64.000	126	60Bet Oph	2.7700	4250.0	128	10377	No
38	GOM_NL__2PRFIN20040224_014936_000000452024_00303_10377_9919.N1	24-FEB-2004 01:49:36	Twilight	45.000	155	41Pi Sgr	2.9000	6600.0	90	10377	No
39	GOM_NL__2PRFIN20040224_015121_000000422024_00303_10377_9920.N1	24-FEB-2004 01:51:21	Dark	41.500	57	34Sig Sgr	2.0660	26000.	83	10377	No
40	GOM_NL__2PRFIN20040224_015417_000000482024_00303_10377_9921.N1	24-FEB-2004 01:54:17	Dark	47.500	38	20Eps Sgr	1.8360	11000.	95	10377	No
41	GOM_NL__2PRFIN20040224_015652_000000502024_00303_10377_9922.N1	24-FEB-2004 01:56:52	Dark	49.500	25	35Lam Sco	1.6200	28000.	99	10377	No
42	GOM_NL__2PRFIN20040224_015842_000000802024_00303_10377_9923.N1	24-FEB-2004 01:58:42	Dark	80.000	16	21Alp Sco	1.0200	3000.0	160	10377	No

43	GOM_NL__2PRFIN20040224_020103_000000802024_00304_10378_1887.N1	24-FEB-2004 02:01:03	Dark	80.000	80	7Del Sco	2.3160	30000.	160	10378	No
44	GOM_NL__2PRFIN20040224_020418_000000432024_00304_10378_1888.N1	24-FEB-2004 02:04:18	Dark	42.500	43	Alp TrA	1.9100	4250.0	85	10378	No
45	GOM_NL__2PRFIN20040224_020845_000000432024_00304_10378_1889.N1	24-FEB-2004 02:08:45	Dark	43.000	10	Bet Cen	0.61000	28000.	86	10378	No
46	GOM_NL__2PRFIN20040224_021130_000000542024_00304_10378_1890.N1	24-FEB-2004 02:11:30	Dark	54.000	12	Alp1Cru	0.77500	30000.	108	10378	No
47	GOM_NL__2PRFIN20040224_021322_000000452024_00304_10378_1891.N1	24-FEB-2004 02:13:22	Dark	45.000	29	Bet Car	1.6720	10200.	90	10378	No
48	GOM_NL__2PRFIN20040224_021604_000000472024_00304_10378_1892.N1	24-FEB-2004 02:16:04	Dark	47.000	71	lot Car	2.2460	7700.0	94	10378	No
49	GOM_NL__2PRFIN20040224_021739_000000422024_00304_10378_1893.N1	24-FEB-2004 02:17:39	Straylight	42.000	46	Del Vel	1.9540	10600.	84	10378	No
50	GOM_NL__2PRFIN20040224_022027_000000492024_00304_10378_1894.N1	24-FEB-2004 02:20:27	Straylight	48.500	65	Lam Vel	2.2040	4400.0	97	10378	No
51	GOM_NL__2PRFIN20040224_022235_000000782024_00304_10378_1895.N1	24-FEB-2004 02:22:35	Straylight	77.500	106	9Bet Crv	2.6480	5600.0	155	10378	No
52	GOM_NL__2PRFIN20040224_022605_000000802024_00304_10378_1896.N1	24-FEB-2004 02:26:05	Straylight	80.000	100	4Gam Crv	2.5800	13100.	160	10378	No
53	GOM_NL__2PRFIN20040224_023007_000000482024_00304_10378_1897.N1	24-FEB-2004 02:30:07	Twl_and_stray	48.000	48	30Alp Hya	1.9770	4100.0	96	10378	No
54	GOM_NL__2PRFIN20040224_023457_000000432024_00304_10378_1898.N1	24-FEB-2004 02:34:57	Bright	42.500	8	10Alp CMi	0.40000	6500.0	85	10378	No
55	GOM_NL__2PRFIN20040224_023643_000000472024_00304_10378_1899.N1	24-FEB-2004 02:36:43	Bright	47.000	22	32Alp Leo	1.3600	15200.	94	10378	No
56	GOM_NL__2PRFIN20040224_024002_000000442024_00304_10378_1900.N1	24-FEB-2004 02:40:02	Bright	43.500	166	17Eps Leo	2.9800	6000.0	87	10378	No
57	GOM_NL__2PRFIN20040224_024214_000000402024_00304_10378_1901.N1	24-FEB-2004 02:42:14	Bright	40.000	24	66Alp Gem	1.5800	10200.	80	10378	No
58	GOM_NL__2PRFIN20040224_024857_000000482024_00304_10378_1902.N1	24-FEB-2004 02:48:57	Bright	48.000	174	52Psi UMa	3.0040	4400.0	96	10378	No
59	GOM_NL__2PRFIN20040224_025125_000000442024_00304_10378_1903.N1	24-FEB-2004 02:51:25	Bright	44.000	82	48Bet UMa	2.3650	10600.	88	10378	No
60	GOM_NL__2PRFIN20040224_025304_000000482024_00304_10378_1904.N1	24-FEB-2004 02:53:04	Bright	48.000	87	64Gam UMa	2.4330	11000.	96	10378	No
61	GOM_NL__2PRFIN20040224_025630_000000522024_00304_10378_1905.N1	24-FEB-2004 02:56:30	Bright	52.000	32	77Eps UMa	1.7630	11000.	104	10378	No
62	GOM_NL__2PRFIN20040224_025815_000000512024_00304_10378_1906.N1	24-FEB-2004 02:58:15	Bright	51.000	55	79Zet UMa	2.0600	10200.	102	10378	No
63	GOM_NL__2PRFIN20040224_030032_000000652024_00304_10378_1907.N1	24-FEB-2004 03:00:32	Bright	64.500	39	85Eta UMa	1.8540	24000.	129	10378	No
64	GOM_NL__2PRFIN20040224_030429_000000462024_00304_10378_1908.N1	24-FEB-2004 03:04:29	Bright	45.500	119	14Eta Dra	2.7270	4700.0	91	10378	No
65	GOM_NL__2PRFIN20040224_030836_000000462024_00304_10378_1909.N1	24-FEB-2004 03:08:36	Bright	45.500	130	23Bet Dra	2.7990	5800.0	91	10378	No
66	GOM_NL__2PRFIN20040224_031037_000000382024_00304_10378_1910.N1	24-FEB-2004 03:10:37	Bright	37.500	19	50Alp Cyg	1.2460	10500.	75	10378	No
67	GOM_NL__2PRFIN20040224_031211_000000522024_00304_10378_1911.N1	24-FEB-2004 03:12:11	Bright	52.000	66	37Gam Cyg	2.2080	5900.0	104	10378	No
68	GOM_NL__2PRFIN20040224_031341_000000392024_00304_10378_1912.N1	24-FEB-2004 03:13:41	Bright	38.500	92	53Eps Cyg	2.5000	4500.0	77	10378	No
69	GOM_NL__2PRFIN20040224_031640_000000692024_00304_10378_1913.N1	24-FEB-2004 03:16:40	Bright	69.000	133	40Zet Her	2.8070	6000.0	138	10378	No
70	GOM_NL__2PRFIN20040224_032034_000000382024_00304_10378_1914.N1	24-FEB-2004 03:20:34	Bright	37.500	168	17Zet Aql	2.9860	11000.	75	10378	No
71	GOM_NL__2PRFIN20040224_032318_000000652024_00304_10378_1915.N1	24-FEB-2004 03:23:18	Twl_and_stray	64.500	59	55Alp Oph	2.0800	8900.0	129	10378	No
72	GOM_NL__2PRFIN20040224_032543_000000592024_00304_10378_1916.N1	24-FEB-2004 03:25:43	Twl_and_stray	59.000	126	60Bet Oph	2.7700	4250.0	118	10378	No
73	GOM_NL__2PRFIN20040224_033013_000000452024_00304_10378_1917.N1	24-FEB-2004 03:30:13	Twilight	45.000	155	41Pi Sgr	2.9000	6600.0	90	10378	No
74	GOM_NL__2PRFIN20040224_033158_000000452024_00304_10378_1918.N1	24-FEB-2004 03:31:58	Dark	44.500	57	34Sig Sgr	2.0660	26000.	89	10378	No
75	GOM_NL__2PRFIN20040224_033455_000000432024_00304_10378_1919.N1	24-FEB-2004 03:34:55	Dark	42.500	38	20Eps Sgr	1.8360	11000.	85	10378	No
76	GOM_NL__2PRFIN20040224_033730_000000482024_00304_10378_1920.N1	24-FEB-2004 03:37:30	Dark	48.000	25	35Lam Sco	1.6200	28000.	96	10378	No
77	GOM_NL__2PRFIN20040224_033921_000000802024_00304_10378_1921.N1	24-FEB-2004 03:39:21	Dark	79.500	16	21Alp Sco	1.0200	3000.0	159	10378	No
78	GOM_NL__2PRFIN20040224_034140_000000782024_00305_10379_1892.N1	24-FEB-2004 03:41:40	Dark	77.500	80	7Del Sco	2.3160	30000.	155	10379	No
79	GOM_NL__2PRFIN20040224_052531_000000482024_00306_10380_1890.N1	24-FEB-2004 05:25:31	Dark	47.500	43	Alp TrA	1.9100	4250.0	95	10380	No
80	GOM_NL__2PRFIN20040224_052839_000000572024_00306_10380_1891.N1	24-FEB-2004 05:28:39	Dark	56.500	4	Alp1Cen	-0.010000	5800.0	113	10380	No
81	GOM_NL__2PRFIN20040224_052959_000000532024_00306_10380_1892.N1	24-FEB-2004 05:29:59	Dark	52.500	10	Bet Cen	0.61000	28000.	105	10380	No
82	GOM_NL__2PRFIN20040224_053242_000000522024_00306_10380_1893.N1	24-FEB-2004 05:32:42	Dark	51.500	20	Bet Cru	1.2530	30000.	103	10380	No
83	GOM_NL__2PRFIN20040224_053434_000000392024_00306_10380_1894.N1	24-FEB-2004 05:34:34	Dark	38.500	29	Bet Car	1.6720	10200.	77	10380	No
84	GOM_NL__2PRFIN20040224_053718_000000452024_00306_10380_1895.N1	24-FEB-2004 05:37:18	Dark	44.500	71	lot Car	2.2460	7700.0	89	10380	No
85	GOM_NL__2PRFIN20040224_053852_000000432024_00306_10380_1896.N1	24-FEB-2004 05:38:52	Straylight	42.500	46	Del Vel	1.9540	10600.	85	10380	No
86	GOM_NL__2PRFIN20040224_054142_000000452024_00306_10380_1897.N1	24-FEB-2004 05:41:42	Straylight	44.500	65	Lam Vel	2.2040	4400.0	89	10380	No
87	GOM_NL__2PRFIN20040224_054317_000000422024_00306_10380_1898.N1	24-FEB-2004 05:43:17	Straylight	42.000	70	Zet Pup	2.2460	39000.	84	10380	No
88	GOM_NL__2PRFIN20040224_054717_000000832024_00306_10380_1899.N1	24-FEB-2004 05:47:17	Straylight	82.500	100	4Gam Crv	2.5800	13100.	165	10380	No
89	GOM_NL__2PRFIN20040224_055120_000000492024_00306_10380_1900.N1	24-FEB-2004 05:51:20	Twl_and_stray	48.500	48	30Alp Hya	1.9770	4100.0	97	10380	No
90	GOM_NL__2PRFIN20040224_055610_000000422024_00306_10380_1901.N1	24-FEB-2004 05:56:10	Bright	41.500	8	10Alp CMi	0.40000	6500.0	83	10380	No
91	GOM_NL__2PRFIN20040224_055755_000000472024_00306_10380_1902.N1	24-FEB-2004 05:57:55	Bright	46.500	22	32Alp Leo	1.3600	15200.	93	10380	No
92	GOM_NL__2PRFIN20040224_060115_000000432024_00306_10380_1903.N1	24-FEB-2004 06:01:15	Bright	42.500	166	17Eps Leo	2.9800	6000.0	85	10380	No
93	GOM_NL__2PRFIN20040224_060330_000000372024_00306_10380_1904.N1	24-FEB-2004 06:03:30	Bright	36.500	24	66Alp Gem	1.5800	10200.	73	10380	No
94	GOM_NL__2PRFIN20040224_061008_000000502024_00306_10380_1905.N1	24-FEB-2004 06:10:08	Bright	50.000	174	52Psi UMa	3.0040	4400.0	100	10380	No
95	GOM_NL__2PRFIN20040224_061236_000000442024_00306_10380_1906.N1	24-FEB-2004 06:12:36	Bright	44.000	82	48Bet UMa	2.3650	10600.	88	10380	No
96	GOM_NL__2PRFIN20040224_061414_000000492024_00306_10380_1907.N1	24-FEB-2004 06:14:14	Bright	49.000	87	64Gam UMa	2.4330	11000.	98	10380	No
97	GOM_NL__2PRFIN20040224_061740_000000512024_00306_10380_1908.N1	24-FEB-2004 06:17:40	Bright	50.500	32	77Eps UMa	1.7630	11000.	101	10380	No
98	GOM_NL__2PRFIN20040224_061925_000000532024_00306_10380_1909.N1	24-FEB-2004 06:19:25	Bright	52.500	55	79Zet UMa	2.0600	10200.	105	10380	No
99	GOM_NL__2PRFIN20040224_062142_000000672024_00306_10380_1910.N1	24-FEB-2004 06:21:42	Bright	66.500	39	85Eta UMa	1.8540	24000.	133	10380	No
100	GOM_NL__2PRFIN20040224_062540_000000432024_00306_10380_1911.N1	24-FEB-2004 06:25:40	Bright	43.000	119	14Eta Dra	2.7270	4700.0	86	10380	No
101	GOM_NL__2PRFIN20040224_062948_000000452024_00306_10380_1912.N1	24-FEB-2004 06:29:48	Bright	45.000	130	23Bet Dra	2.7990	5800.0	90	10380	No

102	GOM_NL__2PRFIN20040224_063150_000000362024_00306_10380_1913.N1	24-FEB-2004 06:31:50	Bright	36.000	19	50Alp Cyg	1.2460	10500.	72	10380	No
103	GOM_NL__2PRFIN20040224_063324_000000362024_00306_10380_1914.N1	24-FEB-2004 06:33:24	Bright	36.000	66	37Gam Cyg	2.2080	5900.0	72	10380	No
104	GOM_NL__2PRFIN20040224_063454_000000372024_00306_10380_1915.N1	24-FEB-2004 06:34:54	Bright	36.500	92	53Eps Cyg	2.5000	4500.0	73	10380	No
105	GOM_NL__2PRFIN20040224_063753_000000682024_00306_10380_1916.N1	24-FEB-2004 06:37:53	Bright	68.000	133	40Zet Her	2.8070	6000.0	136	10380	No
106	GOM_NL__2PRFIN20040224_064146_000000402024_00306_10380_1917.N1	24-FEB-2004 06:41:46	Bright	40.000	168	17Zet Aql	2.9860	11000.	80	10380	No
107	GOM_NL__2PRFIN20040224_064432_000000652024_00306_10380_1918.N1	24-FEB-2004 06:44:32	Twi_and_stray	64.500	59	55Alp Oph	2.0800	8900.0	129	10380	No
108	GOM_NL__2PRFIN20040224_064657_000000612024_00306_10380_1919.N1	24-FEB-2004 06:46:57	Twi_and_stray	60.500	126	60Bet Oph	2.7700	4250.0	121	10380	No
109	GOM_NL__2PRFIN20040224_065126_000000432024_00306_10380_1920.N1	24-FEB-2004 06:51:26	Twilight	43.000	155	41Pi Sgr	2.9000	6600.0	86	10380	No
110	GOM_NL__2PRFIN20040224_065311_000000422024_00306_10380_1921.N1	24-FEB-2004 06:53:11	Dark	41.500	57	34Sig Sgr	2.0660	26000.	83	10380	No
111	GOM_NL__2PRFIN20040224_065609_000000532024_00306_10380_1922.N1	24-FEB-2004 06:56:09	Dark	52.500	38	20Eps Sgr	1.8360	11000.	105	10380	No
112	GOM_NL__2PRFIN20040224_065843_000000452024_00306_10380_1923.N1	24-FEB-2004 06:58:43	Dark	44.500	25	35Lam Sco	1.6200	28000.	89	10380	No
113	GOM_NL__2PRFIN20040224_070034_000000802024_00306_10380_1924.N1	24-FEB-2004 07:00:34	Dark	80.000	16	21Alp Sco	1.0200	3000.0	160	10380	No
114	GOM_NL__2PRFIN20040224_070608_000000492024_00307_10381_1891.N1	24-FEB-2004 07:06:08	Dark	49.000	43	Alp TrA	1.9100	4250.0	98	10381	No
115	GOM_NL__2PRFIN20040224_070916_000000572024_00307_10381_1892.N1	24-FEB-2004 07:09:16	Dark	57.000	4	Alp1Cen	-0.010000	5800.0	114	10381	No
116	GOM_NL__2PRFIN20040224_071036_000000532024_00307_10381_1893.N1	24-FEB-2004 07:10:36	Dark	52.500	10	Bet Cen	0.61000	28000.	105	10381	No
117	GOM_NL__2PRFIN20040224_071318_000000422024_00307_10381_1894.N1	24-FEB-2004 07:13:18	Dark	41.500	20	Bet Cru	1.2530	30000.	83	10381	No
118	GOM_NL__2PRFIN20040224_071511_000000452024_00307_10381_1895.N1	24-FEB-2004 07:15:11	Dark	44.500	29	Bet Car	1.6720	10200.	89	10381	No
119	GOM_NL__2PRFIN20040224_071755_000000392024_00307_10381_1896.N1	24-FEB-2004 07:17:55	Dark	39.000	71	lot Car	2.2460	7700.0	78	10381	No
120	GOM_NL__2PRFIN20040224_071928_000000412024_00307_10381_1897.N1	24-FEB-2004 07:19:28	Straylight	41.000	46	Del Vel	1.9540	10600.	82	10381	No
121	GOM_NL__2PRFIN20040224_072218_000000442024_00307_10381_1898.N1	24-FEB-2004 07:22:18	Straylight	44.000	65	Lam Vel	2.2040	4400.0	88	10381	No
122	GOM_NL__2PRFIN20040224_072353_000000392024_00307_10381_1899.N1	24-FEB-2004 07:23:53	Straylight	39.000	70	Zet Pup	2.2460	39000.	78	10381	No
123	GOM_NL__2PRFIN20040224_072753_000000852024_00307_10381_1900.N1	24-FEB-2004 07:27:53	Straylight	84.500	100	4Gam Crv	2.5800	13100.	169	10381	No
124	GOM_NL__2PRFIN20040224_073156_000000482024_00307_10381_1901.N1	24-FEB-2004 07:31:56	Twi_and_stray	48.000	48	30Alp Hya	1.9770	4100.0	96	10381	No
125	GOM_NL__2PRFIN20040224_073646_000000442024_00307_10381_1902.N1	24-FEB-2004 07:36:46	Bright	43.500	8	10Alp CMi	0.40000	6500.0	87	10381	No
126	GOM_NL__2PRFIN20040224_073830_000000482024_00307_10381_1903.N1	24-FEB-2004 07:38:30	Bright	47.500	22	32Alp Leo	1.3600	15200.	95	10381	No
127	GOM_NL__2PRFIN20040224_074150_000000422024_00307_10381_1904.N1	24-FEB-2004 07:41:50	Bright	42.000	166	17Eps Leo	2.9800	6000.0	84	10381	No
128	GOM_NL__2PRFIN20040224_074407_000000362024_00307_10381_1905.N1	24-FEB-2004 07:44:07	Bright	36.000	24	66Alp Gem	1.5800	10200.	72	10381	No
129	GOM_NL__2PRFIN20040224_075043_000000502024_00307_10381_1906.N1	24-FEB-2004 07:50:43	Bright	49.500	174	52Psi UMa	3.0040	4400.0	99	10381	No
130	GOM_NL__2PRFIN20040224_075311_000000422024_00307_10381_1907.N1	24-FEB-2004 07:53:11	Bright	42.000	82	48Bet UMa	2.3650	10600.	84	10381	No
131	GOM_NL__2PRFIN20040224_075449_000000482024_00307_10381_1908.N1	24-FEB-2004 07:54:49	Bright	47.500	87	64Gam UMa	2.4330	11000.	95	10381	No
132	GOM_NL__2PRFIN20040224_075814_000000532024_00307_10381_1909.N1	24-FEB-2004 07:58:14	Bright	53.000	32	77Eps UMa	1.7630	11000.	106	10381	No
133	GOM_NL__2PRFIN20040224_080000_000000552024_00307_10381_1910.N1	24-FEB-2004 08:00:00	Bright	55.000	55	79Zet UMa	2.0600	10200.	110	10381	No
134	GOM_NL__2PRFIN20040224_080216_000000672024_00307_10381_1911.N1	24-FEB-2004 08:02:16	Bright	66.500	39	85Eta UMa	1.8540	24000.	133	10381	No
135	GOM_NL__2PRFIN20040224_080615_000000462024_00307_10381_1912.N1	24-FEB-2004 08:06:15	Bright	45.500	119	14Eta Dra	2.7270	4700.0	91	10381	No
136	GOM_NL__2PRFIN20040224_081023_000000432024_00307_10381_1913.N1	24-FEB-2004 08:10:23	Bright	43.000	130	23Bet Dra	2.7990	5800.0	86	10381	No
137	GOM_NL__2PRFIN20040224_081225_000000372024_00307_10381_1914.N1	24-FEB-2004 08:12:25	Bright	37.000	19	50Alp Cyg	1.2460	10500.	74	10381	No
138	GOM_NL__2PRFIN20040224_081401_000000372024_00307_10381_1915.N1	24-FEB-2004 08:14:01	Bright	37.000	66	37Gam Cyg	2.2080	5900.0	74	10381	No
139	GOM_NL__2PRFIN20040224_081531_000000362024_00307_10381_1916.N1	24-FEB-2004 08:15:31	Bright	35.500	92	53Eps Cyg	2.5000	4500.0	71	10381	No
140	GOM_NL__2PRFIN20040224_081828_000000652024_00307_10381_1917.N1	24-FEB-2004 08:18:28	Bright	65.000	133	40Zet Her	2.8070	6000.0	130	10381	No
141	GOM_NL__2PRFIN20040224_082223_000000382024_00307_10381_1918.N1	24-FEB-2004 08:22:23	Bright	37.500	168	17Zet Aql	2.9860	11000.	75	10381	No
142	GOM_NL__2PRFIN20040224_082508_000000642024_00307_10381_1919.N1	24-FEB-2004 08:25:08	Twi_and_stray	63.500	59	55Alp Oph	2.0800	8900.0	127	10381	No
143	GOM_NL__2PRFIN20040224_082734_000000622024_00307_10381_1920.N1	24-FEB-2004 08:27:34	Twi_and_stray	62.000	126	60Bet Oph	2.7700	4250.0	124	10381	No
144	GOM_NL__2PRFIN20040224_083203_000000402024_00307_10381_1921.N1	24-FEB-2004 08:32:03	Twilight	39.500	155	41Pi Sgr	2.9000	6600.0	79	10381	No
145	GOM_NL__2PRFIN20040224_083348_000000412024_00307_10381_1922.N1	24-FEB-2004 08:33:48	Dark	41.000	57	34Sig Sgr	2.0660	26000.	82	10381	No
146	GOM_NL__2PRFIN20040224_083646_000000462024_00307_10381_1923.N1	24-FEB-2004 08:36:46	Dark	45.500	38	20Eps Sgr	1.8360	11000.	91	10381	No
147	GOM_NL__2PRFIN20040224_083920_000000452024_00307_10381_1924.N1	24-FEB-2004 08:39:20	Dark	45.000	25	35Lam Sco	1.6200	28000.	90	10381	No
148	GOM_NL__2PRFIN20040224_084112_000000732024_00307_10381_1925.N1	24-FEB-2004 08:41:12	Dark	72.500	16	21Alp Sco	1.0200	3000.0	145	10381	No
149	GOM_NL__2PRFIN20040224_084644_000000422024_00308_10382_1891.N1	24-FEB-2004 08:46:44	Dark	42.000	43	Alp TrA	1.9100	4250.0	84	10382	No
150	GOM_NL__2PRFIN20040224_084952_000000492024_00308_10382_1892.N1	24-FEB-2004 08:49:52	Dark	49.000	4	Alp1Cen	-0.010000	5800.0	98	10382	No
151	GOM_NL__2PRFIN20040224_085112_000000442024_00308_10382_1893.N1	24-FEB-2004 08:51:12	Dark	44.000	10	Bet Cen	0.61000	28000.	88	10382	No
152	GOM_NL__2PRFIN20040224_085355_000000412024_00308_10382_1894.N1	24-FEB-2004 08:53:55	Dark	41.000	20	Bet Cru	1.2530	30000.	82	10382	No
153	GOM_NL__2PRFIN20040224_085547_000000452024_00308_10382_1895.N1	24-FEB-2004 08:55:47	Dark	44.500	29	Bet Car	1.6720	10200.	89	10382	No
154	GOM_NL__2PRFIN20040224_085831_000000392024_00308_10382_1896.N1	24-FEB-2004 08:58:31	Dark	38.500	71	lot Car	2.2460	7700.0	77	10382	No
155	GOM_NL__2PRFIN20040224_090004_000000402024_00308_10382_1897.N1	24-FEB-2004 09:00:04	Straylight	39.500	46	Del Vel	1.9540	10600.	79	10382	No
156	GOM_NL__2PRFIN20040224_090254_000000412024_00308_10382_1898.N1	24-FEB-2004 09:02:54	Straylight	41.000	65	Lam Vel	2.2040	4400.0	82	10382	No
157	GOM_NL__2PRFIN20040224_090429_000000402024_00308_10382_1899.N1	24-FEB-2004 09:04:29	Straylight	40.000	70	Zet Pup	2.2460	39000.	80	10382	No
158	GOM_NL__2PRFIN20040224_090827_000000832024_00308_10382_1900.N1	24-FEB-2004 09:08:27	Straylight	83.000	100	4Gam Crv	2.5800	13100.	166	10382	No
159	GOM_NL__2PRFIN20040224_091232_000000432024_00308_10382_1901.N1	24-FEB-2004 09:12:32	Twi_and_stray	43.000	48	30Alp Hya	1.9770	4100.0	86	10382	No
160	GOM_NL__2PRFIN20040224_091722_000000422024_00308_10382_1902.N1	24-FEB-2004 09:17:22	Bright	42.000	8	10Alp CMi	0.40000	6500.0	84	10382	No

161	GOM_NL__2PRFIN20040224_091906_000000472024_00308_10382_1903.N1	24-FEB-2004 09:19:06	Bright	46.500	22	32Alp Leo	1.3600	15200.	93	10382	No
162	GOM_NL__2PRFIN20040224_092226_000000422024_00308_10382_1904.N1	24-FEB-2004 09:22:26	Bright	42.000	166	17Eps Leo	2.9800	6000.0	84	10382	No
163	GOM_NL__2PRFIN20040224_092442_000000372024_00308_10382_1905.N1	24-FEB-2004 09:24:42	Bright	36.500	24	66Alp Gem	1.5800	10200.	73	10382	No
164	GOM_NL__2PRFIN20040224_093118_000000482024_00308_10382_1906.N1	24-FEB-2004 09:31:18	Bright	48.000	174	52Psi UMa	3.0040	4400.0	96	10382	No
165	GOM_NL__2PRFIN20040224_093347_000000422024_00308_10382_1907.N1	24-FEB-2004 09:33:47	Bright	41.500	82	48Bet UMa	2.3650	10600.	83	10382	No
166	GOM_NL__2PRFIN20040224_093525_000000482024_00308_10382_1908.N1	24-FEB-2004 09:35:25	Bright	48.000	87	64Gam UMa	2.4330	11000.	96	10382	No
167	GOM_NL__2PRFIN20040224_093850_000000512024_00308_10382_1909.N1	24-FEB-2004 09:38:50	Bright	51.000	32	77Eps UMa	1.7630	11000.	102	10382	No
168	GOM_NL__2PRFIN20040224_094035_000000552024_00308_10382_1910.N1	24-FEB-2004 09:40:35	Bright	54.500	55	79Zet UMa	2.0600	10200.	109	10382	No
169	GOM_NL__2PRFIN20040224_094251_000000672024_00308_10382_1911.N1	24-FEB-2004 09:42:51	Bright	66.500	39	85Eta UMa	1.8540	24000.	133	10382	No
170	GOM_NL__2PRFIN20040224_094651_000000462024_00308_10382_1912.N1	24-FEB-2004 09:46:51	Bright	45.500	119	14Eta Dra	2.7270	4700.0	91	10382	No
171	GOM_NL__2PRFIN20040224_095100_000000442024_00308_10382_1913.N1	24-FEB-2004 09:51:00	Bright	44.000	130	23Bet Dra	2.7990	5800.0	88	10382	No
172	GOM_NL__2PRFIN20040224_095302_000000382024_00308_10382_1914.N1	24-FEB-2004 09:53:02	Bright	37.500	19	50Alp Cyg	1.2460	10500.	75	10382	No
173	GOM_NL__2PRFIN20040224_095436_000000362024_00308_10382_1915.N1	24-FEB-2004 09:54:36	Bright	35.500	66	37Gam Cyg	2.2080	5900.0	71	10382	No
174	GOM_NL__2PRFIN20040224_095606_000000372024_00308_10382_1916.N1	24-FEB-2004 09:56:06	Bright	36.500	92	53Eps Cyg	2.5000	4500.0	73	10382	No
175	GOM_NL__2PRFIN20040224_095905_000000692024_00308_10382_1917.N1	24-FEB-2004 09:59:05	Bright	69.000	133	40Zet Her	2.8070	6000.0	138	10382	No
176	GOM_NL__2PRFIN20040224_100259_000000382024_00308_10382_1918.N1	24-FEB-2004 10:02:59	Bright	38.000	168	17Zet Aql	2.9860	11000.	76	10382	No
177	GOM_NL__2PRFIN20040224_100545_000000632024_00308_10382_1919.N1	24-FEB-2004 10:05:45	Twilight	63.000	59	55Alp Oph	2.0800	8900.0	126	10382	No
178	GOM_NL__2PRFIN20040224_100810_000000622024_00308_10382_1920.N1	24-FEB-2004 10:08:10	Twilight	61.500	126	60Bet Oph	2.7700	4250.0	123	10382	No
179	GOM_NL__2PRFIN20040224_101239_000000422024_00308_10382_1921.N1	24-FEB-2004 10:12:39	Twilight	42.000	155	41Pi Sgr	2.9000	6600.0	84	10382	No
180	GOM_NL__2PRFIN20040224_101424_000000442024_00308_10382_1922.N1	24-FEB-2004 10:14:24	Dark	44.000	57	34Sig Sgr	2.0660	26000.	88	10382	No
181	GOM_NL__2PRFIN20040224_101722_000000432024_00308_10382_1923.N1	24-FEB-2004 10:17:22	Dark	43.000	38	20Eps Sgr	1.8360	11000.	86	10382	No
182	GOM_NL__2PRFIN20040224_101956_000000442024_00308_10382_1924.N1	24-FEB-2004 10:19:56	Dark	43.500	25	35Lam Sco	1.6200	28000.	87	10382	No
183	GOM_NL__2PRFIN20040224_102149_000000642024_00308_10382_1925.N1	24-FEB-2004 10:21:49	Dark	63.500	16	21Alp Sco	1.0200	3000.0	127	10382	No
184	GOM_NL__2PRFIN20040224_102720_000000412024_00309_10383_1891.N1	24-FEB-2004 10:27:20	Dark	40.500	43	Alp TrA	1.9100	4250.0	81	10383	No
185	GOM_NL__2PRFIN20040224_130802_000000472024_00310_10384_1891.N1	24-FEB-2004 13:08:02	Bright	47.000	119	14Eta Dra	2.7270	4700.0	94	10384	No
186	GOM_NL__2PRFIN20040224_131211_000000462024_00310_10384_1892.N1	24-FEB-2004 13:12:11	Bright	45.500	130	23Bet Dra	2.7990	5800.0	91	10384	No
187	GOM_NL__2PRFIN20040224_131414_000000382024_00310_10384_1893.N1	24-FEB-2004 13:14:14	Bright	38.000	19	50Alp Cyg	1.2460	10500.	76	10384	No
188	GOM_NL__2PRFIN20040224_131549_000000362024_00310_10384_1894.N1	24-FEB-2004 13:15:49	Bright	36.000	66	37Gam Cyg	2.2080	5900.0	72	10384	No
189	GOM_NL__2PRFIN20040224_131719_000000352024_00310_10384_1895.N1	24-FEB-2004 13:17:19	Bright	35.000	92	53Eps Cyg	2.5000	4500.0	70	10384	No
190	GOM_NL__2PRFIN20040224_132017_000000702024_00310_10384_1896.N1	24-FEB-2004 13:20:17	Bright	69.500	133	40Zet Her	2.8070	6000.0	139	10384	No
191	GOM_NL__2PRFIN20040224_132412_000000392024_00310_10384_1897.N1	24-FEB-2004 13:24:12	Bright	38.500	168	17Zet Aql	2.9860	11000.	77	10384	No
192	GOM_NL__2PRFIN20040224_132658_000000612024_00310_10384_1898.N1	24-FEB-2004 13:26:58	Twilight	61.000	59	55Alp Oph	2.0800	8900.0	122	10384	No
193	GOM_NL__2PRFIN20040224_132924_000000602024_00310_10384_1899.N1	24-FEB-2004 13:29:24	Twilight	59.500	126	60Bet Oph	2.7700	4250.0	119	10384	No
194	GOM_NL__2PRFIN20040224_133351_000000442024_00310_10384_1900.N1	24-FEB-2004 13:33:51	Twilight	44.000	155	41Pi Sgr	2.9000	6600.0	88	10384	No
195	GOM_NL__2PRFIN20040224_133537_000000432024_00310_10384_1901.N1	24-FEB-2004 13:35:37	Dark	42.500	57	34Sig Sgr	2.0660	26000.	85	10384	No
196	GOM_NL__2PRFIN20040224_133835_000000422024_00310_10384_1902.N1	24-FEB-2004 13:38:35	Dark	42.000	38	20Eps Sgr	1.8360	11000.	84	10384	No
197	GOM_NL__2PRFIN20040224_134110_000000452024_00310_10384_1903.N1	24-FEB-2004 13:41:10	Dark	44.500	25	35Lam Sco	1.6200	28000.	89	10384	No
198	GOM_NL__2PRFIN20040224_134304_000000662024_00310_10384_1904.N1	24-FEB-2004 13:43:04	Dark	65.500	16	21Alp Sco	1.0200	3000.0	131	10384	No
199	GOM_NL__2PRFIN20040224_134833_000000412024_00311_10385_1911.N1	24-FEB-2004 13:48:33	Dark	40.500	43	Alp TrA	1.9100	4250.0	81	10385	No
200	GOM_NL__2PRFIN20040224_135142_000000482024_00311_10385_1912.N1	24-FEB-2004 13:51:42	Dark	47.500	4	Alp1Cen	-0.010000	5800.0	95	10385	No
201	GOM_NL__2PRFIN20040224_135301_000000482024_00311_10385_1913.N1	24-FEB-2004 13:53:01	Dark	48.000	10	Bet Cen	0.610000	28000.	96	10385	No
202	GOM_NL__2PRFIN20040224_135548_000000432024_00311_10385_1914.N1	24-FEB-2004 13:55:48	Dark	42.500	12	Alp1Cru	0.775000	30000.	85	10385	No
203	GOM_NL__2PRFIN20040224_135735_000000472024_00311_10385_1915.N1	24-FEB-2004 13:57:35	Dark	46.500	29	Bet Car	1.6720	10200.	93	10385	No
204	GOM_NL__2PRFIN20040224_140019_000000412024_00311_10385_1916.N1	24-FEB-2004 14:00:19	Dark	41.000	71	lot Car	2.2460	7700.0	82	10385	No
205	GOM_NL__2PRFIN20040224_140152_000000402024_00311_10385_1917.N1	24-FEB-2004 14:01:52	Straylight	40.000	46	Del Vel	1.9540	10600.	80	10385	No
206	GOM_NL__2PRFIN20040224_140411_000000432024_00311_10385_1918.N1	24-FEB-2004 14:04:11	Straylight	43.000	34	Gam2Vel	1.7930	23000.	86	10385	No
207	GOM_NL__2PRFIN20040224_140617_000000392024_00311_10385_1919.N1	24-FEB-2004 14:06:17	Straylight	39.000	70	Zet Pup	2.2460	39000.	78	10385	No
208	GOM_NL__2PRFIN20040224_141038_000000432024_00311_10385_1920.N1	24-FEB-2004 14:10:38	Straylight	42.500	132	15Rho Pup	2.8030	6900.0	85	10385	No
209	GOM_NL__2PRFIN20040224_141419_000000502024_00311_10385_1921.N1	24-FEB-2004 14:14:19	Twilight	49.500	48	30Alp Hya	1.9770	4100.0	99	10385	No
210	GOM_NL__2PRFIN20040224_141910_000000432024_00311_10385_1922.N1	24-FEB-2004 14:19:10	Bright	43.000	8	10Alp CMI	0.400000	6500.0	86	10385	No
211	GOM_NL__2PRFIN20040224_142053_000000472024_00311_10385_1923.N1	24-FEB-2004 14:20:53	Bright	46.500	22	32Alp Leo	1.3600	15200.	93	10385	No
212	GOM_NL__2PRFIN20040224_142413_000000412024_00311_10385_1924.N1	24-FEB-2004 14:24:13	Bright	41.000	166	17Eps Leo	2.9800	6000.0	82	10385	No
213	GOM_NL__2PRFIN20040224_142631_000000372024_00311_10385_1925.N1	24-FEB-2004 14:26:31	Bright	36.500	24	66Alp Gem	1.5800	10200.	73	10385	No
214	GOM_NL__2PRFIN20040224_143304_000000452024_00311_10385_1926.N1	24-FEB-2004 14:33:04	Bright	45.000	174	52Psi UMa	3.0040	4400.0	90	10385	No
215	GOM_NL__2PRFIN20040224_143533_000000442024_00311_10385_1927.N1	24-FEB-2004 14:35:33	Bright	43.500	82	48Bet UMa	2.3650	10600.	87	10385	No
216	GOM_NL__2PRFIN20040224_143710_000000482024_00311_10385_1928.N1	24-FEB-2004 14:37:10	Bright	47.500	87	64Gam UMa	2.4330	11000.	95	10385	No
217	GOM_NL__2PRFIN20040224_144035_000000512024_00311_10385_1929.N1	24-FEB-2004 14:40:35	Bright	51.000	32	77Eps UMa	1.7630	11000.	102	10385	No
218	GOM_NL__2PRFIN20040224_144220_000000552024_00311_10385_1930.N1	24-FEB-2004 14:42:20	Bright	54.500	55	79Zet UMa	2.0600	10200.	109	10385	No
219	GOM_NL__2PRFIN20040224_144434_000000682024_00311_10385_1931.N1	24-FEB-2004 14:44:34	Bright	67.500	39	85Eta UMa	1.8540	24000.	135	10385	No

220	GOM_NL__2PRFIN20040224_144837_000000472024_00311_10385_1932.N1	24-FEB-2004 14:48:37	Bright	46.500	119	14Eta Dra	2.7270	4700.0	93	10385	No
221	GOM_NL__2PRFIN20040224_145246_000000452024_00311_10385_1933.N1	24-FEB-2004 14:52:46	Bright	44.500	130	23Bet Dra	2.7990	5800.0	89	10385	No
222	GOM_NL__2PRFIN20040224_145451_000000352024_00311_10385_1934.N1	24-FEB-2004 14:54:51	Bright	34.500	19	50Alp Cyg	1.2460	10500.	69	10385	No
223	GOM_NL__2PRFIN20040224_145626_000000352024_00311_10385_1935.N1	24-FEB-2004 14:56:26	Bright	34.500	66	37Gam Cyg	2.2080	5900.0	69	10385	No
224	GOM_NL__2PRFIN20040224_145756_000000362024_00311_10385_1936.N1	24-FEB-2004 14:57:56	Bright	36.000	92	53Eps Cyg	2.5000	4500.0	72	10385	No
225	GOM_NL__2PRFIN20040224_150052_000000692024_00311_10385_1937.N1	24-FEB-2004 15:00:52	Bright	69.000	133	40Zet Her	2.8070	6000.0	138	10385	No
226	GOM_NL__2PRFIN20040224_150448_000000382024_00311_10385_1938.N1	24-FEB-2004 15:04:48	Bright	38.000	168	17Zet Aql	2.9860	11000.	76	10385	No
227	GOM_NL__2PRFIN20040224_150735_000000612024_00311_10385_1939.N1	24-FEB-2004 15:07:35	Twi_and_stray	61.000	59	55Alp Oph	2.0800	8900.0	122	10385	No
228	GOM_NL__2PRFIN20040224_151001_000000622024_00311_10385_1940.N1	24-FEB-2004 15:10:01	Twi_and_stray	61.500	126	60Bet Oph	2.7700	4250.0	123	10385	No
229	GOM_NL__2PRFIN20040224_151428_000000422024_00311_10385_1941.N1	24-FEB-2004 15:14:28	Twilight	42.000	155	41Pi Sgr	2.9000	6600.0	84	10385	No
230	GOM_NL__2PRFIN20040224_151613_000000422024_00311_10385_1942.N1	24-FEB-2004 15:16:13	Dark	42.000	57	34Sig Sgr	2.0660	26000.	84	10385	No
231	GOM_NL__2PRFIN20040224_151912_000000452024_00311_10385_1943.N1	24-FEB-2004 15:19:12	Dark	45.000	38	20Eps Sgr	1.8360	11000.	90	10385	No
232	GOM_NL__2PRFIN20040224_152147_000000512024_00311_10385_1944.N1	24-FEB-2004 15:21:47	Dark	50.500	25	35Lam Sco	1.6200	28000.	101	10385	No
233	GOM_NL__2PRFIN20040224_152343_000000612024_00311_10385_1945.N1	24-FEB-2004 15:23:43	Dark	61.000	16	21Alp Sco	1.0200	3000.0	122	10385	No
234	GOM_NL__2PRFIN20040224_152910_000000422024_00312_10386_1912.N1	24-FEB-2004 15:29:10	Dark	42.000	43	Alp TrA	1.9100	4250.0	84	10386	No
235	GOM_NL__2PRFIN20040224_153218_000000462024_00312_10386_1913.N1	24-FEB-2004 15:32:18	Dark	46.000	4	Alp1Cen	-0.010000	5800.0	92	10386	No
236	GOM_NL__2PRFIN20040224_153338_000000432024_00312_10386_1914.N1	24-FEB-2004 15:33:38	Dark	42.500	10	Bet Cen	0.61000	28000.	85	10386	No
237	GOM_NL__2PRFIN20040224_153625_000000442024_00312_10386_1915.N1	24-FEB-2004 15:36:25	Dark	44.000	12	Alp1Cru	0.77500	30000.	88	10386	No
238	GOM_NL__2PRFIN20040224_153811_000000382024_00312_10386_1916.N1	24-FEB-2004 15:38:11	Dark	38.000	29	Bet Car	1.6720	10200.	76	10386	No
239	GOM_NL__2PRFIN20040224_154056_000000402024_00312_10386_1917.N1	24-FEB-2004 15:40:56	Dark	40.000	71	lot Car	2.2460	7700.0	80	10386	No
240	GOM_NL__2PRFIN20040224_154229_000000402024_00312_10386_1918.N1	24-FEB-2004 15:42:29	Straylight	40.000	46	Del Vel	1.9540	10600.	80	10386	No
241	GOM_NL__2PRFIN20040224_154447_000000432024_00312_10386_1919.N1	24-FEB-2004 15:44:47	Straylight	42.500	34	Gam2Vel	1.7930	23000.	85	10386	No
242	GOM_NL__2PRFIN20040224_154654_000000422024_00312_10386_1920.N1	24-FEB-2004 15:46:54	Straylight	41.500	70	Zet Pup	2.2460	39000.	83	10386	No
243	GOM_NL__2PRFIN20040224_155114_000000402024_00312_10386_1921.N1	24-FEB-2004 15:51:14	Straylight	40.000	132	15Rho Pup	2.8030	6900.0	80	10386	No
244	GOM_NL__2PRFIN20040224_155456_000000492024_00312_10386_1922.N1	24-FEB-2004 15:54:56	Twi_and_stray	49.000	48	30Alp Hya	1.9770	4100.0	98	10386	No
245	GOM_NL__2PRFIN20040224_155947_000000422024_00312_10386_1923.N1	24-FEB-2004 15:59:47	Bright	42.000	8	10Alp CMi	0.40000	6500.0	84	10386	No
246	GOM_NL__2PRFIN20040224_160129_000000472024_00312_10386_1924.N1	24-FEB-2004 16:01:29	Bright	46.500	22	32Alp Leo	1.3600	15200.	93	10386	No
247	GOM_NL__2PRFIN20040224_160449_000000402024_00312_10386_1925.N1	24-FEB-2004 16:04:49	Bright	40.000	166	17Eps Leo	2.9800	6000.0	80	10386	No
248	GOM_NL__2PRFIN20040224_160707_000000392024_00312_10386_1926.N1	24-FEB-2004 16:07:07	Bright	38.500	24	66Alp Gem	1.5800	10200.	77	10386	No
249	GOM_NL__2PRFIN20040224_161339_000000492024_00312_10386_1927.N1	24-FEB-2004 16:13:39	Bright	48.500	174	52Psi UMa	3.0040	4400.0	97	10386	No
250	GOM_NL__2PRFIN20040224_161608_000000432024_00312_10386_1928.N1	24-FEB-2004 16:16:08	Bright	43.000	82	48Bet UMa	2.3650	10600.	86	10386	No
251	GOM_NL__2PRFIN20040224_161745_000000492024_00312_10386_1929.N1	24-FEB-2004 16:17:45	Bright	48.500	87	64Gam UMa	2.4330	11000.	97	10386	No
252	GOM_NL__2PRFIN20040224_162110_000000522024_00312_10386_1930.N1	24-FEB-2004 16:21:10	Bright	52.000	32	77Eps UMa	1.7630	11000.	104	10386	No
253	GOM_NL__2PRFIN20040224_162255_000000552024_00312_10386_1931.N1	24-FEB-2004 16:22:55	Bright	55.000	55	79Zet UMa	2.0600	10200.	110	10386	No
254	GOM_NL__2PRFIN20040224_162509_000000672024_00312_10386_1932.N1	24-FEB-2004 16:25:09	Bright	67.000	39	85Eta UMa	1.8540	24000.	134	10386	No
255	GOM_NL__2PRFIN20040224_162913_000000472024_00312_10386_1933.N1	24-FEB-2004 16:29:13	Bright	46.500	119	14Eta Dra	2.7270	4700.0	93	10386	No
256	GOM_NL__2PRFIN20040224_163323_000000462024_00312_10386_1934.N1	24-FEB-2004 16:33:23	Bright	45.500	130	23Bet Dra	2.7990	5800.0	91	10386	No
257	GOM_NL__2PRFIN20040224_163527_000000352024_00312_10386_1935.N1	24-FEB-2004 16:35:27	Bright	34.500	19	50Alp Cyg	1.2460	10500.	69	10386	No
258	GOM_NL__2PRFIN20040224_163702_000000352024_00312_10386_1936.N1	24-FEB-2004 16:37:02	Bright	34.500	66	37Gam Cyg	2.2080	5900.0	69	10386	No
259	GOM_NL__2PRFIN20040224_163832_000000342024_00312_10386_1937.N1	24-FEB-2004 16:38:32	Bright	33.500	92	53Eps Cyg	2.5000	4500.0	67	10386	No
260	GOM_NL__2PRFIN20040224_164128_000000692024_00312_10386_1938.N1	24-FEB-2004 16:41:28	Bright	69.000	133	40Zet Her	2.8070	6000.0	138	10386	No
261	GOM_NL__2PRFIN20040224_164525_000000382024_00312_10386_1939.N1	24-FEB-2004 16:45:25	Bright	37.500	168	17Zet Aql	2.9860	11000.	75	10386	No
262	GOM_NL__2PRFIN20040224_164812_000000602024_00312_10386_1940.N1	24-FEB-2004 16:48:12	Twi_and_stray	59.500	59	55Alp Oph	2.0800	8900.0	119	10386	No
263	GOM_NL__2PRFIN20040224_165038_000000582024_00312_10386_1941.N1	24-FEB-2004 16:50:38	Twi_and_stray	58.000	126	60Bet Oph	2.7700	4250.0	116	10386	No
264	GOM_NL__2PRFIN20040224_165505_000000422024_00312_10386_1942.N1	24-FEB-2004 16:55:05	Twilight	42.000	155	41Pi Sgr	2.9000	6600.0	84	10386	No
265	GOM_NL__2PRFIN20040224_165650_000000442024_00312_10386_1943.N1	24-FEB-2004 16:56:50	Dark	43.500	57	34Sig Sgr	2.0660	26000.	87	10386	No
266	GOM_NL__2PRFIN20040224_165949_000000432024_00312_10386_1944.N1	24-FEB-2004 16:59:49	Dark	43.000	38	20Eps Sgr	1.8360	11000.	86	10386	No
267	GOM_NL__2PRFIN20040224_170224_000000462024_00312_10386_1945.N1	24-FEB-2004 17:02:24	Dark	46.000	25	35Lam Sco	1.6200	28000.	92	10386	No
268	GOM_NL__2PRFIN20040224_170420_000000722024_00312_10386_1946.N1	24-FEB-2004 17:04:20	Dark	71.500	16	21Alp Sco	1.0200	3000.0	143	10386	No
269	GOM_NL__2PRFIN20040224_170946_000000412024_00313_10387_1912.N1	24-FEB-2004 17:09:46	Dark	41.000	43	Alp TrA	1.9100	4250.0	82	10387	No
270	GOM_NL__2PRFIN20040224_171255_000000452024_00313_10387_1913.N1	24-FEB-2004 17:12:55	Dark	44.500	4	Alp1Cen	-0.010000	5800.0	89	10387	No
271	GOM_NL__2PRFIN20040224_171415_000000452024_00313_10387_1914.N1	24-FEB-2004 17:14:15	Dark	45.000	10	Bet Cen	0.61000	28000.	90	10387	No
272	GOM_NL__2PRFIN20040224_171701_000000542024_00313_10387_1915.N1	24-FEB-2004 17:17:01	Dark	53.500	12	Alp1Cru	0.77500	30000.	107	10387	No
273	GOM_NL__2PRFIN20040224_171847_000000392024_00313_10387_1916.N1	24-FEB-2004 17:18:47	Dark	38.500	29	Bet Car	1.6720	10200.	77	10387	No
274	GOM_NL__2PRFIN20040224_172132_000000392024_00313_10387_1917.N1	24-FEB-2004 17:21:32	Dark	38.500	71	lot Car	2.2460	7700.0	77	10387	No
275	GOM_NL__2PRFIN20040224_172305_000000432024_00313_10387_1918.N1	24-FEB-2004 17:23:05	Straylight	43.000	46	Del Vel	1.9540	10600.	86	10387	No
276	GOM_NL__2PRFIN20040224_172524_000000442024_00313_10387_1919.N1	24-FEB-2004 17:25:24	Straylight	43.500	34	Gam2Vel	1.7930	23000.	87	10387	No
277	GOM_NL__2PRFIN20040224_172730_000000422024_00313_10387_1920.N1	24-FEB-2004 17:27:30	Straylight	41.500	70	Zet Pup	2.2460	39000.	83	10387	No
278	GOM_NL__2PRFIN20040224_173151_000000402024_00313_10387_1921.N1	24-FEB-2004 17:31:51	Straylight	39.500	132	15Rho Pup	2.8030	6900.0	79	10387	No

279	GOM_NL__2PRFIN20040224_173532_000000482024_00313_10387_1922.N1	24-FEB-2004 17:35:32	Twilight	48.000	48	30Alp Hya	1.9770	4100.0	96	10387	No
280	GOM_NL__2PRFIN20040224_174024_000000432024_00313_10387_1923.N1	24-FEB-2004 17:40:24	Bright	43.000	8	10Alp CMi	0.40000	6500.0	86	10387	No
281	GOM_NL__2PRFIN20040224_174205_000000432024_00313_10387_1924.N1	24-FEB-2004 17:42:05	Bright	43.000	22	32Alp Leo	1.3600	15200.	86	10387	No
282	GOM_NL__2PRFIN20040224_174525_000000412024_00313_10387_1925.N1	24-FEB-2004 17:45:25	Bright	40.500	166	17Eps Leo	2.9800	6000.0	81	10387	No
283	GOM_NL__2PRFIN20040224_174744_000000382024_00313_10387_1926.N1	24-FEB-2004 17:47:44	Bright	37.500	24	66Alp Gem	1.5800	10200.	75	10387	No
284	GOM_NL__2PRFIN20040224_175414_000000502024_00313_10387_1927.N1	24-FEB-2004 17:54:14	Bright	49.500	174	52Psi UMa	3.0040	4400.0	99	10387	No
285	GOM_NL__2PRFIN20040224_175644_000000432024_00313_10387_1928.N1	24-FEB-2004 17:56:44	Bright	43.000	82	48Bet UMa	2.3650	10600.	86	10387	No
286	GOM_NL__2PRFIN20040224_175821_000000482024_00313_10387_1929.N1	24-FEB-2004 17:58:21	Bright	47.500	87	64Gam UMa	2.4330	11000.	95	10387	No
287	GOM_NL__2PRFIN20040224_180146_000000522024_00313_10387_1930.N1	24-FEB-2004 18:01:46	Bright	51.500	32	77Eps UMa	1.7630	11000.	103	10387	No
288	GOM_NL__2PRFIN20040224_180330_000000562024_00313_10387_1931.N1	24-FEB-2004 18:03:30	Bright	55.500	55	79Zet UMa	2.0600	10200.	111	10387	No
289	GOM_NL__2PRFIN20040224_180543_000000692024_00313_10387_1932.N1	24-FEB-2004 18:05:43	Bright	68.500	39	85Eta UMa	1.8540	24000.	137	10387	No
290	GOM_NL__2PRFIN20040224_180949_000000432024_00313_10387_1933.N1	24-FEB-2004 18:09:49	Bright	42.500	119	14Eta Dra	2.7270	4700.0	85	10387	No
291	GOM_NL__2PRFIN20040224_181359_000000442024_00313_10387_1934.N1	24-FEB-2004 18:13:59	Bright	43.500	130	23Bet Dra	2.7990	5800.0	87	10387	No
292	GOM_NL__2PRFIN20040224_181604_000000382024_00313_10387_1935.N1	24-FEB-2004 18:16:04	Bright	37.500	19	50Alp Cyg	1.2460	10500.	75	10387	No
293	GOM_NL__2PRFIN20040224_181738_000000362024_00313_10387_1936.N1	24-FEB-2004 18:17:38	Bright	36.000	66	37Gam Cyg	2.2080	5900.0	72	10387	No
294	GOM_NL__2PRFIN20040224_181909_000000362024_00313_10387_1937.N1	24-FEB-2004 18:19:09	Bright	36.000	92	53Eps Cyg	2.5000	4500.0	72	10387	No
295	GOM_NL__2PRFIN20040224_182204_000000702024_00313_10387_1938.N1	24-FEB-2004 18:22:04	Bright	69.500	133	40Zet Her	2.8070	6000.0	139	10387	No
296	GOM_NL__2PRFIN20040224_182601_000000382024_00313_10387_1939.N1	24-FEB-2004 18:26:01	Bright	38.000	168	17Zet Aql	2.9860	11000.	76	10387	No
297	GOM_NL__2PRFIN20040224_182849_000000652024_00313_10387_1940.N1	24-FEB-2004 18:28:49	Twilight	64.500	59	55Alp Oph	2.0800	8900.0	129	10387	No
298	GOM_NL__2PRFIN20040224_183115_000000612024_00313_10387_1941.N1	24-FEB-2004 18:31:15	Twilight	61.000	126	60Bet Oph	2.7700	4250.0	122	10387	No
299	GOM_NL__2PRFIN20040224_183541_000000412024_00313_10387_1942.N1	24-FEB-2004 18:35:41	Twilight	40.500	155	41Pi Sgr	2.9000	6600.0	81	10387	No
300	GOM_NL__2PRFIN20040224_183727_000000412024_00313_10387_1943.N1	24-FEB-2004 18:37:27	Dark	41.000	57	34Sig Sgr	2.0660	26000.	82	10387	No
301	GOM_NL__2PRFIN20040224_184026_000000442024_00313_10387_1944.N1	24-FEB-2004 18:40:26	Dark	43.500	38	20Eps Sgr	1.8360	11000.	87	10387	No
302	GOM_NL__2PRFIN20040224_184301_000000512024_00313_10387_1945.N1	24-FEB-2004 18:43:01	Dark	50.500	25	35Lam Sco	1.6200	28000.	101	10387	No
303	GOM_NL__2PRFIN20040224_184457_000000632024_00313_10387_1946.N1	24-FEB-2004 18:44:57	Dark	63.000	16	21Alp Sco	1.0200	3000.0	126	10387	No
304	GOM_NL__2PRFIN20040224_185023_000000462024_00314_10388_1914.N1	24-FEB-2004 18:50:23	Dark	45.500	43	Alp TrA	1.9100	4250.0	91	10388	No
305	GOM_NL__2PRFIN20040224_185332_000000472024_00314_10388_1915.N1	24-FEB-2004 18:53:32	Dark	47.000	4	Alp1Cen	-0.010000	5800.0	94	10388	No
306	GOM_NL__2PRFIN20040224_185452_000000432024_00314_10388_1916.N1	24-FEB-2004 18:54:52	Dark	42.500	10	Bet Cen	0.61000	28000.	85	10388	No
307	GOM_NL__2PRFIN20040224_185738_000000402024_00314_10388_1917.N1	24-FEB-2004 18:57:38	Dark	39.500	12	Alp1Cru	0.77500	30000.	79	10388	No
308	GOM_NL__2PRFIN20040224_185924_000000372024_00314_10388_1918.N1	24-FEB-2004 18:59:24	Dark	37.000	29	Bet Car	1.6720	10200.	74	10388	No
309	GOM_NL__2PRFIN20040224_190209_000000372024_00314_10388_1919.N1	24-FEB-2004 19:02:09	Dark	37.000	71	lot Car	2.2460	7700.0	74	10388	No
310	GOM_NL__2PRFIN20040224_190341_000000372024_00314_10388_1920.N1	24-FEB-2004 19:03:41	Straylight	36.500	46	Del Vel	1.9540	10600.	73	10388	No
311	GOM_NL__2PRFIN20040224_190600_000000402024_00314_10388_1921.N1	24-FEB-2004 19:06:00	Straylight	40.000	34	Gam2Vel	1.7930	23000.	80	10388	No
312	GOM_NL__2PRFIN20040224_190806_000000412024_00314_10388_1922.N1	24-FEB-2004 19:08:06	Straylight	40.500	70	Zet Pup	2.2460	39000.	81	10388	No
313	GOM_NL__2PRFIN20040224_191227_000000422024_00314_10388_1923.N1	24-FEB-2004 19:12:27	Straylight	41.500	132	15Rho Pup	2.8030	6900.0	83	10388	No
314	GOM_NL__2PRFIN20040224_191608_000000482024_00314_10388_1924.N1	24-FEB-2004 19:16:08	Twilight	48.000	48	30Alp Hya	1.9770	4100.0	96	10388	No
315	GOM_NL__2PRFIN20040224_192100_000000412024_00314_10388_1925.N1	24-FEB-2004 19:21:00	Bright	40.500	8	10Alp CMi	0.40000	6500.0	81	10388	No
316	GOM_NL__2PRFIN20040224_192241_000000452024_00314_10388_1926.N1	24-FEB-2004 19:22:41	Bright	44.500	22	32Alp Leo	1.3600	15200.	89	10388	No
317	GOM_NL__2PRFIN20040224_192601_000000412024_00314_10388_1927.N1	24-FEB-2004 19:26:01	Bright	41.000	166	17Eps Leo	2.9800	6000.0	82	10388	No
318	GOM_NL__2PRFIN20040224_192820_000000382024_00314_10388_1928.N1	24-FEB-2004 19:28:20	Bright	38.000	24	66Alp Gem	1.5800	10200.	76	10388	No
319	GOM_NL__2PRFIN20040224_193450_000000472024_00314_10388_1929.N1	24-FEB-2004 19:34:50	Bright	47.000	174	52Psi UMa	3.0040	4400.0	94	10388	No
320	GOM_NL__2PRFIN20040224_193720_000000432024_00314_10388_1930.N1	24-FEB-2004 19:37:20	Bright	42.500	82	48Bet UMa	2.3650	10600.	85	10388	No
321	GOM_NL__2PRFIN20040224_193856_000000482024_00314_10388_1931.N1	24-FEB-2004 19:38:56	Bright	47.500	87	64Gam UMa	2.4330	11000.	95	10388	No
322	GOM_NL__2PRFIN20040224_194221_000000522024_00314_10388_1932.N1	24-FEB-2004 19:42:21	Bright	52.000	32	77Eps UMa	1.7630	11000.	104	10388	No
323	GOM_NL__2PRFIN20040224_194405_000000542024_00314_10388_1933.N1	24-FEB-2004 19:44:05	Bright	53.500	55	79Zet UMa	2.0600	10200.	107	10388	No
324	GOM_NL__2PRFIN20040224_194618_000000682024_00314_10388_1934.N1	24-FEB-2004 19:46:18	Bright	67.500	39	85Eta UMa	1.8540	24000.	135	10388	No
325	GOM_NL__2PRFIN20040224_195025_000000452024_00314_10388_1935.N1	24-FEB-2004 19:50:25	Bright	45.000	119	14Eta Dra	2.7270	4700.0	90	10388	No
326	GOM_NL__2PRFIN20040224_195435_000000452024_00314_10388_1936.N1	24-FEB-2004 19:54:35	Bright	45.000	130	23Bet Dra	2.7990	5800.0	90	10388	No
327	GOM_NL__2PRFIN20040224_195640_000000352024_00314_10388_1937.N1	24-FEB-2004 19:56:40	Bright	35.000	19	50Alp Cyg	1.2460	10500.	70	10388	No
328	GOM_NL__2PRFIN20040224_195815_000000352024_00314_10388_1938.N1	24-FEB-2004 19:58:15	Bright	34.500	66	37Gam Cyg	2.2080	5900.0	69	10388	No
329	GOM_NL__2PRFIN20040224_195945_000000352024_00314_10388_1939.N1	24-FEB-2004 19:59:45	Bright	35.000	92	53Eps Cyg	2.5000	4500.0	70	10388	No
330	GOM_NL__2PRFIN20040224_200240_000000732024_00314_10388_1940.N1	24-FEB-2004 20:02:40	Bright	72.500	133	40Zet Her	2.8070	6000.0	145	10388	No
331	GOM_NL__2PRFIN20040224_200637_000000372024_00314_10388_1941.N1	24-FEB-2004 20:06:37	Bright	37.000	168	17Zet Aql	2.9860	11000.	74	10388	No
332	GOM_NL__2PRFIN20040224_200926_000000612024_00314_10388_1942.N1	24-FEB-2004 20:09:26	Twilight	61.000	59	55Alp Oph	2.0800	8900.0	122	10388	No
333	GOM_NL__2PRFIN20040224_201152_000000572024_00314_10388_1943.N1	24-FEB-2004 20:11:52	Twilight	57.000	126	60Bet Oph	2.7700	4250.0	114	10388	No
334	GOM_NL__2PRFIN20040224_201618_000000402024_00314_10388_1944.N1	24-FEB-2004 20:16:18	Twilight	39.500	155	41Pi Sgr	2.9000	6600.0	79	10388	No
335	GOM_NL__2PRFIN20040224_201803_000000432024_00314_10388_1945.N1	24-FEB-2004 20:18:03	Dark	42.500	57	34Sig Sgr	2.0660	26000.	85	10388	No
336	GOM_NL__2PRFIN20040224_202102_000000432024_00314_10388_1946.N1	24-FEB-2004 20:21:02	Dark	42.500	38	20Eps Sgr	1.8360	11000.	85	10388	No
337	GOM_NL__2PRFIN20040224_202337_000000462024_00314_10388_1947.N1	24-FEB-2004 20:23:37	Dark	45.500	25	35Lam Sco	1.6200	28000.	91	10388	No

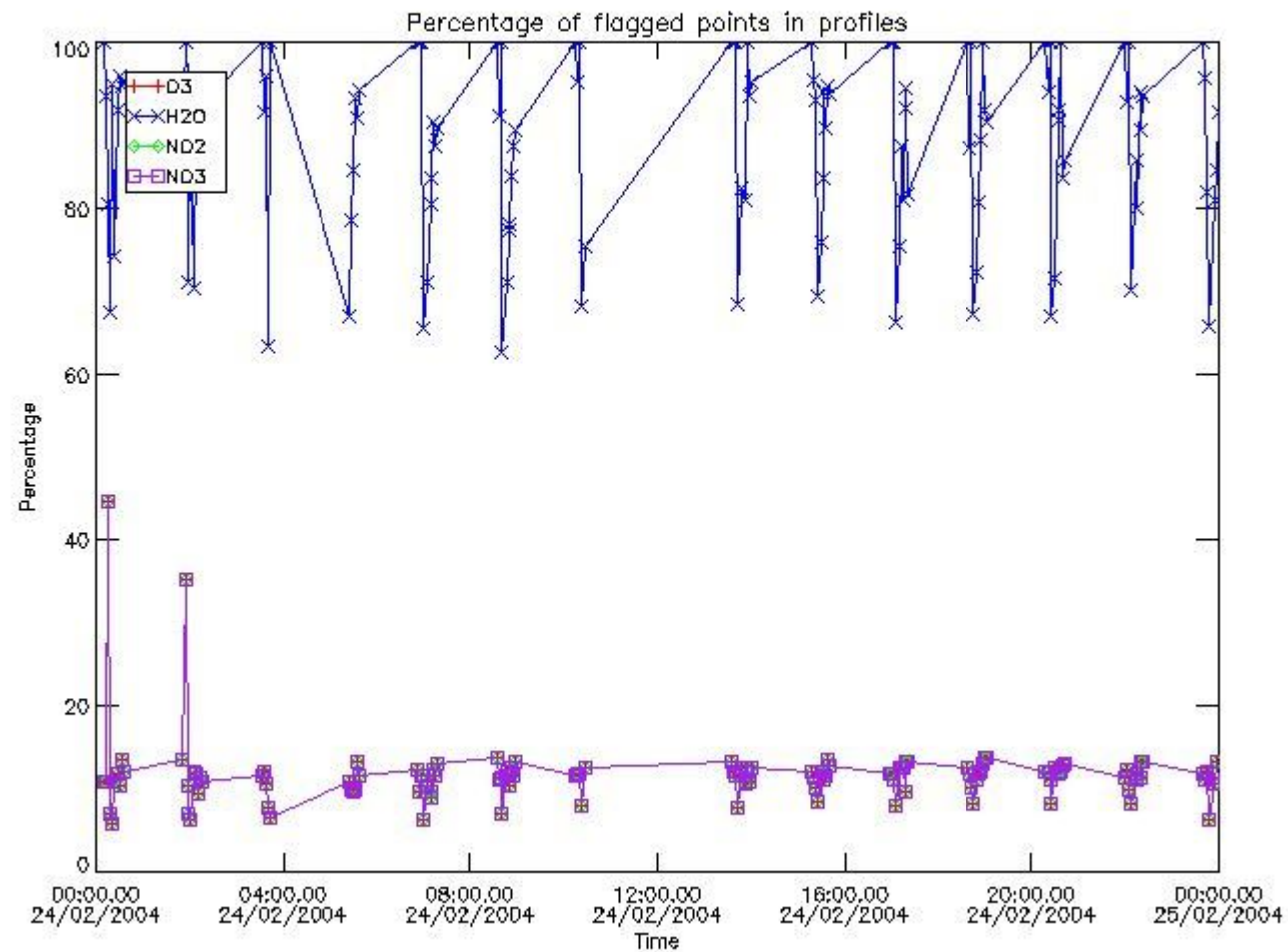
338	GOM_NL__2PRFIN20040224_202535_000000632024_00314_10388_1948.N1	24-FEB-2004 20:25:35	Dark	62.500	16	21Alp Sco	1.0200	3000.0	125	10388	No
339	GOM_NL__2PRFIN20040224_203059_000000412024_00315_10389_1917.N1	24-FEB-2004 20:30:59	Dark	41.000	43	Alp TrA	1.9100	4250.0	82	10389	No
340	GOM_NL__2PRFIN20040224_203408_000000432024_00315_10389_1918.N1	24-FEB-2004 20:34:08	Dark	42.500	4	Alp1Cen	-0.010000	5800.0	85	10389	No
341	GOM_NL__2PRFIN20040224_203528_000000432024_00315_10389_1919.N1	24-FEB-2004 20:35:28	Dark	43.000	10	Bet Cen	0.61000	28000.	86	10389	No
342	GOM_NL__2PRFIN20040224_203814_000000422024_00315_10389_1920.N1	24-FEB-2004 20:38:14	Dark	42.000	12	Alp1Cru	0.77500	30000.	84	10389	No
343	GOM_NL__2PRFIN20040224_204000_000000402024_00315_10389_1921.N1	24-FEB-2004 20:40:00	Dark	40.000	29	Bet Car	1.6720	10200.	80	10389	No
344	GOM_NL__2PRFIN20040224_204245_000000392024_00315_10389_1922.N1	24-FEB-2004 20:42:45	Dark	39.000	71	lot Car	2.2460	7700.0	78	10389	No
345	GOM_NL__2PRFIN20040224_204417_000000432024_00315_10389_1923.N1	24-FEB-2004 20:44:17	Straylight	42.500	46	Del Vel	1.9540	10600.	85	10389	No
346	GOM_NL__2PRFIN20040224_204636_000000422024_00315_10389_1924.N1	24-FEB-2004 20:46:36	Straylight	41.500	34	Gam2Vel	1.7930	23000.	83	10389	No
347	GOM_NL__2PRFIN20040224_204842_000000392024_00315_10389_1925.N1	24-FEB-2004 20:48:42	Straylight	38.500	70	Zet Pup	2.2460	39000.	77	10389	No
348	GOM_NL__2PRFIN20040224_205303_000000412024_00315_10389_1926.N1	24-FEB-2004 20:53:03	Straylight	41.000	132	15Rho Pup	2.8030	6900.0	82	10389	No
349	GOM_NL__2PRFIN20040224_205644_000000482024_00315_10389_1927.N1	24-FEB-2004 20:56:44	Twl_and_stray	48.000	48	30Alp Hya	1.9770	4100.0	96	10389	No
350	GOM_NL__2PRFIN20040224_210136_000000432024_00315_10389_1928.N1	24-FEB-2004 21:01:36	Bright	43.000	8	10Alp CMi	0.40000	6500.0	86	10389	No
351	GOM_NL__2PRFIN20040224_210317_000000462024_00315_10389_1929.N1	24-FEB-2004 21:03:17	Bright	46.000	22	32Alp Leo	1.3600	15200.	92	10389	No
352	GOM_NL__2PRFIN20040224_210636_000000422024_00315_10389_1930.N1	24-FEB-2004 21:06:36	Bright	42.000	166	17Eps Leo	2.9800	6000.0	84	10389	No
353	GOM_NL__2PRFIN20040224_210856_000000362024_00315_10389_1931.N1	24-FEB-2004 21:08:56	Bright	36.000	24	66Alp Gem	1.5800	10200.	72	10389	No
354	GOM_NL__2PRFIN20040224_211525_000000482024_00315_10389_1932.N1	24-FEB-2004 21:15:25	Bright	47.500	174	52Psi UMa	3.0040	4400.0	95	10389	No
355	GOM_NL__2PRFIN20040224_211755_000000432024_00315_10389_1933.N1	24-FEB-2004 21:17:55	Bright	42.500	82	48Bet UMa	2.3650	10600.	85	10389	No
356	GOM_NL__2PRFIN20040224_211931_000000472024_00315_10389_1934.N1	24-FEB-2004 21:19:31	Bright	47.000	87	64Gam UMa	2.4330	11000.	94	10389	No
357	GOM_NL__2PRFIN20040224_212256_000000522024_00315_10389_1935.N1	24-FEB-2004 21:22:56	Bright	51.500	32	77Eps UMa	1.7630	11000.	103	10389	No
358	GOM_NL__2PRFIN20040224_212440_000000502024_00315_10389_1936.N1	24-FEB-2004 21:24:40	Bright	49.500	55	79Zet UMa	2.0600	10200.	99	10389	No
359	GOM_NL__2PRFIN20040224_212653_000000672024_00315_10389_1937.N1	24-FEB-2004 21:26:53	Bright	67.000	39	85Eta UMa	1.8540	24000.	134	10389	No
360	GOM_NL__2PRFIN20040224_213100_000000422024_00315_10389_1938.N1	24-FEB-2004 21:31:00	Bright	41.500	119	14Eta Dra	2.7270	4700.0	83	10389	No
361	GOM_NL__2PRFIN20040224_213510_000000432024_00315_10389_1939.N1	24-FEB-2004 21:35:10	Bright	42.500	130	23Bet Dra	2.7990	5800.0	85	10389	No
362	GOM_NL__2PRFIN20040224_213716_000000362024_00315_10389_1940.N1	24-FEB-2004 21:37:16	Bright	36.000	19	50Alp Cyg	1.2460	10500.	72	10389	No
363	GOM_NL__2PRFIN20040224_213850_000000362024_00315_10389_1941.N1	24-FEB-2004 21:38:50	Bright	36.000	66	37Gam Cyg	2.2080	5900.0	72	10389	No
364	GOM_NL__2PRFIN20040224_214021_000000342024_00315_10389_1942.N1	24-FEB-2004 21:40:21	Bright	34.000	92	53Eps Cyg	2.5000	4500.0	68	10389	No
365	GOM_NL__2PRFIN20040224_214317_000000732024_00315_10389_1943.N1	24-FEB-2004 21:43:17	Bright	73.000	133	40Zet Her	2.8070	6000.0	146	10389	No
366	GOM_NL__2PRFIN20040224_214713_000000372024_00315_10389_1944.N1	24-FEB-2004 21:47:13	Bright	37.000	168	17Zet Aql	2.9860	11000.	74	10389	No
367	GOM_NL__2PRFIN20040224_215002_000000582024_00315_10389_1945.N1	24-FEB-2004 21:50:02	Twl_and_stray	57.500	59	55Alp Oph	2.0800	8900.0	115	10389	No
368	GOM_NL__2PRFIN20040224_215228_000000632024_00315_10389_1946.N1	24-FEB-2004 21:52:28	Twl_and_stray	62.500	126	60Bet Oph	2.7700	4250.0	125	10389	No
369	GOM_NL__2PRFIN20040224_215654_000000422024_00315_10389_1947.N1	24-FEB-2004 21:56:54	Twilight	41.500	155	41Pi Sgr	2.9000	6600.0	83	10389	No
370	GOM_NL__2PRFIN20040224_215839_000000452024_00315_10389_1948.N1	24-FEB-2004 21:58:39	Dark	45.000	57	34Sig Sgr	2.0660	26000.	90	10389	No
371	GOM_NL__2PRFIN20040224_220138_000000422024_00315_10389_1949.N1	24-FEB-2004 22:01:38	Dark	41.500	38	20Eps Sgr	1.8360	11000.	83	10389	No
372	GOM_NL__2PRFIN20040224_220414_000000522024_00315_10389_1950.N1	24-FEB-2004 22:04:14	Dark	51.500	25	35Lam Sco	1.6200	28000.	103	10389	No
373	GOM_NL__2PRFIN20040224_220612_000000632024_00315_10389_1951.N1	24-FEB-2004 22:06:12	Dark	62.500	16	21Alp Sco	1.0200	3000.0	125	10389	No
374	GOM_NL__2PRFIN20040224_221445_000000462024_00316_10390_1917.N1	24-FEB-2004 22:14:45	Dark	46.000	4	Alp1Cen	-0.010000	5800.0	92	10390	No
375	GOM_NL__2PRFIN20040224_221605_000000432024_00316_10390_1918.N1	24-FEB-2004 22:16:05	Dark	43.000	10	Bet Cen	0.61000	28000.	86	10390	No
376	GOM_NL__2PRFIN20040224_221851_000000502024_00316_10390_1919.N1	24-FEB-2004 22:18:51	Dark	49.500	12	Alp1Cru	0.77500	30000.	99	10390	No
377	GOM_NL__2PRFIN20040224_222036_000000392024_00316_10390_1920.N1	24-FEB-2004 22:20:36	Dark	38.500	29	Bet Car	1.6720	10200.	77	10390	No
378	GOM_NL__2PRFIN20040224_222321_000000392024_00316_10390_1921.N1	24-FEB-2004 22:23:21	Dark	38.500	71	lot Car	2.2460	7700.0	77	10390	No
379	GOM_NL__2PRFIN20040224_222454_000000402024_00316_10390_1922.N1	24-FEB-2004 22:24:54	Straylight	40.000	46	Del Vel	1.9540	10600.	80	10390	No
380	GOM_NL__2PRFIN20040224_222744_000000482024_00316_10390_1923.N1	24-FEB-2004 22:27:44	Straylight	47.500	65	Lam Vel	2.2040	4400.0	95	10390	No
381	GOM_NL__2PRFIN20040224_223056_000000712024_00316_10390_1924.N1	24-FEB-2004 22:30:56	Straylight	71.000	171	2Eps Crv	3.0010	4250.0	142	10390	No
382	GOM_NL__2PRFIN20040224_223319_000000772024_00316_10390_1925.N1	24-FEB-2004 22:33:19	Straylight	77.000	100	4Gam Crv	2.5800	13100.	154	10390	No
383	GOM_NL__2PRFIN20040224_223720_000000542024_00316_10390_1926.N1	24-FEB-2004 22:37:20	Twl_and_stray	54.000	48	30Alp Hya	1.9770	4100.0	108	10390	No
384	GOM_NL__2PRFIN20040224_224212_000000432024_00316_10390_1927.N1	24-FEB-2004 22:42:12	Bright	43.000	8	10Alp CMi	0.40000	6500.0	86	10390	No
385	GOM_NL__2PRFIN20040224_224352_000000452024_00316_10390_1928.N1	24-FEB-2004 22:43:52	Bright	45.000	22	32Alp Leo	1.3600	15200.	90	10390	No
386	GOM_NL__2PRFIN20040224_224712_000000422024_00316_10390_1929.N1	24-FEB-2004 22:47:12	Bright	41.500	166	17Eps Leo	2.9800	6000.0	83	10390	No
387	GOM_NL__2PRFIN20040224_224932_000000362024_00316_10390_1930.N1	24-FEB-2004 22:49:32	Bright	35.500	24	66Alp Gem	1.5800	10200.	71	10390	No
388	GOM_NL__2PRFIN20040224_225600_000000472024_00316_10390_1931.N1	24-FEB-2004 22:56:00	Bright	47.000	174	52Psi UMa	3.0040	4400.0	94	10390	No
389	GOM_NL__2PRFIN20040224_225830_000000432024_00316_10390_1932.N1	24-FEB-2004 22:58:30	Bright	42.500	82	48Bet UMa	2.3650	10600.	85	10390	No
390	GOM_NL__2PRFIN20040224_230006_000000482024_00316_10390_1933.N1	24-FEB-2004 23:00:06	Bright	48.000	87	64Gam UMa	2.4330	11000.	96	10390	No
391	GOM_NL__2PRFIN20040224_230331_000000512024_00316_10390_1934.N1	24-FEB-2004 23:03:31	Bright	51.000	32	77Eps UMa	1.7630	11000.	102	10390	No
392	GOM_NL__2PRFIN20040224_230525_000000362024_00316_10390_1935.N1	24-FEB-2004 23:05:25	Bright	35.500	49	1Alp UMi	1.9900	6300.0	71	10390	No
393	GOM_NL__2PRFIN20040224_230648_000000382024_00316_10390_1936.N1	24-FEB-2004 23:06:48	Bright	37.500	60	7Bet UMi	2.0810	3950.0	75	10390	No
394	GOM_NL__2PRFIN20040224_231136_000000442024_00316_10390_1937.N1	24-FEB-2004 23:11:36	Bright	44.000	119	14Eta Dra	2.7270	4700.0	88	10390	No
395	GOM_NL__2PRFIN20040224_231546_000000442024_00316_10390_1938.N1	24-FEB-2004 23:15:46	Bright	43.500	130	23Bet Dra	2.7990	5800.0	87	10390	No
396	GOM_NL__2PRFIN20040224_231752_000000372024_00316_10390_1939.N1	24-FEB-2004 23:17:52	Bright	37.000	19	50Alp Cyg	1.2460	10500.	74	10390	No

397	GOM_NL__2PRFIN20040224_231927_000000362024_00316_10390_1940.N1	24-FEB-2004 23:19:27	Bright	35.500	66	37Gam Cyg	2.2080	5900.0	71	10390	No
398	GOM_NL__2PRFIN20040224_232057_000000342024_00316_10390_1941.N1	24-FEB-2004 23:20:57	Bright	34.000	92	53Eps Cyg	2.5000	4500.0	68	10390	No
399	GOM_NL__2PRFIN20040224_232353_000000702024_00316_10390_1942.N1	24-FEB-2004 23:23:53	Bright	70.000	133	40Zet Her	2.8070	6000.0	140	10390	No
400	GOM_NL__2PRFIN20040224_232750_000000372024_00316_10390_1943.N1	24-FEB-2004 23:27:50	Bright	37.000	168	17Zet Aql	2.9860	11000.	74	10390	No
401	GOM_NL__2PRFIN20040224_233039_000000622024_00316_10390_1944.N1	24-FEB-2004 23:30:39	Twilight	61.500	59	55Alp Oph	2.0800	8900.0	123	10390	No
402	GOM_NL__2PRFIN20040224_233305_000000592024_00316_10390_1945.N1	24-FEB-2004 23:33:05	Twilight	59.000	126	60Bet Oph	2.7700	4250.0	118	10390	No
403	GOM_NL__2PRFIN20040224_233730_000000422024_00316_10390_1946.N1	24-FEB-2004 23:37:30	Twilight	41.500	155	41Pi Sgr	2.9000	6600.0	83	10390	No
404	GOM_NL__2PRFIN20040224_233916_000000432024_00316_10390_1947.N1	24-FEB-2004 23:39:16	Dark	43.000	57	34Sig Sgr	2.0660	26000.	86	10390	No
405	GOM_NL__2PRFIN20040224_234215_000000462024_00316_10390_1948.N1	24-FEB-2004 23:42:15	Dark	46.000	38	20Eps Sgr	1.8360	11000.	92	10390	No
406	GOM_NL__2PRFIN20040224_234451_000000512024_00316_10390_1949.N1	24-FEB-2004 23:44:51	Dark	50.500	25	35Lam Sco	1.6200	28000.	101	10390	No
407	GOM_NL__2PRFIN20040224_234649_000000812024_00316_10390_1950.N1	24-FEB-2004 23:46:49	Dark	81.000	16	21Alp Sco	1.0200	3000.0	162	10390	No
408	GOM_NL__2PRFIN20040224_235521_000000482024_00317_10391_1917.N1	24-FEB-2004 23:55:21	Dark	48.000	4	Alp1Cen	-0.010000	5800.0	96	10391	No
409	GOM_NL__2PRFIN20040224_235641_000000432024_00317_10391_1918.N1	24-FEB-2004 23:56:41	Dark	42.500	10	Bet Cen	0.61000	28000.	85	10391	No
410	GOM_NL__2PRFIN20040224_235927_000000482024_00317_10391_1919.N1	24-FEB-2004 23:59:27	Dark	48.000	12	Alp1Cru	0.77500	30000.	96	10391	No

3. Quality information per product

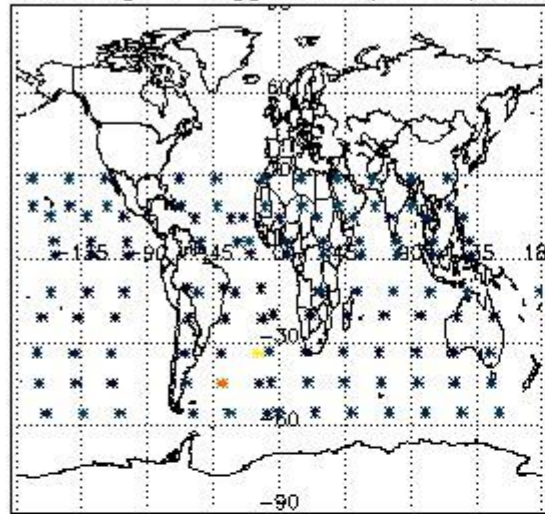
In this section it is plotted some information contained in the Quality Summary data set of the level 2 products. Only products in dark limb conditions and without errors (error flag in the MPH set to "0") are used.

3.1 Plot quality information per product (time dependant)

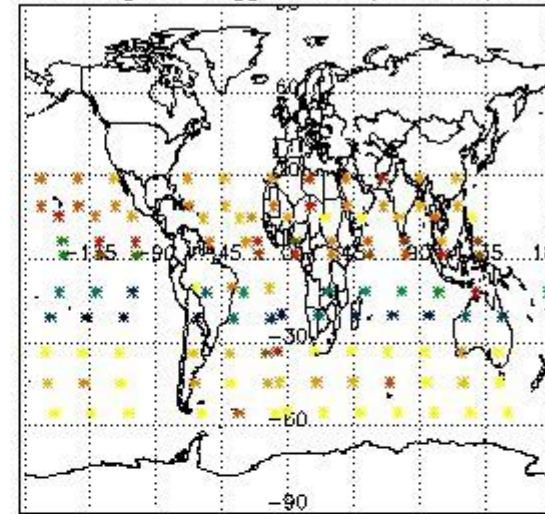


3.2 Plot quality information per product (world map)

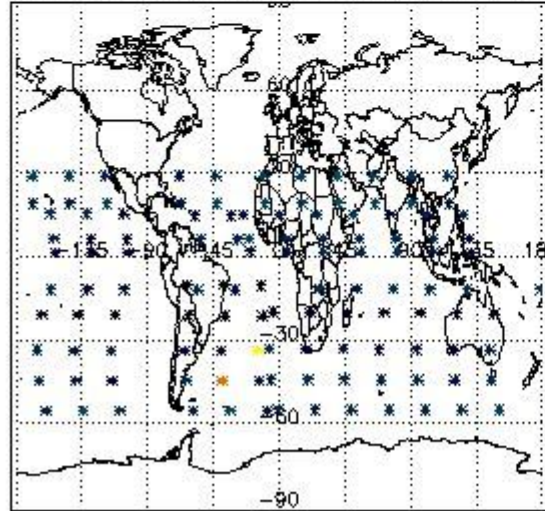
Percentage of flagged data per O3 profile



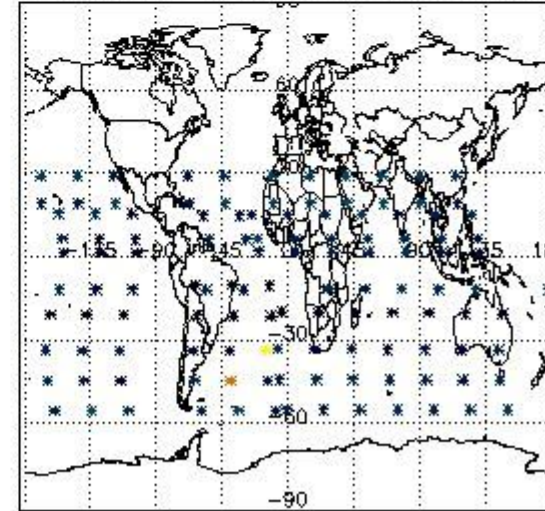
Percentage of flagged data per H2O profile



Percentage of flagged data per NO2 profile



Percentage of flagged data per NO3 profile

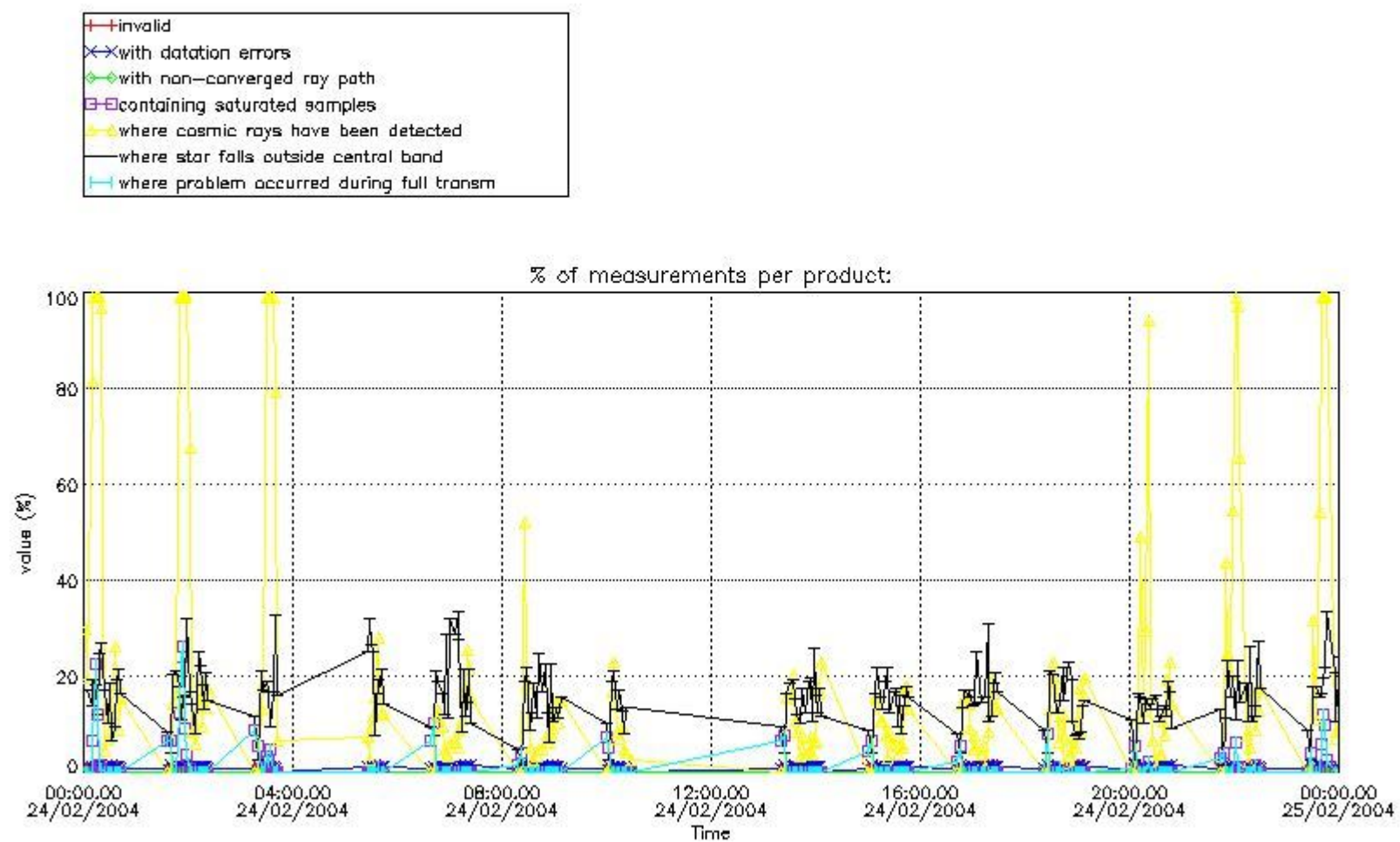


4. Level 1 quality information per product

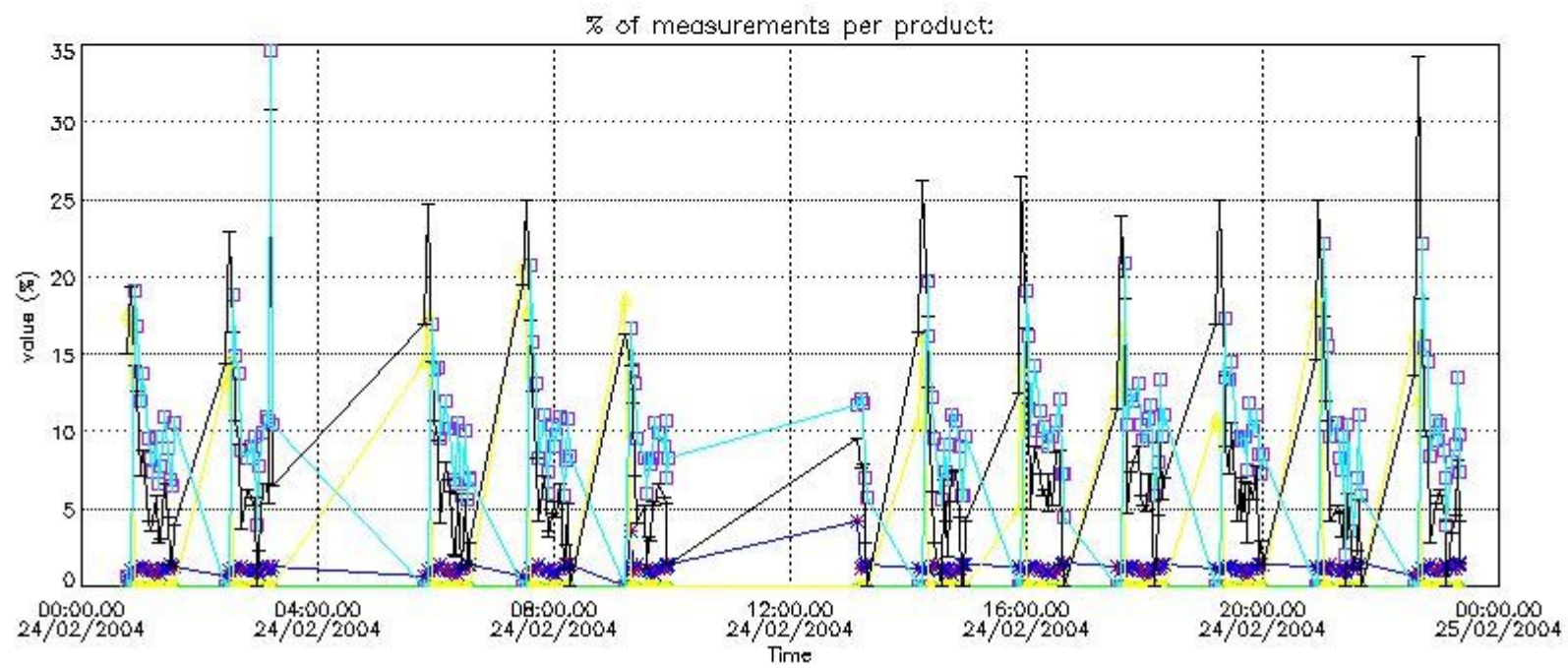
In this section it is plotted some information contained in the Quality Summary data set of the level 2 products that comes from the level 1b processing. Products without errors (error flag in the MPH set to "0") are used.

4.1 Plot quality information per product (time dependant) coming from level 1b processing

4.1.1 Plot level 1 quality information per product (time dependant): ENVISAT ASCENDING passes

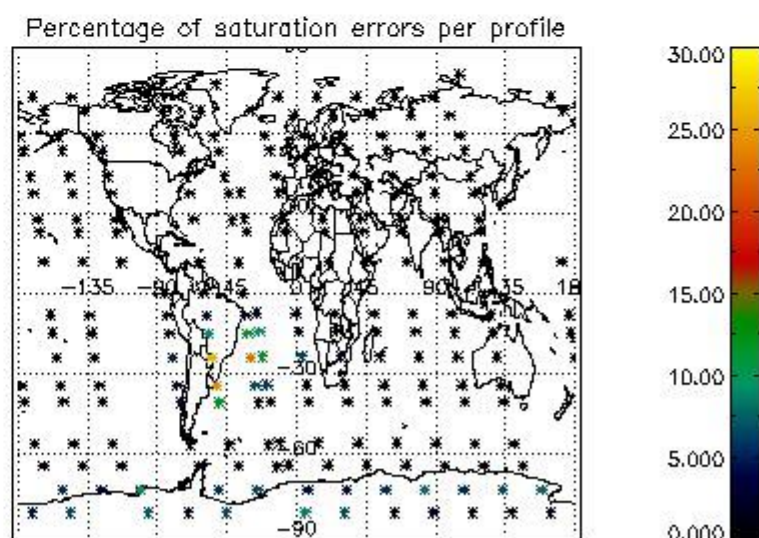
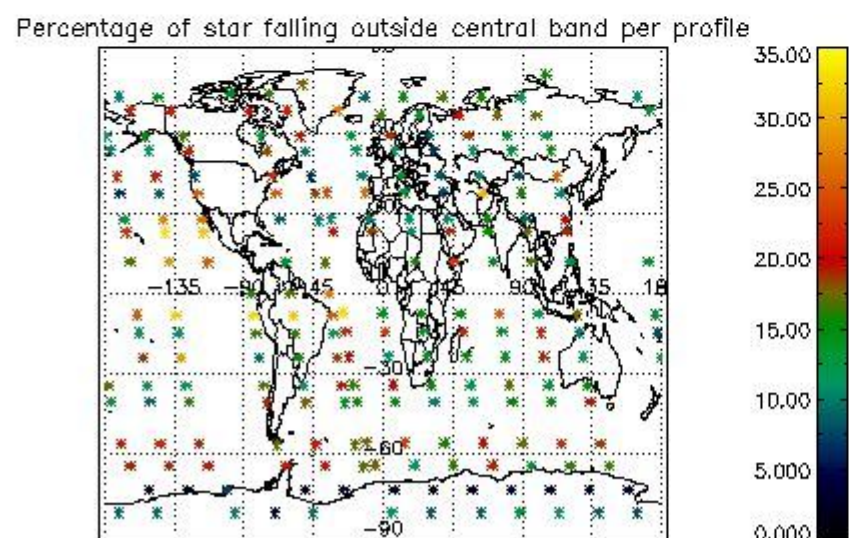
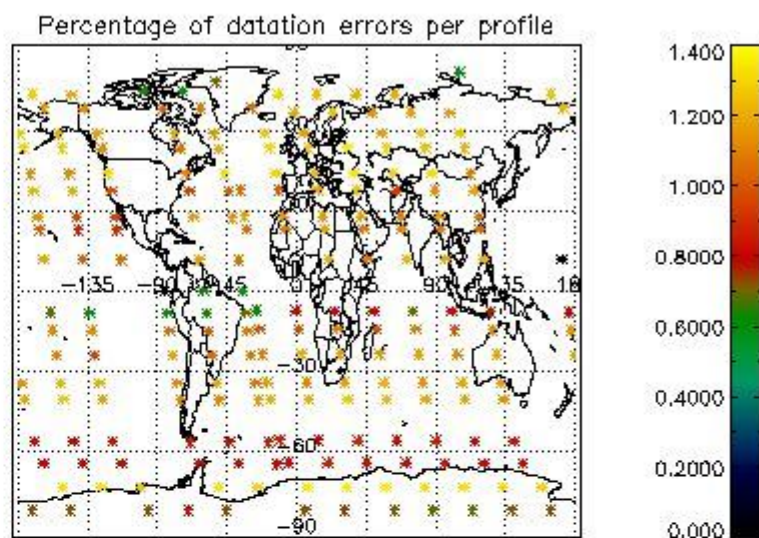
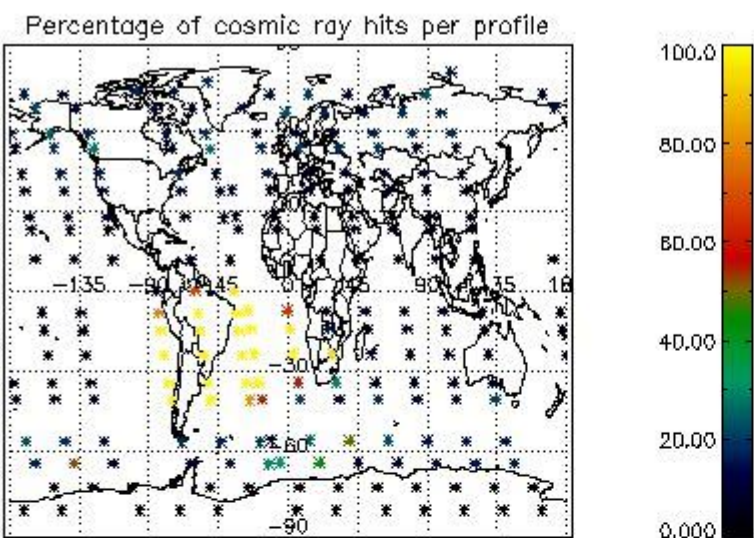


4.1.2 Plot level 1 quality information per product (time dependant): ENVI SAT DESCENDING passes

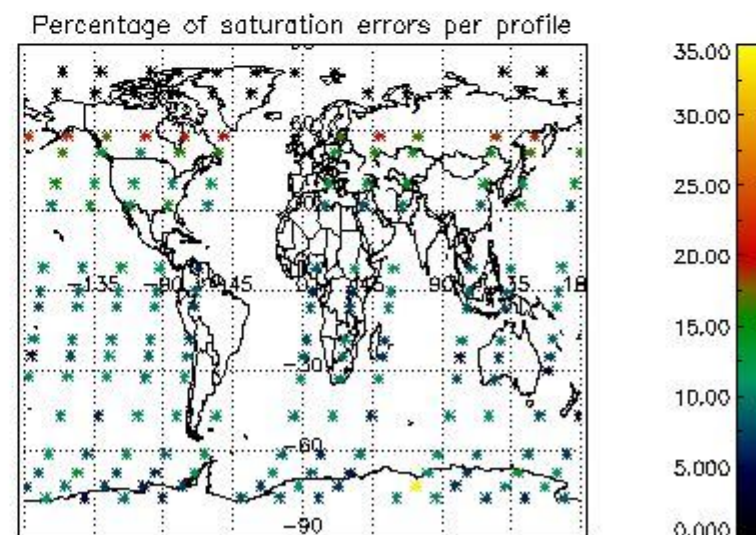
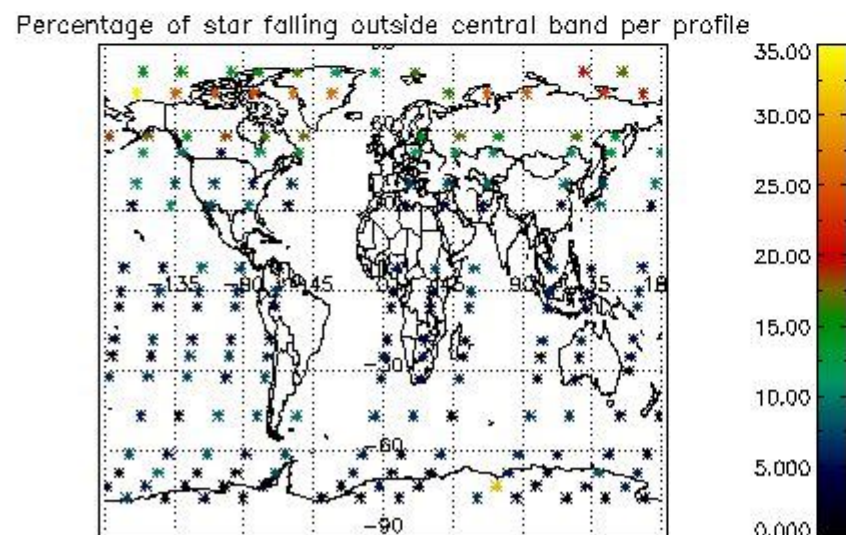
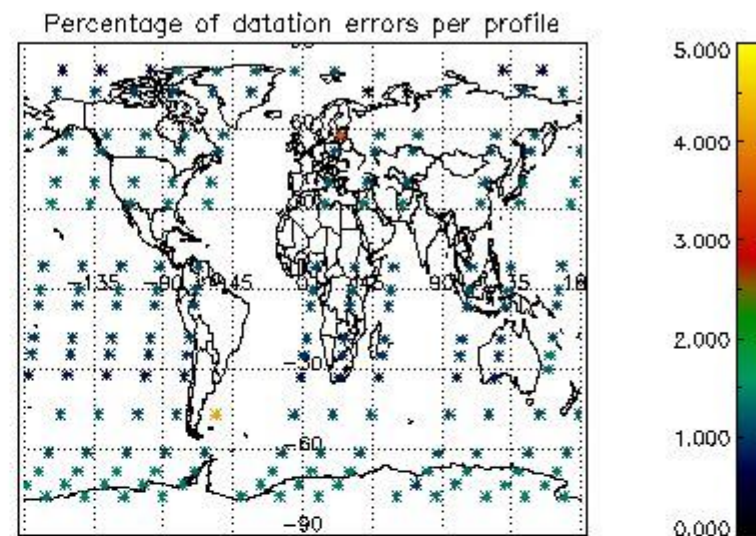
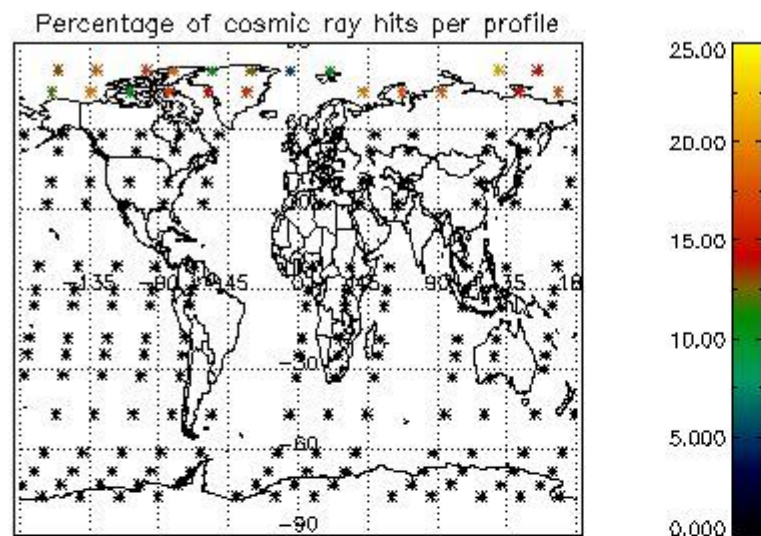


4.2 Plot quality information per product coming from level 1b processing (world map)

4.2.1 Plot level 1 quality information per product (world map): ENVISAT ASCENDING passes



4.2.2 Plot level 1 quality information per product (world map): ENVISAT DESCENDING passes



5. Trace gas profiles

5.1 Ozone statistics based on quality of products

The final quality of the products can be "measured" using the STD (Standard Deviation) attached to every point profile. This information is written to the parameter GOM_NL__2P/NL_LOCAL_SPECIES_DENSITY/o3_std of the level 2 products. The table below shows the statistics for given STD ranges.

The statistics are given with respect to the overall valid production:

- Products without fatal errors: GOM_NL__2P/MPH/PRODUCT_ERR=0
- Valid point profile: GOM_NL__2P/NL_LOCAL_SPECIES_DENSITY/pcd(0)=0

The 'Criteria' is applied to valid points of dark limb products:

- Products in dark limb illumination condition: GOM_NL__2P/NL_SUMMARY_QUALITY/obs_ill_cond=0
- Products without fatal errors: GOM_NL__2P/MPH/PRODUCT_ERR=0
- Valid point profile: GOM_NL__2P/NL_LOCAL_SPECIES_DENSITY/pcd(0)=0

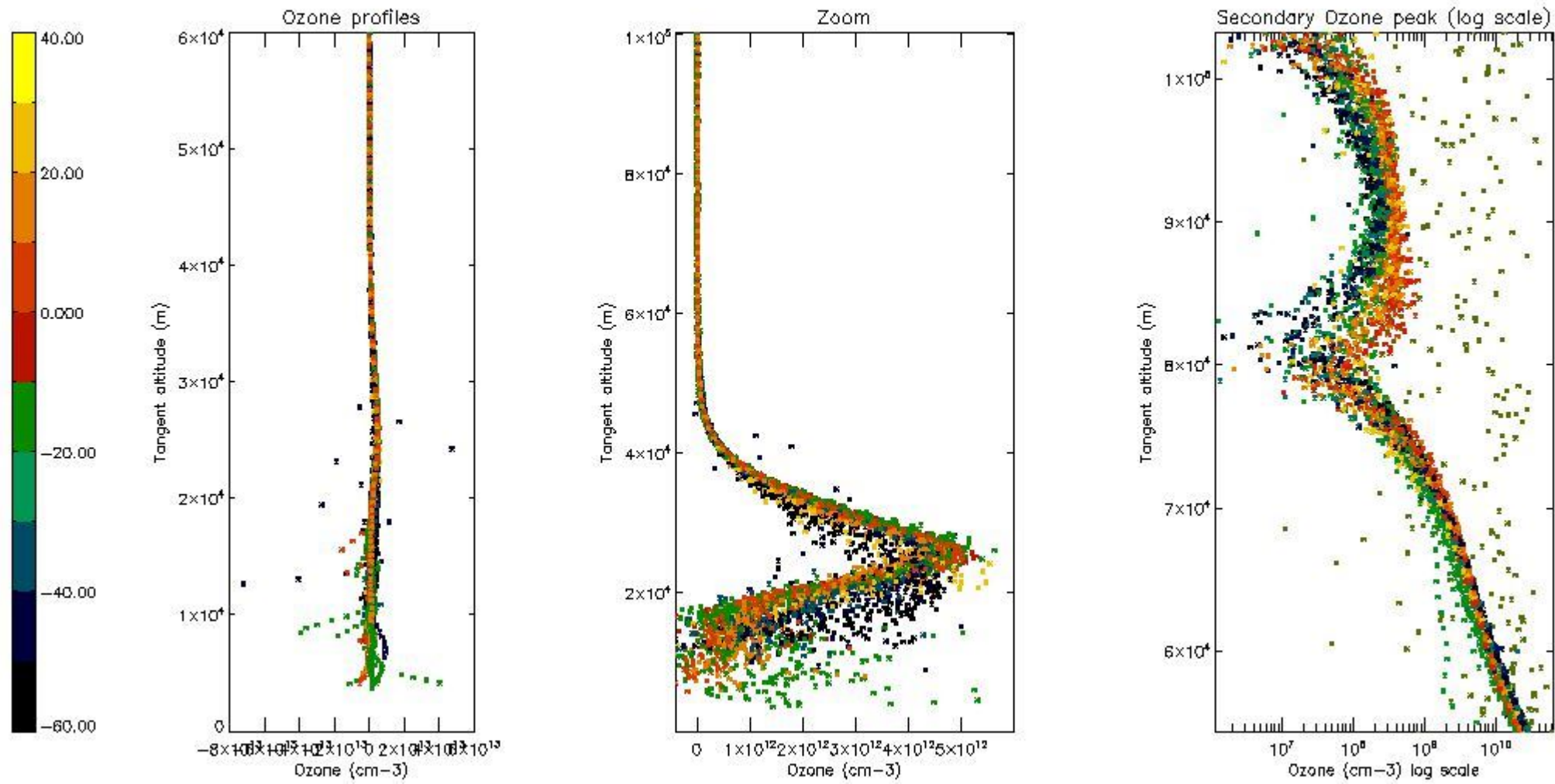
So, the table below shows the percentage of dark limb and valid observations for each criteria with respect to the overall valid daily observations.

Criteria	% of total production
All STD	30
STD < 20	18

STD < 10	16
STD < 5	11

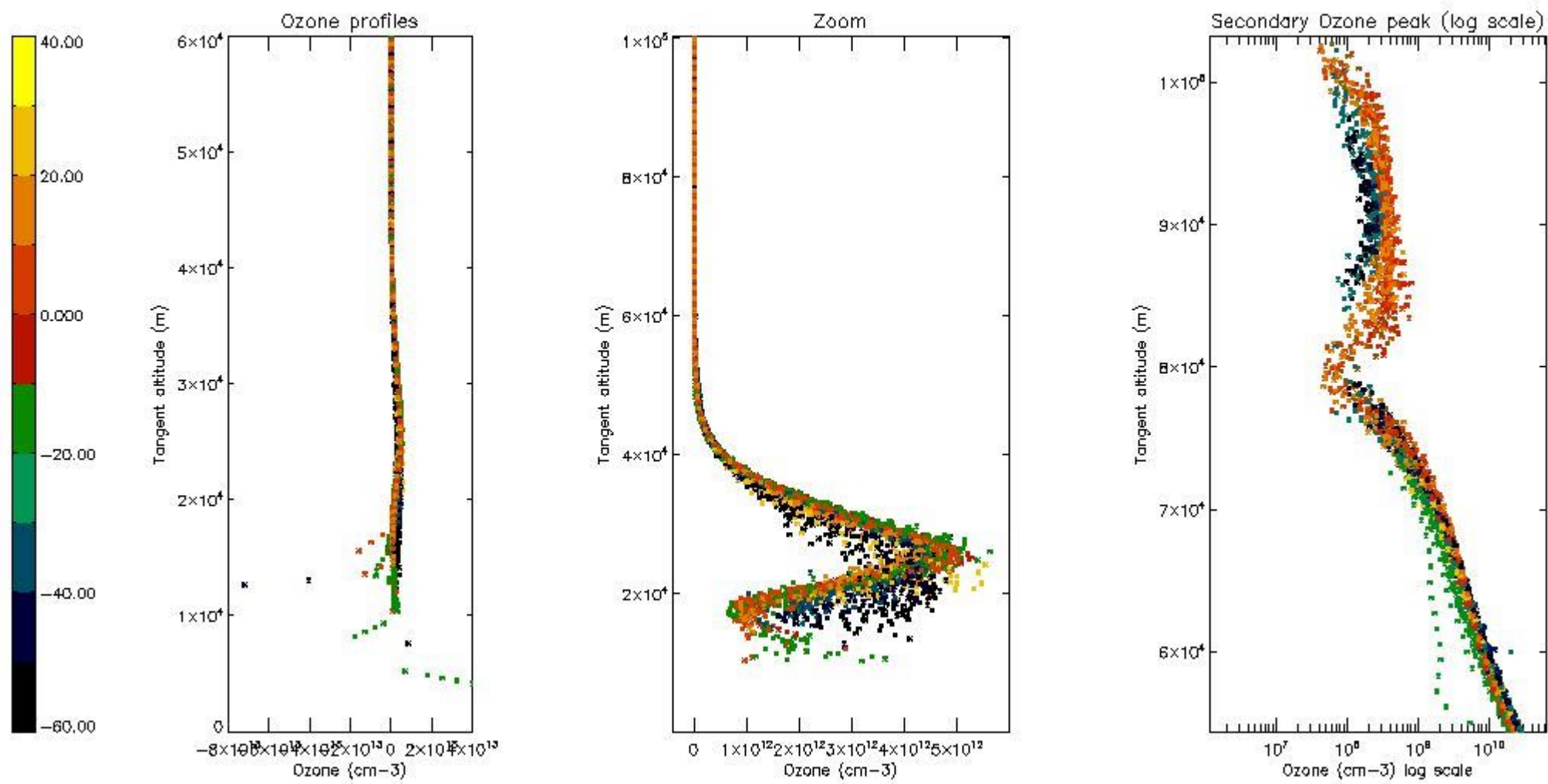
5.2 Plot ozone profiles for all STD (dark without errors)

The colorbar represents the latitude.



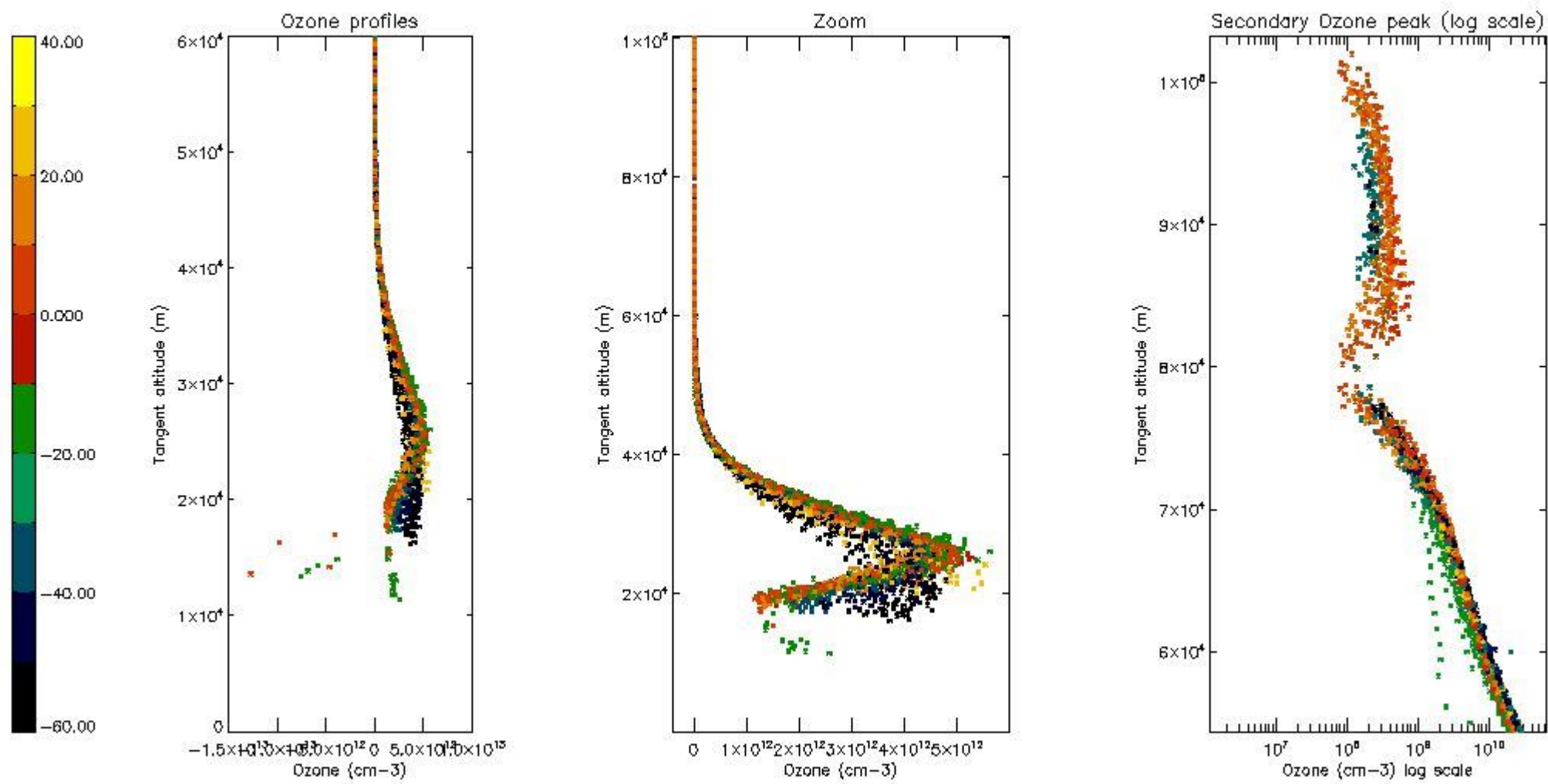
5.3 Plot ozone profiles where STD < 20% (dark without errors)

The colorbar represents the latitude.



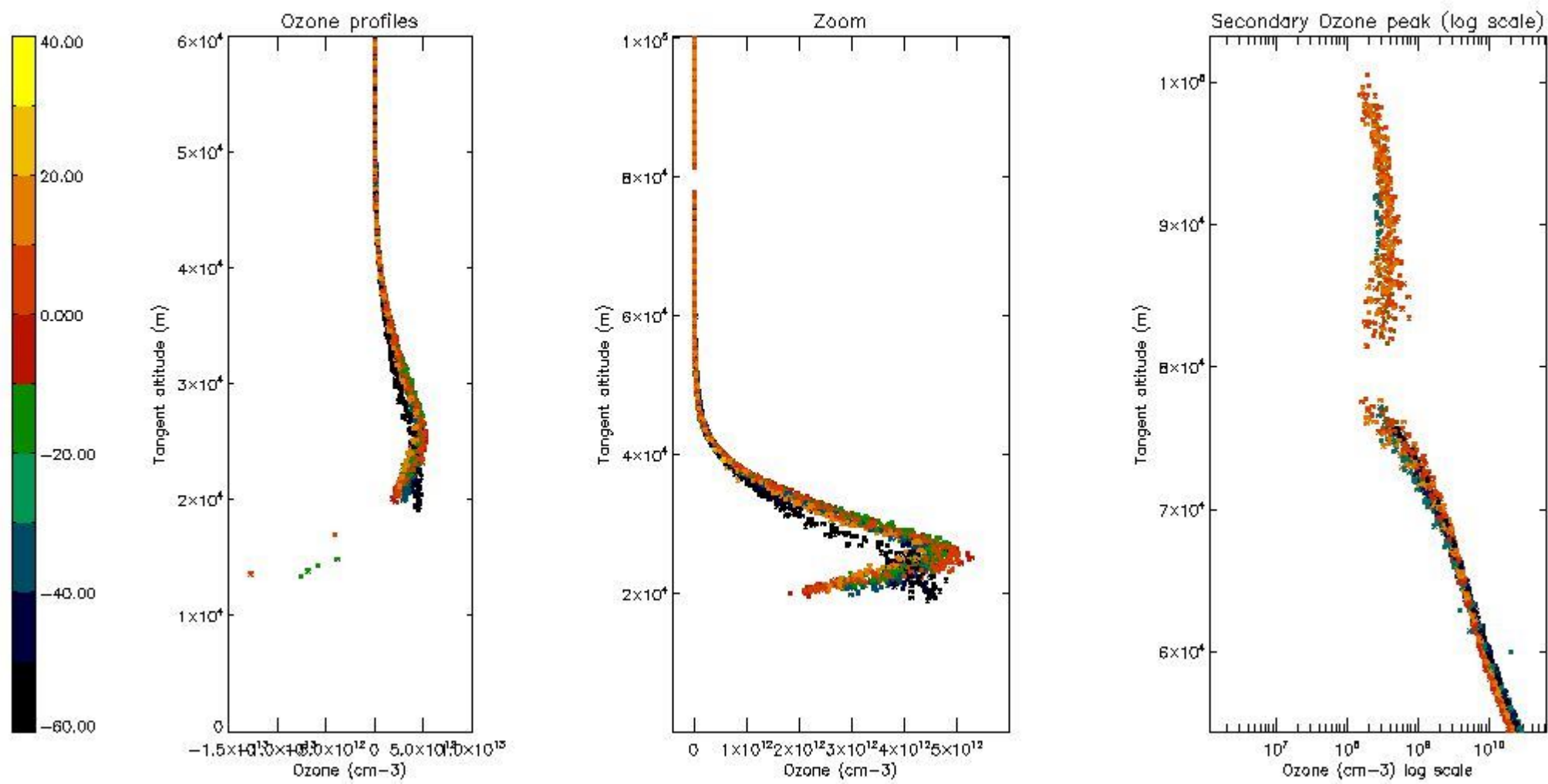
5.4 Plot ozone profiles where $STD < 10\%$ (dark without errors)

The colorbar represents the latitude.



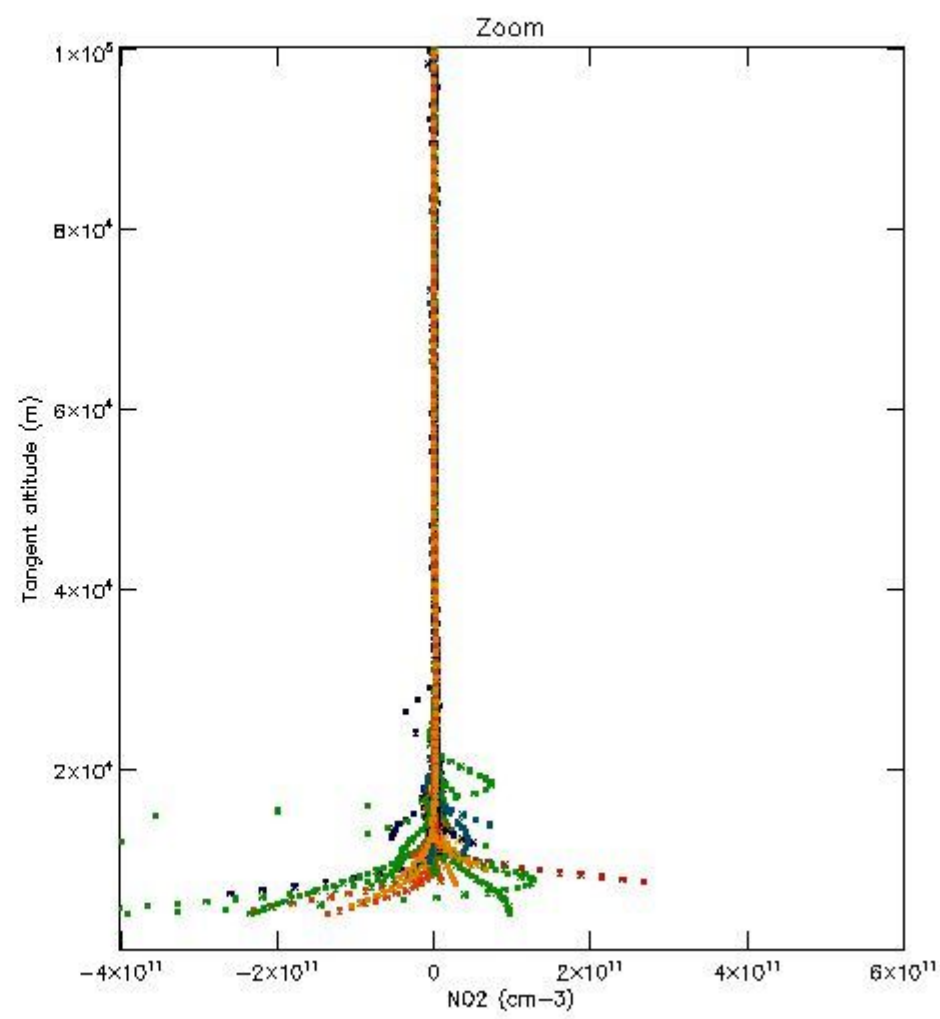
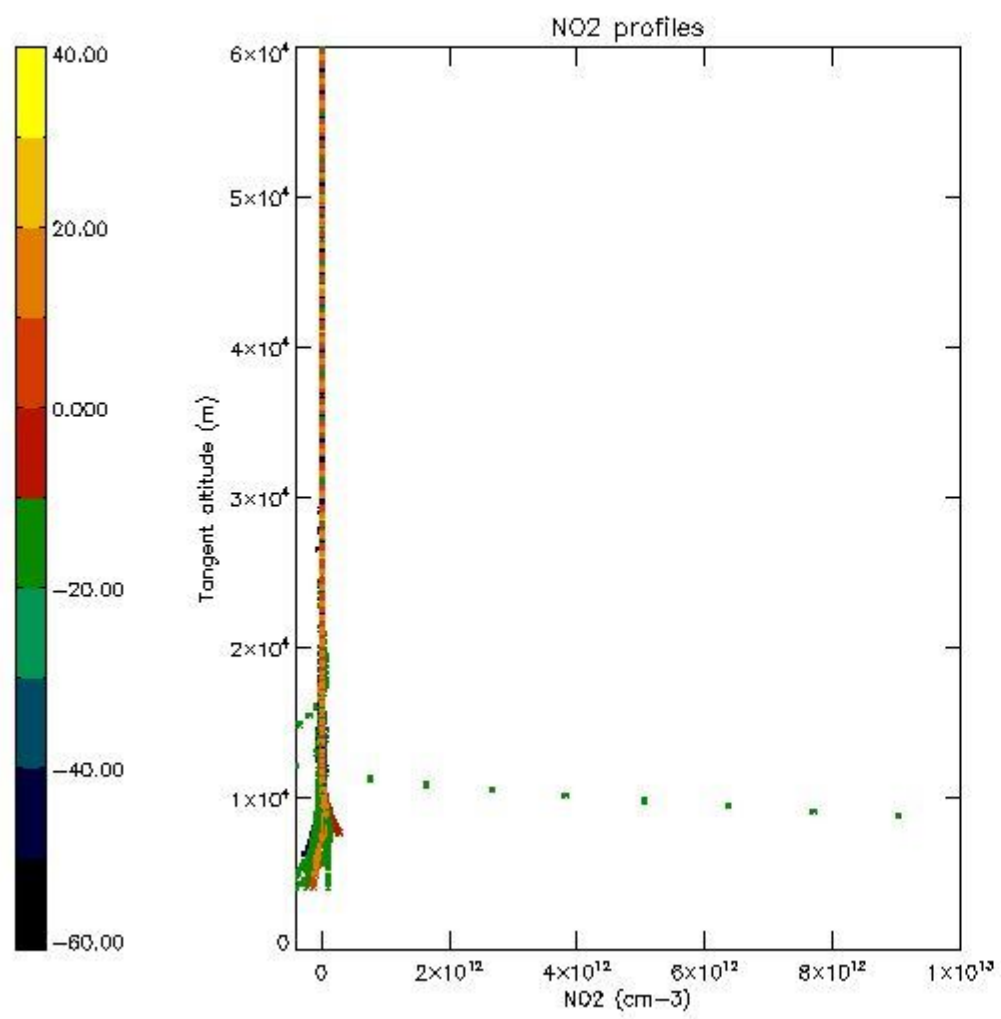
5.5 Plot ozone profiles where STD < 5% (dark without errors)

The colorbar represents the latitude.



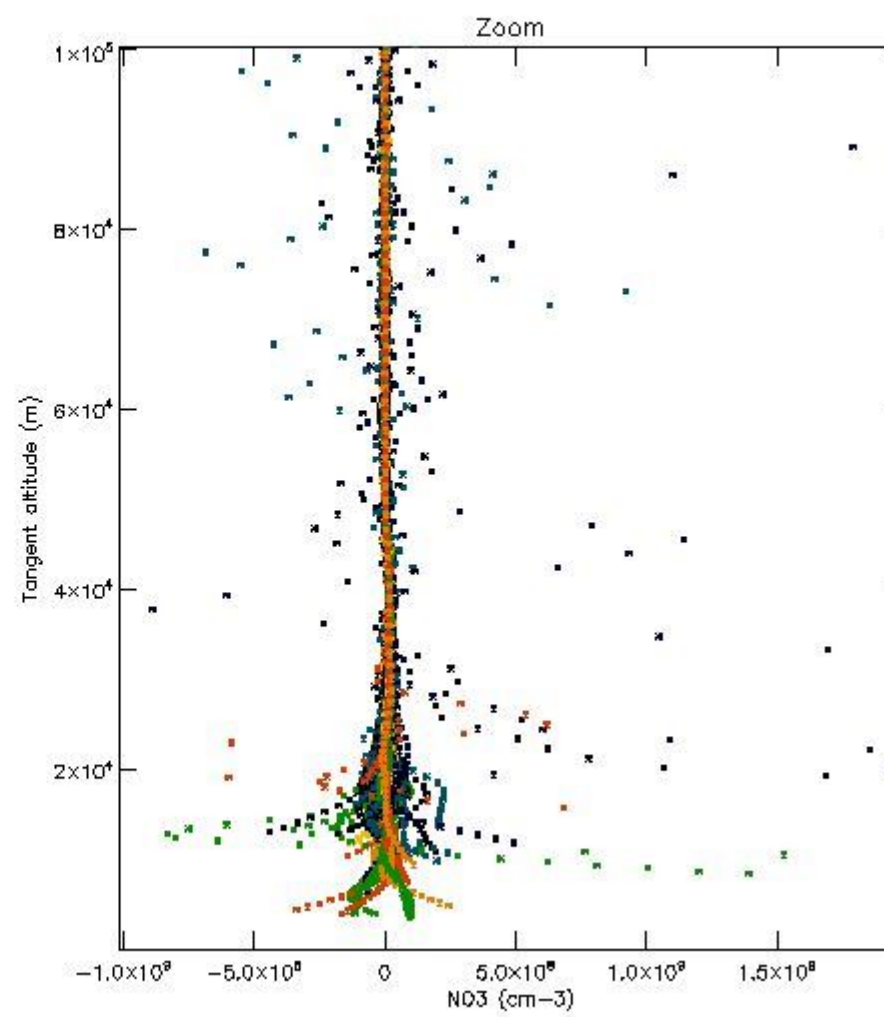
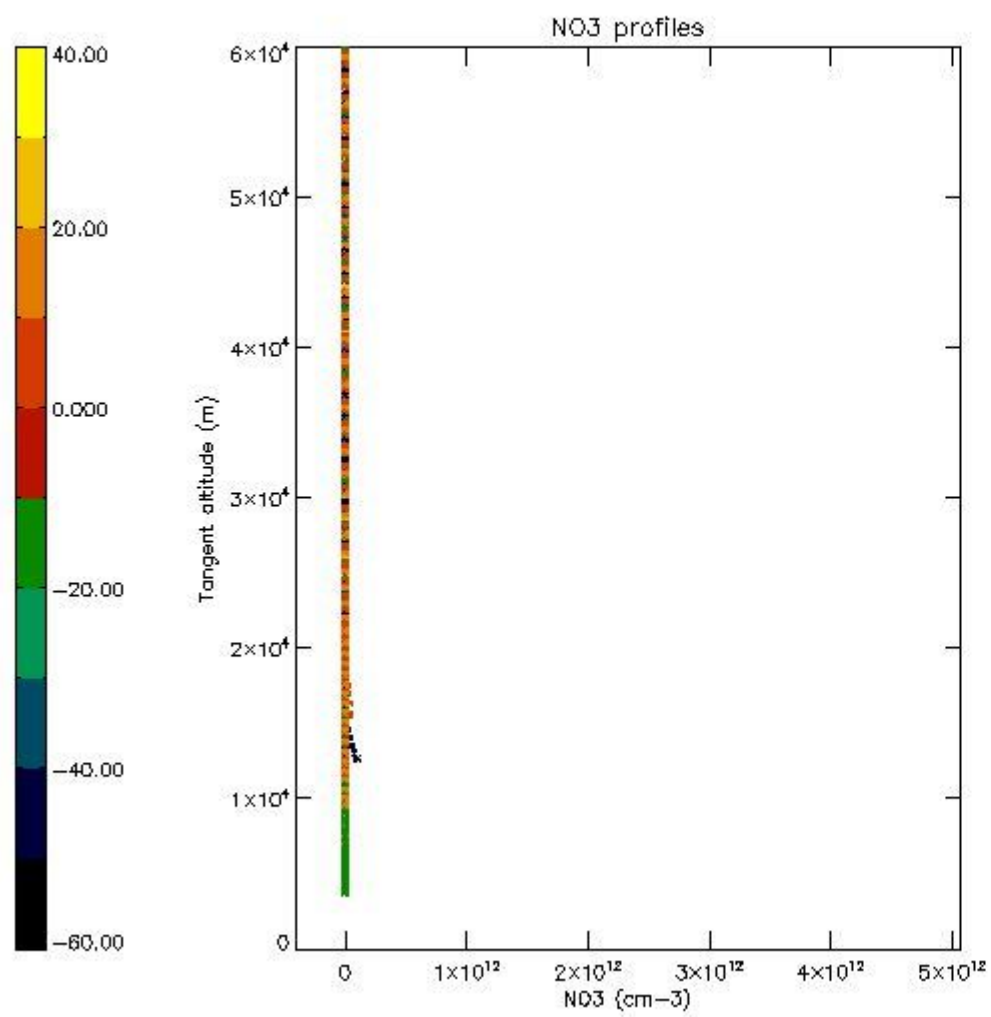
5.6 Plot NO₂ profiles for all STD (dark without errors)

The colorbar represents the latitude.



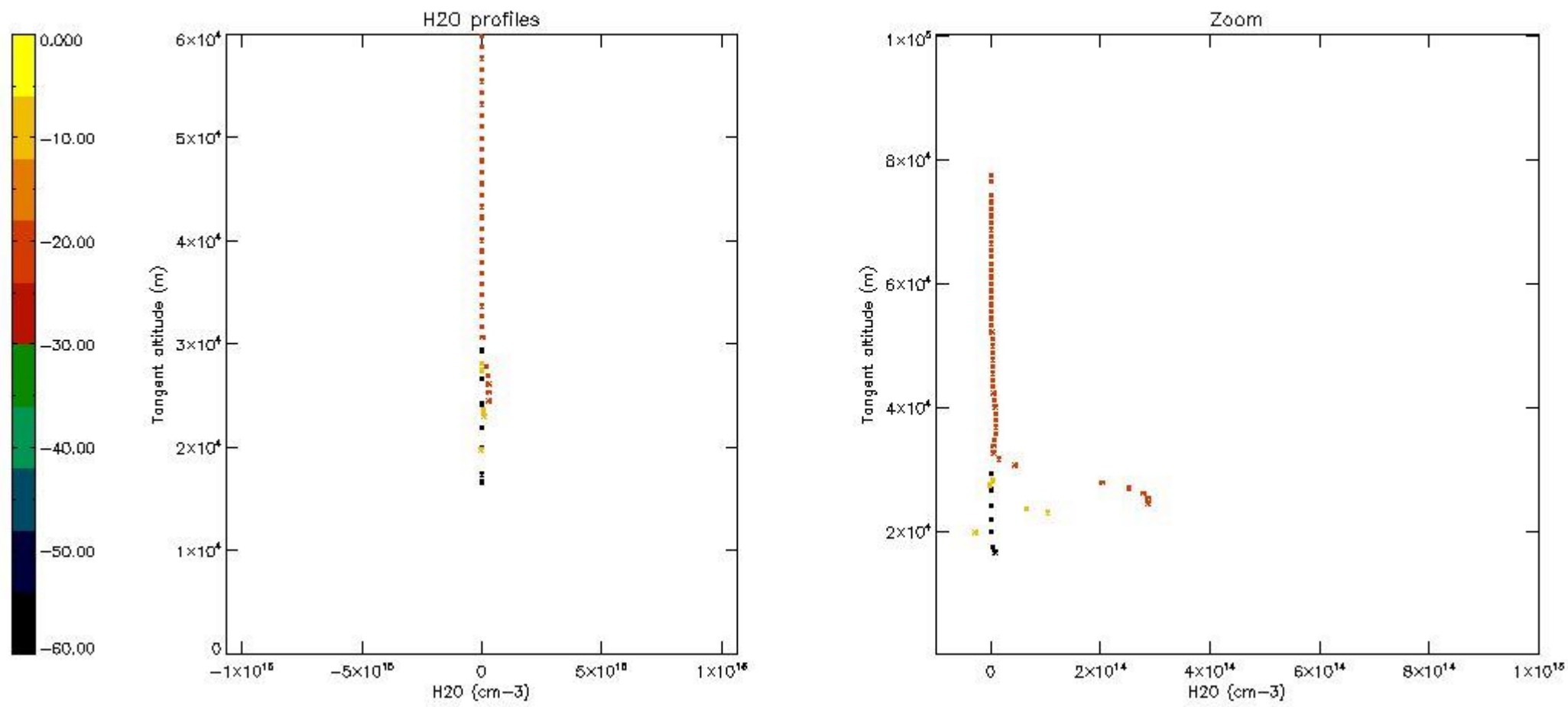
5.7 Plot NO3 profiles for all STD (dark without errors)

The colorbar represents the latitude.



5.8 Plot H2O profiles for all STD (only for occultations of stars 1,2,3,4,13,14,16,26,63 dark without errors)

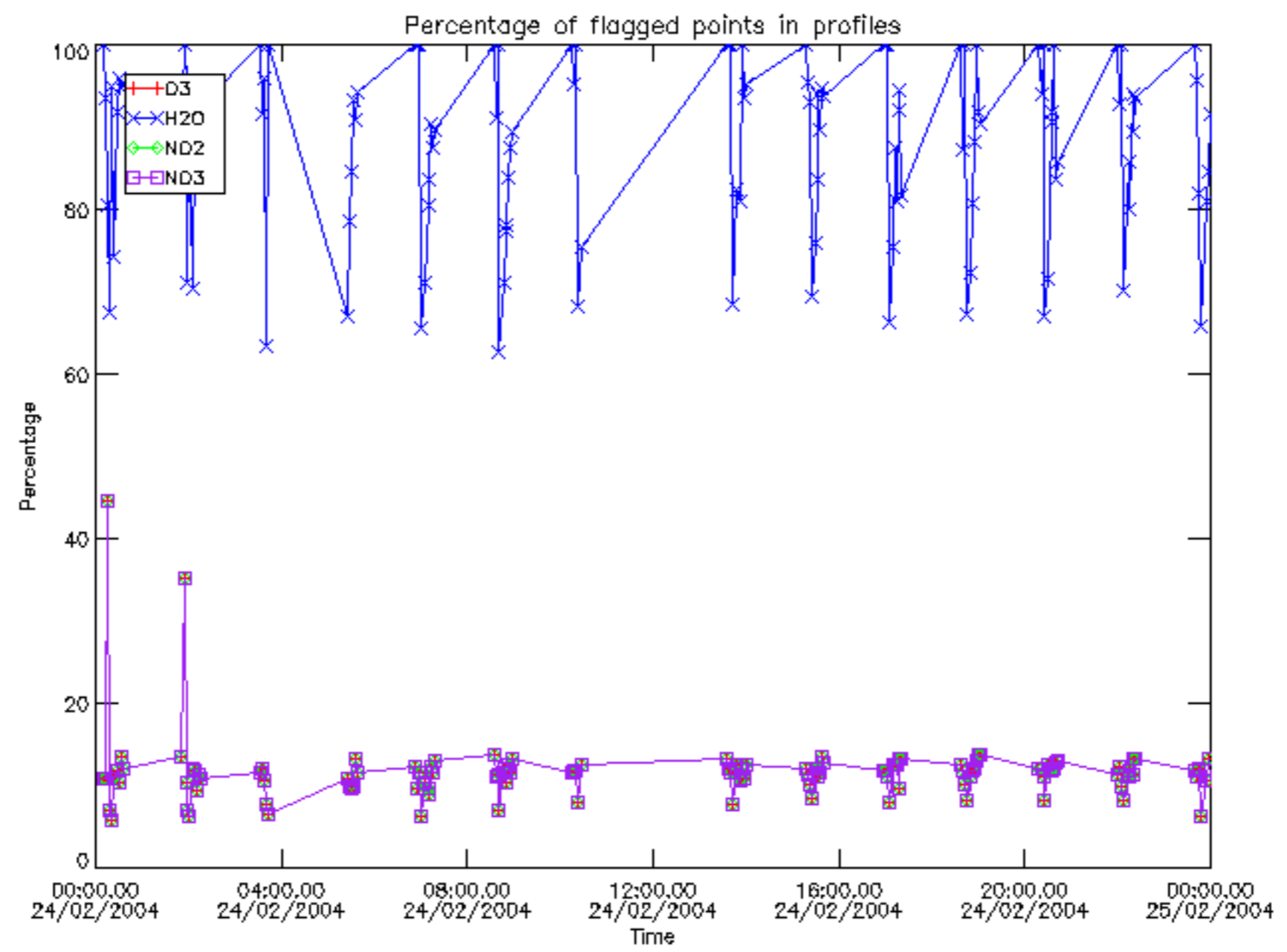
The colorbar represents the latitude.



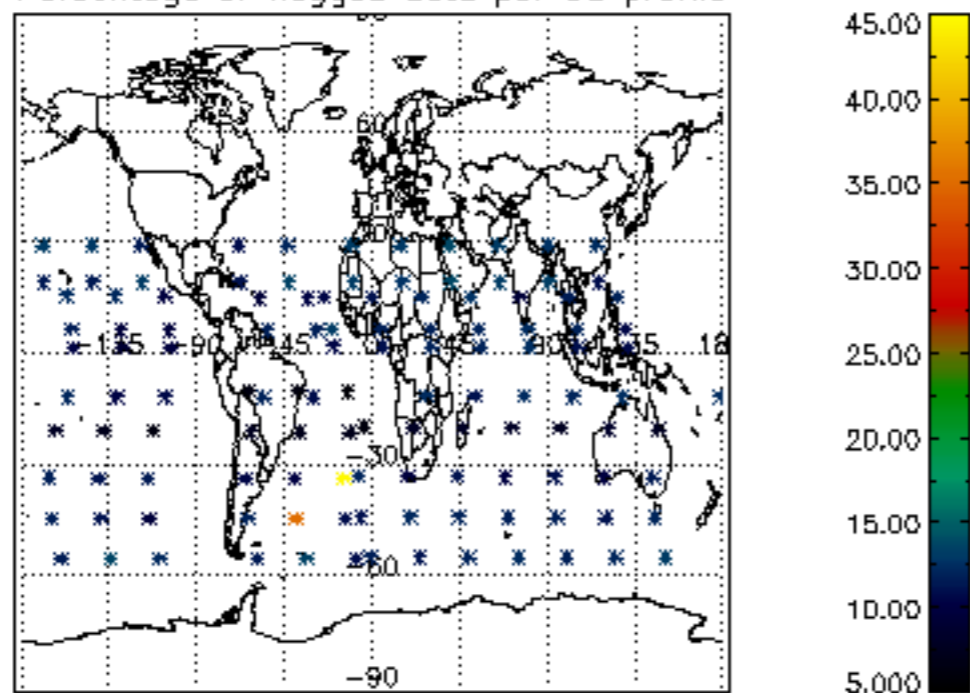
6. Auxiliary Data Files used for the production reported in section 2

The number reported in the third column indicates since which file (see list in section 2) the corresponding auxiliary file has been used. The fourth column is the date of those product files.

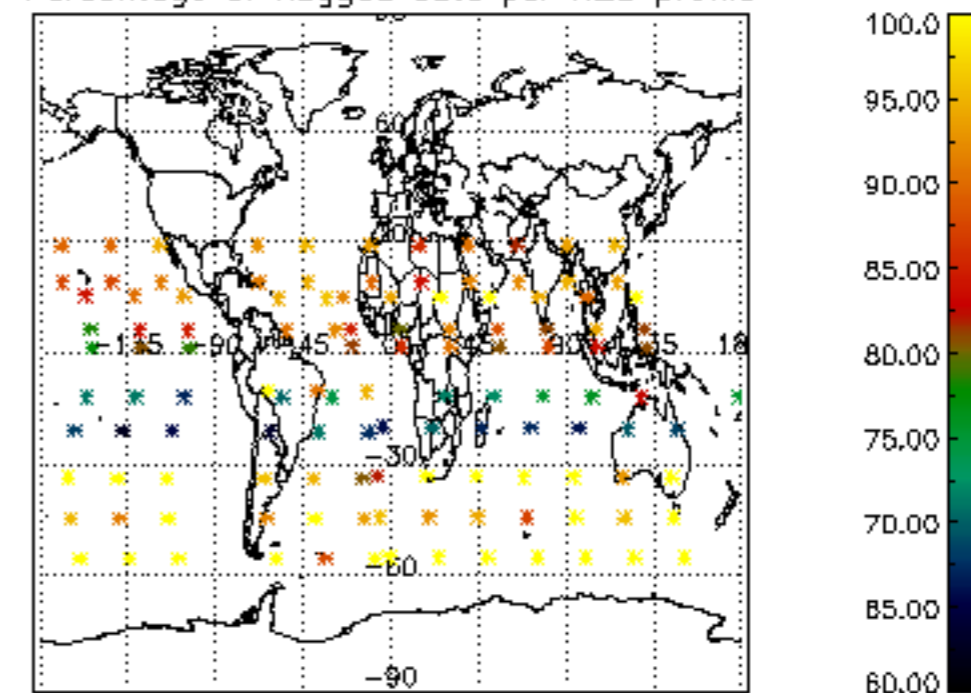
Type	Auxiliary Filename	Used since product	Used since product date
INST_PHYS_CHARACTERISTICS	GOM_INS_AXVIEC20091111_143220_20030716_120000_20500101_000000	1	24-FEB-2004 00:02:05
LEVEL-2_PROC_CONFIG	GOM_PR2_AXVIEC20091111_152718_20020301_000000_20500101_000000	1	24-FEB-2004 00:02:05
CROSS_SECTIONS_FILE	GOM_CRS_AXVIEC20091111_154832_20020301_000000_20500101_000000	1	24-FEB-2004 00:02:05



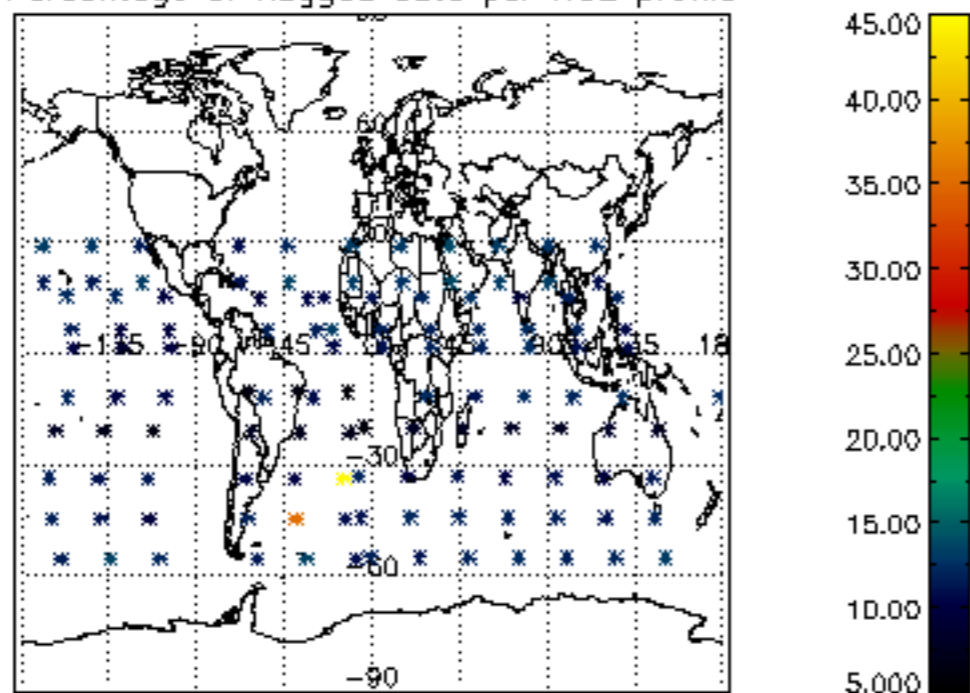
Percentage of flagged data per D3 profile



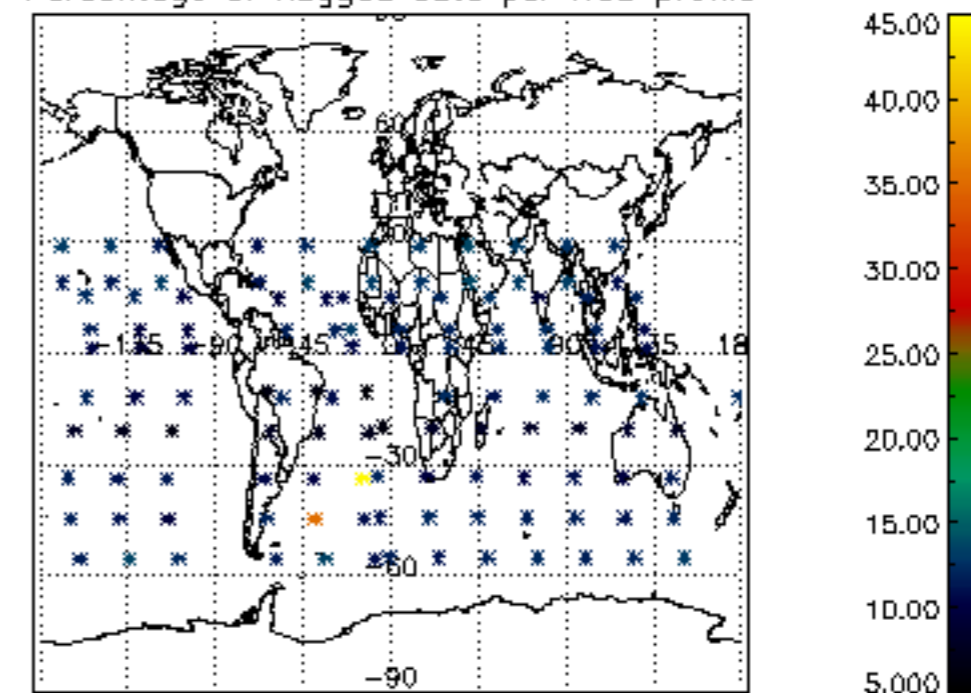
Percentage of flagged data per H2O profile

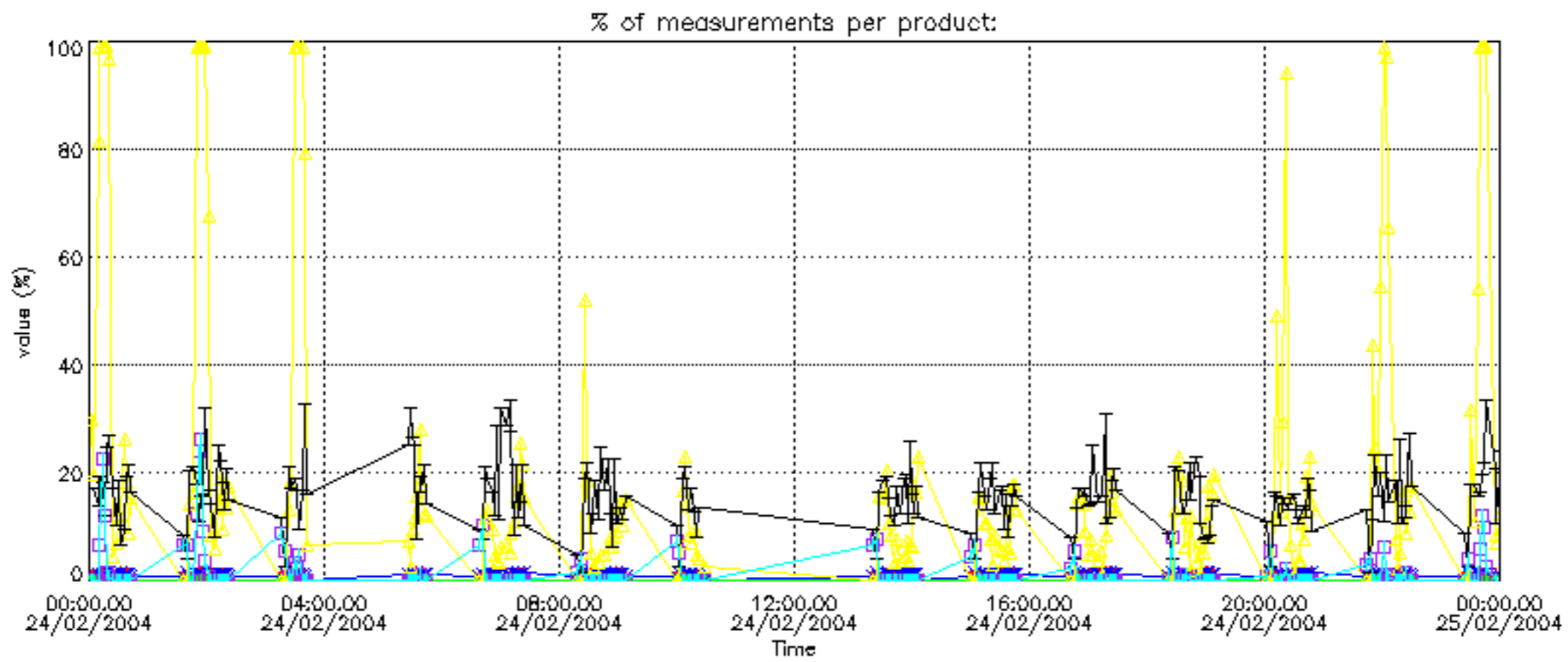


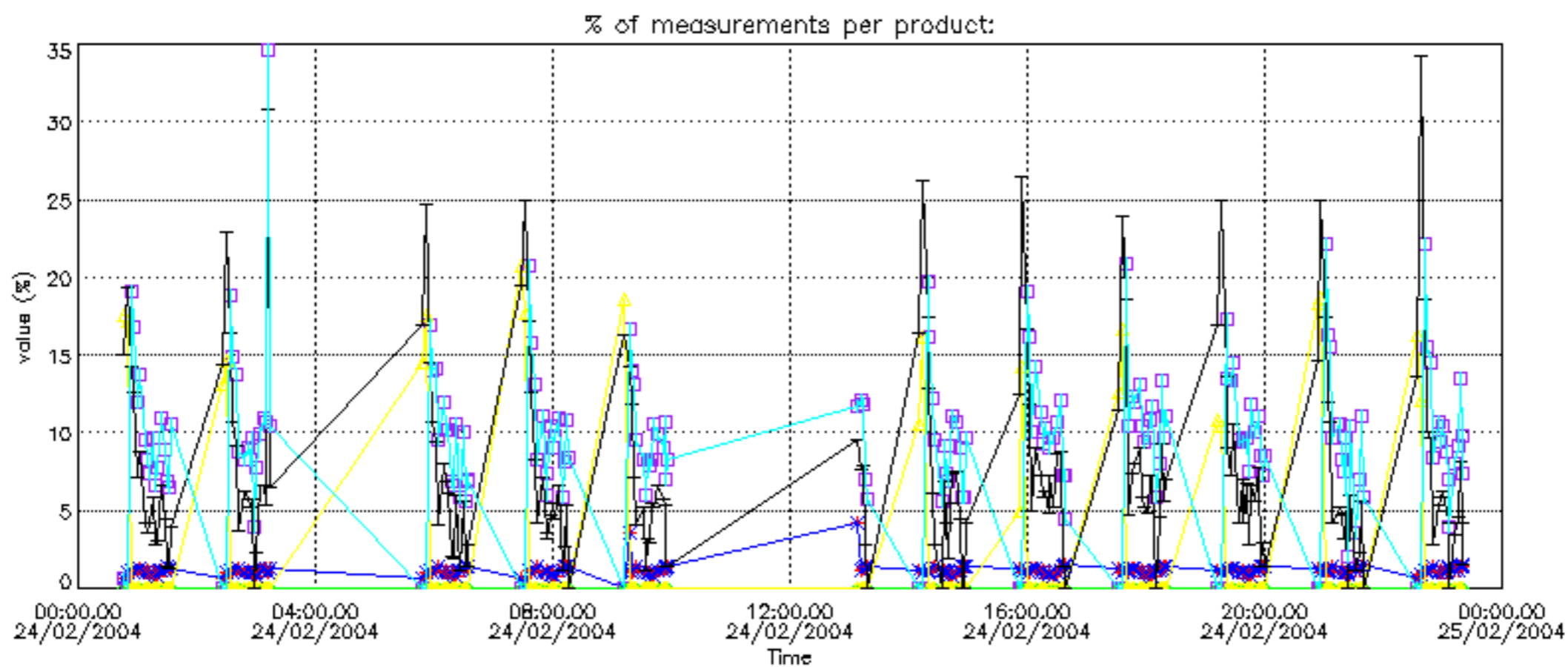
Percentage of flagged data per NO2 profile



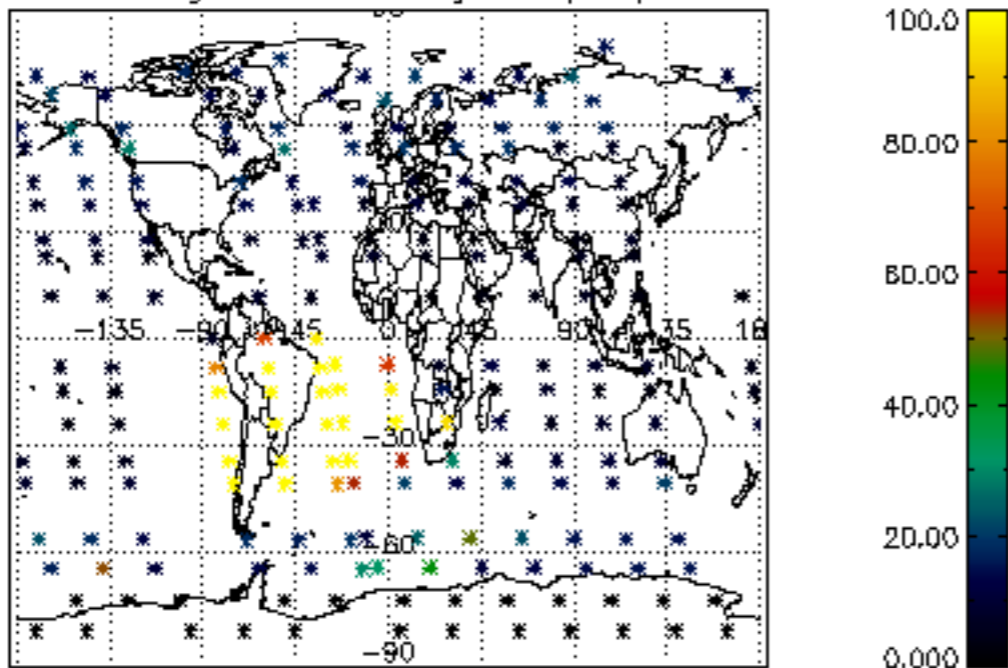
Percentage of flagged data per NO3 profile



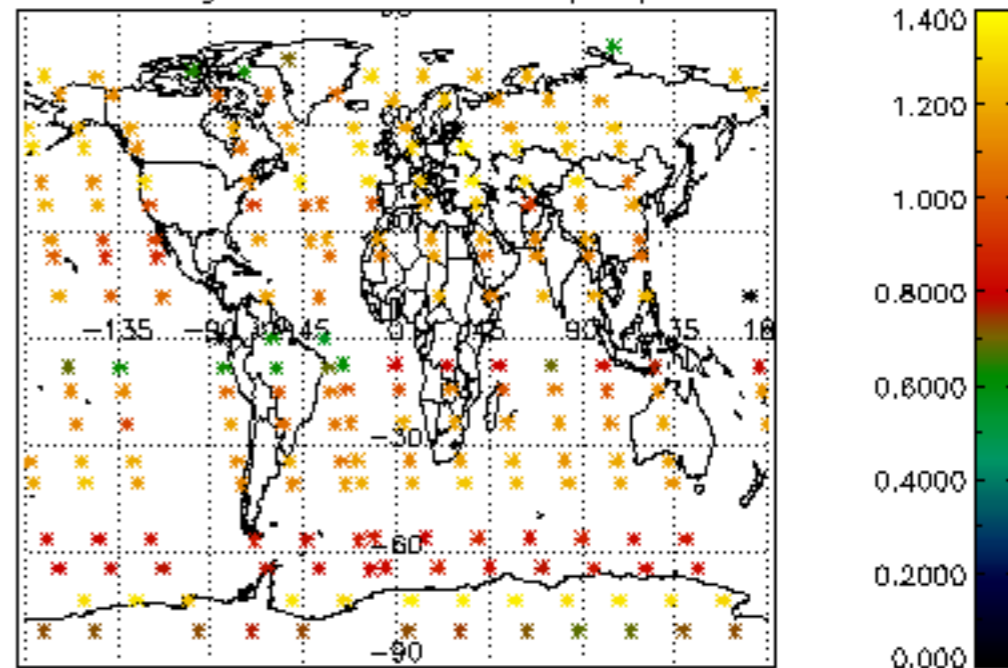




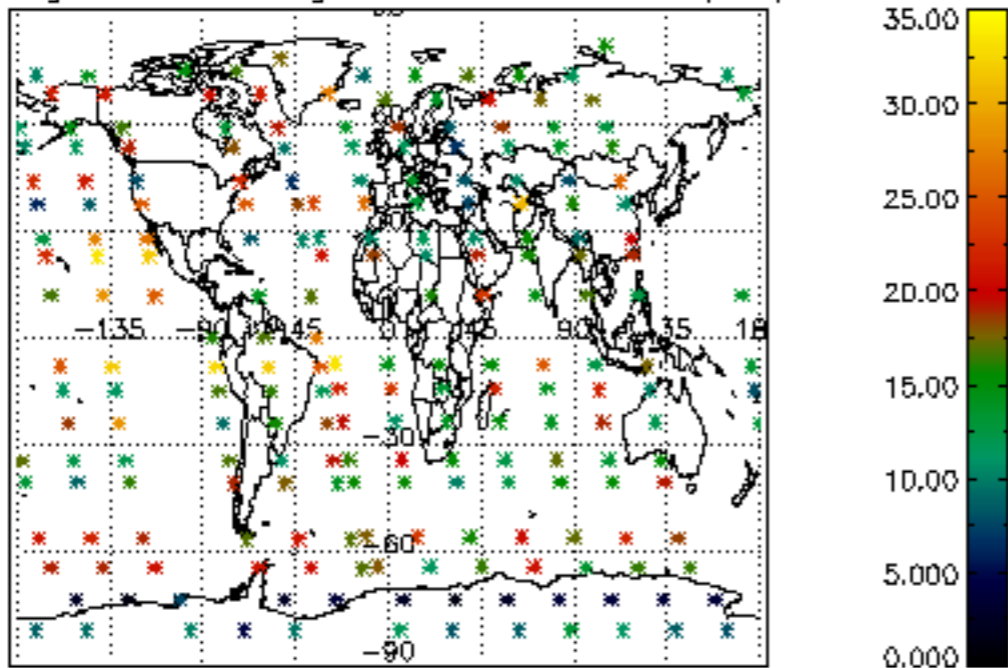
Percentage of cosmic ray hits per profile



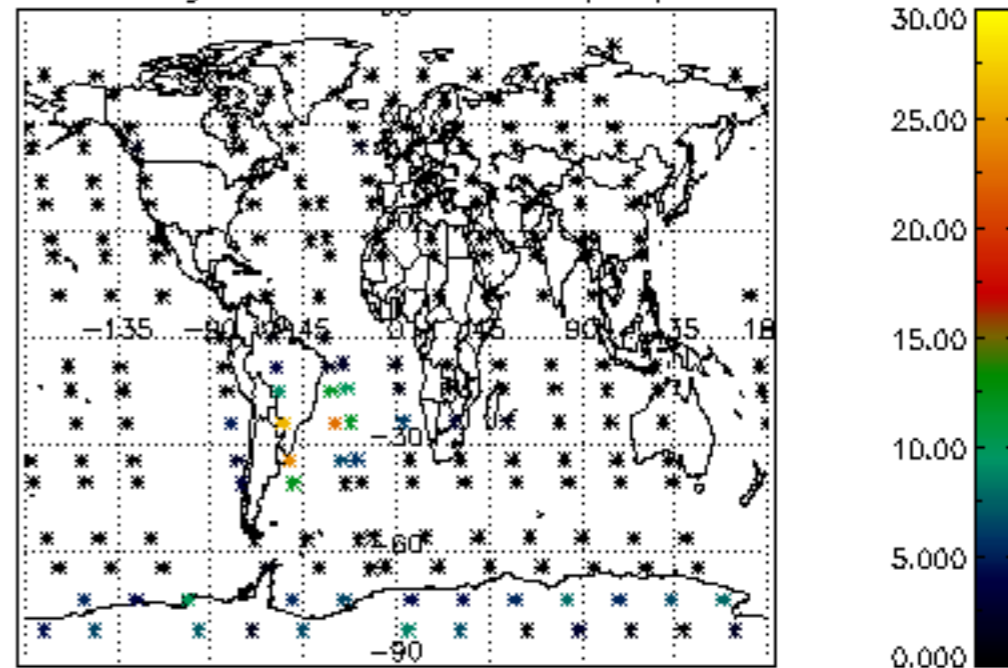
Percentage of datation errors per profile



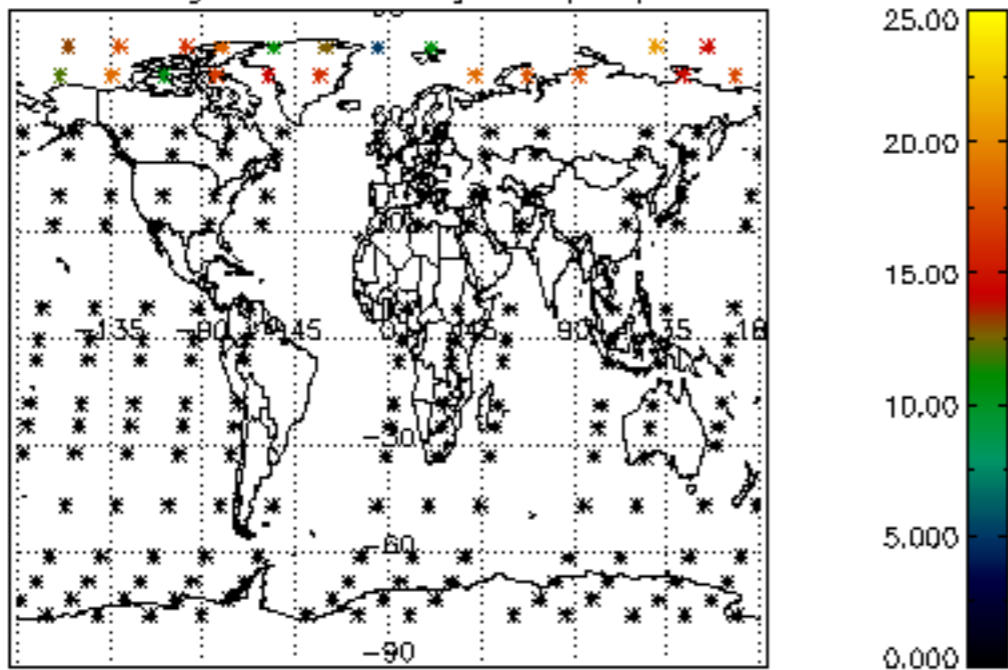
Percentage of star falling outside central band per profile



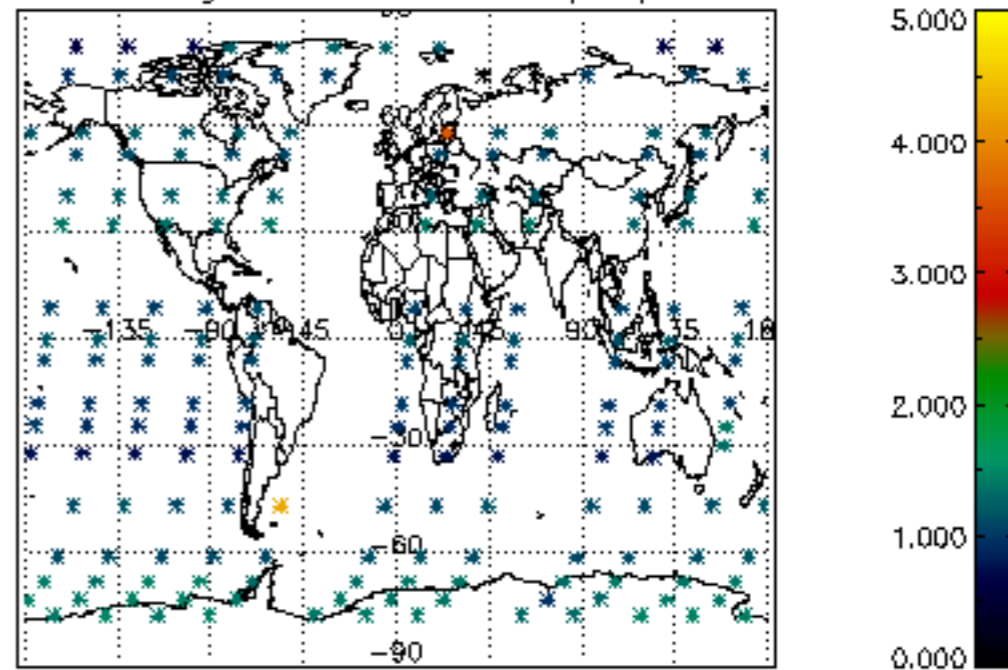
Percentage of saturation errors per profile



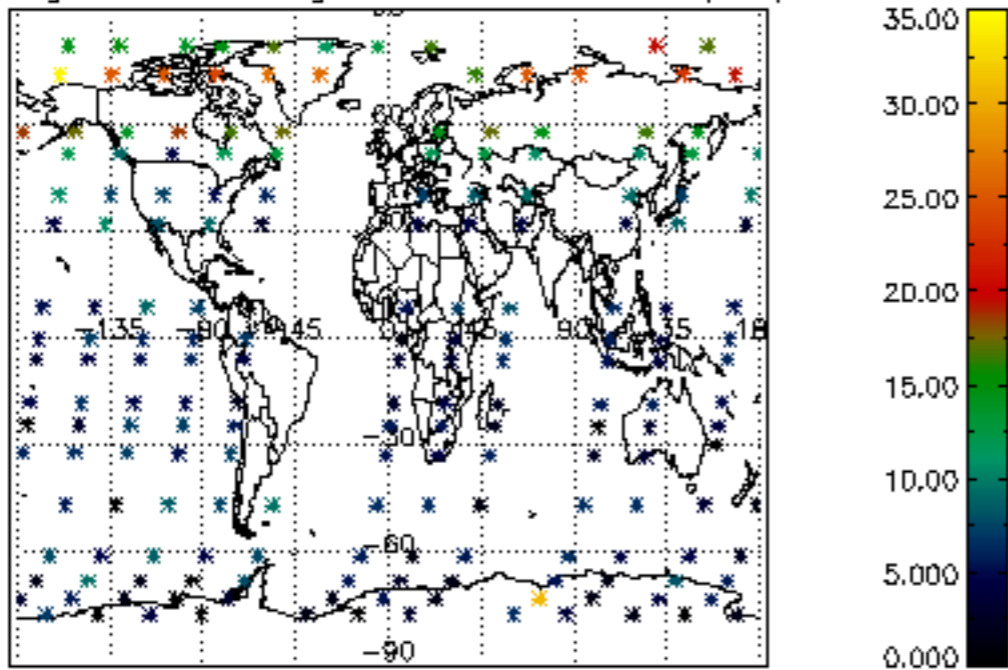
Percentage of cosmic ray hits per profile



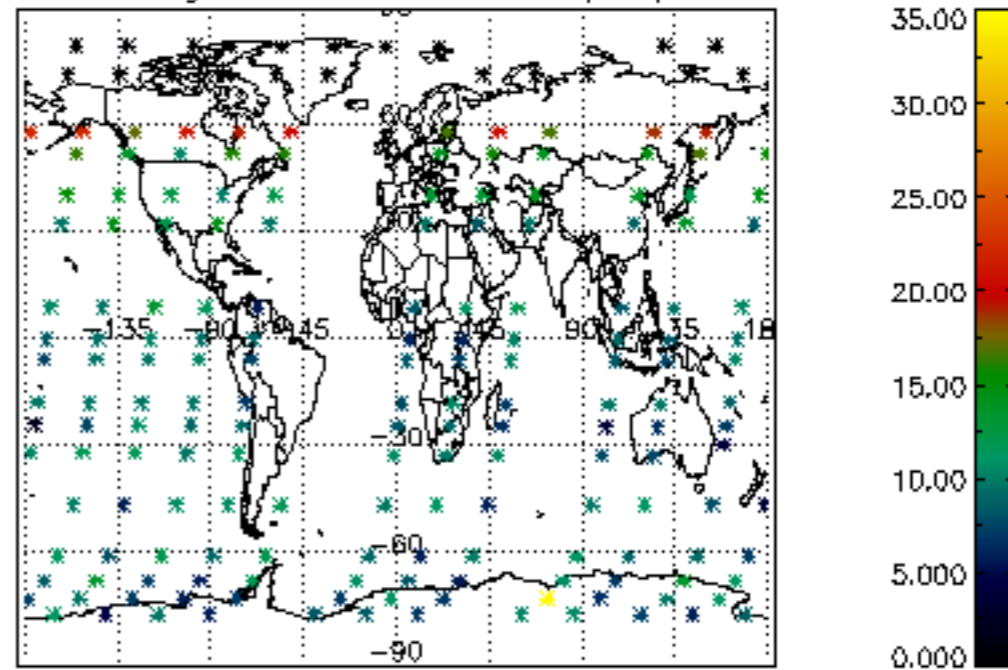
Percentage of datation errors per profile

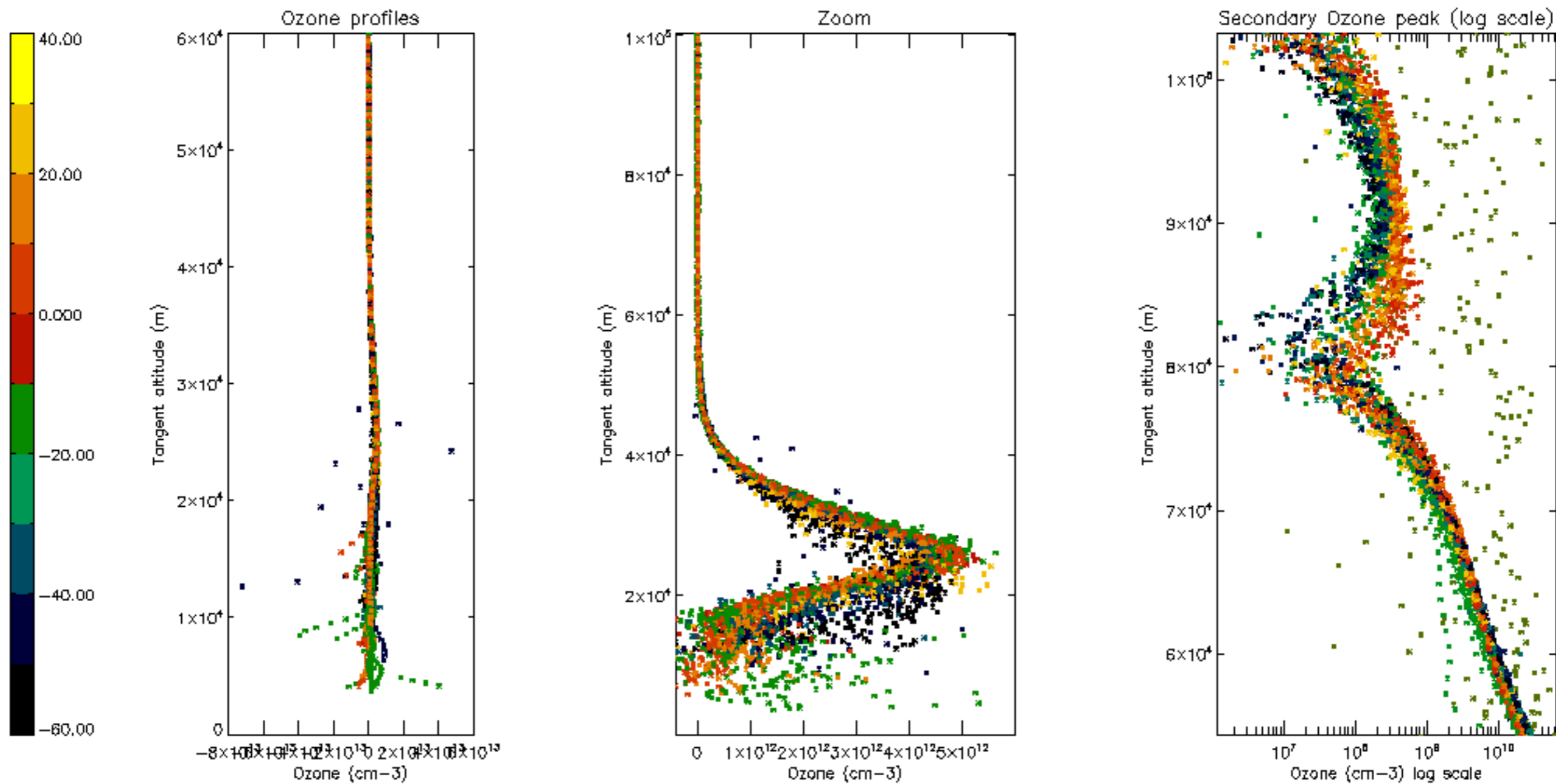


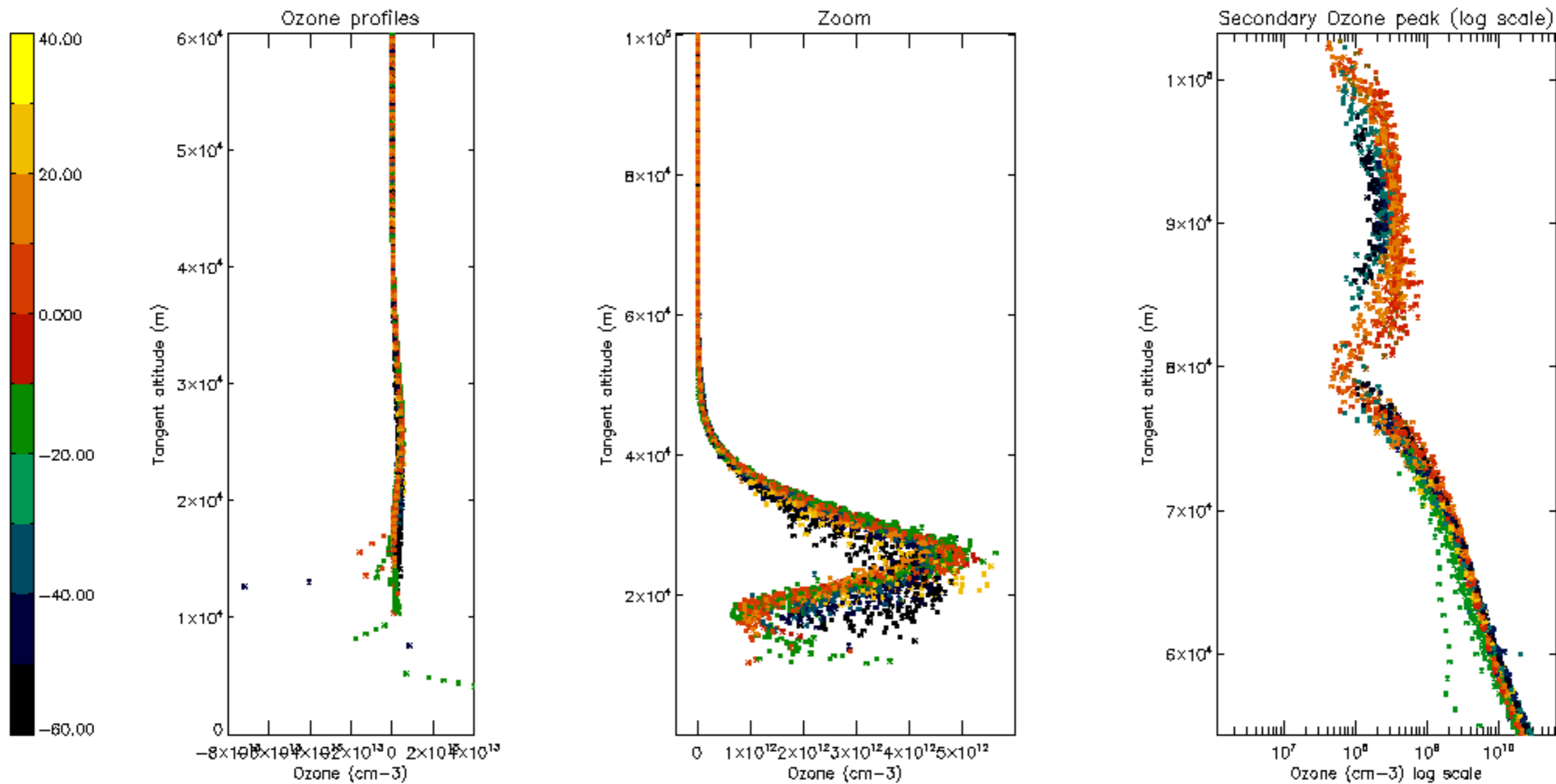
Percentage of star falling outside central band per profile

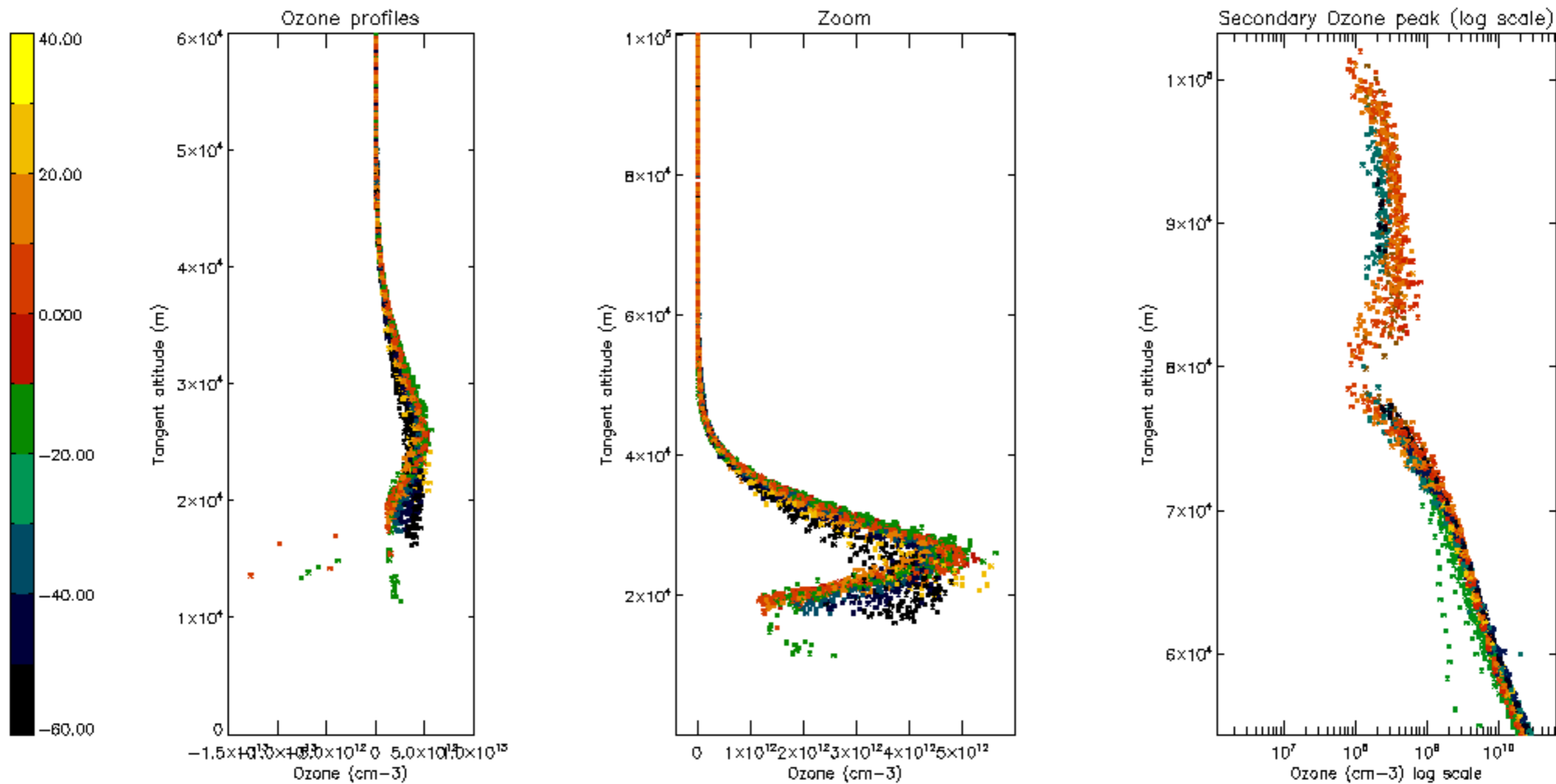


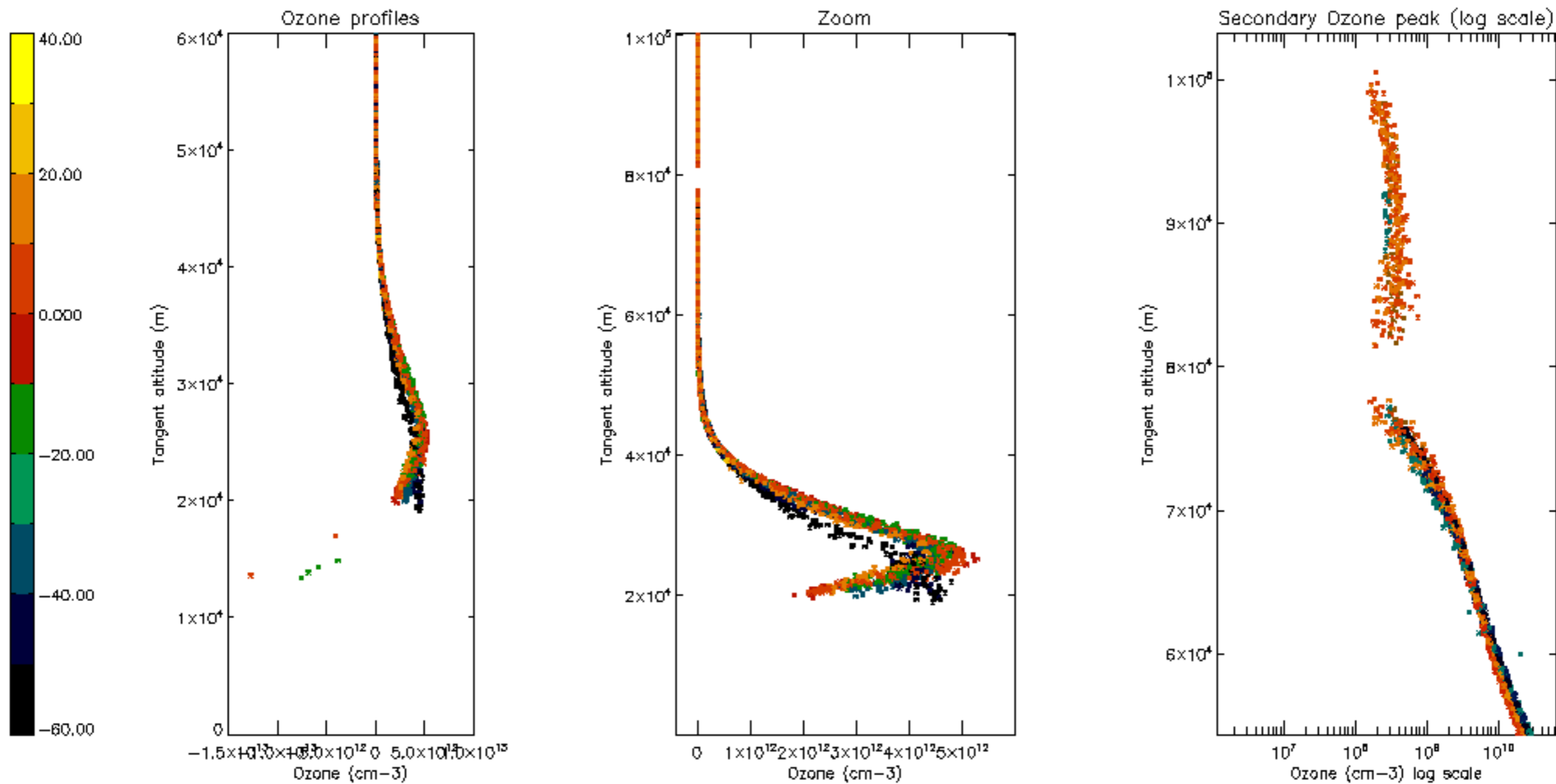
Percentage of saturation errors per profile

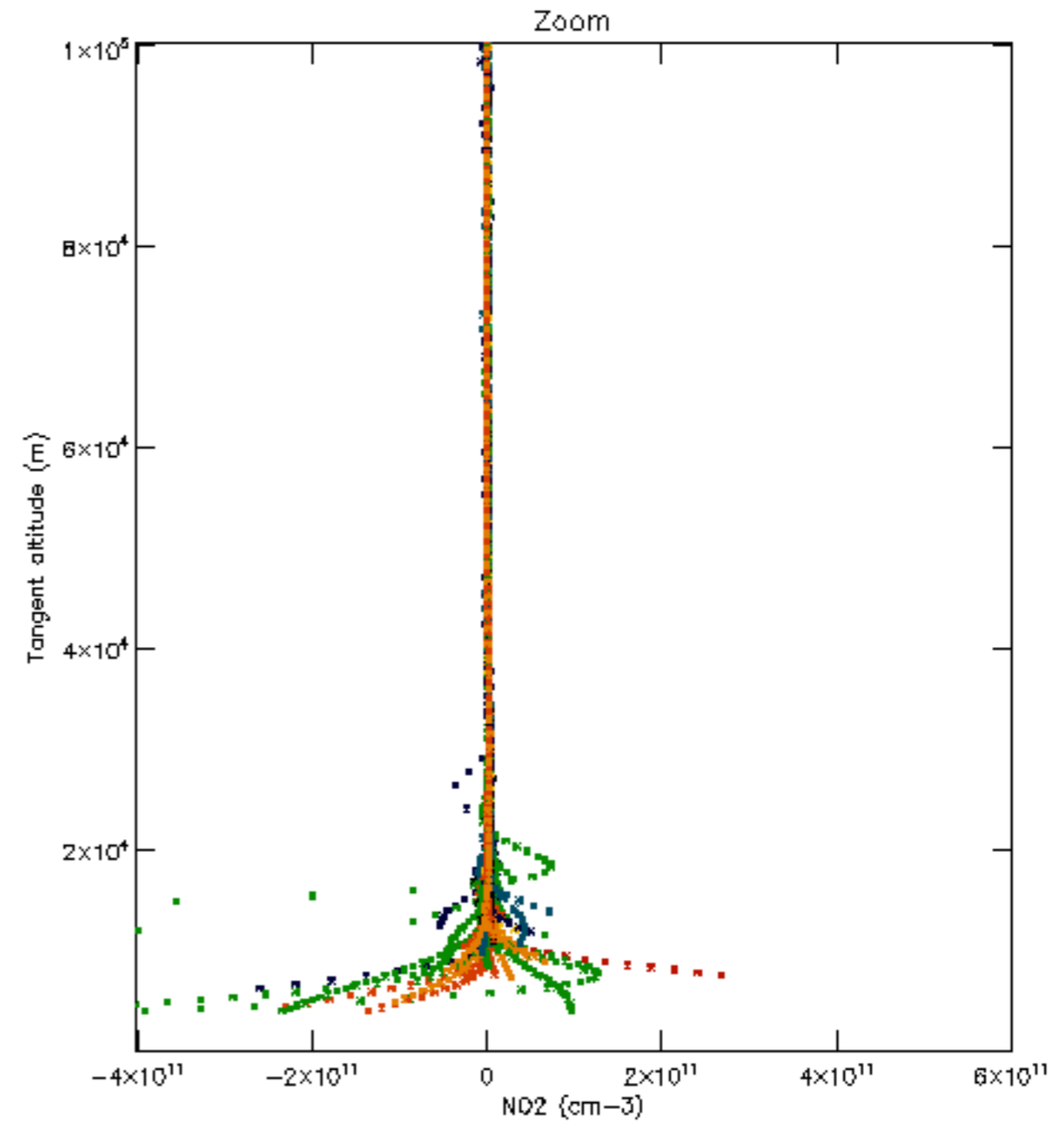
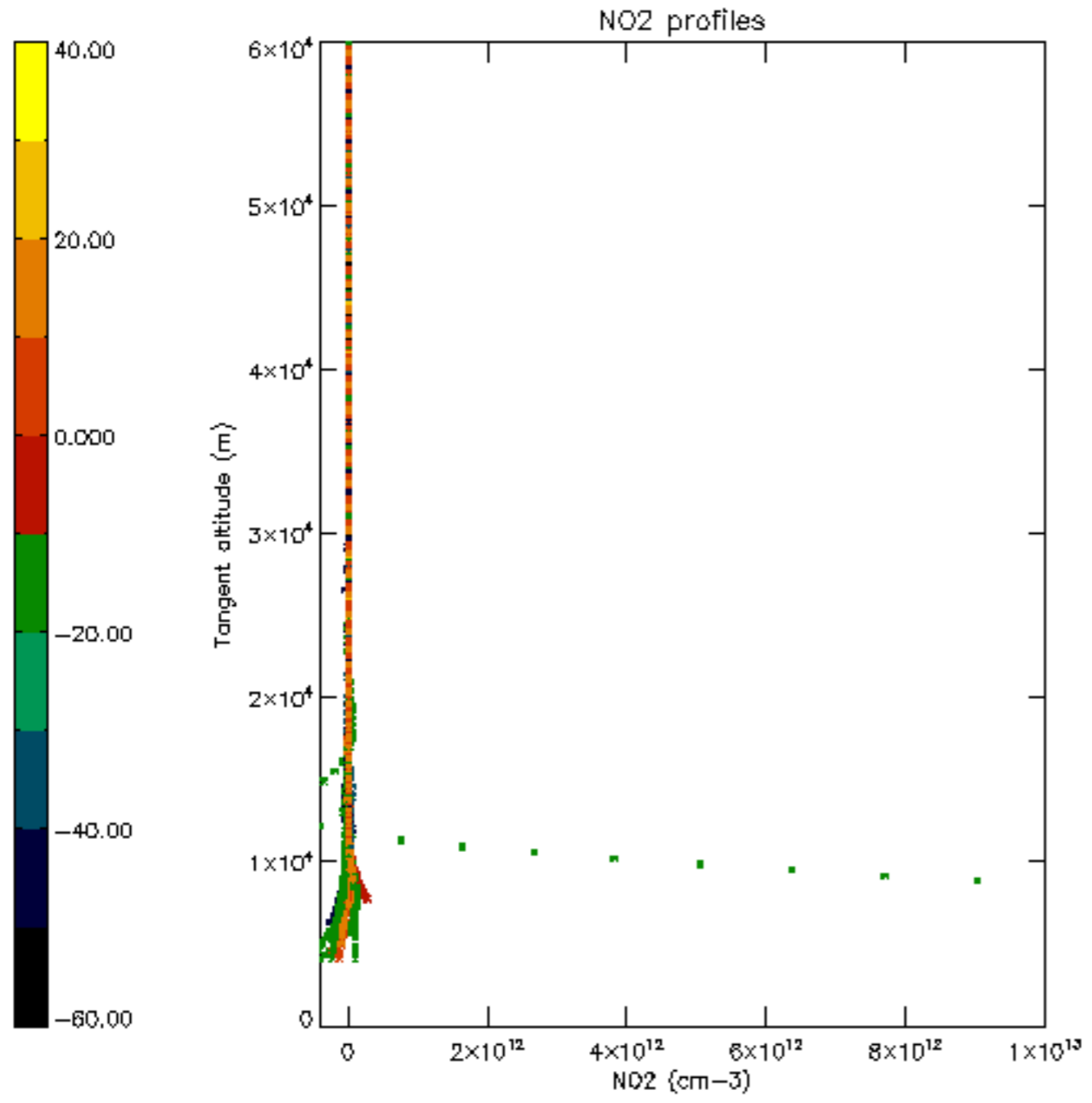


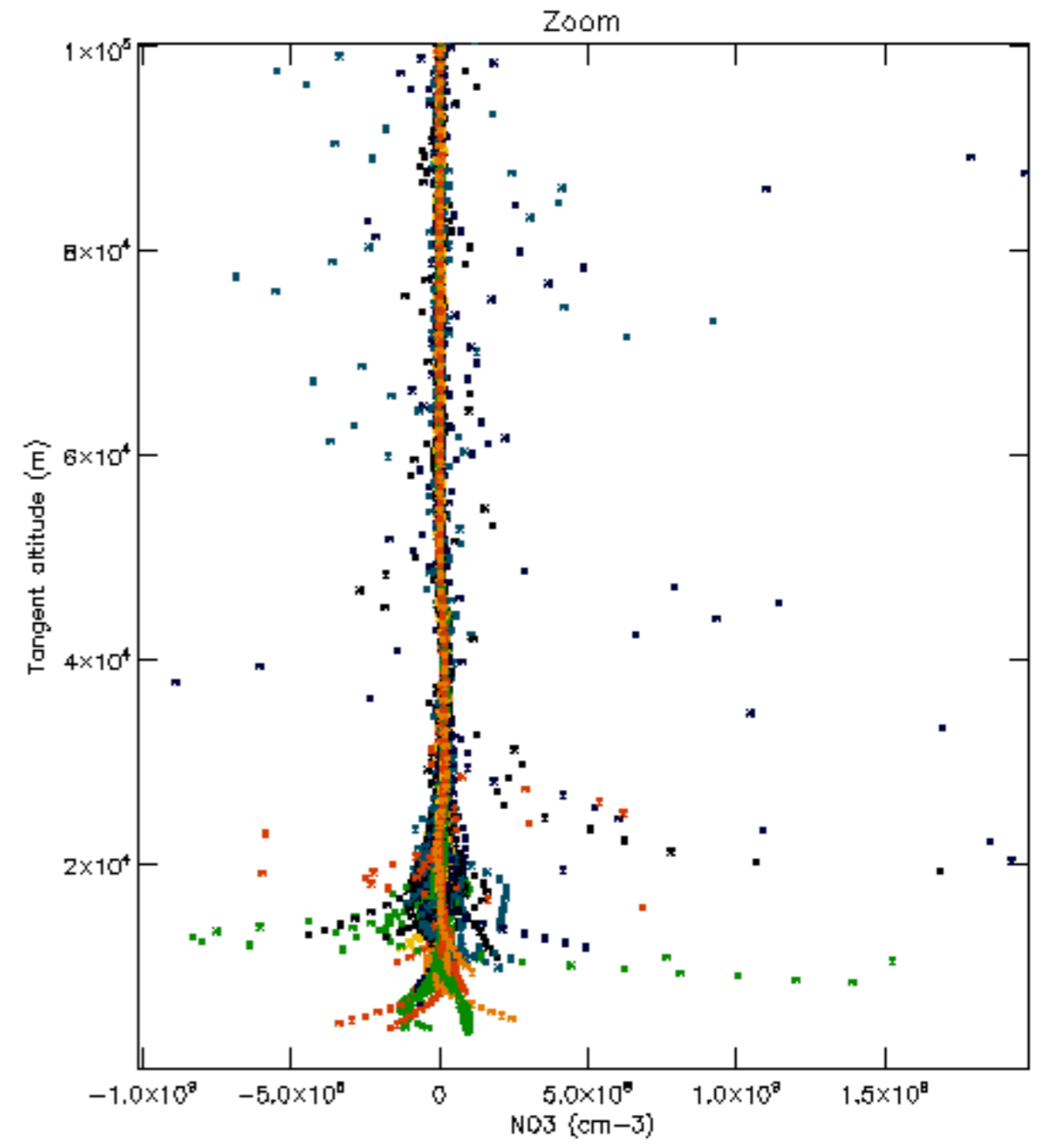
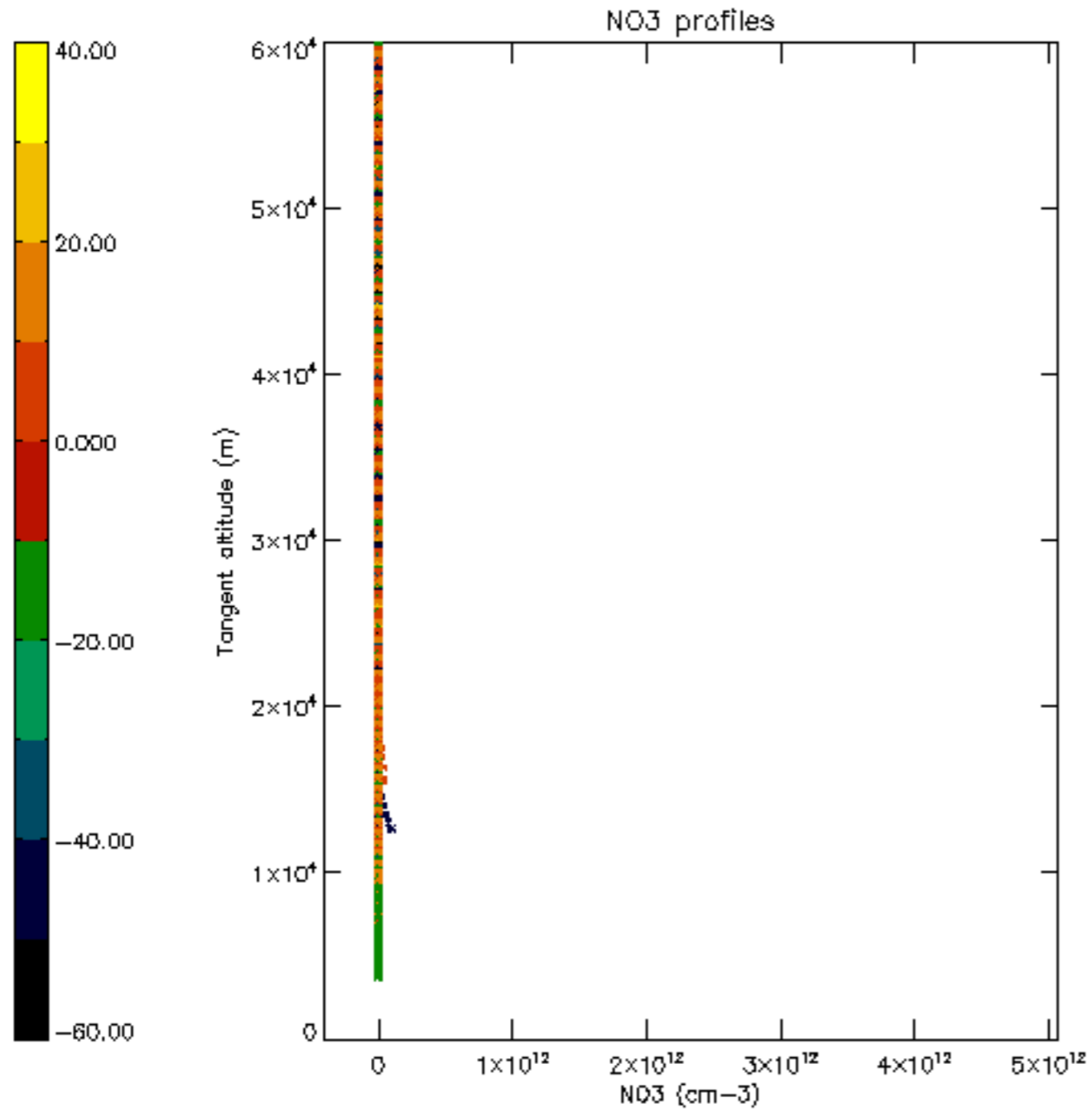


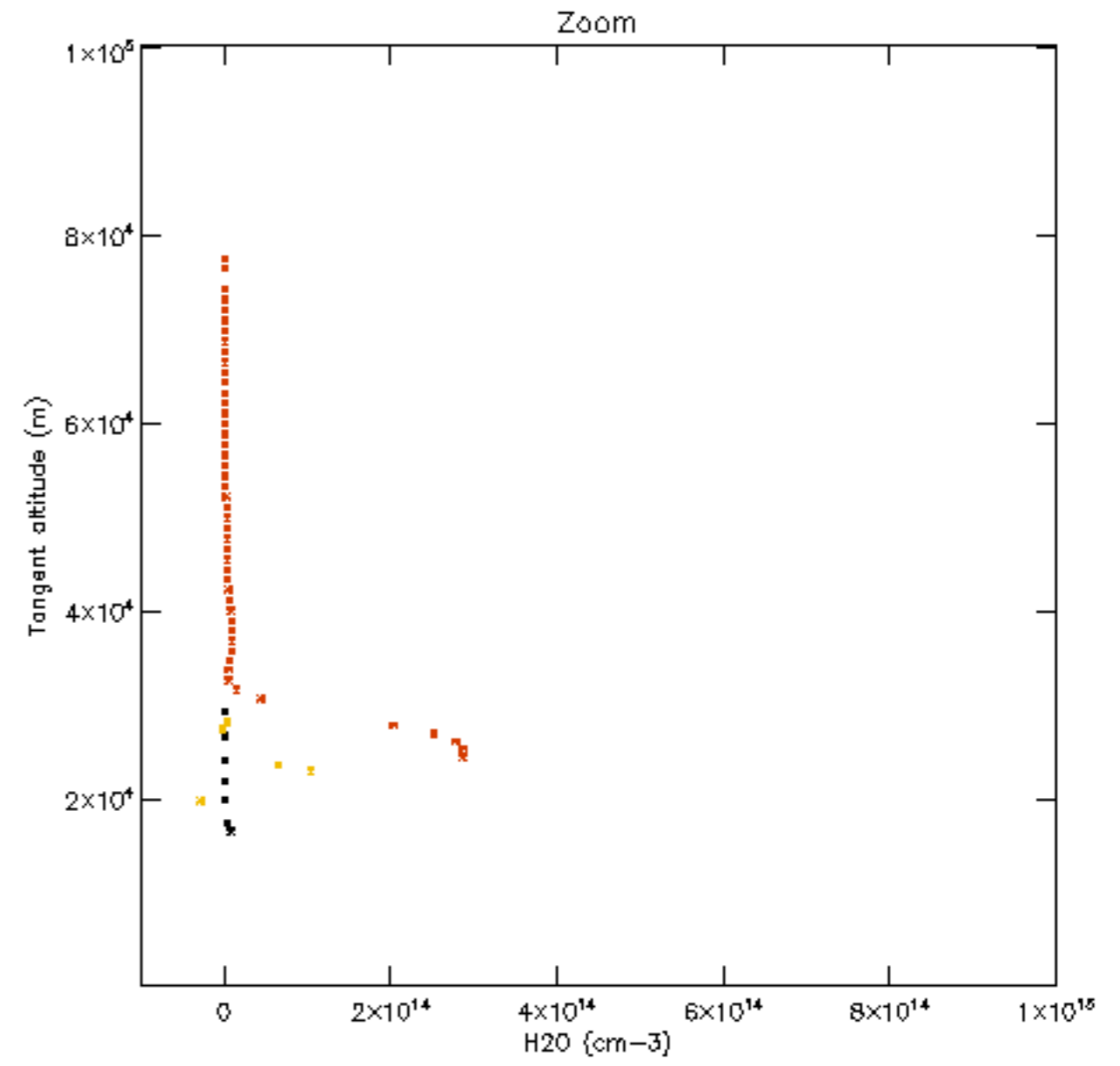
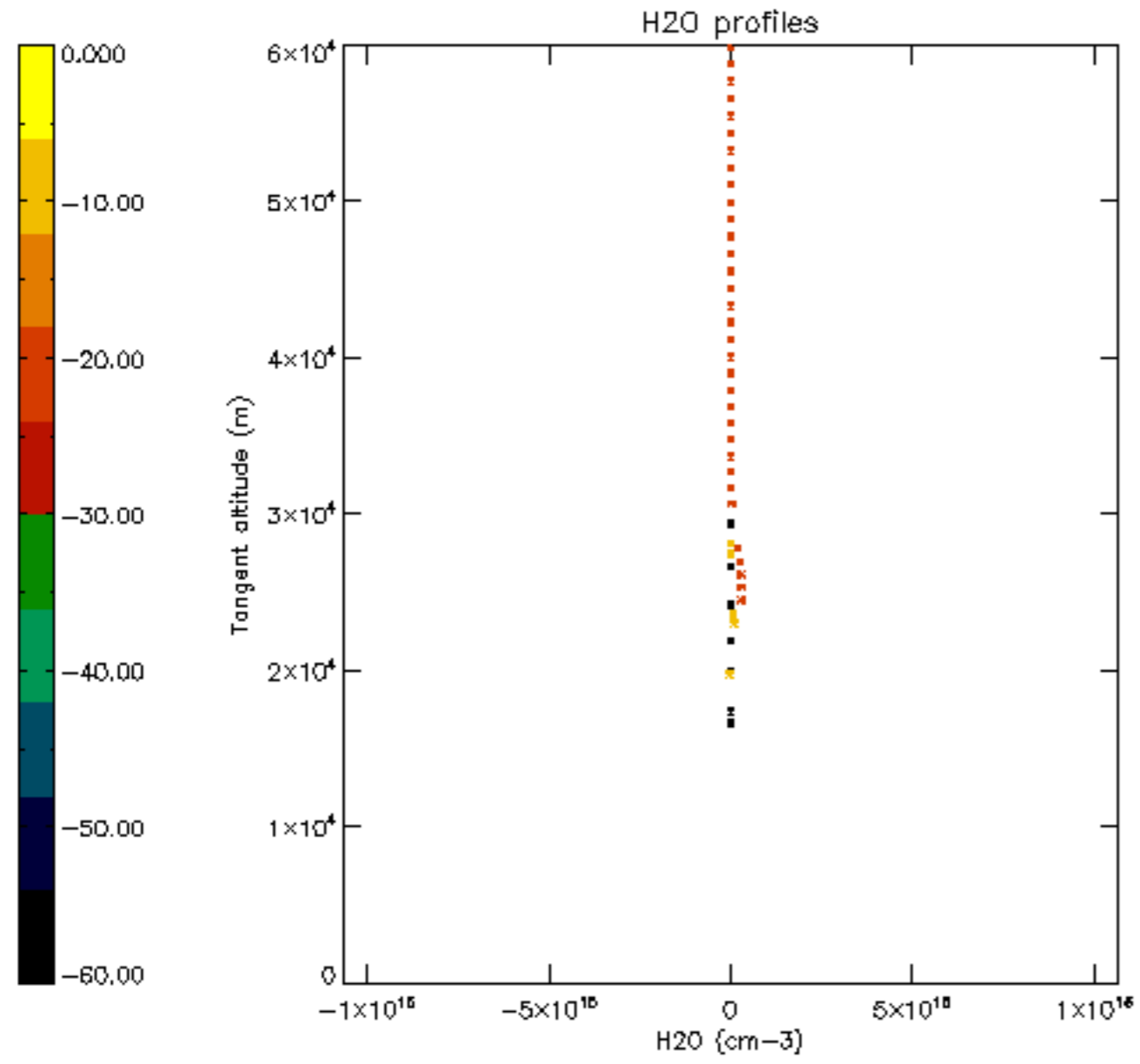


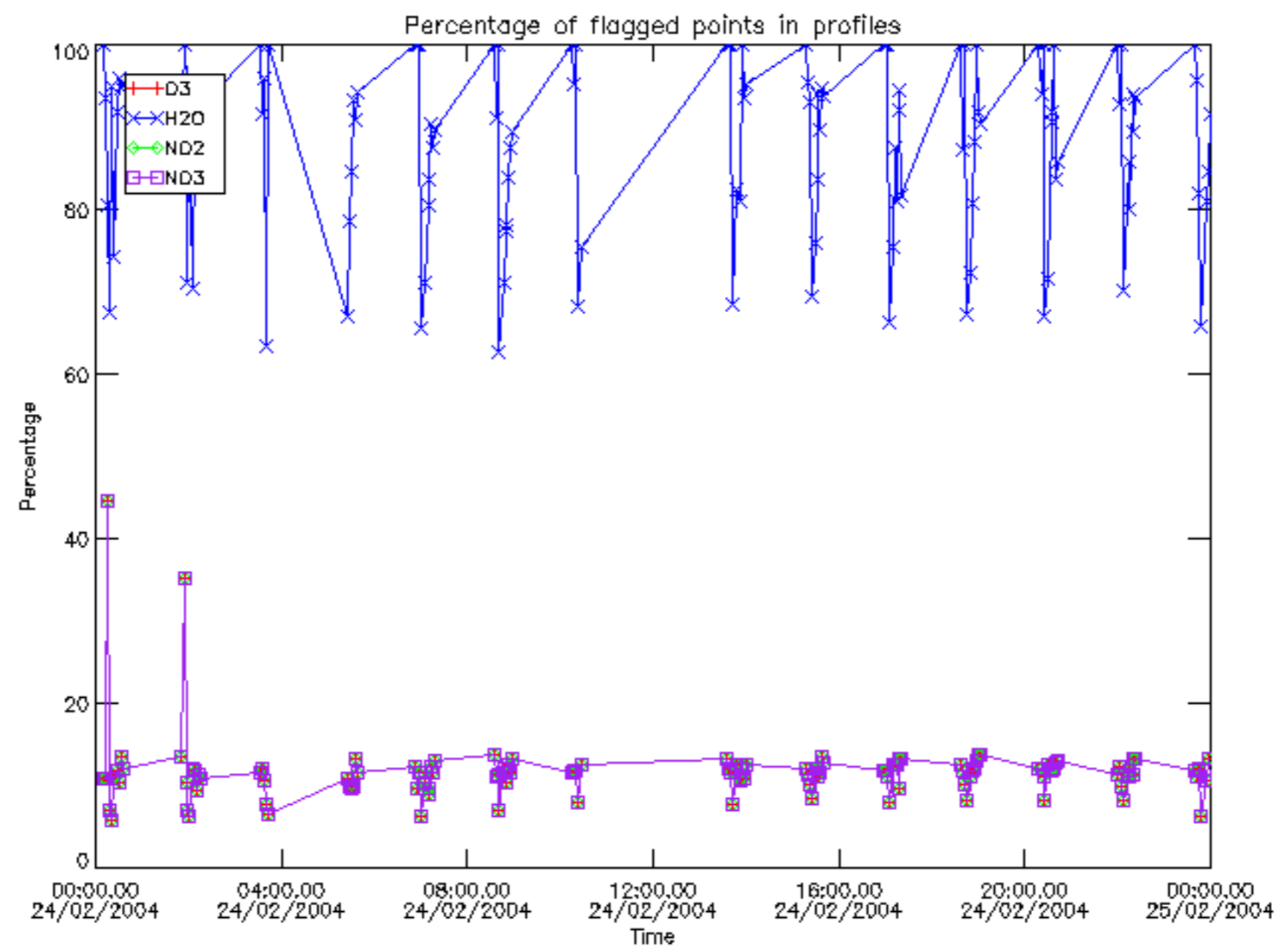




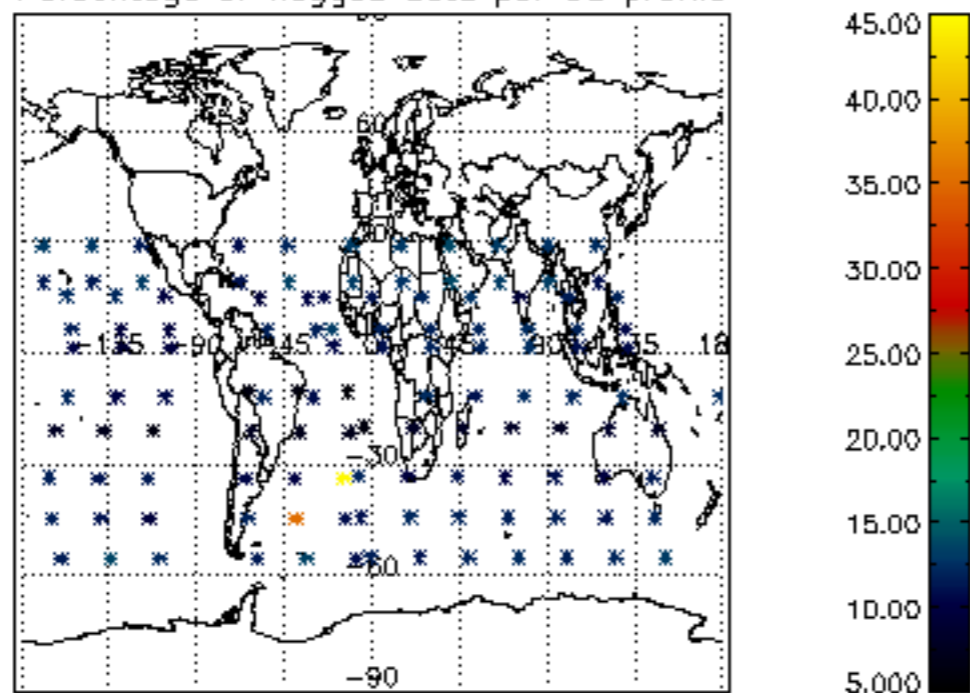




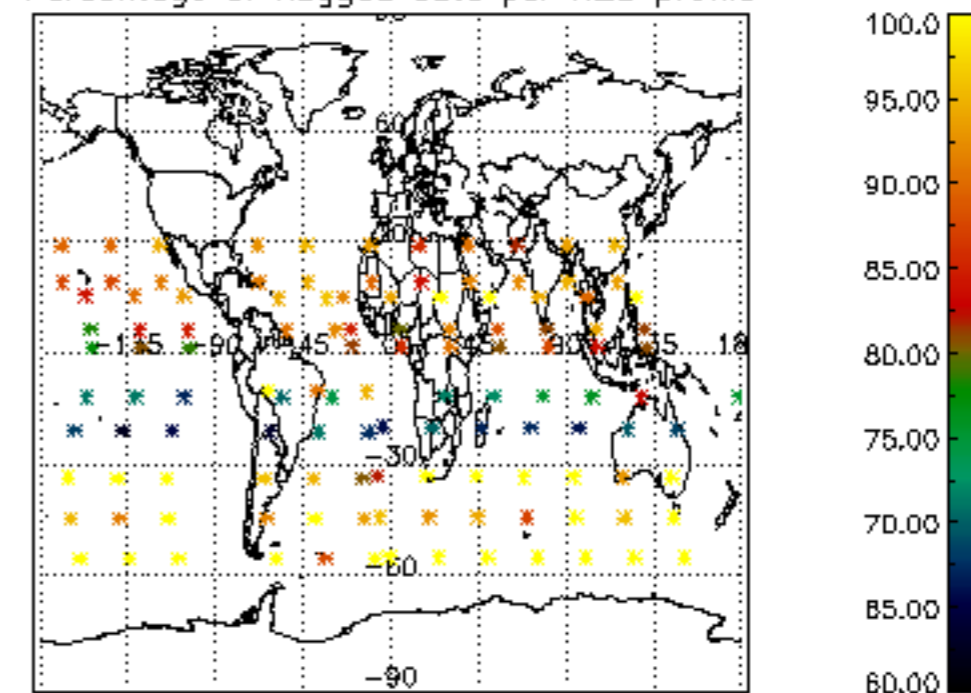




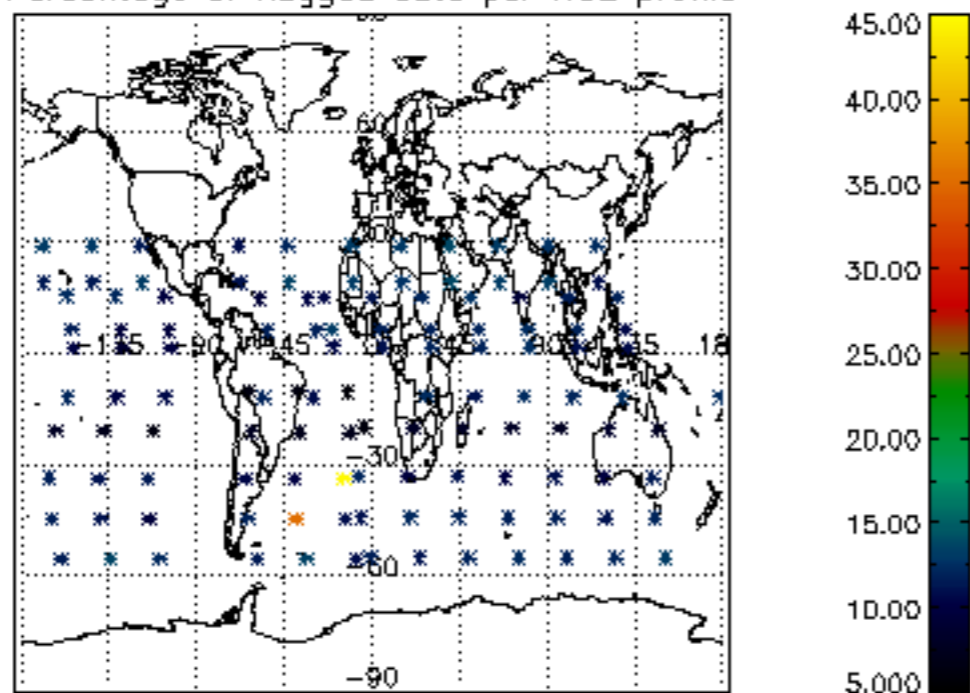
Percentage of flagged data per D3 profile



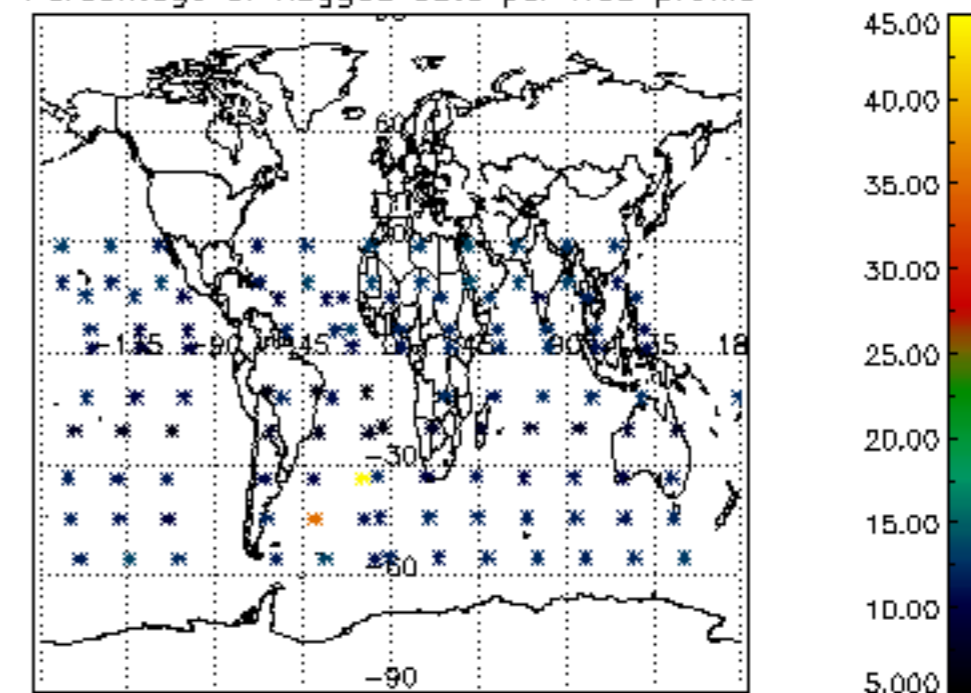
Percentage of flagged data per H2O profile

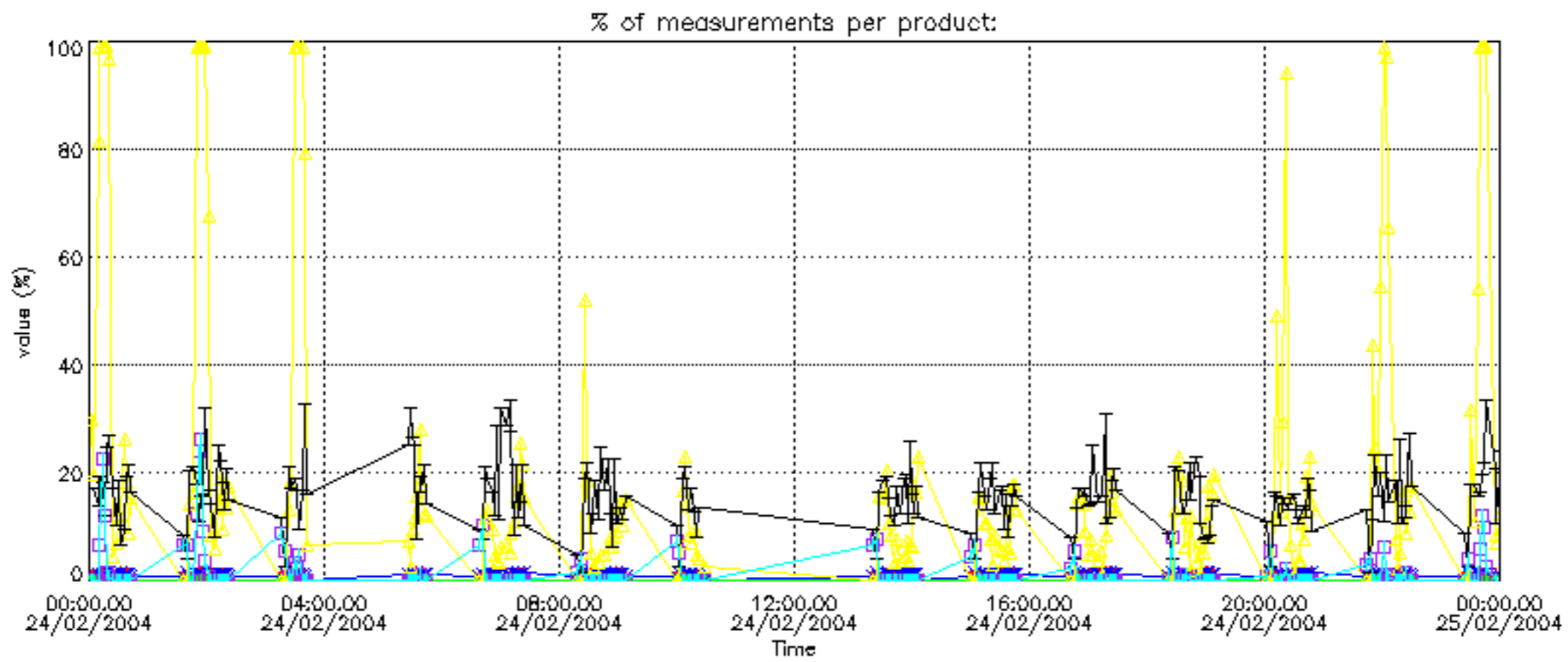


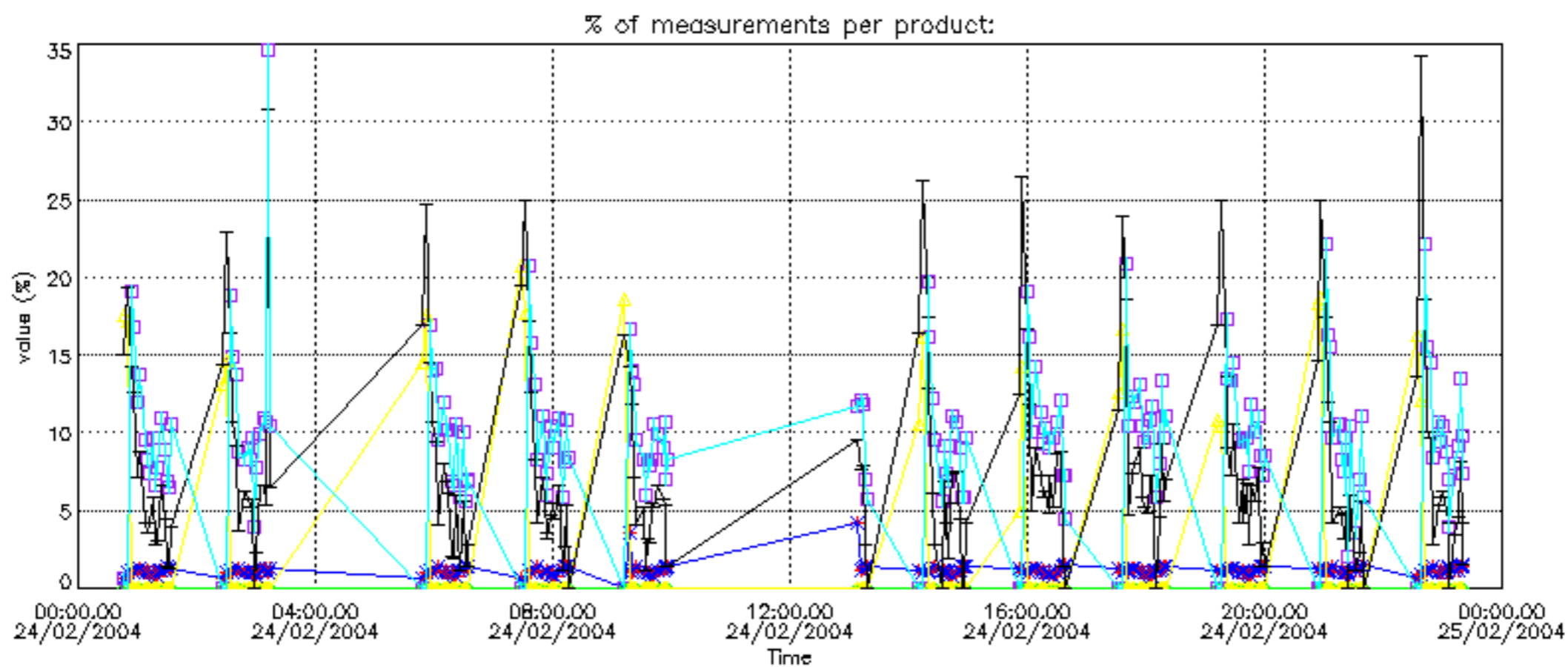
Percentage of flagged data per NO2 profile



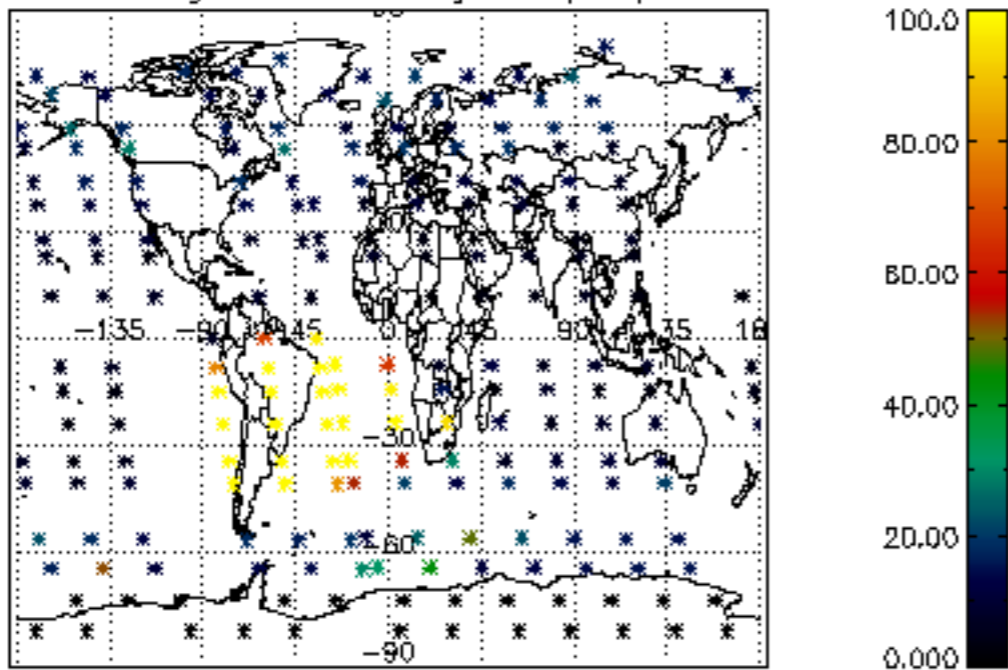
Percentage of flagged data per NO3 profile



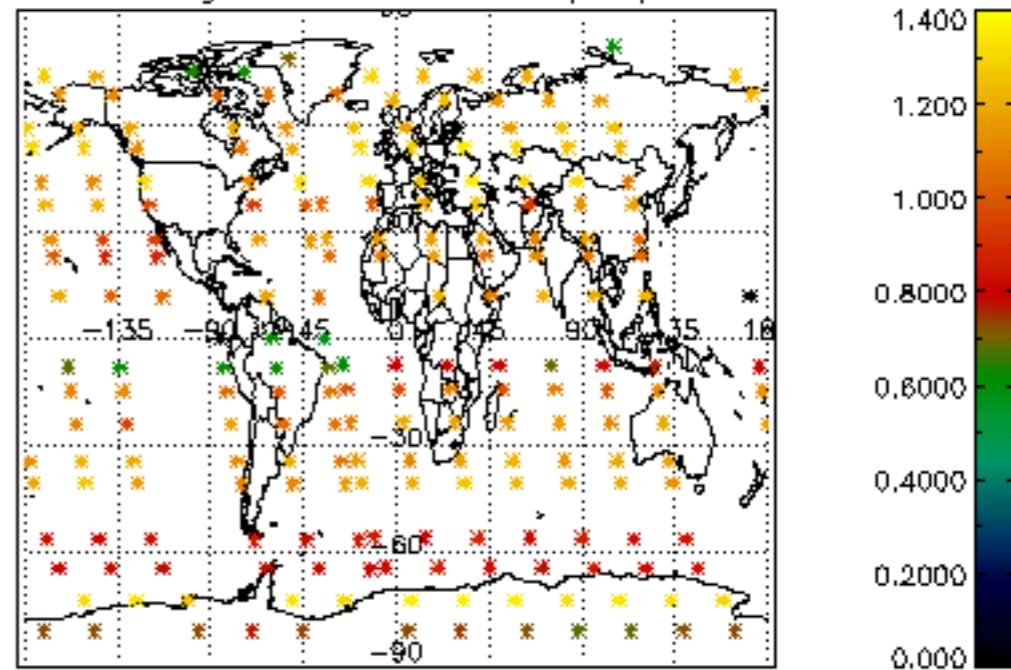




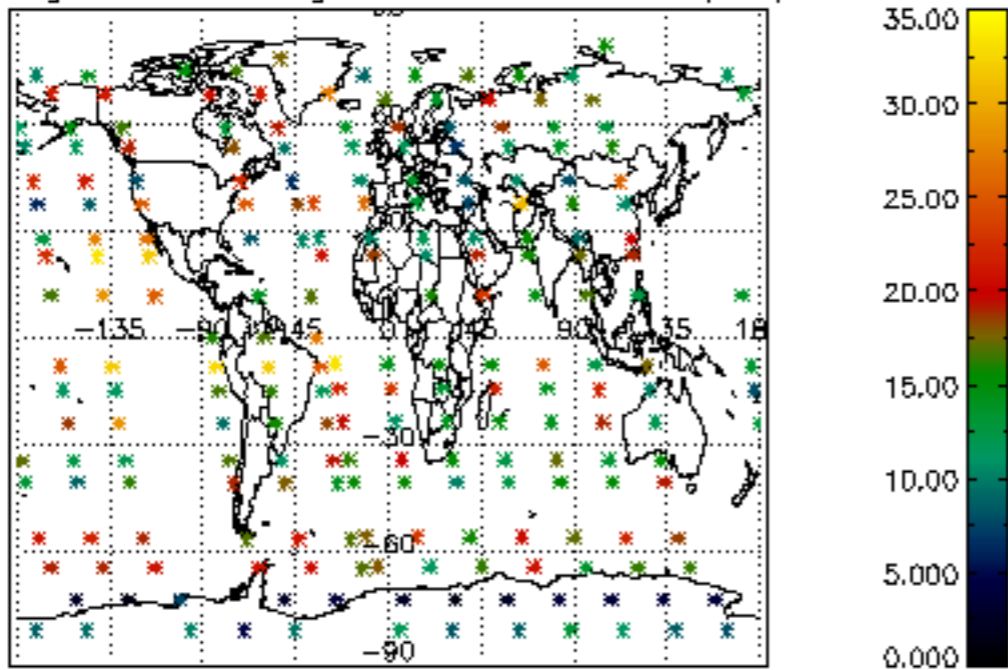
Percentage of cosmic ray hits per profile



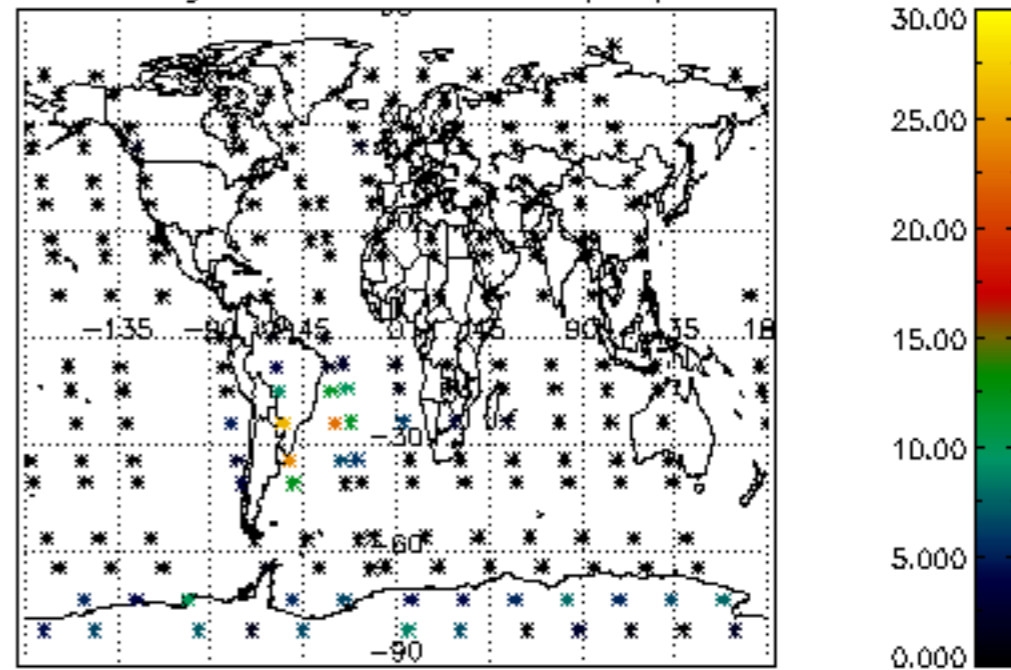
Percentage of datation errors per profile



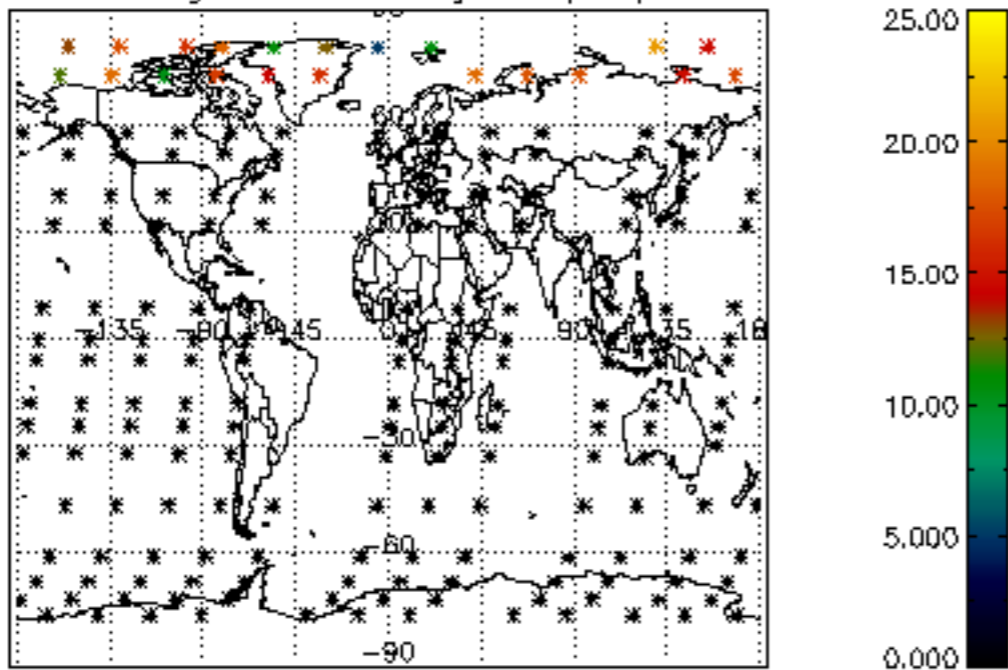
Percentage of star falling outside central band per profile



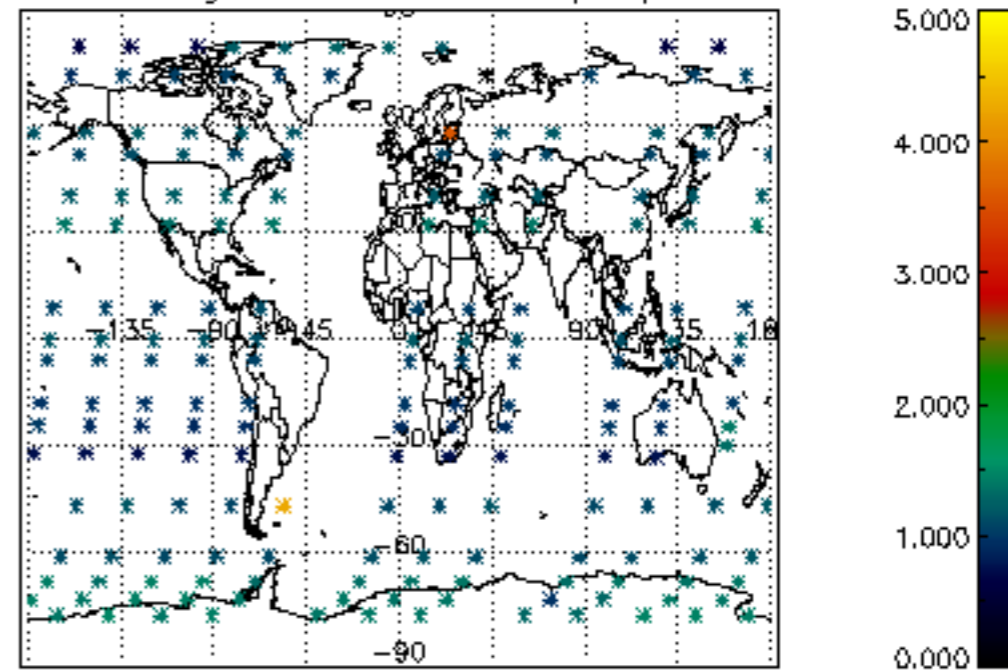
Percentage of saturation errors per profile



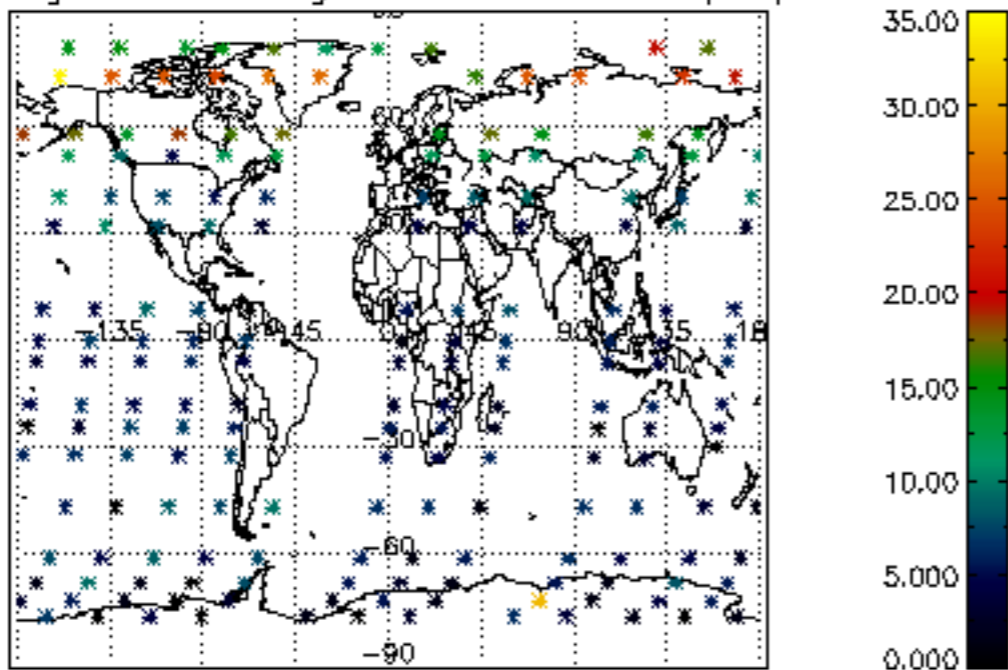
Percentage of cosmic ray hits per profile



Percentage of datation errors per profile



Percentage of star falling outside central band per profile



Percentage of saturation errors per profile

