

GOMOS Level 2 Daily Report

SUMMARY

[1. General Info](#)

[2. Summary of processed GOM_NL_2P products](#)

[3. Level 2 Quality information per product](#)

[3.1 Plot of level 2 quality information per product \(time dependant\)](#)

[3.2 Plot of level 2 quality information per product \(world map\)](#)

[4. Level 1 Quality information per product \(stored on level 2 products\)](#)

[4.1 Plot of level 1 quality information per product \(time dependant\)](#)

[4.1.1 Plot of level 1 quality information per product \(time dependant\): ASCENDING](#)

[4.1.2 Plot of level 1 quality information per product \(time dependant\): DESCENDING](#)

[4.2 Plot of level 1 quality information per product \(world map\)](#)

[4.2.1 Plot of level 1 quality information per product \(world map\): ASCENDING](#)

[4.2.2 Plot of level 1 quality information per product \(world map\): DESCENDING](#)

[5. Ozone profiles based on quality statistics and other trace gas profiles](#)

[5.1 Ozone statistics based on quality of products](#)

[5.2 Plot ozone profiles for all STD \(dark without errors\)](#)

[5.3 Plot ozone profiles where STD < 20% \(dark without errors\)](#)

[5.4. Plot ozone profiles where STD < 10% \(dark without errors\)](#)

[5.5. Plot ozone profiles where STD < 5% \(dark without errors\)](#)

[5.6 Plot NO2 profiles for all STD \(dark without errors\)](#)

[5.7 Plot NO3 profiles for all STD \(dark without errors\)](#)

[5.8 Plot H2O profiles \(only for occultations of stars 1,2,3,4,13,14,16,26,63 dark without errors\) for all STD](#)

[6. Auxiliary Data Files used for the production reported in section 2](#)

This report presents the daily analysis on parameters extracted from GOMOS level 2 data (GOM_NL__2P). It is intended to monitor some important parameters that will impact the quality of these products. A list of level 2 products (and content) that have arrived during the reporting day to the PCF is also given.

Item	Value
Time of report generation	18APR2013 19:56:31
Data source version	GOMOS/6.01
Start time of products	23-02-2004 (23FEB2004 00:00:00)
Stop time of products	24-02-2004 (24FEB2004 00:00:00)
Store outputs in DB	Yes
Nb of level 2 prods	488
Nb of prods with errors	0

2. Summary of processed GOM_NL__2P products.

Nr	Filename	UTC Start time	Limb	Duration	Star Id	Star Name	Star Mag	Star Temp	Nb Meas	Orbit	Prod. error
1	GOM_NL__2PRFIN20040223_000200_000000432024_00288_10362_1843.N1	23-FEB-2004 00:02:00	Bright	42.500	82	48Bet UMa	2.3650	10600.	85	10362	No
2	GOM_NL__2PRFIN20040223_000343_000000472024_00288_10362_1844.N1	23-FEB-2004 00:03:43	Bright	47.000	87	64Gam UMa	2.4330	11000.	94	10362	No
3	GOM_NL__2PRFIN20040223_000835_000000412024_00288_10362_1845.N1	23-FEB-2004 00:08:35	Bright	40.500	49	1Alp UMi	1.9900	6300.0	81	10362	No
4	GOM_NL__2PRFIN20040223_001010_000000402024_00288_10362_1846.N1	23-FEB-2004 00:10:10	Bright	39.500	60	7Bet UMi	2.0810	3950.0	79	10362	No
5	GOM_NL__2PRFIN20040223_001500_000000452024_00288_10362_1847.N1	23-FEB-2004 00:15:00	Bright	44.500	119	14Eta Dra	2.7270	4700.0	89	10362	No
6	GOM_NL__2PRFIN20040223_001906_000000462024_00288_10362_1848.N1	23-FEB-2004 00:19:06	Bright	46.000	130	23Bet Dra	2.7990	5800.0	92	10362	No
7	GOM_NL__2PRFIN20040223_002058_000000512024_00288_10362_1849.N1	23-FEB-2004 00:20:58	Bright	51.000	19	50Alp Cyg	1.2460	10500.	102	10362	No
8	GOM_NL__2PRFIN20040223_002234_000000382024_00288_10362_1850.N1	23-FEB-2004 00:22:34	Bright	38.000	66	37Gam Cyg	2.2080	5900.0	76	10362	No
9	GOM_NL__2PRFIN20040223_002404_000000372024_00288_10362_1851.N1	23-FEB-2004 00:24:04	Bright	37.000	92	53Eps Cyg	2.5000	4500.0	74	10362	No
10	GOM_NL__2PRFIN20040223_003055_000000392024_00288_10362_1852.N1	23-FEB-2004 00:30:55	Bright	38.500	168	17Zet Aql	2.9860	11000.	77	10362	No
11	GOM_NL__2PRFIN20040223_003333_000000612024_00288_10362_1853.N1	23-FEB-2004 00:33:33	Twilight	61.000	59	55Alp Oph	2.0800	8900.0	122	10362	No
12	GOM_NL__2PRFIN20040223_003558_000000582024_00288_10362_1854.N1	23-FEB-2004 00:35:58	Twilight	58.000	126	60Bet Oph	2.7700	4250.0	116	10362	No
13	GOM_NL__2PRFIN20040223_004033_000000442024_00288_10362_1855.N1	23-FEB-2004 00:40:33	Twilight	44.000	155	41Pi Sgr	2.9000	6600.0	88	10362	No
14	GOM_NL__2PRFIN20040223_004216_000000462024_00288_10362_1856.N1	23-FEB-2004 00:42:16	Dark	45.500	57	34Sig Sgr	2.0660	26000.	91	10362	No
15	GOM_NL__2PRFIN20040223_004512_000000462024_00288_10362_1857.N1	23-FEB-2004 00:45:12	Dark	45.500	38	20Eps Sgr	1.8360	11000.	91	10362	No
16	GOM_NL__2PRFIN20040223_004742_000000452024_00288_10362_1858.N1	23-FEB-2004 00:47:42	Dark	45.000	25	35Lam Sco	1.6200	28000.	90	10362	No
17	GOM_NL__2PRFIN20040223_004923_000000712024_00288_10362_1859.N1	23-FEB-2004 00:49:23	Dark	71.000	16	21Alp Sco	1.0200	3000.0	142	10362	No
18	GOM_NL__2PRFIN20040223_005136_000000782024_00288_10362_1860.N1	23-FEB-2004 00:51:36	Dark	77.500	80	7Del Sco	2.3160	30000.	155	10362	No
19	GOM_NL__2PRFIN20040223_005551_000000412024_00289_10363_1828.N1	23-FEB-2004 00:55:51	Dark	41.000	134	Bet TrA	2.8100	6600.0	82	10363	No
20	GOM_NL__2PRFIN20040223_005818_000000432024_00289_10363_1829.N1	23-FEB-2004 00:58:18	Dark	43.000	4	Alp1Cen	-0.010000	5800.0	86	10363	No
21	GOM_NL__2PRFIN20040223_005938_000000432024_00289_10363_1830.N1	23-FEB-2004 00:59:38	Dark	43.000	10	Bet Cen	0.610000	28000.	86	10363	No
22	GOM_NL__2PRFIN20040223_010227_000000482024_00289_10363_1831.N1	23-FEB-2004 01:02:27	Dark	48.000	12	Alp1Cru	0.775000	30000.	96	10363	No
23	GOM_NL__2PRFIN20040223_010422_000000402024_00289_10363_1832.N1	23-FEB-2004 01:04:22	Dark	40.000	29	Bet Car	1.6720	10200.	80	10363	No
24	GOM_NL__2PRFIN20040223_010704_000000422024_00289_10363_1833.N1	23-FEB-2004 01:07:04	Dark	41.500	71	lot Car	2.2460	7700.0	83	10363	No
25	GOM_NL__2PRFIN20040223_010839_000000432024_00289_10363_1834.N1	23-FEB-2004 01:08:39	Straylight	42.500	46	Del Vel	1.9540	10600.	85	10363	No
26	GOM_NL__2PRFIN20040223_011127_000000452024_00289_10363_1835.N1	23-FEB-2004 01:11:27	Straylight	44.500	65	Lam Vel	2.2040	4400.0	89	10363	No
27	GOM_NL__2PRFIN20040223_011303_000000442024_00289_10363_1836.N1	23-FEB-2004 01:13:03	Straylight	43.500	70	Zet Pup	2.2460	39000.	87	10363	No
28	GOM_NL__2PRFIN20040223_011704_000000812024_00289_10363_1837.N1	23-FEB-2004 01:17:04	Straylight	80.500	100	4Gam Crv	2.5800	13100.	161	10363	No
29	GOM_NL__2PRFIN20040223_012107_000000512024_00289_10363_1838.N1	23-FEB-2004 01:21:07	Twilight	51.000	48	30Alp Hya	1.9770	4100.0	102	10363	No
30	GOM_NL__2PRFIN20040223_012554_000000422024_00289_10363_1839.N1	23-FEB-2004 01:25:54	Bright	41.500	8	10Alp CMi	0.400000	6500.0	83	10363	No
31	GOM_NL__2PRFIN20040223_012749_000000462024_00289_10363_1840.N1	23-FEB-2004 01:27:49	Bright	46.000	22	32Alp Leo	1.3600	15200.	92	10363	No
32	GOM_NL__2PRFIN20040223_013108_000000422024_00289_10363_1841.N1	23-FEB-2004 01:31:08	Bright	42.000	166	17Eps Leo	2.9800	6000.0	84	10363	No
33	GOM_NL__2PRFIN20040223_013312_000000412024_00289_10363_1842.N1	23-FEB-2004 01:33:12	Bright	40.500	24	66Alp Gem	1.5800	10200.	81	10363	No
34	GOM_NL__2PRFIN20040223_014011_000000482024_00289_10363_1843.N1	23-FEB-2004 01:40:11	Bright	47.500	174	52Psi UMa	3.0040	4400.0	95	10363	No
35	GOM_NL__2PRFIN20040223_014235_000000442024_00289_10363_1844.N1	23-FEB-2004 01:42:35	Bright	43.500	82	48Bet UMa	2.3650	10600.	87	10363	No
36	GOM_NL__2PRFIN20040223_014417_000000482024_00289_10363_1845.N1	23-FEB-2004 01:44:17	Bright	48.000	87	64Gam UMa	2.4330	11000.	96	10363	No
37	GOM_NL__2PRFIN20040223_014913_000000352024_00289_10363_1846.N1	23-FEB-2004 01:49:13	Bright	35.000	49	1Alp UMi	1.9900	6300.0	70	10363	No
38	GOM_NL__2PRFIN20040223_015046_000000432024_00289_10363_1847.N1	23-FEB-2004 01:50:46	Bright	42.500	60	7Bet UMi	2.0810	3950.0	85	10363	No
39	GOM_NL__2PRFIN20040223_015536_000000462024_00289_10363_1848.N1	23-FEB-2004 01:55:36	Bright	46.000	119	14Eta Dra	2.7270	4700.0	92	10363	No
40	GOM_NL__2PRFIN20040223_015941_000000452024_00289_10363_1849.N1	23-FEB-2004 01:59:41	Bright	44.500	130	23Bet Dra	2.7990	5800.0	89	10363	No
41	GOM_NL__2PRFIN20040223_020136_000000372024_00289_10363_1850.N1	23-FEB-2004 02:01:36	Bright	37.000	19	50Alp Cyg	1.2460	10500.	74	10363	No
42	GOM_NL__2PRFIN20040223_020310_000000372024_00289_10363_1851.N1	23-FEB-2004 02:03:10	Bright	36.500	66	37Gam Cyg	2.2080	5900.0	73	10363	No

43	GOM_NL__2PRFIN20040223_020438_000000392024_00289_10363_1852.N1	23-FEB-2004 02:04:38	Bright	39.000	92	53Eps Cyg	2.5000	4500.0	78	10363	No
44	GOM_NL__2PRFIN20040223_021130_000000392024_00289_10363_1853.N1	23-FEB-2004 02:11:30	Bright	38.500	168	17Zet Aql	2.9860	11000.	77	10363	No
45	GOM_NL__2PRFIN20040223_021410_000000632024_00289_10363_1854.N1	23-FEB-2004 02:14:10	Twilight	63.000	59	55Alp Oph	2.0800	8900.0	126	10363	No
46	GOM_NL__2PRFIN20040223_021634_000000592024_00289_10363_1855.N1	23-FEB-2004 02:16:34	Twilight	58.500	126	60Bet Oph	2.7700	4250.0	117	10363	No
47	GOM_NL__2PRFIN20040223_022109_000000432024_00289_10363_1856.N1	23-FEB-2004 02:21:09	Twilight	43.000	155	41Pi Sgr	2.9000	6600.0	86	10363	No
48	GOM_NL__2PRFIN20040223_022253_000000422024_00289_10363_1857.N1	23-FEB-2004 02:22:53	Dark	42.000	57	34Sig Sgr	2.0660	26000.	84	10363	No
49	GOM_NL__2PRFIN20040223_022549_000000432024_00289_10363_1858.N1	23-FEB-2004 02:25:49	Dark	42.500	38	20Eps Sgr	1.8360	11000.	85	10363	No
50	GOM_NL__2PRFIN20040223_022819_000000482024_00289_10363_1859.N1	23-FEB-2004 02:28:19	Dark	47.500	25	35Lam Sco	1.6200	28000.	95	10363	No
51	GOM_NL__2PRFIN20040223_023001_000000672024_00289_10363_1860.N1	23-FEB-2004 02:30:01	Dark	67.000	16	21Alp Sco	1.0200	3000.0	134	10363	No
52	GOM_NL__2PRFIN20040223_023213_000000752024_00289_10363_1861.N1	23-FEB-2004 02:32:13	Dark	75.000	80	7Del Sco	2.3160	30000.	150	10363	No
53	GOM_NL__2PRFIN20040223_023627_000000402024_00290_10364_1849.N1	23-FEB-2004 02:36:27	Dark	40.000	134	Bet TrA	2.8100	6600.0	80	10364	No
54	GOM_NL__2PRFIN20040223_023854_000000482024_00290_10364_1850.N1	23-FEB-2004 02:38:54	Dark	48.000	4	Alp1Cen	-0.010000	5800.0	96	10364	No
55	GOM_NL__2PRFIN20040223_024014_000000432024_00290_10364_1851.N1	23-FEB-2004 02:40:14	Dark	43.000	10	Bet Cen	0.61000	28000.	86	10364	No
56	GOM_NL__2PRFIN20040223_024304_000000462024_00290_10364_1852.N1	23-FEB-2004 02:43:04	Dark	45.500	12	Alp1Cru	0.77500	30000.	91	10364	No
57	GOM_NL__2PRFIN20040223_024457_000000432024_00290_10364_1853.N1	23-FEB-2004 02:44:57	Dark	42.500	29	Bet Car	1.6720	10200.	85	10364	No
58	GOM_NL__2PRFIN20040223_024741_000000402024_00290_10364_1854.N1	23-FEB-2004 02:47:41	Dark	40.000	71	lot Car	2.2460	7700.0	80	10364	No
59	GOM_NL__2PRFIN20040223_024915_000000402024_00290_10364_1855.N1	23-FEB-2004 02:49:15	Straylight	40.000	46	Del Vel	1.9540	10600.	80	10364	No
60	GOM_NL__2PRFIN20040223_025203_000000502024_00290_10364_1856.N1	23-FEB-2004 02:52:03	Straylight	49.500	65	Lam Vel	2.2040	4400.0	99	10364	No
61	GOM_NL__2PRFIN20040223_025340_000000432024_00290_10364_1857.N1	23-FEB-2004 02:53:40	Straylight	42.500	70	Zet Pup	2.2460	39000.	85	10364	No
62	GOM_NL__2PRFIN20040223_025740_000000792024_00290_10364_1858.N1	23-FEB-2004 02:57:40	Straylight	78.500	100	4Gam Crv	2.5800	13100.	157	10364	No
63	GOM_NL__2PRFIN20040223_030143_000000462024_00290_10364_1859.N1	23-FEB-2004 03:01:43	Twilight	46.000	48	30Alp Hya	1.9770	4100.0	92	10364	No
64	GOM_NL__2PRFIN20040223_030631_000000442024_00290_10364_1860.N1	23-FEB-2004 03:06:31	Bright	43.500	8	10Alp CMi	0.40000	6500.0	87	10364	No
65	GOM_NL__2PRFIN20040223_030825_000000482024_00290_10364_1861.N1	23-FEB-2004 03:08:25	Bright	47.500	22	32Alp Leo	1.3600	15200.	95	10364	No
66	GOM_NL__2PRFIN20040223_031143_000000442024_00290_10364_1862.N1	23-FEB-2004 03:11:43	Bright	43.500	166	17Eps Leo	2.9800	6000.0	87	10364	No
67	GOM_NL__2PRFIN20040223_031350_000000402024_00290_10364_1863.N1	23-FEB-2004 03:13:50	Bright	39.500	24	66Alp Gem	1.5800	10200.	79	10364	No
68	GOM_NL__2PRFIN20040223_032046_000000502024_00290_10364_1864.N1	23-FEB-2004 03:20:46	Bright	50.000	174	52Psi UMa	3.0040	4400.0	100	10364	No
69	GOM_NL__2PRFIN20040223_032310_000000422024_00290_10364_1865.N1	23-FEB-2004 03:23:10	Bright	42.000	82	48Bet UMa	2.3650	10600.	84	10364	No
70	GOM_NL__2PRFIN20040223_032452_000000502024_00290_10364_1866.N1	23-FEB-2004 03:24:52	Bright	50.000	87	64Gam UMa	2.4330	11000.	100	10364	No
71	GOM_NL__2PRFIN20040223_032949_000000402024_00290_10364_1867.N1	23-FEB-2004 03:29:49	Bright	39.500	49	1Alp UMi	1.9900	6300.0	79	10364	No
72	GOM_NL__2PRFIN20040223_033121_000000422024_00290_10364_1868.N1	23-FEB-2004 03:31:21	Bright	42.000	60	7Bet UMi	2.0810	3950.0	84	10364	No
73	GOM_NL__2PRFIN20040223_033611_000000442024_00290_10364_1869.N1	23-FEB-2004 03:36:11	Bright	44.000	119	14Eta Dra	2.7270	4700.0	88	10364	No
74	GOM_NL__2PRFIN20040223_034017_000000442024_00290_10364_1870.N1	23-FEB-2004 03:40:17	Bright	43.500	130	23Bet Dra	2.7990	5800.0	87	10364	No
75	GOM_NL__2PRFIN20040223_034212_000000382024_00290_10364_1871.N1	23-FEB-2004 03:42:12	Bright	37.500	19	50Alp Cyg	1.2460	10500.	75	10364	No
76	GOM_NL__2PRFIN20040223_034347_000000382024_00290_10364_1872.N1	23-FEB-2004 03:43:47	Bright	37.500	66	37Gam Cyg	2.2080	5900.0	75	10364	No
77	GOM_NL__2PRFIN20040223_034514_000000392024_00290_10364_1873.N1	23-FEB-2004 03:45:14	Bright	39.000	92	53Eps Cyg	2.5000	4500.0	78	10364	No
78	GOM_NL__2PRFIN20040223_035207_000000372024_00290_10364_1874.N1	23-FEB-2004 03:52:07	Bright	37.000	168	17Zet Aql	2.9860	11000.	74	10364	No
79	GOM_NL__2PRFIN20040223_035446_000000642024_00290_10364_1875.N1	23-FEB-2004 03:54:46	Twilight	63.500	59	55Alp Oph	2.0800	8900.0	127	10364	No
80	GOM_NL__2PRFIN20040223_035711_000000602024_00290_10364_1876.N1	23-FEB-2004 03:57:11	Twilight	59.500	126	60Bet Oph	2.7700	4250.0	119	10364	No
81	GOM_NL__2PRFIN20040223_040146_000000432024_00290_10364_1877.N1	23-FEB-2004 04:01:46	Twilight	42.500	155	41Pi Sgr	2.9000	6600.0	85	10364	No
82	GOM_NL__2PRFIN20040223_040330_000000442024_00290_10364_1878.N1	23-FEB-2004 04:03:30	Dark	44.000	57	34Sig Sgr	2.0660	26000.	88	10364	No
83	GOM_NL__2PRFIN20040223_040626_000000442024_00290_10364_1879.N1	23-FEB-2004 04:06:26	Dark	43.500	38	20Eps Sgr	1.8360	11000.	87	10364	No
84	GOM_NL__2PRFIN20040223_040857_000000512024_00290_10364_1880.N1	23-FEB-2004 04:08:57	Dark	50.500	25	35Lam Sco	1.6200	28000.	101	10364	No
85	GOM_NL__2PRFIN20040223_041038_000000762024_00290_10364_1881.N1	23-FEB-2004 04:10:38	Dark	75.500	16	21Alp Sco	1.0200	3000.0	151	10364	No
86	GOM_NL__2PRFIN20040223_041251_000000872024_00290_10364_1882.N1	23-FEB-2004 04:12:51	Dark	87.000	80	7Del Sco	2.3160	30000.	174	10364	No
87	GOM_NL__2PRFIN20040223_041628_000000482024_00291_10365_1850.N1	23-FEB-2004 04:16:28	Dark	47.500	43	Alp TrA	1.9100	4250.0	95	10365	No
88	GOM_NL__2PRFIN20040223_042050_000000452024_00291_10365_1851.N1	23-FEB-2004 04:20:50	Dark	45.000	10	Bet Cen	0.61000	28000.	90	10365	No
89	GOM_NL__2PRFIN20040223_042340_000000532024_00291_10365_1852.N1	23-FEB-2004 04:23:40	Dark	52.500	12	Alp1Cru	0.77500	30000.	105	10365	No
90	GOM_NL__2PRFIN20040223_042533_000000392024_00291_10365_1853.N1	23-FEB-2004 04:25:33	Dark	39.000	29	Bet Car	1.6720	10200.	78	10365	No
91	GOM_NL__2PRFIN20040223_042817_000000392024_00291_10365_1854.N1	23-FEB-2004 04:28:17	Dark	38.500	71	lot Car	2.2460	7700.0	77	10365	No
92	GOM_NL__2PRFIN20040223_042951_000000432024_00291_10365_1855.N1	23-FEB-2004 04:29:51	Straylight	42.500	46	Del Vel	1.9540	10600.	85	10365	No
93	GOM_NL__2PRFIN20040223_043239_000000452024_00291_10365_1856.N1	23-FEB-2004 04:32:39	Straylight	45.000	65	Lam Vel	2.2040	4400.0	90	10365	No
94	GOM_NL__2PRFIN20040223_043416_000000412024_00291_10365_1857.N1	23-FEB-2004 04:34:16	Straylight	41.000	70	Zet Pup	2.2460	39000.	82	10365	No
95	GOM_NL__2PRFIN20040223_043816_000000822024_00291_10365_1858.N1	23-FEB-2004 04:38:16	Straylight	81.500	100	4Gam Crv	2.5800	13100.	163	10365	No
96	GOM_NL__2PRFIN20040223_044219_000000482024_00291_10365_1859.N1	23-FEB-2004 04:42:19	Twilight	48.000	48	30Alp Hya	1.9770	4100.0	96	10365	No
97	GOM_NL__2PRFIN20040223_044707_000000442024_00291_10365_1860.N1	23-FEB-2004 04:47:07	Bright	43.500	8	10Alp CMi	0.40000	6500.0	87	10365	No
98	GOM_NL__2PRFIN20040223_044900_000000472024_00291_10365_1861.N1	23-FEB-2004 04:49:00	Bright	47.000	22	32Alp Leo	1.3600	15200.	94	10365	No
99	GOM_NL__2PRFIN20040223_045220_000000422024_00291_10365_1862.N1	23-FEB-2004 04:52:20	Bright	42.000	166	17Eps Leo	2.9800	6000.0	84	10365	No
100	GOM_NL__2PRFIN20040223_045427_000000392024_00291_10365_1863.N1	23-FEB-2004 04:54:27	Bright	38.500	24	66Alp Gem	1.5800	10200.	77	10365	No
101	GOM_NL__2PRFIN20040223_050121_000000482024_00291_10365_1864.N1	23-FEB-2004 05:01:21	Bright	48.000	174	52Psi UMa	3.0040	4400.0	96	10365	No

102	GOM_NL__2PRFIN20040223_050345_000000432024_00291_10365_1865.N1	23-FEB-2004 05:03:45	Bright	43.000	82	48Bet UMa	2.3650	10600.	86	10365	No
103	GOM_NL__2PRFIN20040223_050528_000000492024_00291_10365_1866.N1	23-FEB-2004 05:05:28	Bright	48.500	87	64Gam UMa	2.4330	11000.	97	10365	No
104	GOM_NL__2PRFIN20040223_051025_000000402024_00291_10365_1867.N1	23-FEB-2004 05:10:25	Bright	39.500	49	1Alp UMi	1.9900	6300.0	79	10365	No
105	GOM_NL__2PRFIN20040223_051156_000000402024_00291_10365_1868.N1	23-FEB-2004 05:11:56	Bright	39.500	60	7Bet UMi	2.0810	3950.0	79	10365	No
106	GOM_NL__2PRFIN20040223_051647_000000462024_00291_10365_1869.N1	23-FEB-2004 05:16:47	Bright	45.500	119	14Eta Dra	2.7270	4700.0	91	10365	No
107	GOM_NL__2PRFIN20040223_052052_000000422024_00291_10365_1870.N1	23-FEB-2004 05:20:52	Bright	42.000	130	23Bet Dra	2.7990	5800.0	84	10365	No
108	GOM_NL__2PRFIN20040223_052248_000000372024_00291_10365_1871.N1	23-FEB-2004 05:22:48	Bright	36.500	19	50Alp Cyg	1.2460	10500.	73	10365	No
109	GOM_NL__2PRFIN20040223_052423_000000362024_00291_10365_1872.N1	23-FEB-2004 05:24:23	Bright	36.000	66	37Gam Cyg	2.2080	5900.0	72	10365	No
110	GOM_NL__2PRFIN20040223_052550_000000392024_00291_10365_1873.N1	23-FEB-2004 05:25:50	Bright	38.500	92	53Eps Cyg	2.5000	4500.0	77	10365	No
111	GOM_NL__2PRFIN20040223_052851_000000662024_00291_10365_1874.N1	23-FEB-2004 05:28:51	Bright	66.000	133	40Zet Her	2.8070	6000.0	132	10365	No
112	GOM_NL__2PRFIN20040223_053243_000000382024_00291_10365_1875.N1	23-FEB-2004 05:32:43	Bright	38.000	168	17Zet Aql	2.9860	11000.	76	10365	No
113	GOM_NL__2PRFIN20040223_053523_000000562024_00291_10365_1876.N1	23-FEB-2004 05:35:23	Twilight	55.500	59	55Alp Oph	2.0800	8900.0	111	10365	No
114	GOM_NL__2PRFIN20040223_053747_000000572024_00291_10365_1877.N1	23-FEB-2004 05:37:47	Twilight	56.500	126	60Bet Oph	2.7700	4250.0	113	10365	No
115	GOM_NL__2PRFIN20040223_054222_000000452024_00291_10365_1878.N1	23-FEB-2004 05:42:22	Twilight	44.500	155	41Pi Sgr	2.9000	6600.0	89	10365	No
116	GOM_NL__2PRFIN20040223_054406_000000432024_00291_10365_1879.N1	23-FEB-2004 05:44:06	Dark	43.000	57	34Sig Sgr	2.0660	26000.	86	10365	No
117	GOM_NL__2PRFIN20040223_054702_000000462024_00291_10365_1880.N1	23-FEB-2004 05:47:02	Dark	45.500	38	20Eps Sgr	1.8360	11000.	91	10365	No
118	GOM_NL__2PRFIN20040223_054933_000000482024_00291_10365_1881.N1	23-FEB-2004 05:49:33	Dark	48.000	25	35Lam Sco	1.6200	28000.	96	10365	No
119	GOM_NL__2PRFIN20040223_055116_000000792024_00291_10365_1882.N1	23-FEB-2004 05:51:16	Dark	79.000	16	21Alp Sco	1.0200	3000.0	158	10365	No
120	GOM_NL__2PRFIN20040223_055329_000000722024_00291_10365_1883.N1	23-FEB-2004 05:53:29	Dark	71.500	80	7Del Sco	2.3160	30000.	143	10365	No
121	GOM_NL__2PRFIN20040223_055704_000000532024_00292_10366_1851.N1	23-FEB-2004 05:57:04	Dark	52.500	43	Alp TrA	1.9100	4250.0	105	10366	No
122	GOM_NL__2PRFIN20040223_060127_000000492024_00292_10366_1852.N1	23-FEB-2004 06:01:27	Dark	48.500	10	Bet Cen	0.61000	28000.	97	10366	No
123	GOM_NL__2PRFIN20040223_060417_000000442024_00292_10366_1853.N1	23-FEB-2004 06:04:17	Dark	44.000	12	Alp1Cru	0.77500	30000.	88	10366	No
124	GOM_NL__2PRFIN20040223_060610_000000472024_00292_10366_1854.N1	23-FEB-2004 06:06:10	Dark	47.000	29	Bet Car	1.6720	10200.	94	10366	No
125	GOM_NL__2PRFIN20040223_060854_000000412024_00292_10366_1855.N1	23-FEB-2004 06:08:54	Dark	41.000	71	lot Car	2.2460	7700.0	82	10366	No
126	GOM_NL__2PRFIN20040223_061028_000000442024_00292_10366_1856.N1	23-FEB-2004 06:10:28	Straylight	44.000	46	Del Vel	1.9540	10600.	88	10366	No
127	GOM_NL__2PRFIN20040223_061316_000000452024_00292_10366_1857.N1	23-FEB-2004 06:13:16	Straylight	45.000	65	Lam Vel	2.2040	4400.0	90	10366	No
128	GOM_NL__2PRFIN20040223_061452_000000372024_00292_10366_1858.N1	23-FEB-2004 06:14:52	Straylight	37.000	70	Zet Pup	2.2460	39000.	74	10366	No
129	GOM_NL__2PRFIN20040223_061852_000000792024_00292_10366_1859.N1	23-FEB-2004 06:18:52	Straylight	78.500	100	4Gam Crv	2.5800	13100.	157	10366	No
130	GOM_NL__2PRFIN20040223_062256_000000462024_00292_10366_1860.N1	23-FEB-2004 06:22:56	Twilight	46.000	48	30Alp Hya	1.9770	4100.0	92	10366	No
131	GOM_NL__2PRFIN20040223_062743_000000432024_00292_10366_1861.N1	23-FEB-2004 06:27:43	Bright	42.500	8	10Alp CMi	0.40000	6500.0	85	10366	No
132	GOM_NL__2PRFIN20040223_062936_000000482024_00292_10366_1862.N1	23-FEB-2004 06:29:36	Bright	47.500	22	32Alp Leo	1.3600	15200.	95	10366	No
133	GOM_NL__2PRFIN20040223_063256_000000432024_00292_10366_1863.N1	23-FEB-2004 06:32:56	Bright	42.500	166	17Eps Leo	2.9800	6000.0	85	10366	No
134	GOM_NL__2PRFIN20040223_063504_000000382024_00292_10366_1864.N1	23-FEB-2004 06:35:04	Bright	38.000	24	66Alp Gem	1.5800	10200.	76	10366	No
135	GOM_NL__2PRFIN20040223_064157_000000512024_00292_10366_1865.N1	23-FEB-2004 06:41:57	Bright	50.500	174	52Psi UMa	3.0040	4400.0	101	10366	No
136	GOM_NL__2PRFIN20040223_064421_000000442024_00292_10366_1866.N1	23-FEB-2004 06:44:21	Bright	43.500	82	48Bet UMa	2.3650	10600.	87	10366	No
137	GOM_NL__2PRFIN20040223_064603_000000492024_00292_10366_1867.N1	23-FEB-2004 06:46:03	Bright	49.000	87	64Gam UMa	2.4330	11000.	98	10366	No
138	GOM_NL__2PRFIN20040223_065102_000000382024_00292_10366_1868.N1	23-FEB-2004 06:51:02	Bright	38.000	49	1Alp UMi	1.9900	6300.0	76	10366	No
139	GOM_NL__2PRFIN20040223_065233_000000382024_00292_10366_1869.N1	23-FEB-2004 06:52:33	Bright	37.500	60	7Bet UMi	2.0810	3950.0	75	10366	No
140	GOM_NL__2PRFIN20040223_065722_000000422024_00292_10366_1870.N1	23-FEB-2004 06:57:22	Bright	41.500	119	14Eta Dra	2.7270	4700.0	83	10366	No
141	GOM_NL__2PRFIN20040223_070128_000000462024_00292_10366_1871.N1	23-FEB-2004 07:01:28	Bright	46.000	130	23Bet Dra	2.7990	5800.0	92	10366	No
142	GOM_NL__2PRFIN20040223_070325_000000392024_00292_10366_1872.N1	23-FEB-2004 07:03:25	Bright	38.500	19	50Alp Cyg	1.2460	10500.	77	10366	No
143	GOM_NL__2PRFIN20040223_070500_000000372024_00292_10366_1873.N1	23-FEB-2004 07:05:00	Bright	36.500	66	37Gam Cyg	2.2080	5900.0	73	10366	No
144	GOM_NL__2PRFIN20040223_070629_000000372024_00292_10366_1874.N1	23-FEB-2004 07:06:29	Bright	36.500	92	53Eps Cyg	2.5000	4500.0	73	10366	No
145	GOM_NL__2PRFIN20040223_070926_000000672024_00292_10366_1875.N1	23-FEB-2004 07:09:26	Bright	66.500	133	40Zet Her	2.8070	6000.0	133	10366	No
146	GOM_NL__2PRFIN20040223_071319_000000392024_00292_10366_1876.N1	23-FEB-2004 07:13:19	Bright	39.000	168	17Zet Aql	2.9860	11000.	78	10366	No
147	GOM_NL__2PRFIN20040223_071559_000000642024_00292_10366_1877.N1	23-FEB-2004 07:15:59	Twilight	64.000	59	55Alp Oph	2.0800	8900.0	128	10366	No
148	GOM_NL__2PRFIN20040223_071822_000000612024_00292_10366_1878.N1	23-FEB-2004 07:18:22	Twilight	61.000	126	60Bet Oph	2.7700	4250.0	122	10366	No
149	GOM_NL__2PRFIN20040223_072259_000000422024_00292_10366_1879.N1	23-FEB-2004 07:22:59	Twilight	42.000	155	41Pi Sgr	2.9000	6600.0	84	10366	No
150	GOM_NL__2PRFIN20040223_072443_000000442024_00292_10366_1880.N1	23-FEB-2004 07:24:43	Dark	44.000	57	34Sig Sgr	2.0660	26000.	88	10366	No
151	GOM_NL__2PRFIN20040223_072739_000000422024_00292_10366_1881.N1	23-FEB-2004 07:27:39	Dark	42.000	38	20Eps Sgr	1.8360	11000.	84	10366	No
152	GOM_NL__2PRFIN20040223_073010_000000442024_00292_10366_1882.N1	23-FEB-2004 07:30:10	Dark	43.500	25	35Lam Sco	1.6200	28000.	87	10366	No
153	GOM_NL__2PRFIN20040223_073153_000000792024_00292_10366_1883.N1	23-FEB-2004 07:31:53	Dark	79.000	16	21Alp Sco	1.0200	3000.0	158	10366	No
154	GOM_NL__2PRFIN20040223_073407_000000842024_00292_10366_1884.N1	23-FEB-2004 07:34:07	Dark	84.000	80	7Del Sco	2.3160	30000.	168	10366	No
155	GOM_NL__2PRFIN20040223_073741_000000442024_00293_10367_1851.N1	23-FEB-2004 07:37:41	Dark	43.500	43	Alp TrA	1.9100	4250.0	87	10367	No
156	GOM_NL__2PRFIN20040223_074204_000000522024_00293_10367_1852.N1	23-FEB-2004 07:42:04	Dark	51.500	10	Bet Cen	0.61000	28000.	103	10367	No
157	GOM_NL__2PRFIN20040223_074454_000000512024_00293_10367_1853.N1	23-FEB-2004 07:44:54	Dark	51.000	12	Alp1Cru	0.77500	30000.	102	10367	No
158	GOM_NL__2PRFIN20040223_074646_000000392024_00293_10367_1854.N1	23-FEB-2004 07:46:46	Dark	38.500	29	Bet Car	1.6720	10200.	77	10367	No
159	GOM_NL__2PRFIN20040223_074930_000000392024_00293_10367_1855.N1	23-FEB-2004 07:49:30	Dark	38.500	71	lot Car	2.2460	7700.0	77	10367	No
160	GOM_NL__2PRFIN20040223_075104_000000392024_00293_10367_1856.N1	23-FEB-2004 07:51:04	Straylight	38.500	46	Del Vel	1.9540	10600.	77	10367	No

161	GOM_NL__2PRFIN20040223_075353_000000472024_00293_10367_1857.N1	23-FEB-2004 07:53:53	Straylight	46.500	65	Lam Vel	2.2040	4400.0	93	10367	No
162	GOM_NL__2PRFIN20040223_075529_000000422024_00293_10367_1858.N1	23-FEB-2004 07:55:29	Straylight	41.500	70	Zet Pup	2.2460	39000.	83	10367	No
163	GOM_NL__2PRFIN20040223_075928_000000842024_00293_10367_1859.N1	23-FEB-2004 07:59:28	Straylight	83.500	100	4Gam Crv	2.5800	13100.	167	10367	No
164	GOM_NL__2PRFIN20040223_080332_000000472024_00293_10367_1860.N1	23-FEB-2004 08:03:32	Tw_i_and_stray	47.000	48	30Alp Hya	1.9770	4100.0	94	10367	No
165	GOM_NL__2PRFIN20040223_080819_000000422024_00293_10367_1861.N1	23-FEB-2004 08:08:19	Bright	42.000	8	10Alp CMi	0.40000	6500.0	84	10367	No
166	GOM_NL__2PRFIN20040223_081012_000000472024_00293_10367_1862.N1	23-FEB-2004 08:10:12	Bright	47.000	22	32Alp Leo	1.3600	15200.	94	10367	No
167	GOM_NL__2PRFIN20040223_081331_000000432024_00293_10367_1863.N1	23-FEB-2004 08:13:31	Bright	42.500	166	17Eps Leo	2.9800	6000.0	85	10367	No
168	GOM_NL__2PRFIN20040223_081540_000000372024_00293_10367_1864.N1	23-FEB-2004 08:15:40	Bright	37.000	24	66Alp Gem	1.5800	10200.	74	10367	No
169	GOM_NL__2PRFIN20040223_082232_000000502024_00293_10367_1865.N1	23-FEB-2004 08:22:32	Bright	49.500	174	52Psi UMa	3.0040	4400.0	99	10367	No
170	GOM_NL__2PRFIN20040223_082456_000000442024_00293_10367_1866.N1	23-FEB-2004 08:24:56	Bright	43.500	82	48Bet UMa	2.3650	10600.	87	10367	No
171	GOM_NL__2PRFIN20040223_082638_000000502024_00293_10367_1867.N1	23-FEB-2004 08:26:38	Bright	49.500	87	64Gam UMa	2.4330	11000.	99	10367	No
172	GOM_NL__2PRFIN20040223_083138_000000362024_00293_10367_1868.N1	23-FEB-2004 08:31:38	Bright	35.500	49	1Alp UMi	1.9900	6300.0	71	10367	No
173	GOM_NL__2PRFIN20040223_083309_000000442024_00293_10367_1869.N1	23-FEB-2004 08:33:09	Bright	43.500	60	7Bet UMi	2.0810	3950.0	87	10367	No
174	GOM_NL__2PRFIN20040223_083757_000000462024_00293_10367_1870.N1	23-FEB-2004 08:37:57	Bright	45.500	119	14Eta Dra	2.7270	4700.0	91	10367	No
175	GOM_NL__2PRFIN20040223_084203_000000432024_00293_10367_1871.N1	23-FEB-2004 08:42:03	Bright	42.500	130	23Bet Dra	2.7990	5800.0	85	10367	No
176	GOM_NL__2PRFIN20040223_084401_000000352024_00293_10367_1872.N1	23-FEB-2004 08:44:01	Bright	35.000	19	50Alp Cyg	1.2460	10500.	70	10367	No
177	GOM_NL__2PRFIN20040223_084536_000000362024_00293_10367_1873.N1	23-FEB-2004 08:45:36	Bright	36.000	66	37Gam Cyg	2.2080	5900.0	72	10367	No
178	GOM_NL__2PRFIN20040223_084705_000000352024_00293_10367_1874.N1	23-FEB-2004 08:47:05	Bright	35.000	92	53Eps Cyg	2.5000	4500.0	70	10367	No
179	GOM_NL__2PRFIN20040223_085003_000000632024_00293_10367_1875.N1	23-FEB-2004 08:50:03	Bright	62.500	133	40Zet Her	2.8070	6000.0	125	10367	No
180	GOM_NL__2PRFIN20040223_085356_000000392024_00293_10367_1876.N1	23-FEB-2004 08:53:56	Bright	38.500	168	17Zet Aql	2.9860	11000.	77	10367	No
181	GOM_NL__2PRFIN20040223_085636_000000602024_00293_10367_1877.N1	23-FEB-2004 08:56:36	Tw_i_and_stray	60.000	59	55Alp Oph	2.0800	8900.0	120	10367	No
182	GOM_NL__2PRFIN20040223_085900_000000602024_00293_10367_1878.N1	23-FEB-2004 08:59:00	Tw_i_and_stray	59.500	126	60Bet Oph	2.7700	4250.0	119	10367	No
183	GOM_NL__2PRFIN20040223_090335_000000432024_00293_10367_1879.N1	23-FEB-2004 09:03:35	Twilight	42.500	155	41Pi Sgr	2.9000	6600.0	85	10367	No
184	GOM_NL__2PRFIN20040223_090519_000000432024_00293_10367_1880.N1	23-FEB-2004 09:05:19	Dark	42.500	57	34Sig Sgr	2.0660	26000.	85	10367	No
185	GOM_NL__2PRFIN20040223_090816_000000452024_00293_10367_1881.N1	23-FEB-2004 09:08:16	Dark	44.500	38	20Eps Sgr	1.8360	11000.	89	10367	No
186	GOM_NL__2PRFIN20040223_091047_000000432024_00293_10367_1882.N1	23-FEB-2004 09:10:47	Dark	42.500	25	35Lam Sco	1.6200	28000.	85	10367	No
187	GOM_NL__2PRFIN20040223_091231_000000652024_00293_10367_1883.N1	23-FEB-2004 09:12:31	Dark	65.000	16	21Alp Sco	1.0200	3000.0	130	10367	No
188	GOM_NL__2PRFIN20040223_091444_000000702024_00293_10367_1884.N1	23-FEB-2004 09:14:44	Dark	70.000	80	7Del Sco	2.3160	30000.	140	10367	No
189	GOM_NL__2PRFIN20040223_091817_000000412024_00294_10368_1852.N1	23-FEB-2004 09:18:17	Dark	41.000	43	Alp TrA	1.9100	4250.0	82	10368	No
190	GOM_NL__2PRFIN20040223_092241_000000412024_00294_10368_1853.N1	23-FEB-2004 09:22:41	Dark	40.500	10	Bet Cen	0.61000	28000.	81	10368	No
191	GOM_NL__2PRFIN20040223_092530_000000432024_00294_10368_1854.N1	23-FEB-2004 09:25:30	Dark	42.500	12	Alp1Cru	0.77500	30000.	85	10368	No
192	GOM_NL__2PRFIN20040223_092722_000000402024_00294_10368_1855.N1	23-FEB-2004 09:27:22	Dark	39.500	29	Bet Car	1.6720	10200.	79	10368	No
193	GOM_NL__2PRFIN20040223_093006_000000402024_00294_10368_1856.N1	23-FEB-2004 09:30:06	Dark	39.500	71	lot Car	2.2460	7700.0	79	10368	No
194	GOM_NL__2PRFIN20040223_093139_000000432024_00294_10368_1857.N1	23-FEB-2004 09:31:39	Straylight	43.000	46	Del Vel	1.9540	10600.	86	10368	No
195	GOM_NL__2PRFIN20040223_093428_000000452024_00294_10368_1858.N1	23-FEB-2004 09:34:28	Straylight	44.500	65	Lam Vel	2.2040	4400.0	89	10368	No
196	GOM_NL__2PRFIN20040223_093604_000000392024_00294_10368_1859.N1	23-FEB-2004 09:36:04	Straylight	39.000	70	Zet Pup	2.2460	39000.	78	10368	No
197	GOM_NL__2PRFIN20040223_094004_000000812024_00294_10368_1860.N1	23-FEB-2004 09:40:04	Straylight	80.500	100	4Gam Crv	2.5800	13100.	161	10368	No
198	GOM_NL__2PRFIN20040223_094407_000000492024_00294_10368_1861.N1	23-FEB-2004 09:44:07	Tw_i_and_stray	48.500	48	30Alp Hya	1.9770	4100.0	97	10368	No
199	GOM_NL__2PRFIN20040223_094855_000000442024_00294_10368_1862.N1	23-FEB-2004 09:48:55	Bright	43.500	8	10Alp CMi	0.40000	6500.0	87	10368	No
200	GOM_NL__2PRFIN20040223_095048_000000472024_00294_10368_1863.N1	23-FEB-2004 09:50:48	Bright	46.500	22	32Alp Leo	1.3600	15200.	93	10368	No
201	GOM_NL__2PRFIN20040223_095407_000000422024_00294_10368_1864.N1	23-FEB-2004 09:54:07	Bright	42.000	166	17Eps Leo	2.9800	6000.0	84	10368	No
202	GOM_NL__2PRFIN20040223_095616_000000392024_00294_10368_1865.N1	23-FEB-2004 09:56:16	Bright	38.500	24	66Alp Gem	1.5800	10200.	77	10368	No
203	GOM_NL__2PRFIN20040223_100307_000000502024_00294_10368_1866.N1	23-FEB-2004 10:03:07	Bright	50.000	174	52Psi UMa	3.0040	4400.0	100	10368	No
204	GOM_NL__2PRFIN20040223_100531_000000452024_00294_10368_1867.N1	23-FEB-2004 10:05:31	Bright	44.500	82	48Bet UMa	2.3650	10600.	89	10368	No
205	GOM_NL__2PRFIN20040223_100713_000000472024_00294_10368_1868.N1	23-FEB-2004 10:07:13	Bright	47.000	87	64Gam UMa	2.4330	11000.	94	10368	No
206	GOM_NL__2PRFIN20040223_101213_000000382024_00294_10368_1869.N1	23-FEB-2004 10:12:13	Bright	38.000	49	1Alp UMi	1.9900	6300.0	76	10368	No
207	GOM_NL__2PRFIN20040223_101344_000000442024_00294_10368_1870.N1	23-FEB-2004 10:13:44	Bright	44.000	60	7Bet UMi	2.0810	3950.0	88	10368	No
208	GOM_NL__2PRFIN20040223_101833_000000462024_00294_10368_1871.N1	23-FEB-2004 10:18:33	Bright	45.500	119	14Eta Dra	2.7270	4700.0	91	10368	No
209	GOM_NL__2PRFIN20040223_102239_000000422024_00294_10368_1872.N1	23-FEB-2004 10:22:39	Bright	41.500	130	23Bet Dra	2.7990	5800.0	83	10368	No
210	GOM_NL__2PRFIN20040223_102437_000000372024_00294_10368_1873.N1	23-FEB-2004 10:24:37	Bright	36.500	19	50Alp Cyg	1.2460	10500.	73	10368	No
211	GOM_NL__2PRFIN20040223_102612_000000352024_00294_10368_1874.N1	23-FEB-2004 10:26:12	Bright	35.000	66	37Gam Cyg	2.2080	5900.0	70	10368	No
212	GOM_NL__2PRFIN20040223_102741_000000362024_00294_10368_1875.N1	23-FEB-2004 10:27:41	Bright	35.500	92	53Eps Cyg	2.5000	4500.0	71	10368	No
213	GOM_NL__2PRFIN20040223_103039_000000672024_00294_10368_1876.N1	23-FEB-2004 10:30:39	Bright	67.000	133	40Zet Her	2.8070	6000.0	134	10368	No
214	GOM_NL__2PRFIN20040223_103432_000000382024_00294_10368_1877.N1	23-FEB-2004 10:34:32	Bright	38.000	168	17Zet Aql	2.9860	11000.	76	10368	No
215	GOM_NL__2PRFIN20040223_103712_000000612024_00294_10368_1878.N1	23-FEB-2004 10:37:12	Tw_i_and_stray	60.500	59	55Alp Oph	2.0800	8900.0	121	10368	No
216	GOM_NL__2PRFIN20040223_103935_000000592024_00294_10368_1879.N1	23-FEB-2004 10:39:35	Tw_i_and_stray	58.500	126	60Bet Oph	2.7700	4250.0	117	10368	No
217	GOM_NL__2PRFIN20040223_104411_000000422024_00294_10368_1880.N1	23-FEB-2004 10:44:11	Twilight	42.000	155	41Pi Sgr	2.9000	6600.0	84	10368	No
218	GOM_NL__2PRFIN20040223_104555_000000432024_00294_10368_1881.N1	23-FEB-2004 10:45:55	Dark	42.500	57	34Sig Sgr	2.0660	26000.	85	10368	No
219	GOM_NL__2PRFIN20040223_104852_000000472024_00294_10368_1882.N1	23-FEB-2004 10:48:52	Dark	46.500	38	20Eps Sgr	1.8360	11000.	93	10368	No

220	GOM_NL__2PRFIN20040223_105123_000000432024_00294_10368_1883.N1	23-FEB-2004 10:51:23	Dark	43.000	25	35Lam Sco	1.6200	28000.	86	10368	No
221	GOM_NL__2PRFIN20040223_105308_000000782024_00294_10368_1884.N1	23-FEB-2004 10:53:08	Dark	78.000	16	21Alp Sco	1.0200	3000.0	156	10368	No
222	GOM_NL__2PRFIN20040223_105521_000000732024_00294_10368_1885.N1	23-FEB-2004 10:55:21	Dark	72.500	80	7Del Sco	2.3160	30000.	145	10368	No
223	GOM_NL__2PRFIN20040223_105853_000000412024_00295_10369_1853.N1	23-FEB-2004 10:58:53	Dark	41.000	43	Alp TrA	1.9100	4250.0	82	10369	No
224	GOM_NL__2PRFIN20040223_110317_000000462024_00295_10369_1854.N1	23-FEB-2004 11:03:17	Dark	46.000	10	Bet Cen	0.61000	28000.	92	10369	No
225	GOM_NL__2PRFIN20040223_110605_000000422024_00295_10369_1855.N1	23-FEB-2004 11:06:05	Dark	42.000	12	Alp1Cru	0.77500	30000.	84	10369	No
226	GOM_NL__2PRFIN20040223_110758_000000472024_00295_10369_1856.N1	23-FEB-2004 11:07:58	Dark	46.500	29	Bet Car	1.6720	10200.	93	10369	No
227	GOM_NL__2PRFIN20040223_111042_000000382024_00295_10369_1857.N1	23-FEB-2004 11:10:42	Dark	38.000	71	lot Car	2.2460	7700.0	76	10369	No
228	GOM_NL__2PRFIN20040223_111215_000000402024_00295_10369_1858.N1	23-FEB-2004 11:12:15	Straylight	40.000	46	Del Vel	1.9540	10600.	80	10369	No
229	GOM_NL__2PRFIN20040223_111504_000000482024_00295_10369_1859.N1	23-FEB-2004 11:15:04	Straylight	48.000	65	Lam Vel	2.2040	4400.0	96	10369	No
230	GOM_NL__2PRFIN20040223_111640_000000422024_00295_10369_1860.N1	23-FEB-2004 11:16:40	Straylight	41.500	70	Zet Pup	2.2460	39000.	83	10369	No
231	GOM_NL__2PRFIN20040223_112041_000000792024_00295_10369_1861.N1	23-FEB-2004 11:20:41	Straylight	79.000	100	4Gam Crv	2.5800	13100.	158	10369	No
232	GOM_NL__2PRFIN20040223_112443_000000492024_00295_10369_1862.N1	23-FEB-2004 11:24:43	Tw_i_and_stray	48.500	48	30Alp Hya	1.9770	4100.0	97	10369	No
233	GOM_NL__2PRFIN20040223_112931_000000432024_00295_10369_1863.N1	23-FEB-2004 11:29:31	Bright	42.500	8	10Alp CMi	0.40000	6500.0	85	10369	No
234	GOM_NL__2PRFIN20040223_113123_000000482024_00295_10369_1864.N1	23-FEB-2004 11:31:23	Bright	48.000	22	32Alp Leo	1.3600	15200.	96	10369	No
235	GOM_NL__2PRFIN20040223_113442_000000432024_00295_10369_1865.N1	23-FEB-2004 11:34:42	Bright	42.500	166	17Eps Leo	2.9800	6000.0	85	10369	No
236	GOM_NL__2PRFIN20040223_113651_000000412024_00295_10369_1866.N1	23-FEB-2004 11:36:51	Bright	40.500	24	66Alp Gem	1.5800	10200.	81	10369	No
237	GOM_NL__2PRFIN20040223_114342_000000492024_00295_10369_1867.N1	23-FEB-2004 11:43:42	Bright	48.500	174	52Psi UMa	3.0040	4400.0	97	10369	No
238	GOM_NL__2PRFIN20040223_114607_000000432024_00295_10369_1868.N1	23-FEB-2004 11:46:07	Bright	43.000	82	48Bet UMa	2.3650	10600.	86	10369	No
239	GOM_NL__2PRFIN20040223_114748_000000492024_00295_10369_1869.N1	23-FEB-2004 11:47:48	Bright	49.000	87	64Gam UMa	2.4330	11000.	98	10369	No
240	GOM_NL__2PRFIN20040223_115249_000000362024_00295_10369_1870.N1	23-FEB-2004 11:52:49	Bright	35.500	49	1Alp UMi	1.9900	6300.0	71	10369	No
241	GOM_NL__2PRFIN20040223_115419_000000432024_00295_10369_1871.N1	23-FEB-2004 11:54:19	Bright	42.500	60	7Bet UMi	2.0810	3950.0	85	10369	No
242	GOM_NL__2PRFIN20040223_115909_000000452024_00295_10369_1872.N1	23-FEB-2004 11:59:09	Bright	45.000	119	14Eta Dra	2.7270	4700.0	90	10369	No
243	GOM_NL__2PRFIN20040223_120315_000000452024_00295_10369_1873.N1	23-FEB-2004 12:03:15	Bright	44.500	130	23Bet Dra	2.7990	5800.0	89	10369	No
244	GOM_NL__2PRFIN20040223_120512_000000402024_00295_10369_1874.N1	23-FEB-2004 12:05:12	Bright	39.500	19	50Alp Cyg	1.2460	10500.	79	10369	No
245	GOM_NL__2PRFIN20040223_120647_000000392024_00295_10369_1875.N1	23-FEB-2004 12:06:47	Bright	38.500	66	37Gam Cyg	2.2080	5900.0	77	10369	No
246	GOM_NL__2PRFIN20040223_120815_000000382024_00295_10369_1876.N1	23-FEB-2004 12:08:15	Bright	38.000	92	53Eps Cyg	2.5000	4500.0	76	10369	No
247	GOM_NL__2PRFIN20040223_121115_000000672024_00295_10369_1877.N1	23-FEB-2004 12:11:15	Bright	66.500	133	40Zet Her	2.8070	6000.0	133	10369	No
248	GOM_NL__2PRFIN20040223_121507_000000402024_00295_10369_1878.N1	23-FEB-2004 12:15:07	Bright	39.500	168	17Zet Aql	2.9860	11000.	79	10369	No
249	GOM_NL__2PRFIN20040223_121750_000000642024_00295_10369_1879.N1	23-FEB-2004 12:17:50	Tw_i_and_stray	64.000	59	55Alp Oph	2.0800	8900.0	128	10369	No
250	GOM_NL__2PRFIN20040223_122011_000000602024_00295_10369_1880.N1	23-FEB-2004 12:20:11	Tw_i_and_stray	59.500	126	60Bet Oph	2.7700	4250.0	119	10369	No
251	GOM_NL__2PRFIN20040223_122447_000000442024_00295_10369_1881.N1	23-FEB-2004 12:24:47	Twilight	43.500	155	41Pi Sgr	2.9000	6600.0	87	10369	No
252	GOM_NL__2PRFIN20040223_122631_000000462024_00295_10369_1882.N1	23-FEB-2004 12:26:31	Dark	45.500	57	34Sig Sgr	2.0660	26000.	91	10369	No
253	GOM_NL__2PRFIN20040223_122928_000000462024_00295_10369_1883.N1	23-FEB-2004 12:29:28	Dark	46.000	38	20Eps Sgr	1.8360	11000.	92	10369	No
254	GOM_NL__2PRFIN20040223_123159_000000462024_00295_10369_1884.N1	23-FEB-2004 12:31:59	Dark	45.500	25	35Lam Sco	1.6200	28000.	91	10369	No
255	GOM_NL__2PRFIN20040223_123345_000000632024_00295_10369_1885.N1	23-FEB-2004 12:33:45	Dark	62.500	16	21Alp Sco	1.0200	3000.0	125	10369	No
256	GOM_NL__2PRFIN20040223_123600_000000742024_00295_10369_1886.N1	23-FEB-2004 12:36:00	Dark	74.000	80	7Del Sco	2.3160	30000.	148	10369	No
257	GOM_NL__2PRFIN20040223_123929_000000402024_00296_10370_1853.N1	23-FEB-2004 12:39:29	Dark	40.000	43	Alp TrA	1.9100	4250.0	80	10370	No
258	GOM_NL__2PRFIN20040223_124353_000000452024_00296_10370_1854.N1	23-FEB-2004 12:43:53	Dark	44.500	10	Bet Cen	0.61000	28000.	89	10370	No
259	GOM_NL__2PRFIN20040223_124642_000000422024_00296_10370_1855.N1	23-FEB-2004 12:46:42	Dark	42.000	12	Alp1Cru	0.77500	30000.	84	10370	No
260	GOM_NL__2PRFIN20040223_124833_000000412024_00296_10370_1856.N1	23-FEB-2004 12:48:33	Dark	40.500	29	Bet Car	1.6720	10200.	81	10370	No
261	GOM_NL__2PRFIN20040223_125117_000000382024_00296_10370_1857.N1	23-FEB-2004 12:51:17	Dark	38.000	71	lot Car	2.2460	7700.0	76	10370	No
262	GOM_NL__2PRFIN20040223_125251_000000382024_00296_10370_1858.N1	23-FEB-2004 12:52:51	Straylight	38.000	46	Del Vel	1.9540	10600.	76	10370	No
263	GOM_NL__2PRFIN20040223_125540_000000502024_00296_10370_1859.N1	23-FEB-2004 12:55:40	Straylight	50.000	65	Lam Vel	2.2040	4400.0	100	10370	No
264	GOM_NL__2PRFIN20040223_125716_000000412024_00296_10370_1860.N1	23-FEB-2004 12:57:16	Straylight	40.500	70	Zet Pup	2.2460	39000.	81	10370	No
265	GOM_NL__2PRFIN20040223_130117_000000812024_00296_10370_1861.N1	23-FEB-2004 13:01:17	Straylight	80.500	100	4Gam Crv	2.5800	13100.	161	10370	No
266	GOM_NL__2PRFIN20040223_130519_000000542024_00296_10370_1862.N1	23-FEB-2004 13:05:19	Tw_i_and_stray	54.000	48	30Alp Hya	1.9770	4100.0	108	10370	No
267	GOM_NL__2PRFIN20040223_131007_000000432024_00296_10370_1863.N1	23-FEB-2004 13:10:07	Bright	43.000	8	10Alp CMi	0.40000	6500.0	86	10370	No
268	GOM_NL__2PRFIN20040223_131158_000000472024_00296_10370_1864.N1	23-FEB-2004 13:11:58	Bright	46.500	22	32Alp Leo	1.3600	15200.	93	10370	No
269	GOM_NL__2PRFIN20040223_131518_000000422024_00296_10370_1865.N1	23-FEB-2004 13:15:18	Bright	41.500	166	17Eps Leo	2.9800	6000.0	83	10370	No
270	GOM_NL__2PRFIN20040223_131728_000000402024_00296_10370_1866.N1	23-FEB-2004 13:17:28	Bright	39.500	24	66Alp Gem	1.5800	10200.	79	10370	No
271	GOM_NL__2PRFIN20040223_132417_000000482024_00296_10370_1867.N1	23-FEB-2004 13:24:17	Bright	47.500	174	52Psi UMa	3.0040	4400.0	95	10370	No
272	GOM_NL__2PRFIN20040223_132642_000000442024_00296_10370_1868.N1	23-FEB-2004 13:26:42	Bright	44.000	82	48Bet UMa	2.3650	10600.	88	10370	No
273	GOM_NL__2PRFIN20040223_132823_000000492024_00296_10370_1869.N1	23-FEB-2004 13:28:23	Bright	49.000	87	64Gam UMa	2.4330	11000.	98	10370	No
274	GOM_NL__2PRFIN20040223_133150_000000512024_00296_10370_1870.N1	23-FEB-2004 13:31:50	Bright	51.000	32	77Eps UMa	1.7630	11000.	102	10370	No
275	GOM_NL__2PRFIN20040223_133455_000000432024_00296_10370_1871.N1	23-FEB-2004 13:34:55	Bright	43.000	60	7Bet UMi	2.0810	3950.0	86	10370	No
276	GOM_NL__2PRFIN20040223_133944_000000452024_00296_10370_1872.N1	23-FEB-2004 13:39:44	Bright	45.000	119	14Eta Dra	2.7270	4700.0	90	10370	No
277	GOM_NL__2PRFIN20040223_134351_000000442024_00296_10370_1873.N1	23-FEB-2004 13:43:51	Bright	44.000	130	23Bet Dra	2.7990	5800.0	88	10370	No
278	GOM_NL__2PRFIN20040223_134549_000000392024_00296_10370_1874.N1	23-FEB-2004 13:45:49	Bright	39.000	19	50Alp Cyg	1.2460	10500.	78	10370	No

279	GOM_NL__2PRFIN20040223_134724_000000362024_00296_10370_1875.N1	23-FEB-2004 13:47:24	Bright	35.500	66	37Gam Cyg	2.2080	5900.0	71	10370	No
280	GOM_NL__2PRFIN20040223_134853_000000362024_00296_10370_1876.N1	23-FEB-2004 13:48:53	Bright	36.000	92	53Eps Cyg	2.5000	4500.0	72	10370	No
281	GOM_NL__2PRFIN20040223_135151_000000662024_00296_10370_1877.N1	23-FEB-2004 13:51:51	Bright	66.000	133	40Zet Her	2.8070	6000.0	132	10370	No
282	GOM_NL__2PRFIN20040223_135545_000000382024_00296_10370_1878.N1	23-FEB-2004 13:55:45	Bright	38.000	168	17Zet Aql	2.9860	11000.	76	10370	No
283	GOM_NL__2PRFIN20040223_135826_000000562024_00296_10370_1879.N1	23-FEB-2004 13:58:26	Twi_and_stray	56.000	59	55Alp Oph	2.0800	8900.0	112	10370	No
284	GOM_NL__2PRFIN20040223_140051_000000592024_00296_10370_1880.N1	23-FEB-2004 14:00:51	Twi_and_stray	59.000	126	60Bet Oph	2.7700	4250.0	118	10370	No
285	GOM_NL__2PRFIN20040223_140523_000000442024_00296_10370_1881.N1	23-FEB-2004 14:05:23	Twilight	44.000	155	41Pi Sgr	2.9000	6600.0	88	10370	No
286	GOM_NL__2PRFIN20040223_140708_000000442024_00296_10370_1882.N1	23-FEB-2004 14:07:08	Dark	44.000	57	34Sig Sgr	2.0660	26000.	88	10370	No
287	GOM_NL__2PRFIN20040223_141005_000000462024_00296_10370_1883.N1	23-FEB-2004 14:10:05	Dark	46.000	38	20Eps Sgr	1.8360	11000.	92	10370	No
288	GOM_NL__2PRFIN20040223_141236_000000432024_00296_10370_1884.N1	23-FEB-2004 14:12:36	Dark	42.500	25	35Lam Sco	1.6200	28000.	85	10370	No
289	GOM_NL__2PRFIN20040223_141422_000000612024_00296_10370_1885.N1	23-FEB-2004 14:14:22	Dark	60.500	16	21Alp Sco	1.0200	3000.0	121	10370	No
290	GOM_NL__2PRFIN20040223_141637_000000732024_00296_10370_1886.N1	23-FEB-2004 14:16:37	Dark	73.000	80	7Del Sco	2.3160	30000.	146	10370	No
291	GOM_NL__2PRFIN20040223_142005_000000432024_00297_10371_1854.N1	23-FEB-2004 14:20:05	Dark	42.500	43	Alp TrA	1.9100	4250.0	85	10371	No
292	GOM_NL__2PRFIN20040223_142430_000000462024_00297_10371_1855.N1	23-FEB-2004 14:24:30	Dark	46.000	10	Bet Cen	0.61000	28000.	92	10371	No
293	GOM_NL__2PRFIN20040223_142718_000000462024_00297_10371_1856.N1	23-FEB-2004 14:27:18	Dark	45.500	12	Alp1Cru	0.77500	30000.	91	10371	No
294	GOM_NL__2PRFIN20040223_142909_000000412024_00297_10371_1857.N1	23-FEB-2004 14:29:09	Dark	41.000	29	Bet Car	1.6720	10200.	82	10371	No
295	GOM_NL__2PRFIN20040223_143153_000000392024_00297_10371_1858.N1	23-FEB-2004 14:31:53	Dark	38.500	71	lot Car	2.2460	7700.0	77	10371	No
296	GOM_NL__2PRFIN20040223_143327_000000442024_00297_10371_1859.N1	23-FEB-2004 14:33:27	Straylight	43.500	46	Del Vel	1.9540	10600.	87	10371	No
297	GOM_NL__2PRFIN20040223_143616_000000462024_00297_10371_1860.N1	23-FEB-2004 14:36:16	Straylight	46.000	65	Lam Vel	2.2040	4400.0	92	10371	No
298	GOM_NL__2PRFIN20040223_143752_000000402024_00297_10371_1861.N1	23-FEB-2004 14:37:52	Straylight	40.000	70	Zet Pup	2.2460	39000.	80	10371	No
299	GOM_NL__2PRFIN20040223_144153_000000752024_00297_10371_1862.N1	23-FEB-2004 14:41:53	Straylight	74.500	100	4Gam Crv	2.5800	13100.	149	10371	No
300	GOM_NL__2PRFIN20040223_144555_000000462024_00297_10371_1863.N1	23-FEB-2004 14:45:55	Twi_and_stray	46.000	48	30Alp Hya	1.9770	4100.0	92	10371	No
301	GOM_NL__2PRFIN20040223_145043_000000452024_00297_10371_1864.N1	23-FEB-2004 14:50:43	Bright	44.500	8	10Alp CMi	0.40000	6500.0	89	10371	No
302	GOM_NL__2PRFIN20040223_145234_000000472024_00297_10371_1865.N1	23-FEB-2004 14:52:34	Bright	46.500	22	32Alp Leo	1.3600	15200.	93	10371	No
303	GOM_NL__2PRFIN20040223_145553_000000422024_00297_10371_1866.N1	23-FEB-2004 14:55:53	Bright	42.000	166	17Eps Leo	2.9800	6000.0	84	10371	No
304	GOM_NL__2PRFIN20040223_145803_000000392024_00297_10371_1867.N1	23-FEB-2004 14:58:03	Bright	39.000	24	66Alp Gem	1.5800	10200.	78	10371	No
305	GOM_NL__2PRFIN20040223_150452_000000492024_00297_10371_1868.N1	23-FEB-2004 15:04:52	Bright	49.000	174	52Psi UMa	3.0040	4400.0	98	10371	No
306	GOM_NL__2PRFIN20040223_150717_000000442024_00297_10371_1869.N1	23-FEB-2004 15:07:17	Bright	43.500	82	48Bet UMa	2.3650	10600.	87	10371	No
307	GOM_NL__2PRFIN20040223_150858_000000492024_00297_10371_1870.N1	23-FEB-2004 15:08:58	Bright	49.000	87	64Gam UMa	2.4330	11000.	98	10371	No
308	GOM_NL__2PRFIN20040223_151225_000000522024_00297_10371_1871.N1	23-FEB-2004 15:12:25	Bright	52.000	32	77Eps UMa	1.7630	11000.	104	10371	No
309	GOM_NL__2PRFIN20040223_151531_000000422024_00297_10371_1872.N1	23-FEB-2004 15:15:31	Bright	42.000	60	7Bet UMi	2.0810	3950.0	84	10371	No
310	GOM_NL__2PRFIN20040223_152020_000000462024_00297_10371_1873.N1	23-FEB-2004 15:20:20	Bright	46.000	119	14Eta Dra	2.7270	4700.0	92	10371	No
311	GOM_NL__2PRFIN20040223_152426_000000452024_00297_10371_1874.N1	23-FEB-2004 15:24:26	Bright	45.000	130	23Bet Dra	2.7990	5800.0	90	10371	No
312	GOM_NL__2PRFIN20040223_152625_000000392024_00297_10371_1875.N1	23-FEB-2004 15:26:25	Bright	38.500	19	50Alp Cyg	1.2460	10500.	77	10371	No
313	GOM_NL__2PRFIN20040223_152800_000000382024_00297_10371_1876.N1	23-FEB-2004 15:28:00	Bright	37.500	66	37Gam Cyg	2.2080	5900.0	75	10371	No
314	GOM_NL__2PRFIN20040223_152929_000000372024_00297_10371_1877.N1	23-FEB-2004 15:29:29	Bright	36.500	92	53Eps Cyg	2.5000	4500.0	73	10371	No
315	GOM_NL__2PRFIN20040223_153227_000000692024_00297_10371_1878.N1	23-FEB-2004 15:32:27	Bright	69.000	133	40Zet Her	2.8070	6000.0	138	10371	No
316	GOM_NL__2PRFIN20040223_153621_000000382024_00297_10371_1879.N1	23-FEB-2004 15:36:21	Bright	38.000	168	17Zet Aql	2.9860	11000.	76	10371	No
317	GOM_NL__2PRFIN20040223_153903_000000622024_00297_10371_1880.N1	23-FEB-2004 15:39:03	Twi_and_stray	62.000	59	55Alp Oph	2.0800	8900.0	124	10371	No
318	GOM_NL__2PRFIN20040223_154127_000000612024_00297_10371_1881.N1	23-FEB-2004 15:41:27	Twi_and_stray	60.500	126	60Bet Oph	2.7700	4250.0	121	10371	No
319	GOM_NL__2PRFIN20040223_154600_000000412024_00297_10371_1882.N1	23-FEB-2004 15:46:00	Twilight	41.000	155	41Pi Sgr	2.9000	6600.0	82	10371	No
320	GOM_NL__2PRFIN20040223_154744_000000442024_00297_10371_1883.N1	23-FEB-2004 15:47:44	Dark	44.000	57	34Sig Sgr	2.0660	26000.	88	10371	No
321	GOM_NL__2PRFIN20040223_155041_000000422024_00297_10371_1884.N1	23-FEB-2004 15:50:41	Dark	42.000	38	20Eps Sgr	1.8360	11000.	84	10371	No
322	GOM_NL__2PRFIN20040223_155313_000000532024_00297_10371_1885.N1	23-FEB-2004 15:53:13	Dark	52.500	25	35Lam Sco	1.6200	28000.	105	10371	No
323	GOM_NL__2PRFIN20040223_155459_000000612024_00297_10371_1886.N1	23-FEB-2004 15:54:59	Dark	61.000	16	21Alp Sco	1.0200	3000.0	122	10371	No
324	GOM_NL__2PRFIN20040223_155715_000000772024_00297_10371_1887.N1	23-FEB-2004 15:57:15	Dark	77.000	80	7Del Sco	2.3160	30000.	154	10371	No
325	GOM_NL__2PRFIN20040223_160041_000000412024_00298_10372_1855.N1	23-FEB-2004 16:00:41	Dark	41.000	43	Alp TrA	1.9100	4250.0	82	10372	No
326	GOM_NL__2PRFIN20040223_160506_000000472024_00298_10372_1856.N1	23-FEB-2004 16:05:06	Dark	47.000	10	Bet Cen	0.61000	28000.	94	10372	No
327	GOM_NL__2PRFIN20040223_160754_000000532024_00298_10372_1857.N1	23-FEB-2004 16:07:54	Dark	52.500	12	Alp1Cru	0.77500	30000.	105	10372	No
328	GOM_NL__2PRFIN20040223_160946_000000382024_00298_10372_1858.N1	23-FEB-2004 16:09:46	Dark	38.000	29	Bet Car	1.6720	10200.	76	10372	No
329	GOM_NL__2PRFIN20040223_161229_000000452024_00298_10372_1859.N1	23-FEB-2004 16:12:29	Dark	45.000	71	lot Car	2.2460	7700.0	90	10372	No
330	GOM_NL__2PRFIN20040223_161404_000000412024_00298_10372_1860.N1	23-FEB-2004 16:14:04	Straylight	40.500	46	Del Vel	1.9540	10600.	81	10372	No
331	GOM_NL__2PRFIN20040223_161652_000000522024_00298_10372_1861.N1	23-FEB-2004 16:16:52	Straylight	52.000	65	Lam Vel	2.2040	4400.0	104	10372	No
332	GOM_NL__2PRFIN20040223_161827_000000422024_00298_10372_1862.N1	23-FEB-2004 16:18:27	Straylight	41.500	70	Zet Pup	2.2460	39000.	83	10372	No
333	GOM_NL__2PRFIN20040223_162229_000000852024_00298_10372_1863.N1	23-FEB-2004 16:22:29	Straylight	84.500	100	4Gam Crv	2.5800	13100.	169	10372	No
334	GOM_NL__2PRFIN20040223_162631_000000472024_00298_10372_1864.N1	23-FEB-2004 16:26:31	Twi_and_stray	46.500	48	30Alp Hya	1.9770	4100.0	93	10372	No
335	GOM_NL__2PRFIN20040223_163120_000000432024_00298_10372_1865.N1	23-FEB-2004 16:31:20	Bright	43.000	8	10Alp CMi	0.40000	6500.0	86	10372	No
336	GOM_NL__2PRFIN20040223_163309_000000472024_00298_10372_1866.N1	23-FEB-2004 16:33:09	Bright	47.000	22	32Alp Leo	1.3600	15200.	94	10372	No
337	GOM_NL__2PRFIN20040223_163629_000000432024_00298_10372_1867.N1	23-FEB-2004 16:36:29	Bright	42.500	166	17Eps Leo	2.9800	6000.0	85	10372	No

338	GOM_NL__2PRFIN20040223_163840_000000392024_00298_10372_1868.N1	23-FEB-2004 16:38:40	Bright	38.500	24	66Alp Gem	1.5800	10200.	77	10372	No
339	GOM_NL__2PRFIN20040223_164527_000000502024_00298_10372_1869.N1	23-FEB-2004 16:45:27	Bright	49.500	174	52Psi UMa	3.0040	4400.0	99	10372	No
340	GOM_NL__2PRFIN20040223_164752_000000452024_00298_10372_1870.N1	23-FEB-2004 16:47:52	Bright	44.500	82	48Bet UMa	2.3650	10600.	89	10372	No
341	GOM_NL__2PRFIN20040223_164933_000000502024_00298_10372_1871.N1	23-FEB-2004 16:49:33	Bright	50.000	87	64Gam UMa	2.4330	11000.	100	10372	No
342	GOM_NL__2PRFIN20040223_165300_000000532024_00298_10372_1872.N1	23-FEB-2004 16:53:00	Bright	52.500	32	77Eps UMa	1.7630	11000.	105	10372	No
343	GOM_NL__2PRFIN20040223_165606_000000432024_00298_10372_1873.N1	23-FEB-2004 16:56:06	Bright	43.000	60	7Bet UMi	2.0810	3950.0	86	10372	No
344	GOM_NL__2PRFIN20040223_170055_000000482024_00298_10372_1874.N1	23-FEB-2004 17:00:55	Bright	47.500	119	14Eta Dra	2.7270	4700.0	95	10372	No
345	GOM_NL__2PRFIN20040223_170501_000000462024_00298_10372_1875.N1	23-FEB-2004 17:05:01	Bright	46.000	130	23Bet Dra	2.7990	5800.0	92	10372	No
346	GOM_NL__2PRFIN20040223_170701_000000352024_00298_10372_1876.N1	23-FEB-2004 17:07:01	Bright	35.000	19	50Alp Cyg	1.2460	10500.	70	10372	No
347	GOM_NL__2PRFIN20040223_170836_000000372024_00298_10372_1877.N1	23-FEB-2004 17:08:36	Bright	36.500	66	37Gam Cyg	2.2080	5900.0	73	10372	No
348	GOM_NL__2PRFIN20040223_171005_000000372024_00298_10372_1878.N1	23-FEB-2004 17:10:05	Bright	36.500	92	53Eps Cyg	2.5000	4500.0	73	10372	No
349	GOM_NL__2PRFIN20040223_171303_000000672024_00298_10372_1879.N1	23-FEB-2004 17:13:03	Bright	66.500	133	40Zet Her	2.8070	6000.0	133	10372	No
350	GOM_NL__2PRFIN20040223_171657_000000382024_00298_10372_1880.N1	23-FEB-2004 17:16:57	Bright	38.000	168	17Zet Aql	2.9860	11000.	76	10372	No
351	GOM_NL__2PRFIN20040223_171939_000000602024_00298_10372_1881.N1	23-FEB-2004 17:19:39	Twilight	60.000	59	55Alp Oph	2.0800	8900.0	120	10372	No
352	GOM_NL__2PRFIN20040223_172204_000000602024_00298_10372_1882.N1	23-FEB-2004 17:22:04	Twilight	59.500	126	60Bet Oph	2.7700	4250.0	119	10372	No
353	GOM_NL__2PRFIN20040223_172636_000000442024_00298_10372_1883.N1	23-FEB-2004 17:26:36	Twilight	43.500	155	41Pi Sgr	2.9000	6600.0	87	10372	No
354	GOM_NL__2PRFIN20040223_172821_000000422024_00298_10372_1884.N1	23-FEB-2004 17:28:21	Dark	41.500	57	34Sig Sgr	2.0660	26000.	83	10372	No
355	GOM_NL__2PRFIN20040223_173118_000000452024_00298_10372_1885.N1	23-FEB-2004 17:31:18	Dark	45.000	38	20Eps Sgr	1.8360	11000.	90	10372	No
356	GOM_NL__2PRFIN20040223_173350_000000492024_00298_10372_1886.N1	23-FEB-2004 17:33:50	Dark	48.500	25	35Lam Sco	1.6200	28000.	97	10372	No
357	GOM_NL__2PRFIN20040223_173537_000000732024_00298_10372_1887.N1	23-FEB-2004 17:35:37	Dark	72.500	16	21Alp Sco	1.0200	3000.0	145	10372	No
358	GOM_NL__2PRFIN20040223_173754_000000732024_00298_10372_1888.N1	23-FEB-2004 17:37:54	Dark	72.500	80	7Del Sco	2.3160	30000.	145	10372	No
359	GOM_NL__2PRFIN20040223_174117_000000422024_00299_10373_1856.N1	23-FEB-2004 17:41:17	Dark	41.500	43	Alp TrA	1.9100	4250.0	83	10373	No
360	GOM_NL__2PRFIN20040223_174543_000000532024_00299_10373_1857.N1	23-FEB-2004 17:45:43	Dark	52.500	10	Bet Cen	0.61000	28000.	105	10373	No
361	GOM_NL__2PRFIN20040223_174830_000000532024_00299_10373_1858.N1	23-FEB-2004 17:48:30	Dark	53.000	12	Alp1Cru	0.77500	30000.	106	10373	No
362	GOM_NL__2PRFIN20040223_175022_000000382024_00299_10373_1859.N1	23-FEB-2004 17:50:22	Dark	38.000	29	Bet Car	1.6720	10200.	76	10373	No
363	GOM_NL__2PRFIN20040223_175305_000000422024_00299_10373_1860.N1	23-FEB-2004 17:53:05	Dark	41.500	71	lot Car	2.2460	7700.0	83	10373	No
364	GOM_NL__2PRFIN20040223_175439_000000382024_00299_10373_1861.N1	23-FEB-2004 17:54:39	Straylight	38.000	46	Del Vel	1.9540	10600.	76	10373	No
365	GOM_NL__2PRFIN20040223_175728_000000442024_00299_10373_1862.N1	23-FEB-2004 17:57:28	Straylight	44.000	65	Lam Vel	2.2040	4400.0	88	10373	No
366	GOM_NL__2PRFIN20040223_175904_000000412024_00299_10373_1863.N1	23-FEB-2004 17:59:04	Straylight	40.500	70	Zet Pup	2.2460	39000.	81	10373	No
367	GOM_NL__2PRFIN20040223_180305_000000802024_00299_10373_1864.N1	23-FEB-2004 18:03:05	Straylight	79.500	100	4Gam Crv	2.5800	13100.	159	10373	No
368	GOM_NL__2PRFIN20040223_180707_000000482024_00299_10373_1865.N1	23-FEB-2004 18:07:07	Twilight	48.000	48	30Alp Hya	1.9770	4100.0	96	10373	No
369	GOM_NL__2PRFIN20040223_181156_000000452024_00299_10373_1866.N1	23-FEB-2004 18:11:56	Bright	45.000	8	10Alp CMi	0.40000	6500.0	90	10373	No
370	GOM_NL__2PRFIN20040223_181344_000000482024_00299_10373_1867.N1	23-FEB-2004 18:13:44	Bright	47.500	22	32Alp Leo	1.3600	15200.	95	10373	No
371	GOM_NL__2PRFIN20040223_181705_000000422024_00299_10373_1868.N1	23-FEB-2004 18:17:05	Bright	41.500	166	17Eps Leo	2.9800	6000.0	83	10373	No
372	GOM_NL__2PRFIN20040223_181916_000000402024_00299_10373_1869.N1	23-FEB-2004 18:19:16	Bright	39.500	24	66Alp Gem	1.5800	10200.	79	10373	No
373	GOM_NL__2PRFIN20040223_182602_000000512024_00299_10373_1870.N1	23-FEB-2004 18:26:02	Bright	51.000	174	52Psi UMa	3.0040	4400.0	102	10373	No
374	GOM_NL__2PRFIN20040223_182828_000000432024_00299_10373_1871.N1	23-FEB-2004 18:28:28	Bright	43.000	82	48Bet UMa	2.3650	10600.	86	10373	No
375	GOM_NL__2PRFIN20040223_183009_000000492024_00299_10373_1872.N1	23-FEB-2004 18:30:09	Bright	49.000	87	64Gam UMa	2.4330	11000.	98	10373	No
376	GOM_NL__2PRFIN20040223_183335_000000532024_00299_10373_1873.N1	23-FEB-2004 18:33:35	Bright	53.000	32	77Eps UMa	1.7630	11000.	106	10373	No
377	GOM_NL__2PRFIN20040223_183642_000000442024_00299_10373_1874.N1	23-FEB-2004 18:36:42	Bright	43.500	60	7Bet UMi	2.0810	3950.0	87	10373	No
378	GOM_NL__2PRFIN20040223_184131_000000442024_00299_10373_1875.N1	23-FEB-2004 18:41:31	Bright	43.500	119	14Eta Dra	2.7270	4700.0	87	10373	No
379	GOM_NL__2PRFIN20040223_184538_000000462024_00299_10373_1876.N1	23-FEB-2004 18:45:38	Bright	46.000	130	23Bet Dra	2.7990	5800.0	92	10373	No
380	GOM_NL__2PRFIN20040223_184736_000000392024_00299_10373_1877.N1	23-FEB-2004 18:47:36	Bright	39.000	19	50Alp Cyg	1.2460	10500.	78	10373	No
381	GOM_NL__2PRFIN20040223_184912_000000372024_00299_10373_1878.N1	23-FEB-2004 18:49:12	Bright	36.500	66	37Gam Cyg	2.2080	5900.0	73	10373	No
382	GOM_NL__2PRFIN20040223_185042_000000372024_00299_10373_1879.N1	23-FEB-2004 18:50:42	Bright	36.500	92	53Eps Cyg	2.5000	4500.0	73	10373	No
383	GOM_NL__2PRFIN20040223_185339_000000692024_00299_10373_1880.N1	23-FEB-2004 18:53:39	Bright	68.500	133	40Zet Her	2.8070	6000.0	137	10373	No
384	GOM_NL__2PRFIN20040223_185734_000000382024_00299_10373_1881.N1	23-FEB-2004 18:57:34	Bright	38.000	168	17Zet Aql	2.9860	11000.	76	10373	No
385	GOM_NL__2PRFIN20040223_190015_000000612024_00299_10373_1882.N1	23-FEB-2004 19:00:15	Twilight	61.000	59	55Alp Oph	2.0800	8900.0	122	10373	No
386	GOM_NL__2PRFIN20040223_190241_000000632024_00299_10373_1883.N1	23-FEB-2004 19:02:41	Twilight	62.500	126	60Bet Oph	2.7700	4250.0	125	10373	No
387	GOM_NL__2PRFIN20040223_190712_000000422024_00299_10373_1884.N1	23-FEB-2004 19:07:12	Twilight	41.500	155	41Pi Sgr	2.9000	6600.0	83	10373	No
388	GOM_NL__2PRFIN20040223_190857_000000432024_00299_10373_1885.N1	23-FEB-2004 19:08:57	Dark	42.500	57	34Sig Sgr	2.0660	26000.	85	10373	No
389	GOM_NL__2PRFIN20040223_191154_000000432024_00299_10373_1886.N1	23-FEB-2004 19:11:54	Dark	42.500	38	20Eps Sgr	1.8360	11000.	85	10373	No
390	GOM_NL__2PRFIN20040223_191426_000000452024_00299_10373_1887.N1	23-FEB-2004 19:14:26	Dark	44.500	25	35Lam Sco	1.6200	28000.	89	10373	No
391	GOM_NL__2PRFIN20040223_191614_000000642024_00299_10373_1888.N1	23-FEB-2004 19:16:14	Dark	63.500	16	21Alp Sco	1.0200	3000.0	127	10373	No
392	GOM_NL__2PRFIN20040223_191831_000000732024_00300_10374_1889.N1	23-FEB-2004 19:18:31	Dark	72.500	80	7Del Sco	2.3160	30000.	145	10374	No
393	GOM_NL__2PRFIN20040223_192154_000000402024_00300_10374_1878.N1	23-FEB-2004 19:21:54	Dark	40.000	43	Alp TrA	1.9100	4250.0	80	10374	No
394	GOM_NL__2PRFIN20040223_192619_000000442024_00300_10374_1879.N1	23-FEB-2004 19:26:19	Dark	43.500	10	Bet Cen	0.61000	28000.	87	10374	No
395	GOM_NL__2PRFIN20040223_192907_000000432024_00300_10374_1880.N1	23-FEB-2004 19:29:07	Dark	42.500	12	Alp1Cru	0.77500	30000.	85	10374	No
396	GOM_NL__2PRFIN20040223_193058_000000382024_00300_10374_1881.N1	23-FEB-2004 19:30:58	Dark	37.500	29	Bet Car	1.6720	10200.	75	10374	No

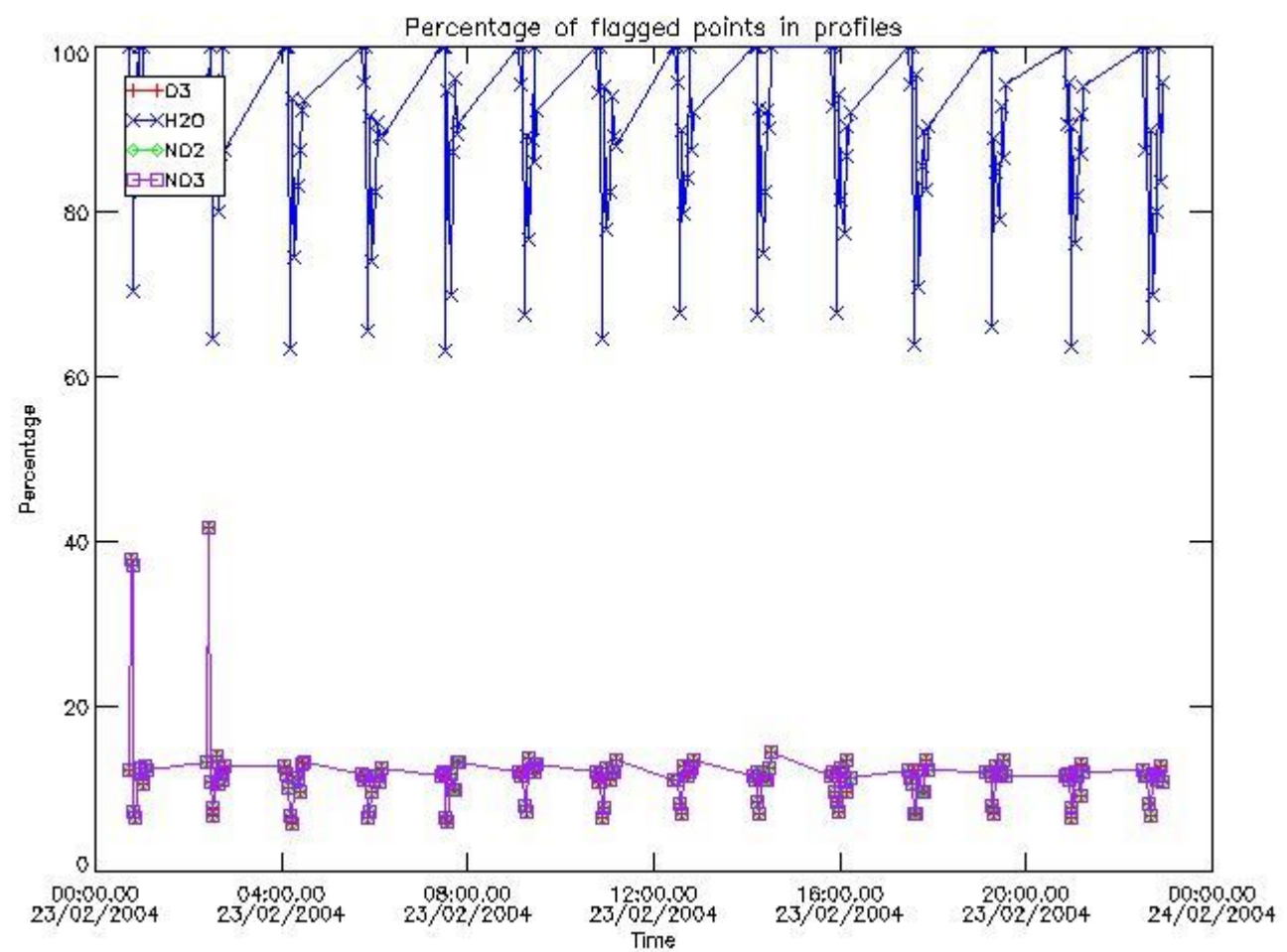
397	GOM_NL__2PRFIN20040223_193341_000000442024_00300_10374_1882.N1	23-FEB-2004 19:33:41	Dark	44.000	71	lot Car	2.2460	7700.0	88	10374	No
398	GOM_NL__2PRFIN20040223_193516_000000412024_00300_10374_1883.N1	23-FEB-2004 19:35:16	Straylight	40.500	46	Del Vel	1.9540	10600.	81	10374	No
399	GOM_NL__2PRFIN20040223_193802_000000492024_00300_10374_1884.N1	23-FEB-2004 19:38:02	Straylight	48.500	65	Lam Vel	2.2040	4400.0	97	10374	No
400	GOM_NL__2PRFIN20040223_193939_000000422024_00300_10374_1885.N1	23-FEB-2004 19:39:39	Straylight	42.000	70	Zet Pup	2.2460	39000.	84	10374	No
401	GOM_NL__2PRFIN20040223_194342_000000812024_00300_10374_1886.N1	23-FEB-2004 19:43:42	Straylight	80.500	100	4Gam Crv	2.5800	13100.	161	10374	No
402	GOM_NL__2PRFIN20040223_194743_000000502024_00300_10374_1887.N1	23-FEB-2004 19:47:43	Twi_and_stray	49.500	48	30Alp Hya	1.9770	4100.0	99	10374	No
403	GOM_NL__2PRFIN20040223_195232_000000412024_00300_10374_1888.N1	23-FEB-2004 19:52:32	Bright	41.000	8	10Alp CMi	0.40000	6500.0	82	10374	No
404	GOM_NL__2PRFIN20040223_195421_000000482024_00300_10374_1889.N1	23-FEB-2004 19:54:21	Bright	47.500	22	32Alp Leo	1.3600	15200.	95	10374	No
405	GOM_NL__2PRFIN20040223_195740_000000432024_00300_10374_1890.N1	23-FEB-2004 19:57:40	Bright	43.000	166	17Eps Leo	2.9800	6000.0	86	10374	No
406	GOM_NL__2PRFIN20040223_195952_000000402024_00300_10374_1891.N1	23-FEB-2004 19:59:52	Bright	39.500	24	66Alp Gem	1.5800	10200.	79	10374	No
407	GOM_NL__2PRFIN20040223_200637_000000492024_00300_10374_1892.N1	23-FEB-2004 20:06:37	Bright	49.000	174	52Psi UMa	3.0040	4400.0	98	10374	No
408	GOM_NL__2PRFIN20040223_200904_000000432024_00300_10374_1893.N1	23-FEB-2004 20:09:04	Bright	43.000	82	48Bet UMa	2.3650	10600.	86	10374	No
409	GOM_NL__2PRFIN20040223_201044_000000482024_00300_10374_1894.N1	23-FEB-2004 20:10:44	Bright	47.500	87	64Gam UMa	2.4330	11000.	95	10374	No
410	GOM_NL__2PRFIN20040223_201410_000000532024_00300_10374_1895.N1	23-FEB-2004 20:14:10	Bright	53.000	32	77Eps UMa	1.7630	11000.	106	10374	No
411	GOM_NL__2PRFIN20040223_201718_000000412024_00300_10374_1896.N1	23-FEB-2004 20:17:18	Bright	40.500	60	7Bet UMi	2.0810	3950.0	81	10374	No
412	GOM_NL__2PRFIN20040223_202207_000000472024_00300_10374_1897.N1	23-FEB-2004 20:22:07	Bright	47.000	119	14Eta Dra	2.7270	4700.0	94	10374	No
413	GOM_NL__2PRFIN20040223_202614_000000462024_00300_10374_1898.N1	23-FEB-2004 20:26:14	Bright	45.500	130	23Bet Dra	2.7990	5800.0	91	10374	No
414	GOM_NL__2PRFIN20040223_202813_000000372024_00300_10374_1899.N1	23-FEB-2004 20:28:13	Bright	36.500	19	50Alp Cyg	1.2460	10500.	73	10374	No
415	GOM_NL__2PRFIN20040223_202945_000000402024_00300_10374_1900.N1	23-FEB-2004 20:29:45	Bright	39.500	66	37Gam Cyg	2.2080	5900.0	79	10374	No
416	GOM_NL__2PRFIN20040223_203118_000000362024_00300_10374_1901.N1	23-FEB-2004 20:31:18	Bright	36.000	92	53Eps Cyg	2.5000	4500.0	72	10374	No
417	GOM_NL__2PRFIN20040223_203416_000000652024_00300_10374_1902.N1	23-FEB-2004 20:34:16	Bright	65.000	133	40Zet Her	2.8070	6000.0	130	10374	No
418	GOM_NL__2PRFIN20040223_203809_000000382024_00300_10374_1903.N1	23-FEB-2004 20:38:09	Bright	37.500	168	17Zet Aql	2.9860	11000.	75	10374	No
419	GOM_NL__2PRFIN20040223_204052_000000652024_00300_10374_1904.N1	23-FEB-2004 20:40:52	Twi_and_stray	64.500	59	55Alp Oph	2.0800	8900.0	129	10374	No
420	GOM_NL__2PRFIN20040223_204317_000000582024_00300_10374_1905.N1	23-FEB-2004 20:43:17	Twi_and_stray	58.000	126	60Bet Oph	2.7700	4250.0	116	10374	No
421	GOM_NL__2PRFIN20040223_204748_000000422024_00300_10374_1906.N1	23-FEB-2004 20:47:48	Twilight	41.500	155	41Pi Sgr	2.9000	6600.0	83	10374	No
422	GOM_NL__2PRFIN20040223_204933_000000452024_00300_10374_1907.N1	23-FEB-2004 20:49:33	Dark	44.500	57	34Sig Sgr	2.0660	26000.	89	10374	No
423	GOM_NL__2PRFIN20040223_205230_000000442024_00300_10374_1908.N1	23-FEB-2004 20:52:30	Dark	43.500	38	20Eps Sgr	1.8360	11000.	87	10374	No
424	GOM_NL__2PRFIN20040223_205502_000000462024_00300_10374_1909.N1	23-FEB-2004 20:55:02	Dark	45.500	25	35Lam Sco	1.6200	28000.	91	10374	No
425	GOM_NL__2PRFIN20040223_205651_000000742024_00300_10374_1910.N1	23-FEB-2004 20:56:51	Dark	73.500	16	21Alp Sco	1.0200	3000.0	147	10374	No
426	GOM_NL__2PRFIN20040223_205909_000000782024_00301_10375_1911.N1	23-FEB-2004 20:59:09	Dark	78.000	80	7Del Sco	2.3160	30000.	156	10375	No
427	GOM_NL__2PRFIN20040223_210229_000000432024_00301_10375_1891.N1	23-FEB-2004 21:02:29	Dark	42.500	43	Alp TrA	1.9100	4250.0	85	10375	No
428	GOM_NL__2PRFIN20040223_210656_000000452024_00301_10375_1892.N1	23-FEB-2004 21:06:56	Dark	44.500	10	Bet Cen	0.61000	28000.	89	10375	No
429	GOM_NL__2PRFIN20040223_210941_000000552024_00301_10375_1893.N1	23-FEB-2004 21:09:41	Dark	55.000	12	Alp1Cru	0.77500	30000.	110	10375	No
430	GOM_NL__2PRFIN20040223_211134_000000392024_00301_10375_1894.N1	23-FEB-2004 21:11:34	Dark	39.000	29	Bet Car	1.6720	10200.	78	10375	No
431	GOM_NL__2PRFIN20040223_211415_000000432024_00301_10375_1895.N1	23-FEB-2004 21:14:15	Dark	42.500	71	lot Car	2.2460	7700.0	85	10375	No
432	GOM_NL__2PRFIN20040223_211552_000000392024_00301_10375_1896.N1	23-FEB-2004 21:15:52	Straylight	38.500	46	Del Vel	1.9540	10600.	77	10375	No
433	GOM_NL__2PRFIN20040223_211838_000000492024_00301_10375_1897.N1	23-FEB-2004 21:18:38	Straylight	48.500	65	Lam Vel	2.2040	4400.0	97	10375	No
434	GOM_NL__2PRFIN20040223_212046_000000802024_00301_10375_1898.N1	23-FEB-2004 21:20:46	Straylight	80.000	106	9Bet Crv	2.6480	5600.0	160	10375	No
435	GOM_NL__2PRFIN20040223_212417_000000792024_00301_10375_1899.N1	23-FEB-2004 21:24:17	Straylight	79.000	100	4Gam Crv	2.5800	13100.	158	10375	No
436	GOM_NL__2PRFIN20040223_212819_000000472024_00301_10375_1900.N1	23-FEB-2004 21:28:19	Twi_and_stray	46.500	48	30Alp Hya	1.9770	4100.0	93	10375	No
437	GOM_NL__2PRFIN20040223_213309_000000442024_00301_10375_1901.N1	23-FEB-2004 21:33:09	Bright	44.000	8	10Alp CMi	0.40000	6500.0	88	10375	No
438	GOM_NL__2PRFIN20040223_213457_000000482024_00301_10375_1902.N1	23-FEB-2004 21:34:57	Bright	47.500	22	32Alp Leo	1.3600	15200.	95	10375	No
439	GOM_NL__2PRFIN20040223_213816_000000432024_00301_10375_1903.N1	23-FEB-2004 21:38:16	Bright	42.500	166	17Eps Leo	2.9800	6000.0	85	10375	No
440	GOM_NL__2PRFIN20040223_214028_000000412024_00301_10375_1904.N1	23-FEB-2004 21:40:28	Bright	40.500	24	66Alp Gem	1.5800	10200.	81	10375	No
441	GOM_NL__2PRFIN20040223_214712_000000492024_00301_10375_1905.N1	23-FEB-2004 21:47:12	Bright	48.500	174	52Psi UMa	3.0040	4400.0	97	10375	No
442	GOM_NL__2PRFIN20040223_214939_000000442024_00301_10375_1906.N1	23-FEB-2004 21:49:39	Bright	43.500	82	48Bet UMa	2.3650	10600.	87	10375	No
443	GOM_NL__2PRFIN20040223_215119_000000482024_00301_10375_1907.N1	23-FEB-2004 21:51:19	Bright	48.000	87	64Gam UMa	2.4330	11000.	96	10375	No
444	GOM_NL__2PRFIN20040223_215445_000000532024_00301_10375_1908.N1	23-FEB-2004 21:54:45	Bright	52.500	32	77Eps UMa	1.7630	11000.	105	10375	No
445	GOM_NL__2PRFIN20040223_215631_000000552024_00301_10375_1909.N1	23-FEB-2004 21:56:31	Bright	55.000	55	79Zet UMa	2.0600	10200.	110	10375	No
446	GOM_NL__2PRFIN20040223_215848_000000692024_00301_10375_1910.N1	23-FEB-2004 21:58:48	Bright	68.500	39	85Eta UMa	1.8540	24000.	137	10375	No
447	GOM_NL__2PRFIN20040223_220242_000000472024_00301_10375_1911.N1	23-FEB-2004 22:02:42	Bright	47.000	119	14Eta Dra	2.7270	4700.0	94	10375	No
448	GOM_NL__2PRFIN20040223_220649_000000462024_00301_10375_1912.N1	23-FEB-2004 22:06:49	Bright	45.500	130	23Bet Dra	2.7990	5800.0	91	10375	No
449	GOM_NL__2PRFIN20040223_220847_000000402024_00301_10375_1913.N1	23-FEB-2004 22:08:47	Bright	39.500	19	50Alp Cyg	1.2460	10500.	79	10375	No
450	GOM_NL__2PRFIN20040223_221023_000000382024_00301_10375_1914.N1	23-FEB-2004 22:10:23	Bright	38.000	66	37Gam Cyg	2.2080	5900.0	76	10375	No
451	GOM_NL__2PRFIN20040223_221153_000000362024_00301_10375_1915.N1	23-FEB-2004 22:11:53	Bright	36.000	92	53Eps Cyg	2.5000	4500.0	72	10375	No
452	GOM_NL__2PRFIN20040223_221452_000000682024_00301_10375_1916.N1	23-FEB-2004 22:14:52	Bright	67.500	133	40Zet Her	2.8070	6000.0	135	10375	No
453	GOM_NL__2PRFIN20040223_221846_000000392024_00301_10375_1917.N1	23-FEB-2004 22:18:46	Bright	38.500	168	17Zet Aql	2.9860	11000.	77	10375	No
454	GOM_NL__2PRFIN20040223_222129_000000612024_00301_10375_1918.N1	23-FEB-2004 22:21:29	Twi_and_stray	60.500	59	55Alp Oph	2.0800	8900.0	121	10375	No
455	GOM_NL__2PRFIN20040223_222351_000000592024_00301_10375_1919.N1	23-FEB-2004 22:23:51	Twi_and_stray	59.000	126	60Bet Oph	2.7700	4250.0	118	10375	No

456	GOM_NL__2PRFIN20040223_222824_000000432024_00301_10375_1920.N1	23-FEB-2004 22:28:24	Twilight	42.500	155	41Pi Sgr	2.9000	6600.0	85	10375	No
457	GOM_NL__2PRFIN20040223_223009_000000422024_00301_10375_1921.N1	23-FEB-2004 22:30:09	Dark	41.500	57	34Sig Sgr	2.0660	26000.	83	10375	No
458	GOM_NL__2PRFIN20040223_223306_000000442024_00301_10375_1922.N1	23-FEB-2004 22:33:06	Dark	44.000	38	20Eps Sgr	1.8360	11000.	88	10375	No
459	GOM_NL__2PRFIN20040223_223539_000000442024_00301_10375_1923.N1	23-FEB-2004 22:35:39	Dark	44.000	25	35Lam Sco	1.6200	28000.	88	10375	No
460	GOM_NL__2PRFIN20040223_223729_000000752024_00301_10375_1924.N1	23-FEB-2004 22:37:29	Dark	74.500	16	21Alp Sco	1.0200	3000.0	149	10375	No
461	GOM_NL__2PRFIN20040223_223947_000000752024_00302_10376_1925.N1	23-FEB-2004 22:39:47	Dark	75.000	80	7Del Sco	2.3160	30000.	150	10376	No
462	GOM_NL__2PRFIN20040223_224306_000000442024_00302_10376_1882.N1	23-FEB-2004 22:43:06	Dark	43.500	43	Alp TrA	1.9100	4250.0	87	10376	No
463	GOM_NL__2PRFIN20040223_224732_000000462024_00302_10376_1883.N1	23-FEB-2004 22:47:32	Dark	45.500	10	Bet Cen	0.61000	28000.	91	10376	No
464	GOM_NL__2PRFIN20040223_225018_000000442024_00302_10376_1884.N1	23-FEB-2004 22:50:18	Dark	44.000	12	Alp1Cru	0.77500	30000.	88	10376	No
465	GOM_NL__2PRFIN20040223_225210_000000402024_00302_10376_1885.N1	23-FEB-2004 22:52:10	Dark	40.000	29	Bet Car	1.6720	10200.	80	10376	No
466	GOM_NL__2PRFIN20040223_225451_000000482024_00302_10376_1886.N1	23-FEB-2004 22:54:51	Dark	47.500	71	lot Car	2.2460	7700.0	95	10376	No
467	GOM_NL__2PRFIN20040223_225628_000000432024_00302_10376_1887.N1	23-FEB-2004 22:56:28	Straylight	42.500	46	Del Vel	1.9540	10600.	85	10376	No
468	GOM_NL__2PRFIN20040223_225914_000000522024_00302_10376_1888.N1	23-FEB-2004 22:59:14	Straylight	52.000	65	Lam Vel	2.2040	4400.0	104	10376	No
469	GOM_NL__2PRFIN20040223_230122_000000832024_00302_10376_1889.N1	23-FEB-2004 23:01:22	Straylight	83.000	106	9Bet Crv	2.6480	5600.0	166	10376	No
470	GOM_NL__2PRFIN20040223_230453_000000832024_00302_10376_1890.N1	23-FEB-2004 23:04:53	Straylight	83.000	100	4Gam Crv	2.5800	13100.	166	10376	No
471	GOM_NL__2PRFIN20040223_230856_000000452024_00302_10376_1891.N1	23-FEB-2004 23:08:56	Twilight_and_stray	45.000	48	30Alp Hya	1.9770	4100.0	90	10376	No
472	GOM_NL__2PRFIN20040223_231344_000000442024_00302_10376_1892.N1	23-FEB-2004 23:13:44	Bright	43.500	8	10Alp CMi	0.40000	6500.0	87	10376	No
473	GOM_NL__2PRFIN20040223_231532_000000472024_00302_10376_1893.N1	23-FEB-2004 23:15:32	Bright	46.500	22	32Alp Leo	1.3600	15200.	93	10376	No
474	GOM_NL__2PRFIN20040223_231851_000000442024_00302_10376_1894.N1	23-FEB-2004 23:18:51	Bright	43.500	166	17Eps Leo	2.9800	6000.0	87	10376	No
475	GOM_NL__2PRFIN20040223_232102_000000422024_00302_10376_1895.N1	23-FEB-2004 23:21:02	Bright	42.000	24	66Alp Gem	1.5800	10200.	84	10376	No
476	GOM_NL__2PRFIN20040223_232748_000000482024_00302_10376_1896.N1	23-FEB-2004 23:27:48	Bright	47.500	174	52Psi UMa	3.0040	4400.0	95	10376	No
477	GOM_NL__2PRFIN20040223_233014_000000442024_00302_10376_1897.N1	23-FEB-2004 23:30:14	Bright	44.000	82	48Bet UMa	2.3650	10600.	88	10376	No
478	GOM_NL__2PRFIN20040223_233154_000000482024_00302_10376_1898.N1	23-FEB-2004 23:31:54	Bright	48.000	87	64Gam UMa	2.4330	11000.	96	10376	No
479	GOM_NL__2PRFIN20040223_233520_000000502024_00302_10376_1899.N1	23-FEB-2004 23:35:20	Bright	50.000	32	77Eps UMa	1.7630	11000.	100	10376	No
480	GOM_NL__2PRFIN20040223_233706_000000552024_00302_10376_1900.N1	23-FEB-2004 23:37:06	Bright	54.500	55	79Zet UMa	2.0600	10200.	109	10376	No
481	GOM_NL__2PRFIN20040223_233923_000000642024_00302_10376_1901.N1	23-FEB-2004 23:39:23	Bright	64.000	39	85Eta UMa	1.8540	24000.	128	10376	No
482	GOM_NL__2PRFIN20040223_234317_000000432024_00302_10376_1902.N1	23-FEB-2004 23:43:17	Bright	43.000	119	14Eta Dra	2.7270	4700.0	86	10376	No
483	GOM_NL__2PRFIN20040223_234725_000000462024_00302_10376_1903.N1	23-FEB-2004 23:47:25	Bright	46.000	130	23Bet Dra	2.7990	5800.0	92	10376	No
484	GOM_NL__2PRFIN20040223_234925_000000402024_00302_10376_1904.N1	23-FEB-2004 23:49:25	Bright	39.500	19	50Alp Cyg	1.2460	10500.	79	10376	No
485	GOM_NL__2PRFIN20040223_235100_000000372024_00302_10376_1905.N1	23-FEB-2004 23:51:00	Bright	36.500	66	37Gam Cyg	2.2080	5900.0	73	10376	No
486	GOM_NL__2PRFIN20040223_235227_000000392024_00302_10376_1906.N1	23-FEB-2004 23:52:27	Bright	38.500	92	53Eps Cyg	2.5000	4500.0	77	10376	No
487	GOM_NL__2PRFIN20040223_235528_000000672024_00302_10376_1907.N1	23-FEB-2004 23:55:28	Bright	67.000	133	40Zet Her	2.8070	6000.0	134	10376	No
488	GOM_NL__2PRFIN20040223_235922_000000382024_00302_10376_1908.N1	23-FEB-2004 23:59:22	Bright	38.000	168	17Zet Aql	2.9860	11000.	76	10376	No

3. Quality information per product

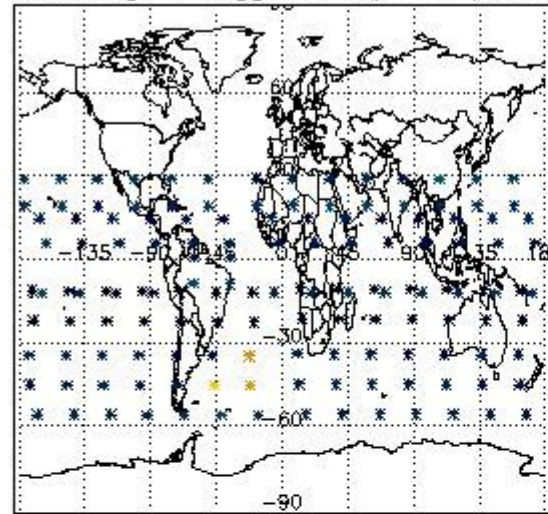
In this section it is plotted some information contained in the Quality Summary data set of the level 2 products. Only products in dark limb conditions and without errors (error flag in the MPH set to "0") are used.

3.1 Plot quality information per product (time dependant)

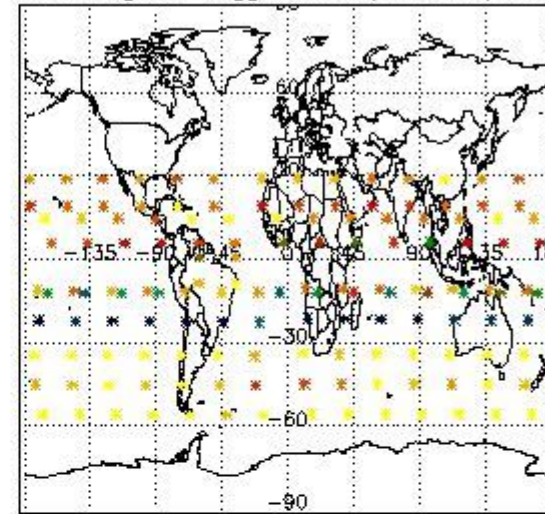


3.2 Plot quality information per product (world map)

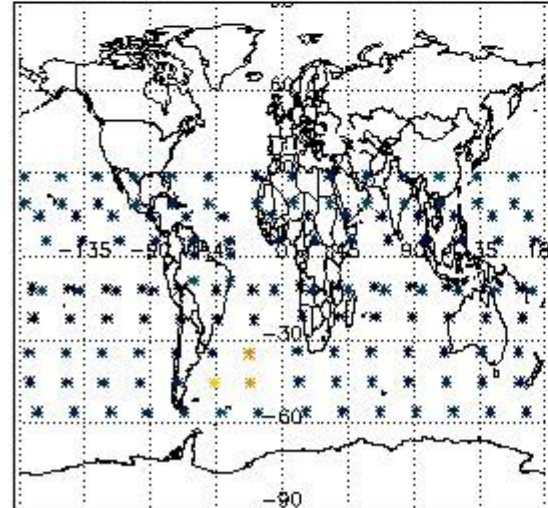
Percentage of flagged data per O3 profile



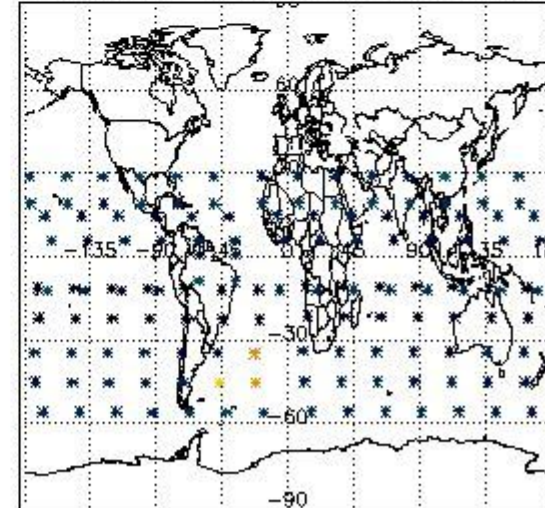
Percentage of flagged data per H2O profile



Percentage of flagged data per NO2 profile



Percentage of flagged data per NO3 profile

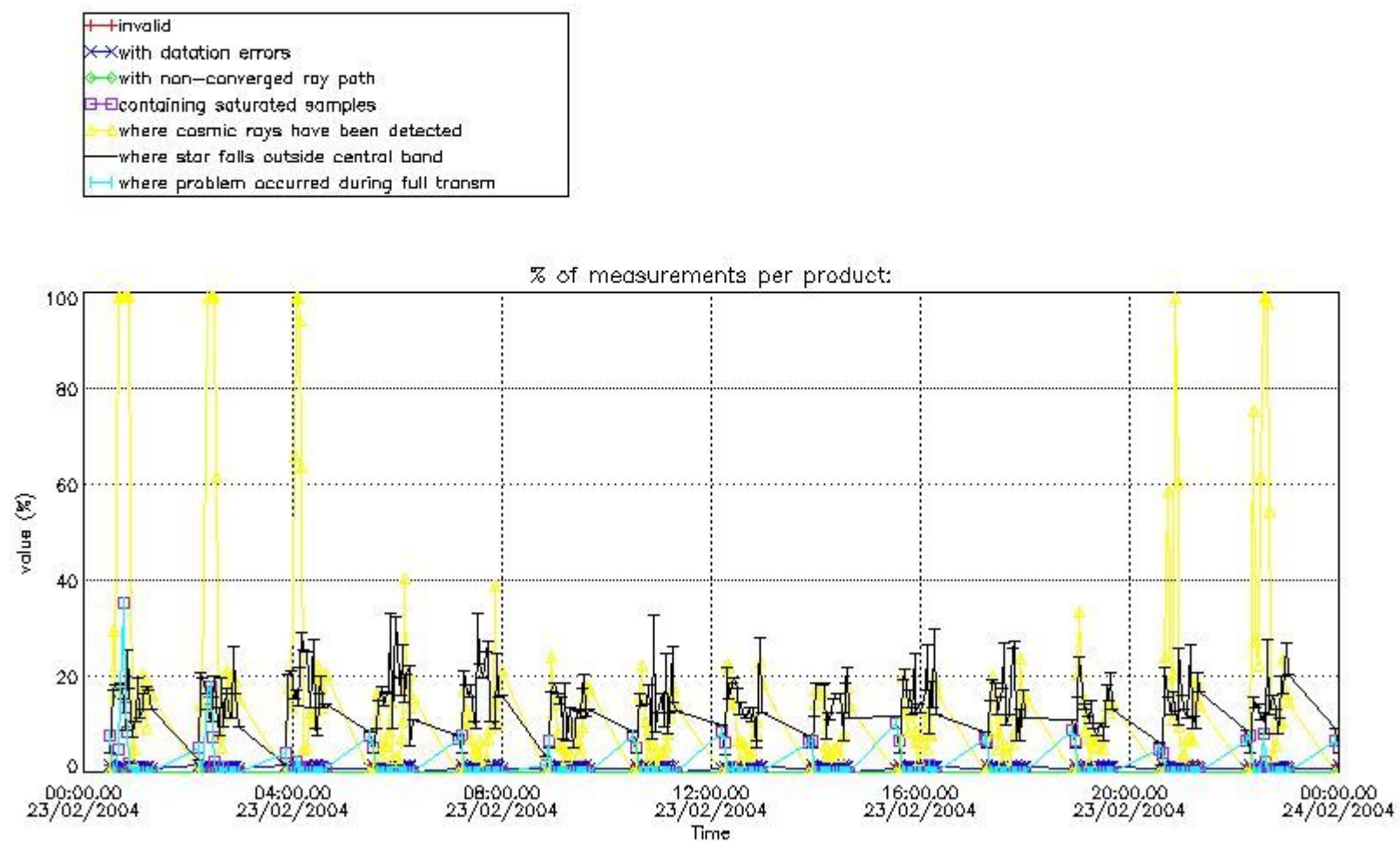


4. Level 1 quality information per product

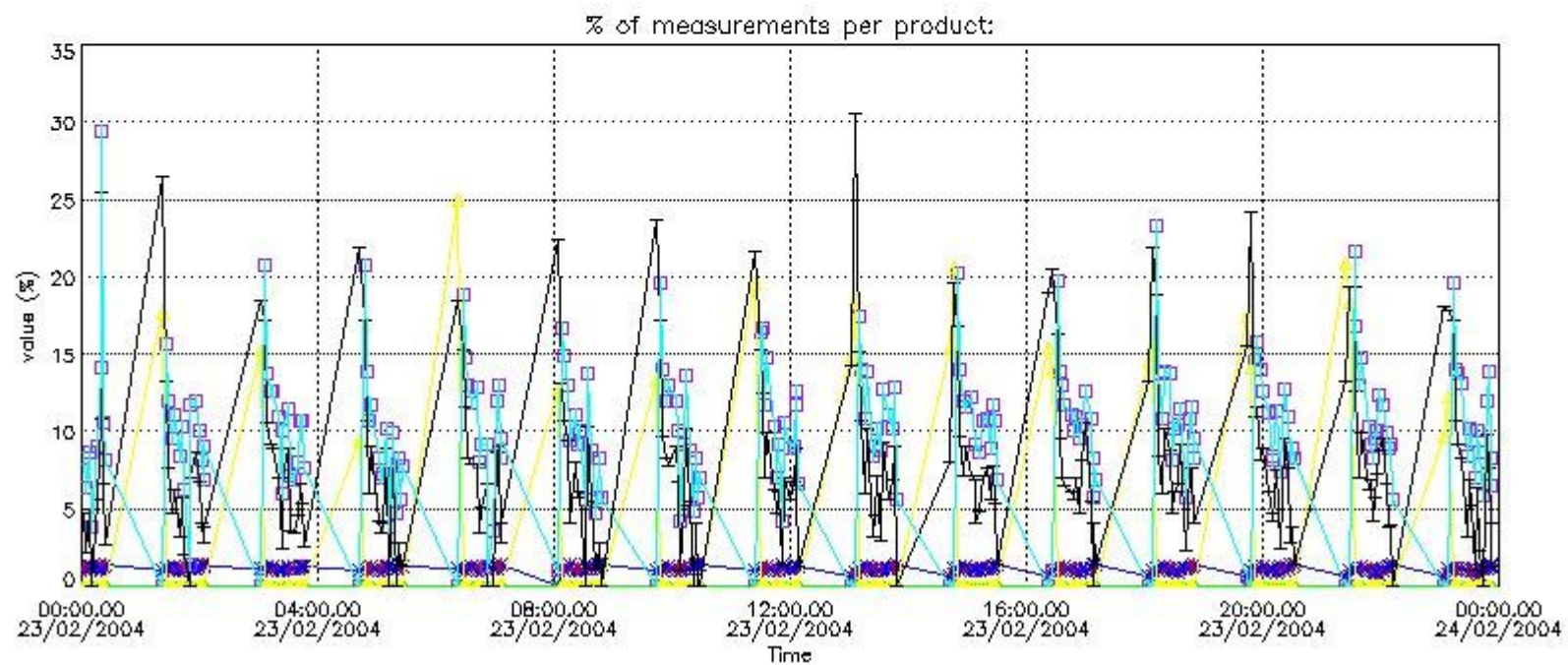
In this section it is plotted some information contained in the Quality Summary data set of the level 2 products that comes from the level 1b processing. Products without errors (error flag in the MPH set to "0") are used.

4.1 Plot quality information per product (time dependant) coming from level 1b processing

4.1.1 Plot level 1 quality information per product (time dependant): ENVISAT ASCENDING passes

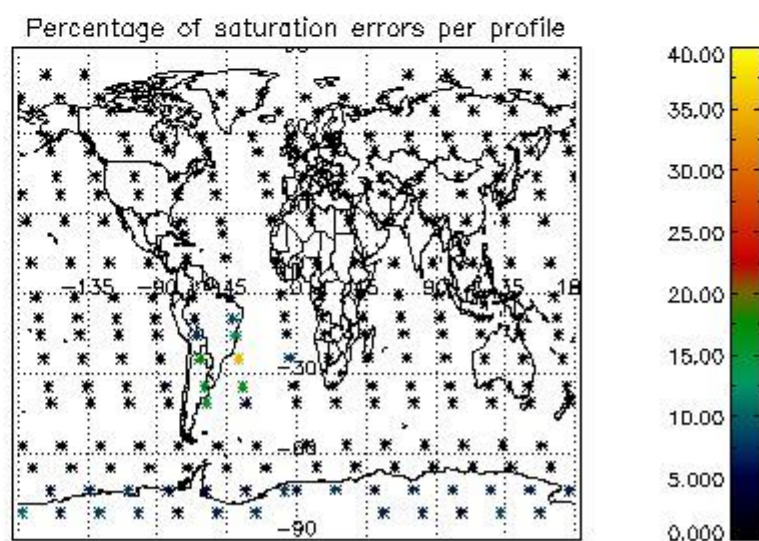
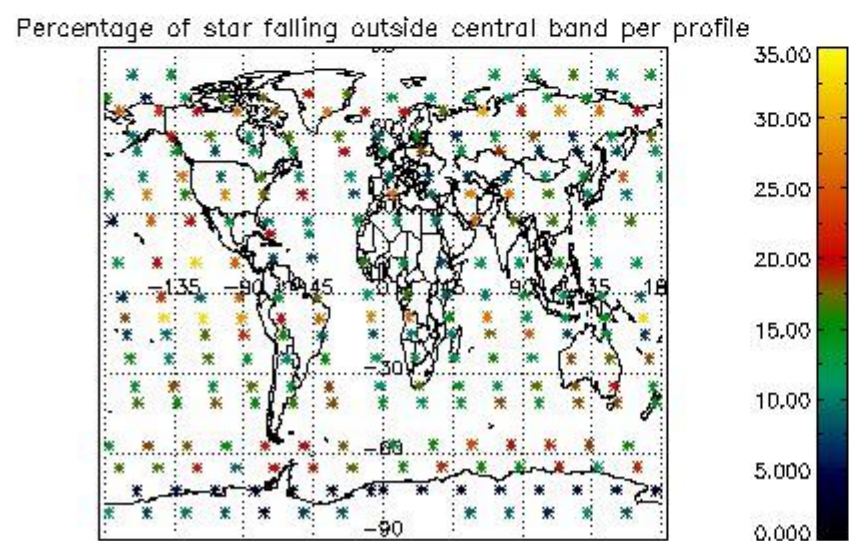
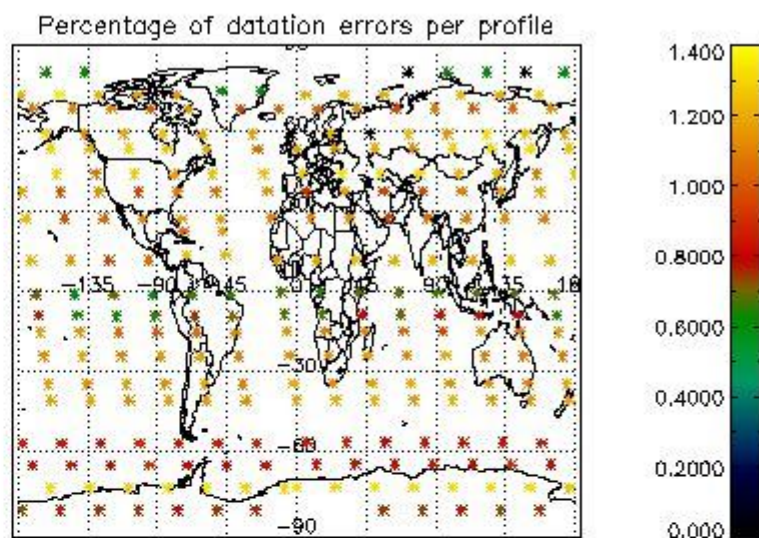
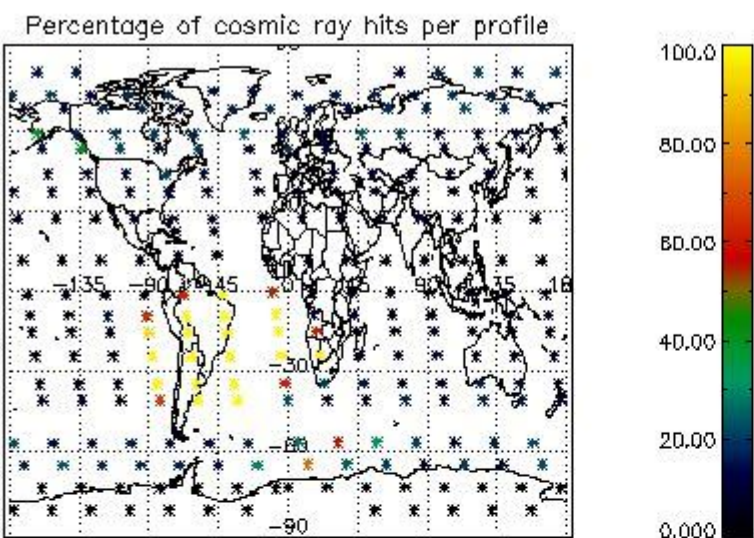


4.1.2 Plot level 1 quality information per product (time dependant): ENVI SAT DESCENDING passes

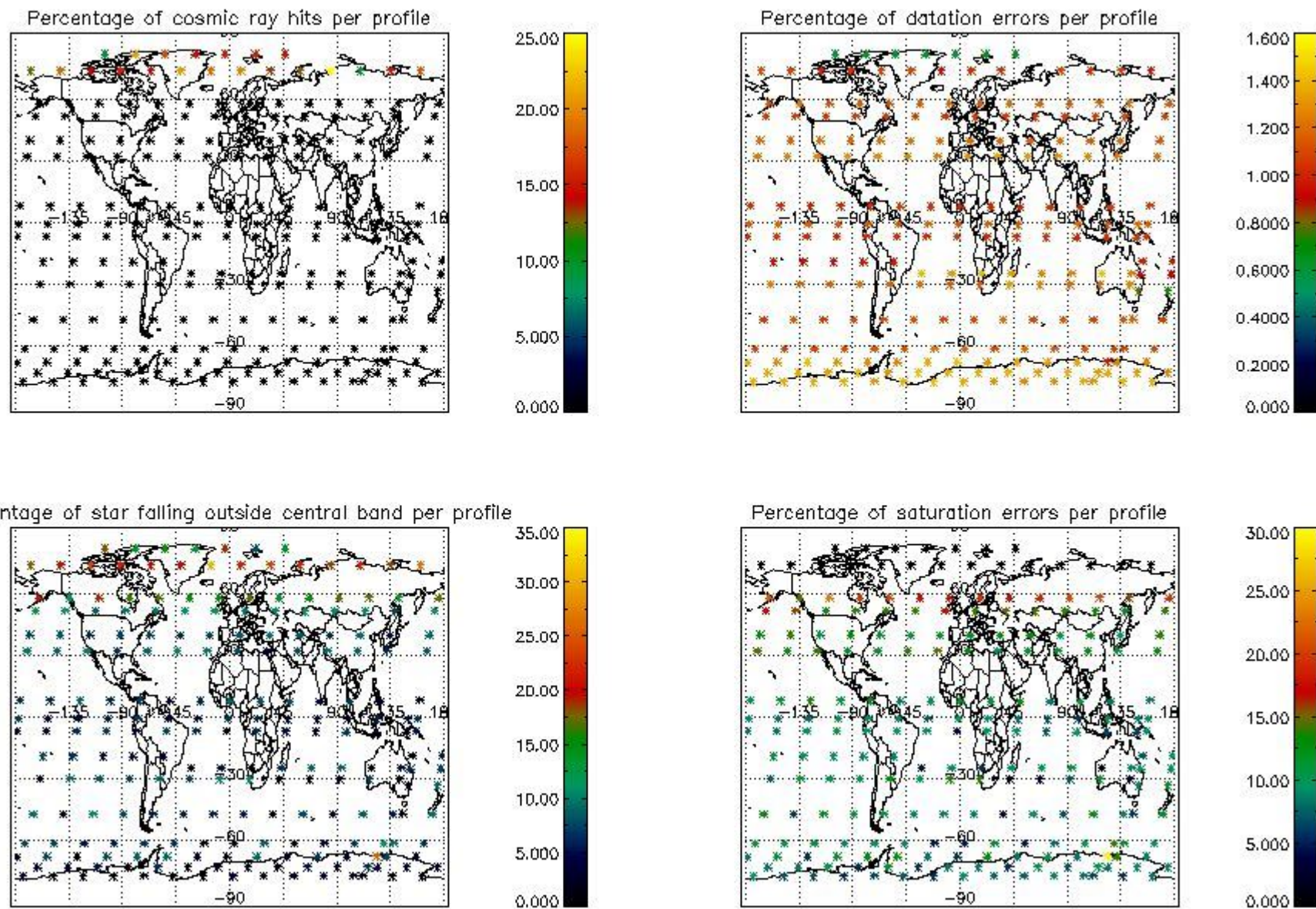


4.2 Plot quality information per product coming from level 1b processing (world map)

4.2.1 Plot level 1 quality information per product (world map): ENVISAT ASCENDING passes



4.2.2 Plot level 1 quality information per product (world map): ENVISAT DESCENDING passes



5. Trace gas profiles

5.1 Ozone statistics based on quality of products

The final quality of the products can be "measured" using the STD (Standard Deviation) attached to every point profile. This information is written to the parameter GOM_NL__2P/NL_LOCAL_SPECIES_DENSITY/o3_std of the level 2 products. The table below shows the statistics for given STD ranges.

The statistics are given with respect to the overall valid production:

- Products without fatal errors: GOM_NL__2P/MPH/PRODUCT_ERR=0
- Valid point profile: GOM_NL__2P/NL_LOCAL_SPECIES_DENSITY/pcd(0)=0

The 'Criteria' is applied to valid points of dark limb products:

- Products in dark limb illumination condition: GOM_NL__2P/NL_SUMMARY_QUALITY/obs_ill_cond=0
- Products without fatal errors: GOM_NL__2P/MPH/PRODUCT_ERR=0
- Valid point profile: GOM_NL__2P/NL_LOCAL_SPECIES_DENSITY/pcd(0)=0

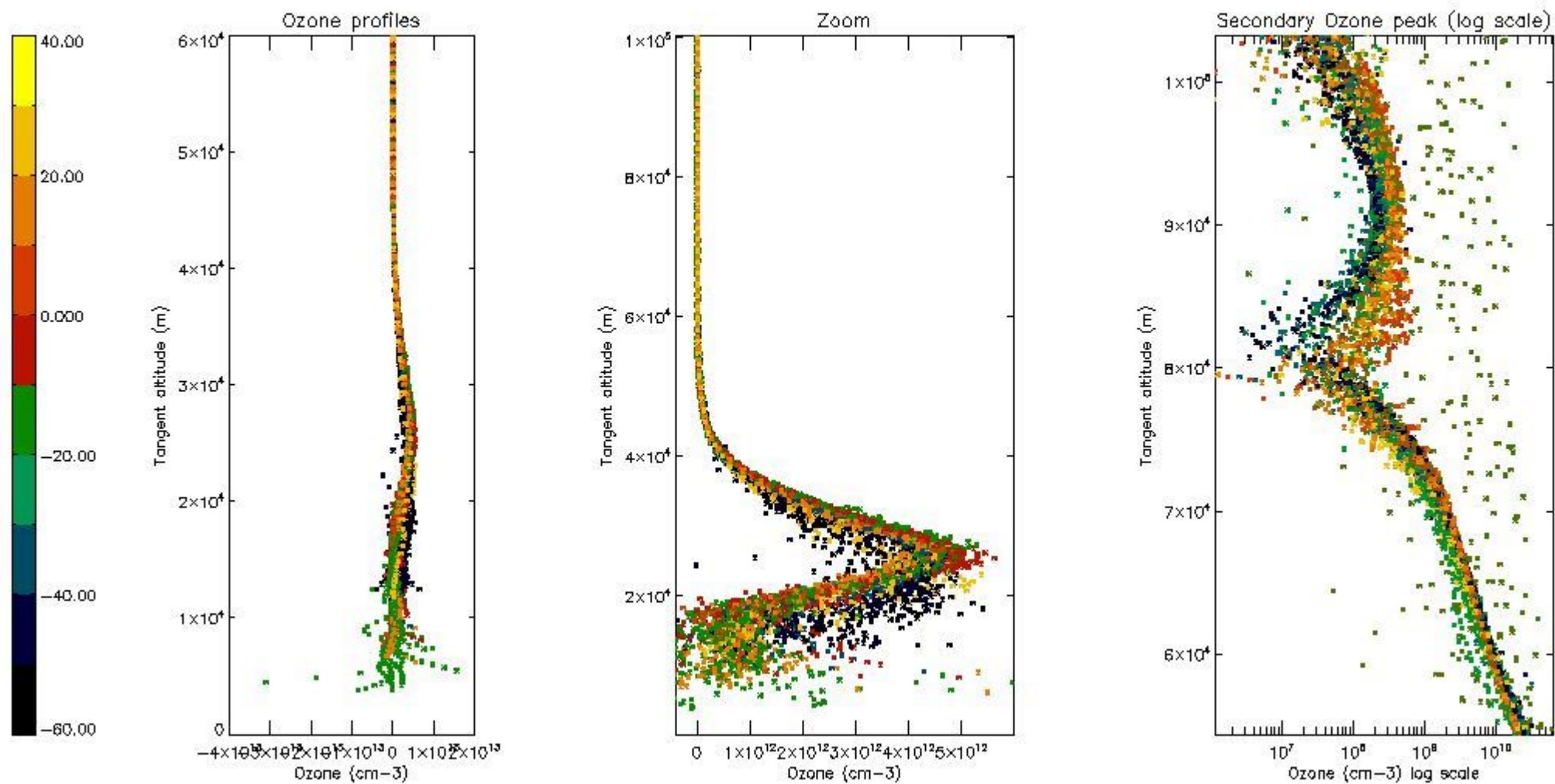
So, the table below shows the percentage of dark limb and valid observations for each criteria with respect to the overall valid daily observations.

Criteria	% of total production
All STD	31
STD < 20	19

STD < 10	16
STD < 5	12

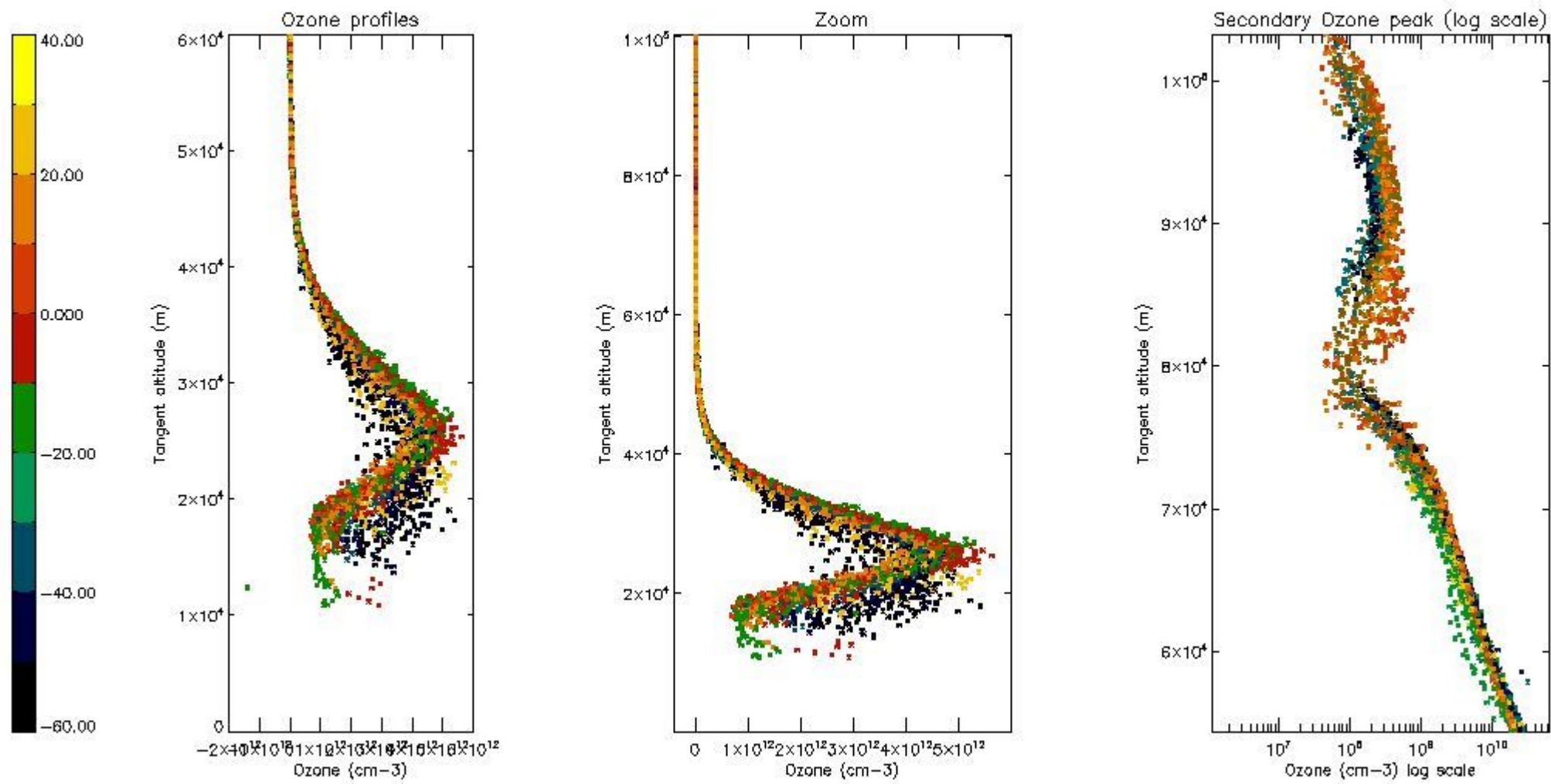
5.2 Plot ozone profiles for all STD (dark without errors)

The colorbar represents the latitude.



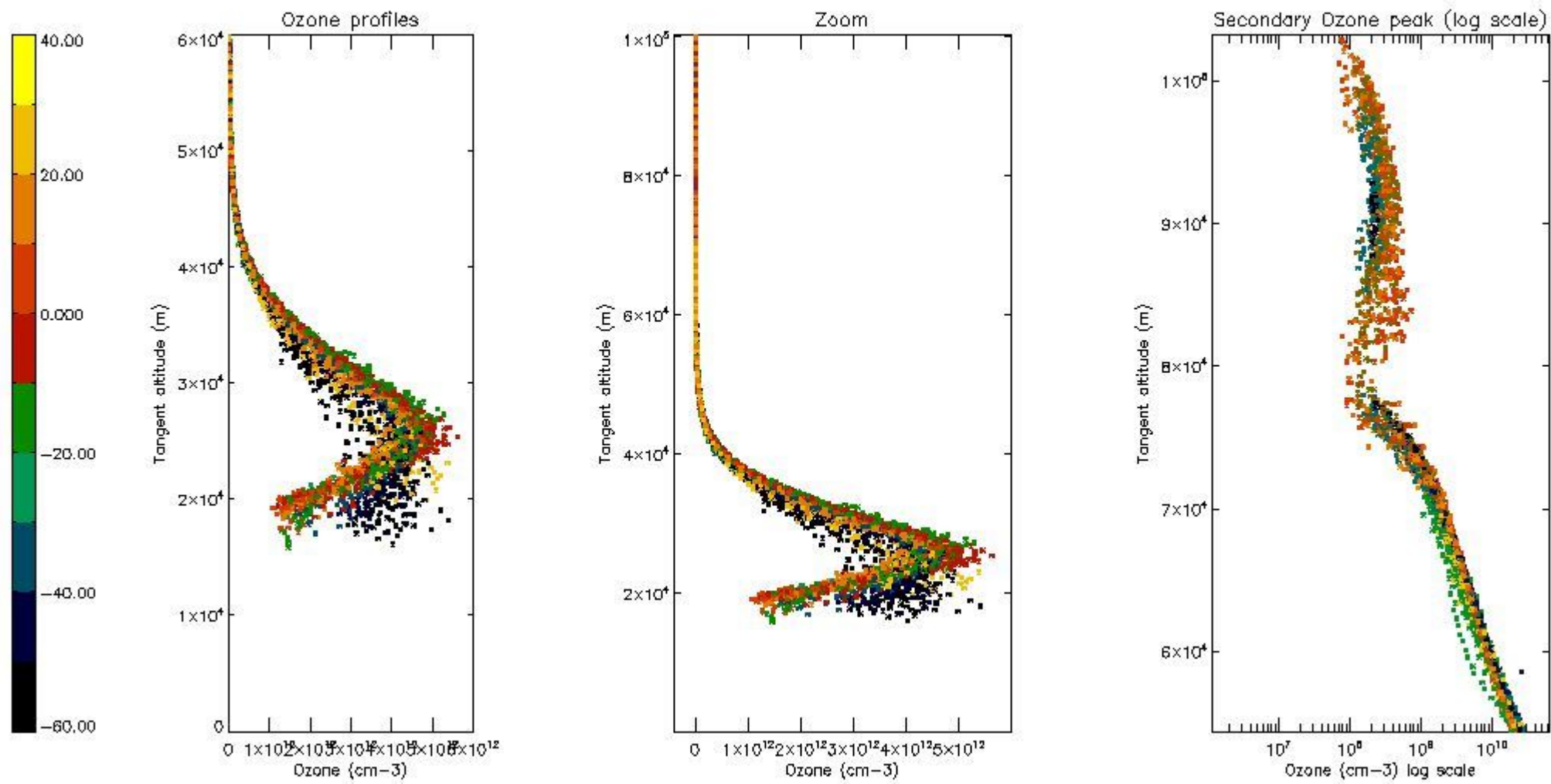
5.3 Plot ozone profiles where STD < 20% (dark without errors)

The colorbar represents the latitude.



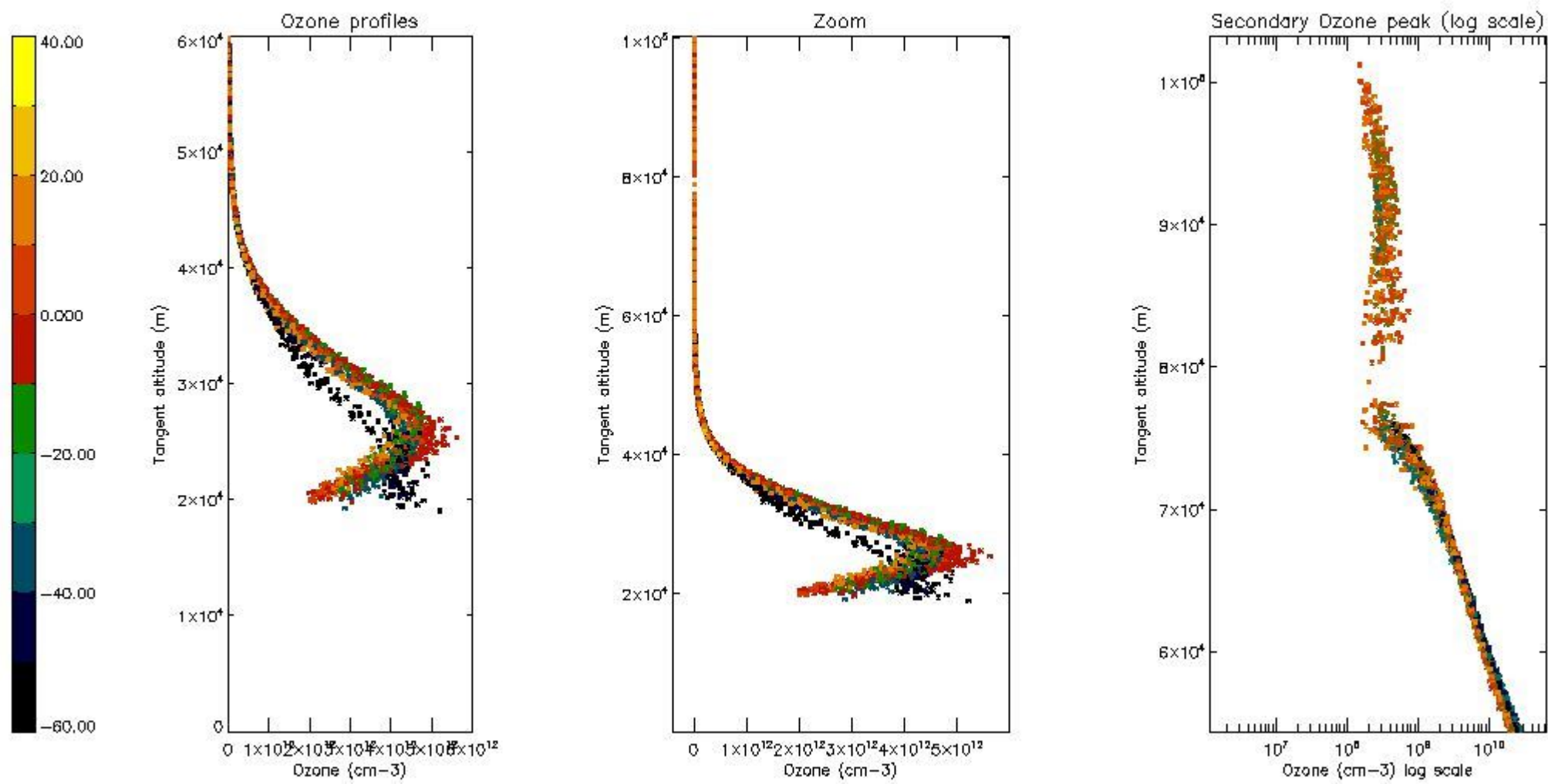
5.4 Plot ozone profiles where STD < 10% (dark without errors)

The colorbar represents the latitude.



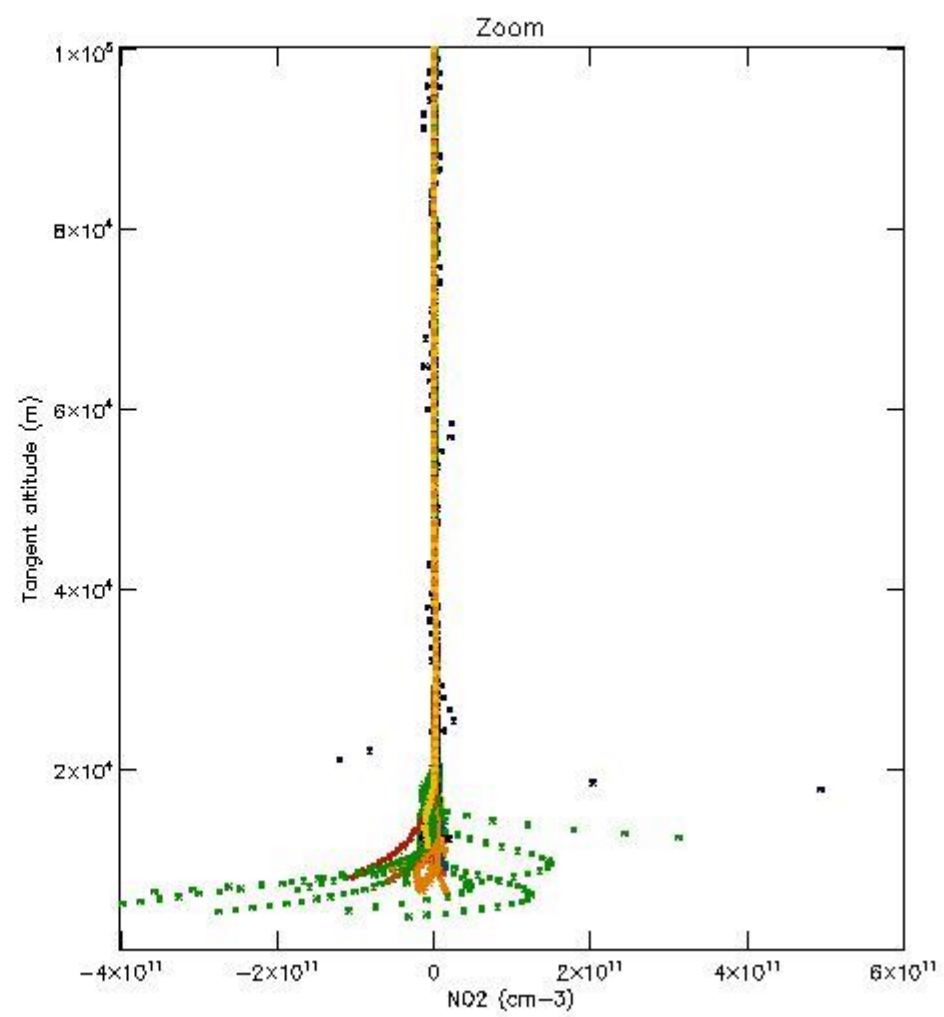
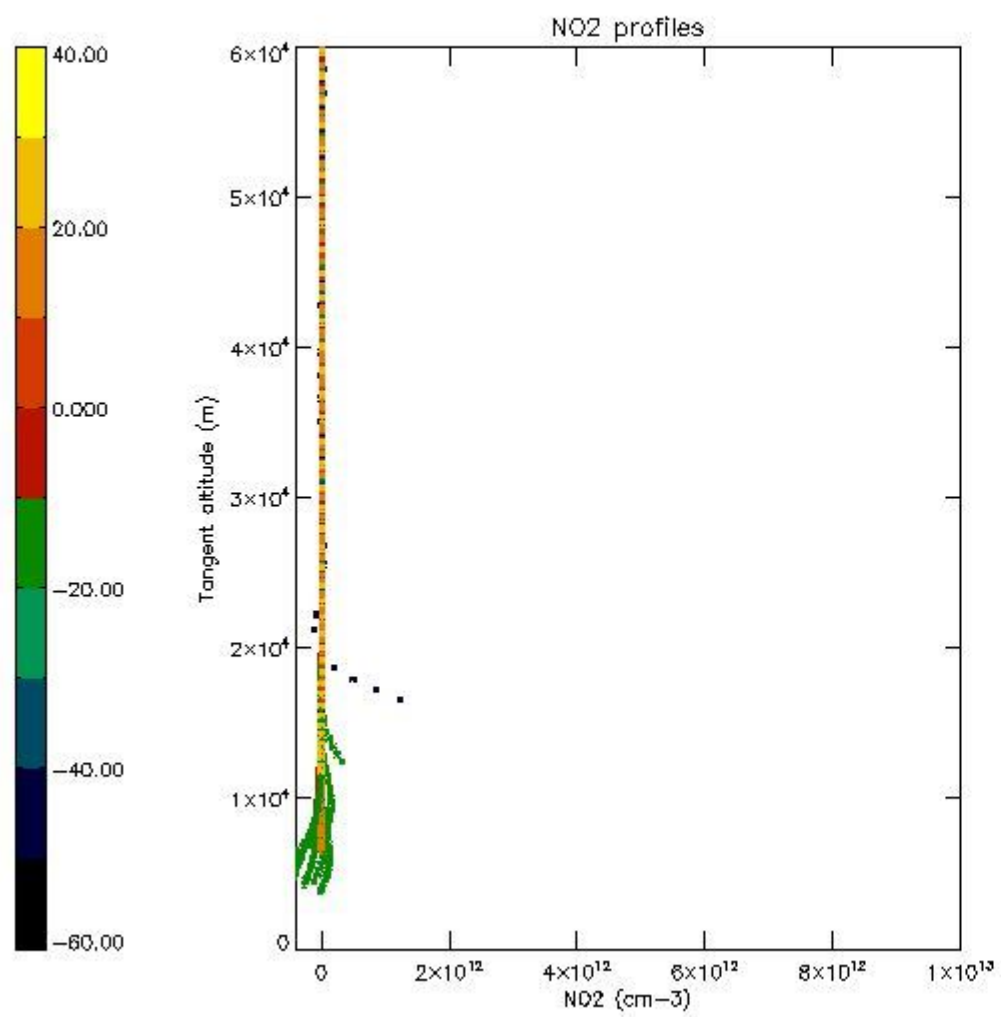
5.5 Plot ozone profiles where STD < 5% (dark without errors)

The colorbar represents the latitude.



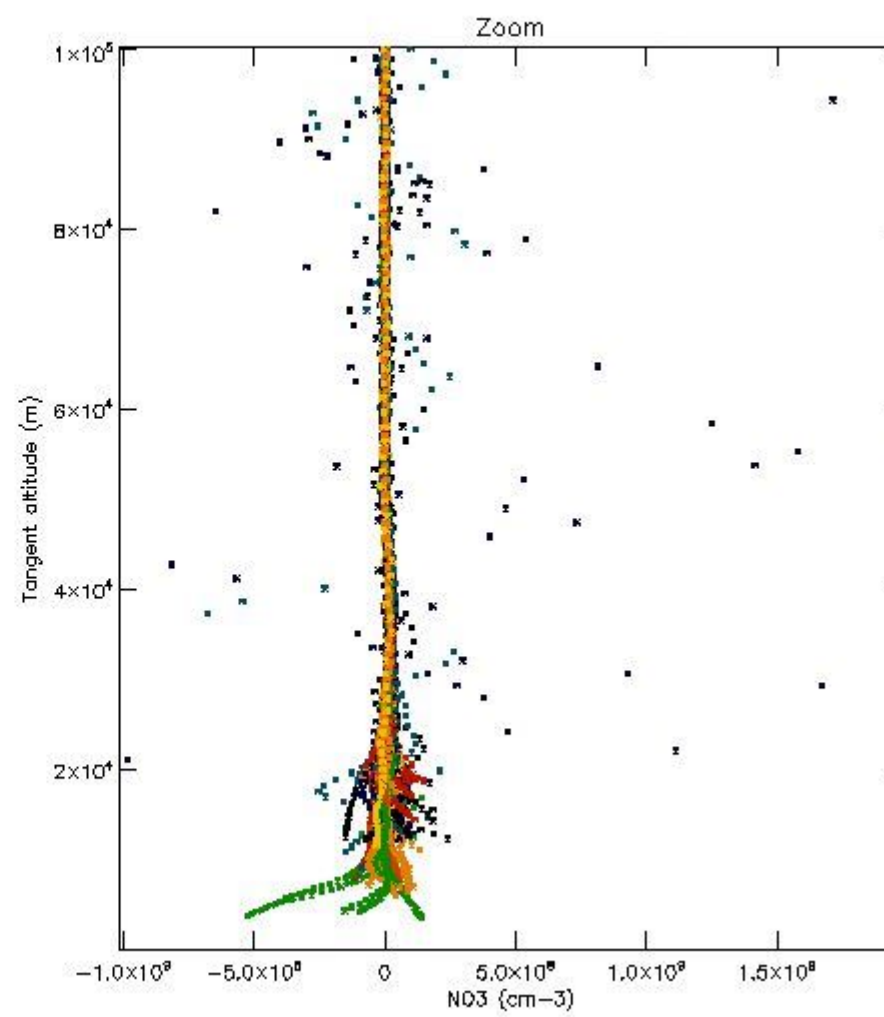
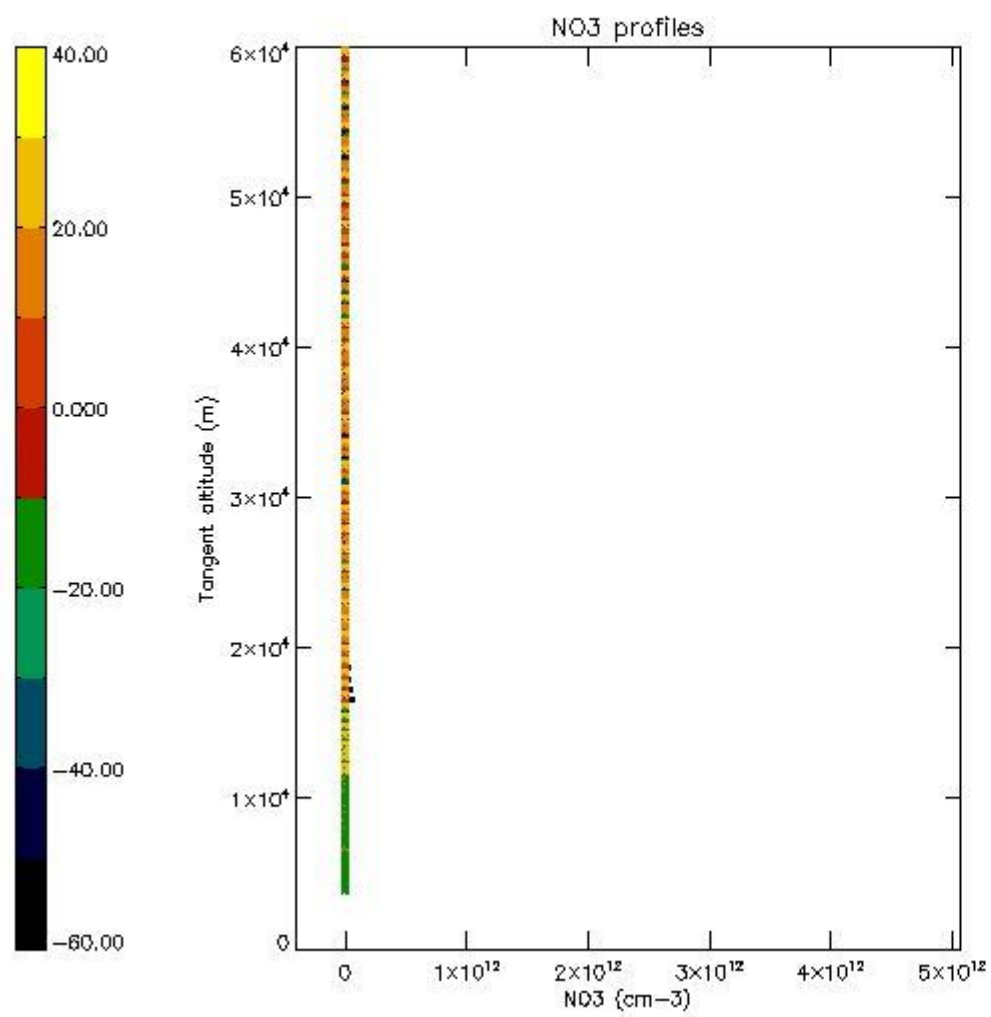
5.6 Plot NO₂ profiles for all STD (dark without errors)

The colorbar represents the latitude.



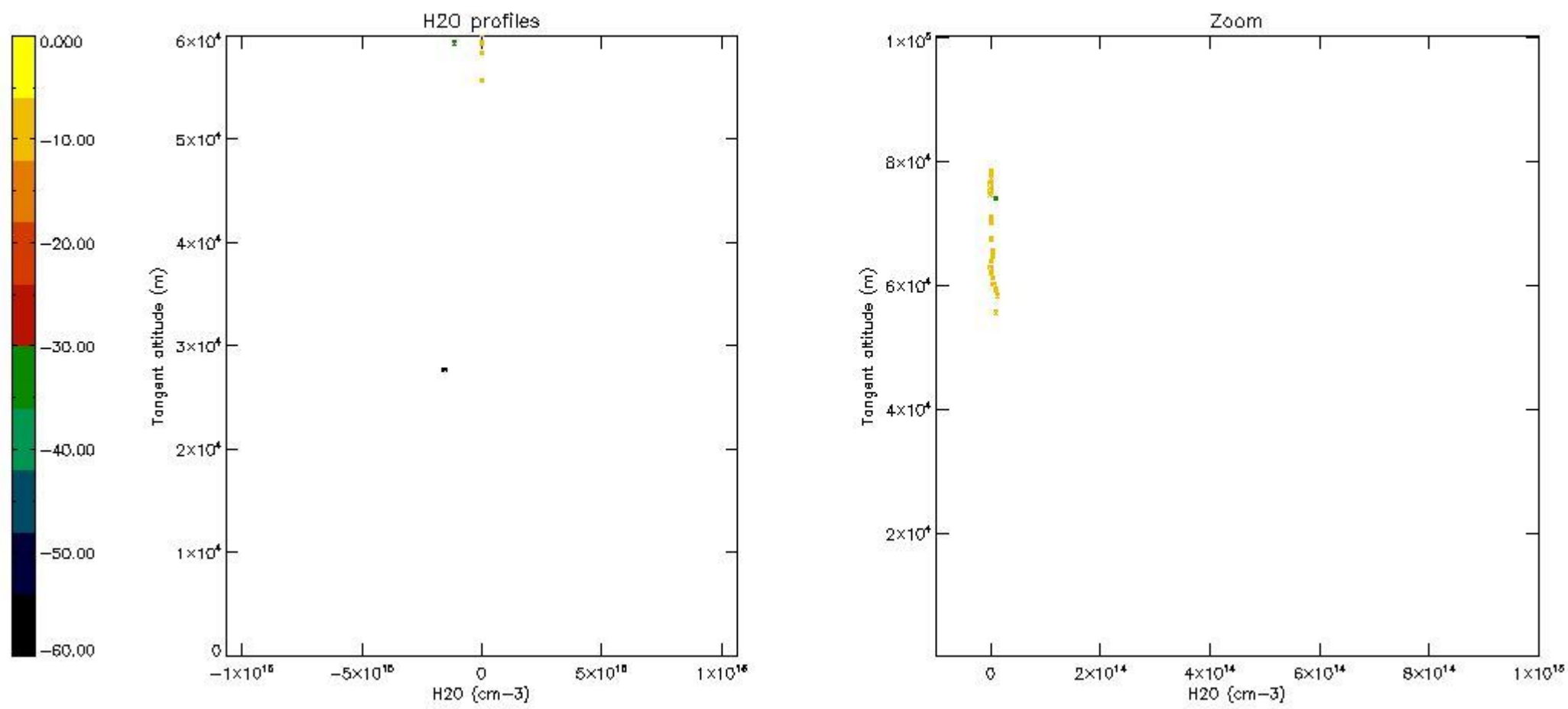
5.7 Plot NO3 profiles for all STD (dark without errors)

The colorbar represents the latitude.



5.8 Plot H₂O profiles for all STD (only for occultations of stars 1,2,3,4,13,14,16,26,63 dark without errors)

The colorbar represents the latitude.



6. Auxiliary Data Files used for the production reported in section 2

The number reported in the third column indicates since which file (see list in section 2) the corresponding auxiliary file has been used. The fourth column is the date of those product files.

Type	Auxiliary Filename	Used since product	Used since product date
INST_PHYS_CHARACTERISTICS	GOM_INS_AXVIEC20091111_143220_20030716_120000_20500101_000000	1	23-FEB-2004 00:02:00
LEVEL-2_PROC_CONFIG	GOM_PR2_AXVIEC20091111_152718_20020301_000000_20500101_000000	1	23-FEB-2004 00:02:00
CROSS_SECTIONS_FILE	GOM_CRS_AXVIEC20091111_154832_20020301_000000_20500101_000000	1	23-FEB-2004 00:02:00

GOMOS Level 2 Daily Report

SUMMARY

[1. General Info](#)

[2. Summary of processed GOM_NL_2P products](#)

[3. Level 2 Quality information per product](#)

[3.1 Plot of level 2 quality information per product \(time dependant\)](#)

[3.2 Plot of level 2 quality information per product \(world map\)](#)

[4. Level 1 Quality information per product \(stored on level 2 products\)](#)

[4.1 Plot of level 1 quality information per product \(time dependant\)](#)

[4.1.1 Plot of level 1 quality information per product \(time dependant\): ASCENDING](#)

[4.1.2 Plot of level 1 quality information per product \(time dependant\): DESCENDING](#)

[4.2 Plot of level 1 quality information per product \(world map\)](#)

[4.2.1 Plot of level 1 quality information per product \(world map\): ASCENDING](#)

[4.2.2 Plot of level 1 quality information per product \(world map\): DESCENDING](#)

[5. Ozone profiles based on quality statistics and other trace gas profiles](#)

[5.1 Ozone statistics based on quality of products](#)

[5.2 Plot ozone profiles for all STD \(dark without errors\)](#)

[5.3 Plot ozone profiles where STD < 20% \(dark without errors\)](#)

[5.4. Plot ozone profiles where STD < 10% \(dark without errors\)](#)

[5.5. Plot ozone profiles where STD < 5% \(dark without errors\)](#)

[5.6 Plot NO2 profiles for all STD \(dark without errors\)](#)

[5.7 Plot NO3 profiles for all STD \(dark without errors\)](#)

[5.8 Plot H2O profiles \(only for occultations of stars 1,2,3,4,13,14,16,26,63 dark without errors\) for all STD](#)

[6. Auxiliary Data Files used for the production reported in section 2](#)

This report presents the daily analysis on parameters extracted from GOMOS level 2 data (GOM_NL__2P). It is intended to monitor some important parameters that will impact the quality of these products. A list of level 2 products (and content) that have arrived during the reporting day to the PCF is also given.

Item	Value
Time of report generation	18APR2013 19:56:31
Data source version	GOMOS/6.01
Start time of products	23-02-2004 (23FEB2004 00:00:00)
Stop time of products	24-02-2004 (24FEB2004 00:00:00)
Store outputs in DB	Yes
Nb of level 2 prods	488
Nb of prods with errors	0

2. Summary of processed GOM_NL__2P products.

Nr	Filename	UTC Start time	Limb	Duration	Star Id	Star Name	Star Mag	Star Temp	Nb Meas	Orbit	Prod. error
1	GOM_NL__2PRFIN20040223_000200_000000432024_00288_10362_1843.N1	23-FEB-2004 00:02:00	Bright	42.500	82	48Bet UMa	2.3650	10600.	85	10362	No
2	GOM_NL__2PRFIN20040223_000343_000000472024_00288_10362_1844.N1	23-FEB-2004 00:03:43	Bright	47.000	87	64Gam UMa	2.4330	11000.	94	10362	No
3	GOM_NL__2PRFIN20040223_000835_000000412024_00288_10362_1845.N1	23-FEB-2004 00:08:35	Bright	40.500	49	1Alp UMi	1.9900	6300.0	81	10362	No
4	GOM_NL__2PRFIN20040223_001010_000000402024_00288_10362_1846.N1	23-FEB-2004 00:10:10	Bright	39.500	60	7Bet UMi	2.0810	3950.0	79	10362	No
5	GOM_NL__2PRFIN20040223_001500_000000452024_00288_10362_1847.N1	23-FEB-2004 00:15:00	Bright	44.500	119	14Eta Dra	2.7270	4700.0	89	10362	No
6	GOM_NL__2PRFIN20040223_001906_000000462024_00288_10362_1848.N1	23-FEB-2004 00:19:06	Bright	46.000	130	23Bet Dra	2.7990	5800.0	92	10362	No
7	GOM_NL__2PRFIN20040223_002058_000000512024_00288_10362_1849.N1	23-FEB-2004 00:20:58	Bright	51.000	19	50Alp Cyg	1.2460	10500.	102	10362	No
8	GOM_NL__2PRFIN20040223_002234_000000382024_00288_10362_1850.N1	23-FEB-2004 00:22:34	Bright	38.000	66	37Gam Cyg	2.2080	5900.0	76	10362	No
9	GOM_NL__2PRFIN20040223_002404_000000372024_00288_10362_1851.N1	23-FEB-2004 00:24:04	Bright	37.000	92	53Eps Cyg	2.5000	4500.0	74	10362	No
10	GOM_NL__2PRFIN20040223_003055_000000392024_00288_10362_1852.N1	23-FEB-2004 00:30:55	Bright	38.500	168	17Zet Aql	2.9860	11000.	77	10362	No
11	GOM_NL__2PRFIN20040223_003333_000000612024_00288_10362_1853.N1	23-FEB-2004 00:33:33	Twilight	61.000	59	55Alp Oph	2.0800	8900.0	122	10362	No
12	GOM_NL__2PRFIN20040223_003558_000000582024_00288_10362_1854.N1	23-FEB-2004 00:35:58	Twilight	58.000	126	60Bet Oph	2.7700	4250.0	116	10362	No
13	GOM_NL__2PRFIN20040223_004033_000000442024_00288_10362_1855.N1	23-FEB-2004 00:40:33	Twilight	44.000	155	41Pi Sgr	2.9000	6600.0	88	10362	No
14	GOM_NL__2PRFIN20040223_004216_000000462024_00288_10362_1856.N1	23-FEB-2004 00:42:16	Dark	45.500	57	34Sig Sgr	2.0660	26000.	91	10362	No
15	GOM_NL__2PRFIN20040223_004512_000000462024_00288_10362_1857.N1	23-FEB-2004 00:45:12	Dark	45.500	38	20Eps Sgr	1.8360	11000.	91	10362	No
16	GOM_NL__2PRFIN20040223_004742_000000452024_00288_10362_1858.N1	23-FEB-2004 00:47:42	Dark	45.000	25	35Lam Sco	1.6200	28000.	90	10362	No
17	GOM_NL__2PRFIN20040223_004923_000000712024_00288_10362_1859.N1	23-FEB-2004 00:49:23	Dark	71.000	16	21Alp Sco	1.0200	3000.0	142	10362	No
18	GOM_NL__2PRFIN20040223_005136_000000782024_00288_10362_1860.N1	23-FEB-2004 00:51:36	Dark	77.500	80	7Del Sco	2.3160	30000.	155	10362	No
19	GOM_NL__2PRFIN20040223_005551_000000412024_00289_10363_1828.N1	23-FEB-2004 00:55:51	Dark	41.000	134	Bet TrA	2.8100	6600.0	82	10363	No
20	GOM_NL__2PRFIN20040223_005818_000000432024_00289_10363_1829.N1	23-FEB-2004 00:58:18	Dark	43.000	4	Alp1Cen	-0.010000	5800.0	86	10363	No
21	GOM_NL__2PRFIN20040223_005938_000000432024_00289_10363_1830.N1	23-FEB-2004 00:59:38	Dark	43.000	10	Bet Cen	0.610000	28000.	86	10363	No
22	GOM_NL__2PRFIN20040223_010227_000000482024_00289_10363_1831.N1	23-FEB-2004 01:02:27	Dark	48.000	12	Alp1Cru	0.775000	30000.	96	10363	No
23	GOM_NL__2PRFIN20040223_010422_000000402024_00289_10363_1832.N1	23-FEB-2004 01:04:22	Dark	40.000	29	Bet Car	1.6720	10200.	80	10363	No
24	GOM_NL__2PRFIN20040223_010704_000000422024_00289_10363_1833.N1	23-FEB-2004 01:07:04	Dark	41.500	71	lot Car	2.2460	7700.0	83	10363	No
25	GOM_NL__2PRFIN20040223_010839_000000432024_00289_10363_1834.N1	23-FEB-2004 01:08:39	Straylight	42.500	46	Del Vel	1.9540	10600.	85	10363	No
26	GOM_NL__2PRFIN20040223_011127_000000452024_00289_10363_1835.N1	23-FEB-2004 01:11:27	Straylight	44.500	65	Lam Vel	2.2040	4400.0	89	10363	No
27	GOM_NL__2PRFIN20040223_011303_000000442024_00289_10363_1836.N1	23-FEB-2004 01:13:03	Straylight	43.500	70	Zet Pup	2.2460	39000.	87	10363	No
28	GOM_NL__2PRFIN20040223_011704_000000812024_00289_10363_1837.N1	23-FEB-2004 01:17:04	Straylight	80.500	100	4Gam Crv	2.5800	13100.	161	10363	No
29	GOM_NL__2PRFIN20040223_012107_000000512024_00289_10363_1838.N1	23-FEB-2004 01:21:07	Twilight	51.000	48	30Alp Hya	1.9770	4100.0	102	10363	No
30	GOM_NL__2PRFIN20040223_012554_000000422024_00289_10363_1839.N1	23-FEB-2004 01:25:54	Bright	41.500	8	10Alp CMi	0.400000	6500.0	83	10363	No
31	GOM_NL__2PRFIN20040223_012749_000000462024_00289_10363_1840.N1	23-FEB-2004 01:27:49	Bright	46.000	22	32Alp Leo	1.3600	15200.	92	10363	No
32	GOM_NL__2PRFIN20040223_013108_000000422024_00289_10363_1841.N1	23-FEB-2004 01:31:08	Bright	42.000	166	17Eps Leo	2.9800	6000.0	84	10363	No
33	GOM_NL__2PRFIN20040223_013312_000000412024_00289_10363_1842.N1	23-FEB-2004 01:33:12	Bright	40.500	24	66Alp Gem	1.5800	10200.	81	10363	No
34	GOM_NL__2PRFIN20040223_014011_000000482024_00289_10363_1843.N1	23-FEB-2004 01:40:11	Bright	47.500	174	52Psi UMa	3.0040	4400.0	95	10363	No
35	GOM_NL__2PRFIN20040223_014235_000000442024_00289_10363_1844.N1	23-FEB-2004 01:42:35	Bright	43.500	82	48Bet UMa	2.3650	10600.	87	10363	No
36	GOM_NL__2PRFIN20040223_014417_000000482024_00289_10363_1845.N1	23-FEB-2004 01:44:17	Bright	48.000	87	64Gam UMa	2.4330	11000.	96	10363	No
37	GOM_NL__2PRFIN20040223_014913_000000352024_00289_10363_1846.N1	23-FEB-2004 01:49:13	Bright	35.000	49	1Alp UMi	1.9900	6300.0	70	10363	No
38	GOM_NL__2PRFIN20040223_015046_000000432024_00289_10363_1847.N1	23-FEB-2004 01:50:46	Bright	42.500	60	7Bet UMi	2.0810	3950.0	85	10363	No
39	GOM_NL__2PRFIN20040223_015536_000000462024_00289_10363_1848.N1	23-FEB-2004 01:55:36	Bright	46.000	119	14Eta Dra	2.7270	4700.0	92	10363	No
40	GOM_NL__2PRFIN20040223_015941_000000452024_00289_10363_1849.N1	23-FEB-2004 01:59:41	Bright	44.500	130	23Bet Dra	2.7990	5800.0	89	10363	No
41	GOM_NL__2PRFIN20040223_020136_000000372024_00289_10363_1850.N1	23-FEB-2004 02:01:36	Bright	37.000	19	50Alp Cyg	1.2460	10500.	74	10363	No
42	GOM_NL__2PRFIN20040223_020310_000000372024_00289_10363_1851.N1	23-FEB-2004 02:03:10	Bright	36.500	66	37Gam Cyg	2.2080	5900.0	73	10363	No

43	GOM_NL__2PRFIN20040223_020438_000000392024_00289_10363_1852.N1	23-FEB-2004 02:04:38	Bright	39.000	92	53Eps Cyg	2.5000	4500.0	78	10363	No
44	GOM_NL__2PRFIN20040223_021130_000000392024_00289_10363_1853.N1	23-FEB-2004 02:11:30	Bright	38.500	168	17Zet Aql	2.9860	11000.	77	10363	No
45	GOM_NL__2PRFIN20040223_021410_000000632024_00289_10363_1854.N1	23-FEB-2004 02:14:10	Twilight	63.000	59	55Alp Oph	2.0800	8900.0	126	10363	No
46	GOM_NL__2PRFIN20040223_021634_000000592024_00289_10363_1855.N1	23-FEB-2004 02:16:34	Twilight	58.500	126	60Bet Oph	2.7700	4250.0	117	10363	No
47	GOM_NL__2PRFIN20040223_022109_000000432024_00289_10363_1856.N1	23-FEB-2004 02:21:09	Twilight	43.000	155	41Pi Sgr	2.9000	6600.0	86	10363	No
48	GOM_NL__2PRFIN20040223_022253_000000422024_00289_10363_1857.N1	23-FEB-2004 02:22:53	Dark	42.000	57	34Sig Sgr	2.0660	26000.	84	10363	No
49	GOM_NL__2PRFIN20040223_022549_000000432024_00289_10363_1858.N1	23-FEB-2004 02:25:49	Dark	42.500	38	20Eps Sgr	1.8360	11000.	85	10363	No
50	GOM_NL__2PRFIN20040223_022819_000000482024_00289_10363_1859.N1	23-FEB-2004 02:28:19	Dark	47.500	25	35Lam Sco	1.6200	28000.	95	10363	No
51	GOM_NL__2PRFIN20040223_023001_000000672024_00289_10363_1860.N1	23-FEB-2004 02:30:01	Dark	67.000	16	21Alp Sco	1.0200	3000.0	134	10363	No
52	GOM_NL__2PRFIN20040223_023213_000000752024_00289_10363_1861.N1	23-FEB-2004 02:32:13	Dark	75.000	80	7Del Sco	2.3160	30000.	150	10363	No
53	GOM_NL__2PRFIN20040223_023627_000000402024_00290_10364_1849.N1	23-FEB-2004 02:36:27	Dark	40.000	134	Bet TrA	2.8100	6600.0	80	10364	No
54	GOM_NL__2PRFIN20040223_023854_000000482024_00290_10364_1850.N1	23-FEB-2004 02:38:54	Dark	48.000	4	Alp1Cen	-0.010000	5800.0	96	10364	No
55	GOM_NL__2PRFIN20040223_024014_000000432024_00290_10364_1851.N1	23-FEB-2004 02:40:14	Dark	43.000	10	Bet Cen	0.61000	28000.	86	10364	No
56	GOM_NL__2PRFIN20040223_024304_000000462024_00290_10364_1852.N1	23-FEB-2004 02:43:04	Dark	45.500	12	Alp1Cru	0.77500	30000.	91	10364	No
57	GOM_NL__2PRFIN20040223_024457_000000432024_00290_10364_1853.N1	23-FEB-2004 02:44:57	Dark	42.500	29	Bet Car	1.6720	10200.	85	10364	No
58	GOM_NL__2PRFIN20040223_024741_000000402024_00290_10364_1854.N1	23-FEB-2004 02:47:41	Dark	40.000	71	lot Car	2.2460	7700.0	80	10364	No
59	GOM_NL__2PRFIN20040223_024915_000000402024_00290_10364_1855.N1	23-FEB-2004 02:49:15	Straylight	40.000	46	Del Vel	1.9540	10600.	80	10364	No
60	GOM_NL__2PRFIN20040223_025203_000000502024_00290_10364_1856.N1	23-FEB-2004 02:52:03	Straylight	49.500	65	Lam Vel	2.2040	4400.0	99	10364	No
61	GOM_NL__2PRFIN20040223_025340_000000432024_00290_10364_1857.N1	23-FEB-2004 02:53:40	Straylight	42.500	70	Zet Pup	2.2460	39000.	85	10364	No
62	GOM_NL__2PRFIN20040223_025740_000000792024_00290_10364_1858.N1	23-FEB-2004 02:57:40	Straylight	78.500	100	4Gam Crv	2.5800	13100.	157	10364	No
63	GOM_NL__2PRFIN20040223_030143_000000462024_00290_10364_1859.N1	23-FEB-2004 03:01:43	Twilight	46.000	48	30Alp Hya	1.9770	4100.0	92	10364	No
64	GOM_NL__2PRFIN20040223_030631_000000442024_00290_10364_1860.N1	23-FEB-2004 03:06:31	Bright	43.500	8	10Alp CMi	0.40000	6500.0	87	10364	No
65	GOM_NL__2PRFIN20040223_030825_000000482024_00290_10364_1861.N1	23-FEB-2004 03:08:25	Bright	47.500	22	32Alp Leo	1.3600	15200.	95	10364	No
66	GOM_NL__2PRFIN20040223_031143_000000442024_00290_10364_1862.N1	23-FEB-2004 03:11:43	Bright	43.500	166	17Eps Leo	2.9800	6000.0	87	10364	No
67	GOM_NL__2PRFIN20040223_031350_000000402024_00290_10364_1863.N1	23-FEB-2004 03:13:50	Bright	39.500	24	66Alp Gem	1.5800	10200.	79	10364	No
68	GOM_NL__2PRFIN20040223_032046_000000502024_00290_10364_1864.N1	23-FEB-2004 03:20:46	Bright	50.000	174	52Psi UMa	3.0040	4400.0	100	10364	No
69	GOM_NL__2PRFIN20040223_032310_000000422024_00290_10364_1865.N1	23-FEB-2004 03:23:10	Bright	42.000	82	48Bet UMa	2.3650	10600.	84	10364	No
70	GOM_NL__2PRFIN20040223_032452_000000502024_00290_10364_1866.N1	23-FEB-2004 03:24:52	Bright	50.000	87	64Gam UMa	2.4330	11000.	100	10364	No
71	GOM_NL__2PRFIN20040223_032949_000000402024_00290_10364_1867.N1	23-FEB-2004 03:29:49	Bright	39.500	49	1Alp UMi	1.9900	6300.0	79	10364	No
72	GOM_NL__2PRFIN20040223_033121_000000422024_00290_10364_1868.N1	23-FEB-2004 03:31:21	Bright	42.000	60	7Bet UMi	2.0810	3950.0	84	10364	No
73	GOM_NL__2PRFIN20040223_033611_000000442024_00290_10364_1869.N1	23-FEB-2004 03:36:11	Bright	44.000	119	14Eta Dra	2.7270	4700.0	88	10364	No
74	GOM_NL__2PRFIN20040223_034017_000000442024_00290_10364_1870.N1	23-FEB-2004 03:40:17	Bright	43.500	130	23Bet Dra	2.7990	5800.0	87	10364	No
75	GOM_NL__2PRFIN20040223_034212_000000382024_00290_10364_1871.N1	23-FEB-2004 03:42:12	Bright	37.500	19	50Alp Cyg	1.2460	10500.	75	10364	No
76	GOM_NL__2PRFIN20040223_034347_000000382024_00290_10364_1872.N1	23-FEB-2004 03:43:47	Bright	37.500	66	37Gam Cyg	2.2080	5900.0	75	10364	No
77	GOM_NL__2PRFIN20040223_034514_000000392024_00290_10364_1873.N1	23-FEB-2004 03:45:14	Bright	39.000	92	53Eps Cyg	2.5000	4500.0	78	10364	No
78	GOM_NL__2PRFIN20040223_035207_000000372024_00290_10364_1874.N1	23-FEB-2004 03:52:07	Bright	37.000	168	17Zet Aql	2.9860	11000.	74	10364	No
79	GOM_NL__2PRFIN20040223_035446_000000642024_00290_10364_1875.N1	23-FEB-2004 03:54:46	Twilight	63.500	59	55Alp Oph	2.0800	8900.0	127	10364	No
80	GOM_NL__2PRFIN20040223_035711_000000602024_00290_10364_1876.N1	23-FEB-2004 03:57:11	Twilight	59.500	126	60Bet Oph	2.7700	4250.0	119	10364	No
81	GOM_NL__2PRFIN20040223_040146_000000432024_00290_10364_1877.N1	23-FEB-2004 04:01:46	Twilight	42.500	155	41Pi Sgr	2.9000	6600.0	85	10364	No
82	GOM_NL__2PRFIN20040223_040330_000000442024_00290_10364_1878.N1	23-FEB-2004 04:03:30	Dark	44.000	57	34Sig Sgr	2.0660	26000.	88	10364	No
83	GOM_NL__2PRFIN20040223_040626_000000442024_00290_10364_1879.N1	23-FEB-2004 04:06:26	Dark	43.500	38	20Eps Sgr	1.8360	11000.	87	10364	No
84	GOM_NL__2PRFIN20040223_040857_000000512024_00290_10364_1880.N1	23-FEB-2004 04:08:57	Dark	50.500	25	35Lam Sco	1.6200	28000.	101	10364	No
85	GOM_NL__2PRFIN20040223_041038_000000762024_00290_10364_1881.N1	23-FEB-2004 04:10:38	Dark	75.500	16	21Alp Sco	1.0200	3000.0	151	10364	No
86	GOM_NL__2PRFIN20040223_041251_000000872024_00290_10364_1882.N1	23-FEB-2004 04:12:51	Dark	87.000	80	7Del Sco	2.3160	30000.	174	10364	No
87	GOM_NL__2PRFIN20040223_041628_000000482024_00291_10365_1850.N1	23-FEB-2004 04:16:28	Dark	47.500	43	Alp TrA	1.9100	4250.0	95	10365	No
88	GOM_NL__2PRFIN20040223_042050_000000452024_00291_10365_1851.N1	23-FEB-2004 04:20:50	Dark	45.000	10	Bet Cen	0.61000	28000.	90	10365	No
89	GOM_NL__2PRFIN20040223_042340_000000532024_00291_10365_1852.N1	23-FEB-2004 04:23:40	Dark	52.500	12	Alp1Cru	0.77500	30000.	105	10365	No
90	GOM_NL__2PRFIN20040223_042533_000000392024_00291_10365_1853.N1	23-FEB-2004 04:25:33	Dark	39.000	29	Bet Car	1.6720	10200.	78	10365	No
91	GOM_NL__2PRFIN20040223_042817_000000392024_00291_10365_1854.N1	23-FEB-2004 04:28:17	Dark	38.500	71	lot Car	2.2460	7700.0	77	10365	No
92	GOM_NL__2PRFIN20040223_042951_000000432024_00291_10365_1855.N1	23-FEB-2004 04:29:51	Straylight	42.500	46	Del Vel	1.9540	10600.	85	10365	No
93	GOM_NL__2PRFIN20040223_043239_000000452024_00291_10365_1856.N1	23-FEB-2004 04:32:39	Straylight	45.000	65	Lam Vel	2.2040	4400.0	90	10365	No
94	GOM_NL__2PRFIN20040223_043416_000000412024_00291_10365_1857.N1	23-FEB-2004 04:34:16	Straylight	41.000	70	Zet Pup	2.2460	39000.	82	10365	No
95	GOM_NL__2PRFIN20040223_043816_000000822024_00291_10365_1858.N1	23-FEB-2004 04:38:16	Straylight	81.500	100	4Gam Crv	2.5800	13100.	163	10365	No
96	GOM_NL__2PRFIN20040223_044219_000000482024_00291_10365_1859.N1	23-FEB-2004 04:42:19	Twilight	48.000	48	30Alp Hya	1.9770	4100.0	96	10365	No
97	GOM_NL__2PRFIN20040223_044707_000000442024_00291_10365_1860.N1	23-FEB-2004 04:47:07	Bright	43.500	8	10Alp CMi	0.40000	6500.0	87	10365	No
98	GOM_NL__2PRFIN20040223_044900_000000472024_00291_10365_1861.N1	23-FEB-2004 04:49:00	Bright	47.000	22	32Alp Leo	1.3600	15200.	94	10365	No
99	GOM_NL__2PRFIN20040223_045220_000000422024_00291_10365_1862.N1	23-FEB-2004 04:52:20	Bright	42.000	166	17Eps Leo	2.9800	6000.0	84	10365	No
100	GOM_NL__2PRFIN20040223_045427_000000392024_00291_10365_1863.N1	23-FEB-2004 04:54:27	Bright	38.500	24	66Alp Gem	1.5800	10200.	77	10365	No
101	GOM_NL__2PRFIN20040223_050121_000000482024_00291_10365_1864.N1	23-FEB-2004 05:01:21	Bright	48.000	174	52Psi UMa	3.0040	4400.0	96	10365	No

102	GOM_NL__2PRFIN20040223_050345_000000432024_00291_10365_1865.N1	23-FEB-2004 05:03:45	Bright	43.000	82	48Bet UMa	2.3650	10600.	86	10365	No
103	GOM_NL__2PRFIN20040223_050528_000000492024_00291_10365_1866.N1	23-FEB-2004 05:05:28	Bright	48.500	87	64Gam UMa	2.4330	11000.	97	10365	No
104	GOM_NL__2PRFIN20040223_051025_000000402024_00291_10365_1867.N1	23-FEB-2004 05:10:25	Bright	39.500	49	1Alp UMi	1.9900	6300.0	79	10365	No
105	GOM_NL__2PRFIN20040223_051156_000000402024_00291_10365_1868.N1	23-FEB-2004 05:11:56	Bright	39.500	60	7Bet UMi	2.0810	3950.0	79	10365	No
106	GOM_NL__2PRFIN20040223_051647_000000462024_00291_10365_1869.N1	23-FEB-2004 05:16:47	Bright	45.500	119	14Eta Dra	2.7270	4700.0	91	10365	No
107	GOM_NL__2PRFIN20040223_052052_000000422024_00291_10365_1870.N1	23-FEB-2004 05:20:52	Bright	42.000	130	23Bet Dra	2.7990	5800.0	84	10365	No
108	GOM_NL__2PRFIN20040223_052248_000000372024_00291_10365_1871.N1	23-FEB-2004 05:22:48	Bright	36.500	19	50Alp Cyg	1.2460	10500.	73	10365	No
109	GOM_NL__2PRFIN20040223_052423_000000362024_00291_10365_1872.N1	23-FEB-2004 05:24:23	Bright	36.000	66	37Gam Cyg	2.2080	5900.0	72	10365	No
110	GOM_NL__2PRFIN20040223_052550_000000392024_00291_10365_1873.N1	23-FEB-2004 05:25:50	Bright	38.500	92	53Eps Cyg	2.5000	4500.0	77	10365	No
111	GOM_NL__2PRFIN20040223_052851_000000662024_00291_10365_1874.N1	23-FEB-2004 05:28:51	Bright	66.000	133	40Zet Her	2.8070	6000.0	132	10365	No
112	GOM_NL__2PRFIN20040223_053243_000000382024_00291_10365_1875.N1	23-FEB-2004 05:32:43	Bright	38.000	168	17Zet Aql	2.9860	11000.	76	10365	No
113	GOM_NL__2PRFIN20040223_053523_000000562024_00291_10365_1876.N1	23-FEB-2004 05:35:23	Twilight	55.500	59	55Alp Oph	2.0800	8900.0	111	10365	No
114	GOM_NL__2PRFIN20040223_053747_000000572024_00291_10365_1877.N1	23-FEB-2004 05:37:47	Twilight	56.500	126	60Bet Oph	2.7700	4250.0	113	10365	No
115	GOM_NL__2PRFIN20040223_054222_000000452024_00291_10365_1878.N1	23-FEB-2004 05:42:22	Twilight	44.500	155	41Pi Sgr	2.9000	6600.0	89	10365	No
116	GOM_NL__2PRFIN20040223_054406_000000432024_00291_10365_1879.N1	23-FEB-2004 05:44:06	Dark	43.000	57	34Sig Sgr	2.0660	26000.	86	10365	No
117	GOM_NL__2PRFIN20040223_054702_000000462024_00291_10365_1880.N1	23-FEB-2004 05:47:02	Dark	45.500	38	20Eps Sgr	1.8360	11000.	91	10365	No
118	GOM_NL__2PRFIN20040223_054933_000000482024_00291_10365_1881.N1	23-FEB-2004 05:49:33	Dark	48.000	25	35Lam Sco	1.6200	28000.	96	10365	No
119	GOM_NL__2PRFIN20040223_055116_000000792024_00291_10365_1882.N1	23-FEB-2004 05:51:16	Dark	79.000	16	21Alp Sco	1.0200	3000.0	158	10365	No
120	GOM_NL__2PRFIN20040223_055329_000000722024_00291_10365_1883.N1	23-FEB-2004 05:53:29	Dark	71.500	80	7Del Sco	2.3160	30000.	143	10365	No
121	GOM_NL__2PRFIN20040223_055704_000000532024_00292_10366_1851.N1	23-FEB-2004 05:57:04	Dark	52.500	43	Alp TrA	1.9100	4250.0	105	10366	No
122	GOM_NL__2PRFIN20040223_060127_000000492024_00292_10366_1852.N1	23-FEB-2004 06:01:27	Dark	48.500	10	Bet Cen	0.61000	28000.	97	10366	No
123	GOM_NL__2PRFIN20040223_060417_000000442024_00292_10366_1853.N1	23-FEB-2004 06:04:17	Dark	44.000	12	Alp1Cru	0.77500	30000.	88	10366	No
124	GOM_NL__2PRFIN20040223_060610_000000472024_00292_10366_1854.N1	23-FEB-2004 06:06:10	Dark	47.000	29	Bet Car	1.6720	10200.	94	10366	No
125	GOM_NL__2PRFIN20040223_060854_000000412024_00292_10366_1855.N1	23-FEB-2004 06:08:54	Dark	41.000	71	lot Car	2.2460	7700.0	82	10366	No
126	GOM_NL__2PRFIN20040223_061028_000000442024_00292_10366_1856.N1	23-FEB-2004 06:10:28	Straylight	44.000	46	Del Vel	1.9540	10600.	88	10366	No
127	GOM_NL__2PRFIN20040223_061316_000000452024_00292_10366_1857.N1	23-FEB-2004 06:13:16	Straylight	45.000	65	Lam Vel	2.2040	4400.0	90	10366	No
128	GOM_NL__2PRFIN20040223_061452_000000372024_00292_10366_1858.N1	23-FEB-2004 06:14:52	Straylight	37.000	70	Zet Pup	2.2460	39000.	74	10366	No
129	GOM_NL__2PRFIN20040223_061852_000000792024_00292_10366_1859.N1	23-FEB-2004 06:18:52	Straylight	78.500	100	4Gam Crv	2.5800	13100.	157	10366	No
130	GOM_NL__2PRFIN20040223_062256_000000462024_00292_10366_1860.N1	23-FEB-2004 06:22:56	Twilight	46.000	48	30Alp Hya	1.9770	4100.0	92	10366	No
131	GOM_NL__2PRFIN20040223_062743_000000432024_00292_10366_1861.N1	23-FEB-2004 06:27:43	Bright	42.500	8	10Alp CMi	0.40000	6500.0	85	10366	No
132	GOM_NL__2PRFIN20040223_062936_000000482024_00292_10366_1862.N1	23-FEB-2004 06:29:36	Bright	47.500	22	32Alp Leo	1.3600	15200.	95	10366	No
133	GOM_NL__2PRFIN20040223_063256_000000432024_00292_10366_1863.N1	23-FEB-2004 06:32:56	Bright	42.500	166	17Eps Leo	2.9800	6000.0	85	10366	No
134	GOM_NL__2PRFIN20040223_063504_000000382024_00292_10366_1864.N1	23-FEB-2004 06:35:04	Bright	38.000	24	66Alp Gem	1.5800	10200.	76	10366	No
135	GOM_NL__2PRFIN20040223_064157_000000512024_00292_10366_1865.N1	23-FEB-2004 06:41:57	Bright	50.500	174	52Psi UMa	3.0040	4400.0	101	10366	No
136	GOM_NL__2PRFIN20040223_064421_000000442024_00292_10366_1866.N1	23-FEB-2004 06:44:21	Bright	43.500	82	48Bet UMa	2.3650	10600.	87	10366	No
137	GOM_NL__2PRFIN20040223_064603_000000492024_00292_10366_1867.N1	23-FEB-2004 06:46:03	Bright	49.000	87	64Gam UMa	2.4330	11000.	98	10366	No
138	GOM_NL__2PRFIN20040223_065102_000000382024_00292_10366_1868.N1	23-FEB-2004 06:51:02	Bright	38.000	49	1Alp UMi	1.9900	6300.0	76	10366	No
139	GOM_NL__2PRFIN20040223_065233_000000382024_00292_10366_1869.N1	23-FEB-2004 06:52:33	Bright	37.500	60	7Bet UMi	2.0810	3950.0	75	10366	No
140	GOM_NL__2PRFIN20040223_065722_000000422024_00292_10366_1870.N1	23-FEB-2004 06:57:22	Bright	41.500	119	14Eta Dra	2.7270	4700.0	83	10366	No
141	GOM_NL__2PRFIN20040223_070128_000000462024_00292_10366_1871.N1	23-FEB-2004 07:01:28	Bright	46.000	130	23Bet Dra	2.7990	5800.0	92	10366	No
142	GOM_NL__2PRFIN20040223_070325_000000392024_00292_10366_1872.N1	23-FEB-2004 07:03:25	Bright	38.500	19	50Alp Cyg	1.2460	10500.	77	10366	No
143	GOM_NL__2PRFIN20040223_070500_000000372024_00292_10366_1873.N1	23-FEB-2004 07:05:00	Bright	36.500	66	37Gam Cyg	2.2080	5900.0	73	10366	No
144	GOM_NL__2PRFIN20040223_070629_000000372024_00292_10366_1874.N1	23-FEB-2004 07:06:29	Bright	36.500	92	53Eps Cyg	2.5000	4500.0	73	10366	No
145	GOM_NL__2PRFIN20040223_070926_000000672024_00292_10366_1875.N1	23-FEB-2004 07:09:26	Bright	66.500	133	40Zet Her	2.8070	6000.0	133	10366	No
146	GOM_NL__2PRFIN20040223_071319_000000392024_00292_10366_1876.N1	23-FEB-2004 07:13:19	Bright	39.000	168	17Zet Aql	2.9860	11000.	78	10366	No
147	GOM_NL__2PRFIN20040223_071559_000000642024_00292_10366_1877.N1	23-FEB-2004 07:15:59	Twilight	64.000	59	55Alp Oph	2.0800	8900.0	128	10366	No
148	GOM_NL__2PRFIN20040223_071822_000000612024_00292_10366_1878.N1	23-FEB-2004 07:18:22	Twilight	61.000	126	60Bet Oph	2.7700	4250.0	122	10366	No
149	GOM_NL__2PRFIN20040223_072259_000000422024_00292_10366_1879.N1	23-FEB-2004 07:22:59	Twilight	42.000	155	41Pi Sgr	2.9000	6600.0	84	10366	No
150	GOM_NL__2PRFIN20040223_072443_000000442024_00292_10366_1880.N1	23-FEB-2004 07:24:43	Dark	44.000	57	34Sig Sgr	2.0660	26000.	88	10366	No
151	GOM_NL__2PRFIN20040223_072739_000000422024_00292_10366_1881.N1	23-FEB-2004 07:27:39	Dark	42.000	38	20Eps Sgr	1.8360	11000.	84	10366	No
152	GOM_NL__2PRFIN20040223_073010_000000442024_00292_10366_1882.N1	23-FEB-2004 07:30:10	Dark	43.500	25	35Lam Sco	1.6200	28000.	87	10366	No
153	GOM_NL__2PRFIN20040223_073153_000000792024_00292_10366_1883.N1	23-FEB-2004 07:31:53	Dark	79.000	16	21Alp Sco	1.0200	3000.0	158	10366	No
154	GOM_NL__2PRFIN20040223_073407_000000842024_00292_10366_1884.N1	23-FEB-2004 07:34:07	Dark	84.000	80	7Del Sco	2.3160	30000.	168	10366	No
155	GOM_NL__2PRFIN20040223_073741_000000442024_00293_10367_1851.N1	23-FEB-2004 07:37:41	Dark	43.500	43	Alp TrA	1.9100	4250.0	87	10367	No
156	GOM_NL__2PRFIN20040223_074204_000000522024_00293_10367_1852.N1	23-FEB-2004 07:42:04	Dark	51.500	10	Bet Cen	0.61000	28000.	103	10367	No
157	GOM_NL__2PRFIN20040223_074454_000000512024_00293_10367_1853.N1	23-FEB-2004 07:44:54	Dark	51.000	12	Alp1Cru	0.77500	30000.	102	10367	No
158	GOM_NL__2PRFIN20040223_074646_000000392024_00293_10367_1854.N1	23-FEB-2004 07:46:46	Dark	38.500	29	Bet Car	1.6720	10200.	77	10367	No
159	GOM_NL__2PRFIN20040223_074930_000000392024_00293_10367_1855.N1	23-FEB-2004 07:49:30	Dark	38.500	71	lot Car	2.2460	7700.0	77	10367	No
160	GOM_NL__2PRFIN20040223_075104_000000392024_00293_10367_1856.N1	23-FEB-2004 07:51:04	Straylight	38.500	46	Del Vel	1.9540	10600.	77	10367	No

161	GOM_NL__2PRFIN20040223_075353_000000472024_00293_10367_1857.N1	23-FEB-2004 07:53:53	Straylight	46.500	65	Lam Vel	2.2040	4400.0	93	10367	No
162	GOM_NL__2PRFIN20040223_075529_000000422024_00293_10367_1858.N1	23-FEB-2004 07:55:29	Straylight	41.500	70	Zet Pup	2.2460	39000.	83	10367	No
163	GOM_NL__2PRFIN20040223_075928_000000842024_00293_10367_1859.N1	23-FEB-2004 07:59:28	Straylight	83.500	100	4Gam Crv	2.5800	13100.	167	10367	No
164	GOM_NL__2PRFIN20040223_080332_000000472024_00293_10367_1860.N1	23-FEB-2004 08:03:32	Tw_i_and_stray	47.000	48	30Alp Hya	1.9770	4100.0	94	10367	No
165	GOM_NL__2PRFIN20040223_080819_000000422024_00293_10367_1861.N1	23-FEB-2004 08:08:19	Bright	42.000	8	10Alp CMi	0.40000	6500.0	84	10367	No
166	GOM_NL__2PRFIN20040223_081012_000000472024_00293_10367_1862.N1	23-FEB-2004 08:10:12	Bright	47.000	22	32Alp Leo	1.3600	15200.	94	10367	No
167	GOM_NL__2PRFIN20040223_081331_000000432024_00293_10367_1863.N1	23-FEB-2004 08:13:31	Bright	42.500	166	17Eps Leo	2.9800	6000.0	85	10367	No
168	GOM_NL__2PRFIN20040223_081540_000000372024_00293_10367_1864.N1	23-FEB-2004 08:15:40	Bright	37.000	24	66Alp Gem	1.5800	10200.	74	10367	No
169	GOM_NL__2PRFIN20040223_082232_000000502024_00293_10367_1865.N1	23-FEB-2004 08:22:32	Bright	49.500	174	52Psi UMa	3.0040	4400.0	99	10367	No
170	GOM_NL__2PRFIN20040223_082456_000000442024_00293_10367_1866.N1	23-FEB-2004 08:24:56	Bright	43.500	82	48Bet UMa	2.3650	10600.	87	10367	No
171	GOM_NL__2PRFIN20040223_082638_000000502024_00293_10367_1867.N1	23-FEB-2004 08:26:38	Bright	49.500	87	64Gam UMa	2.4330	11000.	99	10367	No
172	GOM_NL__2PRFIN20040223_083138_000000362024_00293_10367_1868.N1	23-FEB-2004 08:31:38	Bright	35.500	49	1Alp UMi	1.9900	6300.0	71	10367	No
173	GOM_NL__2PRFIN20040223_083309_000000442024_00293_10367_1869.N1	23-FEB-2004 08:33:09	Bright	43.500	60	7Bet UMi	2.0810	3950.0	87	10367	No
174	GOM_NL__2PRFIN20040223_083757_000000462024_00293_10367_1870.N1	23-FEB-2004 08:37:57	Bright	45.500	119	14Eta Dra	2.7270	4700.0	91	10367	No
175	GOM_NL__2PRFIN20040223_084203_000000432024_00293_10367_1871.N1	23-FEB-2004 08:42:03	Bright	42.500	130	23Bet Dra	2.7990	5800.0	85	10367	No
176	GOM_NL__2PRFIN20040223_084401_000000352024_00293_10367_1872.N1	23-FEB-2004 08:44:01	Bright	35.000	19	50Alp Cyg	1.2460	10500.	70	10367	No
177	GOM_NL__2PRFIN20040223_084536_000000362024_00293_10367_1873.N1	23-FEB-2004 08:45:36	Bright	36.000	66	37Gam Cyg	2.2080	5900.0	72	10367	No
178	GOM_NL__2PRFIN20040223_084705_000000352024_00293_10367_1874.N1	23-FEB-2004 08:47:05	Bright	35.000	92	53Eps Cyg	2.5000	4500.0	70	10367	No
179	GOM_NL__2PRFIN20040223_085003_000000632024_00293_10367_1875.N1	23-FEB-2004 08:50:03	Bright	62.500	133	40Zet Her	2.8070	6000.0	125	10367	No
180	GOM_NL__2PRFIN20040223_085356_000000392024_00293_10367_1876.N1	23-FEB-2004 08:53:56	Bright	38.500	168	17Zet Aql	2.9860	11000.	77	10367	No
181	GOM_NL__2PRFIN20040223_085636_000000602024_00293_10367_1877.N1	23-FEB-2004 08:56:36	Tw_i_and_stray	60.000	59	55Alp Oph	2.0800	8900.0	120	10367	No
182	GOM_NL__2PRFIN20040223_085900_000000602024_00293_10367_1878.N1	23-FEB-2004 08:59:00	Tw_i_and_stray	59.500	126	60Bet Oph	2.7700	4250.0	119	10367	No
183	GOM_NL__2PRFIN20040223_090335_000000432024_00293_10367_1879.N1	23-FEB-2004 09:03:35	Twilight	42.500	155	41Pi Sgr	2.9000	6600.0	85	10367	No
184	GOM_NL__2PRFIN20040223_090519_000000432024_00293_10367_1880.N1	23-FEB-2004 09:05:19	Dark	42.500	57	34Sig Sgr	2.0660	26000.	85	10367	No
185	GOM_NL__2PRFIN20040223_090816_000000452024_00293_10367_1881.N1	23-FEB-2004 09:08:16	Dark	44.500	38	20Eps Sgr	1.8360	11000.	89	10367	No
186	GOM_NL__2PRFIN20040223_091047_000000432024_00293_10367_1882.N1	23-FEB-2004 09:10:47	Dark	42.500	25	35Lam Sco	1.6200	28000.	85	10367	No
187	GOM_NL__2PRFIN20040223_091231_000000652024_00293_10367_1883.N1	23-FEB-2004 09:12:31	Dark	65.000	16	21Alp Sco	1.0200	3000.0	130	10367	No
188	GOM_NL__2PRFIN20040223_091444_000000702024_00293_10367_1884.N1	23-FEB-2004 09:14:44	Dark	70.000	80	7Del Sco	2.3160	30000.	140	10367	No
189	GOM_NL__2PRFIN20040223_091817_000000412024_00294_10368_1852.N1	23-FEB-2004 09:18:17	Dark	41.000	43	Alp TrA	1.9100	4250.0	82	10368	No
190	GOM_NL__2PRFIN20040223_092241_000000412024_00294_10368_1853.N1	23-FEB-2004 09:22:41	Dark	40.500	10	Bet Cen	0.61000	28000.	81	10368	No
191	GOM_NL__2PRFIN20040223_092530_000000432024_00294_10368_1854.N1	23-FEB-2004 09:25:30	Dark	42.500	12	Alp1Cru	0.77500	30000.	85	10368	No
192	GOM_NL__2PRFIN20040223_092722_000000402024_00294_10368_1855.N1	23-FEB-2004 09:27:22	Dark	39.500	29	Bet Car	1.6720	10200.	79	10368	No
193	GOM_NL__2PRFIN20040223_093006_000000402024_00294_10368_1856.N1	23-FEB-2004 09:30:06	Dark	39.500	71	lot Car	2.2460	7700.0	79	10368	No
194	GOM_NL__2PRFIN20040223_093139_000000432024_00294_10368_1857.N1	23-FEB-2004 09:31:39	Straylight	43.000	46	Del Vel	1.9540	10600.	86	10368	No
195	GOM_NL__2PRFIN20040223_093428_000000452024_00294_10368_1858.N1	23-FEB-2004 09:34:28	Straylight	44.500	65	Lam Vel	2.2040	4400.0	89	10368	No
196	GOM_NL__2PRFIN20040223_093604_000000392024_00294_10368_1859.N1	23-FEB-2004 09:36:04	Straylight	39.000	70	Zet Pup	2.2460	39000.	78	10368	No
197	GOM_NL__2PRFIN20040223_094004_000000812024_00294_10368_1860.N1	23-FEB-2004 09:40:04	Straylight	80.500	100	4Gam Crv	2.5800	13100.	161	10368	No
198	GOM_NL__2PRFIN20040223_094407_000000492024_00294_10368_1861.N1	23-FEB-2004 09:44:07	Tw_i_and_stray	48.500	48	30Alp Hya	1.9770	4100.0	97	10368	No
199	GOM_NL__2PRFIN20040223_094855_000000442024_00294_10368_1862.N1	23-FEB-2004 09:48:55	Bright	43.500	8	10Alp CMi	0.40000	6500.0	87	10368	No
200	GOM_NL__2PRFIN20040223_095048_000000472024_00294_10368_1863.N1	23-FEB-2004 09:50:48	Bright	46.500	22	32Alp Leo	1.3600	15200.	93	10368	No
201	GOM_NL__2PRFIN20040223_095407_000000422024_00294_10368_1864.N1	23-FEB-2004 09:54:07	Bright	42.000	166	17Eps Leo	2.9800	6000.0	84	10368	No
202	GOM_NL__2PRFIN20040223_095616_000000392024_00294_10368_1865.N1	23-FEB-2004 09:56:16	Bright	38.500	24	66Alp Gem	1.5800	10200.	77	10368	No
203	GOM_NL__2PRFIN20040223_100307_000000502024_00294_10368_1866.N1	23-FEB-2004 10:03:07	Bright	50.000	174	52Psi UMa	3.0040	4400.0	100	10368	No
204	GOM_NL__2PRFIN20040223_100531_000000452024_00294_10368_1867.N1	23-FEB-2004 10:05:31	Bright	44.500	82	48Bet UMa	2.3650	10600.	89	10368	No
205	GOM_NL__2PRFIN20040223_100713_000000472024_00294_10368_1868.N1	23-FEB-2004 10:07:13	Bright	47.000	87	64Gam UMa	2.4330	11000.	94	10368	No
206	GOM_NL__2PRFIN20040223_101213_000000382024_00294_10368_1869.N1	23-FEB-2004 10:12:13	Bright	38.000	49	1Alp UMi	1.9900	6300.0	76	10368	No
207	GOM_NL__2PRFIN20040223_101344_000000442024_00294_10368_1870.N1	23-FEB-2004 10:13:44	Bright	44.000	60	7Bet UMi	2.0810	3950.0	88	10368	No
208	GOM_NL__2PRFIN20040223_101833_000000462024_00294_10368_1871.N1	23-FEB-2004 10:18:33	Bright	45.500	119	14Eta Dra	2.7270	4700.0	91	10368	No
209	GOM_NL__2PRFIN20040223_102239_000000422024_00294_10368_1872.N1	23-FEB-2004 10:22:39	Bright	41.500	130	23Bet Dra	2.7990	5800.0	83	10368	No
210	GOM_NL__2PRFIN20040223_102437_000000372024_00294_10368_1873.N1	23-FEB-2004 10:24:37	Bright	36.500	19	50Alp Cyg	1.2460	10500.	73	10368	No
211	GOM_NL__2PRFIN20040223_102612_000000352024_00294_10368_1874.N1	23-FEB-2004 10:26:12	Bright	35.000	66	37Gam Cyg	2.2080	5900.0	70	10368	No
212	GOM_NL__2PRFIN20040223_102741_000000362024_00294_10368_1875.N1	23-FEB-2004 10:27:41	Bright	35.500	92	53Eps Cyg	2.5000	4500.0	71	10368	No
213	GOM_NL__2PRFIN20040223_103039_000000672024_00294_10368_1876.N1	23-FEB-2004 10:30:39	Bright	67.000	133	40Zet Her	2.8070	6000.0	134	10368	No
214	GOM_NL__2PRFIN20040223_103432_000000382024_00294_10368_1877.N1	23-FEB-2004 10:34:32	Bright	38.000	168	17Zet Aql	2.9860	11000.	76	10368	No
215	GOM_NL__2PRFIN20040223_103712_000000612024_00294_10368_1878.N1	23-FEB-2004 10:37:12	Tw_i_and_stray	60.500	59	55Alp Oph	2.0800	8900.0	121	10368	No
216	GOM_NL__2PRFIN20040223_103935_000000592024_00294_10368_1879.N1	23-FEB-2004 10:39:35	Tw_i_and_stray	58.500	126	60Bet Oph	2.7700	4250.0	117	10368	No
217	GOM_NL__2PRFIN20040223_104411_000000422024_00294_10368_1880.N1	23-FEB-2004 10:44:11	Twilight	42.000	155	41Pi Sgr	2.9000	6600.0	84	10368	No
218	GOM_NL__2PRFIN20040223_104555_000000432024_00294_10368_1881.N1	23-FEB-2004 10:45:55	Dark	42.500	57	34Sig Sgr	2.0660	26000.	85	10368	No
219	GOM_NL__2PRFIN20040223_104852_000000472024_00294_10368_1882.N1	23-FEB-2004 10:48:52	Dark	46.500	38	20Eps Sgr	1.8360	11000.	93	10368	No

220	GOM_NL__2PRFIN20040223_105123_000000432024_00294_10368_1883.N1	23-FEB-2004 10:51:23	Dark	43.000	25	35Lam Sco	1.6200	28000.	86	10368	No
221	GOM_NL__2PRFIN20040223_105308_000000782024_00294_10368_1884.N1	23-FEB-2004 10:53:08	Dark	78.000	16	21Alp Sco	1.0200	3000.0	156	10368	No
222	GOM_NL__2PRFIN20040223_105521_000000732024_00294_10368_1885.N1	23-FEB-2004 10:55:21	Dark	72.500	80	7Del Sco	2.3160	30000.	145	10368	No
223	GOM_NL__2PRFIN20040223_105853_000000412024_00295_10369_1853.N1	23-FEB-2004 10:58:53	Dark	41.000	43	Alp TrA	1.9100	4250.0	82	10369	No
224	GOM_NL__2PRFIN20040223_110317_000000462024_00295_10369_1854.N1	23-FEB-2004 11:03:17	Dark	46.000	10	Bet Cen	0.61000	28000.	92	10369	No
225	GOM_NL__2PRFIN20040223_110605_000000422024_00295_10369_1855.N1	23-FEB-2004 11:06:05	Dark	42.000	12	Alp1Cru	0.77500	30000.	84	10369	No
226	GOM_NL__2PRFIN20040223_110758_000000472024_00295_10369_1856.N1	23-FEB-2004 11:07:58	Dark	46.500	29	Bet Car	1.6720	10200.	93	10369	No
227	GOM_NL__2PRFIN20040223_111042_000000382024_00295_10369_1857.N1	23-FEB-2004 11:10:42	Dark	38.000	71	lot Car	2.2460	7700.0	76	10369	No
228	GOM_NL__2PRFIN20040223_111215_000000402024_00295_10369_1858.N1	23-FEB-2004 11:12:15	Straylight	40.000	46	Del Vel	1.9540	10600.	80	10369	No
229	GOM_NL__2PRFIN20040223_111504_000000482024_00295_10369_1859.N1	23-FEB-2004 11:15:04	Straylight	48.000	65	Lam Vel	2.2040	4400.0	96	10369	No
230	GOM_NL__2PRFIN20040223_111640_000000422024_00295_10369_1860.N1	23-FEB-2004 11:16:40	Straylight	41.500	70	Zet Pup	2.2460	39000.	83	10369	No
231	GOM_NL__2PRFIN20040223_112041_000000792024_00295_10369_1861.N1	23-FEB-2004 11:20:41	Straylight	79.000	100	4Gam Crv	2.5800	13100.	158	10369	No
232	GOM_NL__2PRFIN20040223_112443_000000492024_00295_10369_1862.N1	23-FEB-2004 11:24:43	Tw_i_and_stray	48.500	48	30Alp Hya	1.9770	4100.0	97	10369	No
233	GOM_NL__2PRFIN20040223_112931_000000432024_00295_10369_1863.N1	23-FEB-2004 11:29:31	Bright	42.500	8	10Alp CMi	0.40000	6500.0	85	10369	No
234	GOM_NL__2PRFIN20040223_113123_000000482024_00295_10369_1864.N1	23-FEB-2004 11:31:23	Bright	48.000	22	32Alp Leo	1.3600	15200.	96	10369	No
235	GOM_NL__2PRFIN20040223_113442_000000432024_00295_10369_1865.N1	23-FEB-2004 11:34:42	Bright	42.500	166	17Eps Leo	2.9800	6000.0	85	10369	No
236	GOM_NL__2PRFIN20040223_113651_000000412024_00295_10369_1866.N1	23-FEB-2004 11:36:51	Bright	40.500	24	66Alp Gem	1.5800	10200.	81	10369	No
237	GOM_NL__2PRFIN20040223_114342_000000492024_00295_10369_1867.N1	23-FEB-2004 11:43:42	Bright	48.500	174	52Psi UMa	3.0040	4400.0	97	10369	No
238	GOM_NL__2PRFIN20040223_114607_000000432024_00295_10369_1868.N1	23-FEB-2004 11:46:07	Bright	43.000	82	48Bet UMa	2.3650	10600.	86	10369	No
239	GOM_NL__2PRFIN20040223_114748_000000492024_00295_10369_1869.N1	23-FEB-2004 11:47:48	Bright	49.000	87	64Gam UMa	2.4330	11000.	98	10369	No
240	GOM_NL__2PRFIN20040223_115249_000000362024_00295_10369_1870.N1	23-FEB-2004 11:52:49	Bright	35.500	49	1Alp UMi	1.9900	6300.0	71	10369	No
241	GOM_NL__2PRFIN20040223_115419_000000432024_00295_10369_1871.N1	23-FEB-2004 11:54:19	Bright	42.500	60	7Bet UMi	2.0810	3950.0	85	10369	No
242	GOM_NL__2PRFIN20040223_115909_000000452024_00295_10369_1872.N1	23-FEB-2004 11:59:09	Bright	45.000	119	14Eta Dra	2.7270	4700.0	90	10369	No
243	GOM_NL__2PRFIN20040223_120315_000000452024_00295_10369_1873.N1	23-FEB-2004 12:03:15	Bright	44.500	130	23Bet Dra	2.7990	5800.0	89	10369	No
244	GOM_NL__2PRFIN20040223_120512_000000402024_00295_10369_1874.N1	23-FEB-2004 12:05:12	Bright	39.500	19	50Alp Cyg	1.2460	10500.	79	10369	No
245	GOM_NL__2PRFIN20040223_120647_000000392024_00295_10369_1875.N1	23-FEB-2004 12:06:47	Bright	38.500	66	37Gam Cyg	2.2080	5900.0	77	10369	No
246	GOM_NL__2PRFIN20040223_120815_000000382024_00295_10369_1876.N1	23-FEB-2004 12:08:15	Bright	38.000	92	53Eps Cyg	2.5000	4500.0	76	10369	No
247	GOM_NL__2PRFIN20040223_121115_000000672024_00295_10369_1877.N1	23-FEB-2004 12:11:15	Bright	66.500	133	40Zet Her	2.8070	6000.0	133	10369	No
248	GOM_NL__2PRFIN20040223_121507_000000402024_00295_10369_1878.N1	23-FEB-2004 12:15:07	Bright	39.500	168	17Zet Aql	2.9860	11000.	79	10369	No
249	GOM_NL__2PRFIN20040223_121750_000000642024_00295_10369_1879.N1	23-FEB-2004 12:17:50	Tw_i_and_stray	64.000	59	55Alp Oph	2.0800	8900.0	128	10369	No
250	GOM_NL__2PRFIN20040223_122011_000000602024_00295_10369_1880.N1	23-FEB-2004 12:20:11	Tw_i_and_stray	59.500	126	60Bet Oph	2.7700	4250.0	119	10369	No
251	GOM_NL__2PRFIN20040223_122447_000000442024_00295_10369_1881.N1	23-FEB-2004 12:24:47	Twilight	43.500	155	41Pi Sgr	2.9000	6600.0	87	10369	No
252	GOM_NL__2PRFIN20040223_122631_000000462024_00295_10369_1882.N1	23-FEB-2004 12:26:31	Dark	45.500	57	34Sig Sgr	2.0660	26000.	91	10369	No
253	GOM_NL__2PRFIN20040223_122928_000000462024_00295_10369_1883.N1	23-FEB-2004 12:29:28	Dark	46.000	38	20Eps Sgr	1.8360	11000.	92	10369	No
254	GOM_NL__2PRFIN20040223_123159_000000462024_00295_10369_1884.N1	23-FEB-2004 12:31:59	Dark	45.500	25	35Lam Sco	1.6200	28000.	91	10369	No
255	GOM_NL__2PRFIN20040223_123345_000000632024_00295_10369_1885.N1	23-FEB-2004 12:33:45	Dark	62.500	16	21Alp Sco	1.0200	3000.0	125	10369	No
256	GOM_NL__2PRFIN20040223_123600_000000742024_00295_10369_1886.N1	23-FEB-2004 12:36:00	Dark	74.000	80	7Del Sco	2.3160	30000.	148	10369	No
257	GOM_NL__2PRFIN20040223_123929_000000402024_00296_10370_1853.N1	23-FEB-2004 12:39:29	Dark	40.000	43	Alp TrA	1.9100	4250.0	80	10370	No
258	GOM_NL__2PRFIN20040223_124353_000000452024_00296_10370_1854.N1	23-FEB-2004 12:43:53	Dark	44.500	10	Bet Cen	0.61000	28000.	89	10370	No
259	GOM_NL__2PRFIN20040223_124642_000000422024_00296_10370_1855.N1	23-FEB-2004 12:46:42	Dark	42.000	12	Alp1Cru	0.77500	30000.	84	10370	No
260	GOM_NL__2PRFIN20040223_124833_000000412024_00296_10370_1856.N1	23-FEB-2004 12:48:33	Dark	40.500	29	Bet Car	1.6720	10200.	81	10370	No
261	GOM_NL__2PRFIN20040223_125117_000000382024_00296_10370_1857.N1	23-FEB-2004 12:51:17	Dark	38.000	71	lot Car	2.2460	7700.0	76	10370	No
262	GOM_NL__2PRFIN20040223_125251_000000382024_00296_10370_1858.N1	23-FEB-2004 12:52:51	Straylight	38.000	46	Del Vel	1.9540	10600.	76	10370	No
263	GOM_NL__2PRFIN20040223_125540_000000502024_00296_10370_1859.N1	23-FEB-2004 12:55:40	Straylight	50.000	65	Lam Vel	2.2040	4400.0	100	10370	No
264	GOM_NL__2PRFIN20040223_125716_000000412024_00296_10370_1860.N1	23-FEB-2004 12:57:16	Straylight	40.500	70	Zet Pup	2.2460	39000.	81	10370	No
265	GOM_NL__2PRFIN20040223_130117_000000812024_00296_10370_1861.N1	23-FEB-2004 13:01:17	Straylight	80.500	100	4Gam Crv	2.5800	13100.	161	10370	No
266	GOM_NL__2PRFIN20040223_130519_000000542024_00296_10370_1862.N1	23-FEB-2004 13:05:19	Tw_i_and_stray	54.000	48	30Alp Hya	1.9770	4100.0	108	10370	No
267	GOM_NL__2PRFIN20040223_131007_000000432024_00296_10370_1863.N1	23-FEB-2004 13:10:07	Bright	43.000	8	10Alp CMi	0.40000	6500.0	86	10370	No
268	GOM_NL__2PRFIN20040223_131158_000000472024_00296_10370_1864.N1	23-FEB-2004 13:11:58	Bright	46.500	22	32Alp Leo	1.3600	15200.	93	10370	No
269	GOM_NL__2PRFIN20040223_131518_000000422024_00296_10370_1865.N1	23-FEB-2004 13:15:18	Bright	41.500	166	17Eps Leo	2.9800	6000.0	83	10370	No
270	GOM_NL__2PRFIN20040223_131728_000000402024_00296_10370_1866.N1	23-FEB-2004 13:17:28	Bright	39.500	24	66Alp Gem	1.5800	10200.	79	10370	No
271	GOM_NL__2PRFIN20040223_132417_000000482024_00296_10370_1867.N1	23-FEB-2004 13:24:17	Bright	47.500	174	52Psi UMa	3.0040	4400.0	95	10370	No
272	GOM_NL__2PRFIN20040223_132642_000000442024_00296_10370_1868.N1	23-FEB-2004 13:26:42	Bright	44.000	82	48Bet UMa	2.3650	10600.	88	10370	No
273	GOM_NL__2PRFIN20040223_132823_000000492024_00296_10370_1869.N1	23-FEB-2004 13:28:23	Bright	49.000	87	64Gam UMa	2.4330	11000.	98	10370	No
274	GOM_NL__2PRFIN20040223_133150_000000512024_00296_10370_1870.N1	23-FEB-2004 13:31:50	Bright	51.000	32	77Eps UMa	1.7630	11000.	102	10370	No
275	GOM_NL__2PRFIN20040223_133455_000000432024_00296_10370_1871.N1	23-FEB-2004 13:34:55	Bright	43.000	60	7Bet UMi	2.0810	3950.0	86	10370	No
276	GOM_NL__2PRFIN20040223_133944_000000452024_00296_10370_1872.N1	23-FEB-2004 13:39:44	Bright	45.000	119	14Eta Dra	2.7270	4700.0	90	10370	No
277	GOM_NL__2PRFIN20040223_134351_000000442024_00296_10370_1873.N1	23-FEB-2004 13:43:51	Bright	44.000	130	23Bet Dra	2.7990	5800.0	88	10370	No
278	GOM_NL__2PRFIN20040223_134549_000000392024_00296_10370_1874.N1	23-FEB-2004 13:45:49	Bright	39.000	19	50Alp Cyg	1.2460	10500.	78	10370	No

279	GOM_NL__2PRFIN20040223_134724_000000362024_00296_10370_1875.N1	23-FEB-2004 13:47:24	Bright	35.500	66	37Gam Cyg	2.2080	5900.0	71	10370	No
280	GOM_NL__2PRFIN20040223_134853_000000362024_00296_10370_1876.N1	23-FEB-2004 13:48:53	Bright	36.000	92	53Eps Cyg	2.5000	4500.0	72	10370	No
281	GOM_NL__2PRFIN20040223_135151_000000662024_00296_10370_1877.N1	23-FEB-2004 13:51:51	Bright	66.000	133	40Zet Her	2.8070	6000.0	132	10370	No
282	GOM_NL__2PRFIN20040223_135545_000000382024_00296_10370_1878.N1	23-FEB-2004 13:55:45	Bright	38.000	168	17Zet Aql	2.9860	11000.	76	10370	No
283	GOM_NL__2PRFIN20040223_135826_000000562024_00296_10370_1879.N1	23-FEB-2004 13:58:26	Twi_and_stray	56.000	59	55Alp Oph	2.0800	8900.0	112	10370	No
284	GOM_NL__2PRFIN20040223_140051_000000592024_00296_10370_1880.N1	23-FEB-2004 14:00:51	Twi_and_stray	59.000	126	60Bet Oph	2.7700	4250.0	118	10370	No
285	GOM_NL__2PRFIN20040223_140523_000000442024_00296_10370_1881.N1	23-FEB-2004 14:05:23	Twilight	44.000	155	41Pi Sgr	2.9000	6600.0	88	10370	No
286	GOM_NL__2PRFIN20040223_140708_000000442024_00296_10370_1882.N1	23-FEB-2004 14:07:08	Dark	44.000	57	34Sig Sgr	2.0660	26000.	88	10370	No
287	GOM_NL__2PRFIN20040223_141005_000000462024_00296_10370_1883.N1	23-FEB-2004 14:10:05	Dark	46.000	38	20Eps Sgr	1.8360	11000.	92	10370	No
288	GOM_NL__2PRFIN20040223_141236_000000432024_00296_10370_1884.N1	23-FEB-2004 14:12:36	Dark	42.500	25	35Lam Sco	1.6200	28000.	85	10370	No
289	GOM_NL__2PRFIN20040223_141422_000000612024_00296_10370_1885.N1	23-FEB-2004 14:14:22	Dark	60.500	16	21Alp Sco	1.0200	3000.0	121	10370	No
290	GOM_NL__2PRFIN20040223_141637_000000732024_00296_10370_1886.N1	23-FEB-2004 14:16:37	Dark	73.000	80	7Del Sco	2.3160	30000.	146	10370	No
291	GOM_NL__2PRFIN20040223_142005_000000432024_00297_10371_1854.N1	23-FEB-2004 14:20:05	Dark	42.500	43	Alp TrA	1.9100	4250.0	85	10371	No
292	GOM_NL__2PRFIN20040223_142430_000000462024_00297_10371_1855.N1	23-FEB-2004 14:24:30	Dark	46.000	10	Bet Cen	0.61000	28000.	92	10371	No
293	GOM_NL__2PRFIN20040223_142718_000000462024_00297_10371_1856.N1	23-FEB-2004 14:27:18	Dark	45.500	12	Alp1Cru	0.77500	30000.	91	10371	No
294	GOM_NL__2PRFIN20040223_142909_000000412024_00297_10371_1857.N1	23-FEB-2004 14:29:09	Dark	41.000	29	Bet Car	1.6720	10200.	82	10371	No
295	GOM_NL__2PRFIN20040223_143153_000000392024_00297_10371_1858.N1	23-FEB-2004 14:31:53	Dark	38.500	71	lot Car	2.2460	7700.0	77	10371	No
296	GOM_NL__2PRFIN20040223_143327_000000442024_00297_10371_1859.N1	23-FEB-2004 14:33:27	Straylight	43.500	46	Del Vel	1.9540	10600.	87	10371	No
297	GOM_NL__2PRFIN20040223_143616_000000462024_00297_10371_1860.N1	23-FEB-2004 14:36:16	Straylight	46.000	65	Lam Vel	2.2040	4400.0	92	10371	No
298	GOM_NL__2PRFIN20040223_143752_000000402024_00297_10371_1861.N1	23-FEB-2004 14:37:52	Straylight	40.000	70	Zet Pup	2.2460	39000.	80	10371	No
299	GOM_NL__2PRFIN20040223_144153_000000752024_00297_10371_1862.N1	23-FEB-2004 14:41:53	Straylight	74.500	100	4Gam Crv	2.5800	13100.	149	10371	No
300	GOM_NL__2PRFIN20040223_144555_000000462024_00297_10371_1863.N1	23-FEB-2004 14:45:55	Twi_and_stray	46.000	48	30Alp Hya	1.9770	4100.0	92	10371	No
301	GOM_NL__2PRFIN20040223_145043_000000452024_00297_10371_1864.N1	23-FEB-2004 14:50:43	Bright	44.500	8	10Alp CMi	0.40000	6500.0	89	10371	No
302	GOM_NL__2PRFIN20040223_145234_000000472024_00297_10371_1865.N1	23-FEB-2004 14:52:34	Bright	46.500	22	32Alp Leo	1.3600	15200.	93	10371	No
303	GOM_NL__2PRFIN20040223_145553_000000422024_00297_10371_1866.N1	23-FEB-2004 14:55:53	Bright	42.000	166	17Eps Leo	2.9800	6000.0	84	10371	No
304	GOM_NL__2PRFIN20040223_145803_000000392024_00297_10371_1867.N1	23-FEB-2004 14:58:03	Bright	39.000	24	66Alp Gem	1.5800	10200.	78	10371	No
305	GOM_NL__2PRFIN20040223_150452_000000492024_00297_10371_1868.N1	23-FEB-2004 15:04:52	Bright	49.000	174	52Psi UMa	3.0040	4400.0	98	10371	No
306	GOM_NL__2PRFIN20040223_150717_000000442024_00297_10371_1869.N1	23-FEB-2004 15:07:17	Bright	43.500	82	48Bet UMa	2.3650	10600.	87	10371	No
307	GOM_NL__2PRFIN20040223_150858_000000492024_00297_10371_1870.N1	23-FEB-2004 15:08:58	Bright	49.000	87	64Gam UMa	2.4330	11000.	98	10371	No
308	GOM_NL__2PRFIN20040223_151225_000000522024_00297_10371_1871.N1	23-FEB-2004 15:12:25	Bright	52.000	32	77Eps UMa	1.7630	11000.	104	10371	No
309	GOM_NL__2PRFIN20040223_151531_000000422024_00297_10371_1872.N1	23-FEB-2004 15:15:31	Bright	42.000	60	7Bet UMi	2.0810	3950.0	84	10371	No
310	GOM_NL__2PRFIN20040223_152020_000000462024_00297_10371_1873.N1	23-FEB-2004 15:20:20	Bright	46.000	119	14Eta Dra	2.7270	4700.0	92	10371	No
311	GOM_NL__2PRFIN20040223_152426_000000452024_00297_10371_1874.N1	23-FEB-2004 15:24:26	Bright	45.000	130	23Bet Dra	2.7990	5800.0	90	10371	No
312	GOM_NL__2PRFIN20040223_152625_000000392024_00297_10371_1875.N1	23-FEB-2004 15:26:25	Bright	38.500	19	50Alp Cyg	1.2460	10500.	77	10371	No
313	GOM_NL__2PRFIN20040223_152800_000000382024_00297_10371_1876.N1	23-FEB-2004 15:28:00	Bright	37.500	66	37Gam Cyg	2.2080	5900.0	75	10371	No
314	GOM_NL__2PRFIN20040223_152929_000000372024_00297_10371_1877.N1	23-FEB-2004 15:29:29	Bright	36.500	92	53Eps Cyg	2.5000	4500.0	73	10371	No
315	GOM_NL__2PRFIN20040223_153227_000000692024_00297_10371_1878.N1	23-FEB-2004 15:32:27	Bright	69.000	133	40Zet Her	2.8070	6000.0	138	10371	No
316	GOM_NL__2PRFIN20040223_153621_000000382024_00297_10371_1879.N1	23-FEB-2004 15:36:21	Bright	38.000	168	17Zet Aql	2.9860	11000.	76	10371	No
317	GOM_NL__2PRFIN20040223_153903_000000622024_00297_10371_1880.N1	23-FEB-2004 15:39:03	Twi_and_stray	62.000	59	55Alp Oph	2.0800	8900.0	124	10371	No
318	GOM_NL__2PRFIN20040223_154127_000000612024_00297_10371_1881.N1	23-FEB-2004 15:41:27	Twi_and_stray	60.500	126	60Bet Oph	2.7700	4250.0	121	10371	No
319	GOM_NL__2PRFIN20040223_154600_000000412024_00297_10371_1882.N1	23-FEB-2004 15:46:00	Twilight	41.000	155	41Pi Sgr	2.9000	6600.0	82	10371	No
320	GOM_NL__2PRFIN20040223_154744_000000442024_00297_10371_1883.N1	23-FEB-2004 15:47:44	Dark	44.000	57	34Sig Sgr	2.0660	26000.	88	10371	No
321	GOM_NL__2PRFIN20040223_155041_000000422024_00297_10371_1884.N1	23-FEB-2004 15:50:41	Dark	42.000	38	20Eps Sgr	1.8360	11000.	84	10371	No
322	GOM_NL__2PRFIN20040223_155313_000000532024_00297_10371_1885.N1	23-FEB-2004 15:53:13	Dark	52.500	25	35Lam Sco	1.6200	28000.	105	10371	No
323	GOM_NL__2PRFIN20040223_155459_000000612024_00297_10371_1886.N1	23-FEB-2004 15:54:59	Dark	61.000	16	21Alp Sco	1.0200	3000.0	122	10371	No
324	GOM_NL__2PRFIN20040223_155715_000000772024_00297_10371_1887.N1	23-FEB-2004 15:57:15	Dark	77.000	80	7Del Sco	2.3160	30000.	154	10371	No
325	GOM_NL__2PRFIN20040223_160041_000000412024_00298_10372_1855.N1	23-FEB-2004 16:00:41	Dark	41.000	43	Alp TrA	1.9100	4250.0	82	10372	No
326	GOM_NL__2PRFIN20040223_160506_000000472024_00298_10372_1856.N1	23-FEB-2004 16:05:06	Dark	47.000	10	Bet Cen	0.61000	28000.	94	10372	No
327	GOM_NL__2PRFIN20040223_160754_000000532024_00298_10372_1857.N1	23-FEB-2004 16:07:54	Dark	52.500	12	Alp1Cru	0.77500	30000.	105	10372	No
328	GOM_NL__2PRFIN20040223_160946_000000382024_00298_10372_1858.N1	23-FEB-2004 16:09:46	Dark	38.000	29	Bet Car	1.6720	10200.	76	10372	No
329	GOM_NL__2PRFIN20040223_161229_000000452024_00298_10372_1859.N1	23-FEB-2004 16:12:29	Dark	45.000	71	lot Car	2.2460	7700.0	90	10372	No
330	GOM_NL__2PRFIN20040223_161404_000000412024_00298_10372_1860.N1	23-FEB-2004 16:14:04	Straylight	40.500	46	Del Vel	1.9540	10600.	81	10372	No
331	GOM_NL__2PRFIN20040223_161652_000000522024_00298_10372_1861.N1	23-FEB-2004 16:16:52	Straylight	52.000	65	Lam Vel	2.2040	4400.0	104	10372	No
332	GOM_NL__2PRFIN20040223_161827_000000422024_00298_10372_1862.N1	23-FEB-2004 16:18:27	Straylight	41.500	70	Zet Pup	2.2460	39000.	83	10372	No
333	GOM_NL__2PRFIN20040223_162229_000000852024_00298_10372_1863.N1	23-FEB-2004 16:22:29	Straylight	84.500	100	4Gam Crv	2.5800	13100.	169	10372	No
334	GOM_NL__2PRFIN20040223_162631_000000472024_00298_10372_1864.N1	23-FEB-2004 16:26:31	Twi_and_stray	46.500	48	30Alp Hya	1.9770	4100.0	93	10372	No
335	GOM_NL__2PRFIN20040223_163120_000000432024_00298_10372_1865.N1	23-FEB-2004 16:31:20	Bright	43.000	8	10Alp CMi	0.40000	6500.0	86	10372	No
336	GOM_NL__2PRFIN20040223_163309_000000472024_00298_10372_1866.N1	23-FEB-2004 16:33:09	Bright	47.000	22	32Alp Leo	1.3600	15200.	94	10372	No
337	GOM_NL__2PRFIN20040223_163629_000000432024_00298_10372_1867.N1	23-FEB-2004 16:36:29	Bright	42.500	166	17Eps Leo	2.9800	6000.0	85	10372	No

338	GOM_NL__2PRFIN20040223_163840_000000392024_00298_10372_1868.N1	23-FEB-2004 16:38:40	Bright	38.500	24	66Alp Gem	1.5800	10200.	77	10372	No
339	GOM_NL__2PRFIN20040223_164527_000000502024_00298_10372_1869.N1	23-FEB-2004 16:45:27	Bright	49.500	174	52Psi UMa	3.0040	4400.0	99	10372	No
340	GOM_NL__2PRFIN20040223_164752_000000452024_00298_10372_1870.N1	23-FEB-2004 16:47:52	Bright	44.500	82	48Bet UMa	2.3650	10600.	89	10372	No
341	GOM_NL__2PRFIN20040223_164933_000000502024_00298_10372_1871.N1	23-FEB-2004 16:49:33	Bright	50.000	87	64Gam UMa	2.4330	11000.	100	10372	No
342	GOM_NL__2PRFIN20040223_165300_000000532024_00298_10372_1872.N1	23-FEB-2004 16:53:00	Bright	52.500	32	77Eps UMa	1.7630	11000.	105	10372	No
343	GOM_NL__2PRFIN20040223_165606_000000432024_00298_10372_1873.N1	23-FEB-2004 16:56:06	Bright	43.000	60	7Bet UMi	2.0810	3950.0	86	10372	No
344	GOM_NL__2PRFIN20040223_170055_000000482024_00298_10372_1874.N1	23-FEB-2004 17:00:55	Bright	47.500	119	14Eta Dra	2.7270	4700.0	95	10372	No
345	GOM_NL__2PRFIN20040223_170501_000000462024_00298_10372_1875.N1	23-FEB-2004 17:05:01	Bright	46.000	130	23Bet Dra	2.7990	5800.0	92	10372	No
346	GOM_NL__2PRFIN20040223_170701_000000352024_00298_10372_1876.N1	23-FEB-2004 17:07:01	Bright	35.000	19	50Alp Cyg	1.2460	10500.	70	10372	No
347	GOM_NL__2PRFIN20040223_170836_000000372024_00298_10372_1877.N1	23-FEB-2004 17:08:36	Bright	36.500	66	37Gam Cyg	2.2080	5900.0	73	10372	No
348	GOM_NL__2PRFIN20040223_171005_000000372024_00298_10372_1878.N1	23-FEB-2004 17:10:05	Bright	36.500	92	53Eps Cyg	2.5000	4500.0	73	10372	No
349	GOM_NL__2PRFIN20040223_171303_000000672024_00298_10372_1879.N1	23-FEB-2004 17:13:03	Bright	66.500	133	40Zet Her	2.8070	6000.0	133	10372	No
350	GOM_NL__2PRFIN20040223_171657_000000382024_00298_10372_1880.N1	23-FEB-2004 17:16:57	Bright	38.000	168	17Zet Aql	2.9860	11000.	76	10372	No
351	GOM_NL__2PRFIN20040223_171939_000000602024_00298_10372_1881.N1	23-FEB-2004 17:19:39	Twilight	60.000	59	55Alp Oph	2.0800	8900.0	120	10372	No
352	GOM_NL__2PRFIN20040223_172204_000000602024_00298_10372_1882.N1	23-FEB-2004 17:22:04	Twilight	59.500	126	60Bet Oph	2.7700	4250.0	119	10372	No
353	GOM_NL__2PRFIN20040223_172636_000000442024_00298_10372_1883.N1	23-FEB-2004 17:26:36	Twilight	43.500	155	41Pi Sgr	2.9000	6600.0	87	10372	No
354	GOM_NL__2PRFIN20040223_172821_000000422024_00298_10372_1884.N1	23-FEB-2004 17:28:21	Dark	41.500	57	34Sig Sgr	2.0660	26000.	83	10372	No
355	GOM_NL__2PRFIN20040223_173118_000000452024_00298_10372_1885.N1	23-FEB-2004 17:31:18	Dark	45.000	38	20Eps Sgr	1.8360	11000.	90	10372	No
356	GOM_NL__2PRFIN20040223_173350_000000492024_00298_10372_1886.N1	23-FEB-2004 17:33:50	Dark	48.500	25	35Lam Sco	1.6200	28000.	97	10372	No
357	GOM_NL__2PRFIN20040223_173537_000000732024_00298_10372_1887.N1	23-FEB-2004 17:35:37	Dark	72.500	16	21Alp Sco	1.0200	3000.0	145	10372	No
358	GOM_NL__2PRFIN20040223_173754_000000732024_00298_10372_1888.N1	23-FEB-2004 17:37:54	Dark	72.500	80	7Del Sco	2.3160	30000.	145	10372	No
359	GOM_NL__2PRFIN20040223_174117_000000422024_00299_10373_1856.N1	23-FEB-2004 17:41:17	Dark	41.500	43	Alp TrA	1.9100	4250.0	83	10373	No
360	GOM_NL__2PRFIN20040223_174543_000000532024_00299_10373_1857.N1	23-FEB-2004 17:45:43	Dark	52.500	10	Bet Cen	0.61000	28000.	105	10373	No
361	GOM_NL__2PRFIN20040223_174830_000000532024_00299_10373_1858.N1	23-FEB-2004 17:48:30	Dark	53.000	12	Alp1Cru	0.77500	30000.	106	10373	No
362	GOM_NL__2PRFIN20040223_175022_000000382024_00299_10373_1859.N1	23-FEB-2004 17:50:22	Dark	38.000	29	Bet Car	1.6720	10200.	76	10373	No
363	GOM_NL__2PRFIN20040223_175305_000000422024_00299_10373_1860.N1	23-FEB-2004 17:53:05	Dark	41.500	71	lot Car	2.2460	7700.0	83	10373	No
364	GOM_NL__2PRFIN20040223_175439_000000382024_00299_10373_1861.N1	23-FEB-2004 17:54:39	Straylight	38.000	46	Del Vel	1.9540	10600.	76	10373	No
365	GOM_NL__2PRFIN20040223_175728_000000442024_00299_10373_1862.N1	23-FEB-2004 17:57:28	Straylight	44.000	65	Lam Vel	2.2040	4400.0	88	10373	No
366	GOM_NL__2PRFIN20040223_175904_000000412024_00299_10373_1863.N1	23-FEB-2004 17:59:04	Straylight	40.500	70	Zet Pup	2.2460	39000.	81	10373	No
367	GOM_NL__2PRFIN20040223_180305_000000802024_00299_10373_1864.N1	23-FEB-2004 18:03:05	Straylight	79.500	100	4Gam Crv	2.5800	13100.	159	10373	No
368	GOM_NL__2PRFIN20040223_180707_000000482024_00299_10373_1865.N1	23-FEB-2004 18:07:07	Twilight	48.000	48	30Alp Hya	1.9770	4100.0	96	10373	No
369	GOM_NL__2PRFIN20040223_181156_000000452024_00299_10373_1866.N1	23-FEB-2004 18:11:56	Bright	45.000	8	10Alp CMi	0.40000	6500.0	90	10373	No
370	GOM_NL__2PRFIN20040223_181344_000000482024_00299_10373_1867.N1	23-FEB-2004 18:13:44	Bright	47.500	22	32Alp Leo	1.3600	15200.	95	10373	No
371	GOM_NL__2PRFIN20040223_181705_000000422024_00299_10373_1868.N1	23-FEB-2004 18:17:05	Bright	41.500	166	17Eps Leo	2.9800	6000.0	83	10373	No
372	GOM_NL__2PRFIN20040223_181916_000000402024_00299_10373_1869.N1	23-FEB-2004 18:19:16	Bright	39.500	24	66Alp Gem	1.5800	10200.	79	10373	No
373	GOM_NL__2PRFIN20040223_182602_000000512024_00299_10373_1870.N1	23-FEB-2004 18:26:02	Bright	51.000	174	52Psi UMa	3.0040	4400.0	102	10373	No
374	GOM_NL__2PRFIN20040223_182828_000000432024_00299_10373_1871.N1	23-FEB-2004 18:28:28	Bright	43.000	82	48Bet UMa	2.3650	10600.	86	10373	No
375	GOM_NL__2PRFIN20040223_183009_000000492024_00299_10373_1872.N1	23-FEB-2004 18:30:09	Bright	49.000	87	64Gam UMa	2.4330	11000.	98	10373	No
376	GOM_NL__2PRFIN20040223_183335_000000532024_00299_10373_1873.N1	23-FEB-2004 18:33:35	Bright	53.000	32	77Eps UMa	1.7630	11000.	106	10373	No
377	GOM_NL__2PRFIN20040223_183642_000000442024_00299_10373_1874.N1	23-FEB-2004 18:36:42	Bright	43.500	60	7Bet UMi	2.0810	3950.0	87	10373	No
378	GOM_NL__2PRFIN20040223_184131_000000442024_00299_10373_1875.N1	23-FEB-2004 18:41:31	Bright	43.500	119	14Eta Dra	2.7270	4700.0	87	10373	No
379	GOM_NL__2PRFIN20040223_184538_000000462024_00299_10373_1876.N1	23-FEB-2004 18:45:38	Bright	46.000	130	23Bet Dra	2.7990	5800.0	92	10373	No
380	GOM_NL__2PRFIN20040223_184736_000000392024_00299_10373_1877.N1	23-FEB-2004 18:47:36	Bright	39.000	19	50Alp Cyg	1.2460	10500.	78	10373	No
381	GOM_NL__2PRFIN20040223_184912_000000372024_00299_10373_1878.N1	23-FEB-2004 18:49:12	Bright	36.500	66	37Gam Cyg	2.2080	5900.0	73	10373	No
382	GOM_NL__2PRFIN20040223_185042_000000372024_00299_10373_1879.N1	23-FEB-2004 18:50:42	Bright	36.500	92	53Eps Cyg	2.5000	4500.0	73	10373	No
383	GOM_NL__2PRFIN20040223_185339_000000692024_00299_10373_1880.N1	23-FEB-2004 18:53:39	Bright	68.500	133	40Zet Her	2.8070	6000.0	137	10373	No
384	GOM_NL__2PRFIN20040223_185734_000000382024_00299_10373_1881.N1	23-FEB-2004 18:57:34	Bright	38.000	168	17Zet Aql	2.9860	11000.	76	10373	No
385	GOM_NL__2PRFIN20040223_190015_000000612024_00299_10373_1882.N1	23-FEB-2004 19:00:15	Twilight	61.000	59	55Alp Oph	2.0800	8900.0	122	10373	No
386	GOM_NL__2PRFIN20040223_190241_000000632024_00299_10373_1883.N1	23-FEB-2004 19:02:41	Twilight	62.500	126	60Bet Oph	2.7700	4250.0	125	10373	No
387	GOM_NL__2PRFIN20040223_190712_000000422024_00299_10373_1884.N1	23-FEB-2004 19:07:12	Twilight	41.500	155	41Pi Sgr	2.9000	6600.0	83	10373	No
388	GOM_NL__2PRFIN20040223_190857_000000432024_00299_10373_1885.N1	23-FEB-2004 19:08:57	Dark	42.500	57	34Sig Sgr	2.0660	26000.	85	10373	No
389	GOM_NL__2PRFIN20040223_191154_000000432024_00299_10373_1886.N1	23-FEB-2004 19:11:54	Dark	42.500	38	20Eps Sgr	1.8360	11000.	85	10373	No
390	GOM_NL__2PRFIN20040223_191426_000000452024_00299_10373_1887.N1	23-FEB-2004 19:14:26	Dark	44.500	25	35Lam Sco	1.6200	28000.	89	10373	No
391	GOM_NL__2PRFIN20040223_191614_000000642024_00299_10373_1888.N1	23-FEB-2004 19:16:14	Dark	63.500	16	21Alp Sco	1.0200	3000.0	127	10373	No
392	GOM_NL__2PRFIN20040223_191831_000000732024_00300_10374_1889.N1	23-FEB-2004 19:18:31	Dark	72.500	80	7Del Sco	2.3160	30000.	145	10374	No
393	GOM_NL__2PRFIN20040223_192154_000000402024_00300_10374_1878.N1	23-FEB-2004 19:21:54	Dark	40.000	43	Alp TrA	1.9100	4250.0	80	10374	No
394	GOM_NL__2PRFIN20040223_192619_000000442024_00300_10374_1879.N1	23-FEB-2004 19:26:19	Dark	43.500	10	Bet Cen	0.61000	28000.	87	10374	No
395	GOM_NL__2PRFIN20040223_192907_000000432024_00300_10374_1880.N1	23-FEB-2004 19:29:07	Dark	42.500	12	Alp1Cru	0.77500	30000.	85	10374	No
396	GOM_NL__2PRFIN20040223_193058_000000382024_00300_10374_1881.N1	23-FEB-2004 19:30:58	Dark	37.500	29	Bet Car	1.6720	10200.	75	10374	No

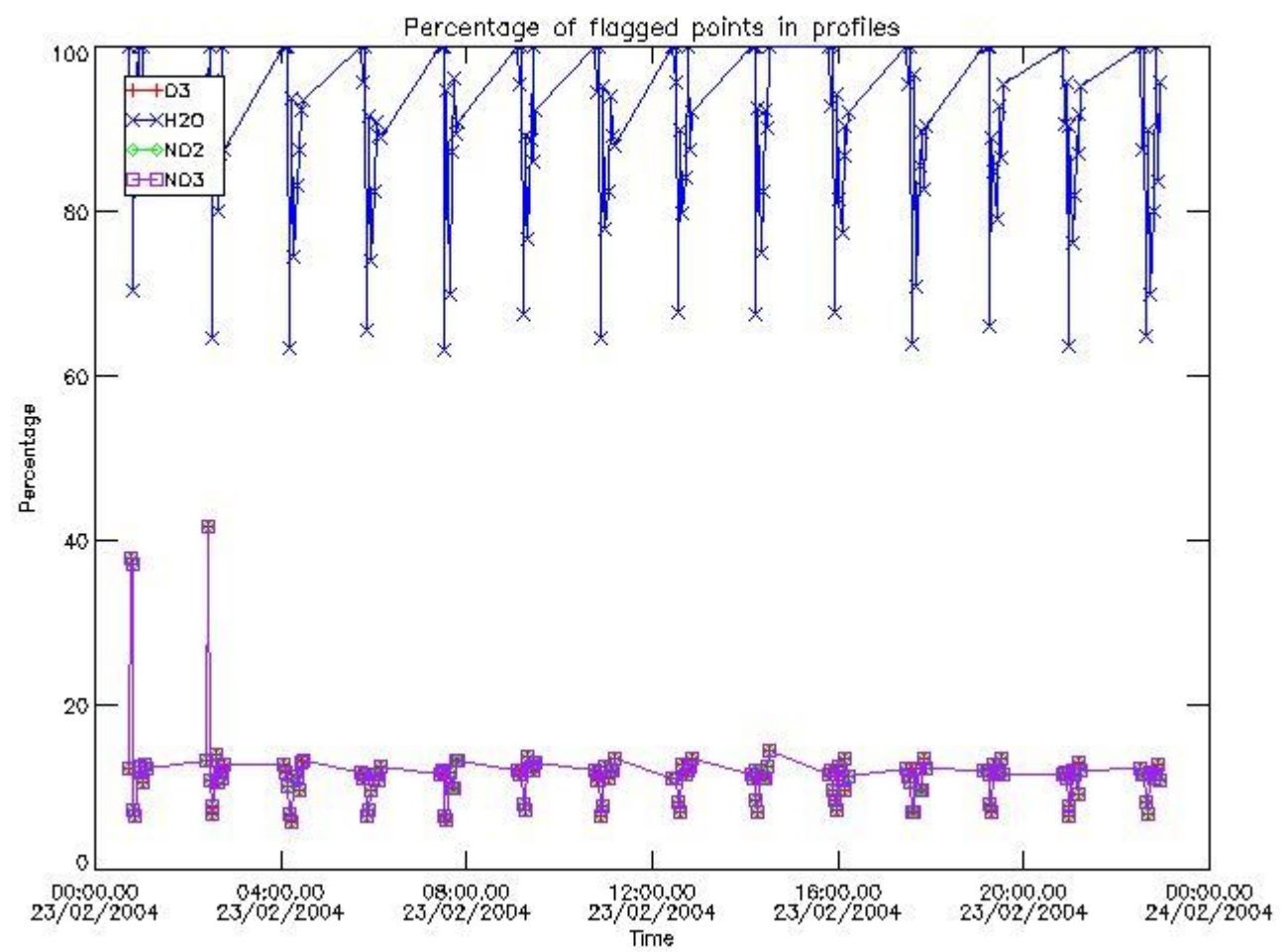
397	GOM_NL__2PRFIN20040223_193341_000000442024_00300_10374_1882.N1	23-FEB-2004 19:33:41	Dark	44.000	71	lot Car	2.2460	7700.0	88	10374	No
398	GOM_NL__2PRFIN20040223_193516_000000412024_00300_10374_1883.N1	23-FEB-2004 19:35:16	Straylight	40.500	46	Del Vel	1.9540	10600.	81	10374	No
399	GOM_NL__2PRFIN20040223_193802_000000492024_00300_10374_1884.N1	23-FEB-2004 19:38:02	Straylight	48.500	65	Lam Vel	2.2040	4400.0	97	10374	No
400	GOM_NL__2PRFIN20040223_193939_000000422024_00300_10374_1885.N1	23-FEB-2004 19:39:39	Straylight	42.000	70	Zet Pup	2.2460	39000.	84	10374	No
401	GOM_NL__2PRFIN20040223_194342_000000812024_00300_10374_1886.N1	23-FEB-2004 19:43:42	Straylight	80.500	100	4Gam Crv	2.5800	13100.	161	10374	No
402	GOM_NL__2PRFIN20040223_194743_000000502024_00300_10374_1887.N1	23-FEB-2004 19:47:43	Twi_and_stray	49.500	48	30Alp Hya	1.9770	4100.0	99	10374	No
403	GOM_NL__2PRFIN20040223_195232_000000412024_00300_10374_1888.N1	23-FEB-2004 19:52:32	Bright	41.000	8	10Alp CMi	0.40000	6500.0	82	10374	No
404	GOM_NL__2PRFIN20040223_195421_000000482024_00300_10374_1889.N1	23-FEB-2004 19:54:21	Bright	47.500	22	32Alp Leo	1.3600	15200.	95	10374	No
405	GOM_NL__2PRFIN20040223_195740_000000432024_00300_10374_1890.N1	23-FEB-2004 19:57:40	Bright	43.000	166	17Eps Leo	2.9800	6000.0	86	10374	No
406	GOM_NL__2PRFIN20040223_195952_000000402024_00300_10374_1891.N1	23-FEB-2004 19:59:52	Bright	39.500	24	66Alp Gem	1.5800	10200.	79	10374	No
407	GOM_NL__2PRFIN20040223_200637_000000492024_00300_10374_1892.N1	23-FEB-2004 20:06:37	Bright	49.000	174	52Psi UMa	3.0040	4400.0	98	10374	No
408	GOM_NL__2PRFIN20040223_200904_000000432024_00300_10374_1893.N1	23-FEB-2004 20:09:04	Bright	43.000	82	48Bet UMa	2.3650	10600.	86	10374	No
409	GOM_NL__2PRFIN20040223_201044_000000482024_00300_10374_1894.N1	23-FEB-2004 20:10:44	Bright	47.500	87	64Gam UMa	2.4330	11000.	95	10374	No
410	GOM_NL__2PRFIN20040223_201410_000000532024_00300_10374_1895.N1	23-FEB-2004 20:14:10	Bright	53.000	32	77Eps UMa	1.7630	11000.	106	10374	No
411	GOM_NL__2PRFIN20040223_201718_000000412024_00300_10374_1896.N1	23-FEB-2004 20:17:18	Bright	40.500	60	7Bet UMi	2.0810	3950.0	81	10374	No
412	GOM_NL__2PRFIN20040223_202207_000000472024_00300_10374_1897.N1	23-FEB-2004 20:22:07	Bright	47.000	119	14Eta Dra	2.7270	4700.0	94	10374	No
413	GOM_NL__2PRFIN20040223_202614_000000462024_00300_10374_1898.N1	23-FEB-2004 20:26:14	Bright	45.500	130	23Bet Dra	2.7990	5800.0	91	10374	No
414	GOM_NL__2PRFIN20040223_202813_000000372024_00300_10374_1899.N1	23-FEB-2004 20:28:13	Bright	36.500	19	50Alp Cyg	1.2460	10500.	73	10374	No
415	GOM_NL__2PRFIN20040223_202945_000000402024_00300_10374_1900.N1	23-FEB-2004 20:29:45	Bright	39.500	66	37Gam Cyg	2.2080	5900.0	79	10374	No
416	GOM_NL__2PRFIN20040223_203118_000000362024_00300_10374_1901.N1	23-FEB-2004 20:31:18	Bright	36.000	92	53Eps Cyg	2.5000	4500.0	72	10374	No
417	GOM_NL__2PRFIN20040223_203416_000000652024_00300_10374_1902.N1	23-FEB-2004 20:34:16	Bright	65.000	133	40Zet Her	2.8070	6000.0	130	10374	No
418	GOM_NL__2PRFIN20040223_203809_000000382024_00300_10374_1903.N1	23-FEB-2004 20:38:09	Bright	37.500	168	17Zet Aql	2.9860	11000.	75	10374	No
419	GOM_NL__2PRFIN20040223_204052_000000652024_00300_10374_1904.N1	23-FEB-2004 20:40:52	Twi_and_stray	64.500	59	55Alp Oph	2.0800	8900.0	129	10374	No
420	GOM_NL__2PRFIN20040223_204317_000000582024_00300_10374_1905.N1	23-FEB-2004 20:43:17	Twi_and_stray	58.000	126	60Bet Oph	2.7700	4250.0	116	10374	No
421	GOM_NL__2PRFIN20040223_204748_000000422024_00300_10374_1906.N1	23-FEB-2004 20:47:48	Twilight	41.500	155	41Pi Sgr	2.9000	6600.0	83	10374	No
422	GOM_NL__2PRFIN20040223_204933_000000452024_00300_10374_1907.N1	23-FEB-2004 20:49:33	Dark	44.500	57	34Sig Sgr	2.0660	26000.	89	10374	No
423	GOM_NL__2PRFIN20040223_205230_000000442024_00300_10374_1908.N1	23-FEB-2004 20:52:30	Dark	43.500	38	20Eps Sgr	1.8360	11000.	87	10374	No
424	GOM_NL__2PRFIN20040223_205502_000000462024_00300_10374_1909.N1	23-FEB-2004 20:55:02	Dark	45.500	25	35Lam Sco	1.6200	28000.	91	10374	No
425	GOM_NL__2PRFIN20040223_205651_000000742024_00300_10374_1910.N1	23-FEB-2004 20:56:51	Dark	73.500	16	21Alp Sco	1.0200	3000.0	147	10374	No
426	GOM_NL__2PRFIN20040223_205909_000000782024_00301_10375_1911.N1	23-FEB-2004 20:59:09	Dark	78.000	80	7Del Sco	2.3160	30000.	156	10375	No
427	GOM_NL__2PRFIN20040223_210229_000000432024_00301_10375_1891.N1	23-FEB-2004 21:02:29	Dark	42.500	43	Alp TrA	1.9100	4250.0	85	10375	No
428	GOM_NL__2PRFIN20040223_210656_000000452024_00301_10375_1892.N1	23-FEB-2004 21:06:56	Dark	44.500	10	Bet Cen	0.61000	28000.	89	10375	No
429	GOM_NL__2PRFIN20040223_210941_000000552024_00301_10375_1893.N1	23-FEB-2004 21:09:41	Dark	55.000	12	Alp1Cru	0.77500	30000.	110	10375	No
430	GOM_NL__2PRFIN20040223_211134_000000392024_00301_10375_1894.N1	23-FEB-2004 21:11:34	Dark	39.000	29	Bet Car	1.6720	10200.	78	10375	No
431	GOM_NL__2PRFIN20040223_211415_000000432024_00301_10375_1895.N1	23-FEB-2004 21:14:15	Dark	42.500	71	lot Car	2.2460	7700.0	85	10375	No
432	GOM_NL__2PRFIN20040223_211552_000000392024_00301_10375_1896.N1	23-FEB-2004 21:15:52	Straylight	38.500	46	Del Vel	1.9540	10600.	77	10375	No
433	GOM_NL__2PRFIN20040223_211838_000000492024_00301_10375_1897.N1	23-FEB-2004 21:18:38	Straylight	48.500	65	Lam Vel	2.2040	4400.0	97	10375	No
434	GOM_NL__2PRFIN20040223_212046_000000802024_00301_10375_1898.N1	23-FEB-2004 21:20:46	Straylight	80.000	106	9Bet Crv	2.6480	5600.0	160	10375	No
435	GOM_NL__2PRFIN20040223_212417_000000792024_00301_10375_1899.N1	23-FEB-2004 21:24:17	Straylight	79.000	100	4Gam Crv	2.5800	13100.	158	10375	No
436	GOM_NL__2PRFIN20040223_212819_000000472024_00301_10375_1900.N1	23-FEB-2004 21:28:19	Twi_and_stray	46.500	48	30Alp Hya	1.9770	4100.0	93	10375	No
437	GOM_NL__2PRFIN20040223_213309_000000442024_00301_10375_1901.N1	23-FEB-2004 21:33:09	Bright	44.000	8	10Alp CMi	0.40000	6500.0	88	10375	No
438	GOM_NL__2PRFIN20040223_213457_000000482024_00301_10375_1902.N1	23-FEB-2004 21:34:57	Bright	47.500	22	32Alp Leo	1.3600	15200.	95	10375	No
439	GOM_NL__2PRFIN20040223_213816_000000432024_00301_10375_1903.N1	23-FEB-2004 21:38:16	Bright	42.500	166	17Eps Leo	2.9800	6000.0	85	10375	No
440	GOM_NL__2PRFIN20040223_214028_000000412024_00301_10375_1904.N1	23-FEB-2004 21:40:28	Bright	40.500	24	66Alp Gem	1.5800	10200.	81	10375	No
441	GOM_NL__2PRFIN20040223_214712_000000492024_00301_10375_1905.N1	23-FEB-2004 21:47:12	Bright	48.500	174	52Psi UMa	3.0040	4400.0	97	10375	No
442	GOM_NL__2PRFIN20040223_214939_000000442024_00301_10375_1906.N1	23-FEB-2004 21:49:39	Bright	43.500	82	48Bet UMa	2.3650	10600.	87	10375	No
443	GOM_NL__2PRFIN20040223_215119_000000482024_00301_10375_1907.N1	23-FEB-2004 21:51:19	Bright	48.000	87	64Gam UMa	2.4330	11000.	96	10375	No
444	GOM_NL__2PRFIN20040223_215445_000000532024_00301_10375_1908.N1	23-FEB-2004 21:54:45	Bright	52.500	32	77Eps UMa	1.7630	11000.	105	10375	No
445	GOM_NL__2PRFIN20040223_215631_000000552024_00301_10375_1909.N1	23-FEB-2004 21:56:31	Bright	55.000	55	79Zet UMa	2.0600	10200.	110	10375	No
446	GOM_NL__2PRFIN20040223_215848_000000692024_00301_10375_1910.N1	23-FEB-2004 21:58:48	Bright	68.500	39	85Eta UMa	1.8540	24000.	137	10375	No
447	GOM_NL__2PRFIN20040223_220242_000000472024_00301_10375_1911.N1	23-FEB-2004 22:02:42	Bright	47.000	119	14Eta Dra	2.7270	4700.0	94	10375	No
448	GOM_NL__2PRFIN20040223_220649_000000462024_00301_10375_1912.N1	23-FEB-2004 22:06:49	Bright	45.500	130	23Bet Dra	2.7990	5800.0	91	10375	No
449	GOM_NL__2PRFIN20040223_220847_000000402024_00301_10375_1913.N1	23-FEB-2004 22:08:47	Bright	39.500	19	50Alp Cyg	1.2460	10500.	79	10375	No
450	GOM_NL__2PRFIN20040223_221023_000000382024_00301_10375_1914.N1	23-FEB-2004 22:10:23	Bright	38.000	66	37Gam Cyg	2.2080	5900.0	76	10375	No
451	GOM_NL__2PRFIN20040223_221153_000000362024_00301_10375_1915.N1	23-FEB-2004 22:11:53	Bright	36.000	92	53Eps Cyg	2.5000	4500.0	72	10375	No
452	GOM_NL__2PRFIN20040223_221452_000000682024_00301_10375_1916.N1	23-FEB-2004 22:14:52	Bright	67.500	133	40Zet Her	2.8070	6000.0	135	10375	No
453	GOM_NL__2PRFIN20040223_221846_000000392024_00301_10375_1917.N1	23-FEB-2004 22:18:46	Bright	38.500	168	17Zet Aql	2.9860	11000.	77	10375	No
454	GOM_NL__2PRFIN20040223_222129_000000612024_00301_10375_1918.N1	23-FEB-2004 22:21:29	Twi_and_stray	60.500	59	55Alp Oph	2.0800	8900.0	121	10375	No
455	GOM_NL__2PRFIN20040223_222351_000000592024_00301_10375_1919.N1	23-FEB-2004 22:23:51	Twi_and_stray	59.000	126	60Bet Oph	2.7700	4250.0	118	10375	No

456	GOM_NL__2PRFIN20040223_222824_000000432024_00301_10375_1920.N1	23-FEB-2004 22:28:24	Twilight	42.500	155	41Pi Sgr	2.9000	6600.0	85	10375	No
457	GOM_NL__2PRFIN20040223_223009_000000422024_00301_10375_1921.N1	23-FEB-2004 22:30:09	Dark	41.500	57	34Sig Sgr	2.0660	26000.	83	10375	No
458	GOM_NL__2PRFIN20040223_223306_000000442024_00301_10375_1922.N1	23-FEB-2004 22:33:06	Dark	44.000	38	20Eps Sgr	1.8360	11000.	88	10375	No
459	GOM_NL__2PRFIN20040223_223539_000000442024_00301_10375_1923.N1	23-FEB-2004 22:35:39	Dark	44.000	25	35Lam Sco	1.6200	28000.	88	10375	No
460	GOM_NL__2PRFIN20040223_223729_000000752024_00301_10375_1924.N1	23-FEB-2004 22:37:29	Dark	74.500	16	21Alp Sco	1.0200	3000.0	149	10375	No
461	GOM_NL__2PRFIN20040223_223947_000000752024_00302_10376_1925.N1	23-FEB-2004 22:39:47	Dark	75.000	80	7Del Sco	2.3160	30000.	150	10376	No
462	GOM_NL__2PRFIN20040223_224306_000000442024_00302_10376_1882.N1	23-FEB-2004 22:43:06	Dark	43.500	43	Alp TrA	1.9100	4250.0	87	10376	No
463	GOM_NL__2PRFIN20040223_224732_000000462024_00302_10376_1883.N1	23-FEB-2004 22:47:32	Dark	45.500	10	Bet Cen	0.61000	28000.	91	10376	No
464	GOM_NL__2PRFIN20040223_225018_000000442024_00302_10376_1884.N1	23-FEB-2004 22:50:18	Dark	44.000	12	Alp1Cru	0.77500	30000.	88	10376	No
465	GOM_NL__2PRFIN20040223_225210_000000402024_00302_10376_1885.N1	23-FEB-2004 22:52:10	Dark	40.000	29	Bet Car	1.6720	10200.	80	10376	No
466	GOM_NL__2PRFIN20040223_225451_000000482024_00302_10376_1886.N1	23-FEB-2004 22:54:51	Dark	47.500	71	lot Car	2.2460	7700.0	95	10376	No
467	GOM_NL__2PRFIN20040223_225628_000000432024_00302_10376_1887.N1	23-FEB-2004 22:56:28	Straylight	42.500	46	Del Vel	1.9540	10600.	85	10376	No
468	GOM_NL__2PRFIN20040223_225914_000000522024_00302_10376_1888.N1	23-FEB-2004 22:59:14	Straylight	52.000	65	Lam Vel	2.2040	4400.0	104	10376	No
469	GOM_NL__2PRFIN20040223_230122_000000832024_00302_10376_1889.N1	23-FEB-2004 23:01:22	Straylight	83.000	106	9Bet Crv	2.6480	5600.0	166	10376	No
470	GOM_NL__2PRFIN20040223_230453_000000832024_00302_10376_1890.N1	23-FEB-2004 23:04:53	Straylight	83.000	100	4Gam Crv	2.5800	13100.	166	10376	No
471	GOM_NL__2PRFIN20040223_230856_000000452024_00302_10376_1891.N1	23-FEB-2004 23:08:56	Twilight	45.000	48	30Alp Hya	1.9770	4100.0	90	10376	No
472	GOM_NL__2PRFIN20040223_231344_000000442024_00302_10376_1892.N1	23-FEB-2004 23:13:44	Bright	43.500	8	10Alp CMi	0.40000	6500.0	87	10376	No
473	GOM_NL__2PRFIN20040223_231532_000000472024_00302_10376_1893.N1	23-FEB-2004 23:15:32	Bright	46.500	22	32Alp Leo	1.3600	15200.	93	10376	No
474	GOM_NL__2PRFIN20040223_231851_000000442024_00302_10376_1894.N1	23-FEB-2004 23:18:51	Bright	43.500	166	17Eps Leo	2.9800	6000.0	87	10376	No
475	GOM_NL__2PRFIN20040223_232102_000000422024_00302_10376_1895.N1	23-FEB-2004 23:21:02	Bright	42.000	24	66Alp Gem	1.5800	10200.	84	10376	No
476	GOM_NL__2PRFIN20040223_232748_000000482024_00302_10376_1896.N1	23-FEB-2004 23:27:48	Bright	47.500	174	52Psi UMa	3.0040	4400.0	95	10376	No
477	GOM_NL__2PRFIN20040223_233014_000000442024_00302_10376_1897.N1	23-FEB-2004 23:30:14	Bright	44.000	82	48Bet UMa	2.3650	10600.	88	10376	No
478	GOM_NL__2PRFIN20040223_233154_000000482024_00302_10376_1898.N1	23-FEB-2004 23:31:54	Bright	48.000	87	64Gam UMa	2.4330	11000.	96	10376	No
479	GOM_NL__2PRFIN20040223_233520_000000502024_00302_10376_1899.N1	23-FEB-2004 23:35:20	Bright	50.000	32	77Eps UMa	1.7630	11000.	100	10376	No
480	GOM_NL__2PRFIN20040223_233706_000000552024_00302_10376_1900.N1	23-FEB-2004 23:37:06	Bright	54.500	55	79Zet UMa	2.0600	10200.	109	10376	No
481	GOM_NL__2PRFIN20040223_233923_000000642024_00302_10376_1901.N1	23-FEB-2004 23:39:23	Bright	64.000	39	85Eta UMa	1.8540	24000.	128	10376	No
482	GOM_NL__2PRFIN20040223_234317_000000432024_00302_10376_1902.N1	23-FEB-2004 23:43:17	Bright	43.000	119	14Eta Dra	2.7270	4700.0	86	10376	No
483	GOM_NL__2PRFIN20040223_234725_000000462024_00302_10376_1903.N1	23-FEB-2004 23:47:25	Bright	46.000	130	23Bet Dra	2.7990	5800.0	92	10376	No
484	GOM_NL__2PRFIN20040223_234925_000000402024_00302_10376_1904.N1	23-FEB-2004 23:49:25	Bright	39.500	19	50Alp Cyg	1.2460	10500.	79	10376	No
485	GOM_NL__2PRFIN20040223_235100_000000372024_00302_10376_1905.N1	23-FEB-2004 23:51:00	Bright	36.500	66	37Gam Cyg	2.2080	5900.0	73	10376	No
486	GOM_NL__2PRFIN20040223_235227_000000392024_00302_10376_1906.N1	23-FEB-2004 23:52:27	Bright	38.500	92	53Eps Cyg	2.5000	4500.0	77	10376	No
487	GOM_NL__2PRFIN20040223_235528_000000672024_00302_10376_1907.N1	23-FEB-2004 23:55:28	Bright	67.000	133	40Zet Her	2.8070	6000.0	134	10376	No
488	GOM_NL__2PRFIN20040223_235922_000000382024_00302_10376_1908.N1	23-FEB-2004 23:59:22	Bright	38.000	168	17Zet Aql	2.9860	11000.	76	10376	No

3. Quality information per product

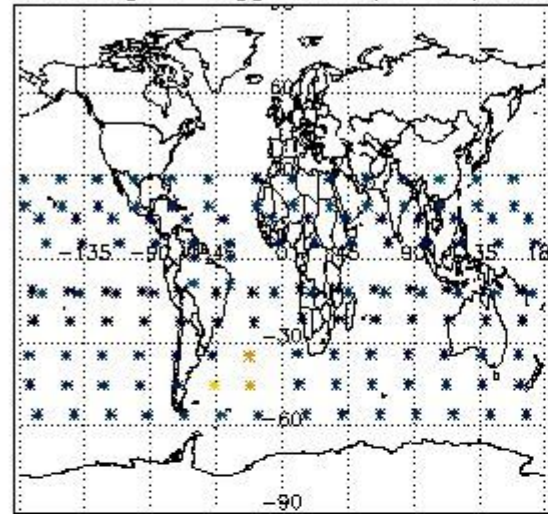
In this section it is plotted some information contained in the Quality Summary data set of the level 2 products. Only products in dark limb conditions and without errors (error flag in the MPH set to "0") are used.

3.1 Plot quality information per product (time dependant)

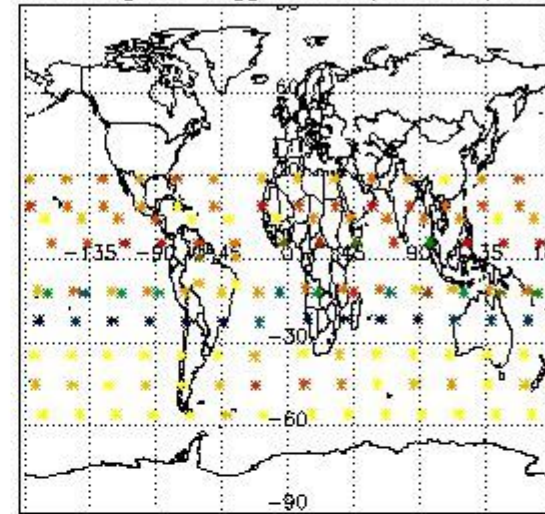


3.2 Plot quality information per product (world map)

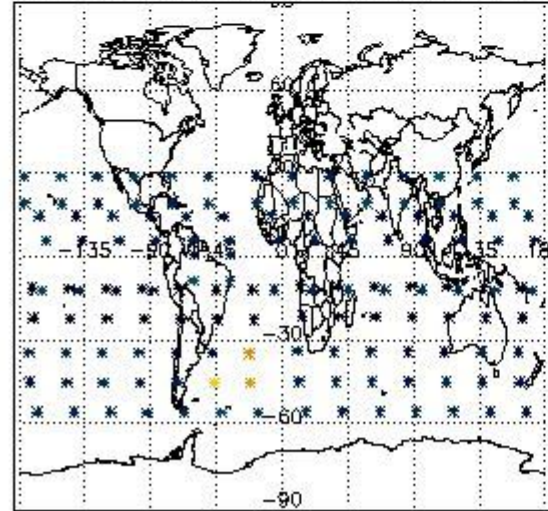
Percentage of flagged data per O3 profile



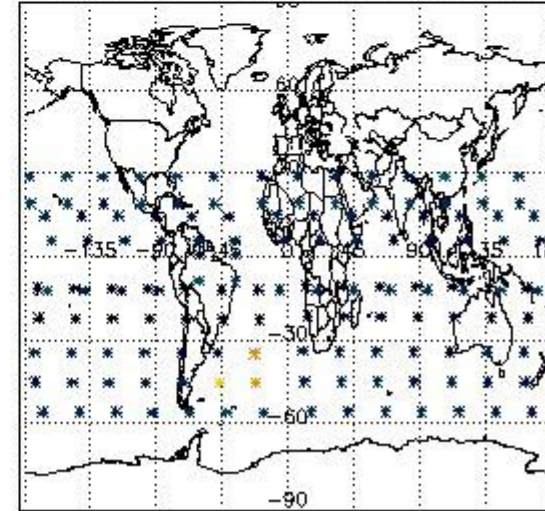
Percentage of flagged data per H2O profile



Percentage of flagged data per NO2 profile



Percentage of flagged data per NO3 profile

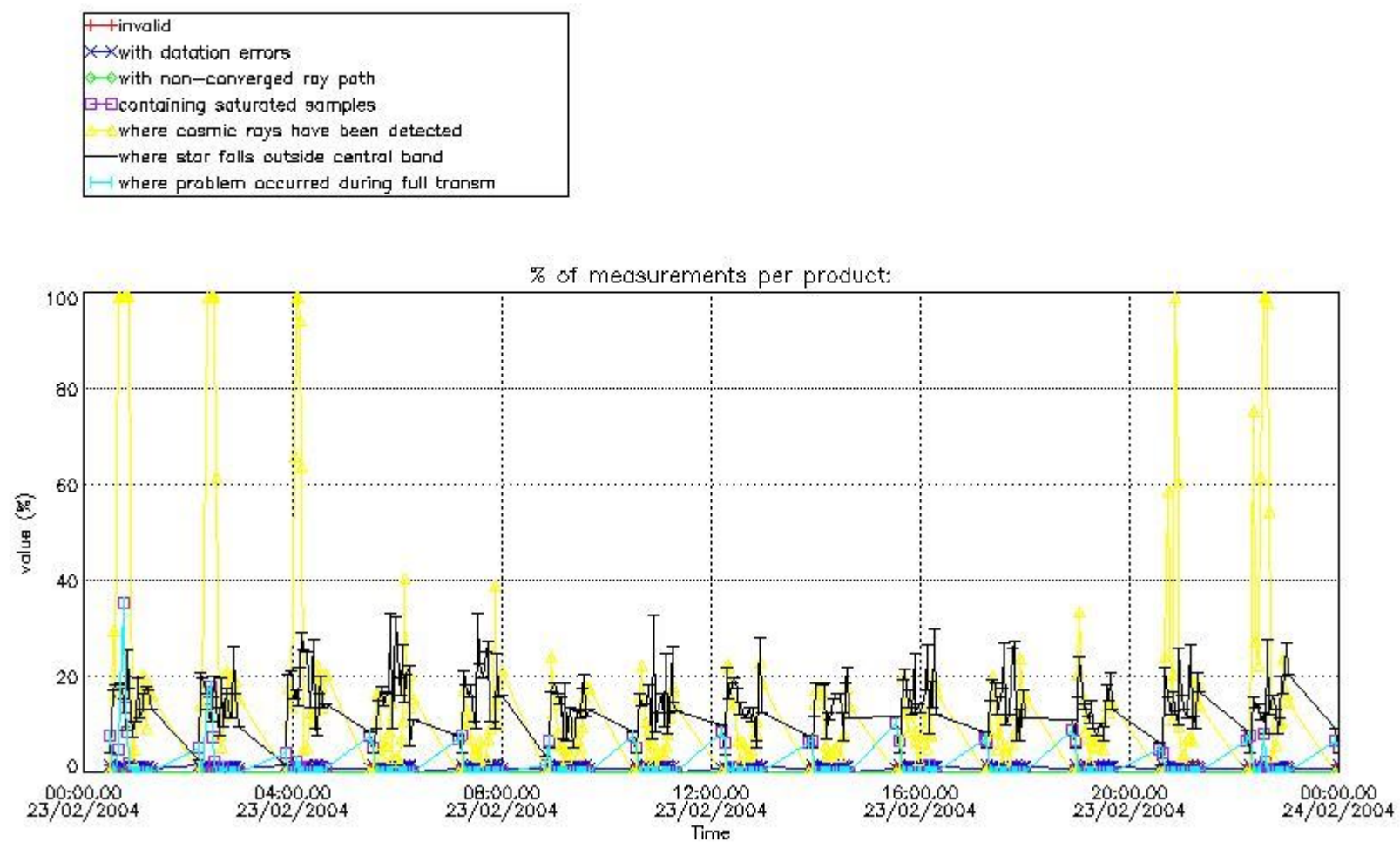


4. Level 1 quality information per product

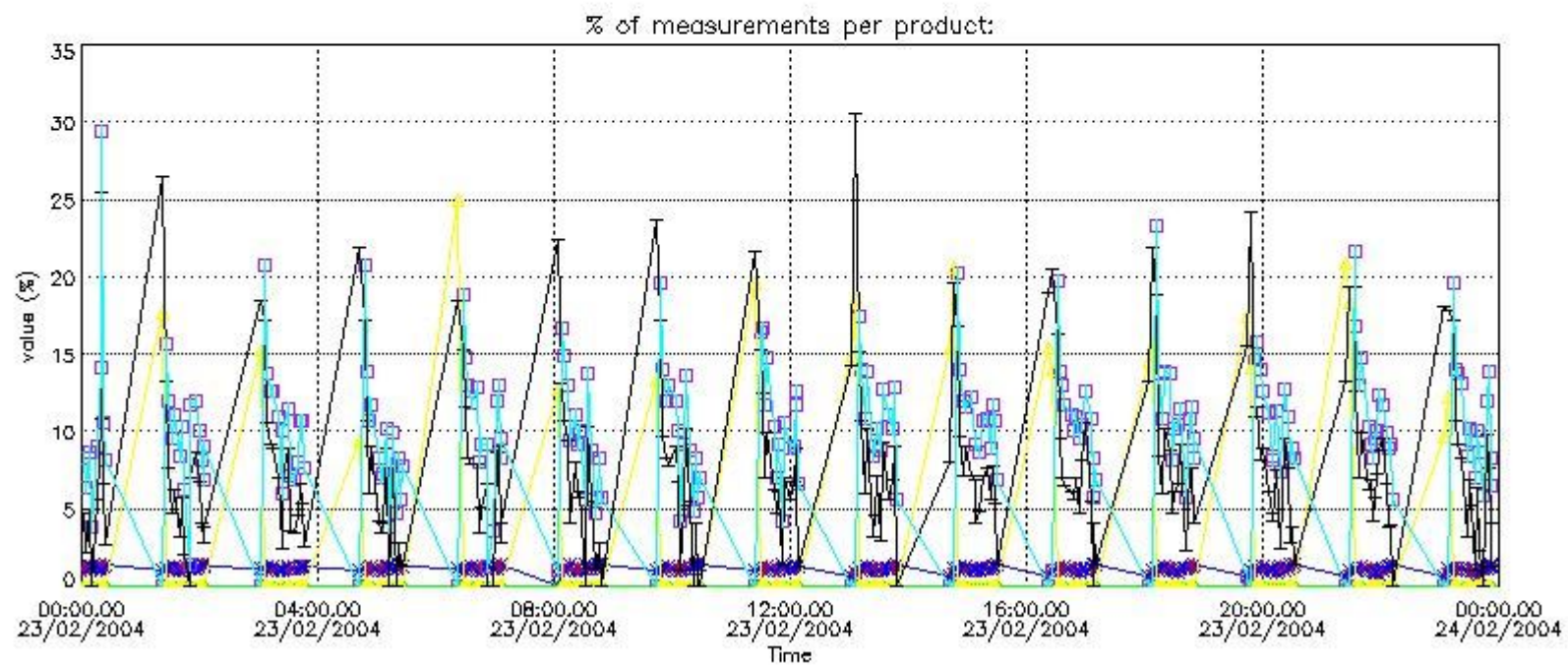
In this section it is plotted some information contained in the Quality Summary data set of the level 2 products that comes from the level 1b processing. Products without errors (error flag in the MPH set to "0") are used.

4.1 Plot quality information per product (time dependant) coming from level 1b processing

4.1.1 Plot level 1 quality information per product (time dependant): ENVISAT ASCENDING passes

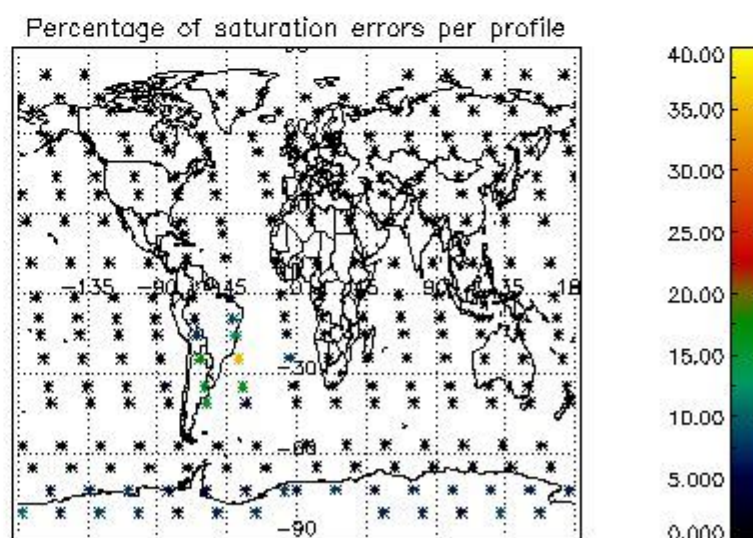
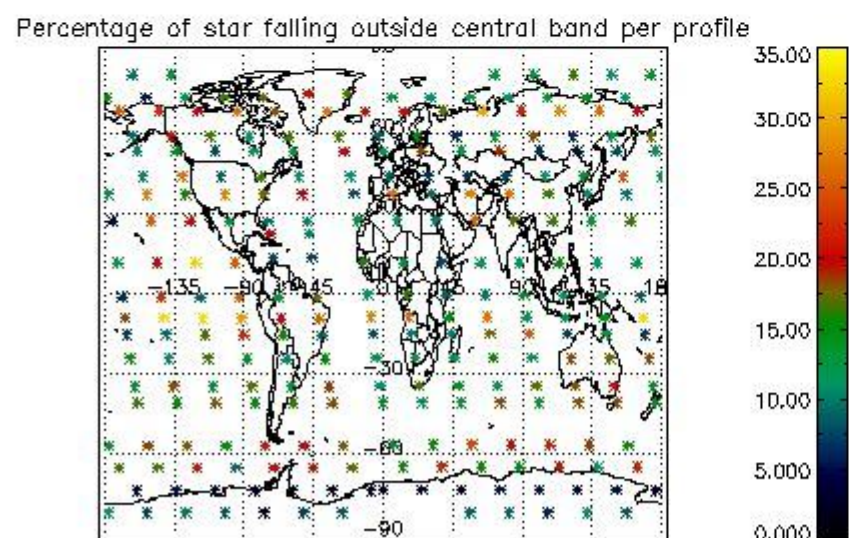
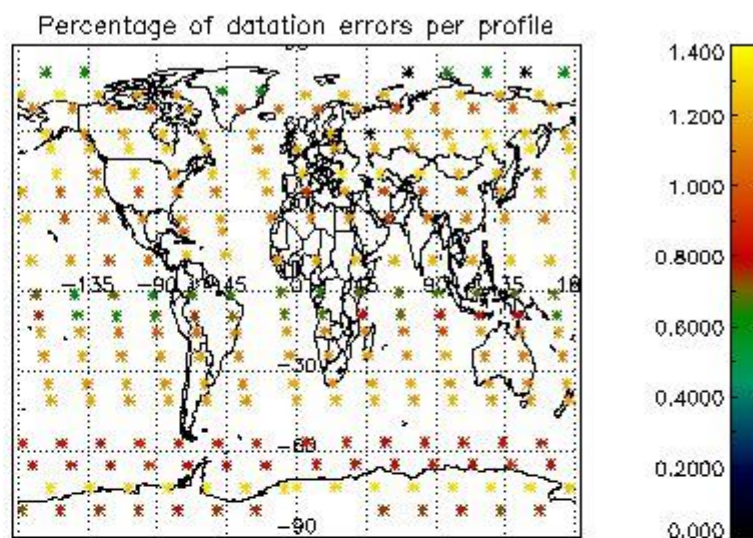
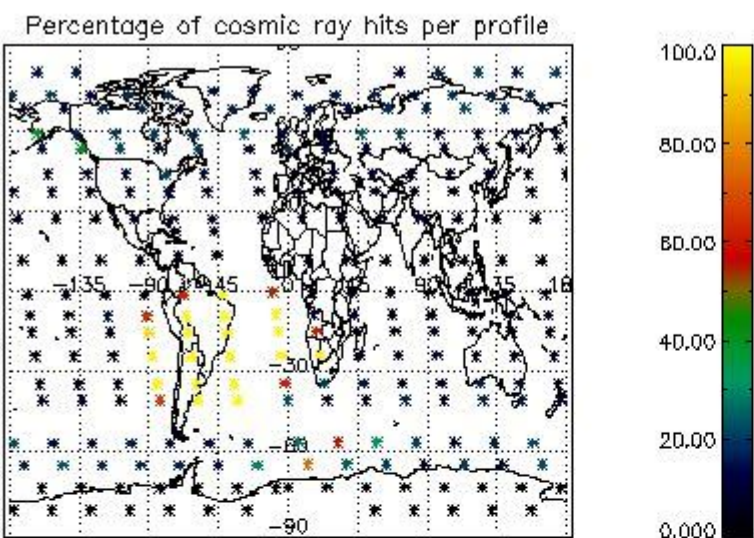


4.1.2 Plot level 1 quality information per product (time dependant): ENVI SAT DESCENDING passes

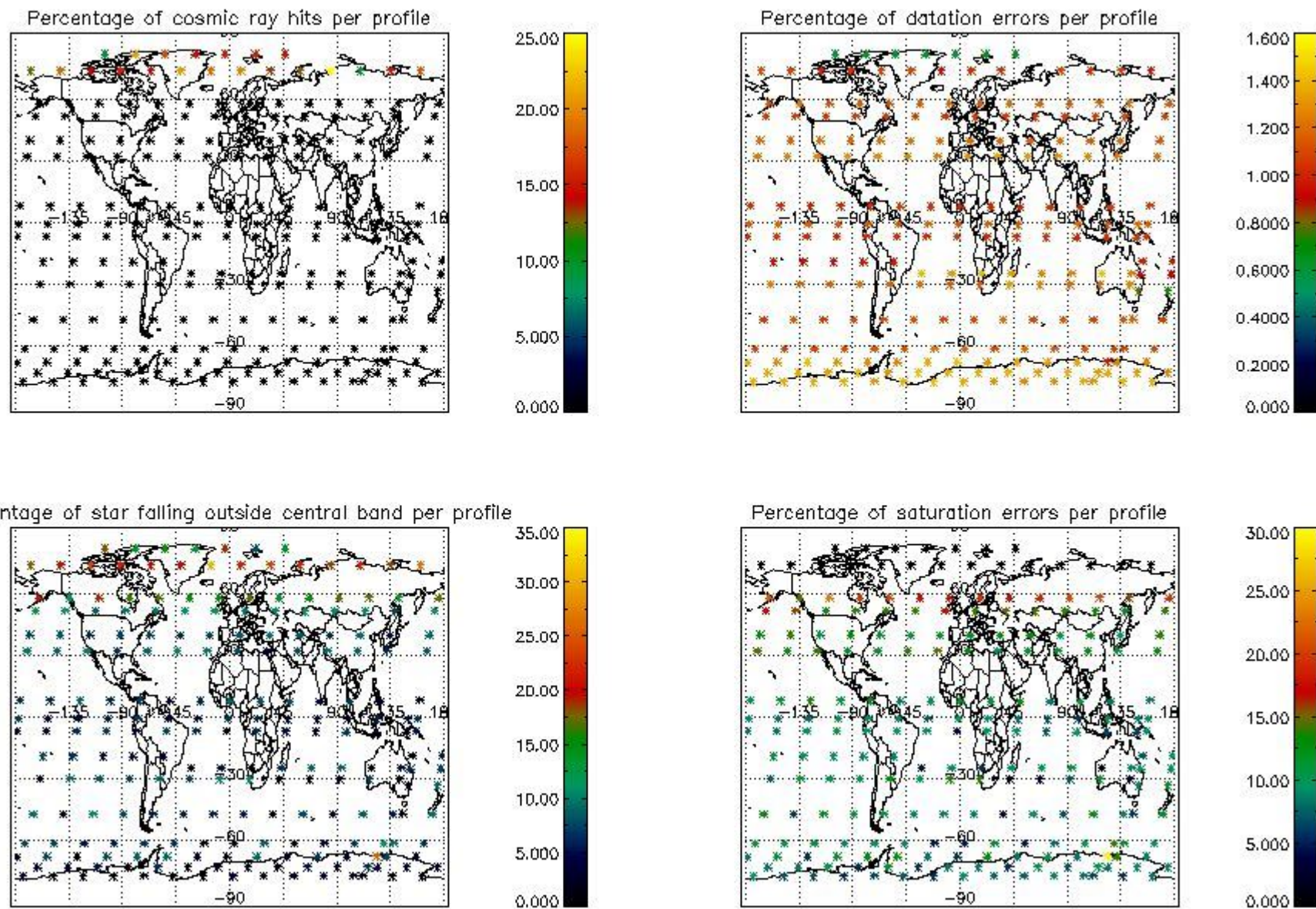


4.2 Plot quality information per product coming from level 1b processing (world map)

4.2.1 Plot level 1 quality information per product (world map): ENVISAT ASCENDING passes



4.2.2 Plot level 1 quality information per product (world map): ENVISAT DESCENDING passes



5. Trace gas profiles

5.1 Ozone statistics based on quality of products

The final quality of the products can be "measured" using the STD (Standard Deviation) attached to every point profile. This information is written to the parameter GOM_NL__2P/NL_LOCAL_SPECIES_DENSITY/o3_std of the level 2 products. The table below shows the statistics for given STD ranges.

The statistics are given with respect to the overall valid production:

- Products without fatal errors: GOM_NL__2P/MPH/PRODUCT_ERR=0
- Valid point profile: GOM_NL__2P/NL_LOCAL_SPECIES_DENSITY/pcd(0)=0

The 'Criteria' is applied to valid points of dark limb products:

- Products in dark limb illumination condition: GOM_NL__2P/NL_SUMMARY_QUALITY/obs_ill_cond=0
- Products without fatal errors: GOM_NL__2P/MPH/PRODUCT_ERR=0
- Valid point profile: GOM_NL__2P/NL_LOCAL_SPECIES_DENSITY/pcd(0)=0

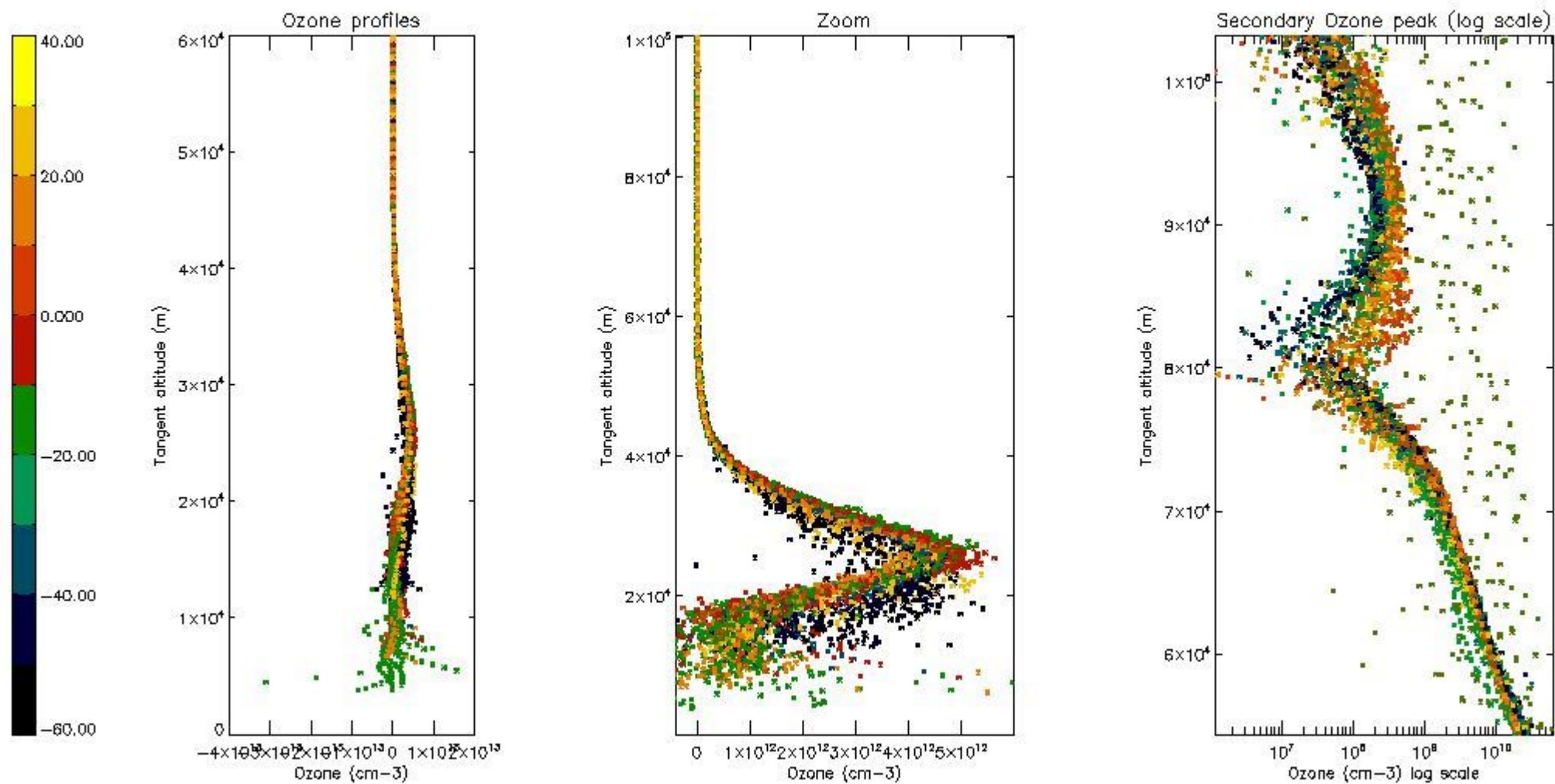
So, the table below shows the percentage of dark limb and valid observations for each criteria with respect to the overall valid daily observations.

Criteria	% of total production
All STD	31
STD < 20	19

STD < 10	16
STD < 5	12

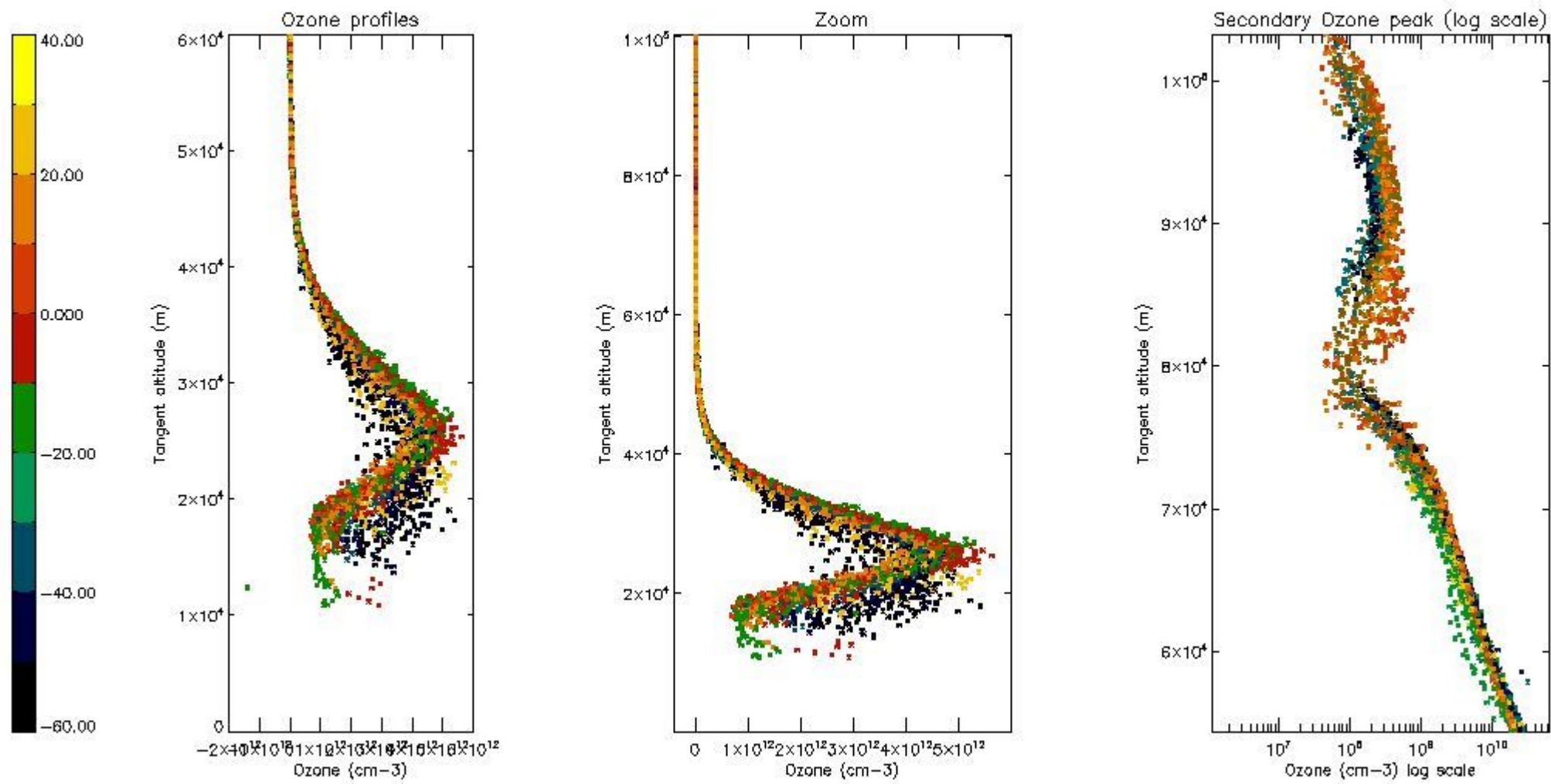
5.2 Plot ozone profiles for all STD (dark without errors)

The colorbar represents the latitude.



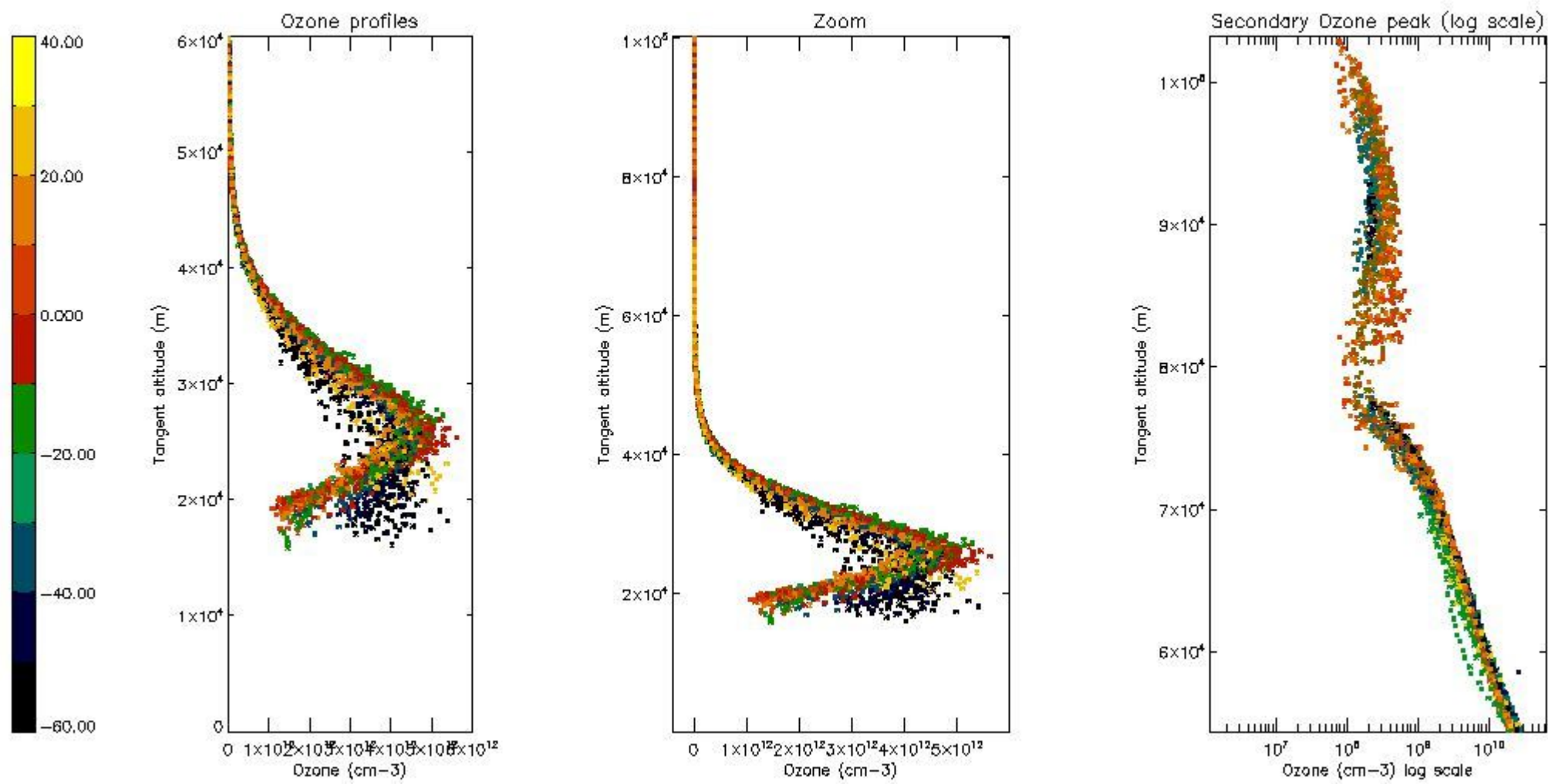
5.3 Plot ozone profiles where STD < 20% (dark without errors)

The colorbar represents the latitude.



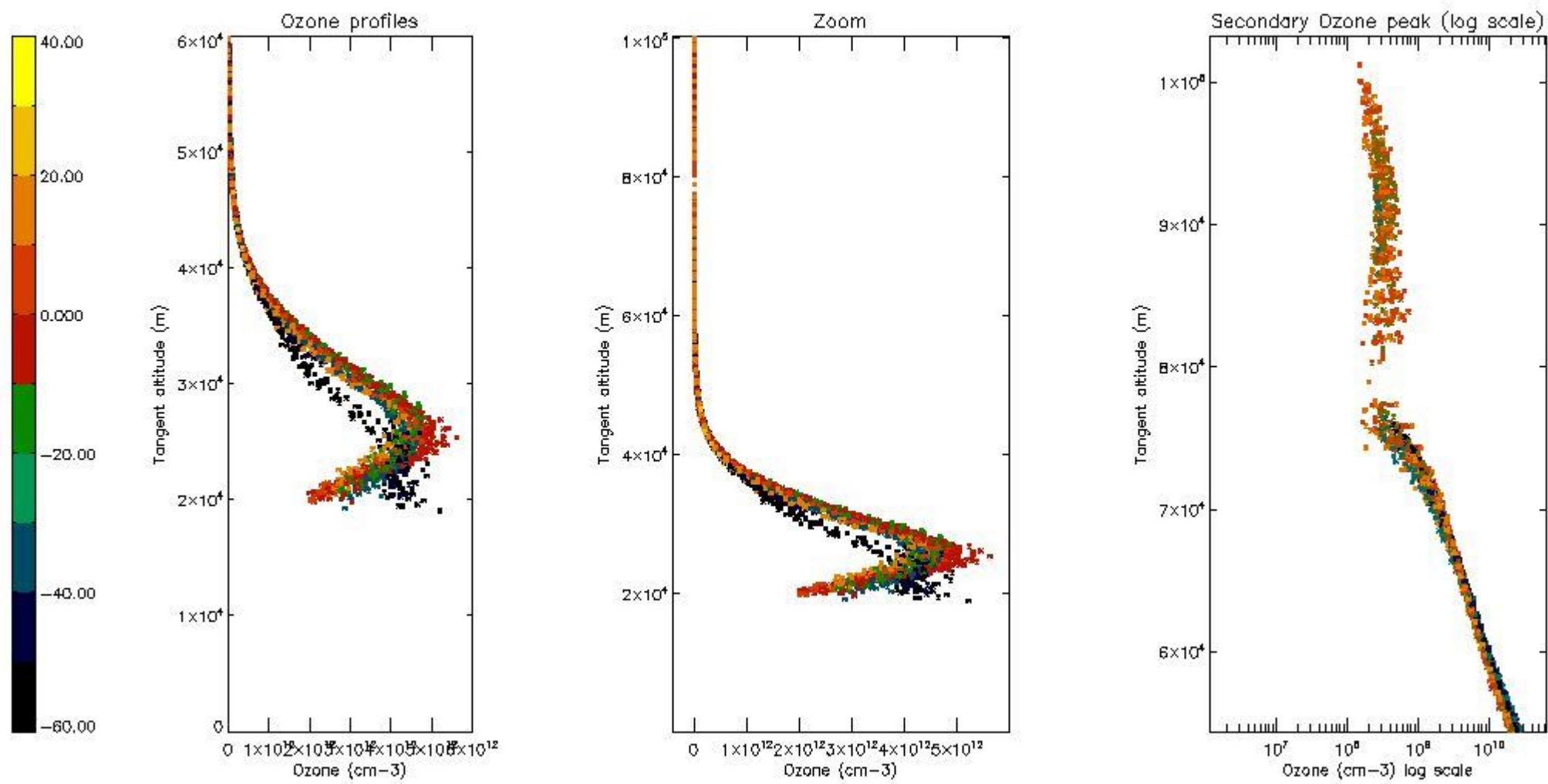
5.4 Plot ozone profiles where STD < 10% (dark without errors)

The colorbar represents the latitude.



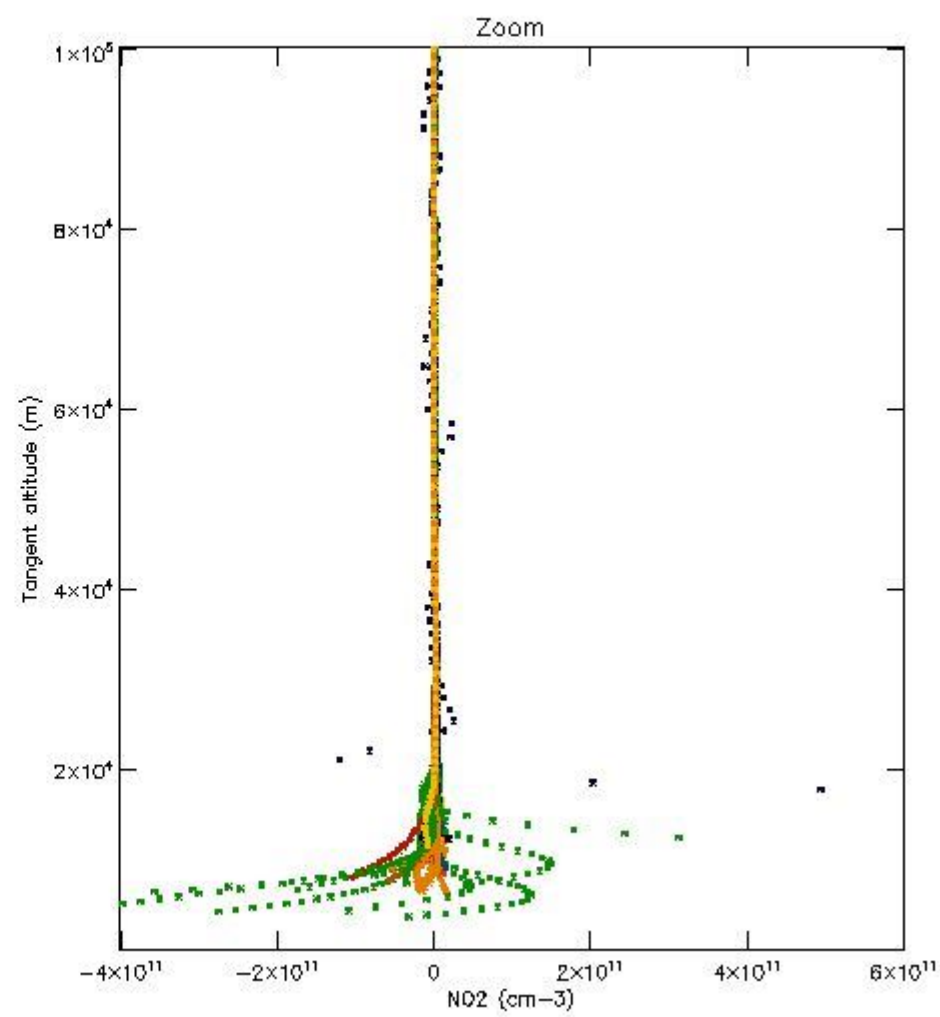
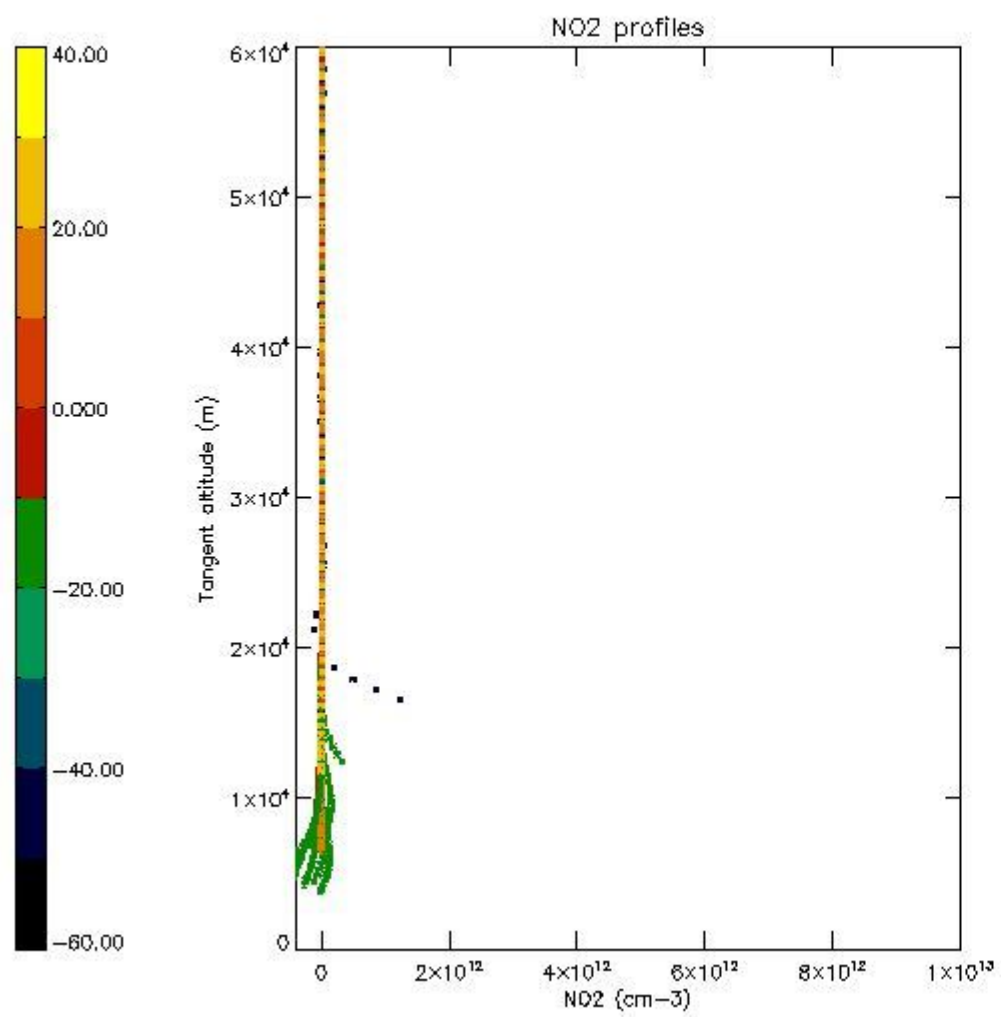
5.5 Plot ozone profiles where STD < 5% (dark without errors)

The colorbar represents the latitude.



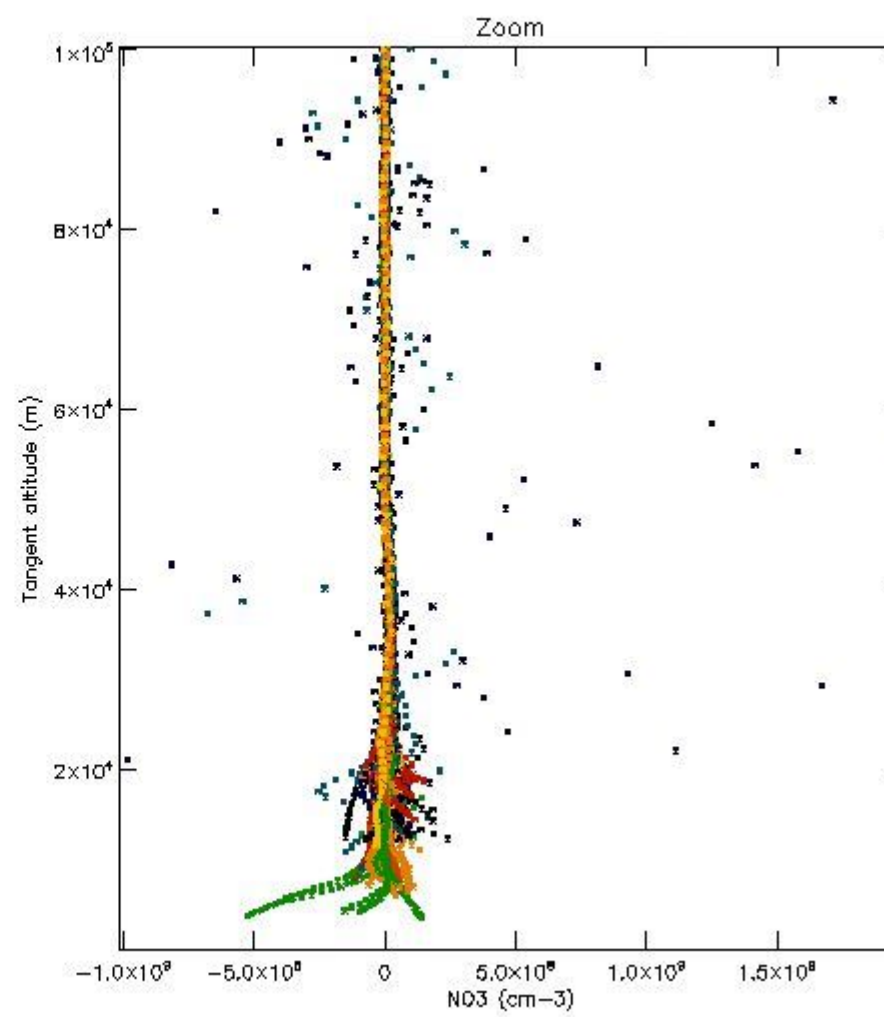
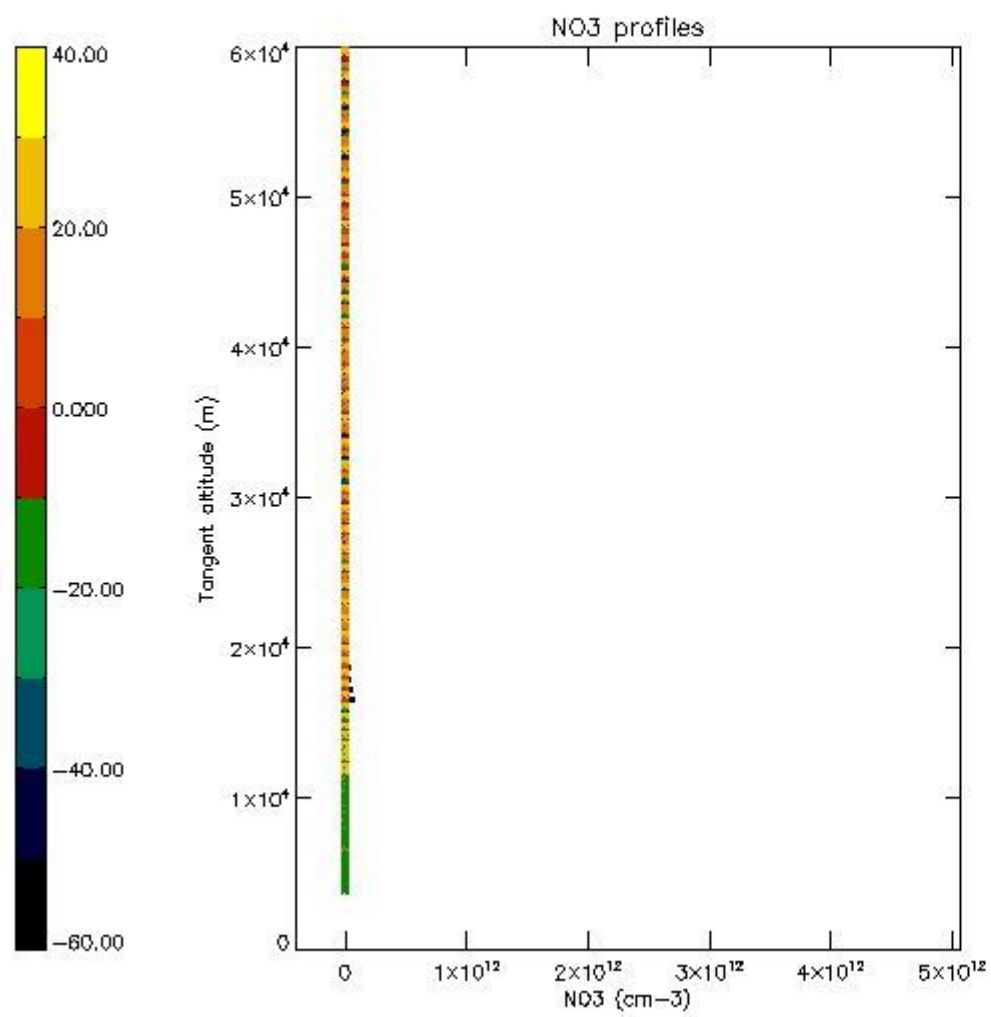
5.6 Plot NO₂ profiles for all STD (dark without errors)

The colorbar represents the latitude.



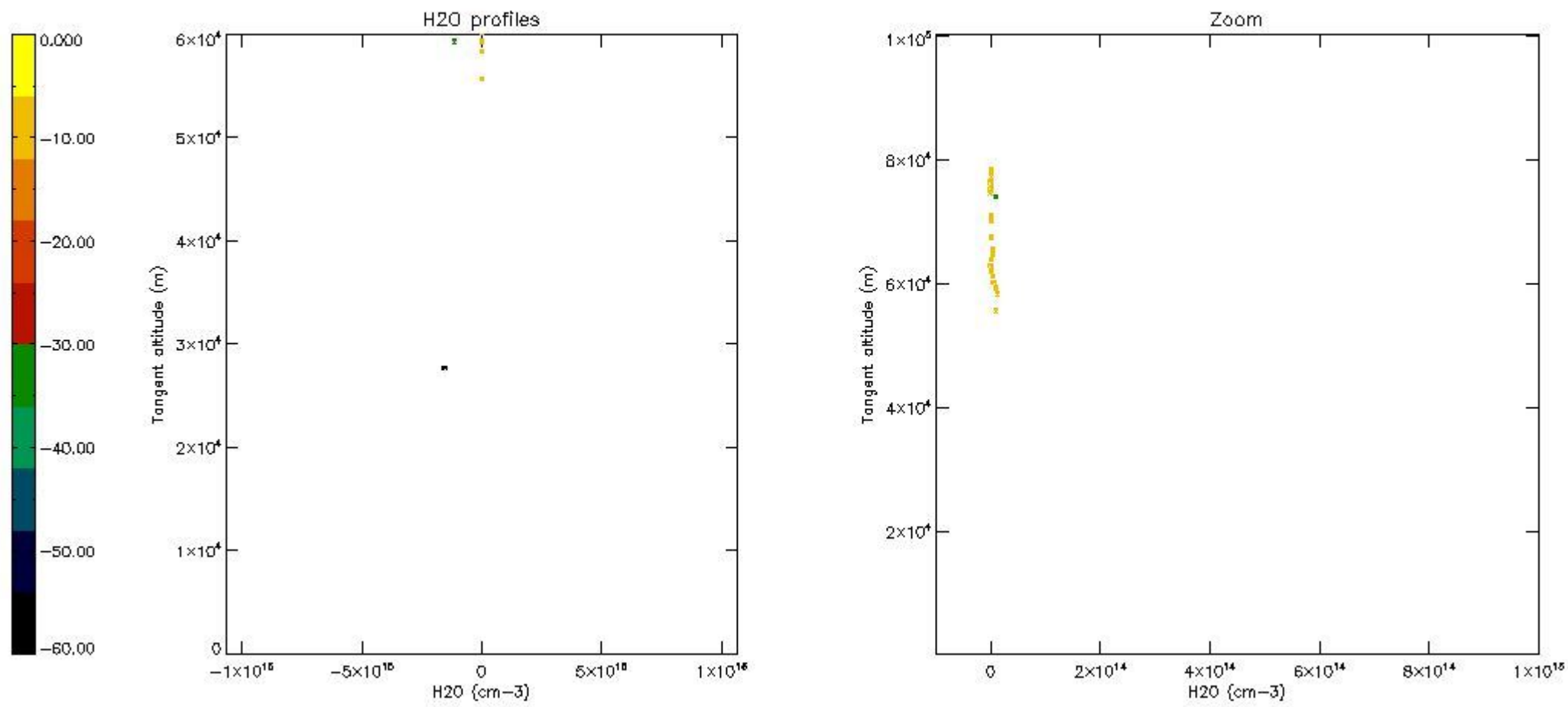
5.7 Plot NO3 profiles for all STD (dark without errors)

The colorbar represents the latitude.



5.8 Plot H₂O profiles for all STD (only for occultations of stars 1,2,3,4,13,14,16,26,63 dark without errors)

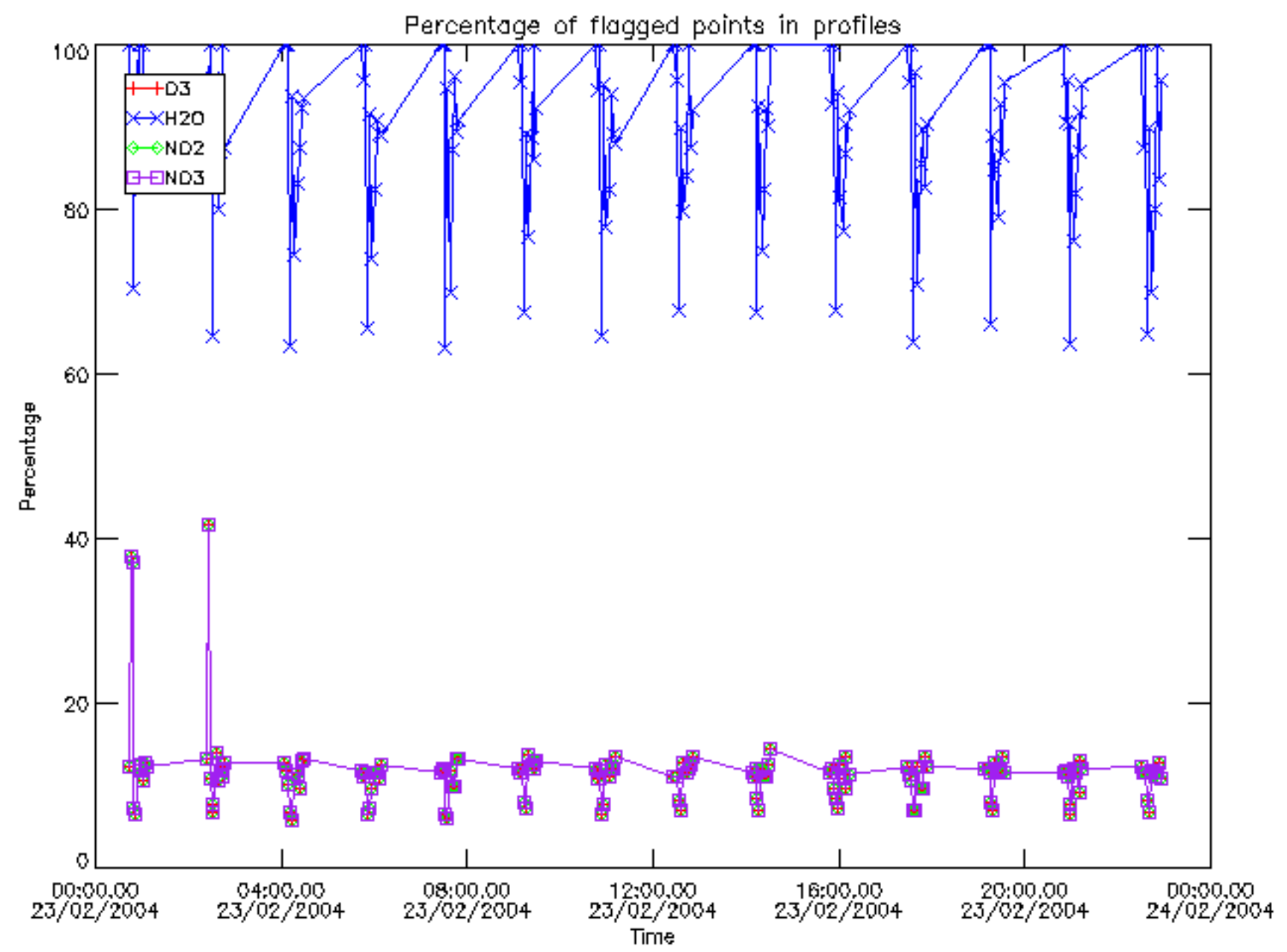
The colorbar represents the latitude.



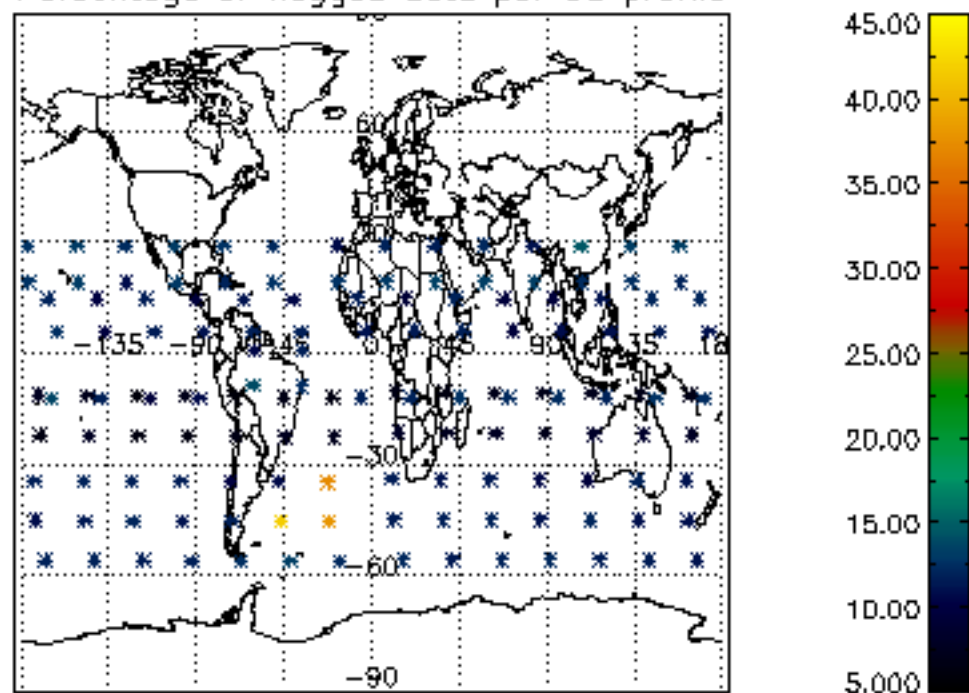
6. Auxiliary Data Files used for the production reported in section 2

The number reported in the third column indicates since which file (see list in section 2) the corresponding auxiliary file has been used. The fourth column is the date of those product files.

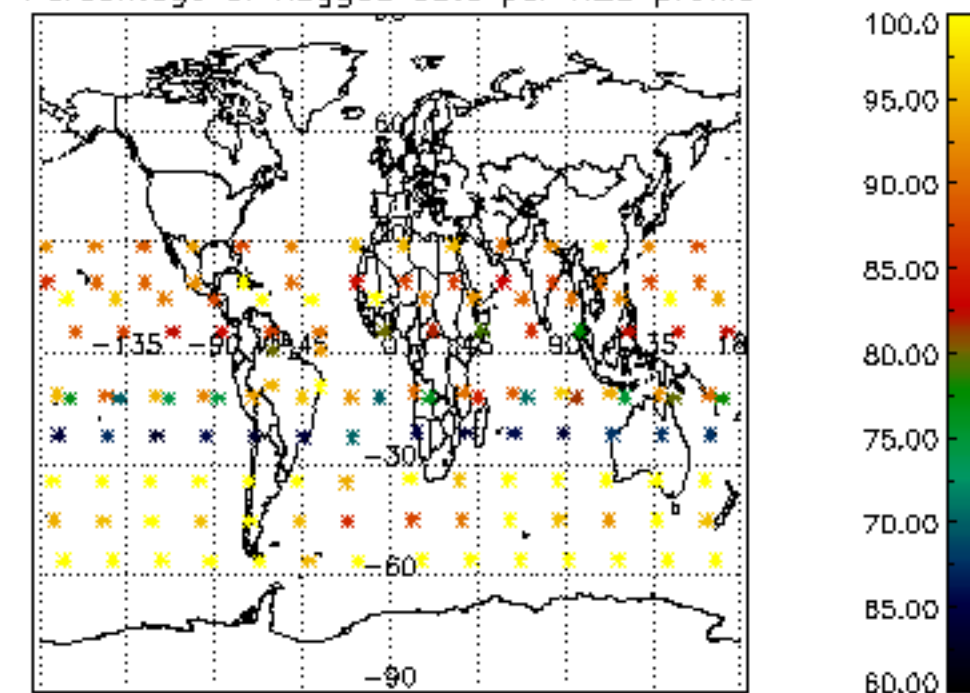
Type	Auxiliary Filename	Used since product	Used since product date
INST_PHYS_CHARACTERISTICS	GOM_INS_AXVIEC20091111_143220_20030716_120000_20500101_000000	1	23-FEB-2004 00:02:00
LEVEL-2_PROC_CONFIG	GOM_PR2_AXVIEC20091111_152718_20020301_000000_20500101_000000	1	23-FEB-2004 00:02:00
CROSS_SECTIONS_FILE	GOM_CRS_AXVIEC20091111_154832_20020301_000000_20500101_000000	1	23-FEB-2004 00:02:00



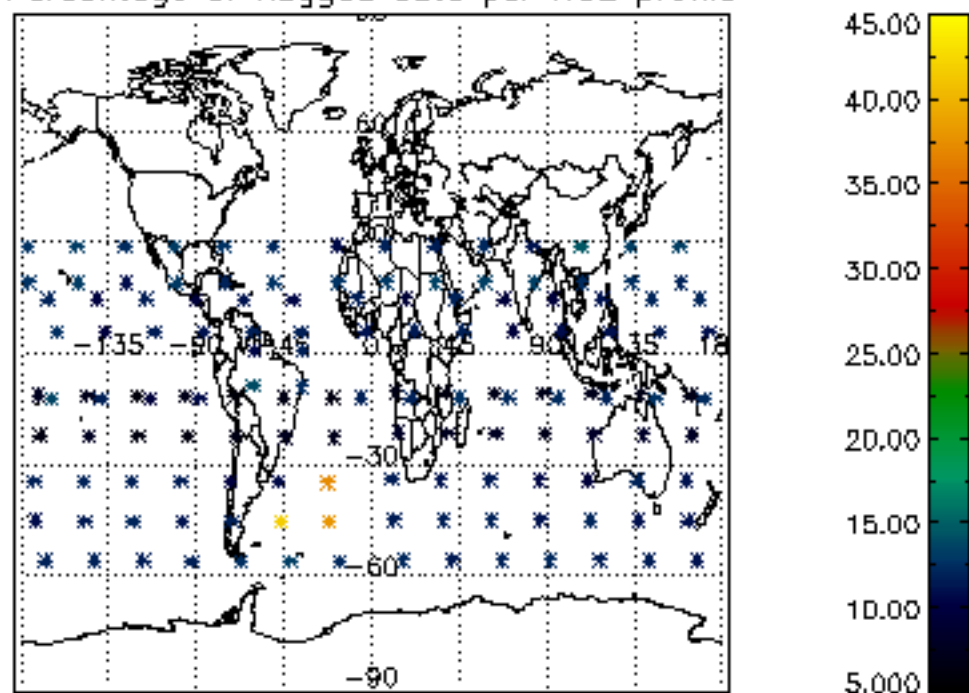
Percentage of flagged data per D3 profile



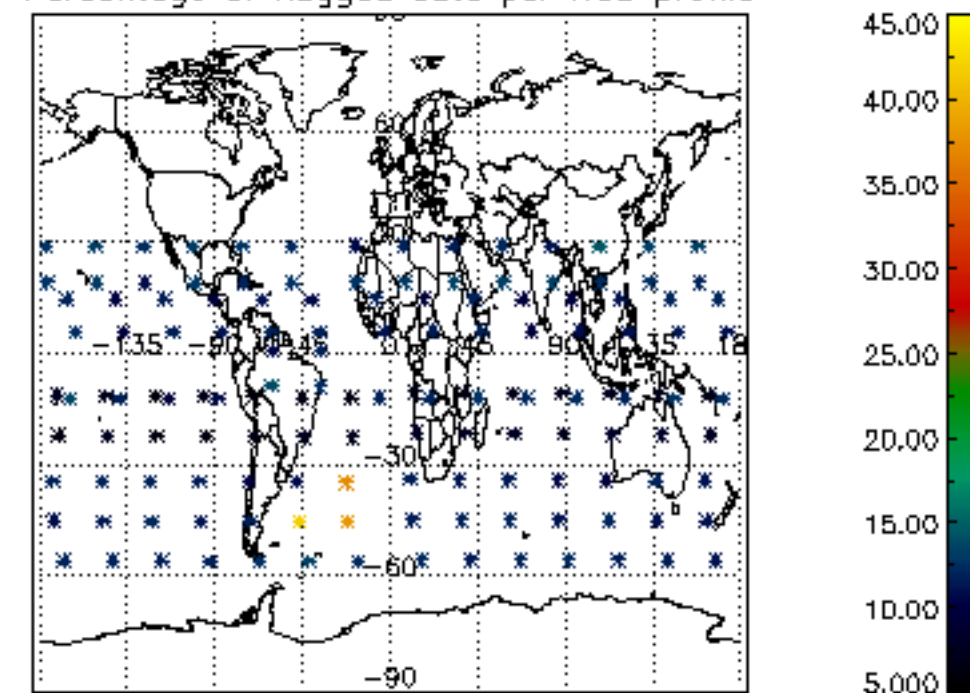
Percentage of flagged data per H2O profile

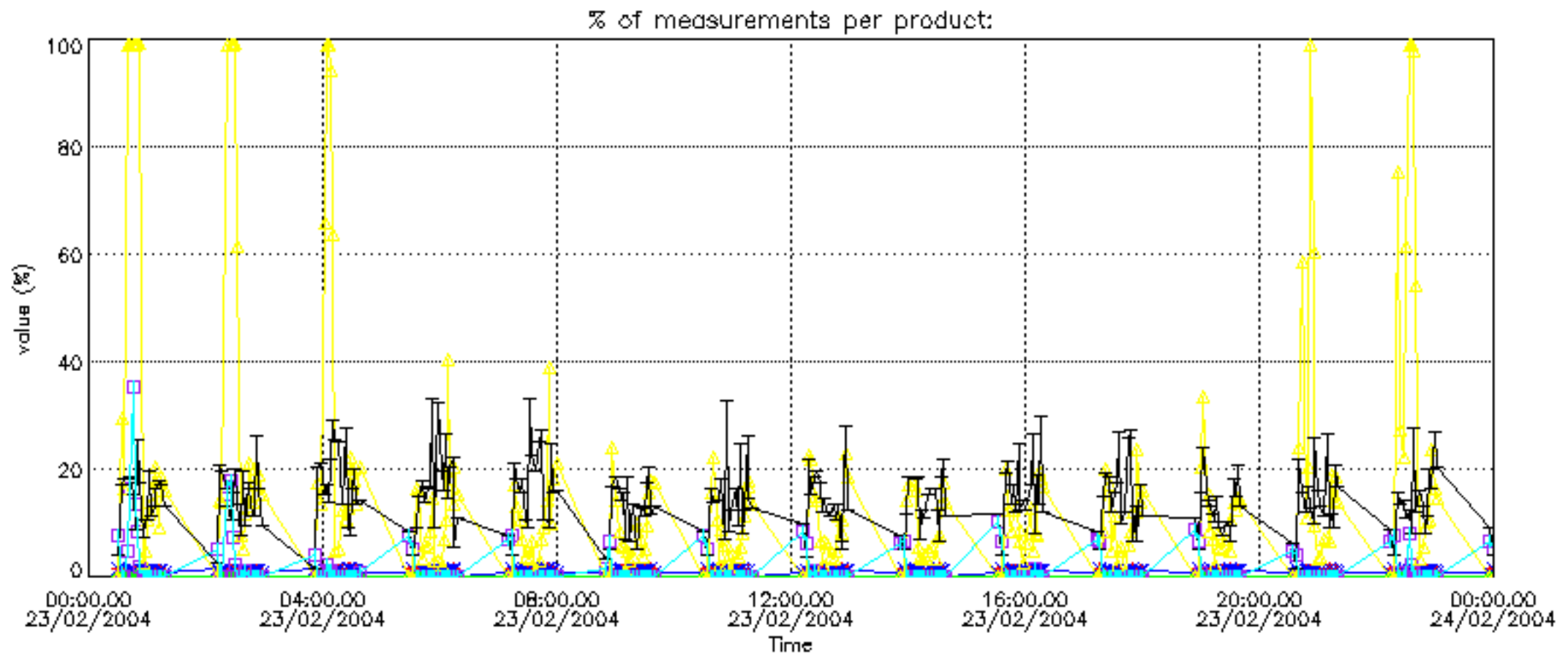


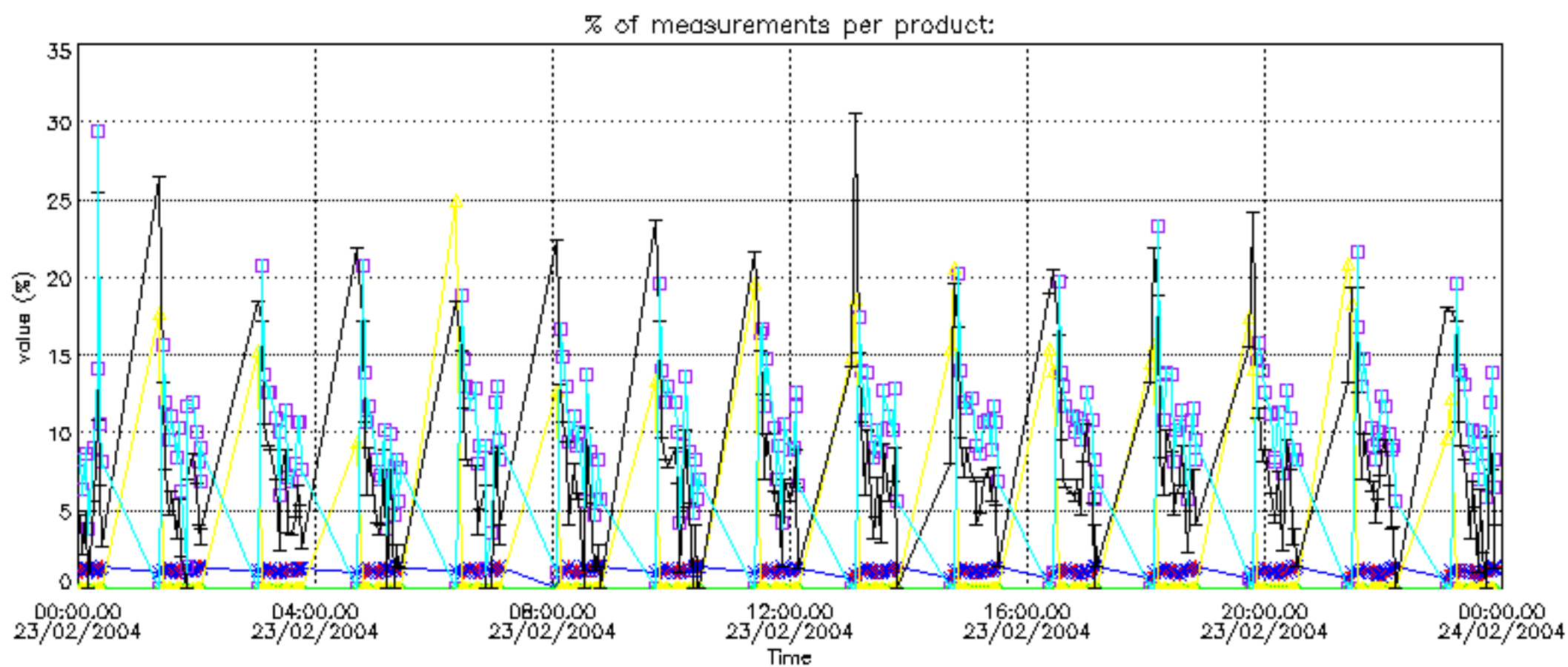
Percentage of flagged data per NO2 profile



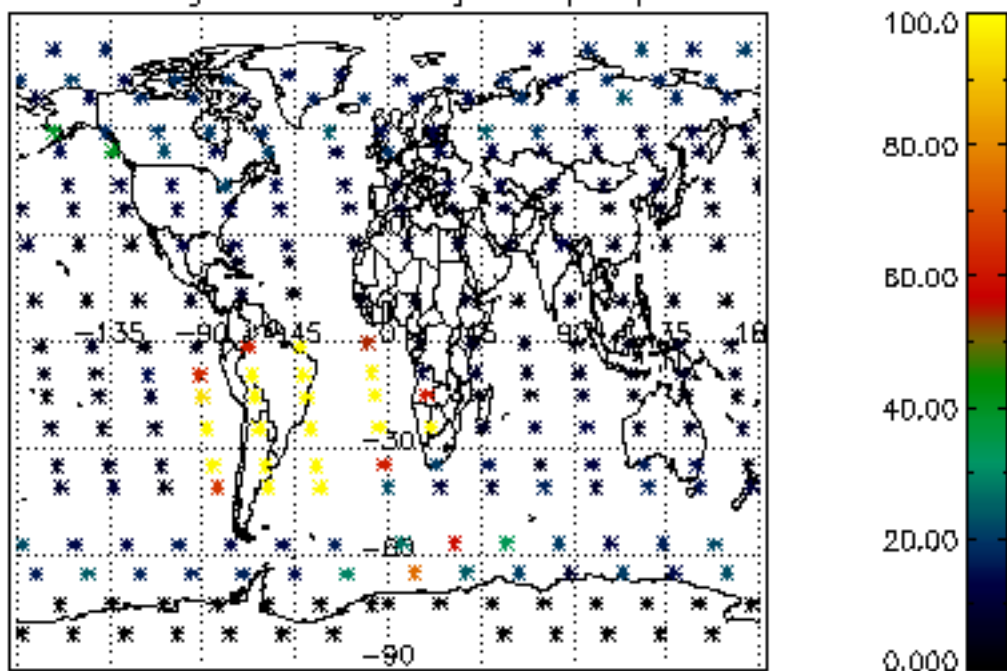
Percentage of flagged data per NO3 profile



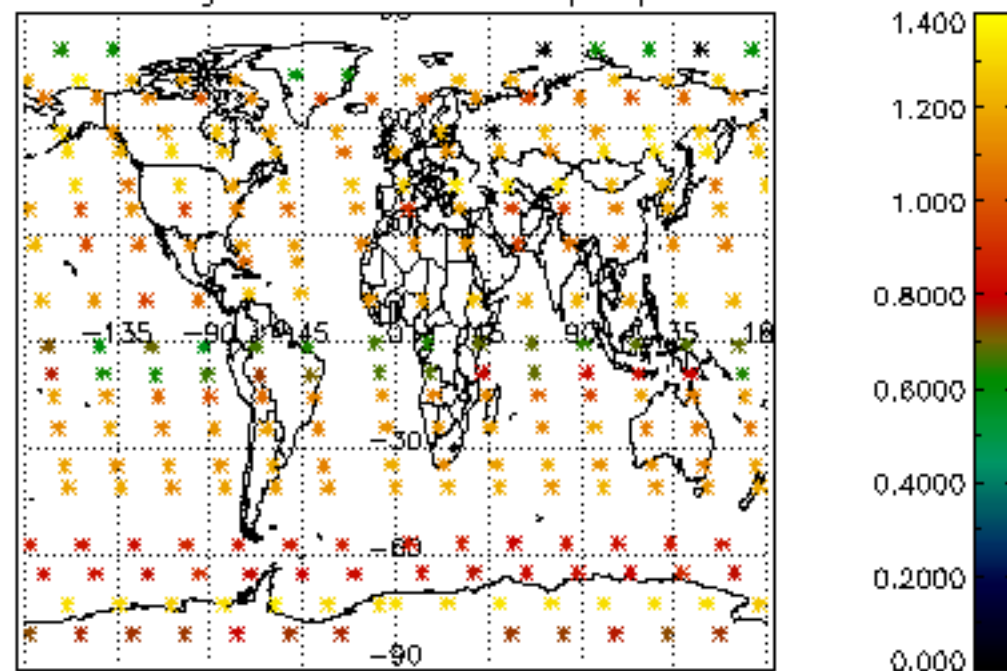




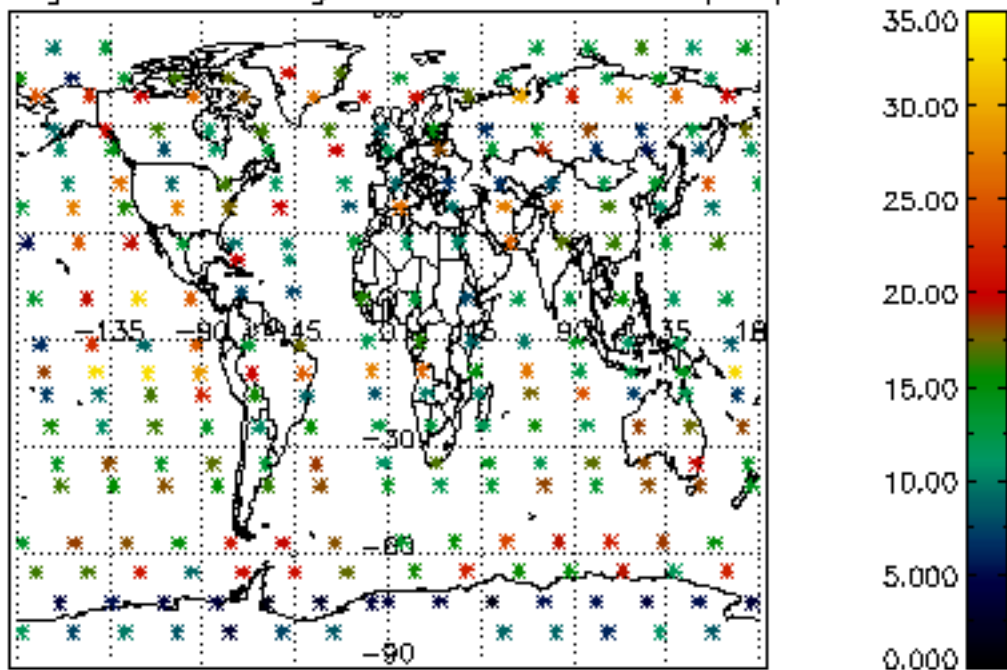
Percentage of cosmic ray hits per profile



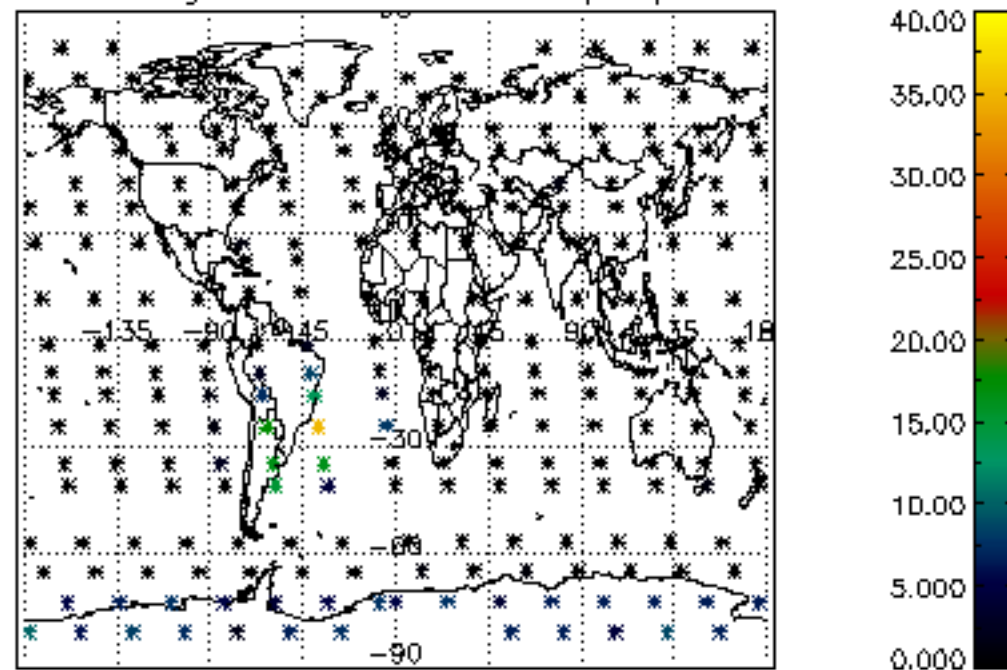
Percentage of datation errors per profile



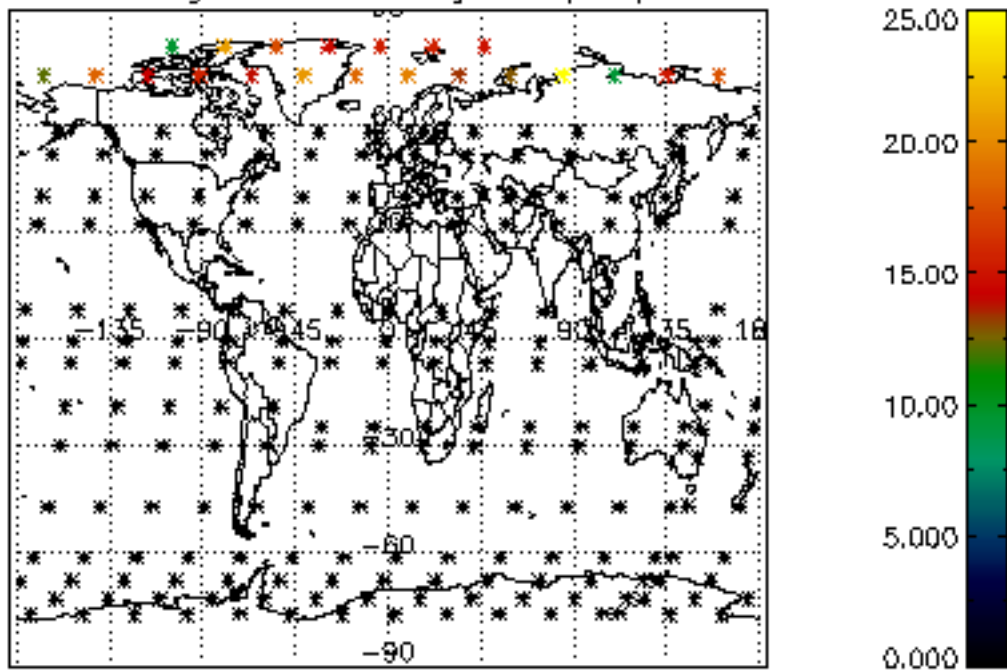
Percentage of star falling outside central band per profile



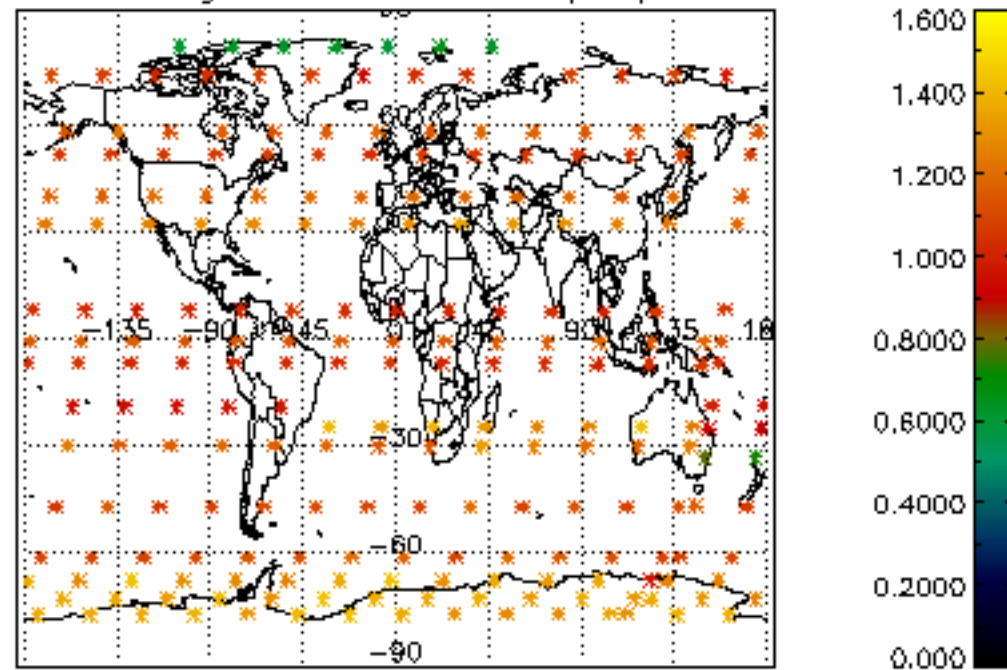
Percentage of saturation errors per profile



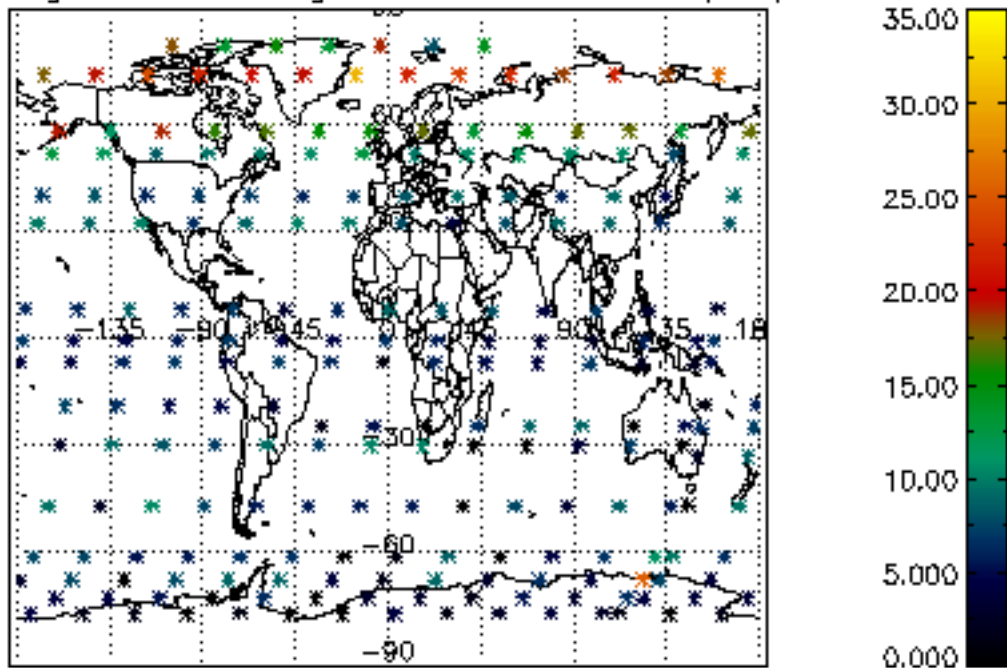
Percentage of cosmic ray hits per profile



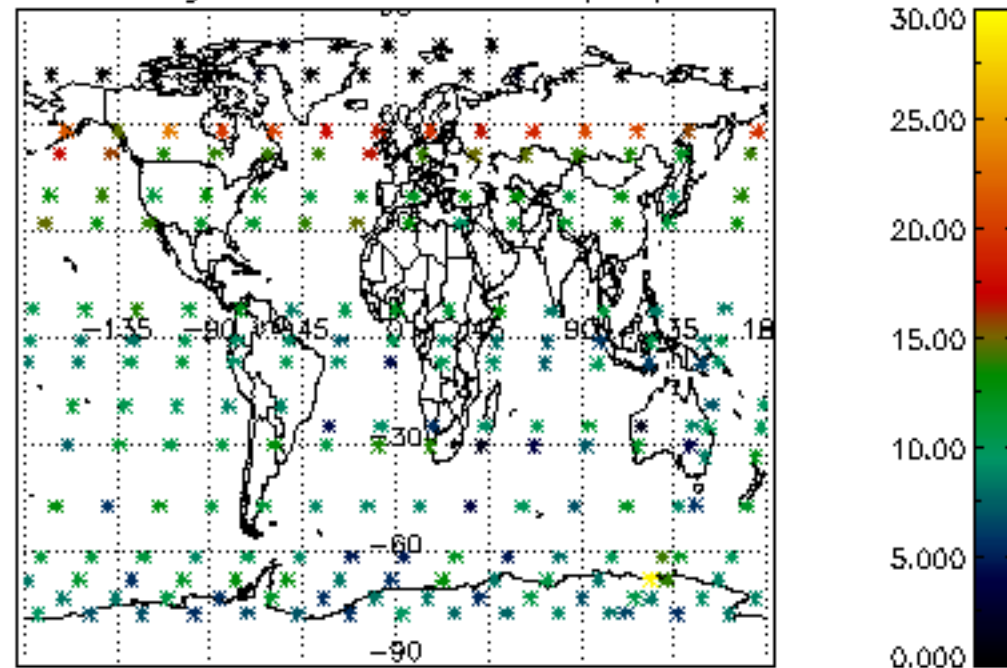
Percentage of datation errors per profile

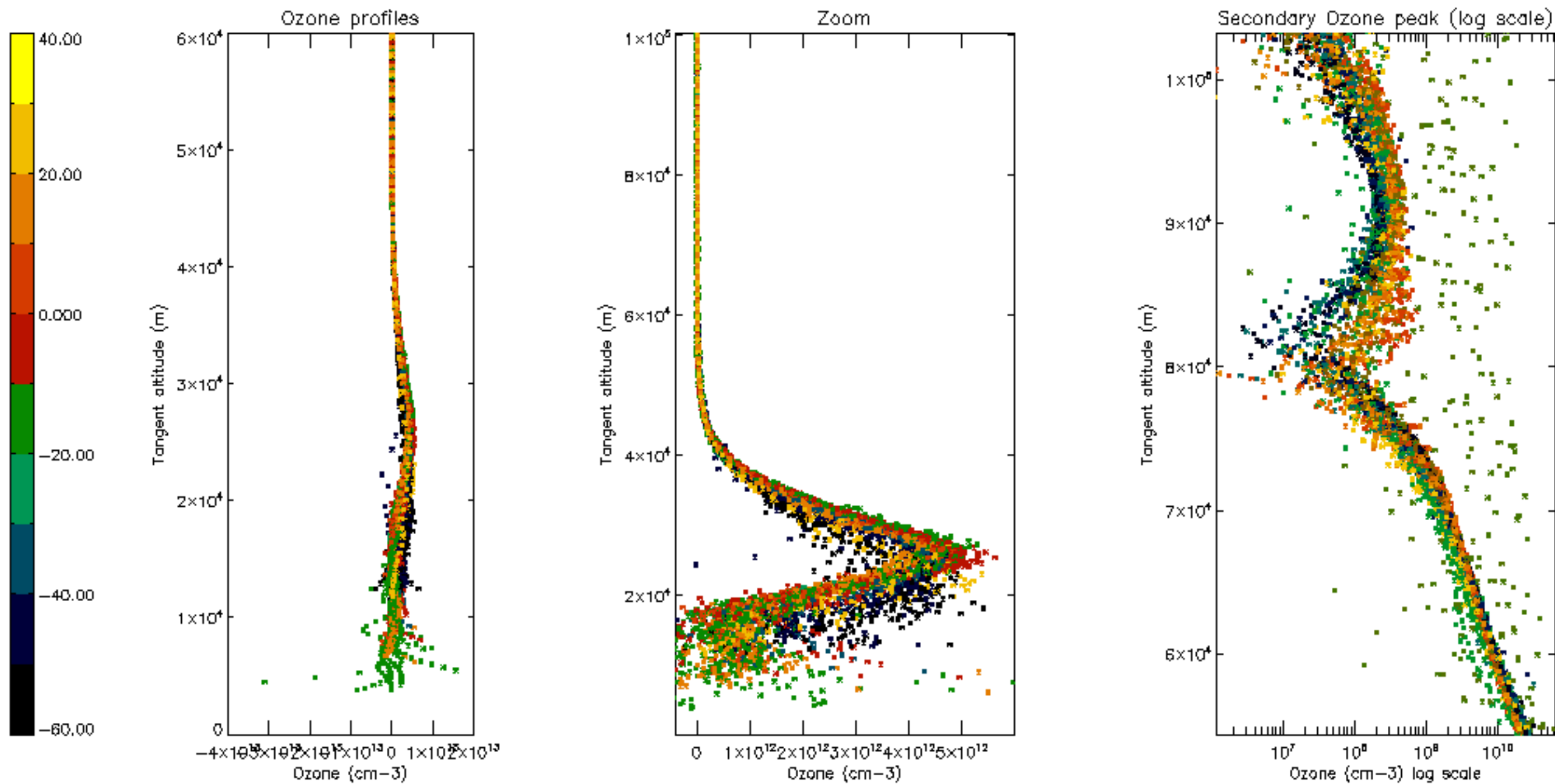


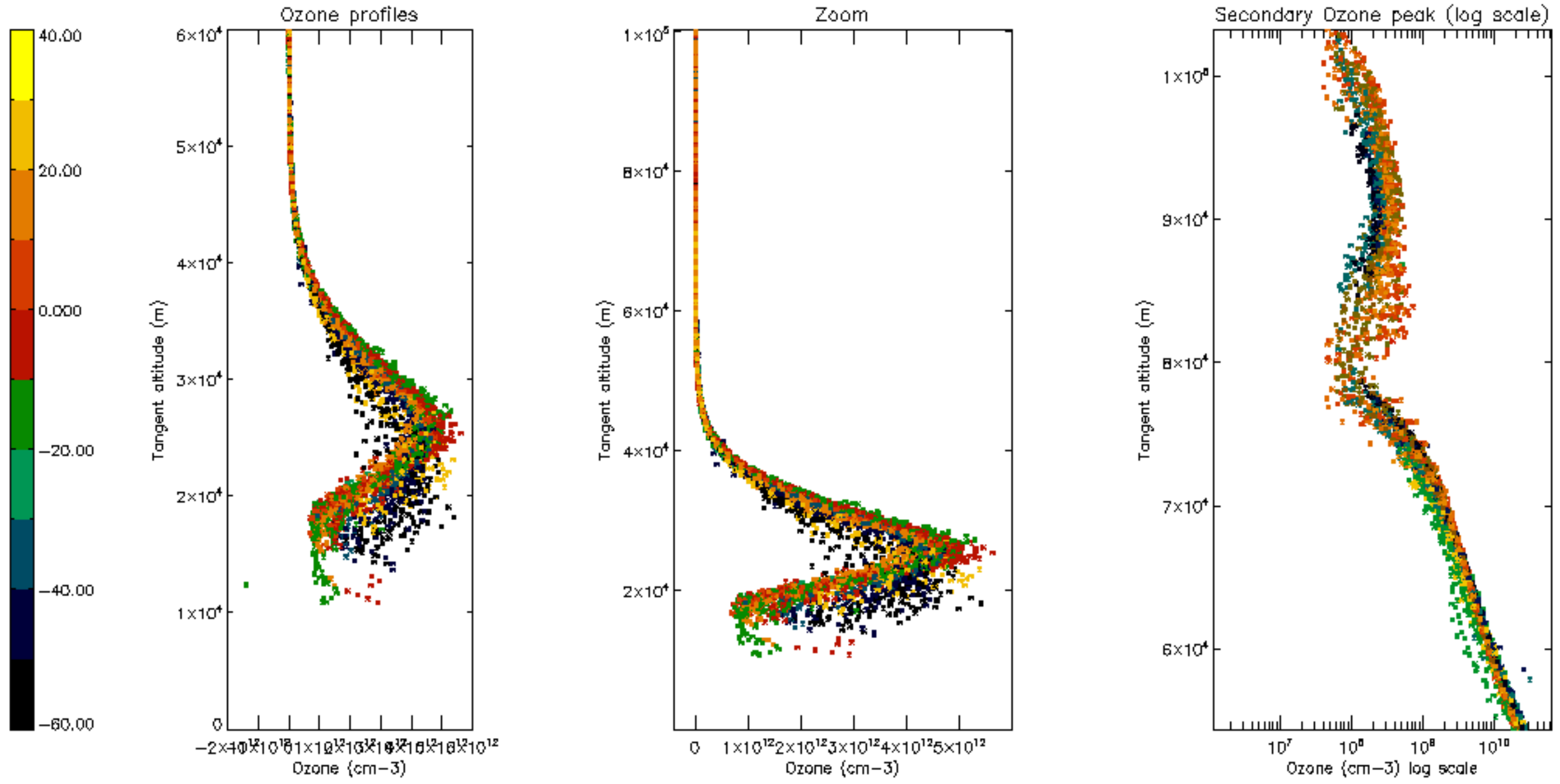
Percentage of star falling outside central band per profile

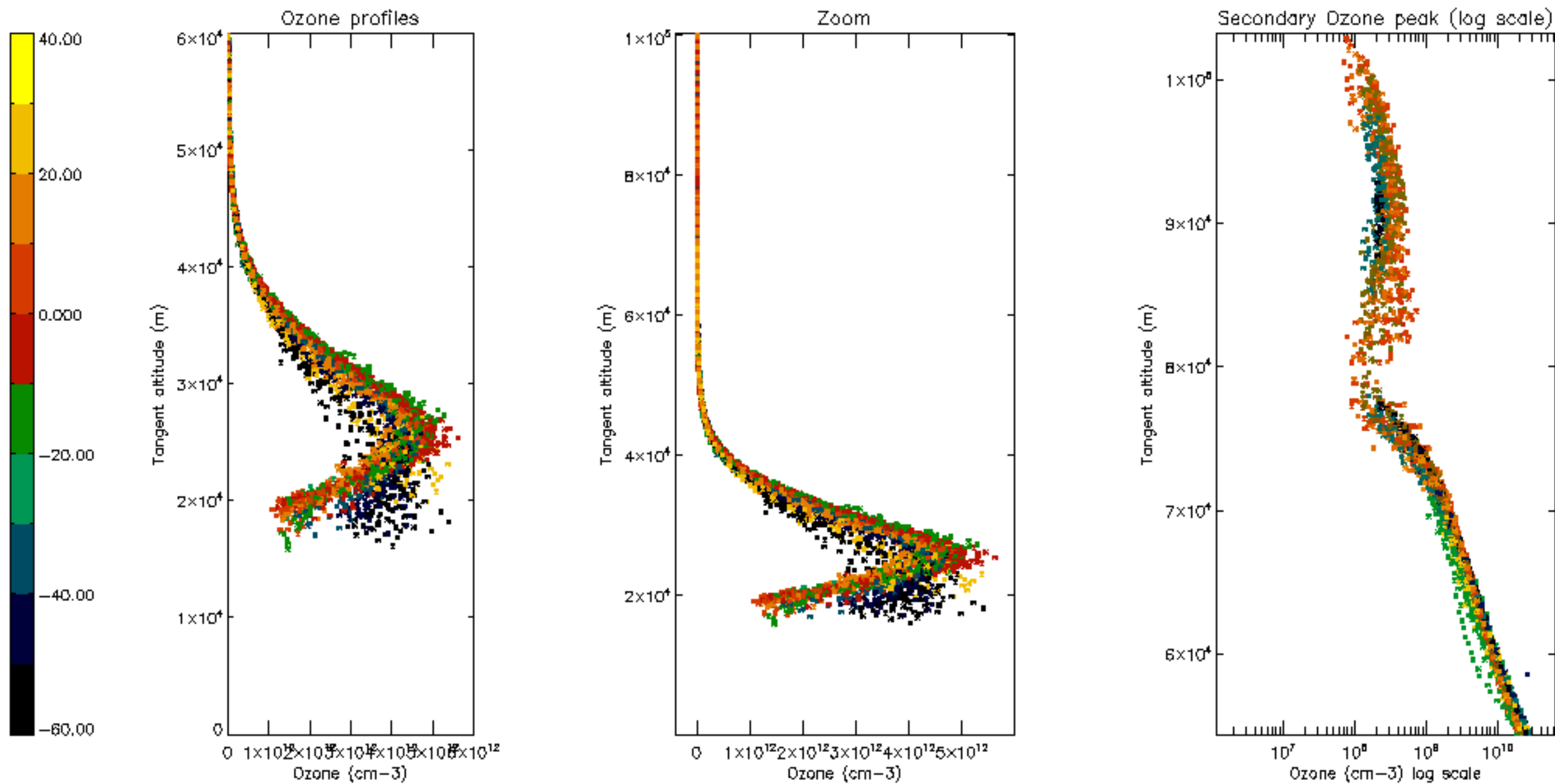


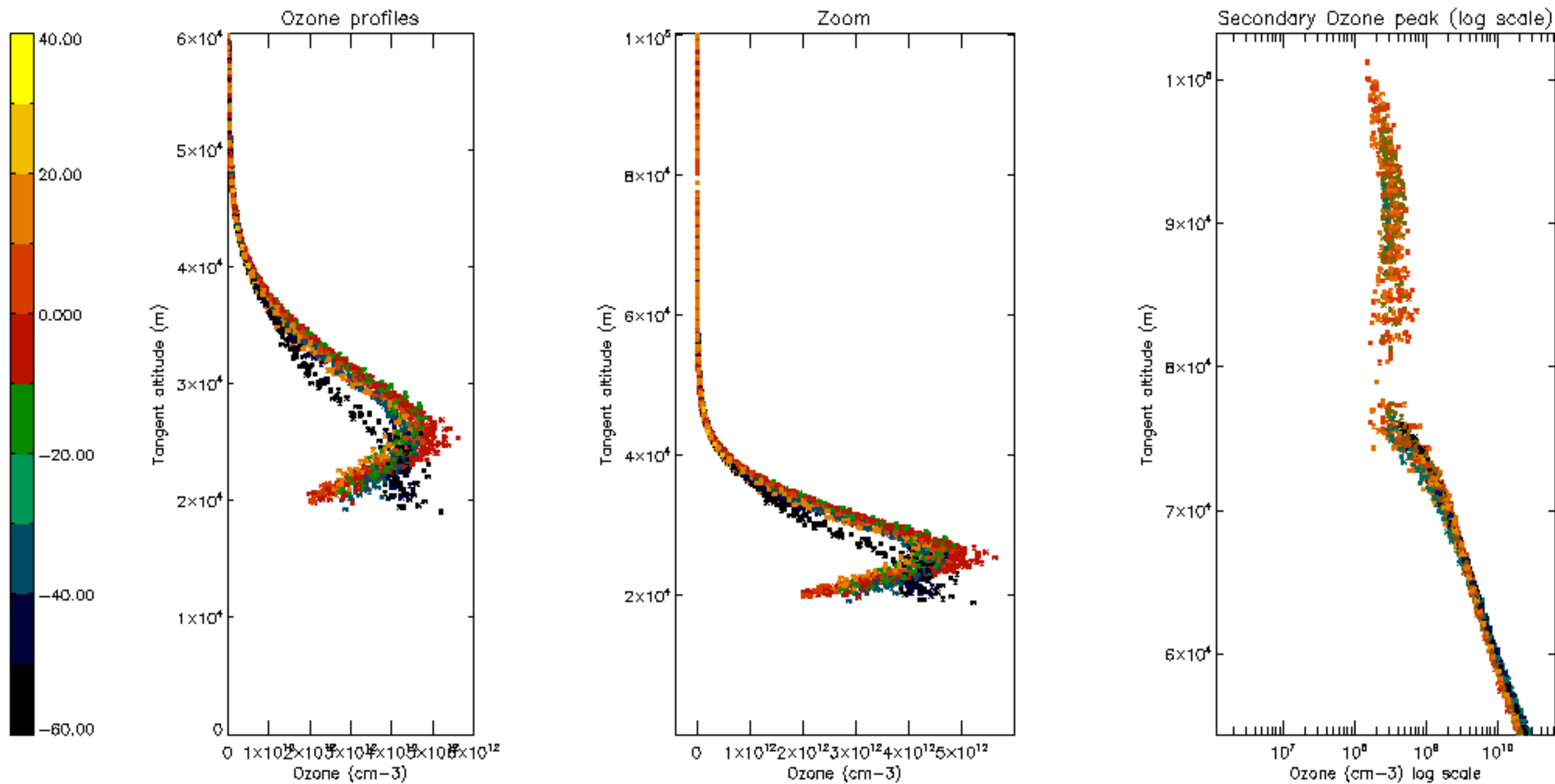
Percentage of saturation errors per profile

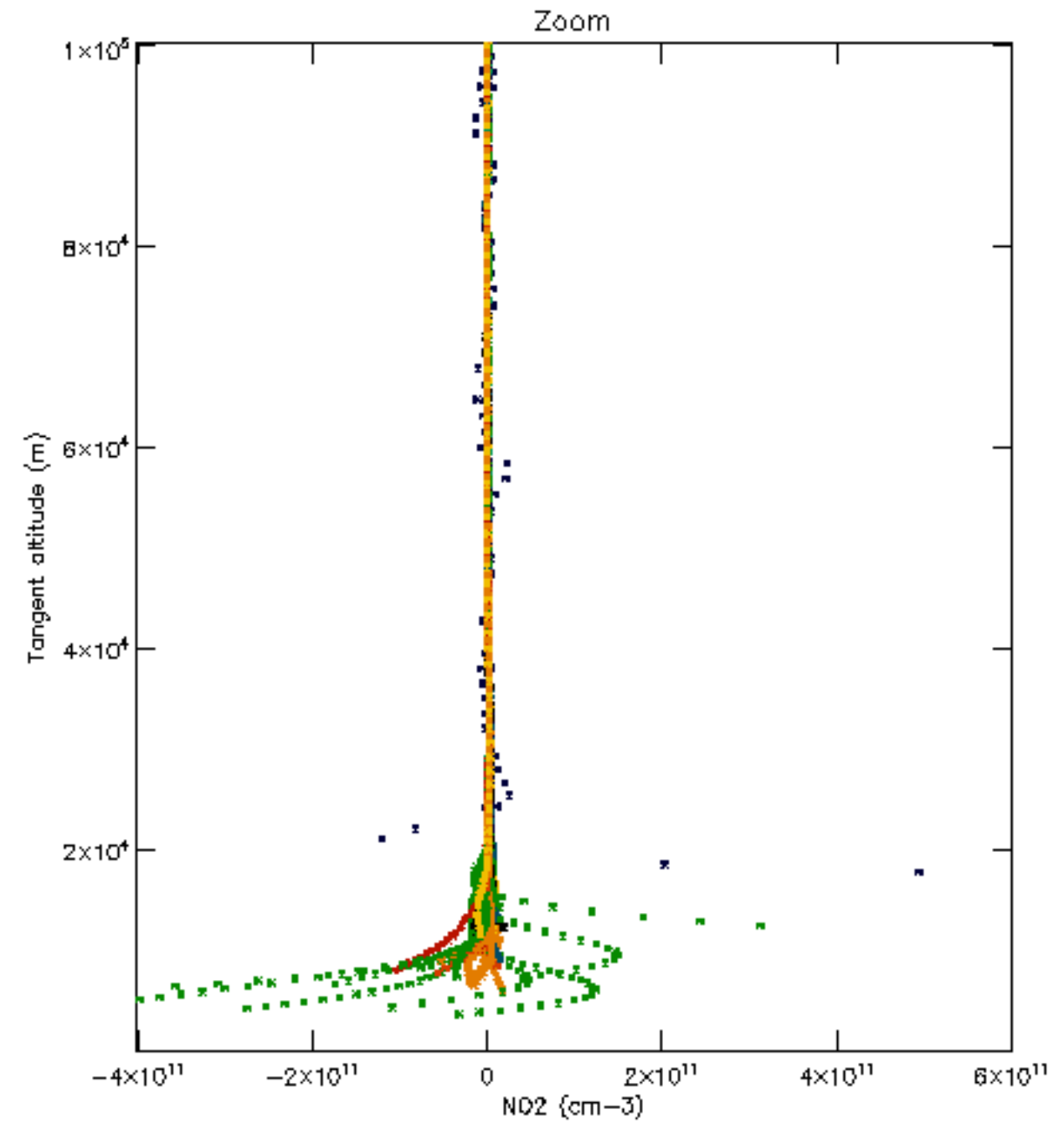
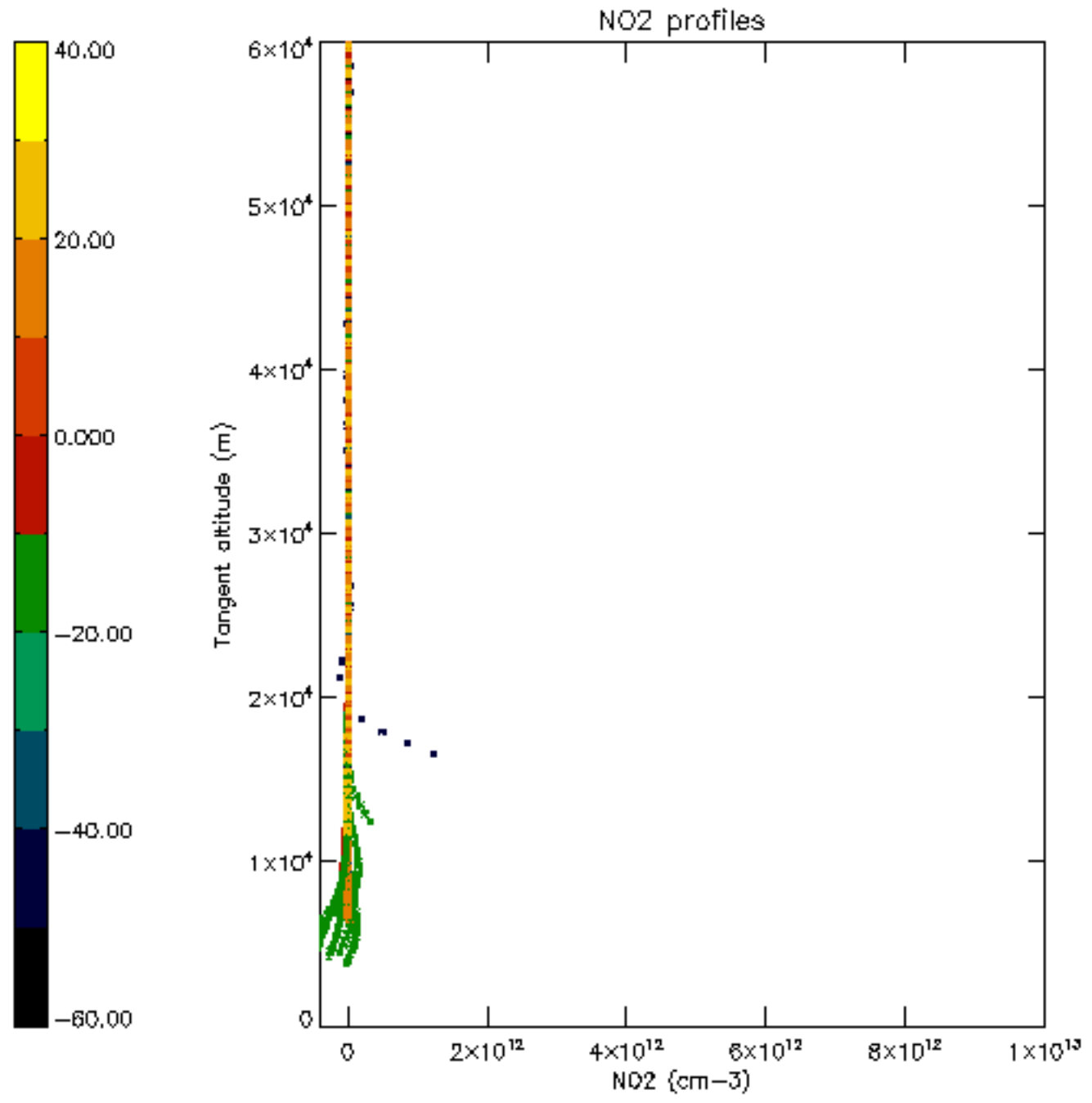


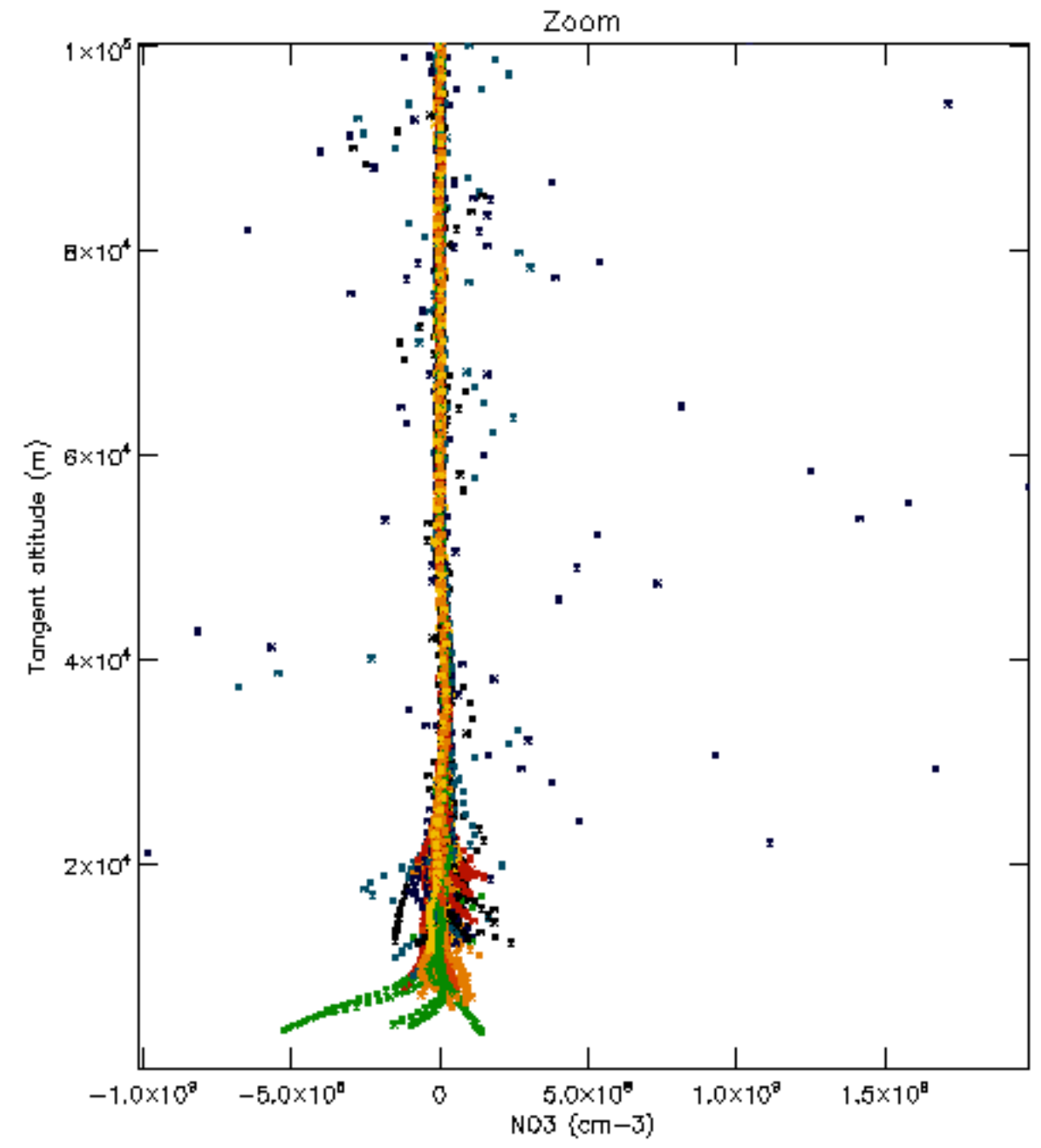
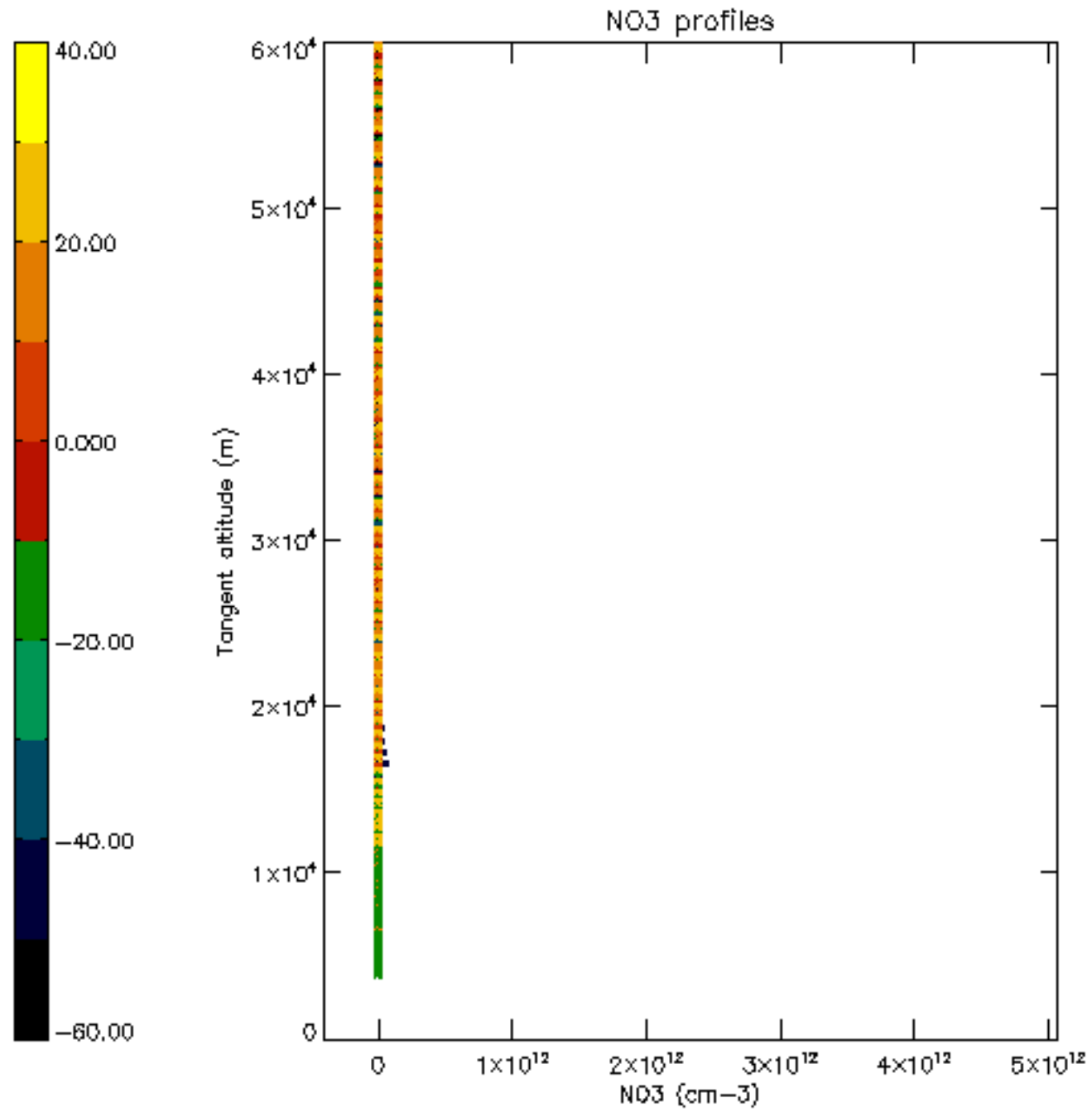


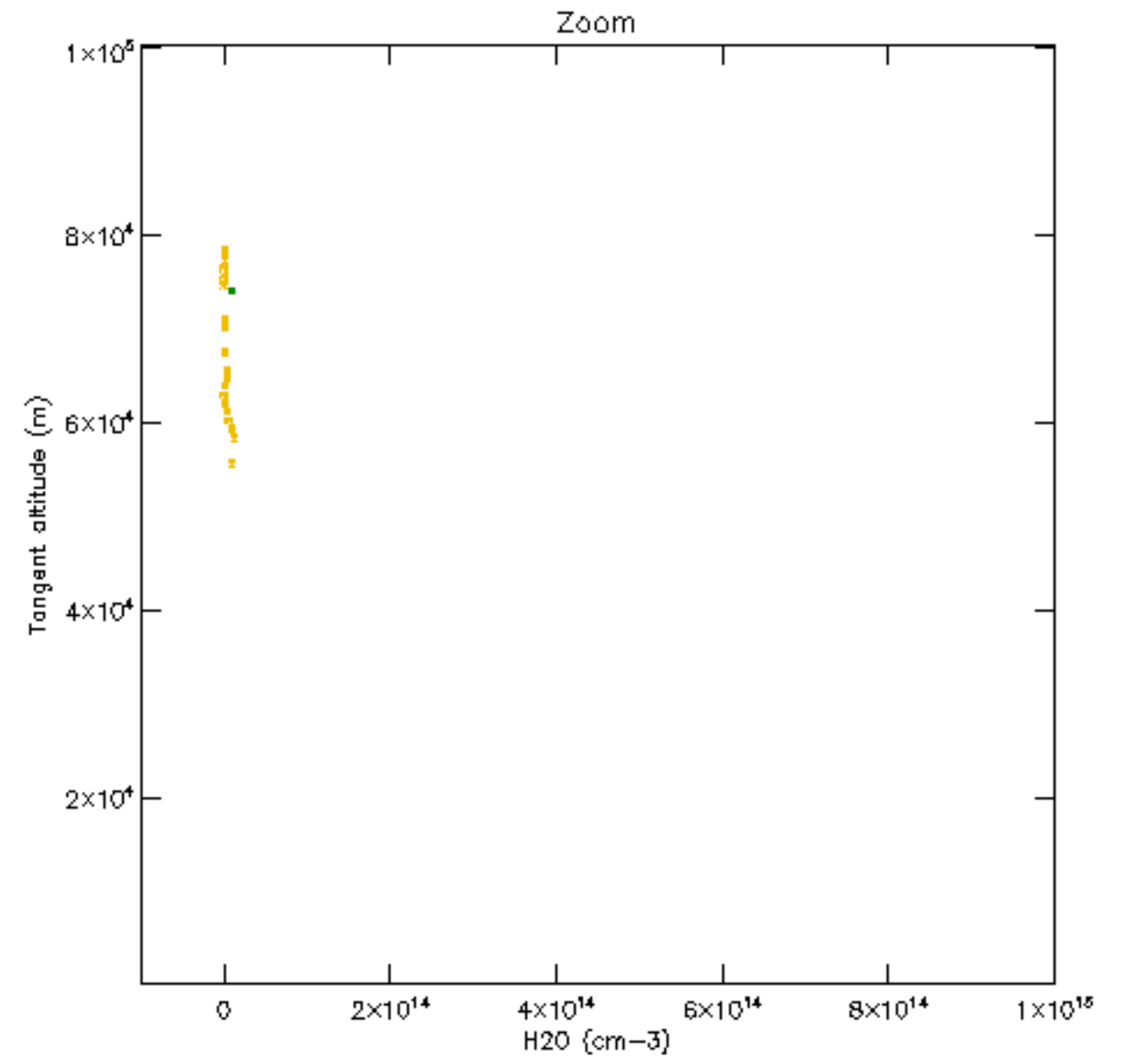
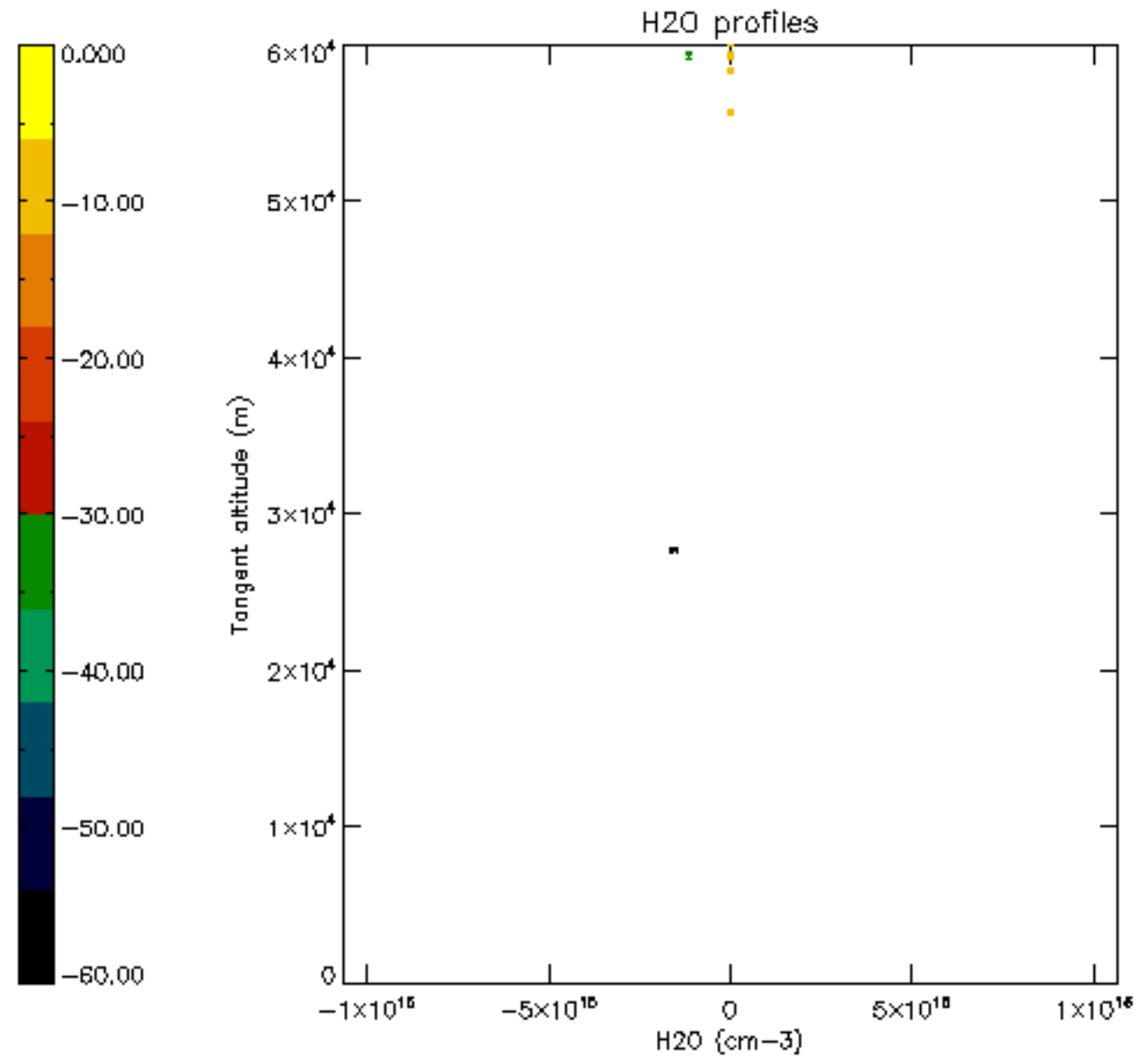


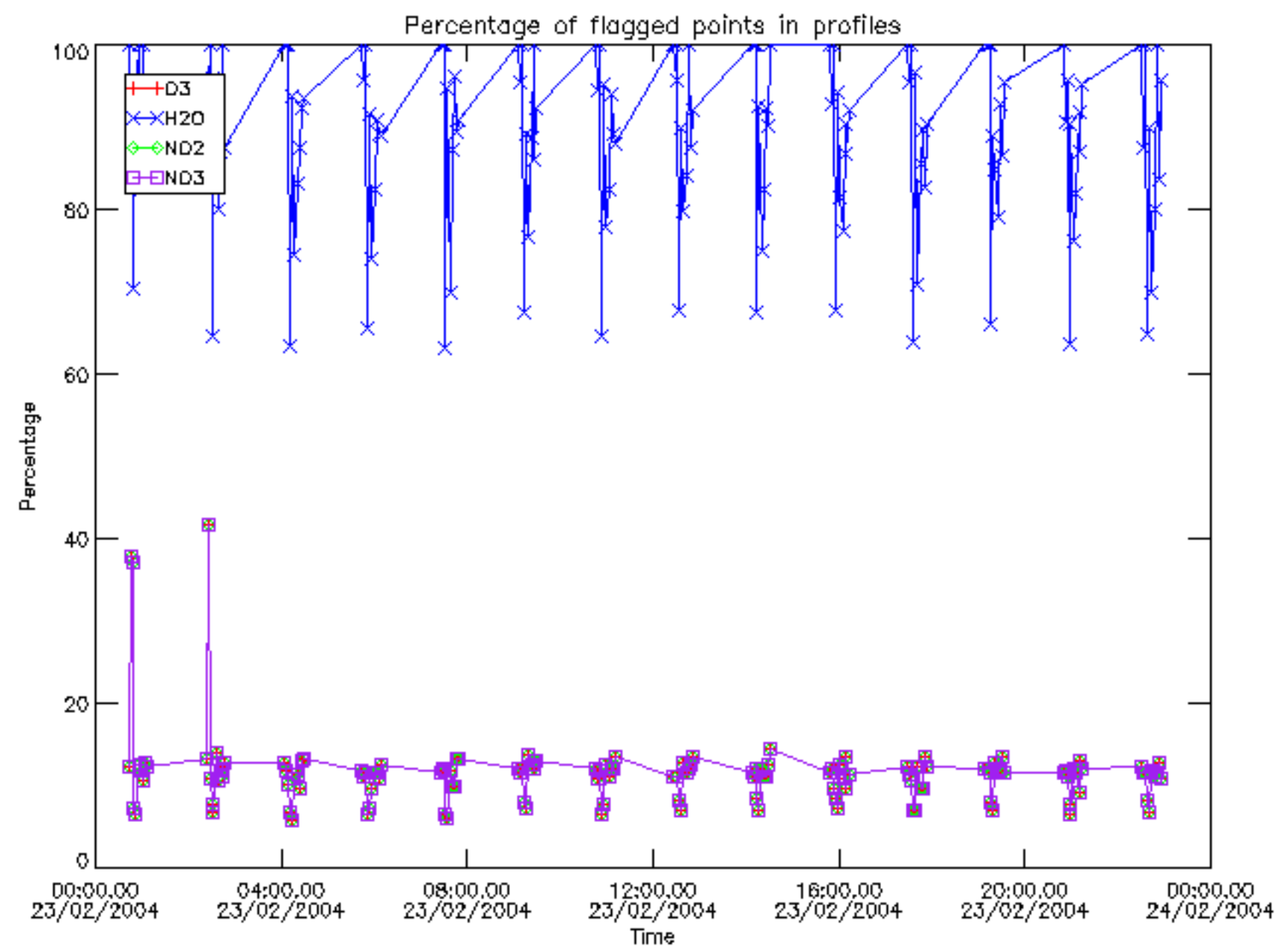




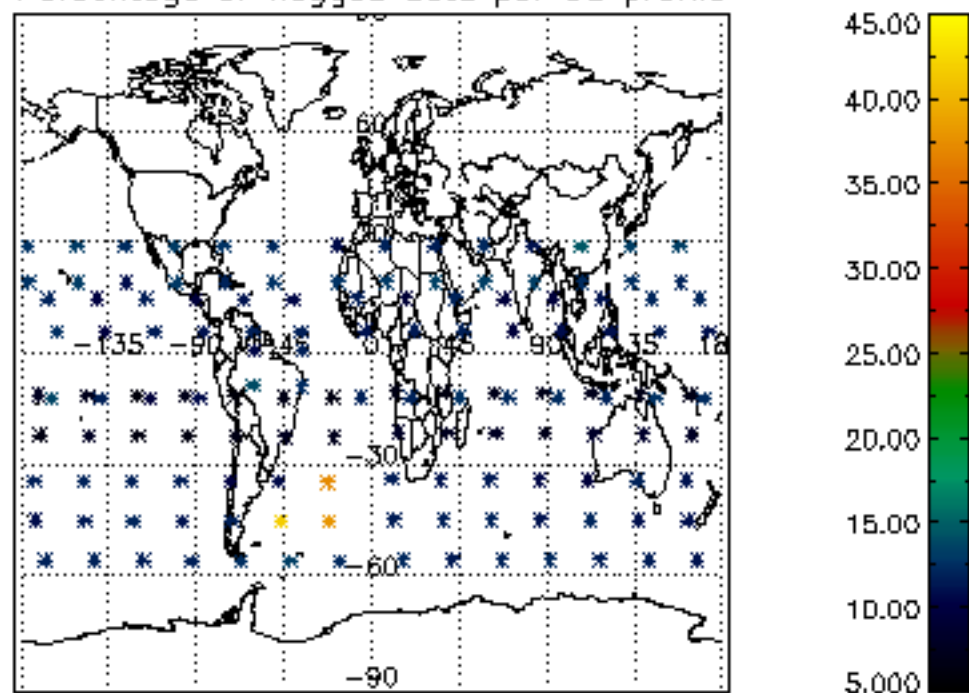




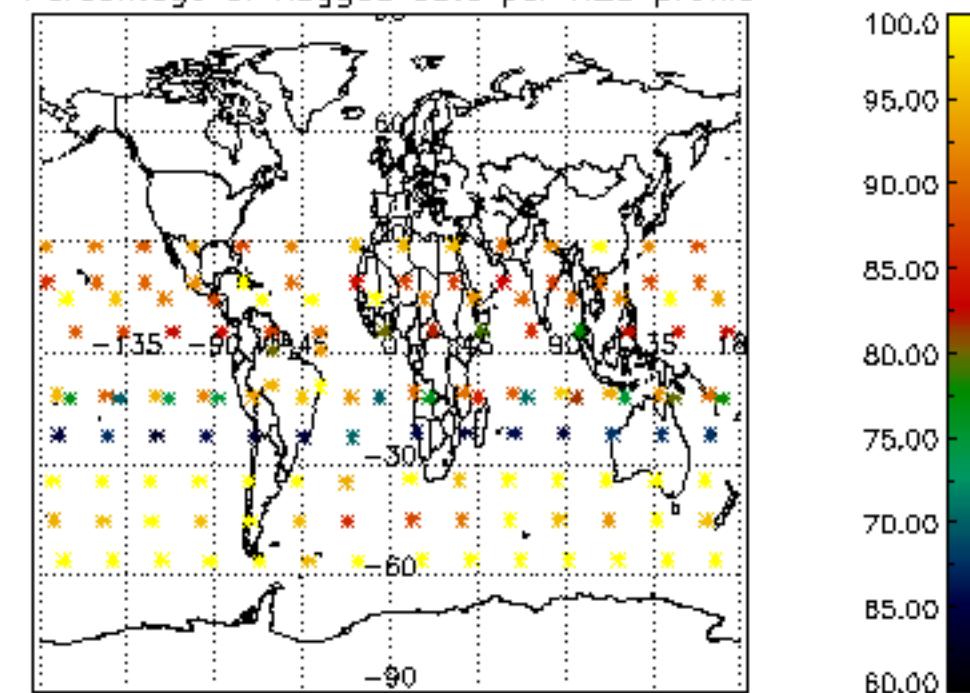




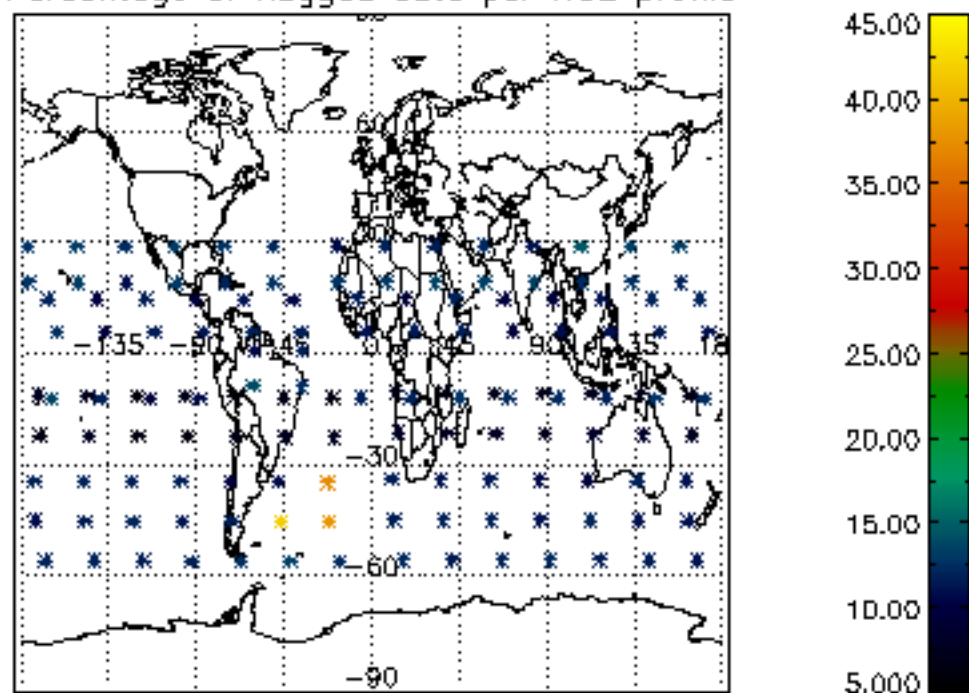
Percentage of flagged data per D3 profile



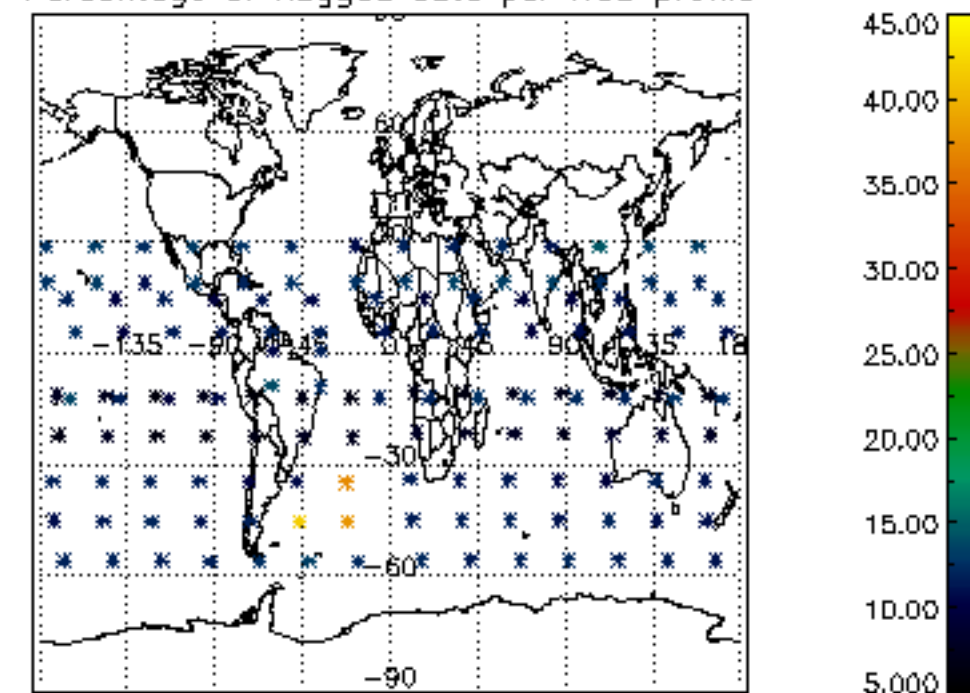
Percentage of flagged data per H2O profile

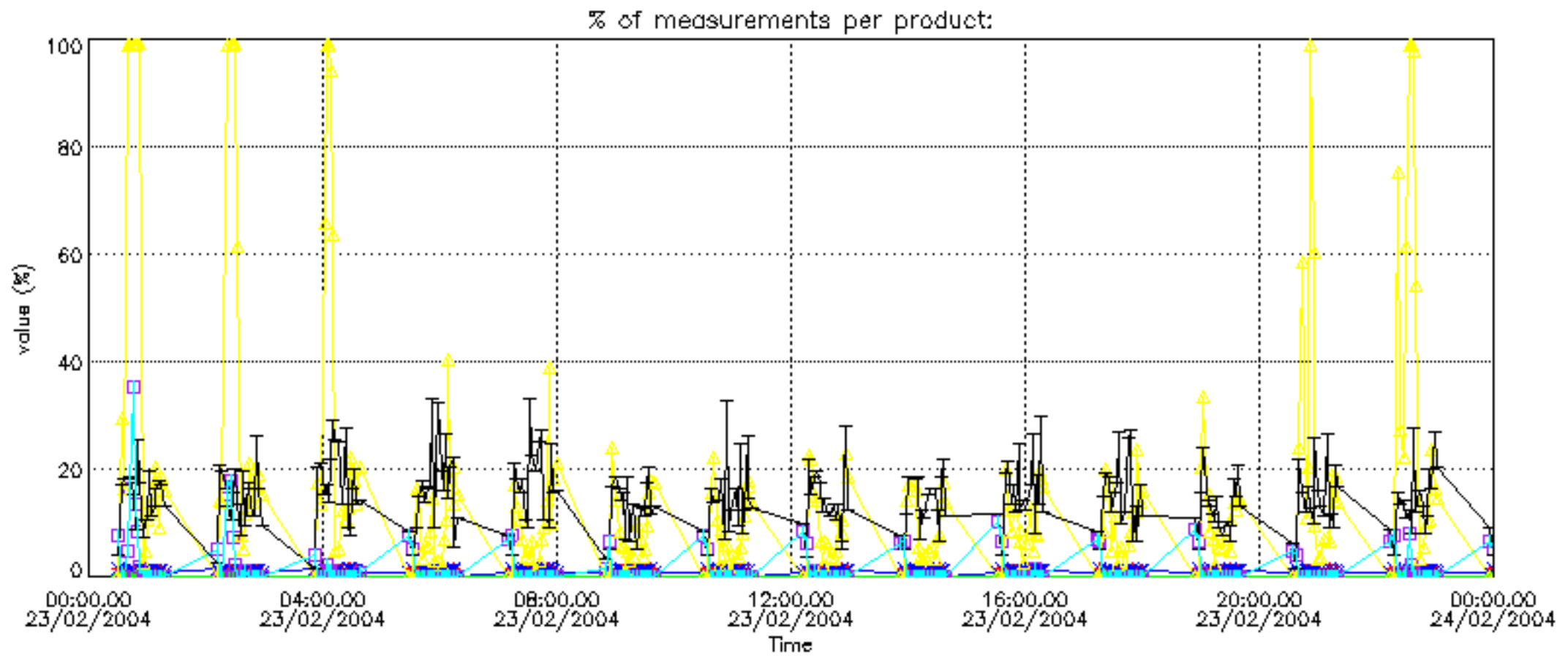


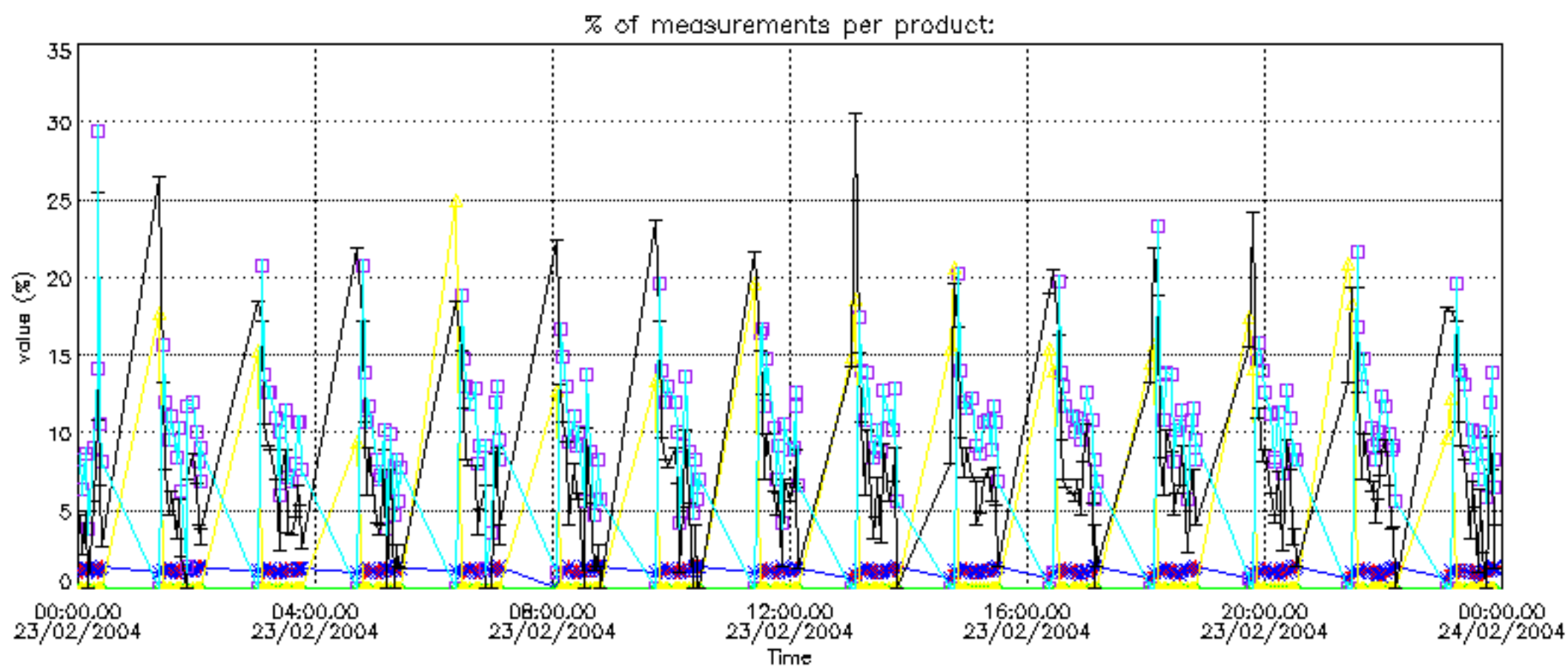
Percentage of flagged data per NO2 profile



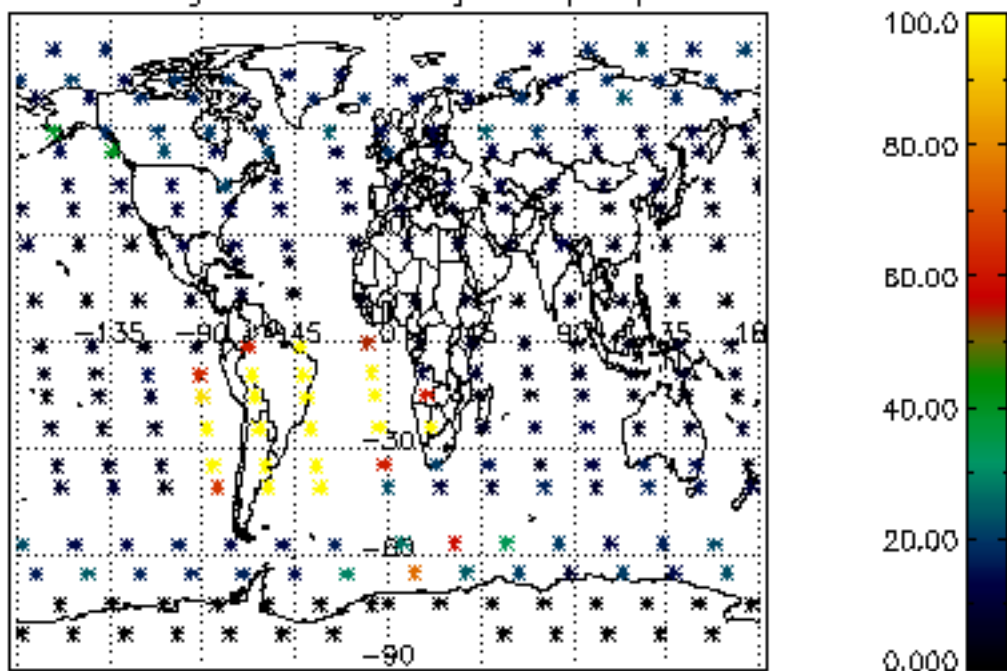
Percentage of flagged data per NO3 profile



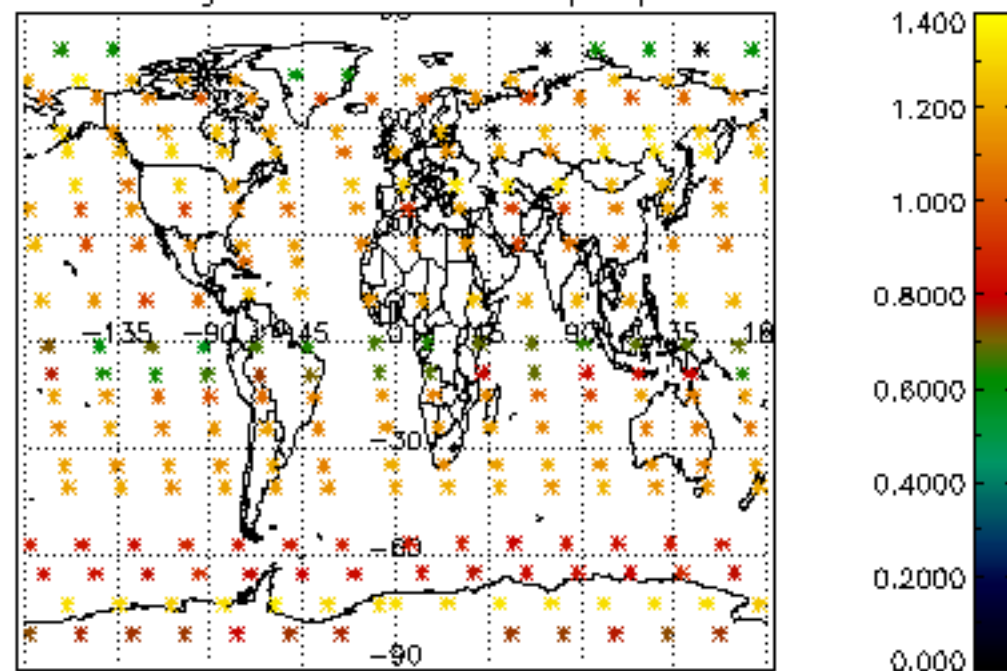




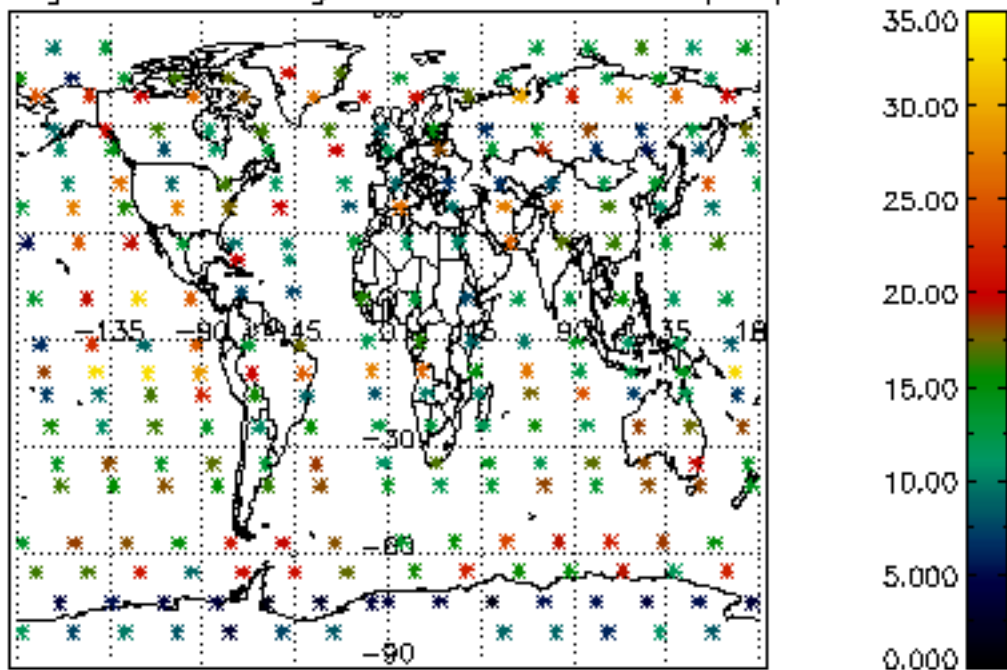
Percentage of cosmic ray hits per profile



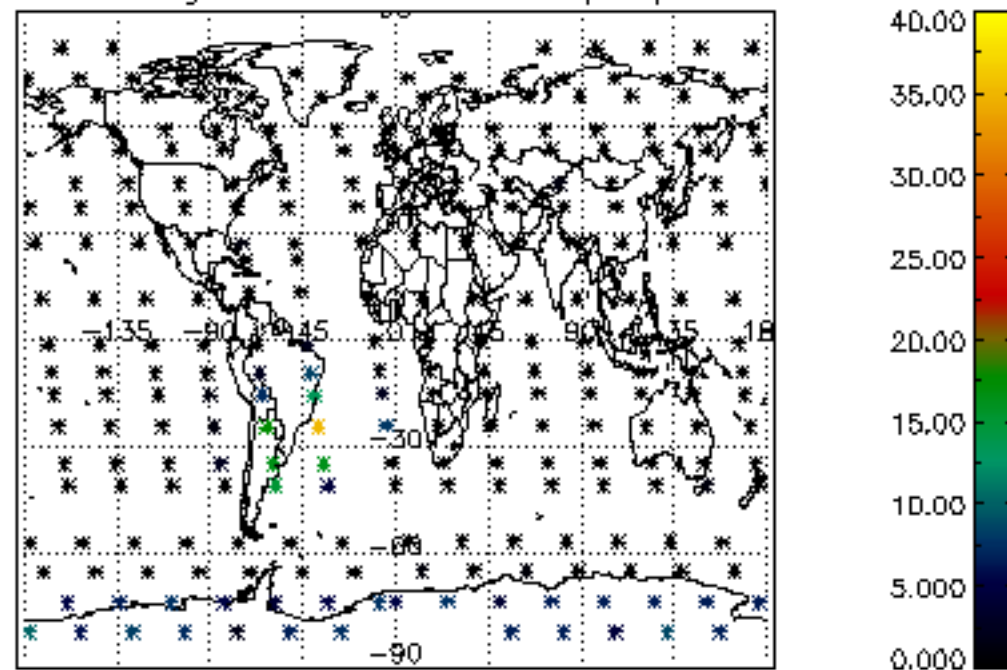
Percentage of datation errors per profile



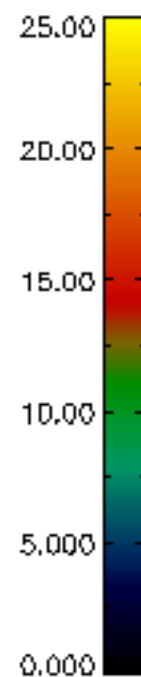
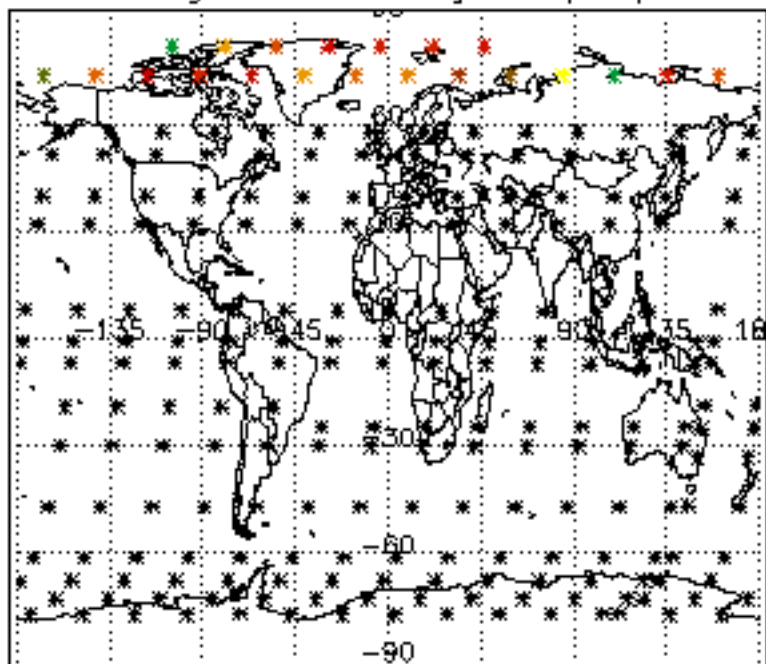
Percentage of star falling outside central band per profile



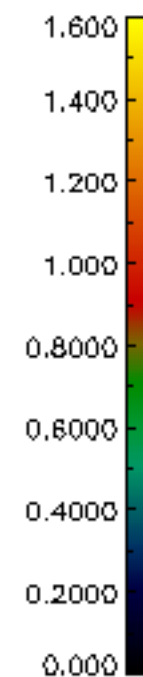
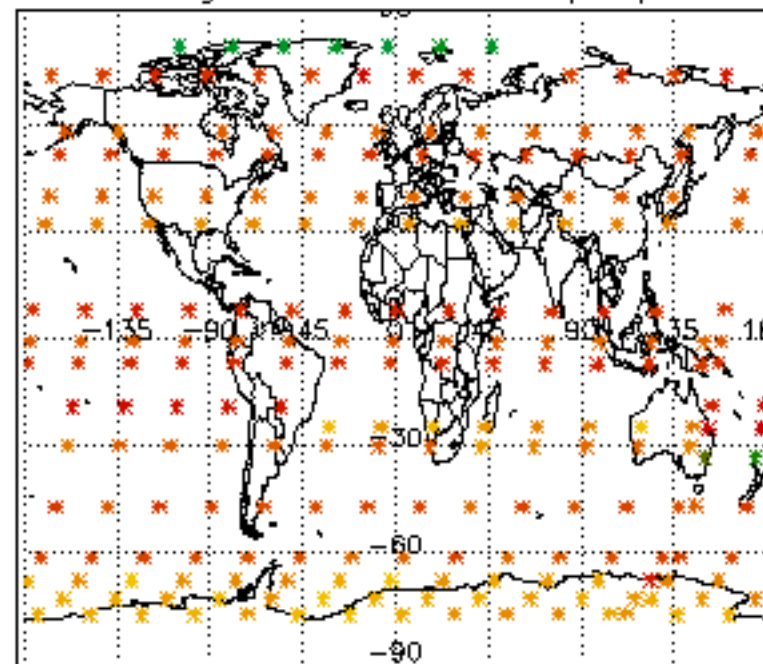
Percentage of saturation errors per profile



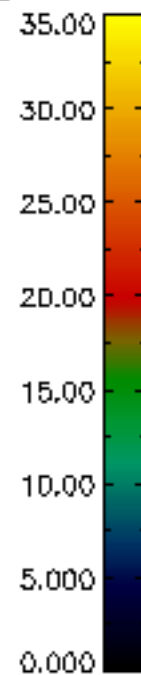
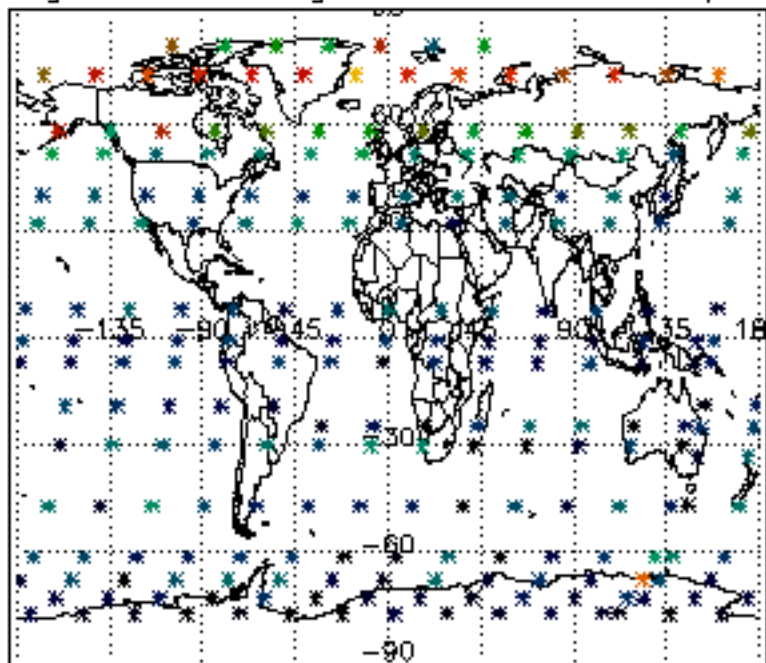
Percentage of cosmic ray hits per profile



Percentage of datation errors per profile



Percentage of star falling outside central band per profile



Percentage of saturation errors per profile

