

# GOMOS Level 2 Daily Report

## SUMMARY

### [1. General Info](#)

### [2. Summary of processed GOM\\_NL\\_2P products](#)

### [3. Level 2 Quality information per product](#)

#### [3.1 Plot of level 2 quality information per product \(time dependant\)](#)

#### [3.2 Plot of level 2 quality information per product \(world map\)](#)

### [4. Level 1 Quality information per product \(stored on level 2 products\)](#)

#### [4.1 Plot of level 1 quality information per product \(time dependant\)](#)

##### [4.1.1 Plot of level 1 quality information per product \(time dependant\): ASCENDING](#)

##### [4.1.2 Plot of level 1 quality information per product \(time dependant\): DESCENDING](#)

#### [4.2 Plot of level 1 quality information per product \(world map\)](#)

##### [4.2.1 Plot of level 1 quality information per product \(world map\): ASCENDING](#)

##### [4.2.2 Plot of level 1 quality information per product \(world map\): DESCENDING](#)

### [5. Ozone profiles based on quality statistics and other trace gas profiles](#)

#### [5.1 Ozone statistics based on quality of products](#)

#### [5.2 Plot ozone profiles for all STD \(dark without errors\)](#)

#### [5.3 Plot ozone profiles where STD < 20% \(dark without errors\)](#)

#### [5.4. Plot ozone profiles where STD < 10% \(dark without errors\)](#)

#### [5.5. Plot ozone profiles where STD < 5% \(dark without errors\)](#)

#### [5.6 Plot NO2 profiles for all STD \(dark without errors\)](#)

#### [5.7 Plot NO3 profiles for all STD \(dark without errors\)](#)

#### [5.8 Plot H2O profiles \(only for occultations of stars 1,2,3,4,13,14,16,26,63 dark without errors\) for all STD](#)

### [6. Auxiliary Data Files used for the production reported in section 2](#)

This report presents the daily analysis on parameters extracted from GOMOS level 2 data (GOM\_NL\_\_2P). It is intended to monitor some important parameters that will impact the quality of these products. A list of level 2 products (and content) that have arrived during the reporting day to the PCF is also given.

Item	Value
Time of report generation	18APR2013 19:47:15
Data source version	GOMOS/6.01
Start time of products	21-02-2004 (21FEB2004 00:00:00)
Stop time of products	22-02-2004 (22FEB2004 00:00:00)
Store outputs in DB	Yes
Nb of level 2 prods	446
Nb of prods with errors	0

## 2. Summary of processed GOM\_NL\_\_2P products.

Nr	Filename	UTC Start time	Limb	Duration	Star Id	Star Name	Star Mag	Star Temp	Nb Meas	Orbit	Prod. error
1	GOM_NL__2PRFIN20040221_000302_000000442024_00259_10333_1789.N1	21-FEB-2004 00:03:02	Twilight	43.500	155	41Pi Sgr	2.9000	6600.0	87	10333	No
2	GOM_NL__2PRFIN20040221_000445_000000402024_00259_10333_1790.N1	21-FEB-2004 00:04:45	Dark	40.000	57	34Sig Sgr	2.0660	26000.	80	10333	No
3	GOM_NL__2PRFIN20040221_000737_000000462024_00259_10333_1791.N1	21-FEB-2004 00:07:37	Dark	46.000	38	20Eps Sgr	1.8360	11000.	92	10333	No
4	GOM_NL__2PRFIN20040221_001124_000000762024_00259_10333_1792.N1	21-FEB-2004 00:11:24	Dark	76.000	16	21Alp Sco	1.0200	3000.0	152	10333	No
5	GOM_NL__2PRFIN20040221_001322_000000692024_00259_10333_1793.N1	21-FEB-2004 00:13:22	Dark	69.000	80	7Del Sco	2.3160	30000.	138	10333	No
6	GOM_NL__2PRFIN20040221_020234_000000492024_00261_10335_1760.N1	21-FEB-2004 02:02:34	Dark	49.000	10	Bet Cen	0.61000	28000.	98	10335	No
7	GOM_NL__2PRFIN20040221_020528_000000512024_00261_10335_1761.N1	21-FEB-2004 02:05:28	Dark	51.000	12	Alp1Cru	0.77500	30000.	102	10335	No
8	GOM_NL__2PRFIN20040221_020731_000000392024_00261_10335_1762.N1	21-FEB-2004 02:07:31	Dark	38.500	29	Bet Car	1.6720	10200.	77	10335	No
9	GOM_NL__2PRFIN20040221_021013_000000432024_00261_10335_1763.N1	21-FEB-2004 02:10:13	Dark	43.000	71	lot Car	2.2460	7700.0	86	10335	No
10	GOM_NL__2PRFIN20040221_021149_000000422024_00261_10335_1764.N1	21-FEB-2004 02:11:49	Straylight	41.500	46	Del Vel	1.9540	10600.	83	10335	No
11	GOM_NL__2PRFIN20040221_021409_000000412024_00261_10335_1765.N1	21-FEB-2004 02:14:09	Straylight	40.500	34	Gam2Vel	1.7930	23000.	81	10335	No
12	GOM_NL__2PRFIN20040221_021614_000000402024_00261_10335_1766.N1	21-FEB-2004 02:16:14	Straylight	39.500	70	Zet Pup	2.2460	39000.	79	10335	No
13	GOM_NL__2PRFIN20040221_022013_000000872024_00261_10335_1767.N1	21-FEB-2004 02:20:13	Straylight	87.000	100	4Gam Crv	2.5800	13100.	174	10335	No
14	GOM_NL__2PRFIN20040221_022418_000000552024_00261_10335_1768.N1	21-FEB-2004 02:24:18	Twilight_and_stray	55.000	48	30Alp Hya	1.9770	4100.0	110	10335	No
15	GOM_NL__2PRFIN20040221_022902_000000442024_00261_10335_1769.N1	21-FEB-2004 02:29:02	Bright	43.500	8	10Alp CMi	0.40000	6500.0	87	10335	No
16	GOM_NL__2PRFIN20040221_023113_000000502024_00261_10335_1770.N1	21-FEB-2004 02:31:13	Bright	50.000	22	32Alp Leo	1.3600	15200.	100	10335	No
17	GOM_NL__2PRFIN20040221_023431_000000442024_00261_10335_1771.N1	21-FEB-2004 02:34:31	Bright	44.000	166	17Eps Leo	2.9800	6000.0	88	10335	No
18	GOM_NL__2PRFIN20040221_024349_000000502024_00261_10335_1772.N1	21-FEB-2004 02:43:49	Bright	49.500	174	52Psi UMa	3.0040	4400.0	99	10335	No
19	GOM_NL__2PRFIN20040221_024606_000000432024_00261_10335_1773.N1	21-FEB-2004 02:46:06	Bright	43.000	82	48Bet UMa	2.3650	10600.	86	10335	No
20	GOM_NL__2PRFIN20040221_024756_000000492024_00261_10335_1774.N1	21-FEB-2004 02:47:56	Bright	49.000	87	64Gam UMa	2.4330	11000.	98	10335	No
21	GOM_NL__2PRFIN20040221_025227_000000392024_00261_10335_1775.N1	21-FEB-2004 02:52:27	Bright	38.500	49	1Alp UMi	1.9900	6300.0	77	10335	No
22	GOM_NL__2PRFIN20040221_025900_000000452024_00261_10335_1776.N1	21-FEB-2004 02:59:00	Bright	44.500	119	14Eta Dra	2.7270	4700.0	89	10335	No
23	GOM_NL__2PRFIN20040221_030300_000000442024_00261_10335_1777.N1	21-FEB-2004 03:03:00	Bright	43.500	130	23Bet Dra	2.7990	5800.0	87	10335	No
24	GOM_NL__2PRFIN20040221_030445_000000392024_00261_10335_1778.N1	21-FEB-2004 03:04:45	Bright	38.500	19	50Alp Cyg	1.2460	10500.	77	10335	No
25	GOM_NL__2PRFIN20040221_030621_000000362024_00261_10335_1779.N1	21-FEB-2004 03:06:21	Bright	35.500	66	37Gam Cyg	2.2080	5900.0	71	10335	No
26	GOM_NL__2PRFIN20040221_030749_000000362024_00261_10335_1780.N1	21-FEB-2004 03:07:49	Bright	36.000	92	53Eps Cyg	2.5000	4500.0	72	10335	No
27	GOM_NL__2PRFIN20040221_031048_000000632024_00261_10335_1781.N1	21-FEB-2004 03:10:48	Bright	63.000	133	40Zet Her	2.8070	6000.0	126	10335	No
28	GOM_NL__2PRFIN20040221_031438_000000372024_00261_10335_1782.N1	21-FEB-2004 03:14:38	Bright	36.500	168	17Zet Aql	2.9860	11000.	73	10335	No
29	GOM_NL__2PRFIN20040221_031705_000000642024_00261_10335_1783.N1	21-FEB-2004 03:17:05	Twilight_and_stray	63.500	59	55Alp Oph	2.0800	8900.0	127	10335	No
30	GOM_NL__2PRFIN20040221_031929_000000592024_00261_10335_1784.N1	21-FEB-2004 03:19:29	Twilight_and_stray	59.000	126	60Bet Oph	2.7700	4250.0	118	10335	No
31	GOM_NL__2PRFIN20040221_032414_000000442024_00261_10335_1785.N1	21-FEB-2004 03:24:14	Twilight	43.500	155	41Pi Sgr	2.9000	6600.0	87	10335	No
32	GOM_NL__2PRFIN20040221_032557_000000442024_00261_10335_1786.N1	21-FEB-2004 03:25:57	Dark	44.000	57	34Sig Sgr	2.0660	26000.	88	10335	No
33	GOM_NL__2PRFIN20040221_032850_000000432024_00261_10335_1787.N1	21-FEB-2004 03:28:50	Dark	43.000	38	20Eps Sgr	1.8360	11000.	86	10335	No
34	GOM_NL__2PRFIN20040221_033115_000000562024_00261_10335_1788.N1	21-FEB-2004 03:31:15	Dark	55.500	25	35Lam Sco	1.6200	28000.	111	10335	No
35	GOM_NL__2PRFIN20040221_033239_000000682024_00261_10335_1789.N1	21-FEB-2004 03:32:39	Dark	68.000	16	21Alp Sco	1.0200	3000.0	136	10335	No
36	GOM_NL__2PRFIN20040221_033438_000000732024_00261_10335_1790.N1	21-FEB-2004 03:34:38	Dark	72.500	80	7Del Sco	2.3160	30000.	145	10335	No
37	GOM_NL__2PRFIN20040221_034311_000000432024_00262_10336_1761.N1	21-FEB-2004 03:43:11	Dark	42.500	10	Bet Cen	0.61000	28000.	85	10336	No
38	GOM_NL__2PRFIN20040221_034605_000000452024_00262_10336_1762.N1	21-FEB-2004 03:46:05	Dark	44.500	12	Alp1Cru	0.77500	30000.	89	10336	No
39	GOM_NL__2PRFIN20040221_034808_000000412024_00262_10336_1763.N1	21-FEB-2004 03:48:08	Dark	41.000	29	Bet Car	1.6720	10200.	82	10336	No
40	GOM_NL__2PRFIN20040221_035050_000000392024_00262_10336_1764.N1	21-FEB-2004 03:50:50	Dark	39.000	71	lot Car	2.2460	7700.0	78	10336	No
41	GOM_NL__2PRFIN20040221_035225_000000422024_00262_10336_1765.N1	21-FEB-2004 03:52:25	Straylight	41.500	46	Del Vel	1.9540	10600.	83	10336	No
42	GOM_NL__2PRFIN20040221_035445_000000412024_00262_10336_1766.N1	21-FEB-2004 03:54:45	Straylight	41.000	34	Gam2Vel	1.7930	23000.	82	10336	No

43	GOM_NL__2PRFIN20040221_035650_000000412024_00262_10336_1767.N1	21-FEB-2004 03:56:50	Straylight	40.500	70	Zet Pup	2.2460	39000.	81	10336	No
44	GOM_NL__2PRFIN20040221_040049_000000912024_00262_10336_1768.N1	21-FEB-2004 04:00:49	Straylight	90.500	100	4Gam Crv	2.5800	13100.	181	10336	No
45	GOM_NL__2PRFIN20040221_040455_000000462024_00262_10336_1769.N1	21-FEB-2004 04:04:55	TwI_and_stray	46.000	48	30Alp Hya	1.9770	4100.0	92	10336	No
46	GOM_NL__2PRFIN20040221_040939_000000422024_00262_10336_1770.N1	21-FEB-2004 04:09:39	Bright	41.500	8	10Alp CMi	0.40000	6500.0	83	10336	No
47	GOM_NL__2PRFIN20040221_041148_000000492024_00262_10336_1771.N1	21-FEB-2004 04:11:48	Bright	48.500	22	32Alp Leo	1.3600	15200.	97	10336	No
48	GOM_NL__2PRFIN20040221_041508_000000432024_00262_10336_1772.N1	21-FEB-2004 04:15:08	Bright	43.000	166	17Eps Leo	2.9800	6000.0	86	10336	No
49	GOM_NL__2PRFIN20040221_042424_000000522024_00262_10336_1773.N1	21-FEB-2004 04:24:24	Bright	51.500	174	52Psi UMa	3.0040	4400.0	103	10336	No
50	GOM_NL__2PRFIN20040221_042641_000000452024_00262_10336_1774.N1	21-FEB-2004 04:26:41	Bright	44.500	82	48Bet UMa	2.3650	10600.	89	10336	No
51	GOM_NL__2PRFIN20040221_042831_000000512024_00262_10336_1775.N1	21-FEB-2004 04:28:31	Bright	50.500	87	64Gam UMa	2.4330	11000.	101	10336	No
52	GOM_NL__2PRFIN20040221_043304_000000372024_00262_10336_1776.N1	21-FEB-2004 04:33:04	Bright	37.000	49	1Alp UMi	1.9900	6300.0	74	10336	No
53	GOM_NL__2PRFIN20040221_043935_000000462024_00262_10336_1777.N1	21-FEB-2004 04:39:35	Bright	45.500	119	14Eta Dra	2.7270	4700.0	91	10336	No
54	GOM_NL__2PRFIN20040221_044335_000000452024_00262_10336_1778.N1	21-FEB-2004 04:43:35	Bright	44.500	130	23Bet Dra	2.7990	5800.0	89	10336	No
55	GOM_NL__2PRFIN20040221_044522_000000372024_00262_10336_1779.N1	21-FEB-2004 04:45:22	Bright	36.500	19	50Alp Cyg	1.2460	10500.	73	10336	No
56	GOM_NL__2PRFIN20040221_044657_000000372024_00262_10336_1780.N1	21-FEB-2004 04:46:57	Bright	37.000	66	37Gam Cyg	2.2080	5900.0	74	10336	No
57	GOM_NL__2PRFIN20040221_044825_000000382024_00262_10336_1781.N1	21-FEB-2004 04:48:25	Bright	37.500	92	53Eps Cyg	2.5000	4500.0	75	10336	No
58	GOM_NL__2PRFIN20040221_045123_000000612024_00262_10336_1782.N1	21-FEB-2004 04:51:23	Bright	60.500	133	40Zet Her	2.8070	6000.0	121	10336	No
59	GOM_NL__2PRFIN20040221_045514_000000542024_00262_10336_1783.N1	21-FEB-2004 04:55:14	Bright	54.000	168	17Zet Aql	2.9860	11000.	108	10336	No
60	GOM_NL__2PRFIN20040221_045744_000000572024_00262_10336_1784.N1	21-FEB-2004 04:57:44	TwI_and_stray	57.000	59	55Alp Oph	2.0800	8900.0	114	10336	No
61	GOM_NL__2PRFIN20040221_050006_000000572024_00262_10336_1785.N1	21-FEB-2004 05:00:06	TwI_and_stray	57.000	126	60Bet Oph	2.7700	4250.0	114	10336	No
62	GOM_NL__2PRFIN20040221_050451_000000432024_00262_10336_1786.N1	21-FEB-2004 05:04:51	Twilight	43.000	155	41Pi Sgr	2.9000	6600.0	86	10336	No
63	GOM_NL__2PRFIN20040221_050634_000000422024_00262_10336_1787.N1	21-FEB-2004 05:06:34	Dark	41.500	57	34Sig Sgr	2.0660	26000.	83	10336	No
64	GOM_NL__2PRFIN20040221_050927_000000452024_00262_10336_1788.N1	21-FEB-2004 05:09:27	Dark	45.000	38	20Eps Sgr	1.8360	11000.	90	10336	No
65	GOM_NL__2PRFIN20040221_051152_000000472024_00262_10336_1789.N1	21-FEB-2004 05:11:52	Dark	47.000	25	35Lam Sco	1.6200	28000.	94	10336	No
66	GOM_NL__2PRFIN20040221_051317_000000762024_00262_10336_1790.N1	21-FEB-2004 05:13:17	Dark	76.000	16	21Alp Sco	1.0200	3000.0	152	10336	No
67	GOM_NL__2PRFIN20040221_051516_000000692024_00262_10336_1791.N1	21-FEB-2004 05:15:16	Dark	69.000	80	7Del Sco	2.3160	30000.	138	10336	No
68	GOM_NL__2PRFIN20040221_052348_000000532024_00263_10337_1762.N1	21-FEB-2004 05:23:48	Dark	53.000	10	Bet Cen	0.61000	28000.	106	10337	No
69	GOM_NL__2PRFIN20040221_052642_000000522024_00263_10337_1763.N1	21-FEB-2004 05:26:42	Dark	51.500	12	Alp1Cru	0.77500	30000.	103	10337	No
70	GOM_NL__2PRFIN20040221_052844_000000382024_00263_10337_1764.N1	21-FEB-2004 05:28:44	Dark	38.000	29	Bet Car	1.6720	10200.	76	10337	No
71	GOM_NL__2PRFIN20040221_053126_000000412024_00263_10337_1765.N1	21-FEB-2004 05:31:26	Dark	41.000	71	lot Car	2.2460	7700.0	82	10337	No
72	GOM_NL__2PRFIN20040221_053301_000000422024_00263_10337_1766.N1	21-FEB-2004 05:33:01	Straylight	42.000	46	Del Vel	1.9540	10600.	84	10337	No
73	GOM_NL__2PRFIN20040221_053521_000000402024_00263_10337_1767.N1	21-FEB-2004 05:35:21	Straylight	39.500	34	Gam2Vel	1.7930	23000.	79	10337	No
74	GOM_NL__2PRFIN20040221_053726_000000402024_00263_10337_1768.N1	21-FEB-2004 05:37:26	Straylight	40.000	70	Zet Pup	2.2460	39000.	80	10337	No
75	GOM_NL__2PRFIN20040221_054125_000000902024_00263_10337_1769.N1	21-FEB-2004 05:41:25	Straylight	90.000	100	4Gam Crv	2.5800	13100.	180	10337	No
76	GOM_NL__2PRFIN20040221_054532_000000482024_00263_10337_1770.N1	21-FEB-2004 05:45:32	TwI_and_stray	48.000	48	30Alp Hya	1.9770	4100.0	96	10337	No
77	GOM_NL__2PRFIN20040221_055015_000000422024_00263_10337_1771.N1	21-FEB-2004 05:50:15	Bright	41.500	8	10Alp CMi	0.40000	6500.0	83	10337	No
78	GOM_NL__2PRFIN20040221_055224_000000492024_00263_10337_1772.N1	21-FEB-2004 05:52:24	Bright	48.500	22	32Alp Leo	1.3600	15200.	97	10337	No
79	GOM_NL__2PRFIN20040221_055543_000000422024_00263_10337_1773.N1	21-FEB-2004 05:55:43	Bright	42.000	166	17Eps Leo	2.9800	6000.0	84	10337	No
80	GOM_NL__2PRFIN20040221_060459_000000512024_00263_10337_1774.N1	21-FEB-2004 06:04:59	Bright	51.000	174	52Psi UMa	3.0040	4400.0	102	10337	No
81	GOM_NL__2PRFIN20040221_060716_000000452024_00263_10337_1775.N1	21-FEB-2004 06:07:16	Bright	45.000	82	48Bet UMa	2.3650	10600.	90	10337	No
82	GOM_NL__2PRFIN20040221_060906_000000492024_00263_10337_1776.N1	21-FEB-2004 06:09:06	Bright	49.000	87	64Gam UMa	2.4330	11000.	98	10337	No
83	GOM_NL__2PRFIN20040221_061340_000000382024_00263_10337_1777.N1	21-FEB-2004 06:13:40	Bright	37.500	49	1Alp UMi	1.9900	6300.0	75	10337	No
84	GOM_NL__2PRFIN20040221_062011_000000462024_00263_10337_1778.N1	21-FEB-2004 06:20:11	Bright	45.500	119	14Eta Dra	2.7270	4700.0	91	10337	No
85	GOM_NL__2PRFIN20040221_062411_000000412024_00263_10337_1779.N1	21-FEB-2004 06:24:11	Bright	41.000	130	23Bet Dra	2.7990	5800.0	82	10337	No
86	GOM_NL__2PRFIN20040221_062558_000000362024_00263_10337_1780.N1	21-FEB-2004 06:25:58	Bright	36.000	19	50Alp Cyg	1.2460	10500.	72	10337	No
87	GOM_NL__2PRFIN20040221_062733_000000362024_00263_10337_1781.N1	21-FEB-2004 06:27:33	Bright	35.500	66	37Gam Cyg	2.2080	5900.0	71	10337	No
88	GOM_NL__2PRFIN20040221_062902_000000362024_00263_10337_1782.N1	21-FEB-2004 06:29:02	Bright	36.000	92	53Eps Cyg	2.5000	4500.0	72	10337	No
89	GOM_NL__2PRFIN20040221_063200_000000612024_00263_10337_1783.N1	21-FEB-2004 06:32:00	Bright	61.000	133	40Zet Her	2.8070	6000.0	122	10337	No
90	GOM_NL__2PRFIN20040221_063551_000000382024_00263_10337_1784.N1	21-FEB-2004 06:35:51	Bright	38.000	168	17Zet Aql	2.9860	11000.	76	10337	No
91	GOM_NL__2PRFIN20040221_063821_000000582024_00263_10337_1785.N1	21-FEB-2004 06:38:21	TwI_and_stray	57.500	59	55Alp Oph	2.0800	8900.0	115	10337	No
92	GOM_NL__2PRFIN20040221_064043_000000582024_00263_10337_1786.N1	21-FEB-2004 06:40:43	TwI_and_stray	57.500	126	60Bet Oph	2.7700	4250.0	115	10337	No
93	GOM_NL__2PRFIN20040221_064527_000000402024_00263_10337_1787.N1	21-FEB-2004 06:45:27	Twilight	40.000	155	41Pi Sgr	2.9000	6600.0	80	10337	No
94	GOM_NL__2PRFIN20040221_064710_000000422024_00263_10337_1788.N1	21-FEB-2004 06:47:10	Dark	41.500	57	34Sig Sgr	2.0660	26000.	83	10337	No
95	GOM_NL__2PRFIN20040221_065004_000000452024_00263_10337_1789.N1	21-FEB-2004 06:50:04	Dark	45.000	38	20Eps Sgr	1.8360	11000.	90	10337	No
96	GOM_NL__2PRFIN20040221_065229_000000512024_00263_10337_1790.N1	21-FEB-2004 06:52:29	Dark	50.500	25	35Lam Sco	1.6200	28000.	101	10337	No
97	GOM_NL__2PRFIN20040221_065354_000000762024_00263_10337_1791.N1	21-FEB-2004 06:53:54	Dark	76.000	16	21Alp Sco	1.0200	3000.0	152	10337	No
98	GOM_NL__2PRFIN20040221_065553_000000772024_00263_10337_1792.N1	21-FEB-2004 06:55:53	Dark	77.000	80	7Del Sco	2.3160	30000.	154	10337	No
99	GOM_NL__2PRFIN20040221_070425_000000462024_00264_10338_1763.N1	21-FEB-2004 07:04:25	Dark	46.000	10	Bet Cen	0.61000	28000.	92	10338	No
100	GOM_NL__2PRFIN20040221_070719_000000422024_00264_10338_1764.N1	21-FEB-2004 07:07:19	Dark	41.500	12	Alp1Cru	0.77500	30000.	83	10338	No
101	GOM_NL__2PRFIN20040221_070920_000000492024_00264_10338_1765.N1	21-FEB-2004 07:09:20	Dark	49.000	29	Bet Car	1.6720	10200.	98	10338	No

102	GOM_NL__2PRFIN20040221_071203_000000382024_00264_10338_1766.N1	21-FEB-2004 07:12:03	Dark	38.000	71	lot Car	2.2460	7700.0	76	10338	No
103	GOM_NL__2PRFIN20040221_071337_000000372024_00264_10338_1767.N1	21-FEB-2004 07:13:37	Straylight	37.000	46	Del Vel	1.9540	10600.	74	10338	No
104	GOM_NL__2PRFIN20040221_071557_000000402024_00264_10338_1768.N1	21-FEB-2004 07:15:57	Straylight	39.500	34	Gam2Vel	1.7930	23000.	79	10338	No
105	GOM_NL__2PRFIN20040221_071803_000000402024_00264_10338_1769.N1	21-FEB-2004 07:18:03	Straylight	39.500	70	Zet Pup	2.2460	39000.	79	10338	No
106	GOM_NL__2PRFIN20040221_072200_000000872024_00264_10338_1770.N1	21-FEB-2004 07:22:00	Straylight	86.500	100	4Gam Crv	2.5800	13100.	173	10338	No
107	GOM_NL__2PRFIN20040221_072608_000000462024_00264_10338_1771.N1	21-FEB-2004 07:26:08	Tw_i_and_stray	45.500	48	30Alp Hya	1.9770	4100.0	91	10338	No
108	GOM_NL__2PRFIN20040221_073051_000000432024_00264_10338_1772.N1	21-FEB-2004 07:30:51	Bright	42.500	8	10Alp CMi	0.40000	6500.0	85	10338	No
109	GOM_NL__2PRFIN20040221_073259_000000482024_00264_10338_1773.N1	21-FEB-2004 07:32:59	Bright	47.500	22	32Alp Leo	1.3600	15200.	95	10338	No
110	GOM_NL__2PRFIN20040221_073619_000000422024_00264_10338_1774.N1	21-FEB-2004 07:36:19	Bright	42.000	166	17Eps Leo	2.9800	6000.0	84	10338	No
111	GOM_NL__2PRFIN20040221_074534_000000502024_00264_10338_1775.N1	21-FEB-2004 07:45:34	Bright	50.000	174	52Psi UMa	3.0040	4400.0	100	10338	No
112	GOM_NL__2PRFIN20040221_074752_000000442024_00264_10338_1776.N1	21-FEB-2004 07:47:52	Bright	44.000	82	48Bet UMa	2.3650	10600.	88	10338	No
113	GOM_NL__2PRFIN20040221_074941_000000502024_00264_10338_1777.N1	21-FEB-2004 07:49:41	Bright	49.500	87	64Gam UMa	2.4330	11000.	99	10338	No
114	GOM_NL__2PRFIN20040221_075416_000000382024_00264_10338_1778.N1	21-FEB-2004 07:54:16	Bright	38.000	49	1Alp UMi	1.9900	6300.0	76	10338	No
115	GOM_NL__2PRFIN20040221_080046_000000462024_00264_10338_1779.N1	21-FEB-2004 08:00:46	Bright	45.500	119	14Eta Dra	2.7270	4700.0	91	10338	No
116	GOM_NL__2PRFIN20040221_080447_000000442024_00264_10338_1780.N1	21-FEB-2004 08:04:47	Bright	43.500	130	23Bet Dra	2.7990	5800.0	87	10338	No
117	GOM_NL__2PRFIN20040221_080634_000000362024_00264_10338_1781.N1	21-FEB-2004 08:06:34	Bright	36.000	19	50Alp Cyg	1.2460	10500.	72	10338	No
118	GOM_NL__2PRFIN20040221_080810_000000362024_00264_10338_1782.N1	21-FEB-2004 08:08:10	Bright	36.000	66	37Gam Cyg	2.2080	5900.0	72	10338	No
119	GOM_NL__2PRFIN20040221_080939_000000352024_00264_10338_1783.N1	21-FEB-2004 08:09:39	Bright	35.000	92	53Eps Cyg	2.5000	4500.0	70	10338	No
120	GOM_NL__2PRFIN20040221_081236_000000622024_00264_10338_1784.N1	21-FEB-2004 08:12:36	Bright	61.500	133	40Zet Her	2.8070	6000.0	123	10338	No
121	GOM_NL__2PRFIN20040221_081627_000000382024_00264_10338_1785.N1	21-FEB-2004 08:16:27	Bright	37.500	168	17Zet Aql	2.9860	11000.	75	10338	No
122	GOM_NL__2PRFIN20040221_081857_000000592024_00264_10338_1786.N1	21-FEB-2004 08:18:57	Tw_i_and_stray	59.000	59	55Alp Oph	2.0800	8900.0	118	10338	No
123	GOM_NL__2PRFIN20040221_082120_000000612024_00264_10338_1787.N1	21-FEB-2004 08:21:20	Tw_i_and_stray	61.000	126	60Bet Oph	2.7700	4250.0	122	10338	No
124	GOM_NL__2PRFIN20040221_082603_000000402024_00264_10338_1788.N1	21-FEB-2004 08:26:03	Twilight	39.500	155	41Pi Sgr	2.9000	6600.0	79	10338	No
125	GOM_NL__2PRFIN20040221_082746_000000442024_00264_10338_1789.N1	21-FEB-2004 08:27:46	Dark	44.000	57	34Sig Sgr	2.0660	26000.	88	10338	No
126	GOM_NL__2PRFIN20040221_083040_000000432024_00264_10338_1790.N1	21-FEB-2004 08:30:40	Dark	42.500	38	20Eps Sgr	1.8360	11000.	85	10338	No
127	GOM_NL__2PRFIN20040221_083305_000000512024_00264_10338_1791.N1	21-FEB-2004 08:33:05	Dark	50.500	25	35Lam Sco	1.6200	28000.	101	10338	No
128	GOM_NL__2PRFIN20040221_083431_000000762024_00264_10338_1792.N1	21-FEB-2004 08:34:31	Dark	76.000	16	21Alp Sco	1.0200	3000.0	152	10338	No
129	GOM_NL__2PRFIN20040221_083631_000000812024_00264_10338_1793.N1	21-FEB-2004 08:36:31	Dark	80.500	80	7Del Sco	2.3160	30000.	161	10338	No
130	GOM_NL__2PRFIN20040221_084501_000000492024_00265_10339_1763.N1	21-FEB-2004 08:45:01	Dark	49.000	10	Bet Cen	0.61000	28000.	98	10339	No
131	GOM_NL__2PRFIN20040221_084755_000000532024_00265_10339_1764.N1	21-FEB-2004 08:47:55	Dark	53.000	12	Alp1Cru	0.77500	30000.	106	10339	No
132	GOM_NL__2PRFIN20040221_084956_000000392024_00265_10339_1765.N1	21-FEB-2004 08:49:56	Dark	38.500	29	Bet Car	1.6720	10200.	77	10339	No
133	GOM_NL__2PRFIN20040221_085239_000000382024_00265_10339_1766.N1	21-FEB-2004 08:52:39	Dark	38.000	71	lot Car	2.2460	7700.0	76	10339	No
134	GOM_NL__2PRFIN20040221_085413_000000392024_00265_10339_1767.N1	21-FEB-2004 08:54:13	Straylight	38.500	46	Del Vel	1.9540	10600.	77	10339	No
135	GOM_NL__2PRFIN20040221_085633_000000422024_00265_10339_1768.N1	21-FEB-2004 08:56:33	Straylight	42.000	34	Gam2Vel	1.7930	23000.	84	10339	No
136	GOM_NL__2PRFIN20040221_085839_000000402024_00265_10339_1769.N1	21-FEB-2004 08:58:39	Straylight	40.000	70	Zet Pup	2.2460	39000.	80	10339	No
137	GOM_NL__2PRFIN20040221_090237_000000852024_00265_10339_1770.N1	21-FEB-2004 09:02:37	Straylight	84.500	100	4Gam Crv	2.5800	13100.	169	10339	No
138	GOM_NL__2PRFIN20040221_090644_000000482024_00265_10339_1771.N1	21-FEB-2004 09:06:44	Tw_i_and_stray	48.000	48	30Alp Hya	1.9770	4100.0	96	10339	No
139	GOM_NL__2PRFIN20040221_091127_000000442024_00265_10339_1772.N1	21-FEB-2004 09:11:27	Bright	44.000	8	10Alp CMi	0.40000	6500.0	88	10339	No
140	GOM_NL__2PRFIN20040221_091335_000000502024_00265_10339_1773.N1	21-FEB-2004 09:13:35	Bright	49.500	22	32Alp Leo	1.3600	15200.	99	10339	No
141	GOM_NL__2PRFIN20040221_091654_000000432024_00265_10339_1774.N1	21-FEB-2004 09:16:54	Bright	42.500	166	17Eps Leo	2.9800	6000.0	85	10339	No
142	GOM_NL__2PRFIN20040221_092609_000000522024_00265_10339_1775.N1	21-FEB-2004 09:26:09	Bright	51.500	174	52Psi UMa	3.0040	4400.0	103	10339	No
143	GOM_NL__2PRFIN20040221_092827_000000432024_00265_10339_1776.N1	21-FEB-2004 09:28:27	Bright	43.000	82	48Bet UMa	2.3650	10600.	86	10339	No
144	GOM_NL__2PRFIN20040221_093016_000000502024_00265_10339_1777.N1	21-FEB-2004 09:30:16	Bright	49.500	87	64Gam UMa	2.4330	11000.	99	10339	No
145	GOM_NL__2PRFIN20040221_093452_000000392024_00265_10339_1778.N1	21-FEB-2004 09:34:52	Bright	39.000	49	1Alp UMi	1.9900	6300.0	78	10339	No
146	GOM_NL__2PRFIN20040221_094122_000000452024_00265_10339_1779.N1	21-FEB-2004 09:41:22	Bright	44.500	119	14Eta Dra	2.7270	4700.0	89	10339	No
147	GOM_NL__2PRFIN20040221_094523_000000432024_00265_10339_1780.N1	21-FEB-2004 09:45:23	Bright	43.000	130	23Bet Dra	2.7990	5800.0	86	10339	No
148	GOM_NL__2PRFIN20040221_094709_000000392024_00265_10339_1781.N1	21-FEB-2004 09:47:09	Bright	39.000	19	50Alp Cyg	1.2460	10500.	78	10339	No
149	GOM_NL__2PRFIN20040221_094845_000000372024_00265_10339_1782.N1	21-FEB-2004 09:48:45	Bright	37.000	66	37Gam Cyg	2.2080	5900.0	74	10339	No
150	GOM_NL__2PRFIN20040221_095014_000000372024_00265_10339_1783.N1	21-FEB-2004 09:50:14	Bright	36.500	92	53Eps Cyg	2.5000	4500.0	73	10339	No
151	GOM_NL__2PRFIN20040221_095312_000000622024_00265_10339_1784.N1	21-FEB-2004 09:53:12	Bright	62.000	133	40Zet Her	2.8070	6000.0	124	10339	No
152	GOM_NL__2PRFIN20040221_095703_000000452024_00265_10339_1785.N1	21-FEB-2004 09:57:03	Bright	44.500	168	17Zet Aql	2.9860	11000.	89	10339	No
153	GOM_NL__2PRFIN20040221_095934_000000582024_00265_10339_1786.N1	21-FEB-2004 09:59:34	Tw_i_and_stray	58.000	59	55Alp Oph	2.0800	8900.0	116	10339	No
154	GOM_NL__2PRFIN20040221_100156_000000572024_00265_10339_1787.N1	21-FEB-2004 10:01:56	Tw_i_and_stray	57.000	126	60Bet Oph	2.7700	4250.0	114	10339	No
155	GOM_NL__2PRFIN20040221_100639_000000412024_00265_10339_1788.N1	21-FEB-2004 10:06:39	Twilight	40.500	155	41Pi Sgr	2.9000	6600.0	81	10339	No
156	GOM_NL__2PRFIN20040221_100822_000000422024_00265_10339_1789.N1	21-FEB-2004 10:08:22	Dark	41.500	57	34Sig Sgr	2.0660	26000.	83	10339	No
157	GOM_NL__2PRFIN20040221_101116_000000452024_00265_10339_1790.N1	21-FEB-2004 10:11:16	Dark	44.500	38	20Eps Sgr	1.8360	11000.	89	10339	No
158	GOM_NL__2PRFIN20040221_101341_000000432024_00265_10339_1791.N1	21-FEB-2004 10:13:41	Dark	42.500	25	35Lam Sco	1.6200	28000.	85	10339	No
159	GOM_NL__2PRFIN20040221_101508_000000682024_00265_10339_1792.N1	21-FEB-2004 10:15:08	Dark	67.500	16	21Alp Sco	1.0200	3000.0	135	10339	No
160	GOM_NL__2PRFIN20040221_101708_000000762024_00265_10339_1793.N1	21-FEB-2004 10:17:08	Dark	75.500	80	7Del Sco	2.3160	30000.	151	10339	No



161	GOM_NL__2PRFIN20040221_102154_000000412024_00266_10340_1764.N1	21-FEB-2004 10:21:54	Dark	40.500	134	Bet TrA	2.8100	6600.0	81	10340	No
162	GOM_NL__2PRFIN20040221_102418_000000442024_00266_10340_1765.N1	21-FEB-2004 10:24:18	Dark	43.500	4	Alp1Cen	-0.010000	5800.0	87	10340	No
163	GOM_NL__2PRFIN20040221_102538_000000452024_00266_10340_1766.N1	21-FEB-2004 10:25:38	Dark	44.500	10	Bet Cen	0.61000	28000.	89	10340	No
164	GOM_NL__2PRFIN20040221_102831_000000502024_00266_10340_1767.N1	21-FEB-2004 10:28:31	Dark	50.000	12	Alp1Cru	0.77500	30000.	100	10340	No
165	GOM_NL__2PRFIN20040221_103032_000000372024_00266_10340_1768.N1	21-FEB-2004 10:30:32	Dark	37.000	29	Bet Car	1.6720	10200.	74	10340	No
166	GOM_NL__2PRFIN20040221_103315_000000432024_00266_10340_1769.N1	21-FEB-2004 10:33:15	Dark	42.500	71	lot Car	2.2460	7700.0	85	10340	No
167	GOM_NL__2PRFIN20040221_103449_000000422024_00266_10340_1770.N1	21-FEB-2004 10:34:49	Straylight	42.000	46	Del Vel	1.9540	10600.	84	10340	No
168	GOM_NL__2PRFIN20040221_103709_000000432024_00266_10340_1771.N1	21-FEB-2004 10:37:09	Straylight	42.500	34	Gam2Vel	1.7930	23000.	85	10340	No
169	GOM_NL__2PRFIN20040221_103915_000000412024_00266_10340_1772.N1	21-FEB-2004 10:39:15	Straylight	41.000	70	Zet Pup	2.2460	39000.	82	10340	No
170	GOM_NL__2PRFIN20040221_104313_000000862024_00266_10340_1773.N1	21-FEB-2004 10:43:13	Straylight	85.500	100	4Gam Crv	2.5800	13100.	171	10340	No
171	GOM_NL__2PRFIN20040221_104720_000000532024_00266_10340_1774.N1	21-FEB-2004 10:47:20	Twl_and_stray	53.000	48	30Alp Hya	1.9770	4100.0	106	10340	No
172	GOM_NL__2PRFIN20040221_105203_000000412024_00266_10340_1775.N1	21-FEB-2004 10:52:03	Bright	41.000	8	10Alp CMi	0.40000	6500.0	82	10340	No
173	GOM_NL__2PRFIN20040221_105410_000000472024_00266_10340_1776.N1	21-FEB-2004 10:54:10	Bright	47.000	22	32Alp Leo	1.3600	15200.	94	10340	No
174	GOM_NL__2PRFIN20040221_105730_000000422024_00266_10340_1777.N1	21-FEB-2004 10:57:30	Bright	41.500	166	17Eps Leo	2.9800	6000.0	83	10340	No
175	GOM_NL__2PRFIN20040221_105925_000000382024_00266_10340_1778.N1	21-FEB-2004 10:59:25	Bright	38.000	24	66Alp Gem	1.5800	10200.	76	10340	No
176	GOM_NL__2PRFIN20040221_110644_000000522024_00266_10340_1779.N1	21-FEB-2004 11:06:44	Bright	52.000	174	52Psi UMa	3.0040	4400.0	104	10340	No
177	GOM_NL__2PRFIN20040221_110902_000000442024_00266_10340_1780.N1	21-FEB-2004 11:09:02	Bright	44.000	82	48Bet UMa	2.3650	10600.	88	10340	No
178	GOM_NL__2PRFIN20040221_111051_000000502024_00266_10340_1781.N1	21-FEB-2004 11:10:51	Bright	50.000	87	64Gam UMa	2.4330	11000.	100	10340	No
179	GOM_NL__2PRFIN20040221_111527_000000372024_00266_10340_1782.N1	21-FEB-2004 11:15:27	Bright	36.500	49	1Alp UMi	1.9900	6300.0	73	10340	No
180	GOM_NL__2PRFIN20040221_111707_000000432024_00266_10340_1783.N1	21-FEB-2004 11:17:07	Bright	42.500	60	7Bet UMi	2.0810	3950.0	85	10340	No
181	GOM_NL__2PRFIN20040221_112158_000000412024_00266_10340_1784.N1	21-FEB-2004 11:21:58	Bright	41.000	119	14Eta Dra	2.7270	4700.0	82	10340	No
182	GOM_NL__2PRFIN20040221_112559_000000432024_00266_10340_1785.N1	21-FEB-2004 11:25:59	Bright	43.000	130	23Bet Dra	2.7990	5800.0	86	10340	No
183	GOM_NL__2PRFIN20040221_112744_000000382024_00266_10340_1786.N1	21-FEB-2004 11:27:44	Bright	37.500	19	50Alp Cyg	1.2460	10500.	75	10340	No
184	GOM_NL__2PRFIN20040221_112921_000000372024_00266_10340_1787.N1	21-FEB-2004 11:29:21	Bright	36.500	66	37Gam Cyg	2.2080	5900.0	73	10340	No
185	GOM_NL__2PRFIN20040221_113050_000000362024_00266_10340_1788.N1	21-FEB-2004 11:30:50	Bright	35.500	92	53Eps Cyg	2.5000	4500.0	71	10340	No
186	GOM_NL__2PRFIN20040221_113348_000000642024_00266_10340_1789.N1	21-FEB-2004 11:33:48	Bright	63.500	133	40Zet Her	2.8070	6000.0	127	10340	No
187	GOM_NL__2PRFIN20040221_113739_000000372024_00266_10340_1790.N1	21-FEB-2004 11:37:39	Bright	37.000	168	17Zet Aql	2.9860	11000.	74	10340	No
188	GOM_NL__2PRFIN20040221_114008_000000642024_00266_10340_1791.N1	21-FEB-2004 11:40:08	Twl_and_stray	63.500	59	55Alp Oph	2.0800	8900.0	127	10340	No
189	GOM_NL__2PRFIN20040221_114233_000000572024_00266_10340_1792.N1	21-FEB-2004 11:42:33	Twl_and_stray	56.500	126	60Bet Oph	2.7700	4250.0	113	10340	No
190	GOM_NL__2PRFIN20040221_114716_000000412024_00266_10340_1793.N1	21-FEB-2004 11:47:16	Twilight	40.500	155	41Pi Sgr	2.9000	6600.0	81	10340	No
191	GOM_NL__2PRFIN20040221_114859_000000422024_00266_10340_1794.N1	21-FEB-2004 11:48:59	Dark	42.000	57	34Sig Sgr	2.0660	26000.	84	10340	No
192	GOM_NL__2PRFIN20040221_115153_000000442024_00266_10340_1795.N1	21-FEB-2004 11:51:53	Dark	43.500	38	20Eps Sgr	1.8360	11000.	87	10340	No
193	GOM_NL__2PRFIN20040221_115418_000000522024_00266_10340_1796.N1	21-FEB-2004 11:54:18	Dark	51.500	25	35Lam Sco	1.6200	28000.	103	10340	No
194	GOM_NL__2PRFIN20040221_115545_000000652024_00266_10340_1797.N1	21-FEB-2004 11:55:45	Dark	64.500	16	21Alp Sco	1.0200	3000.0	129	10340	No
195	GOM_NL__2PRFIN20040221_115746_000000722024_00266_10340_1798.N1	21-FEB-2004 11:57:46	Dark	71.500	80	7Del Sco	2.3160	30000.	143	10340	No
196	GOM_NL__2PRFIN20040221_120230_000000422024_00267_10341_1765.N1	21-FEB-2004 12:02:30	Dark	42.000	134	Bet TrA	2.8100	6600.0	84	10341	No
197	GOM_NL__2PRFIN20040221_120454_000000452024_00267_10341_1766.N1	21-FEB-2004 12:04:54	Dark	45.000	4	Alp1Cen	-0.010000	5800.0	90	10341	No
198	GOM_NL__2PRFIN20040221_120613_000000462024_00267_10341_1767.N1	21-FEB-2004 12:06:13	Dark	46.000	10	Bet Cen	0.61000	28000.	92	10341	No
199	GOM_NL__2PRFIN20040221_120907_000000452024_00267_10341_1768.N1	21-FEB-2004 12:09:07	Dark	45.000	12	Alp1Cru	0.77500	30000.	90	10341	No
200	GOM_NL__2PRFIN20040221_121108_000000422024_00267_10341_1769.N1	21-FEB-2004 12:11:08	Dark	41.500	29	Bet Car	1.6720	10200.	83	10341	No
201	GOM_NL__2PRFIN20040221_121350_000000412024_00267_10341_1770.N1	21-FEB-2004 12:13:50	Dark	40.500	71	lot Car	2.2460	7700.0	81	10341	No
202	GOM_NL__2PRFIN20040221_121525_000000402024_00267_10341_1771.N1	21-FEB-2004 12:15:25	Straylight	39.500	46	Del Vel	1.9540	10600.	79	10341	No
203	GOM_NL__2PRFIN20040221_121745_000000412024_00267_10341_1772.N1	21-FEB-2004 12:17:45	Straylight	40.500	34	Gam2Vel	1.7930	23000.	81	10341	No
204	GOM_NL__2PRFIN20040221_121951_000000402024_00267_10341_1773.N1	21-FEB-2004 12:19:51	Straylight	40.000	70	Zet Pup	2.2460	39000.	80	10341	No
205	GOM_NL__2PRFIN20040221_122349_000000822024_00267_10341_1774.N1	21-FEB-2004 12:23:49	Straylight	82.000	100	4Gam Crv	2.5800	13100.	164	10341	No
206	GOM_NL__2PRFIN20040221_122755_000000472024_00267_10341_1775.N1	21-FEB-2004 12:27:55	Twl_and_stray	47.000	48	30Alp Hya	1.9770	4100.0	94	10341	No
207	GOM_NL__2PRFIN20040221_123239_000000452024_00267_10341_1776.N1	21-FEB-2004 12:32:39	Bright	45.000	8	10Alp CMi	0.40000	6500.0	90	10341	No
208	GOM_NL__2PRFIN20040221_123446_000000492024_00267_10341_1777.N1	21-FEB-2004 12:34:46	Bright	49.000	22	32Alp Leo	1.3600	15200.	98	10341	No
209	GOM_NL__2PRFIN20040221_123805_000000432024_00267_10341_1778.N1	21-FEB-2004 12:38:05	Bright	43.000	166	17Eps Leo	2.9800	6000.0	86	10341	No
210	GOM_NL__2PRFIN20040221_124000_000000392024_00267_10341_1779.N1	21-FEB-2004 12:40:00	Bright	39.000	24	66Alp Gem	1.5800	10200.	78	10341	No
211	GOM_NL__2PRFIN20040221_124719_000000502024_00267_10341_1780.N1	21-FEB-2004 12:47:19	Bright	50.000	174	52Psi UMa	3.0040	4400.0	100	10341	No
212	GOM_NL__2PRFIN20040221_124938_000000442024_00267_10341_1781.N1	21-FEB-2004 12:49:38	Bright	43.500	82	48Bet UMa	2.3650	10600.	87	10341	No
213	GOM_NL__2PRFIN20040221_125126_000000502024_00267_10341_1782.N1	21-FEB-2004 12:51:26	Bright	49.500	87	64Gam UMa	2.4330	11000.	99	10341	No
214	GOM_NL__2PRFIN20040221_125601_000000412024_00267_10341_1783.N1	21-FEB-2004 12:56:01	Bright	41.000	49	1Alp UMi	1.9900	6300.0	82	10341	No
215	GOM_NL__2PRFIN20040221_125743_000000402024_00267_10341_1784.N1	21-FEB-2004 12:57:43	Bright	40.000	60	7Bet UMi	2.0810	3950.0	80	10341	No
216	GOM_NL__2PRFIN20040221_130234_000000452024_00267_10341_1785.N1	21-FEB-2004 13:02:34	Bright	45.000	119	14Eta Dra	2.7270	4700.0	90	10341	No
217	GOM_NL__2PRFIN20040221_130635_000000452024_00267_10341_1786.N1	21-FEB-2004 13:06:35	Bright	45.000	130	23Bet Dra	2.7990	5800.0	90	10341	No
218	GOM_NL__2PRFIN20040221_130821_000000372024_00267_10341_1787.N1	21-FEB-2004 13:08:21	Bright	37.000	19	50Alp Cyg	1.2460	10500.	74	10341	No
219	GOM_NL__2PRFIN20040221_130957_000000372024_00267_10341_1788.N1	21-FEB-2004 13:09:57	Bright	37.000	66	37Gam Cyg	2.2080	5900.0	74	10341	No

220	GOM_NL__2PRFIN20040221_131126_000000362024_00267_10341_1789.N1	21-FEB-2004 13:11:26	Bright	36.000	92	53Eps Cyg	2.5000	4500.0	72	10341	No
221	GOM_NL__2PRFIN20040221_131424_000000652024_00267_10341_1790.N1	21-FEB-2004 13:14:24	Bright	64.500	133	40Zet Her	2.8070	6000.0	129	10341	No
222	GOM_NL__2PRFIN20040221_131815_000000382024_00267_10341_1791.N1	21-FEB-2004 13:18:15	Bright	38.000	168	17Zet Aql	2.9860	11000.	76	10341	No
223	GOM_NL__2PRFIN20040221_132047_000000552024_00267_10341_1792.N1	21-FEB-2004 13:20:47	Twilight	54.500	59	55Alp Oph	2.0800	8900.0	109	10341	No
224	GOM_NL__2PRFIN20040221_132309_000000552024_00267_10341_1793.N1	21-FEB-2004 13:23:09	Twilight	55.000	126	60Bet Oph	2.7700	4250.0	110	10341	No
225	GOM_NL__2PRFIN20040221_132751_000000442024_00267_10341_1794.N1	21-FEB-2004 13:27:51	Twilight	44.000	155	41Pi Sgr	2.9000	6600.0	88	10341	No
226	GOM_NL__2PRFIN20040221_132935_000000442024_00267_10341_1795.N1	21-FEB-2004 13:29:35	Dark	43.500	57	34Sig Sgr	2.0660	26000.	87	10341	No
227	GOM_NL__2PRFIN20040221_133228_000000452024_00267_10341_1796.N1	21-FEB-2004 13:32:28	Dark	45.000	38	20Eps Sgr	1.8360	11000.	90	10341	No
228	GOM_NL__2PRFIN20040221_133454_000000522024_00267_10341_1797.N1	21-FEB-2004 13:34:54	Dark	51.500	25	35Lam Sco	1.6200	28000.	103	10341	No
229	GOM_NL__2PRFIN20040221_133622_000000772024_00267_10341_1798.N1	21-FEB-2004 13:36:22	Dark	77.000	16	21Alp Sco	1.0200	3000.0	154	10341	No
230	GOM_NL__2PRFIN20040221_133823_000000742024_00267_10341_1799.N1	21-FEB-2004 13:38:23	Dark	74.000	80	7Del Sco	2.3160	30000.	148	10341	No
231	GOM_NL__2PRFIN20040221_134305_000000412024_00268_10342_1786.N1	21-FEB-2004 13:43:05	Dark	40.500	134	Bet TrA	2.8100	6600.0	81	10342	No
232	GOM_NL__2PRFIN20040221_134530_000000462024_00268_10342_1787.N1	21-FEB-2004 13:45:30	Dark	46.000	4	Alp1Cen	-0.010000	5800.0	92	10342	No
233	GOM_NL__2PRFIN20040221_134650_000000452024_00268_10342_1788.N1	21-FEB-2004 13:46:50	Dark	44.500	10	Bet Cen	0.61000	28000.	89	10342	No
234	GOM_NL__2PRFIN20040221_134943_000000452024_00268_10342_1789.N1	21-FEB-2004 13:49:43	Dark	44.500	12	Alp1Cru	0.77500	30000.	89	10342	No
235	GOM_NL__2PRFIN20040221_135144_000000402024_00268_10342_1790.N1	21-FEB-2004 13:51:44	Dark	39.500	29	Bet Car	1.6720	10200.	79	10342	No
236	GOM_NL__2PRFIN20040221_135426_000000402024_00268_10342_1791.N1	21-FEB-2004 13:54:26	Dark	40.000	71	lot Car	2.2460	7700.0	80	10342	No
237	GOM_NL__2PRFIN20040221_135601_000000412024_00268_10342_1792.N1	21-FEB-2004 13:56:01	Straylight	40.500	46	Del Vel	1.9540	10600.	81	10342	No
238	GOM_NL__2PRFIN20040221_135821_000000432024_00268_10342_1793.N1	21-FEB-2004 13:58:21	Straylight	43.000	34	Gam2Vel	1.7930	23000.	86	10342	No
239	GOM_NL__2PRFIN20040221_140027_000000412024_00268_10342_1794.N1	21-FEB-2004 14:00:27	Straylight	40.500	70	Zet Pup	2.2460	39000.	81	10342	No
240	GOM_NL__2PRFIN20040221_140426_000000852024_00268_10342_1795.N1	21-FEB-2004 14:04:26	Straylight	85.000	100	4Gam Crv	2.5800	13100.	170	10342	No
241	GOM_NL__2PRFIN20040221_140829_000000552024_00268_10342_1796.N1	21-FEB-2004 14:08:29	Twilight	55.000	48	30Alp Hya	1.9770	4100.0	110	10342	No
242	GOM_NL__2PRFIN20040221_141316_000000422024_00268_10342_1797.N1	21-FEB-2004 14:13:16	Bright	42.000	8	10Alp CMi	0.40000	6500.0	84	10342	No
243	GOM_NL__2PRFIN20040221_141522_000000492024_00268_10342_1798.N1	21-FEB-2004 14:15:22	Bright	49.000	22	32Alp Leo	1.3600	15200.	98	10342	No
244	GOM_NL__2PRFIN20040221_141839_000000442024_00268_10342_1799.N1	21-FEB-2004 14:18:39	Bright	43.500	166	17Eps Leo	2.9800	6000.0	87	10342	No
245	GOM_NL__2PRFIN20040221_142035_000000392024_00268_10342_1800.N1	21-FEB-2004 14:20:35	Bright	38.500	24	66Alp Gem	1.5800	10200.	77	10342	No
246	GOM_NL__2PRFIN20040221_142754_000000502024_00268_10342_1801.N1	21-FEB-2004 14:27:54	Bright	49.500	174	52Psi UMa	3.0040	4400.0	99	10342	No
247	GOM_NL__2PRFIN20040221_143013_000000462024_00268_10342_1802.N1	21-FEB-2004 14:30:13	Bright	45.500	82	48Bet UMa	2.3650	10600.	91	10342	No
248	GOM_NL__2PRFIN20040221_143201_000000492024_00268_10342_1803.N1	21-FEB-2004 14:32:01	Bright	48.500	87	64Gam UMa	2.4330	11000.	97	10342	No
249	GOM_NL__2PRFIN20040221_143637_000000372024_00268_10342_1804.N1	21-FEB-2004 14:36:37	Bright	36.500	49	1Alp UMi	1.9900	6300.0	73	10342	No
250	GOM_NL__2PRFIN20040221_143818_000000432024_00268_10342_1805.N1	21-FEB-2004 14:38:18	Bright	43.000	60	7Bet UMi	2.0810	3950.0	86	10342	No
251	GOM_NL__2PRFIN20040221_144309_000000462024_00268_10342_1806.N1	21-FEB-2004 14:43:09	Bright	45.500	119	14Eta Dra	2.7270	4700.0	91	10342	No
252	GOM_NL__2PRFIN20040221_144711_000000412024_00268_10342_1807.N1	21-FEB-2004 14:47:11	Bright	41.000	130	23Bet Dra	2.7990	5800.0	82	10342	No
253	GOM_NL__2PRFIN20040221_144858_000000382024_00268_10342_1808.N1	21-FEB-2004 14:48:58	Bright	38.000	19	50Alp Cyg	1.2460	10500.	76	10342	No
254	GOM_NL__2PRFIN20040221_145033_000000362024_00268_10342_1809.N1	21-FEB-2004 14:50:33	Bright	35.500	66	37Gam Cyg	2.2080	5900.0	71	10342	No
255	GOM_NL__2PRFIN20040221_145202_000000352024_00268_10342_1810.N1	21-FEB-2004 14:52:02	Bright	35.000	92	53Eps Cyg	2.5000	4500.0	70	10342	No
256	GOM_NL__2PRFIN20040221_145500_000000642024_00268_10342_1811.N1	21-FEB-2004 14:55:00	Bright	63.500	133	40Zet Her	2.8070	6000.0	127	10342	No
257	GOM_NL__2PRFIN20040221_145852_000000432024_00268_10342_1812.N1	21-FEB-2004 14:58:52	Bright	43.000	168	17Zet Aql	2.9860	11000.	86	10342	No
258	GOM_NL__2PRFIN20040221_150123_000000612024_00268_10342_1813.N1	21-FEB-2004 15:01:23	Twilight	61.000	59	55Alp Oph	2.0800	8900.0	122	10342	No
259	GOM_NL__2PRFIN20040221_150347_000000592024_00268_10342_1814.N1	21-FEB-2004 15:03:47	Twilight	58.500	126	60Bet Oph	2.7700	4250.0	117	10342	No
260	GOM_NL__2PRFIN20040221_150827_000000452024_00268_10342_1815.N1	21-FEB-2004 15:08:27	Twilight	45.000	155	41Pi Sgr	2.9000	6600.0	90	10342	No
261	GOM_NL__2PRFIN20040221_151011_000000442024_00268_10342_1816.N1	21-FEB-2004 15:10:11	Dark	44.000	57	34Sig Sgr	2.0660	26000.	88	10342	No
262	GOM_NL__2PRFIN20040221_151305_000000432024_00268_10342_1817.N1	21-FEB-2004 15:13:05	Dark	43.000	38	20Eps Sgr	1.8360	11000.	86	10342	No
263	GOM_NL__2PRFIN20040221_151531_000000432024_00268_10342_1818.N1	21-FEB-2004 15:15:31	Dark	42.500	25	35Lam Sco	1.6200	28000.	85	10342	No
264	GOM_NL__2PRFIN20040221_151659_000000612024_00268_10342_1819.N1	21-FEB-2004 15:16:59	Dark	60.500	16	21Alp Sco	1.0200	3000.0	121	10342	No
265	GOM_NL__2PRFIN20040221_151901_000000732024_00268_10342_1820.N1	21-FEB-2004 15:19:01	Dark	72.500	80	7Del Sco	2.3160	30000.	145	10342	No
266	GOM_NL__2PRFIN20040221_152342_000000422024_00269_10343_1787.N1	21-FEB-2004 15:23:42	Dark	41.500	134	Bet TrA	2.8100	6600.0	83	10343	No
267	GOM_NL__2PRFIN20040221_152607_000000462024_00269_10343_1788.N1	21-FEB-2004 15:26:07	Dark	46.000	4	Alp1Cen	-0.010000	5800.0	92	10343	No
268	GOM_NL__2PRFIN20040221_152726_000000452024_00269_10343_1789.N1	21-FEB-2004 15:27:26	Dark	45.000	10	Bet Cen	0.61000	28000.	90	10343	No
269	GOM_NL__2PRFIN20040221_153019_000000452024_00269_10343_1790.N1	21-FEB-2004 15:30:19	Dark	45.000	12	Alp1Cru	0.77500	30000.	90	10343	No
270	GOM_NL__2PRFIN20040221_153220_000000392024_00269_10343_1791.N1	21-FEB-2004 15:32:20	Dark	38.500	29	Bet Car	1.6720	10200.	77	10343	No
271	GOM_NL__2PRFIN20040221_153502_000000382024_00269_10343_1792.N1	21-FEB-2004 15:35:02	Dark	38.000	71	lot Car	2.2460	7700.0	76	10343	No
272	GOM_NL__2PRFIN20040221_153637_000000402024_00269_10343_1793.N1	21-FEB-2004 15:36:37	Straylight	40.000	46	Del Vel	1.9540	10600.	80	10343	No
273	GOM_NL__2PRFIN20040221_153857_000000442024_00269_10343_1794.N1	21-FEB-2004 15:38:57	Straylight	44.000	34	Gam2Vel	1.7930	23000.	88	10343	No
274	GOM_NL__2PRFIN20040221_154102_000000412024_00269_10343_1795.N1	21-FEB-2004 15:41:02	Straylight	40.500	70	Zet Pup	2.2460	39000.	81	10343	No
275	GOM_NL__2PRFIN20040221_154502_000000882024_00269_10343_1796.N1	21-FEB-2004 15:45:02	Straylight	87.500	100	4Gam Crv	2.5800	13100.	175	10343	No
276	GOM_NL__2PRFIN20040221_154907_000000492024_00269_10343_1797.N1	21-FEB-2004 15:49:07	Twilight	48.500	48	30Alp Hya	1.9770	4100.0	97	10343	No
277	GOM_NL__2PRFIN20040221_155351_000000442024_00269_10343_1798.N1	21-FEB-2004 15:53:51	Bright	44.000	8	10Alp CMi	0.40000	6500.0	88	10343	No
278	GOM_NL__2PRFIN20040221_155558_000000492024_00269_10343_1799.N1	21-FEB-2004 15:55:58	Bright	48.500	22	32Alp Leo	1.3600	15200.	97	10343	No

279	GOM_NL__2PRFIN20040221_155915_000000442024_00269_10343_1800.N1	21-FEB-2004 15:59:15	Bright	44.000	166	17Eps Leo	2.9800	6000.0	88	10343	No
280	GOM_NL__2PRFIN20040221_160112_000000402024_00269_10343_1801.N1	21-FEB-2004 16:01:12	Bright	40.000	24	66Alp Gem	1.5800	10200.	80	10343	No
281	GOM_NL__2PRFIN20040221_160830_000000502024_00269_10343_1802.N1	21-FEB-2004 16:08:30	Bright	50.000	174	52Psi UMa	3.0040	4400.0	100	10343	No
282	GOM_NL__2PRFIN20040221_161049_000000442024_00269_10343_1803.N1	21-FEB-2004 16:10:49	Bright	43.500	82	48Bet UMa	2.3650	10600.	87	10343	No
283	GOM_NL__2PRFIN20040221_161236_000000512024_00269_10343_1804.N1	21-FEB-2004 16:12:36	Bright	50.500	87	64Gam UMa	2.4330	11000.	101	10343	No
284	GOM_NL__2PRFIN20040221_161715_000000372024_00269_10343_1805.N1	21-FEB-2004 16:17:15	Bright	37.000	49	1Alp UMi	1.9900	6300.0	74	10343	No
285	GOM_NL__2PRFIN20040221_161853_000000442024_00269_10343_1806.N1	21-FEB-2004 16:18:53	Bright	43.500	60	7Bet UMi	2.0810	3950.0	87	10343	No
286	GOM_NL__2PRFIN20040221_162345_000000462024_00269_10343_1807.N1	21-FEB-2004 16:23:45	Bright	45.500	119	14Eta Dra	2.7270	4700.0	91	10343	No
287	GOM_NL__2PRFIN20040221_162746_000000442024_00269_10343_1808.N1	21-FEB-2004 16:27:46	Bright	44.000	130	23Bet Dra	2.7990	5800.0	88	10343	No
288	GOM_NL__2PRFIN20040221_162934_000000392024_00269_10343_1809.N1	21-FEB-2004 16:29:34	Bright	39.000	19	50Alp Cyg	1.2460	10500.	78	10343	No
289	GOM_NL__2PRFIN20040221_163107_000000392024_00269_10343_1810.N1	21-FEB-2004 16:31:07	Bright	39.000	66	37Gam Cyg	2.2080	5900.0	78	10343	No
290	GOM_NL__2PRFIN20040221_163239_000000362024_00269_10343_1811.N1	21-FEB-2004 16:32:39	Bright	36.000	92	53Eps Cyg	2.5000	4500.0	72	10343	No
291	GOM_NL__2PRFIN20040221_163536_000000632024_00269_10343_1812.N1	21-FEB-2004 16:35:36	Bright	63.000	133	40Zet Her	2.8070	6000.0	126	10343	No
292	GOM_NL__2PRFIN20040221_163927_000000372024_00269_10343_1813.N1	21-FEB-2004 16:39:27	Bright	37.000	168	17Zet Aql	2.9860	11000.	74	10343	No
293	GOM_NL__2PRFIN20040221_164200_000000622024_00269_10343_1814.N1	21-FEB-2004 16:42:00	Twilight	62.000	59	55Alp Oph	2.0800	8900.0	124	10343	No
294	GOM_NL__2PRFIN20040221_164423_000000602024_00269_10343_1815.N1	21-FEB-2004 16:44:23	Twilight	59.500	126	60Bet Oph	2.7700	4250.0	119	10343	No
295	GOM_NL__2PRFIN20040221_164904_000000442024_00269_10343_1816.N1	21-FEB-2004 16:49:04	Twilight	43.500	155	41Pi Sgr	2.9000	6600.0	87	10343	No
296	GOM_NL__2PRFIN20040221_165048_000000432024_00269_10343_1817.N1	21-FEB-2004 16:50:48	Dark	43.000	57	34Sig Sgr	2.0660	26000.	86	10343	No
297	GOM_NL__2PRFIN20040221_165341_000000452024_00269_10343_1818.N1	21-FEB-2004 16:53:41	Dark	44.500	38	20Eps Sgr	1.8360	11000.	89	10343	No
298	GOM_NL__2PRFIN20040221_165608_000000462024_00269_10343_1819.N1	21-FEB-2004 16:56:08	Dark	46.000	25	35Lam Sco	1.6200	28000.	92	10343	No
299	GOM_NL__2PRFIN20040221_165737_000000772024_00269_10343_1820.N1	21-FEB-2004 16:57:37	Dark	76.500	16	21Alp Sco	1.0200	3000.0	153	10343	No
300	GOM_NL__2PRFIN20040221_165939_000000722024_00269_10343_1821.N1	21-FEB-2004 16:59:39	Dark	72.000	80	7Del Sco	2.3160	30000.	144	10343	No
301	GOM_NL__2PRFIN20040221_170419_000000412024_00270_10344_1789.N1	21-FEB-2004 17:04:19	Dark	41.000	134	Bet TrA	2.8100	6600.0	82	10344	No
302	GOM_NL__2PRFIN20040221_170644_000000542024_00270_10344_1790.N1	21-FEB-2004 17:06:44	Dark	54.000	4	Alp1Cen	-0.010000	5800.0	108	10344	No
303	GOM_NL__2PRFIN20040221_170803_000000542024_00270_10344_1791.N1	21-FEB-2004 17:08:03	Dark	54.000	10	Bet Cen	0.610000	28000.	108	10344	No
304	GOM_NL__2PRFIN20040221_171056_000000472024_00270_10344_1792.N1	21-FEB-2004 17:10:56	Dark	47.000	12	Alp1Cru	0.775000	30000.	94	10344	No
305	GOM_NL__2PRFIN20040221_171256_000000442024_00270_10344_1793.N1	21-FEB-2004 17:12:56	Dark	44.000	29	Bet Car	1.6720	10200.	88	10344	No
306	GOM_NL__2PRFIN20040221_171539_000000432024_00270_10344_1794.N1	21-FEB-2004 17:15:39	Dark	43.000	71	lot Car	2.2460	7700.0	86	10344	No
307	GOM_NL__2PRFIN20040221_171714_000000432024_00270_10344_1795.N1	21-FEB-2004 17:17:14	Straylight	42.500	46	Del Vel	1.9540	10600.	85	10344	No
308	GOM_NL__2PRFIN20040221_171933_000000402024_00270_10344_1796.N1	21-FEB-2004 17:19:33	Straylight	40.000	34	Gam2Vel	1.7930	23000.	80	10344	No
309	GOM_NL__2PRFIN20040221_172139_000000422024_00270_10344_1797.N1	21-FEB-2004 17:21:39	Straylight	41.500	70	Zet Pup	2.2460	39000.	83	10344	No
310	GOM_NL__2PRFIN20040221_172538_000000832024_00270_10344_1798.N1	21-FEB-2004 17:25:38	Straylight	83.000	100	4Gam Crv	2.5800	13100.	166	10344	No
311	GOM_NL__2PRFIN20040221_172944_000000482024_00270_10344_1799.N1	21-FEB-2004 17:29:44	Twilight	48.000	48	30Alp Hya	1.9770	4100.0	96	10344	No
312	GOM_NL__2PRFIN20040221_173428_000000432024_00270_10344_1800.N1	21-FEB-2004 17:34:28	Bright	42.500	8	10Alp CMi	0.400000	6500.0	85	10344	No
313	GOM_NL__2PRFIN20040221_173633_000000482024_00270_10344_1801.N1	21-FEB-2004 17:36:33	Bright	47.500	22	32Alp Leo	1.3600	15200.	95	10344	No
314	GOM_NL__2PRFIN20040221_173951_000000432024_00270_10344_1802.N1	21-FEB-2004 17:39:51	Bright	43.000	166	17Eps Leo	2.9800	6000.0	86	10344	No
315	GOM_NL__2PRFIN20040221_174148_000000402024_00270_10344_1803.N1	21-FEB-2004 17:41:48	Bright	39.500	24	66Alp Gem	1.5800	10200.	79	10344	No
316	GOM_NL__2PRFIN20040221_174905_000000492024_00270_10344_1804.N1	21-FEB-2004 17:49:05	Bright	49.000	174	52Psi UMa	3.0040	4400.0	98	10344	No
317	GOM_NL__2PRFIN20040221_175124_000000442024_00270_10344_1805.N1	21-FEB-2004 17:51:24	Bright	44.000	82	48Bet UMa	2.3650	10600.	88	10344	No
318	GOM_NL__2PRFIN20040221_175312_000000492024_00270_10344_1806.N1	21-FEB-2004 17:53:12	Bright	49.000	87	64Gam UMa	2.4330	11000.	98	10344	No
319	GOM_NL__2PRFIN20040221_175750_000000412024_00270_10344_1807.N1	21-FEB-2004 17:57:50	Bright	40.500	49	1Alp UMi	1.9900	6300.0	81	10344	No
320	GOM_NL__2PRFIN20040221_175930_000000452024_00270_10344_1808.N1	21-FEB-2004 17:59:30	Bright	44.500	60	7Bet UMi	2.0810	3950.0	89	10344	No
321	GOM_NL__2PRFIN20040221_180420_000000462024_00270_10344_1809.N1	21-FEB-2004 18:04:20	Bright	45.500	119	14Eta Dra	2.7270	4700.0	91	10344	No
322	GOM_NL__2PRFIN20040221_180822_000000442024_00270_10344_1810.N1	21-FEB-2004 18:08:22	Bright	43.500	130	23Bet Dra	2.7990	5800.0	87	10344	No
323	GOM_NL__2PRFIN20040221_181010_000000372024_00270_10344_1811.N1	21-FEB-2004 18:10:10	Bright	36.500	19	50Alp Cyg	1.2460	10500.	73	10344	No
324	GOM_NL__2PRFIN20040221_181143_000000382024_00270_10344_1812.N1	21-FEB-2004 18:11:43	Bright	38.000	66	37Gam Cyg	2.2080	5900.0	76	10344	No
325	GOM_NL__2PRFIN20040221_181315_000000382024_00270_10344_1813.N1	21-FEB-2004 18:13:15	Bright	37.500	92	53Eps Cyg	2.5000	4500.0	75	10344	No
326	GOM_NL__2PRFIN20040221_181612_000000642024_00270_10344_1814.N1	21-FEB-2004 18:16:12	Bright	63.500	133	40Zet Her	2.8070	6000.0	127	10344	No
327	GOM_NL__2PRFIN20040221_182004_000000372024_00270_10344_1815.N1	21-FEB-2004 18:20:04	Bright	37.000	168	17Zet Aql	2.9860	11000.	74	10344	No
328	GOM_NL__2PRFIN20040221_182236_000000592024_00270_10344_1816.N1	21-FEB-2004 18:22:36	Twilight	58.500	59	55Alp Oph	2.0800	8900.0	117	10344	No
329	GOM_NL__2PRFIN20040221_182459_000000532024_00270_10344_1817.N1	21-FEB-2004 18:24:59	Twilight	53.000	126	60Bet Oph	2.7700	4250.0	106	10344	No
330	GOM_NL__2PRFIN20040221_182940_000000452024_00270_10344_1818.N1	21-FEB-2004 18:29:40	Twilight	45.000	155	41Pi Sgr	2.9000	6600.0	90	10344	No
331	GOM_NL__2PRFIN20040221_183124_000000452024_00270_10344_1819.N1	21-FEB-2004 18:31:24	Dark	44.500	57	34Sig Sgr	2.0660	26000.	89	10344	No
332	GOM_NL__2PRFIN20040221_183418_000000442024_00270_10344_1820.N1	21-FEB-2004 18:34:18	Dark	44.000	38	20Eps Sgr	1.8360	11000.	88	10344	No
333	GOM_NL__2PRFIN20040221_183644_000000482024_00270_10344_1821.N1	21-FEB-2004 18:36:44	Dark	47.500	25	35Lam Sco	1.6200	28000.	95	10344	No
334	GOM_NL__2PRFIN20040221_183814_000000712024_00270_10344_1822.N1	21-FEB-2004 18:38:14	Dark	71.000	16	21Alp Sco	1.0200	3000.0	142	10344	No
335	GOM_NL__2PRFIN20040221_184017_000000712024_00270_10344_1823.N1	21-FEB-2004 18:40:17	Dark	70.500	80	7Del Sco	2.3160	30000.	141	10344	No
336	GOM_NL__2PRFIN20040221_184456_000000392024_00271_10345_1790.N1	21-FEB-2004 18:44:56	Dark	39.000	134	Bet TrA	2.8100	6600.0	78	10345	No
337	GOM_NL__2PRFIN20040221_184720_000000562024_00271_10345_1791.N1	21-FEB-2004 18:47:20	Dark	55.500	4	Alp1Cen	-0.010000	5800.0	111	10345	No



338	GOM_NL__2PRFIN20040221_184840_000000552024_00271_10345_1792.N1	21-FEB-2004 18:48:40	Dark	55.000	10	Bet Cen	0.61000	28000.	110	10345	No
339	GOM_NL__2PRFIN20040221_185133_000000422024_00271_10345_1793.N1	21-FEB-2004 18:51:33	Dark	41.500	12	Alp1Cru	0.77500	30000.	83	10345	No
340	GOM_NL__2PRFIN20040221_185332_000000462024_00271_10345_1794.N1	21-FEB-2004 18:53:32	Dark	46.000	29	Bet Car	1.6720	10200.	92	10345	No
341	GOM_NL__2PRFIN20040221_185614_000000422024_00271_10345_1795.N1	21-FEB-2004 18:56:14	Dark	41.500	71	lot Car	2.2460	7700.0	83	10345	No
342	GOM_NL__2PRFIN20040221_185750_000000402024_00271_10345_1796.N1	21-FEB-2004 18:57:50	Straylight	40.000	46	Del Vel	1.9540	10600.	80	10345	No
343	GOM_NL__2PRFIN20040221_190009_000000402024_00271_10345_1797.N1	21-FEB-2004 19:00:09	Straylight	40.000	34	Gam2Vel	1.7930	23000.	80	10345	No
344	GOM_NL__2PRFIN20040221_190341_000000782024_00271_10345_1798.N1	21-FEB-2004 19:03:41	Straylight	77.500	171	2Eps Crv	3.0010	4250.0	155	10345	No
345	GOM_NL__2PRFIN20040221_190634_000000412024_00271_10345_1799.N1	21-FEB-2004 19:06:34	Straylight	40.500	132	15Rho Pup	2.8030	6900.0	81	10345	No
346	GOM_NL__2PRFIN20040221_191020_000000502024_00271_10345_1800.N1	21-FEB-2004 19:10:20	Twilight	49.500	48	30Alp Hya	1.9770	4100.0	99	10345	No
347	GOM_NL__2PRFIN20040221_191504_000000442024_00271_10345_1801.N1	21-FEB-2004 19:15:04	Bright	44.000	8	10Alp CMi	0.40000	6500.0	88	10345	No
348	GOM_NL__2PRFIN20040221_191709_000000492024_00271_10345_1802.N1	21-FEB-2004 19:17:09	Bright	48.500	22	32Alp Leo	1.3600	15200.	97	10345	No
349	GOM_NL__2PRFIN20040221_192027_000000442024_00271_10345_1803.N1	21-FEB-2004 19:20:27	Bright	44.000	166	17Eps Leo	2.9800	6000.0	88	10345	No
350	GOM_NL__2PRFIN20040221_192224_000000402024_00271_10345_1804.N1	21-FEB-2004 19:22:24	Bright	40.000	24	66Alp Gem	1.5800	10200.	80	10345	No
351	GOM_NL__2PRFIN20040221_192939_000000512024_00271_10345_1805.N1	21-FEB-2004 19:29:39	Bright	51.000	174	52Psi UMa	3.0040	4400.0	102	10345	No
352	GOM_NL__2PRFIN20040221_193159_000000432024_00271_10345_1806.N1	21-FEB-2004 19:31:59	Bright	43.000	82	48Bet UMa	2.3650	10600.	86	10345	No
353	GOM_NL__2PRFIN20040221_193347_000000482024_00271_10345_1807.N1	21-FEB-2004 19:33:47	Bright	48.000	87	64Gam UMa	2.4330	11000.	96	10345	No
354	GOM_NL__2PRFIN20040221_193827_000000392024_00271_10345_1808.N1	21-FEB-2004 19:38:27	Bright	39.000	49	1Alp UMi	1.9900	6300.0	78	10345	No
355	GOM_NL__2PRFIN20040221_194005_000000422024_00271_10345_1809.N1	21-FEB-2004 19:40:05	Bright	41.500	60	7Bet UMi	2.0810	3950.0	83	10345	No
356	GOM_NL__2PRFIN20040221_194455_000000452024_00271_10345_1810.N1	21-FEB-2004 19:44:55	Bright	44.500	119	14Eta Dra	2.7270	4700.0	89	10345	No
357	GOM_NL__2PRFIN20040221_194858_000000442024_00271_10345_1811.N1	21-FEB-2004 19:48:58	Bright	43.500	130	23Bet Dra	2.7990	5800.0	87	10345	No
358	GOM_NL__2PRFIN20040221_195044_000000422024_00271_10345_1812.N1	21-FEB-2004 19:50:44	Bright	41.500	19	50Alp Cyg	1.2460	10500.	83	10345	No
359	GOM_NL__2PRFIN20040221_195221_000000372024_00271_10345_1813.N1	21-FEB-2004 19:52:21	Bright	37.000	66	37Gam Cyg	2.2080	5900.0	74	10345	No
360	GOM_NL__2PRFIN20040221_195351_000000362024_00271_10345_1814.N1	21-FEB-2004 19:53:51	Bright	35.500	92	53Eps Cyg	2.5000	4500.0	71	10345	No
361	GOM_NL__2PRFIN20040221_195649_000000662024_00271_10345_1815.N1	21-FEB-2004 19:56:49	Bright	66.000	133	40Zet Her	2.8070	6000.0	132	10345	No
362	GOM_NL__2PRFIN20040221_200040_000000372024_00271_10345_1816.N1	21-FEB-2004 20:00:40	Bright	37.000	168	17Zet Aql	2.9860	11000.	74	10345	No
363	GOM_NL__2PRFIN20040221_200313_000000622024_00271_10345_1817.N1	21-FEB-2004 20:03:13	Twilight	62.000	59	55Alp Oph	2.0800	8900.0	124	10345	No
364	GOM_NL__2PRFIN20040221_200536_000000572024_00271_10345_1818.N1	21-FEB-2004 20:05:36	Twilight	57.000	126	60Bet Oph	2.7700	4250.0	114	10345	No
365	GOM_NL__2PRFIN20040221_201017_000000442024_00271_10345_1819.N1	21-FEB-2004 20:10:17	Twilight	43.500	155	41Pi Sgr	2.9000	6600.0	87	10345	No
366	GOM_NL__2PRFIN20040221_201200_000000422024_00271_10345_1820.N1	21-FEB-2004 20:12:00	Dark	41.500	57	34Sig Sgr	2.0660	26000.	83	10345	No
367	GOM_NL__2PRFIN20040221_201455_000000432024_00271_10345_1821.N1	21-FEB-2004 20:14:55	Dark	43.000	38	20Eps Sgr	1.8360	11000.	86	10345	No
368	GOM_NL__2PRFIN20040221_201720_000000472024_00271_10345_1822.N1	21-FEB-2004 20:17:20	Dark	47.000	25	35Lam Sco	1.6200	28000.	94	10345	No
369	GOM_NL__2PRFIN20040221_201852_000000622024_00271_10345_1823.N1	21-FEB-2004 20:18:52	Dark	62.000	16	21Alp Sco	1.0200	3000.0	124	10345	No
370	GOM_NL__2PRFIN20040221_202055_000000762024_00271_10345_1824.N1	21-FEB-2004 20:20:55	Dark	75.500	80	7Del Sco	2.3160	30000.	151	10345	No
371	GOM_NL__2PRFIN20040221_202532_000000422024_00272_10346_1791.N1	21-FEB-2004 20:25:32	Dark	42.000	134	Bet TrA	2.8100	6600.0	84	10346	No
372	GOM_NL__2PRFIN20040221_202757_000000462024_00272_10346_1792.N1	21-FEB-2004 20:27:57	Dark	45.500	4	Alp1Cen	-0.010000	5800.0	91	10346	No
373	GOM_NL__2PRFIN20040221_202917_000000452024_00272_10346_1793.N1	21-FEB-2004 20:29:17	Dark	45.000	10	Bet Cen	0.61000	28000.	90	10346	No
374	GOM_NL__2PRFIN20040221_203209_000000522024_00272_10346_1794.N1	21-FEB-2004 20:32:09	Dark	52.000	12	Alp1Cru	0.77500	30000.	104	10346	No
375	GOM_NL__2PRFIN20040221_203408_000000472024_00272_10346_1795.N1	21-FEB-2004 20:34:08	Dark	46.500	29	Bet Car	1.6720	10200.	93	10346	No
376	GOM_NL__2PRFIN20040221_203651_000000442024_00272_10346_1796.N1	21-FEB-2004 20:36:51	Dark	44.000	71	lot Car	2.2460	7700.0	88	10346	No
377	GOM_NL__2PRFIN20040221_203826_000000382024_00272_10346_1797.N1	21-FEB-2004 20:38:26	Straylight	38.000	46	Del Vel	1.9540	10600.	76	10346	No
378	GOM_NL__2PRFIN20040221_204045_000000432024_00272_10346_1798.N1	21-FEB-2004 20:40:45	Straylight	42.500	34	Gam2Vel	1.7930	23000.	85	10346	No
379	GOM_NL__2PRFIN20040221_204417_000000752024_00272_10346_1799.N1	21-FEB-2004 20:44:17	Straylight	74.500	171	2Eps Crv	3.0010	4250.0	149	10346	No
380	GOM_NL__2PRFIN20040221_204710_000000402024_00272_10346_1800.N1	21-FEB-2004 20:47:10	Straylight	39.500	132	15Rho Pup	2.8030	6900.0	79	10346	No
381	GOM_NL__2PRFIN20040221_205056_000000492024_00272_10346_1801.N1	21-FEB-2004 20:50:56	Twilight	48.500	48	30Alp Hya	1.9770	4100.0	97	10346	No
382	GOM_NL__2PRFIN20040221_205540_000000442024_00272_10346_1802.N1	21-FEB-2004 20:55:40	Bright	44.000	8	10Alp CMi	0.40000	6500.0	88	10346	No
383	GOM_NL__2PRFIN20040221_205744_000000482024_00272_10346_1803.N1	21-FEB-2004 20:57:44	Bright	48.000	22	32Alp Leo	1.3600	15200.	96	10346	No
384	GOM_NL__2PRFIN20040221_210103_000000452024_00272_10346_1804.N1	21-FEB-2004 21:01:03	Bright	44.500	166	17Eps Leo	2.9800	6000.0	89	10346	No
385	GOM_NL__2PRFIN20040221_210300_000000402024_00272_10346_1805.N1	21-FEB-2004 21:03:00	Bright	40.000	24	66Alp Gem	1.5800	10200.	80	10346	No
386	GOM_NL__2PRFIN20040221_211014_000000502024_00272_10346_1806.N1	21-FEB-2004 21:10:14	Bright	49.500	174	52Psi UMa	3.0040	4400.0	99	10346	No
387	GOM_NL__2PRFIN20040221_211234_000000442024_00272_10346_1807.N1	21-FEB-2004 21:12:34	Bright	43.500	82	48Bet UMa	2.3650	10600.	87	10346	No
388	GOM_NL__2PRFIN20040221_211422_000000482024_00272_10346_1808.N1	21-FEB-2004 21:14:22	Bright	47.500	87	64Gam UMa	2.4330	11000.	95	10346	No
389	GOM_NL__2PRFIN20040221_211902_000000392024_00272_10346_1809.N1	21-FEB-2004 21:19:02	Bright	39.000	49	1Alp UMi	1.9900	6300.0	78	10346	No
390	GOM_NL__2PRFIN20040221_212041_000000452024_00272_10346_1810.N1	21-FEB-2004 21:20:41	Bright	44.500	60	7Bet UMi	2.0810	3950.0	89	10346	No
391	GOM_NL__2PRFIN20040221_212531_000000452024_00272_10346_1811.N1	21-FEB-2004 21:25:31	Bright	45.000	119	14Eta Dra	2.7270	4700.0	90	10346	No
392	GOM_NL__2PRFIN20040221_212934_000000432024_00272_10346_1812.N1	21-FEB-2004 21:29:34	Bright	43.000	130	23Bet Dra	2.7990	5800.0	86	10346	No
393	GOM_NL__2PRFIN20040221_213123_000000392024_00272_10346_1813.N1	21-FEB-2004 21:31:23	Bright	38.500	19	50Alp Cyg	1.2460	10500.	77	10346	No
394	GOM_NL__2PRFIN20040221_213255_000000412024_00272_10346_1814.N1	21-FEB-2004 21:32:55	Bright	40.500	66	37Gam Cyg	2.2080	5900.0	81	10346	No
395	GOM_NL__2PRFIN20040221_213427_000000382024_00272_10346_1815.N1	21-FEB-2004 21:34:27	Bright	38.000	92	53Eps Cyg	2.5000	4500.0	76	10346	No
396	GOM_NL__2PRFIN20040221_213725_000000642024_00272_10346_1816.N1	21-FEB-2004 21:37:25	Bright	63.500	133	40Zet Her	2.8070	6000.0	127	10346	No

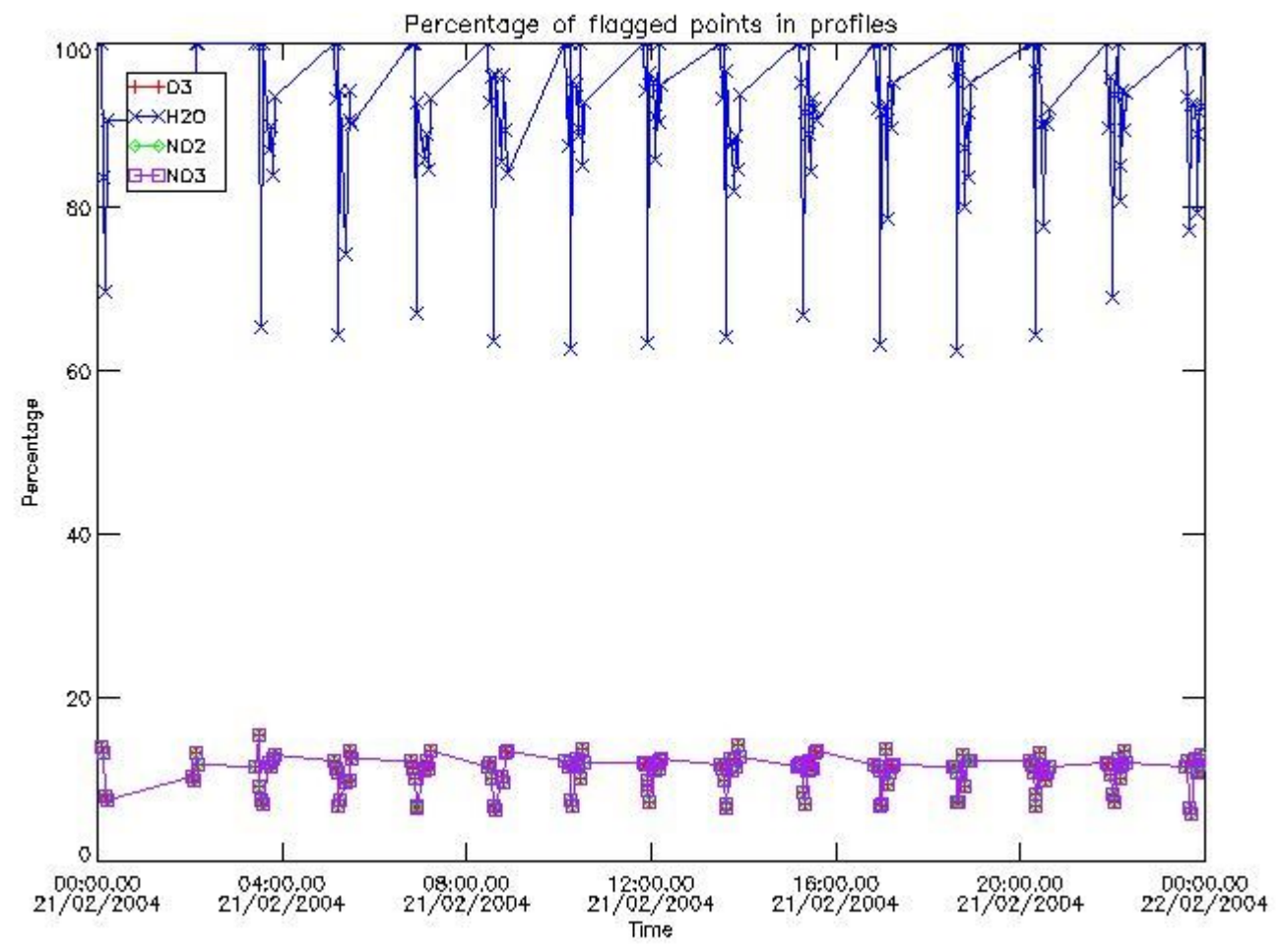


397	GOM_NL_2PRFIN20040221_214116_000000382024_00272_10346_1817.N1	21-FEB-2004 21:41:16	Bright	37.500	168	17Zet Aql	2.9860	11000.	75	10346	No
398	GOM_NL_2PRFIN20040221_214347_000000642024_00272_10346_1818.N1	21-FEB-2004 21:43:47	Twilight	64.000	59	55Alp Oph	2.0800	8900.0	128	10346	No
399	GOM_NL_2PRFIN20040221_214612_000000542024_00272_10346_1819.N1	21-FEB-2004 21:46:12	Twilight	54.000	126	60Bet Oph	2.7700	4250.0	108	10346	No
400	GOM_NL_2PRFIN20040221_215053_000000422024_00272_10346_1820.N1	21-FEB-2004 21:50:53	Twilight	42.000	155	41Pi Sgr	2.9000	6600.0	84	10346	No
401	GOM_NL_2PRFIN20040221_215236_000000432024_00272_10346_1821.N1	21-FEB-2004 21:52:36	Dark	42.500	57	34Sig Sgr	2.0660	26000.	85	10346	No
402	GOM_NL_2PRFIN20040221_215531_000000442024_00272_10346_1822.N1	21-FEB-2004 21:55:31	Dark	43.500	38	20Eps Sgr	1.8360	11000.	87	10346	No
403	GOM_NL_2PRFIN20040221_215757_000000482024_00272_10346_1823.N1	21-FEB-2004 21:57:57	Dark	48.000	25	35Lam Sco	1.6200	28000.	96	10346	No
404	GOM_NL_2PRFIN20040221_215929_000000622024_00272_10346_1824.N1	21-FEB-2004 21:59:29	Dark	61.500	16	21Alp Sco	1.0200	3000.0	123	10346	No
405	GOM_NL_2PRFIN20040221_220132_000000722024_00272_10346_1825.N1	21-FEB-2004 22:01:32	Dark	71.500	80	7Del Sco	2.3160	30000.	143	10346	No
406	GOM_NL_2PRFIN20040221_220608_000000412024_00273_10347_1792.N1	21-FEB-2004 22:06:08	Dark	40.500	134	Bet TrA	2.8100	6600.0	81	10347	No
407	GOM_NL_2PRFIN20040221_220833_000000512024_00273_10347_1793.N1	21-FEB-2004 22:08:33	Dark	50.500	4	Alp1Cen	-0.010000	5800.0	101	10347	No
408	GOM_NL_2PRFIN20040221_220953_000000452024_00273_10347_1794.N1	21-FEB-2004 22:09:53	Dark	44.500	10	Bet Cen	0.61000	28000.	89	10347	No
409	GOM_NL_2PRFIN20040221_221245_000000442024_00273_10347_1795.N1	21-FEB-2004 22:12:45	Dark	43.500	12	Alp1Cru	0.77500	30000.	87	10347	No
410	GOM_NL_2PRFIN20040221_221445_000000382024_00273_10347_1796.N1	21-FEB-2004 22:14:45	Dark	38.000	29	Bet Car	1.6720	10200.	76	10347	No
411	GOM_NL_2PRFIN20040221_221727_000000422024_00273_10347_1797.N1	21-FEB-2004 22:17:27	Dark	42.000	71	lot Car	2.2460	7700.0	84	10347	No
412	GOM_NL_2PRFIN20040221_221902_000000412024_00273_10347_1798.N1	21-FEB-2004 22:19:02	Straylight	41.000	46	Del Vel	1.9540	10600.	82	10347	No
413	GOM_NL_2PRFIN20040221_222122_000000432024_00273_10347_1799.N1	21-FEB-2004 22:21:22	Straylight	43.000	34	Gam2Vel	1.7930	23000.	86	10347	No
414	GOM_NL_2PRFIN20040221_222453_000000752024_00273_10347_1800.N1	21-FEB-2004 22:24:53	Straylight	74.500	171	2Eps Crv	3.0010	4250.0	149	10347	No
415	GOM_NL_2PRFIN20040221_222746_000000392024_00273_10347_1801.N1	21-FEB-2004 22:27:46	Straylight	39.000	132	15Rho Pup	2.8030	6900.0	78	10347	No
416	GOM_NL_2PRFIN20040221_223132_000000482024_00273_10347_1802.N1	21-FEB-2004 22:31:32	Twilight	48.000	48	30Alp Hya	1.9770	4100.0	96	10347	No
417	GOM_NL_2PRFIN20040221_223617_000000422024_00273_10347_1803.N1	21-FEB-2004 22:36:17	Bright	42.000	8	10Alp CMi	0.40000	6500.0	84	10347	No
418	GOM_NL_2PRFIN20040221_223820_000000472024_00273_10347_1804.N1	21-FEB-2004 22:38:20	Bright	47.000	22	32Alp Leo	1.3600	15200.	94	10347	No
419	GOM_NL_2PRFIN20040221_224138_000000442024_00273_10347_1805.N1	21-FEB-2004 22:41:38	Bright	44.000	166	17Eps Leo	2.9800	6000.0	88	10347	No
420	GOM_NL_2PRFIN20040221_224336_000000402024_00273_10347_1806.N1	21-FEB-2004 22:43:36	Bright	40.000	24	66Alp Gem	1.5800	10200.	80	10347	No
421	GOM_NL_2PRFIN20040221_225050_000000502024_00273_10347_1807.N1	21-FEB-2004 22:50:50	Bright	49.500	174	52Psi UMa	3.0040	4400.0	99	10347	No
422	GOM_NL_2PRFIN20040221_225310_000000432024_00273_10347_1808.N1	21-FEB-2004 22:53:10	Bright	43.000	82	48Bet UMa	2.3650	10600.	86	10347	No
423	GOM_NL_2PRFIN20040221_225457_000000502024_00273_10347_1809.N1	21-FEB-2004 22:54:57	Bright	49.500	87	64Gam UMa	2.4330	11000.	99	10347	No
424	GOM_NL_2PRFIN20040221_225938_000000392024_00273_10347_1810.N1	21-FEB-2004 22:59:38	Bright	39.000	49	1Alp UMi	1.9900	6300.0	78	10347	No
425	GOM_NL_2PRFIN20040221_230117_000000422024_00273_10347_1811.N1	21-FEB-2004 23:01:17	Bright	42.000	60	7Bet UMi	2.0810	3950.0	84	10347	No
426	GOM_NL_2PRFIN20040221_230607_000000462024_00273_10347_1812.N1	21-FEB-2004 23:06:07	Bright	45.500	119	14Eta Dra	2.7270	4700.0	91	10347	No
427	GOM_NL_2PRFIN20040221_231009_000000452024_00273_10347_1813.N1	21-FEB-2004 23:10:09	Bright	45.000	130	23Bet Dra	2.7990	5800.0	90	10347	No
428	GOM_NL_2PRFIN20040221_231158_000000392024_00273_10347_1814.N1	21-FEB-2004 23:11:58	Bright	39.000	19	50Alp Cyg	1.2460	10500.	78	10347	No
429	GOM_NL_2PRFIN20040221_231333_000000392024_00273_10347_1815.N1	21-FEB-2004 23:13:33	Bright	38.500	66	37Gam Cyg	2.2080	5900.0	77	10347	No
430	GOM_NL_2PRFIN20040221_231503_000000372024_00273_10347_1816.N1	21-FEB-2004 23:15:03	Bright	37.000	92	53Eps Cyg	2.5000	4500.0	74	10347	No
431	GOM_NL_2PRFIN20040221_231801_000000652024_00273_10347_1817.N1	21-FEB-2004 23:18:01	Bright	64.500	133	40Zet Her	2.8070	6000.0	129	10347	No
432	GOM_NL_2PRFIN20040221_232152_000000382024_00273_10347_1818.N1	21-FEB-2004 23:21:52	Bright	37.500	168	17Zet Aql	2.9860	11000.	75	10347	No
433	GOM_NL_2PRFIN20040221_232426_000000582024_00273_10347_1819.N1	21-FEB-2004 23:24:26	Twilight	58.000	59	55Alp Oph	2.0800	8900.0	116	10347	No
434	GOM_NL_2PRFIN20040221_232649_000000572024_00273_10347_1820.N1	21-FEB-2004 23:26:49	Twilight	57.000	126	60Bet Oph	2.7700	4250.0	114	10347	No
435	GOM_NL_2PRFIN20040221_233129_000000442024_00273_10347_1821.N1	21-FEB-2004 23:31:29	Twilight	44.000	155	41Pi Sgr	2.9000	6600.0	88	10347	No
436	GOM_NL_2PRFIN20040221_233312_000000452024_00273_10347_1822.N1	21-FEB-2004 23:33:12	Dark	44.500	57	34Sig Sgr	2.0660	26000.	89	10347	No
437	GOM_NL_2PRFIN20040221_233607_000000462024_00273_10347_1823.N1	21-FEB-2004 23:36:07	Dark	46.000	38	20Eps Sgr	1.8360	11000.	92	10347	No
438	GOM_NL_2PRFIN20040221_234005_000000772024_00273_10347_1824.N1	21-FEB-2004 23:40:05	Dark	77.000	16	21Alp Sco	1.0200	3000.0	154	10347	No
439	GOM_NL_2PRFIN20040221_234209_000000882024_00273_10347_1825.N1	21-FEB-2004 23:42:09	Dark	88.000	80	7Del Sco	2.3160	30000.	176	10347	No
440	GOM_NL_2PRFIN20040221_234645_000000412024_00274_10348_1793.N1	21-FEB-2004 23:46:45	Dark	41.000	134	Bet TrA	2.8100	6600.0	82	10348	No
441	GOM_NL_2PRFIN20040221_234910_000000462024_00274_10348_1794.N1	21-FEB-2004 23:49:10	Dark	46.000	4	Alp1Cen	-0.010000	5800.0	92	10348	No
442	GOM_NL_2PRFIN20040221_235029_000000472024_00274_10348_1795.N1	21-FEB-2004 23:50:29	Dark	46.500	10	Bet Cen	0.61000	28000.	93	10348	No
443	GOM_NL_2PRFIN20040221_235321_000000422024_00274_10348_1796.N1	21-FEB-2004 23:53:21	Dark	41.500	12	Alp1Cru	0.77500	30000.	83	10348	No
444	GOM_NL_2PRFIN20040221_235520_000000402024_00274_10348_1797.N1	21-FEB-2004 23:55:20	Dark	39.500	29	Bet Car	1.6720	10200.	79	10348	No
445	GOM_NL_2PRFIN20040221_235802_000000432024_00274_10348_1798.N1	21-FEB-2004 23:58:02	Dark	43.000	71	lot Car	2.2460	7700.0	86	10348	No
446	GOM_NL_2PRFIN20040221_235938_000000382024_00274_10348_1799.N1	21-FEB-2004 23:59:38	Straylight	38.000	46	Del Vel	1.9540	10600.	76	10348	No

### 3. Quality information per product

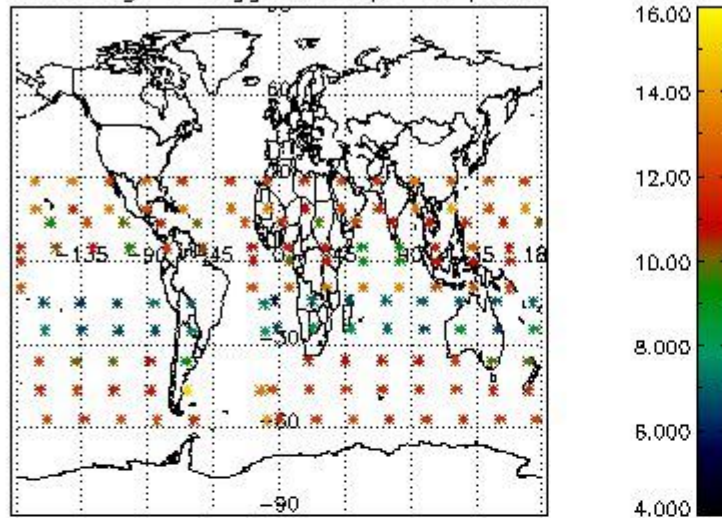
In this section it is plotted some information contained in the Quality Summary data set of the level 2 products. Only products in dark limb conditions and without errors (error flag in the MPH set to "0") are used.

3.1 Plot quality information per product (time dependant)

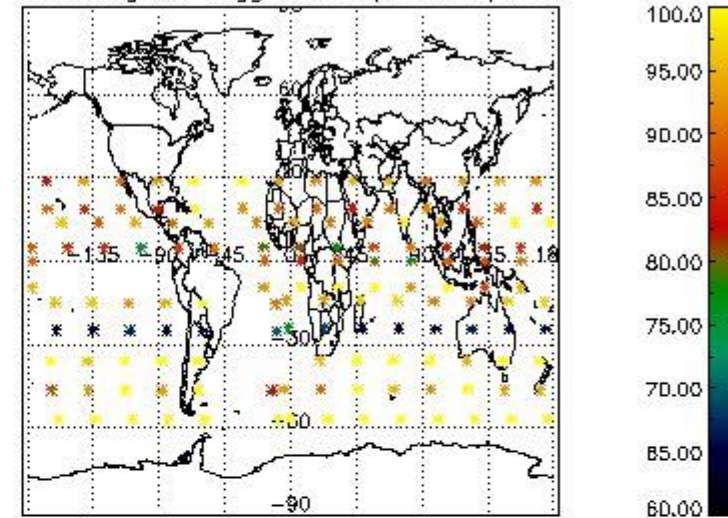


3.2 Plot quality information per product (world map)

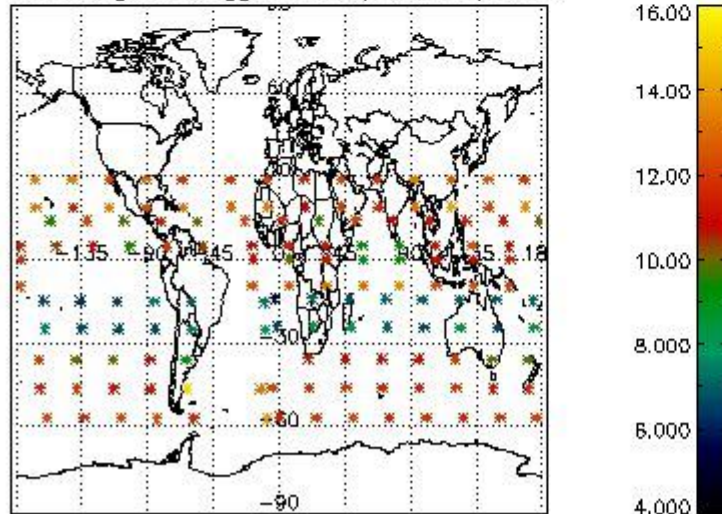
Percentage of flagged data per O3 profile



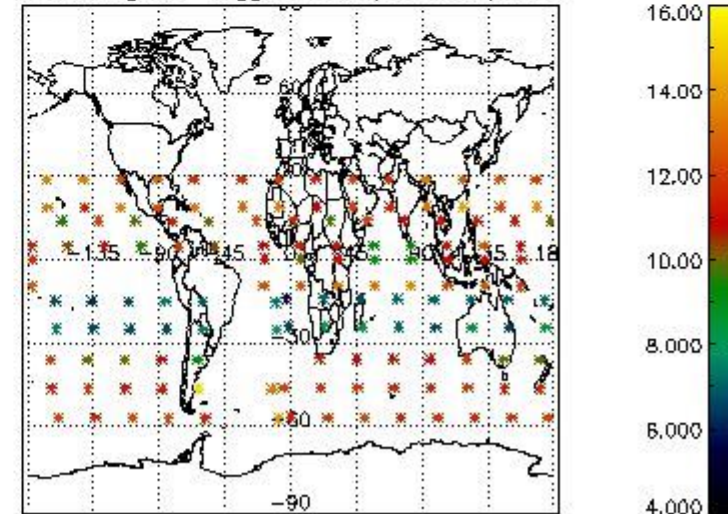
Percentage of flagged data per H2O profile



Percentage of flagged data per NO2 profile



Percentage of flagged data per NO3 profile



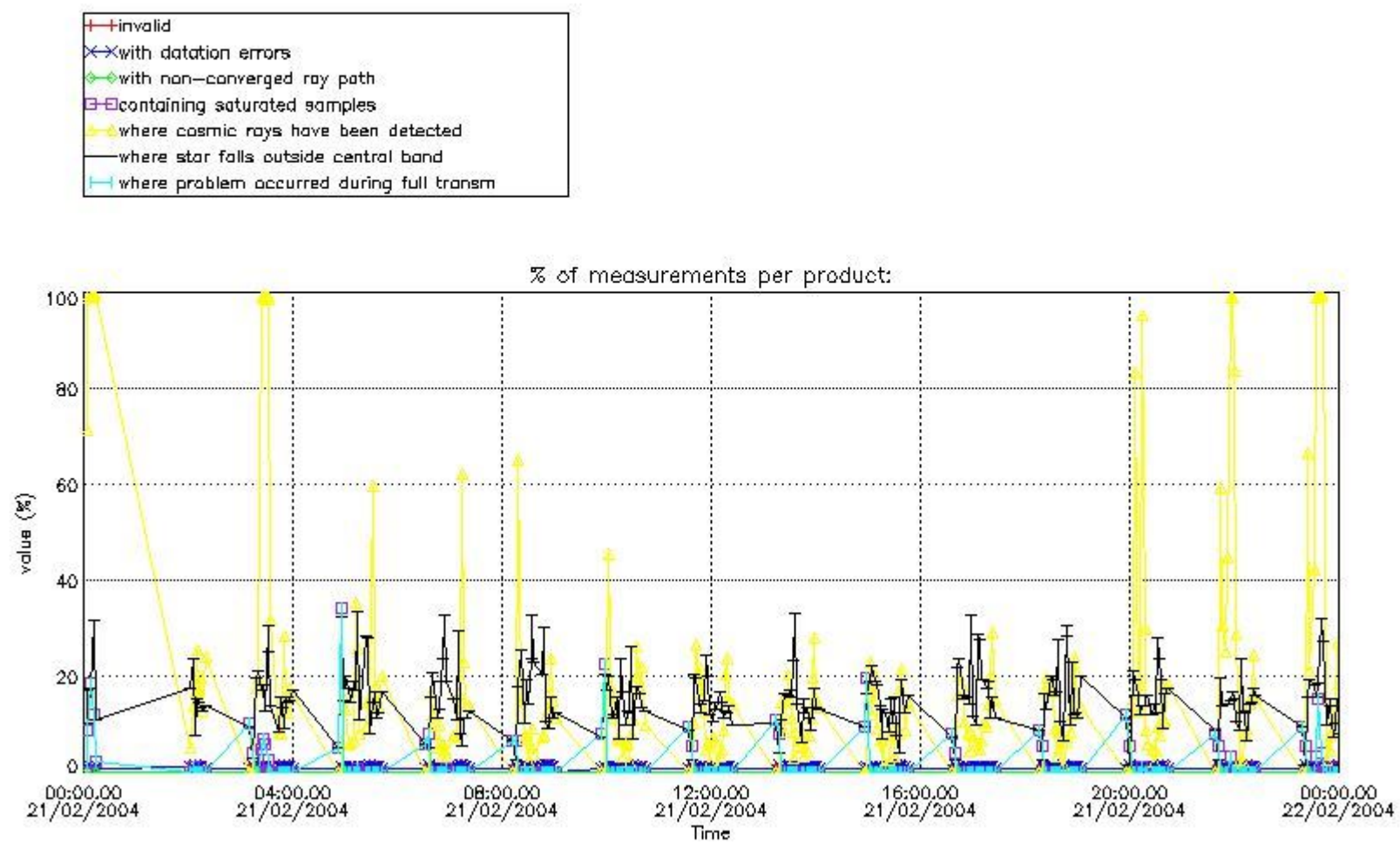
#### 4. Level 1 quality information per product

In this section it is plotted some information contained in the Quality Summary data set of the level 2 products that comes from the level 1b processing. Products without errors (error flag in the MPH set to "0") are used.

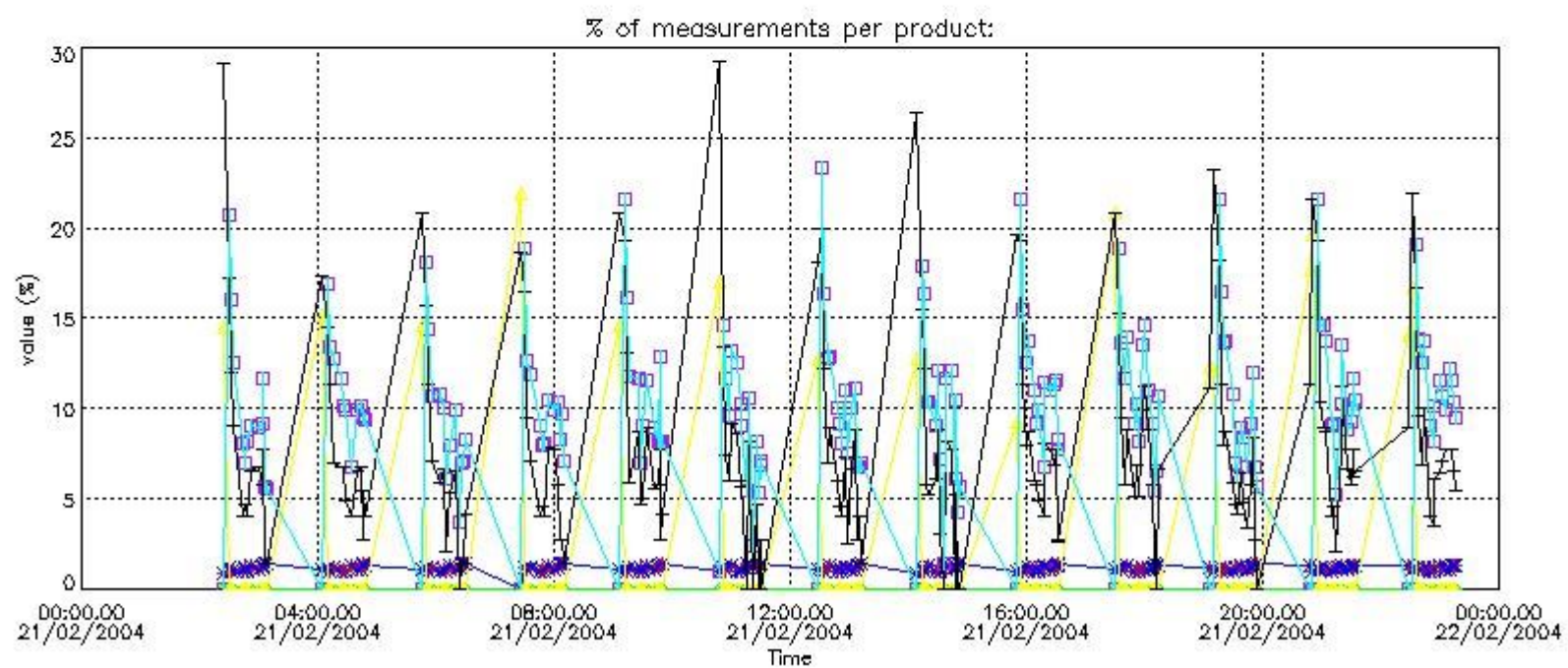
##### 4.1 Plot quality information per product (time dependant) coming from level 1b processing

##### 4.1.1 Plot level 1 quality information per product (time dependant): ENVISAT ASCENDING passes





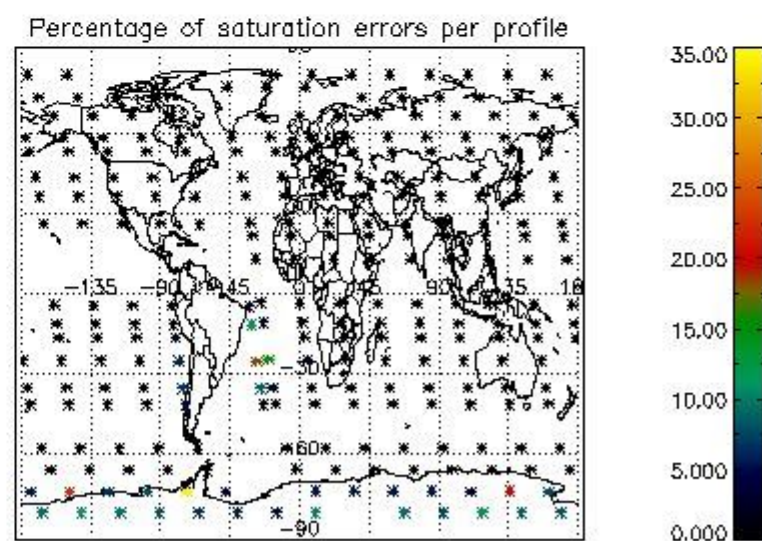
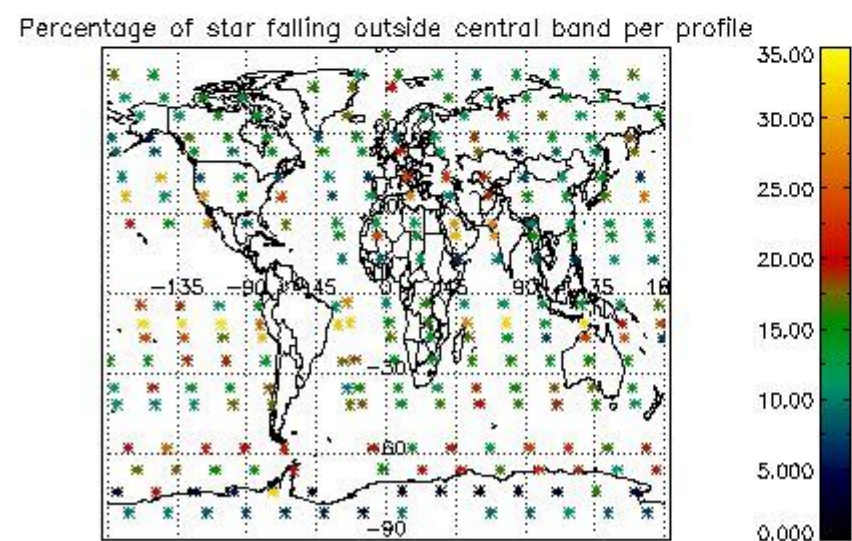
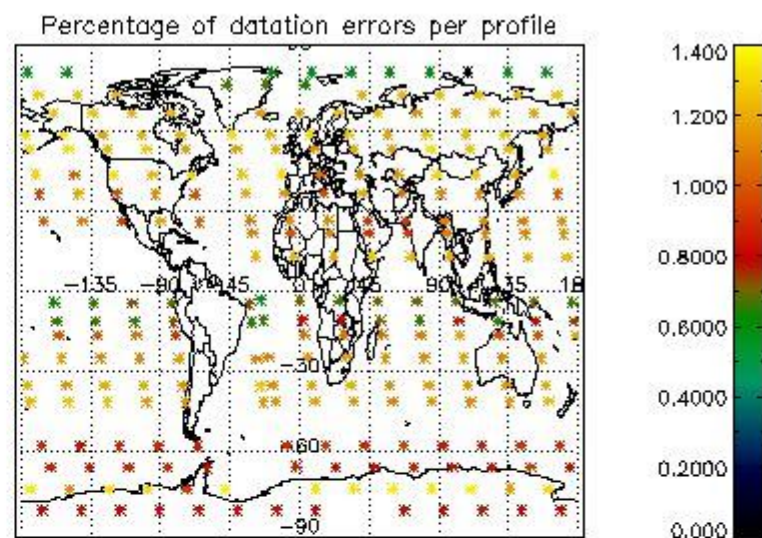
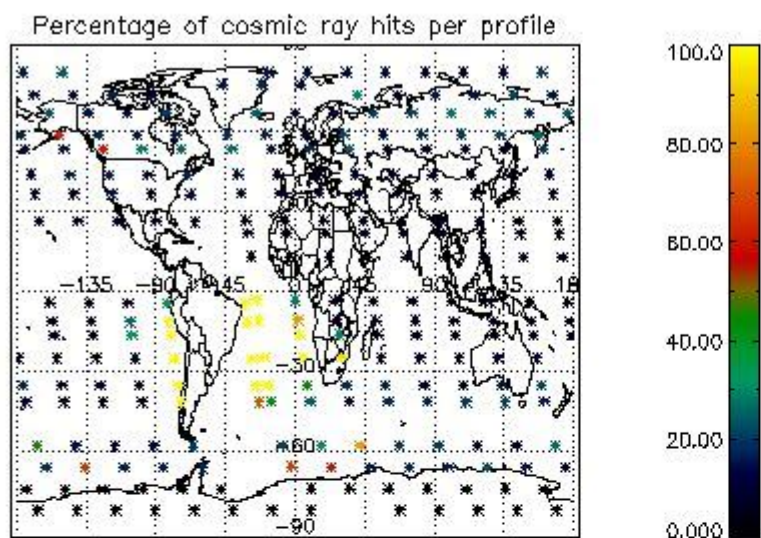
4.1.2 Plot level 1 quality information per product (time dependant): ENVI SAT DESCENDING passes



*4.2 Plot quality information per product coming from level 1b processing (world map)*

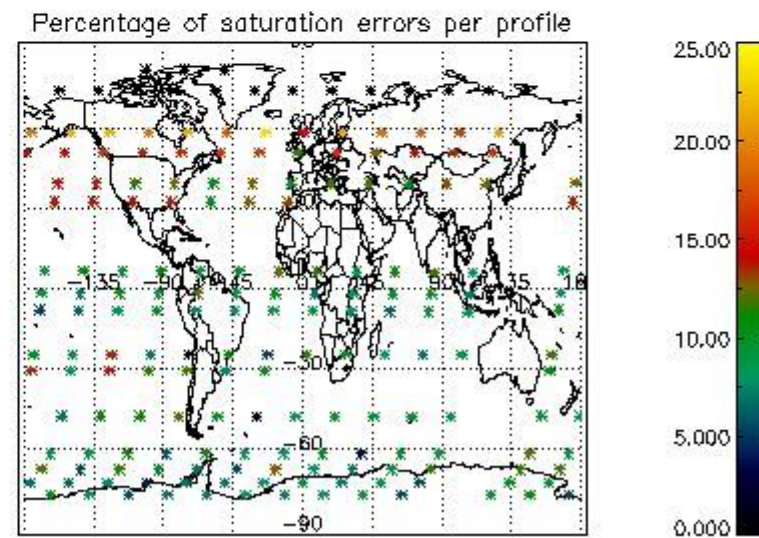
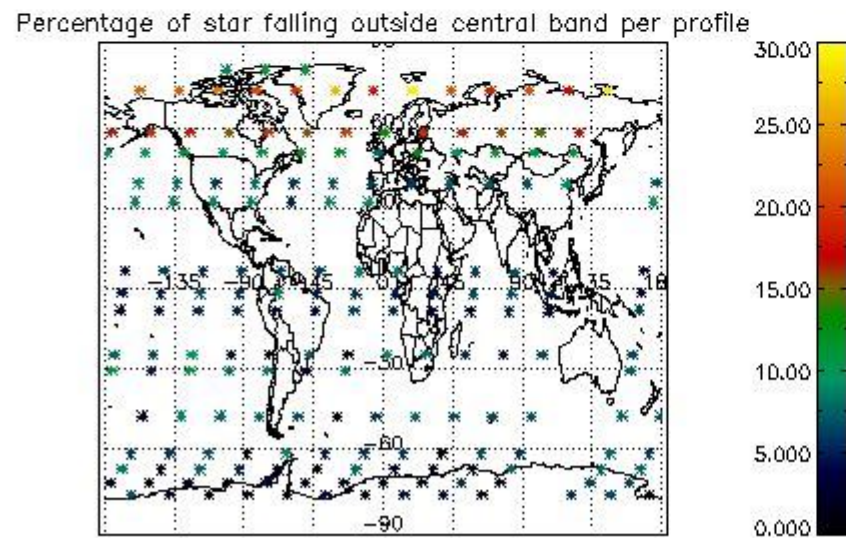
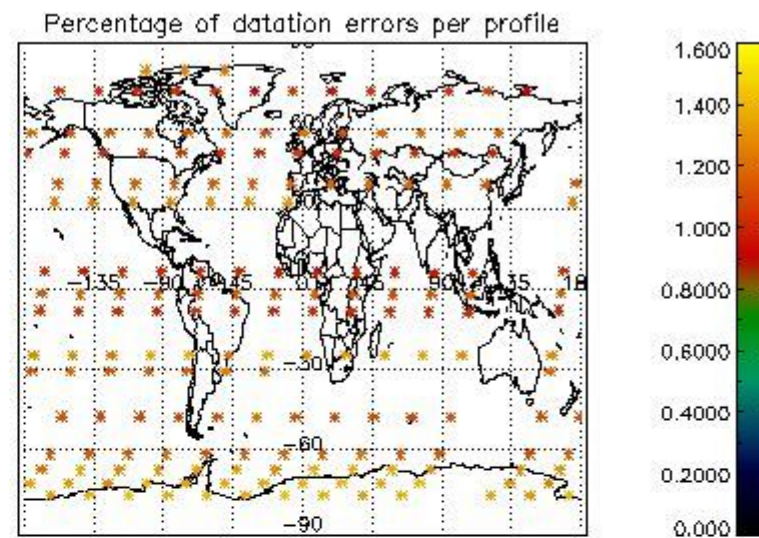
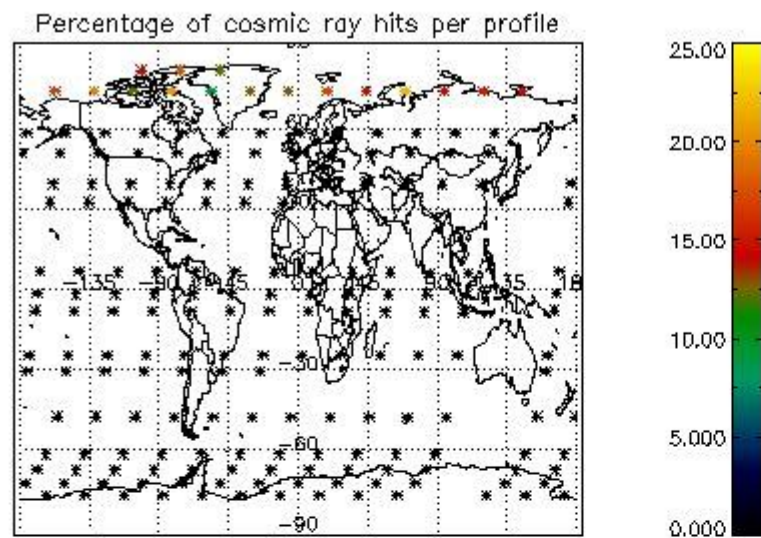
*4.2.1 Plot level 1 quality information per product (world map): ENVISAT ASCENDING passes*





4.2.2 Plot level 1 quality information per product (world map): ENVISAT DESCENDING passes





## 5. Trace gas profiles

### 5.1 Ozone statistics based on quality of products

The final quality of the products can be "measured" using the STD (Standard Deviation) attached to every point profile. This information is written to the parameter GOM\_NL\_\_2P/NL\_LOCAL\_SPECIES\_DENSITY/o3\_std of the level 2 products. The table below shows the statistics for given STD ranges.

The statistics are given with respect to the overall valid production:

- Products without fatal errors: GOM\_NL\_\_2P/MPH/PRODUCT\_ERR=0
- Valid point profile: GOM\_NL\_\_2P/NL\_LOCAL\_SPECIES\_DENSITY/pcd(0)=0

The 'Criteria' is applied to valid points of dark limb products:

- Products in dark limb illumination condition: GOM\_NL\_\_2P/NL\_SUMMARY\_QUALITY/obs\_ill\_cond=0
- Products without fatal errors: GOM\_NL\_\_2P/MPH/PRODUCT\_ERR=0
- Valid point profile: GOM\_NL\_\_2P/NL\_LOCAL\_SPECIES\_DENSITY/pcd(0)=0

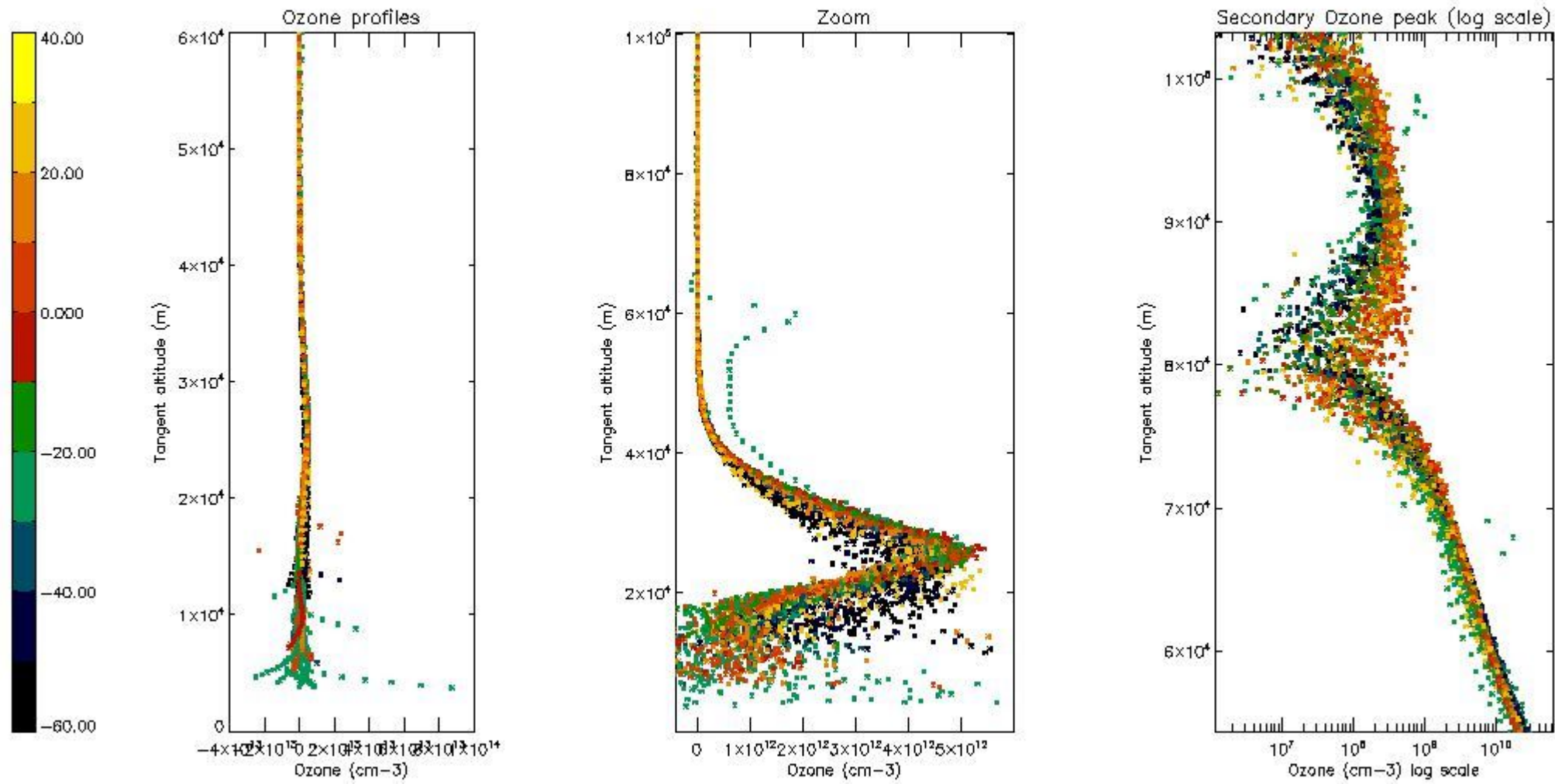
So, the table below shows the percentage of dark limb and valid observations for each criteria with respect to the overall valid daily observations.

Criteria	% of total production
All STD	34
STD < 20	21

STD < 10	19
STD < 5	13

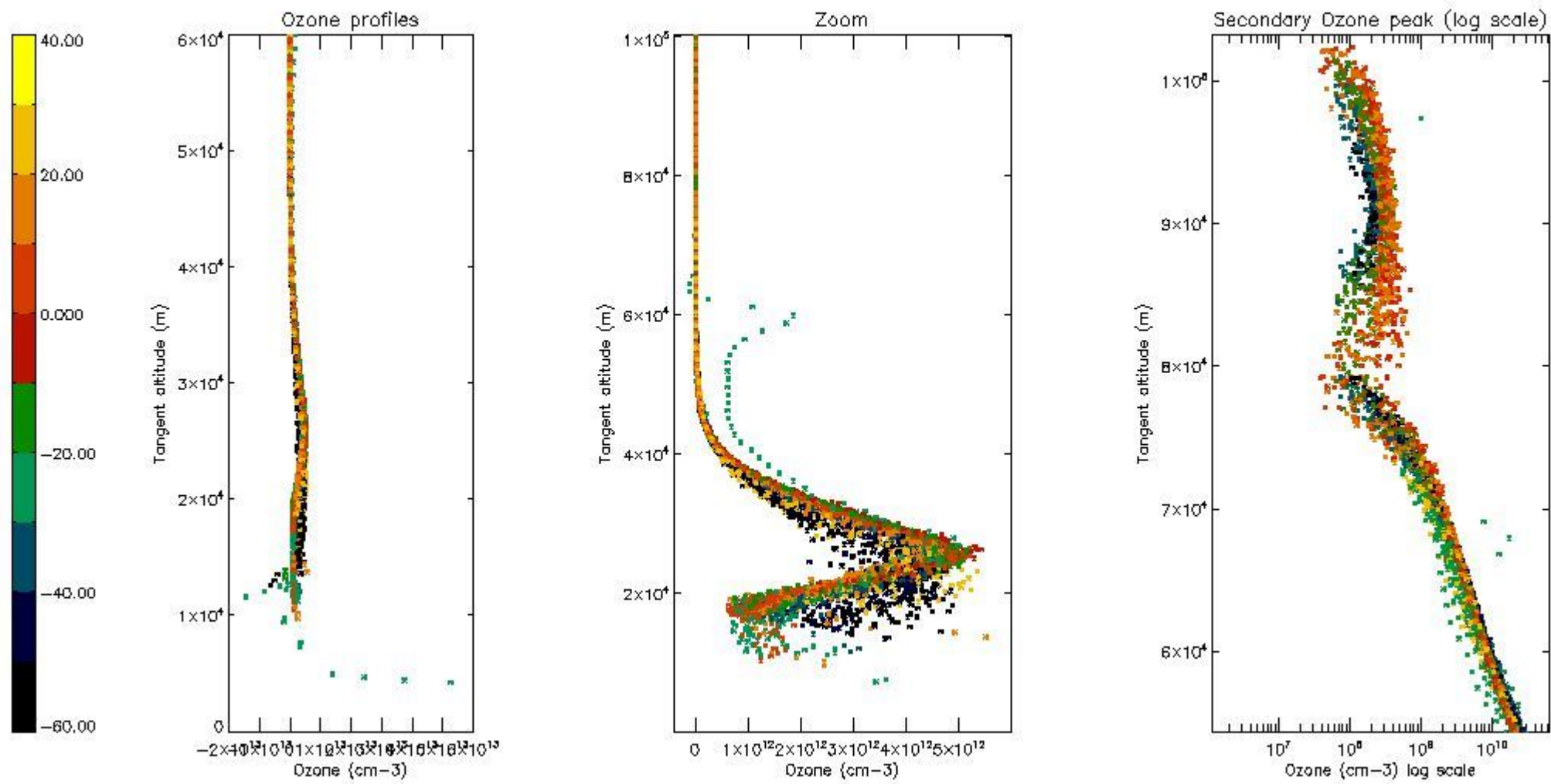
5.2 Plot ozone profiles for all STD (dark without errors)

The colorbar represents the latitude.



5.3 Plot ozone profiles where STD < 20% (dark without errors)

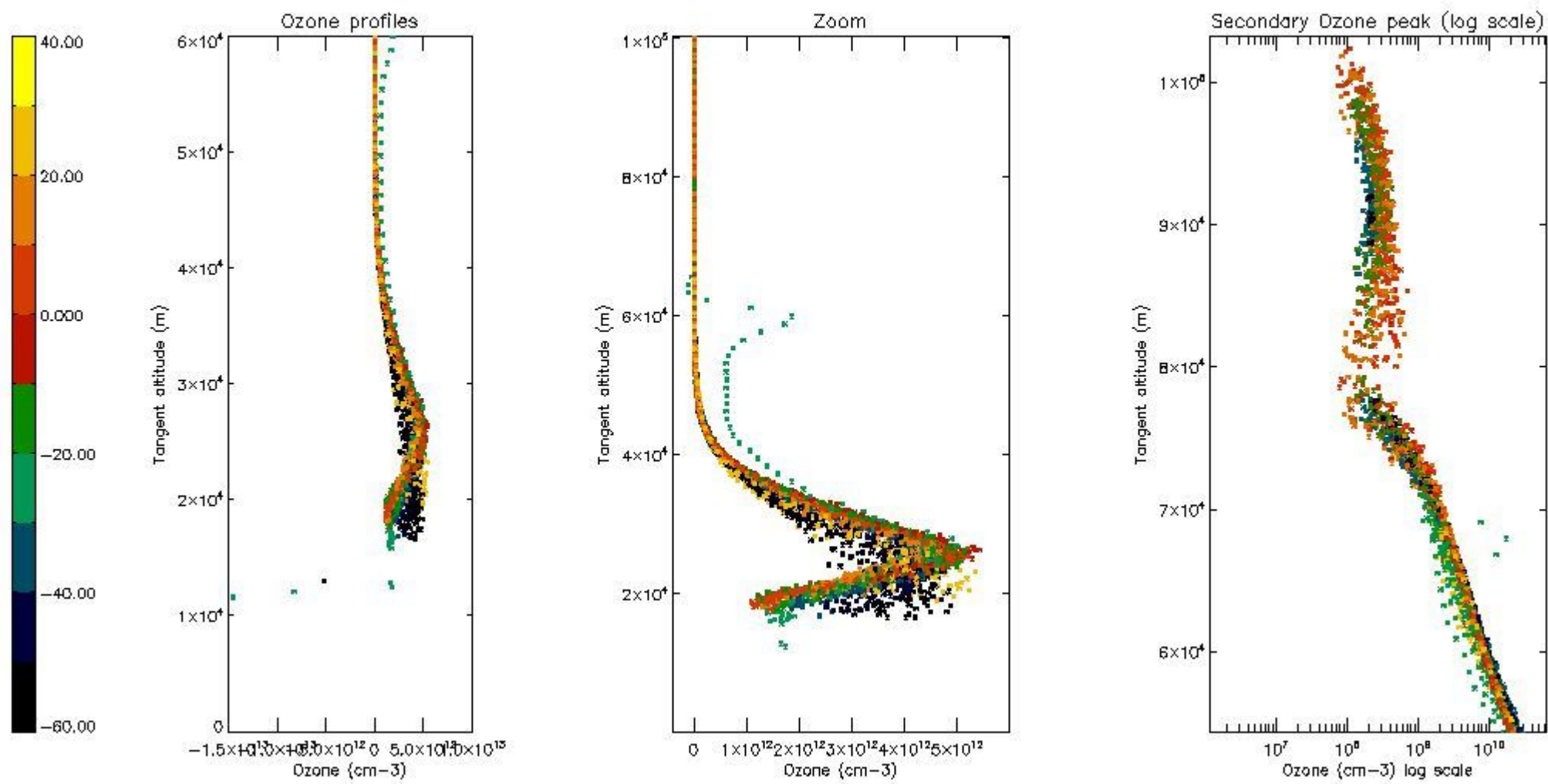
The colorbar represents the latitude.



*5.4 Plot ozone profiles where STD < 10% (dark without errors)*

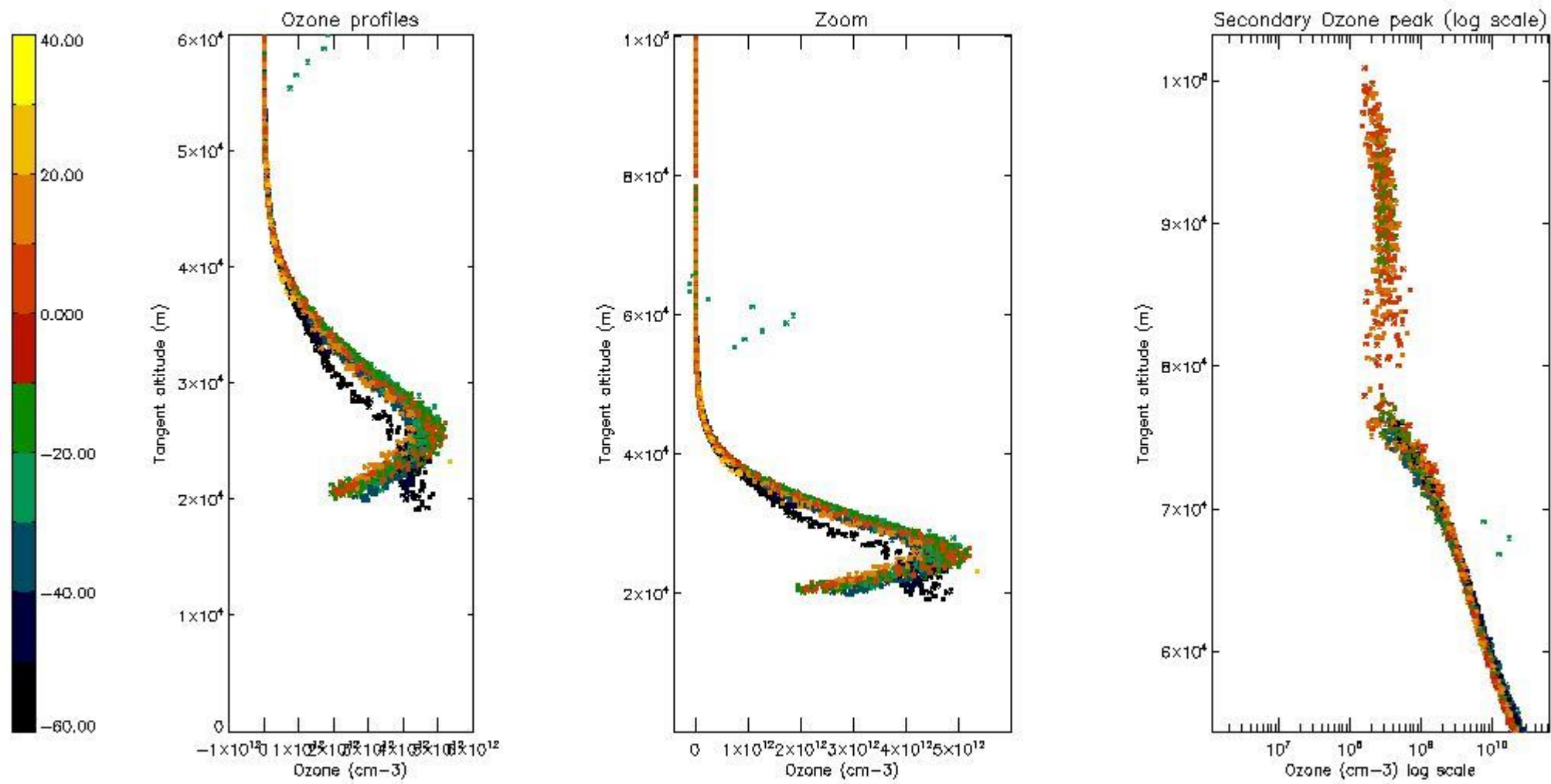
The colorbar represents the latitude.





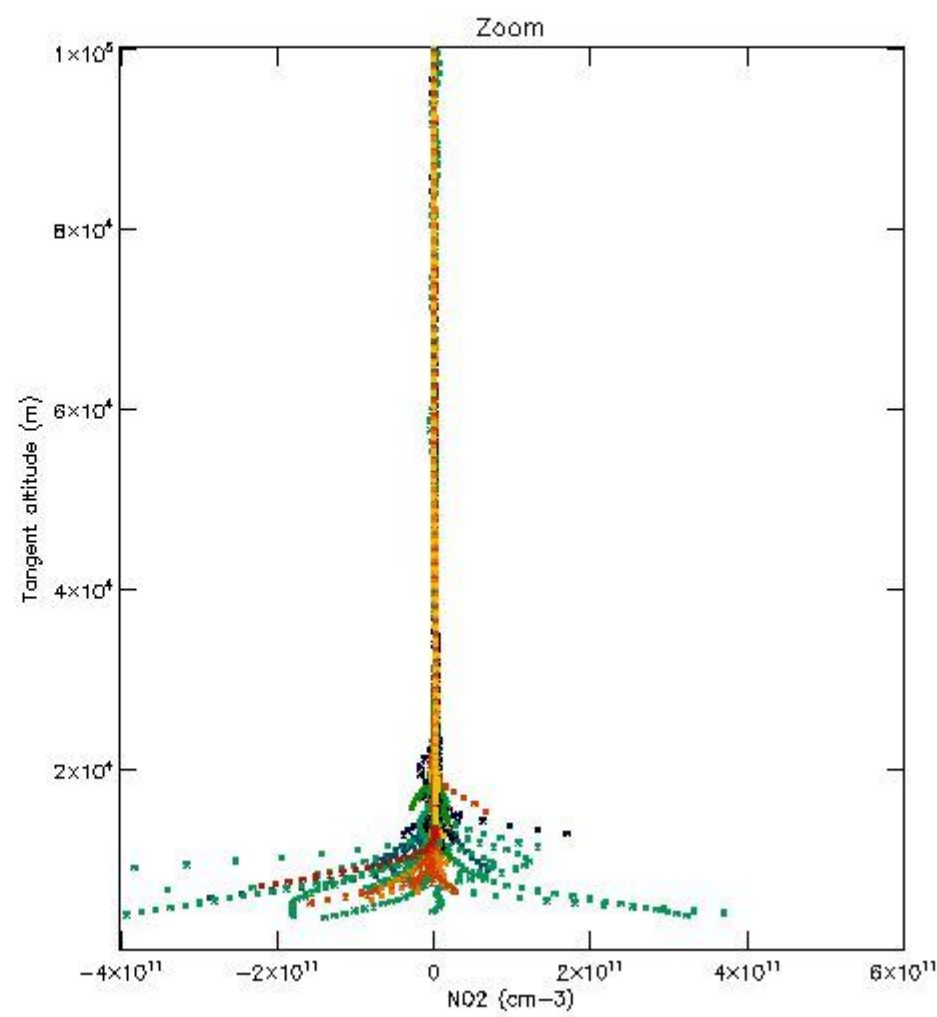
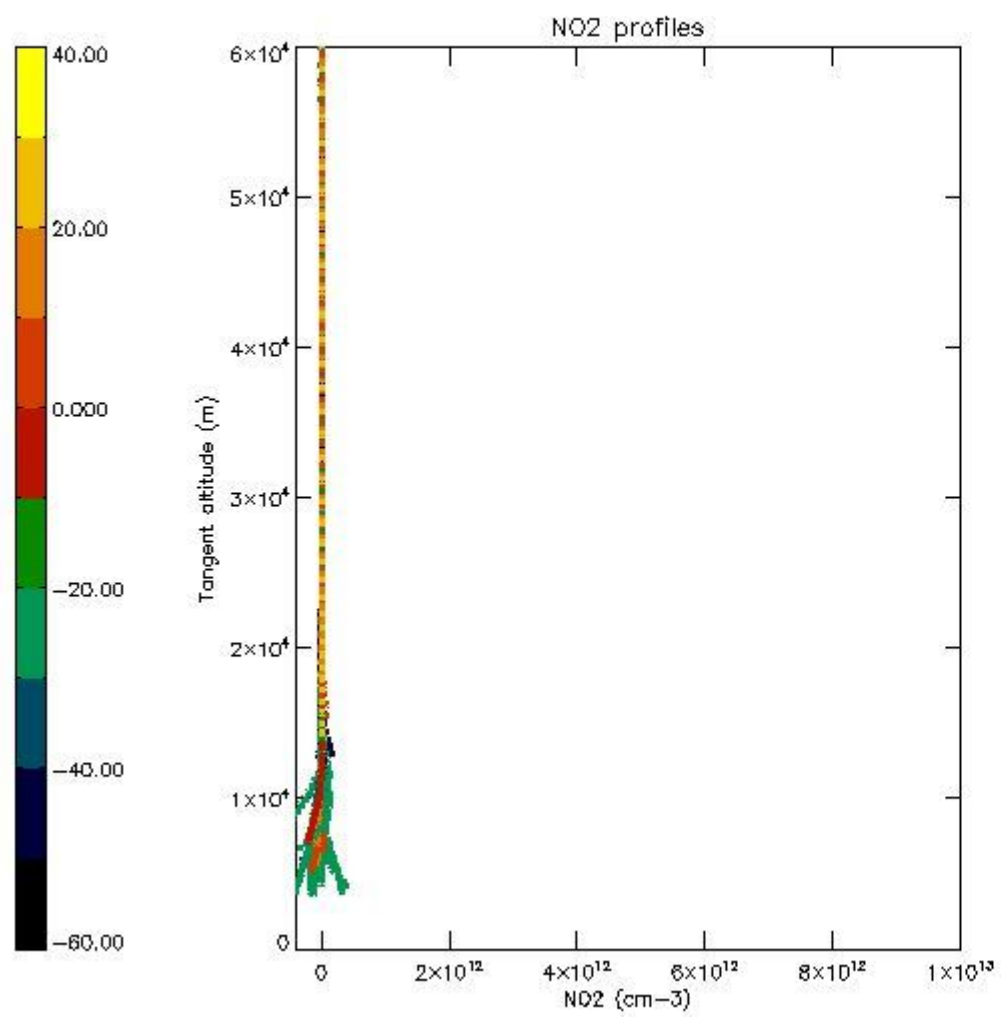
*5.5 Plot ozone profiles where STD < 5% (dark without errors)*

The colorbar represents the latitude.



*5.6 Plot NO<sub>2</sub> profiles for all STD (dark without errors)*

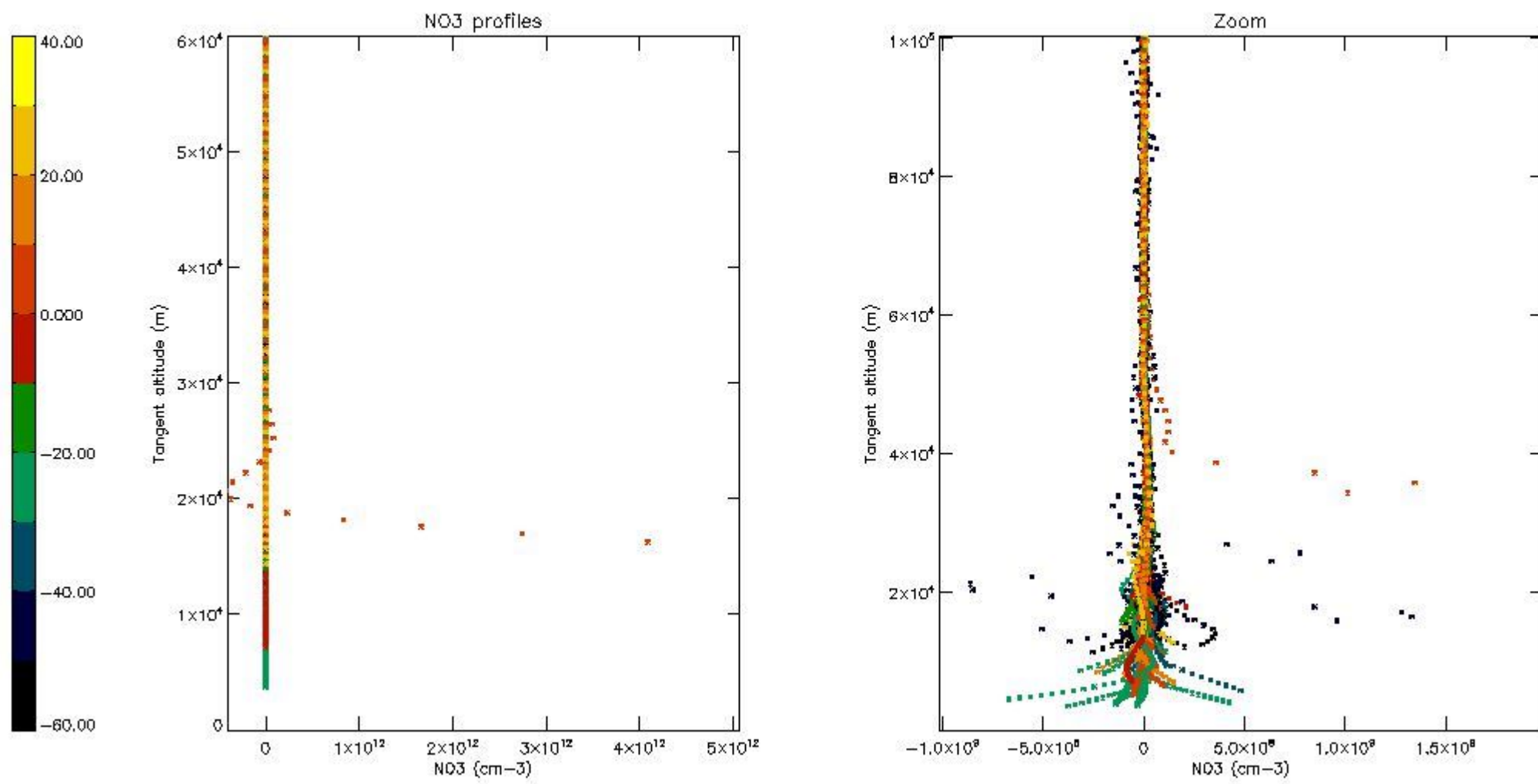
The colorbar represents the latitude.



*5.7 Plot NO3 profiles for all STD (dark without errors)*

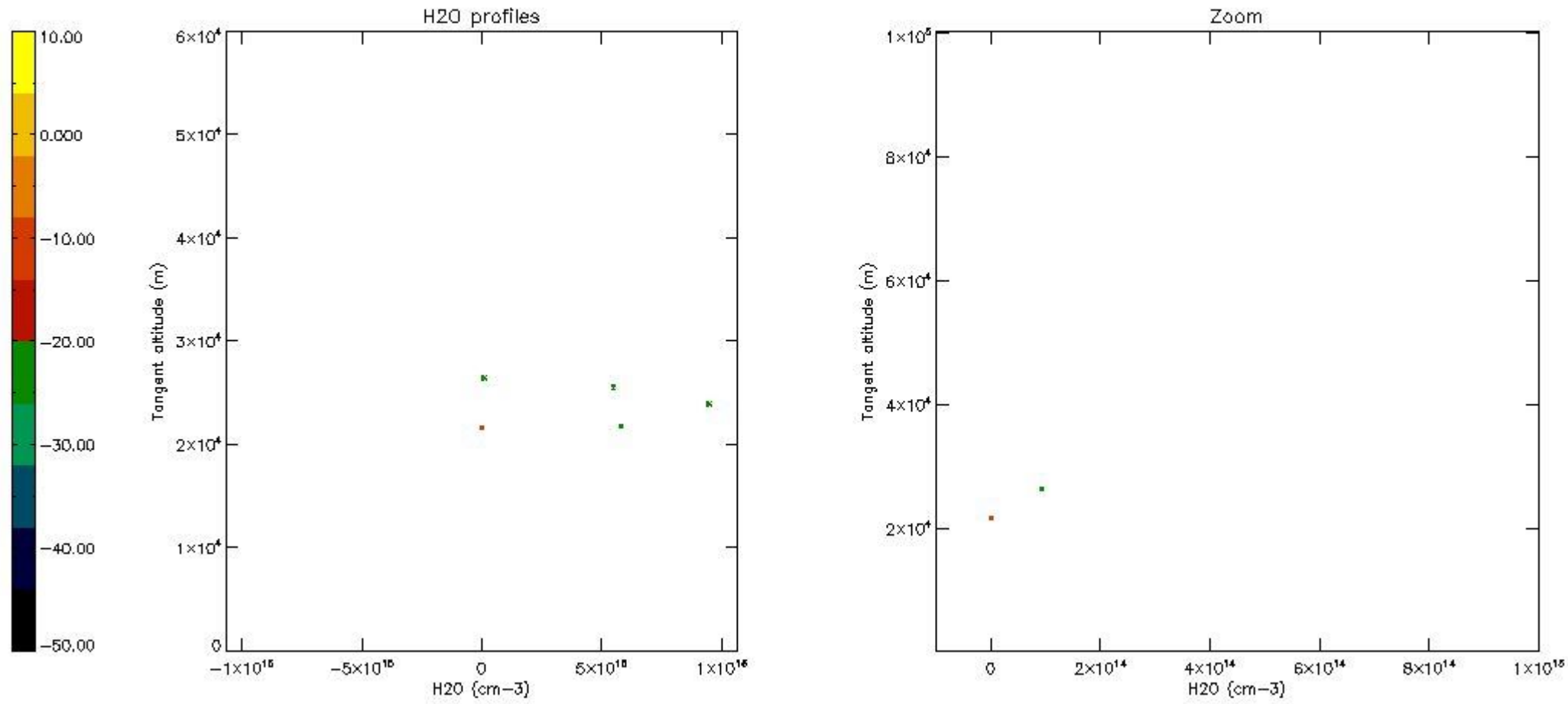
The colorbar represents the latitude.





5.8 Plot H<sub>2</sub>O profiles for all STD (only for occultations of stars 1,2,3,4,13,14,16,26,63 dark without errors)

The colorbar represents the latitude.



## 6. Auxiliary Data Files used for the production reported in section 2

The number reported in the third column indicates since which file (see list in section 2) the corresponding auxiliary file has been used. The fourth column is the date of those product files.

Type	Auxiliary Filename	Used since product	Used since product date
INST_PHYS_CHARACTERISTICS	GOM_INS_AXVIEC20091111_143220_20030716_120000_20500101_000000	1	21-FEB-2004 00:03:02
LEVEL-2_PROC_CONFIG	GOM_PR2_AXVIEC20091111_152718_20020301_000000_20500101_000000	1	21-FEB-2004 00:03:02
CROSS_SECTIONS_FILE	GOM_CRS_AXVIEC20091111_154832_20020301_000000_20500101_000000	1	21-FEB-2004 00:03:02

# GOMOS Level 2 Daily Report

## SUMMARY

### [1. General Info](#)

### [2. Summary of processed GOM\\_NL\\_2P products](#)

### [3. Level 2 Quality information per product](#)

#### [3.1 Plot of level 2 quality information per product \(time dependant\)](#)

#### [3.2 Plot of level 2 quality information per product \(world map\)](#)

### [4. Level 1 Quality information per product \(stored on level 2 products\)](#)

#### [4.1 Plot of level 1 quality information per product \(time dependant\)](#)

##### [4.1.1 Plot of level 1 quality information per product \(time dependant\): ASCENDING](#)

##### [4.1.2 Plot of level 1 quality information per product \(time dependant\): DESCENDING](#)

#### [4.2 Plot of level 1 quality information per product \(world map\)](#)

##### [4.2.1 Plot of level 1 quality information per product \(world map\): ASCENDING](#)

##### [4.2.2 Plot of level 1 quality information per product \(world map\): DESCENDING](#)

### [5. Ozone profiles based on quality statistics and other trace gas profiles](#)

#### [5.1 Ozone statistics based on quality of products](#)

#### [5.2 Plot ozone profiles for all STD \(dark without errors\)](#)

#### [5.3 Plot ozone profiles where STD < 20% \(dark without errors\)](#)

#### [5.4. Plot ozone profiles where STD < 10% \(dark without errors\)](#)

#### [5.5. Plot ozone profiles where STD < 5% \(dark without errors\)](#)

#### [5.6 Plot NO2 profiles for all STD \(dark without errors\)](#)

#### [5.7 Plot NO3 profiles for all STD \(dark without errors\)](#)

#### [5.8 Plot H2O profiles \(only for occultations of stars 1,2,3,4,13,14,16,26,63 dark without errors\) for all STD](#)

### [6. Auxiliary Data Files used for the production reported in section 2](#)



This report presents the daily analysis on parameters extracted from GOMOS level 2 data (GOM\_NL\_\_2P). It is intended to monitor some important parameters that will impact the quality of these products. A list of level 2 products (and content) that have arrived during the reporting day to the PCF is also given.

Item	Value
Time of report generation	18APR2013 19:47:15
Data source version	GOMOS/6.01
Start time of products	21-02-2004 (21FEB2004 00:00:00)
Stop time of products	22-02-2004 (22FEB2004 00:00:00)
Store outputs in DB	Yes
Nb of level 2 prods	446
Nb of prods with errors	0

## 2. Summary of processed GOM\_NL\_\_2P products.

Nr	Filename	UTC Start time	Limb	Duration	Star Id	Star Name	Star Mag	Star Temp	Nb Meas	Orbit	Prod. error
1	GOM_NL__2PRFIN20040221_000302_000000442024_00259_10333_1789.N1	21-FEB-2004 00:03:02	Twilight	43.500	155	41Pi Sgr	2.9000	6600.0	87	10333	No
2	GOM_NL__2PRFIN20040221_000445_000000402024_00259_10333_1790.N1	21-FEB-2004 00:04:45	Dark	40.000	57	34Sig Sgr	2.0660	26000.	80	10333	No
3	GOM_NL__2PRFIN20040221_000737_000000462024_00259_10333_1791.N1	21-FEB-2004 00:07:37	Dark	46.000	38	20Eps Sgr	1.8360	11000.	92	10333	No
4	GOM_NL__2PRFIN20040221_001124_000000762024_00259_10333_1792.N1	21-FEB-2004 00:11:24	Dark	76.000	16	21Alp Sco	1.0200	3000.0	152	10333	No
5	GOM_NL__2PRFIN20040221_001322_000000692024_00259_10333_1793.N1	21-FEB-2004 00:13:22	Dark	69.000	80	7Del Sco	2.3160	30000.	138	10333	No
6	GOM_NL__2PRFIN20040221_020234_000000492024_00261_10335_1760.N1	21-FEB-2004 02:02:34	Dark	49.000	10	Bet Cen	0.61000	28000.	98	10335	No
7	GOM_NL__2PRFIN20040221_020528_000000512024_00261_10335_1761.N1	21-FEB-2004 02:05:28	Dark	51.000	12	Alp1Cru	0.77500	30000.	102	10335	No
8	GOM_NL__2PRFIN20040221_020731_000000392024_00261_10335_1762.N1	21-FEB-2004 02:07:31	Dark	38.500	29	Bet Car	1.6720	10200.	77	10335	No
9	GOM_NL__2PRFIN20040221_021013_000000432024_00261_10335_1763.N1	21-FEB-2004 02:10:13	Dark	43.000	71	lot Car	2.2460	7700.0	86	10335	No
10	GOM_NL__2PRFIN20040221_021149_000000422024_00261_10335_1764.N1	21-FEB-2004 02:11:49	Straylight	41.500	46	Del Vel	1.9540	10600.	83	10335	No
11	GOM_NL__2PRFIN20040221_021409_000000412024_00261_10335_1765.N1	21-FEB-2004 02:14:09	Straylight	40.500	34	Gam2Vel	1.7930	23000.	81	10335	No
12	GOM_NL__2PRFIN20040221_021614_000000402024_00261_10335_1766.N1	21-FEB-2004 02:16:14	Straylight	39.500	70	Zet Pup	2.2460	39000.	79	10335	No
13	GOM_NL__2PRFIN20040221_022013_000000872024_00261_10335_1767.N1	21-FEB-2004 02:20:13	Straylight	87.000	100	4Gam Crv	2.5800	13100.	174	10335	No
14	GOM_NL__2PRFIN20040221_022418_000000552024_00261_10335_1768.N1	21-FEB-2004 02:24:18	Twilight_and_stray	55.000	48	30Alp Hya	1.9770	4100.0	110	10335	No
15	GOM_NL__2PRFIN20040221_022902_000000442024_00261_10335_1769.N1	21-FEB-2004 02:29:02	Bright	43.500	8	10Alp CMi	0.40000	6500.0	87	10335	No
16	GOM_NL__2PRFIN20040221_023113_000000502024_00261_10335_1770.N1	21-FEB-2004 02:31:13	Bright	50.000	22	32Alp Leo	1.3600	15200.	100	10335	No
17	GOM_NL__2PRFIN20040221_023431_000000442024_00261_10335_1771.N1	21-FEB-2004 02:34:31	Bright	44.000	166	17Eps Leo	2.9800	6000.0	88	10335	No
18	GOM_NL__2PRFIN20040221_024349_000000502024_00261_10335_1772.N1	21-FEB-2004 02:43:49	Bright	49.500	174	52Psi UMa	3.0040	4400.0	99	10335	No
19	GOM_NL__2PRFIN20040221_024606_000000432024_00261_10335_1773.N1	21-FEB-2004 02:46:06	Bright	43.000	82	48Bet UMa	2.3650	10600.	86	10335	No
20	GOM_NL__2PRFIN20040221_024756_000000492024_00261_10335_1774.N1	21-FEB-2004 02:47:56	Bright	49.000	87	64Gam UMa	2.4330	11000.	98	10335	No
21	GOM_NL__2PRFIN20040221_025227_000000392024_00261_10335_1775.N1	21-FEB-2004 02:52:27	Bright	38.500	49	1Alp UMi	1.9900	6300.0	77	10335	No
22	GOM_NL__2PRFIN20040221_025900_000000452024_00261_10335_1776.N1	21-FEB-2004 02:59:00	Bright	44.500	119	14Eta Dra	2.7270	4700.0	89	10335	No
23	GOM_NL__2PRFIN20040221_030300_000000442024_00261_10335_1777.N1	21-FEB-2004 03:03:00	Bright	43.500	130	23Bet Dra	2.7990	5800.0	87	10335	No
24	GOM_NL__2PRFIN20040221_030445_000000392024_00261_10335_1778.N1	21-FEB-2004 03:04:45	Bright	38.500	19	50Alp Cyg	1.2460	10500.	77	10335	No
25	GOM_NL__2PRFIN20040221_030621_000000362024_00261_10335_1779.N1	21-FEB-2004 03:06:21	Bright	35.500	66	37Gam Cyg	2.2080	5900.0	71	10335	No
26	GOM_NL__2PRFIN20040221_030749_000000362024_00261_10335_1780.N1	21-FEB-2004 03:07:49	Bright	36.000	92	53Eps Cyg	2.5000	4500.0	72	10335	No
27	GOM_NL__2PRFIN20040221_031048_000000632024_00261_10335_1781.N1	21-FEB-2004 03:10:48	Bright	63.000	133	40Zet Her	2.8070	6000.0	126	10335	No
28	GOM_NL__2PRFIN20040221_031438_000000372024_00261_10335_1782.N1	21-FEB-2004 03:14:38	Bright	36.500	168	17Zet Aql	2.9860	11000.	73	10335	No
29	GOM_NL__2PRFIN20040221_031705_000000642024_00261_10335_1783.N1	21-FEB-2004 03:17:05	Twilight_and_stray	63.500	59	55Alp Oph	2.0800	8900.0	127	10335	No
30	GOM_NL__2PRFIN20040221_031929_000000592024_00261_10335_1784.N1	21-FEB-2004 03:19:29	Twilight_and_stray	59.000	126	60Bet Oph	2.7700	4250.0	118	10335	No
31	GOM_NL__2PRFIN20040221_032414_000000442024_00261_10335_1785.N1	21-FEB-2004 03:24:14	Twilight	43.500	155	41Pi Sgr	2.9000	6600.0	87	10335	No
32	GOM_NL__2PRFIN20040221_032557_000000442024_00261_10335_1786.N1	21-FEB-2004 03:25:57	Dark	44.000	57	34Sig Sgr	2.0660	26000.	88	10335	No
33	GOM_NL__2PRFIN20040221_032850_000000432024_00261_10335_1787.N1	21-FEB-2004 03:28:50	Dark	43.000	38	20Eps Sgr	1.8360	11000.	86	10335	No
34	GOM_NL__2PRFIN20040221_033115_000000562024_00261_10335_1788.N1	21-FEB-2004 03:31:15	Dark	55.500	25	35Lam Sco	1.6200	28000.	111	10335	No
35	GOM_NL__2PRFIN20040221_033239_000000682024_00261_10335_1789.N1	21-FEB-2004 03:32:39	Dark	68.000	16	21Alp Sco	1.0200	3000.0	136	10335	No
36	GOM_NL__2PRFIN20040221_033438_000000732024_00261_10335_1790.N1	21-FEB-2004 03:34:38	Dark	72.500	80	7Del Sco	2.3160	30000.	145	10335	No
37	GOM_NL__2PRFIN20040221_034311_000000432024_00262_10336_1761.N1	21-FEB-2004 03:43:11	Dark	42.500	10	Bet Cen	0.61000	28000.	85	10336	No
38	GOM_NL__2PRFIN20040221_034605_000000452024_00262_10336_1762.N1	21-FEB-2004 03:46:05	Dark	44.500	12	Alp1Cru	0.77500	30000.	89	10336	No
39	GOM_NL__2PRFIN20040221_034808_000000412024_00262_10336_1763.N1	21-FEB-2004 03:48:08	Dark	41.000	29	Bet Car	1.6720	10200.	82	10336	No
40	GOM_NL__2PRFIN20040221_035050_000000392024_00262_10336_1764.N1	21-FEB-2004 03:50:50	Dark	39.000	71	lot Car	2.2460	7700.0	78	10336	No
41	GOM_NL__2PRFIN20040221_035225_000000422024_00262_10336_1765.N1	21-FEB-2004 03:52:25	Straylight	41.500	46	Del Vel	1.9540	10600.	83	10336	No
42	GOM_NL__2PRFIN20040221_035445_000000412024_00262_10336_1766.N1	21-FEB-2004 03:54:45	Straylight	41.000	34	Gam2Vel	1.7930	23000.	82	10336	No

43	GOM_NL__2PRFIN20040221_035650_000000412024_00262_10336_1767.N1	21-FEB-2004 03:56:50	Straylight	40.500	70	Zet Pup	2.2460	39000.	81	10336	No
44	GOM_NL__2PRFIN20040221_040049_000000912024_00262_10336_1768.N1	21-FEB-2004 04:00:49	Straylight	90.500	100	4Gam Crv	2.5800	13100.	181	10336	No
45	GOM_NL__2PRFIN20040221_040455_000000462024_00262_10336_1769.N1	21-FEB-2004 04:04:55	Twl_and_stray	46.000	48	30Alp Hya	1.9770	4100.0	92	10336	No
46	GOM_NL__2PRFIN20040221_040939_000000422024_00262_10336_1770.N1	21-FEB-2004 04:09:39	Bright	41.500	8	10Alp CMi	0.40000	6500.0	83	10336	No
47	GOM_NL__2PRFIN20040221_041148_000000492024_00262_10336_1771.N1	21-FEB-2004 04:11:48	Bright	48.500	22	32Alp Leo	1.3600	15200.	97	10336	No
48	GOM_NL__2PRFIN20040221_041508_000000432024_00262_10336_1772.N1	21-FEB-2004 04:15:08	Bright	43.000	166	17Eps Leo	2.9800	6000.0	86	10336	No
49	GOM_NL__2PRFIN20040221_042424_000000522024_00262_10336_1773.N1	21-FEB-2004 04:24:24	Bright	51.500	174	52Psi UMa	3.0040	4400.0	103	10336	No
50	GOM_NL__2PRFIN20040221_042641_000000452024_00262_10336_1774.N1	21-FEB-2004 04:26:41	Bright	44.500	82	48Bet UMa	2.3650	10600.	89	10336	No
51	GOM_NL__2PRFIN20040221_042831_000000512024_00262_10336_1775.N1	21-FEB-2004 04:28:31	Bright	50.500	87	64Gam UMa	2.4330	11000.	101	10336	No
52	GOM_NL__2PRFIN20040221_043304_000000372024_00262_10336_1776.N1	21-FEB-2004 04:33:04	Bright	37.000	49	1Alp UMi	1.9900	6300.0	74	10336	No
53	GOM_NL__2PRFIN20040221_043935_000000462024_00262_10336_1777.N1	21-FEB-2004 04:39:35	Bright	45.500	119	14Eta Dra	2.7270	4700.0	91	10336	No
54	GOM_NL__2PRFIN20040221_044335_000000452024_00262_10336_1778.N1	21-FEB-2004 04:43:35	Bright	44.500	130	23Bet Dra	2.7990	5800.0	89	10336	No
55	GOM_NL__2PRFIN20040221_044522_000000372024_00262_10336_1779.N1	21-FEB-2004 04:45:22	Bright	36.500	19	50Alp Cyg	1.2460	10500.	73	10336	No
56	GOM_NL__2PRFIN20040221_044657_000000372024_00262_10336_1780.N1	21-FEB-2004 04:46:57	Bright	37.000	66	37Gam Cyg	2.2080	5900.0	74	10336	No
57	GOM_NL__2PRFIN20040221_044825_000000382024_00262_10336_1781.N1	21-FEB-2004 04:48:25	Bright	37.500	92	53Eps Cyg	2.5000	4500.0	75	10336	No
58	GOM_NL__2PRFIN20040221_045123_000000612024_00262_10336_1782.N1	21-FEB-2004 04:51:23	Bright	60.500	133	40Zet Her	2.8070	6000.0	121	10336	No
59	GOM_NL__2PRFIN20040221_045514_000000542024_00262_10336_1783.N1	21-FEB-2004 04:55:14	Bright	54.000	168	17Zet Aql	2.9860	11000.	108	10336	No
60	GOM_NL__2PRFIN20040221_045744_000000572024_00262_10336_1784.N1	21-FEB-2004 04:57:44	Twl_and_stray	57.000	59	55Alp Oph	2.0800	8900.0	114	10336	No
61	GOM_NL__2PRFIN20040221_050006_000000572024_00262_10336_1785.N1	21-FEB-2004 05:00:06	Twl_and_stray	57.000	126	60Bet Oph	2.7700	4250.0	114	10336	No
62	GOM_NL__2PRFIN20040221_050451_000000432024_00262_10336_1786.N1	21-FEB-2004 05:04:51	Twilight	43.000	155	41Pi Sgr	2.9000	6600.0	86	10336	No
63	GOM_NL__2PRFIN20040221_050634_000000422024_00262_10336_1787.N1	21-FEB-2004 05:06:34	Dark	41.500	57	34Sig Sgr	2.0660	26000.	83	10336	No
64	GOM_NL__2PRFIN20040221_050927_000000452024_00262_10336_1788.N1	21-FEB-2004 05:09:27	Dark	45.000	38	20Eps Sgr	1.8360	11000.	90	10336	No
65	GOM_NL__2PRFIN20040221_051152_000000472024_00262_10336_1789.N1	21-FEB-2004 05:11:52	Dark	47.000	25	35Lam Sco	1.6200	28000.	94	10336	No
66	GOM_NL__2PRFIN20040221_051317_000000762024_00262_10336_1790.N1	21-FEB-2004 05:13:17	Dark	76.000	16	21Alp Sco	1.0200	3000.0	152	10336	No
67	GOM_NL__2PRFIN20040221_051516_000000692024_00262_10336_1791.N1	21-FEB-2004 05:15:16	Dark	69.000	80	7Del Sco	2.3160	30000.	138	10336	No
68	GOM_NL__2PRFIN20040221_052348_000000532024_00263_10337_1762.N1	21-FEB-2004 05:23:48	Dark	53.000	10	Bet Cen	0.61000	28000.	106	10337	No
69	GOM_NL__2PRFIN20040221_052642_000000522024_00263_10337_1763.N1	21-FEB-2004 05:26:42	Dark	51.500	12	Alp1Cru	0.77500	30000.	103	10337	No
70	GOM_NL__2PRFIN20040221_052844_000000382024_00263_10337_1764.N1	21-FEB-2004 05:28:44	Dark	38.000	29	Bet Car	1.6720	10200.	76	10337	No
71	GOM_NL__2PRFIN20040221_053126_000000412024_00263_10337_1765.N1	21-FEB-2004 05:31:26	Dark	41.000	71	lot Car	2.2460	7700.0	82	10337	No
72	GOM_NL__2PRFIN20040221_053301_000000422024_00263_10337_1766.N1	21-FEB-2004 05:33:01	Straylight	42.000	46	Del Vel	1.9540	10600.	84	10337	No
73	GOM_NL__2PRFIN20040221_053521_000000402024_00263_10337_1767.N1	21-FEB-2004 05:35:21	Straylight	39.500	34	Gam2Vel	1.7930	23000.	79	10337	No
74	GOM_NL__2PRFIN20040221_053726_000000402024_00263_10337_1768.N1	21-FEB-2004 05:37:26	Straylight	40.000	70	Zet Pup	2.2460	39000.	80	10337	No
75	GOM_NL__2PRFIN20040221_054125_000000902024_00263_10337_1769.N1	21-FEB-2004 05:41:25	Straylight	90.000	100	4Gam Crv	2.5800	13100.	180	10337	No
76	GOM_NL__2PRFIN20040221_054532_000000482024_00263_10337_1770.N1	21-FEB-2004 05:45:32	Twl_and_stray	48.000	48	30Alp Hya	1.9770	4100.0	96	10337	No
77	GOM_NL__2PRFIN20040221_055015_000000422024_00263_10337_1771.N1	21-FEB-2004 05:50:15	Bright	41.500	8	10Alp CMi	0.40000	6500.0	83	10337	No
78	GOM_NL__2PRFIN20040221_055224_000000492024_00263_10337_1772.N1	21-FEB-2004 05:52:24	Bright	48.500	22	32Alp Leo	1.3600	15200.	97	10337	No
79	GOM_NL__2PRFIN20040221_055543_000000422024_00263_10337_1773.N1	21-FEB-2004 05:55:43	Bright	42.000	166	17Eps Leo	2.9800	6000.0	84	10337	No
80	GOM_NL__2PRFIN20040221_060459_000000512024_00263_10337_1774.N1	21-FEB-2004 06:04:59	Bright	51.000	174	52Psi UMa	3.0040	4400.0	102	10337	No
81	GOM_NL__2PRFIN20040221_060716_000000452024_00263_10337_1775.N1	21-FEB-2004 06:07:16	Bright	45.000	82	48Bet UMa	2.3650	10600.	90	10337	No
82	GOM_NL__2PRFIN20040221_060906_000000492024_00263_10337_1776.N1	21-FEB-2004 06:09:06	Bright	49.000	87	64Gam UMa	2.4330	11000.	98	10337	No
83	GOM_NL__2PRFIN20040221_061340_000000382024_00263_10337_1777.N1	21-FEB-2004 06:13:40	Bright	37.500	49	1Alp UMi	1.9900	6300.0	75	10337	No
84	GOM_NL__2PRFIN20040221_062011_000000462024_00263_10337_1778.N1	21-FEB-2004 06:20:11	Bright	45.500	119	14Eta Dra	2.7270	4700.0	91	10337	No
85	GOM_NL__2PRFIN20040221_062411_000000412024_00263_10337_1779.N1	21-FEB-2004 06:24:11	Bright	41.000	130	23Bet Dra	2.7990	5800.0	82	10337	No
86	GOM_NL__2PRFIN20040221_062558_000000362024_00263_10337_1780.N1	21-FEB-2004 06:25:58	Bright	36.000	19	50Alp Cyg	1.2460	10500.	72	10337	No
87	GOM_NL__2PRFIN20040221_062733_000000362024_00263_10337_1781.N1	21-FEB-2004 06:27:33	Bright	35.500	66	37Gam Cyg	2.2080	5900.0	71	10337	No
88	GOM_NL__2PRFIN20040221_062902_000000362024_00263_10337_1782.N1	21-FEB-2004 06:29:02	Bright	36.000	92	53Eps Cyg	2.5000	4500.0	72	10337	No
89	GOM_NL__2PRFIN20040221_063200_000000612024_00263_10337_1783.N1	21-FEB-2004 06:32:00	Bright	61.000	133	40Zet Her	2.8070	6000.0	122	10337	No
90	GOM_NL__2PRFIN20040221_063551_000000382024_00263_10337_1784.N1	21-FEB-2004 06:35:51	Bright	38.000	168	17Zet Aql	2.9860	11000.	76	10337	No
91	GOM_NL__2PRFIN20040221_063821_000000582024_00263_10337_1785.N1	21-FEB-2004 06:38:21	Twl_and_stray	57.500	59	55Alp Oph	2.0800	8900.0	115	10337	No
92	GOM_NL__2PRFIN20040221_064043_000000582024_00263_10337_1786.N1	21-FEB-2004 06:40:43	Twl_and_stray	57.500	126	60Bet Oph	2.7700	4250.0	115	10337	No
93	GOM_NL__2PRFIN20040221_064527_000000402024_00263_10337_1787.N1	21-FEB-2004 06:45:27	Twilight	40.000	155	41Pi Sgr	2.9000	6600.0	80	10337	No
94	GOM_NL__2PRFIN20040221_064710_000000422024_00263_10337_1788.N1	21-FEB-2004 06:47:10	Dark	41.500	57	34Sig Sgr	2.0660	26000.	83	10337	No
95	GOM_NL__2PRFIN20040221_065004_000000452024_00263_10337_1789.N1	21-FEB-2004 06:50:04	Dark	45.000	38	20Eps Sgr	1.8360	11000.	90	10337	No
96	GOM_NL__2PRFIN20040221_065229_000000512024_00263_10337_1790.N1	21-FEB-2004 06:52:29	Dark	50.500	25	35Lam Sco	1.6200	28000.	101	10337	No
97	GOM_NL__2PRFIN20040221_065354_000000762024_00263_10337_1791.N1	21-FEB-2004 06:53:54	Dark	76.000	16	21Alp Sco	1.0200	3000.0	152	10337	No
98	GOM_NL__2PRFIN20040221_065553_000000772024_00263_10337_1792.N1	21-FEB-2004 06:55:53	Dark	77.000	80	7Del Sco	2.3160	30000.	154	10337	No
99	GOM_NL__2PRFIN20040221_070425_000000462024_00264_10338_1763.N1	21-FEB-2004 07:04:25	Dark	46.000	10	Bet Cen	0.61000	28000.	92	10338	No
100	GOM_NL__2PRFIN20040221_070719_000000422024_00264_10338_1764.N1	21-FEB-2004 07:07:19	Dark	41.500	12	Alp1Cru	0.77500	30000.	83	10338	No
101	GOM_NL__2PRFIN20040221_070920_000000492024_00264_10338_1765.N1	21-FEB-2004 07:09:20	Dark	49.000	29	Bet Car	1.6720	10200.	98	10338	No

102	GOM_NL__2PRFIN20040221_071203_000000382024_00264_10338_1766.N1	21-FEB-2004 07:12:03	Dark	38.000	71	lot Car	2.2460	7700.0	76	10338	No
103	GOM_NL__2PRFIN20040221_071337_000000372024_00264_10338_1767.N1	21-FEB-2004 07:13:37	Straylight	37.000	46	Del Vel	1.9540	10600.	74	10338	No
104	GOM_NL__2PRFIN20040221_071557_000000402024_00264_10338_1768.N1	21-FEB-2004 07:15:57	Straylight	39.500	34	Gam2Vel	1.7930	23000.	79	10338	No
105	GOM_NL__2PRFIN20040221_071803_000000402024_00264_10338_1769.N1	21-FEB-2004 07:18:03	Straylight	39.500	70	Zet Pup	2.2460	39000.	79	10338	No
106	GOM_NL__2PRFIN20040221_072200_000000872024_00264_10338_1770.N1	21-FEB-2004 07:22:00	Straylight	86.500	100	4Gam Crv	2.5800	13100.	173	10338	No
107	GOM_NL__2PRFIN20040221_072608_000000462024_00264_10338_1771.N1	21-FEB-2004 07:26:08	Tw_i_and_stray	45.500	48	30Alp Hya	1.9770	4100.0	91	10338	No
108	GOM_NL__2PRFIN20040221_073051_000000432024_00264_10338_1772.N1	21-FEB-2004 07:30:51	Bright	42.500	8	10Alp CMi	0.40000	6500.0	85	10338	No
109	GOM_NL__2PRFIN20040221_073259_000000482024_00264_10338_1773.N1	21-FEB-2004 07:32:59	Bright	47.500	22	32Alp Leo	1.3600	15200.	95	10338	No
110	GOM_NL__2PRFIN20040221_073619_000000422024_00264_10338_1774.N1	21-FEB-2004 07:36:19	Bright	42.000	166	17Eps Leo	2.9800	6000.0	84	10338	No
111	GOM_NL__2PRFIN20040221_074534_000000502024_00264_10338_1775.N1	21-FEB-2004 07:45:34	Bright	50.000	174	52Psi UMa	3.0040	4400.0	100	10338	No
112	GOM_NL__2PRFIN20040221_074752_000000442024_00264_10338_1776.N1	21-FEB-2004 07:47:52	Bright	44.000	82	48Bet UMa	2.3650	10600.	88	10338	No
113	GOM_NL__2PRFIN20040221_074941_000000502024_00264_10338_1777.N1	21-FEB-2004 07:49:41	Bright	49.500	87	64Gam UMa	2.4330	11000.	99	10338	No
114	GOM_NL__2PRFIN20040221_075416_000000382024_00264_10338_1778.N1	21-FEB-2004 07:54:16	Bright	38.000	49	1Alp UMi	1.9900	6300.0	76	10338	No
115	GOM_NL__2PRFIN20040221_080046_000000462024_00264_10338_1779.N1	21-FEB-2004 08:00:46	Bright	45.500	119	14Eta Dra	2.7270	4700.0	91	10338	No
116	GOM_NL__2PRFIN20040221_080447_000000442024_00264_10338_1780.N1	21-FEB-2004 08:04:47	Bright	43.500	130	23Bet Dra	2.7990	5800.0	87	10338	No
117	GOM_NL__2PRFIN20040221_080634_000000362024_00264_10338_1781.N1	21-FEB-2004 08:06:34	Bright	36.000	19	50Alp Cyg	1.2460	10500.	72	10338	No
118	GOM_NL__2PRFIN20040221_080810_000000362024_00264_10338_1782.N1	21-FEB-2004 08:08:10	Bright	36.000	66	37Gam Cyg	2.2080	5900.0	72	10338	No
119	GOM_NL__2PRFIN20040221_080939_000000352024_00264_10338_1783.N1	21-FEB-2004 08:09:39	Bright	35.000	92	53Eps Cyg	2.5000	4500.0	70	10338	No
120	GOM_NL__2PRFIN20040221_081236_000000622024_00264_10338_1784.N1	21-FEB-2004 08:12:36	Bright	61.500	133	40Zet Her	2.8070	6000.0	123	10338	No
121	GOM_NL__2PRFIN20040221_081627_000000382024_00264_10338_1785.N1	21-FEB-2004 08:16:27	Bright	37.500	168	17Zet Aql	2.9860	11000.	75	10338	No
122	GOM_NL__2PRFIN20040221_081857_000000592024_00264_10338_1786.N1	21-FEB-2004 08:18:57	Tw_i_and_stray	59.000	59	55Alp Oph	2.0800	8900.0	118	10338	No
123	GOM_NL__2PRFIN20040221_082120_000000612024_00264_10338_1787.N1	21-FEB-2004 08:21:20	Tw_i_and_stray	61.000	126	60Bet Oph	2.7700	4250.0	122	10338	No
124	GOM_NL__2PRFIN20040221_082603_000000402024_00264_10338_1788.N1	21-FEB-2004 08:26:03	Twilight	39.500	155	41Pi Sgr	2.9000	6600.0	79	10338	No
125	GOM_NL__2PRFIN20040221_082746_000000442024_00264_10338_1789.N1	21-FEB-2004 08:27:46	Dark	44.000	57	34Sig Sgr	2.0660	26000.	88	10338	No
126	GOM_NL__2PRFIN20040221_083040_000000432024_00264_10338_1790.N1	21-FEB-2004 08:30:40	Dark	42.500	38	20Eps Sgr	1.8360	11000.	85	10338	No
127	GOM_NL__2PRFIN20040221_083305_000000512024_00264_10338_1791.N1	21-FEB-2004 08:33:05	Dark	50.500	25	35Lam Sco	1.6200	28000.	101	10338	No
128	GOM_NL__2PRFIN20040221_083431_000000762024_00264_10338_1792.N1	21-FEB-2004 08:34:31	Dark	76.000	16	21Alp Sco	1.0200	3000.0	152	10338	No
129	GOM_NL__2PRFIN20040221_083631_000000812024_00264_10338_1793.N1	21-FEB-2004 08:36:31	Dark	80.500	80	7Del Sco	2.3160	30000.	161	10338	No
130	GOM_NL__2PRFIN20040221_084501_000000492024_00265_10339_1763.N1	21-FEB-2004 08:45:01	Dark	49.000	10	Bet Cen	0.61000	28000.	98	10339	No
131	GOM_NL__2PRFIN20040221_084755_000000532024_00265_10339_1764.N1	21-FEB-2004 08:47:55	Dark	53.000	12	Alp1Cru	0.77500	30000.	106	10339	No
132	GOM_NL__2PRFIN20040221_084956_000000392024_00265_10339_1765.N1	21-FEB-2004 08:49:56	Dark	38.500	29	Bet Car	1.6720	10200.	77	10339	No
133	GOM_NL__2PRFIN20040221_085239_000000382024_00265_10339_1766.N1	21-FEB-2004 08:52:39	Dark	38.000	71	lot Car	2.2460	7700.0	76	10339	No
134	GOM_NL__2PRFIN20040221_085413_000000392024_00265_10339_1767.N1	21-FEB-2004 08:54:13	Straylight	38.500	46	Del Vel	1.9540	10600.	77	10339	No
135	GOM_NL__2PRFIN20040221_085633_000000422024_00265_10339_1768.N1	21-FEB-2004 08:56:33	Straylight	42.000	34	Gam2Vel	1.7930	23000.	84	10339	No
136	GOM_NL__2PRFIN20040221_085839_000000402024_00265_10339_1769.N1	21-FEB-2004 08:58:39	Straylight	40.000	70	Zet Pup	2.2460	39000.	80	10339	No
137	GOM_NL__2PRFIN20040221_090237_000000852024_00265_10339_1770.N1	21-FEB-2004 09:02:37	Straylight	84.500	100	4Gam Crv	2.5800	13100.	169	10339	No
138	GOM_NL__2PRFIN20040221_090644_000000482024_00265_10339_1771.N1	21-FEB-2004 09:06:44	Tw_i_and_stray	48.000	48	30Alp Hya	1.9770	4100.0	96	10339	No
139	GOM_NL__2PRFIN20040221_091127_000000442024_00265_10339_1772.N1	21-FEB-2004 09:11:27	Bright	44.000	8	10Alp CMi	0.40000	6500.0	88	10339	No
140	GOM_NL__2PRFIN20040221_091335_000000502024_00265_10339_1773.N1	21-FEB-2004 09:13:35	Bright	49.500	22	32Alp Leo	1.3600	15200.	99	10339	No
141	GOM_NL__2PRFIN20040221_091654_000000432024_00265_10339_1774.N1	21-FEB-2004 09:16:54	Bright	42.500	166	17Eps Leo	2.9800	6000.0	85	10339	No
142	GOM_NL__2PRFIN20040221_092609_000000522024_00265_10339_1775.N1	21-FEB-2004 09:26:09	Bright	51.500	174	52Psi UMa	3.0040	4400.0	103	10339	No
143	GOM_NL__2PRFIN20040221_092827_000000432024_00265_10339_1776.N1	21-FEB-2004 09:28:27	Bright	43.000	82	48Bet UMa	2.3650	10600.	86	10339	No
144	GOM_NL__2PRFIN20040221_093016_000000502024_00265_10339_1777.N1	21-FEB-2004 09:30:16	Bright	49.500	87	64Gam UMa	2.4330	11000.	99	10339	No
145	GOM_NL__2PRFIN20040221_093452_000000392024_00265_10339_1778.N1	21-FEB-2004 09:34:52	Bright	39.000	49	1Alp UMi	1.9900	6300.0	78	10339	No
146	GOM_NL__2PRFIN20040221_094122_000000452024_00265_10339_1779.N1	21-FEB-2004 09:41:22	Bright	44.500	119	14Eta Dra	2.7270	4700.0	89	10339	No
147	GOM_NL__2PRFIN20040221_094523_000000432024_00265_10339_1780.N1	21-FEB-2004 09:45:23	Bright	43.000	130	23Bet Dra	2.7990	5800.0	86	10339	No
148	GOM_NL__2PRFIN20040221_094709_000000392024_00265_10339_1781.N1	21-FEB-2004 09:47:09	Bright	39.000	19	50Alp Cyg	1.2460	10500.	78	10339	No
149	GOM_NL__2PRFIN20040221_094845_000000372024_00265_10339_1782.N1	21-FEB-2004 09:48:45	Bright	37.000	66	37Gam Cyg	2.2080	5900.0	74	10339	No
150	GOM_NL__2PRFIN20040221_095014_000000372024_00265_10339_1783.N1	21-FEB-2004 09:50:14	Bright	36.500	92	53Eps Cyg	2.5000	4500.0	73	10339	No
151	GOM_NL__2PRFIN20040221_095312_000000622024_00265_10339_1784.N1	21-FEB-2004 09:53:12	Bright	62.000	133	40Zet Her	2.8070	6000.0	124	10339	No
152	GOM_NL__2PRFIN20040221_095703_000000452024_00265_10339_1785.N1	21-FEB-2004 09:57:03	Bright	44.500	168	17Zet Aql	2.9860	11000.	89	10339	No
153	GOM_NL__2PRFIN20040221_095934_000000582024_00265_10339_1786.N1	21-FEB-2004 09:59:34	Tw_i_and_stray	58.000	59	55Alp Oph	2.0800	8900.0	116	10339	No
154	GOM_NL__2PRFIN20040221_100156_000000572024_00265_10339_1787.N1	21-FEB-2004 10:01:56	Tw_i_and_stray	57.000	126	60Bet Oph	2.7700	4250.0	114	10339	No
155	GOM_NL__2PRFIN20040221_100639_000000412024_00265_10339_1788.N1	21-FEB-2004 10:06:39	Twilight	40.500	155	41Pi Sgr	2.9000	6600.0	81	10339	No
156	GOM_NL__2PRFIN20040221_100822_000000422024_00265_10339_1789.N1	21-FEB-2004 10:08:22	Dark	41.500	57	34Sig Sgr	2.0660	26000.	83	10339	No
157	GOM_NL__2PRFIN20040221_101116_000000452024_00265_10339_1790.N1	21-FEB-2004 10:11:16	Dark	44.500	38	20Eps Sgr	1.8360	11000.	89	10339	No
158	GOM_NL__2PRFIN20040221_101341_000000432024_00265_10339_1791.N1	21-FEB-2004 10:13:41	Dark	42.500	25	35Lam Sco	1.6200	28000.	85	10339	No
159	GOM_NL__2PRFIN20040221_101508_000000682024_00265_10339_1792.N1	21-FEB-2004 10:15:08	Dark	67.500	16	21Alp Sco	1.0200	3000.0	135	10339	No
160	GOM_NL__2PRFIN20040221_101708_000000762024_00265_10339_1793.N1	21-FEB-2004 10:17:08	Dark	75.500	80	7Del Sco	2.3160	30000.	151	10339	No



161	GOM_NL__2PRFIN20040221_102154_000000412024_00266_10340_1764.N1	21-FEB-2004 10:21:54	Dark	40.500	134	Bet TrA	2.8100	6600.0	81	10340	No
162	GOM_NL__2PRFIN20040221_102418_000000442024_00266_10340_1765.N1	21-FEB-2004 10:24:18	Dark	43.500	4	Alp1Cen	-0.010000	5800.0	87	10340	No
163	GOM_NL__2PRFIN20040221_102538_000000452024_00266_10340_1766.N1	21-FEB-2004 10:25:38	Dark	44.500	10	Bet Cen	0.61000	28000.	89	10340	No
164	GOM_NL__2PRFIN20040221_102831_000000502024_00266_10340_1767.N1	21-FEB-2004 10:28:31	Dark	50.000	12	Alp1Cru	0.77500	30000.	100	10340	No
165	GOM_NL__2PRFIN20040221_103032_000000372024_00266_10340_1768.N1	21-FEB-2004 10:30:32	Dark	37.000	29	Bet Car	1.6720	10200.	74	10340	No
166	GOM_NL__2PRFIN20040221_103315_000000432024_00266_10340_1769.N1	21-FEB-2004 10:33:15	Dark	42.500	71	lot Car	2.2460	7700.0	85	10340	No
167	GOM_NL__2PRFIN20040221_103449_000000422024_00266_10340_1770.N1	21-FEB-2004 10:34:49	Straylight	42.000	46	Del Vel	1.9540	10600.	84	10340	No
168	GOM_NL__2PRFIN20040221_103709_000000432024_00266_10340_1771.N1	21-FEB-2004 10:37:09	Straylight	42.500	34	Gam2Vel	1.7930	23000.	85	10340	No
169	GOM_NL__2PRFIN20040221_103915_000000412024_00266_10340_1772.N1	21-FEB-2004 10:39:15	Straylight	41.000	70	Zet Pup	2.2460	39000.	82	10340	No
170	GOM_NL__2PRFIN20040221_104313_000000862024_00266_10340_1773.N1	21-FEB-2004 10:43:13	Straylight	85.500	100	4Gam Crv	2.5800	13100.	171	10340	No
171	GOM_NL__2PRFIN20040221_104720_000000532024_00266_10340_1774.N1	21-FEB-2004 10:47:20	Twl_and_stray	53.000	48	30Alp Hya	1.9770	4100.0	106	10340	No
172	GOM_NL__2PRFIN20040221_105203_000000412024_00266_10340_1775.N1	21-FEB-2004 10:52:03	Bright	41.000	8	10Alp CMi	0.40000	6500.0	82	10340	No
173	GOM_NL__2PRFIN20040221_105410_000000472024_00266_10340_1776.N1	21-FEB-2004 10:54:10	Bright	47.000	22	32Alp Leo	1.3600	15200.	94	10340	No
174	GOM_NL__2PRFIN20040221_105730_000000422024_00266_10340_1777.N1	21-FEB-2004 10:57:30	Bright	41.500	166	17Eps Leo	2.9800	6000.0	83	10340	No
175	GOM_NL__2PRFIN20040221_105925_000000382024_00266_10340_1778.N1	21-FEB-2004 10:59:25	Bright	38.000	24	66Alp Gem	1.5800	10200.	76	10340	No
176	GOM_NL__2PRFIN20040221_110644_000000522024_00266_10340_1779.N1	21-FEB-2004 11:06:44	Bright	52.000	174	52Psi UMa	3.0040	4400.0	104	10340	No
177	GOM_NL__2PRFIN20040221_110902_000000442024_00266_10340_1780.N1	21-FEB-2004 11:09:02	Bright	44.000	82	48Bet UMa	2.3650	10600.	88	10340	No
178	GOM_NL__2PRFIN20040221_111051_000000502024_00266_10340_1781.N1	21-FEB-2004 11:10:51	Bright	50.000	87	64Gam UMa	2.4330	11000.	100	10340	No
179	GOM_NL__2PRFIN20040221_111527_000000372024_00266_10340_1782.N1	21-FEB-2004 11:15:27	Bright	36.500	49	1Alp UMi	1.9900	6300.0	73	10340	No
180	GOM_NL__2PRFIN20040221_111707_000000432024_00266_10340_1783.N1	21-FEB-2004 11:17:07	Bright	42.500	60	7Bet UMi	2.0810	3950.0	85	10340	No
181	GOM_NL__2PRFIN20040221_112158_000000412024_00266_10340_1784.N1	21-FEB-2004 11:21:58	Bright	41.000	119	14Eta Dra	2.7270	4700.0	82	10340	No
182	GOM_NL__2PRFIN20040221_112559_000000432024_00266_10340_1785.N1	21-FEB-2004 11:25:59	Bright	43.000	130	23Bet Dra	2.7990	5800.0	86	10340	No
183	GOM_NL__2PRFIN20040221_112744_000000382024_00266_10340_1786.N1	21-FEB-2004 11:27:44	Bright	37.500	19	50Alp Cyg	1.2460	10500.	75	10340	No
184	GOM_NL__2PRFIN20040221_112921_000000372024_00266_10340_1787.N1	21-FEB-2004 11:29:21	Bright	36.500	66	37Gam Cyg	2.2080	5900.0	73	10340	No
185	GOM_NL__2PRFIN20040221_113050_000000362024_00266_10340_1788.N1	21-FEB-2004 11:30:50	Bright	35.500	92	53Eps Cyg	2.5000	4500.0	71	10340	No
186	GOM_NL__2PRFIN20040221_113348_000000642024_00266_10340_1789.N1	21-FEB-2004 11:33:48	Bright	63.500	133	40Zet Her	2.8070	6000.0	127	10340	No
187	GOM_NL__2PRFIN20040221_113739_000000372024_00266_10340_1790.N1	21-FEB-2004 11:37:39	Bright	37.000	168	17Zet Aql	2.9860	11000.	74	10340	No
188	GOM_NL__2PRFIN20040221_114008_000000642024_00266_10340_1791.N1	21-FEB-2004 11:40:08	Twl_and_stray	63.500	59	55Alp Oph	2.0800	8900.0	127	10340	No
189	GOM_NL__2PRFIN20040221_114233_000000572024_00266_10340_1792.N1	21-FEB-2004 11:42:33	Twl_and_stray	56.500	126	60Bet Oph	2.7700	4250.0	113	10340	No
190	GOM_NL__2PRFIN20040221_114716_000000412024_00266_10340_1793.N1	21-FEB-2004 11:47:16	Twilight	40.500	155	41Pi Sgr	2.9000	6600.0	81	10340	No
191	GOM_NL__2PRFIN20040221_114859_000000422024_00266_10340_1794.N1	21-FEB-2004 11:48:59	Dark	42.000	57	34Sig Sgr	2.0660	26000.	84	10340	No
192	GOM_NL__2PRFIN20040221_115153_000000442024_00266_10340_1795.N1	21-FEB-2004 11:51:53	Dark	43.500	38	20Eps Sgr	1.8360	11000.	87	10340	No
193	GOM_NL__2PRFIN20040221_115418_000000522024_00266_10340_1796.N1	21-FEB-2004 11:54:18	Dark	51.500	25	35Lam Sco	1.6200	28000.	103	10340	No
194	GOM_NL__2PRFIN20040221_115545_000000652024_00266_10340_1797.N1	21-FEB-2004 11:55:45	Dark	64.500	16	21Alp Sco	1.0200	3000.0	129	10340	No
195	GOM_NL__2PRFIN20040221_115746_000000722024_00266_10340_1798.N1	21-FEB-2004 11:57:46	Dark	71.500	80	7Del Sco	2.3160	30000.	143	10340	No
196	GOM_NL__2PRFIN20040221_120230_000000422024_00267_10341_1765.N1	21-FEB-2004 12:02:30	Dark	42.000	134	Bet TrA	2.8100	6600.0	84	10341	No
197	GOM_NL__2PRFIN20040221_120454_000000452024_00267_10341_1766.N1	21-FEB-2004 12:04:54	Dark	45.000	4	Alp1Cen	-0.010000	5800.0	90	10341	No
198	GOM_NL__2PRFIN20040221_120613_000000462024_00267_10341_1767.N1	21-FEB-2004 12:06:13	Dark	46.000	10	Bet Cen	0.61000	28000.	92	10341	No
199	GOM_NL__2PRFIN20040221_120907_000000452024_00267_10341_1768.N1	21-FEB-2004 12:09:07	Dark	45.000	12	Alp1Cru	0.77500	30000.	90	10341	No
200	GOM_NL__2PRFIN20040221_121108_000000422024_00267_10341_1769.N1	21-FEB-2004 12:11:08	Dark	41.500	29	Bet Car	1.6720	10200.	83	10341	No
201	GOM_NL__2PRFIN20040221_121350_000000412024_00267_10341_1770.N1	21-FEB-2004 12:13:50	Dark	40.500	71	lot Car	2.2460	7700.0	81	10341	No
202	GOM_NL__2PRFIN20040221_121525_000000402024_00267_10341_1771.N1	21-FEB-2004 12:15:25	Straylight	39.500	46	Del Vel	1.9540	10600.	79	10341	No
203	GOM_NL__2PRFIN20040221_121745_000000412024_00267_10341_1772.N1	21-FEB-2004 12:17:45	Straylight	40.500	34	Gam2Vel	1.7930	23000.	81	10341	No
204	GOM_NL__2PRFIN20040221_121951_000000402024_00267_10341_1773.N1	21-FEB-2004 12:19:51	Straylight	40.000	70	Zet Pup	2.2460	39000.	80	10341	No
205	GOM_NL__2PRFIN20040221_122349_000000822024_00267_10341_1774.N1	21-FEB-2004 12:23:49	Straylight	82.000	100	4Gam Crv	2.5800	13100.	164	10341	No
206	GOM_NL__2PRFIN20040221_122755_000000472024_00267_10341_1775.N1	21-FEB-2004 12:27:55	Twl_and_stray	47.000	48	30Alp Hya	1.9770	4100.0	94	10341	No
207	GOM_NL__2PRFIN20040221_123239_000000452024_00267_10341_1776.N1	21-FEB-2004 12:32:39	Bright	45.000	8	10Alp CMi	0.40000	6500.0	90	10341	No
208	GOM_NL__2PRFIN20040221_123446_000000492024_00267_10341_1777.N1	21-FEB-2004 12:34:46	Bright	49.000	22	32Alp Leo	1.3600	15200.	98	10341	No
209	GOM_NL__2PRFIN20040221_123805_000000432024_00267_10341_1778.N1	21-FEB-2004 12:38:05	Bright	43.000	166	17Eps Leo	2.9800	6000.0	86	10341	No
210	GOM_NL__2PRFIN20040221_124000_000000392024_00267_10341_1779.N1	21-FEB-2004 12:40:00	Bright	39.000	24	66Alp Gem	1.5800	10200.	78	10341	No
211	GOM_NL__2PRFIN20040221_124719_000000502024_00267_10341_1780.N1	21-FEB-2004 12:47:19	Bright	50.000	174	52Psi UMa	3.0040	4400.0	100	10341	No
212	GOM_NL__2PRFIN20040221_124938_000000442024_00267_10341_1781.N1	21-FEB-2004 12:49:38	Bright	43.500	82	48Bet UMa	2.3650	10600.	87	10341	No
213	GOM_NL__2PRFIN20040221_125126_000000502024_00267_10341_1782.N1	21-FEB-2004 12:51:26	Bright	49.500	87	64Gam UMa	2.4330	11000.	99	10341	No
214	GOM_NL__2PRFIN20040221_125601_000000412024_00267_10341_1783.N1	21-FEB-2004 12:56:01	Bright	41.000	49	1Alp UMi	1.9900	6300.0	82	10341	No
215	GOM_NL__2PRFIN20040221_125743_000000402024_00267_10341_1784.N1	21-FEB-2004 12:57:43	Bright	40.000	60	7Bet UMi	2.0810	3950.0	80	10341	No
216	GOM_NL__2PRFIN20040221_130234_000000452024_00267_10341_1785.N1	21-FEB-2004 13:02:34	Bright	45.000	119	14Eta Dra	2.7270	4700.0	90	10341	No
217	GOM_NL__2PRFIN20040221_130635_000000452024_00267_10341_1786.N1	21-FEB-2004 13:06:35	Bright	45.000	130	23Bet Dra	2.7990	5800.0	90	10341	No
218	GOM_NL__2PRFIN20040221_130821_000000372024_00267_10341_1787.N1	21-FEB-2004 13:08:21	Bright	37.000	19	50Alp Cyg	1.2460	10500.	74	10341	No
219	GOM_NL__2PRFIN20040221_130957_000000372024_00267_10341_1788.N1	21-FEB-2004 13:09:57	Bright	37.000	66	37Gam Cyg	2.2080	5900.0	74	10341	No

220	GOM_NL__2PRFIN20040221_131126_000000362024_00267_10341_1789.N1	21-FEB-2004 13:11:26	Bright	36.000	92	53Eps Cyg	2.5000	4500.0	72	10341	No
221	GOM_NL__2PRFIN20040221_131424_000000652024_00267_10341_1790.N1	21-FEB-2004 13:14:24	Bright	64.500	133	40Zet Her	2.8070	6000.0	129	10341	No
222	GOM_NL__2PRFIN20040221_131815_000000382024_00267_10341_1791.N1	21-FEB-2004 13:18:15	Bright	38.000	168	17Zet Aql	2.9860	11000.	76	10341	No
223	GOM_NL__2PRFIN20040221_132047_000000552024_00267_10341_1792.N1	21-FEB-2004 13:20:47	Twilight	54.500	59	55Alp Oph	2.0800	8900.0	109	10341	No
224	GOM_NL__2PRFIN20040221_132309_000000552024_00267_10341_1793.N1	21-FEB-2004 13:23:09	Twilight	55.000	126	60Bet Oph	2.7700	4250.0	110	10341	No
225	GOM_NL__2PRFIN20040221_132751_000000442024_00267_10341_1794.N1	21-FEB-2004 13:27:51	Twilight	44.000	155	41Pi Sgr	2.9000	6600.0	88	10341	No
226	GOM_NL__2PRFIN20040221_132935_000000442024_00267_10341_1795.N1	21-FEB-2004 13:29:35	Dark	43.500	57	34Sig Sgr	2.0660	26000.	87	10341	No
227	GOM_NL__2PRFIN20040221_133228_000000452024_00267_10341_1796.N1	21-FEB-2004 13:32:28	Dark	45.000	38	20Eps Sgr	1.8360	11000.	90	10341	No
228	GOM_NL__2PRFIN20040221_133454_000000522024_00267_10341_1797.N1	21-FEB-2004 13:34:54	Dark	51.500	25	35Lam Sco	1.6200	28000.	103	10341	No
229	GOM_NL__2PRFIN20040221_133622_000000772024_00267_10341_1798.N1	21-FEB-2004 13:36:22	Dark	77.000	16	21Alp Sco	1.0200	3000.0	154	10341	No
230	GOM_NL__2PRFIN20040221_133823_000000742024_00267_10341_1799.N1	21-FEB-2004 13:38:23	Dark	74.000	80	7Del Sco	2.3160	30000.	148	10341	No
231	GOM_NL__2PRFIN20040221_134305_000000412024_00268_10342_1786.N1	21-FEB-2004 13:43:05	Dark	40.500	134	Bet TrA	2.8100	6600.0	81	10342	No
232	GOM_NL__2PRFIN20040221_134530_000000462024_00268_10342_1787.N1	21-FEB-2004 13:45:30	Dark	46.000	4	Alp1Cen	-0.010000	5800.0	92	10342	No
233	GOM_NL__2PRFIN20040221_134650_000000452024_00268_10342_1788.N1	21-FEB-2004 13:46:50	Dark	44.500	10	Bet Cen	0.61000	28000.	89	10342	No
234	GOM_NL__2PRFIN20040221_134943_000000452024_00268_10342_1789.N1	21-FEB-2004 13:49:43	Dark	44.500	12	Alp1Cru	0.77500	30000.	89	10342	No
235	GOM_NL__2PRFIN20040221_135144_000000402024_00268_10342_1790.N1	21-FEB-2004 13:51:44	Dark	39.500	29	Bet Car	1.6720	10200.	79	10342	No
236	GOM_NL__2PRFIN20040221_135426_000000402024_00268_10342_1791.N1	21-FEB-2004 13:54:26	Dark	40.000	71	lot Car	2.2460	7700.0	80	10342	No
237	GOM_NL__2PRFIN20040221_135601_000000412024_00268_10342_1792.N1	21-FEB-2004 13:56:01	Straylight	40.500	46	Del Vel	1.9540	10600.	81	10342	No
238	GOM_NL__2PRFIN20040221_135821_000000432024_00268_10342_1793.N1	21-FEB-2004 13:58:21	Straylight	43.000	34	Gam2Vel	1.7930	23000.	86	10342	No
239	GOM_NL__2PRFIN20040221_140027_000000412024_00268_10342_1794.N1	21-FEB-2004 14:00:27	Straylight	40.500	70	Zet Pup	2.2460	39000.	81	10342	No
240	GOM_NL__2PRFIN20040221_140426_000000852024_00268_10342_1795.N1	21-FEB-2004 14:04:26	Straylight	85.000	100	4Gam Crv	2.5800	13100.	170	10342	No
241	GOM_NL__2PRFIN20040221_140829_000000552024_00268_10342_1796.N1	21-FEB-2004 14:08:29	Twilight	55.000	48	30Alp Hya	1.9770	4100.0	110	10342	No
242	GOM_NL__2PRFIN20040221_141316_000000422024_00268_10342_1797.N1	21-FEB-2004 14:13:16	Bright	42.000	8	10Alp CMi	0.40000	6500.0	84	10342	No
243	GOM_NL__2PRFIN20040221_141522_000000492024_00268_10342_1798.N1	21-FEB-2004 14:15:22	Bright	49.000	22	32Alp Leo	1.3600	15200.	98	10342	No
244	GOM_NL__2PRFIN20040221_141839_000000442024_00268_10342_1799.N1	21-FEB-2004 14:18:39	Bright	43.500	166	17Eps Leo	2.9800	6000.0	87	10342	No
245	GOM_NL__2PRFIN20040221_142035_000000392024_00268_10342_1800.N1	21-FEB-2004 14:20:35	Bright	38.500	24	66Alp Gem	1.5800	10200.	77	10342	No
246	GOM_NL__2PRFIN20040221_142754_000000502024_00268_10342_1801.N1	21-FEB-2004 14:27:54	Bright	49.500	174	52Psi UMa	3.0040	4400.0	99	10342	No
247	GOM_NL__2PRFIN20040221_143013_000000462024_00268_10342_1802.N1	21-FEB-2004 14:30:13	Bright	45.500	82	48Bet UMa	2.3650	10600.	91	10342	No
248	GOM_NL__2PRFIN20040221_143201_000000492024_00268_10342_1803.N1	21-FEB-2004 14:32:01	Bright	48.500	87	64Gam UMa	2.4330	11000.	97	10342	No
249	GOM_NL__2PRFIN20040221_143637_000000372024_00268_10342_1804.N1	21-FEB-2004 14:36:37	Bright	36.500	49	1Alp UMi	1.9900	6300.0	73	10342	No
250	GOM_NL__2PRFIN20040221_143818_000000432024_00268_10342_1805.N1	21-FEB-2004 14:38:18	Bright	43.000	60	7Bet UMi	2.0810	3950.0	86	10342	No
251	GOM_NL__2PRFIN20040221_144309_000000462024_00268_10342_1806.N1	21-FEB-2004 14:43:09	Bright	45.500	119	14Eta Dra	2.7270	4700.0	91	10342	No
252	GOM_NL__2PRFIN20040221_144711_000000412024_00268_10342_1807.N1	21-FEB-2004 14:47:11	Bright	41.000	130	23Bet Dra	2.7990	5800.0	82	10342	No
253	GOM_NL__2PRFIN20040221_144858_000000382024_00268_10342_1808.N1	21-FEB-2004 14:48:58	Bright	38.000	19	50Alp Cyg	1.2460	10500.	76	10342	No
254	GOM_NL__2PRFIN20040221_145033_000000362024_00268_10342_1809.N1	21-FEB-2004 14:50:33	Bright	35.500	66	37Gam Cyg	2.2080	5900.0	71	10342	No
255	GOM_NL__2PRFIN20040221_145202_000000352024_00268_10342_1810.N1	21-FEB-2004 14:52:02	Bright	35.000	92	53Eps Cyg	2.5000	4500.0	70	10342	No
256	GOM_NL__2PRFIN20040221_145500_000000642024_00268_10342_1811.N1	21-FEB-2004 14:55:00	Bright	63.500	133	40Zet Her	2.8070	6000.0	127	10342	No
257	GOM_NL__2PRFIN20040221_145852_000000432024_00268_10342_1812.N1	21-FEB-2004 14:58:52	Bright	43.000	168	17Zet Aql	2.9860	11000.	86	10342	No
258	GOM_NL__2PRFIN20040221_150123_000000612024_00268_10342_1813.N1	21-FEB-2004 15:01:23	Twilight	61.000	59	55Alp Oph	2.0800	8900.0	122	10342	No
259	GOM_NL__2PRFIN20040221_150347_000000592024_00268_10342_1814.N1	21-FEB-2004 15:03:47	Twilight	58.500	126	60Bet Oph	2.7700	4250.0	117	10342	No
260	GOM_NL__2PRFIN20040221_150827_000000452024_00268_10342_1815.N1	21-FEB-2004 15:08:27	Twilight	45.000	155	41Pi Sgr	2.9000	6600.0	90	10342	No
261	GOM_NL__2PRFIN20040221_151011_000000442024_00268_10342_1816.N1	21-FEB-2004 15:10:11	Dark	44.000	57	34Sig Sgr	2.0660	26000.	88	10342	No
262	GOM_NL__2PRFIN20040221_151305_000000432024_00268_10342_1817.N1	21-FEB-2004 15:13:05	Dark	43.000	38	20Eps Sgr	1.8360	11000.	86	10342	No
263	GOM_NL__2PRFIN20040221_151531_000000432024_00268_10342_1818.N1	21-FEB-2004 15:15:31	Dark	42.500	25	35Lam Sco	1.6200	28000.	85	10342	No
264	GOM_NL__2PRFIN20040221_151659_000000612024_00268_10342_1819.N1	21-FEB-2004 15:16:59	Dark	60.500	16	21Alp Sco	1.0200	3000.0	121	10342	No
265	GOM_NL__2PRFIN20040221_151901_000000732024_00268_10342_1820.N1	21-FEB-2004 15:19:01	Dark	72.500	80	7Del Sco	2.3160	30000.	145	10342	No
266	GOM_NL__2PRFIN20040221_152342_000000422024_00269_10343_1787.N1	21-FEB-2004 15:23:42	Dark	41.500	134	Bet TrA	2.8100	6600.0	83	10343	No
267	GOM_NL__2PRFIN20040221_152607_000000462024_00269_10343_1788.N1	21-FEB-2004 15:26:07	Dark	46.000	4	Alp1Cen	-0.010000	5800.0	92	10343	No
268	GOM_NL__2PRFIN20040221_152726_000000452024_00269_10343_1789.N1	21-FEB-2004 15:27:26	Dark	45.000	10	Bet Cen	0.61000	28000.	90	10343	No
269	GOM_NL__2PRFIN20040221_153019_000000452024_00269_10343_1790.N1	21-FEB-2004 15:30:19	Dark	45.000	12	Alp1Cru	0.77500	30000.	90	10343	No
270	GOM_NL__2PRFIN20040221_153220_000000392024_00269_10343_1791.N1	21-FEB-2004 15:32:20	Dark	38.500	29	Bet Car	1.6720	10200.	77	10343	No
271	GOM_NL__2PRFIN20040221_153502_000000382024_00269_10343_1792.N1	21-FEB-2004 15:35:02	Dark	38.000	71	lot Car	2.2460	7700.0	76	10343	No
272	GOM_NL__2PRFIN20040221_153637_000000402024_00269_10343_1793.N1	21-FEB-2004 15:36:37	Straylight	40.000	46	Del Vel	1.9540	10600.	80	10343	No
273	GOM_NL__2PRFIN20040221_153857_000000442024_00269_10343_1794.N1	21-FEB-2004 15:38:57	Straylight	44.000	34	Gam2Vel	1.7930	23000.	88	10343	No
274	GOM_NL__2PRFIN20040221_154102_000000412024_00269_10343_1795.N1	21-FEB-2004 15:41:02	Straylight	40.500	70	Zet Pup	2.2460	39000.	81	10343	No
275	GOM_NL__2PRFIN20040221_154502_000000882024_00269_10343_1796.N1	21-FEB-2004 15:45:02	Straylight	87.500	100	4Gam Crv	2.5800	13100.	175	10343	No
276	GOM_NL__2PRFIN20040221_154907_000000492024_00269_10343_1797.N1	21-FEB-2004 15:49:07	Twilight	48.500	48	30Alp Hya	1.9770	4100.0	97	10343	No
277	GOM_NL__2PRFIN20040221_155351_000000442024_00269_10343_1798.N1	21-FEB-2004 15:53:51	Bright	44.000	8	10Alp CMi	0.40000	6500.0	88	10343	No
278	GOM_NL__2PRFIN20040221_155558_000000492024_00269_10343_1799.N1	21-FEB-2004 15:55:58	Bright	48.500	22	32Alp Leo	1.3600	15200.	97	10343	No

279	GOM_NL__2PRFIN20040221_155915_000000442024_00269_10343_1800.N1	21-FEB-2004 15:59:15	Bright	44.000	166	17Eps Leo	2.9800	6000.0	88	10343	No
280	GOM_NL__2PRFIN20040221_160112_000000402024_00269_10343_1801.N1	21-FEB-2004 16:01:12	Bright	40.000	24	66Alp Gem	1.5800	10200.	80	10343	No
281	GOM_NL__2PRFIN20040221_160830_000000502024_00269_10343_1802.N1	21-FEB-2004 16:08:30	Bright	50.000	174	52Psi UMa	3.0040	4400.0	100	10343	No
282	GOM_NL__2PRFIN20040221_161049_000000442024_00269_10343_1803.N1	21-FEB-2004 16:10:49	Bright	43.500	82	48Bet UMa	2.3650	10600.	87	10343	No
283	GOM_NL__2PRFIN20040221_161236_000000512024_00269_10343_1804.N1	21-FEB-2004 16:12:36	Bright	50.500	87	64Gam UMa	2.4330	11000.	101	10343	No
284	GOM_NL__2PRFIN20040221_161715_000000372024_00269_10343_1805.N1	21-FEB-2004 16:17:15	Bright	37.000	49	1Alp UMi	1.9900	6300.0	74	10343	No
285	GOM_NL__2PRFIN20040221_161853_000000442024_00269_10343_1806.N1	21-FEB-2004 16:18:53	Bright	43.500	60	7Bet UMi	2.0810	3950.0	87	10343	No
286	GOM_NL__2PRFIN20040221_162345_000000462024_00269_10343_1807.N1	21-FEB-2004 16:23:45	Bright	45.500	119	14Eta Dra	2.7270	4700.0	91	10343	No
287	GOM_NL__2PRFIN20040221_162746_000000442024_00269_10343_1808.N1	21-FEB-2004 16:27:46	Bright	44.000	130	23Bet Dra	2.7990	5800.0	88	10343	No
288	GOM_NL__2PRFIN20040221_162934_000000392024_00269_10343_1809.N1	21-FEB-2004 16:29:34	Bright	39.000	19	50Alp Cyg	1.2460	10500.	78	10343	No
289	GOM_NL__2PRFIN20040221_163107_000000392024_00269_10343_1810.N1	21-FEB-2004 16:31:07	Bright	39.000	66	37Gam Cyg	2.2080	5900.0	78	10343	No
290	GOM_NL__2PRFIN20040221_163239_000000362024_00269_10343_1811.N1	21-FEB-2004 16:32:39	Bright	36.000	92	53Eps Cyg	2.5000	4500.0	72	10343	No
291	GOM_NL__2PRFIN20040221_163536_000000632024_00269_10343_1812.N1	21-FEB-2004 16:35:36	Bright	63.000	133	40Zet Her	2.8070	6000.0	126	10343	No
292	GOM_NL__2PRFIN20040221_163927_000000372024_00269_10343_1813.N1	21-FEB-2004 16:39:27	Bright	37.000	168	17Zet Aql	2.9860	11000.	74	10343	No
293	GOM_NL__2PRFIN20040221_164200_000000622024_00269_10343_1814.N1	21-FEB-2004 16:42:00	Twilight	62.000	59	55Alp Oph	2.0800	8900.0	124	10343	No
294	GOM_NL__2PRFIN20040221_164423_000000602024_00269_10343_1815.N1	21-FEB-2004 16:44:23	Twilight	59.500	126	60Bet Oph	2.7700	4250.0	119	10343	No
295	GOM_NL__2PRFIN20040221_164904_000000442024_00269_10343_1816.N1	21-FEB-2004 16:49:04	Twilight	43.500	155	41Pi Sgr	2.9000	6600.0	87	10343	No
296	GOM_NL__2PRFIN20040221_165048_000000432024_00269_10343_1817.N1	21-FEB-2004 16:50:48	Dark	43.000	57	34Sig Sgr	2.0660	26000.	86	10343	No
297	GOM_NL__2PRFIN20040221_165341_000000452024_00269_10343_1818.N1	21-FEB-2004 16:53:41	Dark	44.500	38	20Eps Sgr	1.8360	11000.	89	10343	No
298	GOM_NL__2PRFIN20040221_165608_000000462024_00269_10343_1819.N1	21-FEB-2004 16:56:08	Dark	46.000	25	35Lam Sco	1.6200	28000.	92	10343	No
299	GOM_NL__2PRFIN20040221_165737_000000772024_00269_10343_1820.N1	21-FEB-2004 16:57:37	Dark	76.500	16	21Alp Sco	1.0200	3000.0	153	10343	No
300	GOM_NL__2PRFIN20040221_165939_000000722024_00269_10343_1821.N1	21-FEB-2004 16:59:39	Dark	72.000	80	7Del Sco	2.3160	30000.	144	10343	No
301	GOM_NL__2PRFIN20040221_170419_000000412024_00270_10344_1789.N1	21-FEB-2004 17:04:19	Dark	41.000	134	Bet TrA	2.8100	6600.0	82	10344	No
302	GOM_NL__2PRFIN20040221_170644_000000542024_00270_10344_1790.N1	21-FEB-2004 17:06:44	Dark	54.000	4	Alp1Cen	-0.010000	5800.0	108	10344	No
303	GOM_NL__2PRFIN20040221_170803_000000542024_00270_10344_1791.N1	21-FEB-2004 17:08:03	Dark	54.000	10	Bet Cen	0.610000	28000.	108	10344	No
304	GOM_NL__2PRFIN20040221_171056_000000472024_00270_10344_1792.N1	21-FEB-2004 17:10:56	Dark	47.000	12	Alp1Cru	0.775000	30000.	94	10344	No
305	GOM_NL__2PRFIN20040221_171256_000000442024_00270_10344_1793.N1	21-FEB-2004 17:12:56	Dark	44.000	29	Bet Car	1.6720	10200.	88	10344	No
306	GOM_NL__2PRFIN20040221_171539_000000432024_00270_10344_1794.N1	21-FEB-2004 17:15:39	Dark	43.000	71	lot Car	2.2460	7700.0	86	10344	No
307	GOM_NL__2PRFIN20040221_171714_000000432024_00270_10344_1795.N1	21-FEB-2004 17:17:14	Straylight	42.500	46	Del Vel	1.9540	10600.	85	10344	No
308	GOM_NL__2PRFIN20040221_171933_000000402024_00270_10344_1796.N1	21-FEB-2004 17:19:33	Straylight	40.000	34	Gam2Vel	1.7930	23000.	80	10344	No
309	GOM_NL__2PRFIN20040221_172139_000000422024_00270_10344_1797.N1	21-FEB-2004 17:21:39	Straylight	41.500	70	Zet Pup	2.2460	39000.	83	10344	No
310	GOM_NL__2PRFIN20040221_172538_000000832024_00270_10344_1798.N1	21-FEB-2004 17:25:38	Straylight	83.000	100	4Gam Crv	2.5800	13100.	166	10344	No
311	GOM_NL__2PRFIN20040221_172944_000000482024_00270_10344_1799.N1	21-FEB-2004 17:29:44	Twilight	48.000	48	30Alp Hya	1.9770	4100.0	96	10344	No
312	GOM_NL__2PRFIN20040221_173428_000000432024_00270_10344_1800.N1	21-FEB-2004 17:34:28	Bright	42.500	8	10Alp CMi	0.400000	6500.0	85	10344	No
313	GOM_NL__2PRFIN20040221_173633_000000482024_00270_10344_1801.N1	21-FEB-2004 17:36:33	Bright	47.500	22	32Alp Leo	1.3600	15200.	95	10344	No
314	GOM_NL__2PRFIN20040221_173951_000000432024_00270_10344_1802.N1	21-FEB-2004 17:39:51	Bright	43.000	166	17Eps Leo	2.9800	6000.0	86	10344	No
315	GOM_NL__2PRFIN20040221_174148_000000402024_00270_10344_1803.N1	21-FEB-2004 17:41:48	Bright	39.500	24	66Alp Gem	1.5800	10200.	79	10344	No
316	GOM_NL__2PRFIN20040221_174905_000000492024_00270_10344_1804.N1	21-FEB-2004 17:49:05	Bright	49.000	174	52Psi UMa	3.0040	4400.0	98	10344	No
317	GOM_NL__2PRFIN20040221_175124_000000442024_00270_10344_1805.N1	21-FEB-2004 17:51:24	Bright	44.000	82	48Bet UMa	2.3650	10600.	88	10344	No
318	GOM_NL__2PRFIN20040221_175312_000000492024_00270_10344_1806.N1	21-FEB-2004 17:53:12	Bright	49.000	87	64Gam UMa	2.4330	11000.	98	10344	No
319	GOM_NL__2PRFIN20040221_175750_000000412024_00270_10344_1807.N1	21-FEB-2004 17:57:50	Bright	40.500	49	1Alp UMi	1.9900	6300.0	81	10344	No
320	GOM_NL__2PRFIN20040221_175930_000000452024_00270_10344_1808.N1	21-FEB-2004 17:59:30	Bright	44.500	60	7Bet UMi	2.0810	3950.0	89	10344	No
321	GOM_NL__2PRFIN20040221_180420_000000462024_00270_10344_1809.N1	21-FEB-2004 18:04:20	Bright	45.500	119	14Eta Dra	2.7270	4700.0	91	10344	No
322	GOM_NL__2PRFIN20040221_180822_000000442024_00270_10344_1810.N1	21-FEB-2004 18:08:22	Bright	43.500	130	23Bet Dra	2.7990	5800.0	87	10344	No
323	GOM_NL__2PRFIN20040221_181010_000000372024_00270_10344_1811.N1	21-FEB-2004 18:10:10	Bright	36.500	19	50Alp Cyg	1.2460	10500.	73	10344	No
324	GOM_NL__2PRFIN20040221_181143_000000382024_00270_10344_1812.N1	21-FEB-2004 18:11:43	Bright	38.000	66	37Gam Cyg	2.2080	5900.0	76	10344	No
325	GOM_NL__2PRFIN20040221_181315_000000382024_00270_10344_1813.N1	21-FEB-2004 18:13:15	Bright	37.500	92	53Eps Cyg	2.5000	4500.0	75	10344	No
326	GOM_NL__2PRFIN20040221_181612_000000642024_00270_10344_1814.N1	21-FEB-2004 18:16:12	Bright	63.500	133	40Zet Her	2.8070	6000.0	127	10344	No
327	GOM_NL__2PRFIN20040221_182004_000000372024_00270_10344_1815.N1	21-FEB-2004 18:20:04	Bright	37.000	168	17Zet Aql	2.9860	11000.	74	10344	No
328	GOM_NL__2PRFIN20040221_182236_000000592024_00270_10344_1816.N1	21-FEB-2004 18:22:36	Twilight	58.500	59	55Alp Oph	2.0800	8900.0	117	10344	No
329	GOM_NL__2PRFIN20040221_182459_000000532024_00270_10344_1817.N1	21-FEB-2004 18:24:59	Twilight	53.000	126	60Bet Oph	2.7700	4250.0	106	10344	No
330	GOM_NL__2PRFIN20040221_182940_000000452024_00270_10344_1818.N1	21-FEB-2004 18:29:40	Twilight	45.000	155	41Pi Sgr	2.9000	6600.0	90	10344	No
331	GOM_NL__2PRFIN20040221_183124_000000452024_00270_10344_1819.N1	21-FEB-2004 18:31:24	Dark	44.500	57	34Sig Sgr	2.0660	26000.	89	10344	No
332	GOM_NL__2PRFIN20040221_183418_000000442024_00270_10344_1820.N1	21-FEB-2004 18:34:18	Dark	44.000	38	20Eps Sgr	1.8360	11000.	88	10344	No
333	GOM_NL__2PRFIN20040221_183644_000000482024_00270_10344_1821.N1	21-FEB-2004 18:36:44	Dark	47.500	25	35Lam Sco	1.6200	28000.	95	10344	No
334	GOM_NL__2PRFIN20040221_183814_000000712024_00270_10344_1822.N1	21-FEB-2004 18:38:14	Dark	71.000	16	21Alp Sco	1.0200	3000.0	142	10344	No
335	GOM_NL__2PRFIN20040221_184017_000000712024_00270_10344_1823.N1	21-FEB-2004 18:40:17	Dark	70.500	80	7Del Sco	2.3160	30000.	141	10344	No
336	GOM_NL__2PRFIN20040221_184456_000000392024_00271_10345_1790.N1	21-FEB-2004 18:44:56	Dark	39.000	134	Bet TrA	2.8100	6600.0	78	10345	No
337	GOM_NL__2PRFIN20040221_184720_000000562024_00271_10345_1791.N1	21-FEB-2004 18:47:20	Dark	55.500	4	Alp1Cen	-0.010000	5800.0	111	10345	No



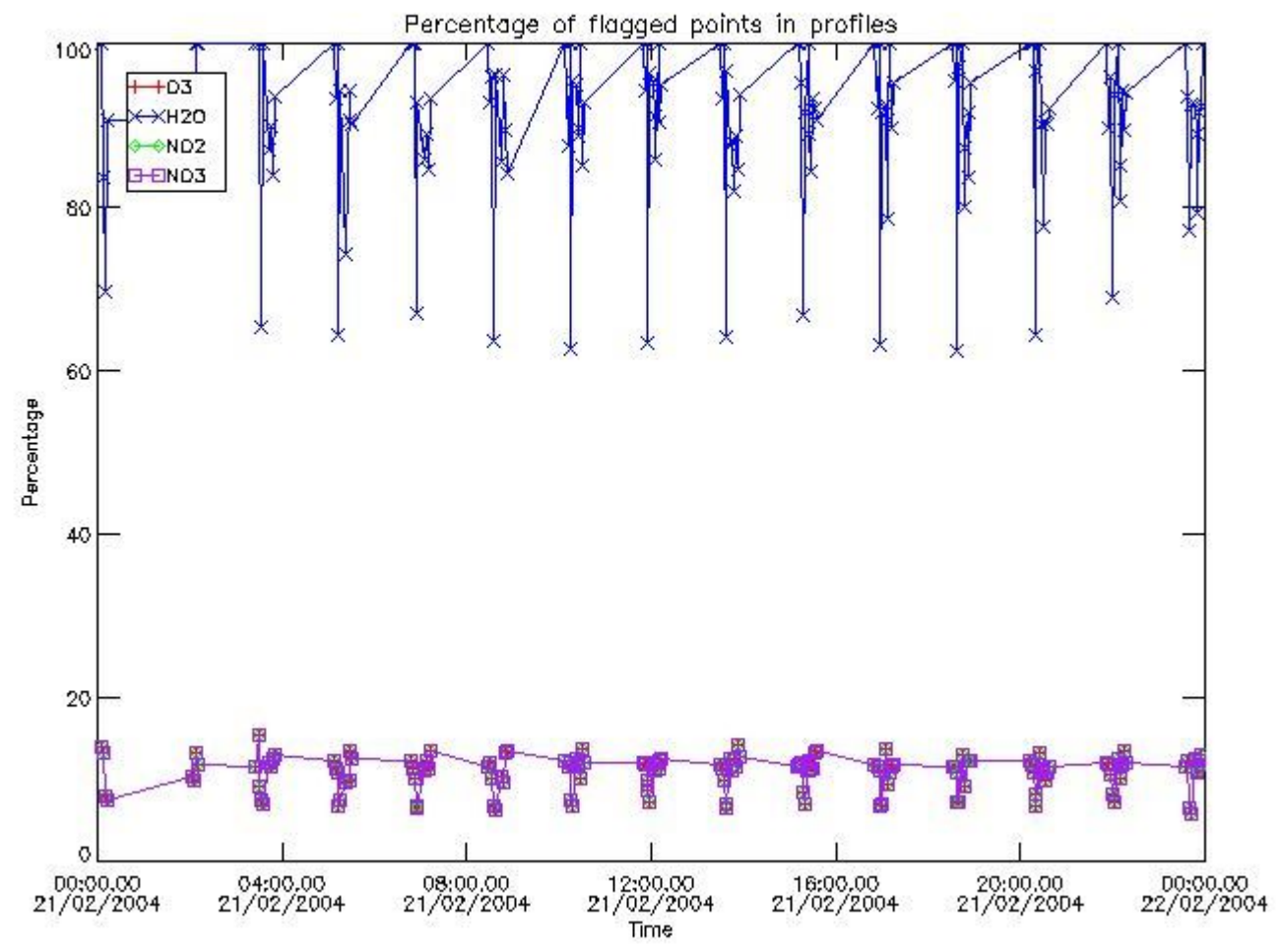
338	GOM_NL__2PRFIN20040221_184840_000000552024_00271_10345_1792.N1	21-FEB-2004 18:48:40	Dark	55.000	10	Bet Cen	0.61000	28000.	110	10345	No
339	GOM_NL__2PRFIN20040221_185133_000000422024_00271_10345_1793.N1	21-FEB-2004 18:51:33	Dark	41.500	12	Alp1Cru	0.77500	30000.	83	10345	No
340	GOM_NL__2PRFIN20040221_185332_000000462024_00271_10345_1794.N1	21-FEB-2004 18:53:32	Dark	46.000	29	Bet Car	1.6720	10200.	92	10345	No
341	GOM_NL__2PRFIN20040221_185614_000000422024_00271_10345_1795.N1	21-FEB-2004 18:56:14	Dark	41.500	71	lot Car	2.2460	7700.0	83	10345	No
342	GOM_NL__2PRFIN20040221_185750_000000402024_00271_10345_1796.N1	21-FEB-2004 18:57:50	Straylight	40.000	46	Del Vel	1.9540	10600.	80	10345	No
343	GOM_NL__2PRFIN20040221_190009_000000402024_00271_10345_1797.N1	21-FEB-2004 19:00:09	Straylight	40.000	34	Gam2Vel	1.7930	23000.	80	10345	No
344	GOM_NL__2PRFIN20040221_190341_000000782024_00271_10345_1798.N1	21-FEB-2004 19:03:41	Straylight	77.500	171	2Eps Crv	3.0010	4250.0	155	10345	No
345	GOM_NL__2PRFIN20040221_190634_000000412024_00271_10345_1799.N1	21-FEB-2004 19:06:34	Straylight	40.500	132	15Rho Pup	2.8030	6900.0	81	10345	No
346	GOM_NL__2PRFIN20040221_191020_000000502024_00271_10345_1800.N1	21-FEB-2004 19:10:20	Twilight	49.500	48	30Alp Hya	1.9770	4100.0	99	10345	No
347	GOM_NL__2PRFIN20040221_191504_000000442024_00271_10345_1801.N1	21-FEB-2004 19:15:04	Bright	44.000	8	10Alp CMi	0.40000	6500.0	88	10345	No
348	GOM_NL__2PRFIN20040221_191709_000000492024_00271_10345_1802.N1	21-FEB-2004 19:17:09	Bright	48.500	22	32Alp Leo	1.3600	15200.	97	10345	No
349	GOM_NL__2PRFIN20040221_192027_000000442024_00271_10345_1803.N1	21-FEB-2004 19:20:27	Bright	44.000	166	17Eps Leo	2.9800	6000.0	88	10345	No
350	GOM_NL__2PRFIN20040221_192224_000000402024_00271_10345_1804.N1	21-FEB-2004 19:22:24	Bright	40.000	24	66Alp Gem	1.5800	10200.	80	10345	No
351	GOM_NL__2PRFIN20040221_192939_000000512024_00271_10345_1805.N1	21-FEB-2004 19:29:39	Bright	51.000	174	52Psi UMa	3.0040	4400.0	102	10345	No
352	GOM_NL__2PRFIN20040221_193159_000000432024_00271_10345_1806.N1	21-FEB-2004 19:31:59	Bright	43.000	82	48Bet UMa	2.3650	10600.	86	10345	No
353	GOM_NL__2PRFIN20040221_193347_000000482024_00271_10345_1807.N1	21-FEB-2004 19:33:47	Bright	48.000	87	64Gam UMa	2.4330	11000.	96	10345	No
354	GOM_NL__2PRFIN20040221_193827_000000392024_00271_10345_1808.N1	21-FEB-2004 19:38:27	Bright	39.000	49	1Alp UMi	1.9900	6300.0	78	10345	No
355	GOM_NL__2PRFIN20040221_194005_000000422024_00271_10345_1809.N1	21-FEB-2004 19:40:05	Bright	41.500	60	7Bet UMi	2.0810	3950.0	83	10345	No
356	GOM_NL__2PRFIN20040221_194455_000000452024_00271_10345_1810.N1	21-FEB-2004 19:44:55	Bright	44.500	119	14Eta Dra	2.7270	4700.0	89	10345	No
357	GOM_NL__2PRFIN20040221_194858_000000442024_00271_10345_1811.N1	21-FEB-2004 19:48:58	Bright	43.500	130	23Bet Dra	2.7990	5800.0	87	10345	No
358	GOM_NL__2PRFIN20040221_195044_000000422024_00271_10345_1812.N1	21-FEB-2004 19:50:44	Bright	41.500	19	50Alp Cyg	1.2460	10500.	83	10345	No
359	GOM_NL__2PRFIN20040221_195221_000000372024_00271_10345_1813.N1	21-FEB-2004 19:52:21	Bright	37.000	66	37Gam Cyg	2.2080	5900.0	74	10345	No
360	GOM_NL__2PRFIN20040221_195351_000000362024_00271_10345_1814.N1	21-FEB-2004 19:53:51	Bright	35.500	92	53Eps Cyg	2.5000	4500.0	71	10345	No
361	GOM_NL__2PRFIN20040221_195649_000000662024_00271_10345_1815.N1	21-FEB-2004 19:56:49	Bright	66.000	133	40Zet Her	2.8070	6000.0	132	10345	No
362	GOM_NL__2PRFIN20040221_200040_000000372024_00271_10345_1816.N1	21-FEB-2004 20:00:40	Bright	37.000	168	17Zet Aql	2.9860	11000.	74	10345	No
363	GOM_NL__2PRFIN20040221_200313_000000622024_00271_10345_1817.N1	21-FEB-2004 20:03:13	Twilight	62.000	59	55Alp Oph	2.0800	8900.0	124	10345	No
364	GOM_NL__2PRFIN20040221_200536_000000572024_00271_10345_1818.N1	21-FEB-2004 20:05:36	Twilight	57.000	126	60Bet Oph	2.7700	4250.0	114	10345	No
365	GOM_NL__2PRFIN20040221_201017_000000442024_00271_10345_1819.N1	21-FEB-2004 20:10:17	Twilight	43.500	155	41Pi Sgr	2.9000	6600.0	87	10345	No
366	GOM_NL__2PRFIN20040221_201200_000000422024_00271_10345_1820.N1	21-FEB-2004 20:12:00	Dark	41.500	57	34Sig Sgr	2.0660	26000.	83	10345	No
367	GOM_NL__2PRFIN20040221_201455_000000432024_00271_10345_1821.N1	21-FEB-2004 20:14:55	Dark	43.000	38	20Eps Sgr	1.8360	11000.	86	10345	No
368	GOM_NL__2PRFIN20040221_201720_000000472024_00271_10345_1822.N1	21-FEB-2004 20:17:20	Dark	47.000	25	35Lam Sco	1.6200	28000.	94	10345	No
369	GOM_NL__2PRFIN20040221_201852_000000622024_00271_10345_1823.N1	21-FEB-2004 20:18:52	Dark	62.000	16	21Alp Sco	1.0200	3000.0	124	10345	No
370	GOM_NL__2PRFIN20040221_202055_000000762024_00271_10345_1824.N1	21-FEB-2004 20:20:55	Dark	75.500	80	7Del Sco	2.3160	30000.	151	10345	No
371	GOM_NL__2PRFIN20040221_202532_000000422024_00272_10346_1791.N1	21-FEB-2004 20:25:32	Dark	42.000	134	Bet TrA	2.8100	6600.0	84	10346	No
372	GOM_NL__2PRFIN20040221_202757_000000462024_00272_10346_1792.N1	21-FEB-2004 20:27:57	Dark	45.500	4	Alp1Cen	-0.010000	5800.0	91	10346	No
373	GOM_NL__2PRFIN20040221_202917_000000452024_00272_10346_1793.N1	21-FEB-2004 20:29:17	Dark	45.000	10	Bet Cen	0.61000	28000.	90	10346	No
374	GOM_NL__2PRFIN20040221_203209_000000522024_00272_10346_1794.N1	21-FEB-2004 20:32:09	Dark	52.000	12	Alp1Cru	0.77500	30000.	104	10346	No
375	GOM_NL__2PRFIN20040221_203408_000000472024_00272_10346_1795.N1	21-FEB-2004 20:34:08	Dark	46.500	29	Bet Car	1.6720	10200.	93	10346	No
376	GOM_NL__2PRFIN20040221_203651_000000442024_00272_10346_1796.N1	21-FEB-2004 20:36:51	Dark	44.000	71	lot Car	2.2460	7700.0	88	10346	No
377	GOM_NL__2PRFIN20040221_203826_000000382024_00272_10346_1797.N1	21-FEB-2004 20:38:26	Straylight	38.000	46	Del Vel	1.9540	10600.	76	10346	No
378	GOM_NL__2PRFIN20040221_204045_000000432024_00272_10346_1798.N1	21-FEB-2004 20:40:45	Straylight	42.500	34	Gam2Vel	1.7930	23000.	85	10346	No
379	GOM_NL__2PRFIN20040221_204417_000000752024_00272_10346_1799.N1	21-FEB-2004 20:44:17	Straylight	74.500	171	2Eps Crv	3.0010	4250.0	149	10346	No
380	GOM_NL__2PRFIN20040221_204710_000000402024_00272_10346_1800.N1	21-FEB-2004 20:47:10	Straylight	39.500	132	15Rho Pup	2.8030	6900.0	79	10346	No
381	GOM_NL__2PRFIN20040221_205056_000000492024_00272_10346_1801.N1	21-FEB-2004 20:50:56	Twilight	48.500	48	30Alp Hya	1.9770	4100.0	97	10346	No
382	GOM_NL__2PRFIN20040221_205540_000000442024_00272_10346_1802.N1	21-FEB-2004 20:55:40	Bright	44.000	8	10Alp CMi	0.40000	6500.0	88	10346	No
383	GOM_NL__2PRFIN20040221_205744_000000482024_00272_10346_1803.N1	21-FEB-2004 20:57:44	Bright	48.000	22	32Alp Leo	1.3600	15200.	96	10346	No
384	GOM_NL__2PRFIN20040221_210103_000000452024_00272_10346_1804.N1	21-FEB-2004 21:01:03	Bright	44.500	166	17Eps Leo	2.9800	6000.0	89	10346	No
385	GOM_NL__2PRFIN20040221_210300_000000402024_00272_10346_1805.N1	21-FEB-2004 21:03:00	Bright	40.000	24	66Alp Gem	1.5800	10200.	80	10346	No
386	GOM_NL__2PRFIN20040221_211014_000000502024_00272_10346_1806.N1	21-FEB-2004 21:10:14	Bright	49.500	174	52Psi UMa	3.0040	4400.0	99	10346	No
387	GOM_NL__2PRFIN20040221_211234_000000442024_00272_10346_1807.N1	21-FEB-2004 21:12:34	Bright	43.500	82	48Bet UMa	2.3650	10600.	87	10346	No
388	GOM_NL__2PRFIN20040221_211422_000000482024_00272_10346_1808.N1	21-FEB-2004 21:14:22	Bright	47.500	87	64Gam UMa	2.4330	11000.	95	10346	No
389	GOM_NL__2PRFIN20040221_211902_000000392024_00272_10346_1809.N1	21-FEB-2004 21:19:02	Bright	39.000	49	1Alp UMi	1.9900	6300.0	78	10346	No
390	GOM_NL__2PRFIN20040221_212041_000000452024_00272_10346_1810.N1	21-FEB-2004 21:20:41	Bright	44.500	60	7Bet UMi	2.0810	3950.0	89	10346	No
391	GOM_NL__2PRFIN20040221_212531_000000452024_00272_10346_1811.N1	21-FEB-2004 21:25:31	Bright	45.000	119	14Eta Dra	2.7270	4700.0	90	10346	No
392	GOM_NL__2PRFIN20040221_212934_000000432024_00272_10346_1812.N1	21-FEB-2004 21:29:34	Bright	43.000	130	23Bet Dra	2.7990	5800.0	86	10346	No
393	GOM_NL__2PRFIN20040221_213123_000000392024_00272_10346_1813.N1	21-FEB-2004 21:31:23	Bright	38.500	19	50Alp Cyg	1.2460	10500.	77	10346	No
394	GOM_NL__2PRFIN20040221_213255_000000412024_00272_10346_1814.N1	21-FEB-2004 21:32:55	Bright	40.500	66	37Gam Cyg	2.2080	5900.0	81	10346	No
395	GOM_NL__2PRFIN20040221_213427_000000382024_00272_10346_1815.N1	21-FEB-2004 21:34:27	Bright	38.000	92	53Eps Cyg	2.5000	4500.0	76	10346	No
396	GOM_NL__2PRFIN20040221_213725_000000642024_00272_10346_1816.N1	21-FEB-2004 21:37:25	Bright	63.500	133	40Zet Her	2.8070	6000.0	127	10346	No

397	GOM_NL__2PRFIN20040221_214116_000000382024_00272_10346_1817.N1	21-FEB-2004 21:41:16	Bright	37.500	168	17Zet Aql	2.9860	11000.	75	10346	No
398	GOM_NL__2PRFIN20040221_214347_000000642024_00272_10346_1818.N1	21-FEB-2004 21:43:47	Twilight	64.000	59	55Alp Oph	2.0800	8900.0	128	10346	No
399	GOM_NL__2PRFIN20040221_214612_000000542024_00272_10346_1819.N1	21-FEB-2004 21:46:12	Twilight	54.000	126	60Bet Oph	2.7700	4250.0	108	10346	No
400	GOM_NL__2PRFIN20040221_215053_000000422024_00272_10346_1820.N1	21-FEB-2004 21:50:53	Twilight	42.000	155	41Pi Sgr	2.9000	6600.0	84	10346	No
401	GOM_NL__2PRFIN20040221_215236_000000432024_00272_10346_1821.N1	21-FEB-2004 21:52:36	Dark	42.500	57	34Sig Sgr	2.0660	26000.	85	10346	No
402	GOM_NL__2PRFIN20040221_215531_000000442024_00272_10346_1822.N1	21-FEB-2004 21:55:31	Dark	43.500	38	20Eps Sgr	1.8360	11000.	87	10346	No
403	GOM_NL__2PRFIN20040221_215757_000000482024_00272_10346_1823.N1	21-FEB-2004 21:57:57	Dark	48.000	25	35Lam Sco	1.6200	28000.	96	10346	No
404	GOM_NL__2PRFIN20040221_215929_000000622024_00272_10346_1824.N1	21-FEB-2004 21:59:29	Dark	61.500	16	21Alp Sco	1.0200	3000.0	123	10346	No
405	GOM_NL__2PRFIN20040221_220132_000000722024_00272_10346_1825.N1	21-FEB-2004 22:01:32	Dark	71.500	80	7Del Sco	2.3160	30000.	143	10346	No
406	GOM_NL__2PRFIN20040221_220608_000000412024_00273_10347_1792.N1	21-FEB-2004 22:06:08	Dark	40.500	134	Bet TrA	2.8100	6600.0	81	10347	No
407	GOM_NL__2PRFIN20040221_220833_000000512024_00273_10347_1793.N1	21-FEB-2004 22:08:33	Dark	50.500	4	Alp1Cen	-0.010000	5800.0	101	10347	No
408	GOM_NL__2PRFIN20040221_220953_000000452024_00273_10347_1794.N1	21-FEB-2004 22:09:53	Dark	44.500	10	Bet Cen	0.61000	28000.	89	10347	No
409	GOM_NL__2PRFIN20040221_221245_000000442024_00273_10347_1795.N1	21-FEB-2004 22:12:45	Dark	43.500	12	Alp1Cru	0.77500	30000.	87	10347	No
410	GOM_NL__2PRFIN20040221_221445_000000382024_00273_10347_1796.N1	21-FEB-2004 22:14:45	Dark	38.000	29	Bet Car	1.6720	10200.	76	10347	No
411	GOM_NL__2PRFIN20040221_221727_000000422024_00273_10347_1797.N1	21-FEB-2004 22:17:27	Dark	42.000	71	lot Car	2.2460	7700.0	84	10347	No
412	GOM_NL__2PRFIN20040221_221902_000000412024_00273_10347_1798.N1	21-FEB-2004 22:19:02	Straylight	41.000	46	Del Vel	1.9540	10600.	82	10347	No
413	GOM_NL__2PRFIN20040221_222122_000000432024_00273_10347_1799.N1	21-FEB-2004 22:21:22	Straylight	43.000	34	Gam2Vel	1.7930	23000.	86	10347	No
414	GOM_NL__2PRFIN20040221_222453_000000752024_00273_10347_1800.N1	21-FEB-2004 22:24:53	Straylight	74.500	171	2Eps Crv	3.0010	4250.0	149	10347	No
415	GOM_NL__2PRFIN20040221_222746_000000392024_00273_10347_1801.N1	21-FEB-2004 22:27:46	Straylight	39.000	132	15Rho Pup	2.8030	6900.0	78	10347	No
416	GOM_NL__2PRFIN20040221_223132_000000482024_00273_10347_1802.N1	21-FEB-2004 22:31:32	Twilight	48.000	48	30Alp Hya	1.9770	4100.0	96	10347	No
417	GOM_NL__2PRFIN20040221_223617_000000422024_00273_10347_1803.N1	21-FEB-2004 22:36:17	Bright	42.000	8	10Alp CMi	0.40000	6500.0	84	10347	No
418	GOM_NL__2PRFIN20040221_223820_000000472024_00273_10347_1804.N1	21-FEB-2004 22:38:20	Bright	47.000	22	32Alp Leo	1.3600	15200.	94	10347	No
419	GOM_NL__2PRFIN20040221_224138_000000442024_00273_10347_1805.N1	21-FEB-2004 22:41:38	Bright	44.000	166	17Eps Leo	2.9800	6000.0	88	10347	No
420	GOM_NL__2PRFIN20040221_224336_000000402024_00273_10347_1806.N1	21-FEB-2004 22:43:36	Bright	40.000	24	66Alp Gem	1.5800	10200.	80	10347	No
421	GOM_NL__2PRFIN20040221_225050_000000502024_00273_10347_1807.N1	21-FEB-2004 22:50:50	Bright	49.500	174	52Psi UMa	3.0040	4400.0	99	10347	No
422	GOM_NL__2PRFIN20040221_225310_000000432024_00273_10347_1808.N1	21-FEB-2004 22:53:10	Bright	43.000	82	48Bet UMa	2.3650	10600.	86	10347	No
423	GOM_NL__2PRFIN20040221_225457_000000502024_00273_10347_1809.N1	21-FEB-2004 22:54:57	Bright	49.500	87	64Gam UMa	2.4330	11000.	99	10347	No
424	GOM_NL__2PRFIN20040221_225938_000000392024_00273_10347_1810.N1	21-FEB-2004 22:59:38	Bright	39.000	49	1Alp UMi	1.9900	6300.0	78	10347	No
425	GOM_NL__2PRFIN20040221_230117_000000422024_00273_10347_1811.N1	21-FEB-2004 23:01:17	Bright	42.000	60	7Bet UMi	2.0810	3950.0	84	10347	No
426	GOM_NL__2PRFIN20040221_230607_000000462024_00273_10347_1812.N1	21-FEB-2004 23:06:07	Bright	45.500	119	14Eta Dra	2.7270	4700.0	91	10347	No
427	GOM_NL__2PRFIN20040221_231009_000000452024_00273_10347_1813.N1	21-FEB-2004 23:10:09	Bright	45.000	130	23Bet Dra	2.7990	5800.0	90	10347	No
428	GOM_NL__2PRFIN20040221_231158_000000392024_00273_10347_1814.N1	21-FEB-2004 23:11:58	Bright	39.000	19	50Alp Cyg	1.2460	10500.	78	10347	No
429	GOM_NL__2PRFIN20040221_231333_000000392024_00273_10347_1815.N1	21-FEB-2004 23:13:33	Bright	38.500	66	37Gam Cyg	2.2080	5900.0	77	10347	No
430	GOM_NL__2PRFIN20040221_231503_000000372024_00273_10347_1816.N1	21-FEB-2004 23:15:03	Bright	37.000	92	53Eps Cyg	2.5000	4500.0	74	10347	No
431	GOM_NL__2PRFIN20040221_231801_000000652024_00273_10347_1817.N1	21-FEB-2004 23:18:01	Bright	64.500	133	40Zet Her	2.8070	6000.0	129	10347	No
432	GOM_NL__2PRFIN20040221_232152_000000382024_00273_10347_1818.N1	21-FEB-2004 23:21:52	Bright	37.500	168	17Zet Aql	2.9860	11000.	75	10347	No
433	GOM_NL__2PRFIN20040221_232426_000000582024_00273_10347_1819.N1	21-FEB-2004 23:24:26	Twilight	58.000	59	55Alp Oph	2.0800	8900.0	116	10347	No
434	GOM_NL__2PRFIN20040221_232649_000000572024_00273_10347_1820.N1	21-FEB-2004 23:26:49	Twilight	57.000	126	60Bet Oph	2.7700	4250.0	114	10347	No
435	GOM_NL__2PRFIN20040221_233129_000000442024_00273_10347_1821.N1	21-FEB-2004 23:31:29	Twilight	44.000	155	41Pi Sgr	2.9000	6600.0	88	10347	No
436	GOM_NL__2PRFIN20040221_233312_000000452024_00273_10347_1822.N1	21-FEB-2004 23:33:12	Dark	44.500	57	34Sig Sgr	2.0660	26000.	89	10347	No
437	GOM_NL__2PRFIN20040221_233607_000000462024_00273_10347_1823.N1	21-FEB-2004 23:36:07	Dark	46.000	38	20Eps Sgr	1.8360	11000.	92	10347	No
438	GOM_NL__2PRFIN20040221_234005_000000772024_00273_10347_1824.N1	21-FEB-2004 23:40:05	Dark	77.000	16	21Alp Sco	1.0200	3000.0	154	10347	No
439	GOM_NL__2PRFIN20040221_234209_000000882024_00273_10347_1825.N1	21-FEB-2004 23:42:09	Dark	88.000	80	7Del Sco	2.3160	30000.	176	10347	No
440	GOM_NL__2PRFIN20040221_234645_000000412024_00274_10348_1793.N1	21-FEB-2004 23:46:45	Dark	41.000	134	Bet TrA	2.8100	6600.0	82	10348	No
441	GOM_NL__2PRFIN20040221_234910_000000462024_00274_10348_1794.N1	21-FEB-2004 23:49:10	Dark	46.000	4	Alp1Cen	-0.010000	5800.0	92	10348	No
442	GOM_NL__2PRFIN20040221_235029_000000472024_00274_10348_1795.N1	21-FEB-2004 23:50:29	Dark	46.500	10	Bet Cen	0.61000	28000.	93	10348	No
443	GOM_NL__2PRFIN20040221_235321_000000422024_00274_10348_1796.N1	21-FEB-2004 23:53:21	Dark	41.500	12	Alp1Cru	0.77500	30000.	83	10348	No
444	GOM_NL__2PRFIN20040221_235520_000000402024_00274_10348_1797.N1	21-FEB-2004 23:55:20	Dark	39.500	29	Bet Car	1.6720	10200.	79	10348	No
445	GOM_NL__2PRFIN20040221_235802_000000432024_00274_10348_1798.N1	21-FEB-2004 23:58:02	Dark	43.000	71	lot Car	2.2460	7700.0	86	10348	No
446	GOM_NL__2PRFIN20040221_235938_000000382024_00274_10348_1799.N1	21-FEB-2004 23:59:38	Straylight	38.000	46	Del Vel	1.9540	10600.	76	10348	No

### 3. Quality information per product

In this section it is plotted some information contained in the Quality Summary data set of the level 2 products. Only products in dark limb conditions and without errors (error flag in the MPH set to "0") are used.

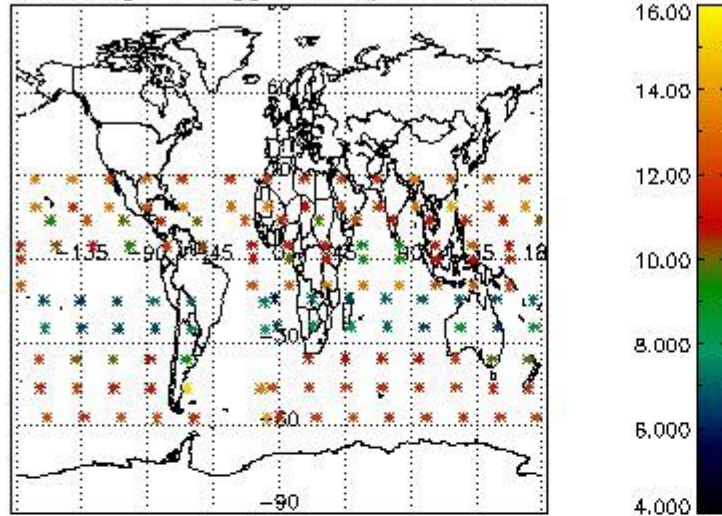
3.1 Plot quality information per product (time dependant)



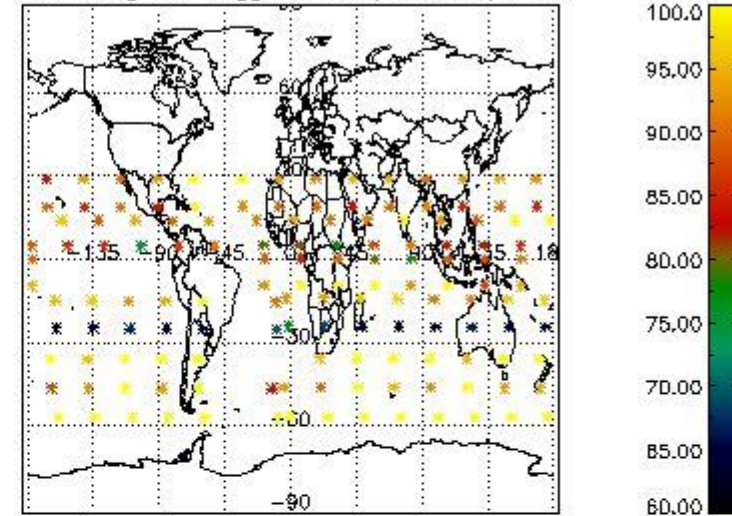
3.2 Plot quality information per product (world map)



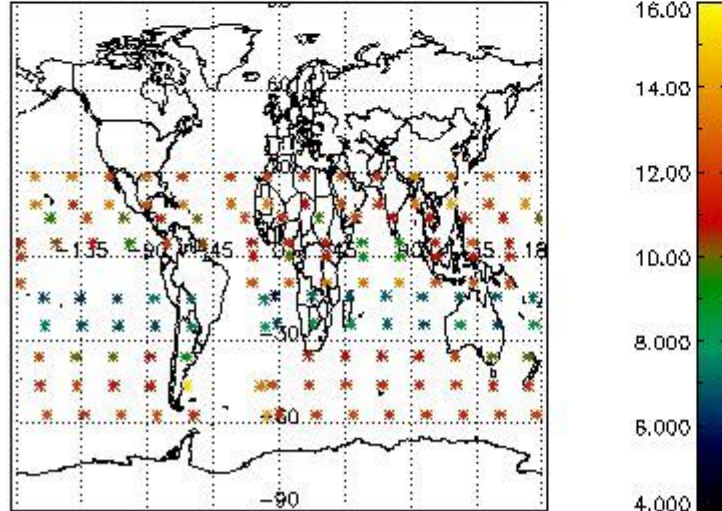
Percentage of flagged data per O3 profile



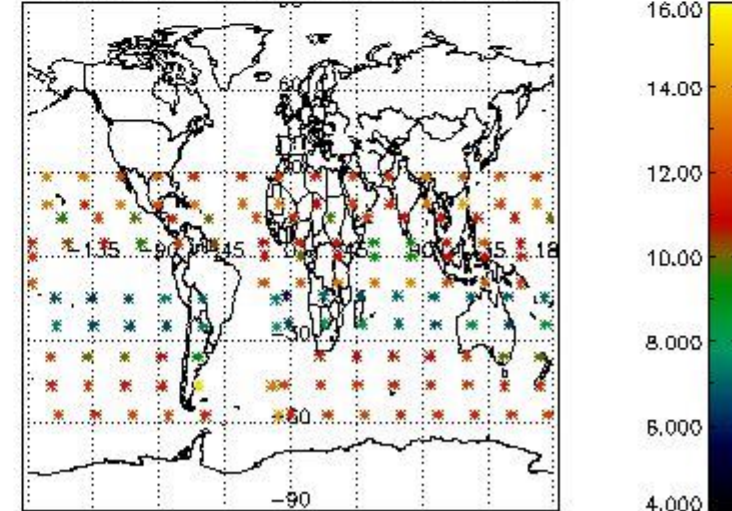
Percentage of flagged data per H2O profile



Percentage of flagged data per NO2 profile



Percentage of flagged data per NO3 profile

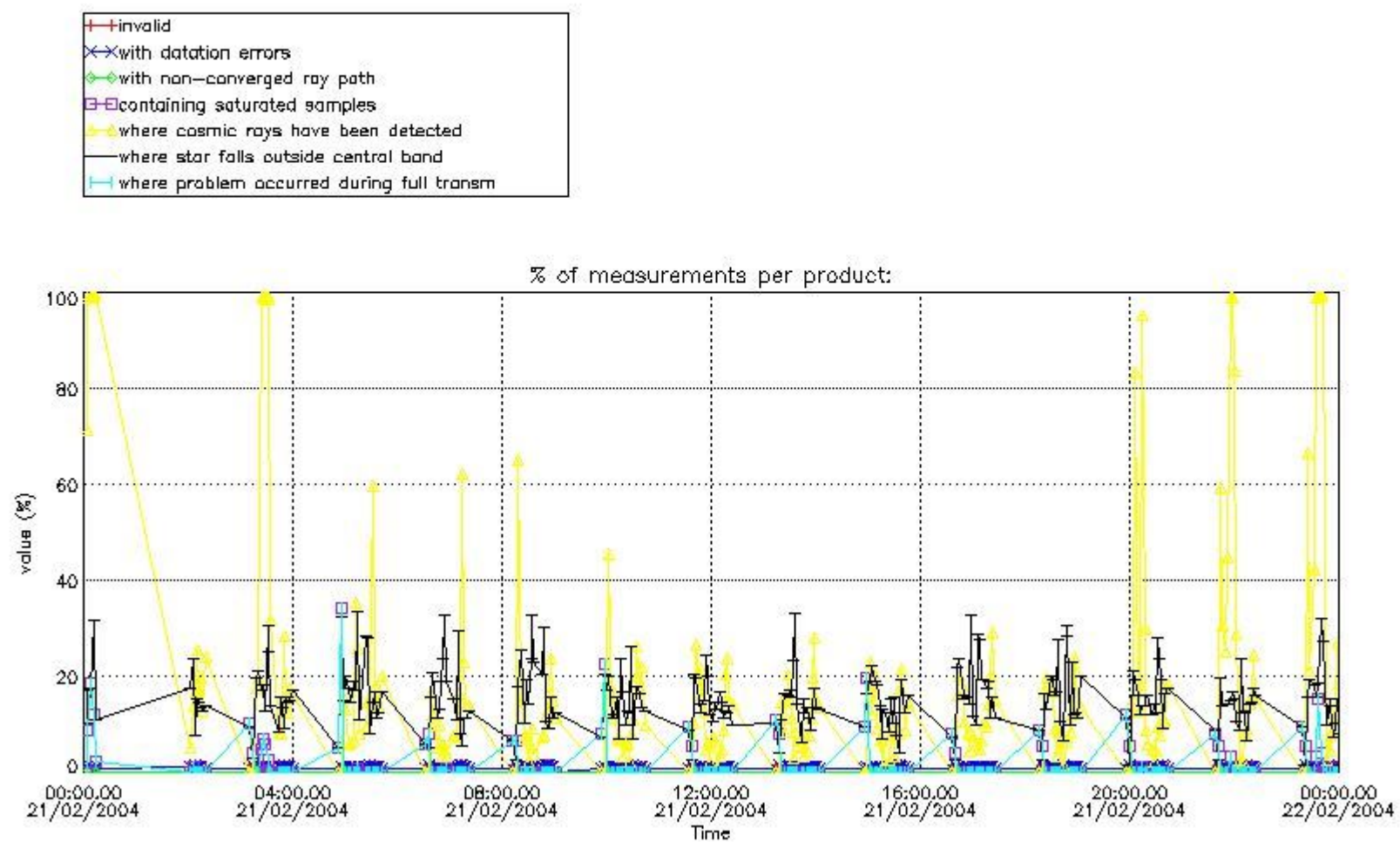


#### 4. Level 1 quality information per product

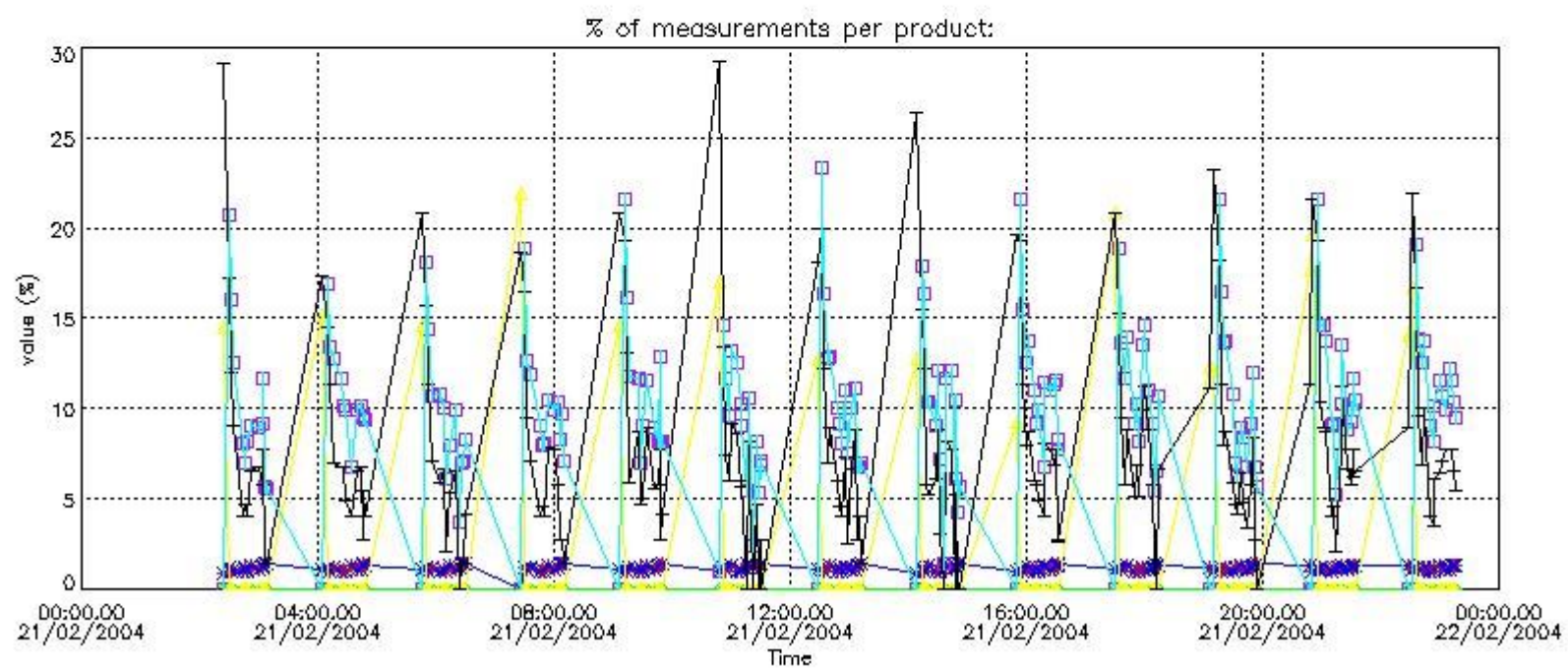
In this section it is plotted some information contained in the Quality Summary data set of the level 2 products that comes from the level 1b processing. Products without errors (error flag in the MPH set to "0") are used.

##### 4.1 Plot quality information per product (time dependant) coming from level 1b processing

###### 4.1.1 Plot level 1 quality information per product (time dependant): ENVISAT ASCENDING passes



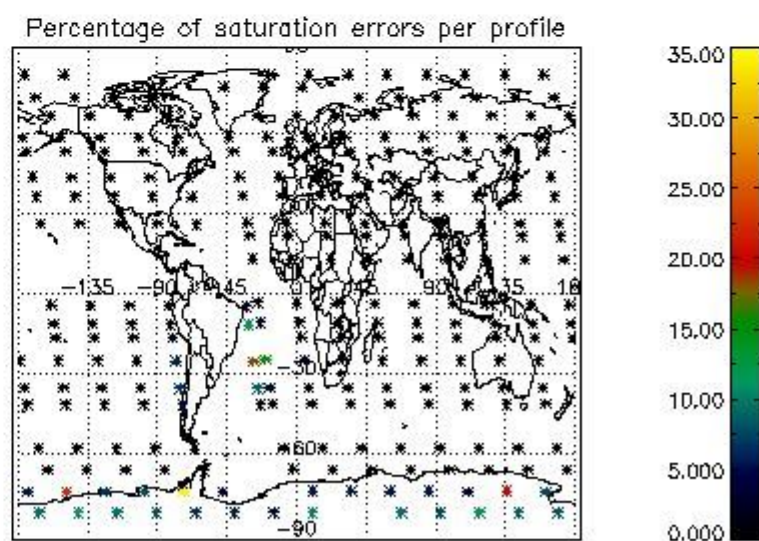
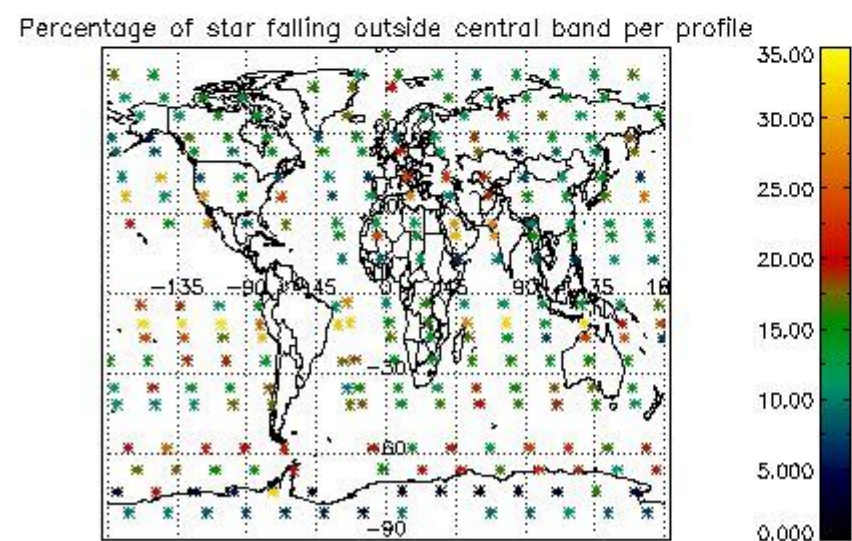
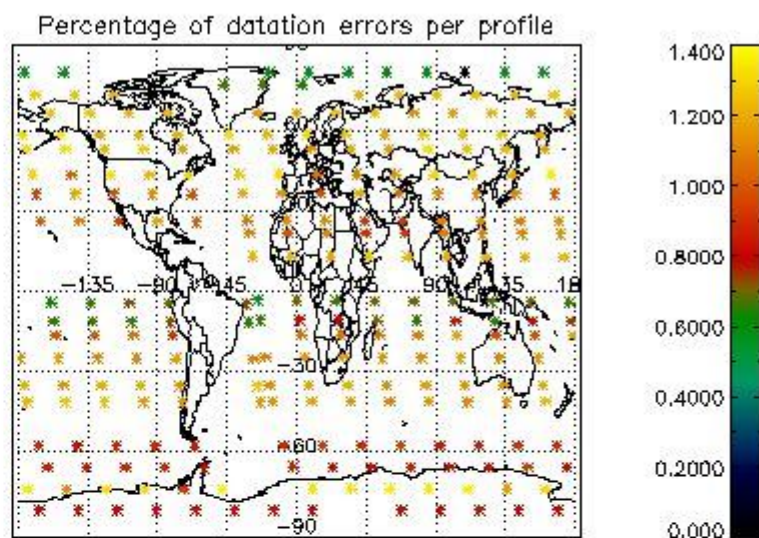
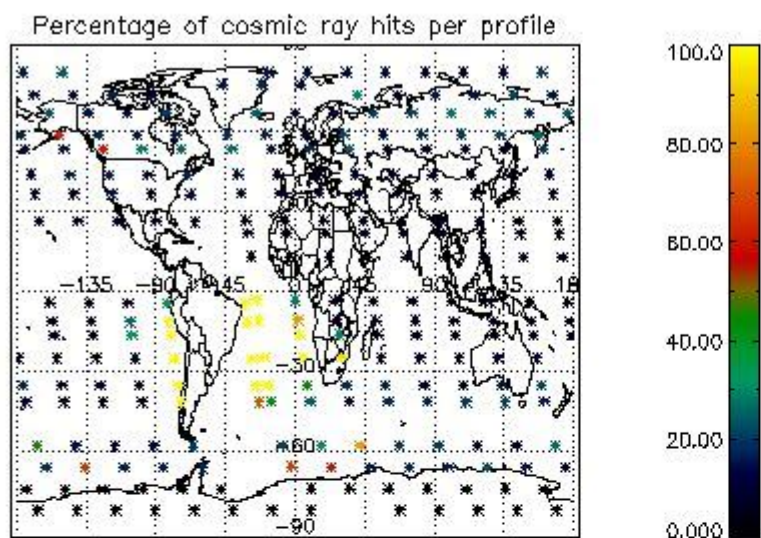
4.1.2 Plot level 1 quality information per product (time dependant): ENVI SAT DESCENDING passes



4.2 Plot quality information per product coming from level 1b processing (world map)

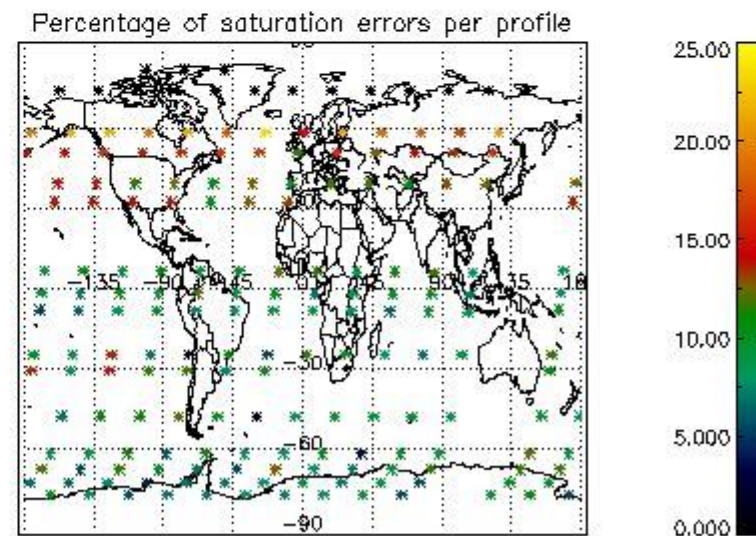
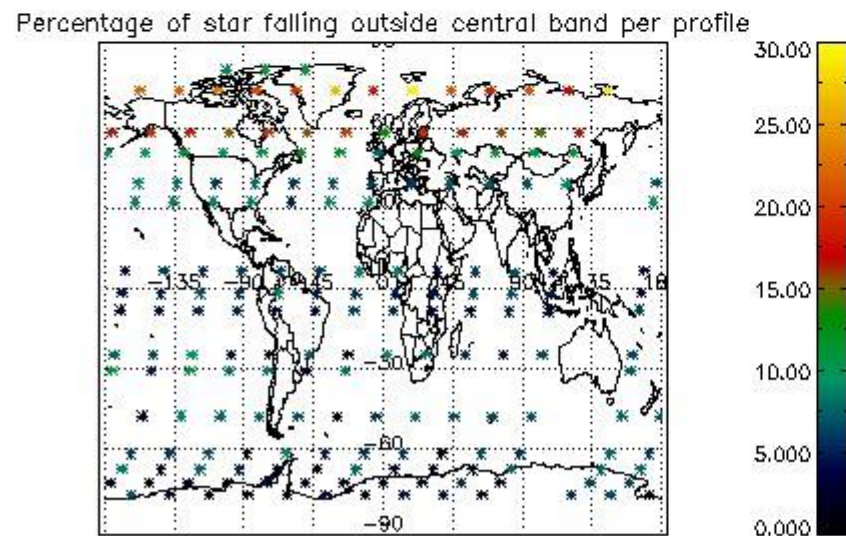
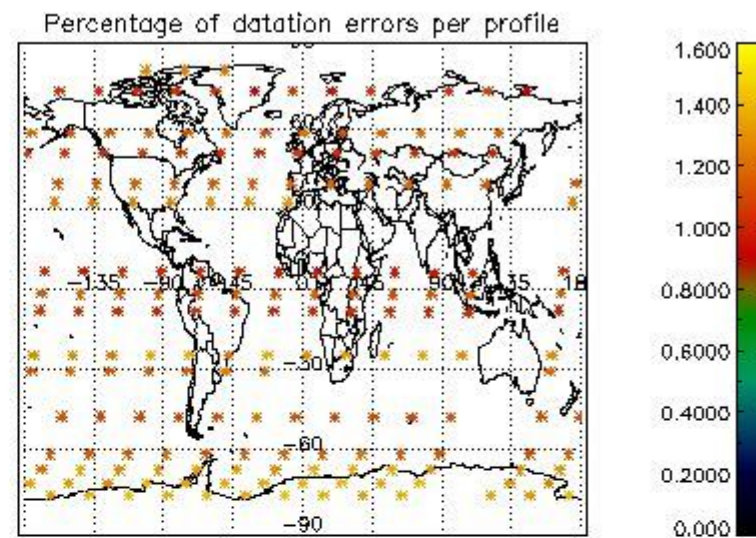
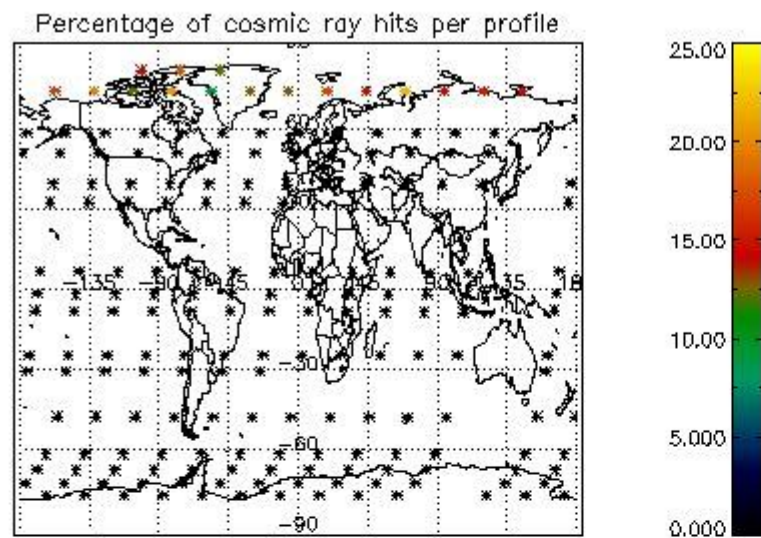
4.2.1 Plot level 1 quality information per product (world map): ENVISAT ASCENDING passes





4.2.2 Plot level 1 quality information per product (world map): ENVISAT DESCENDING passes





## 5. Trace gas profiles

### 5.1 Ozone statistics based on quality of products

The final quality of the products can be "measured" using the STD (Standard Deviation) attached to every point profile. This information is written to the parameter GOM\_NL\_\_2P/NL\_LOCAL\_SPECIES\_DENSITY/o3\_std of the level 2 products. The table below shows the statistics for given STD ranges.

The statistics are given with respect to the overall valid production:

- Products without fatal errors: GOM\_NL\_\_2P/MPH/PRODUCT\_ERR=0
- Valid point profile: GOM\_NL\_\_2P/NL\_LOCAL\_SPECIES\_DENSITY/pcd(0)=0

The 'Criteria' is applied to valid points of dark limb products:

- Products in dark limb illumination condition: GOM\_NL\_\_2P/NL\_SUMMARY\_QUALITY/obs\_ill\_cond=0
- Products without fatal errors: GOM\_NL\_\_2P/MPH/PRODUCT\_ERR=0
- Valid point profile: GOM\_NL\_\_2P/NL\_LOCAL\_SPECIES\_DENSITY/pcd(0)=0

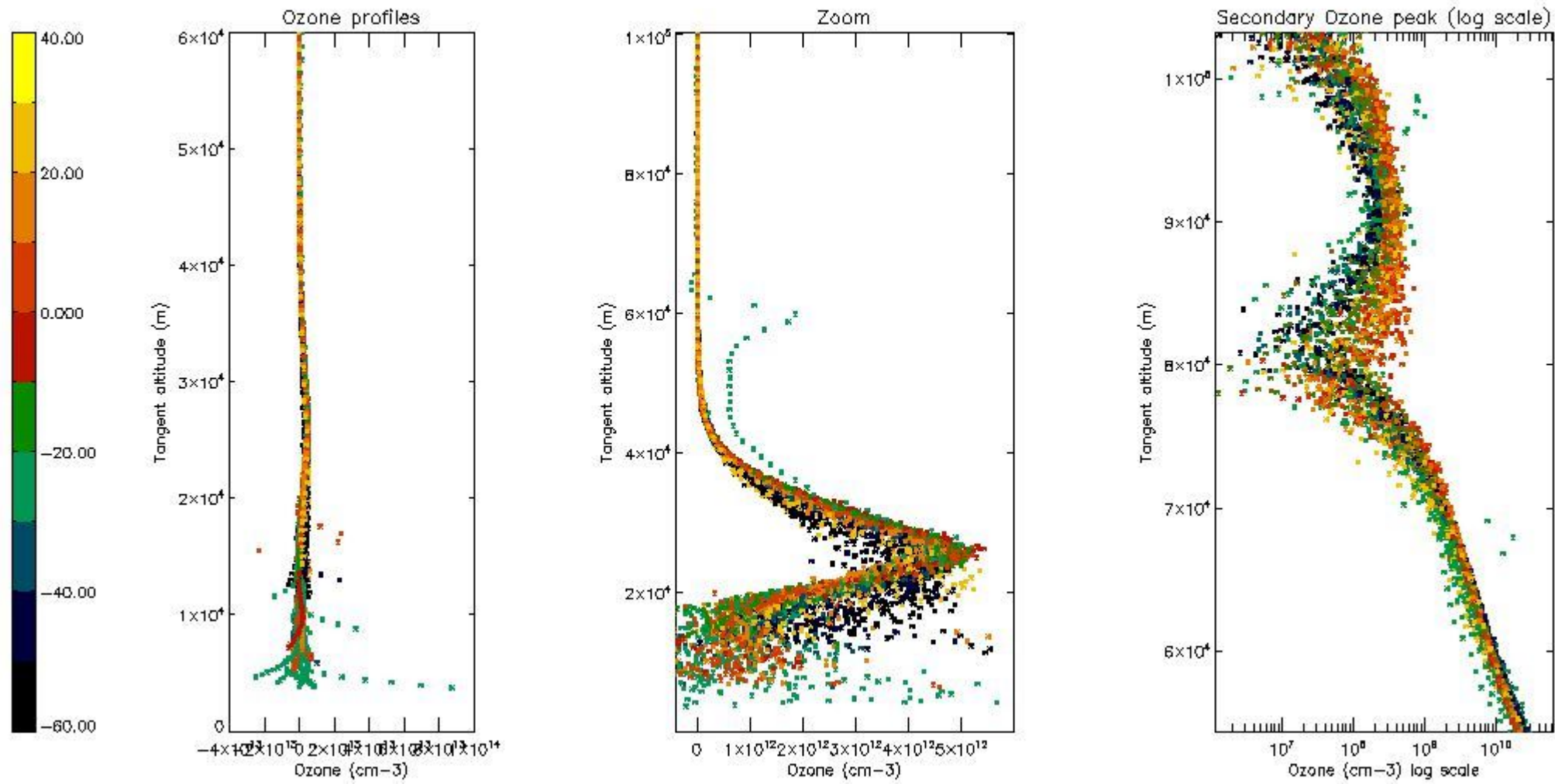
So, the table below shows the percentage of dark limb and valid observations for each criteria with respect to the overall valid daily observations.

Criteria	% of total production
All STD	34
STD < 20	21

STD < 10	19
STD < 5	13

5.2 Plot ozone profiles for all STD (dark without errors)

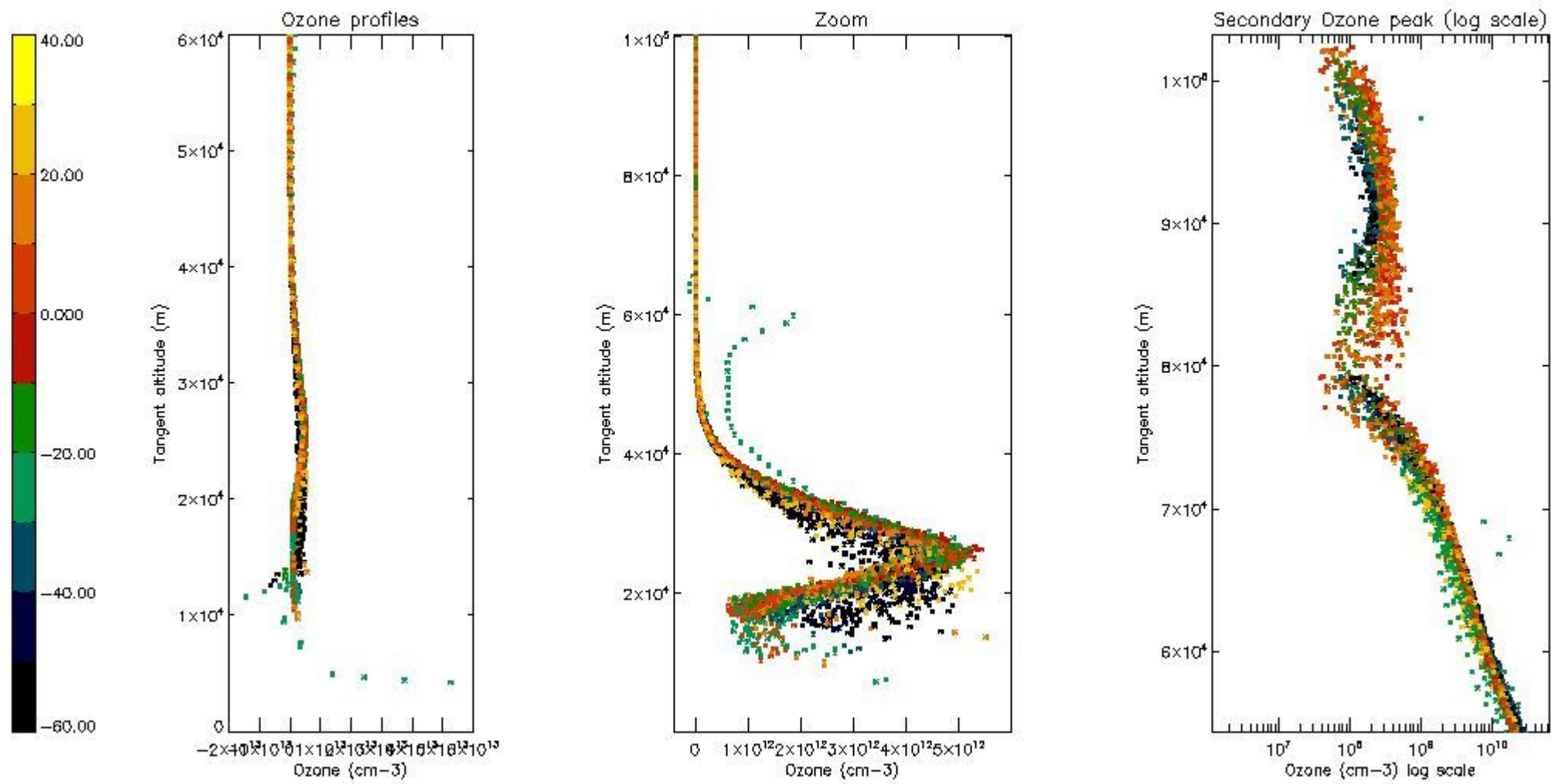
The colorbar represents the latitude.



5.3 Plot ozone profiles where STD < 20% (dark without errors)

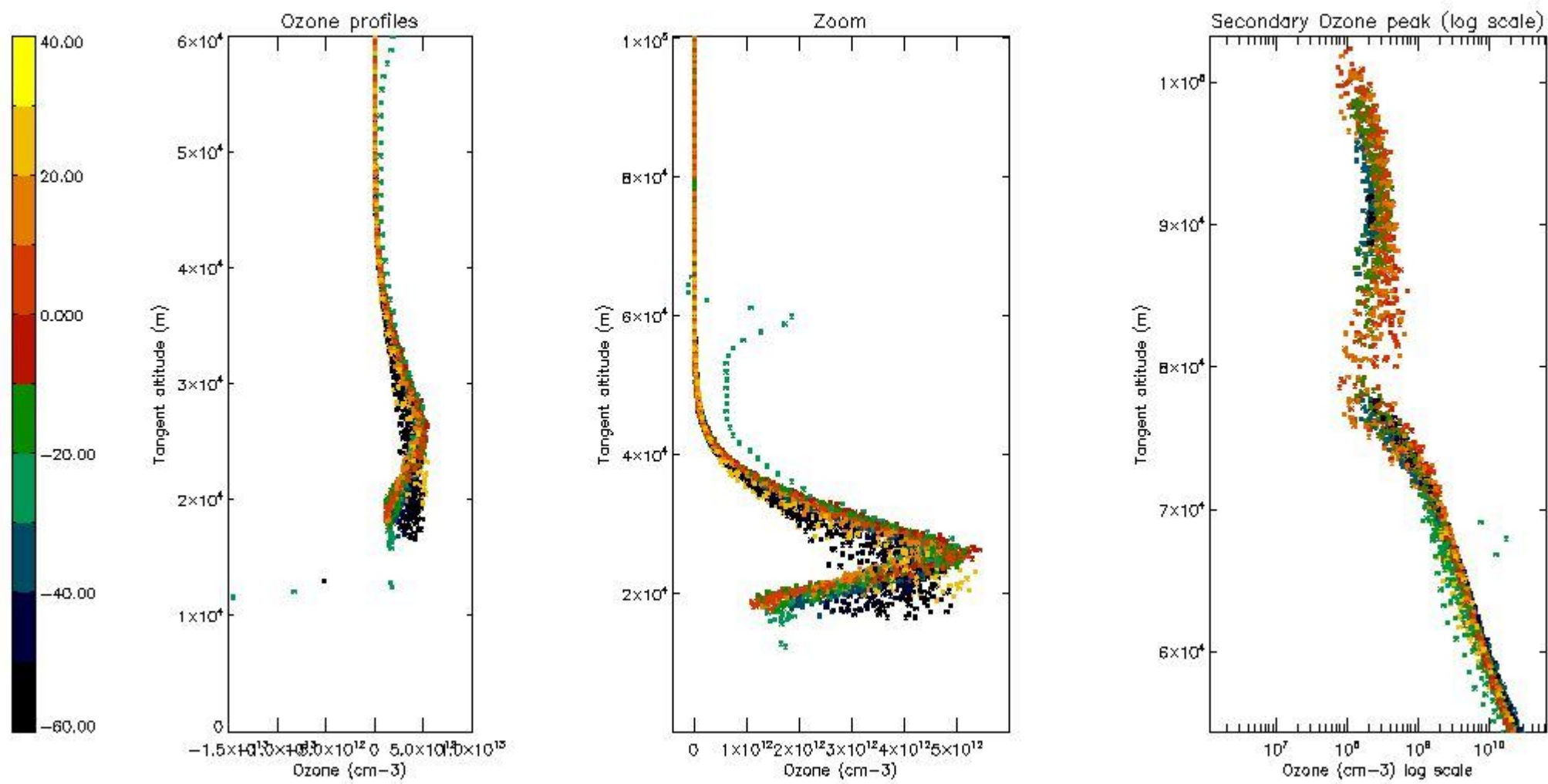
The colorbar represents the latitude.





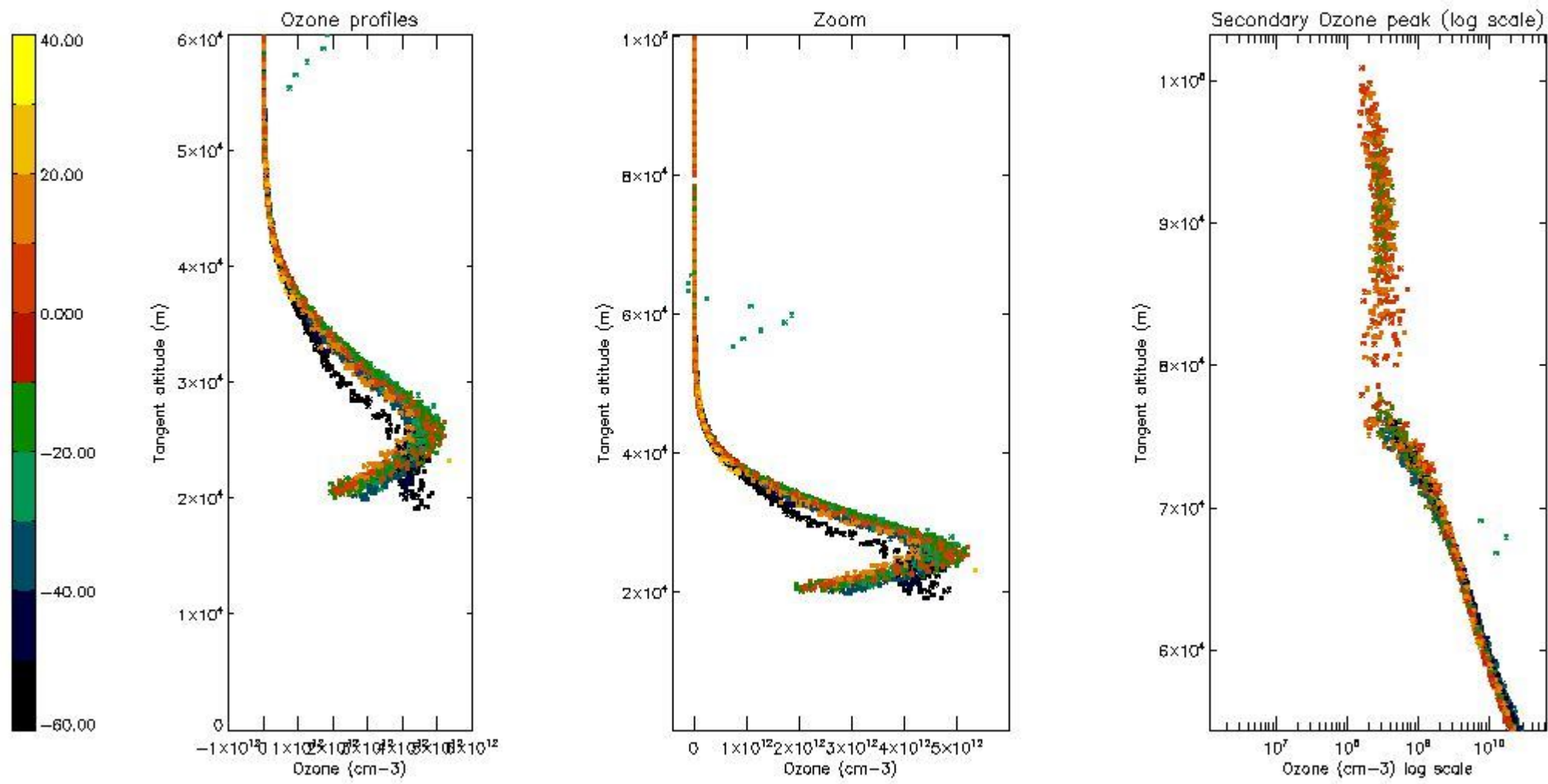
*5.4 Plot ozone profiles where STD < 10% (dark without errors)*

The colorbar represents the latitude.



*5.5 Plot ozone profiles where STD < 5% (dark without errors)*

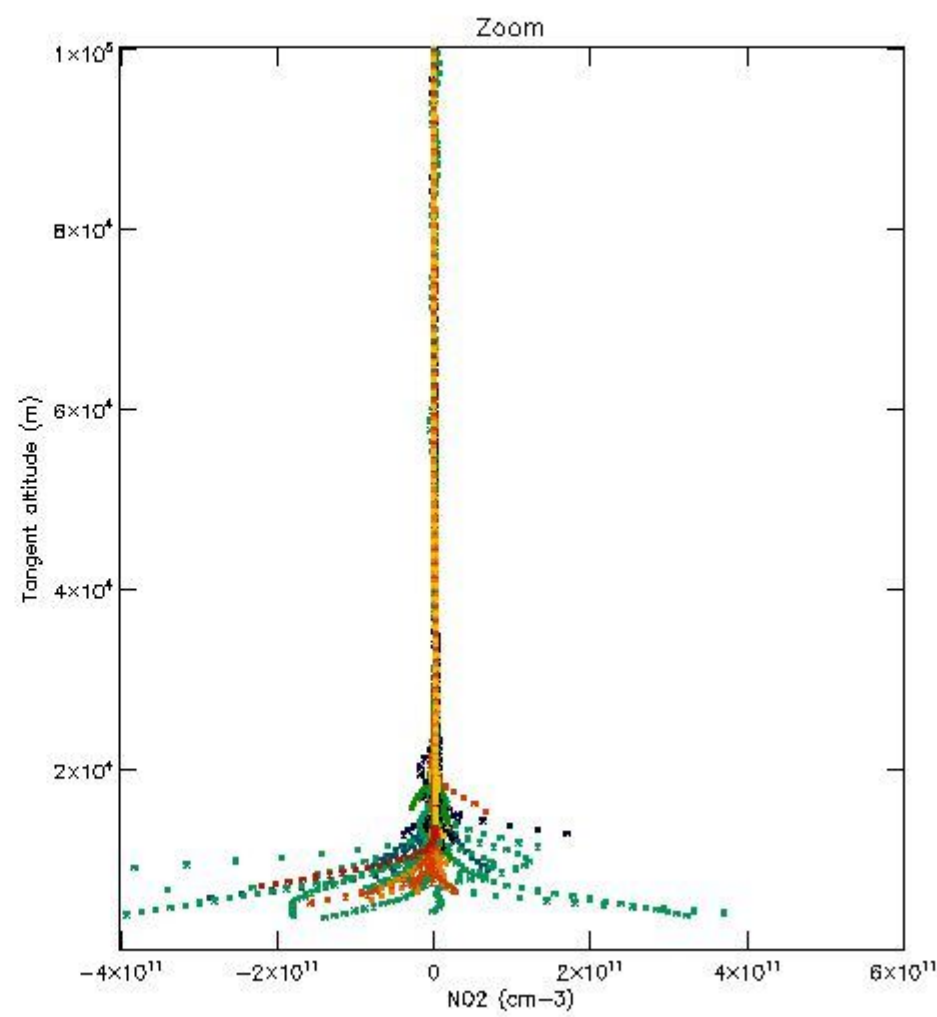
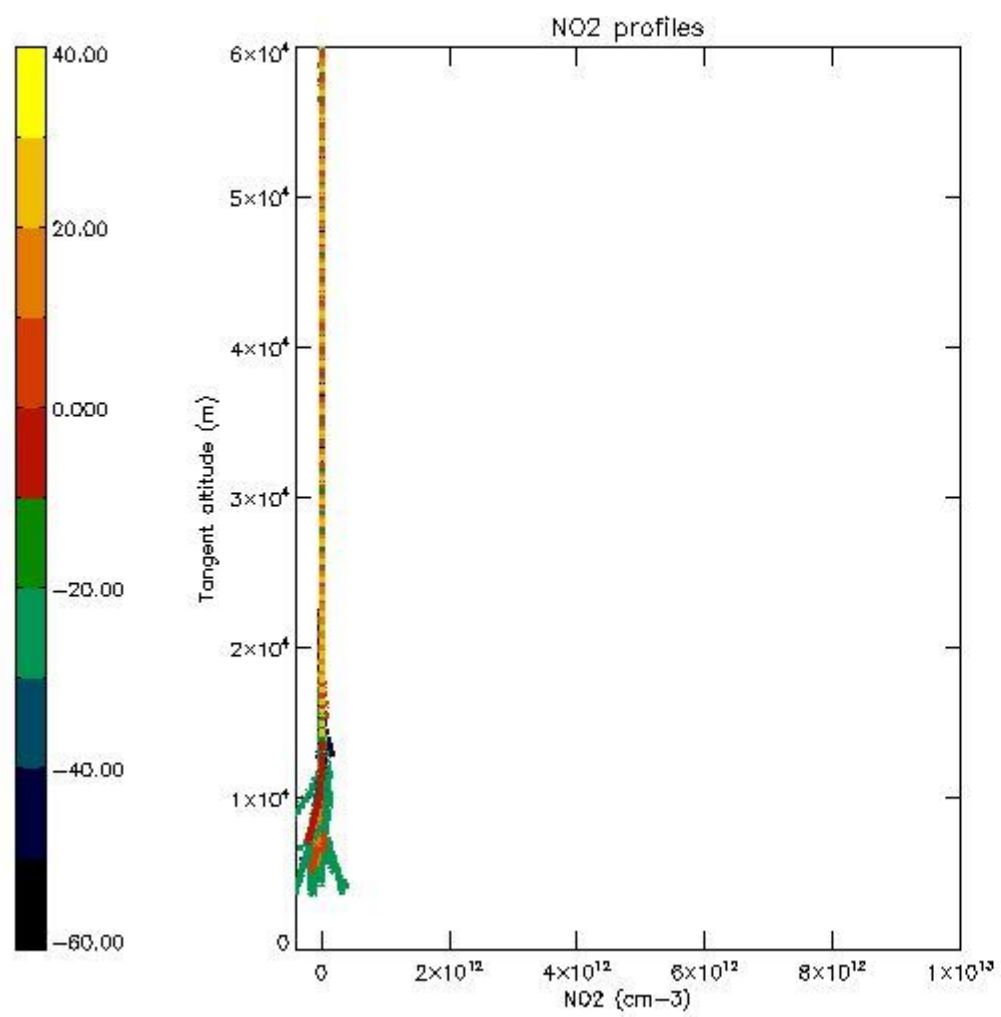
The colorbar represents the latitude.



*5.6 Plot NO<sub>2</sub> profiles for all STD (dark without errors)*

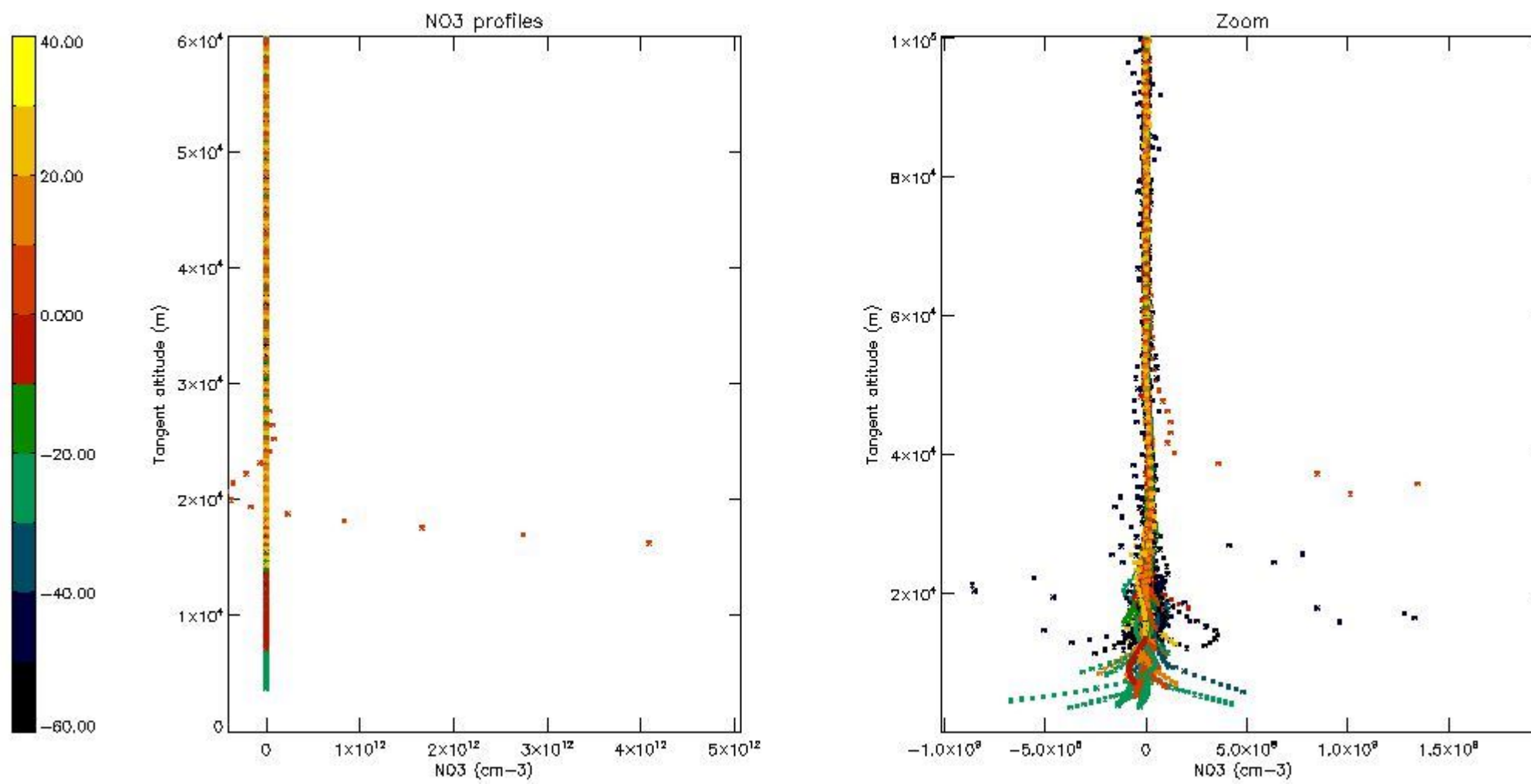
The colorbar represents the latitude.





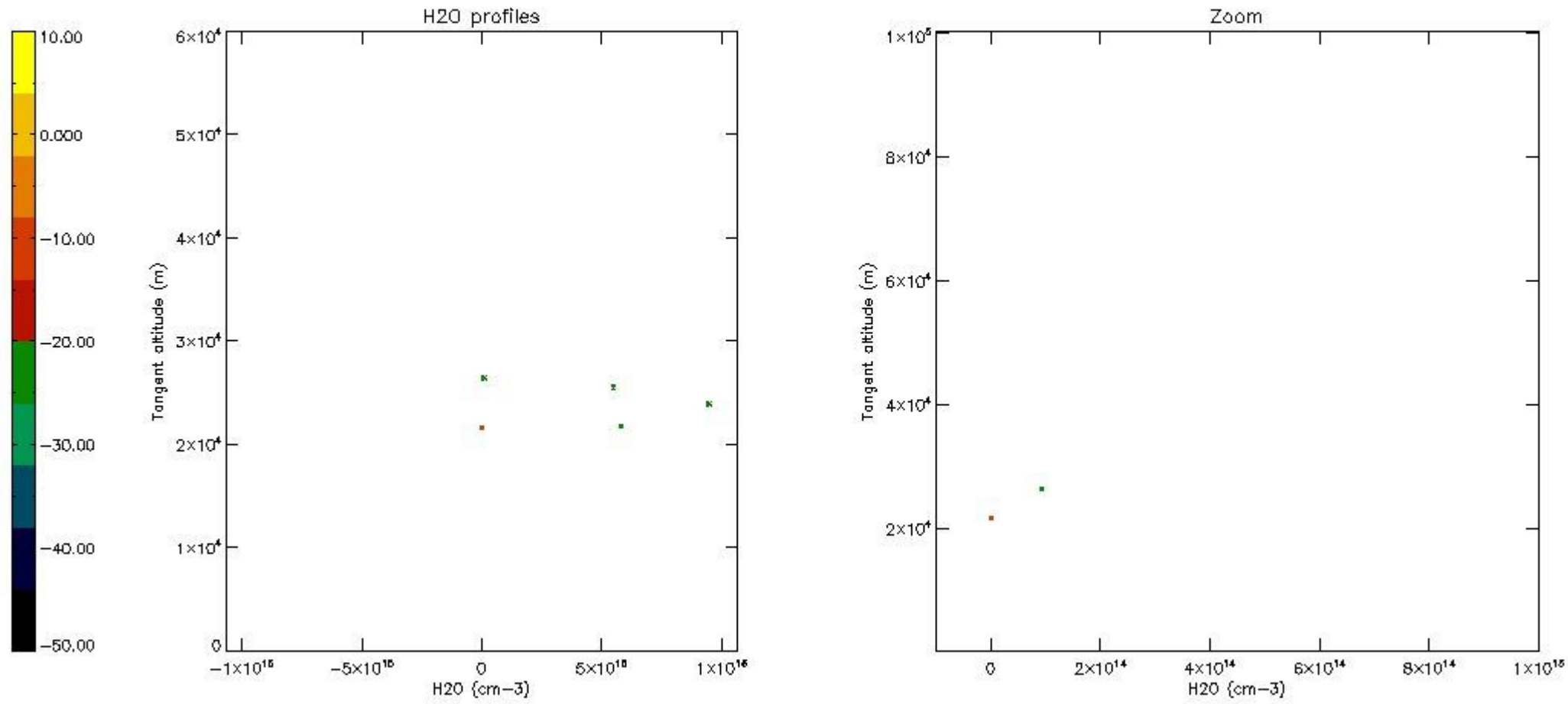
*5.7 Plot NO3 profiles for all STD (dark without errors)*

The colorbar represents the latitude.



5.8 Plot H<sub>2</sub>O profiles for all STD (only for occultations of stars 1,2,3,4,13,14,16,26,63 dark without errors)

The colorbar represents the latitude.

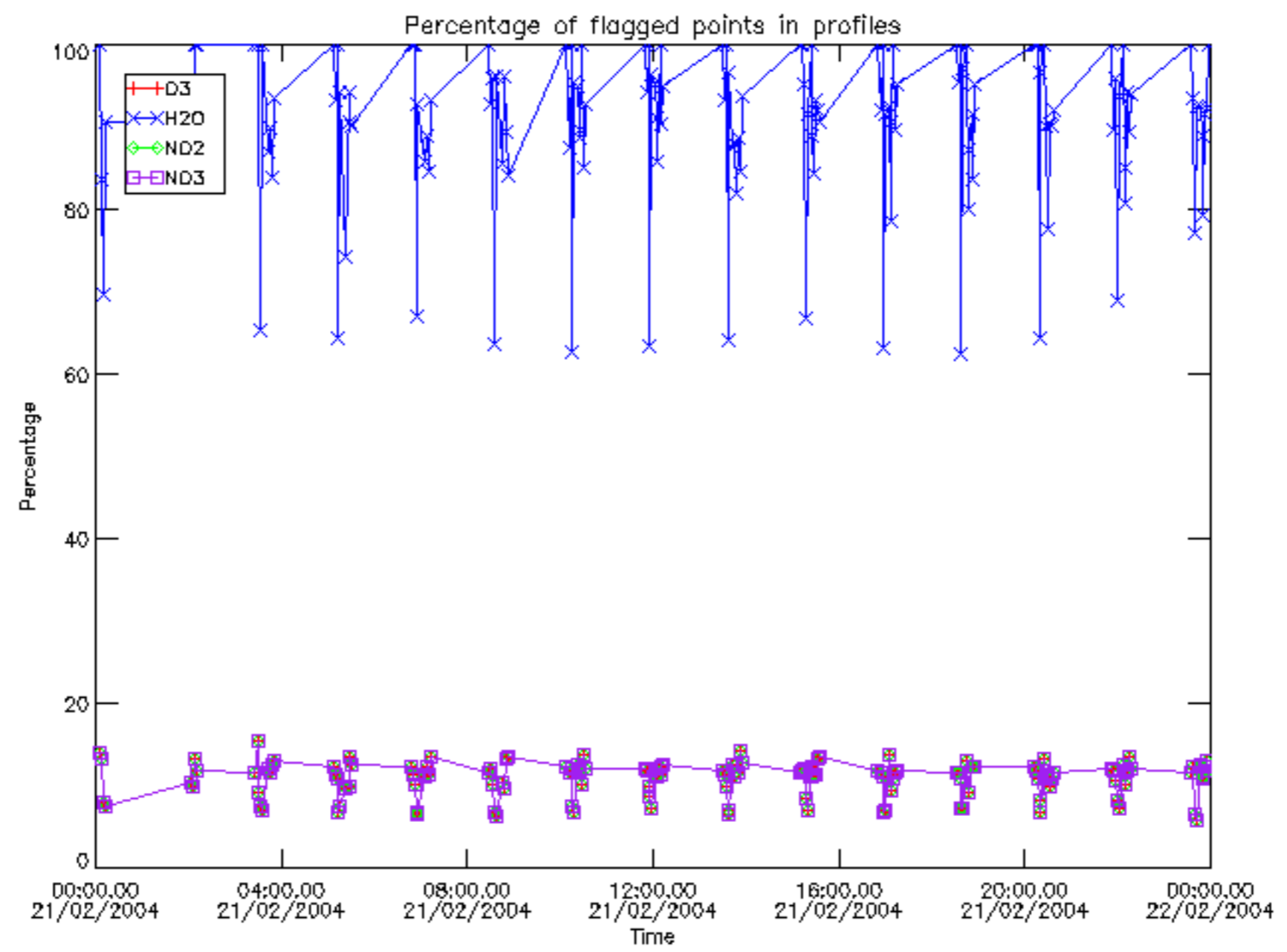


## 6. Auxiliary Data Files used for the production reported in section 2

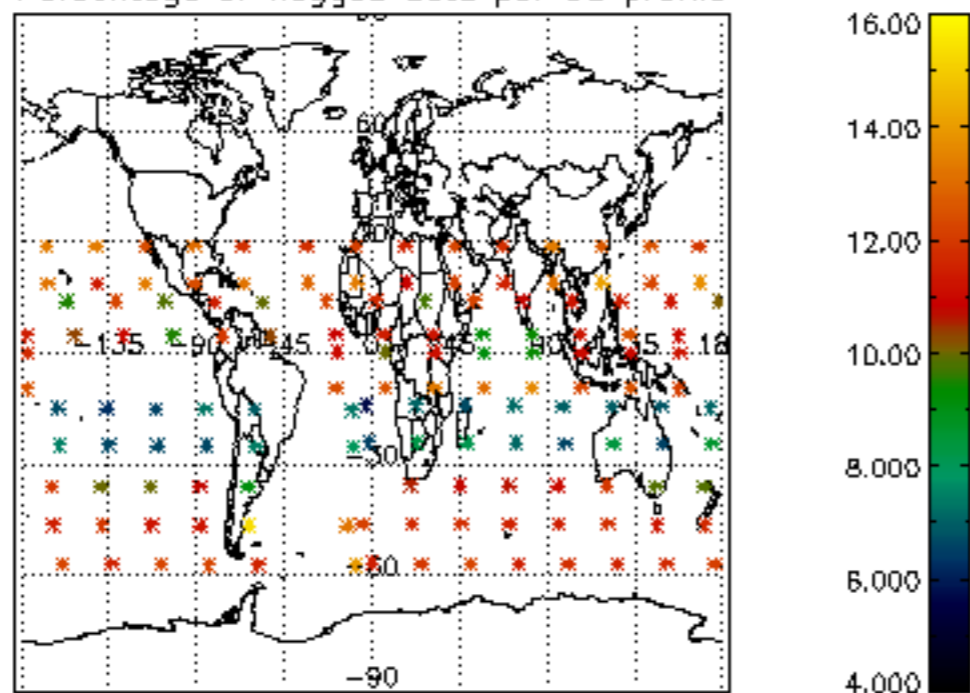
The number reported in the third column indicates since which file (see list in section 2) the corresponding auxiliary file has been used. The fourth column is the date of those product files.

Type	Auxiliary Filename	Used since product	Used since product date
INST_PHYS_CHARACTERISTICS	GOM_INS_AXVIEC20091111_143220_20030716_120000_20500101_000000	1	21-FEB-2004 00:03:02
LEVEL-2_PROC_CONFIG	GOM_PR2_AXVIEC20091111_152718_20020301_000000_20500101_000000	1	21-FEB-2004 00:03:02
CROSS_SECTIONS_FILE	GOM_CRS_AXVIEC20091111_154832_20020301_000000_20500101_000000	1	21-FEB-2004 00:03:02

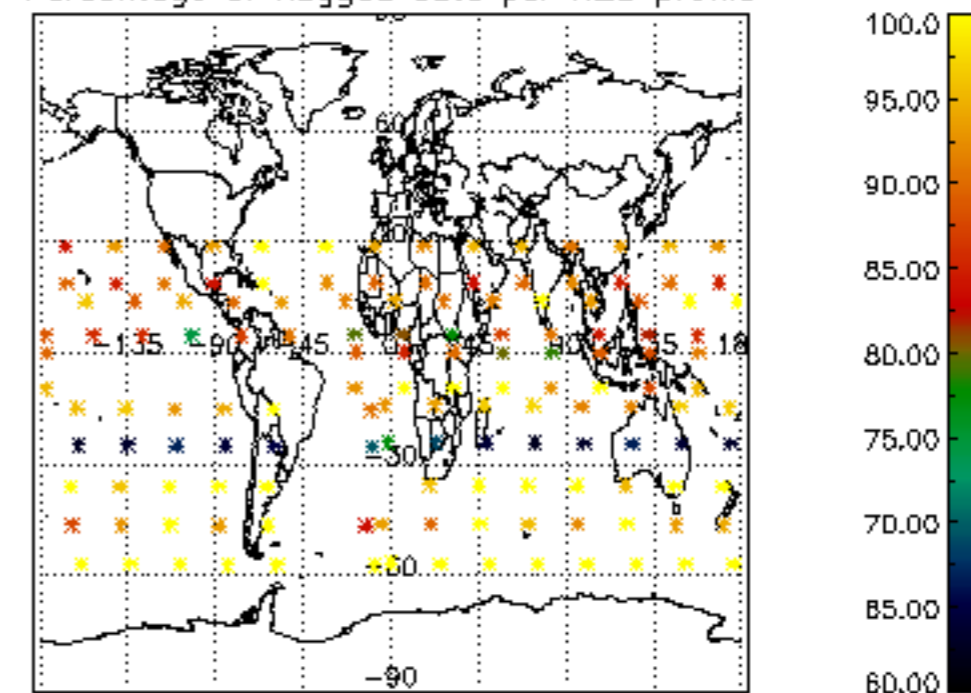




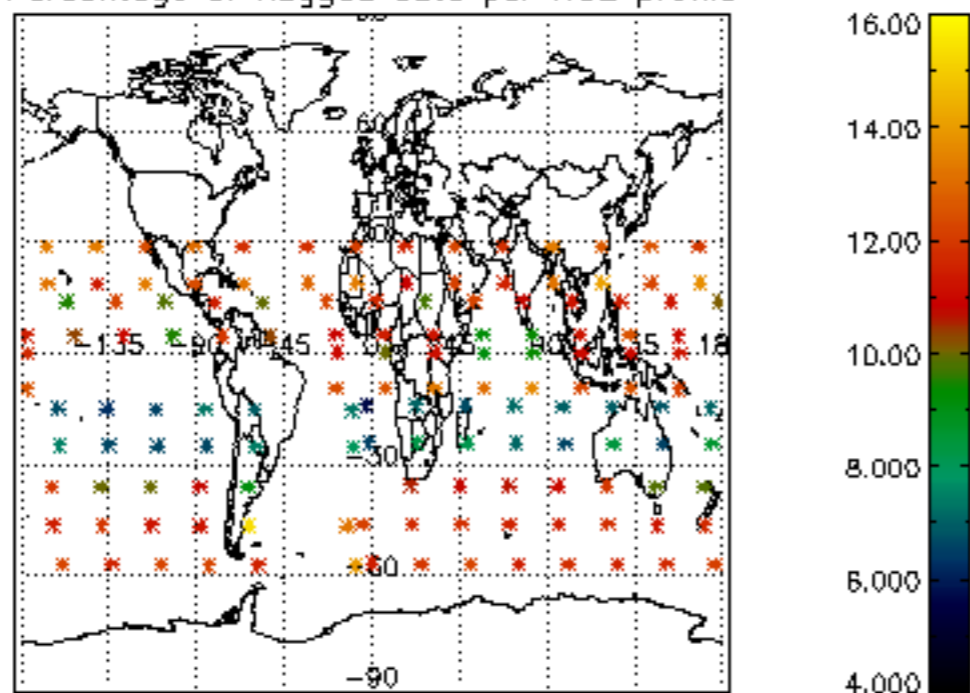
Percentage of flagged data per D3 profile



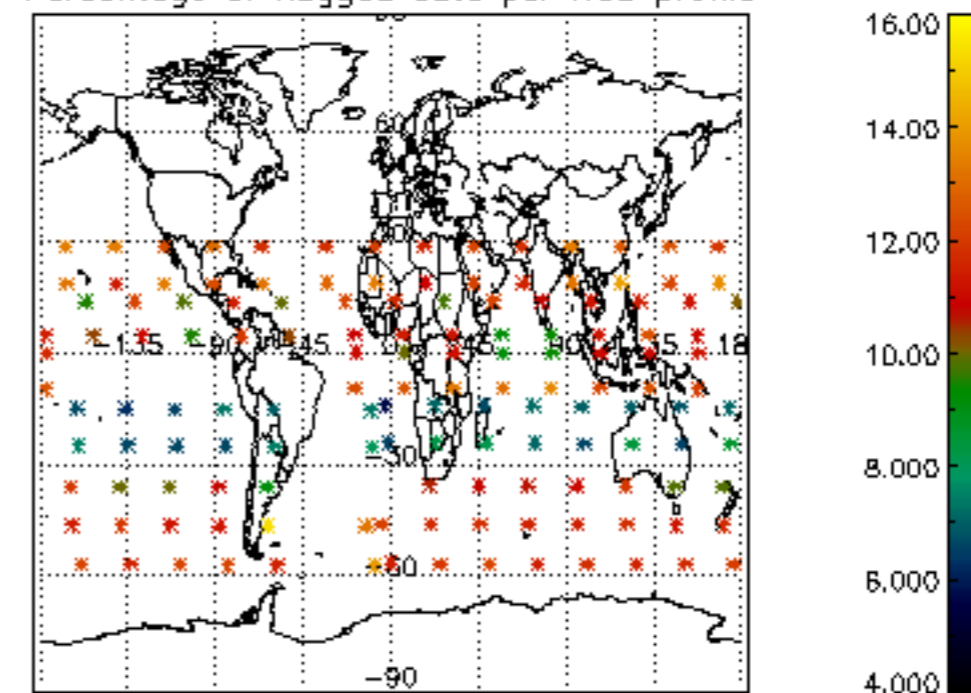
Percentage of flagged data per H2O profile

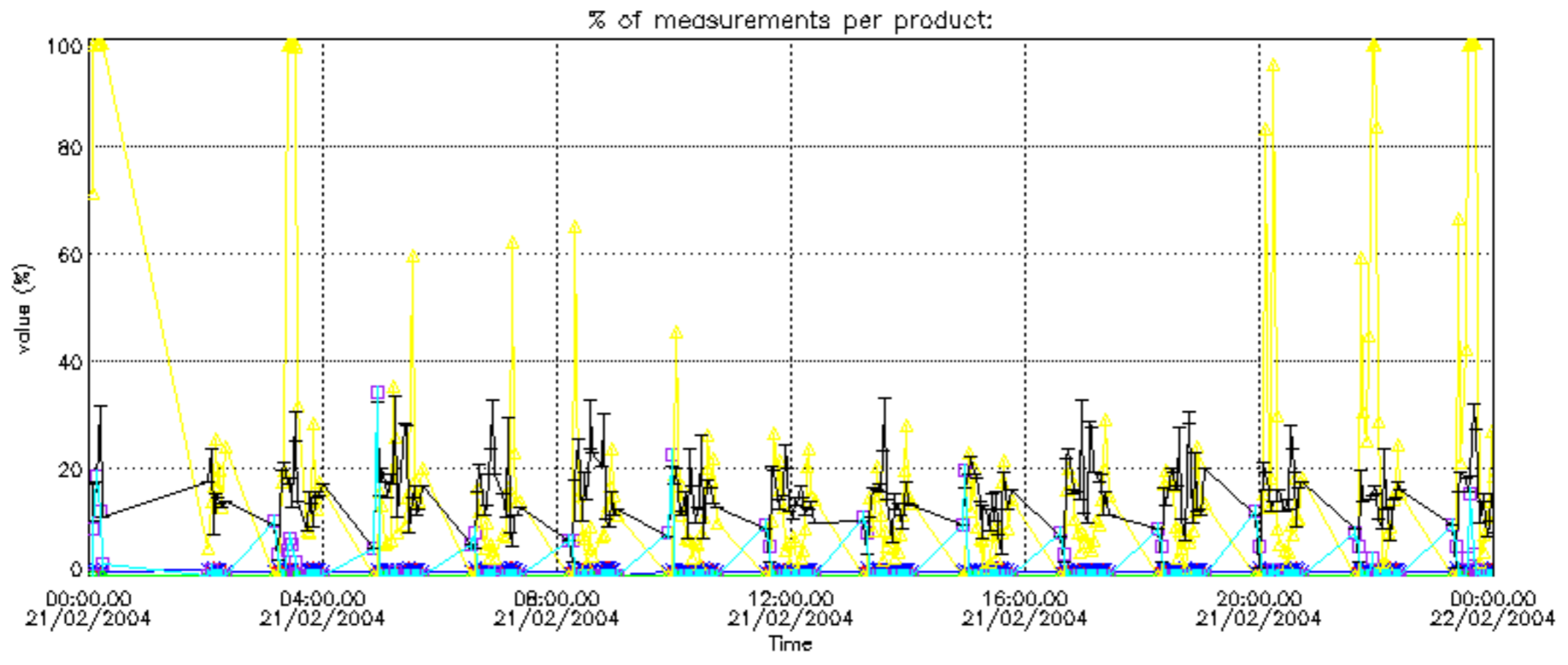


Percentage of flagged data per NO2 profile

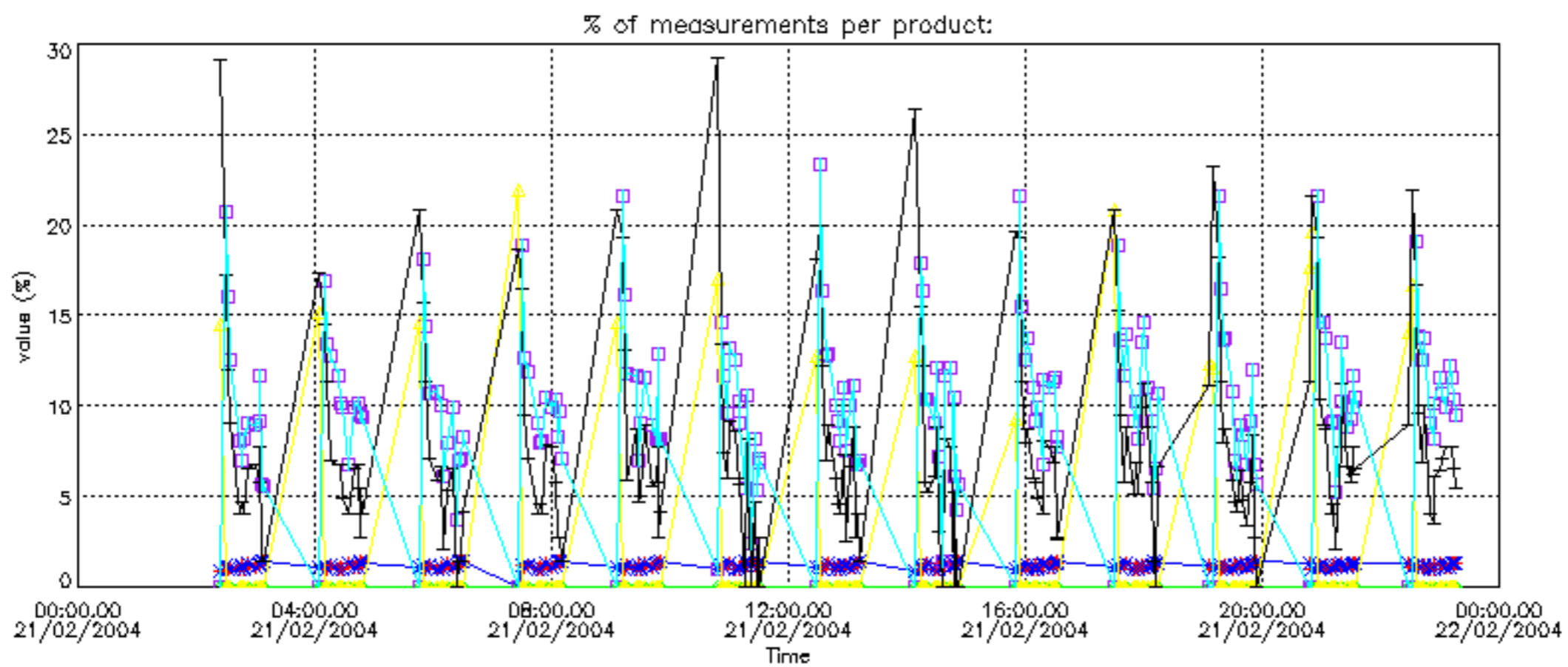


Percentage of flagged data per NO3 profile

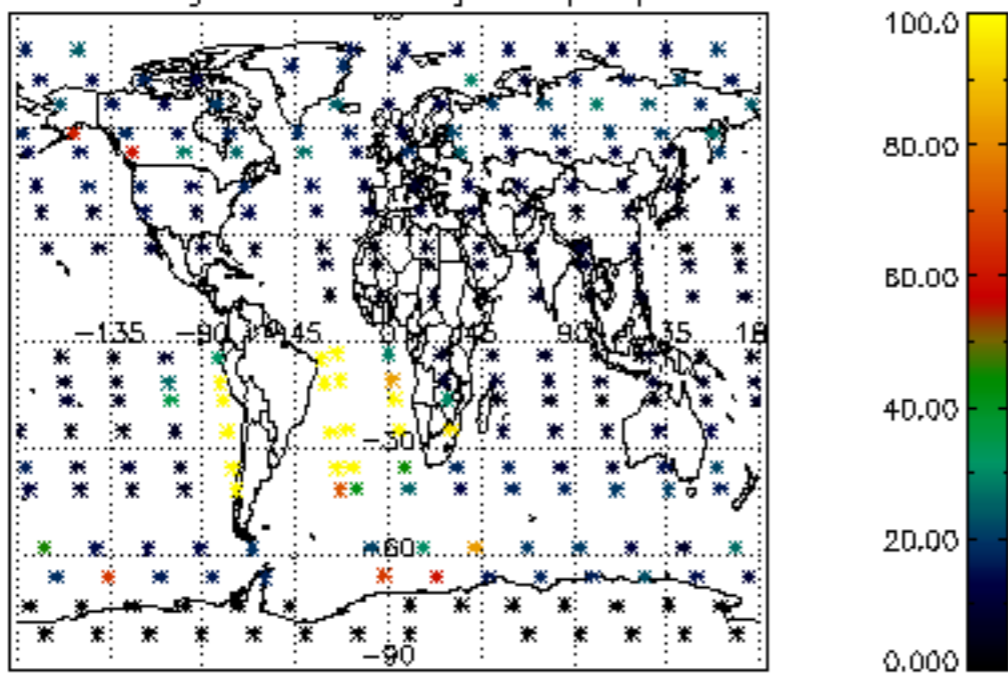




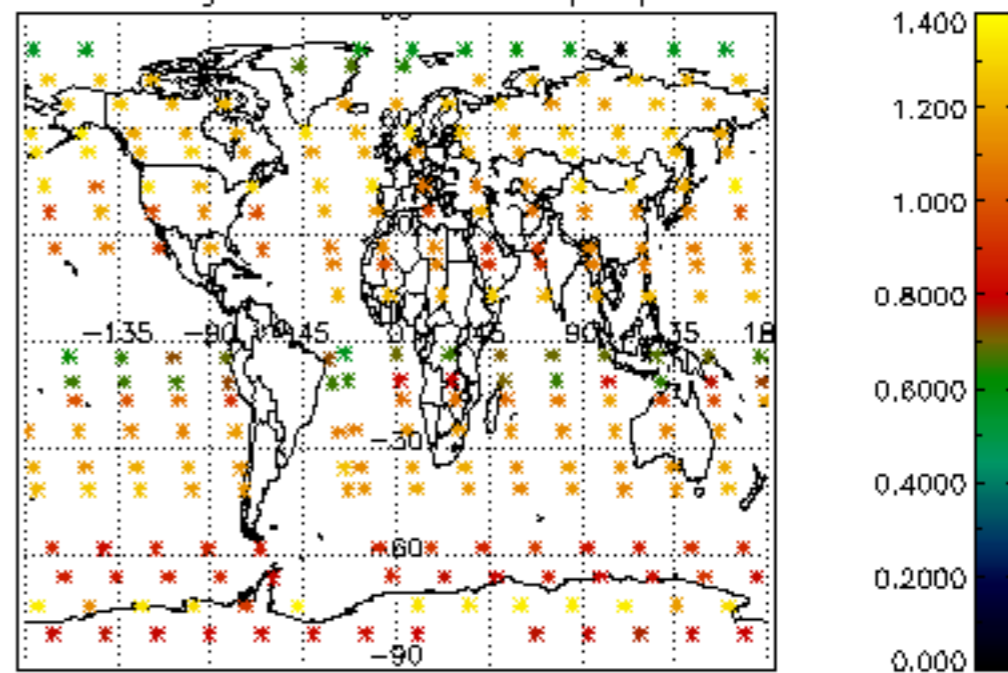




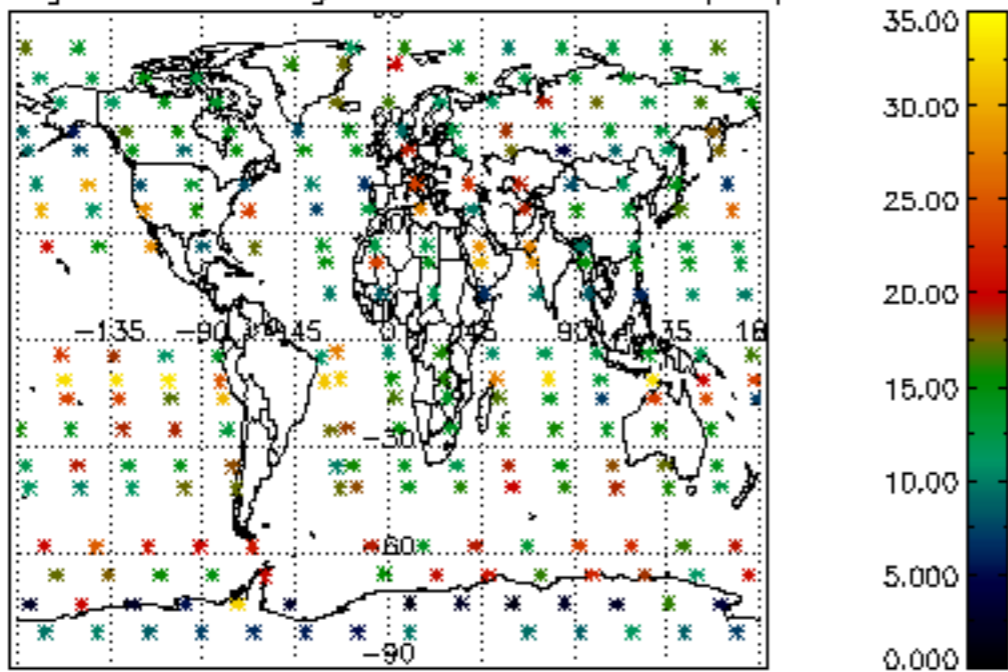
Percentage of cosmic ray hits per profile



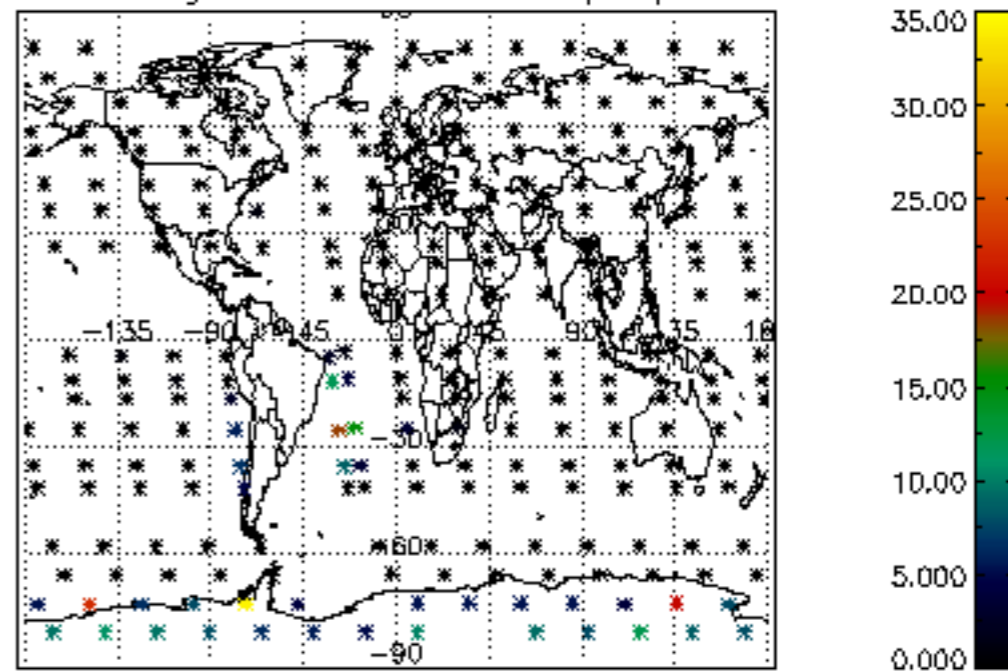
Percentage of datation errors per profile



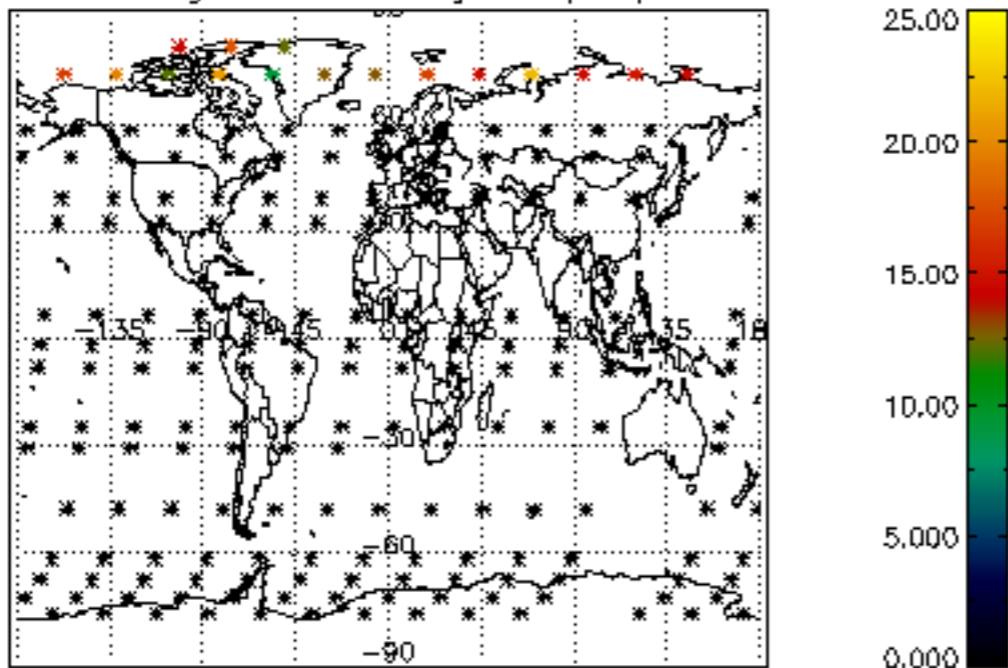
Percentage of star falling outside central band per profile



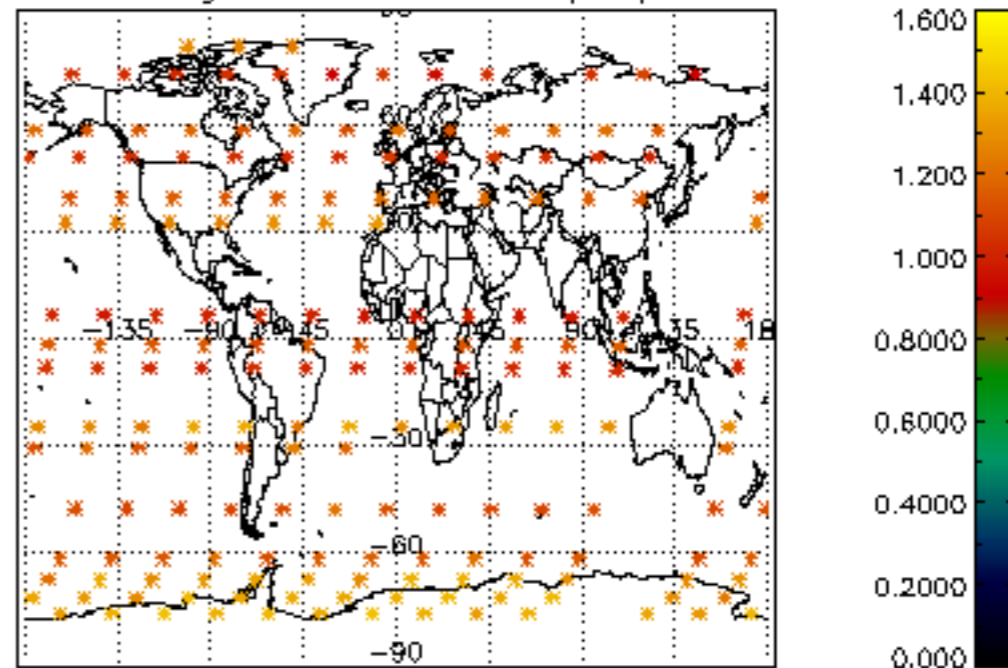
Percentage of saturation errors per profile



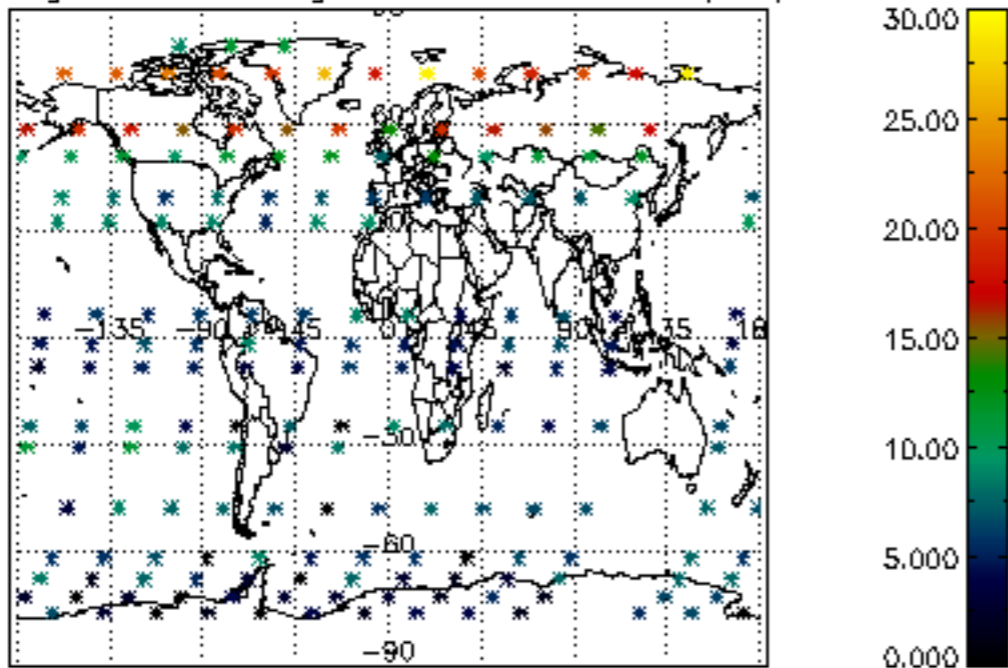
Percentage of cosmic ray hits per profile



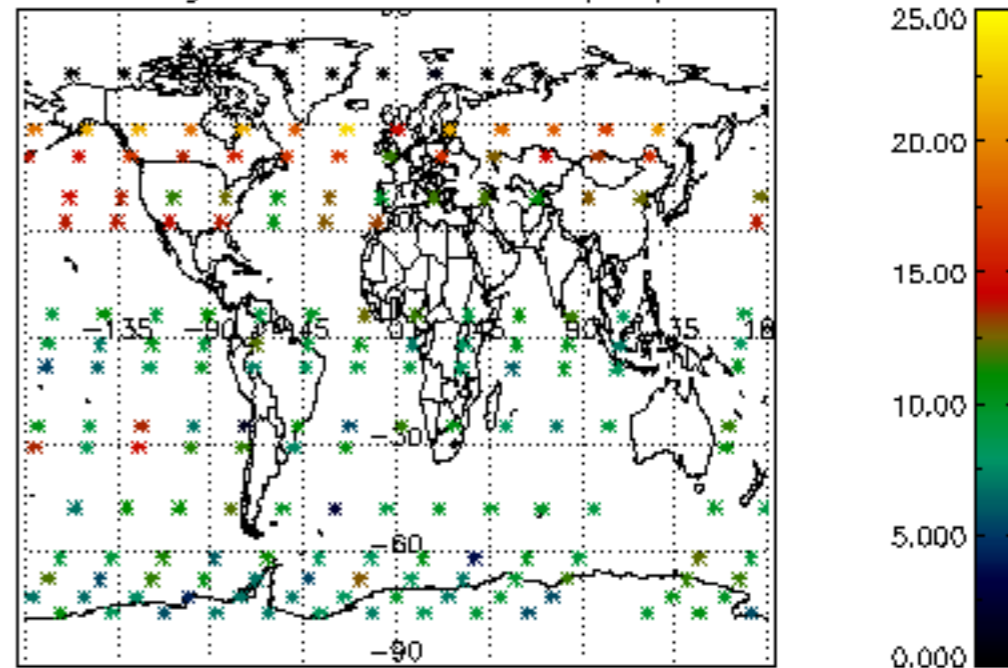
Percentage of datation errors per profile



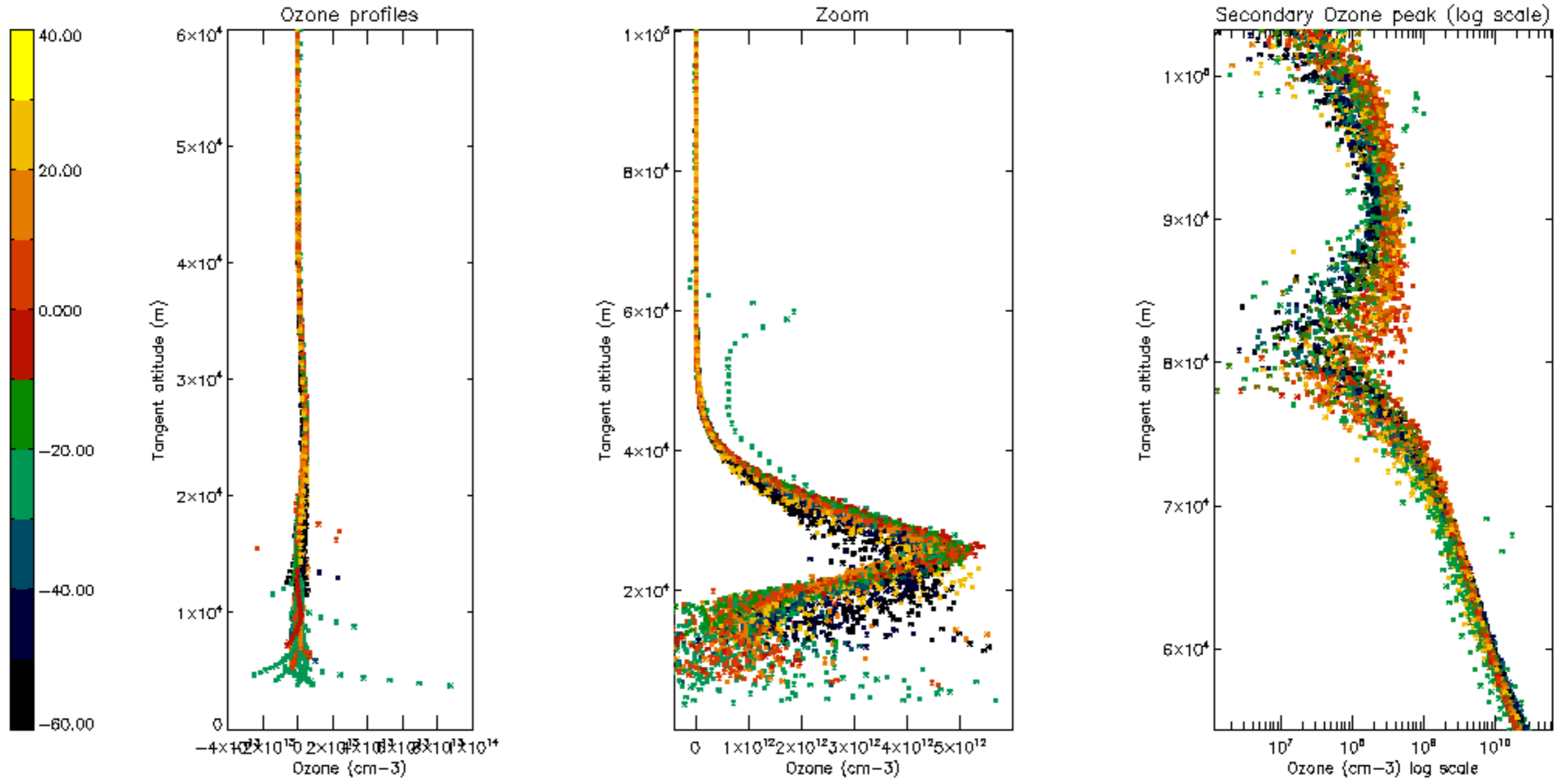
Percentage of star falling outside central band per profile

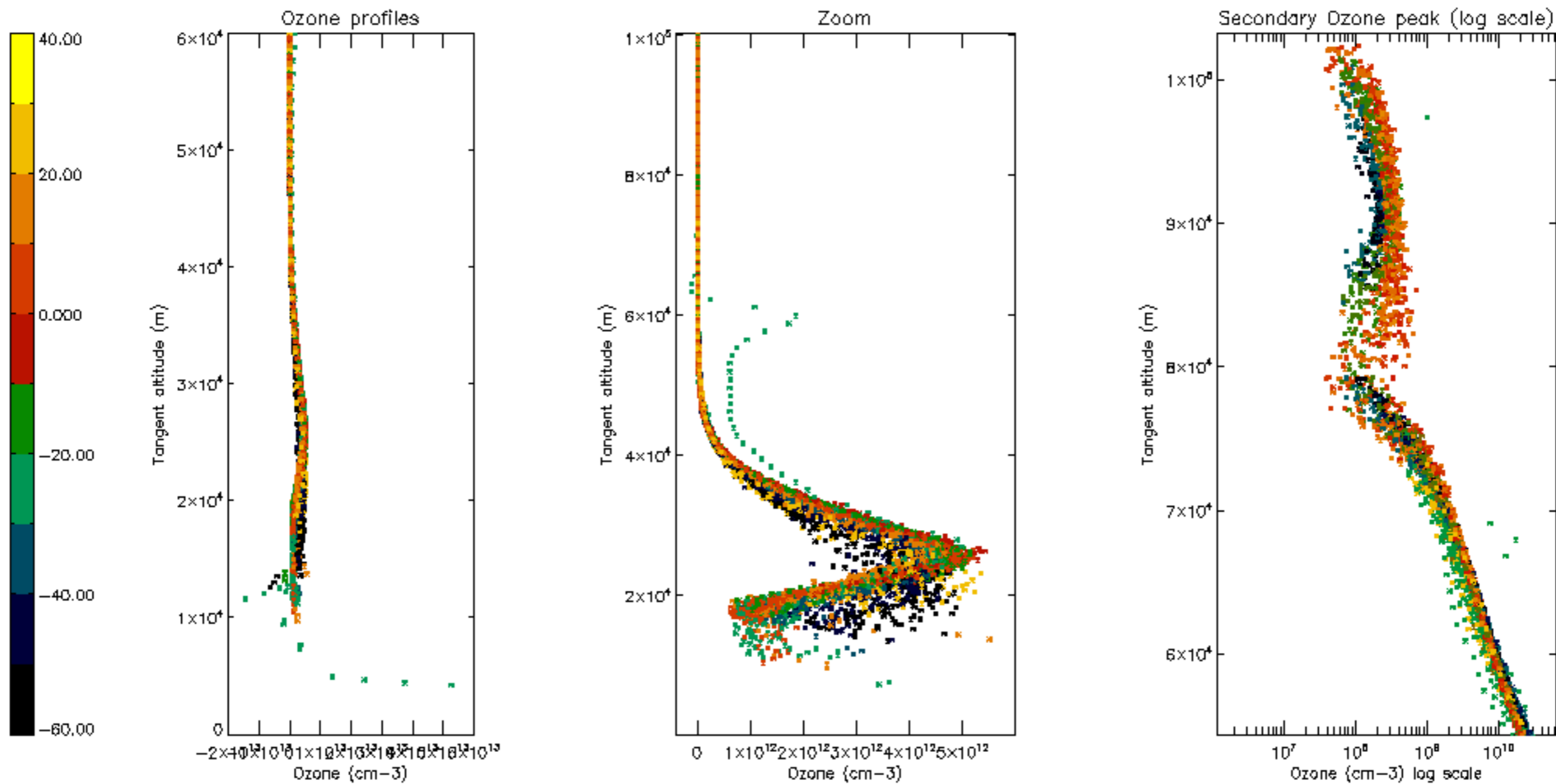


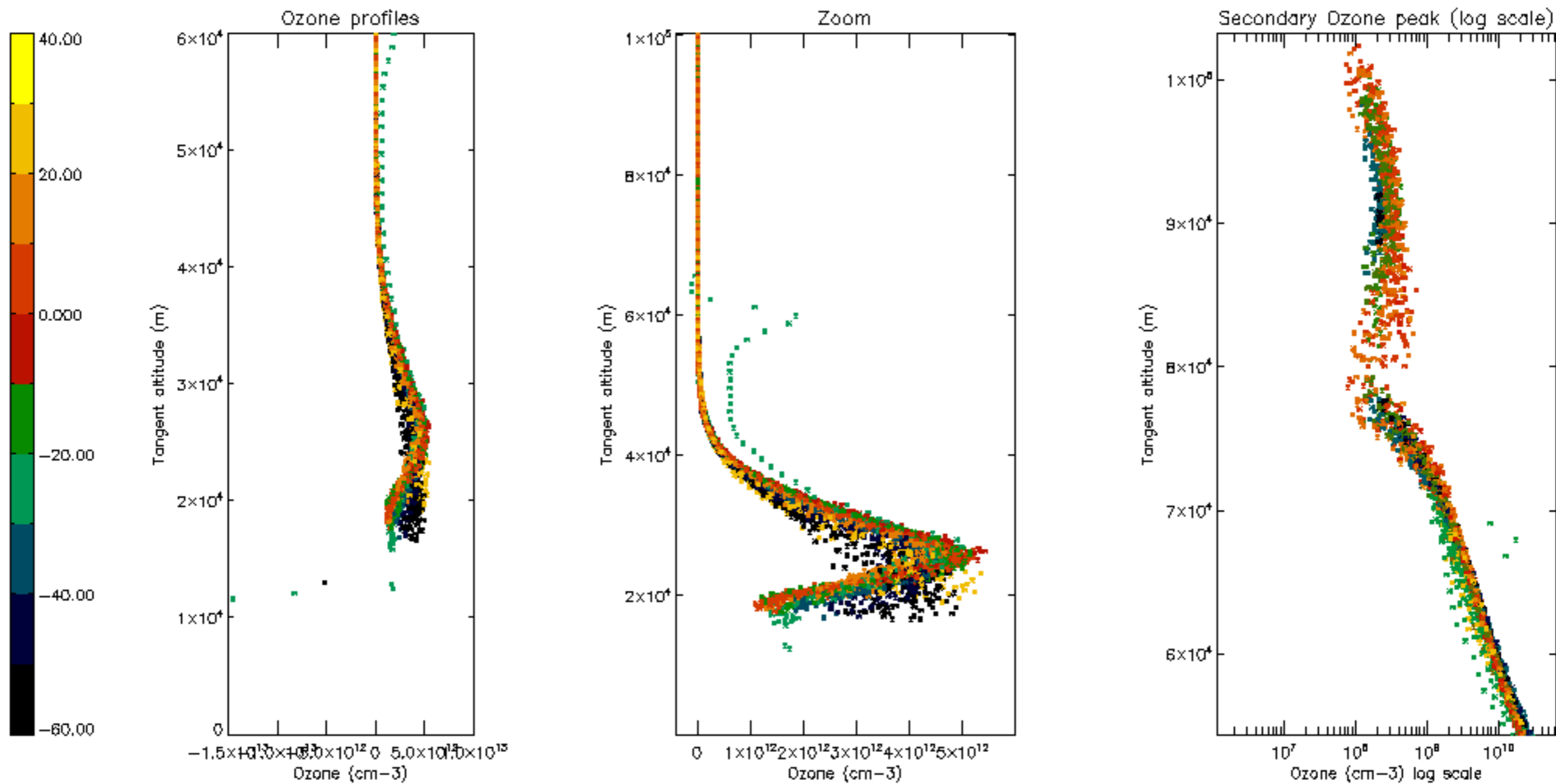
Percentage of saturation errors per profile



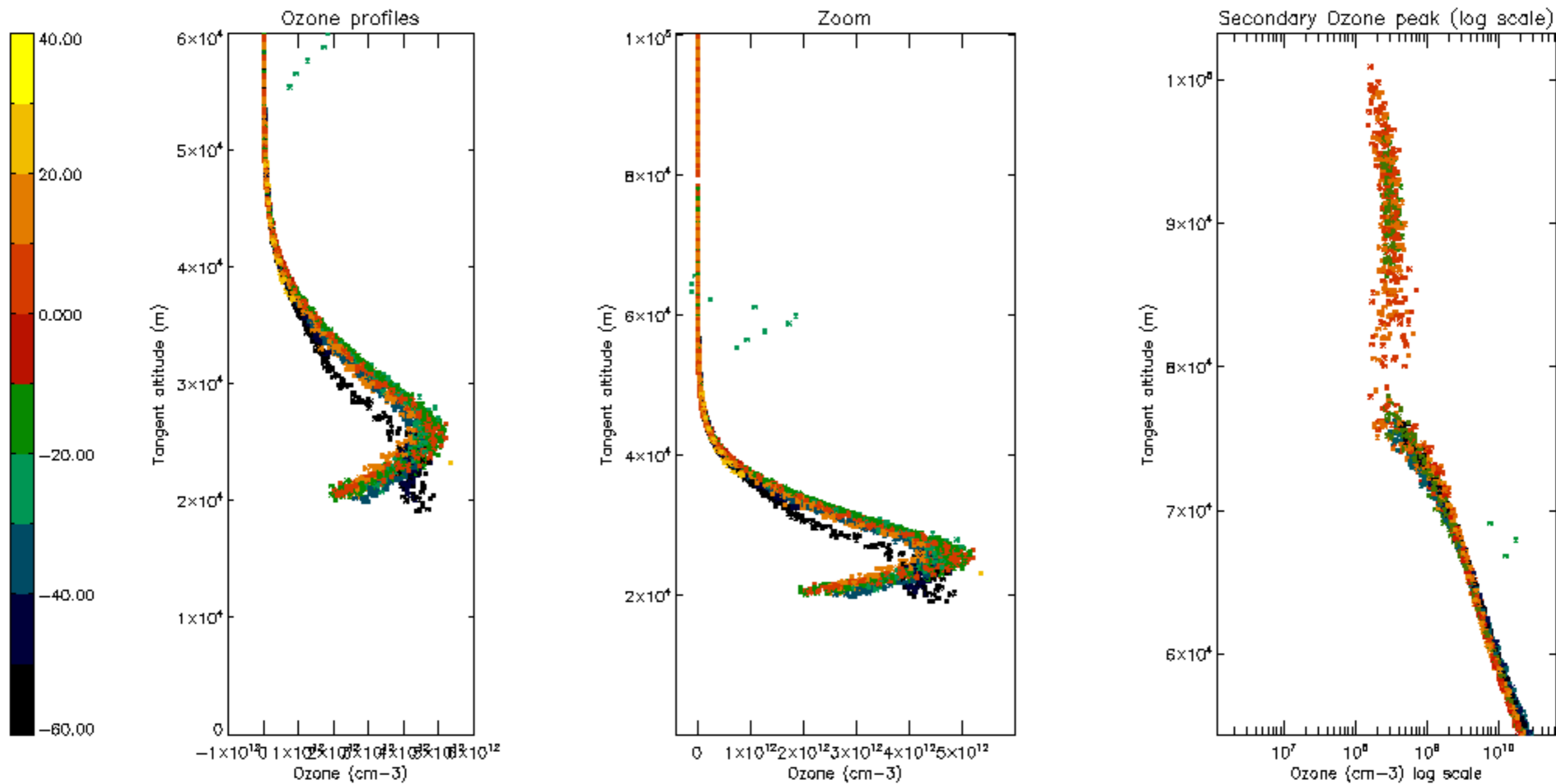


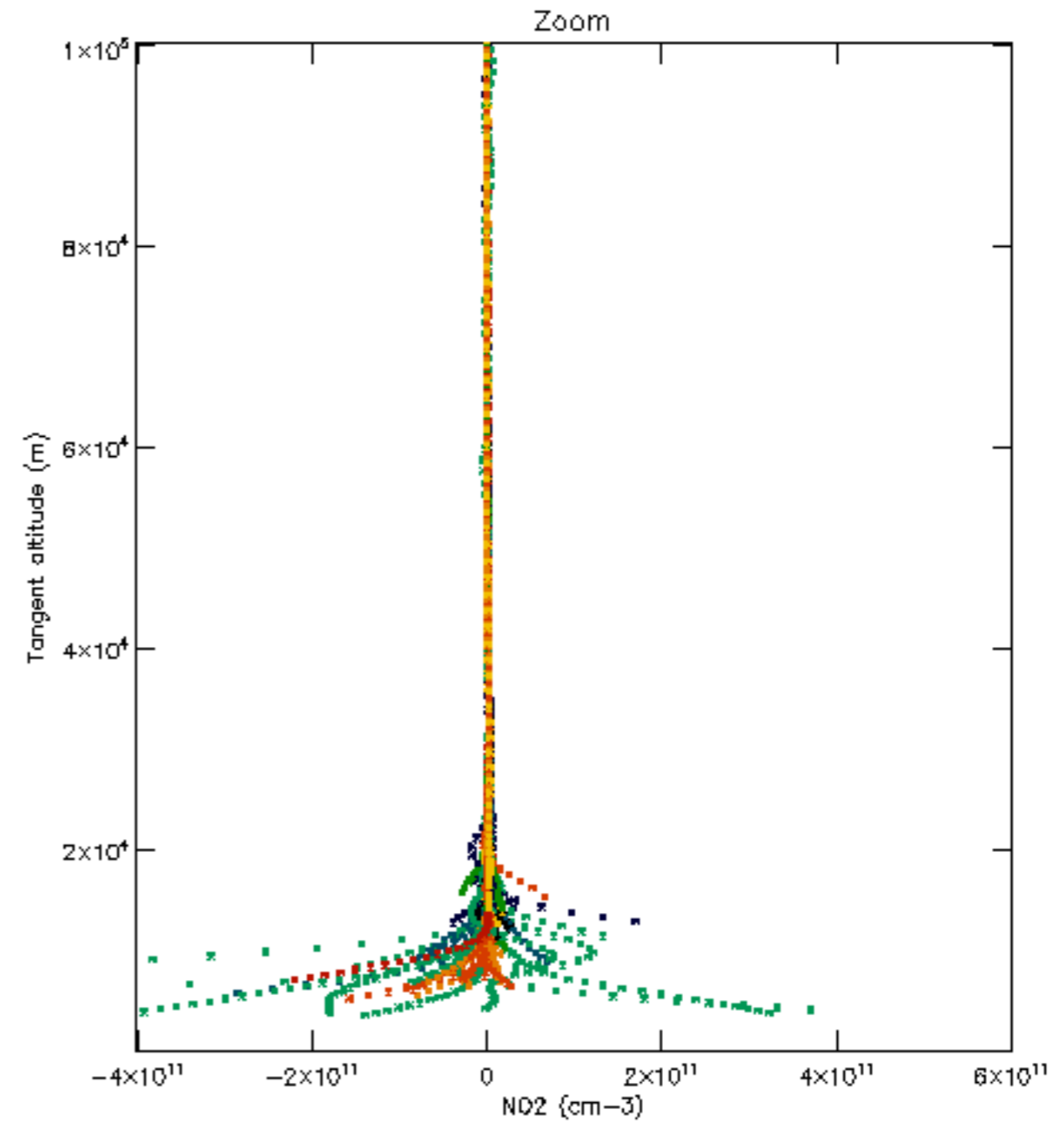
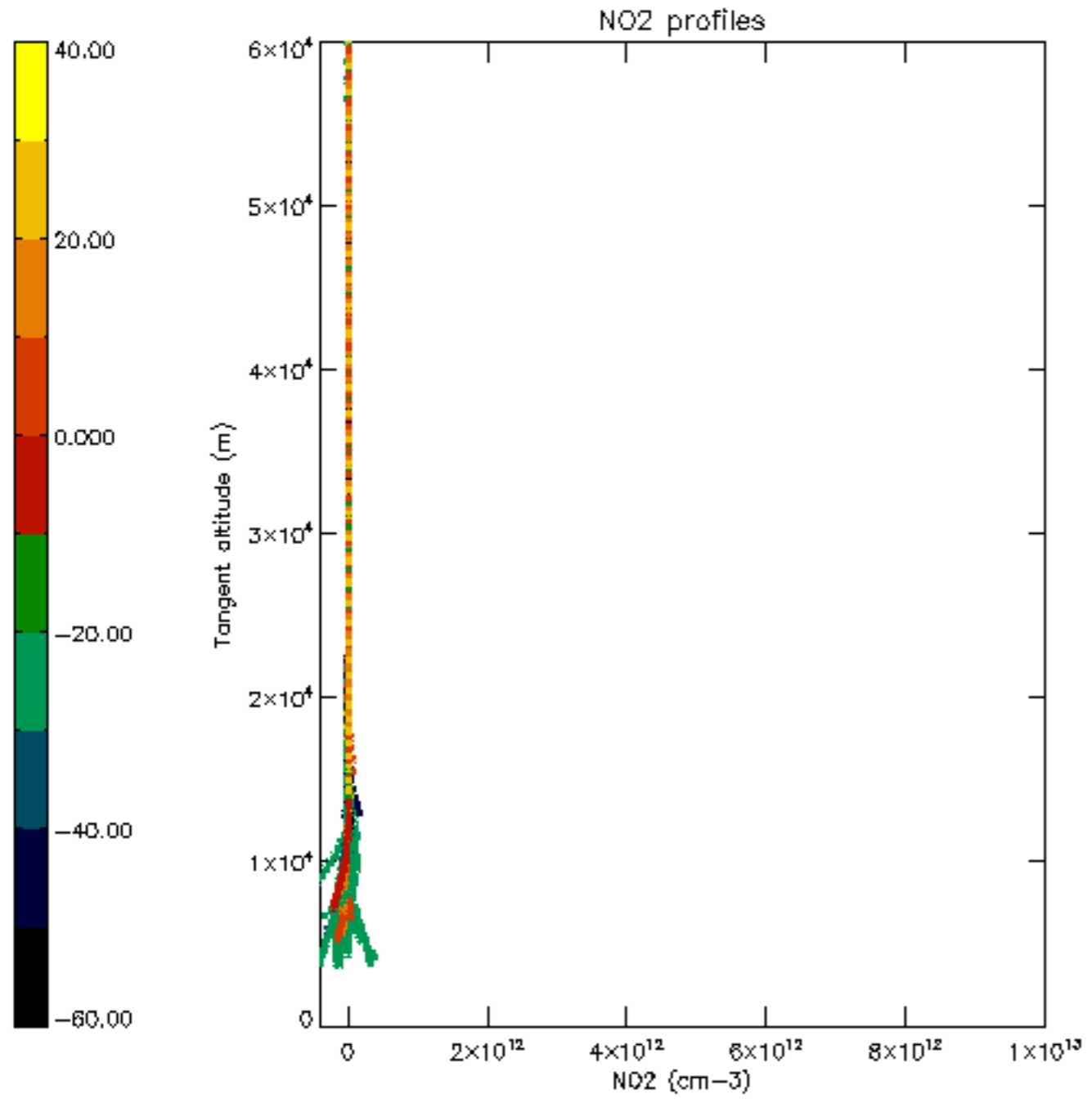


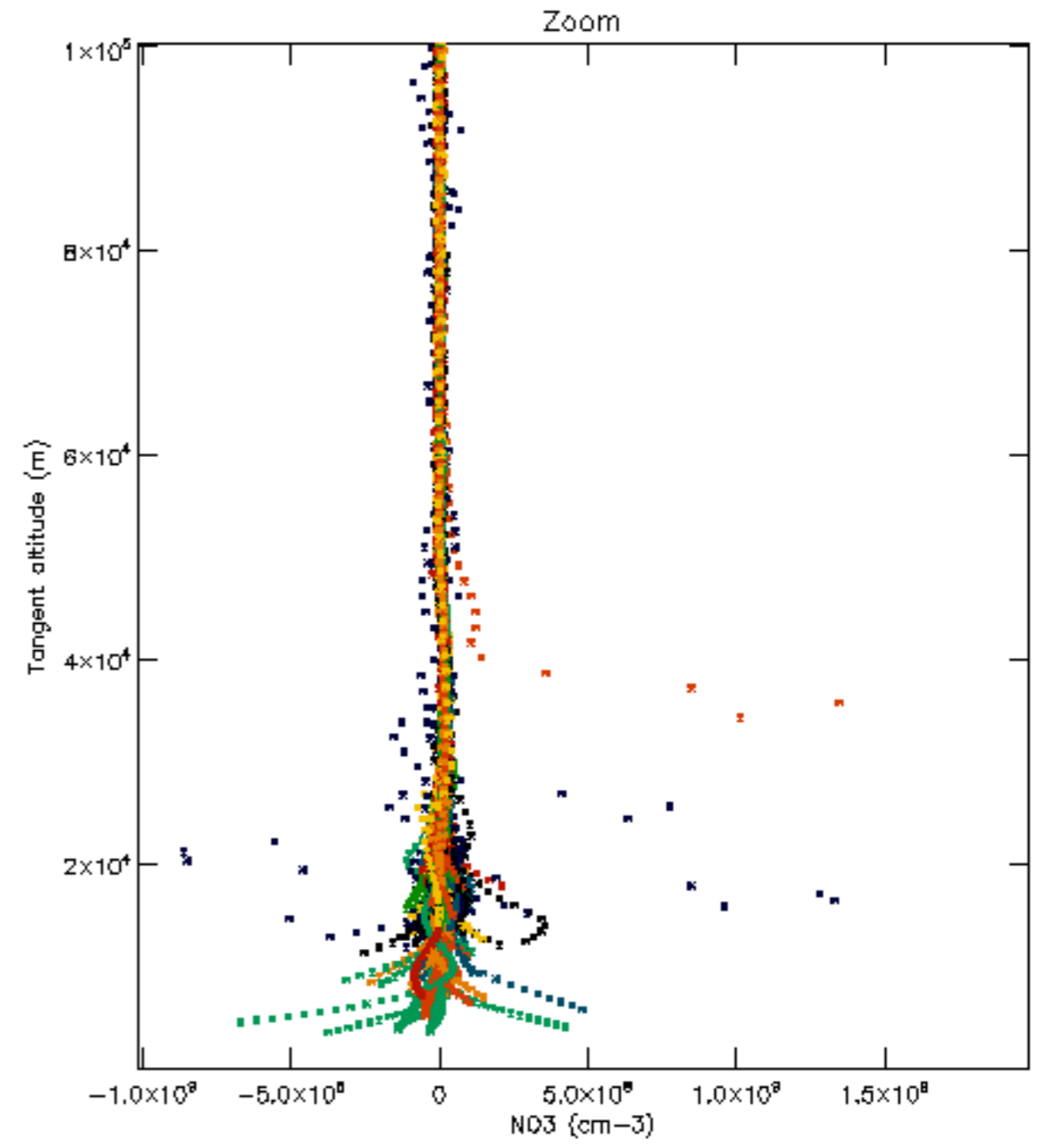
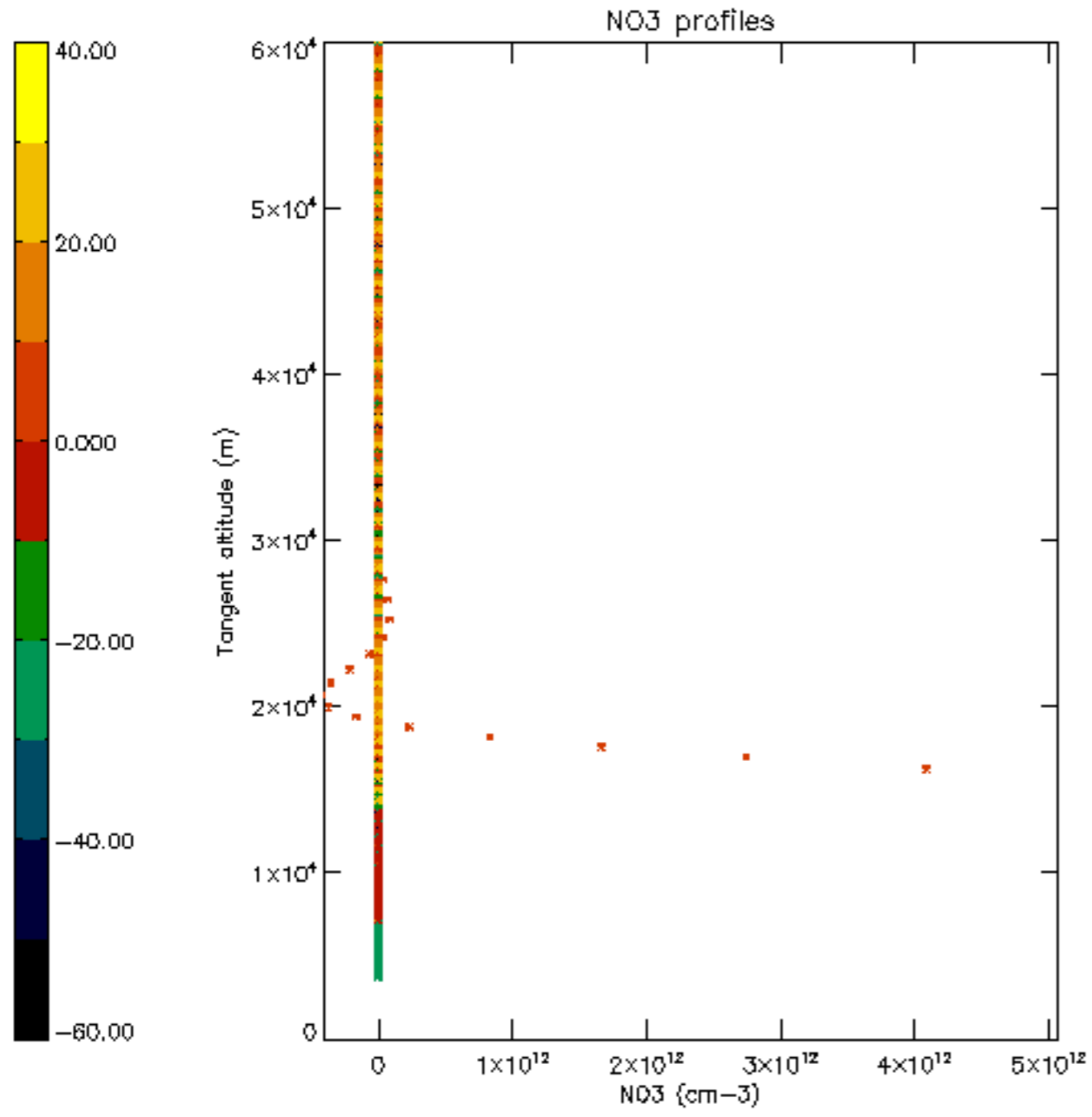




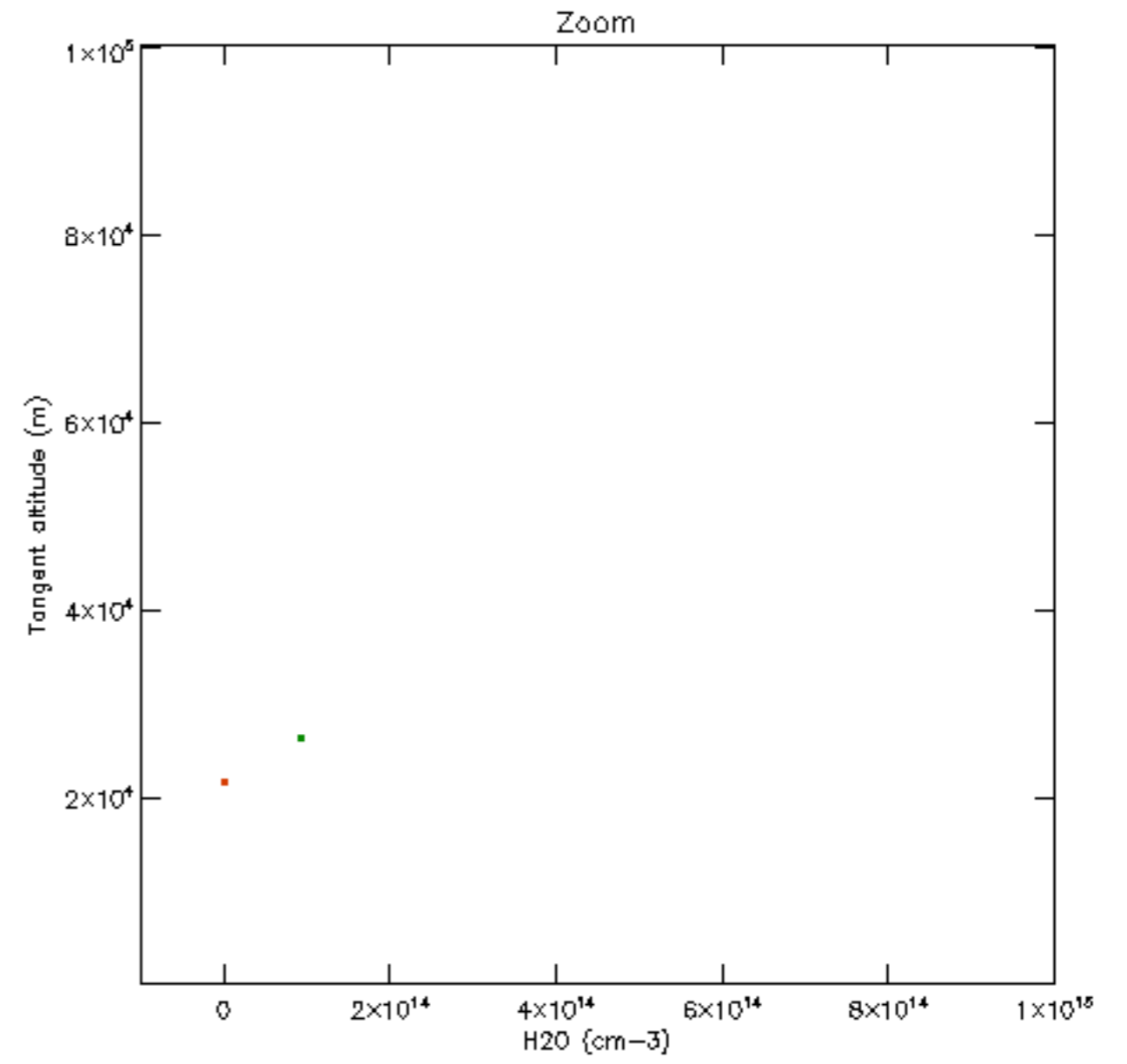
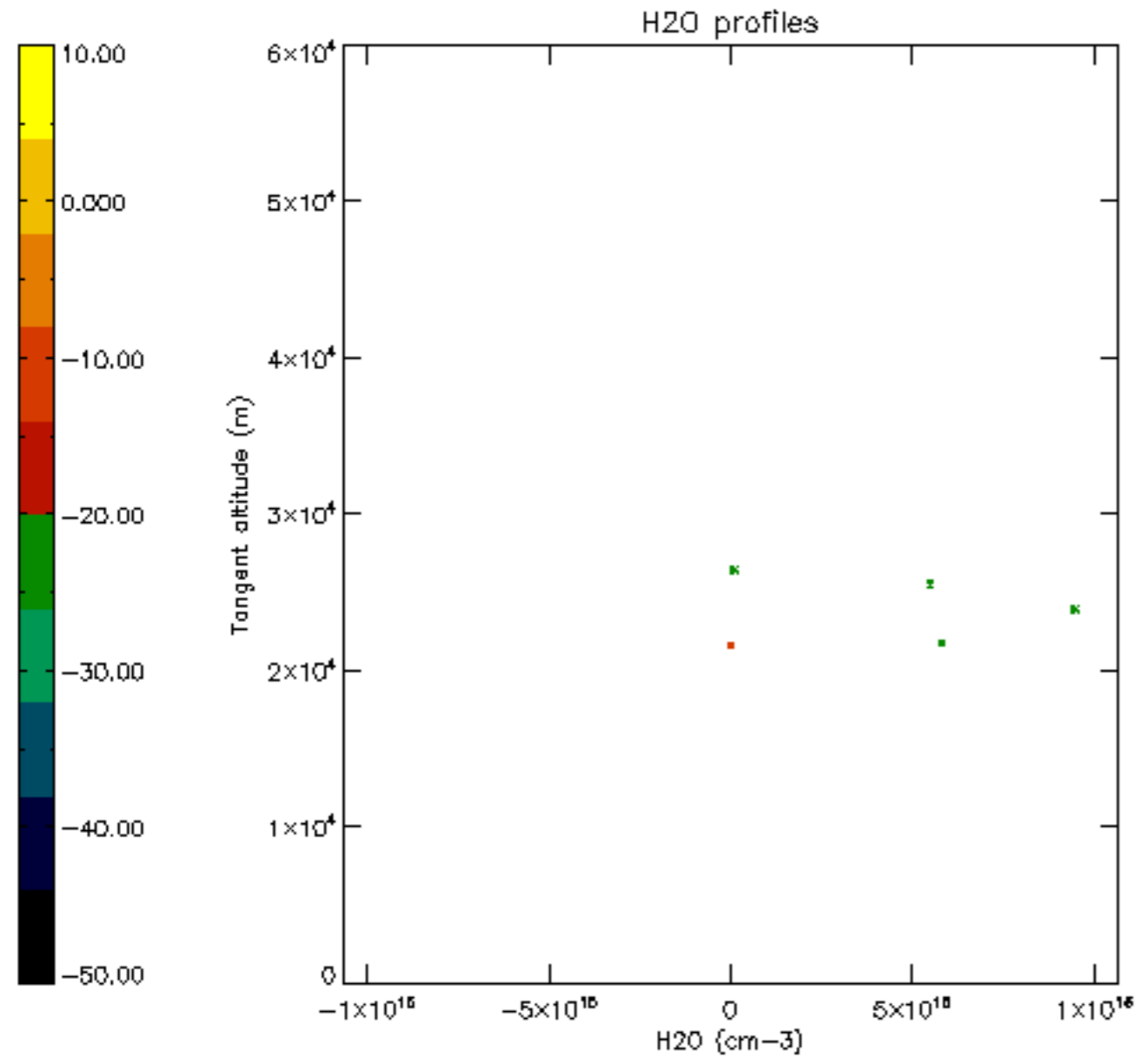


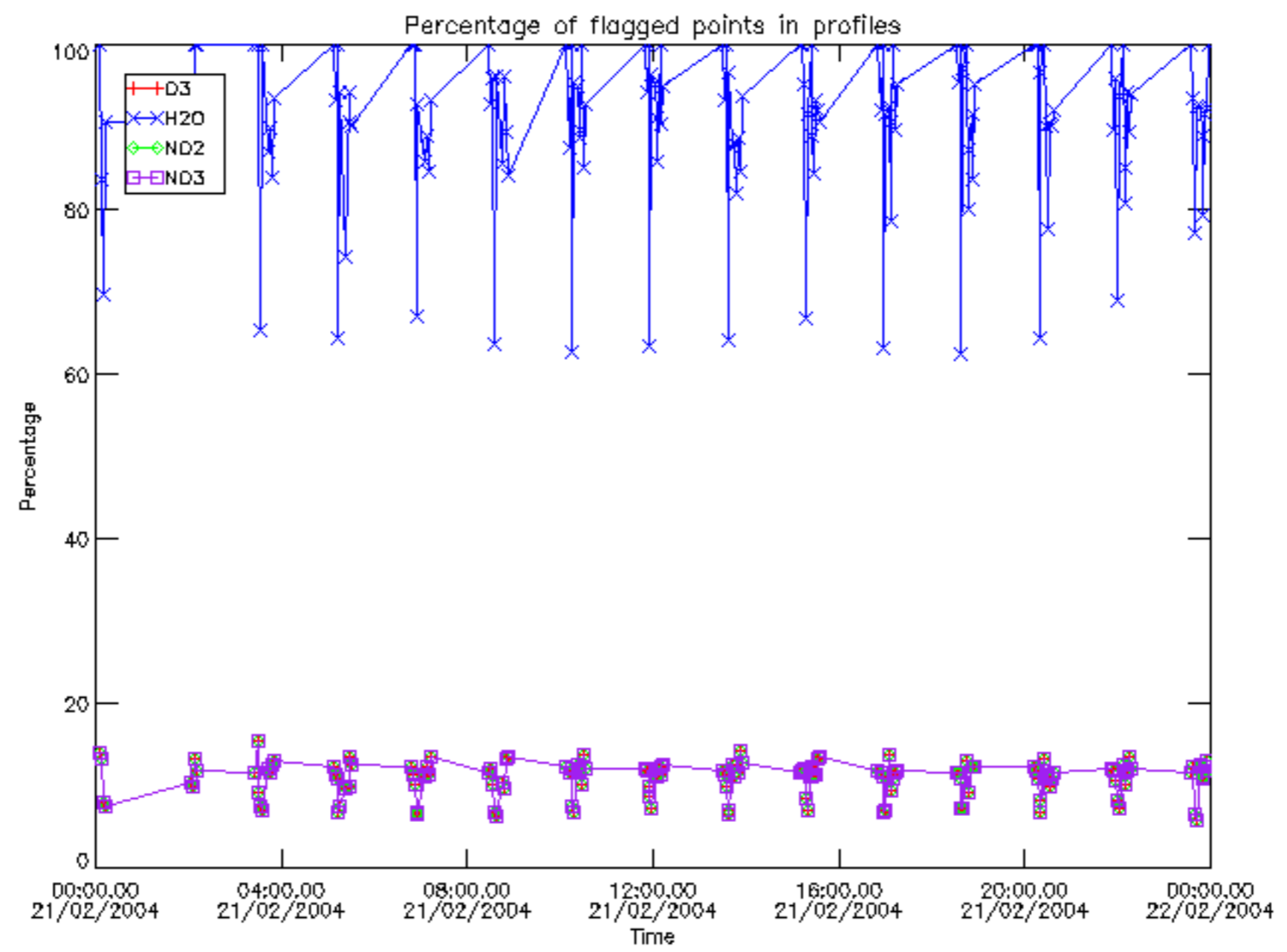




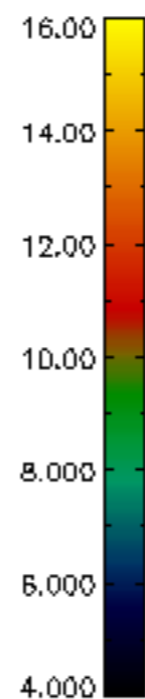
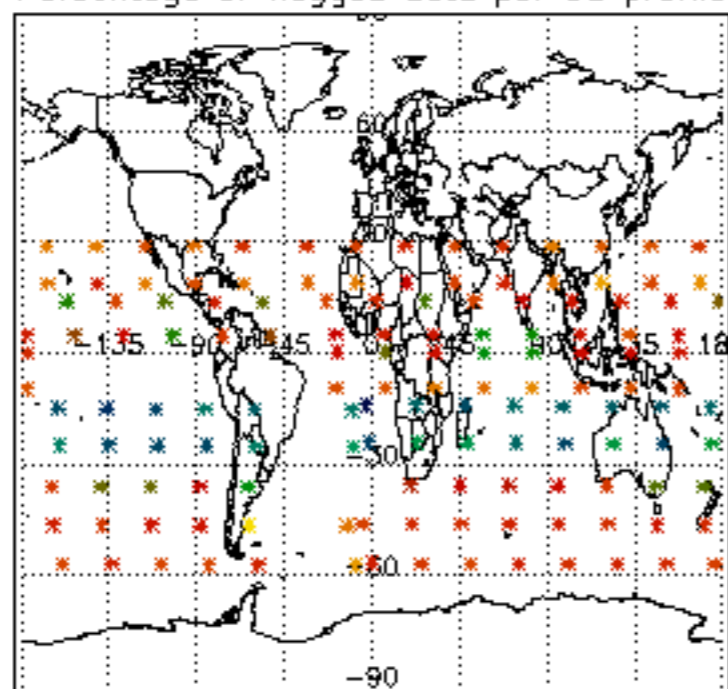




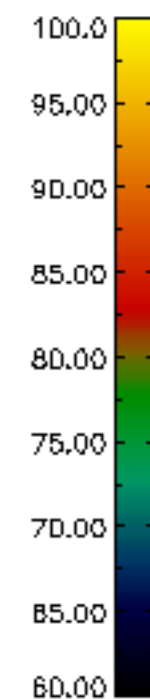
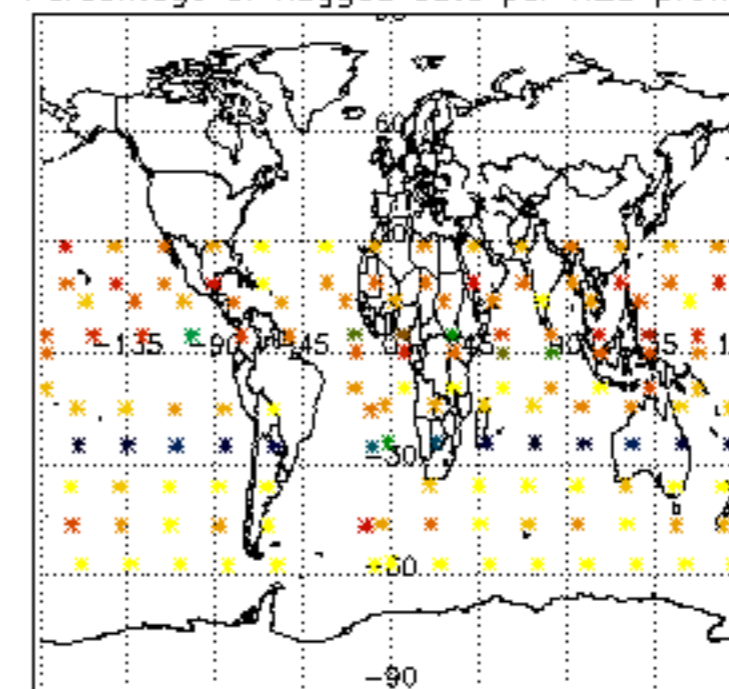




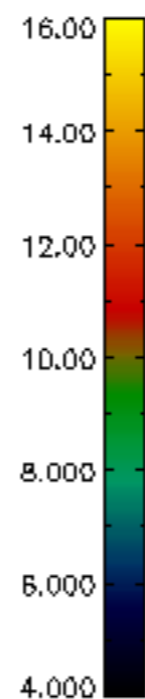
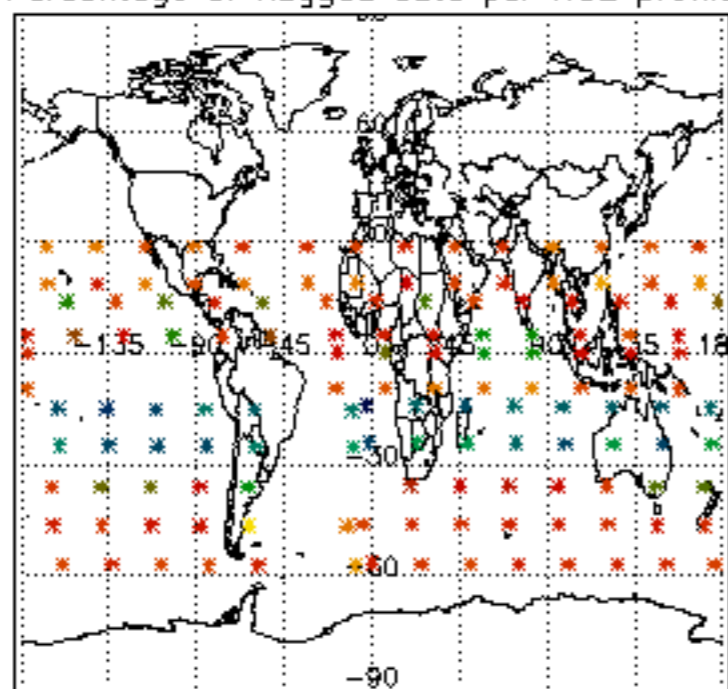
Percentage of flagged data per D3 profile



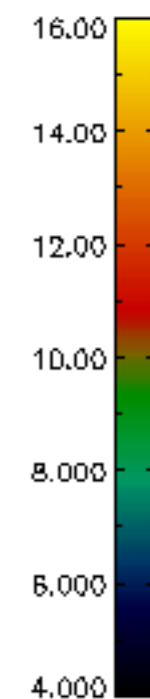
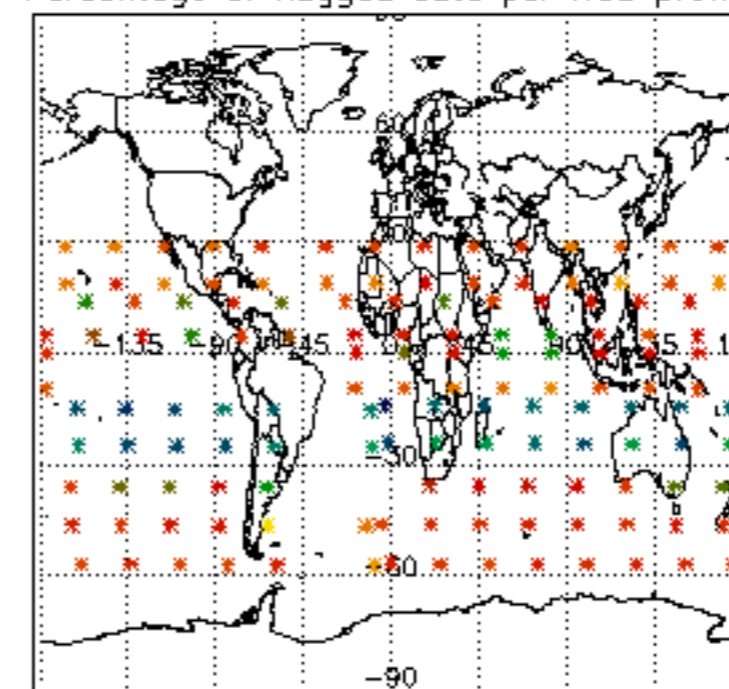
Percentage of flagged data per H2O profile

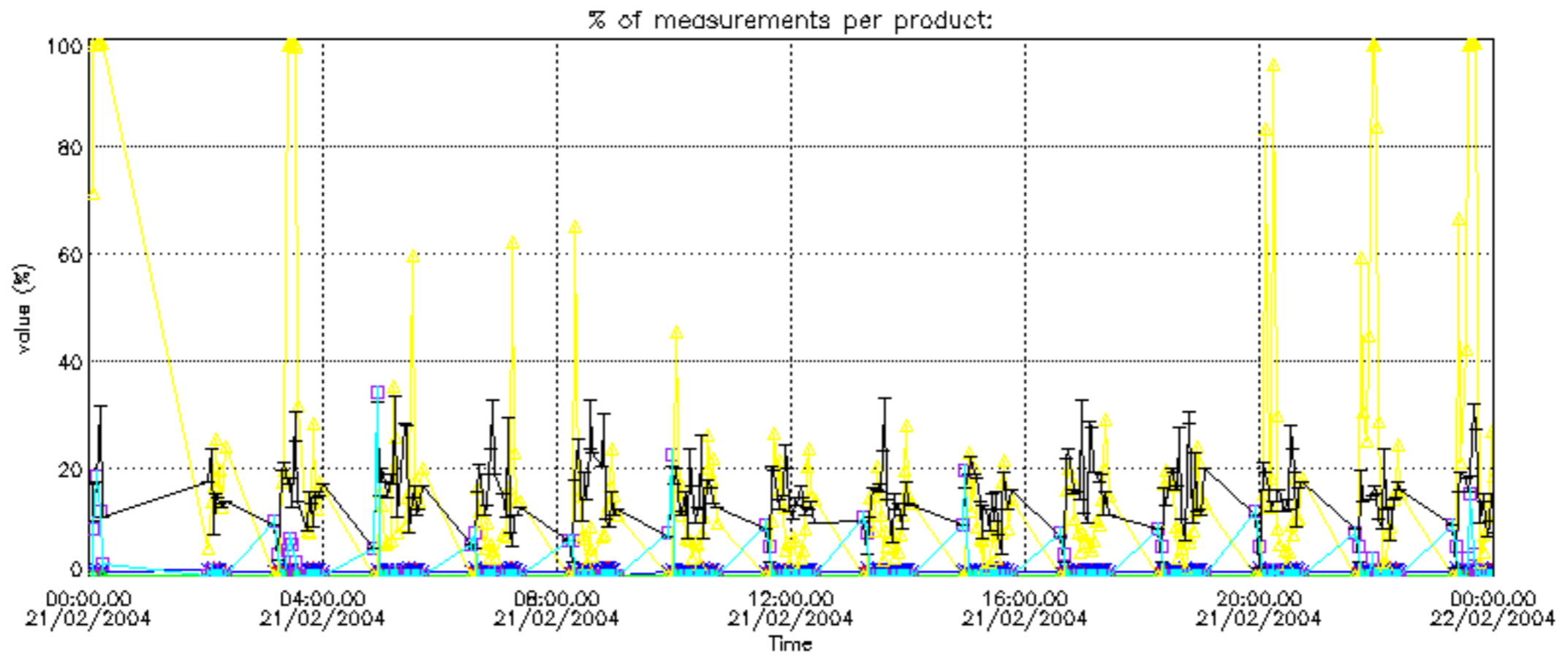


Percentage of flagged data per NO2 profile

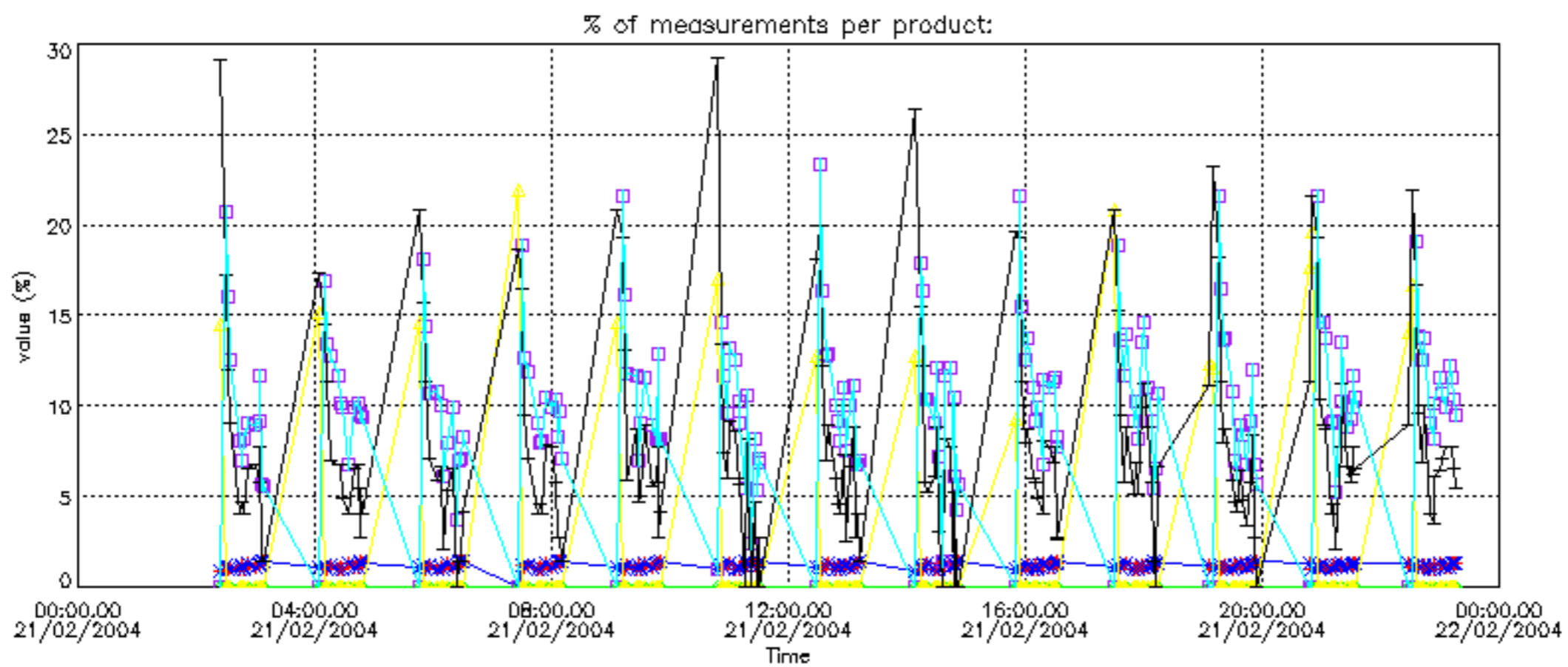


Percentage of flagged data per NO3 profile

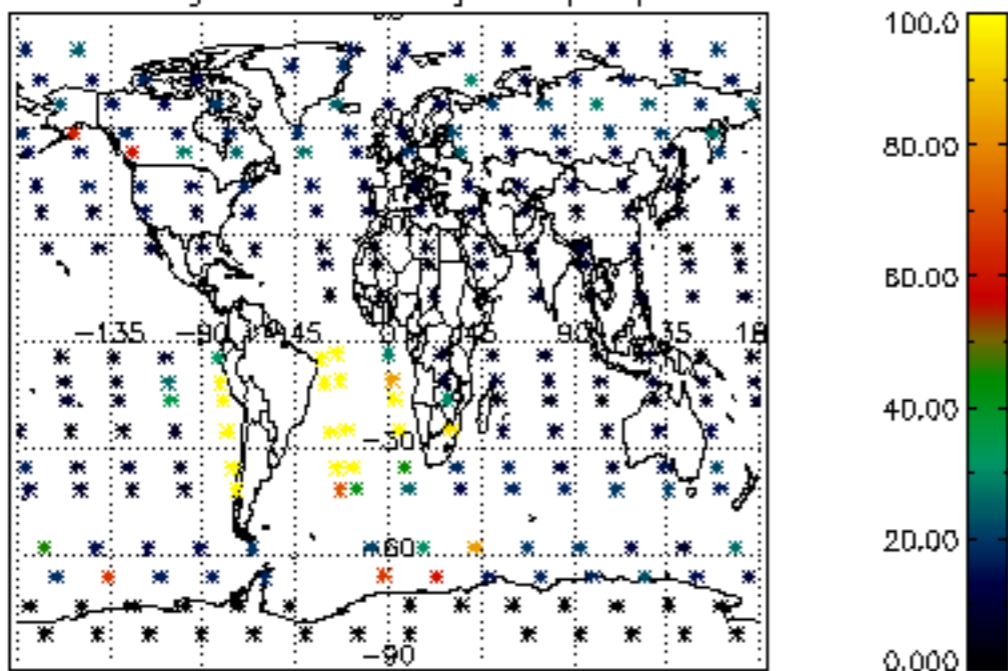




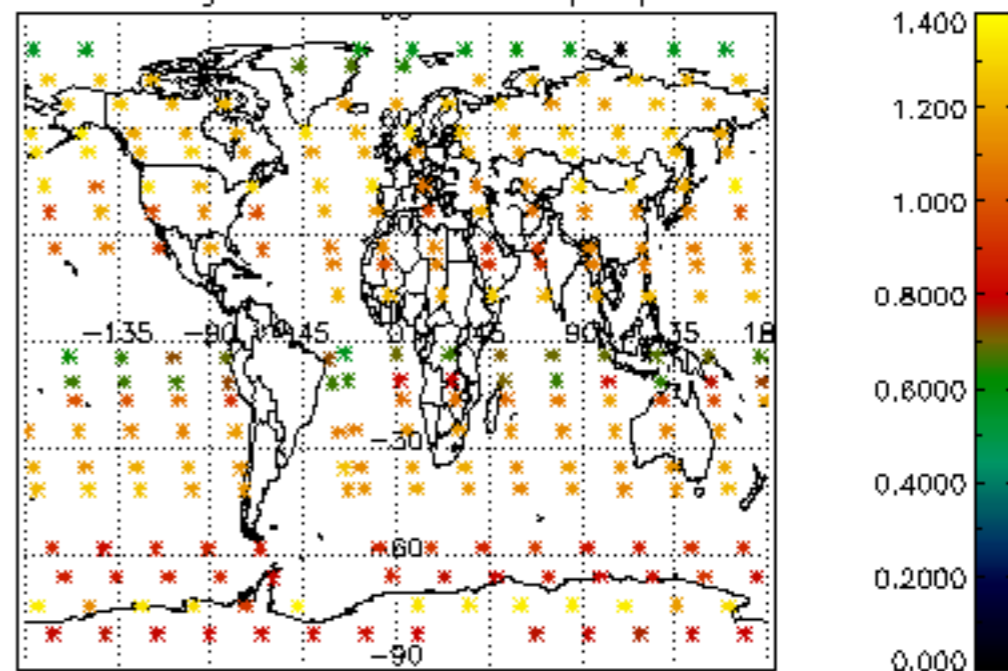




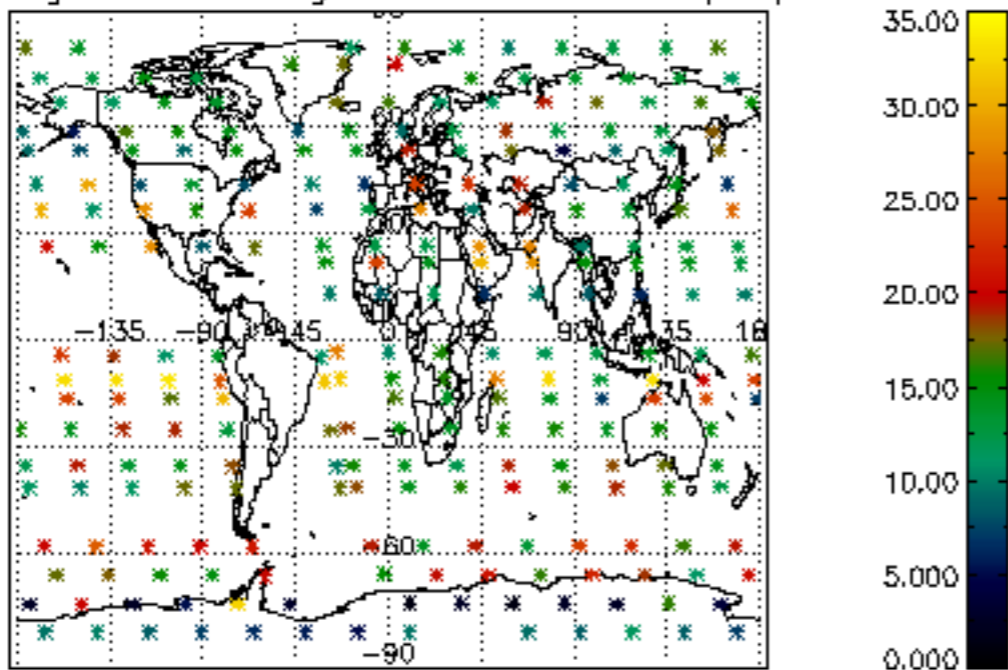
Percentage of cosmic ray hits per profile



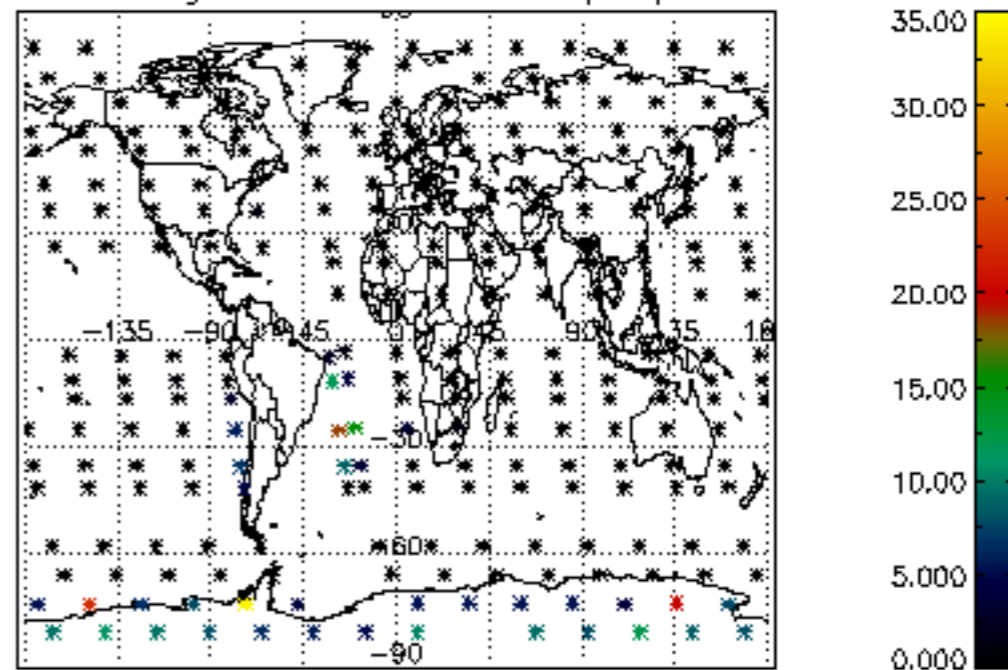
Percentage of datation errors per profile



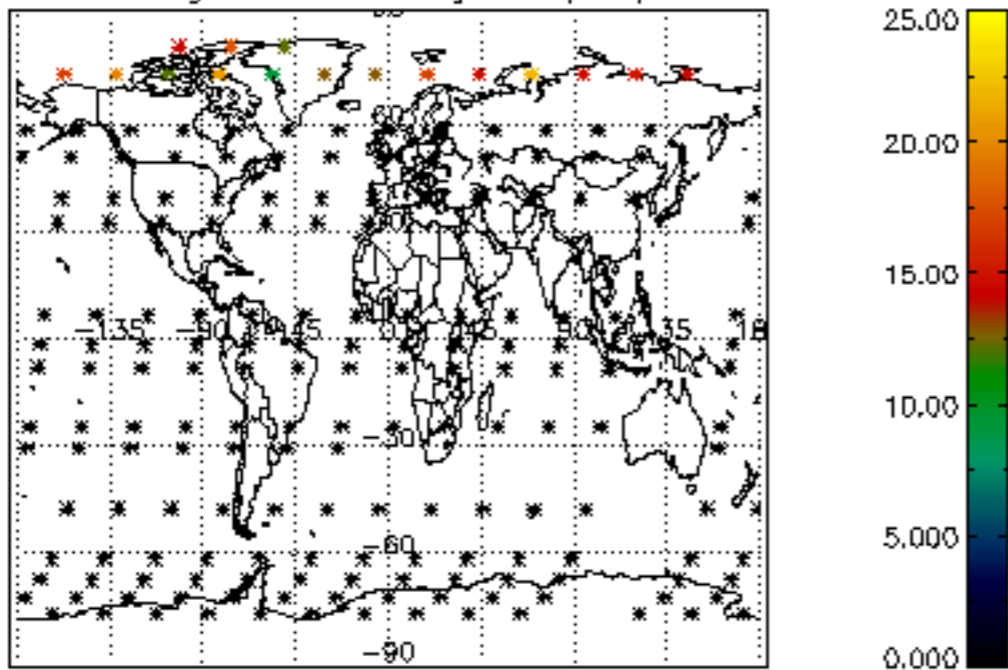
Percentage of star falling outside central band per profile



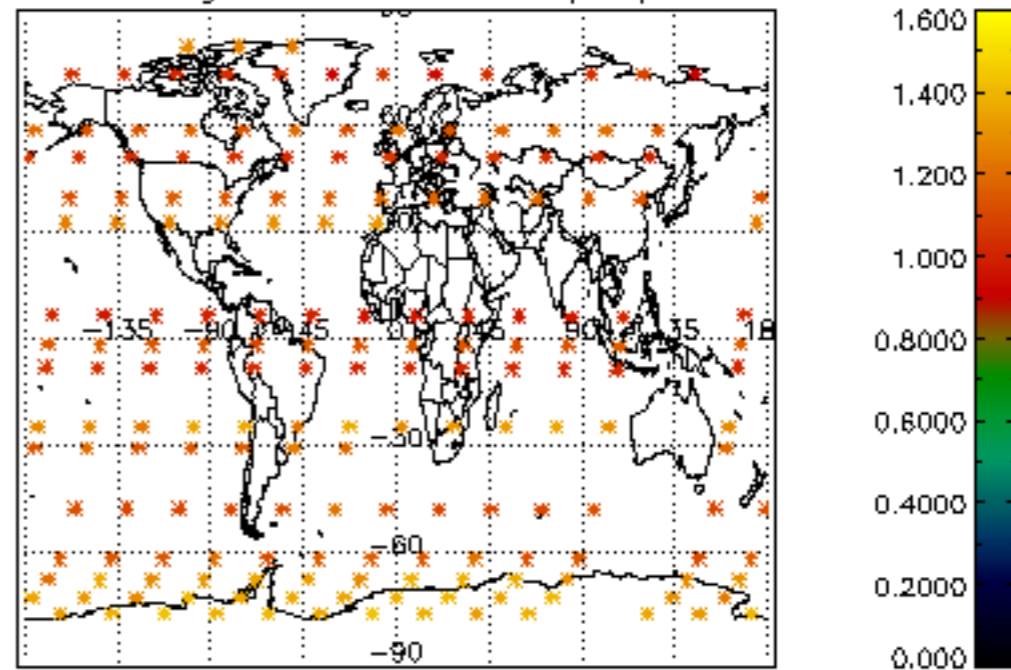
Percentage of saturation errors per profile



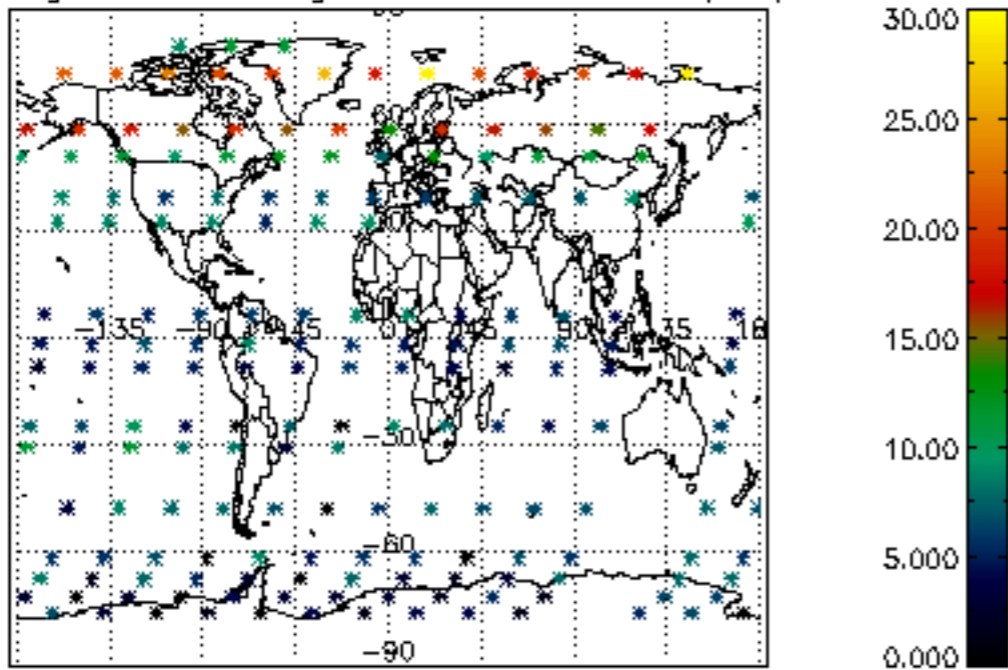
Percentage of cosmic ray hits per profile



Percentage of datation errors per profile



Percentage of star falling outside central band per profile



Percentage of saturation errors per profile

