

# GOMOS Level 2 Daily Report

## SUMMARY

### [1. General Info](#)

### [2. Summary of processed GOM\\_NL\\_2P products](#)

### [3. Level 2 Quality information per product](#)

#### [3.1 Plot of level 2 quality information per product \(time dependant\)](#)

#### [3.2 Plot of level 2 quality information per product \(world map\)](#)

### [4. Level 1 Quality information per product \(stored on level 2 products\)](#)

#### [4.1 Plot of level 1 quality information per product \(time dependant\)](#)

##### [4.1.1 Plot of level 1 quality information per product \(time dependant\): ASCENDING](#)

##### [4.1.2 Plot of level 1 quality information per product \(time dependant\): DESCENDING](#)

#### [4.2 Plot of level 1 quality information per product \(world map\)](#)

##### [4.2.1 Plot of level 1 quality information per product \(world map\): ASCENDING](#)

##### [4.2.2 Plot of level 1 quality information per product \(world map\): DESCENDING](#)

### [5. Ozone profiles based on quality statistics and other trace gas profiles](#)

#### [5.1 Ozone statistics based on quality of products](#)

#### [5.2 Plot ozone profiles for all STD \(dark without errors\)](#)

#### [5.3 Plot ozone profiles where STD < 20% \(dark without errors\)](#)

#### [5.4. Plot ozone profiles where STD < 10% \(dark without errors\)](#)

#### [5.5. Plot ozone profiles where STD < 5% \(dark without errors\)](#)

#### [5.6 Plot NO2 profiles for all STD \(dark without errors\)](#)

#### [5.7 Plot NO3 profiles for all STD \(dark without errors\)](#)

#### [5.8 Plot H2O profiles \(only for occultations of stars 1,2,3,4,13,14,16,26,63 dark without errors\) for all STD](#)

### [6. Auxiliary Data Files used for the production reported in section 2](#)

This report presents the daily analysis on parameters extracted from GOMOS level 2 data (GOM\_NL\_\_2P). It is intended to monitor some important parameters that will impact the quality of these products. A list of level 2 products (and content) that have arrived during the reporting day to the PCF is also given.

Item	Value
Time of report generation	18APR2013 19:42:49
Data source version	GOMOS/6.01
Start time of products	20-02-2004 (20FEB2004 00:00:00)
Stop time of products	21-02-2004 (21FEB2004 00:00:00)
Store outputs in DB	Yes
Nb of level 2 prods	480
Nb of prods with errors	0

## 2. Summary of processed GOM\_NL\_\_2P products.

Nr	Filename	UTC Start time	Limb	Duration	Star Id	Star Name	Star Mag	Star Temp	Nb Meas	Orbit	Prod. error
1	GOM_NL__2PRFIN20040220_000252_000000382024_00245_10319_1733.N1	20-FEB-2004 00:02:52	Bright	38.000	49	1Alp UMi	1.9900	6300.0	76	10319	No
2	GOM_NL__2PRFIN20040220_000439_000000392024_00245_10319_1734.N1	20-FEB-2004 00:04:39	Bright	39.000	60	7Bet UMi	2.0810	3950.0	78	10319	No
3	GOM_NL__2PRFIN20040220_000626_000000662024_00245_10319_1735.N1	20-FEB-2004 00:06:26	Bright	66.000	39	85Eta UMa	1.8540	24000.	132	10319	No
4	GOM_NL__2PRFIN20040220_000930_000000462024_00245_10319_1736.N1	20-FEB-2004 00:09:30	Bright	45.500	119	14Eta Dra	2.7270	4700.0	91	10319	No
5	GOM_NL__2PRFIN20040220_001328_000000432024_00245_10319_1737.N1	20-FEB-2004 00:13:28	Bright	42.500	130	23Bet Dra	2.7990	5800.0	85	10319	No
6	GOM_NL__2PRFIN20040220_001505_000000402024_00245_10319_1738.N1	20-FEB-2004 00:15:05	Bright	40.000	19	50Alp Cyg	1.2460	10500.	80	10319	No
7	GOM_NL__2PRFIN20040220_001643_000000372024_00245_10319_1739.N1	20-FEB-2004 00:16:43	Bright	37.000	66	37Gam Cyg	2.2080	5900.0	74	10319	No
8	GOM_NL__2PRFIN20040220_001809_000000382024_00245_10319_1740.N1	20-FEB-2004 00:18:09	Bright	38.000	92	53Eps Cyg	2.5000	4500.0	76	10319	No
9	GOM_NL__2PRFIN20040220_002110_000000622024_00245_10319_1741.N1	20-FEB-2004 00:21:10	Bright	62.000	133	40Zet Her	2.8070	6000.0	124	10319	No
10	GOM_NL__2PRFIN20040220_002459_000000372024_00245_10319_1742.N1	20-FEB-2004 00:24:59	Bright	37.000	168	17Zet Aql	2.9860	11000.	74	10319	No
11	GOM_NL__2PRFIN20040220_002724_000000602024_00245_10319_1743.N1	20-FEB-2004 00:27:24	Bright	60.000	59	55Alp Oph	2.0800	8900.0	120	10319	No
12	GOM_NL__2PRFIN20040220_002945_000000562024_00245_10319_1744.N1	20-FEB-2004 00:29:45	Twilight	56.000	126	60Bet Oph	2.7700	4250.0	112	10319	No
13	GOM_NL__2PRFIN20040220_003434_000000432024_00245_10319_1745.N1	20-FEB-2004 00:34:34	Twilight	43.000	155	41Pi Sgr	2.9000	6600.0	86	10319	No
14	GOM_NL__2PRFIN20040220_003616_000000422024_00245_10319_1746.N1	20-FEB-2004 00:36:16	Dark	42.000	57	34Sig Sgr	2.0660	26000.	84	10319	No
15	GOM_NL__2PRFIN20040220_003908_000000422024_00245_10319_1747.N1	20-FEB-2004 00:39:08	Dark	41.500	38	20Eps Sgr	1.8360	11000.	83	10319	No
16	GOM_NL__2PRFIN20040220_004244_000000752024_00245_10319_1748.N1	20-FEB-2004 00:42:44	Dark	75.000	16	21Alp Sco	1.0200	3000.0	150	10319	No
17	GOM_NL__2PRFIN20040220_004437_000000792024_00245_10319_1749.N1	20-FEB-2004 00:44:37	Dark	79.000	80	7Del Sco	2.3160	30000.	158	10319	No
18	GOM_NL__2PRFIN20040220_004942_000000432024_00246_10320_9983.N1	20-FEB-2004 00:49:42	Dark	43.000	134	Bet TrA	2.8100	6600.0	86	10320	No
19	GOM_NL__2PRFIN20040220_005207_000000482024_00246_10320_9984.N1	20-FEB-2004 00:52:07	Dark	48.000	4	Alp1Cen	-0.010000	5800.0	96	10320	No
20	GOM_NL__2PRFIN20040220_005325_000000492024_00246_10320_9985.N1	20-FEB-2004 00:53:25	Dark	48.500	10	Bet Cen	0.61000	28000.	97	10320	No
21	GOM_NL__2PRFIN20040220_005622_000000502024_00246_10320_9986.N1	20-FEB-2004 00:56:22	Dark	49.500	12	Alp1Cru	0.77500	30000.	99	10320	No
22	GOM_NL__2PRFIN20040220_005831_000000472024_00246_10320_9987.N1	20-FEB-2004 00:58:31	Dark	46.500	29	Bet Car	1.6720	10200.	93	10320	No
23	GOM_NL__2PRFIN20040220_010109_000000452024_00246_10320_9988.N1	20-FEB-2004 01:01:09	Dark	44.500	71	lot Car	2.2460	7700.0	89	10320	No
24	GOM_NL__2PRFIN20040220_010247_000000392024_00246_10320_9989.N1	20-FEB-2004 01:02:47	Straylight	38.500	46	Del Vel	1.9540	10600.	77	10320	No
25	GOM_NL__2PRFIN20040220_010508_000000402024_00246_10320_9990.N1	20-FEB-2004 01:05:08	Straylight	40.000	34	Gam2Vel	1.7930	23000.	80	10320	No
26	GOM_NL__2PRFIN20040220_010713_000000412024_00246_10320_9991.N1	20-FEB-2004 01:07:13	Straylight	41.000	70	Zet Pup	2.2460	39000.	82	10320	No
27	GOM_NL__2PRFIN20040220_023019_000000442024_00247_10321_1736.N1	20-FEB-2004 02:30:19	Dark	44.000	134	Bet TrA	2.8100	6600.0	88	10321	No
28	GOM_NL__2PRFIN20040220_023243_000000492024_00247_10321_1737.N1	20-FEB-2004 02:32:43	Dark	49.000	4	Alp1Cen	-0.010000	5800.0	98	10321	No
29	GOM_NL__2PRFIN20040220_023402_000000472024_00247_10321_1738.N1	20-FEB-2004 02:34:02	Dark	46.500	10	Bet Cen	0.61000	28000.	93	10321	No
30	GOM_NL__2PRFIN20040220_023659_000000522024_00247_10321_1739.N1	20-FEB-2004 02:36:59	Dark	52.000	12	Alp1Cru	0.77500	30000.	104	10321	No
31	GOM_NL__2PRFIN20040220_023906_000000402024_00247_10321_1740.N1	20-FEB-2004 02:39:06	Dark	39.500	29	Bet Car	1.6720	10200.	79	10321	No
32	GOM_NL__2PRFIN20040220_024145_000000442024_00247_10321_1741.N1	20-FEB-2004 02:41:45	Dark	44.000	71	lot Car	2.2460	7700.0	88	10321	No
33	GOM_NL__2PRFIN20040220_024323_000000412024_00247_10321_1742.N1	20-FEB-2004 02:43:23	Straylight	41.000	46	Del Vel	1.9540	10600.	82	10321	No
34	GOM_NL__2PRFIN20040220_024544_000000402024_00247_10321_1743.N1	20-FEB-2004 02:45:44	Straylight	39.500	34	Gam2Vel	1.7930	23000.	79	10321	No
35	GOM_NL__2PRFIN20040220_024749_000000412024_00247_10321_1744.N1	20-FEB-2004 02:47:49	Straylight	41.000	70	Zet Pup	2.2460	39000.	82	10321	No
36	GOM_NL__2PRFIN20040220_025148_000000832024_00247_10321_1745.N1	20-FEB-2004 02:51:48	Straylight	83.000	100	4Gam Crv	2.5800	13100.	166	10321	No
37	GOM_NL__2PRFIN20040220_025556_000000492024_00247_10321_1746.N1	20-FEB-2004 02:55:56	Twilight	49.000	48	30Alp Hya	1.9770	4100.0	98	10321	No
38	GOM_NL__2PRFIN20040220_030137_000000382024_00247_10321_1747.N1	20-FEB-2004 03:01:37	Bright	38.000	153	3Bet CMi	2.8940	13100.	76	10321	No
39	GOM_NL__2PRFIN20040220_030648_000000402024_00247_10321_1748.N1	20-FEB-2004 03:06:48	Bright	40.000	17	78Bet Gem	1.1610	4500.0	80	10321	No
40	GOM_NL__2PRFIN20040220_030757_000000402024_00247_10321_1749.N1	20-FEB-2004 03:07:57	Bright	39.500	24	66Alp Gem	1.5800	10200.	79	10321	No
41	GOM_NL__2PRFIN20040220_031025_000001022024_00247_10321_1750.N1	20-FEB-2004 03:10:25	Bright	102.00	62	94Bet Leo	2.1360	9700.0	204	10321	No
42	GOM_NL__2PRFIN20040220_031538_000000502024_00247_10321_1751.N1	20-FEB-2004 03:15:38	Bright	49.500	174	52Psi UMa	3.0040	4400.0	99	10321	No

43	GOM_NL__2PRFIN20040220_031751_000000452024_00247_10321_1752.N1	20-FEB-2004 03:17:51	Bright	45.000	82	48Bet UMa	2.3650	10600.	90	10321	No
44	GOM_NL__2PRFIN20040220_031945_000000512024_00247_10321_1753.N1	20-FEB-2004 03:19:45	Bright	50.500	87	64Gam UMa	2.4330	11000.	101	10321	No
45	GOM_NL__2PRFIN20040220_032402_000000392024_00247_10321_1754.N1	20-FEB-2004 03:24:02	Bright	39.000	49	1Alp UMi	1.9900	6300.0	78	10321	No
46	GOM_NL__2PRFIN20040220_032551_000000432024_00247_10321_1755.N1	20-FEB-2004 03:25:51	Bright	43.000	60	7Bet UMi	2.0810	3950.0	86	10321	No
47	GOM_NL__2PRFIN20040220_032736_000000692024_00247_10321_1756.N1	20-FEB-2004 03:27:36	Bright	69.000	39	85Eta UMa	1.8540	24000.	138	10321	No
48	GOM_NL__2PRFIN20040220_033042_000000452024_00247_10321_1757.N1	20-FEB-2004 03:30:42	Bright	45.000	119	14Eta Dra	2.7270	4700.0	90	10321	No
49	GOM_NL__2PRFIN20040220_033439_000000452024_00247_10321_1758.N1	20-FEB-2004 03:34:39	Bright	45.000	130	23Bet Dra	2.7990	5800.0	90	10321	No
50	GOM_NL__2PRFIN20040220_033619_000000372024_00247_10321_1759.N1	20-FEB-2004 03:36:19	Bright	37.000	19	50Alp Cyg	1.2460	10500.	74	10321	No
51	GOM_NL__2PRFIN20040220_033755_000000372024_00247_10321_1760.N1	20-FEB-2004 03:37:55	Bright	37.000	66	37Gam Cyg	2.2080	5900.0	74	10321	No
52	GOM_NL__2PRFIN20040220_033922_000000392024_00247_10321_1761.N1	20-FEB-2004 03:39:22	Bright	38.500	92	53Eps Cyg	2.5000	4500.0	77	10321	No
53	GOM_NL__2PRFIN20040220_034222_000000592024_00247_10321_1762.N1	20-FEB-2004 03:42:22	Bright	59.000	133	40Zet Her	2.8070	6000.0	118	10321	No
54	GOM_NL__2PRFIN20040220_034611_000000382024_00247_10321_1763.N1	20-FEB-2004 03:46:11	Bright	37.500	168	17Zet Aql	2.9860	11000.	75	10321	No
55	GOM_NL__2PRFIN20040220_034836_000000612024_00247_10321_1764.N1	20-FEB-2004 03:48:36	Bright	60.500	59	55Alp Oph	2.0800	8900.0	121	10321	No
56	GOM_NL__2PRFIN20040220_035058_000000592024_00247_10321_1765.N1	20-FEB-2004 03:50:58	Twilight	58.500	126	60Bet Oph	2.7700	4250.0	117	10321	No
57	GOM_NL__2PRFIN20040220_035546_000000422024_00247_10321_1766.N1	20-FEB-2004 03:55:46	Twilight	41.500	155	41Pi Sgr	2.9000	6600.0	83	10321	No
58	GOM_NL__2PRFIN20040220_035729_000000422024_00247_10321_1767.N1	20-FEB-2004 03:57:29	Dark	41.500	57	34Sig Sgr	2.0660	26000.	83	10321	No
59	GOM_NL__2PRFIN20040220_040021_000000432024_00247_10321_1768.N1	20-FEB-2004 04:00:21	Dark	43.000	38	20Eps Sgr	1.8360	11000.	86	10321	No
60	GOM_NL__2PRFIN20040220_040359_000000692024_00247_10321_1769.N1	20-FEB-2004 04:03:59	Dark	68.500	16	21Alp Sco	1.0200	3000.0	137	10321	No
61	GOM_NL__2PRFIN20040220_040552_000000682024_00247_10321_1770.N1	20-FEB-2004 04:05:52	Dark	67.500	80	7Del Sco	2.3160	30000.	135	10321	No
62	GOM_NL__2PRFIN20040220_041058_000000412024_00248_10322_1737.N1	20-FEB-2004 04:10:58	Dark	40.500	134	Bet TrA	2.8100	6600.0	81	10322	No
63	GOM_NL__2PRFIN20040220_041320_000000472024_00248_10322_1738.N1	20-FEB-2004 04:13:20	Dark	46.500	4	Alp1Cen	-0.010000	5800.0	93	10322	No
64	GOM_NL__2PRFIN20040220_041440_000000482024_00248_10322_1739.N1	20-FEB-2004 04:14:40	Dark	47.500	10	Bet Cen	0.61000	28000.	95	10322	No
65	GOM_NL__2PRFIN20040220_041736_000000462024_00248_10322_1740.N1	20-FEB-2004 04:17:36	Dark	45.500	12	Alp1Cru	0.77500	30000.	91	10322	No
66	GOM_NL__2PRFIN20040220_041943_000000392024_00248_10322_1741.N1	20-FEB-2004 04:19:43	Dark	38.500	29	Bet Car	1.6720	10200.	77	10322	No
67	GOM_NL__2PRFIN20040220_042224_000000402024_00248_10322_1742.N1	20-FEB-2004 04:22:24	Dark	39.500	71	lot Car	2.2460	7700.0	79	10322	No
68	GOM_NL__2PRFIN20040220_042359_000000412024_00248_10322_1743.N1	20-FEB-2004 04:23:59	Straylight	40.500	46	Del Vel	1.9540	10600.	81	10322	No
69	GOM_NL__2PRFIN20040220_042621_000000412024_00248_10322_1744.N1	20-FEB-2004 04:26:21	Straylight	41.000	34	Gam2Vel	1.7930	23000.	82	10322	No
70	GOM_NL__2PRFIN20040220_042825_000000402024_00248_10322_1745.N1	20-FEB-2004 04:28:25	Straylight	39.500	70	Zet Pup	2.2460	39000.	79	10322	No
71	GOM_NL__2PRFIN20040220_043224_000000902024_00248_10322_1746.N1	20-FEB-2004 04:32:24	Straylight	90.000	100	4Gam Crv	2.5800	13100.	180	10322	No
72	GOM_NL__2PRFIN20040220_043632_000000502024_00248_10322_1747.N1	20-FEB-2004 04:36:32	Twilight	50.000	48	30Alp Hya	1.9770	4100.0	100	10322	No
73	GOM_NL__2PRFIN20040220_044213_000000382024_00248_10322_1748.N1	20-FEB-2004 04:42:13	Bright	38.000	153	3Bet CMi	2.8940	13100.	76	10322	No
74	GOM_NL__2PRFIN20040220_044725_000000392024_00248_10322_1749.N1	20-FEB-2004 04:47:25	Bright	39.000	17	78Bet Gem	1.1610	4500.0	78	10322	No
75	GOM_NL__2PRFIN20040220_044834_000000392024_00248_10322_1750.N1	20-FEB-2004 04:48:34	Bright	38.500	24	66Alp Gem	1.5800	10200.	77	10322	No
76	GOM_NL__2PRFIN20040220_045059_000001012024_00248_10322_1751.N1	20-FEB-2004 04:50:59	Bright	101.00	62	94Bet Leo	2.1360	9700.0	202	10322	No
77	GOM_NL__2PRFIN20040220_045613_000000512024_00248_10322_1752.N1	20-FEB-2004 04:56:13	Bright	51.000	174	52Psi UMa	3.0040	4400.0	102	10322	No
78	GOM_NL__2PRFIN20040220_045826_000000442024_00248_10322_1753.N1	20-FEB-2004 04:58:26	Bright	44.000	82	48Bet UMa	2.3650	10600.	88	10322	No
79	GOM_NL__2PRFIN20040220_050019_000000522024_00248_10322_1754.N1	20-FEB-2004 05:00:19	Bright	52.000	87	64Gam UMa	2.4330	11000.	104	10322	No
80	GOM_NL__2PRFIN20040220_050441_000000392024_00248_10322_1755.N1	20-FEB-2004 05:04:41	Bright	38.500	49	1Alp UMi	1.9900	6300.0	77	10322	No
81	GOM_NL__2PRFIN20040220_050627_000000432024_00248_10322_1756.N1	20-FEB-2004 05:06:27	Bright	42.500	60	7Bet UMi	2.0810	3950.0	85	10322	No
82	GOM_NL__2PRFIN20040220_050810_000000682024_00248_10322_1757.N1	20-FEB-2004 05:08:10	Bright	68.000	39	85Eta UMa	1.8540	24000.	136	10322	No
83	GOM_NL__2PRFIN20040220_051116_000000432024_00248_10322_1758.N1	20-FEB-2004 05:11:16	Bright	42.500	119	14Eta Dra	2.7270	4700.0	85	10322	No
84	GOM_NL__2PRFIN20040220_051515_000000442024_00248_10322_1759.N1	20-FEB-2004 05:15:15	Bright	43.500	130	23Bet Dra	2.7990	5800.0	87	10322	No
85	GOM_NL__2PRFIN20040220_051656_000000372024_00248_10322_1760.N1	20-FEB-2004 05:16:56	Bright	37.000	19	50Alp Cyg	1.2460	10500.	74	10322	No
86	GOM_NL__2PRFIN20040220_051832_000000382024_00248_10322_1761.N1	20-FEB-2004 05:18:32	Bright	38.000	66	37Gam Cyg	2.2080	5900.0	76	10322	No
87	GOM_NL__2PRFIN20040220_052000_000000382024_00248_10322_1762.N1	20-FEB-2004 05:20:00	Bright	37.500	92	53Eps Cyg	2.5000	4500.0	75	10322	No
88	GOM_NL__2PRFIN20040220_052258_000000622024_00248_10322_1763.N1	20-FEB-2004 05:22:58	Bright	62.000	133	40Zet Her	2.8070	6000.0	124	10322	No
89	GOM_NL__2PRFIN20040220_052648_000000502024_00248_10322_1764.N1	20-FEB-2004 05:26:48	Bright	49.500	168	17Zet Aql	2.9860	11000.	99	10322	No
90	GOM_NL__2PRFIN20040220_052911_000000622024_00248_10322_1765.N1	20-FEB-2004 05:29:11	Bright	61.500	59	55Alp Oph	2.0800	8900.0	123	10322	No
91	GOM_NL__2PRFIN20040220_053135_000000552024_00248_10322_1766.N1	20-FEB-2004 05:31:35	Twilight	55.000	126	60Bet Oph	2.7700	4250.0	110	10322	No
92	GOM_NL__2PRFIN20040220_053624_000000402024_00248_10322_1767.N1	20-FEB-2004 05:36:24	Twilight	40.000	155	41Pi Sgr	2.9000	6600.0	80	10322	No
93	GOM_NL__2PRFIN20040220_053806_000000432024_00248_10322_1768.N1	20-FEB-2004 05:38:06	Dark	42.500	57	34Sig Sgr	2.0660	26000.	85	10322	No
94	GOM_NL__2PRFIN20040220_054058_000000432024_00248_10322_1769.N1	20-FEB-2004 05:40:58	Dark	42.500	38	20Eps Sgr	1.8360	11000.	85	10322	No
95	GOM_NL__2PRFIN20040220_054436_000000752024_00248_10322_1770.N1	20-FEB-2004 05:44:36	Dark	75.000	16	21Alp Sco	1.0200	3000.0	150	10322	No
96	GOM_NL__2PRFIN20040220_054629_000000682024_00248_10322_1771.N1	20-FEB-2004 05:46:29	Dark	68.000	80	7Del Sco	2.3160	30000.	136	10322	No
97	GOM_NL__2PRFIN20040220_055135_000000412024_00249_10323_1737.N1	20-FEB-2004 05:51:35	Dark	40.500	134	Bet TrA	2.8100	6600.0	81	10323	No
98	GOM_NL__2PRFIN20040220_055357_000000512024_00249_10323_1738.N1	20-FEB-2004 05:53:57	Dark	51.000	4	Alp1Cen	-0.010000	5800.0	102	10323	No
99	GOM_NL__2PRFIN20040220_055517_000000442024_00249_10323_1739.N1	20-FEB-2004 05:55:17	Dark	43.500	10	Bet Cen	0.61000	28000.	87	10323	No
100	GOM_NL__2PRFIN20040220_055813_000000522024_00249_10323_1740.N1	20-FEB-2004 05:58:13	Dark	51.500	12	Alp1Cru	0.77500	30000.	103	10323	No
101	GOM_NL__2PRFIN20040220_060019_000000392024_00249_10323_1741.N1	20-FEB-2004 06:00:19	Dark	39.000	29	Bet Car	1.6720	10200.	78	10323	No

102	GOM_NL__2PRFIN20040220_060301_000000402024_00249_10323_1742.N1	20-FEB-2004 06:03:01	Dark	40.000	71	lot Car	2.2460	7700.0	80	10323	No
103	GOM_NL__2PRFIN20040220_060436_000000422024_00249_10323_1743.N1	20-FEB-2004 06:04:36	Straylight	42.000	46	Del Vel	1.9540	10600.	84	10323	No
104	GOM_NL__2PRFIN20040220_060656_000000422024_00249_10323_1744.N1	20-FEB-2004 06:06:56	Straylight	41.500	34	Gam2Vel	1.7930	23000.	83	10323	No
105	GOM_NL__2PRFIN20040220_060901_000000402024_00249_10323_1745.N1	20-FEB-2004 06:09:01	Straylight	40.000	70	Zet Pup	2.2460	39000.	80	10323	No
106	GOM_NL__2PRFIN20040220_061259_000000902024_00249_10323_1746.N1	20-FEB-2004 06:12:59	Straylight	89.500	100	4Gam Crv	2.5800	13100.	179	10323	No
107	GOM_NL__2PRFIN20040220_061708_000000492024_00249_10323_1747.N1	20-FEB-2004 06:17:08	Tw_i_and_stray	49.000	48	30Alp Hya	1.9770	4100.0	98	10323	No
108	GOM_NL__2PRFIN20040220_062249_000000392024_00249_10323_1748.N1	20-FEB-2004 06:22:49	Bright	38.500	153	3Bet CMI	2.8940	13100.	77	10323	No
109	GOM_NL__2PRFIN20040220_062801_000000412024_00249_10323_1749.N1	20-FEB-2004 06:28:01	Bright	41.000	17	78Bet Gem	1.1610	4500.0	82	10323	No
110	GOM_NL__2PRFIN20040220_062911_000000392024_00249_10323_1750.N1	20-FEB-2004 06:29:11	Bright	39.000	24	66Alp Gem	1.5800	10200.	78	10323	No
111	GOM_NL__2PRFIN20040220_063132_000001022024_00249_10323_1751.N1	20-FEB-2004 06:31:32	Bright	102.00	62	94Bet Leo	2.1360	9700.0	204	10323	No
112	GOM_NL__2PRFIN20040220_063649_000000512024_00249_10323_1752.N1	20-FEB-2004 06:36:49	Bright	51.000	174	52Psi UMa	3.0040	4400.0	102	10323	No
113	GOM_NL__2PRFIN20040220_063902_000000442024_00249_10323_1753.N1	20-FEB-2004 06:39:02	Bright	44.000	82	48Bet UMa	2.3650	10600.	88	10323	No
114	GOM_NL__2PRFIN20040220_064055_000000502024_00249_10323_1754.N1	20-FEB-2004 06:40:55	Bright	49.500	87	64Gam UMa	2.4330	11000.	99	10323	No
115	GOM_NL__2PRFIN20040220_064517_000000362024_00249_10323_1755.N1	20-FEB-2004 06:45:17	Bright	36.000	49	1Alp UMi	1.9900	6300.0	72	10323	No
116	GOM_NL__2PRFIN20040220_064703_000000392024_00249_10323_1756.N1	20-FEB-2004 06:47:03	Bright	38.500	60	7Bet UMi	2.0810	3950.0	77	10323	No
117	GOM_NL__2PRFIN20040220_064845_000000662024_00249_10323_1757.N1	20-FEB-2004 06:48:45	Bright	65.500	39	85Eta UMa	1.8540	24000.	131	10323	No
118	GOM_NL__2PRFIN20040220_065153_000000462024_00249_10323_1758.N1	20-FEB-2004 06:51:53	Bright	45.500	119	14Eta Dra	2.7270	4700.0	91	10323	No
119	GOM_NL__2PRFIN20040220_065551_000000442024_00249_10323_1759.N1	20-FEB-2004 06:55:51	Bright	44.000	130	23Bet Dra	2.7990	5800.0	88	10323	No
120	GOM_NL__2PRFIN20040220_065732_000000372024_00249_10323_1760.N1	20-FEB-2004 06:57:32	Bright	36.500	19	50Alp Cyg	1.2460	10500.	73	10323	No
121	GOM_NL__2PRFIN20040220_065907_000000362024_00249_10323_1761.N1	20-FEB-2004 06:59:07	Bright	36.000	66	37Gam Cyg	2.2080	5900.0	72	10323	No
122	GOM_NL__2PRFIN20040220_070036_000000372024_00249_10323_1762.N1	20-FEB-2004 07:00:36	Bright	37.000	92	53Eps Cyg	2.5000	4500.0	74	10323	No
123	GOM_NL__2PRFIN20040220_070334_000000612024_00249_10323_1763.N1	20-FEB-2004 07:03:34	Bright	60.500	133	40Zet Her	2.8070	6000.0	121	10323	No
124	GOM_NL__2PRFIN20040220_070724_000000372024_00249_10323_1764.N1	20-FEB-2004 07:07:24	Bright	37.000	168	17Zet Aql	2.9860	11000.	74	10323	No
125	GOM_NL__2PRFIN20040220_070950_000000592024_00249_10323_1765.N1	20-FEB-2004 07:09:50	Bright	58.500	59	55Alp Oph	2.0800	8900.0	117	10323	No
126	GOM_NL__2PRFIN20040220_071212_000000532024_00249_10323_1766.N1	20-FEB-2004 07:12:12	Tw_i_and_stray	52.500	126	60Bet Oph	2.7700	4250.0	105	10323	No
127	GOM_NL__2PRFIN20040220_071700_000000412024_00249_10323_1767.N1	20-FEB-2004 07:17:00	Twilight	40.500	155	41Pi Sgr	2.9000	6600.0	81	10323	No
128	GOM_NL__2PRFIN20040220_071843_000000402024_00249_10323_1768.N1	20-FEB-2004 07:18:43	Dark	40.000	57	34Sig Sgr	2.0660	26000.	80	10323	No
129	GOM_NL__2PRFIN20040220_072135_000000452024_00249_10323_1769.N1	20-FEB-2004 07:21:35	Dark	45.000	38	20Eps Sgr	1.8360	11000.	90	10323	No
130	GOM_NL__2PRFIN20040220_072514_000000712024_00249_10323_1770.N1	20-FEB-2004 07:25:14	Dark	70.500	16	21Alp Sco	1.0200	3000.0	141	10323	No
131	GOM_NL__2PRFIN20040220_072707_000000722024_00249_10323_1771.N1	20-FEB-2004 07:27:07	Dark	71.500	80	7Del Sco	2.3160	30000.	143	10323	No
132	GOM_NL__2PRFIN20040220_073211_000000402024_00250_10324_1737.N1	20-FEB-2004 07:32:11	Dark	39.500	134	Bet TrA	2.8100	6600.0	79	10324	No
133	GOM_NL__2PRFIN20040220_073434_000000572024_00250_10324_1738.N1	20-FEB-2004 07:34:34	Dark	57.000	4	Alp1Cen	-0.010000	5800.0	114	10324	No
134	GOM_NL__2PRFIN20040220_073553_000000432024_00250_10324_1739.N1	20-FEB-2004 07:35:53	Dark	42.500	10	Bet Cen	0.61000	28000.	85	10324	No
135	GOM_NL__2PRFIN20040220_073849_000000522024_00250_10324_1740.N1	20-FEB-2004 07:38:49	Dark	51.500	12	Alp1Cru	0.77500	30000.	103	10324	No
136	GOM_NL__2PRFIN20040220_074056_000000392024_00250_10324_1741.N1	20-FEB-2004 07:40:56	Dark	38.500	29	Bet Car	1.6720	10200.	77	10324	No
137	GOM_NL__2PRFIN20040220_074337_000000382024_00250_10324_1742.N1	20-FEB-2004 07:43:37	Dark	37.500	71	lot Car	2.2460	7700.0	75	10324	No
138	GOM_NL__2PRFIN20040220_074512_000000402024_00250_10324_1743.N1	20-FEB-2004 07:45:12	Straylight	39.500	46	Del Vel	1.9540	10600.	79	10324	No
139	GOM_NL__2PRFIN20040220_074732_000000442024_00250_10324_1744.N1	20-FEB-2004 07:47:32	Straylight	44.000	34	Gam2Vel	1.7930	23000.	88	10324	No
140	GOM_NL__2PRFIN20040220_074938_000000402024_00250_10324_1745.N1	20-FEB-2004 07:49:38	Straylight	40.000	70	Zet Pup	2.2460	39000.	80	10324	No
141	GOM_NL__2PRFIN20040220_075335_000000952024_00250_10324_1746.N1	20-FEB-2004 07:53:35	Straylight	94.500	100	4Gam Crv	2.5800	13100.	189	10324	No
142	GOM_NL__2PRFIN20040220_075744_000000482024_00250_10324_1747.N1	20-FEB-2004 07:57:44	Tw_i_and_stray	47.500	48	30Alp Hya	1.9770	4100.0	95	10324	No
143	GOM_NL__2PRFIN20040220_080326_000000382024_00250_10324_1748.N1	20-FEB-2004 08:03:26	Bright	37.500	153	3Bet CMI	2.8940	13100.	75	10324	No
144	GOM_NL__2PRFIN20040220_080837_000000392024_00250_10324_1749.N1	20-FEB-2004 08:08:37	Bright	39.000	17	78Bet Gem	1.1610	4500.0	78	10324	No
145	GOM_NL__2PRFIN20040220_080947_000000392024_00250_10324_1750.N1	20-FEB-2004 08:09:47	Bright	38.500	24	66Alp Gem	1.5800	10200.	77	10324	No
146	GOM_NL__2PRFIN20040220_081206_000000992024_00250_10324_1751.N1	20-FEB-2004 08:12:06	Bright	98.500	62	94Bet Leo	2.1360	9700.0	197	10324	No
147	GOM_NL__2PRFIN20040220_081724_000000512024_00250_10324_1752.N1	20-FEB-2004 08:17:24	Bright	50.500	174	52Psi UMa	3.0040	4400.0	101	10324	No
148	GOM_NL__2PRFIN20040220_081937_000000442024_00250_10324_1753.N1	20-FEB-2004 08:19:37	Bright	44.000	82	48Bet UMa	2.3650	10600.	88	10324	No
149	GOM_NL__2PRFIN20040220_082130_000000502024_00250_10324_1754.N1	20-FEB-2004 08:21:30	Bright	50.000	87	64Gam UMa	2.4330	11000.	100	10324	No
150	GOM_NL__2PRFIN20040220_082553_000000352024_00250_10324_1755.N1	20-FEB-2004 08:25:53	Bright	35.000	49	1Alp UMi	1.9900	6300.0	70	10324	No
151	GOM_NL__2PRFIN20040220_082738_000000432024_00250_10324_1756.N1	20-FEB-2004 08:27:38	Bright	42.500	60	7Bet UMi	2.0810	3950.0	85	10324	No
152	GOM_NL__2PRFIN20040220_082920_000000682024_00250_10324_1757.N1	20-FEB-2004 08:29:20	Bright	68.000	39	85Eta UMa	1.8540	24000.	136	10324	No
153	GOM_NL__2PRFIN20040220_083229_000000452024_00250_10324_1758.N1	20-FEB-2004 08:32:29	Bright	44.500	119	14Eta Dra	2.7270	4700.0	89	10324	No
154	GOM_NL__2PRFIN20040220_083627_000000442024_00250_10324_1759.N1	20-FEB-2004 08:36:27	Bright	43.500	130	23Bet Dra	2.7990	5800.0	87	10324	No
155	GOM_NL__2PRFIN20040220_083806_000000392024_00250_10324_1760.N1	20-FEB-2004 08:38:06	Bright	38.500	19	50Alp Cyg	1.2460	10500.	77	10324	No
156	GOM_NL__2PRFIN20040220_083944_000000362024_00250_10324_1761.N1	20-FEB-2004 08:39:44	Bright	35.500	66	37Gam Cyg	2.2080	5900.0	71	10324	No
157	GOM_NL__2PRFIN20040220_084112_000000372024_00250_10324_1762.N1	20-FEB-2004 08:41:12	Bright	36.500	92	53Eps Cyg	2.5000	4500.0	73	10324	No
158	GOM_NL__2PRFIN20040220_084410_000000632024_00250_10324_1763.N1	20-FEB-2004 08:44:10	Bright	62.500	133	40Zet Her	2.8070	6000.0	125	10324	No
159	GOM_NL__2PRFIN20040220_084800_000000382024_00250_10324_1764.N1	20-FEB-2004 08:48:00	Bright	37.500	168	17Zet Aql	2.9860	11000.	75	10324	No
160	GOM_NL__2PRFIN20040220_085024_000000622024_00250_10324_1765.N1	20-FEB-2004 08:50:24	Bright	61.500	59	55Alp Oph	2.0800	8900.0	123	10324	No



161	GOM_NL__2PRFIN20040220_085247_000000542024_00250_10324_1766.N1	20-FEB-2004 08:52:47	Twilight	53.500	126	60Bet Oph	2.7700	4250.0	107	10324	No
162	GOM_NL__2PRFIN20040220_085736_000000422024_00250_10324_1767.N1	20-FEB-2004 08:57:36	Twilight	41.500	155	41Pi Sgr	2.9000	6600.0	83	10324	No
163	GOM_NL__2PRFIN20040220_085919_000000442024_00250_10324_1768.N1	20-FEB-2004 08:59:19	Dark	43.500	57	34Sig Sgr	2.0660	26000.	87	10324	No
164	GOM_NL__2PRFIN20040220_090211_000000422024_00250_10324_1769.N1	20-FEB-2004 09:02:11	Dark	41.500	38	20Eps Sgr	1.8360	11000.	83	10324	No
165	GOM_NL__2PRFIN20040220_090550_000000612024_00250_10324_1770.N1	20-FEB-2004 09:05:50	Dark	61.000	16	21Alp Sco	1.0200	3000.0	122	10324	No
166	GOM_NL__2PRFIN20040220_090744_000000762024_00250_10324_1771.N1	20-FEB-2004 09:07:44	Dark	75.500	80	7Del Sco	2.3160	30000.	151	10324	No
167	GOM_NL__2PRFIN20040220_091248_000000442024_00251_10325_1737.N1	20-FEB-2004 09:12:48	Dark	43.500	134	Bet TrA	2.8100	6600.0	87	10325	No
168	GOM_NL__2PRFIN20040220_091510_000000542024_00251_10325_1738.N1	20-FEB-2004 09:15:10	Dark	54.000	4	Alp1Cen	-0.010000	5800.0	108	10325	No
169	GOM_NL__2PRFIN20040220_091630_000000502024_00251_10325_1739.N1	20-FEB-2004 09:16:30	Dark	49.500	10	Bet Cen	0.610000	28000.	99	10325	No
170	GOM_NL__2PRFIN20040220_091926_000000522024_00251_10325_1740.N1	20-FEB-2004 09:19:26	Dark	51.500	12	Alp1Cru	0.775000	30000.	103	10325	No
171	GOM_NL__2PRFIN20040220_092132_000000402024_00251_10325_1741.N1	20-FEB-2004 09:21:32	Dark	40.000	29	Bet Car	1.6720	10200.	80	10325	No
172	GOM_NL__2PRFIN20040220_092413_000000452024_00251_10325_1742.N1	20-FEB-2004 09:24:13	Dark	45.000	71	lot Car	2.2460	7700.0	90	10325	No
173	GOM_NL__2PRFIN20040220_092548_000000452024_00251_10325_1743.N1	20-FEB-2004 09:25:48	Straylight	45.000	46	Del Vel	1.9540	10600.	90	10325	No
174	GOM_NL__2PRFIN20040220_092809_000000432024_00251_10325_1744.N1	20-FEB-2004 09:28:09	Straylight	42.500	34	Gam2Vel	1.7930	23000.	85	10325	No
175	GOM_NL__2PRFIN20040220_093014_000000422024_00251_10325_1745.N1	20-FEB-2004 09:30:14	Straylight	41.500	70	Zet Pup	2.2460	39000.	83	10325	No
176	GOM_NL__2PRFIN20040220_093411_000000922024_00251_10325_1746.N1	20-FEB-2004 09:34:11	Straylight	91.500	100	4Gam Crv	2.5800	13100.	183	10325	No
177	GOM_NL__2PRFIN20040220_093820_000000462024_00251_10325_1747.N1	20-FEB-2004 09:38:20	Twilight	46.000	48	30Alp Hya	1.9770	4100.0	92	10325	No
178	GOM_NL__2PRFIN20040220_094301_000000442024_00251_10325_1748.N1	20-FEB-2004 09:43:01	Bright	43.500	8	10Alp CMi	0.400000	6500.0	87	10325	No
179	GOM_NL__2PRFIN20040220_094517_000000502024_00251_10325_1749.N1	20-FEB-2004 09:45:17	Bright	49.500	22	32Alp Leo	1.3600	15200.	99	10325	No
180	GOM_NL__2PRFIN20040220_094913_000000392024_00251_10325_1750.N1	20-FEB-2004 09:49:13	Bright	39.000	17	78Bet Gem	1.1610	4500.0	78	10325	No
181	GOM_NL__2PRFIN20040220_095023_000000392024_00251_10325_1751.N1	20-FEB-2004 09:50:23	Bright	38.500	24	66Alp Gem	1.5800	10200.	77	10325	No
182	GOM_NL__2PRFIN20040220_095239_000001022024_00251_10325_1752.N1	20-FEB-2004 09:52:39	Bright	101.50	62	94Bet Leo	2.1360	9700.0	203	10325	No
183	GOM_NL__2PRFIN20040220_095759_000000522024_00251_10325_1753.N1	20-FEB-2004 09:57:59	Bright	52.000	174	52Psi UMa	3.0040	4400.0	104	10325	No
184	GOM_NL__2PRFIN20040220_100013_000000442024_00251_10325_1754.N1	20-FEB-2004 10:00:13	Bright	44.000	82	48Bet UMa	2.3650	10600.	88	10325	No
185	GOM_NL__2PRFIN20040220_100205_000000512024_00251_10325_1755.N1	20-FEB-2004 10:02:05	Bright	50.500	87	64Gam UMa	2.4330	11000.	101	10325	No
186	GOM_NL__2PRFIN20040220_100628_000000392024_00251_10325_1756.N1	20-FEB-2004 10:06:28	Bright	38.500	49	1Alp UMi	1.9900	6300.0	77	10325	No
187	GOM_NL__2PRFIN20040220_100813_000000422024_00251_10325_1757.N1	20-FEB-2004 10:08:13	Bright	41.500	60	7Bet UMi	2.0810	3950.0	83	10325	No
188	GOM_NL__2PRFIN20040220_100954_000000692024_00251_10325_1758.N1	20-FEB-2004 10:09:54	Bright	69.000	39	85Eta UMa	1.8540	24000.	138	10325	No
189	GOM_NL__2PRFIN20040220_101304_000000462024_00251_10325_1759.N1	20-FEB-2004 10:13:04	Bright	46.000	119	14Eta Dra	2.7270	4700.0	92	10325	No
190	GOM_NL__2PRFIN20040220_101703_000000442024_00251_10325_1760.N1	20-FEB-2004 10:17:03	Bright	44.000	130	23Bet Dra	2.7990	5800.0	88	10325	No
191	GOM_NL__2PRFIN20040220_101842_000000382024_00251_10325_1761.N1	20-FEB-2004 10:18:42	Bright	37.500	19	50Alp Cyg	1.2460	10500.	75	10325	No
192	GOM_NL__2PRFIN20040220_102020_000000382024_00251_10325_1762.N1	20-FEB-2004 10:20:20	Bright	37.500	66	37Gam Cyg	2.2080	5900.0	75	10325	No
193	GOM_NL__2PRFIN20040220_102148_000000392024_00251_10325_1763.N1	20-FEB-2004 10:21:48	Bright	38.500	92	53Eps Cyg	2.5000	4500.0	77	10325	No
194	GOM_NL__2PRFIN20040220_102447_000000622024_00251_10325_1764.N1	20-FEB-2004 10:24:47	Bright	61.500	133	40Zet Her	2.8070	6000.0	123	10325	No
195	GOM_NL__2PRFIN20040220_102836_000000372024_00251_10325_1765.N1	20-FEB-2004 10:28:36	Bright	37.000	168	17Zet Aql	2.9860	11000.	74	10325	No
196	GOM_NL__2PRFIN20040220_103102_000000602024_00251_10325_1766.N1	20-FEB-2004 10:31:02	Twilight	60.000	59	55Alp Oph	2.0800	8900.0	120	10325	No
197	GOM_NL__2PRFIN20040220_103324_000000562024_00251_10325_1767.N1	20-FEB-2004 10:33:24	Twilight	56.000	126	60Bet Oph	2.7700	4250.0	112	10325	No
198	GOM_NL__2PRFIN20040220_103812_000000412024_00251_10325_1768.N1	20-FEB-2004 10:38:12	Twilight	40.500	155	41Pi Sgr	2.9000	6600.0	81	10325	No
199	GOM_NL__2PRFIN20040220_103955_000000422024_00251_10325_1769.N1	20-FEB-2004 10:39:55	Dark	41.500	57	34Sig Sgr	2.0660	26000.	83	10325	No
200	GOM_NL__2PRFIN20040220_104247_000000442024_00251_10325_1770.N1	20-FEB-2004 10:42:47	Dark	43.500	38	20Eps Sgr	1.8360	11000.	87	10325	No
201	GOM_NL__2PRFIN20040220_104627_000000752024_00251_10325_1771.N1	20-FEB-2004 10:46:27	Dark	75.000	16	21Alp Sco	1.0200	3000.0	150	10325	No
202	GOM_NL__2PRFIN20040220_105323_000000422024_00252_10326_1737.N1	20-FEB-2004 10:53:23	Dark	42.000	134	Bet TrA	2.8100	6600.0	84	10326	No
203	GOM_NL__2PRFIN20040220_105547_000000522024_00252_10326_1738.N1	20-FEB-2004 10:55:47	Dark	51.500	4	Alp1Cen	-0.010000	5800.0	103	10326	No
204	GOM_NL__2PRFIN20040220_105706_000000452024_00252_10326_1739.N1	20-FEB-2004 10:57:06	Dark	45.000	10	Bet Cen	0.610000	28000.	90	10326	No
205	GOM_NL__2PRFIN20040220_110002_000000522024_00252_10326_1740.N1	20-FEB-2004 11:00:02	Dark	51.500	12	Alp1Cru	0.775000	30000.	103	10326	No
206	GOM_NL__2PRFIN20040220_110207_000000462024_00252_10326_1741.N1	20-FEB-2004 11:02:07	Dark	45.500	29	Bet Car	1.6720	10200.	91	10326	No
207	GOM_NL__2PRFIN20040220_110449_000000452024_00252_10326_1742.N1	20-FEB-2004 11:04:49	Dark	45.000	71	lot Car	2.2460	7700.0	90	10326	No
208	GOM_NL__2PRFIN20040220_110624_000000372024_00252_10326_1743.N1	20-FEB-2004 11:06:24	Straylight	36.500	46	Del Vel	1.9540	10600.	73	10326	No
209	GOM_NL__2PRFIN20040220_110845_000000412024_00252_10326_1744.N1	20-FEB-2004 11:08:45	Straylight	40.500	34	Gam2Vel	1.7930	23000.	81	10326	No
210	GOM_NL__2PRFIN20040220_111050_000000392024_00252_10326_1745.N1	20-FEB-2004 11:10:50	Straylight	39.000	70	Zet Pup	2.2460	39000.	78	10326	No
211	GOM_NL__2PRFIN20040220_111447_000000922024_00252_10326_1746.N1	20-FEB-2004 11:14:47	Straylight	91.500	100	4Gam Crv	2.5800	13100.	183	10326	No
212	GOM_NL__2PRFIN20040220_111856_000000552024_00252_10326_1747.N1	20-FEB-2004 11:18:56	Twilight	54.500	48	30Alp Hya	1.9770	4100.0	109	10326	No
213	GOM_NL__2PRFIN20040220_112336_000000452024_00252_10326_1748.N1	20-FEB-2004 11:23:36	Bright	45.000	8	10Alp CMi	0.400000	6500.0	90	10326	No
214	GOM_NL__2PRFIN20040220_112552_000000492024_00252_10326_1749.N1	20-FEB-2004 11:25:52	Bright	48.500	22	32Alp Leo	1.3600	15200.	97	10326	No
215	GOM_NL__2PRFIN20040220_112948_000000392024_00252_10326_1750.N1	20-FEB-2004 11:29:48	Bright	39.000	17	78Bet Gem	1.1610	4500.0	78	10326	No
216	GOM_NL__2PRFIN20040220_113058_000000392024_00252_10326_1751.N1	20-FEB-2004 11:30:58	Bright	39.000	24	66Alp Gem	1.5800	10200.	78	10326	No
217	GOM_NL__2PRFIN20040220_113313_000000992024_00252_10326_1752.N1	20-FEB-2004 11:33:13	Bright	99.000	62	94Bet Leo	2.1360	9700.0	198	10326	No
218	GOM_NL__2PRFIN20040220_113833_000000502024_00252_10326_1753.N1	20-FEB-2004 11:38:33	Bright	49.500	174	52Psi UMa	3.0040	4400.0	99	10326	No
219	GOM_NL__2PRFIN20040220_114048_000000452024_00252_10326_1754.N1	20-FEB-2004 11:40:48	Bright	44.500	82	48Bet UMa	2.3650	10600.	89	10326	No

220	GOM_NL__2PRFIN20040220_114239_000000522024_00252_10326_1755.N1	20-FEB-2004 11:42:39	Bright	52.000	87	64Gam UMa	2.4330	11000.	104	10326	No
221	GOM_NL__2PRFIN20040220_114702_000000392024_00252_10326_1756.N1	20-FEB-2004 11:47:02	Bright	39.000	49	1Alp UMi	1.9900	6300.0	78	10326	No
222	GOM_NL__2PRFIN20040220_114849_000000432024_00252_10326_1757.N1	20-FEB-2004 11:48:49	Bright	42.500	60	7Bet UMi	2.0810	3950.0	85	10326	No
223	GOM_NL__2PRFIN20040220_115029_000000692024_00252_10326_1758.N1	20-FEB-2004 11:50:29	Bright	68.500	39	85Eta UMa	1.8540	24000.	137	10326	No
224	GOM_NL__2PRFIN20040220_115340_000000452024_00252_10326_1759.N1	20-FEB-2004 11:53:40	Bright	44.500	119	14Eta Dra	2.7270	4700.0	89	10326	No
225	GOM_NL__2PRFIN20040220_115738_000000432024_00252_10326_1760.N1	20-FEB-2004 11:57:38	Bright	43.000	130	23Bet Dra	2.7990	5800.0	86	10326	No
226	GOM_NL__2PRFIN20040220_115921_000000352024_00252_10326_1761.N1	20-FEB-2004 11:59:21	Bright	35.000	19	50Alp Cyg	1.2460	10500.	70	10326	No
227	GOM_NL__2PRFIN20040220_120056_000000372024_00252_10326_1762.N1	20-FEB-2004 12:00:56	Bright	37.000	66	37Gam Cyg	2.2080	5900.0	74	10326	No
228	GOM_NL__2PRFIN20040220_120225_000000352024_00252_10326_1763.N1	20-FEB-2004 12:02:25	Bright	35.000	92	53Eps Cyg	2.5000	4500.0	70	10326	No
229	GOM_NL__2PRFIN20040220_120523_000000612024_00252_10326_1764.N1	20-FEB-2004 12:05:23	Bright	61.000	133	40Zet Her	2.8070	6000.0	122	10326	No
230	GOM_NL__2PRFIN20040220_120912_000000392024_00252_10326_1765.N1	20-FEB-2004 12:09:12	Bright	39.000	168	17Zet Aql	2.9860	11000.	78	10326	No
231	GOM_NL__2PRFIN20040220_121139_000000612024_00252_10326_1766.N1	20-FEB-2004 12:11:39	Twilight	60.500	59	55Alp Oph	2.0800	8900.0	121	10326	No
232	GOM_NL__2PRFIN20040220_121401_000000562024_00252_10326_1767.N1	20-FEB-2004 12:14:01	Twilight	55.500	126	60Bet Oph	2.7700	4250.0	111	10326	No
233	GOM_NL__2PRFIN20040220_121848_000000432024_00252_10326_1768.N1	20-FEB-2004 12:18:48	Twilight	42.500	155	41Pi Sgr	2.9000	6600.0	85	10326	No
234	GOM_NL__2PRFIN20040220_122030_000000412024_00252_10326_1769.N1	20-FEB-2004 12:20:30	Dark	40.500	57	34Sig Sgr	2.0660	26000.	81	10326	No
235	GOM_NL__2PRFIN20040220_122322_000000482024_00252_10326_1770.N1	20-FEB-2004 12:23:22	Dark	48.000	38	20Eps Sgr	1.8360	11000.	96	10326	No
236	GOM_NL__2PRFIN20040220_122704_000000752024_00252_10326_1771.N1	20-FEB-2004 12:27:04	Dark	75.000	16	21Alp Sco	1.0200	3000.0	150	10326	No
237	GOM_NL__2PRFIN20040220_123400_000000402024_00253_10327_1737.N1	20-FEB-2004 12:34:00	Dark	40.000	134	Bet TrA	2.8100	6600.0	80	10327	No
238	GOM_NL__2PRFIN20040220_123623_000000452024_00253_10327_1738.N1	20-FEB-2004 12:36:23	Dark	45.000	4	Alp1Cen	-0.010000	5800.0	90	10327	No
239	GOM_NL__2PRFIN20040220_123742_000000442024_00253_10327_1739.N1	20-FEB-2004 12:37:42	Dark	43.500	10	Bet Cen	0.61000	28000.	87	10327	No
240	GOM_NL__2PRFIN20040220_124038_000000442024_00253_10327_1740.N1	20-FEB-2004 12:40:38	Dark	43.500	12	Alp1Cru	0.77500	30000.	87	10327	No
241	GOM_NL__2PRFIN20040220_124243_000000412024_00253_10327_1741.N1	20-FEB-2004 12:42:43	Dark	40.500	29	Bet Car	1.6720	10200.	81	10327	No
242	GOM_NL__2PRFIN20040220_124524_000000402024_00253_10327_1742.N1	20-FEB-2004 12:45:24	Dark	40.000	71	lot Car	2.2460	7700.0	80	10327	No
243	GOM_NL__2PRFIN20040220_124700_000000392024_00253_10327_1743.N1	20-FEB-2004 12:47:00	Straylight	39.000	46	Del Vel	1.9540	10600.	78	10327	No
244	GOM_NL__2PRFIN20040220_124921_000000382024_00253_10327_1744.N1	20-FEB-2004 12:49:21	Straylight	38.000	34	Gam2Vel	1.7930	23000.	76	10327	No
245	GOM_NL__2PRFIN20040220_125126_000000412024_00253_10327_1745.N1	20-FEB-2004 12:51:26	Straylight	40.500	70	Zet Pup	2.2460	39000.	81	10327	No
246	GOM_NL__2PRFIN20040220_125524_000000862024_00253_10327_1746.N1	20-FEB-2004 12:55:24	Straylight	86.000	100	4Gam Crv	2.5800	13100.	172	10327	No
247	GOM_NL__2PRFIN20040220_125929_000000512024_00253_10327_1747.N1	20-FEB-2004 12:59:29	Twilight	50.500	48	30Alp Hya	1.9770	4100.0	101	10327	No
248	GOM_NL__2PRFIN20040220_130413_000000422024_00253_10327_1748.N1	20-FEB-2004 13:04:13	Bright	42.000	8	10Alp CMi	0.40000	6500.0	84	10327	No
249	GOM_NL__2PRFIN20040220_130625_000000522024_00253_10327_1749.N1	20-FEB-2004 13:06:25	Bright	51.500	22	32Alp Leo	1.3600	15200.	103	10327	No
250	GOM_NL__2PRFIN20040220_131024_000000392024_00253_10327_1750.N1	20-FEB-2004 13:10:24	Bright	38.500	17	78Bet Gem	1.1610	4500.0	77	10327	No
251	GOM_NL__2PRFIN20040220_131132_000000412024_00253_10327_1751.N1	20-FEB-2004 13:11:32	Bright	40.500	24	66Alp Gem	1.5800	10200.	81	10327	No
252	GOM_NL__2PRFIN20040220_131346_000000992024_00253_10327_1752.N1	20-FEB-2004 13:13:46	Bright	99.000	62	94Bet Leo	2.1360	9700.0	198	10327	No
253	GOM_NL__2PRFIN20040220_131909_000000512024_00253_10327_1753.N1	20-FEB-2004 13:19:09	Bright	50.500	174	52Psi UMa	3.0040	4400.0	101	10327	No
254	GOM_NL__2PRFIN20040220_132123_000000452024_00253_10327_1754.N1	20-FEB-2004 13:21:23	Bright	45.000	82	48Bet UMa	2.3650	10600.	90	10327	No
255	GOM_NL__2PRFIN20040220_132315_000000512024_00253_10327_1755.N1	20-FEB-2004 13:23:15	Bright	50.500	87	64Gam UMa	2.4330	11000.	101	10327	No
256	GOM_NL__2PRFIN20040220_132738_000000402024_00253_10327_1756.N1	20-FEB-2004 13:27:38	Bright	39.500	49	1Alp UMi	1.9900	6300.0	79	10327	No
257	GOM_NL__2PRFIN20040220_132924_000000402024_00253_10327_1757.N1	20-FEB-2004 13:29:24	Bright	39.500	60	7Bet UMi	2.0810	3950.0	79	10327	No
258	GOM_NL__2PRFIN20040220_133104_000000682024_00253_10327_1758.N1	20-FEB-2004 13:31:04	Bright	67.500	39	85Eta UMa	1.8540	24000.	135	10327	No
259	GOM_NL__2PRFIN20040220_133416_000000442024_00253_10327_1759.N1	20-FEB-2004 13:34:16	Bright	44.000	119	14Eta Dra	2.7270	4700.0	88	10327	No
260	GOM_NL__2PRFIN20040220_133814_000000442024_00253_10327_1760.N1	20-FEB-2004 13:38:14	Bright	44.000	130	23Bet Dra	2.7990	5800.0	88	10327	No
261	GOM_NL__2PRFIN20040220_133957_000000392024_00253_10327_1761.N1	20-FEB-2004 13:39:57	Bright	38.500	19	50Alp Cyg	1.2460	10500.	77	10327	No
262	GOM_NL__2PRFIN20040220_134132_000000362024_00253_10327_1762.N1	20-FEB-2004 13:41:32	Bright	36.000	66	37Gam Cyg	2.2080	5900.0	72	10327	No
263	GOM_NL__2PRFIN20040220_134301_000000352024_00253_10327_1763.N1	20-FEB-2004 13:43:01	Bright	34.500	92	53Eps Cyg	2.5000	4500.0	69	10327	No
264	GOM_NL__2PRFIN20040220_134559_000000632024_00253_10327_1764.N1	20-FEB-2004 13:45:59	Bright	62.500	133	40Zet Her	2.8070	6000.0	125	10327	No
265	GOM_NL__2PRFIN20040220_134948_000000382024_00253_10327_1765.N1	20-FEB-2004 13:49:48	Bright	38.000	168	17Zet Aql	2.9860	11000.	76	10327	No
266	GOM_NL__2PRFIN20040220_135216_000000542024_00253_10327_1766.N1	20-FEB-2004 13:52:16	Twilight	54.000	59	55Alp Oph	2.0800	8900.0	108	10327	No
267	GOM_NL__2PRFIN20040220_135437_000000562024_00253_10327_1767.N1	20-FEB-2004 13:54:37	Twilight	56.000	126	60Bet Oph	2.7700	4250.0	112	10327	No
268	GOM_NL__2PRFIN20040220_135922_000000472024_00253_10327_1768.N1	20-FEB-2004 13:59:22	Twilight	46.500	155	41Pi Sgr	2.9000	6600.0	93	10327	No
269	GOM_NL__2PRFIN20040220_140107_000000412024_00253_10327_1769.N1	20-FEB-2004 14:01:07	Dark	41.000	57	34Sig Sgr	2.0660	26000.	82	10327	No
270	GOM_NL__2PRFIN20040220_140359_000000452024_00253_10327_1770.N1	20-FEB-2004 14:03:59	Dark	44.500	38	20Eps Sgr	1.8360	11000.	89	10327	No
271	GOM_NL__2PRFIN20040220_140739_000000752024_00253_10327_1771.N1	20-FEB-2004 14:07:39	Dark	75.000	16	21Alp Sco	1.0200	3000.0	150	10327	No
272	GOM_NL__2PRFIN20040220_141436_000000412024_00254_10328_1737.N1	20-FEB-2004 14:14:36	Dark	40.500	134	Bet TrA	2.8100	6600.0	81	10328	No
273	GOM_NL__2PRFIN20040220_141700_000000472024_00254_10328_1738.N1	20-FEB-2004 14:17:00	Dark	46.500	4	Alp1Cen	-0.010000	5800.0	93	10328	No
274	GOM_NL__2PRFIN20040220_141819_000000452024_00254_10328_1739.N1	20-FEB-2004 14:18:19	Dark	44.500	10	Bet Cen	0.61000	28000.	89	10328	No
275	GOM_NL__2PRFIN20040220_142114_000000442024_00254_10328_1740.N1	20-FEB-2004 14:21:14	Dark	44.000	12	Alp1Cru	0.77500	30000.	88	10328	No
276	GOM_NL__2PRFIN20040220_142320_000000412024_00254_10328_1741.N1	20-FEB-2004 14:23:20	Dark	41.000	29	Bet Car	1.6720	10200.	82	10328	No
277	GOM_NL__2PRFIN20040220_142600_000000432024_00254_10328_1742.N1	20-FEB-2004 14:26:00	Dark	42.500	71	lot Car	2.2460	7700.0	85	10328	No
278	GOM_NL__2PRFIN20040220_142736_000000402024_00254_10328_1743.N1	20-FEB-2004 14:27:36	Straylight	40.000	46	Del Vel	1.9540	10600.	80	10328	No

279	GOM_NL__2PRFIN20040220_142957_000000392024_00254_10328_1744.N1	20-FEB-2004 14:29:57	Straylight	39.000	34	Gam2Vel	1.7930	23000.	78	10328	No
280	GOM_NL__2PRFIN20040220_143202_000000412024_00254_10328_1745.N1	20-FEB-2004 14:32:02	Straylight	41.000	70	Zet Pup	2.2460	39000.	82	10328	No
281	GOM_NL__2PRFIN20040220_143600_000000922024_00254_10328_1746.N1	20-FEB-2004 14:36:00	Straylight	92.000	100	4Gam Crv	2.5800	13100.	184	10328	No
282	GOM_NL__2PRFIN20040220_144007_000000502024_00254_10328_1747.N1	20-FEB-2004 14:40:07	Tw_i_and_stray	49.500	48	30Alp Hya	1.9770	4100.0	99	10328	No
283	GOM_NL__2PRFIN20040220_144449_000000432024_00254_10328_1748.N1	20-FEB-2004 14:44:49	Bright	42.500	8	10Alp CMi	0.40000	6500.0	85	10328	No
284	GOM_NL__2PRFIN20040220_144703_000000522024_00254_10328_1749.N1	20-FEB-2004 14:47:03	Bright	51.500	22	32Alp Leo	1.3600	15200.	103	10328	No
285	GOM_NL__2PRFIN20040220_145100_000000422024_00254_10328_1750.N1	20-FEB-2004 14:51:00	Bright	41.500	17	78Bet Gem	1.1610	4500.0	83	10328	No
286	GOM_NL__2PRFIN20040220_145210_000000402024_00254_10328_1751.N1	20-FEB-2004 14:52:10	Bright	39.500	24	66Alp Gem	1.5800	10200.	79	10328	No
287	GOM_NL__2PRFIN20040220_145420_000000982024_00254_10328_1752.N1	20-FEB-2004 14:54:20	Bright	97.500	62	94Bet Leo	2.1360	9700.0	195	10328	No
288	GOM_NL__2PRFIN20040220_145944_000000512024_00254_10328_1753.N1	20-FEB-2004 14:59:44	Bright	50.500	174	52Psi UMa	3.0040	4400.0	101	10328	No
289	GOM_NL__2PRFIN20040220_150159_000000452024_00254_10328_1754.N1	20-FEB-2004 15:01:59	Bright	44.500	82	48Bet UMa	2.3650	10600.	89	10328	No
290	GOM_NL__2PRFIN20040220_150350_000000512024_00254_10328_1755.N1	20-FEB-2004 15:03:50	Bright	50.500	87	64Gam UMa	2.4330	11000.	101	10328	No
291	GOM_NL__2PRFIN20040220_150815_000000392024_00254_10328_1756.N1	20-FEB-2004 15:08:15	Bright	38.500	49	1Alp UMi	1.9900	6300.0	77	10328	No
292	GOM_NL__2PRFIN20040220_151000_000000442024_00254_10328_1757.N1	20-FEB-2004 15:10:00	Bright	43.500	60	7Bet UMi	2.0810	3950.0	87	10328	No
293	GOM_NL__2PRFIN20040220_151139_000000692024_00254_10328_1758.N1	20-FEB-2004 15:11:39	Bright	68.500	39	85Eta UMa	1.8540	24000.	137	10328	No
294	GOM_NL__2PRFIN20040220_151451_000000462024_00254_10328_1759.N1	20-FEB-2004 15:14:51	Bright	45.500	119	14Eta Dra	2.7270	4700.0	91	10328	No
295	GOM_NL__2PRFIN20040220_151850_000000452024_00254_10328_1760.N1	20-FEB-2004 15:18:50	Bright	45.000	130	23Bet Dra	2.7990	5800.0	90	10328	No
296	GOM_NL__2PRFIN20040220_152032_000000382024_00254_10328_1761.N1	20-FEB-2004 15:20:32	Bright	37.500	19	50Alp Cyg	1.2460	10500.	75	10328	No
297	GOM_NL__2PRFIN20040220_152208_000000362024_00254_10328_1762.N1	20-FEB-2004 15:22:08	Bright	36.000	66	37Gam Cyg	2.2080	5900.0	72	10328	No
298	GOM_NL__2PRFIN20040220_152335_000000482024_00254_10328_1763.N1	20-FEB-2004 15:23:35	Bright	47.500	92	53Eps Cyg	2.5000	4500.0	95	10328	No
299	GOM_NL__2PRFIN20040220_152635_000000612024_00254_10328_1764.N1	20-FEB-2004 15:26:35	Bright	61.000	133	40Zet Her	2.8070	6000.0	122	10328	No
300	GOM_NL__2PRFIN20040220_153024_000000382024_00254_10328_1765.N1	20-FEB-2004 15:30:24	Bright	38.000	168	17Zet Aql	2.9860	11000.	76	10328	No
301	GOM_NL__2PRFIN20040220_153250_000000592024_00254_10328_1766.N1	20-FEB-2004 15:32:50	Tw_i_and_stray	58.500	59	55Alp Oph	2.0800	8900.0	117	10328	No
302	GOM_NL__2PRFIN20040220_153514_000000532024_00254_10328_1767.N1	20-FEB-2004 15:35:14	Tw_i_and_stray	53.000	126	60Bet Oph	2.7700	4250.0	106	10328	No
303	GOM_NL__2PRFIN20040220_154000_000000422024_00254_10328_1768.N1	20-FEB-2004 15:40:00	Twilight	42.000	155	41Pi Sgr	2.9000	6600.0	84	10328	No
304	GOM_NL__2PRFIN20040220_154143_000000402024_00254_10328_1769.N1	20-FEB-2004 15:41:43	Dark	40.000	57	34Sig Sgr	2.0660	26000.	80	10328	No
305	GOM_NL__2PRFIN20040220_154436_000000462024_00254_10328_1770.N1	20-FEB-2004 15:44:36	Dark	45.500	38	20Eps Sgr	1.8360	11000.	91	10328	No
306	GOM_NL__2PRFIN20040220_154818_000000602024_00254_10328_1771.N1	20-FEB-2004 15:48:18	Dark	60.000	16	21Alp Sco	1.0200	3000.0	120	10328	No
307	GOM_NL__2PRFIN20040220_155513_000000412024_00255_10329_1737.N1	20-FEB-2004 15:55:13	Dark	41.000	134	Bet TrA	2.8100	6600.0	82	10329	No
308	GOM_NL__2PRFIN20040220_155736_000000472024_00255_10329_1738.N1	20-FEB-2004 15:57:36	Dark	46.500	4	Alp1Cen	-0.010000	5800.0	93	10329	No
309	GOM_NL__2PRFIN20040220_155855_000000452024_00255_10329_1739.N1	20-FEB-2004 15:58:55	Dark	44.500	10	Bet Cen	0.61000	28000.	89	10329	No
310	GOM_NL__2PRFIN20040220_160151_000000442024_00255_10329_1740.N1	20-FEB-2004 16:01:51	Dark	44.000	12	Alp1Cru	0.77500	30000.	88	10329	No
311	GOM_NL__2PRFIN20040220_160355_000000382024_00255_10329_1741.N1	20-FEB-2004 16:03:55	Dark	38.000	29	Bet Car	1.6720	10200.	76	10329	No
312	GOM_NL__2PRFIN20040220_160637_000000432024_00255_10329_1742.N1	20-FEB-2004 16:06:37	Dark	42.500	71	lot Car	2.2460	7700.0	85	10329	No
313	GOM_NL__2PRFIN20040220_160812_000000432024_00255_10329_1743.N1	20-FEB-2004 16:08:12	Straylight	42.500	46	Del Vel	1.9540	10600.	85	10329	No
314	GOM_NL__2PRFIN20040220_161033_000000422024_00255_10329_1744.N1	20-FEB-2004 16:10:33	Straylight	41.500	34	Gam2Vel	1.7930	23000.	83	10329	No
315	GOM_NL__2PRFIN20040220_161238_000000432024_00255_10329_1745.N1	20-FEB-2004 16:12:38	Straylight	43.000	70	Zet Pup	2.2460	39000.	86	10329	No
316	GOM_NL__2PRFIN20040220_161636_000000862024_00255_10329_1746.N1	20-FEB-2004 16:16:36	Straylight	86.000	100	4Gam Crv	2.5800	13100.	172	10329	No
317	GOM_NL__2PRFIN20040220_162043_000000512024_00255_10329_1747.N1	20-FEB-2004 16:20:43	Tw_i_and_stray	51.000	48	30Alp Hya	1.9770	4100.0	102	10329	No
318	GOM_NL__2PRFIN20040220_162525_000000432024_00255_10329_1748.N1	20-FEB-2004 16:25:25	Bright	42.500	8	10Alp CMi	0.40000	6500.0	85	10329	No
319	GOM_NL__2PRFIN20040220_162739_000000502024_00255_10329_1749.N1	20-FEB-2004 16:27:39	Bright	50.000	22	32Alp Leo	1.3600	15200.	100	10329	No
320	GOM_NL__2PRFIN20040220_163136_000000402024_00255_10329_1750.N1	20-FEB-2004 16:31:36	Bright	40.000	17	78Bet Gem	1.1610	4500.0	80	10329	No
321	GOM_NL__2PRFIN20040220_163247_000000392024_00255_10329_1751.N1	20-FEB-2004 16:32:47	Bright	38.500	24	66Alp Gem	1.5800	10200.	77	10329	No
322	GOM_NL__2PRFIN20040220_163453_000001022024_00255_10329_1752.N1	20-FEB-2004 16:34:53	Bright	101.50	62	94Bet Leo	2.1360	9700.0	203	10329	No
323	GOM_NL__2PRFIN20040220_164019_000000522024_00255_10329_1753.N1	20-FEB-2004 16:40:19	Bright	51.500	174	52Psi UMa	3.0040	4400.0	103	10329	No
324	GOM_NL__2PRFIN20040220_164234_000000442024_00255_10329_1754.N1	20-FEB-2004 16:42:34	Bright	44.000	82	48Bet UMa	2.3650	10600.	88	10329	No
325	GOM_NL__2PRFIN20040220_164425_000000512024_00255_10329_1755.N1	20-FEB-2004 16:44:25	Bright	51.000	87	64Gam UMa	2.4330	11000.	102	10329	No
326	GOM_NL__2PRFIN20040220_164851_000000392024_00255_10329_1756.N1	20-FEB-2004 16:48:51	Bright	38.500	49	1Alp UMi	1.9900	6300.0	77	10329	No
327	GOM_NL__2PRFIN20040220_165036_000000462024_00255_10329_1757.N1	20-FEB-2004 16:50:36	Bright	46.000	60	7Bet UMi	2.0810	3950.0	92	10329	No
328	GOM_NL__2PRFIN20040220_165213_000000702024_00255_10329_1758.N1	20-FEB-2004 16:52:13	Bright	69.500	39	85Eta UMa	1.8540	24000.	139	10329	No
329	GOM_NL__2PRFIN20040220_165527_000000462024_00255_10329_1759.N1	20-FEB-2004 16:55:27	Bright	45.500	119	14Eta Dra	2.7270	4700.0	91	10329	No
330	GOM_NL__2PRFIN20040220_165926_000000422024_00255_10329_1760.N1	20-FEB-2004 16:59:26	Bright	41.500	130	23Bet Dra	2.7990	5800.0	83	10329	No
331	GOM_NL__2PRFIN20040220_170108_000000372024_00255_10329_1761.N1	20-FEB-2004 17:01:08	Bright	36.500	19	50Alp Cyg	1.2460	10500.	73	10329	No
332	GOM_NL__2PRFIN20040220_170244_000000392024_00255_10329_1762.N1	20-FEB-2004 17:02:44	Bright	38.500	66	37Gam Cyg	2.2080	5900.0	77	10329	No
333	GOM_NL__2PRFIN20040220_170411_000000392024_00255_10329_1763.N1	20-FEB-2004 17:04:11	Bright	39.000	92	53Eps Cyg	2.5000	4500.0	78	10329	No
334	GOM_NL__2PRFIN20040220_170711_000000612024_00255_10329_1764.N1	20-FEB-2004 17:07:11	Bright	60.500	133	40Zet Her	2.8070	6000.0	121	10329	No
335	GOM_NL__2PRFIN20040220_171101_000000372024_00255_10329_1765.N1	20-FEB-2004 17:11:01	Bright	37.000	168	17Zet Aql	2.9860	11000.	74	10329	No
336	GOM_NL__2PRFIN20040220_171326_000000602024_00255_10329_1766.N1	20-FEB-2004 17:13:26	Tw_i_and_stray	60.000	59	55Alp Oph	2.0800	8900.0	120	10329	No
337	GOM_NL__2PRFIN20040220_171550_000000582024_00255_10329_1767.N1	20-FEB-2004 17:15:50	Tw_i_and_stray	58.000	126	60Bet Oph	2.7700	4250.0	116	10329	No



338	GOM_NL__2PRFIN20040220_172037_000000422024_00255_10329_1768.N1	20-FEB-2004 17:20:37	Twilight	42.000	155	41Pi Sgr	2.9000	6600.0	84	10329	No
339	GOM_NL__2PRFIN20040220_172220_000000412024_00255_10329_1769.N1	20-FEB-2004 17:22:20	Dark	41.000	57	34Sig Sgr	2.0660	26000.	82	10329	No
340	GOM_NL__2PRFIN20040220_172512_000000442024_00255_10329_1770.N1	20-FEB-2004 17:25:12	Dark	44.000	38	20Eps Sgr	1.8360	11000.	88	10329	No
341	GOM_NL__2PRFIN20040220_172856_000000752024_00255_10329_1771.N1	20-FEB-2004 17:28:56	Dark	75.000	16	21Alp Sco	1.0200	3000.0	150	10329	No
342	GOM_NL__2PRFIN20040220_173549_000000412024_00256_10330_1737.N1	20-FEB-2004 17:35:49	Dark	40.500	134	Bet TrA	2.8100	6600.0	81	10330	No
343	GOM_NL__2PRFIN20040220_173813_000000462024_00256_10330_1738.N1	20-FEB-2004 17:38:13	Dark	45.500	4	Alp1Cen	-0.010000	5800.0	91	10330	No
344	GOM_NL__2PRFIN20040220_173932_000000432024_00256_10330_1739.N1	20-FEB-2004 17:39:32	Dark	43.000	10	Bet Cen	0.610000	28000.	86	10330	No
345	GOM_NL__2PRFIN20040220_174227_000000532024_00256_10330_1740.N1	20-FEB-2004 17:42:27	Dark	53.000	12	Alp1Cru	0.775000	30000.	106	10330	No
346	GOM_NL__2PRFIN20040220_174431_000000382024_00256_10330_1741.N1	20-FEB-2004 17:44:31	Dark	38.000	29	Bet Car	1.6720	10200.	76	10330	No
347	GOM_NL__2PRFIN20040220_174713_000000432024_00256_10330_1742.N1	20-FEB-2004 17:47:13	Dark	43.000	71	lot Car	2.2460	7700.0	86	10330	No
348	GOM_NL__2PRFIN20040220_174848_000000402024_00256_10330_1743.N1	20-FEB-2004 17:48:48	Straylight	40.000	46	Del Vel	1.9540	10600.	80	10330	No
349	GOM_NL__2PRFIN20040220_175132_000000512024_00256_10330_1744.N1	20-FEB-2004 17:51:32	Straylight	51.000	65	Lam Vel	2.2040	4400.0	102	10330	No
350	GOM_NL__2PRFIN20040220_175314_000000422024_00256_10330_1745.N1	20-FEB-2004 17:53:14	Straylight	42.000	70	Zet Pup	2.2460	39000.	84	10330	No
351	GOM_NL__2PRFIN20040220_175713_000000892024_00256_10330_1746.N1	20-FEB-2004 17:57:13	Straylight	89.000	100	4Gam Crv	2.5800	13100.	178	10330	No
352	GOM_NL__2PRFIN20040220_180120_000000512024_00256_10330_1747.N1	20-FEB-2004 18:01:20	Twilight_and_stray	51.000	48	30Alp Hya	1.9770	4100.0	102	10330	No
353	GOM_NL__2PRFIN20040220_180602_000000432024_00256_10330_1748.N1	20-FEB-2004 18:06:02	Bright	42.500	8	10Alp CMI	0.400000	6500.0	85	10330	No
354	GOM_NL__2PRFIN20040220_180815_000000492024_00256_10330_1749.N1	20-FEB-2004 18:08:15	Bright	48.500	22	32Alp Leo	1.3600	15200.	97	10330	No
355	GOM_NL__2PRFIN20040220_181212_000000422024_00256_10330_1750.N1	20-FEB-2004 18:12:12	Bright	41.500	17	78Bet Gem	1.1610	4500.0	83	10330	No
356	GOM_NL__2PRFIN20040220_181322_000000392024_00256_10330_1751.N1	20-FEB-2004 18:13:22	Bright	39.000	24	66Alp Gem	1.5800	10200.	78	10330	No
357	GOM_NL__2PRFIN20040220_181527_000001012024_00256_10330_1752.N1	20-FEB-2004 18:15:27	Bright	100.500	62	94Bet Leo	2.1360	9700.0	201	10330	No
358	GOM_NL__2PRFIN20040220_182053_000000522024_00256_10330_1753.N1	20-FEB-2004 18:20:53	Bright	51.500	174	52Psi UMa	3.0040	4400.0	103	10330	No
359	GOM_NL__2PRFIN20040220_182309_000000442024_00256_10330_1754.N1	20-FEB-2004 18:23:09	Bright	44.000	82	48Bet UMa	2.3650	10600.	88	10330	No
360	GOM_NL__2PRFIN20040220_182501_000000502024_00256_10330_1755.N1	20-FEB-2004 18:25:01	Bright	50.000	87	64Gam UMa	2.4330	11000.	100	10330	No
361	GOM_NL__2PRFIN20040220_182927_000000392024_00256_10330_1756.N1	20-FEB-2004 18:29:27	Bright	39.000	49	1Alp UMi	1.9900	6300.0	78	10330	No
362	GOM_NL__2PRFIN20040220_183111_000000432024_00256_10330_1757.N1	20-FEB-2004 18:31:11	Bright	43.000	60	7Bet UMi	2.0810	3950.0	86	10330	No
363	GOM_NL__2PRFIN20040220_183248_000000632024_00256_10330_1758.N1	20-FEB-2004 18:32:48	Bright	62.500	39	85Eta UMa	1.8540	24000.	125	10330	No
364	GOM_NL__2PRFIN20040220_183602_000000412024_00256_10330_1759.N1	20-FEB-2004 18:36:02	Bright	41.000	119	14Eta Dra	2.7270	4700.0	82	10330	No
365	GOM_NL__2PRFIN20040220_184002_000000442024_00256_10330_1760.N1	20-FEB-2004 18:40:02	Bright	44.000	130	23Bet Dra	2.7990	5800.0	88	10330	No
366	GOM_NL__2PRFIN20040220_184143_000000392024_00256_10330_1761.N1	20-FEB-2004 18:41:43	Bright	39.000	19	50Alp Cyg	1.2460	10500.	78	10330	No
367	GOM_NL__2PRFIN20040220_184320_000000372024_00256_10330_1762.N1	20-FEB-2004 18:43:20	Bright	37.000	66	37Gam Cyg	2.2080	5900.0	74	10330	No
368	GOM_NL__2PRFIN20040220_184449_000000372024_00256_10330_1763.N1	20-FEB-2004 18:44:49	Bright	37.000	92	53Eps Cyg	2.5000	4500.0	74	10330	No
369	GOM_NL__2PRFIN20040220_184748_000000602024_00256_10330_1764.N1	20-FEB-2004 18:47:48	Bright	60.000	133	40Zet Her	2.8070	6000.0	120	10330	No
370	GOM_NL__2PRFIN20040220_185137_000000372024_00256_10330_1765.N1	20-FEB-2004 18:51:37	Bright	36.500	168	17Zet Aql	2.9860	11000.	73	10330	No
371	GOM_NL__2PRFIN20040220_185405_000000612024_00256_10330_1766.N1	20-FEB-2004 18:54:05	Twilight_and_stray	60.500	59	55Alp Oph	2.0800	8900.0	121	10330	No
372	GOM_NL__2PRFIN20040220_185627_000000562024_00256_10330_1767.N1	20-FEB-2004 18:56:27	Twilight_and_stray	56.000	126	60Bet Oph	2.7700	4250.0	112	10330	No
373	GOM_NL__2PRFIN20040220_190112_000000432024_00256_10330_1768.N1	20-FEB-2004 19:01:12	Twilight	42.500	155	41Pi Sgr	2.9000	6600.0	85	10330	No
374	GOM_NL__2PRFIN20040220_190256_000000422024_00256_10330_1769.N1	20-FEB-2004 19:02:56	Dark	42.000	57	34Sig Sgr	2.0660	26000.	84	10330	No
375	GOM_NL__2PRFIN20040220_190549_000000442024_00256_10330_1770.N1	20-FEB-2004 19:05:49	Dark	44.000	38	20Eps Sgr	1.8360	11000.	88	10330	No
376	GOM_NL__2PRFIN20040220_190933_000000762024_00256_10330_1771.N1	20-FEB-2004 19:09:33	Dark	76.000	16	21Alp Sco	1.0200	3000.0	152	10330	No
377	GOM_NL__2PRFIN20040220_191129_000000802024_00256_10330_1772.N1	20-FEB-2004 19:11:29	Dark	79.500	80	7Del Sco	2.3160	30000.	159	10330	No
378	GOM_NL__2PRFIN20040220_191626_000000402024_00257_10331_1757.N1	20-FEB-2004 19:16:26	Dark	40.000	134	Bet TrA	2.8100	6600.0	80	10331	No
379	GOM_NL__2PRFIN20040220_191849_000000572024_00257_10331_1758.N1	20-FEB-2004 19:18:49	Dark	57.000	4	Alp1Cen	-0.010000	5800.0	114	10331	No
380	GOM_NL__2PRFIN20040220_192009_000000522024_00257_10331_1759.N1	20-FEB-2004 19:20:09	Dark	52.000	10	Bet Cen	0.610000	28000.	104	10331	No
381	GOM_NL__2PRFIN20040220_192304_000000472024_00257_10331_1760.N1	20-FEB-2004 19:23:04	Dark	46.500	12	Alp1Cru	0.775000	30000.	93	10331	No
382	GOM_NL__2PRFIN20040220_192508_000000402024_00257_10331_1761.N1	20-FEB-2004 19:25:08	Dark	39.500	29	Bet Car	1.6720	10200.	79	10331	No
383	GOM_NL__2PRFIN20040220_192749_000000392024_00257_10331_1762.N1	20-FEB-2004 19:27:49	Dark	39.000	71	lot Car	2.2460	7700.0	78	10331	No
384	GOM_NL__2PRFIN20040220_192924_000000402024_00257_10331_1763.N1	20-FEB-2004 19:29:24	Straylight	39.500	46	Del Vel	1.9540	10600.	79	10331	No
385	GOM_NL__2PRFIN20040220_193210_000000522024_00257_10331_1764.N1	20-FEB-2004 19:32:10	Straylight	51.500	65	Lam Vel	2.2040	4400.0	103	10331	No
386	GOM_NL__2PRFIN20040220_193350_000000392024_00257_10331_1765.N1	20-FEB-2004 19:33:50	Straylight	39.000	70	Zet Pup	2.2460	39000.	78	10331	No
387	GOM_NL__2PRFIN20040220_193749_000000862024_00257_10331_1766.N1	20-FEB-2004 19:37:49	Straylight	86.000	100	4Gam Crv	2.5800	13100.	172	10331	No
388	GOM_NL__2PRFIN20040220_194156_000000492024_00257_10331_1767.N1	20-FEB-2004 19:41:56	Twilight_and_stray	48.500	48	30Alp Hya	1.9770	4100.0	97	10331	No
389	GOM_NL__2PRFIN20040220_194638_000000452024_00257_10331_1768.N1	20-FEB-2004 19:46:38	Bright	45.000	8	10Alp CMI	0.400000	6500.0	90	10331	No
390	GOM_NL__2PRFIN20040220_194851_000000492024_00257_10331_1769.N1	20-FEB-2004 19:48:51	Bright	49.000	22	32Alp Leo	1.3600	15200.	98	10331	No
391	GOM_NL__2PRFIN20040220_195249_000000392024_00257_10331_1770.N1	20-FEB-2004 19:52:49	Bright	38.500	17	78Bet Gem	1.1610	4500.0	77	10331	No
392	GOM_NL__2PRFIN20040220_195359_000000372024_00257_10331_1771.N1	20-FEB-2004 19:53:59	Bright	37.000	24	66Alp Gem	1.5800	10200.	74	10331	No
393	GOM_NL__2PRFIN20040220_195600_000000992024_00257_10331_1772.N1	20-FEB-2004 19:56:00	Bright	98.500	62	94Bet Leo	2.1360	9700.0	197	10331	No
394	GOM_NL__2PRFIN20040220_200129_000000522024_00257_10331_1773.N1	20-FEB-2004 20:01:29	Bright	52.000	174	52Psi UMa	3.0040	4400.0	104	10331	No
395	GOM_NL__2PRFIN20040220_200344_000000442024_00257_10331_1774.N1	20-FEB-2004 20:03:44	Bright	44.000	82	48Bet UMa	2.3650	10600.	88	10331	No
396	GOM_NL__2PRFIN20040220_200535_000000512024_00257_10331_1775.N1	20-FEB-2004 20:05:35	Bright	51.000	87	64Gam UMa	2.4330	11000.	102	10331	No



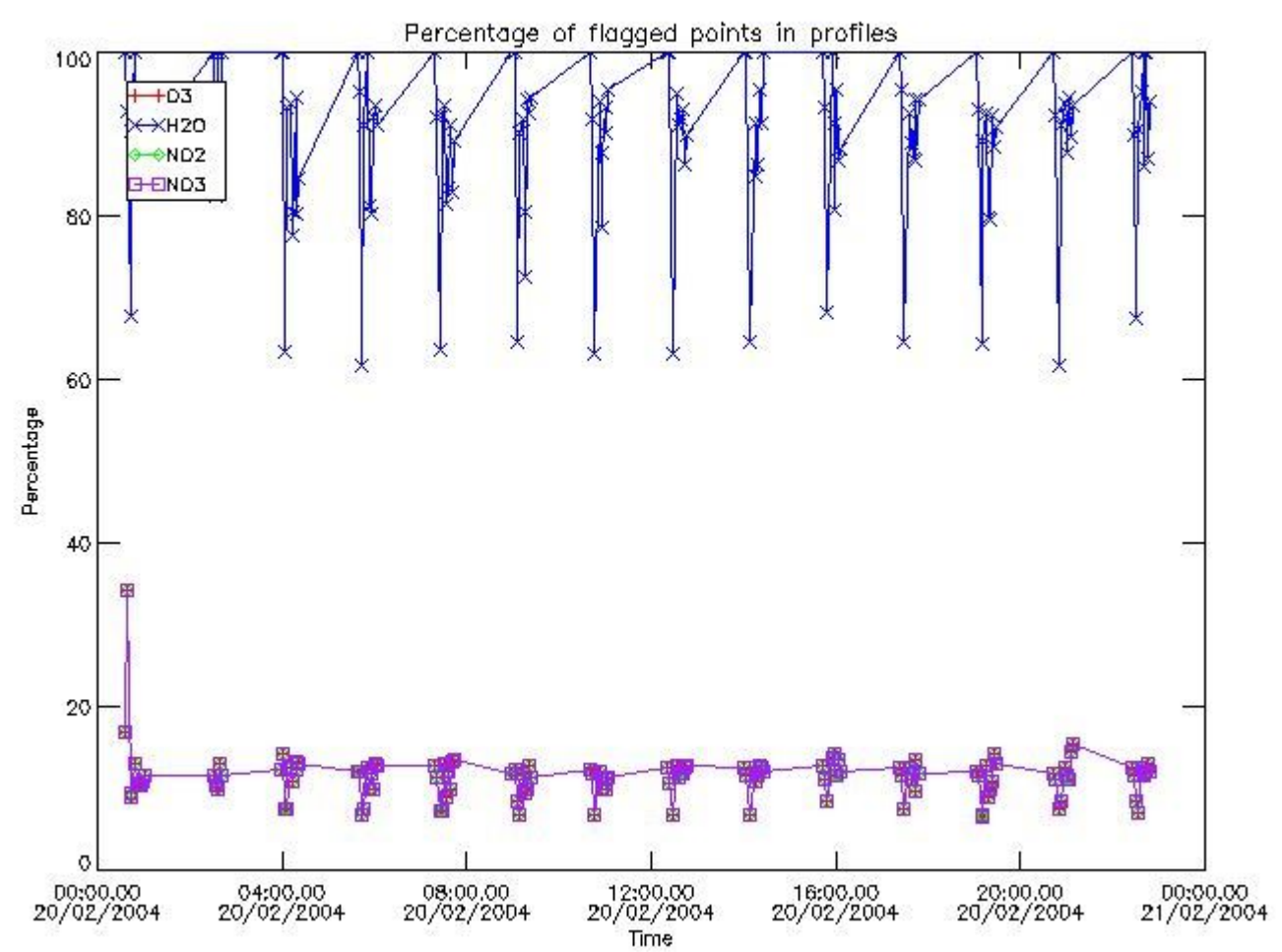
397	GOM_NL__2PRFIN20040220_201004_000000372024_00257_10331_1776.N1	20-FEB-2004 20:10:04	Bright	36.500	49	1Alp UMi	1.9900	6300.0	73	10331	No
398	GOM_NL__2PRFIN20040220_201147_000000392024_00257_10331_1777.N1	20-FEB-2004 20:11:47	Bright	39.000	60	7Bet UMi	2.0810	3950.0	78	10331	No
399	GOM_NL__2PRFIN20040220_201323_000000652024_00257_10331_1778.N1	20-FEB-2004 20:13:23	Bright	64.500	39	85Eta UMa	1.8540	24000.	129	10331	No
400	GOM_NL__2PRFIN20040220_201638_000000462024_00257_10331_1779.N1	20-FEB-2004 20:16:38	Bright	45.500	119	14Eta Dra	2.7270	4700.0	91	10331	No
401	GOM_NL__2PRFIN20040220_202037_000000442024_00257_10331_1780.N1	20-FEB-2004 20:20:37	Bright	44.000	130	23Bet Dra	2.7990	5800.0	88	10331	No
402	GOM_NL__2PRFIN20040220_202221_000000362024_00257_10331_1781.N1	20-FEB-2004 20:22:21	Bright	36.000	19	50Alp Cyg	1.2460	10500.	72	10331	No
403	GOM_NL__2PRFIN20040220_202357_000000372024_00257_10331_1782.N1	20-FEB-2004 20:23:57	Bright	37.000	66	37Gam Cyg	2.2080	5900.0	74	10331	No
404	GOM_NL__2PRFIN20040220_202525_000000362024_00257_10331_1783.N1	20-FEB-2004 20:25:25	Bright	35.500	92	53Eps Cyg	2.5000	4500.0	71	10331	No
405	GOM_NL__2PRFIN20040220_202823_000000602024_00257_10331_1784.N1	20-FEB-2004 20:28:23	Bright	60.000	133	40Zet Her	2.8070	6000.0	120	10331	No
406	GOM_NL__2PRFIN20040220_203213_000000382024_00257_10331_1785.N1	20-FEB-2004 20:32:13	Bright	37.500	168	17Zet Aql	2.9860	11000.	75	10331	No
407	GOM_NL__2PRFIN20040220_203442_000000612024_00257_10331_1786.N1	20-FEB-2004 20:34:42	Tw_i_and_stray	61.000	59	55Alp Oph	2.0800	8900.0	122	10331	No
408	GOM_NL__2PRFIN20040220_203703_000000572024_00257_10331_1787.N1	20-FEB-2004 20:37:03	Tw_i_and_stray	57.000	126	60Bet Oph	2.7700	4250.0	114	10331	No
409	GOM_NL__2PRFIN20040220_204149_000000432024_00257_10331_1788.N1	20-FEB-2004 20:41:49	Twilight	43.000	155	41Pi Sgr	2.9000	6600.0	86	10331	No
410	GOM_NL__2PRFIN20040220_204332_000000432024_00257_10331_1789.N1	20-FEB-2004 20:43:32	Dark	43.000	57	34Sig Sgr	2.0660	26000.	86	10331	No
411	GOM_NL__2PRFIN20040220_204625_000000462024_00257_10331_1790.N1	20-FEB-2004 20:46:25	Dark	45.500	38	20Eps Sgr	1.8360	11000.	91	10331	No
412	GOM_NL__2PRFIN20040220_205010_000000692024_00257_10331_1791.N1	20-FEB-2004 20:50:10	Dark	68.500	16	21Alp Sco	1.0200	3000.0	137	10331	No
413	GOM_NL__2PRFIN20040220_205207_000000732024_00257_10331_1792.N1	20-FEB-2004 20:52:07	Dark	72.500	80	7Del Sco	2.3160	30000.	145	10331	No
414	GOM_NL__2PRFIN20040220_205702_000000412024_00258_10332_1758.N1	20-FEB-2004 20:57:02	Dark	41.000	134	Bet TrA	2.8100	6600.0	82	10332	No
415	GOM_NL__2PRFIN20040220_205926_000000442024_00258_10332_1759.N1	20-FEB-2004 20:59:26	Dark	44.000	4	Alp1Cen	-0.010000	5800.0	88	10332	No
416	GOM_NL__2PRFIN20040220_210045_000000462024_00258_10332_1760.N1	20-FEB-2004 21:00:45	Dark	45.500	10	Bet Cen	0.61000	28000.	91	10332	No
417	GOM_NL__2PRFIN20040220_210340_000000462024_00258_10332_1761.N1	20-FEB-2004 21:03:40	Dark	46.000	12	Alp1Cru	0.77500	30000.	92	10332	No
418	GOM_NL__2PRFIN20040220_210544_000000392024_00258_10332_1762.N1	20-FEB-2004 21:05:44	Dark	39.000	29	Bet Car	1.6720	10200.	78	10332	No
419	GOM_NL__2PRFIN20040220_210825_000000402024_00258_10332_1763.N1	20-FEB-2004 21:08:25	Dark	39.500	71	lot Car	2.2460	7700.0	79	10332	No
420	GOM_NL__2PRFIN20040220_211001_000000412024_00258_10332_1764.N1	20-FEB-2004 21:10:01	Straylight	41.000	46	Del Vel	1.9540	10600.	82	10332	No
421	GOM_NL__2PRFIN20040220_211247_000000462024_00258_10332_1765.N1	20-FEB-2004 21:12:47	Straylight	45.500	65	Lam Vel	2.2040	4400.0	91	10332	No
422	GOM_NL__2PRFIN20040220_211426_000000412024_00258_10332_1766.N1	20-FEB-2004 21:14:26	Straylight	40.500	70	Zet Pup	2.2460	39000.	81	10332	No
423	GOM_NL__2PRFIN20040220_211825_000000882024_00258_10332_1767.N1	20-FEB-2004 21:18:25	Straylight	87.500	100	4Gam Crv	2.5800	13100.	175	10332	No
424	GOM_NL__2PRFIN20040220_212232_000000482024_00258_10332_1768.N1	20-FEB-2004 21:22:32	Tw_i_and_stray	48.000	48	30Alp Hya	1.9770	4100.0	96	10332	No
425	GOM_NL__2PRFIN20040220_212714_000000442024_00258_10332_1769.N1	20-FEB-2004 21:27:14	Bright	44.000	8	10Alp CMi	0.40000	6500.0	88	10332	No
426	GOM_NL__2PRFIN20040220_212926_000000502024_00258_10332_1770.N1	20-FEB-2004 21:29:26	Bright	49.500	22	32Alp Leo	1.3600	15200.	99	10332	No
427	GOM_NL__2PRFIN20040220_213325_000000402024_00258_10332_1771.N1	20-FEB-2004 21:33:25	Bright	39.500	17	78Bet Gem	1.1610	4500.0	79	10332	No
428	GOM_NL__2PRFIN20040220_213436_000000402024_00258_10332_1772.N1	20-FEB-2004 21:34:36	Bright	39.500	24	66Alp Gem	1.5800	10200.	79	10332	No
429	GOM_NL__2PRFIN20040220_213634_000000982024_00258_10332_1773.N1	20-FEB-2004 21:36:34	Bright	98.000	62	94Bet Leo	2.1360	9700.0	196	10332	No
430	GOM_NL__2PRFIN20040220_214204_000000522024_00258_10332_1774.N1	20-FEB-2004 21:42:04	Bright	51.500	174	52Psi UMa	3.0040	4400.0	103	10332	No
431	GOM_NL__2PRFIN20040220_214420_000000452024_00258_10332_1775.N1	20-FEB-2004 21:44:20	Bright	44.500	82	48Bet UMa	2.3650	10600.	89	10332	No
432	GOM_NL__2PRFIN20040220_214610_000000502024_00258_10332_1776.N1	20-FEB-2004 21:46:10	Bright	49.500	87	64Gam UMa	2.4330	11000.	99	10332	No
433	GOM_NL__2PRFIN20040220_215040_000000382024_00258_10332_1777.N1	20-FEB-2004 21:50:40	Bright	37.500	49	1Alp UMi	1.9900	6300.0	75	10332	No
434	GOM_NL__2PRFIN20040220_215223_000000432024_00258_10332_1778.N1	20-FEB-2004 21:52:23	Bright	42.500	60	7Bet UMi	2.0810	3950.0	85	10332	No
435	GOM_NL__2PRFIN20040220_215357_000000692024_00258_10332_1779.N1	20-FEB-2004 21:53:57	Bright	68.500	39	85Eta UMa	1.8540	24000.	137	10332	No
436	GOM_NL__2PRFIN20040220_215713_000000472024_00258_10332_1780.N1	20-FEB-2004 21:57:13	Bright	47.000	119	14Eta Dra	2.7270	4700.0	94	10332	No
437	GOM_NL__2PRFIN20040220_220113_000000442024_00258_10332_1781.N1	20-FEB-2004 22:01:13	Bright	44.000	130	23Bet Dra	2.7990	5800.0	88	10332	No
438	GOM_NL__2PRFIN20040220_220258_000000362024_00258_10332_1782.N1	20-FEB-2004 22:02:58	Bright	36.000	19	50Alp Cyg	1.2460	10500.	72	10332	No
439	GOM_NL__2PRFIN20040220_220433_000000362024_00258_10332_1783.N1	20-FEB-2004 22:04:33	Bright	36.000	66	37Gam Cyg	2.2080	5900.0	72	10332	No
440	GOM_NL__2PRFIN20040220_220601_000000372024_00258_10332_1784.N1	20-FEB-2004 22:06:01	Bright	36.500	92	53Eps Cyg	2.5000	4500.0	73	10332	No
441	GOM_NL__2PRFIN20040220_220859_000000642024_00258_10332_1785.N1	20-FEB-2004 22:08:59	Bright	63.500	133	40Zet Her	2.8070	6000.0	127	10332	No
442	GOM_NL__2PRFIN20040220_221250_000000372024_00258_10332_1786.N1	20-FEB-2004 22:12:50	Bright	37.000	168	17Zet Aql	2.9860	11000.	74	10332	No
443	GOM_NL__2PRFIN20040220_221518_000000632024_00258_10332_1787.N1	20-FEB-2004 22:15:18	Tw_i_and_stray	62.500	59	55Alp Oph	2.0800	8900.0	125	10332	No
444	GOM_NL__2PRFIN20040220_221740_000000572024_00258_10332_1788.N1	20-FEB-2004 22:17:40	Tw_i_and_stray	56.500	126	60Bet Oph	2.7700	4250.0	113	10332	No
445	GOM_NL__2PRFIN20040220_222225_000000422024_00258_10332_1789.N1	20-FEB-2004 22:22:25	Twilight	42.000	155	41Pi Sgr	2.9000	6600.0	84	10332	No
446	GOM_NL__2PRFIN20040220_222409_000000412024_00258_10332_1790.N1	20-FEB-2004 22:24:09	Dark	41.000	57	34Sig Sgr	2.0660	26000.	82	10332	No
447	GOM_NL__2PRFIN20040220_222701_000000452024_00258_10332_1791.N1	20-FEB-2004 22:27:01	Dark	44.500	38	20Eps Sgr	1.8360	11000.	89	10332	No
448	GOM_NL__2PRFIN20040220_223047_000000612024_00258_10332_1792.N1	20-FEB-2004 22:30:47	Dark	60.500	16	21Alp Sco	1.0200	3000.0	121	10332	No
449	GOM_NL__2PRFIN20040220_223243_000000742024_00258_10332_1793.N1	20-FEB-2004 22:32:43	Dark	74.000	80	7Del Sco	2.3160	30000.	148	10332	No
450	GOM_NL__2PRFIN20040220_223738_000000412024_00259_10333_1758.N1	20-FEB-2004 22:37:38	Dark	41.000	134	Bet TrA	2.8100	6600.0	82	10333	No
451	GOM_NL__2PRFIN20040220_224002_000000442024_00259_10333_1759.N1	20-FEB-2004 22:40:02	Dark	44.000	4	Alp1Cen	-0.010000	5800.0	88	10333	No
452	GOM_NL__2PRFIN20040220_224122_000000442024_00259_10333_1760.N1	20-FEB-2004 22:41:22	Dark	43.500	10	Bet Cen	0.61000	28000.	87	10333	No
453	GOM_NL__2PRFIN20040220_224415_000000422024_00259_10333_1761.N1	20-FEB-2004 22:44:15	Dark	42.000	12	Alp1Cru	0.77500	30000.	84	10333	No
454	GOM_NL__2PRFIN20040220_224620_000000392024_00259_10333_1762.N1	20-FEB-2004 22:46:20	Dark	39.000	29	Bet Car	1.6720	10200.	78	10333	No
455	GOM_NL__2PRFIN20040220_224900_000000432024_00259_10333_1763.N1	20-FEB-2004 22:49:00	Dark	42.500	71	lot Car	2.2460	7700.0	85	10333	No

456	GOM_NL__2PRFIN20040220_225036_000000422024_00259_10333_1764.N1	20-FEB-2004 22:50:36	Straylight	41.500	46	Del Vel	1.9540	10600.	83	10333	No
457	GOM_NL__2PRFIN20040220_225323_000000492024_00259_10333_1765.N1	20-FEB-2004 22:53:23	Straylight	48.500	65	Lam Vel	2.2040	4400.0	97	10333	No
458	GOM_NL__2PRFIN20040220_225502_000000392024_00259_10333_1766.N1	20-FEB-2004 22:55:02	Straylight	39.000	70	Zet Pup	2.2460	39000.	78	10333	No
459	GOM_NL__2PRFIN20040220_225901_000000842024_00259_10333_1767.N1	20-FEB-2004 22:59:01	Straylight	84.000	100	4Gam Crv	2.5800	13100.	168	10333	No
460	GOM_NL__2PRFIN20040220_230307_000000522024_00259_10333_1768.N1	20-FEB-2004 23:03:07	Tw_i_and_stray	52.000	48	30Alp Hya	1.9770	4100.0	104	10333	No
461	GOM_NL__2PRFIN20040220_230750_000000442024_00259_10333_1769.N1	20-FEB-2004 23:07:50	Bright	43.500	8	10Alp CMi	0.40000	6500.0	87	10333	No
462	GOM_NL__2PRFIN20040220_231001_000000492024_00259_10333_1770.N1	20-FEB-2004 23:10:01	Bright	48.500	22	32Alp Leo	1.3600	15200.	97	10333	No
463	GOM_NL__2PRFIN20040220_231401_000000392024_00259_10333_1771.N1	20-FEB-2004 23:14:01	Bright	39.000	17	78Bet Gem	1.1610	4500.0	78	10333	No
464	GOM_NL__2PRFIN20040220_231511_000000382024_00259_10333_1772.N1	20-FEB-2004 23:15:11	Bright	37.500	24	66Alp Gem	1.5800	10200.	75	10333	No
465	GOM_NL__2PRFIN20040220_231707_000000982024_00259_10333_1773.N1	20-FEB-2004 23:17:07	Bright	98.000	62	94Bet Leo	2.1360	9700.0	196	10333	No
466	GOM_NL__2PRFIN20040220_232239_000000512024_00259_10333_1774.N1	20-FEB-2004 23:22:39	Bright	50.500	174	52Psi UMa	3.0040	4400.0	101	10333	No
467	GOM_NL__2PRFIN20040220_232455_000000422024_00259_10333_1775.N1	20-FEB-2004 23:24:55	Bright	41.500	82	48Bet UMa	2.3650	10600.	83	10333	No
468	GOM_NL__2PRFIN20040220_232645_000000502024_00259_10333_1776.N1	20-FEB-2004 23:26:45	Bright	50.000	87	64Gam UMa	2.4330	11000.	100	10333	No
469	GOM_NL__2PRFIN20040220_233116_000000382024_00259_10333_1777.N1	20-FEB-2004 23:31:16	Bright	37.500	49	1Alp UMi	1.9900	6300.0	75	10333	No
470	GOM_NL__2PRFIN20040220_233258_000000432024_00259_10333_1778.N1	20-FEB-2004 23:32:58	Bright	42.500	60	7Bet UMi	2.0810	3950.0	85	10333	No
471	GOM_NL__2PRFIN20040220_233432_000000682024_00259_10333_1779.N1	20-FEB-2004 23:34:32	Bright	68.000	39	85Eta UMa	1.8540	24000.	136	10333	No
472	GOM_NL__2PRFIN20040220_233749_000000482024_00259_10333_1780.N1	20-FEB-2004 23:37:49	Bright	47.500	119	14Eta Dra	2.7270	4700.0	95	10333	No
473	GOM_NL__2PRFIN20040220_234148_000000452024_00259_10333_1781.N1	20-FEB-2004 23:41:48	Bright	44.500	130	23Bet Dra	2.7990	5800.0	89	10333	No
474	GOM_NL__2PRFIN20040220_234333_000000372024_00259_10333_1782.N1	20-FEB-2004 23:43:33	Bright	36.500	19	50Alp Cyg	1.2460	10500.	73	10333	No
475	GOM_NL__2PRFIN20040220_234509_000000372024_00259_10333_1783.N1	20-FEB-2004 23:45:09	Bright	36.500	66	37Gam Cyg	2.2080	5900.0	73	10333	No
476	GOM_NL__2PRFIN20040220_234637_000000372024_00259_10333_1784.N1	20-FEB-2004 23:46:37	Bright	37.000	92	53Eps Cyg	2.5000	4500.0	74	10333	No
477	GOM_NL__2PRFIN20040220_234935_000000622024_00259_10333_1785.N1	20-FEB-2004 23:49:35	Bright	62.000	133	40Zet Her	2.8070	6000.0	124	10333	No
478	GOM_NL__2PRFIN20040220_235326_000000372024_00259_10333_1786.N1	20-FEB-2004 23:53:26	Bright	37.000	168	17Zet Aql	2.9860	11000.	74	10333	No
479	GOM_NL__2PRFIN20040220_235554_000000612024_00259_10333_1787.N1	20-FEB-2004 23:55:54	Tw_i_and_stray	61.000	59	55Alp Oph	2.0800	8900.0	122	10333	No
480	GOM_NL__2PRFIN20040220_235816_000000572024_00259_10333_1788.N1	20-FEB-2004 23:58:16	Tw_i_and_stray	56.500	126	60Bet Oph	2.7700	4250.0	113	10333	No

### 3. Quality information per product

In this section it is plotted some information contained in the Quality Summary data set of the level 2 products. Only products in dark limb conditions and without errors (error flag in the MPH set to "0") are used.

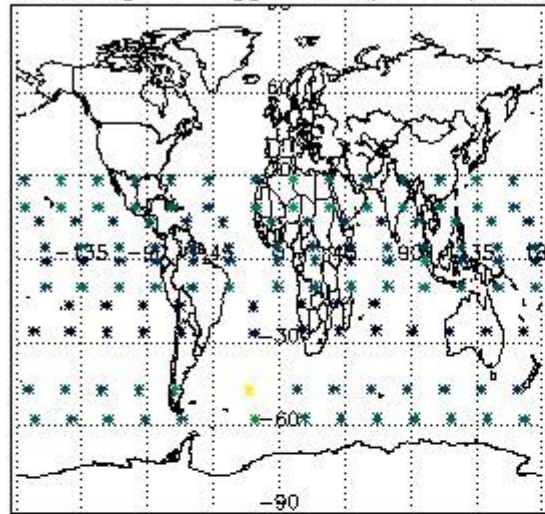
#### 3.1 Plot quality information per product (time dependant)



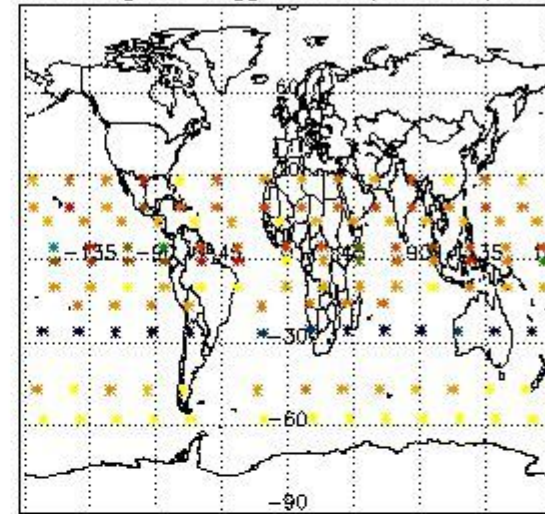
3.2 Plot quality information per product (world map)



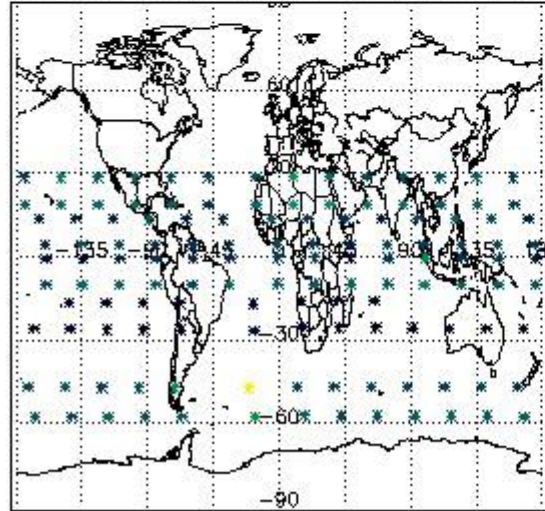
Percentage of flagged data per O3 profile



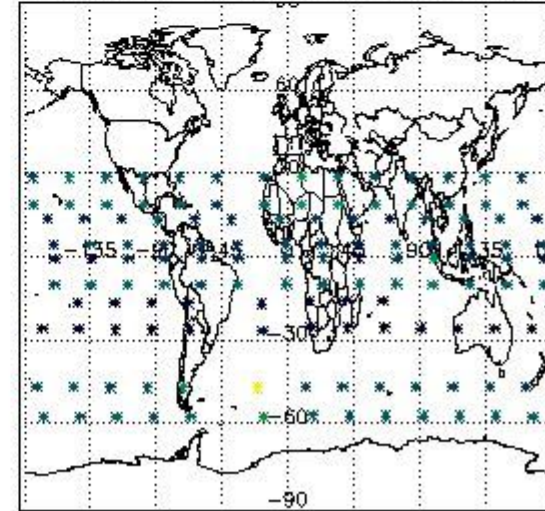
Percentage of flagged data per H2O profile



Percentage of flagged data per NO2 profile



Percentage of flagged data per NO3 profile

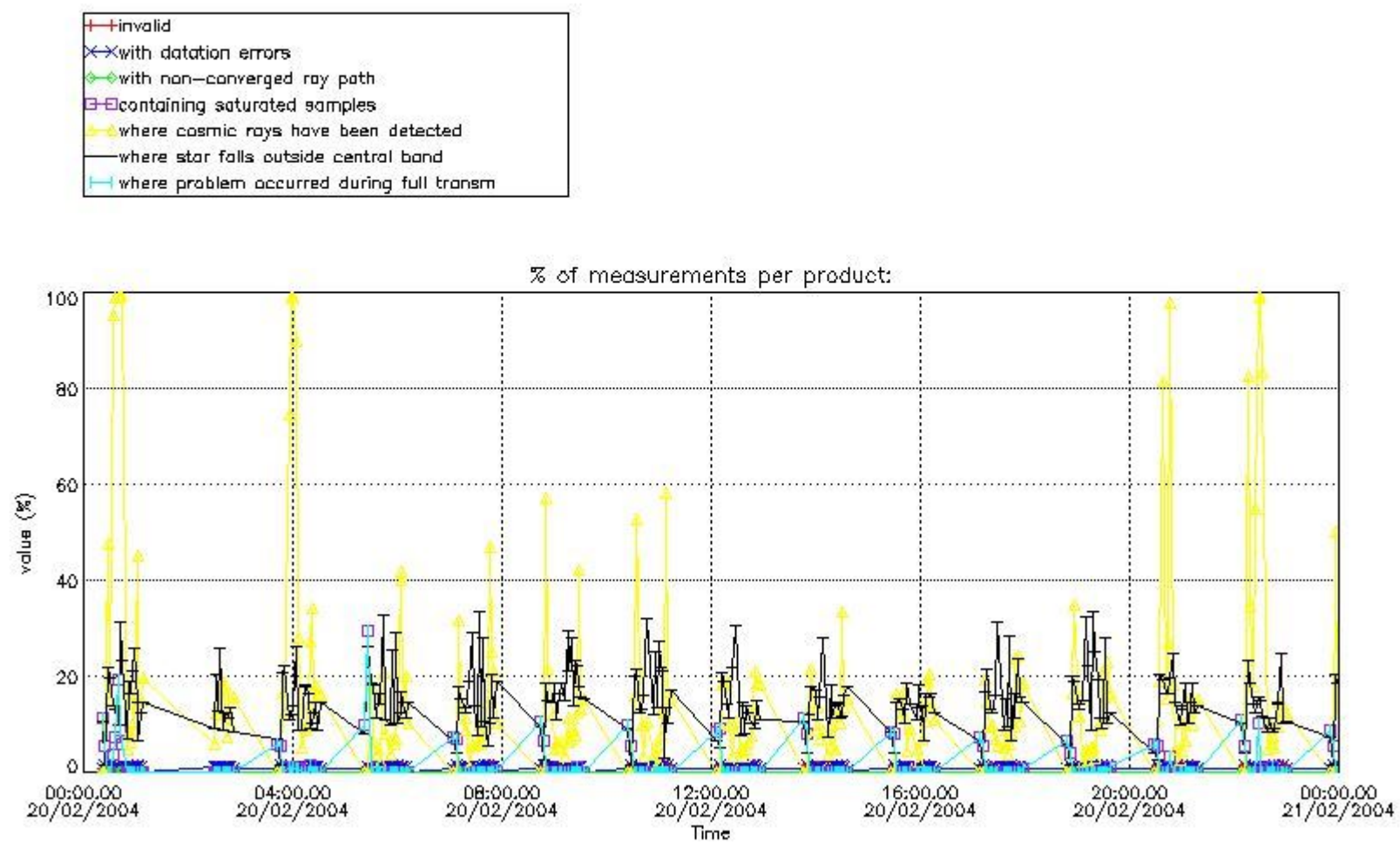


#### 4. Level 1 quality information per product

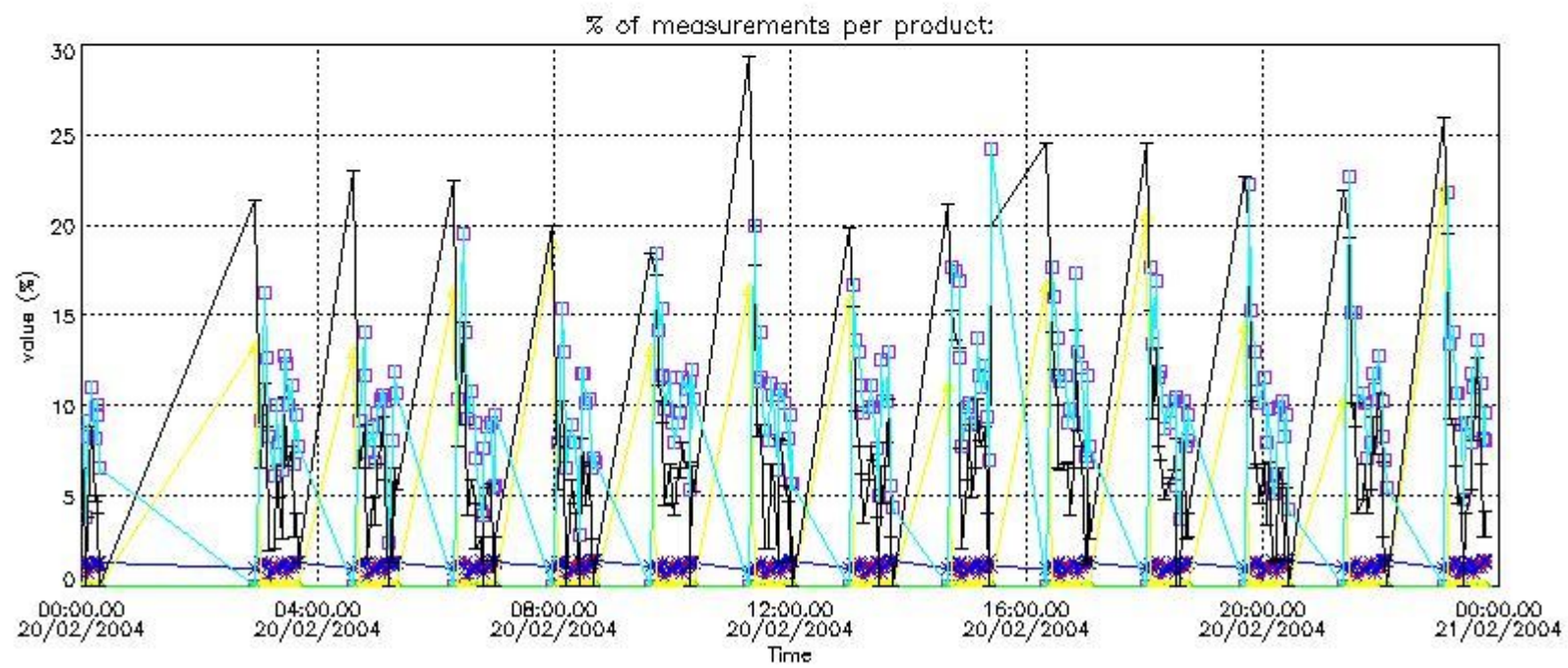
In this section it is plotted some information contained in the Quality Summary data set of the level 2 products that comes from the level 1b processing. Products without errors (error flag in the MPH set to "0") are used.

##### 4.1 Plot quality information per product (time dependant) coming from level 1b processing

###### 4.1.1 Plot level 1 quality information per product (time dependant): ENVISAT ASCENDING passes



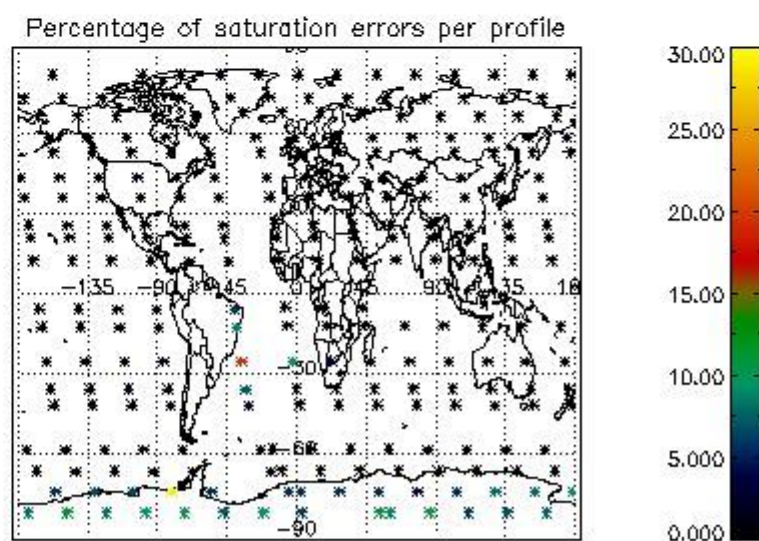
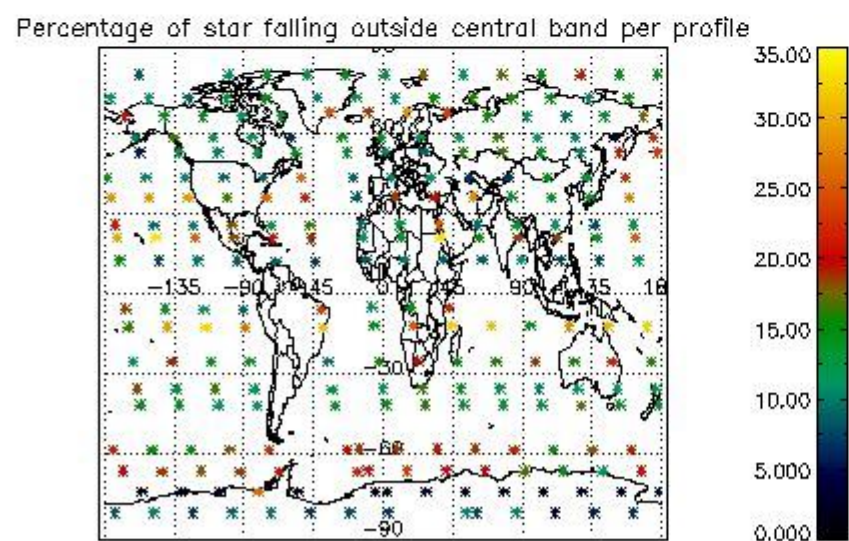
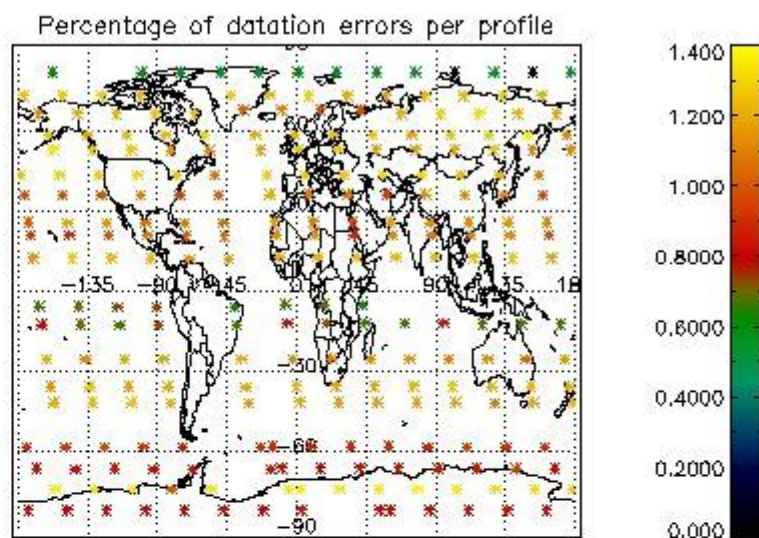
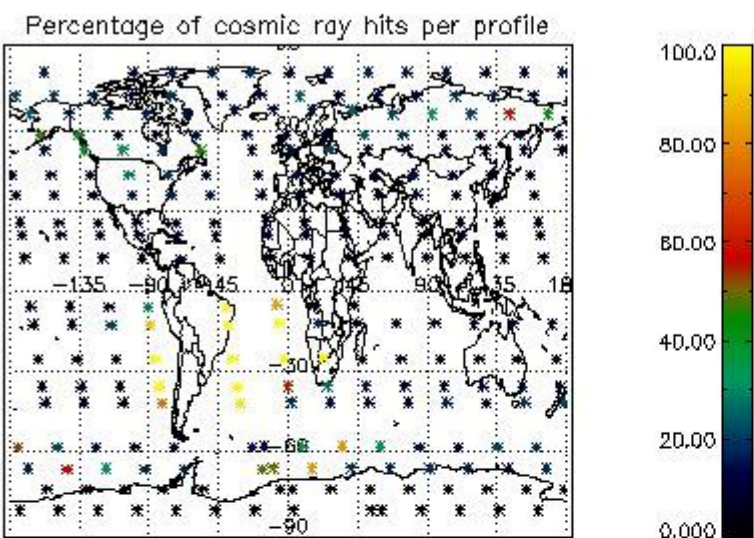
4.1.2 Plot level 1 quality information per product (time dependant): ENVI SAT DESCENDING passes



*4.2 Plot quality information per product coming from level 1b processing (world map)*

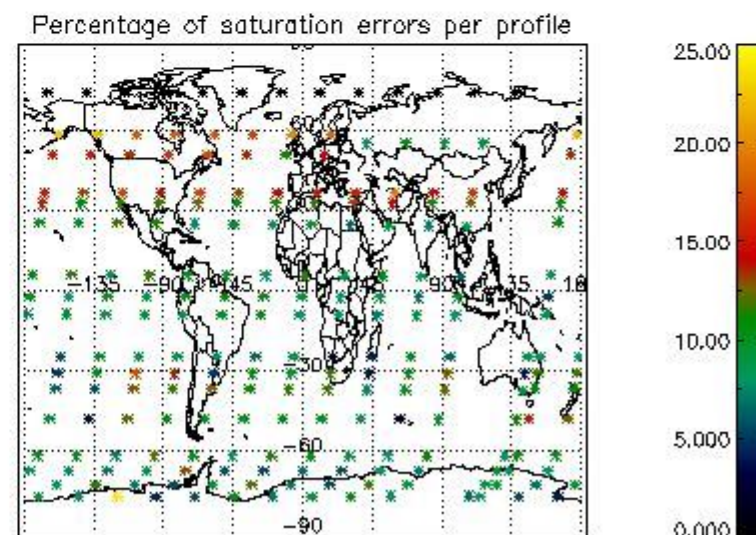
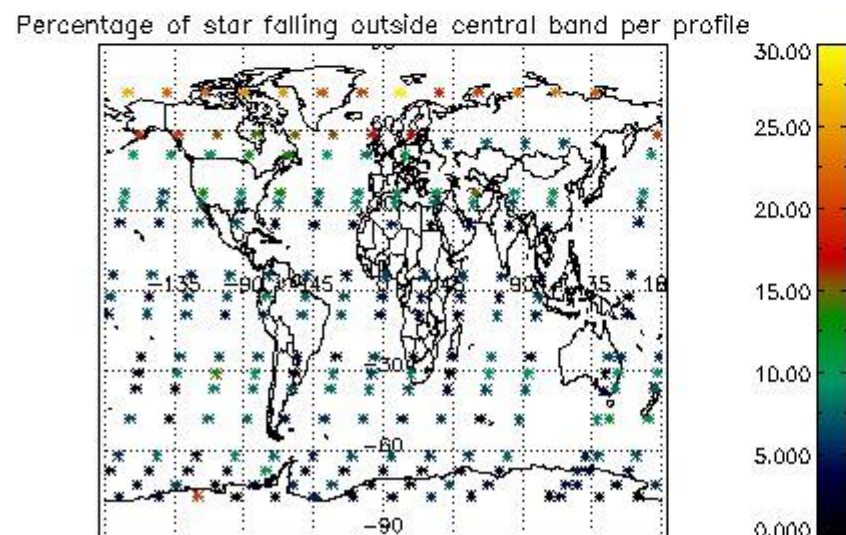
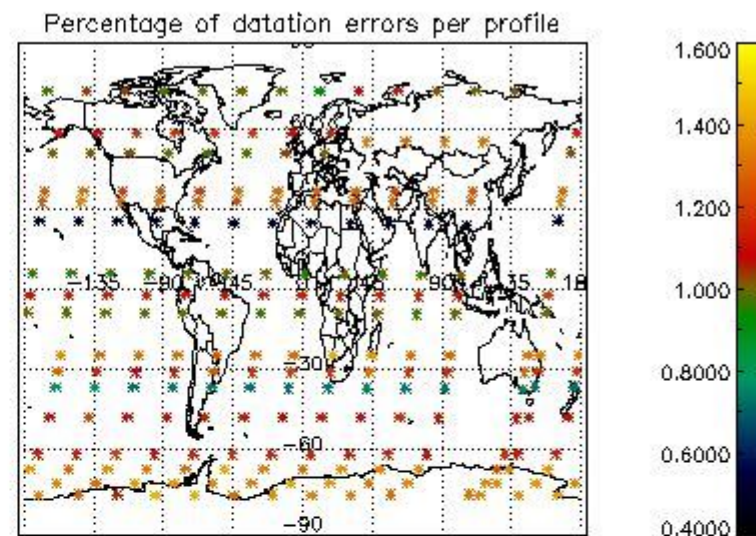
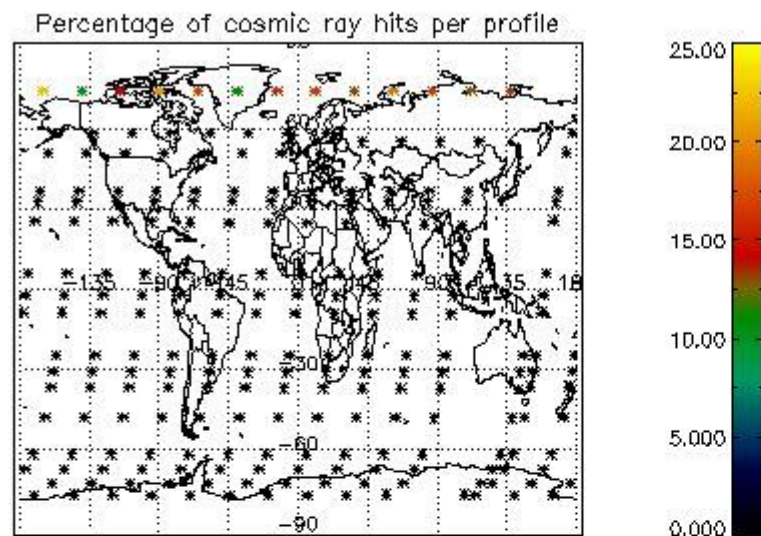
*4.2.1 Plot level 1 quality information per product (world map): ENVISAT ASCENDING passes*





4.2.2 Plot level 1 quality information per product (world map): ENVISAT DESCENDING passes





## 5. Trace gas profiles

### 5.1 Ozone statistics based on quality of products

The final quality of the products can be "measured" using the STD (Standard Deviation) attached to every point profile. This information is written to the parameter GOM\_NL\_\_2P/NL\_LOCAL\_SPECIES\_DENSITY/o3\_std of the level 2 products. The table below shows the statistics for given STD ranges.

The statistics are given with respect to the overall valid production:

- Products without fatal errors: GOM\_NL\_\_2P/MPH/PRODUCT\_ERR=0
- Valid point profile: GOM\_NL\_\_2P/NL\_LOCAL\_SPECIES\_DENSITY/pcd(0)=0

The 'Criteria' is applied to valid points of dark limb products:

- Products in dark limb illumination condition: GOM\_NL\_\_2P/NL\_SUMMARY\_QUALITY/obs\_ill\_cond=0
- Products without fatal errors: GOM\_NL\_\_2P/MPH/PRODUCT\_ERR=0
- Valid point profile: GOM\_NL\_\_2P/NL\_LOCAL\_SPECIES\_DENSITY/pcd(0)=0

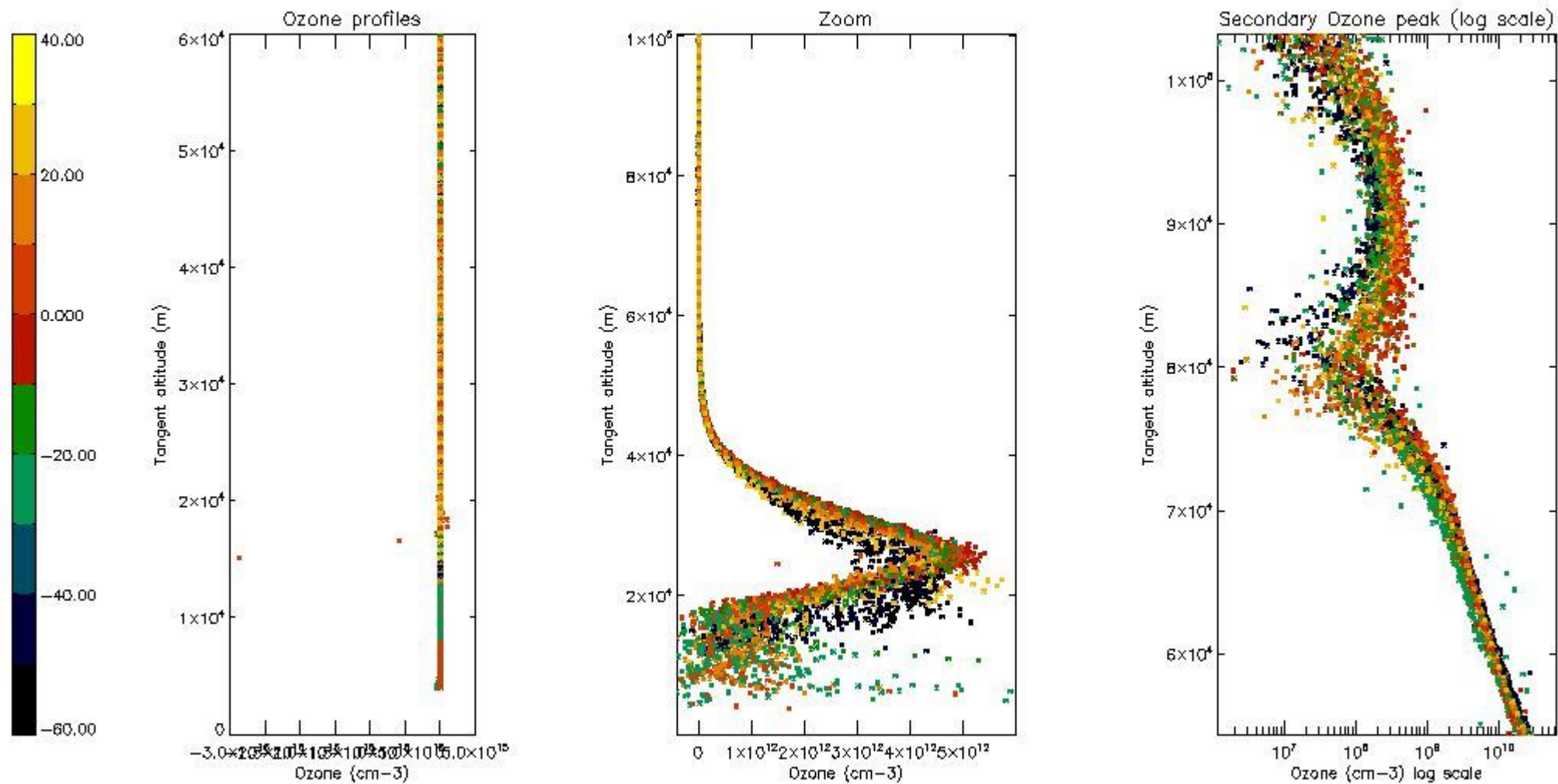
So, the table below shows the percentage of dark limb and valid observations for each criteria with respect to the overall valid daily observations.

Criteria	% of total production
All STD	27
STD < 20	17

STD < 10	14
STD < 5	10

5.2 Plot ozone profiles for all STD (dark without errors)

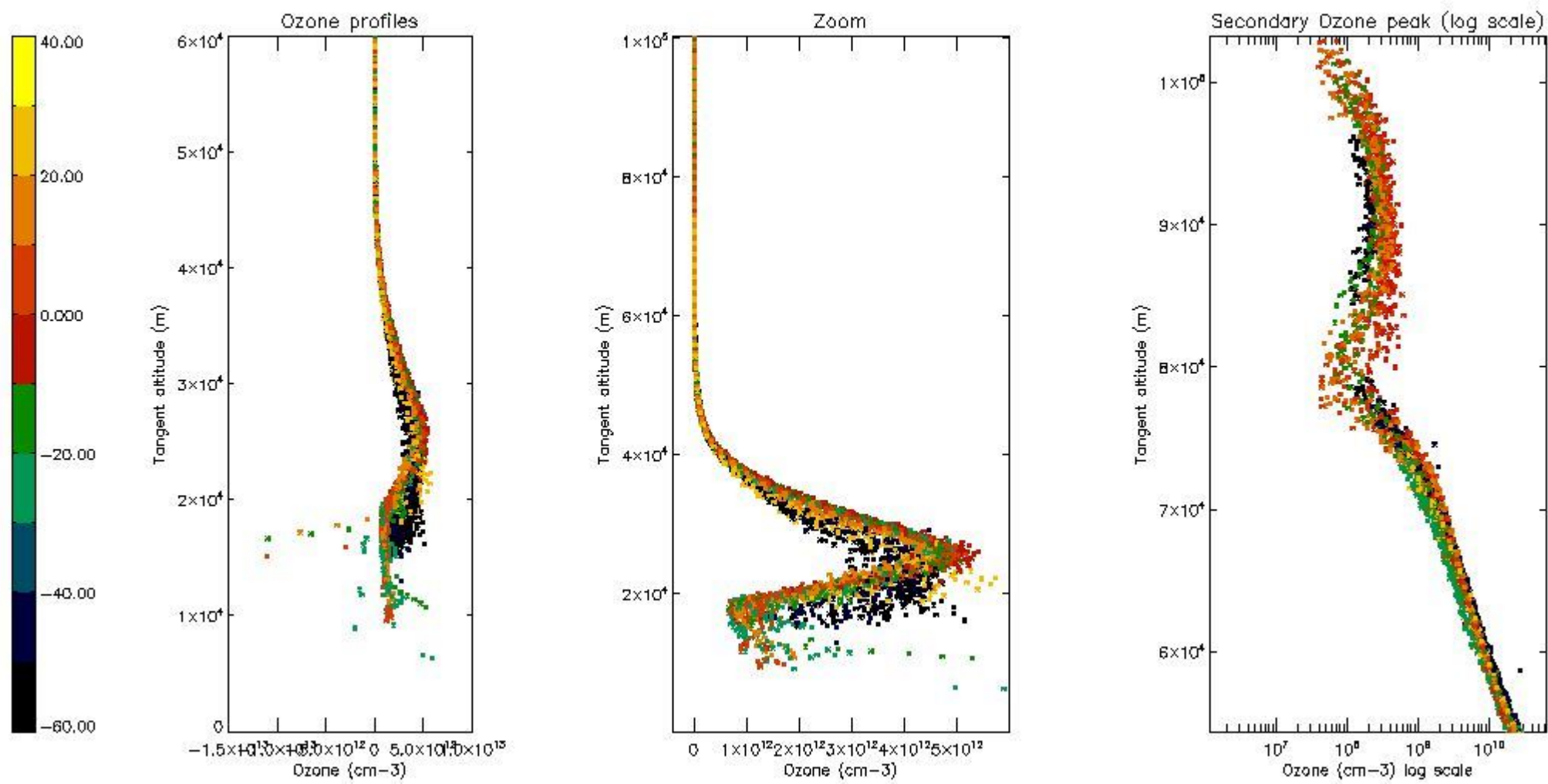
The colorbar represents the latitude.



5.3 Plot ozone profiles where STD < 20% (dark without errors)

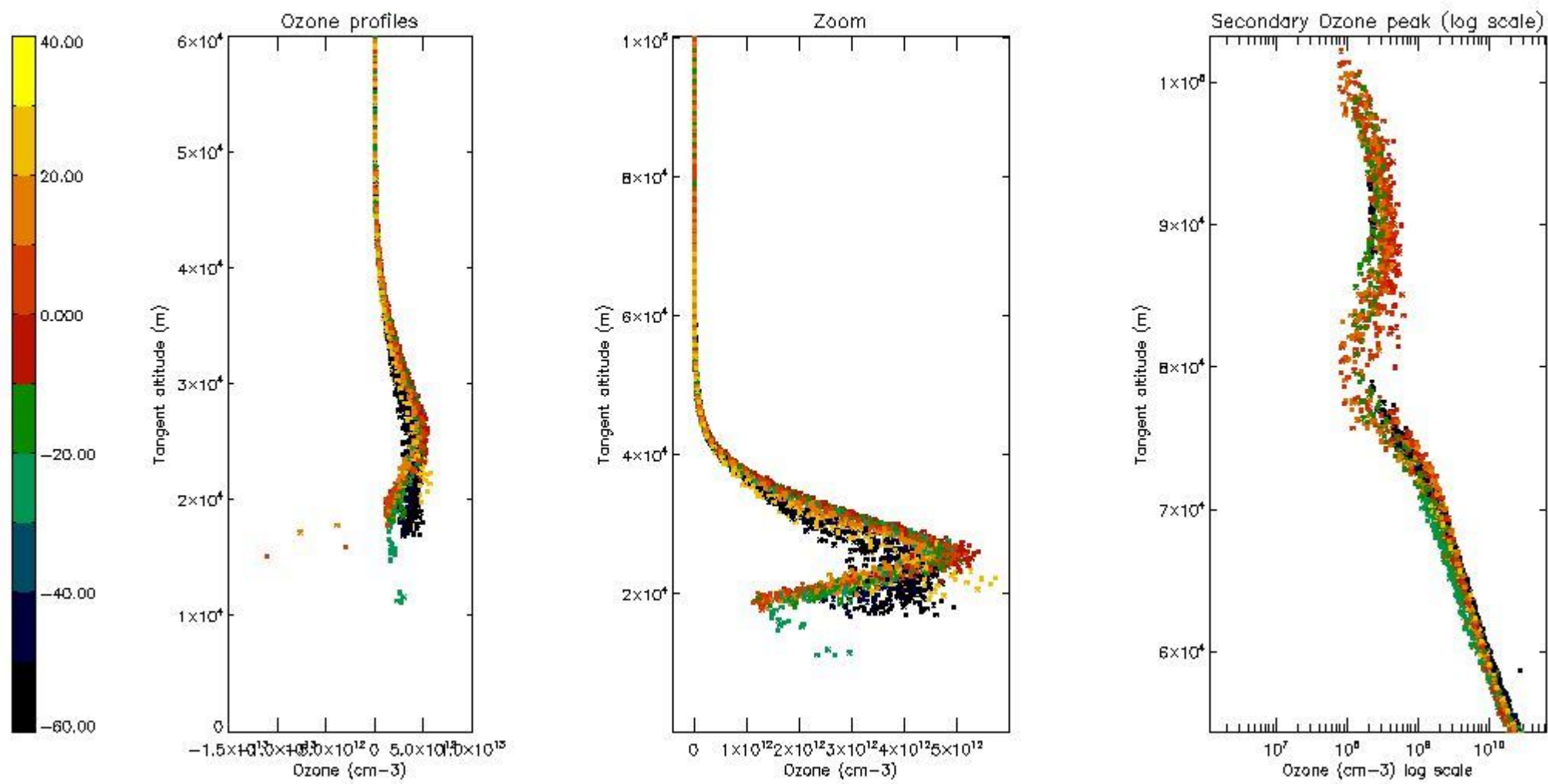
The colorbar represents the latitude.





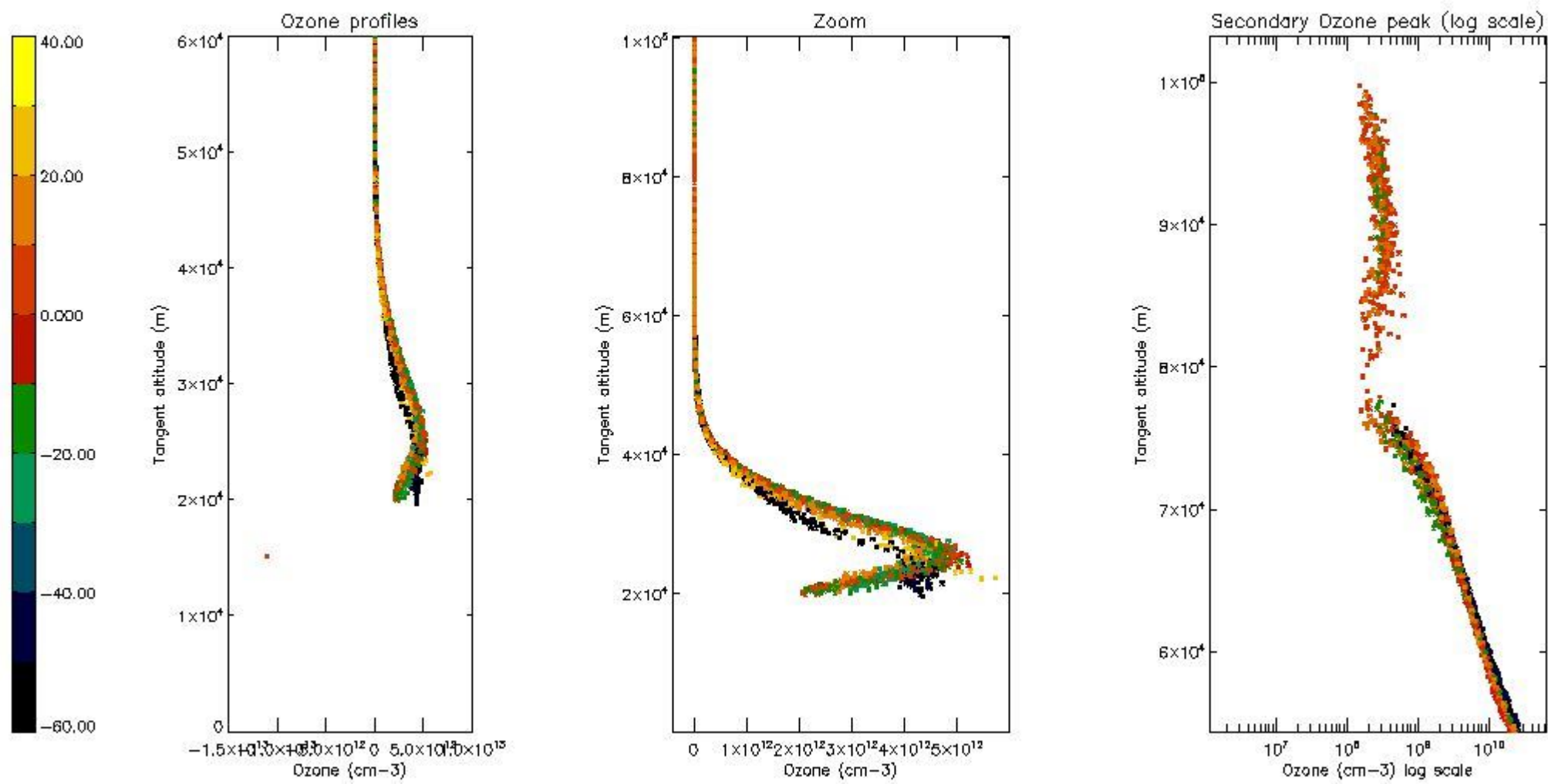
*5.4 Plot ozone profiles where STD < 10% (dark without errors)*

The colorbar represents the latitude.



*5.5 Plot ozone profiles where STD < 5% (dark without errors)*

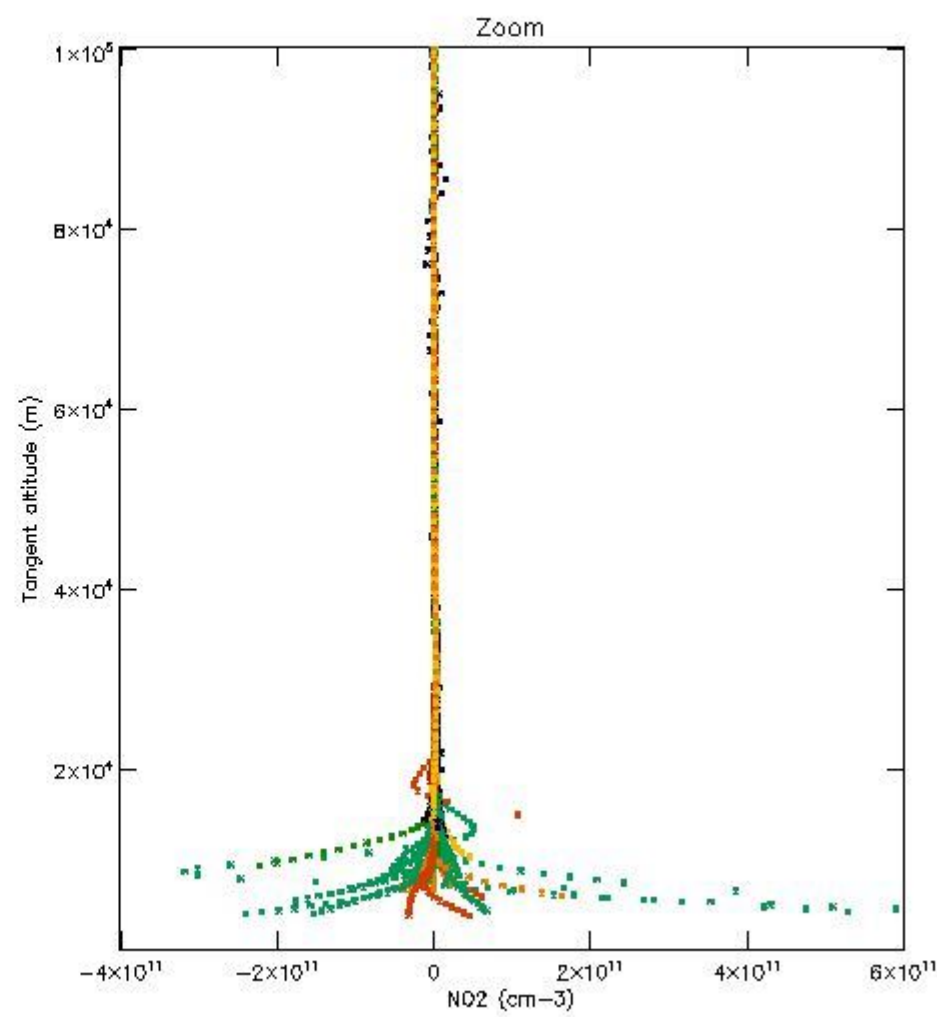
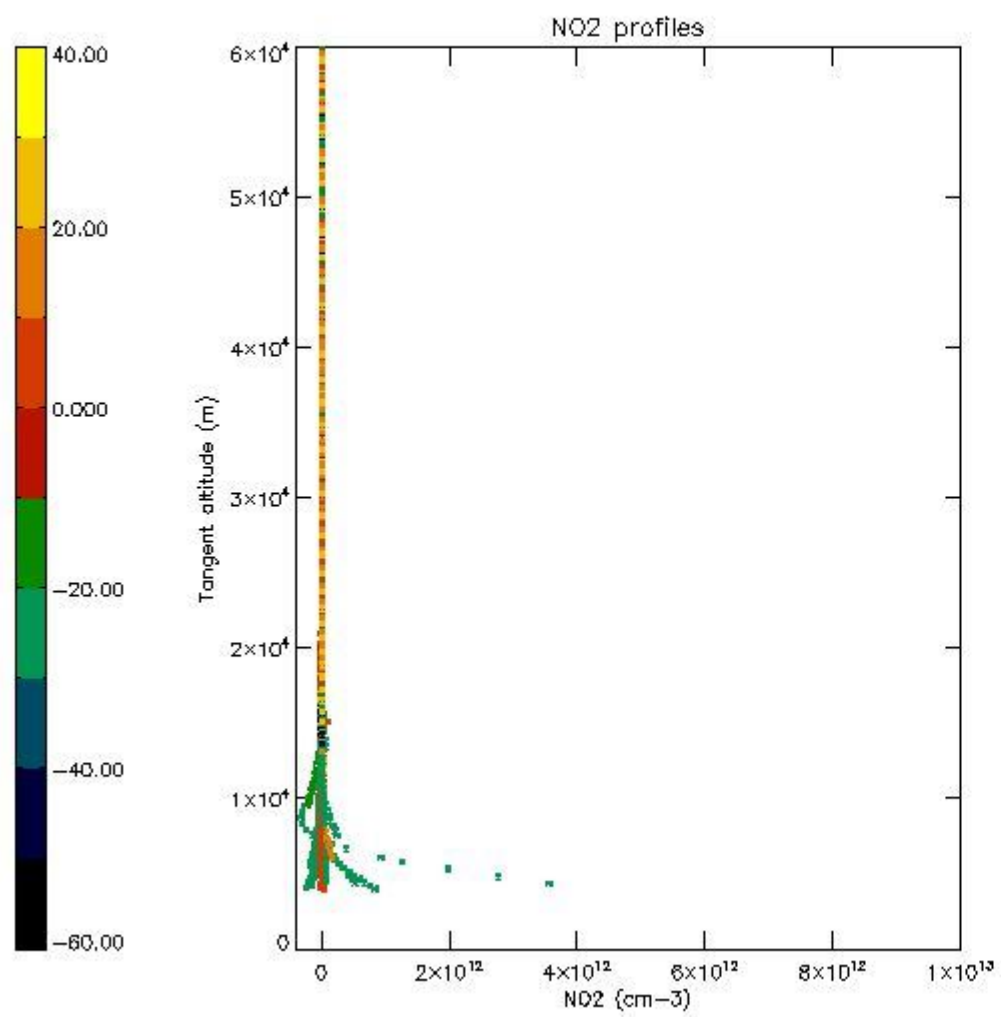
The colorbar represents the latitude.



*5.6 Plot NO<sub>2</sub> profiles for all STD (dark without errors)*

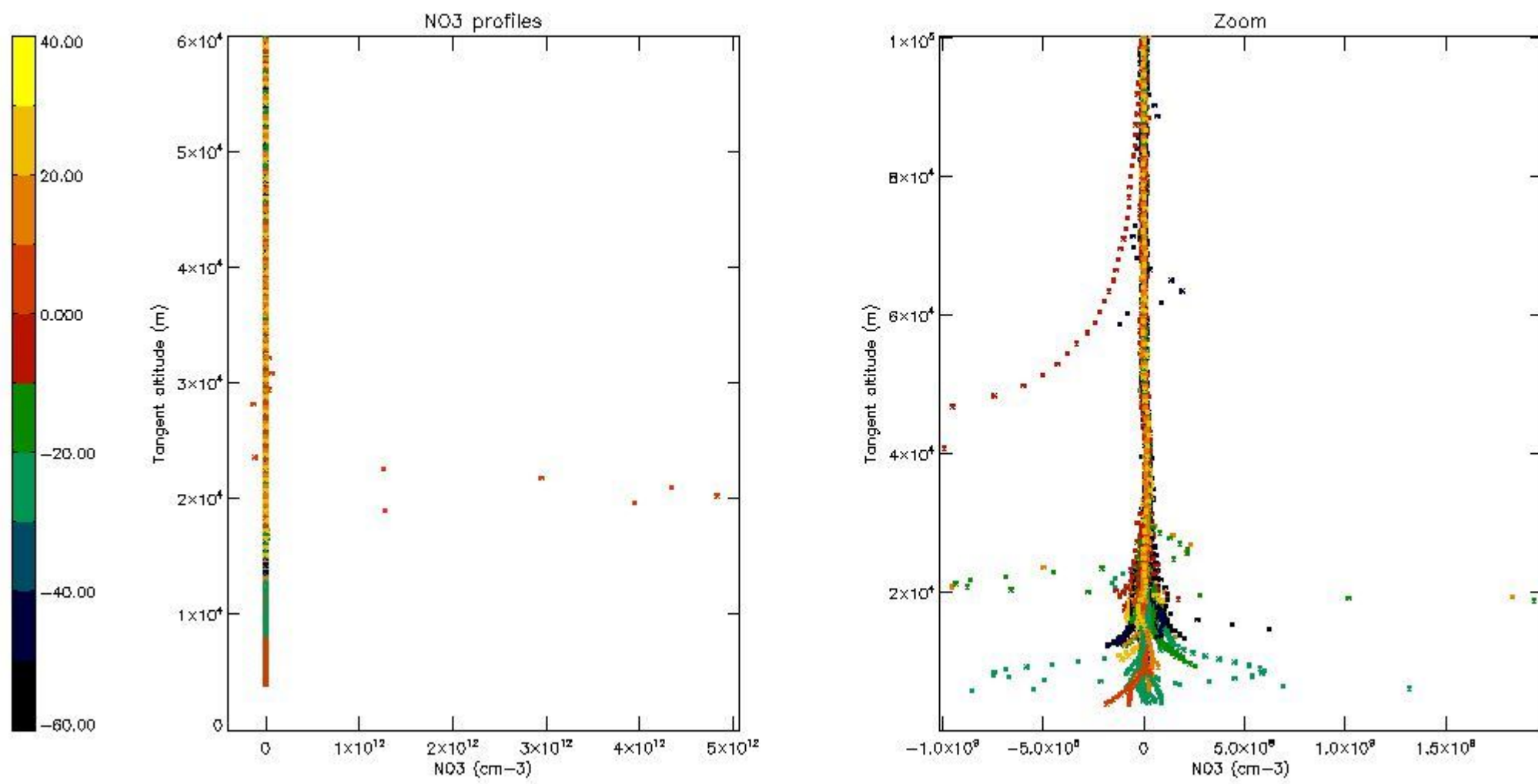
The colorbar represents the latitude.





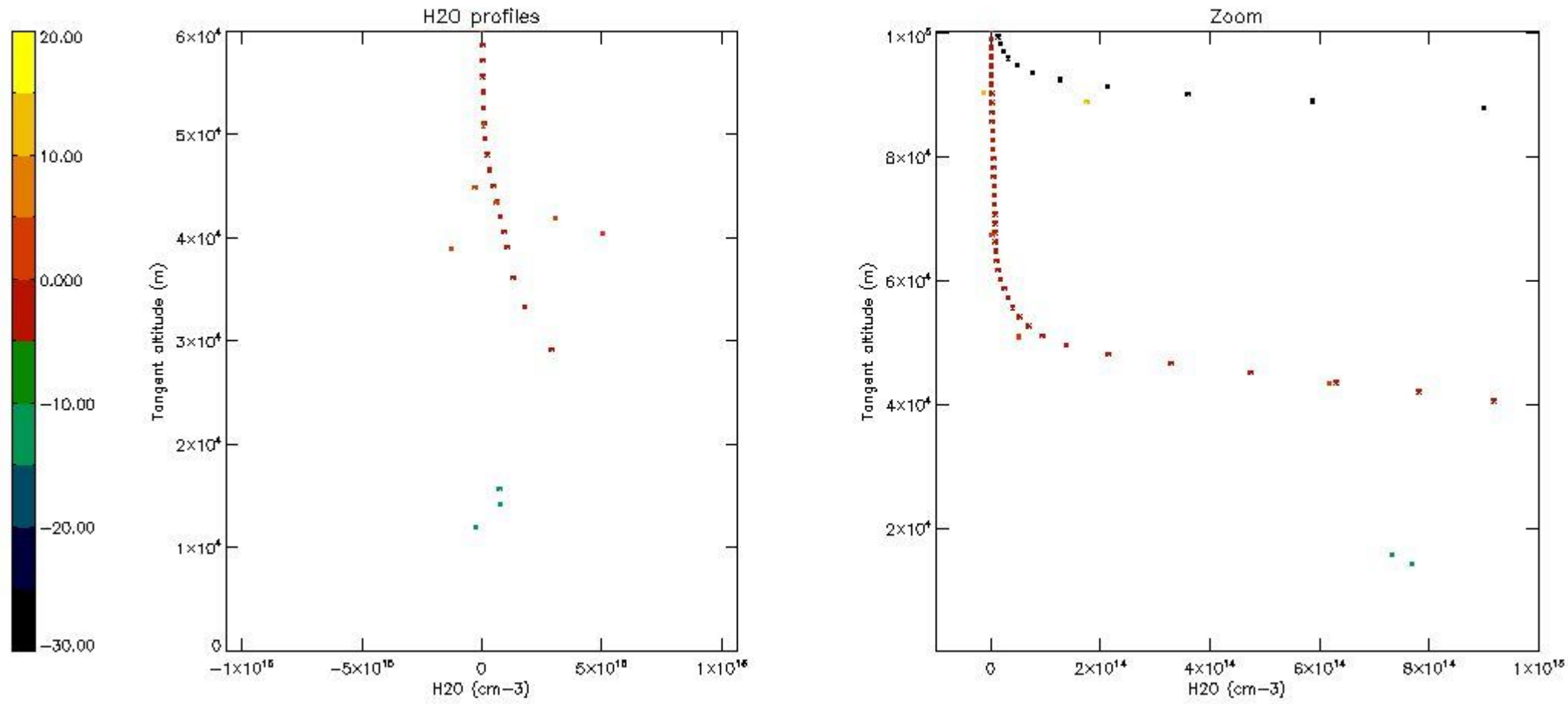
*5.7 Plot NO3 profiles for all STD (dark without errors)*

The colorbar represents the latitude.



*5.8 Plot H2O profiles for all STD (only for occultations of stars 1,2,3,4,13,14,16,26,63 dark without errors)*

The colorbar represents the latitude.



## 6. Auxiliary Data Files used for the production reported in section 2

The number reported in the third column indicates since which file (see list in section 2) the corresponding auxiliary file has been used. The fourth column is the date of those product files.

Type	Auxiliary Filename	Used since product	Used since product date
INST_PHYS_CHARACTERISTICS	GOM_INS_AXVIEC20091111_143220_20030716_120000_20500101_000000	1	20-FEB-2004 00:02:52
LEVEL-2_PROC_CONFIG	GOM_PR2_AXVIEC20091111_152718_20020301_000000_20500101_000000	1	20-FEB-2004 00:02:52
CROSS_SECTIONS_FILE	GOM_CRS_AXVIEC20091111_154832_20020301_000000_20500101_000000	1	20-FEB-2004 00:02:52



# GOMOS Level 2 Daily Report

## SUMMARY

### [1. General Info](#)

### [2. Summary of processed GOM\\_NL\\_2P products](#)

### [3. Level 2 Quality information per product](#)

#### [3.1 Plot of level 2 quality information per product \(time dependant\)](#)

#### [3.2 Plot of level 2 quality information per product \(world map\)](#)

### [4. Level 1 Quality information per product \(stored on level 2 products\)](#)

#### [4.1 Plot of level 1 quality information per product \(time dependant\)](#)

##### [4.1.1 Plot of level 1 quality information per product \(time dependant\): ASCENDING](#)

##### [4.1.2 Plot of level 1 quality information per product \(time dependant\): DESCENDING](#)

#### [4.2 Plot of level 1 quality information per product \(world map\)](#)

##### [4.2.1 Plot of level 1 quality information per product \(world map\): ASCENDING](#)

##### [4.2.2 Plot of level 1 quality information per product \(world map\): DESCENDING](#)

### [5. Ozone profiles based on quality statistics and other trace gas profiles](#)

#### [5.1 Ozone statistics based on quality of products](#)

#### [5.2 Plot ozone profiles for all STD \(dark without errors\)](#)

#### [5.3 Plot ozone profiles where STD < 20% \(dark without errors\)](#)

#### [5.4. Plot ozone profiles where STD < 10% \(dark without errors\)](#)

#### [5.5. Plot ozone profiles where STD < 5% \(dark without errors\)](#)

#### [5.6 Plot NO2 profiles for all STD \(dark without errors\)](#)

#### [5.7 Plot NO3 profiles for all STD \(dark without errors\)](#)

#### [5.8 Plot H2O profiles \(only for occultations of stars 1,2,3,4,13,14,16,26,63 dark without errors\) for all STD](#)

### [6. Auxiliary Data Files used for the production reported in section 2](#)

This report presents the daily analysis on parameters extracted from GOMOS level 2 data (GOM\_NL\_\_2P). It is intended to monitor some important parameters that will impact the quality of these products. A list of level 2 products (and content) that have arrived during the reporting day to the PCF is also given.

Item	Value
Time of report generation	18APR2013 19:42:49
Data source version	GOMOS/6.01
Start time of products	20-02-2004 (20FEB2004 00:00:00)
Stop time of products	21-02-2004 (21FEB2004 00:00:00)
Store outputs in DB	Yes
Nb of level 2 prods	480
Nb of prods with errors	0

## 2. Summary of processed GOM\_NL\_\_2P products.

Nr	Filename	UTC Start time	Limb	Duration	Star Id	Star Name	Star Mag	Star Temp	Nb Meas	Orbit	Prod. error
1	GOM_NL__2PRFIN20040220_000252_000000382024_00245_10319_1733.N1	20-FEB-2004 00:02:52	Bright	38.000	49	1Alp UMi	1.9900	6300.0	76	10319	No
2	GOM_NL__2PRFIN20040220_000439_000000392024_00245_10319_1734.N1	20-FEB-2004 00:04:39	Bright	39.000	60	7Bet UMi	2.0810	3950.0	78	10319	No
3	GOM_NL__2PRFIN20040220_000626_000000662024_00245_10319_1735.N1	20-FEB-2004 00:06:26	Bright	66.000	39	85Eta UMa	1.8540	24000.	132	10319	No
4	GOM_NL__2PRFIN20040220_000930_000000462024_00245_10319_1736.N1	20-FEB-2004 00:09:30	Bright	45.500	119	14Eta Dra	2.7270	4700.0	91	10319	No
5	GOM_NL__2PRFIN20040220_001328_000000432024_00245_10319_1737.N1	20-FEB-2004 00:13:28	Bright	42.500	130	23Bet Dra	2.7990	5800.0	85	10319	No
6	GOM_NL__2PRFIN20040220_001505_000000402024_00245_10319_1738.N1	20-FEB-2004 00:15:05	Bright	40.000	19	50Alp Cyg	1.2460	10500.	80	10319	No
7	GOM_NL__2PRFIN20040220_001643_000000372024_00245_10319_1739.N1	20-FEB-2004 00:16:43	Bright	37.000	66	37Gam Cyg	2.2080	5900.0	74	10319	No
8	GOM_NL__2PRFIN20040220_001809_000000382024_00245_10319_1740.N1	20-FEB-2004 00:18:09	Bright	38.000	92	53Eps Cyg	2.5000	4500.0	76	10319	No
9	GOM_NL__2PRFIN20040220_002110_000000622024_00245_10319_1741.N1	20-FEB-2004 00:21:10	Bright	62.000	133	40Zet Her	2.8070	6000.0	124	10319	No
10	GOM_NL__2PRFIN20040220_002459_000000372024_00245_10319_1742.N1	20-FEB-2004 00:24:59	Bright	37.000	168	17Zet Aql	2.9860	11000.	74	10319	No
11	GOM_NL__2PRFIN20040220_002724_000000602024_00245_10319_1743.N1	20-FEB-2004 00:27:24	Bright	60.000	59	55Alp Oph	2.0800	8900.0	120	10319	No
12	GOM_NL__2PRFIN20040220_002945_000000562024_00245_10319_1744.N1	20-FEB-2004 00:29:45	Twilight	56.000	126	60Bet Oph	2.7700	4250.0	112	10319	No
13	GOM_NL__2PRFIN20040220_003434_000000432024_00245_10319_1745.N1	20-FEB-2004 00:34:34	Twilight	43.000	155	41Pi Sgr	2.9000	6600.0	86	10319	No
14	GOM_NL__2PRFIN20040220_003616_000000422024_00245_10319_1746.N1	20-FEB-2004 00:36:16	Dark	42.000	57	34Sig Sgr	2.0660	26000.	84	10319	No
15	GOM_NL__2PRFIN20040220_003908_000000422024_00245_10319_1747.N1	20-FEB-2004 00:39:08	Dark	41.500	38	20Eps Sgr	1.8360	11000.	83	10319	No
16	GOM_NL__2PRFIN20040220_004244_000000752024_00245_10319_1748.N1	20-FEB-2004 00:42:44	Dark	75.000	16	21Alp Sco	1.0200	3000.0	150	10319	No
17	GOM_NL__2PRFIN20040220_004437_000000792024_00245_10319_1749.N1	20-FEB-2004 00:44:37	Dark	79.000	80	7Del Sco	2.3160	30000.	158	10319	No
18	GOM_NL__2PRFIN20040220_004942_000000432024_00246_10320_9983.N1	20-FEB-2004 00:49:42	Dark	43.000	134	Bet TrA	2.8100	6600.0	86	10320	No
19	GOM_NL__2PRFIN20040220_005207_000000482024_00246_10320_9984.N1	20-FEB-2004 00:52:07	Dark	48.000	4	Alp1Cen	-0.010000	5800.0	96	10320	No
20	GOM_NL__2PRFIN20040220_005325_000000492024_00246_10320_9985.N1	20-FEB-2004 00:53:25	Dark	48.500	10	Bet Cen	0.61000	28000.	97	10320	No
21	GOM_NL__2PRFIN20040220_005622_000000502024_00246_10320_9986.N1	20-FEB-2004 00:56:22	Dark	49.500	12	Alp1Cru	0.77500	30000.	99	10320	No
22	GOM_NL__2PRFIN20040220_005831_000000472024_00246_10320_9987.N1	20-FEB-2004 00:58:31	Dark	46.500	29	Bet Car	1.6720	10200.	93	10320	No
23	GOM_NL__2PRFIN20040220_010109_000000452024_00246_10320_9988.N1	20-FEB-2004 01:01:09	Dark	44.500	71	lot Car	2.2460	7700.0	89	10320	No
24	GOM_NL__2PRFIN20040220_010247_000000392024_00246_10320_9989.N1	20-FEB-2004 01:02:47	Straylight	38.500	46	Del Vel	1.9540	10600.	77	10320	No
25	GOM_NL__2PRFIN20040220_010508_000000402024_00246_10320_9990.N1	20-FEB-2004 01:05:08	Straylight	40.000	34	Gam2Vel	1.7930	23000.	80	10320	No
26	GOM_NL__2PRFIN20040220_010713_000000412024_00246_10320_9991.N1	20-FEB-2004 01:07:13	Straylight	41.000	70	Zet Pup	2.2460	39000.	82	10320	No
27	GOM_NL__2PRFIN20040220_023019_000000442024_00247_10321_1736.N1	20-FEB-2004 02:30:19	Dark	44.000	134	Bet TrA	2.8100	6600.0	88	10321	No
28	GOM_NL__2PRFIN20040220_023243_000000492024_00247_10321_1737.N1	20-FEB-2004 02:32:43	Dark	49.000	4	Alp1Cen	-0.010000	5800.0	98	10321	No
29	GOM_NL__2PRFIN20040220_023402_000000472024_00247_10321_1738.N1	20-FEB-2004 02:34:02	Dark	46.500	10	Bet Cen	0.61000	28000.	93	10321	No
30	GOM_NL__2PRFIN20040220_023659_000000522024_00247_10321_1739.N1	20-FEB-2004 02:36:59	Dark	52.000	12	Alp1Cru	0.77500	30000.	104	10321	No
31	GOM_NL__2PRFIN20040220_023906_000000402024_00247_10321_1740.N1	20-FEB-2004 02:39:06	Dark	39.500	29	Bet Car	1.6720	10200.	79	10321	No
32	GOM_NL__2PRFIN20040220_024145_000000442024_00247_10321_1741.N1	20-FEB-2004 02:41:45	Dark	44.000	71	lot Car	2.2460	7700.0	88	10321	No
33	GOM_NL__2PRFIN20040220_024323_000000412024_00247_10321_1742.N1	20-FEB-2004 02:43:23	Straylight	41.000	46	Del Vel	1.9540	10600.	82	10321	No
34	GOM_NL__2PRFIN20040220_024544_000000402024_00247_10321_1743.N1	20-FEB-2004 02:45:44	Straylight	39.500	34	Gam2Vel	1.7930	23000.	79	10321	No
35	GOM_NL__2PRFIN20040220_024749_000000412024_00247_10321_1744.N1	20-FEB-2004 02:47:49	Straylight	41.000	70	Zet Pup	2.2460	39000.	82	10321	No
36	GOM_NL__2PRFIN20040220_025148_000000832024_00247_10321_1745.N1	20-FEB-2004 02:51:48	Straylight	83.000	100	4Gam Crv	2.5800	13100.	166	10321	No
37	GOM_NL__2PRFIN20040220_025556_000000492024_00247_10321_1746.N1	20-FEB-2004 02:55:56	Twilight	49.000	48	30Alp Hya	1.9770	4100.0	98	10321	No
38	GOM_NL__2PRFIN20040220_030137_000000382024_00247_10321_1747.N1	20-FEB-2004 03:01:37	Bright	38.000	153	3Bet CMi	2.8940	13100.	76	10321	No
39	GOM_NL__2PRFIN20040220_030648_000000402024_00247_10321_1748.N1	20-FEB-2004 03:06:48	Bright	40.000	17	78Bet Gem	1.1610	4500.0	80	10321	No
40	GOM_NL__2PRFIN20040220_030757_000000402024_00247_10321_1749.N1	20-FEB-2004 03:07:57	Bright	39.500	24	66Alp Gem	1.5800	10200.	79	10321	No
41	GOM_NL__2PRFIN20040220_031025_000001022024_00247_10321_1750.N1	20-FEB-2004 03:10:25	Bright	102.00	62	94Bet Leo	2.1360	9700.0	204	10321	No
42	GOM_NL__2PRFIN20040220_031538_000000502024_00247_10321_1751.N1	20-FEB-2004 03:15:38	Bright	49.500	174	52Psi UMa	3.0040	4400.0	99	10321	No

43	GOM_NL__2PRFIN20040220_031751_000000452024_00247_10321_1752.N1	20-FEB-2004 03:17:51	Bright	45.000	82	48Bet UMa	2.3650	10600.	90	10321	No
44	GOM_NL__2PRFIN20040220_031945_000000512024_00247_10321_1753.N1	20-FEB-2004 03:19:45	Bright	50.500	87	64Gam UMa	2.4330	11000.	101	10321	No
45	GOM_NL__2PRFIN20040220_032402_000000392024_00247_10321_1754.N1	20-FEB-2004 03:24:02	Bright	39.000	49	1Alp UMi	1.9900	6300.0	78	10321	No
46	GOM_NL__2PRFIN20040220_032551_000000432024_00247_10321_1755.N1	20-FEB-2004 03:25:51	Bright	43.000	60	7Bet UMi	2.0810	3950.0	86	10321	No
47	GOM_NL__2PRFIN20040220_032736_000000692024_00247_10321_1756.N1	20-FEB-2004 03:27:36	Bright	69.000	39	85Eta UMa	1.8540	24000.	138	10321	No
48	GOM_NL__2PRFIN20040220_033042_000000452024_00247_10321_1757.N1	20-FEB-2004 03:30:42	Bright	45.000	119	14Eta Dra	2.7270	4700.0	90	10321	No
49	GOM_NL__2PRFIN20040220_033439_000000452024_00247_10321_1758.N1	20-FEB-2004 03:34:39	Bright	45.000	130	23Bet Dra	2.7990	5800.0	90	10321	No
50	GOM_NL__2PRFIN20040220_033619_000000372024_00247_10321_1759.N1	20-FEB-2004 03:36:19	Bright	37.000	19	50Alp Cyg	1.2460	10500.	74	10321	No
51	GOM_NL__2PRFIN20040220_033755_000000372024_00247_10321_1760.N1	20-FEB-2004 03:37:55	Bright	37.000	66	37Gam Cyg	2.2080	5900.0	74	10321	No
52	GOM_NL__2PRFIN20040220_033922_000000392024_00247_10321_1761.N1	20-FEB-2004 03:39:22	Bright	38.500	92	53Eps Cyg	2.5000	4500.0	77	10321	No
53	GOM_NL__2PRFIN20040220_034222_000000592024_00247_10321_1762.N1	20-FEB-2004 03:42:22	Bright	59.000	133	40Zet Her	2.8070	6000.0	118	10321	No
54	GOM_NL__2PRFIN20040220_034611_000000382024_00247_10321_1763.N1	20-FEB-2004 03:46:11	Bright	37.500	168	17Zet Aql	2.9860	11000.	75	10321	No
55	GOM_NL__2PRFIN20040220_034836_000000612024_00247_10321_1764.N1	20-FEB-2004 03:48:36	Bright	60.500	59	55Alp Oph	2.0800	8900.0	121	10321	No
56	GOM_NL__2PRFIN20040220_035058_000000592024_00247_10321_1765.N1	20-FEB-2004 03:50:58	Twilight	58.500	126	60Bet Oph	2.7700	4250.0	117	10321	No
57	GOM_NL__2PRFIN20040220_035546_000000422024_00247_10321_1766.N1	20-FEB-2004 03:55:46	Twilight	41.500	155	41Pi Sgr	2.9000	6600.0	83	10321	No
58	GOM_NL__2PRFIN20040220_035729_000000422024_00247_10321_1767.N1	20-FEB-2004 03:57:29	Dark	41.500	57	34Sig Sgr	2.0660	26000.	83	10321	No
59	GOM_NL__2PRFIN20040220_040021_000000432024_00247_10321_1768.N1	20-FEB-2004 04:00:21	Dark	43.000	38	20Eps Sgr	1.8360	11000.	86	10321	No
60	GOM_NL__2PRFIN20040220_040359_000000692024_00247_10321_1769.N1	20-FEB-2004 04:03:59	Dark	68.500	16	21Alp Sco	1.0200	3000.0	137	10321	No
61	GOM_NL__2PRFIN20040220_040552_000000682024_00247_10321_1770.N1	20-FEB-2004 04:05:52	Dark	67.500	80	7Del Sco	2.3160	30000.	135	10321	No
62	GOM_NL__2PRFIN20040220_041058_000000412024_00248_10322_1737.N1	20-FEB-2004 04:10:58	Dark	40.500	134	Bet TrA	2.8100	6600.0	81	10322	No
63	GOM_NL__2PRFIN20040220_041320_000000472024_00248_10322_1738.N1	20-FEB-2004 04:13:20	Dark	46.500	4	Alp1Cen	-0.010000	5800.0	93	10322	No
64	GOM_NL__2PRFIN20040220_041440_000000482024_00248_10322_1739.N1	20-FEB-2004 04:14:40	Dark	47.500	10	Bet Cen	0.61000	28000.	95	10322	No
65	GOM_NL__2PRFIN20040220_041736_000000462024_00248_10322_1740.N1	20-FEB-2004 04:17:36	Dark	45.500	12	Alp1Cru	0.77500	30000.	91	10322	No
66	GOM_NL__2PRFIN20040220_041943_000000392024_00248_10322_1741.N1	20-FEB-2004 04:19:43	Dark	38.500	29	Bet Car	1.6720	10200.	77	10322	No
67	GOM_NL__2PRFIN20040220_042224_000000402024_00248_10322_1742.N1	20-FEB-2004 04:22:24	Dark	39.500	71	lot Car	2.2460	7700.0	79	10322	No
68	GOM_NL__2PRFIN20040220_042359_000000412024_00248_10322_1743.N1	20-FEB-2004 04:23:59	Straylight	40.500	46	Del Vel	1.9540	10600.	81	10322	No
69	GOM_NL__2PRFIN20040220_042621_000000412024_00248_10322_1744.N1	20-FEB-2004 04:26:21	Straylight	41.000	34	Gam2Vel	1.7930	23000.	82	10322	No
70	GOM_NL__2PRFIN20040220_042825_000000402024_00248_10322_1745.N1	20-FEB-2004 04:28:25	Straylight	39.500	70	Zet Pup	2.2460	39000.	79	10322	No
71	GOM_NL__2PRFIN20040220_043224_000000902024_00248_10322_1746.N1	20-FEB-2004 04:32:24	Straylight	90.000	100	4Gam Crv	2.5800	13100.	180	10322	No
72	GOM_NL__2PRFIN20040220_043632_000000502024_00248_10322_1747.N1	20-FEB-2004 04:36:32	Twilight	50.000	48	30Alp Hya	1.9770	4100.0	100	10322	No
73	GOM_NL__2PRFIN20040220_044213_000000382024_00248_10322_1748.N1	20-FEB-2004 04:42:13	Bright	38.000	153	3Bet CMi	2.8940	13100.	76	10322	No
74	GOM_NL__2PRFIN20040220_044725_000000392024_00248_10322_1749.N1	20-FEB-2004 04:47:25	Bright	39.000	17	78Bet Gem	1.1610	4500.0	78	10322	No
75	GOM_NL__2PRFIN20040220_044834_000000392024_00248_10322_1750.N1	20-FEB-2004 04:48:34	Bright	38.500	24	66Alp Gem	1.5800	10200.	77	10322	No
76	GOM_NL__2PRFIN20040220_045059_000001012024_00248_10322_1751.N1	20-FEB-2004 04:50:59	Bright	101.00	62	94Bet Leo	2.1360	9700.0	202	10322	No
77	GOM_NL__2PRFIN20040220_045613_000000512024_00248_10322_1752.N1	20-FEB-2004 04:56:13	Bright	51.000	174	52Psi UMa	3.0040	4400.0	102	10322	No
78	GOM_NL__2PRFIN20040220_045826_000000442024_00248_10322_1753.N1	20-FEB-2004 04:58:26	Bright	44.000	82	48Bet UMa	2.3650	10600.	88	10322	No
79	GOM_NL__2PRFIN20040220_050019_000000522024_00248_10322_1754.N1	20-FEB-2004 05:00:19	Bright	52.000	87	64Gam UMa	2.4330	11000.	104	10322	No
80	GOM_NL__2PRFIN20040220_050441_000000392024_00248_10322_1755.N1	20-FEB-2004 05:04:41	Bright	38.500	49	1Alp UMi	1.9900	6300.0	77	10322	No
81	GOM_NL__2PRFIN20040220_050627_000000432024_00248_10322_1756.N1	20-FEB-2004 05:06:27	Bright	42.500	60	7Bet UMi	2.0810	3950.0	85	10322	No
82	GOM_NL__2PRFIN20040220_050810_000000682024_00248_10322_1757.N1	20-FEB-2004 05:08:10	Bright	68.000	39	85Eta UMa	1.8540	24000.	136	10322	No
83	GOM_NL__2PRFIN20040220_051116_000000432024_00248_10322_1758.N1	20-FEB-2004 05:11:16	Bright	42.500	119	14Eta Dra	2.7270	4700.0	85	10322	No
84	GOM_NL__2PRFIN20040220_051515_000000442024_00248_10322_1759.N1	20-FEB-2004 05:15:15	Bright	43.500	130	23Bet Dra	2.7990	5800.0	87	10322	No
85	GOM_NL__2PRFIN20040220_051656_000000372024_00248_10322_1760.N1	20-FEB-2004 05:16:56	Bright	37.000	19	50Alp Cyg	1.2460	10500.	74	10322	No
86	GOM_NL__2PRFIN20040220_051832_000000382024_00248_10322_1761.N1	20-FEB-2004 05:18:32	Bright	38.000	66	37Gam Cyg	2.2080	5900.0	76	10322	No
87	GOM_NL__2PRFIN20040220_052000_000000382024_00248_10322_1762.N1	20-FEB-2004 05:20:00	Bright	37.500	92	53Eps Cyg	2.5000	4500.0	75	10322	No
88	GOM_NL__2PRFIN20040220_052258_000000622024_00248_10322_1763.N1	20-FEB-2004 05:22:58	Bright	62.000	133	40Zet Her	2.8070	6000.0	124	10322	No
89	GOM_NL__2PRFIN20040220_052648_000000502024_00248_10322_1764.N1	20-FEB-2004 05:26:48	Bright	49.500	168	17Zet Aql	2.9860	11000.	99	10322	No
90	GOM_NL__2PRFIN20040220_052911_000000622024_00248_10322_1765.N1	20-FEB-2004 05:29:11	Bright	61.500	59	55Alp Oph	2.0800	8900.0	123	10322	No
91	GOM_NL__2PRFIN20040220_053135_000000552024_00248_10322_1766.N1	20-FEB-2004 05:31:35	Twilight	55.000	126	60Bet Oph	2.7700	4250.0	110	10322	No
92	GOM_NL__2PRFIN20040220_053624_000000402024_00248_10322_1767.N1	20-FEB-2004 05:36:24	Twilight	40.000	155	41Pi Sgr	2.9000	6600.0	80	10322	No
93	GOM_NL__2PRFIN20040220_053806_000000432024_00248_10322_1768.N1	20-FEB-2004 05:38:06	Dark	42.500	57	34Sig Sgr	2.0660	26000.	85	10322	No
94	GOM_NL__2PRFIN20040220_054058_000000432024_00248_10322_1769.N1	20-FEB-2004 05:40:58	Dark	42.500	38	20Eps Sgr	1.8360	11000.	85	10322	No
95	GOM_NL__2PRFIN20040220_054436_000000752024_00248_10322_1770.N1	20-FEB-2004 05:44:36	Dark	75.000	16	21Alp Sco	1.0200	3000.0	150	10322	No
96	GOM_NL__2PRFIN20040220_054629_000000682024_00248_10322_1771.N1	20-FEB-2004 05:46:29	Dark	68.000	80	7Del Sco	2.3160	30000.	136	10322	No
97	GOM_NL__2PRFIN20040220_055135_000000412024_00249_10323_1737.N1	20-FEB-2004 05:51:35	Dark	40.500	134	Bet TrA	2.8100	6600.0	81	10323	No
98	GOM_NL__2PRFIN20040220_055357_000000512024_00249_10323_1738.N1	20-FEB-2004 05:53:57	Dark	51.000	4	Alp1Cen	-0.010000	5800.0	102	10323	No
99	GOM_NL__2PRFIN20040220_055517_000000442024_00249_10323_1739.N1	20-FEB-2004 05:55:17	Dark	43.500	10	Bet Cen	0.61000	28000.	87	10323	No
100	GOM_NL__2PRFIN20040220_055813_000000522024_00249_10323_1740.N1	20-FEB-2004 05:58:13	Dark	51.500	12	Alp1Cru	0.77500	30000.	103	10323	No
101	GOM_NL__2PRFIN20040220_060019_000000392024_00249_10323_1741.N1	20-FEB-2004 06:00:19	Dark	39.000	29	Bet Car	1.6720	10200.	78	10323	No



102	GOM_NL__2PRFIN20040220_060301_000000402024_00249_10323_1742.N1	20-FEB-2004 06:03:01	Dark	40.000	71	lot Car	2.2460	7700.0	80	10323	No
103	GOM_NL__2PRFIN20040220_060436_000000422024_00249_10323_1743.N1	20-FEB-2004 06:04:36	Straylight	42.000	46	Del Vel	1.9540	10600.	84	10323	No
104	GOM_NL__2PRFIN20040220_060656_000000422024_00249_10323_1744.N1	20-FEB-2004 06:06:56	Straylight	41.500	34	Gam2Vel	1.7930	23000.	83	10323	No
105	GOM_NL__2PRFIN20040220_060901_000000402024_00249_10323_1745.N1	20-FEB-2004 06:09:01	Straylight	40.000	70	Zet Pup	2.2460	39000.	80	10323	No
106	GOM_NL__2PRFIN20040220_061259_000000902024_00249_10323_1746.N1	20-FEB-2004 06:12:59	Straylight	89.500	100	4Gam Crv	2.5800	13100.	179	10323	No
107	GOM_NL__2PRFIN20040220_061708_000000492024_00249_10323_1747.N1	20-FEB-2004 06:17:08	Tw_i_and_stray	49.000	48	30Alp Hya	1.9770	4100.0	98	10323	No
108	GOM_NL__2PRFIN20040220_062249_000000392024_00249_10323_1748.N1	20-FEB-2004 06:22:49	Bright	38.500	153	3Bet CMI	2.8940	13100.	77	10323	No
109	GOM_NL__2PRFIN20040220_062801_000000412024_00249_10323_1749.N1	20-FEB-2004 06:28:01	Bright	41.000	17	78Bet Gem	1.1610	4500.0	82	10323	No
110	GOM_NL__2PRFIN20040220_062911_000000392024_00249_10323_1750.N1	20-FEB-2004 06:29:11	Bright	39.000	24	66Alp Gem	1.5800	10200.	78	10323	No
111	GOM_NL__2PRFIN20040220_063132_000001022024_00249_10323_1751.N1	20-FEB-2004 06:31:32	Bright	102.00	62	94Bet Leo	2.1360	9700.0	204	10323	No
112	GOM_NL__2PRFIN20040220_063649_000000512024_00249_10323_1752.N1	20-FEB-2004 06:36:49	Bright	51.000	174	52Psi UMa	3.0040	4400.0	102	10323	No
113	GOM_NL__2PRFIN20040220_063902_000000442024_00249_10323_1753.N1	20-FEB-2004 06:39:02	Bright	44.000	82	48Bet UMa	2.3650	10600.	88	10323	No
114	GOM_NL__2PRFIN20040220_064055_000000502024_00249_10323_1754.N1	20-FEB-2004 06:40:55	Bright	49.500	87	64Gam UMa	2.4330	11000.	99	10323	No
115	GOM_NL__2PRFIN20040220_064517_000000362024_00249_10323_1755.N1	20-FEB-2004 06:45:17	Bright	36.000	49	1Alp UMi	1.9900	6300.0	72	10323	No
116	GOM_NL__2PRFIN20040220_064703_000000392024_00249_10323_1756.N1	20-FEB-2004 06:47:03	Bright	38.500	60	7Bet UMi	2.0810	3950.0	77	10323	No
117	GOM_NL__2PRFIN20040220_064845_000000662024_00249_10323_1757.N1	20-FEB-2004 06:48:45	Bright	65.500	39	85Eta UMa	1.8540	24000.	131	10323	No
118	GOM_NL__2PRFIN20040220_065153_000000462024_00249_10323_1758.N1	20-FEB-2004 06:51:53	Bright	45.500	119	14Eta Dra	2.7270	4700.0	91	10323	No
119	GOM_NL__2PRFIN20040220_065551_000000442024_00249_10323_1759.N1	20-FEB-2004 06:55:51	Bright	44.000	130	23Bet Dra	2.7990	5800.0	88	10323	No
120	GOM_NL__2PRFIN20040220_065732_000000372024_00249_10323_1760.N1	20-FEB-2004 06:57:32	Bright	36.500	19	50Alp Cyg	1.2460	10500.	73	10323	No
121	GOM_NL__2PRFIN20040220_065907_000000362024_00249_10323_1761.N1	20-FEB-2004 06:59:07	Bright	36.000	66	37Gam Cyg	2.2080	5900.0	72	10323	No
122	GOM_NL__2PRFIN20040220_070036_000000372024_00249_10323_1762.N1	20-FEB-2004 07:00:36	Bright	37.000	92	53Eps Cyg	2.5000	4500.0	74	10323	No
123	GOM_NL__2PRFIN20040220_070334_000000612024_00249_10323_1763.N1	20-FEB-2004 07:03:34	Bright	60.500	133	40Zet Her	2.8070	6000.0	121	10323	No
124	GOM_NL__2PRFIN20040220_070724_000000372024_00249_10323_1764.N1	20-FEB-2004 07:07:24	Bright	37.000	168	17Zet Aql	2.9860	11000.	74	10323	No
125	GOM_NL__2PRFIN20040220_070950_000000592024_00249_10323_1765.N1	20-FEB-2004 07:09:50	Bright	58.500	59	55Alp Oph	2.0800	8900.0	117	10323	No
126	GOM_NL__2PRFIN20040220_071212_000000532024_00249_10323_1766.N1	20-FEB-2004 07:12:12	Tw_i_and_stray	52.500	126	60Bet Oph	2.7700	4250.0	105	10323	No
127	GOM_NL__2PRFIN20040220_071700_000000412024_00249_10323_1767.N1	20-FEB-2004 07:17:00	Twilight	40.500	155	41Pi Sgr	2.9000	6600.0	81	10323	No
128	GOM_NL__2PRFIN20040220_071843_000000402024_00249_10323_1768.N1	20-FEB-2004 07:18:43	Dark	40.000	57	34Sig Sgr	2.0660	26000.	80	10323	No
129	GOM_NL__2PRFIN20040220_072135_000000452024_00249_10323_1769.N1	20-FEB-2004 07:21:35	Dark	45.000	38	20Eps Sgr	1.8360	11000.	90	10323	No
130	GOM_NL__2PRFIN20040220_072514_000000712024_00249_10323_1770.N1	20-FEB-2004 07:25:14	Dark	70.500	16	21Alp Sco	1.0200	3000.0	141	10323	No
131	GOM_NL__2PRFIN20040220_072707_000000722024_00249_10323_1771.N1	20-FEB-2004 07:27:07	Dark	71.500	80	7Del Sco	2.3160	30000.	143	10323	No
132	GOM_NL__2PRFIN20040220_073211_000000402024_00250_10324_1737.N1	20-FEB-2004 07:32:11	Dark	39.500	134	Bet TrA	2.8100	6600.0	79	10324	No
133	GOM_NL__2PRFIN20040220_073434_000000572024_00250_10324_1738.N1	20-FEB-2004 07:34:34	Dark	57.000	4	Alp1Cen	-0.010000	5800.0	114	10324	No
134	GOM_NL__2PRFIN20040220_073553_000000432024_00250_10324_1739.N1	20-FEB-2004 07:35:53	Dark	42.500	10	Bet Cen	0.61000	28000.	85	10324	No
135	GOM_NL__2PRFIN20040220_073849_000000522024_00250_10324_1740.N1	20-FEB-2004 07:38:49	Dark	51.500	12	Alp1Cru	0.77500	30000.	103	10324	No
136	GOM_NL__2PRFIN20040220_074056_000000392024_00250_10324_1741.N1	20-FEB-2004 07:40:56	Dark	38.500	29	Bet Car	1.6720	10200.	77	10324	No
137	GOM_NL__2PRFIN20040220_074337_000000382024_00250_10324_1742.N1	20-FEB-2004 07:43:37	Dark	37.500	71	lot Car	2.2460	7700.0	75	10324	No
138	GOM_NL__2PRFIN20040220_074512_000000402024_00250_10324_1743.N1	20-FEB-2004 07:45:12	Straylight	39.500	46	Del Vel	1.9540	10600.	79	10324	No
139	GOM_NL__2PRFIN20040220_074732_000000442024_00250_10324_1744.N1	20-FEB-2004 07:47:32	Straylight	44.000	34	Gam2Vel	1.7930	23000.	88	10324	No
140	GOM_NL__2PRFIN20040220_074938_000000402024_00250_10324_1745.N1	20-FEB-2004 07:49:38	Straylight	40.000	70	Zet Pup	2.2460	39000.	80	10324	No
141	GOM_NL__2PRFIN20040220_075335_000000952024_00250_10324_1746.N1	20-FEB-2004 07:53:35	Straylight	94.500	100	4Gam Crv	2.5800	13100.	189	10324	No
142	GOM_NL__2PRFIN20040220_075744_000000482024_00250_10324_1747.N1	20-FEB-2004 07:57:44	Tw_i_and_stray	47.500	48	30Alp Hya	1.9770	4100.0	95	10324	No
143	GOM_NL__2PRFIN20040220_080326_000000382024_00250_10324_1748.N1	20-FEB-2004 08:03:26	Bright	37.500	153	3Bet CMI	2.8940	13100.	75	10324	No
144	GOM_NL__2PRFIN20040220_080837_000000392024_00250_10324_1749.N1	20-FEB-2004 08:08:37	Bright	39.000	17	78Bet Gem	1.1610	4500.0	78	10324	No
145	GOM_NL__2PRFIN20040220_080947_000000392024_00250_10324_1750.N1	20-FEB-2004 08:09:47	Bright	38.500	24	66Alp Gem	1.5800	10200.	77	10324	No
146	GOM_NL__2PRFIN20040220_081206_000000992024_00250_10324_1751.N1	20-FEB-2004 08:12:06	Bright	98.500	62	94Bet Leo	2.1360	9700.0	197	10324	No
147	GOM_NL__2PRFIN20040220_081724_000000512024_00250_10324_1752.N1	20-FEB-2004 08:17:24	Bright	50.500	174	52Psi UMa	3.0040	4400.0	101	10324	No
148	GOM_NL__2PRFIN20040220_081937_000000442024_00250_10324_1753.N1	20-FEB-2004 08:19:37	Bright	44.000	82	48Bet UMa	2.3650	10600.	88	10324	No
149	GOM_NL__2PRFIN20040220_082130_000000502024_00250_10324_1754.N1	20-FEB-2004 08:21:30	Bright	50.000	87	64Gam UMa	2.4330	11000.	100	10324	No
150	GOM_NL__2PRFIN20040220_082553_000000352024_00250_10324_1755.N1	20-FEB-2004 08:25:53	Bright	35.000	49	1Alp UMi	1.9900	6300.0	70	10324	No
151	GOM_NL__2PRFIN20040220_082738_000000432024_00250_10324_1756.N1	20-FEB-2004 08:27:38	Bright	42.500	60	7Bet UMi	2.0810	3950.0	85	10324	No
152	GOM_NL__2PRFIN20040220_082920_000000682024_00250_10324_1757.N1	20-FEB-2004 08:29:20	Bright	68.000	39	85Eta UMa	1.8540	24000.	136	10324	No
153	GOM_NL__2PRFIN20040220_083229_000000452024_00250_10324_1758.N1	20-FEB-2004 08:32:29	Bright	44.500	119	14Eta Dra	2.7270	4700.0	89	10324	No
154	GOM_NL__2PRFIN20040220_083627_000000442024_00250_10324_1759.N1	20-FEB-2004 08:36:27	Bright	43.500	130	23Bet Dra	2.7990	5800.0	87	10324	No
155	GOM_NL__2PRFIN20040220_083806_000000392024_00250_10324_1760.N1	20-FEB-2004 08:38:06	Bright	38.500	19	50Alp Cyg	1.2460	10500.	77	10324	No
156	GOM_NL__2PRFIN20040220_083944_000000362024_00250_10324_1761.N1	20-FEB-2004 08:39:44	Bright	35.500	66	37Gam Cyg	2.2080	5900.0	71	10324	No
157	GOM_NL__2PRFIN20040220_084112_000000372024_00250_10324_1762.N1	20-FEB-2004 08:41:12	Bright	36.500	92	53Eps Cyg	2.5000	4500.0	73	10324	No
158	GOM_NL__2PRFIN20040220_084410_000000632024_00250_10324_1763.N1	20-FEB-2004 08:44:10	Bright	62.500	133	40Zet Her	2.8070	6000.0	125	10324	No
159	GOM_NL__2PRFIN20040220_084800_000000382024_00250_10324_1764.N1	20-FEB-2004 08:48:00	Bright	37.500	168	17Zet Aql	2.9860	11000.	75	10324	No
160	GOM_NL__2PRFIN20040220_085024_000000622024_00250_10324_1765.N1	20-FEB-2004 08:50:24	Bright	61.500	59	55Alp Oph	2.0800	8900.0	123	10324	No

161	GOM_NL__2PRFIN20040220_085247_000000542024_00250_10324_1766.N1	20-FEB-2004 08:52:47	Twilight	53.500	126	60Bet Oph	2.7700	4250.0	107	10324	No
162	GOM_NL__2PRFIN20040220_085736_000000422024_00250_10324_1767.N1	20-FEB-2004 08:57:36	Twilight	41.500	155	41Pi Sgr	2.9000	6600.0	83	10324	No
163	GOM_NL__2PRFIN20040220_085919_000000442024_00250_10324_1768.N1	20-FEB-2004 08:59:19	Dark	43.500	57	34Sig Sgr	2.0660	26000.	87	10324	No
164	GOM_NL__2PRFIN20040220_090211_000000422024_00250_10324_1769.N1	20-FEB-2004 09:02:11	Dark	41.500	38	20Eps Sgr	1.8360	11000.	83	10324	No
165	GOM_NL__2PRFIN20040220_090550_000000612024_00250_10324_1770.N1	20-FEB-2004 09:05:50	Dark	61.000	16	21Alp Sco	1.0200	3000.0	122	10324	No
166	GOM_NL__2PRFIN20040220_090744_000000762024_00250_10324_1771.N1	20-FEB-2004 09:07:44	Dark	75.500	80	7Del Sco	2.3160	30000.	151	10324	No
167	GOM_NL__2PRFIN20040220_091248_000000442024_00251_10325_1737.N1	20-FEB-2004 09:12:48	Dark	43.500	134	Bet TrA	2.8100	6600.0	87	10325	No
168	GOM_NL__2PRFIN20040220_091510_000000542024_00251_10325_1738.N1	20-FEB-2004 09:15:10	Dark	54.000	4	Alp1Cen	-0.010000	5800.0	108	10325	No
169	GOM_NL__2PRFIN20040220_091630_000000502024_00251_10325_1739.N1	20-FEB-2004 09:16:30	Dark	49.500	10	Bet Cen	0.610000	28000.	99	10325	No
170	GOM_NL__2PRFIN20040220_091926_000000522024_00251_10325_1740.N1	20-FEB-2004 09:19:26	Dark	51.500	12	Alp1Cru	0.775000	30000.	103	10325	No
171	GOM_NL__2PRFIN20040220_092132_000000402024_00251_10325_1741.N1	20-FEB-2004 09:21:32	Dark	40.000	29	Bet Car	1.6720	10200.	80	10325	No
172	GOM_NL__2PRFIN20040220_092413_000000452024_00251_10325_1742.N1	20-FEB-2004 09:24:13	Dark	45.000	71	lot Car	2.2460	7700.0	90	10325	No
173	GOM_NL__2PRFIN20040220_092548_000000452024_00251_10325_1743.N1	20-FEB-2004 09:25:48	Straylight	45.000	46	Del Vel	1.9540	10600.	90	10325	No
174	GOM_NL__2PRFIN20040220_092809_000000432024_00251_10325_1744.N1	20-FEB-2004 09:28:09	Straylight	42.500	34	Gam2Vel	1.7930	23000.	85	10325	No
175	GOM_NL__2PRFIN20040220_093014_000000422024_00251_10325_1745.N1	20-FEB-2004 09:30:14	Straylight	41.500	70	Zet Pup	2.2460	39000.	83	10325	No
176	GOM_NL__2PRFIN20040220_093411_000000922024_00251_10325_1746.N1	20-FEB-2004 09:34:11	Straylight	91.500	100	4Gam Crv	2.5800	13100.	183	10325	No
177	GOM_NL__2PRFIN20040220_093820_000000462024_00251_10325_1747.N1	20-FEB-2004 09:38:20	Twilight	46.000	48	30Alp Hya	1.9770	4100.0	92	10325	No
178	GOM_NL__2PRFIN20040220_094301_000000442024_00251_10325_1748.N1	20-FEB-2004 09:43:01	Bright	43.500	8	10Alp CMi	0.400000	6500.0	87	10325	No
179	GOM_NL__2PRFIN20040220_094517_000000502024_00251_10325_1749.N1	20-FEB-2004 09:45:17	Bright	49.500	22	32Alp Leo	1.3600	15200.	99	10325	No
180	GOM_NL__2PRFIN20040220_094913_000000392024_00251_10325_1750.N1	20-FEB-2004 09:49:13	Bright	39.000	17	78Bet Gem	1.1610	4500.0	78	10325	No
181	GOM_NL__2PRFIN20040220_095023_000000392024_00251_10325_1751.N1	20-FEB-2004 09:50:23	Bright	38.500	24	66Alp Gem	1.5800	10200.	77	10325	No
182	GOM_NL__2PRFIN20040220_095239_000001022024_00251_10325_1752.N1	20-FEB-2004 09:52:39	Bright	101.50	62	94Bet Leo	2.1360	9700.0	203	10325	No
183	GOM_NL__2PRFIN20040220_095759_000000522024_00251_10325_1753.N1	20-FEB-2004 09:57:59	Bright	52.000	174	52Psi UMa	3.0040	4400.0	104	10325	No
184	GOM_NL__2PRFIN20040220_100013_000000442024_00251_10325_1754.N1	20-FEB-2004 10:00:13	Bright	44.000	82	48Bet UMa	2.3650	10600.	88	10325	No
185	GOM_NL__2PRFIN20040220_100205_000000512024_00251_10325_1755.N1	20-FEB-2004 10:02:05	Bright	50.500	87	64Gam UMa	2.4330	11000.	101	10325	No
186	GOM_NL__2PRFIN20040220_100628_000000392024_00251_10325_1756.N1	20-FEB-2004 10:06:28	Bright	38.500	49	1Alp UMi	1.9900	6300.0	77	10325	No
187	GOM_NL__2PRFIN20040220_100813_000000422024_00251_10325_1757.N1	20-FEB-2004 10:08:13	Bright	41.500	60	7Bet UMi	2.0810	3950.0	83	10325	No
188	GOM_NL__2PRFIN20040220_100954_000000692024_00251_10325_1758.N1	20-FEB-2004 10:09:54	Bright	69.000	39	85Eta UMa	1.8540	24000.	138	10325	No
189	GOM_NL__2PRFIN20040220_101304_000000462024_00251_10325_1759.N1	20-FEB-2004 10:13:04	Bright	46.000	119	14Eta Dra	2.7270	4700.0	92	10325	No
190	GOM_NL__2PRFIN20040220_101703_000000442024_00251_10325_1760.N1	20-FEB-2004 10:17:03	Bright	44.000	130	23Bet Dra	2.7990	5800.0	88	10325	No
191	GOM_NL__2PRFIN20040220_101842_000000382024_00251_10325_1761.N1	20-FEB-2004 10:18:42	Bright	37.500	19	50Alp Cyg	1.2460	10500.	75	10325	No
192	GOM_NL__2PRFIN20040220_102020_000000382024_00251_10325_1762.N1	20-FEB-2004 10:20:20	Bright	37.500	66	37Gam Cyg	2.2080	5900.0	75	10325	No
193	GOM_NL__2PRFIN20040220_102148_000000392024_00251_10325_1763.N1	20-FEB-2004 10:21:48	Bright	38.500	92	53Eps Cyg	2.5000	4500.0	77	10325	No
194	GOM_NL__2PRFIN20040220_102447_000000622024_00251_10325_1764.N1	20-FEB-2004 10:24:47	Bright	61.500	133	40Zet Her	2.8070	6000.0	123	10325	No
195	GOM_NL__2PRFIN20040220_102836_000000372024_00251_10325_1765.N1	20-FEB-2004 10:28:36	Bright	37.000	168	17Zet Aql	2.9860	11000.	74	10325	No
196	GOM_NL__2PRFIN20040220_103102_000000602024_00251_10325_1766.N1	20-FEB-2004 10:31:02	Twilight	60.000	59	55Alp Oph	2.0800	8900.0	120	10325	No
197	GOM_NL__2PRFIN20040220_103324_000000562024_00251_10325_1767.N1	20-FEB-2004 10:33:24	Twilight	56.000	126	60Bet Oph	2.7700	4250.0	112	10325	No
198	GOM_NL__2PRFIN20040220_103812_000000412024_00251_10325_1768.N1	20-FEB-2004 10:38:12	Twilight	40.500	155	41Pi Sgr	2.9000	6600.0	81	10325	No
199	GOM_NL__2PRFIN20040220_103955_000000422024_00251_10325_1769.N1	20-FEB-2004 10:39:55	Dark	41.500	57	34Sig Sgr	2.0660	26000.	83	10325	No
200	GOM_NL__2PRFIN20040220_104247_000000442024_00251_10325_1770.N1	20-FEB-2004 10:42:47	Dark	43.500	38	20Eps Sgr	1.8360	11000.	87	10325	No
201	GOM_NL__2PRFIN20040220_104627_000000752024_00251_10325_1771.N1	20-FEB-2004 10:46:27	Dark	75.000	16	21Alp Sco	1.0200	3000.0	150	10325	No
202	GOM_NL__2PRFIN20040220_105323_000000422024_00252_10326_1737.N1	20-FEB-2004 10:53:23	Dark	42.000	134	Bet TrA	2.8100	6600.0	84	10326	No
203	GOM_NL__2PRFIN20040220_105547_000000522024_00252_10326_1738.N1	20-FEB-2004 10:55:47	Dark	51.500	4	Alp1Cen	-0.010000	5800.0	103	10326	No
204	GOM_NL__2PRFIN20040220_105706_000000452024_00252_10326_1739.N1	20-FEB-2004 10:57:06	Dark	45.000	10	Bet Cen	0.610000	28000.	90	10326	No
205	GOM_NL__2PRFIN20040220_110002_000000522024_00252_10326_1740.N1	20-FEB-2004 11:00:02	Dark	51.500	12	Alp1Cru	0.775000	30000.	103	10326	No
206	GOM_NL__2PRFIN20040220_110207_000000462024_00252_10326_1741.N1	20-FEB-2004 11:02:07	Dark	45.500	29	Bet Car	1.6720	10200.	91	10326	No
207	GOM_NL__2PRFIN20040220_110449_000000452024_00252_10326_1742.N1	20-FEB-2004 11:04:49	Dark	45.000	71	lot Car	2.2460	7700.0	90	10326	No
208	GOM_NL__2PRFIN20040220_110624_000000372024_00252_10326_1743.N1	20-FEB-2004 11:06:24	Straylight	36.500	46	Del Vel	1.9540	10600.	73	10326	No
209	GOM_NL__2PRFIN20040220_110845_000000412024_00252_10326_1744.N1	20-FEB-2004 11:08:45	Straylight	40.500	34	Gam2Vel	1.7930	23000.	81	10326	No
210	GOM_NL__2PRFIN20040220_111050_000000392024_00252_10326_1745.N1	20-FEB-2004 11:10:50	Straylight	39.000	70	Zet Pup	2.2460	39000.	78	10326	No
211	GOM_NL__2PRFIN20040220_111447_000000922024_00252_10326_1746.N1	20-FEB-2004 11:14:47	Straylight	91.500	100	4Gam Crv	2.5800	13100.	183	10326	No
212	GOM_NL__2PRFIN20040220_111856_000000552024_00252_10326_1747.N1	20-FEB-2004 11:18:56	Twilight	54.500	48	30Alp Hya	1.9770	4100.0	109	10326	No
213	GOM_NL__2PRFIN20040220_112336_000000452024_00252_10326_1748.N1	20-FEB-2004 11:23:36	Bright	45.000	8	10Alp CMi	0.400000	6500.0	90	10326	No
214	GOM_NL__2PRFIN20040220_112552_000000492024_00252_10326_1749.N1	20-FEB-2004 11:25:52	Bright	48.500	22	32Alp Leo	1.3600	15200.	97	10326	No
215	GOM_NL__2PRFIN20040220_112948_000000392024_00252_10326_1750.N1	20-FEB-2004 11:29:48	Bright	39.000	17	78Bet Gem	1.1610	4500.0	78	10326	No
216	GOM_NL__2PRFIN20040220_113058_000000392024_00252_10326_1751.N1	20-FEB-2004 11:30:58	Bright	39.000	24	66Alp Gem	1.5800	10200.	78	10326	No
217	GOM_NL__2PRFIN20040220_113313_000000992024_00252_10326_1752.N1	20-FEB-2004 11:33:13	Bright	99.000	62	94Bet Leo	2.1360	9700.0	198	10326	No
218	GOM_NL__2PRFIN20040220_113833_000000502024_00252_10326_1753.N1	20-FEB-2004 11:38:33	Bright	49.500	174	52Psi UMa	3.0040	4400.0	99	10326	No
219	GOM_NL__2PRFIN20040220_114048_000000452024_00252_10326_1754.N1	20-FEB-2004 11:40:48	Bright	44.500	82	48Bet UMa	2.3650	10600.	89	10326	No

220	GOM_NL__2PRFIN20040220_114239_000000522024_00252_10326_1755.N1	20-FEB-2004 11:42:39	Bright	52.000	87	64Gam UMa	2.4330	11000.	104	10326	No
221	GOM_NL__2PRFIN20040220_114702_000000392024_00252_10326_1756.N1	20-FEB-2004 11:47:02	Bright	39.000	49	1Alp UMi	1.9900	6300.0	78	10326	No
222	GOM_NL__2PRFIN20040220_114849_000000432024_00252_10326_1757.N1	20-FEB-2004 11:48:49	Bright	42.500	60	7Bet UMi	2.0810	3950.0	85	10326	No
223	GOM_NL__2PRFIN20040220_115029_000000692024_00252_10326_1758.N1	20-FEB-2004 11:50:29	Bright	68.500	39	85Eta UMa	1.8540	24000.	137	10326	No
224	GOM_NL__2PRFIN20040220_115340_000000452024_00252_10326_1759.N1	20-FEB-2004 11:53:40	Bright	44.500	119	14Eta Dra	2.7270	4700.0	89	10326	No
225	GOM_NL__2PRFIN20040220_115738_000000432024_00252_10326_1760.N1	20-FEB-2004 11:57:38	Bright	43.000	130	23Bet Dra	2.7990	5800.0	86	10326	No
226	GOM_NL__2PRFIN20040220_115921_000000352024_00252_10326_1761.N1	20-FEB-2004 11:59:21	Bright	35.000	19	50Alp Cyg	1.2460	10500.	70	10326	No
227	GOM_NL__2PRFIN20040220_120056_000000372024_00252_10326_1762.N1	20-FEB-2004 12:00:56	Bright	37.000	66	37Gam Cyg	2.2080	5900.0	74	10326	No
228	GOM_NL__2PRFIN20040220_120225_000000352024_00252_10326_1763.N1	20-FEB-2004 12:02:25	Bright	35.000	92	53Eps Cyg	2.5000	4500.0	70	10326	No
229	GOM_NL__2PRFIN20040220_120523_000000612024_00252_10326_1764.N1	20-FEB-2004 12:05:23	Bright	61.000	133	40Zet Her	2.8070	6000.0	122	10326	No
230	GOM_NL__2PRFIN20040220_120912_000000392024_00252_10326_1765.N1	20-FEB-2004 12:09:12	Bright	39.000	168	17Zet Aql	2.9860	11000.	78	10326	No
231	GOM_NL__2PRFIN20040220_121139_000000612024_00252_10326_1766.N1	20-FEB-2004 12:11:39	Twilight	60.500	59	55Alp Oph	2.0800	8900.0	121	10326	No
232	GOM_NL__2PRFIN20040220_121401_000000562024_00252_10326_1767.N1	20-FEB-2004 12:14:01	Twilight	55.500	126	60Bet Oph	2.7700	4250.0	111	10326	No
233	GOM_NL__2PRFIN20040220_121848_000000432024_00252_10326_1768.N1	20-FEB-2004 12:18:48	Twilight	42.500	155	41Pi Sgr	2.9000	6600.0	85	10326	No
234	GOM_NL__2PRFIN20040220_122030_000000412024_00252_10326_1769.N1	20-FEB-2004 12:20:30	Dark	40.500	57	34Sig Sgr	2.0660	26000.	81	10326	No
235	GOM_NL__2PRFIN20040220_122322_000000482024_00252_10326_1770.N1	20-FEB-2004 12:23:22	Dark	48.000	38	20Eps Sgr	1.8360	11000.	96	10326	No
236	GOM_NL__2PRFIN20040220_122704_000000752024_00252_10326_1771.N1	20-FEB-2004 12:27:04	Dark	75.000	16	21Alp Sco	1.0200	3000.0	150	10326	No
237	GOM_NL__2PRFIN20040220_123400_000000402024_00253_10327_1737.N1	20-FEB-2004 12:34:00	Dark	40.000	134	Bet TrA	2.8100	6600.0	80	10327	No
238	GOM_NL__2PRFIN20040220_123623_000000452024_00253_10327_1738.N1	20-FEB-2004 12:36:23	Dark	45.000	4	Alp1Cen	-0.010000	5800.0	90	10327	No
239	GOM_NL__2PRFIN20040220_123742_000000442024_00253_10327_1739.N1	20-FEB-2004 12:37:42	Dark	43.500	10	Bet Cen	0.61000	28000.	87	10327	No
240	GOM_NL__2PRFIN20040220_124038_000000442024_00253_10327_1740.N1	20-FEB-2004 12:40:38	Dark	43.500	12	Alp1Cru	0.77500	30000.	87	10327	No
241	GOM_NL__2PRFIN20040220_124243_000000412024_00253_10327_1741.N1	20-FEB-2004 12:42:43	Dark	40.500	29	Bet Car	1.6720	10200.	81	10327	No
242	GOM_NL__2PRFIN20040220_124524_000000402024_00253_10327_1742.N1	20-FEB-2004 12:45:24	Dark	40.000	71	lot Car	2.2460	7700.0	80	10327	No
243	GOM_NL__2PRFIN20040220_124700_000000392024_00253_10327_1743.N1	20-FEB-2004 12:47:00	Straylight	39.000	46	Del Vel	1.9540	10600.	78	10327	No
244	GOM_NL__2PRFIN20040220_124921_000000382024_00253_10327_1744.N1	20-FEB-2004 12:49:21	Straylight	38.000	34	Gam2Vel	1.7930	23000.	76	10327	No
245	GOM_NL__2PRFIN20040220_125126_000000412024_00253_10327_1745.N1	20-FEB-2004 12:51:26	Straylight	40.500	70	Zet Pup	2.2460	39000.	81	10327	No
246	GOM_NL__2PRFIN20040220_125524_000000862024_00253_10327_1746.N1	20-FEB-2004 12:55:24	Straylight	86.000	100	4Gam Crv	2.5800	13100.	172	10327	No
247	GOM_NL__2PRFIN20040220_125929_000000512024_00253_10327_1747.N1	20-FEB-2004 12:59:29	Twilight	50.500	48	30Alp Hya	1.9770	4100.0	101	10327	No
248	GOM_NL__2PRFIN20040220_130413_000000422024_00253_10327_1748.N1	20-FEB-2004 13:04:13	Bright	42.000	8	10Alp CMi	0.40000	6500.0	84	10327	No
249	GOM_NL__2PRFIN20040220_130625_000000522024_00253_10327_1749.N1	20-FEB-2004 13:06:25	Bright	51.500	22	32Alp Leo	1.3600	15200.	103	10327	No
250	GOM_NL__2PRFIN20040220_131024_000000392024_00253_10327_1750.N1	20-FEB-2004 13:10:24	Bright	38.500	17	78Bet Gem	1.1610	4500.0	77	10327	No
251	GOM_NL__2PRFIN20040220_131132_000000412024_00253_10327_1751.N1	20-FEB-2004 13:11:32	Bright	40.500	24	66Alp Gem	1.5800	10200.	81	10327	No
252	GOM_NL__2PRFIN20040220_131346_000000992024_00253_10327_1752.N1	20-FEB-2004 13:13:46	Bright	99.000	62	94Bet Leo	2.1360	9700.0	198	10327	No
253	GOM_NL__2PRFIN20040220_131909_000000512024_00253_10327_1753.N1	20-FEB-2004 13:19:09	Bright	50.500	174	52Psi UMa	3.0040	4400.0	101	10327	No
254	GOM_NL__2PRFIN20040220_132123_000000452024_00253_10327_1754.N1	20-FEB-2004 13:21:23	Bright	45.000	82	48Bet UMa	2.3650	10600.	90	10327	No
255	GOM_NL__2PRFIN20040220_132315_000000512024_00253_10327_1755.N1	20-FEB-2004 13:23:15	Bright	50.500	87	64Gam UMa	2.4330	11000.	101	10327	No
256	GOM_NL__2PRFIN20040220_132738_000000402024_00253_10327_1756.N1	20-FEB-2004 13:27:38	Bright	39.500	49	1Alp UMi	1.9900	6300.0	79	10327	No
257	GOM_NL__2PRFIN20040220_132924_000000402024_00253_10327_1757.N1	20-FEB-2004 13:29:24	Bright	39.500	60	7Bet UMi	2.0810	3950.0	79	10327	No
258	GOM_NL__2PRFIN20040220_133104_000000682024_00253_10327_1758.N1	20-FEB-2004 13:31:04	Bright	67.500	39	85Eta UMa	1.8540	24000.	135	10327	No
259	GOM_NL__2PRFIN20040220_133416_000000442024_00253_10327_1759.N1	20-FEB-2004 13:34:16	Bright	44.000	119	14Eta Dra	2.7270	4700.0	88	10327	No
260	GOM_NL__2PRFIN20040220_133814_000000442024_00253_10327_1760.N1	20-FEB-2004 13:38:14	Bright	44.000	130	23Bet Dra	2.7990	5800.0	88	10327	No
261	GOM_NL__2PRFIN20040220_133957_000000392024_00253_10327_1761.N1	20-FEB-2004 13:39:57	Bright	38.500	19	50Alp Cyg	1.2460	10500.	77	10327	No
262	GOM_NL__2PRFIN20040220_134132_000000362024_00253_10327_1762.N1	20-FEB-2004 13:41:32	Bright	36.000	66	37Gam Cyg	2.2080	5900.0	72	10327	No
263	GOM_NL__2PRFIN20040220_134301_000000352024_00253_10327_1763.N1	20-FEB-2004 13:43:01	Bright	34.500	92	53Eps Cyg	2.5000	4500.0	69	10327	No
264	GOM_NL__2PRFIN20040220_134559_000000632024_00253_10327_1764.N1	20-FEB-2004 13:45:59	Bright	62.500	133	40Zet Her	2.8070	6000.0	125	10327	No
265	GOM_NL__2PRFIN20040220_134948_000000382024_00253_10327_1765.N1	20-FEB-2004 13:49:48	Bright	38.000	168	17Zet Aql	2.9860	11000.	76	10327	No
266	GOM_NL__2PRFIN20040220_135216_000000542024_00253_10327_1766.N1	20-FEB-2004 13:52:16	Twilight	54.000	59	55Alp Oph	2.0800	8900.0	108	10327	No
267	GOM_NL__2PRFIN20040220_135437_000000562024_00253_10327_1767.N1	20-FEB-2004 13:54:37	Twilight	56.000	126	60Bet Oph	2.7700	4250.0	112	10327	No
268	GOM_NL__2PRFIN20040220_135922_000000472024_00253_10327_1768.N1	20-FEB-2004 13:59:22	Twilight	46.500	155	41Pi Sgr	2.9000	6600.0	93	10327	No
269	GOM_NL__2PRFIN20040220_140107_000000412024_00253_10327_1769.N1	20-FEB-2004 14:01:07	Dark	41.000	57	34Sig Sgr	2.0660	26000.	82	10327	No
270	GOM_NL__2PRFIN20040220_140359_000000452024_00253_10327_1770.N1	20-FEB-2004 14:03:59	Dark	44.500	38	20Eps Sgr	1.8360	11000.	89	10327	No
271	GOM_NL__2PRFIN20040220_140739_000000752024_00253_10327_1771.N1	20-FEB-2004 14:07:39	Dark	75.000	16	21Alp Sco	1.0200	3000.0	150	10327	No
272	GOM_NL__2PRFIN20040220_141436_000000412024_00254_10328_1737.N1	20-FEB-2004 14:14:36	Dark	40.500	134	Bet TrA	2.8100	6600.0	81	10328	No
273	GOM_NL__2PRFIN20040220_141700_000000472024_00254_10328_1738.N1	20-FEB-2004 14:17:00	Dark	46.500	4	Alp1Cen	-0.010000	5800.0	93	10328	No
274	GOM_NL__2PRFIN20040220_141819_000000452024_00254_10328_1739.N1	20-FEB-2004 14:18:19	Dark	44.500	10	Bet Cen	0.61000	28000.	89	10328	No
275	GOM_NL__2PRFIN20040220_142114_000000442024_00254_10328_1740.N1	20-FEB-2004 14:21:14	Dark	44.000	12	Alp1Cru	0.77500	30000.	88	10328	No
276	GOM_NL__2PRFIN20040220_142320_000000412024_00254_10328_1741.N1	20-FEB-2004 14:23:20	Dark	41.000	29	Bet Car	1.6720	10200.	82	10328	No
277	GOM_NL__2PRFIN20040220_142600_000000432024_00254_10328_1742.N1	20-FEB-2004 14:26:00	Dark	42.500	71	lot Car	2.2460	7700.0	85	10328	No
278	GOM_NL__2PRFIN20040220_142736_000000402024_00254_10328_1743.N1	20-FEB-2004 14:27:36	Straylight	40.000	46	Del Vel	1.9540	10600.	80	10328	No



279	GOM_NL__2PRFIN20040220_142957_000000392024_00254_10328_1744.N1	20-FEB-2004 14:29:57	Straylight	39.000	34	Gam2Vel	1.7930	23000.	78	10328	No
280	GOM_NL__2PRFIN20040220_143202_000000412024_00254_10328_1745.N1	20-FEB-2004 14:32:02	Straylight	41.000	70	Zet Pup	2.2460	39000.	82	10328	No
281	GOM_NL__2PRFIN20040220_143600_000000922024_00254_10328_1746.N1	20-FEB-2004 14:36:00	Straylight	92.000	100	4Gam Crv	2.5800	13100.	184	10328	No
282	GOM_NL__2PRFIN20040220_144007_000000502024_00254_10328_1747.N1	20-FEB-2004 14:40:07	Tw_i_and_stray	49.500	48	30Alp Hya	1.9770	4100.0	99	10328	No
283	GOM_NL__2PRFIN20040220_144449_000000432024_00254_10328_1748.N1	20-FEB-2004 14:44:49	Bright	42.500	8	10Alp CMi	0.40000	6500.0	85	10328	No
284	GOM_NL__2PRFIN20040220_144703_000000522024_00254_10328_1749.N1	20-FEB-2004 14:47:03	Bright	51.500	22	32Alp Leo	1.3600	15200.	103	10328	No
285	GOM_NL__2PRFIN20040220_145100_000000422024_00254_10328_1750.N1	20-FEB-2004 14:51:00	Bright	41.500	17	78Bet Gem	1.1610	4500.0	83	10328	No
286	GOM_NL__2PRFIN20040220_145210_000000402024_00254_10328_1751.N1	20-FEB-2004 14:52:10	Bright	39.500	24	66Alp Gem	1.5800	10200.	79	10328	No
287	GOM_NL__2PRFIN20040220_145420_000000982024_00254_10328_1752.N1	20-FEB-2004 14:54:20	Bright	97.500	62	94Bet Leo	2.1360	9700.0	195	10328	No
288	GOM_NL__2PRFIN20040220_145944_000000512024_00254_10328_1753.N1	20-FEB-2004 14:59:44	Bright	50.500	174	52Psi UMa	3.0040	4400.0	101	10328	No
289	GOM_NL__2PRFIN20040220_150159_000000452024_00254_10328_1754.N1	20-FEB-2004 15:01:59	Bright	44.500	82	48Bet UMa	2.3650	10600.	89	10328	No
290	GOM_NL__2PRFIN20040220_150350_000000512024_00254_10328_1755.N1	20-FEB-2004 15:03:50	Bright	50.500	87	64Gam UMa	2.4330	11000.	101	10328	No
291	GOM_NL__2PRFIN20040220_150815_000000392024_00254_10328_1756.N1	20-FEB-2004 15:08:15	Bright	38.500	49	1Alp UMi	1.9900	6300.0	77	10328	No
292	GOM_NL__2PRFIN20040220_151000_000000442024_00254_10328_1757.N1	20-FEB-2004 15:10:00	Bright	43.500	60	7Bet UMi	2.0810	3950.0	87	10328	No
293	GOM_NL__2PRFIN20040220_151139_000000692024_00254_10328_1758.N1	20-FEB-2004 15:11:39	Bright	68.500	39	85Eta UMa	1.8540	24000.	137	10328	No
294	GOM_NL__2PRFIN20040220_151451_000000462024_00254_10328_1759.N1	20-FEB-2004 15:14:51	Bright	45.500	119	14Eta Dra	2.7270	4700.0	91	10328	No
295	GOM_NL__2PRFIN20040220_151850_000000452024_00254_10328_1760.N1	20-FEB-2004 15:18:50	Bright	45.000	130	23Bet Dra	2.7990	5800.0	90	10328	No
296	GOM_NL__2PRFIN20040220_152032_000000382024_00254_10328_1761.N1	20-FEB-2004 15:20:32	Bright	37.500	19	50Alp Cyg	1.2460	10500.	75	10328	No
297	GOM_NL__2PRFIN20040220_152208_000000362024_00254_10328_1762.N1	20-FEB-2004 15:22:08	Bright	36.000	66	37Gam Cyg	2.2080	5900.0	72	10328	No
298	GOM_NL__2PRFIN20040220_152335_000000482024_00254_10328_1763.N1	20-FEB-2004 15:23:35	Bright	47.500	92	53Eps Cyg	2.5000	4500.0	95	10328	No
299	GOM_NL__2PRFIN20040220_152635_000000612024_00254_10328_1764.N1	20-FEB-2004 15:26:35	Bright	61.000	133	40Zet Her	2.8070	6000.0	122	10328	No
300	GOM_NL__2PRFIN20040220_153024_000000382024_00254_10328_1765.N1	20-FEB-2004 15:30:24	Bright	38.000	168	17Zet Aql	2.9860	11000.	76	10328	No
301	GOM_NL__2PRFIN20040220_153250_000000592024_00254_10328_1766.N1	20-FEB-2004 15:32:50	Tw_i_and_stray	58.500	59	55Alp Oph	2.0800	8900.0	117	10328	No
302	GOM_NL__2PRFIN20040220_153514_000000532024_00254_10328_1767.N1	20-FEB-2004 15:35:14	Tw_i_and_stray	53.000	126	60Bet Oph	2.7700	4250.0	106	10328	No
303	GOM_NL__2PRFIN20040220_154000_000000422024_00254_10328_1768.N1	20-FEB-2004 15:40:00	Twilight	42.000	155	41Pi Sgr	2.9000	6600.0	84	10328	No
304	GOM_NL__2PRFIN20040220_154143_000000402024_00254_10328_1769.N1	20-FEB-2004 15:41:43	Dark	40.000	57	34Sig Sgr	2.0660	26000.	80	10328	No
305	GOM_NL__2PRFIN20040220_154436_000000462024_00254_10328_1770.N1	20-FEB-2004 15:44:36	Dark	45.500	38	20Eps Sgr	1.8360	11000.	91	10328	No
306	GOM_NL__2PRFIN20040220_154818_000000602024_00254_10328_1771.N1	20-FEB-2004 15:48:18	Dark	60.000	16	21Alp Sco	1.0200	3000.0	120	10328	No
307	GOM_NL__2PRFIN20040220_155513_000000412024_00255_10329_1737.N1	20-FEB-2004 15:55:13	Dark	41.000	134	Bet TrA	2.8100	6600.0	82	10329	No
308	GOM_NL__2PRFIN20040220_155736_000000472024_00255_10329_1738.N1	20-FEB-2004 15:57:36	Dark	46.500	4	Alp1Cen	-0.010000	5800.0	93	10329	No
309	GOM_NL__2PRFIN20040220_155855_000000452024_00255_10329_1739.N1	20-FEB-2004 15:58:55	Dark	44.500	10	Bet Cen	0.61000	28000.	89	10329	No
310	GOM_NL__2PRFIN20040220_160151_000000442024_00255_10329_1740.N1	20-FEB-2004 16:01:51	Dark	44.000	12	Alp1Cru	0.77500	30000.	88	10329	No
311	GOM_NL__2PRFIN20040220_160355_000000382024_00255_10329_1741.N1	20-FEB-2004 16:03:55	Dark	38.000	29	Bet Car	1.6720	10200.	76	10329	No
312	GOM_NL__2PRFIN20040220_160637_000000432024_00255_10329_1742.N1	20-FEB-2004 16:06:37	Dark	42.500	71	lot Car	2.2460	7700.0	85	10329	No
313	GOM_NL__2PRFIN20040220_160812_000000432024_00255_10329_1743.N1	20-FEB-2004 16:08:12	Straylight	42.500	46	Del Vel	1.9540	10600.	85	10329	No
314	GOM_NL__2PRFIN20040220_161033_000000422024_00255_10329_1744.N1	20-FEB-2004 16:10:33	Straylight	41.500	34	Gam2Vel	1.7930	23000.	83	10329	No
315	GOM_NL__2PRFIN20040220_161238_000000432024_00255_10329_1745.N1	20-FEB-2004 16:12:38	Straylight	43.000	70	Zet Pup	2.2460	39000.	86	10329	No
316	GOM_NL__2PRFIN20040220_161636_000000862024_00255_10329_1746.N1	20-FEB-2004 16:16:36	Straylight	86.000	100	4Gam Crv	2.5800	13100.	172	10329	No
317	GOM_NL__2PRFIN20040220_162043_000000512024_00255_10329_1747.N1	20-FEB-2004 16:20:43	Tw_i_and_stray	51.000	48	30Alp Hya	1.9770	4100.0	102	10329	No
318	GOM_NL__2PRFIN20040220_162525_000000432024_00255_10329_1748.N1	20-FEB-2004 16:25:25	Bright	42.500	8	10Alp CMi	0.40000	6500.0	85	10329	No
319	GOM_NL__2PRFIN20040220_162739_000000502024_00255_10329_1749.N1	20-FEB-2004 16:27:39	Bright	50.000	22	32Alp Leo	1.3600	15200.	100	10329	No
320	GOM_NL__2PRFIN20040220_163136_000000402024_00255_10329_1750.N1	20-FEB-2004 16:31:36	Bright	40.000	17	78Bet Gem	1.1610	4500.0	80	10329	No
321	GOM_NL__2PRFIN20040220_163247_000000392024_00255_10329_1751.N1	20-FEB-2004 16:32:47	Bright	38.500	24	66Alp Gem	1.5800	10200.	77	10329	No
322	GOM_NL__2PRFIN20040220_163453_000001022024_00255_10329_1752.N1	20-FEB-2004 16:34:53	Bright	101.50	62	94Bet Leo	2.1360	9700.0	203	10329	No
323	GOM_NL__2PRFIN20040220_164019_000000522024_00255_10329_1753.N1	20-FEB-2004 16:40:19	Bright	51.500	174	52Psi UMa	3.0040	4400.0	103	10329	No
324	GOM_NL__2PRFIN20040220_164234_000000442024_00255_10329_1754.N1	20-FEB-2004 16:42:34	Bright	44.000	82	48Bet UMa	2.3650	10600.	88	10329	No
325	GOM_NL__2PRFIN20040220_164425_000000512024_00255_10329_1755.N1	20-FEB-2004 16:44:25	Bright	51.000	87	64Gam UMa	2.4330	11000.	102	10329	No
326	GOM_NL__2PRFIN20040220_164851_000000392024_00255_10329_1756.N1	20-FEB-2004 16:48:51	Bright	38.500	49	1Alp UMi	1.9900	6300.0	77	10329	No
327	GOM_NL__2PRFIN20040220_165036_000000462024_00255_10329_1757.N1	20-FEB-2004 16:50:36	Bright	46.000	60	7Bet UMi	2.0810	3950.0	92	10329	No
328	GOM_NL__2PRFIN20040220_165213_000000702024_00255_10329_1758.N1	20-FEB-2004 16:52:13	Bright	69.500	39	85Eta UMa	1.8540	24000.	139	10329	No
329	GOM_NL__2PRFIN20040220_165527_000000462024_00255_10329_1759.N1	20-FEB-2004 16:55:27	Bright	45.500	119	14Eta Dra	2.7270	4700.0	91	10329	No
330	GOM_NL__2PRFIN20040220_165926_000000422024_00255_10329_1760.N1	20-FEB-2004 16:59:26	Bright	41.500	130	23Bet Dra	2.7990	5800.0	83	10329	No
331	GOM_NL__2PRFIN20040220_170108_000000372024_00255_10329_1761.N1	20-FEB-2004 17:01:08	Bright	36.500	19	50Alp Cyg	1.2460	10500.	73	10329	No
332	GOM_NL__2PRFIN20040220_170244_000000392024_00255_10329_1762.N1	20-FEB-2004 17:02:44	Bright	38.500	66	37Gam Cyg	2.2080	5900.0	77	10329	No
333	GOM_NL__2PRFIN20040220_170411_000000392024_00255_10329_1763.N1	20-FEB-2004 17:04:11	Bright	39.000	92	53Eps Cyg	2.5000	4500.0	78	10329	No
334	GOM_NL__2PRFIN20040220_170711_000000612024_00255_10329_1764.N1	20-FEB-2004 17:07:11	Bright	60.500	133	40Zet Her	2.8070	6000.0	121	10329	No
335	GOM_NL__2PRFIN20040220_171101_000000372024_00255_10329_1765.N1	20-FEB-2004 17:11:01	Bright	37.000	168	17Zet Aql	2.9860	11000.	74	10329	No
336	GOM_NL__2PRFIN20040220_171326_000000602024_00255_10329_1766.N1	20-FEB-2004 17:13:26	Tw_i_and_stray	60.000	59	55Alp Oph	2.0800	8900.0	120	10329	No
337	GOM_NL__2PRFIN20040220_171550_000000582024_00255_10329_1767.N1	20-FEB-2004 17:15:50	Tw_i_and_stray	58.000	126	60Bet Oph	2.7700	4250.0	116	10329	No

338	GOM_NL__2PRFIN20040220_172037_000000422024_00255_10329_1768.N1	20-FEB-2004 17:20:37	Twilight	42.000	155	41Pi Sgr	2.9000	6600.0	84	10329	No
339	GOM_NL__2PRFIN20040220_172220_000000412024_00255_10329_1769.N1	20-FEB-2004 17:22:20	Dark	41.000	57	34Sig Sgr	2.0660	26000.	82	10329	No
340	GOM_NL__2PRFIN20040220_172512_000000442024_00255_10329_1770.N1	20-FEB-2004 17:25:12	Dark	44.000	38	20Eps Sgr	1.8360	11000.	88	10329	No
341	GOM_NL__2PRFIN20040220_172856_000000752024_00255_10329_1771.N1	20-FEB-2004 17:28:56	Dark	75.000	16	21Alp Sco	1.0200	3000.0	150	10329	No
342	GOM_NL__2PRFIN20040220_173549_000000412024_00256_10330_1737.N1	20-FEB-2004 17:35:49	Dark	40.500	134	Bet TrA	2.8100	6600.0	81	10330	No
343	GOM_NL__2PRFIN20040220_173813_000000462024_00256_10330_1738.N1	20-FEB-2004 17:38:13	Dark	45.500	4	Alp1Cen	-0.010000	5800.0	91	10330	No
344	GOM_NL__2PRFIN20040220_173932_000000432024_00256_10330_1739.N1	20-FEB-2004 17:39:32	Dark	43.000	10	Bet Cen	0.610000	28000.	86	10330	No
345	GOM_NL__2PRFIN20040220_174227_000000532024_00256_10330_1740.N1	20-FEB-2004 17:42:27	Dark	53.000	12	Alp1Cru	0.775000	30000.	106	10330	No
346	GOM_NL__2PRFIN20040220_174431_000000382024_00256_10330_1741.N1	20-FEB-2004 17:44:31	Dark	38.000	29	Bet Car	1.6720	10200.	76	10330	No
347	GOM_NL__2PRFIN20040220_174713_000000432024_00256_10330_1742.N1	20-FEB-2004 17:47:13	Dark	43.000	71	lot Car	2.2460	7700.0	86	10330	No
348	GOM_NL__2PRFIN20040220_174848_000000402024_00256_10330_1743.N1	20-FEB-2004 17:48:48	Straylight	40.000	46	Del Vel	1.9540	10600.	80	10330	No
349	GOM_NL__2PRFIN20040220_175132_000000512024_00256_10330_1744.N1	20-FEB-2004 17:51:32	Straylight	51.000	65	Lam Vel	2.2040	4400.0	102	10330	No
350	GOM_NL__2PRFIN20040220_175314_000000422024_00256_10330_1745.N1	20-FEB-2004 17:53:14	Straylight	42.000	70	Zet Pup	2.2460	39000.	84	10330	No
351	GOM_NL__2PRFIN20040220_175713_000000892024_00256_10330_1746.N1	20-FEB-2004 17:57:13	Straylight	89.000	100	4Gam Crv	2.5800	13100.	178	10330	No
352	GOM_NL__2PRFIN20040220_180120_000000512024_00256_10330_1747.N1	20-FEB-2004 18:01:20	Twilight_and_stray	51.000	48	30Alp Hya	1.9770	4100.0	102	10330	No
353	GOM_NL__2PRFIN20040220_180602_000000432024_00256_10330_1748.N1	20-FEB-2004 18:06:02	Bright	42.500	8	10Alp CMI	0.400000	6500.0	85	10330	No
354	GOM_NL__2PRFIN20040220_180815_000000492024_00256_10330_1749.N1	20-FEB-2004 18:08:15	Bright	48.500	22	32Alp Leo	1.3600	15200.	97	10330	No
355	GOM_NL__2PRFIN20040220_181212_000000422024_00256_10330_1750.N1	20-FEB-2004 18:12:12	Bright	41.500	17	78Bet Gem	1.1610	4500.0	83	10330	No
356	GOM_NL__2PRFIN20040220_181322_000000392024_00256_10330_1751.N1	20-FEB-2004 18:13:22	Bright	39.000	24	66Alp Gem	1.5800	10200.	78	10330	No
357	GOM_NL__2PRFIN20040220_181527_000001012024_00256_10330_1752.N1	20-FEB-2004 18:15:27	Bright	100.50	62	94Bet Leo	2.1360	9700.0	201	10330	No
358	GOM_NL__2PRFIN20040220_182053_000000522024_00256_10330_1753.N1	20-FEB-2004 18:20:53	Bright	51.500	174	52Psi UMa	3.0040	4400.0	103	10330	No
359	GOM_NL__2PRFIN20040220_182309_000000442024_00256_10330_1754.N1	20-FEB-2004 18:23:09	Bright	44.000	82	48Bet UMa	2.3650	10600.	88	10330	No
360	GOM_NL__2PRFIN20040220_182501_000000502024_00256_10330_1755.N1	20-FEB-2004 18:25:01	Bright	50.000	87	64Gam UMa	2.4330	11000.	100	10330	No
361	GOM_NL__2PRFIN20040220_182927_000000392024_00256_10330_1756.N1	20-FEB-2004 18:29:27	Bright	39.000	49	1Alp UMi	1.9900	6300.0	78	10330	No
362	GOM_NL__2PRFIN20040220_183111_000000432024_00256_10330_1757.N1	20-FEB-2004 18:31:11	Bright	43.000	60	7Bet UMi	2.0810	3950.0	86	10330	No
363	GOM_NL__2PRFIN20040220_183248_000000632024_00256_10330_1758.N1	20-FEB-2004 18:32:48	Bright	62.500	39	85Eta UMa	1.8540	24000.	125	10330	No
364	GOM_NL__2PRFIN20040220_183602_000000412024_00256_10330_1759.N1	20-FEB-2004 18:36:02	Bright	41.000	119	14Eta Dra	2.7270	4700.0	82	10330	No
365	GOM_NL__2PRFIN20040220_184002_000000442024_00256_10330_1760.N1	20-FEB-2004 18:40:02	Bright	44.000	130	23Bet Dra	2.7990	5800.0	88	10330	No
366	GOM_NL__2PRFIN20040220_184143_000000392024_00256_10330_1761.N1	20-FEB-2004 18:41:43	Bright	39.000	19	50Alp Cyg	1.2460	10500.	78	10330	No
367	GOM_NL__2PRFIN20040220_184320_000000372024_00256_10330_1762.N1	20-FEB-2004 18:43:20	Bright	37.000	66	37Gam Cyg	2.2080	5900.0	74	10330	No
368	GOM_NL__2PRFIN20040220_184449_000000372024_00256_10330_1763.N1	20-FEB-2004 18:44:49	Bright	37.000	92	53Eps Cyg	2.5000	4500.0	74	10330	No
369	GOM_NL__2PRFIN20040220_184748_000000602024_00256_10330_1764.N1	20-FEB-2004 18:47:48	Bright	60.000	133	40Zet Her	2.8070	6000.0	120	10330	No
370	GOM_NL__2PRFIN20040220_185137_000000372024_00256_10330_1765.N1	20-FEB-2004 18:51:37	Bright	36.500	168	17Zet Aql	2.9860	11000.	73	10330	No
371	GOM_NL__2PRFIN20040220_185405_000000612024_00256_10330_1766.N1	20-FEB-2004 18:54:05	Twilight_and_stray	60.500	59	55Alp Oph	2.0800	8900.0	121	10330	No
372	GOM_NL__2PRFIN20040220_185627_000000562024_00256_10330_1767.N1	20-FEB-2004 18:56:27	Twilight_and_stray	56.000	126	60Bet Oph	2.7700	4250.0	112	10330	No
373	GOM_NL__2PRFIN20040220_190112_000000432024_00256_10330_1768.N1	20-FEB-2004 19:01:12	Twilight	42.500	155	41Pi Sgr	2.9000	6600.0	85	10330	No
374	GOM_NL__2PRFIN20040220_190256_000000422024_00256_10330_1769.N1	20-FEB-2004 19:02:56	Dark	42.000	57	34Sig Sgr	2.0660	26000.	84	10330	No
375	GOM_NL__2PRFIN20040220_190549_000000442024_00256_10330_1770.N1	20-FEB-2004 19:05:49	Dark	44.000	38	20Eps Sgr	1.8360	11000.	88	10330	No
376	GOM_NL__2PRFIN20040220_190933_000000762024_00256_10330_1771.N1	20-FEB-2004 19:09:33	Dark	76.000	16	21Alp Sco	1.0200	3000.0	152	10330	No
377	GOM_NL__2PRFIN20040220_191129_000000802024_00256_10330_1772.N1	20-FEB-2004 19:11:29	Dark	79.500	80	7Del Sco	2.3160	30000.	159	10330	No
378	GOM_NL__2PRFIN20040220_191626_000000402024_00257_10331_1757.N1	20-FEB-2004 19:16:26	Dark	40.000	134	Bet TrA	2.8100	6600.0	80	10331	No
379	GOM_NL__2PRFIN20040220_191849_000000572024_00257_10331_1758.N1	20-FEB-2004 19:18:49	Dark	57.000	4	Alp1Cen	-0.010000	5800.0	114	10331	No
380	GOM_NL__2PRFIN20040220_192009_000000522024_00257_10331_1759.N1	20-FEB-2004 19:20:09	Dark	52.000	10	Bet Cen	0.610000	28000.	104	10331	No
381	GOM_NL__2PRFIN20040220_192304_000000472024_00257_10331_1760.N1	20-FEB-2004 19:23:04	Dark	46.500	12	Alp1Cru	0.775000	30000.	93	10331	No
382	GOM_NL__2PRFIN20040220_192508_000000402024_00257_10331_1761.N1	20-FEB-2004 19:25:08	Dark	39.500	29	Bet Car	1.6720	10200.	79	10331	No
383	GOM_NL__2PRFIN20040220_192749_000000392024_00257_10331_1762.N1	20-FEB-2004 19:27:49	Dark	39.000	71	lot Car	2.2460	7700.0	78	10331	No
384	GOM_NL__2PRFIN20040220_192924_000000402024_00257_10331_1763.N1	20-FEB-2004 19:29:24	Straylight	39.500	46	Del Vel	1.9540	10600.	79	10331	No
385	GOM_NL__2PRFIN20040220_193210_000000522024_00257_10331_1764.N1	20-FEB-2004 19:32:10	Straylight	51.500	65	Lam Vel	2.2040	4400.0	103	10331	No
386	GOM_NL__2PRFIN20040220_193350_000000392024_00257_10331_1765.N1	20-FEB-2004 19:33:50	Straylight	39.000	70	Zet Pup	2.2460	39000.	78	10331	No
387	GOM_NL__2PRFIN20040220_193749_000000862024_00257_10331_1766.N1	20-FEB-2004 19:37:49	Straylight	86.000	100	4Gam Crv	2.5800	13100.	172	10331	No
388	GOM_NL__2PRFIN20040220_194156_000000492024_00257_10331_1767.N1	20-FEB-2004 19:41:56	Twilight_and_stray	48.500	48	30Alp Hya	1.9770	4100.0	97	10331	No
389	GOM_NL__2PRFIN20040220_194638_000000452024_00257_10331_1768.N1	20-FEB-2004 19:46:38	Bright	45.000	8	10Alp CMI	0.400000	6500.0	90	10331	No
390	GOM_NL__2PRFIN20040220_194851_000000492024_00257_10331_1769.N1	20-FEB-2004 19:48:51	Bright	49.000	22	32Alp Leo	1.3600	15200.	98	10331	No
391	GOM_NL__2PRFIN20040220_195249_000000392024_00257_10331_1770.N1	20-FEB-2004 19:52:49	Bright	38.500	17	78Bet Gem	1.1610	4500.0	77	10331	No
392	GOM_NL__2PRFIN20040220_195359_000000372024_00257_10331_1771.N1	20-FEB-2004 19:53:59	Bright	37.000	24	66Alp Gem	1.5800	10200.	74	10331	No
393	GOM_NL__2PRFIN20040220_195600_000000992024_00257_10331_1772.N1	20-FEB-2004 19:56:00	Bright	98.500	62	94Bet Leo	2.1360	9700.0	197	10331	No
394	GOM_NL__2PRFIN20040220_200129_000000522024_00257_10331_1773.N1	20-FEB-2004 20:01:29	Bright	52.000	174	52Psi UMa	3.0040	4400.0	104	10331	No
395	GOM_NL__2PRFIN20040220_200344_000000442024_00257_10331_1774.N1	20-FEB-2004 20:03:44	Bright	44.000	82	48Bet UMa	2.3650	10600.	88	10331	No
396	GOM_NL__2PRFIN20040220_200535_000000512024_00257_10331_1775.N1	20-FEB-2004 20:05:35	Bright	51.000	87	64Gam UMa	2.4330	11000.	102	10331	No

397	GOM_NL__2PRFIN20040220_201004_000000372024_00257_10331_1776.N1	20-FEB-2004 20:10:04	Bright	36.500	49	1Alp UMi	1.9900	6300.0	73	10331	No
398	GOM_NL__2PRFIN20040220_201147_000000392024_00257_10331_1777.N1	20-FEB-2004 20:11:47	Bright	39.000	60	7Bet UMi	2.0810	3950.0	78	10331	No
399	GOM_NL__2PRFIN20040220_201323_000000652024_00257_10331_1778.N1	20-FEB-2004 20:13:23	Bright	64.500	39	85Eta UMa	1.8540	24000.	129	10331	No
400	GOM_NL__2PRFIN20040220_201638_000000462024_00257_10331_1779.N1	20-FEB-2004 20:16:38	Bright	45.500	119	14Eta Dra	2.7270	4700.0	91	10331	No
401	GOM_NL__2PRFIN20040220_202037_000000442024_00257_10331_1780.N1	20-FEB-2004 20:20:37	Bright	44.000	130	23Bet Dra	2.7990	5800.0	88	10331	No
402	GOM_NL__2PRFIN20040220_202221_000000362024_00257_10331_1781.N1	20-FEB-2004 20:22:21	Bright	36.000	19	50Alp Cyg	1.2460	10500.	72	10331	No
403	GOM_NL__2PRFIN20040220_202357_000000372024_00257_10331_1782.N1	20-FEB-2004 20:23:57	Bright	37.000	66	37Gam Cyg	2.2080	5900.0	74	10331	No
404	GOM_NL__2PRFIN20040220_202525_000000362024_00257_10331_1783.N1	20-FEB-2004 20:25:25	Bright	35.500	92	53Eps Cyg	2.5000	4500.0	71	10331	No
405	GOM_NL__2PRFIN20040220_202823_000000602024_00257_10331_1784.N1	20-FEB-2004 20:28:23	Bright	60.000	133	40Zet Her	2.8070	6000.0	120	10331	No
406	GOM_NL__2PRFIN20040220_203213_000000382024_00257_10331_1785.N1	20-FEB-2004 20:32:13	Bright	37.500	168	17Zet Aql	2.9860	11000.	75	10331	No
407	GOM_NL__2PRFIN20040220_203442_000000612024_00257_10331_1786.N1	20-FEB-2004 20:34:42	Tw_i_and_stray	61.000	59	55Alp Oph	2.0800	8900.0	122	10331	No
408	GOM_NL__2PRFIN20040220_203703_000000572024_00257_10331_1787.N1	20-FEB-2004 20:37:03	Tw_i_and_stray	57.000	126	60Bet Oph	2.7700	4250.0	114	10331	No
409	GOM_NL__2PRFIN20040220_204149_000000432024_00257_10331_1788.N1	20-FEB-2004 20:41:49	Twilight	43.000	155	41Pi Sgr	2.9000	6600.0	86	10331	No
410	GOM_NL__2PRFIN20040220_204332_000000432024_00257_10331_1789.N1	20-FEB-2004 20:43:32	Dark	43.000	57	34Sig Sgr	2.0660	26000.	86	10331	No
411	GOM_NL__2PRFIN20040220_204625_000000462024_00257_10331_1790.N1	20-FEB-2004 20:46:25	Dark	45.500	38	20Eps Sgr	1.8360	11000.	91	10331	No
412	GOM_NL__2PRFIN20040220_205010_000000692024_00257_10331_1791.N1	20-FEB-2004 20:50:10	Dark	68.500	16	21Alp Sco	1.0200	3000.0	137	10331	No
413	GOM_NL__2PRFIN20040220_205207_000000732024_00257_10331_1792.N1	20-FEB-2004 20:52:07	Dark	72.500	80	7Del Sco	2.3160	30000.	145	10331	No
414	GOM_NL__2PRFIN20040220_205702_000000412024_00258_10332_1758.N1	20-FEB-2004 20:57:02	Dark	41.000	134	Bet TrA	2.8100	6600.0	82	10332	No
415	GOM_NL__2PRFIN20040220_205926_000000442024_00258_10332_1759.N1	20-FEB-2004 20:59:26	Dark	44.000	4	Alp1Cen	-0.010000	5800.0	88	10332	No
416	GOM_NL__2PRFIN20040220_210045_000000462024_00258_10332_1760.N1	20-FEB-2004 21:00:45	Dark	45.500	10	Bet Cen	0.61000	28000.	91	10332	No
417	GOM_NL__2PRFIN20040220_210340_000000462024_00258_10332_1761.N1	20-FEB-2004 21:03:40	Dark	46.000	12	Alp1Cru	0.77500	30000.	92	10332	No
418	GOM_NL__2PRFIN20040220_210544_000000392024_00258_10332_1762.N1	20-FEB-2004 21:05:44	Dark	39.000	29	Bet Car	1.6720	10200.	78	10332	No
419	GOM_NL__2PRFIN20040220_210825_000000402024_00258_10332_1763.N1	20-FEB-2004 21:08:25	Dark	39.500	71	lot Car	2.2460	7700.0	79	10332	No
420	GOM_NL__2PRFIN20040220_211001_000000412024_00258_10332_1764.N1	20-FEB-2004 21:10:01	Straylight	41.000	46	Del Vel	1.9540	10600.	82	10332	No
421	GOM_NL__2PRFIN20040220_211247_000000462024_00258_10332_1765.N1	20-FEB-2004 21:12:47	Straylight	45.500	65	Lam Vel	2.2040	4400.0	91	10332	No
422	GOM_NL__2PRFIN20040220_211426_000000412024_00258_10332_1766.N1	20-FEB-2004 21:14:26	Straylight	40.500	70	Zet Pup	2.2460	39000.	81	10332	No
423	GOM_NL__2PRFIN20040220_211825_000000882024_00258_10332_1767.N1	20-FEB-2004 21:18:25	Straylight	87.500	100	4Gam Crv	2.5800	13100.	175	10332	No
424	GOM_NL__2PRFIN20040220_212232_000000482024_00258_10332_1768.N1	20-FEB-2004 21:22:32	Tw_i_and_stray	48.000	48	30Alp Hya	1.9770	4100.0	96	10332	No
425	GOM_NL__2PRFIN20040220_212714_000000442024_00258_10332_1769.N1	20-FEB-2004 21:27:14	Bright	44.000	8	10Alp CMi	0.40000	6500.0	88	10332	No
426	GOM_NL__2PRFIN20040220_212926_000000502024_00258_10332_1770.N1	20-FEB-2004 21:29:26	Bright	49.500	22	32Alp Leo	1.3600	15200.	99	10332	No
427	GOM_NL__2PRFIN20040220_213325_000000402024_00258_10332_1771.N1	20-FEB-2004 21:33:25	Bright	39.500	17	78Bet Gem	1.1610	4500.0	79	10332	No
428	GOM_NL__2PRFIN20040220_213436_000000402024_00258_10332_1772.N1	20-FEB-2004 21:34:36	Bright	39.500	24	66Alp Gem	1.5800	10200.	79	10332	No
429	GOM_NL__2PRFIN20040220_213634_000000982024_00258_10332_1773.N1	20-FEB-2004 21:36:34	Bright	98.000	62	94Bet Leo	2.1360	9700.0	196	10332	No
430	GOM_NL__2PRFIN20040220_214204_000000522024_00258_10332_1774.N1	20-FEB-2004 21:42:04	Bright	51.500	174	52Psi UMa	3.0040	4400.0	103	10332	No
431	GOM_NL__2PRFIN20040220_214420_000000452024_00258_10332_1775.N1	20-FEB-2004 21:44:20	Bright	44.500	82	48Bet UMa	2.3650	10600.	89	10332	No
432	GOM_NL__2PRFIN20040220_214610_000000502024_00258_10332_1776.N1	20-FEB-2004 21:46:10	Bright	49.500	87	64Gam UMa	2.4330	11000.	99	10332	No
433	GOM_NL__2PRFIN20040220_215040_000000382024_00258_10332_1777.N1	20-FEB-2004 21:50:40	Bright	37.500	49	1Alp UMi	1.9900	6300.0	75	10332	No
434	GOM_NL__2PRFIN20040220_215223_000000432024_00258_10332_1778.N1	20-FEB-2004 21:52:23	Bright	42.500	60	7Bet UMi	2.0810	3950.0	85	10332	No
435	GOM_NL__2PRFIN20040220_215357_000000692024_00258_10332_1779.N1	20-FEB-2004 21:53:57	Bright	68.500	39	85Eta UMa	1.8540	24000.	137	10332	No
436	GOM_NL__2PRFIN20040220_215713_000000472024_00258_10332_1780.N1	20-FEB-2004 21:57:13	Bright	47.000	119	14Eta Dra	2.7270	4700.0	94	10332	No
437	GOM_NL__2PRFIN20040220_220113_000000442024_00258_10332_1781.N1	20-FEB-2004 22:01:13	Bright	44.000	130	23Bet Dra	2.7990	5800.0	88	10332	No
438	GOM_NL__2PRFIN20040220_220258_000000362024_00258_10332_1782.N1	20-FEB-2004 22:02:58	Bright	36.000	19	50Alp Cyg	1.2460	10500.	72	10332	No
439	GOM_NL__2PRFIN20040220_220433_000000362024_00258_10332_1783.N1	20-FEB-2004 22:04:33	Bright	36.000	66	37Gam Cyg	2.2080	5900.0	72	10332	No
440	GOM_NL__2PRFIN20040220_220601_000000372024_00258_10332_1784.N1	20-FEB-2004 22:06:01	Bright	36.500	92	53Eps Cyg	2.5000	4500.0	73	10332	No
441	GOM_NL__2PRFIN20040220_220859_000000642024_00258_10332_1785.N1	20-FEB-2004 22:08:59	Bright	63.500	133	40Zet Her	2.8070	6000.0	127	10332	No
442	GOM_NL__2PRFIN20040220_221250_000000372024_00258_10332_1786.N1	20-FEB-2004 22:12:50	Bright	37.000	168	17Zet Aql	2.9860	11000.	74	10332	No
443	GOM_NL__2PRFIN20040220_221518_000000632024_00258_10332_1787.N1	20-FEB-2004 22:15:18	Tw_i_and_stray	62.500	59	55Alp Oph	2.0800	8900.0	125	10332	No
444	GOM_NL__2PRFIN20040220_221740_000000572024_00258_10332_1788.N1	20-FEB-2004 22:17:40	Tw_i_and_stray	56.500	126	60Bet Oph	2.7700	4250.0	113	10332	No
445	GOM_NL__2PRFIN20040220_222225_000000422024_00258_10332_1789.N1	20-FEB-2004 22:22:25	Twilight	42.000	155	41Pi Sgr	2.9000	6600.0	84	10332	No
446	GOM_NL__2PRFIN20040220_222409_000000412024_00258_10332_1790.N1	20-FEB-2004 22:24:09	Dark	41.000	57	34Sig Sgr	2.0660	26000.	82	10332	No
447	GOM_NL__2PRFIN20040220_222701_000000452024_00258_10332_1791.N1	20-FEB-2004 22:27:01	Dark	44.500	38	20Eps Sgr	1.8360	11000.	89	10332	No
448	GOM_NL__2PRFIN20040220_223047_000000612024_00258_10332_1792.N1	20-FEB-2004 22:30:47	Dark	60.500	16	21Alp Sco	1.0200	3000.0	121	10332	No
449	GOM_NL__2PRFIN20040220_223243_000000742024_00258_10332_1793.N1	20-FEB-2004 22:32:43	Dark	74.000	80	7Del Sco	2.3160	30000.	148	10332	No
450	GOM_NL__2PRFIN20040220_223738_000000412024_00259_10333_1758.N1	20-FEB-2004 22:37:38	Dark	41.000	134	Bet TrA	2.8100	6600.0	82	10333	No
451	GOM_NL__2PRFIN20040220_224002_000000442024_00259_10333_1759.N1	20-FEB-2004 22:40:02	Dark	44.000	4	Alp1Cen	-0.010000	5800.0	88	10333	No
452	GOM_NL__2PRFIN20040220_224122_000000442024_00259_10333_1760.N1	20-FEB-2004 22:41:22	Dark	43.500	10	Bet Cen	0.61000	28000.	87	10333	No
453	GOM_NL__2PRFIN20040220_224415_000000422024_00259_10333_1761.N1	20-FEB-2004 22:44:15	Dark	42.000	12	Alp1Cru	0.77500	30000.	84	10333	No
454	GOM_NL__2PRFIN20040220_224620_000000392024_00259_10333_1762.N1	20-FEB-2004 22:46:20	Dark	39.000	29	Bet Car	1.6720	10200.	78	10333	No
455	GOM_NL__2PRFIN20040220_224900_000000432024_00259_10333_1763.N1	20-FEB-2004 22:49:00	Dark	42.500	71	lot Car	2.2460	7700.0	85	10333	No



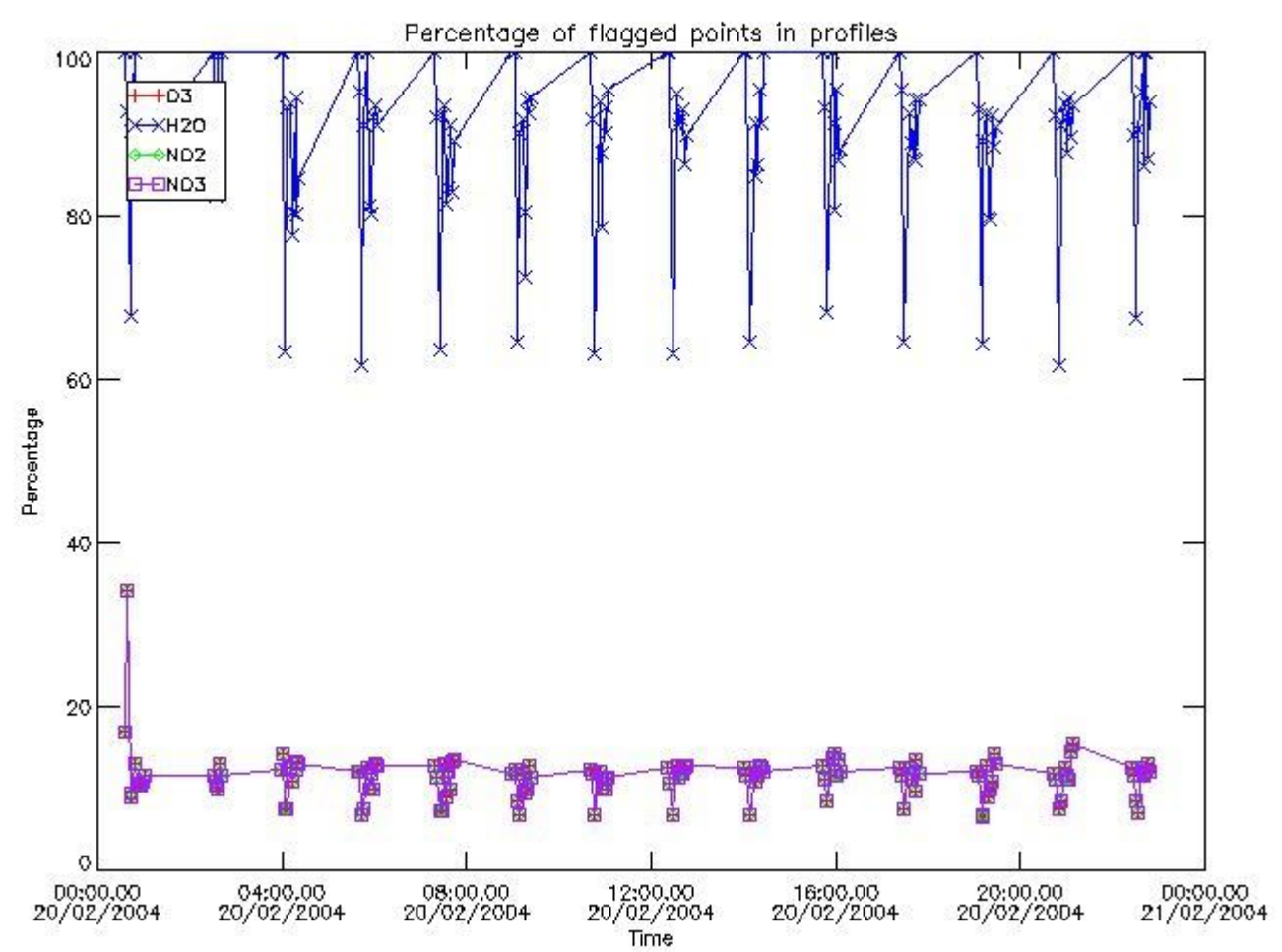
456	GOM_NL__2PRFIN20040220_225036_000000422024_00259_10333_1764.N1	20-FEB-2004 22:50:36	Straylight	41.500	46	Del Vel	1.9540	10600.	83	10333	No
457	GOM_NL__2PRFIN20040220_225323_000000492024_00259_10333_1765.N1	20-FEB-2004 22:53:23	Straylight	48.500	65	Lam Vel	2.2040	4400.0	97	10333	No
458	GOM_NL__2PRFIN20040220_225502_000000392024_00259_10333_1766.N1	20-FEB-2004 22:55:02	Straylight	39.000	70	Zet Pup	2.2460	39000.	78	10333	No
459	GOM_NL__2PRFIN20040220_225901_000000842024_00259_10333_1767.N1	20-FEB-2004 22:59:01	Straylight	84.000	100	4Gam Crv	2.5800	13100.	168	10333	No
460	GOM_NL__2PRFIN20040220_230307_000000522024_00259_10333_1768.N1	20-FEB-2004 23:03:07	Tw_i_and_stray	52.000	48	30Alp Hya	1.9770	4100.0	104	10333	No
461	GOM_NL__2PRFIN20040220_230750_000000442024_00259_10333_1769.N1	20-FEB-2004 23:07:50	Bright	43.500	8	10Alp CMi	0.40000	6500.0	87	10333	No
462	GOM_NL__2PRFIN20040220_231001_000000492024_00259_10333_1770.N1	20-FEB-2004 23:10:01	Bright	48.500	22	32Alp Leo	1.3600	15200.	97	10333	No
463	GOM_NL__2PRFIN20040220_231401_000000392024_00259_10333_1771.N1	20-FEB-2004 23:14:01	Bright	39.000	17	78Bet Gem	1.1610	4500.0	78	10333	No
464	GOM_NL__2PRFIN20040220_231511_000000382024_00259_10333_1772.N1	20-FEB-2004 23:15:11	Bright	37.500	24	66Alp Gem	1.5800	10200.	75	10333	No
465	GOM_NL__2PRFIN20040220_231707_000000982024_00259_10333_1773.N1	20-FEB-2004 23:17:07	Bright	98.000	62	94Bet Leo	2.1360	9700.0	196	10333	No
466	GOM_NL__2PRFIN20040220_232239_000000512024_00259_10333_1774.N1	20-FEB-2004 23:22:39	Bright	50.500	174	52Psi UMa	3.0040	4400.0	101	10333	No
467	GOM_NL__2PRFIN20040220_232455_000000422024_00259_10333_1775.N1	20-FEB-2004 23:24:55	Bright	41.500	82	48Bet UMa	2.3650	10600.	83	10333	No
468	GOM_NL__2PRFIN20040220_232645_000000502024_00259_10333_1776.N1	20-FEB-2004 23:26:45	Bright	50.000	87	64Gam UMa	2.4330	11000.	100	10333	No
469	GOM_NL__2PRFIN20040220_233116_000000382024_00259_10333_1777.N1	20-FEB-2004 23:31:16	Bright	37.500	49	1Alp UMi	1.9900	6300.0	75	10333	No
470	GOM_NL__2PRFIN20040220_233258_000000432024_00259_10333_1778.N1	20-FEB-2004 23:32:58	Bright	42.500	60	7Bet UMi	2.0810	3950.0	85	10333	No
471	GOM_NL__2PRFIN20040220_233432_000000682024_00259_10333_1779.N1	20-FEB-2004 23:34:32	Bright	68.000	39	85Eta UMa	1.8540	24000.	136	10333	No
472	GOM_NL__2PRFIN20040220_233749_000000482024_00259_10333_1780.N1	20-FEB-2004 23:37:49	Bright	47.500	119	14Eta Dra	2.7270	4700.0	95	10333	No
473	GOM_NL__2PRFIN20040220_234148_000000452024_00259_10333_1781.N1	20-FEB-2004 23:41:48	Bright	44.500	130	23Bet Dra	2.7990	5800.0	89	10333	No
474	GOM_NL__2PRFIN20040220_234333_000000372024_00259_10333_1782.N1	20-FEB-2004 23:43:33	Bright	36.500	19	50Alp Cyg	1.2460	10500.	73	10333	No
475	GOM_NL__2PRFIN20040220_234509_000000372024_00259_10333_1783.N1	20-FEB-2004 23:45:09	Bright	36.500	66	37Gam Cyg	2.2080	5900.0	73	10333	No
476	GOM_NL__2PRFIN20040220_234637_000000372024_00259_10333_1784.N1	20-FEB-2004 23:46:37	Bright	37.000	92	53Eps Cyg	2.5000	4500.0	74	10333	No
477	GOM_NL__2PRFIN20040220_234935_000000622024_00259_10333_1785.N1	20-FEB-2004 23:49:35	Bright	62.000	133	40Zet Her	2.8070	6000.0	124	10333	No
478	GOM_NL__2PRFIN20040220_235326_000000372024_00259_10333_1786.N1	20-FEB-2004 23:53:26	Bright	37.000	168	17Zet Aql	2.9860	11000.	74	10333	No
479	GOM_NL__2PRFIN20040220_235554_000000612024_00259_10333_1787.N1	20-FEB-2004 23:55:54	Tw_i_and_stray	61.000	59	55Alp Oph	2.0800	8900.0	122	10333	No
480	GOM_NL__2PRFIN20040220_235816_000000572024_00259_10333_1788.N1	20-FEB-2004 23:58:16	Tw_i_and_stray	56.500	126	60Bet Oph	2.7700	4250.0	113	10333	No

### 3. Quality information per product

In this section it is plotted some information contained in the Quality Summary data set of the level 2 products. Only products in dark limb conditions and without errors (error flag in the MPH set to "0") are used.

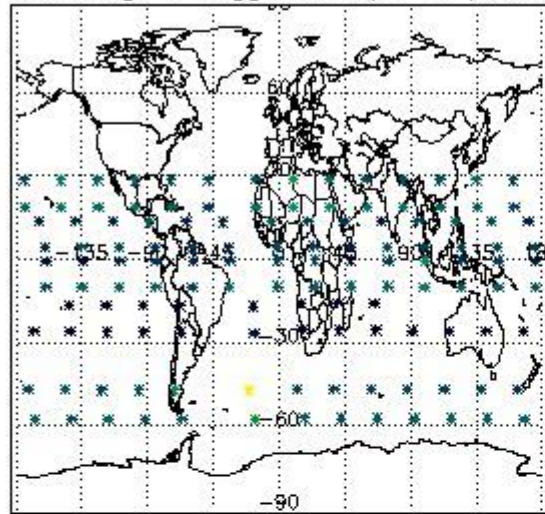
#### 3.1 Plot quality information per product (time dependant)



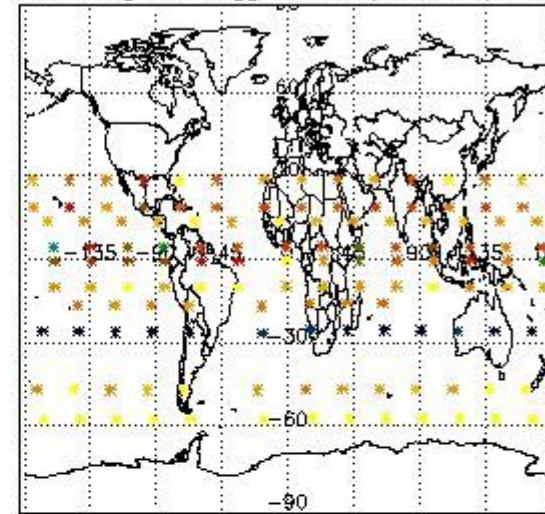


3.2 Plot quality information per product (world map)

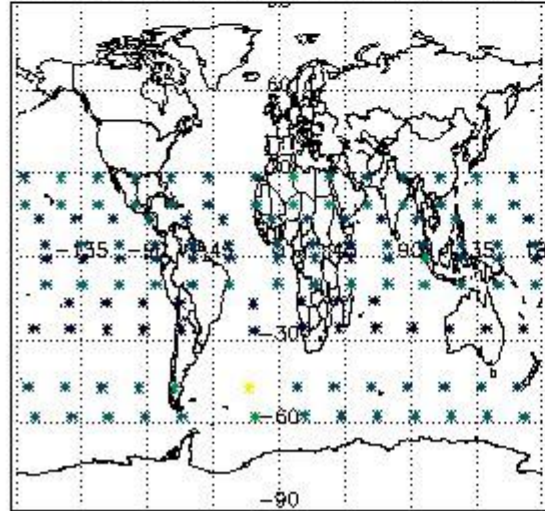
Percentage of flagged data per O3 profile



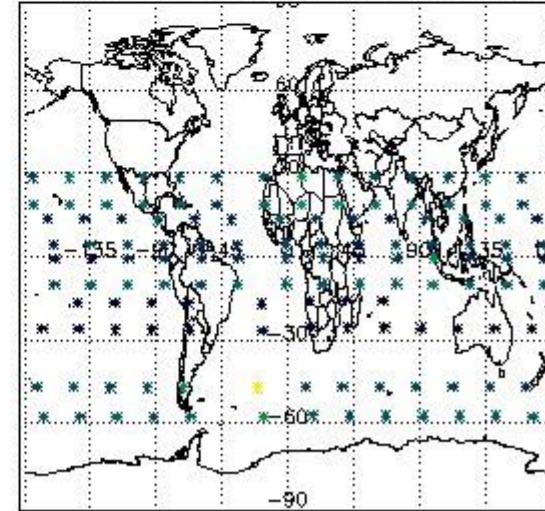
Percentage of flagged data per H2O profile



Percentage of flagged data per NO2 profile



Percentage of flagged data per NO3 profile

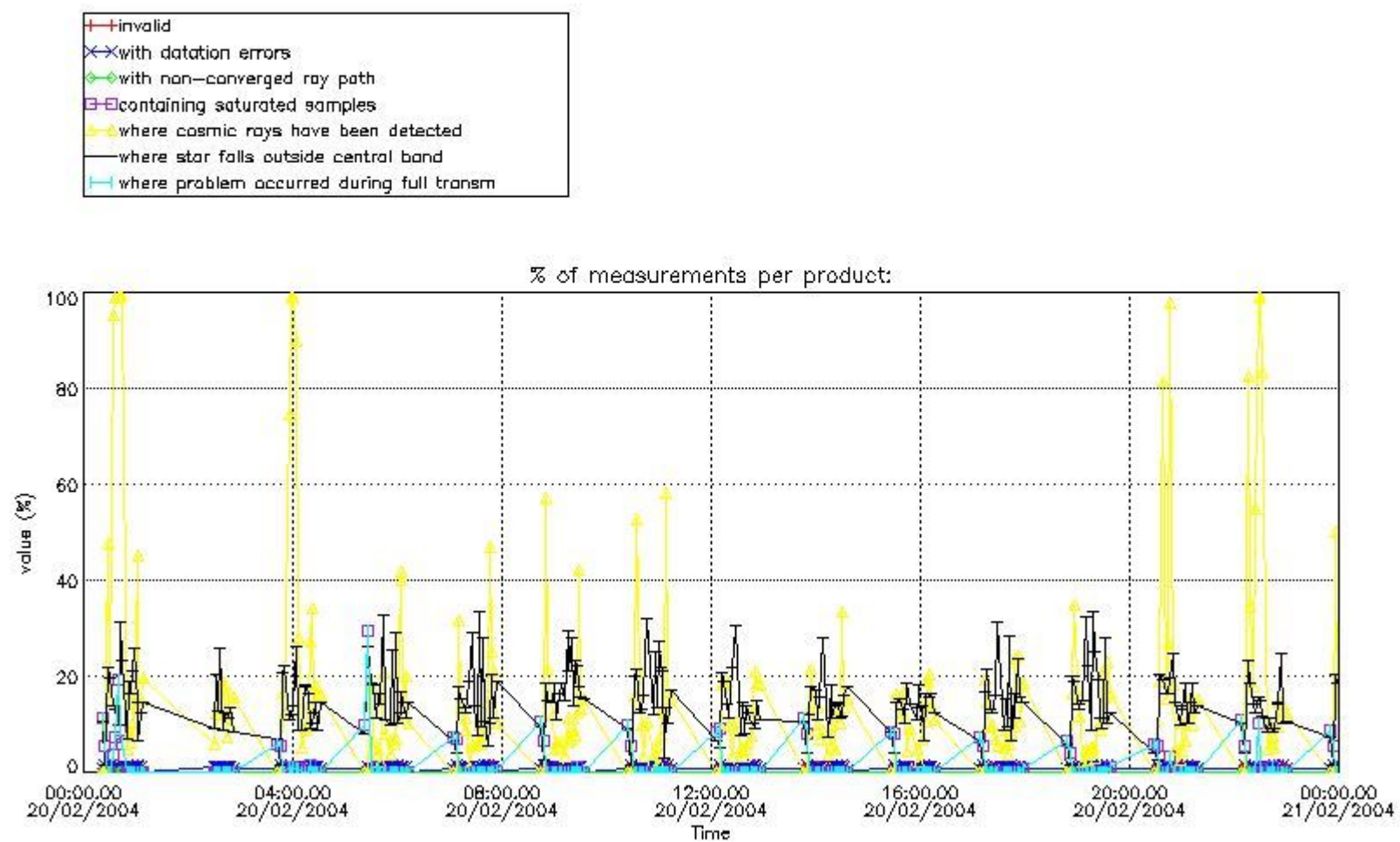


#### 4. Level 1 quality information per product

In this section it is plotted some information contained in the Quality Summary data set of the level 2 products that comes from the level 1b processing. Products without errors (error flag in the MPH set to "0") are used.

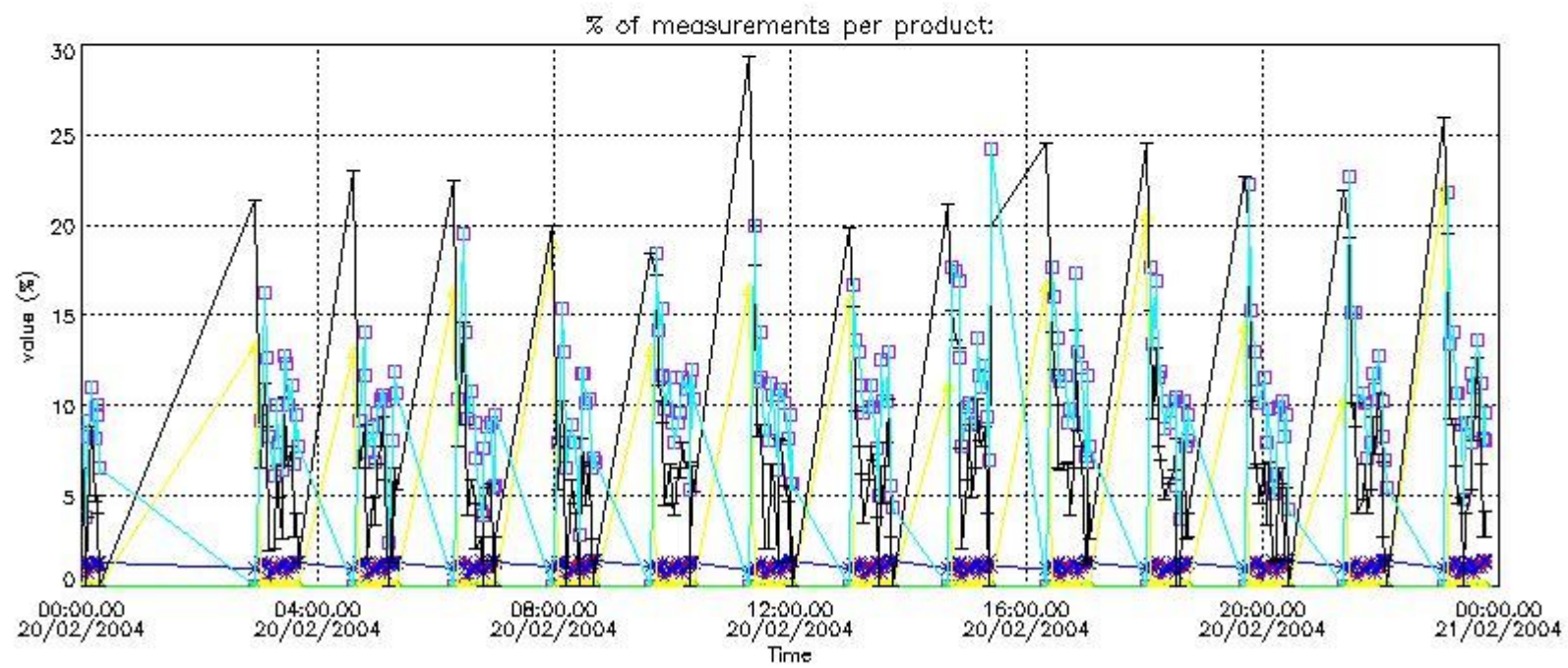
##### 4.1 Plot quality information per product (time dependant) coming from level 1b processing

###### 4.1.1 Plot level 1 quality information per product (time dependant): ENVISAT ASCENDING passes



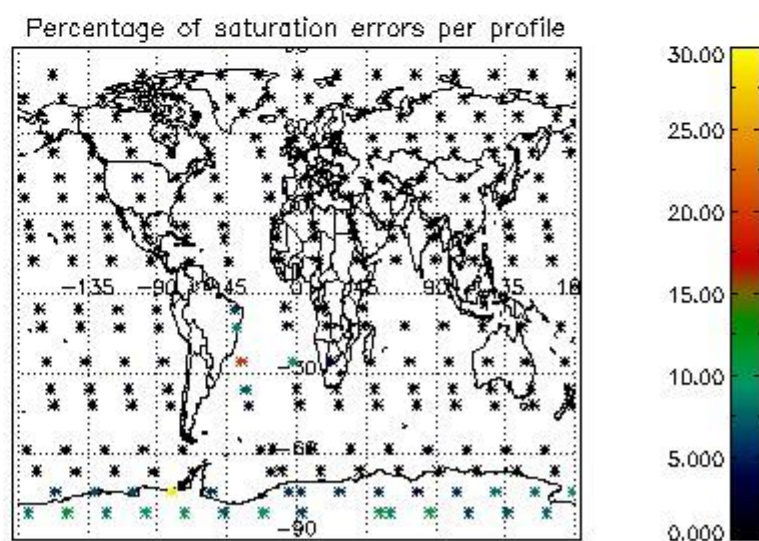
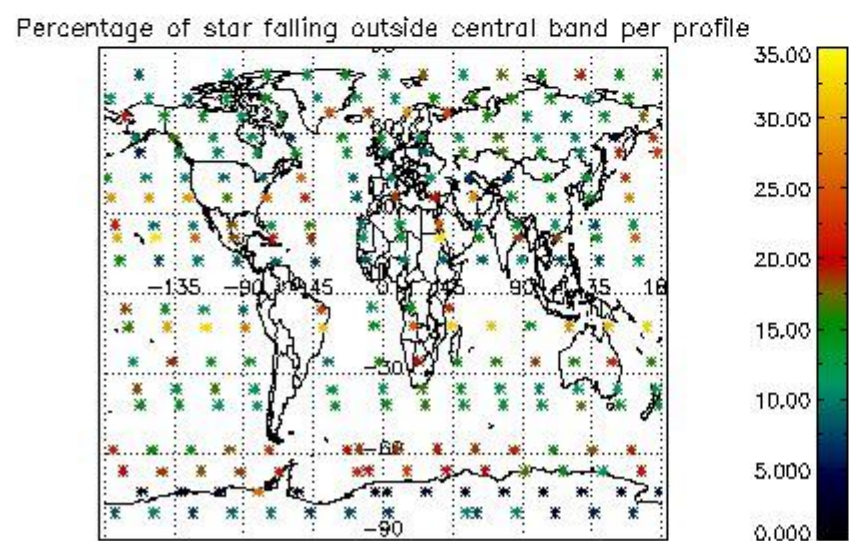
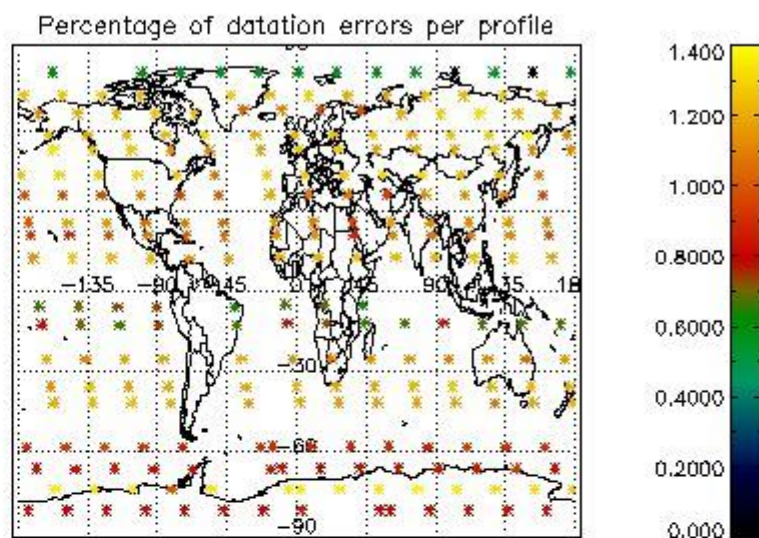
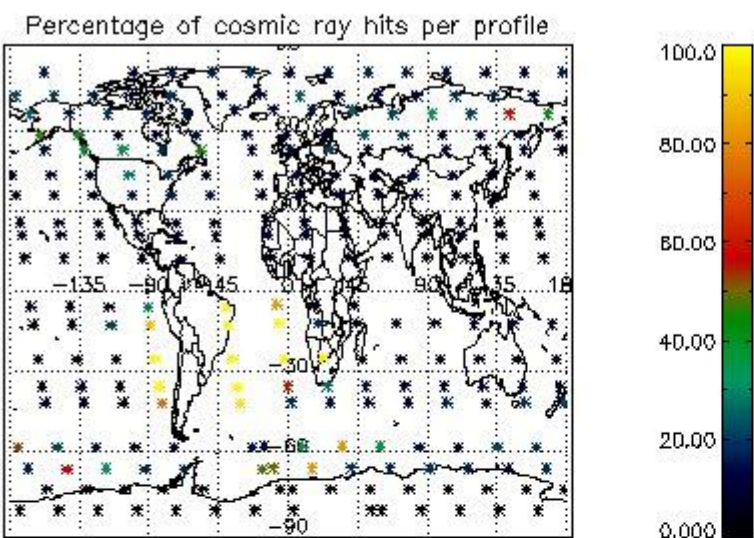
4.1.2 Plot level 1 quality information per product (time dependant): ENVI SAT DESCENDING passes





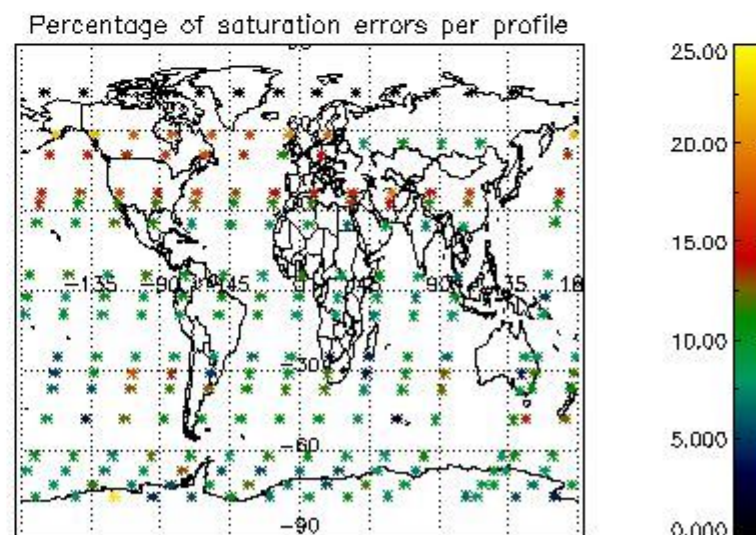
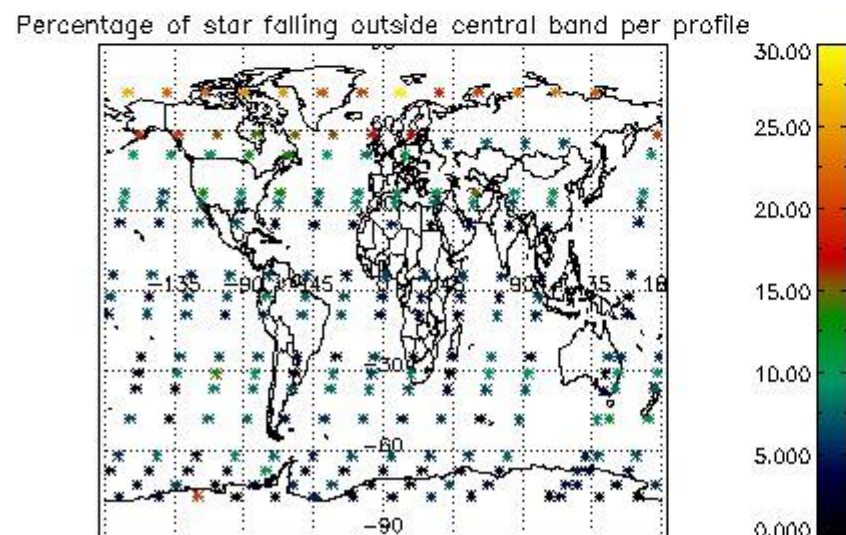
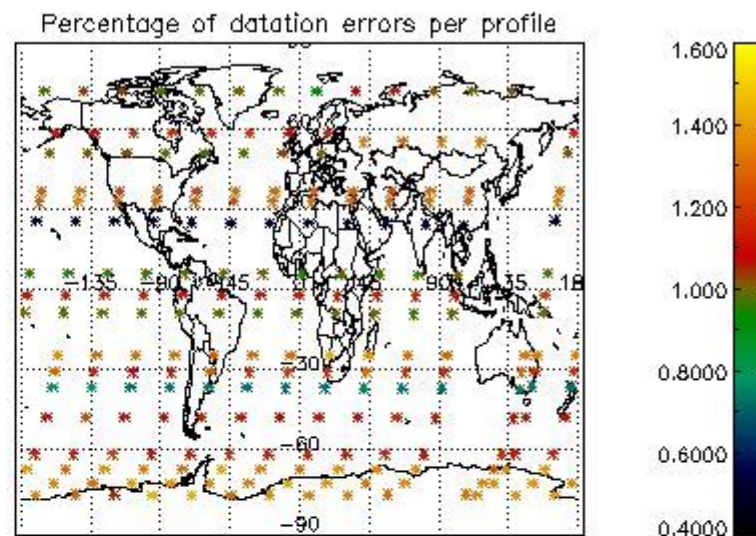
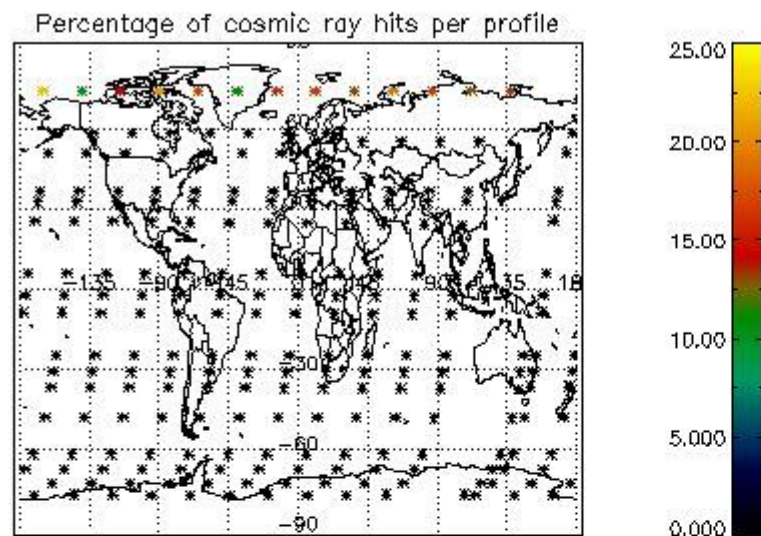
*4.2 Plot quality information per product coming from level 1b processing (world map)*

*4.2.1 Plot level 1 quality information per product (world map): ENVISAT ASCENDING passes*



4.2.2 Plot level 1 quality information per product (world map): ENVISAT DESCENDING passes





## 5. Trace gas profiles

### 5.1 Ozone statistics based on quality of products

The final quality of the products can be "measured" using the STD (Standard Deviation) attached to every point profile. This information is written to the parameter GOM\_NL\_\_2P/NL\_LOCAL\_SPECIES\_DENSITY/o3\_std of the level 2 products. The table below shows the statistics for given STD ranges.

The statistics are given with respect to the overall valid production:

- Products without fatal errors: GOM\_NL\_\_2P/MPH/PRODUCT\_ERR=0
- Valid point profile: GOM\_NL\_\_2P/NL\_LOCAL\_SPECIES\_DENSITY/pcd(0)=0

The 'Criteria' is applied to valid points of dark limb products:

- Products in dark limb illumination condition: GOM\_NL\_\_2P/NL\_SUMMARY\_QUALITY/obs\_ill\_cond=0
- Products without fatal errors: GOM\_NL\_\_2P/MPH/PRODUCT\_ERR=0
- Valid point profile: GOM\_NL\_\_2P/NL\_LOCAL\_SPECIES\_DENSITY/pcd(0)=0

So, the table below shows the percentage of dark limb and valid observations for each criteria with respect to the overall valid daily observations.

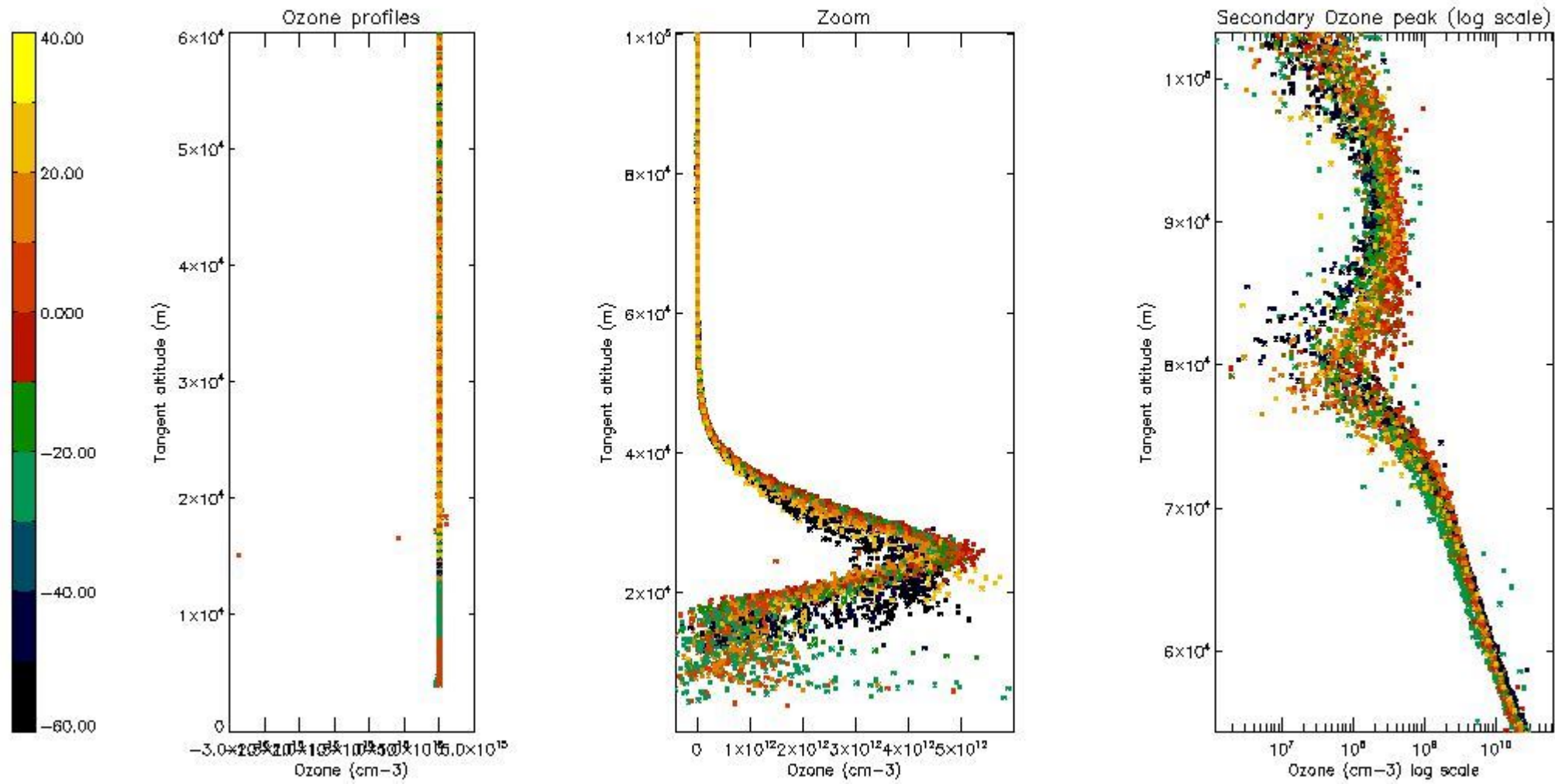
Criteria	% of total production
All STD	27
STD < 20	17



STD < 10	14
STD < 5	10

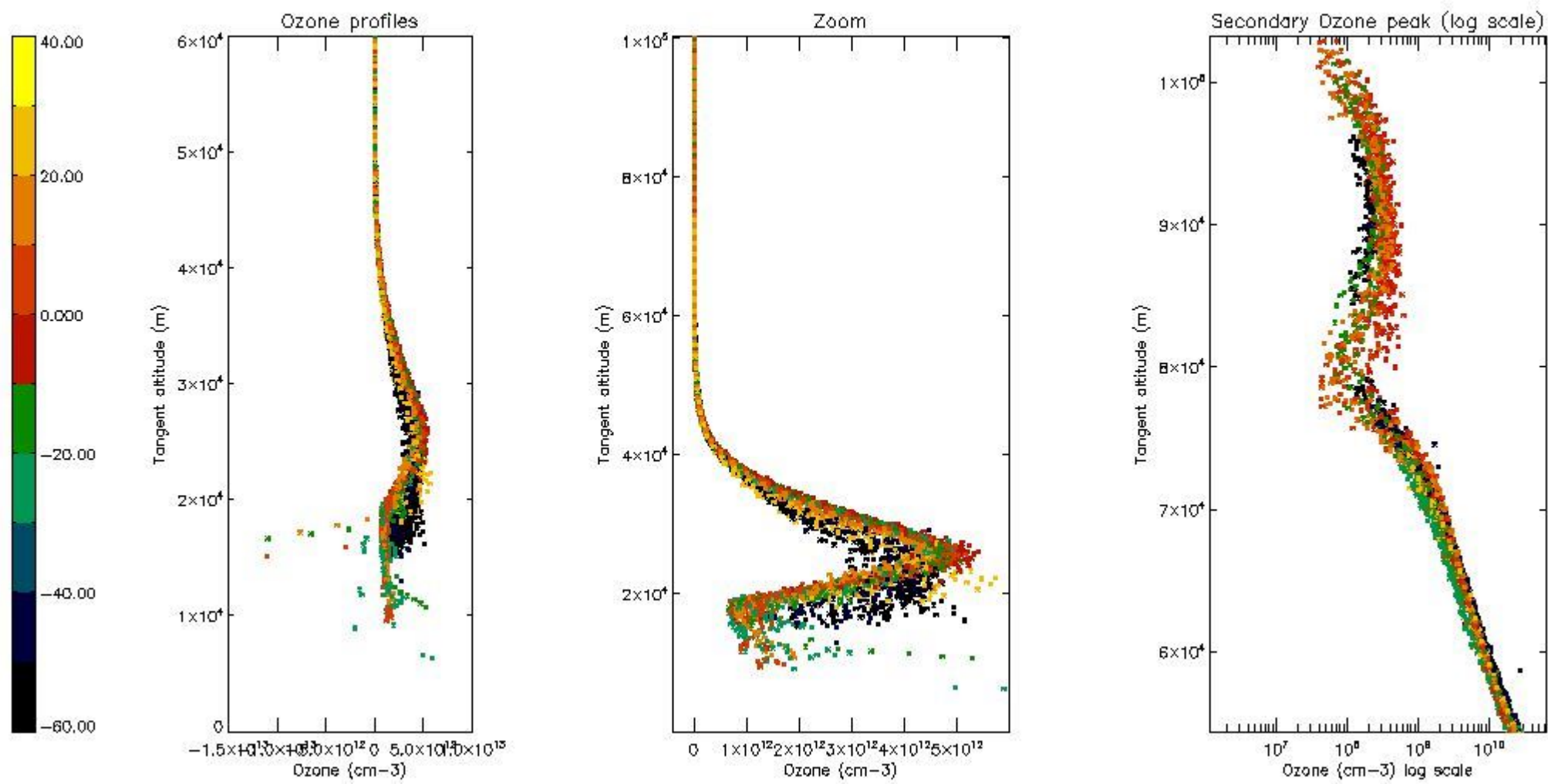
5.2 Plot ozone profiles for all STD (dark without errors)

The colorbar represents the latitude.



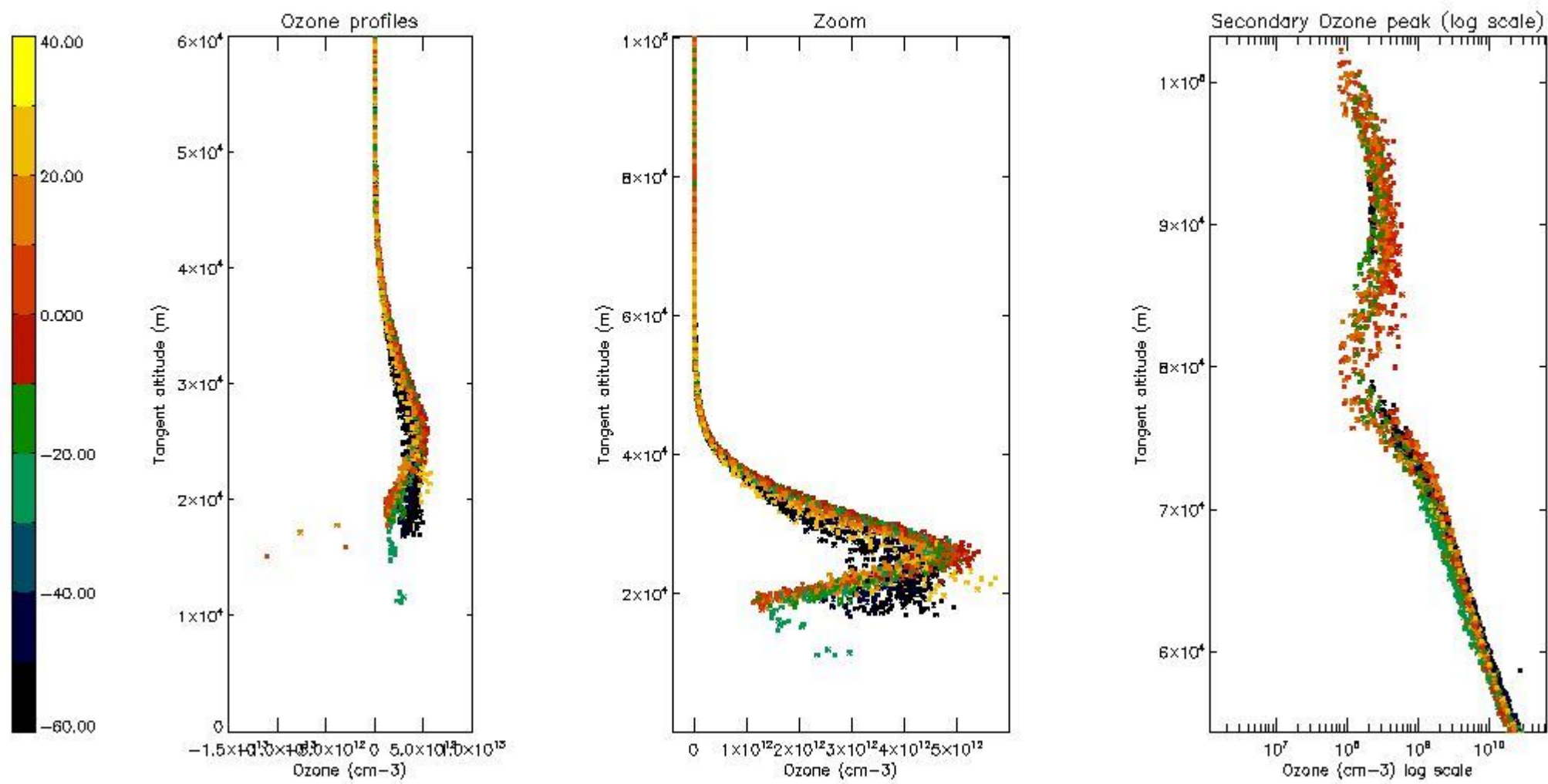
5.3 Plot ozone profiles where STD < 20% (dark without errors)

The colorbar represents the latitude.



*5.4 Plot ozone profiles where STD < 10% (dark without errors)*

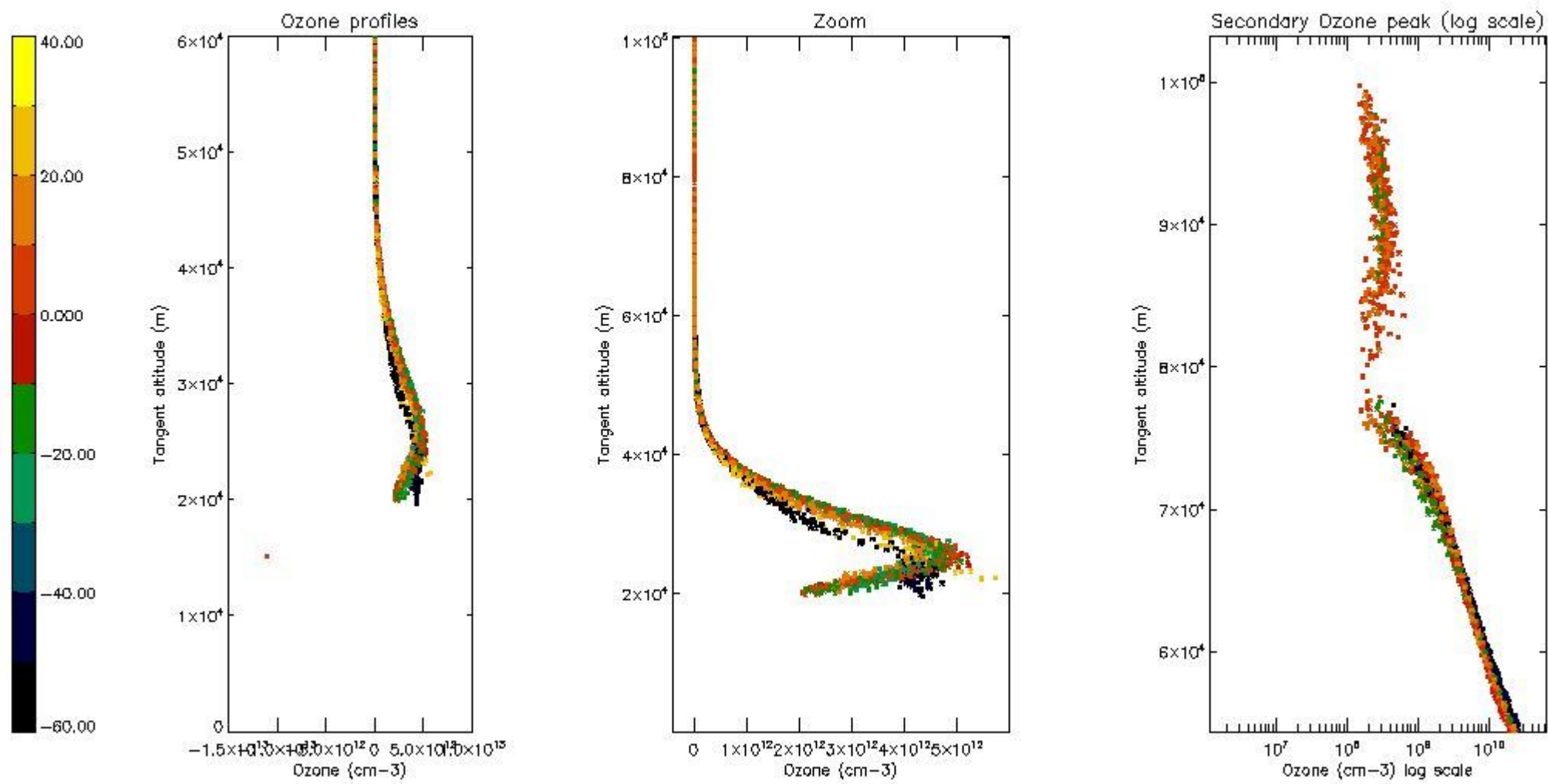
The colorbar represents the latitude.



*5.5 Plot ozone profiles where STD < 5% (dark without errors)*

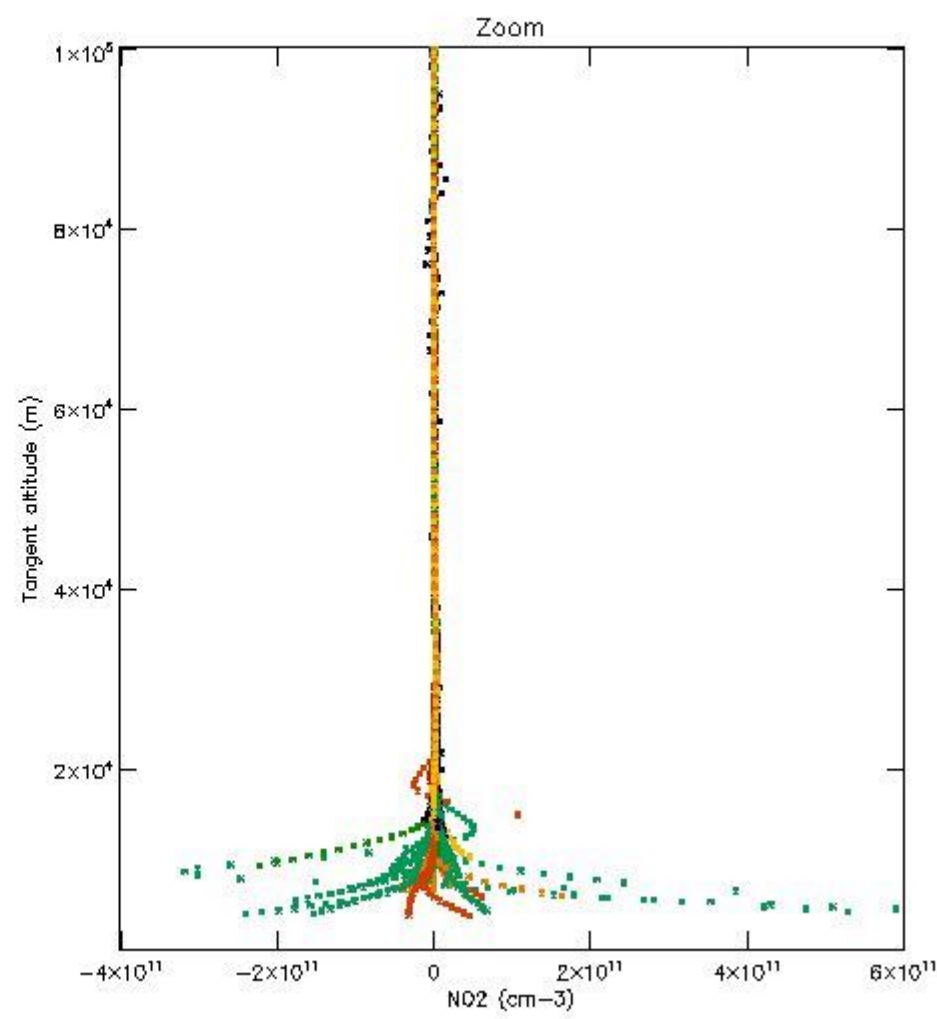
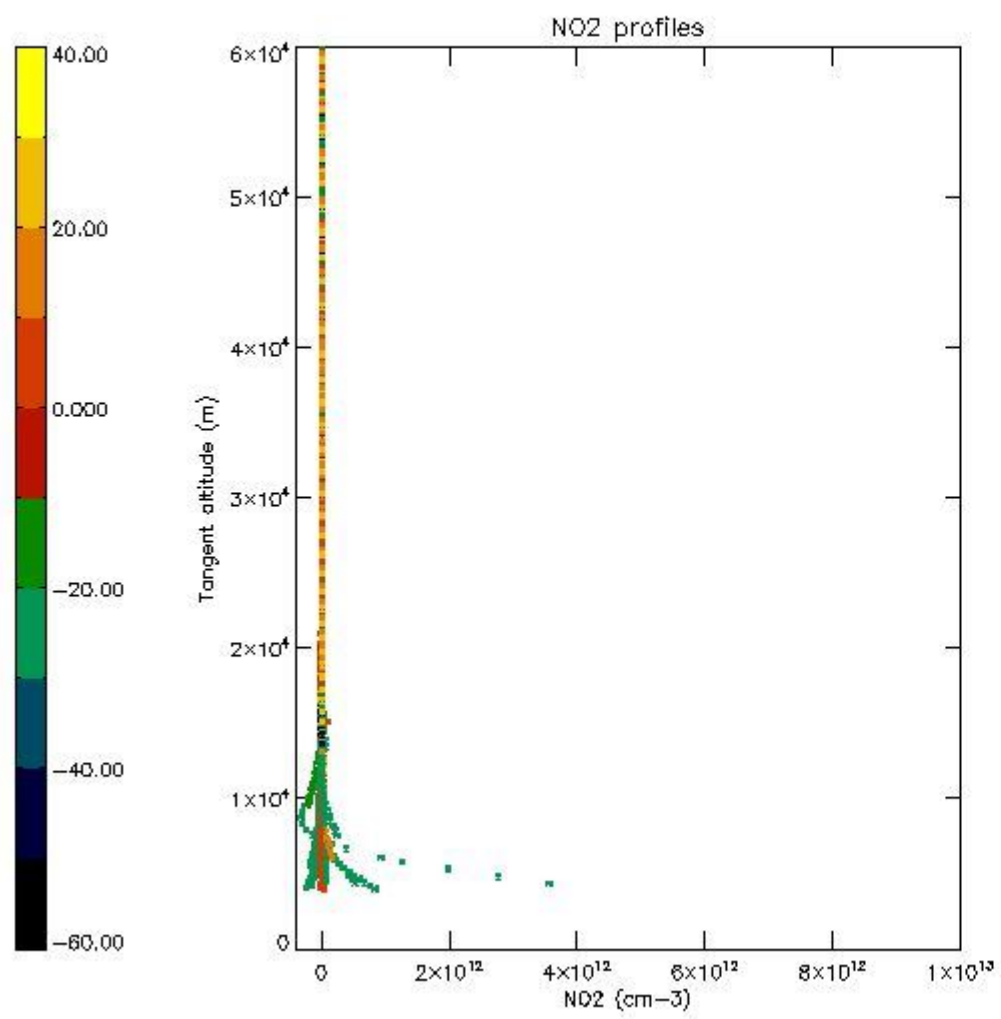
The colorbar represents the latitude.





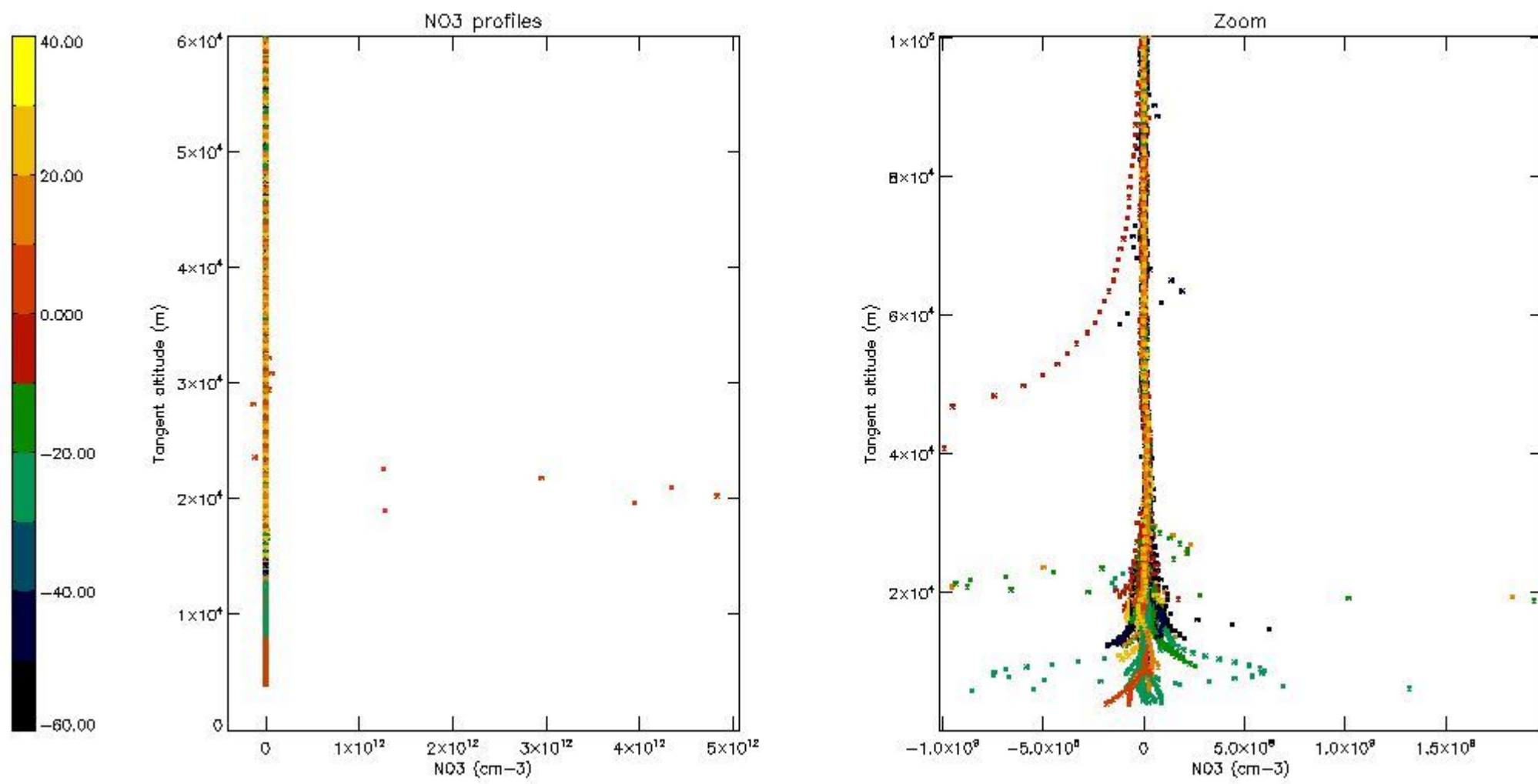
*5.6 Plot NO<sub>2</sub> profiles for all STD (dark without errors)*

The colorbar represents the latitude.



*5.7 Plot NO3 profiles for all STD (dark without errors)*

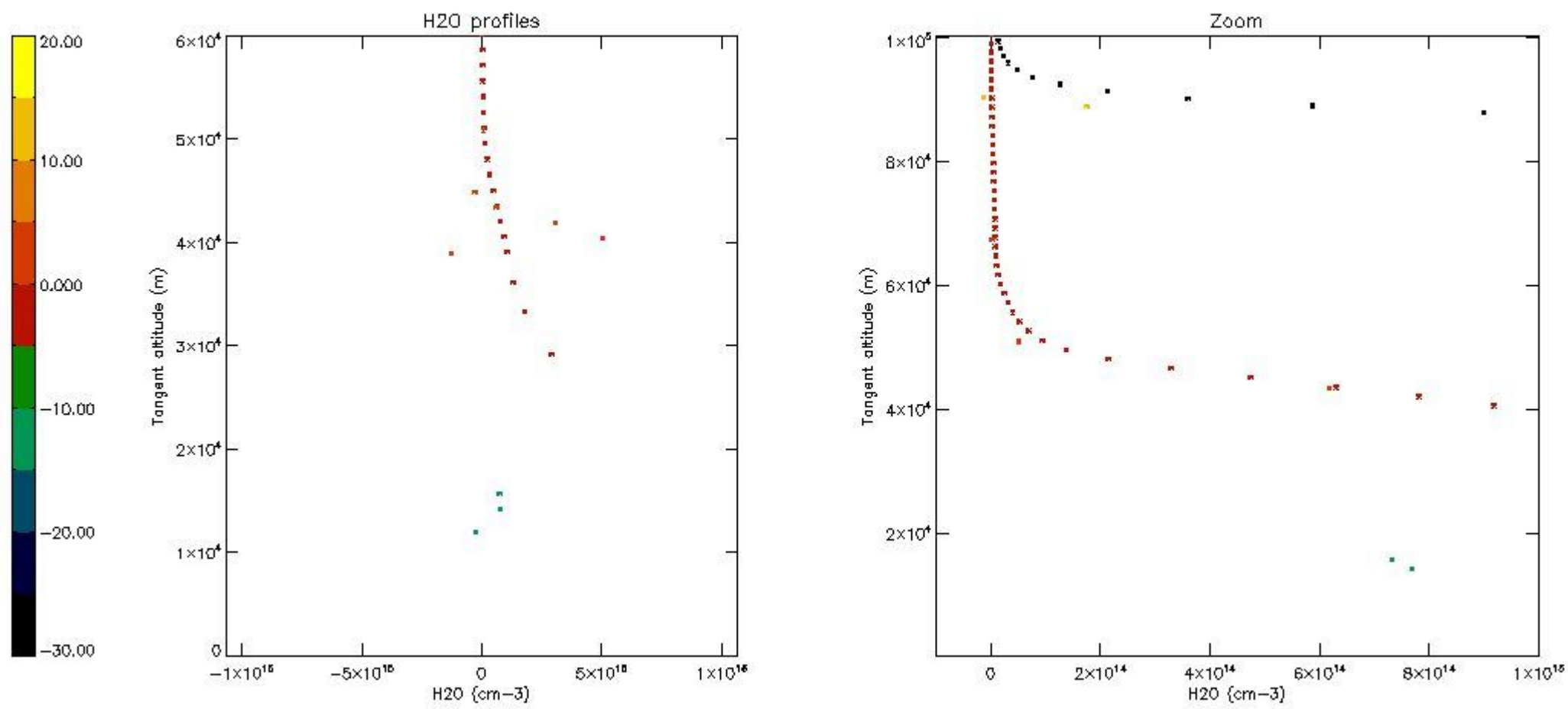
The colorbar represents the latitude.



*5.8 Plot H2O profiles for all STD (only for occultations of stars 1,2,3,4,13,14,16,26,63 dark without errors)*

The colorbar represents the latitude.

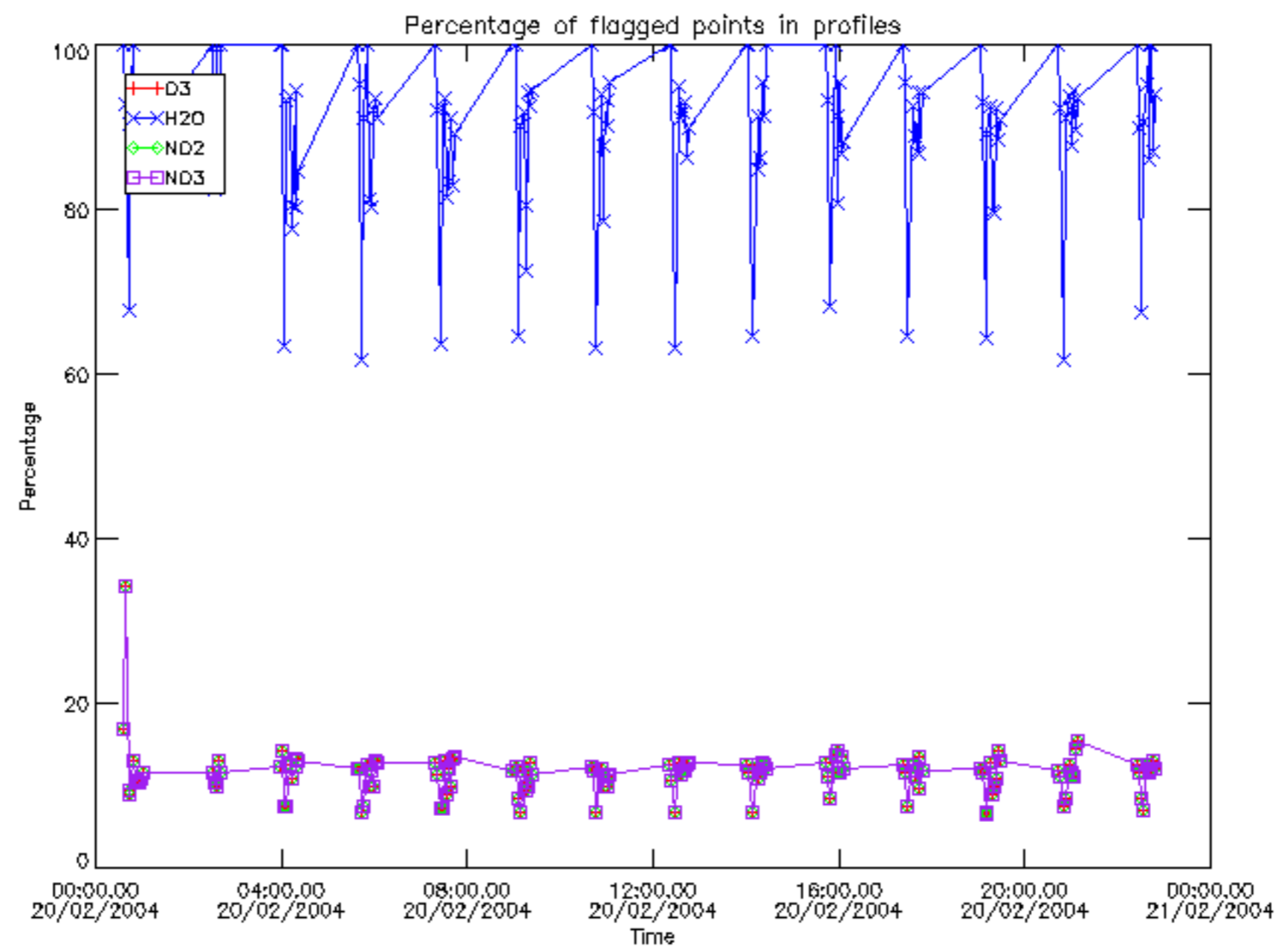




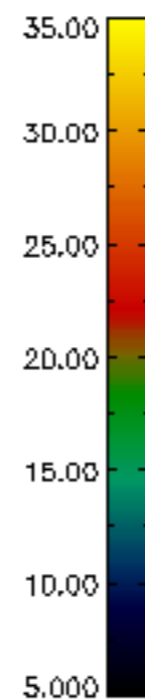
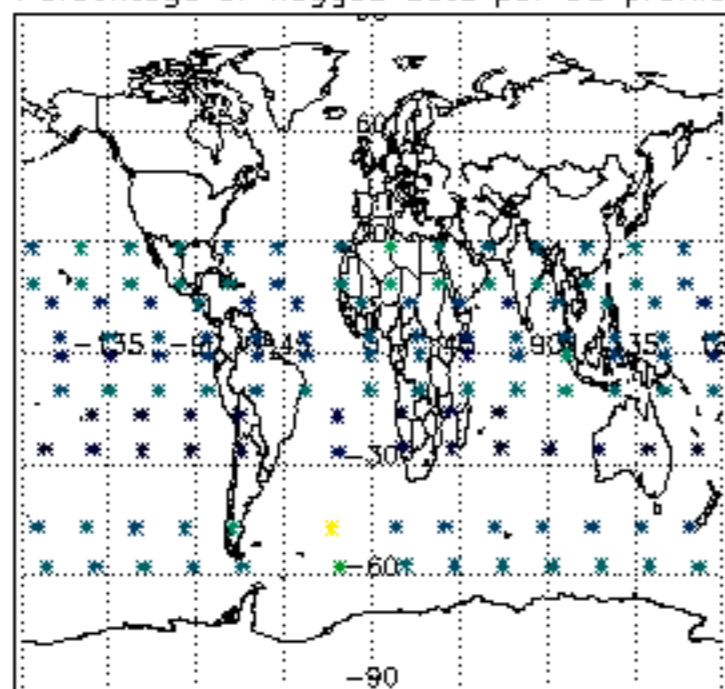
## 6. Auxiliary Data Files used for the production reported in section 2

The number reported in the third column indicates since which file (see list in section 2) the corresponding auxiliary file has been used. The fourth column is the date of those product files.

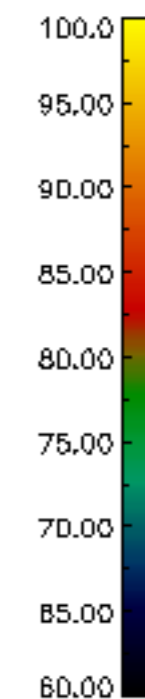
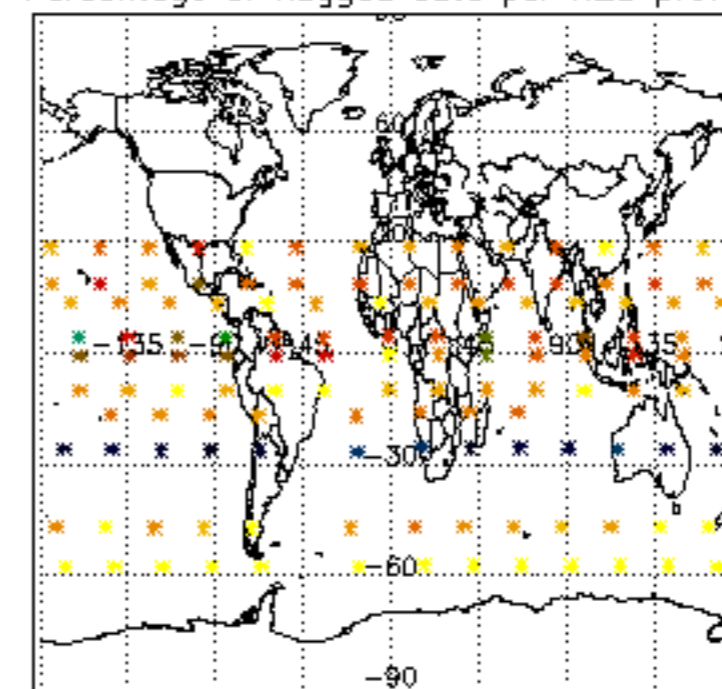
Type	Auxiliary Filename	Used since product	Used since product date
INST_PHYS_CHARACTERISTICS	GOM_INS_AXVIEC20091111_143220_20030716_120000_20500101_000000	1	20-FEB-2004 00:02:52
LEVEL-2_PROC_CONFIG	GOM_PR2_AXVIEC20091111_152718_20020301_000000_20500101_000000	1	20-FEB-2004 00:02:52
CROSS_SECTIONS_FILE	GOM_CRS_AXVIEC20091111_154832_20020301_000000_20500101_000000	1	20-FEB-2004 00:02:52



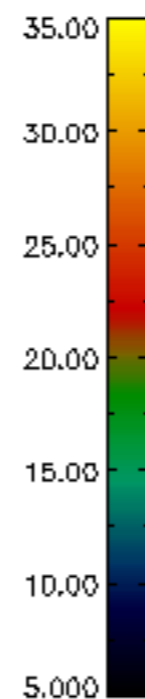
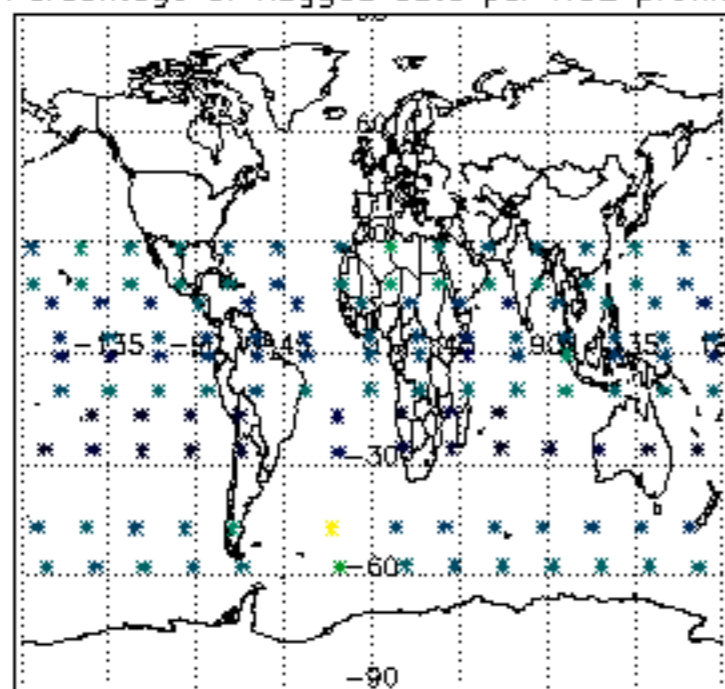
Percentage of flagged data per D3 profile



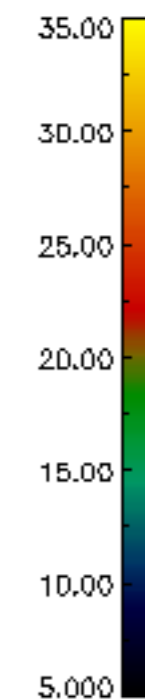
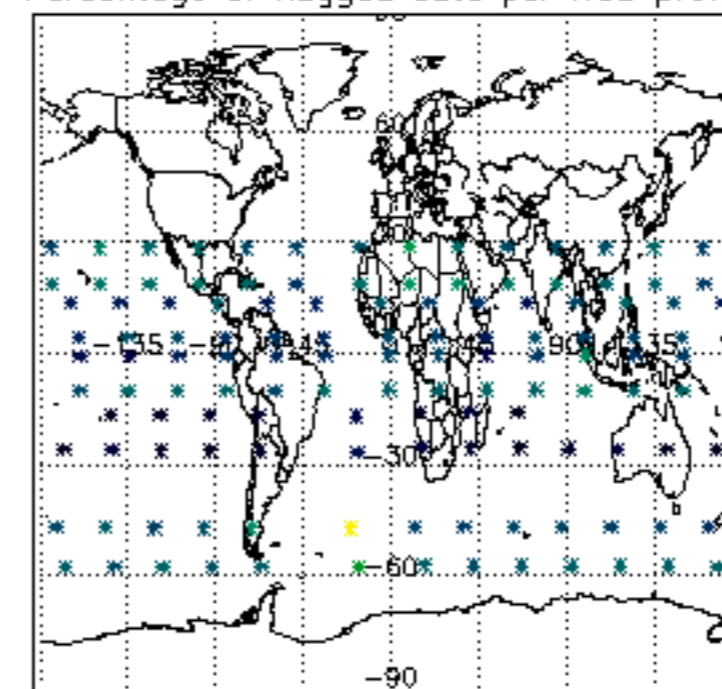
Percentage of flagged data per H2O profile



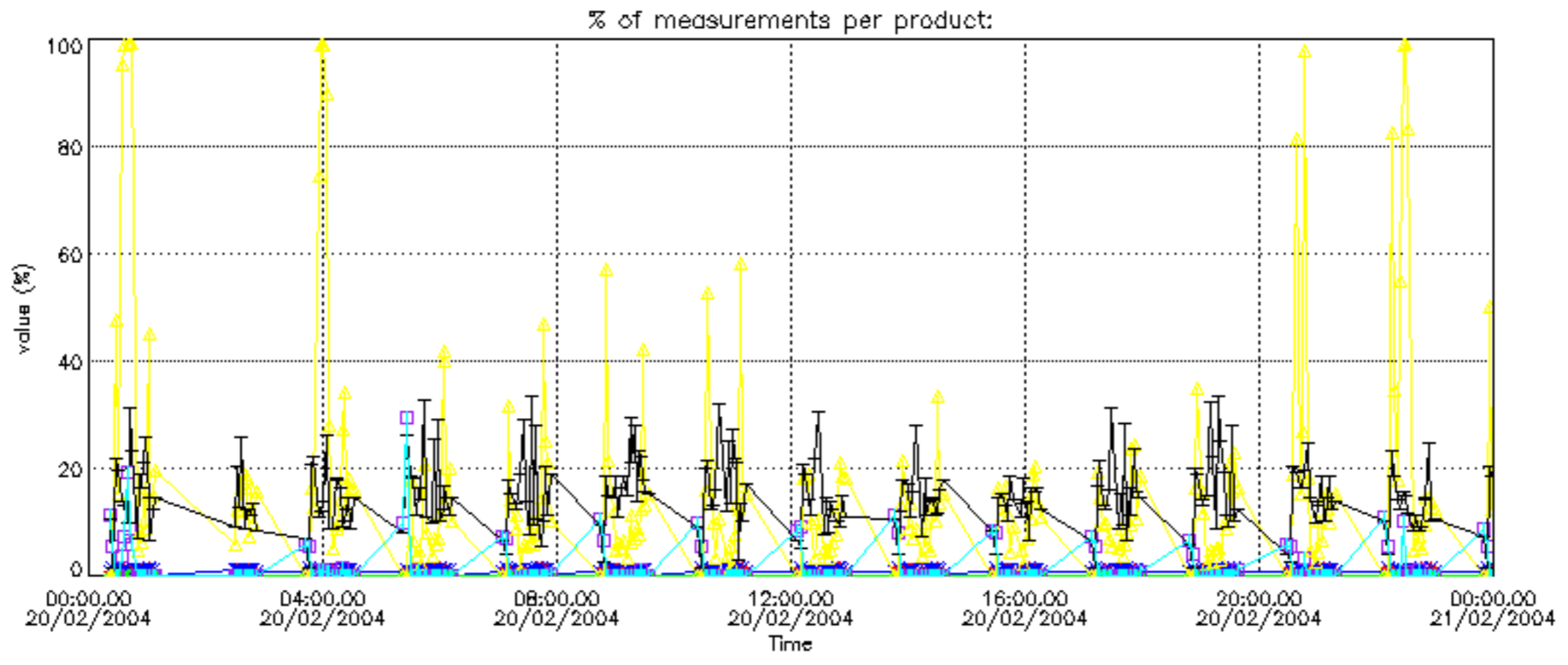
Percentage of flagged data per NO2 profile

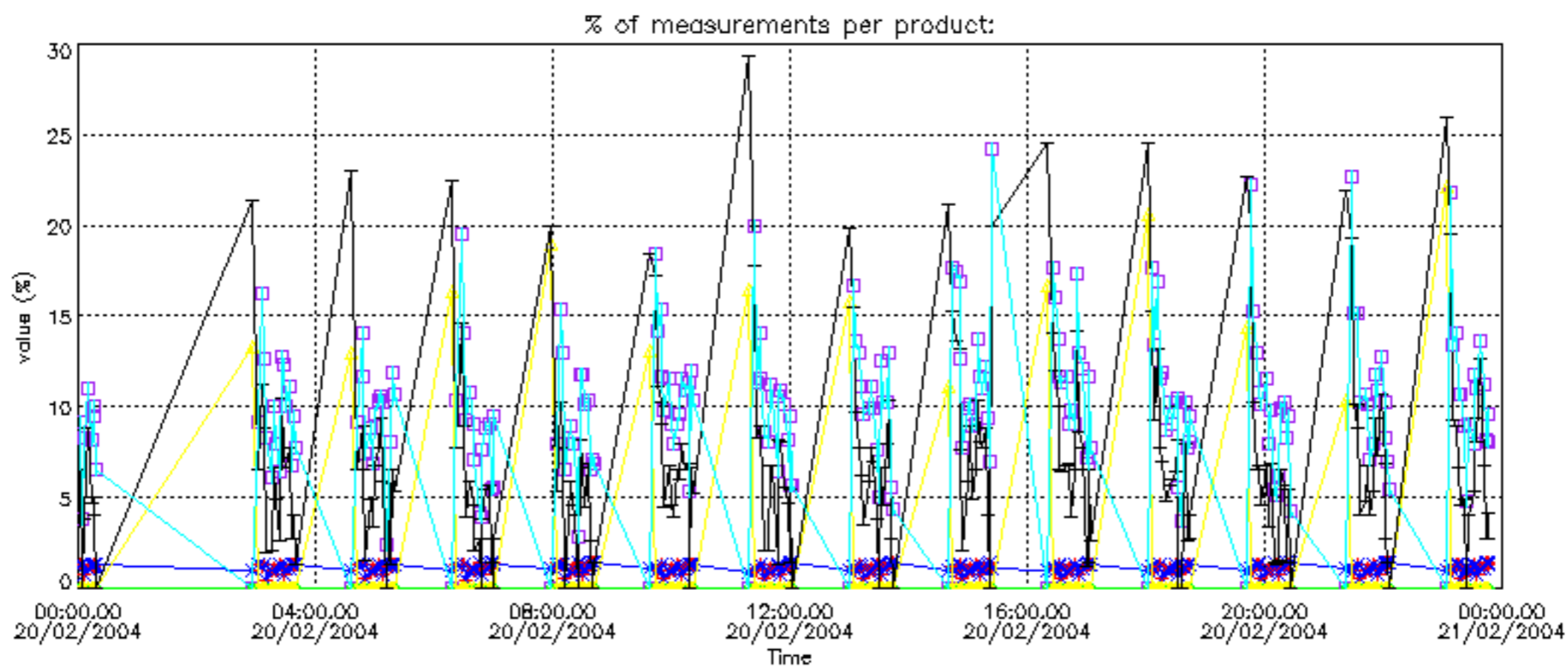


Percentage of flagged data per NO3 profile

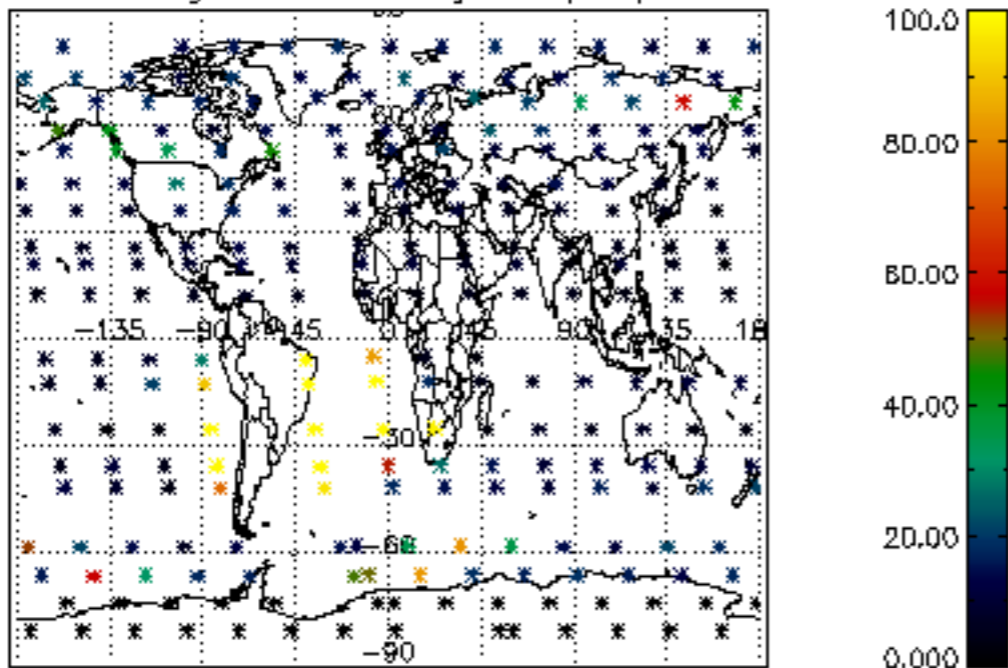




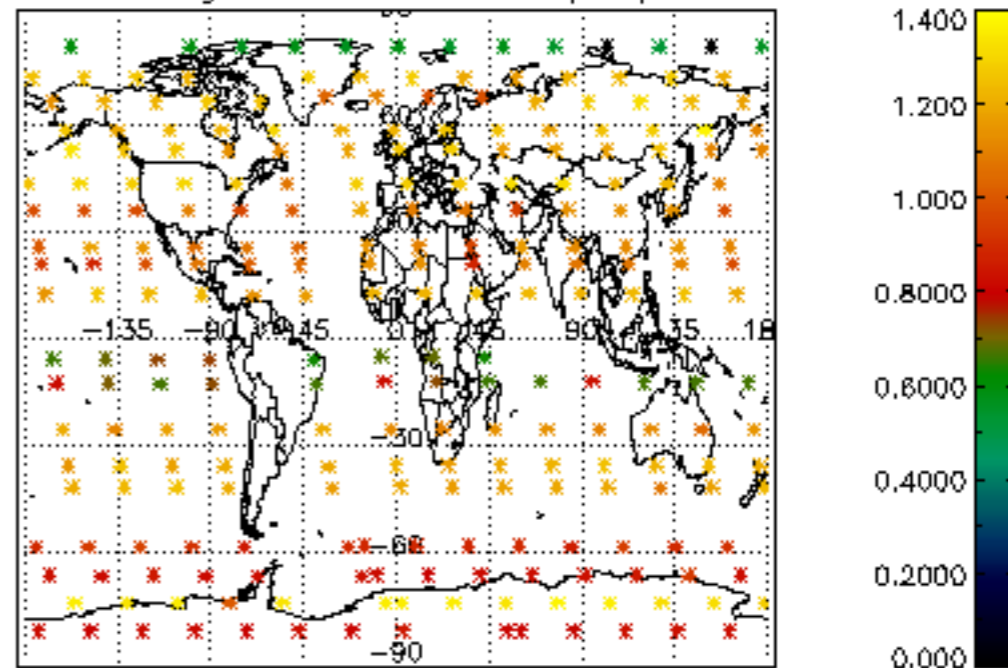




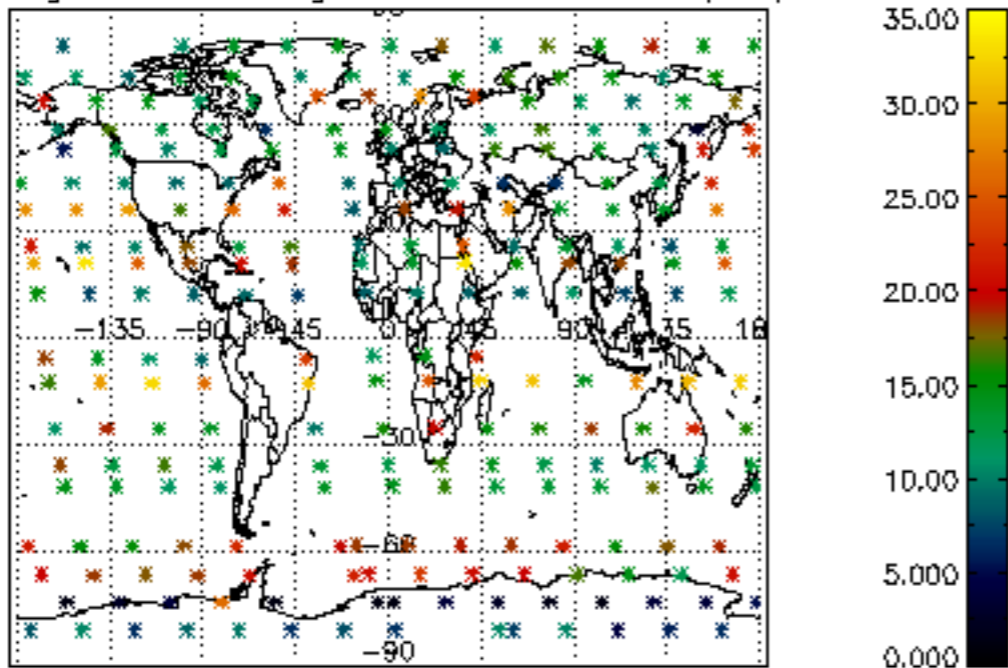
Percentage of cosmic ray hits per profile



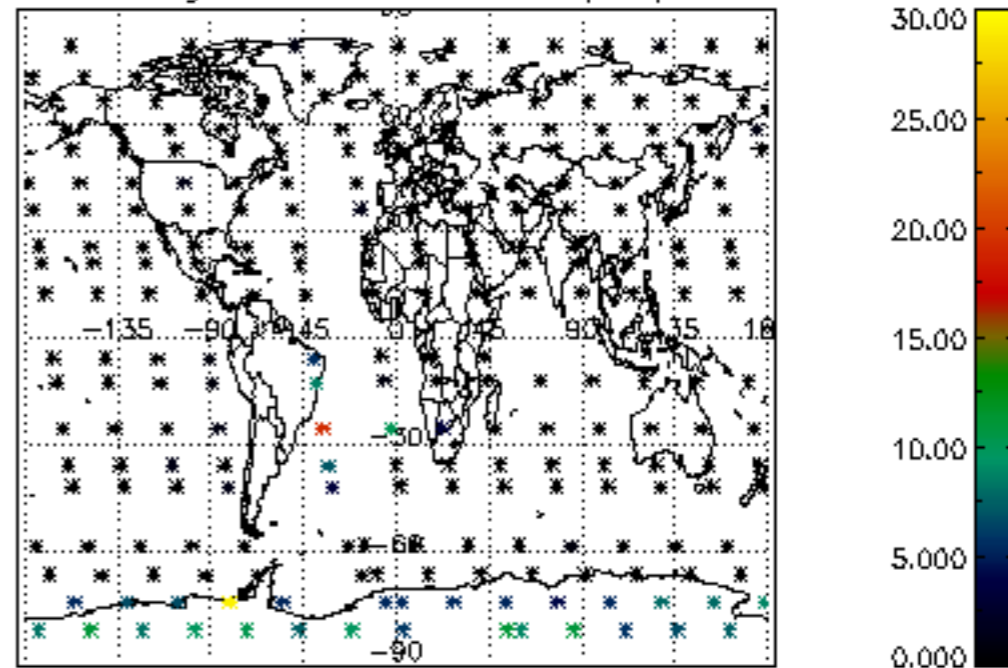
Percentage of datation errors per profile



Percentage of star falling outside central band per profile

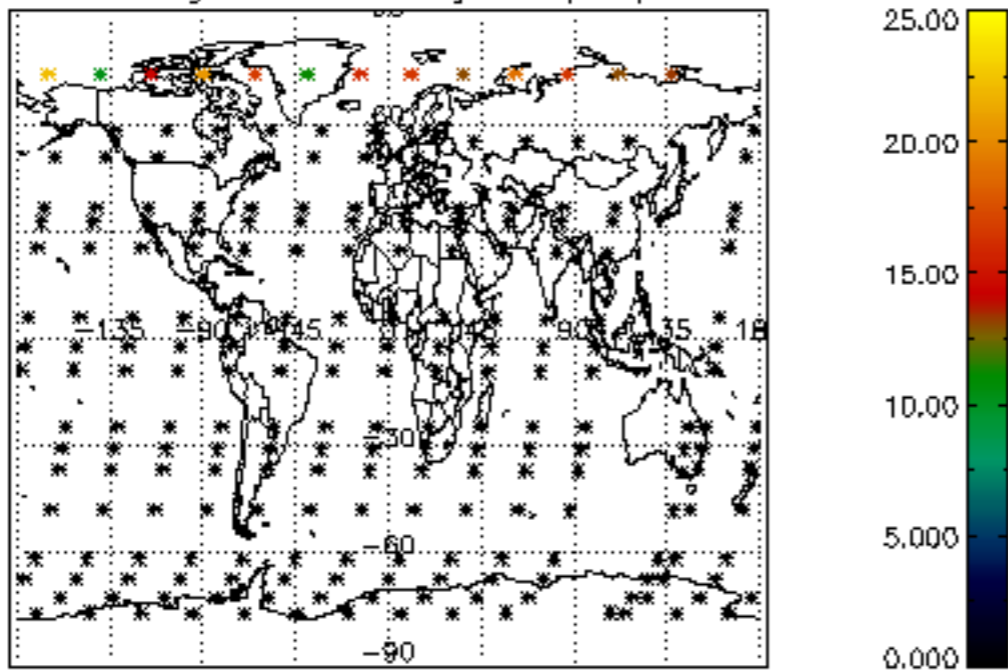


Percentage of saturation errors per profile

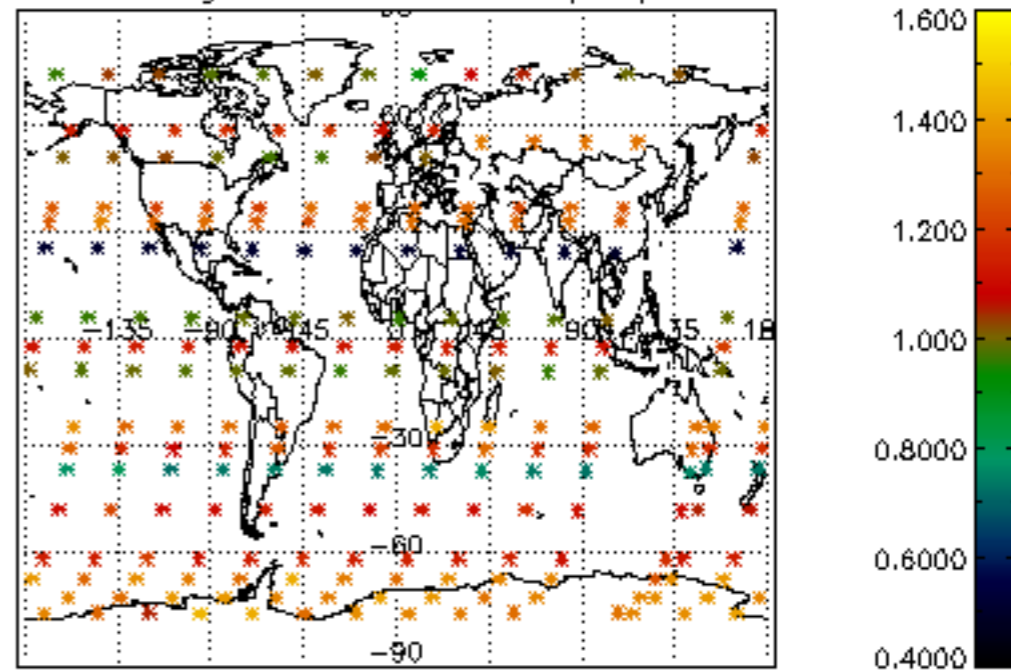




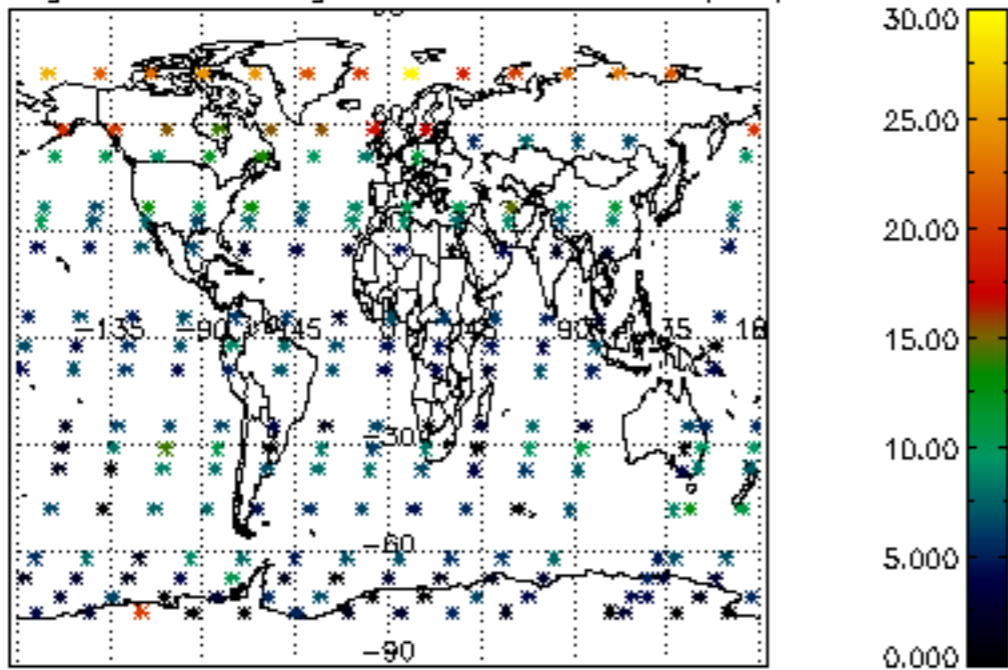
Percentage of cosmic ray hits per profile



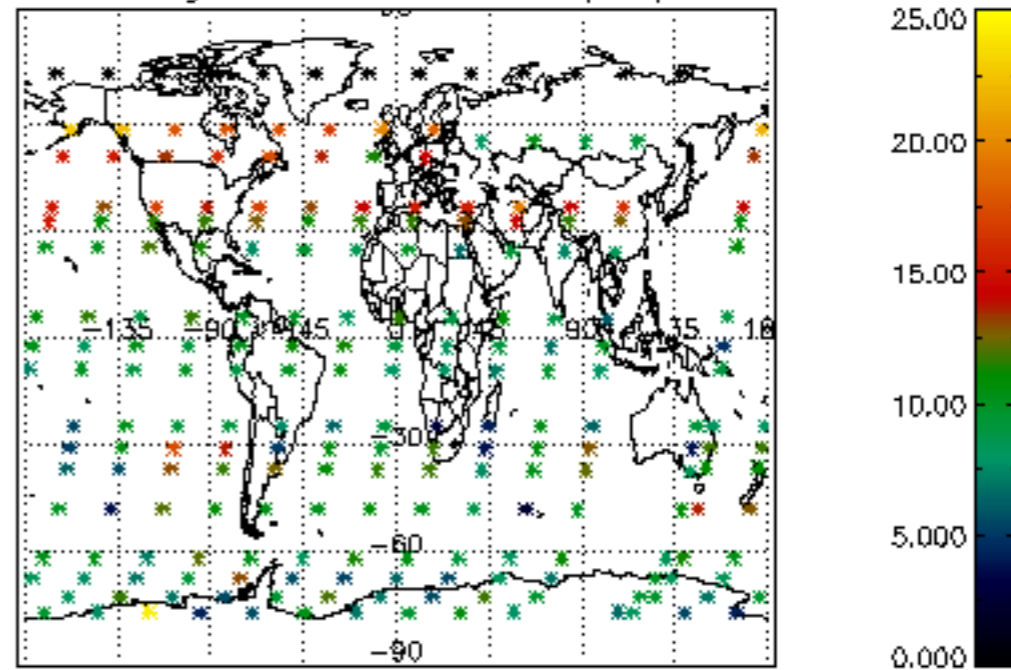
Percentage of datation errors per profile

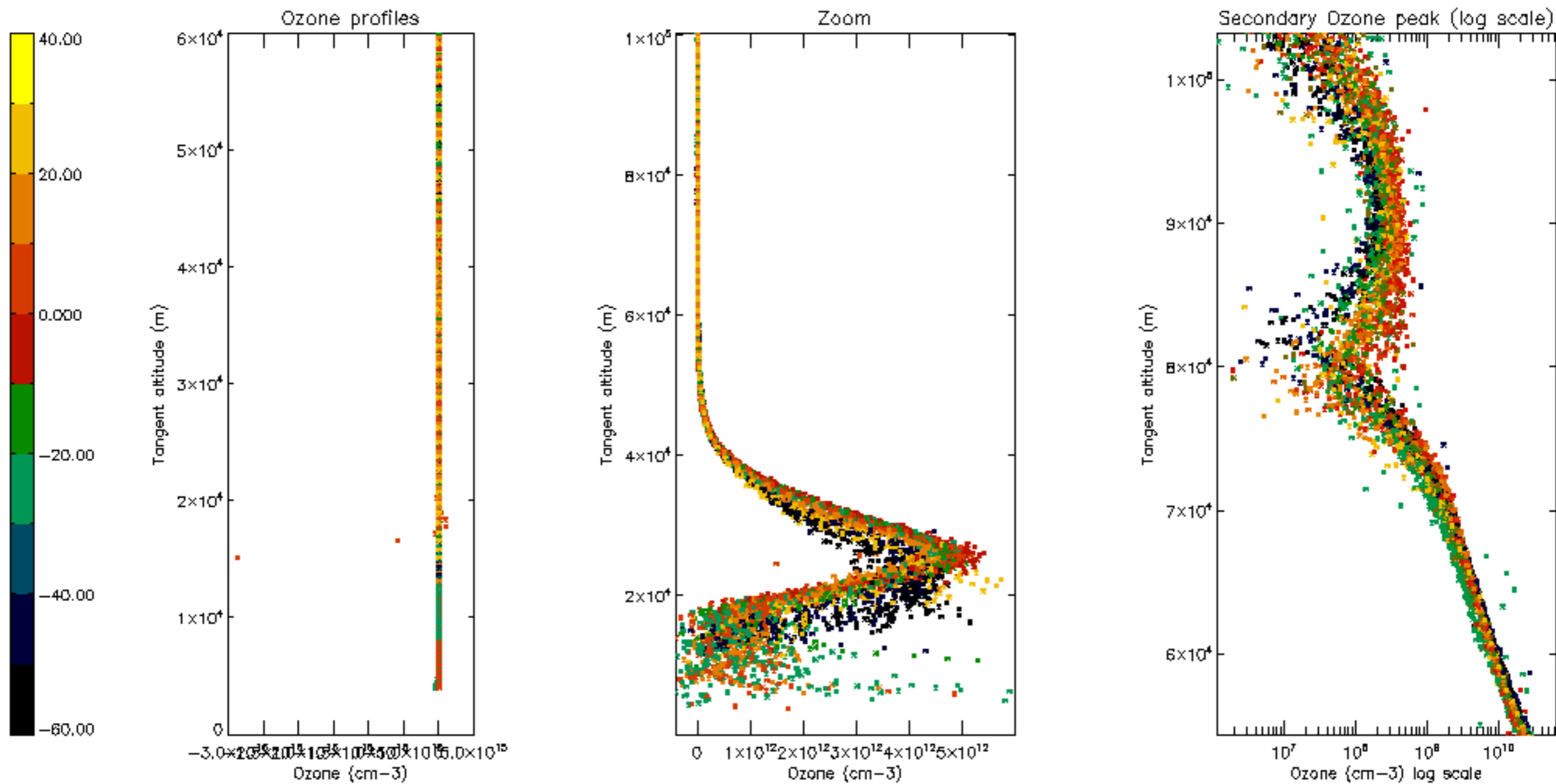


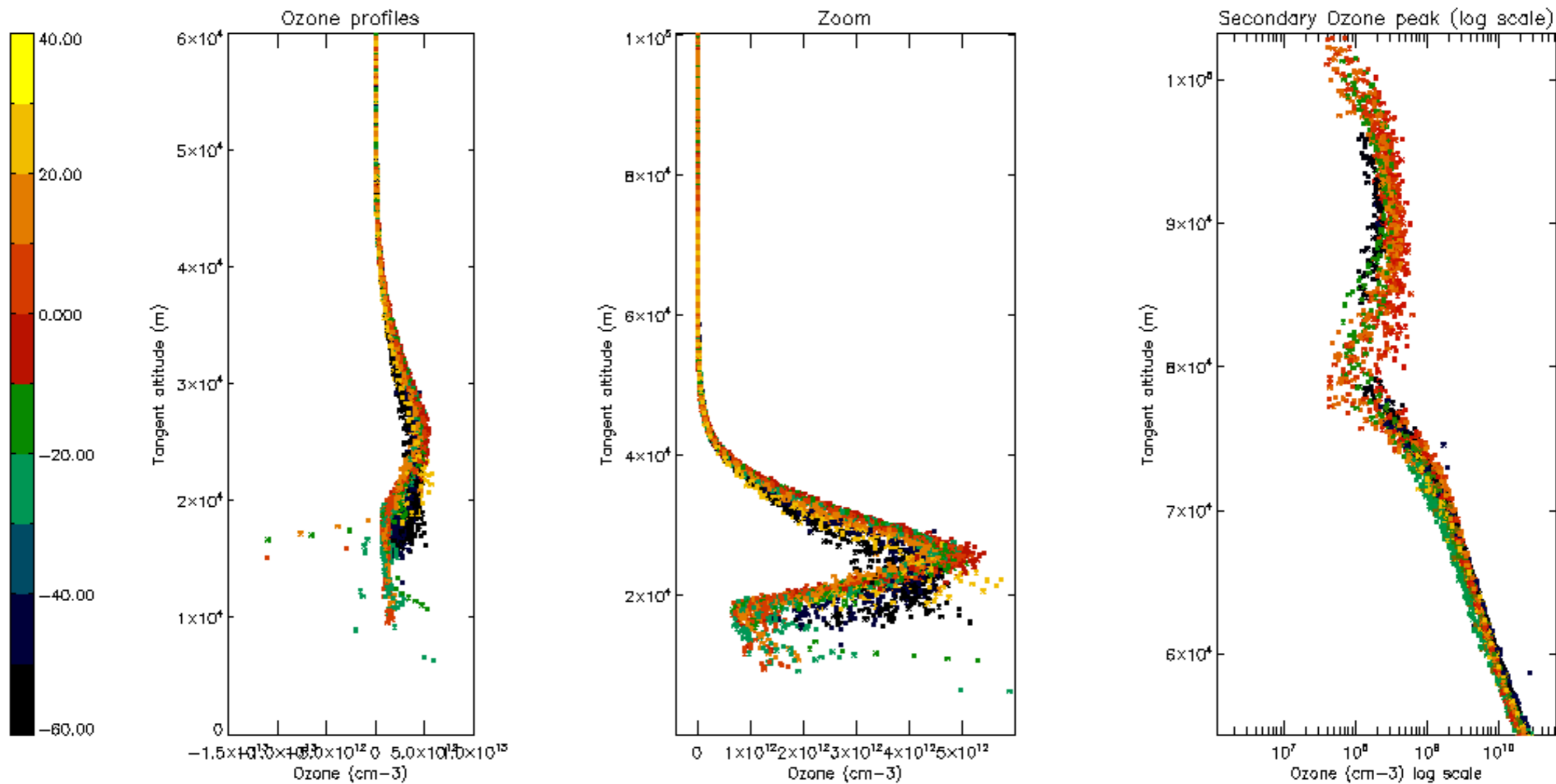
Percentage of star falling outside central band per profile



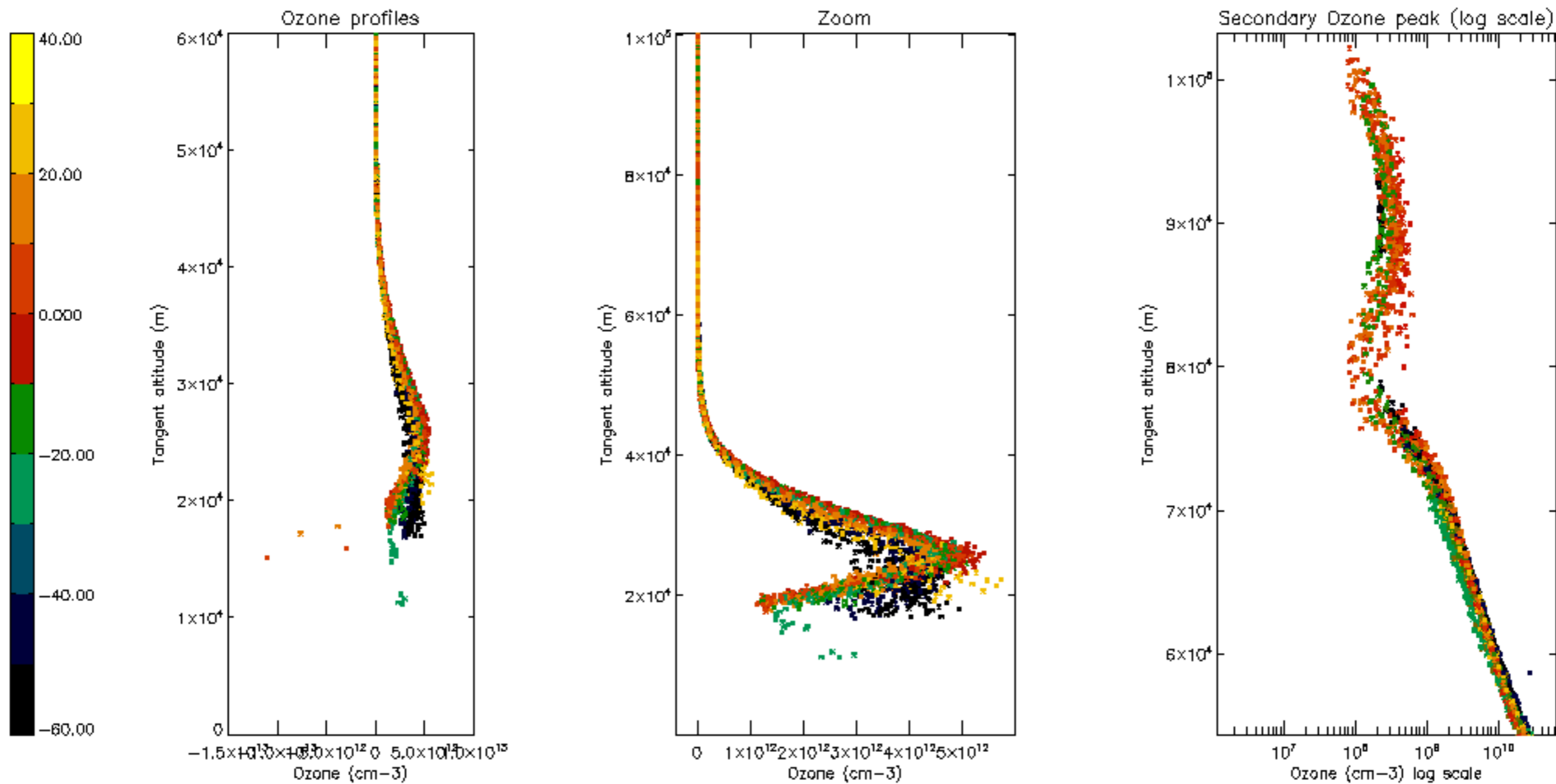
Percentage of saturation errors per profile

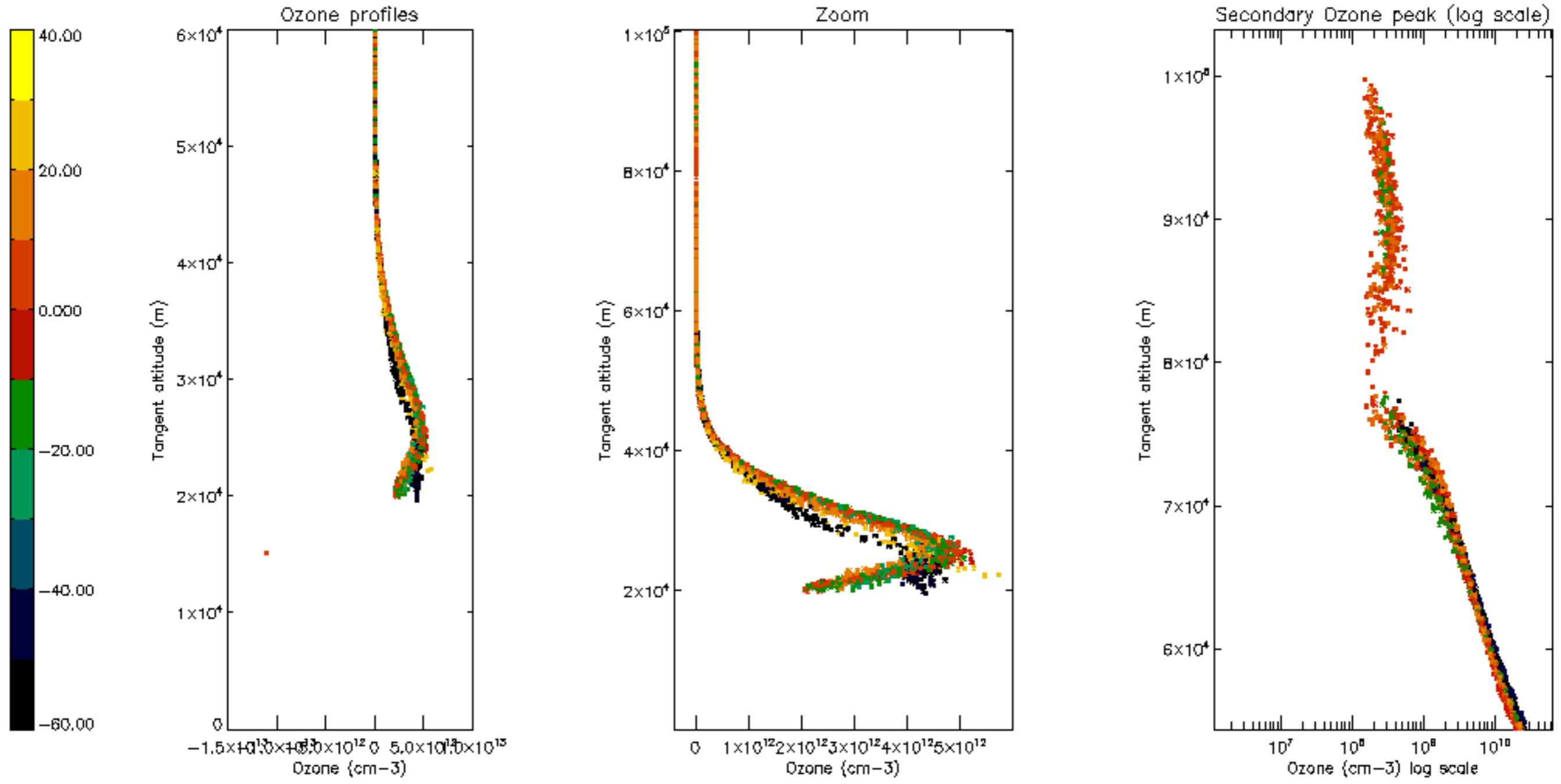


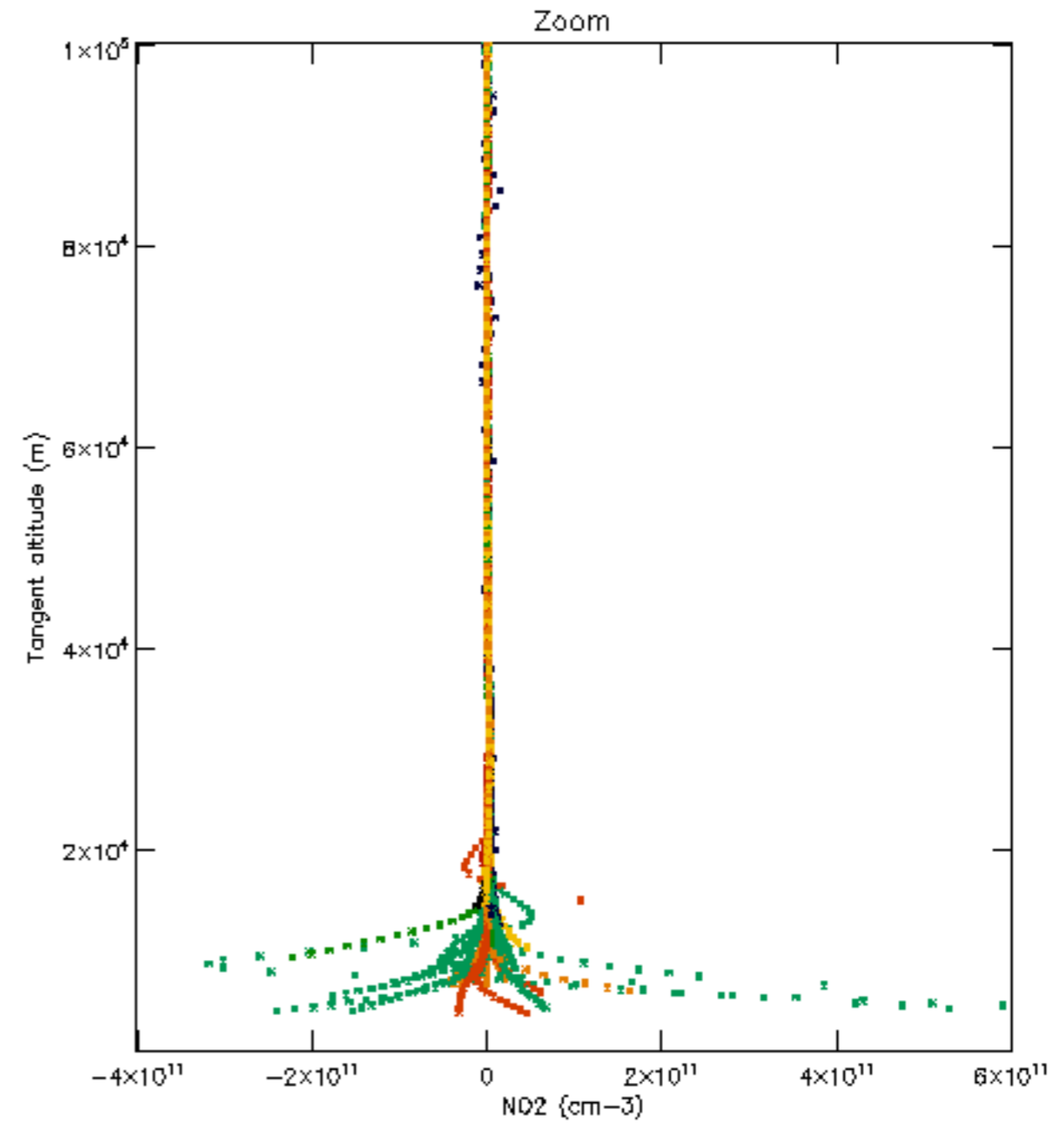
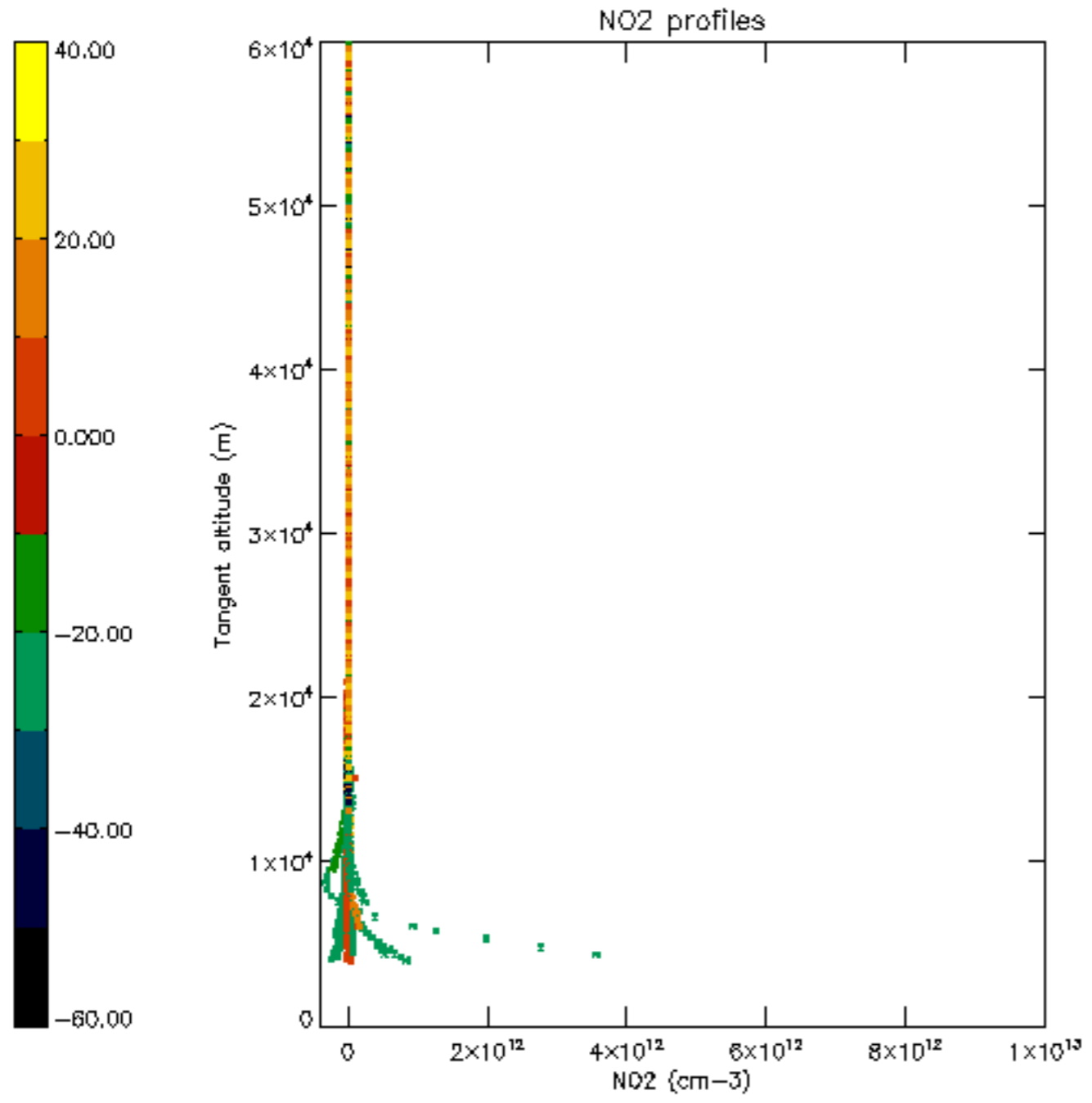




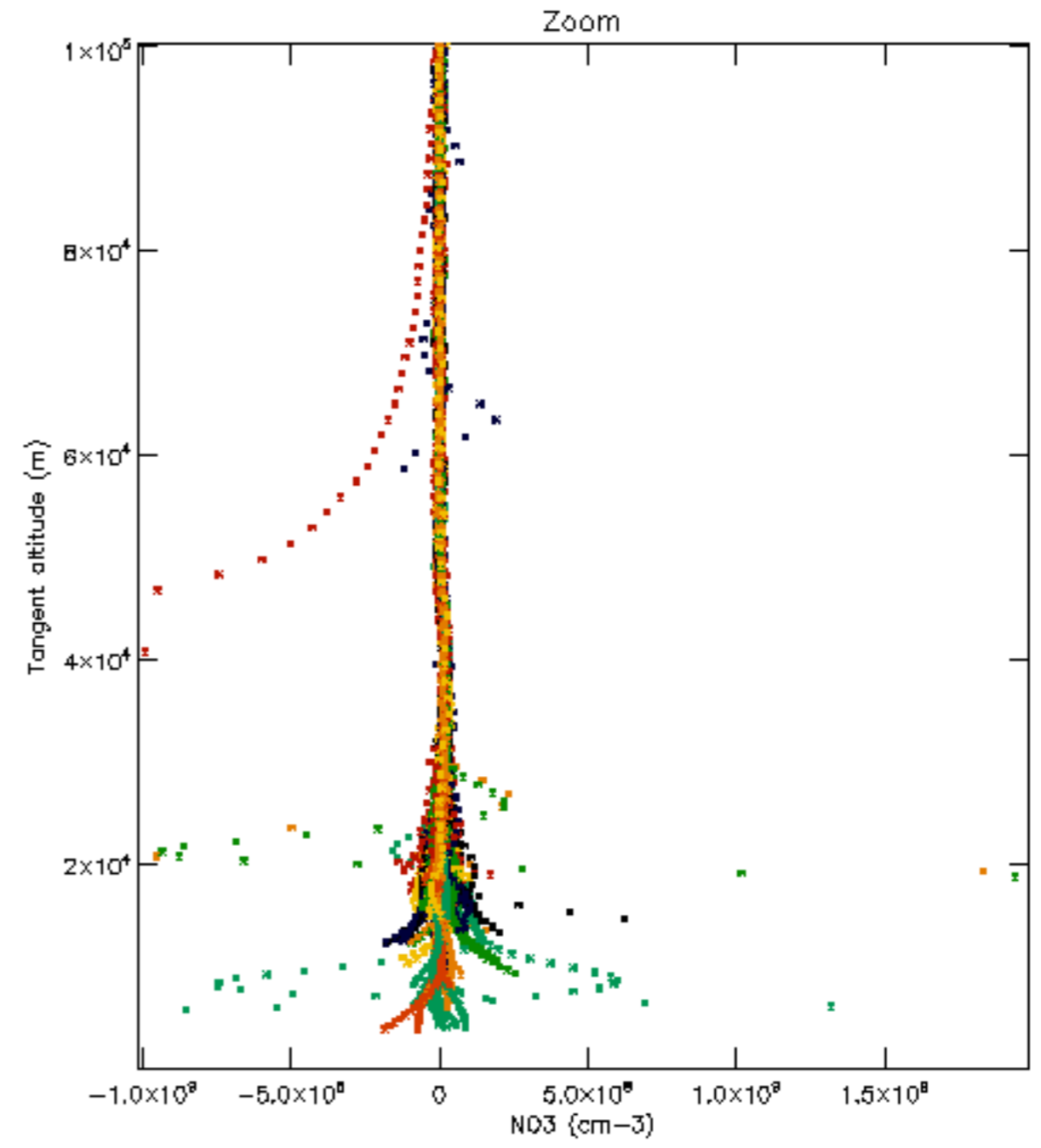
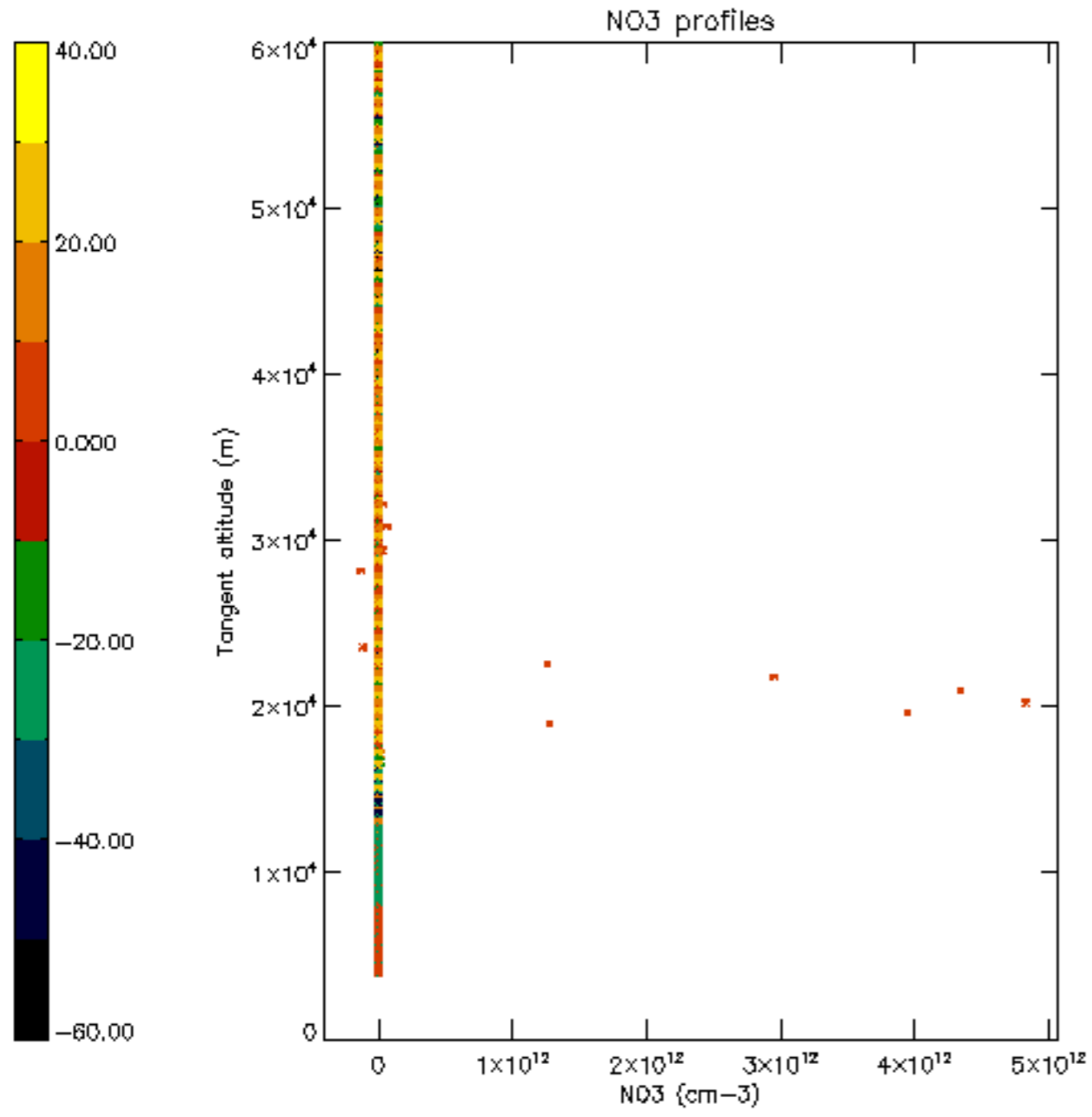


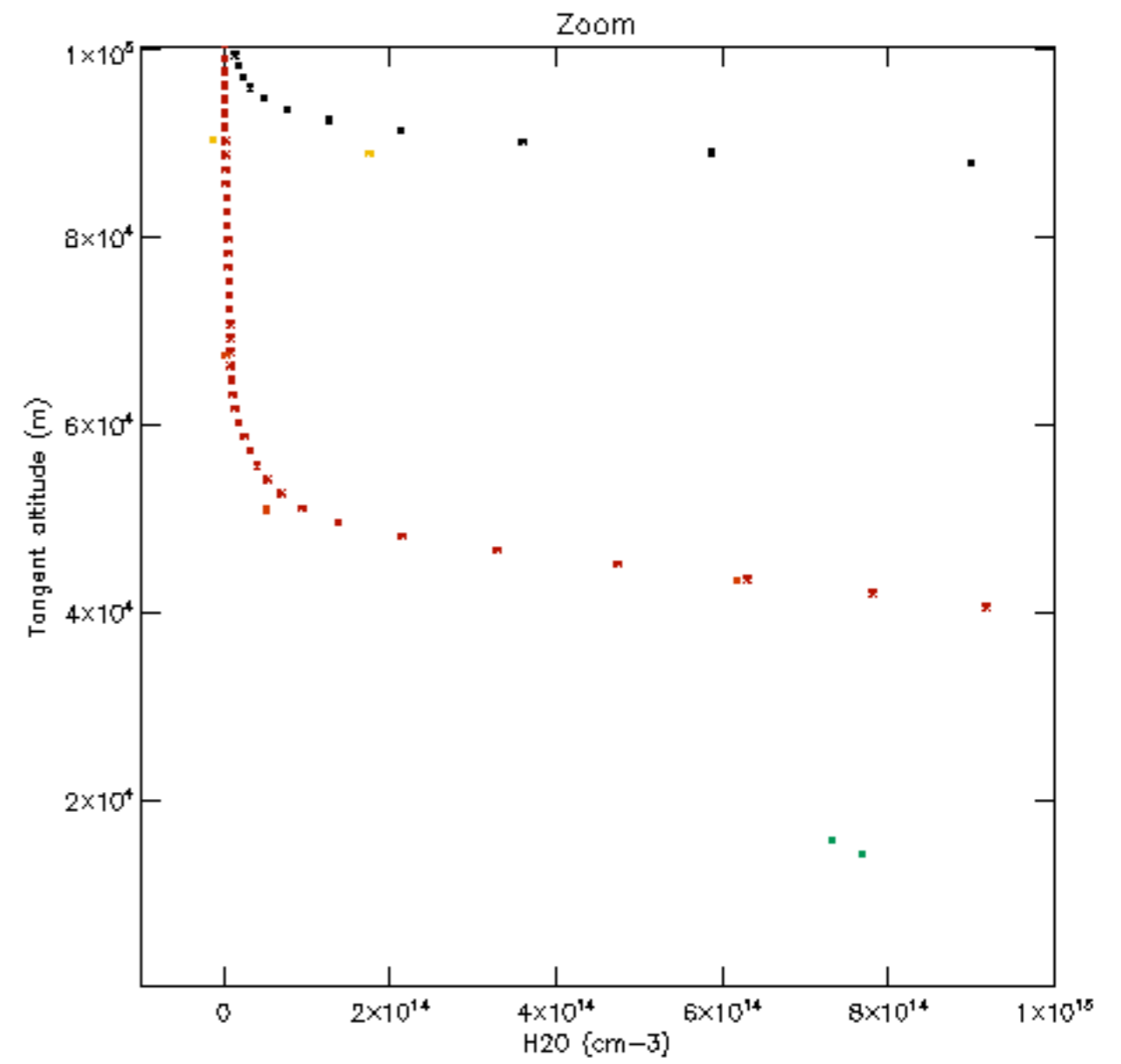
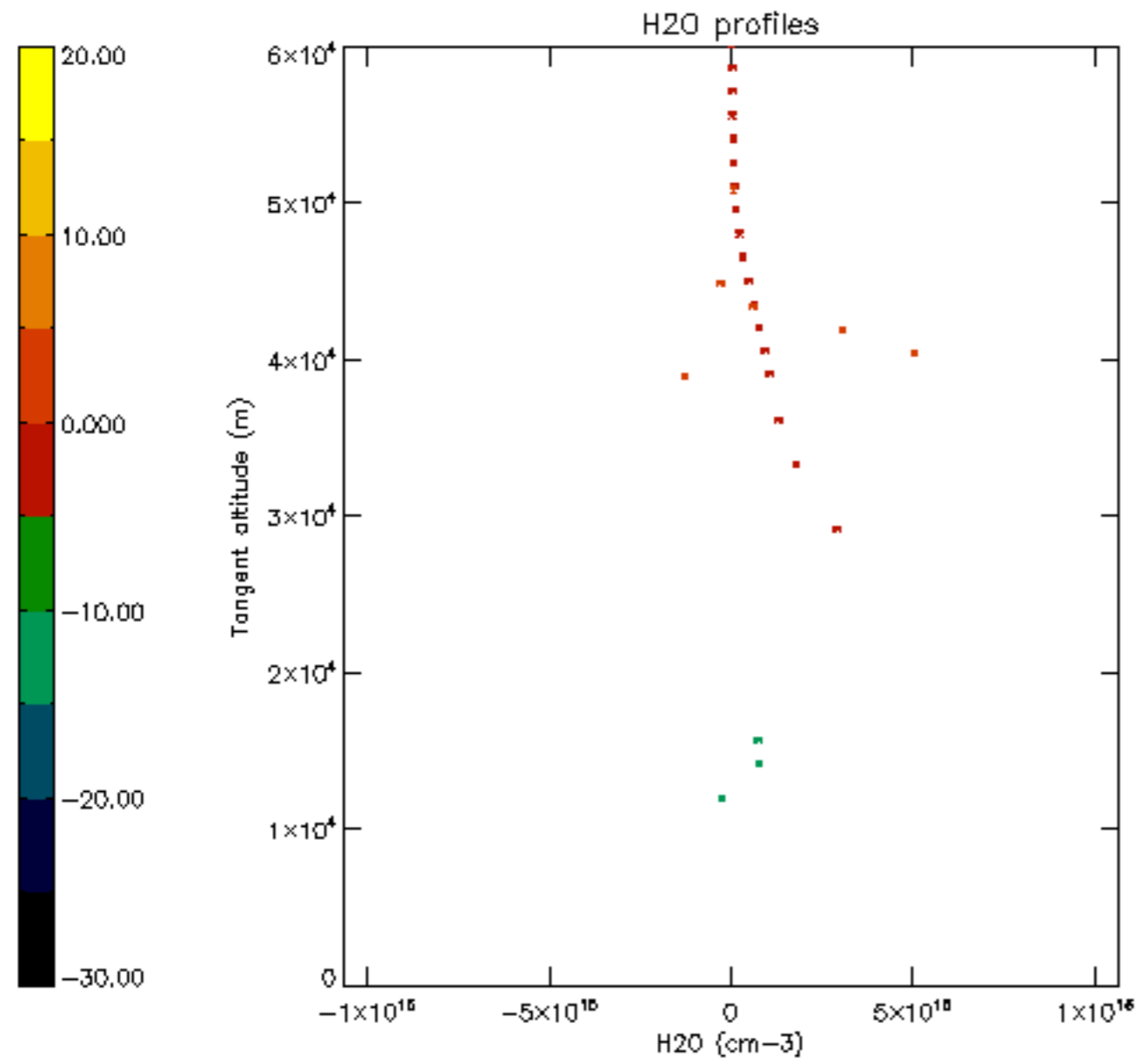


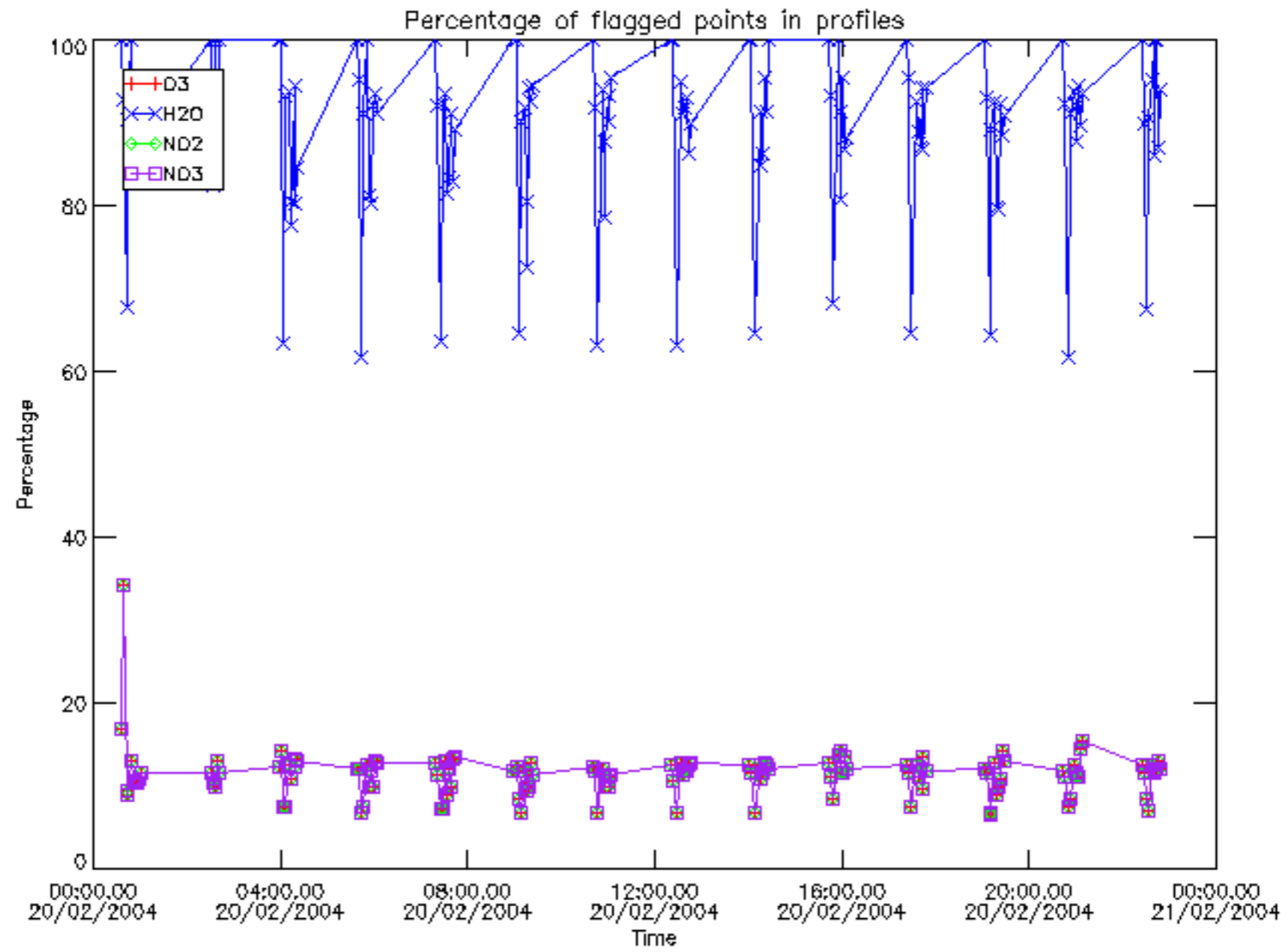




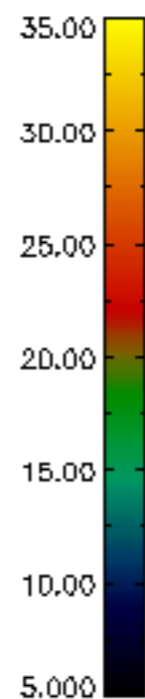
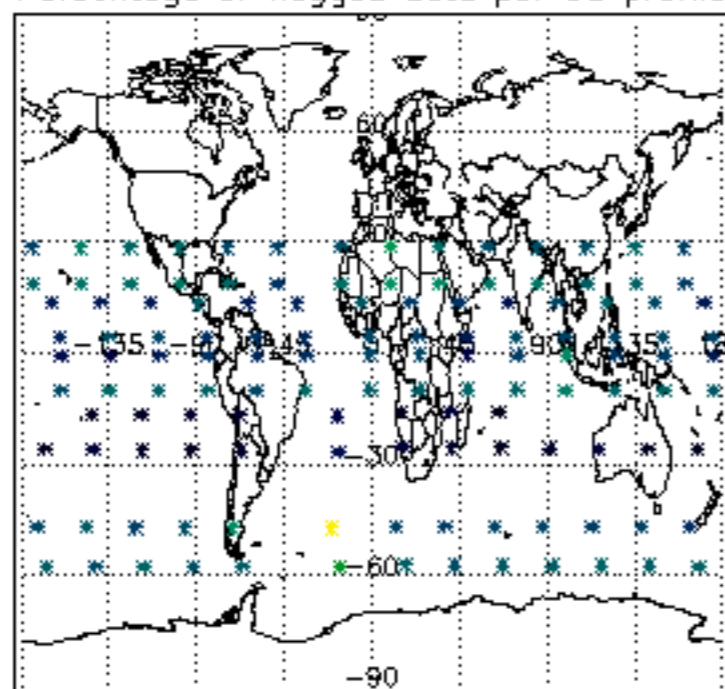




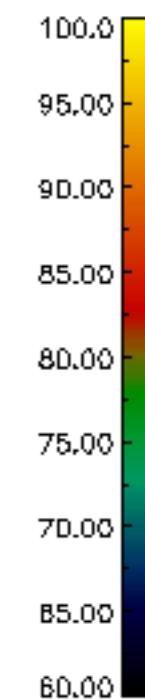
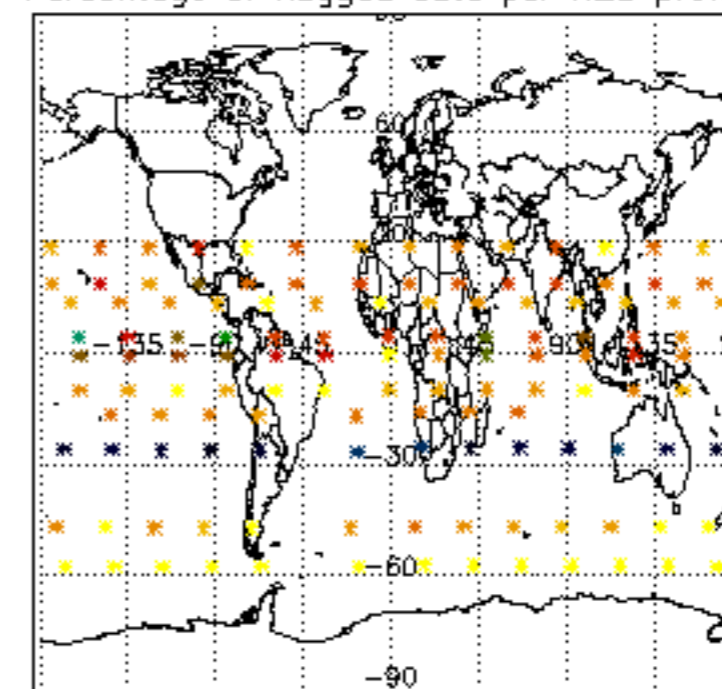




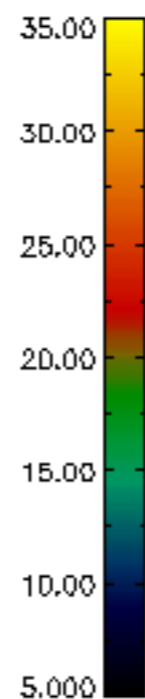
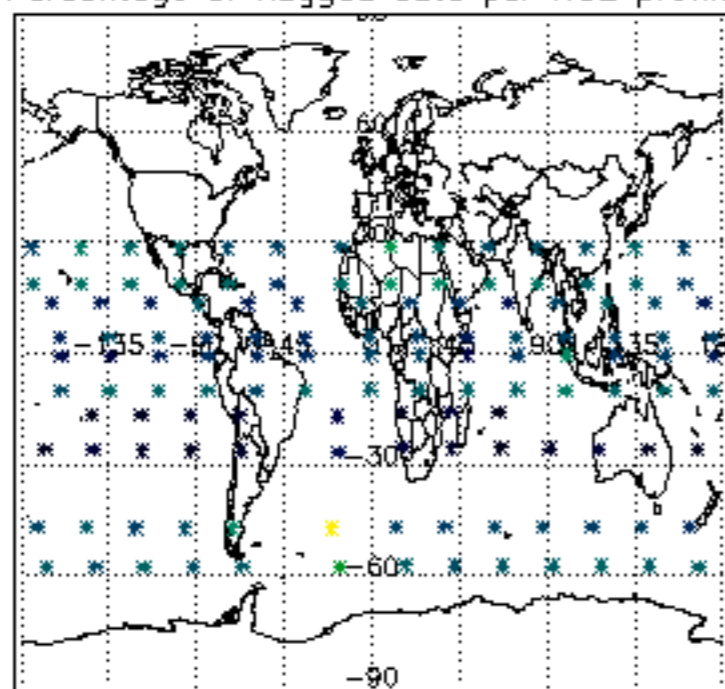
Percentage of flagged data per D3 profile



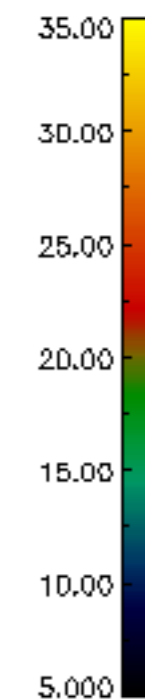
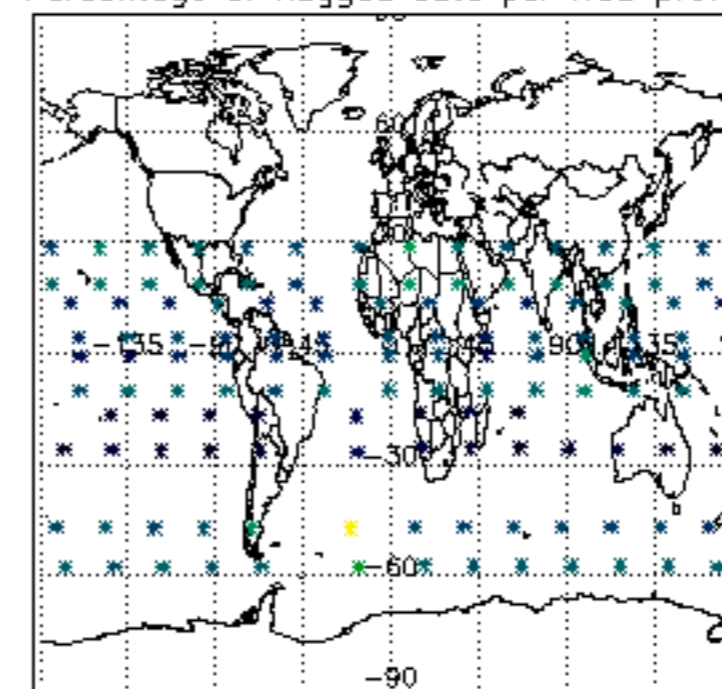
Percentage of flagged data per H2O profile



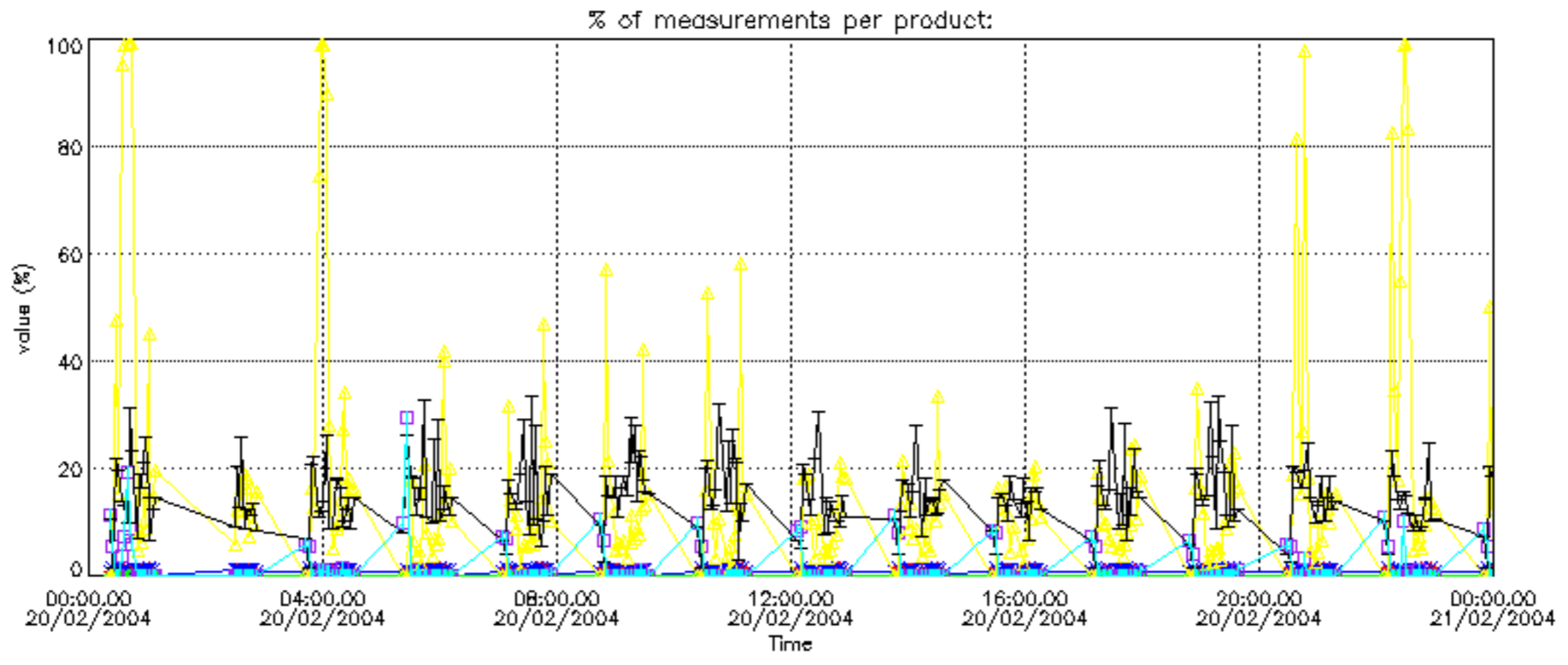
Percentage of flagged data per NO2 profile

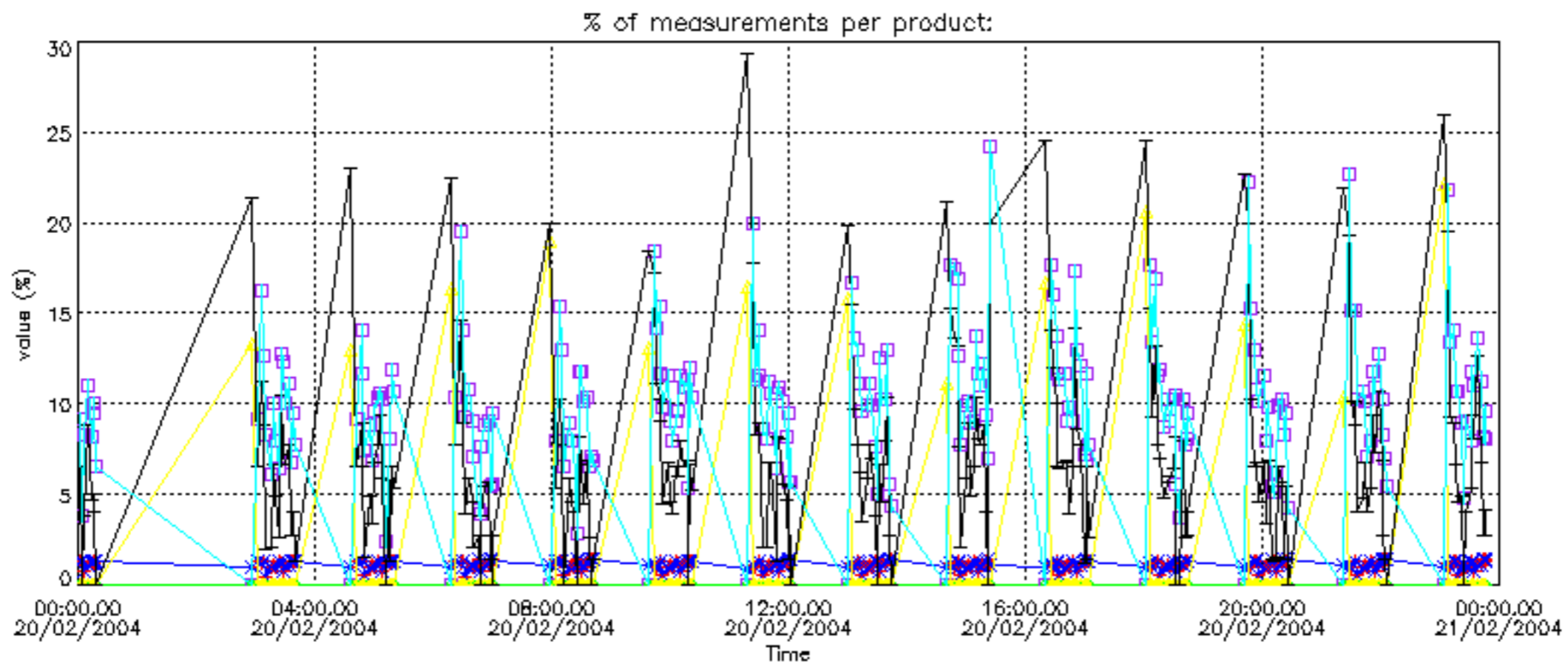


Percentage of flagged data per NO3 profile

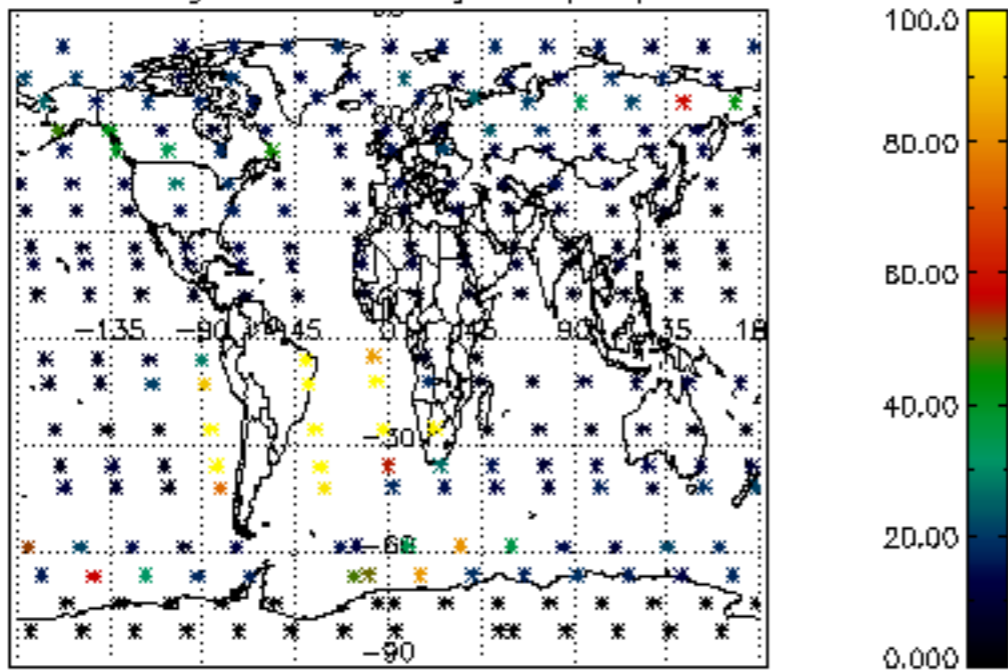




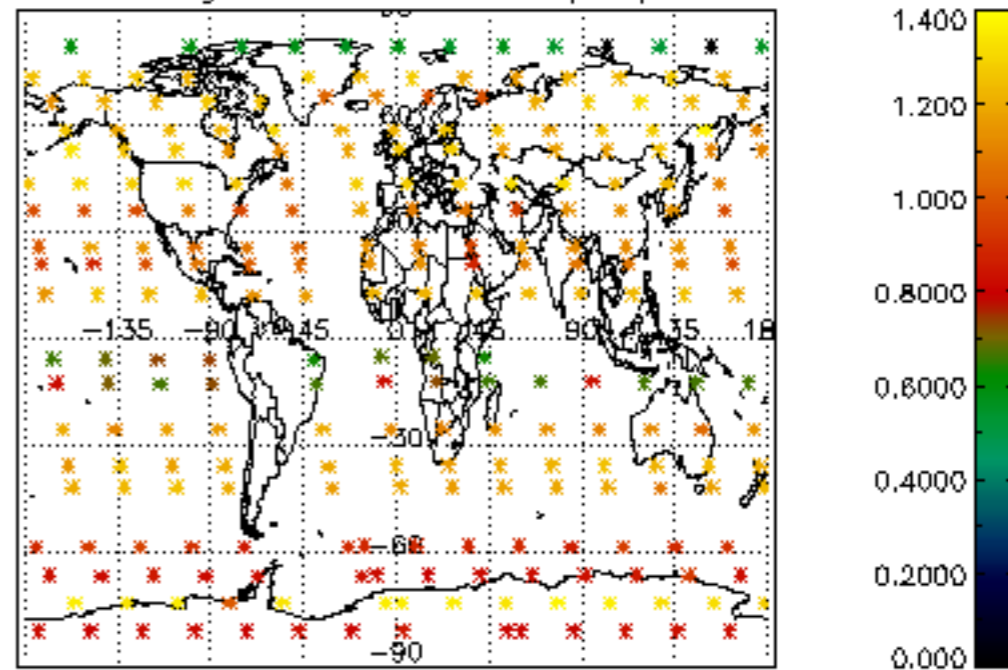




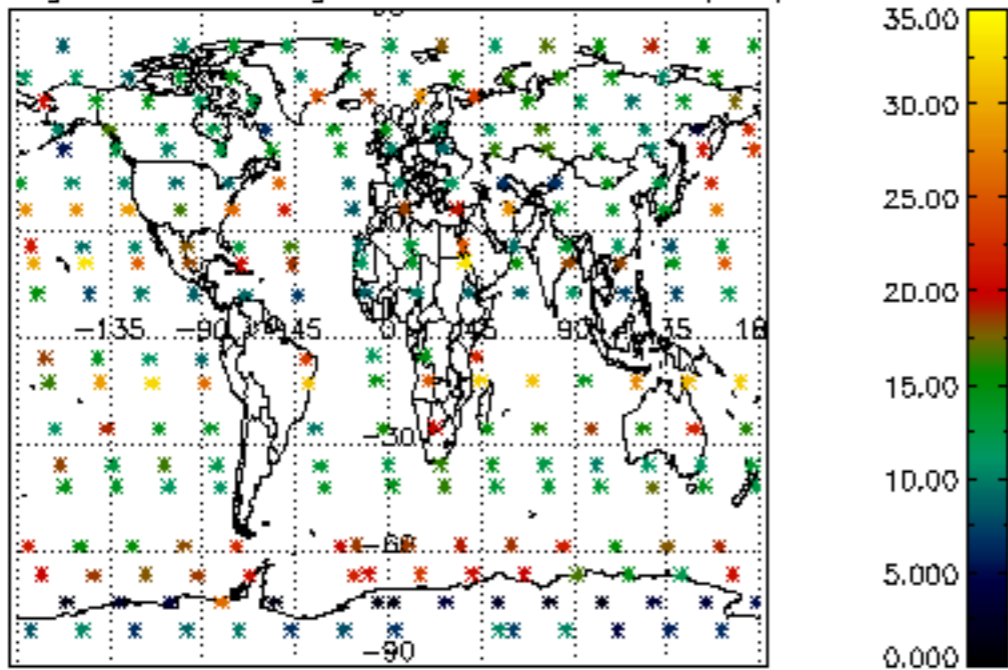
Percentage of cosmic ray hits per profile



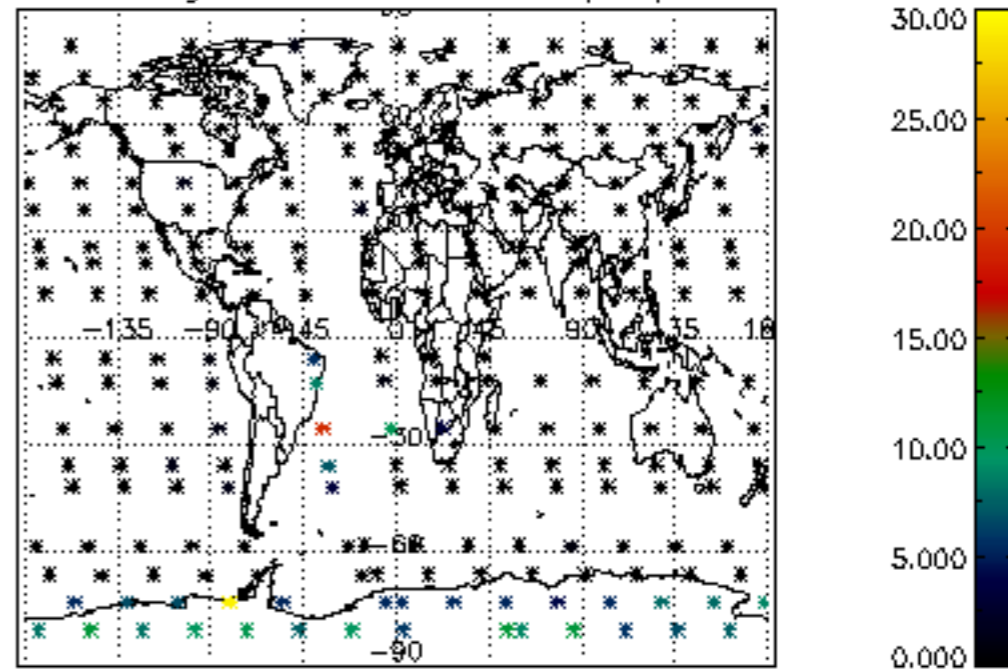
Percentage of datation errors per profile



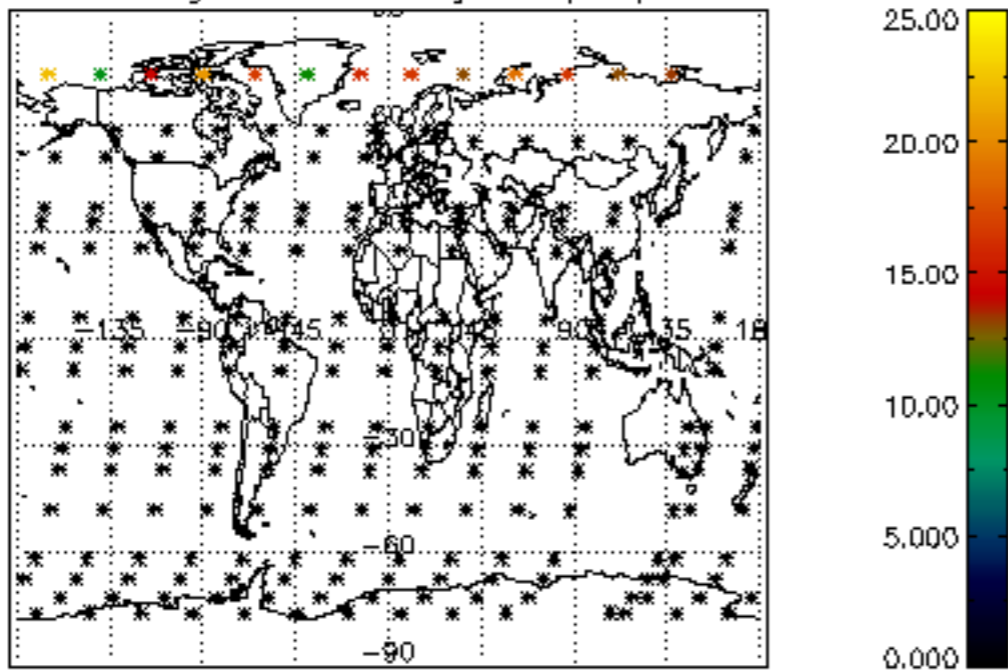
Percentage of star falling outside central band per profile



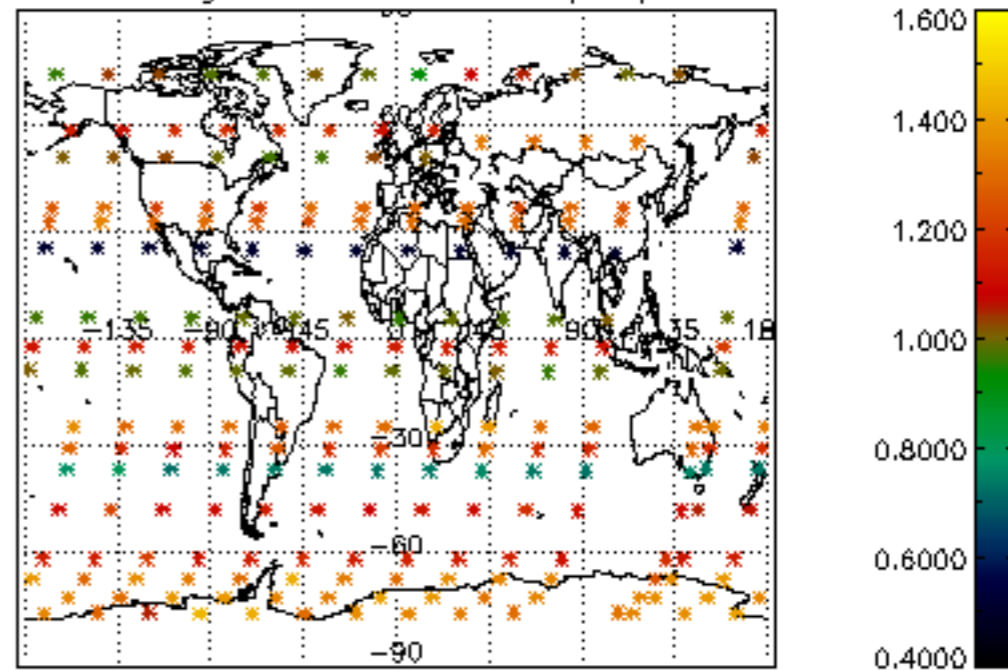
Percentage of saturation errors per profile



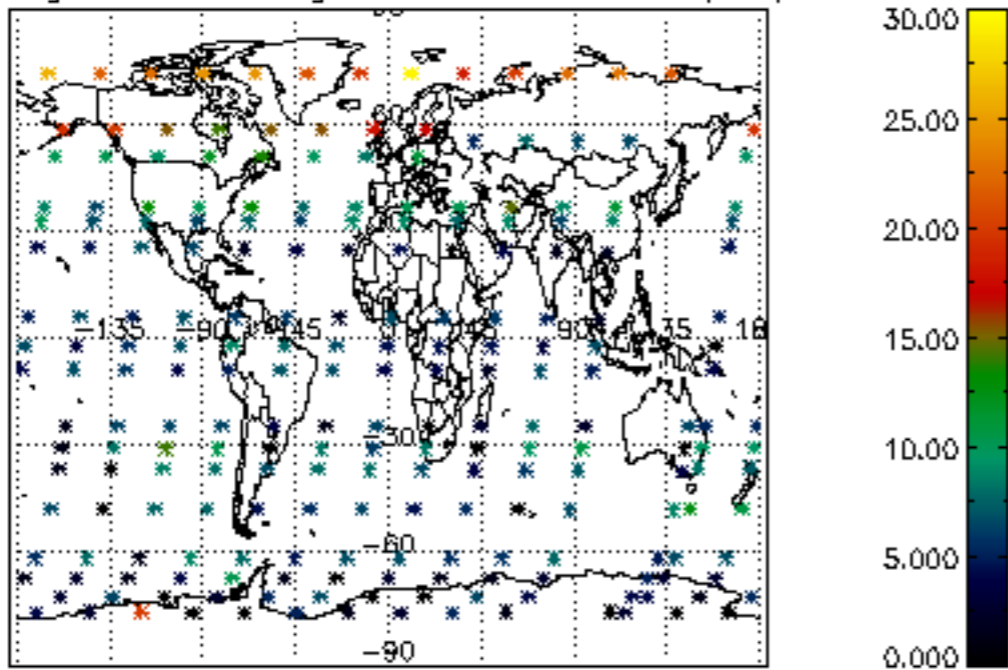
Percentage of cosmic ray hits per profile



Percentage of datation errors per profile



Percentage of star falling outside central band per profile



Percentage of saturation errors per profile

