

GOMOS Level 2 Daily Report

SUMMARY

[1. General Info](#)

[2. Summary of processed GOM_NL_2P products](#)

[3. Level 2 Quality information per product](#)

[3.1 Plot of level 2 quality information per product \(time dependant\)](#)

[3.2 Plot of level 2 quality information per product \(world map\)](#)

[4. Level 1 Quality information per product \(stored on level 2 products\)](#)

[4.1 Plot of level 1 quality information per product \(time dependant\)](#)

[4.1.1 Plot of level 1 quality information per product \(time dependant\): ASCENDING](#)

[4.1.2 Plot of level 1 quality information per product \(time dependant\): DESCENDING](#)

[4.2 Plot of level 1 quality information per product \(world map\)](#)

[4.2.1 Plot of level 1 quality information per product \(world map\): ASCENDING](#)

[4.2.2 Plot of level 1 quality information per product \(world map\): DESCENDING](#)

[5. Ozone profiles based on quality statistics and other trace gas profiles](#)

[5.1 Ozone statistics based on quality of products](#)

[5.2 Plot ozone profiles for all STD \(dark without errors\)](#)

[5.3 Plot ozone profiles where STD < 20% \(dark without errors\)](#)

[5.4. Plot ozone profiles where STD < 10% \(dark without errors\)](#)

[5.5. Plot ozone profiles where STD < 5% \(dark without errors\)](#)

[5.6 Plot NO2 profiles for all STD \(dark without errors\)](#)

[5.7 Plot NO3 profiles for all STD \(dark without errors\)](#)

[5.8 Plot H2O profiles \(only for occultations of stars 1,2,3,4,13,14,16,26,63 dark without errors\) for all STD](#)

[6. Auxiliary Data Files used for the production reported in section 2](#)

This report presents the daily analysis on parameters extracted from GOMOS level 2 data (GOM_NL__2P). It is intended to monitor some important parameters that will impact the quality of these products. A list of level 2 products (and content) that have arrived during the reporting day to the PCF is also given.

Item	Value
Time of report generation	18APR2013 19:33:12
Data source version	GOMOS/6.01
Start time of products	18-02-2004 (18FEB2004 00:00:00)
Stop time of products	19-02-2004 (19FEB2004 00:00:00)
Store outputs in DB	Yes
Nb of level 2 prods	237
Nb of prods with errors	0

2. Summary of processed GOM_NL__2P products.

Nr	Filename	UTC Start time	Limb	Duration	Star Id	Star Name	Star Mag	Star Temp	Nb Meas	Orbit	Prod. error
1	GOM_NL__2PRFIN20040218_000135_000000452024_00216_10290_1679.N1	18-FEB-2004 00:01:35	Dark	44.500	38	20Eps Sgr	1.8360	11000.	89	10290	No
2	GOM_NL__2PRFIN20040218_000349_000000472024_00216_10290_1680.N1	18-FEB-2004 00:03:49	Dark	46.500	25	35Lam Sco	1.6200	28000.	93	10290	No
3	GOM_NL__2PRFIN20040218_000508_000000522024_00216_10290_1681.N1	18-FEB-2004 00:05:08	Dark	51.500	75	26Eps Sco	2.2910	4250.0	103	10290	No
4	GOM_NL__2PRFIN20040218_000647_000000402024_00216_10290_1682.N1	18-FEB-2004 00:06:47	Dark	40.000	147	Alp Ara	2.8770	26000.	80	10290	No
5	GOM_NL__2PRFIN20040218_000812_000000482024_00216_10290_1683.N1	18-FEB-2004 00:08:12	Dark	47.500	141	Bet Ara	2.8400	4600.0	95	10290	No
6	GOM_NL__2PRFIN20040218_001427_000000482024_00217_10291_1648.N1	18-FEB-2004 00:14:27	Dark	48.000	4	Alp1Cen	-0.010000	5800.0	96	10291	No
7	GOM_NL__2PRFIN20040218_001547_000000472024_00217_10291_1649.N1	18-FEB-2004 00:15:47	Dark	46.500	10	Bet Cen	0.610000	28000.	93	10291	No
8	GOM_NL__2PRFIN20040218_001713_000000462024_00217_10291_1650.N1	18-FEB-2004 00:17:13	Dark	45.500	77	Eps Cen	2.3030	28000.	91	10291	No
9	GOM_NL__2PRFIN20040218_001845_000000522024_00217_10291_1651.N1	18-FEB-2004 00:18:45	Dark	51.500	12	Alp1Cru	0.775000	30000.	103	10291	No
10	GOM_NL__2PRFIN20040218_002105_000000472024_00217_10291_1652.N1	18-FEB-2004 00:21:05	Dark	47.000	29	Bet Car	1.6720	10200.	94	10291	No
11	GOM_NL__2PRFIN20040218_002343_000000432024_00217_10291_1653.N1	18-FEB-2004 00:23:43	Dark	43.000	71	lot Car	2.2460	7700.0	86	10291	No
12	GOM_NL__2PRFIN20040218_002518_000000422024_00217_10291_1654.N1	18-FEB-2004 00:25:18	Dark	42.000	46	Del Vel	1.9540	10600.	84	10291	No
13	GOM_NL__2PRFIN20040218_002742_000000452024_00217_10291_1655.N1	18-FEB-2004 00:27:42	Straylight	45.000	34	Gam2Vel	1.7930	23000.	90	10291	No
14	GOM_NL__2PRFIN20040218_002948_000000372024_00217_10291_1656.N1	18-FEB-2004 00:29:48	Straylight	37.000	70	Zet Pup	2.2460	39000.	74	10291	No
15	GOM_NL__2PRFIN20040218_003404_000000432024_00217_10291_1657.N1	18-FEB-2004 00:34:04	Straylight	43.000	132	15Rho Pup	2.8030	6900.0	86	10291	No
16	GOM_NL__2PRFIN20040218_003754_000000532024_00217_10291_1658.N1	18-FEB-2004 00:37:54	Straylight	52.500	48	30Alp Hya	1.9770	4100.0	105	10291	No
17	GOM_NL__2PRFIN20040218_004230_000000482024_00217_10291_1659.N1	18-FEB-2004 00:42:30	Bright	47.500	8	10Alp CMi	0.400000	6500.0	95	10291	No
18	GOM_NL__2PRFIN20040218_004509_000000532024_00217_10291_1660.N1	18-FEB-2004 00:45:09	Bright	52.500	22	32Alp Leo	1.3600	15200.	105	10291	No
19	GOM_NL__2PRFIN20040218_004846_000000412024_00217_10291_1661.N1	18-FEB-2004 00:48:46	Bright	41.000	17	78Bet Gem	1.1610	4500.0	82	10291	No
20	GOM_NL__2PRFIN20040218_004953_000000402024_00217_10291_1662.N1	18-FEB-2004 00:49:53	Bright	40.000	24	66Alp Gem	1.5800	10200.	80	10291	No
21	GOM_NL__2PRFIN20040218_005146_000000692024_00217_10291_1663.N1	18-FEB-2004 00:51:46	Bright	68.500	96	68Del Leo	2.5600	9300.0	137	10291	No
22	GOM_NL__2PRFIN20040218_005810_000000522024_00217_10291_1664.N1	18-FEB-2004 00:58:10	Bright	51.500	174	52Psi UMa	3.0040	4400.0	103	10291	No
23	GOM_NL__2PRFIN20040218_010012_000000462024_00217_10291_1665.N1	18-FEB-2004 01:00:12	Bright	45.500	82	48Bet UMa	2.3650	10600.	91	10291	No
24	GOM_NL__2PRFIN20040218_010214_000000512024_00217_10291_1666.N1	18-FEB-2004 01:02:14	Bright	50.500	87	64Gam UMa	2.4330	11000.	101	10291	No
25	GOM_NL__2PRFIN20040218_010606_000000402024_00217_10291_1667.N1	18-FEB-2004 01:06:06	Bright	39.500	49	1Alp UMi	1.9900	6300.0	79	10291	No
26	GOM_NL__2PRFIN20040218_010802_000000392024_00217_10291_1668.N1	18-FEB-2004 01:08:02	Bright	39.000	60	7Bet UMi	2.0810	3950.0	78	10291	No
27	GOM_NL__2PRFIN20040218_011014_000000672024_00217_10291_1669.N1	18-FEB-2004 01:10:14	Bright	67.000	39	85Eta UMa	1.8540	24000.	134	10291	No
28	GOM_NL__2PRFIN20040218_011308_000000412024_00217_10291_1670.N1	18-FEB-2004 01:13:08	Bright	40.500	89	5Alp Cep	2.4510	8000.0	81	10291	No
29	GOM_NL__2PRFIN20040218_011645_000000442024_00217_10291_1671.N1	18-FEB-2004 01:16:45	Bright	43.500	130	23Bet Dra	2.7990	5800.0	87	10291	No
30	GOM_NL__2PRFIN20040218_011850_000000522024_00217_10291_1672.N1	18-FEB-2004 01:18:50	Bright	52.000	144	18Del Cyg	2.8600	11000.	104	10291	No
31	GOM_NL__2PRFIN20040218_012104_000000422024_00217_10291_1673.N1	18-FEB-2004 01:21:04	Bright	42.000	5	3Alp Lyr	0.033000	11000.	84	10291	No
32	GOM_NL__2PRFIN20040218_012419_000000582024_00217_10291_1674.N1	18-FEB-2004 01:24:19	Bright	58.000	133	40Zet Her	2.8070	6000.0	116	10291	No
33	GOM_NL__2PRFIN20040218_012857_000001282024_00217_10291_1675.N1	18-FEB-2004 01:28:57	Twilight	127.50	67	5Alp CrB	2.2210	11000.	255	10291	No
34	GOM_NL__2PRFIN20040218_013242_000000572024_00217_10291_1676.N1	18-FEB-2004 01:32:42	Twilight	57.000	126	60Bet Oph	2.7700	4250.0	114	10291	No
35	GOM_NL__2PRFIN20040218_013741_000000432024_00217_10291_1677.N1	18-FEB-2004 01:37:41	Twilight	43.000	155	41Pi Sgr	2.9000	6600.0	86	10291	No
36	GOM_NL__2PRFIN20040218_013921_000000432024_00217_10291_1678.N1	18-FEB-2004 01:39:21	Twilight	42.500	57	34Sig Sgr	2.0660	26000.	85	10291	No
37	GOM_NL__2PRFIN20040218_014210_000000452024_00217_10291_1679.N1	18-FEB-2004 01:42:10	Dark	45.000	38	20Eps Sgr	1.8360	11000.	90	10291	No
38	GOM_NL__2PRFIN20040218_014545_000000522024_00217_10291_1680.N1	18-FEB-2004 01:45:45	Dark	52.000	75	26Eps Sco	2.2910	4250.0	104	10291	No
39	GOM_NL__2PRFIN20040218_014723_000000422024_00217_10291_1681.N1	18-FEB-2004 01:47:23	Dark	41.500	147	Alp Ara	2.8770	26000.	83	10291	No
40	GOM_NL__2PRFIN20040218_014848_000000452024_00217_10291_1682.N1	18-FEB-2004 01:48:48	Dark	44.500	141	Bet Ara	2.8400	4600.0	89	10291	No
41	GOM_NL__2PRFIN20040218_015503_000000472024_00218_10292_1669.N1	18-FEB-2004 01:55:03	Dark	47.000	4	Alp1Cen	-0.010000	5800.0	94	10292	No
42	GOM_NL__2PRFIN20040218_015624_000000432024_00218_10292_1670.N1	18-FEB-2004 01:56:24	Dark	42.500	10	Bet Cen	0.610000	28000.	85	10292	No

43	GOM_NL__2PRFIN20040218_015750_000000452024_00218_10292_1671.N1	18-FEB-2004 01:57:50	Dark	44.500	77	Eps Cen	2.3030	28000.	89	10292	No
44	GOM_NL__2PRFIN20040218_015924_000000522024_00218_10292_1672.N1	18-FEB-2004 01:59:24	Dark	52.000	12	Alp1Cru	0.77500	30000.	104	10292	No
45	GOM_NL__2PRFIN20040218_020141_000000452024_00218_10292_1673.N1	18-FEB-2004 02:01:41	Dark	45.000	29	Bet Car	1.6720	10200.	90	10292	No
46	GOM_NL__2PRFIN20040218_020417_000000472024_00218_10292_1674.N1	18-FEB-2004 02:04:17	Dark	46.500	71	lot Car	2.2460	7700.0	93	10292	No
47	GOM_NL__2PRFIN20040218_020556_000000422024_00218_10292_1675.N1	18-FEB-2004 02:05:56	Dark	42.000	46	Del Vel	1.9540	10600.	84	10292	No
48	GOM_NL__2PRFIN20040218_020818_000000432024_00218_10292_1676.N1	18-FEB-2004 02:08:18	Straylight	43.000	34	Gam2Vel	1.7930	23000.	86	10292	No
49	GOM_NL__2PRFIN20040218_021023_000000432024_00218_10292_1677.N1	18-FEB-2004 02:10:23	Straylight	42.500	70	Zet Pup	2.2460	39000.	85	10292	No
50	GOM_NL__2PRFIN20040218_021438_000000452024_00218_10292_1678.N1	18-FEB-2004 02:14:38	Straylight	45.000	132	15Rho Pup	2.8030	6900.0	90	10292	No
51	GOM_NL__2PRFIN20040218_021832_000000532024_00218_10292_1679.N1	18-FEB-2004 02:18:32	Straylight	53.000	48	30Alp Hya	1.9770	4100.0	106	10292	No
52	GOM_NL__2PRFIN20040218_022308_000000462024_00218_10292_1680.N1	18-FEB-2004 02:23:08	Bright	45.500	8	10Alp CMi	0.40000	6500.0	91	10292	No
53	GOM_NL__2PRFIN20040218_151737_000000412024_00226_10300_1680.N1	18-FEB-2004 15:17:37	Dark	40.500	134	Bet TrA	2.8100	6600.0	81	10300	No
54	GOM_NL__2PRFIN20040218_151957_000000462024_00226_10300_1681.N1	18-FEB-2004 15:19:57	Dark	46.000	4	Alp1Cen	-0.010000	5800.0	92	10300	No
55	GOM_NL__2PRFIN20040218_152116_000000472024_00226_10300_1682.N1	18-FEB-2004 15:21:16	Dark	46.500	10	Bet Cen	0.61000	28000.	93	10300	No
56	GOM_NL__2PRFIN20040218_152243_000000452024_00226_10300_1683.N1	18-FEB-2004 15:22:43	Dark	45.000	77	Eps Cen	2.3030	28000.	90	10300	No
57	GOM_NL__2PRFIN20040218_152416_000000432024_00226_10300_1684.N1	18-FEB-2004 15:24:16	Dark	43.000	12	Alp1Cru	0.77500	30000.	86	10300	No
58	GOM_NL__2PRFIN20040218_152630_000000422024_00226_10300_1685.N1	18-FEB-2004 15:26:30	Dark	41.500	29	Bet Car	1.6720	10200.	83	10300	No
59	GOM_NL__2PRFIN20040218_152909_000000402024_00226_10300_1686.N1	18-FEB-2004 15:29:09	Dark	39.500	71	lot Car	2.2460	7700.0	79	10300	No
60	GOM_NL__2PRFIN20040218_153045_000000432024_00226_10300_1687.N1	18-FEB-2004 15:30:45	Straylight	42.500	46	Del Vel	1.9540	10600.	85	10300	No
61	GOM_NL__2PRFIN20040218_153306_000000422024_00226_10300_1688.N1	18-FEB-2004 15:33:06	Straylight	42.000	34	Gam2Vel	1.7930	23000.	84	10300	No
62	GOM_NL__2PRFIN20040218_153512_000000382024_00226_10300_1689.N1	18-FEB-2004 15:35:12	Straylight	37.500	70	Zet Pup	2.2460	39000.	75	10300	No
63	GOM_NL__2PRFIN20040218_153929_000000422024_00226_10300_1690.N1	18-FEB-2004 15:39:29	Straylight	42.000	132	15Rho Pup	2.8030	6900.0	84	10300	No
64	GOM_NL__2PRFIN20040218_154321_000000472024_00226_10300_1691.N1	18-FEB-2004 15:43:21	Tw_i_and_stray	47.000	48	30Alp Hya	1.9770	4100.0	94	10300	No
65	GOM_NL__2PRFIN20040218_154755_000000442024_00226_10300_1692.N1	18-FEB-2004 15:47:55	Bright	43.500	8	10Alp CMi	0.40000	6500.0	87	10300	No
66	GOM_NL__2PRFIN20040218_155028_000000522024_00226_10300_1693.N1	18-FEB-2004 15:50:28	Bright	51.500	22	32Alp Leo	1.3600	15200.	103	10300	No
67	GOM_NL__2PRFIN20040218_155411_000000392024_00226_10300_1694.N1	18-FEB-2004 15:54:11	Bright	39.000	17	78Bet Gem	1.1610	4500.0	78	10300	No
68	GOM_NL__2PRFIN20040218_155520_000000402024_00226_10300_1695.N1	18-FEB-2004 15:55:20	Bright	40.000	24	66Alp Gem	1.5800	10200.	80	10300	No
69	GOM_NL__2PRFIN20040218_155848_000001142024_00226_10300_1696.N1	18-FEB-2004 15:58:48	Bright	113.50	62	94Bet Leo	2.1360	9700.0	227	10300	No
70	GOM_NL__2PRFIN20040218_160324_000000532024_00226_10300_1697.N1	18-FEB-2004 16:03:24	Bright	53.000	174	52Psi UMa	3.0040	4400.0	106	10300	No
71	GOM_NL__2PRFIN20040218_160530_000000462024_00226_10300_1698.N1	18-FEB-2004 16:05:30	Bright	46.000	82	48Bet UMa	2.3650	10600.	92	10300	No
72	GOM_NL__2PRFIN20040218_160729_000000512024_00226_10300_1699.N1	18-FEB-2004 16:07:29	Bright	50.500	87	64Gam UMa	2.4330	11000.	101	10300	No
73	GOM_NL__2PRFIN20040218_161129_000000392024_00226_10300_1700.N1	18-FEB-2004 16:11:29	Bright	39.000	49	1Alp UMi	1.9900	6300.0	78	10300	No
74	GOM_NL__2PRFIN20040218_161323_000000432024_00226_10300_1701.N1	18-FEB-2004 16:13:23	Bright	43.000	60	7Bet UMi	2.0810	3950.0	86	10300	No
75	GOM_NL__2PRFIN20040218_161527_000000692024_00226_10300_1702.N1	18-FEB-2004 16:15:27	Bright	68.500	39	85Eta UMa	1.8540	24000.	137	10300	No
76	GOM_NL__2PRFIN20040218_161814_000000432024_00226_10300_1703.N1	18-FEB-2004 16:18:14	Bright	42.500	119	14Eta Dra	2.7270	4700.0	85	10300	No
77	GOM_NL__2PRFIN20040218_162233_000000432024_00226_10300_1704.N1	18-FEB-2004 16:22:33	Bright	42.500	69	33Gam Dra	2.2310	3800.0	85	10300	No
78	GOM_NL__2PRFIN20040218_162416_000000362024_00226_10300_1705.N1	18-FEB-2004 16:24:16	Bright	36.000	144	18Del Cyg	2.8600	11000.	72	10300	No
79	GOM_NL__2PRFIN20040218_162630_000000412024_00226_10300_1706.N1	18-FEB-2004 16:26:30	Bright	41.000	5	3Alp Lyr	0.033000	11000.	82	10300	No
80	GOM_NL__2PRFIN20040218_162944_000000602024_00226_10300_1707.N1	18-FEB-2004 16:29:44	Bright	60.000	133	40Zet Her	2.8070	6000.0	120	10300	No
81	GOM_NL__2PRFIN20040218_163443_000000842024_00226_10300_1708.N1	18-FEB-2004 16:34:43	Tw_i_and_stray	83.500	127	27Bet Her	2.7810	4700.0	167	10300	No
82	GOM_NL__2PRFIN20040218_163811_000000562024_00226_10300_1709.N1	18-FEB-2004 16:38:11	Tw_i_and_stray	56.000	126	60Bet Oph	2.7700	4250.0	112	10300	No
83	GOM_NL__2PRFIN20040218_164307_000000402024_00226_10300_1710.N1	18-FEB-2004 16:43:07	Twilight	40.000	155	41Pi Sgr	2.9000	6600.0	80	10300	No
84	GOM_NL__2PRFIN20040218_164448_000000422024_00226_10300_1711.N1	18-FEB-2004 16:44:48	Twilight	42.000	57	34Sig Sgr	2.0660	26000.	84	10300	No
85	GOM_NL__2PRFIN20040218_164738_000000442024_00226_10300_1712.N1	18-FEB-2004 16:47:38	Dark	44.000	38	20Eps Sgr	1.8360	11000.	88	10300	No
86	GOM_NL__2PRFIN20040218_165059_000000632024_00226_10300_1713.N1	18-FEB-2004 16:50:59	Dark	62.500	16	21Alp Sco	1.0200	3000.0	125	10300	No
87	GOM_NL__2PRFIN20040218_165252_000000402024_00226_10300_1714.N1	18-FEB-2004 16:52:52	Dark	39.500	147	Alp Ara	2.8770	26000.	79	10300	No
88	GOM_NL__2PRFIN20040218_165814_000000412024_00227_10301_1680.N1	18-FEB-2004 16:58:14	Dark	41.000	134	Bet TrA	2.8100	6600.0	82	10301	No
89	GOM_NL__2PRFIN20040218_170034_000000452024_00227_10301_1681.N1	18-FEB-2004 17:00:34	Dark	45.000	4	Alp1Cen	-0.010000	5800.0	90	10301	No
90	GOM_NL__2PRFIN20040218_170153_000000482024_00227_10301_1682.N1	18-FEB-2004 17:01:53	Dark	47.500	10	Bet Cen	0.61000	28000.	95	10301	No
91	GOM_NL__2PRFIN20040218_170320_000000472024_00227_10301_1683.N1	18-FEB-2004 17:03:20	Dark	47.000	77	Eps Cen	2.3030	28000.	94	10301	No
92	GOM_NL__2PRFIN20040218_170452_000000452024_00227_10301_1684.N1	18-FEB-2004 17:04:52	Dark	45.000	12	Alp1Cru	0.77500	30000.	90	10301	No
93	GOM_NL__2PRFIN20040218_170705_000000412024_00227_10301_1685.N1	18-FEB-2004 17:07:05	Dark	41.000	29	Bet Car	1.6720	10200.	82	10301	No
94	GOM_NL__2PRFIN20040218_170946_000000392024_00227_10301_1686.N1	18-FEB-2004 17:09:46	Dark	38.500	71	lot Car	2.2460	7700.0	77	10301	No
95	GOM_NL__2PRFIN20040218_171122_000000402024_00227_10301_1687.N1	18-FEB-2004 17:11:22	Straylight	39.500	46	Del Vel	1.9540	10600.	79	10301	No
96	GOM_NL__2PRFIN20040218_171343_000000432024_00227_10301_1688.N1	18-FEB-2004 17:13:43	Straylight	43.000	34	Gam2Vel	1.7930	23000.	86	10301	No
97	GOM_NL__2PRFIN20040218_171548_000000402024_00227_10301_1689.N1	18-FEB-2004 17:15:48	Straylight	40.000	70	Zet Pup	2.2460	39000.	80	10301	No
98	GOM_NL__2PRFIN20040218_172005_000000432024_00227_10301_1690.N1	18-FEB-2004 17:20:05	Straylight	43.000	132	15Rho Pup	2.8030	6900.0	86	10301	No
99	GOM_NL__2PRFIN20040218_172357_000000472024_00227_10301_1691.N1	18-FEB-2004 17:23:57	Tw_i_and_stray	46.500	48	30Alp Hya	1.9770	4100.0	93	10301	No
100	GOM_NL__2PRFIN20040218_172834_000000412024_00227_10301_1692.N1	18-FEB-2004 17:28:34	Bright	40.500	8	10Alp CMi	0.40000	6500.0	81	10301	No
101	GOM_NL__2PRFIN20040218_173105_000000512024_00227_10301_1693.N1	18-FEB-2004 17:31:05	Bright	51.000	22	32Alp Leo	1.3600	15200.	102	10301	No

102	GOM_NL__2PRFIN20040218_173448_000000392024_00227_10301_1694.N1	18-FEB-2004 17:34:48	Bright	38.500	17	78Bet Gem	1.1610	4500.0	77	10301	No
103	GOM_NL__2PRFIN20040218_173557_000000402024_00227_10301_1695.N1	18-FEB-2004 17:35:57	Bright	39.500	24	66Alp Gem	1.5800	10200.	79	10301	No
104	GOM_NL__2PRFIN20040218_173921_000001162024_00227_10301_1696.N1	18-FEB-2004 17:39:21	Bright	115.50	62	94Bet Leo	2.1360	9700.0	231	10301	No
105	GOM_NL__2PRFIN20040218_174359_000000522024_00227_10301_1697.N1	18-FEB-2004 17:43:59	Bright	51.500	174	52Psi UMa	3.0040	4400.0	103	10301	No
106	GOM_NL__2PRFIN20040218_174606_000000592024_00227_10301_1698.N1	18-FEB-2004 17:46:06	Bright	58.500	82	48Bet UMa	2.3650	10600.	117	10301	No
107	GOM_NL__2PRFIN20040218_174804_000000522024_00227_10301_1699.N1	18-FEB-2004 17:48:04	Bright	51.500	87	64Gam UMa	2.4330	11000.	103	10301	No
108	GOM_NL__2PRFIN20040218_175207_000000382024_00227_10301_1700.N1	18-FEB-2004 17:52:07	Bright	37.500	49	1Alp UMi	1.9900	6300.0	75	10301	No
109	GOM_NL__2PRFIN20040218_175359_000000432024_00227_10301_1701.N1	18-FEB-2004 17:53:59	Bright	43.000	60	7Bet UMi	2.0810	3950.0	86	10301	No
110	GOM_NL__2PRFIN20040218_175601_000000682024_00227_10301_1702.N1	18-FEB-2004 17:56:01	Bright	68.000	39	85Eta UMa	1.8540	24000.	136	10301	No
111	GOM_NL__2PRFIN20040218_175850_000000452024_00227_10301_1703.N1	18-FEB-2004 17:58:50	Bright	45.000	119	14Eta Dra	2.7270	4700.0	90	10301	No
112	GOM_NL__2PRFIN20040218_180310_000000432024_00227_10301_1704.N1	18-FEB-2004 18:03:10	Bright	43.000	69	33Gam Dra	2.2310	3800.0	86	10301	No
113	GOM_NL__2PRFIN20040218_180453_000000362024_00227_10301_1705.N1	18-FEB-2004 18:04:53	Bright	35.500	144	18Del Cyg	2.8600	11000.	71	10301	No
114	GOM_NL__2PRFIN20040218_180707_000000382024_00227_10301_1706.N1	18-FEB-2004 18:07:07	Bright	38.000	5	3Alp Lyr	0.033000	11000.	76	10301	No
115	GOM_NL__2PRFIN20040218_181019_000000592024_00227_10301_1707.N1	18-FEB-2004 18:10:19	Bright	59.000	133	40Zet Her	2.8070	6000.0	118	10301	No
116	GOM_NL__2PRFIN20040218_181520_000000772024_00227_10301_1708.N1	18-FEB-2004 18:15:20	Twilight	76.500	127	27Bet Her	2.7810	4700.0	153	10301	No
117	GOM_NL__2PRFIN20040218_181848_000000542024_00227_10301_1709.N1	18-FEB-2004 18:18:48	Twilight	54.000	126	60Bet Oph	2.7700	4250.0	108	10301	No
118	GOM_NL__2PRFIN20040218_182344_000000382024_00227_10301_1710.N1	18-FEB-2004 18:23:44	Twilight	38.000	155	41Pi Sgr	2.9000	6600.0	76	10301	No
119	GOM_NL__2PRFIN20040218_182525_000000422024_00227_10301_1711.N1	18-FEB-2004 18:25:25	Twilight	41.500	57	34Sig Sgr	2.0660	26000.	83	10301	No
120	GOM_NL__2PRFIN20040218_182815_000000432024_00227_10301_1712.N1	18-FEB-2004 18:28:15	Dark	42.500	38	20Eps Sgr	1.8360	11000.	85	10301	No
121	GOM_NL__2PRFIN20040218_183137_000000642024_00227_10301_1713.N1	18-FEB-2004 18:31:37	Dark	64.000	16	21Alp Sco	1.0200	3000.0	128	10301	No
122	GOM_NL__2PRFIN20040218_183329_000000402024_00227_10301_1714.N1	18-FEB-2004 18:33:29	Dark	39.500	147	Alp Ara	2.8770	26000.	79	10301	No
123	GOM_NL__2PRFIN20040218_183850_000000402024_00228_10302_1681.N1	18-FEB-2004 18:38:50	Dark	40.000	134	Bet TrA	2.8100	6600.0	80	10302	No
124	GOM_NL__2PRFIN20040218_184110_000000442024_00228_10302_1682.N1	18-FEB-2004 18:41:10	Dark	43.500	4	Alp1Cen	-0.010000	5800.0	87	10302	No
125	GOM_NL__2PRFIN20040218_184230_000000422024_00228_10302_1683.N1	18-FEB-2004 18:42:30	Dark	42.000	10	Bet Cen	0.610000	28000.	84	10302	No
126	GOM_NL__2PRFIN20040218_184357_000000452024_00228_10302_1684.N1	18-FEB-2004 18:43:57	Dark	45.000	77	Eps Cen	2.3030	28000.	90	10302	No
127	GOM_NL__2PRFIN20040218_184529_000000512024_00228_10302_1685.N1	18-FEB-2004 18:45:29	Dark	50.500	12	Alp1Cru	0.775000	30000.	101	10302	No
128	GOM_NL__2PRFIN20040218_184742_000000392024_00228_10302_1686.N1	18-FEB-2004 18:47:42	Dark	39.000	29	Bet Car	1.6720	10200.	78	10302	No
129	GOM_NL__2PRFIN20040218_185022_000000412024_00228_10302_1687.N1	18-FEB-2004 18:50:22	Dark	41.000	71	lot Car	2.2460	7700.0	82	10302	No
130	GOM_NL__2PRFIN20040218_185158_000000372024_00228_10302_1688.N1	18-FEB-2004 18:51:58	Dark	37.000	46	Del Vel	1.9540	10600.	74	10302	No
131	GOM_NL__2PRFIN20040218_185419_000000412024_00228_10302_1689.N1	18-FEB-2004 18:54:19	Straylight	41.000	34	Gam2Vel	1.7930	23000.	82	10302	No
132	GOM_NL__2PRFIN20040218_185624_000000432024_00228_10302_1690.N1	18-FEB-2004 18:56:24	Straylight	43.000	70	Zet Pup	2.2460	39000.	86	10302	No
133	GOM_NL__2PRFIN20040218_190042_000000402024_00228_10302_1691.N1	18-FEB-2004 19:00:42	Straylight	39.500	132	15Rho Pup	2.8030	6900.0	79	10302	No
134	GOM_NL__2PRFIN20040218_190433_000000492024_00228_10302_1692.N1	18-FEB-2004 19:04:33	Twilight	48.500	48	30Alp Hya	1.9770	4100.0	97	10302	No
135	GOM_NL__2PRFIN20040218_190910_000000402024_00228_10302_1693.N1	18-FEB-2004 19:09:10	Bright	39.500	8	10Alp CMi	0.400000	6500.0	79	10302	No
136	GOM_NL__2PRFIN20040218_191140_000000512024_00228_10302_1694.N1	18-FEB-2004 19:11:40	Bright	50.500	22	32Alp Leo	1.3600	15200.	101	10302	No
137	GOM_NL__2PRFIN20040218_191524_000000402024_00228_10302_1695.N1	18-FEB-2004 19:15:24	Bright	40.000	17	78Bet Gem	1.1610	4500.0	80	10302	No
138	GOM_NL__2PRFIN20040218_191633_000000382024_00228_10302_1696.N1	18-FEB-2004 19:16:33	Bright	37.500	24	66Alp Gem	1.5800	10200.	75	10302	No
139	GOM_NL__2PRFIN20040218_191954_000001202024_00228_10302_1697.N1	18-FEB-2004 19:19:54	Bright	119.50	62	94Bet Leo	2.1360	9700.0	239	10302	No
140	GOM_NL__2PRFIN20040218_192434_000000532024_00228_10302_1698.N1	18-FEB-2004 19:24:34	Bright	52.500	174	52Psi UMa	3.0040	4400.0	105	10302	No
141	GOM_NL__2PRFIN20040218_192641_000000452024_00228_10302_1699.N1	18-FEB-2004 19:26:41	Bright	45.000	82	48Bet UMa	2.3650	10600.	90	10302	No
142	GOM_NL__2PRFIN20040218_192840_000000522024_00228_10302_1700.N1	18-FEB-2004 19:28:40	Bright	51.500	87	64Gam UMa	2.4330	11000.	103	10302	No
143	GOM_NL__2PRFIN20040218_193243_000000382024_00228_10302_1701.N1	18-FEB-2004 19:32:43	Bright	37.500	49	1Alp UMi	1.9900	6300.0	75	10302	No
144	GOM_NL__2PRFIN20040218_193435_000000422024_00228_10302_1702.N1	18-FEB-2004 19:34:35	Bright	41.500	60	7Bet UMi	2.0810	3950.0	83	10302	No
145	GOM_NL__2PRFIN20040218_193636_000000652024_00228_10302_1703.N1	18-FEB-2004 19:36:36	Bright	64.500	39	85Eta UMa	1.8540	24000.	129	10302	No
146	GOM_NL__2PRFIN20040218_193926_000000462024_00228_10302_1704.N1	18-FEB-2004 19:39:26	Bright	46.000	119	14Eta Dra	2.7270	4700.0	92	10302	No
147	GOM_NL__2PRFIN20040218_194346_000000422024_00228_10302_1705.N1	18-FEB-2004 19:43:46	Bright	42.000	69	33Gam Dra	2.2310	3800.0	84	10302	No
148	GOM_NL__2PRFIN20040218_194529_000000372024_00228_10302_1706.N1	18-FEB-2004 19:45:29	Bright	37.000	144	18Del Cyg	2.8600	11000.	74	10302	No
149	GOM_NL__2PRFIN20040218_194743_000000432024_00228_10302_1707.N1	18-FEB-2004 19:47:43	Bright	42.500	5	3Alp Lyr	0.033000	11000.	85	10302	No
150	GOM_NL__2PRFIN20040218_195053_000000632024_00228_10302_1708.N1	18-FEB-2004 19:50:53	Bright	62.500	133	40Zet Her	2.8070	6000.0	125	10302	No
151	GOM_NL__2PRFIN20040218_195556_000000802024_00228_10302_1709.N1	18-FEB-2004 19:55:56	Twilight	80.000	127	27Bet Her	2.7810	4700.0	160	10302	No
152	GOM_NL__2PRFIN20040218_195924_000000542024_00228_10302_1710.N1	18-FEB-2004 19:59:24	Twilight	54.000	126	60Bet Oph	2.7700	4250.0	108	10302	No
153	GOM_NL__2PRFIN20040218_200420_000000402024_00228_10302_1711.N1	18-FEB-2004 20:04:20	Twilight	40.000	155	41Pi Sgr	2.9000	6600.0	80	10302	No
154	GOM_NL__2PRFIN20040218_200601_000000402024_00228_10302_1712.N1	18-FEB-2004 20:06:01	Twilight	39.500	57	34Sig Sgr	2.0660	26000.	79	10302	No
155	GOM_NL__2PRFIN20040218_200851_000000412024_00228_10302_1713.N1	18-FEB-2004 20:08:51	Dark	41.000	38	20Eps Sgr	1.8360	11000.	82	10302	No
156	GOM_NL__2PRFIN20040218_201214_000000602024_00228_10302_1714.N1	18-FEB-2004 20:12:14	Dark	59.500	16	21Alp Sco	1.0200	3000.0	119	10302	No
157	GOM_NL__2PRFIN20040218_201405_000000422024_00228_10302_1715.N1	18-FEB-2004 20:14:05	Dark	41.500	147	Alp Ara	2.8770	26000.	83	10302	No
158	GOM_NL__2PRFIN20040218_201927_000000402024_00229_10303_1681.N1	18-FEB-2004 20:19:27	Dark	40.000	134	Bet TrA	2.8100	6600.0	80	10303	No
159	GOM_NL__2PRFIN20040218_202147_000000432024_00229_10303_1682.N1	18-FEB-2004 20:21:47	Dark	42.500	4	Alp1Cen	-0.010000	5800.0	85	10303	No
160	GOM_NL__2PRFIN20040218_202306_000000432024_00229_10303_1683.N1	18-FEB-2004 20:23:06	Dark	43.000	10	Bet Cen	0.610000	28000.	86	10303	No

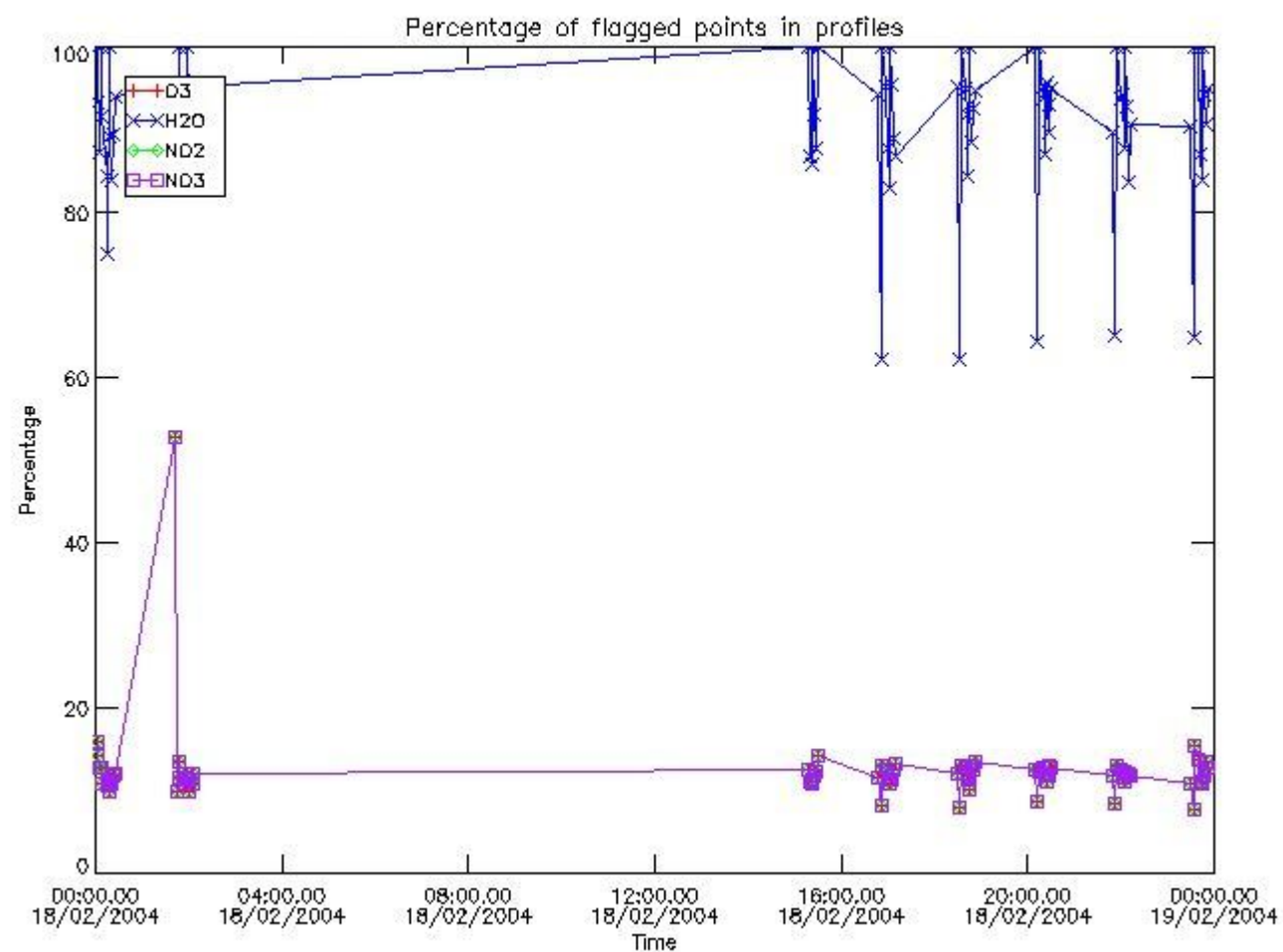
161	GOM_NL__2PRFIN20040218_202434_000000462024_00229_10303_1684.N1	18-FEB-2004 20:24:34	Dark	45.500	77	Eps Cen	2.3030	28000.	91	10303	No
162	GOM_NL__2PRFIN20040218_202605_000000442024_00229_10303_1685.N1	18-FEB-2004 20:26:05	Dark	43.500	12	Alp1Cru	0.77500	30000.	87	10303	No
163	GOM_NL__2PRFIN20040218_202818_000000392024_00229_10303_1686.N1	18-FEB-2004 20:28:18	Dark	39.000	29	Bet Car	1.6720	10200.	78	10303	No
164	GOM_NL__2PRFIN20040218_203058_000000402024_00229_10303_1687.N1	18-FEB-2004 20:30:58	Dark	40.000	71	lot Car	2.2460	7700.0	80	10303	No
165	GOM_NL__2PRFIN20040218_203234_000000402024_00229_10303_1688.N1	18-FEB-2004 20:32:34	Straylight	40.000	46	Del Vel	1.9540	10600.	80	10303	No
166	GOM_NL__2PRFIN20040218_203455_000000402024_00229_10303_1689.N1	18-FEB-2004 20:34:55	Straylight	40.000	34	Gam2Vel	1.7930	23000.	80	10303	No
167	GOM_NL__2PRFIN20040218_203700_000000402024_00229_10303_1690.N1	18-FEB-2004 20:37:00	Straylight	40.000	70	Zet Pup	2.2460	39000.	80	10303	No
168	GOM_NL__2PRFIN20040218_204118_000000412024_00229_10303_1691.N1	18-FEB-2004 20:41:18	Straylight	40.500	132	15Rho Pup	2.8030	6900.0	81	10303	No
169	GOM_NL__2PRFIN20040218_204509_000000492024_00229_10303_1692.N1	18-FEB-2004 20:45:09	Twilight	49.000	48	30Alp Hya	1.9770	4100.0	98	10303	No
170	GOM_NL__2PRFIN20040218_204946_000000422024_00229_10303_1693.N1	18-FEB-2004 20:49:46	Bright	42.000	8	10Alp CMi	0.40000	6500.0	84	10303	No
171	GOM_NL__2PRFIN20040218_205216_000000492024_00229_10303_1694.N1	18-FEB-2004 20:52:16	Bright	49.000	22	32Alp Leo	1.3600	15200.	98	10303	No
172	GOM_NL__2PRFIN20040218_205600_000000392024_00229_10303_1695.N1	18-FEB-2004 20:56:00	Bright	38.500	17	78Bet Gem	1.1610	4500.0	77	10303	No
173	GOM_NL__2PRFIN20040218_205709_000000372024_00229_10303_1696.N1	18-FEB-2004 20:57:09	Bright	37.000	24	66Alp Gem	1.5800	10200.	74	10303	No
174	GOM_NL__2PRFIN20040218_210027_000001162024_00229_10303_1697.N1	18-FEB-2004 21:00:27	Bright	115.50	62	94Bet Leo	2.1360	9700.0	231	10303	No
175	GOM_NL__2PRFIN20040218_210509_000000542024_00229_10303_1698.N1	18-FEB-2004 21:05:09	Bright	53.500	174	52Psi UMa	3.0040	4400.0	107	10303	No
176	GOM_NL__2PRFIN20040218_210716_000000452024_00229_10303_1699.N1	18-FEB-2004 21:07:16	Bright	45.000	82	48Bet UMa	2.3650	10600.	90	10303	No
177	GOM_NL__2PRFIN20040218_210915_000000502024_00229_10303_1700.N1	18-FEB-2004 21:09:15	Bright	49.500	87	64Gam UMa	2.4330	11000.	99	10303	No
178	GOM_NL__2PRFIN20040218_211318_000000382024_00229_10303_1701.N1	18-FEB-2004 21:13:18	Bright	37.500	49	1Alp UMi	1.9900	6300.0	75	10303	No
179	GOM_NL__2PRFIN20040218_211511_000000412024_00229_10303_1702.N1	18-FEB-2004 21:15:11	Bright	40.500	60	7Bet UMi	2.0810	3950.0	81	10303	No
180	GOM_NL__2PRFIN20040218_211711_000000672024_00229_10303_1703.N1	18-FEB-2004 21:17:11	Bright	66.500	39	85Eta UMa	1.8540	24000.	133	10303	No
181	GOM_NL__2PRFIN20040218_212001_000000452024_00229_10303_1704.N1	18-FEB-2004 21:20:01	Bright	44.500	119	14Eta Dra	2.7270	4700.0	89	10303	No
182	GOM_NL__2PRFIN20040218_212422_000000422024_00229_10303_1705.N1	18-FEB-2004 21:24:22	Bright	42.000	69	33Gam Dra	2.2310	3800.0	84	10303	No
183	GOM_NL__2PRFIN20040218_212605_000000362024_00229_10303_1706.N1	18-FEB-2004 21:26:05	Bright	36.000	144	18Del Cyg	2.8600	11000.	72	10303	No
184	GOM_NL__2PRFIN20040218_212819_000000422024_00229_10303_1707.N1	18-FEB-2004 21:28:19	Bright	42.000	5	3Alp Lyr	0.033000	11000.	84	10303	No
185	GOM_NL__2PRFIN20040218_213132_000000612024_00229_10303_1708.N1	18-FEB-2004 21:31:32	Bright	61.000	133	40Zet Her	2.8070	6000.0	122	10303	No
186	GOM_NL__2PRFIN20040218_213633_000000742024_00229_10303_1709.N1	18-FEB-2004 21:36:33	Twilight	74.000	127	27Bet Her	2.7810	4700.0	148	10303	No
187	GOM_NL__2PRFIN20040218_214001_000000552024_00229_10303_1710.N1	18-FEB-2004 21:40:01	Twilight	54.500	126	60Bet Oph	2.7700	4250.0	109	10303	No
188	GOM_NL__2PRFIN20040218_214456_000000442024_00229_10303_1711.N1	18-FEB-2004 21:44:56	Twilight	43.500	155	41Pi Sgr	2.9000	6600.0	87	10303	No
189	GOM_NL__2PRFIN20040218_214637_000000452024_00229_10303_1712.N1	18-FEB-2004 21:46:37	Twilight	44.500	57	34Sig Sgr	2.0660	26000.	89	10303	No
190	GOM_NL__2PRFIN20040218_214927_000000442024_00229_10303_1713.N1	18-FEB-2004 21:49:27	Dark	43.500	38	20Eps Sgr	1.8360	11000.	87	10303	No
191	GOM_NL__2PRFIN20040218_215251_000000612024_00229_10303_1714.N1	18-FEB-2004 21:52:51	Dark	60.500	16	21Alp Sco	1.0200	3000.0	121	10303	No
192	GOM_NL__2PRFIN20040218_215441_000000402024_00229_10303_1715.N1	18-FEB-2004 21:54:41	Dark	39.500	147	Alp Ara	2.8770	26000.	79	10303	No
193	GOM_NL__2PRFIN20040218_220002_000000412024_00230_10304_1681.N1	18-FEB-2004 22:00:02	Dark	41.000	134	Bet TrA	2.8100	6600.0	82	10304	No
194	GOM_NL__2PRFIN20040218_220223_000000442024_00230_10304_1682.N1	18-FEB-2004 22:02:23	Dark	44.000	4	Alp1Cen	-0.010000	5800.0	88	10304	No
195	GOM_NL__2PRFIN20040218_220342_000000422024_00230_10304_1683.N1	18-FEB-2004 22:03:42	Dark	41.500	10	Bet Cen	0.61000	28000.	83	10304	No
196	GOM_NL__2PRFIN20040218_220510_000000462024_00230_10304_1684.N1	18-FEB-2004 22:05:10	Dark	45.500	77	Eps Cen	2.3030	28000.	91	10304	No
197	GOM_NL__2PRFIN20040218_220641_000000422024_00230_10304_1685.N1	18-FEB-2004 22:06:41	Dark	42.000	12	Alp1Cru	0.77500	30000.	84	10304	No
198	GOM_NL__2PRFIN20040218_220854_000000472024_00230_10304_1686.N1	18-FEB-2004 22:08:54	Dark	46.500	29	Bet Car	1.6720	10200.	93	10304	No
199	GOM_NL__2PRFIN20040218_221134_000000442024_00230_10304_1687.N1	18-FEB-2004 22:11:34	Dark	43.500	71	lot Car	2.2460	7700.0	87	10304	No
200	GOM_NL__2PRFIN20040218_221310_000000392024_00230_10304_1688.N1	18-FEB-2004 22:13:10	Straylight	39.000	46	Del Vel	1.9540	10600.	78	10304	No
201	GOM_NL__2PRFIN20040218_221531_000000412024_00230_10304_1689.N1	18-FEB-2004 22:15:31	Straylight	40.500	34	Gam2Vel	1.7930	23000.	81	10304	No
202	GOM_NL__2PRFIN20040218_221736_000000432024_00230_10304_1690.N1	18-FEB-2004 22:17:36	Straylight	42.500	70	Zet Pup	2.2460	39000.	85	10304	No
203	GOM_NL__2PRFIN20040218_222154_000000402024_00230_10304_1691.N1	18-FEB-2004 22:21:54	Straylight	39.500	132	15Rho Pup	2.8030	6900.0	79	10304	No
204	GOM_NL__2PRFIN20040218_222545_000000522024_00230_10304_1692.N1	18-FEB-2004 22:25:45	Twilight	51.500	48	30Alp Hya	1.9770	4100.0	103	10304	No
205	GOM_NL__2PRFIN20040218_223021_000000472024_00230_10304_1693.N1	18-FEB-2004 22:30:21	Bright	46.500	8	10Alp CMi	0.40000	6500.0	93	10304	No
206	GOM_NL__2PRFIN20040218_223251_000000512024_00230_10304_1694.N1	18-FEB-2004 22:32:51	Bright	50.500	22	32Alp Leo	1.3600	15200.	101	10304	No
207	GOM_NL__2PRFIN20040218_223636_000000392024_00230_10304_1695.N1	18-FEB-2004 22:36:36	Bright	38.500	17	78Bet Gem	1.1610	4500.0	77	10304	No
208	GOM_NL__2PRFIN20040218_223745_000000392024_00230_10304_1696.N1	18-FEB-2004 22:37:45	Bright	38.500	24	66Alp Gem	1.5800	10200.	77	10304	No
209	GOM_NL__2PRFIN20040218_224100_000001112024_00230_10304_1697.N1	18-FEB-2004 22:41:00	Bright	111.00	62	94Bet Leo	2.1360	9700.0	222	10304	No
210	GOM_NL__2PRFIN20040218_224544_000000522024_00230_10304_1698.N1	18-FEB-2004 22:45:44	Bright	52.000	174	52Psi UMa	3.0040	4400.0	104	10304	No
211	GOM_NL__2PRFIN20040218_224751_000000452024_00230_10304_1699.N1	18-FEB-2004 22:47:51	Bright	44.500	82	48Bet UMa	2.3650	10600.	89	10304	No
212	GOM_NL__2PRFIN20040218_224949_000000482024_00230_10304_1700.N1	18-FEB-2004 22:49:49	Bright	48.000	87	64Gam UMa	2.4330	11000.	96	10304	No
213	GOM_NL__2PRFIN20040218_225354_000000382024_00230_10304_1701.N1	18-FEB-2004 22:53:54	Bright	37.500	49	1Alp UMi	1.9900	6300.0	75	10304	No
214	GOM_NL__2PRFIN20040218_225546_000000432024_00230_10304_1702.N1	18-FEB-2004 22:55:46	Bright	42.500	60	7Bet UMi	2.0810	3950.0	85	10304	No
215	GOM_NL__2PRFIN20040218_225746_000000682024_00230_10304_1703.N1	18-FEB-2004 22:57:46	Bright	67.500	39	85Eta UMa	1.8540	24000.	135	10304	No
216	GOM_NL__2PRFIN20040218_230036_000000472024_00230_10304_1704.N1	18-FEB-2004 23:00:36	Bright	46.500	119	14Eta Dra	2.7270	4700.0	93	10304	No
217	GOM_NL__2PRFIN20040218_230457_000000452024_00230_10304_1705.N1	18-FEB-2004 23:04:57	Bright	44.500	69	33Gam Dra	2.2310	3800.0	89	10304	No
218	GOM_NL__2PRFIN20040218_230641_000000362024_00230_10304_1706.N1	18-FEB-2004 23:06:41	Bright	36.000	144	18Del Cyg	2.8600	11000.	72	10304	No
219	GOM_NL__2PRFIN20040218_230855_000000412024_00230_10304_1707.N1	18-FEB-2004 23:08:55	Bright	40.500	5	3Alp Lyr	0.033000	11000.	81	10304	No

220	GOM_NL__2PRFIN20040218_231208_000000612024_00230_10304_1708.N1	18-FEB-2004 23:12:08	Bright	61.000	133	40Zet Her	2.8070	6000.0	122	10304	No
221	GOM_NL__2PRFIN20040218_231710_000000822024_00230_10304_1709.N1	18-FEB-2004 23:17:10	Twilight	82.000	127	27Bet Her	2.7810	4700.0	164	10304	No
222	GOM_NL__2PRFIN20040218_232037_000000562024_00230_10304_1710.N1	18-FEB-2004 23:20:37	Twilight	56.000	126	60Bet Oph	2.7700	4250.0	112	10304	No
223	GOM_NL__2PRFIN20040218_232531_000000442024_00230_10304_1711.N1	18-FEB-2004 23:25:31	Twilight	44.000	155	41Pi Sgr	2.9000	6600.0	88	10304	No
224	GOM_NL__2PRFIN20040218_232713_000000442024_00230_10304_1712.N1	18-FEB-2004 23:27:13	Twilight	44.000	57	34Sig Sgr	2.0660	26000.	88	10304	No
225	GOM_NL__2PRFIN20040218_233002_000000482024_00230_10304_1713.N1	18-FEB-2004 23:30:02	Dark	47.500	38	20Eps Sgr	1.8360	11000.	95	10304	No
226	GOM_NL__2PRFIN20040218_233328_000000732024_00230_10304_1714.N1	18-FEB-2004 23:33:28	Dark	73.000	16	21Alp Sco	1.0200	3000.0	146	10304	No
227	GOM_NL__2PRFIN20040218_233517_000000402024_00230_10304_1715.N1	18-FEB-2004 23:35:17	Dark	39.500	147	Alp Ara	2.8770	26000.	79	10304	No
228	GOM_NL__2PRFIN20040218_234039_000000412024_00231_10305_1681.N1	18-FEB-2004 23:40:39	Dark	40.500	134	Bet TrA	2.8100	6600.0	81	10305	No
229	GOM_NL__2PRFIN20040218_234259_000000472024_00231_10305_1682.N1	18-FEB-2004 23:42:59	Dark	46.500	4	Alp1Cen	-0.010000	5800.0	93	10305	No
230	GOM_NL__2PRFIN20040218_234418_000000472024_00231_10305_1683.N1	18-FEB-2004 23:44:18	Dark	47.000	10	Bet Cen	0.610000	28000.	94	10305	No
231	GOM_NL__2PRFIN20040218_234547_000000462024_00231_10305_1684.N1	18-FEB-2004 23:45:47	Dark	46.000	77	Eps Cen	2.3030	28000.	92	10305	No
232	GOM_NL__2PRFIN20040218_234717_000000432024_00231_10305_1685.N1	18-FEB-2004 23:47:17	Dark	43.000	12	Alp1Cru	0.775000	30000.	86	10305	No
233	GOM_NL__2PRFIN20040218_234930_000000382024_00231_10305_1686.N1	18-FEB-2004 23:49:30	Dark	38.000	29	Bet Car	1.6720	10200.	76	10305	No
234	GOM_NL__2PRFIN20040218_235210_000000402024_00231_10305_1687.N1	18-FEB-2004 23:52:10	Dark	40.000	71	lot Car	2.2460	7700.0	80	10305	No
235	GOM_NL__2PRFIN20040218_235345_000000422024_00231_10305_1688.N1	18-FEB-2004 23:53:45	Straylight	42.000	46	Del Vel	1.9540	10600.	84	10305	No
236	GOM_NL__2PRFIN20040218_235631_000000492024_00231_10305_1689.N1	18-FEB-2004 23:56:31	Straylight	48.500	65	Lam Vel	2.2040	4400.0	97	10305	No
237	GOM_NL__2PRFIN20040218_235812_000000402024_00231_10305_1690.N1	18-FEB-2004 23:58:12	Straylight	40.000	70	Zet Pup	2.2460	39000.	80	10305	No

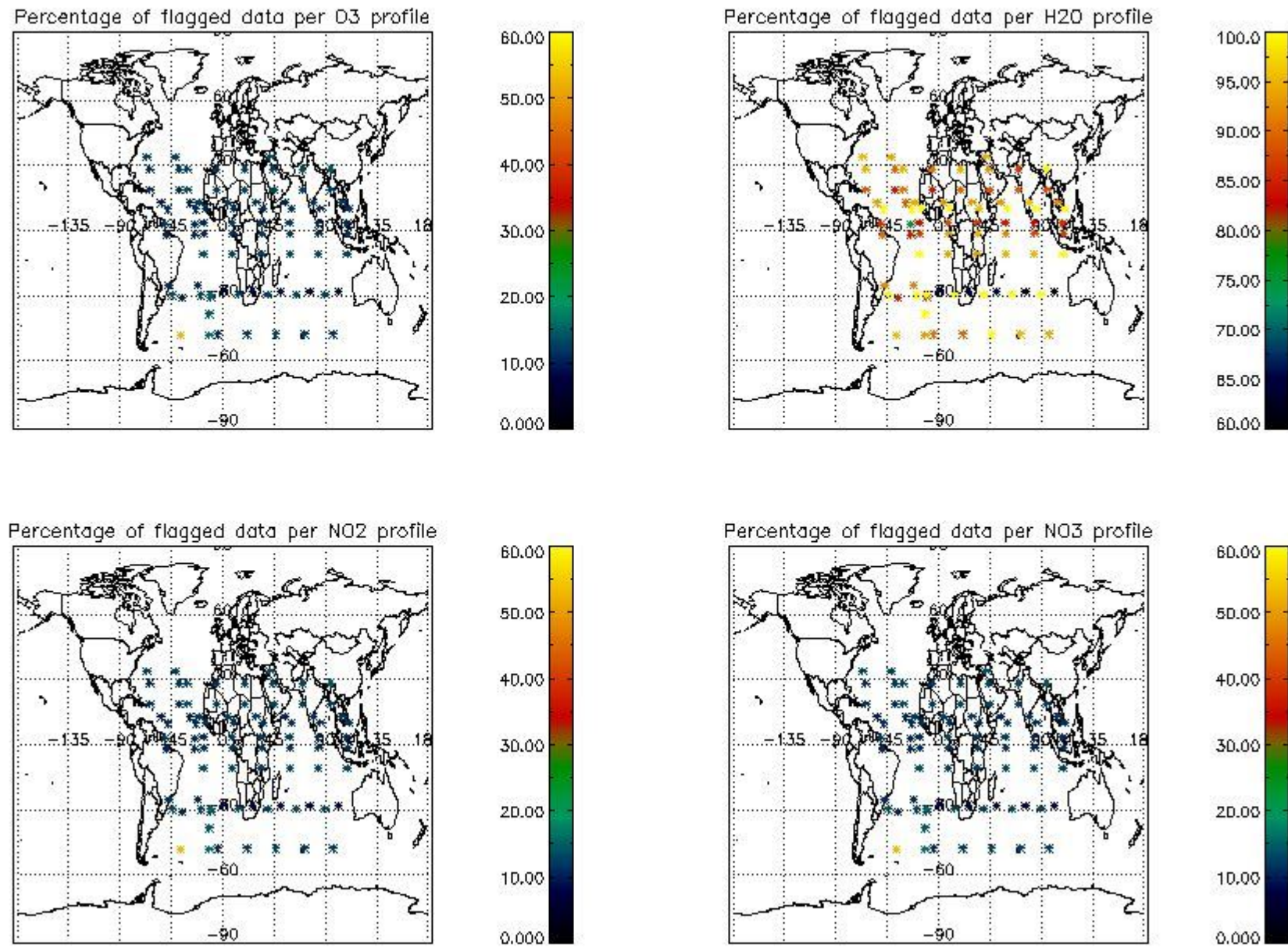
3. Quality information per product

In this section it is plotted some information contained in the Quality Summary data set of the level 2 products. Only products in dark limb conditions and without errors (error flag in the MPH set to "0") are used.

3.1 Plot quality information per product (time dependant)



3.2 Plot quality information per product (world map)

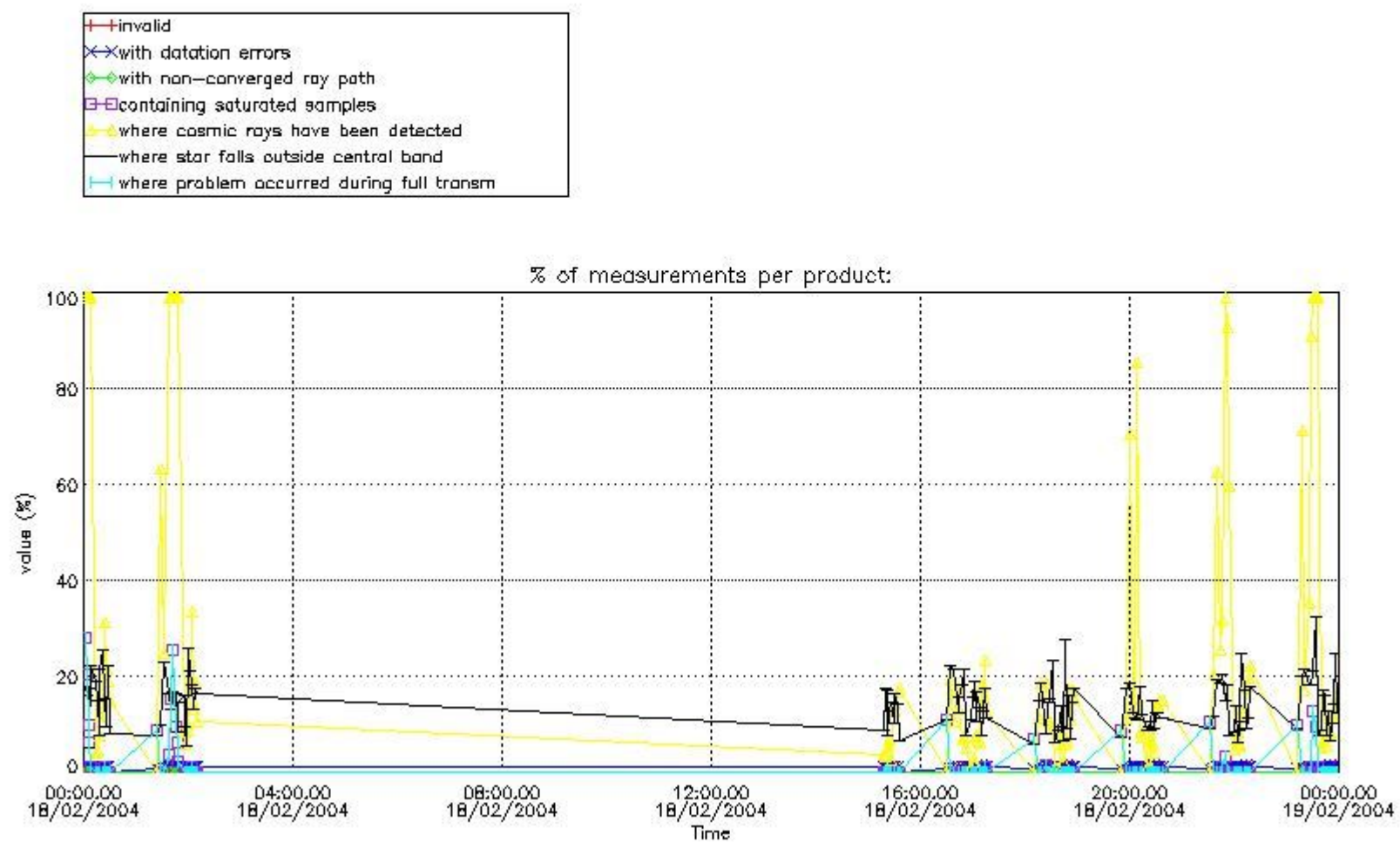


4. Level 1 quality information per product

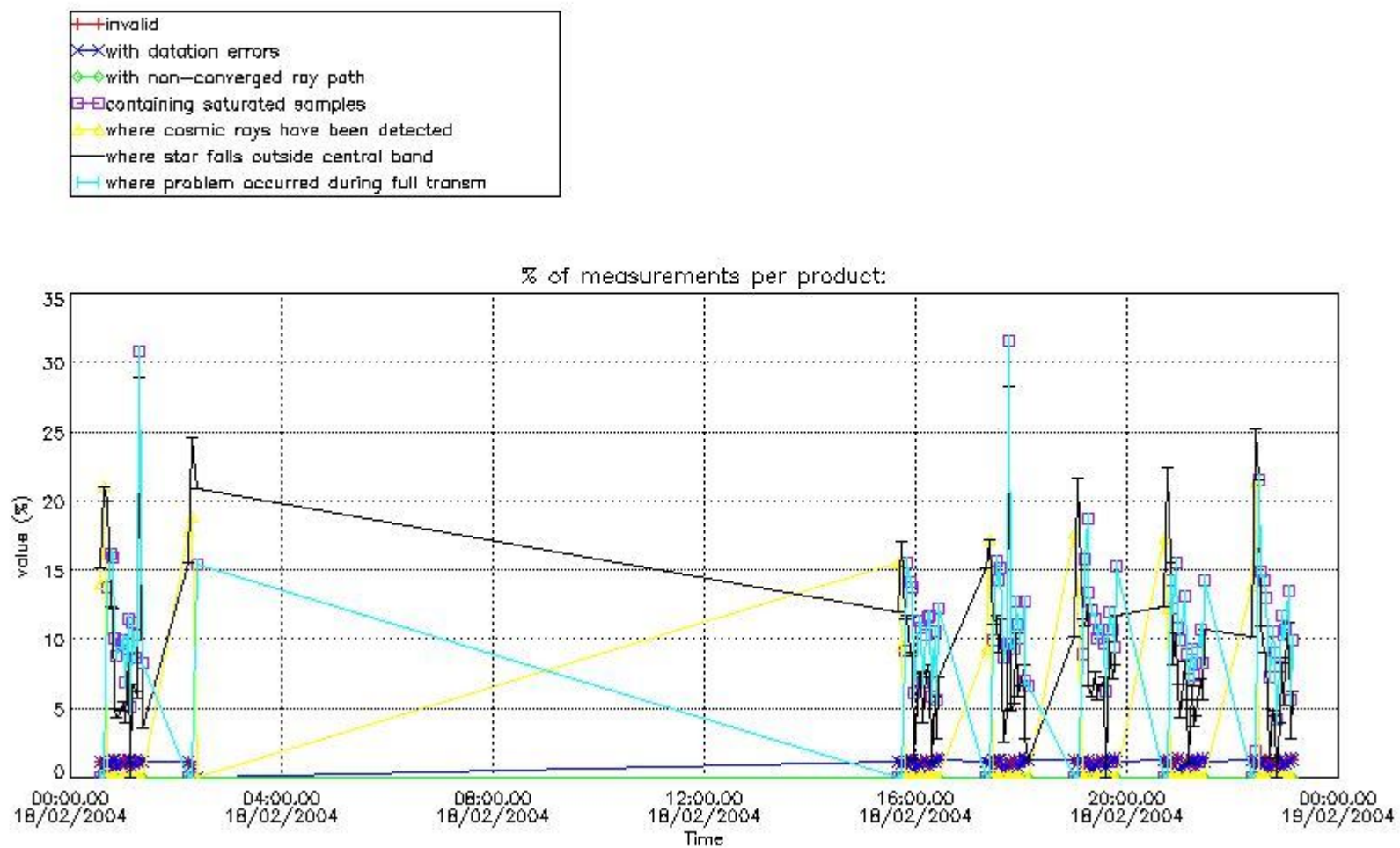
In this section it is plotted some information contained in the Quality Summary data set of the level 2 products that comes from the level 1b processing. Products without errors (error flag in the MPH set to "0") are used.

4.1 Plot quality information per product (time dependant) coming from level 1b processing

4.1.1 Plot level 1 quality information per product (time dependant): ENVISAT ASCENDING passes



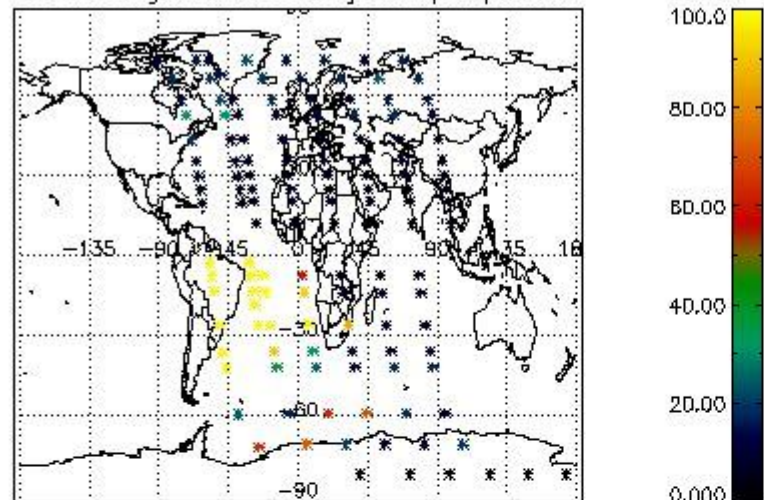
4.1.2 Plot level 1 quality information per product (time dependant): ENVI SAT DESCENDING passes



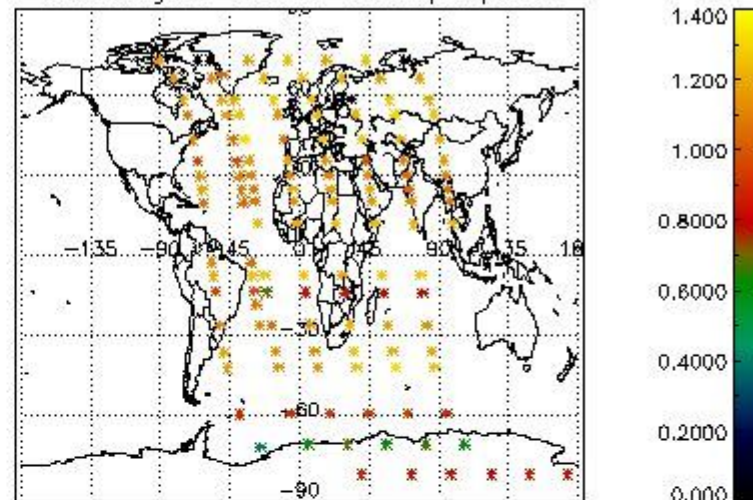
4.2 Plot quality information per product coming from level 1b processing (world map)

4.2.1 Plot level 1 quality information per product (world map): ENVISAT ASCENDING passes

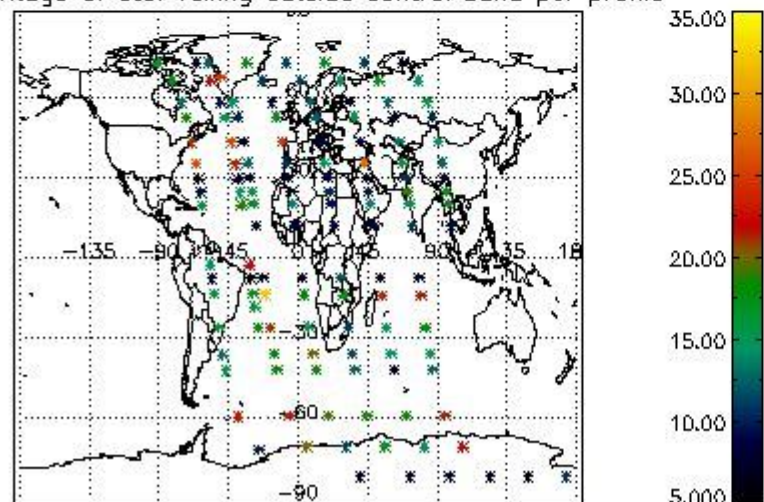
Percentage of cosmic ray hits per profile



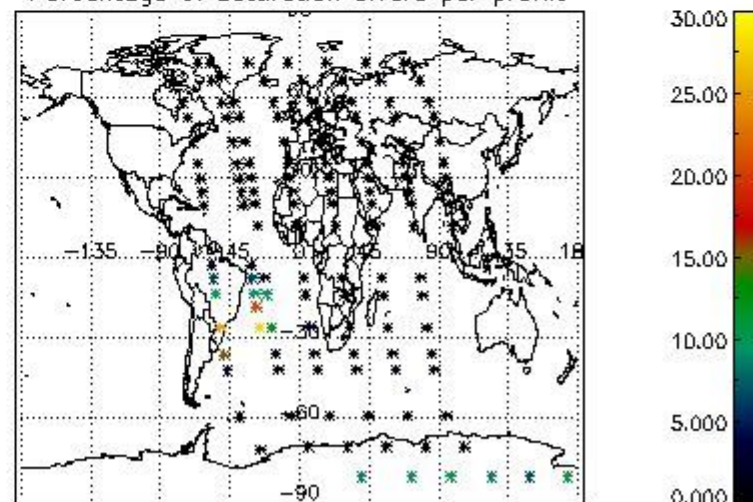
Percentage of datation errors per profile



Percentage of star falling outside central band per profile

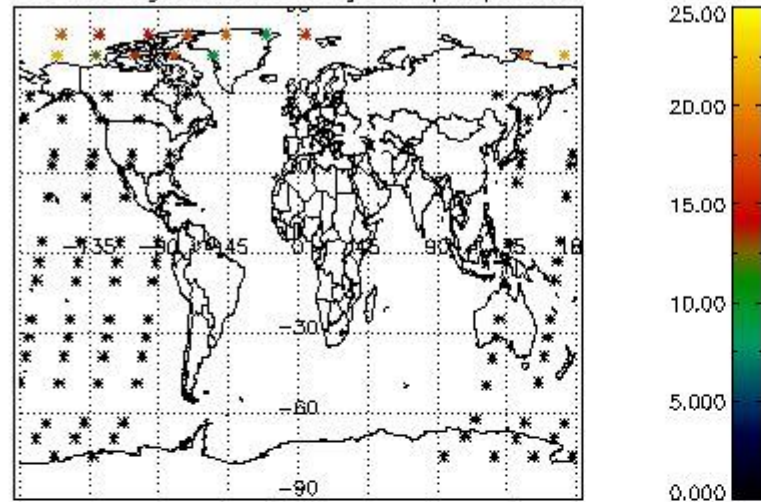


Percentage of saturation errors per profile

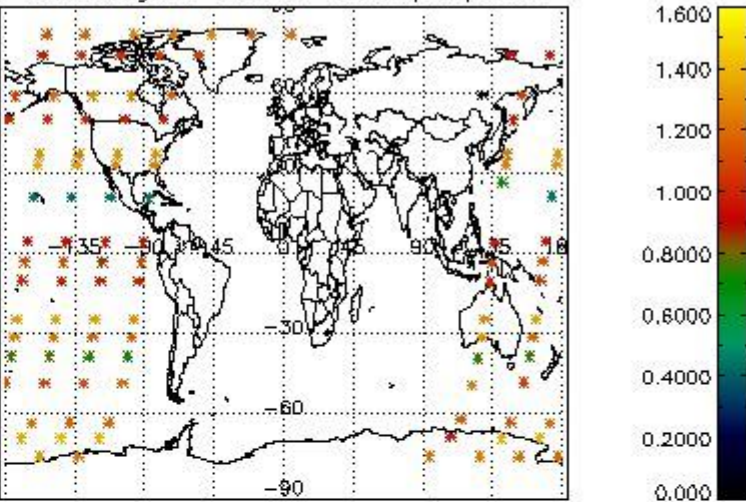


4.2.2 Plot level 1 quality information per product (world map): ENVISAT DESCENDING passes

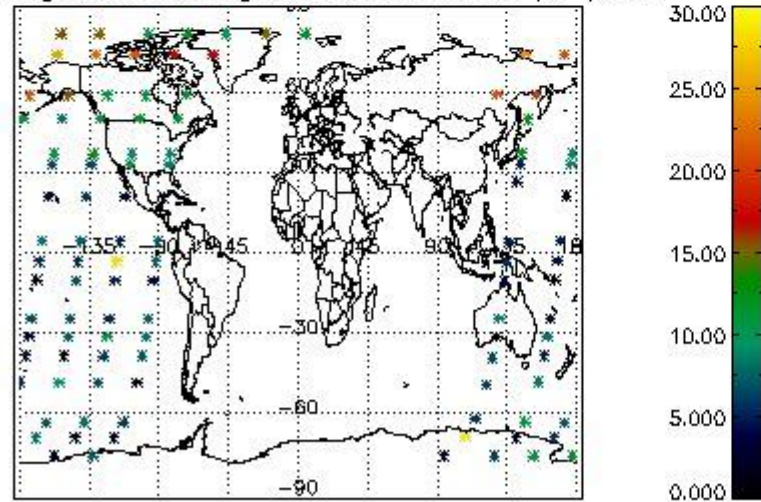
Percentage of cosmic ray hits per profile



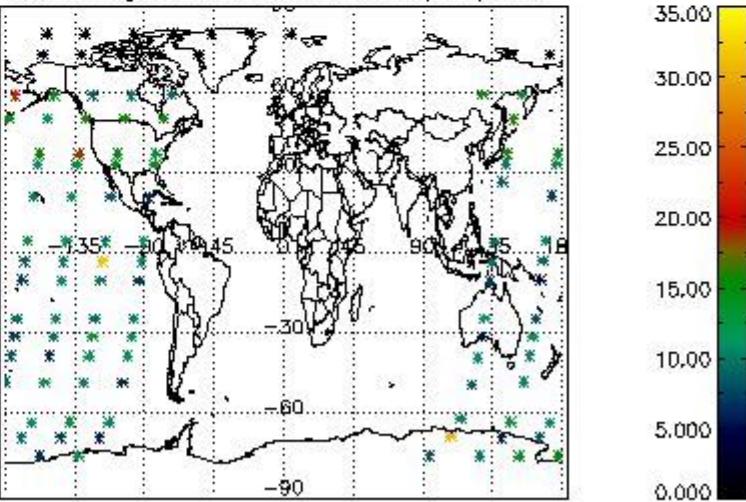
Percentage of datation errors per profile



Percentage of star falling outside central band per profile



Percentage of saturation errors per profile



5. Trace gas profiles

5.1 Ozone statistics based on quality of products

The final quality of the products can be "measured" using the STD (Standard Deviation) attached to every point profile. This information is written to the parameter GOM_NL__2P/NL_LOCAL_SPECIES_DENSITY/o3_std of the level 2 products. The table below shows the statistics for given STD ranges.

The statistics are given with respect to the overall valid production:

- Products without fatal errors: GOM_NL__2P/MPH/PRODUCT_ERR=0
- Valid point profile: GOM_NL__2P/NL_LOCAL_SPECIES_DENSITY/pcd(0)=0

The 'Criteria' is applied to valid points of dark limb products:

- Products in dark limb illumination condition: GOM_NL__2P/NL_SUMMARY_QUALITY/obs_ill_cond=0
- Products without fatal errors: GOM_NL__2P/MPH/PRODUCT_ERR=0
- Valid point profile: GOM_NL__2P/NL_LOCAL_SPECIES_DENSITY/pcd(0)=0

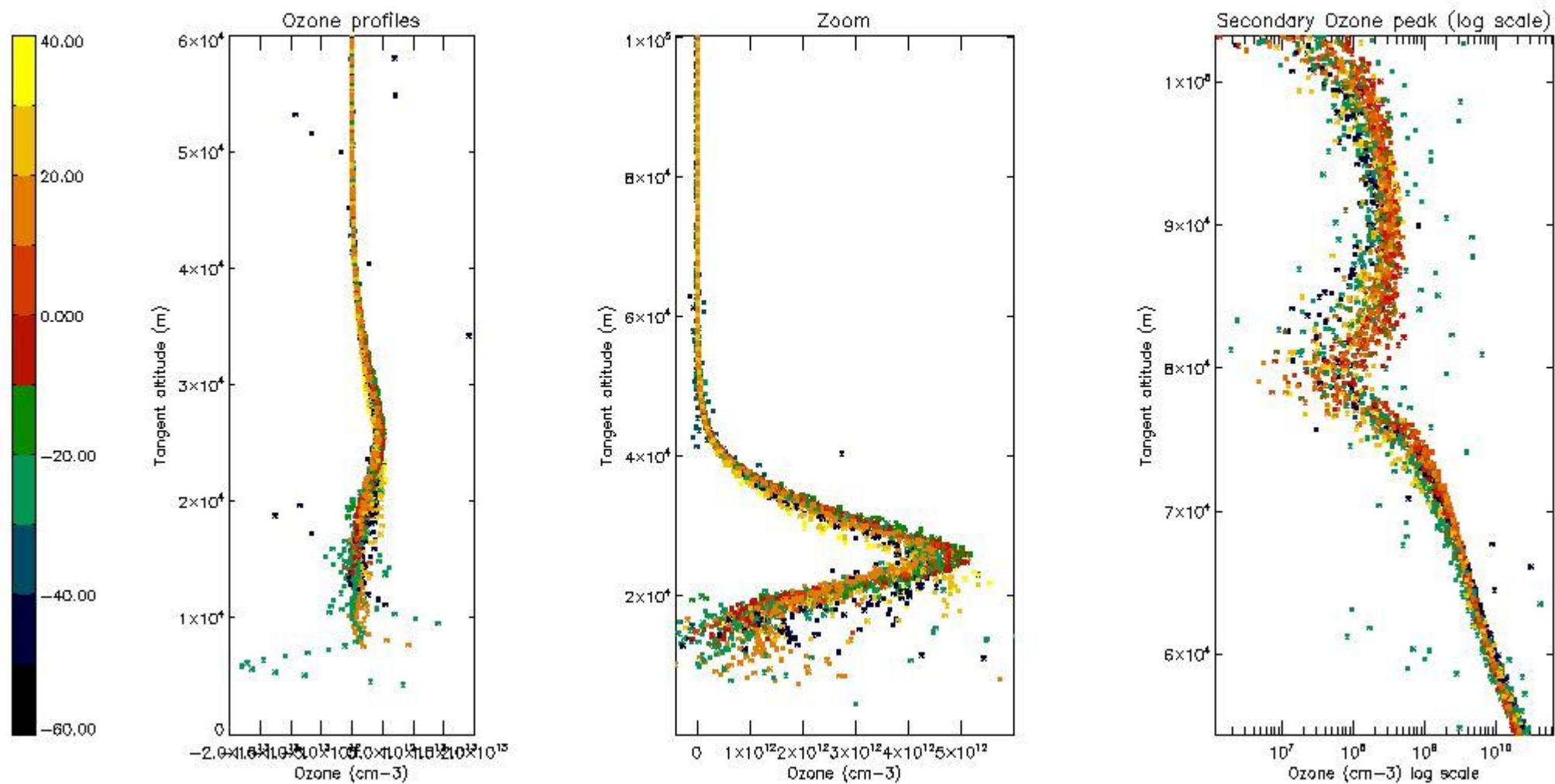
So, the table below shows the percentage of dark limb and valid observations for each criteria with respect to the overall valid daily observations.

Criteria	% of total production
All STD	32
STD < 20	20

STD < 10	17
STD < 5	12

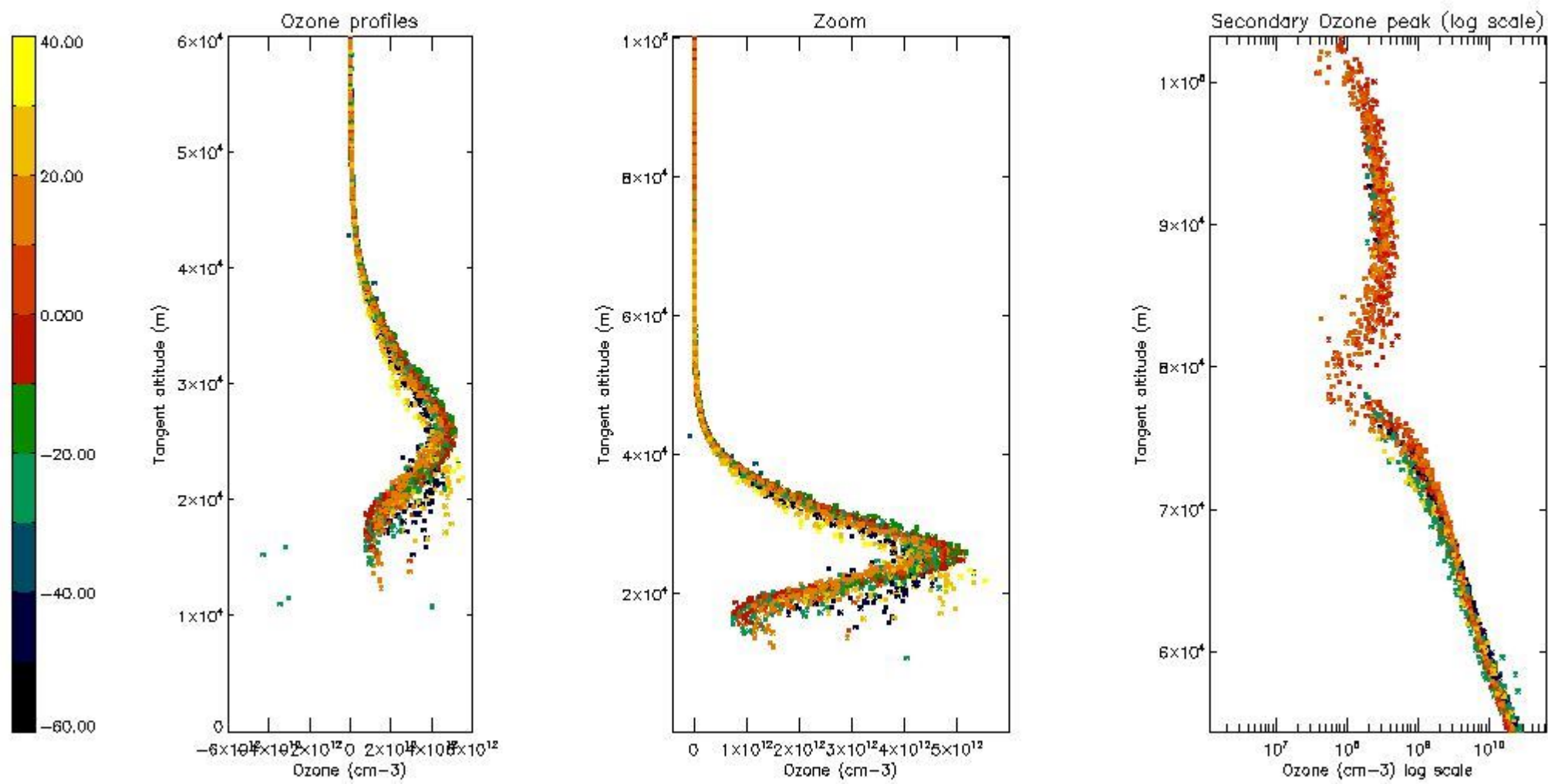
5.2 Plot ozone profiles for all STD (dark without errors)

The colorbar represents the latitude.



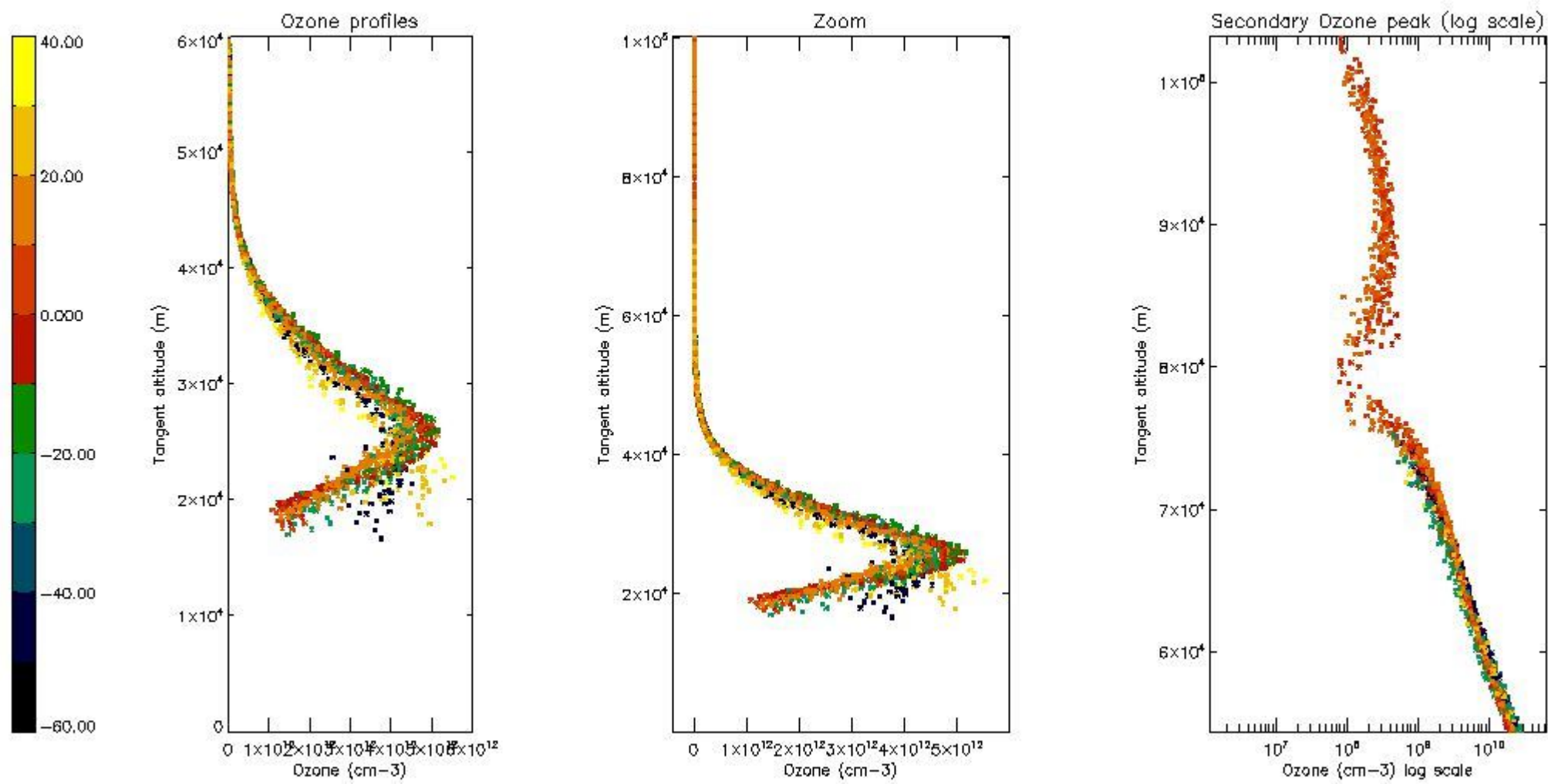
5.3 Plot ozone profiles where STD < 20% (dark without errors)

The colorbar represents the latitude.



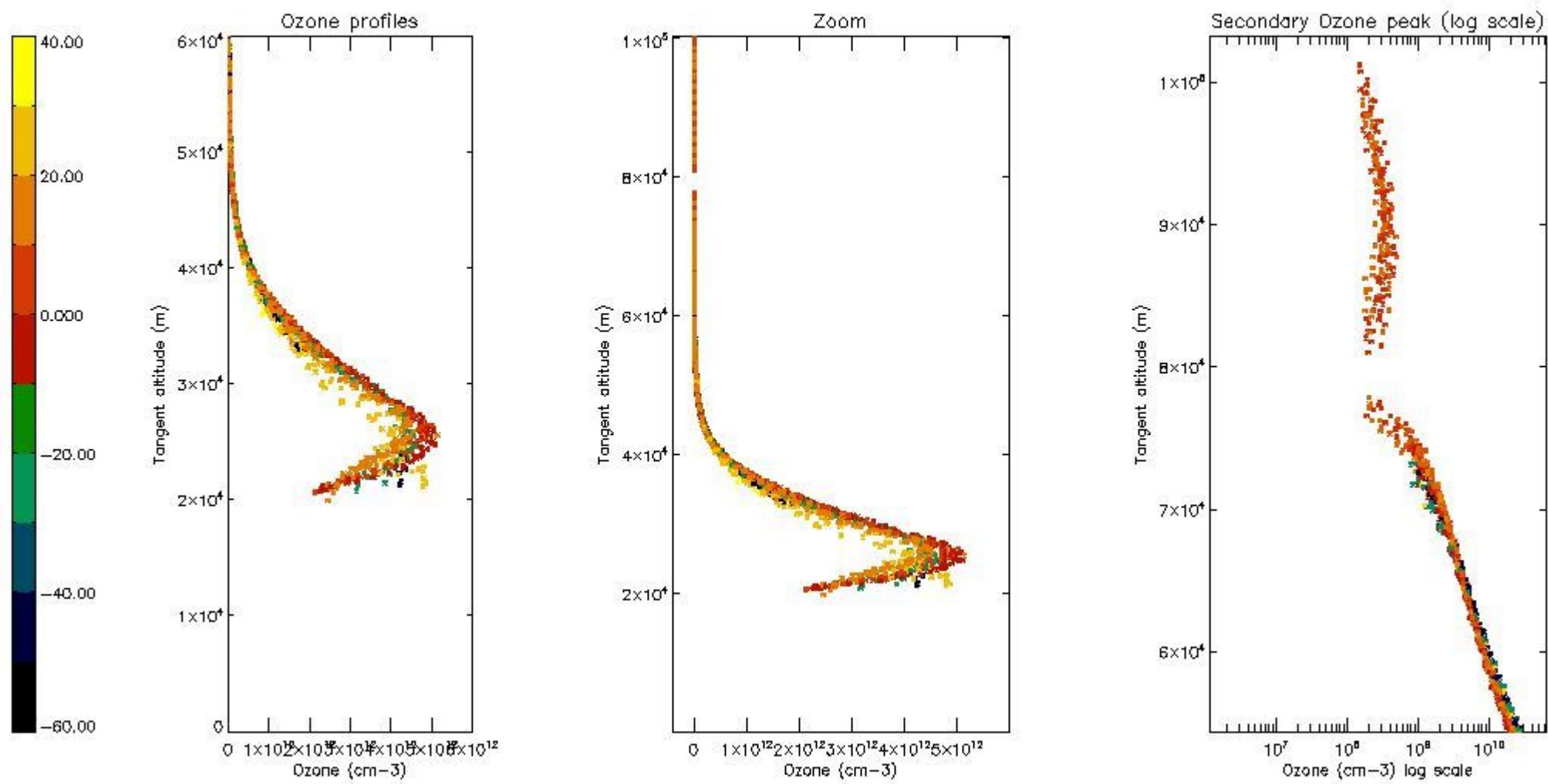
5.4 Plot ozone profiles where STD < 10% (dark without errors)

The colorbar represents the latitude.



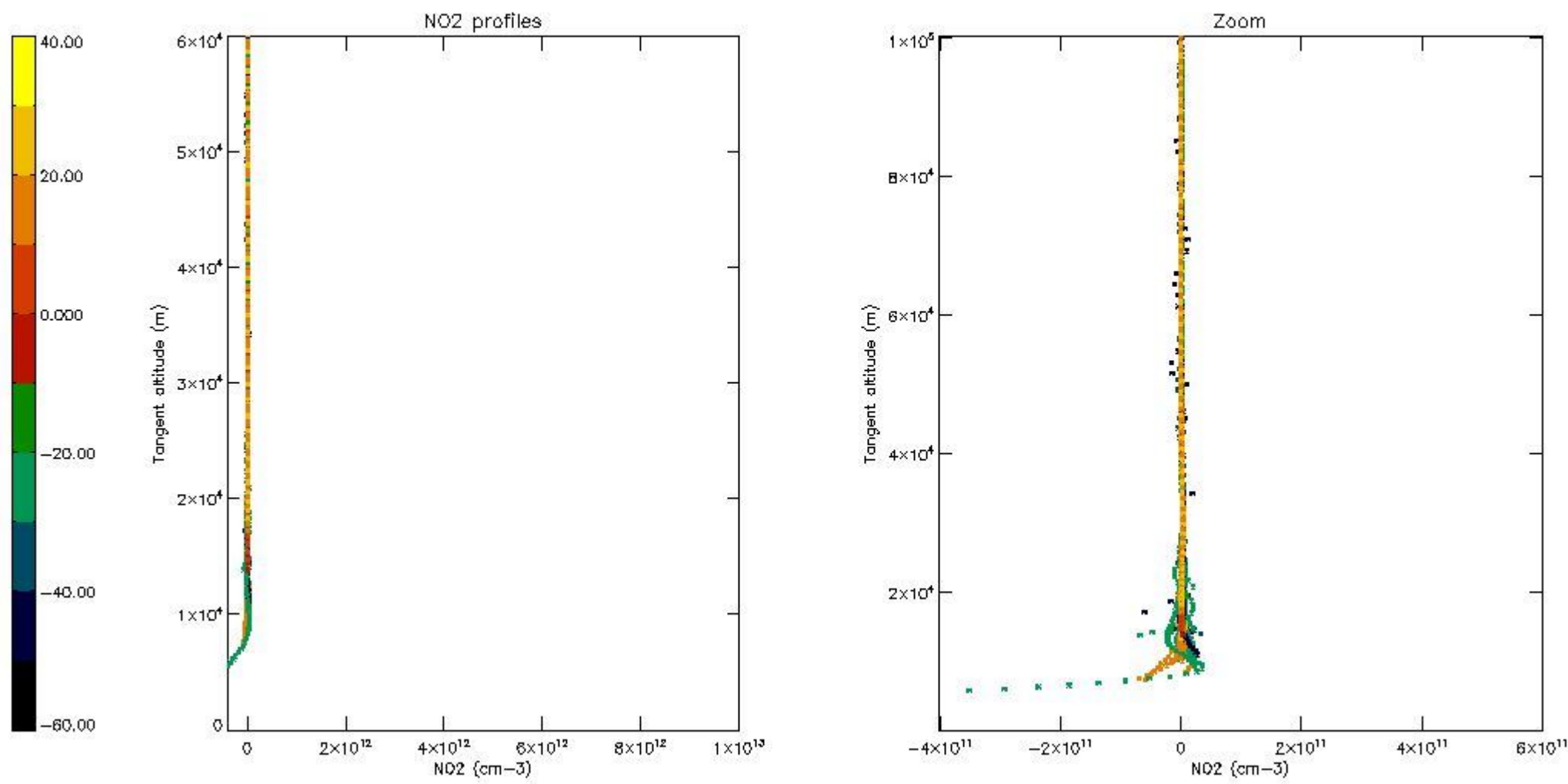
5.5 Plot ozone profiles where STD < 5% (dark without errors)

The colorbar represents the latitude.



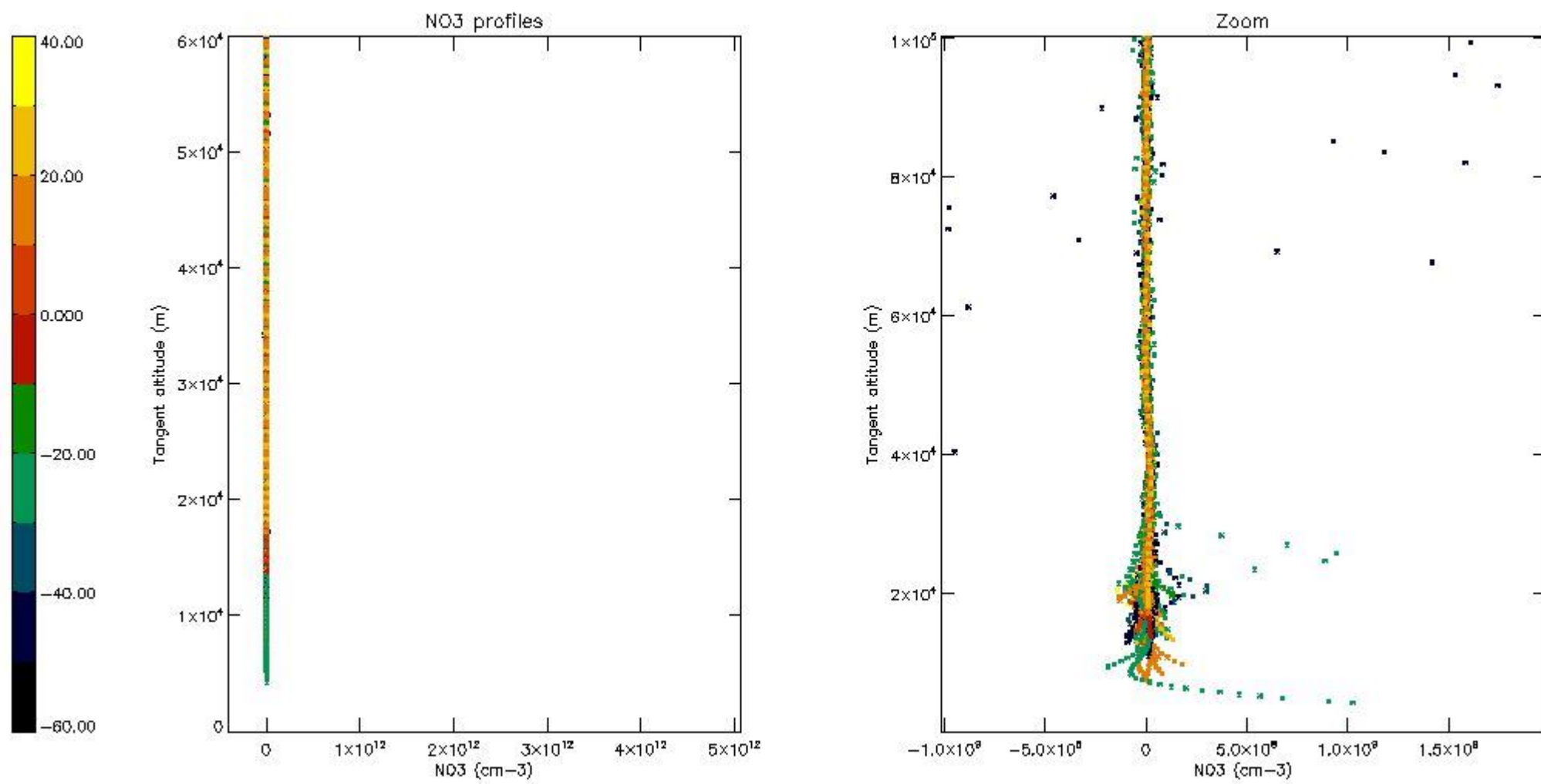
5.6 Plot NO₂ profiles for all STD (dark without errors)

The colorbar represents the latitude.



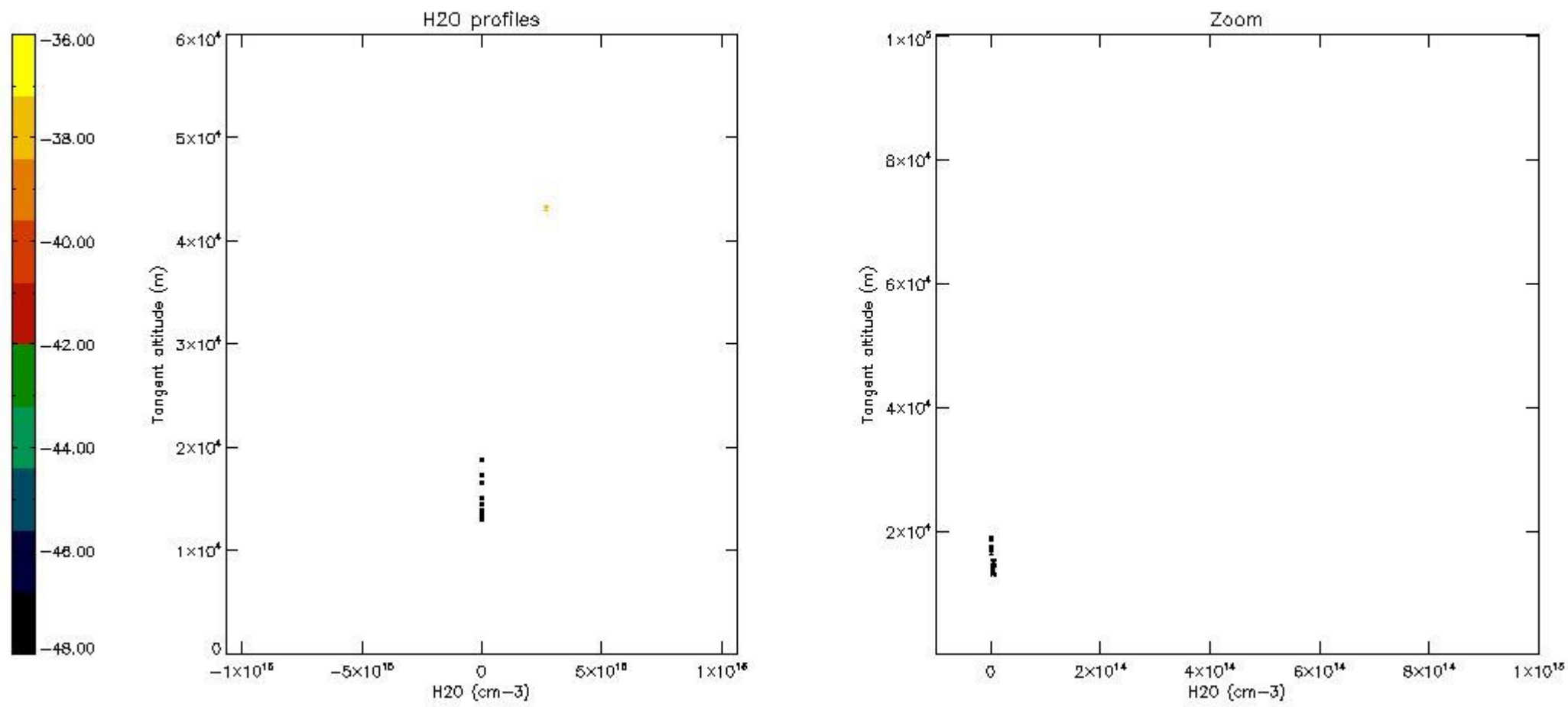
5.7 Plot NO3 profiles for all STD (dark without errors)

The colorbar represents the latitude.



5.8 Plot H₂O profiles for all STD (only for occultations of stars 1,2,3,4,13,14,16,26,63 dark without errors)

The colorbar represents the latitude.



6. Auxiliary Data Files used for the production reported in section 2

The number reported in the third column indicates since which file (see list in section 2) the corresponding auxiliary file has been used. The fourth column is the date of those product files.

Type	Auxiliary Filename	Used since product	Used since product date
INST_PHYS_CHARACTERISTICS	GOM_INS_AXVIEC20091111_143220_20030716_120000_20500101_000000	1	18-FEB-2004 00:01:35
LEVEL-2_PROC_CONFIG	GOM_PR2_AXVIEC20091111_152718_20020301_000000_20500101_000000	1	18-FEB-2004 00:01:35
CROSS_SECTIONS_FILE	GOM_CRS_AXVIEC20091111_154832_20020301_000000_20500101_000000	1	18-FEB-2004 00:01:35

GOMOS Level 2 Daily Report

SUMMARY

[1. General Info](#)

[2. Summary of processed GOM_NL_2P products](#)

[3. Level 2 Quality information per product](#)

[3.1 Plot of level 2 quality information per product \(time dependant\)](#)

[3.2 Plot of level 2 quality information per product \(world map\)](#)

[4. Level 1 Quality information per product \(stored on level 2 products\)](#)

[4.1 Plot of level 1 quality information per product \(time dependant\)](#)

[4.1.1 Plot of level 1 quality information per product \(time dependant\): ASCENDING](#)

[4.1.2 Plot of level 1 quality information per product \(time dependant\): DESCENDING](#)

[4.2 Plot of level 1 quality information per product \(world map\)](#)

[4.2.1 Plot of level 1 quality information per product \(world map\): ASCENDING](#)

[4.2.2 Plot of level 1 quality information per product \(world map\): DESCENDING](#)

[5. Ozone profiles based on quality statistics and other trace gas profiles](#)

[5.1 Ozone statistics based on quality of products](#)

[5.2 Plot ozone profiles for all STD \(dark without errors\)](#)

[5.3 Plot ozone profiles where STD < 20% \(dark without errors\)](#)

[5.4. Plot ozone profiles where STD < 10% \(dark without errors\)](#)

[5.5. Plot ozone profiles where STD < 5% \(dark without errors\)](#)

[5.6 Plot NO2 profiles for all STD \(dark without errors\)](#)

[5.7 Plot NO3 profiles for all STD \(dark without errors\)](#)

[5.8 Plot H2O profiles \(only for occultations of stars 1,2,3,4,13,14,16,26,63 dark without errors\) for all STD](#)

[6. Auxiliary Data Files used for the production reported in section 2](#)

This report presents the daily analysis on parameters extracted from GOMOS level 2 data (GOM_NL__2P). It is intended to monitor some important parameters that will impact the quality of these products. A list of level 2 products (and content) that have arrived during the reporting day to the PCF is also given.

Item	Value
Time of report generation	18APR2013 19:33:12
Data source version	GOMOS/6.01
Start time of products	18-02-2004 (18FEB2004 00:00:00)
Stop time of products	19-02-2004 (19FEB2004 00:00:00)
Store outputs in DB	Yes
Nb of level 2 prods	237
Nb of prods with errors	0

2. Summary of processed GOM_NL__2P products.

Nr	Filename	UTC Start time	Limb	Duration	Star Id	Star Name	Star Mag	Star Temp	Nb Meas	Orbit	Prod. error
1	GOM_NL__2PRFIN20040218_000135_000000452024_00216_10290_1679.N1	18-FEB-2004 00:01:35	Dark	44.500	38	20Eps Sgr	1.8360	11000.	89	10290	No
2	GOM_NL__2PRFIN20040218_000349_000000472024_00216_10290_1680.N1	18-FEB-2004 00:03:49	Dark	46.500	25	35Lam Sco	1.6200	28000.	93	10290	No
3	GOM_NL__2PRFIN20040218_000508_000000522024_00216_10290_1681.N1	18-FEB-2004 00:05:08	Dark	51.500	75	26Eps Sco	2.2910	4250.0	103	10290	No
4	GOM_NL__2PRFIN20040218_000647_000000402024_00216_10290_1682.N1	18-FEB-2004 00:06:47	Dark	40.000	147	Alp Ara	2.8770	26000.	80	10290	No
5	GOM_NL__2PRFIN20040218_000812_000000482024_00216_10290_1683.N1	18-FEB-2004 00:08:12	Dark	47.500	141	Bet Ara	2.8400	4600.0	95	10290	No
6	GOM_NL__2PRFIN20040218_001427_000000482024_00217_10291_1648.N1	18-FEB-2004 00:14:27	Dark	48.000	4	Alp1Cen	-0.010000	5800.0	96	10291	No
7	GOM_NL__2PRFIN20040218_001547_000000472024_00217_10291_1649.N1	18-FEB-2004 00:15:47	Dark	46.500	10	Bet Cen	0.610000	28000.	93	10291	No
8	GOM_NL__2PRFIN20040218_001713_000000462024_00217_10291_1650.N1	18-FEB-2004 00:17:13	Dark	45.500	77	Eps Cen	2.3030	28000.	91	10291	No
9	GOM_NL__2PRFIN20040218_001845_000000522024_00217_10291_1651.N1	18-FEB-2004 00:18:45	Dark	51.500	12	Alp1Cru	0.775000	30000.	103	10291	No
10	GOM_NL__2PRFIN20040218_002105_000000472024_00217_10291_1652.N1	18-FEB-2004 00:21:05	Dark	47.000	29	Bet Car	1.6720	10200.	94	10291	No
11	GOM_NL__2PRFIN20040218_002343_000000432024_00217_10291_1653.N1	18-FEB-2004 00:23:43	Dark	43.000	71	lot Car	2.2460	7700.0	86	10291	No
12	GOM_NL__2PRFIN20040218_002518_000000422024_00217_10291_1654.N1	18-FEB-2004 00:25:18	Dark	42.000	46	Del Vel	1.9540	10600.	84	10291	No
13	GOM_NL__2PRFIN20040218_002742_000000452024_00217_10291_1655.N1	18-FEB-2004 00:27:42	Straylight	45.000	34	Gam2Vel	1.7930	23000.	90	10291	No
14	GOM_NL__2PRFIN20040218_002948_000000372024_00217_10291_1656.N1	18-FEB-2004 00:29:48	Straylight	37.000	70	Zet Pup	2.2460	39000.	74	10291	No
15	GOM_NL__2PRFIN20040218_003404_000000432024_00217_10291_1657.N1	18-FEB-2004 00:34:04	Straylight	43.000	132	15Rho Pup	2.8030	6900.0	86	10291	No
16	GOM_NL__2PRFIN20040218_003754_000000532024_00217_10291_1658.N1	18-FEB-2004 00:37:54	Straylight	52.500	48	30Alp Hya	1.9770	4100.0	105	10291	No
17	GOM_NL__2PRFIN20040218_004230_000000482024_00217_10291_1659.N1	18-FEB-2004 00:42:30	Bright	47.500	8	10Alp CMi	0.400000	6500.0	95	10291	No
18	GOM_NL__2PRFIN20040218_004509_000000532024_00217_10291_1660.N1	18-FEB-2004 00:45:09	Bright	52.500	22	32Alp Leo	1.3600	15200.	105	10291	No
19	GOM_NL__2PRFIN20040218_004846_000000412024_00217_10291_1661.N1	18-FEB-2004 00:48:46	Bright	41.000	17	78Bet Gem	1.1610	4500.0	82	10291	No
20	GOM_NL__2PRFIN20040218_004953_000000402024_00217_10291_1662.N1	18-FEB-2004 00:49:53	Bright	40.000	24	66Alp Gem	1.5800	10200.	80	10291	No
21	GOM_NL__2PRFIN20040218_005146_000000692024_00217_10291_1663.N1	18-FEB-2004 00:51:46	Bright	68.500	96	68Del Leo	2.5600	9300.0	137	10291	No
22	GOM_NL__2PRFIN20040218_005810_000000522024_00217_10291_1664.N1	18-FEB-2004 00:58:10	Bright	51.500	174	52Psi UMa	3.0040	4400.0	103	10291	No
23	GOM_NL__2PRFIN20040218_010012_000000462024_00217_10291_1665.N1	18-FEB-2004 01:00:12	Bright	45.500	82	48Bet UMa	2.3650	10600.	91	10291	No
24	GOM_NL__2PRFIN20040218_010214_000000512024_00217_10291_1666.N1	18-FEB-2004 01:02:14	Bright	50.500	87	64Gam UMa	2.4330	11000.	101	10291	No
25	GOM_NL__2PRFIN20040218_010606_000000402024_00217_10291_1667.N1	18-FEB-2004 01:06:06	Bright	39.500	49	1Alp UMi	1.9900	6300.0	79	10291	No
26	GOM_NL__2PRFIN20040218_010802_000000392024_00217_10291_1668.N1	18-FEB-2004 01:08:02	Bright	39.000	60	7Bet UMi	2.0810	3950.0	78	10291	No
27	GOM_NL__2PRFIN20040218_011014_000000672024_00217_10291_1669.N1	18-FEB-2004 01:10:14	Bright	67.000	39	85Eta UMa	1.8540	24000.	134	10291	No
28	GOM_NL__2PRFIN20040218_011308_000000412024_00217_10291_1670.N1	18-FEB-2004 01:13:08	Bright	40.500	89	5Alp Cep	2.4510	8000.0	81	10291	No
29	GOM_NL__2PRFIN20040218_011645_000000442024_00217_10291_1671.N1	18-FEB-2004 01:16:45	Bright	43.500	130	23Bet Dra	2.7990	5800.0	87	10291	No
30	GOM_NL__2PRFIN20040218_011850_000000522024_00217_10291_1672.N1	18-FEB-2004 01:18:50	Bright	52.000	144	18Del Cyg	2.8600	11000.	104	10291	No
31	GOM_NL__2PRFIN20040218_012104_000000422024_00217_10291_1673.N1	18-FEB-2004 01:21:04	Bright	42.000	5	3Alp Lyr	0.033000	11000.	84	10291	No
32	GOM_NL__2PRFIN20040218_012419_000000582024_00217_10291_1674.N1	18-FEB-2004 01:24:19	Bright	58.000	133	40Zet Her	2.8070	6000.0	116	10291	No
33	GOM_NL__2PRFIN20040218_012857_000001282024_00217_10291_1675.N1	18-FEB-2004 01:28:57	Twilight	127.50	67	5Alp CrB	2.2210	11000.	255	10291	No
34	GOM_NL__2PRFIN20040218_013242_000000572024_00217_10291_1676.N1	18-FEB-2004 01:32:42	Twilight	57.000	126	60Bet Oph	2.7700	4250.0	114	10291	No
35	GOM_NL__2PRFIN20040218_013741_000000432024_00217_10291_1677.N1	18-FEB-2004 01:37:41	Twilight	43.000	155	41Pi Sgr	2.9000	6600.0	86	10291	No
36	GOM_NL__2PRFIN20040218_013921_000000432024_00217_10291_1678.N1	18-FEB-2004 01:39:21	Twilight	42.500	57	34Sig Sgr	2.0660	26000.	85	10291	No
37	GOM_NL__2PRFIN20040218_014210_000000452024_00217_10291_1679.N1	18-FEB-2004 01:42:10	Dark	45.000	38	20Eps Sgr	1.8360	11000.	90	10291	No
38	GOM_NL__2PRFIN20040218_014545_000000522024_00217_10291_1680.N1	18-FEB-2004 01:45:45	Dark	52.000	75	26Eps Sco	2.2910	4250.0	104	10291	No
39	GOM_NL__2PRFIN20040218_014723_000000422024_00217_10291_1681.N1	18-FEB-2004 01:47:23	Dark	41.500	147	Alp Ara	2.8770	26000.	83	10291	No
40	GOM_NL__2PRFIN20040218_014848_000000452024_00217_10291_1682.N1	18-FEB-2004 01:48:48	Dark	44.500	141	Bet Ara	2.8400	4600.0	89	10291	No
41	GOM_NL__2PRFIN20040218_015503_000000472024_00218_10292_1669.N1	18-FEB-2004 01:55:03	Dark	47.000	4	Alp1Cen	-0.010000	5800.0	94	10292	No
42	GOM_NL__2PRFIN20040218_015624_000000432024_00218_10292_1670.N1	18-FEB-2004 01:56:24	Dark	42.500	10	Bet Cen	0.610000	28000.	85	10292	No

43	GOM_NL__2PRFIN20040218_015750_000000452024_00218_10292_1671.N1	18-FEB-2004 01:57:50	Dark	44.500	77	Eps Cen	2.3030	28000.	89	10292	No
44	GOM_NL__2PRFIN20040218_015924_000000522024_00218_10292_1672.N1	18-FEB-2004 01:59:24	Dark	52.000	12	Alp1Cru	0.77500	30000.	104	10292	No
45	GOM_NL__2PRFIN20040218_020141_000000452024_00218_10292_1673.N1	18-FEB-2004 02:01:41	Dark	45.000	29	Bet Car	1.6720	10200.	90	10292	No
46	GOM_NL__2PRFIN20040218_020417_000000472024_00218_10292_1674.N1	18-FEB-2004 02:04:17	Dark	46.500	71	lot Car	2.2460	7700.0	93	10292	No
47	GOM_NL__2PRFIN20040218_020556_000000422024_00218_10292_1675.N1	18-FEB-2004 02:05:56	Dark	42.000	46	Del Vel	1.9540	10600.	84	10292	No
48	GOM_NL__2PRFIN20040218_020818_000000432024_00218_10292_1676.N1	18-FEB-2004 02:08:18	Straylight	43.000	34	Gam2Vel	1.7930	23000.	86	10292	No
49	GOM_NL__2PRFIN20040218_021023_000000432024_00218_10292_1677.N1	18-FEB-2004 02:10:23	Straylight	42.500	70	Zet Pup	2.2460	39000.	85	10292	No
50	GOM_NL__2PRFIN20040218_021438_000000452024_00218_10292_1678.N1	18-FEB-2004 02:14:38	Straylight	45.000	132	15Rho Pup	2.8030	6900.0	90	10292	No
51	GOM_NL__2PRFIN20040218_021832_000000532024_00218_10292_1679.N1	18-FEB-2004 02:18:32	Straylight	53.000	48	30Alp Hya	1.9770	4100.0	106	10292	No
52	GOM_NL__2PRFIN20040218_022308_000000462024_00218_10292_1680.N1	18-FEB-2004 02:23:08	Bright	45.500	8	10Alp CMi	0.40000	6500.0	91	10292	No
53	GOM_NL__2PRFIN20040218_151737_000000412024_00226_10300_1680.N1	18-FEB-2004 15:17:37	Dark	40.500	134	Bet TrA	2.8100	6600.0	81	10300	No
54	GOM_NL__2PRFIN20040218_151957_000000462024_00226_10300_1681.N1	18-FEB-2004 15:19:57	Dark	46.000	4	Alp1Cen	-0.010000	5800.0	92	10300	No
55	GOM_NL__2PRFIN20040218_152116_000000472024_00226_10300_1682.N1	18-FEB-2004 15:21:16	Dark	46.500	10	Bet Cen	0.61000	28000.	93	10300	No
56	GOM_NL__2PRFIN20040218_152243_000000452024_00226_10300_1683.N1	18-FEB-2004 15:22:43	Dark	45.000	77	Eps Cen	2.3030	28000.	90	10300	No
57	GOM_NL__2PRFIN20040218_152416_000000432024_00226_10300_1684.N1	18-FEB-2004 15:24:16	Dark	43.000	12	Alp1Cru	0.77500	30000.	86	10300	No
58	GOM_NL__2PRFIN20040218_152630_000000422024_00226_10300_1685.N1	18-FEB-2004 15:26:30	Dark	41.500	29	Bet Car	1.6720	10200.	83	10300	No
59	GOM_NL__2PRFIN20040218_152909_000000402024_00226_10300_1686.N1	18-FEB-2004 15:29:09	Dark	39.500	71	lot Car	2.2460	7700.0	79	10300	No
60	GOM_NL__2PRFIN20040218_153045_000000432024_00226_10300_1687.N1	18-FEB-2004 15:30:45	Straylight	42.500	46	Del Vel	1.9540	10600.	85	10300	No
61	GOM_NL__2PRFIN20040218_153306_000000422024_00226_10300_1688.N1	18-FEB-2004 15:33:06	Straylight	42.000	34	Gam2Vel	1.7930	23000.	84	10300	No
62	GOM_NL__2PRFIN20040218_153512_000000382024_00226_10300_1689.N1	18-FEB-2004 15:35:12	Straylight	37.500	70	Zet Pup	2.2460	39000.	75	10300	No
63	GOM_NL__2PRFIN20040218_153929_000000422024_00226_10300_1690.N1	18-FEB-2004 15:39:29	Straylight	42.000	132	15Rho Pup	2.8030	6900.0	84	10300	No
64	GOM_NL__2PRFIN20040218_154321_000000472024_00226_10300_1691.N1	18-FEB-2004 15:43:21	Tw_i_and_stray	47.000	48	30Alp Hya	1.9770	4100.0	94	10300	No
65	GOM_NL__2PRFIN20040218_154755_000000442024_00226_10300_1692.N1	18-FEB-2004 15:47:55	Bright	43.500	8	10Alp CMi	0.40000	6500.0	87	10300	No
66	GOM_NL__2PRFIN20040218_155028_000000522024_00226_10300_1693.N1	18-FEB-2004 15:50:28	Bright	51.500	22	32Alp Leo	1.3600	15200.	103	10300	No
67	GOM_NL__2PRFIN20040218_155411_000000392024_00226_10300_1694.N1	18-FEB-2004 15:54:11	Bright	39.000	17	78Bet Gem	1.1610	4500.0	78	10300	No
68	GOM_NL__2PRFIN20040218_155520_000000402024_00226_10300_1695.N1	18-FEB-2004 15:55:20	Bright	40.000	24	66Alp Gem	1.5800	10200.	80	10300	No
69	GOM_NL__2PRFIN20040218_155848_000001142024_00226_10300_1696.N1	18-FEB-2004 15:58:48	Bright	113.50	62	94Bet Leo	2.1360	9700.0	227	10300	No
70	GOM_NL__2PRFIN20040218_160324_000000532024_00226_10300_1697.N1	18-FEB-2004 16:03:24	Bright	53.000	174	52Psi UMa	3.0040	4400.0	106	10300	No
71	GOM_NL__2PRFIN20040218_160530_000000462024_00226_10300_1698.N1	18-FEB-2004 16:05:30	Bright	46.000	82	48Bet UMa	2.3650	10600.	92	10300	No
72	GOM_NL__2PRFIN20040218_160729_000000512024_00226_10300_1699.N1	18-FEB-2004 16:07:29	Bright	50.500	87	64Gam UMa	2.4330	11000.	101	10300	No
73	GOM_NL__2PRFIN20040218_161129_000000392024_00226_10300_1700.N1	18-FEB-2004 16:11:29	Bright	39.000	49	1Alp UMi	1.9900	6300.0	78	10300	No
74	GOM_NL__2PRFIN20040218_161323_000000432024_00226_10300_1701.N1	18-FEB-2004 16:13:23	Bright	43.000	60	7Bet UMi	2.0810	3950.0	86	10300	No
75	GOM_NL__2PRFIN20040218_161527_000000692024_00226_10300_1702.N1	18-FEB-2004 16:15:27	Bright	68.500	39	85Eta UMa	1.8540	24000.	137	10300	No
76	GOM_NL__2PRFIN20040218_161814_000000432024_00226_10300_1703.N1	18-FEB-2004 16:18:14	Bright	42.500	119	14Eta Dra	2.7270	4700.0	85	10300	No
77	GOM_NL__2PRFIN20040218_162233_000000432024_00226_10300_1704.N1	18-FEB-2004 16:22:33	Bright	42.500	69	33Gam Dra	2.2310	3800.0	85	10300	No
78	GOM_NL__2PRFIN20040218_162416_000000362024_00226_10300_1705.N1	18-FEB-2004 16:24:16	Bright	36.000	144	18Del Cyg	2.8600	11000.	72	10300	No
79	GOM_NL__2PRFIN20040218_162630_000000412024_00226_10300_1706.N1	18-FEB-2004 16:26:30	Bright	41.000	5	3Alp Lyr	0.033000	11000.	82	10300	No
80	GOM_NL__2PRFIN20040218_162944_000000602024_00226_10300_1707.N1	18-FEB-2004 16:29:44	Bright	60.000	133	40Zet Her	2.8070	6000.0	120	10300	No
81	GOM_NL__2PRFIN20040218_163443_000000842024_00226_10300_1708.N1	18-FEB-2004 16:34:43	Tw_i_and_stray	83.500	127	27Bet Her	2.7810	4700.0	167	10300	No
82	GOM_NL__2PRFIN20040218_163811_000000562024_00226_10300_1709.N1	18-FEB-2004 16:38:11	Tw_i_and_stray	56.000	126	60Bet Oph	2.7700	4250.0	112	10300	No
83	GOM_NL__2PRFIN20040218_164307_000000402024_00226_10300_1710.N1	18-FEB-2004 16:43:07	Twilight	40.000	155	41Pi Sgr	2.9000	6600.0	80	10300	No
84	GOM_NL__2PRFIN20040218_164448_000000422024_00226_10300_1711.N1	18-FEB-2004 16:44:48	Twilight	42.000	57	34Sig Sgr	2.0660	26000.	84	10300	No
85	GOM_NL__2PRFIN20040218_164738_000000442024_00226_10300_1712.N1	18-FEB-2004 16:47:38	Dark	44.000	38	20Eps Sgr	1.8360	11000.	88	10300	No
86	GOM_NL__2PRFIN20040218_165059_000000632024_00226_10300_1713.N1	18-FEB-2004 16:50:59	Dark	62.500	16	21Alp Sco	1.0200	3000.0	125	10300	No
87	GOM_NL__2PRFIN20040218_165252_000000402024_00226_10300_1714.N1	18-FEB-2004 16:52:52	Dark	39.500	147	Alp Ara	2.8770	26000.	79	10300	No
88	GOM_NL__2PRFIN20040218_165814_000000412024_00227_10301_1680.N1	18-FEB-2004 16:58:14	Dark	41.000	134	Bet TrA	2.8100	6600.0	82	10301	No
89	GOM_NL__2PRFIN20040218_170034_000000452024_00227_10301_1681.N1	18-FEB-2004 17:00:34	Dark	45.000	4	Alp1Cen	-0.010000	5800.0	90	10301	No
90	GOM_NL__2PRFIN20040218_170153_000000482024_00227_10301_1682.N1	18-FEB-2004 17:01:53	Dark	47.500	10	Bet Cen	0.61000	28000.	95	10301	No
91	GOM_NL__2PRFIN20040218_170320_000000472024_00227_10301_1683.N1	18-FEB-2004 17:03:20	Dark	47.000	77	Eps Cen	2.3030	28000.	94	10301	No
92	GOM_NL__2PRFIN20040218_170452_000000452024_00227_10301_1684.N1	18-FEB-2004 17:04:52	Dark	45.000	12	Alp1Cru	0.77500	30000.	90	10301	No
93	GOM_NL__2PRFIN20040218_170705_000000412024_00227_10301_1685.N1	18-FEB-2004 17:07:05	Dark	41.000	29	Bet Car	1.6720	10200.	82	10301	No
94	GOM_NL__2PRFIN20040218_170946_000000392024_00227_10301_1686.N1	18-FEB-2004 17:09:46	Dark	38.500	71	lot Car	2.2460	7700.0	77	10301	No
95	GOM_NL__2PRFIN20040218_171122_000000402024_00227_10301_1687.N1	18-FEB-2004 17:11:22	Straylight	39.500	46	Del Vel	1.9540	10600.	79	10301	No
96	GOM_NL__2PRFIN20040218_171343_000000432024_00227_10301_1688.N1	18-FEB-2004 17:13:43	Straylight	43.000	34	Gam2Vel	1.7930	23000.	86	10301	No
97	GOM_NL__2PRFIN20040218_171548_000000402024_00227_10301_1689.N1	18-FEB-2004 17:15:48	Straylight	40.000	70	Zet Pup	2.2460	39000.	80	10301	No
98	GOM_NL__2PRFIN20040218_172005_000000432024_00227_10301_1690.N1	18-FEB-2004 17:20:05	Straylight	43.000	132	15Rho Pup	2.8030	6900.0	86	10301	No
99	GOM_NL__2PRFIN20040218_172357_000000472024_00227_10301_1691.N1	18-FEB-2004 17:23:57	Tw_i_and_stray	46.500	48	30Alp Hya	1.9770	4100.0	93	10301	No
100	GOM_NL__2PRFIN20040218_172834_000000412024_00227_10301_1692.N1	18-FEB-2004 17:28:34	Bright	40.500	8	10Alp CMi	0.40000	6500.0	81	10301	No
101	GOM_NL__2PRFIN20040218_173105_000000512024_00227_10301_1693.N1	18-FEB-2004 17:31:05	Bright	51.000	22	32Alp Leo	1.3600	15200.	102	10301	No

102	GOM_NL__2PRFIN20040218_173448_000000392024_00227_10301_1694.N1	18-FEB-2004 17:34:48	Bright	38.500	17	78Bet Gem	1.1610	4500.0	77	10301	No
103	GOM_NL__2PRFIN20040218_173557_000000402024_00227_10301_1695.N1	18-FEB-2004 17:35:57	Bright	39.500	24	66Alp Gem	1.5800	10200.	79	10301	No
104	GOM_NL__2PRFIN20040218_173921_000001162024_00227_10301_1696.N1	18-FEB-2004 17:39:21	Bright	115.50	62	94Bet Leo	2.1360	9700.0	231	10301	No
105	GOM_NL__2PRFIN20040218_174359_000000522024_00227_10301_1697.N1	18-FEB-2004 17:43:59	Bright	51.500	174	52Psi UMa	3.0040	4400.0	103	10301	No
106	GOM_NL__2PRFIN20040218_174606_000000592024_00227_10301_1698.N1	18-FEB-2004 17:46:06	Bright	58.500	82	48Bet UMa	2.3650	10600.	117	10301	No
107	GOM_NL__2PRFIN20040218_174804_000000522024_00227_10301_1699.N1	18-FEB-2004 17:48:04	Bright	51.500	87	64Gam UMa	2.4330	11000.	103	10301	No
108	GOM_NL__2PRFIN20040218_175207_000000382024_00227_10301_1700.N1	18-FEB-2004 17:52:07	Bright	37.500	49	1Alp UMi	1.9900	6300.0	75	10301	No
109	GOM_NL__2PRFIN20040218_175359_000000432024_00227_10301_1701.N1	18-FEB-2004 17:53:59	Bright	43.000	60	7Bet UMi	2.0810	3950.0	86	10301	No
110	GOM_NL__2PRFIN20040218_175601_000000682024_00227_10301_1702.N1	18-FEB-2004 17:56:01	Bright	68.000	39	85Eta UMa	1.8540	24000.	136	10301	No
111	GOM_NL__2PRFIN20040218_175850_000000452024_00227_10301_1703.N1	18-FEB-2004 17:58:50	Bright	45.000	119	14Eta Dra	2.7270	4700.0	90	10301	No
112	GOM_NL__2PRFIN20040218_180310_000000432024_00227_10301_1704.N1	18-FEB-2004 18:03:10	Bright	43.000	69	33Gam Dra	2.2310	3800.0	86	10301	No
113	GOM_NL__2PRFIN20040218_180453_000000362024_00227_10301_1705.N1	18-FEB-2004 18:04:53	Bright	35.500	144	18Del Cyg	2.8600	11000.	71	10301	No
114	GOM_NL__2PRFIN20040218_180707_000000382024_00227_10301_1706.N1	18-FEB-2004 18:07:07	Bright	38.000	5	3Alp Lyr	0.033000	11000.	76	10301	No
115	GOM_NL__2PRFIN20040218_181019_000000592024_00227_10301_1707.N1	18-FEB-2004 18:10:19	Bright	59.000	133	40Zet Her	2.8070	6000.0	118	10301	No
116	GOM_NL__2PRFIN20040218_181520_000000772024_00227_10301_1708.N1	18-FEB-2004 18:15:20	Twilight	76.500	127	27Bet Her	2.7810	4700.0	153	10301	No
117	GOM_NL__2PRFIN20040218_181848_000000542024_00227_10301_1709.N1	18-FEB-2004 18:18:48	Twilight	54.000	126	60Bet Oph	2.7700	4250.0	108	10301	No
118	GOM_NL__2PRFIN20040218_182344_000000382024_00227_10301_1710.N1	18-FEB-2004 18:23:44	Twilight	38.000	155	41Pi Sgr	2.9000	6600.0	76	10301	No
119	GOM_NL__2PRFIN20040218_182525_000000422024_00227_10301_1711.N1	18-FEB-2004 18:25:25	Twilight	41.500	57	34Sig Sgr	2.0660	26000.	83	10301	No
120	GOM_NL__2PRFIN20040218_182815_000000432024_00227_10301_1712.N1	18-FEB-2004 18:28:15	Dark	42.500	38	20Eps Sgr	1.8360	11000.	85	10301	No
121	GOM_NL__2PRFIN20040218_183137_000000642024_00227_10301_1713.N1	18-FEB-2004 18:31:37	Dark	64.000	16	21Alp Sco	1.0200	3000.0	128	10301	No
122	GOM_NL__2PRFIN20040218_183329_000000402024_00227_10301_1714.N1	18-FEB-2004 18:33:29	Dark	39.500	147	Alp Ara	2.8770	26000.	79	10301	No
123	GOM_NL__2PRFIN20040218_183850_000000402024_00228_10302_1681.N1	18-FEB-2004 18:38:50	Dark	40.000	134	Bet TrA	2.8100	6600.0	80	10302	No
124	GOM_NL__2PRFIN20040218_184110_000000442024_00228_10302_1682.N1	18-FEB-2004 18:41:10	Dark	43.500	4	Alp1Cen	-0.010000	5800.0	87	10302	No
125	GOM_NL__2PRFIN20040218_184230_000000422024_00228_10302_1683.N1	18-FEB-2004 18:42:30	Dark	42.000	10	Bet Cen	0.610000	28000.	84	10302	No
126	GOM_NL__2PRFIN20040218_184357_000000452024_00228_10302_1684.N1	18-FEB-2004 18:43:57	Dark	45.000	77	Eps Cen	2.3030	28000.	90	10302	No
127	GOM_NL__2PRFIN20040218_184529_000000512024_00228_10302_1685.N1	18-FEB-2004 18:45:29	Dark	50.500	12	Alp1Cru	0.775000	30000.	101	10302	No
128	GOM_NL__2PRFIN20040218_184742_000000392024_00228_10302_1686.N1	18-FEB-2004 18:47:42	Dark	39.000	29	Bet Car	1.6720	10200.	78	10302	No
129	GOM_NL__2PRFIN20040218_185022_000000412024_00228_10302_1687.N1	18-FEB-2004 18:50:22	Dark	41.000	71	lot Car	2.2460	7700.0	82	10302	No
130	GOM_NL__2PRFIN20040218_185158_000000372024_00228_10302_1688.N1	18-FEB-2004 18:51:58	Dark	37.000	46	Del Vel	1.9540	10600.	74	10302	No
131	GOM_NL__2PRFIN20040218_185419_000000412024_00228_10302_1689.N1	18-FEB-2004 18:54:19	Straylight	41.000	34	Gam2Vel	1.7930	23000.	82	10302	No
132	GOM_NL__2PRFIN20040218_185624_000000432024_00228_10302_1690.N1	18-FEB-2004 18:56:24	Straylight	43.000	70	Zet Pup	2.2460	39000.	86	10302	No
133	GOM_NL__2PRFIN20040218_190042_000000402024_00228_10302_1691.N1	18-FEB-2004 19:00:42	Straylight	39.500	132	15Rho Pup	2.8030	6900.0	79	10302	No
134	GOM_NL__2PRFIN20040218_190433_000000492024_00228_10302_1692.N1	18-FEB-2004 19:04:33	Twilight	48.500	48	30Alp Hya	1.9770	4100.0	97	10302	No
135	GOM_NL__2PRFIN20040218_190910_000000402024_00228_10302_1693.N1	18-FEB-2004 19:09:10	Bright	39.500	8	10Alp CMi	0.400000	6500.0	79	10302	No
136	GOM_NL__2PRFIN20040218_191140_000000512024_00228_10302_1694.N1	18-FEB-2004 19:11:40	Bright	50.500	22	32Alp Leo	1.3600	15200.	101	10302	No
137	GOM_NL__2PRFIN20040218_191524_000000402024_00228_10302_1695.N1	18-FEB-2004 19:15:24	Bright	40.000	17	78Bet Gem	1.1610	4500.0	80	10302	No
138	GOM_NL__2PRFIN20040218_191633_000000382024_00228_10302_1696.N1	18-FEB-2004 19:16:33	Bright	37.500	24	66Alp Gem	1.5800	10200.	75	10302	No
139	GOM_NL__2PRFIN20040218_191954_000001202024_00228_10302_1697.N1	18-FEB-2004 19:19:54	Bright	119.50	62	94Bet Leo	2.1360	9700.0	239	10302	No
140	GOM_NL__2PRFIN20040218_192434_000000532024_00228_10302_1698.N1	18-FEB-2004 19:24:34	Bright	52.500	174	52Psi UMa	3.0040	4400.0	105	10302	No
141	GOM_NL__2PRFIN20040218_192641_000000452024_00228_10302_1699.N1	18-FEB-2004 19:26:41	Bright	45.000	82	48Bet UMa	2.3650	10600.	90	10302	No
142	GOM_NL__2PRFIN20040218_192840_000000522024_00228_10302_1700.N1	18-FEB-2004 19:28:40	Bright	51.500	87	64Gam UMa	2.4330	11000.	103	10302	No
143	GOM_NL__2PRFIN20040218_193243_000000382024_00228_10302_1701.N1	18-FEB-2004 19:32:43	Bright	37.500	49	1Alp UMi	1.9900	6300.0	75	10302	No
144	GOM_NL__2PRFIN20040218_193435_000000422024_00228_10302_1702.N1	18-FEB-2004 19:34:35	Bright	41.500	60	7Bet UMi	2.0810	3950.0	83	10302	No
145	GOM_NL__2PRFIN20040218_193636_000000652024_00228_10302_1703.N1	18-FEB-2004 19:36:36	Bright	64.500	39	85Eta UMa	1.8540	24000.	129	10302	No
146	GOM_NL__2PRFIN20040218_193926_000000462024_00228_10302_1704.N1	18-FEB-2004 19:39:26	Bright	46.000	119	14Eta Dra	2.7270	4700.0	92	10302	No
147	GOM_NL__2PRFIN20040218_194346_000000422024_00228_10302_1705.N1	18-FEB-2004 19:43:46	Bright	42.000	69	33Gam Dra	2.2310	3800.0	84	10302	No
148	GOM_NL__2PRFIN20040218_194529_000000372024_00228_10302_1706.N1	18-FEB-2004 19:45:29	Bright	37.000	144	18Del Cyg	2.8600	11000.	74	10302	No
149	GOM_NL__2PRFIN20040218_194743_000000432024_00228_10302_1707.N1	18-FEB-2004 19:47:43	Bright	42.500	5	3Alp Lyr	0.033000	11000.	85	10302	No
150	GOM_NL__2PRFIN20040218_195053_000000632024_00228_10302_1708.N1	18-FEB-2004 19:50:53	Bright	62.500	133	40Zet Her	2.8070	6000.0	125	10302	No
151	GOM_NL__2PRFIN20040218_195556_000000802024_00228_10302_1709.N1	18-FEB-2004 19:55:56	Twilight	80.000	127	27Bet Her	2.7810	4700.0	160	10302	No
152	GOM_NL__2PRFIN20040218_195924_000000542024_00228_10302_1710.N1	18-FEB-2004 19:59:24	Twilight	54.000	126	60Bet Oph	2.7700	4250.0	108	10302	No
153	GOM_NL__2PRFIN20040218_200420_000000402024_00228_10302_1711.N1	18-FEB-2004 20:04:20	Twilight	40.000	155	41Pi Sgr	2.9000	6600.0	80	10302	No
154	GOM_NL__2PRFIN20040218_200601_000000402024_00228_10302_1712.N1	18-FEB-2004 20:06:01	Twilight	39.500	57	34Sig Sgr	2.0660	26000.	79	10302	No
155	GOM_NL__2PRFIN20040218_200851_000000412024_00228_10302_1713.N1	18-FEB-2004 20:08:51	Dark	41.000	38	20Eps Sgr	1.8360	11000.	82	10302	No
156	GOM_NL__2PRFIN20040218_201214_000000602024_00228_10302_1714.N1	18-FEB-2004 20:12:14	Dark	59.500	16	21Alp Sco	1.0200	3000.0	119	10302	No
157	GOM_NL__2PRFIN20040218_201405_000000422024_00228_10302_1715.N1	18-FEB-2004 20:14:05	Dark	41.500	147	Alp Ara	2.8770	26000.	83	10302	No
158	GOM_NL__2PRFIN20040218_201927_000000402024_00229_10303_1681.N1	18-FEB-2004 20:19:27	Dark	40.000	134	Bet TrA	2.8100	6600.0	80	10303	No
159	GOM_NL__2PRFIN20040218_202147_000000432024_00229_10303_1682.N1	18-FEB-2004 20:21:47	Dark	42.500	4	Alp1Cen	-0.010000	5800.0	85	10303	No
160	GOM_NL__2PRFIN20040218_202306_000000432024_00229_10303_1683.N1	18-FEB-2004 20:23:06	Dark	43.000	10	Bet Cen	0.610000	28000.	86	10303	No

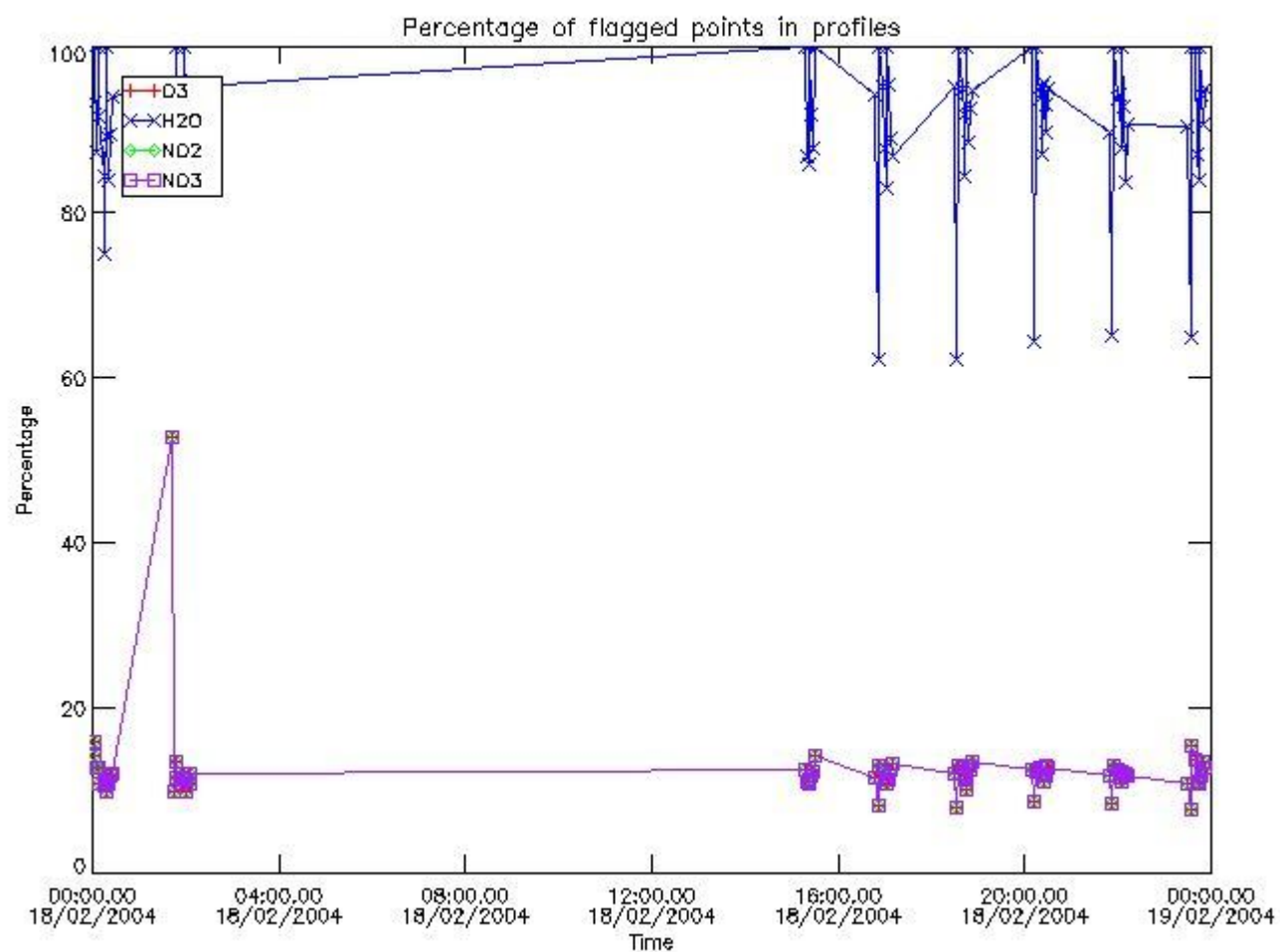
161	GOM_NL__2PRFIN20040218_202434_000000462024_00229_10303_1684.N1	18-FEB-2004 20:24:34	Dark	45.500	77	Eps Cen	2.3030	28000.	91	10303	No
162	GOM_NL__2PRFIN20040218_202605_000000442024_00229_10303_1685.N1	18-FEB-2004 20:26:05	Dark	43.500	12	Alp1Cru	0.77500	30000.	87	10303	No
163	GOM_NL__2PRFIN20040218_202818_000000392024_00229_10303_1686.N1	18-FEB-2004 20:28:18	Dark	39.000	29	Bet Car	1.6720	10200.	78	10303	No
164	GOM_NL__2PRFIN20040218_203058_000000402024_00229_10303_1687.N1	18-FEB-2004 20:30:58	Dark	40.000	71	lot Car	2.2460	7700.0	80	10303	No
165	GOM_NL__2PRFIN20040218_203234_000000402024_00229_10303_1688.N1	18-FEB-2004 20:32:34	Straylight	40.000	46	Del Vel	1.9540	10600.	80	10303	No
166	GOM_NL__2PRFIN20040218_203455_000000402024_00229_10303_1689.N1	18-FEB-2004 20:34:55	Straylight	40.000	34	Gam2Vel	1.7930	23000.	80	10303	No
167	GOM_NL__2PRFIN20040218_203700_000000402024_00229_10303_1690.N1	18-FEB-2004 20:37:00	Straylight	40.000	70	Zet Pup	2.2460	39000.	80	10303	No
168	GOM_NL__2PRFIN20040218_204118_000000412024_00229_10303_1691.N1	18-FEB-2004 20:41:18	Straylight	40.500	132	15Rho Pup	2.8030	6900.0	81	10303	No
169	GOM_NL__2PRFIN20040218_204509_000000492024_00229_10303_1692.N1	18-FEB-2004 20:45:09	Twilight	49.000	48	30Alp Hya	1.9770	4100.0	98	10303	No
170	GOM_NL__2PRFIN20040218_204946_000000422024_00229_10303_1693.N1	18-FEB-2004 20:49:46	Bright	42.000	8	10Alp CMi	0.40000	6500.0	84	10303	No
171	GOM_NL__2PRFIN20040218_205216_000000492024_00229_10303_1694.N1	18-FEB-2004 20:52:16	Bright	49.000	22	32Alp Leo	1.3600	15200.	98	10303	No
172	GOM_NL__2PRFIN20040218_205600_000000392024_00229_10303_1695.N1	18-FEB-2004 20:56:00	Bright	38.500	17	78Bet Gem	1.1610	4500.0	77	10303	No
173	GOM_NL__2PRFIN20040218_205709_000000372024_00229_10303_1696.N1	18-FEB-2004 20:57:09	Bright	37.000	24	66Alp Gem	1.5800	10200.	74	10303	No
174	GOM_NL__2PRFIN20040218_210027_000001162024_00229_10303_1697.N1	18-FEB-2004 21:00:27	Bright	115.50	62	94Bet Leo	2.1360	9700.0	231	10303	No
175	GOM_NL__2PRFIN20040218_210509_000000542024_00229_10303_1698.N1	18-FEB-2004 21:05:09	Bright	53.500	174	52Psi UMa	3.0040	4400.0	107	10303	No
176	GOM_NL__2PRFIN20040218_210716_000000452024_00229_10303_1699.N1	18-FEB-2004 21:07:16	Bright	45.000	82	48Bet UMa	2.3650	10600.	90	10303	No
177	GOM_NL__2PRFIN20040218_210915_000000502024_00229_10303_1700.N1	18-FEB-2004 21:09:15	Bright	49.500	87	64Gam UMa	2.4330	11000.	99	10303	No
178	GOM_NL__2PRFIN20040218_211318_000000382024_00229_10303_1701.N1	18-FEB-2004 21:13:18	Bright	37.500	49	1Alp UMi	1.9900	6300.0	75	10303	No
179	GOM_NL__2PRFIN20040218_211511_000000412024_00229_10303_1702.N1	18-FEB-2004 21:15:11	Bright	40.500	60	7Bet UMi	2.0810	3950.0	81	10303	No
180	GOM_NL__2PRFIN20040218_211711_000000672024_00229_10303_1703.N1	18-FEB-2004 21:17:11	Bright	66.500	39	85Eta UMa	1.8540	24000.	133	10303	No
181	GOM_NL__2PRFIN20040218_212001_000000452024_00229_10303_1704.N1	18-FEB-2004 21:20:01	Bright	44.500	119	14Eta Dra	2.7270	4700.0	89	10303	No
182	GOM_NL__2PRFIN20040218_212422_000000422024_00229_10303_1705.N1	18-FEB-2004 21:24:22	Bright	42.000	69	33Gam Dra	2.2310	3800.0	84	10303	No
183	GOM_NL__2PRFIN20040218_212605_000000362024_00229_10303_1706.N1	18-FEB-2004 21:26:05	Bright	36.000	144	18Del Cyg	2.8600	11000.	72	10303	No
184	GOM_NL__2PRFIN20040218_212819_000000422024_00229_10303_1707.N1	18-FEB-2004 21:28:19	Bright	42.000	5	3Alp Lyr	0.033000	11000.	84	10303	No
185	GOM_NL__2PRFIN20040218_213132_000000612024_00229_10303_1708.N1	18-FEB-2004 21:31:32	Bright	61.000	133	40Zet Her	2.8070	6000.0	122	10303	No
186	GOM_NL__2PRFIN20040218_213633_000000742024_00229_10303_1709.N1	18-FEB-2004 21:36:33	Twilight	74.000	127	27Bet Her	2.7810	4700.0	148	10303	No
187	GOM_NL__2PRFIN20040218_214001_000000552024_00229_10303_1710.N1	18-FEB-2004 21:40:01	Twilight	54.500	126	60Bet Oph	2.7700	4250.0	109	10303	No
188	GOM_NL__2PRFIN20040218_214456_000000442024_00229_10303_1711.N1	18-FEB-2004 21:44:56	Twilight	43.500	155	41Pi Sgr	2.9000	6600.0	87	10303	No
189	GOM_NL__2PRFIN20040218_214637_000000452024_00229_10303_1712.N1	18-FEB-2004 21:46:37	Twilight	44.500	57	34Sig Sgr	2.0660	26000.	89	10303	No
190	GOM_NL__2PRFIN20040218_214927_000000442024_00229_10303_1713.N1	18-FEB-2004 21:49:27	Dark	43.500	38	20Eps Sgr	1.8360	11000.	87	10303	No
191	GOM_NL__2PRFIN20040218_215251_000000612024_00229_10303_1714.N1	18-FEB-2004 21:52:51	Dark	60.500	16	21Alp Sco	1.0200	3000.0	121	10303	No
192	GOM_NL__2PRFIN20040218_215441_000000402024_00229_10303_1715.N1	18-FEB-2004 21:54:41	Dark	39.500	147	Alp Ara	2.8770	26000.	79	10303	No
193	GOM_NL__2PRFIN20040218_220002_000000412024_00230_10304_1681.N1	18-FEB-2004 22:00:02	Dark	41.000	134	Bet TrA	2.8100	6600.0	82	10304	No
194	GOM_NL__2PRFIN20040218_220223_000000442024_00230_10304_1682.N1	18-FEB-2004 22:02:23	Dark	44.000	4	Alp1Cen	-0.010000	5800.0	88	10304	No
195	GOM_NL__2PRFIN20040218_220342_000000422024_00230_10304_1683.N1	18-FEB-2004 22:03:42	Dark	41.500	10	Bet Cen	0.61000	28000.	83	10304	No
196	GOM_NL__2PRFIN20040218_220510_000000462024_00230_10304_1684.N1	18-FEB-2004 22:05:10	Dark	45.500	77	Eps Cen	2.3030	28000.	91	10304	No
197	GOM_NL__2PRFIN20040218_220641_000000422024_00230_10304_1685.N1	18-FEB-2004 22:06:41	Dark	42.000	12	Alp1Cru	0.77500	30000.	84	10304	No
198	GOM_NL__2PRFIN20040218_220854_000000472024_00230_10304_1686.N1	18-FEB-2004 22:08:54	Dark	46.500	29	Bet Car	1.6720	10200.	93	10304	No
199	GOM_NL__2PRFIN20040218_221134_000000442024_00230_10304_1687.N1	18-FEB-2004 22:11:34	Dark	43.500	71	lot Car	2.2460	7700.0	87	10304	No
200	GOM_NL__2PRFIN20040218_221310_000000392024_00230_10304_1688.N1	18-FEB-2004 22:13:10	Straylight	39.000	46	Del Vel	1.9540	10600.	78	10304	No
201	GOM_NL__2PRFIN20040218_221531_000000412024_00230_10304_1689.N1	18-FEB-2004 22:15:31	Straylight	40.500	34	Gam2Vel	1.7930	23000.	81	10304	No
202	GOM_NL__2PRFIN20040218_221736_000000432024_00230_10304_1690.N1	18-FEB-2004 22:17:36	Straylight	42.500	70	Zet Pup	2.2460	39000.	85	10304	No
203	GOM_NL__2PRFIN20040218_222154_000000402024_00230_10304_1691.N1	18-FEB-2004 22:21:54	Straylight	39.500	132	15Rho Pup	2.8030	6900.0	79	10304	No
204	GOM_NL__2PRFIN20040218_222545_000000522024_00230_10304_1692.N1	18-FEB-2004 22:25:45	Twilight	51.500	48	30Alp Hya	1.9770	4100.0	103	10304	No
205	GOM_NL__2PRFIN20040218_223021_000000472024_00230_10304_1693.N1	18-FEB-2004 22:30:21	Bright	46.500	8	10Alp CMi	0.40000	6500.0	93	10304	No
206	GOM_NL__2PRFIN20040218_223251_000000512024_00230_10304_1694.N1	18-FEB-2004 22:32:51	Bright	50.500	22	32Alp Leo	1.3600	15200.	101	10304	No
207	GOM_NL__2PRFIN20040218_223636_000000392024_00230_10304_1695.N1	18-FEB-2004 22:36:36	Bright	38.500	17	78Bet Gem	1.1610	4500.0	77	10304	No
208	GOM_NL__2PRFIN20040218_223745_000000392024_00230_10304_1696.N1	18-FEB-2004 22:37:45	Bright	38.500	24	66Alp Gem	1.5800	10200.	77	10304	No
209	GOM_NL__2PRFIN20040218_224100_000001112024_00230_10304_1697.N1	18-FEB-2004 22:41:00	Bright	111.00	62	94Bet Leo	2.1360	9700.0	222	10304	No
210	GOM_NL__2PRFIN20040218_224544_000000522024_00230_10304_1698.N1	18-FEB-2004 22:45:44	Bright	52.000	174	52Psi UMa	3.0040	4400.0	104	10304	No
211	GOM_NL__2PRFIN20040218_224751_000000452024_00230_10304_1699.N1	18-FEB-2004 22:47:51	Bright	44.500	82	48Bet UMa	2.3650	10600.	89	10304	No
212	GOM_NL__2PRFIN20040218_224949_000000482024_00230_10304_1700.N1	18-FEB-2004 22:49:49	Bright	48.000	87	64Gam UMa	2.4330	11000.	96	10304	No
213	GOM_NL__2PRFIN20040218_225354_000000382024_00230_10304_1701.N1	18-FEB-2004 22:53:54	Bright	37.500	49	1Alp UMi	1.9900	6300.0	75	10304	No
214	GOM_NL__2PRFIN20040218_225546_000000432024_00230_10304_1702.N1	18-FEB-2004 22:55:46	Bright	42.500	60	7Bet UMi	2.0810	3950.0	85	10304	No
215	GOM_NL__2PRFIN20040218_225746_000000682024_00230_10304_1703.N1	18-FEB-2004 22:57:46	Bright	67.500	39	85Eta UMa	1.8540	24000.	135	10304	No
216	GOM_NL__2PRFIN20040218_230036_000000472024_00230_10304_1704.N1	18-FEB-2004 23:00:36	Bright	46.500	119	14Eta Dra	2.7270	4700.0	93	10304	No
217	GOM_NL__2PRFIN20040218_230457_000000452024_00230_10304_1705.N1	18-FEB-2004 23:04:57	Bright	44.500	69	33Gam Dra	2.2310	3800.0	89	10304	No
218	GOM_NL__2PRFIN20040218_230641_000000362024_00230_10304_1706.N1	18-FEB-2004 23:06:41	Bright	36.000	144	18Del Cyg	2.8600	11000.	72	10304	No
219	GOM_NL__2PRFIN20040218_230855_000000412024_00230_10304_1707.N1	18-FEB-2004 23:08:55	Bright	40.500	5	3Alp Lyr	0.033000	11000.	81	10304	No

220	GOM_NL__2PRFIN20040218_231208_000000612024_00230_10304_1708.N1	18-FEB-2004 23:12:08	Bright	61.000	133	40Zet Her	2.8070	6000.0	122	10304	No
221	GOM_NL__2PRFIN20040218_231710_000000822024_00230_10304_1709.N1	18-FEB-2004 23:17:10	Twilight	82.000	127	27Bet Her	2.7810	4700.0	164	10304	No
222	GOM_NL__2PRFIN20040218_232037_000000562024_00230_10304_1710.N1	18-FEB-2004 23:20:37	Twilight	56.000	126	60Bet Oph	2.7700	4250.0	112	10304	No
223	GOM_NL__2PRFIN20040218_232531_000000442024_00230_10304_1711.N1	18-FEB-2004 23:25:31	Twilight	44.000	155	41Pi Sgr	2.9000	6600.0	88	10304	No
224	GOM_NL__2PRFIN20040218_232713_000000442024_00230_10304_1712.N1	18-FEB-2004 23:27:13	Twilight	44.000	57	34Sig Sgr	2.0660	26000.	88	10304	No
225	GOM_NL__2PRFIN20040218_233002_000000482024_00230_10304_1713.N1	18-FEB-2004 23:30:02	Dark	47.500	38	20Eps Sgr	1.8360	11000.	95	10304	No
226	GOM_NL__2PRFIN20040218_233328_000000732024_00230_10304_1714.N1	18-FEB-2004 23:33:28	Dark	73.000	16	21Alp Sco	1.0200	3000.0	146	10304	No
227	GOM_NL__2PRFIN20040218_233517_000000402024_00230_10304_1715.N1	18-FEB-2004 23:35:17	Dark	39.500	147	Alp Ara	2.8770	26000.	79	10304	No
228	GOM_NL__2PRFIN20040218_234039_000000412024_00231_10305_1681.N1	18-FEB-2004 23:40:39	Dark	40.500	134	Bet TrA	2.8100	6600.0	81	10305	No
229	GOM_NL__2PRFIN20040218_234259_000000472024_00231_10305_1682.N1	18-FEB-2004 23:42:59	Dark	46.500	4	Alp1Cen	-0.010000	5800.0	93	10305	No
230	GOM_NL__2PRFIN20040218_234418_000000472024_00231_10305_1683.N1	18-FEB-2004 23:44:18	Dark	47.000	10	Bet Cen	0.610000	28000.	94	10305	No
231	GOM_NL__2PRFIN20040218_234547_000000462024_00231_10305_1684.N1	18-FEB-2004 23:45:47	Dark	46.000	77	Eps Cen	2.3030	28000.	92	10305	No
232	GOM_NL__2PRFIN20040218_234717_000000432024_00231_10305_1685.N1	18-FEB-2004 23:47:17	Dark	43.000	12	Alp1Cru	0.775000	30000.	86	10305	No
233	GOM_NL__2PRFIN20040218_234930_000000382024_00231_10305_1686.N1	18-FEB-2004 23:49:30	Dark	38.000	29	Bet Car	1.6720	10200.	76	10305	No
234	GOM_NL__2PRFIN20040218_235210_000000402024_00231_10305_1687.N1	18-FEB-2004 23:52:10	Dark	40.000	71	lot Car	2.2460	7700.0	80	10305	No
235	GOM_NL__2PRFIN20040218_235345_000000422024_00231_10305_1688.N1	18-FEB-2004 23:53:45	Straylight	42.000	46	Del Vel	1.9540	10600.	84	10305	No
236	GOM_NL__2PRFIN20040218_235631_000000492024_00231_10305_1689.N1	18-FEB-2004 23:56:31	Straylight	48.500	65	Lam Vel	2.2040	4400.0	97	10305	No
237	GOM_NL__2PRFIN20040218_235812_000000402024_00231_10305_1690.N1	18-FEB-2004 23:58:12	Straylight	40.000	70	Zet Pup	2.2460	39000.	80	10305	No

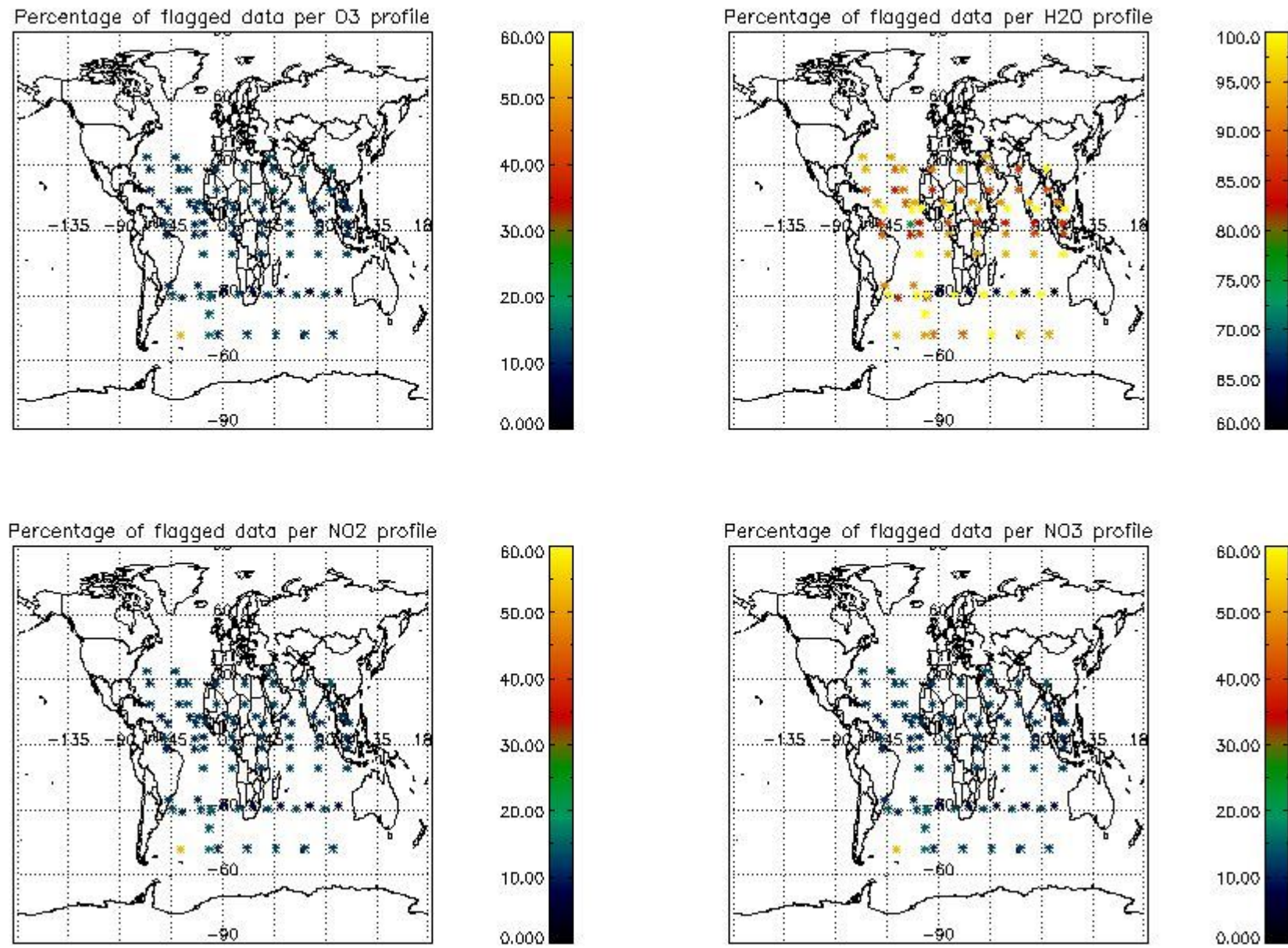
3. Quality information per product

In this section it is plotted some information contained in the Quality Summary data set of the level 2 products. Only products in dark limb conditions and without errors (error flag in the MPH set to "0") are used.

3.1 Plot quality information per product (time dependant)



3.2 Plot quality information per product (world map)

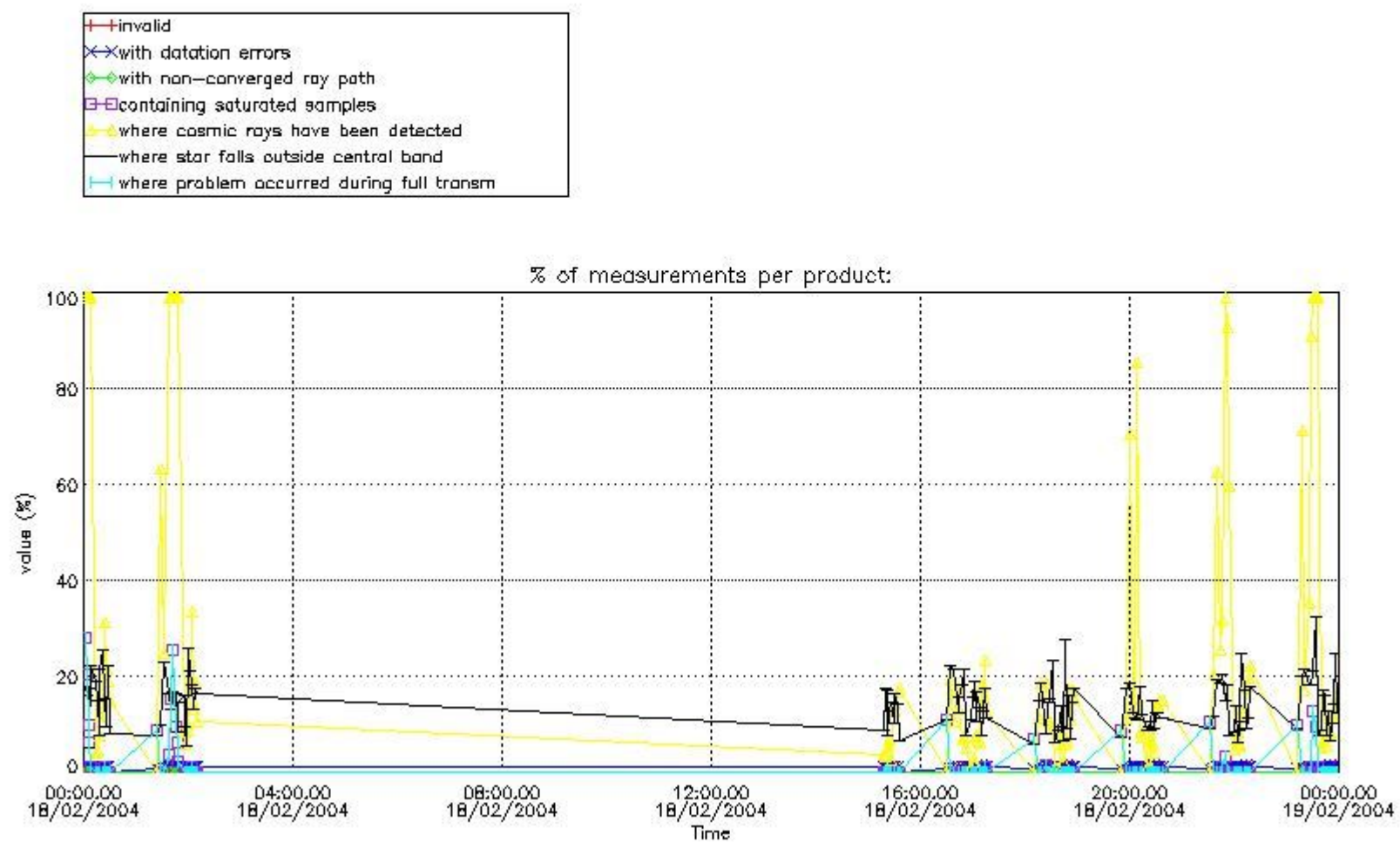


4. Level 1 quality information per product

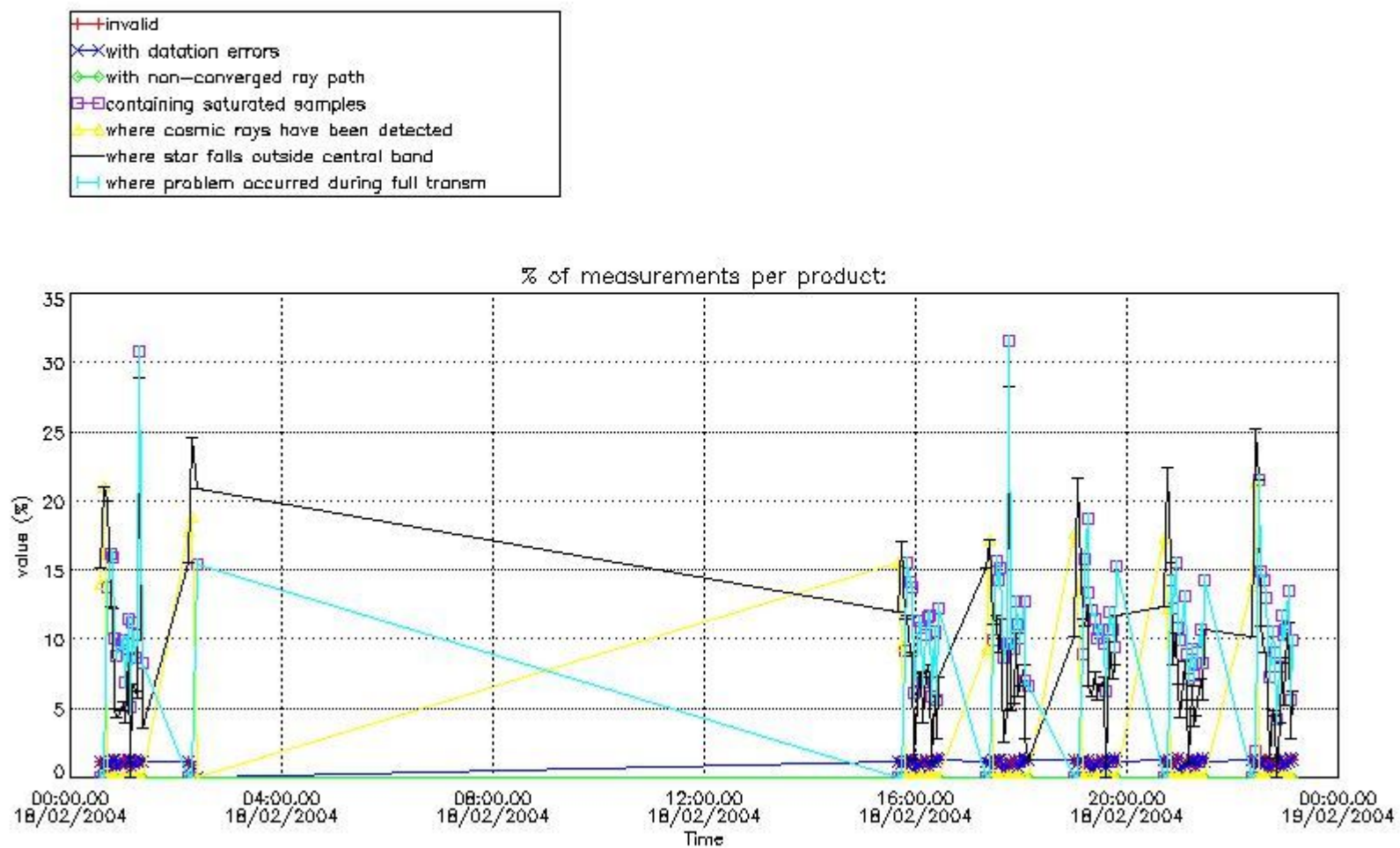
In this section it is plotted some information contained in the Quality Summary data set of the level 2 products that comes from the level 1b processing. Products without errors (error flag in the MPH set to "0") are used.

4.1 Plot quality information per product (time dependant) coming from level 1b processing

4.1.1 Plot level 1 quality information per product (time dependant): ENVISAT ASCENDING passes



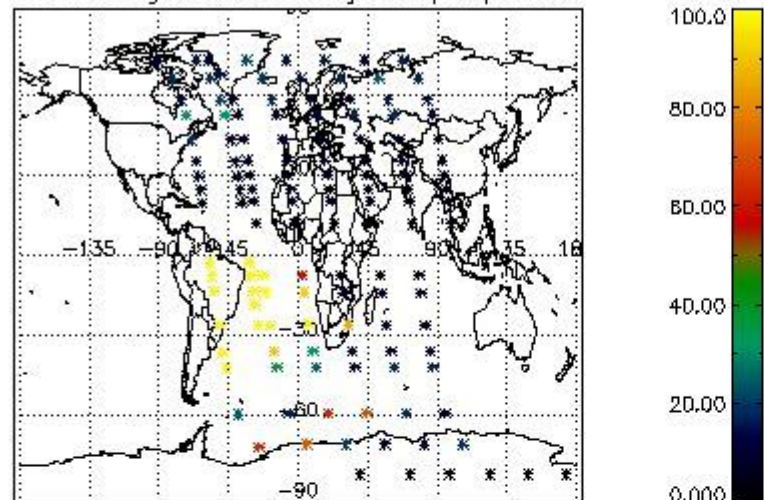
4.1.2 Plot level 1 quality information per product (time dependant): ENVI SAT DESCENDING passes



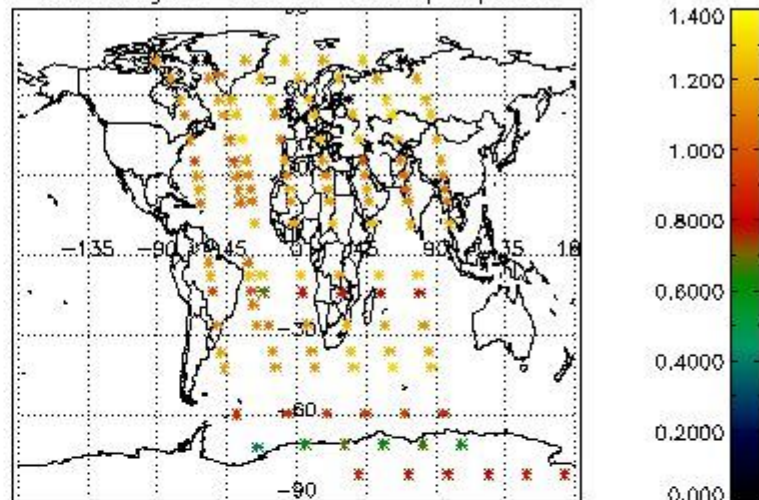
4.2 Plot quality information per product coming from level 1b processing (world map)

4.2.1 Plot level 1 quality information per product (world map): ENVISAT ASCENDING passes

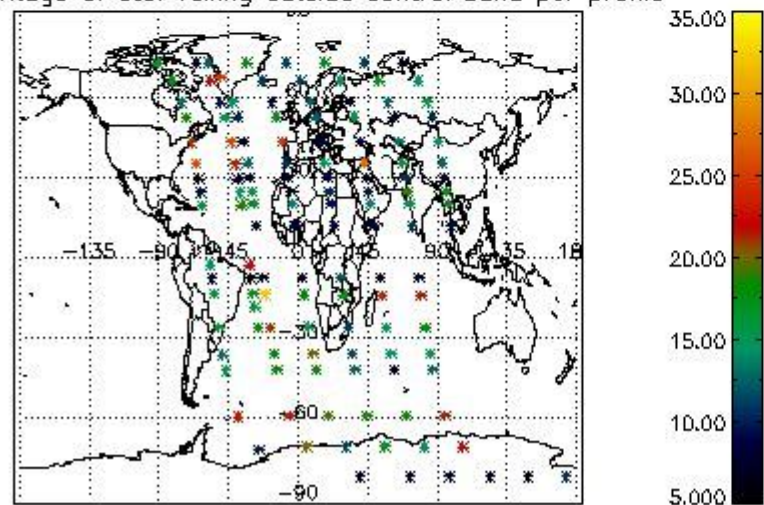
Percentage of cosmic ray hits per profile



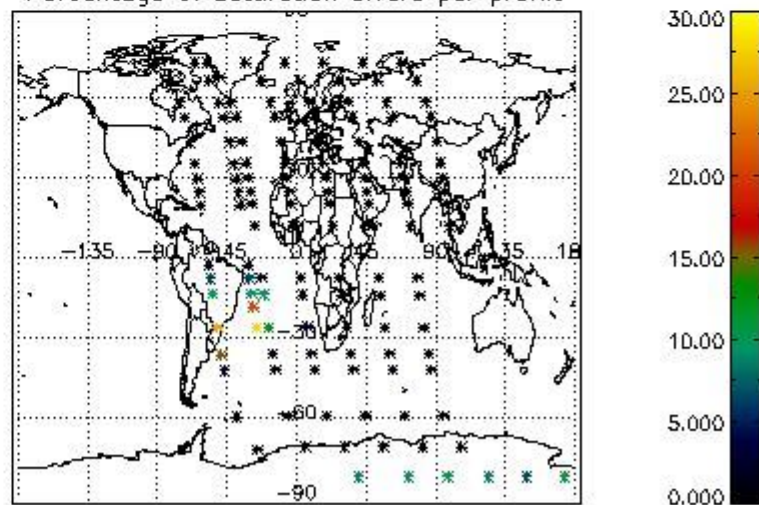
Percentage of datation errors per profile



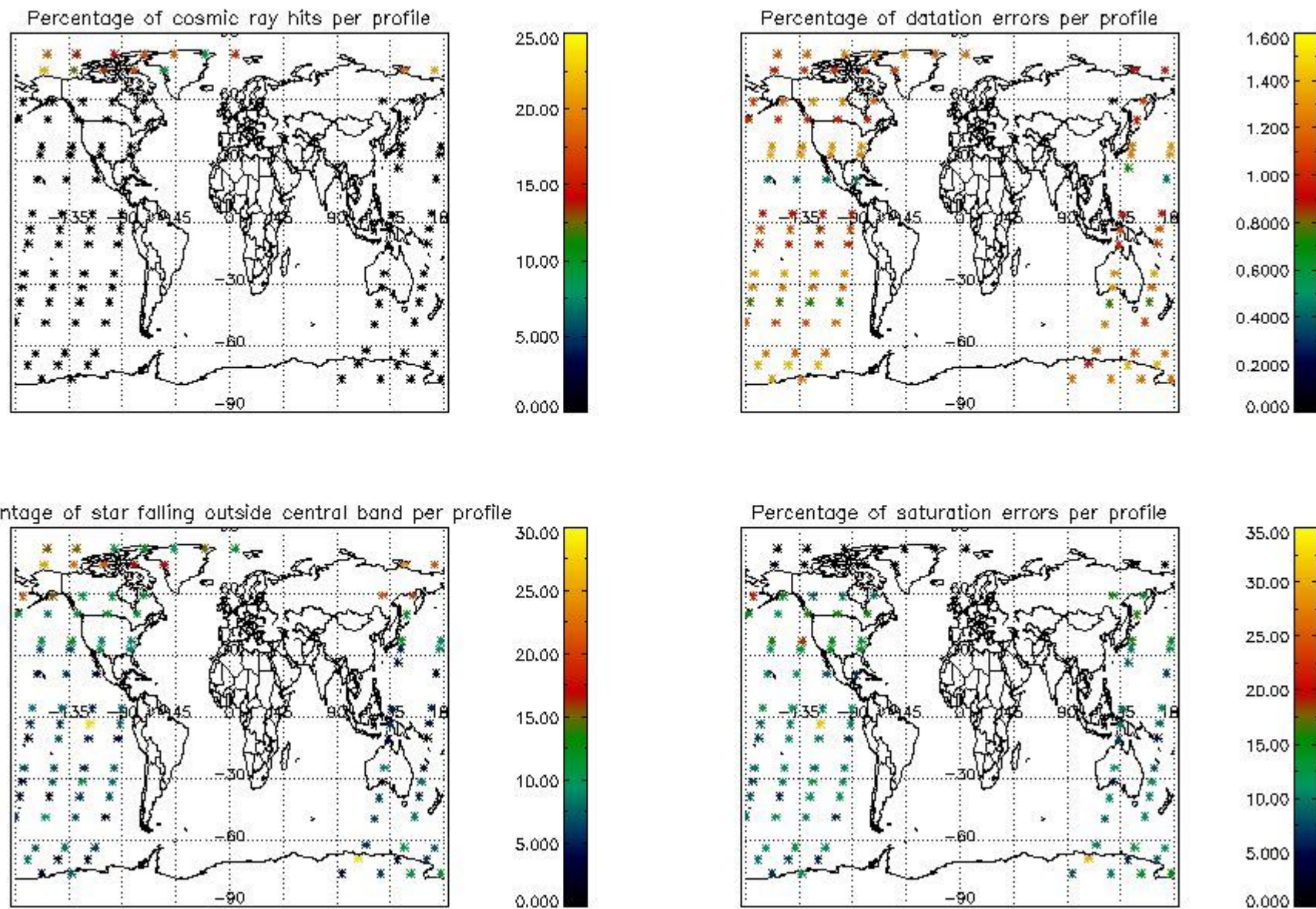
Percentage of star falling outside central band per profile



Percentage of saturation errors per profile



4.2.2 Plot level 1 quality information per product (world map): ENVISAT DESCENDING passes



5. Trace gas profiles

5.1 Ozone statistics based on quality of products

The final quality of the products can be "measured" using the STD (Standard Deviation) attached to every point profile. This information is written to the parameter GOM_NL__2P/NL_LOCAL_SPECIES_DENSITY/o3_std of the level 2 products. The table below shows the statistics for given STD ranges.

The statistics are given with respect to the overall valid production:

- Products without fatal errors: GOM_NL__2P/MPH/PRODUCT_ERR=0
- Valid point profile: GOM_NL__2P/NL_LOCAL_SPECIES_DENSITY/pcd(0)=0

The 'Criteria' is applied to valid points of dark limb products:

- Products in dark limb illumination condition: GOM_NL__2P/NL_SUMMARY_QUALITY/obs_ill_cond=0
- Products without fatal errors: GOM_NL__2P/MPH/PRODUCT_ERR=0
- Valid point profile: GOM_NL__2P/NL_LOCAL_SPECIES_DENSITY/pcd(0)=0

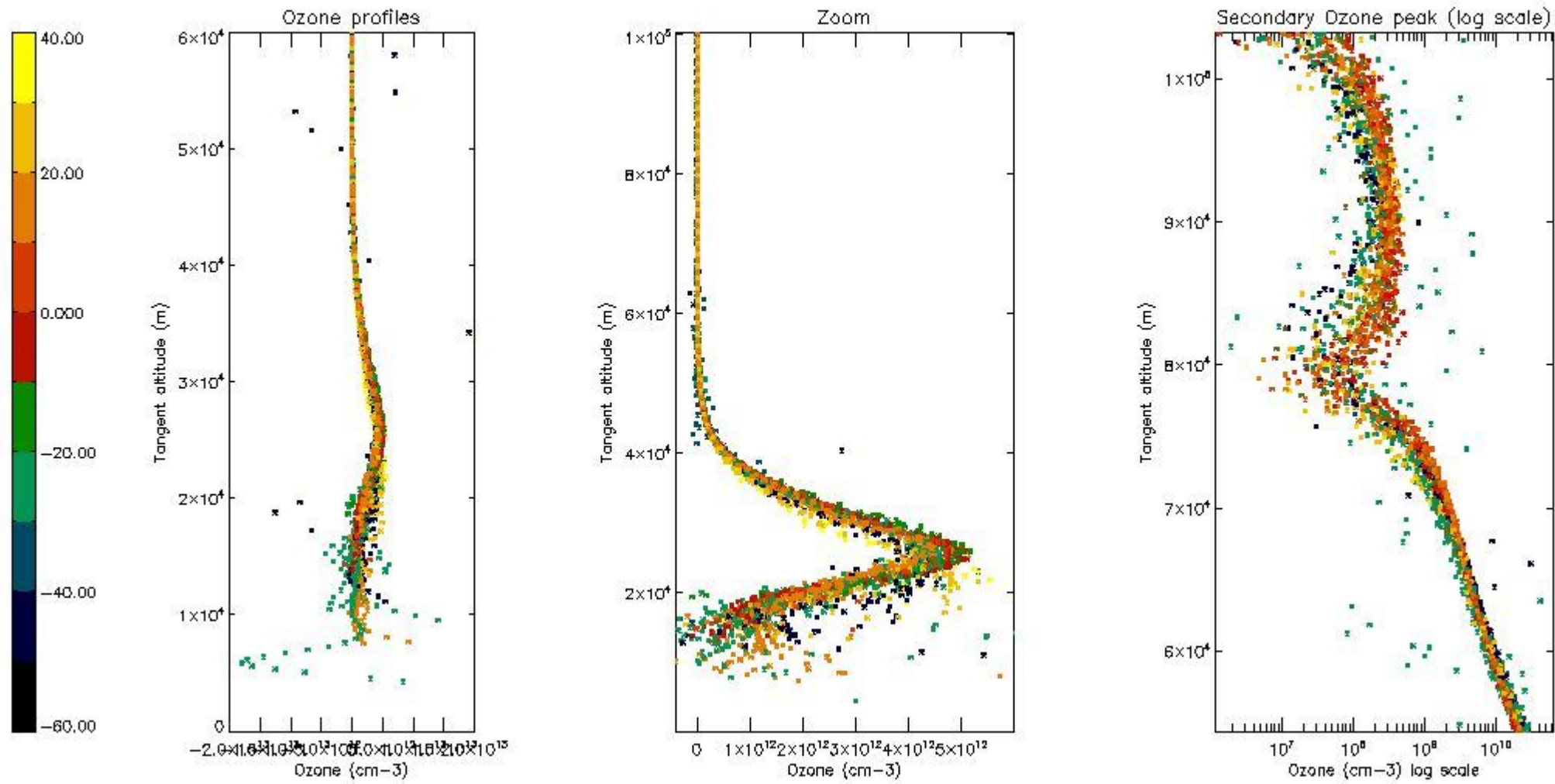
So, the table below shows the percentage of dark limb and valid observations for each criteria with respect to the overall valid daily observations.

Criteria	% of total production
All STD	32
STD < 20	20

STD < 10	17
STD < 5	12

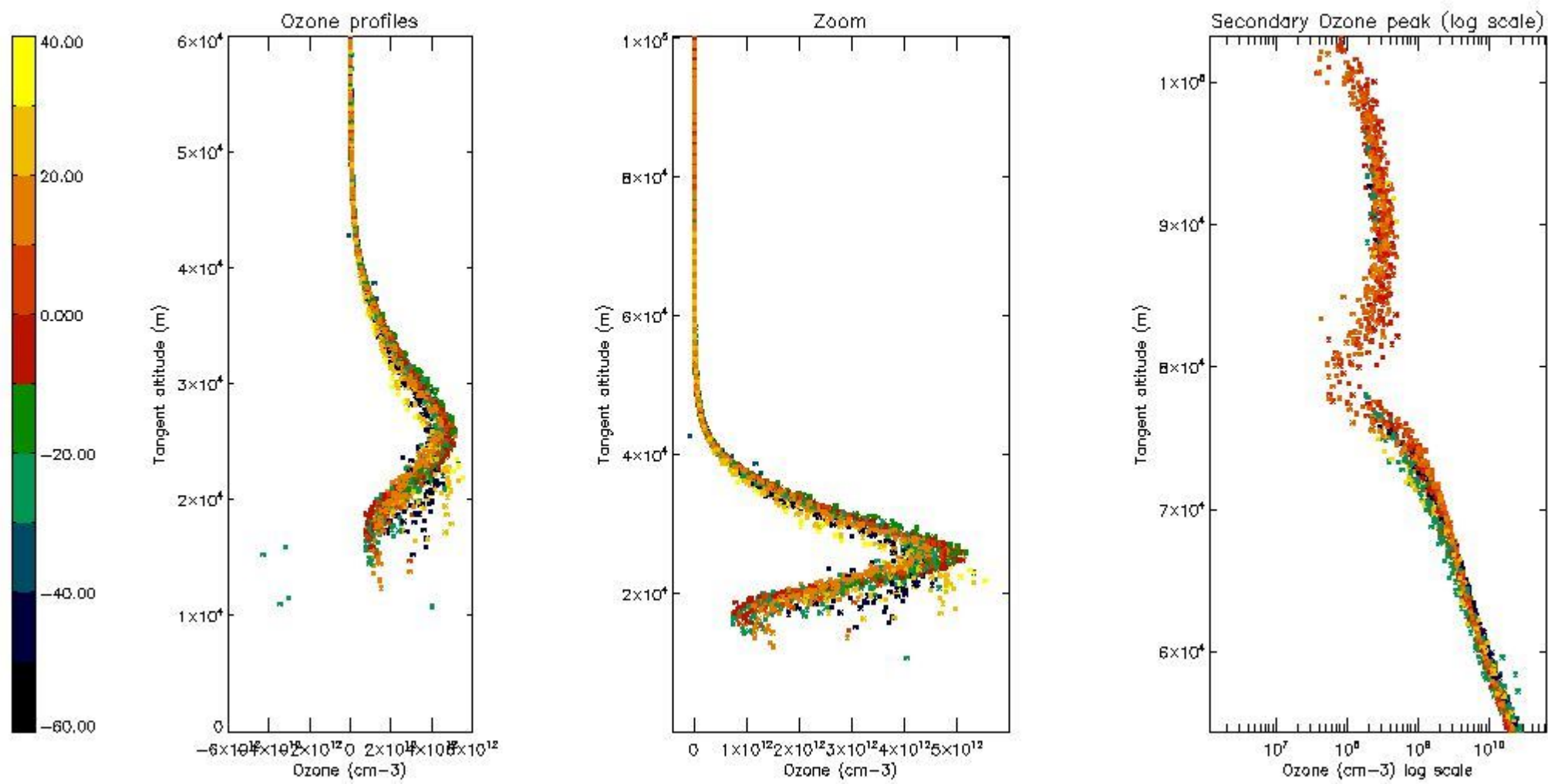
5.2 Plot ozone profiles for all STD (dark without errors)

The colorbar represents the latitude.



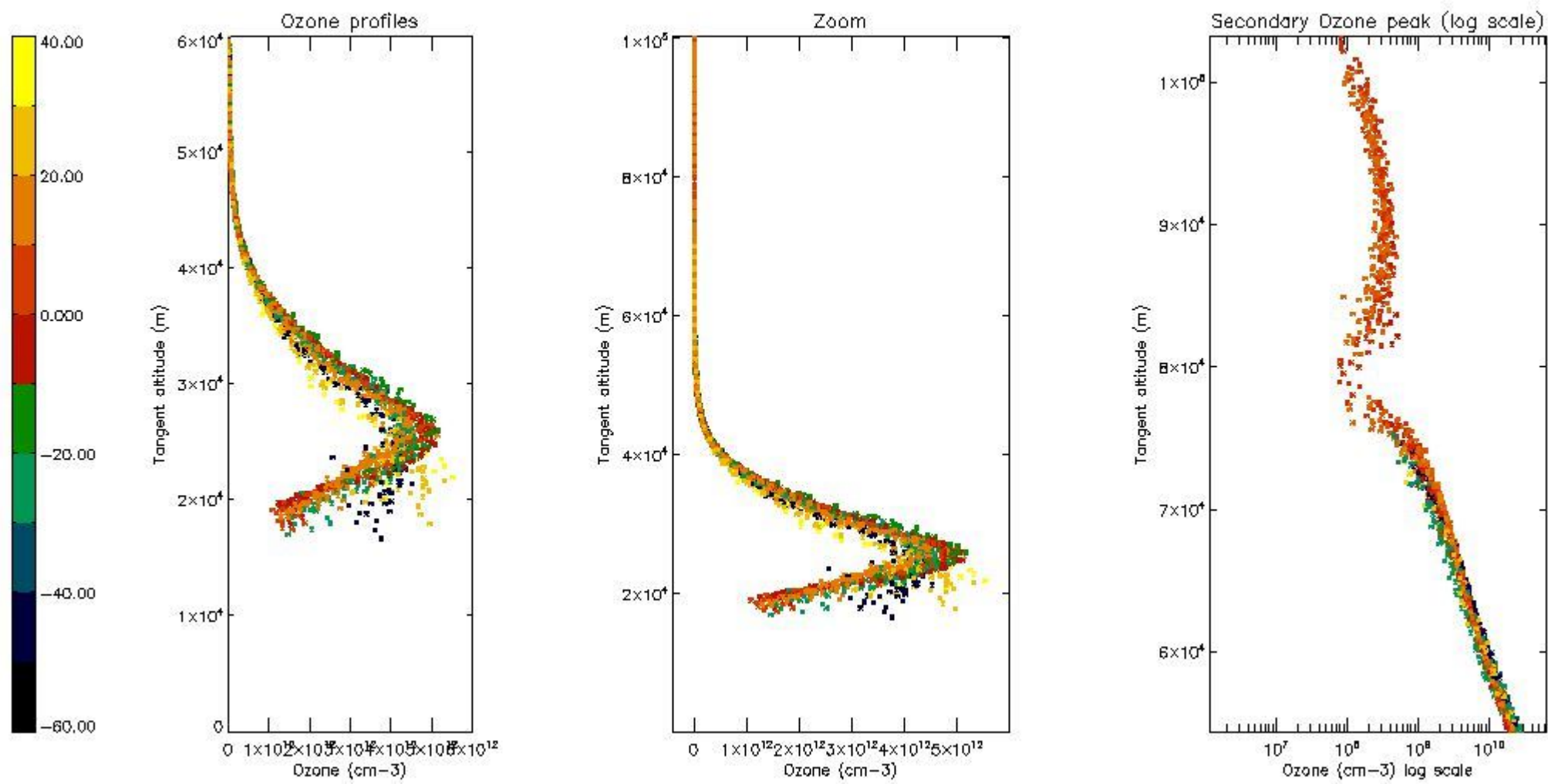
5.3 Plot ozone profiles where STD < 20% (dark without errors)

The colorbar represents the latitude.



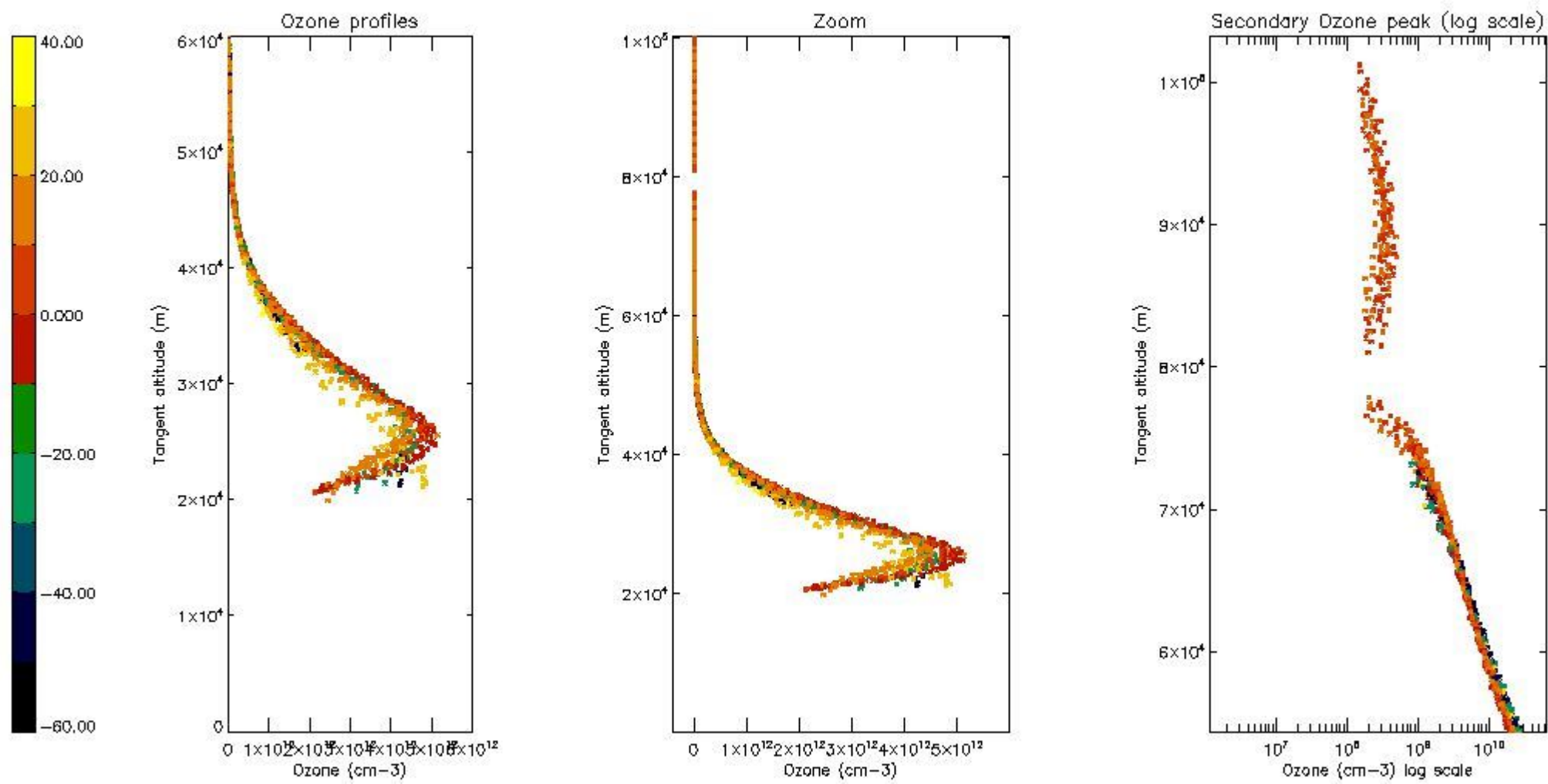
5.4 Plot ozone profiles where STD < 10% (dark without errors)

The colorbar represents the latitude.



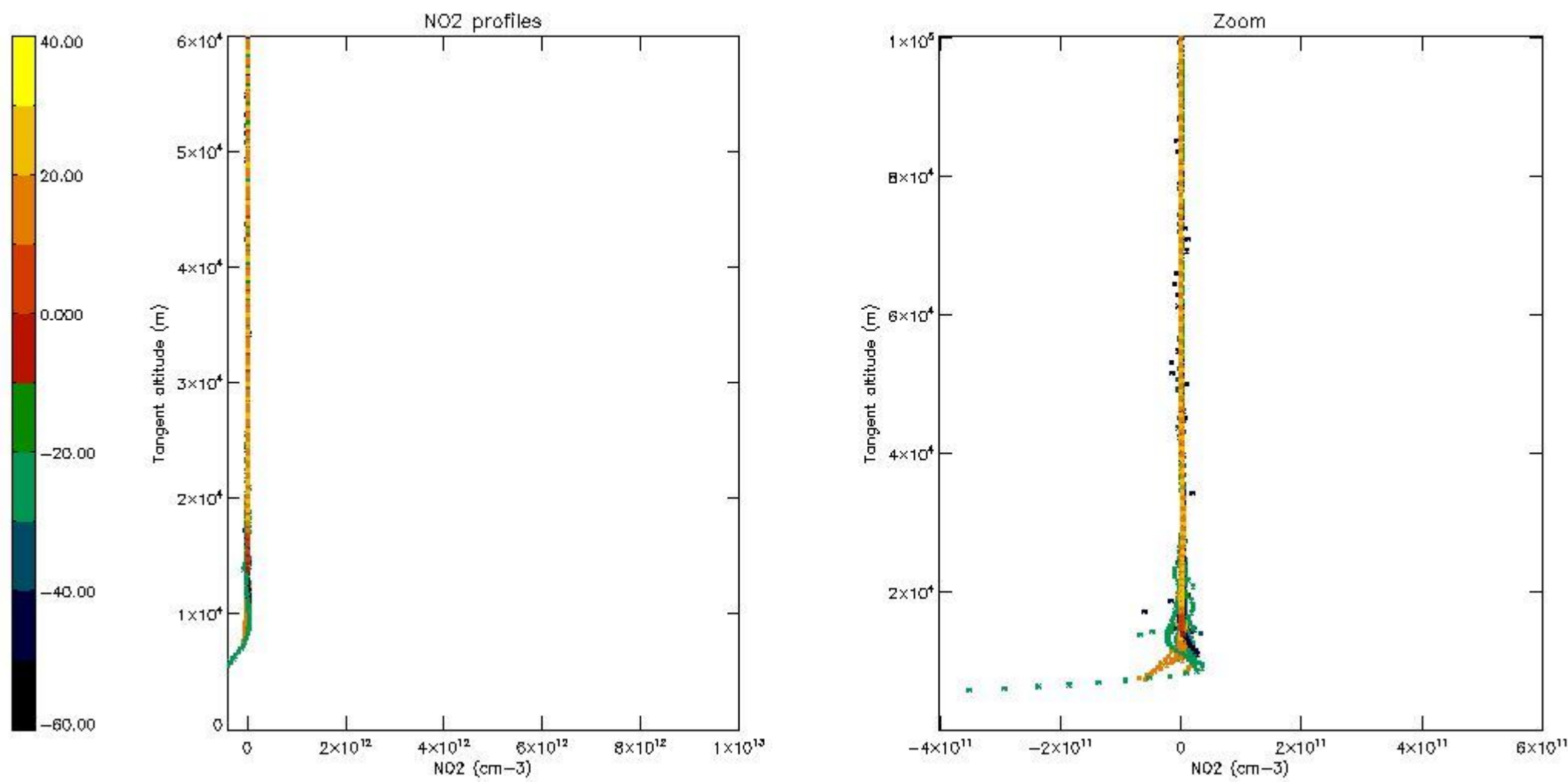
5.5 Plot ozone profiles where STD < 5% (dark without errors)

The colorbar represents the latitude.



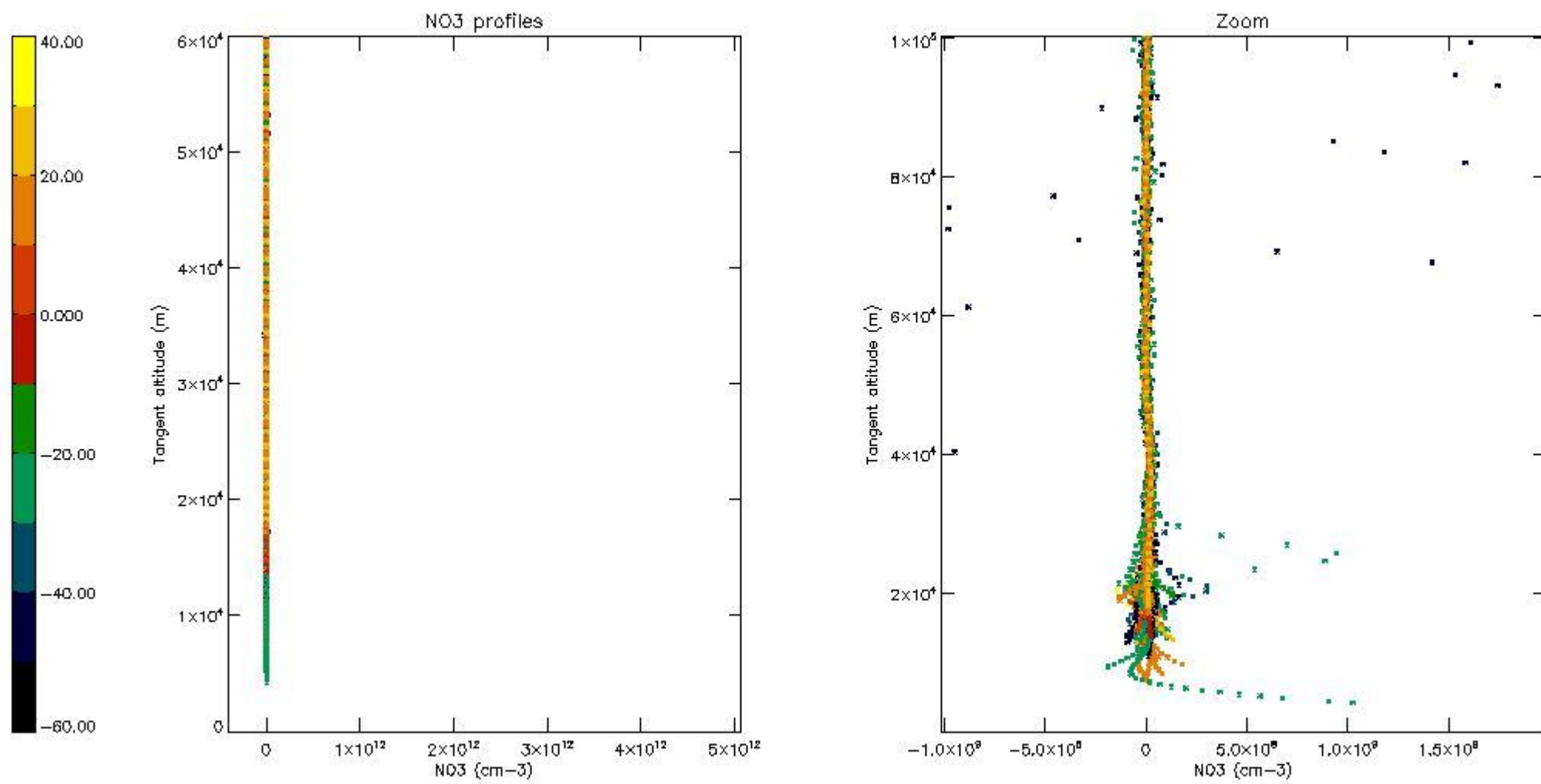
5.6 Plot NO₂ profiles for all STD (dark without errors)

The colorbar represents the latitude.



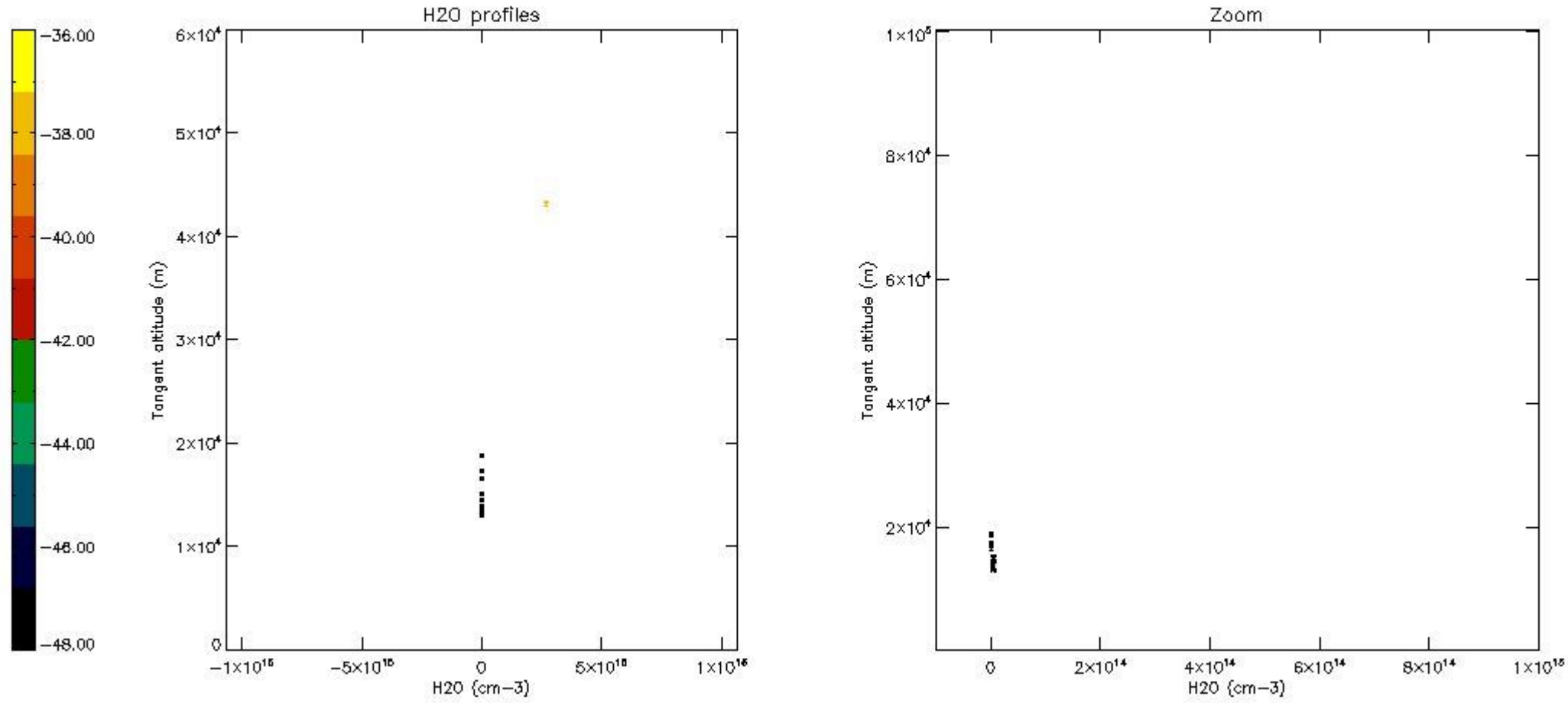
5.7 Plot NO3 profiles for all STD (dark without errors)

The colorbar represents the latitude.



5.8 Plot H2O profiles for all STD (only for occultations of stars 1,2,3,4,13,14,16,26,63 dark without errors)

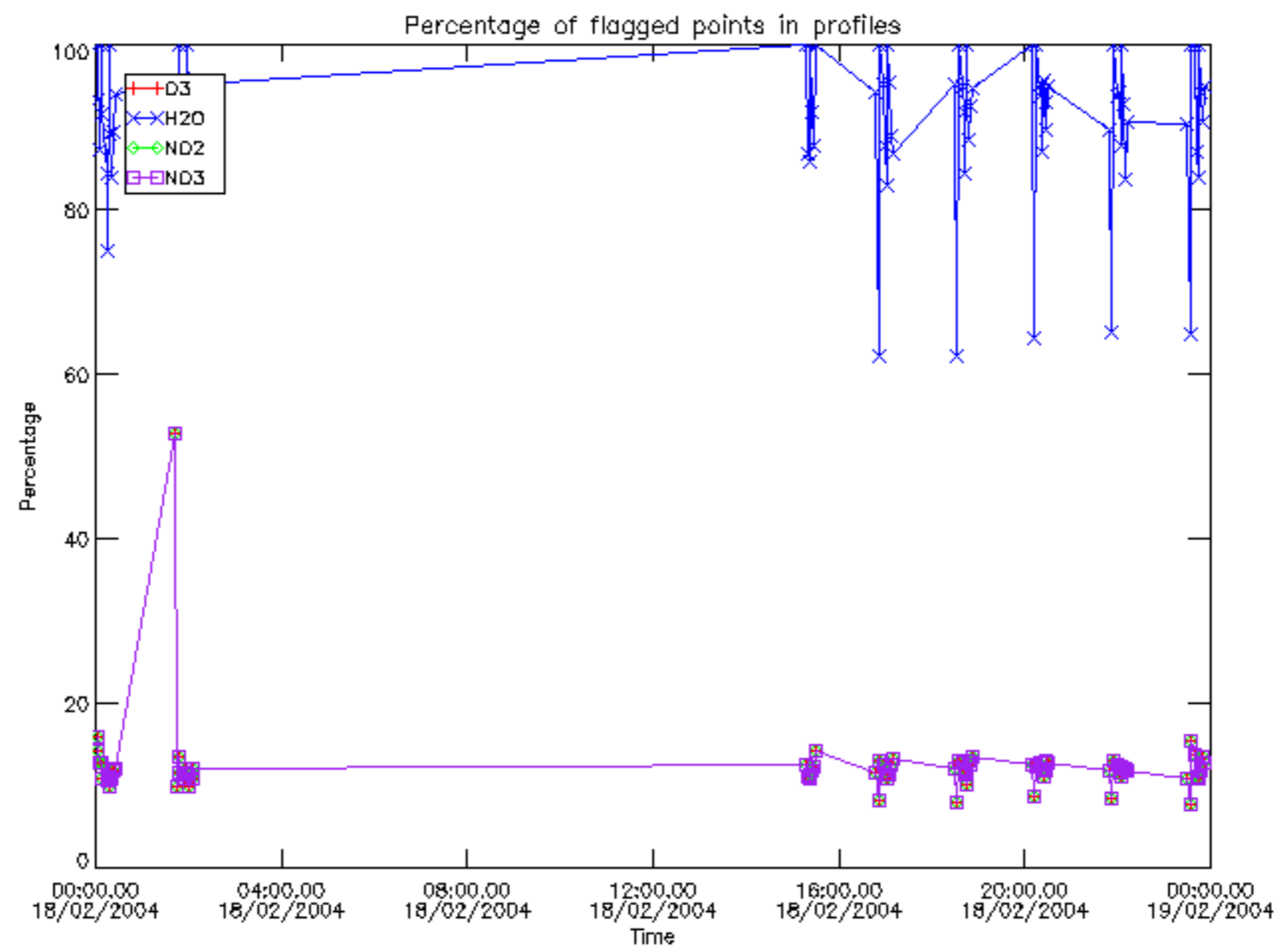
The colorbar represents the latitude.



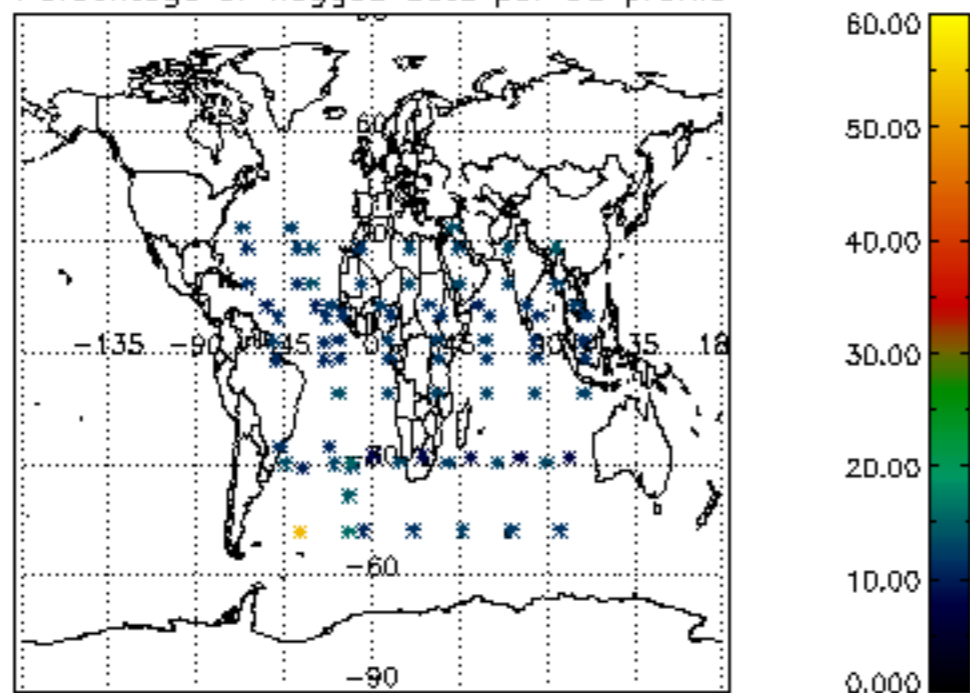
6. Auxiliary Data Files used for the production reported in section 2

The number reported in the third column indicates since which file (see list in section 2) the corresponding auxiliary file has been used. The fourth column is the date of those product files.

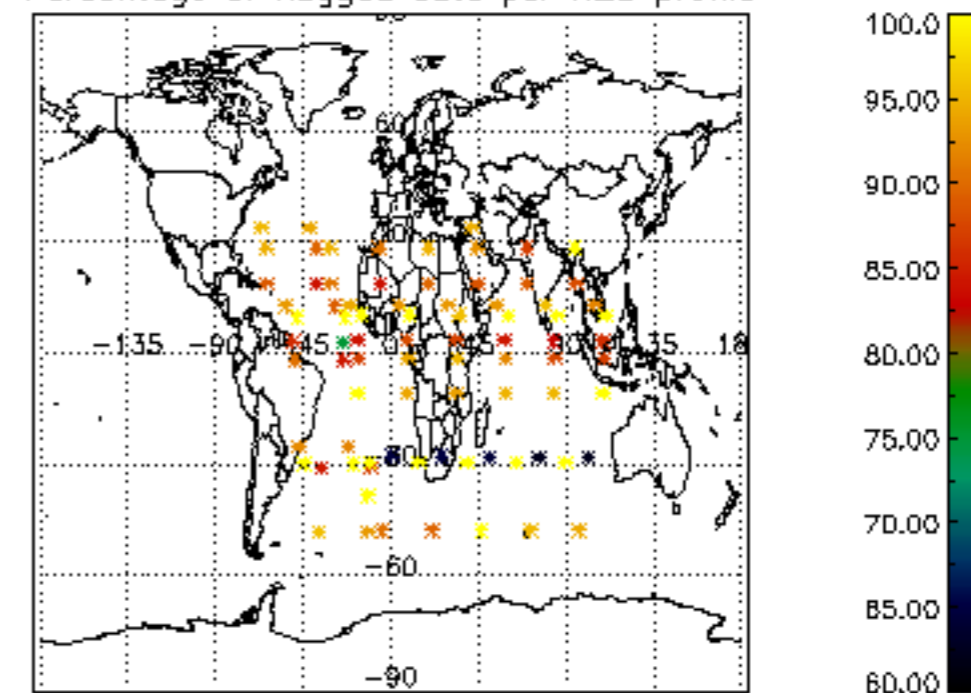
Type	Auxiliary Filename	Used since product	Used since product date
INST_PHYS_CHARACTERISTICS	GOM_INS_AXVIEC20091111_143220_20030716_120000_20500101_000000	1	18-FEB-2004 00:01:35
LEVEL-2_PROC_CONFIG	GOM_PR2_AXVIEC20091111_152718_20020301_000000_20500101_000000	1	18-FEB-2004 00:01:35
CROSS_SECTIONS_FILE	GOM_CRS_AXVIEC20091111_154832_20020301_000000_20500101_000000	1	18-FEB-2004 00:01:35



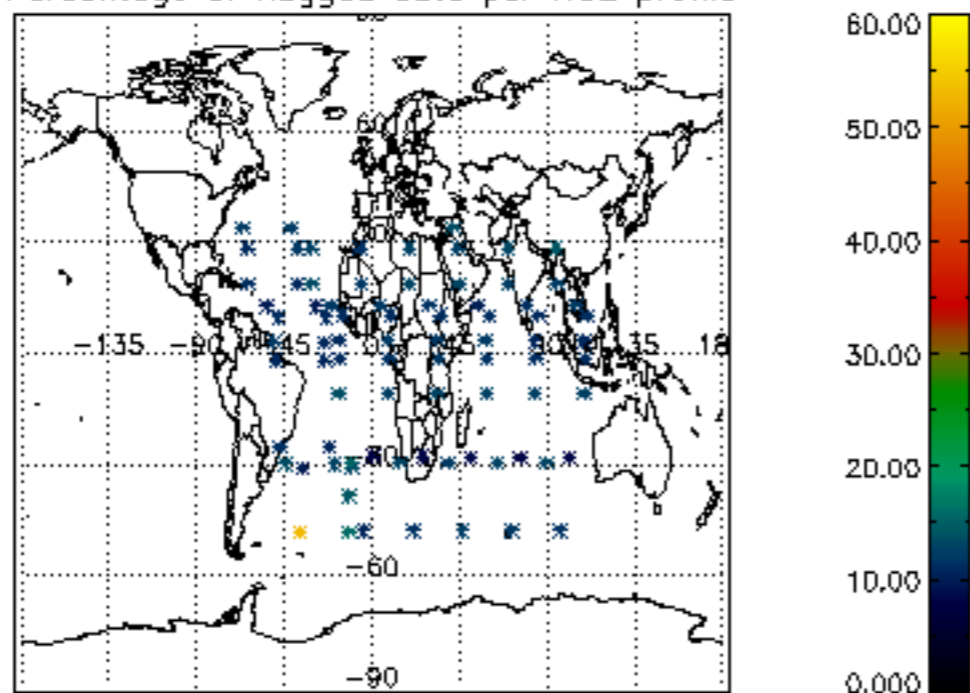
Percentage of flagged data per D3 profile



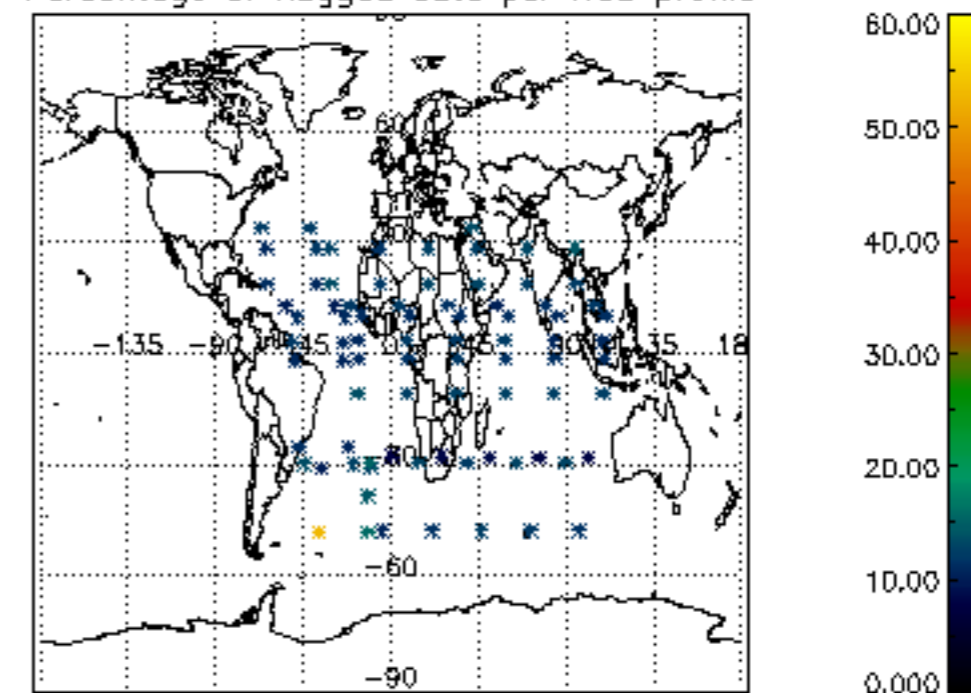
Percentage of flagged data per H2O profile

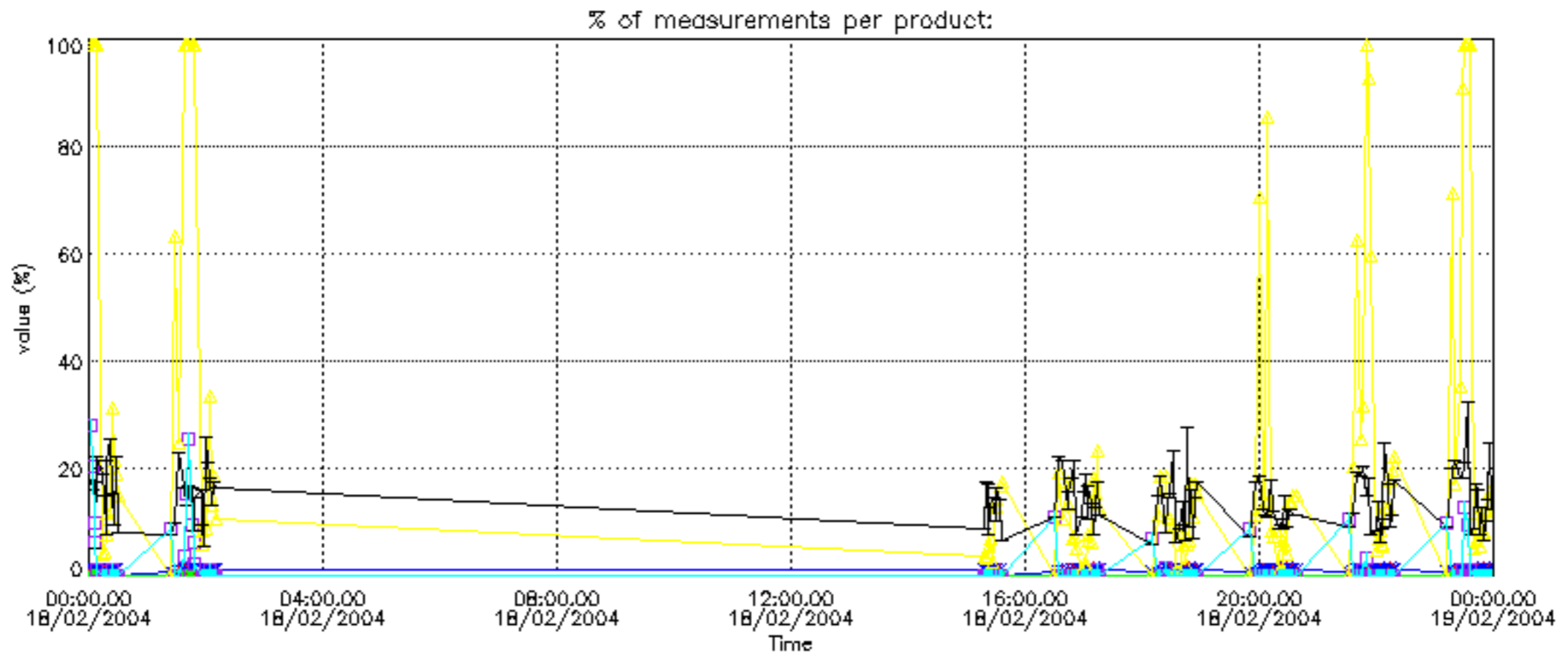


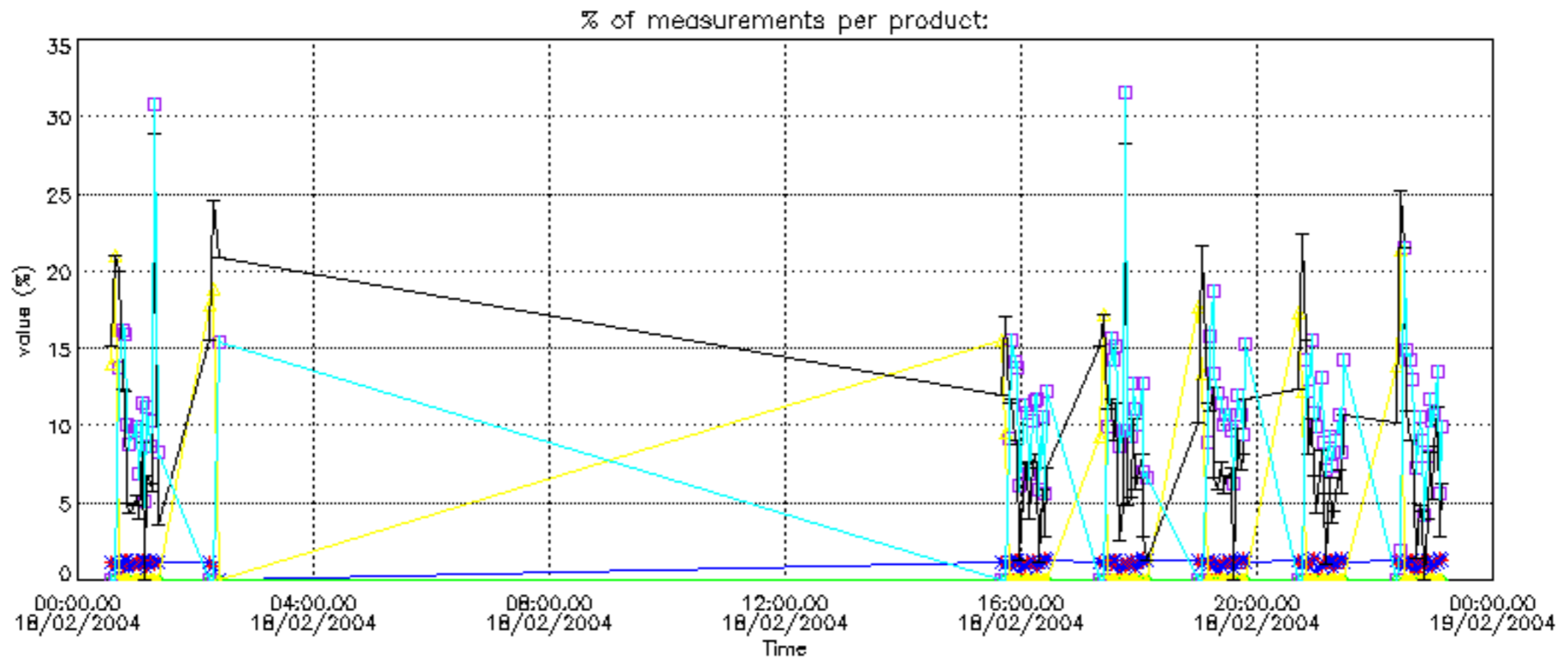
Percentage of flagged data per NO2 profile



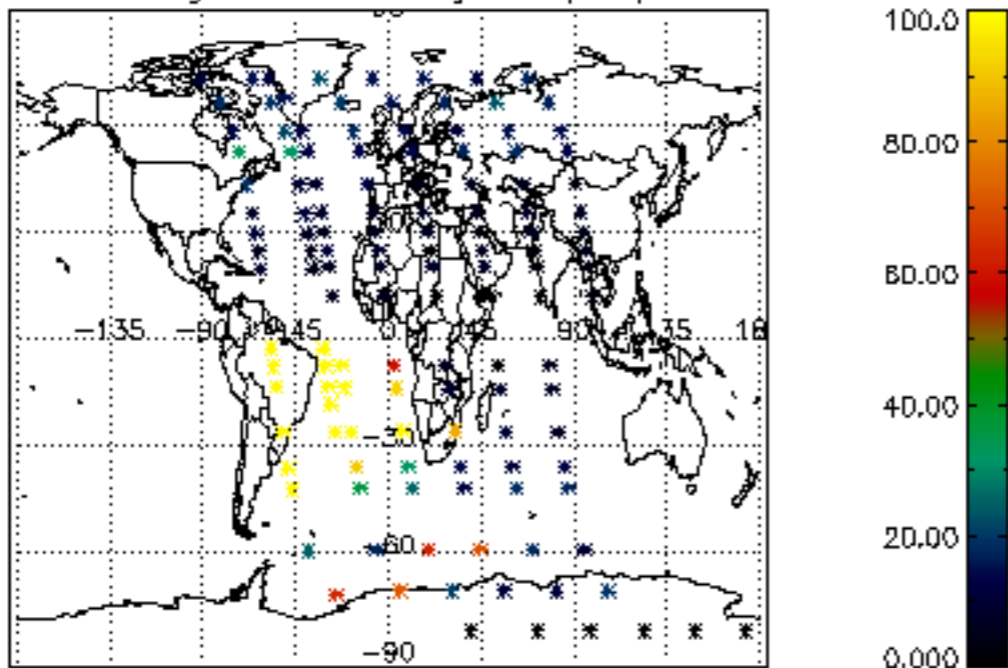
Percentage of flagged data per NO3 profile



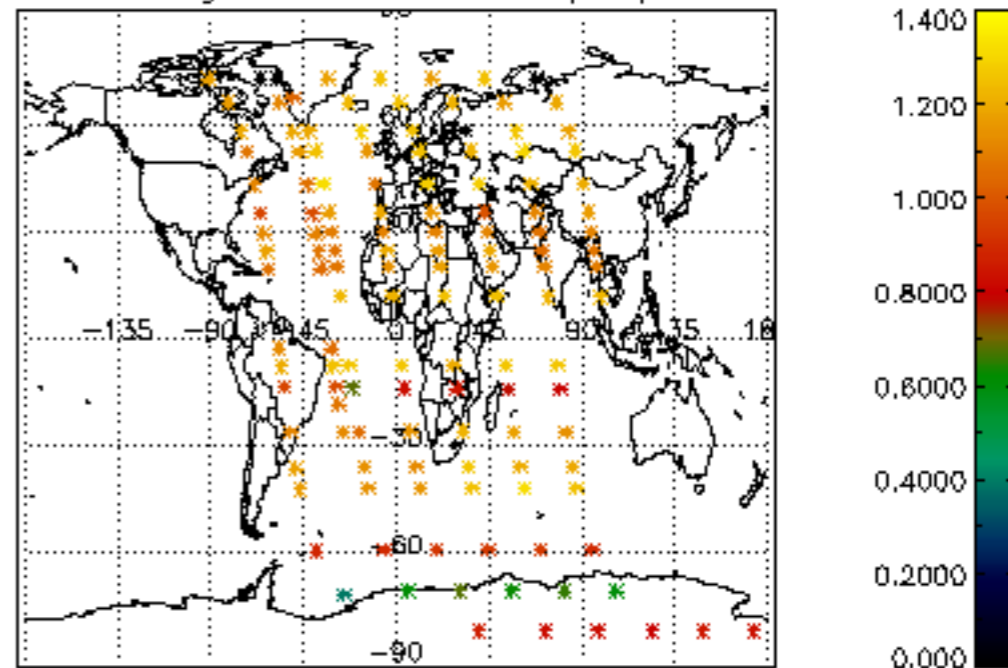




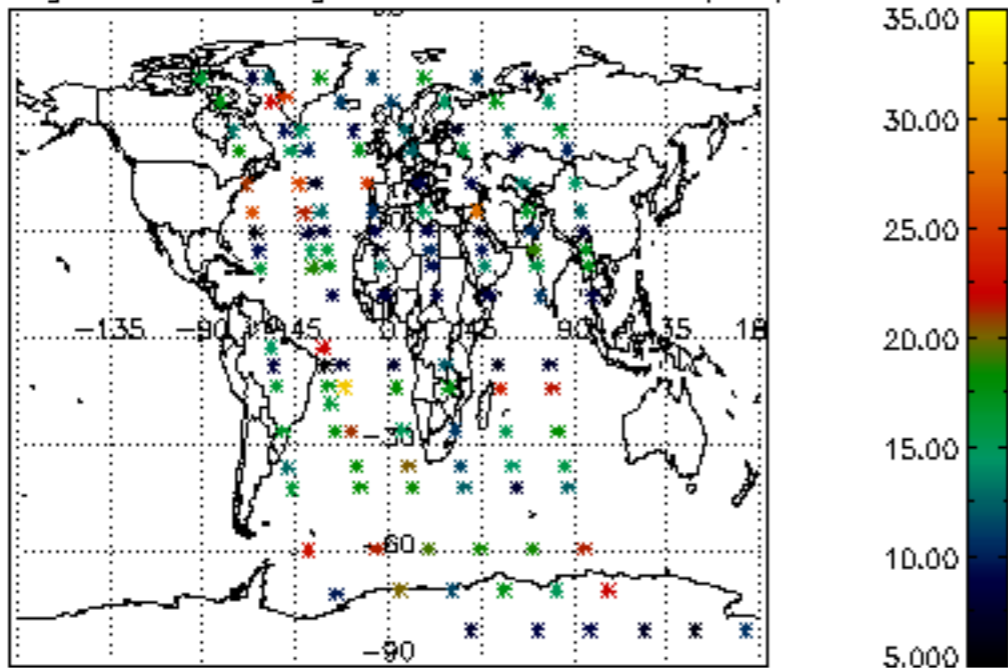
Percentage of cosmic ray hits per profile



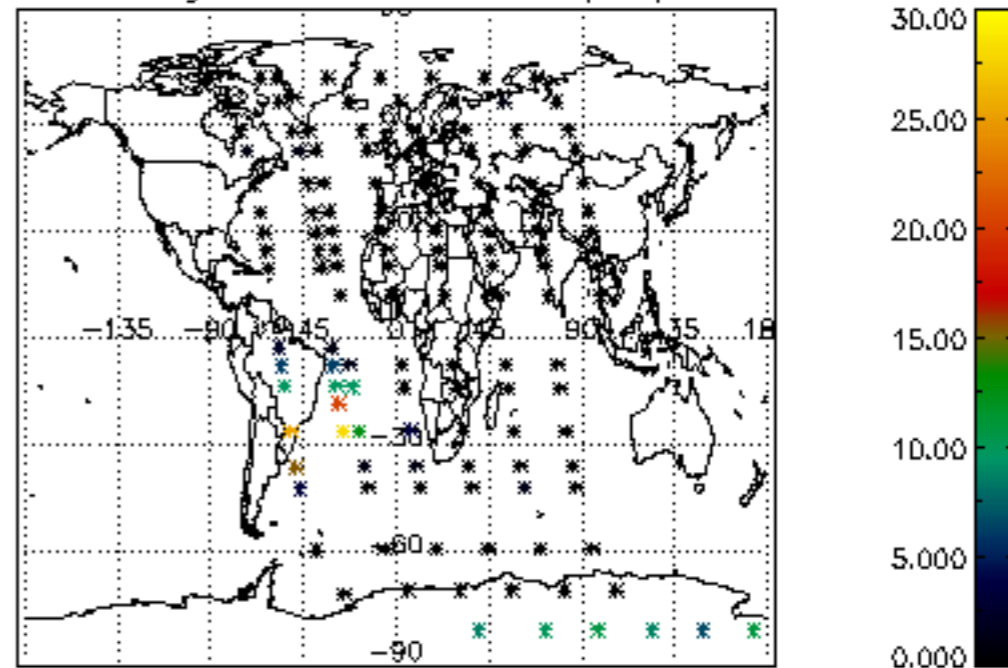
Percentage of datation errors per profile



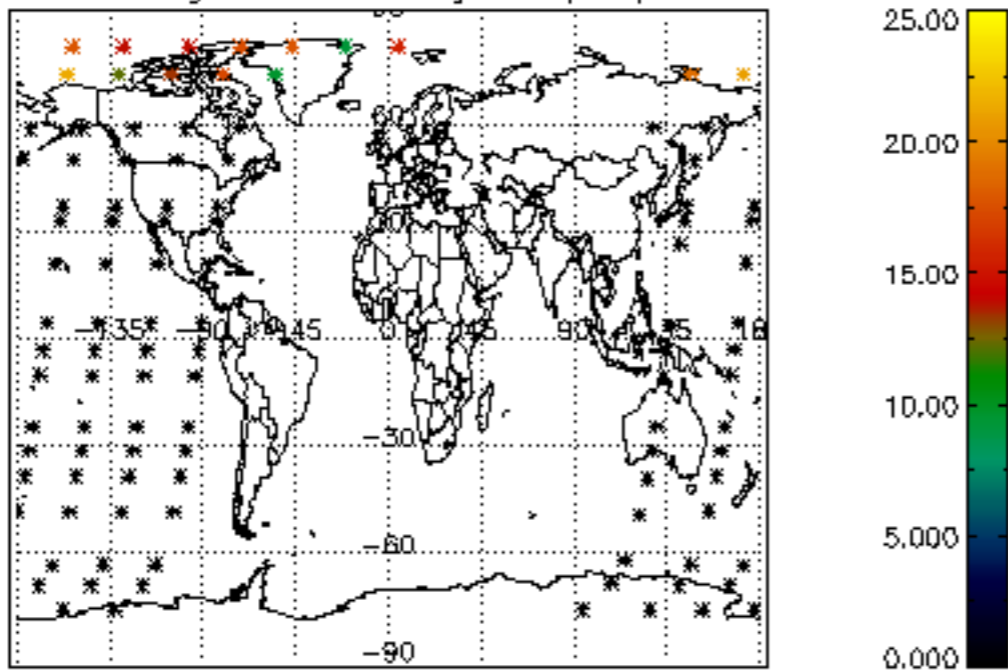
Percentage of star falling outside central band per profile



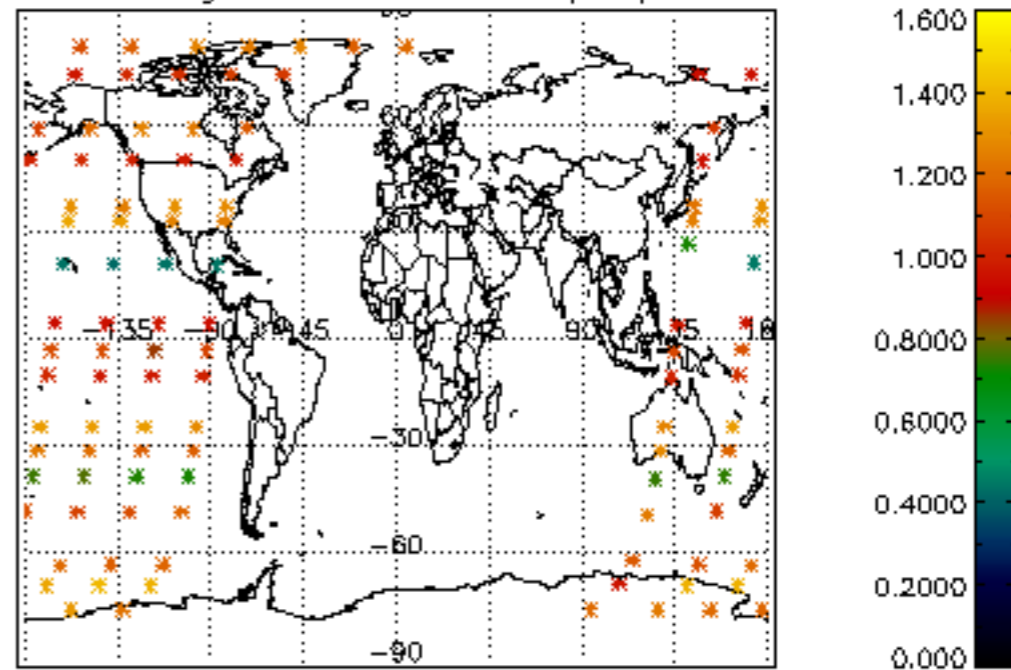
Percentage of saturation errors per profile



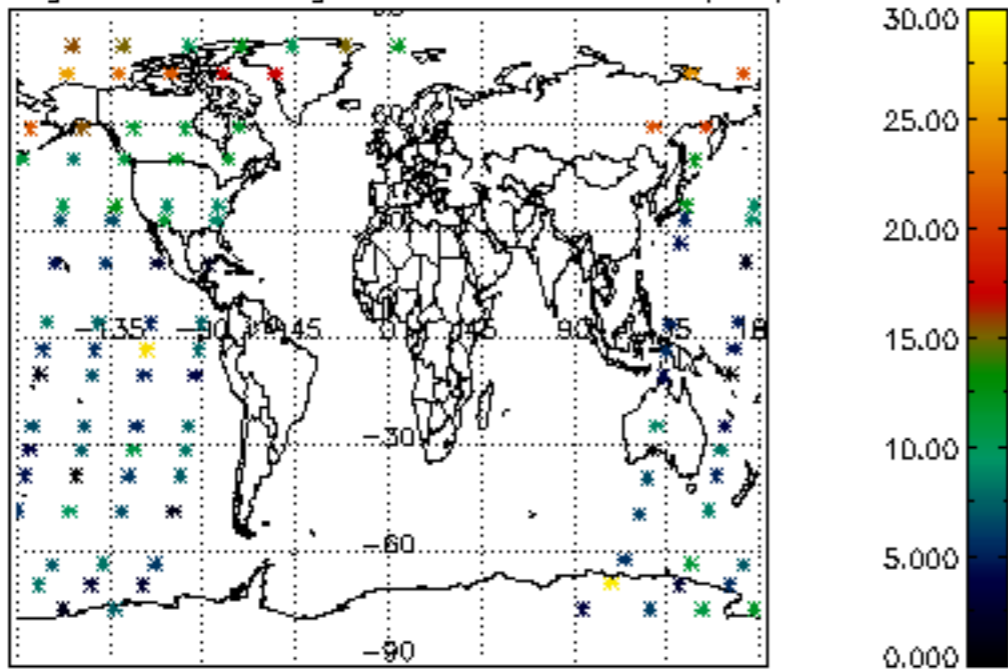
Percentage of cosmic ray hits per profile



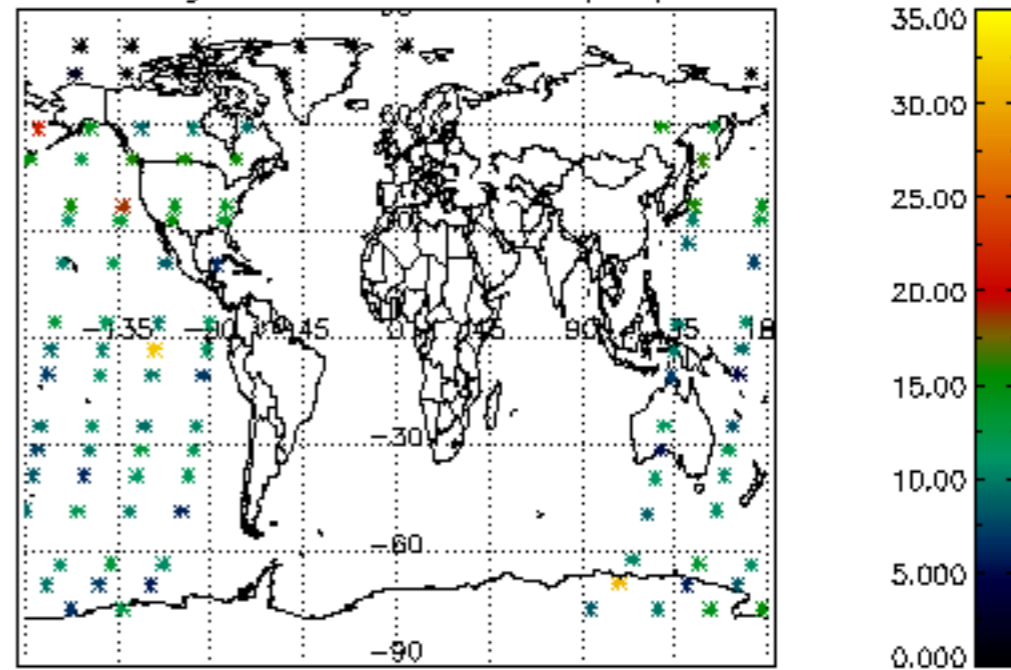
Percentage of datation errors per profile

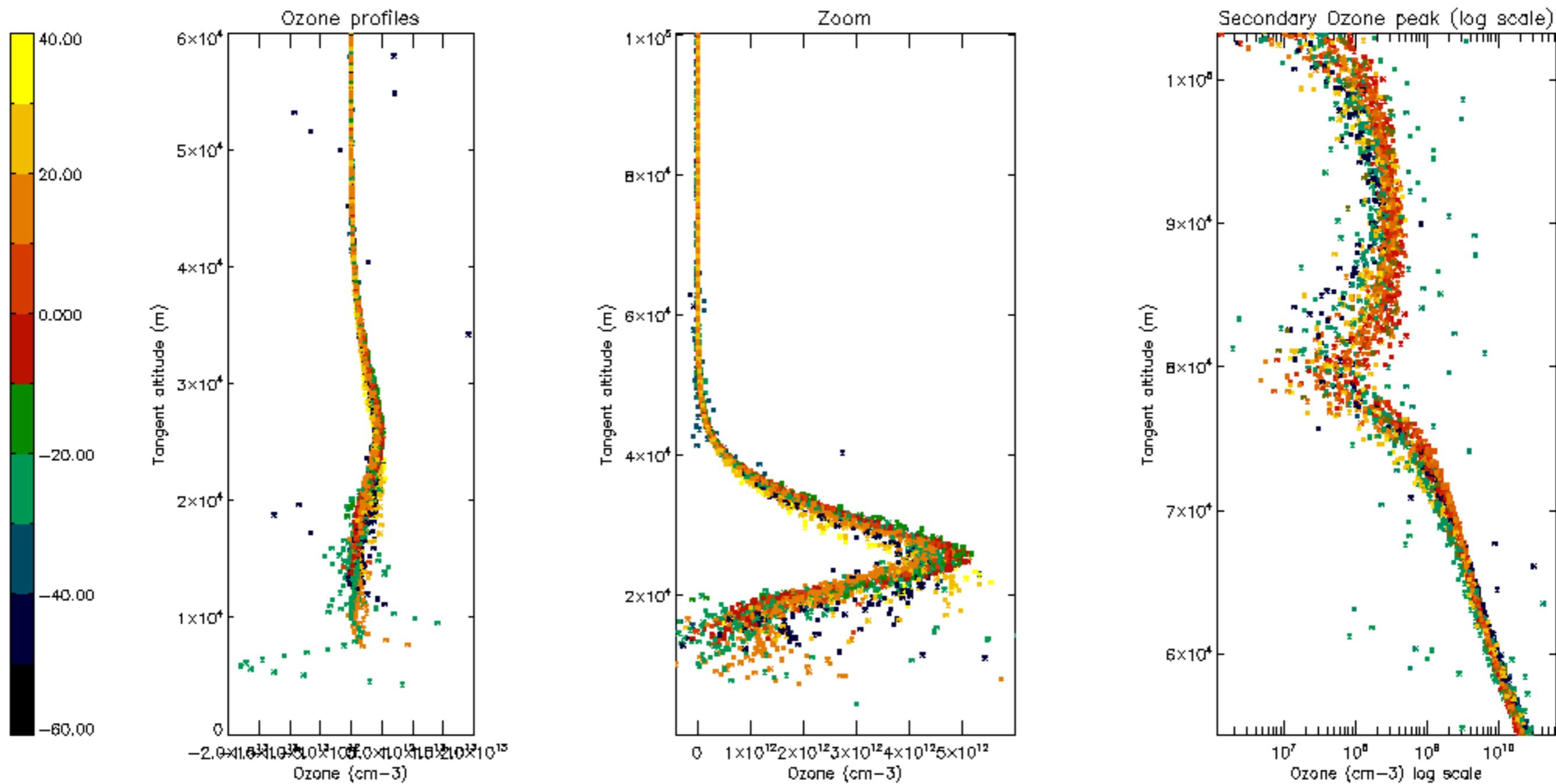


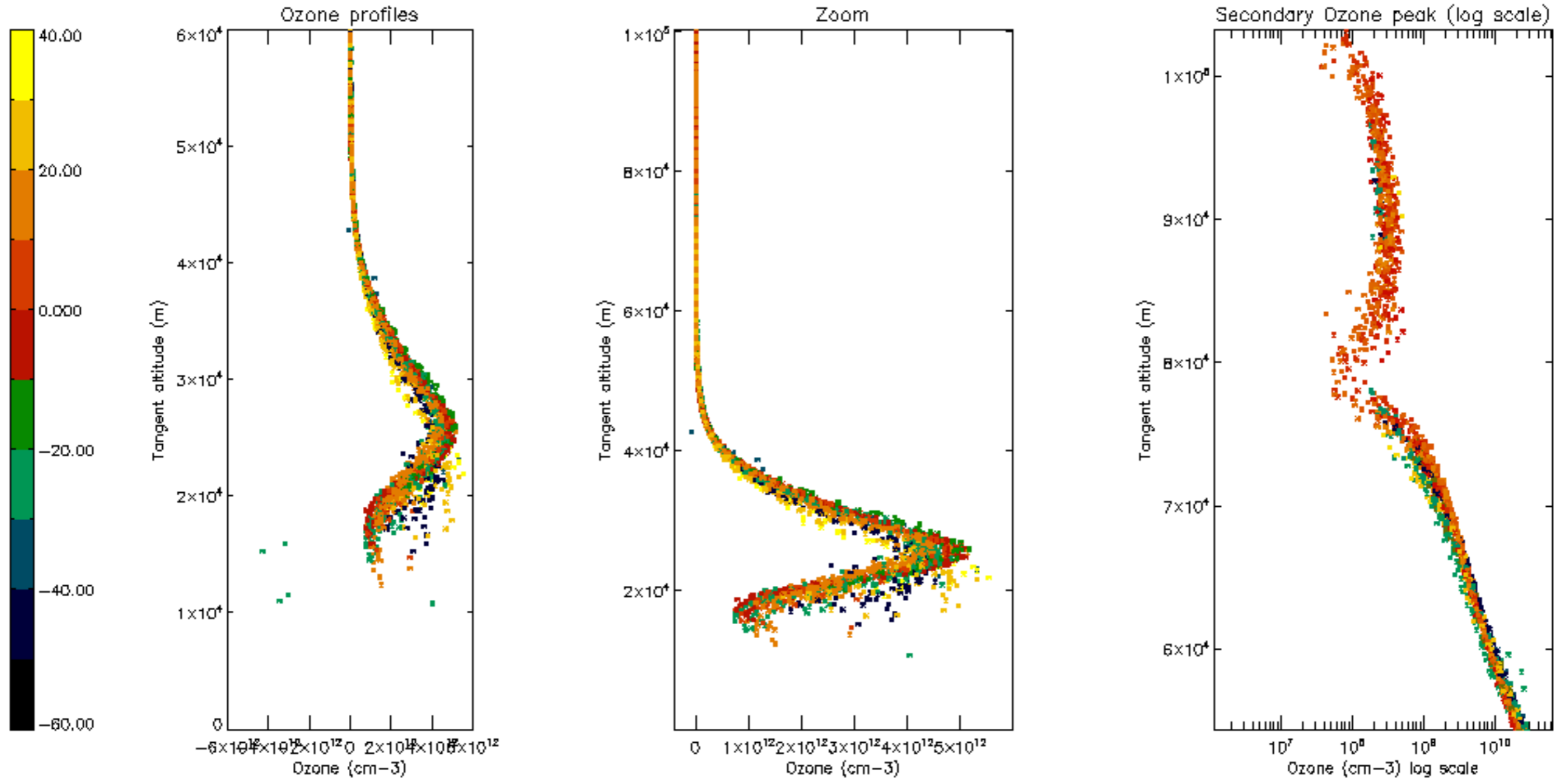
Percentage of star falling outside central band per profile

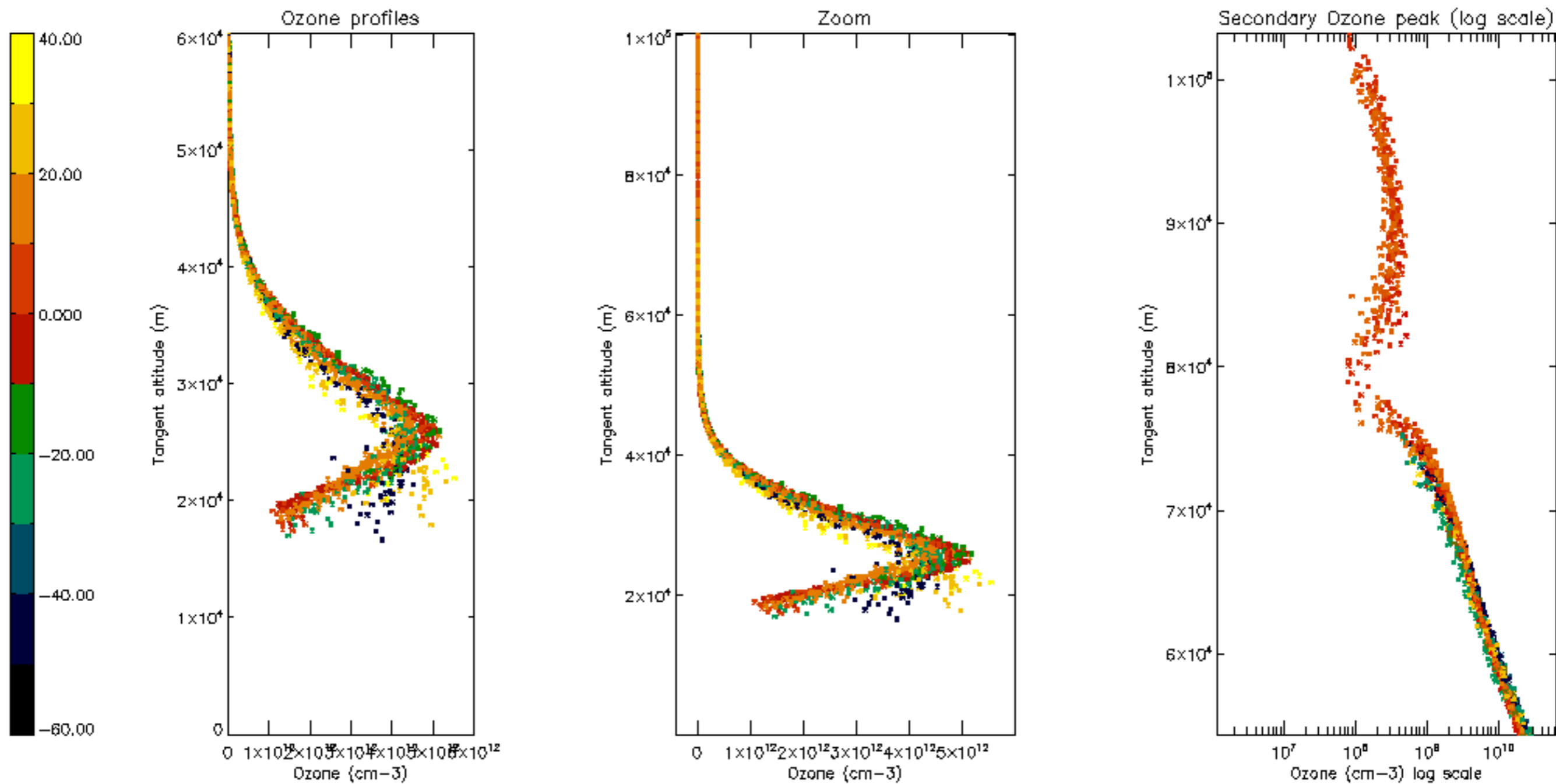


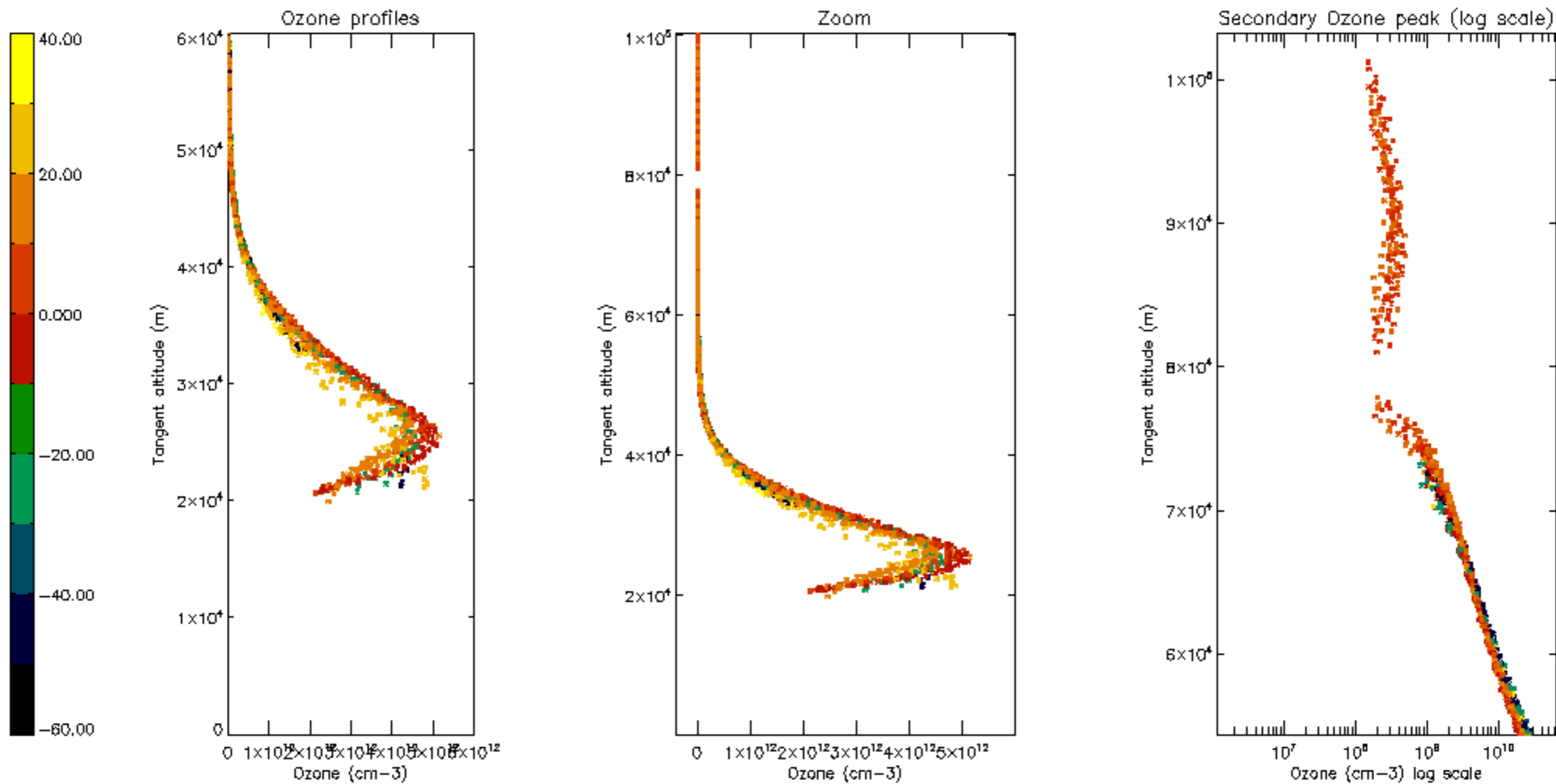
Percentage of saturation errors per profile

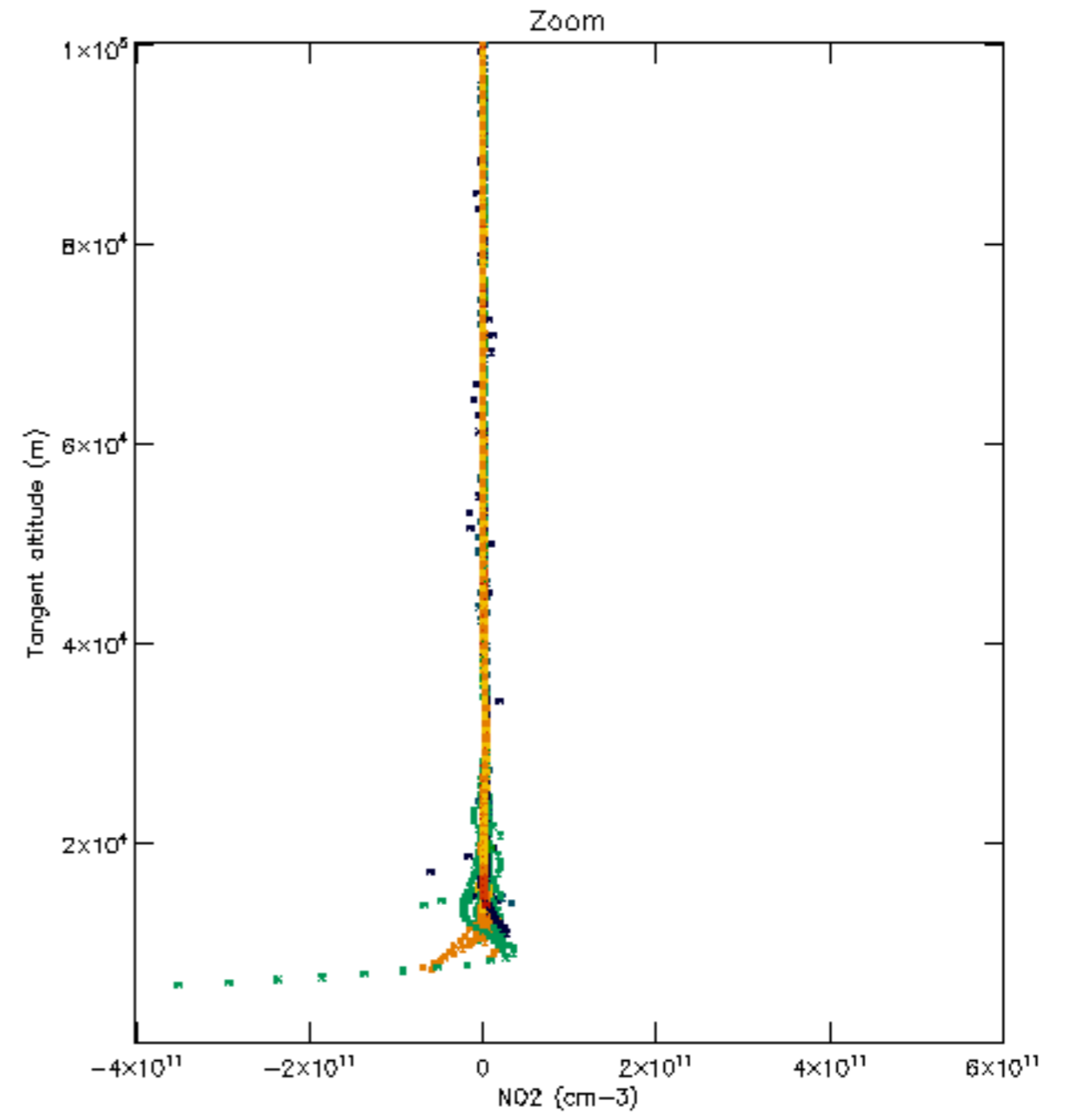
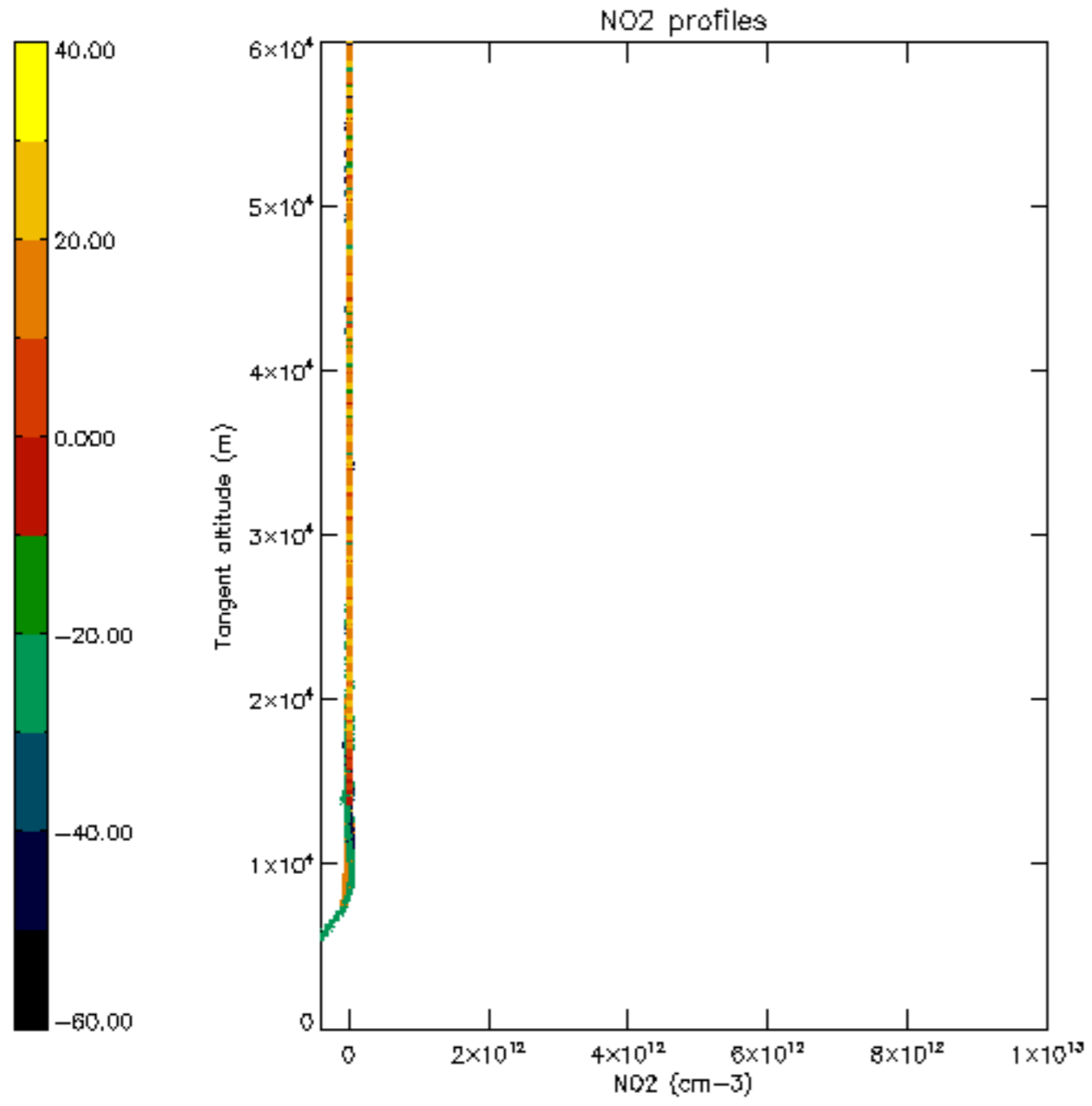


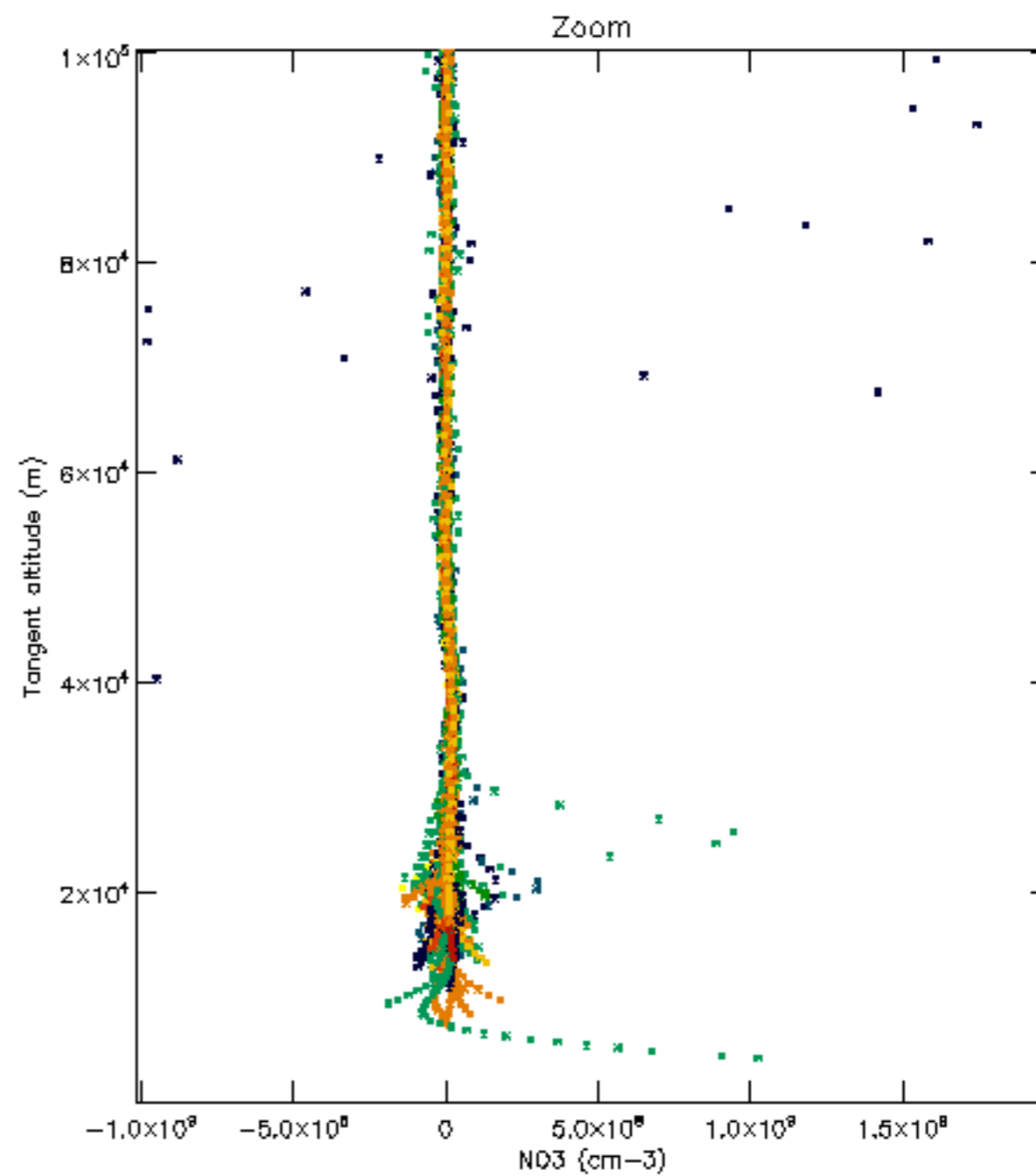
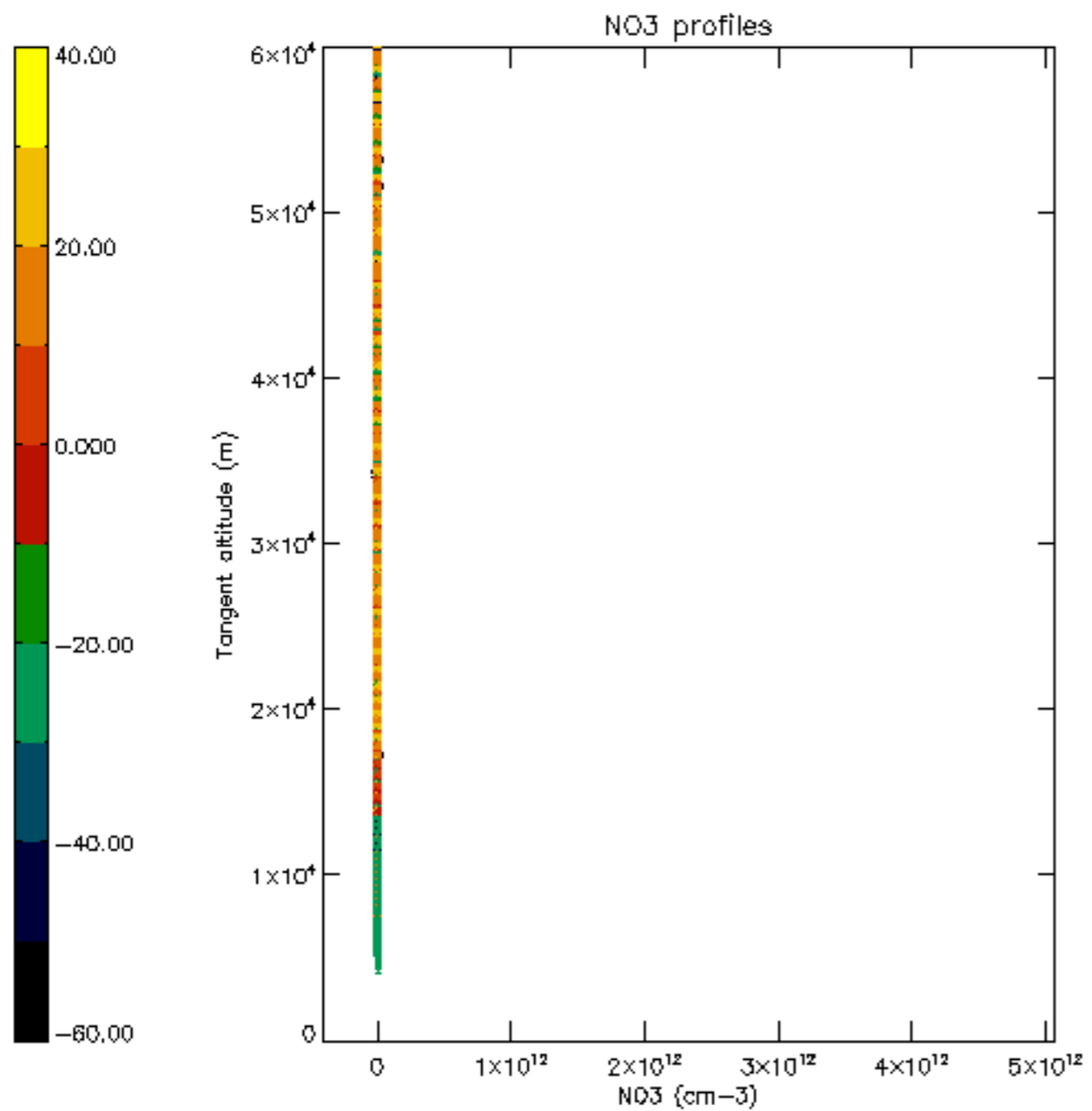


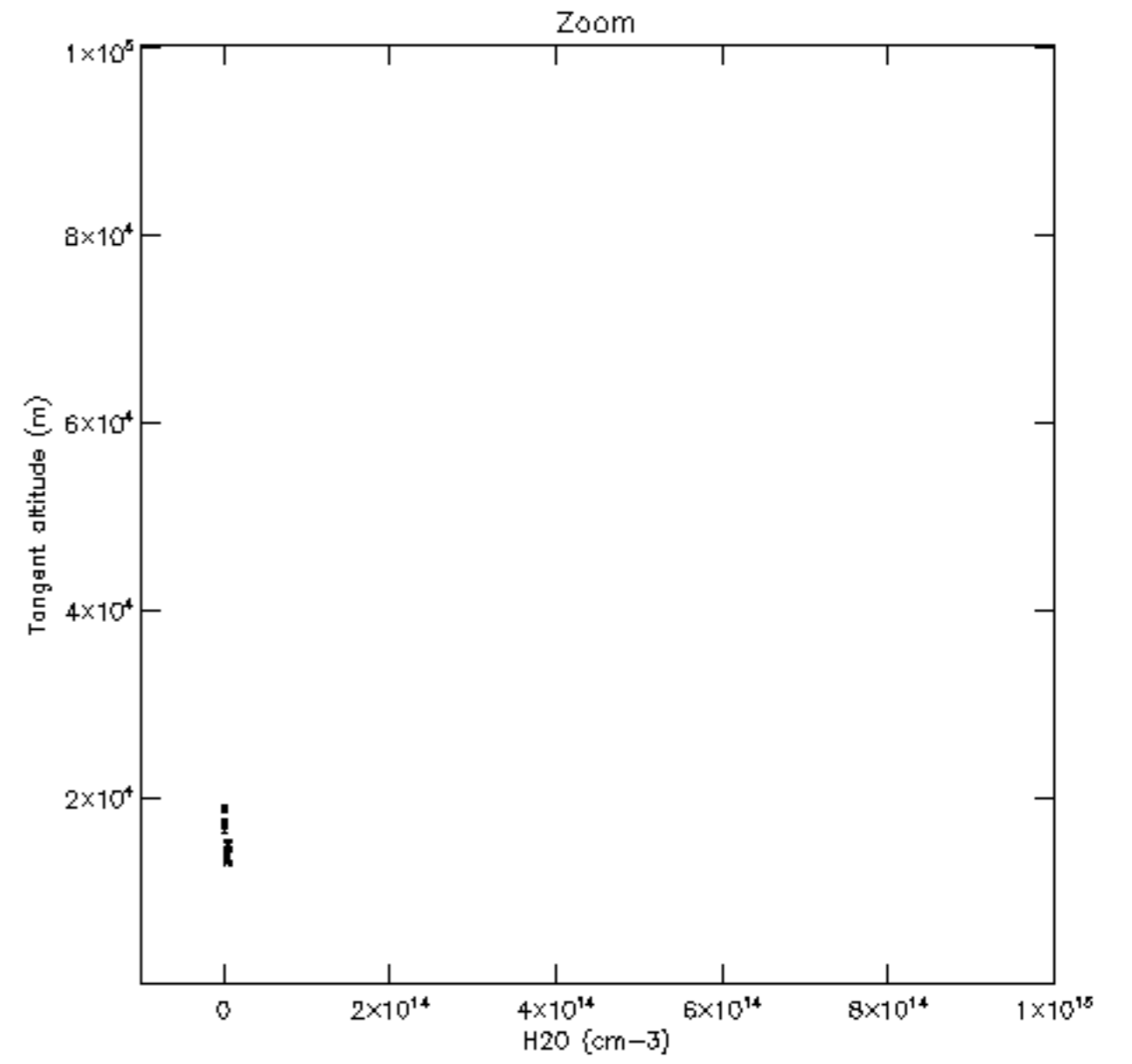
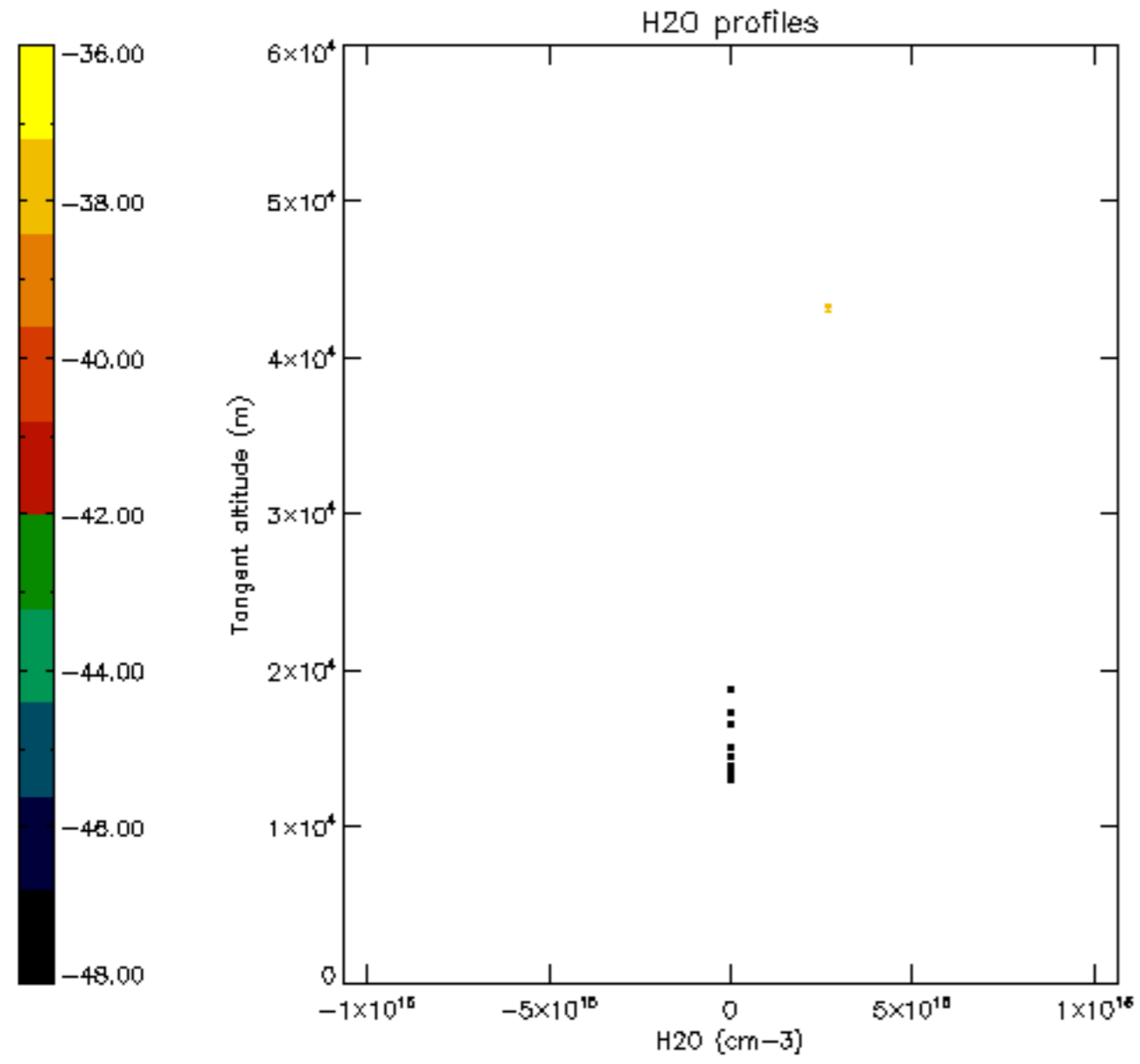


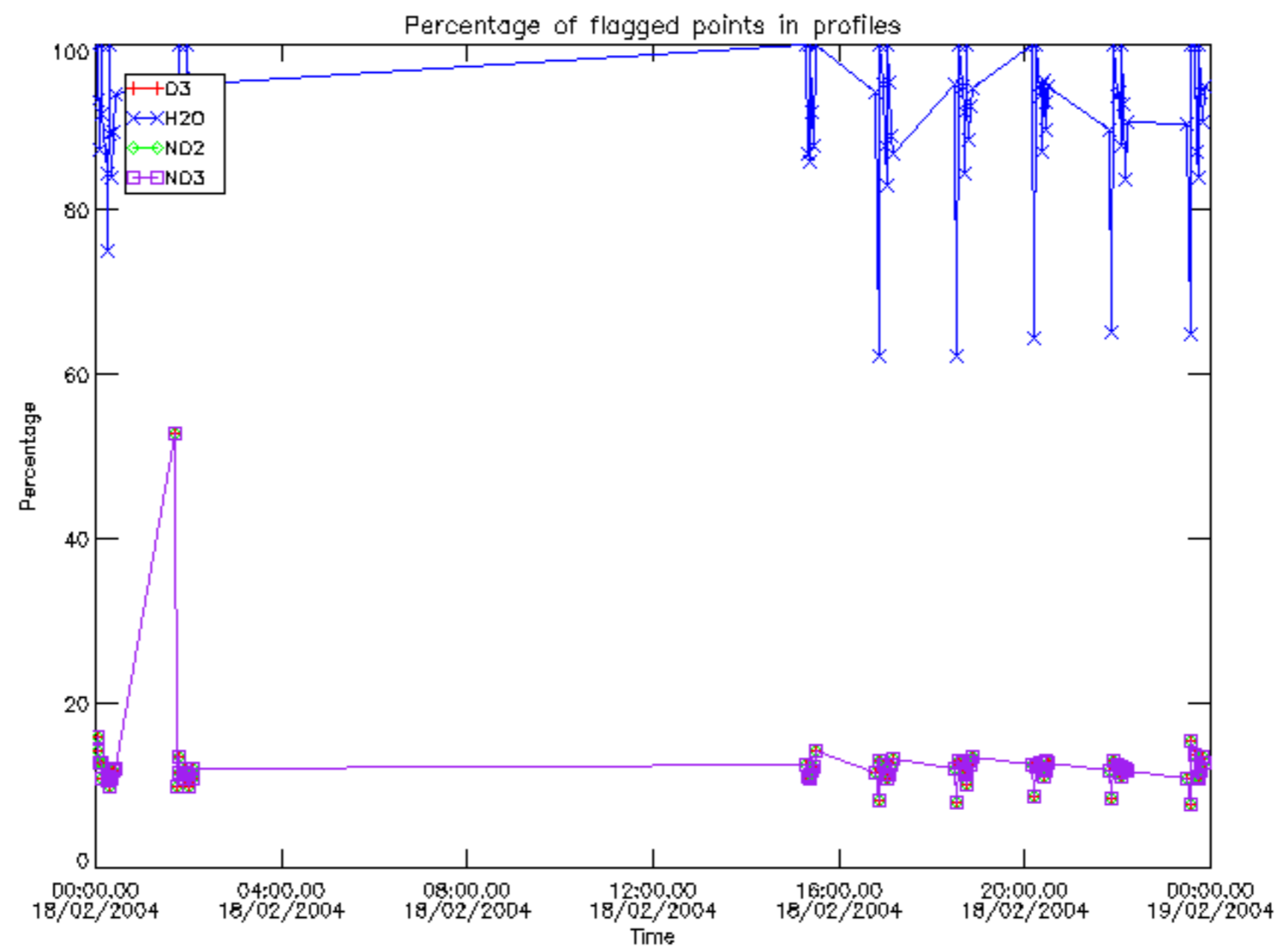




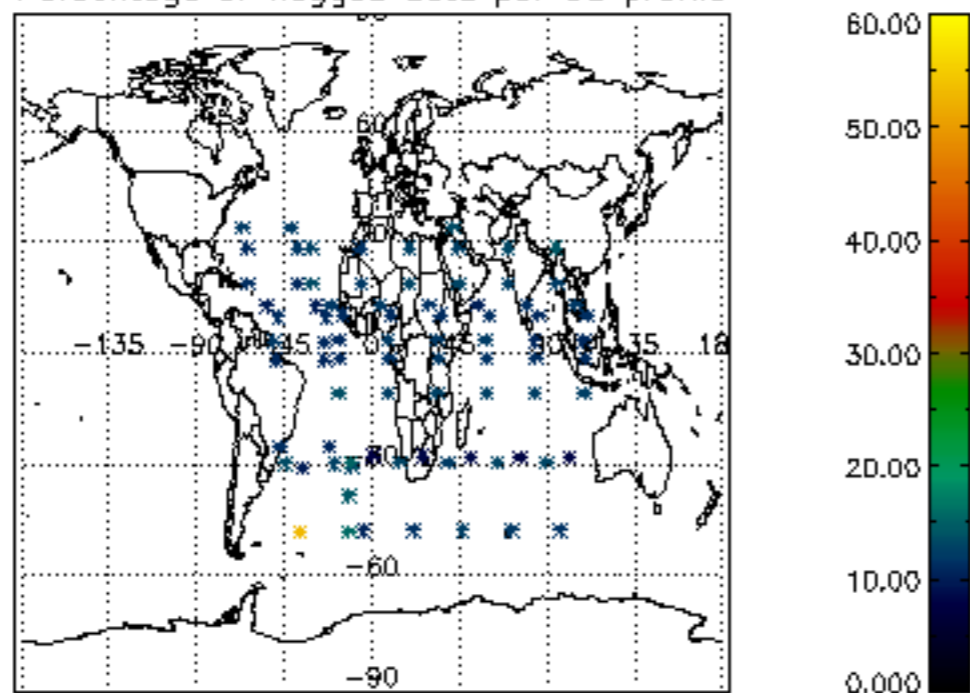




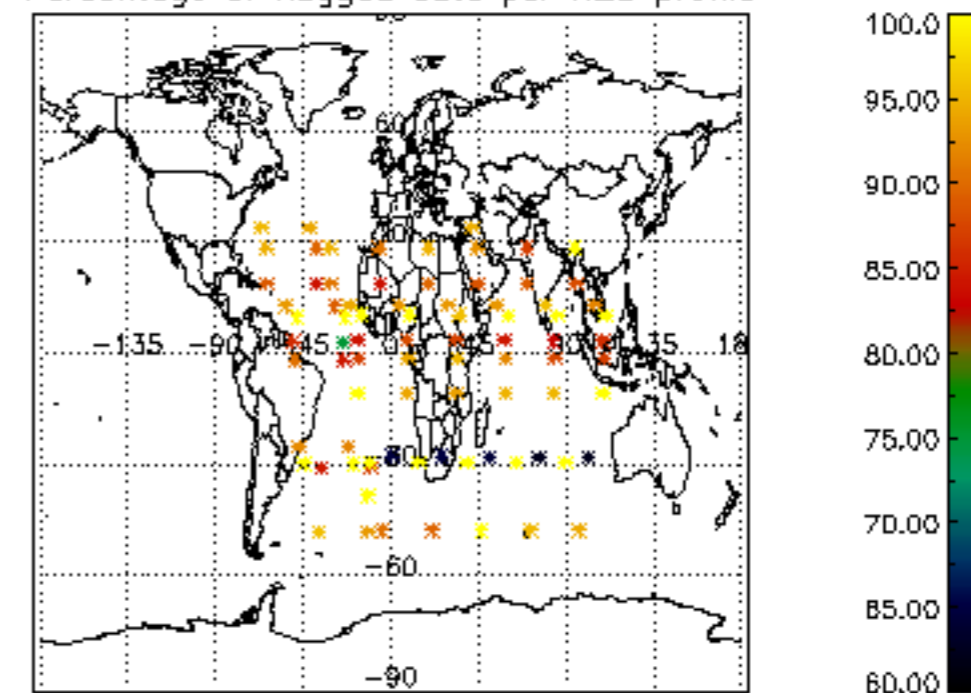




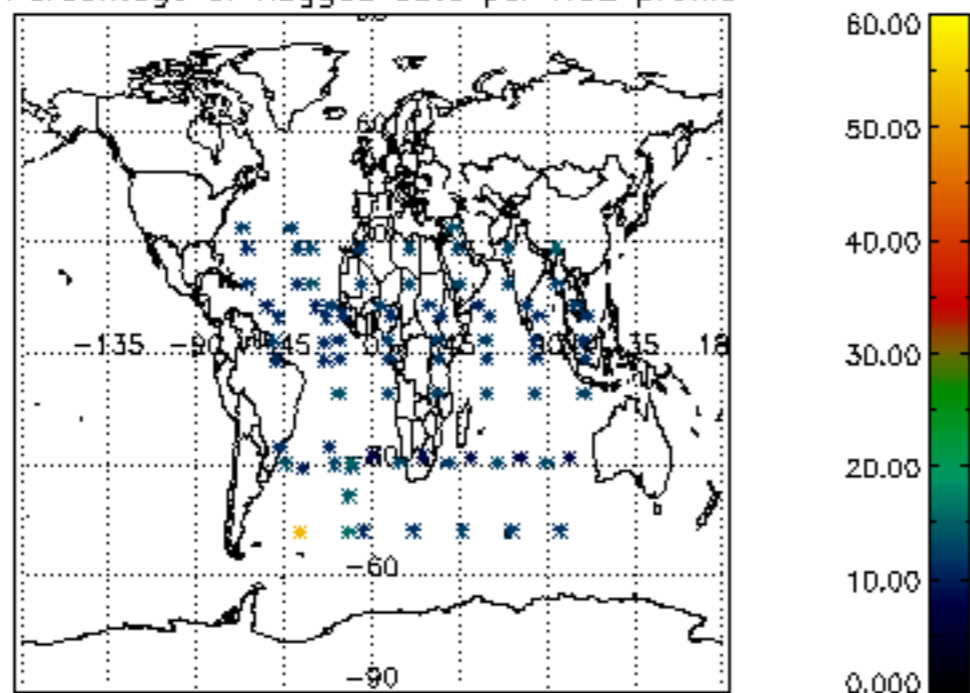
Percentage of flagged data per D3 profile



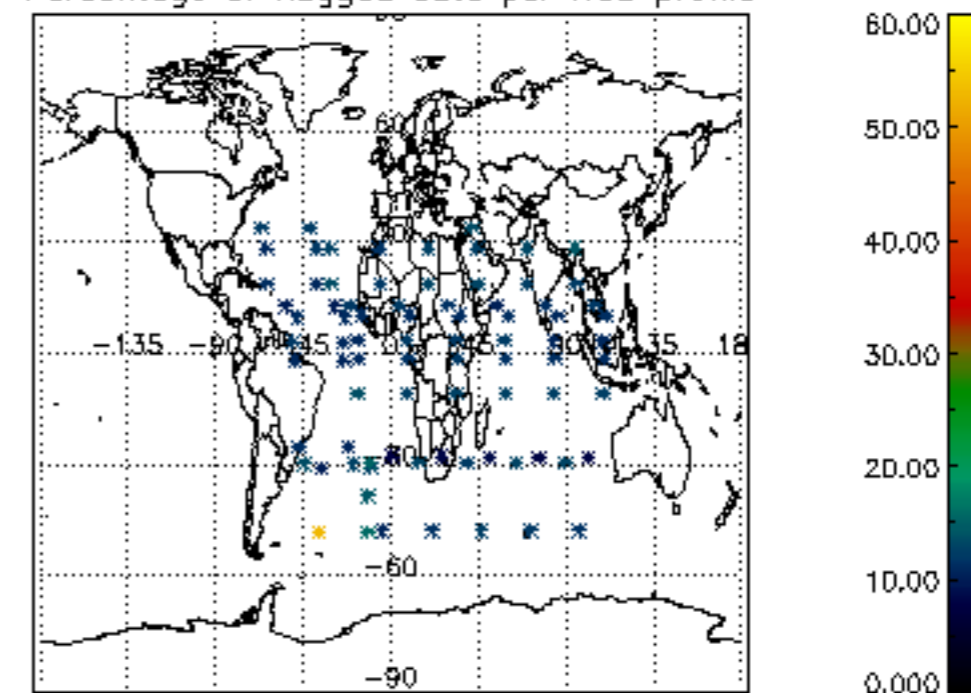
Percentage of flagged data per H2O profile

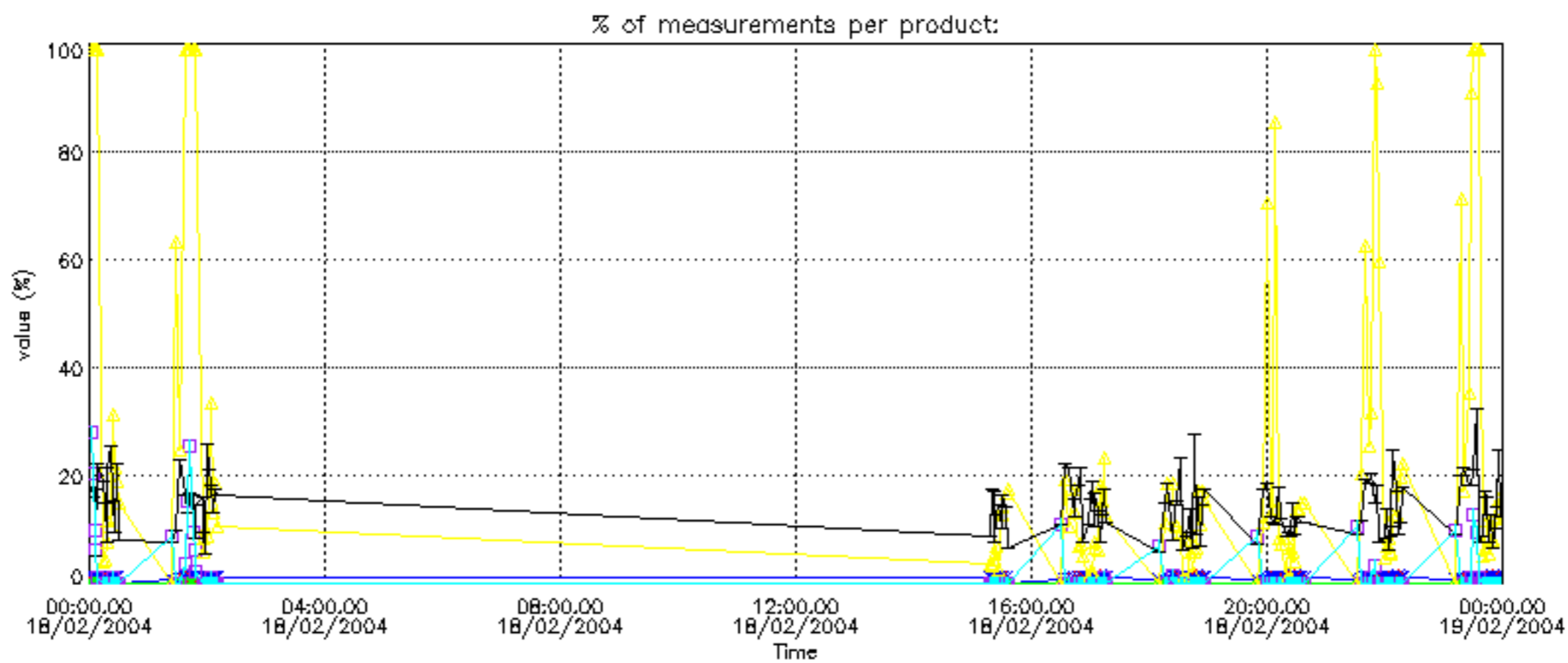


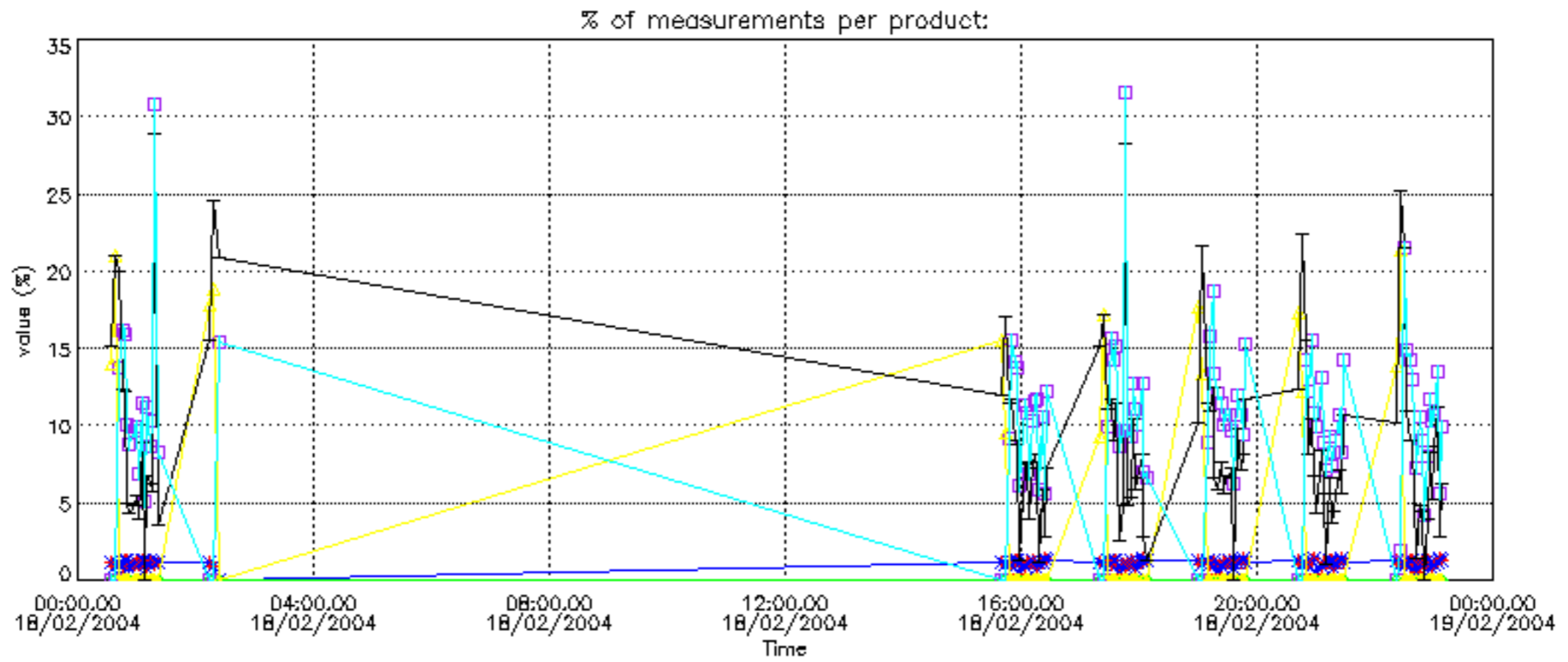
Percentage of flagged data per NO2 profile



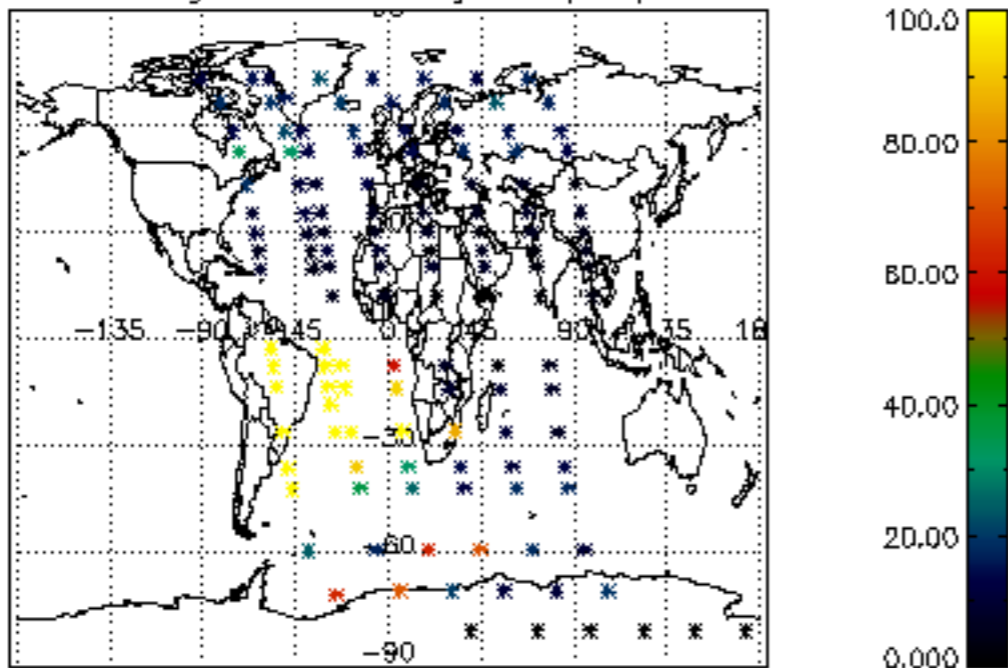
Percentage of flagged data per NO3 profile



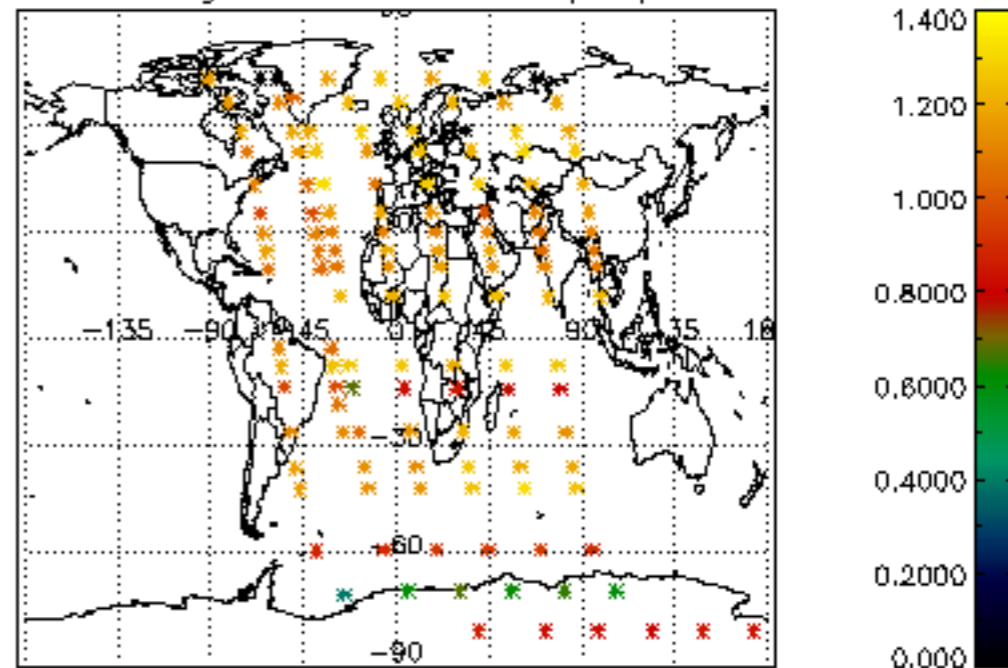




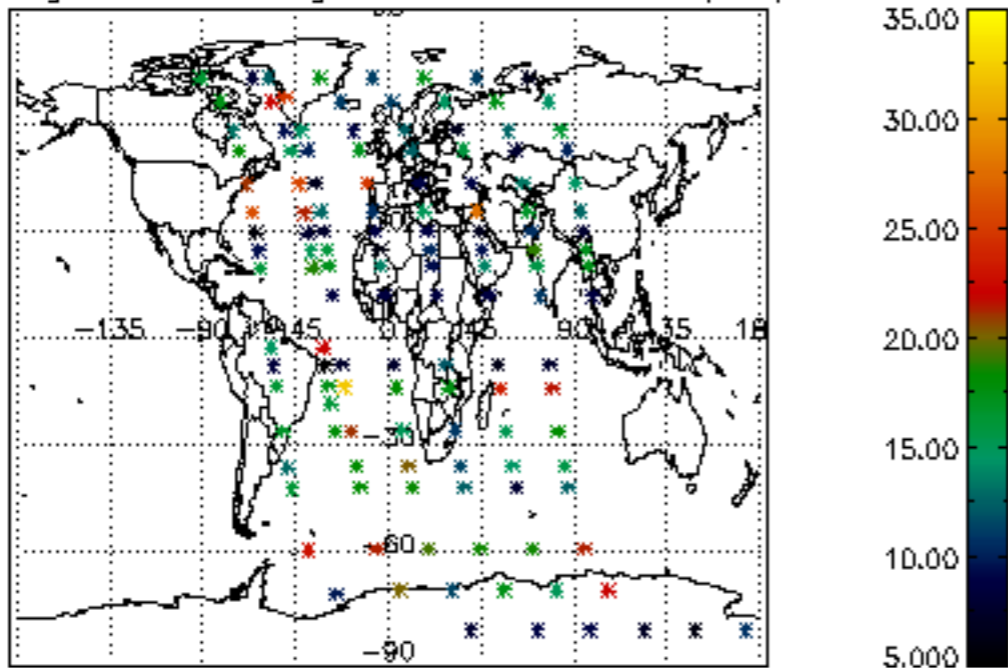
Percentage of cosmic ray hits per profile



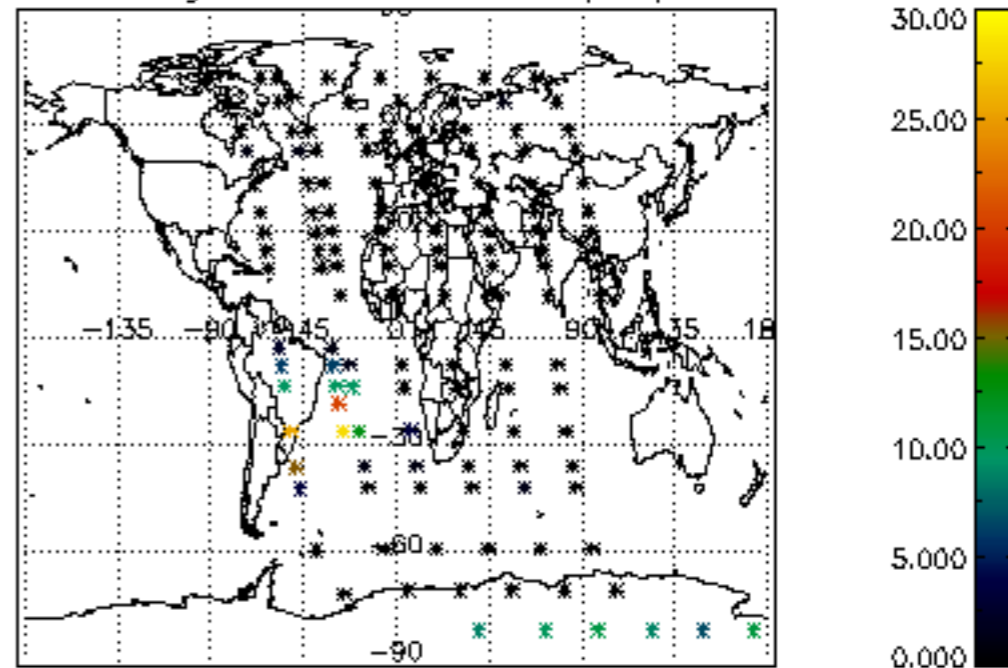
Percentage of datation errors per profile



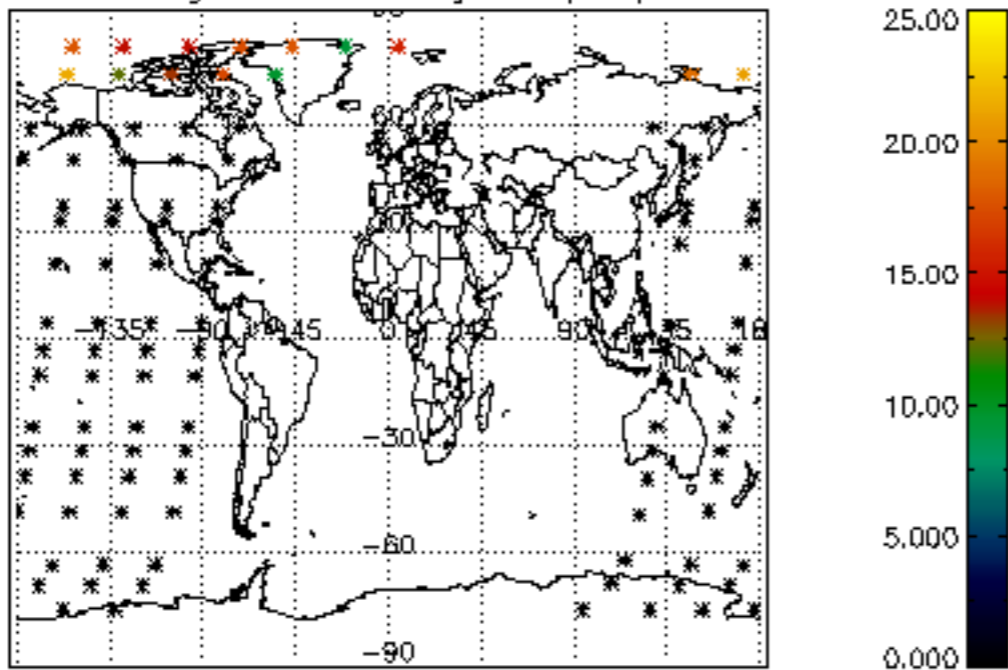
Percentage of star falling outside central band per profile



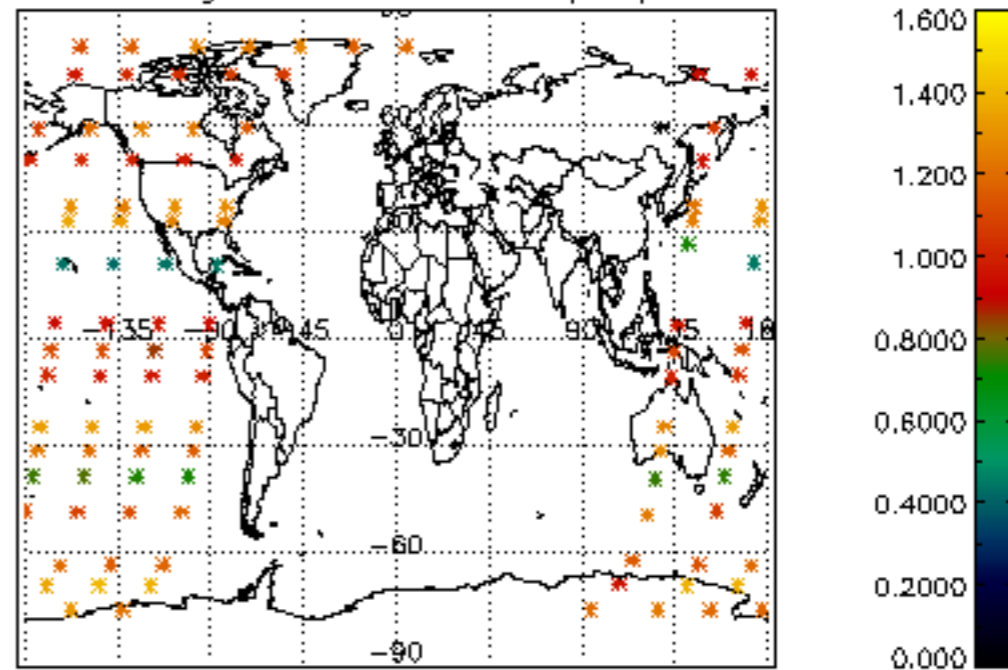
Percentage of saturation errors per profile



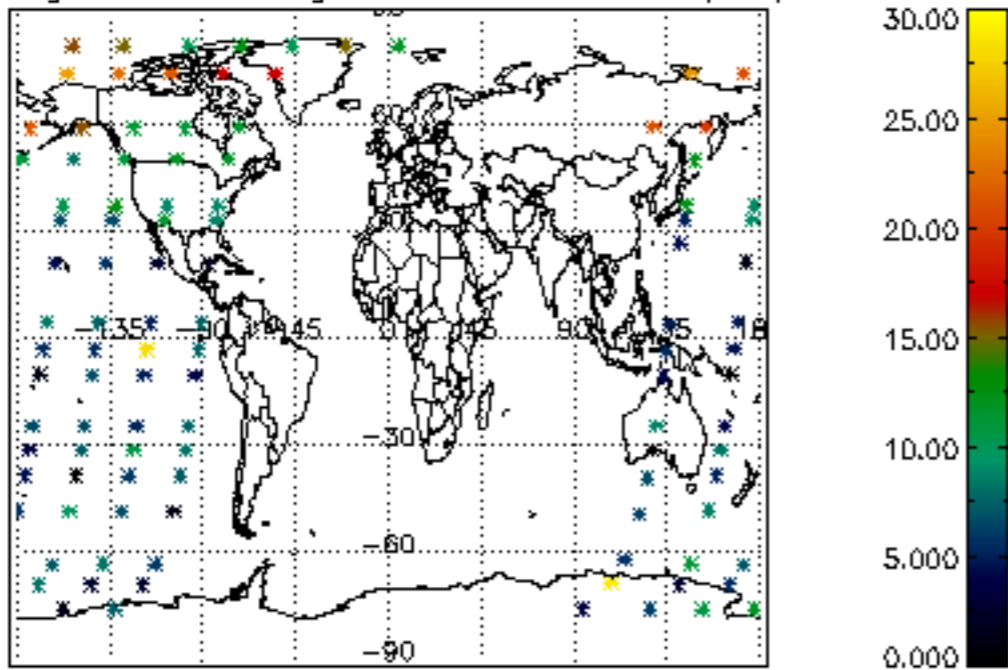
Percentage of cosmic ray hits per profile



Percentage of datation errors per profile



Percentage of star falling outside central band per profile



Percentage of saturation errors per profile

