

# GOMOS Level 2 Daily Report

## SUMMARY

### [1. General Info](#)

### [2. Summary of processed GOM\\_NL\\_2P products](#)

### [3. Level 2 Quality information per product](#)

#### [3.1 Plot of level 2 quality information per product \(time dependant\)](#)

#### [3.2 Plot of level 2 quality information per product \(world map\)](#)

### [4. Level 1 Quality information per product \(stored on level 2 products\)](#)

#### [4.1 Plot of level 1 quality information per product \(time dependant\)](#)

##### [4.1.1 Plot of level 1 quality information per product \(time dependant\): ASCENDING](#)

##### [4.1.2 Plot of level 1 quality information per product \(time dependant\): DESCENDING](#)

#### [4.2 Plot of level 1 quality information per product \(world map\)](#)

##### [4.2.1 Plot of level 1 quality information per product \(world map\): ASCENDING](#)

##### [4.2.2 Plot of level 1 quality information per product \(world map\): DESCENDING](#)

### [5. Ozone profiles based on quality statistics and other trace gas profiles](#)

#### [5.1 Ozone statistics based on quality of products](#)

#### [5.2 Plot ozone profiles for all STD \(dark without errors\)](#)

#### [5.3 Plot ozone profiles where STD < 20% \(dark without errors\)](#)

#### [5.4. Plot ozone profiles where STD < 10% \(dark without errors\)](#)

#### [5.5. Plot ozone profiles where STD < 5% \(dark without errors\)](#)

#### [5.6 Plot NO2 profiles for all STD \(dark without errors\)](#)

#### [5.7 Plot NO3 profiles for all STD \(dark without errors\)](#)

#### [5.8 Plot H2O profiles \(only for occultations of stars 1,2,3,4,13,14,16,26,63 dark without errors\) for all STD](#)

### [6. Auxiliary Data Files used for the production reported in section 2](#)

This report presents the daily analysis on parameters extracted from GOMOS level 2 data (GOM\_NL\_\_2P). It is intended to monitor some important parameters that will impact the quality of these products. A list of level 2 products (and content) that have arrived during the reporting day to the PCF is also given.

Item	Value
Time of report generation	18APR2013 19:30:24
Data source version	GOMOS/6.01
Start time of products	17-02-2004 (17FEB2004 00:00:00)
Stop time of products	18-02-2004 (18FEB2004 00:00:00)
Store outputs in DB	Yes
Nb of level 2 prods	402
Nb of prods with errors	0

## 2. Summary of processed GOM\_NL\_\_2P products.

Nr	Filename	UTC Start time	Limb	Duration	Star Id	Star Name	Star Mag	Star Temp	Nb Meas	Orbit	Prod. error
1	GOM_NL__2PRFIN20040217_000133_000000672024_00202_10276_1833.N1	17-FEB-2004 00:01:33	Bright	66.500	39	85Eta UMa	1.8540	24000.	133	10276	No
2	GOM_NL__2PRFIN20040217_000406_000000402024_00202_10276_1834.N1	17-FEB-2004 00:04:06	Bright	39.500	89	5Alp Cep	2.4510	8000.0	79	10276	No
3	GOM_NL__2PRFIN20040217_000749_000000422024_00202_10276_1835.N1	17-FEB-2004 00:07:49	Bright	42.000	130	23Bet Dra	2.7990	5800.0	84	10276	No
4	GOM_NL__2PRFIN20040217_000951_000000522024_00202_10276_1836.N1	17-FEB-2004 00:09:51	Bright	52.000	144	18Del Cyg	2.8600	11000.	104	10276	No
5	GOM_NL__2PRFIN20040217_001206_000000422024_00202_10276_1837.N1	17-FEB-2004 00:12:06	Bright	41.500	5	3Alp Lyr	0.033000	11000.	83	10276	No
6	GOM_NL__2PRFIN20040217_001518_000000592024_00202_10276_1838.N1	17-FEB-2004 00:15:18	Bright	58.500	133	40Zet Her	2.8070	6000.0	117	10276	No
7	GOM_NL__2PRFIN20040217_001942_000001242024_00202_10276_1839.N1	17-FEB-2004 00:19:42	Twilight	124.00	67	5Alp CrB	2.2210	11000.	248	10276	No
8	GOM_NL__2PRFIN20040217_002334_000000562024_00202_10276_1840.N1	17-FEB-2004 00:23:34	Twilight	55.500	126	60Bet Oph	2.7700	4250.0	111	10276	No
9	GOM_NL__2PRFIN20040217_002836_000000462024_00202_10276_1841.N1	17-FEB-2004 00:28:36	Twilight	46.000	155	41Pi Sgr	2.9000	6600.0	92	10276	No
10	GOM_NL__2PRFIN20040217_003102_000000502024_00202_10276_1842.N1	17-FEB-2004 00:31:02	Dark	49.500	86	35Eta Oph	2.4300	10200.	99	10276	No
11	GOM_NL__2PRFIN20040217_003303_000000462024_00202_10276_1843.N1	17-FEB-2004 00:33:03	Dark	46.000	38	20Eps Sgr	1.8360	11000.	92	10276	No
12	GOM_NL__2PRFIN20040217_003609_000000712024_00202_10276_1844.N1	17-FEB-2004 00:36:09	Dark	71.000	16	21Alp Sco	1.0200	3000.0	142	10276	No
13	GOM_NL__2PRFIN20040217_003817_000000412024_00202_10276_1845.N1	17-FEB-2004 00:38:17	Dark	41.000	147	Alp Ara	2.8770	26000.	82	10276	No
14	GOM_NL__2PRFIN20040217_003943_000000442024_00202_10276_1846.N1	17-FEB-2004 00:39:43	Dark	44.000	141	Bet Ara	2.8400	4600.0	88	10276	No
15	GOM_NL__2PRFIN20040217_004715_000000432024_00203_10277_9901.N1	17-FEB-2004 00:47:15	Dark	43.000	10	Bet Cen	0.61000	28000.	86	10277	No
16	GOM_NL__2PRFIN20040217_004839_000000462024_00203_10277_9902.N1	17-FEB-2004 00:48:39	Dark	45.500	77	Eps Cen	2.3030	28000.	91	10277	No
17	GOM_NL__2PRFIN20040217_005015_000000502024_00203_10277_9903.N1	17-FEB-2004 00:50:15	Dark	50.000	12	Alp1Cru	0.77500	30000.	100	10277	No
18	GOM_NL__2PRFIN20040217_005240_000000502024_00203_10277_9904.N1	17-FEB-2004 00:52:40	Dark	49.500	29	Bet Car	1.6720	10200.	99	10277	No
19	GOM_NL__2PRFIN20040217_005515_000000422024_00203_10277_9905.N1	17-FEB-2004 00:55:15	Dark	42.000	71	lot Car	2.2460	7700.0	84	10277	No
20	GOM_NL__2PRFIN20040217_005652_000000432024_00203_10277_9906.N1	17-FEB-2004 00:56:52	Dark	42.500	46	Del Vel	1.9540	10600.	85	10277	No
21	GOM_NL__2PRFIN20040217_005917_000000442024_00203_10277_9907.N1	17-FEB-2004 00:59:17	Straylight	43.500	34	Gam2Vel	1.7930	23000.	87	10277	No
22	GOM_NL__2PRFIN20040217_010122_000000412024_00203_10277_9908.N1	17-FEB-2004 01:01:22	Straylight	41.000	70	Zet Pup	2.2460	39000.	82	10277	No
23	GOM_NL__2PRFIN20040217_010518_000000072024_00203_10277_9909.N1	17-FEB-2004 01:05:18	Straylight	7.0000	100	4Gam Crv	2.5800	13100.	14	10277	No
24	GOM_NL__2PRFIN20040217_022752_000000442024_00204_10278_9914.N1	17-FEB-2004 02:27:52	Dark	44.000	10	Bet Cen	0.61000	28000.	88	10278	No
25	GOM_NL__2PRFIN20040217_022916_000000462024_00204_10278_9915.N1	17-FEB-2004 02:29:16	Dark	45.500	77	Eps Cen	2.3030	28000.	91	10278	No
26	GOM_NL__2PRFIN20040217_023052_000000442024_00204_10278_9916.N1	17-FEB-2004 02:30:52	Dark	43.500	12	Alp1Cru	0.77500	30000.	87	10278	No
27	GOM_NL__2PRFIN20040217_023316_000000462024_00204_10278_9917.N1	17-FEB-2004 02:33:16	Dark	46.000	29	Bet Car	1.6720	10200.	92	10278	No
28	GOM_NL__2PRFIN20040217_023553_000000452024_00204_10278_9918.N1	17-FEB-2004 02:35:53	Dark	44.500	71	lot Car	2.2460	7700.0	89	10278	No
29	GOM_NL__2PRFIN20040217_023728_000000432024_00204_10278_9919.N1	17-FEB-2004 02:37:28	Dark	42.500	46	Del Vel	1.9540	10600.	85	10278	No
30	GOM_NL__2PRFIN20040217_023953_000000432024_00204_10278_9920.N1	17-FEB-2004 02:39:53	Straylight	43.000	34	Gam2Vel	1.7930	23000.	86	10278	No
31	GOM_NL__2PRFIN20040217_024158_000000422024_00204_10278_9921.N1	17-FEB-2004 02:41:58	Straylight	41.500	70	Zet Pup	2.2460	39000.	83	10278	No
32	GOM_NL__2PRFIN20040217_024554_000000982024_00204_10278_9922.N1	17-FEB-2004 02:45:54	Straylight	97.500	100	4Gam Crv	2.5800	13100.	195	10278	No
33	GOM_NL__2PRFIN20040217_025009_000000552024_00204_10278_9923.N1	17-FEB-2004 02:50:09	Straylight	55.000	48	30Alp Hya	1.9770	4100.0	110	10278	No
34	GOM_NL__2PRFIN20040217_025442_000000462024_00204_10278_9924.N1	17-FEB-2004 02:54:42	Bright	45.500	8	10Alp CMi	0.40000	6500.0	91	10278	No
35	GOM_NL__2PRFIN20040217_025728_000000522024_00204_10278_9925.N1	17-FEB-2004 02:57:28	Bright	52.000	22	32Alp Leo	1.3600	15200.	104	10278	No
36	GOM_NL__2PRFIN20040217_030058_000000412024_00204_10278_9926.N1	17-FEB-2004 03:00:58	Bright	40.500	17	78Bet Gem	1.1610	4500.0	81	10278	No
37	GOM_NL__2PRFIN20040217_030419_000000722024_00204_10278_9927.N1	17-FEB-2004 03:04:19	Bright	72.000	96	68Del Leo	2.5600	9300.0	144	10278	No
38	GOM_NL__2PRFIN20040217_030712_000000382024_00204_10278_9928.N1	17-FEB-2004 03:07:12	Bright	38.000	42	34Bet Aur	1.9000	10200.	76	10278	No
39	GOM_NL__2PRFIN20040217_031035_000000522024_00204_10278_9929.N1	17-FEB-2004 03:10:35	Bright	51.500	174	52Psi UMa	3.0040	4400.0	103	10278	No
40	GOM_NL__2PRFIN20040217_031233_000000462024_00204_10278_9930.N1	17-FEB-2004 03:12:33	Bright	45.500	82	48Bet UMa	2.3650	10600.	91	10278	No
41	GOM_NL__2PRFIN20040217_031440_000000512024_00204_10278_9931.N1	17-FEB-2004 03:14:40	Bright	50.500	87	64Gam UMa	2.4330	11000.	101	10278	No
42	GOM_NL__2PRFIN20040217_031819_000000372024_00204_10278_9932.N1	17-FEB-2004 03:18:19	Bright	36.500	49	1Alp UMi	1.9900	6300.0	73	10278	No

43	GOM_NL__2PRFIN20040217_032019_000000432024_00204_10278_9933.N1	17-FEB-2004 03:20:19	Bright	43.000	60	7Bet UMi	2.0810	3950.0	86	10278	No
44	GOM_NL__2PRFIN20040217_032242_000000682024_00204_10278_9934.N1	17-FEB-2004 03:22:42	Bright	67.500	39	85Eta UMa	1.8540	24000.	135	10278	No
45	GOM_NL__2PRFIN20040217_032518_000000412024_00204_10278_9935.N1	17-FEB-2004 03:25:18	Bright	41.000	89	5Alp Cep	2.4510	8000.0	82	10278	No
46	GOM_NL__2PRFIN20040217_032901_000000442024_00204_10278_9936.N1	17-FEB-2004 03:29:01	Bright	43.500	130	23Bet Dra	2.7990	5800.0	87	10278	No
47	GOM_NL__2PRFIN20040217_033103_000000382024_00204_10278_9937.N1	17-FEB-2004 03:31:03	Bright	38.000	144	18Del Cyg	2.8600	11000.	76	10278	No
48	GOM_NL__2PRFIN20040217_033318_000000412024_00204_10278_9938.N1	17-FEB-2004 03:33:18	Bright	41.000	5	3Alp Lyr	0.033000	11000.	82	10278	No
49	GOM_NL__2PRFIN20040217_033630_000000582024_00204_10278_9939.N1	17-FEB-2004 03:36:30	Bright	57.500	133	40Zet Her	2.8070	6000.0	115	10278	No
50	GOM_NL__2PRFIN20040217_034056_000001212024_00204_10278_9940.N1	17-FEB-2004 03:40:56	Twilight	120.50	67	5Alp CrB	2.2210	11000.	241	10278	No
51	GOM_NL__2PRFIN20040217_034448_000000552024_00204_10278_9941.N1	17-FEB-2004 03:44:48	Twilight	54.500	126	60Bet Oph	2.7700	4250.0	109	10278	No
52	GOM_NL__2PRFIN20040217_034950_000000402024_00204_10278_9942.N1	17-FEB-2004 03:49:50	Twilight	40.000	155	41Pi Sgr	2.9000	6600.0	80	10278	No
53	GOM_NL__2PRFIN20040217_035215_000000532024_00204_10278_9943.N1	17-FEB-2004 03:52:15	Dark	53.000	86	35Eta Oph	2.4300	10200.	106	10278	No
54	GOM_NL__2PRFIN20040217_035418_000000432024_00204_10278_9944.N1	17-FEB-2004 03:54:18	Dark	42.500	38	20Eps Sgr	1.8360	11000.	85	10278	No
55	GOM_NL__2PRFIN20040217_035724_000000602024_00204_10278_9945.N1	17-FEB-2004 03:57:24	Dark	60.000	16	21Alp Sco	1.0200	3000.0	120	10278	No
56	GOM_NL__2PRFIN20040217_035931_000000412024_00204_10278_9946.N1	17-FEB-2004 03:59:31	Dark	40.500	147	Alp Ara	2.8770	26000.	81	10278	No
57	GOM_NL__2PRFIN20040217_040057_000000402024_00204_10278_9947.N1	17-FEB-2004 04:00:57	Dark	40.000	141	Bet Ara	2.8400	4600.0	80	10278	No
58	GOM_NL__2PRFIN20040217_055030_000000452024_00206_10280_1839.N1	17-FEB-2004 05:50:30	Dark	44.500	77	Eps Cen	2.3030	28000.	89	10280	No
59	GOM_NL__2PRFIN20040217_055207_000000412024_00206_10280_1840.N1	17-FEB-2004 05:52:07	Dark	40.500	12	Alp1Cru	0.77500	30000.	81	10280	No
60	GOM_NL__2PRFIN20040217_055428_000000432024_00206_10280_1841.N1	17-FEB-2004 05:54:28	Dark	42.500	29	Bet Car	1.6720	10200.	85	10280	No
61	GOM_NL__2PRFIN20040217_055707_000000432024_00206_10280_1842.N1	17-FEB-2004 05:57:07	Dark	42.500	71	lot Car	2.2460	7700.0	85	10280	No
62	GOM_NL__2PRFIN20040217_055844_000000402024_00206_10280_1843.N1	17-FEB-2004 05:58:44	Dark	40.000	46	Del Vel	1.9540	10600.	80	10280	No
63	GOM_NL__2PRFIN20040217_060106_000000402024_00206_10280_1844.N1	17-FEB-2004 06:01:06	Straylight	40.000	34	Gam2Vel	1.7930	23000.	80	10280	No
64	GOM_NL__2PRFIN20040217_060310_000000402024_00206_10280_1845.N1	17-FEB-2004 06:03:10	Straylight	40.000	70	Zet Pup	2.2460	39000.	80	10280	No
65	GOM_NL__2PRFIN20040217_060728_000000382024_00206_10280_1846.N1	17-FEB-2004 06:07:28	Straylight	38.000	132	15Rho Pup	2.8030	6900.0	76	10280	No
66	GOM_NL__2PRFIN20040217_061122_000000502024_00206_10280_1847.N1	17-FEB-2004 06:11:22	Straylight	50.000	48	30Alp Hya	1.9770	4100.0	100	10280	No
67	GOM_NL__2PRFIN20040217_061556_000000442024_00206_10280_1848.N1	17-FEB-2004 06:15:56	Bright	43.500	8	10Alp CMi	0.40000	6500.0	87	10280	No
68	GOM_NL__2PRFIN20040217_061839_000000522024_00206_10280_1849.N1	17-FEB-2004 06:18:39	Bright	51.500	22	32Alp Leo	1.3600	15200.	103	10280	No
69	GOM_NL__2PRFIN20040217_062528_000000712024_00206_10280_1850.N1	17-FEB-2004 06:25:28	Bright	70.500	96	68Del Leo	2.5600	9300.0	141	10280	No
70	GOM_NL__2PRFIN20040217_062824_000000392024_00206_10280_1851.N1	17-FEB-2004 06:28:24	Bright	38.500	42	34Bet Aur	1.9000	10200.	77	10280	No
71	GOM_NL__2PRFIN20040217_063145_000000542024_00206_10280_1852.N1	17-FEB-2004 06:31:45	Bright	53.500	174	52Psi UMa	3.0040	4400.0	107	10280	No
72	GOM_NL__2PRFIN20040217_063345_000000452024_00206_10280_1853.N1	17-FEB-2004 06:33:45	Bright	45.000	82	48Bet UMa	2.3650	10600.	90	10280	No
73	GOM_NL__2PRFIN20040217_063550_000000502024_00206_10280_1854.N1	17-FEB-2004 06:35:50	Bright	49.500	87	64Gam UMa	2.4330	11000.	99	10280	No
74	GOM_NL__2PRFIN20040217_063932_000000392024_00206_10280_1855.N1	17-FEB-2004 06:39:32	Bright	38.500	49	1Alp UMi	1.9900	6300.0	77	10280	No
75	GOM_NL__2PRFIN20040217_064131_000000422024_00206_10280_1856.N1	17-FEB-2004 06:41:31	Bright	41.500	60	7Bet UMi	2.0810	3950.0	83	10280	No
76	GOM_NL__2PRFIN20040217_064352_000000672024_00206_10280_1857.N1	17-FEB-2004 06:43:52	Bright	67.000	39	85Eta UMa	1.8540	24000.	134	10280	No
77	GOM_NL__2PRFIN20040217_064622_000000452024_00206_10280_1858.N1	17-FEB-2004 06:46:22	Bright	44.500	119	14Eta Dra	2.7270	4700.0	89	10280	No
78	GOM_NL__2PRFIN20040217_065012_000000442024_00206_10280_1859.N1	17-FEB-2004 06:50:12	Bright	43.500	130	23Bet Dra	2.7990	5800.0	87	10280	No
79	GOM_NL__2PRFIN20040217_065215_000000362024_00206_10280_1860.N1	17-FEB-2004 06:52:15	Bright	36.000	144	18Del Cyg	2.8600	11000.	72	10280	No
80	GOM_NL__2PRFIN20040217_065431_000000442024_00206_10280_1861.N1	17-FEB-2004 06:54:31	Bright	43.500	5	3Alp Lyr	0.033000	11000.	87	10280	No
81	GOM_NL__2PRFIN20040217_065742_000000582024_00206_10280_1862.N1	17-FEB-2004 06:57:42	Bright	57.500	133	40Zet Her	2.8070	6000.0	115	10280	No
82	GOM_NL__2PRFIN20040217_070210_000001192024_00206_10280_1863.N1	17-FEB-2004 07:02:10	Twilight	119.00	67	5Alp CrB	2.2210	11000.	238	10280	No
83	GOM_NL__2PRFIN20040217_070601_000000532024_00206_10280_1864.N1	17-FEB-2004 07:06:01	Twilight	52.500	126	60Bet Oph	2.7700	4250.0	105	10280	No
84	GOM_NL__2PRFIN20040217_071103_000000422024_00206_10280_1865.N1	17-FEB-2004 07:11:03	Twilight	41.500	155	41Pi Sgr	2.9000	6600.0	83	10280	No
85	GOM_NL__2PRFIN20040217_071243_000000432024_00206_10280_1866.N1	17-FEB-2004 07:12:43	Twilight	42.500	57	34Sig Sgr	2.0660	26000.	85	10280	No
86	GOM_NL__2PRFIN20040217_071532_000000452024_00206_10280_1867.N1	17-FEB-2004 07:15:32	Dark	44.500	38	20Eps Sgr	1.8360	11000.	89	10280	No
87	GOM_NL__2PRFIN20040217_071838_000000642024_00206_10280_1868.N1	17-FEB-2004 07:18:38	Dark	63.500	16	21Alp Sco	1.0200	3000.0	127	10280	No
88	GOM_NL__2PRFIN20040217_072044_000000402024_00206_10280_1869.N1	17-FEB-2004 07:20:44	Dark	40.000	147	Alp Ara	2.8770	26000.	80	10280	No
89	GOM_NL__2PRFIN20040217_072210_000000412024_00206_10280_1870.N1	17-FEB-2004 07:22:10	Dark	41.000	141	Bet Ara	2.8400	4600.0	82	10280	No
90	GOM_NL__2PRFIN20040217_073107_000000452024_00207_10281_9937.N1	17-FEB-2004 07:31:07	Dark	45.000	77	Eps Cen	2.3030	28000.	90	10281	No
91	GOM_NL__2PRFIN20040217_073244_000000472024_00207_10281_9938.N1	17-FEB-2004 07:32:44	Dark	46.500	12	Alp1Cru	0.77500	30000.	93	10281	No
92	GOM_NL__2PRFIN20040217_073504_000000392024_00207_10281_9939.N1	17-FEB-2004 07:35:04	Dark	39.000	29	Bet Car	1.6720	10200.	78	10281	No
93	GOM_NL__2PRFIN20040217_073743_000000392024_00207_10281_9940.N1	17-FEB-2004 07:37:43	Dark	39.000	71	lot Car	2.2460	7700.0	78	10281	No
94	GOM_NL__2PRFIN20040217_073920_000000382024_00207_10281_9941.N1	17-FEB-2004 07:39:20	Dark	38.000	46	Del Vel	1.9540	10600.	76	10281	No
95	GOM_NL__2PRFIN20040217_074142_000000402024_00207_10281_9942.N1	17-FEB-2004 07:41:42	Straylight	40.000	34	Gam2Vel	1.7930	23000.	80	10281	No
96	GOM_NL__2PRFIN20040217_074347_000000412024_00207_10281_9943.N1	17-FEB-2004 07:43:47	Straylight	41.000	70	Zet Pup	2.2460	39000.	82	10281	No
97	GOM_NL__2PRFIN20040217_074805_000000412024_00207_10281_9944.N1	17-FEB-2004 07:48:05	Straylight	40.500	132	15Rho Pup	2.8030	6900.0	81	10281	No
98	GOM_NL__2PRFIN20040217_075158_000000502024_00207_10281_9945.N1	17-FEB-2004 07:51:58	Straylight	49.500	48	30Alp Hya	1.9770	4100.0	99	10281	No
99	GOM_NL__2PRFIN20040217_075632_000000432024_00207_10281_9946.N1	17-FEB-2004 07:56:32	Bright	42.500	8	10Alp CMi	0.40000	6500.0	85	10281	No
100	GOM_NL__2PRFIN20040217_075915_000000522024_00207_10281_9947.N1	17-FEB-2004 07:59:15	Bright	51.500	22	32Alp Leo	1.3600	15200.	103	10281	No
101	GOM_NL__2PRFIN20040217_080602_000000732024_00207_10281_9948.N1	17-FEB-2004 08:06:02	Bright	73.000	96	68Del Leo	2.5600	9300.0	146	10281	No

102	GOM_NL__2PRFIN20040217_080901_000000382024_00207_10281_9949.N1	17-FEB-2004 08:09:01	Bright	37.500	42	34Bet Aur	1.9000	10200.	75	10281	No
103	GOM_NL__2PRFIN20040217_081220_000000532024_00207_10281_9950.N1	17-FEB-2004 08:12:20	Bright	52.500	174	52Psi UMa	3.0040	4400.0	105	10281	No
104	GOM_NL__2PRFIN20040217_081420_000000452024_00207_10281_9951.N1	17-FEB-2004 08:14:20	Bright	44.500	82	48Bet UMa	2.3650	10600.	89	10281	No
105	GOM_NL__2PRFIN20040217_081625_000000502024_00207_10281_9952.N1	17-FEB-2004 08:16:25	Bright	50.000	87	64Gam UMa	2.4330	11000.	100	10281	No
106	GOM_NL__2PRFIN20040217_082008_000000372024_00207_10281_9953.N1	17-FEB-2004 08:20:08	Bright	37.000	49	1Alp UMi	1.9900	6300.0	74	10281	No
107	GOM_NL__2PRFIN20040217_082207_000000422024_00207_10281_9954.N1	17-FEB-2004 08:22:07	Bright	41.500	60	7Bet UMi	2.0810	3950.0	83	10281	No
108	GOM_NL__2PRFIN20040217_082426_000000692024_00207_10281_9955.N1	17-FEB-2004 08:24:26	Bright	68.500	39	85Eta UMa	1.8540	24000.	137	10281	No
109	GOM_NL__2PRFIN20040217_082658_000000462024_00207_10281_9956.N1	17-FEB-2004 08:26:58	Bright	46.000	119	14Eta Dra	2.7270	4700.0	92	10281	No
110	GOM_NL__2PRFIN20040217_083048_000000442024_00207_10281_9957.N1	17-FEB-2004 08:30:48	Bright	43.500	130	23Bet Dra	2.7990	5800.0	87	10281	No
111	GOM_NL__2PRFIN20040217_083252_000000352024_00207_10281_9958.N1	17-FEB-2004 08:32:52	Bright	35.000	144	18Del Cyg	2.8600	11000.	70	10281	No
112	GOM_NL__2PRFIN20040217_083507_000000372024_00207_10281_9959.N1	17-FEB-2004 08:35:07	Bright	37.000	5	3Alp Lyr	0.033000	11000.	74	10281	No
113	GOM_NL__2PRFIN20040217_083818_000000572024_00207_10281_9960.N1	17-FEB-2004 08:38:18	Bright	57.000	133	40Zet Her	2.8070	6000.0	114	10281	No
114	GOM_NL__2PRFIN20040217_084247_000001242024_00207_10281_9961.N1	17-FEB-2004 08:42:47	Twilight	124.00	67	5Alp CrB	2.2210	11000.	248	10281	No
115	GOM_NL__2PRFIN20040217_084638_000000532024_00207_10281_9962.N1	17-FEB-2004 08:46:38	Twilight	52.500	126	60Bet Oph	2.7700	4250.0	105	10281	No
116	GOM_NL__2PRFIN20040217_085140_000000422024_00207_10281_9963.N1	17-FEB-2004 08:51:40	Twilight	41.500	155	41Pi Sgr	2.9000	6600.0	83	10281	No
117	GOM_NL__2PRFIN20040217_085320_000000432024_00207_10281_9964.N1	17-FEB-2004 08:53:20	Twilight	42.500	57	34Sig Sgr	2.0660	26000.	85	10281	No
118	GOM_NL__2PRFIN20040217_085608_000000452024_00207_10281_9965.N1	17-FEB-2004 08:56:08	Dark	45.000	38	20Eps Sgr	1.8360	11000.	90	10281	No
119	GOM_NL__2PRFIN20040217_085915_000000722024_00207_10281_9966.N1	17-FEB-2004 08:59:15	Dark	72.000	16	21Alp Sco	1.0200	3000.0	144	10281	No
120	GOM_NL__2PRFIN20040217_090120_000000402024_00207_10281_9967.N1	17-FEB-2004 09:01:20	Dark	40.000	147	Alp Ara	2.8770	26000.	80	10281	No
121	GOM_NL__2PRFIN20040217_090246_000000412024_00207_10281_9968.N1	17-FEB-2004 09:02:46	Dark	40.500	141	Bet Ara	2.8400	4600.0	81	10281	No
122	GOM_NL__2PRFIN20040217_091143_000000472024_00208_10282_9938.N1	17-FEB-2004 09:11:43	Dark	47.000	77	Eps Cen	2.3030	28000.	94	10282	No
123	GOM_NL__2PRFIN20040217_091321_000000442024_00208_10282_9939.N1	17-FEB-2004 09:13:21	Dark	43.500	12	Alp1Cru	0.77500	30000.	87	10282	No
124	GOM_NL__2PRFIN20040217_091540_000000482024_00208_10282_9940.N1	17-FEB-2004 09:15:40	Dark	47.500	29	Bet Car	1.6720	10200.	95	10282	No
125	GOM_NL__2PRFIN20040217_091819_000000412024_00208_10282_9941.N1	17-FEB-2004 09:18:19	Dark	40.500	71	lot Car	2.2460	7700.0	81	10282	No
126	GOM_NL__2PRFIN20040217_091956_000000392024_00208_10282_9942.N1	17-FEB-2004 09:19:56	Dark	39.000	46	Del Vel	1.9540	10600.	78	10282	No
127	GOM_NL__2PRFIN20040217_092218_000000412024_00208_10282_9943.N1	17-FEB-2004 09:22:18	Straylight	41.000	34	Gam2Vel	1.7930	23000.	82	10282	No
128	GOM_NL__2PRFIN20040217_092423_000000382024_00208_10282_9944.N1	17-FEB-2004 09:24:23	Straylight	37.500	70	Zet Pup	2.2460	39000.	75	10282	No
129	GOM_NL__2PRFIN20040217_092841_000000402024_00208_10282_9945.N1	17-FEB-2004 09:28:41	Straylight	39.500	132	15Rho Pup	2.8030	6900.0	79	10282	No
130	GOM_NL__2PRFIN20040217_093708_000000462024_00208_10282_9946.N1	17-FEB-2004 09:37:08	Bright	46.000	8	10Alp CMi	0.40000	6500.0	92	10282	No
131	GOM_NL__2PRFIN20040217_093950_000000512024_00208_10282_9947.N1	17-FEB-2004 09:39:50	Bright	50.500	22	32Alp Leo	1.3600	15200.	101	10282	No
132	GOM_NL__2PRFIN20040217_094636_000000722024_00208_10282_9948.N1	17-FEB-2004 09:46:36	Bright	72.000	96	68Del Leo	2.5600	9300.0	144	10282	No
133	GOM_NL__2PRFIN20040217_094937_000000402024_00208_10282_9949.N1	17-FEB-2004 09:49:37	Bright	40.000	42	34Bet Aur	1.9000	10200.	80	10282	No
134	GOM_NL__2PRFIN20040217_095255_000000542024_00208_10282_9950.N1	17-FEB-2004 09:52:55	Bright	54.000	174	52Psi UMa	3.0040	4400.0	108	10282	No
135	GOM_NL__2PRFIN20040217_095455_000000462024_00208_10282_9951.N1	17-FEB-2004 09:54:55	Bright	46.000	82	48Bet UMa	2.3650	10600.	92	10282	No
136	GOM_NL__2PRFIN20040217_095659_000000502024_00208_10282_9952.N1	17-FEB-2004 09:56:59	Bright	50.000	87	64Gam UMa	2.4330	11000.	100	10282	No
137	GOM_NL__2PRFIN20040217_100044_000000382024_00208_10282_9953.N1	17-FEB-2004 10:00:44	Bright	38.000	49	1Alp UMi	1.9900	6300.0	76	10282	No
138	GOM_NL__2PRFIN20040217_100242_000000442024_00208_10282_9954.N1	17-FEB-2004 10:02:42	Bright	43.500	60	7Bet UMi	2.0810	3950.0	87	10282	No
139	GOM_NL__2PRFIN20040217_100501_000000692024_00208_10282_9955.N1	17-FEB-2004 10:05:01	Bright	68.500	39	85Eta UMa	1.8540	24000.	137	10282	No
140	GOM_NL__2PRFIN20040217_100734_000000452024_00208_10282_9956.N1	17-FEB-2004 10:07:34	Bright	45.000	119	14Eta Dra	2.7270	4700.0	90	10282	No
141	GOM_NL__2PRFIN20040217_101123_000000452024_00208_10282_9957.N1	17-FEB-2004 10:11:23	Bright	44.500	130	23Bet Dra	2.7990	5800.0	89	10282	No
142	GOM_NL__2PRFIN20040217_101328_000000352024_00208_10282_9958.N1	17-FEB-2004 10:13:28	Bright	35.000	144	18Del Cyg	2.8600	11000.	70	10282	No
143	GOM_NL__2PRFIN20040217_101543_000000412024_00208_10282_9959.N1	17-FEB-2004 10:15:43	Bright	40.500	5	3Alp Lyr	0.033000	11000.	81	10282	No
144	GOM_NL__2PRFIN20040217_101854_000000592024_00208_10282_9960.N1	17-FEB-2004 10:18:54	Bright	58.500	133	40Zet Her	2.8070	6000.0	117	10282	No
145	GOM_NL__2PRFIN20040217_102324_000001322024_00208_10282_9961.N1	17-FEB-2004 10:23:24	Twilight	131.50	67	5Alp CrB	2.2210	11000.	263	10282	No
146	GOM_NL__2PRFIN20040217_102714_000000542024_00208_10282_9962.N1	17-FEB-2004 10:27:14	Twilight	54.000	126	60Bet Oph	2.7700	4250.0	108	10282	No
147	GOM_NL__2PRFIN20040217_103216_000000402024_00208_10282_9963.N1	17-FEB-2004 10:32:16	Twilight	40.000	155	41Pi Sgr	2.9000	6600.0	80	10282	No
148	GOM_NL__2PRFIN20040217_103356_000000412024_00208_10282_9964.N1	17-FEB-2004 10:33:56	Twilight	41.000	57	34Sig Sgr	2.0660	26000.	82	10282	No
149	GOM_NL__2PRFIN20040217_103644_000000402024_00208_10282_9965.N1	17-FEB-2004 10:36:44	Dark	40.000	38	20Eps Sgr	1.8360	11000.	80	10282	No
150	GOM_NL__2PRFIN20040217_103951_000000722024_00208_10282_9966.N1	17-FEB-2004 10:39:51	Dark	72.000	16	21Alp Sco	1.0200	3000.0	144	10282	No
151	GOM_NL__2PRFIN20040217_104156_000000412024_00208_10282_9967.N1	17-FEB-2004 10:41:56	Dark	41.000	147	Alp Ara	2.8770	26000.	82	10282	No
152	GOM_NL__2PRFIN20040217_104322_000000412024_00208_10282_9968.N1	17-FEB-2004 10:43:22	Dark	41.000	141	Bet Ara	2.8400	4600.0	82	10282	No
153	GOM_NL__2PRFIN20040217_105220_000000462024_00209_10283_9776.N1	17-FEB-2004 10:52:20	Dark	45.500	77	Eps Cen	2.3030	28000.	91	10283	No
154	GOM_NL__2PRFIN20040217_105357_000000462024_00209_10283_9777.N1	17-FEB-2004 10:53:57	Dark	45.500	12	Alp1Cru	0.77500	30000.	91	10283	No
155	GOM_NL__2PRFIN20040217_105616_000000392024_00209_10283_9778.N1	17-FEB-2004 10:56:16	Dark	38.500	29	Bet Car	1.6720	10200.	77	10283	No
156	GOM_NL__2PRFIN20040217_105855_000000382024_00209_10283_9779.N1	17-FEB-2004 10:58:55	Dark	38.000	71	lot Car	2.2460	7700.0	76	10283	No
157	GOM_NL__2PRFIN20040217_110032_000000402024_00209_10283_9780.N1	17-FEB-2004 11:00:32	Dark	39.500	46	Del Vel	1.9540	10600.	79	10283	No
158	GOM_NL__2PRFIN20040217_110254_000000412024_00209_10283_9781.N1	17-FEB-2004 11:02:54	Straylight	40.500	34	Gam2Vel	1.7930	23000.	81	10283	No
159	GOM_NL__2PRFIN20040217_110459_000000402024_00209_10283_9782.N1	17-FEB-2004 11:04:59	Straylight	40.000	70	Zet Pup	2.2460	39000.	80	10283	No
160	GOM_NL__2PRFIN20040217_110917_000000412024_00209_10283_9783.N1	17-FEB-2004 11:09:17	Straylight	40.500	132	15Rho Pup	2.8030	6900.0	81	10283	No



161	GOM_NL__2PRFIN20040217_111744_000000442024_00209_10283_9784.N1	17-FEB-2004 11:17:44	Bright	43.500	8	10Alp CMi	0.40000	6500.0	87	10283	No
162	GOM_NL__2PRFIN20040217_112025_000000502024_00209_10283_9785.N1	17-FEB-2004 11:20:25	Bright	49.500	22	32Alp Leo	1.3600	15200.	99	10283	No
163	GOM_NL__2PRFIN20040217_112711_000000702024_00209_10283_9786.N1	17-FEB-2004 11:27:11	Bright	70.000	96	68Del Leo	2.5600	9300.0	140	10283	No
164	GOM_NL__2PRFIN20040217_113014_000000402024_00209_10283_9787.N1	17-FEB-2004 11:30:14	Bright	40.000	42	34Bet Aur	1.9000	10200.	80	10283	No
165	GOM_NL__2PRFIN20040217_113330_000000532024_00209_10283_9788.N1	17-FEB-2004 11:33:30	Bright	53.000	174	52Psi UMa	3.0040	4400.0	106	10283	No
166	GOM_NL__2PRFIN20040217_113530_000000472024_00209_10283_9789.N1	17-FEB-2004 11:35:30	Bright	46.500	82	48Bet UMa	2.3650	10600.	93	10283	No
167	GOM_NL__2PRFIN20040217_113734_000000522024_00209_10283_9790.N1	17-FEB-2004 11:37:34	Bright	51.500	87	64Gam UMa	2.4330	11000.	103	10283	No
168	GOM_NL__2PRFIN20040217_114120_000000372024_00209_10283_9791.N1	17-FEB-2004 11:41:20	Bright	37.000	49	1Alp UMi	1.9900	6300.0	74	10283	No
169	GOM_NL__2PRFIN20040217_114317_000000432024_00209_10283_9792.N1	17-FEB-2004 11:43:17	Bright	43.000	60	7Bet UMi	2.0810	3950.0	86	10283	No
170	GOM_NL__2PRFIN20040217_114536_000000662024_00209_10283_9793.N1	17-FEB-2004 11:45:36	Bright	65.500	39	85Eta UMa	1.8540	24000.	131	10283	No
171	GOM_NL__2PRFIN20040217_114809_000000452024_00209_10283_9794.N1	17-FEB-2004 11:48:09	Bright	45.000	119	14Eta Dra	2.7270	4700.0	90	10283	No
172	GOM_NL__2PRFIN20040217_115159_000000432024_00209_10283_9795.N1	17-FEB-2004 11:51:59	Bright	43.000	130	23Bet Dra	2.7990	5800.0	86	10283	No
173	GOM_NL__2PRFIN20040217_115404_000000372024_00209_10283_9796.N1	17-FEB-2004 11:54:04	Bright	37.000	144	18Del Cyg	2.8600	11000.	74	10283	No
174	GOM_NL__2PRFIN20040217_115619_000000382024_00209_10283_9797.N1	17-FEB-2004 11:56:19	Bright	38.000	5	3Alp Lyr	0.033000	11000.	76	10283	No
175	GOM_NL__2PRFIN20040217_115930_000000592024_00209_10283_9798.N1	17-FEB-2004 11:59:30	Bright	58.500	133	40Zet Her	2.8070	6000.0	117	10283	No
176	GOM_NL__2PRFIN20040217_120400_000001252024_00209_10283_9799.N1	17-FEB-2004 12:04:00	Twilight	125.00	67	5Alp CrB	2.2210	11000.	250	10283	No
177	GOM_NL__2PRFIN20040217_120750_000000522024_00209_10283_9800.N1	17-FEB-2004 12:07:50	Twilight	51.500	126	60Bet Oph	2.7700	4250.0	103	10283	No
178	GOM_NL__2PRFIN20040217_121252_000000392024_00209_10283_9801.N1	17-FEB-2004 12:12:52	Twilight	39.000	155	41Pi Sgr	2.9000	6600.0	78	10283	No
179	GOM_NL__2PRFIN20040217_121432_000000422024_00209_10283_9802.N1	17-FEB-2004 12:14:32	Twilight	42.000	57	34Sig Sgr	2.0660	26000.	84	10283	No
180	GOM_NL__2PRFIN20040217_121720_000000462024_00209_10283_9803.N1	17-FEB-2004 12:17:20	Dark	45.500	38	20Eps Sgr	1.8360	11000.	91	10283	No
181	GOM_NL__2PRFIN20040217_122028_000000722024_00209_10283_9804.N1	17-FEB-2004 12:20:28	Dark	72.000	16	21Alp Sco	1.0200	3000.0	144	10283	No
182	GOM_NL__2PRFIN20040217_122233_000000402024_00209_10283_9805.N1	17-FEB-2004 12:22:33	Dark	39.500	147	Alp Ara	2.8770	26000.	79	10283	No
183	GOM_NL__2PRFIN20040217_122358_000000492024_00209_10283_9806.N1	17-FEB-2004 12:23:58	Dark	49.000	141	Bet Ara	2.8400	4600.0	98	10283	No
184	GOM_NL__2PRFIN20040217_123256_000000462024_00210_10284_1646.N1	17-FEB-2004 12:32:56	Dark	46.000	77	Eps Cen	2.3030	28000.	92	10284	No
185	GOM_NL__2PRFIN20040217_123433_000000442024_00210_10284_1647.N1	17-FEB-2004 12:34:33	Dark	44.000	12	Alp1Cru	0.77500	30000.	88	10284	No
186	GOM_NL__2PRFIN20040217_123652_000000382024_00210_10284_1648.N1	17-FEB-2004 12:36:52	Dark	38.000	29	Bet Car	1.6720	10200.	76	10284	No
187	GOM_NL__2PRFIN20040217_123931_000000402024_00210_10284_1649.N1	17-FEB-2004 12:39:31	Dark	39.500	71	lot Car	2.2460	7700.0	79	10284	No
188	GOM_NL__2PRFIN20040217_124108_000000422024_00210_10284_1650.N1	17-FEB-2004 12:41:08	Dark	42.000	46	Del Vel	1.9540	10600.	84	10284	No
189	GOM_NL__2PRFIN20040217_124330_000000432024_00210_10284_1651.N1	17-FEB-2004 12:43:30	Straylight	42.500	34	Gam2Vel	1.7930	23000.	85	10284	No
190	GOM_NL__2PRFIN20040217_124535_000000412024_00210_10284_1652.N1	17-FEB-2004 12:45:35	Straylight	40.500	70	Zet Pup	2.2460	39000.	81	10284	No
191	GOM_NL__2PRFIN20040217_124952_000000422024_00210_10284_1653.N1	17-FEB-2004 12:49:52	Straylight	42.000	132	15Rho Pup	2.8030	6900.0	84	10284	No
192	GOM_NL__2PRFIN20040217_125345_000000492024_00210_10284_1654.N1	17-FEB-2004 12:53:45	Straylight	48.500	48	30Alp Hya	1.9770	4100.0	97	10284	No
193	GOM_NL__2PRFIN20040217_125820_000000432024_00210_10284_1655.N1	17-FEB-2004 12:58:20	Bright	43.000	8	10Alp CMi	0.40000	6500.0	86	10284	No
194	GOM_NL__2PRFIN20040217_130101_000000522024_00210_10284_1656.N1	17-FEB-2004 13:01:01	Bright	51.500	22	32Alp Leo	1.3600	15200.	103	10284	No
195	GOM_NL__2PRFIN20040217_130745_000000682024_00210_10284_1657.N1	17-FEB-2004 13:07:45	Bright	67.500	96	68Del Leo	2.5600	9300.0	135	10284	No
196	GOM_NL__2PRFIN20040217_131050_000000392024_00210_10284_1658.N1	17-FEB-2004 13:10:50	Bright	38.500	42	34Bet Aur	1.9000	10200.	77	10284	No
197	GOM_NL__2PRFIN20040217_131405_000000542024_00210_10284_1659.N1	17-FEB-2004 13:14:05	Bright	53.500	174	52Psi UMa	3.0040	4400.0	107	10284	No
198	GOM_NL__2PRFIN20040217_131605_000000452024_00210_10284_1660.N1	17-FEB-2004 13:16:05	Bright	45.000	82	48Bet UMa	2.3650	10600.	90	10284	No
199	GOM_NL__2PRFIN20040217_131809_000000512024_00210_10284_1661.N1	17-FEB-2004 13:18:09	Bright	51.000	87	64Gam UMa	2.4330	11000.	102	10284	No
200	GOM_NL__2PRFIN20040217_132156_000000352024_00210_10284_1662.N1	17-FEB-2004 13:21:56	Bright	35.000	49	1Alp UMi	1.9900	6300.0	70	10284	No
201	GOM_NL__2PRFIN20040217_132353_000000382024_00210_10284_1663.N1	17-FEB-2004 13:23:53	Bright	38.000	60	7Bet UMi	2.0810	3950.0	76	10284	No
202	GOM_NL__2PRFIN20040217_132610_000000672024_00210_10284_1664.N1	17-FEB-2004 13:26:10	Bright	66.500	39	85Eta UMa	1.8540	24000.	133	10284	No
203	GOM_NL__2PRFIN20040217_132845_000000442024_00210_10284_1665.N1	17-FEB-2004 13:28:45	Bright	44.000	119	14Eta Dra	2.7270	4700.0	88	10284	No
204	GOM_NL__2PRFIN20040217_133235_000000432024_00210_10284_1666.N1	17-FEB-2004 13:32:35	Bright	42.500	130	23Bet Dra	2.7990	5800.0	85	10284	No
205	GOM_NL__2PRFIN20040217_133439_000000372024_00210_10284_1667.N1	17-FEB-2004 13:34:39	Bright	36.500	144	18Del Cyg	2.8600	11000.	73	10284	No
206	GOM_NL__2PRFIN20040217_133655_000000422024_00210_10284_1668.N1	17-FEB-2004 13:36:55	Bright	42.000	5	3Alp Lyr	0.033000	11000.	84	10284	No
207	GOM_NL__2PRFIN20040217_134006_000000602024_00210_10284_1669.N1	17-FEB-2004 13:40:06	Bright	59.500	133	40Zet Her	2.8070	6000.0	119	10284	No
208	GOM_NL__2PRFIN20040217_134438_000001262024_00210_10284_1670.N1	17-FEB-2004 13:44:38	Twilight	126.00	67	5Alp CrB	2.2210	11000.	252	10284	No
209	GOM_NL__2PRFIN20040217_134827_000000522024_00210_10284_1671.N1	17-FEB-2004 13:48:27	Twilight	51.500	126	60Bet Oph	2.7700	4250.0	103	10284	No
210	GOM_NL__2PRFIN20040217_135328_000000412024_00210_10284_1672.N1	17-FEB-2004 13:53:28	Twilight	41.000	155	41Pi Sgr	2.9000	6600.0	82	10284	No
211	GOM_NL__2PRFIN20040217_135508_000000422024_00210_10284_1673.N1	17-FEB-2004 13:55:08	Twilight	41.500	57	34Sig Sgr	2.0660	26000.	83	10284	No
212	GOM_NL__2PRFIN20040217_135757_000000442024_00210_10284_1674.N1	17-FEB-2004 13:57:57	Dark	43.500	38	20Eps Sgr	1.8360	11000.	87	10284	No
213	GOM_NL__2PRFIN20040217_140106_000000592024_00210_10284_1675.N1	17-FEB-2004 14:01:06	Dark	58.500	16	21Alp Sco	1.0200	3000.0	117	10284	No
214	GOM_NL__2PRFIN20040217_140309_000000402024_00210_10284_1676.N1	17-FEB-2004 14:03:09	Dark	40.000	147	Alp Ara	2.8770	26000.	80	10284	No
215	GOM_NL__2PRFIN20040217_140435_000000442024_00210_10284_1677.N1	17-FEB-2004 14:04:35	Dark	44.000	141	Bet Ara	2.8400	4600.0	88	10284	No
216	GOM_NL__2PRFIN20040217_141333_000000472024_00211_10285_1646.N1	17-FEB-2004 14:13:33	Dark	46.500	77	Eps Cen	2.3030	28000.	93	10285	No
217	GOM_NL__2PRFIN20040217_141509_000000482024_00211_10285_1647.N1	17-FEB-2004 14:15:09	Dark	48.000	12	Alp1Cru	0.77500	30000.	96	10285	No
218	GOM_NL__2PRFIN20040217_141728_000000402024_00211_10285_1648.N1	17-FEB-2004 14:17:28	Dark	39.500	29	Bet Car	1.6720	10200.	79	10285	No
219	GOM_NL__2PRFIN20040217_142007_000000402024_00211_10285_1649.N1	17-FEB-2004 14:20:07	Dark	40.000	71	lot Car	2.2460	7700.0	80	10285	No

220	GOM_NL__2PRFIN20040217_142144_000000412024_00211_10285_1650.N1	17-FEB-2004 14:21:44	Dark	41.000	46	Del Vel	1.9540	10600.	82	10285	No
221	GOM_NL__2PRFIN20040217_142406_000000402024_00211_10285_1651.N1	17-FEB-2004 14:24:06	Straylight	39.500	34	Gam2Vel	1.7930	23000.	79	10285	No
222	GOM_NL__2PRFIN20040217_142611_000000402024_00211_10285_1652.N1	17-FEB-2004 14:26:11	Straylight	40.000	70	Zet Pup	2.2460	39000.	80	10285	No
223	GOM_NL__2PRFIN20040217_143028_000000392024_00211_10285_1653.N1	17-FEB-2004 14:30:28	Straylight	39.000	132	15Rho Pup	2.8030	6900.0	78	10285	No
224	GOM_NL__2PRFIN20040217_143421_000000472024_00211_10285_1654.N1	17-FEB-2004 14:34:21	Straylight	46.500	48	30Alp Hya	1.9770	4100.0	93	10285	No
225	GOM_NL__2PRFIN20040217_143856_000000432024_00211_10285_1655.N1	17-FEB-2004 14:38:56	Bright	43.000	8	10Alp CMi	0.40000	6500.0	86	10285	No
226	GOM_NL__2PRFIN20040217_144136_000000532024_00211_10285_1656.N1	17-FEB-2004 14:41:36	Bright	53.000	22	32Alp Leo	1.3600	15200.	106	10285	No
227	GOM_NL__2PRFIN20040217_144511_000000392024_00211_10285_1657.N1	17-FEB-2004 14:45:11	Bright	39.000	17	78Bet Gem	1.1610	4500.0	78	10285	No
228	GOM_NL__2PRFIN20040217_144619_000000392024_00211_10285_1658.N1	17-FEB-2004 14:46:19	Bright	38.500	24	66Alp Gem	1.5800	10200.	77	10285	No
229	GOM_NL__2PRFIN20040217_144820_000000732024_00211_10285_1659.N1	17-FEB-2004 14:48:20	Bright	73.000	96	68Del Leo	2.5600	9300.0	146	10285	No
230	GOM_NL__2PRFIN20040217_145440_000000522024_00211_10285_1660.N1	17-FEB-2004 14:54:40	Bright	52.000	174	52Psi UMa	3.0040	4400.0	104	10285	No
231	GOM_NL__2PRFIN20040217_145641_000000432024_00211_10285_1661.N1	17-FEB-2004 14:56:41	Bright	43.000	82	48Bet UMa	2.3650	10600.	86	10285	No
232	GOM_NL__2PRFIN20040217_145844_000000512024_00211_10285_1662.N1	17-FEB-2004 14:58:44	Bright	51.000	87	64Gam UMa	2.4330	11000.	102	10285	No
233	GOM_NL__2PRFIN20040217_150231_000000342024_00211_10285_1663.N1	17-FEB-2004 15:02:31	Bright	34.000	49	1Alp UMi	1.9900	6300.0	68	10285	No
234	GOM_NL__2PRFIN20040217_150430_000000442024_00211_10285_1664.N1	17-FEB-2004 15:04:30	Bright	44.000	60	7Bet UMi	2.0810	3950.0	88	10285	No
235	GOM_NL__2PRFIN20040217_150645_000000702024_00211_10285_1665.N1	17-FEB-2004 15:06:45	Bright	70.000	39	85Eta UMa	1.8540	24000.	140	10285	No
236	GOM_NL__2PRFIN20040217_150920_000000442024_00211_10285_1666.N1	17-FEB-2004 15:09:20	Bright	44.000	119	14Eta Dra	2.7270	4700.0	88	10285	No
237	GOM_NL__2PRFIN20040217_151311_000000452024_00211_10285_1667.N1	17-FEB-2004 15:13:11	Bright	44.500	130	23Bet Dra	2.7990	5800.0	89	10285	No
238	GOM_NL__2PRFIN20040217_151731_000000402024_00211_10285_1668.N1	17-FEB-2004 15:17:31	Bright	40.000	5	3Alp Lyr	0.033000	11000.	80	10285	No
239	GOM_NL__2PRFIN20040217_152042_000000592024_00211_10285_1669.N1	17-FEB-2004 15:20:42	Bright	59.000	133	40Zet Her	2.8070	6000.0	118	10285	No
240	GOM_NL__2PRFIN20040217_152515_000001382024_00211_10285_1670.N1	17-FEB-2004 15:25:15	Twilight	138.00	67	5Alp CrB	2.2210	11000.	276	10285	No
241	GOM_NL__2PRFIN20040217_152904_000000552024_00211_10285_1671.N1	17-FEB-2004 15:29:04	Twilight	54.500	126	60Bet Oph	2.7700	4250.0	109	10285	No
242	GOM_NL__2PRFIN20040217_153405_000000412024_00211_10285_1672.N1	17-FEB-2004 15:34:05	Twilight	41.000	155	41Pi Sgr	2.9000	6600.0	82	10285	No
243	GOM_NL__2PRFIN20040217_153545_000000432024_00211_10285_1673.N1	17-FEB-2004 15:35:45	Twilight	42.500	57	34Sig Sgr	2.0660	26000.	85	10285	No
244	GOM_NL__2PRFIN20040217_153833_000000442024_00211_10285_1674.N1	17-FEB-2004 15:38:33	Dark	43.500	38	20Eps Sgr	1.8360	11000.	87	10285	No
245	GOM_NL__2PRFIN20040217_154143_000000562024_00211_10285_1675.N1	17-FEB-2004 15:41:43	Dark	56.000	16	21Alp Sco	1.0200	3000.0	112	10285	No
246	GOM_NL__2PRFIN20040217_154320_000000702024_00211_10285_1676.N1	17-FEB-2004 15:43:20	Dark	69.500	80	7Del Sco	2.3160	30000.	139	10285	No
247	GOM_NL__2PRFIN20040217_155409_000000462024_00212_10286_1646.N1	17-FEB-2004 15:54:09	Dark	45.500	77	Eps Cen	2.3030	28000.	91	10286	No
248	GOM_NL__2PRFIN20040217_155545_000000512024_00212_10286_1647.N1	17-FEB-2004 15:55:45	Dark	51.000	12	Alp1Cru	0.77500	30000.	102	10286	No
249	GOM_NL__2PRFIN20040217_155804_000000402024_00212_10286_1648.N1	17-FEB-2004 15:58:04	Dark	40.000	29	Bet Car	1.6720	10200.	80	10286	No
250	GOM_NL__2PRFIN20040217_160043_000000422024_00212_10286_1649.N1	17-FEB-2004 16:00:43	Dark	42.000	71	lot Car	2.2460	7700.0	84	10286	No
251	GOM_NL__2PRFIN20040217_160220_000000412024_00212_10286_1650.N1	17-FEB-2004 16:02:20	Dark	41.000	46	Del Vel	1.9540	10600.	82	10286	No
252	GOM_NL__2PRFIN20040217_160442_000000402024_00212_10286_1651.N1	17-FEB-2004 16:04:42	Straylight	39.500	34	Gam2Vel	1.7930	23000.	79	10286	No
253	GOM_NL__2PRFIN20040217_160647_000000282024_00212_10286_1652.N1	17-FEB-2004 16:06:47	Straylight	27.500	70	Zet Pup	2.2460	39000.	55	10286	No
254	GOM_NL__2PRFIN20040217_161104_000000432024_00212_10286_1653.N1	17-FEB-2004 16:11:04	Straylight	42.500	132	15Rho Pup	2.8030	6900.0	85	10286	No
255	GOM_NL__2PRFIN20040217_161457_000000492024_00212_10286_1654.N1	17-FEB-2004 16:14:57	Straylight	49.000	48	30Alp Hya	1.9770	4100.0	98	10286	No
256	GOM_NL__2PRFIN20040217_161932_000000522024_00212_10286_1655.N1	17-FEB-2004 16:19:32	Bright	52.000	8	10Alp CMi	0.40000	6500.0	104	10286	No
257	GOM_NL__2PRFIN20040217_162212_000000522024_00212_10286_1656.N1	17-FEB-2004 16:22:12	Bright	52.000	22	32Alp Leo	1.3600	15200.	104	10286	No
258	GOM_NL__2PRFIN20040217_162547_000000392024_00212_10286_1657.N1	17-FEB-2004 16:25:47	Bright	39.000	17	78Bet Gem	1.1610	4500.0	78	10286	No
259	GOM_NL__2PRFIN20040217_162656_000000382024_00212_10286_1658.N1	17-FEB-2004 16:26:56	Bright	38.000	24	66Alp Gem	1.5800	10200.	76	10286	No
260	GOM_NL__2PRFIN20040217_162854_000000692024_00212_10286_1659.N1	17-FEB-2004 16:28:54	Bright	68.500	96	68Del Leo	2.5600	9300.0	137	10286	No
261	GOM_NL__2PRFIN20040217_163515_000000522024_00212_10286_1660.N1	17-FEB-2004 16:35:15	Bright	52.000	174	52Psi UMa	3.0040	4400.0	104	10286	No
262	GOM_NL__2PRFIN20040217_163716_000000462024_00212_10286_1661.N1	17-FEB-2004 16:37:16	Bright	45.500	82	48Bet UMa	2.3650	10600.	91	10286	No
263	GOM_NL__2PRFIN20040217_163919_000000512024_00212_10286_1662.N1	17-FEB-2004 16:39:19	Bright	51.000	87	64Gam UMa	2.4330	11000.	102	10286	No
264	GOM_NL__2PRFIN20040217_164307_000000352024_00212_10286_1663.N1	17-FEB-2004 16:43:07	Bright	35.000	49	1Alp UMi	1.9900	6300.0	70	10286	No
265	GOM_NL__2PRFIN20040217_164505_000000442024_00212_10286_1664.N1	17-FEB-2004 16:45:05	Bright	43.500	60	7Bet UMi	2.0810	3950.0	87	10286	No
266	GOM_NL__2PRFIN20040217_164720_000000692024_00212_10286_1665.N1	17-FEB-2004 16:47:20	Bright	69.000	39	85Eta UMa	1.8540	24000.	138	10286	No
267	GOM_NL__2PRFIN20040217_164956_000000472024_00212_10286_1666.N1	17-FEB-2004 16:49:56	Bright	47.000	119	14Eta Dra	2.7270	4700.0	94	10286	No
268	GOM_NL__2PRFIN20040217_165347_000000402024_00212_10286_1667.N1	17-FEB-2004 16:53:47	Bright	40.000	130	23Bet Dra	2.7990	5800.0	80	10286	No
269	GOM_NL__2PRFIN20040217_165552_000000372024_00212_10286_1668.N1	17-FEB-2004 16:55:52	Bright	36.500	144	18Del Cyg	2.8600	11000.	73	10286	No
270	GOM_NL__2PRFIN20040217_165807_000000402024_00212_10286_1669.N1	17-FEB-2004 16:58:07	Bright	40.000	5	3Alp Lyr	0.033000	11000.	80	10286	No
271	GOM_NL__2PRFIN20040217_170117_000000582024_00212_10286_1670.N1	17-FEB-2004 17:01:17	Bright	58.000	133	40Zet Her	2.8070	6000.0	116	10286	No
272	GOM_NL__2PRFIN20040217_170552_000001222024_00212_10286_1671.N1	17-FEB-2004 17:05:52	Twilight	122.00	67	5Alp CrB	2.2210	11000.	244	10286	No
273	GOM_NL__2PRFIN20040217_170940_000000522024_00212_10286_1672.N1	17-FEB-2004 17:09:40	Twilight	52.000	126	60Bet Oph	2.7700	4250.0	104	10286	No
274	GOM_NL__2PRFIN20040217_171441_000000402024_00212_10286_1673.N1	17-FEB-2004 17:14:41	Twilight	40.000	155	41Pi Sgr	2.9000	6600.0	80	10286	No
275	GOM_NL__2PRFIN20040217_171621_000000432024_00212_10286_1674.N1	17-FEB-2004 17:16:21	Twilight	42.500	57	34Sig Sgr	2.0660	26000.	85	10286	No
276	GOM_NL__2PRFIN20040217_171910_000000432024_00212_10286_1675.N1	17-FEB-2004 17:19:10	Dark	42.500	38	20Eps Sgr	1.8360	11000.	85	10286	No
277	GOM_NL__2PRFIN20040217_172220_000000722024_00212_10286_1676.N1	17-FEB-2004 17:22:20	Dark	72.000	16	21Alp Sco	1.0200	3000.0	144	10286	No
278	GOM_NL__2PRFIN20040217_172358_000000652024_00212_10286_1677.N1	17-FEB-2004 17:23:58	Dark	64.500	80	7Del Sco	2.3160	30000.	129	10286	No

279	GOM_NL__2PRFIN20040217_173447_000000442024_00213_10287_1646.N1	17-FEB-2004 17:34:47	Dark	44.000	77	Eps Cen	2.3030	28000.	88	10287	No
280	GOM_NL__2PRFIN20040217_173622_000000422024_00213_10287_1647.N1	17-FEB-2004 17:36:22	Dark	42.000	12	Alp1Cru	0.77500	30000.	84	10287	No
281	GOM_NL__2PRFIN20040217_173841_000000422024_00213_10287_1648.N1	17-FEB-2004 17:38:41	Dark	41.500	29	Bet Car	1.6720	10200.	83	10287	No
282	GOM_NL__2PRFIN20040217_174120_000000422024_00213_10287_1649.N1	17-FEB-2004 17:41:20	Dark	41.500	71	lot Car	2.2460	7700.0	83	10287	No
283	GOM_NL__2PRFIN20040217_174256_000000372024_00213_10287_1650.N1	17-FEB-2004 17:42:56	Dark	37.000	46	Del Vel	1.9540	10600.	74	10287	No
284	GOM_NL__2PRFIN20040217_174518_000000432024_00213_10287_1651.N1	17-FEB-2004 17:45:18	Straylight	42.500	34	Gam2Vel	1.7930	23000.	85	10287	No
285	GOM_NL__2PRFIN20040217_175141_000000432024_00213_10287_1652.N1	17-FEB-2004 17:51:41	Straylight	42.500	132	15Rho Pup	2.8030	6900.0	85	10287	No
286	GOM_NL__2PRFIN20040217_175534_000000502024_00213_10287_1653.N1	17-FEB-2004 17:55:34	Straylight	50.000	48	30Alp Hya	1.9770	4100.0	100	10287	No
287	GOM_NL__2PRFIN20040217_180008_000000422024_00213_10287_1654.N1	17-FEB-2004 18:00:08	Bright	41.500	8	10Alp CMi	0.40000	6500.0	83	10287	No
288	GOM_NL__2PRFIN20040217_180248_000000502024_00213_10287_1655.N1	17-FEB-2004 18:02:48	Bright	49.500	22	32Alp Leo	1.3600	15200.	99	10287	No
289	GOM_NL__2PRFIN20040217_180623_000000402024_00213_10287_1656.N1	17-FEB-2004 18:06:23	Bright	40.000	17	78Bet Gem	1.1610	4500.0	80	10287	No
290	GOM_NL__2PRFIN20040217_180732_000000382024_00213_10287_1657.N1	17-FEB-2004 18:07:32	Bright	38.000	24	66Alp Gem	1.5800	10200.	76	10287	No
291	GOM_NL__2PRFIN20040217_180928_000000712024_00213_10287_1658.N1	17-FEB-2004 18:09:28	Bright	70.500	96	68Del Leo	2.5600	9300.0	141	10287	No
292	GOM_NL__2PRFIN20040217_181549_000000532024_00213_10287_1659.N1	17-FEB-2004 18:15:49	Bright	52.500	174	52Psi UMa	3.0040	4400.0	105	10287	No
293	GOM_NL__2PRFIN20040217_181752_000000462024_00213_10287_1660.N1	17-FEB-2004 18:17:52	Bright	45.500	82	48Bet UMa	2.3650	10600.	91	10287	No
294	GOM_NL__2PRFIN20040217_181955_000000502024_00213_10287_1661.N1	17-FEB-2004 18:19:55	Bright	49.500	87	64Gam UMa	2.4330	11000.	99	10287	No
295	GOM_NL__2PRFIN20040217_182344_000000372024_00213_10287_1662.N1	17-FEB-2004 18:23:44	Bright	37.000	49	1Alp UMi	1.9900	6300.0	74	10287	No
296	GOM_NL__2PRFIN20040217_182540_000000422024_00213_10287_1663.N1	17-FEB-2004 18:25:40	Bright	41.500	60	7Bet UMi	2.0810	3950.0	83	10287	No
297	GOM_NL__2PRFIN20040217_182755_000000692024_00213_10287_1664.N1	17-FEB-2004 18:27:55	Bright	69.000	39	85Eta UMa	1.8540	24000.	138	10287	No
298	GOM_NL__2PRFIN20040217_183031_000000472024_00213_10287_1665.N1	17-FEB-2004 18:30:31	Bright	47.000	119	14Eta Dra	2.7270	4700.0	94	10287	No
299	GOM_NL__2PRFIN20040217_183423_000000442024_00213_10287_1666.N1	17-FEB-2004 18:34:23	Bright	43.500	130	23Bet Dra	2.7990	5800.0	87	10287	No
300	GOM_NL__2PRFIN20040217_183628_000000372024_00213_10287_1667.N1	17-FEB-2004 18:36:28	Bright	36.500	144	18Del Cyg	2.8600	11000.	73	10287	No
301	GOM_NL__2PRFIN20040217_183843_000000392024_00213_10287_1668.N1	17-FEB-2004 18:38:43	Bright	39.000	5	3Alp Lyr	0.033000	11000.	78	10287	No
302	GOM_NL__2PRFIN20040217_184153_000000592024_00213_10287_1669.N1	17-FEB-2004 18:41:53	Bright	58.500	133	40Zet Her	2.8070	6000.0	117	10287	No
303	GOM_NL__2PRFIN20040217_184629_000001182024_00213_10287_1670.N1	17-FEB-2004 18:46:29	Twilight	117.50	67	5Alp CrB	2.2210	11000.	235	10287	No
304	GOM_NL__2PRFIN20040217_185017_000000522024_00213_10287_1671.N1	17-FEB-2004 18:50:17	Twilight	51.500	126	60Bet Oph	2.7700	4250.0	103	10287	No
305	GOM_NL__2PRFIN20040217_185517_000000412024_00213_10287_1672.N1	17-FEB-2004 18:55:17	Twilight	40.500	155	41Pi Sgr	2.9000	6600.0	81	10287	No
306	GOM_NL__2PRFIN20040217_185657_000000412024_00213_10287_1673.N1	17-FEB-2004 18:56:57	Twilight	40.500	57	34Sig Sgr	2.0660	26000.	81	10287	No
307	GOM_NL__2PRFIN20040217_185946_000000452024_00213_10287_1674.N1	17-FEB-2004 18:59:46	Dark	44.500	38	20Eps Sgr	1.8360	11000.	89	10287	No
308	GOM_NL__2PRFIN20040217_190257_000000722024_00213_10287_1675.N1	17-FEB-2004 19:02:57	Dark	72.000	16	21Alp Sco	1.0200	3000.0	144	10287	No
309	GOM_NL__2PRFIN20040217_190436_000000672024_00213_10287_1676.N1	17-FEB-2004 19:04:36	Dark	67.000	80	7Del Sco	2.3160	30000.	134	10287	No
310	GOM_NL__2PRFIN20040217_191523_000000452024_00214_10288_1648.N1	17-FEB-2004 19:15:23	Dark	45.000	77	Eps Cen	2.3030	28000.	90	10288	No
311	GOM_NL__2PRFIN20040217_191659_000000512024_00214_10288_1649.N1	17-FEB-2004 19:16:59	Dark	50.500	12	Alp1Cru	0.77500	30000.	101	10288	No
312	GOM_NL__2PRFIN20040217_191917_000000422024_00214_10288_1650.N1	17-FEB-2004 19:19:17	Dark	41.500	29	Bet Car	1.6720	10200.	83	10288	No
313	GOM_NL__2PRFIN20040217_192156_000000412024_00214_10288_1651.N1	17-FEB-2004 19:21:56	Dark	40.500	71	lot Car	2.2460	7700.0	81	10288	No
314	GOM_NL__2PRFIN20040217_192332_000000402024_00214_10288_1652.N1	17-FEB-2004 19:23:32	Dark	39.500	46	Del Vel	1.9540	10600.	79	10288	No
315	GOM_NL__2PRFIN20040217_192759_000000392024_00214_10288_1653.N1	17-FEB-2004 19:27:59	Straylight	39.000	70	Zet Pup	2.2460	39000.	78	10288	No
316	GOM_NL__2PRFIN20040217_193217_000000432024_00214_10288_1654.N1	17-FEB-2004 19:32:17	Straylight	42.500	132	15Rho Pup	2.8030	6900.0	85	10288	No
317	GOM_NL__2PRFIN20040217_193609_000000512024_00214_10288_1655.N1	17-FEB-2004 19:36:09	Straylight	50.500	48	30Alp Hya	1.9770	4100.0	101	10288	No
318	GOM_NL__2PRFIN20040217_194044_000000432024_00214_10288_1656.N1	17-FEB-2004 19:40:44	Bright	43.000	8	10Alp CMi	0.40000	6500.0	86	10288	No
319	GOM_NL__2PRFIN20040217_194323_000000532024_00214_10288_1657.N1	17-FEB-2004 19:43:23	Bright	53.000	22	32Alp Leo	1.3600	15200.	106	10288	No
320	GOM_NL__2PRFIN20040217_194659_000000392024_00214_10288_1658.N1	17-FEB-2004 19:46:59	Bright	38.500	17	78Bet Gem	1.1610	4500.0	77	10288	No
321	GOM_NL__2PRFIN20040217_194808_000000382024_00214_10288_1659.N1	17-FEB-2004 19:48:08	Bright	38.000	24	66Alp Gem	1.5800	10200.	76	10288	No
322	GOM_NL__2PRFIN20040217_195003_000000712024_00214_10288_1660.N1	17-FEB-2004 19:50:03	Bright	71.000	96	68Del Leo	2.5600	9300.0	142	10288	No
323	GOM_NL__2PRFIN20040217_195625_000000532024_00214_10288_1661.N1	17-FEB-2004 19:56:25	Bright	53.000	174	52Psi UMa	3.0040	4400.0	106	10288	No
324	GOM_NL__2PRFIN20040217_195827_000000452024_00214_10288_1662.N1	17-FEB-2004 19:58:27	Bright	45.000	82	48Bet UMa	2.3650	10600.	90	10288	No
325	GOM_NL__2PRFIN20040217_200030_000000512024_00214_10288_1663.N1	17-FEB-2004 20:00:30	Bright	50.500	87	64Gam UMa	2.4330	11000.	101	10288	No
326	GOM_NL__2PRFIN20040217_200420_000000382024_00214_10288_1664.N1	17-FEB-2004 20:04:20	Bright	38.000	49	1Alp UMi	1.9900	6300.0	76	10288	No
327	GOM_NL__2PRFIN20040217_200616_000000392024_00214_10288_1665.N1	17-FEB-2004 20:06:16	Bright	38.500	60	7Bet UMi	2.0810	3950.0	77	10288	No
328	GOM_NL__2PRFIN20040217_200830_000000682024_00214_10288_1666.N1	17-FEB-2004 20:08:30	Bright	67.500	39	85Eta UMa	1.8540	24000.	135	10288	No
329	GOM_NL__2PRFIN20040217_201107_000000422024_00214_10288_1667.N1	17-FEB-2004 20:11:07	Bright	42.000	119	14Eta Dra	2.7270	4700.0	84	10288	No
330	GOM_NL__2PRFIN20040217_201459_000000442024_00214_10288_1668.N1	17-FEB-2004 20:14:59	Bright	44.000	130	23Bet Dra	2.7990	5800.0	88	10288	No
331	GOM_NL__2PRFIN20040217_201705_000000342024_00214_10288_1669.N1	17-FEB-2004 20:17:05	Bright	34.000	144	18Del Cyg	2.8600	11000.	68	10288	No
332	GOM_NL__2PRFIN20040217_201919_000000392024_00214_10288_1670.N1	17-FEB-2004 20:19:19	Bright	39.000	5	3Alp Lyr	0.033000	11000.	78	10288	No
333	GOM_NL__2PRFIN20040217_202230_000000582024_00214_10288_1671.N1	17-FEB-2004 20:22:30	Bright	58.000	133	40Zet Her	2.8070	6000.0	116	10288	No
334	GOM_NL__2PRFIN20040217_202706_000001312024_00214_10288_1672.N1	17-FEB-2004 20:27:06	Twilight	130.50	67	5Alp CrB	2.2210	11000.	261	10288	No
335	GOM_NL__2PRFIN20040217_203053_000000532024_00214_10288_1673.N1	17-FEB-2004 20:30:53	Twilight	53.000	126	60Bet Oph	2.7700	4250.0	106	10288	No
336	GOM_NL__2PRFIN20040217_203553_000000422024_00214_10288_1674.N1	17-FEB-2004 20:35:53	Twilight	41.500	155	41Pi Sgr	2.9000	6600.0	83	10288	No
337	GOM_NL__2PRFIN20040217_203734_000000402024_00214_10288_1675.N1	17-FEB-2004 20:37:34	Twilight	39.500	57	34Sig Sgr	2.0660	26000.	79	10288	No



338	GOM_NL__2PRFIN20040217_204022_000000432024_00214_10288_1676.N1	17-FEB-2004 20:40:22	Dark	42.500	38	20Eps Sgr	1.8360	11000.	85	10288	No
339	GOM_NL__2PRFIN20040217_204334_000000722024_00214_10288_1677.N1	17-FEB-2004 20:43:34	Dark	72.000	16	21Alp Sco	1.0200	3000.0	144	10288	No
340	GOM_NL__2PRFIN20040217_204513_000000652024_00214_10288_1678.N1	17-FEB-2004 20:45:13	Dark	64.500	80	7Del Sco	2.3160	30000.	129	10288	No
341	GOM_NL__2PRFIN20040217_205559_000000472024_00215_10289_1648.N1	17-FEB-2004 20:55:59	Dark	46.500	77	Eps Cen	2.3030	28000.	93	10289	No
342	GOM_NL__2PRFIN20040217_205735_000000452024_00215_10289_1649.N1	17-FEB-2004 20:57:35	Dark	45.000	12	Alp1Cru	0.77500	30000.	90	10289	No
343	GOM_NL__2PRFIN20040217_205953_000000402024_00215_10289_1650.N1	17-FEB-2004 20:59:53	Dark	39.500	29	Bet Car	1.6720	10200.	79	10289	No
344	GOM_NL__2PRFIN20040217_210231_000000442024_00215_10289_1651.N1	17-FEB-2004 21:02:31	Dark	44.000	71	lot Car	2.2460	7700.0	88	10289	No
345	GOM_NL__2PRFIN20040217_210407_000000422024_00215_10289_1652.N1	17-FEB-2004 21:04:07	Dark	41.500	46	Del Vel	1.9540	10600.	83	10289	No
346	GOM_NL__2PRFIN20040217_210835_000000402024_00215_10289_1653.N1	17-FEB-2004 21:08:35	Straylight	39.500	70	Zet Pup	2.2460	39000.	79	10289	No
347	GOM_NL__2PRFIN20040217_211252_000000412024_00215_10289_1654.N1	17-FEB-2004 21:12:52	Straylight	41.000	132	15Rho Pup	2.8030	6900.0	82	10289	No
348	GOM_NL__2PRFIN20040217_211645_000000532024_00215_10289_1655.N1	17-FEB-2004 21:16:45	Straylight	53.000	48	30Alp Hya	1.9770	4100.0	106	10289	No
349	GOM_NL__2PRFIN20040217_212120_000000462024_00215_10289_1656.N1	17-FEB-2004 21:21:20	Bright	45.500	8	10Alp CMi	0.40000	6500.0	91	10289	No
350	GOM_NL__2PRFIN20040217_212358_000000512024_00215_10289_1657.N1	17-FEB-2004 21:23:58	Bright	51.000	22	32Alp Leo	1.3600	15200.	102	10289	No
351	GOM_NL__2PRFIN20040217_212734_000000412024_00215_10289_1658.N1	17-FEB-2004 21:27:34	Bright	41.000	17	78Bet Gem	1.1610	4500.0	82	10289	No
352	GOM_NL__2PRFIN20040217_212844_000000392024_00215_10289_1659.N1	17-FEB-2004 21:28:44	Bright	39.000	24	66Alp Gem	1.5800	10200.	78	10289	No
353	GOM_NL__2PRFIN20040217_213038_000000692024_00215_10289_1660.N1	17-FEB-2004 21:30:38	Bright	69.000	96	68Del Leo	2.5600	9300.0	138	10289	No
354	GOM_NL__2PRFIN20040217_213700_000000532024_00215_10289_1661.N1	17-FEB-2004 21:37:00	Bright	52.500	174	52Psi UMa	3.0040	4400.0	105	10289	No
355	GOM_NL__2PRFIN20040217_213902_000000462024_00215_10289_1662.N1	17-FEB-2004 21:39:02	Bright	46.000	82	48Bet UMa	2.3650	10600.	92	10289	No
356	GOM_NL__2PRFIN20040217_214105_000000502024_00215_10289_1663.N1	17-FEB-2004 21:41:05	Bright	50.000	87	64Gam UMa	2.4330	11000.	100	10289	No
357	GOM_NL__2PRFIN20040217_214455_000000392024_00215_10289_1664.N1	17-FEB-2004 21:44:55	Bright	38.500	49	1Alp UMi	1.9900	6300.0	77	10289	No
358	GOM_NL__2PRFIN20040217_214651_000000422024_00215_10289_1665.N1	17-FEB-2004 21:46:51	Bright	41.500	60	7Bet UMi	2.0810	3950.0	83	10289	No
359	GOM_NL__2PRFIN20040217_214905_000000682024_00215_10289_1666.N1	17-FEB-2004 21:49:05	Bright	67.500	39	85Eta UMa	1.8540	24000.	135	10289	No
360	GOM_NL__2PRFIN20040217_215143_000000442024_00215_10289_1667.N1	17-FEB-2004 21:51:43	Bright	44.000	119	14Eta Dra	2.7270	4700.0	88	10289	No
361	GOM_NL__2PRFIN20040217_215534_000000432024_00215_10289_1668.N1	17-FEB-2004 21:55:34	Bright	43.000	130	23Bet Dra	2.7990	5800.0	86	10289	No
362	GOM_NL__2PRFIN20040217_215740_000000362024_00215_10289_1669.N1	17-FEB-2004 21:57:40	Bright	35.500	144	18Del Cyg	2.8600	11000.	71	10289	No
363	GOM_NL__2PRFIN20040217_215955_000000422024_00215_10289_1670.N1	17-FEB-2004 21:59:55	Bright	41.500	5	3Alp Lyr	0.033000	11000.	83	10289	No
364	GOM_NL__2PRFIN20040217_220306_000000612024_00215_10289_1671.N1	17-FEB-2004 22:03:06	Bright	61.000	133	40Zet Her	2.8070	6000.0	122	10289	No
365	GOM_NL__2PRFIN20040217_220743_000001322024_00215_10289_1672.N1	17-FEB-2004 22:07:43	Twilight	132.00	67	5Alp CrB	2.2210	11000.	264	10289	No
366	GOM_NL__2PRFIN20040217_221129_000000562024_00215_10289_1673.N1	17-FEB-2004 22:11:29	Twilight	56.000	126	60Bet Oph	2.7700	4250.0	112	10289	No
367	GOM_NL__2PRFIN20040217_221629_000000432024_00215_10289_1674.N1	17-FEB-2004 22:16:29	Twilight	43.000	155	41Pi Sgr	2.9000	6600.0	86	10289	No
368	GOM_NL__2PRFIN20040217_221809_000000442024_00215_10289_1675.N1	17-FEB-2004 22:18:09	Twilight	43.500	57	34Sig Sgr	2.0660	26000.	87	10289	No
369	GOM_NL__2PRFIN20040217_222058_000000442024_00215_10289_1676.N1	17-FEB-2004 22:20:58	Dark	43.500	38	20Eps Sgr	1.8360	11000.	87	10289	No
370	GOM_NL__2PRFIN20040217_222411_000000612024_00215_10289_1677.N1	17-FEB-2004 22:24:11	Dark	60.500	16	21Alp Sco	1.0200	3000.0	121	10289	No
371	GOM_NL__2PRFIN20040217_222550_000000692024_00215_10289_1678.N1	17-FEB-2004 22:25:50	Dark	68.500	80	7Del Sco	2.3160	30000.	137	10289	No
372	GOM_NL__2PRFIN20040217_223351_000000492024_00216_10290_1648.N1	17-FEB-2004 22:33:51	Dark	48.500	4	Alp1Cen	-0.010000	5800.0	97	10290	No
373	GOM_NL__2PRFIN20040217_223511_000000442024_00216_10290_1649.N1	17-FEB-2004 22:35:11	Dark	43.500	10	Bet Cen	0.61000	28000.	87	10290	No
374	GOM_NL__2PRFIN20040217_223636_000000472024_00216_10290_1650.N1	17-FEB-2004 22:36:36	Dark	46.500	77	Eps Cen	2.3030	28000.	93	10290	No
375	GOM_NL__2PRFIN20040217_223811_000000442024_00216_10290_1651.N1	17-FEB-2004 22:38:11	Dark	44.000	12	Alp1Cru	0.77500	30000.	88	10290	No
376	GOM_NL__2PRFIN20040217_224029_000000402024_00216_10290_1652.N1	17-FEB-2004 22:40:29	Dark	40.000	29	Bet Car	1.6720	10200.	80	10290	No
377	GOM_NL__2PRFIN20040217_224307_000000432024_00216_10290_1653.N1	17-FEB-2004 22:43:07	Dark	42.500	71	lot Car	2.2460	7700.0	85	10290	No
378	GOM_NL__2PRFIN20040217_224444_000000442024_00216_10290_1654.N1	17-FEB-2004 22:44:44	Dark	43.500	46	Del Vel	1.9540	10600.	87	10290	No
379	GOM_NL__2PRFIN20040217_224706_000000382024_00216_10290_1655.N1	17-FEB-2004 22:47:06	Straylight	38.000	34	Gam2Vel	1.7930	23000.	76	10290	No
380	GOM_NL__2PRFIN20040217_224911_000000412024_00216_10290_1656.N1	17-FEB-2004 22:49:11	Straylight	41.000	70	Zet Pup	2.2460	39000.	82	10290	No
381	GOM_NL__2PRFIN20040217_225328_000000422024_00216_10290_1657.N1	17-FEB-2004 22:53:28	Straylight	41.500	132	15Rho Pup	2.8030	6900.0	83	10290	No
382	GOM_NL__2PRFIN20040217_225721_000000502024_00216_10290_1658.N1	17-FEB-2004 22:57:21	Straylight	49.500	48	30Alp Hya	1.9770	4100.0	99	10290	No
383	GOM_NL__2PRFIN20040217_230156_000000462024_00216_10290_1659.N1	17-FEB-2004 23:01:56	Bright	46.000	8	10Alp CMi	0.40000	6500.0	92	10290	No
384	GOM_NL__2PRFIN20040217_230433_000000512024_00216_10290_1660.N1	17-FEB-2004 23:04:33	Bright	51.000	22	32Alp Leo	1.3600	15200.	102	10290	No
385	GOM_NL__2PRFIN20040217_230810_000000402024_00216_10290_1661.N1	17-FEB-2004 23:08:10	Bright	39.500	17	78Bet Gem	1.1610	4500.0	79	10290	No
386	GOM_NL__2PRFIN20040217_230919_000000382024_00216_10290_1662.N1	17-FEB-2004 23:09:19	Bright	38.000	24	66Alp Gem	1.5800	10200.	76	10290	No
387	GOM_NL__2PRFIN20040217_231112_000000692024_00216_10290_1663.N1	17-FEB-2004 23:11:12	Bright	68.500	96	68Del Leo	2.5600	9300.0	137	10290	No
388	GOM_NL__2PRFIN20040217_231734_000000542024_00216_10290_1664.N1	17-FEB-2004 23:17:34	Bright	53.500	174	52Psi UMa	3.0040	4400.0	107	10290	No
389	GOM_NL__2PRFIN20040217_231937_000000442024_00216_10290_1665.N1	17-FEB-2004 23:19:37	Bright	44.000	82	48Bet UMa	2.3650	10600.	88	10290	No
390	GOM_NL__2PRFIN20040217_232139_000000512024_00216_10290_1666.N1	17-FEB-2004 23:21:39	Bright	50.500	87	64Gam UMa	2.4330	11000.	101	10290	No
391	GOM_NL__2PRFIN20040217_232531_000000382024_00216_10290_1667.N1	17-FEB-2004 23:25:31	Bright	37.500	49	1Alp UMi	1.9900	6300.0	75	10290	No
392	GOM_NL__2PRFIN20040217_232727_000000422024_00216_10290_1668.N1	17-FEB-2004 23:27:27	Bright	41.500	60	7Bet UMi	2.0810	3950.0	83	10290	No
393	GOM_NL__2PRFIN20040217_232939_000000662024_00216_10290_1669.N1	17-FEB-2004 23:29:39	Bright	65.500	39	85Eta UMa	1.8540	24000.	131	10290	No
394	GOM_NL__2PRFIN20040217_233234_000000372024_00216_10290_1670.N1	17-FEB-2004 23:32:34	Bright	37.000	89	5Alp Cep	2.4510	8000.0	74	10290	No
395	GOM_NL__2PRFIN20040217_233610_000000442024_00216_10290_1671.N1	17-FEB-2004 23:36:10	Bright	44.000	130	23Bet Dra	2.7990	5800.0	88	10290	No
396	GOM_NL__2PRFIN20040217_233816_000000472024_00216_10290_1672.N1	17-FEB-2004 23:38:16	Bright	46.500	144	18Del Cyg	2.8600	11000.	93	10290	No

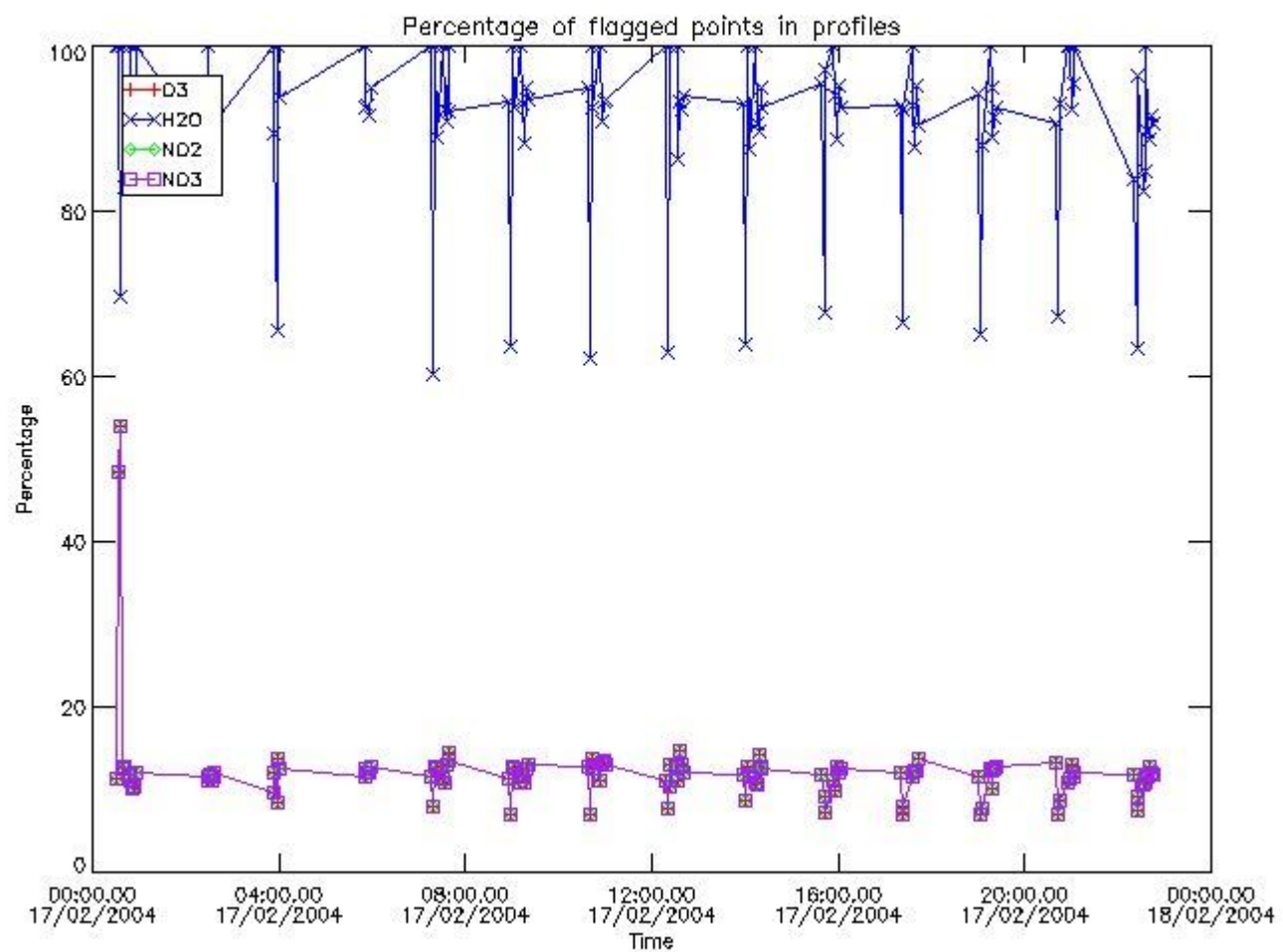


397	GOM_NL__2PRFIN20040217_234030_000000432024_00216_10290_1673.N1	17-FEB-2004 23:40:30	Bright	43.000	5	3Alp Lyr	0.033000	11000.	86	10290	No
398	GOM_NL__2PRFIN20040217_234343_000000602024_00216_10290_1674.N1	17-FEB-2004 23:43:43	Bright	60.000	133	40Zet Her	2.8070	6000.0	120	10290	No
399	GOM_NL__2PRFIN20040217_234820_000001272024_00216_10290_1675.N1	17-FEB-2004 23:48:20	Twilight	126.50	67	5Alp CrB	2.2210	11000.	253	10290	No
400	GOM_NL__2PRFIN20040217_235206_000000552024_00216_10290_1676.N1	17-FEB-2004 23:52:06	Twilight	55.000	126	60Bet Oph	2.7700	4250.0	110	10290	No
401	GOM_NL__2PRFIN20040217_235705_000000432024_00216_10290_1677.N1	17-FEB-2004 23:57:05	Twilight	42.500	155	41Pi Sgr	2.9000	6600.0	85	10290	No
402	GOM_NL__2PRFIN20040217_235845_000000422024_00216_10290_1678.N1	17-FEB-2004 23:58:45	Twilight	42.000	57	34Sig Sgr	2.0660	26000.	84	10290	No

### 3. Quality information per product

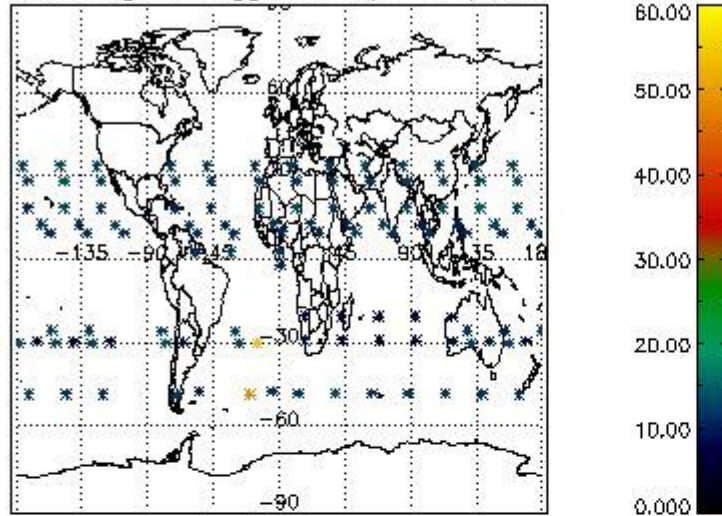
In this section it is plotted some information contained in the Quality Summary data set of the level 2 products. Only products in dark limb conditions and without errors (error flag in the MPH set to "0") are used.

#### 3.1 Plot quality information per product (time dependant)

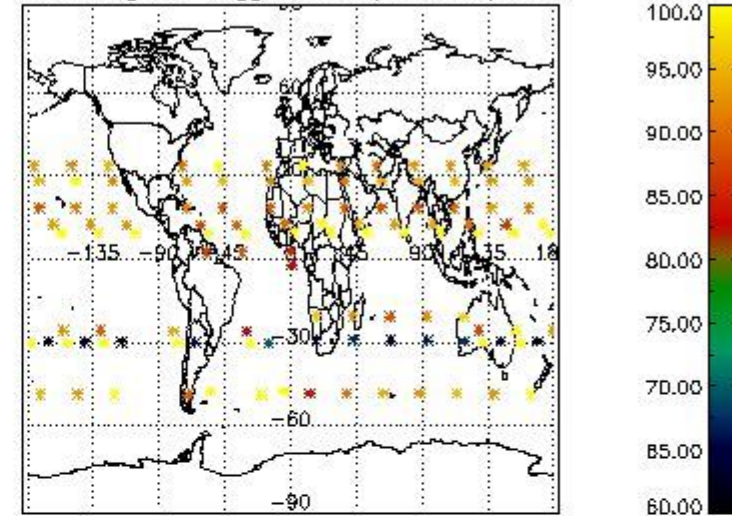


#### 3.2 Plot quality information per product (world map)

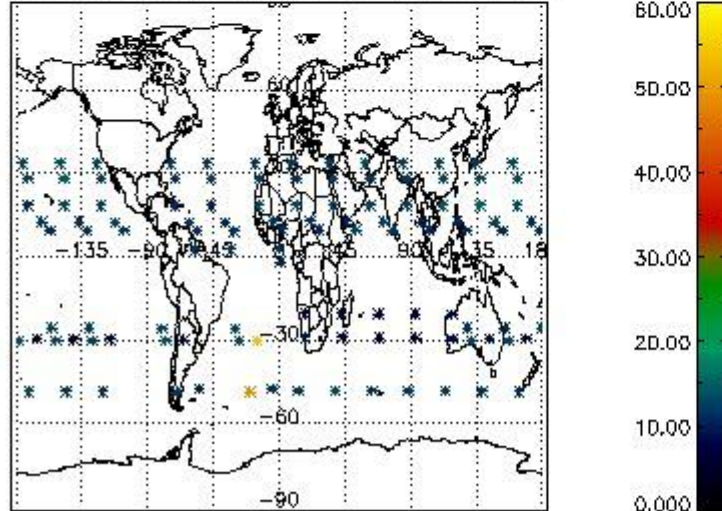
Percentage of flagged data per O3 profile



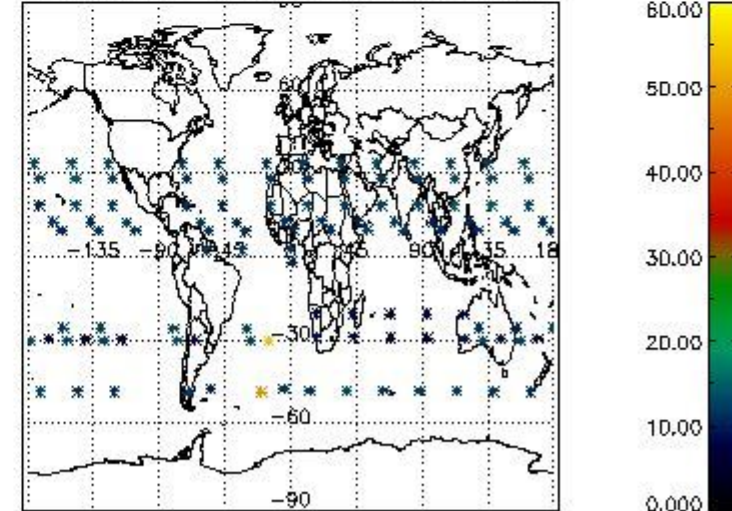
Percentage of flagged data per H2O profile



Percentage of flagged data per NO2 profile



Percentage of flagged data per NO3 profile

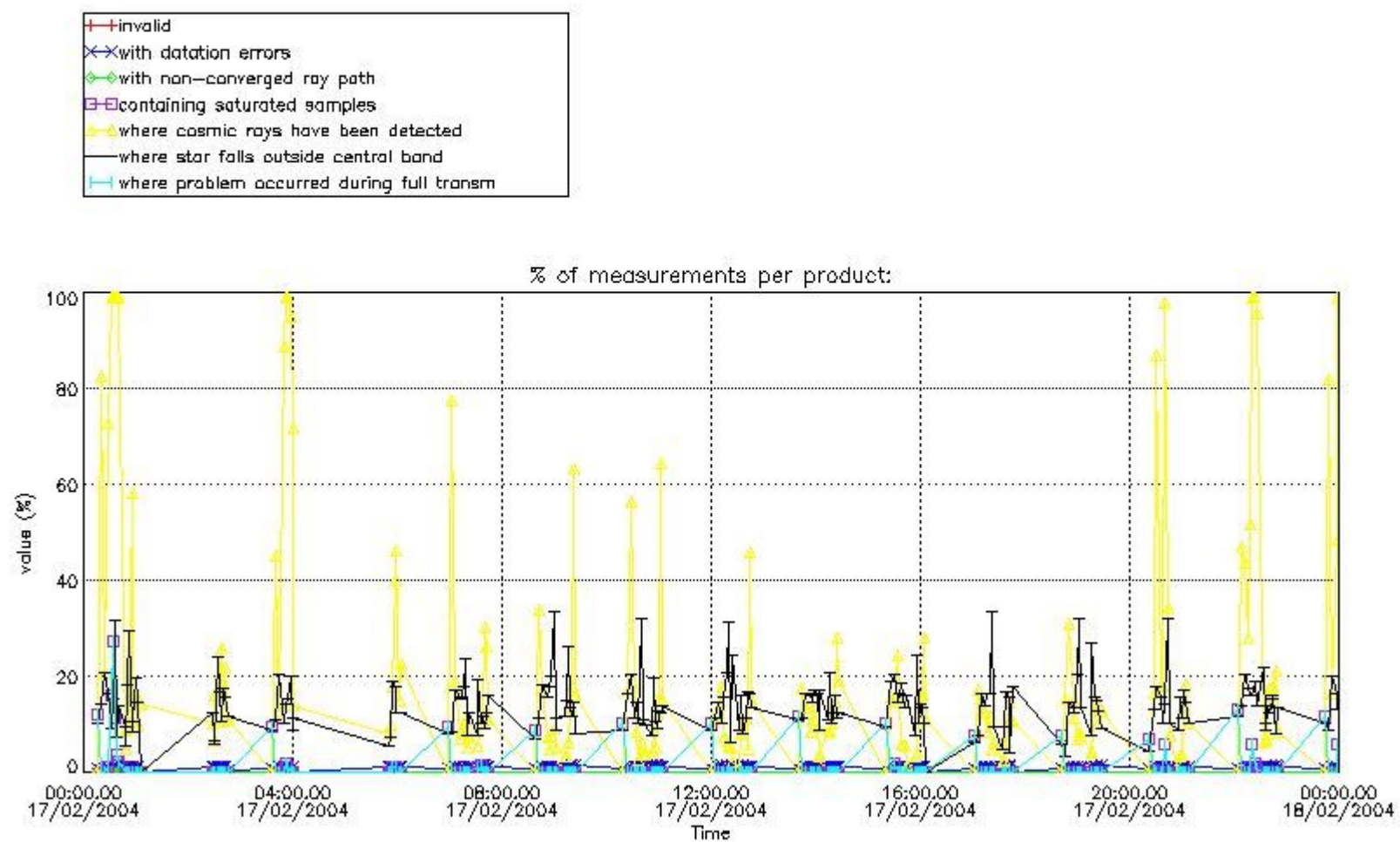


#### 4. Level 1 quality information per product

In this section it is plotted some information contained in the Quality Summary data set of the level 2 products that comes from the level 1b processing. Products without errors (error flag in the MPH set to "0") are used.

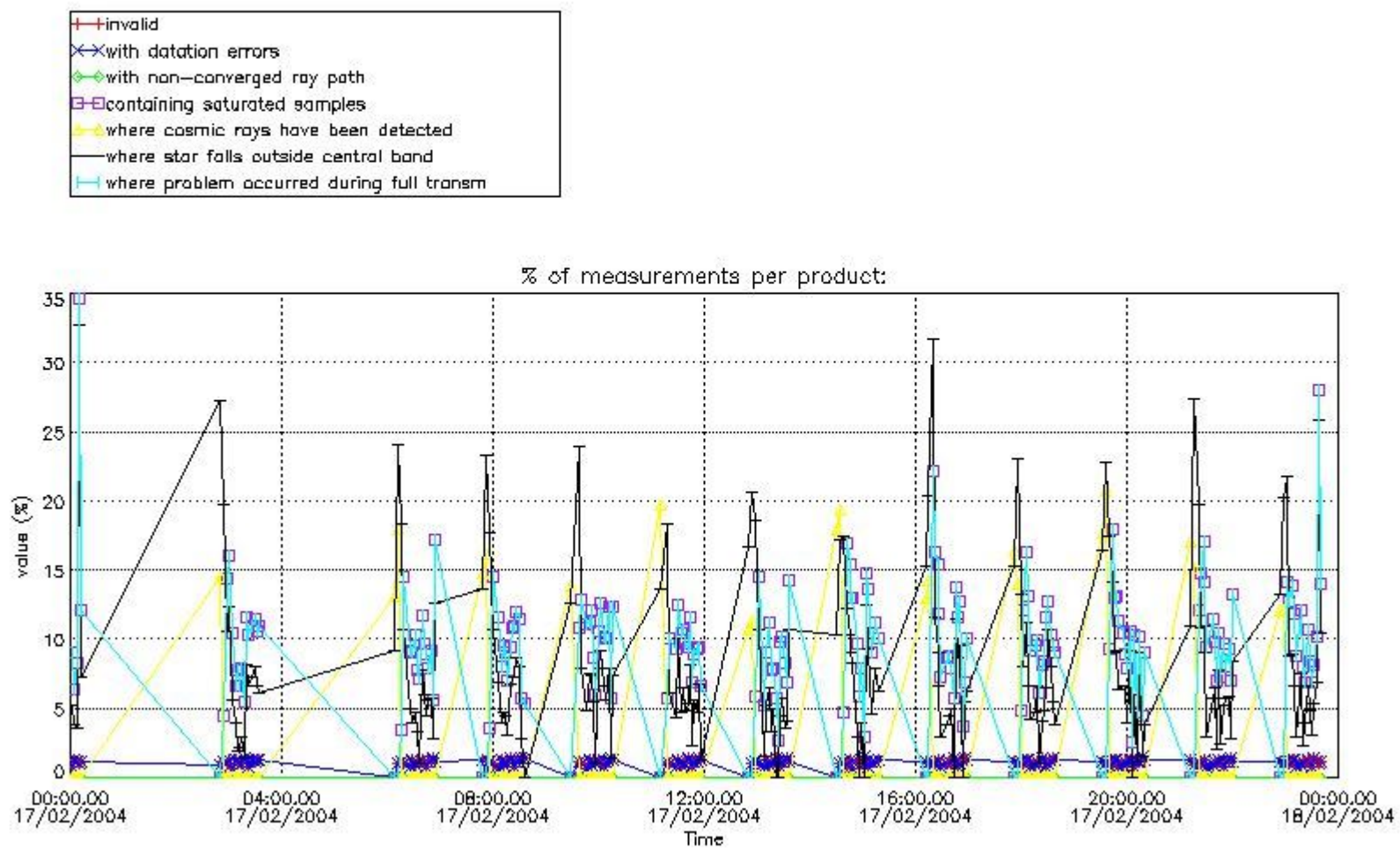
##### 4.1 Plot quality information per product (time dependant) coming from level 1b processing

##### 4.1.1 Plot level 1 quality information per product (time dependant): ENVISAT ASCENDING passes



4.1.2 Plot level 1 quality information per product (time dependant): ENVISAT DESCENDING passes

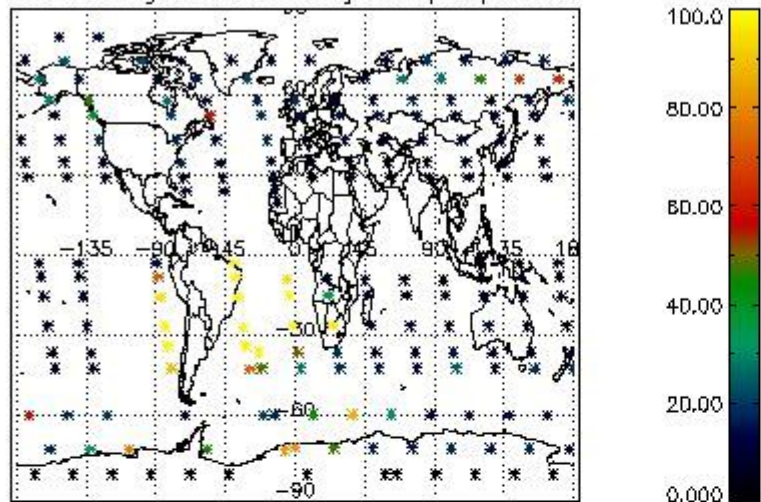




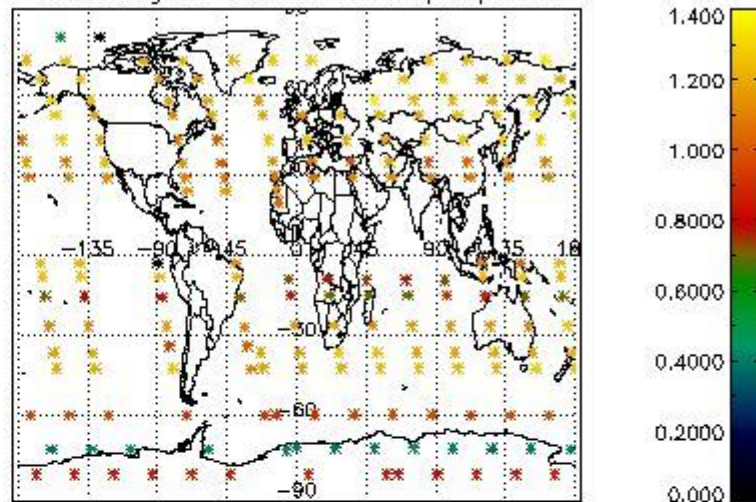
*4.2 Plot quality information per product coming from level 1b processing (world map)*

*4.2.1 Plot level 1 quality information per product (world map): ENVISAT ASCENDING passes*

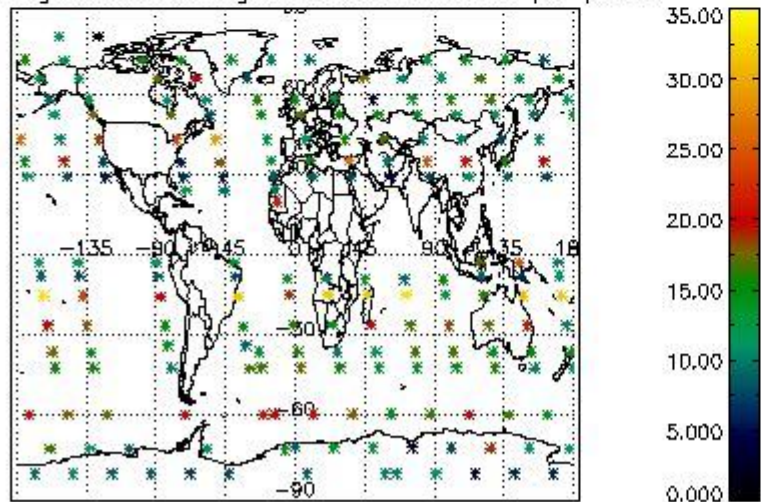
Percentage of cosmic ray hits per profile



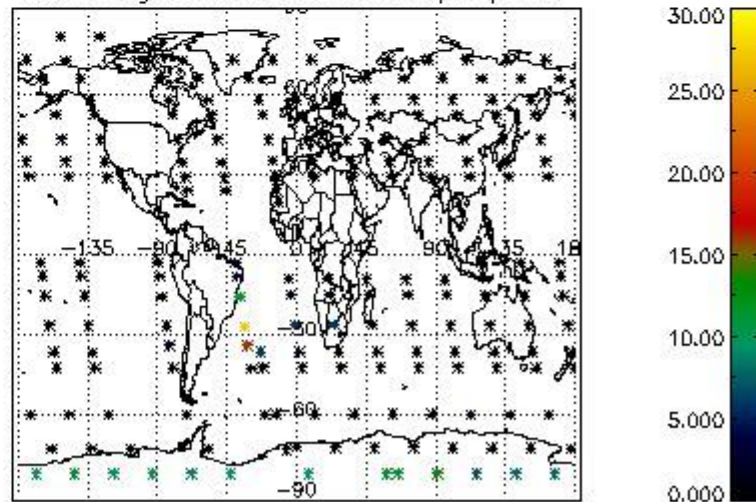
Percentage of datation errors per profile



Percentage of star falling outside central band per profile

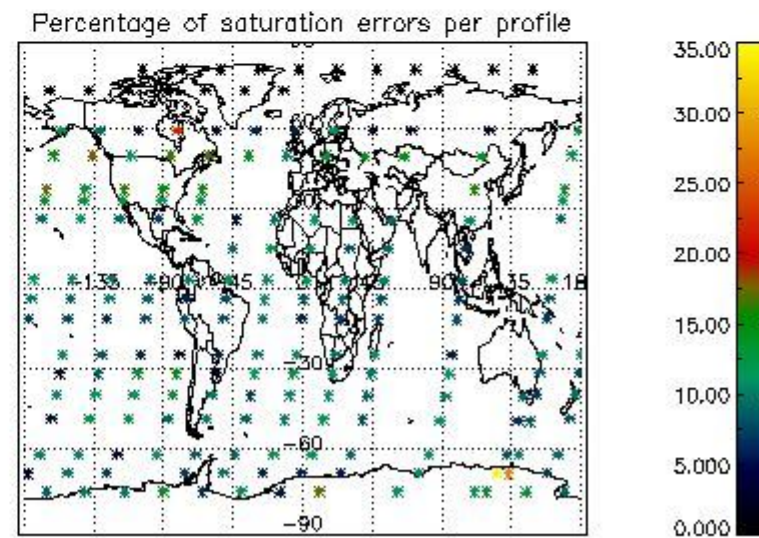
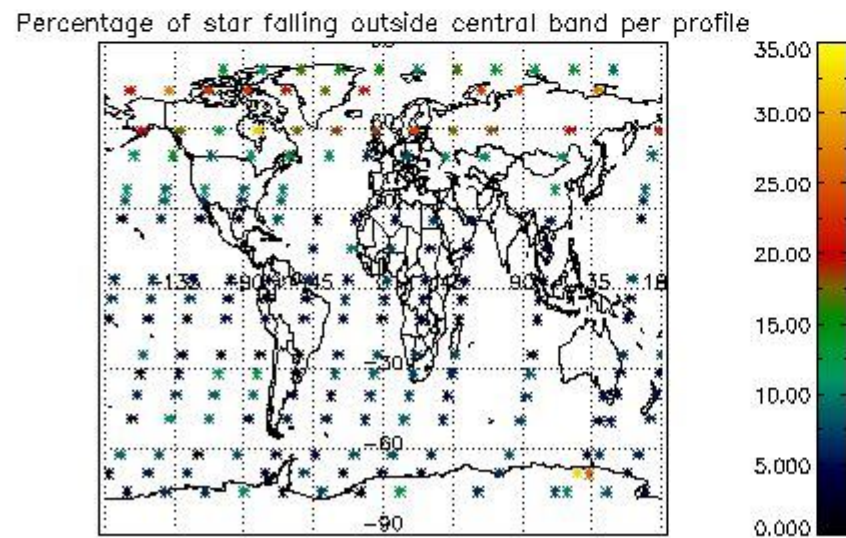
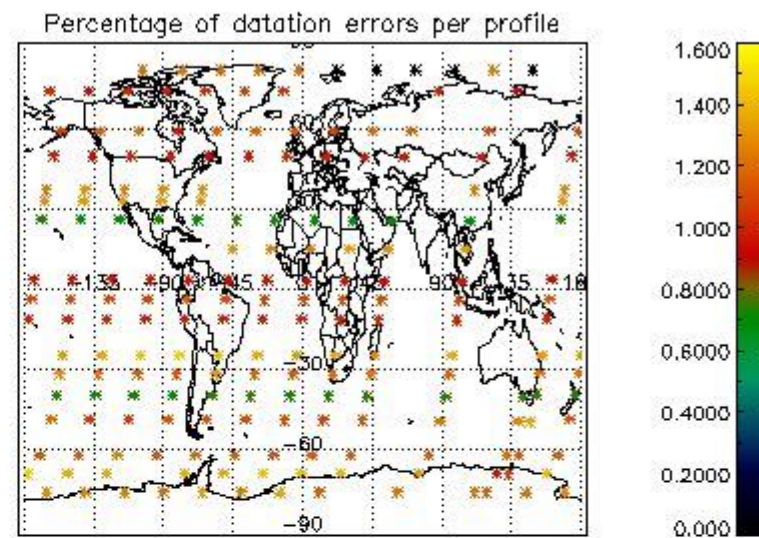
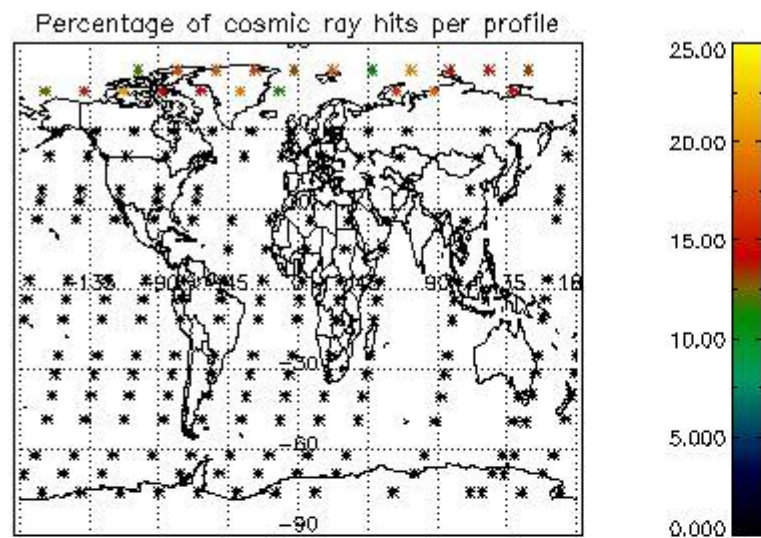


Percentage of saturation errors per profile



4.2.2 Plot level 1 quality information per product (world map): ENVISAT DESCENDING passes





## 5. Trace gas profiles

### 5.1 Ozone statistics based on quality of products

The final quality of the products can be "measured" using the STD (Standard Deviation) attached to every point profile. This information is written to the parameter GOM\_NL\_\_2P/NL\_LOCAL\_SPECIES\_DENSITY/o3\_std of the level 2 products. The table below shows the statistics for given STD ranges.

The statistics are given with respect to the overall valid production:

- Products without fatal errors: GOM\_NL\_\_2P/MPH/PRODUCT\_ERR=0
- Valid point profile: GOM\_NL\_\_2P/NL\_LOCAL\_SPECIES\_DENSITY/pcd(0)=0

The 'Criteria' is applied to valid points of dark limb products:

- Products in dark limb illumination condition: GOM\_NL\_\_2P/NL\_SUMMARY\_QUALITY/obs\_ill\_cond=0
- Products without fatal errors: GOM\_NL\_\_2P/MPH/PRODUCT\_ERR=0
- Valid point profile: GOM\_NL\_\_2P/NL\_LOCAL\_SPECIES\_DENSITY/pcd(0)=0

So, the table below shows the percentage of dark limb and valid observations for each criteria with respect to the overall valid daily observations.

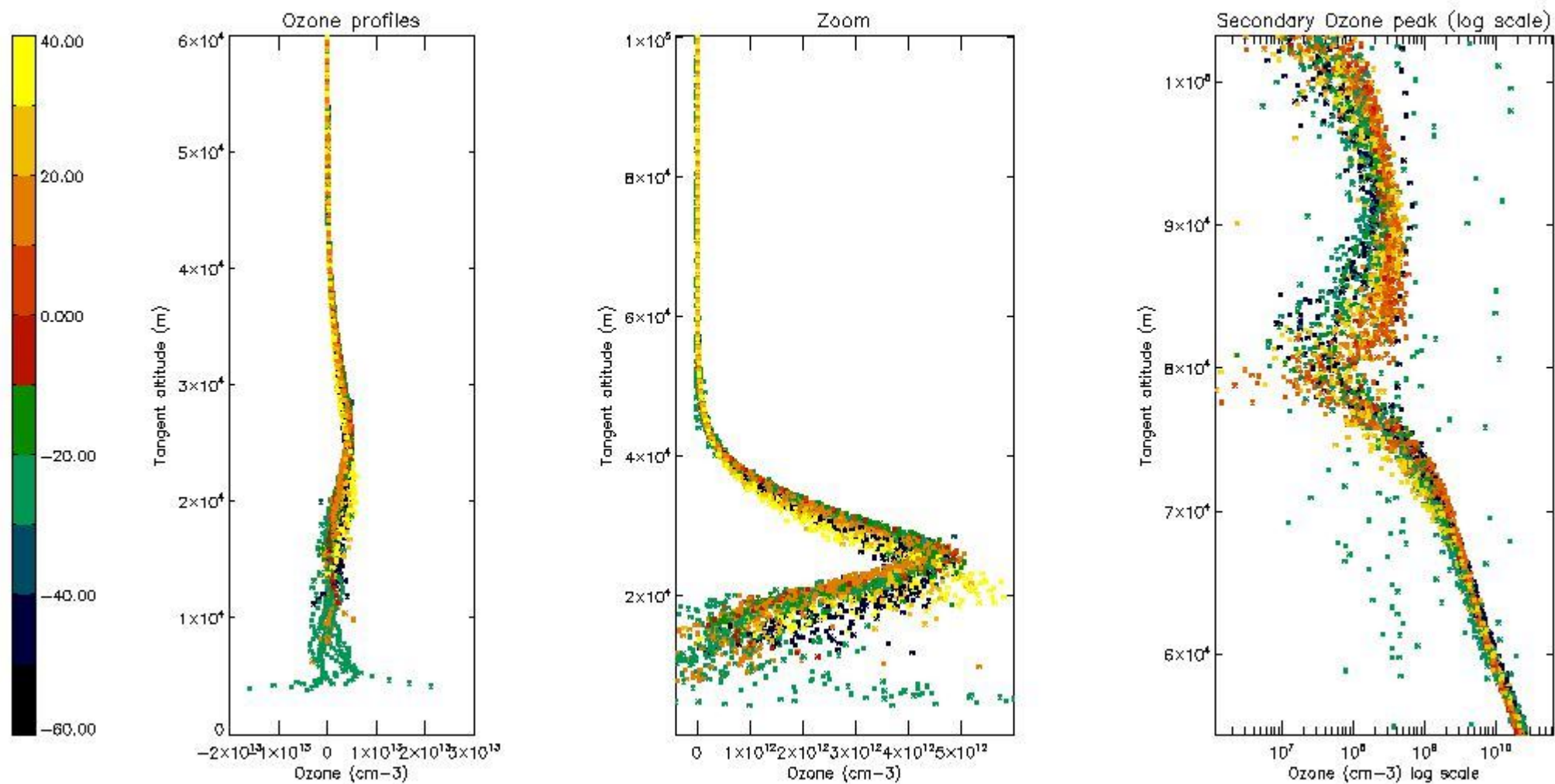
Criteria	% of total production
All STD	27
STD < 20	16



STD < 10	14
STD < 5	9

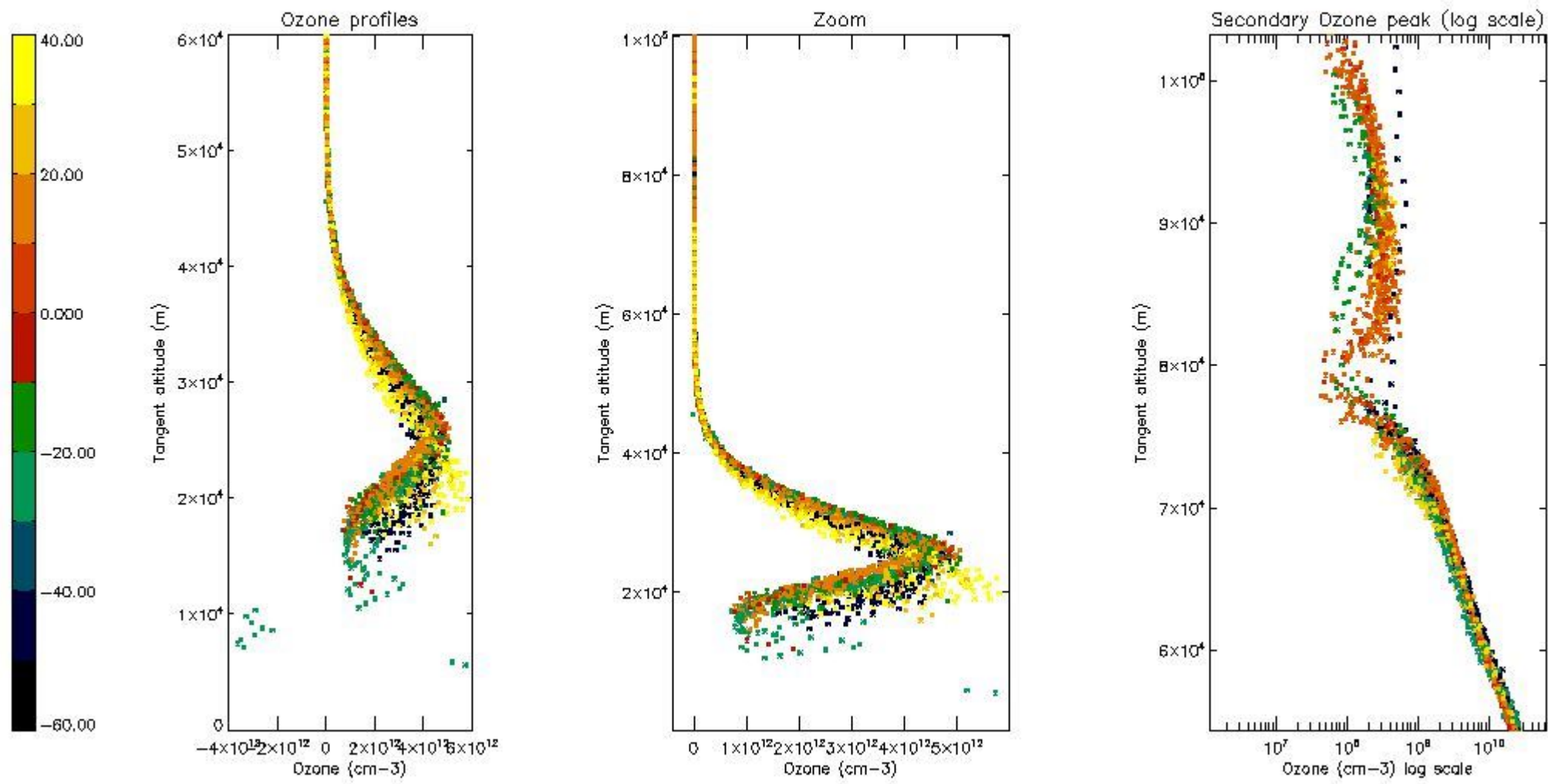
5.2 Plot ozone profiles for all STD (dark without errors)

The colorbar represents the latitude.



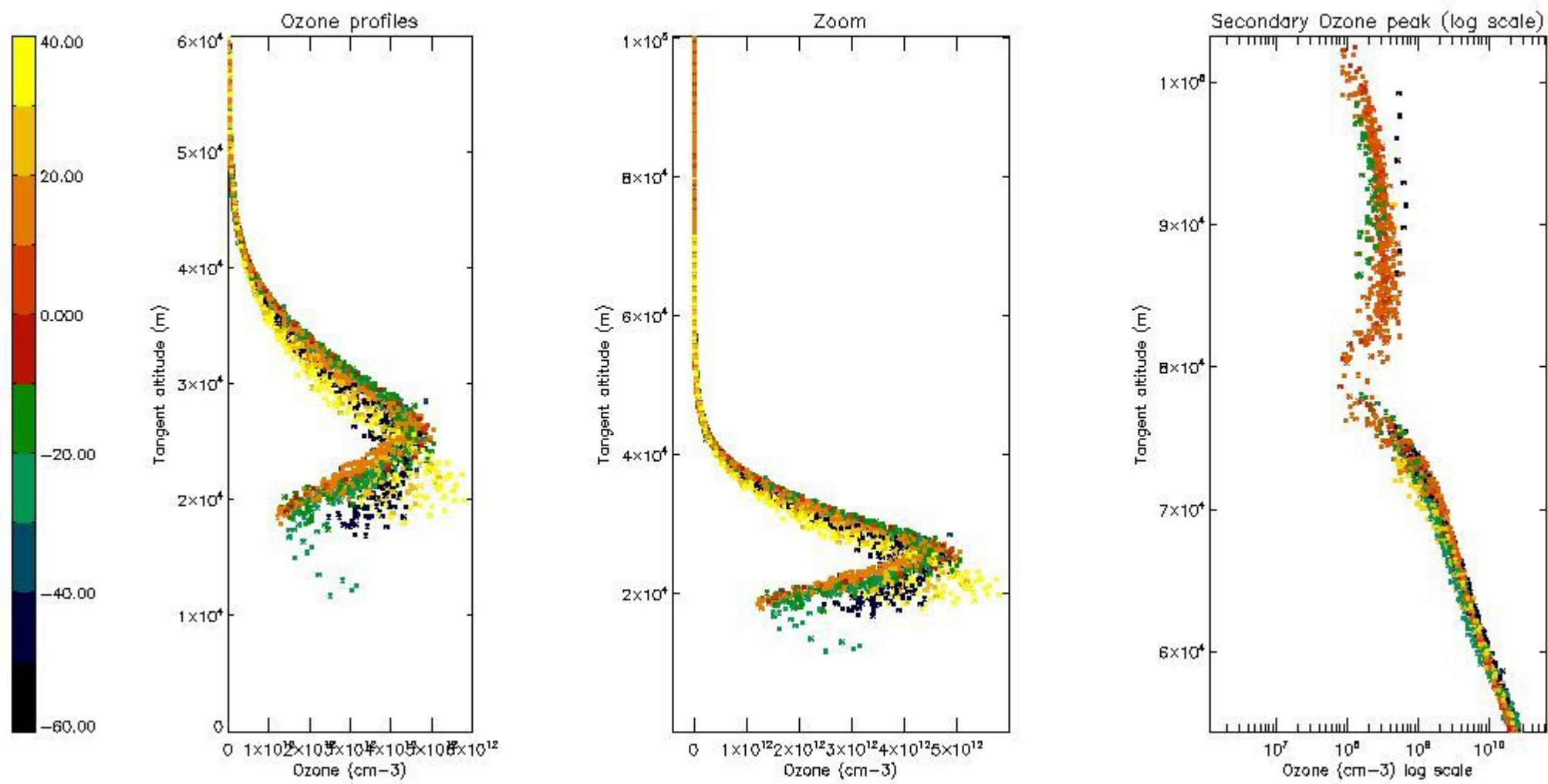
5.3 Plot ozone profiles where STD < 20% (dark without errors)

The colorbar represents the latitude.



*5.4 Plot ozone profiles where STD < 10% (dark without errors)*

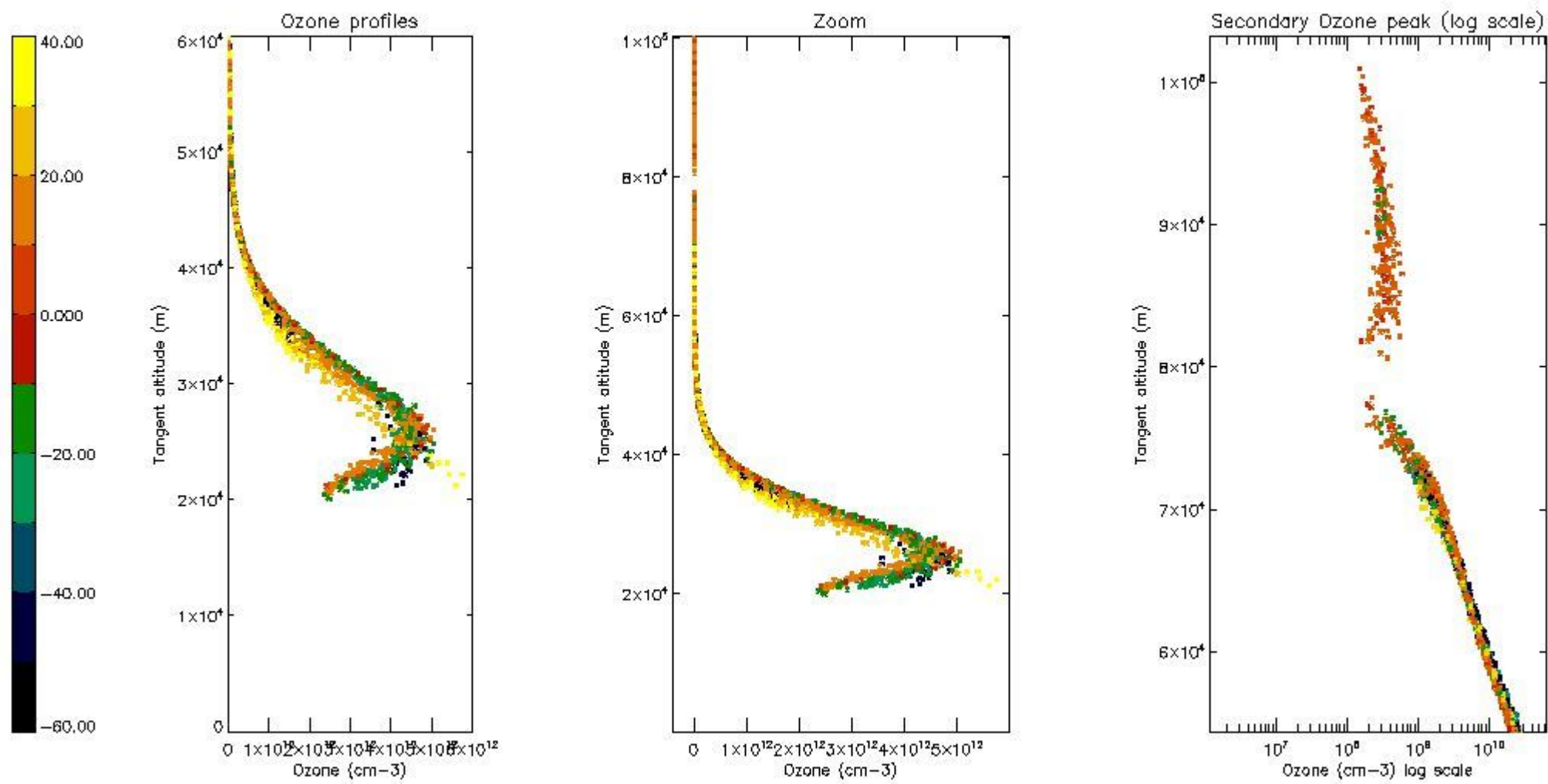
The colorbar represents the latitude.



*5.5 Plot ozone profiles where  $STD < 5\%$  (dark without errors)*

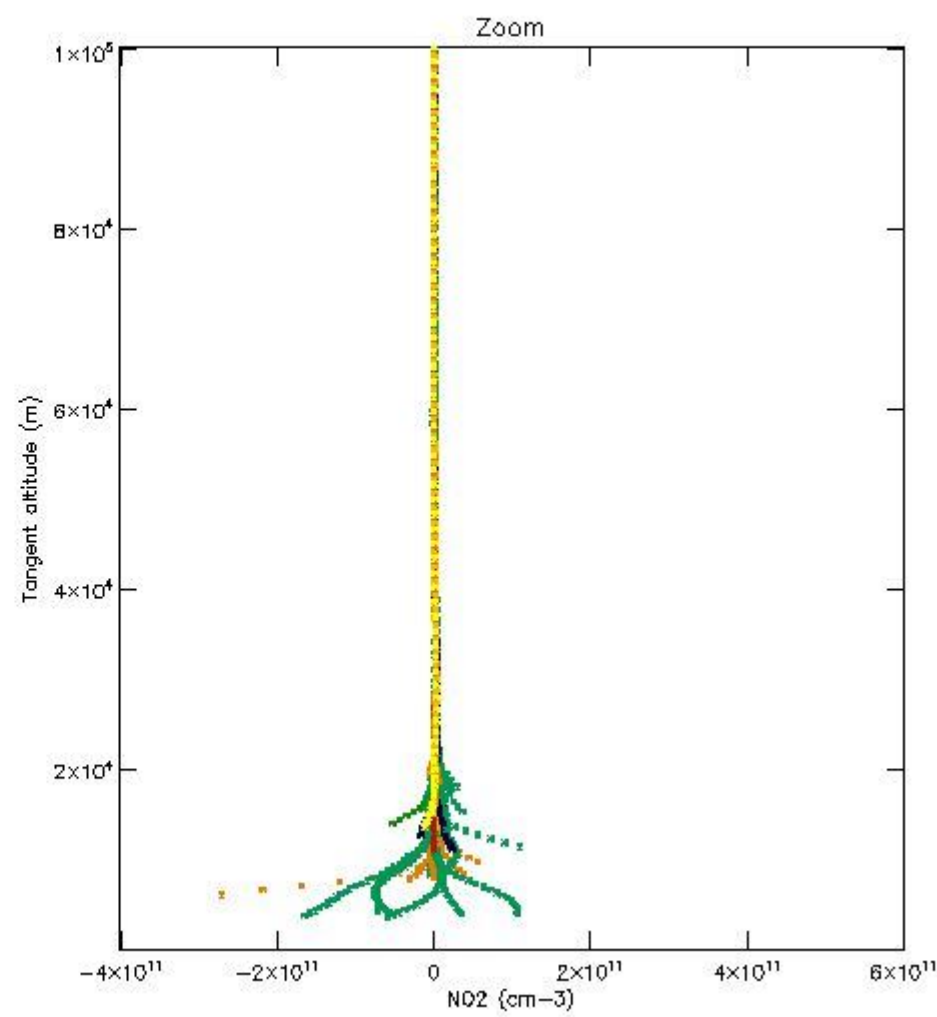
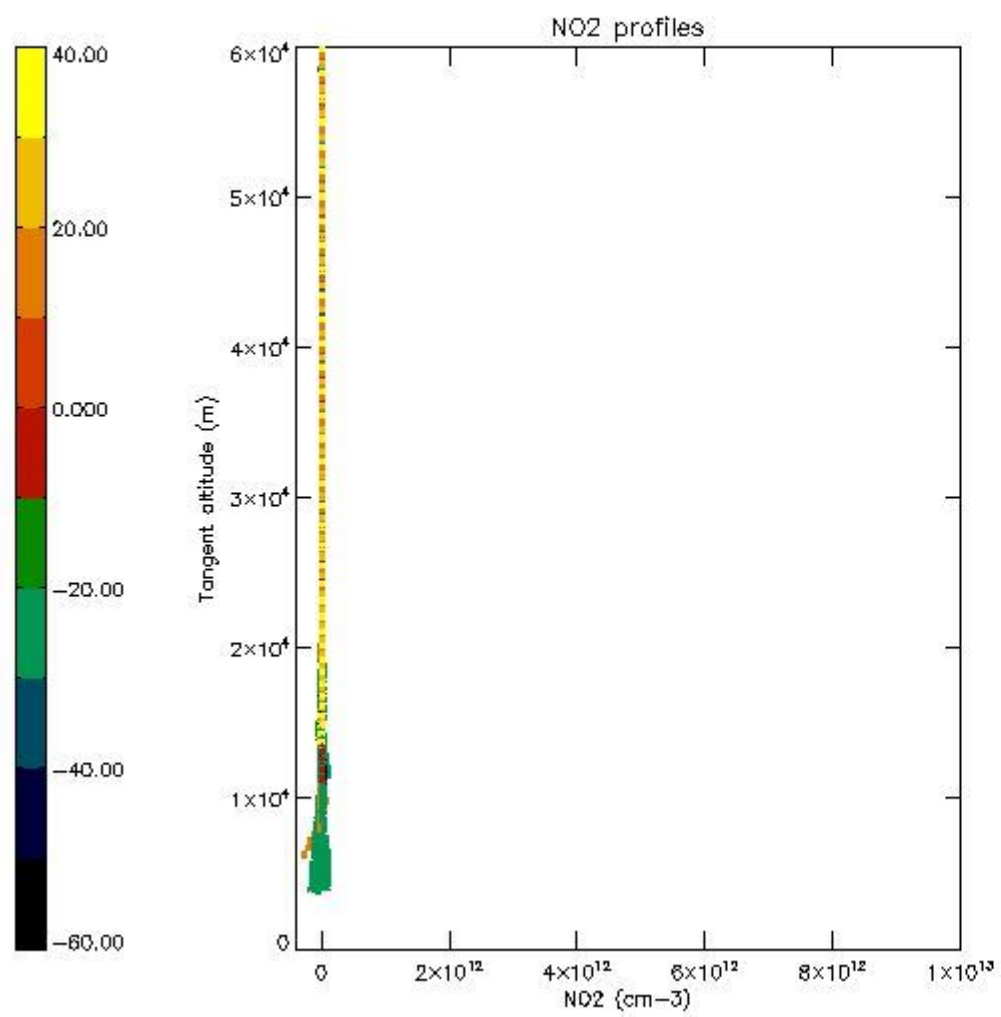
The colorbar represents the latitude.





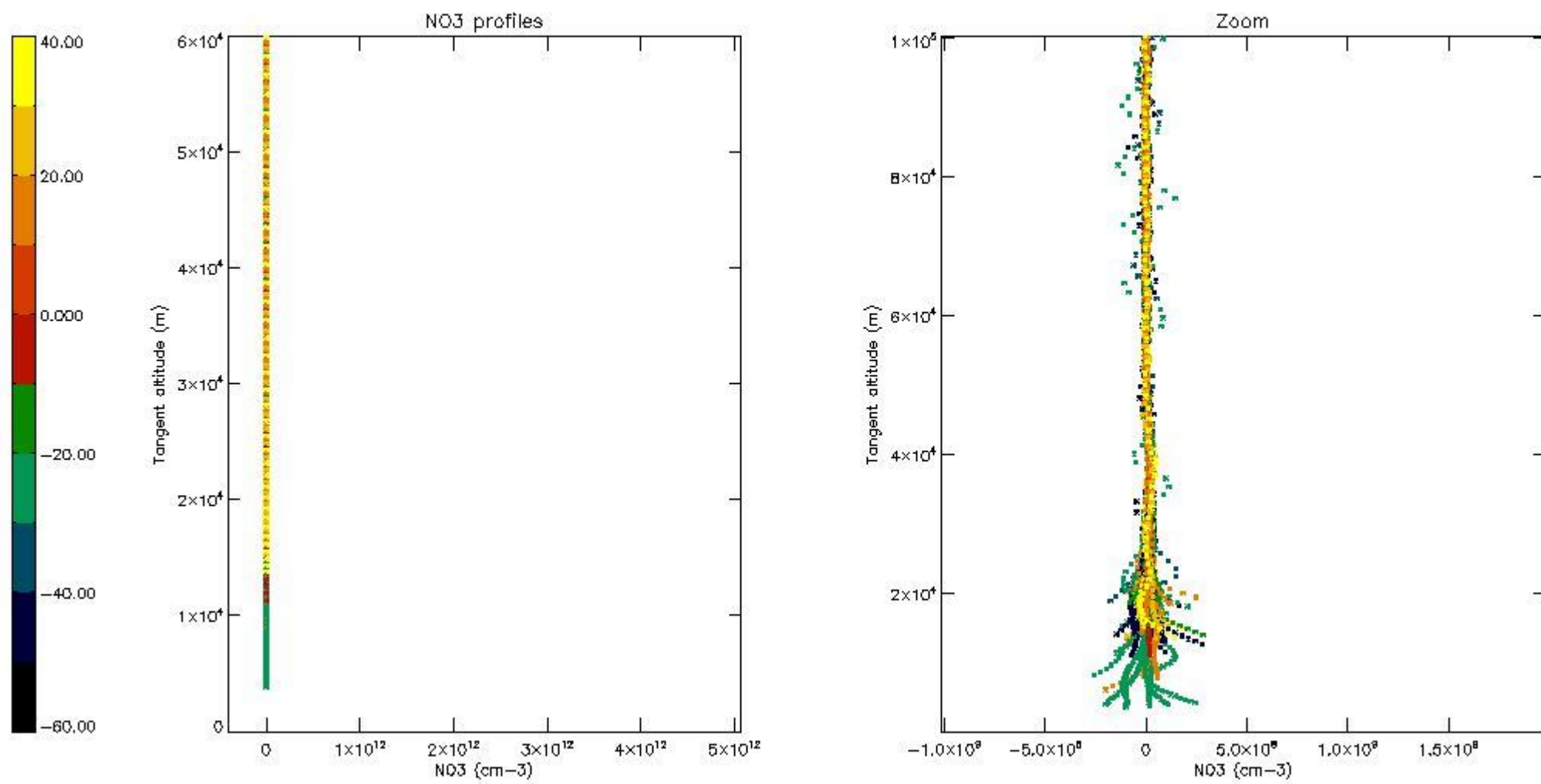
*5.6 Plot NO<sub>2</sub> profiles for all STD (dark without errors)*

The colorbar represents the latitude.



*5.7 Plot NO3 profiles for all STD (dark without errors)*

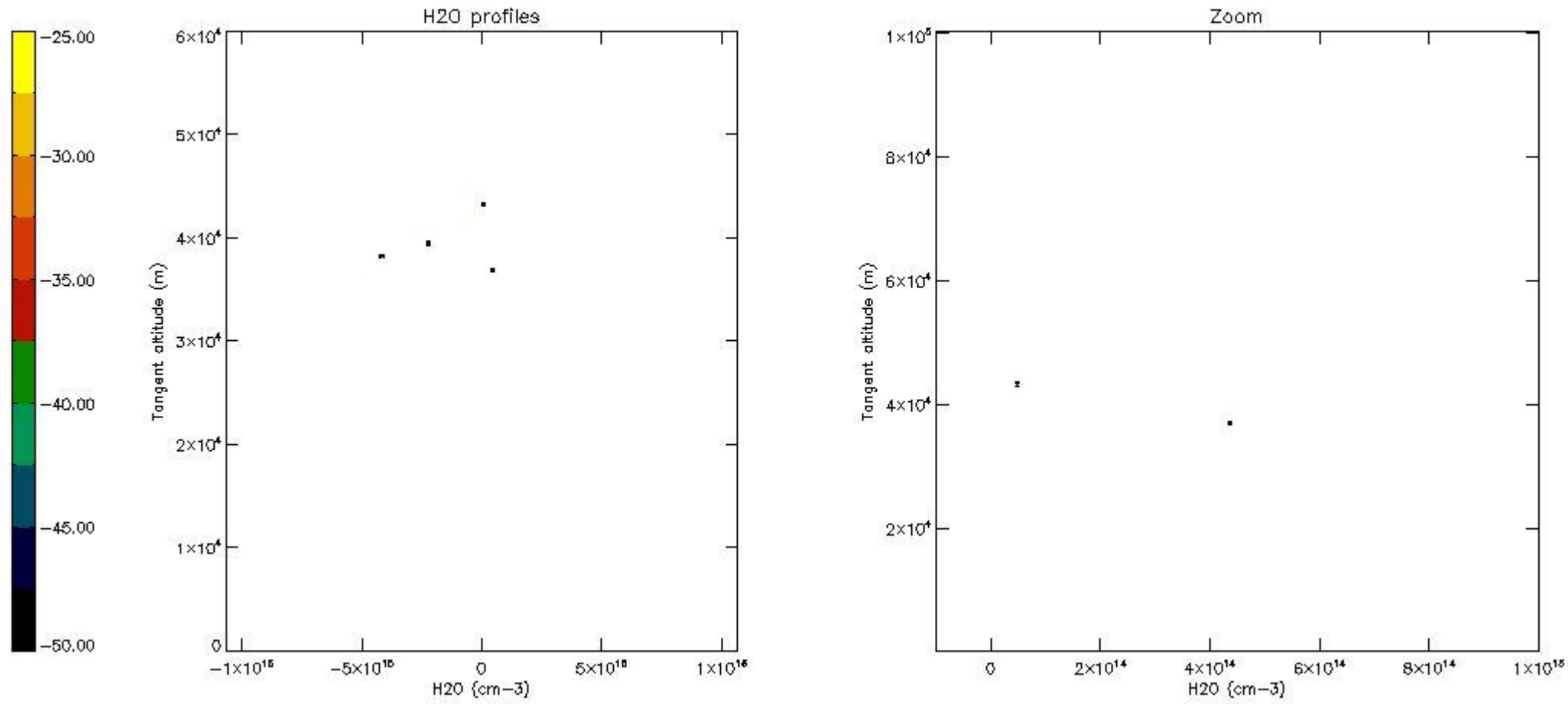
The colorbar represents the latitude.



*5.8 Plot H2O profiles for all STD (only for occultations of stars 1,2,3,4,13,14,16,26,63 dark without errors)*

The colorbar represents the latitude.





## 6. Auxiliary Data Files used for the production reported in section 2

The number reported in the third column indicates since which file (see list in section 2) the corresponding auxiliary file has been used. The fourth column is the date of those product files.

Type	Auxiliary Filename	Used since product	Used since product date
INST_PHYS_CHARACTERISTICS	GOM_INS_AXVIEC20091111_143220_20030716_120000_20500101_000000	1	17-FEB-2004 00:01:33
LEVEL-2_PROC_CONFIG	GOM_PR2_AXVIEC20091111_152718_20020301_000000_20500101_000000	1	17-FEB-2004 00:01:33
CROSS_SECTIONS_FILE	GOM_CRS_AXVIEC20091111_154832_20020301_000000_20500101_000000	1	17-FEB-2004 00:01:33

# GOMOS Level 2 Daily Report

## SUMMARY

### [1. General Info](#)

### [2. Summary of processed GOM\\_NL\\_2P products](#)

### [3. Level 2 Quality information per product](#)

#### [3.1 Plot of level 2 quality information per product \(time dependant\)](#)

#### [3.2 Plot of level 2 quality information per product \(world map\)](#)

### [4. Level 1 Quality information per product \(stored on level 2 products\)](#)

#### [4.1 Plot of level 1 quality information per product \(time dependant\)](#)

##### [4.1.1 Plot of level 1 quality information per product \(time dependant\): ASCENDING](#)

##### [4.1.2 Plot of level 1 quality information per product \(time dependant\): DESCENDING](#)

#### [4.2 Plot of level 1 quality information per product \(world map\)](#)

##### [4.2.1 Plot of level 1 quality information per product \(world map\): ASCENDING](#)

##### [4.2.2 Plot of level 1 quality information per product \(world map\): DESCENDING](#)

### [5. Ozone profiles based on quality statistics and other trace gas profiles](#)

#### [5.1 Ozone statistics based on quality of products](#)

#### [5.2 Plot ozone profiles for all STD \(dark without errors\)](#)

#### [5.3 Plot ozone profiles where STD < 20% \(dark without errors\)](#)

#### [5.4. Plot ozone profiles where STD < 10% \(dark without errors\)](#)

#### [5.5. Plot ozone profiles where STD < 5% \(dark without errors\)](#)

#### [5.6 Plot NO2 profiles for all STD \(dark without errors\)](#)

#### [5.7 Plot NO3 profiles for all STD \(dark without errors\)](#)

#### [5.8 Plot H2O profiles \(only for occultations of stars 1,2,3,4,13,14,16,26,63 dark without errors\) for all STD](#)

### [6. Auxiliary Data Files used for the production reported in section 2](#)

This report presents the daily analysis on parameters extracted from GOMOS level 2 data (GOM\_NL\_\_2P). It is intended to monitor some important parameters that will impact the quality of these products. A list of level 2 products (and content) that have arrived during the reporting day to the PCF is also given.

Item	Value
Time of report generation	18APR2013 19:30:24
Data source version	GOMOS/6.01
Start time of products	17-02-2004 (17FEB2004 00:00:00)
Stop time of products	18-02-2004 (18FEB2004 00:00:00)
Store outputs in DB	Yes
Nb of level 2 prods	402
Nb of prods with errors	0

## 2. Summary of processed GOM\_NL\_\_2P products.

Nr	Filename	UTC Start time	Limb	Duration	Star Id	Star Name	Star Mag	Star Temp	Nb Meas	Orbit	Prod. error
1	GOM_NL__2PRFIN20040217_000133_000000672024_00202_10276_1833.N1	17-FEB-2004 00:01:33	Bright	66.500	39	85Eta UMa	1.8540	24000.	133	10276	No
2	GOM_NL__2PRFIN20040217_000406_000000402024_00202_10276_1834.N1	17-FEB-2004 00:04:06	Bright	39.500	89	5Alp Cep	2.4510	8000.0	79	10276	No
3	GOM_NL__2PRFIN20040217_000749_000000422024_00202_10276_1835.N1	17-FEB-2004 00:07:49	Bright	42.000	130	23Bet Dra	2.7990	5800.0	84	10276	No
4	GOM_NL__2PRFIN20040217_000951_000000522024_00202_10276_1836.N1	17-FEB-2004 00:09:51	Bright	52.000	144	18Del Cyg	2.8600	11000.	104	10276	No
5	GOM_NL__2PRFIN20040217_001206_000000422024_00202_10276_1837.N1	17-FEB-2004 00:12:06	Bright	41.500	5	3Alp Lyr	0.033000	11000.	83	10276	No
6	GOM_NL__2PRFIN20040217_001518_000000592024_00202_10276_1838.N1	17-FEB-2004 00:15:18	Bright	58.500	133	40Zet Her	2.8070	6000.0	117	10276	No
7	GOM_NL__2PRFIN20040217_001942_000001242024_00202_10276_1839.N1	17-FEB-2004 00:19:42	Twilight	124.00	67	5Alp CrB	2.2210	11000.	248	10276	No
8	GOM_NL__2PRFIN20040217_002334_000000562024_00202_10276_1840.N1	17-FEB-2004 00:23:34	Twilight	55.500	126	60Bet Oph	2.7700	4250.0	111	10276	No
9	GOM_NL__2PRFIN20040217_002836_000000462024_00202_10276_1841.N1	17-FEB-2004 00:28:36	Twilight	46.000	155	41Pi Sgr	2.9000	6600.0	92	10276	No
10	GOM_NL__2PRFIN20040217_003102_000000502024_00202_10276_1842.N1	17-FEB-2004 00:31:02	Dark	49.500	86	35Eta Oph	2.4300	10200.	99	10276	No
11	GOM_NL__2PRFIN20040217_003303_000000462024_00202_10276_1843.N1	17-FEB-2004 00:33:03	Dark	46.000	38	20Eps Sgr	1.8360	11000.	92	10276	No
12	GOM_NL__2PRFIN20040217_003609_000000712024_00202_10276_1844.N1	17-FEB-2004 00:36:09	Dark	71.000	16	21Alp Sco	1.0200	3000.0	142	10276	No
13	GOM_NL__2PRFIN20040217_003817_000000412024_00202_10276_1845.N1	17-FEB-2004 00:38:17	Dark	41.000	147	Alp Ara	2.8770	26000.	82	10276	No
14	GOM_NL__2PRFIN20040217_003943_000000442024_00202_10276_1846.N1	17-FEB-2004 00:39:43	Dark	44.000	141	Bet Ara	2.8400	4600.0	88	10276	No
15	GOM_NL__2PRFIN20040217_004715_000000432024_00203_10277_9901.N1	17-FEB-2004 00:47:15	Dark	43.000	10	Bet Cen	0.61000	28000.	86	10277	No
16	GOM_NL__2PRFIN20040217_004839_000000462024_00203_10277_9902.N1	17-FEB-2004 00:48:39	Dark	45.500	77	Eps Cen	2.3030	28000.	91	10277	No
17	GOM_NL__2PRFIN20040217_005015_000000502024_00203_10277_9903.N1	17-FEB-2004 00:50:15	Dark	50.000	12	Alp1Cru	0.77500	30000.	100	10277	No
18	GOM_NL__2PRFIN20040217_005240_000000502024_00203_10277_9904.N1	17-FEB-2004 00:52:40	Dark	49.500	29	Bet Car	1.6720	10200.	99	10277	No
19	GOM_NL__2PRFIN20040217_005515_000000422024_00203_10277_9905.N1	17-FEB-2004 00:55:15	Dark	42.000	71	lot Car	2.2460	7700.0	84	10277	No
20	GOM_NL__2PRFIN20040217_005652_000000432024_00203_10277_9906.N1	17-FEB-2004 00:56:52	Dark	42.500	46	Del Vel	1.9540	10600.	85	10277	No
21	GOM_NL__2PRFIN20040217_005917_000000442024_00203_10277_9907.N1	17-FEB-2004 00:59:17	Straylight	43.500	34	Gam2Vel	1.7930	23000.	87	10277	No
22	GOM_NL__2PRFIN20040217_010122_000000412024_00203_10277_9908.N1	17-FEB-2004 01:01:22	Straylight	41.000	70	Zet Pup	2.2460	39000.	82	10277	No
23	GOM_NL__2PRFIN20040217_010518_000000072024_00203_10277_9909.N1	17-FEB-2004 01:05:18	Straylight	7.0000	100	4Gam Crv	2.5800	13100.	14	10277	No
24	GOM_NL__2PRFIN20040217_022752_000000442024_00204_10278_9914.N1	17-FEB-2004 02:27:52	Dark	44.000	10	Bet Cen	0.61000	28000.	88	10278	No
25	GOM_NL__2PRFIN20040217_022916_000000462024_00204_10278_9915.N1	17-FEB-2004 02:29:16	Dark	45.500	77	Eps Cen	2.3030	28000.	91	10278	No
26	GOM_NL__2PRFIN20040217_023052_000000442024_00204_10278_9916.N1	17-FEB-2004 02:30:52	Dark	43.500	12	Alp1Cru	0.77500	30000.	87	10278	No
27	GOM_NL__2PRFIN20040217_023316_000000462024_00204_10278_9917.N1	17-FEB-2004 02:33:16	Dark	46.000	29	Bet Car	1.6720	10200.	92	10278	No
28	GOM_NL__2PRFIN20040217_023553_000000452024_00204_10278_9918.N1	17-FEB-2004 02:35:53	Dark	44.500	71	lot Car	2.2460	7700.0	89	10278	No
29	GOM_NL__2PRFIN20040217_023728_000000432024_00204_10278_9919.N1	17-FEB-2004 02:37:28	Dark	42.500	46	Del Vel	1.9540	10600.	85	10278	No
30	GOM_NL__2PRFIN20040217_023953_000000432024_00204_10278_9920.N1	17-FEB-2004 02:39:53	Straylight	43.000	34	Gam2Vel	1.7930	23000.	86	10278	No
31	GOM_NL__2PRFIN20040217_024158_000000422024_00204_10278_9921.N1	17-FEB-2004 02:41:58	Straylight	41.500	70	Zet Pup	2.2460	39000.	83	10278	No
32	GOM_NL__2PRFIN20040217_024554_000000982024_00204_10278_9922.N1	17-FEB-2004 02:45:54	Straylight	97.500	100	4Gam Crv	2.5800	13100.	195	10278	No
33	GOM_NL__2PRFIN20040217_025009_000000552024_00204_10278_9923.N1	17-FEB-2004 02:50:09	Straylight	55.000	48	30Alp Hya	1.9770	4100.0	110	10278	No
34	GOM_NL__2PRFIN20040217_025442_000000462024_00204_10278_9924.N1	17-FEB-2004 02:54:42	Bright	45.500	8	10Alp CMi	0.40000	6500.0	91	10278	No
35	GOM_NL__2PRFIN20040217_025728_000000522024_00204_10278_9925.N1	17-FEB-2004 02:57:28	Bright	52.000	22	32Alp Leo	1.3600	15200.	104	10278	No
36	GOM_NL__2PRFIN20040217_030058_000000412024_00204_10278_9926.N1	17-FEB-2004 03:00:58	Bright	40.500	17	78Bet Gem	1.1610	4500.0	81	10278	No
37	GOM_NL__2PRFIN20040217_030419_000000722024_00204_10278_9927.N1	17-FEB-2004 03:04:19	Bright	72.000	96	68Del Leo	2.5600	9300.0	144	10278	No
38	GOM_NL__2PRFIN20040217_030712_000000382024_00204_10278_9928.N1	17-FEB-2004 03:07:12	Bright	38.000	42	34Bet Aur	1.9000	10200.	76	10278	No
39	GOM_NL__2PRFIN20040217_031035_000000522024_00204_10278_9929.N1	17-FEB-2004 03:10:35	Bright	51.500	174	52Psi UMa	3.0040	4400.0	103	10278	No
40	GOM_NL__2PRFIN20040217_031233_000000462024_00204_10278_9930.N1	17-FEB-2004 03:12:33	Bright	45.500	82	48Bet UMa	2.3650	10600.	91	10278	No
41	GOM_NL__2PRFIN20040217_031440_000000512024_00204_10278_9931.N1	17-FEB-2004 03:14:40	Bright	50.500	87	64Gam UMa	2.4330	11000.	101	10278	No
42	GOM_NL__2PRFIN20040217_031819_000000372024_00204_10278_9932.N1	17-FEB-2004 03:18:19	Bright	36.500	49	1Alp UMi	1.9900	6300.0	73	10278	No



43	GOM_NL__2PRFIN20040217_032019_000000432024_00204_10278_9933.N1	17-FEB-2004 03:20:19	Bright	43.000	60	7Bet UMi	2.0810	3950.0	86	10278	No
44	GOM_NL__2PRFIN20040217_032242_000000682024_00204_10278_9934.N1	17-FEB-2004 03:22:42	Bright	67.500	39	85Eta UMa	1.8540	24000.	135	10278	No
45	GOM_NL__2PRFIN20040217_032518_000000412024_00204_10278_9935.N1	17-FEB-2004 03:25:18	Bright	41.000	89	5Alp Cep	2.4510	8000.0	82	10278	No
46	GOM_NL__2PRFIN20040217_032901_000000442024_00204_10278_9936.N1	17-FEB-2004 03:29:01	Bright	43.500	130	23Bet Dra	2.7990	5800.0	87	10278	No
47	GOM_NL__2PRFIN20040217_033103_000000382024_00204_10278_9937.N1	17-FEB-2004 03:31:03	Bright	38.000	144	18Del Cyg	2.8600	11000.	76	10278	No
48	GOM_NL__2PRFIN20040217_033318_000000412024_00204_10278_9938.N1	17-FEB-2004 03:33:18	Bright	41.000	5	3Alp Lyr	0.033000	11000.	82	10278	No
49	GOM_NL__2PRFIN20040217_033630_000000582024_00204_10278_9939.N1	17-FEB-2004 03:36:30	Bright	57.500	133	40Zet Her	2.8070	6000.0	115	10278	No
50	GOM_NL__2PRFIN20040217_034056_000001212024_00204_10278_9940.N1	17-FEB-2004 03:40:56	Twi_and_stray	120.50	67	5Alp CrB	2.2210	11000.	241	10278	No
51	GOM_NL__2PRFIN20040217_034448_000000552024_00204_10278_9941.N1	17-FEB-2004 03:44:48	Twi_and_stray	54.500	126	60Bet Oph	2.7700	4250.0	109	10278	No
52	GOM_NL__2PRFIN20040217_034950_000000402024_00204_10278_9942.N1	17-FEB-2004 03:49:50	Twilight	40.000	155	41Pi Sgr	2.9000	6600.0	80	10278	No
53	GOM_NL__2PRFIN20040217_035215_000000532024_00204_10278_9943.N1	17-FEB-2004 03:52:15	Dark	53.000	86	35Eta Oph	2.4300	10200.	106	10278	No
54	GOM_NL__2PRFIN20040217_035418_000000432024_00204_10278_9944.N1	17-FEB-2004 03:54:18	Dark	42.500	38	20Eps Sgr	1.8360	11000.	85	10278	No
55	GOM_NL__2PRFIN20040217_035724_000000602024_00204_10278_9945.N1	17-FEB-2004 03:57:24	Dark	60.000	16	21Alp Sco	1.0200	3000.0	120	10278	No
56	GOM_NL__2PRFIN20040217_035931_000000412024_00204_10278_9946.N1	17-FEB-2004 03:59:31	Dark	40.500	147	Alp Ara	2.8770	26000.	81	10278	No
57	GOM_NL__2PRFIN20040217_040057_000000402024_00204_10278_9947.N1	17-FEB-2004 04:00:57	Dark	40.000	141	Bet Ara	2.8400	4600.0	80	10278	No
58	GOM_NL__2PRFIN20040217_055030_000000452024_00206_10280_1839.N1	17-FEB-2004 05:50:30	Dark	44.500	77	Eps Cen	2.3030	28000.	89	10280	No
59	GOM_NL__2PRFIN20040217_055207_000000412024_00206_10280_1840.N1	17-FEB-2004 05:52:07	Dark	40.500	12	Alp1Cru	0.77500	30000.	81	10280	No
60	GOM_NL__2PRFIN20040217_055428_000000432024_00206_10280_1841.N1	17-FEB-2004 05:54:28	Dark	42.500	29	Bet Car	1.6720	10200.	85	10280	No
61	GOM_NL__2PRFIN20040217_055707_000000432024_00206_10280_1842.N1	17-FEB-2004 05:57:07	Dark	42.500	71	lot Car	2.2460	7700.0	85	10280	No
62	GOM_NL__2PRFIN20040217_055844_000000402024_00206_10280_1843.N1	17-FEB-2004 05:58:44	Dark	40.000	46	Del Vel	1.9540	10600.	80	10280	No
63	GOM_NL__2PRFIN20040217_060106_000000402024_00206_10280_1844.N1	17-FEB-2004 06:01:06	Straylight	40.000	34	Gam2Vel	1.7930	23000.	80	10280	No
64	GOM_NL__2PRFIN20040217_060310_000000402024_00206_10280_1845.N1	17-FEB-2004 06:03:10	Straylight	40.000	70	Zet Pup	2.2460	39000.	80	10280	No
65	GOM_NL__2PRFIN20040217_060728_000000382024_00206_10280_1846.N1	17-FEB-2004 06:07:28	Straylight	38.000	132	15Rho Pup	2.8030	6900.0	76	10280	No
66	GOM_NL__2PRFIN20040217_061122_000000502024_00206_10280_1847.N1	17-FEB-2004 06:11:22	Straylight	50.000	48	30Alp Hya	1.9770	4100.0	100	10280	No
67	GOM_NL__2PRFIN20040217_061556_000000442024_00206_10280_1848.N1	17-FEB-2004 06:15:56	Bright	43.500	8	10Alp CMi	0.40000	6500.0	87	10280	No
68	GOM_NL__2PRFIN20040217_061839_000000522024_00206_10280_1849.N1	17-FEB-2004 06:18:39	Bright	51.500	22	32Alp Leo	1.3600	15200.	103	10280	No
69	GOM_NL__2PRFIN20040217_062528_000000712024_00206_10280_1850.N1	17-FEB-2004 06:25:28	Bright	70.500	96	68Del Leo	2.5600	9300.0	141	10280	No
70	GOM_NL__2PRFIN20040217_062824_000000392024_00206_10280_1851.N1	17-FEB-2004 06:28:24	Bright	38.500	42	34Bet Aur	1.9000	10200.	77	10280	No
71	GOM_NL__2PRFIN20040217_063145_000000542024_00206_10280_1852.N1	17-FEB-2004 06:31:45	Bright	53.500	174	52Psi UMa	3.0040	4400.0	107	10280	No
72	GOM_NL__2PRFIN20040217_063345_000000452024_00206_10280_1853.N1	17-FEB-2004 06:33:45	Bright	45.000	82	48Bet UMa	2.3650	10600.	90	10280	No
73	GOM_NL__2PRFIN20040217_063550_000000502024_00206_10280_1854.N1	17-FEB-2004 06:35:50	Bright	49.500	87	64Gam UMa	2.4330	11000.	99	10280	No
74	GOM_NL__2PRFIN20040217_063932_000000392024_00206_10280_1855.N1	17-FEB-2004 06:39:32	Bright	38.500	49	1Alp UMi	1.9900	6300.0	77	10280	No
75	GOM_NL__2PRFIN20040217_064131_000000422024_00206_10280_1856.N1	17-FEB-2004 06:41:31	Bright	41.500	60	7Bet UMi	2.0810	3950.0	83	10280	No
76	GOM_NL__2PRFIN20040217_064352_000000672024_00206_10280_1857.N1	17-FEB-2004 06:43:52	Bright	67.000	39	85Eta UMa	1.8540	24000.	134	10280	No
77	GOM_NL__2PRFIN20040217_064622_000000452024_00206_10280_1858.N1	17-FEB-2004 06:46:22	Bright	44.500	119	14Eta Dra	2.7270	4700.0	89	10280	No
78	GOM_NL__2PRFIN20040217_065012_000000442024_00206_10280_1859.N1	17-FEB-2004 06:50:12	Bright	43.500	130	23Bet Dra	2.7990	5800.0	87	10280	No
79	GOM_NL__2PRFIN20040217_065215_000000362024_00206_10280_1860.N1	17-FEB-2004 06:52:15	Bright	36.000	144	18Del Cyg	2.8600	11000.	72	10280	No
80	GOM_NL__2PRFIN20040217_065431_000000442024_00206_10280_1861.N1	17-FEB-2004 06:54:31	Bright	43.500	5	3Alp Lyr	0.033000	11000.	87	10280	No
81	GOM_NL__2PRFIN20040217_065742_000000582024_00206_10280_1862.N1	17-FEB-2004 06:57:42	Bright	57.500	133	40Zet Her	2.8070	6000.0	115	10280	No
82	GOM_NL__2PRFIN20040217_070210_000001192024_00206_10280_1863.N1	17-FEB-2004 07:02:10	Twi_and_stray	119.00	67	5Alp CrB	2.2210	11000.	238	10280	No
83	GOM_NL__2PRFIN20040217_070601_000000532024_00206_10280_1864.N1	17-FEB-2004 07:06:01	Twi_and_stray	52.500	126	60Bet Oph	2.7700	4250.0	105	10280	No
84	GOM_NL__2PRFIN20040217_071103_000000422024_00206_10280_1865.N1	17-FEB-2004 07:11:03	Twilight	41.500	155	41Pi Sgr	2.9000	6600.0	83	10280	No
85	GOM_NL__2PRFIN20040217_071243_000000432024_00206_10280_1866.N1	17-FEB-2004 07:12:43	Twilight	42.500	57	34Sig Sgr	2.0660	26000.	85	10280	No
86	GOM_NL__2PRFIN20040217_071532_000000452024_00206_10280_1867.N1	17-FEB-2004 07:15:32	Dark	44.500	38	20Eps Sgr	1.8360	11000.	89	10280	No
87	GOM_NL__2PRFIN20040217_071838_000000642024_00206_10280_1868.N1	17-FEB-2004 07:18:38	Dark	63.500	16	21Alp Sco	1.0200	3000.0	127	10280	No
88	GOM_NL__2PRFIN20040217_072044_000000402024_00206_10280_1869.N1	17-FEB-2004 07:20:44	Dark	40.000	147	Alp Ara	2.8770	26000.	80	10280	No
89	GOM_NL__2PRFIN20040217_072210_000000412024_00206_10280_1870.N1	17-FEB-2004 07:22:10	Dark	41.000	141	Bet Ara	2.8400	4600.0	82	10280	No
90	GOM_NL__2PRFIN20040217_073107_000000452024_00207_10281_9937.N1	17-FEB-2004 07:31:07	Dark	45.000	77	Eps Cen	2.3030	28000.	90	10281	No
91	GOM_NL__2PRFIN20040217_073244_000000472024_00207_10281_9938.N1	17-FEB-2004 07:32:44	Dark	46.500	12	Alp1Cru	0.77500	30000.	93	10281	No
92	GOM_NL__2PRFIN20040217_073504_000000392024_00207_10281_9939.N1	17-FEB-2004 07:35:04	Dark	39.000	29	Bet Car	1.6720	10200.	78	10281	No
93	GOM_NL__2PRFIN20040217_073743_000000392024_00207_10281_9940.N1	17-FEB-2004 07:37:43	Dark	39.000	71	lot Car	2.2460	7700.0	78	10281	No
94	GOM_NL__2PRFIN20040217_073920_000000382024_00207_10281_9941.N1	17-FEB-2004 07:39:20	Dark	38.000	46	Del Vel	1.9540	10600.	76	10281	No
95	GOM_NL__2PRFIN20040217_074142_000000402024_00207_10281_9942.N1	17-FEB-2004 07:41:42	Straylight	40.000	34	Gam2Vel	1.7930	23000.	80	10281	No
96	GOM_NL__2PRFIN20040217_074347_000000412024_00207_10281_9943.N1	17-FEB-2004 07:43:47	Straylight	41.000	70	Zet Pup	2.2460	39000.	82	10281	No
97	GOM_NL__2PRFIN20040217_074805_000000412024_00207_10281_9944.N1	17-FEB-2004 07:48:05	Straylight	40.500	132	15Rho Pup	2.8030	6900.0	81	10281	No
98	GOM_NL__2PRFIN20040217_075158_000000502024_00207_10281_9945.N1	17-FEB-2004 07:51:58	Straylight	49.500	48	30Alp Hya	1.9770	4100.0	99	10281	No
99	GOM_NL__2PRFIN20040217_075632_000000432024_00207_10281_9946.N1	17-FEB-2004 07:56:32	Bright	42.500	8	10Alp CMi	0.40000	6500.0	85	10281	No
100	GOM_NL__2PRFIN20040217_075915_000000522024_00207_10281_9947.N1	17-FEB-2004 07:59:15	Bright	51.500	22	32Alp Leo	1.3600	15200.	103	10281	No
101	GOM_NL__2PRFIN20040217_080602_000000732024_00207_10281_9948.N1	17-FEB-2004 08:06:02	Bright	73.000	96	68Del Leo	2.5600	9300.0	146	10281	No

102	GOM_NL__2PRFIN20040217_080901_000000382024_00207_10281_9949.N1	17-FEB-2004 08:09:01	Bright	37.500	42	34Bet Aur	1.9000	10200.	75	10281	No
103	GOM_NL__2PRFIN20040217_081220_000000532024_00207_10281_9950.N1	17-FEB-2004 08:12:20	Bright	52.500	174	52Psi UMa	3.0040	4400.0	105	10281	No
104	GOM_NL__2PRFIN20040217_081420_000000452024_00207_10281_9951.N1	17-FEB-2004 08:14:20	Bright	44.500	82	48Bet UMa	2.3650	10600.	89	10281	No
105	GOM_NL__2PRFIN20040217_081625_000000502024_00207_10281_9952.N1	17-FEB-2004 08:16:25	Bright	50.000	87	64Gam UMa	2.4330	11000.	100	10281	No
106	GOM_NL__2PRFIN20040217_082008_000000372024_00207_10281_9953.N1	17-FEB-2004 08:20:08	Bright	37.000	49	1Alp UMi	1.9900	6300.0	74	10281	No
107	GOM_NL__2PRFIN20040217_082207_000000422024_00207_10281_9954.N1	17-FEB-2004 08:22:07	Bright	41.500	60	7Bet UMi	2.0810	3950.0	83	10281	No
108	GOM_NL__2PRFIN20040217_082426_000000692024_00207_10281_9955.N1	17-FEB-2004 08:24:26	Bright	68.500	39	85Eta UMa	1.8540	24000.	137	10281	No
109	GOM_NL__2PRFIN20040217_082658_000000462024_00207_10281_9956.N1	17-FEB-2004 08:26:58	Bright	46.000	119	14Eta Dra	2.7270	4700.0	92	10281	No
110	GOM_NL__2PRFIN20040217_083048_000000442024_00207_10281_9957.N1	17-FEB-2004 08:30:48	Bright	43.500	130	23Bet Dra	2.7990	5800.0	87	10281	No
111	GOM_NL__2PRFIN20040217_083252_000000352024_00207_10281_9958.N1	17-FEB-2004 08:32:52	Bright	35.000	144	18Del Cyg	2.8600	11000.	70	10281	No
112	GOM_NL__2PRFIN20040217_083507_000000372024_00207_10281_9959.N1	17-FEB-2004 08:35:07	Bright	37.000	5	3Alp Lyr	0.033000	11000.	74	10281	No
113	GOM_NL__2PRFIN20040217_083818_000000572024_00207_10281_9960.N1	17-FEB-2004 08:38:18	Bright	57.000	133	40Zet Her	2.8070	6000.0	114	10281	No
114	GOM_NL__2PRFIN20040217_084247_000001242024_00207_10281_9961.N1	17-FEB-2004 08:42:47	Twilight	124.00	67	5Alp CrB	2.2210	11000.	248	10281	No
115	GOM_NL__2PRFIN20040217_084638_000000532024_00207_10281_9962.N1	17-FEB-2004 08:46:38	Twilight	52.500	126	60Bet Oph	2.7700	4250.0	105	10281	No
116	GOM_NL__2PRFIN20040217_085140_000000422024_00207_10281_9963.N1	17-FEB-2004 08:51:40	Twilight	41.500	155	41Pi Sgr	2.9000	6600.0	83	10281	No
117	GOM_NL__2PRFIN20040217_085320_000000432024_00207_10281_9964.N1	17-FEB-2004 08:53:20	Twilight	42.500	57	34Sig Sgr	2.0660	26000.	85	10281	No
118	GOM_NL__2PRFIN20040217_085608_000000452024_00207_10281_9965.N1	17-FEB-2004 08:56:08	Dark	45.000	38	20Eps Sgr	1.8360	11000.	90	10281	No
119	GOM_NL__2PRFIN20040217_085915_000000722024_00207_10281_9966.N1	17-FEB-2004 08:59:15	Dark	72.000	16	21Alp Sco	1.0200	3000.0	144	10281	No
120	GOM_NL__2PRFIN20040217_090120_000000402024_00207_10281_9967.N1	17-FEB-2004 09:01:20	Dark	40.000	147	Alp Ara	2.8770	26000.	80	10281	No
121	GOM_NL__2PRFIN20040217_090246_000000412024_00207_10281_9968.N1	17-FEB-2004 09:02:46	Dark	40.500	141	Bet Ara	2.8400	4600.0	81	10281	No
122	GOM_NL__2PRFIN20040217_091143_000000472024_00208_10282_9938.N1	17-FEB-2004 09:11:43	Dark	47.000	77	Eps Cen	2.3030	28000.	94	10282	No
123	GOM_NL__2PRFIN20040217_091321_000000442024_00208_10282_9939.N1	17-FEB-2004 09:13:21	Dark	43.500	12	Alp1Cru	0.77500	30000.	87	10282	No
124	GOM_NL__2PRFIN20040217_091540_000000482024_00208_10282_9940.N1	17-FEB-2004 09:15:40	Dark	47.500	29	Bet Car	1.6720	10200.	95	10282	No
125	GOM_NL__2PRFIN20040217_091819_000000412024_00208_10282_9941.N1	17-FEB-2004 09:18:19	Dark	40.500	71	lot Car	2.2460	7700.0	81	10282	No
126	GOM_NL__2PRFIN20040217_091956_000000392024_00208_10282_9942.N1	17-FEB-2004 09:19:56	Dark	39.000	46	Del Vel	1.9540	10600.	78	10282	No
127	GOM_NL__2PRFIN20040217_092218_000000412024_00208_10282_9943.N1	17-FEB-2004 09:22:18	Straylight	41.000	34	Gam2Vel	1.7930	23000.	82	10282	No
128	GOM_NL__2PRFIN20040217_092423_000000382024_00208_10282_9944.N1	17-FEB-2004 09:24:23	Straylight	37.500	70	Zet Pup	2.2460	39000.	75	10282	No
129	GOM_NL__2PRFIN20040217_092841_000000402024_00208_10282_9945.N1	17-FEB-2004 09:28:41	Straylight	39.500	132	15Rho Pup	2.8030	6900.0	79	10282	No
130	GOM_NL__2PRFIN20040217_093708_000000462024_00208_10282_9946.N1	17-FEB-2004 09:37:08	Bright	46.000	8	10Alp CMi	0.40000	6500.0	92	10282	No
131	GOM_NL__2PRFIN20040217_093950_000000512024_00208_10282_9947.N1	17-FEB-2004 09:39:50	Bright	50.500	22	32Alp Leo	1.3600	15200.	101	10282	No
132	GOM_NL__2PRFIN20040217_094636_000000722024_00208_10282_9948.N1	17-FEB-2004 09:46:36	Bright	72.000	96	68Del Leo	2.5600	9300.0	144	10282	No
133	GOM_NL__2PRFIN20040217_094937_000000402024_00208_10282_9949.N1	17-FEB-2004 09:49:37	Bright	40.000	42	34Bet Aur	1.9000	10200.	80	10282	No
134	GOM_NL__2PRFIN20040217_095255_000000542024_00208_10282_9950.N1	17-FEB-2004 09:52:55	Bright	54.000	174	52Psi UMa	3.0040	4400.0	108	10282	No
135	GOM_NL__2PRFIN20040217_095455_000000462024_00208_10282_9951.N1	17-FEB-2004 09:54:55	Bright	46.000	82	48Bet UMa	2.3650	10600.	92	10282	No
136	GOM_NL__2PRFIN20040217_095659_000000502024_00208_10282_9952.N1	17-FEB-2004 09:56:59	Bright	50.000	87	64Gam UMa	2.4330	11000.	100	10282	No
137	GOM_NL__2PRFIN20040217_100044_000000382024_00208_10282_9953.N1	17-FEB-2004 10:00:44	Bright	38.000	49	1Alp UMi	1.9900	6300.0	76	10282	No
138	GOM_NL__2PRFIN20040217_100242_000000442024_00208_10282_9954.N1	17-FEB-2004 10:02:42	Bright	43.500	60	7Bet UMi	2.0810	3950.0	87	10282	No
139	GOM_NL__2PRFIN20040217_100501_000000692024_00208_10282_9955.N1	17-FEB-2004 10:05:01	Bright	68.500	39	85Eta UMa	1.8540	24000.	137	10282	No
140	GOM_NL__2PRFIN20040217_100734_000000452024_00208_10282_9956.N1	17-FEB-2004 10:07:34	Bright	45.000	119	14Eta Dra	2.7270	4700.0	90	10282	No
141	GOM_NL__2PRFIN20040217_101123_000000452024_00208_10282_9957.N1	17-FEB-2004 10:11:23	Bright	44.500	130	23Bet Dra	2.7990	5800.0	89	10282	No
142	GOM_NL__2PRFIN20040217_101328_000000352024_00208_10282_9958.N1	17-FEB-2004 10:13:28	Bright	35.000	144	18Del Cyg	2.8600	11000.	70	10282	No
143	GOM_NL__2PRFIN20040217_101543_000000412024_00208_10282_9959.N1	17-FEB-2004 10:15:43	Bright	40.500	5	3Alp Lyr	0.033000	11000.	81	10282	No
144	GOM_NL__2PRFIN20040217_101854_000000592024_00208_10282_9960.N1	17-FEB-2004 10:18:54	Bright	58.500	133	40Zet Her	2.8070	6000.0	117	10282	No
145	GOM_NL__2PRFIN20040217_102324_000001322024_00208_10282_9961.N1	17-FEB-2004 10:23:24	Twilight	131.50	67	5Alp CrB	2.2210	11000.	263	10282	No
146	GOM_NL__2PRFIN20040217_102714_000000542024_00208_10282_9962.N1	17-FEB-2004 10:27:14	Twilight	54.000	126	60Bet Oph	2.7700	4250.0	108	10282	No
147	GOM_NL__2PRFIN20040217_103216_000000402024_00208_10282_9963.N1	17-FEB-2004 10:32:16	Twilight	40.000	155	41Pi Sgr	2.9000	6600.0	80	10282	No
148	GOM_NL__2PRFIN20040217_103356_000000412024_00208_10282_9964.N1	17-FEB-2004 10:33:56	Twilight	41.000	57	34Sig Sgr	2.0660	26000.	82	10282	No
149	GOM_NL__2PRFIN20040217_103644_000000402024_00208_10282_9965.N1	17-FEB-2004 10:36:44	Dark	40.000	38	20Eps Sgr	1.8360	11000.	80	10282	No
150	GOM_NL__2PRFIN20040217_103951_000000722024_00208_10282_9966.N1	17-FEB-2004 10:39:51	Dark	72.000	16	21Alp Sco	1.0200	3000.0	144	10282	No
151	GOM_NL__2PRFIN20040217_104156_000000412024_00208_10282_9967.N1	17-FEB-2004 10:41:56	Dark	41.000	147	Alp Ara	2.8770	26000.	82	10282	No
152	GOM_NL__2PRFIN20040217_104322_000000412024_00208_10282_9968.N1	17-FEB-2004 10:43:22	Dark	41.000	141	Bet Ara	2.8400	4600.0	82	10282	No
153	GOM_NL__2PRFIN20040217_105220_000000462024_00209_10283_9776.N1	17-FEB-2004 10:52:20	Dark	45.500	77	Eps Cen	2.3030	28000.	91	10283	No
154	GOM_NL__2PRFIN20040217_105357_000000462024_00209_10283_9777.N1	17-FEB-2004 10:53:57	Dark	45.500	12	Alp1Cru	0.77500	30000.	91	10283	No
155	GOM_NL__2PRFIN20040217_105616_000000392024_00209_10283_9778.N1	17-FEB-2004 10:56:16	Dark	38.500	29	Bet Car	1.6720	10200.	77	10283	No
156	GOM_NL__2PRFIN20040217_105855_000000382024_00209_10283_9779.N1	17-FEB-2004 10:58:55	Dark	38.000	71	lot Car	2.2460	7700.0	76	10283	No
157	GOM_NL__2PRFIN20040217_110032_000000402024_00209_10283_9780.N1	17-FEB-2004 11:00:32	Dark	39.500	46	Del Vel	1.9540	10600.	79	10283	No
158	GOM_NL__2PRFIN20040217_110254_000000412024_00209_10283_9781.N1	17-FEB-2004 11:02:54	Straylight	40.500	34	Gam2Vel	1.7930	23000.	81	10283	No
159	GOM_NL__2PRFIN20040217_110459_000000402024_00209_10283_9782.N1	17-FEB-2004 11:04:59	Straylight	40.000	70	Zet Pup	2.2460	39000.	80	10283	No
160	GOM_NL__2PRFIN20040217_110917_000000412024_00209_10283_9783.N1	17-FEB-2004 11:09:17	Straylight	40.500	132	15Rho Pup	2.8030	6900.0	81	10283	No

161	GOM_NL__2PRFIN20040217_111744_000000442024_00209_10283_9784.N1	17-FEB-2004 11:17:44	Bright	43.500	8	10Alp CMi	0.40000	6500.0	87	10283	No
162	GOM_NL__2PRFIN20040217_112025_000000502024_00209_10283_9785.N1	17-FEB-2004 11:20:25	Bright	49.500	22	32Alp Leo	1.3600	15200.	99	10283	No
163	GOM_NL__2PRFIN20040217_112711_000000702024_00209_10283_9786.N1	17-FEB-2004 11:27:11	Bright	70.000	96	68Del Leo	2.5600	9300.0	140	10283	No
164	GOM_NL__2PRFIN20040217_113014_000000402024_00209_10283_9787.N1	17-FEB-2004 11:30:14	Bright	40.000	42	34Bet Aur	1.9000	10200.	80	10283	No
165	GOM_NL__2PRFIN20040217_113330_000000532024_00209_10283_9788.N1	17-FEB-2004 11:33:30	Bright	53.000	174	52Psi UMa	3.0040	4400.0	106	10283	No
166	GOM_NL__2PRFIN20040217_113530_000000472024_00209_10283_9789.N1	17-FEB-2004 11:35:30	Bright	46.500	82	48Bet UMa	2.3650	10600.	93	10283	No
167	GOM_NL__2PRFIN20040217_113734_000000522024_00209_10283_9790.N1	17-FEB-2004 11:37:34	Bright	51.500	87	64Gam UMa	2.4330	11000.	103	10283	No
168	GOM_NL__2PRFIN20040217_114120_000000372024_00209_10283_9791.N1	17-FEB-2004 11:41:20	Bright	37.000	49	1Alp UMi	1.9900	6300.0	74	10283	No
169	GOM_NL__2PRFIN20040217_114317_000000432024_00209_10283_9792.N1	17-FEB-2004 11:43:17	Bright	43.000	60	7Bet UMi	2.0810	3950.0	86	10283	No
170	GOM_NL__2PRFIN20040217_114536_000000662024_00209_10283_9793.N1	17-FEB-2004 11:45:36	Bright	65.500	39	85Eta UMa	1.8540	24000.	131	10283	No
171	GOM_NL__2PRFIN20040217_114809_000000452024_00209_10283_9794.N1	17-FEB-2004 11:48:09	Bright	45.000	119	14Eta Dra	2.7270	4700.0	90	10283	No
172	GOM_NL__2PRFIN20040217_115159_000000432024_00209_10283_9795.N1	17-FEB-2004 11:51:59	Bright	43.000	130	23Bet Dra	2.7990	5800.0	86	10283	No
173	GOM_NL__2PRFIN20040217_115404_000000372024_00209_10283_9796.N1	17-FEB-2004 11:54:04	Bright	37.000	144	18Del Cyg	2.8600	11000.	74	10283	No
174	GOM_NL__2PRFIN20040217_115619_000000382024_00209_10283_9797.N1	17-FEB-2004 11:56:19	Bright	38.000	5	3Alp Lyr	0.033000	11000.	76	10283	No
175	GOM_NL__2PRFIN20040217_115930_000000592024_00209_10283_9798.N1	17-FEB-2004 11:59:30	Bright	58.500	133	40Zet Her	2.8070	6000.0	117	10283	No
176	GOM_NL__2PRFIN20040217_120400_000001252024_00209_10283_9799.N1	17-FEB-2004 12:04:00	Twilight	125.00	67	5Alp CrB	2.2210	11000.	250	10283	No
177	GOM_NL__2PRFIN20040217_120750_000000522024_00209_10283_9800.N1	17-FEB-2004 12:07:50	Twilight	51.500	126	60Bet Oph	2.7700	4250.0	103	10283	No
178	GOM_NL__2PRFIN20040217_121252_000000392024_00209_10283_9801.N1	17-FEB-2004 12:12:52	Twilight	39.000	155	41Pi Sgr	2.9000	6600.0	78	10283	No
179	GOM_NL__2PRFIN20040217_121432_000000422024_00209_10283_9802.N1	17-FEB-2004 12:14:32	Twilight	42.000	57	34Sig Sgr	2.0660	26000.	84	10283	No
180	GOM_NL__2PRFIN20040217_121720_000000462024_00209_10283_9803.N1	17-FEB-2004 12:17:20	Dark	45.500	38	20Eps Sgr	1.8360	11000.	91	10283	No
181	GOM_NL__2PRFIN20040217_122028_000000722024_00209_10283_9804.N1	17-FEB-2004 12:20:28	Dark	72.000	16	21Alp Sco	1.0200	3000.0	144	10283	No
182	GOM_NL__2PRFIN20040217_122233_000000402024_00209_10283_9805.N1	17-FEB-2004 12:22:33	Dark	39.500	147	Alp Ara	2.8770	26000.	79	10283	No
183	GOM_NL__2PRFIN20040217_122358_000000492024_00209_10283_9806.N1	17-FEB-2004 12:23:58	Dark	49.000	141	Bet Ara	2.8400	4600.0	98	10283	No
184	GOM_NL__2PRFIN20040217_123256_000000462024_00210_10284_1646.N1	17-FEB-2004 12:32:56	Dark	46.000	77	Eps Cen	2.3030	28000.	92	10284	No
185	GOM_NL__2PRFIN20040217_123433_000000442024_00210_10284_1647.N1	17-FEB-2004 12:34:33	Dark	44.000	12	Alp1Cru	0.77500	30000.	88	10284	No
186	GOM_NL__2PRFIN20040217_123652_000000382024_00210_10284_1648.N1	17-FEB-2004 12:36:52	Dark	38.000	29	Bet Car	1.6720	10200.	76	10284	No
187	GOM_NL__2PRFIN20040217_123931_000000402024_00210_10284_1649.N1	17-FEB-2004 12:39:31	Dark	39.500	71	lot Car	2.2460	7700.0	79	10284	No
188	GOM_NL__2PRFIN20040217_124108_000000422024_00210_10284_1650.N1	17-FEB-2004 12:41:08	Dark	42.000	46	Del Vel	1.9540	10600.	84	10284	No
189	GOM_NL__2PRFIN20040217_124330_000000432024_00210_10284_1651.N1	17-FEB-2004 12:43:30	Straylight	42.500	34	Gam2Vel	1.7930	23000.	85	10284	No
190	GOM_NL__2PRFIN20040217_124535_000000412024_00210_10284_1652.N1	17-FEB-2004 12:45:35	Straylight	40.500	70	Zet Pup	2.2460	39000.	81	10284	No
191	GOM_NL__2PRFIN20040217_124952_000000422024_00210_10284_1653.N1	17-FEB-2004 12:49:52	Straylight	42.000	132	15Rho Pup	2.8030	6900.0	84	10284	No
192	GOM_NL__2PRFIN20040217_125345_000000492024_00210_10284_1654.N1	17-FEB-2004 12:53:45	Straylight	48.500	48	30Alp Hya	1.9770	4100.0	97	10284	No
193	GOM_NL__2PRFIN20040217_125820_000000432024_00210_10284_1655.N1	17-FEB-2004 12:58:20	Bright	43.000	8	10Alp CMi	0.40000	6500.0	86	10284	No
194	GOM_NL__2PRFIN20040217_130101_000000522024_00210_10284_1656.N1	17-FEB-2004 13:01:01	Bright	51.500	22	32Alp Leo	1.3600	15200.	103	10284	No
195	GOM_NL__2PRFIN20040217_130745_000000682024_00210_10284_1657.N1	17-FEB-2004 13:07:45	Bright	67.500	96	68Del Leo	2.5600	9300.0	135	10284	No
196	GOM_NL__2PRFIN20040217_131050_000000392024_00210_10284_1658.N1	17-FEB-2004 13:10:50	Bright	38.500	42	34Bet Aur	1.9000	10200.	77	10284	No
197	GOM_NL__2PRFIN20040217_131405_000000542024_00210_10284_1659.N1	17-FEB-2004 13:14:05	Bright	53.500	174	52Psi UMa	3.0040	4400.0	107	10284	No
198	GOM_NL__2PRFIN20040217_131605_000000452024_00210_10284_1660.N1	17-FEB-2004 13:16:05	Bright	45.000	82	48Bet UMa	2.3650	10600.	90	10284	No
199	GOM_NL__2PRFIN20040217_131809_000000512024_00210_10284_1661.N1	17-FEB-2004 13:18:09	Bright	51.000	87	64Gam UMa	2.4330	11000.	102	10284	No
200	GOM_NL__2PRFIN20040217_132156_000000352024_00210_10284_1662.N1	17-FEB-2004 13:21:56	Bright	35.000	49	1Alp UMi	1.9900	6300.0	70	10284	No
201	GOM_NL__2PRFIN20040217_132353_000000382024_00210_10284_1663.N1	17-FEB-2004 13:23:53	Bright	38.000	60	7Bet UMi	2.0810	3950.0	76	10284	No
202	GOM_NL__2PRFIN20040217_132610_000000672024_00210_10284_1664.N1	17-FEB-2004 13:26:10	Bright	66.500	39	85Eta UMa	1.8540	24000.	133	10284	No
203	GOM_NL__2PRFIN20040217_132845_000000442024_00210_10284_1665.N1	17-FEB-2004 13:28:45	Bright	44.000	119	14Eta Dra	2.7270	4700.0	88	10284	No
204	GOM_NL__2PRFIN20040217_133235_000000432024_00210_10284_1666.N1	17-FEB-2004 13:32:35	Bright	42.500	130	23Bet Dra	2.7990	5800.0	85	10284	No
205	GOM_NL__2PRFIN20040217_133439_000000372024_00210_10284_1667.N1	17-FEB-2004 13:34:39	Bright	36.500	144	18Del Cyg	2.8600	11000.	73	10284	No
206	GOM_NL__2PRFIN20040217_133655_000000422024_00210_10284_1668.N1	17-FEB-2004 13:36:55	Bright	42.000	5	3Alp Lyr	0.033000	11000.	84	10284	No
207	GOM_NL__2PRFIN20040217_134006_000000602024_00210_10284_1669.N1	17-FEB-2004 13:40:06	Bright	59.500	133	40Zet Her	2.8070	6000.0	119	10284	No
208	GOM_NL__2PRFIN20040217_134438_000001262024_00210_10284_1670.N1	17-FEB-2004 13:44:38	Twilight	126.00	67	5Alp CrB	2.2210	11000.	252	10284	No
209	GOM_NL__2PRFIN20040217_134827_000000522024_00210_10284_1671.N1	17-FEB-2004 13:48:27	Twilight	51.500	126	60Bet Oph	2.7700	4250.0	103	10284	No
210	GOM_NL__2PRFIN20040217_135328_000000412024_00210_10284_1672.N1	17-FEB-2004 13:53:28	Twilight	41.000	155	41Pi Sgr	2.9000	6600.0	82	10284	No
211	GOM_NL__2PRFIN20040217_135508_000000422024_00210_10284_1673.N1	17-FEB-2004 13:55:08	Twilight	41.500	57	34Sig Sgr	2.0660	26000.	83	10284	No
212	GOM_NL__2PRFIN20040217_135757_000000442024_00210_10284_1674.N1	17-FEB-2004 13:57:57	Dark	43.500	38	20Eps Sgr	1.8360	11000.	87	10284	No
213	GOM_NL__2PRFIN20040217_140106_000000592024_00210_10284_1675.N1	17-FEB-2004 14:01:06	Dark	58.500	16	21Alp Sco	1.0200	3000.0	117	10284	No
214	GOM_NL__2PRFIN20040217_140309_000000402024_00210_10284_1676.N1	17-FEB-2004 14:03:09	Dark	40.000	147	Alp Ara	2.8770	26000.	80	10284	No
215	GOM_NL__2PRFIN20040217_140435_000000442024_00210_10284_1677.N1	17-FEB-2004 14:04:35	Dark	44.000	141	Bet Ara	2.8400	4600.0	88	10284	No
216	GOM_NL__2PRFIN20040217_141333_000000472024_00211_10285_1646.N1	17-FEB-2004 14:13:33	Dark	46.500	77	Eps Cen	2.3030	28000.	93	10285	No
217	GOM_NL__2PRFIN20040217_141509_000000482024_00211_10285_1647.N1	17-FEB-2004 14:15:09	Dark	48.000	12	Alp1Cru	0.77500	30000.	96	10285	No
218	GOM_NL__2PRFIN20040217_141728_000000402024_00211_10285_1648.N1	17-FEB-2004 14:17:28	Dark	39.500	29	Bet Car	1.6720	10200.	79	10285	No
219	GOM_NL__2PRFIN20040217_142007_000000402024_00211_10285_1649.N1	17-FEB-2004 14:20:07	Dark	40.000	71	lot Car	2.2460	7700.0	80	10285	No



220	GOM_NL__2PRFIN20040217_142144_000000412024_00211_10285_1650.N1	17-FEB-2004 14:21:44	Dark	41.000	46	Del Vel	1.9540	10600.	82	10285	No
221	GOM_NL__2PRFIN20040217_142406_000000402024_00211_10285_1651.N1	17-FEB-2004 14:24:06	Straylight	39.500	34	Gam2Vel	1.7930	23000.	79	10285	No
222	GOM_NL__2PRFIN20040217_142611_000000402024_00211_10285_1652.N1	17-FEB-2004 14:26:11	Straylight	40.000	70	Zet Pup	2.2460	39000.	80	10285	No
223	GOM_NL__2PRFIN20040217_143028_000000392024_00211_10285_1653.N1	17-FEB-2004 14:30:28	Straylight	39.000	132	15Rho Pup	2.8030	6900.0	78	10285	No
224	GOM_NL__2PRFIN20040217_143421_000000472024_00211_10285_1654.N1	17-FEB-2004 14:34:21	Straylight	46.500	48	30Alp Hya	1.9770	4100.0	93	10285	No
225	GOM_NL__2PRFIN20040217_143856_000000432024_00211_10285_1655.N1	17-FEB-2004 14:38:56	Bright	43.000	8	10Alp CMi	0.40000	6500.0	86	10285	No
226	GOM_NL__2PRFIN20040217_144136_000000532024_00211_10285_1656.N1	17-FEB-2004 14:41:36	Bright	53.000	22	32Alp Leo	1.3600	15200.	106	10285	No
227	GOM_NL__2PRFIN20040217_144511_000000392024_00211_10285_1657.N1	17-FEB-2004 14:45:11	Bright	39.000	17	78Bet Gem	1.1610	4500.0	78	10285	No
228	GOM_NL__2PRFIN20040217_144619_000000392024_00211_10285_1658.N1	17-FEB-2004 14:46:19	Bright	38.500	24	66Alp Gem	1.5800	10200.	77	10285	No
229	GOM_NL__2PRFIN20040217_144820_000000732024_00211_10285_1659.N1	17-FEB-2004 14:48:20	Bright	73.000	96	68Del Leo	2.5600	9300.0	146	10285	No
230	GOM_NL__2PRFIN20040217_145440_000000522024_00211_10285_1660.N1	17-FEB-2004 14:54:40	Bright	52.000	174	52Psi UMa	3.0040	4400.0	104	10285	No
231	GOM_NL__2PRFIN20040217_145641_000000432024_00211_10285_1661.N1	17-FEB-2004 14:56:41	Bright	43.000	82	48Bet UMa	2.3650	10600.	86	10285	No
232	GOM_NL__2PRFIN20040217_145844_000000512024_00211_10285_1662.N1	17-FEB-2004 14:58:44	Bright	51.000	87	64Gam UMa	2.4330	11000.	102	10285	No
233	GOM_NL__2PRFIN20040217_150231_000000342024_00211_10285_1663.N1	17-FEB-2004 15:02:31	Bright	34.000	49	1Alp UMi	1.9900	6300.0	68	10285	No
234	GOM_NL__2PRFIN20040217_150430_000000442024_00211_10285_1664.N1	17-FEB-2004 15:04:30	Bright	44.000	60	7Bet UMi	2.0810	3950.0	88	10285	No
235	GOM_NL__2PRFIN20040217_150645_000000702024_00211_10285_1665.N1	17-FEB-2004 15:06:45	Bright	70.000	39	85Eta UMa	1.8540	24000.	140	10285	No
236	GOM_NL__2PRFIN20040217_150920_000000442024_00211_10285_1666.N1	17-FEB-2004 15:09:20	Bright	44.000	119	14Eta Dra	2.7270	4700.0	88	10285	No
237	GOM_NL__2PRFIN20040217_151311_000000452024_00211_10285_1667.N1	17-FEB-2004 15:13:11	Bright	44.500	130	23Bet Dra	2.7990	5800.0	89	10285	No
238	GOM_NL__2PRFIN20040217_151731_000000402024_00211_10285_1668.N1	17-FEB-2004 15:17:31	Bright	40.000	5	3Alp Lyr	0.033000	11000.	80	10285	No
239	GOM_NL__2PRFIN20040217_152042_000000592024_00211_10285_1669.N1	17-FEB-2004 15:20:42	Bright	59.000	133	40Zet Her	2.8070	6000.0	118	10285	No
240	GOM_NL__2PRFIN20040217_152515_000001382024_00211_10285_1670.N1	17-FEB-2004 15:25:15	Tw_i_and_stray	138.00	67	5Alp CrB	2.2210	11000.	276	10285	No
241	GOM_NL__2PRFIN20040217_152904_000000552024_00211_10285_1671.N1	17-FEB-2004 15:29:04	Tw_i_and_stray	54.500	126	60Bet Oph	2.7700	4250.0	109	10285	No
242	GOM_NL__2PRFIN20040217_153405_000000412024_00211_10285_1672.N1	17-FEB-2004 15:34:05	Twilight	41.000	155	41Pi Sgr	2.9000	6600.0	82	10285	No
243	GOM_NL__2PRFIN20040217_153545_000000432024_00211_10285_1673.N1	17-FEB-2004 15:35:45	Twilight	42.500	57	34Sig Sgr	2.0660	26000.	85	10285	No
244	GOM_NL__2PRFIN20040217_153833_000000442024_00211_10285_1674.N1	17-FEB-2004 15:38:33	Dark	43.500	38	20Eps Sgr	1.8360	11000.	87	10285	No
245	GOM_NL__2PRFIN20040217_154143_000000562024_00211_10285_1675.N1	17-FEB-2004 15:41:43	Dark	56.000	16	21Alp Sco	1.0200	3000.0	112	10285	No
246	GOM_NL__2PRFIN20040217_154320_000000702024_00211_10285_1676.N1	17-FEB-2004 15:43:20	Dark	69.500	80	7Del Sco	2.3160	30000.	139	10285	No
247	GOM_NL__2PRFIN20040217_155409_000000462024_00212_10286_1646.N1	17-FEB-2004 15:54:09	Dark	45.500	77	Eps Cen	2.3030	28000.	91	10286	No
248	GOM_NL__2PRFIN20040217_155545_000000512024_00212_10286_1647.N1	17-FEB-2004 15:55:45	Dark	51.000	12	Alp1Cru	0.77500	30000.	102	10286	No
249	GOM_NL__2PRFIN20040217_155804_000000402024_00212_10286_1648.N1	17-FEB-2004 15:58:04	Dark	40.000	29	Bet Car	1.6720	10200.	80	10286	No
250	GOM_NL__2PRFIN20040217_160043_000000422024_00212_10286_1649.N1	17-FEB-2004 16:00:43	Dark	42.000	71	lot Car	2.2460	7700.0	84	10286	No
251	GOM_NL__2PRFIN20040217_160220_000000412024_00212_10286_1650.N1	17-FEB-2004 16:02:20	Dark	41.000	46	Del Vel	1.9540	10600.	82	10286	No
252	GOM_NL__2PRFIN20040217_160442_000000402024_00212_10286_1651.N1	17-FEB-2004 16:04:42	Straylight	39.500	34	Gam2Vel	1.7930	23000.	79	10286	No
253	GOM_NL__2PRFIN20040217_160647_000000282024_00212_10286_1652.N1	17-FEB-2004 16:06:47	Straylight	27.500	70	Zet Pup	2.2460	39000.	55	10286	No
254	GOM_NL__2PRFIN20040217_161104_000000432024_00212_10286_1653.N1	17-FEB-2004 16:11:04	Straylight	42.500	132	15Rho Pup	2.8030	6900.0	85	10286	No
255	GOM_NL__2PRFIN20040217_161457_000000492024_00212_10286_1654.N1	17-FEB-2004 16:14:57	Straylight	49.000	48	30Alp Hya	1.9770	4100.0	98	10286	No
256	GOM_NL__2PRFIN20040217_161932_000000522024_00212_10286_1655.N1	17-FEB-2004 16:19:32	Bright	52.000	8	10Alp CMi	0.40000	6500.0	104	10286	No
257	GOM_NL__2PRFIN20040217_162212_000000522024_00212_10286_1656.N1	17-FEB-2004 16:22:12	Bright	52.000	22	32Alp Leo	1.3600	15200.	104	10286	No
258	GOM_NL__2PRFIN20040217_162547_000000392024_00212_10286_1657.N1	17-FEB-2004 16:25:47	Bright	39.000	17	78Bet Gem	1.1610	4500.0	78	10286	No
259	GOM_NL__2PRFIN20040217_162656_000000382024_00212_10286_1658.N1	17-FEB-2004 16:26:56	Bright	38.000	24	66Alp Gem	1.5800	10200.	76	10286	No
260	GOM_NL__2PRFIN20040217_162854_000000692024_00212_10286_1659.N1	17-FEB-2004 16:28:54	Bright	68.500	96	68Del Leo	2.5600	9300.0	137	10286	No
261	GOM_NL__2PRFIN20040217_163515_000000522024_00212_10286_1660.N1	17-FEB-2004 16:35:15	Bright	52.000	174	52Psi UMa	3.0040	4400.0	104	10286	No
262	GOM_NL__2PRFIN20040217_163716_000000462024_00212_10286_1661.N1	17-FEB-2004 16:37:16	Bright	45.500	82	48Bet UMa	2.3650	10600.	91	10286	No
263	GOM_NL__2PRFIN20040217_163919_000000512024_00212_10286_1662.N1	17-FEB-2004 16:39:19	Bright	51.000	87	64Gam UMa	2.4330	11000.	102	10286	No
264	GOM_NL__2PRFIN20040217_164307_000000352024_00212_10286_1663.N1	17-FEB-2004 16:43:07	Bright	35.000	49	1Alp UMi	1.9900	6300.0	70	10286	No
265	GOM_NL__2PRFIN20040217_164505_000000442024_00212_10286_1664.N1	17-FEB-2004 16:45:05	Bright	43.500	60	7Bet UMi	2.0810	3950.0	87	10286	No
266	GOM_NL__2PRFIN20040217_164720_000000692024_00212_10286_1665.N1	17-FEB-2004 16:47:20	Bright	69.000	39	85Eta UMa	1.8540	24000.	138	10286	No
267	GOM_NL__2PRFIN20040217_164956_000000472024_00212_10286_1666.N1	17-FEB-2004 16:49:56	Bright	47.000	119	14Eta Dra	2.7270	4700.0	94	10286	No
268	GOM_NL__2PRFIN20040217_165347_000000402024_00212_10286_1667.N1	17-FEB-2004 16:53:47	Bright	40.000	130	23Bet Dra	2.7990	5800.0	80	10286	No
269	GOM_NL__2PRFIN20040217_165552_000000372024_00212_10286_1668.N1	17-FEB-2004 16:55:52	Bright	36.500	144	18Del Cyg	2.8600	11000.	73	10286	No
270	GOM_NL__2PRFIN20040217_165807_000000402024_00212_10286_1669.N1	17-FEB-2004 16:58:07	Bright	40.000	5	3Alp Lyr	0.033000	11000.	80	10286	No
271	GOM_NL__2PRFIN20040217_170117_000000582024_00212_10286_1670.N1	17-FEB-2004 17:01:17	Bright	58.000	133	40Zet Her	2.8070	6000.0	116	10286	No
272	GOM_NL__2PRFIN20040217_170552_000001222024_00212_10286_1671.N1	17-FEB-2004 17:05:52	Tw_i_and_stray	122.00	67	5Alp CrB	2.2210	11000.	244	10286	No
273	GOM_NL__2PRFIN20040217_170940_000000522024_00212_10286_1672.N1	17-FEB-2004 17:09:40	Tw_i_and_stray	52.000	126	60Bet Oph	2.7700	4250.0	104	10286	No
274	GOM_NL__2PRFIN20040217_171441_000000402024_00212_10286_1673.N1	17-FEB-2004 17:14:41	Twilight	40.000	155	41Pi Sgr	2.9000	6600.0	80	10286	No
275	GOM_NL__2PRFIN20040217_171621_000000432024_00212_10286_1674.N1	17-FEB-2004 17:16:21	Twilight	42.500	57	34Sig Sgr	2.0660	26000.	85	10286	No
276	GOM_NL__2PRFIN20040217_171910_000000432024_00212_10286_1675.N1	17-FEB-2004 17:19:10	Dark	42.500	38	20Eps Sgr	1.8360	11000.	85	10286	No
277	GOM_NL__2PRFIN20040217_172220_000000722024_00212_10286_1676.N1	17-FEB-2004 17:22:20	Dark	72.000	16	21Alp Sco	1.0200	3000.0	144	10286	No
278	GOM_NL__2PRFIN20040217_172358_000000652024_00212_10286_1677.N1	17-FEB-2004 17:23:58	Dark	64.500	80	7Del Sco	2.3160	30000.	129	10286	No

279	GOM_NL__2PRFIN20040217_173447_000000442024_00213_10287_1646.N1	17-FEB-2004 17:34:47	Dark	44.000	77	Eps Cen	2.3030	28000.	88	10287	No
280	GOM_NL__2PRFIN20040217_173622_000000422024_00213_10287_1647.N1	17-FEB-2004 17:36:22	Dark	42.000	12	Alp1Cru	0.77500	30000.	84	10287	No
281	GOM_NL__2PRFIN20040217_173841_000000422024_00213_10287_1648.N1	17-FEB-2004 17:38:41	Dark	41.500	29	Bet Car	1.6720	10200.	83	10287	No
282	GOM_NL__2PRFIN20040217_174120_000000422024_00213_10287_1649.N1	17-FEB-2004 17:41:20	Dark	41.500	71	lot Car	2.2460	7700.0	83	10287	No
283	GOM_NL__2PRFIN20040217_174256_000000372024_00213_10287_1650.N1	17-FEB-2004 17:42:56	Dark	37.000	46	Del Vel	1.9540	10600.	74	10287	No
284	GOM_NL__2PRFIN20040217_174518_000000432024_00213_10287_1651.N1	17-FEB-2004 17:45:18	Straylight	42.500	34	Gam2Vel	1.7930	23000.	85	10287	No
285	GOM_NL__2PRFIN20040217_175141_000000432024_00213_10287_1652.N1	17-FEB-2004 17:51:41	Straylight	42.500	132	15Rho Pup	2.8030	6900.0	85	10287	No
286	GOM_NL__2PRFIN20040217_175534_000000502024_00213_10287_1653.N1	17-FEB-2004 17:55:34	Straylight	50.000	48	30Alp Hya	1.9770	4100.0	100	10287	No
287	GOM_NL__2PRFIN20040217_180008_000000422024_00213_10287_1654.N1	17-FEB-2004 18:00:08	Bright	41.500	8	10Alp CMi	0.40000	6500.0	83	10287	No
288	GOM_NL__2PRFIN20040217_180248_000000502024_00213_10287_1655.N1	17-FEB-2004 18:02:48	Bright	49.500	22	32Alp Leo	1.3600	15200.	99	10287	No
289	GOM_NL__2PRFIN20040217_180623_000000402024_00213_10287_1656.N1	17-FEB-2004 18:06:23	Bright	40.000	17	78Bet Gem	1.1610	4500.0	80	10287	No
290	GOM_NL__2PRFIN20040217_180732_000000382024_00213_10287_1657.N1	17-FEB-2004 18:07:32	Bright	38.000	24	66Alp Gem	1.5800	10200.	76	10287	No
291	GOM_NL__2PRFIN20040217_180928_000000712024_00213_10287_1658.N1	17-FEB-2004 18:09:28	Bright	70.500	96	68Del Leo	2.5600	9300.0	141	10287	No
292	GOM_NL__2PRFIN20040217_181549_000000532024_00213_10287_1659.N1	17-FEB-2004 18:15:49	Bright	52.500	174	52Psi UMa	3.0040	4400.0	105	10287	No
293	GOM_NL__2PRFIN20040217_181752_000000462024_00213_10287_1660.N1	17-FEB-2004 18:17:52	Bright	45.500	82	48Bet UMa	2.3650	10600.	91	10287	No
294	GOM_NL__2PRFIN20040217_181955_000000502024_00213_10287_1661.N1	17-FEB-2004 18:19:55	Bright	49.500	87	64Gam UMa	2.4330	11000.	99	10287	No
295	GOM_NL__2PRFIN20040217_182344_000000372024_00213_10287_1662.N1	17-FEB-2004 18:23:44	Bright	37.000	49	1Alp UMi	1.9900	6300.0	74	10287	No
296	GOM_NL__2PRFIN20040217_182540_000000422024_00213_10287_1663.N1	17-FEB-2004 18:25:40	Bright	41.500	60	7Bet UMi	2.0810	3950.0	83	10287	No
297	GOM_NL__2PRFIN20040217_182755_000000692024_00213_10287_1664.N1	17-FEB-2004 18:27:55	Bright	69.000	39	85Eta UMa	1.8540	24000.	138	10287	No
298	GOM_NL__2PRFIN20040217_183031_000000472024_00213_10287_1665.N1	17-FEB-2004 18:30:31	Bright	47.000	119	14Eta Dra	2.7270	4700.0	94	10287	No
299	GOM_NL__2PRFIN20040217_183423_000000442024_00213_10287_1666.N1	17-FEB-2004 18:34:23	Bright	43.500	130	23Bet Dra	2.7990	5800.0	87	10287	No
300	GOM_NL__2PRFIN20040217_183628_000000372024_00213_10287_1667.N1	17-FEB-2004 18:36:28	Bright	36.500	144	18Del Cyg	2.8600	11000.	73	10287	No
301	GOM_NL__2PRFIN20040217_183843_000000392024_00213_10287_1668.N1	17-FEB-2004 18:38:43	Bright	39.000	5	3Alp Lyr	0.033000	11000.	78	10287	No
302	GOM_NL__2PRFIN20040217_184153_000000592024_00213_10287_1669.N1	17-FEB-2004 18:41:53	Bright	58.500	133	40Zet Her	2.8070	6000.0	117	10287	No
303	GOM_NL__2PRFIN20040217_184629_000001182024_00213_10287_1670.N1	17-FEB-2004 18:46:29	Twilight	117.50	67	5Alp CrB	2.2210	11000.	235	10287	No
304	GOM_NL__2PRFIN20040217_185017_000000522024_00213_10287_1671.N1	17-FEB-2004 18:50:17	Twilight	51.500	126	60Bet Oph	2.7700	4250.0	103	10287	No
305	GOM_NL__2PRFIN20040217_185517_000000412024_00213_10287_1672.N1	17-FEB-2004 18:55:17	Twilight	40.500	155	41Pi Sgr	2.9000	6600.0	81	10287	No
306	GOM_NL__2PRFIN20040217_185657_000000412024_00213_10287_1673.N1	17-FEB-2004 18:56:57	Twilight	40.500	57	34Sig Sgr	2.0660	26000.	81	10287	No
307	GOM_NL__2PRFIN20040217_185946_000000452024_00213_10287_1674.N1	17-FEB-2004 18:59:46	Dark	44.500	38	20Eps Sgr	1.8360	11000.	89	10287	No
308	GOM_NL__2PRFIN20040217_190257_000000722024_00213_10287_1675.N1	17-FEB-2004 19:02:57	Dark	72.000	16	21Alp Sco	1.0200	3000.0	144	10287	No
309	GOM_NL__2PRFIN20040217_190436_000000672024_00213_10287_1676.N1	17-FEB-2004 19:04:36	Dark	67.000	80	7Del Sco	2.3160	30000.	134	10287	No
310	GOM_NL__2PRFIN20040217_191523_000000452024_00214_10288_1648.N1	17-FEB-2004 19:15:23	Dark	45.000	77	Eps Cen	2.3030	28000.	90	10288	No
311	GOM_NL__2PRFIN20040217_191659_000000512024_00214_10288_1649.N1	17-FEB-2004 19:16:59	Dark	50.500	12	Alp1Cru	0.77500	30000.	101	10288	No
312	GOM_NL__2PRFIN20040217_191917_000000422024_00214_10288_1650.N1	17-FEB-2004 19:19:17	Dark	41.500	29	Bet Car	1.6720	10200.	83	10288	No
313	GOM_NL__2PRFIN20040217_192156_000000412024_00214_10288_1651.N1	17-FEB-2004 19:21:56	Dark	40.500	71	lot Car	2.2460	7700.0	81	10288	No
314	GOM_NL__2PRFIN20040217_192332_000000402024_00214_10288_1652.N1	17-FEB-2004 19:23:32	Dark	39.500	46	Del Vel	1.9540	10600.	79	10288	No
315	GOM_NL__2PRFIN20040217_192759_000000392024_00214_10288_1653.N1	17-FEB-2004 19:27:59	Straylight	39.000	70	Zet Pup	2.2460	39000.	78	10288	No
316	GOM_NL__2PRFIN20040217_193217_000000432024_00214_10288_1654.N1	17-FEB-2004 19:32:17	Straylight	42.500	132	15Rho Pup	2.8030	6900.0	85	10288	No
317	GOM_NL__2PRFIN20040217_193609_000000512024_00214_10288_1655.N1	17-FEB-2004 19:36:09	Straylight	50.500	48	30Alp Hya	1.9770	4100.0	101	10288	No
318	GOM_NL__2PRFIN20040217_194044_000000432024_00214_10288_1656.N1	17-FEB-2004 19:40:44	Bright	43.000	8	10Alp CMi	0.40000	6500.0	86	10288	No
319	GOM_NL__2PRFIN20040217_194323_000000532024_00214_10288_1657.N1	17-FEB-2004 19:43:23	Bright	53.000	22	32Alp Leo	1.3600	15200.	106	10288	No
320	GOM_NL__2PRFIN20040217_194659_000000392024_00214_10288_1658.N1	17-FEB-2004 19:46:59	Bright	38.500	17	78Bet Gem	1.1610	4500.0	77	10288	No
321	GOM_NL__2PRFIN20040217_194808_000000382024_00214_10288_1659.N1	17-FEB-2004 19:48:08	Bright	38.000	24	66Alp Gem	1.5800	10200.	76	10288	No
322	GOM_NL__2PRFIN20040217_195003_000000712024_00214_10288_1660.N1	17-FEB-2004 19:50:03	Bright	71.000	96	68Del Leo	2.5600	9300.0	142	10288	No
323	GOM_NL__2PRFIN20040217_195625_000000532024_00214_10288_1661.N1	17-FEB-2004 19:56:25	Bright	53.000	174	52Psi UMa	3.0040	4400.0	106	10288	No
324	GOM_NL__2PRFIN20040217_195827_000000452024_00214_10288_1662.N1	17-FEB-2004 19:58:27	Bright	45.000	82	48Bet UMa	2.3650	10600.	90	10288	No
325	GOM_NL__2PRFIN20040217_200030_000000512024_00214_10288_1663.N1	17-FEB-2004 20:00:30	Bright	50.500	87	64Gam UMa	2.4330	11000.	101	10288	No
326	GOM_NL__2PRFIN20040217_200420_000000382024_00214_10288_1664.N1	17-FEB-2004 20:04:20	Bright	38.000	49	1Alp UMi	1.9900	6300.0	76	10288	No
327	GOM_NL__2PRFIN20040217_200616_000000392024_00214_10288_1665.N1	17-FEB-2004 20:06:16	Bright	38.500	60	7Bet UMi	2.0810	3950.0	77	10288	No
328	GOM_NL__2PRFIN20040217_200830_000000682024_00214_10288_1666.N1	17-FEB-2004 20:08:30	Bright	67.500	39	85Eta UMa	1.8540	24000.	135	10288	No
329	GOM_NL__2PRFIN20040217_201107_000000422024_00214_10288_1667.N1	17-FEB-2004 20:11:07	Bright	42.000	119	14Eta Dra	2.7270	4700.0	84	10288	No
330	GOM_NL__2PRFIN20040217_201459_000000442024_00214_10288_1668.N1	17-FEB-2004 20:14:59	Bright	44.000	130	23Bet Dra	2.7990	5800.0	88	10288	No
331	GOM_NL__2PRFIN20040217_201705_000000342024_00214_10288_1669.N1	17-FEB-2004 20:17:05	Bright	34.000	144	18Del Cyg	2.8600	11000.	68	10288	No
332	GOM_NL__2PRFIN20040217_201919_000000392024_00214_10288_1670.N1	17-FEB-2004 20:19:19	Bright	39.000	5	3Alp Lyr	0.033000	11000.	78	10288	No
333	GOM_NL__2PRFIN20040217_202230_000000582024_00214_10288_1671.N1	17-FEB-2004 20:22:30	Bright	58.000	133	40Zet Her	2.8070	6000.0	116	10288	No
334	GOM_NL__2PRFIN20040217_202706_000001312024_00214_10288_1672.N1	17-FEB-2004 20:27:06	Twilight	130.50	67	5Alp CrB	2.2210	11000.	261	10288	No
335	GOM_NL__2PRFIN20040217_203053_000000532024_00214_10288_1673.N1	17-FEB-2004 20:30:53	Twilight	53.000	126	60Bet Oph	2.7700	4250.0	106	10288	No
336	GOM_NL__2PRFIN20040217_203553_000000422024_00214_10288_1674.N1	17-FEB-2004 20:35:53	Twilight	41.500	155	41Pi Sgr	2.9000	6600.0	83	10288	No
337	GOM_NL__2PRFIN20040217_203734_000000402024_00214_10288_1675.N1	17-FEB-2004 20:37:34	Twilight	39.500	57	34Sig Sgr	2.0660	26000.	79	10288	No

338	GOM_NL__2PRFIN20040217_204022_000000432024_00214_10288_1676.N1	17-FEB-2004 20:40:22	Dark	42.500	38	20Eps Sgr	1.8360	11000.	85	10288	No
339	GOM_NL__2PRFIN20040217_204334_000000722024_00214_10288_1677.N1	17-FEB-2004 20:43:34	Dark	72.000	16	21Alp Sco	1.0200	3000.0	144	10288	No
340	GOM_NL__2PRFIN20040217_204513_000000652024_00214_10288_1678.N1	17-FEB-2004 20:45:13	Dark	64.500	80	7Del Sco	2.3160	30000.	129	10288	No
341	GOM_NL__2PRFIN20040217_205559_000000472024_00215_10289_1648.N1	17-FEB-2004 20:55:59	Dark	46.500	77	Eps Cen	2.3030	28000.	93	10289	No
342	GOM_NL__2PRFIN20040217_205735_000000452024_00215_10289_1649.N1	17-FEB-2004 20:57:35	Dark	45.000	12	Alp1Cru	0.77500	30000.	90	10289	No
343	GOM_NL__2PRFIN20040217_205953_000000402024_00215_10289_1650.N1	17-FEB-2004 20:59:53	Dark	39.500	29	Bet Car	1.6720	10200.	79	10289	No
344	GOM_NL__2PRFIN20040217_210231_000000442024_00215_10289_1651.N1	17-FEB-2004 21:02:31	Dark	44.000	71	lot Car	2.2460	7700.0	88	10289	No
345	GOM_NL__2PRFIN20040217_210407_000000422024_00215_10289_1652.N1	17-FEB-2004 21:04:07	Dark	41.500	46	Del Vel	1.9540	10600.	83	10289	No
346	GOM_NL__2PRFIN20040217_210835_000000402024_00215_10289_1653.N1	17-FEB-2004 21:08:35	Straylight	39.500	70	Zet Pup	2.2460	39000.	79	10289	No
347	GOM_NL__2PRFIN20040217_211252_000000412024_00215_10289_1654.N1	17-FEB-2004 21:12:52	Straylight	41.000	132	15Rho Pup	2.8030	6900.0	82	10289	No
348	GOM_NL__2PRFIN20040217_211645_000000532024_00215_10289_1655.N1	17-FEB-2004 21:16:45	Straylight	53.000	48	30Alp Hya	1.9770	4100.0	106	10289	No
349	GOM_NL__2PRFIN20040217_212120_000000462024_00215_10289_1656.N1	17-FEB-2004 21:21:20	Bright	45.500	8	10Alp CMi	0.40000	6500.0	91	10289	No
350	GOM_NL__2PRFIN20040217_212358_000000512024_00215_10289_1657.N1	17-FEB-2004 21:23:58	Bright	51.000	22	32Alp Leo	1.3600	15200.	102	10289	No
351	GOM_NL__2PRFIN20040217_212734_000000412024_00215_10289_1658.N1	17-FEB-2004 21:27:34	Bright	41.000	17	78Bet Gem	1.1610	4500.0	82	10289	No
352	GOM_NL__2PRFIN20040217_212844_000000392024_00215_10289_1659.N1	17-FEB-2004 21:28:44	Bright	39.000	24	66Alp Gem	1.5800	10200.	78	10289	No
353	GOM_NL__2PRFIN20040217_213038_000000692024_00215_10289_1660.N1	17-FEB-2004 21:30:38	Bright	69.000	96	68Del Leo	2.5600	9300.0	138	10289	No
354	GOM_NL__2PRFIN20040217_213700_000000532024_00215_10289_1661.N1	17-FEB-2004 21:37:00	Bright	52.500	174	52Psi UMa	3.0040	4400.0	105	10289	No
355	GOM_NL__2PRFIN20040217_213902_000000462024_00215_10289_1662.N1	17-FEB-2004 21:39:02	Bright	46.000	82	48Bet UMa	2.3650	10600.	92	10289	No
356	GOM_NL__2PRFIN20040217_214105_000000502024_00215_10289_1663.N1	17-FEB-2004 21:41:05	Bright	50.000	87	64Gam UMa	2.4330	11000.	100	10289	No
357	GOM_NL__2PRFIN20040217_214455_000000392024_00215_10289_1664.N1	17-FEB-2004 21:44:55	Bright	38.500	49	1Alp UMi	1.9900	6300.0	77	10289	No
358	GOM_NL__2PRFIN20040217_214651_000000422024_00215_10289_1665.N1	17-FEB-2004 21:46:51	Bright	41.500	60	7Bet UMi	2.0810	3950.0	83	10289	No
359	GOM_NL__2PRFIN20040217_214905_000000682024_00215_10289_1666.N1	17-FEB-2004 21:49:05	Bright	67.500	39	85Eta UMa	1.8540	24000.	135	10289	No
360	GOM_NL__2PRFIN20040217_215143_000000442024_00215_10289_1667.N1	17-FEB-2004 21:51:43	Bright	44.000	119	14Eta Dra	2.7270	4700.0	88	10289	No
361	GOM_NL__2PRFIN20040217_215534_000000432024_00215_10289_1668.N1	17-FEB-2004 21:55:34	Bright	43.000	130	23Bet Dra	2.7990	5800.0	86	10289	No
362	GOM_NL__2PRFIN20040217_215740_000000362024_00215_10289_1669.N1	17-FEB-2004 21:57:40	Bright	35.500	144	18Del Cyg	2.8600	11000.	71	10289	No
363	GOM_NL__2PRFIN20040217_215955_000000422024_00215_10289_1670.N1	17-FEB-2004 21:59:55	Bright	41.500	5	3Alp Lyr	0.033000	11000.	83	10289	No
364	GOM_NL__2PRFIN20040217_220306_000000612024_00215_10289_1671.N1	17-FEB-2004 22:03:06	Bright	61.000	133	40Zet Her	2.8070	6000.0	122	10289	No
365	GOM_NL__2PRFIN20040217_220743_000001322024_00215_10289_1672.N1	17-FEB-2004 22:07:43	Twilight	132.00	67	5Alp CrB	2.2210	11000.	264	10289	No
366	GOM_NL__2PRFIN20040217_221129_000000562024_00215_10289_1673.N1	17-FEB-2004 22:11:29	Twilight	56.000	126	60Bet Oph	2.7700	4250.0	112	10289	No
367	GOM_NL__2PRFIN20040217_221629_000000432024_00215_10289_1674.N1	17-FEB-2004 22:16:29	Twilight	43.000	155	41Pi Sgr	2.9000	6600.0	86	10289	No
368	GOM_NL__2PRFIN20040217_221809_000000442024_00215_10289_1675.N1	17-FEB-2004 22:18:09	Twilight	43.500	57	34Sig Sgr	2.0660	26000.	87	10289	No
369	GOM_NL__2PRFIN20040217_222058_000000442024_00215_10289_1676.N1	17-FEB-2004 22:20:58	Dark	43.500	38	20Eps Sgr	1.8360	11000.	87	10289	No
370	GOM_NL__2PRFIN20040217_222411_000000612024_00215_10289_1677.N1	17-FEB-2004 22:24:11	Dark	60.500	16	21Alp Sco	1.0200	3000.0	121	10289	No
371	GOM_NL__2PRFIN20040217_222550_000000692024_00215_10289_1678.N1	17-FEB-2004 22:25:50	Dark	68.500	80	7Del Sco	2.3160	30000.	137	10289	No
372	GOM_NL__2PRFIN20040217_223351_000000492024_00216_10290_1648.N1	17-FEB-2004 22:33:51	Dark	48.500	4	Alp1Cen	-0.010000	5800.0	97	10290	No
373	GOM_NL__2PRFIN20040217_223511_000000442024_00216_10290_1649.N1	17-FEB-2004 22:35:11	Dark	43.500	10	Bet Cen	0.61000	28000.	87	10290	No
374	GOM_NL__2PRFIN20040217_223636_000000472024_00216_10290_1650.N1	17-FEB-2004 22:36:36	Dark	46.500	77	Eps Cen	2.3030	28000.	93	10290	No
375	GOM_NL__2PRFIN20040217_223811_000000442024_00216_10290_1651.N1	17-FEB-2004 22:38:11	Dark	44.000	12	Alp1Cru	0.77500	30000.	88	10290	No
376	GOM_NL__2PRFIN20040217_224029_000000402024_00216_10290_1652.N1	17-FEB-2004 22:40:29	Dark	40.000	29	Bet Car	1.6720	10200.	80	10290	No
377	GOM_NL__2PRFIN20040217_224307_000000432024_00216_10290_1653.N1	17-FEB-2004 22:43:07	Dark	42.500	71	lot Car	2.2460	7700.0	85	10290	No
378	GOM_NL__2PRFIN20040217_224444_000000442024_00216_10290_1654.N1	17-FEB-2004 22:44:44	Dark	43.500	46	Del Vel	1.9540	10600.	87	10290	No
379	GOM_NL__2PRFIN20040217_224706_000000382024_00216_10290_1655.N1	17-FEB-2004 22:47:06	Straylight	38.000	34	Gam2Vel	1.7930	23000.	76	10290	No
380	GOM_NL__2PRFIN20040217_224911_000000412024_00216_10290_1656.N1	17-FEB-2004 22:49:11	Straylight	41.000	70	Zet Pup	2.2460	39000.	82	10290	No
381	GOM_NL__2PRFIN20040217_225328_000000422024_00216_10290_1657.N1	17-FEB-2004 22:53:28	Straylight	41.500	132	15Rho Pup	2.8030	6900.0	83	10290	No
382	GOM_NL__2PRFIN20040217_225721_000000502024_00216_10290_1658.N1	17-FEB-2004 22:57:21	Straylight	49.500	48	30Alp Hya	1.9770	4100.0	99	10290	No
383	GOM_NL__2PRFIN20040217_230156_000000462024_00216_10290_1659.N1	17-FEB-2004 23:01:56	Bright	46.000	8	10Alp CMi	0.40000	6500.0	92	10290	No
384	GOM_NL__2PRFIN20040217_230433_000000512024_00216_10290_1660.N1	17-FEB-2004 23:04:33	Bright	51.000	22	32Alp Leo	1.3600	15200.	102	10290	No
385	GOM_NL__2PRFIN20040217_230810_000000402024_00216_10290_1661.N1	17-FEB-2004 23:08:10	Bright	39.500	17	78Bet Gem	1.1610	4500.0	79	10290	No
386	GOM_NL__2PRFIN20040217_230919_000000382024_00216_10290_1662.N1	17-FEB-2004 23:09:19	Bright	38.000	24	66Alp Gem	1.5800	10200.	76	10290	No
387	GOM_NL__2PRFIN20040217_231112_000000692024_00216_10290_1663.N1	17-FEB-2004 23:11:12	Bright	68.500	96	68Del Leo	2.5600	9300.0	137	10290	No
388	GOM_NL__2PRFIN20040217_231734_000000542024_00216_10290_1664.N1	17-FEB-2004 23:17:34	Bright	53.500	174	52Psi UMa	3.0040	4400.0	107	10290	No
389	GOM_NL__2PRFIN20040217_231937_000000442024_00216_10290_1665.N1	17-FEB-2004 23:19:37	Bright	44.000	82	48Bet UMa	2.3650	10600.	88	10290	No
390	GOM_NL__2PRFIN20040217_232139_000000512024_00216_10290_1666.N1	17-FEB-2004 23:21:39	Bright	50.500	87	64Gam UMa	2.4330	11000.	101	10290	No
391	GOM_NL__2PRFIN20040217_232531_000000382024_00216_10290_1667.N1	17-FEB-2004 23:25:31	Bright	37.500	49	1Alp UMi	1.9900	6300.0	75	10290	No
392	GOM_NL__2PRFIN20040217_232727_000000422024_00216_10290_1668.N1	17-FEB-2004 23:27:27	Bright	41.500	60	7Bet UMi	2.0810	3950.0	83	10290	No
393	GOM_NL__2PRFIN20040217_232939_000000662024_00216_10290_1669.N1	17-FEB-2004 23:29:39	Bright	65.500	39	85Eta UMa	1.8540	24000.	131	10290	No
394	GOM_NL__2PRFIN20040217_233234_000000372024_00216_10290_1670.N1	17-FEB-2004 23:32:34	Bright	37.000	89	5Alp Cep	2.4510	8000.0	74	10290	No
395	GOM_NL__2PRFIN20040217_233610_000000442024_00216_10290_1671.N1	17-FEB-2004 23:36:10	Bright	44.000	130	23Bet Dra	2.7990	5800.0	88	10290	No
396	GOM_NL__2PRFIN20040217_233816_000000472024_00216_10290_1672.N1	17-FEB-2004 23:38:16	Bright	46.500	144	18Del Cyg	2.8600	11000.	93	10290	No

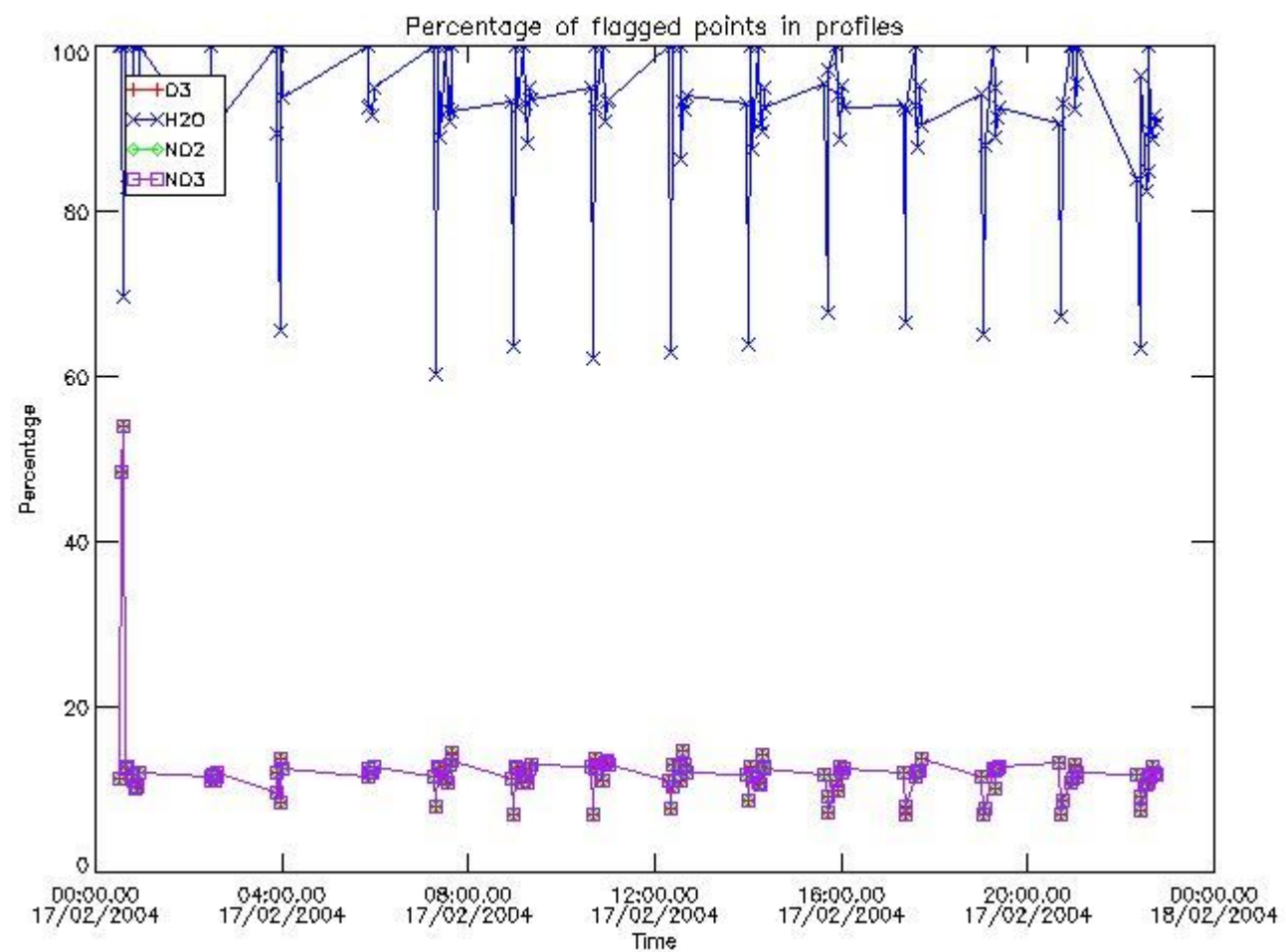


397	GOM_NL__2PRFIN20040217_234030_000000432024_00216_10290_1673.N1	17-FEB-2004 23:40:30	Bright	43.000	5	3Alp Lyr	0.033000	11000.	86	10290	No
398	GOM_NL__2PRFIN20040217_234343_000000602024_00216_10290_1674.N1	17-FEB-2004 23:43:43	Bright	60.000	133	40Zet Her	2.8070	6000.0	120	10290	No
399	GOM_NL__2PRFIN20040217_234820_000001272024_00216_10290_1675.N1	17-FEB-2004 23:48:20	Twilight	126.50	67	5Alp CrB	2.2210	11000.	253	10290	No
400	GOM_NL__2PRFIN20040217_235206_000000552024_00216_10290_1676.N1	17-FEB-2004 23:52:06	Twilight	55.000	126	60Bet Oph	2.7700	4250.0	110	10290	No
401	GOM_NL__2PRFIN20040217_235705_000000432024_00216_10290_1677.N1	17-FEB-2004 23:57:05	Twilight	42.500	155	41Pi Sgr	2.9000	6600.0	85	10290	No
402	GOM_NL__2PRFIN20040217_235845_000000422024_00216_10290_1678.N1	17-FEB-2004 23:58:45	Twilight	42.000	57	34Sig Sgr	2.0660	26000.	84	10290	No

### 3. Quality information per product

In this section it is plotted some information contained in the Quality Summary data set of the level 2 products. Only products in dark limb conditions and without errors (error flag in the MPH set to "0") are used.

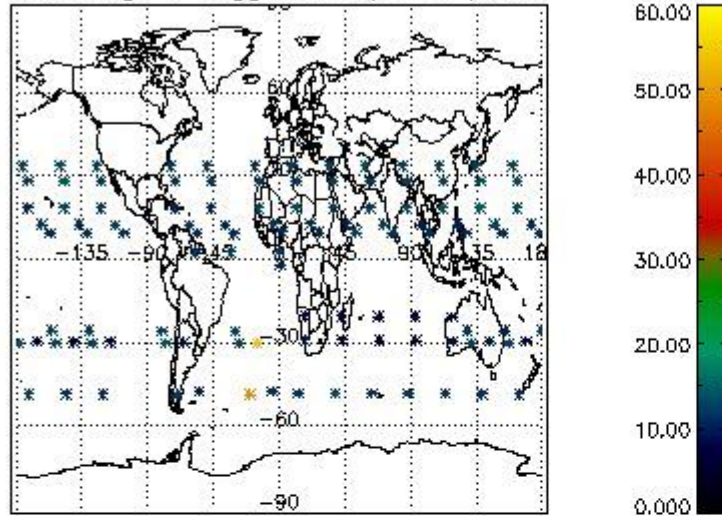
#### 3.1 Plot quality information per product (time dependant)



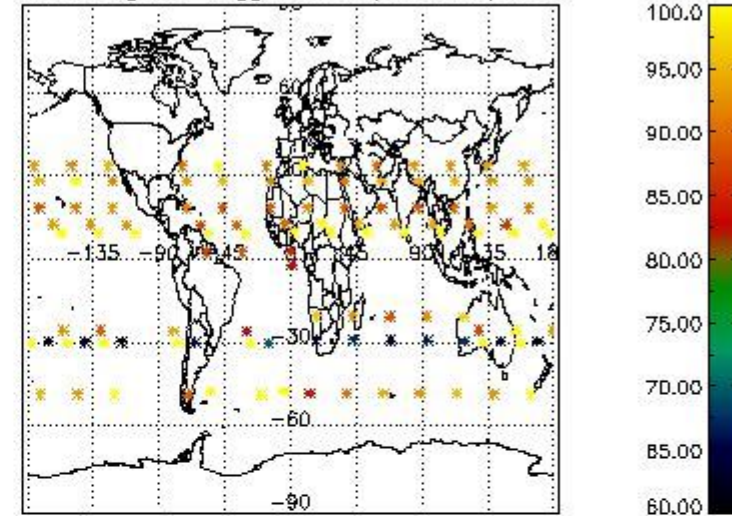
#### 3.2 Plot quality information per product (world map)



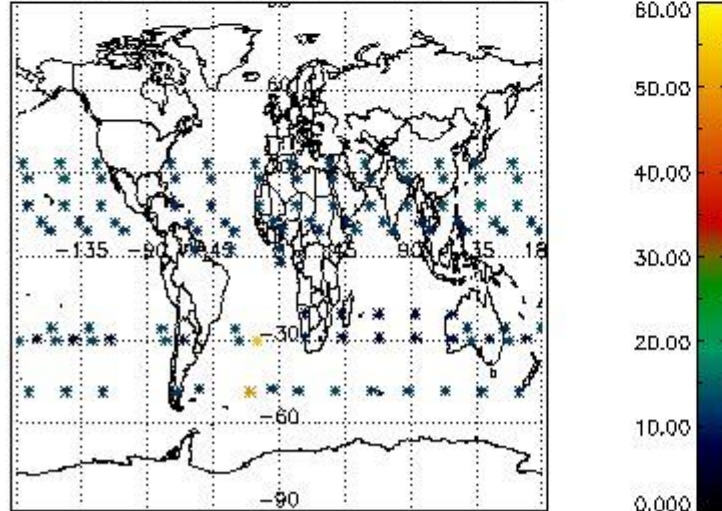
Percentage of flagged data per O3 profile



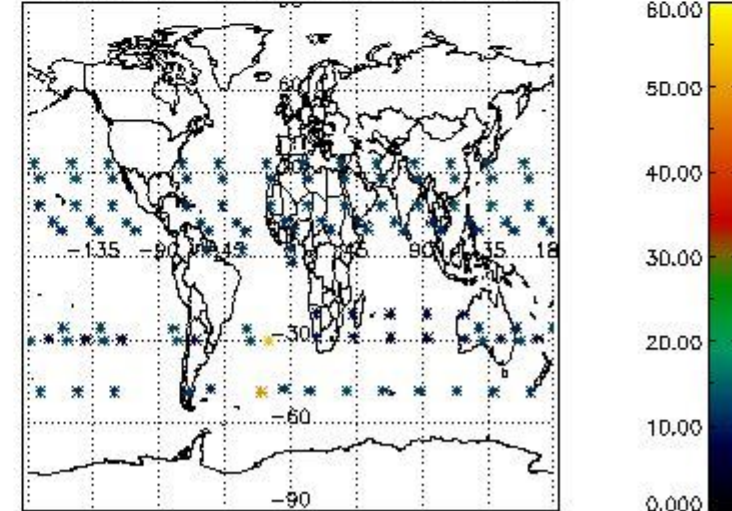
Percentage of flagged data per H2O profile



Percentage of flagged data per NO2 profile



Percentage of flagged data per NO3 profile

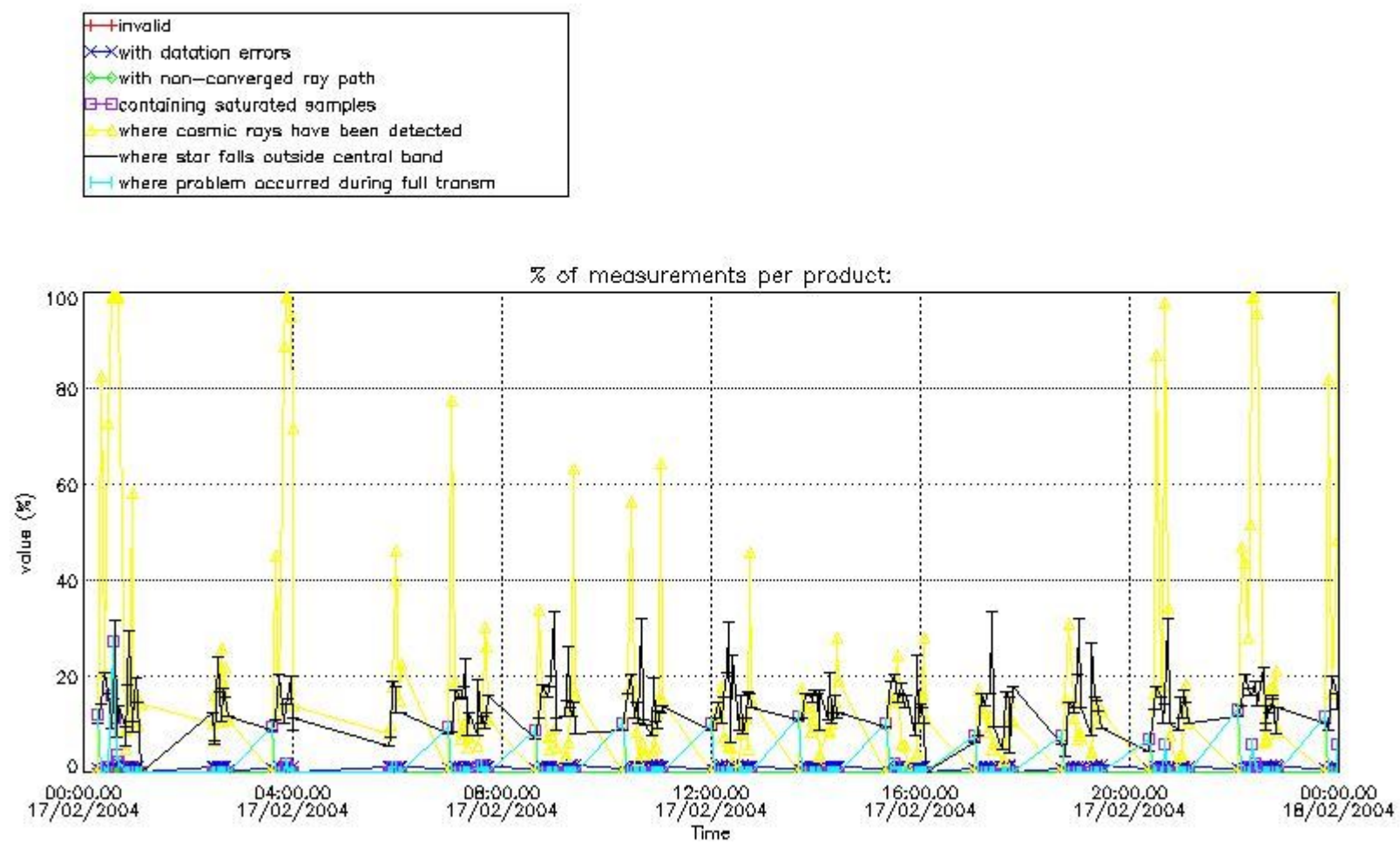


#### 4. Level 1 quality information per product

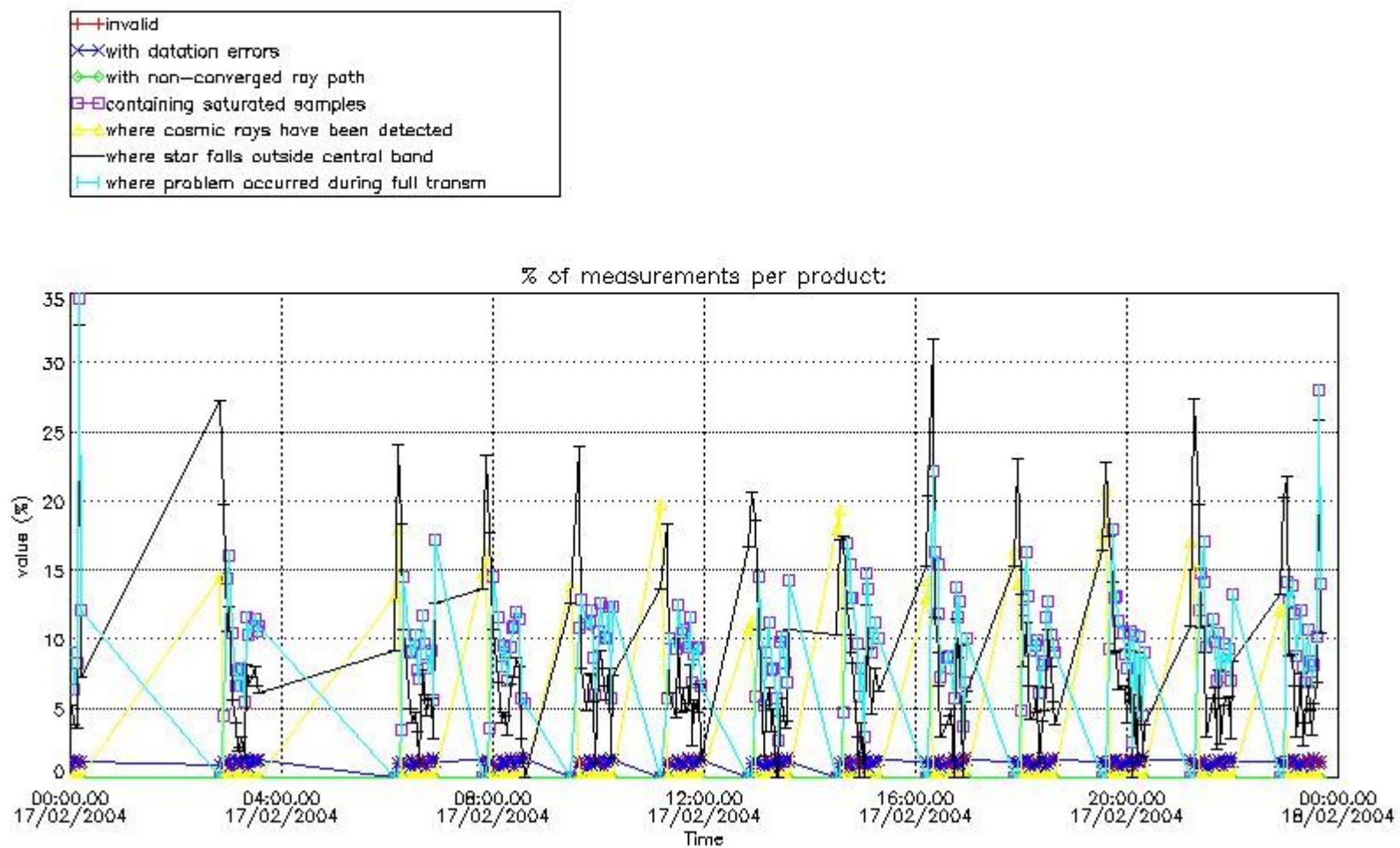
In this section it is plotted some information contained in the Quality Summary data set of the level 2 products that comes from the level 1b processing. Products without errors (error flag in the MPH set to "0") are used.

##### 4.1 Plot quality information per product (time dependant) coming from level 1b processing

##### 4.1.1 Plot level 1 quality information per product (time dependant): ENVISAT ASCENDING passes



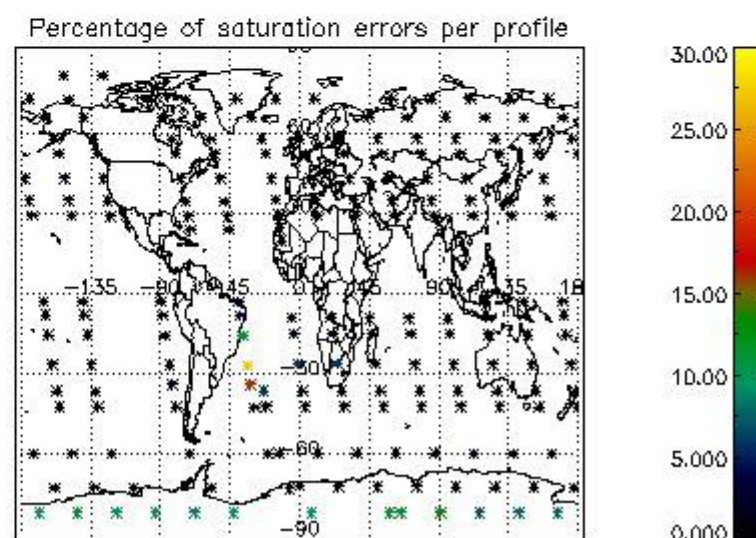
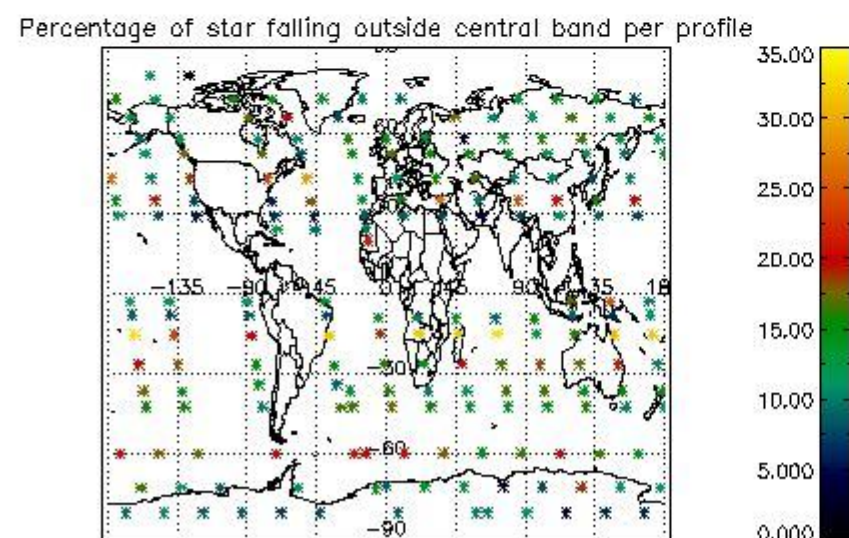
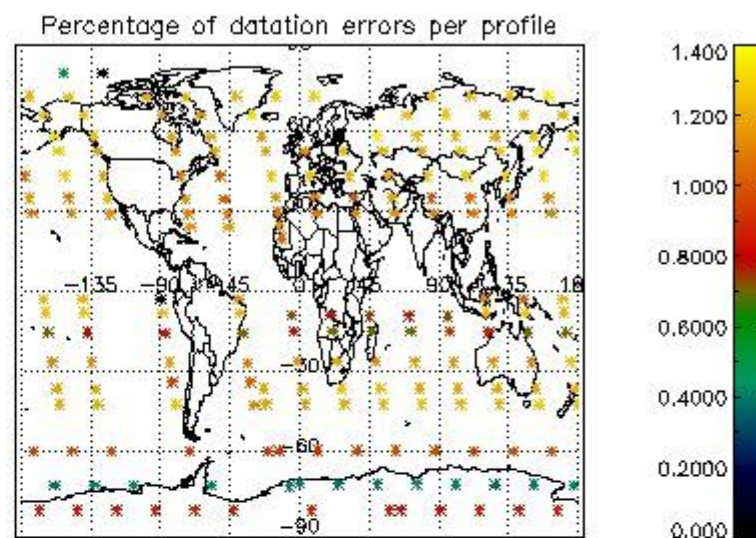
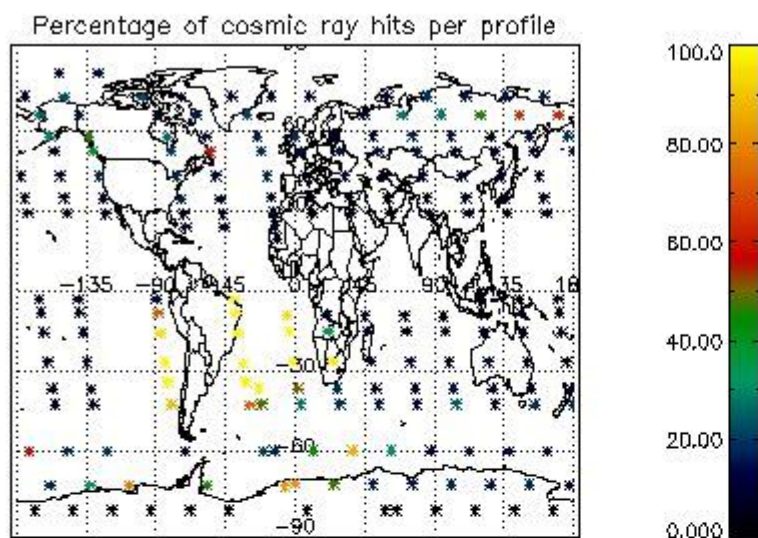
4.1.2 Plot level 1 quality information per product (time dependant): ENVISAT DESCENDING passes



*4.2 Plot quality information per product coming from level 1b processing (world map)*

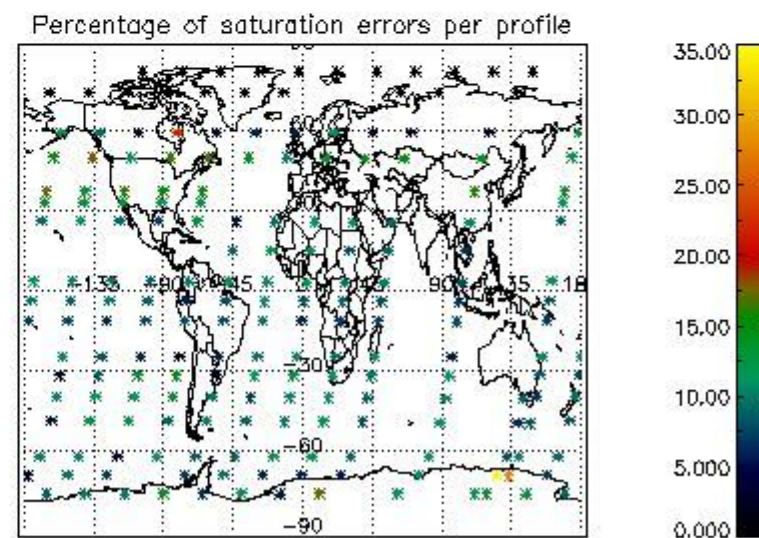
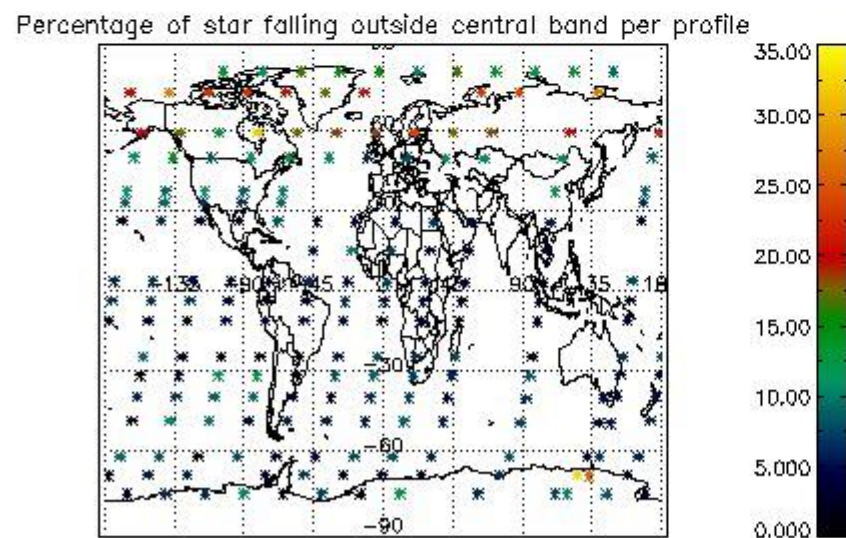
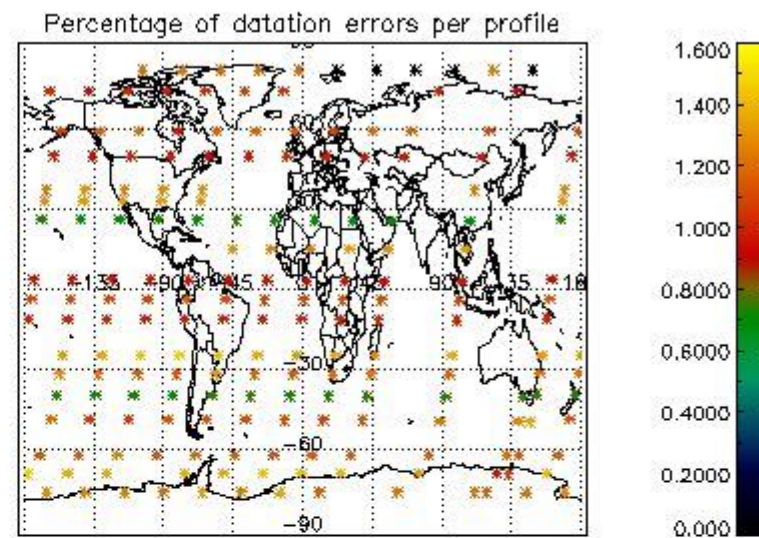
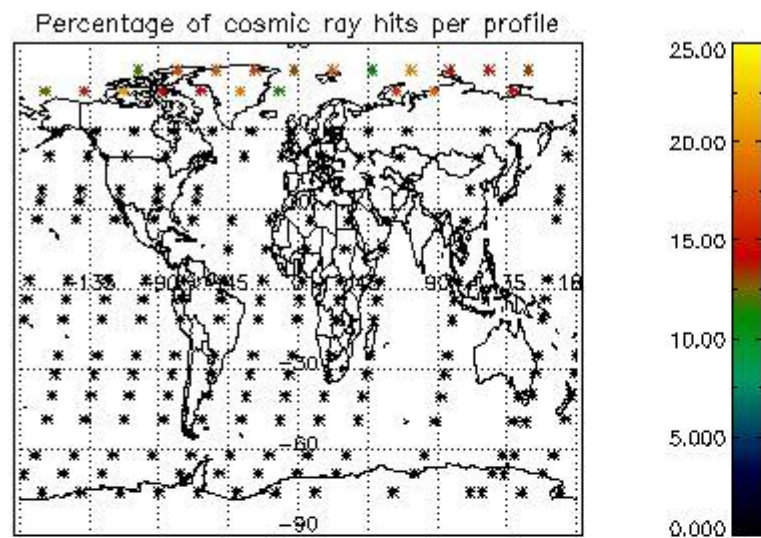
*4.2.1 Plot level 1 quality information per product (world map): ENVISAT ASCENDING passes*





4.2.2 Plot level 1 quality information per product (world map): ENVISAT DESCENDING passes





## 5. Trace gas profiles

### 5.1 Ozone statistics based on quality of products

The final quality of the products can be "measured" using the STD (Standard Deviation) attached to every point profile. This information is written to the parameter GOM\_NL\_\_2P/NL\_LOCAL\_SPECIES\_DENSITY/o3\_std of the level 2 products. The table below shows the statistics for given STD ranges.

The statistics are given with respect to the overall valid production:

- Products without fatal errors: GOM\_NL\_\_2P/MPH/PRODUCT\_ERR=0
- Valid point profile: GOM\_NL\_\_2P/NL\_LOCAL\_SPECIES\_DENSITY/pcd(0)=0

The 'Criteria' is applied to valid points of dark limb products:

- Products in dark limb illumination condition: GOM\_NL\_\_2P/NL\_SUMMARY\_QUALITY/obs\_ill\_cond=0
- Products without fatal errors: GOM\_NL\_\_2P/MPH/PRODUCT\_ERR=0
- Valid point profile: GOM\_NL\_\_2P/NL\_LOCAL\_SPECIES\_DENSITY/pcd(0)=0

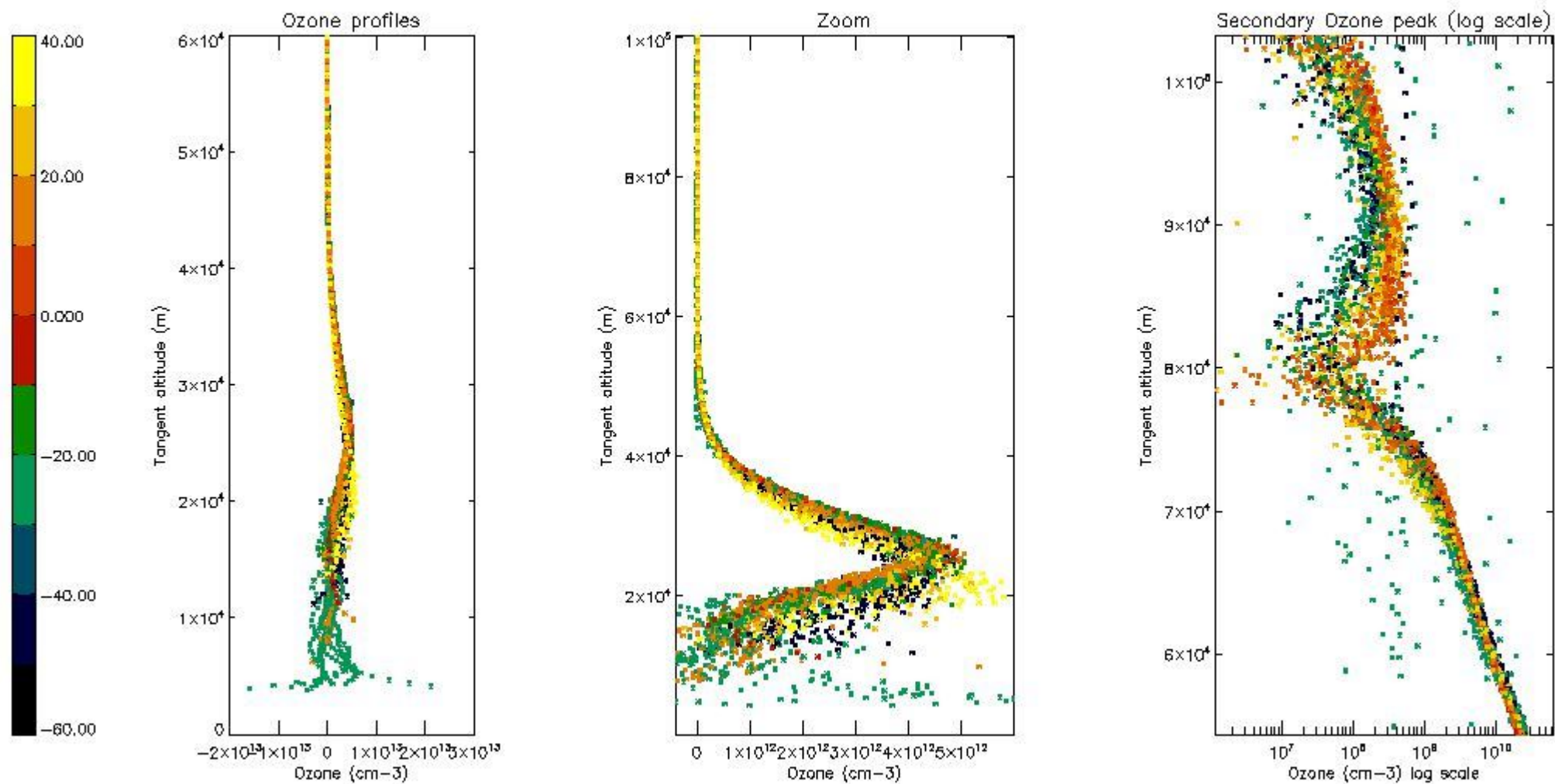
So, the table below shows the percentage of dark limb and valid observations for each criteria with respect to the overall valid daily observations.

Criteria	% of total production
All STD	27
STD < 20	16

STD < 10	14
STD < 5	9

5.2 Plot ozone profiles for all STD (dark without errors)

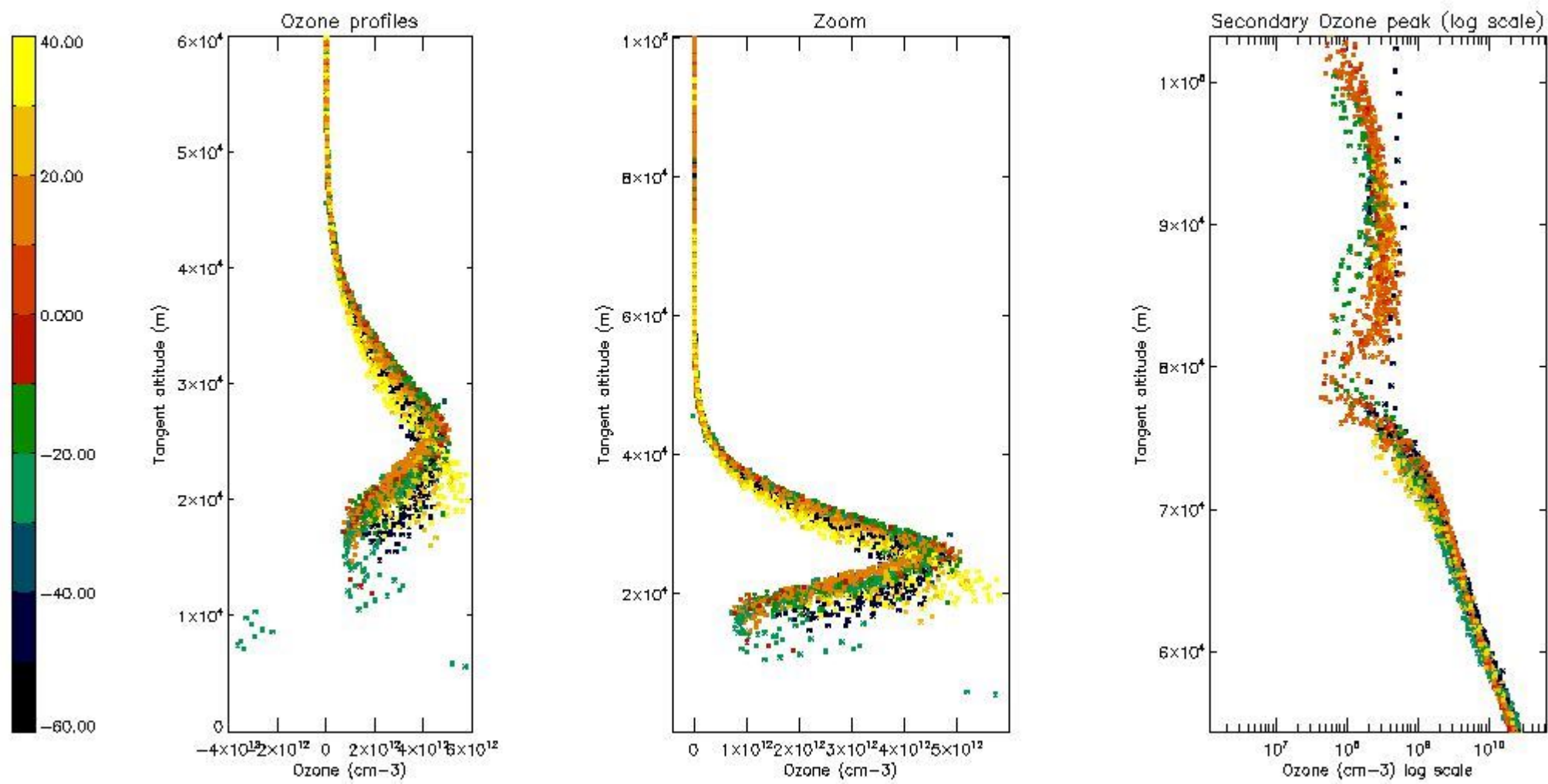
The colorbar represents the latitude.



5.3 Plot ozone profiles where STD < 20% (dark without errors)

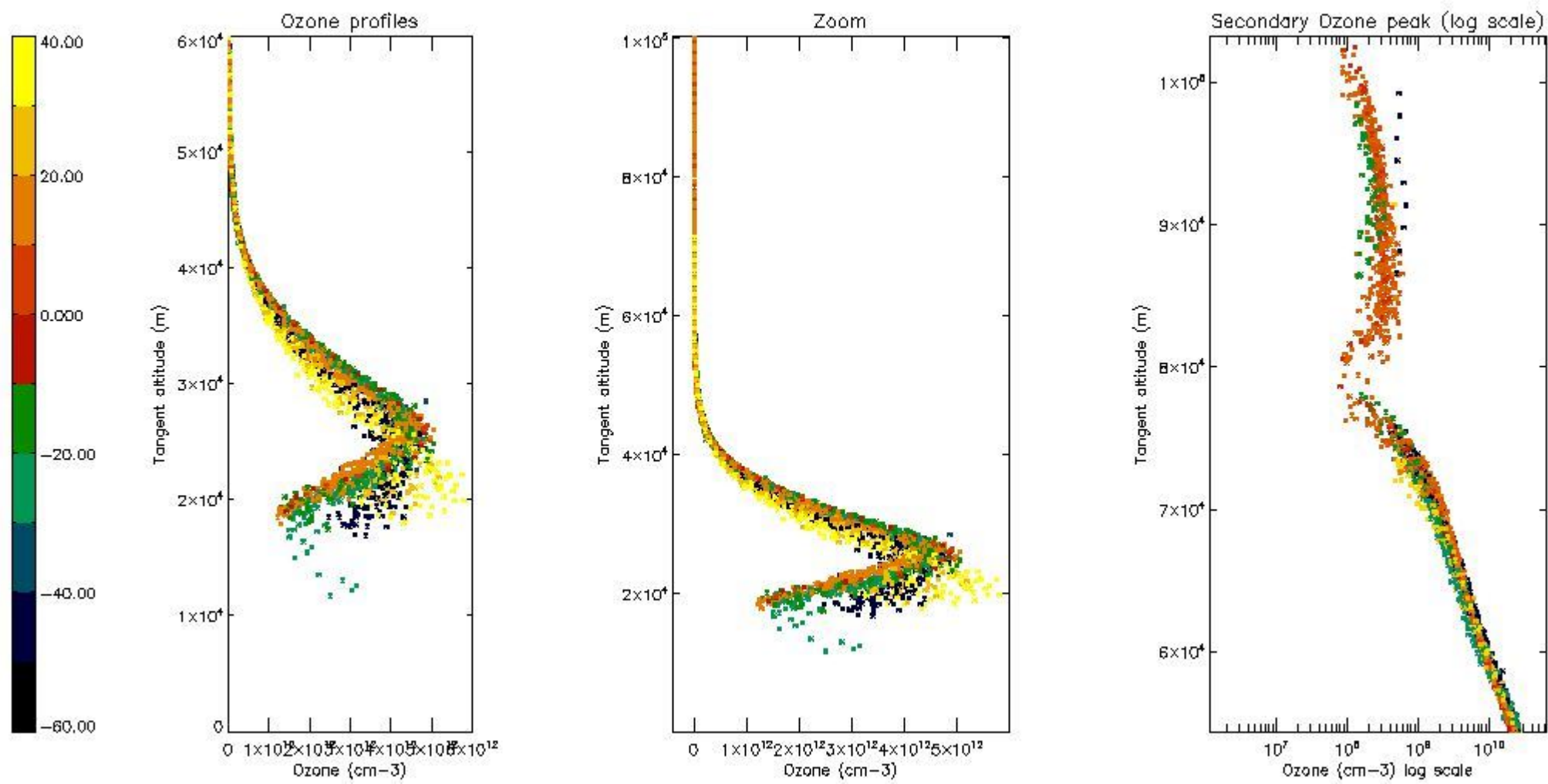
The colorbar represents the latitude.





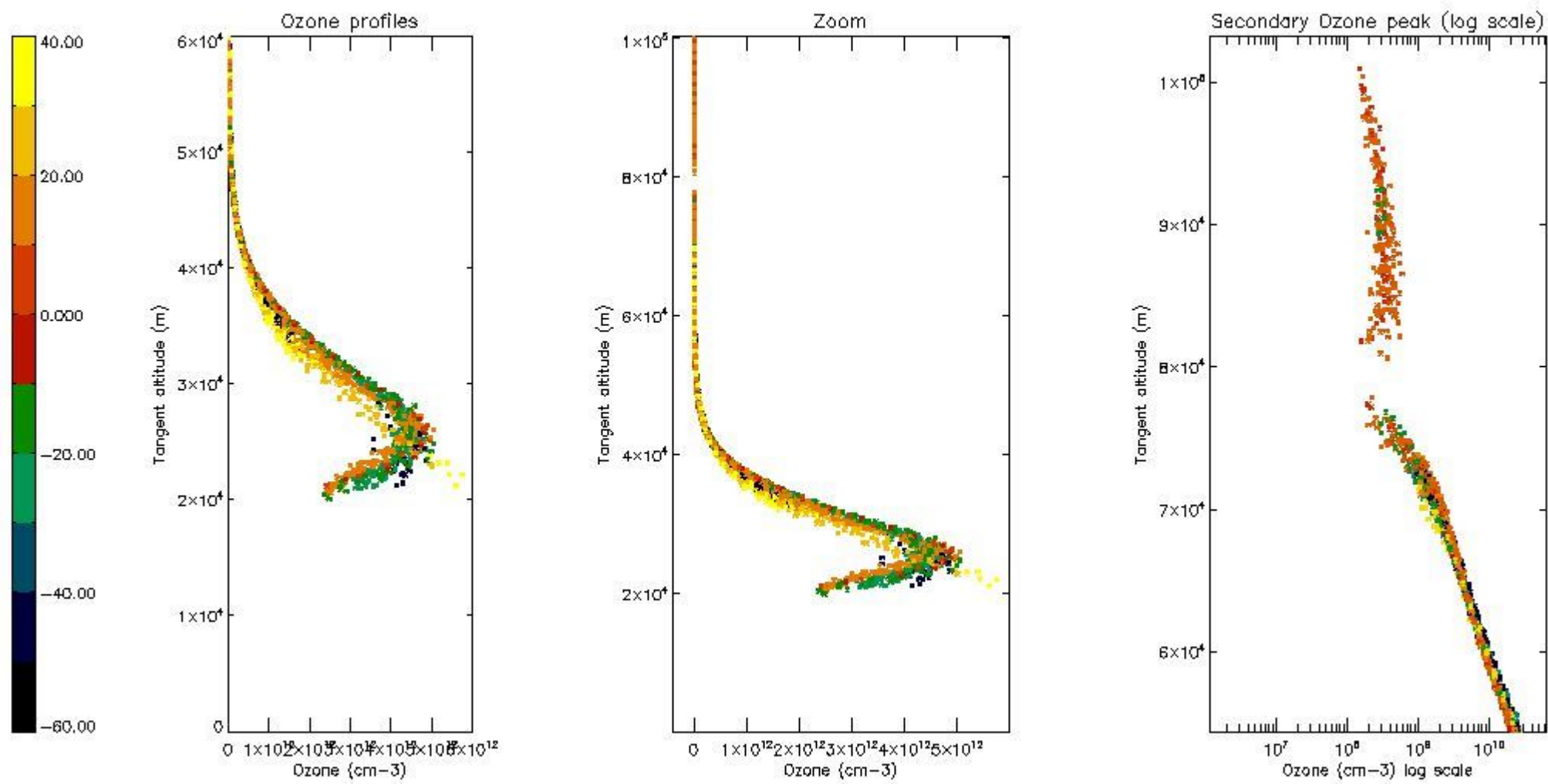
*5.4 Plot ozone profiles where STD < 10% (dark without errors)*

The colorbar represents the latitude.



*5.5 Plot ozone profiles where STD < 5% (dark without errors)*

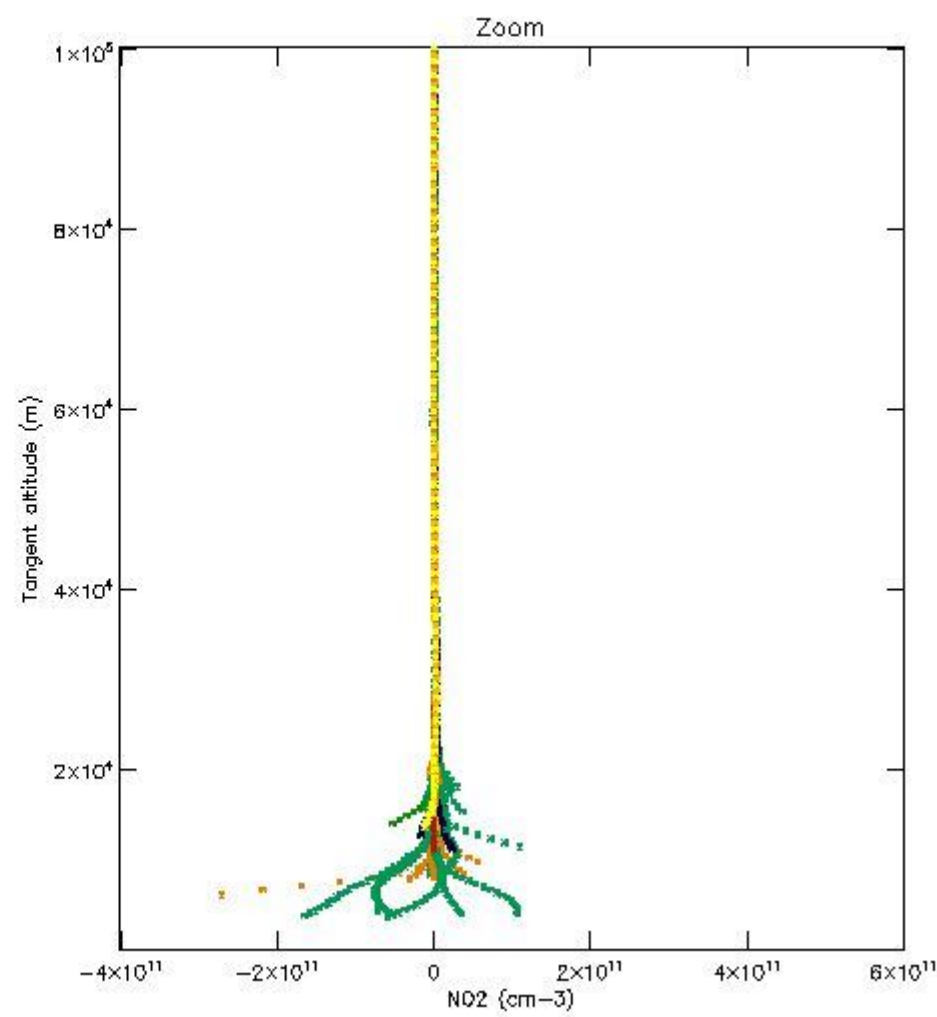
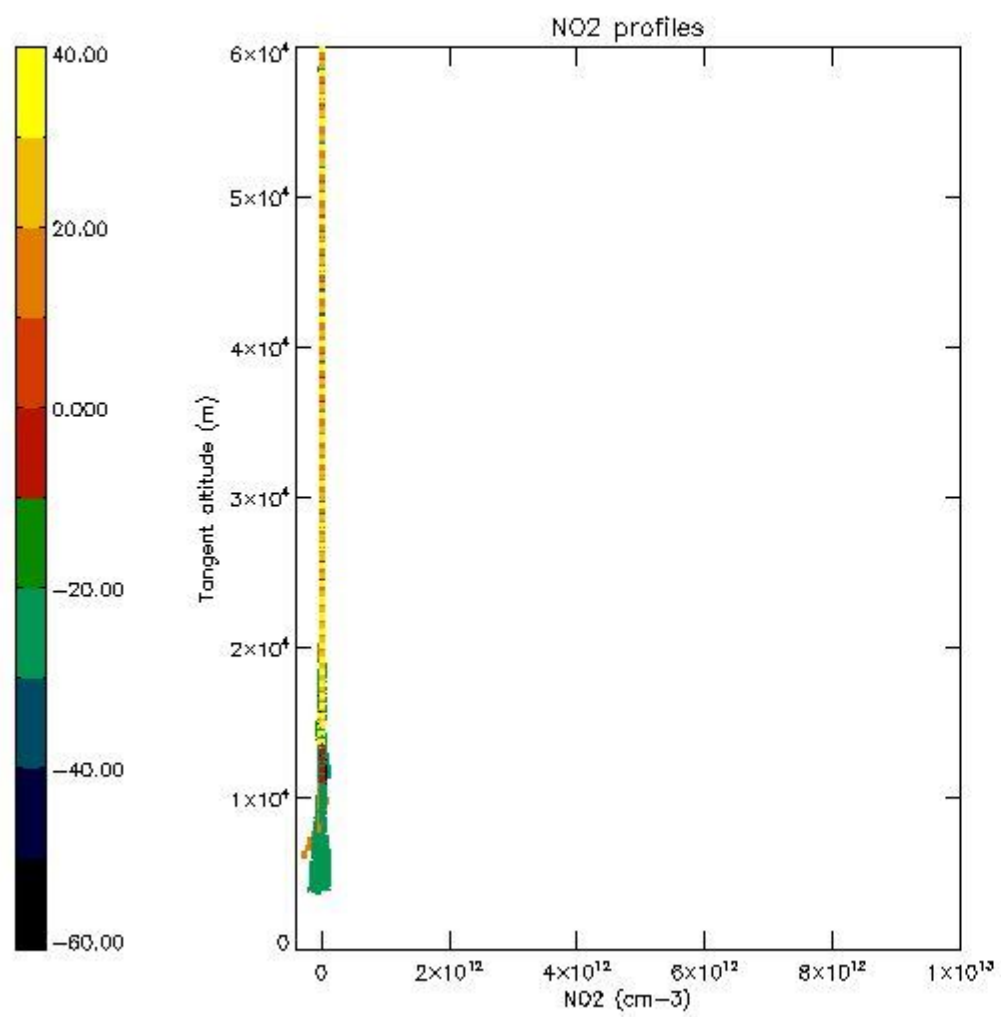
The colorbar represents the latitude.



*5.6 Plot NO<sub>2</sub> profiles for all STD (dark without errors)*

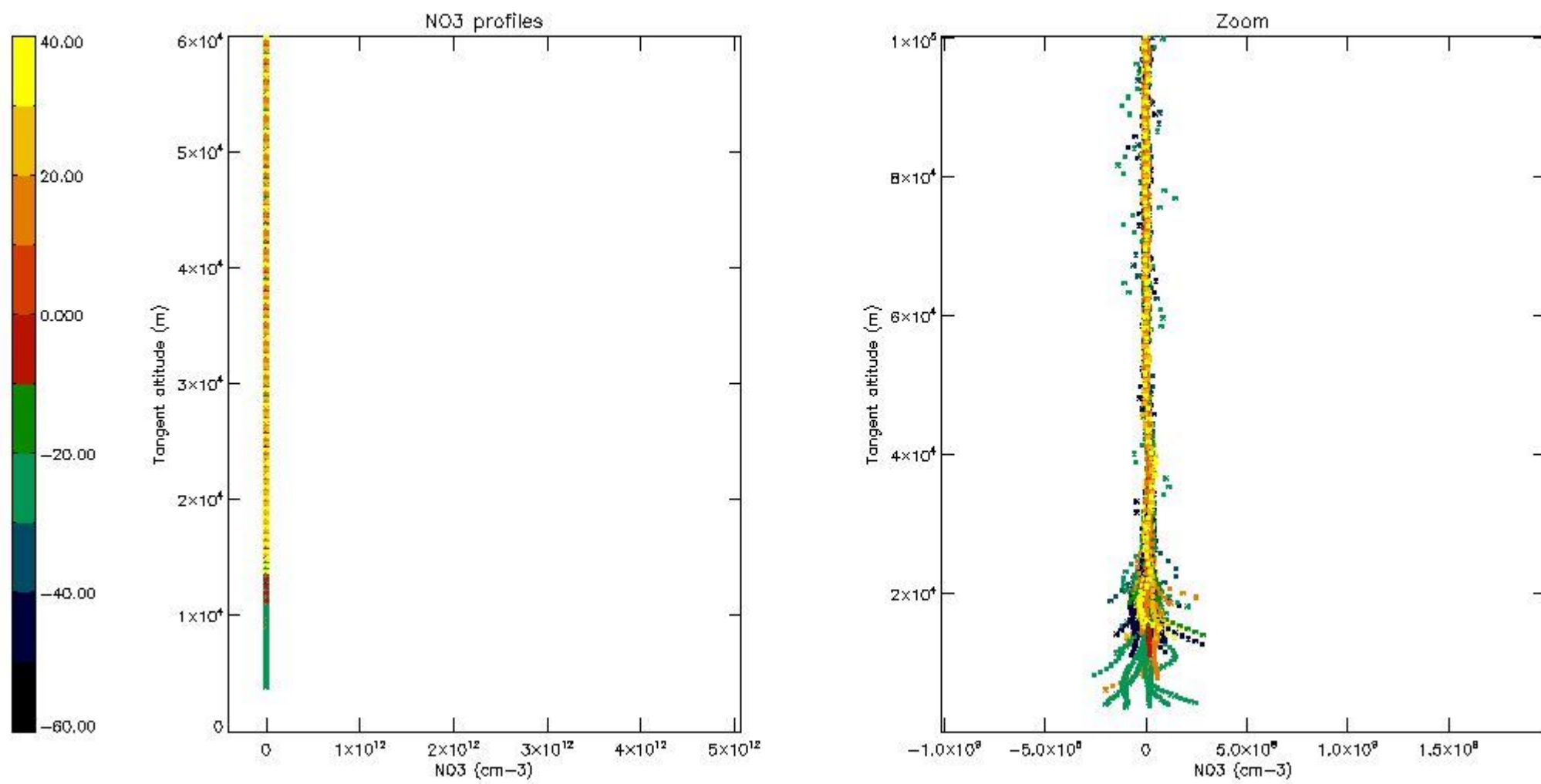
The colorbar represents the latitude.





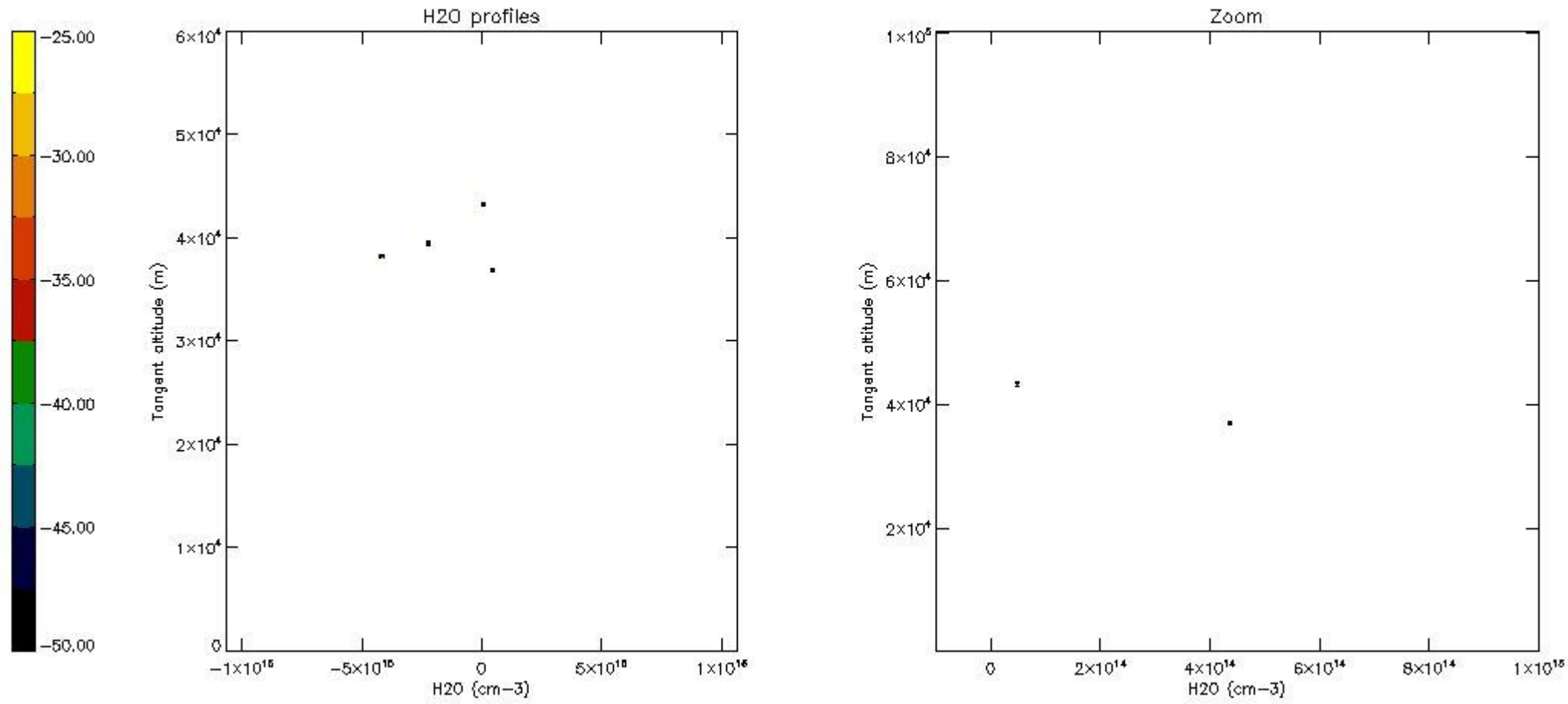
*5.7 Plot NO3 profiles for all STD (dark without errors)*

The colorbar represents the latitude.



5.8 Plot H2O profiles for all STD (only for occultations of stars 1,2,3,4,13,14,16,26,63 dark without errors)

The colorbar represents the latitude.

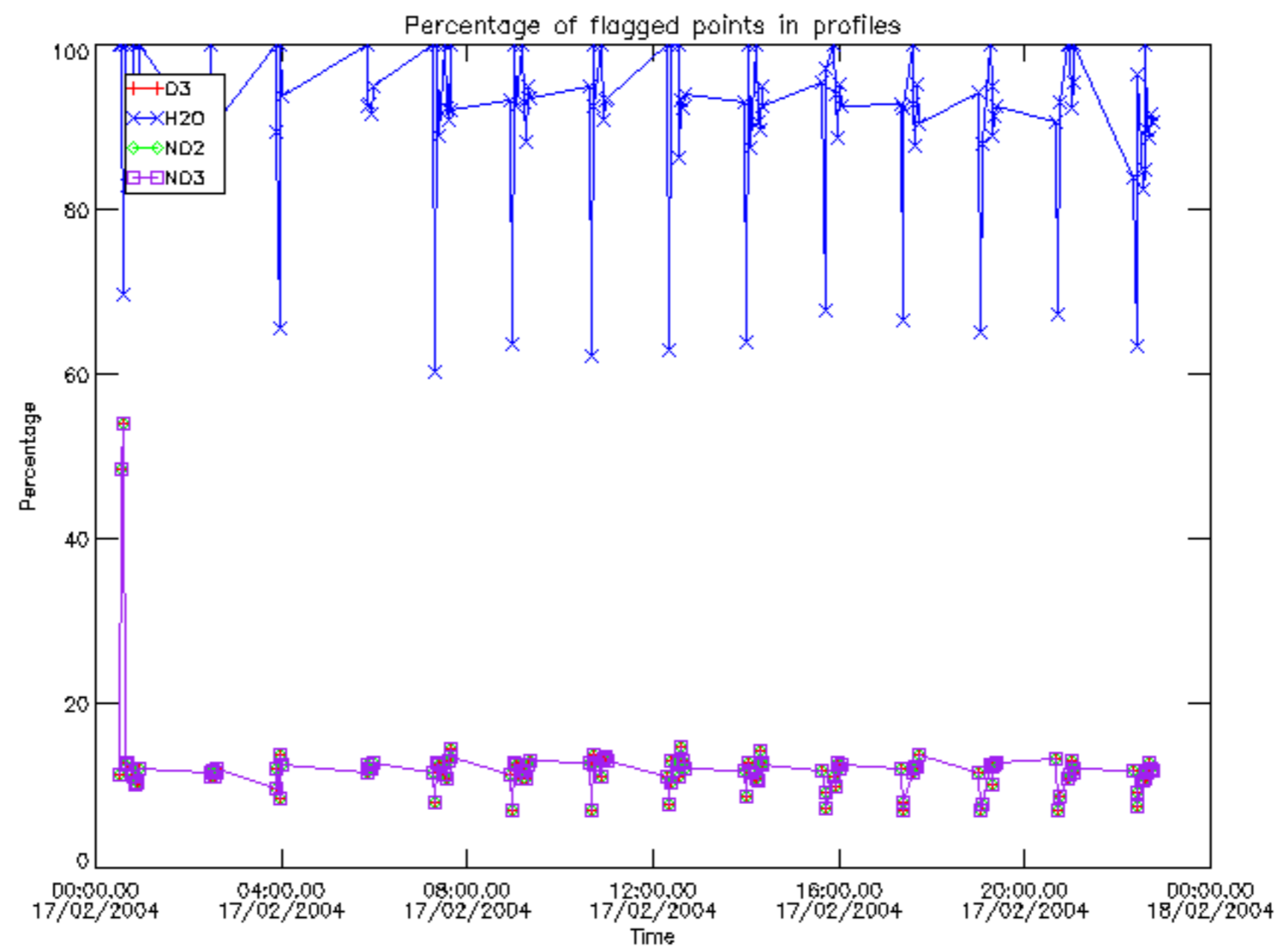


## 6. Auxiliary Data Files used for the production reported in section 2

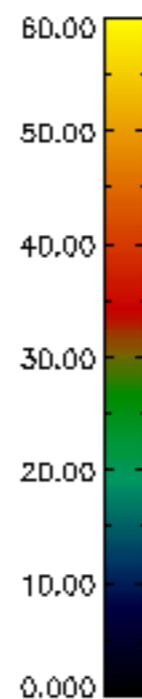
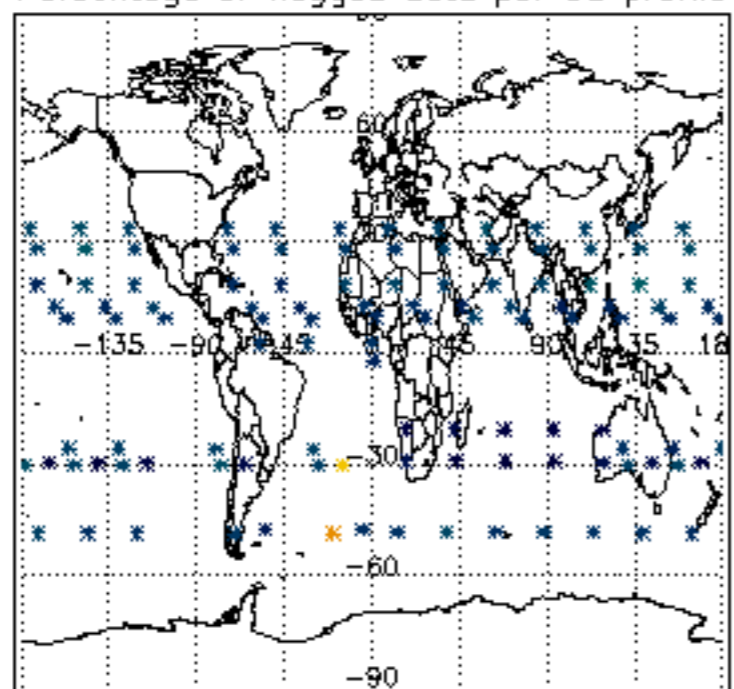
The number reported in the third column indicates since which file (see list in section 2) the corresponding auxiliary file has been used. The fourth column is the date of those product files.

Type	Auxiliary Filename	Used since product	Used since product date
INST_PHYS_CHARACTERISTICS	GOM_INS_AXVIEC20091111_143220_20030716_120000_20500101_000000	1	17-FEB-2004 00:01:33
LEVEL-2_PROC_CONFIG	GOM_PR2_AXVIEC20091111_152718_20020301_000000_20500101_000000	1	17-FEB-2004 00:01:33
CROSS_SECTIONS_FILE	GOM_CRS_AXVIEC20091111_154832_20020301_000000_20500101_000000	1	17-FEB-2004 00:01:33

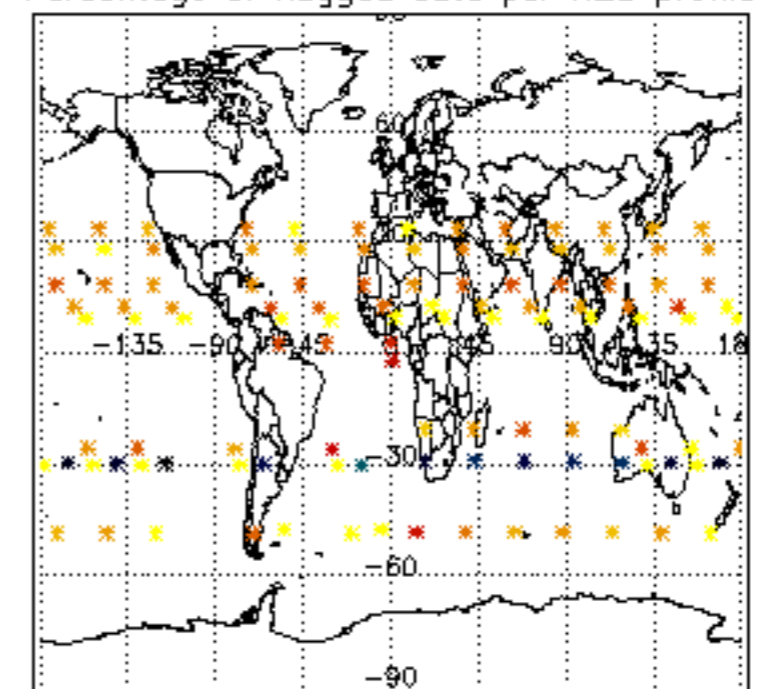




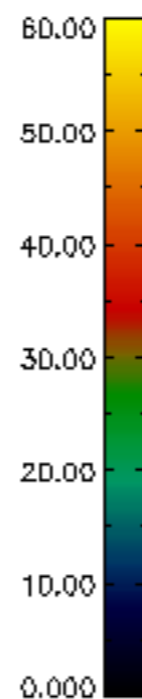
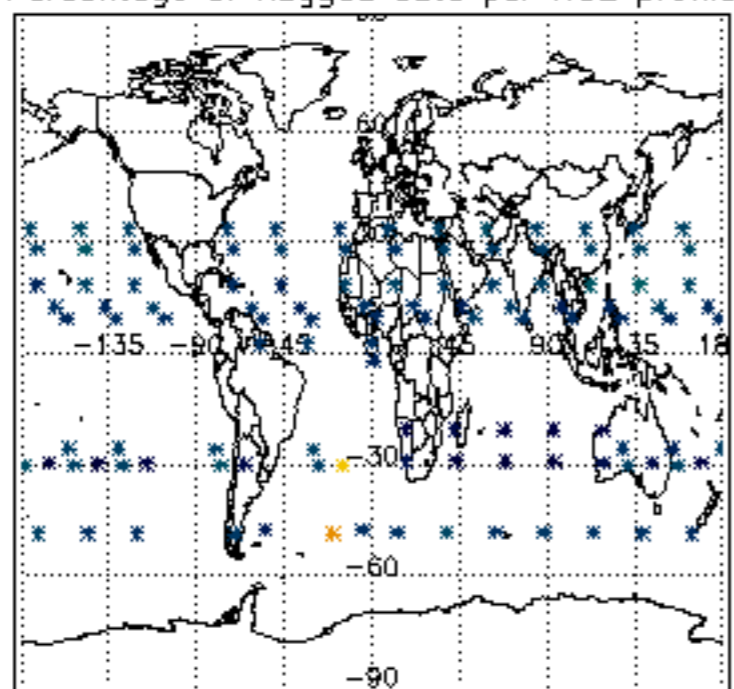
Percentage of flagged data per D3 profile



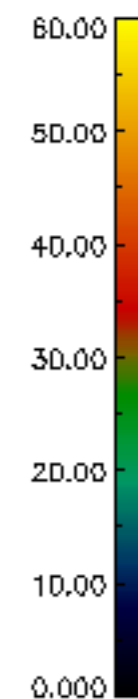
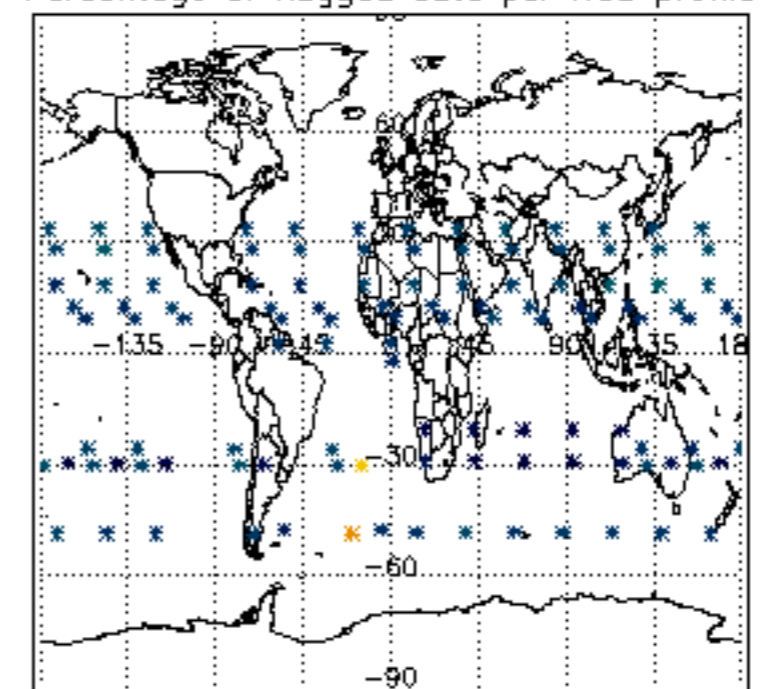
Percentage of flagged data per H2O profile

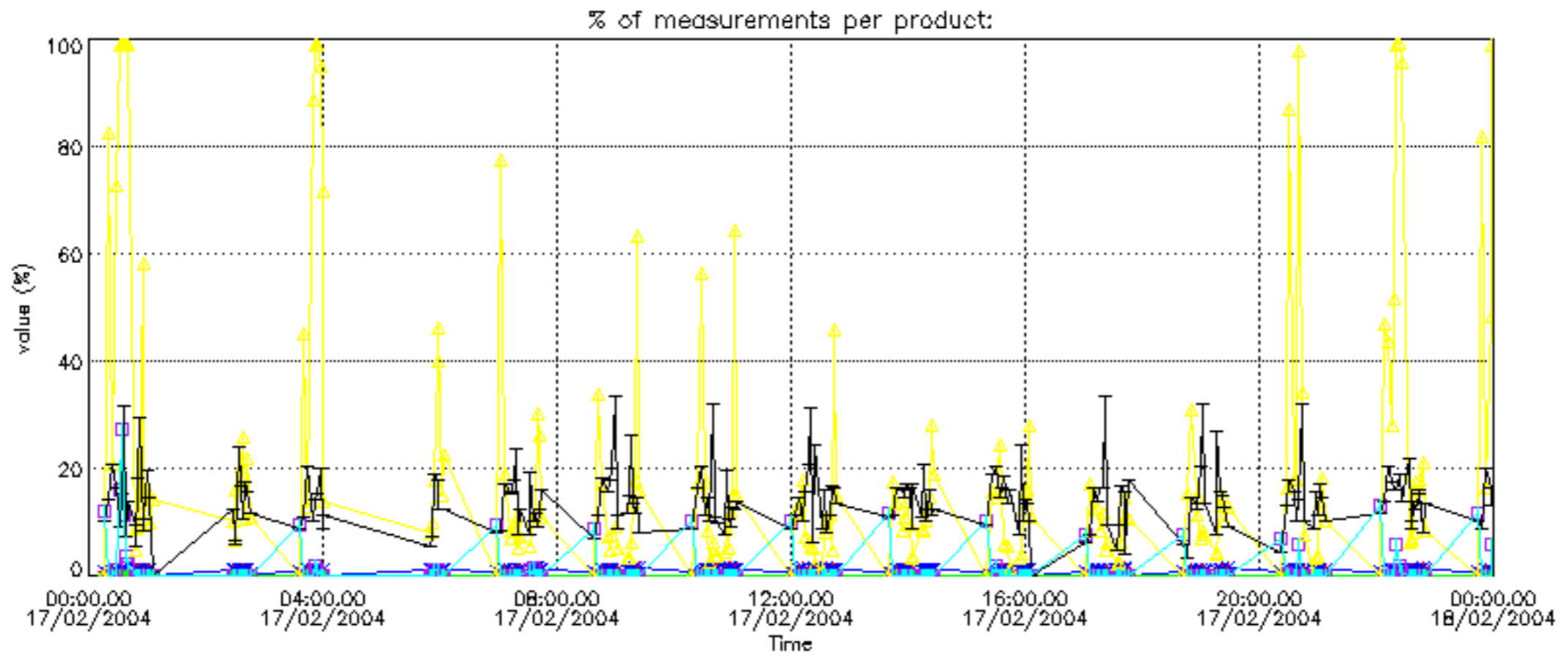


Percentage of flagged data per NO2 profile

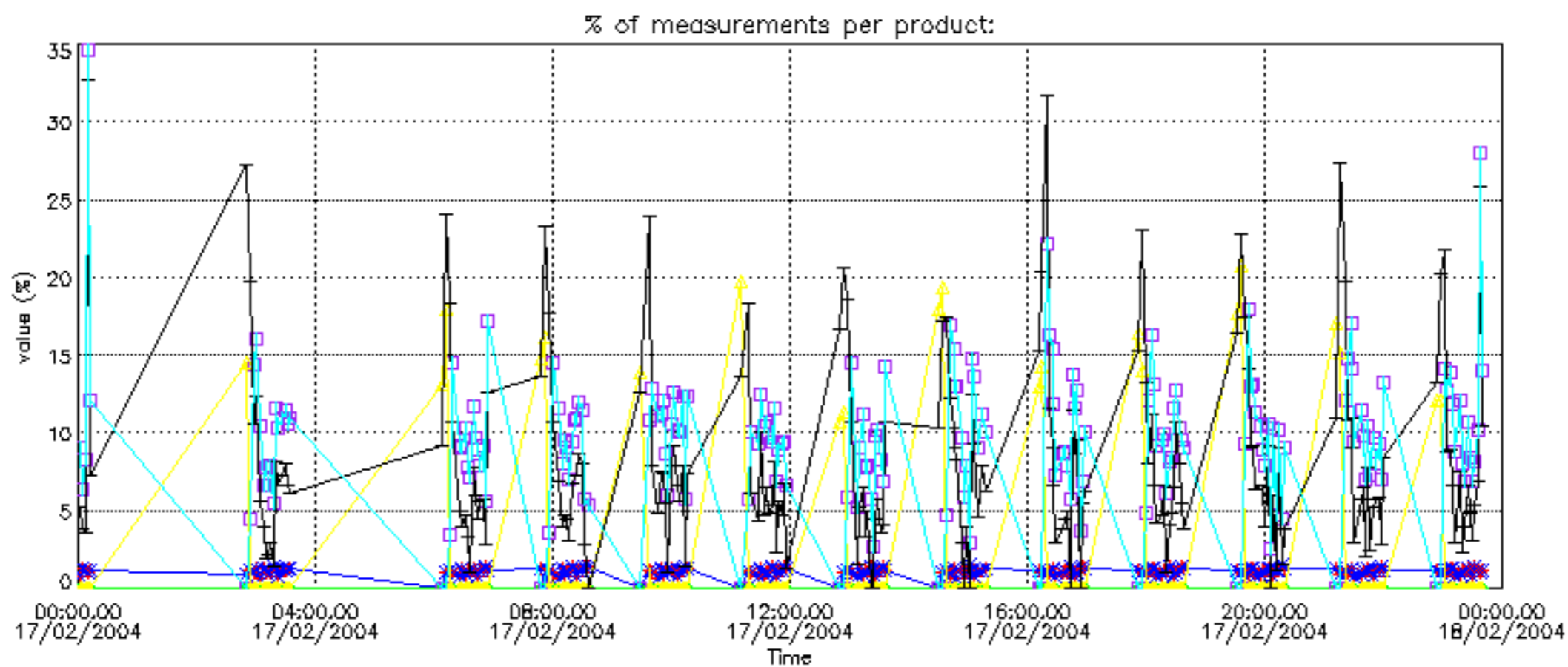


Percentage of flagged data per NO3 profile

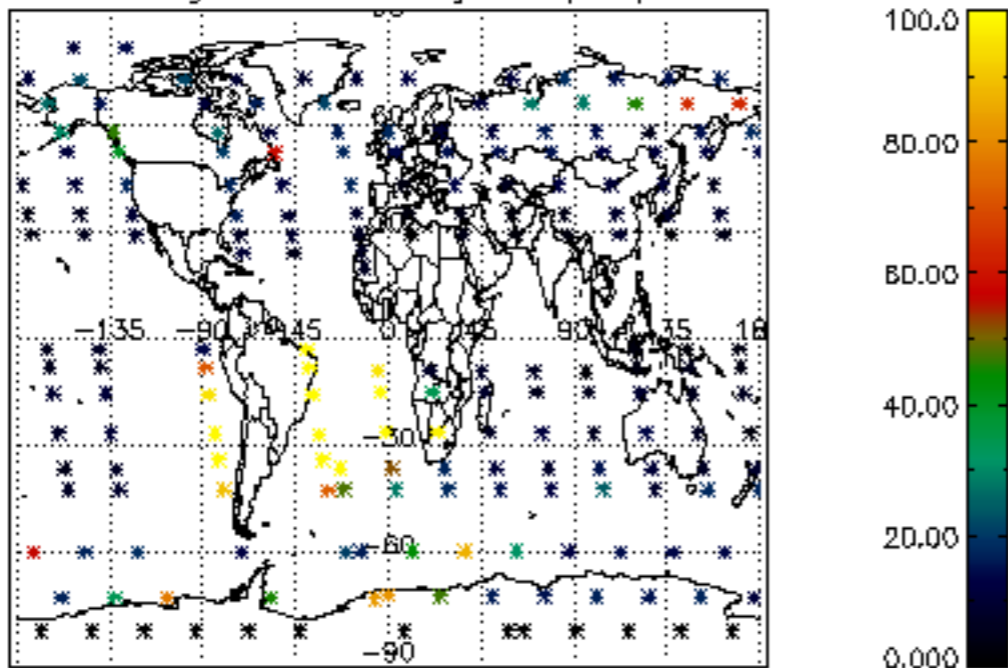




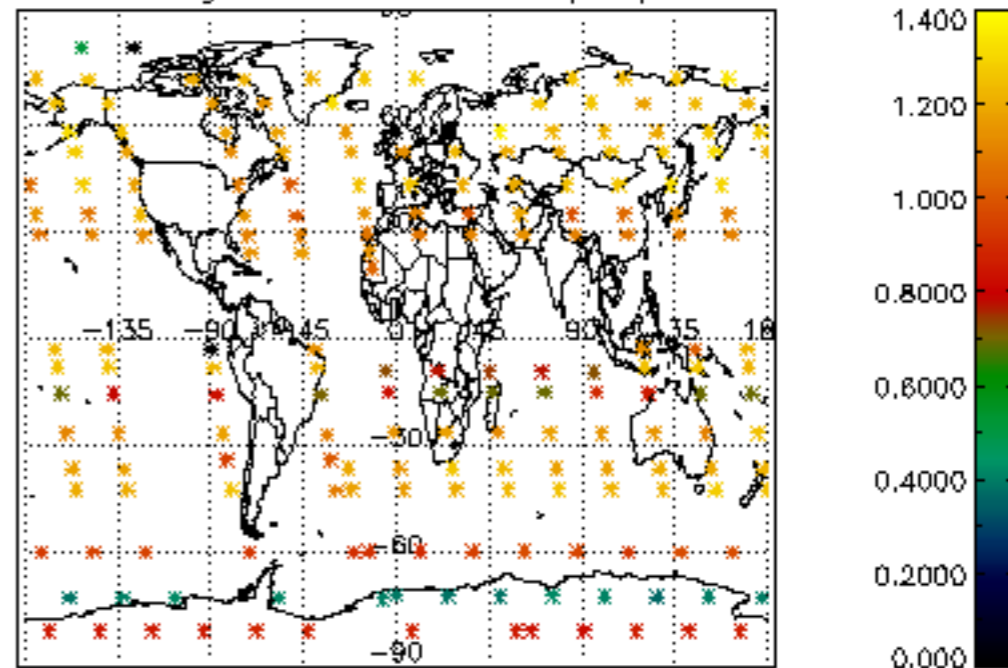




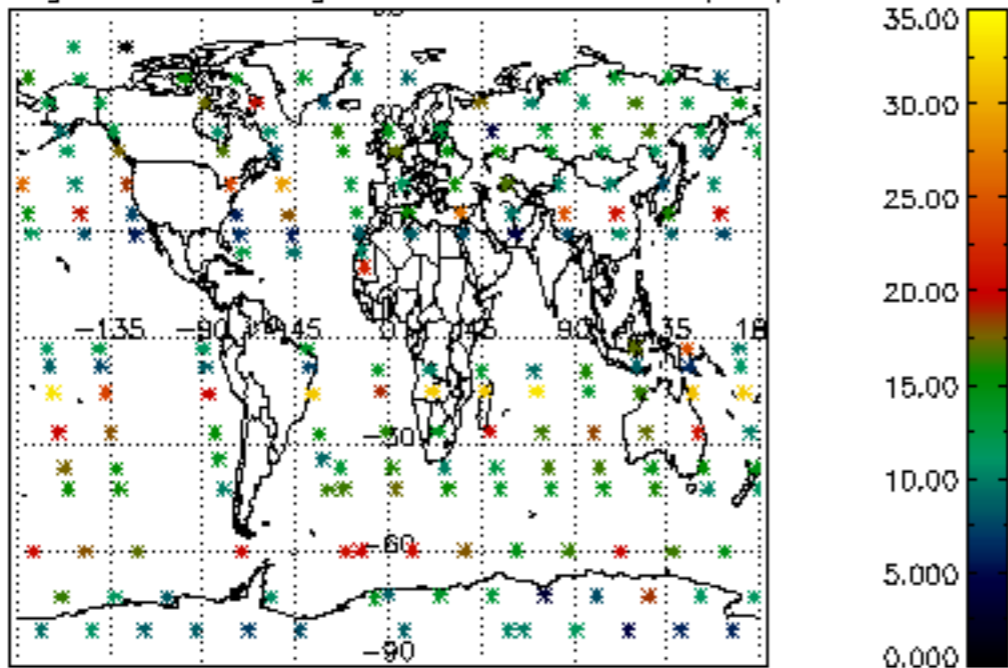
Percentage of cosmic ray hits per profile



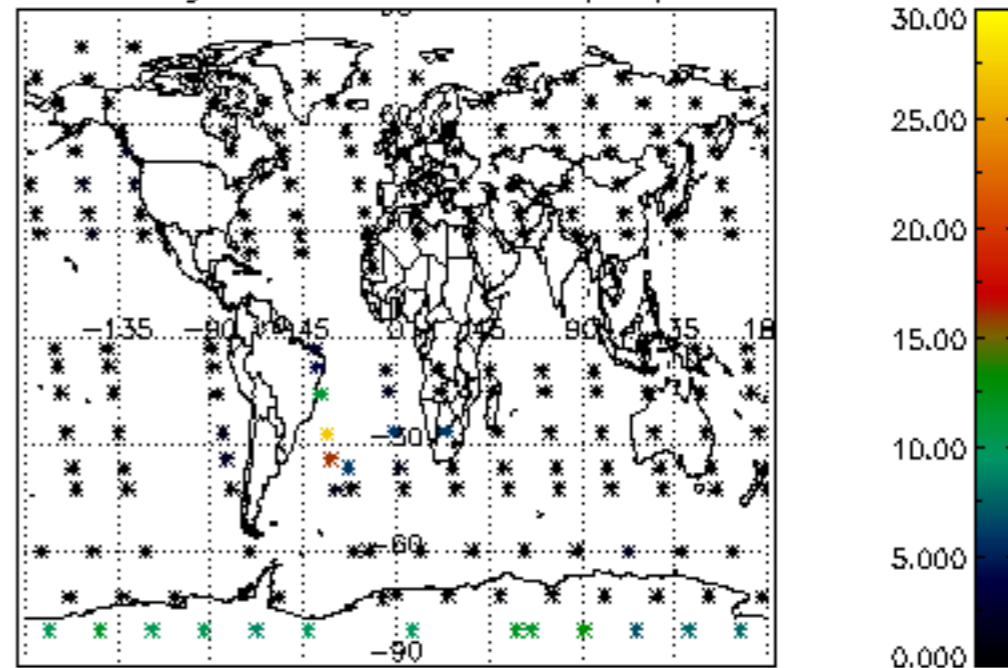
Percentage of datation errors per profile



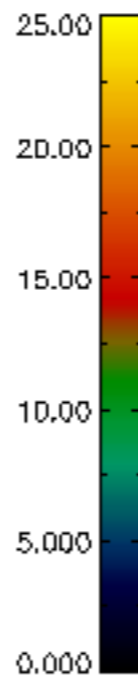
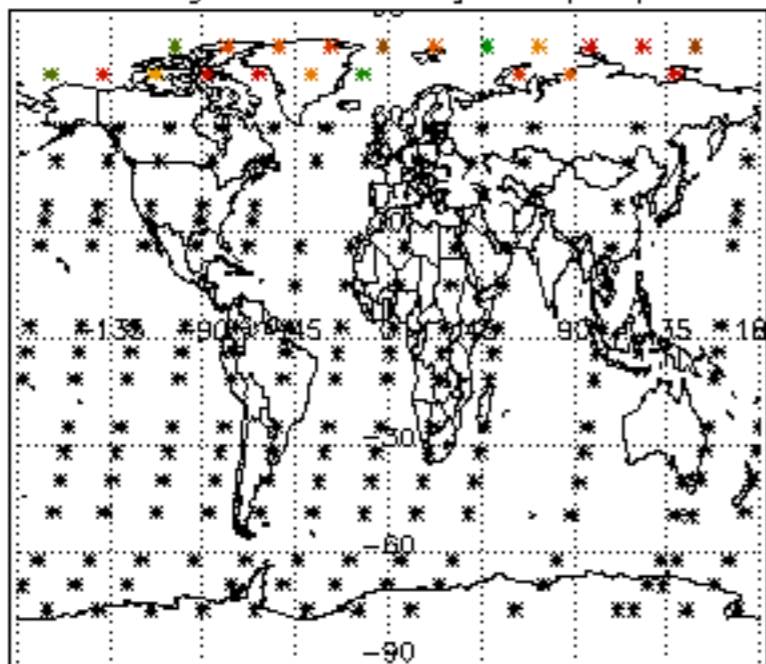
Percentage of star falling outside central band per profile



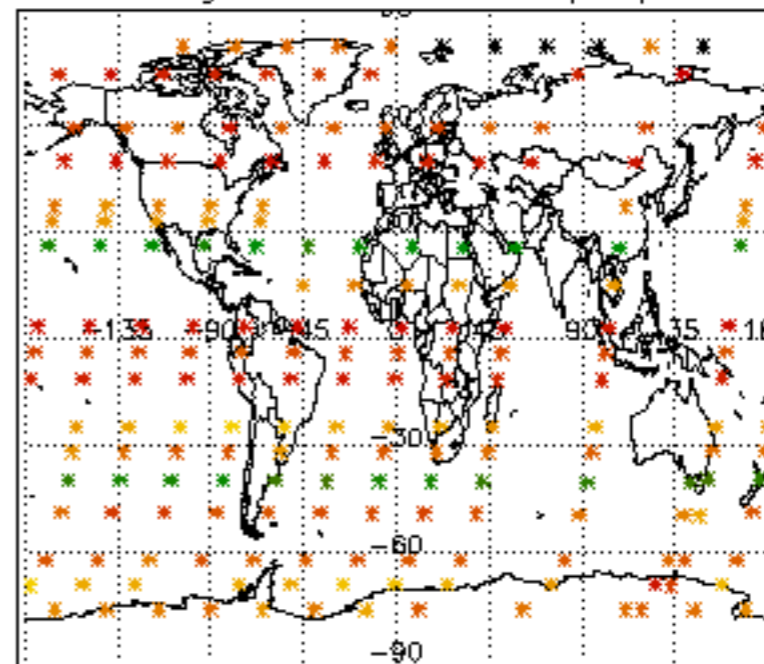
Percentage of saturation errors per profile



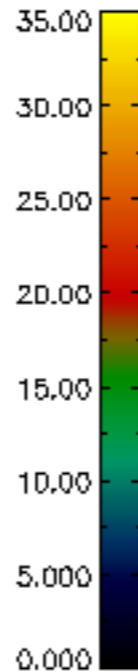
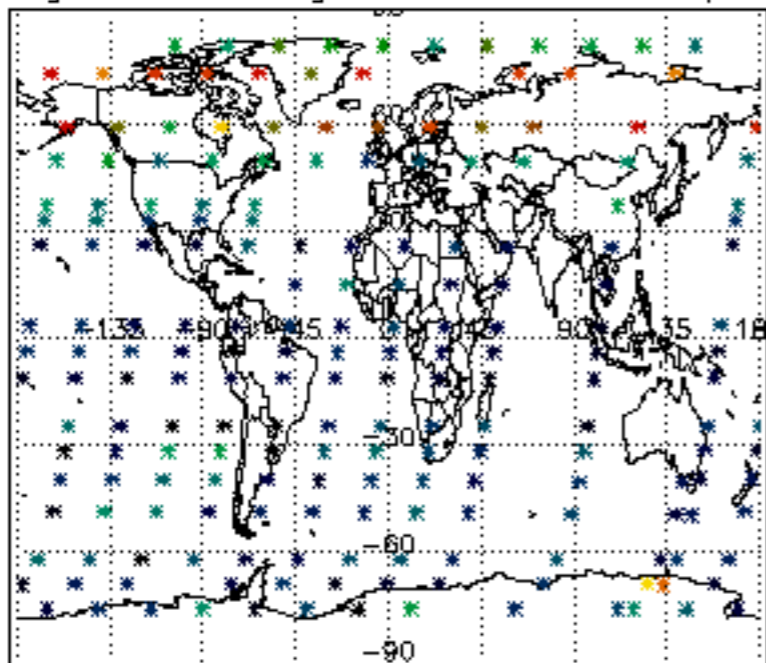
Percentage of cosmic ray hits per profile



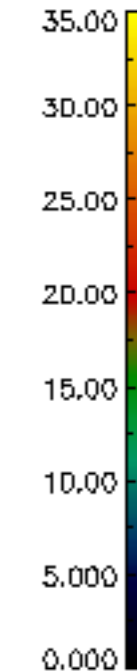
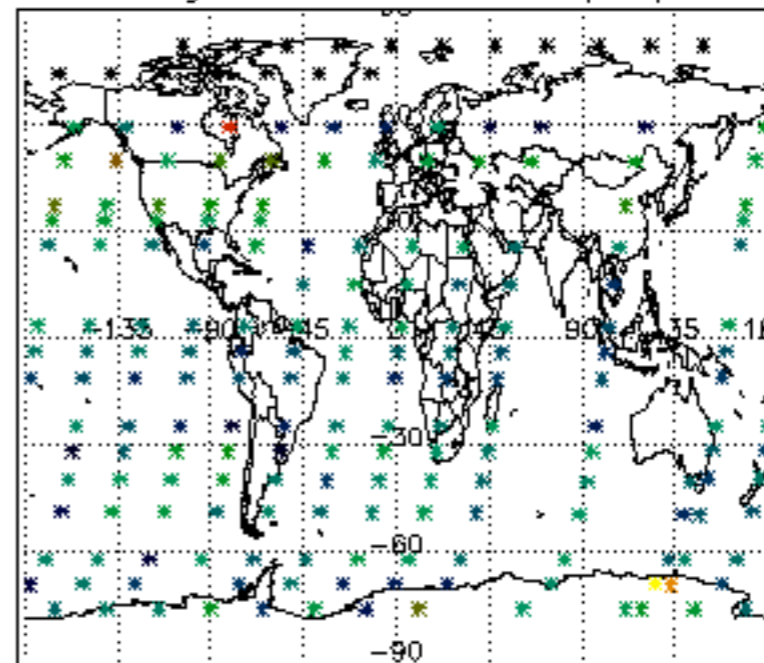
Percentage of datation errors per profile



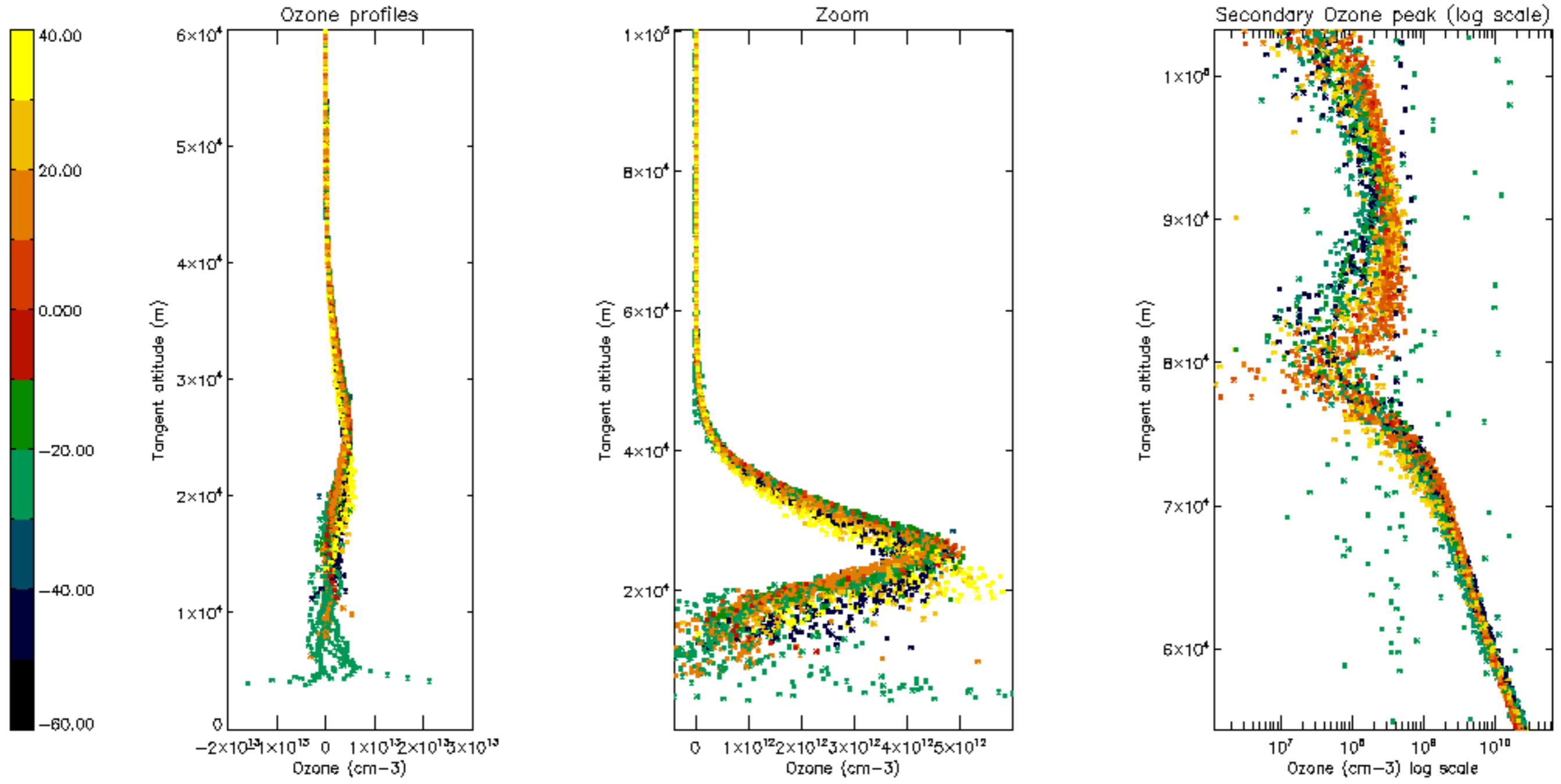
Percentage of star falling outside central band per profile

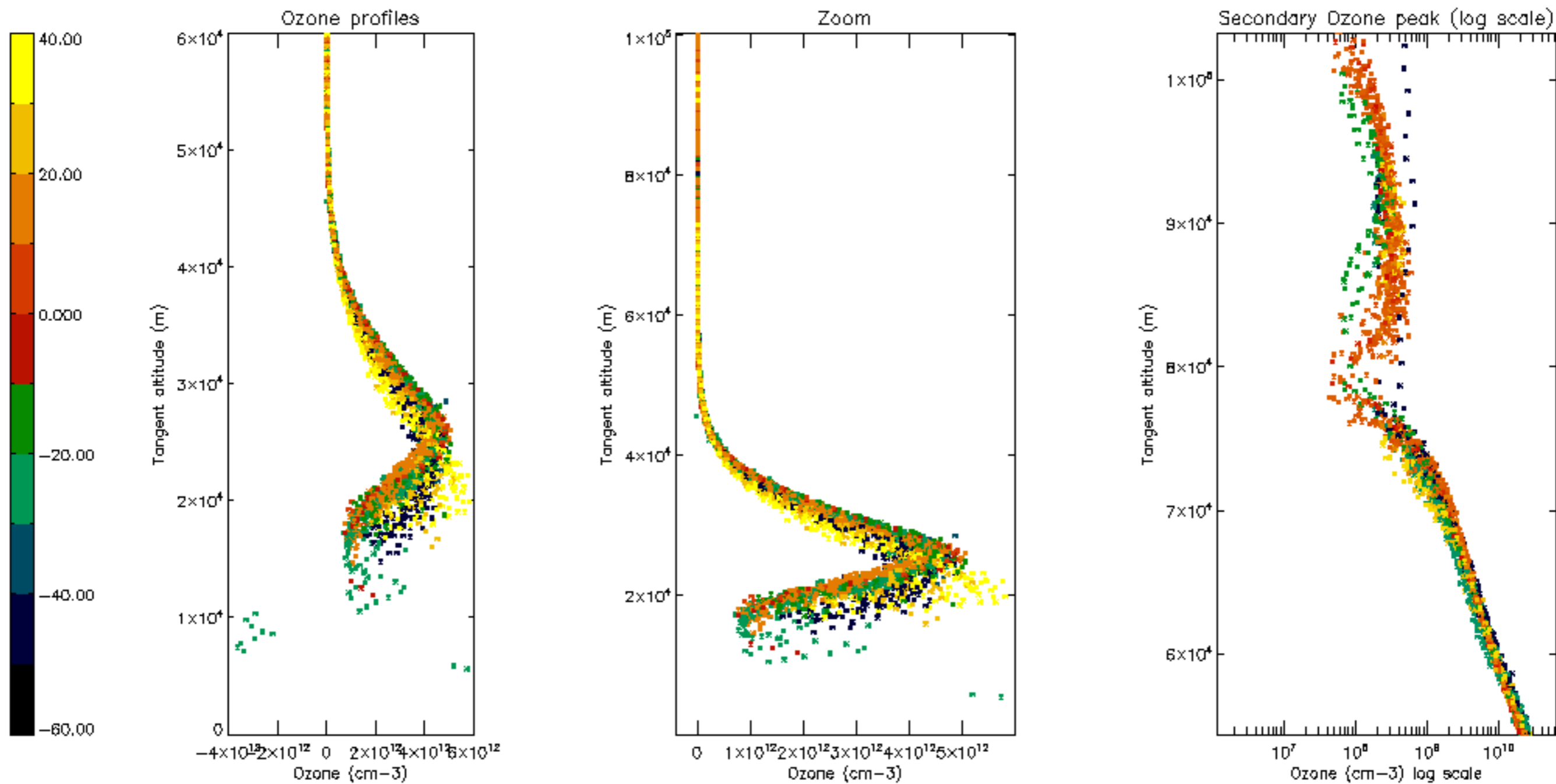


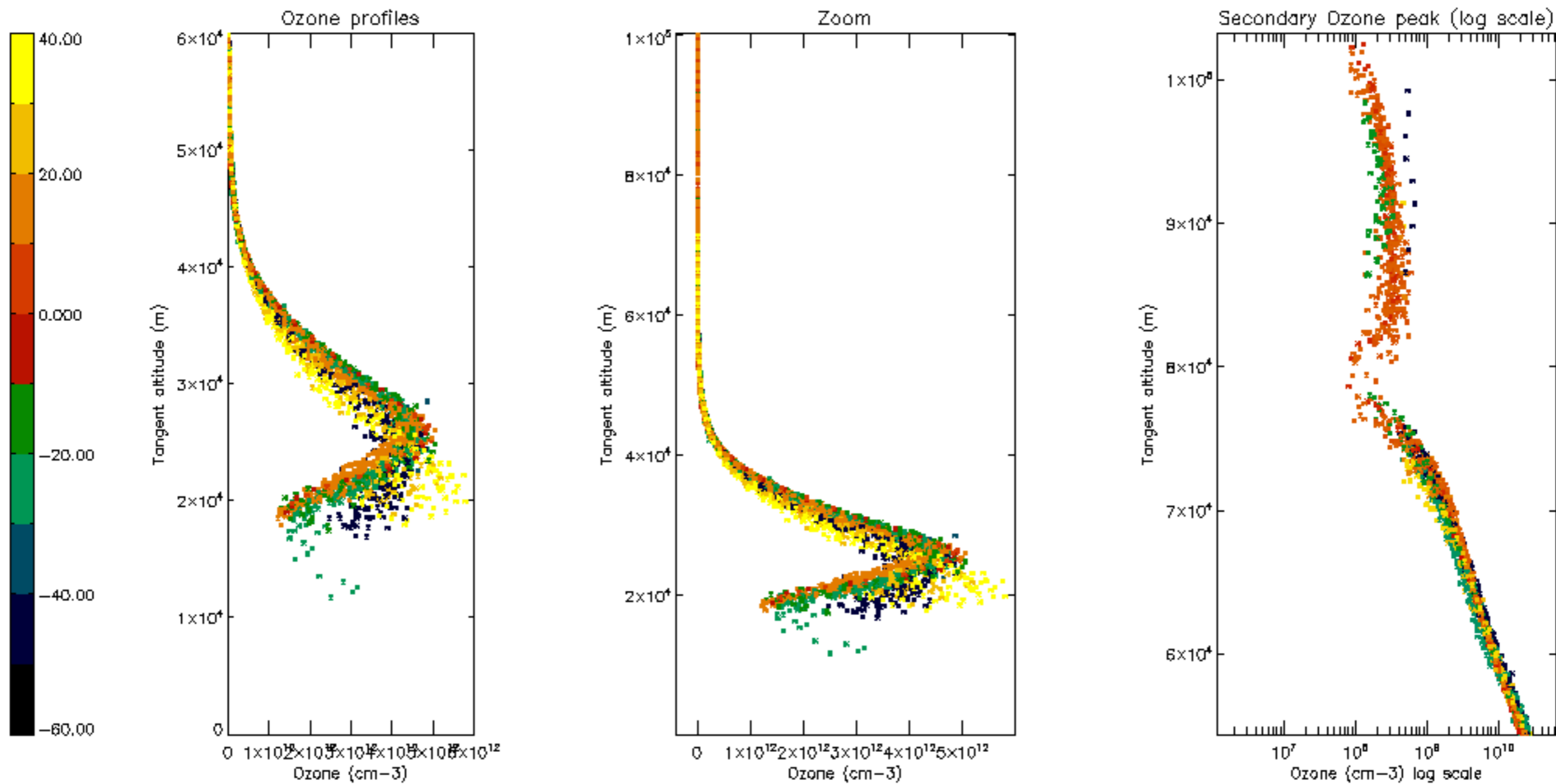
Percentage of saturation errors per profile



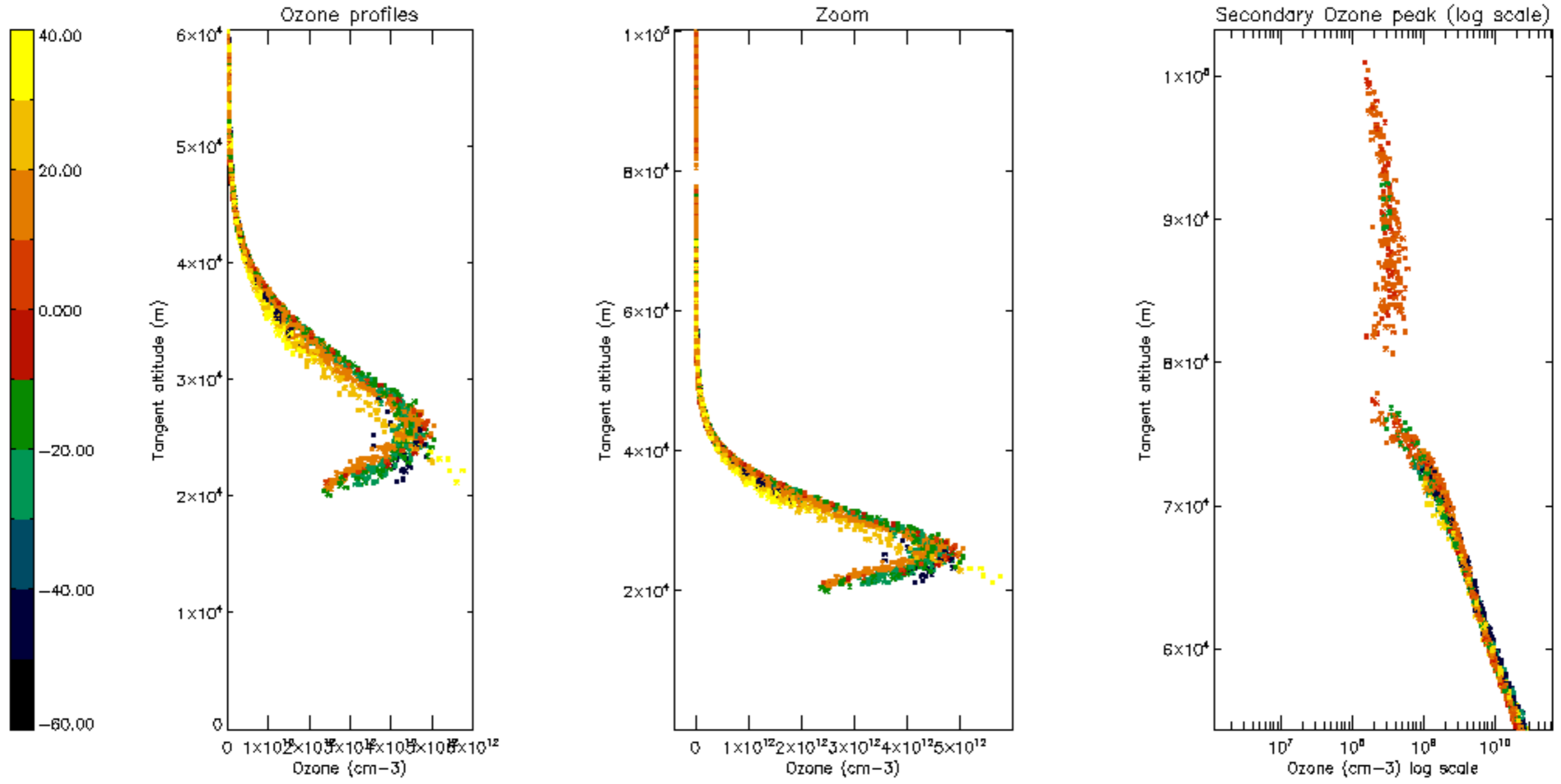


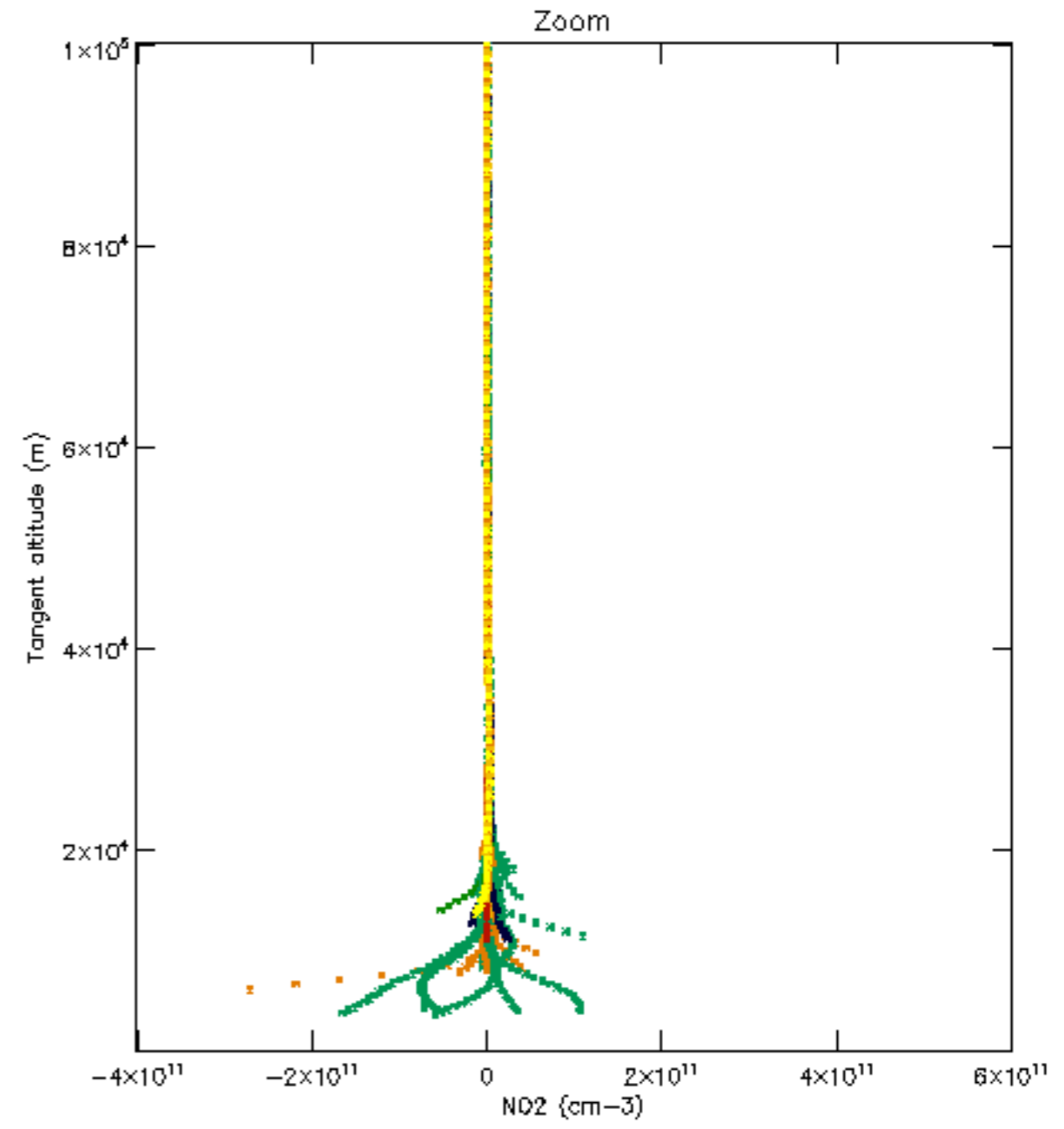
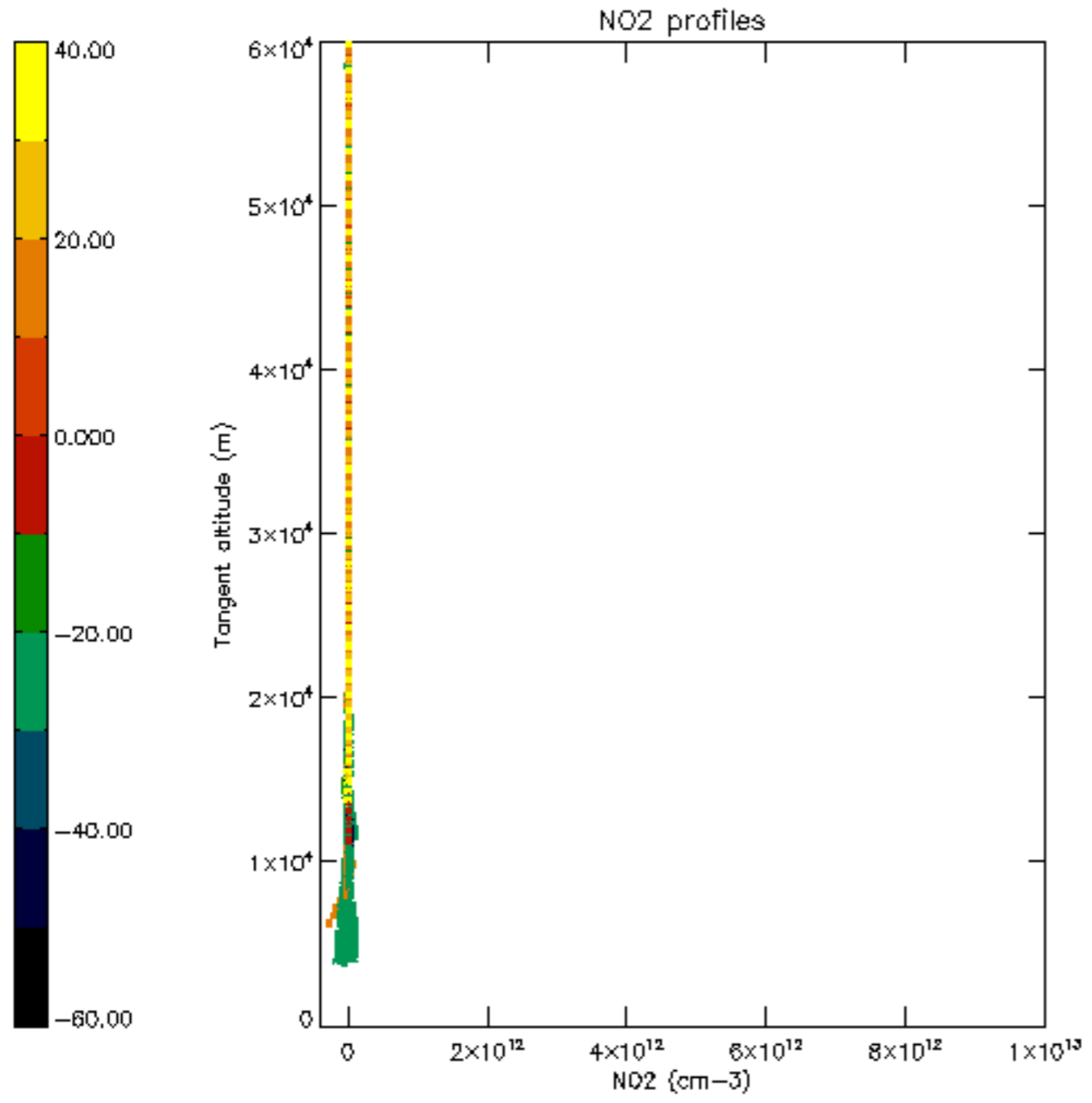


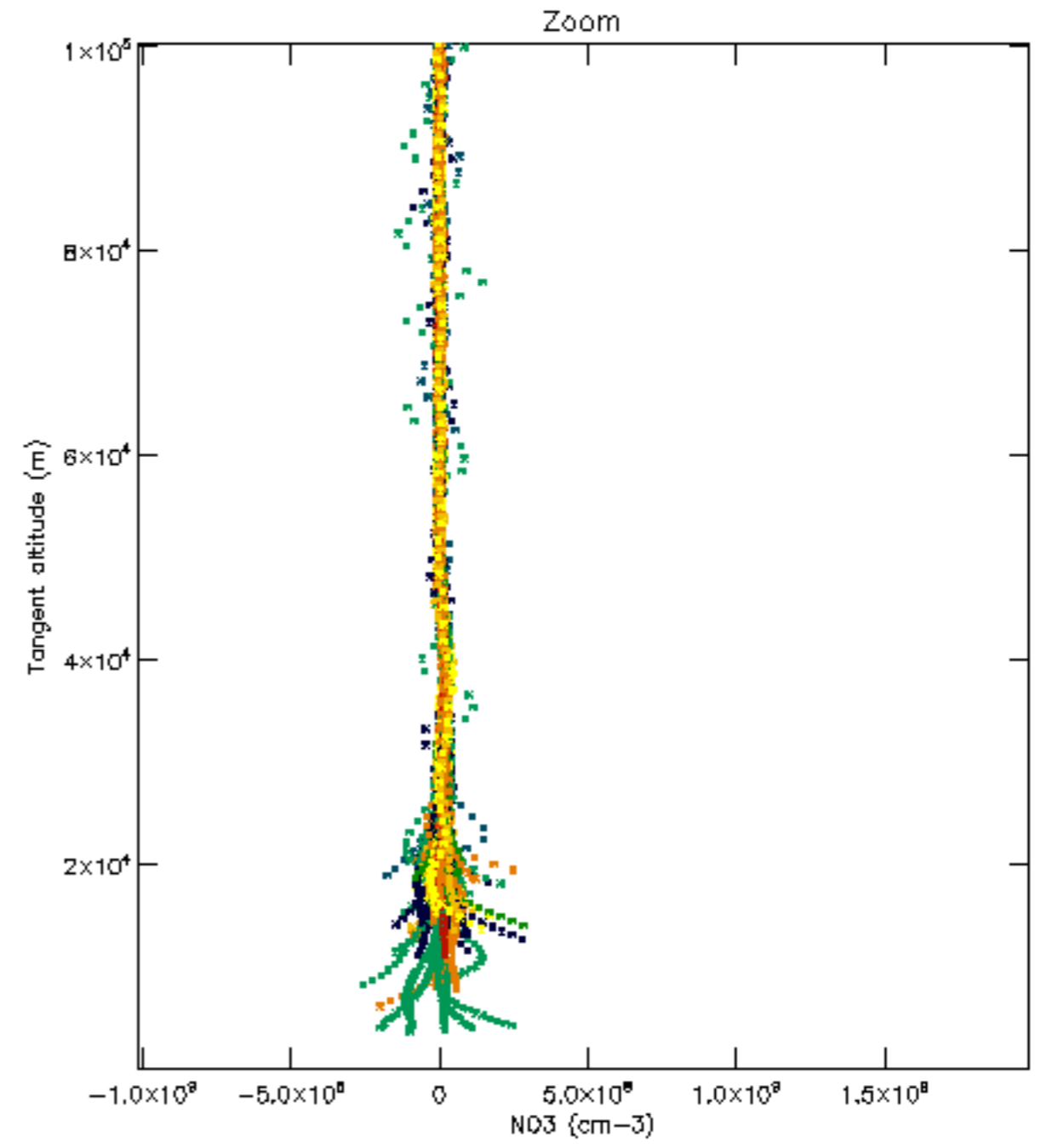
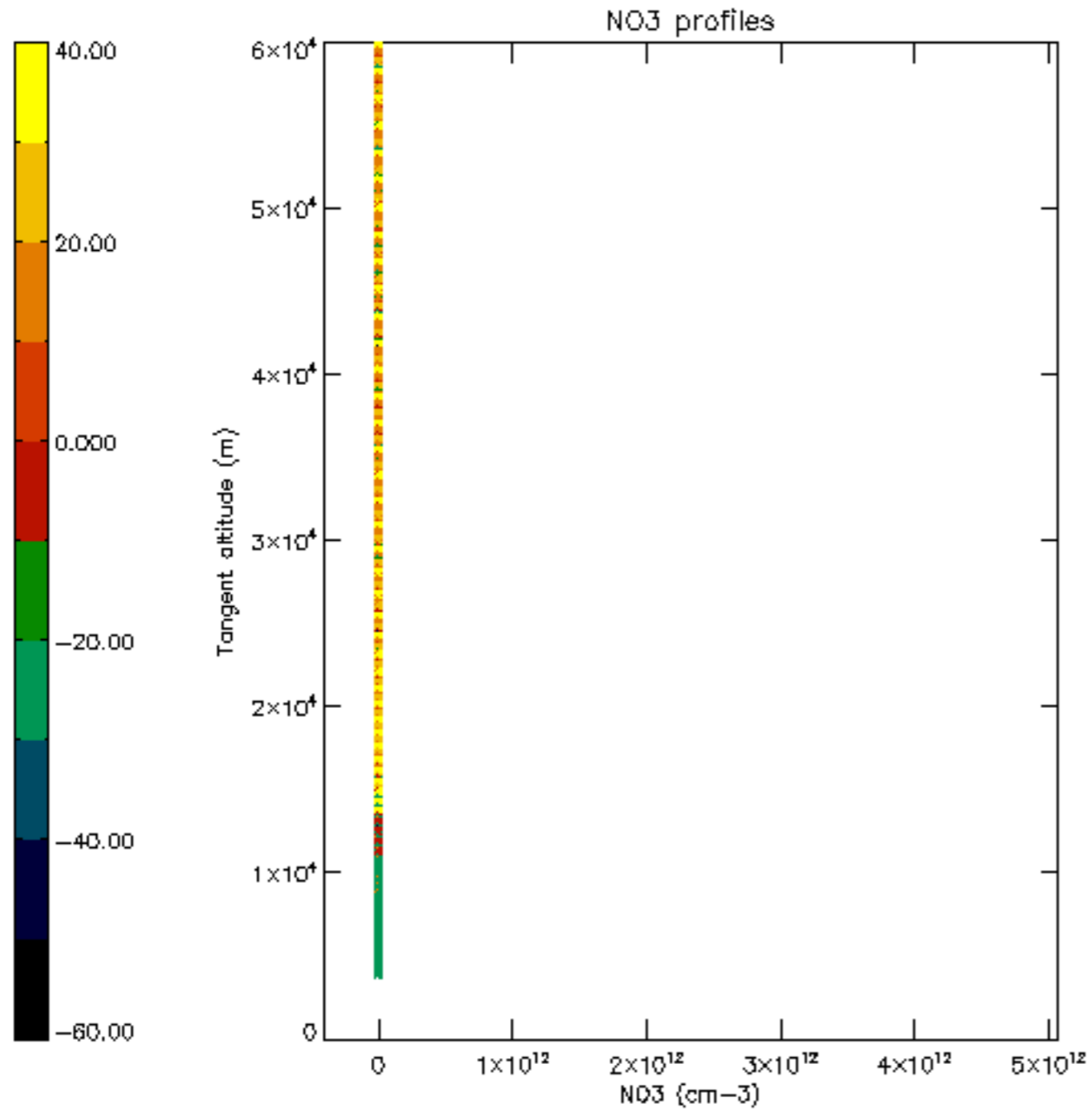


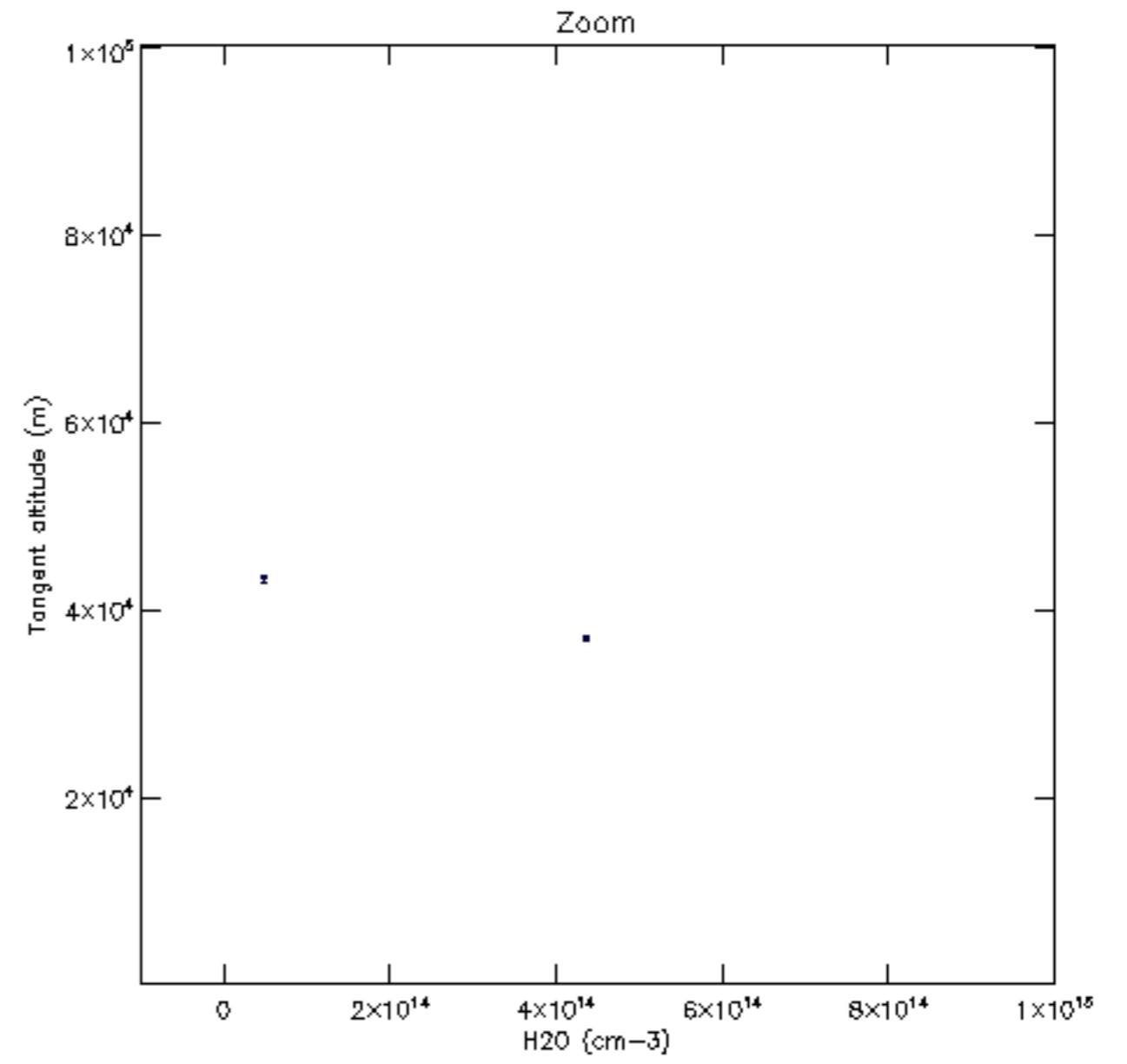
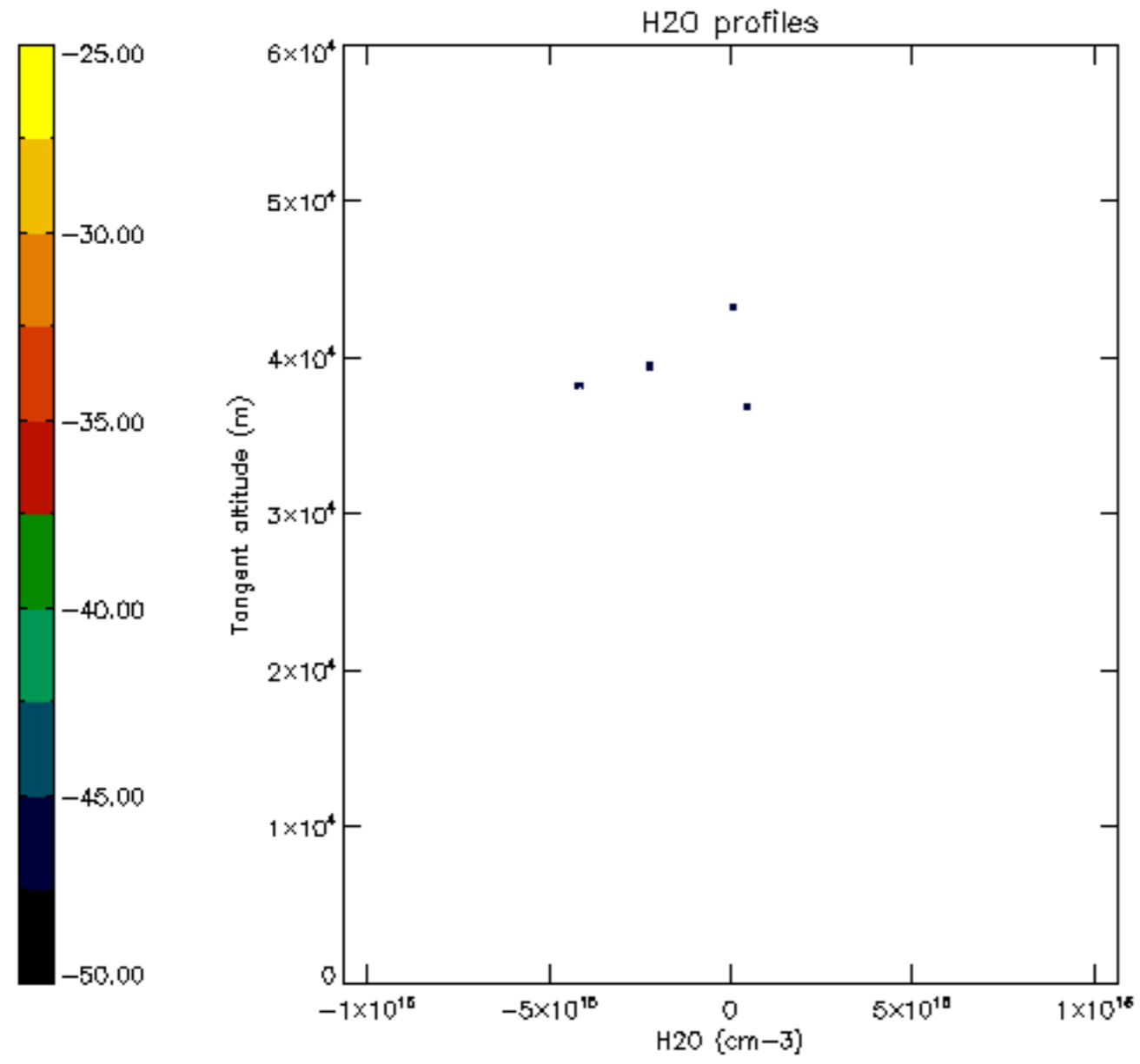




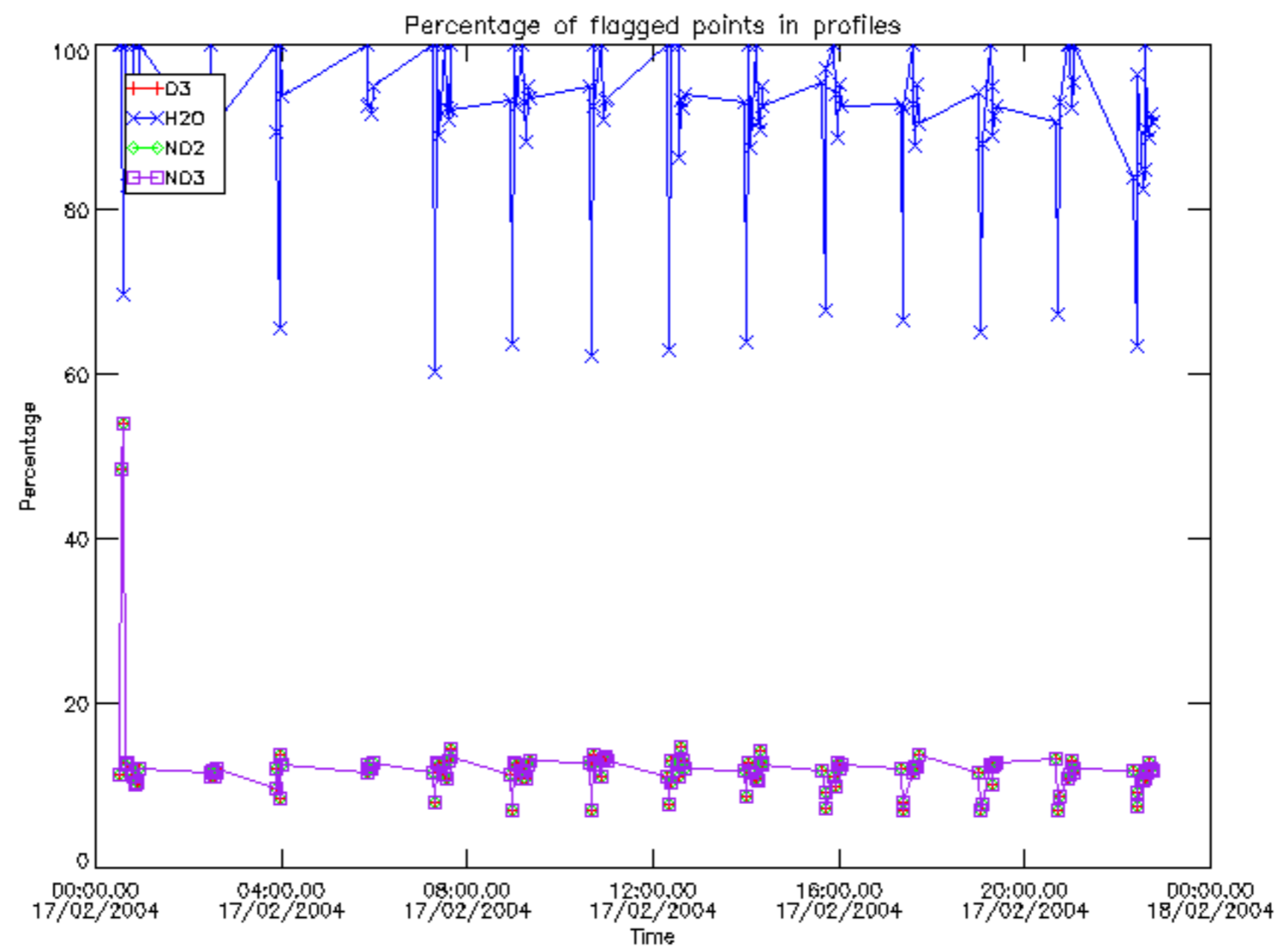




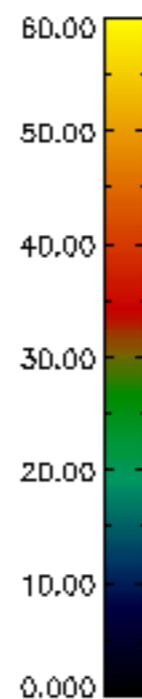
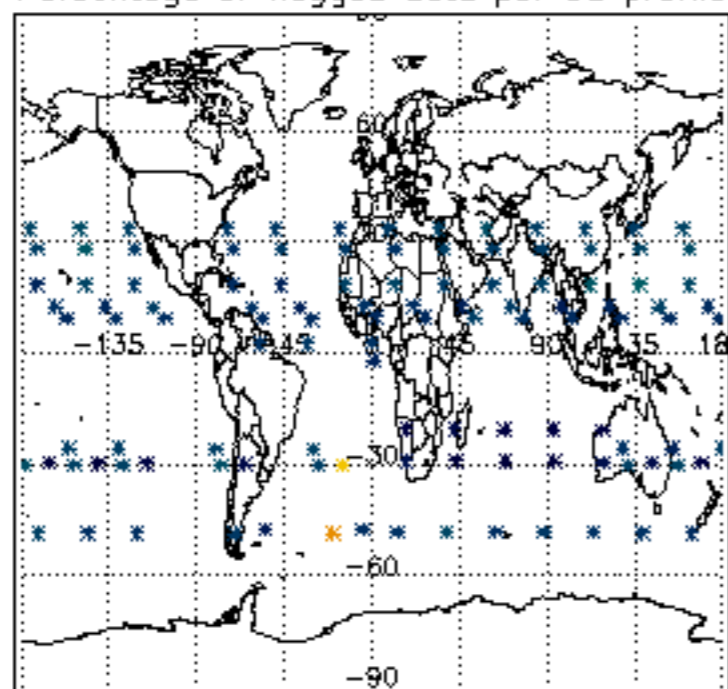




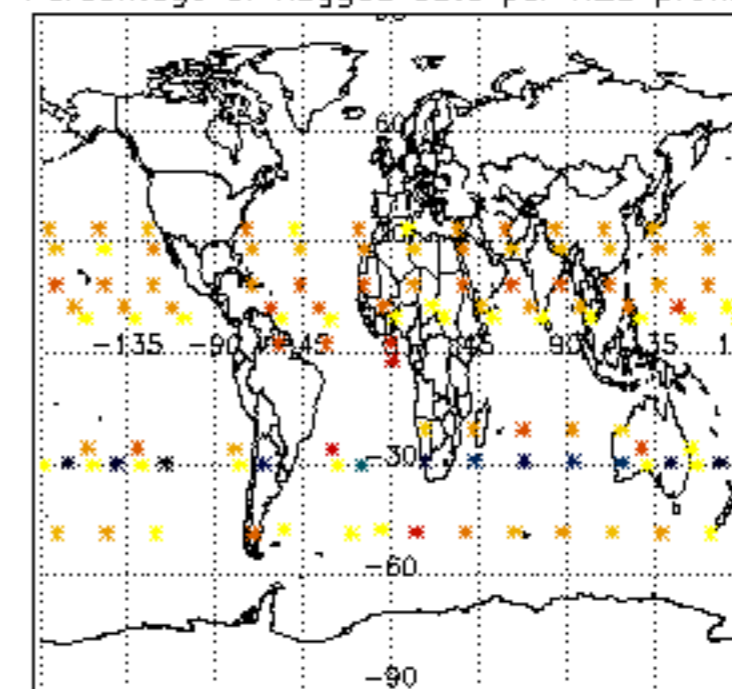




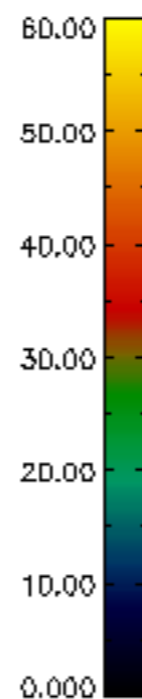
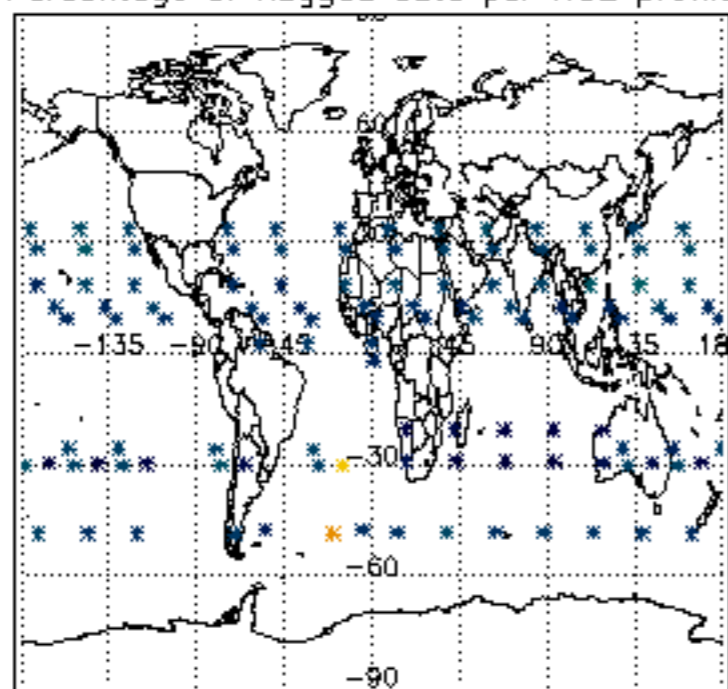
Percentage of flagged data per D3 profile



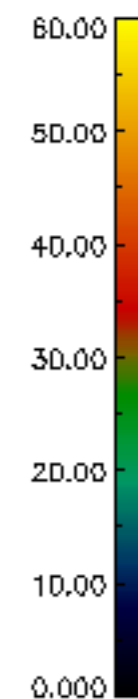
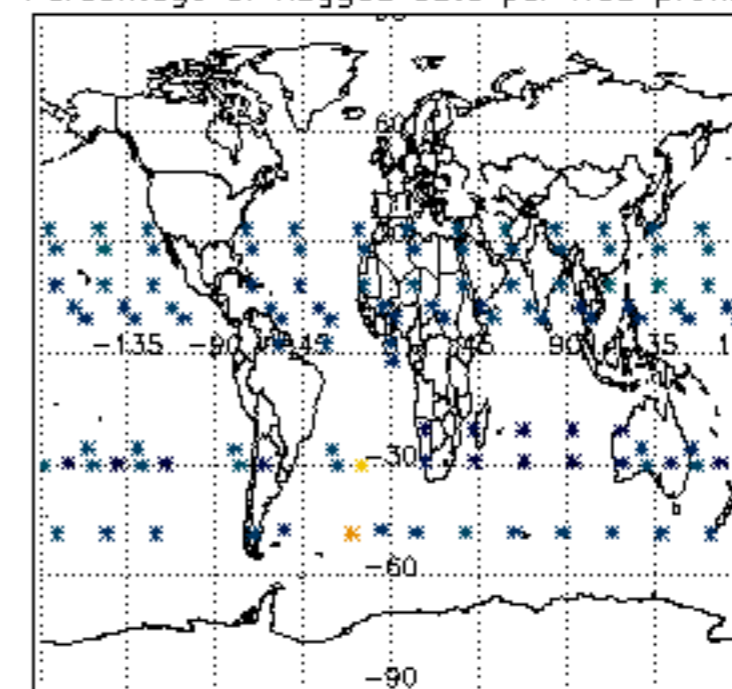
Percentage of flagged data per H2O profile

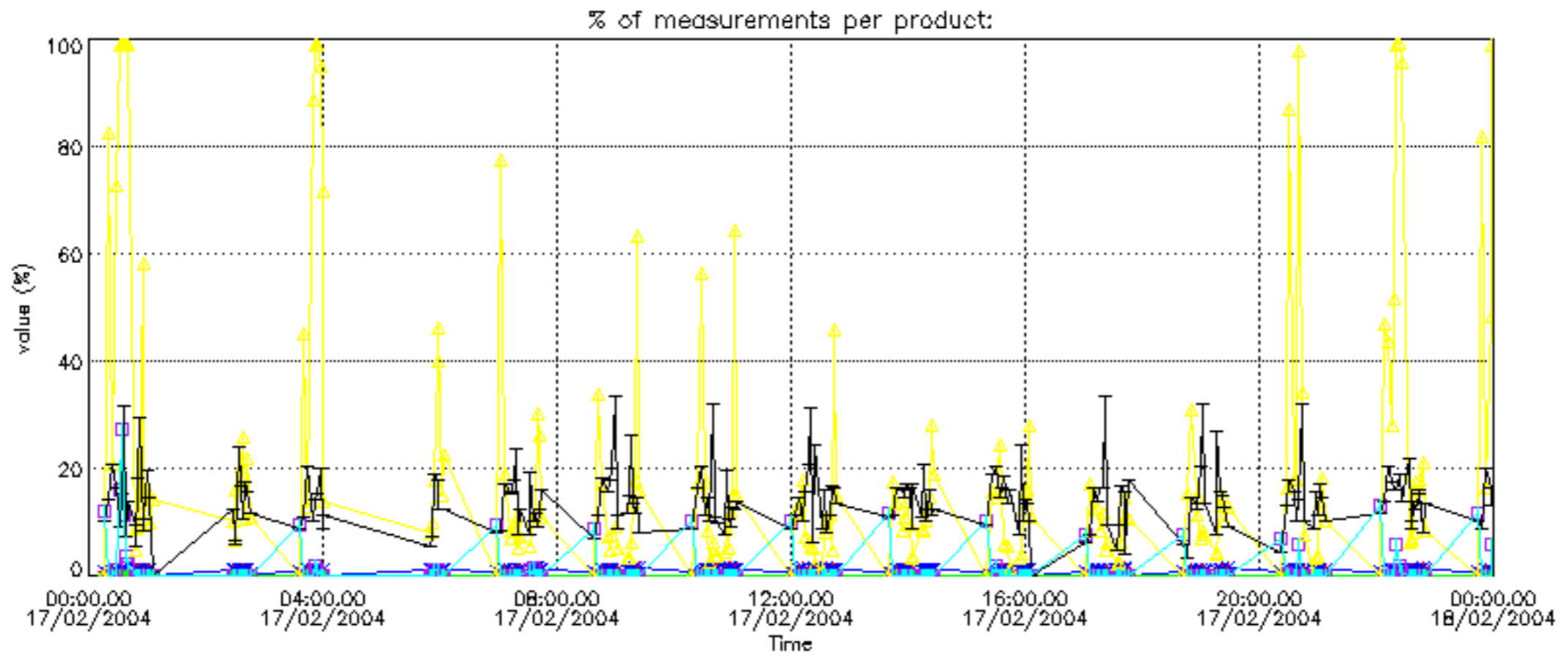


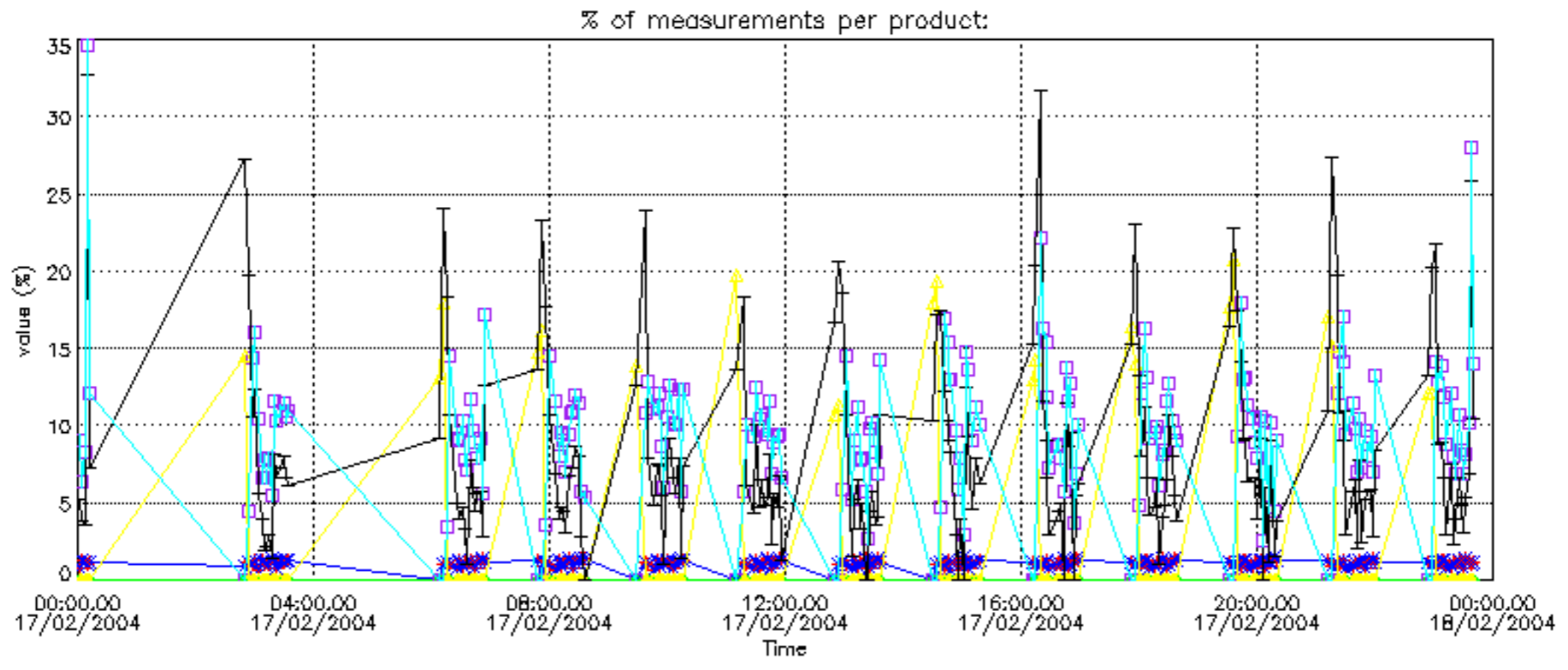
Percentage of flagged data per NO2 profile



Percentage of flagged data per NO3 profile

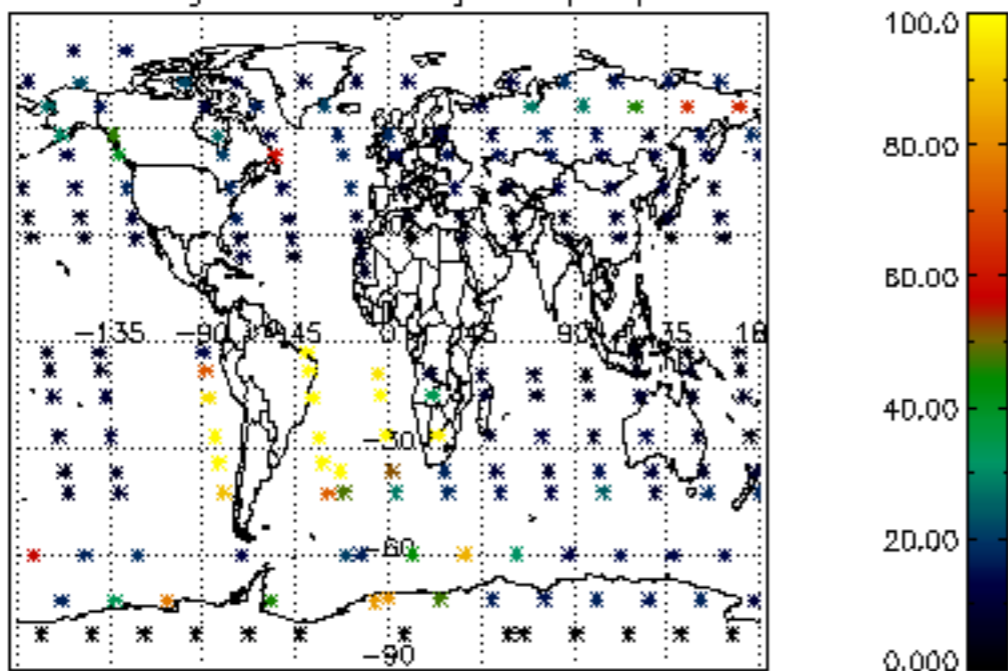




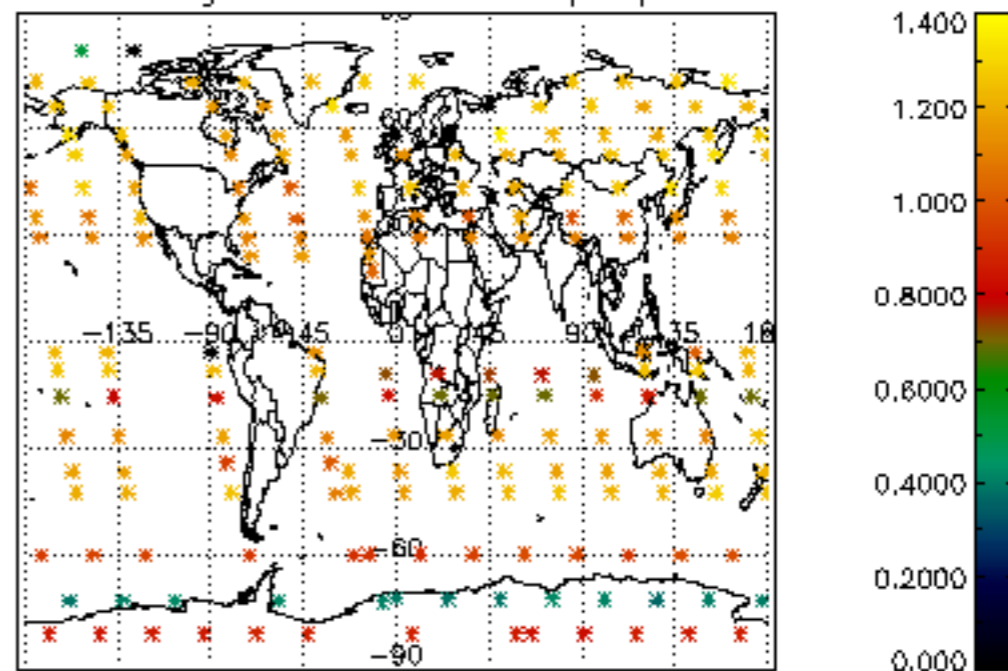




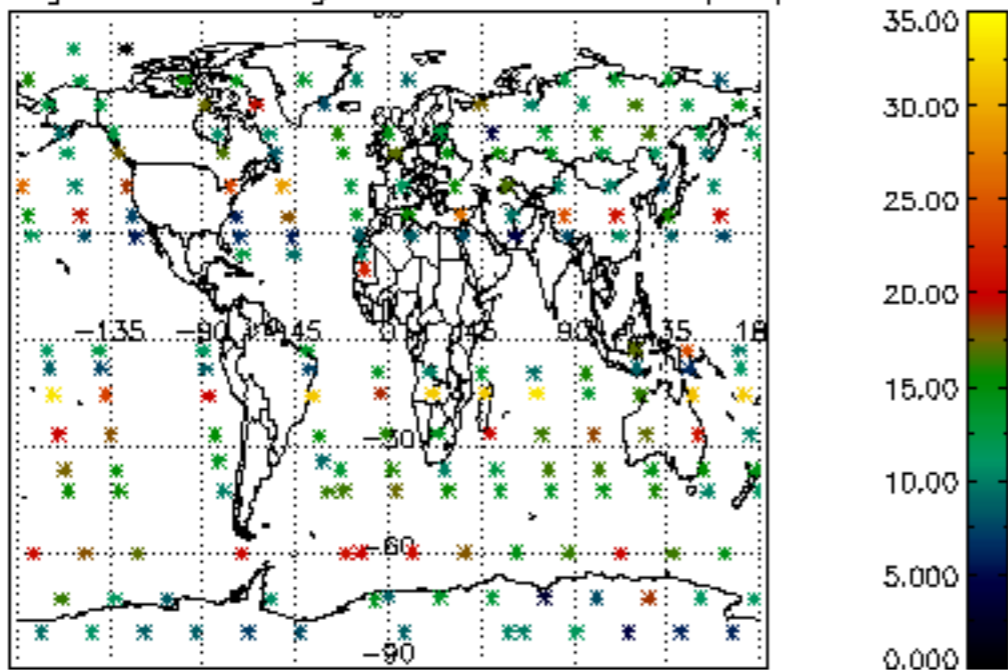
Percentage of cosmic ray hits per profile



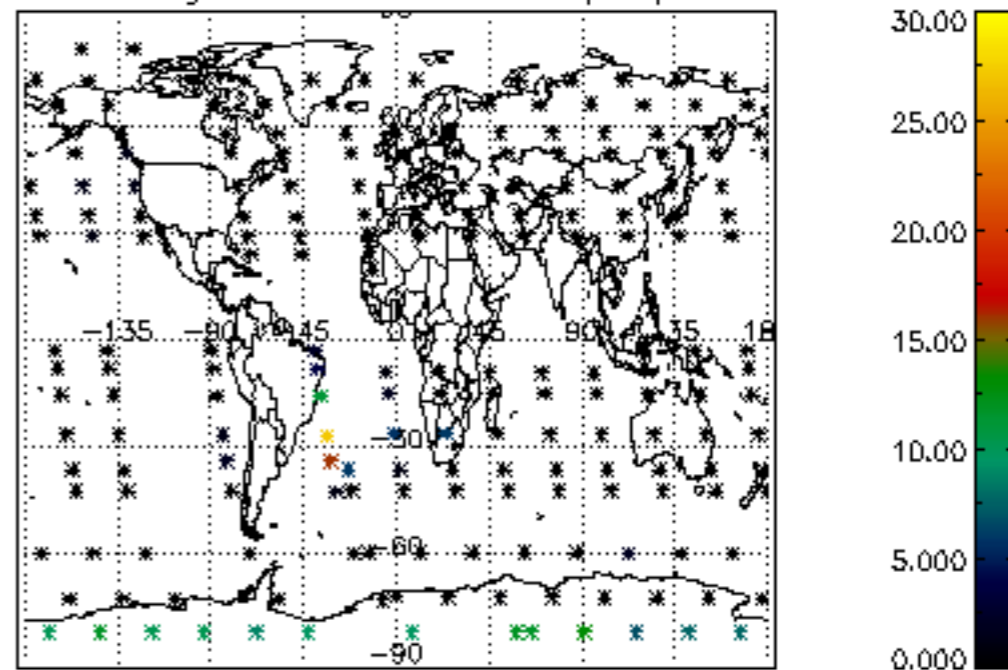
Percentage of datation errors per profile



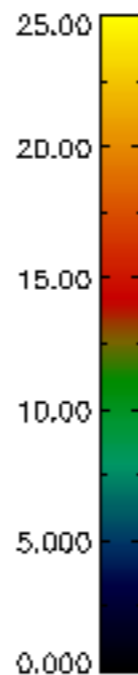
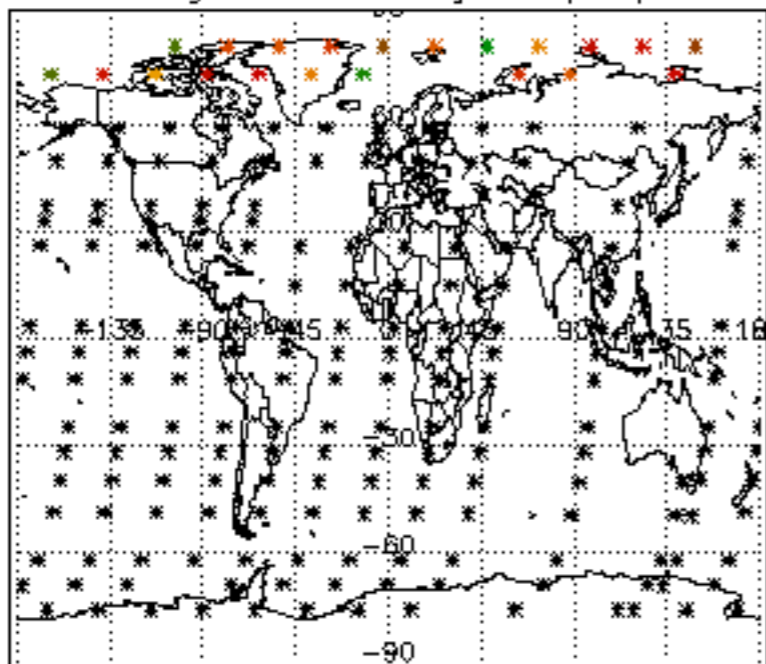
Percentage of star falling outside central band per profile



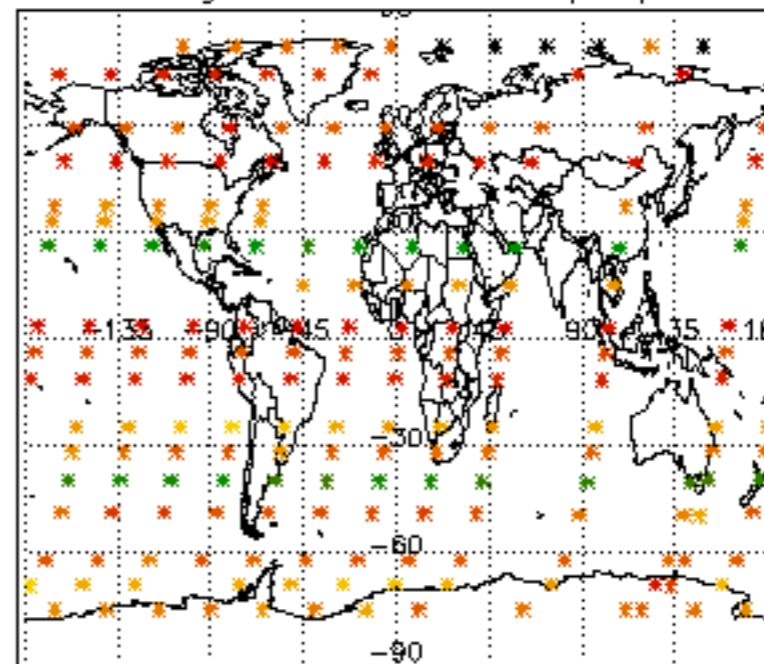
Percentage of saturation errors per profile



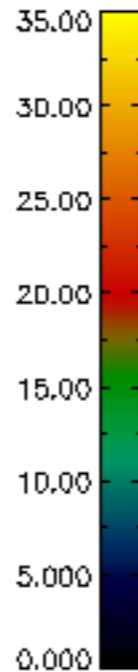
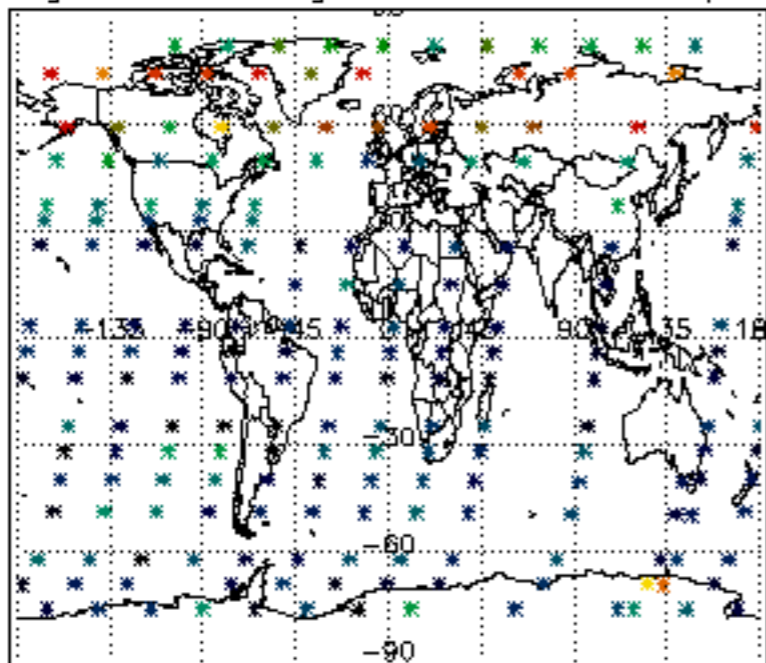
Percentage of cosmic ray hits per profile



Percentage of datation errors per profile



Percentage of star falling outside central band per profile



Percentage of saturation errors per profile

