

GOMOS Level 2 Daily Report

SUMMARY

[1. General Info](#)

[2. Summary of processed GOM_NL_2P products](#)

[3. Level 2 Quality information per product](#)

[3.1 Plot of level 2 quality information per product \(time dependant\)](#)

[3.2 Plot of level 2 quality information per product \(world map\)](#)

[4. Level 1 Quality information per product \(stored on level 2 products\)](#)

[4.1 Plot of level 1 quality information per product \(time dependant\)](#)

[4.1.1 Plot of level 1 quality information per product \(time dependant\): ASCENDING](#)

[4.1.2 Plot of level 1 quality information per product \(time dependant\): DESCENDING](#)

[4.2 Plot of level 1 quality information per product \(world map\)](#)

[4.2.1 Plot of level 1 quality information per product \(world map\): ASCENDING](#)

[4.2.2 Plot of level 1 quality information per product \(world map\): DESCENDING](#)

[5. Ozone profiles based on quality statistics and other trace gas profiles](#)

[5.1 Ozone statistics based on quality of products](#)

[5.2 Plot ozone profiles for all STD \(dark without errors\)](#)

[5.3 Plot ozone profiles where STD < 20% \(dark without errors\)](#)

[5.4. Plot ozone profiles where STD < 10% \(dark without errors\)](#)

[5.5. Plot ozone profiles where STD < 5% \(dark without errors\)](#)

[5.6 Plot NO2 profiles for all STD \(dark without errors\)](#)

[5.7 Plot NO3 profiles for all STD \(dark without errors\)](#)

[5.8 Plot H2O profiles \(only for occultations of stars 1,2,3,4,13,14,16,26,63 dark without errors\) for all STD](#)

[6. Auxiliary Data Files used for the production reported in section 2](#)

This report presents the daily analysis on parameters extracted from GOMOS level 2 data (GOM_NL__2P). It is intended to monitor some important parameters that will impact the quality of these products. A list of level 2 products (and content) that have arrived during the reporting day to the PCF is also given.

Item	Value
Time of report generation	18APR2013 19:13:22
Data source version	GOMOS/6.01
Start time of products	13-02-2004 (13FEB2004 00:00:00)
Stop time of products	14-02-2004 (14FEB2004 00:00:00)
Store outputs in DB	Yes
Nb of level 2 prods	409
Nb of prods with errors	0

2. Summary of processed GOM_NL__2P products.

Nr	Filename	UTC Start time	Limb	Duration	Star Id	Star Name	Star Mag	Star Temp	Nb Meas	Orbit	Prod. error
1	GOM_NL__2PRFIN20040213_000307_000000402024_00145_10219_1577.N1	13-FEB-2004 00:03:07	Bright	39.500	44	24Gam Gem	1.9280	11000.	79	10219	No
2	GOM_NL__2PRFIN20040213_000534_000000402024_00145_10219_1578.N1	13-FEB-2004 00:05:34	Bright	39.500	17	78Bet Gem	1.1610	4500.0	79	10219	No
3	GOM_NL__2PRFIN20040213_000931_000000392024_00145_10219_1579.N1	13-FEB-2004 00:09:31	Bright	38.500	107	37The Aur	2.6490	11000.	77	10219	No
4	GOM_NL__2PRFIN20040213_001129_000000382024_00145_10219_1580.N1	13-FEB-2004 00:11:29	Bright	38.000	42	34Bet Aur	1.9000	10200.	76	10219	No
5	GOM_NL__2PRFIN20040213_001619_000000542024_00145_10219_1581.N1	13-FEB-2004 00:16:19	Bright	54.000	174	52Psi UMa	3.0040	4400.0	108	10219	No
6	GOM_NL__2PRFIN20040213_001851_000000412024_00145_10219_1582.N1	13-FEB-2004 00:18:51	Bright	41.000	36	50Alp UMa	1.8000	6300.0	82	10219	No
7	GOM_NL__2PRFIN20040213_002300_000000342024_00145_10219_1583.N1	13-FEB-2004 00:23:00	Bright	33.500	49	1Alp UMi	1.9900	6300.0	67	10219	No
8	GOM_NL__2PRFIN20040213_002518_000000392024_00145_10219_1584.N1	13-FEB-2004 00:25:18	Bright	38.500	60	7Bet UMi	2.0810	3950.0	77	10219	No
9	GOM_NL__2PRFIN20040213_002948_000000382024_00145_10219_1585.N1	13-FEB-2004 00:29:48	Bright	37.500	89	5Alp Cep	2.4510	8000.0	75	10219	No
10	GOM_NL__2PRFIN20040213_003348_000000422024_00145_10219_1586.N1	13-FEB-2004 00:33:48	Bright	41.500	130	23Bet Dra	2.7990	5800.0	83	10219	No
11	GOM_NL__2PRFIN20040213_003536_000000352024_00145_10219_1587.N1	13-FEB-2004 00:35:36	Bright	34.500	144	18Del Cyg	2.8600	11000.	69	10219	No
12	GOM_NL__2PRFIN20040213_003754_000000372024_00145_10219_1588.N1	13-FEB-2004 00:37:54	Bright	37.000	5	3Alp Lyr	0.033000	11000.	74	10219	No
13	GOM_NL__2PRFIN20040213_004101_000000532024_00145_10219_1589.N1	13-FEB-2004 00:41:01	Bright	52.500	133	40Zet Her	2.8070	6000.0	105	10219	No
14	GOM_NL__2PRFIN20040213_004447_000000942024_00145_10219_1590.N1	13-FEB-2004 00:44:47	Twilight	94.000	67	5Alp CrB	2.2210	11000.	188	10219	No
15	GOM_NL__2PRFIN20040213_004859_000000482024_00145_10219_1591.N1	13-FEB-2004 00:48:59	Bright	47.500	126	60Bet Oph	2.7700	4250.0	95	10219	No
16	GOM_NL__2PRFIN20040213_005555_000000442024_00145_10219_1592.N1	13-FEB-2004 00:55:55	Twilight	43.500	57	34Sig Sgr	2.0660	26000.	87	10219	No
17	GOM_NL__2PRFIN20040213_010157_000000462024_00145_10219_1593.N1	13-FEB-2004 01:01:57	Dark	46.000	40	The Sco	1.8590	7100.0	92	10219	No
18	GOM_NL__2PRFIN20040213_010345_000000412024_00145_10219_1594.N1	13-FEB-2004 01:03:45	Dark	41.000	147	Alp Ara	2.8770	26000.	82	10219	No
19	GOM_NL__2PRFIN20040213_010513_000000422024_00145_10219_1595.N1	13-FEB-2004 01:05:13	Dark	42.000	141	Bet Ara	2.8400	4600.0	84	10219	No
20	GOM_NL__2PRFIN20040213_010658_000000472024_00146_10220_9803.N1	13-FEB-2004 01:06:58	Dark	46.500	131	Gam Lup	2.8000	26000.	93	10220	No
21	GOM_NL__2PRFIN20040213_011232_000000502024_00146_10220_9804.N1	13-FEB-2004 01:12:32	Dark	49.500	10	Bet Cen	0.61000	28000.	99	10220	No
22	GOM_NL__2PRFIN20040213_011542_000000472024_00146_10220_9805.N1	13-FEB-2004 01:15:42	Dark	46.500	12	Alp1Cru	0.77500	30000.	93	10220	No
23	GOM_NL__2PRFIN20040213_011822_000000392024_00146_10220_9806.N1	13-FEB-2004 01:18:22	Dark	39.000	29	Bet Car	1.6720	10200.	78	10220	No
24	GOM_NL__2PRFIN20040213_012056_000000412024_00146_10220_9807.N1	13-FEB-2004 01:20:56	Dark	40.500	71	lot Car	2.2460	7700.0	81	10220	No
25	GOM_NL__2PRFIN20040213_012235_000000402024_00146_10220_9808.N1	13-FEB-2004 01:22:35	Dark	40.000	46	Del Vel	1.9540	10600.	80	10220	No
26	GOM_NL__2PRFIN20040213_012459_000000432024_00146_10220_9809.N1	13-FEB-2004 01:24:59	Straylight	42.500	34	Gam2Vel	1.7930	23000.	85	10220	No
27	GOM_NL__2PRFIN20040213_012702_000000432024_00146_10220_9810.N1	13-FEB-2004 01:27:02	Straylight	42.500	70	Zet Pup	2.2460	39000.	85	10220	No
28	GOM_NL__2PRFIN20040213_012819_000000452024_00146_10220_9811.N1	13-FEB-2004 01:28:19	Straylight	45.000	117	Pi Pup	2.7060	3800.0	90	10220	No
29	GOM_NL__2PRFIN20040213_024735_000000482024_00147_10221_1567.N1	13-FEB-2004 02:47:35	Dark	48.000	131	Gam Lup	2.8000	26000.	96	10221	No
30	GOM_NL__2PRFIN20040213_025309_000000432024_00147_10221_1568.N1	13-FEB-2004 02:53:09	Dark	43.000	10	Bet Cen	0.61000	28000.	86	10221	No
31	GOM_NL__2PRFIN20040213_025618_000000532024_00147_10221_1569.N1	13-FEB-2004 02:56:18	Dark	52.500	12	Alp1Cru	0.77500	30000.	105	10221	No
32	GOM_NL__2PRFIN20040213_025858_000000462024_00147_10221_1570.N1	13-FEB-2004 02:58:58	Dark	46.000	29	Bet Car	1.6720	10200.	92	10221	No
33	GOM_NL__2PRFIN20040213_030132_000000442024_00147_10221_1571.N1	13-FEB-2004 03:01:32	Dark	43.500	71	lot Car	2.2460	7700.0	87	10221	No
34	GOM_NL__2PRFIN20040213_030311_000000402024_00147_10221_1572.N1	13-FEB-2004 03:03:11	Dark	40.000	46	Del Vel	1.9540	10600.	80	10221	No
35	GOM_NL__2PRFIN20040213_030535_000000442024_00147_10221_1573.N1	13-FEB-2004 03:05:35	Straylight	43.500	34	Gam2Vel	1.7930	23000.	87	10221	No
36	GOM_NL__2PRFIN20040213_030740_000000422024_00147_10221_1574.N1	13-FEB-2004 03:07:40	Straylight	42.000	70	Zet Pup	2.2460	39000.	84	10221	No
37	GOM_NL__2PRFIN20040213_030855_000000422024_00147_10221_1575.N1	13-FEB-2004 03:08:55	Straylight	41.500	117	Pi Pup	2.7060	3800.0	83	10221	No
38	GOM_NL__2PRFIN20040213_031200_000000462024_00147_10221_1576.N1	13-FEB-2004 03:12:00	Straylight	46.000	37	25Del CMa	1.8300	5900.0	92	10221	No
39	GOM_NL__2PRFIN20040213_031559_000000512024_00147_10221_1577.N1	13-FEB-2004 03:15:59	Straylight	50.500	48	30Alp Hya	1.9770	4100.0	101	10221	No
40	GOM_NL__2PRFIN20040213_032024_000000522024_00147_10221_1578.N1	13-FEB-2004 03:20:24	Bright	52.000	8	10Alp CMi	0.40000	6500.0	104	10221	No
41	GOM_NL__2PRFIN20040213_032420_000000402024_00147_10221_1579.N1	13-FEB-2004 03:24:20	Bright	40.000	44	24Gam Gem	1.9280	11000.	80	10221	No
42	GOM_NL__2PRFIN20040213_032646_000000422024_00147_10221_1580.N1	13-FEB-2004 03:26:46	Bright	42.000	17	78Bet Gem	1.1610	4500.0	84	10221	No

43	GOM_NL__2PRFIN20040213_033241_000000392024_00147_10221_1581.N1	13-FEB-2004 03:32:41	Bright	38.500	42	34Bet Aur	1.9000	10200.	77	10221	No
44	GOM_NL__2PRFIN20040213_033728_000000562024_00147_10221_1582.N1	13-FEB-2004 03:37:28	Bright	56.000	174	52Psi UMa	3.0040	4400.0	112	10221	No
45	GOM_NL__2PRFIN20040213_034002_000000482024_00147_10221_1583.N1	13-FEB-2004 03:40:02	Bright	47.500	36	50Alp UMa	1.8000	6300.0	95	10221	No
46	GOM_NL__2PRFIN20040213_034411_000000382024_00147_10221_1584.N1	13-FEB-2004 03:44:11	Bright	37.500	49	1Alp UMi	1.9900	6300.0	75	10221	No
47	GOM_NL__2PRFIN20040213_034628_000000432024_00147_10221_1585.N1	13-FEB-2004 03:46:28	Bright	42.500	60	7Bet UMi	2.0810	3950.0	85	10221	No
48	GOM_NL__2PRFIN20040213_035059_000000402024_00147_10221_1586.N1	13-FEB-2004 03:50:59	Bright	39.500	89	5Alp Cep	2.4510	8000.0	79	10221	No
49	GOM_NL__2PRFIN20040213_035459_000000422024_00147_10221_1587.N1	13-FEB-2004 03:54:59	Bright	41.500	130	23Bet Dra	2.7990	5800.0	83	10221	No
50	GOM_NL__2PRFIN20040213_035647_000000362024_00147_10221_1588.N1	13-FEB-2004 03:56:47	Bright	36.000	144	18Del Cyg	2.8600	11000.	72	10221	No
51	GOM_NL__2PRFIN20040213_035905_000000392024_00147_10221_1589.N1	13-FEB-2004 03:59:05	Bright	38.500	5	3Alp Lyr	0.033000	11000.	77	10221	No
52	GOM_NL__2PRFIN20040213_040213_000000522024_00147_10221_1590.N1	13-FEB-2004 04:02:13	Bright	52.000	133	40Zet Her	2.8070	6000.0	104	10221	No
53	GOM_NL__2PRFIN20040213_040600_000000962024_00147_10221_1591.N1	13-FEB-2004 04:06:00	Twilight	96.000	67	5Alp CrB	2.2210	11000.	192	10221	No
54	GOM_NL__2PRFIN20040213_041011_000000502024_00147_10221_1592.N1	13-FEB-2004 04:10:11	Bright	49.500	126	60Bet Oph	2.7700	4250.0	99	10221	No
55	GOM_NL__2PRFIN20040213_041708_000000412024_00147_10221_1593.N1	13-FEB-2004 04:17:08	Twilight	40.500	57	34Sig Sgr	2.0660	26000.	81	10221	No
56	GOM_NL__2PRFIN20040213_041950_000000442024_00147_10221_1594.N1	13-FEB-2004 04:19:50	Dark	43.500	38	20Eps Sgr	1.8360	11000.	87	10221	No
57	GOM_NL__2PRFIN20040213_042151_000000462024_00147_10221_1595.N1	13-FEB-2004 04:21:51	Dark	45.500	25	35Lam Sco	1.6200	28000.	91	10221	No
58	GOM_NL__2PRFIN20040213_042310_000000432024_00147_10221_1596.N1	13-FEB-2004 04:23:10	Dark	43.000	40	The Sco	1.8590	7100.0	86	10221	No
59	GOM_NL__2PRFIN20040213_042458_000000402024_00147_10221_1597.N1	13-FEB-2004 04:24:58	Dark	39.500	147	Alp Ara	2.8770	26000.	79	10221	No
60	GOM_NL__2PRFIN20040213_042627_000000402024_00147_10221_1598.N1	13-FEB-2004 04:26:27	Dark	39.500	141	Bet Ara	2.8400	4600.0	79	10221	No
61	GOM_NL__2PRFIN20040213_042812_000000482024_00148_10222_1567.N1	13-FEB-2004 04:28:12	Dark	47.500	131	Gam Lup	2.8000	26000.	95	10222	No
62	GOM_NL__2PRFIN20040213_043345_000000432024_00148_10222_1568.N1	13-FEB-2004 04:33:45	Dark	43.000	10	Bet Cen	0.61000	28000.	86	10222	No
63	GOM_NL__2PRFIN20040213_043655_000000522024_00148_10222_1569.N1	13-FEB-2004 04:36:55	Dark	52.000	12	Alp1Cru	0.77500	30000.	104	10222	No
64	GOM_NL__2PRFIN20040213_043934_000000442024_00148_10222_1570.N1	13-FEB-2004 04:39:34	Dark	44.000	29	Bet Car	1.6720	10200.	88	10222	No
65	GOM_NL__2PRFIN20040213_044209_000000392024_00148_10222_1571.N1	13-FEB-2004 04:42:09	Dark	39.000	71	lot Car	2.2460	7700.0	78	10222	No
66	GOM_NL__2PRFIN20040213_044348_000000432024_00148_10222_1572.N1	13-FEB-2004 04:43:48	Dark	42.500	46	Del Vel	1.9540	10600.	85	10222	No
67	GOM_NL__2PRFIN20040213_044611_000000432024_00148_10222_1573.N1	13-FEB-2004 04:46:11	Straylight	42.500	34	Gam2Vel	1.7930	23000.	85	10222	No
68	GOM_NL__2PRFIN20040213_044816_000000422024_00148_10222_1574.N1	13-FEB-2004 04:48:16	Straylight	42.000	70	Zet Pup	2.2460	39000.	84	10222	No
69	GOM_NL__2PRFIN20040213_044931_000000412024_00148_10222_1575.N1	13-FEB-2004 04:49:31	Straylight	41.000	117	Pi Pup	2.7060	3800.0	82	10222	No
70	GOM_NL__2PRFIN20040213_045236_000000442024_00148_10222_1576.N1	13-FEB-2004 04:52:36	Straylight	44.000	37	25Del CMa	1.8300	5900.0	88	10222	No
71	GOM_NL__2PRFIN20040213_045636_000000542024_00148_10222_1577.N1	13-FEB-2004 04:56:36	Straylight	54.000	48	30Alp Hya	1.9770	4100.0	108	10222	No
72	GOM_NL__2PRFIN20040213_050102_000000522024_00148_10222_1578.N1	13-FEB-2004 05:01:02	Bright	52.000	8	10Alp CMi	0.40000	6500.0	104	10222	No
73	GOM_NL__2PRFIN20040213_050455_000000402024_00148_10222_1579.N1	13-FEB-2004 05:04:55	Bright	40.000	44	24Gam Gem	1.9280	11000.	80	10222	No
74	GOM_NL__2PRFIN20040213_050723_000000412024_00148_10222_1580.N1	13-FEB-2004 05:07:23	Bright	40.500	17	78Bet Gem	1.1610	4500.0	81	10222	No
75	GOM_NL__2PRFIN20040213_051318_000000382024_00148_10222_1581.N1	13-FEB-2004 05:13:18	Bright	38.000	42	34Bet Aur	1.9000	10200.	76	10222	No
76	GOM_NL__2PRFIN20040213_051803_000000562024_00148_10222_1582.N1	13-FEB-2004 05:18:03	Bright	55.500	174	52Psi UMa	3.0040	4400.0	111	10222	No
77	GOM_NL__2PRFIN20040213_052037_000000462024_00148_10222_1583.N1	13-FEB-2004 05:20:37	Bright	46.000	36	50Alp UMa	1.8000	6300.0	92	10222	No
78	GOM_NL__2PRFIN20040213_052447_000000382024_00148_10222_1584.N1	13-FEB-2004 05:24:47	Bright	37.500	49	1Alp UMi	1.9900	6300.0	75	10222	No
79	GOM_NL__2PRFIN20040213_052704_000000442024_00148_10222_1585.N1	13-FEB-2004 05:27:04	Bright	43.500	60	7Bet UMi	2.0810	3950.0	87	10222	No
80	GOM_NL__2PRFIN20040213_053135_000000392024_00148_10222_1586.N1	13-FEB-2004 05:31:35	Bright	38.500	89	5Alp Cep	2.4510	8000.0	77	10222	No
81	GOM_NL__2PRFIN20040213_053534_000000442024_00148_10222_1587.N1	13-FEB-2004 05:35:34	Bright	43.500	130	23Bet Dra	2.7990	5800.0	87	10222	No
82	GOM_NL__2PRFIN20040213_053724_000000362024_00148_10222_1588.N1	13-FEB-2004 05:37:24	Bright	35.500	144	18Del Cyg	2.8600	11000.	71	10222	No
83	GOM_NL__2PRFIN20040213_053942_000000402024_00148_10222_1589.N1	13-FEB-2004 05:39:42	Bright	40.000	5	3Alp Lyr	0.033000	11000.	80	10222	No
84	GOM_NL__2PRFIN20040213_054249_000000552024_00148_10222_1590.N1	13-FEB-2004 05:42:49	Bright	54.500	133	40Zet Her	2.8070	6000.0	109	10222	No
85	GOM_NL__2PRFIN20040213_054637_000000972024_00148_10222_1591.N1	13-FEB-2004 05:46:37	Twilight	96.500	67	5Alp CrB	2.2210	11000.	193	10222	No
86	GOM_NL__2PRFIN20040213_055048_000000452024_00148_10222_1592.N1	13-FEB-2004 05:50:48	Bright	44.500	126	60Bet Oph	2.7700	4250.0	89	10222	No
87	GOM_NL__2PRFIN20040213_055744_000000422024_00148_10222_1593.N1	13-FEB-2004 05:57:44	Twilight	42.000	57	34Sig Sgr	2.0660	26000.	84	10222	No
88	GOM_NL__2PRFIN20040213_060027_000000432024_00148_10222_1594.N1	13-FEB-2004 06:00:27	Dark	43.000	38	20Eps Sgr	1.8360	11000.	86	10222	No
89	GOM_NL__2PRFIN20040213_060228_000000462024_00148_10222_1595.N1	13-FEB-2004 06:02:28	Dark	45.500	25	35Lam Sco	1.6200	28000.	91	10222	No
90	GOM_NL__2PRFIN20040213_060347_000000452024_00148_10222_1596.N1	13-FEB-2004 06:03:47	Dark	45.000	40	The Sco	1.8590	7100.0	90	10222	No
91	GOM_NL__2PRFIN20040213_060534_000000402024_00148_10222_1597.N1	13-FEB-2004 06:05:34	Dark	39.500	147	Alp Ara	2.8770	26000.	79	10222	No
92	GOM_NL__2PRFIN20040213_060703_000000402024_00148_10222_1598.N1	13-FEB-2004 06:07:03	Dark	40.000	141	Bet Ara	2.8400	4600.0	80	10222	No
93	GOM_NL__2PRFIN20040213_060850_000000482024_00149_10223_1587.N1	13-FEB-2004 06:08:50	Dark	47.500	131	Gam Lup	2.8000	26000.	95	10223	No
94	GOM_NL__2PRFIN20040213_061423_000000452024_00149_10223_1588.N1	13-FEB-2004 06:14:23	Dark	44.500	10	Bet Cen	0.61000	28000.	89	10223	No
95	GOM_NL__2PRFIN20040213_061732_000000502024_00149_10223_1589.N1	13-FEB-2004 06:17:32	Dark	49.500	12	Alp1Cru	0.77500	30000.	99	10223	No
96	GOM_NL__2PRFIN20040213_062011_000000392024_00149_10223_1590.N1	13-FEB-2004 06:20:11	Dark	39.000	29	Bet Car	1.6720	10200.	78	10223	No
97	GOM_NL__2PRFIN20040213_062245_000000402024_00149_10223_1591.N1	13-FEB-2004 06:22:45	Dark	40.000	71	lot Car	2.2460	7700.0	80	10223	No
98	GOM_NL__2PRFIN20040213_062424_000000442024_00149_10223_1592.N1	13-FEB-2004 06:24:24	Dark	43.500	46	Del Vel	1.9540	10600.	87	10223	No
99	GOM_NL__2PRFIN20040213_062649_000000402024_00149_10223_1593.N1	13-FEB-2004 06:26:49	Straylight	40.000	34	Gam2Vel	1.7930	23000.	80	10223	No
100	GOM_NL__2PRFIN20040213_062853_000000402024_00149_10223_1594.N1	13-FEB-2004 06:28:53	Straylight	40.000	70	Zet Pup	2.2460	39000.	80	10223	No
101	GOM_NL__2PRFIN20040213_063007_000000462024_00149_10223_1595.N1	13-FEB-2004 06:30:07	Straylight	45.500	117	Pi Pup	2.7060	3800.0	91	10223	No

102	GOM_NL__2PRFIN20040213_063312_000000442024_00149_10223_1596.N1	13-FEB-2004 06:33:12	Straylight	44.000	37	25Del CMa	1.8300	5900.0	88	10223	No
103	GOM_NL__2PRFIN20040213_063713_000000552024_00149_10223_0154.N1	13-FEB-2004 06:37:13	Straylight	55.000	48	30Alp Hya	1.9770	4100.0	110	10223	No
104	GOM_NL__2PRFIN20040213_064139_000000522024_00149_10223_0155.N1	13-FEB-2004 06:41:39	Bright	52.000	8	10Alp CMi	0.40000	6500.0	104	10223	No
105	GOM_NL__2PRFIN20040213_064532_000000412024_00149_10223_0156.N1	13-FEB-2004 06:45:32	Bright	40.500	44	24Gam Gem	1.9280	11000.	81	10223	No
106	GOM_NL__2PRFIN20040213_064759_000000412024_00149_10223_0157.N1	13-FEB-2004 06:47:59	Bright	40.500	17	78Bet Gem	1.1610	4500.0	81	10223	No
107	GOM_NL__2PRFIN20040213_065354_000000382024_00149_10223_0158.N1	13-FEB-2004 06:53:54	Bright	38.000	42	34Bet Aur	1.9000	10200.	76	10223	No
108	GOM_NL__2PRFIN20040213_065838_000000562024_00149_10223_0159.N1	13-FEB-2004 06:58:38	Bright	56.000	174	52Psi UMa	3.0040	4400.0	112	10223	No
109	GOM_NL__2PRFIN20040213_070113_000000462024_00149_10223_0160.N1	13-FEB-2004 07:01:13	Bright	46.000	36	50Alp UMa	1.8000	6300.0	92	10223	No
110	GOM_NL__2PRFIN20040213_070523_000000382024_00149_10223_0161.N1	13-FEB-2004 07:05:23	Bright	37.500	49	1Alp UMi	1.9900	6300.0	75	10223	No
111	GOM_NL__2PRFIN20040213_070741_000000432024_00149_10223_0162.N1	13-FEB-2004 07:07:41	Bright	42.500	60	7Bet UMi	2.0810	3950.0	85	10223	No
112	GOM_NL__2PRFIN20040213_071212_000000402024_00149_10223_0163.N1	13-FEB-2004 07:12:12	Bright	39.500	89	5Alp Cep	2.4510	8000.0	79	10223	No
113	GOM_NL__2PRFIN20040213_071610_000000432024_00149_10223_0164.N1	13-FEB-2004 07:16:10	Bright	43.000	130	23Bet Dra	2.7990	5800.0	86	10223	No
114	GOM_NL__2PRFIN20040213_071800_000000372024_00149_10223_0165.N1	13-FEB-2004 07:18:00	Bright	36.500	144	18Del Cyg	2.8600	11000.	73	10223	No
115	GOM_NL__2PRFIN20040213_072018_000000372024_00149_10223_0166.N1	13-FEB-2004 07:20:18	Bright	37.000	5	3Alp Lyr	0.033000	11000.	74	10223	No
116	GOM_NL__2PRFIN20040213_072325_000000532024_00149_10223_0167.N1	13-FEB-2004 07:23:25	Bright	52.500	133	40Zet Her	2.8070	6000.0	105	10223	No
117	GOM_NL__2PRFIN20040213_072713_000000952024_00149_10223_0168.N1	13-FEB-2004 07:27:13	Twilight	95.000	67	5Alp CrB	2.2210	11000.	190	10223	No
118	GOM_NL__2PRFIN20040213_073124_000000482024_00149_10223_0169.N1	13-FEB-2004 07:31:24	Bright	48.000	126	60Bet Oph	2.7700	4250.0	96	10223	No
119	GOM_NL__2PRFIN20040213_073821_000000422024_00149_10223_0170.N1	13-FEB-2004 07:38:21	Twilight	42.000	57	34Sig Sgr	2.0660	26000.	84	10223	No
120	GOM_NL__2PRFIN20040213_074103_000000422024_00149_10223_0171.N1	13-FEB-2004 07:41:03	Dark	42.000	38	20Eps Sgr	1.8360	11000.	84	10223	No
121	GOM_NL__2PRFIN20040213_074304_000000442024_00149_10223_0172.N1	13-FEB-2004 07:43:04	Dark	44.000	25	35Lam Sco	1.6200	28000.	88	10223	No
122	GOM_NL__2PRFIN20040213_074423_000000462024_00149_10223_0173.N1	13-FEB-2004 07:44:23	Dark	45.500	40	The Sco	1.8590	7100.0	91	10223	No
123	GOM_NL__2PRFIN20040213_074611_000000402024_00149_10223_0174.N1	13-FEB-2004 07:46:11	Dark	39.500	147	Alp Ara	2.8770	26000.	79	10223	No
124	GOM_NL__2PRFIN20040213_074739_000000412024_00149_10223_0175.N1	13-FEB-2004 07:47:39	Dark	40.500	141	Bet Ara	2.8400	4600.0	81	10223	No
125	GOM_NL__2PRFIN20040213_081749_000000602024_00150_10224_1587.N1	13-FEB-2004 08:17:49	Straylight	60.000	48	30Alp Hya	1.9770	4100.0	120	10224	No
126	GOM_NL__2PRFIN20040213_082215_000000522024_00150_10224_1588.N1	13-FEB-2004 08:22:15	Bright	52.000	8	10Alp CMi	0.40000	6500.0	104	10224	No
127	GOM_NL__2PRFIN20040213_082608_000000402024_00150_10224_1589.N1	13-FEB-2004 08:26:08	Bright	39.500	44	24Gam Gem	1.9280	11000.	79	10224	No
128	GOM_NL__2PRFIN20040213_082835_000000402024_00150_10224_1590.N1	13-FEB-2004 08:28:35	Bright	39.500	17	78Bet Gem	1.1610	4500.0	79	10224	No
129	GOM_NL__2PRFIN20040213_083431_000000382024_00150_10224_1591.N1	13-FEB-2004 08:34:31	Bright	37.500	42	34Bet Aur	1.9000	10200.	75	10224	No
130	GOM_NL__2PRFIN20040213_083913_000000542024_00150_10224_1592.N1	13-FEB-2004 08:39:13	Bright	53.500	174	52Psi UMa	3.0040	4400.0	107	10224	No
131	GOM_NL__2PRFIN20040213_084148_000000452024_00150_10224_1593.N1	13-FEB-2004 08:41:48	Bright	45.000	36	50Alp UMa	1.8000	6300.0	90	10224	No
132	GOM_NL__2PRFIN20040213_084559_000000352024_00150_10224_1594.N1	13-FEB-2004 08:45:59	Bright	35.000	49	1Alp UMi	1.9900	6300.0	70	10224	No
133	GOM_NL__2PRFIN20040213_084816_000000432024_00150_10224_1595.N1	13-FEB-2004 08:48:16	Bright	43.000	60	7Bet UMi	2.0810	3950.0	86	10224	No
134	GOM_NL__2PRFIN20040213_085246_000000412024_00150_10224_1596.N1	13-FEB-2004 08:52:46	Bright	40.500	89	5Alp Cep	2.4510	8000.0	81	10224	No
135	GOM_NL__2PRFIN20040213_085646_000000402024_00150_10224_1597.N1	13-FEB-2004 08:56:46	Bright	40.000	130	23Bet Dra	2.7990	5800.0	80	10224	No
136	GOM_NL__2PRFIN20040213_085836_000000362024_00150_10224_1598.N1	13-FEB-2004 08:58:36	Bright	35.500	144	18Del Cyg	2.8600	11000.	71	10224	No
137	GOM_NL__2PRFIN20040213_090053_000000392024_00150_10224_1599.N1	13-FEB-2004 09:00:53	Bright	39.000	5	3Alp Lyr	0.033000	11000.	78	10224	No
138	GOM_NL__2PRFIN20040213_090401_000000522024_00150_10224_1600.N1	13-FEB-2004 09:04:01	Bright	52.000	133	40Zet Her	2.8070	6000.0	104	10224	No
139	GOM_NL__2PRFIN20040213_090750_000000952024_00150_10224_1601.N1	13-FEB-2004 09:07:50	Twilight	94.500	67	5Alp CrB	2.2210	11000.	189	10224	No
140	GOM_NL__2PRFIN20040213_091200_000000492024_00150_10224_1602.N1	13-FEB-2004 09:12:00	Bright	48.500	126	60Bet Oph	2.7700	4250.0	97	10224	No
141	GOM_NL__2PRFIN20040213_091856_000000412024_00150_10224_1603.N1	13-FEB-2004 09:18:56	Twilight	40.500	57	34Sig Sgr	2.0660	26000.	81	10224	No
142	GOM_NL__2PRFIN20040213_092139_000000432024_00150_10224_1604.N1	13-FEB-2004 09:21:39	Dark	43.000	38	20Eps Sgr	1.8360	11000.	86	10224	No
143	GOM_NL__2PRFIN20040213_092340_000000422024_00150_10224_1605.N1	13-FEB-2004 09:23:40	Dark	42.000	25	35Lam Sco	1.6200	28000.	84	10224	No
144	GOM_NL__2PRFIN20040213_092500_000000442024_00150_10224_1606.N1	13-FEB-2004 09:25:00	Dark	43.500	40	The Sco	1.8590	7100.0	87	10224	No
145	GOM_NL__2PRFIN20040213_092647_000000402024_00150_10224_1607.N1	13-FEB-2004 09:26:47	Dark	40.000	147	Alp Ara	2.8770	26000.	80	10224	No
146	GOM_NL__2PRFIN20040213_092815_000000432024_00150_10224_1608.N1	13-FEB-2004 09:28:15	Dark	43.000	141	Bet Ara	2.8400	4600.0	86	10224	No
147	GOM_NL__2PRFIN20040213_093003_000000482024_00151_10225_1587.N1	13-FEB-2004 09:30:03	Dark	48.000	131	Gam Lup	2.8000	26000.	96	10225	No
148	GOM_NL__2PRFIN20040213_093536_000000402024_00151_10225_1588.N1	13-FEB-2004 09:35:36	Dark	40.000	10	Bet Cen	0.61000	28000.	80	10225	No
149	GOM_NL__2PRFIN20040213_093845_000000432024_00151_10225_1589.N1	13-FEB-2004 09:38:45	Dark	42.500	12	Alp1Cru	0.77500	30000.	85	10225	No
150	GOM_NL__2PRFIN20040213_094122_000000402024_00151_10225_1590.N1	13-FEB-2004 09:41:22	Dark	39.500	29	Bet Car	1.6720	10200.	79	10225	No
151	GOM_NL__2PRFIN20040213_094358_000000392024_00151_10225_1591.N1	13-FEB-2004 09:43:58	Dark	39.000	71	lot Car	2.2460	7700.0	78	10225	No
152	GOM_NL__2PRFIN20040213_094537_000000392024_00151_10225_1592.N1	13-FEB-2004 09:45:37	Dark	38.500	46	Del Vel	1.9540	10600.	77	10225	No
153	GOM_NL__2PRFIN20040213_094801_000000432024_00151_10225_1593.N1	13-FEB-2004 09:48:01	Straylight	42.500	34	Gam2Vel	1.7930	23000.	85	10225	No
154	GOM_NL__2PRFIN20040213_095005_000000392024_00151_10225_1594.N1	13-FEB-2004 09:50:05	Straylight	39.000	70	Zet Pup	2.2460	39000.	78	10225	No
155	GOM_NL__2PRFIN20040213_095120_000000442024_00151_10225_1595.N1	13-FEB-2004 09:51:20	Straylight	44.000	117	Pi Pup	2.7060	3800.0	88	10225	No
156	GOM_NL__2PRFIN20040213_095327_000000392024_00151_10225_1596.N1	13-FEB-2004 09:53:27	Straylight	38.500	88	31Eta CMa	2.4480	20000.	77	10225	No
157	GOM_NL__2PRFIN20040213_095824_000000522024_00151_10225_1597.N1	13-FEB-2004 09:58:24	Straylight	52.000	48	30Alp Hya	1.9770	4100.0	104	10225	No
158	GOM_NL__2PRFIN20040213_100251_000000502024_00151_10225_1598.N1	13-FEB-2004 10:02:51	Bright	49.500	8	10Alp CMi	0.40000	6500.0	99	10225	No
159	GOM_NL__2PRFIN20040213_100644_000000422024_00151_10225_1599.N1	13-FEB-2004 10:06:44	Bright	41.500	44	24Gam Gem	1.9280	11000.	83	10225	No
160	GOM_NL__2PRFIN20040213_100911_000000392024_00151_10225_1600.N1	13-FEB-2004 10:09:11	Bright	38.500	17	78Bet Gem	1.1610	4500.0	77	10225	No

161	GOM_NL__2PRFIN20040213_101506_000000402024_00151_10225_1601.N1	13-FEB-2004 10:15:06	Bright	39.500	42	34Bet Aur	1.9000	10200.	79	10225	No
162	GOM_NL__2PRFIN20040213_101948_000000562024_00151_10225_1602.N1	13-FEB-2004 10:19:48	Bright	55.500	174	52Psi UMa	3.0040	4400.0	111	10225	No
163	GOM_NL__2PRFIN20040213_102224_000000442024_00151_10225_1603.N1	13-FEB-2004 10:22:24	Bright	44.000	36	50Alp UMa	1.8000	6300.0	88	10225	No
164	GOM_NL__2PRFIN20040213_102635_000000362024_00151_10225_1604.N1	13-FEB-2004 10:26:35	Bright	35.500	49	1Alp UMi	1.9900	6300.0	71	10225	No
165	GOM_NL__2PRFIN20040213_102851_000000452024_00151_10225_1605.N1	13-FEB-2004 10:28:51	Bright	44.500	60	7Bet UMi	2.0810	3950.0	89	10225	No
166	GOM_NL__2PRFIN20040213_103324_000000402024_00151_10225_1606.N1	13-FEB-2004 10:33:24	Bright	39.500	89	5Alp Cep	2.4510	8000.0	79	10225	No
167	GOM_NL__2PRFIN20040213_103722_000000442024_00151_10225_1607.N1	13-FEB-2004 10:37:22	Bright	44.000	130	23Bet Dra	2.7990	5800.0	88	10225	No
168	GOM_NL__2PRFIN20040213_103911_000000362024_00151_10225_1608.N1	13-FEB-2004 10:39:11	Bright	35.500	144	18Del Cyg	2.8600	11000.	71	10225	No
169	GOM_NL__2PRFIN20040213_104129_000000382024_00151_10225_1609.N1	13-FEB-2004 10:41:29	Bright	37.500	5	3Alp Lyr	0.033000	11000.	75	10225	No
170	GOM_NL__2PRFIN20040213_104438_000000542024_00151_10225_1610.N1	13-FEB-2004 10:44:38	Bright	53.500	133	40Zet Her	2.8070	6000.0	107	10225	No
171	GOM_NL__2PRFIN20040213_104827_000001022024_00151_10225_1611.N1	13-FEB-2004 10:48:27	Twilight	102.00	67	5Alp CrB	2.2210	11000.	204	10225	No
172	GOM_NL__2PRFIN20040213_105237_000000492024_00151_10225_1612.N1	13-FEB-2004 10:52:37	Bright	49.000	126	60Bet Oph	2.7700	4250.0	98	10225	No
173	GOM_NL__2PRFIN20040213_105932_000000422024_00151_10225_1613.N1	13-FEB-2004 10:59:32	Twilight	42.000	57	34Sig Sgr	2.0660	26000.	84	10225	No
174	GOM_NL__2PRFIN20040213_110215_000000412024_00151_10225_1614.N1	13-FEB-2004 11:02:15	Dark	41.000	38	20Eps Sgr	1.8360	11000.	82	10225	No
175	GOM_NL__2PRFIN20040213_110416_000000452024_00151_10225_1615.N1	13-FEB-2004 11:04:16	Dark	44.500	25	35Lam Sco	1.6200	28000.	89	10225	No
176	GOM_NL__2PRFIN20040213_110535_000000452024_00151_10225_1616.N1	13-FEB-2004 11:05:35	Dark	44.500	40	The Sco	1.8590	7100.0	89	10225	No
177	GOM_NL__2PRFIN20040213_110723_000000392024_00151_10225_1617.N1	13-FEB-2004 11:07:23	Dark	39.000	147	Alp Ara	2.8770	26000.	78	10225	No
178	GOM_NL__2PRFIN20040213_110852_000000392024_00151_10225_1618.N1	13-FEB-2004 11:08:52	Dark	38.500	141	Bet Ara	2.8400	4600.0	77	10225	No
179	GOM_NL__2PRFIN20040213_111612_000000452024_00152_10226_1729.N1	13-FEB-2004 11:16:12	Dark	44.500	10	Bet Cen	0.61000	28000.	89	10226	No
180	GOM_NL__2PRFIN20040213_111920_000000432024_00152_10226_1730.N1	13-FEB-2004 11:19:20	Dark	42.500	12	Alp1Cru	0.77500	30000.	85	10226	No
181	GOM_NL__2PRFIN20040213_112159_000000422024_00152_10226_1731.N1	13-FEB-2004 11:21:59	Dark	42.000	29	Bet Car	1.6720	10200.	84	10226	No
182	GOM_NL__2PRFIN20040213_112433_000000402024_00152_10226_1732.N1	13-FEB-2004 11:24:33	Dark	39.500	71	lot Car	2.2460	7700.0	79	10226	No
183	GOM_NL__2PRFIN20040213_112612_000000382024_00152_10226_1733.N1	13-FEB-2004 11:26:12	Dark	38.000	46	Del Vel	1.9540	10600.	76	10226	No
184	GOM_NL__2PRFIN20040213_112836_000000412024_00152_10226_1734.N1	13-FEB-2004 11:28:36	Straylight	41.000	34	Gam2Vel	1.7930	23000.	82	10226	No
185	GOM_NL__2PRFIN20040213_113040_000000412024_00152_10226_1735.N1	13-FEB-2004 11:30:40	Straylight	41.000	70	Zet Pup	2.2460	39000.	82	10226	No
186	GOM_NL__2PRFIN20040213_113156_000000462024_00152_10226_1736.N1	13-FEB-2004 11:31:56	Straylight	45.500	117	Pi Pup	2.7060	3800.0	91	10226	No
187	GOM_NL__2PRFIN20040213_113403_000000422024_00152_10226_1737.N1	13-FEB-2004 11:34:03	Straylight	41.500	88	31Eta CMa	2.4480	20000.	83	10226	No
188	GOM_NL__2PRFIN20040213_113900_000000562024_00152_10226_1738.N1	13-FEB-2004 11:39:00	Straylight	56.000	48	30Alp Hya	1.9770	4100.0	112	10226	No
189	GOM_NL__2PRFIN20040213_114324_000000522024_00152_10226_1739.N1	13-FEB-2004 11:43:24	Bright	52.000	8	10Alp CMi	0.40000	6500.0	104	10226	No
190	GOM_NL__2PRFIN20040213_114720_000000412024_00152_10226_1740.N1	13-FEB-2004 11:47:20	Bright	41.000	44	24Gam Gem	1.9280	11000.	82	10226	No
191	GOM_NL__2PRFIN20040213_114946_000000412024_00152_10226_1741.N1	13-FEB-2004 11:49:46	Bright	41.000	17	78Bet Gem	1.1610	4500.0	82	10226	No
192	GOM_NL__2PRFIN20040213_115543_000000382024_00152_10226_1742.N1	13-FEB-2004 11:55:43	Bright	37.500	42	34Bet Aur	1.9000	10200.	75	10226	No
193	GOM_NL__2PRFIN20040213_120023_000000562024_00152_10226_1743.N1	13-FEB-2004 12:00:23	Bright	55.500	174	52Psi UMa	3.0040	4400.0	111	10226	No
194	GOM_NL__2PRFIN20040213_120259_000000472024_00152_10226_1744.N1	13-FEB-2004 12:02:59	Bright	46.500	36	50Alp UMa	1.8000	6300.0	93	10226	No
195	GOM_NL__2PRFIN20040213_120708_000000402024_00152_10226_1745.N1	13-FEB-2004 12:07:08	Bright	40.000	49	1Alp UMi	1.9900	6300.0	80	10226	No
196	GOM_NL__2PRFIN20040213_120926_000000442024_00152_10226_1746.N1	13-FEB-2004 12:09:26	Bright	44.000	60	7Bet UMi	2.0810	3950.0	88	10226	No
197	GOM_NL__2PRFIN20040213_121401_000000362024_00152_10226_1747.N1	13-FEB-2004 12:14:01	Bright	36.000	89	5Alp Cep	2.4510	8000.0	72	10226	No
198	GOM_NL__2PRFIN20040213_121758_000000422024_00152_10226_1748.N1	13-FEB-2004 12:17:58	Bright	41.500	130	23Bet Dra	2.7990	5800.0	83	10226	No
199	GOM_NL__2PRFIN20040213_121948_000000352024_00152_10226_1749.N1	13-FEB-2004 12:19:48	Bright	34.500	144	18Del Cyg	2.8600	11000.	69	10226	No
200	GOM_NL__2PRFIN20040213_122205_000000382024_00152_10226_1750.N1	13-FEB-2004 12:22:05	Bright	38.000	5	3Alp Lyr	0.033000	11000.	76	10226	No
201	GOM_NL__2PRFIN20040213_122514_000000532024_00152_10226_1751.N1	13-FEB-2004 12:25:14	Bright	53.000	133	40Zet Her	2.8070	6000.0	106	10226	No
202	GOM_NL__2PRFIN20040213_122903_000000982024_00152_10226_1752.N1	13-FEB-2004 12:29:03	Twilight	98.000	67	5Alp CrB	2.2210	11000.	196	10226	No
203	GOM_NL__2PRFIN20040213_123312_000000502024_00152_10226_1753.N1	13-FEB-2004 12:33:12	Bright	50.000	126	60Bet Oph	2.7700	4250.0	100	10226	No
204	GOM_NL__2PRFIN20040213_124008_000000432024_00152_10226_1754.N1	13-FEB-2004 12:40:08	Twilight	43.000	57	34Sig Sgr	2.0660	26000.	86	10226	No
205	GOM_NL__2PRFIN20040213_124250_000000462024_00152_10226_1755.N1	13-FEB-2004 12:42:50	Dark	45.500	38	20Eps Sgr	1.8360	11000.	91	10226	No
206	GOM_NL__2PRFIN20040213_124450_000000492024_00152_10226_1756.N1	13-FEB-2004 12:44:50	Dark	48.500	25	35Lam Sco	1.6200	28000.	97	10226	No
207	GOM_NL__2PRFIN20040213_124611_000000432024_00152_10226_1757.N1	13-FEB-2004 12:46:11	Dark	43.000	40	The Sco	1.8590	7100.0	86	10226	No
208	GOM_NL__2PRFIN20040213_124758_000000412024_00152_10226_1758.N1	13-FEB-2004 12:47:58	Dark	40.500	147	Alp Ara	2.8770	26000.	81	10226	No
209	GOM_NL__2PRFIN20040213_124927_000000492024_00152_10226_1759.N1	13-FEB-2004 12:49:27	Dark	48.500	141	Bet Ara	2.8400	4600.0	97	10226	No
210	GOM_NL__2PRFIN20040213_125648_000000442024_00153_10227_1587.N1	13-FEB-2004 12:56:48	Dark	43.500	10	Bet Cen	0.61000	28000.	87	10227	No
211	GOM_NL__2PRFIN20040213_125956_000000452024_00153_10227_1588.N1	13-FEB-2004 12:59:56	Dark	44.500	12	Alp1Cru	0.77500	30000.	89	10227	No
212	GOM_NL__2PRFIN20040213_130235_000000422024_00153_10227_1589.N1	13-FEB-2004 13:02:35	Dark	41.500	29	Bet Car	1.6720	10200.	83	10227	No
213	GOM_NL__2PRFIN20040213_130507_000000422024_00153_10227_1590.N1	13-FEB-2004 13:05:07	Dark	42.000	71	lot Car	2.2460	7700.0	84	10227	No
214	GOM_NL__2PRFIN20040213_130646_000000432024_00153_10227_1591.N1	13-FEB-2004 13:06:46	Dark	42.500	46	Del Vel	1.9540	10600.	85	10227	No
215	GOM_NL__2PRFIN20040213_130912_000000452024_00153_10227_1592.N1	13-FEB-2004 13:09:12	Straylight	44.500	34	Gam2Vel	1.7930	23000.	89	10227	No
216	GOM_NL__2PRFIN20040213_131116_000000442024_00153_10227_1593.N1	13-FEB-2004 13:11:16	Straylight	43.500	70	Zet Pup	2.2460	39000.	87	10227	No
217	GOM_NL__2PRFIN20040213_131232_000000462024_00153_10227_1594.N1	13-FEB-2004 13:12:32	Straylight	46.000	117	Pi Pup	2.7060	3800.0	92	10227	No
218	GOM_NL__2PRFIN20040213_131439_000000412024_00153_10227_1595.N1	13-FEB-2004 13:14:39	Straylight	41.000	88	31Eta CMa	2.4480	20000.	82	10227	No
219	GOM_NL__2PRFIN20040213_131936_000000532024_00153_10227_1596.N1	13-FEB-2004 13:19:36	Straylight	53.000	48	30Alp Hya	1.9770	4100.0	106	10227	No

220	GOM_NL__2PRFIN20040213_132402_000000522024_00153_10227_1597.N1	13-FEB-2004 13:24:02	Bright	52.000	8	10Alp CMI	0.40000	6500.0	104	10227	No
221	GOM_NL__2PRFIN20040213_132757_000000402024_00153_10227_1598.N1	13-FEB-2004 13:27:57	Bright	39.500	44	24Gam Gem	1.9280	11000.	79	10227	No
222	GOM_NL__2PRFIN20040213_133022_000000412024_00153_10227_1599.N1	13-FEB-2004 13:30:22	Bright	41.000	17	78Bet Gem	1.1610	4500.0	82	10227	No
223	GOM_NL__2PRFIN20040213_133619_000000392024_00153_10227_1600.N1	13-FEB-2004 13:36:19	Bright	38.500	42	34Bet Aur	1.9000	10200.	77	10227	No
224	GOM_NL__2PRFIN20040213_134058_000000552024_00153_10227_1601.N1	13-FEB-2004 13:40:58	Bright	55.000	174	52Psi UMa	3.0040	4400.0	110	10227	No
225	GOM_NL__2PRFIN20040213_134334_000000472024_00153_10227_1602.N1	13-FEB-2004 13:43:34	Bright	47.000	36	50Alp UMa	1.8000	6300.0	94	10227	No
226	GOM_NL__2PRFIN20040213_134744_000000382024_00153_10227_1603.N1	13-FEB-2004 13:47:44	Bright	37.500	49	1Alp UMi	1.9900	6300.0	75	10227	No
227	GOM_NL__2PRFIN20040213_135002_000000442024_00153_10227_1604.N1	13-FEB-2004 13:50:02	Bright	44.000	60	7Bet UMi	2.0810	3950.0	88	10227	No
228	GOM_NL__2PRFIN20040213_135437_000000352024_00153_10227_1605.N1	13-FEB-2004 13:54:37	Bright	34.500	89	5Alp Cep	2.4510	8000.0	69	10227	No
229	GOM_NL__2PRFIN20040213_135834_000000432024_00153_10227_1606.N1	13-FEB-2004 13:58:34	Bright	42.500	130	23Bet Dra	2.7990	5800.0	85	10227	No
230	GOM_NL__2PRFIN20040213_140025_000000372024_00153_10227_1607.N1	13-FEB-2004 14:00:25	Bright	36.500	144	18Del Cyg	2.8600	11000.	73	10227	No
231	GOM_NL__2PRFIN20040213_140242_000000382024_00153_10227_1608.N1	13-FEB-2004 14:02:42	Bright	37.500	5	3Alp Lyr	0.033000	11000.	75	10227	No
232	GOM_NL__2PRFIN20040213_140550_000000542024_00153_10227_1609.N1	13-FEB-2004 14:05:50	Bright	53.500	133	40Zet Her	2.8070	6000.0	107	10227	No
233	GOM_NL__2PRFIN20040213_140940_000001052024_00153_10227_1610.N1	13-FEB-2004 14:09:40	Twilight	105.00	67	5Alp CrB	2.2210	11000.	210	10227	No
234	GOM_NL__2PRFIN20040213_141349_000000492024_00153_10227_1611.N1	13-FEB-2004 14:13:49	Bright	48.500	126	60Bet Oph	2.7700	4250.0	97	10227	No
235	GOM_NL__2PRFIN20040213_142042_000000432024_00153_10227_1612.N1	13-FEB-2004 14:20:42	Twilight	42.500	57	34Sig Sgr	2.0660	26000.	85	10227	No
236	GOM_NL__2PRFIN20040213_142327_000000452024_00153_10227_1613.N1	13-FEB-2004 14:23:27	Dark	45.000	38	20Eps Sgr	1.8360	11000.	90	10227	No
237	GOM_NL__2PRFIN20040213_142527_000000492024_00153_10227_1614.N1	13-FEB-2004 14:25:27	Dark	48.500	25	35Lam Sco	1.6200	28000.	97	10227	No
238	GOM_NL__2PRFIN20040213_142646_000000482024_00153_10227_1615.N1	13-FEB-2004 14:26:46	Dark	48.000	40	The Sco	1.8590	7100.0	96	10227	No
239	GOM_NL__2PRFIN20040213_142835_000000422024_00153_10227_1616.N1	13-FEB-2004 14:28:35	Dark	41.500	147	Alp Ara	2.8770	26000.	83	10227	No
240	GOM_NL__2PRFIN20040213_143003_000000422024_00153_10227_1617.N1	13-FEB-2004 14:30:03	Dark	42.000	141	Bet Ara	2.8400	4600.0	84	10227	No
241	GOM_NL__2PRFIN20040213_143725_000000512024_00154_10228_1673.N1	13-FEB-2004 14:37:25	Dark	50.500	10	Bet Cen	0.61000	28000.	101	10228	No
242	GOM_NL__2PRFIN20040213_144033_000000502024_00154_10228_1674.N1	13-FEB-2004 14:40:33	Dark	50.000	12	Alp1Cru	0.77500	30000.	100	10228	No
243	GOM_NL__2PRFIN20040213_144310_000000412024_00154_10228_1675.N1	13-FEB-2004 14:43:10	Dark	40.500	29	Bet Car	1.6720	10200.	81	10228	No
244	GOM_NL__2PRFIN20040213_144546_000000392024_00154_10228_1676.N1	13-FEB-2004 14:45:46	Dark	39.000	71	lot Car	2.2460	7700.0	78	10228	No
245	GOM_NL__2PRFIN20040213_144724_000000402024_00154_10228_1677.N1	13-FEB-2004 14:47:24	Dark	39.500	46	Del Vel	1.9540	10600.	79	10228	No
246	GOM_NL__2PRFIN20040213_144946_000000442024_00154_10228_1678.N1	13-FEB-2004 14:49:46	Straylight	44.000	34	Gam2Vel	1.7930	23000.	88	10228	No
247	GOM_NL__2PRFIN20040213_145151_000000422024_00154_10228_1679.N1	13-FEB-2004 14:51:51	Straylight	41.500	70	Zet Pup	2.2460	39000.	83	10228	No
248	GOM_NL__2PRFIN20040213_145308_000000432024_00154_10228_1680.N1	13-FEB-2004 14:53:08	Straylight	43.000	117	Pi Pup	2.7060	3800.0	86	10228	No
249	GOM_NL__2PRFIN20040213_145515_000000432024_00154_10228_1681.N1	13-FEB-2004 14:55:15	Straylight	43.000	88	31Eta CMa	2.4480	20000.	86	10228	No
250	GOM_NL__2PRFIN20040213_150011_000000552024_00154_10228_1682.N1	13-FEB-2004 15:00:11	Straylight	55.000	48	30Alp Hya	1.9770	4100.0	110	10228	No
251	GOM_NL__2PRFIN20040213_150438_000000522024_00154_10228_1683.N1	13-FEB-2004 15:04:38	Bright	52.000	8	10Alp CMI	0.40000	6500.0	104	10228	No
252	GOM_NL__2PRFIN20040213_150833_000000412024_00154_10228_1684.N1	13-FEB-2004 15:08:33	Bright	41.000	44	24Gam Gem	1.9280	11000.	82	10228	No
253	GOM_NL__2PRFIN20040213_151058_000000412024_00154_10228_1685.N1	13-FEB-2004 15:10:58	Bright	41.000	17	78Bet Gem	1.1610	4500.0	82	10228	No
254	GOM_NL__2PRFIN20040213_151655_000000392024_00154_10228_1686.N1	13-FEB-2004 15:16:55	Bright	38.500	42	34Bet Aur	1.9000	10200.	77	10228	No
255	GOM_NL__2PRFIN20040213_152132_000000542024_00154_10228_1687.N1	13-FEB-2004 15:21:32	Bright	53.500	174	52Psi UMa	3.0040	4400.0	107	10228	No
256	GOM_NL__2PRFIN20040213_152410_000000462024_00154_10228_1688.N1	13-FEB-2004 15:24:10	Bright	45.500	36	50Alp UMa	1.8000	6300.0	91	10228	No
257	GOM_NL__2PRFIN20040213_152820_000000402024_00154_10228_1689.N1	13-FEB-2004 15:28:20	Bright	40.000	49	1Alp UMi	1.9900	6300.0	80	10228	No
258	GOM_NL__2PRFIN20040213_153036_000000452024_00154_10228_1690.N1	13-FEB-2004 15:30:36	Bright	45.000	60	7Bet UMi	2.0810	3950.0	90	10228	No
259	GOM_NL__2PRFIN20040213_153511_000000402024_00154_10228_1691.N1	13-FEB-2004 15:35:11	Bright	40.000	89	5Alp Cep	2.4510	8000.0	80	10228	No
260	GOM_NL__2PRFIN20040213_153910_000000422024_00154_10228_1692.N1	13-FEB-2004 15:39:10	Bright	41.500	130	23Bet Dra	2.7990	5800.0	83	10228	No
261	GOM_NL__2PRFIN20040213_154100_000000362024_00154_10228_1693.N1	13-FEB-2004 15:41:00	Bright	35.500	144	18Del Cyg	2.8600	11000.	71	10228	No
262	GOM_NL__2PRFIN20040213_154318_000000432024_00154_10228_1694.N1	13-FEB-2004 15:43:18	Bright	43.000	5	3Alp Lyr	0.033000	11000.	86	10228	No
263	GOM_NL__2PRFIN20040213_154626_000000542024_00154_10228_1695.N1	13-FEB-2004 15:46:26	Bright	54.000	133	40Zet Her	2.8070	6000.0	108	10228	No
264	GOM_NL__2PRFIN20040213_155017_000000992024_00154_10228_1696.N1	13-FEB-2004 15:50:17	Twilight	98.500	67	5Alp CrB	2.2210	11000.	197	10228	No
265	GOM_NL__2PRFIN20040213_155425_000000482024_00154_10228_1697.N1	13-FEB-2004 15:54:25	Bright	48.000	126	60Bet Oph	2.7700	4250.0	96	10228	No
266	GOM_NL__2PRFIN20040213_160121_000000452024_00154_10228_1698.N1	13-FEB-2004 16:01:21	Twilight	44.500	57	34Sig Sgr	2.0660	26000.	89	10228	No
267	GOM_NL__2PRFIN20040213_160404_000000452024_00154_10228_1699.N1	13-FEB-2004 16:04:04	Dark	45.000	38	20Eps Sgr	1.8360	11000.	90	10228	No
268	GOM_NL__2PRFIN20040213_160606_000000472024_00154_10228_1700.N1	13-FEB-2004 16:06:06	Dark	47.000	25	35Lam Sco	1.6200	28000.	94	10228	No
269	GOM_NL__2PRFIN20040213_160724_000000472024_00154_10228_1701.N1	13-FEB-2004 16:07:24	Dark	47.000	40	The Sco	1.8590	7100.0	94	10228	No
270	GOM_NL__2PRFIN20040213_160912_000000392024_00154_10228_1702.N1	13-FEB-2004 16:09:12	Dark	39.000	147	Alp Ara	2.8770	26000.	78	10228	No
271	GOM_NL__2PRFIN20040213_161040_000000402024_00154_10228_1703.N1	13-FEB-2004 16:10:40	Dark	39.500	141	Bet Ara	2.8400	4600.0	79	10228	No
272	GOM_NL__2PRFIN20040213_161802_000000482024_00155_10229_1711.N1	13-FEB-2004 16:18:02	Dark	47.500	10	Bet Cen	0.61000	28000.	95	10229	No
273	GOM_NL__2PRFIN20040213_162110_000000432024_00155_10229_1712.N1	13-FEB-2004 16:21:10	Dark	42.500	12	Alp1Cru	0.77500	30000.	85	10229	No
274	GOM_NL__2PRFIN20040213_162347_000000402024_00155_10229_1713.N1	13-FEB-2004 16:23:47	Dark	40.000	29	Bet Car	1.6720	10200.	80	10229	No
275	GOM_NL__2PRFIN20040213_162621_000000392024_00155_10229_1714.N1	13-FEB-2004 16:26:21	Dark	39.000	71	lot Car	2.2460	7700.0	78	10229	No
276	GOM_NL__2PRFIN20040213_162801_000000432024_00155_10229_1715.N1	13-FEB-2004 16:28:01	Dark	42.500	46	Del Vel	1.9540	10600.	85	10229	No
277	GOM_NL__2PRFIN20040213_163022_000000452024_00155_10229_1716.N1	13-FEB-2004 16:30:22	Straylight	44.500	34	Gam2Vel	1.7930	23000.	89	10229	No
278	GOM_NL__2PRFIN20040213_163228_000000432024_00155_10229_1717.N1	13-FEB-2004 16:32:28	Straylight	43.000	70	Zet Pup	2.2460	39000.	86	10229	No

279	GOM_NL__2PRFIN20040213_163344_000000462024_00155_10229_1718.N1	13-FEB-2004 16:33:44	Straylight	46.000	117	Pi Pup	2.7060	3800.0	92	10229	No
280	GOM_NL__2PRFIN20040213_163551_000000432024_00155_10229_1719.N1	13-FEB-2004 16:35:51	Straylight	43.000	88	31Eta CMa	2.4480	20000.	86	10229	No
281	GOM_NL__2PRFIN20040213_164048_000000542024_00155_10229_1720.N1	13-FEB-2004 16:40:48	Straylight	53.500	48	30Alp Hya	1.9770	4100.0	107	10229	No
282	GOM_NL__2PRFIN20040213_164514_000000522024_00155_10229_1721.N1	13-FEB-2004 16:45:14	Bright	52.000	8	10Alp CMi	0.40000	6500.0	104	10229	No
283	GOM_NL__2PRFIN20040213_164910_000000392024_00155_10229_1722.N1	13-FEB-2004 16:49:10	Bright	38.500	44	24Gam Gem	1.9280	11000.	77	10229	No
284	GOM_NL__2PRFIN20040213_165134_000000412024_00155_10229_1723.N1	13-FEB-2004 16:51:34	Bright	40.500	17	78Bet Gem	1.1610	4500.0	81	10229	No
285	GOM_NL__2PRFIN20040213_165732_000000392024_00155_10229_1724.N1	13-FEB-2004 16:57:32	Bright	39.000	42	34Bet Aur	1.9000	10200.	78	10229	No
286	GOM_NL__2PRFIN20040213_170207_000000562024_00155_10229_1725.N1	13-FEB-2004 17:02:07	Bright	55.500	174	52Psi UMa	3.0040	4400.0	111	10229	No
287	GOM_NL__2PRFIN20040213_170445_000000462024_00155_10229_1726.N1	13-FEB-2004 17:04:45	Bright	45.500	36	50Alp UMa	1.8000	6300.0	91	10229	No
288	GOM_NL__2PRFIN20040213_170856_000000412024_00155_10229_1727.N1	13-FEB-2004 17:08:56	Bright	41.000	49	1Alp UMi	1.9900	6300.0	82	10229	No
289	GOM_NL__2PRFIN20040213_171113_000000442024_00155_10229_1728.N1	13-FEB-2004 17:11:13	Bright	44.000	60	7Bet UMi	2.0810	3950.0	88	10229	No
290	GOM_NL__2PRFIN20040213_171547_000000412024_00155_10229_1729.N1	13-FEB-2004 17:15:47	Bright	40.500	89	5Alp Cep	2.4510	8000.0	81	10229	No
291	GOM_NL__2PRFIN20040213_171946_000000422024_00155_10229_1730.N1	13-FEB-2004 17:19:46	Bright	41.500	130	23Bet Dra	2.7990	5800.0	83	10229	No
292	GOM_NL__2PRFIN20040213_172136_000000372024_00155_10229_1731.N1	13-FEB-2004 17:21:36	Bright	36.500	144	18Del Cyg	2.8600	11000.	73	10229	No
293	GOM_NL__2PRFIN20040213_172354_000000372024_00155_10229_1732.N1	13-FEB-2004 17:23:54	Bright	36.500	5	3Alp Lyr	0.033000	11000.	73	10229	No
294	GOM_NL__2PRFIN20040213_172702_000000552024_00155_10229_1733.N1	13-FEB-2004 17:27:02	Bright	55.000	133	40Zet Her	2.8070	6000.0	110	10229	No
295	GOM_NL__2PRFIN20040213_173053_000000962024_00155_10229_1734.N1	13-FEB-2004 17:30:53	Twilight_and_stray	96.000	67	5Alp CrB	2.2210	11000.	192	10229	No
296	GOM_NL__2PRFIN20040213_173502_000000482024_00155_10229_1735.N1	13-FEB-2004 17:35:02	Bright	48.000	126	60Bet Oph	2.7700	4250.0	96	10229	No
297	GOM_NL__2PRFIN20040213_174157_000000422024_00155_10229_1736.N1	13-FEB-2004 17:41:57	Twilight	41.500	57	34Sig Sgr	2.0660	26000.	83	10229	No
298	GOM_NL__2PRFIN20040213_174440_000000452024_00155_10229_1737.N1	13-FEB-2004 17:44:40	Dark	45.000	38	20Eps Sgr	1.8360	11000.	90	10229	No
299	GOM_NL__2PRFIN20040213_174643_000000452024_00155_10229_1738.N1	13-FEB-2004 17:46:43	Dark	45.000	25	35Lam Sco	1.6200	28000.	90	10229	No
300	GOM_NL__2PRFIN20040213_174801_000000472024_00155_10229_1739.N1	13-FEB-2004 17:48:01	Dark	47.000	40	The Sco	1.8590	7100.0	94	10229	No
301	GOM_NL__2PRFIN20040213_174949_000000392024_00155_10229_1740.N1	13-FEB-2004 17:49:49	Dark	39.000	147	Alp Ara	2.8770	26000.	78	10229	No
302	GOM_NL__2PRFIN20040213_175117_000000402024_00155_10229_1741.N1	13-FEB-2004 17:51:17	Dark	39.500	141	Bet Ara	2.8400	4600.0	79	10229	No
303	GOM_NL__2PRFIN20040213_175838_000000432024_00156_10230_9814.N1	13-FEB-2004 17:58:38	Dark	42.500	10	Bet Cen	0.61000	28000.	85	10230	No
304	GOM_NL__2PRFIN20040213_180146_000000532024_00156_10230_9815.N1	13-FEB-2004 18:01:46	Dark	52.500	12	Alp1Cru	0.77500	30000.	105	10230	No
305	GOM_NL__2PRFIN20040213_180423_000000392024_00156_10230_9816.N1	13-FEB-2004 18:04:23	Dark	38.500	29	Bet Car	1.6720	10200.	77	10230	No
306	GOM_NL__2PRFIN20040213_180658_000000422024_00156_10230_9817.N1	13-FEB-2004 18:06:58	Dark	41.500	71	lot Car	2.2460	7700.0	83	10230	No
307	GOM_NL__2PRFIN20040213_180836_000000382024_00156_10230_9818.N1	13-FEB-2004 18:08:36	Dark	37.500	46	Del Vel	1.9540	10600.	75	10230	No
308	GOM_NL__2PRFIN20040213_181118_000000482024_00156_10230_9819.N1	13-FEB-2004 18:11:18	Straylight	48.000	65	Lam Vel	2.2040	4400.0	96	10230	No
309	GOM_NL__2PRFIN20040213_181303_000000442024_00156_10230_9820.N1	13-FEB-2004 18:13:03	Straylight	44.000	70	Zet Pup	2.2460	39000.	88	10230	No
310	GOM_NL__2PRFIN20040213_181627_000000422024_00156_10230_9821.N1	13-FEB-2004 18:16:27	Straylight	42.000	88	31Eta CMa	2.4480	20000.	84	10230	No
311	GOM_NL__2PRFIN20040213_182550_000000492024_00156_10230_9822.N1	13-FEB-2004 18:25:50	Bright	48.500	8	10Alp CMi	0.40000	6500.0	97	10230	No
312	GOM_NL__2PRFIN20040213_182946_000000412024_00156_10230_9823.N1	13-FEB-2004 18:29:46	Bright	41.000	44	24Gam Gem	1.9280	11000.	82	10230	No
313	GOM_NL__2PRFIN20040213_183210_000000422024_00156_10230_9824.N1	13-FEB-2004 18:32:10	Bright	41.500	17	78Bet Gem	1.1610	4500.0	83	10230	No
314	GOM_NL__2PRFIN20040213_183808_000000382024_00156_10230_9825.N1	13-FEB-2004 18:38:08	Bright	37.500	42	34Bet Aur	1.9000	10200.	75	10230	No
315	GOM_NL__2PRFIN20040213_184242_000000562024_00156_10230_9826.N1	13-FEB-2004 18:42:42	Bright	56.000	174	52Psi UMa	3.0040	4400.0	112	10230	No
316	GOM_NL__2PRFIN20040213_184520_000000462024_00156_10230_9827.N1	13-FEB-2004 18:45:20	Bright	45.500	36	50Alp UMa	1.8000	6300.0	91	10230	No
317	GOM_NL__2PRFIN20040213_184932_000000412024_00156_10230_9828.N1	13-FEB-2004 18:49:32	Bright	41.000	49	1Alp UMi	1.9900	6300.0	82	10230	No
318	GOM_NL__2PRFIN20040213_185149_000000442024_00156_10230_9829.N1	13-FEB-2004 18:51:49	Bright	44.000	60	7Bet UMi	2.0810	3950.0	88	10230	No
319	GOM_NL__2PRFIN20040213_185623_000000412024_00156_10230_9830.N1	13-FEB-2004 18:56:23	Bright	41.000	89	5Alp Cep	2.4510	8000.0	82	10230	No
320	GOM_NL__2PRFIN20040213_190021_000000412024_00156_10230_9831.N1	13-FEB-2004 19:00:21	Bright	41.000	130	23Bet Dra	2.7990	5800.0	82	10230	No
321	GOM_NL__2PRFIN20040213_190213_000000362024_00156_10230_9832.N1	13-FEB-2004 19:02:13	Bright	36.000	144	18Del Cyg	2.8600	11000.	72	10230	No
322	GOM_NL__2PRFIN20040213_190430_000000412024_00156_10230_9833.N1	13-FEB-2004 19:04:30	Bright	41.000	5	3Alp Lyr	0.033000	11000.	82	10230	No
323	GOM_NL__2PRFIN20040213_190738_000000532024_00156_10230_9834.N1	13-FEB-2004 19:07:38	Bright	53.000	133	40Zet Her	2.8070	6000.0	106	10230	No
324	GOM_NL__2PRFIN20040213_191130_000001032024_00156_10230_9835.N1	13-FEB-2004 19:11:30	Twilight_and_stray	102.50	67	5Alp CrB	2.2210	11000.	205	10230	No
325	GOM_NL__2PRFIN20040213_191539_000000482024_00156_10230_9836.N1	13-FEB-2004 19:15:39	Bright	47.500	126	60Bet Oph	2.7700	4250.0	95	10230	No
326	GOM_NL__2PRFIN20040213_192233_000000432024_00156_10230_9837.N1	13-FEB-2004 19:22:33	Twilight	42.500	57	34Sig Sgr	2.0660	26000.	85	10230	No
327	GOM_NL__2PRFIN20040213_192517_000000442024_00156_10230_9838.N1	13-FEB-2004 19:25:17	Dark	44.000	38	20Eps Sgr	1.8360	11000.	88	10230	No
328	GOM_NL__2PRFIN20040213_192719_000000462024_00156_10230_9839.N1	13-FEB-2004 19:27:19	Dark	46.000	25	35Lam Sco	1.6200	28000.	92	10230	No
329	GOM_NL__2PRFIN20040213_192837_000000472024_00156_10230_9840.N1	13-FEB-2004 19:28:37	Dark	46.500	40	The Sco	1.8590	7100.0	93	10230	No
330	GOM_NL__2PRFIN20040213_193024_000000412024_00156_10230_9841.N1	13-FEB-2004 19:30:24	Dark	40.500	147	Alp Ara	2.8770	26000.	81	10230	No
331	GOM_NL__2PRFIN20040213_193153_000000462024_00156_10230_9842.N1	13-FEB-2004 19:31:53	Dark	45.500	141	Bet Ara	2.8400	4600.0	91	10230	No
332	GOM_NL__2PRFIN20040213_193345_000000462024_00157_10231_1675.N1	13-FEB-2004 19:33:45	Dark	45.500	131	Gam Lup	2.8000	26000.	91	10231	No
333	GOM_NL__2PRFIN20040213_193915_000000442024_00157_10231_1676.N1	13-FEB-2004 19:39:15	Dark	44.000	10	Bet Cen	0.61000	28000.	88	10231	No
334	GOM_NL__2PRFIN20040213_194223_000000472024_00157_10231_1677.N1	13-FEB-2004 19:42:23	Dark	47.000	12	Alp1Cru	0.77500	30000.	94	10231	No
335	GOM_NL__2PRFIN20040213_194459_000000402024_00157_10231_1678.N1	13-FEB-2004 19:44:59	Dark	39.500	29	Bet Car	1.6720	10200.	79	10231	No
336	GOM_NL__2PRFIN20040213_194734_000000402024_00157_10231_1679.N1	13-FEB-2004 19:47:34	Dark	39.500	71	lot Car	2.2460	7700.0	79	10231	No
337	GOM_NL__2PRFIN20040213_194913_000000422024_00157_10231_1680.N1	13-FEB-2004 19:49:13	Dark	42.000	46	Del Vel	1.9540	10600.	84	10231	No

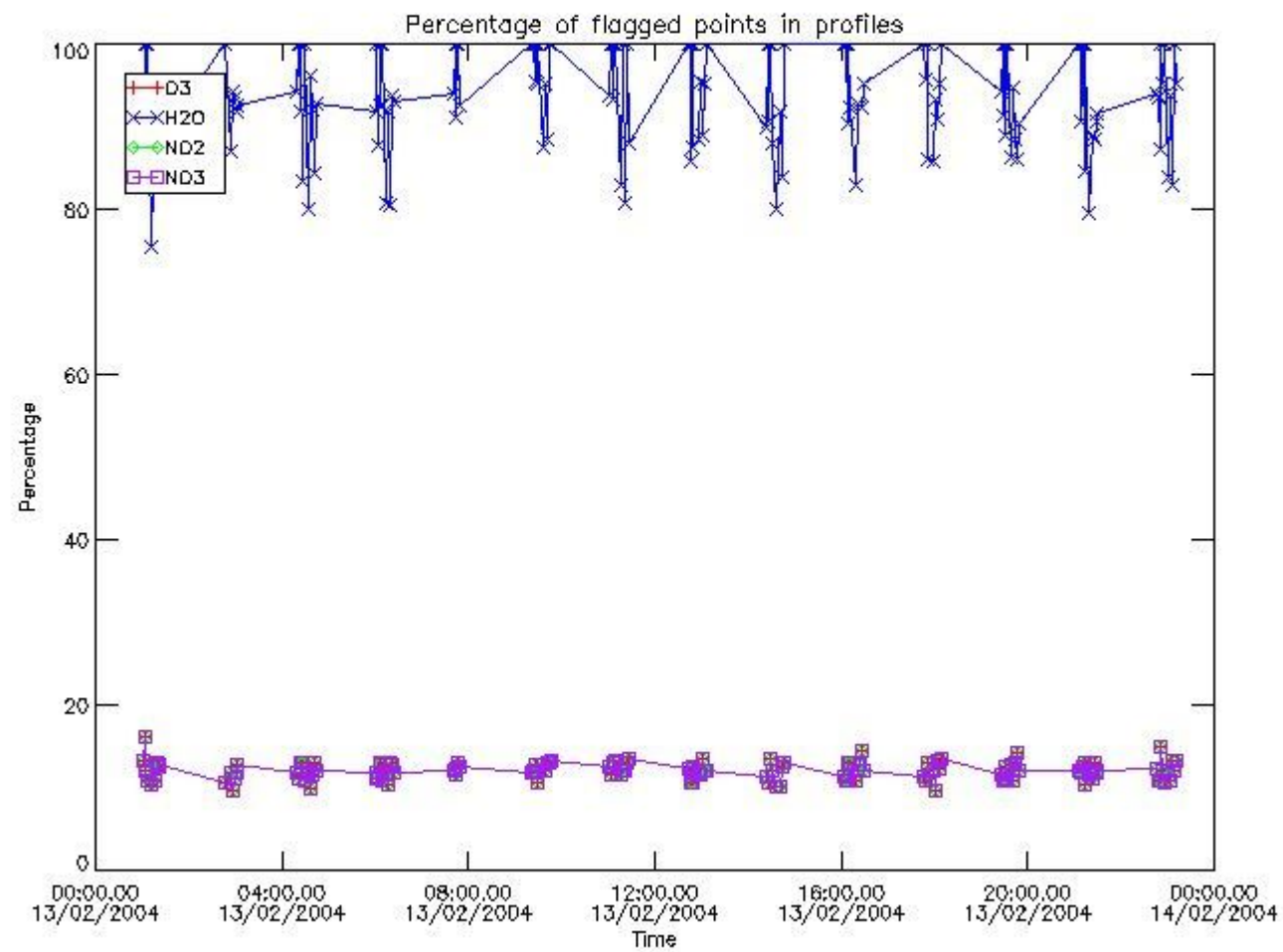
338	GOM_NL__2PRFIN20040213_195155_000000462024_00157_10231_1681.N1	13-FEB-2004 19:51:55	Straylight	46.000	65	Lam Vel	2.2040	4400.0	92	10231	No
339	GOM_NL__2PRFIN20040213_195341_000000422024_00157_10231_1682.N1	13-FEB-2004 19:53:41	Straylight	41.500	70	Zet Pup	2.2460	39000.	83	10231	No
340	GOM_NL__2PRFIN20040213_195703_000000412024_00157_10231_1683.N1	13-FEB-2004 19:57:03	Straylight	40.500	88	31Eta CMa	2.4480	20000.	81	10231	No
341	GOM_NL__2PRFIN20040213_200626_000000522024_00157_10231_1684.N1	13-FEB-2004 20:06:26	Bright	52.000	8	10Alp CMi	0.40000	6500.0	104	10231	No
342	GOM_NL__2PRFIN20040213_201022_000000412024_00157_10231_1685.N1	13-FEB-2004 20:10:22	Bright	40.500	44	24Gam Gem	1.9280	11000.	81	10231	No
343	GOM_NL__2PRFIN20040213_201247_000000402024_00157_10231_1686.N1	13-FEB-2004 20:12:47	Bright	39.500	17	78Bet Gem	1.1610	4500.0	79	10231	No
344	GOM_NL__2PRFIN20040213_201844_000000392024_00157_10231_1687.N1	13-FEB-2004 20:18:44	Bright	39.000	42	34Bet Aur	1.9000	10200.	78	10231	No
345	GOM_NL__2PRFIN20040213_202316_000000532024_00157_10231_1688.N1	13-FEB-2004 20:23:16	Bright	53.000	174	52Psi UMa	3.0040	4400.0	106	10231	No
346	GOM_NL__2PRFIN20040213_202556_000000462024_00157_10231_1689.N1	13-FEB-2004 20:25:56	Bright	46.000	36	50Alp UMa	1.8000	6300.0	92	10231	No
347	GOM_NL__2PRFIN20040213_203010_000000382024_00157_10231_1690.N1	13-FEB-2004 20:30:10	Bright	38.000	49	1Alp UMi	1.9900	6300.0	76	10231	No
348	GOM_NL__2PRFIN20040213_203225_000000442024_00157_10231_1691.N1	13-FEB-2004 20:32:25	Bright	44.000	60	7Bet UMi	2.0810	3950.0	88	10231	No
349	GOM_NL__2PRFIN20040213_203701_000000392024_00157_10231_1692.N1	13-FEB-2004 20:37:01	Bright	38.500	89	5Alp Cep	2.4510	8000.0	77	10231	No
350	GOM_NL__2PRFIN20040213_204057_000000422024_00157_10231_1693.N1	13-FEB-2004 20:40:57	Bright	42.000	130	23Bet Dra	2.7990	5800.0	84	10231	No
351	GOM_NL__2PRFIN20040213_204248_000000362024_00157_10231_1694.N1	13-FEB-2004 20:42:48	Bright	36.000	144	18Del Cyg	2.8600	11000.	72	10231	No
352	GOM_NL__2PRFIN20040213_204506_000000382024_00157_10231_1695.N1	13-FEB-2004 20:45:06	Bright	37.500	5	3Alp Lyr	0.033000	11000.	75	10231	No
353	GOM_NL__2PRFIN20040213_204814_000000532024_00157_10231_1696.N1	13-FEB-2004 20:48:14	Bright	52.500	133	40Zet Her	2.8070	6000.0	105	10231	No
354	GOM_NL__2PRFIN20040213_205207_000001042024_00157_10231_1697.N1	13-FEB-2004 20:52:07	Twilight	104.00	67	5Alp CrB	2.2210	11000.	208	10231	No
355	GOM_NL__2PRFIN20040213_205615_000000512024_00157_10231_1698.N1	13-FEB-2004 20:56:15	Bright	50.500	126	60Bet Oph	2.7700	4250.0	101	10231	No
356	GOM_NL__2PRFIN20040213_210309_000000422024_00157_10231_1699.N1	13-FEB-2004 21:03:09	Twilight	41.500	57	34Sig Sgr	2.0660	26000.	83	10231	No
357	GOM_NL__2PRFIN20040213_210553_000000422024_00157_10231_1700.N1	13-FEB-2004 21:05:53	Dark	42.000	38	20Eps Sgr	1.8360	11000.	84	10231	No
358	GOM_NL__2PRFIN20040213_210755_000000432024_00157_10231_1701.N1	13-FEB-2004 21:07:55	Dark	43.000	25	35Lam Sco	1.6200	28000.	86	10231	No
359	GOM_NL__2PRFIN20040213_210914_000000432024_00157_10231_1702.N1	13-FEB-2004 21:09:14	Dark	42.500	40	The Sco	1.8590	7100.0	85	10231	No
360	GOM_NL__2PRFIN20040213_211101_000000412024_00157_10231_1703.N1	13-FEB-2004 21:11:01	Dark	41.000	147	Alp Ara	2.8770	26000.	82	10231	No
361	GOM_NL__2PRFIN20040213_211229_000000402024_00157_10231_1704.N1	13-FEB-2004 21:12:29	Dark	39.500	141	Bet Ara	2.8400	4600.0	79	10231	No
362	GOM_NL__2PRFIN20040213_211422_000000492024_00158_10232_9796.N1	13-FEB-2004 21:14:22	Dark	49.000	131	Gam Lup	2.8000	26000.	98	10232	No
363	GOM_NL__2PRFIN20040213_211951_000000452024_00158_10232_9797.N1	13-FEB-2004 21:19:51	Dark	44.500	10	Bet Cen	0.61000	28000.	89	10232	No
364	GOM_NL__2PRFIN20040213_212258_000000462024_00158_10232_9798.N1	13-FEB-2004 21:22:58	Dark	46.000	12	Alp1Cru	0.77500	30000.	92	10232	No
365	GOM_NL__2PRFIN20040213_212536_000000392024_00158_10232_9799.N1	13-FEB-2004 21:25:36	Dark	39.000	29	Bet Car	1.6720	10200.	78	10232	No
366	GOM_NL__2PRFIN20040213_212810_000000432024_00158_10232_9800.N1	13-FEB-2004 21:28:10	Dark	43.000	71	lot Car	2.2460	7700.0	86	10232	No
367	GOM_NL__2PRFIN20040213_212949_000000422024_00158_10232_9801.N1	13-FEB-2004 21:29:49	Dark	41.500	46	Del Vel	1.9540	10600.	83	10232	No
368	GOM_NL__2PRFIN20040213_213230_000000482024_00158_10232_9802.N1	13-FEB-2004 21:32:30	Straylight	48.000	65	Lam Vel	2.2040	4400.0	96	10232	No
369	GOM_NL__2PRFIN20040213_213417_000000422024_00158_10232_9803.N1	13-FEB-2004 21:34:17	Straylight	41.500	70	Zet Pup	2.2460	39000.	83	10232	No
370	GOM_NL__2PRFIN20040213_213739_000000412024_00158_10232_9804.N1	13-FEB-2004 21:37:39	Straylight	40.500	88	31Eta CMa	2.4480	20000.	81	10232	No
371	GOM_NL__2PRFIN20040213_214702_000000522024_00158_10232_9805.N1	13-FEB-2004 21:47:02	Bright	52.000	8	10Alp CMi	0.40000	6500.0	104	10232	No
372	GOM_NL__2PRFIN20040213_215058_000000402024_00158_10232_9806.N1	13-FEB-2004 21:50:58	Bright	39.500	44	24Gam Gem	1.9280	11000.	79	10232	No
373	GOM_NL__2PRFIN20040213_215321_000000522024_00158_10232_9807.N1	13-FEB-2004 21:53:21	Bright	52.000	17	78Bet Gem	1.1610	4500.0	104	10232	No
374	GOM_NL__2PRFIN20040213_215921_000000392024_00158_10232_9808.N1	13-FEB-2004 21:59:21	Bright	39.000	42	34Bet Aur	1.9000	10200.	78	10232	No
375	GOM_NL__2PRFIN20040213_220352_000000562024_00158_10232_9809.N1	13-FEB-2004 22:03:52	Bright	56.000	174	52Psi UMa	3.0040	4400.0	112	10232	No
376	GOM_NL__2PRFIN20040213_220631_000000472024_00158_10232_9810.N1	13-FEB-2004 22:06:31	Bright	46.500	36	50Alp UMa	1.8000	6300.0	93	10232	No
377	GOM_NL__2PRFIN20040213_221047_000000382024_00158_10232_9811.N1	13-FEB-2004 22:10:47	Bright	37.500	49	1Alp UMi	1.9900	6300.0	75	10232	No
378	GOM_NL__2PRFIN20040213_221301_000000382024_00158_10232_9812.N1	13-FEB-2004 22:13:01	Bright	37.500	60	7Bet UMi	2.0810	3950.0	75	10232	No
379	GOM_NL__2PRFIN20040213_221738_000000382024_00158_10232_9813.N1	13-FEB-2004 22:17:38	Bright	37.500	89	5Alp Cep	2.4510	8000.0	75	10232	No
380	GOM_NL__2PRFIN20040213_222133_000000432024_00158_10232_9814.N1	13-FEB-2004 22:21:33	Bright	43.000	130	23Bet Dra	2.7990	5800.0	86	10232	No
381	GOM_NL__2PRFIN20040213_222325_000000362024_00158_10232_9815.N1	13-FEB-2004 22:23:25	Bright	36.000	144	18Del Cyg	2.8600	11000.	72	10232	No
382	GOM_NL__2PRFIN20040213_222542_000000382024_00158_10232_9816.N1	13-FEB-2004 22:25:42	Bright	37.500	5	3Alp Lyr	0.033000	11000.	75	10232	No
383	GOM_NL__2PRFIN20040213_222850_000000542024_00158_10232_9817.N1	13-FEB-2004 22:28:50	Bright	53.500	133	40Zet Her	2.8070	6000.0	107	10232	No
384	GOM_NL__2PRFIN20040213_223243_000001022024_00158_10232_9818.N1	13-FEB-2004 22:32:43	Twilight	102.00	67	5Alp CrB	2.2210	11000.	204	10232	No
385	GOM_NL__2PRFIN20040213_223651_000000482024_00158_10232_9819.N1	13-FEB-2004 22:36:51	Bright	47.500	126	60Bet Oph	2.7700	4250.0	95	10232	No
386	GOM_NL__2PRFIN20040213_224345_000000412024_00158_10232_9820.N1	13-FEB-2004 22:43:45	Twilight	41.000	57	34Sig Sgr	2.0660	26000.	82	10232	No
387	GOM_NL__2PRFIN20040213_224629_000000422024_00158_10232_9821.N1	13-FEB-2004 22:46:29	Dark	41.500	38	20Eps Sgr	1.8360	11000.	83	10232	No
388	GOM_NL__2PRFIN20040213_224832_000000472024_00158_10232_9822.N1	13-FEB-2004 22:48:32	Dark	47.000	25	35Lam Sco	1.6200	28000.	94	10232	No
389	GOM_NL__2PRFIN20040213_224950_000000472024_00158_10232_9823.N1	13-FEB-2004 22:49:50	Dark	47.000	40	The Sco	1.8590	7100.0	94	10232	No
390	GOM_NL__2PRFIN20040213_225136_000000412024_00158_10232_9824.N1	13-FEB-2004 22:51:36	Dark	41.000	147	Alp Ara	2.8770	26000.	82	10232	No
391	GOM_NL__2PRFIN20040213_225305_000000432024_00158_10232_9825.N1	13-FEB-2004 22:53:05	Dark	42.500	141	Bet Ara	2.8400	4600.0	85	10232	No
392	GOM_NL__2PRFIN20040213_225458_000000492024_00159_10233_9796.N1	13-FEB-2004 22:54:58	Dark	48.500	131	Gam Lup	2.8000	26000.	97	10233	No
393	GOM_NL__2PRFIN20040213_230027_000000442024_00159_10233_9797.N1	13-FEB-2004 23:00:27	Dark	44.000	10	Bet Cen	0.61000	28000.	88	10233	No
394	GOM_NL__2PRFIN20040213_230335_000000482024_00159_10233_9798.N1	13-FEB-2004 23:03:35	Dark	47.500	12	Alp1Cru	0.77500	30000.	95	10233	No
395	GOM_NL__2PRFIN20040213_230612_000000392024_00159_10233_9799.N1	13-FEB-2004 23:06:12	Dark	38.500	29	Bet Car	1.6720	10200.	77	10233	No
396	GOM_NL__2PRFIN20040213_230844_000000422024_00159_10233_9800.N1	13-FEB-2004 23:08:44	Dark	42.000	71	lot Car	2.2460	7700.0	84	10233	No

397	GOM_NL__2PRFIN20040213_231024_000000432024_00159_10233_9801.N1	13-FEB-2004 23:10:24	Dark	42.500	46	Del Vel	1.9540	10600.	85	10233	No
398	GOM_NL__2PRFIN20040213_231304_000000482024_00159_10233_9802.N1	13-FEB-2004 23:13:04	Straylight	48.000	65	Lam Vel	2.2040	4400.0	96	10233	No
399	GOM_NL__2PRFIN20040213_231453_000000402024_00159_10233_9803.N1	13-FEB-2004 23:14:53	Straylight	40.000	70	Zet Pup	2.2460	39000.	80	10233	No
400	GOM_NL__2PRFIN20040213_231815_000000402024_00159_10233_9804.N1	13-FEB-2004 23:18:15	Straylight	40.000	88	31Eta CMa	2.4480	20000.	80	10233	No
401	GOM_NL__2PRFIN20040213_232738_000000522024_00159_10233_9805.N1	13-FEB-2004 23:27:38	Bright	51.500	8	10Alp CMi	0.40000	6500.0	103	10233	No
402	GOM_NL__2PRFIN20040213_233135_000000402024_00159_10233_9806.N1	13-FEB-2004 23:31:35	Bright	39.500	44	24Gam Gem	1.9280	11000.	79	10233	No
403	GOM_NL__2PRFIN20040213_233356_000000442024_00159_10233_9807.N1	13-FEB-2004 23:33:56	Bright	43.500	17	78Bet Gem	1.1610	4500.0	87	10233	No
404	GOM_NL__2PRFIN20040213_233957_000000392024_00159_10233_9808.N1	13-FEB-2004 23:39:57	Bright	38.500	42	34Bet Aur	1.9000	10200.	77	10233	No
405	GOM_NL__2PRFIN20040213_234426_000000502024_00159_10233_9809.N1	13-FEB-2004 23:44:26	Bright	50.000	174	52Psi UMa	3.0040	4400.0	100	10233	No
406	GOM_NL__2PRFIN20040213_234706_000000462024_00159_10233_9810.N1	13-FEB-2004 23:47:06	Bright	45.500	36	50Alp UMa	1.8000	6300.0	91	10233	No
407	GOM_NL__2PRFIN20040213_235122_000000352024_00159_10233_9811.N1	13-FEB-2004 23:51:22	Bright	35.000	49	1Alp UMi	1.9900	6300.0	70	10233	No
408	GOM_NL__2PRFIN20040213_235336_000000412024_00159_10233_9812.N1	13-FEB-2004 23:53:36	Bright	40.500	60	7Bet UMi	2.0810	3950.0	81	10233	No
409	GOM_NL__2PRFIN20040213_235813_000000392024_00159_10233_9813.N1	13-FEB-2004 23:58:13	Bright	39.000	89	5Alp Cep	2.4510	8000.0	78	10233	No

3. Quality information per product

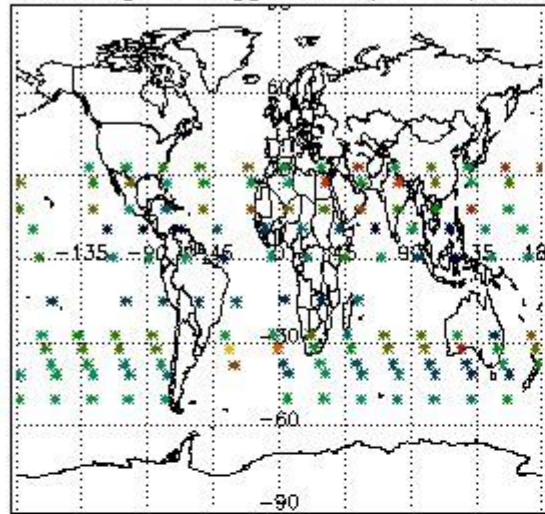
In this section it is plotted some information contained in the Quality Summary data set of the level 2 products. Only products in dark limb conditions and without errors (error flag in the MPH set to "0") are used.

3.1 Plot quality information per product (time dependant)

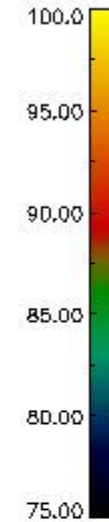
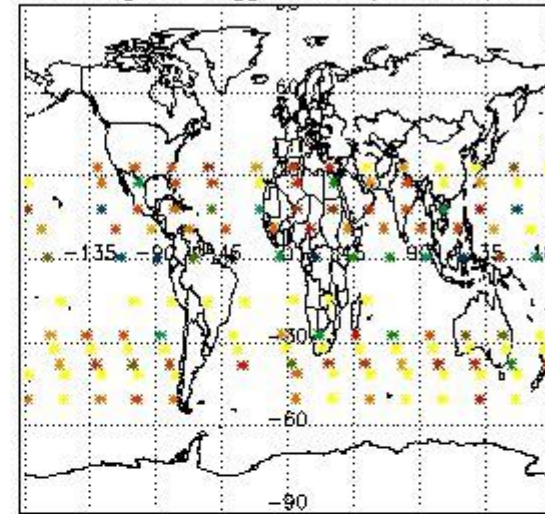


3.2 Plot quality information per product (world map)

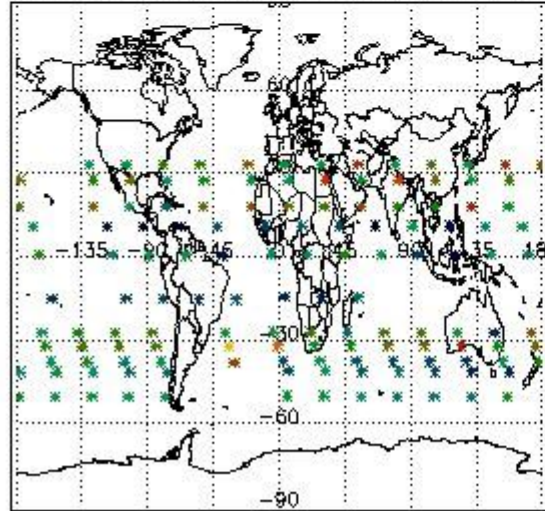
Percentage of flagged data per O3 profile



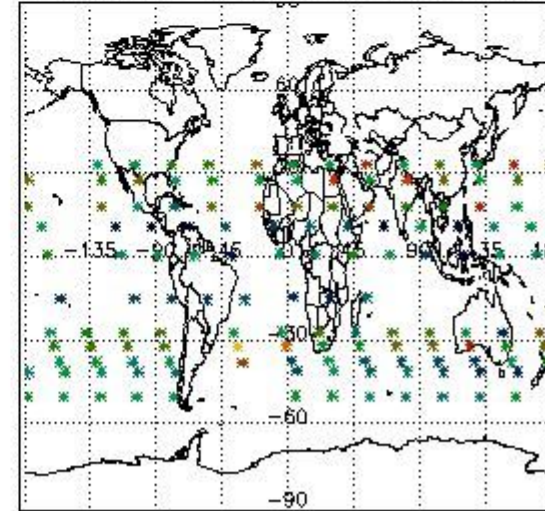
Percentage of flagged data per H2O profile



Percentage of flagged data per NO2 profile



Percentage of flagged data per NO3 profile

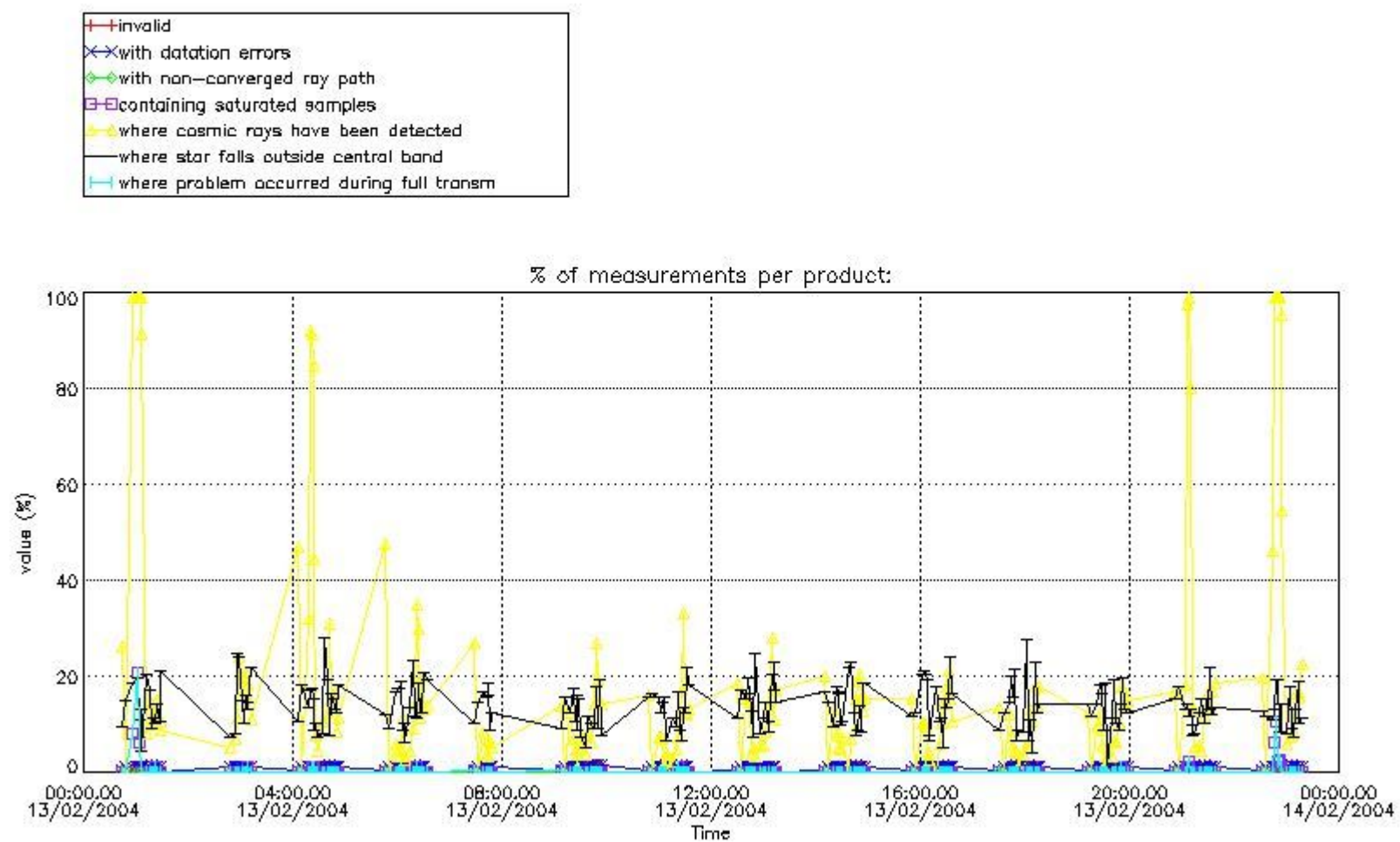


4. Level 1 quality information per product

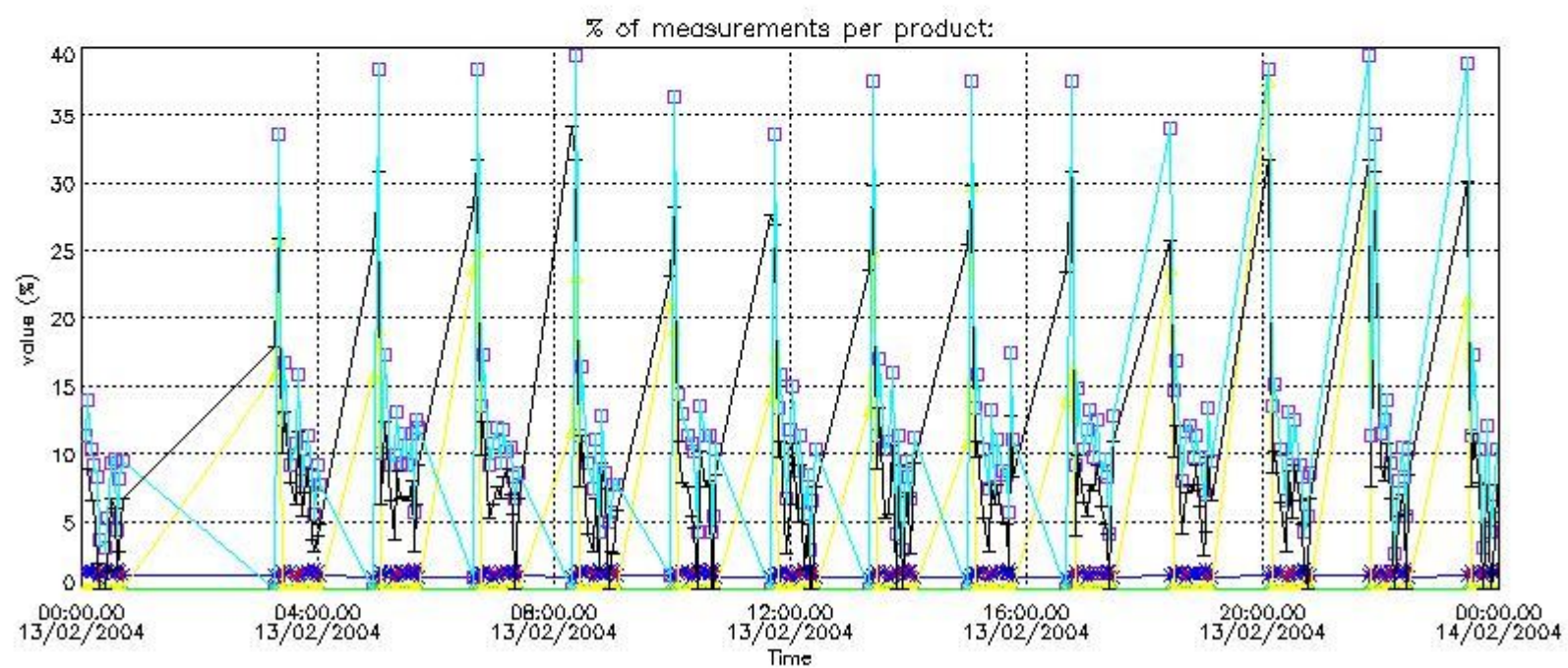
In this section it is plotted some information contained in the Quality Summary data set of the level 2 products that comes from the level 1b processing. Products without errors (error flag in the MPH set to "0") are used.

4.1 Plot quality information per product (time dependant) coming from level 1b processing

4.1.1 Plot level 1 quality information per product (time dependant): ENVISAT ASCENDING passes

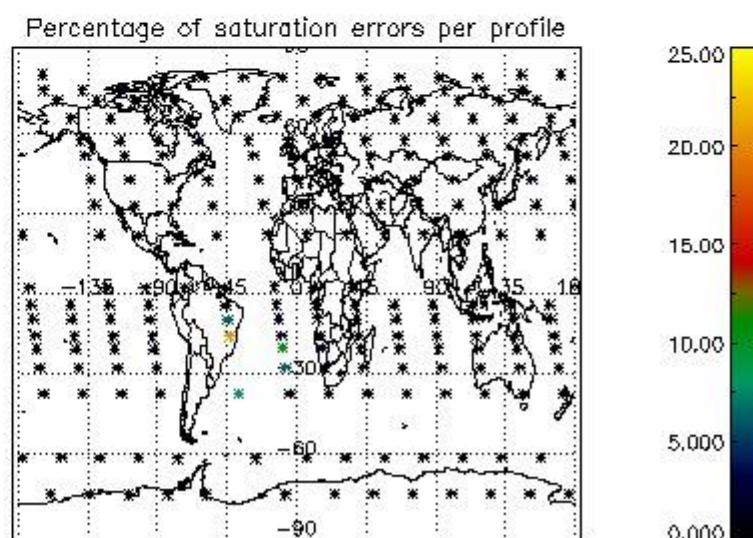
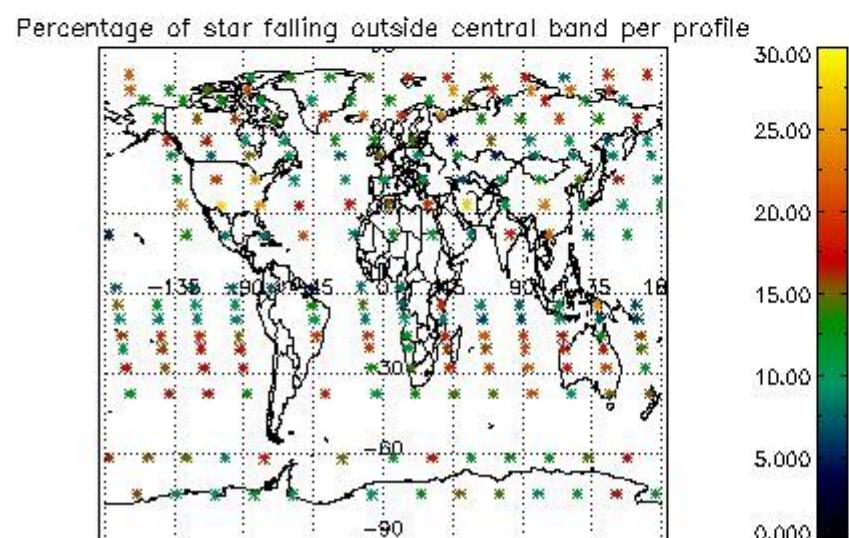
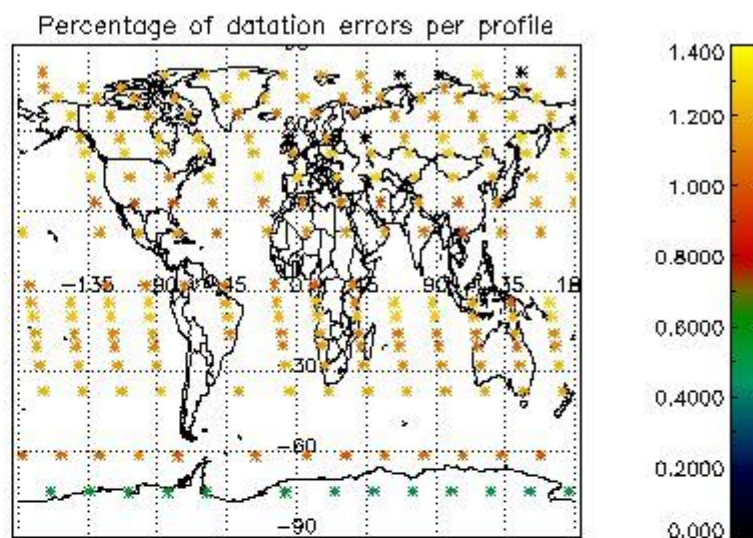
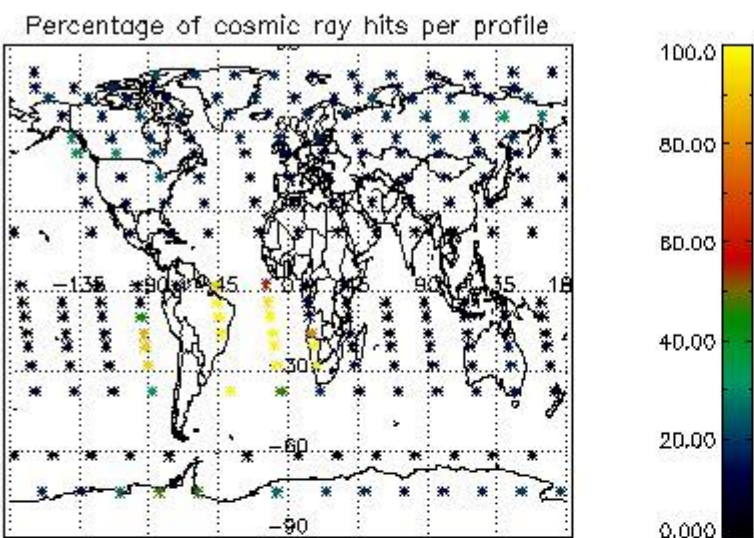


4.1.2 Plot level 1 quality information per product (time dependant): ENVI SAT DESCENDING passes



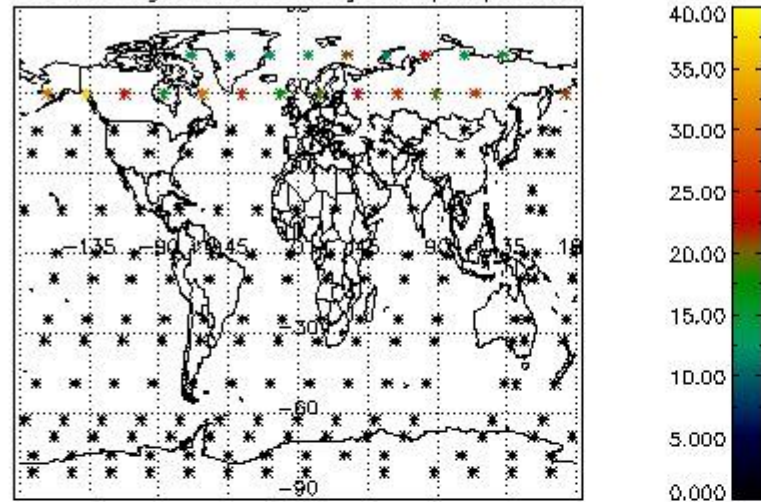
4.2 Plot quality information per product coming from level 1b processing (world map)

4.2.1 Plot level 1 quality information per product (world map): ENVISAT ASCENDING passes

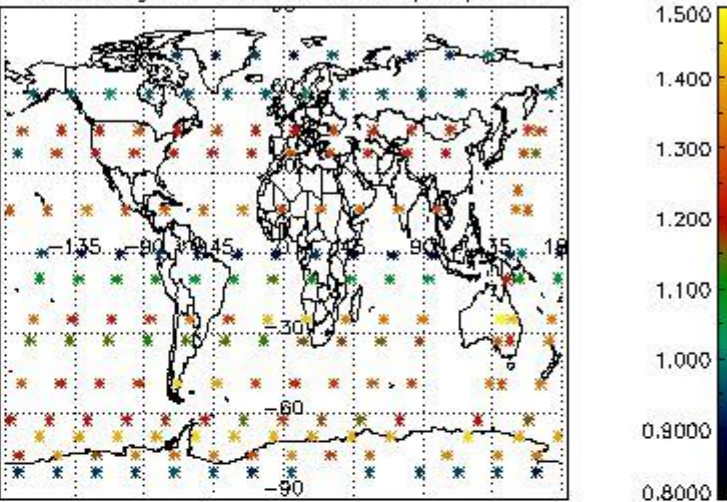


4.2.2 Plot level 1 quality information per product (world map): ENVISAT DESCENDING passes

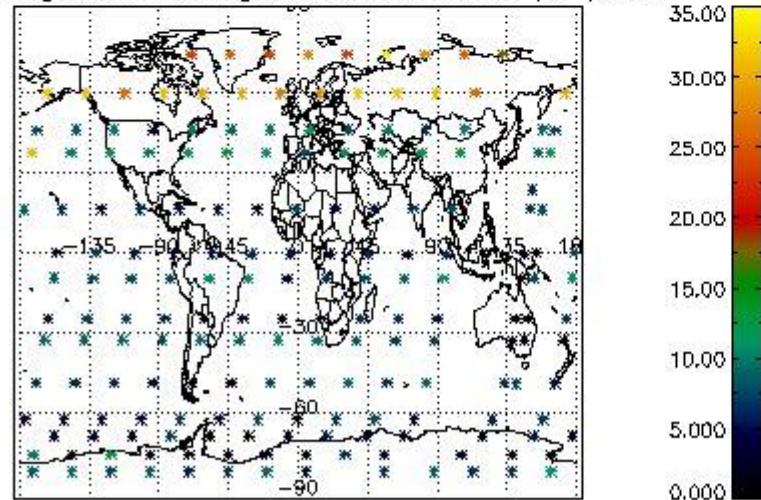
Percentage of cosmic ray hits per profile



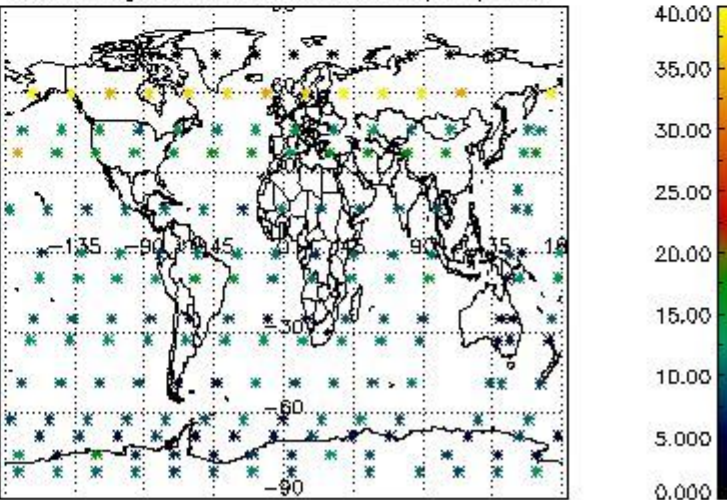
Percentage of datation errors per profile



Percentage of star falling outside central band per profile



Percentage of saturation errors per profile



5. Trace gas profiles

5.1 Ozone statistics based on quality of products

The final quality of the products can be "measured" using the STD (Standard Deviation) attached to every point profile. This information is written to the parameter GOM_NL__2P/NL_LOCAL_SPECIES_DENSITY/o3_std of the level 2 products. The table below shows the statistics for given STD ranges.

The statistics are given with respect to the overall valid production:

- Products without fatal errors: GOM_NL__2P/MPH/PRODUCT_ERR=0
- Valid point profile: GOM_NL__2P/NL_LOCAL_SPECIES_DENSITY/pcd(0)=0

The 'Criteria' is applied to valid points of dark limb products:

- Products in dark limb illumination condition: GOM_NL__2P/NL_SUMMARY_QUALITY/obs_ill_cond=0
- Products without fatal errors: GOM_NL__2P/MPH/PRODUCT_ERR=0
- Valid point profile: GOM_NL__2P/NL_LOCAL_SPECIES_DENSITY/pcd(0)=0

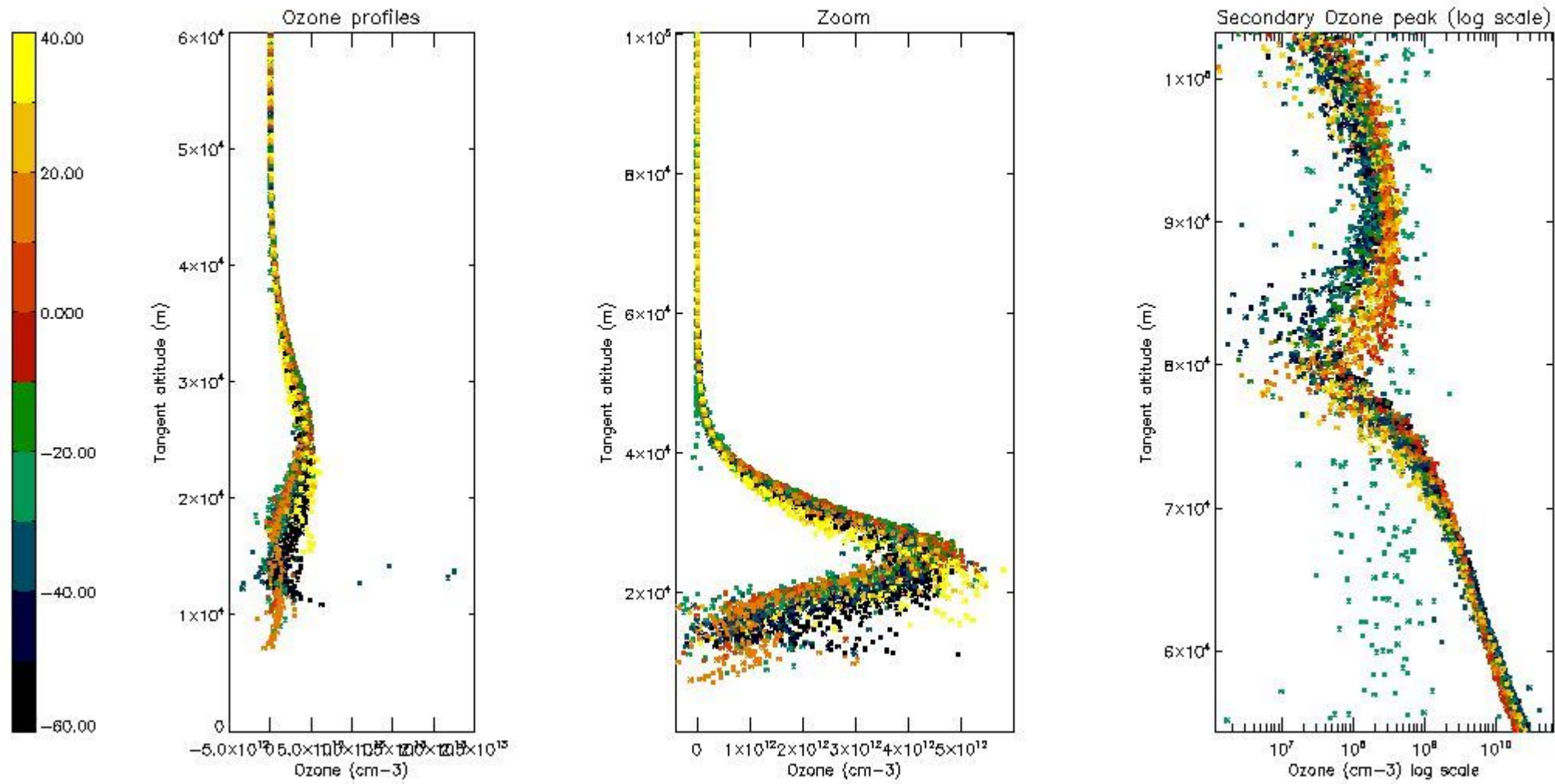
So, the table below shows the percentage of dark limb and valid observations for each criteria with respect to the overall valid daily observations.

Criteria	% of total production
All STD	32
STD < 20	19

STD < 10	16
STD < 5	12

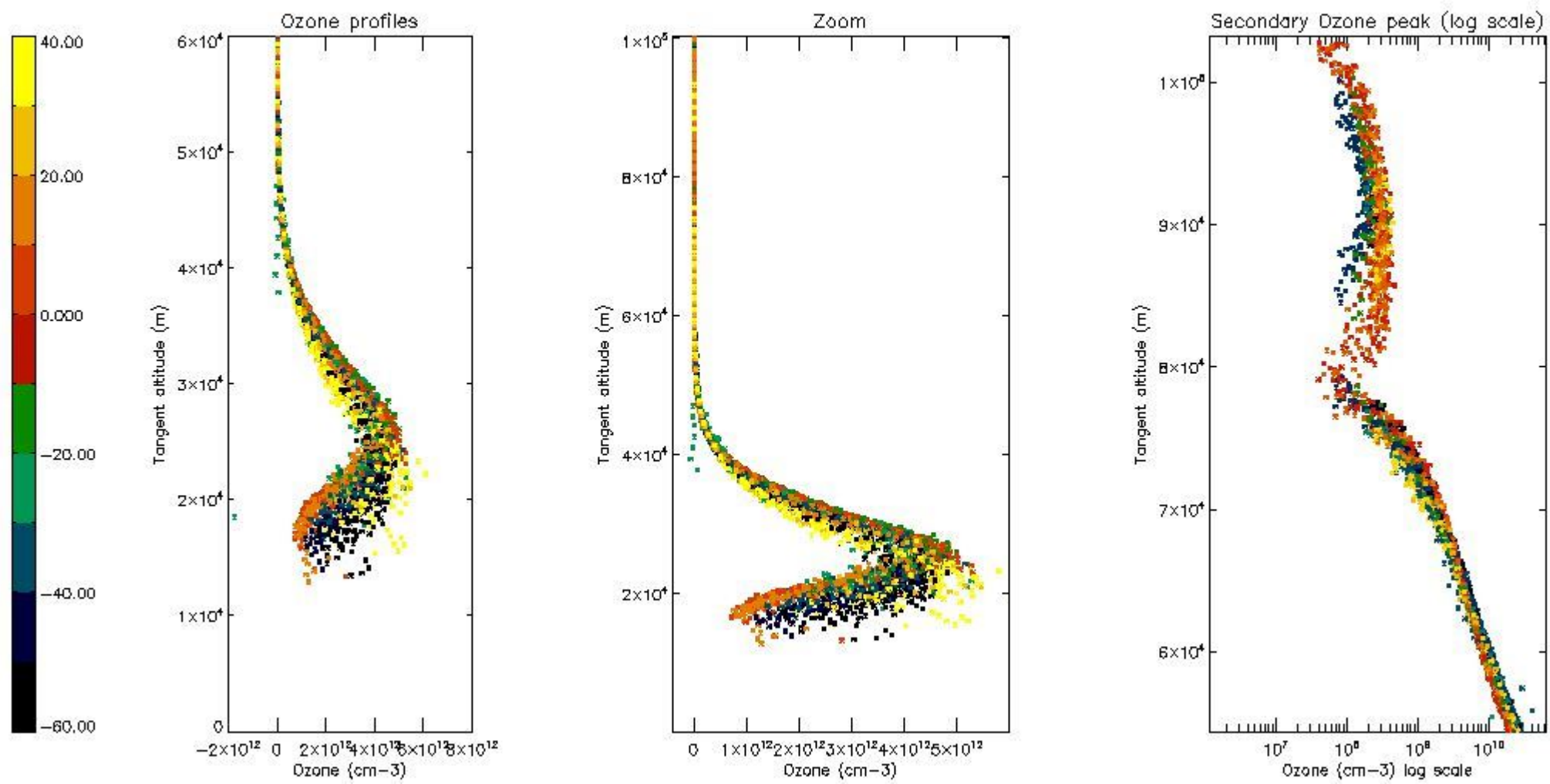
5.2 Plot ozone profiles for all STD (dark without errors)

The colorbar represents the latitude.



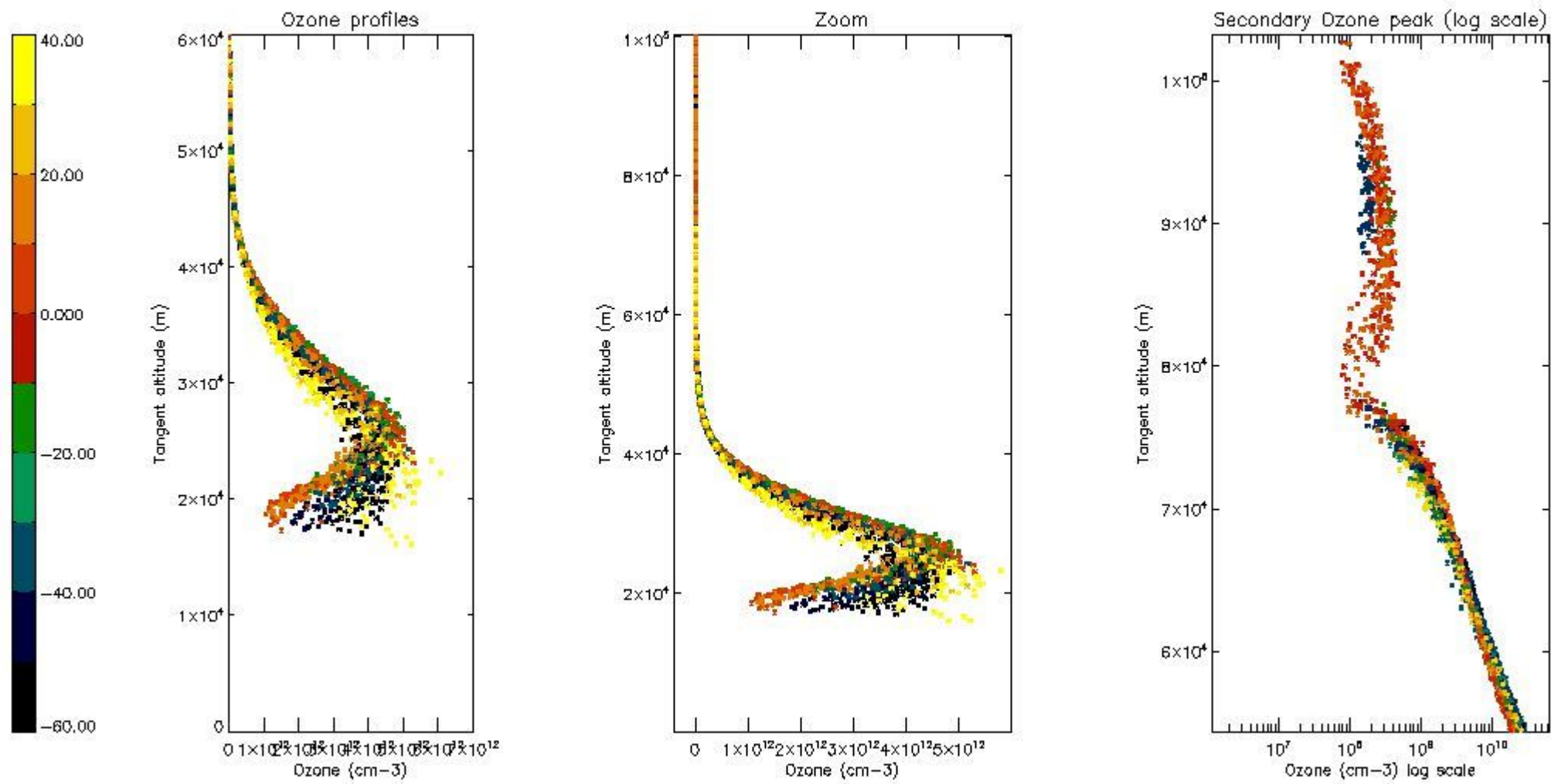
5.3 Plot ozone profiles where STD < 20% (dark without errors)

The colorbar represents the latitude.



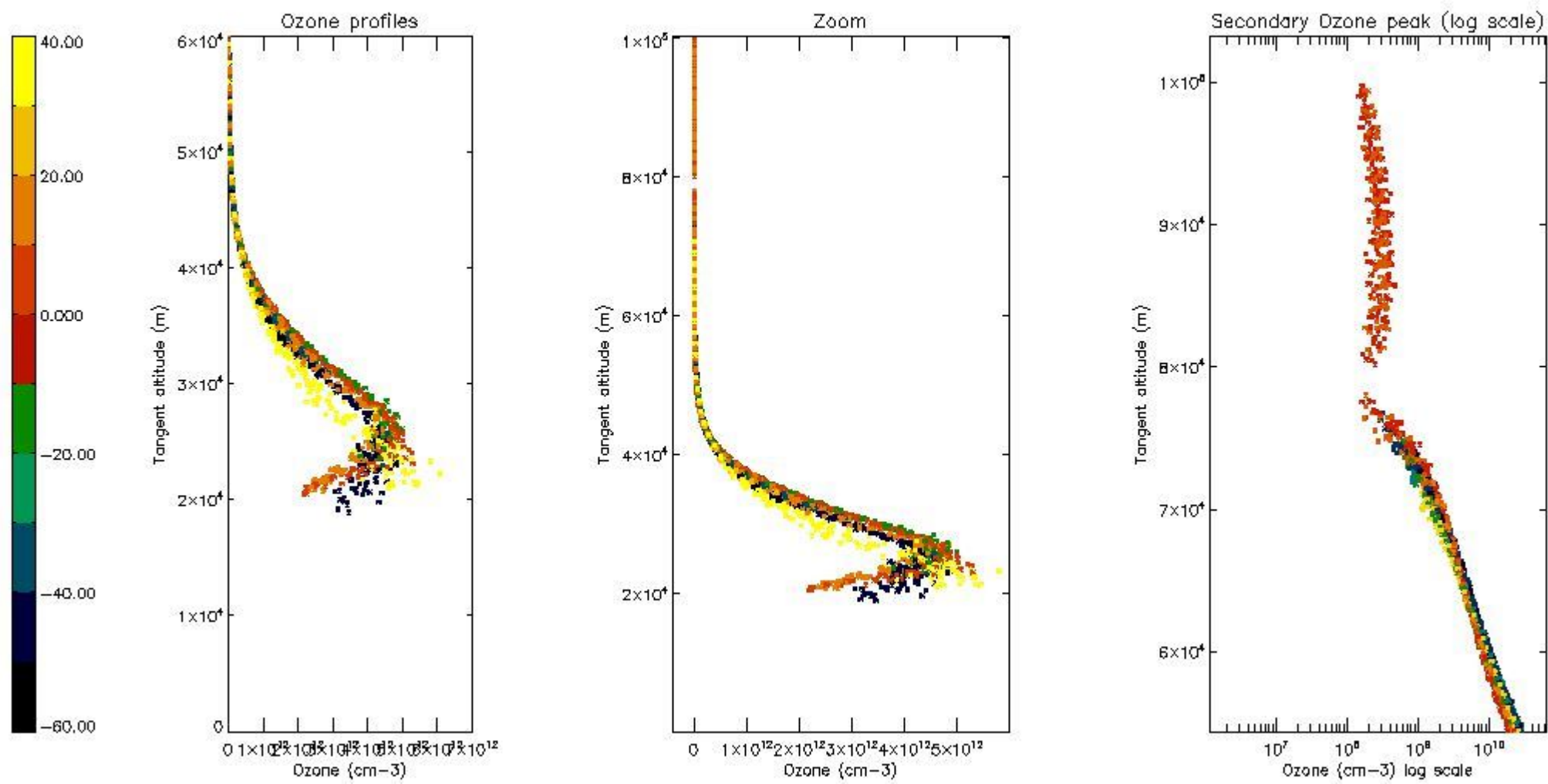
5.4 Plot ozone profiles where STD < 10% (dark without errors)

The colorbar represents the latitude.



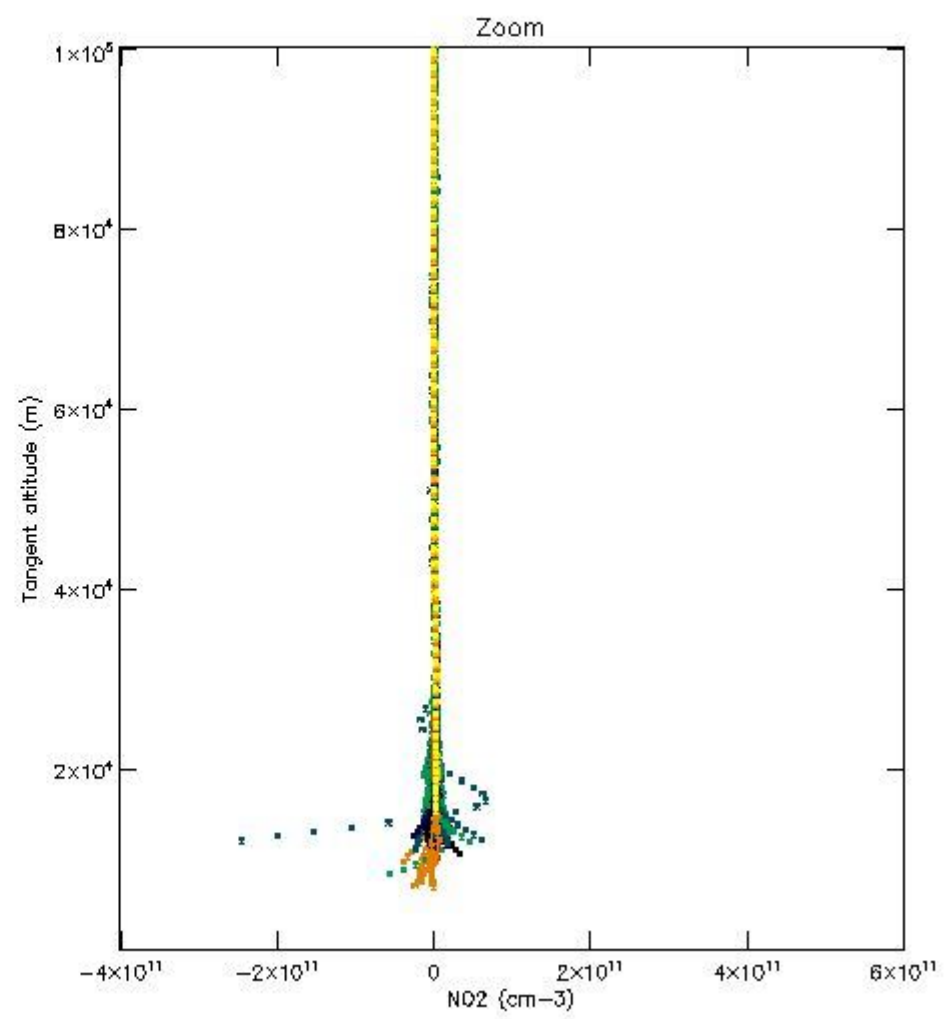
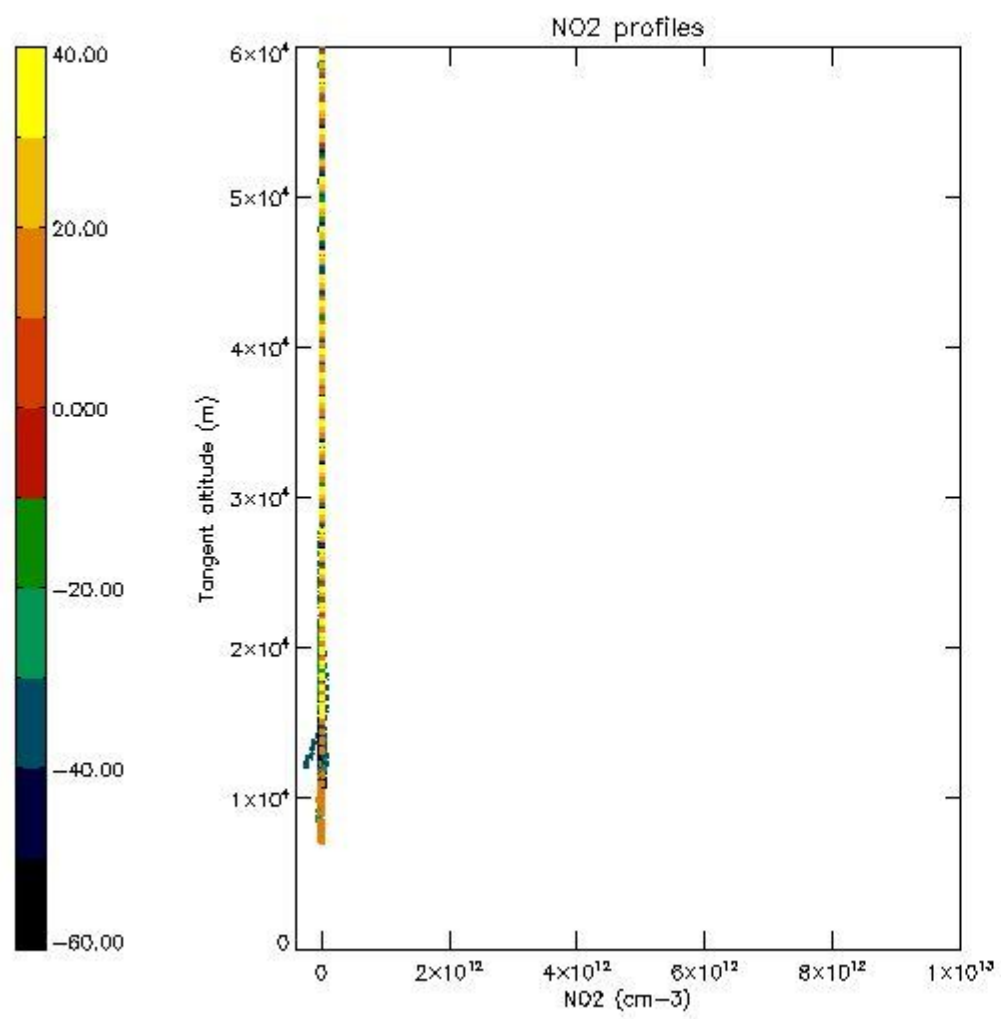
5.5 Plot ozone profiles where $STD < 5\%$ (dark without errors)

The colorbar represents the latitude.



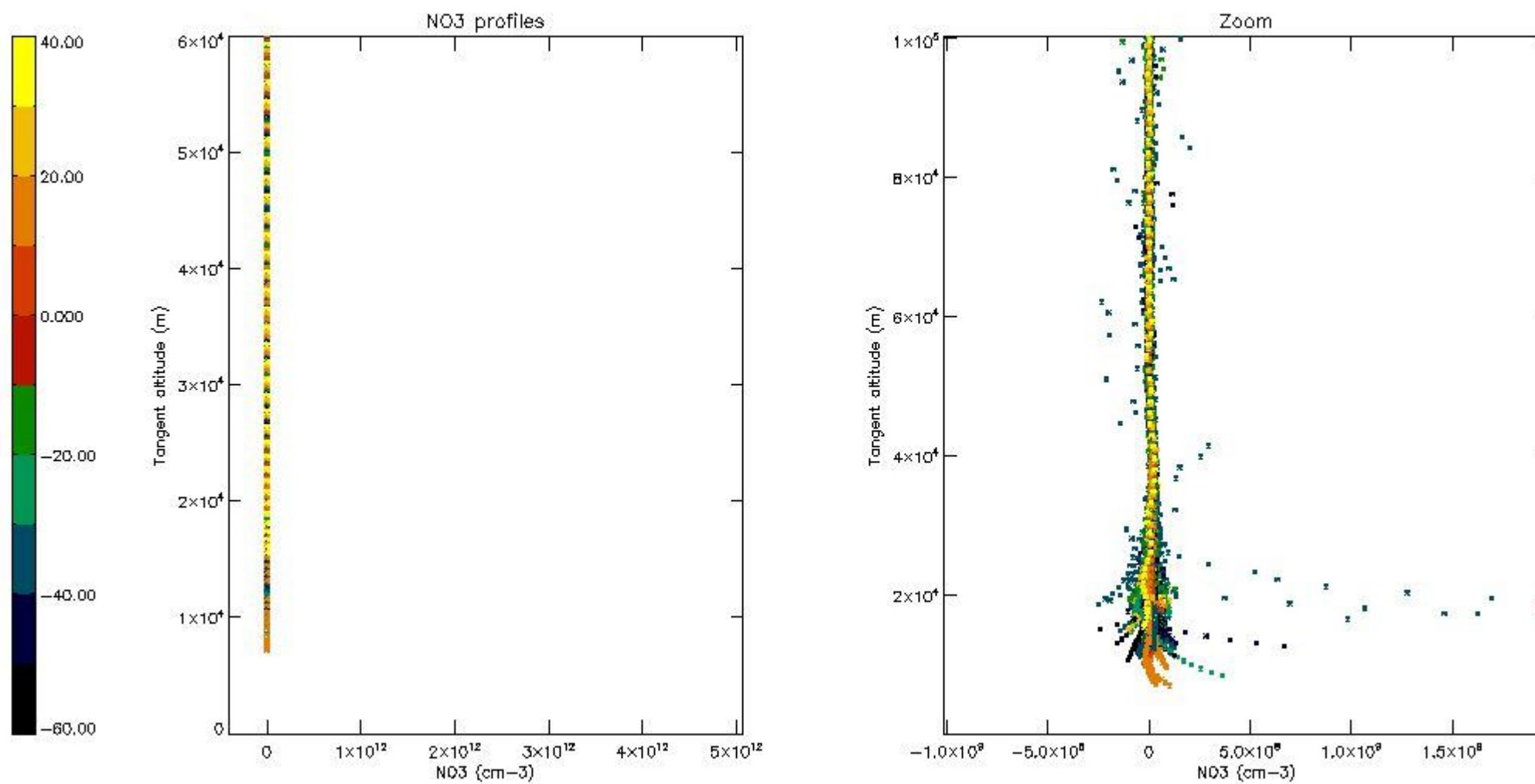
5.6 Plot NO₂ profiles for all STD (dark without errors)

The colorbar represents the latitude.



5.7 Plot NO3 profiles for all STD (dark without errors)

The colorbar represents the latitude.



6. Auxiliary Data Files used for the production reported in section 2

The number reported in the third column indicates since which file (see list in section 2) the corresponding auxiliary file has been used. The fourth column is the date of those product files.

Type	Auxiliary Filename	Used since product	Used since product date
INST_PHYS_CHARACTERISTICS	GOM_INS_AXVIEC20091111_143220_20030716_120000_20500101_000000	1	13-FEB-2004 00:03:07
LEVEL-2_PROC_CONFIG	GOM_PR2_AXVIEC20091111_152718_20020301_000000_20500101_000000	1	13-FEB-2004 00:03:07
CROSS_SECTIONS_FILE	GOM_CRS_AXVIEC20091111_154832_20020301_000000_20500101_000000	1	13-FEB-2004 00:03:07

GOMOS Level 2 Daily Report

SUMMARY

[1. General Info](#)

[2. Summary of processed GOM_NL_2P products](#)

[3. Level 2 Quality information per product](#)

[3.1 Plot of level 2 quality information per product \(time dependant\)](#)

[3.2 Plot of level 2 quality information per product \(world map\)](#)

[4. Level 1 Quality information per product \(stored on level 2 products\)](#)

[4.1 Plot of level 1 quality information per product \(time dependant\)](#)

[4.1.1 Plot of level 1 quality information per product \(time dependant\): ASCENDING](#)

[4.1.2 Plot of level 1 quality information per product \(time dependant\): DESCENDING](#)

[4.2 Plot of level 1 quality information per product \(world map\)](#)

[4.2.1 Plot of level 1 quality information per product \(world map\): ASCENDING](#)

[4.2.2 Plot of level 1 quality information per product \(world map\): DESCENDING](#)

[5. Ozone profiles based on quality statistics and other trace gas profiles](#)

[5.1 Ozone statistics based on quality of products](#)

[5.2 Plot ozone profiles for all STD \(dark without errors\)](#)

[5.3 Plot ozone profiles where STD < 20% \(dark without errors\)](#)

[5.4. Plot ozone profiles where STD < 10% \(dark without errors\)](#)

[5.5. Plot ozone profiles where STD < 5% \(dark without errors\)](#)

[5.6 Plot NO2 profiles for all STD \(dark without errors\)](#)

[5.7 Plot NO3 profiles for all STD \(dark without errors\)](#)

[5.8 Plot H2O profiles \(only for occultations of stars 1,2,3,4,13,14,16,26,63 dark without errors\) for all STD](#)

[6. Auxiliary Data Files used for the production reported in section 2](#)

This report presents the daily analysis on parameters extracted from GOMOS level 2 data (GOM_NL__2P). It is intended to monitor some important parameters that will impact the quality of these products. A list of level 2 products (and content) that have arrived during the reporting day to the PCF is also given.

Item	Value
Time of report generation	18APR2013 19:13:22
Data source version	GOMOS/6.01
Start time of products	13-02-2004 (13FEB2004 00:00:00)
Stop time of products	14-02-2004 (14FEB2004 00:00:00)
Store outputs in DB	Yes
Nb of level 2 prods	409
Nb of prods with errors	0

2. Summary of processed GOM_NL__2P products.

Nr	Filename	UTC Start time	Limb	Duration	Star Id	Star Name	Star Mag	Star Temp	Nb Meas	Orbit	Prod. error
1	GOM_NL__2PRFIN20040213_000307_000000402024_00145_10219_1577.N1	13-FEB-2004 00:03:07	Bright	39.500	44	24Gam Gem	1.9280	11000.	79	10219	No
2	GOM_NL__2PRFIN20040213_000534_000000402024_00145_10219_1578.N1	13-FEB-2004 00:05:34	Bright	39.500	17	78Bet Gem	1.1610	4500.0	79	10219	No
3	GOM_NL__2PRFIN20040213_000931_000000392024_00145_10219_1579.N1	13-FEB-2004 00:09:31	Bright	38.500	107	37The Aur	2.6490	11000.	77	10219	No
4	GOM_NL__2PRFIN20040213_001129_000000382024_00145_10219_1580.N1	13-FEB-2004 00:11:29	Bright	38.000	42	34Bet Aur	1.9000	10200.	76	10219	No
5	GOM_NL__2PRFIN20040213_001619_000000542024_00145_10219_1581.N1	13-FEB-2004 00:16:19	Bright	54.000	174	52Psi UMa	3.0040	4400.0	108	10219	No
6	GOM_NL__2PRFIN20040213_001851_000000412024_00145_10219_1582.N1	13-FEB-2004 00:18:51	Bright	41.000	36	50Alp UMa	1.8000	6300.0	82	10219	No
7	GOM_NL__2PRFIN20040213_002300_000000342024_00145_10219_1583.N1	13-FEB-2004 00:23:00	Bright	33.500	49	1Alp UMi	1.9900	6300.0	67	10219	No
8	GOM_NL__2PRFIN20040213_002518_000000392024_00145_10219_1584.N1	13-FEB-2004 00:25:18	Bright	38.500	60	7Bet UMi	2.0810	3950.0	77	10219	No
9	GOM_NL__2PRFIN20040213_002948_000000382024_00145_10219_1585.N1	13-FEB-2004 00:29:48	Bright	37.500	89	5Alp Cep	2.4510	8000.0	75	10219	No
10	GOM_NL__2PRFIN20040213_003348_000000422024_00145_10219_1586.N1	13-FEB-2004 00:33:48	Bright	41.500	130	23Bet Dra	2.7990	5800.0	83	10219	No
11	GOM_NL__2PRFIN20040213_003536_000000352024_00145_10219_1587.N1	13-FEB-2004 00:35:36	Bright	34.500	144	18Del Cyg	2.8600	11000.	69	10219	No
12	GOM_NL__2PRFIN20040213_003754_000000372024_00145_10219_1588.N1	13-FEB-2004 00:37:54	Bright	37.000	5	3Alp Lyr	0.033000	11000.	74	10219	No
13	GOM_NL__2PRFIN20040213_004101_000000532024_00145_10219_1589.N1	13-FEB-2004 00:41:01	Bright	52.500	133	40Zet Her	2.8070	6000.0	105	10219	No
14	GOM_NL__2PRFIN20040213_004447_000000942024_00145_10219_1590.N1	13-FEB-2004 00:44:47	Twilight	94.000	67	5Alp CrB	2.2210	11000.	188	10219	No
15	GOM_NL__2PRFIN20040213_004859_000000482024_00145_10219_1591.N1	13-FEB-2004 00:48:59	Bright	47.500	126	60Bet Oph	2.7700	4250.0	95	10219	No
16	GOM_NL__2PRFIN20040213_005555_000000442024_00145_10219_1592.N1	13-FEB-2004 00:55:55	Twilight	43.500	57	34Sig Sgr	2.0660	26000.	87	10219	No
17	GOM_NL__2PRFIN20040213_010157_000000462024_00145_10219_1593.N1	13-FEB-2004 01:01:57	Dark	46.000	40	The Sco	1.8590	7100.0	92	10219	No
18	GOM_NL__2PRFIN20040213_010345_000000412024_00145_10219_1594.N1	13-FEB-2004 01:03:45	Dark	41.000	147	Alp Ara	2.8770	26000.	82	10219	No
19	GOM_NL__2PRFIN20040213_010513_000000422024_00145_10219_1595.N1	13-FEB-2004 01:05:13	Dark	42.000	141	Bet Ara	2.8400	4600.0	84	10219	No
20	GOM_NL__2PRFIN20040213_010658_000000472024_00146_10220_9803.N1	13-FEB-2004 01:06:58	Dark	46.500	131	Gam Lup	2.8000	26000.	93	10220	No
21	GOM_NL__2PRFIN20040213_011232_000000502024_00146_10220_9804.N1	13-FEB-2004 01:12:32	Dark	49.500	10	Bet Cen	0.61000	28000.	99	10220	No
22	GOM_NL__2PRFIN20040213_011542_000000472024_00146_10220_9805.N1	13-FEB-2004 01:15:42	Dark	46.500	12	Alp1Cru	0.77500	30000.	93	10220	No
23	GOM_NL__2PRFIN20040213_011822_000000392024_00146_10220_9806.N1	13-FEB-2004 01:18:22	Dark	39.000	29	Bet Car	1.6720	10200.	78	10220	No
24	GOM_NL__2PRFIN20040213_012056_000000412024_00146_10220_9807.N1	13-FEB-2004 01:20:56	Dark	40.500	71	lot Car	2.2460	7700.0	81	10220	No
25	GOM_NL__2PRFIN20040213_012235_000000402024_00146_10220_9808.N1	13-FEB-2004 01:22:35	Dark	40.000	46	Del Vel	1.9540	10600.	80	10220	No
26	GOM_NL__2PRFIN20040213_012459_000000432024_00146_10220_9809.N1	13-FEB-2004 01:24:59	Straylight	42.500	34	Gam2Vel	1.7930	23000.	85	10220	No
27	GOM_NL__2PRFIN20040213_012702_000000432024_00146_10220_9810.N1	13-FEB-2004 01:27:02	Straylight	42.500	70	Zet Pup	2.2460	39000.	85	10220	No
28	GOM_NL__2PRFIN20040213_012819_000000452024_00146_10220_9811.N1	13-FEB-2004 01:28:19	Straylight	45.000	117	Pi Pup	2.7060	3800.0	90	10220	No
29	GOM_NL__2PRFIN20040213_024735_000000482024_00147_10221_1567.N1	13-FEB-2004 02:47:35	Dark	48.000	131	Gam Lup	2.8000	26000.	96	10221	No
30	GOM_NL__2PRFIN20040213_025309_000000432024_00147_10221_1568.N1	13-FEB-2004 02:53:09	Dark	43.000	10	Bet Cen	0.61000	28000.	86	10221	No
31	GOM_NL__2PRFIN20040213_025618_000000532024_00147_10221_1569.N1	13-FEB-2004 02:56:18	Dark	52.500	12	Alp1Cru	0.77500	30000.	105	10221	No
32	GOM_NL__2PRFIN20040213_025858_000000462024_00147_10221_1570.N1	13-FEB-2004 02:58:58	Dark	46.000	29	Bet Car	1.6720	10200.	92	10221	No
33	GOM_NL__2PRFIN20040213_030132_000000442024_00147_10221_1571.N1	13-FEB-2004 03:01:32	Dark	43.500	71	lot Car	2.2460	7700.0	87	10221	No
34	GOM_NL__2PRFIN20040213_030311_000000402024_00147_10221_1572.N1	13-FEB-2004 03:03:11	Dark	40.000	46	Del Vel	1.9540	10600.	80	10221	No
35	GOM_NL__2PRFIN20040213_030535_000000442024_00147_10221_1573.N1	13-FEB-2004 03:05:35	Straylight	43.500	34	Gam2Vel	1.7930	23000.	87	10221	No
36	GOM_NL__2PRFIN20040213_030740_000000422024_00147_10221_1574.N1	13-FEB-2004 03:07:40	Straylight	42.000	70	Zet Pup	2.2460	39000.	84	10221	No
37	GOM_NL__2PRFIN20040213_030855_000000422024_00147_10221_1575.N1	13-FEB-2004 03:08:55	Straylight	41.500	117	Pi Pup	2.7060	3800.0	83	10221	No
38	GOM_NL__2PRFIN20040213_031200_000000462024_00147_10221_1576.N1	13-FEB-2004 03:12:00	Straylight	46.000	37	25Del CMa	1.8300	5900.0	92	10221	No
39	GOM_NL__2PRFIN20040213_031559_000000512024_00147_10221_1577.N1	13-FEB-2004 03:15:59	Straylight	50.500	48	30Alp Hya	1.9770	4100.0	101	10221	No
40	GOM_NL__2PRFIN20040213_032024_000000522024_00147_10221_1578.N1	13-FEB-2004 03:20:24	Bright	52.000	8	10Alp CMi	0.40000	6500.0	104	10221	No
41	GOM_NL__2PRFIN20040213_032420_000000402024_00147_10221_1579.N1	13-FEB-2004 03:24:20	Bright	40.000	44	24Gam Gem	1.9280	11000.	80	10221	No
42	GOM_NL__2PRFIN20040213_032646_000000422024_00147_10221_1580.N1	13-FEB-2004 03:26:46	Bright	42.000	17	78Bet Gem	1.1610	4500.0	84	10221	No

43	GOM_NL__2PRFIN20040213_033241_000000392024_00147_10221_1581.N1	13-FEB-2004 03:32:41	Bright	38.500	42	34Bet Aur	1.9000	10200.	77	10221	No
44	GOM_NL__2PRFIN20040213_033728_000000562024_00147_10221_1582.N1	13-FEB-2004 03:37:28	Bright	56.000	174	52Psi UMa	3.0040	4400.0	112	10221	No
45	GOM_NL__2PRFIN20040213_034002_000000482024_00147_10221_1583.N1	13-FEB-2004 03:40:02	Bright	47.500	36	50Alp UMa	1.8000	6300.0	95	10221	No
46	GOM_NL__2PRFIN20040213_034411_000000382024_00147_10221_1584.N1	13-FEB-2004 03:44:11	Bright	37.500	49	1Alp UMi	1.9900	6300.0	75	10221	No
47	GOM_NL__2PRFIN20040213_034628_000000432024_00147_10221_1585.N1	13-FEB-2004 03:46:28	Bright	42.500	60	7Bet UMi	2.0810	3950.0	85	10221	No
48	GOM_NL__2PRFIN20040213_035059_000000402024_00147_10221_1586.N1	13-FEB-2004 03:50:59	Bright	39.500	89	5Alp Cep	2.4510	8000.0	79	10221	No
49	GOM_NL__2PRFIN20040213_035459_000000422024_00147_10221_1587.N1	13-FEB-2004 03:54:59	Bright	41.500	130	23Bet Dra	2.7990	5800.0	83	10221	No
50	GOM_NL__2PRFIN20040213_035647_000000362024_00147_10221_1588.N1	13-FEB-2004 03:56:47	Bright	36.000	144	18Del Cyg	2.8600	11000.	72	10221	No
51	GOM_NL__2PRFIN20040213_035905_000000392024_00147_10221_1589.N1	13-FEB-2004 03:59:05	Bright	38.500	5	3Alp Lyr	0.033000	11000.	77	10221	No
52	GOM_NL__2PRFIN20040213_040213_000000522024_00147_10221_1590.N1	13-FEB-2004 04:02:13	Bright	52.000	133	40Zet Her	2.8070	6000.0	104	10221	No
53	GOM_NL__2PRFIN20040213_040600_000000962024_00147_10221_1591.N1	13-FEB-2004 04:06:00	Twilight	96.000	67	5Alp CrB	2.2210	11000.	192	10221	No
54	GOM_NL__2PRFIN20040213_041011_000000502024_00147_10221_1592.N1	13-FEB-2004 04:10:11	Bright	49.500	126	60Bet Oph	2.7700	4250.0	99	10221	No
55	GOM_NL__2PRFIN20040213_041708_000000412024_00147_10221_1593.N1	13-FEB-2004 04:17:08	Twilight	40.500	57	34Sig Sgr	2.0660	26000.	81	10221	No
56	GOM_NL__2PRFIN20040213_041950_000000442024_00147_10221_1594.N1	13-FEB-2004 04:19:50	Dark	43.500	38	20Eps Sgr	1.8360	11000.	87	10221	No
57	GOM_NL__2PRFIN20040213_042151_000000462024_00147_10221_1595.N1	13-FEB-2004 04:21:51	Dark	45.500	25	35Lam Sco	1.6200	28000.	91	10221	No
58	GOM_NL__2PRFIN20040213_042310_000000432024_00147_10221_1596.N1	13-FEB-2004 04:23:10	Dark	43.000	40	The Sco	1.8590	7100.0	86	10221	No
59	GOM_NL__2PRFIN20040213_042458_000000402024_00147_10221_1597.N1	13-FEB-2004 04:24:58	Dark	39.500	147	Alp Ara	2.8770	26000.	79	10221	No
60	GOM_NL__2PRFIN20040213_042627_000000402024_00147_10221_1598.N1	13-FEB-2004 04:26:27	Dark	39.500	141	Bet Ara	2.8400	4600.0	79	10221	No
61	GOM_NL__2PRFIN20040213_042812_000000482024_00148_10222_1567.N1	13-FEB-2004 04:28:12	Dark	47.500	131	Gam Lup	2.8000	26000.	95	10222	No
62	GOM_NL__2PRFIN20040213_043345_000000432024_00148_10222_1568.N1	13-FEB-2004 04:33:45	Dark	43.000	10	Bet Cen	0.61000	28000.	86	10222	No
63	GOM_NL__2PRFIN20040213_043655_000000522024_00148_10222_1569.N1	13-FEB-2004 04:36:55	Dark	52.000	12	Alp1Cru	0.77500	30000.	104	10222	No
64	GOM_NL__2PRFIN20040213_043934_000000442024_00148_10222_1570.N1	13-FEB-2004 04:39:34	Dark	44.000	29	Bet Car	1.6720	10200.	88	10222	No
65	GOM_NL__2PRFIN20040213_044209_000000392024_00148_10222_1571.N1	13-FEB-2004 04:42:09	Dark	39.000	71	lot Car	2.2460	7700.0	78	10222	No
66	GOM_NL__2PRFIN20040213_044348_000000432024_00148_10222_1572.N1	13-FEB-2004 04:43:48	Dark	42.500	46	Del Vel	1.9540	10600.	85	10222	No
67	GOM_NL__2PRFIN20040213_044611_000000432024_00148_10222_1573.N1	13-FEB-2004 04:46:11	Straylight	42.500	34	Gam2Vel	1.7930	23000.	85	10222	No
68	GOM_NL__2PRFIN20040213_044816_000000422024_00148_10222_1574.N1	13-FEB-2004 04:48:16	Straylight	42.000	70	Zet Pup	2.2460	39000.	84	10222	No
69	GOM_NL__2PRFIN20040213_044931_000000412024_00148_10222_1575.N1	13-FEB-2004 04:49:31	Straylight	41.000	117	Pi Pup	2.7060	3800.0	82	10222	No
70	GOM_NL__2PRFIN20040213_045236_000000442024_00148_10222_1576.N1	13-FEB-2004 04:52:36	Straylight	44.000	37	25Del CMa	1.8300	5900.0	88	10222	No
71	GOM_NL__2PRFIN20040213_045636_000000542024_00148_10222_1577.N1	13-FEB-2004 04:56:36	Straylight	54.000	48	30Alp Hya	1.9770	4100.0	108	10222	No
72	GOM_NL__2PRFIN20040213_050102_000000522024_00148_10222_1578.N1	13-FEB-2004 05:01:02	Bright	52.000	8	10Alp CMi	0.40000	6500.0	104	10222	No
73	GOM_NL__2PRFIN20040213_050455_000000402024_00148_10222_1579.N1	13-FEB-2004 05:04:55	Bright	40.000	44	24Gam Gem	1.9280	11000.	80	10222	No
74	GOM_NL__2PRFIN20040213_050723_000000412024_00148_10222_1580.N1	13-FEB-2004 05:07:23	Bright	40.500	17	78Bet Gem	1.1610	4500.0	81	10222	No
75	GOM_NL__2PRFIN20040213_051318_000000382024_00148_10222_1581.N1	13-FEB-2004 05:13:18	Bright	38.000	42	34Bet Aur	1.9000	10200.	76	10222	No
76	GOM_NL__2PRFIN20040213_051803_000000562024_00148_10222_1582.N1	13-FEB-2004 05:18:03	Bright	55.500	174	52Psi UMa	3.0040	4400.0	111	10222	No
77	GOM_NL__2PRFIN20040213_052037_000000462024_00148_10222_1583.N1	13-FEB-2004 05:20:37	Bright	46.000	36	50Alp UMa	1.8000	6300.0	92	10222	No
78	GOM_NL__2PRFIN20040213_052447_000000382024_00148_10222_1584.N1	13-FEB-2004 05:24:47	Bright	37.500	49	1Alp UMi	1.9900	6300.0	75	10222	No
79	GOM_NL__2PRFIN20040213_052704_000000442024_00148_10222_1585.N1	13-FEB-2004 05:27:04	Bright	43.500	60	7Bet UMi	2.0810	3950.0	87	10222	No
80	GOM_NL__2PRFIN20040213_053135_000000392024_00148_10222_1586.N1	13-FEB-2004 05:31:35	Bright	38.500	89	5Alp Cep	2.4510	8000.0	77	10222	No
81	GOM_NL__2PRFIN20040213_053534_000000442024_00148_10222_1587.N1	13-FEB-2004 05:35:34	Bright	43.500	130	23Bet Dra	2.7990	5800.0	87	10222	No
82	GOM_NL__2PRFIN20040213_053724_000000362024_00148_10222_1588.N1	13-FEB-2004 05:37:24	Bright	35.500	144	18Del Cyg	2.8600	11000.	71	10222	No
83	GOM_NL__2PRFIN20040213_053942_000000402024_00148_10222_1589.N1	13-FEB-2004 05:39:42	Bright	40.000	5	3Alp Lyr	0.033000	11000.	80	10222	No
84	GOM_NL__2PRFIN20040213_054249_000000552024_00148_10222_1590.N1	13-FEB-2004 05:42:49	Bright	54.500	133	40Zet Her	2.8070	6000.0	109	10222	No
85	GOM_NL__2PRFIN20040213_054637_000000972024_00148_10222_1591.N1	13-FEB-2004 05:46:37	Twilight	96.500	67	5Alp CrB	2.2210	11000.	193	10222	No
86	GOM_NL__2PRFIN20040213_055048_000000452024_00148_10222_1592.N1	13-FEB-2004 05:50:48	Bright	44.500	126	60Bet Oph	2.7700	4250.0	89	10222	No
87	GOM_NL__2PRFIN20040213_055744_000000422024_00148_10222_1593.N1	13-FEB-2004 05:57:44	Twilight	42.000	57	34Sig Sgr	2.0660	26000.	84	10222	No
88	GOM_NL__2PRFIN20040213_060027_000000432024_00148_10222_1594.N1	13-FEB-2004 06:00:27	Dark	43.000	38	20Eps Sgr	1.8360	11000.	86	10222	No
89	GOM_NL__2PRFIN20040213_060228_000000462024_00148_10222_1595.N1	13-FEB-2004 06:02:28	Dark	45.500	25	35Lam Sco	1.6200	28000.	91	10222	No
90	GOM_NL__2PRFIN20040213_060347_000000452024_00148_10222_1596.N1	13-FEB-2004 06:03:47	Dark	45.000	40	The Sco	1.8590	7100.0	90	10222	No
91	GOM_NL__2PRFIN20040213_060534_000000402024_00148_10222_1597.N1	13-FEB-2004 06:05:34	Dark	39.500	147	Alp Ara	2.8770	26000.	79	10222	No
92	GOM_NL__2PRFIN20040213_060703_000000402024_00148_10222_1598.N1	13-FEB-2004 06:07:03	Dark	40.000	141	Bet Ara	2.8400	4600.0	80	10222	No
93	GOM_NL__2PRFIN20040213_060850_000000482024_00149_10223_1587.N1	13-FEB-2004 06:08:50	Dark	47.500	131	Gam Lup	2.8000	26000.	95	10223	No
94	GOM_NL__2PRFIN20040213_061423_000000452024_00149_10223_1588.N1	13-FEB-2004 06:14:23	Dark	44.500	10	Bet Cen	0.61000	28000.	89	10223	No
95	GOM_NL__2PRFIN20040213_061732_000000502024_00149_10223_1589.N1	13-FEB-2004 06:17:32	Dark	49.500	12	Alp1Cru	0.77500	30000.	99	10223	No
96	GOM_NL__2PRFIN20040213_062011_000000392024_00149_10223_1590.N1	13-FEB-2004 06:20:11	Dark	39.000	29	Bet Car	1.6720	10200.	78	10223	No
97	GOM_NL__2PRFIN20040213_062245_000000402024_00149_10223_1591.N1	13-FEB-2004 06:22:45	Dark	40.000	71	lot Car	2.2460	7700.0	80	10223	No
98	GOM_NL__2PRFIN20040213_062424_000000442024_00149_10223_1592.N1	13-FEB-2004 06:24:24	Dark	43.500	46	Del Vel	1.9540	10600.	87	10223	No
99	GOM_NL__2PRFIN20040213_062649_000000402024_00149_10223_1593.N1	13-FEB-2004 06:26:49	Straylight	40.000	34	Gam2Vel	1.7930	23000.	80	10223	No
100	GOM_NL__2PRFIN20040213_062853_000000402024_00149_10223_1594.N1	13-FEB-2004 06:28:53	Straylight	40.000	70	Zet Pup	2.2460	39000.	80	10223	No
101	GOM_NL__2PRFIN20040213_063007_000000462024_00149_10223_1595.N1	13-FEB-2004 06:30:07	Straylight	45.500	117	Pi Pup	2.7060	3800.0	91	10223	No

102	GOM_NL__2PRFIN20040213_063312_000000442024_00149_10223_1596.N1	13-FEB-2004 06:33:12	Straylight	44.000	37	25Del CMa	1.8300	5900.0	88	10223	No
103	GOM_NL__2PRFIN20040213_063713_000000552024_00149_10223_0154.N1	13-FEB-2004 06:37:13	Straylight	55.000	48	30Alp Hya	1.9770	4100.0	110	10223	No
104	GOM_NL__2PRFIN20040213_064139_000000522024_00149_10223_0155.N1	13-FEB-2004 06:41:39	Bright	52.000	8	10Alp CMi	0.40000	6500.0	104	10223	No
105	GOM_NL__2PRFIN20040213_064532_000000412024_00149_10223_0156.N1	13-FEB-2004 06:45:32	Bright	40.500	44	24Gam Gem	1.9280	11000.	81	10223	No
106	GOM_NL__2PRFIN20040213_064759_000000412024_00149_10223_0157.N1	13-FEB-2004 06:47:59	Bright	40.500	17	78Bet Gem	1.1610	4500.0	81	10223	No
107	GOM_NL__2PRFIN20040213_065354_000000382024_00149_10223_0158.N1	13-FEB-2004 06:53:54	Bright	38.000	42	34Bet Aur	1.9000	10200.	76	10223	No
108	GOM_NL__2PRFIN20040213_065838_000000562024_00149_10223_0159.N1	13-FEB-2004 06:58:38	Bright	56.000	174	52Psi UMa	3.0040	4400.0	112	10223	No
109	GOM_NL__2PRFIN20040213_070113_000000462024_00149_10223_0160.N1	13-FEB-2004 07:01:13	Bright	46.000	36	50Alp UMa	1.8000	6300.0	92	10223	No
110	GOM_NL__2PRFIN20040213_070523_000000382024_00149_10223_0161.N1	13-FEB-2004 07:05:23	Bright	37.500	49	1Alp UMi	1.9900	6300.0	75	10223	No
111	GOM_NL__2PRFIN20040213_070741_000000432024_00149_10223_0162.N1	13-FEB-2004 07:07:41	Bright	42.500	60	7Bet UMi	2.0810	3950.0	85	10223	No
112	GOM_NL__2PRFIN20040213_071212_000000402024_00149_10223_0163.N1	13-FEB-2004 07:12:12	Bright	39.500	89	5Alp Cep	2.4510	8000.0	79	10223	No
113	GOM_NL__2PRFIN20040213_071610_000000432024_00149_10223_0164.N1	13-FEB-2004 07:16:10	Bright	43.000	130	23Bet Dra	2.7990	5800.0	86	10223	No
114	GOM_NL__2PRFIN20040213_071800_000000372024_00149_10223_0165.N1	13-FEB-2004 07:18:00	Bright	36.500	144	18Del Cyg	2.8600	11000.	73	10223	No
115	GOM_NL__2PRFIN20040213_072018_000000372024_00149_10223_0166.N1	13-FEB-2004 07:20:18	Bright	37.000	5	3Alp Lyr	0.033000	11000.	74	10223	No
116	GOM_NL__2PRFIN20040213_072325_000000532024_00149_10223_0167.N1	13-FEB-2004 07:23:25	Bright	52.500	133	40Zet Her	2.8070	6000.0	105	10223	No
117	GOM_NL__2PRFIN20040213_072713_000000952024_00149_10223_0168.N1	13-FEB-2004 07:27:13	Twilight_and_stray	95.000	67	5Alp CrB	2.2210	11000.	190	10223	No
118	GOM_NL__2PRFIN20040213_073124_000000482024_00149_10223_0169.N1	13-FEB-2004 07:31:24	Bright	48.000	126	60Bet Oph	2.7700	4250.0	96	10223	No
119	GOM_NL__2PRFIN20040213_073821_000000422024_00149_10223_0170.N1	13-FEB-2004 07:38:21	Twilight	42.000	57	34Sig Sgr	2.0660	26000.	84	10223	No
120	GOM_NL__2PRFIN20040213_074103_000000422024_00149_10223_0171.N1	13-FEB-2004 07:41:03	Dark	42.000	38	20Eps Sgr	1.8360	11000.	84	10223	No
121	GOM_NL__2PRFIN20040213_074304_000000442024_00149_10223_0172.N1	13-FEB-2004 07:43:04	Dark	44.000	25	35Lam Sco	1.6200	28000.	88	10223	No
122	GOM_NL__2PRFIN20040213_074423_000000462024_00149_10223_0173.N1	13-FEB-2004 07:44:23	Dark	45.500	40	The Sco	1.8590	7100.0	91	10223	No
123	GOM_NL__2PRFIN20040213_074611_000000402024_00149_10223_0174.N1	13-FEB-2004 07:46:11	Dark	39.500	147	Alp Ara	2.8770	26000.	79	10223	No
124	GOM_NL__2PRFIN20040213_074739_000000412024_00149_10223_0175.N1	13-FEB-2004 07:47:39	Dark	40.500	141	Bet Ara	2.8400	4600.0	81	10223	No
125	GOM_NL__2PRFIN20040213_081749_000000602024_00150_10224_1587.N1	13-FEB-2004 08:17:49	Straylight	60.000	48	30Alp Hya	1.9770	4100.0	120	10224	No
126	GOM_NL__2PRFIN20040213_082215_000000522024_00150_10224_1588.N1	13-FEB-2004 08:22:15	Bright	52.000	8	10Alp CMi	0.40000	6500.0	104	10224	No
127	GOM_NL__2PRFIN20040213_082608_000000402024_00150_10224_1589.N1	13-FEB-2004 08:26:08	Bright	39.500	44	24Gam Gem	1.9280	11000.	79	10224	No
128	GOM_NL__2PRFIN20040213_082835_000000402024_00150_10224_1590.N1	13-FEB-2004 08:28:35	Bright	39.500	17	78Bet Gem	1.1610	4500.0	79	10224	No
129	GOM_NL__2PRFIN20040213_083431_000000382024_00150_10224_1591.N1	13-FEB-2004 08:34:31	Bright	37.500	42	34Bet Aur	1.9000	10200.	75	10224	No
130	GOM_NL__2PRFIN20040213_083913_000000542024_00150_10224_1592.N1	13-FEB-2004 08:39:13	Bright	53.500	174	52Psi UMa	3.0040	4400.0	107	10224	No
131	GOM_NL__2PRFIN20040213_084148_000000452024_00150_10224_1593.N1	13-FEB-2004 08:41:48	Bright	45.000	36	50Alp UMa	1.8000	6300.0	90	10224	No
132	GOM_NL__2PRFIN20040213_084559_000000352024_00150_10224_1594.N1	13-FEB-2004 08:45:59	Bright	35.000	49	1Alp UMi	1.9900	6300.0	70	10224	No
133	GOM_NL__2PRFIN20040213_084816_000000432024_00150_10224_1595.N1	13-FEB-2004 08:48:16	Bright	43.000	60	7Bet UMi	2.0810	3950.0	86	10224	No
134	GOM_NL__2PRFIN20040213_085246_000000412024_00150_10224_1596.N1	13-FEB-2004 08:52:46	Bright	40.500	89	5Alp Cep	2.4510	8000.0	81	10224	No
135	GOM_NL__2PRFIN20040213_085646_000000402024_00150_10224_1597.N1	13-FEB-2004 08:56:46	Bright	40.000	130	23Bet Dra	2.7990	5800.0	80	10224	No
136	GOM_NL__2PRFIN20040213_085836_000000362024_00150_10224_1598.N1	13-FEB-2004 08:58:36	Bright	35.500	144	18Del Cyg	2.8600	11000.	71	10224	No
137	GOM_NL__2PRFIN20040213_090053_000000392024_00150_10224_1599.N1	13-FEB-2004 09:00:53	Bright	39.000	5	3Alp Lyr	0.033000	11000.	78	10224	No
138	GOM_NL__2PRFIN20040213_090401_000000522024_00150_10224_1600.N1	13-FEB-2004 09:04:01	Bright	52.000	133	40Zet Her	2.8070	6000.0	104	10224	No
139	GOM_NL__2PRFIN20040213_090750_000000952024_00150_10224_1601.N1	13-FEB-2004 09:07:50	Twilight_and_stray	94.500	67	5Alp CrB	2.2210	11000.	189	10224	No
140	GOM_NL__2PRFIN20040213_091200_000000492024_00150_10224_1602.N1	13-FEB-2004 09:12:00	Bright	48.500	126	60Bet Oph	2.7700	4250.0	97	10224	No
141	GOM_NL__2PRFIN20040213_091856_000000412024_00150_10224_1603.N1	13-FEB-2004 09:18:56	Twilight	40.500	57	34Sig Sgr	2.0660	26000.	81	10224	No
142	GOM_NL__2PRFIN20040213_092139_000000432024_00150_10224_1604.N1	13-FEB-2004 09:21:39	Dark	43.000	38	20Eps Sgr	1.8360	11000.	86	10224	No
143	GOM_NL__2PRFIN20040213_092340_000000422024_00150_10224_1605.N1	13-FEB-2004 09:23:40	Dark	42.000	25	35Lam Sco	1.6200	28000.	84	10224	No
144	GOM_NL__2PRFIN20040213_092500_000000442024_00150_10224_1606.N1	13-FEB-2004 09:25:00	Dark	43.500	40	The Sco	1.8590	7100.0	87	10224	No
145	GOM_NL__2PRFIN20040213_092647_000000402024_00150_10224_1607.N1	13-FEB-2004 09:26:47	Dark	40.000	147	Alp Ara	2.8770	26000.	80	10224	No
146	GOM_NL__2PRFIN20040213_092815_000000432024_00150_10224_1608.N1	13-FEB-2004 09:28:15	Dark	43.000	141	Bet Ara	2.8400	4600.0	86	10224	No
147	GOM_NL__2PRFIN20040213_093003_000000482024_00151_10225_1587.N1	13-FEB-2004 09:30:03	Dark	48.000	131	Gam Lup	2.8000	26000.	96	10225	No
148	GOM_NL__2PRFIN20040213_093536_000000402024_00151_10225_1588.N1	13-FEB-2004 09:35:36	Dark	40.000	10	Bet Cen	0.61000	28000.	80	10225	No
149	GOM_NL__2PRFIN20040213_093845_000000432024_00151_10225_1589.N1	13-FEB-2004 09:38:45	Dark	42.500	12	Alp1Cru	0.77500	30000.	85	10225	No
150	GOM_NL__2PRFIN20040213_094122_000000402024_00151_10225_1590.N1	13-FEB-2004 09:41:22	Dark	39.500	29	Bet Car	1.6720	10200.	79	10225	No
151	GOM_NL__2PRFIN20040213_094358_000000392024_00151_10225_1591.N1	13-FEB-2004 09:43:58	Dark	39.000	71	lot Car	2.2460	7700.0	78	10225	No
152	GOM_NL__2PRFIN20040213_094537_000000392024_00151_10225_1592.N1	13-FEB-2004 09:45:37	Dark	38.500	46	Del Vel	1.9540	10600.	77	10225	No
153	GOM_NL__2PRFIN20040213_094801_000000432024_00151_10225_1593.N1	13-FEB-2004 09:48:01	Straylight	42.500	34	Gam2Vel	1.7930	23000.	85	10225	No
154	GOM_NL__2PRFIN20040213_095005_000000392024_00151_10225_1594.N1	13-FEB-2004 09:50:05	Straylight	39.000	70	Zet Pup	2.2460	39000.	78	10225	No
155	GOM_NL__2PRFIN20040213_095120_000000442024_00151_10225_1595.N1	13-FEB-2004 09:51:20	Straylight	44.000	117	Pi Pup	2.7060	3800.0	88	10225	No
156	GOM_NL__2PRFIN20040213_095327_000000392024_00151_10225_1596.N1	13-FEB-2004 09:53:27	Straylight	38.500	88	31Eta CMa	2.4480	20000.	77	10225	No
157	GOM_NL__2PRFIN20040213_095824_000000522024_00151_10225_1597.N1	13-FEB-2004 09:58:24	Straylight	52.000	48	30Alp Hya	1.9770	4100.0	104	10225	No
158	GOM_NL__2PRFIN20040213_100251_000000502024_00151_10225_1598.N1	13-FEB-2004 10:02:51	Bright	49.500	8	10Alp CMi	0.40000	6500.0	99	10225	No
159	GOM_NL__2PRFIN20040213_100644_000000422024_00151_10225_1599.N1	13-FEB-2004 10:06:44	Bright	41.500	44	24Gam Gem	1.9280	11000.	83	10225	No
160	GOM_NL__2PRFIN20040213_100911_000000392024_00151_10225_1600.N1	13-FEB-2004 10:09:11	Bright	38.500	17	78Bet Gem	1.1610	4500.0	77	10225	No

161	GOM_NL__2PRFIN20040213_101506_000000402024_00151_10225_1601.N1	13-FEB-2004 10:15:06	Bright	39.500	42	34Bet Aur	1.9000	10200.	79	10225	No
162	GOM_NL__2PRFIN20040213_101948_000000562024_00151_10225_1602.N1	13-FEB-2004 10:19:48	Bright	55.500	174	52Psi UMa	3.0040	4400.0	111	10225	No
163	GOM_NL__2PRFIN20040213_102224_000000442024_00151_10225_1603.N1	13-FEB-2004 10:22:24	Bright	44.000	36	50Alp UMa	1.8000	6300.0	88	10225	No
164	GOM_NL__2PRFIN20040213_102635_000000362024_00151_10225_1604.N1	13-FEB-2004 10:26:35	Bright	35.500	49	1Alp UMi	1.9900	6300.0	71	10225	No
165	GOM_NL__2PRFIN20040213_102851_000000452024_00151_10225_1605.N1	13-FEB-2004 10:28:51	Bright	44.500	60	7Bet UMi	2.0810	3950.0	89	10225	No
166	GOM_NL__2PRFIN20040213_103324_000000402024_00151_10225_1606.N1	13-FEB-2004 10:33:24	Bright	39.500	89	5Alp Cep	2.4510	8000.0	79	10225	No
167	GOM_NL__2PRFIN20040213_103722_000000442024_00151_10225_1607.N1	13-FEB-2004 10:37:22	Bright	44.000	130	23Bet Dra	2.7990	5800.0	88	10225	No
168	GOM_NL__2PRFIN20040213_103911_000000362024_00151_10225_1608.N1	13-FEB-2004 10:39:11	Bright	35.500	144	18Del Cyg	2.8600	11000.	71	10225	No
169	GOM_NL__2PRFIN20040213_104129_000000382024_00151_10225_1609.N1	13-FEB-2004 10:41:29	Bright	37.500	5	3Alp Lyr	0.033000	11000.	75	10225	No
170	GOM_NL__2PRFIN20040213_104438_000000542024_00151_10225_1610.N1	13-FEB-2004 10:44:38	Bright	53.500	133	40Zet Her	2.8070	6000.0	107	10225	No
171	GOM_NL__2PRFIN20040213_104827_000001022024_00151_10225_1611.N1	13-FEB-2004 10:48:27	Twilight	102.00	67	5Alp CrB	2.2210	11000.	204	10225	No
172	GOM_NL__2PRFIN20040213_105237_000000492024_00151_10225_1612.N1	13-FEB-2004 10:52:37	Bright	49.000	126	60Bet Oph	2.7700	4250.0	98	10225	No
173	GOM_NL__2PRFIN20040213_105932_000000422024_00151_10225_1613.N1	13-FEB-2004 10:59:32	Twilight	42.000	57	34Sig Sgr	2.0660	26000.	84	10225	No
174	GOM_NL__2PRFIN20040213_110215_000000412024_00151_10225_1614.N1	13-FEB-2004 11:02:15	Dark	41.000	38	20Eps Sgr	1.8360	11000.	82	10225	No
175	GOM_NL__2PRFIN20040213_110416_000000452024_00151_10225_1615.N1	13-FEB-2004 11:04:16	Dark	44.500	25	35Lam Sco	1.6200	28000.	89	10225	No
176	GOM_NL__2PRFIN20040213_110535_000000452024_00151_10225_1616.N1	13-FEB-2004 11:05:35	Dark	44.500	40	The Sco	1.8590	7100.0	89	10225	No
177	GOM_NL__2PRFIN20040213_110723_000000392024_00151_10225_1617.N1	13-FEB-2004 11:07:23	Dark	39.000	147	Alp Ara	2.8770	26000.	78	10225	No
178	GOM_NL__2PRFIN20040213_110852_000000392024_00151_10225_1618.N1	13-FEB-2004 11:08:52	Dark	38.500	141	Bet Ara	2.8400	4600.0	77	10225	No
179	GOM_NL__2PRFIN20040213_111612_000000452024_00152_10226_1729.N1	13-FEB-2004 11:16:12	Dark	44.500	10	Bet Cen	0.61000	28000.	89	10226	No
180	GOM_NL__2PRFIN20040213_111920_000000432024_00152_10226_1730.N1	13-FEB-2004 11:19:20	Dark	42.500	12	Alp1Cru	0.77500	30000.	85	10226	No
181	GOM_NL__2PRFIN20040213_112159_000000422024_00152_10226_1731.N1	13-FEB-2004 11:21:59	Dark	42.000	29	Bet Car	1.6720	10200.	84	10226	No
182	GOM_NL__2PRFIN20040213_112433_000000402024_00152_10226_1732.N1	13-FEB-2004 11:24:33	Dark	39.500	71	lot Car	2.2460	7700.0	79	10226	No
183	GOM_NL__2PRFIN20040213_112612_000000382024_00152_10226_1733.N1	13-FEB-2004 11:26:12	Dark	38.000	46	Del Vel	1.9540	10600.	76	10226	No
184	GOM_NL__2PRFIN20040213_112836_000000412024_00152_10226_1734.N1	13-FEB-2004 11:28:36	Straylight	41.000	34	Gam2Vel	1.7930	23000.	82	10226	No
185	GOM_NL__2PRFIN20040213_113040_000000412024_00152_10226_1735.N1	13-FEB-2004 11:30:40	Straylight	41.000	70	Zet Pup	2.2460	39000.	82	10226	No
186	GOM_NL__2PRFIN20040213_113156_000000462024_00152_10226_1736.N1	13-FEB-2004 11:31:56	Straylight	45.500	117	Pi Pup	2.7060	3800.0	91	10226	No
187	GOM_NL__2PRFIN20040213_113403_000000422024_00152_10226_1737.N1	13-FEB-2004 11:34:03	Straylight	41.500	88	31Eta CMa	2.4480	20000.	83	10226	No
188	GOM_NL__2PRFIN20040213_113900_000000562024_00152_10226_1738.N1	13-FEB-2004 11:39:00	Straylight	56.000	48	30Alp Hya	1.9770	4100.0	112	10226	No
189	GOM_NL__2PRFIN20040213_114324_000000522024_00152_10226_1739.N1	13-FEB-2004 11:43:24	Bright	52.000	8	10Alp CMi	0.40000	6500.0	104	10226	No
190	GOM_NL__2PRFIN20040213_114720_000000412024_00152_10226_1740.N1	13-FEB-2004 11:47:20	Bright	41.000	44	24Gam Gem	1.9280	11000.	82	10226	No
191	GOM_NL__2PRFIN20040213_114946_000000412024_00152_10226_1741.N1	13-FEB-2004 11:49:46	Bright	41.000	17	78Bet Gem	1.1610	4500.0	82	10226	No
192	GOM_NL__2PRFIN20040213_115543_000000382024_00152_10226_1742.N1	13-FEB-2004 11:55:43	Bright	37.500	42	34Bet Aur	1.9000	10200.	75	10226	No
193	GOM_NL__2PRFIN20040213_120023_000000562024_00152_10226_1743.N1	13-FEB-2004 12:00:23	Bright	55.500	174	52Psi UMa	3.0040	4400.0	111	10226	No
194	GOM_NL__2PRFIN20040213_120259_000000472024_00152_10226_1744.N1	13-FEB-2004 12:02:59	Bright	46.500	36	50Alp UMa	1.8000	6300.0	93	10226	No
195	GOM_NL__2PRFIN20040213_120708_000000402024_00152_10226_1745.N1	13-FEB-2004 12:07:08	Bright	40.000	49	1Alp UMi	1.9900	6300.0	80	10226	No
196	GOM_NL__2PRFIN20040213_120926_000000442024_00152_10226_1746.N1	13-FEB-2004 12:09:26	Bright	44.000	60	7Bet UMi	2.0810	3950.0	88	10226	No
197	GOM_NL__2PRFIN20040213_121401_000000362024_00152_10226_1747.N1	13-FEB-2004 12:14:01	Bright	36.000	89	5Alp Cep	2.4510	8000.0	72	10226	No
198	GOM_NL__2PRFIN20040213_121758_000000422024_00152_10226_1748.N1	13-FEB-2004 12:17:58	Bright	41.500	130	23Bet Dra	2.7990	5800.0	83	10226	No
199	GOM_NL__2PRFIN20040213_121948_000000352024_00152_10226_1749.N1	13-FEB-2004 12:19:48	Bright	34.500	144	18Del Cyg	2.8600	11000.	69	10226	No
200	GOM_NL__2PRFIN20040213_122205_000000382024_00152_10226_1750.N1	13-FEB-2004 12:22:05	Bright	38.000	5	3Alp Lyr	0.033000	11000.	76	10226	No
201	GOM_NL__2PRFIN20040213_122514_000000532024_00152_10226_1751.N1	13-FEB-2004 12:25:14	Bright	53.000	133	40Zet Her	2.8070	6000.0	106	10226	No
202	GOM_NL__2PRFIN20040213_122903_000000982024_00152_10226_1752.N1	13-FEB-2004 12:29:03	Twilight	98.000	67	5Alp CrB	2.2210	11000.	196	10226	No
203	GOM_NL__2PRFIN20040213_123312_000000502024_00152_10226_1753.N1	13-FEB-2004 12:33:12	Bright	50.000	126	60Bet Oph	2.7700	4250.0	100	10226	No
204	GOM_NL__2PRFIN20040213_124008_000000432024_00152_10226_1754.N1	13-FEB-2004 12:40:08	Twilight	43.000	57	34Sig Sgr	2.0660	26000.	86	10226	No
205	GOM_NL__2PRFIN20040213_124250_000000462024_00152_10226_1755.N1	13-FEB-2004 12:42:50	Dark	45.500	38	20Eps Sgr	1.8360	11000.	91	10226	No
206	GOM_NL__2PRFIN20040213_124450_000000492024_00152_10226_1756.N1	13-FEB-2004 12:44:50	Dark	48.500	25	35Lam Sco	1.6200	28000.	97	10226	No
207	GOM_NL__2PRFIN20040213_124611_000000432024_00152_10226_1757.N1	13-FEB-2004 12:46:11	Dark	43.000	40	The Sco	1.8590	7100.0	86	10226	No
208	GOM_NL__2PRFIN20040213_124758_000000412024_00152_10226_1758.N1	13-FEB-2004 12:47:58	Dark	40.500	147	Alp Ara	2.8770	26000.	81	10226	No
209	GOM_NL__2PRFIN20040213_124927_000000492024_00152_10226_1759.N1	13-FEB-2004 12:49:27	Dark	48.500	141	Bet Ara	2.8400	4600.0	97	10226	No
210	GOM_NL__2PRFIN20040213_125648_000000442024_00153_10227_1587.N1	13-FEB-2004 12:56:48	Dark	43.500	10	Bet Cen	0.61000	28000.	87	10227	No
211	GOM_NL__2PRFIN20040213_125956_000000452024_00153_10227_1588.N1	13-FEB-2004 12:59:56	Dark	44.500	12	Alp1Cru	0.77500	30000.	89	10227	No
212	GOM_NL__2PRFIN20040213_130235_000000422024_00153_10227_1589.N1	13-FEB-2004 13:02:35	Dark	41.500	29	Bet Car	1.6720	10200.	83	10227	No
213	GOM_NL__2PRFIN20040213_130507_000000422024_00153_10227_1590.N1	13-FEB-2004 13:05:07	Dark	42.000	71	lot Car	2.2460	7700.0	84	10227	No
214	GOM_NL__2PRFIN20040213_130646_000000432024_00153_10227_1591.N1	13-FEB-2004 13:06:46	Dark	42.500	46	Del Vel	1.9540	10600.	85	10227	No
215	GOM_NL__2PRFIN20040213_130912_000000452024_00153_10227_1592.N1	13-FEB-2004 13:09:12	Straylight	44.500	34	Gam2Vel	1.7930	23000.	89	10227	No
216	GOM_NL__2PRFIN20040213_131116_000000442024_00153_10227_1593.N1	13-FEB-2004 13:11:16	Straylight	43.500	70	Zet Pup	2.2460	39000.	87	10227	No
217	GOM_NL__2PRFIN20040213_131232_000000462024_00153_10227_1594.N1	13-FEB-2004 13:12:32	Straylight	46.000	117	Pi Pup	2.7060	3800.0	92	10227	No
218	GOM_NL__2PRFIN20040213_131439_000000412024_00153_10227_1595.N1	13-FEB-2004 13:14:39	Straylight	41.000	88	31Eta CMa	2.4480	20000.	82	10227	No
219	GOM_NL__2PRFIN20040213_131936_000000532024_00153_10227_1596.N1	13-FEB-2004 13:19:36	Straylight	53.000	48	30Alp Hya	1.9770	4100.0	106	10227	No

220	GOM_NL__2PRFIN20040213_132402_000000522024_00153_10227_1597.N1	13-FEB-2004 13:24:02	Bright	52.000	8	10Alp CMi	0.40000	6500.0	104	10227	No
221	GOM_NL__2PRFIN20040213_132757_000000402024_00153_10227_1598.N1	13-FEB-2004 13:27:57	Bright	39.500	44	24Gam Gem	1.9280	11000.	79	10227	No
222	GOM_NL__2PRFIN20040213_133022_000000412024_00153_10227_1599.N1	13-FEB-2004 13:30:22	Bright	41.000	17	78Bet Gem	1.1610	4500.0	82	10227	No
223	GOM_NL__2PRFIN20040213_133619_000000392024_00153_10227_1600.N1	13-FEB-2004 13:36:19	Bright	38.500	42	34Bet Aur	1.9000	10200.	77	10227	No
224	GOM_NL__2PRFIN20040213_134058_000000552024_00153_10227_1601.N1	13-FEB-2004 13:40:58	Bright	55.000	174	52Psi UMa	3.0040	4400.0	110	10227	No
225	GOM_NL__2PRFIN20040213_134334_000000472024_00153_10227_1602.N1	13-FEB-2004 13:43:34	Bright	47.000	36	50Alp UMa	1.8000	6300.0	94	10227	No
226	GOM_NL__2PRFIN20040213_134744_000000382024_00153_10227_1603.N1	13-FEB-2004 13:47:44	Bright	37.500	49	1Alp UMi	1.9900	6300.0	75	10227	No
227	GOM_NL__2PRFIN20040213_135002_000000442024_00153_10227_1604.N1	13-FEB-2004 13:50:02	Bright	44.000	60	7Bet UMi	2.0810	3950.0	88	10227	No
228	GOM_NL__2PRFIN20040213_135437_000000352024_00153_10227_1605.N1	13-FEB-2004 13:54:37	Bright	34.500	89	5Alp Cep	2.4510	8000.0	69	10227	No
229	GOM_NL__2PRFIN20040213_135834_000000432024_00153_10227_1606.N1	13-FEB-2004 13:58:34	Bright	42.500	130	23Bet Dra	2.7990	5800.0	85	10227	No
230	GOM_NL__2PRFIN20040213_140025_000000372024_00153_10227_1607.N1	13-FEB-2004 14:00:25	Bright	36.500	144	18Del Cyg	2.8600	11000.	73	10227	No
231	GOM_NL__2PRFIN20040213_140242_000000382024_00153_10227_1608.N1	13-FEB-2004 14:02:42	Bright	37.500	5	3Alp Lyr	0.033000	11000.	75	10227	No
232	GOM_NL__2PRFIN20040213_140550_000000542024_00153_10227_1609.N1	13-FEB-2004 14:05:50	Bright	53.500	133	40Zet Her	2.8070	6000.0	107	10227	No
233	GOM_NL__2PRFIN20040213_140940_000001052024_00153_10227_1610.N1	13-FEB-2004 14:09:40	Twilight	105.00	67	5Alp CrB	2.2210	11000.	210	10227	No
234	GOM_NL__2PRFIN20040213_141349_000000492024_00153_10227_1611.N1	13-FEB-2004 14:13:49	Bright	48.500	126	60Bet Oph	2.7700	4250.0	97	10227	No
235	GOM_NL__2PRFIN20040213_142042_000000432024_00153_10227_1612.N1	13-FEB-2004 14:20:42	Twilight	42.500	57	34Sig Sgr	2.0660	26000.	85	10227	No
236	GOM_NL__2PRFIN20040213_142327_000000452024_00153_10227_1613.N1	13-FEB-2004 14:23:27	Dark	45.000	38	20Eps Sgr	1.8360	11000.	90	10227	No
237	GOM_NL__2PRFIN20040213_142527_000000492024_00153_10227_1614.N1	13-FEB-2004 14:25:27	Dark	48.500	25	35Lam Sco	1.6200	28000.	97	10227	No
238	GOM_NL__2PRFIN20040213_142646_000000482024_00153_10227_1615.N1	13-FEB-2004 14:26:46	Dark	48.000	40	The Sco	1.8590	7100.0	96	10227	No
239	GOM_NL__2PRFIN20040213_142835_000000422024_00153_10227_1616.N1	13-FEB-2004 14:28:35	Dark	41.500	147	Alp Ara	2.8770	26000.	83	10227	No
240	GOM_NL__2PRFIN20040213_143003_000000422024_00153_10227_1617.N1	13-FEB-2004 14:30:03	Dark	42.000	141	Bet Ara	2.8400	4600.0	84	10227	No
241	GOM_NL__2PRFIN20040213_143725_000000512024_00154_10228_1673.N1	13-FEB-2004 14:37:25	Dark	50.500	10	Bet Cen	0.61000	28000.	101	10228	No
242	GOM_NL__2PRFIN20040213_144033_000000502024_00154_10228_1674.N1	13-FEB-2004 14:40:33	Dark	50.000	12	Alp1Cru	0.77500	30000.	100	10228	No
243	GOM_NL__2PRFIN20040213_144310_000000412024_00154_10228_1675.N1	13-FEB-2004 14:43:10	Dark	40.500	29	Bet Car	1.6720	10200.	81	10228	No
244	GOM_NL__2PRFIN20040213_144546_000000392024_00154_10228_1676.N1	13-FEB-2004 14:45:46	Dark	39.000	71	lot Car	2.2460	7700.0	78	10228	No
245	GOM_NL__2PRFIN20040213_144724_000000402024_00154_10228_1677.N1	13-FEB-2004 14:47:24	Dark	39.500	46	Del Vel	1.9540	10600.	79	10228	No
246	GOM_NL__2PRFIN20040213_144946_000000442024_00154_10228_1678.N1	13-FEB-2004 14:49:46	Straylight	44.000	34	Gam2Vel	1.7930	23000.	88	10228	No
247	GOM_NL__2PRFIN20040213_145151_000000422024_00154_10228_1679.N1	13-FEB-2004 14:51:51	Straylight	41.500	70	Zet Pup	2.2460	39000.	83	10228	No
248	GOM_NL__2PRFIN20040213_145308_000000432024_00154_10228_1680.N1	13-FEB-2004 14:53:08	Straylight	43.000	117	Pi Pup	2.7060	3800.0	86	10228	No
249	GOM_NL__2PRFIN20040213_145515_000000432024_00154_10228_1681.N1	13-FEB-2004 14:55:15	Straylight	43.000	88	31Eta CMa	2.4480	20000.	86	10228	No
250	GOM_NL__2PRFIN20040213_150011_000000552024_00154_10228_1682.N1	13-FEB-2004 15:00:11	Straylight	55.000	48	30Alp Hya	1.9770	4100.0	110	10228	No
251	GOM_NL__2PRFIN20040213_150438_000000522024_00154_10228_1683.N1	13-FEB-2004 15:04:38	Bright	52.000	8	10Alp CMi	0.40000	6500.0	104	10228	No
252	GOM_NL__2PRFIN20040213_150833_000000412024_00154_10228_1684.N1	13-FEB-2004 15:08:33	Bright	41.000	44	24Gam Gem	1.9280	11000.	82	10228	No
253	GOM_NL__2PRFIN20040213_151058_000000412024_00154_10228_1685.N1	13-FEB-2004 15:10:58	Bright	41.000	17	78Bet Gem	1.1610	4500.0	82	10228	No
254	GOM_NL__2PRFIN20040213_151655_000000392024_00154_10228_1686.N1	13-FEB-2004 15:16:55	Bright	38.500	42	34Bet Aur	1.9000	10200.	77	10228	No
255	GOM_NL__2PRFIN20040213_152132_000000542024_00154_10228_1687.N1	13-FEB-2004 15:21:32	Bright	53.500	174	52Psi UMa	3.0040	4400.0	107	10228	No
256	GOM_NL__2PRFIN20040213_152410_000000462024_00154_10228_1688.N1	13-FEB-2004 15:24:10	Bright	45.500	36	50Alp UMa	1.8000	6300.0	91	10228	No
257	GOM_NL__2PRFIN20040213_152820_000000402024_00154_10228_1689.N1	13-FEB-2004 15:28:20	Bright	40.000	49	1Alp UMi	1.9900	6300.0	80	10228	No
258	GOM_NL__2PRFIN20040213_153036_000000452024_00154_10228_1690.N1	13-FEB-2004 15:30:36	Bright	45.000	60	7Bet UMi	2.0810	3950.0	90	10228	No
259	GOM_NL__2PRFIN20040213_153511_000000402024_00154_10228_1691.N1	13-FEB-2004 15:35:11	Bright	40.000	89	5Alp Cep	2.4510	8000.0	80	10228	No
260	GOM_NL__2PRFIN20040213_153910_000000422024_00154_10228_1692.N1	13-FEB-2004 15:39:10	Bright	41.500	130	23Bet Dra	2.7990	5800.0	83	10228	No
261	GOM_NL__2PRFIN20040213_154100_000000362024_00154_10228_1693.N1	13-FEB-2004 15:41:00	Bright	35.500	144	18Del Cyg	2.8600	11000.	71	10228	No
262	GOM_NL__2PRFIN20040213_154318_000000432024_00154_10228_1694.N1	13-FEB-2004 15:43:18	Bright	43.000	5	3Alp Lyr	0.033000	11000.	86	10228	No
263	GOM_NL__2PRFIN20040213_154626_000000542024_00154_10228_1695.N1	13-FEB-2004 15:46:26	Bright	54.000	133	40Zet Her	2.8070	6000.0	108	10228	No
264	GOM_NL__2PRFIN20040213_155017_000000992024_00154_10228_1696.N1	13-FEB-2004 15:50:17	Twilight	98.500	67	5Alp CrB	2.2210	11000.	197	10228	No
265	GOM_NL__2PRFIN20040213_155425_000000482024_00154_10228_1697.N1	13-FEB-2004 15:54:25	Bright	48.000	126	60Bet Oph	2.7700	4250.0	96	10228	No
266	GOM_NL__2PRFIN20040213_160121_000000452024_00154_10228_1698.N1	13-FEB-2004 16:01:21	Twilight	44.500	57	34Sig Sgr	2.0660	26000.	89	10228	No
267	GOM_NL__2PRFIN20040213_160404_000000452024_00154_10228_1699.N1	13-FEB-2004 16:04:04	Dark	45.000	38	20Eps Sgr	1.8360	11000.	90	10228	No
268	GOM_NL__2PRFIN20040213_160606_000000472024_00154_10228_1700.N1	13-FEB-2004 16:06:06	Dark	47.000	25	35Lam Sco	1.6200	28000.	94	10228	No
269	GOM_NL__2PRFIN20040213_160724_000000472024_00154_10228_1701.N1	13-FEB-2004 16:07:24	Dark	47.000	40	The Sco	1.8590	7100.0	94	10228	No
270	GOM_NL__2PRFIN20040213_160912_000000392024_00154_10228_1702.N1	13-FEB-2004 16:09:12	Dark	39.000	147	Alp Ara	2.8770	26000.	78	10228	No
271	GOM_NL__2PRFIN20040213_161040_000000402024_00154_10228_1703.N1	13-FEB-2004 16:10:40	Dark	39.500	141	Bet Ara	2.8400	4600.0	79	10228	No
272	GOM_NL__2PRFIN20040213_161802_000000482024_00155_10229_1711.N1	13-FEB-2004 16:18:02	Dark	47.500	10	Bet Cen	0.61000	28000.	95	10229	No
273	GOM_NL__2PRFIN20040213_162110_000000432024_00155_10229_1712.N1	13-FEB-2004 16:21:10	Dark	42.500	12	Alp1Cru	0.77500	30000.	85	10229	No
274	GOM_NL__2PRFIN20040213_162347_000000402024_00155_10229_1713.N1	13-FEB-2004 16:23:47	Dark	40.000	29	Bet Car	1.6720	10200.	80	10229	No
275	GOM_NL__2PRFIN20040213_162621_000000392024_00155_10229_1714.N1	13-FEB-2004 16:26:21	Dark	39.000	71	lot Car	2.2460	7700.0	78	10229	No
276	GOM_NL__2PRFIN20040213_162801_000000432024_00155_10229_1715.N1	13-FEB-2004 16:28:01	Dark	42.500	46	Del Vel	1.9540	10600.	85	10229	No
277	GOM_NL__2PRFIN20040213_163022_000000452024_00155_10229_1716.N1	13-FEB-2004 16:30:22	Straylight	44.500	34	Gam2Vel	1.7930	23000.	89	10229	No
278	GOM_NL__2PRFIN20040213_163228_000000432024_00155_10229_1717.N1	13-FEB-2004 16:32:28	Straylight	43.000	70	Zet Pup	2.2460	39000.	86	10229	No

279	GOM_NL__2PRFIN20040213_163344_000000462024_00155_10229_1718.N1	13-FEB-2004 16:33:44	Straylight	46.000	117	Pi Pup	2.7060	3800.0	92	10229	No
280	GOM_NL__2PRFIN20040213_163551_000000432024_00155_10229_1719.N1	13-FEB-2004 16:35:51	Straylight	43.000	88	31Eta CMa	2.4480	20000.	86	10229	No
281	GOM_NL__2PRFIN20040213_164048_000000542024_00155_10229_1720.N1	13-FEB-2004 16:40:48	Straylight	53.500	48	30Alp Hya	1.9770	4100.0	107	10229	No
282	GOM_NL__2PRFIN20040213_164514_000000522024_00155_10229_1721.N1	13-FEB-2004 16:45:14	Bright	52.000	8	10Alp CMi	0.40000	6500.0	104	10229	No
283	GOM_NL__2PRFIN20040213_164910_000000392024_00155_10229_1722.N1	13-FEB-2004 16:49:10	Bright	38.500	44	24Gam Gem	1.9280	11000.	77	10229	No
284	GOM_NL__2PRFIN20040213_165134_000000412024_00155_10229_1723.N1	13-FEB-2004 16:51:34	Bright	40.500	17	78Bet Gem	1.1610	4500.0	81	10229	No
285	GOM_NL__2PRFIN20040213_165732_000000392024_00155_10229_1724.N1	13-FEB-2004 16:57:32	Bright	39.000	42	34Bet Aur	1.9000	10200.	78	10229	No
286	GOM_NL__2PRFIN20040213_170207_000000562024_00155_10229_1725.N1	13-FEB-2004 17:02:07	Bright	55.500	174	52Psi UMa	3.0040	4400.0	111	10229	No
287	GOM_NL__2PRFIN20040213_170445_000000462024_00155_10229_1726.N1	13-FEB-2004 17:04:45	Bright	45.500	36	50Alp UMa	1.8000	6300.0	91	10229	No
288	GOM_NL__2PRFIN20040213_170856_000000412024_00155_10229_1727.N1	13-FEB-2004 17:08:56	Bright	41.000	49	1Alp UMi	1.9900	6300.0	82	10229	No
289	GOM_NL__2PRFIN20040213_171113_000000442024_00155_10229_1728.N1	13-FEB-2004 17:11:13	Bright	44.000	60	7Bet UMi	2.0810	3950.0	88	10229	No
290	GOM_NL__2PRFIN20040213_171547_000000412024_00155_10229_1729.N1	13-FEB-2004 17:15:47	Bright	40.500	89	5Alp Cep	2.4510	8000.0	81	10229	No
291	GOM_NL__2PRFIN20040213_171946_000000422024_00155_10229_1730.N1	13-FEB-2004 17:19:46	Bright	41.500	130	23Bet Dra	2.7990	5800.0	83	10229	No
292	GOM_NL__2PRFIN20040213_172136_000000372024_00155_10229_1731.N1	13-FEB-2004 17:21:36	Bright	36.500	144	18Del Cyg	2.8600	11000.	73	10229	No
293	GOM_NL__2PRFIN20040213_172354_000000372024_00155_10229_1732.N1	13-FEB-2004 17:23:54	Bright	36.500	5	3Alp Lyr	0.033000	11000.	73	10229	No
294	GOM_NL__2PRFIN20040213_172702_000000552024_00155_10229_1733.N1	13-FEB-2004 17:27:02	Bright	55.000	133	40Zet Her	2.8070	6000.0	110	10229	No
295	GOM_NL__2PRFIN20040213_173053_000000962024_00155_10229_1734.N1	13-FEB-2004 17:30:53	Twilight	96.000	67	5Alp CrB	2.2210	11000.	192	10229	No
296	GOM_NL__2PRFIN20040213_173502_000000482024_00155_10229_1735.N1	13-FEB-2004 17:35:02	Bright	48.000	126	60Bet Oph	2.7700	4250.0	96	10229	No
297	GOM_NL__2PRFIN20040213_174157_000000422024_00155_10229_1736.N1	13-FEB-2004 17:41:57	Twilight	41.500	57	34Sig Sgr	2.0660	26000.	83	10229	No
298	GOM_NL__2PRFIN20040213_174440_000000452024_00155_10229_1737.N1	13-FEB-2004 17:44:40	Dark	45.000	38	20Eps Sgr	1.8360	11000.	90	10229	No
299	GOM_NL__2PRFIN20040213_174643_000000452024_00155_10229_1738.N1	13-FEB-2004 17:46:43	Dark	45.000	25	35Lam Sco	1.6200	28000.	90	10229	No
300	GOM_NL__2PRFIN20040213_174801_000000472024_00155_10229_1739.N1	13-FEB-2004 17:48:01	Dark	47.000	40	The Sco	1.8590	7100.0	94	10229	No
301	GOM_NL__2PRFIN20040213_174949_000000392024_00155_10229_1740.N1	13-FEB-2004 17:49:49	Dark	39.000	147	Alp Ara	2.8770	26000.	78	10229	No
302	GOM_NL__2PRFIN20040213_175117_000000402024_00155_10229_1741.N1	13-FEB-2004 17:51:17	Dark	39.500	141	Bet Ara	2.8400	4600.0	79	10229	No
303	GOM_NL__2PRFIN20040213_175838_000000432024_00156_10230_9814.N1	13-FEB-2004 17:58:38	Dark	42.500	10	Bet Cen	0.61000	28000.	85	10230	No
304	GOM_NL__2PRFIN20040213_180146_000000532024_00156_10230_9815.N1	13-FEB-2004 18:01:46	Dark	52.500	12	Alp1Cru	0.77500	30000.	105	10230	No
305	GOM_NL__2PRFIN20040213_180423_000000392024_00156_10230_9816.N1	13-FEB-2004 18:04:23	Dark	38.500	29	Bet Car	1.6720	10200.	77	10230	No
306	GOM_NL__2PRFIN20040213_180658_000000422024_00156_10230_9817.N1	13-FEB-2004 18:06:58	Dark	41.500	71	lot Car	2.2460	7700.0	83	10230	No
307	GOM_NL__2PRFIN20040213_180836_000000382024_00156_10230_9818.N1	13-FEB-2004 18:08:36	Dark	37.500	46	Del Vel	1.9540	10600.	75	10230	No
308	GOM_NL__2PRFIN20040213_181118_000000482024_00156_10230_9819.N1	13-FEB-2004 18:11:18	Straylight	48.000	65	Lam Vel	2.2040	4400.0	96	10230	No
309	GOM_NL__2PRFIN20040213_181303_000000442024_00156_10230_9820.N1	13-FEB-2004 18:13:03	Straylight	44.000	70	Zet Pup	2.2460	39000.	88	10230	No
310	GOM_NL__2PRFIN20040213_181627_000000422024_00156_10230_9821.N1	13-FEB-2004 18:16:27	Straylight	42.000	88	31Eta CMa	2.4480	20000.	84	10230	No
311	GOM_NL__2PRFIN20040213_182550_000000492024_00156_10230_9822.N1	13-FEB-2004 18:25:50	Bright	48.500	8	10Alp CMi	0.40000	6500.0	97	10230	No
312	GOM_NL__2PRFIN20040213_182946_000000412024_00156_10230_9823.N1	13-FEB-2004 18:29:46	Bright	41.000	44	24Gam Gem	1.9280	11000.	82	10230	No
313	GOM_NL__2PRFIN20040213_183210_000000422024_00156_10230_9824.N1	13-FEB-2004 18:32:10	Bright	41.500	17	78Bet Gem	1.1610	4500.0	83	10230	No
314	GOM_NL__2PRFIN20040213_183808_000000382024_00156_10230_9825.N1	13-FEB-2004 18:38:08	Bright	37.500	42	34Bet Aur	1.9000	10200.	75	10230	No
315	GOM_NL__2PRFIN20040213_184242_000000562024_00156_10230_9826.N1	13-FEB-2004 18:42:42	Bright	56.000	174	52Psi UMa	3.0040	4400.0	112	10230	No
316	GOM_NL__2PRFIN20040213_184520_000000462024_00156_10230_9827.N1	13-FEB-2004 18:45:20	Bright	45.500	36	50Alp UMa	1.8000	6300.0	91	10230	No
317	GOM_NL__2PRFIN20040213_184932_000000412024_00156_10230_9828.N1	13-FEB-2004 18:49:32	Bright	41.000	49	1Alp UMi	1.9900	6300.0	82	10230	No
318	GOM_NL__2PRFIN20040213_185149_000000442024_00156_10230_9829.N1	13-FEB-2004 18:51:49	Bright	44.000	60	7Bet UMi	2.0810	3950.0	88	10230	No
319	GOM_NL__2PRFIN20040213_185623_000000412024_00156_10230_9830.N1	13-FEB-2004 18:56:23	Bright	41.000	89	5Alp Cep	2.4510	8000.0	82	10230	No
320	GOM_NL__2PRFIN20040213_190021_000000412024_00156_10230_9831.N1	13-FEB-2004 19:00:21	Bright	41.000	130	23Bet Dra	2.7990	5800.0	82	10230	No
321	GOM_NL__2PRFIN20040213_190213_000000362024_00156_10230_9832.N1	13-FEB-2004 19:02:13	Bright	36.000	144	18Del Cyg	2.8600	11000.	72	10230	No
322	GOM_NL__2PRFIN20040213_190430_000000412024_00156_10230_9833.N1	13-FEB-2004 19:04:30	Bright	41.000	5	3Alp Lyr	0.033000	11000.	82	10230	No
323	GOM_NL__2PRFIN20040213_190738_000000532024_00156_10230_9834.N1	13-FEB-2004 19:07:38	Bright	53.000	133	40Zet Her	2.8070	6000.0	106	10230	No
324	GOM_NL__2PRFIN20040213_191130_000001032024_00156_10230_9835.N1	13-FEB-2004 19:11:30	Twilight	102.50	67	5Alp CrB	2.2210	11000.	205	10230	No
325	GOM_NL__2PRFIN20040213_191539_000000482024_00156_10230_9836.N1	13-FEB-2004 19:15:39	Bright	47.500	126	60Bet Oph	2.7700	4250.0	95	10230	No
326	GOM_NL__2PRFIN20040213_192233_000000432024_00156_10230_9837.N1	13-FEB-2004 19:22:33	Twilight	42.500	57	34Sig Sgr	2.0660	26000.	85	10230	No
327	GOM_NL__2PRFIN20040213_192517_000000442024_00156_10230_9838.N1	13-FEB-2004 19:25:17	Dark	44.000	38	20Eps Sgr	1.8360	11000.	88	10230	No
328	GOM_NL__2PRFIN20040213_192719_000000462024_00156_10230_9839.N1	13-FEB-2004 19:27:19	Dark	46.000	25	35Lam Sco	1.6200	28000.	92	10230	No
329	GOM_NL__2PRFIN20040213_192837_000000472024_00156_10230_9840.N1	13-FEB-2004 19:28:37	Dark	46.500	40	The Sco	1.8590	7100.0	93	10230	No
330	GOM_NL__2PRFIN20040213_193024_000000412024_00156_10230_9841.N1	13-FEB-2004 19:30:24	Dark	40.500	147	Alp Ara	2.8770	26000.	81	10230	No
331	GOM_NL__2PRFIN20040213_193153_000000462024_00156_10230_9842.N1	13-FEB-2004 19:31:53	Dark	45.500	141	Bet Ara	2.8400	4600.0	91	10230	No
332	GOM_NL__2PRFIN20040213_193345_000000462024_00157_10231_1675.N1	13-FEB-2004 19:33:45	Dark	45.500	131	Gam Lup	2.8000	26000.	91	10231	No
333	GOM_NL__2PRFIN20040213_193915_000000442024_00157_10231_1676.N1	13-FEB-2004 19:39:15	Dark	44.000	10	Bet Cen	0.61000	28000.	88	10231	No
334	GOM_NL__2PRFIN20040213_194223_000000472024_00157_10231_1677.N1	13-FEB-2004 19:42:23	Dark	47.000	12	Alp1Cru	0.77500	30000.	94	10231	No
335	GOM_NL__2PRFIN20040213_194459_000000402024_00157_10231_1678.N1	13-FEB-2004 19:44:59	Dark	39.500	29	Bet Car	1.6720	10200.	79	10231	No
336	GOM_NL__2PRFIN20040213_194734_000000402024_00157_10231_1679.N1	13-FEB-2004 19:47:34	Dark	39.500	71	lot Car	2.2460	7700.0	79	10231	No
337	GOM_NL__2PRFIN20040213_194913_000000422024_00157_10231_1680.N1	13-FEB-2004 19:49:13	Dark	42.000	46	Del Vel	1.9540	10600.	84	10231	No

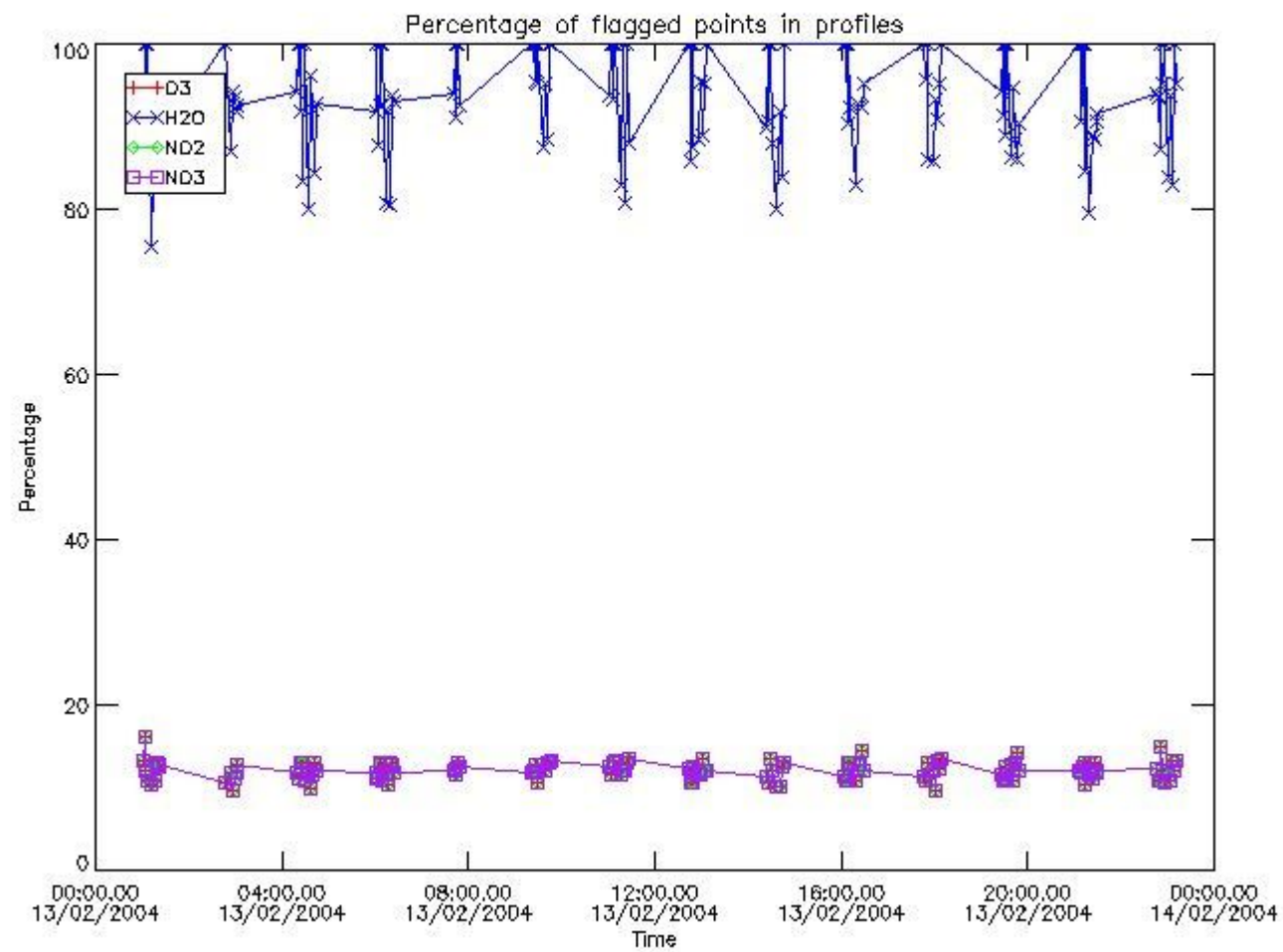
338	GOM_NL__2PRFIN20040213_195155_000000462024_00157_10231_1681.N1	13-FEB-2004 19:51:55	Straylight	46.000	65	Lam Vel	2.2040	4400.0	92	10231	No
339	GOM_NL__2PRFIN20040213_195341_000000422024_00157_10231_1682.N1	13-FEB-2004 19:53:41	Straylight	41.500	70	Zet Pup	2.2460	39000.	83	10231	No
340	GOM_NL__2PRFIN20040213_195703_000000412024_00157_10231_1683.N1	13-FEB-2004 19:57:03	Straylight	40.500	88	31Eta CMa	2.4480	20000.	81	10231	No
341	GOM_NL__2PRFIN20040213_200626_000000522024_00157_10231_1684.N1	13-FEB-2004 20:06:26	Bright	52.000	8	10Alp CMi	0.40000	6500.0	104	10231	No
342	GOM_NL__2PRFIN20040213_201022_000000412024_00157_10231_1685.N1	13-FEB-2004 20:10:22	Bright	40.500	44	24Gam Gem	1.9280	11000.	81	10231	No
343	GOM_NL__2PRFIN20040213_201247_000000402024_00157_10231_1686.N1	13-FEB-2004 20:12:47	Bright	39.500	17	78Bet Gem	1.1610	4500.0	79	10231	No
344	GOM_NL__2PRFIN20040213_201844_000000392024_00157_10231_1687.N1	13-FEB-2004 20:18:44	Bright	39.000	42	34Bet Aur	1.9000	10200.	78	10231	No
345	GOM_NL__2PRFIN20040213_202316_000000532024_00157_10231_1688.N1	13-FEB-2004 20:23:16	Bright	53.000	174	52Psi UMa	3.0040	4400.0	106	10231	No
346	GOM_NL__2PRFIN20040213_202556_000000462024_00157_10231_1689.N1	13-FEB-2004 20:25:56	Bright	46.000	36	50Alp UMa	1.8000	6300.0	92	10231	No
347	GOM_NL__2PRFIN20040213_203010_000000382024_00157_10231_1690.N1	13-FEB-2004 20:30:10	Bright	38.000	49	1Alp UMi	1.9900	6300.0	76	10231	No
348	GOM_NL__2PRFIN20040213_203225_000000442024_00157_10231_1691.N1	13-FEB-2004 20:32:25	Bright	44.000	60	7Bet UMi	2.0810	3950.0	88	10231	No
349	GOM_NL__2PRFIN20040213_203701_000000392024_00157_10231_1692.N1	13-FEB-2004 20:37:01	Bright	38.500	89	5Alp Cep	2.4510	8000.0	77	10231	No
350	GOM_NL__2PRFIN20040213_204057_000000422024_00157_10231_1693.N1	13-FEB-2004 20:40:57	Bright	42.000	130	23Bet Dra	2.7990	5800.0	84	10231	No
351	GOM_NL__2PRFIN20040213_204248_000000362024_00157_10231_1694.N1	13-FEB-2004 20:42:48	Bright	36.000	144	18Del Cyg	2.8600	11000.	72	10231	No
352	GOM_NL__2PRFIN20040213_204506_000000382024_00157_10231_1695.N1	13-FEB-2004 20:45:06	Bright	37.500	5	3Alp Lyr	0.033000	11000.	75	10231	No
353	GOM_NL__2PRFIN20040213_204814_000000532024_00157_10231_1696.N1	13-FEB-2004 20:48:14	Bright	52.500	133	40Zet Her	2.8070	6000.0	105	10231	No
354	GOM_NL__2PRFIN20040213_205207_000001042024_00157_10231_1697.N1	13-FEB-2004 20:52:07	Twilight	104.00	67	5Alp CrB	2.2210	11000.	208	10231	No
355	GOM_NL__2PRFIN20040213_205615_000000512024_00157_10231_1698.N1	13-FEB-2004 20:56:15	Bright	50.500	126	60Bet Oph	2.7700	4250.0	101	10231	No
356	GOM_NL__2PRFIN20040213_210309_000000422024_00157_10231_1699.N1	13-FEB-2004 21:03:09	Twilight	41.500	57	34Sig Sgr	2.0660	26000.	83	10231	No
357	GOM_NL__2PRFIN20040213_210553_000000422024_00157_10231_1700.N1	13-FEB-2004 21:05:53	Dark	42.000	38	20Eps Sgr	1.8360	11000.	84	10231	No
358	GOM_NL__2PRFIN20040213_210755_000000432024_00157_10231_1701.N1	13-FEB-2004 21:07:55	Dark	43.000	25	35Lam Sco	1.6200	28000.	86	10231	No
359	GOM_NL__2PRFIN20040213_210914_000000432024_00157_10231_1702.N1	13-FEB-2004 21:09:14	Dark	42.500	40	The Sco	1.8590	7100.0	85	10231	No
360	GOM_NL__2PRFIN20040213_211101_000000412024_00157_10231_1703.N1	13-FEB-2004 21:11:01	Dark	41.000	147	Alp Ara	2.8770	26000.	82	10231	No
361	GOM_NL__2PRFIN20040213_211229_000000402024_00157_10231_1704.N1	13-FEB-2004 21:12:29	Dark	39.500	141	Bet Ara	2.8400	4600.0	79	10231	No
362	GOM_NL__2PRFIN20040213_211422_000000492024_00158_10232_9796.N1	13-FEB-2004 21:14:22	Dark	49.000	131	Gam Lup	2.8000	26000.	98	10232	No
363	GOM_NL__2PRFIN20040213_211951_000000452024_00158_10232_9797.N1	13-FEB-2004 21:19:51	Dark	44.500	10	Bet Cen	0.61000	28000.	89	10232	No
364	GOM_NL__2PRFIN20040213_212258_000000462024_00158_10232_9798.N1	13-FEB-2004 21:22:58	Dark	46.000	12	Alp1Cru	0.77500	30000.	92	10232	No
365	GOM_NL__2PRFIN20040213_212536_000000392024_00158_10232_9799.N1	13-FEB-2004 21:25:36	Dark	39.000	29	Bet Car	1.6720	10200.	78	10232	No
366	GOM_NL__2PRFIN20040213_212810_000000432024_00158_10232_9800.N1	13-FEB-2004 21:28:10	Dark	43.000	71	lot Car	2.2460	7700.0	86	10232	No
367	GOM_NL__2PRFIN20040213_212949_000000422024_00158_10232_9801.N1	13-FEB-2004 21:29:49	Dark	41.500	46	Del Vel	1.9540	10600.	83	10232	No
368	GOM_NL__2PRFIN20040213_213230_000000482024_00158_10232_9802.N1	13-FEB-2004 21:32:30	Straylight	48.000	65	Lam Vel	2.2040	4400.0	96	10232	No
369	GOM_NL__2PRFIN20040213_213417_000000422024_00158_10232_9803.N1	13-FEB-2004 21:34:17	Straylight	41.500	70	Zet Pup	2.2460	39000.	83	10232	No
370	GOM_NL__2PRFIN20040213_213739_000000412024_00158_10232_9804.N1	13-FEB-2004 21:37:39	Straylight	40.500	88	31Eta CMa	2.4480	20000.	81	10232	No
371	GOM_NL__2PRFIN20040213_214702_000000522024_00158_10232_9805.N1	13-FEB-2004 21:47:02	Bright	52.000	8	10Alp CMi	0.40000	6500.0	104	10232	No
372	GOM_NL__2PRFIN20040213_215058_000000402024_00158_10232_9806.N1	13-FEB-2004 21:50:58	Bright	39.500	44	24Gam Gem	1.9280	11000.	79	10232	No
373	GOM_NL__2PRFIN20040213_215321_000000522024_00158_10232_9807.N1	13-FEB-2004 21:53:21	Bright	52.000	17	78Bet Gem	1.1610	4500.0	104	10232	No
374	GOM_NL__2PRFIN20040213_215921_000000392024_00158_10232_9808.N1	13-FEB-2004 21:59:21	Bright	39.000	42	34Bet Aur	1.9000	10200.	78	10232	No
375	GOM_NL__2PRFIN20040213_220352_000000562024_00158_10232_9809.N1	13-FEB-2004 22:03:52	Bright	56.000	174	52Psi UMa	3.0040	4400.0	112	10232	No
376	GOM_NL__2PRFIN20040213_220631_000000472024_00158_10232_9810.N1	13-FEB-2004 22:06:31	Bright	46.500	36	50Alp UMa	1.8000	6300.0	93	10232	No
377	GOM_NL__2PRFIN20040213_221047_000000382024_00158_10232_9811.N1	13-FEB-2004 22:10:47	Bright	37.500	49	1Alp UMi	1.9900	6300.0	75	10232	No
378	GOM_NL__2PRFIN20040213_221301_000000382024_00158_10232_9812.N1	13-FEB-2004 22:13:01	Bright	37.500	60	7Bet UMi	2.0810	3950.0	75	10232	No
379	GOM_NL__2PRFIN20040213_221738_000000382024_00158_10232_9813.N1	13-FEB-2004 22:17:38	Bright	37.500	89	5Alp Cep	2.4510	8000.0	75	10232	No
380	GOM_NL__2PRFIN20040213_222133_000000432024_00158_10232_9814.N1	13-FEB-2004 22:21:33	Bright	43.000	130	23Bet Dra	2.7990	5800.0	86	10232	No
381	GOM_NL__2PRFIN20040213_222325_000000362024_00158_10232_9815.N1	13-FEB-2004 22:23:25	Bright	36.000	144	18Del Cyg	2.8600	11000.	72	10232	No
382	GOM_NL__2PRFIN20040213_222542_000000382024_00158_10232_9816.N1	13-FEB-2004 22:25:42	Bright	37.500	5	3Alp Lyr	0.033000	11000.	75	10232	No
383	GOM_NL__2PRFIN20040213_222850_000000542024_00158_10232_9817.N1	13-FEB-2004 22:28:50	Bright	53.500	133	40Zet Her	2.8070	6000.0	107	10232	No
384	GOM_NL__2PRFIN20040213_223243_000001022024_00158_10232_9818.N1	13-FEB-2004 22:32:43	Twilight	102.00	67	5Alp CrB	2.2210	11000.	204	10232	No
385	GOM_NL__2PRFIN20040213_223651_000000482024_00158_10232_9819.N1	13-FEB-2004 22:36:51	Bright	47.500	126	60Bet Oph	2.7700	4250.0	95	10232	No
386	GOM_NL__2PRFIN20040213_224345_000000412024_00158_10232_9820.N1	13-FEB-2004 22:43:45	Twilight	41.000	57	34Sig Sgr	2.0660	26000.	82	10232	No
387	GOM_NL__2PRFIN20040213_224629_000000422024_00158_10232_9821.N1	13-FEB-2004 22:46:29	Dark	41.500	38	20Eps Sgr	1.8360	11000.	83	10232	No
388	GOM_NL__2PRFIN20040213_224832_000000472024_00158_10232_9822.N1	13-FEB-2004 22:48:32	Dark	47.000	25	35Lam Sco	1.6200	28000.	94	10232	No
389	GOM_NL__2PRFIN20040213_224950_000000472024_00158_10232_9823.N1	13-FEB-2004 22:49:50	Dark	47.000	40	The Sco	1.8590	7100.0	94	10232	No
390	GOM_NL__2PRFIN20040213_225136_000000412024_00158_10232_9824.N1	13-FEB-2004 22:51:36	Dark	41.000	147	Alp Ara	2.8770	26000.	82	10232	No
391	GOM_NL__2PRFIN20040213_225305_000000432024_00158_10232_9825.N1	13-FEB-2004 22:53:05	Dark	42.500	141	Bet Ara	2.8400	4600.0	85	10232	No
392	GOM_NL__2PRFIN20040213_225458_000000492024_00159_10233_9796.N1	13-FEB-2004 22:54:58	Dark	48.500	131	Gam Lup	2.8000	26000.	97	10233	No
393	GOM_NL__2PRFIN20040213_230027_000000442024_00159_10233_9797.N1	13-FEB-2004 23:00:27	Dark	44.000	10	Bet Cen	0.61000	28000.	88	10233	No
394	GOM_NL__2PRFIN20040213_230335_000000482024_00159_10233_9798.N1	13-FEB-2004 23:03:35	Dark	47.500	12	Alp1Cru	0.77500	30000.	95	10233	No
395	GOM_NL__2PRFIN20040213_230612_000000392024_00159_10233_9799.N1	13-FEB-2004 23:06:12	Dark	38.500	29	Bet Car	1.6720	10200.	77	10233	No
396	GOM_NL__2PRFIN20040213_230844_000000422024_00159_10233_9800.N1	13-FEB-2004 23:08:44	Dark	42.000	71	lot Car	2.2460	7700.0	84	10233	No

397	GOM_NL__2PRFIN20040213_231024_000000432024_00159_10233_9801.N1	13-FEB-2004 23:10:24	Dark	42.500	46	Del Vel	1.9540	10600.	85	10233	No
398	GOM_NL__2PRFIN20040213_231304_000000482024_00159_10233_9802.N1	13-FEB-2004 23:13:04	Straylight	48.000	65	Lam Vel	2.2040	4400.0	96	10233	No
399	GOM_NL__2PRFIN20040213_231453_000000402024_00159_10233_9803.N1	13-FEB-2004 23:14:53	Straylight	40.000	70	Zet Pup	2.2460	39000.	80	10233	No
400	GOM_NL__2PRFIN20040213_231815_000000402024_00159_10233_9804.N1	13-FEB-2004 23:18:15	Straylight	40.000	88	31Eta CMa	2.4480	20000.	80	10233	No
401	GOM_NL__2PRFIN20040213_232738_000000522024_00159_10233_9805.N1	13-FEB-2004 23:27:38	Bright	51.500	8	10Alp CMi	0.40000	6500.0	103	10233	No
402	GOM_NL__2PRFIN20040213_233135_000000402024_00159_10233_9806.N1	13-FEB-2004 23:31:35	Bright	39.500	44	24Gam Gem	1.9280	11000.	79	10233	No
403	GOM_NL__2PRFIN20040213_233356_000000442024_00159_10233_9807.N1	13-FEB-2004 23:33:56	Bright	43.500	17	78Bet Gem	1.1610	4500.0	87	10233	No
404	GOM_NL__2PRFIN20040213_233957_000000392024_00159_10233_9808.N1	13-FEB-2004 23:39:57	Bright	38.500	42	34Bet Aur	1.9000	10200.	77	10233	No
405	GOM_NL__2PRFIN20040213_234426_000000502024_00159_10233_9809.N1	13-FEB-2004 23:44:26	Bright	50.000	174	52Psi UMa	3.0040	4400.0	100	10233	No
406	GOM_NL__2PRFIN20040213_234706_000000462024_00159_10233_9810.N1	13-FEB-2004 23:47:06	Bright	45.500	36	50Alp UMa	1.8000	6300.0	91	10233	No
407	GOM_NL__2PRFIN20040213_235122_000000352024_00159_10233_9811.N1	13-FEB-2004 23:51:22	Bright	35.000	49	1Alp UMi	1.9900	6300.0	70	10233	No
408	GOM_NL__2PRFIN20040213_235336_000000412024_00159_10233_9812.N1	13-FEB-2004 23:53:36	Bright	40.500	60	7Bet UMi	2.0810	3950.0	81	10233	No
409	GOM_NL__2PRFIN20040213_235813_000000392024_00159_10233_9813.N1	13-FEB-2004 23:58:13	Bright	39.000	89	5Alp Cep	2.4510	8000.0	78	10233	No

3. Quality information per product

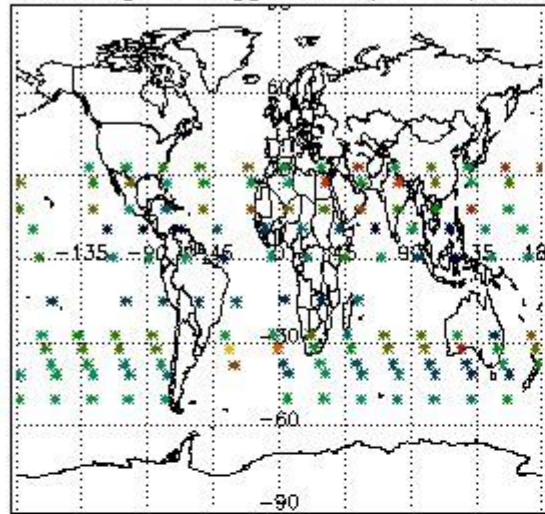
In this section it is plotted some information contained in the Quality Summary data set of the level 2 products. Only products in dark limb conditions and without errors (error flag in the MPH set to "0") are used.

3.1 Plot quality information per product (time dependant)

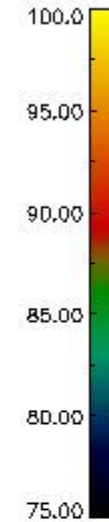
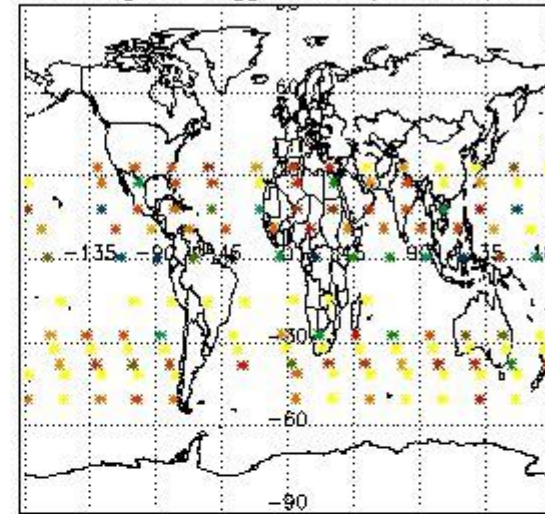


3.2 Plot quality information per product (world map)

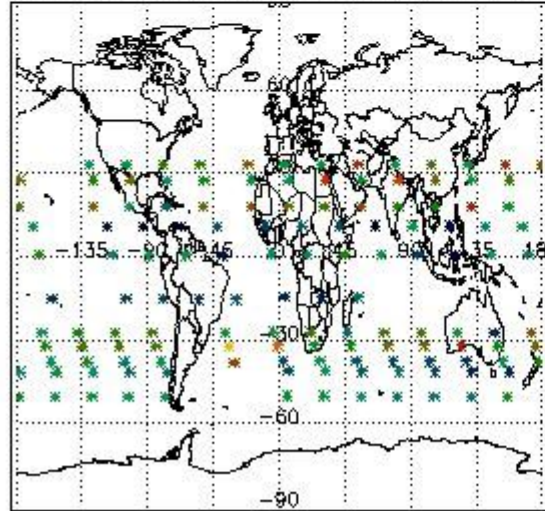
Percentage of flagged data per O3 profile



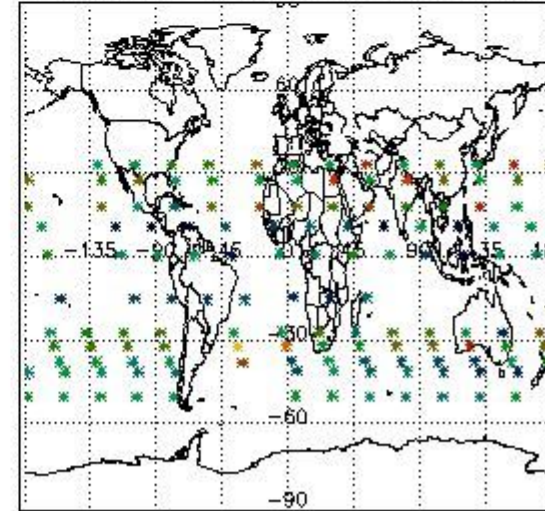
Percentage of flagged data per H2O profile



Percentage of flagged data per NO2 profile



Percentage of flagged data per NO3 profile

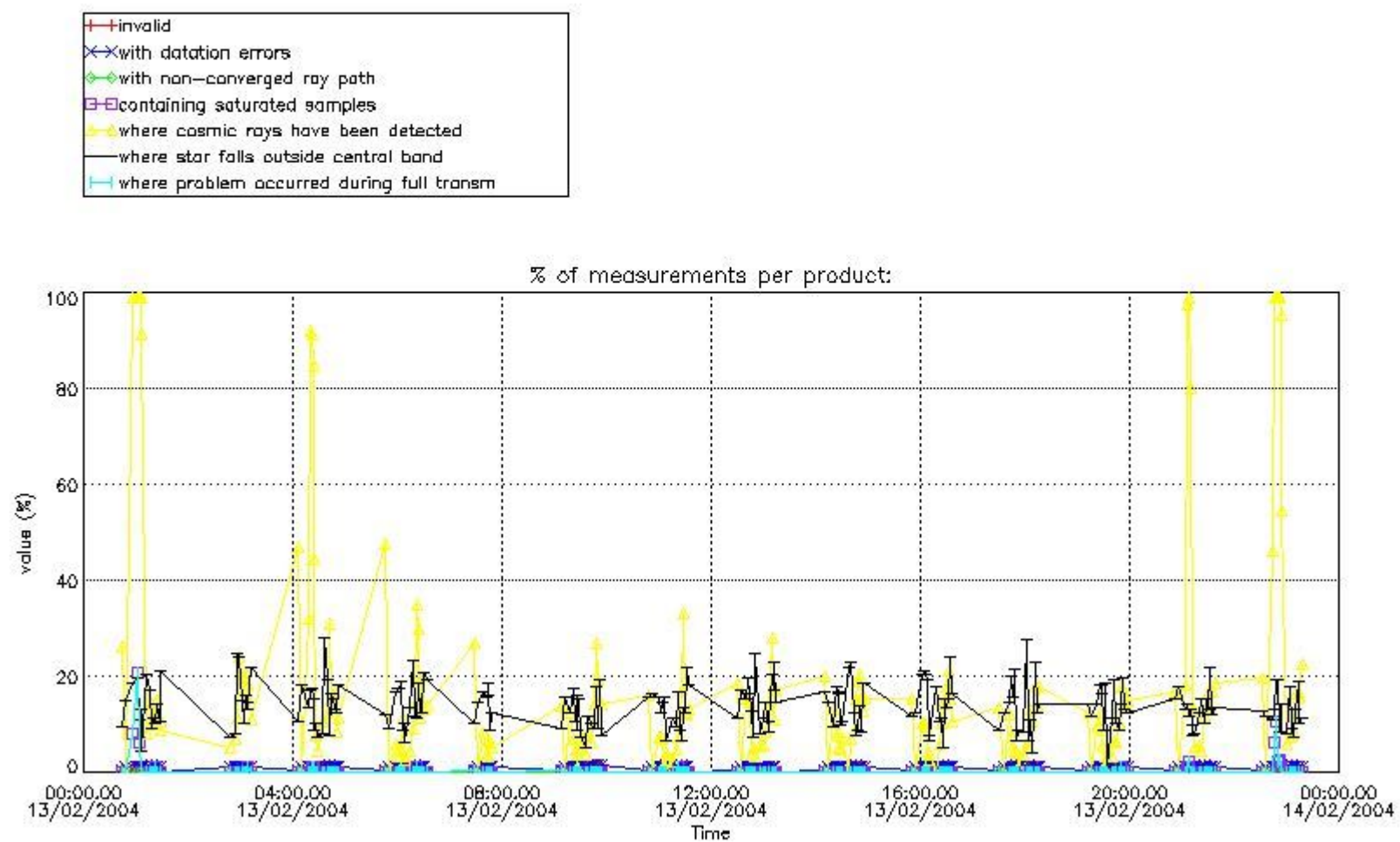


4. Level 1 quality information per product

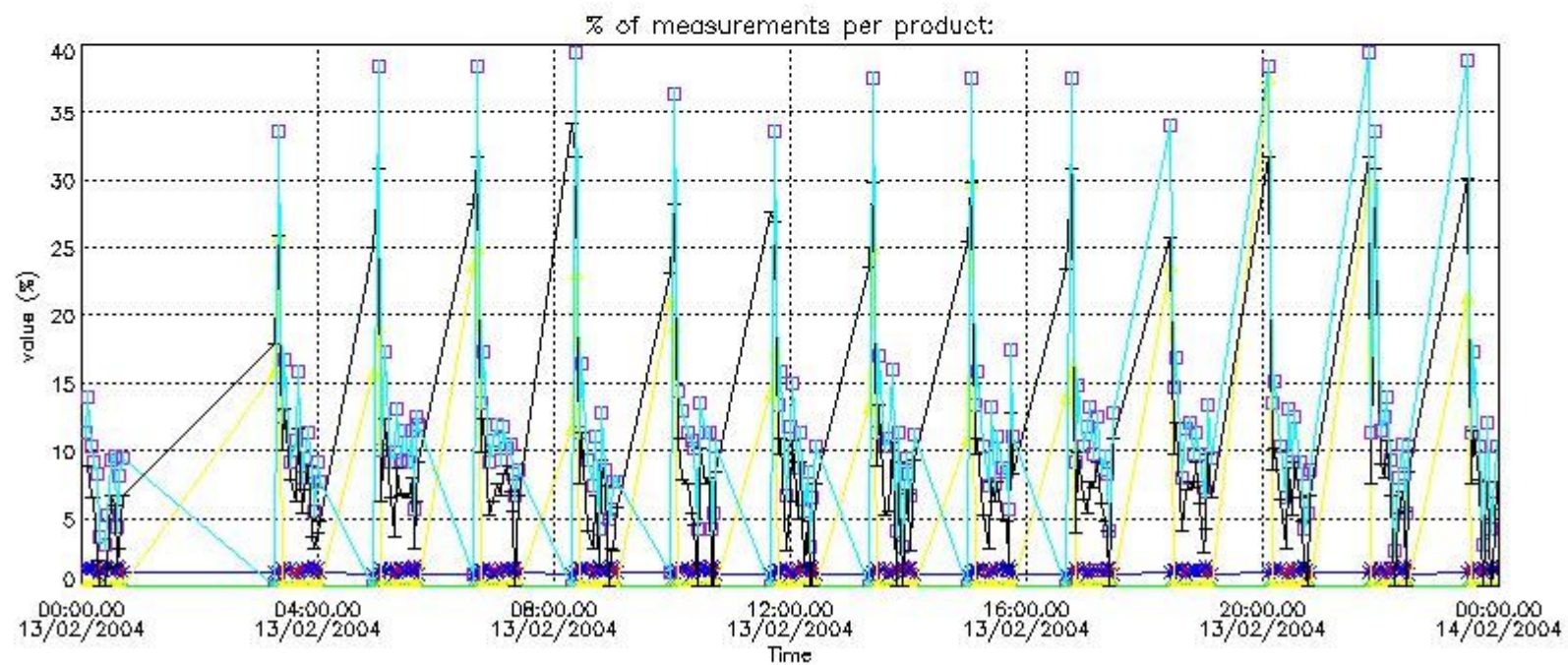
In this section it is plotted some information contained in the Quality Summary data set of the level 2 products that comes from the level 1b processing. Products without errors (error flag in the MPH set to "0") are used.

4.1 Plot quality information per product (time dependant) coming from level 1b processing

4.1.1 Plot level 1 quality information per product (time dependant): ENVISAT ASCENDING passes

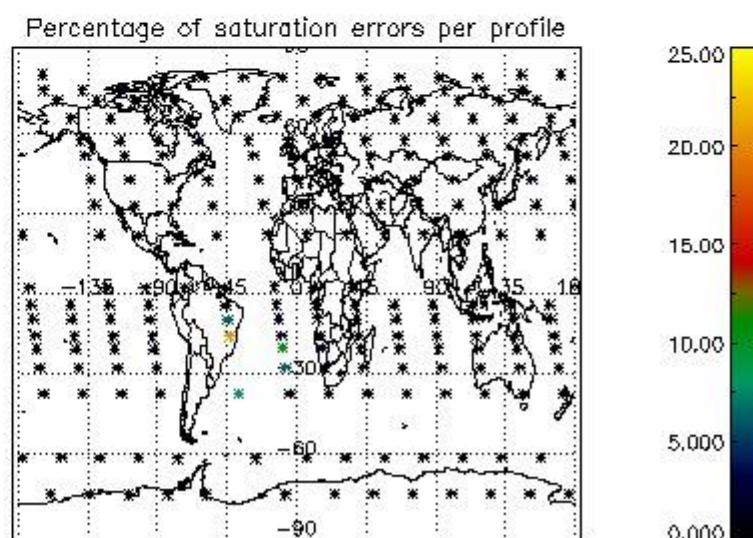
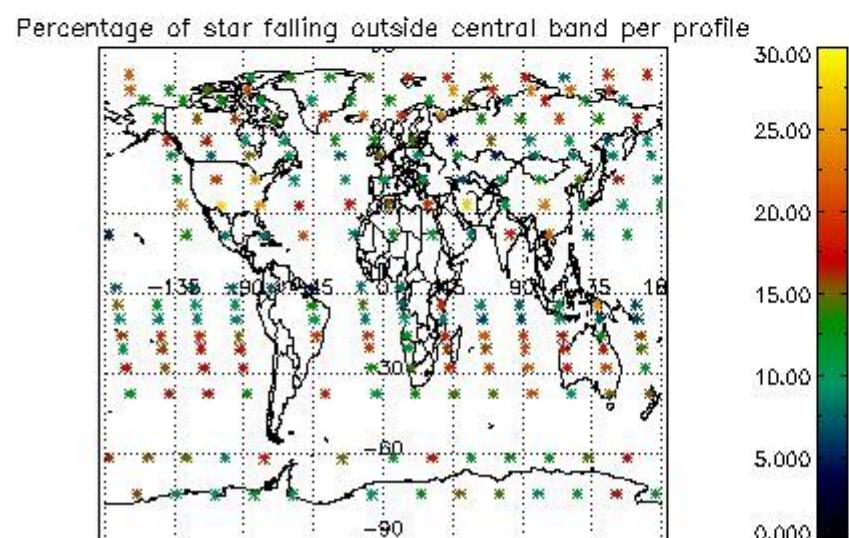
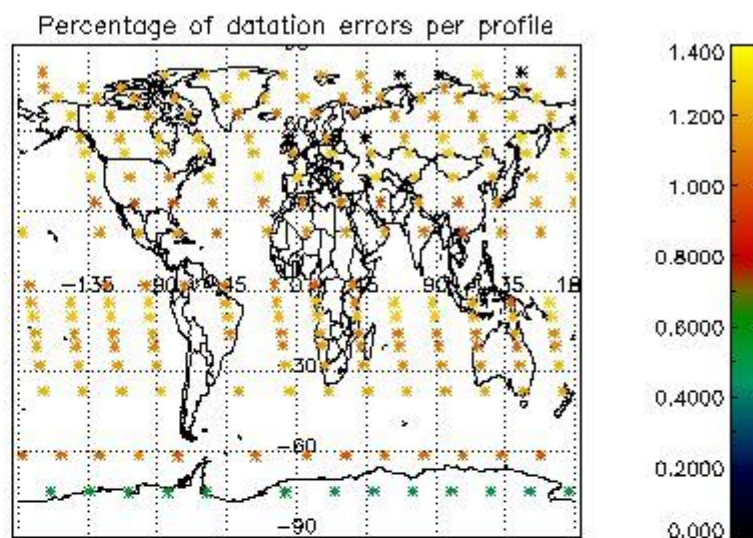
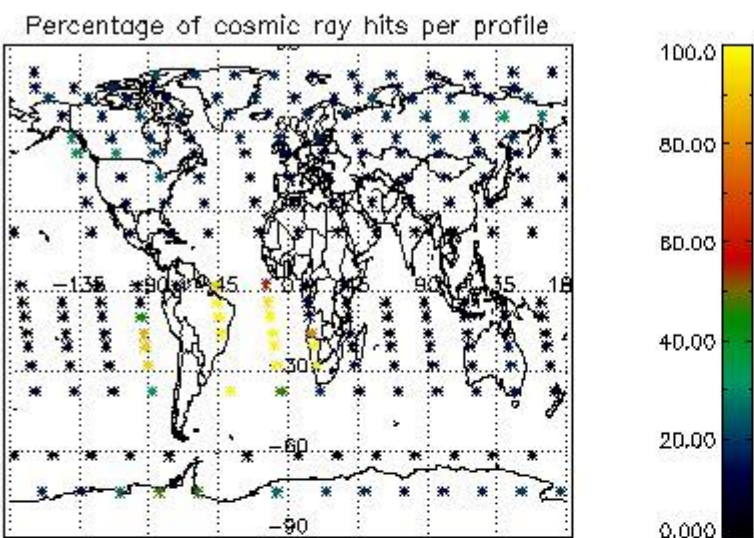


4.1.2 Plot level 1 quality information per product (time dependant): ENVI SAT DESCENDING passes



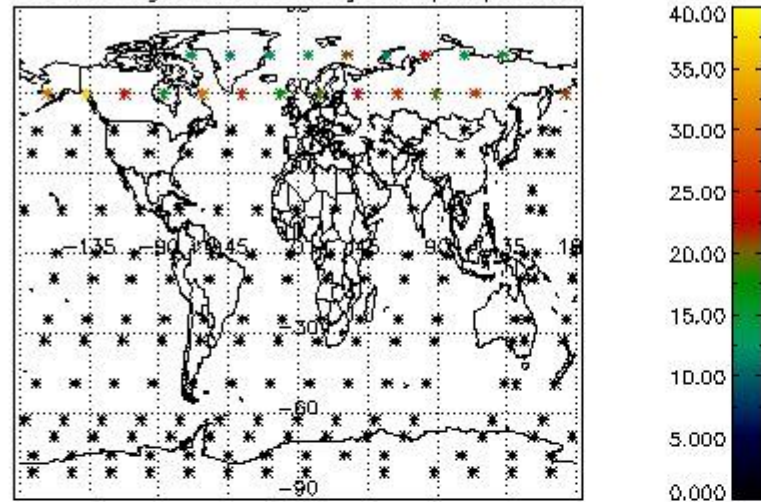
4.2 Plot quality information per product coming from level 1b processing (world map)

4.2.1 Plot level 1 quality information per product (world map): ENVISAT ASCENDING passes

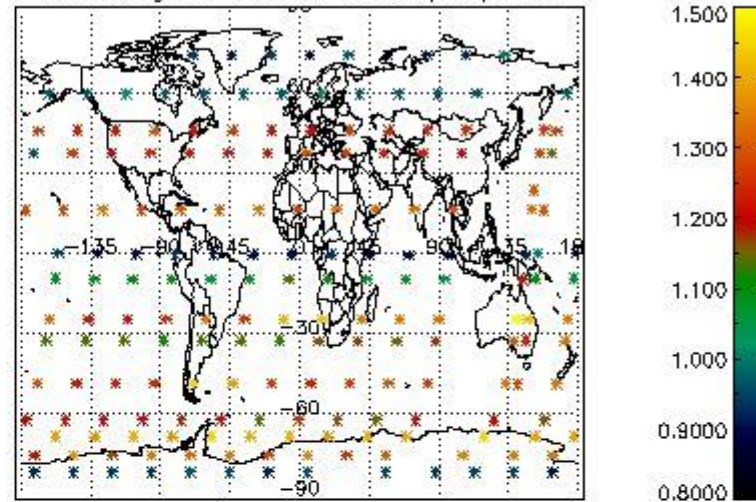


4.2.2 Plot level 1 quality information per product (world map): ENVISAT DESCENDING passes

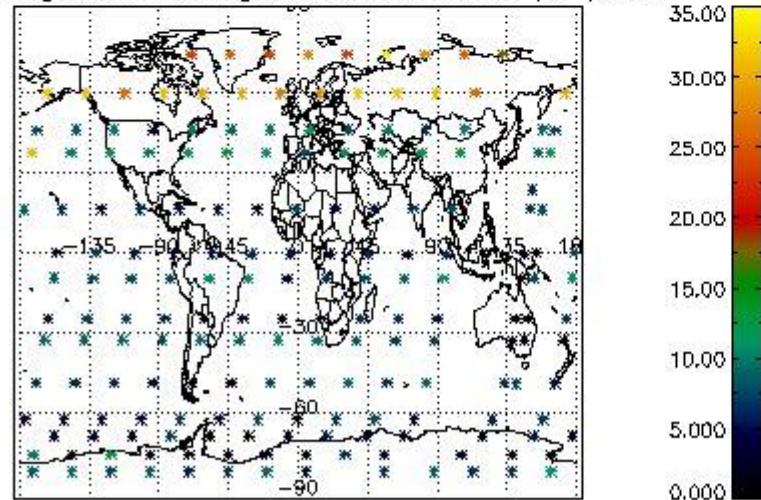
Percentage of cosmic ray hits per profile



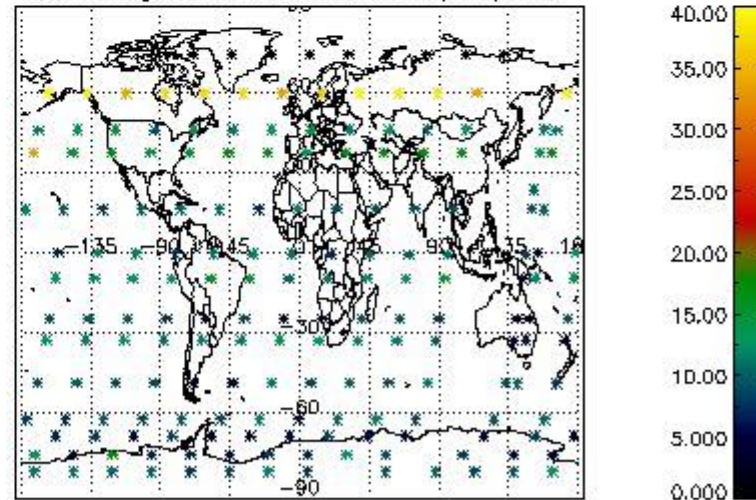
Percentage of datation errors per profile



Percentage of star falling outside central band per profile



Percentage of saturation errors per profile



5. Trace gas profiles

5.1 Ozone statistics based on quality of products

The final quality of the products can be "measured" using the STD (Standard Deviation) attached to every point profile. This information is written to the parameter GOM_NL__2P/NL_LOCAL_SPECIES_DENSITY/o3_std of the level 2 products. The table below shows the statistics for given STD ranges.

The statistics are given with respect to the overall valid production:

- Products without fatal errors: GOM_NL__2P/MPH/PRODUCT_ERR=0
- Valid point profile: GOM_NL__2P/NL_LOCAL_SPECIES_DENSITY/pcd(0)=0

The 'Criteria' is applied to valid points of dark limb products:

- Products in dark limb illumination condition: GOM_NL__2P/NL_SUMMARY_QUALITY/obs_ill_cond=0
- Products without fatal errors: GOM_NL__2P/MPH/PRODUCT_ERR=0
- Valid point profile: GOM_NL__2P/NL_LOCAL_SPECIES_DENSITY/pcd(0)=0

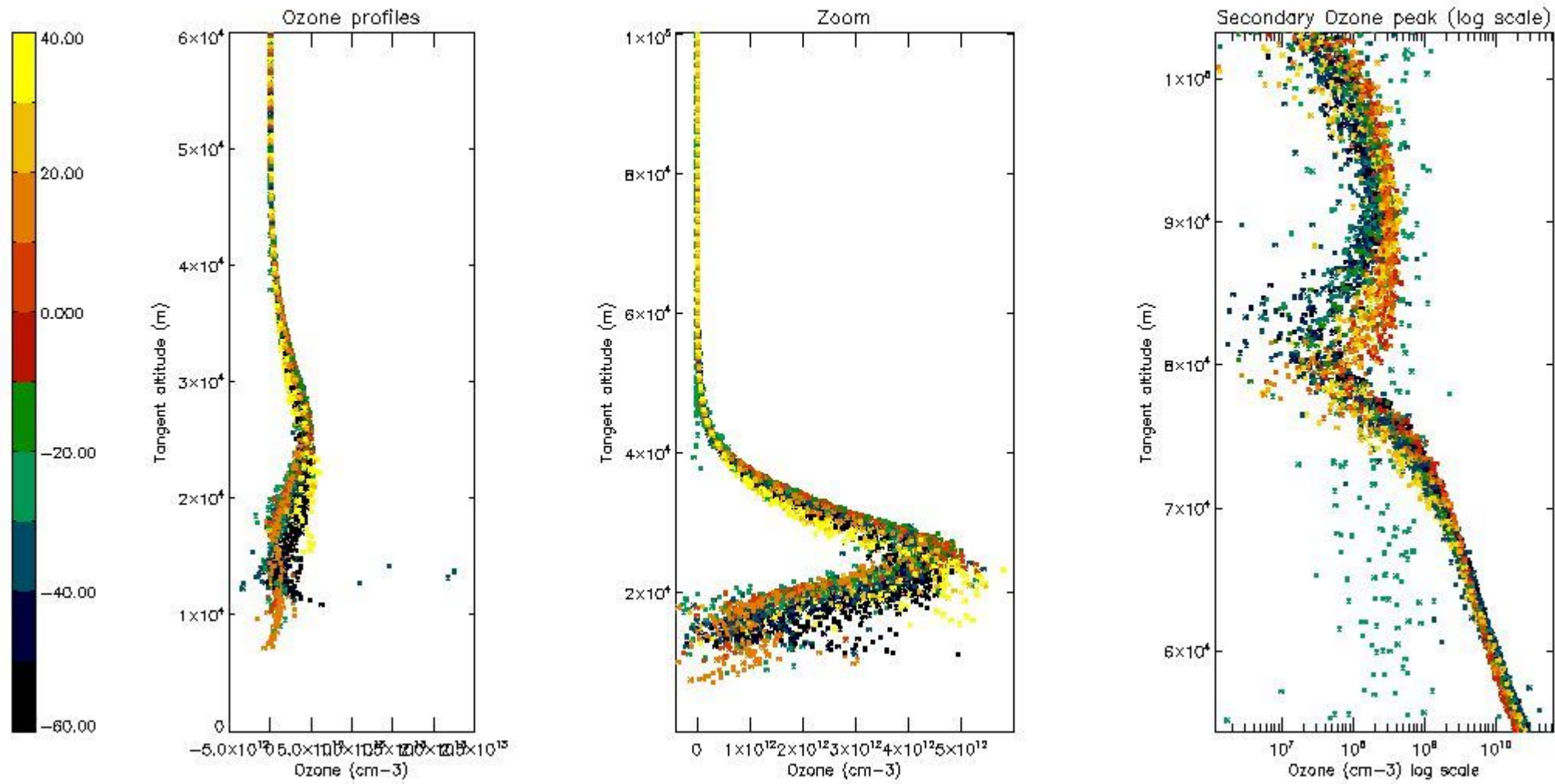
So, the table below shows the percentage of dark limb and valid observations for each criteria with respect to the overall valid daily observations.

Criteria	% of total production
All STD	32
STD < 20	19

STD < 10	16
STD < 5	12

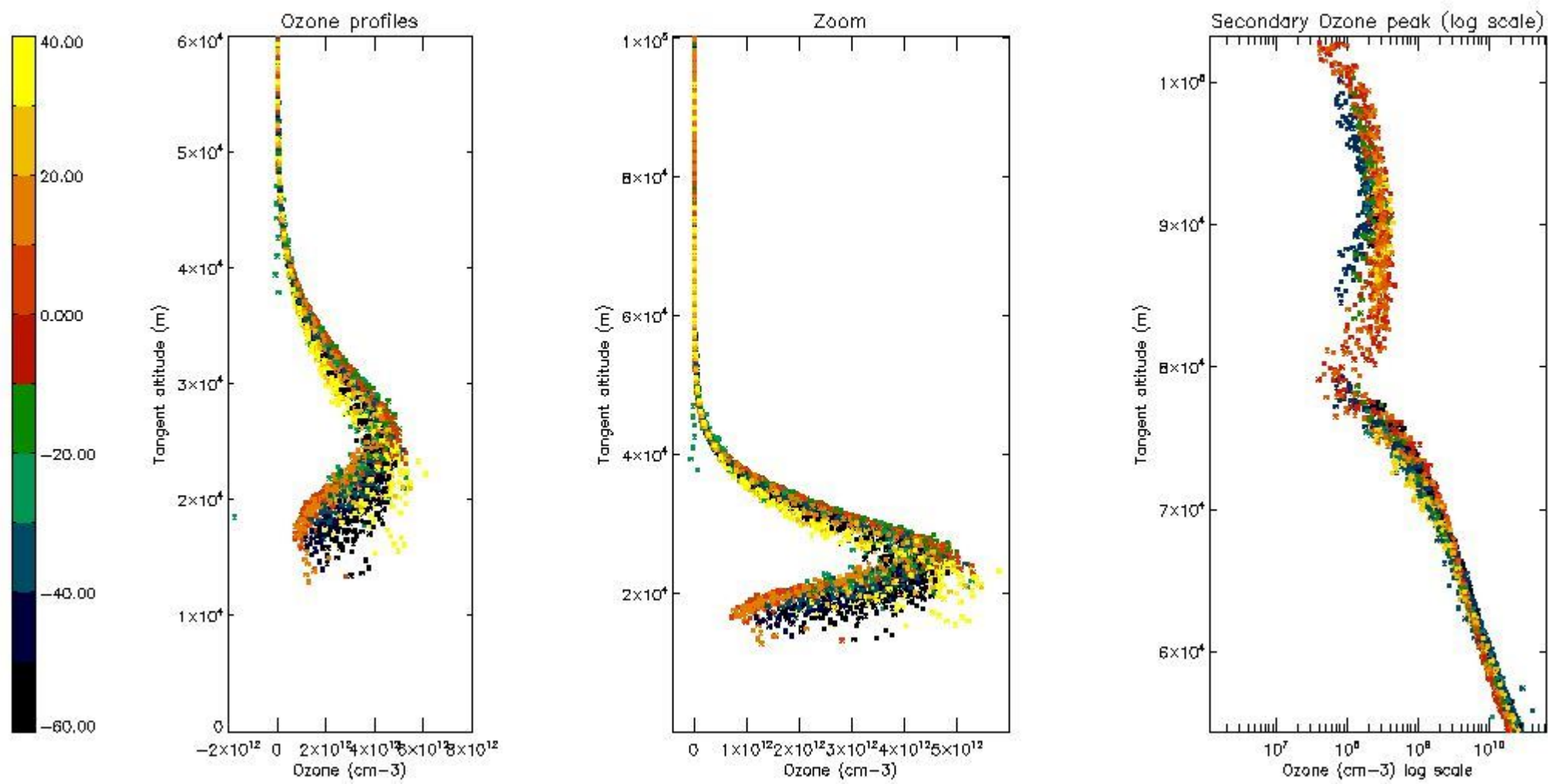
5.2 Plot ozone profiles for all STD (dark without errors)

The colorbar represents the latitude.



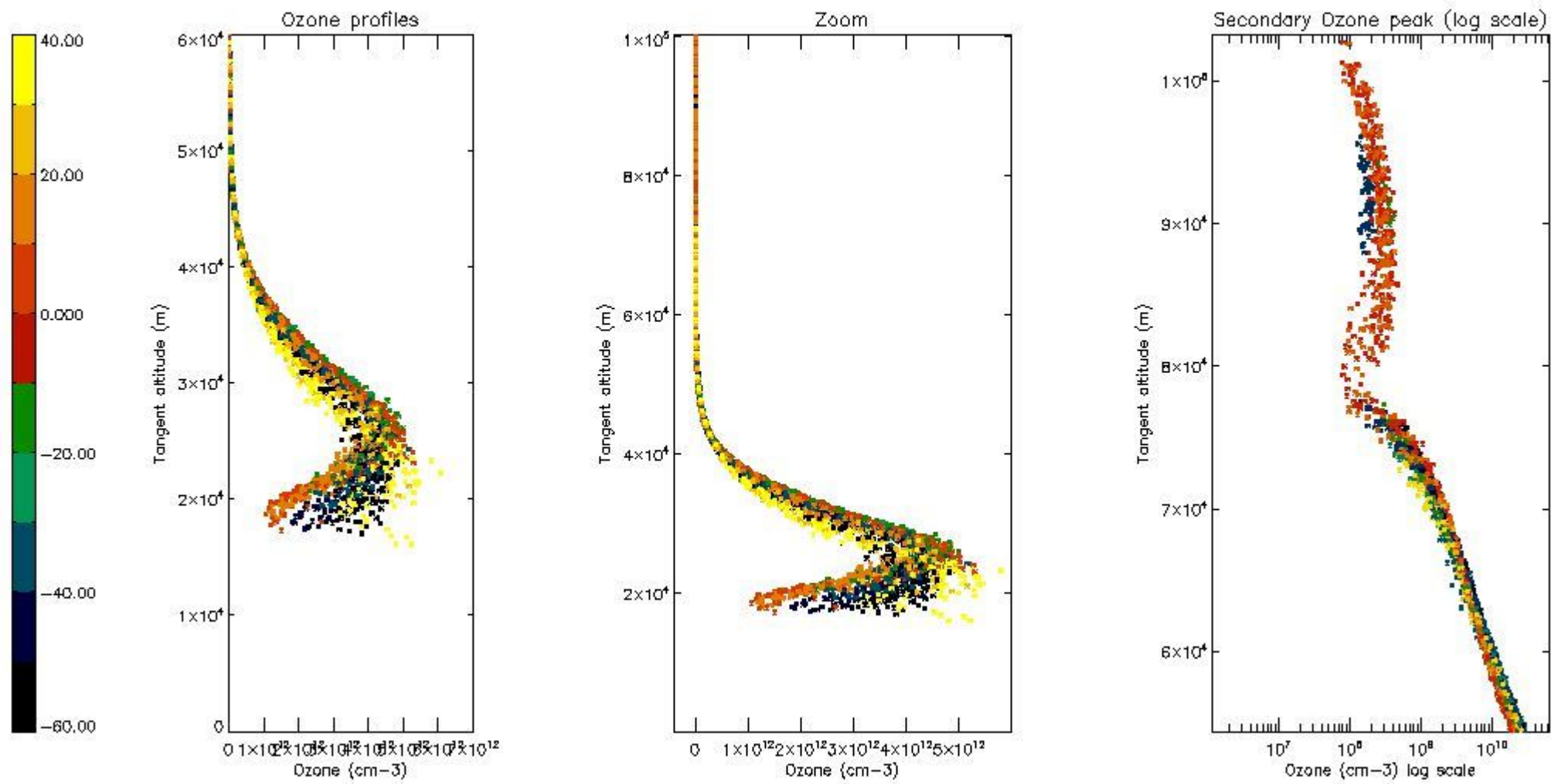
5.3 Plot ozone profiles where STD < 20% (dark without errors)

The colorbar represents the latitude.



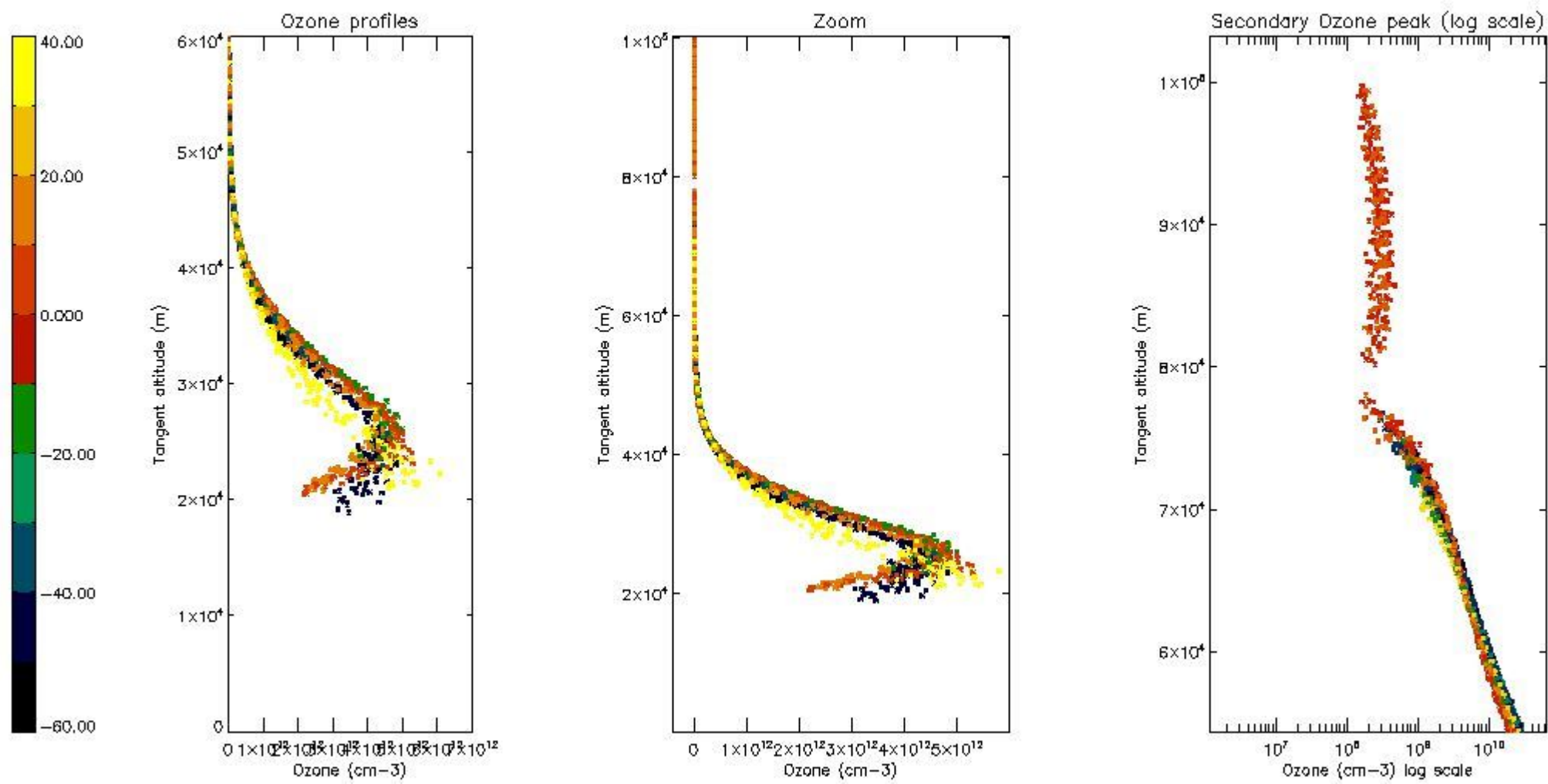
5.4 Plot ozone profiles where STD < 10% (dark without errors)

The colorbar represents the latitude.



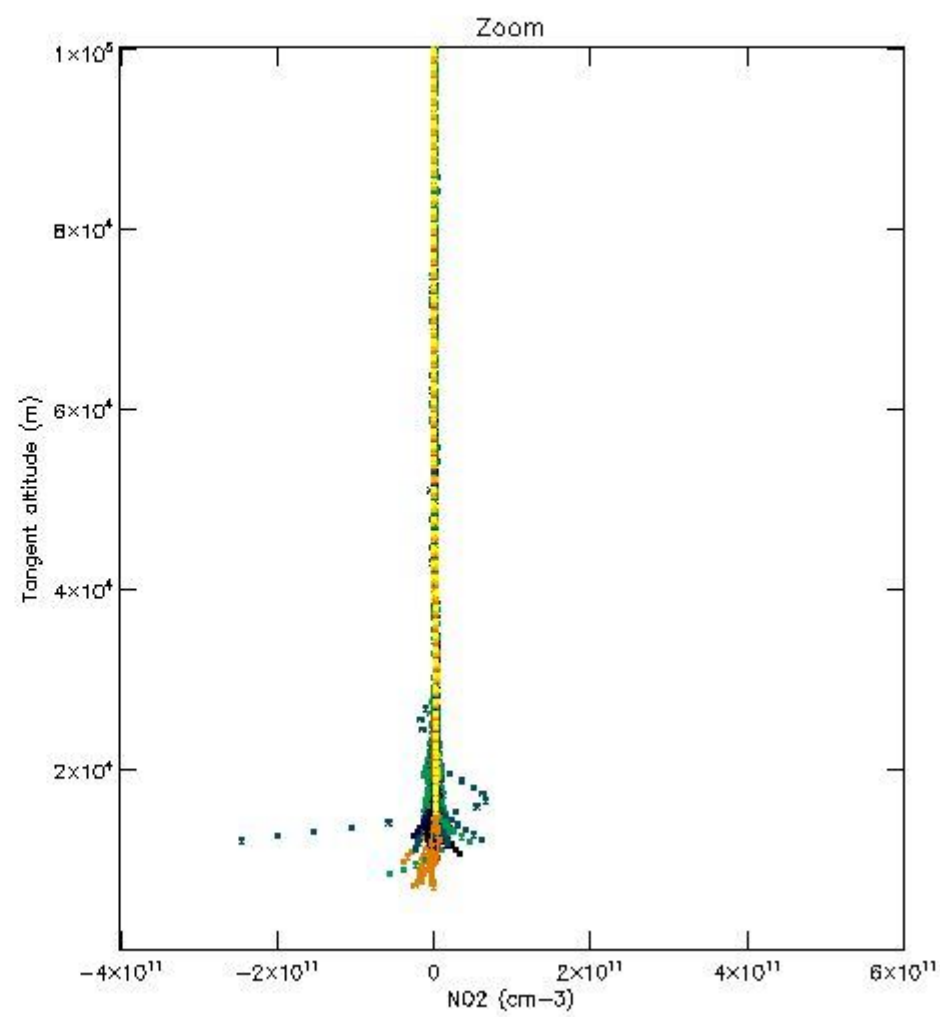
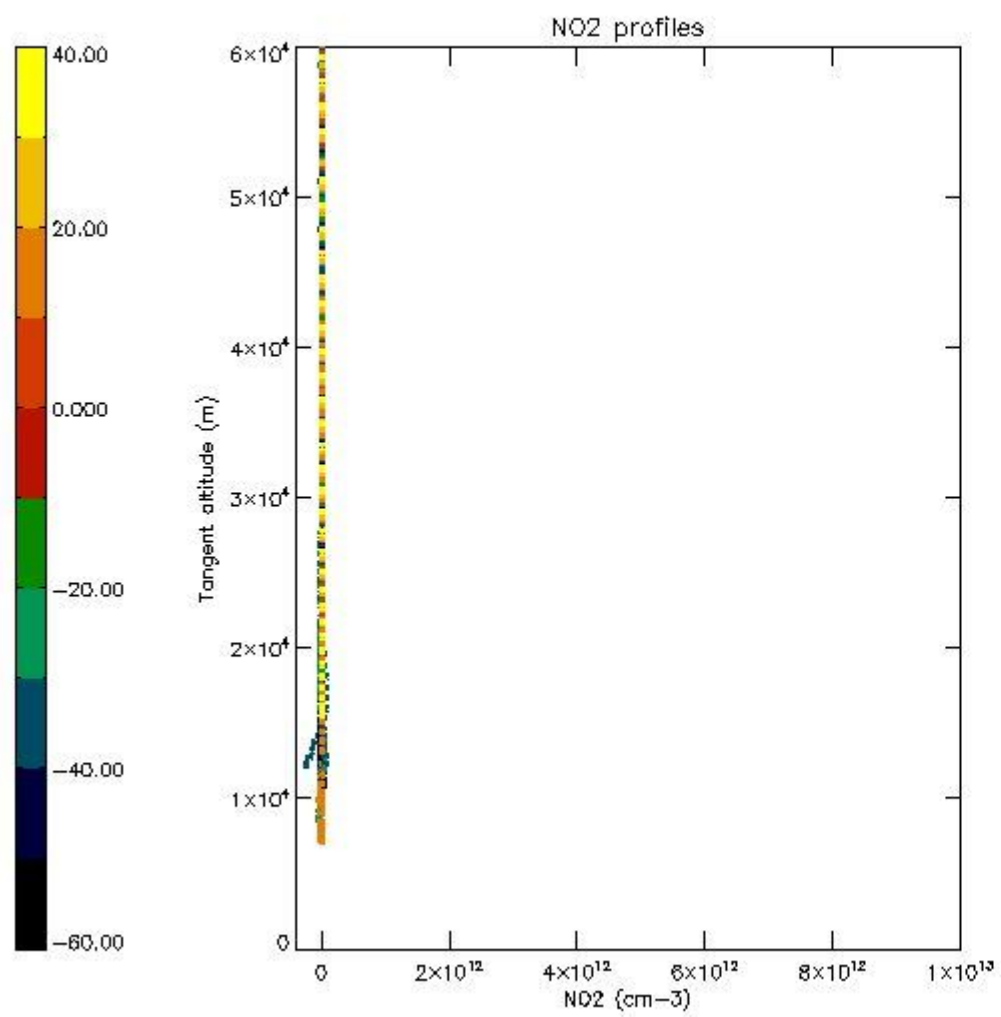
5.5 Plot ozone profiles where $STD < 5\%$ (dark without errors)

The colorbar represents the latitude.



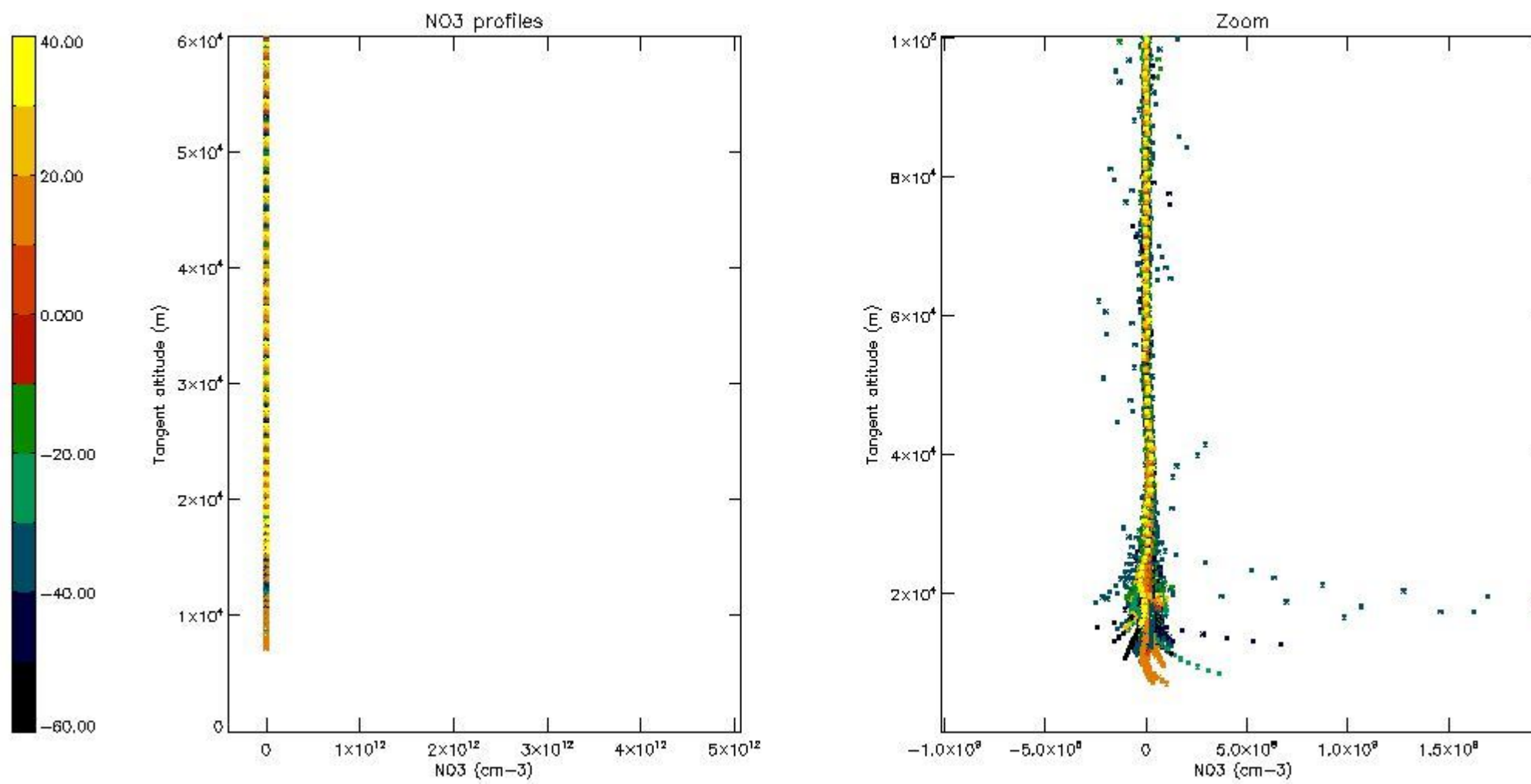
5.6 Plot NO₂ profiles for all STD (dark without errors)

The colorbar represents the latitude.



5.7 Plot NO3 profiles for all STD (dark without errors)

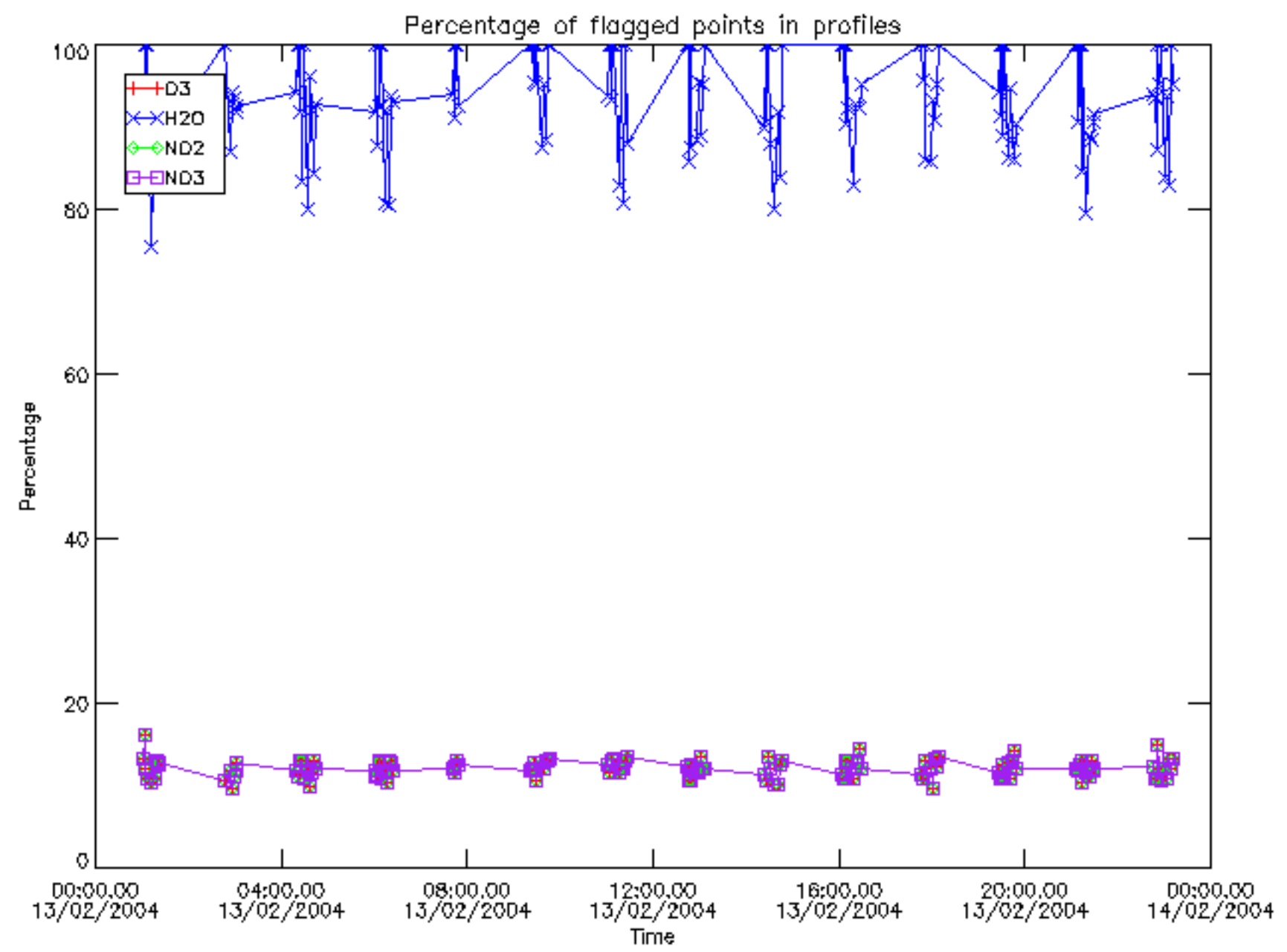
The colorbar represents the latitude.



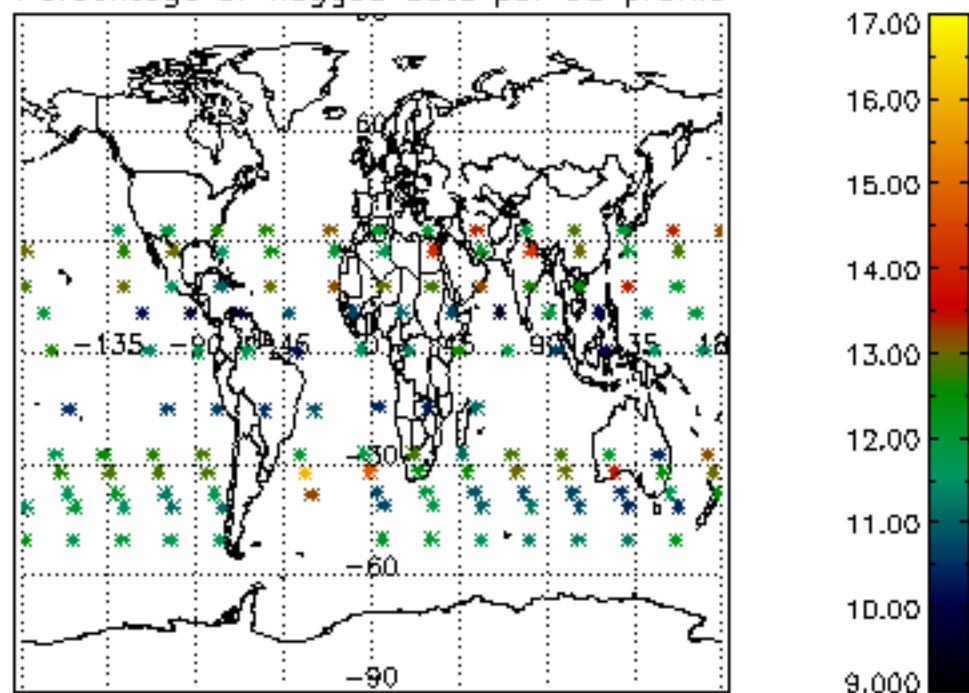
6. Auxiliary Data Files used for the production reported in section 2

The number reported in the third column indicates since which file (see list in section 2) the corresponding auxiliary file has been used. The fourth column is the date of those product files.

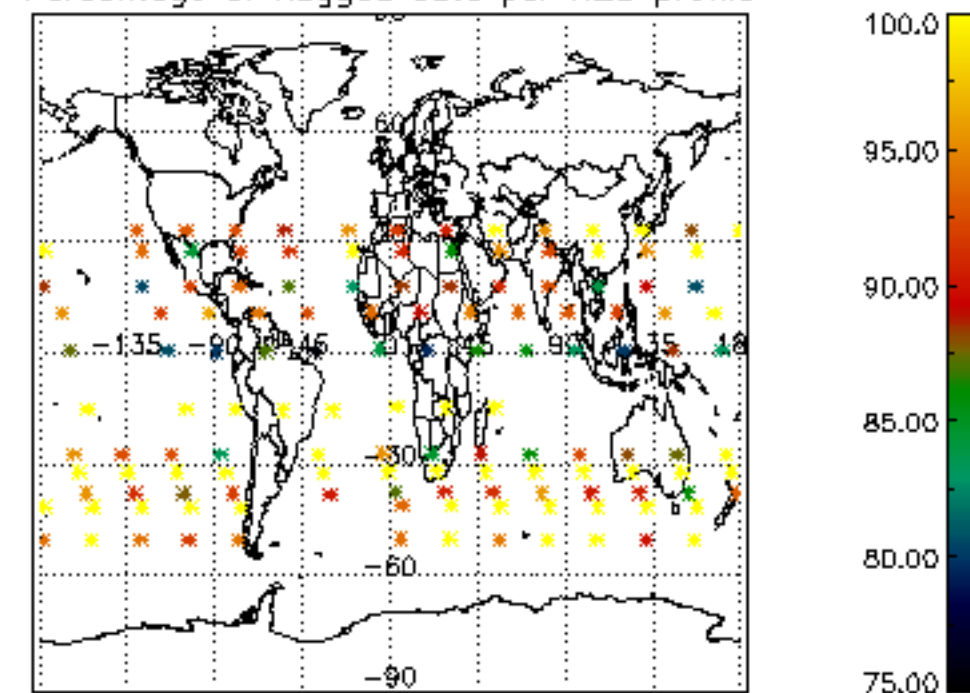
Type	Auxiliary Filename	Used since product	Used since product date
INST_PHYS_CHARACTERISTICS	GOM_INS_AXVIEC20091111_143220_20030716_120000_20500101_000000	1	13-FEB-2004 00:03:07
LEVEL-2_PROC_CONFIG	GOM_PR2_AXVIEC20091111_152718_20020301_000000_20500101_000000	1	13-FEB-2004 00:03:07
CROSS_SECTIONS_FILE	GOM_CRS_AXVIEC20091111_154832_20020301_000000_20500101_000000	1	13-FEB-2004 00:03:07



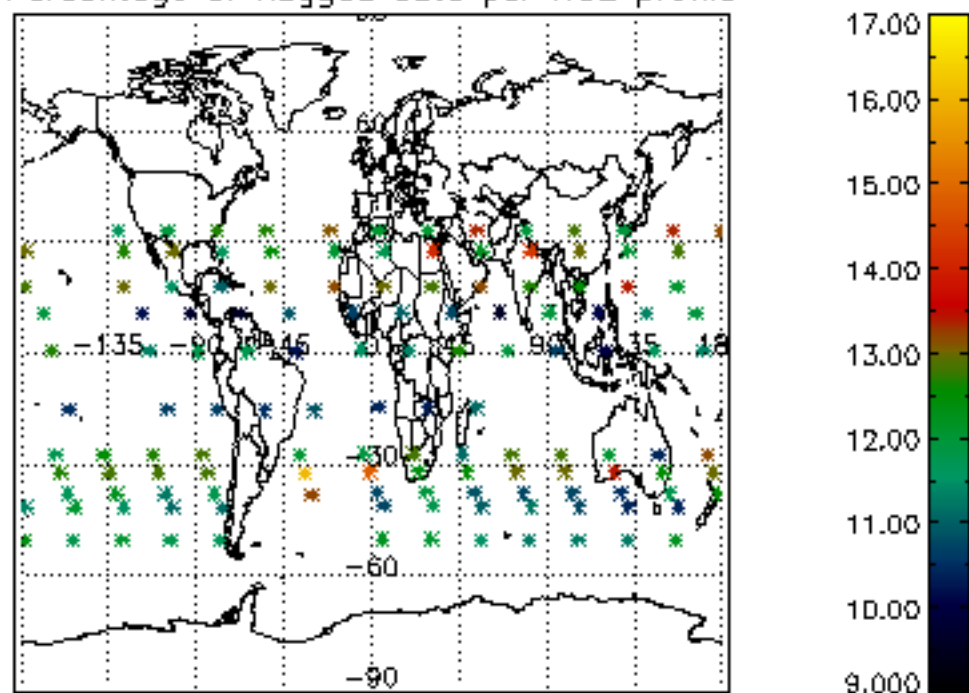
Percentage of flagged data per D3 profile



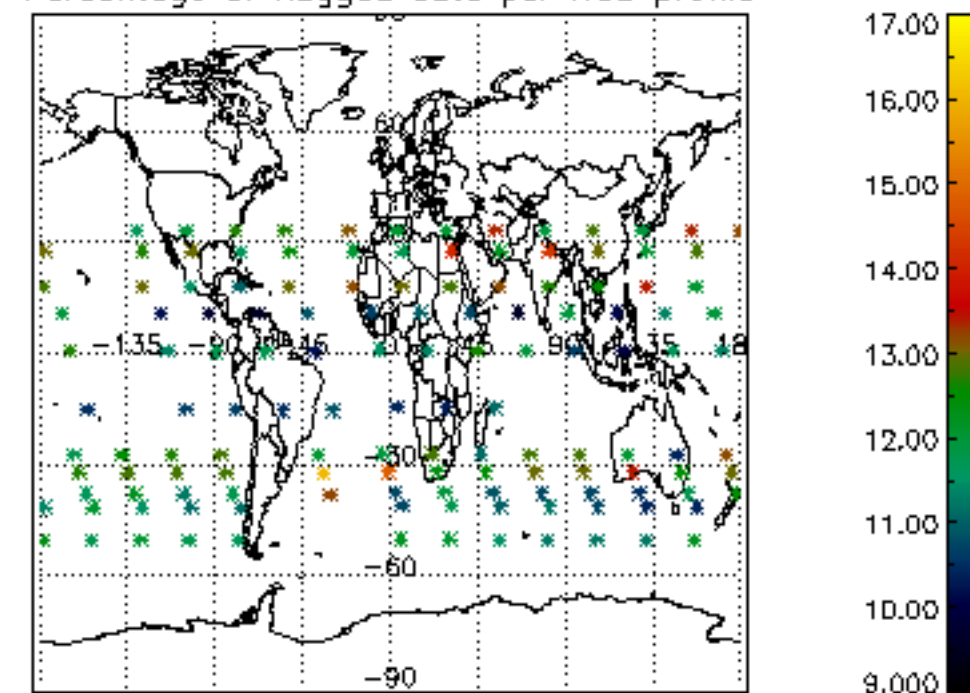
Percentage of flagged data per H2O profile

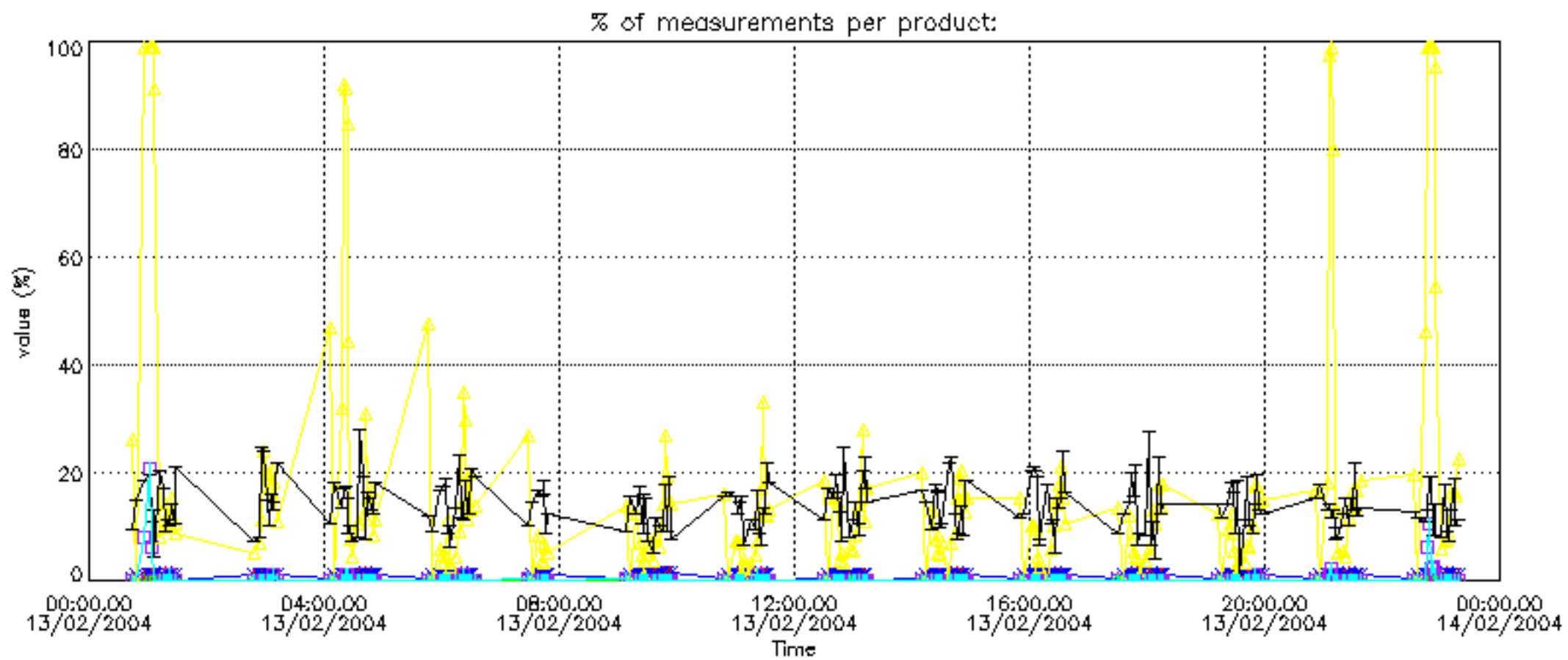


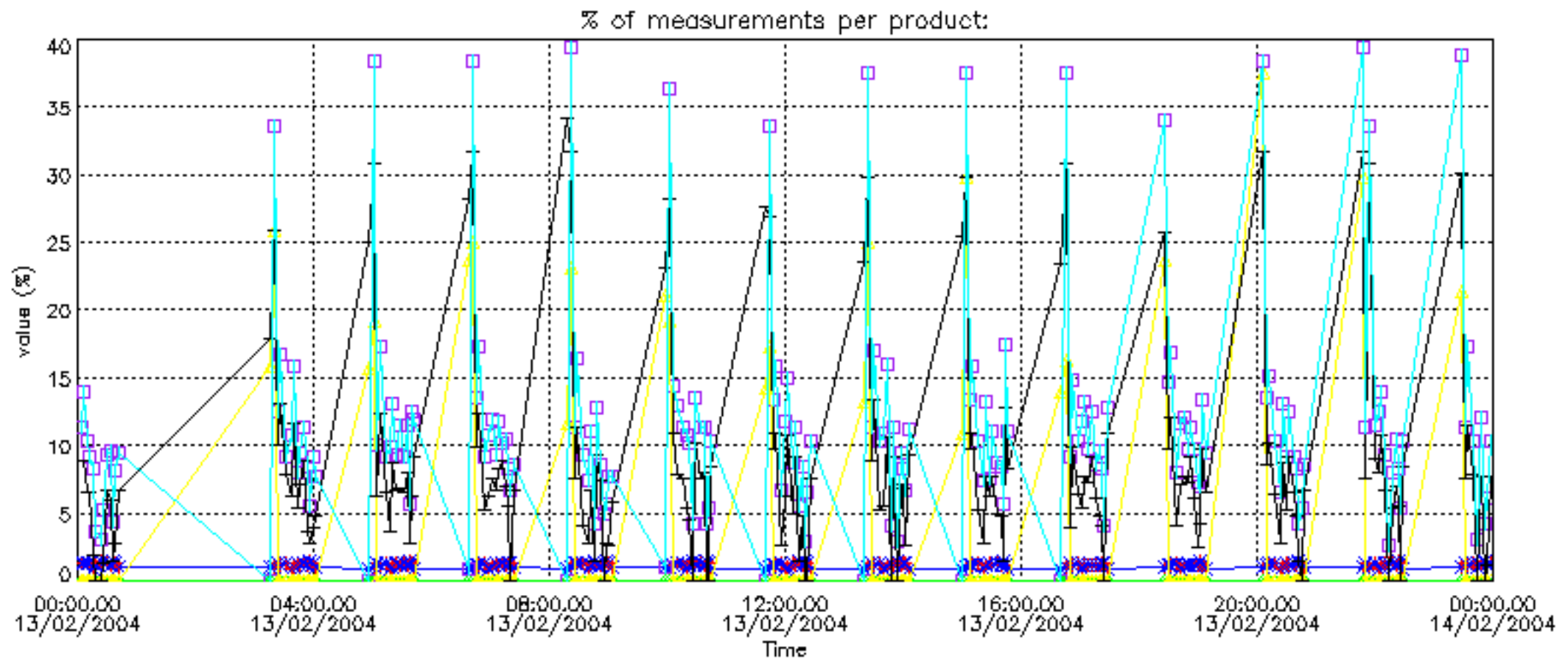
Percentage of flagged data per NO2 profile



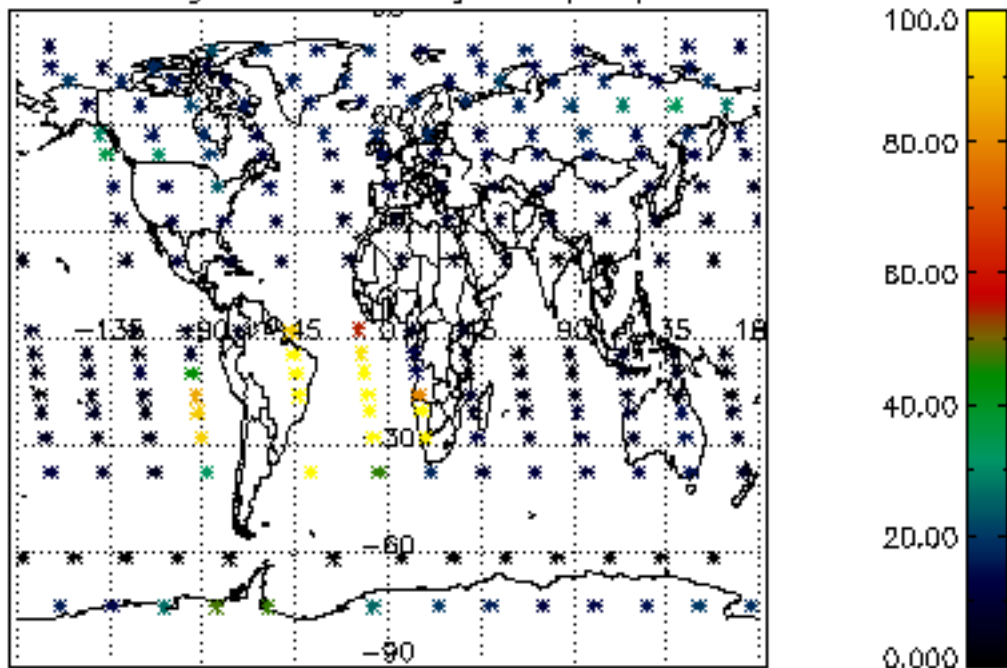
Percentage of flagged data per NO3 profile



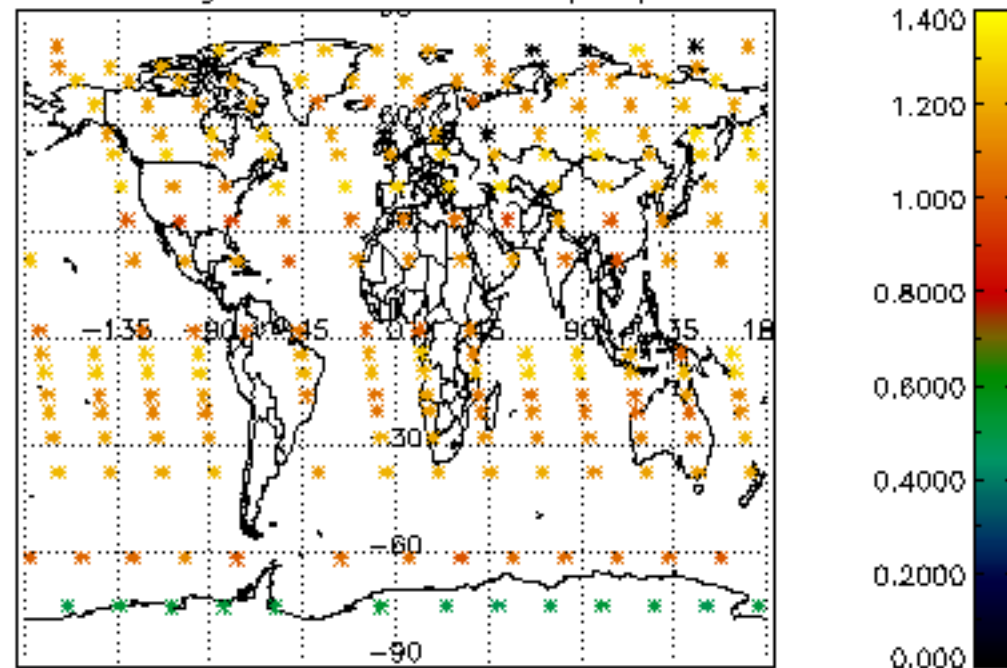




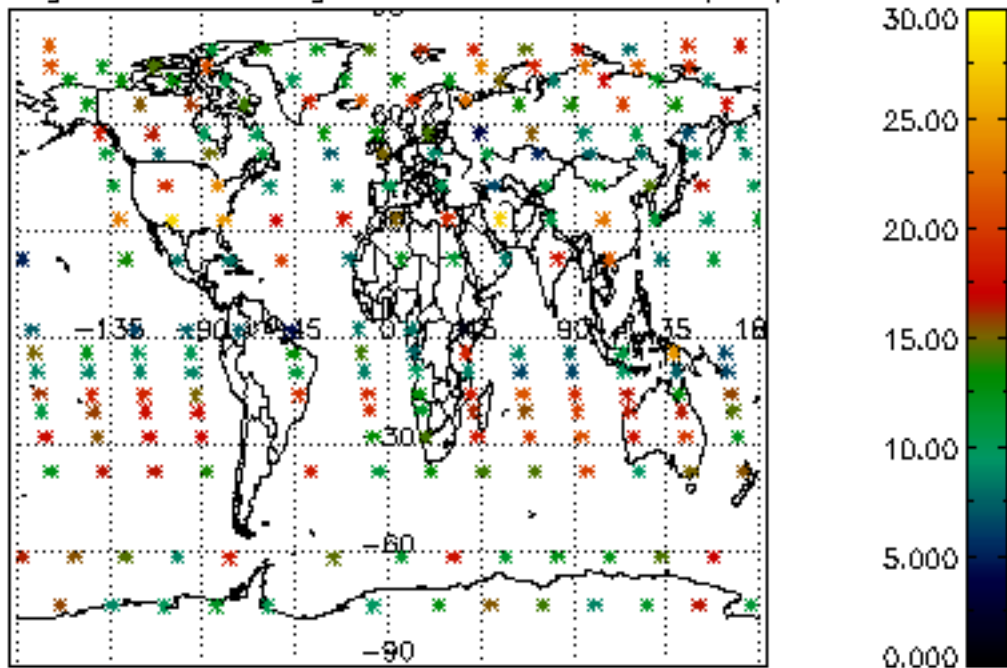
Percentage of cosmic ray hits per profile



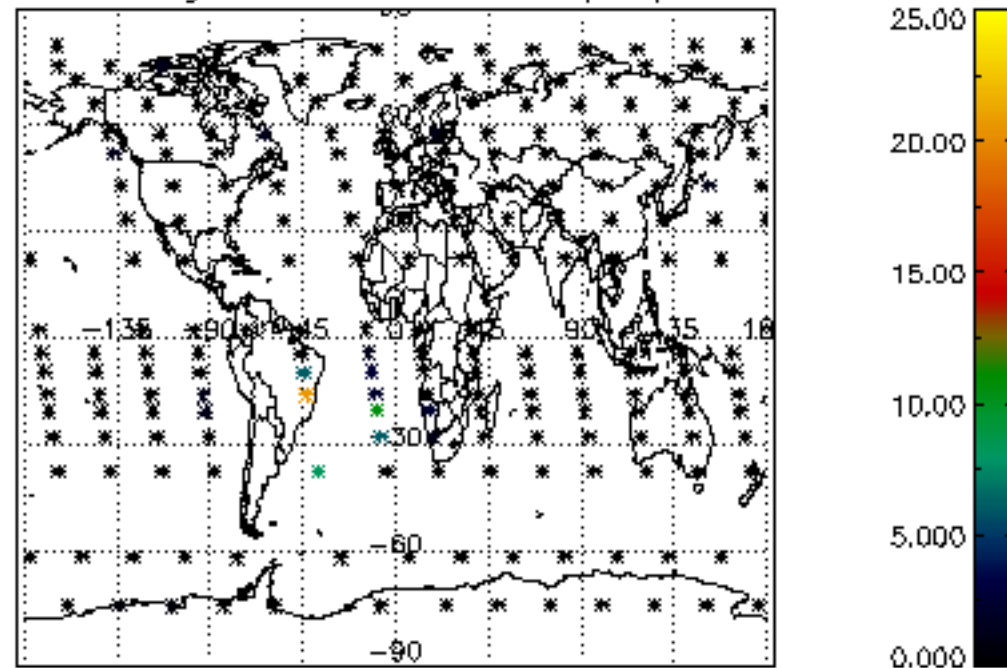
Percentage of datation errors per profile



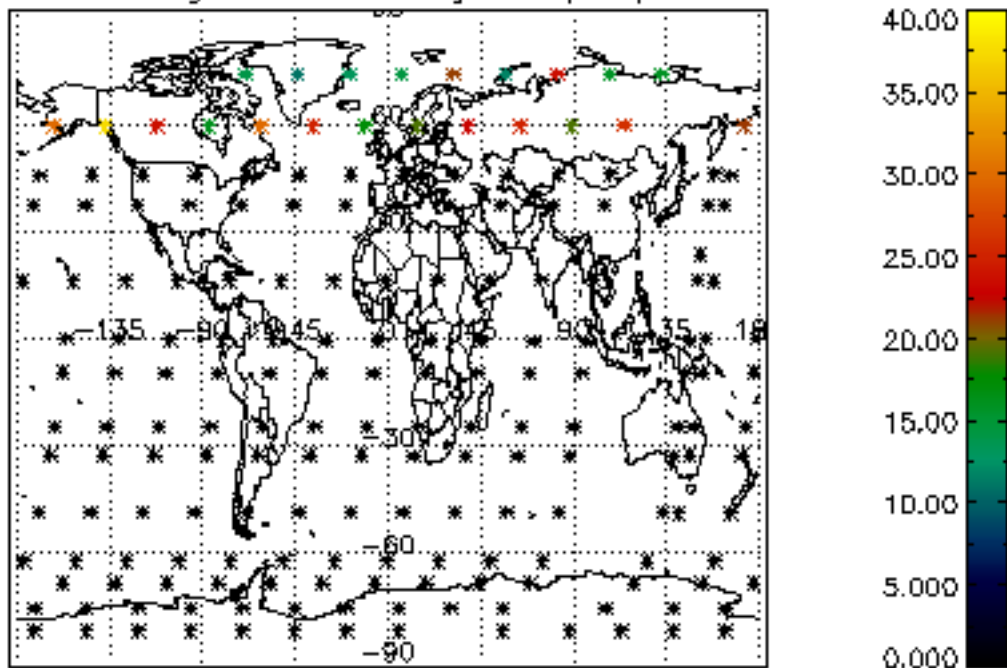
Percentage of star falling outside central band per profile



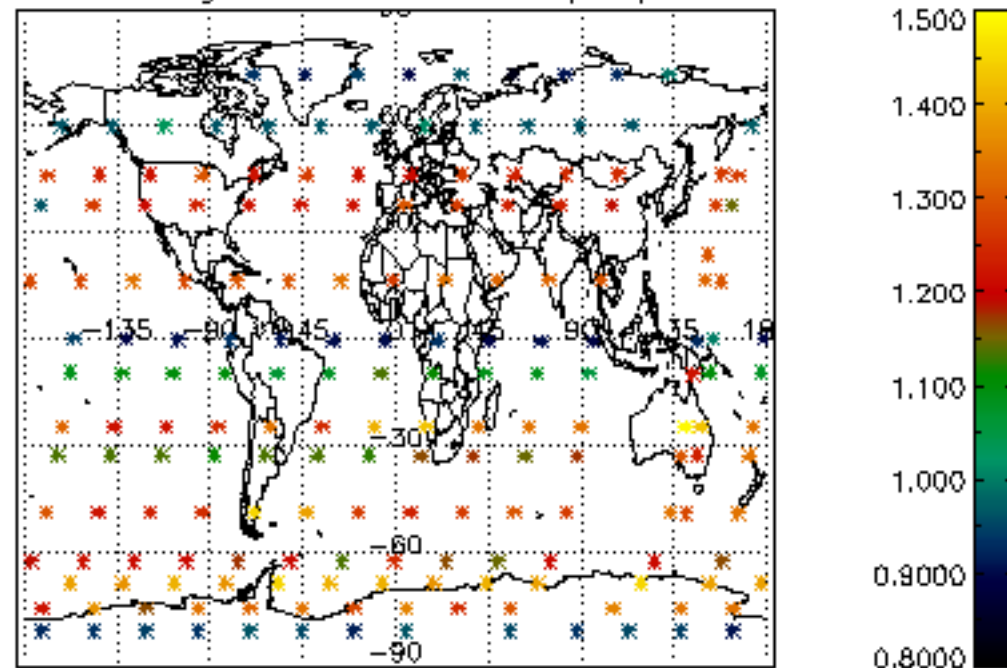
Percentage of saturation errors per profile



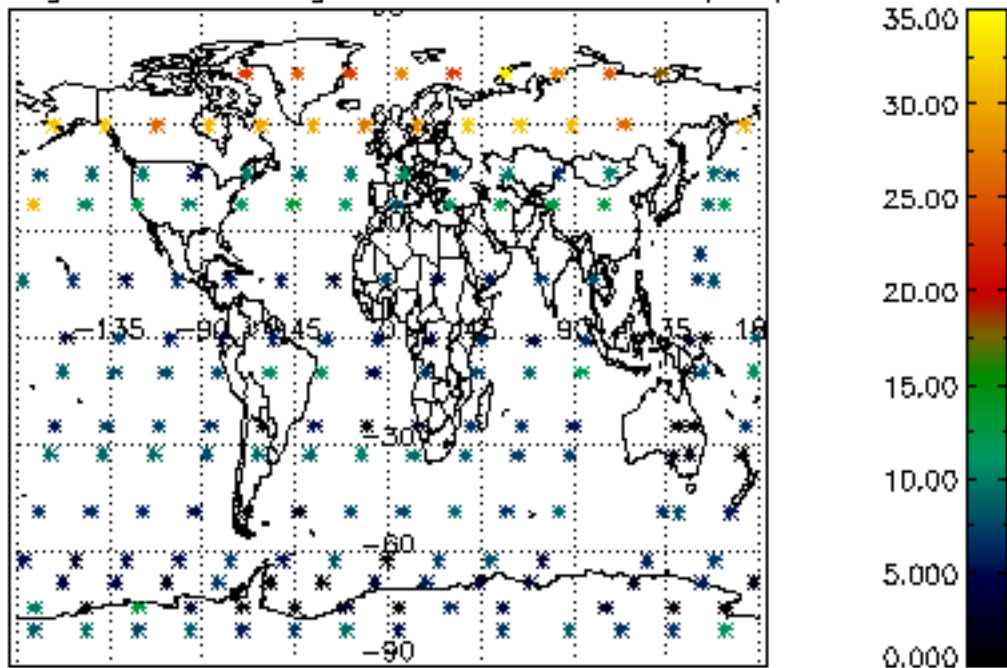
Percentage of cosmic ray hits per profile



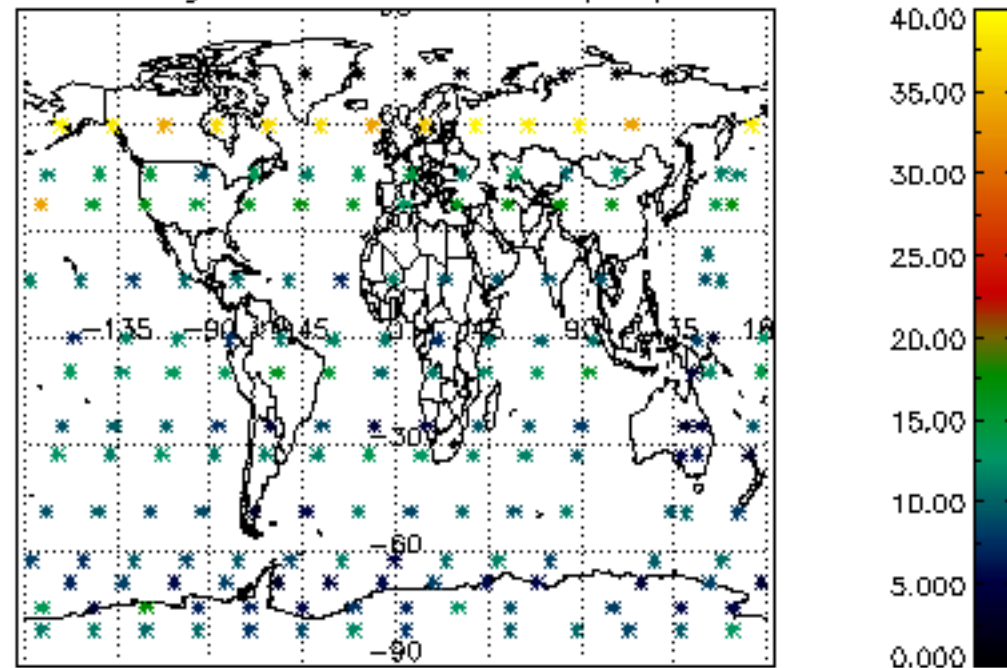
Percentage of datation errors per profile

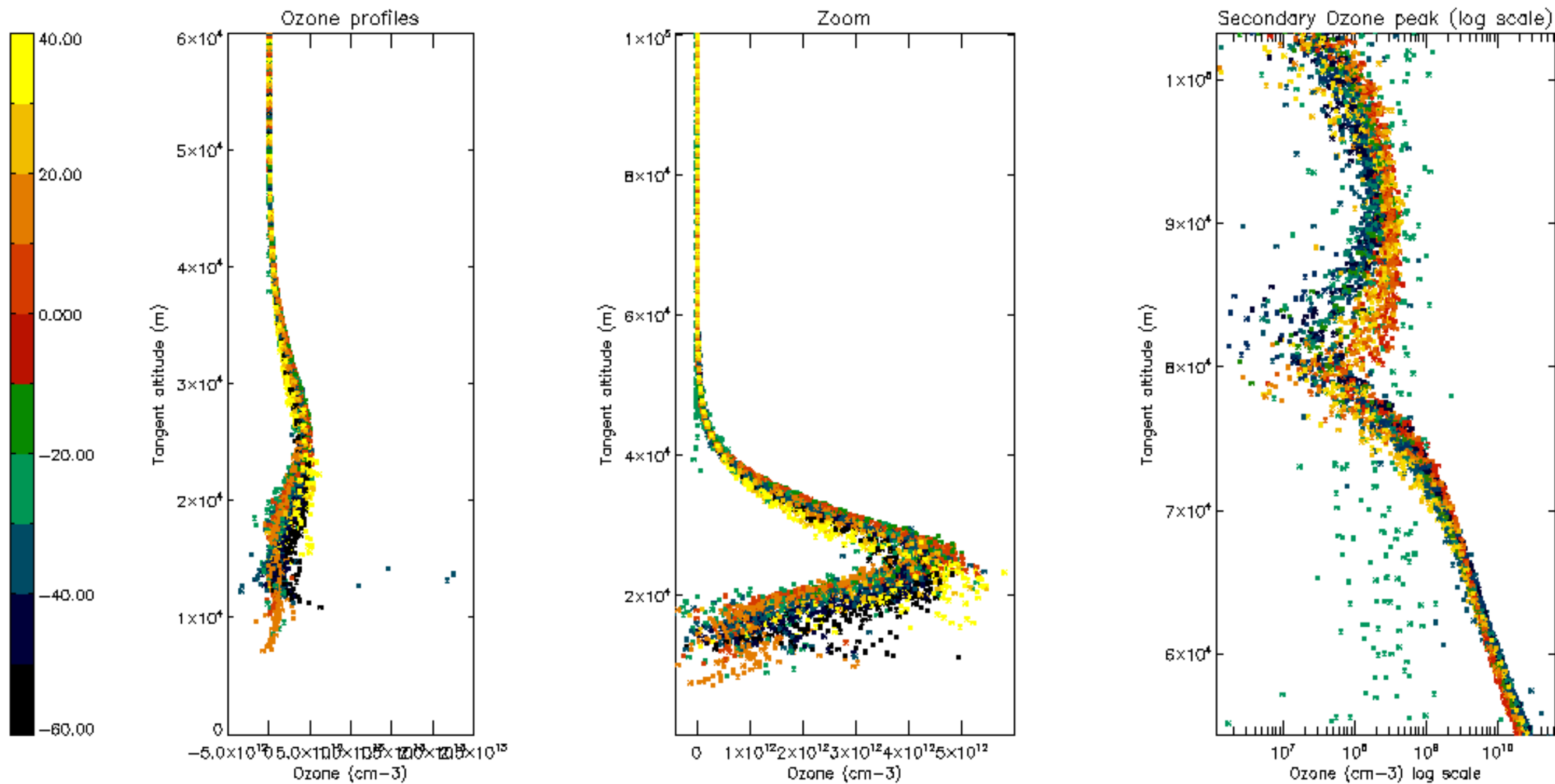


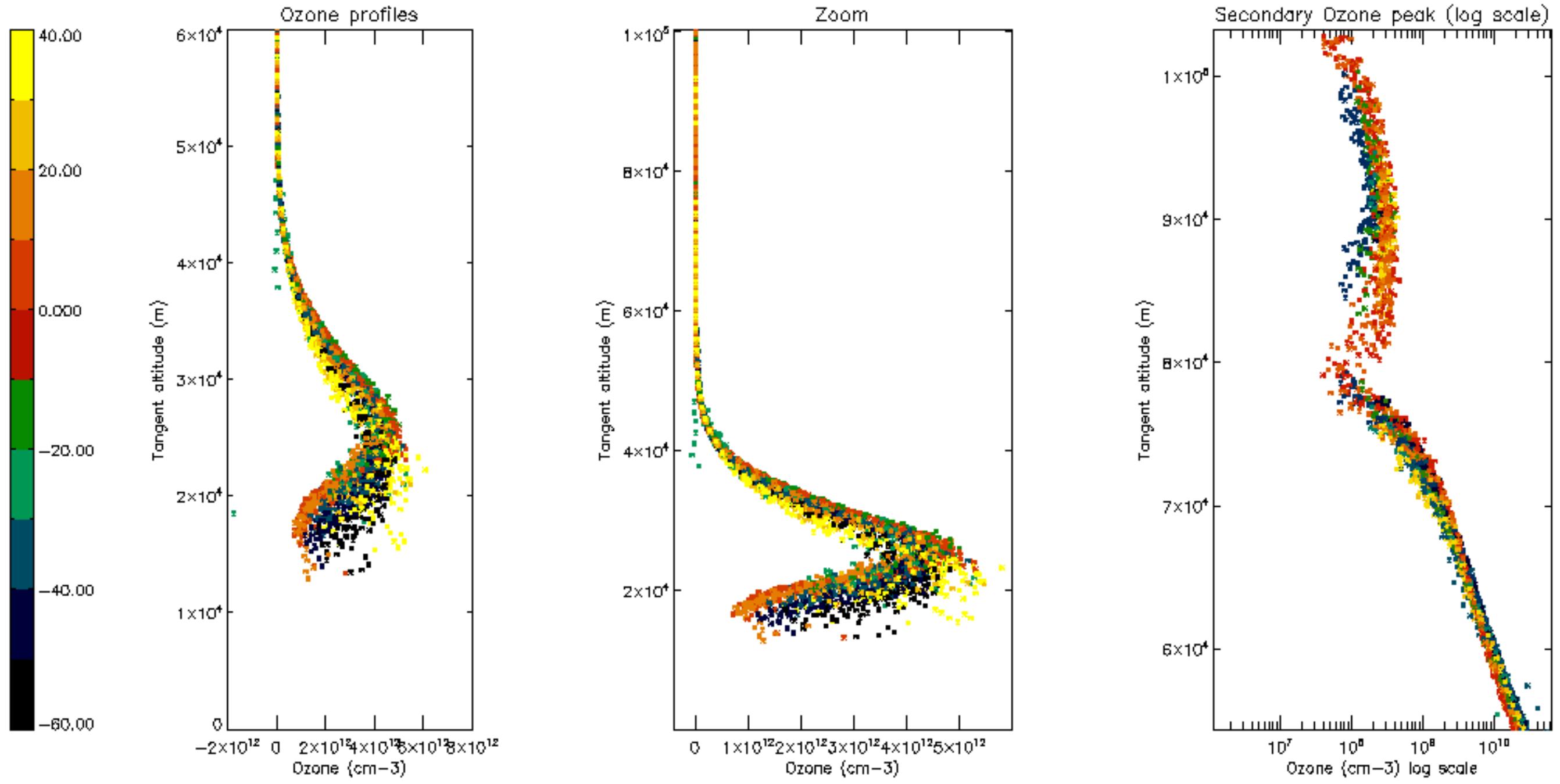
Percentage of star falling outside central band per profile

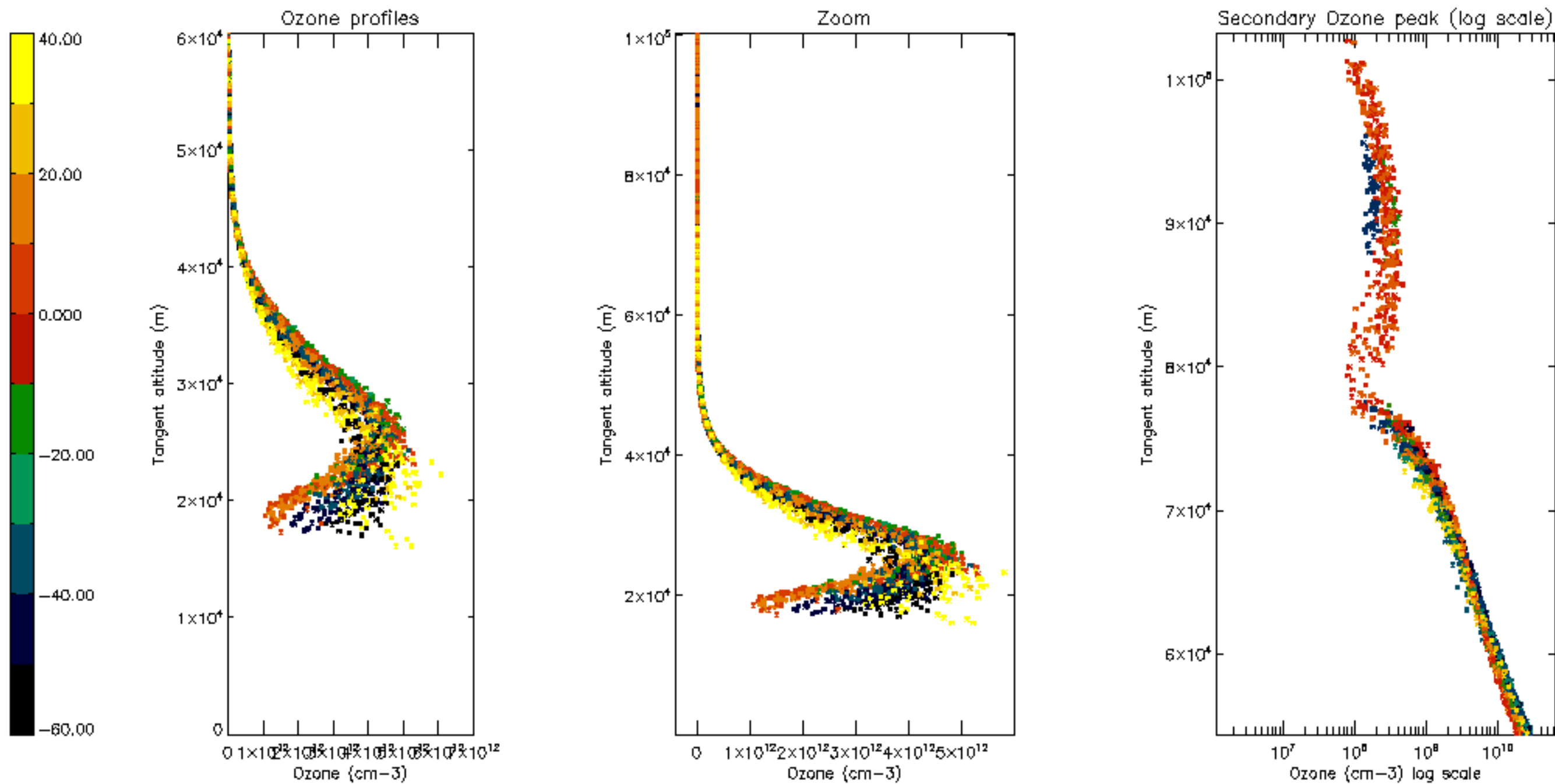


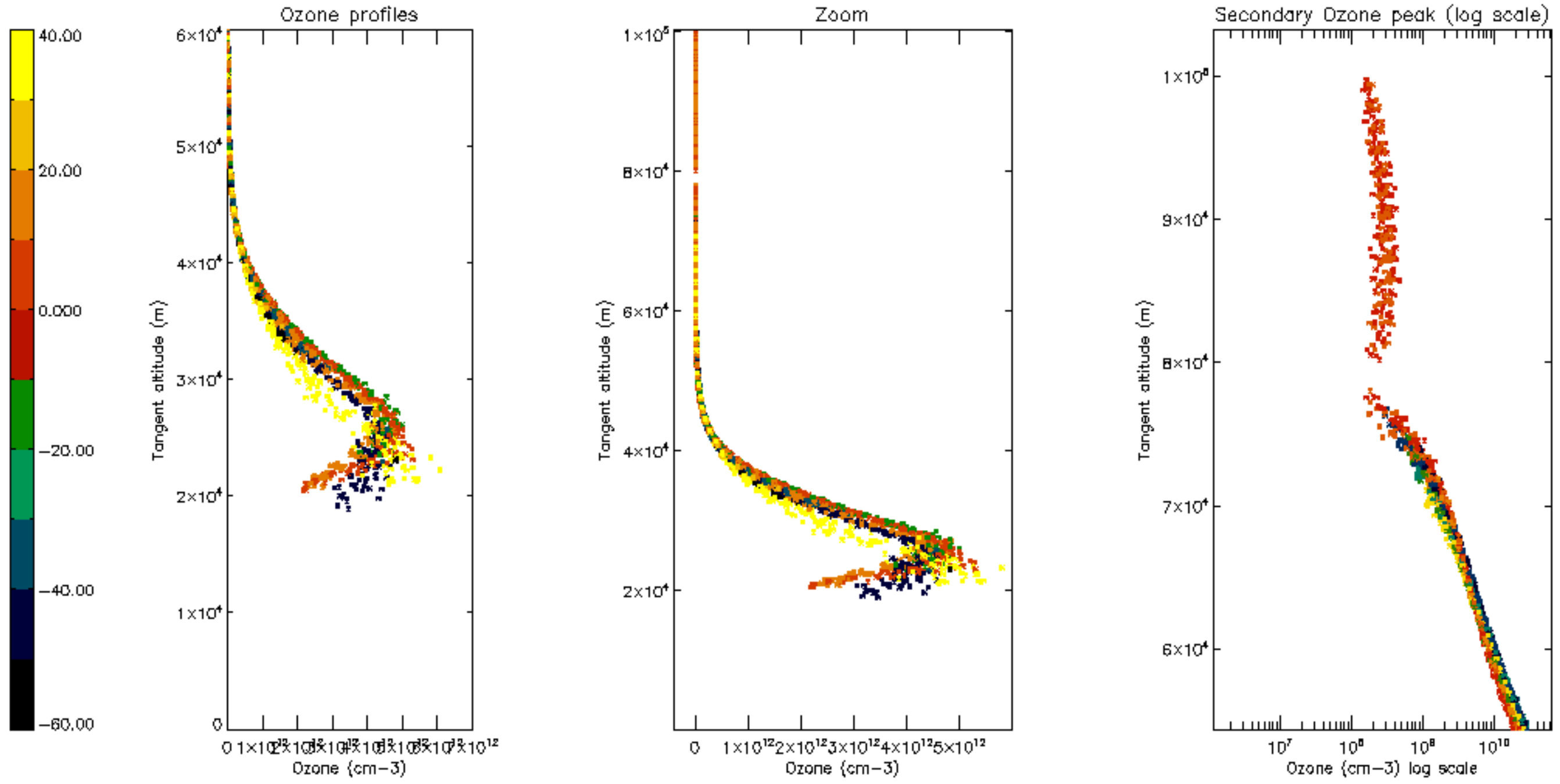
Percentage of saturation errors per profile

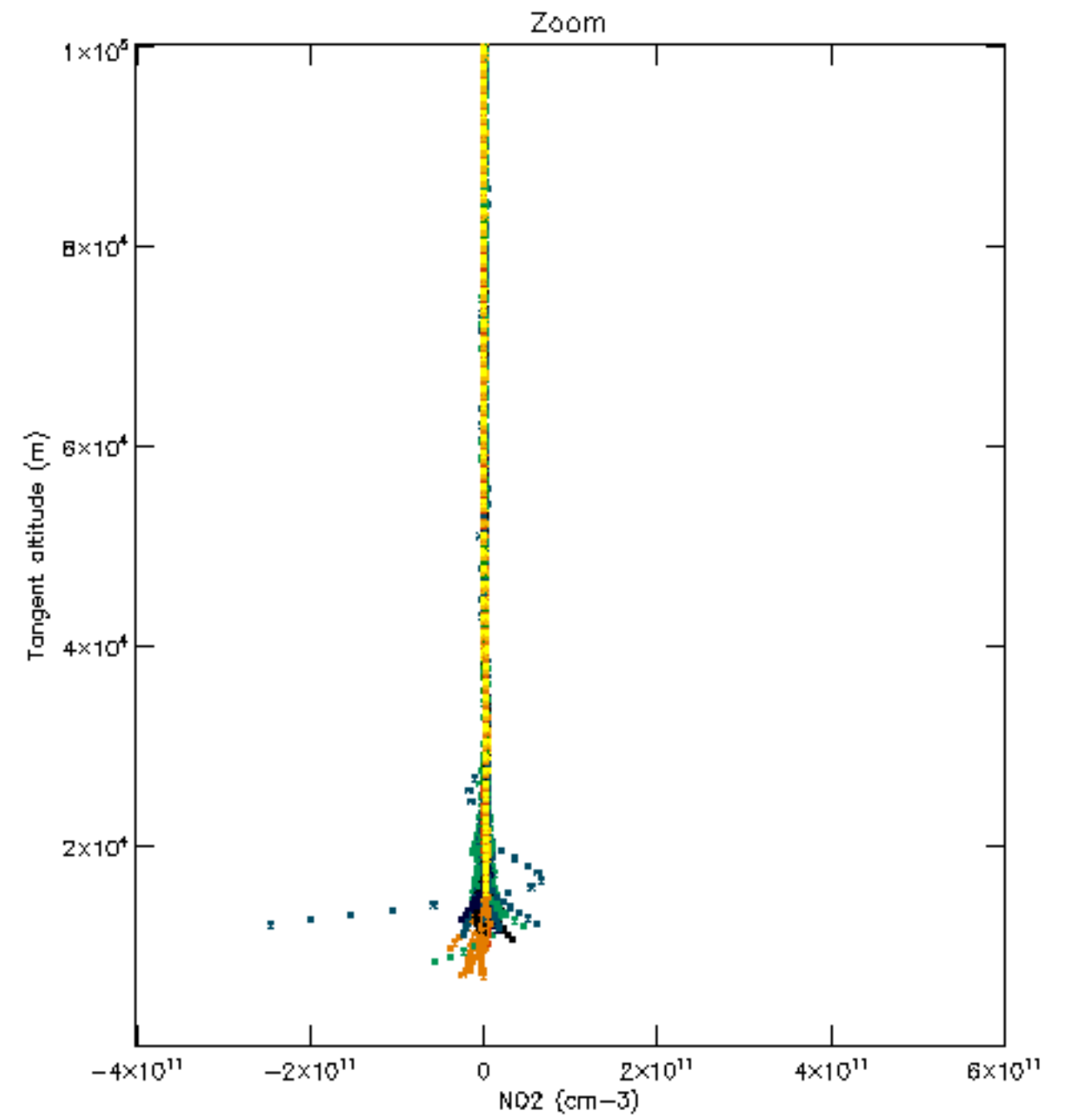
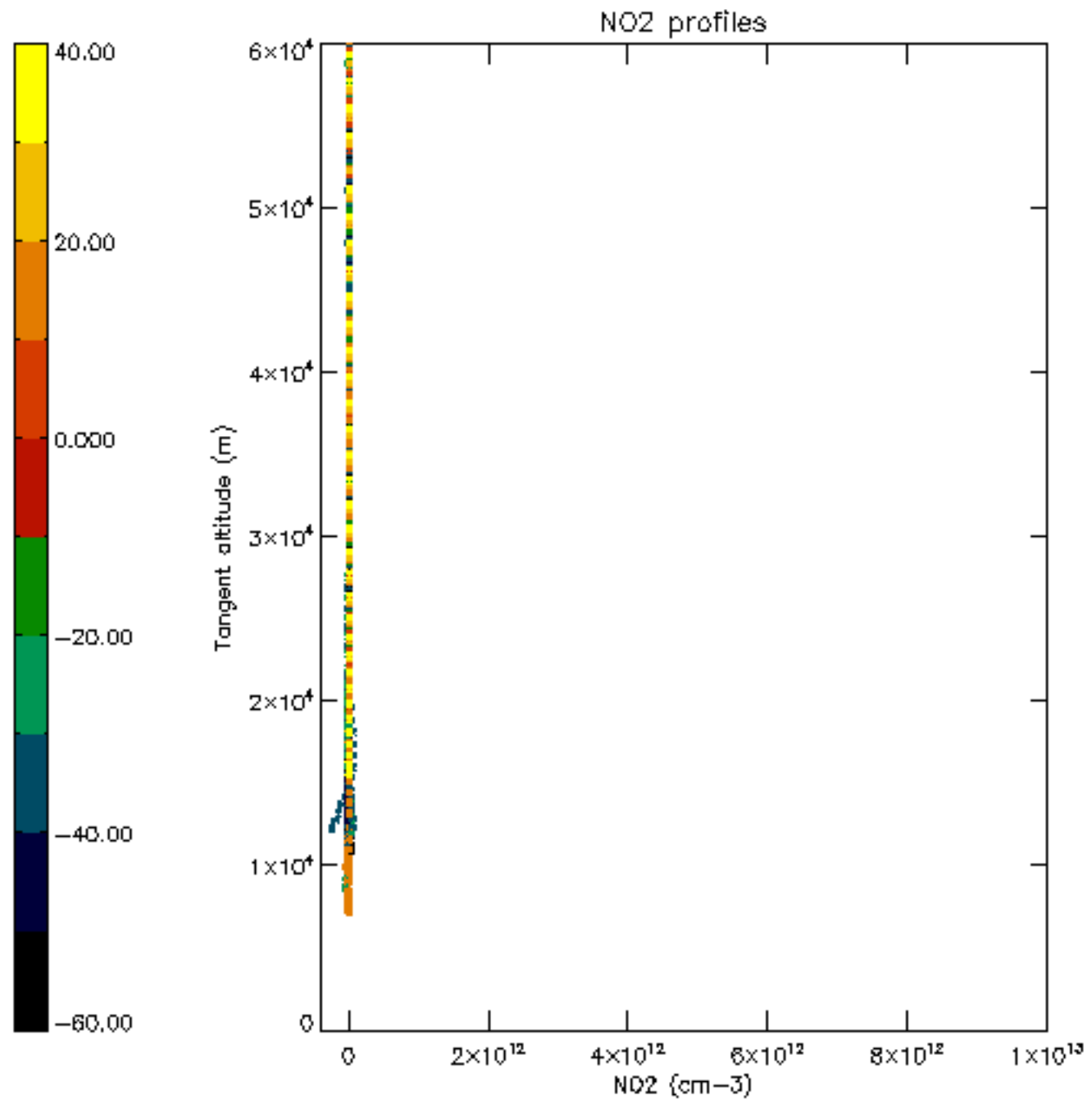


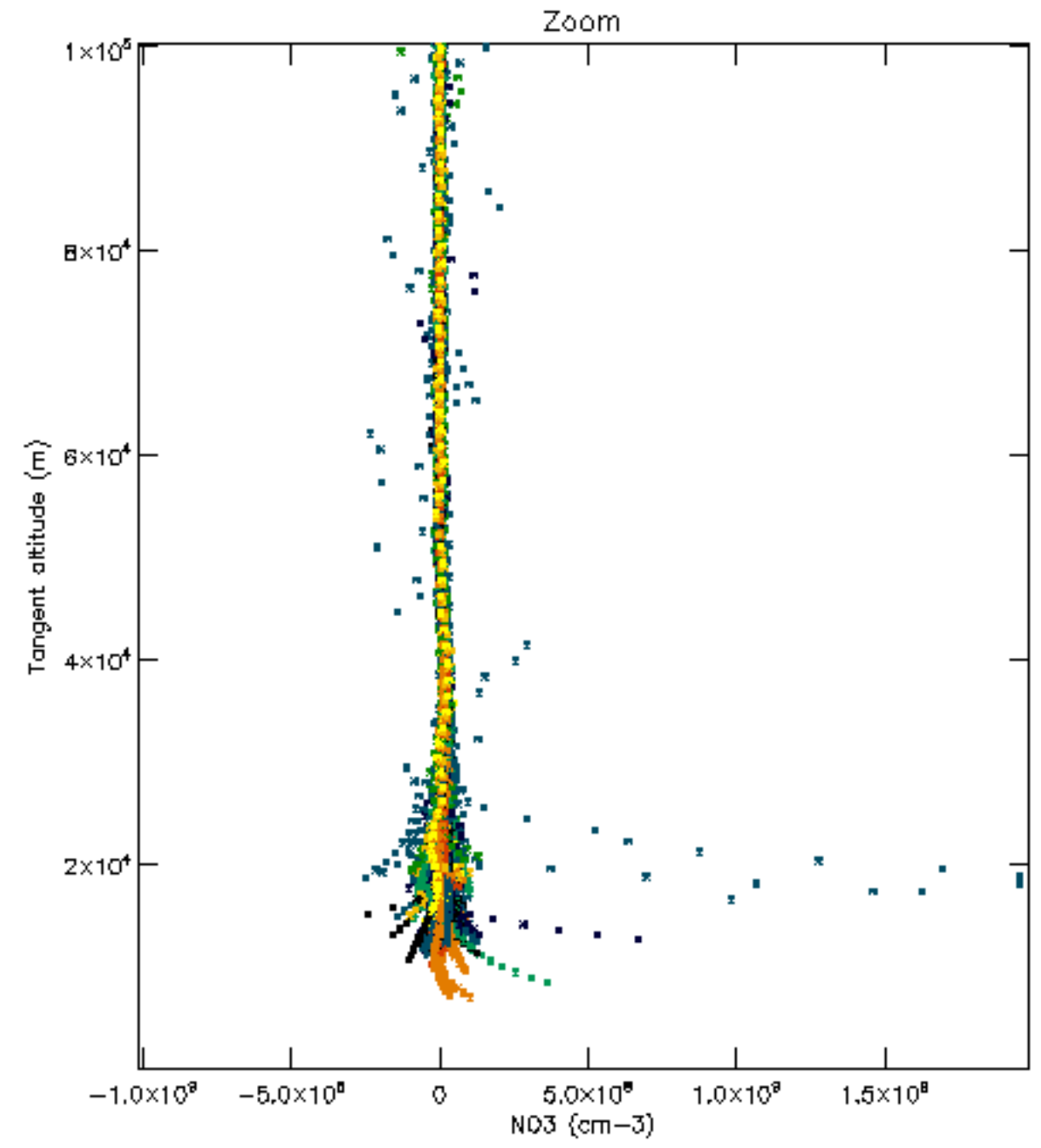
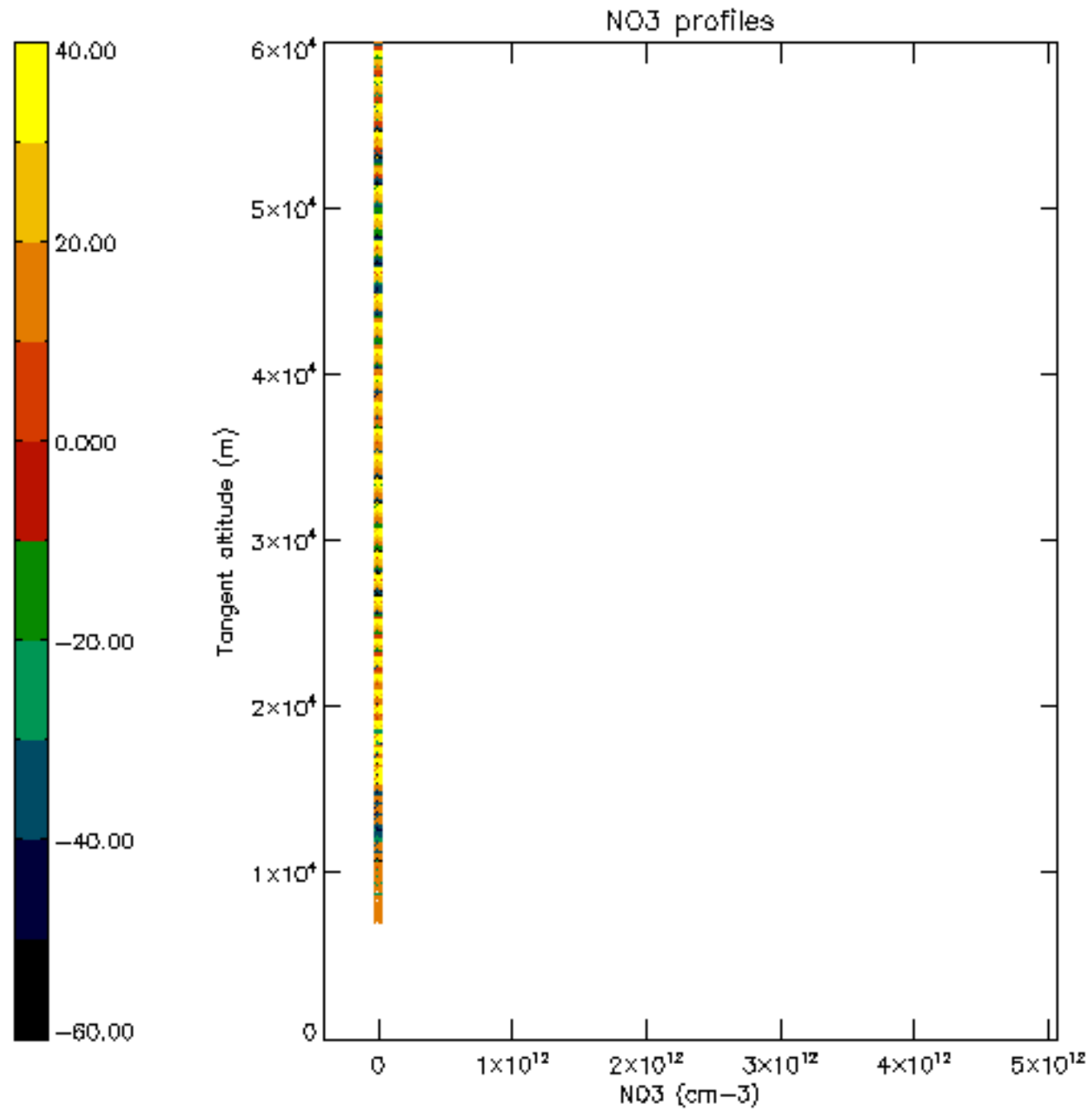


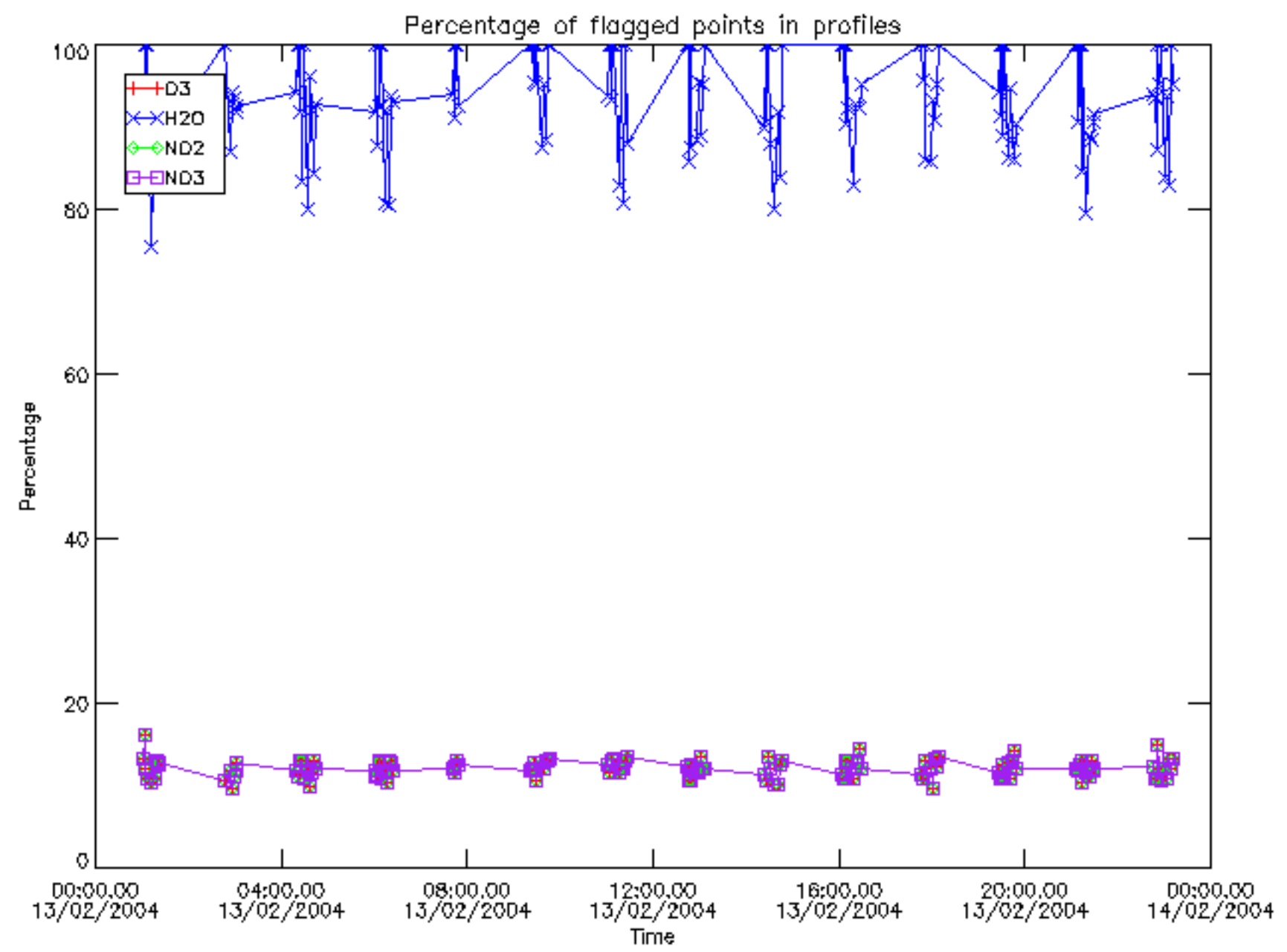




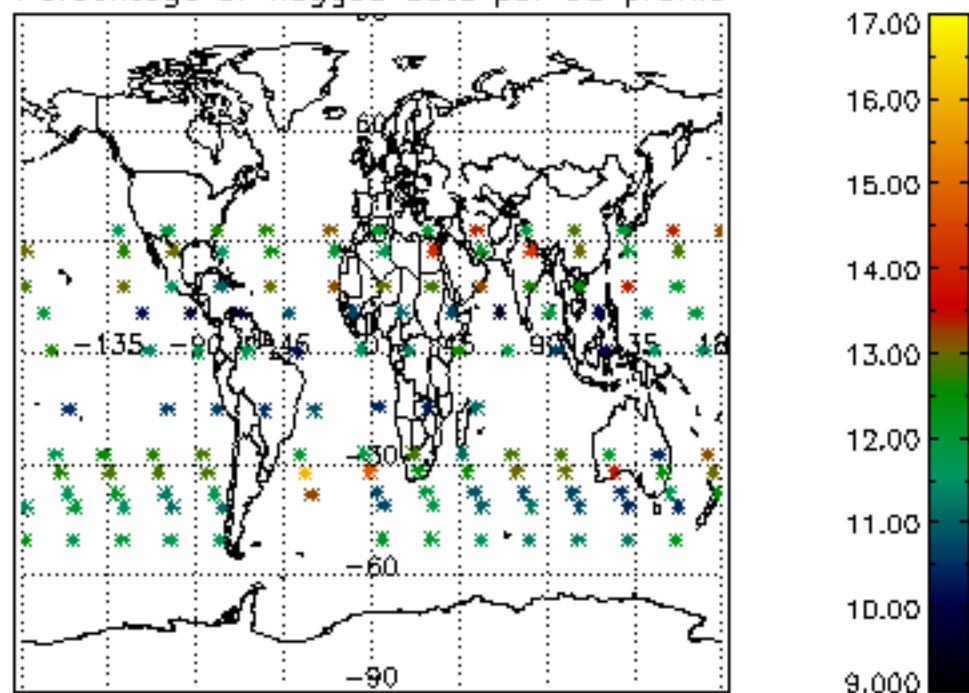




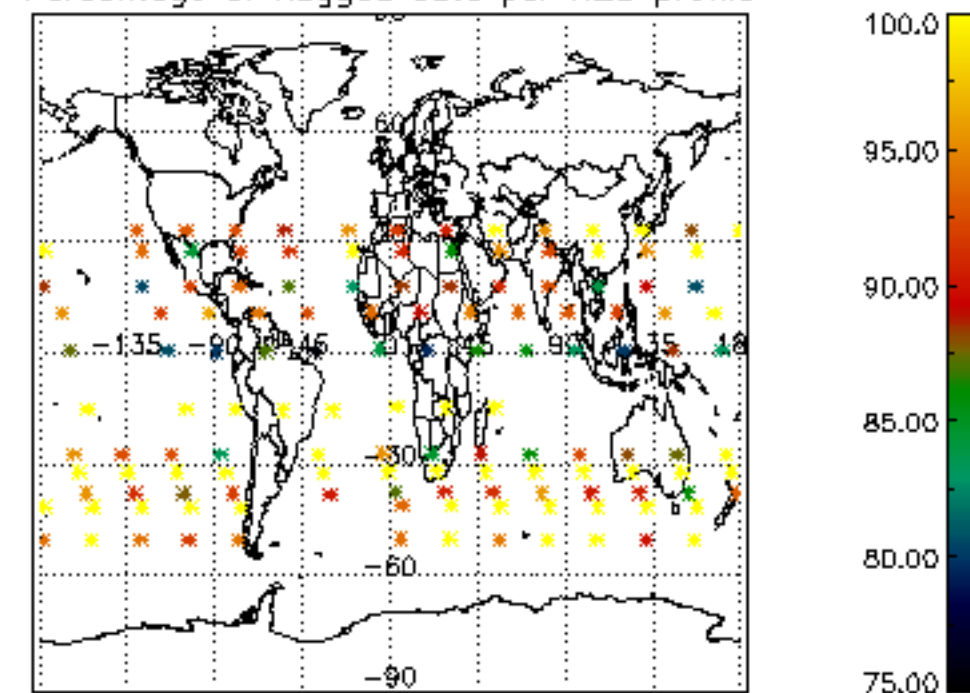




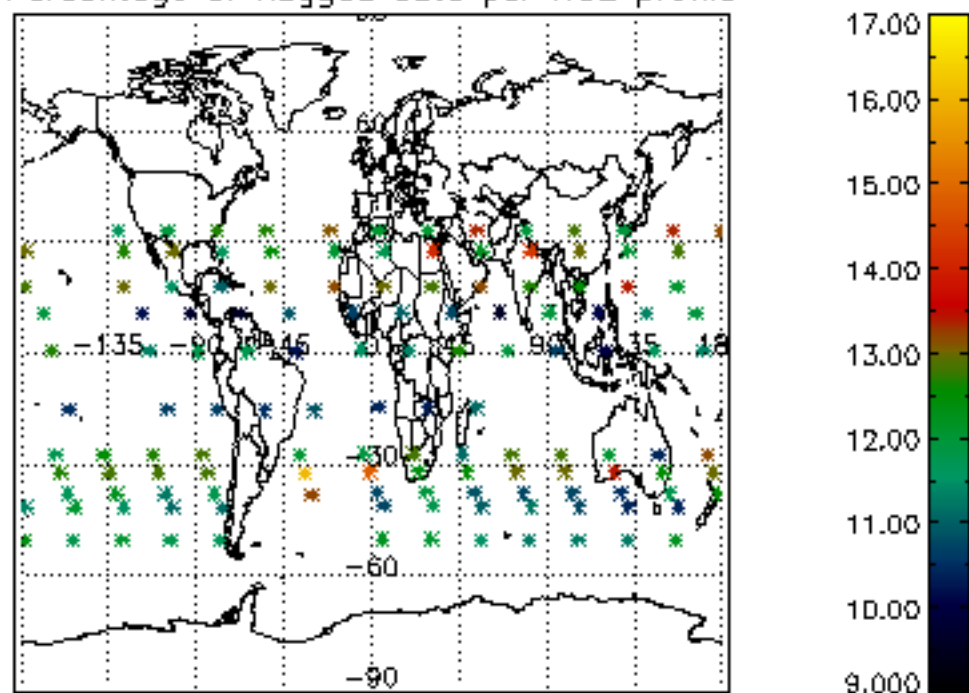
Percentage of flagged data per D3 profile



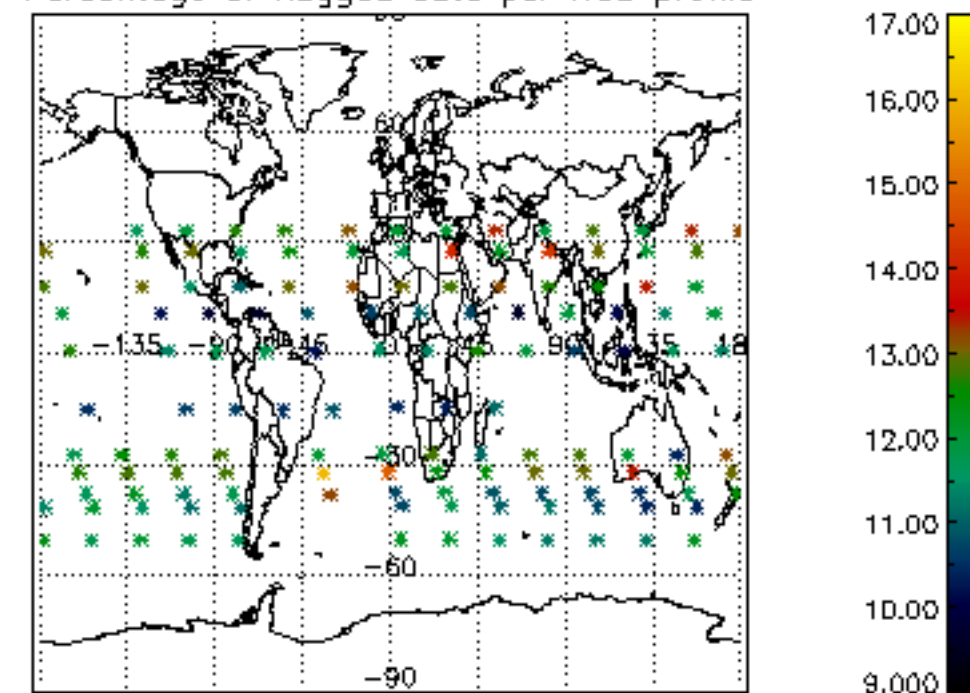
Percentage of flagged data per H2O profile

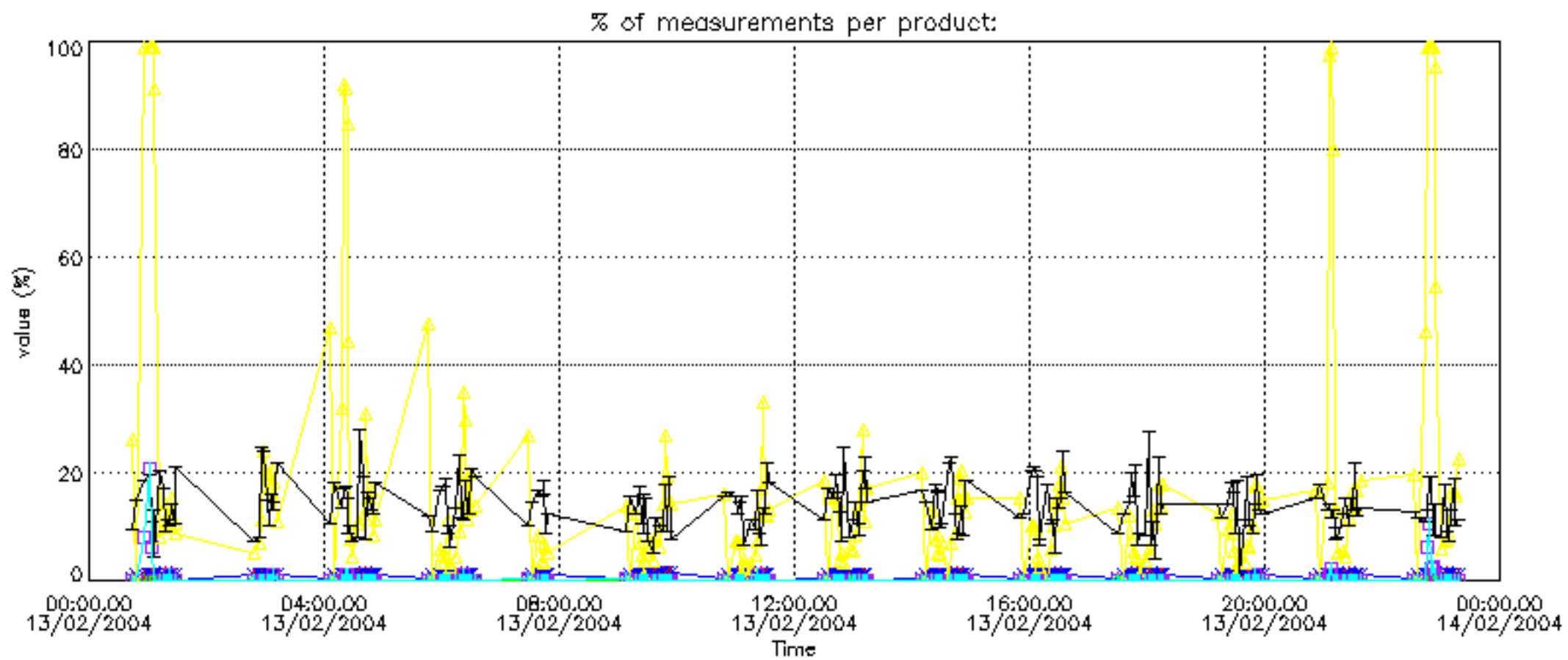


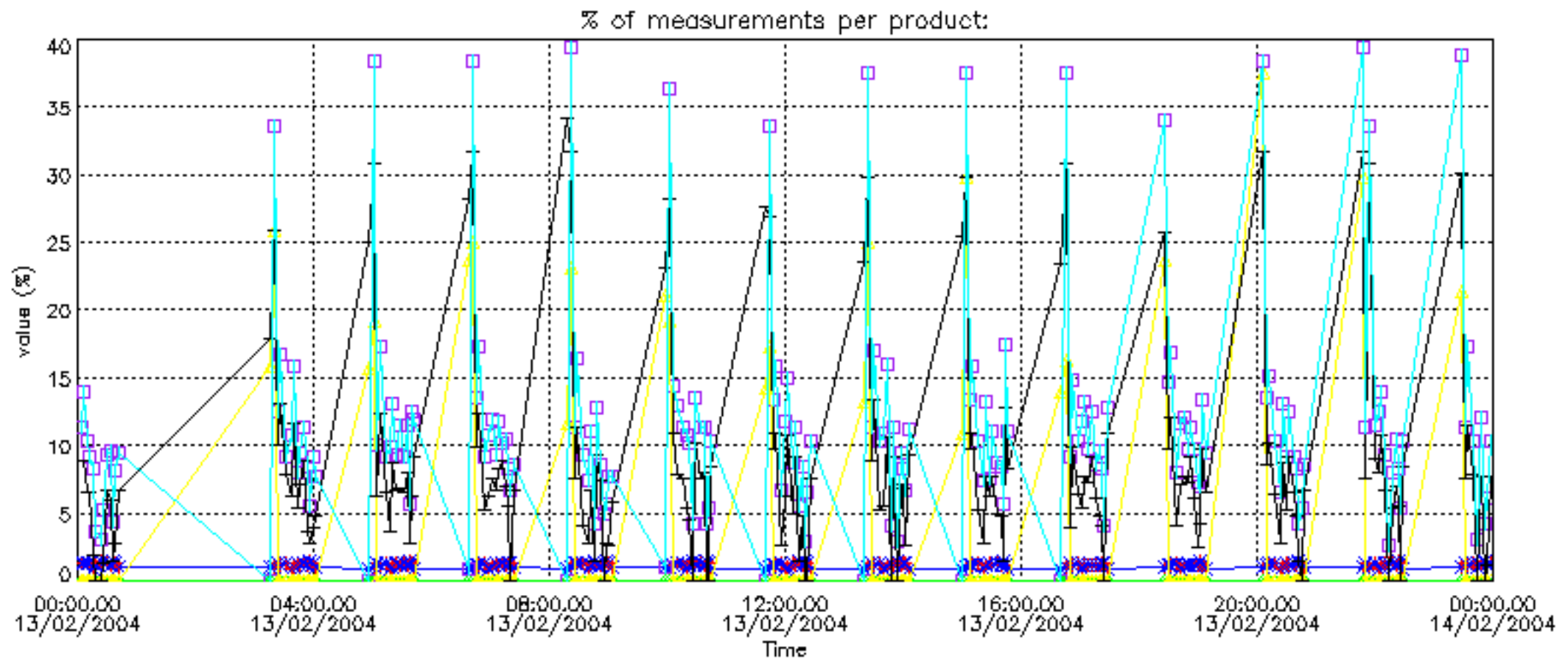
Percentage of flagged data per NO2 profile



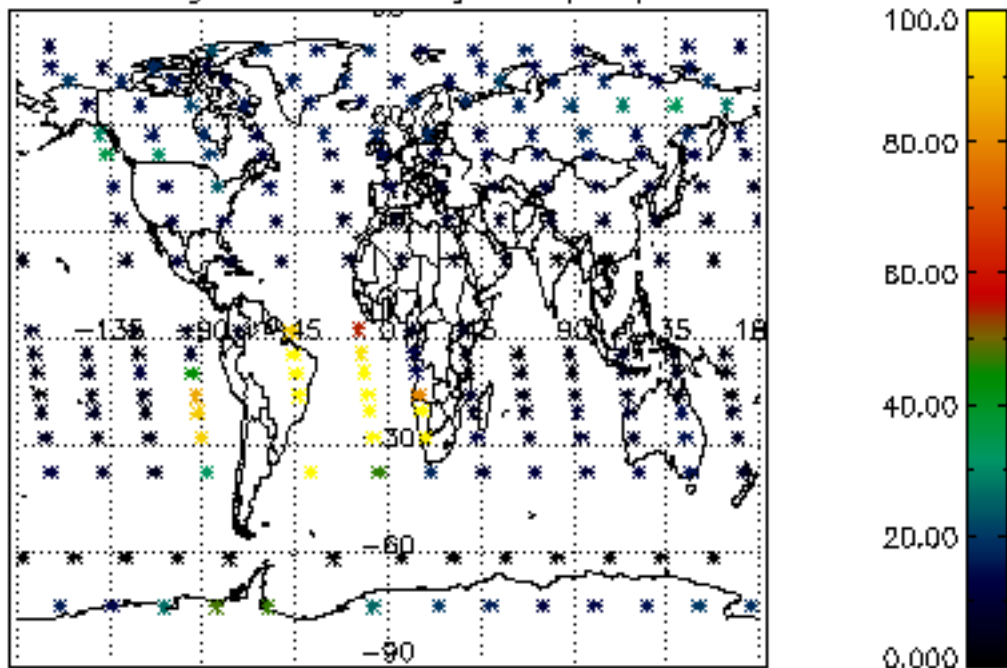
Percentage of flagged data per NO3 profile



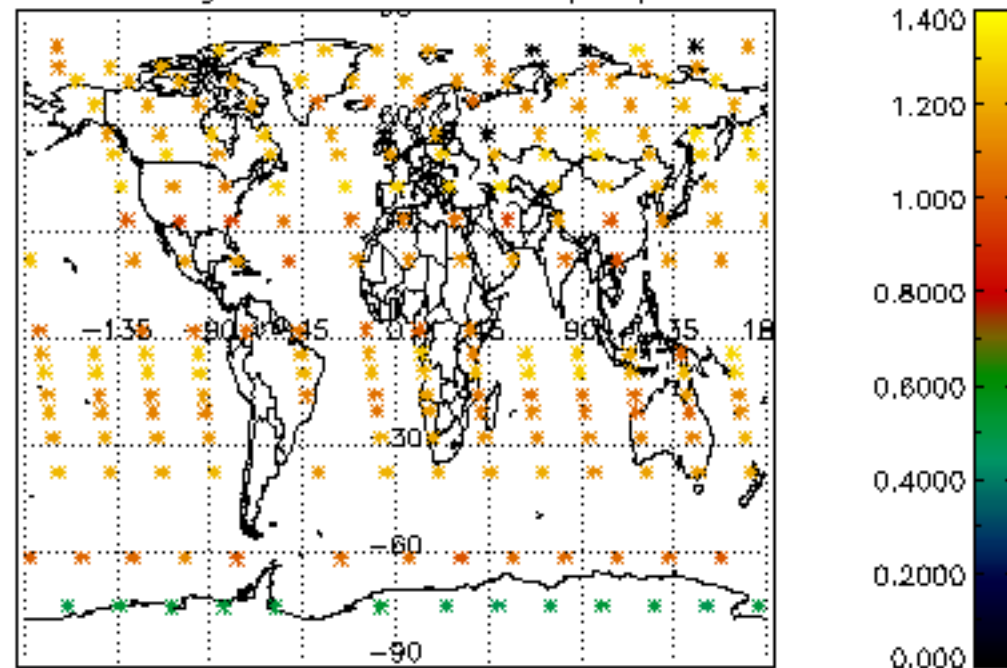




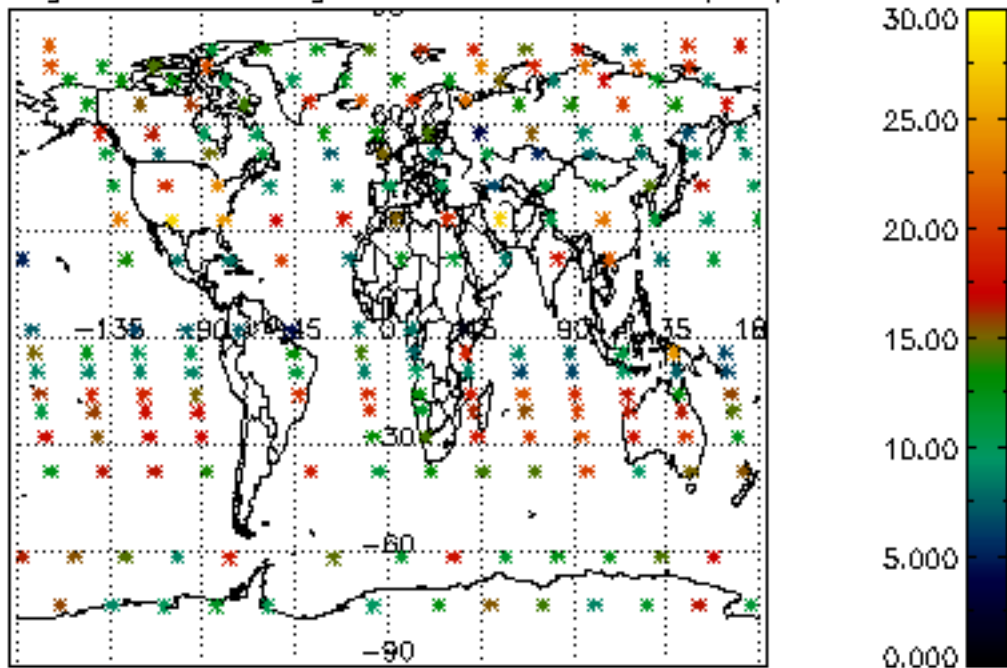
Percentage of cosmic ray hits per profile



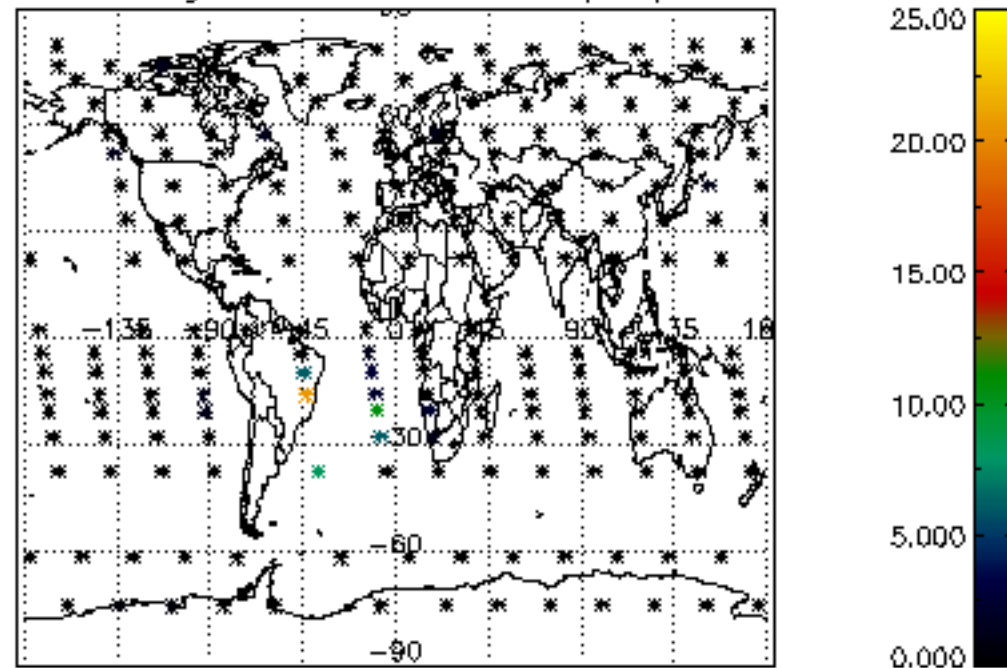
Percentage of datation errors per profile



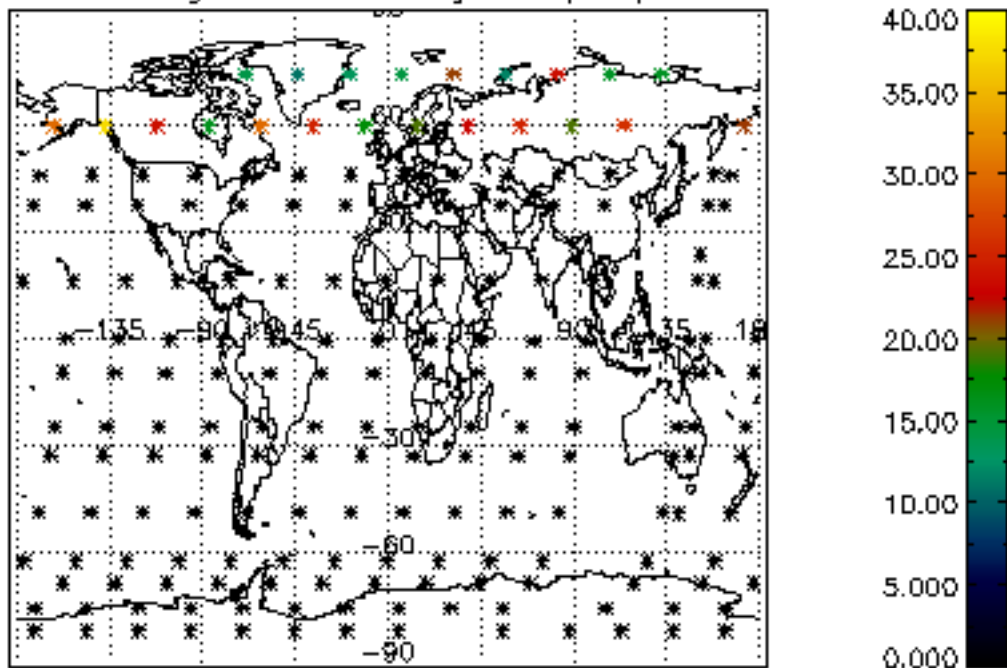
Percentage of star falling outside central band per profile



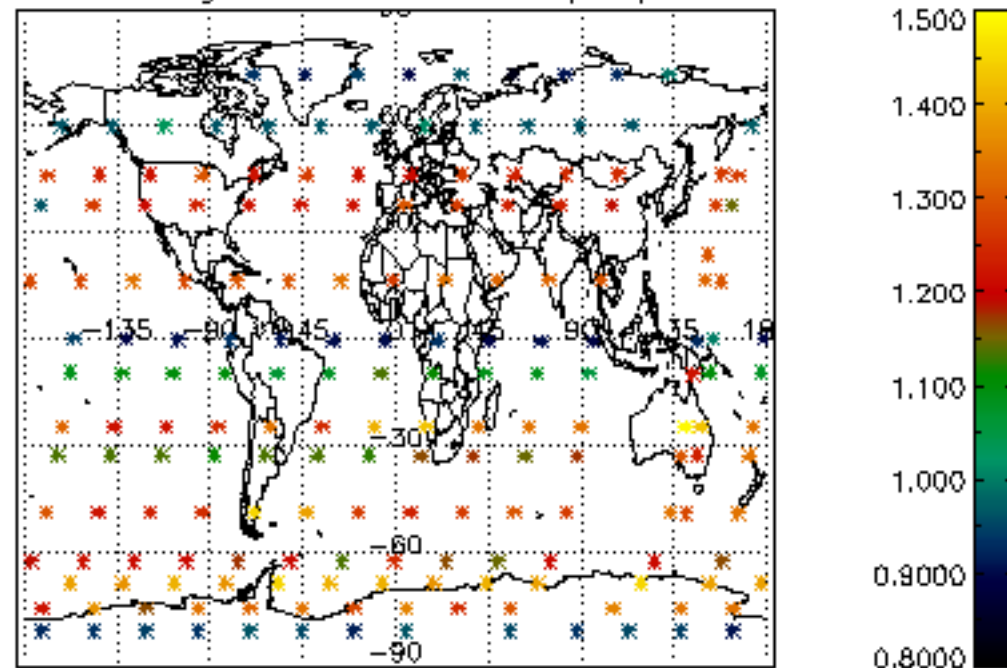
Percentage of saturation errors per profile



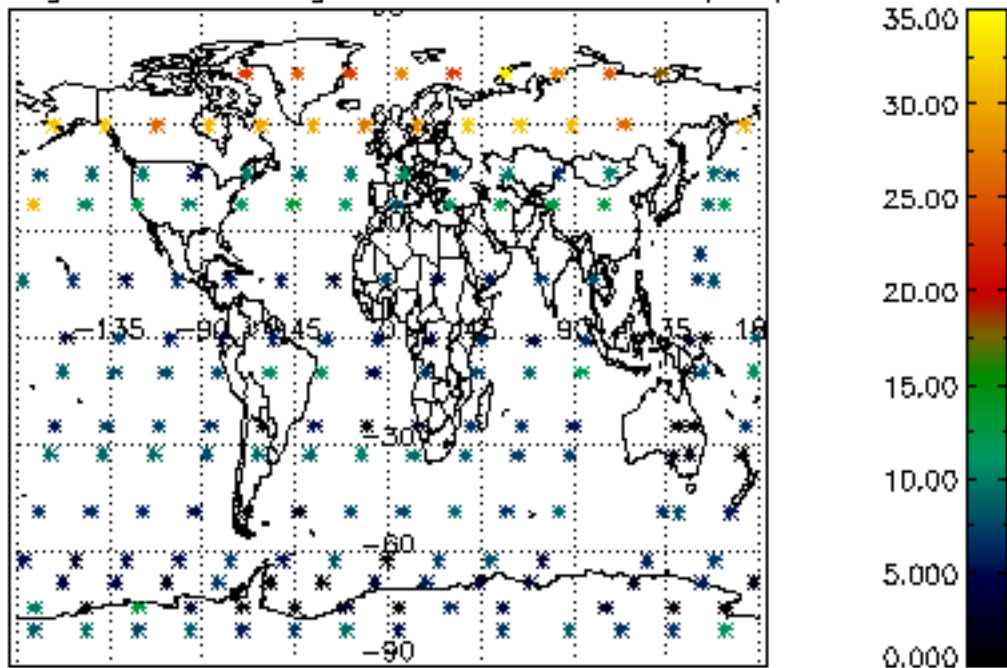
Percentage of cosmic ray hits per profile



Percentage of datation errors per profile



Percentage of star falling outside central band per profile



Percentage of saturation errors per profile

