

GOMOS Level 2 Daily Report

SUMMARY

[1. General Info](#)

[2. Summary of processed GOM_NL_2P products](#)

[3. Level 2 Quality information per product](#)

[3.1 Plot of level 2 quality information per product \(time dependant\)](#)

[3.2 Plot of level 2 quality information per product \(world map\)](#)

[4. Level 1 Quality information per product \(stored on level 2 products\)](#)

[4.1 Plot of level 1 quality information per product \(time dependant\)](#)

[4.1.1 Plot of level 1 quality information per product \(time dependant\): ASCENDING](#)

[4.1.2 Plot of level 1 quality information per product \(time dependant\): DESCENDING](#)

[4.2 Plot of level 1 quality information per product \(world map\)](#)

[4.2.1 Plot of level 1 quality information per product \(world map\): ASCENDING](#)

[4.2.2 Plot of level 1 quality information per product \(world map\): DESCENDING](#)

[5. Ozone profiles based on quality statistics and other trace gas profiles](#)

[5.1 Ozone statistics based on quality of products](#)

[5.2 Plot ozone profiles for all STD \(dark without errors\)](#)

[5.3 Plot ozone profiles where STD < 20% \(dark without errors\)](#)

[5.4. Plot ozone profiles where STD < 10% \(dark without errors\)](#)

[5.5. Plot ozone profiles where STD < 5% \(dark without errors\)](#)

[5.6 Plot NO2 profiles for all STD \(dark without errors\)](#)

[5.7 Plot NO3 profiles for all STD \(dark without errors\)](#)

[5.8 Plot H2O profiles \(only for occultations of stars 1,2,3,4,13,14,16,26,63 dark without errors\) for all STD](#)

[6. Auxiliary Data Files used for the production reported in section 2](#)

This report presents the daily analysis on parameters extracted from GOMOS level 2 data (GOM_NL__2P). It is intended to monitor some important parameters that will impact the quality of these products. A list of level 2 products (and content) that have arrived during the reporting day to the PCF is also given.

Item	Value
Time of report generation	18APR2013 18:45:05
Data source version	GOMOS/6.01
Start time of products	07-02-2004 (07FEB2004 00:00:00)
Stop time of products	08-02-2004 (08FEB2004 00:00:00)
Store outputs in DB	Yes
Nb of level 2 prods	222
Nb of prods with errors	0

2. Summary of processed GOM_NL__2P products.

Nr	Filename	UTC Start time	Limb	Duration	Star Id	Star Name	Star Mag	Star Temp	Nb Meas	Orbit	Prod. error
1	GOM_NL__2PRFIN20040207_000730_000000472024_00059_10133_1409.N1	07-FEB-2004 00:07:30	Bright	47.000	82	48Bet UMa	2.3650	10600.	94	10133	No
2	GOM_NL__2PRFIN20040207_001129_000000342024_00059_10133_1410.N1	07-FEB-2004 00:11:29	Bright	33.500	49	1Alp UMi	1.9900	6300.0	67	10133	No
3	GOM_NL__2PRFIN20040207_001412_000000382024_00059_10133_1411.N1	07-FEB-2004 00:14:12	Bright	38.000	60	7Bet UMi	2.0810	3950.0	76	10133	No
4	GOM_NL__2PRFIN20040207_001756_000000382024_00059_10133_1412.N1	07-FEB-2004 00:17:56	Bright	37.500	89	5Alp Cep	2.4510	8000.0	75	10133	No
5	GOM_NL__2PRFIN20040207_002223_000000412024_00059_10133_1413.N1	07-FEB-2004 00:22:23	Bright	40.500	130	23Bet Dra	2.7990	5800.0	81	10133	No
6	GOM_NL__2PRFIN20040207_002352_000000382024_00059_10133_1414.N1	07-FEB-2004 00:23:52	Bright	37.500	144	18Del Cyg	2.8600	11000.	75	10133	No
7	GOM_NL__2PRFIN20040207_002615_000000382024_00059_10133_1415.N1	07-FEB-2004 00:26:15	Bright	38.000	5	3Alp Lyr	0.033000	11000.	76	10133	No
8	GOM_NL__2PRFIN20040207_002917_000000472024_00059_10133_1416.N1	07-FEB-2004 00:29:17	Bright	47.000	133	40Zet Her	2.8070	6000.0	94	10133	No
9	GOM_NL__2PRFIN20040207_003428_000001622024_00059_10133_1417.N1	07-FEB-2004 00:34:28	Twilight	162.00	83		2.3780	11000.	324	10133	No
10	GOM_NL__2PRFIN20040207_004132_000000822024_00059_10133_1418.N1	07-FEB-2004 00:41:32	Straylight	81.500	102	24Alp Ser	2.6000	4250.0	163	10133	No
11	GOM_NL__2PRFIN20040207_004415_000000442024_00059_10133_1419.N1	07-FEB-2004 00:44:15	Twilight	43.500	137	22Lam Sgr	2.8240	4400.0	87	10133	No
12	GOM_NL__2PRFIN20040207_004533_000000442024_00059_10133_1420.N1	07-FEB-2004 00:45:33	Twilight	44.000	116	19Del Sgr	2.7000	4100.0	88	10133	No
13	GOM_NL__2PRFIN20040207_004643_000000442024_00059_10133_1421.N1	07-FEB-2004 00:46:43	Twilight	43.500	38	20Eps Sgr	1.8360	11000.	87	10133	No
14	GOM_NL__2PRFIN20040207_004812_000000632024_00059_10133_1422.N1	07-FEB-2004 00:48:12	Dark	63.000	16	21Alp Sco	1.0200	3000.0	126	10133	No
15	GOM_NL__2PRFIN20040207_004951_000000392024_00059_10133_1423.N1	07-FEB-2004 00:49:51	Dark	39.000	40	The Sco	1.8590	7100.0	78	10133	No
16	GOM_NL__2PRFIN20040207_142151_000000392024_00068_10142_1396.N1	07-FEB-2004 14:21:51	Dark	39.000	43	Alp TrA	1.9100	4250.0	78	10142	No
17	GOM_NL__2PRFIN20040207_142603_000000432024_00068_10142_1397.N1	07-FEB-2004 14:26:03	Dark	42.500	77	Eps Cen	2.3030	28000.	85	10142	No
18	GOM_NL__2PRFIN20040207_142755_000000442024_00068_10142_1398.N1	07-FEB-2004 14:27:55	Dark	43.500	20	Bet Cru	1.2530	30000.	87	10142	No
19	GOM_NL__2PRFIN20040207_142922_000000482024_00068_10142_1399.N1	07-FEB-2004 14:29:22	Dark	48.000	64	Gam Cen	2.2000	10600.	96	10142	No
20	GOM_NL__2PRFIN20040207_143124_000000402024_00068_10142_1400.N1	07-FEB-2004 14:31:24	Dark	39.500	29	Bet Car	1.6720	10200.	79	10142	No
21	GOM_NL__2PRFIN20040207_143437_000000472024_00068_10142_1401.N1	07-FEB-2004 14:34:37	Dark	46.500	41	Eps Car	1.8600	4100.0	93	10142	No
22	GOM_NL__2PRFIN20040207_143803_000000432024_00068_10142_1402.N1	07-FEB-2004 14:38:03	Straylight	43.000	34	Gam2Vel	1.7930	23000.	86	10142	No
23	GOM_NL__2PRFIN20040207_144007_000000432024_00068_10142_1403.N1	07-FEB-2004 14:40:07	Straylight	42.500	70	Zet Pup	2.2460	39000.	85	10142	No
24	GOM_NL__2PRFIN20040207_144125_000000432024_00068_10142_1404.N1	07-FEB-2004 14:41:25	Straylight	43.000	117	Pi Pup	2.7060	3800.0	86	10142	No
25	GOM_NL__2PRFIN20040207_144351_000000452024_00068_10142_1405.N1	07-FEB-2004 14:43:51	Straylight	44.500	23	21Eps CMa	1.5020	26000.	89	10142	No
26	GOM_NL__2PRFIN20040207_144514_000000402024_00068_10142_1406.N1	07-FEB-2004 14:45:14	Straylight	40.000	179	24Omi2CMa	3.0320	24000.	80	10142	No
27	GOM_NL__2PRFIN20040207_144724_000000512024_00068_10142_1407.N1	07-FEB-2004 14:47:24	Straylight	50.500	1	9Alp CMa	-1.4400	11000.	101	10142	No
28	GOM_NL__2PRFIN20040207_145300_000000522024_00068_10142_1408.N1	07-FEB-2004 14:53:00	Twilight	52.000	8	10Alp CMi	0.40000	6500.0	104	10142	No
29	GOM_NL__2PRFIN20040207_145639_000000392024_00068_10142_1409.N1	07-FEB-2004 14:56:39	Bright	38.500	44	24Gam Gem	1.9280	11000.	77	10142	No
30	GOM_NL__2PRFIN20040207_145833_000000522024_00068_10142_1410.N1	07-FEB-2004 14:58:33	Bright	52.000	151	13Mu Gem	2.8900	3000.0	104	10142	No
31	GOM_NL__2PRFIN20040207_150033_000000392024_00068_10142_1411.N1	07-FEB-2004 15:00:33	Bright	38.500	24	66Alp Gem	1.5800	10200.	77	10142	No
32	GOM_NL__2PRFIN20040207_150254_000000382024_00068_10142_1412.N1	07-FEB-2004 15:02:54	Bright	38.000	107	37The Aur	2.6490	11000.	76	10142	No
33	GOM_NL__2PRFIN20040207_150456_000000372024_00068_10142_1413.N1	07-FEB-2004 15:04:56	Bright	36.500	42	34Bet Aur	1.9000	10200.	73	10142	No
34	GOM_NL__2PRFIN20040207_150803_000001202024_00068_10142_1414.N1	07-FEB-2004 15:08:03	Bright	120.00	96	68Del Leo	2.5600	9300.0	240	10142	No
35	GOM_NL__2PRFIN20040207_151246_000000482024_00068_10142_1415.N1	07-FEB-2004 15:12:46	Bright	47.500	82	48Bet UMa	2.3650	10600.	95	10142	No
36	GOM_NL__2PRFIN20040207_151652_000000382024_00068_10142_1416.N1	07-FEB-2004 15:16:52	Bright	38.000	49	1Alp UMi	1.9900	6300.0	76	10142	No
37	GOM_NL__2PRFIN20040207_151934_000000412024_00068_10142_1417.N1	07-FEB-2004 15:19:34	Bright	41.000	60	7Bet UMi	2.0810	3950.0	82	10142	No
38	GOM_NL__2PRFIN20040207_152321_000000382024_00068_10142_1418.N1	07-FEB-2004 15:23:21	Bright	37.500	89	5Alp Cep	2.4510	8000.0	75	10142	No
39	GOM_NL__2PRFIN20040207_152746_000000422024_00068_10142_1419.N1	07-FEB-2004 15:27:46	Bright	41.500	130	23Bet Dra	2.7990	5800.0	83	10142	No
40	GOM_NL__2PRFIN20040207_152916_000000352024_00068_10142_1420.N1	07-FEB-2004 15:29:16	Bright	35.000	144	18Del Cyg	2.8600	11000.	70	10142	No
41	GOM_NL__2PRFIN20040207_153138_000000392024_00068_10142_1421.N1	07-FEB-2004 15:31:38	Bright	39.000	5	3Alp Lyr	0.033000	11000.	78	10142	No
42	GOM_NL__2PRFIN20040207_153442_000000482024_00068_10142_1422.N1	07-FEB-2004 15:34:42	Bright	48.000	133	40Zet Her	2.8070	6000.0	96	10142	No

43	GOM_NL__2PRFIN20040207_153754_000000762024_00068_10142_1423.N1	07-FEB-2004 15:37:54	Bright	76.000	67	5Alp CrB	2.2210	11000.	152	10142	No
44	GOM_NL__2PRFIN20040207_154004_000001682024_00068_10142_1424.N1	07-FEB-2004 15:40:04	Twilight	168.00	83		2.3780	11000.	336	10142	No
45	GOM_NL__2PRFIN20040207_154708_000000882024_00068_10142_1425.N1	07-FEB-2004 15:47:08	Straylight	87.500	102	24Alp Ser	2.6000	4250.0	175	10142	No
46	GOM_NL__2PRFIN20040207_155059_000000442024_00068_10142_1426.N1	07-FEB-2004 15:50:59	Twilight	43.500	116	19Del Sgr	2.7000	4100.0	87	10142	No
47	GOM_NL__2PRFIN20040207_155209_000000442024_00068_10142_1427.N1	07-FEB-2004 15:52:09	Dark	44.000	38	20Eps Sgr	1.8360	11000.	88	10142	No
48	GOM_NL__2PRFIN20040207_155344_000000532024_00068_10142_1428.N1	07-FEB-2004 15:53:44	Dark	52.500	16	21Alp Sco	1.0200	3000.0	105	10142	No
49	GOM_NL__2PRFIN20040207_155518_000000432024_00068_10142_1429.N1	07-FEB-2004 15:55:18	Dark	43.000	40	The Sco	1.8590	7100.0	86	10142	No
50	GOM_NL__2PRFIN20040207_155709_000000392024_00068_10142_1430.N1	07-FEB-2004 15:57:09	Dark	39.000	147	Alp Ara	2.8770	26000.	78	10142	No
51	GOM_NL__2PRFIN20040207_155938_000000462024_00068_10142_1431.N1	07-FEB-2004 15:59:38	Dark	45.500	131	Gam Lup	2.8000	26000.	91	10142	No
52	GOM_NL__2PRFIN20040207_160227_000000502024_00069_10143_1396.N1	07-FEB-2004 16:02:27	Dark	50.000	43	Alp TrA	1.9100	4250.0	100	10143	No
53	GOM_NL__2PRFIN20040207_160640_000000442024_00069_10143_1397.N1	07-FEB-2004 16:06:40	Dark	43.500	77	Eps Cen	2.3030	28000.	87	10143	No
54	GOM_NL__2PRFIN20040207_160832_000000462024_00069_10143_1398.N1	07-FEB-2004 16:08:32	Dark	46.000	20	Bet Cru	1.2530	30000.	92	10143	No
55	GOM_NL__2PRFIN20040207_160959_000000492024_00069_10143_1399.N1	07-FEB-2004 16:09:59	Dark	49.000	64	Gam Cen	2.2000	10600.	98	10143	No
56	GOM_NL__2PRFIN20040207_161200_000000412024_00069_10143_1400.N1	07-FEB-2004 16:12:00	Dark	41.000	29	Bet Car	1.6720	10200.	82	10143	No
57	GOM_NL__2PRFIN20040207_161513_000000402024_00069_10143_1401.N1	07-FEB-2004 16:15:13	Dark	40.000	41	Eps Car	1.8600	4100.0	80	10143	No
58	GOM_NL__2PRFIN20040207_161838_000000412024_00069_10143_1402.N1	07-FEB-2004 16:18:38	Straylight	41.000	34	Gam2Vel	1.7930	23000.	82	10143	No
59	GOM_NL__2PRFIN20040207_162043_000000422024_00069_10143_1403.N1	07-FEB-2004 16:20:43	Straylight	41.500	70	Zet Pup	2.2460	39000.	83	10143	No
60	GOM_NL__2PRFIN20040207_162201_000000462024_00069_10143_1404.N1	07-FEB-2004 16:22:01	Straylight	46.000	117	Pi Pup	2.7060	3800.0	92	10143	No
61	GOM_NL__2PRFIN20040207_162427_000000442024_00069_10143_1405.N1	07-FEB-2004 16:24:27	Straylight	44.000	23	21Eps CMa	1.5020	26000.	88	10143	No
62	GOM_NL__2PRFIN20040207_162550_000000412024_00069_10143_1406.N1	07-FEB-2004 16:25:50	Straylight	41.000	179	24Omi2CMa	3.0320	24000.	82	10143	No
63	GOM_NL__2PRFIN20040207_162800_000000492024_00069_10143_1407.N1	07-FEB-2004 16:28:00	Straylight	49.000	1	9Alp CMa	-1.4400	11000.	98	10143	No
64	GOM_NL__2PRFIN20040207_163335_000000522024_00069_10143_1408.N1	07-FEB-2004 16:33:35	Twilight	52.000	8	10Alp CMi	0.40000	6500.0	104	10143	No
65	GOM_NL__2PRFIN20040207_163715_000000412024_00069_10143_1409.N1	07-FEB-2004 16:37:15	Bright	40.500	44	24Gam Gem	1.9280	11000.	81	10143	No
66	GOM_NL__2PRFIN20040207_163909_000000412024_00069_10143_1410.N1	07-FEB-2004 16:39:09	Bright	40.500	151	13Mu Gem	2.8900	3000.0	81	10143	No
67	GOM_NL__2PRFIN20040207_164109_000000392024_00069_10143_1411.N1	07-FEB-2004 16:41:09	Bright	39.000	24	66Alp Gem	1.5800	10200.	78	10143	No
68	GOM_NL__2PRFIN20040207_164332_000000392024_00069_10143_1412.N1	07-FEB-2004 16:43:32	Bright	39.000	107	37The Aur	2.6490	11000.	78	10143	No
69	GOM_NL__2PRFIN20040207_164533_000000382024_00069_10143_1413.N1	07-FEB-2004 16:45:33	Bright	38.000	42	34Bet Aur	1.9000	10200.	76	10143	No
70	GOM_NL__2PRFIN20040207_164835_000001282024_00069_10143_1414.N1	07-FEB-2004 16:48:35	Bright	128.00	96	68Del Leo	2.5600	9300.0	256	10143	No
71	GOM_NL__2PRFIN20040207_165321_000000482024_00069_10143_1415.N1	07-FEB-2004 16:53:21	Bright	47.500	82	48Bet UMa	2.3650	10600.	95	10143	No
72	GOM_NL__2PRFIN20040207_165728_000000382024_00069_10143_1416.N1	07-FEB-2004 16:57:28	Bright	37.500	49	1Alp UMi	1.9900	6300.0	75	10143	No
73	GOM_NL__2PRFIN20040207_170008_000000442024_00069_10143_1417.N1	07-FEB-2004 17:00:08	Bright	44.000	60	7Bet UMi	2.0810	3950.0	88	10143	No
74	GOM_NL__2PRFIN20040207_170357_000000392024_00069_10143_1418.N1	07-FEB-2004 17:03:57	Bright	39.000	89	5Alp Cep	2.4510	8000.0	78	10143	No
75	GOM_NL__2PRFIN20040207_170822_000000392024_00069_10143_1419.N1	07-FEB-2004 17:08:22	Bright	38.500	130	23Bet Dra	2.7990	5800.0	77	10143	No
76	GOM_NL__2PRFIN20040207_170952_000000362024_00069_10143_1420.N1	07-FEB-2004 17:09:52	Bright	36.000	144	18Del Cyg	2.8600	11000.	72	10143	No
77	GOM_NL__2PRFIN20040207_171212_000000412024_00069_10143_1421.N1	07-FEB-2004 17:12:12	Bright	41.000	5	3Alp Lyr	0.033000	11000.	82	10143	No
78	GOM_NL__2PRFIN20040207_171517_000000512024_00069_10143_1422.N1	07-FEB-2004 17:15:17	Bright	50.500	133	40Zet Her	2.8070	6000.0	101	10143	No
79	GOM_NL__2PRFIN20040207_171831_000000742024_00069_10143_1423.N1	07-FEB-2004 17:18:31	Bright	74.000	67	5Alp CrB	2.2210	11000.	148	10143	No
80	GOM_NL__2PRFIN20040207_172041_000001752024_00069_10143_1424.N1	07-FEB-2004 17:20:41	Twilight	174.50	83		2.3780	11000.	349	10143	No
81	GOM_NL__2PRFIN20040207_172745_000000842024_00069_10143_1425.N1	07-FEB-2004 17:27:45	Straylight	84.000	102	24Alp Ser	2.6000	4250.0	168	10143	No
82	GOM_NL__2PRFIN20040207_173135_000000452024_00069_10143_1426.N1	07-FEB-2004 17:31:35	Twilight	45.000	116	19Del Sgr	2.7000	4100.0	90	10143	No
83	GOM_NL__2PRFIN20040207_173245_000000422024_00069_10143_1427.N1	07-FEB-2004 17:32:45	Dark	41.500	38	20Eps Sgr	1.8360	11000.	83	10143	No
84	GOM_NL__2PRFIN20040207_173419_000000632024_00069_10143_1428.N1	07-FEB-2004 17:34:19	Dark	63.000	16	21Alp Sco	1.0200	3000.0	126	10143	No
85	GOM_NL__2PRFIN20040207_173555_000000452024_00069_10143_1429.N1	07-FEB-2004 17:35:55	Dark	45.000	40	The Sco	1.8590	7100.0	90	10143	No
86	GOM_NL__2PRFIN20040207_173745_000000402024_00069_10143_1430.N1	07-FEB-2004 17:37:45	Dark	39.500	147	Alp Ara	2.8770	26000.	79	10143	No
87	GOM_NL__2PRFIN20040207_174015_000000472024_00069_10143_1431.N1	07-FEB-2004 17:40:15	Dark	46.500	131	Gam Lup	2.8000	26000.	93	10143	No
88	GOM_NL__2PRFIN20040207_174302_000000412024_00070_10144_1396.N1	07-FEB-2004 17:43:02	Dark	41.000	43	Alp TrA	1.9100	4250.0	82	10144	No
89	GOM_NL__2PRFIN20040207_174716_000000442024_00070_10144_1397.N1	07-FEB-2004 17:47:16	Dark	43.500	77	Eps Cen	2.3030	28000.	87	10144	No
90	GOM_NL__2PRFIN20040207_174908_000000422024_00070_10144_1398.N1	07-FEB-2004 17:49:08	Dark	41.500	20	Bet Cru	1.2530	30000.	83	10144	No
91	GOM_NL__2PRFIN20040207_175036_000000482024_00070_10144_1399.N1	07-FEB-2004 17:50:36	Dark	48.000	64	Gam Cen	2.2000	10600.	96	10144	No
92	GOM_NL__2PRFIN20040207_175236_000000392024_00070_10144_1400.N1	07-FEB-2004 17:52:36	Dark	39.000	29	Bet Car	1.6720	10200.	78	10144	No
93	GOM_NL__2PRFIN20040207_175549_000000512024_00070_10144_1401.N1	07-FEB-2004 17:55:49	Dark	51.000	41	Eps Car	1.8600	4100.0	102	10144	No
94	GOM_NL__2PRFIN20040207_175915_000000402024_00070_10144_1402.N1	07-FEB-2004 17:59:15	Straylight	39.500	34	Gam2Vel	1.7930	23000.	79	10144	No
95	GOM_NL__2PRFIN20040207_180119_000000422024_00070_10144_1403.N1	07-FEB-2004 18:01:19	Straylight	42.000	70	Zet Pup	2.2460	39000.	84	10144	No
96	GOM_NL__2PRFIN20040207_180236_000000452024_00070_10144_1404.N1	07-FEB-2004 18:02:36	Straylight	44.500	117	Pi Pup	2.7060	3800.0	89	10144	No
97	GOM_NL__2PRFIN20040207_180503_000000452024_00070_10144_1405.N1	07-FEB-2004 18:05:03	Straylight	45.000	23	21Eps CMa	1.5020	26000.	90	10144	No
98	GOM_NL__2PRFIN20040207_180626_000000402024_00070_10144_1406.N1	07-FEB-2004 18:06:26	Straylight	39.500	179	24Omi2CMa	3.0320	24000.	79	10144	No
99	GOM_NL__2PRFIN20040207_180836_000000492024_00070_10144_1407.N1	07-FEB-2004 18:08:36	Straylight	48.500	1	9Alp CMa	-1.4400	11000.	97	10144	No
100	GOM_NL__2PRFIN20040207_181411_000000502024_00070_10144_1408.N1	07-FEB-2004 18:14:11	Twilight	49.500	8	10Alp CMi	0.40000	6500.0	99	10144	No
101	GOM_NL__2PRFIN20040207_181751_000000392024_00070_10144_1409.N1	07-FEB-2004 18:17:51	Bright	39.000	44	24Gam Gem	1.9280	11000.	78	10144	No

102	GOM_NL__2PRFIN20040207_181945_000000422024_00070_10144_1410.N1	07-FEB-2004 18:19:45	Bright	42.000	151	13Mu Gem	2.8900	3000.0	84	10144	No
103	GOM_NL__2PRFIN20040207_182144_000000402024_00070_10144_1411.N1	07-FEB-2004 18:21:44	Bright	39.500	24	66Alp Gem	1.5800	10200.	79	10144	No
104	GOM_NL__2PRFIN20040207_182407_000000392024_00070_10144_1412.N1	07-FEB-2004 18:24:07	Bright	38.500	107	37The Aur	2.6490	11000.	77	10144	No
105	GOM_NL__2PRFIN20040207_182609_000000382024_00070_10144_1413.N1	07-FEB-2004 18:26:09	Bright	37.500	42	34Bet Aur	1.9000	10200.	75	10144	No
106	GOM_NL__2PRFIN20040207_182908_000001262024_00070_10144_1414.N1	07-FEB-2004 18:29:08	Bright	125.50	96	68Del Leo	2.5600	9300.0	251	10144	No
107	GOM_NL__2PRFIN20040207_183357_000000482024_00070_10144_1415.N1	07-FEB-2004 18:33:57	Bright	47.500	82	48Bet UMa	2.3650	10600.	95	10144	No
108	GOM_NL__2PRFIN20040207_183803_000000392024_00070_10144_1416.N1	07-FEB-2004 18:38:03	Bright	38.500	49	1Alp UMi	1.9900	6300.0	77	10144	No
109	GOM_NL__2PRFIN20040207_184045_000000442024_00070_10144_1417.N1	07-FEB-2004 18:40:45	Bright	44.000	60	7Bet UMi	2.0810	3950.0	88	10144	No
110	GOM_NL__2PRFIN20040207_184433_000000382024_00070_10144_1418.N1	07-FEB-2004 18:44:33	Bright	37.500	89	5Alp Cep	2.4510	8000.0	75	10144	No
111	GOM_NL__2PRFIN20040207_184858_000000402024_00070_10144_1419.N1	07-FEB-2004 18:48:58	Bright	39.500	130	23Bet Dra	2.7990	5800.0	79	10144	No
112	GOM_NL__2PRFIN20040207_185029_000000382024_00070_10144_1420.N1	07-FEB-2004 18:50:29	Bright	37.500	144	18Del Cyg	2.8600	11000.	75	10144	No
113	GOM_NL__2PRFIN20040207_185251_000000382024_00070_10144_1421.N1	07-FEB-2004 18:52:51	Bright	38.000	5	3Alp Lyr	0.033000	11000.	76	10144	No
114	GOM_NL__2PRFIN20040207_185554_000000512024_00070_10144_1422.N1	07-FEB-2004 18:55:54	Bright	50.500	133	40Zet Her	2.8070	6000.0	101	10144	No
115	GOM_NL__2PRFIN20040207_185907_000000802024_00070_10144_1423.N1	07-FEB-2004 18:59:07	Bright	80.000	67	5Alp CrB	2.2210	11000.	160	10144	No
116	GOM_NL__2PRFIN20040207_190119_000001842024_00070_10144_1424.N1	07-FEB-2004 19:01:19	Twilight	184.00	83		2.3780	11000.	368	10144	No
117	GOM_NL__2PRFIN20040207_190823_000000802024_00070_10144_1425.N1	07-FEB-2004 19:08:23	Straylight	80.000	102	24Alp Ser	2.6000	4250.0	160	10144	No
118	GOM_NL__2PRFIN20040207_191210_000000432024_00070_10144_1426.N1	07-FEB-2004 19:12:10	Twilight	43.000	116	19Del Sgr	2.7000	4100.0	86	10144	No
119	GOM_NL__2PRFIN20040207_191321_000000422024_00070_10144_1427.N1	07-FEB-2004 19:13:21	Dark	41.500	38	20Eps Sgr	1.8360	11000.	83	10144	No
120	GOM_NL__2PRFIN20040207_191456_000000562024_00070_10144_1428.N1	07-FEB-2004 19:14:56	Dark	56.000	16	21Alp Sco	1.0200	3000.0	112	10144	No
121	GOM_NL__2PRFIN20040207_191631_000000462024_00070_10144_1429.N1	07-FEB-2004 19:16:31	Dark	46.000	40	The Sco	1.8590	7100.0	92	10144	No
122	GOM_NL__2PRFIN20040207_191821_000000392024_00070_10144_1430.N1	07-FEB-2004 19:18:21	Dark	39.000	147	Alp Ara	2.8770	26000.	78	10144	No
123	GOM_NL__2PRFIN20040207_192052_000000462024_00070_10144_1431.N1	07-FEB-2004 19:20:52	Dark	46.000	131	Gam Lup	2.8000	26000.	92	10144	No
124	GOM_NL__2PRFIN20040207_192339_000000502024_00071_10145_1397.N1	07-FEB-2004 19:23:39	Dark	49.500	43	Alp TrA	1.9100	4250.0	99	10145	No
125	GOM_NL__2PRFIN20040207_192753_000000452024_00071_10145_1398.N1	07-FEB-2004 19:27:53	Dark	45.000	77	Eps Cen	2.3030	28000.	90	10145	No
126	GOM_NL__2PRFIN20040207_192944_000000432024_00071_10145_1399.N1	07-FEB-2004 19:29:44	Dark	42.500	20	Bet Cru	1.2530	30000.	85	10145	No
127	GOM_NL__2PRFIN20040207_193113_000000492024_00071_10145_1400.N1	07-FEB-2004 19:31:13	Dark	48.500	64	Gam Cen	2.2000	10600.	97	10145	No
128	GOM_NL__2PRFIN20040207_193312_000000422024_00071_10145_1401.N1	07-FEB-2004 19:33:12	Dark	41.500	29	Bet Car	1.6720	10200.	83	10145	No
129	GOM_NL__2PRFIN20040207_193625_000000452024_00071_10145_1402.N1	07-FEB-2004 19:36:25	Dark	44.500	41	Eps Car	1.8600	4100.0	89	10145	No
130	GOM_NL__2PRFIN20040207_193951_000000432024_00071_10145_1403.N1	07-FEB-2004 19:39:51	Straylight	43.000	34	Gam2Vel	1.7930	23000.	86	10145	No
131	GOM_NL__2PRFIN20040207_194156_000000432024_00071_10145_1404.N1	07-FEB-2004 19:41:56	Straylight	43.000	70	Zet Pup	2.2460	39000.	86	10145	No
132	GOM_NL__2PRFIN20040207_194313_000000452024_00071_10145_1405.N1	07-FEB-2004 19:43:13	Straylight	44.500	117	Pi Pup	2.7060	3800.0	89	10145	No
133	GOM_NL__2PRFIN20040207_194540_000000432024_00071_10145_1406.N1	07-FEB-2004 19:45:40	Straylight	43.000	23	21Eps CMa	1.5020	26000.	86	10145	No
134	GOM_NL__2PRFIN20040207_194702_000000432024_00071_10145_1407.N1	07-FEB-2004 19:47:02	Straylight	42.500	179	24Omi2CMa	3.0320	24000.	85	10145	No
135	GOM_NL__2PRFIN20040207_194913_000000502024_00071_10145_1408.N1	07-FEB-2004 19:49:13	Twilight	49.500	1	9Alp CMa	-1.4400	11000.	99	10145	No
136	GOM_NL__2PRFIN20040207_195447_000000482024_00071_10145_1409.N1	07-FEB-2004 19:54:47	Twilight	48.000	8	10Alp CMi	0.40000	6500.0	96	10145	No
137	GOM_NL__2PRFIN20040207_195828_000000402024_00071_10145_1410.N1	07-FEB-2004 19:58:28	Bright	39.500	44	24Gam Gem	1.9280	11000.	79	10145	No
138	GOM_NL__2PRFIN20040207_200022_000000412024_00071_10145_1411.N1	07-FEB-2004 20:00:22	Bright	41.000	151	13Mu Gem	2.8900	3000.0	82	10145	No
139	GOM_NL__2PRFIN20040207_200220_000000412024_00071_10145_1412.N1	07-FEB-2004 20:02:20	Bright	40.500	24	66Alp Gem	1.5800	10200.	81	10145	No
140	GOM_NL__2PRFIN20040207_200444_000000382024_00071_10145_1413.N1	07-FEB-2004 20:04:44	Bright	38.000	107	37The Aur	2.6490	11000.	76	10145	No
141	GOM_NL__2PRFIN20040207_200645_000000382024_00071_10145_1414.N1	07-FEB-2004 20:06:45	Bright	37.500	42	34Bet Aur	1.9000	10200.	75	10145	No
142	GOM_NL__2PRFIN20040207_200941_000001192024_00071_10145_1415.N1	07-FEB-2004 20:09:41	Bright	119.00	96	68Del Leo	2.5600	9300.0	238	10145	No
143	GOM_NL__2PRFIN20040207_201432_000000482024_00071_10145_1416.N1	07-FEB-2004 20:14:32	Bright	48.000	82	48Bet UMa	2.3650	10600.	96	10145	No
144	GOM_NL__2PRFIN20040207_201839_000000382024_00071_10145_1417.N1	07-FEB-2004 20:18:39	Bright	38.000	49	1Alp UMi	1.9900	6300.0	76	10145	No
145	GOM_NL__2PRFIN20040207_202119_000000432024_00071_10145_1418.N1	07-FEB-2004 20:21:19	Bright	43.000	60	7Bet UMi	2.0810	3950.0	86	10145	No
146	GOM_NL__2PRFIN20040207_202509_000000402024_00071_10145_1419.N1	07-FEB-2004 20:25:09	Bright	39.500	89	5Alp Cep	2.4510	8000.0	79	10145	No
147	GOM_NL__2PRFIN20040207_202932_000000442024_00071_10145_1420.N1	07-FEB-2004 20:29:32	Bright	43.500	130	23Bet Dra	2.7990	5800.0	87	10145	No
148	GOM_NL__2PRFIN20040207_203104_000000362024_00071_10145_1421.N1	07-FEB-2004 20:31:04	Bright	36.000	144	18Del Cyg	2.8600	11000.	72	10145	No
149	GOM_NL__2PRFIN20040207_203326_000000402024_00071_10145_1422.N1	07-FEB-2004 20:33:26	Bright	40.000	5	3Alp Lyr	0.033000	11000.	80	10145	No
150	GOM_NL__2PRFIN20040207_203630_000000502024_00071_10145_1423.N1	07-FEB-2004 20:36:30	Bright	49.500	133	40Zet Her	2.8070	6000.0	99	10145	No
151	GOM_NL__2PRFIN20040207_203944_000000782024_00071_10145_1424.N1	07-FEB-2004 20:39:44	Bright	78.000	67	5Alp CrB	2.2210	11000.	156	10145	No
152	GOM_NL__2PRFIN20040207_204156_000001532024_00071_10145_1425.N1	07-FEB-2004 20:41:56	Twilight	153.00	83		2.3780	11000.	306	10145	No
153	GOM_NL__2PRFIN20040207_205056_000000462024_00071_10145_1426.N1	07-FEB-2004 20:50:56	Twilight	45.500	86	35Eta Oph	2.4300	10200.	91	10145	No
154	GOM_NL__2PRFIN20040207_205247_000000442024_00071_10145_1427.N1	07-FEB-2004 20:52:47	Twilight	43.500	116	19Del Sgr	2.7000	4100.0	87	10145	No
155	GOM_NL__2PRFIN20040207_205357_000000432024_00071_10145_1428.N1	07-FEB-2004 20:53:57	Dark	42.500	38	20Eps Sgr	1.8360	11000.	85	10145	No
156	GOM_NL__2PRFIN20040207_205543_000000422024_00071_10145_1429.N1	07-FEB-2004 20:55:43	Dark	42.000	25	35Lam Sco	1.6200	28000.	84	10145	No
157	GOM_NL__2PRFIN20040207_205707_000000392024_00071_10145_1430.N1	07-FEB-2004 20:57:07	Dark	39.000	40	The Sco	1.8590	7100.0	78	10145	No
158	GOM_NL__2PRFIN20040207_205857_000000402024_00071_10145_1431.N1	07-FEB-2004 20:58:57	Dark	39.500	147	Alp Ara	2.8770	26000.	79	10145	No
159	GOM_NL__2PRFIN20040207_210129_000000462024_00071_10145_1432.N1	07-FEB-2004 21:01:29	Dark	45.500	131	Gam Lup	2.8000	26000.	91	10145	No
160	GOM_NL__2PRFIN20040207_210415_000000472024_00072_10146_1647.N1	07-FEB-2004 21:04:15	Dark	46.500	43	Alp TrA	1.9100	4250.0	93	10146	No

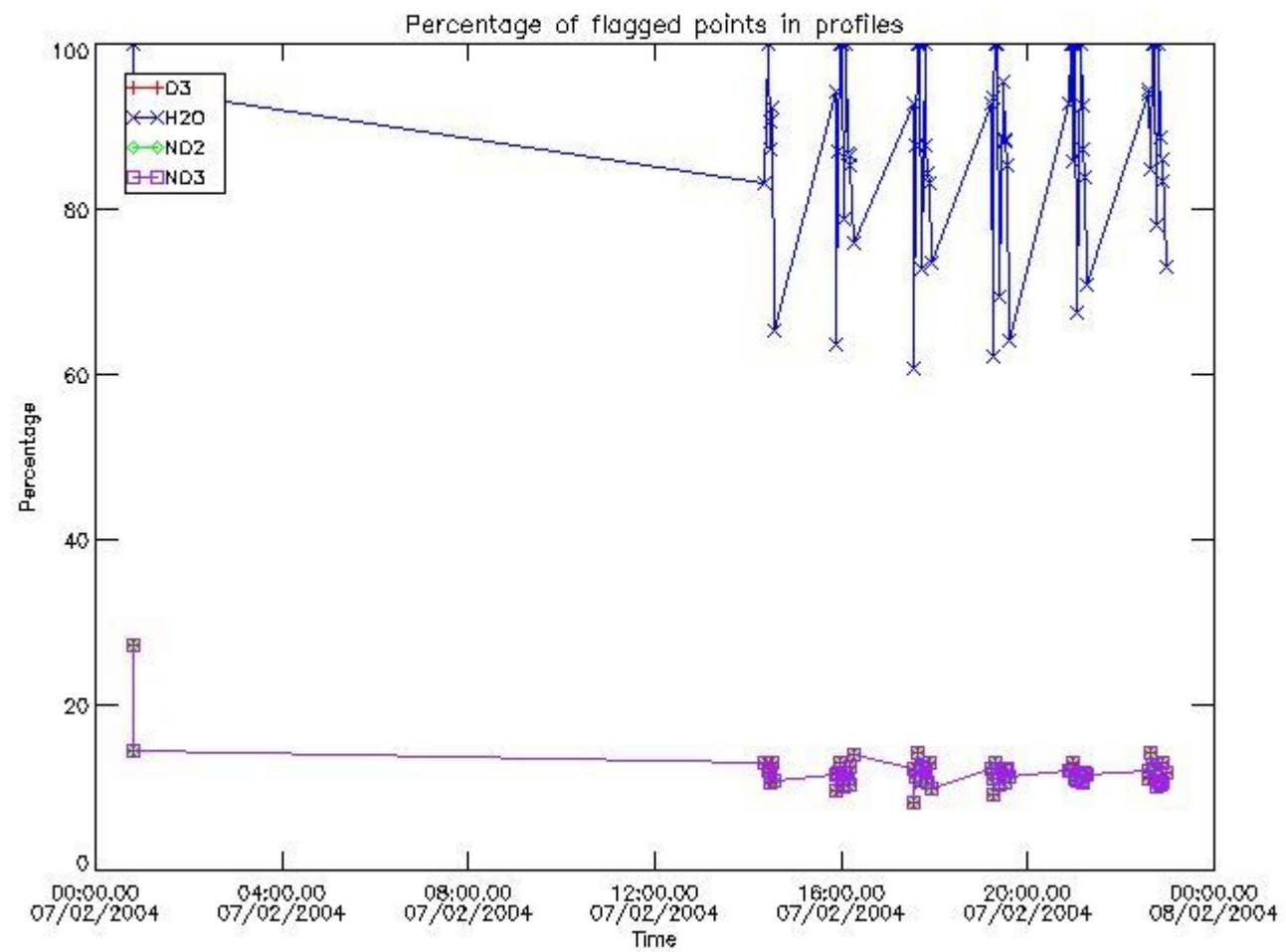
161	GOM_NL__2PRFIN20040207_210829_000000452024_00072_10146_1648.N1	07-FEB-2004 21:08:29	Dark	45.000	77	Eps Cen	2.3030	28000.	90	10146	No
162	GOM_NL__2PRFIN20040207_211021_000000482024_00072_10146_1649.N1	07-FEB-2004 21:10:21	Dark	48.000	20	Bet Cru	1.2530	30000.	96	10146	No
163	GOM_NL__2PRFIN20040207_211150_000000482024_00072_10146_1650.N1	07-FEB-2004 21:11:50	Dark	47.500	64	Gam Cen	2.2000	10600.	95	10146	No
164	GOM_NL__2PRFIN20040207_211349_000000442024_00072_10146_1651.N1	07-FEB-2004 21:13:49	Dark	43.500	29	Bet Car	1.6720	10200.	87	10146	No
165	GOM_NL__2PRFIN20040207_211701_000000482024_00072_10146_1652.N1	07-FEB-2004 21:17:01	Dark	48.000	41	Eps Car	1.8600	4100.0	96	10146	No
166	GOM_NL__2PRFIN20040207_212027_000000392024_00072_10146_1653.N1	07-FEB-2004 21:20:27	Straylight	39.000	34	Gam2Vel	1.7930	23000.	78	10146	No
167	GOM_NL__2PRFIN20040207_212232_000000412024_00072_10146_1654.N1	07-FEB-2004 21:22:32	Straylight	40.500	70	Zet Pup	2.2460	39000.	81	10146	No
168	GOM_NL__2PRFIN20040207_212349_000000442024_00072_10146_1655.N1	07-FEB-2004 21:23:49	Straylight	44.000	117	Pi Pup	2.7060	3800.0	88	10146	No
169	GOM_NL__2PRFIN20040207_212616_000000432024_00072_10146_1656.N1	07-FEB-2004 21:26:16	Straylight	43.000	23	21Eps CMa	1.5020	26000.	86	10146	No
170	GOM_NL__2PRFIN20040207_212739_000000402024_00072_10146_1657.N1	07-FEB-2004 21:27:39	Straylight	39.500	179	24Omi2CMa	3.0320	24000.	79	10146	No
171	GOM_NL__2PRFIN20040207_212949_000000502024_00072_10146_1658.N1	07-FEB-2004 21:29:49	Tw_i_and_stray	50.000	1	9Alp CMa	-1.4400	11000.	100	10146	No
172	GOM_NL__2PRFIN20040207_213523_000000512024_00072_10146_1659.N1	07-FEB-2004 21:35:23	Tw_i_and_stray	50.500	8	10Alp CMi	0.40000	6500.0	101	10146	No
173	GOM_NL__2PRFIN20040207_213904_000000392024_00072_10146_1660.N1	07-FEB-2004 21:39:04	Bright	38.500	44	24Gam Gem	1.9280	11000.	77	10146	No
174	GOM_NL__2PRFIN20040207_214058_000000392024_00072_10146_1661.N1	07-FEB-2004 21:40:58	Bright	39.000	151	13Mu Gem	2.8900	3000.0	78	10146	No
175	GOM_NL__2PRFIN20040207_214256_000000402024_00072_10146_1662.N1	07-FEB-2004 21:42:56	Bright	39.500	24	66Alp Gem	1.5800	10200.	79	10146	No
176	GOM_NL__2PRFIN20040207_214520_000000382024_00072_10146_1663.N1	07-FEB-2004 21:45:20	Bright	38.000	107	37The Aur	2.6490	11000.	76	10146	No
177	GOM_NL__2PRFIN20040207_214721_000000402024_00072_10146_1664.N1	07-FEB-2004 21:47:21	Bright	40.000	42	34Bet Aur	1.9000	10200.	80	10146	No
178	GOM_NL__2PRFIN20040207_215014_000001222024_00072_10146_1665.N1	07-FEB-2004 21:50:14	Bright	121.50	96	68Del Leo	2.5600	9300.0	243	10146	No
179	GOM_NL__2PRFIN20040207_215508_000000492024_00072_10146_1666.N1	07-FEB-2004 21:55:08	Bright	48.500	82	48Bet UMa	2.3650	10600.	97	10146	No
180	GOM_NL__2PRFIN20040207_215915_000000392024_00072_10146_1667.N1	07-FEB-2004 21:59:15	Bright	39.000	49	1Alp UMi	1.9900	6300.0	78	10146	No
181	GOM_NL__2PRFIN20040207_220155_000000412024_00072_10146_1668.N1	07-FEB-2004 22:01:55	Bright	40.500	60	7Bet UMi	2.0810	3950.0	81	10146	No
182	GOM_NL__2PRFIN20040207_220545_000000382024_00072_10146_1669.N1	07-FEB-2004 22:05:45	Bright	38.000	89	5Alp Cep	2.4510	8000.0	76	10146	No
183	GOM_NL__2PRFIN20040207_221009_000000402024_00072_10146_1670.N1	07-FEB-2004 22:10:09	Bright	39.500	130	23Bet Dra	2.7990	5800.0	79	10146	No
184	GOM_NL__2PRFIN20040207_221141_000000372024_00072_10146_1671.N1	07-FEB-2004 22:11:41	Bright	36.500	144	18Del Cyg	2.8600	11000.	73	10146	No
185	GOM_NL__2PRFIN20040207_221402_000000382024_00072_10146_1672.N1	07-FEB-2004 22:14:02	Bright	37.500	5	3Alp Lyr	0.033000	11000.	75	10146	No
186	GOM_NL__2PRFIN20040207_221706_000000492024_00072_10146_1673.N1	07-FEB-2004 22:17:06	Bright	49.000	133	40Zet Her	2.8070	6000.0	98	10146	No
187	GOM_NL__2PRFIN20040207_222020_000000762024_00072_10146_1674.N1	07-FEB-2004 22:20:20	Bright	76.000	67	5Alp CrB	2.2210	11000.	152	10146	No
188	GOM_NL__2PRFIN20040207_222233_000001692024_00072_10146_1675.N1	07-FEB-2004 22:22:33	Tw_i_and_stray	168.50	83		2.3780	11000.	337	10146	No
189	GOM_NL__2PRFIN20040207_223132_000000472024_00072_10146_1676.N1	07-FEB-2004 22:31:32	Tw_i_and_stray	47.000	86	35Eta Oph	2.4300	10200.	94	10146	No
190	GOM_NL__2PRFIN20040207_223323_000000462024_00072_10146_1677.N1	07-FEB-2004 22:33:23	Twilight	46.000	116	19Del Sgr	2.7000	4100.0	92	10146	No
191	GOM_NL__2PRFIN20040207_223433_000000432024_00072_10146_1678.N1	07-FEB-2004 22:34:33	Dark	42.500	38	20Eps Sgr	1.8360	11000.	85	10146	No
192	GOM_NL__2PRFIN20040207_223619_000000462024_00072_10146_1679.N1	07-FEB-2004 22:36:19	Dark	45.500	25	35Lam Sco	1.6200	28000.	91	10146	No
193	GOM_NL__2PRFIN20040207_223743_000000432024_00072_10146_1680.N1	07-FEB-2004 22:37:43	Dark	43.000	40	The Sco	1.8590	7100.0	86	10146	No
194	GOM_NL__2PRFIN20040207_223933_000000402024_00072_10146_1681.N1	07-FEB-2004 22:39:33	Dark	40.000	147	Alp Ara	2.8770	26000.	80	10146	No
195	GOM_NL__2PRFIN20040207_224205_000000462024_00072_10146_1682.N1	07-FEB-2004 22:42:05	Dark	45.500	131	Gam Lup	2.8000	26000.	91	10146	No
196	GOM_NL__2PRFIN20040207_224451_000000512024_00073_10147_1668.N1	07-FEB-2004 22:44:51	Dark	50.500	43	Alp TrA	1.9100	4250.0	101	10147	No
197	GOM_NL__2PRFIN20040207_224906_000000472024_00073_10147_1669.N1	07-FEB-2004 22:49:06	Dark	46.500	77	Eps Cen	2.3030	28000.	93	10147	No
198	GOM_NL__2PRFIN20040207_225057_000000492024_00073_10147_1670.N1	07-FEB-2004 22:50:57	Dark	49.000	20	Bet Cru	1.2530	30000.	98	10147	No
199	GOM_NL__2PRFIN20040207_225226_000000492024_00073_10147_1671.N1	07-FEB-2004 22:52:26	Dark	48.500	64	Gam Cen	2.2000	10600.	97	10147	No
200	GOM_NL__2PRFIN20040207_225424_000000402024_00073_10147_1672.N1	07-FEB-2004 22:54:24	Dark	39.500	29	Bet Car	1.6720	10200.	79	10147	No
201	GOM_NL__2PRFIN20040207_225737_000000432024_00073_10147_1673.N1	07-FEB-2004 22:57:37	Dark	43.000	41	Eps Car	1.8600	4100.0	86	10147	No
202	GOM_NL__2PRFIN20040207_230102_000000442024_00073_10147_1674.N1	07-FEB-2004 23:01:02	Straylight	43.500	34	Gam2Vel	1.7930	23000.	87	10147	No
203	GOM_NL__2PRFIN20040207_230308_000000392024_00073_10147_1675.N1	07-FEB-2004 23:03:08	Straylight	39.000	70	Zet Pup	2.2460	39000.	78	10147	No
204	GOM_NL__2PRFIN20040207_230426_000000432024_00073_10147_1676.N1	07-FEB-2004 23:04:26	Straylight	42.500	117	Pi Pup	2.7060	3800.0	85	10147	No
205	GOM_NL__2PRFIN20040207_230652_000000432024_00073_10147_1677.N1	07-FEB-2004 23:06:52	Straylight	43.000	23	21Eps CMa	1.5020	26000.	86	10147	No
206	GOM_NL__2PRFIN20040207_230815_000000412024_00073_10147_1678.N1	07-FEB-2004 23:08:15	Straylight	41.000	179	24Omi2CMa	3.0320	24000.	82	10147	No
207	GOM_NL__2PRFIN20040207_231025_000000482024_00073_10147_1679.N1	07-FEB-2004 23:10:25	Tw_i_and_stray	47.500	1	9Alp CMa	-1.4400	11000.	95	10147	No
208	GOM_NL__2PRFIN20040207_231559_000000522024_00073_10147_1680.N1	07-FEB-2004 23:15:59	Tw_i_and_stray	52.000	8	10Alp CMi	0.40000	6500.0	104	10147	No
209	GOM_NL__2PRFIN20040207_231940_000000392024_00073_10147_1681.N1	07-FEB-2004 23:19:40	Bright	39.000	44	24Gam Gem	1.9280	11000.	78	10147	No
210	GOM_NL__2PRFIN20040207_232133_000000412024_00073_10147_1682.N1	07-FEB-2004 23:21:33	Bright	41.000	151	13Mu Gem	2.8900	3000.0	82	10147	No
211	GOM_NL__2PRFIN20040207_232330_000000412024_00073_10147_1683.N1	07-FEB-2004 23:23:30	Bright	41.000	24	66Alp Gem	1.5800	10200.	82	10147	No
212	GOM_NL__2PRFIN20040207_232556_000000392024_00073_10147_1684.N1	07-FEB-2004 23:25:56	Bright	38.500	107	37The Aur	2.6490	11000.	77	10147	No
213	GOM_NL__2PRFIN20040207_232757_000000392024_00073_10147_1685.N1	07-FEB-2004 23:27:57	Bright	39.000	42	34Bet Aur	1.9000	10200.	78	10147	No
214	GOM_NL__2PRFIN20040207_233046_000001182024_00073_10147_1686.N1	07-FEB-2004 23:30:46	Bright	117.50	96	68Del Leo	2.5600	9300.0	235	10147	No
215	GOM_NL__2PRFIN20040207_233542_000000482024_00073_10147_1687.N1	07-FEB-2004 23:35:42	Bright	47.500	82	48Bet UMa	2.3650	10600.	95	10147	No
216	GOM_NL__2PRFIN20040207_233950_000000372024_00073_10147_1688.N1	07-FEB-2004 23:39:50	Bright	37.000	49	1Alp UMi	1.9900	6300.0	74	10147	No
217	GOM_NL__2PRFIN20040207_234232_000000382024_00073_10147_1689.N1	07-FEB-2004 23:42:32	Bright	38.000	60	7Bet UMi	2.0810	3950.0	76	10147	No
218	GOM_NL__2PRFIN20040207_234622_000000382024_00073_10147_1690.N1	07-FEB-2004 23:46:22	Bright	37.500	89	5Alp Cep	2.4510	8000.0	75	10147	No
219	GOM_NL__2PRFIN20040207_235046_000000402024_00073_10147_1691.N1	07-FEB-2004 23:50:46	Bright	39.500	130	23Bet Dra	2.7990	5800.0	79	10147	No

220	GOM_NL__2PRFIN20040207_235216_000000372024_00073_10147_1692.N1	07-FEB-2004 23:52:16	Bright	37.000	144	18Del Cyg	2.8600	11000.	74	10147	No
221	GOM_NL__2PRFIN20040207_235438_000000412024_00073_10147_1693.N1	07-FEB-2004 23:54:38	Bright	40.500	5	3Alp Lyr	0.033000	11000.	81	10147	No
222	GOM_NL__2PRFIN20040207_235742_000000482024_00073_10147_1694.N1	07-FEB-2004 23:57:42	Bright	48.000	133	40Zet Her	2.8070	6000.0	96	10147	No

3. Quality information per product

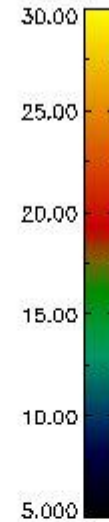
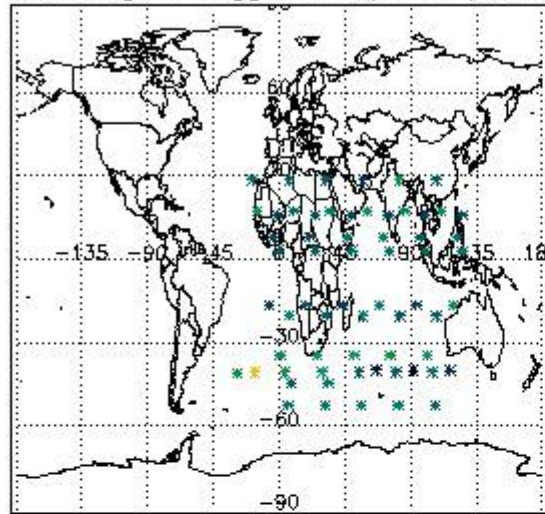
In this section it is plotted some information contained in the Quality Summary data set of the level 2 products. Only products in dark limb conditions and without errors (error flag in the MPH set to "0") are used.

3.1 Plot quality information per product (time dependant)

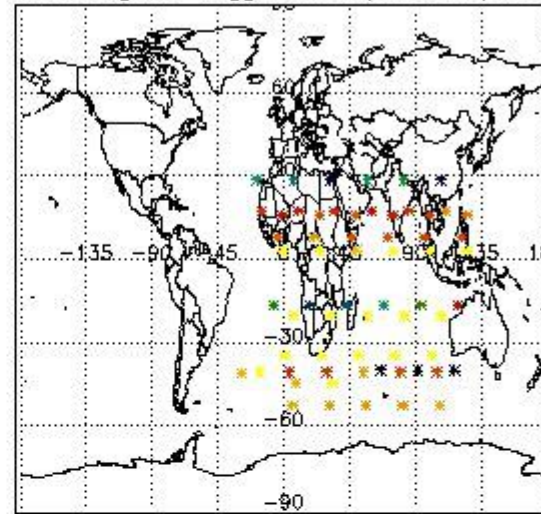


3.2 Plot quality information per product (world map)

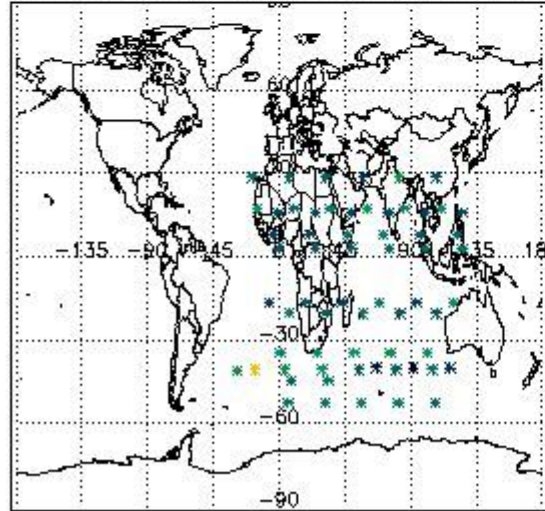
Percentage of flagged data per O3 profile



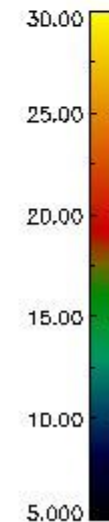
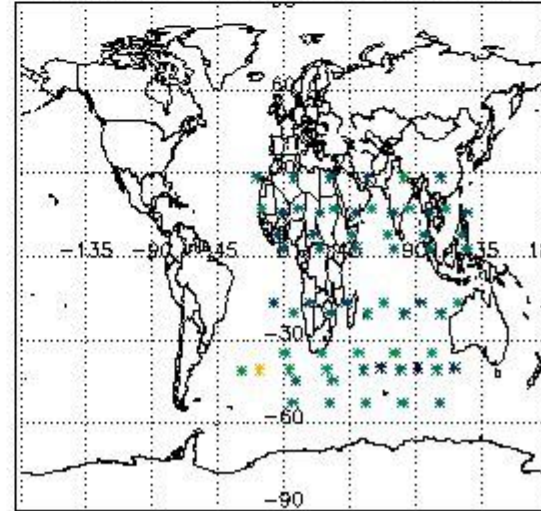
Percentage of flagged data per H2O profile



Percentage of flagged data per NO2 profile



Percentage of flagged data per NO3 profile

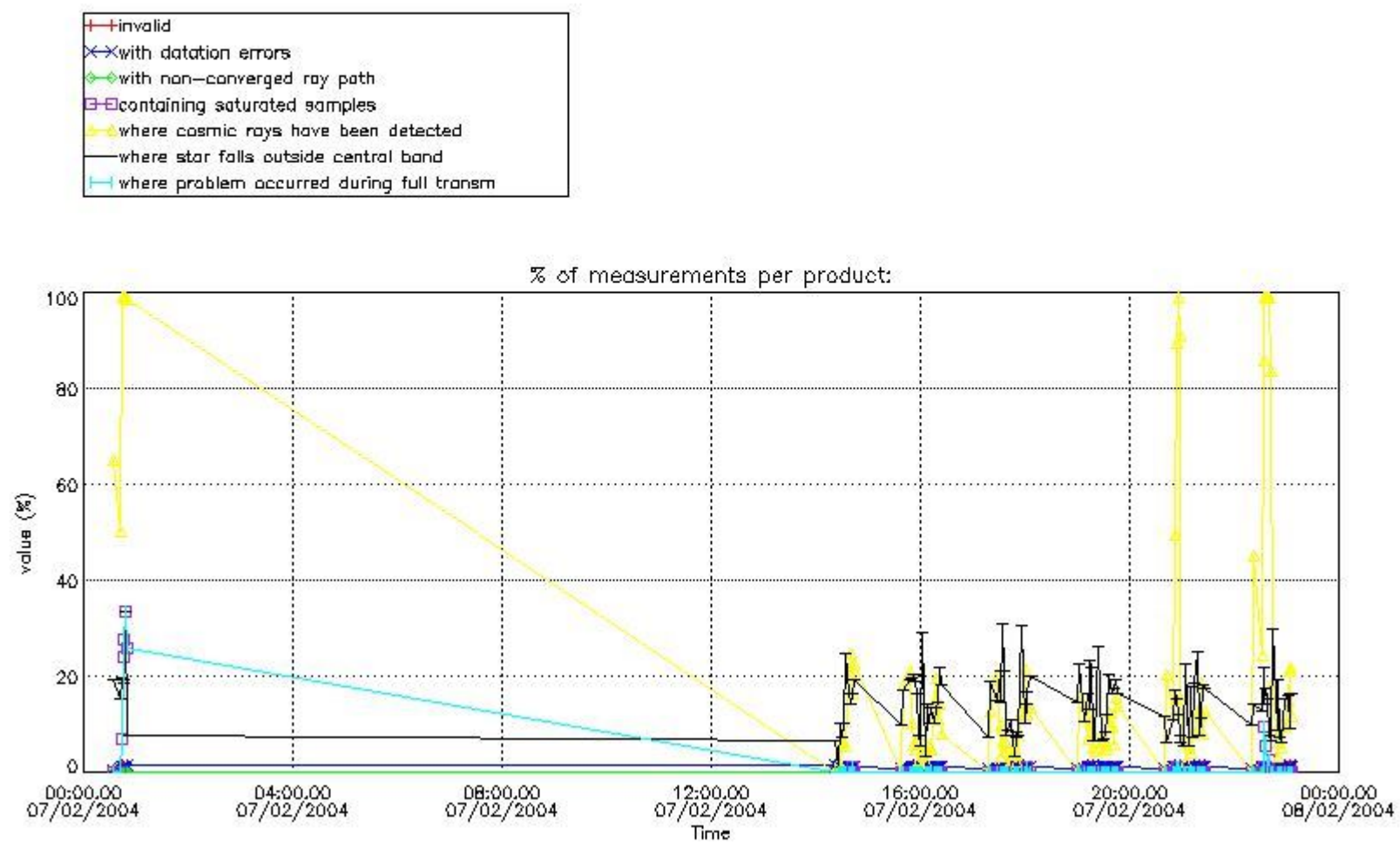


4. Level 1 quality information per product

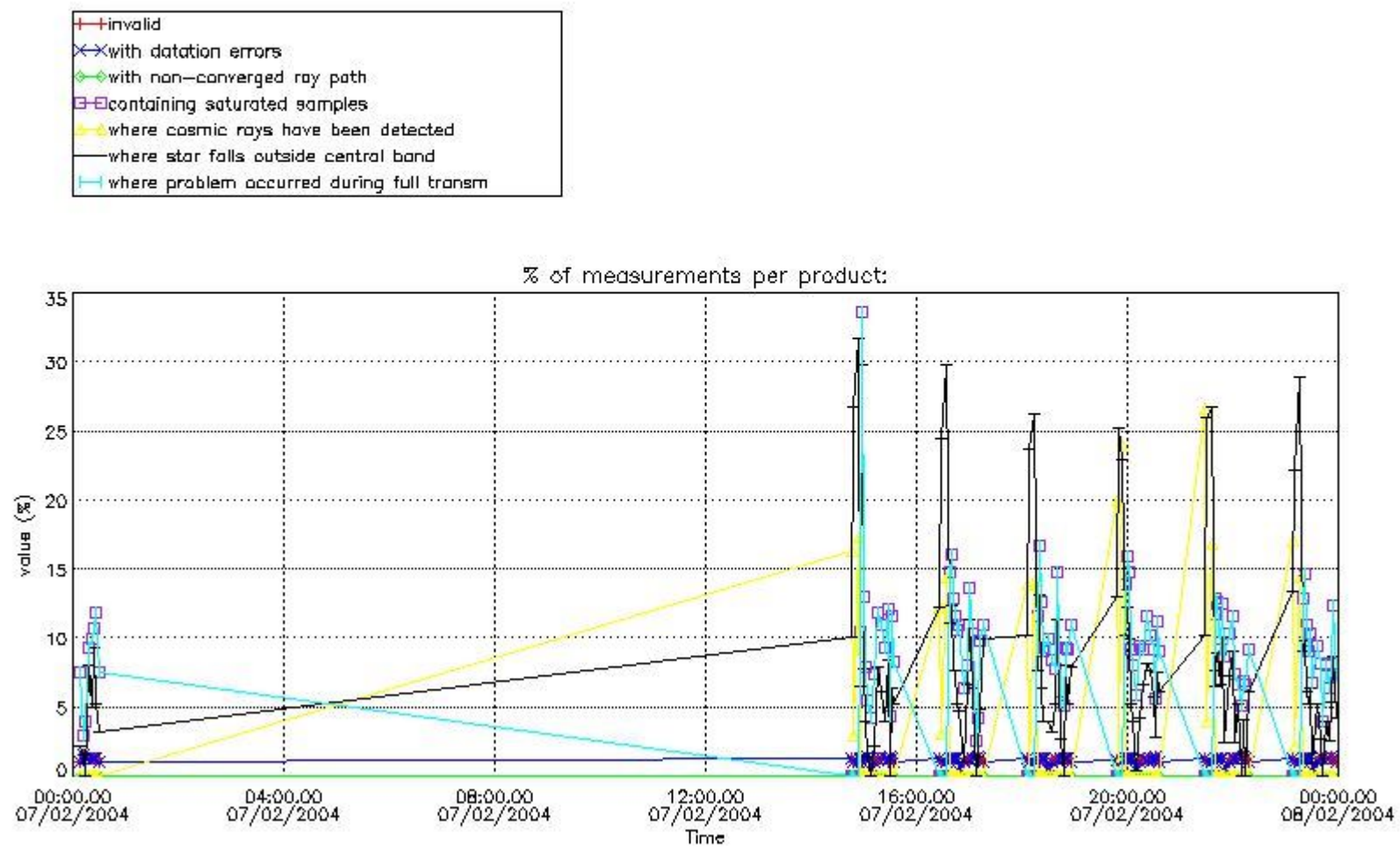
In this section it is plotted some information contained in the Quality Summary data set of the level 2 products that comes from the level 1b processing. Products without errors (error flag in the MPH set to "0") are used.

4.1 Plot quality information per product (time dependant) coming from level 1b processing

4.1.1 Plot level 1 quality information per product (time dependant): ENVISAT ASCENDING passes



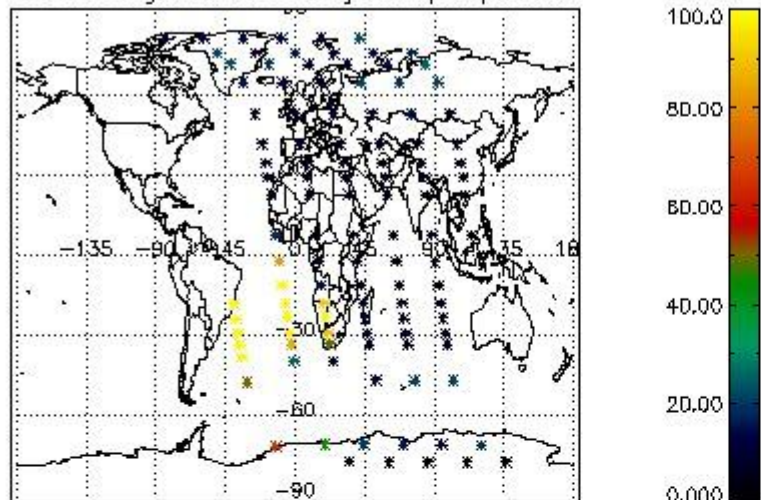
4.1.2 Plot level 1 quality information per product (time dependant): ENVI SAT DESCENDING passes



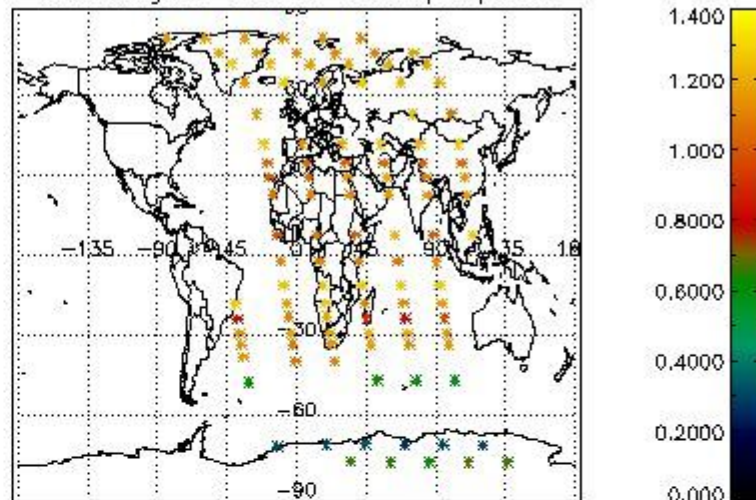
4.2 Plot quality information per product coming from level 1b processing (world map)

4.2.1 Plot level 1 quality information per product (world map): ENVISAT ASCENDING passes

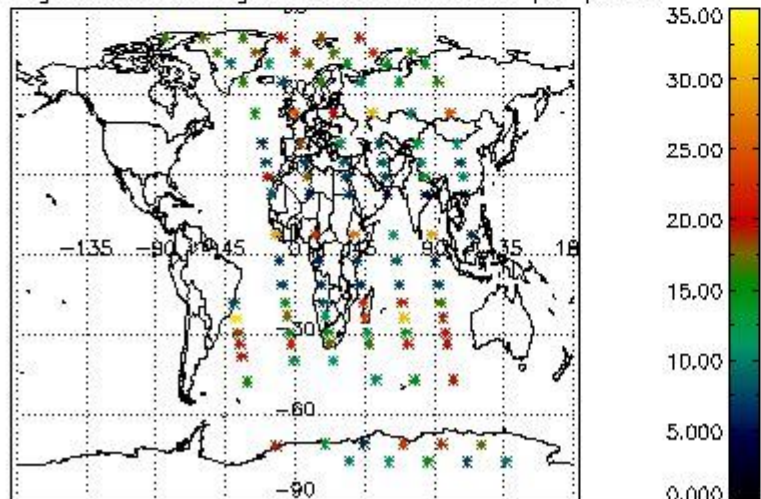
Percentage of cosmic ray hits per profile



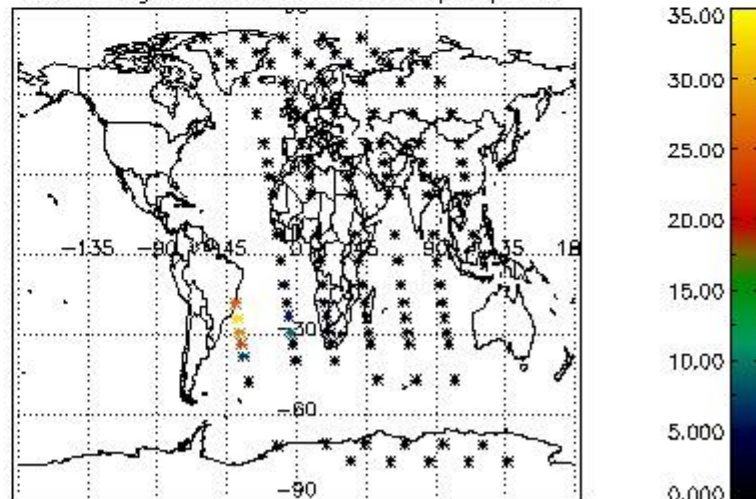
Percentage of datation errors per profile



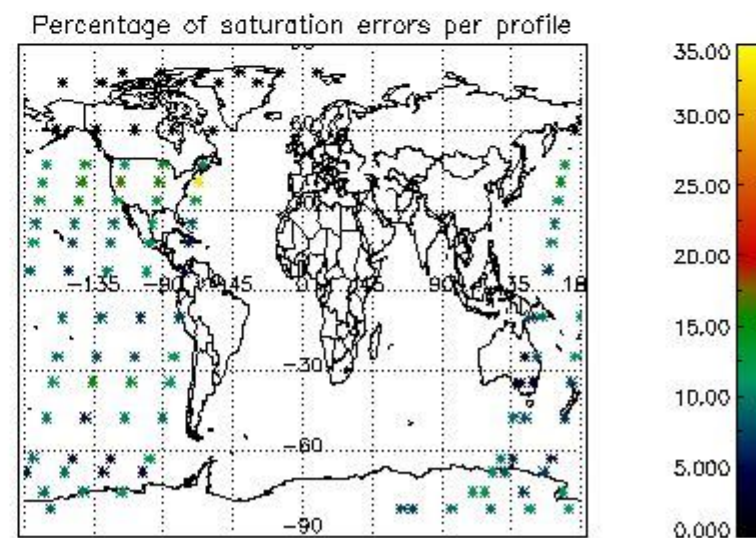
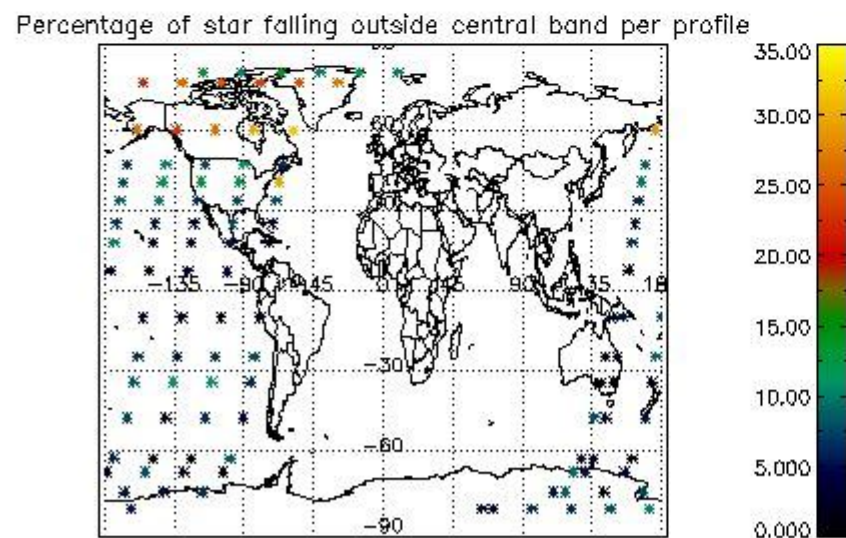
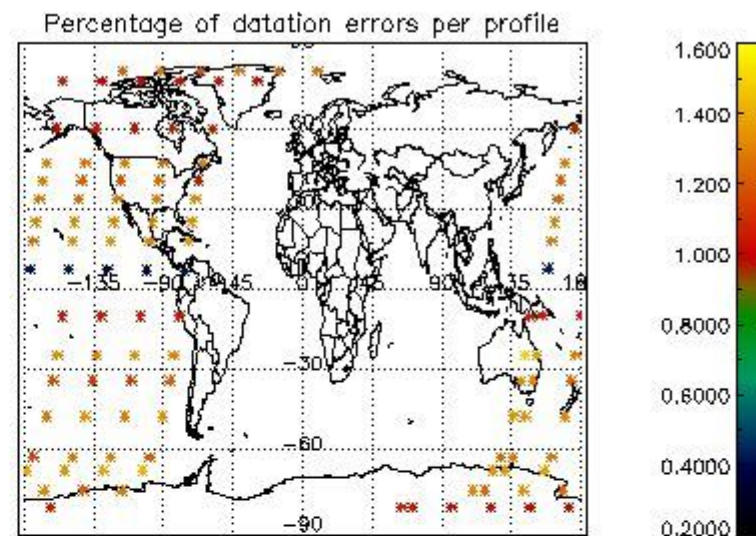
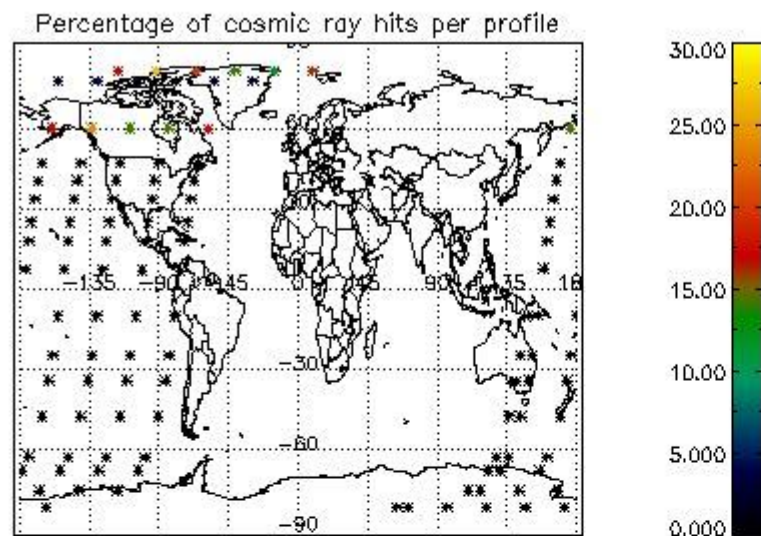
Percentage of star falling outside central band per profile



Percentage of saturation errors per profile



4.2.2 Plot level 1 quality information per product (world map): ENVISAT DESCENDING passes



5. Trace gas profiles

5.1 Ozone statistics based on quality of products

The final quality of the products can be "measured" using the STD (Standard Deviation) attached to every point profile. This information is written to the parameter GOM_NL__2P/NL_LOCAL_SPECIES_DENSITY/o3_std of the level 2 products. The table below shows the statistics for given STD ranges.

The statistics are given with respect to the overall valid production:

- Products without fatal errors: GOM_NL__2P/MPH/PRODUCT_ERR=0
- Valid point profile: GOM_NL__2P/NL_LOCAL_SPECIES_DENSITY/pcd(0)=0

The 'Criteria' is applied to valid points of dark limb products:

- Products in dark limb illumination condition: GOM_NL__2P/NL_SUMMARY_QUALITY/obs_ill_cond=0
- Products without fatal errors: GOM_NL__2P/MPH/PRODUCT_ERR=0
- Valid point profile: GOM_NL__2P/NL_LOCAL_SPECIES_DENSITY/pcd(0)=0

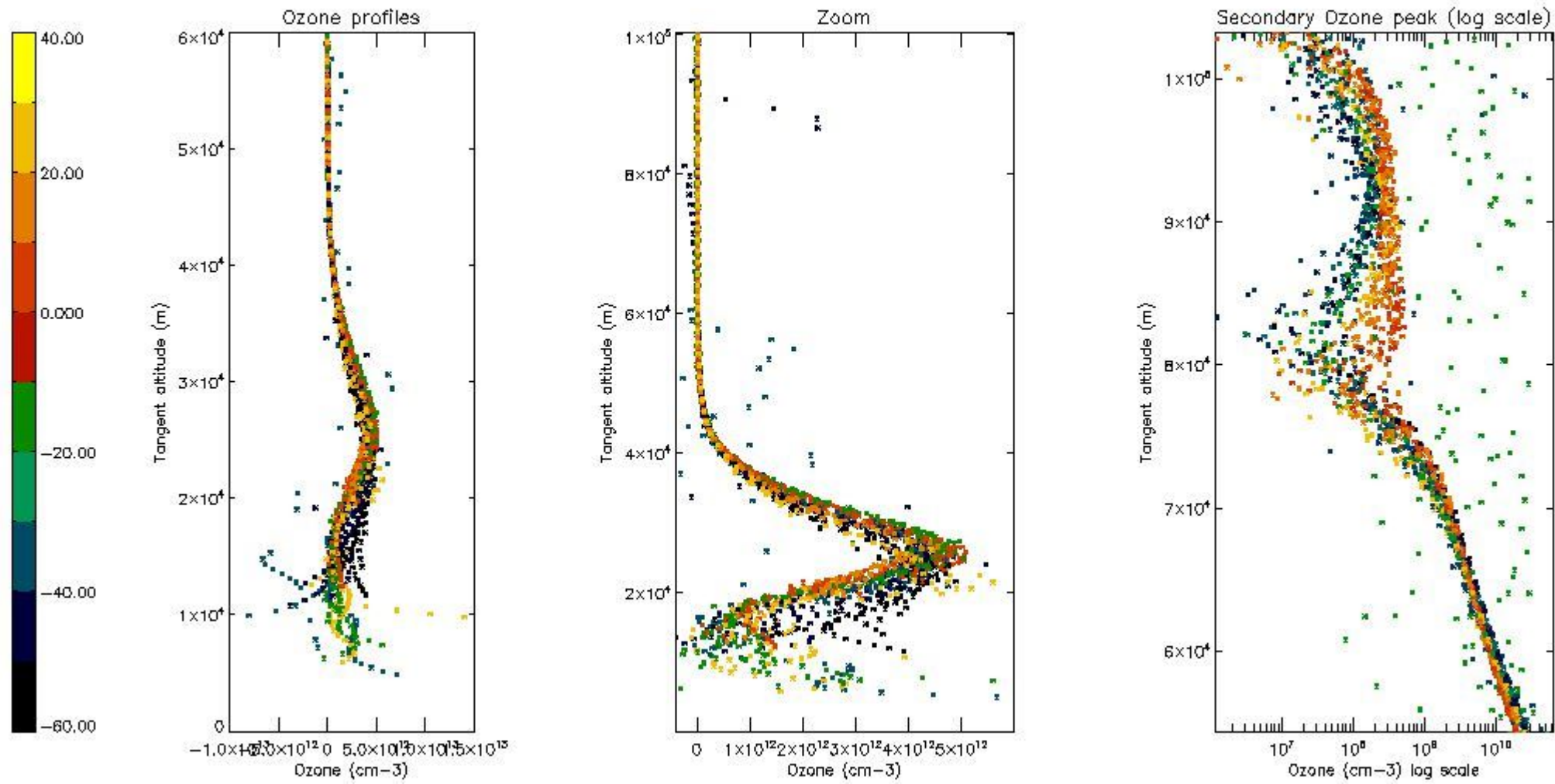
So, the table below shows the percentage of dark limb and valid observations for each criteria with respect to the overall valid daily observations.

Criteria	% of total production
All STD	25
STD < 20	15

STD < 10	13
STD < 5	9

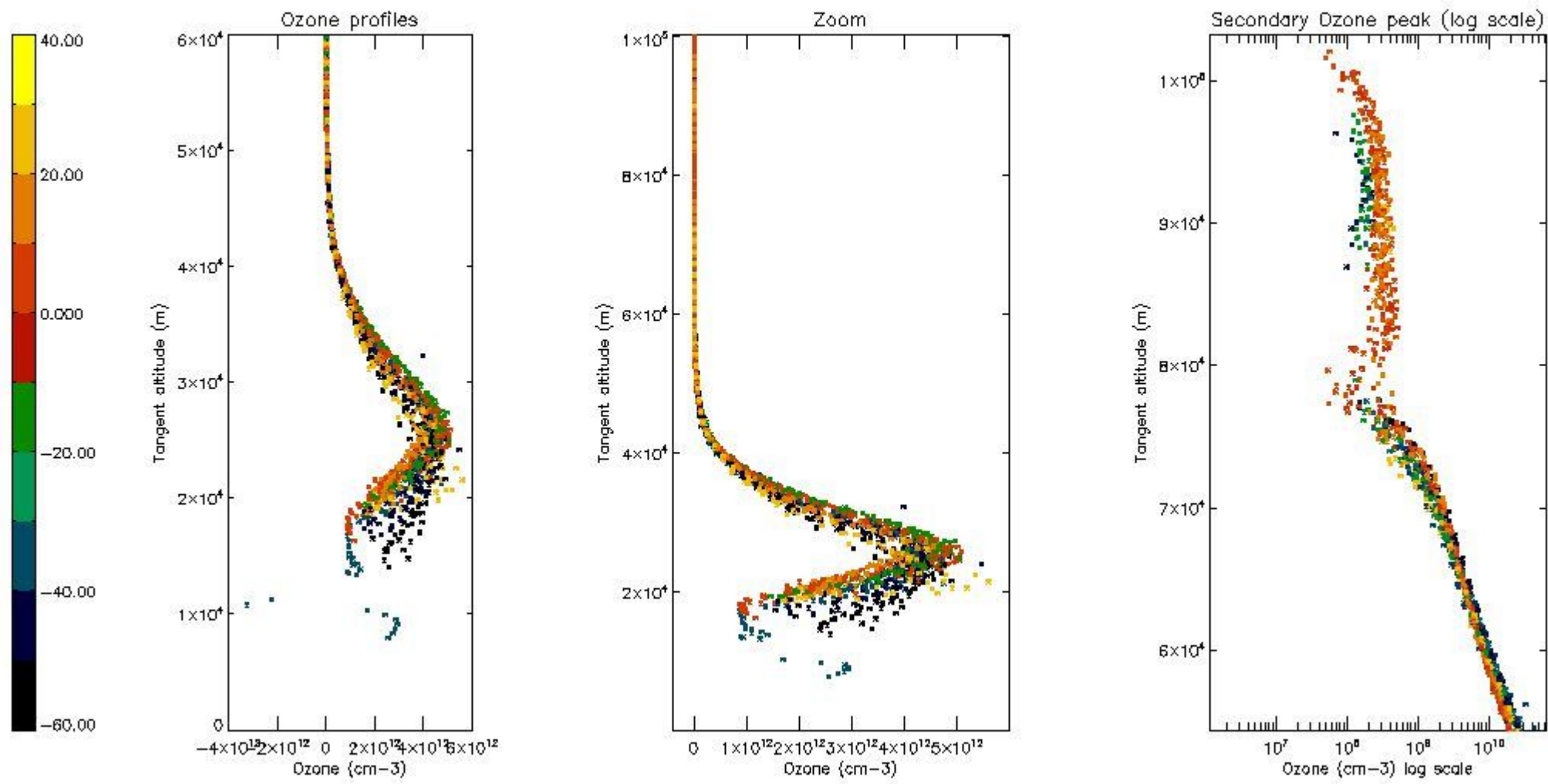
5.2 Plot ozone profiles for all STD (dark without errors)

The colorbar represents the latitude.



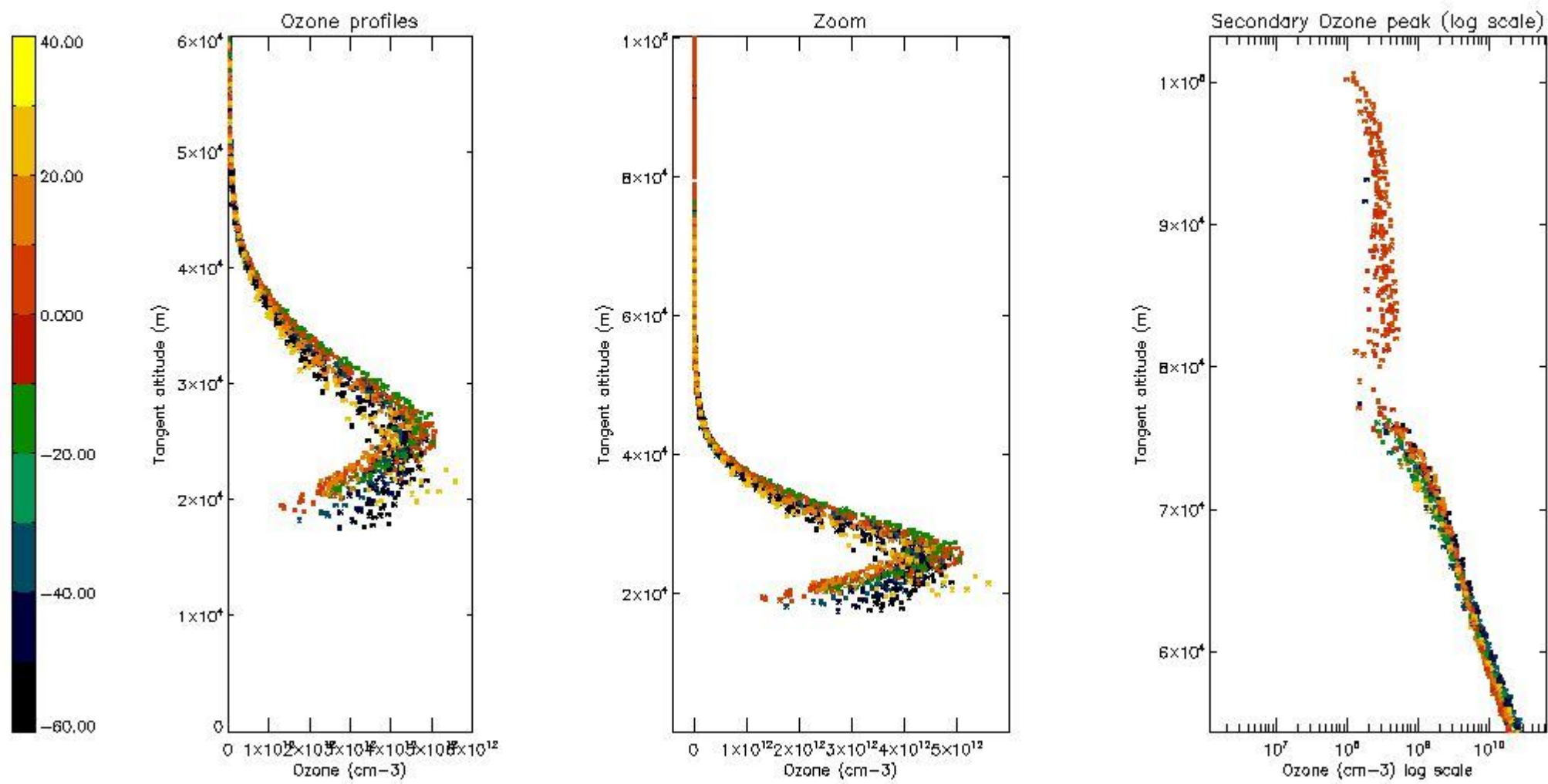
5.3 Plot ozone profiles where STD < 20% (dark without errors)

The colorbar represents the latitude.



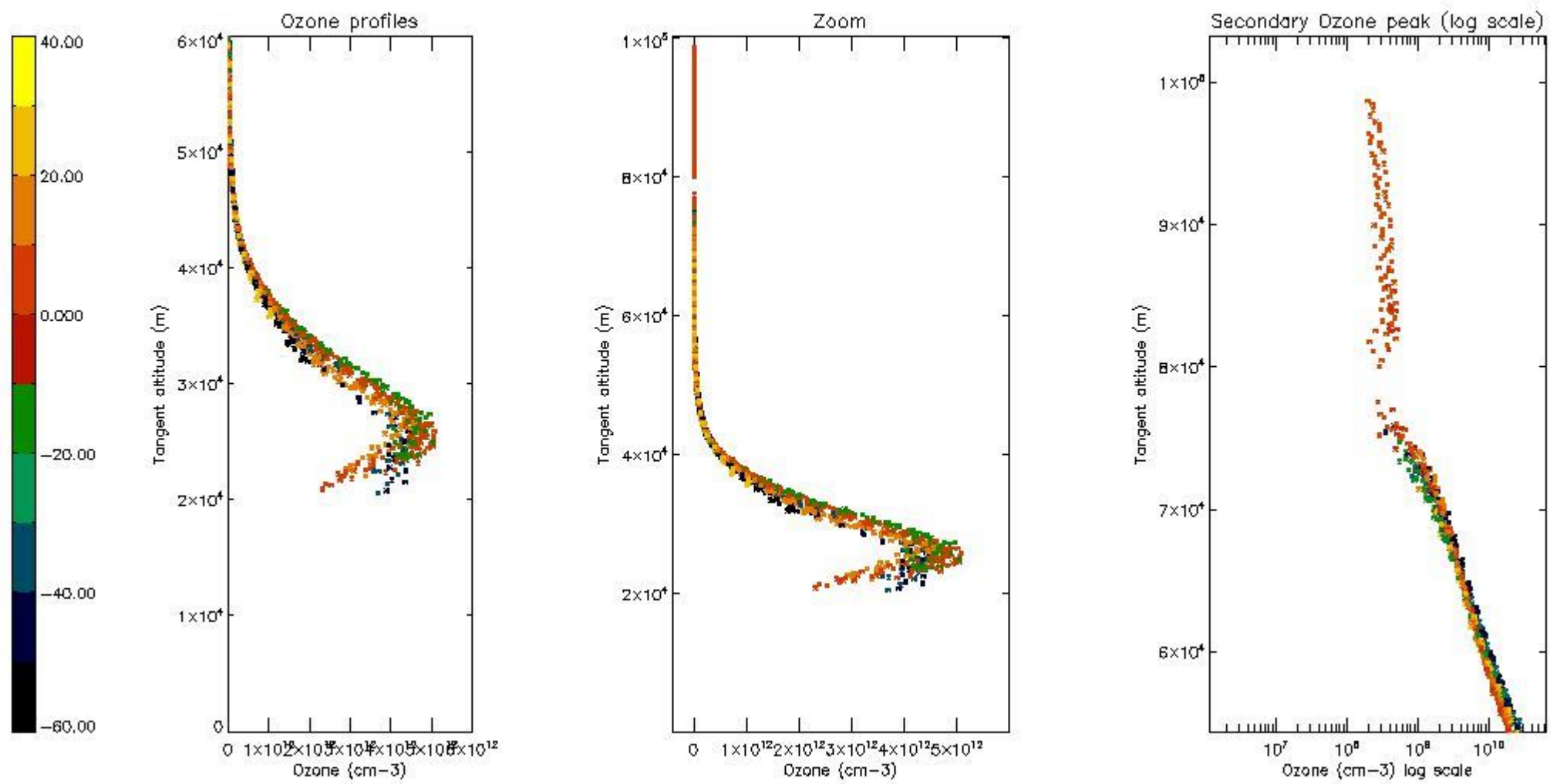
5.4 Plot ozone profiles where STD < 10% (dark without errors)

The colorbar represents the latitude.



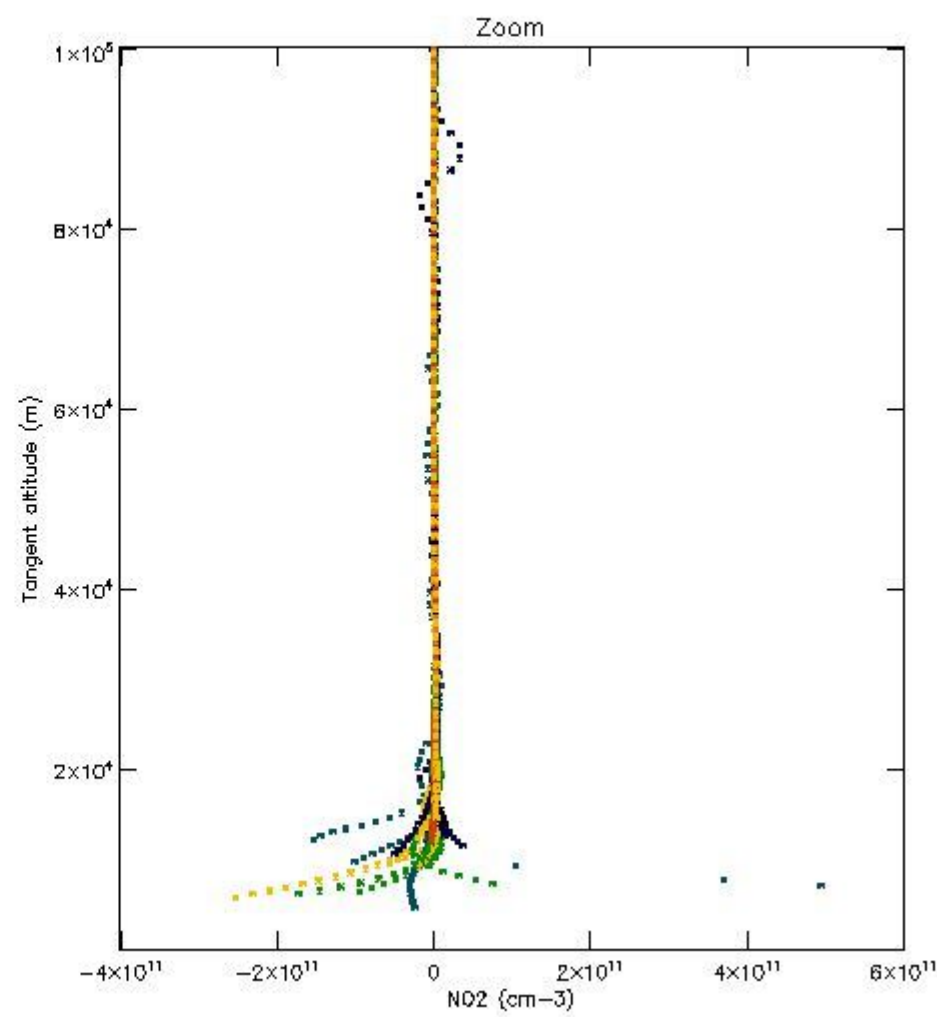
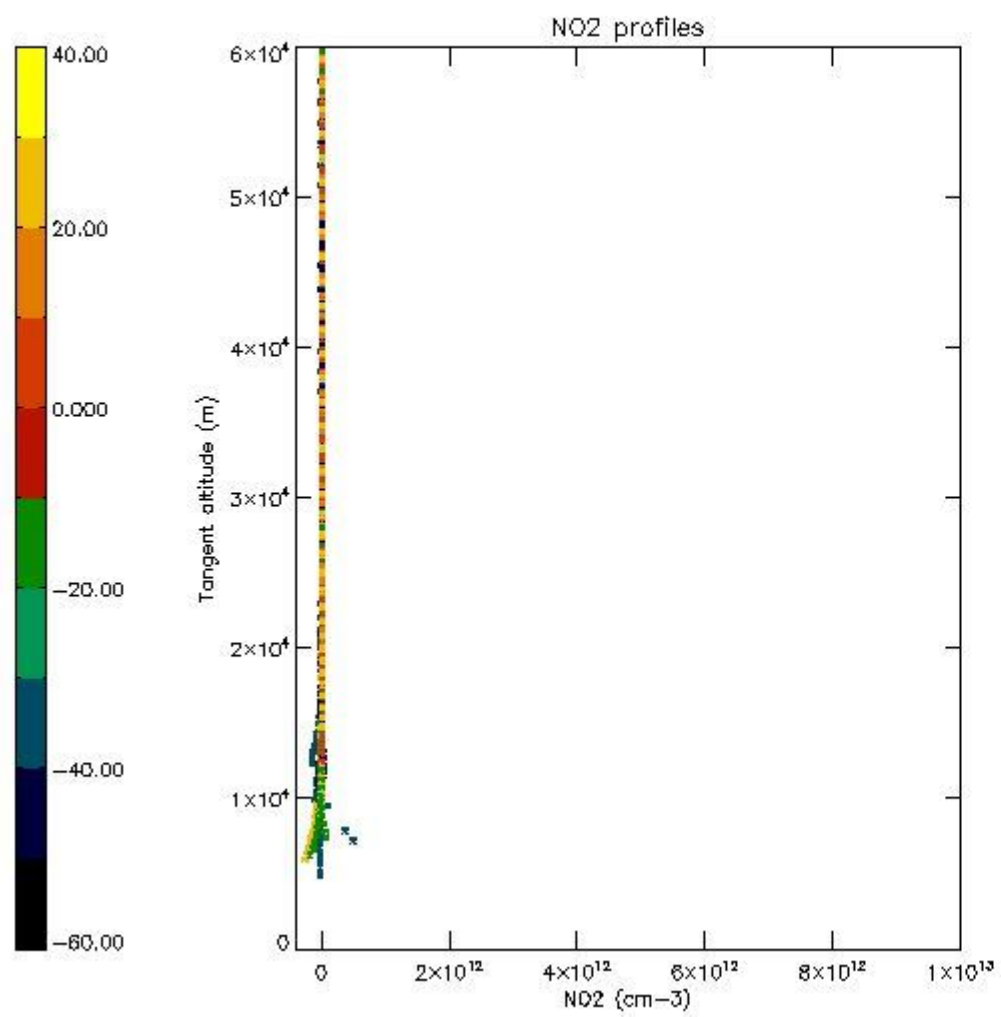
5.5 Plot ozone profiles where STD < 5% (dark without errors)

The colorbar represents the latitude.



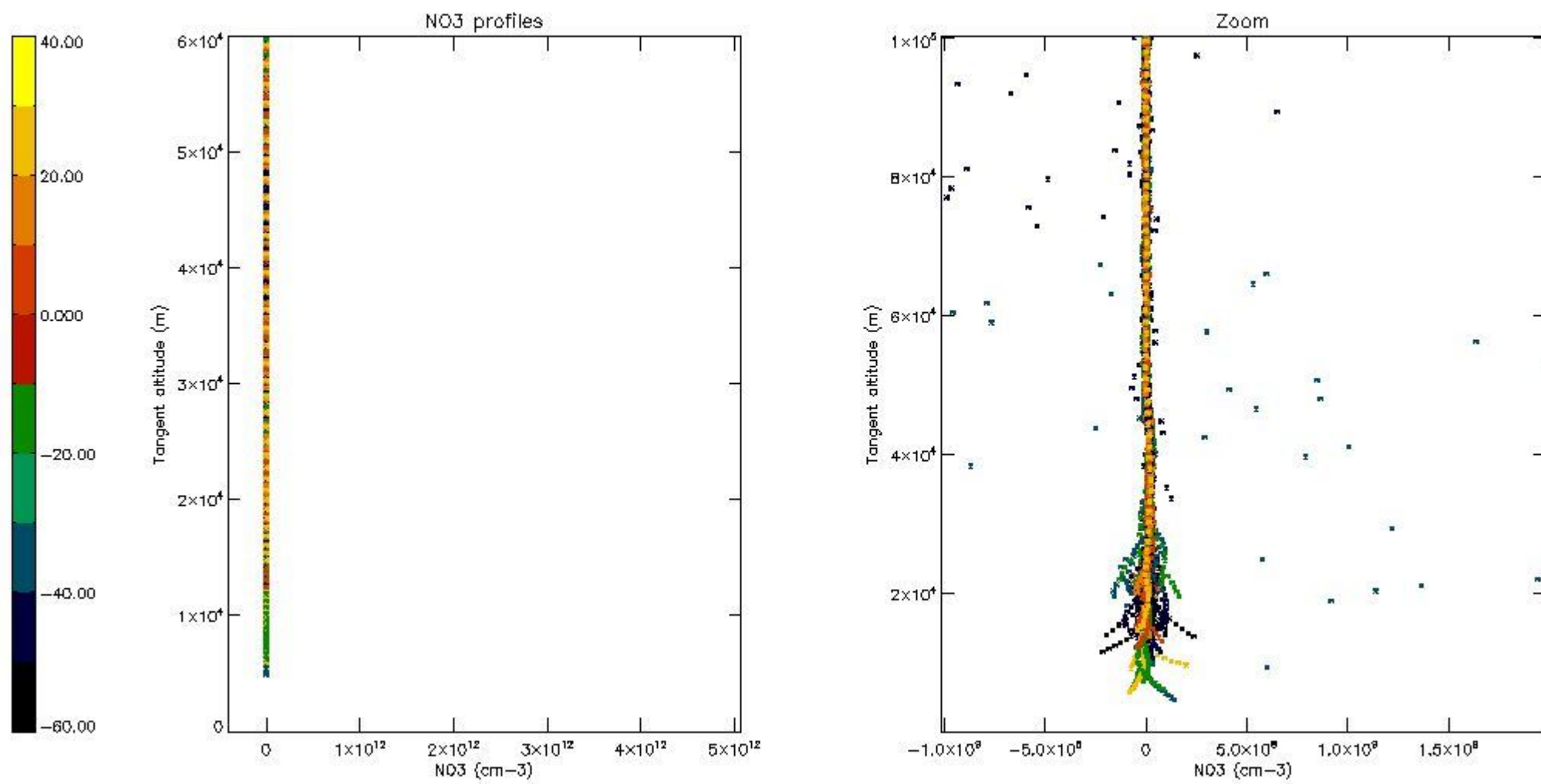
5.6 Plot NO₂ profiles for all STD (dark without errors)

The colorbar represents the latitude.



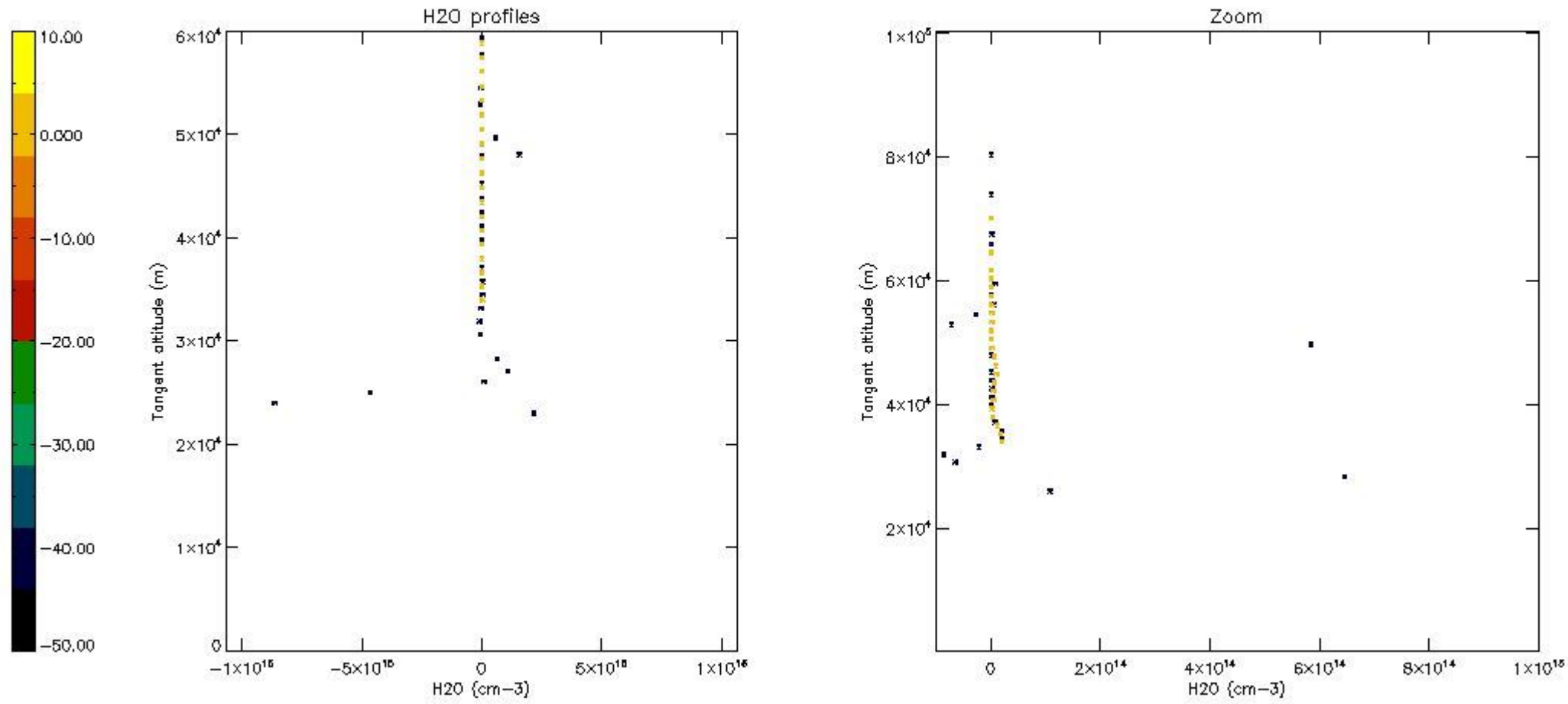
5.7 Plot NO3 profiles for all STD (dark without errors)

The colorbar represents the latitude.



5.8 Plot H2O profiles for all STD (only for occultations of stars 1,2,3,4,13,14,16,26,63 dark without errors)

The colorbar represents the latitude.



6. Auxiliary Data Files used for the production reported in section 2

The number reported in the third column indicates since which file (see list in section 2) the corresponding auxiliary file has been used. The fourth column is the date of those product files.

Type	Auxiliary Filename	Used since product	Used since product date
INST_PHYS_CHARACTERISTICS	GOM_INS_AXVIEC20091111_143220_20030716_120000_20500101_000000	1	07-FEB-2004 00:07:30
LEVEL-2_PROC_CONFIG	GOM_PR2_AXVIEC20091111_152718_20020301_000000_20500101_000000	1	07-FEB-2004 00:07:30
CROSS_SECTIONS_FILE	GOM_CRS_AXVIEC20091111_154832_20020301_000000_20500101_000000	1	07-FEB-2004 00:07:30

GOMOS Level 2 Daily Report

SUMMARY

[1. General Info](#)

[2. Summary of processed GOM_NL_2P products](#)

[3. Level 2 Quality information per product](#)

[3.1 Plot of level 2 quality information per product \(time dependant\)](#)

[3.2 Plot of level 2 quality information per product \(world map\)](#)

[4. Level 1 Quality information per product \(stored on level 2 products\)](#)

[4.1 Plot of level 1 quality information per product \(time dependant\)](#)

[4.1.1 Plot of level 1 quality information per product \(time dependant\): ASCENDING](#)

[4.1.2 Plot of level 1 quality information per product \(time dependant\): DESCENDING](#)

[4.2 Plot of level 1 quality information per product \(world map\)](#)

[4.2.1 Plot of level 1 quality information per product \(world map\): ASCENDING](#)

[4.2.2 Plot of level 1 quality information per product \(world map\): DESCENDING](#)

[5. Ozone profiles based on quality statistics and other trace gas profiles](#)

[5.1 Ozone statistics based on quality of products](#)

[5.2 Plot ozone profiles for all STD \(dark without errors\)](#)

[5.3 Plot ozone profiles where STD < 20% \(dark without errors\)](#)

[5.4. Plot ozone profiles where STD < 10% \(dark without errors\)](#)

[5.5. Plot ozone profiles where STD < 5% \(dark without errors\)](#)

[5.6 Plot NO2 profiles for all STD \(dark without errors\)](#)

[5.7 Plot NO3 profiles for all STD \(dark without errors\)](#)

[5.8 Plot H2O profiles \(only for occultations of stars 1,2,3,4,13,14,16,26,63 dark without errors\) for all STD](#)

[6. Auxiliary Data Files used for the production reported in section 2](#)

This report presents the daily analysis on parameters extracted from GOMOS level 2 data (GOM_NL__2P). It is intended to monitor some important parameters that will impact the quality of these products. A list of level 2 products (and content) that have arrived during the reporting day to the PCF is also given.

Item	Value
Time of report generation	18APR2013 18:45:05
Data source version	GOMOS/6.01
Start time of products	07-02-2004 (07FEB2004 00:00:00)
Stop time of products	08-02-2004 (08FEB2004 00:00:00)
Store outputs in DB	Yes
Nb of level 2 prods	222
Nb of prods with errors	0

2. Summary of processed GOM_NL__2P products.

Nr	Filename	UTC Start time	Limb	Duration	Star Id	Star Name	Star Mag	Star Temp	Nb Meas	Orbit	Prod. error
1	GOM_NL__2PRFIN20040207_000730_000000472024_00059_10133_1409.N1	07-FEB-2004 00:07:30	Bright	47.000	82	48Bet UMa	2.3650	10600.	94	10133	No
2	GOM_NL__2PRFIN20040207_001129_000000342024_00059_10133_1410.N1	07-FEB-2004 00:11:29	Bright	33.500	49	1Alp UMi	1.9900	6300.0	67	10133	No
3	GOM_NL__2PRFIN20040207_001412_000000382024_00059_10133_1411.N1	07-FEB-2004 00:14:12	Bright	38.000	60	7Bet UMi	2.0810	3950.0	76	10133	No
4	GOM_NL__2PRFIN20040207_001756_000000382024_00059_10133_1412.N1	07-FEB-2004 00:17:56	Bright	37.500	89	5Alp Cep	2.4510	8000.0	75	10133	No
5	GOM_NL__2PRFIN20040207_002223_000000412024_00059_10133_1413.N1	07-FEB-2004 00:22:23	Bright	40.500	130	23Bet Dra	2.7990	5800.0	81	10133	No
6	GOM_NL__2PRFIN20040207_002352_000000382024_00059_10133_1414.N1	07-FEB-2004 00:23:52	Bright	37.500	144	18Del Cyg	2.8600	11000.	75	10133	No
7	GOM_NL__2PRFIN20040207_002615_000000382024_00059_10133_1415.N1	07-FEB-2004 00:26:15	Bright	38.000	5	3Alp Lyr	0.033000	11000.	76	10133	No
8	GOM_NL__2PRFIN20040207_002917_000000472024_00059_10133_1416.N1	07-FEB-2004 00:29:17	Bright	47.000	133	40Zet Her	2.8070	6000.0	94	10133	No
9	GOM_NL__2PRFIN20040207_003428_000001622024_00059_10133_1417.N1	07-FEB-2004 00:34:28	Twilight	162.00	83		2.3780	11000.	324	10133	No
10	GOM_NL__2PRFIN20040207_004132_000000822024_00059_10133_1418.N1	07-FEB-2004 00:41:32	Straylight	81.500	102	24Alp Ser	2.6000	4250.0	163	10133	No
11	GOM_NL__2PRFIN20040207_004415_000000442024_00059_10133_1419.N1	07-FEB-2004 00:44:15	Twilight	43.500	137	22Lam Sgr	2.8240	4400.0	87	10133	No
12	GOM_NL__2PRFIN20040207_004533_000000442024_00059_10133_1420.N1	07-FEB-2004 00:45:33	Twilight	44.000	116	19Del Sgr	2.7000	4100.0	88	10133	No
13	GOM_NL__2PRFIN20040207_004643_000000442024_00059_10133_1421.N1	07-FEB-2004 00:46:43	Twilight	43.500	38	20Eps Sgr	1.8360	11000.	87	10133	No
14	GOM_NL__2PRFIN20040207_004812_000000632024_00059_10133_1422.N1	07-FEB-2004 00:48:12	Dark	63.000	16	21Alp Sco	1.0200	3000.0	126	10133	No
15	GOM_NL__2PRFIN20040207_004951_000000392024_00059_10133_1423.N1	07-FEB-2004 00:49:51	Dark	39.000	40	The Sco	1.8590	7100.0	78	10133	No
16	GOM_NL__2PRFIN20040207_142151_000000392024_00068_10142_1396.N1	07-FEB-2004 14:21:51	Dark	39.000	43	Alp TrA	1.9100	4250.0	78	10142	No
17	GOM_NL__2PRFIN20040207_142603_000000432024_00068_10142_1397.N1	07-FEB-2004 14:26:03	Dark	42.500	77	Eps Cen	2.3030	28000.	85	10142	No
18	GOM_NL__2PRFIN20040207_142755_000000442024_00068_10142_1398.N1	07-FEB-2004 14:27:55	Dark	43.500	20	Bet Cru	1.2530	30000.	87	10142	No
19	GOM_NL__2PRFIN20040207_142922_000000482024_00068_10142_1399.N1	07-FEB-2004 14:29:22	Dark	48.000	64	Gam Cen	2.2000	10600.	96	10142	No
20	GOM_NL__2PRFIN20040207_143124_000000402024_00068_10142_1400.N1	07-FEB-2004 14:31:24	Dark	39.500	29	Bet Car	1.6720	10200.	79	10142	No
21	GOM_NL__2PRFIN20040207_143437_000000472024_00068_10142_1401.N1	07-FEB-2004 14:34:37	Dark	46.500	41	Eps Car	1.8600	4100.0	93	10142	No
22	GOM_NL__2PRFIN20040207_143803_000000432024_00068_10142_1402.N1	07-FEB-2004 14:38:03	Straylight	43.000	34	Gam2Vel	1.7930	23000.	86	10142	No
23	GOM_NL__2PRFIN20040207_144007_000000432024_00068_10142_1403.N1	07-FEB-2004 14:40:07	Straylight	42.500	70	Zet Pup	2.2460	39000.	85	10142	No
24	GOM_NL__2PRFIN20040207_144125_000000432024_00068_10142_1404.N1	07-FEB-2004 14:41:25	Straylight	43.000	117	Pi Pup	2.7060	3800.0	86	10142	No
25	GOM_NL__2PRFIN20040207_144351_000000452024_00068_10142_1405.N1	07-FEB-2004 14:43:51	Straylight	44.500	23	21Eps CMa	1.5020	26000.	89	10142	No
26	GOM_NL__2PRFIN20040207_144514_000000402024_00068_10142_1406.N1	07-FEB-2004 14:45:14	Straylight	40.000	179	24Omi2CMa	3.0320	24000.	80	10142	No
27	GOM_NL__2PRFIN20040207_144724_000000512024_00068_10142_1407.N1	07-FEB-2004 14:47:24	Straylight	50.500	1	9Alp CMa	-1.4400	11000.	101	10142	No
28	GOM_NL__2PRFIN20040207_145300_000000522024_00068_10142_1408.N1	07-FEB-2004 14:53:00	Twilight	52.000	8	10Alp CMi	0.40000	6500.0	104	10142	No
29	GOM_NL__2PRFIN20040207_145639_000000392024_00068_10142_1409.N1	07-FEB-2004 14:56:39	Bright	38.500	44	24Gam Gem	1.9280	11000.	77	10142	No
30	GOM_NL__2PRFIN20040207_145833_000000522024_00068_10142_1410.N1	07-FEB-2004 14:58:33	Bright	52.000	151	13Mu Gem	2.8900	3000.0	104	10142	No
31	GOM_NL__2PRFIN20040207_150033_000000392024_00068_10142_1411.N1	07-FEB-2004 15:00:33	Bright	38.500	24	66Alp Gem	1.5800	10200.	77	10142	No
32	GOM_NL__2PRFIN20040207_150254_000000382024_00068_10142_1412.N1	07-FEB-2004 15:02:54	Bright	38.000	107	37The Aur	2.6490	11000.	76	10142	No
33	GOM_NL__2PRFIN20040207_150456_000000372024_00068_10142_1413.N1	07-FEB-2004 15:04:56	Bright	36.500	42	34Bet Aur	1.9000	10200.	73	10142	No
34	GOM_NL__2PRFIN20040207_150803_000001202024_00068_10142_1414.N1	07-FEB-2004 15:08:03	Bright	120.00	96	68Del Leo	2.5600	9300.0	240	10142	No
35	GOM_NL__2PRFIN20040207_151246_000000482024_00068_10142_1415.N1	07-FEB-2004 15:12:46	Bright	47.500	82	48Bet UMa	2.3650	10600.	95	10142	No
36	GOM_NL__2PRFIN20040207_151652_000000382024_00068_10142_1416.N1	07-FEB-2004 15:16:52	Bright	38.000	49	1Alp UMi	1.9900	6300.0	76	10142	No
37	GOM_NL__2PRFIN20040207_151934_000000412024_00068_10142_1417.N1	07-FEB-2004 15:19:34	Bright	41.000	60	7Bet UMi	2.0810	3950.0	82	10142	No
38	GOM_NL__2PRFIN20040207_152321_000000382024_00068_10142_1418.N1	07-FEB-2004 15:23:21	Bright	37.500	89	5Alp Cep	2.4510	8000.0	75	10142	No
39	GOM_NL__2PRFIN20040207_152746_000000422024_00068_10142_1419.N1	07-FEB-2004 15:27:46	Bright	41.500	130	23Bet Dra	2.7990	5800.0	83	10142	No
40	GOM_NL__2PRFIN20040207_152916_000000352024_00068_10142_1420.N1	07-FEB-2004 15:29:16	Bright	35.000	144	18Del Cyg	2.8600	11000.	70	10142	No
41	GOM_NL__2PRFIN20040207_153138_000000392024_00068_10142_1421.N1	07-FEB-2004 15:31:38	Bright	39.000	5	3Alp Lyr	0.033000	11000.	78	10142	No
42	GOM_NL__2PRFIN20040207_153442_000000482024_00068_10142_1422.N1	07-FEB-2004 15:34:42	Bright	48.000	133	40Zet Her	2.8070	6000.0	96	10142	No

43	GOM_NL__2PRFIN20040207_153754_000000762024_00068_10142_1423.N1	07-FEB-2004 15:37:54	Bright	76.000	67	5Alp CrB	2.2210	11000.	152	10142	No
44	GOM_NL__2PRFIN20040207_154004_000001682024_00068_10142_1424.N1	07-FEB-2004 15:40:04	Twilight	168.00	83		2.3780	11000.	336	10142	No
45	GOM_NL__2PRFIN20040207_154708_000000882024_00068_10142_1425.N1	07-FEB-2004 15:47:08	Straylight	87.500	102	24Alp Ser	2.6000	4250.0	175	10142	No
46	GOM_NL__2PRFIN20040207_155059_000000442024_00068_10142_1426.N1	07-FEB-2004 15:50:59	Twilight	43.500	116	19Del Sgr	2.7000	4100.0	87	10142	No
47	GOM_NL__2PRFIN20040207_155209_000000442024_00068_10142_1427.N1	07-FEB-2004 15:52:09	Dark	44.000	38	20Eps Sgr	1.8360	11000.	88	10142	No
48	GOM_NL__2PRFIN20040207_155344_000000532024_00068_10142_1428.N1	07-FEB-2004 15:53:44	Dark	52.500	16	21Alp Sco	1.0200	3000.0	105	10142	No
49	GOM_NL__2PRFIN20040207_155518_000000432024_00068_10142_1429.N1	07-FEB-2004 15:55:18	Dark	43.000	40	The Sco	1.8590	7100.0	86	10142	No
50	GOM_NL__2PRFIN20040207_155709_000000392024_00068_10142_1430.N1	07-FEB-2004 15:57:09	Dark	39.000	147	Alp Ara	2.8770	26000.	78	10142	No
51	GOM_NL__2PRFIN20040207_155938_000000462024_00068_10142_1431.N1	07-FEB-2004 15:59:38	Dark	45.500	131	Gam Lup	2.8000	26000.	91	10142	No
52	GOM_NL__2PRFIN20040207_160227_000000502024_00069_10143_1396.N1	07-FEB-2004 16:02:27	Dark	50.000	43	Alp TrA	1.9100	4250.0	100	10143	No
53	GOM_NL__2PRFIN20040207_160640_000000442024_00069_10143_1397.N1	07-FEB-2004 16:06:40	Dark	43.500	77	Eps Cen	2.3030	28000.	87	10143	No
54	GOM_NL__2PRFIN20040207_160832_000000462024_00069_10143_1398.N1	07-FEB-2004 16:08:32	Dark	46.000	20	Bet Cru	1.2530	30000.	92	10143	No
55	GOM_NL__2PRFIN20040207_160959_000000492024_00069_10143_1399.N1	07-FEB-2004 16:09:59	Dark	49.000	64	Gam Cen	2.2000	10600.	98	10143	No
56	GOM_NL__2PRFIN20040207_161200_000000412024_00069_10143_1400.N1	07-FEB-2004 16:12:00	Dark	41.000	29	Bet Car	1.6720	10200.	82	10143	No
57	GOM_NL__2PRFIN20040207_161513_000000402024_00069_10143_1401.N1	07-FEB-2004 16:15:13	Dark	40.000	41	Eps Car	1.8600	4100.0	80	10143	No
58	GOM_NL__2PRFIN20040207_161838_000000412024_00069_10143_1402.N1	07-FEB-2004 16:18:38	Straylight	41.000	34	Gam2Vel	1.7930	23000.	82	10143	No
59	GOM_NL__2PRFIN20040207_162043_000000422024_00069_10143_1403.N1	07-FEB-2004 16:20:43	Straylight	41.500	70	Zet Pup	2.2460	39000.	83	10143	No
60	GOM_NL__2PRFIN20040207_162201_000000462024_00069_10143_1404.N1	07-FEB-2004 16:22:01	Straylight	46.000	117	Pi Pup	2.7060	3800.0	92	10143	No
61	GOM_NL__2PRFIN20040207_162427_000000442024_00069_10143_1405.N1	07-FEB-2004 16:24:27	Straylight	44.000	23	21Eps CMa	1.5020	26000.	88	10143	No
62	GOM_NL__2PRFIN20040207_162550_000000412024_00069_10143_1406.N1	07-FEB-2004 16:25:50	Straylight	41.000	179	24Omi2CMa	3.0320	24000.	82	10143	No
63	GOM_NL__2PRFIN20040207_162800_000000492024_00069_10143_1407.N1	07-FEB-2004 16:28:00	Straylight	49.000	1	9Alp CMa	-1.4400	11000.	98	10143	No
64	GOM_NL__2PRFIN20040207_163335_000000522024_00069_10143_1408.N1	07-FEB-2004 16:33:35	Twilight	52.000	8	10Alp CMi	0.40000	6500.0	104	10143	No
65	GOM_NL__2PRFIN20040207_163715_000000412024_00069_10143_1409.N1	07-FEB-2004 16:37:15	Bright	40.500	44	24Gam Gem	1.9280	11000.	81	10143	No
66	GOM_NL__2PRFIN20040207_163909_000000412024_00069_10143_1410.N1	07-FEB-2004 16:39:09	Bright	40.500	151	13Mu Gem	2.8900	3000.0	81	10143	No
67	GOM_NL__2PRFIN20040207_164109_000000392024_00069_10143_1411.N1	07-FEB-2004 16:41:09	Bright	39.000	24	66Alp Gem	1.5800	10200.	78	10143	No
68	GOM_NL__2PRFIN20040207_164332_000000392024_00069_10143_1412.N1	07-FEB-2004 16:43:32	Bright	39.000	107	37The Aur	2.6490	11000.	78	10143	No
69	GOM_NL__2PRFIN20040207_164533_000000382024_00069_10143_1413.N1	07-FEB-2004 16:45:33	Bright	38.000	42	34Bet Aur	1.9000	10200.	76	10143	No
70	GOM_NL__2PRFIN20040207_164835_000001282024_00069_10143_1414.N1	07-FEB-2004 16:48:35	Bright	128.00	96	68Del Leo	2.5600	9300.0	256	10143	No
71	GOM_NL__2PRFIN20040207_165321_000000482024_00069_10143_1415.N1	07-FEB-2004 16:53:21	Bright	47.500	82	48Bet UMa	2.3650	10600.	95	10143	No
72	GOM_NL__2PRFIN20040207_165728_000000382024_00069_10143_1416.N1	07-FEB-2004 16:57:28	Bright	37.500	49	1Alp UMi	1.9900	6300.0	75	10143	No
73	GOM_NL__2PRFIN20040207_170008_000000442024_00069_10143_1417.N1	07-FEB-2004 17:00:08	Bright	44.000	60	7Bet UMi	2.0810	3950.0	88	10143	No
74	GOM_NL__2PRFIN20040207_170357_000000392024_00069_10143_1418.N1	07-FEB-2004 17:03:57	Bright	39.000	89	5Alp Cep	2.4510	8000.0	78	10143	No
75	GOM_NL__2PRFIN20040207_170822_000000392024_00069_10143_1419.N1	07-FEB-2004 17:08:22	Bright	38.500	130	23Bet Dra	2.7990	5800.0	77	10143	No
76	GOM_NL__2PRFIN20040207_170952_000000362024_00069_10143_1420.N1	07-FEB-2004 17:09:52	Bright	36.000	144	18Del Cyg	2.8600	11000.	72	10143	No
77	GOM_NL__2PRFIN20040207_171212_000000412024_00069_10143_1421.N1	07-FEB-2004 17:12:12	Bright	41.000	5	3Alp Lyr	0.033000	11000.	82	10143	No
78	GOM_NL__2PRFIN20040207_171517_000000512024_00069_10143_1422.N1	07-FEB-2004 17:15:17	Bright	50.500	133	40Zet Her	2.8070	6000.0	101	10143	No
79	GOM_NL__2PRFIN20040207_171831_000000742024_00069_10143_1423.N1	07-FEB-2004 17:18:31	Bright	74.000	67	5Alp CrB	2.2210	11000.	148	10143	No
80	GOM_NL__2PRFIN20040207_172041_000001752024_00069_10143_1424.N1	07-FEB-2004 17:20:41	Twilight	174.50	83		2.3780	11000.	349	10143	No
81	GOM_NL__2PRFIN20040207_172745_000000842024_00069_10143_1425.N1	07-FEB-2004 17:27:45	Straylight	84.000	102	24Alp Ser	2.6000	4250.0	168	10143	No
82	GOM_NL__2PRFIN20040207_173135_000000452024_00069_10143_1426.N1	07-FEB-2004 17:31:35	Twilight	45.000	116	19Del Sgr	2.7000	4100.0	90	10143	No
83	GOM_NL__2PRFIN20040207_173245_000000422024_00069_10143_1427.N1	07-FEB-2004 17:32:45	Dark	41.500	38	20Eps Sgr	1.8360	11000.	83	10143	No
84	GOM_NL__2PRFIN20040207_173419_000000632024_00069_10143_1428.N1	07-FEB-2004 17:34:19	Dark	63.000	16	21Alp Sco	1.0200	3000.0	126	10143	No
85	GOM_NL__2PRFIN20040207_173555_000000452024_00069_10143_1429.N1	07-FEB-2004 17:35:55	Dark	45.000	40	The Sco	1.8590	7100.0	90	10143	No
86	GOM_NL__2PRFIN20040207_173745_000000402024_00069_10143_1430.N1	07-FEB-2004 17:37:45	Dark	39.500	147	Alp Ara	2.8770	26000.	79	10143	No
87	GOM_NL__2PRFIN20040207_174015_000000472024_00069_10143_1431.N1	07-FEB-2004 17:40:15	Dark	46.500	131	Gam Lup	2.8000	26000.	93	10143	No
88	GOM_NL__2PRFIN20040207_174302_000000412024_00070_10144_1396.N1	07-FEB-2004 17:43:02	Dark	41.000	43	Alp TrA	1.9100	4250.0	82	10144	No
89	GOM_NL__2PRFIN20040207_174716_000000442024_00070_10144_1397.N1	07-FEB-2004 17:47:16	Dark	43.500	77	Eps Cen	2.3030	28000.	87	10144	No
90	GOM_NL__2PRFIN20040207_174908_000000422024_00070_10144_1398.N1	07-FEB-2004 17:49:08	Dark	41.500	20	Bet Cru	1.2530	30000.	83	10144	No
91	GOM_NL__2PRFIN20040207_175036_000000482024_00070_10144_1399.N1	07-FEB-2004 17:50:36	Dark	48.000	64	Gam Cen	2.2000	10600.	96	10144	No
92	GOM_NL__2PRFIN20040207_175236_000000392024_00070_10144_1400.N1	07-FEB-2004 17:52:36	Dark	39.000	29	Bet Car	1.6720	10200.	78	10144	No
93	GOM_NL__2PRFIN20040207_175549_000000512024_00070_10144_1401.N1	07-FEB-2004 17:55:49	Dark	51.000	41	Eps Car	1.8600	4100.0	102	10144	No
94	GOM_NL__2PRFIN20040207_175915_000000402024_00070_10144_1402.N1	07-FEB-2004 17:59:15	Straylight	39.500	34	Gam2Vel	1.7930	23000.	79	10144	No
95	GOM_NL__2PRFIN20040207_180119_000000422024_00070_10144_1403.N1	07-FEB-2004 18:01:19	Straylight	42.000	70	Zet Pup	2.2460	39000.	84	10144	No
96	GOM_NL__2PRFIN20040207_180236_000000452024_00070_10144_1404.N1	07-FEB-2004 18:02:36	Straylight	44.500	117	Pi Pup	2.7060	3800.0	89	10144	No
97	GOM_NL__2PRFIN20040207_180503_000000452024_00070_10144_1405.N1	07-FEB-2004 18:05:03	Straylight	45.000	23	21Eps CMa	1.5020	26000.	90	10144	No
98	GOM_NL__2PRFIN20040207_180626_000000402024_00070_10144_1406.N1	07-FEB-2004 18:06:26	Straylight	39.500	179	24Omi2CMa	3.0320	24000.	79	10144	No
99	GOM_NL__2PRFIN20040207_180836_000000492024_00070_10144_1407.N1	07-FEB-2004 18:08:36	Straylight	48.500	1	9Alp CMa	-1.4400	11000.	97	10144	No
100	GOM_NL__2PRFIN20040207_181411_000000502024_00070_10144_1408.N1	07-FEB-2004 18:14:11	Twilight	49.500	8	10Alp CMi	0.40000	6500.0	99	10144	No
101	GOM_NL__2PRFIN20040207_181751_000000392024_00070_10144_1409.N1	07-FEB-2004 18:17:51	Bright	39.000	44	24Gam Gem	1.9280	11000.	78	10144	No

102	GOM_NL__2PRFIN20040207_181945_000000422024_00070_10144_1410.N1	07-FEB-2004 18:19:45	Bright	42.000	151	13Mu Gem	2.8900	3000.0	84	10144	No
103	GOM_NL__2PRFIN20040207_182144_000000402024_00070_10144_1411.N1	07-FEB-2004 18:21:44	Bright	39.500	24	66Alp Gem	1.5800	10200.	79	10144	No
104	GOM_NL__2PRFIN20040207_182407_000000392024_00070_10144_1412.N1	07-FEB-2004 18:24:07	Bright	38.500	107	37The Aur	2.6490	11000.	77	10144	No
105	GOM_NL__2PRFIN20040207_182609_000000382024_00070_10144_1413.N1	07-FEB-2004 18:26:09	Bright	37.500	42	34Bet Aur	1.9000	10200.	75	10144	No
106	GOM_NL__2PRFIN20040207_182908_000001262024_00070_10144_1414.N1	07-FEB-2004 18:29:08	Bright	125.50	96	68Del Leo	2.5600	9300.0	251	10144	No
107	GOM_NL__2PRFIN20040207_183357_000000482024_00070_10144_1415.N1	07-FEB-2004 18:33:57	Bright	47.500	82	48Bet UMa	2.3650	10600.	95	10144	No
108	GOM_NL__2PRFIN20040207_183803_000000392024_00070_10144_1416.N1	07-FEB-2004 18:38:03	Bright	38.500	49	1Alp UMi	1.9900	6300.0	77	10144	No
109	GOM_NL__2PRFIN20040207_184045_000000442024_00070_10144_1417.N1	07-FEB-2004 18:40:45	Bright	44.000	60	7Bet UMi	2.0810	3950.0	88	10144	No
110	GOM_NL__2PRFIN20040207_184433_000000382024_00070_10144_1418.N1	07-FEB-2004 18:44:33	Bright	37.500	89	5Alp Cep	2.4510	8000.0	75	10144	No
111	GOM_NL__2PRFIN20040207_184858_000000402024_00070_10144_1419.N1	07-FEB-2004 18:48:58	Bright	39.500	130	23Bet Dra	2.7990	5800.0	79	10144	No
112	GOM_NL__2PRFIN20040207_185029_000000382024_00070_10144_1420.N1	07-FEB-2004 18:50:29	Bright	37.500	144	18Del Cyg	2.8600	11000.	75	10144	No
113	GOM_NL__2PRFIN20040207_185251_000000382024_00070_10144_1421.N1	07-FEB-2004 18:52:51	Bright	38.000	5	3Alp Lyr	0.033000	11000.	76	10144	No
114	GOM_NL__2PRFIN20040207_185554_000000512024_00070_10144_1422.N1	07-FEB-2004 18:55:54	Bright	50.500	133	40Zet Her	2.8070	6000.0	101	10144	No
115	GOM_NL__2PRFIN20040207_185907_000000802024_00070_10144_1423.N1	07-FEB-2004 18:59:07	Bright	80.000	67	5Alp CrB	2.2210	11000.	160	10144	No
116	GOM_NL__2PRFIN20040207_190119_000001842024_00070_10144_1424.N1	07-FEB-2004 19:01:19	Twilight	184.00	83		2.3780	11000.	368	10144	No
117	GOM_NL__2PRFIN20040207_190823_000000802024_00070_10144_1425.N1	07-FEB-2004 19:08:23	Straylight	80.000	102	24Alp Ser	2.6000	4250.0	160	10144	No
118	GOM_NL__2PRFIN20040207_191210_000000432024_00070_10144_1426.N1	07-FEB-2004 19:12:10	Twilight	43.000	116	19Del Sgr	2.7000	4100.0	86	10144	No
119	GOM_NL__2PRFIN20040207_191321_000000422024_00070_10144_1427.N1	07-FEB-2004 19:13:21	Dark	41.500	38	20Eps Sgr	1.8360	11000.	83	10144	No
120	GOM_NL__2PRFIN20040207_191456_000000562024_00070_10144_1428.N1	07-FEB-2004 19:14:56	Dark	56.000	16	21Alp Sco	1.0200	3000.0	112	10144	No
121	GOM_NL__2PRFIN20040207_191631_000000462024_00070_10144_1429.N1	07-FEB-2004 19:16:31	Dark	46.000	40	The Sco	1.8590	7100.0	92	10144	No
122	GOM_NL__2PRFIN20040207_191821_000000392024_00070_10144_1430.N1	07-FEB-2004 19:18:21	Dark	39.000	147	Alp Ara	2.8770	26000.	78	10144	No
123	GOM_NL__2PRFIN20040207_192052_000000462024_00070_10144_1431.N1	07-FEB-2004 19:20:52	Dark	46.000	131	Gam Lup	2.8000	26000.	92	10144	No
124	GOM_NL__2PRFIN20040207_192339_000000502024_00071_10145_1397.N1	07-FEB-2004 19:23:39	Dark	49.500	43	Alp TrA	1.9100	4250.0	99	10145	No
125	GOM_NL__2PRFIN20040207_192753_000000452024_00071_10145_1398.N1	07-FEB-2004 19:27:53	Dark	45.000	77	Eps Cen	2.3030	28000.	90	10145	No
126	GOM_NL__2PRFIN20040207_192944_000000432024_00071_10145_1399.N1	07-FEB-2004 19:29:44	Dark	42.500	20	Bet Cru	1.2530	30000.	85	10145	No
127	GOM_NL__2PRFIN20040207_193113_000000492024_00071_10145_1400.N1	07-FEB-2004 19:31:13	Dark	48.500	64	Gam Cen	2.2000	10600.	97	10145	No
128	GOM_NL__2PRFIN20040207_193312_000000422024_00071_10145_1401.N1	07-FEB-2004 19:33:12	Dark	41.500	29	Bet Car	1.6720	10200.	83	10145	No
129	GOM_NL__2PRFIN20040207_193625_000000452024_00071_10145_1402.N1	07-FEB-2004 19:36:25	Dark	44.500	41	Eps Car	1.8600	4100.0	89	10145	No
130	GOM_NL__2PRFIN20040207_193951_000000432024_00071_10145_1403.N1	07-FEB-2004 19:39:51	Straylight	43.000	34	Gam2Vel	1.7930	23000.	86	10145	No
131	GOM_NL__2PRFIN20040207_194156_000000432024_00071_10145_1404.N1	07-FEB-2004 19:41:56	Straylight	43.000	70	Zet Pup	2.2460	39000.	86	10145	No
132	GOM_NL__2PRFIN20040207_194313_000000452024_00071_10145_1405.N1	07-FEB-2004 19:43:13	Straylight	44.500	117	Pi Pup	2.7060	3800.0	89	10145	No
133	GOM_NL__2PRFIN20040207_194540_000000432024_00071_10145_1406.N1	07-FEB-2004 19:45:40	Straylight	43.000	23	21Eps CMa	1.5020	26000.	86	10145	No
134	GOM_NL__2PRFIN20040207_194702_000000432024_00071_10145_1407.N1	07-FEB-2004 19:47:02	Straylight	42.500	179	24Omi2CMa	3.0320	24000.	85	10145	No
135	GOM_NL__2PRFIN20040207_194913_000000502024_00071_10145_1408.N1	07-FEB-2004 19:49:13	Twilight	49.500	1	9Alp CMa	-1.4400	11000.	99	10145	No
136	GOM_NL__2PRFIN20040207_195447_000000482024_00071_10145_1409.N1	07-FEB-2004 19:54:47	Twilight	48.000	8	10Alp CMi	0.40000	6500.0	96	10145	No
137	GOM_NL__2PRFIN20040207_195828_000000402024_00071_10145_1410.N1	07-FEB-2004 19:58:28	Bright	39.500	44	24Gam Gem	1.9280	11000.	79	10145	No
138	GOM_NL__2PRFIN20040207_200022_000000412024_00071_10145_1411.N1	07-FEB-2004 20:00:22	Bright	41.000	151	13Mu Gem	2.8900	3000.0	82	10145	No
139	GOM_NL__2PRFIN20040207_200220_000000412024_00071_10145_1412.N1	07-FEB-2004 20:02:20	Bright	40.500	24	66Alp Gem	1.5800	10200.	81	10145	No
140	GOM_NL__2PRFIN20040207_200444_000000382024_00071_10145_1413.N1	07-FEB-2004 20:04:44	Bright	38.000	107	37The Aur	2.6490	11000.	76	10145	No
141	GOM_NL__2PRFIN20040207_200645_000000382024_00071_10145_1414.N1	07-FEB-2004 20:06:45	Bright	37.500	42	34Bet Aur	1.9000	10200.	75	10145	No
142	GOM_NL__2PRFIN20040207_200941_000001192024_00071_10145_1415.N1	07-FEB-2004 20:09:41	Bright	119.00	96	68Del Leo	2.5600	9300.0	238	10145	No
143	GOM_NL__2PRFIN20040207_201432_000000482024_00071_10145_1416.N1	07-FEB-2004 20:14:32	Bright	48.000	82	48Bet UMa	2.3650	10600.	96	10145	No
144	GOM_NL__2PRFIN20040207_201839_000000382024_00071_10145_1417.N1	07-FEB-2004 20:18:39	Bright	38.000	49	1Alp UMi	1.9900	6300.0	76	10145	No
145	GOM_NL__2PRFIN20040207_202119_000000432024_00071_10145_1418.N1	07-FEB-2004 20:21:19	Bright	43.000	60	7Bet UMi	2.0810	3950.0	86	10145	No
146	GOM_NL__2PRFIN20040207_202509_000000402024_00071_10145_1419.N1	07-FEB-2004 20:25:09	Bright	39.500	89	5Alp Cep	2.4510	8000.0	79	10145	No
147	GOM_NL__2PRFIN20040207_202932_000000442024_00071_10145_1420.N1	07-FEB-2004 20:29:32	Bright	43.500	130	23Bet Dra	2.7990	5800.0	87	10145	No
148	GOM_NL__2PRFIN20040207_203104_000000362024_00071_10145_1421.N1	07-FEB-2004 20:31:04	Bright	36.000	144	18Del Cyg	2.8600	11000.	72	10145	No
149	GOM_NL__2PRFIN20040207_203326_000000402024_00071_10145_1422.N1	07-FEB-2004 20:33:26	Bright	40.000	5	3Alp Lyr	0.033000	11000.	80	10145	No
150	GOM_NL__2PRFIN20040207_203630_000000502024_00071_10145_1423.N1	07-FEB-2004 20:36:30	Bright	49.500	133	40Zet Her	2.8070	6000.0	99	10145	No
151	GOM_NL__2PRFIN20040207_203944_000000782024_00071_10145_1424.N1	07-FEB-2004 20:39:44	Bright	78.000	67	5Alp CrB	2.2210	11000.	156	10145	No
152	GOM_NL__2PRFIN20040207_204156_000001532024_00071_10145_1425.N1	07-FEB-2004 20:41:56	Twilight	153.00	83		2.3780	11000.	306	10145	No
153	GOM_NL__2PRFIN20040207_205056_000000462024_00071_10145_1426.N1	07-FEB-2004 20:50:56	Twilight	45.500	86	35Eta Oph	2.4300	10200.	91	10145	No
154	GOM_NL__2PRFIN20040207_205247_000000442024_00071_10145_1427.N1	07-FEB-2004 20:52:47	Twilight	43.500	116	19Del Sgr	2.7000	4100.0	87	10145	No
155	GOM_NL__2PRFIN20040207_205357_000000432024_00071_10145_1428.N1	07-FEB-2004 20:53:57	Dark	42.500	38	20Eps Sgr	1.8360	11000.	85	10145	No
156	GOM_NL__2PRFIN20040207_205543_000000422024_00071_10145_1429.N1	07-FEB-2004 20:55:43	Dark	42.000	25	35Lam Sco	1.6200	28000.	84	10145	No
157	GOM_NL__2PRFIN20040207_205707_000000392024_00071_10145_1430.N1	07-FEB-2004 20:57:07	Dark	39.000	40	The Sco	1.8590	7100.0	78	10145	No
158	GOM_NL__2PRFIN20040207_205857_000000402024_00071_10145_1431.N1	07-FEB-2004 20:58:57	Dark	39.500	147	Alp Ara	2.8770	26000.	79	10145	No
159	GOM_NL__2PRFIN20040207_210129_000000462024_00071_10145_1432.N1	07-FEB-2004 21:01:29	Dark	45.500	131	Gam Lup	2.8000	26000.	91	10145	No
160	GOM_NL__2PRFIN20040207_210415_000000472024_00072_10146_1647.N1	07-FEB-2004 21:04:15	Dark	46.500	43	Alp TrA	1.9100	4250.0	93	10146	No

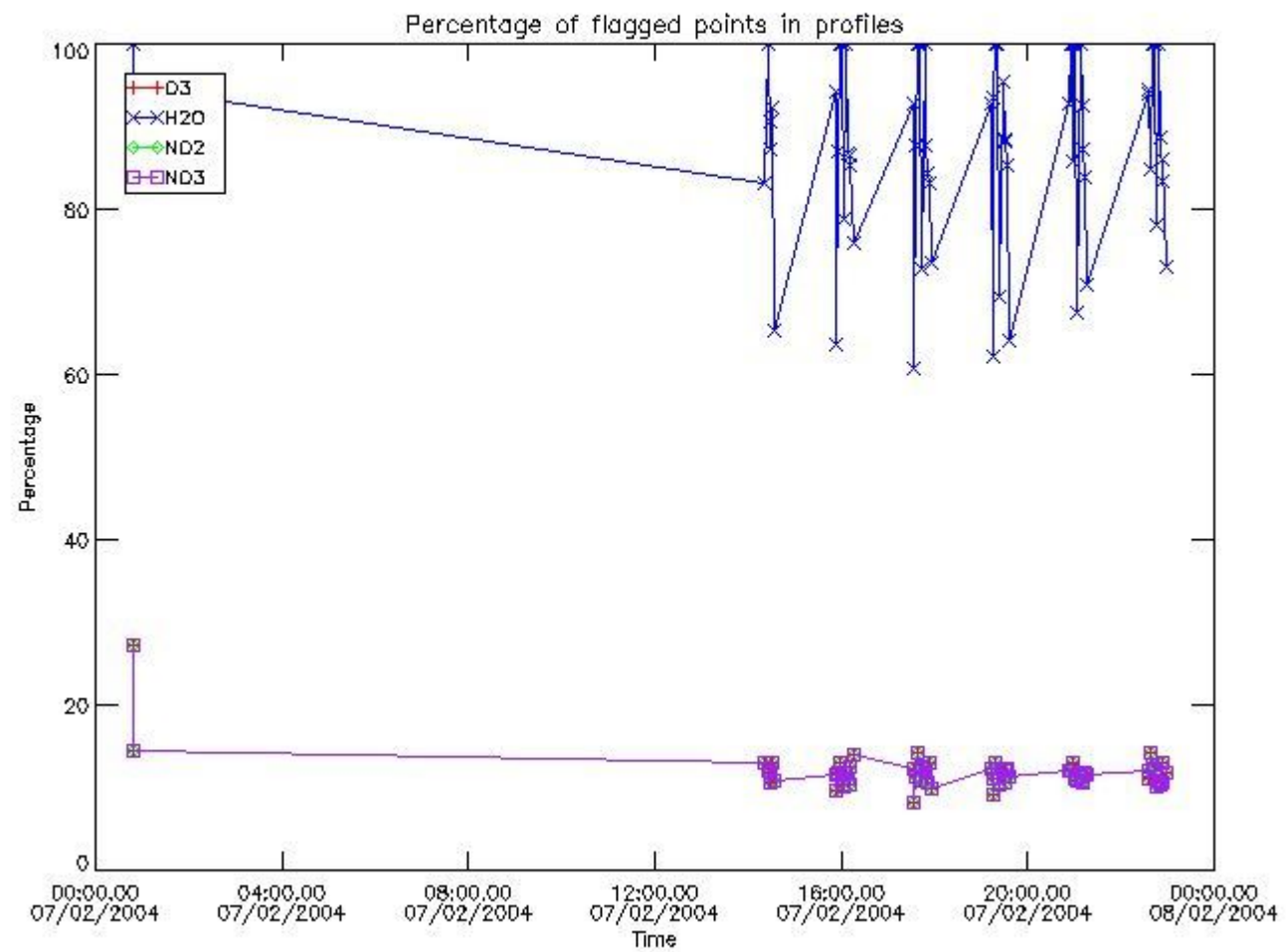
161	GOM_NL__2PRFIN20040207_210829_000000452024_00072_10146_1648.N1	07-FEB-2004 21:08:29	Dark	45.000	77	Eps Cen	2.3030	28000.	90	10146	No
162	GOM_NL__2PRFIN20040207_211021_000000482024_00072_10146_1649.N1	07-FEB-2004 21:10:21	Dark	48.000	20	Bet Cru	1.2530	30000.	96	10146	No
163	GOM_NL__2PRFIN20040207_211150_000000482024_00072_10146_1650.N1	07-FEB-2004 21:11:50	Dark	47.500	64	Gam Cen	2.2000	10600.	95	10146	No
164	GOM_NL__2PRFIN20040207_211349_000000442024_00072_10146_1651.N1	07-FEB-2004 21:13:49	Dark	43.500	29	Bet Car	1.6720	10200.	87	10146	No
165	GOM_NL__2PRFIN20040207_211701_000000482024_00072_10146_1652.N1	07-FEB-2004 21:17:01	Dark	48.000	41	Eps Car	1.8600	4100.0	96	10146	No
166	GOM_NL__2PRFIN20040207_212027_000000392024_00072_10146_1653.N1	07-FEB-2004 21:20:27	Straylight	39.000	34	Gam2Vel	1.7930	23000.	78	10146	No
167	GOM_NL__2PRFIN20040207_212232_000000412024_00072_10146_1654.N1	07-FEB-2004 21:22:32	Straylight	40.500	70	Zet Pup	2.2460	39000.	81	10146	No
168	GOM_NL__2PRFIN20040207_212349_000000442024_00072_10146_1655.N1	07-FEB-2004 21:23:49	Straylight	44.000	117	Pi Pup	2.7060	3800.0	88	10146	No
169	GOM_NL__2PRFIN20040207_212616_000000432024_00072_10146_1656.N1	07-FEB-2004 21:26:16	Straylight	43.000	23	21Eps CMa	1.5020	26000.	86	10146	No
170	GOM_NL__2PRFIN20040207_212739_000000402024_00072_10146_1657.N1	07-FEB-2004 21:27:39	Straylight	39.500	179	24Omi2CMa	3.0320	24000.	79	10146	No
171	GOM_NL__2PRFIN20040207_212949_000000502024_00072_10146_1658.N1	07-FEB-2004 21:29:49	Tw_i_and_stray	50.000	1	9Alp CMa	-1.4400	11000.	100	10146	No
172	GOM_NL__2PRFIN20040207_213523_000000512024_00072_10146_1659.N1	07-FEB-2004 21:35:23	Tw_i_and_stray	50.500	8	10Alp CMi	0.40000	6500.0	101	10146	No
173	GOM_NL__2PRFIN20040207_213904_000000392024_00072_10146_1660.N1	07-FEB-2004 21:39:04	Bright	38.500	44	24Gam Gem	1.9280	11000.	77	10146	No
174	GOM_NL__2PRFIN20040207_214058_000000392024_00072_10146_1661.N1	07-FEB-2004 21:40:58	Bright	39.000	151	13Mu Gem	2.8900	3000.0	78	10146	No
175	GOM_NL__2PRFIN20040207_214256_000000402024_00072_10146_1662.N1	07-FEB-2004 21:42:56	Bright	39.500	24	66Alp Gem	1.5800	10200.	79	10146	No
176	GOM_NL__2PRFIN20040207_214520_000000382024_00072_10146_1663.N1	07-FEB-2004 21:45:20	Bright	38.000	107	37The Aur	2.6490	11000.	76	10146	No
177	GOM_NL__2PRFIN20040207_214721_000000402024_00072_10146_1664.N1	07-FEB-2004 21:47:21	Bright	40.000	42	34Bet Aur	1.9000	10200.	80	10146	No
178	GOM_NL__2PRFIN20040207_215014_000001222024_00072_10146_1665.N1	07-FEB-2004 21:50:14	Bright	121.50	96	68Del Leo	2.5600	9300.0	243	10146	No
179	GOM_NL__2PRFIN20040207_215508_000000492024_00072_10146_1666.N1	07-FEB-2004 21:55:08	Bright	48.500	82	48Bet UMa	2.3650	10600.	97	10146	No
180	GOM_NL__2PRFIN20040207_215915_000000392024_00072_10146_1667.N1	07-FEB-2004 21:59:15	Bright	39.000	49	1Alp UMi	1.9900	6300.0	78	10146	No
181	GOM_NL__2PRFIN20040207_220155_000000412024_00072_10146_1668.N1	07-FEB-2004 22:01:55	Bright	40.500	60	7Bet UMi	2.0810	3950.0	81	10146	No
182	GOM_NL__2PRFIN20040207_220545_000000382024_00072_10146_1669.N1	07-FEB-2004 22:05:45	Bright	38.000	89	5Alp Cep	2.4510	8000.0	76	10146	No
183	GOM_NL__2PRFIN20040207_221009_000000402024_00072_10146_1670.N1	07-FEB-2004 22:10:09	Bright	39.500	130	23Bet Dra	2.7990	5800.0	79	10146	No
184	GOM_NL__2PRFIN20040207_221141_000000372024_00072_10146_1671.N1	07-FEB-2004 22:11:41	Bright	36.500	144	18Del Cyg	2.8600	11000.	73	10146	No
185	GOM_NL__2PRFIN20040207_221402_000000382024_00072_10146_1672.N1	07-FEB-2004 22:14:02	Bright	37.500	5	3Alp Lyr	0.033000	11000.	75	10146	No
186	GOM_NL__2PRFIN20040207_221706_000000492024_00072_10146_1673.N1	07-FEB-2004 22:17:06	Bright	49.000	133	40Zet Her	2.8070	6000.0	98	10146	No
187	GOM_NL__2PRFIN20040207_222020_000000762024_00072_10146_1674.N1	07-FEB-2004 22:20:20	Bright	76.000	67	5Alp CrB	2.2210	11000.	152	10146	No
188	GOM_NL__2PRFIN20040207_222233_000001692024_00072_10146_1675.N1	07-FEB-2004 22:22:33	Tw_i_and_stray	168.50	83		2.3780	11000.	337	10146	No
189	GOM_NL__2PRFIN20040207_223132_000000472024_00072_10146_1676.N1	07-FEB-2004 22:31:32	Tw_i_and_stray	47.000	86	35Eta Oph	2.4300	10200.	94	10146	No
190	GOM_NL__2PRFIN20040207_223323_000000462024_00072_10146_1677.N1	07-FEB-2004 22:33:23	Twilight	46.000	116	19Del Sgr	2.7000	4100.0	92	10146	No
191	GOM_NL__2PRFIN20040207_223433_000000432024_00072_10146_1678.N1	07-FEB-2004 22:34:33	Dark	42.500	38	20Eps Sgr	1.8360	11000.	85	10146	No
192	GOM_NL__2PRFIN20040207_223619_000000462024_00072_10146_1679.N1	07-FEB-2004 22:36:19	Dark	45.500	25	35Lam Sco	1.6200	28000.	91	10146	No
193	GOM_NL__2PRFIN20040207_223743_000000432024_00072_10146_1680.N1	07-FEB-2004 22:37:43	Dark	43.000	40	The Sco	1.8590	7100.0	86	10146	No
194	GOM_NL__2PRFIN20040207_223933_000000402024_00072_10146_1681.N1	07-FEB-2004 22:39:33	Dark	40.000	147	Alp Ara	2.8770	26000.	80	10146	No
195	GOM_NL__2PRFIN20040207_224205_000000462024_00072_10146_1682.N1	07-FEB-2004 22:42:05	Dark	45.500	131	Gam Lup	2.8000	26000.	91	10146	No
196	GOM_NL__2PRFIN20040207_224451_000000512024_00073_10147_1668.N1	07-FEB-2004 22:44:51	Dark	50.500	43	Alp TrA	1.9100	4250.0	101	10147	No
197	GOM_NL__2PRFIN20040207_224906_000000472024_00073_10147_1669.N1	07-FEB-2004 22:49:06	Dark	46.500	77	Eps Cen	2.3030	28000.	93	10147	No
198	GOM_NL__2PRFIN20040207_225057_000000492024_00073_10147_1670.N1	07-FEB-2004 22:50:57	Dark	49.000	20	Bet Cru	1.2530	30000.	98	10147	No
199	GOM_NL__2PRFIN20040207_225226_000000492024_00073_10147_1671.N1	07-FEB-2004 22:52:26	Dark	48.500	64	Gam Cen	2.2000	10600.	97	10147	No
200	GOM_NL__2PRFIN20040207_225424_000000402024_00073_10147_1672.N1	07-FEB-2004 22:54:24	Dark	39.500	29	Bet Car	1.6720	10200.	79	10147	No
201	GOM_NL__2PRFIN20040207_225737_000000432024_00073_10147_1673.N1	07-FEB-2004 22:57:37	Dark	43.000	41	Eps Car	1.8600	4100.0	86	10147	No
202	GOM_NL__2PRFIN20040207_230102_000000442024_00073_10147_1674.N1	07-FEB-2004 23:01:02	Straylight	43.500	34	Gam2Vel	1.7930	23000.	87	10147	No
203	GOM_NL__2PRFIN20040207_230308_000000392024_00073_10147_1675.N1	07-FEB-2004 23:03:08	Straylight	39.000	70	Zet Pup	2.2460	39000.	78	10147	No
204	GOM_NL__2PRFIN20040207_230426_000000432024_00073_10147_1676.N1	07-FEB-2004 23:04:26	Straylight	42.500	117	Pi Pup	2.7060	3800.0	85	10147	No
205	GOM_NL__2PRFIN20040207_230652_000000432024_00073_10147_1677.N1	07-FEB-2004 23:06:52	Straylight	43.000	23	21Eps CMa	1.5020	26000.	86	10147	No
206	GOM_NL__2PRFIN20040207_230815_000000412024_00073_10147_1678.N1	07-FEB-2004 23:08:15	Straylight	41.000	179	24Omi2CMa	3.0320	24000.	82	10147	No
207	GOM_NL__2PRFIN20040207_231025_000000482024_00073_10147_1679.N1	07-FEB-2004 23:10:25	Tw_i_and_stray	47.500	1	9Alp CMa	-1.4400	11000.	95	10147	No
208	GOM_NL__2PRFIN20040207_231559_000000522024_00073_10147_1680.N1	07-FEB-2004 23:15:59	Tw_i_and_stray	52.000	8	10Alp CMi	0.40000	6500.0	104	10147	No
209	GOM_NL__2PRFIN20040207_231940_000000392024_00073_10147_1681.N1	07-FEB-2004 23:19:40	Bright	39.000	44	24Gam Gem	1.9280	11000.	78	10147	No
210	GOM_NL__2PRFIN20040207_232133_000000412024_00073_10147_1682.N1	07-FEB-2004 23:21:33	Bright	41.000	151	13Mu Gem	2.8900	3000.0	82	10147	No
211	GOM_NL__2PRFIN20040207_232330_000000412024_00073_10147_1683.N1	07-FEB-2004 23:23:30	Bright	41.000	24	66Alp Gem	1.5800	10200.	82	10147	No
212	GOM_NL__2PRFIN20040207_232556_000000392024_00073_10147_1684.N1	07-FEB-2004 23:25:56	Bright	38.500	107	37The Aur	2.6490	11000.	77	10147	No
213	GOM_NL__2PRFIN20040207_232757_000000392024_00073_10147_1685.N1	07-FEB-2004 23:27:57	Bright	39.000	42	34Bet Aur	1.9000	10200.	78	10147	No
214	GOM_NL__2PRFIN20040207_233046_000001182024_00073_10147_1686.N1	07-FEB-2004 23:30:46	Bright	117.50	96	68Del Leo	2.5600	9300.0	235	10147	No
215	GOM_NL__2PRFIN20040207_233542_000000482024_00073_10147_1687.N1	07-FEB-2004 23:35:42	Bright	47.500	82	48Bet UMa	2.3650	10600.	95	10147	No
216	GOM_NL__2PRFIN20040207_233950_000000372024_00073_10147_1688.N1	07-FEB-2004 23:39:50	Bright	37.000	49	1Alp UMi	1.9900	6300.0	74	10147	No
217	GOM_NL__2PRFIN20040207_234232_000000382024_00073_10147_1689.N1	07-FEB-2004 23:42:32	Bright	38.000	60	7Bet UMi	2.0810	3950.0	76	10147	No
218	GOM_NL__2PRFIN20040207_234622_000000382024_00073_10147_1690.N1	07-FEB-2004 23:46:22	Bright	37.500	89	5Alp Cep	2.4510	8000.0	75	10147	No
219	GOM_NL__2PRFIN20040207_235046_000000402024_00073_10147_1691.N1	07-FEB-2004 23:50:46	Bright	39.500	130	23Bet Dra	2.7990	5800.0	79	10147	No

220	GOM_NL__2PRFIN20040207_235216_000000372024_00073_10147_1692.N1	07-FEB-2004 23:52:16	Bright	37.000	144	18Del Cyg	2.8600	11000.	74	10147	No
221	GOM_NL__2PRFIN20040207_235438_000000412024_00073_10147_1693.N1	07-FEB-2004 23:54:38	Bright	40.500	5	3Alp Lyr	0.033000	11000.	81	10147	No
222	GOM_NL__2PRFIN20040207_235742_000000482024_00073_10147_1694.N1	07-FEB-2004 23:57:42	Bright	48.000	133	40Zet Her	2.8070	6000.0	96	10147	No

3. Quality information per product

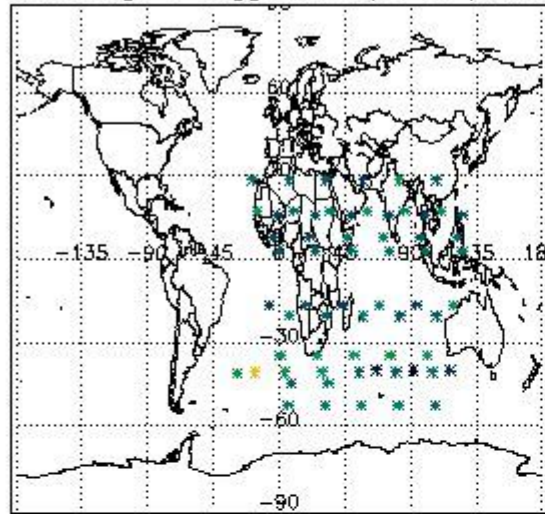
In this section it is plotted some information contained in the Quality Summary data set of the level 2 products. Only products in dark limb conditions and without errors (error flag in the MPH set to "0") are used.

3.1 Plot quality information per product (time dependant)

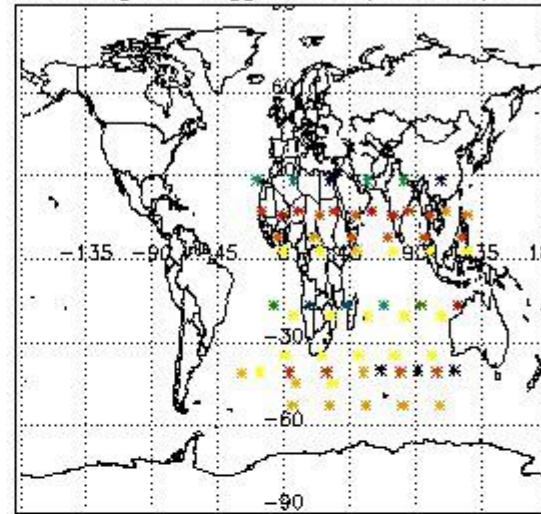


3.2 Plot quality information per product (world map)


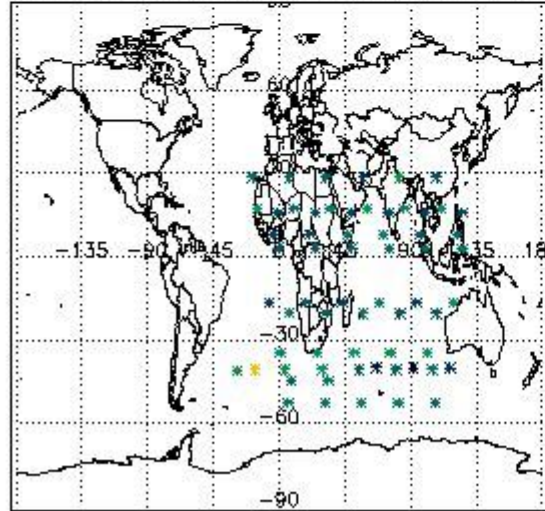
Percentage of flagged data per O3 profile



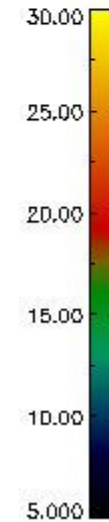
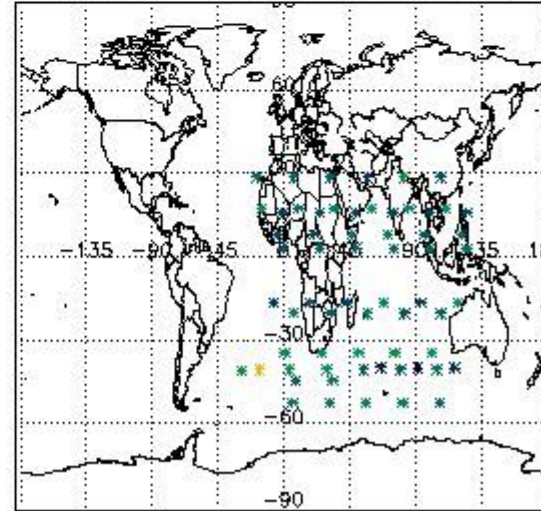
Percentage of flagged data per H2O profile



Percentage of flagged data per NO2 profile



Percentage of flagged data per NO3 profile

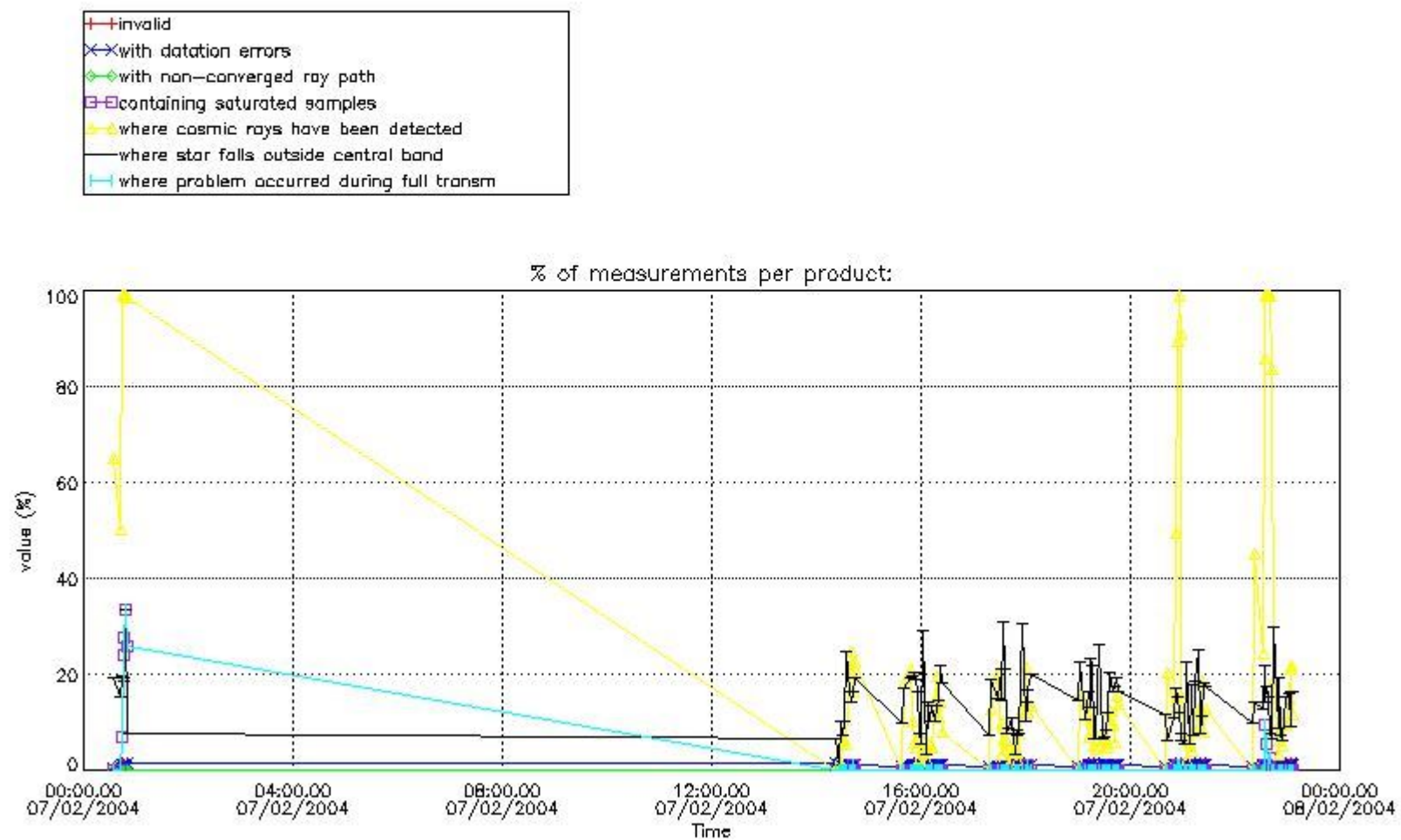


4. Level 1 quality information per product

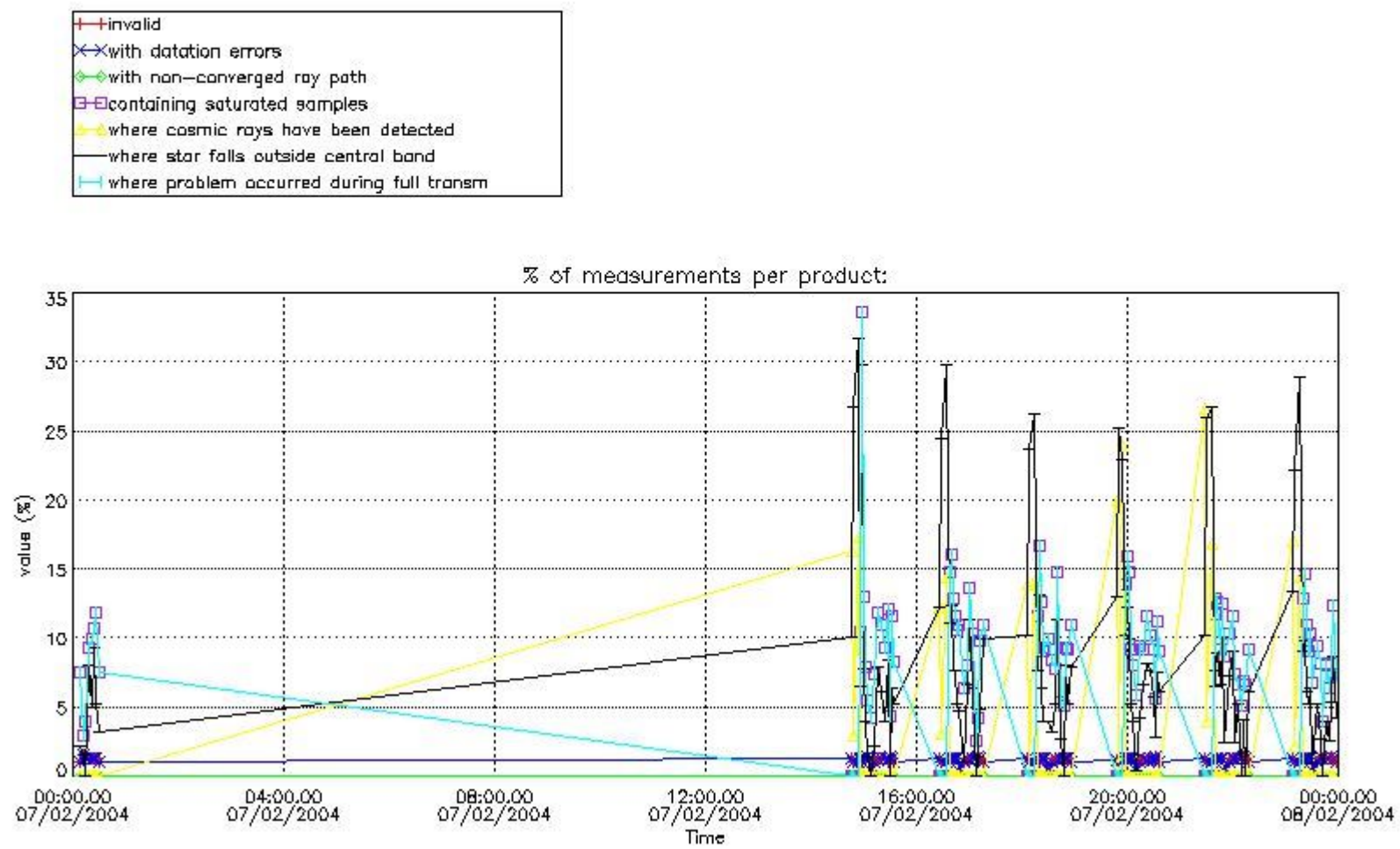
In this section it is plotted some information contained in the Quality Summary data set of the level 2 products that comes from the level 1b processing. Products without errors (error flag in the MPH set to "0") are used.

4.1 Plot quality information per product (time dependant) coming from level 1b processing

4.1.1 Plot level 1 quality information per product (time dependant): ENVISAT ASCENDING passes



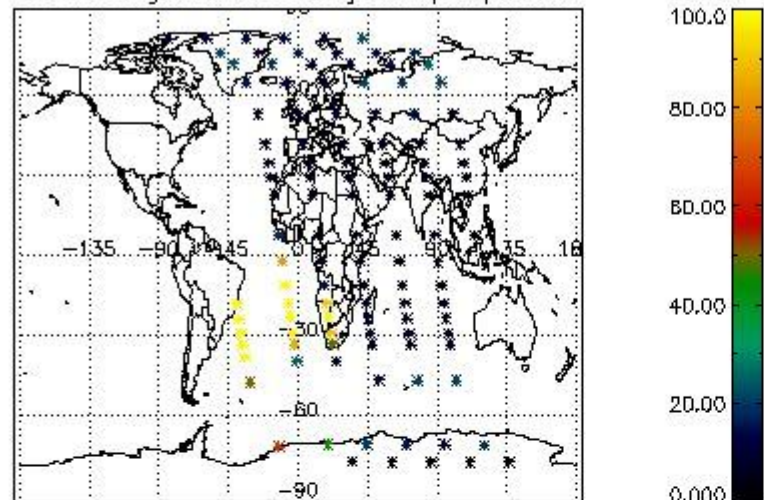
4.1.2 Plot level 1 quality information per product (time dependant): ENVI SAT DESCENDING passes



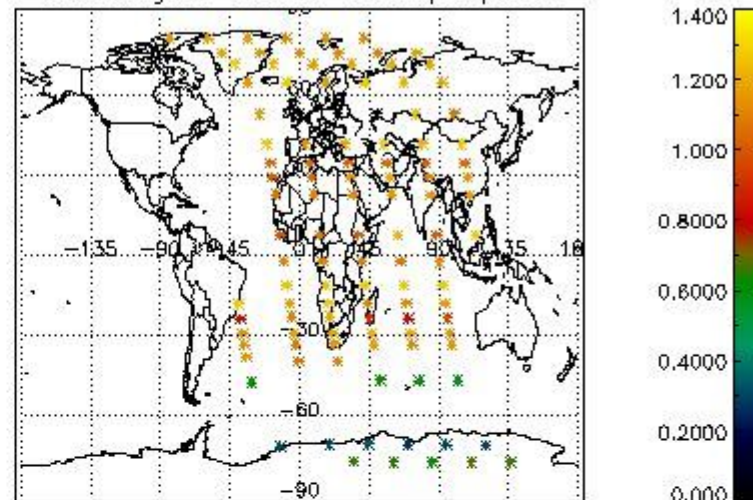
4.2 Plot quality information per product coming from level 1b processing (world map)

4.2.1 Plot level 1 quality information per product (world map): ENVISAT ASCENDING passes

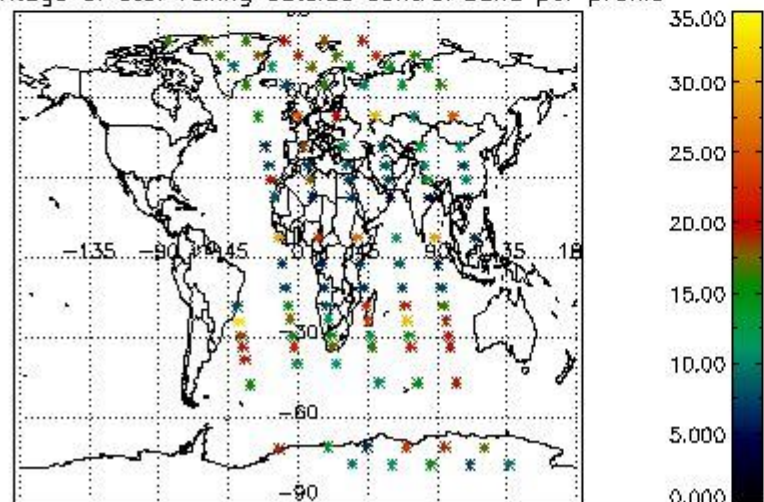
Percentage of cosmic ray hits per profile



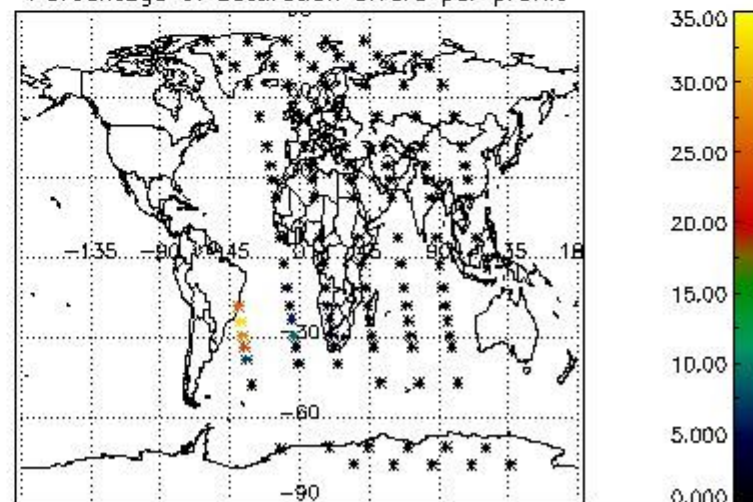
Percentage of datation errors per profile



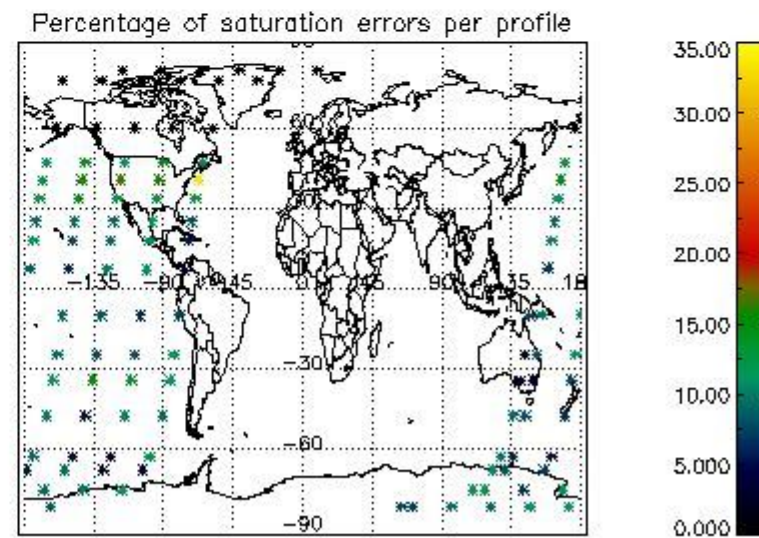
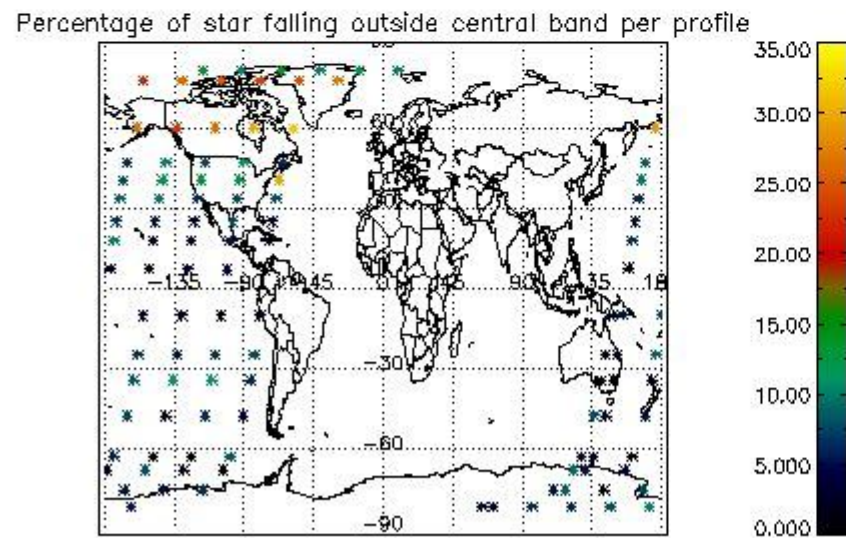
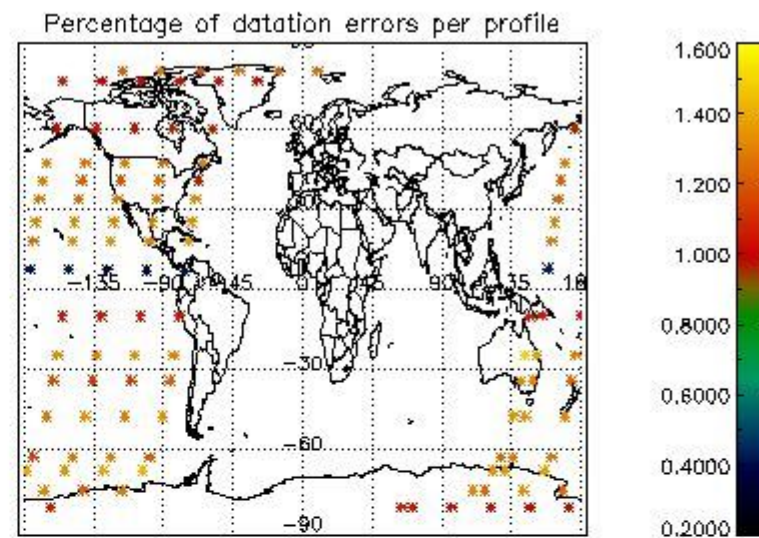
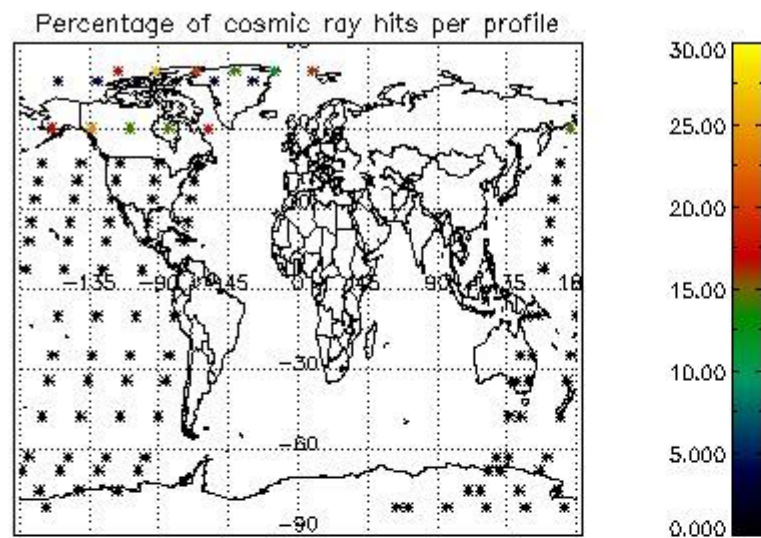
Percentage of star falling outside central band per profile



Percentage of saturation errors per profile



4.2.2 Plot level 1 quality information per product (world map): ENVISAT DESCENDING passes



5. Trace gas profiles

5.1 Ozone statistics based on quality of products

The final quality of the products can be "measured" using the STD (Standard Deviation) attached to every point profile. This information is written to the parameter GOM_NL__2P/NL_LOCAL_SPECIES_DENSITY/o3_std of the level 2 products. The table below shows the statistics for given STD ranges.

The statistics are given with respect to the overall valid production:

- Products without fatal errors: GOM_NL__2P/MPH/PRODUCT_ERR=0
- Valid point profile: GOM_NL__2P/NL_LOCAL_SPECIES_DENSITY/pcd(0)=0

The 'Criteria' is applied to valid points of dark limb products:

- Products in dark limb illumination condition: GOM_NL__2P/NL_SUMMARY_QUALITY/obs_ill_cond=0
- Products without fatal errors: GOM_NL__2P/MPH/PRODUCT_ERR=0
- Valid point profile: GOM_NL__2P/NL_LOCAL_SPECIES_DENSITY/pcd(0)=0

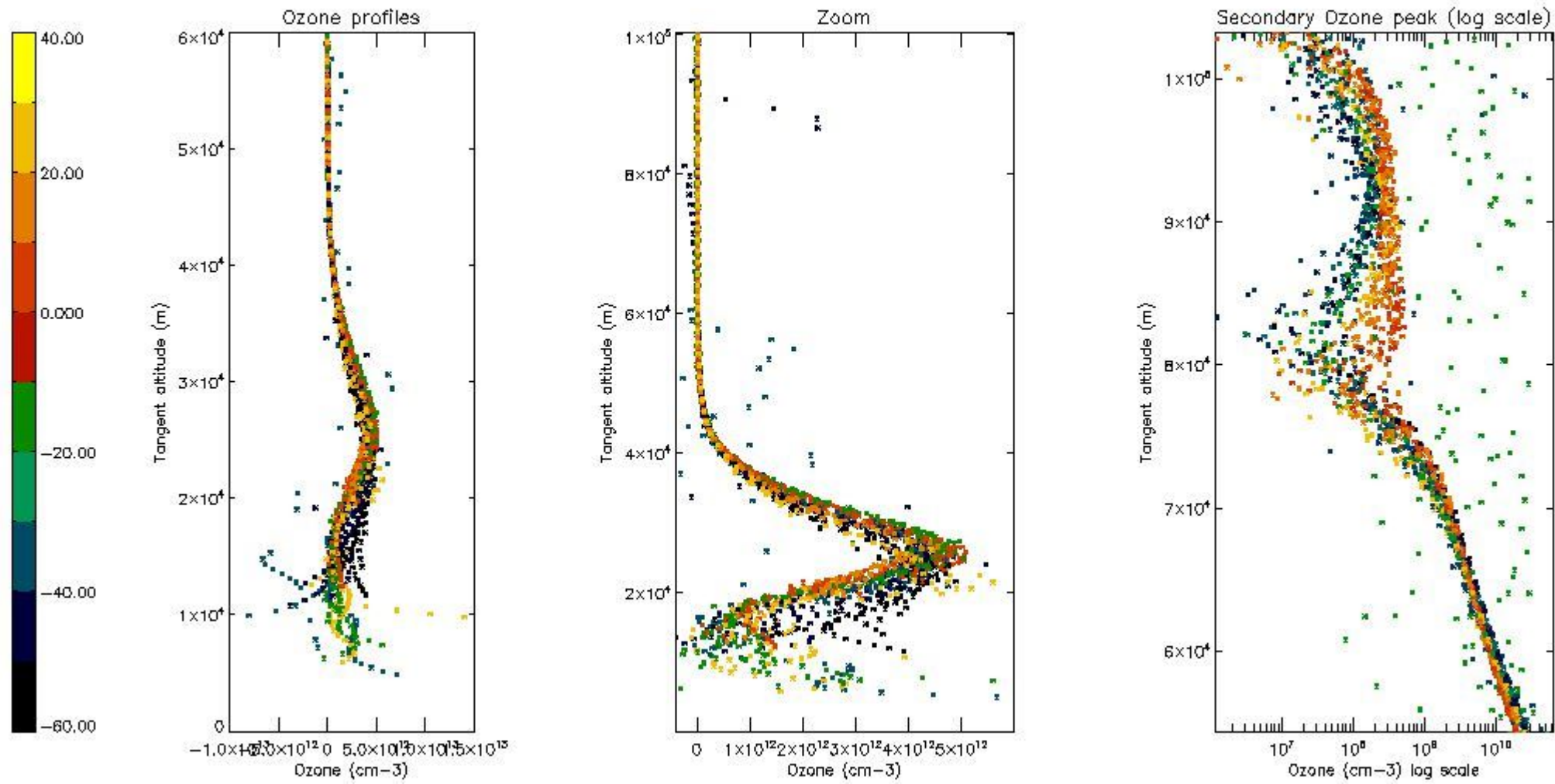
So, the table below shows the percentage of dark limb and valid observations for each criteria with respect to the overall valid daily observations.

Criteria	% of total production
All STD	25
STD < 20	15

STD < 10	13
STD < 5	9

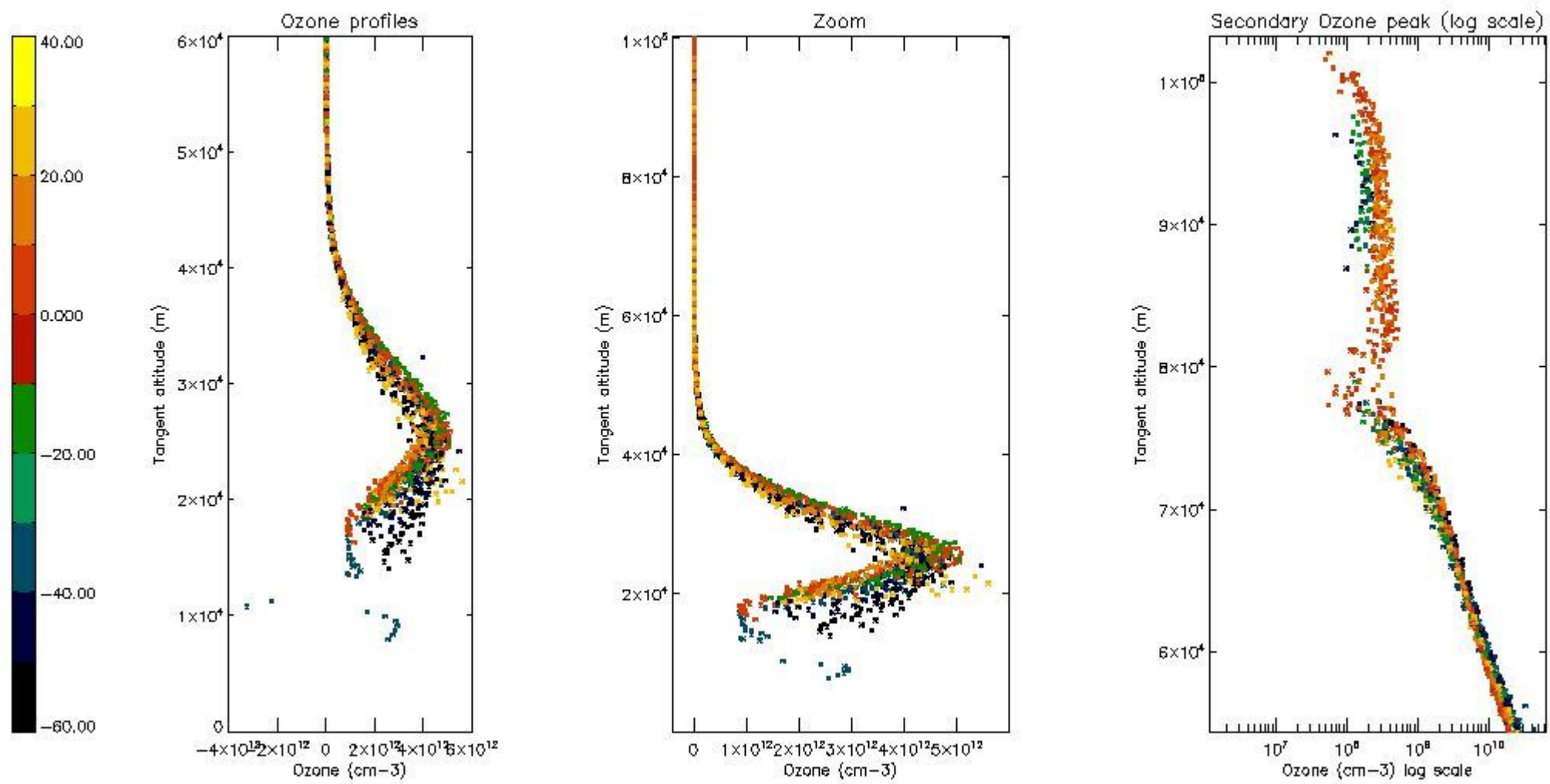
5.2 Plot ozone profiles for all STD (dark without errors)

The colorbar represents the latitude.



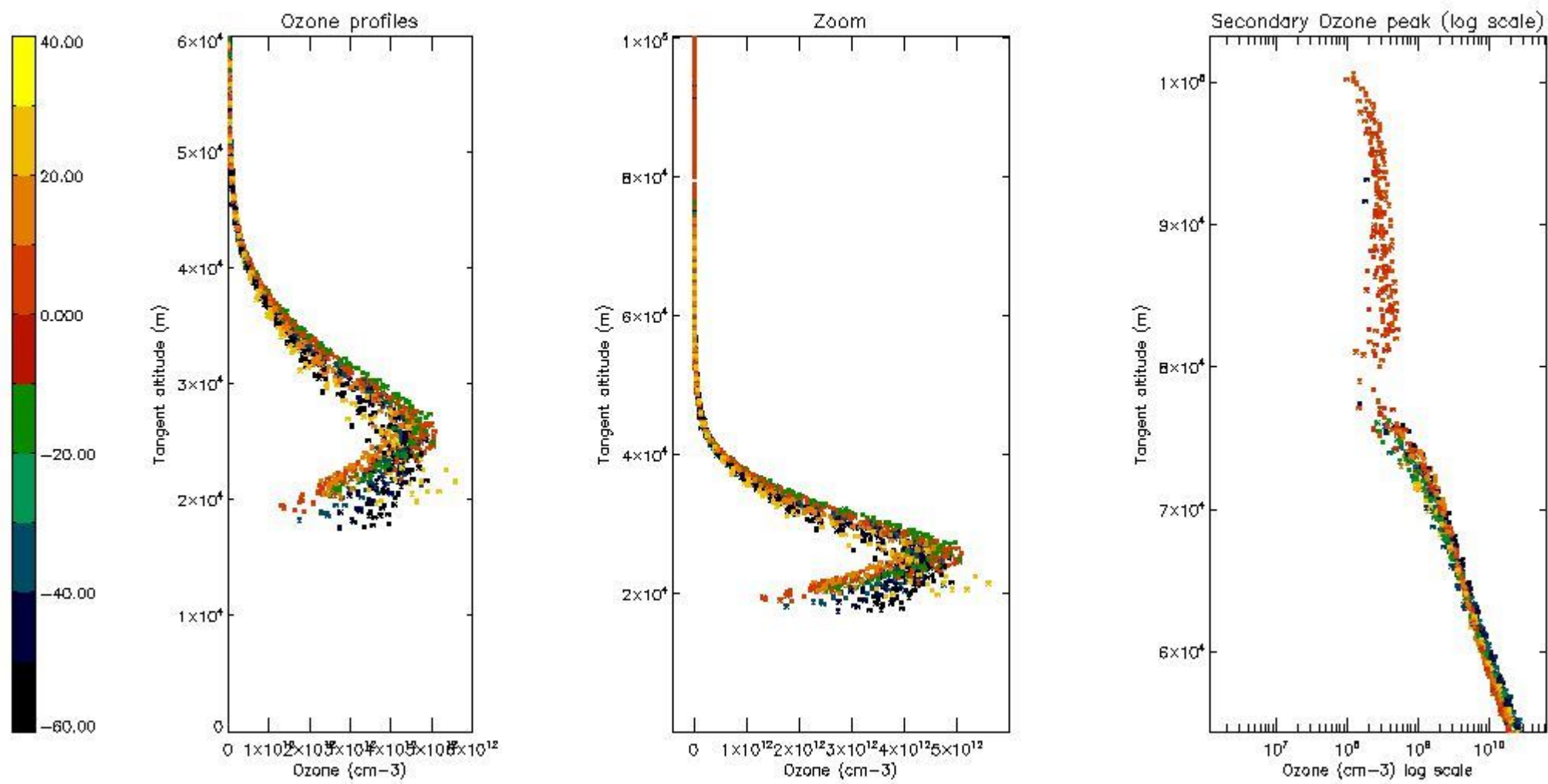
5.3 Plot ozone profiles where STD < 20% (dark without errors)

The colorbar represents the latitude.



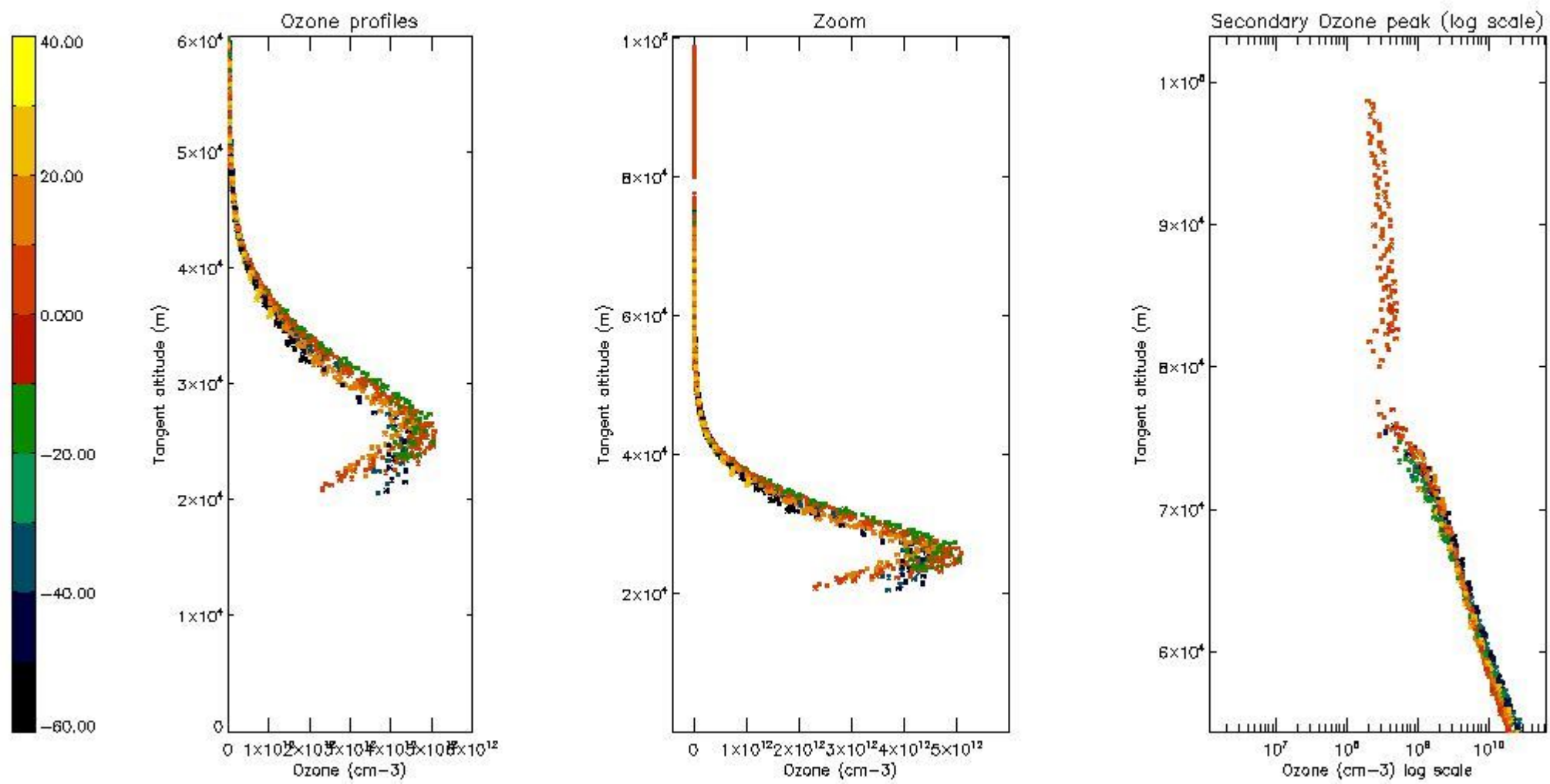
5.4 Plot ozone profiles where STD < 10% (dark without errors)

The colorbar represents the latitude.



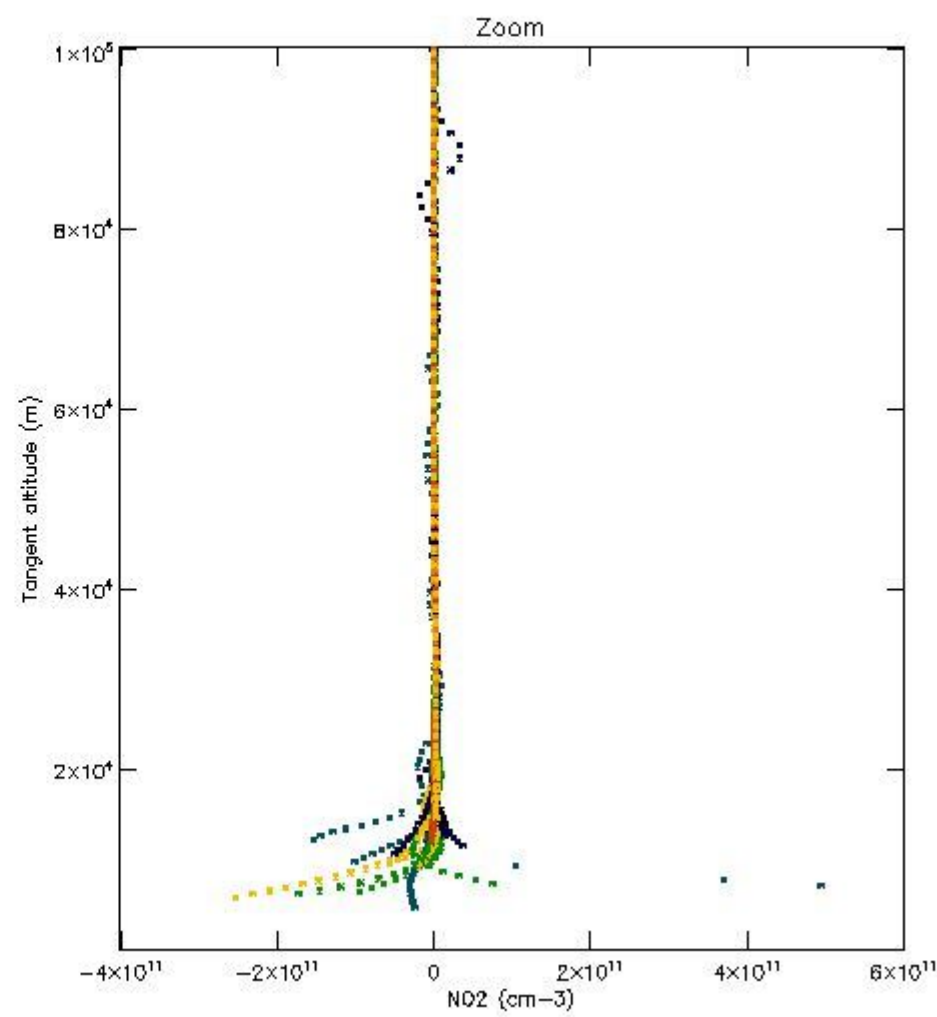
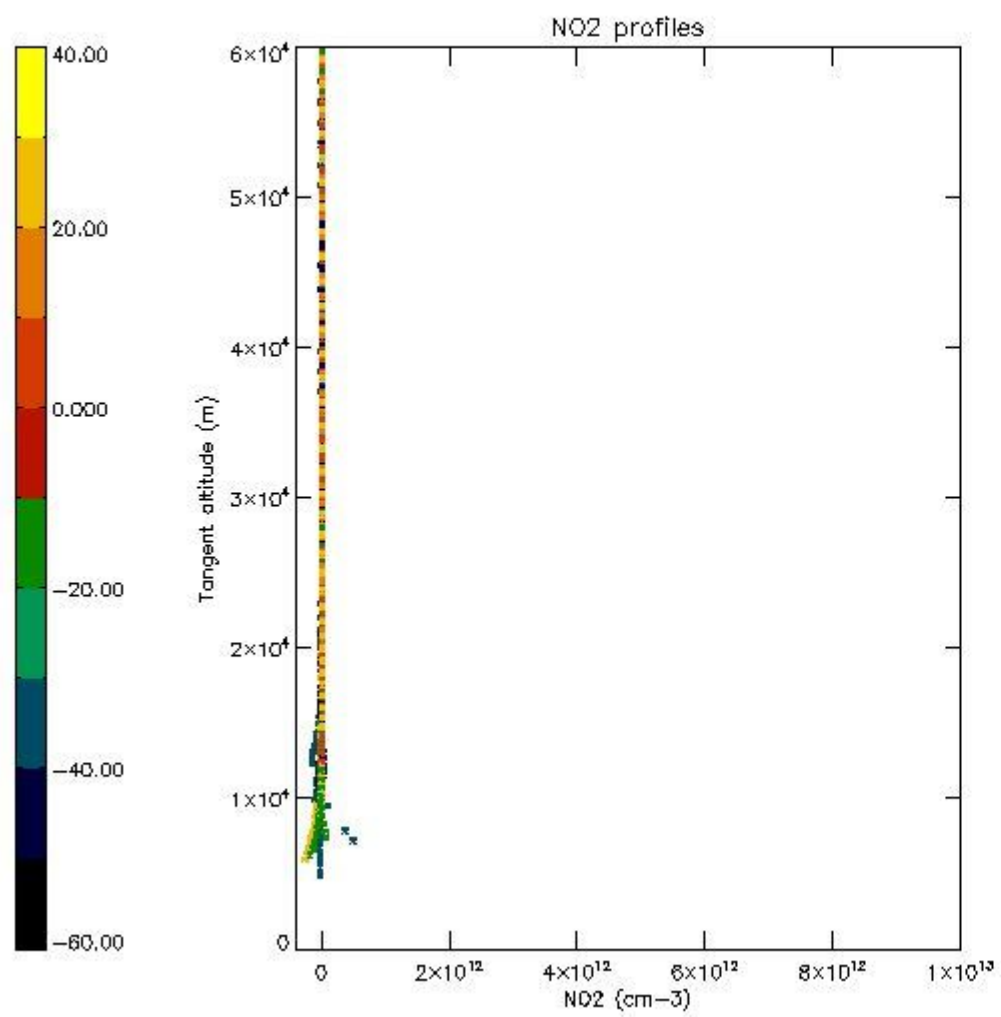
5.5 Plot ozone profiles where STD < 5% (dark without errors)

The colorbar represents the latitude.



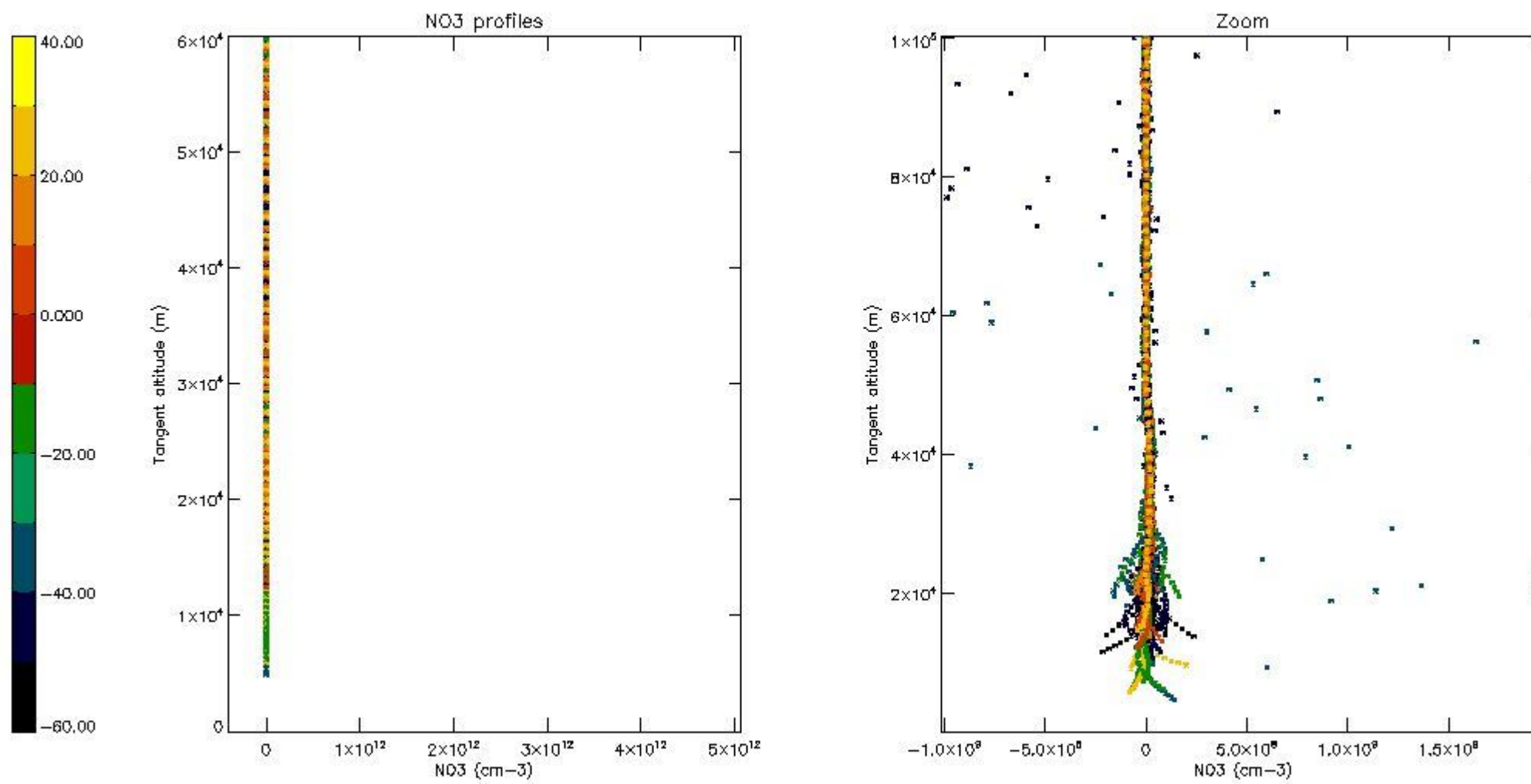
5.6 Plot NO₂ profiles for all STD (dark without errors)

The colorbar represents the latitude.



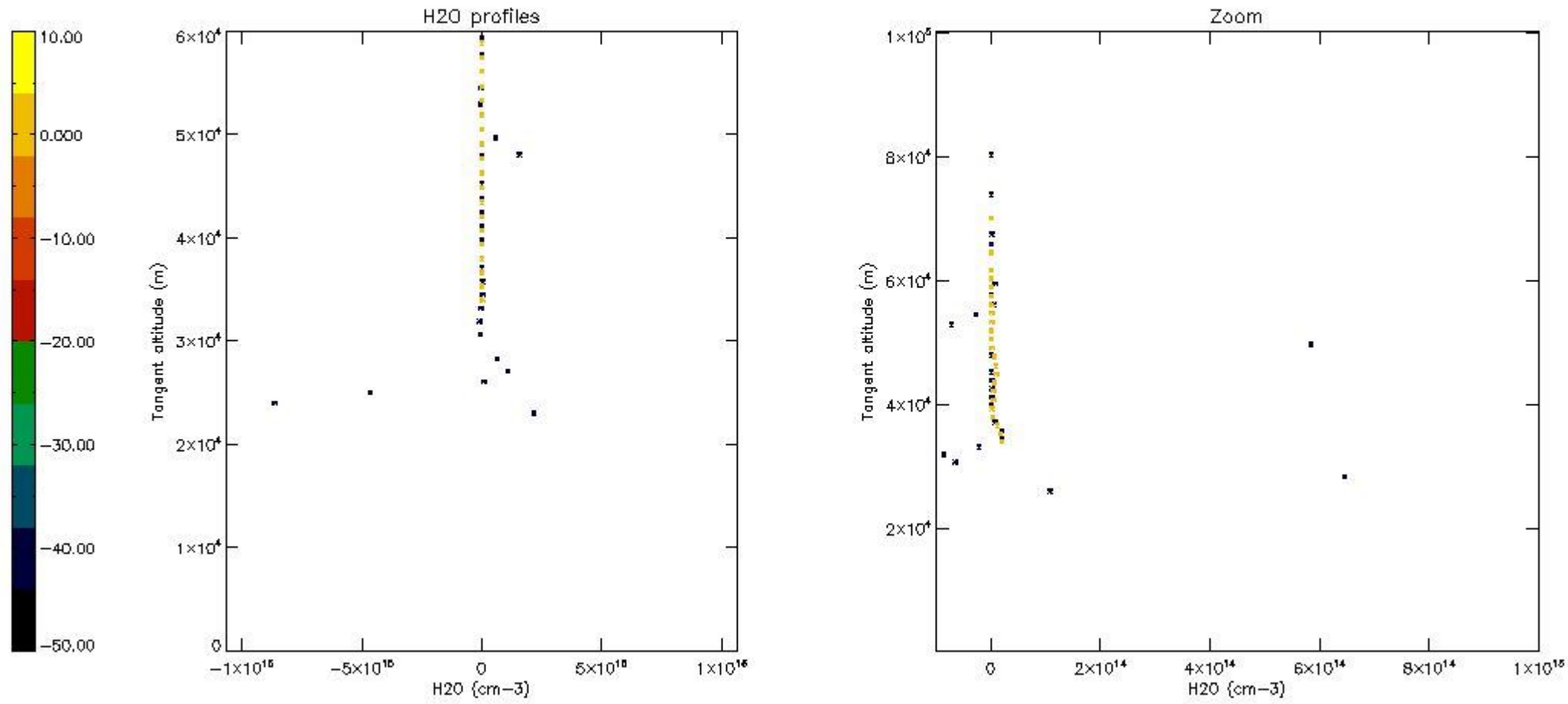
5.7 Plot NO3 profiles for all STD (dark without errors)

The colorbar represents the latitude.



5.8 Plot H₂O profiles for all STD (only for occultations of stars 1,2,3,4,13,14,16,26,63 dark without errors)

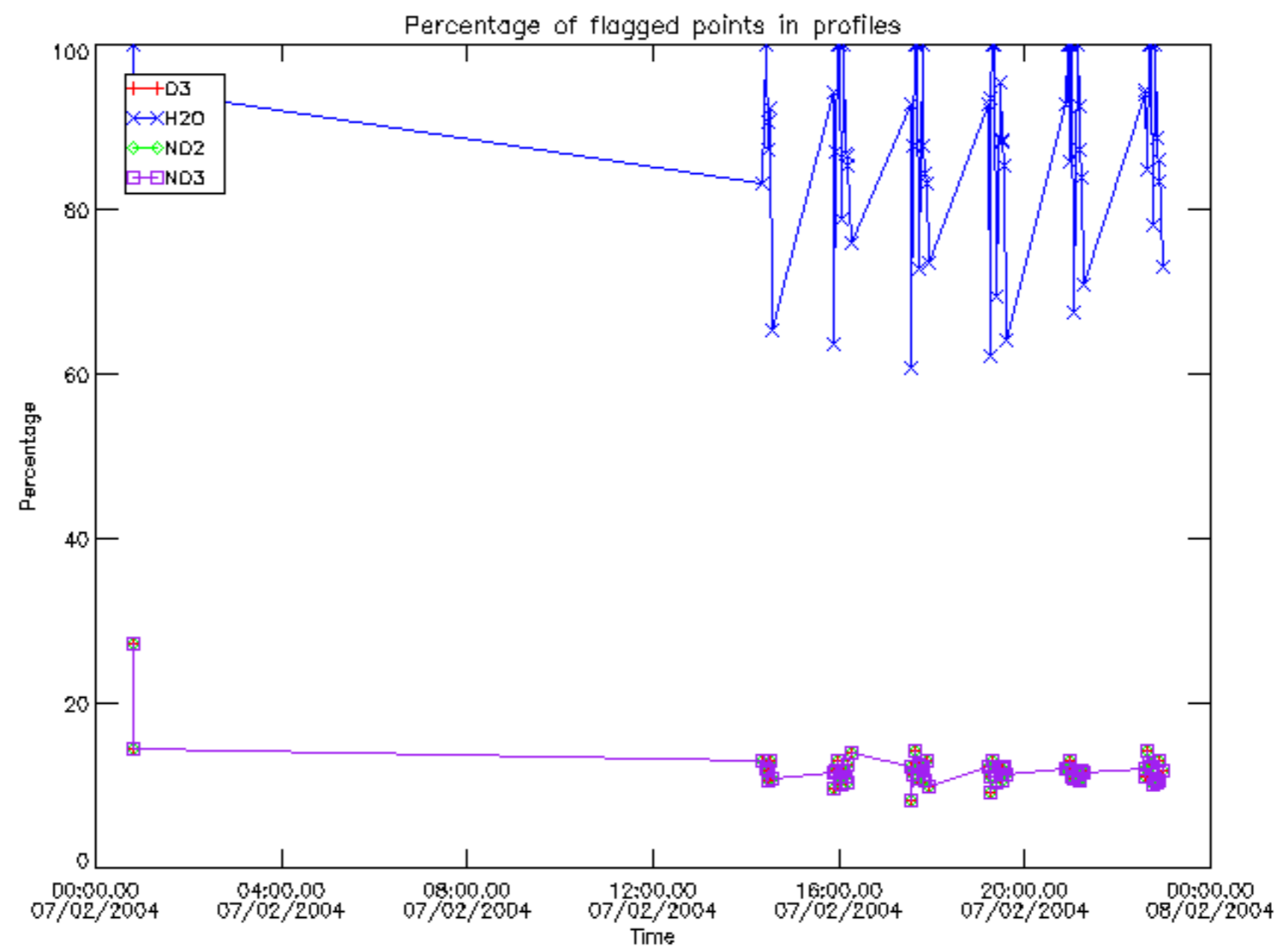
The colorbar represents the latitude.



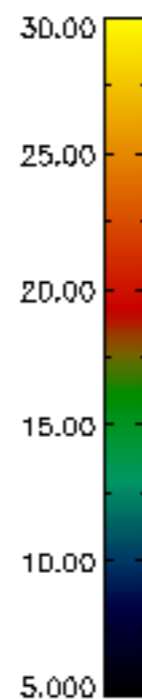
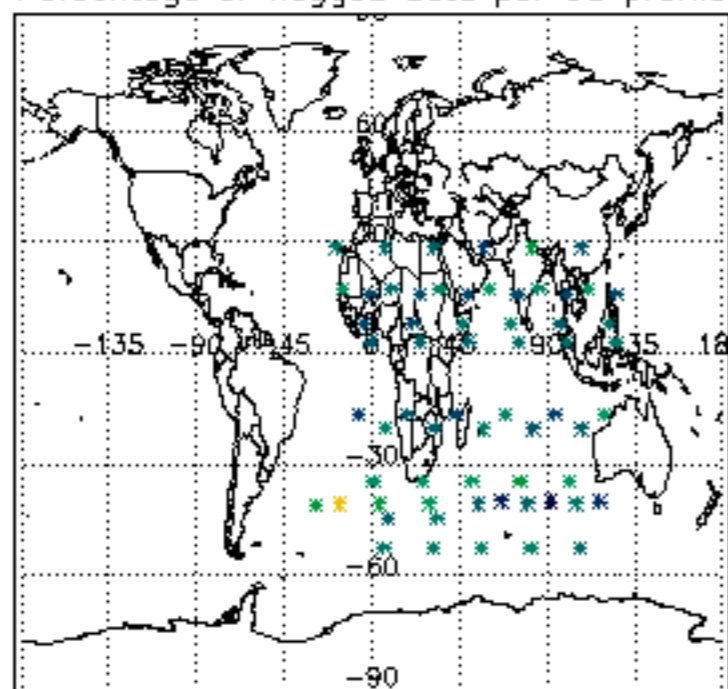
6. Auxiliary Data Files used for the production reported in section 2

The number reported in the third column indicates since which file (see list in section 2) the corresponding auxiliary file has been used. The fourth column is the date of those product files.

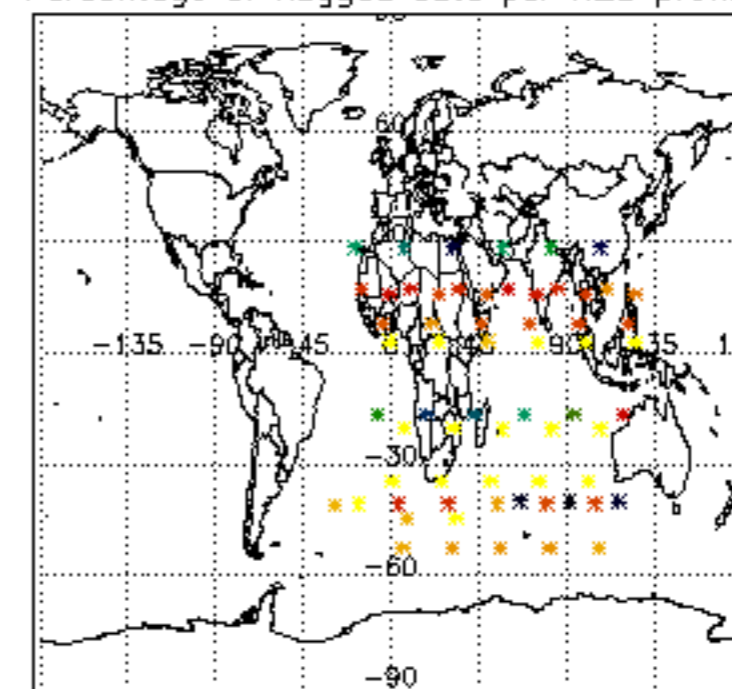
Type	Auxiliary Filename	Used since product	Used since product date
INST_PHYS_CHARACTERISTICS	GOM_INS_AXVIEC20091111_143220_20030716_120000_20500101_000000	1	07-FEB-2004 00:07:30
LEVEL-2_PROC_CONFIG	GOM_PR2_AXVIEC20091111_152718_20020301_000000_20500101_000000	1	07-FEB-2004 00:07:30
CROSS_SECTIONS_FILE	GOM_CRS_AXVIEC20091111_154832_20020301_000000_20500101_000000	1	07-FEB-2004 00:07:30



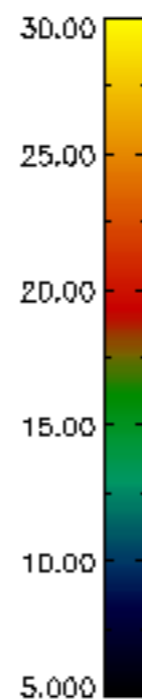
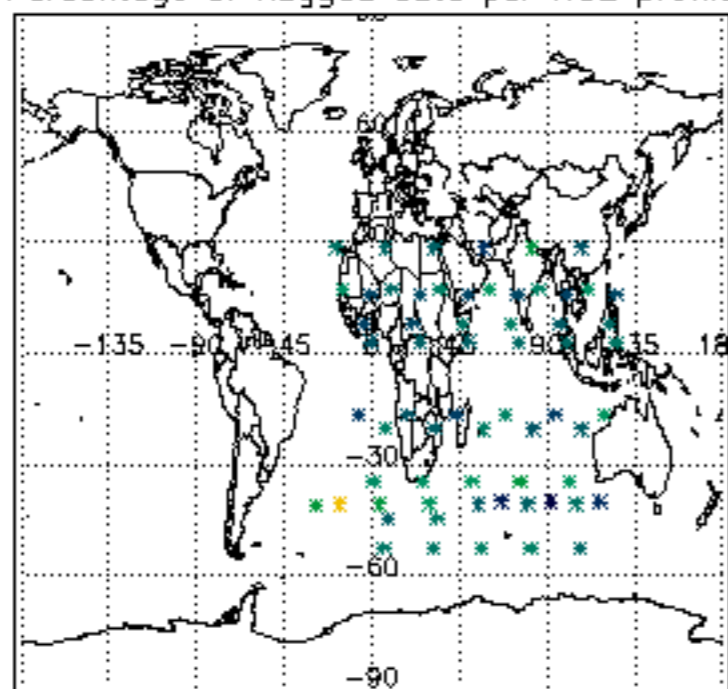
Percentage of flagged data per D3 profile



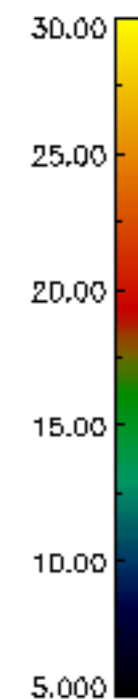
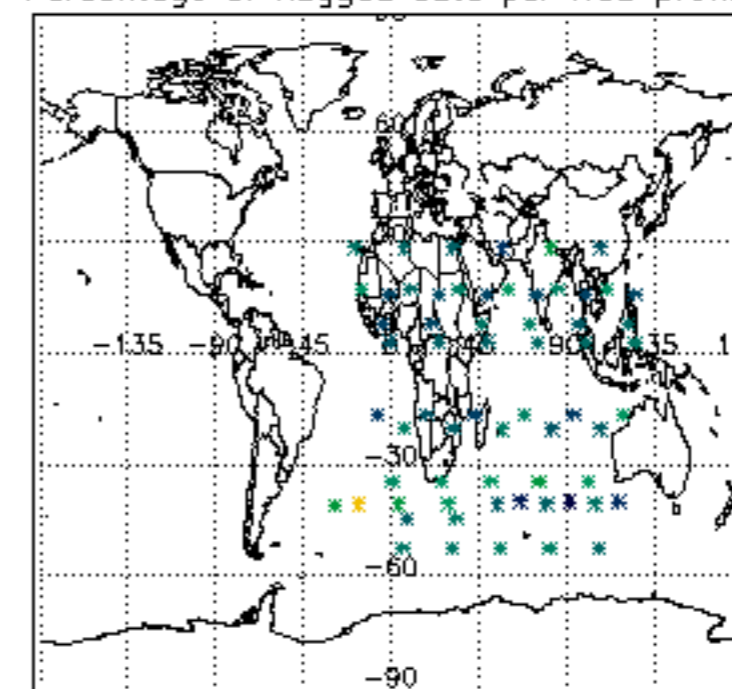
Percentage of flagged data per H2O profile

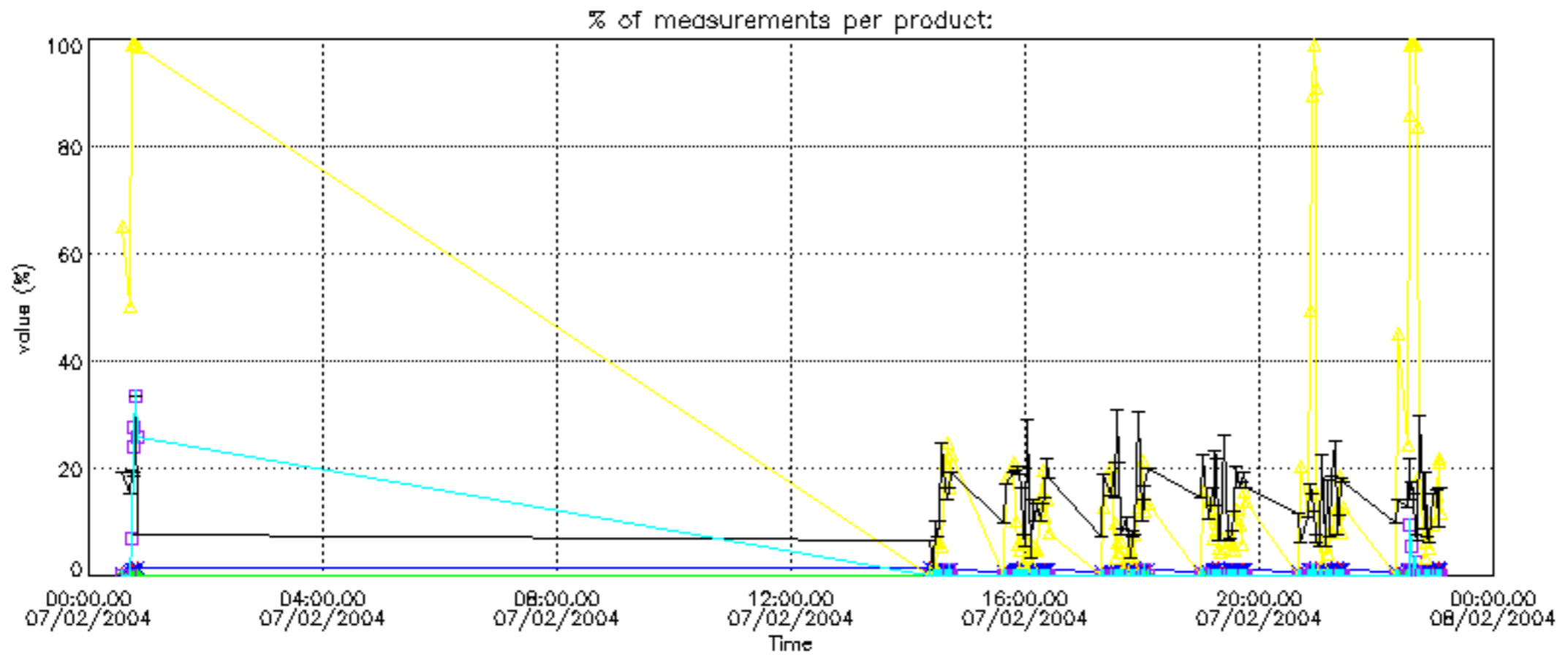


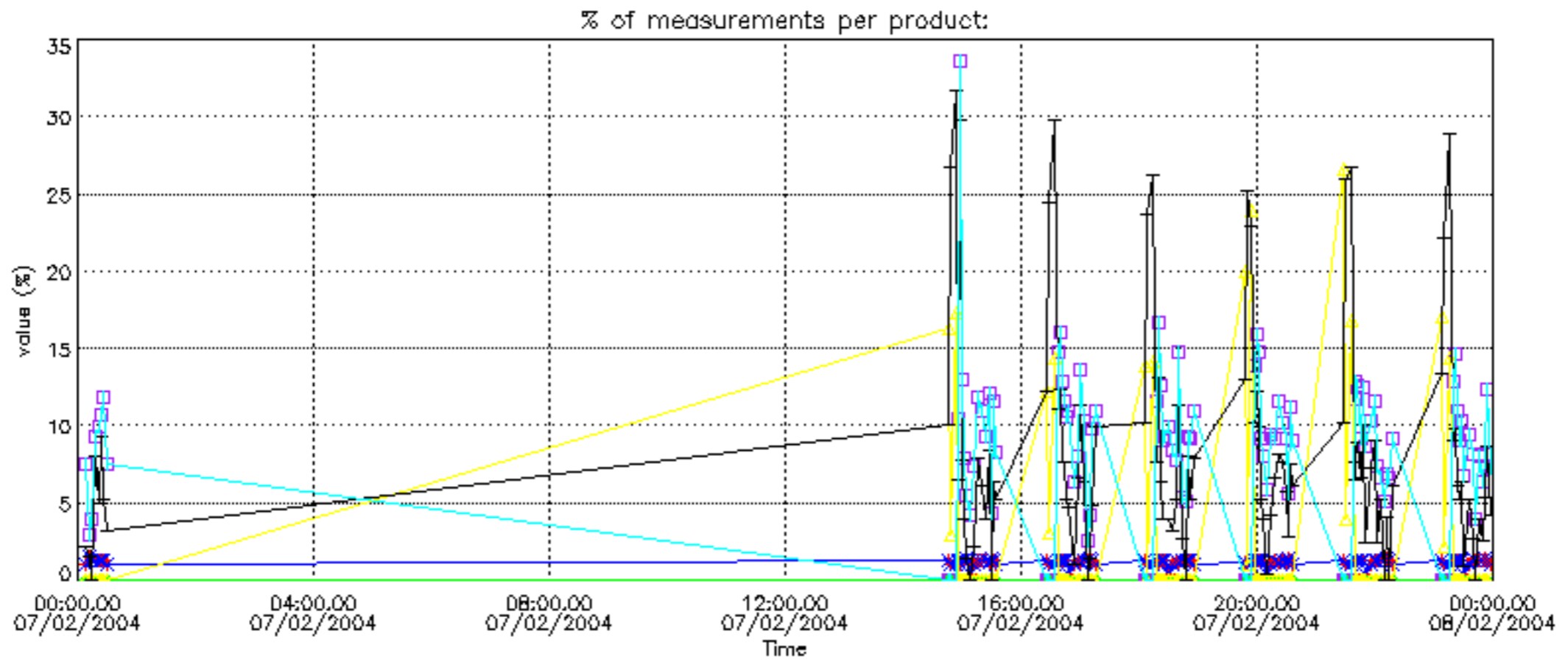
Percentage of flagged data per NO2 profile



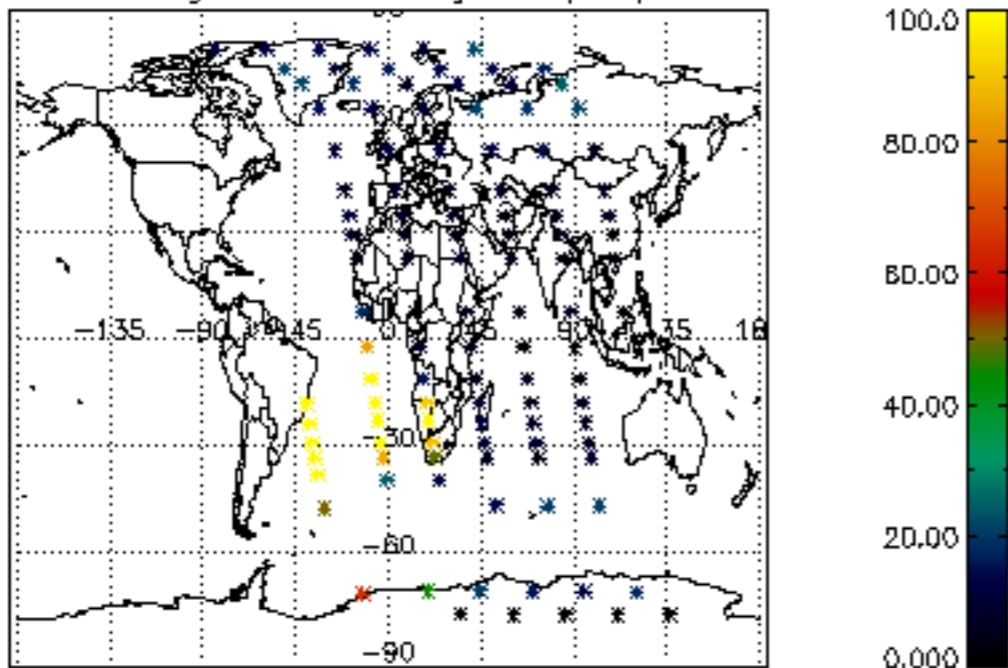
Percentage of flagged data per NO3 profile



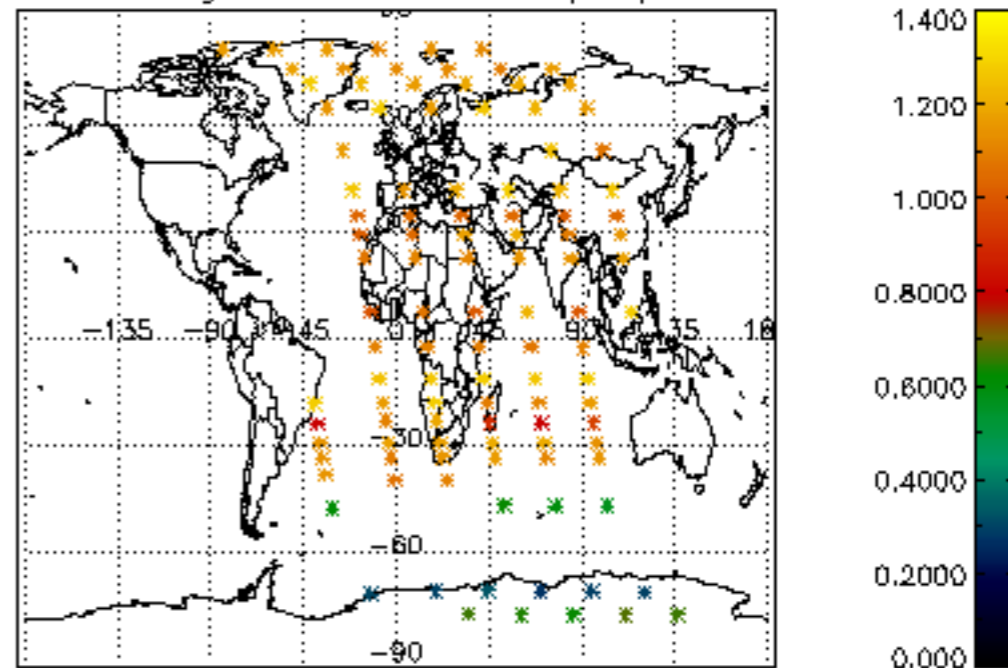




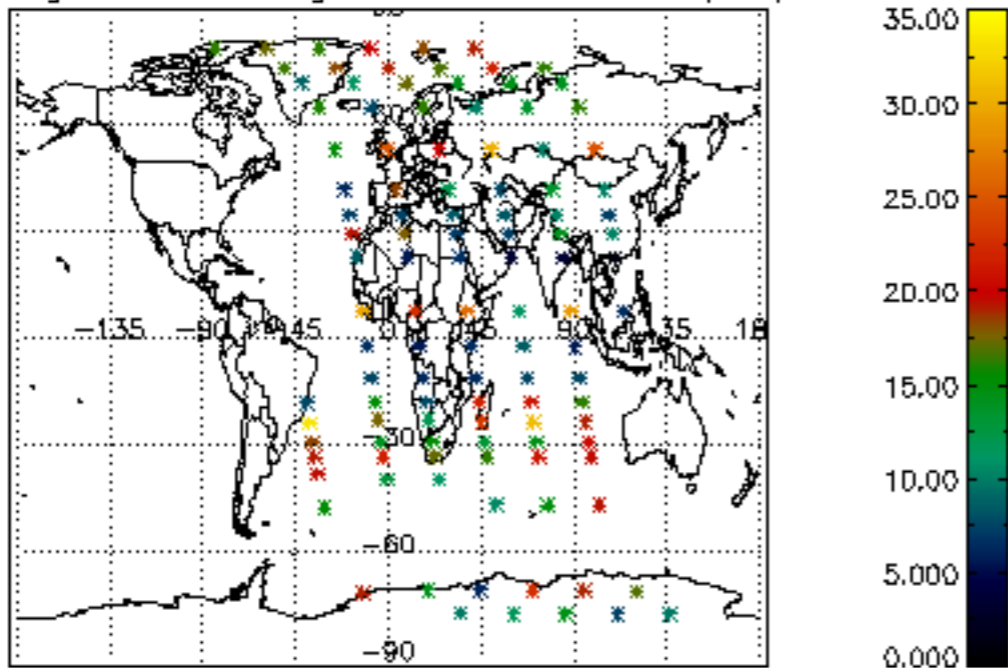
Percentage of cosmic ray hits per profile



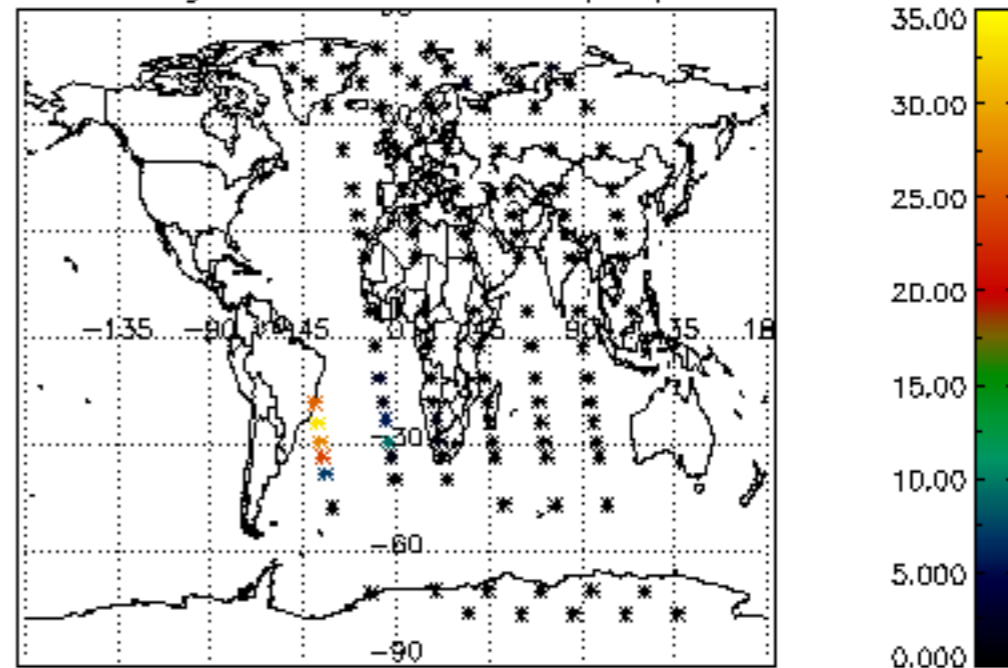
Percentage of datation errors per profile



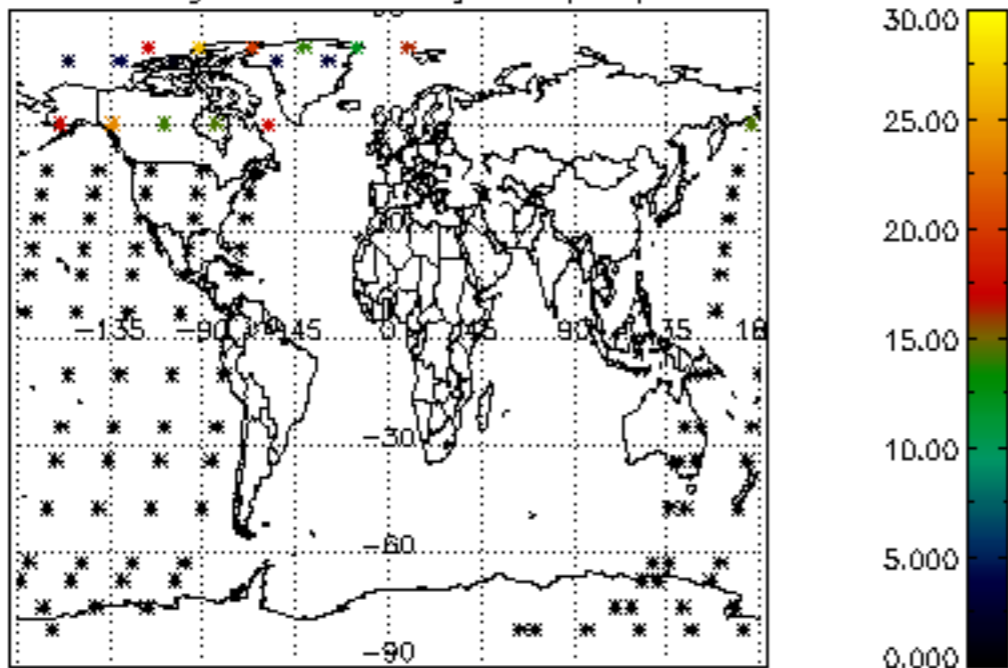
Percentage of star falling outside central band per profile



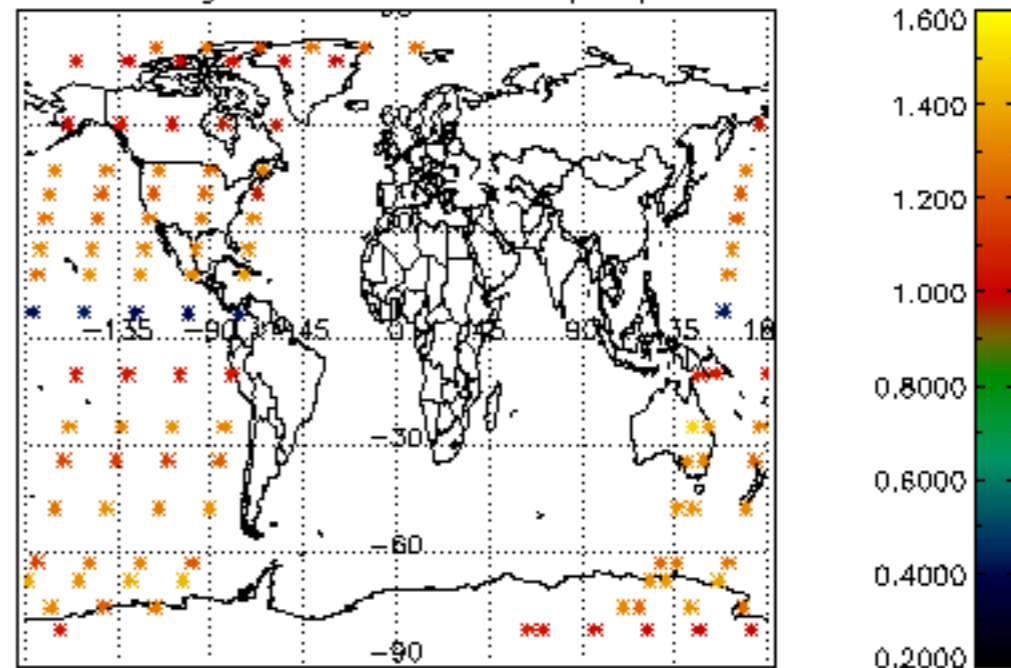
Percentage of saturation errors per profile



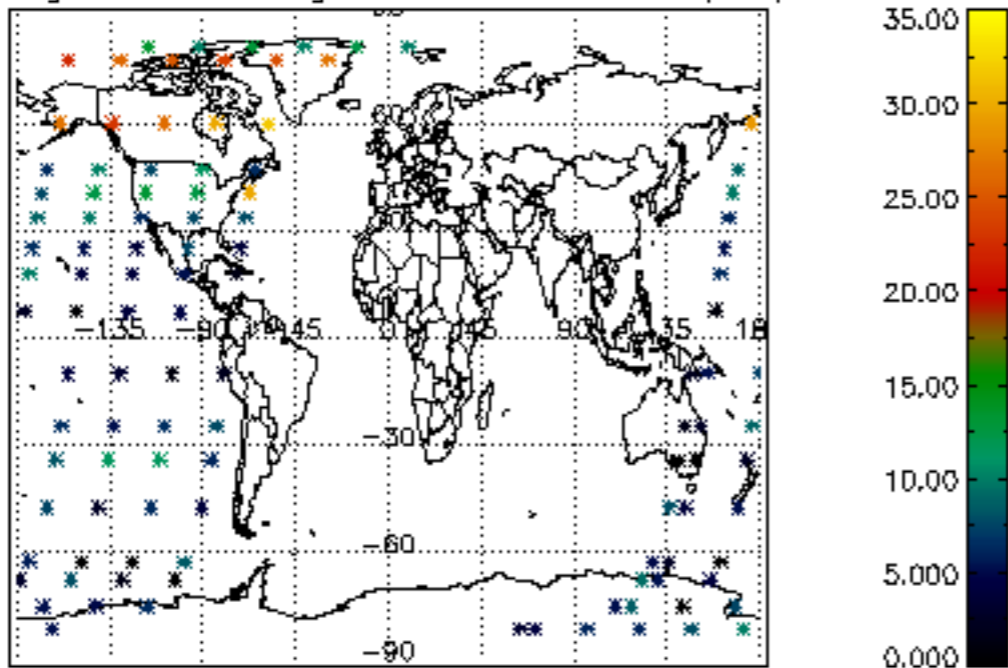
Percentage of cosmic ray hits per profile



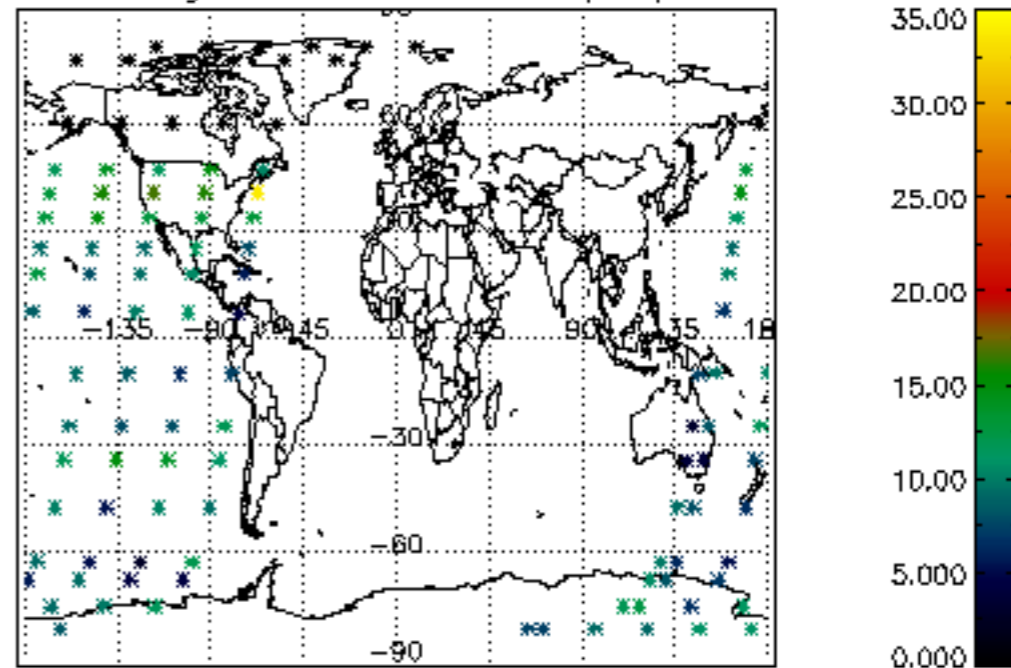
Percentage of datation errors per profile

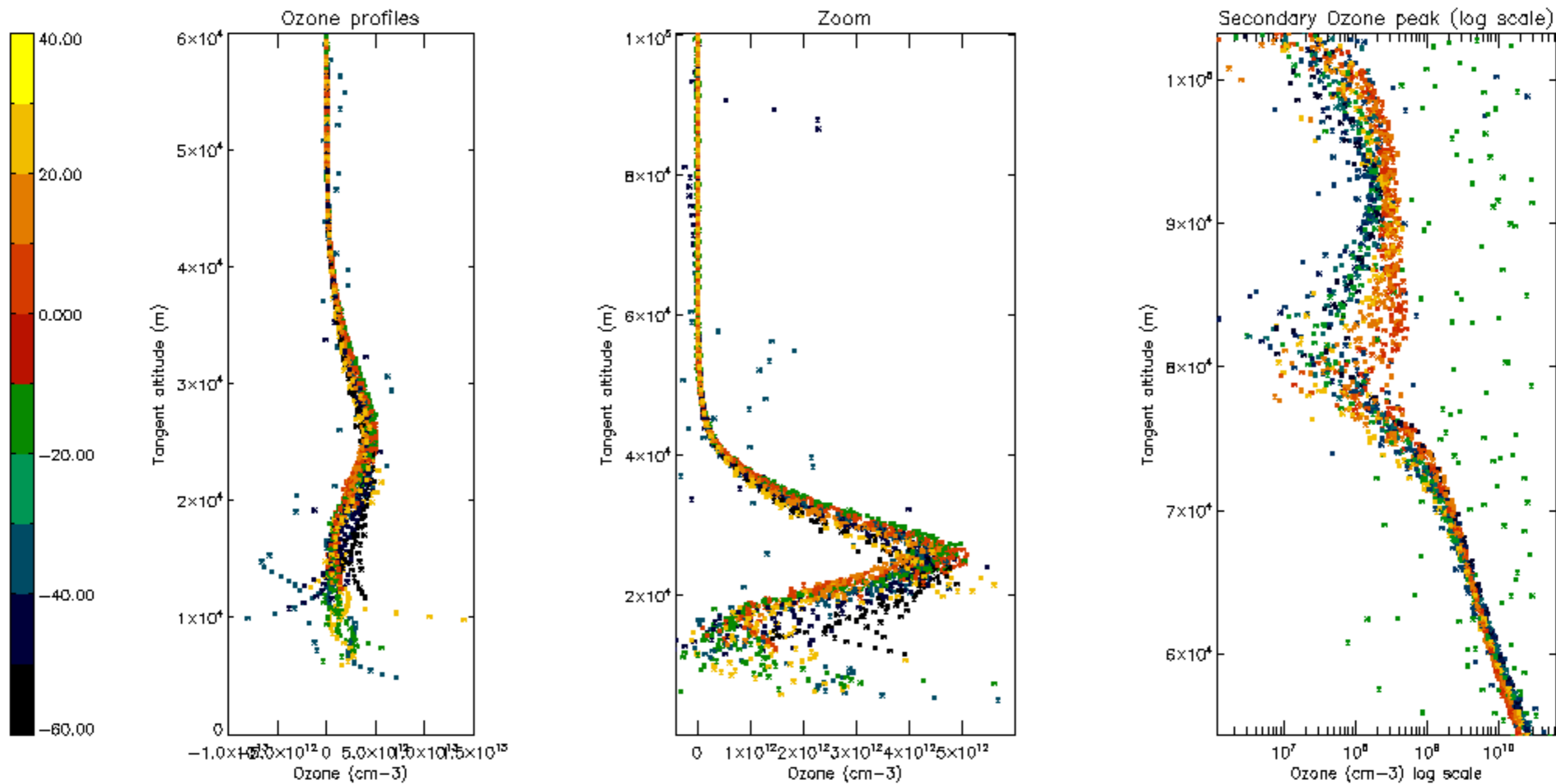


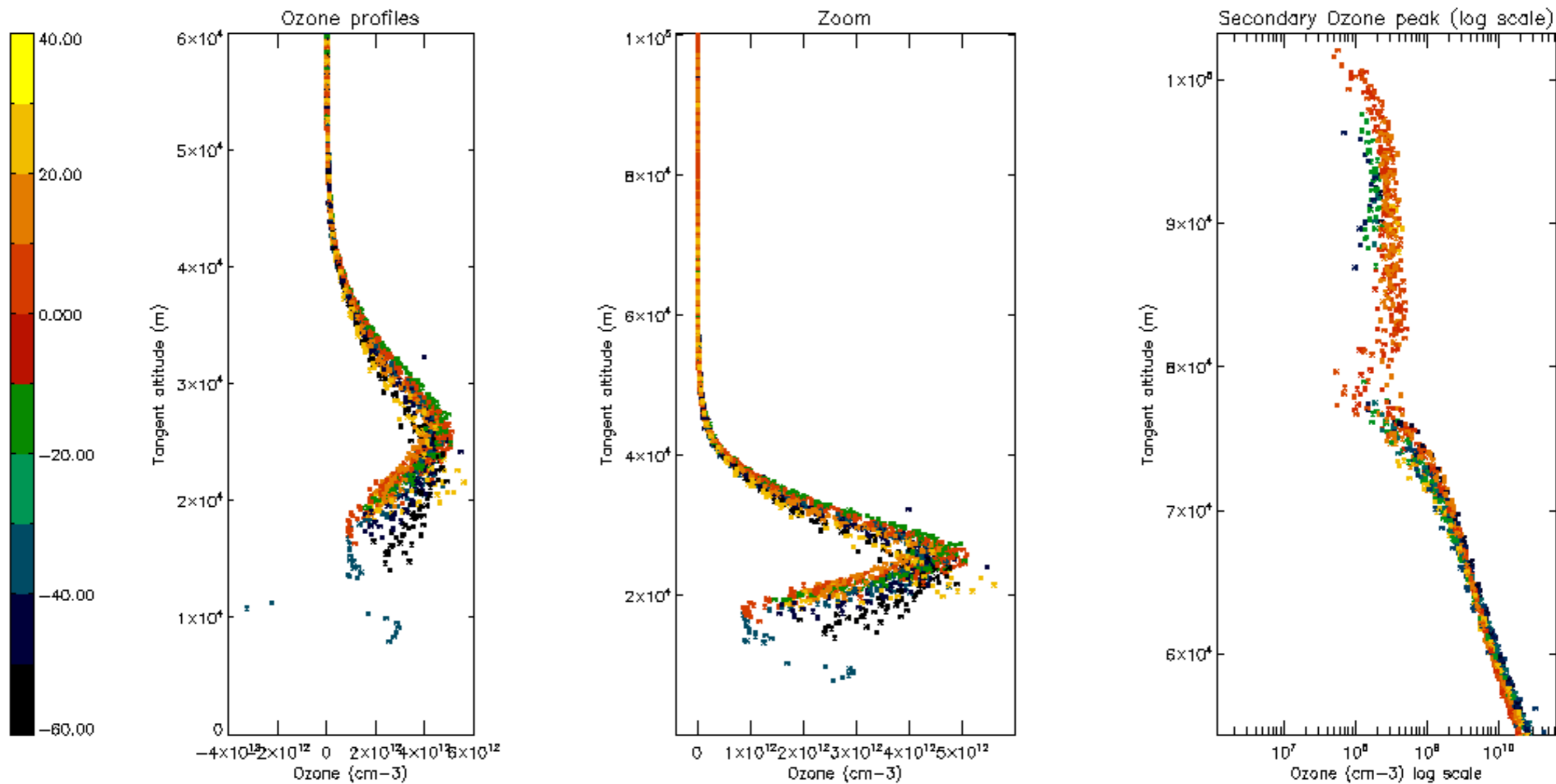
Percentage of star falling outside central band per profile

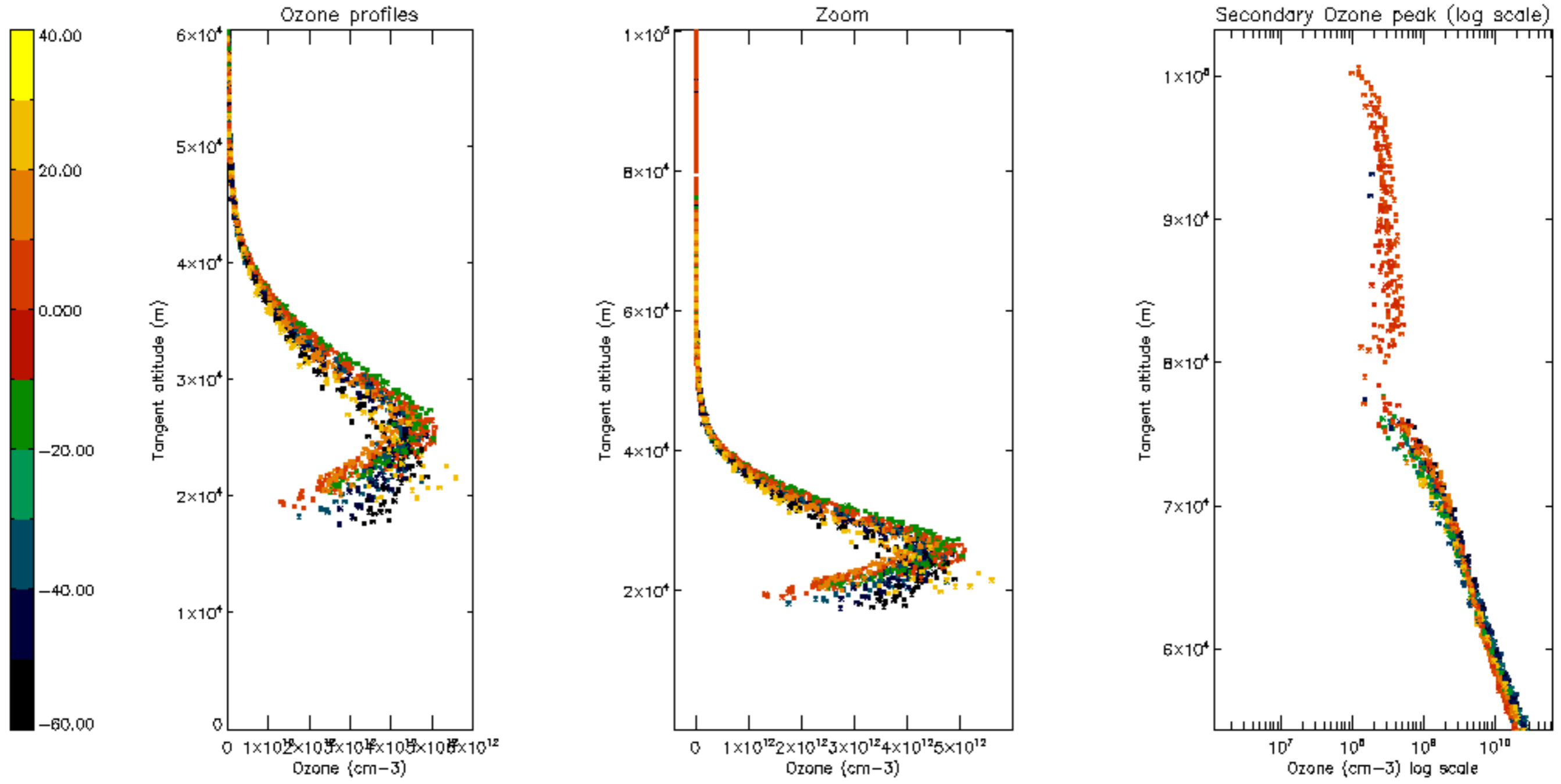


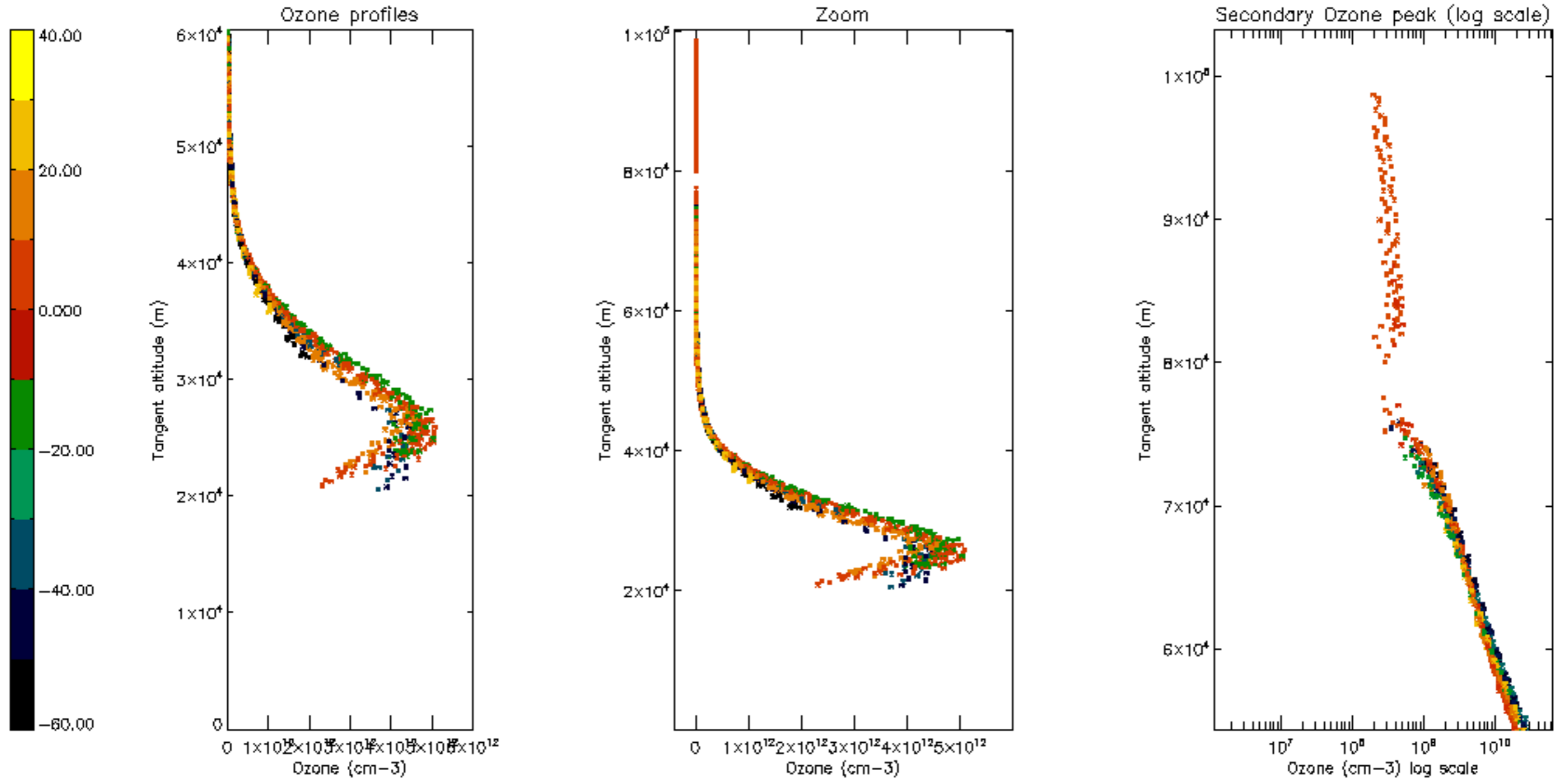
Percentage of saturation errors per profile

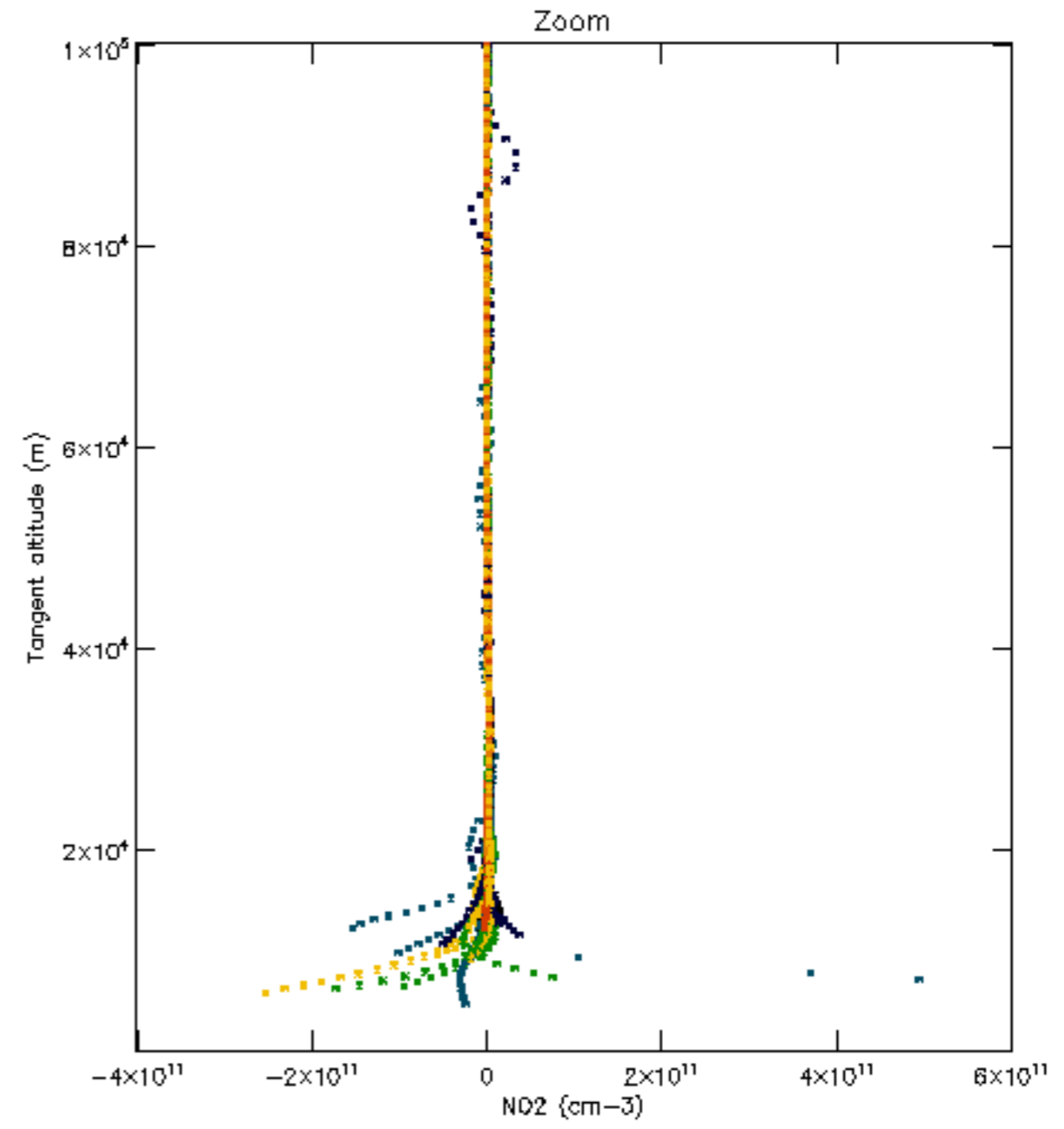
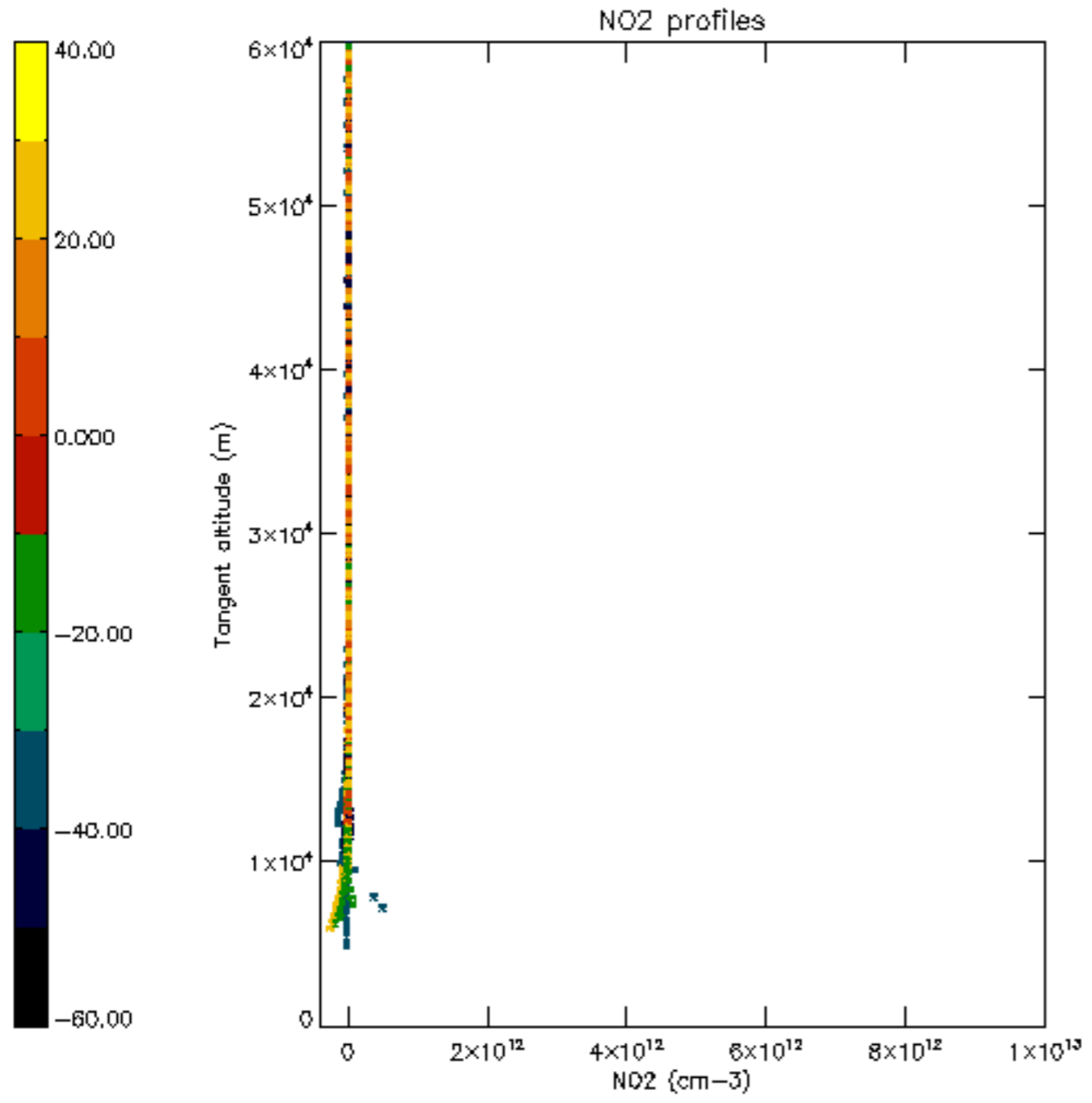


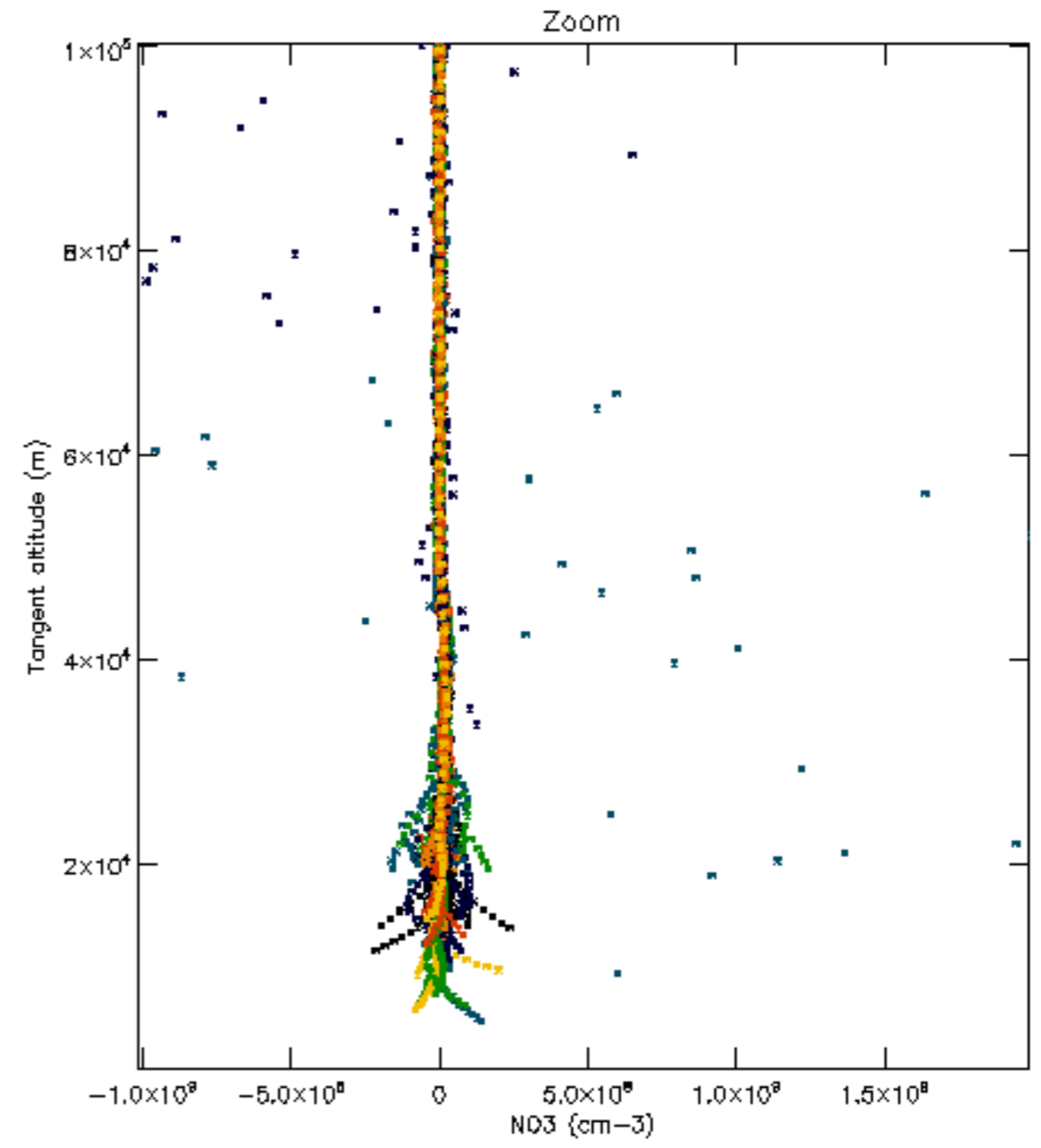
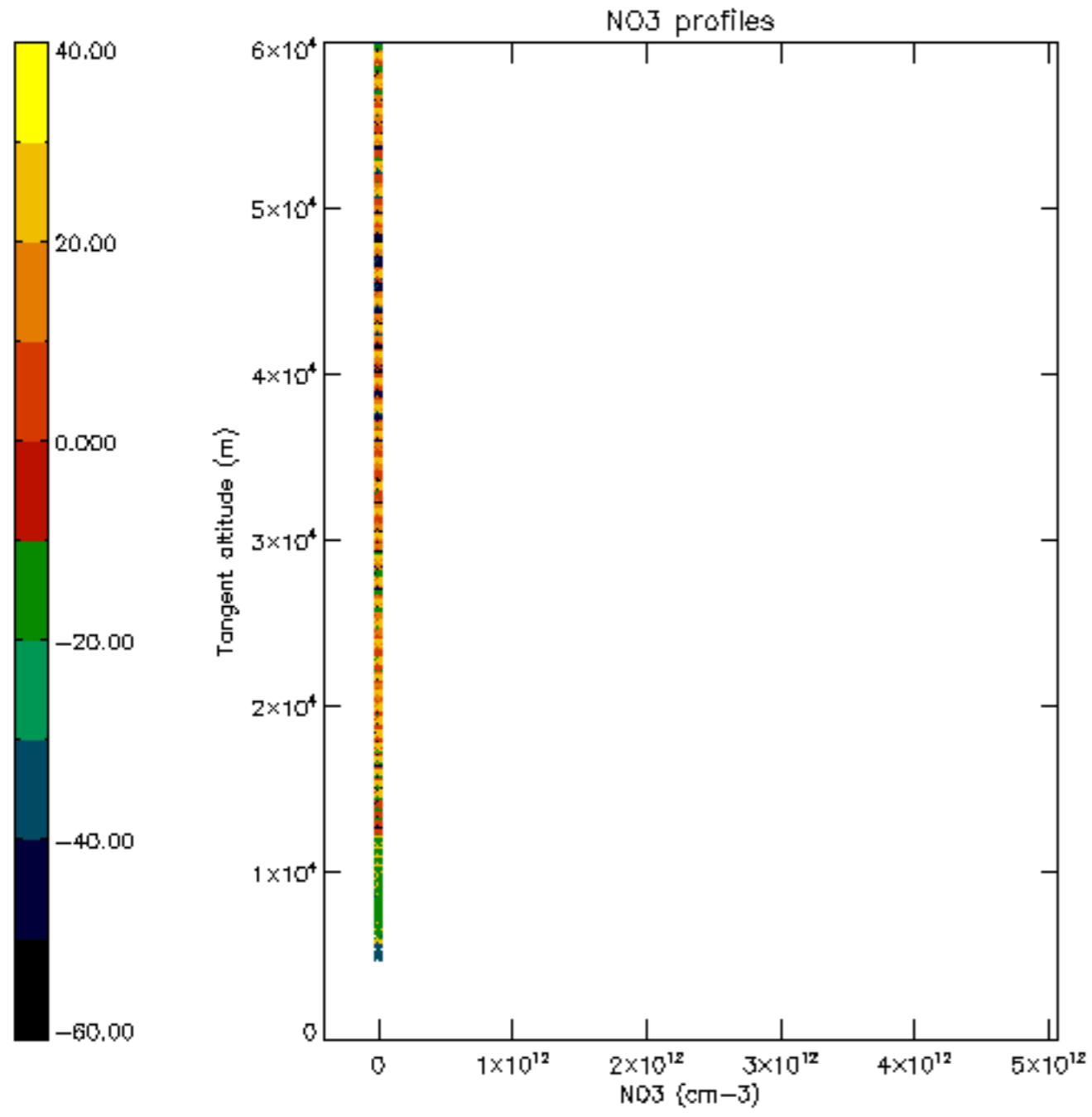


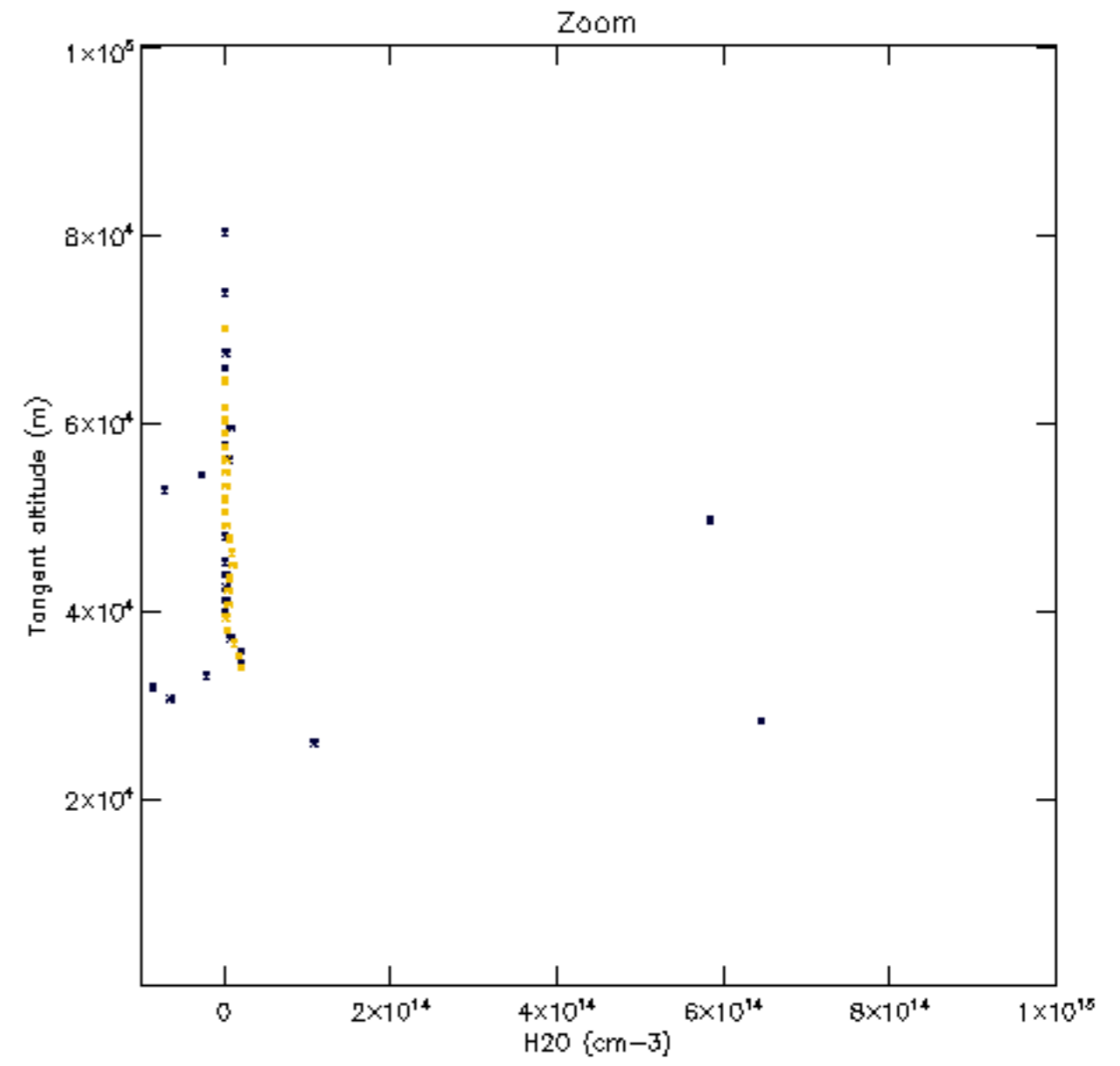
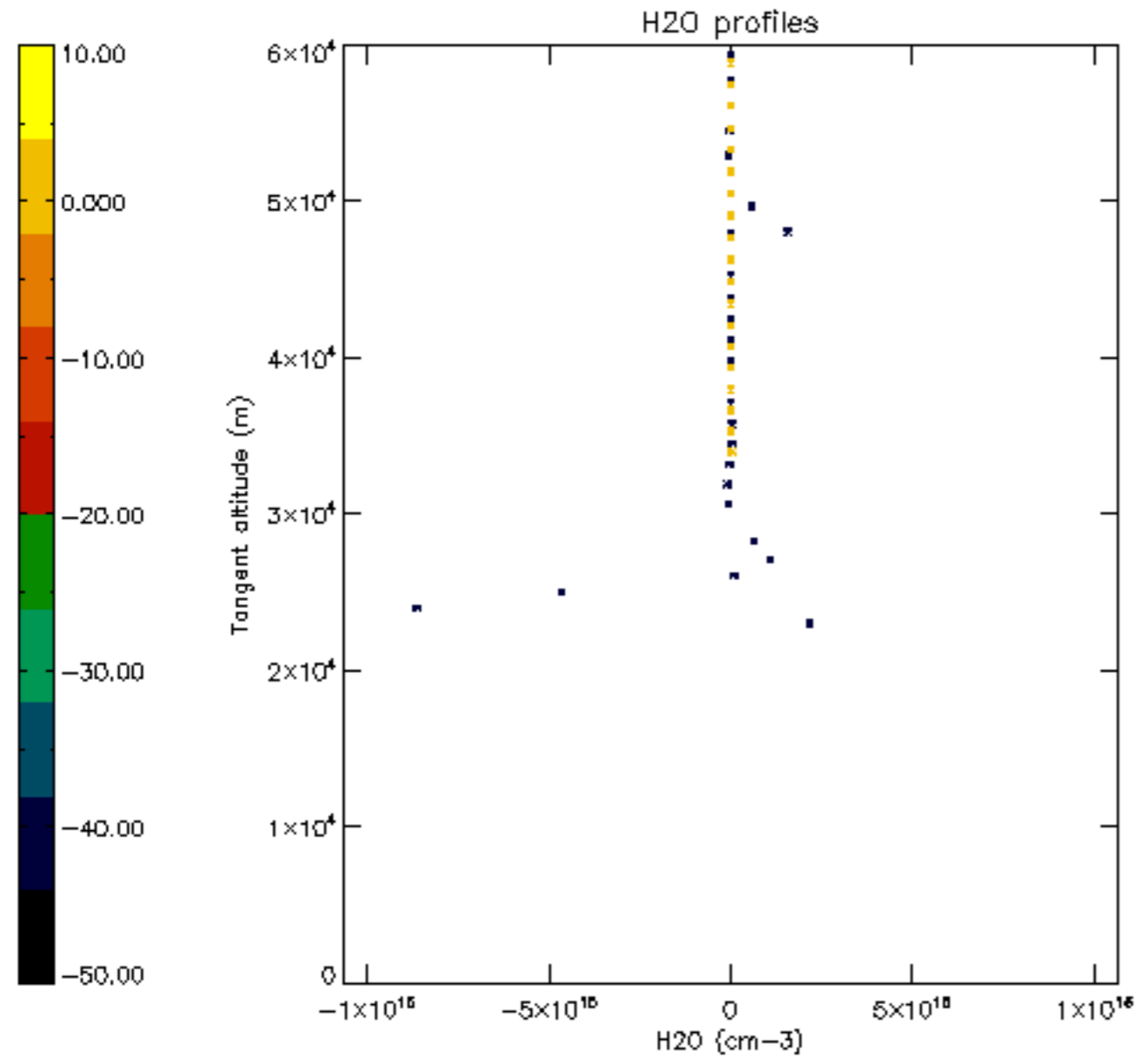


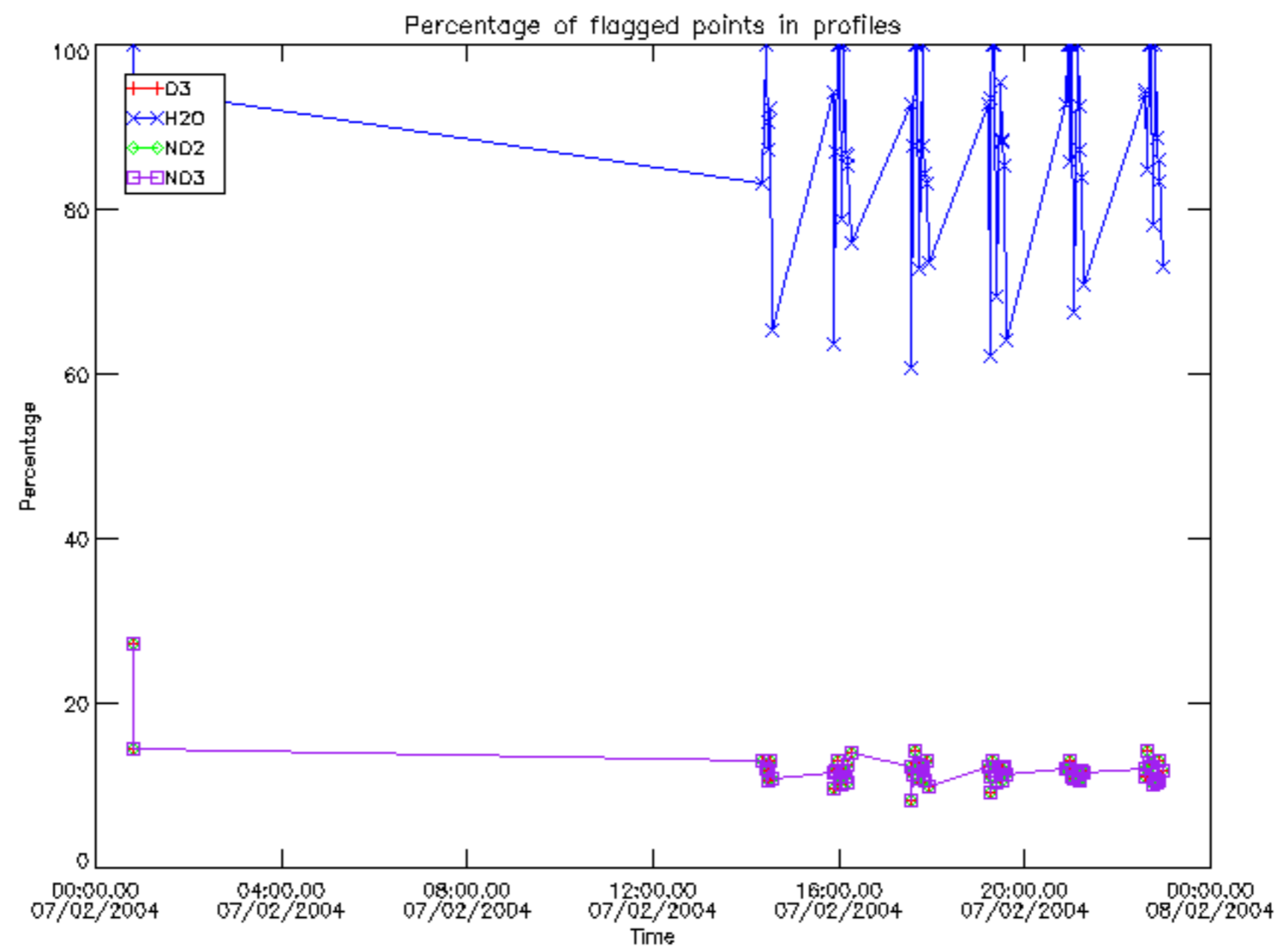




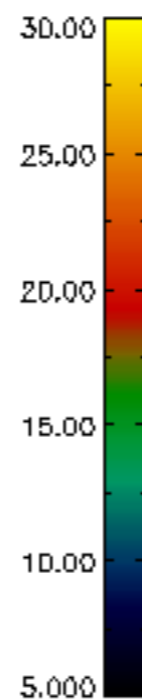
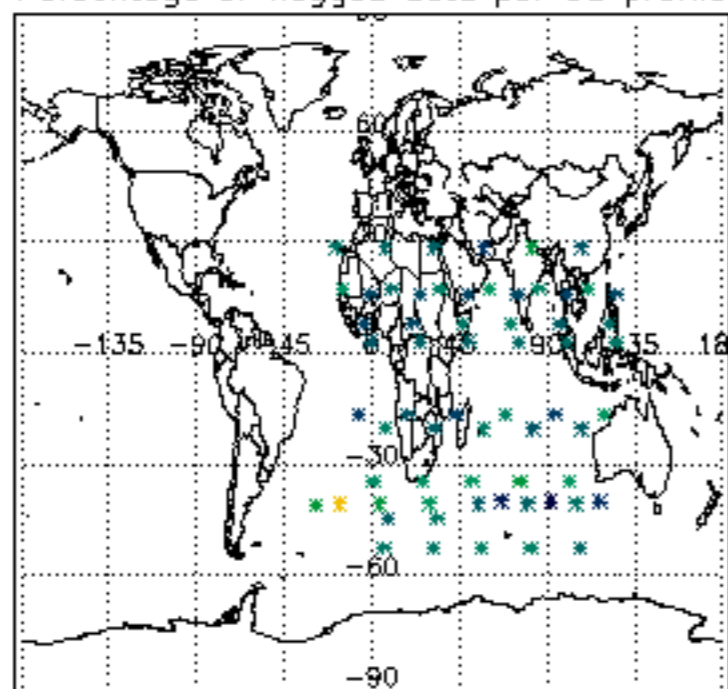




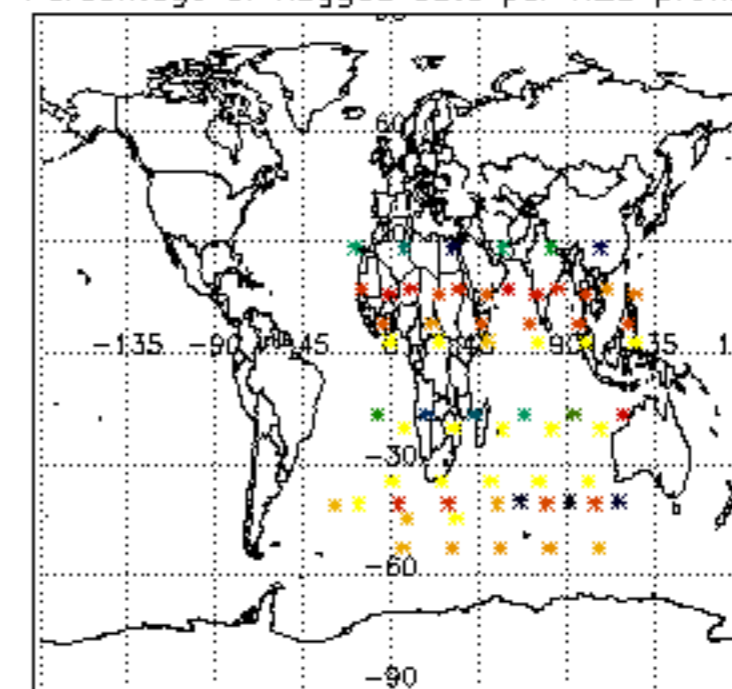




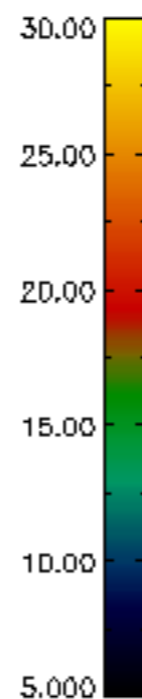
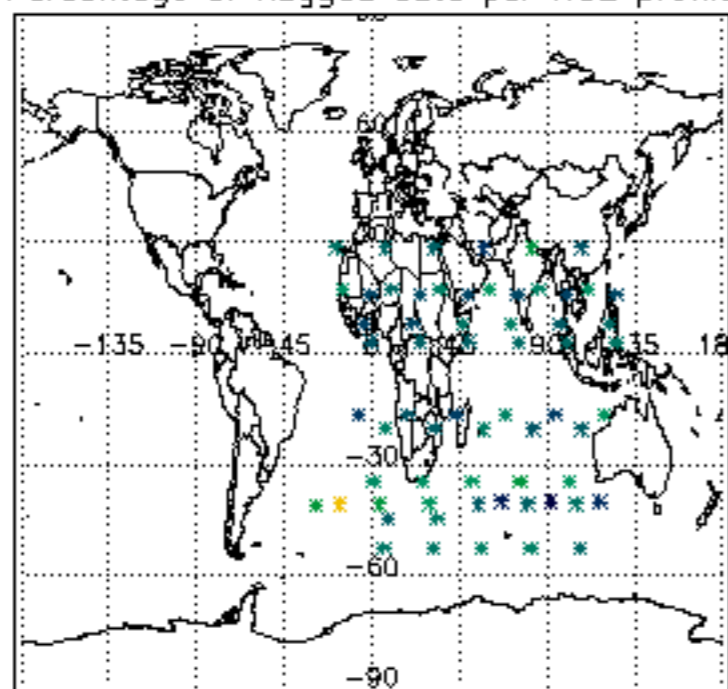
Percentage of flagged data per D3 profile



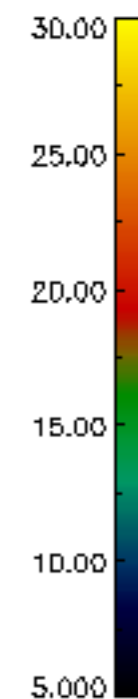
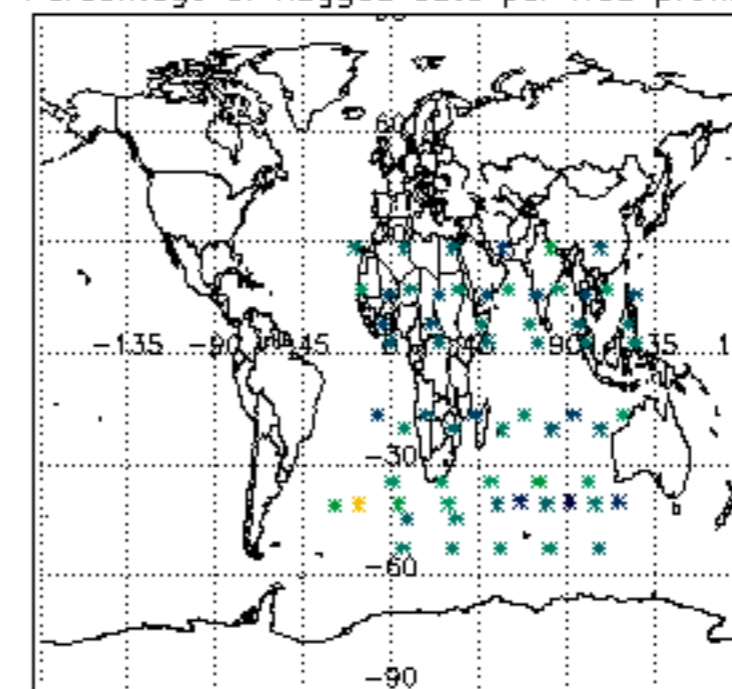
Percentage of flagged data per H2O profile

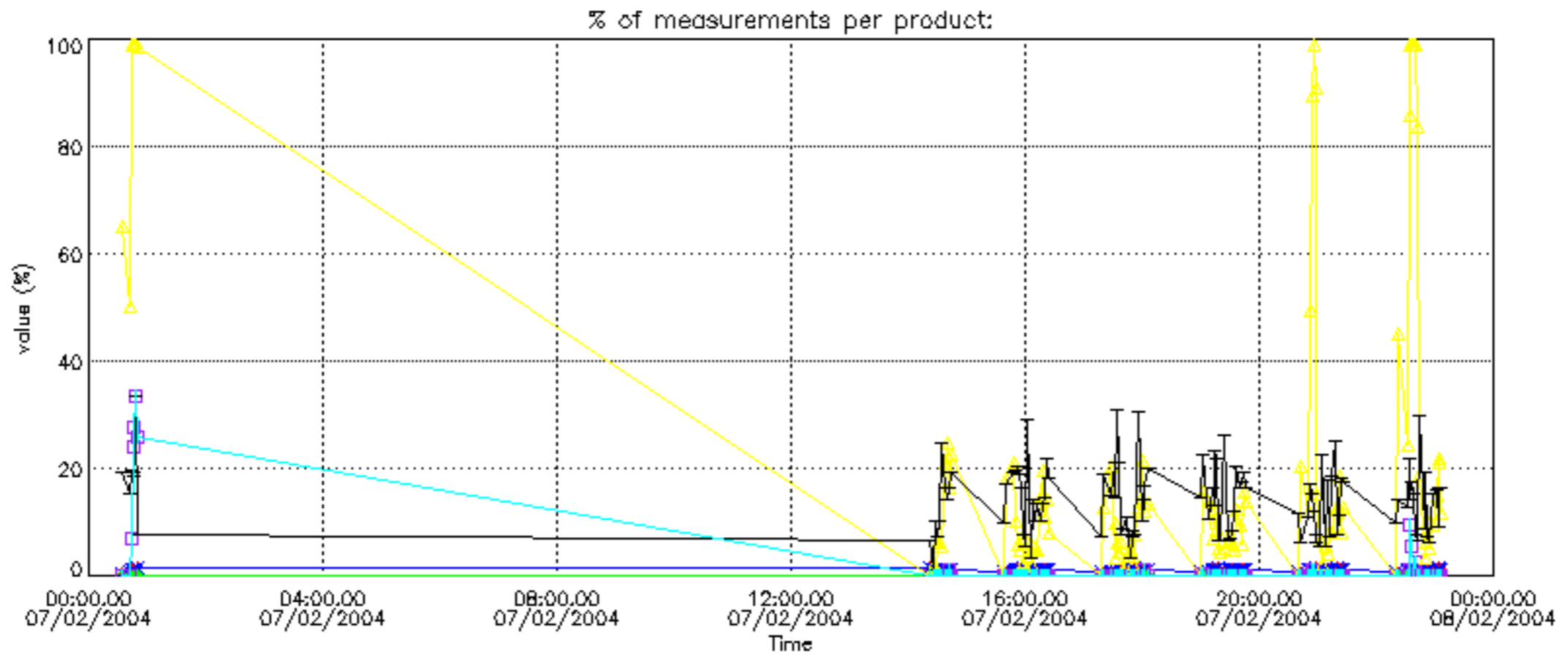


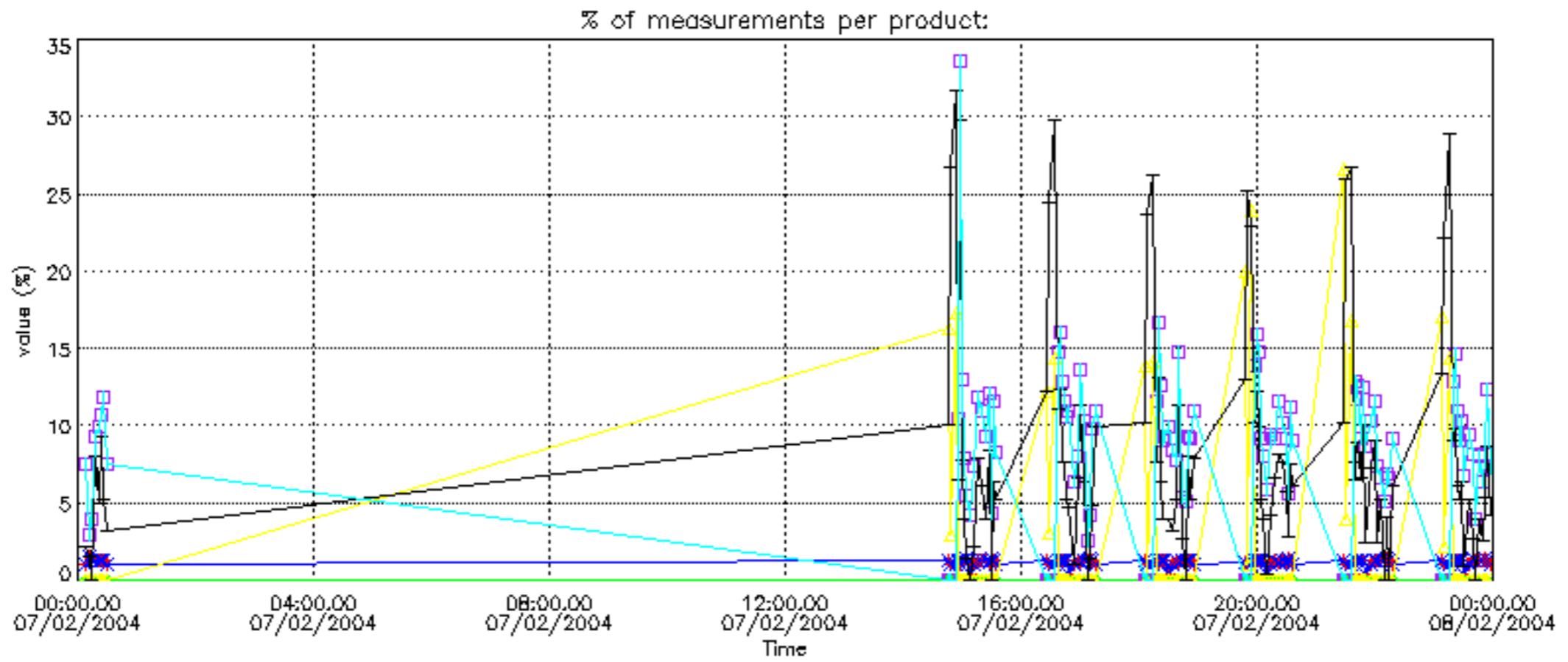
Percentage of flagged data per NO2 profile



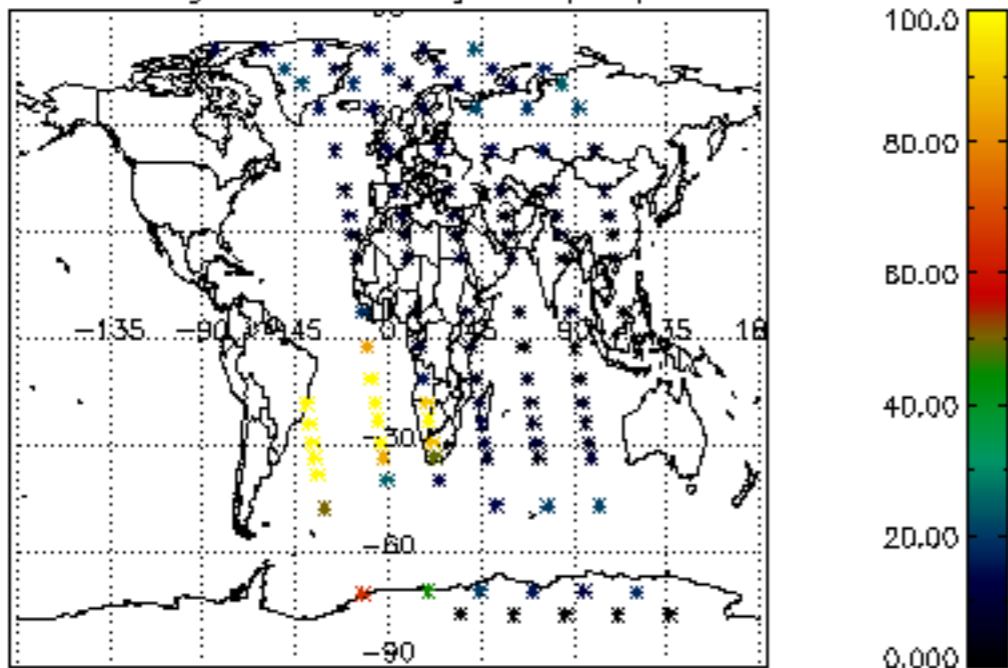
Percentage of flagged data per NO3 profile



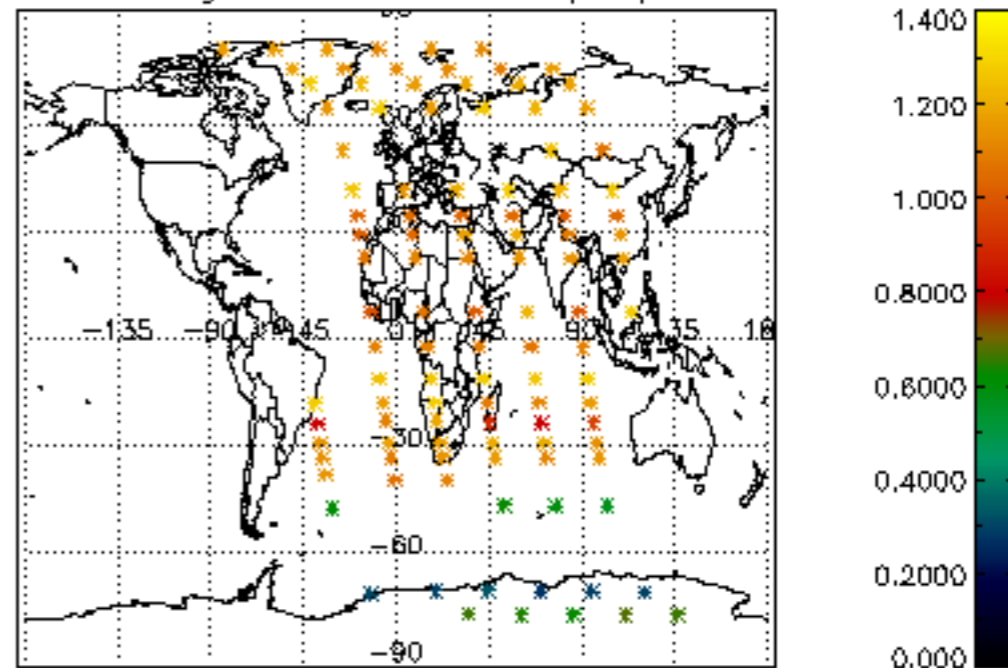




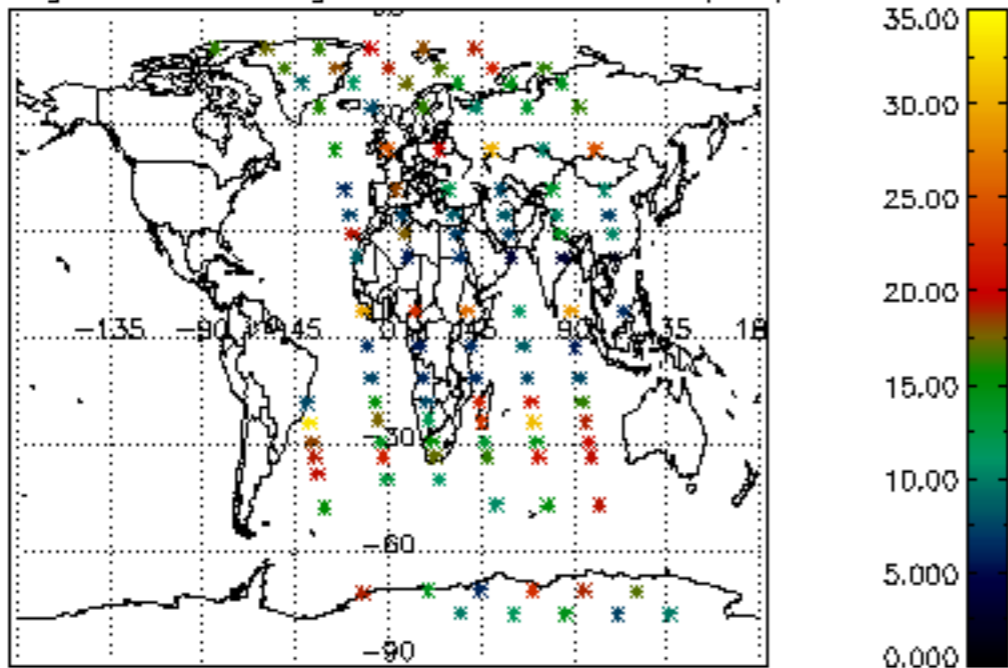
Percentage of cosmic ray hits per profile



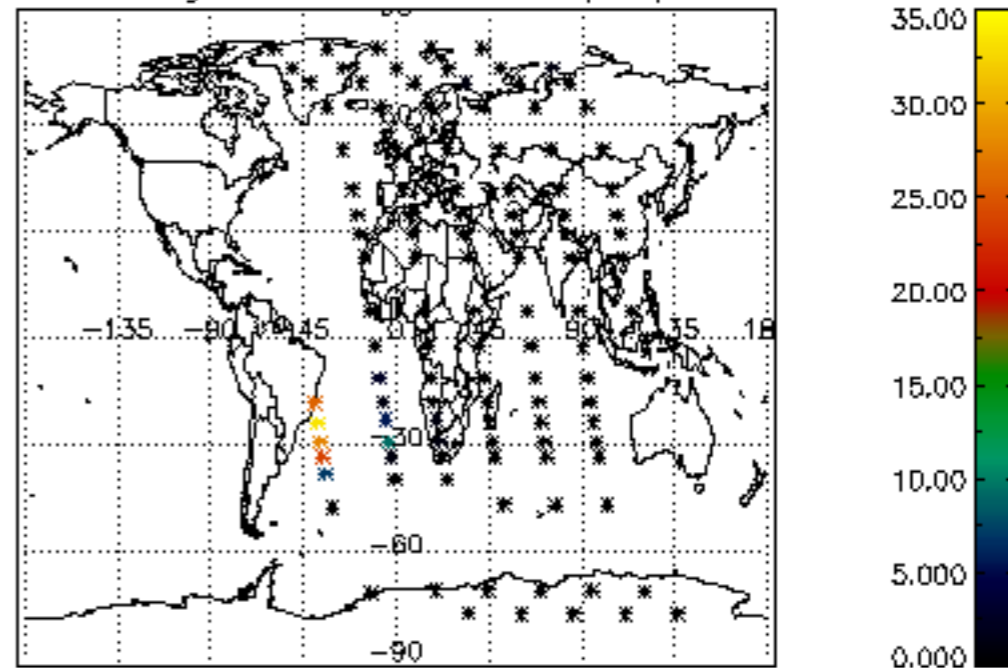
Percentage of datation errors per profile



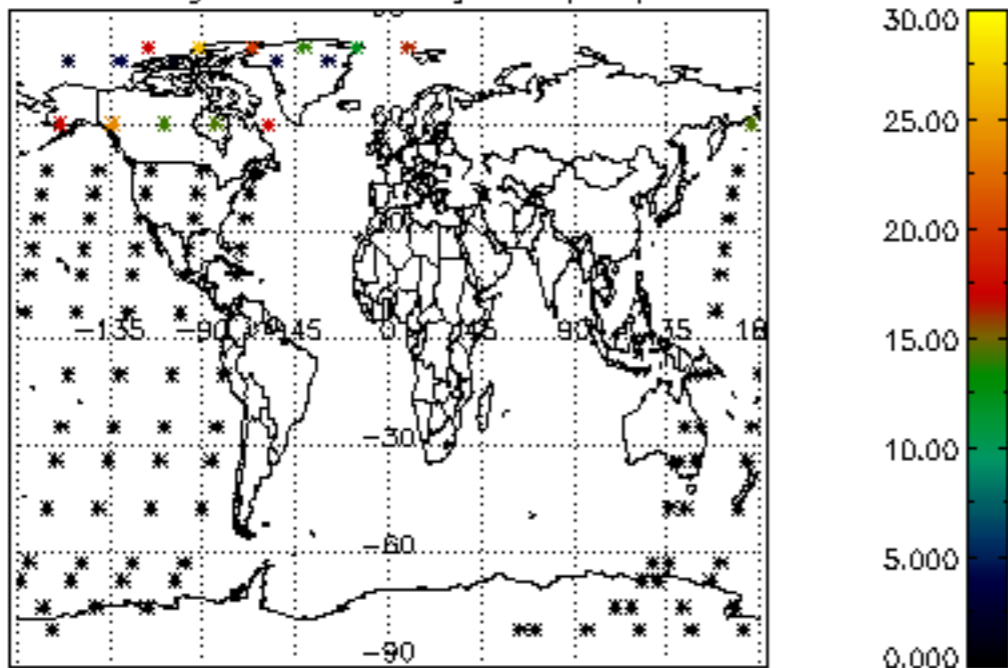
Percentage of star falling outside central band per profile



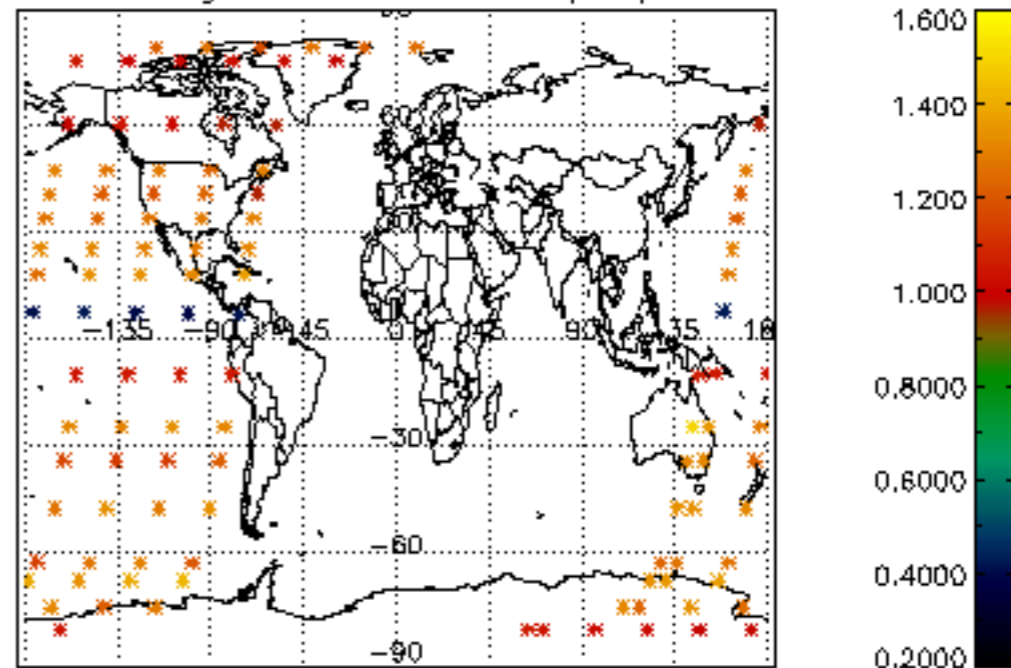
Percentage of saturation errors per profile



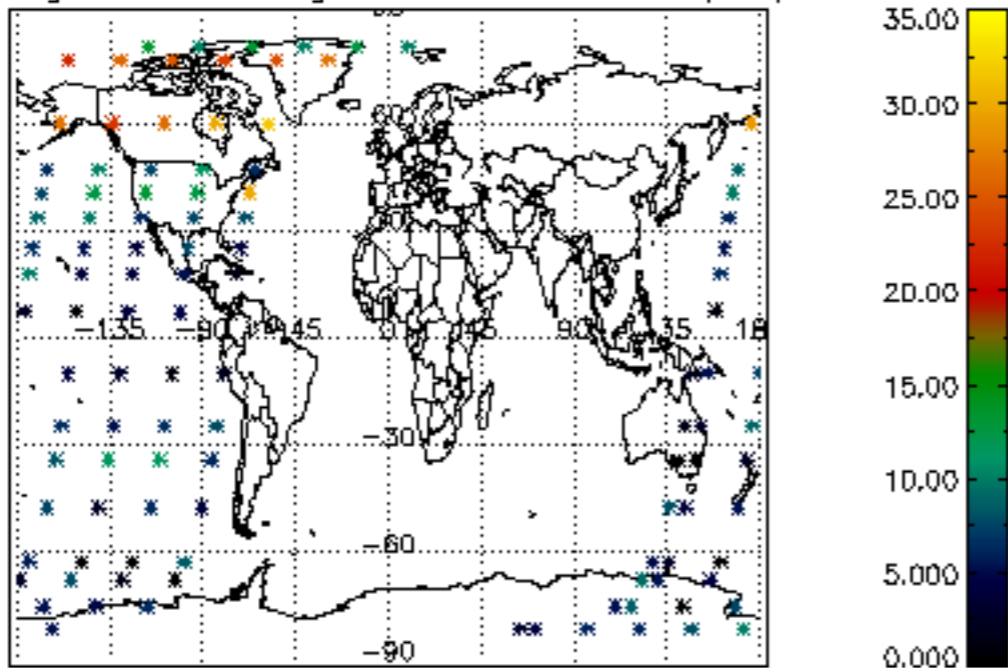
Percentage of cosmic ray hits per profile



Percentage of datation errors per profile



Percentage of star falling outside central band per profile



Percentage of saturation errors per profile

