

GOMOS Level 2 Daily Report

SUMMARY

[1. General Info](#)

[2. Summary of processed GOM_NL_2P products](#)

[3. Level 2 Quality information per product](#)

[3.1 Plot of level 2 quality information per product \(time dependant\)](#)

[3.2 Plot of level 2 quality information per product \(world map\)](#)

[4. Level 1 Quality information per product \(stored on level 2 products\)](#)

[4.1 Plot of level 1 quality information per product \(time dependant\)](#)

[4.1.1 Plot of level 1 quality information per product \(time dependant\): ASCENDING](#)

[4.1.2 Plot of level 1 quality information per product \(time dependant\): DESCENDING](#)

[4.2 Plot of level 1 quality information per product \(world map\)](#)

[4.2.1 Plot of level 1 quality information per product \(world map\): ASCENDING](#)

[4.2.2 Plot of level 1 quality information per product \(world map\): DESCENDING](#)

[5. Ozone profiles based on quality statistics and other trace gas profiles](#)

[5.1 Ozone statistics based on quality of products](#)

[5.2 Plot ozone profiles for all STD \(dark without errors\)](#)

[5.3 Plot ozone profiles where STD < 20% \(dark without errors\)](#)

[5.4. Plot ozone profiles where STD < 10% \(dark without errors\)](#)

[5.5. Plot ozone profiles where STD < 5% \(dark without errors\)](#)

[5.6 Plot NO2 profiles for all STD \(dark without errors\)](#)

[5.7 Plot NO3 profiles for all STD \(dark without errors\)](#)

[5.8 Plot H2O profiles \(only for occultations of stars 1,2,3,4,13,14,16,26,63 dark without errors\) for all STD](#)

[6. Auxiliary Data Files used for the production reported in section 2](#)

This report presents the daily analysis on parameters extracted from GOMOS level 2 data (GOM_NL__2P). It is intended to monitor some important parameters that will impact the quality of these products. A list of level 2 products (and content) that have arrived during the reporting day to the PCF is also given.

Item	Value
Time of report generation	18APR2013 18:37:46
Data source version	GOMOS/6.01
Start time of products	05-02-2004 (05FEB2004 00:00:00)
Stop time of products	06-02-2004 (06FEB2004 00:00:00)
Store outputs in DB	Yes
Nb of level 2 prods	315
Nb of prods with errors	0

2. Summary of processed GOM_NL__2P products.

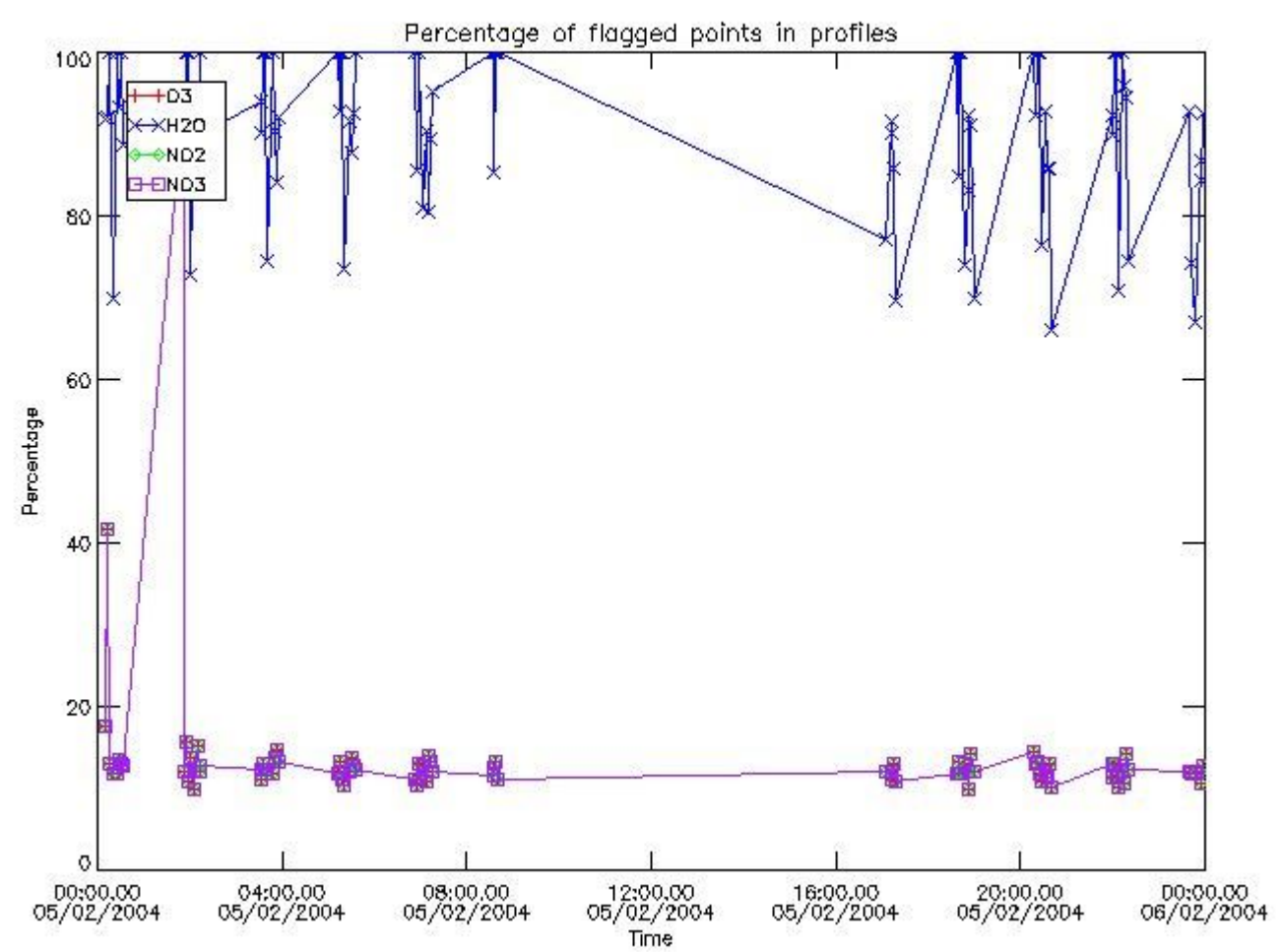
Nr	Filename	UTC Start time	Limb	Duration	Star Id	Star Name	Star Mag	Star Temp	Nb Meas	Orbit	Prod. error
1	GOM_NL__2PRFIN20040205_000331_000000782024_00030_10104_1344.N1	05-FEB-2004 00:03:31	Straylight	78.000	102	24Alp Ser	2.6000	4250.0	156	10104	No
2	GOM_NL__2PRFIN20040205_000558_000000442024_00030_10104_1345.N1	05-FEB-2004 00:05:58	Twilight	44.000	86	35Eta Oph	2.4300	10200.	88	10104	No
3	GOM_NL__2PRFIN20040205_000803_000000452024_00030_10104_1346.N1	05-FEB-2004 00:08:03	Twilight	45.000	116	19Del Sgr	2.7000	4100.0	90	10104	No
4	GOM_NL__2PRFIN20040205_000914_000000422024_00030_10104_1347.N1	05-FEB-2004 00:09:14	Twilight	42.000	38	20Eps Sgr	1.8360	11000.	84	10104	No
5	GOM_NL__2PRFIN20040205_001052_000000442024_00030_10104_1348.N1	05-FEB-2004 00:10:52	Dark	43.500	25	35Lam Sco	1.6200	28000.	87	10104	No
6	GOM_NL__2PRFIN20040205_001218_000000452024_00030_10104_1349.N1	05-FEB-2004 00:12:18	Dark	45.000	40	The Sco	1.8590	7100.0	90	10104	No
7	GOM_NL__2PRFIN20040205_001619_000000472024_00030_10104_1350.N1	05-FEB-2004 00:16:19	Dark	46.500	131	Gam Lup	2.8000	26000.	93	10104	No
8	GOM_NL__2PRFIN20040205_001933_000000442024_00031_10105_1340.N1	05-FEB-2004 00:19:33	Dark	43.500	43	Alp TrA	1.9100	4250.0	87	10105	No
9	GOM_NL__2PRFIN20040205_002550_000000442024_00031_10105_1341.N1	05-FEB-2004 00:25:50	Dark	43.500	12	Alp1Cru	0.77500	30000.	87	10105	No
10	GOM_NL__2PRFIN20040205_002908_000000382024_00031_10105_1342.N1	05-FEB-2004 00:29:08	Dark	37.500	29	Bet Car	1.6720	10200.	75	10105	No
11	GOM_NL__2PRFIN20040205_003134_000000402024_00031_10105_1343.N1	05-FEB-2004 00:31:34	Dark	39.500	71	lot Car	2.2460	7700.0	79	10105	No
12	GOM_NL__2PRFIN20040205_003317_000000402024_00031_10105_1344.N1	05-FEB-2004 00:33:17	Dark	40.000	46	Del Vel	1.9540	10600.	80	10105	No
13	GOM_NL__2PRFIN20040205_003546_000000432024_00031_10105_1345.N1	05-FEB-2004 00:35:46	Straylight	42.500	34	Gam2Vel	1.7930	23000.	85	10105	No
14	GOM_NL__2PRFIN20040205_003750_000000422024_00031_10105_1346.N1	05-FEB-2004 00:37:50	Straylight	41.500	70	Zet Pup	2.2460	39000.	83	10105	No
15	GOM_NL__2PRFIN20040205_003911_000000432024_00031_10105_1347.N1	05-FEB-2004 00:39:11	Straylight	43.000	117	Pi Pup	2.7060	3800.0	86	10105	No
16	GOM_NL__2PRFIN20040205_004136_000000412024_00031_10105_1348.N1	05-FEB-2004 00:41:36	Straylight	41.000	23	21Eps CMa	1.5020	26000.	82	10105	No
17	GOM_NL__2PRFIN20040205_004259_000000392024_00031_10105_1349.N1	05-FEB-2004 00:42:59	Straylight	39.000	179	24Omi2CMa	3.0320	24000.	78	10105	No
18	GOM_NL__2PRFIN20040205_004634_000000612024_00031_10105_1350.N1	05-FEB-2004 00:46:34	Straylight	60.500	48	30Alp Hya	1.9770	4100.0	121	10105	No
19	GOM_NL__2PRFIN20040205_005047_000000522024_00031_10105_1351.N1	05-FEB-2004 00:50:47	Twilight	52.000	8	10Alp CMi	0.40000	6500.0	104	10105	No
20	GOM_NL__2PRFIN20040205_005421_000000402024_00031_10105_1352.N1	05-FEB-2004 00:54:21	Bright	40.000	44	24Gam Gem	1.9280	11000.	80	10105	No
21	GOM_NL__2PRFIN20040205_005614_000000402024_00031_10105_1353.N1	05-FEB-2004 00:56:14	Bright	40.000	151	13Mu Gem	2.8900	3000.0	80	10105	No
22	GOM_NL__2PRFIN20040205_005825_000000392024_00031_10105_1354.N1	05-FEB-2004 00:58:25	Bright	39.000	24	66Alp Gem	1.5800	10200.	78	10105	No
23	GOM_NL__2PRFIN20040205_010034_000000372024_00031_10105_1355.N1	05-FEB-2004 01:00:34	Bright	37.000	107	37The Aur	2.6490	11000.	74	10105	No
24	GOM_NL__2PRFIN20040205_010238_000000382024_00031_10105_1356.N1	05-FEB-2004 01:02:38	Bright	38.000	42	34Bet Aur	1.9000	10200.	76	10105	No
25	GOM_NL__2PRFIN20040205_011108_000000472024_00031_10105_1357.N1	05-FEB-2004 01:11:08	Bright	46.500	82	48Bet UMa	2.3650	10600.	93	10105	No
26	GOM_NL__2PRFIN20040205_011442_000000342024_00031_10105_1358.N1	05-FEB-2004 01:14:42	Bright	34.000	49	1Alp UMi	1.9900	6300.0	68	10105	No
27	GOM_NL__2PRFIN20040205_011735_000000412024_00031_10105_1359.N1	05-FEB-2004 01:17:35	Bright	41.000	60	7Bet UMi	2.0810	3950.0	82	10105	No
28	GOM_NL__2PRFIN20040205_011905_000000572024_00031_10105_1360.N1	05-FEB-2004 01:19:05	Bright	56.500	55	79Zet UMa	2.0600	10200.	113	10105	No
29	GOM_NL__2PRFIN20040205_012221_000000422024_00031_10105_1361.N1	05-FEB-2004 01:22:21	Bright	41.500	119	14Eta Dra	2.7270	4700.0	83	10105	No
30	GOM_NL__2PRFIN20040205_012540_000000372024_00031_10105_1362.N1	05-FEB-2004 01:25:40	Bright	37.000	130	23Bet Dra	2.7990	5800.0	74	10105	No
31	GOM_NL__2PRFIN20040205_012925_000000382024_00031_10105_1363.N1	05-FEB-2004 01:29:25	Bright	38.000	5	3Alp Lyr	0.033000	11000.	76	10105	No
32	GOM_NL__2PRFIN20040205_013228_000000452024_00031_10105_1364.N1	05-FEB-2004 01:32:28	Bright	45.000	133	40Zet Her	2.8070	6000.0	90	10105	No
33	GOM_NL__2PRFIN20040205_013711_000001312024_00031_10105_1365.N1	05-FEB-2004 01:37:11	Twilight	131.00	83		2.3780	11000.	262	10105	No
34	GOM_NL__2PRFIN20040205_014409_000000742024_00031_10105_1366.N1	05-FEB-2004 01:44:09	Straylight	73.500	102	24Alp Ser	2.6000	4250.0	147	10105	No
35	GOM_NL__2PRFIN20040205_014635_000000452024_00031_10105_1367.N1	05-FEB-2004 01:46:35	Twilight	44.500	86	35Eta Oph	2.4300	10200.	89	10105	No
36	GOM_NL__2PRFIN20040205_014839_000000452024_00031_10105_1368.N1	05-FEB-2004 01:48:39	Twilight	44.500	116	19Del Sgr	2.7000	4100.0	89	10105	No
37	GOM_NL__2PRFIN20040205_014950_000000442024_00031_10105_1369.N1	05-FEB-2004 01:49:50	Twilight	43.500	38	20Eps Sgr	1.8360	11000.	87	10105	No
38	GOM_NL__2PRFIN20040205_015129_000000412024_00031_10105_1370.N1	05-FEB-2004 01:51:29	Dark	40.500	25	35Lam Sco	1.6200	28000.	81	10105	No
39	GOM_NL__2PRFIN20040205_015254_000000472024_00031_10105_1371.N1	05-FEB-2004 01:52:54	Dark	46.500	40	The Sco	1.8590	7100.0	93	10105	No
40	GOM_NL__2PRFIN20040205_015446_000000392024_00031_10105_1372.N1	05-FEB-2004 01:54:46	Dark	39.000	147	Alp Ara	2.8770	26000.	78	10105	No
41	GOM_NL__2PRFIN20040205_015655_000000482024_00031_10105_1373.N1	05-FEB-2004 01:56:55	Dark	47.500	131	Gam Lup	2.8000	26000.	95	10105	No
42	GOM_NL__2PRFIN20040205_020009_000000412024_00032_10106_1340.N1	05-FEB-2004 02:00:09	Dark	41.000	43	Alp TrA	1.9100	4250.0	82	10106	No

279	GOM_NL__2PRFIN20040205_220419_000000442024_00043_10117_1384.N1	05-FEB-2004 22:04:19	Dark	44.000	131	Gam Lup	2.8000	26000.	88	10117	No
280	GOM_NL__2PRFIN20040205_220724_000000502024_00044_10118_1351.N1	05-FEB-2004 22:07:24	Dark	50.000	43	Alp TrA	1.9100	4250.0	100	10118	No
281	GOM_NL__2PRFIN20040205_221319_000000422024_00044_10118_1352.N1	05-FEB-2004 22:13:19	Dark	42.000	20	Bet Cru	1.2530	30000.	84	10118	No
282	GOM_NL__2PRFIN20040205_221440_000000482024_00044_10118_1353.N1	05-FEB-2004 22:14:40	Dark	48.000	64	Gam Cen	2.2000	10600.	96	10118	No
283	GOM_NL__2PRFIN20040205_221658_000000362024_00044_10118_1354.N1	05-FEB-2004 22:16:58	Dark	36.000	29	Bet Car	1.6720	10200.	72	10118	No
284	GOM_NL__2PRFIN20040205_222011_000000422024_00044_10118_1355.N1	05-FEB-2004 22:20:11	Dark	41.500	41	Eps Car	1.8600	4100.0	83	10118	No
285	GOM_NL__2PRFIN20040205_222336_000000412024_00044_10118_1356.N1	05-FEB-2004 22:23:36	Straylight	41.000	34	Gam2Vel	1.7930	23000.	82	10118	No
286	GOM_NL__2PRFIN20040205_222541_000000422024_00044_10118_1357.N1	05-FEB-2004 22:25:41	Straylight	42.000	70	Zet Pup	2.2460	39000.	84	10118	No
287	GOM_NL__2PRFIN20040205_222700_000000432024_00044_10118_1358.N1	05-FEB-2004 22:27:00	Straylight	43.000	117	Pi Pup	2.7060	3800.0	86	10118	No
288	GOM_NL__2PRFIN20040205_222926_000000452024_00044_10118_1359.N1	05-FEB-2004 22:29:26	Straylight	45.000	23	21Eps CMa	1.5020	26000.	90	10118	No
289	GOM_NL__2PRFIN20040205_223049_000000392024_00044_10118_1360.N1	05-FEB-2004 22:30:49	Straylight	38.500	179	24Omi2CMa	3.0320	24000.	77	10118	No
290	GOM_NL__2PRFIN20040205_223259_000000522024_00044_10118_1361.N1	05-FEB-2004 22:32:59	Straylight	52.000	1	9Alp CMa	-1.4400	11000.	104	10118	No
291	GOM_NL__2PRFIN20040205_223836_000000522024_00044_10118_1362.N1	05-FEB-2004 22:38:36	Twilight	52.000	8	10Alp CMi	0.40000	6500.0	104	10118	No
292	GOM_NL__2PRFIN20040205_224213_000000382024_00044_10118_1363.N1	05-FEB-2004 22:42:13	Bright	37.500	44	24Gam Gem	1.9280	11000.	75	10118	No
293	GOM_NL__2PRFIN20040205_224405_000000392024_00044_10118_1364.N1	05-FEB-2004 22:44:05	Bright	39.000	151	13Mu Gem	2.8900	3000.0	78	10118	No
294	GOM_NL__2PRFIN20040205_224613_000000382024_00044_10118_1365.N1	05-FEB-2004 22:46:13	Bright	37.500	24	66Alp Gem	1.5800	10200.	75	10118	No
295	GOM_NL__2PRFIN20040205_224826_000000372024_00044_10118_1366.N1	05-FEB-2004 22:48:26	Bright	36.500	107	37The Aur	2.6490	11000.	73	10118	No
296	GOM_NL__2PRFIN20040205_225029_000000382024_00044_10118_1367.N1	05-FEB-2004 22:50:29	Bright	37.500	42	34Bet Aur	1.9000	10200.	75	10118	No
297	GOM_NL__2PRFIN20040205_225844_000000482024_00044_10118_1368.N1	05-FEB-2004 22:58:44	Bright	48.000	82	48Bet UMa	2.3650	10600.	96	10118	No
298	GOM_NL__2PRFIN20040205_230230_000000342024_00044_10118_1369.N1	05-FEB-2004 23:02:30	Bright	34.000	49	1Alp UMi	1.9900	6300.0	68	10118	No
299	GOM_NL__2PRFIN20040205_230519_000000382024_00044_10118_1370.N1	05-FEB-2004 23:05:19	Bright	38.000	60	7Bet UMi	2.0810	3950.0	76	10118	No
300	GOM_NL__2PRFIN20040205_230854_000000372024_00044_10118_1371.N1	05-FEB-2004 23:08:54	Bright	36.500	89	5Alp Cep	2.4510	8000.0	73	10118	No
301	GOM_NL__2PRFIN20040205_231327_000000392024_00044_10118_1372.N1	05-FEB-2004 23:13:27	Bright	38.500	130	23Bet Dra	2.7990	5800.0	77	10118	No
302	GOM_NL__2PRFIN20040205_231543_000000382024_00044_10118_1373.N1	05-FEB-2004 23:15:43	Bright	37.500	66	37Gam Cyg	2.2080	5900.0	75	10118	No
303	GOM_NL__2PRFIN20040205_231715_000000402024_00044_10118_1374.N1	05-FEB-2004 23:17:15	Bright	39.500	5	3Alp Lyr	0.033000	11000.	79	10118	No
304	GOM_NL__2PRFIN20040205_232017_000000462024_00044_10118_1375.N1	05-FEB-2004 23:20:17	Bright	46.000	133	40Zet Her	2.8070	6000.0	92	10118	No
305	GOM_NL__2PRFIN20040205_232511_000001542024_00044_10118_1376.N1	05-FEB-2004 23:25:11	Twilight	153.50	83		2.3780	11000.	307	10118	No
306	GOM_NL__2PRFIN20040205_233213_000000822024_00044_10118_1377.N1	05-FEB-2004 23:32:13	Straylight	82.000	102	24Alp Ser	2.6000	4250.0	164	10118	No
307	GOM_NL__2PRFIN20040205_233430_000000452024_00044_10118_1378.N1	05-FEB-2004 23:34:30	Twilight	44.500	86	35Eta Oph	2.4300	10200.	89	10118	No
308	GOM_NL__2PRFIN20040205_233631_000000432024_00044_10118_1379.N1	05-FEB-2004 23:36:31	Twilight	43.000	116	19Del Sgr	2.7000	4100.0	86	10118	No
309	GOM_NL__2PRFIN20040205_233742_000000422024_00044_10118_1380.N1	05-FEB-2004 23:37:42	Twilight	41.500	38	20Eps Sgr	1.8360	11000.	83	10118	No
310	GOM_NL__2PRFIN20040205_233923_000000422024_00044_10118_1381.N1	05-FEB-2004 23:39:23	Dark	42.000	25	35Lam Sco	1.6200	28000.	84	10118	No
311	GOM_NL__2PRFIN20040205_234048_000000432024_00044_10118_1382.N1	05-FEB-2004 23:40:48	Dark	43.000	40	The Sco	1.8590	7100.0	86	10118	No
312	GOM_NL__2PRFIN20040205_234800_000000432024_00045_10119_1351.N1	05-FEB-2004 23:48:00	Dark	43.000	43	Alp TrA	1.9100	4250.0	86	10119	No
313	GOM_NL__2PRFIN20040205_235355_000000422024_00045_10119_1352.N1	05-FEB-2004 23:53:55	Dark	42.000	20	Bet Cru	1.2530	30000.	84	10119	No
314	GOM_NL__2PRFIN20040205_235517_000000492024_00045_10119_1353.N1	05-FEB-2004 23:55:17	Dark	48.500	64	Gam Cen	2.2000	10600.	97	10119	No
315	GOM_NL__2PRFIN20040205_235734_000000402024_00045_10119_1354.N1	05-FEB-2004 23:57:34	Dark	40.000	29	Bet Car	1.6720	10200.	80	10119	No

3. Quality information per product

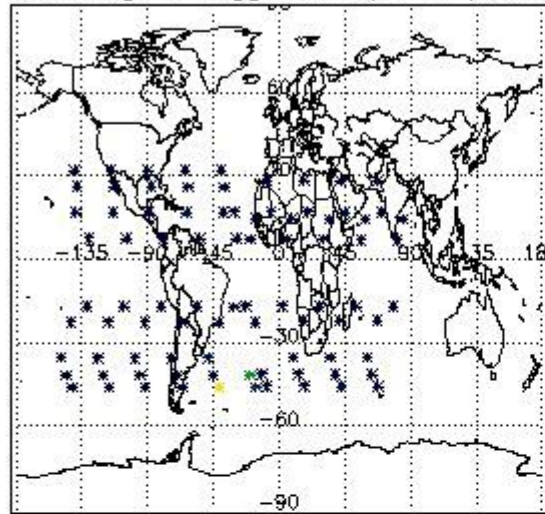
In this section it is plotted some information contained in the Quality Summary data set of the level 2 products. Only products in dark limb conditions and without errors (error flag in the MPH set to "0") are used.

3.1 Plot quality information per product (time dependant)

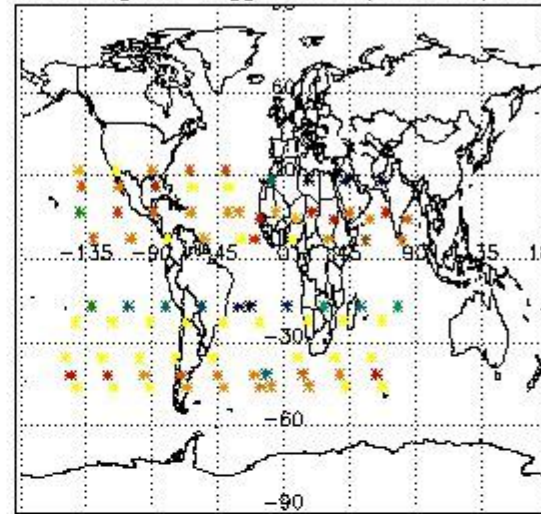


3.2 Plot quality information per product (world map)

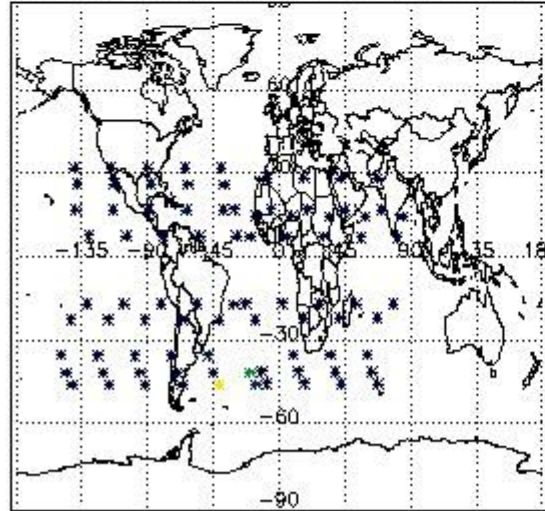
Percentage of flagged data per O3 profile



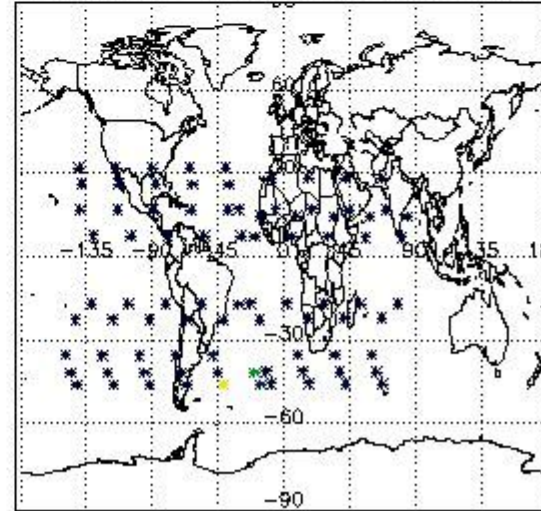
Percentage of flagged data per H2O profile



Percentage of flagged data per NO2 profile



Percentage of flagged data per NO3 profile

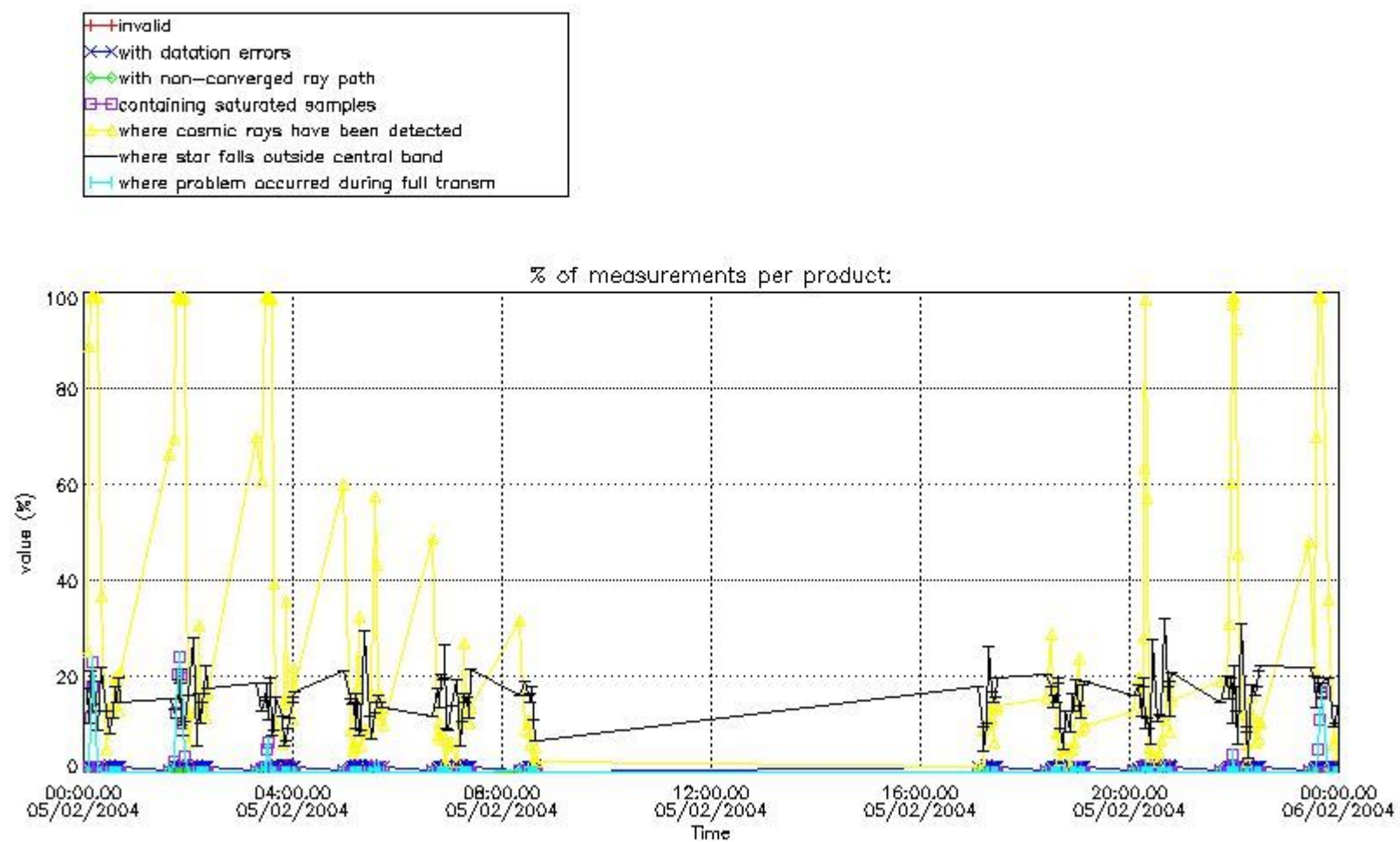


4. Level 1 quality information per product

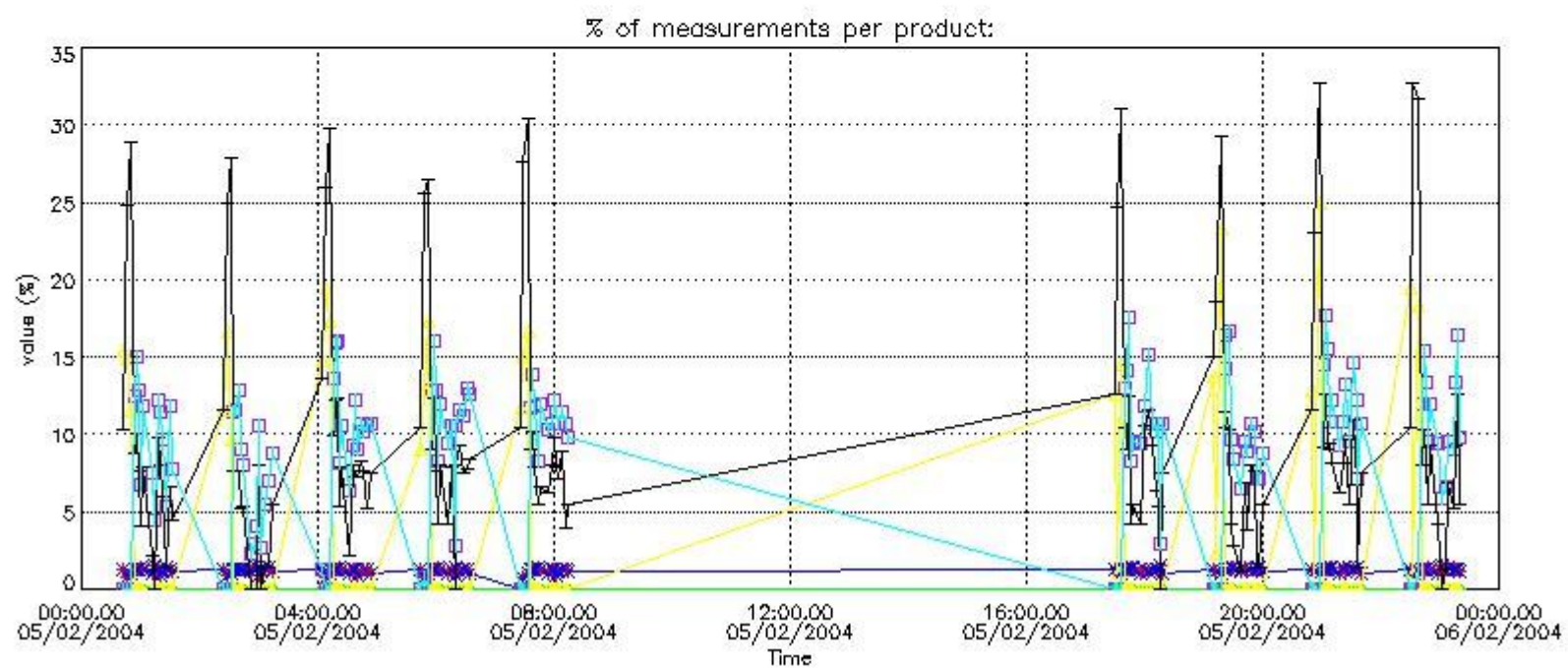
In this section it is plotted some information contained in the Quality Summary data set of the level 2 products that comes from the level 1b processing. Products without errors (error flag in the MPH set to "0") are used.

4.1 Plot quality information per product (time dependant) coming from level 1b processing

4.1.1 Plot level 1 quality information per product (time dependant): ENVISAT ASCENDING passes



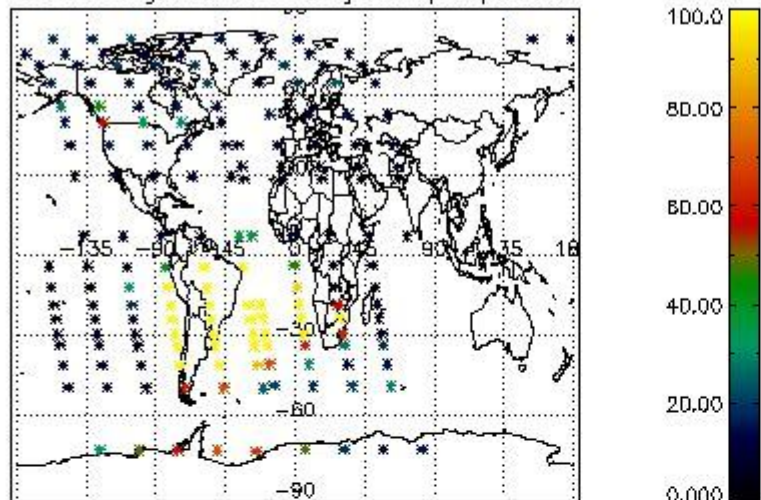
4.1.2 Plot level 1 quality information per product (time dependant): ENVI SAT DESCENDING passes



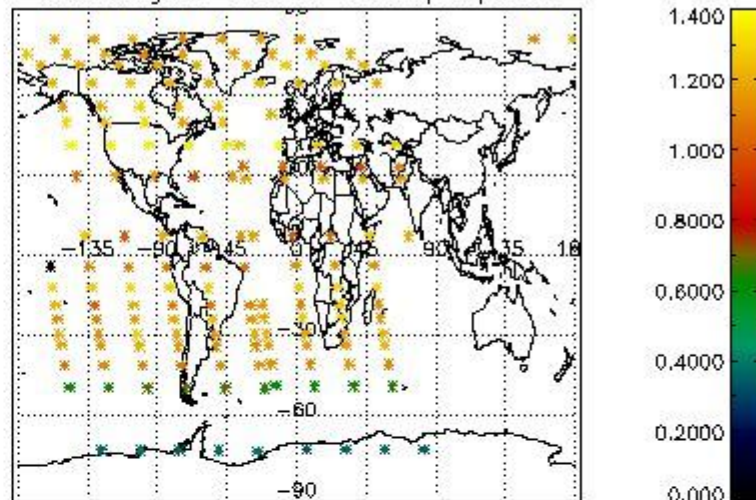
4.2 Plot quality information per product coming from level 1b processing (world map)

4.2.1 Plot level 1 quality information per product (world map): ENVISAT ASCENDING passes

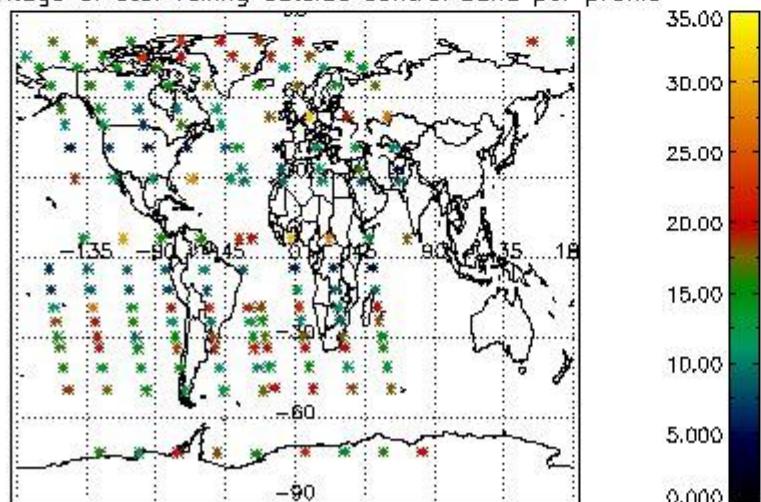
Percentage of cosmic ray hits per profile



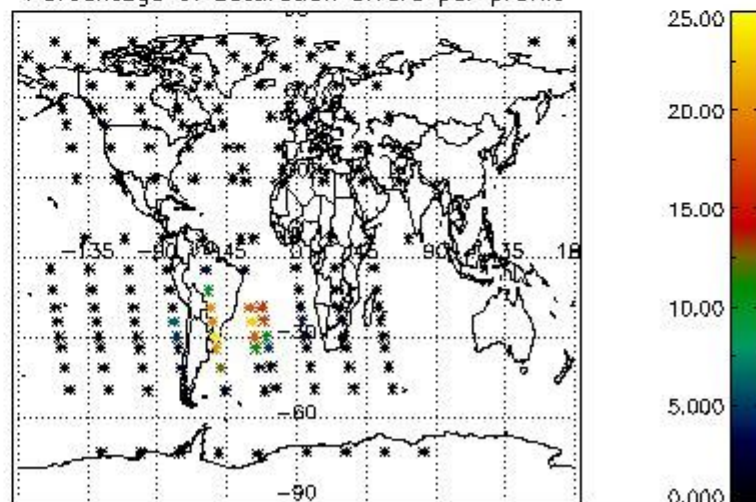
Percentage of datation errors per profile



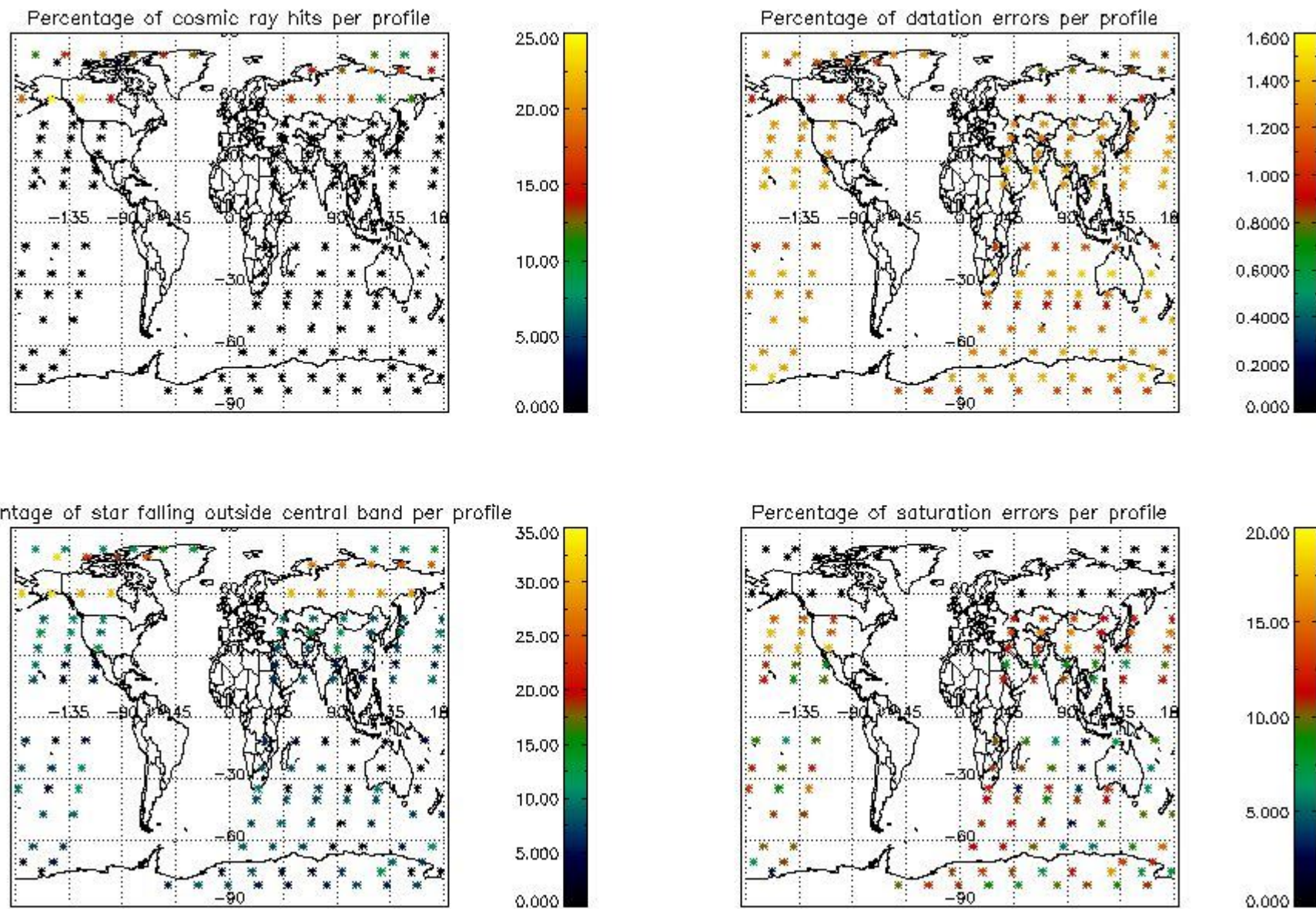
Percentage of star falling outside central band per profile



Percentage of saturation errors per profile



4.2.2 Plot level 1 quality information per product (world map): ENVISAT DESCENDING passes



5. Trace gas profiles

5.1 Ozone statistics based on quality of products

The final quality of the products can be "measured" using the STD (Standard Deviation) attached to every point profile. This information is written to the parameter GOM_NL__2P/NL_LOCAL_SPECIES_DENSITY/o3_std of the level 2 products. The table below shows the statistics for given STD ranges.

The statistics are given with respect to the overall valid production:

- Products without fatal errors: GOM_NL__2P/MPH/PRODUCT_ERR=0
- Valid point profile: GOM_NL__2P/NL_LOCAL_SPECIES_DENSITY/pcd(0)=0

The 'Criteria' is applied to valid points of dark limb products:

- Products in dark limb illumination condition: GOM_NL__2P/NL_SUMMARY_QUALITY/obs_ill_cond=0
- Products without fatal errors: GOM_NL__2P/MPH/PRODUCT_ERR=0
- Valid point profile: GOM_NL__2P/NL_LOCAL_SPECIES_DENSITY/pcd(0)=0

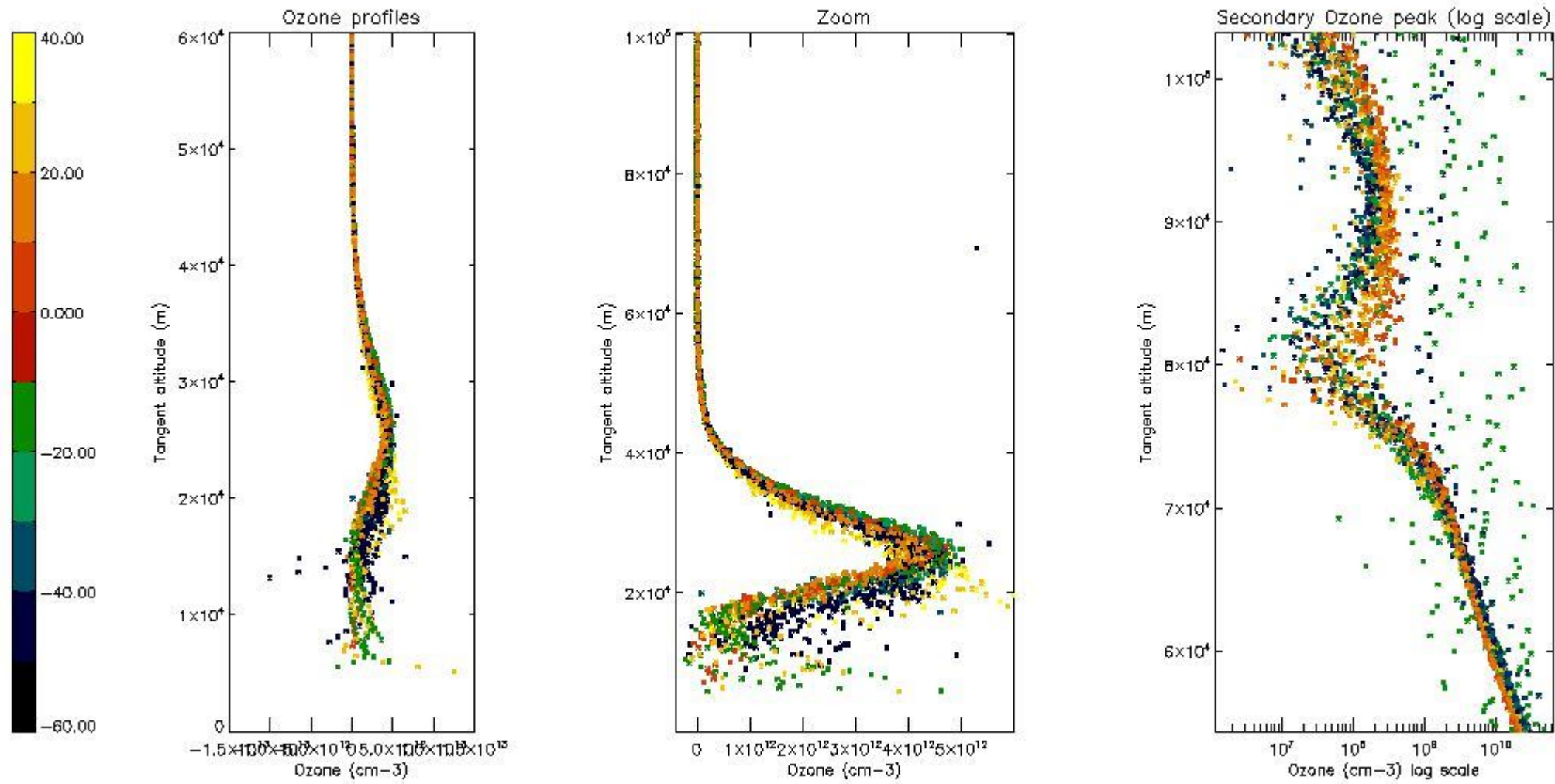
So, the table below shows the percentage of dark limb and valid observations for each criteria with respect to the overall valid daily observations.

Criteria	% of total production
All STD	25
STD < 20	15

STD < 10	12
STD < 5	9

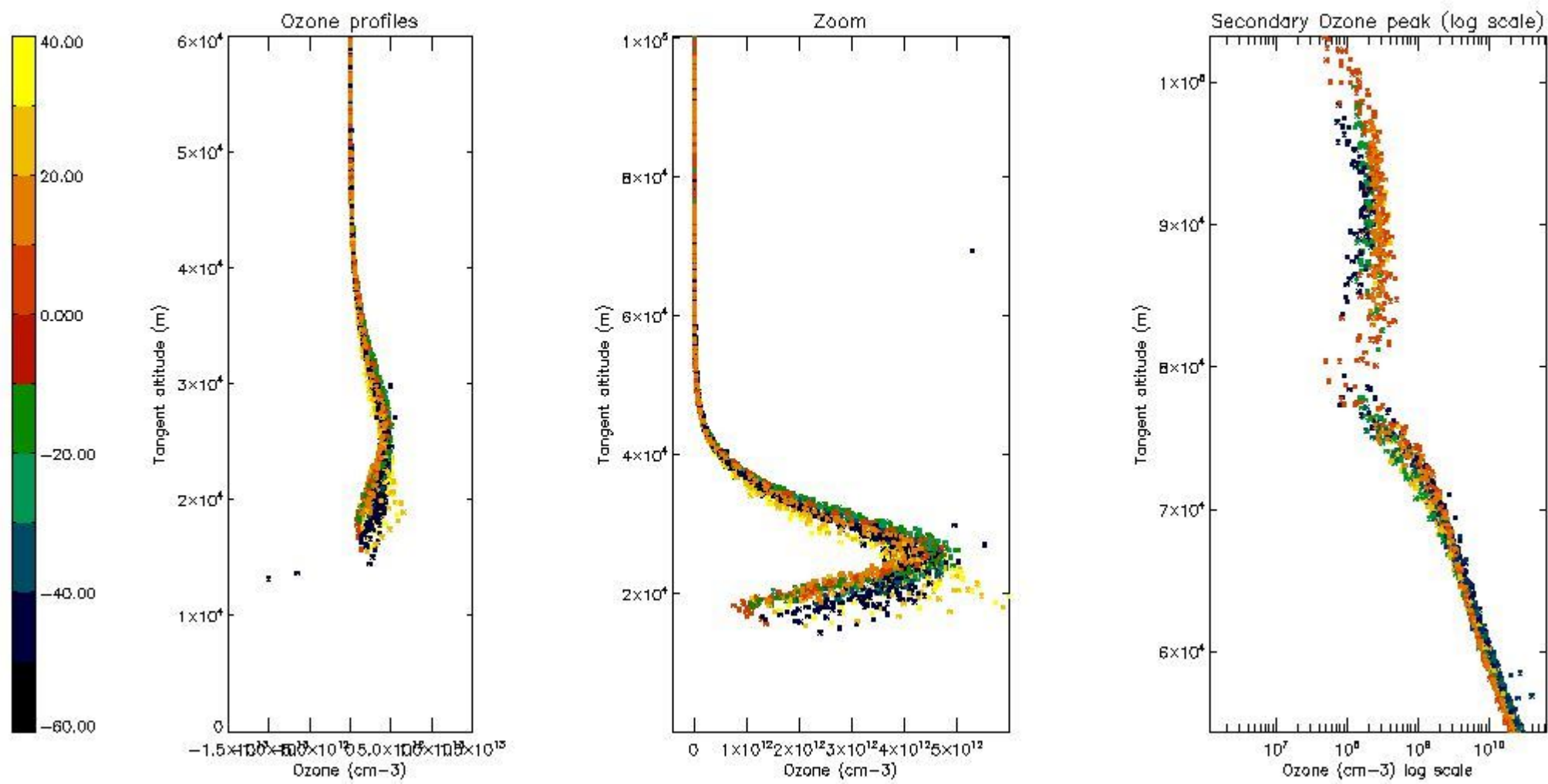
5.2 Plot ozone profiles for all STD (dark without errors)

The colorbar represents the latitude.



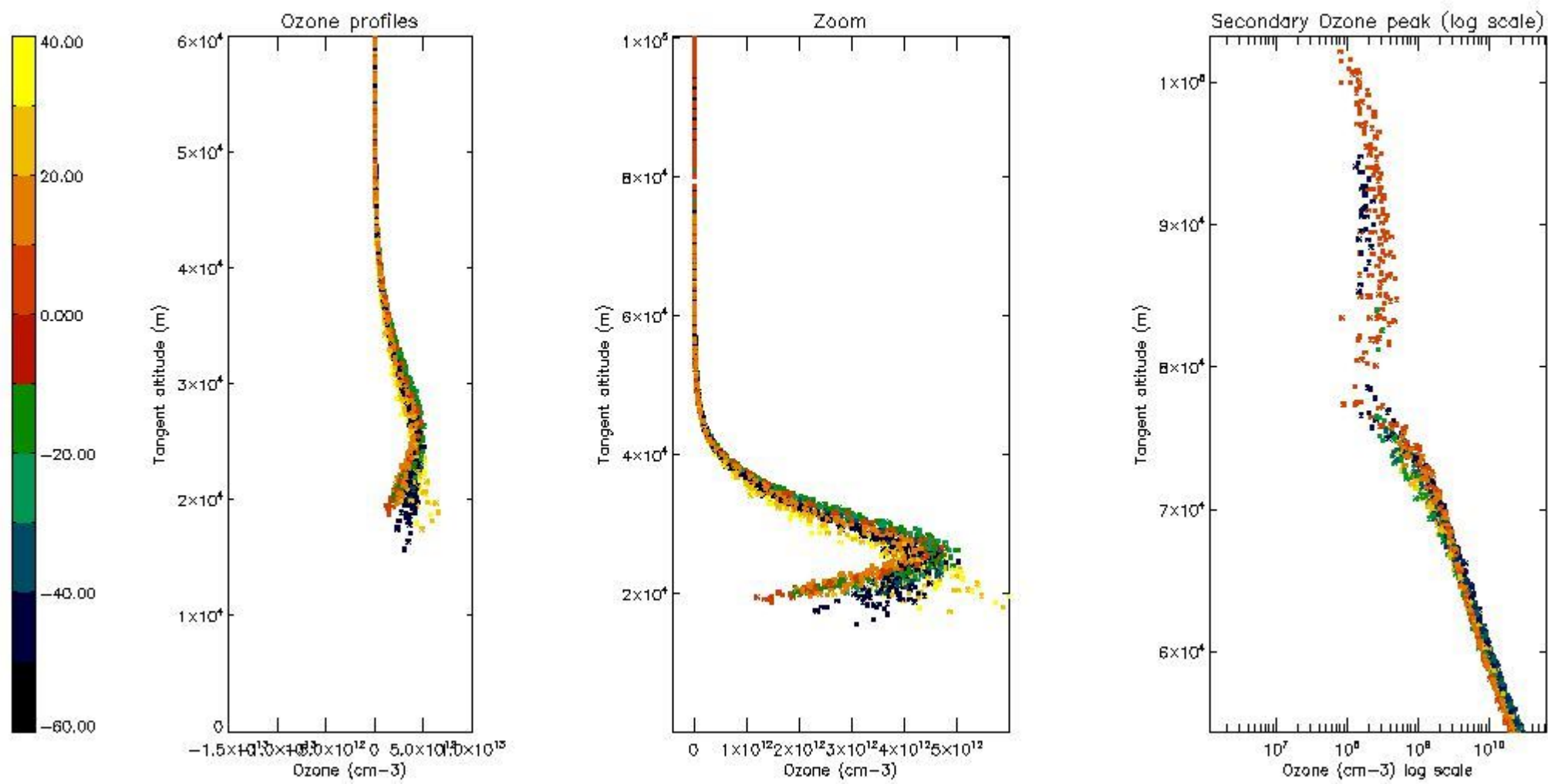
5.3 Plot ozone profiles where STD < 20% (dark without errors)

The colorbar represents the latitude.



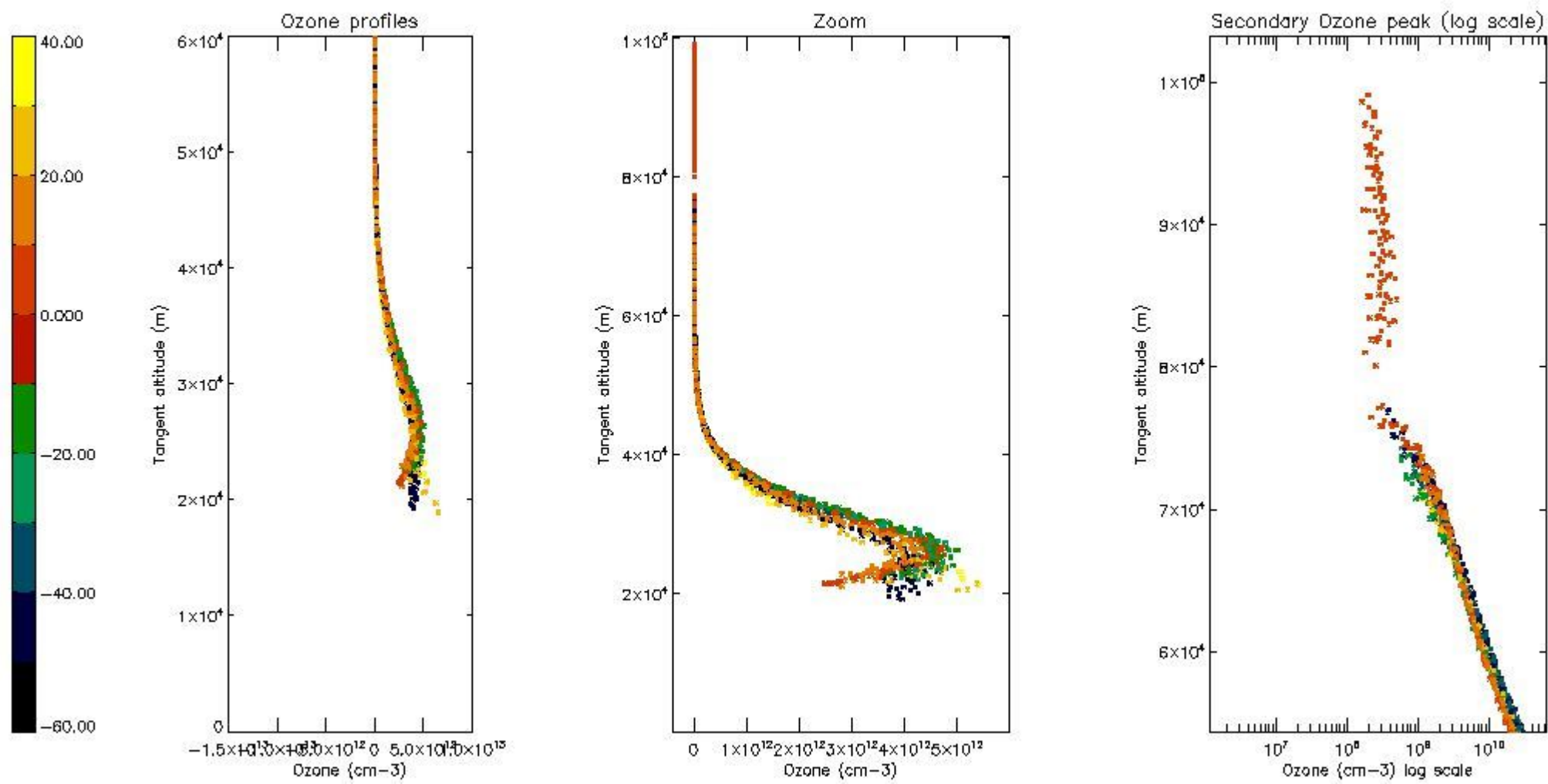
5.4 Plot ozone profiles where STD < 10% (dark without errors)

The colorbar represents the latitude.



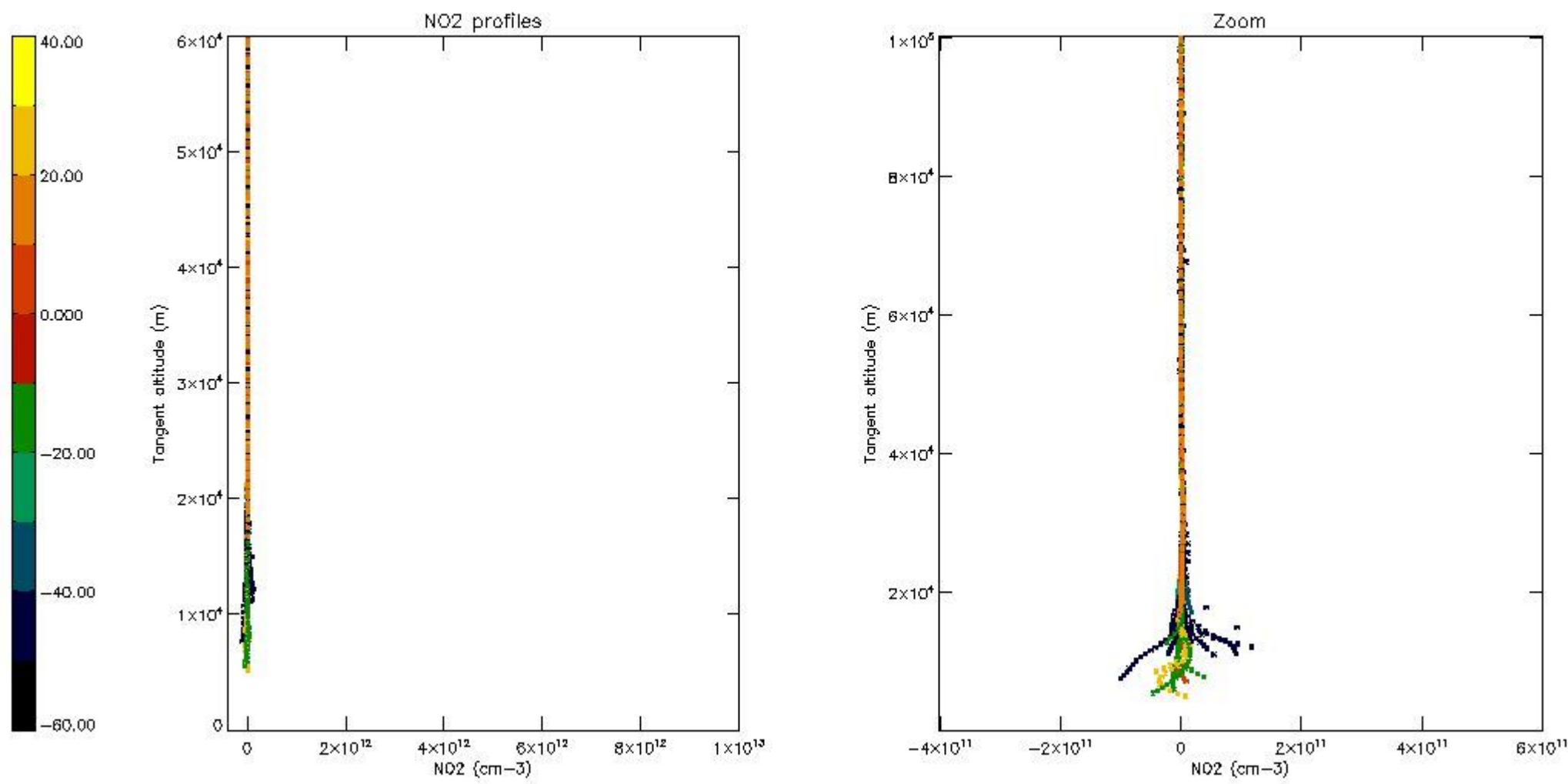
5.5 Plot ozone profiles where STD < 5% (dark without errors)

The colorbar represents the latitude.



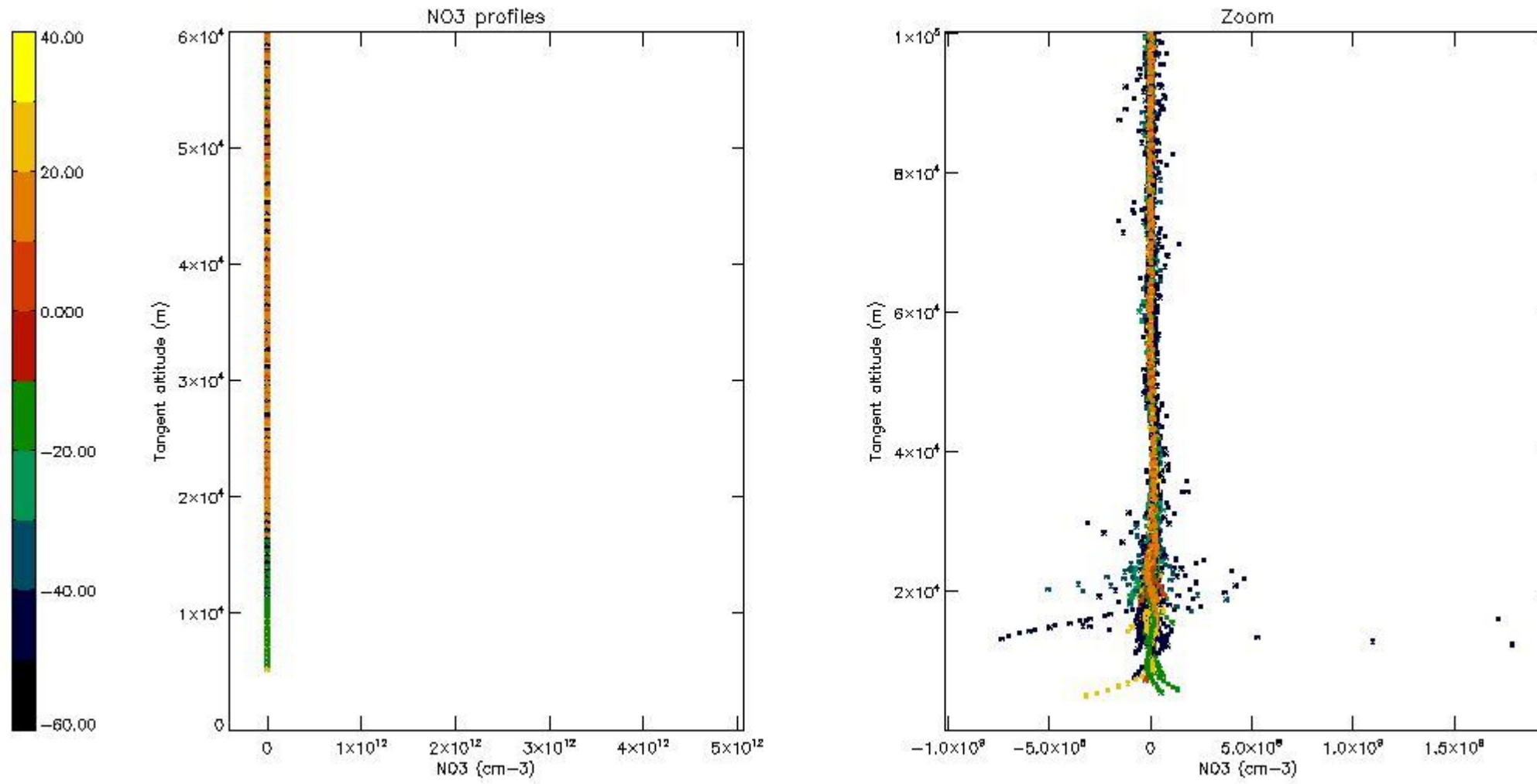
5.6 Plot NO₂ profiles for all STD (dark without errors)

The colorbar represents the latitude.



5.7 Plot NO3 profiles for all STD (dark without errors)

The colorbar represents the latitude.



6. Auxiliary Data Files used for the production reported in section 2

The number reported in the third column indicates since which file (see list in section 2) the corresponding auxiliary file has been used. The fourth column is the date of those product files.

Type	Auxiliary Filename	Used since product	Used since product date
INST_PHYS_CHARACTERISTICS	GOM_INS_AXVIEC20091111_143220_20030716_120000_20500101_000000	1	05-FEB-2004 00:03:31
LEVEL-2_PROC_CONFIG	GOM_PR2_AXVIEC20091111_152718_20020301_000000_20500101_000000	1	05-FEB-2004 00:03:31
CROSS_SECTIONS_FILE	GOM_CRS_AXVIEC20091111_154832_20020301_000000_20500101_000000	1	05-FEB-2004 00:03:31

GOMOS Level 2 Daily Report

SUMMARY

[1. General Info](#)

[2. Summary of processed GOM_NL_2P products](#)

[3. Level 2 Quality information per product](#)

[3.1 Plot of level 2 quality information per product \(time dependant\)](#)

[3.2 Plot of level 2 quality information per product \(world map\)](#)

[4. Level 1 Quality information per product \(stored on level 2 products\)](#)

[4.1 Plot of level 1 quality information per product \(time dependant\)](#)

[4.1.1 Plot of level 1 quality information per product \(time dependant\): ASCENDING](#)

[4.1.2 Plot of level 1 quality information per product \(time dependant\): DESCENDING](#)

[4.2 Plot of level 1 quality information per product \(world map\)](#)

[4.2.1 Plot of level 1 quality information per product \(world map\): ASCENDING](#)

[4.2.2 Plot of level 1 quality information per product \(world map\): DESCENDING](#)

[5. Ozone profiles based on quality statistics and other trace gas profiles](#)

[5.1 Ozone statistics based on quality of products](#)

[5.2 Plot ozone profiles for all STD \(dark without errors\)](#)

[5.3 Plot ozone profiles where STD < 20% \(dark without errors\)](#)

[5.4. Plot ozone profiles where STD < 10% \(dark without errors\)](#)

[5.5. Plot ozone profiles where STD < 5% \(dark without errors\)](#)

[5.6 Plot NO2 profiles for all STD \(dark without errors\)](#)

[5.7 Plot NO3 profiles for all STD \(dark without errors\)](#)

[5.8 Plot H2O profiles \(only for occultations of stars 1,2,3,4,13,14,16,26,63 dark without errors\) for all STD](#)

[6. Auxiliary Data Files used for the production reported in section 2](#)

This report presents the daily analysis on parameters extracted from GOMOS level 2 data (GOM_NL__2P). It is intended to monitor some important parameters that will impact the quality of these products. A list of level 2 products (and content) that have arrived during the reporting day to the PCF is also given.

Item	Value
Time of report generation	18APR2013 18:37:46
Data source version	GOMOS/6.01
Start time of products	05-02-2004 (05FEB2004 00:00:00)
Stop time of products	06-02-2004 (06FEB2004 00:00:00)
Store outputs in DB	Yes
Nb of level 2 prods	315
Nb of prods with errors	0

2. Summary of processed GOM_NL__2P products.

Nr	Filename	UTC Start time	Limb	Duration	Star Id	Star Name	Star Mag	Star Temp	Nb Meas	Orbit	Prod. error
1	GOM_NL__2PRFIN20040205_000331_000000782024_00030_10104_1344.N1	05-FEB-2004 00:03:31	Straylight	78.000	102	24Alp Ser	2.6000	4250.0	156	10104	No
2	GOM_NL__2PRFIN20040205_000558_000000442024_00030_10104_1345.N1	05-FEB-2004 00:05:58	Twilight	44.000	86	35Eta Oph	2.4300	10200.	88	10104	No
3	GOM_NL__2PRFIN20040205_000803_000000452024_00030_10104_1346.N1	05-FEB-2004 00:08:03	Twilight	45.000	116	19Del Sgr	2.7000	4100.0	90	10104	No
4	GOM_NL__2PRFIN20040205_000914_000000422024_00030_10104_1347.N1	05-FEB-2004 00:09:14	Twilight	42.000	38	20Eps Sgr	1.8360	11000.	84	10104	No
5	GOM_NL__2PRFIN20040205_001052_000000442024_00030_10104_1348.N1	05-FEB-2004 00:10:52	Dark	43.500	25	35Lam Sco	1.6200	28000.	87	10104	No
6	GOM_NL__2PRFIN20040205_001218_000000452024_00030_10104_1349.N1	05-FEB-2004 00:12:18	Dark	45.000	40	The Sco	1.8590	7100.0	90	10104	No
7	GOM_NL__2PRFIN20040205_001619_000000472024_00030_10104_1350.N1	05-FEB-2004 00:16:19	Dark	46.500	131	Gam Lup	2.8000	26000.	93	10104	No
8	GOM_NL__2PRFIN20040205_001933_000000442024_00031_10105_1340.N1	05-FEB-2004 00:19:33	Dark	43.500	43	Alp TrA	1.9100	4250.0	87	10105	No
9	GOM_NL__2PRFIN20040205_002550_000000442024_00031_10105_1341.N1	05-FEB-2004 00:25:50	Dark	43.500	12	Alp1Cru	0.77500	30000.	87	10105	No
10	GOM_NL__2PRFIN20040205_002908_000000382024_00031_10105_1342.N1	05-FEB-2004 00:29:08	Dark	37.500	29	Bet Car	1.6720	10200.	75	10105	No
11	GOM_NL__2PRFIN20040205_003134_000000402024_00031_10105_1343.N1	05-FEB-2004 00:31:34	Dark	39.500	71	lot Car	2.2460	7700.0	79	10105	No
12	GOM_NL__2PRFIN20040205_003317_000000402024_00031_10105_1344.N1	05-FEB-2004 00:33:17	Dark	40.000	46	Del Vel	1.9540	10600.	80	10105	No
13	GOM_NL__2PRFIN20040205_003546_000000432024_00031_10105_1345.N1	05-FEB-2004 00:35:46	Straylight	42.500	34	Gam2Vel	1.7930	23000.	85	10105	No
14	GOM_NL__2PRFIN20040205_003750_000000422024_00031_10105_1346.N1	05-FEB-2004 00:37:50	Straylight	41.500	70	Zet Pup	2.2460	39000.	83	10105	No
15	GOM_NL__2PRFIN20040205_003911_000000432024_00031_10105_1347.N1	05-FEB-2004 00:39:11	Straylight	43.000	117	Pi Pup	2.7060	3800.0	86	10105	No
16	GOM_NL__2PRFIN20040205_004136_000000412024_00031_10105_1348.N1	05-FEB-2004 00:41:36	Straylight	41.000	23	21Eps CMa	1.5020	26000.	82	10105	No
17	GOM_NL__2PRFIN20040205_004259_000000392024_00031_10105_1349.N1	05-FEB-2004 00:42:59	Straylight	39.000	179	24Omi2CMa	3.0320	24000.	78	10105	No
18	GOM_NL__2PRFIN20040205_004634_000000612024_00031_10105_1350.N1	05-FEB-2004 00:46:34	Straylight	60.500	48	30Alp Hya	1.9770	4100.0	121	10105	No
19	GOM_NL__2PRFIN20040205_005047_000000522024_00031_10105_1351.N1	05-FEB-2004 00:50:47	Twilight	52.000	8	10Alp CMi	0.40000	6500.0	104	10105	No
20	GOM_NL__2PRFIN20040205_005421_000000402024_00031_10105_1352.N1	05-FEB-2004 00:54:21	Bright	40.000	44	24Gam Gem	1.9280	11000.	80	10105	No
21	GOM_NL__2PRFIN20040205_005614_000000402024_00031_10105_1353.N1	05-FEB-2004 00:56:14	Bright	40.000	151	13Mu Gem	2.8900	3000.0	80	10105	No
22	GOM_NL__2PRFIN20040205_005825_000000392024_00031_10105_1354.N1	05-FEB-2004 00:58:25	Bright	39.000	24	66Alp Gem	1.5800	10200.	78	10105	No
23	GOM_NL__2PRFIN20040205_010034_000000372024_00031_10105_1355.N1	05-FEB-2004 01:00:34	Bright	37.000	107	37The Aur	2.6490	11000.	74	10105	No
24	GOM_NL__2PRFIN20040205_010238_000000382024_00031_10105_1356.N1	05-FEB-2004 01:02:38	Bright	38.000	42	34Bet Aur	1.9000	10200.	76	10105	No
25	GOM_NL__2PRFIN20040205_011108_000000472024_00031_10105_1357.N1	05-FEB-2004 01:11:08	Bright	46.500	82	48Bet UMa	2.3650	10600.	93	10105	No
26	GOM_NL__2PRFIN20040205_011442_000000342024_00031_10105_1358.N1	05-FEB-2004 01:14:42	Bright	34.000	49	1Alp UMi	1.9900	6300.0	68	10105	No
27	GOM_NL__2PRFIN20040205_011735_000000412024_00031_10105_1359.N1	05-FEB-2004 01:17:35	Bright	41.000	60	7Bet UMi	2.0810	3950.0	82	10105	No
28	GOM_NL__2PRFIN20040205_011905_000000572024_00031_10105_1360.N1	05-FEB-2004 01:19:05	Bright	56.500	55	79Zet UMa	2.0600	10200.	113	10105	No
29	GOM_NL__2PRFIN20040205_012221_000000422024_00031_10105_1361.N1	05-FEB-2004 01:22:21	Bright	41.500	119	14Eta Dra	2.7270	4700.0	83	10105	No
30	GOM_NL__2PRFIN20040205_012540_000000372024_00031_10105_1362.N1	05-FEB-2004 01:25:40	Bright	37.000	130	23Bet Dra	2.7990	5800.0	74	10105	No
31	GOM_NL__2PRFIN20040205_012925_000000382024_00031_10105_1363.N1	05-FEB-2004 01:29:25	Bright	38.000	5	3Alp Lyr	0.033000	11000.	76	10105	No
32	GOM_NL__2PRFIN20040205_013228_000000452024_00031_10105_1364.N1	05-FEB-2004 01:32:28	Bright	45.000	133	40Zet Her	2.8070	6000.0	90	10105	No
33	GOM_NL__2PRFIN20040205_013711_000001312024_00031_10105_1365.N1	05-FEB-2004 01:37:11	Twilight	131.00	83		2.3780	11000.	262	10105	No
34	GOM_NL__2PRFIN20040205_014409_000000742024_00031_10105_1366.N1	05-FEB-2004 01:44:09	Straylight	73.500	102	24Alp Ser	2.6000	4250.0	147	10105	No
35	GOM_NL__2PRFIN20040205_014635_000000452024_00031_10105_1367.N1	05-FEB-2004 01:46:35	Twilight	44.500	86	35Eta Oph	2.4300	10200.	89	10105	No
36	GOM_NL__2PRFIN20040205_014839_000000452024_00031_10105_1368.N1	05-FEB-2004 01:48:39	Twilight	44.500	116	19Del Sgr	2.7000	4100.0	89	10105	No
37	GOM_NL__2PRFIN20040205_014950_000000442024_00031_10105_1369.N1	05-FEB-2004 01:49:50	Twilight	43.500	38	20Eps Sgr	1.8360	11000.	87	10105	No
38	GOM_NL__2PRFIN20040205_015129_000000412024_00031_10105_1370.N1	05-FEB-2004 01:51:29	Dark	40.500	25	35Lam Sco	1.6200	28000.	81	10105	No
39	GOM_NL__2PRFIN20040205_015254_000000472024_00031_10105_1371.N1	05-FEB-2004 01:52:54	Dark	46.500	40	The Sco	1.8590	7100.0	93	10105	No
40	GOM_NL__2PRFIN20040205_015446_000000392024_00031_10105_1372.N1	05-FEB-2004 01:54:46	Dark	39.000	147	Alp Ara	2.8770	26000.	78	10105	No
41	GOM_NL__2PRFIN20040205_015655_000000482024_00031_10105_1373.N1	05-FEB-2004 01:56:55	Dark	47.500	131	Gam Lup	2.8000	26000.	95	10105	No
42	GOM_NL__2PRFIN20040205_020009_000000412024_00032_10106_1340.N1	05-FEB-2004 02:00:09	Dark	41.000	43	Alp TrA	1.9100	4250.0	82	10106	No

43	GOM_NL__2PRFIN20040205_020627_00000522024_00032_10106_1341.N1	05-FEB-2004 02:06:27	Dark	52.000	12	Alp1Cru	0.77500	30000.	104	10106	No
44	GOM_NL__2PRFIN20040205_020944_000000372024_00032_10106_1342.N1	05-FEB-2004 02:09:44	Dark	37.000	29	Bet Car	1.6720	10200.	74	10106	No
45	GOM_NL__2PRFIN20040205_021210_000000432024_00032_10106_1343.N1	05-FEB-2004 02:12:10	Dark	42.500	71	lot Car	2.2460	7700.0	85	10106	No
46	GOM_NL__2PRFIN20040205_021352_000000402024_00032_10106_1344.N1	05-FEB-2004 02:13:52	Dark	40.000	46	Del Vel	1.9540	10600.	80	10106	No
47	GOM_NL__2PRFIN20040205_021622_000000412024_00032_10106_1345.N1	05-FEB-2004 02:16:22	Straylight	41.000	34	Gam2Vel	1.7930	23000.	82	10106	No
48	GOM_NL__2PRFIN20040205_021826_000000432024_00032_10106_1346.N1	05-FEB-2004 02:18:26	Straylight	42.500	70	Zet Pup	2.2460	39000.	85	10106	No
49	GOM_NL__2PRFIN20040205_021947_000000452024_00032_10106_1347.N1	05-FEB-2004 02:19:47	Straylight	45.000	117	Pl Pup	2.7060	3800.0	90	10106	No
50	GOM_NL__2PRFIN20040205_022212_000000432024_00032_10106_1348.N1	05-FEB-2004 02:22:12	Straylight	43.000	23	21Eps CMa	1.5020	26000.	86	10106	No
51	GOM_NL__2PRFIN20040205_022335_000000392024_00032_10106_1349.N1	05-FEB-2004 02:23:35	Straylight	39.000	179	24Omi2CMa	3.0320	24000.	78	10106	No
52	GOM_NL__2PRFIN20040205_022710_000000602024_00032_10106_1350.N1	05-FEB-2004 02:27:10	Straylight	60.000	48	30Alp Hya	1.9770	4100.0	120	10106	No
53	GOM_NL__2PRFIN20040205_023123_000000522024_00032_10106_1351.N1	05-FEB-2004 02:31:23	Twl_and_stray	52.000	8	10Alp CMi	0.40000	6500.0	104	10106	No
54	GOM_NL__2PRFIN20040205_023457_000000402024_00032_10106_1352.N1	05-FEB-2004 02:34:57	Bright	39.500	44	24Gam Gem	1.9280	11000.	79	10106	No
55	GOM_NL__2PRFIN20040205_023650_000000392024_00032_10106_1353.N1	05-FEB-2004 02:36:50	Bright	39.000	151	13Mu Gem	2.8900	3000.0	78	10106	No
56	GOM_NL__2PRFIN20040205_023901_000000392024_00032_10106_1354.N1	05-FEB-2004 02:39:01	Bright	39.000	24	66Alp Gem	1.5800	10200.	78	10106	No
57	GOM_NL__2PRFIN20040205_024109_000000392024_00032_10106_1355.N1	05-FEB-2004 02:41:09	Bright	38.500	107	37The Aur	2.6490	11000.	77	10106	No
58	GOM_NL__2PRFIN20040205_024313_000000382024_00032_10106_1356.N1	05-FEB-2004 02:43:13	Bright	37.500	42	34Bet Aur	1.9000	10200.	75	10106	No
59	GOM_NL__2PRFIN20040205_025143_000000452024_00032_10106_1357.N1	05-FEB-2004 02:51:43	Bright	44.500	82	48Bet UMa	2.3650	10600.	89	10106	No
60	GOM_NL__2PRFIN20040205_025518_000000342024_00032_10106_1358.N1	05-FEB-2004 02:55:18	Bright	34.000	49	1Alp UMi	1.9900	6300.0	68	10106	No
61	GOM_NL__2PRFIN20040205_025810_000000372024_00032_10106_1359.N1	05-FEB-2004 02:58:10	Bright	37.000	60	7Bet UMi	2.0810	3950.0	74	10106	No
62	GOM_NL__2PRFIN20040205_025940_000000572024_00032_10106_1360.N1	05-FEB-2004 02:59:40	Bright	56.500	55	79Zet UMa	2.0600	10200.	113	10106	No
63	GOM_NL__2PRFIN20040205_030256_000000382024_00032_10106_1361.N1	05-FEB-2004 03:02:56	Bright	38.000	119	14Eta Dra	2.7270	4700.0	76	10106	No
64	GOM_NL__2PRFIN20040205_030615_000000372024_00032_10106_1362.N1	05-FEB-2004 03:06:15	Bright	36.500	130	23Bet Dra	2.7990	5800.0	73	10106	No
65	GOM_NL__2PRFIN20040205_031001_000000362024_00032_10106_1363.N1	05-FEB-2004 03:10:01	Bright	36.000	5	3Alp Lyr	0.033000	11000.	72	10106	No
66	GOM_NL__2PRFIN20040205_031304_000000462024_00032_10106_1364.N1	05-FEB-2004 03:13:04	Bright	45.500	133	40Zet Her	2.8070	6000.0	91	10106	No
67	GOM_NL__2PRFIN20040205_031748_000001362024_00032_10106_1365.N1	05-FEB-2004 03:17:48	Twl_and_stray	136.00	83		2.3780	11000.	272	10106	No
68	GOM_NL__2PRFIN20040205_032446_000000742024_00032_10106_1366.N1	05-FEB-2004 03:24:46	Straylight	74.000	102	24Alp Ser	2.6000	4250.0	148	10106	No
69	GOM_NL__2PRFIN20040205_032711_000000472024_00032_10106_1367.N1	05-FEB-2004 03:27:11	Twl_and_stray	46.500	86	35Eta Oph	2.4300	10200.	93	10106	No
70	GOM_NL__2PRFIN20040205_032915_000000442024_00032_10106_1368.N1	05-FEB-2004 03:29:15	Twilight	43.500	116	19Del Sgr	2.7000	4100.0	87	10106	No
71	GOM_NL__2PRFIN20040205_033027_000000422024_00032_10106_1369.N1	05-FEB-2004 03:30:27	Twilight	42.000	38	20Eps Sgr	1.8360	11000.	84	10106	No
72	GOM_NL__2PRFIN20040205_033205_000000422024_00032_10106_1370.N1	05-FEB-2004 03:32:05	Dark	41.500	25	35Lam Sco	1.6200	28000.	83	10106	No
73	GOM_NL__2PRFIN20040205_033330_000000462024_00032_10106_1371.N1	05-FEB-2004 03:33:30	Dark	46.000	40	The Sco	1.8590	7100.0	92	10106	No
74	GOM_NL__2PRFIN20040205_033522_000000392024_00032_10106_1372.N1	05-FEB-2004 03:35:22	Dark	39.000	147	Alp Ara	2.8770	26000.	78	10106	No
75	GOM_NL__2PRFIN20040205_033733_000000462024_00032_10106_1373.N1	05-FEB-2004 03:37:33	Dark	46.000	131	Gam Lup	2.8000	26000.	92	10106	No
76	GOM_NL__2PRFIN20040205_034046_000000422024_00033_10107_1340.N1	05-FEB-2004 03:40:46	Dark	41.500	43	Alp TrA	1.9100	4250.0	83	10107	No
77	GOM_NL__2PRFIN20040205_034703_000000432024_00033_10107_1341.N1	05-FEB-2004 03:47:03	Dark	43.000	12	Alp1Cru	0.77500	30000.	86	10107	No
78	GOM_NL__2PRFIN20040205_035020_000000372024_00033_10107_1342.N1	05-FEB-2004 03:50:20	Dark	37.000	29	Bet Car	1.6720	10200.	74	10107	No
79	GOM_NL__2PRFIN20040205_035246_000000382024_00033_10107_1343.N1	05-FEB-2004 03:52:46	Dark	38.000	71	lot Car	2.2460	7700.0	76	10107	No
80	GOM_NL__2PRFIN20040205_035429_000000392024_00033_10107_1344.N1	05-FEB-2004 03:54:29	Dark	38.500	46	Del Vel	1.9540	10600.	77	10107	No
81	GOM_NL__2PRFIN20040205_035658_000000402024_00033_10107_1345.N1	05-FEB-2004 03:56:58	Straylight	39.500	34	Gam2Vel	1.7930	23000.	79	10107	No
82	GOM_NL__2PRFIN20040205_035902_000000422024_00033_10107_1346.N1	05-FEB-2004 03:59:02	Straylight	41.500	70	Zet Pup	2.2460	39000.	83	10107	No
83	GOM_NL__2PRFIN20040205_040022_000000422024_00033_10107_1347.N1	05-FEB-2004 04:00:22	Straylight	41.500	117	Pl Pup	2.7060	3800.0	83	10107	No
84	GOM_NL__2PRFIN20040205_040249_000000422024_00033_10107_1348.N1	05-FEB-2004 04:02:49	Straylight	42.000	23	21Eps CMa	1.5020	26000.	84	10107	No
85	GOM_NL__2PRFIN20040205_040411_000000412024_00033_10107_1349.N1	05-FEB-2004 04:04:11	Straylight	40.500	179	24Omi2CMa	3.0320	24000.	81	10107	No
86	GOM_NL__2PRFIN20040205_040746_000000622024_00033_10107_1350.N1	05-FEB-2004 04:07:46	Straylight	61.500	48	30Alp Hya	1.9770	4100.0	123	10107	No
87	GOM_NL__2PRFIN20040205_041159_000000522024_00033_10107_1351.N1	05-FEB-2004 04:11:59	Twl_and_stray	52.000	8	10Alp CMi	0.40000	6500.0	104	10107	No
88	GOM_NL__2PRFIN20040205_041533_000000412024_00033_10107_1352.N1	05-FEB-2004 04:15:33	Bright	40.500	44	24Gam Gem	1.9280	11000.	81	10107	No
89	GOM_NL__2PRFIN20040205_041726_000000412024_00033_10107_1353.N1	05-FEB-2004 04:17:26	Bright	41.000	151	13Mu Gem	2.8900	3000.0	82	10107	No
90	GOM_NL__2PRFIN20040205_041937_000000412024_00033_10107_1354.N1	05-FEB-2004 04:19:37	Bright	40.500	24	66Alp Gem	1.5800	10200.	81	10107	No
91	GOM_NL__2PRFIN20040205_042147_000000372024_00033_10107_1355.N1	05-FEB-2004 04:21:47	Bright	37.000	107	37The Aur	2.6490	11000.	74	10107	No
92	GOM_NL__2PRFIN20040205_042350_000000382024_00033_10107_1356.N1	05-FEB-2004 04:23:50	Bright	38.000	42	34Bet Aur	1.9000	10200.	76	10107	No
93	GOM_NL__2PRFIN20040205_043218_000000472024_00033_10107_1357.N1	05-FEB-2004 04:32:18	Bright	47.000	82	48Bet UMa	2.3650	10600.	94	10107	No
94	GOM_NL__2PRFIN20040205_043554_000000382024_00033_10107_1358.N1	05-FEB-2004 04:35:54	Bright	37.500	49	1Alp UMi	1.9900	6300.0	75	10107	No
95	GOM_NL__2PRFIN20040205_043846_000000412024_00033_10107_1359.N1	05-FEB-2004 04:38:46	Bright	41.000	60	7Bet UMi	2.0810	3950.0	82	10107	No
96	GOM_NL__2PRFIN20040205_044015_000000562024_00033_10107_1360.N1	05-FEB-2004 04:40:15	Bright	55.500	55	79Zet UMa	2.0600	10200.	111	10107	No
97	GOM_NL__2PRFIN20040205_044332_000000422024_00033_10107_1361.N1	05-FEB-2004 04:43:32	Bright	42.000	119	14Eta Dra	2.7270	4700.0	84	10107	No
98	GOM_NL__2PRFIN20040205_044651_000000402024_00033_10107_1362.N1	05-FEB-2004 04:46:51	Bright	39.500	130	23Bet Dra	2.7990	5800.0	79	10107	No
99	GOM_NL__2PRFIN20040205_045037_000000382024_00033_10107_1363.N1	05-FEB-2004 04:50:37	Bright	38.000	5	3Alp Lyr	0.033000	11000.	76	10107	No
100	GOM_NL__2PRFIN20040205_045340_000000472024_00033_10107_1364.N1	05-FEB-2004 04:53:40	Bright	46.500	133	40Zet Her	2.8070	6000.0	93	10107	No
101	GOM_NL__2PRFIN20040205_045825_000001422024_00033_10107_1365.N1	05-FEB-2004 04:58:25	Twl_and_stray	142.00	83		2.3780	11000.	284	10107	No

102	GOM_NL__2PRFIN20040205_050524_000000752024_00033_10107_1366.N1	05-FEB-2004 05:05:24	Straylight	75.000	102	24Alp Ser	2.6000	4250.0	150	10107	No
103	GOM_NL__2PRFIN20040205_050748_000000462024_00033_10107_1367.N1	05-FEB-2004 05:07:48	Twl_and_stray	45.500	86	35Eta Oph	2.4300	10200.	91	10107	No
104	GOM_NL__2PRFIN20040205_050952_000000422024_00033_10107_1368.N1	05-FEB-2004 05:09:52	Twilight	41.500	116	19Del Sgr	2.7000	4100.0	83	10107	No
105	GOM_NL__2PRFIN20040205_051103_000000392024_00033_10107_1369.N1	05-FEB-2004 05:11:03	Twilight	39.000	38	20Eps Sgr	1.8360	11000.	78	10107	No
106	GOM_NL__2PRFIN20040205_051242_000000432024_00033_10107_1370.N1	05-FEB-2004 05:12:42	Dark	43.000	25	35Lam Sco	1.6200	28000.	86	10107	No
107	GOM_NL__2PRFIN20040205_051407_000000422024_00033_10107_1371.N1	05-FEB-2004 05:14:07	Dark	42.000	40	The Sco	1.8590	7100.0	84	10107	No
108	GOM_NL__2PRFIN20040205_051559_000000392024_00033_10107_1372.N1	05-FEB-2004 05:15:59	Dark	38.500	147	Alp Ara	2.8770	26000.	77	10107	No
109	GOM_NL__2PRFIN20040205_051810_000000462024_00033_10107_1373.N1	05-FEB-2004 05:18:10	Dark	46.000	131	Gam Lup	2.8000	26000.	92	10107	No
110	GOM_NL__2PRFIN20040205_052122_000000502024_00034_10108_1341.N1	05-FEB-2004 05:21:22	Dark	49.500	43	Alp TrA	1.9100	4250.0	99	10108	No
111	GOM_NL__2PRFIN20040205_052740_000000432024_00034_10108_1342.N1	05-FEB-2004 05:27:40	Dark	42.500	12	Alp1Cru	0.77500	30000.	85	10108	No
112	GOM_NL__2PRFIN20040205_053056_000000372024_00034_10108_1343.N1	05-FEB-2004 05:30:56	Dark	37.000	29	Bet Car	1.6720	10200.	74	10108	No
113	GOM_NL__2PRFIN20040205_053322_000000402024_00034_10108_1344.N1	05-FEB-2004 05:33:22	Dark	40.000	71	lot Car	2.2460	7700.0	80	10108	No
114	GOM_NL__2PRFIN20040205_053505_000000422024_00034_10108_1345.N1	05-FEB-2004 05:35:05	Dark	41.500	46	Del Vel	1.9540	10600.	83	10108	No
115	GOM_NL__2PRFIN20040205_053735_000000412024_00034_10108_1346.N1	05-FEB-2004 05:37:35	Straylight	41.000	34	Gam2Vel	1.7930	23000.	82	10108	No
116	GOM_NL__2PRFIN20040205_053938_000000422024_00034_10108_1347.N1	05-FEB-2004 05:39:38	Straylight	41.500	70	Zet Pup	2.2460	39000.	83	10108	No
117	GOM_NL__2PRFIN20040205_054059_000000412024_00034_10108_1348.N1	05-FEB-2004 05:40:59	Straylight	41.000	117	Pi Pup	2.7060	3800.0	82	10108	No
118	GOM_NL__2PRFIN20040205_054325_000000412024_00034_10108_1349.N1	05-FEB-2004 05:43:25	Straylight	40.500	23	21Eps CMa	1.5020	26000.	81	10108	No
119	GOM_NL__2PRFIN20040205_054448_000000392024_00034_10108_1350.N1	05-FEB-2004 05:44:48	Straylight	38.500	179	24Omi2CMa	3.0320	24000.	77	10108	No
120	GOM_NL__2PRFIN20040205_054821_000000632024_00034_10108_1351.N1	05-FEB-2004 05:48:21	Straylight	62.500	48	30Alp Hya	1.9770	4100.0	125	10108	No
121	GOM_NL__2PRFIN20040205_055236_000000492024_00034_10108_1352.N1	05-FEB-2004 05:52:36	Twl_and_stray	49.000	8	10Alp CMi	0.40000	6500.0	98	10108	No
122	GOM_NL__2PRFIN20040205_055610_000000392024_00034_10108_1353.N1	05-FEB-2004 05:56:10	Bright	39.000	44	24Gam Gem	1.9280	11000.	78	10108	No
123	GOM_NL__2PRFIN20040205_055802_000000412024_00034_10108_1354.N1	05-FEB-2004 05:58:02	Bright	40.500	151	13Mu Gem	2.8900	3000.0	81	10108	No
124	GOM_NL__2PRFIN20040205_060013_000000392024_00034_10108_1355.N1	05-FEB-2004 06:00:13	Bright	39.000	24	66Alp Gem	1.5800	10200.	78	10108	No
125	GOM_NL__2PRFIN20040205_060223_000000362024_00034_10108_1356.N1	05-FEB-2004 06:02:23	Bright	36.000	107	37The Aur	2.6490	11000.	72	10108	No
126	GOM_NL__2PRFIN20040205_060427_000000382024_00034_10108_1357.N1	05-FEB-2004 06:04:27	Bright	37.500	42	34Bet Aur	1.9000	10200.	75	10108	No
127	GOM_NL__2PRFIN20040205_061253_000000482024_00034_10108_1358.N1	05-FEB-2004 06:12:53	Bright	48.000	82	48Bet UMa	2.3650	10600.	96	10108	No
128	GOM_NL__2PRFIN20040205_061630_000000382024_00034_10108_1359.N1	05-FEB-2004 06:16:30	Bright	38.000	49	1Alp UMi	1.9900	6300.0	76	10108	No
129	GOM_NL__2PRFIN20040205_061922_000000372024_00034_10108_1360.N1	05-FEB-2004 06:19:22	Bright	36.500	60	7Bet UMi	2.0810	3950.0	73	10108	No
130	GOM_NL__2PRFIN20040205_062050_000000572024_00034_10108_1361.N1	05-FEB-2004 06:20:50	Bright	56.500	55	79Zet UMa	2.0600	10200.	113	10108	No
131	GOM_NL__2PRFIN20040205_062408_000000432024_00034_10108_1362.N1	05-FEB-2004 06:24:08	Bright	43.000	119	14Eta Dra	2.7270	4700.0	86	10108	No
132	GOM_NL__2PRFIN20040205_062727_000000402024_00034_10108_1363.N1	05-FEB-2004 06:27:27	Bright	40.000	130	23Bet Dra	2.7990	5800.0	80	10108	No
133	GOM_NL__2PRFIN20040205_063113_000000392024_00034_10108_1364.N1	05-FEB-2004 06:31:13	Bright	38.500	5	3Alp Lyr	0.033000	11000.	77	10108	No
134	GOM_NL__2PRFIN20040205_063416_000000482024_00034_10108_1365.N1	05-FEB-2004 06:34:16	Bright	47.500	133	40Zet Her	2.8070	6000.0	95	10108	No
135	GOM_NL__2PRFIN20040205_063902_000001272024_00034_10108_1366.N1	05-FEB-2004 06:39:02	Twl_and_stray	127.00	83		2.3780	11000.	254	10108	No
136	GOM_NL__2PRFIN20040205_064601_000000782024_00034_10108_1367.N1	05-FEB-2004 06:46:01	Straylight	77.500	102	24Alp Ser	2.6000	4250.0	155	10108	No
137	GOM_NL__2PRFIN20040205_064825_000000452024_00034_10108_1368.N1	05-FEB-2004 06:48:25	Twl_and_stray	45.000	86	35Eta Oph	2.4300	10200.	90	10108	No
138	GOM_NL__2PRFIN20040205_065028_000000442024_00034_10108_1369.N1	05-FEB-2004 06:50:28	Twilight	44.000	116	19Del Sgr	2.7000	4100.0	88	10108	No
139	GOM_NL__2PRFIN20040205_065139_000000442024_00034_10108_1370.N1	05-FEB-2004 06:51:39	Twilight	44.000	38	20Eps Sgr	1.8360	11000.	88	10108	No
140	GOM_NL__2PRFIN20040205_065318_000000462024_00034_10108_1371.N1	05-FEB-2004 06:53:18	Dark	45.500	25	35Lam Sco	1.6200	28000.	91	10108	No
141	GOM_NL__2PRFIN20040205_065444_000000492024_00034_10108_1372.N1	05-FEB-2004 06:54:44	Dark	49.000	40	The Sco	1.8590	7100.0	98	10108	No
142	GOM_NL__2PRFIN20040205_065636_000000392024_00034_10108_1373.N1	05-FEB-2004 06:56:36	Dark	39.000	147	Alp Ara	2.8770	26000.	78	10108	No
143	GOM_NL__2PRFIN20040205_065847_000000462024_00034_10108_1374.N1	05-FEB-2004 06:58:47	Dark	45.500	131	Gam Lup	2.8000	26000.	91	10108	No
144	GOM_NL__2PRFIN20040205_070158_000000402024_00035_10109_1342.N1	05-FEB-2004 07:01:58	Dark	40.000	43	Alp TrA	1.9100	4250.0	80	10109	No
145	GOM_NL__2PRFIN20040205_070817_000000472024_00035_10109_1343.N1	05-FEB-2004 07:08:17	Dark	47.000	12	Alp1Cru	0.77500	30000.	94	10109	No
146	GOM_NL__2PRFIN20040205_071132_000000372024_00035_10109_1344.N1	05-FEB-2004 07:11:32	Dark	36.500	29	Bet Car	1.6720	10200.	73	10109	No
147	GOM_NL__2PRFIN20040205_071359_000000392024_00035_10109_1345.N1	05-FEB-2004 07:13:59	Dark	38.500	71	lot Car	2.2460	7700.0	77	10109	No
148	GOM_NL__2PRFIN20040205_071541_000000432024_00035_10109_1346.N1	05-FEB-2004 07:15:41	Dark	42.500	46	Del Vel	1.9540	10600.	85	10109	No
149	GOM_NL__2PRFIN20040205_071811_000000412024_00035_10109_1347.N1	05-FEB-2004 07:18:11	Straylight	41.000	34	Gam2Vel	1.7930	23000.	82	10109	No
150	GOM_NL__2PRFIN20040205_072015_000000422024_00035_10109_1348.N1	05-FEB-2004 07:20:15	Straylight	42.000	70	Zet Pup	2.2460	39000.	84	10109	No
151	GOM_NL__2PRFIN20040205_072135_000000402024_00035_10109_1349.N1	05-FEB-2004 07:21:35	Straylight	39.500	117	Pi Pup	2.7060	3800.0	79	10109	No
152	GOM_NL__2PRFIN20040205_072401_000000452024_00035_10109_1350.N1	05-FEB-2004 07:24:01	Straylight	44.500	23	21Eps CMa	1.5020	26000.	89	10109	No
153	GOM_NL__2PRFIN20040205_072524_000000392024_00035_10109_1351.N1	05-FEB-2004 07:25:24	Straylight	38.500	179	24Omi2CMa	3.0320	24000.	77	10109	No
154	GOM_NL__2PRFIN20040205_072857_000000642024_00035_10109_1352.N1	05-FEB-2004 07:28:57	Straylight	63.500	48	30Alp Hya	1.9770	4100.0	127	10109	No
155	GOM_NL__2PRFIN20040205_073312_000000512024_00035_10109_1353.N1	05-FEB-2004 07:33:12	Twl_and_stray	51.000	8	10Alp CMi	0.40000	6500.0	102	10109	No
156	GOM_NL__2PRFIN20040205_073647_000000392024_00035_10109_1354.N1	05-FEB-2004 07:36:47	Bright	38.500	44	24Gam Gem	1.9280	11000.	77	10109	No
157	GOM_NL__2PRFIN20040205_073839_000000402024_00035_10109_1355.N1	05-FEB-2004 07:38:39	Bright	39.500	151	13Mu Gem	2.8900	3000.0	79	10109	No
158	GOM_NL__2PRFIN20040205_074049_000000382024_00035_10109_1356.N1	05-FEB-2004 07:40:49	Bright	38.000	24	66Alp Gem	1.5800	10200.	76	10109	No
159	GOM_NL__2PRFIN20040205_074300_000000372024_00035_10109_1357.N1	05-FEB-2004 07:43:00	Bright	36.500	107	37The Aur	2.6490	11000.	73	10109	No
160	GOM_NL__2PRFIN20040205_074503_000000382024_00035_10109_1358.N1	05-FEB-2004 07:45:03	Bright	37.500	42	34Bet Aur	1.9000	10200.	75	10109	No

161	GOM_NL__2PRFIN20040205_075328_000000492024_00035_10109_1359.N1	05-FEB-2004 07:53:28	Bright	48.500	82	48Bet UMa	2.3650	10600.	97	10109	No
162	GOM_NL__2PRFIN20040205_075706_000000382024_00035_10109_1360.N1	05-FEB-2004 07:57:06	Bright	37.500	49	1Alp UMi	1.9900	6300.0	75	10109	No
163	GOM_NL__2PRFIN20040205_075957_000000412024_00035_10109_1361.N1	05-FEB-2004 07:59:57	Bright	41.000	60	7Bet UMi	2.0810	3950.0	82	10109	No
164	GOM_NL__2PRFIN20040205_080126_000000572024_00035_10109_1362.N1	05-FEB-2004 08:01:26	Bright	57.000	55	79Zet UMa	2.0600	10200.	114	10109	No
165	GOM_NL__2PRFIN20040205_080444_000000422024_00035_10109_1363.N1	05-FEB-2004 08:04:44	Bright	42.000	119	14Eta Dra	2.7270	4700.0	84	10109	No
166	GOM_NL__2PRFIN20040205_080803_000000402024_00035_10109_1364.N1	05-FEB-2004 08:08:03	Bright	39.500	130	23Bet Dra	2.7990	5800.0	79	10109	No
167	GOM_NL__2PRFIN20040205_081149_000000382024_00035_10109_1365.N1	05-FEB-2004 08:11:49	Bright	37.500	5	3Alp Lyr	0.033000	11000.	75	10109	No
168	GOM_NL__2PRFIN20040205_081452_000000462024_00035_10109_1366.N1	05-FEB-2004 08:14:52	Bright	46.000	133	40Zet Her	2.8070	6000.0	92	10109	No
169	GOM_NL__2PRFIN20040205_081939_000001352024_00035_10109_1367.N1	05-FEB-2004 08:19:39	Twilight	135.00	83		2.3780	11000.	270	10109	No
170	GOM_NL__2PRFIN20040205_082638_000000802024_00035_10109_1368.N1	05-FEB-2004 08:26:38	Straylight	79.500	102	24Alp Ser	2.6000	4250.0	159	10109	No
171	GOM_NL__2PRFIN20040205_082901_000000472024_00035_10109_1369.N1	05-FEB-2004 08:29:01	Twilight	46.500	86	35Eta Oph	2.4300	10200.	93	10109	No
172	GOM_NL__2PRFIN20040205_083104_000000432024_00035_10109_1370.N1	05-FEB-2004 08:31:04	Twilight	42.500	116	19Del Sgr	2.7000	4100.0	85	10109	No
173	GOM_NL__2PRFIN20040205_083215_000000422024_00035_10109_1371.N1	05-FEB-2004 08:32:15	Twilight	41.500	38	20Eps Sgr	1.8360	11000.	83	10109	No
174	GOM_NL__2PRFIN20040205_083355_000000452024_00035_10109_1372.N1	05-FEB-2004 08:33:55	Dark	44.500	25	35Lam Sco	1.6200	28000.	89	10109	No
175	GOM_NL__2PRFIN20040205_083520_000000412024_00035_10109_1373.N1	05-FEB-2004 08:35:20	Dark	41.000	40	The Sco	1.8590	7100.0	82	10109	No
176	GOM_NL__2PRFIN20040205_083712_000000392024_00035_10109_1374.N1	05-FEB-2004 08:37:12	Dark	38.500	147	Alp Ara	2.8770	26000.	77	10109	No
177	GOM_NL__2PRFIN20040205_083923_000000452024_00035_10109_1375.N1	05-FEB-2004 08:39:23	Dark	45.000	131	Gam Lup	2.8000	26000.	90	10109	No
178	GOM_NL__2PRFIN20040205_170535_000000422024_00041_10115_1351.N1	05-FEB-2004 17:05:35	Dark	42.000	43	Alp TrA	1.9100	4250.0	84	10115	No
179	GOM_NL__2PRFIN20040205_171129_000000432024_00041_10115_1352.N1	05-FEB-2004 17:11:29	Dark	42.500	20	Bet Cru	1.2530	30000.	85	10115	No
180	GOM_NL__2PRFIN20040205_171250_000000462024_00041_10115_1353.N1	05-FEB-2004 17:12:50	Dark	46.000	64	Gam Cen	2.2000	10600.	92	10115	No
181	GOM_NL__2PRFIN20040205_171509_000000392024_00041_10115_1354.N1	05-FEB-2004 17:15:09	Dark	39.000	29	Bet Car	1.6720	10200.	78	10115	No
182	GOM_NL__2PRFIN20040205_171823_000000462024_00041_10115_1355.N1	05-FEB-2004 17:18:23	Dark	46.000	41	Eps Car	1.8600	4100.0	92	10115	No
183	GOM_NL__2PRFIN20040205_172148_000000422024_00041_10115_1356.N1	05-FEB-2004 17:21:48	Straylight	42.000	34	Gam2Vel	1.7930	23000.	84	10115	No
184	GOM_NL__2PRFIN20040205_172352_000000412024_00041_10115_1357.N1	05-FEB-2004 17:23:52	Straylight	41.000	70	Zet Pup	2.2460	39000.	82	10115	No
185	GOM_NL__2PRFIN20040205_172511_000000422024_00041_10115_1358.N1	05-FEB-2004 17:25:11	Straylight	41.500	117	Pi Pup	2.7060	3800.0	83	10115	No
186	GOM_NL__2PRFIN20040205_172737_000000432024_00041_10115_1359.N1	05-FEB-2004 17:27:37	Straylight	43.000	23	21Eps CMa	1.5020	26000.	86	10115	No
187	GOM_NL__2PRFIN20040205_172900_000000402024_00041_10115_1360.N1	05-FEB-2004 17:29:00	Straylight	39.500	179	24Omi2CMa	3.0320	24000.	79	10115	No
188	GOM_NL__2PRFIN20040205_173110_000000472024_00041_10115_1361.N1	05-FEB-2004 17:31:10	Straylight	46.500	1	9Alp CMa	-1.4400	11000.	93	10115	No
189	GOM_NL__2PRFIN20040205_173648_000000522024_00041_10115_1362.N1	05-FEB-2004 17:36:48	Twilight	51.500	8	10Alp CMi	0.40000	6500.0	103	10115	No
190	GOM_NL__2PRFIN20040205_174024_000000392024_00041_10115_1363.N1	05-FEB-2004 17:40:24	Bright	38.500	44	24Gam Gem	1.9280	11000.	77	10115	No
191	GOM_NL__2PRFIN20040205_174216_000000392024_00041_10115_1364.N1	05-FEB-2004 17:42:16	Bright	39.000	151	13Mu Gem	2.8900	3000.0	78	10115	No
192	GOM_NL__2PRFIN20040205_174425_000000402024_00041_10115_1365.N1	05-FEB-2004 17:44:25	Bright	40.000	24	66Alp Gem	1.5800	10200.	80	10115	No
193	GOM_NL__2PRFIN20040205_174637_000000362024_00041_10115_1366.N1	05-FEB-2004 17:46:37	Bright	36.000	107	37The Aur	2.6490	11000.	72	10115	No
194	GOM_NL__2PRFIN20040205_174840_000000372024_00041_10115_1367.N1	05-FEB-2004 17:48:40	Bright	36.500	42	34Bet Aur	1.9000	10200.	73	10115	No
195	GOM_NL__2PRFIN20040205_175659_000000482024_00041_10115_1368.N1	05-FEB-2004 17:56:59	Bright	47.500	82	48Bet UMa	2.3650	10600.	95	10115	No
196	GOM_NL__2PRFIN20040205_180042_000000382024_00041_10115_1369.N1	05-FEB-2004 18:00:42	Bright	38.000	49	1Alp UMi	1.9900	6300.0	76	10115	No
197	GOM_NL__2PRFIN20040205_180331_000000432024_00041_10115_1370.N1	05-FEB-2004 18:03:31	Bright	43.000	60	7Bet UMi	2.0810	3950.0	86	10115	No
198	GOM_NL__2PRFIN20040205_180705_000000382024_00041_10115_1371.N1	05-FEB-2004 18:07:05	Bright	37.500	89	5Alp Cep	2.4510	8000.0	75	10115	No
199	GOM_NL__2PRFIN20040205_181139_000000402024_00041_10115_1372.N1	05-FEB-2004 18:11:39	Bright	39.500	130	23Bet Dra	2.7990	5800.0	79	10115	No
200	GOM_NL__2PRFIN20040205_181354_000000382024_00041_10115_1373.N1	05-FEB-2004 18:13:54	Bright	37.500	66	37Gam Cyg	2.2080	5900.0	75	10115	No
201	GOM_NL__2PRFIN20040205_181526_000000342024_00041_10115_1374.N1	05-FEB-2004 18:15:26	Bright	34.000	5	3Alp Lyr	0.033000	11000.	68	10115	No
202	GOM_NL__2PRFIN20040205_181829_000000472024_00041_10115_1375.N1	05-FEB-2004 18:18:29	Bright	46.500	133	40Zet Her	2.8070	6000.0	93	10115	No
203	GOM_NL__2PRFIN20040205_182321_000001472024_00041_10115_1376.N1	05-FEB-2004 18:23:21	Twilight	146.50	83		2.3780	11000.	293	10115	No
204	GOM_NL__2PRFIN20040205_183022_000000792024_00041_10115_1377.N1	05-FEB-2004 18:30:22	Straylight	78.500	102	24Alp Ser	2.6000	4250.0	157	10115	No
205	GOM_NL__2PRFIN20040205_183241_000000452024_00041_10115_1378.N1	05-FEB-2004 18:32:41	Twilight	45.000	86	35Eta Oph	2.4300	10200.	90	10115	No
206	GOM_NL__2PRFIN20040205_183442_000000412024_00041_10115_1379.N1	05-FEB-2004 18:34:42	Twilight	41.000	116	19Del Sgr	2.7000	4100.0	82	10115	No
207	GOM_NL__2PRFIN20040205_183553_000000412024_00041_10115_1380.N1	05-FEB-2004 18:35:53	Twilight	41.000	38	20Eps Sgr	1.8360	11000.	82	10115	No
208	GOM_NL__2PRFIN20040205_183734_000000442024_00041_10115_1381.N1	05-FEB-2004 18:37:34	Dark	43.500	25	35Lam Sco	1.6200	28000.	87	10115	No
209	GOM_NL__2PRFIN20040205_183859_000000442024_00041_10115_1382.N1	05-FEB-2004 18:38:59	Dark	43.500	40	The Sco	1.8590	7100.0	87	10115	No
210	GOM_NL__2PRFIN20040205_184050_000000392024_00041_10115_1383.N1	05-FEB-2004 18:40:50	Dark	38.500	147	Alp Ara	2.8770	26000.	77	10115	No
211	GOM_NL__2PRFIN20040205_184305_000000442024_00041_10115_1384.N1	05-FEB-2004 18:43:05	Dark	43.500	131	Gam Lup	2.8000	26000.	87	10115	No
212	GOM_NL__2PRFIN20040205_184611_000000392024_00042_10116_1351.N1	05-FEB-2004 18:46:11	Dark	39.000	43	Alp TrA	1.9100	4250.0	78	10116	No
213	GOM_NL__2PRFIN20040205_185206_000000422024_00042_10116_1352.N1	05-FEB-2004 18:52:06	Dark	42.000	20	Bet Cru	1.2530	30000.	84	10116	No
214	GOM_NL__2PRFIN20040205_185327_000000522024_00042_10116_1353.N1	05-FEB-2004 18:53:27	Dark	52.000	64	Gam Cen	2.2000	10600.	104	10116	No
215	GOM_NL__2PRFIN20040205_185546_000000402024_00042_10116_1354.N1	05-FEB-2004 18:55:46	Dark	39.500	29	Bet Car	1.6720	10200.	79	10116	No
216	GOM_NL__2PRFIN20040205_185859_000000422024_00042_10116_1355.N1	05-FEB-2004 18:58:59	Dark	41.500	41	Eps Car	1.8600	4100.0	83	10116	No
217	GOM_NL__2PRFIN20040205_190224_000000402024_00042_10116_1356.N1	05-FEB-2004 19:02:24	Straylight	40.000	34	Gam2Vel	1.7930	23000.	80	10116	No
218	GOM_NL__2PRFIN20040205_190428_000000402024_00042_10116_1357.N1	05-FEB-2004 19:04:28	Straylight	39.500	70	Zet Pup	2.2460	39000.	79	10116	No
219	GOM_NL__2PRFIN20040205_190548_000000422024_00042_10116_1358.N1	05-FEB-2004 19:05:48	Straylight	41.500	117	Pi Pup	2.7060	3800.0	83	10116	No

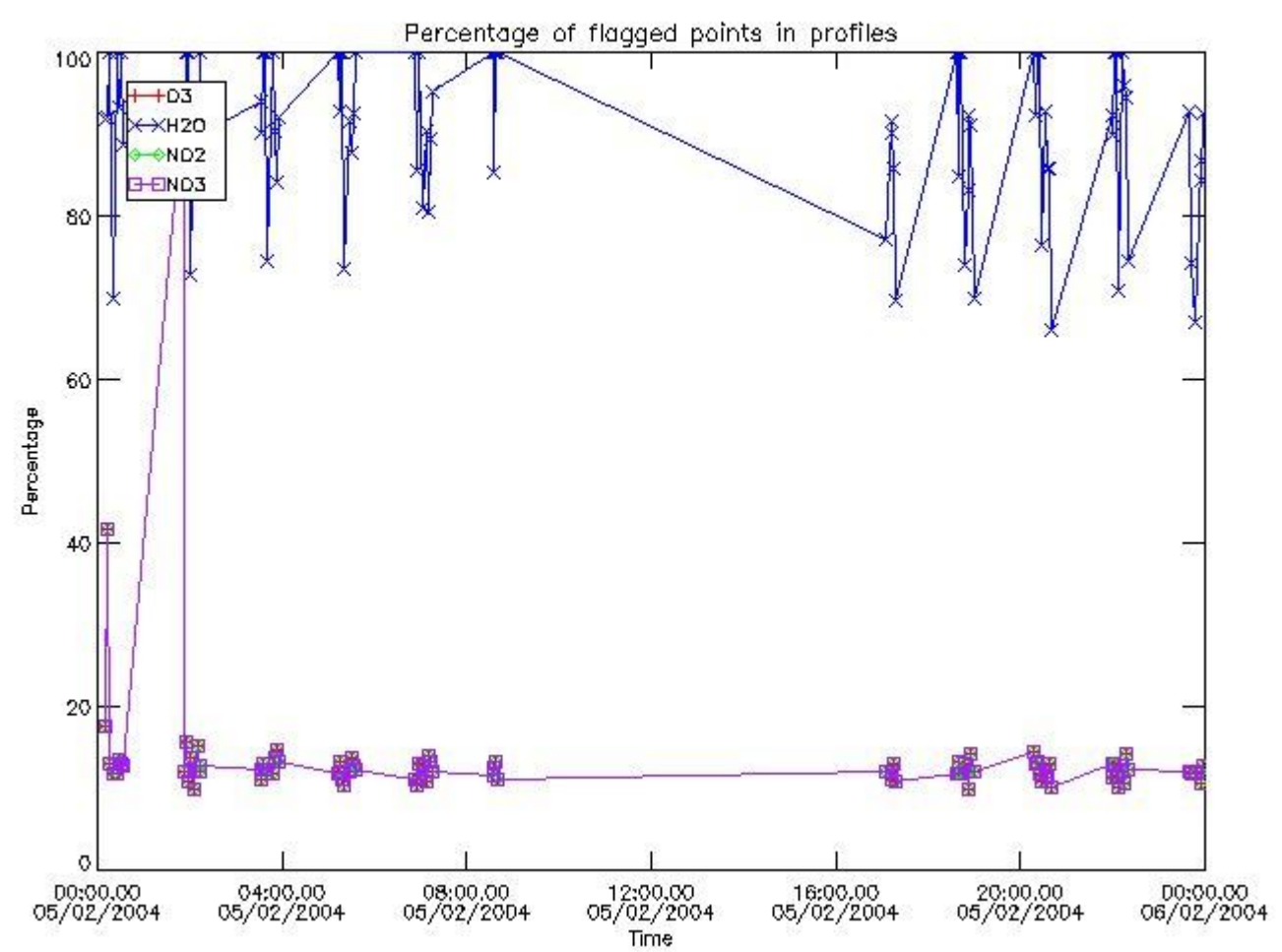
220	GOM_NL__2PRFIN20040205_190814_000000432024_00042_10116_1359.N1	05-FEB-2004 19:08:14	Straylight	42.500	23	21Eps CMa	1.5020	26000.	85	10116	No
221	GOM_NL__2PRFIN20040205_190937_000000402024_00042_10116_1360.N1	05-FEB-2004 19:09:37	Straylight	40.000	179	24Omi2CMa	3.0320	24000.	80	10116	No
222	GOM_NL__2PRFIN20040205_191147_000000432024_00042_10116_1361.N1	05-FEB-2004 19:11:47	Straylight	43.000	1	9Alp CMa	-1.4400	11000.	86	10116	No
223	GOM_NL__2PRFIN20040205_191725_000000502024_00042_10116_1362.N1	05-FEB-2004 19:17:25	Twl_and_stray	49.500	8	10Alp CMi	0.40000	6500.0	99	10116	No
224	GOM_NL__2PRFIN20040205_192100_000000392024_00042_10116_1363.N1	05-FEB-2004 19:21:00	Bright	38.500	44	24Gam Gem	1.9280	11000.	77	10116	No
225	GOM_NL__2PRFIN20040205_192253_000000402024_00042_10116_1364.N1	05-FEB-2004 19:22:53	Bright	39.500	151	13Mu Gem	2.8900	3000.0	79	10116	No
226	GOM_NL__2PRFIN20040205_192501_000000392024_00042_10116_1365.N1	05-FEB-2004 19:25:01	Bright	39.000	24	66Alp Gem	1.5800	10200.	78	10116	No
227	GOM_NL__2PRFIN20040205_192714_000000362024_00042_10116_1366.N1	05-FEB-2004 19:27:14	Bright	36.000	107	37The Aur	2.6490	11000.	72	10116	No
228	GOM_NL__2PRFIN20040205_192917_000000362024_00042_10116_1367.N1	05-FEB-2004 19:29:17	Bright	35.500	42	34Bet Aur	1.9000	10200.	71	10116	No
229	GOM_NL__2PRFIN20040205_193734_000000462024_00042_10116_1368.N1	05-FEB-2004 19:37:34	Bright	46.000	82	48Bet UMa	2.3650	10600.	92	10116	No
230	GOM_NL__2PRFIN20040205_194118_000000372024_00042_10116_1369.N1	05-FEB-2004 19:41:18	Bright	36.500	49	1Alp UMi	1.9900	6300.0	73	10116	No
231	GOM_NL__2PRFIN20040205_194407_000000402024_00042_10116_1370.N1	05-FEB-2004 19:44:07	Bright	39.500	60	7Bet UMi	2.0810	3950.0	79	10116	No
232	GOM_NL__2PRFIN20040205_194741_000000382024_00042_10116_1371.N1	05-FEB-2004 19:47:41	Bright	37.500	89	5Alp Cep	2.4510	8000.0	75	10116	No
233	GOM_NL__2PRFIN20040205_195215_000000402024_00042_10116_1372.N1	05-FEB-2004 19:52:15	Bright	39.500	130	23Bet Dra	2.7990	5800.0	79	10116	No
234	GOM_NL__2PRFIN20040205_195430_000000352024_00042_10116_1373.N1	05-FEB-2004 19:54:30	Bright	35.000	66	37Gam Cyg	2.2080	5900.0	70	10116	No
235	GOM_NL__2PRFIN20040205_195603_000000352024_00042_10116_1374.N1	05-FEB-2004 19:56:03	Bright	35.000	5	3Alp Lyr	0.033000	11000.	70	10116	No
236	GOM_NL__2PRFIN20040205_195905_000000462024_00042_10116_1375.N1	05-FEB-2004 19:59:05	Bright	45.500	133	40Zet Her	2.8070	6000.0	91	10116	No
237	GOM_NL__2PRFIN20040205_200357_000001412024_00042_10116_1376.N1	05-FEB-2004 20:03:57	Twl_and_stray	140.50	83		2.3780	11000.	281	10116	No
238	GOM_NL__2PRFIN20040205_201059_000000792024_00042_10116_1377.N1	05-FEB-2004 20:10:59	Straylight	79.000	102	24Alp Ser	2.6000	4250.0	158	10116	No
239	GOM_NL__2PRFIN20040205_201318_000000442024_00042_10116_1378.N1	05-FEB-2004 20:13:18	Twl_and_stray	43.500	86	35Eta Oph	2.4300	10200.	87	10116	No
240	GOM_NL__2PRFIN20040205_201518_000000432024_00042_10116_1379.N1	05-FEB-2004 20:15:18	Twilight	43.000	116	19Del Sgr	2.7000	4100.0	86	10116	No
241	GOM_NL__2PRFIN20040205_201629_000000422024_00042_10116_1380.N1	05-FEB-2004 20:16:29	Twilight	42.000	38	20Eps Sgr	1.8360	11000.	84	10116	No
242	GOM_NL__2PRFIN20040205_201810_000000392024_00042_10116_1381.N1	05-FEB-2004 20:18:10	Dark	38.500	25	35Lam Sco	1.6200	28000.	77	10116	No
243	GOM_NL__2PRFIN20040205_201935_000000402024_00042_10116_1382.N1	05-FEB-2004 20:19:35	Dark	39.500	40	The Sco	1.8590	7100.0	79	10116	No
244	GOM_NL__2PRFIN20040205_202127_000000392024_00042_10116_1383.N1	05-FEB-2004 20:21:27	Dark	38.500	147	Alp Ara	2.8770	26000.	77	10116	No
245	GOM_NL__2PRFIN20040205_202342_000000442024_00042_10116_1384.N1	05-FEB-2004 20:23:42	Dark	43.500	131	Gam Lup	2.8000	26000.	87	10116	No
246	GOM_NL__2PRFIN20040205_202648_000000472024_00043_10117_1351.N1	05-FEB-2004 20:26:48	Dark	47.000	43	Alp TrA	1.9100	4250.0	94	10117	No
247	GOM_NL__2PRFIN20040205_203242_000000432024_00043_10117_1352.N1	05-FEB-2004 20:32:42	Dark	42.500	20	Bet Cru	1.2530	30000.	85	10117	No
248	GOM_NL__2PRFIN20040205_203404_000000502024_00043_10117_1353.N1	05-FEB-2004 20:34:04	Dark	49.500	64	Gam Cen	2.2000	10600.	99	10117	No
249	GOM_NL__2PRFIN20040205_203622_000000392024_00043_10117_1354.N1	05-FEB-2004 20:36:22	Dark	39.000	29	Bet Car	1.6720	10200.	78	10117	No
250	GOM_NL__2PRFIN20040205_203935_000000502024_00043_10117_1355.N1	05-FEB-2004 20:39:35	Dark	50.000	41	Eps Car	1.8600	4100.0	100	10117	No
251	GOM_NL__2PRFIN20040205_204300_000000422024_00043_10117_1356.N1	05-FEB-2004 20:43:00	Straylight	42.000	34	Gam2Vel	1.7930	23000.	84	10117	No
252	GOM_NL__2PRFIN20040205_204505_000000392024_00043_10117_1357.N1	05-FEB-2004 20:45:05	Straylight	39.000	70	Zet Pup	2.2460	39000.	78	10117	No
253	GOM_NL__2PRFIN20040205_204624_000000422024_00043_10117_1358.N1	05-FEB-2004 20:46:24	Straylight	42.000	117	Pi Pup	2.7060	3800.0	84	10117	No
254	GOM_NL__2PRFIN20040205_204850_000000442024_00043_10117_1359.N1	05-FEB-2004 20:48:50	Straylight	43.500	23	21Eps CMa	1.5020	26000.	87	10117	No
255	GOM_NL__2PRFIN20040205_205013_000000392024_00043_10117_1360.N1	05-FEB-2004 20:50:13	Straylight	39.000	179	24Omi2CMa	3.0320	24000.	78	10117	No
256	GOM_NL__2PRFIN20040205_205223_000000462024_00043_10117_1361.N1	05-FEB-2004 20:52:23	Straylight	45.500	1	9Alp CMa	-1.4400	11000.	91	10117	No
257	GOM_NL__2PRFIN20040205_205801_000000522024_00043_10117_1362.N1	05-FEB-2004 20:58:01	Twl_and_stray	52.000	8	10Alp CMi	0.40000	6500.0	104	10117	No
258	GOM_NL__2PRFIN20040205_210137_000000382024_00043_10117_1363.N1	05-FEB-2004 21:01:37	Bright	38.000	44	24Gam Gem	1.9280	11000.	76	10117	No
259	GOM_NL__2PRFIN20040205_210329_000000402024_00043_10117_1364.N1	05-FEB-2004 21:03:29	Bright	39.500	151	13Mu Gem	2.8900	3000.0	79	10117	No
260	GOM_NL__2PRFIN20040205_210537_000000392024_00043_10117_1365.N1	05-FEB-2004 21:05:37	Bright	38.500	24	66Alp Gem	1.5800	10200.	77	10117	No
261	GOM_NL__2PRFIN20040205_210750_000000372024_00043_10117_1366.N1	05-FEB-2004 21:07:50	Bright	37.000	107	37The Aur	2.6490	11000.	74	10117	No
262	GOM_NL__2PRFIN20040205_210953_000000372024_00043_10117_1367.N1	05-FEB-2004 21:09:53	Bright	37.000	42	34Bet Aur	1.9000	10200.	74	10117	No
263	GOM_NL__2PRFIN20040205_211809_000000492024_00043_10117_1368.N1	05-FEB-2004 21:18:09	Bright	48.500	82	48Bet UMa	2.3650	10600.	97	10117	No
264	GOM_NL__2PRFIN20040205_212154_000000372024_00043_10117_1369.N1	05-FEB-2004 21:21:54	Bright	37.000	49	1Alp UMi	1.9900	6300.0	74	10117	No
265	GOM_NL__2PRFIN20040205_212443_000000422024_00043_10117_1370.N1	05-FEB-2004 21:24:43	Bright	41.500	60	7Bet UMi	2.0810	3950.0	83	10117	No
266	GOM_NL__2PRFIN20040205_212818_000000372024_00043_10117_1371.N1	05-FEB-2004 21:28:18	Bright	36.500	89	5Alp Cep	2.4510	8000.0	73	10117	No
267	GOM_NL__2PRFIN20040205_213251_000000412024_00043_10117_1372.N1	05-FEB-2004 21:32:51	Bright	41.000	130	23Bet Dra	2.7990	5800.0	82	10117	No
268	GOM_NL__2PRFIN20040205_213507_000000372024_00043_10117_1373.N1	05-FEB-2004 21:35:07	Bright	37.000	66	37Gam Cyg	2.2080	5900.0	74	10117	No
269	GOM_NL__2PRFIN20040205_213639_000000352024_00043_10117_1374.N1	05-FEB-2004 21:36:39	Bright	35.000	5	3Alp Lyr	0.033000	11000.	70	10117	No
270	GOM_NL__2PRFIN20040205_213941_000000472024_00043_10117_1375.N1	05-FEB-2004 21:39:41	Bright	47.000	133	40Zet Her	2.8070	6000.0	94	10117	No
271	GOM_NL__2PRFIN20040205_214434_000001402024_00043_10117_1376.N1	05-FEB-2004 21:44:34	Twl_and_stray	139.50	83		2.3780	11000.	279	10117	No
272	GOM_NL__2PRFIN20040205_215136_000000822024_00043_10117_1377.N1	05-FEB-2004 21:51:36	Straylight	82.000	102	24Alp Ser	2.6000	4250.0	164	10117	No
273	GOM_NL__2PRFIN20040205_215354_000000462024_00043_10117_1378.N1	05-FEB-2004 21:53:54	Twl_and_stray	45.500	86	35Eta Oph	2.4300	10200.	91	10117	No
274	GOM_NL__2PRFIN20040205_215555_000000432024_00043_10117_1379.N1	05-FEB-2004 21:55:55	Twilight	43.000	116	19Del Sgr	2.7000	4100.0	86	10117	No
275	GOM_NL__2PRFIN20040205_215706_000000422024_00043_10117_1380.N1	05-FEB-2004 21:57:06	Twilight	42.000	38	20Eps Sgr	1.8360	11000.	84	10117	No
276	GOM_NL__2PRFIN20040205_215846_000000402024_00043_10117_1381.N1	05-FEB-2004 21:58:46	Dark	39.500	25	35Lam Sco	1.6200	28000.	79	10117	No
277	GOM_NL__2PRFIN20040205_220011_000000452024_00043_10117_1382.N1	05-FEB-2004 22:00:11	Dark	45.000	40	The Sco	1.8590	7100.0	90	10117	No
278	GOM_NL__2PRFIN20040205_220203_000000402024_00043_10117_1383.N1	05-FEB-2004 22:02:03	Dark	39.500	147	Alp Ara	2.8770	26000.	79	10117	No

279	GOM_NL__2PRFIN20040205_220419_000000442024_00043_10117_1384.N1	05-FEB-2004 22:04:19	Dark	44.000	131	Gam Lup	2.8000	26000.	88	10117	No
280	GOM_NL__2PRFIN20040205_220724_000000502024_00044_10118_1351.N1	05-FEB-2004 22:07:24	Dark	50.000	43	Alp TrA	1.9100	4250.0	100	10118	No
281	GOM_NL__2PRFIN20040205_221319_000000422024_00044_10118_1352.N1	05-FEB-2004 22:13:19	Dark	42.000	20	Bet Cru	1.2530	30000.	84	10118	No
282	GOM_NL__2PRFIN20040205_221440_000000482024_00044_10118_1353.N1	05-FEB-2004 22:14:40	Dark	48.000	64	Gam Cen	2.2000	10600.	96	10118	No
283	GOM_NL__2PRFIN20040205_221658_000000362024_00044_10118_1354.N1	05-FEB-2004 22:16:58	Dark	36.000	29	Bet Car	1.6720	10200.	72	10118	No
284	GOM_NL__2PRFIN20040205_222011_000000422024_00044_10118_1355.N1	05-FEB-2004 22:20:11	Dark	41.500	41	Eps Car	1.8600	4100.0	83	10118	No
285	GOM_NL__2PRFIN20040205_222336_000000412024_00044_10118_1356.N1	05-FEB-2004 22:23:36	Straylight	41.000	34	Gam2Vel	1.7930	23000.	82	10118	No
286	GOM_NL__2PRFIN20040205_222541_000000422024_00044_10118_1357.N1	05-FEB-2004 22:25:41	Straylight	42.000	70	Zet Pup	2.2460	39000.	84	10118	No
287	GOM_NL__2PRFIN20040205_222700_000000432024_00044_10118_1358.N1	05-FEB-2004 22:27:00	Straylight	43.000	117	Pi Pup	2.7060	3800.0	86	10118	No
288	GOM_NL__2PRFIN20040205_222926_000000452024_00044_10118_1359.N1	05-FEB-2004 22:29:26	Straylight	45.000	23	21Eps CMa	1.5020	26000.	90	10118	No
289	GOM_NL__2PRFIN20040205_223049_000000392024_00044_10118_1360.N1	05-FEB-2004 22:30:49	Straylight	38.500	179	24Omi2CMa	3.0320	24000.	77	10118	No
290	GOM_NL__2PRFIN20040205_223259_000000522024_00044_10118_1361.N1	05-FEB-2004 22:32:59	Straylight	52.000	1	9Alp CMa	-1.4400	11000.	104	10118	No
291	GOM_NL__2PRFIN20040205_223836_000000522024_00044_10118_1362.N1	05-FEB-2004 22:38:36	Twilight	52.000	8	10Alp CMi	0.40000	6500.0	104	10118	No
292	GOM_NL__2PRFIN20040205_224213_000000382024_00044_10118_1363.N1	05-FEB-2004 22:42:13	Bright	37.500	44	24Gam Gem	1.9280	11000.	75	10118	No
293	GOM_NL__2PRFIN20040205_224405_000000392024_00044_10118_1364.N1	05-FEB-2004 22:44:05	Bright	39.000	151	13Mu Gem	2.8900	3000.0	78	10118	No
294	GOM_NL__2PRFIN20040205_224613_000000382024_00044_10118_1365.N1	05-FEB-2004 22:46:13	Bright	37.500	24	66Alp Gem	1.5800	10200.	75	10118	No
295	GOM_NL__2PRFIN20040205_224826_000000372024_00044_10118_1366.N1	05-FEB-2004 22:48:26	Bright	36.500	107	37The Aur	2.6490	11000.	73	10118	No
296	GOM_NL__2PRFIN20040205_225029_000000382024_00044_10118_1367.N1	05-FEB-2004 22:50:29	Bright	37.500	42	34Bet Aur	1.9000	10200.	75	10118	No
297	GOM_NL__2PRFIN20040205_225844_000000482024_00044_10118_1368.N1	05-FEB-2004 22:58:44	Bright	48.000	82	48Bet UMa	2.3650	10600.	96	10118	No
298	GOM_NL__2PRFIN20040205_230230_000000342024_00044_10118_1369.N1	05-FEB-2004 23:02:30	Bright	34.000	49	1Alp UMi	1.9900	6300.0	68	10118	No
299	GOM_NL__2PRFIN20040205_230519_000000382024_00044_10118_1370.N1	05-FEB-2004 23:05:19	Bright	38.000	60	7Bet UMi	2.0810	3950.0	76	10118	No
300	GOM_NL__2PRFIN20040205_230854_000000372024_00044_10118_1371.N1	05-FEB-2004 23:08:54	Bright	36.500	89	5Alp Cep	2.4510	8000.0	73	10118	No
301	GOM_NL__2PRFIN20040205_231327_000000392024_00044_10118_1372.N1	05-FEB-2004 23:13:27	Bright	38.500	130	23Bet Dra	2.7990	5800.0	77	10118	No
302	GOM_NL__2PRFIN20040205_231543_000000382024_00044_10118_1373.N1	05-FEB-2004 23:15:43	Bright	37.500	66	37Gam Cyg	2.2080	5900.0	75	10118	No
303	GOM_NL__2PRFIN20040205_231715_000000402024_00044_10118_1374.N1	05-FEB-2004 23:17:15	Bright	39.500	5	3Alp Lyr	0.033000	11000.	79	10118	No
304	GOM_NL__2PRFIN20040205_232017_000000462024_00044_10118_1375.N1	05-FEB-2004 23:20:17	Bright	46.000	133	40Zet Her	2.8070	6000.0	92	10118	No
305	GOM_NL__2PRFIN20040205_232511_000001542024_00044_10118_1376.N1	05-FEB-2004 23:25:11	Twilight	153.50	83		2.3780	11000.	307	10118	No
306	GOM_NL__2PRFIN20040205_233213_000000822024_00044_10118_1377.N1	05-FEB-2004 23:32:13	Straylight	82.000	102	24Alp Ser	2.6000	4250.0	164	10118	No
307	GOM_NL__2PRFIN20040205_233430_000000452024_00044_10118_1378.N1	05-FEB-2004 23:34:30	Twilight	44.500	86	35Eta Oph	2.4300	10200.	89	10118	No
308	GOM_NL__2PRFIN20040205_233631_000000432024_00044_10118_1379.N1	05-FEB-2004 23:36:31	Twilight	43.000	116	19Del Sgr	2.7000	4100.0	86	10118	No
309	GOM_NL__2PRFIN20040205_233742_000000422024_00044_10118_1380.N1	05-FEB-2004 23:37:42	Twilight	41.500	38	20Eps Sgr	1.8360	11000.	83	10118	No
310	GOM_NL__2PRFIN20040205_233923_000000422024_00044_10118_1381.N1	05-FEB-2004 23:39:23	Dark	42.000	25	35Lam Sco	1.6200	28000.	84	10118	No
311	GOM_NL__2PRFIN20040205_234048_000000432024_00044_10118_1382.N1	05-FEB-2004 23:40:48	Dark	43.000	40	The Sco	1.8590	7100.0	86	10118	No
312	GOM_NL__2PRFIN20040205_234800_000000432024_00045_10119_1351.N1	05-FEB-2004 23:48:00	Dark	43.000	43	Alp TrA	1.9100	4250.0	86	10119	No
313	GOM_NL__2PRFIN20040205_235355_000000422024_00045_10119_1352.N1	05-FEB-2004 23:53:55	Dark	42.000	20	Bet Cru	1.2530	30000.	84	10119	No
314	GOM_NL__2PRFIN20040205_235517_000000492024_00045_10119_1353.N1	05-FEB-2004 23:55:17	Dark	48.500	64	Gam Cen	2.2000	10600.	97	10119	No
315	GOM_NL__2PRFIN20040205_235734_000000402024_00045_10119_1354.N1	05-FEB-2004 23:57:34	Dark	40.000	29	Bet Car	1.6720	10200.	80	10119	No

3. Quality information per product

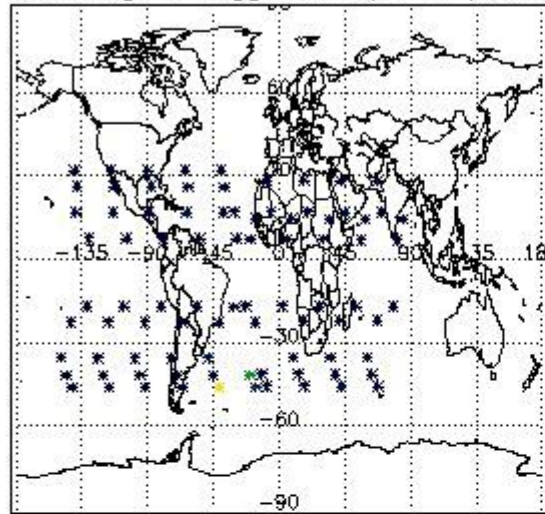
In this section it is plotted some information contained in the Quality Summary data set of the level 2 products. Only products in dark limb conditions and without errors (error flag in the MPH set to "0") are used.

3.1 Plot quality information per product (time dependant)

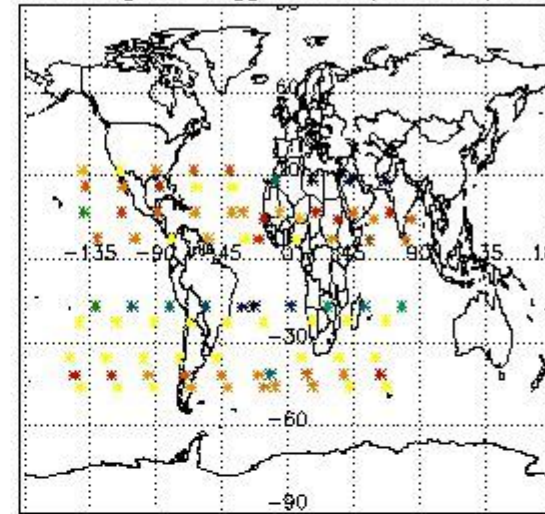


3.2 Plot quality information per product (world map)

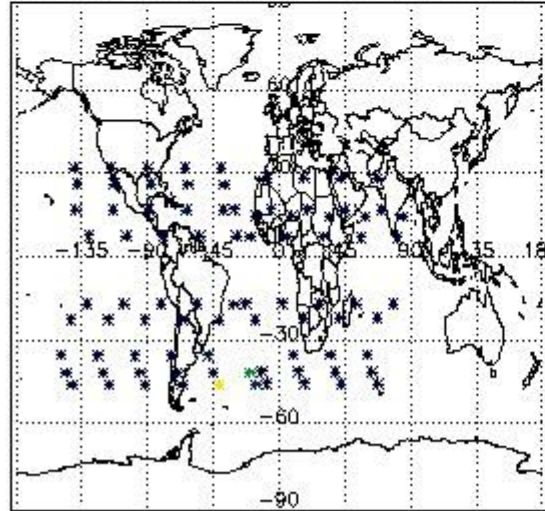
Percentage of flagged data per O3 profile



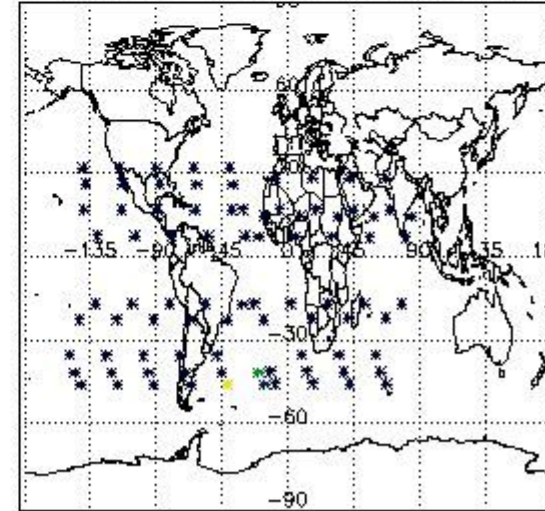
Percentage of flagged data per H2O profile



Percentage of flagged data per NO2 profile



Percentage of flagged data per NO3 profile

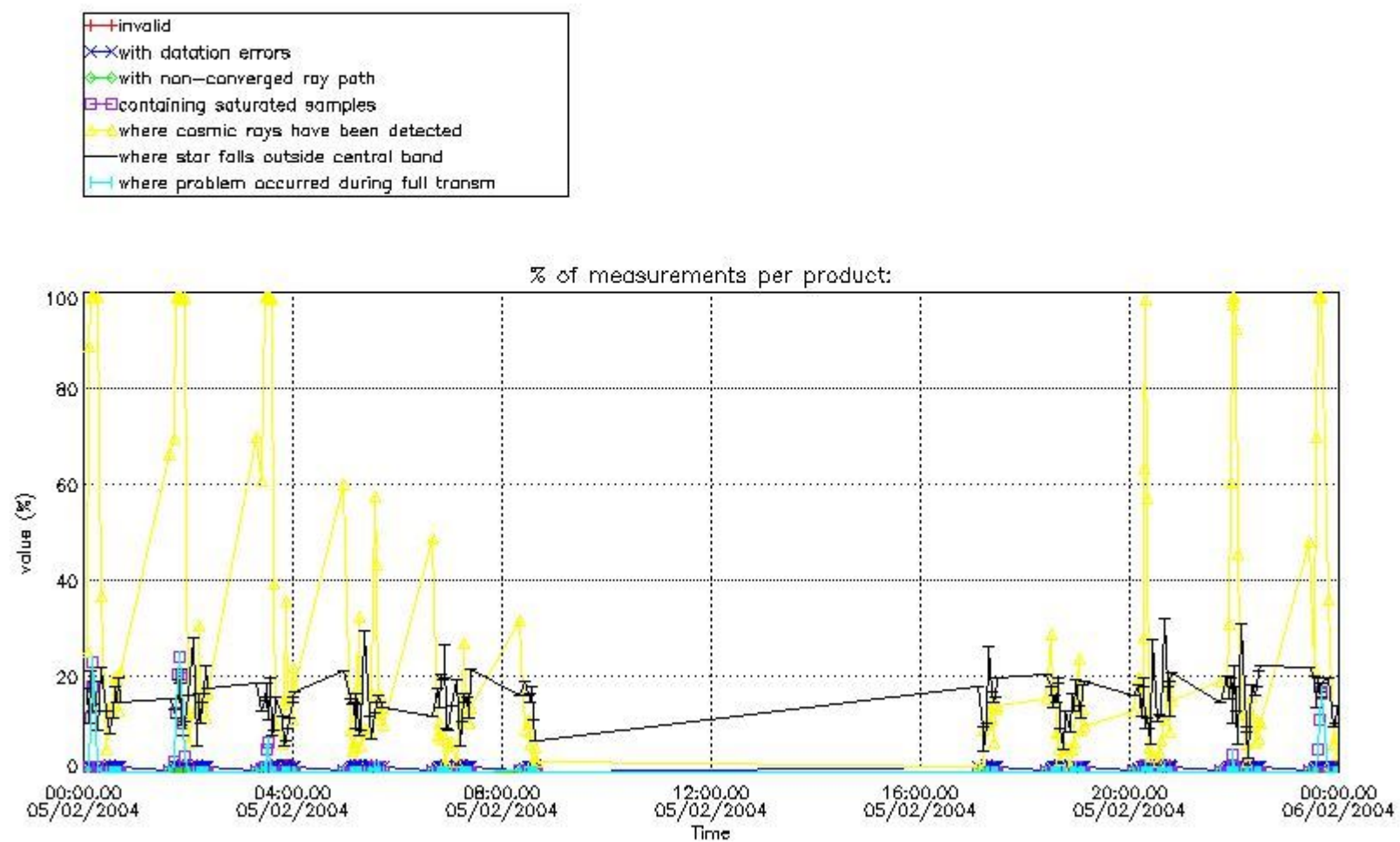


4. Level 1 quality information per product

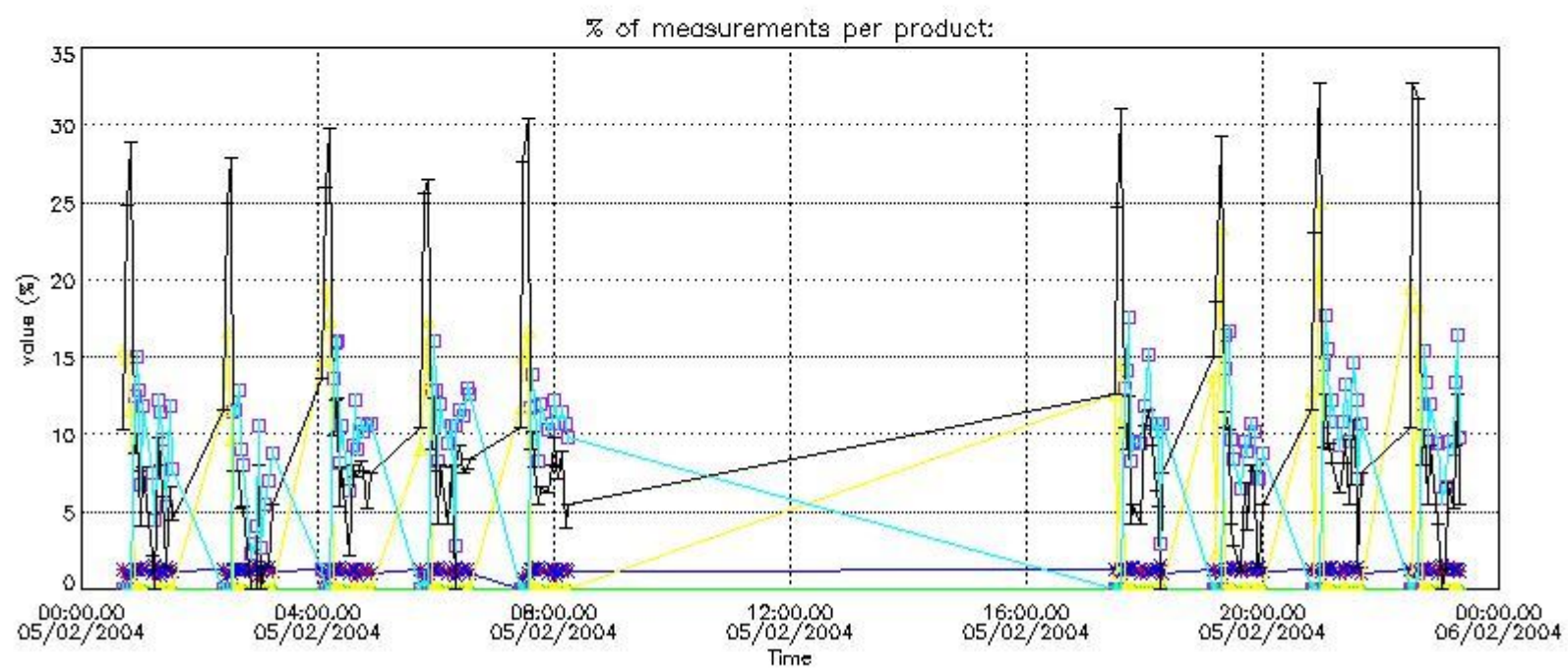
In this section it is plotted some information contained in the Quality Summary data set of the level 2 products that comes from the level 1b processing. Products without errors (error flag in the MPH set to "0") are used.

4.1 Plot quality information per product (time dependant) coming from level 1b processing

4.1.1 Plot level 1 quality information per product (time dependant): ENVISAT ASCENDING passes



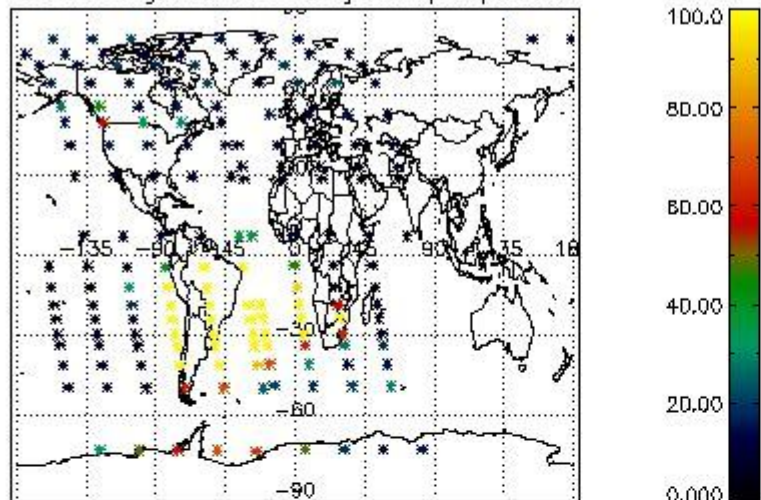
4.1.2 Plot level 1 quality information per product (time dependant): ENVI SAT DESCENDING passes



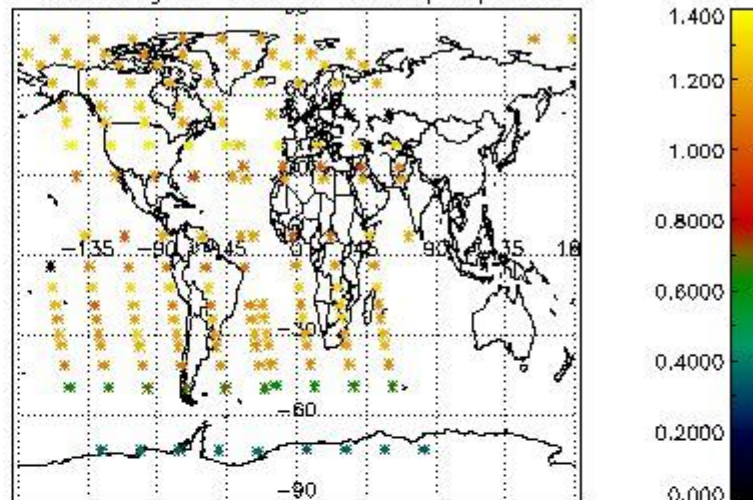
4.2 Plot quality information per product coming from level 1b processing (world map)

4.2.1 Plot level 1 quality information per product (world map): ENVISAT ASCENDING passes

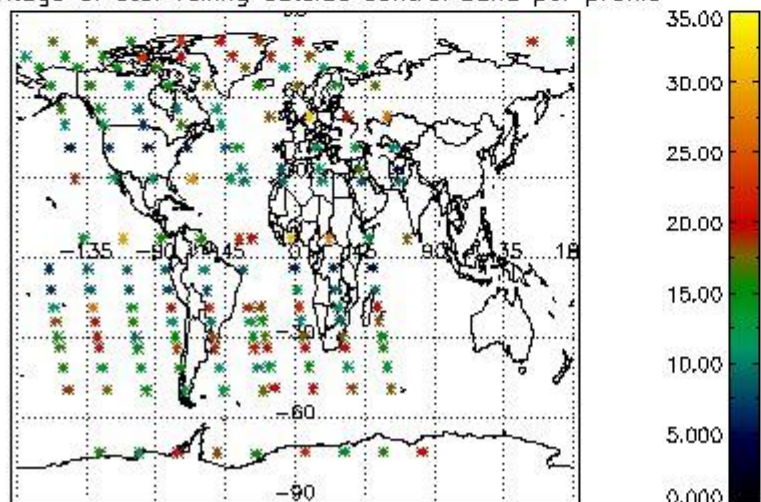
Percentage of cosmic ray hits per profile



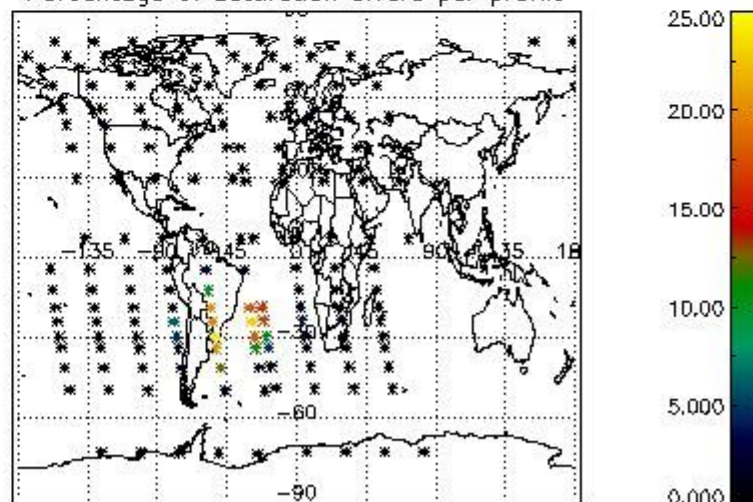
Percentage of datation errors per profile



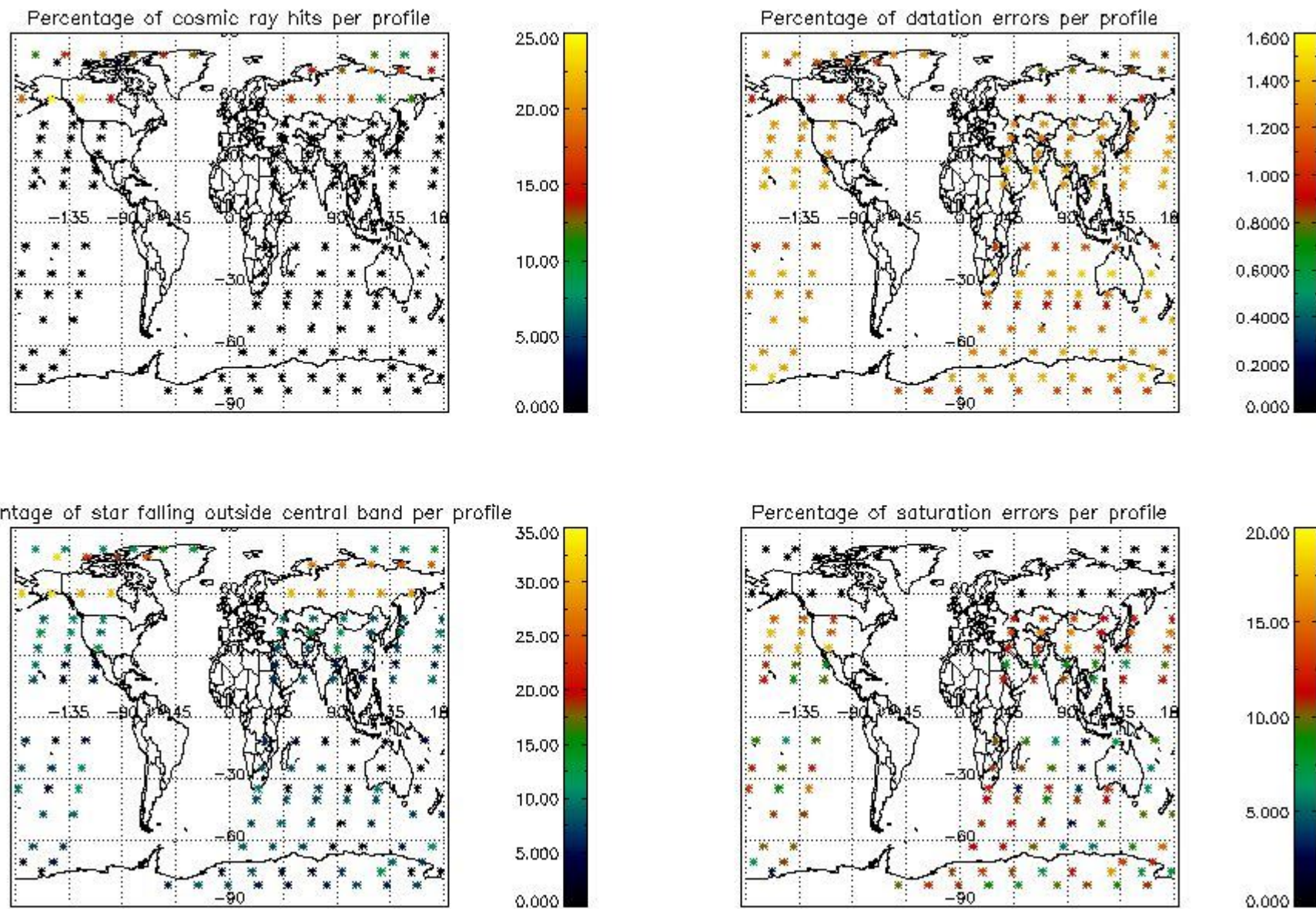
Percentage of star falling outside central band per profile



Percentage of saturation errors per profile



4.2.2 Plot level 1 quality information per product (world map): ENVISAT DESCENDING passes



5. Trace gas profiles

5.1 Ozone statistics based on quality of products

The final quality of the products can be "measured" using the STD (Standard Deviation) attached to every point profile. This information is written to the parameter GOM_NL__2P/NL_LOCAL_SPECIES_DENSITY/o3_std of the level 2 products. The table below shows the statistics for given STD ranges.

The statistics are given with respect to the overall valid production:

- Products without fatal errors: GOM_NL__2P/MPH/PRODUCT_ERR=0
- Valid point profile: GOM_NL__2P/NL_LOCAL_SPECIES_DENSITY/pcd(0)=0

The 'Criteria' is applied to valid points of dark limb products:

- Products in dark limb illumination condition: GOM_NL__2P/NL_SUMMARY_QUALITY/obs_ill_cond=0
- Products without fatal errors: GOM_NL__2P/MPH/PRODUCT_ERR=0
- Valid point profile: GOM_NL__2P/NL_LOCAL_SPECIES_DENSITY/pcd(0)=0

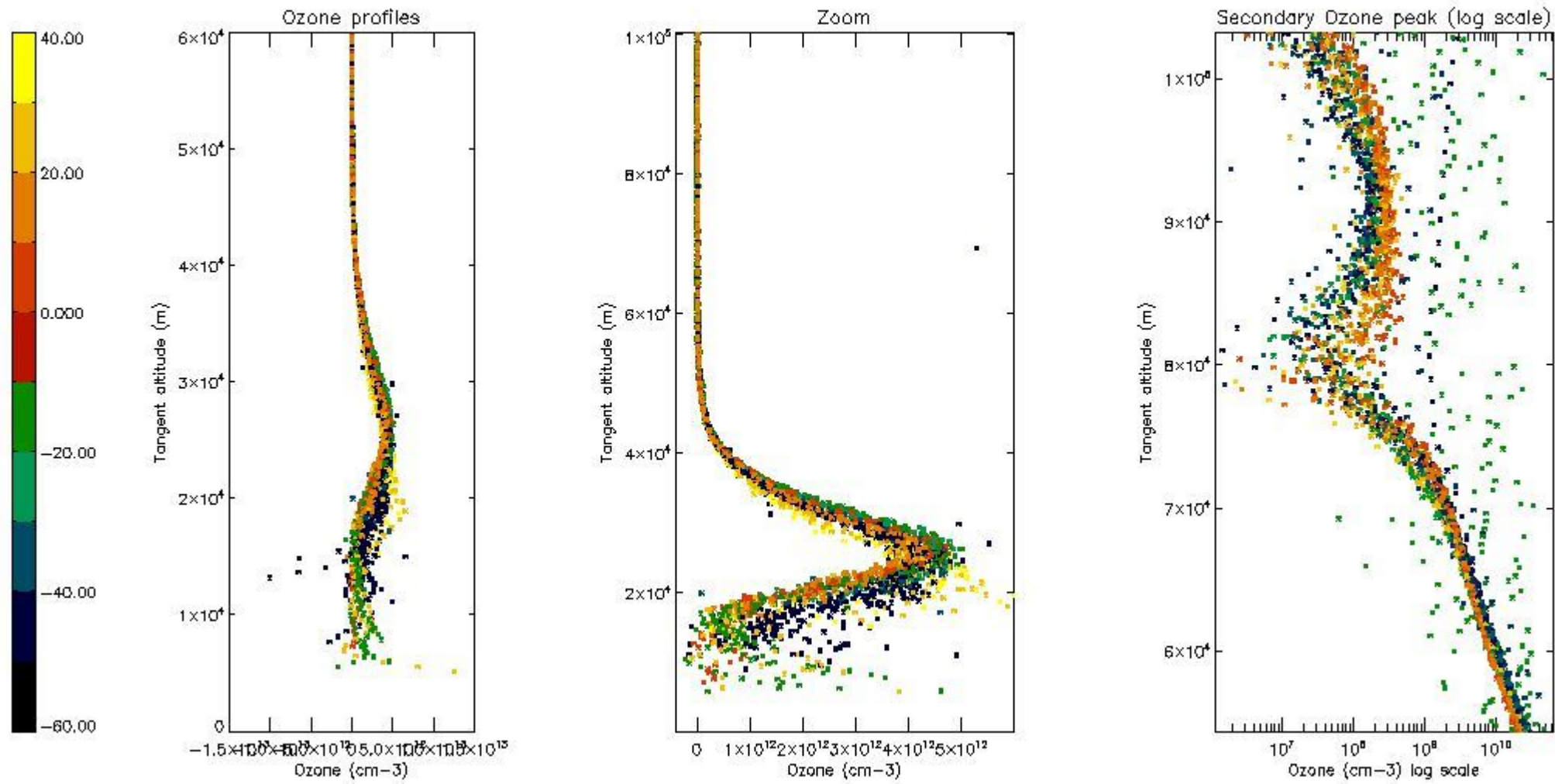
So, the table below shows the percentage of dark limb and valid observations for each criteria with respect to the overall valid daily observations.

Criteria	% of total production
All STD	25
STD < 20	15

STD < 10	12
STD < 5	9

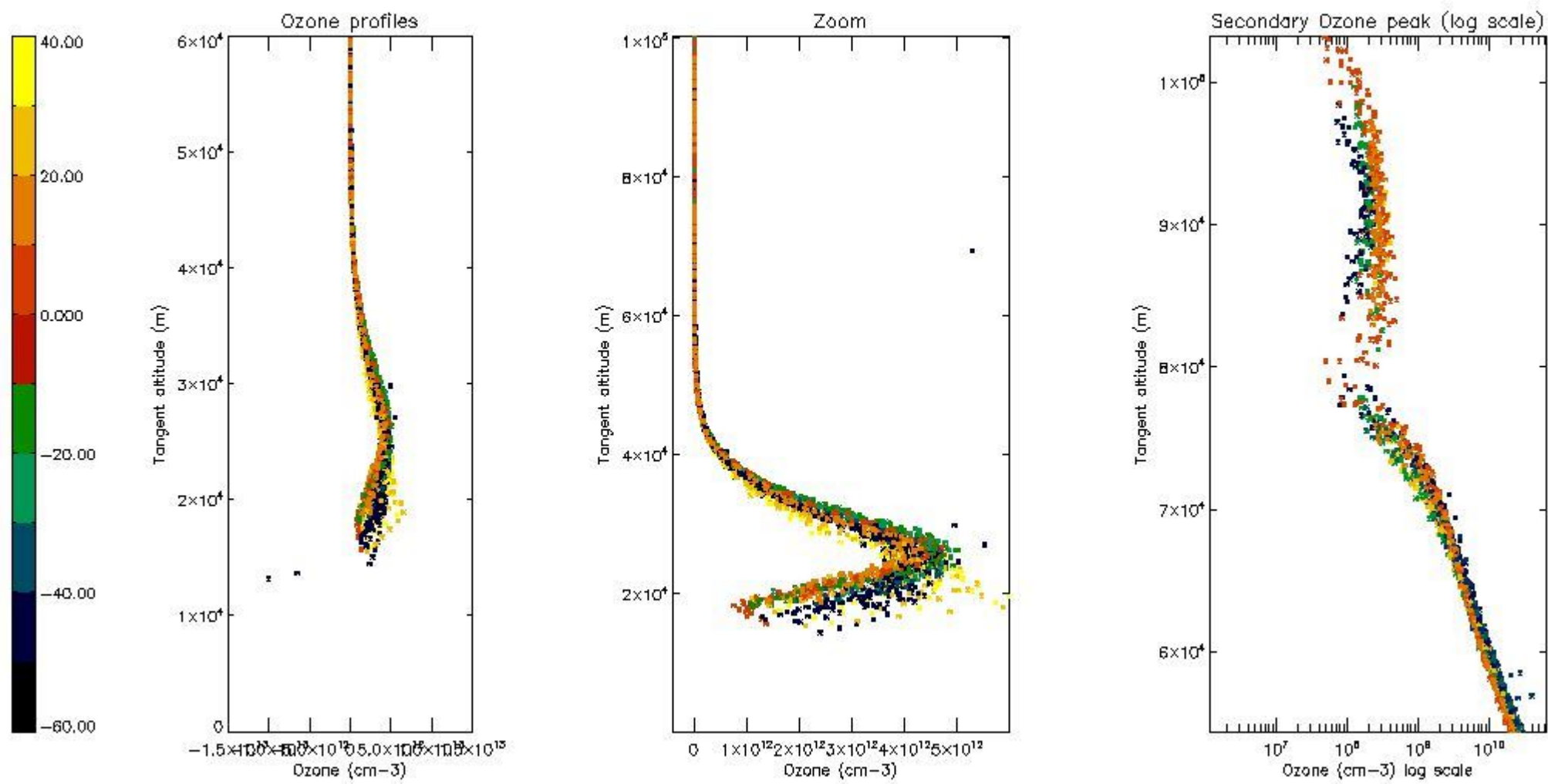
5.2 Plot ozone profiles for all STD (dark without errors)

The colorbar represents the latitude.



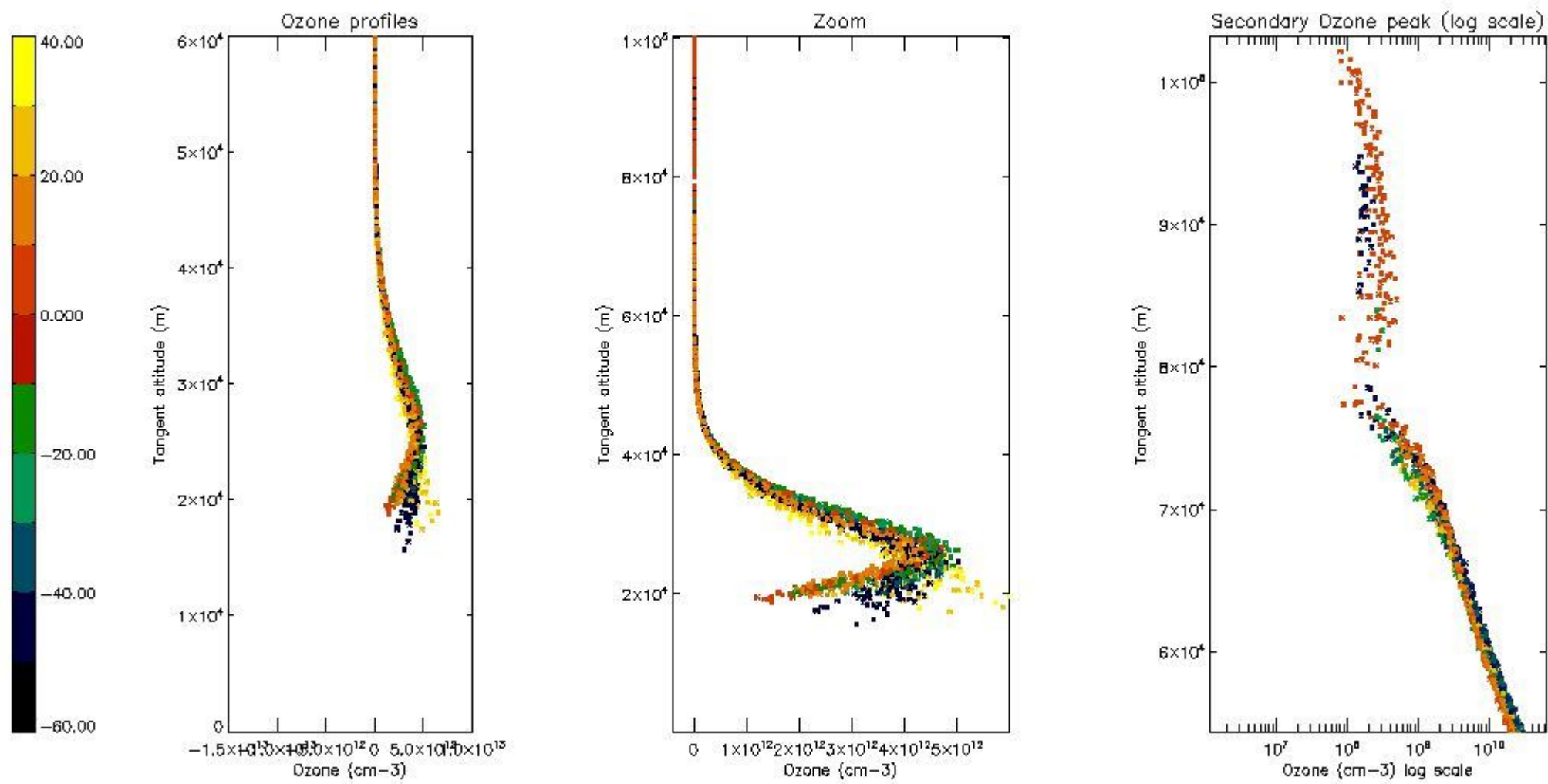
5.3 Plot ozone profiles where STD < 20% (dark without errors)

The colorbar represents the latitude.



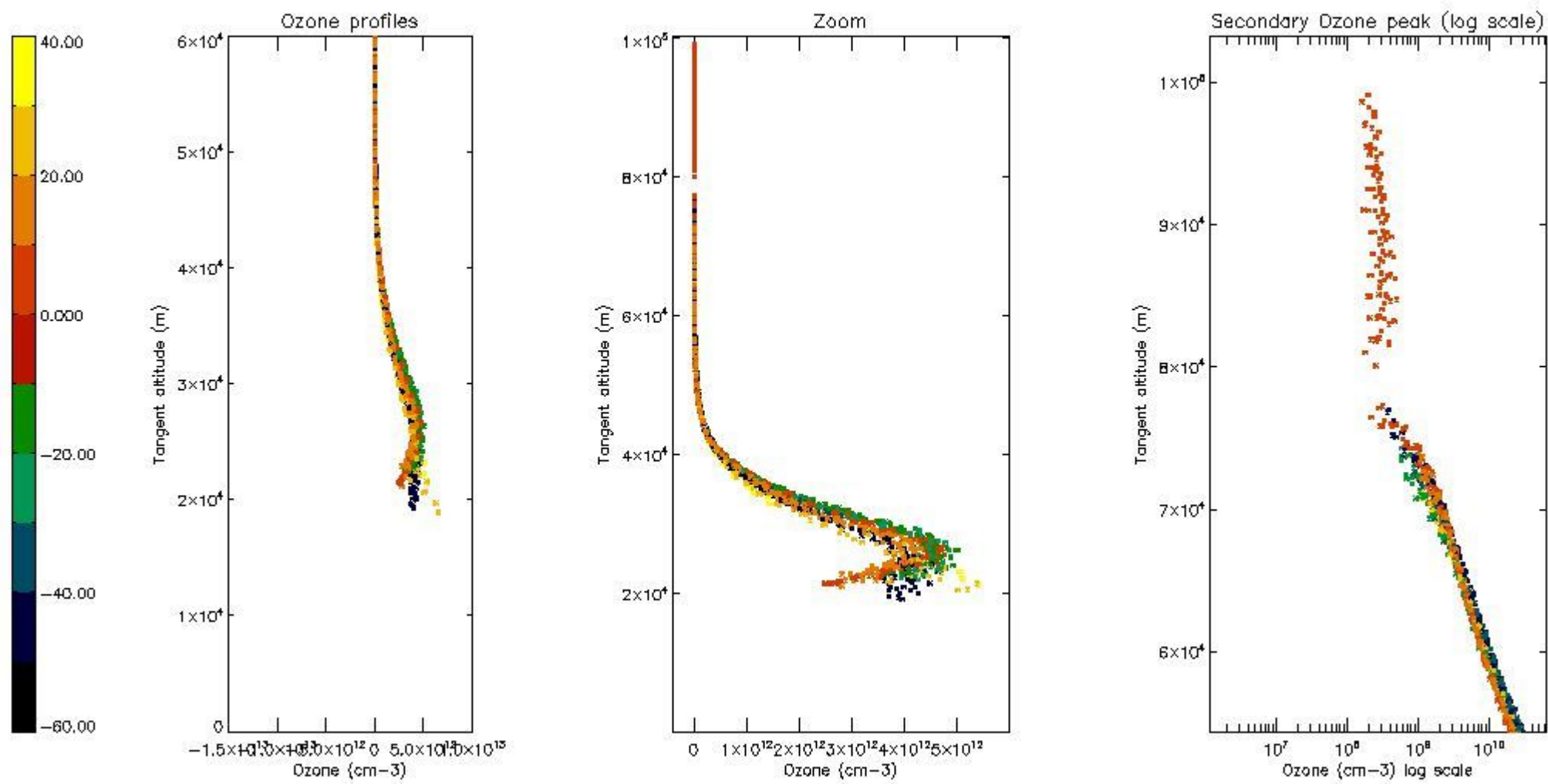
5.4 Plot ozone profiles where STD < 10% (dark without errors)

The colorbar represents the latitude.



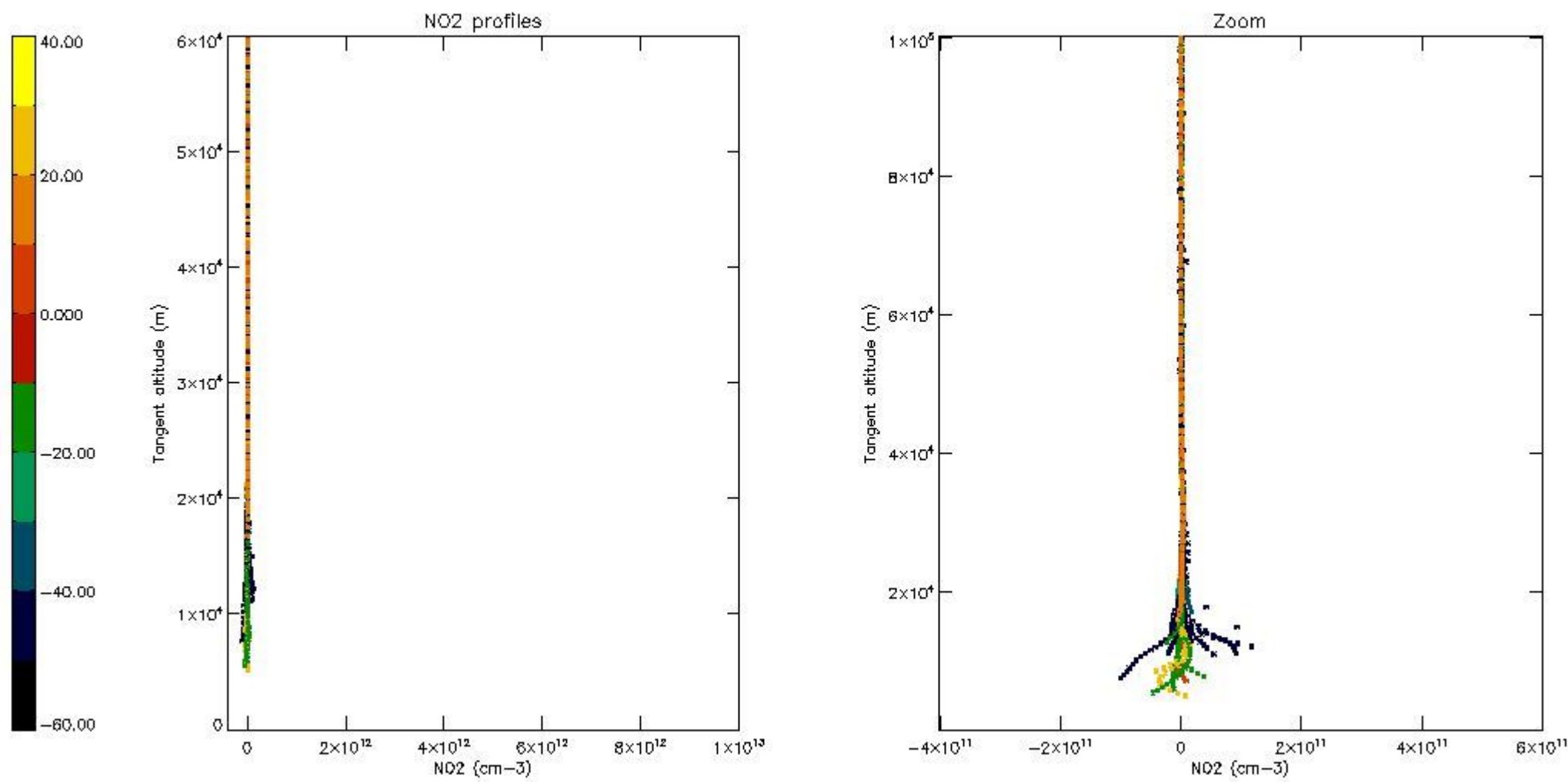
5.5 Plot ozone profiles where STD < 5% (dark without errors)

The colorbar represents the latitude.



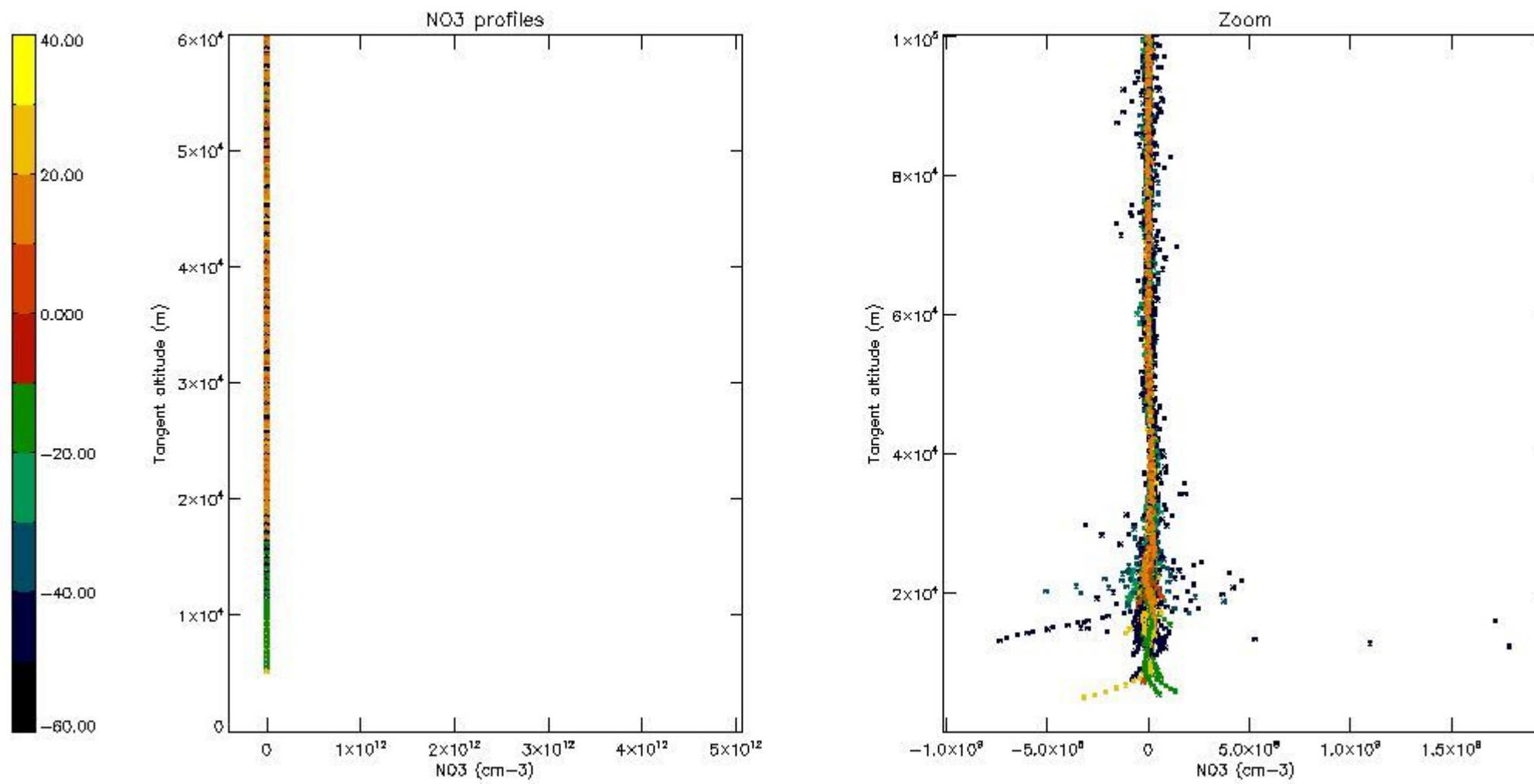
5.6 Plot NO₂ profiles for all STD (dark without errors)

The colorbar represents the latitude.



5.7 Plot NO3 profiles for all STD (dark without errors)

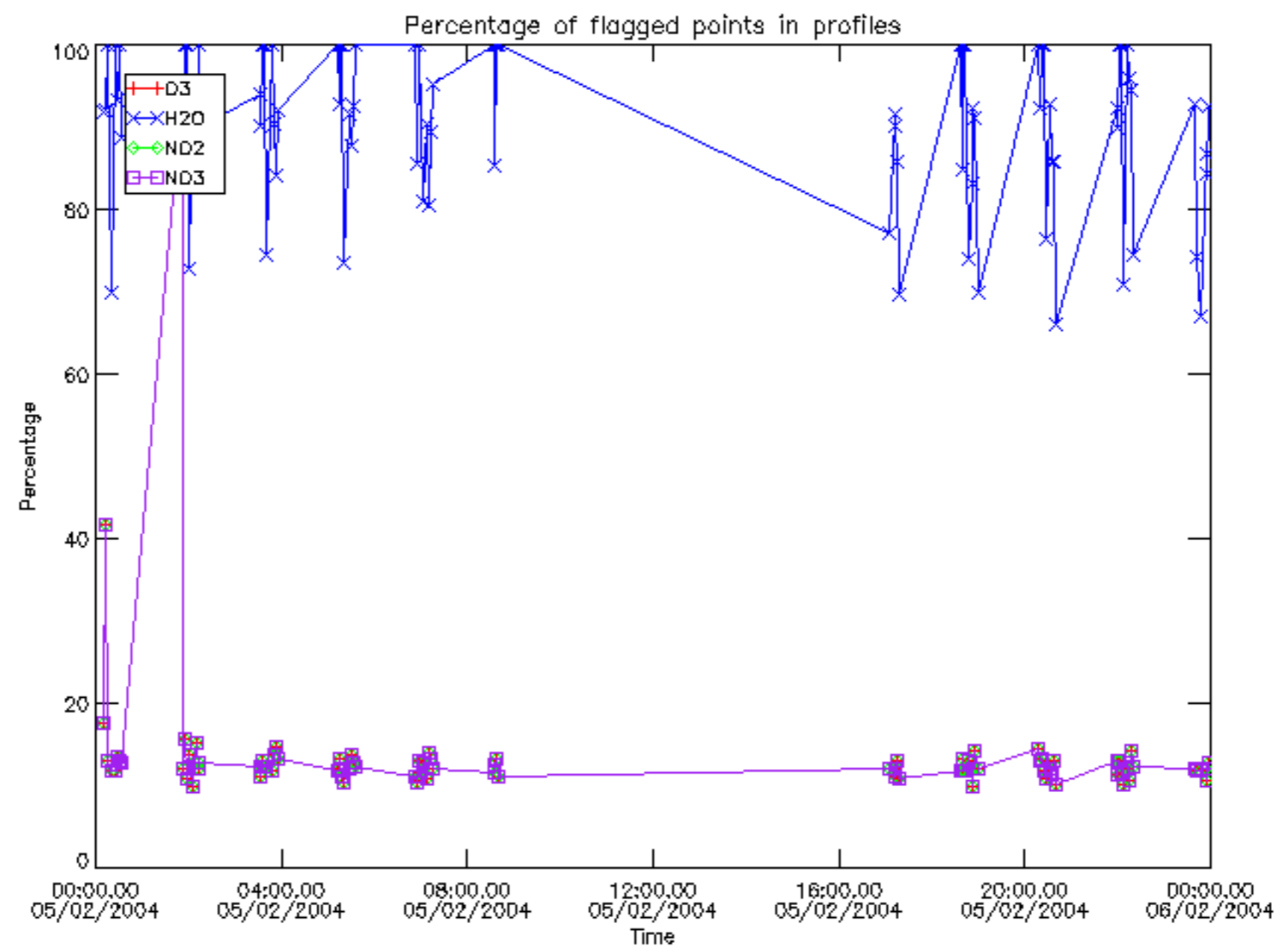
The colorbar represents the latitude.



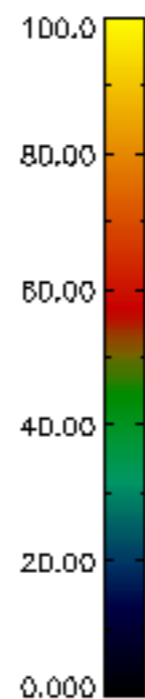
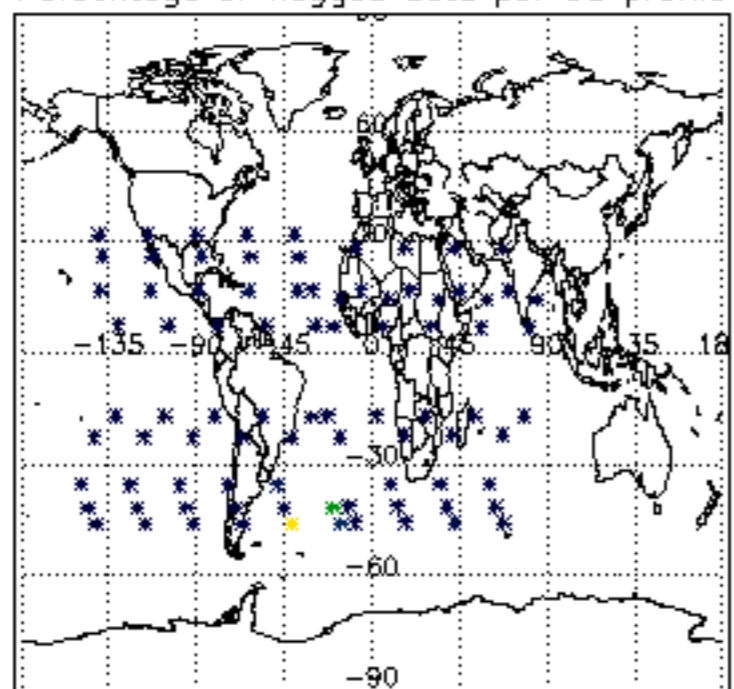
6. Auxiliary Data Files used for the production reported in section 2

The number reported in the third column indicates since which file (see list in section 2) the corresponding auxiliary file has been used. The fourth column is the date of those product files.

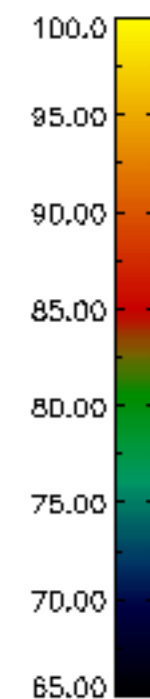
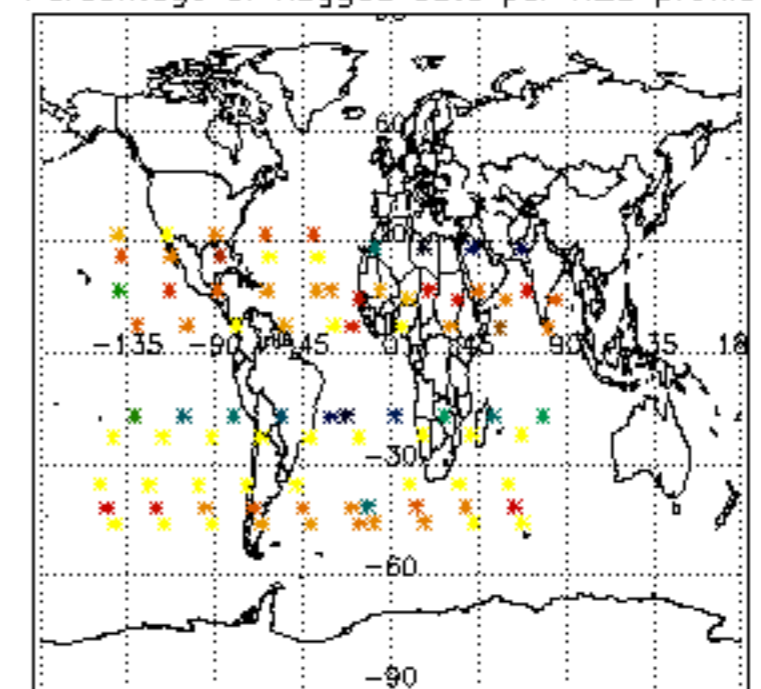
Type	Auxiliary Filename	Used since product	Used since product date
INST_PHYS_CHARACTERISTICS	GOM_INS_AXVIEC20091111_143220_20030716_120000_20500101_000000	1	05-FEB-2004 00:03:31
LEVEL-2_PROC_CONFIG	GOM_PR2_AXVIEC20091111_152718_20020301_000000_20500101_000000	1	05-FEB-2004 00:03:31
CROSS_SECTIONS_FILE	GOM_CRS_AXVIEC20091111_154832_20020301_000000_20500101_000000	1	05-FEB-2004 00:03:31



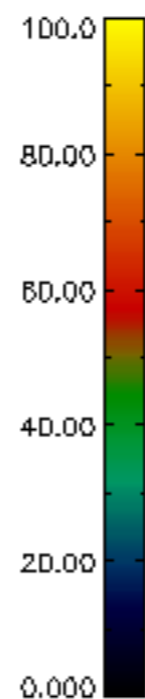
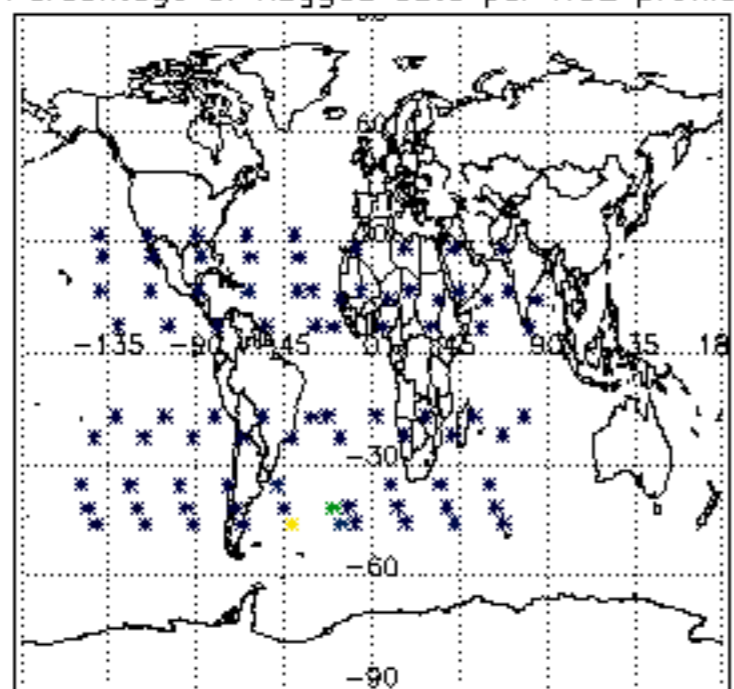
Percentage of flagged data per D3 profile



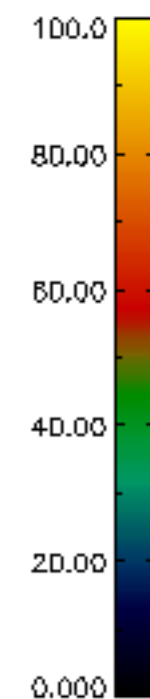
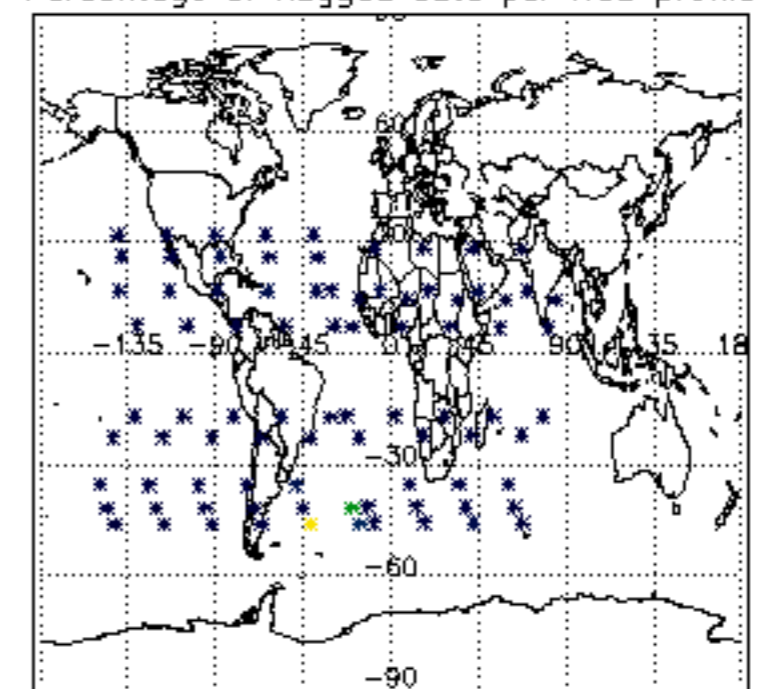
Percentage of flagged data per H2O profile

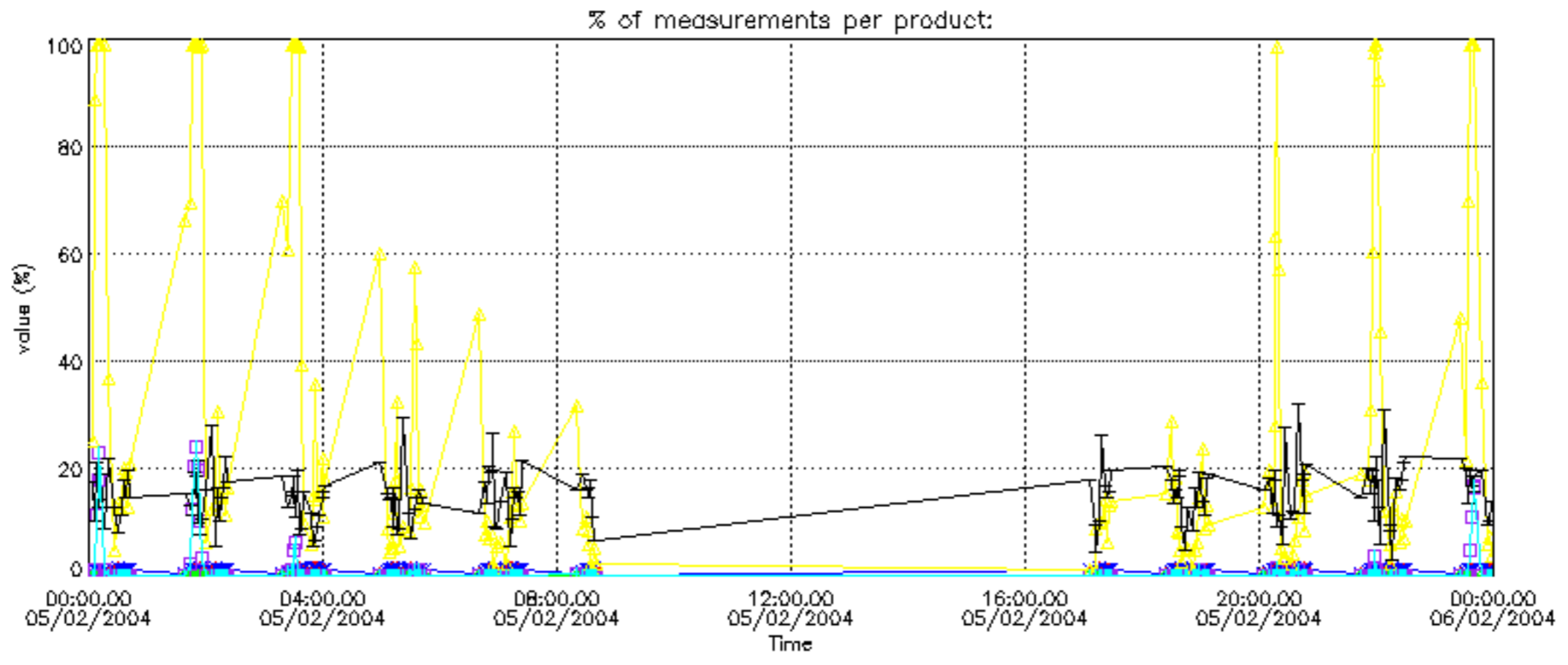


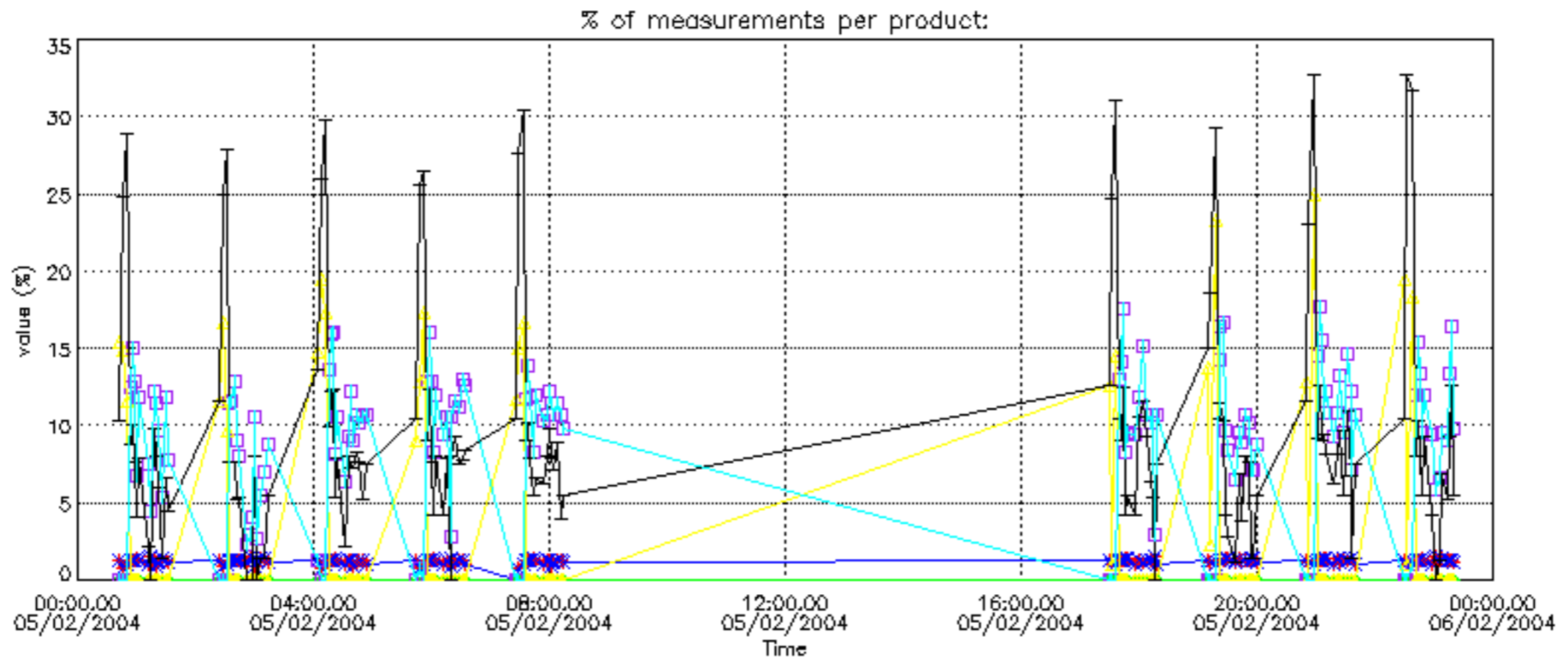
Percentage of flagged data per NO2 profile



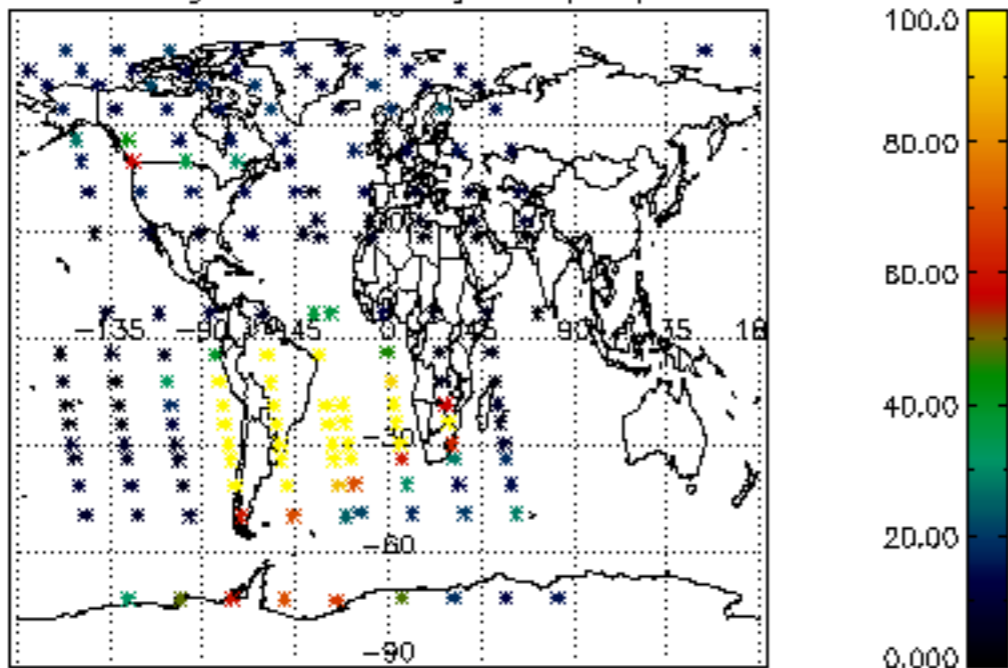
Percentage of flagged data per NO3 profile



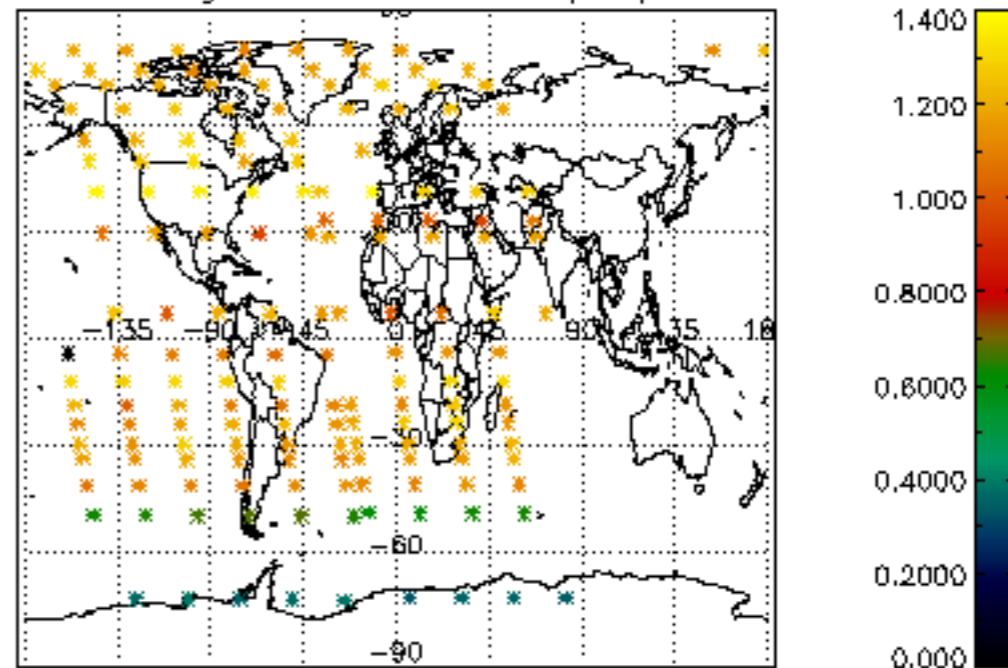




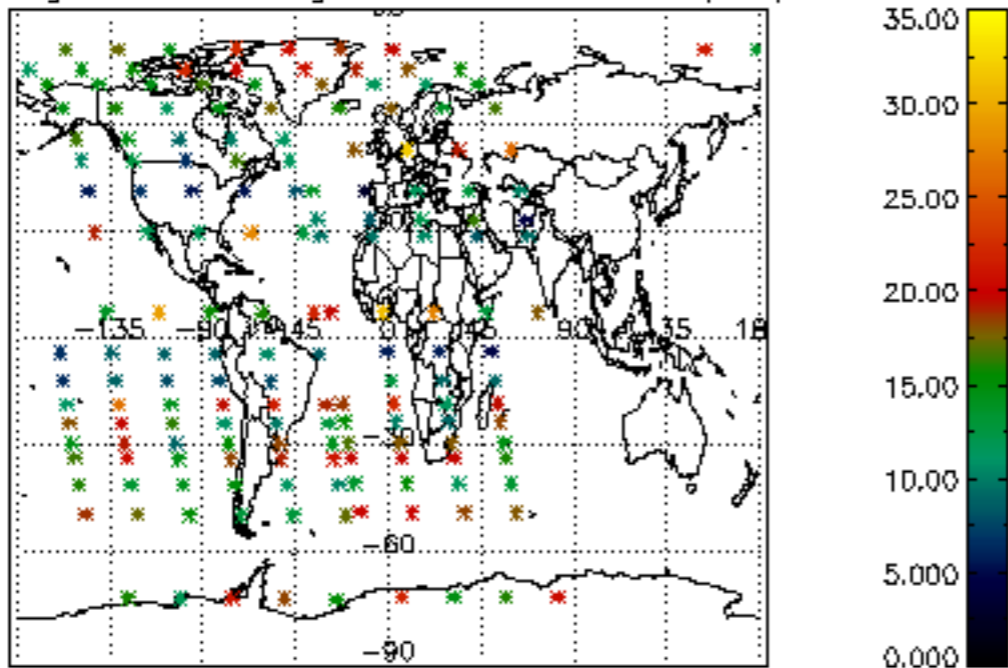
Percentage of cosmic ray hits per profile



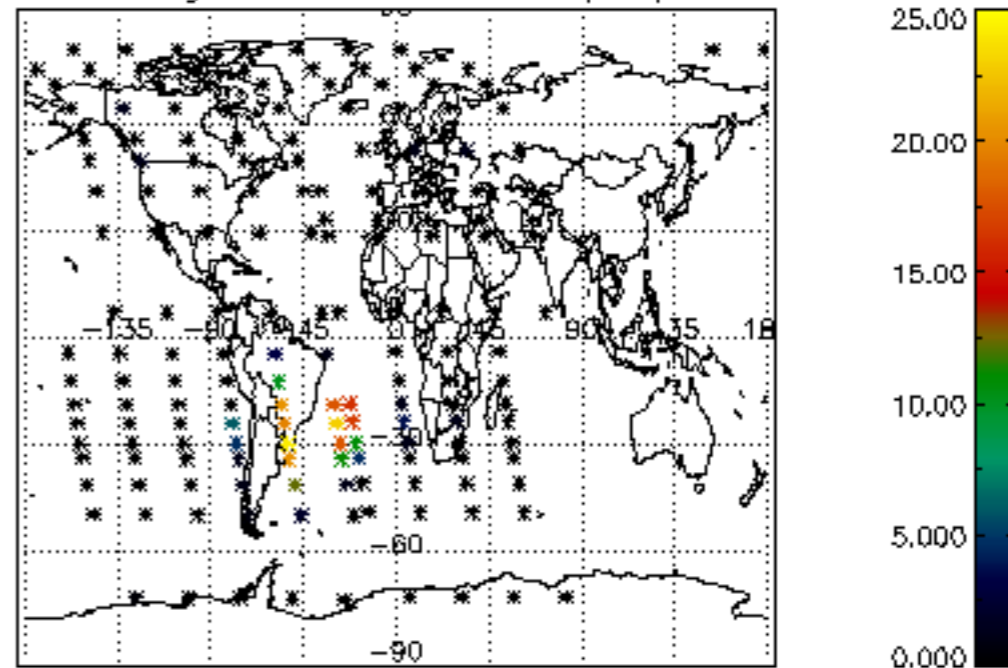
Percentage of datation errors per profile



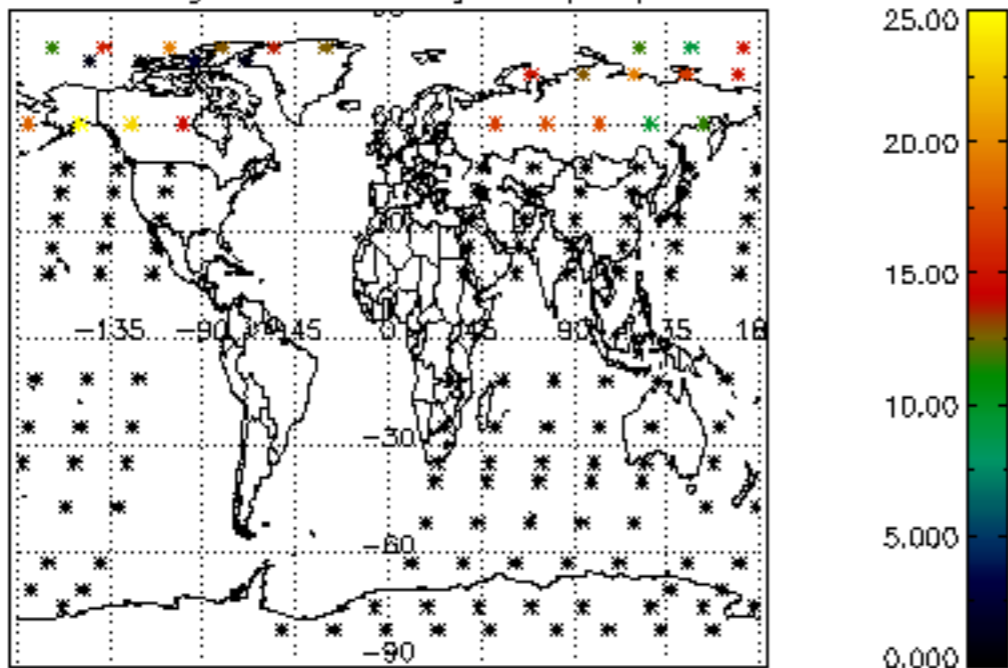
Percentage of star falling outside central band per profile



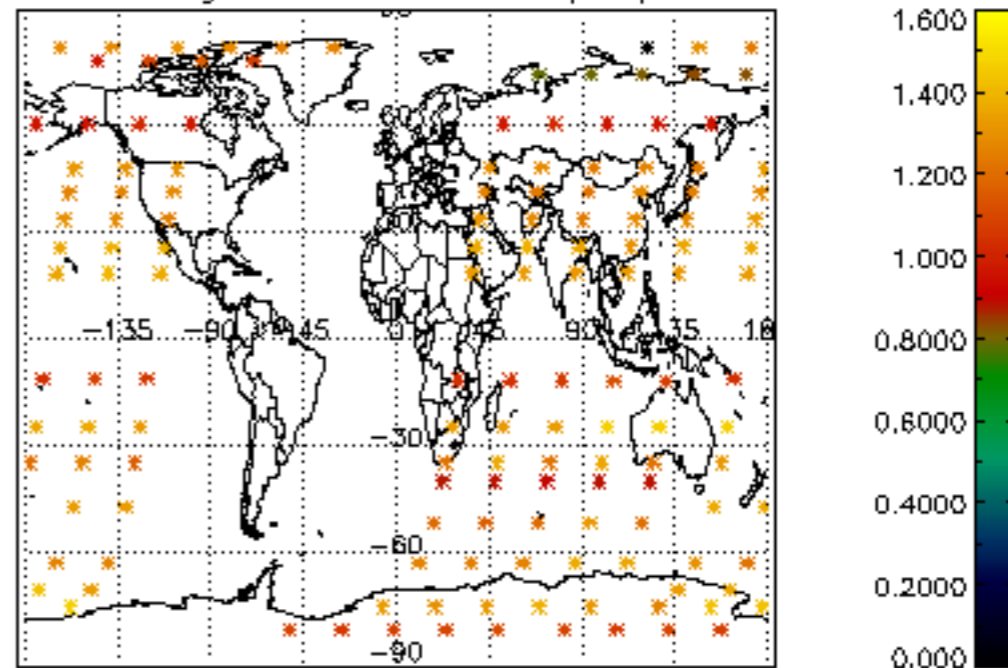
Percentage of saturation errors per profile



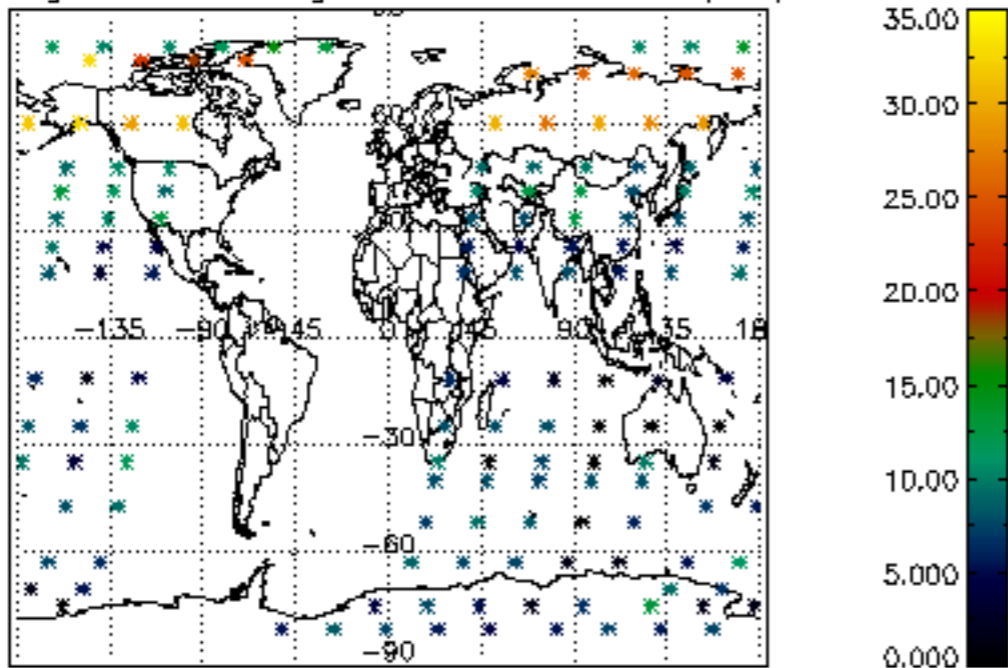
Percentage of cosmic ray hits per profile



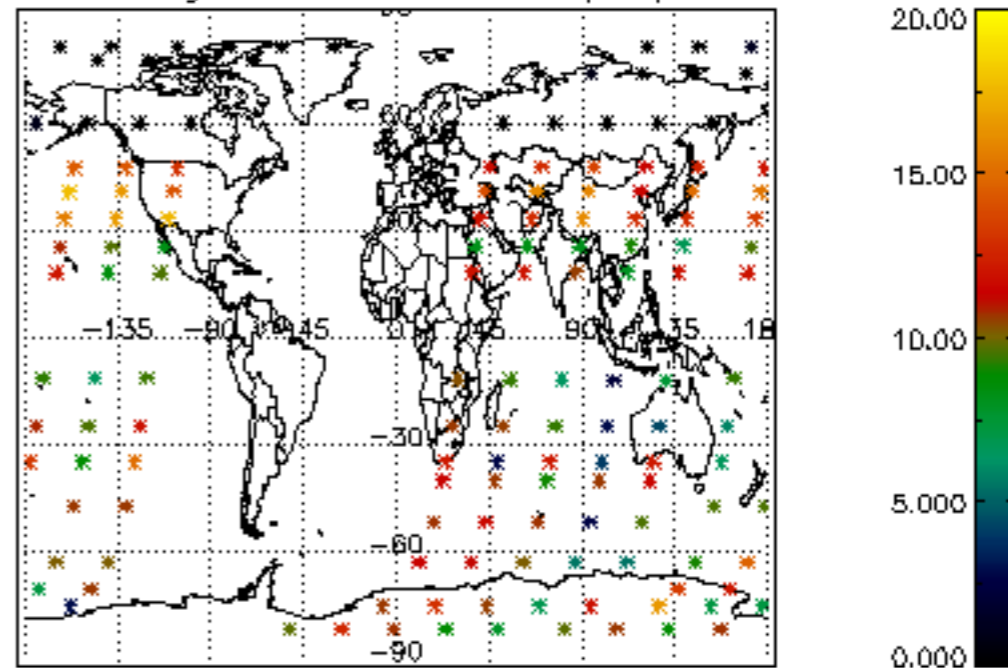
Percentage of datation errors per profile

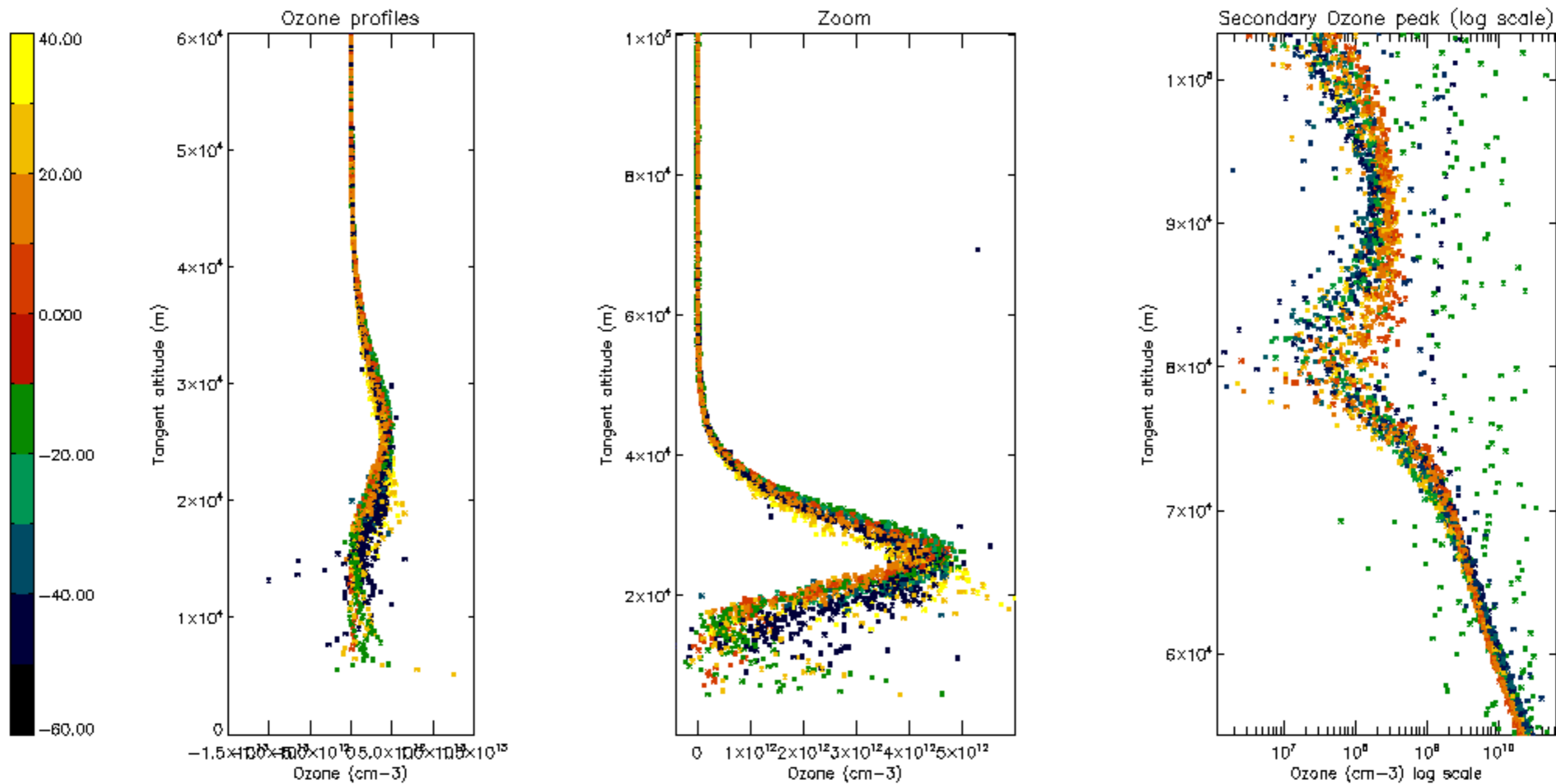


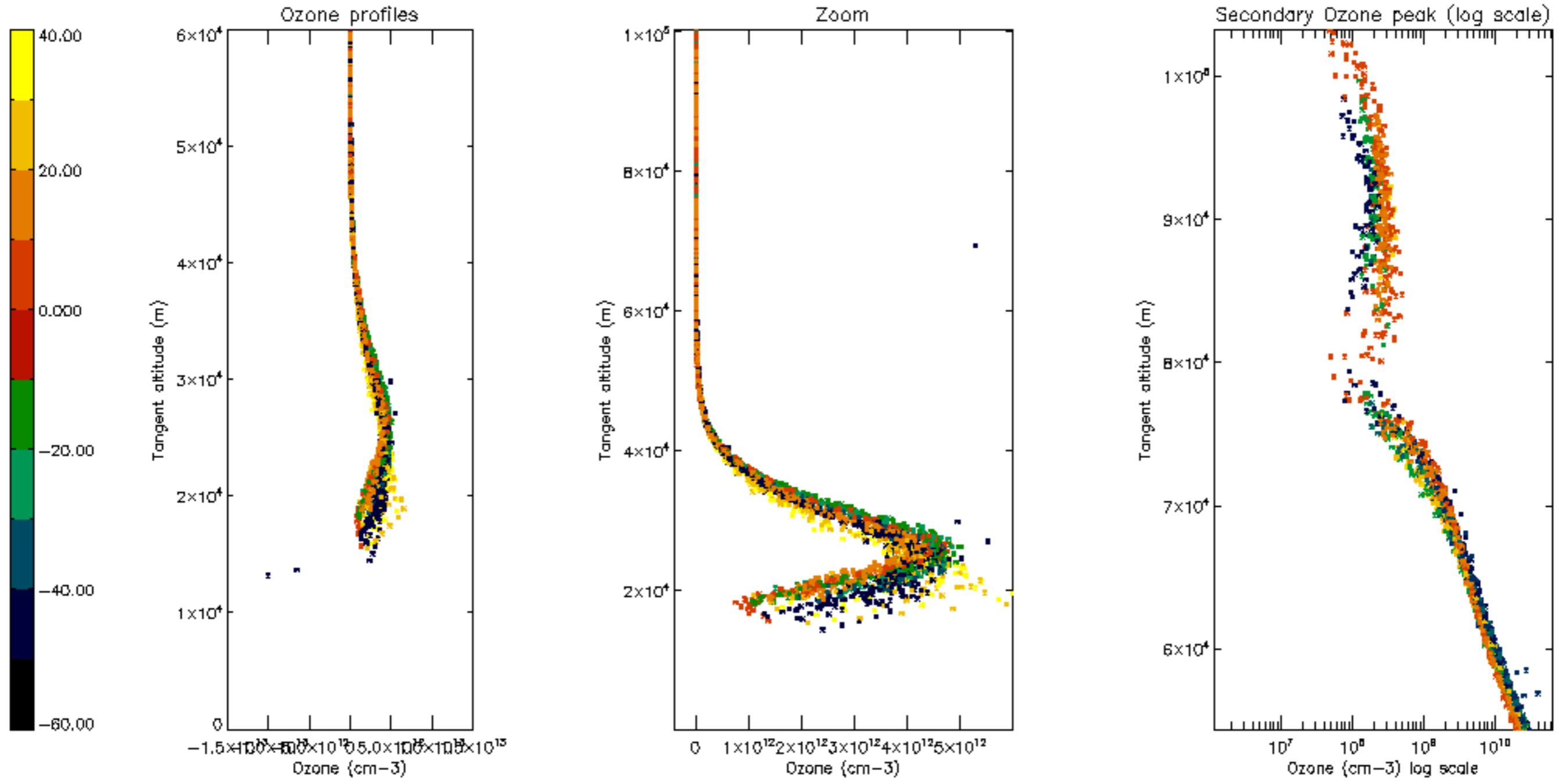
Percentage of star falling outside central band per profile

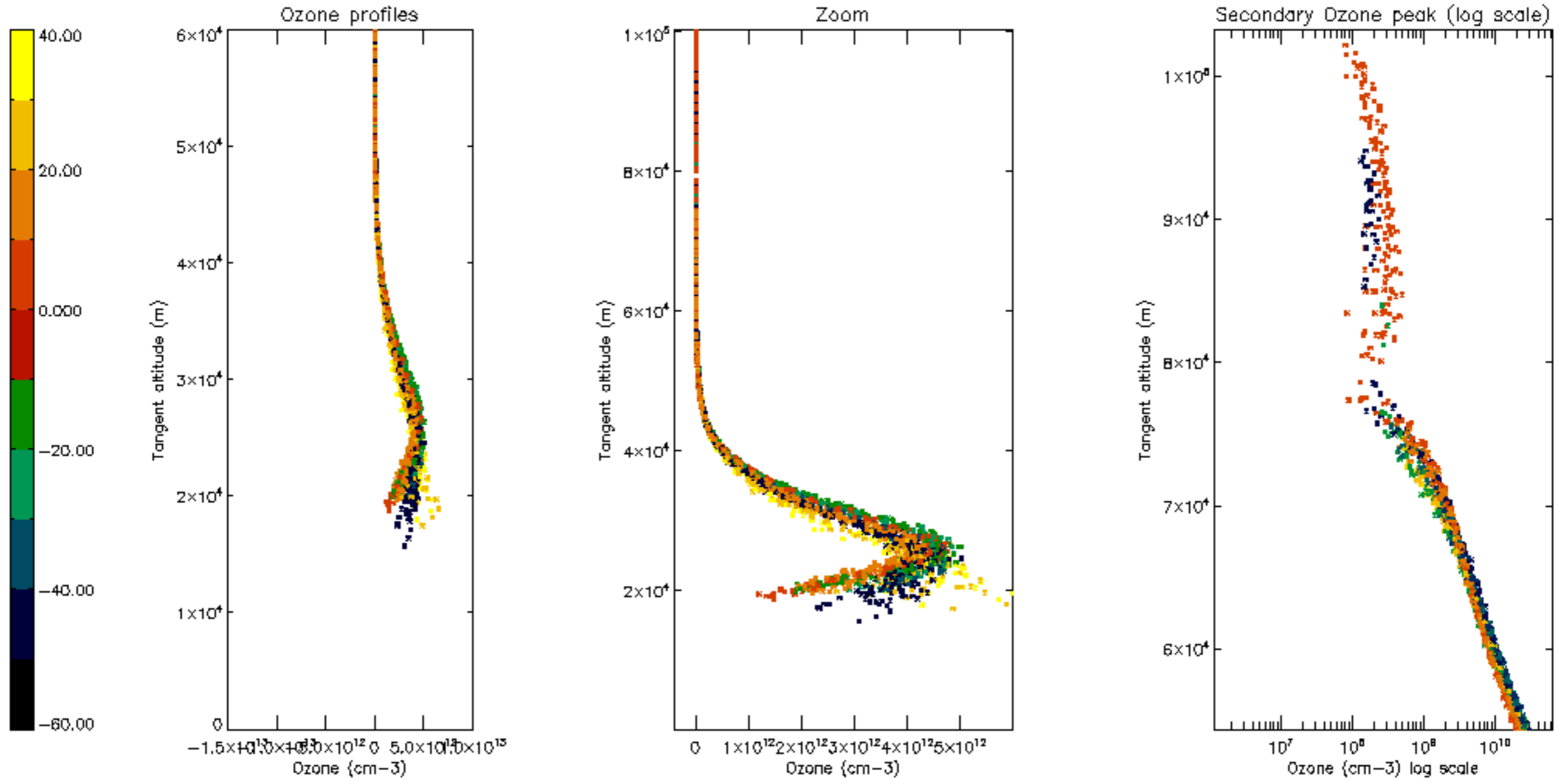


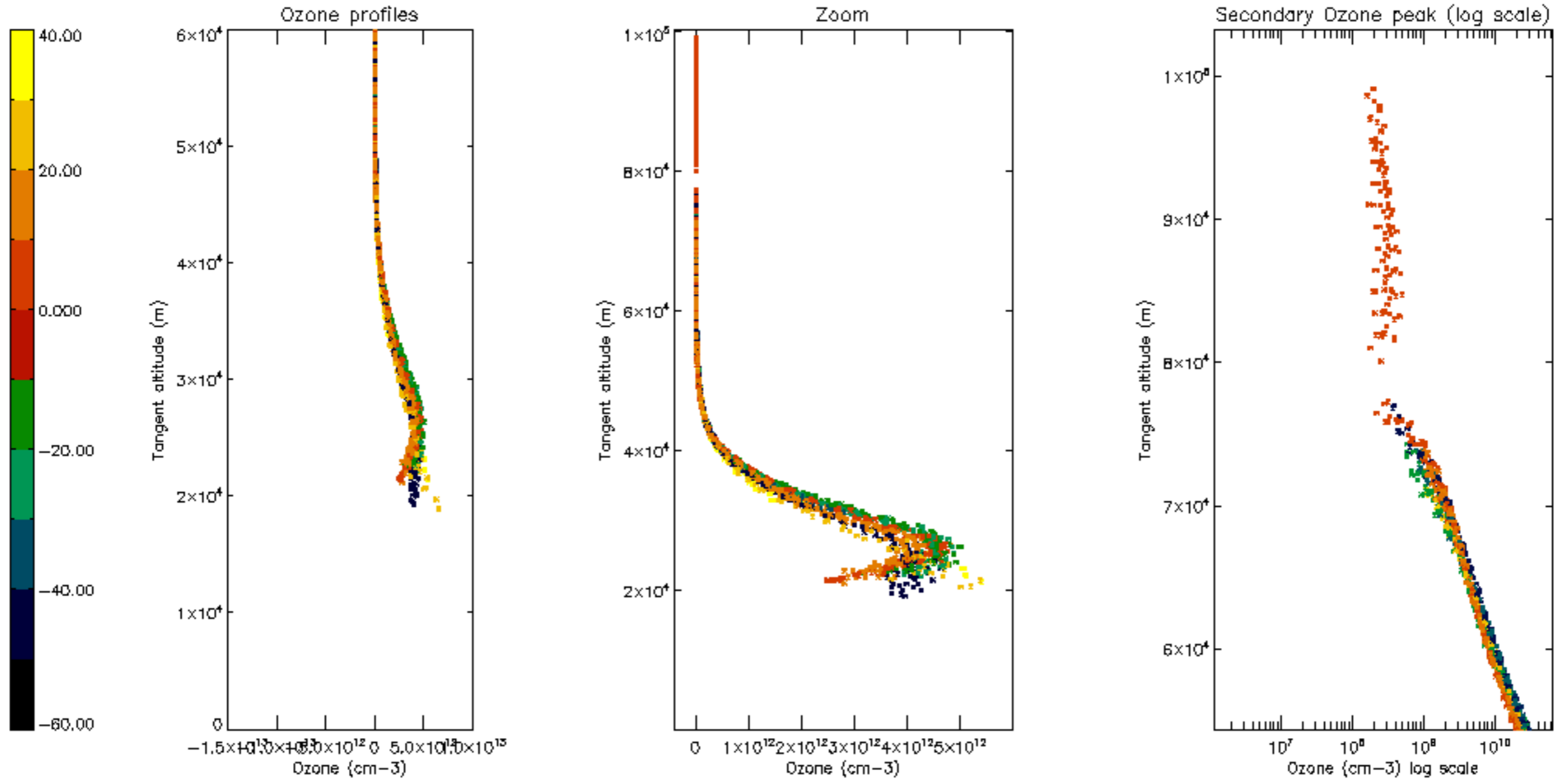
Percentage of saturation errors per profile

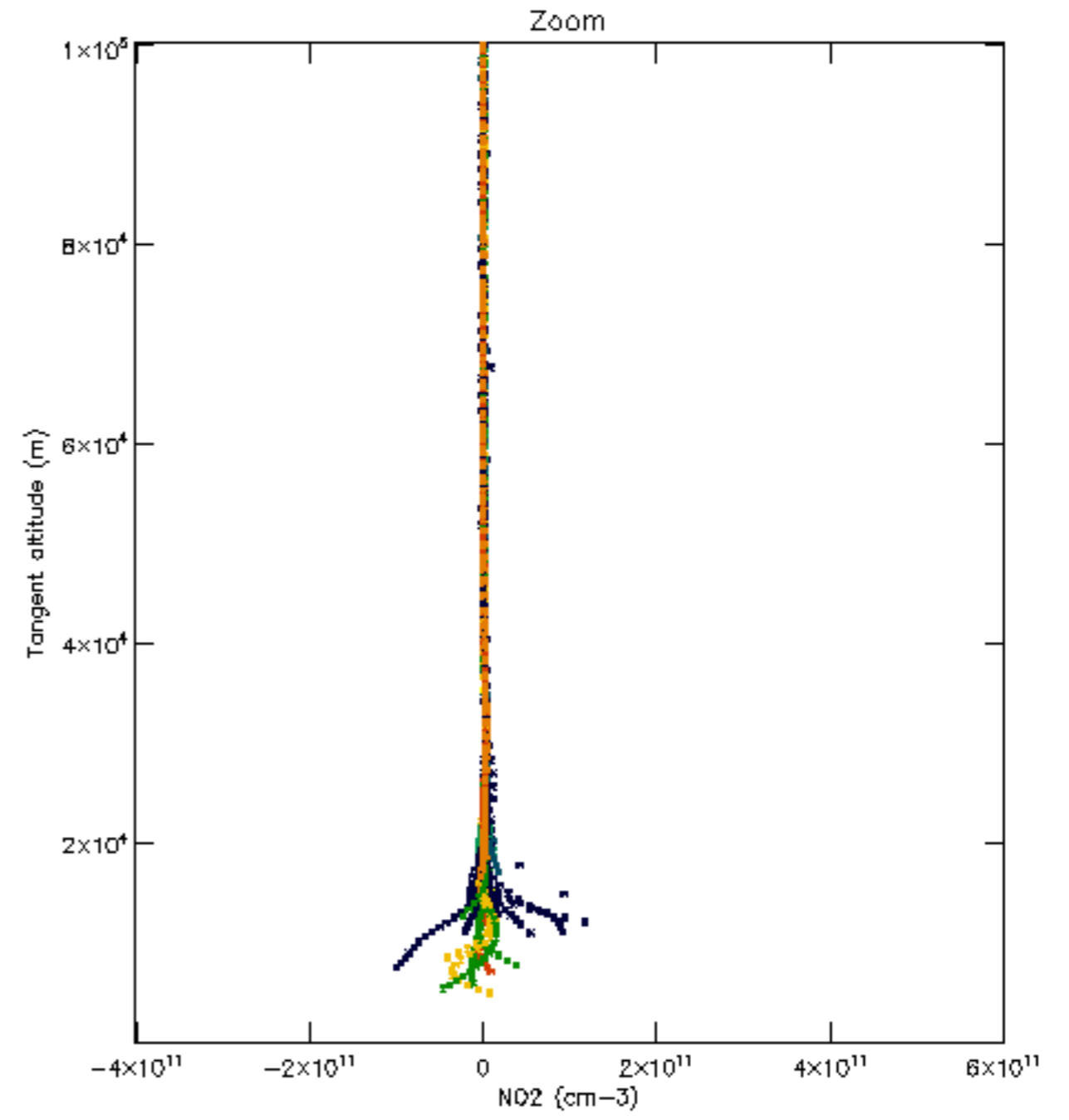
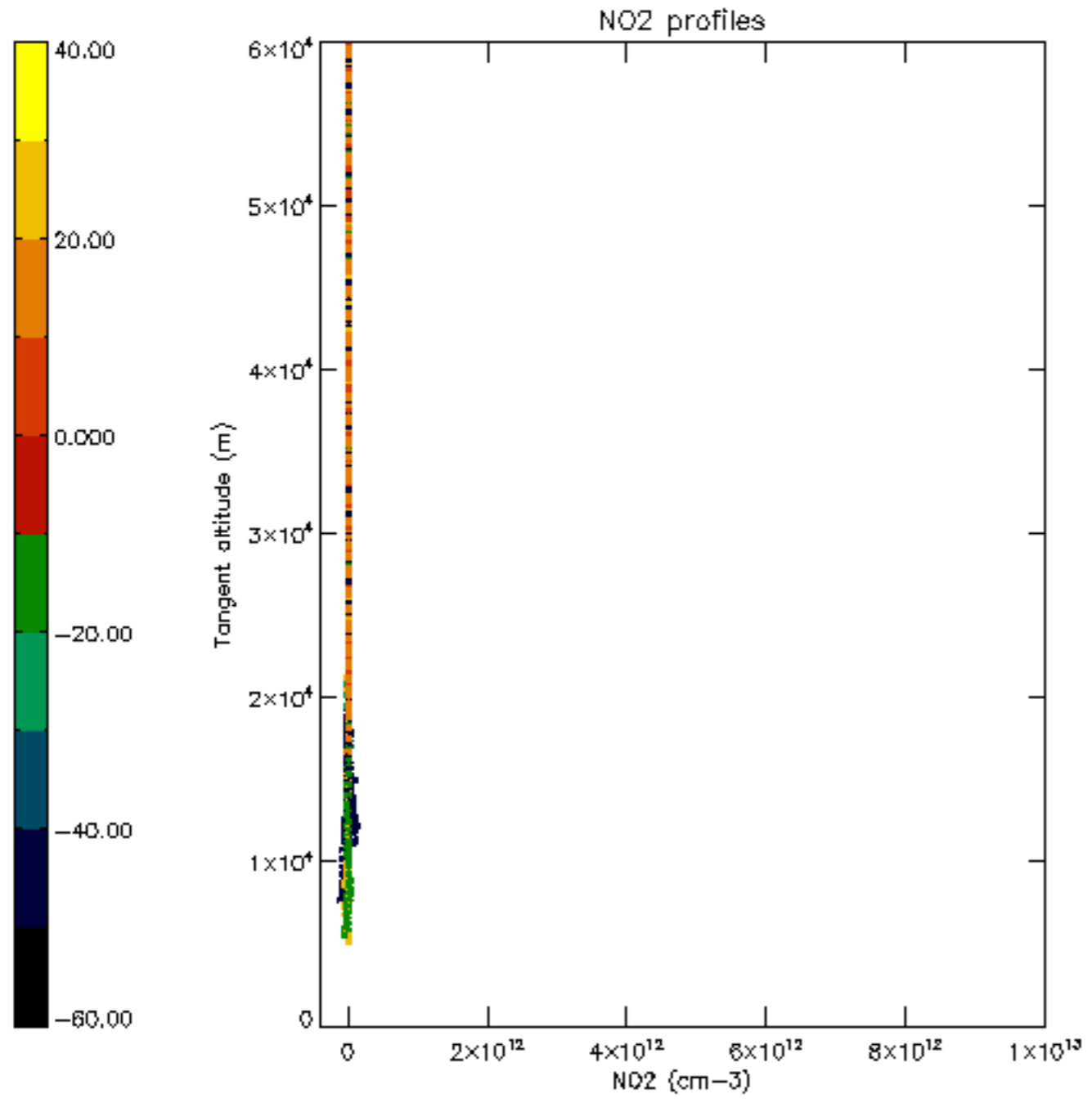


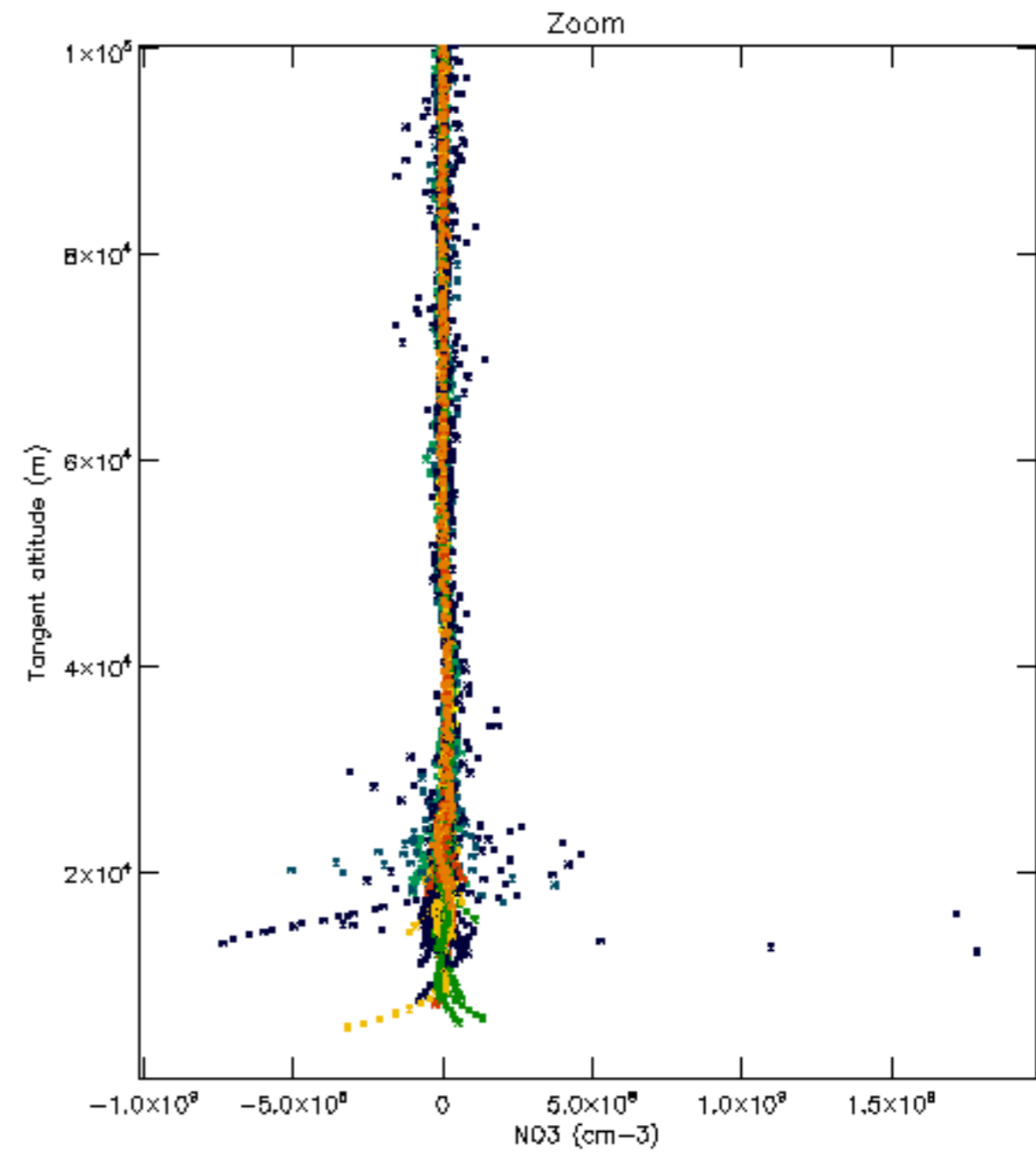
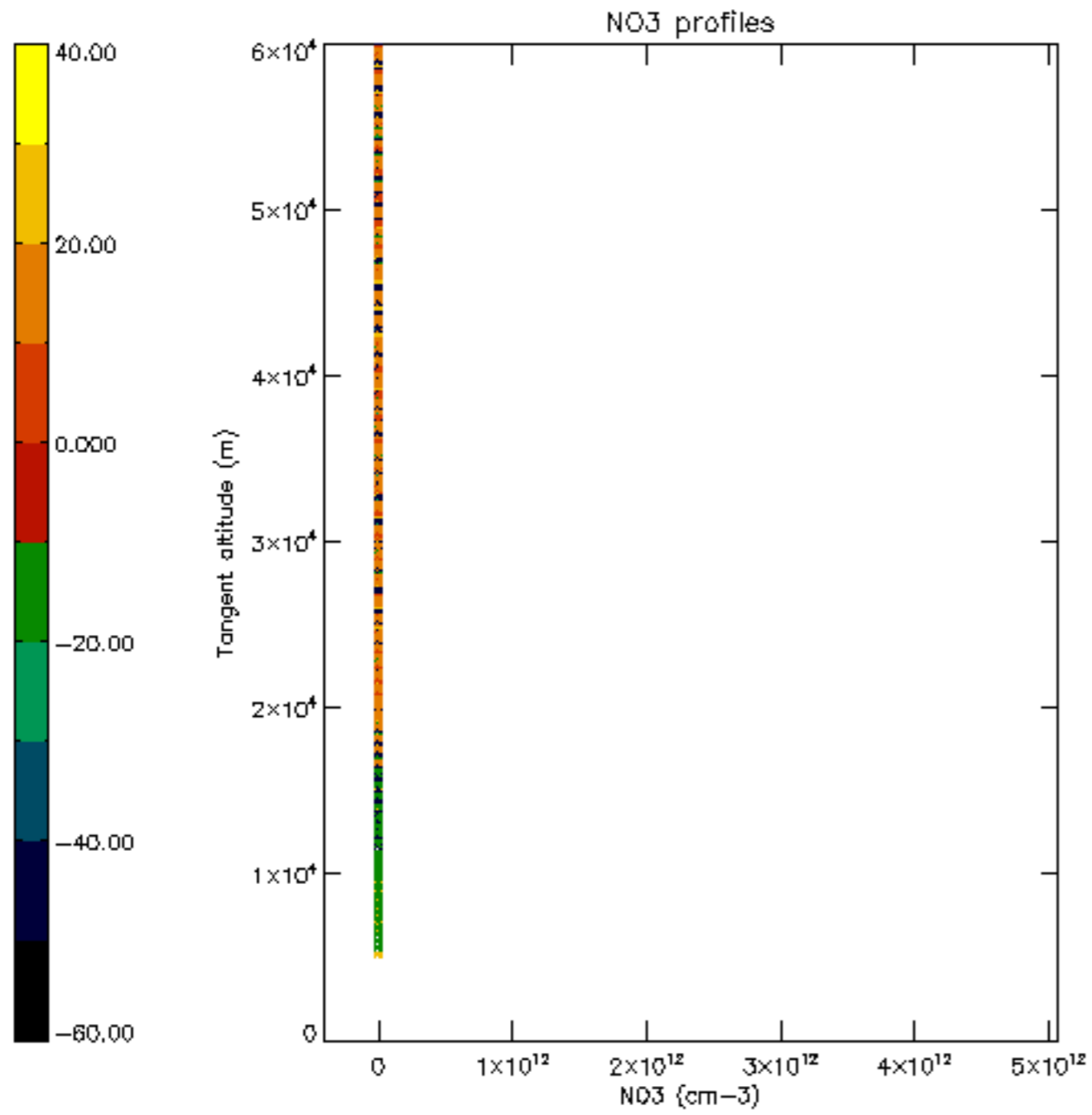


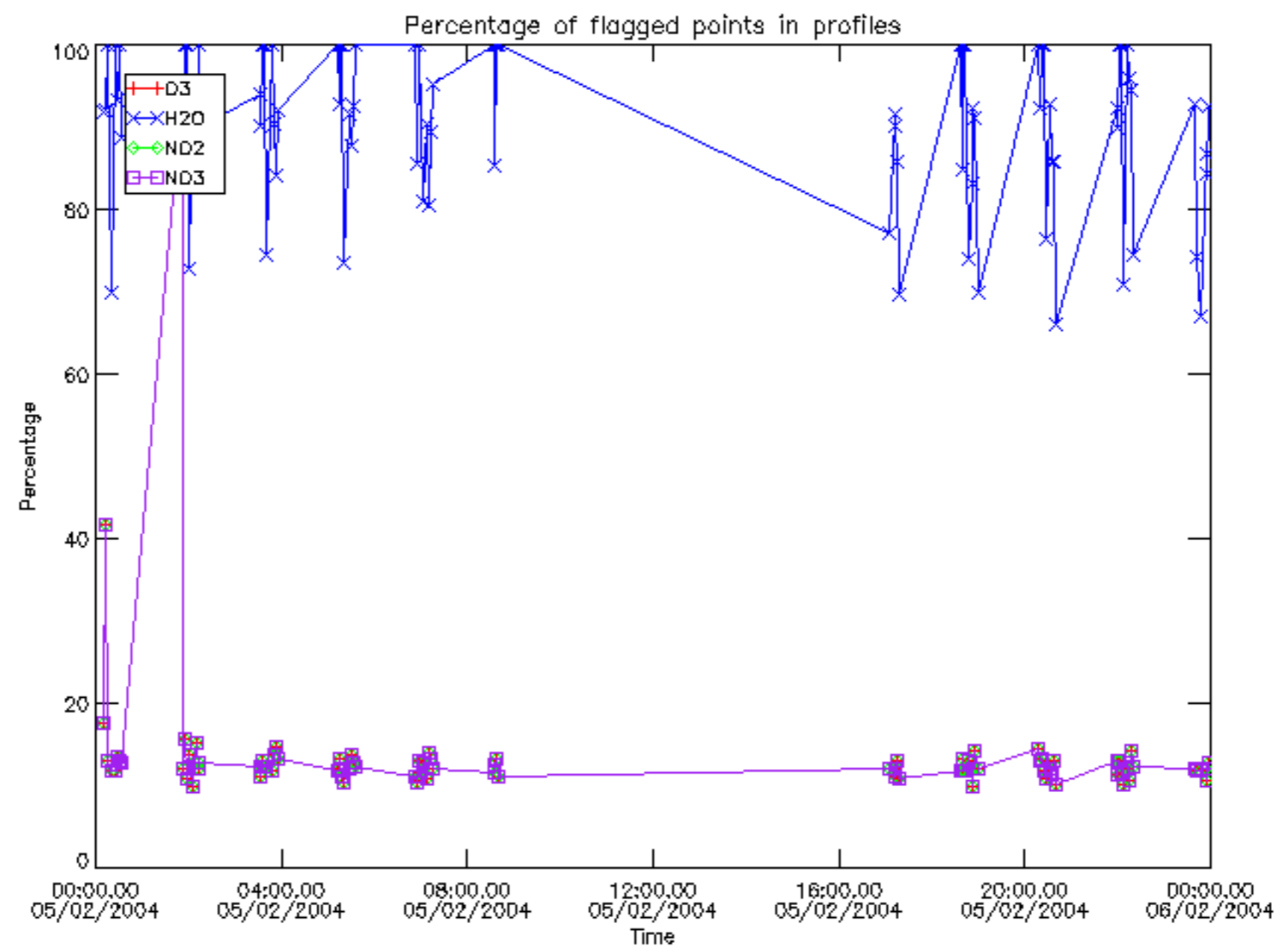




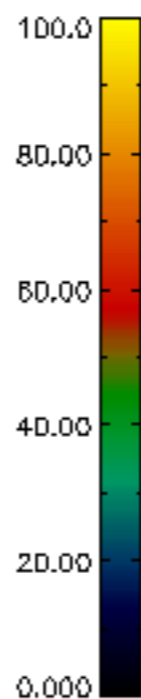
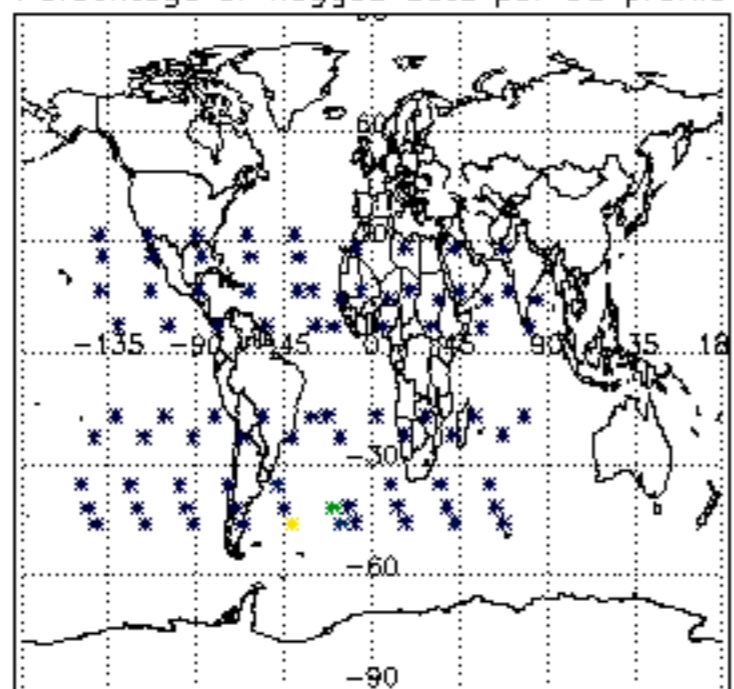




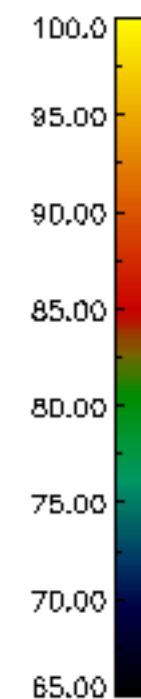
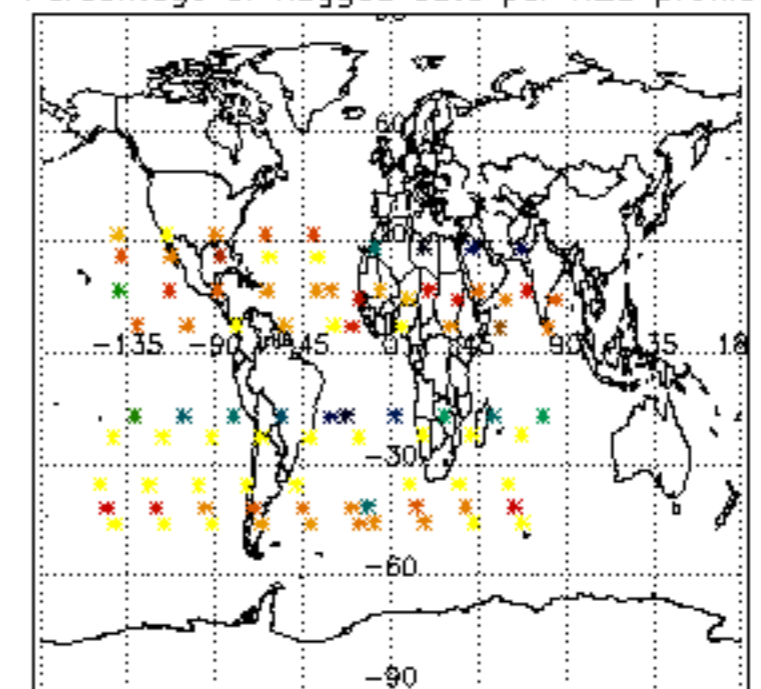




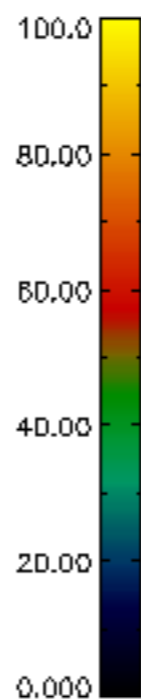
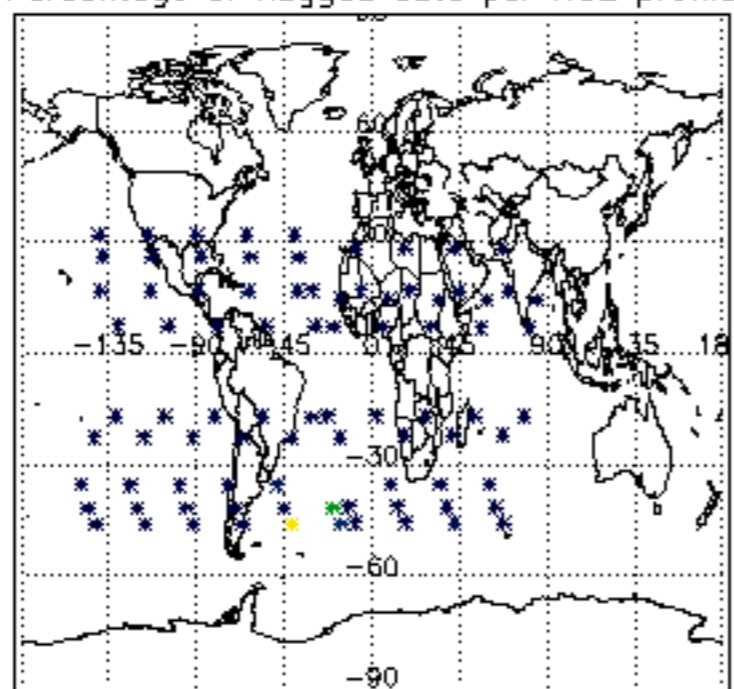
Percentage of flagged data per D3 profile



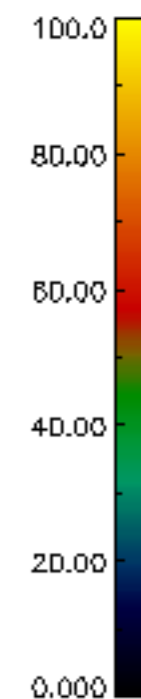
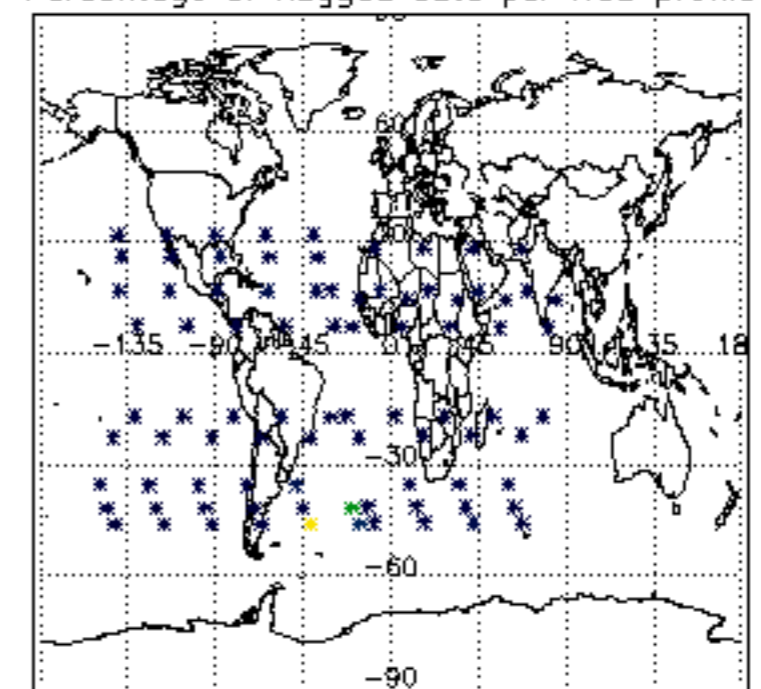
Percentage of flagged data per H2O profile

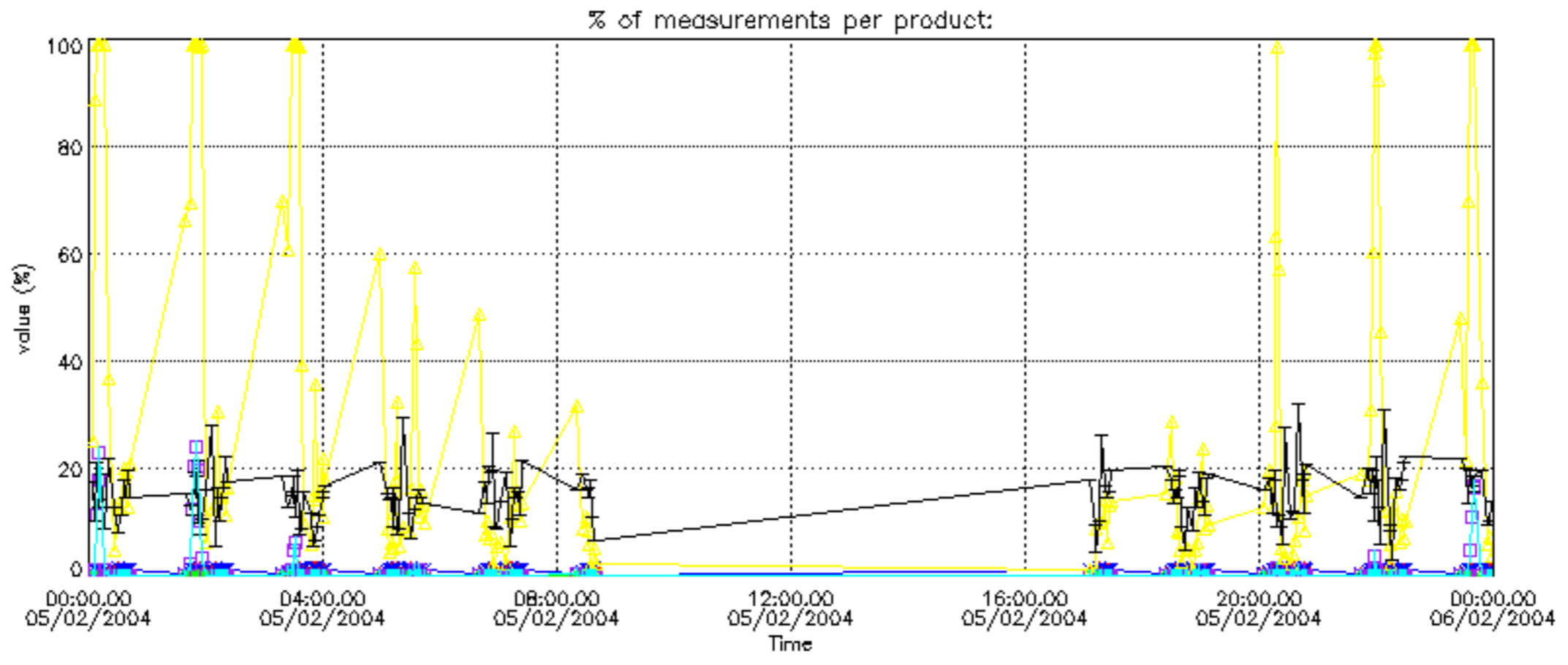


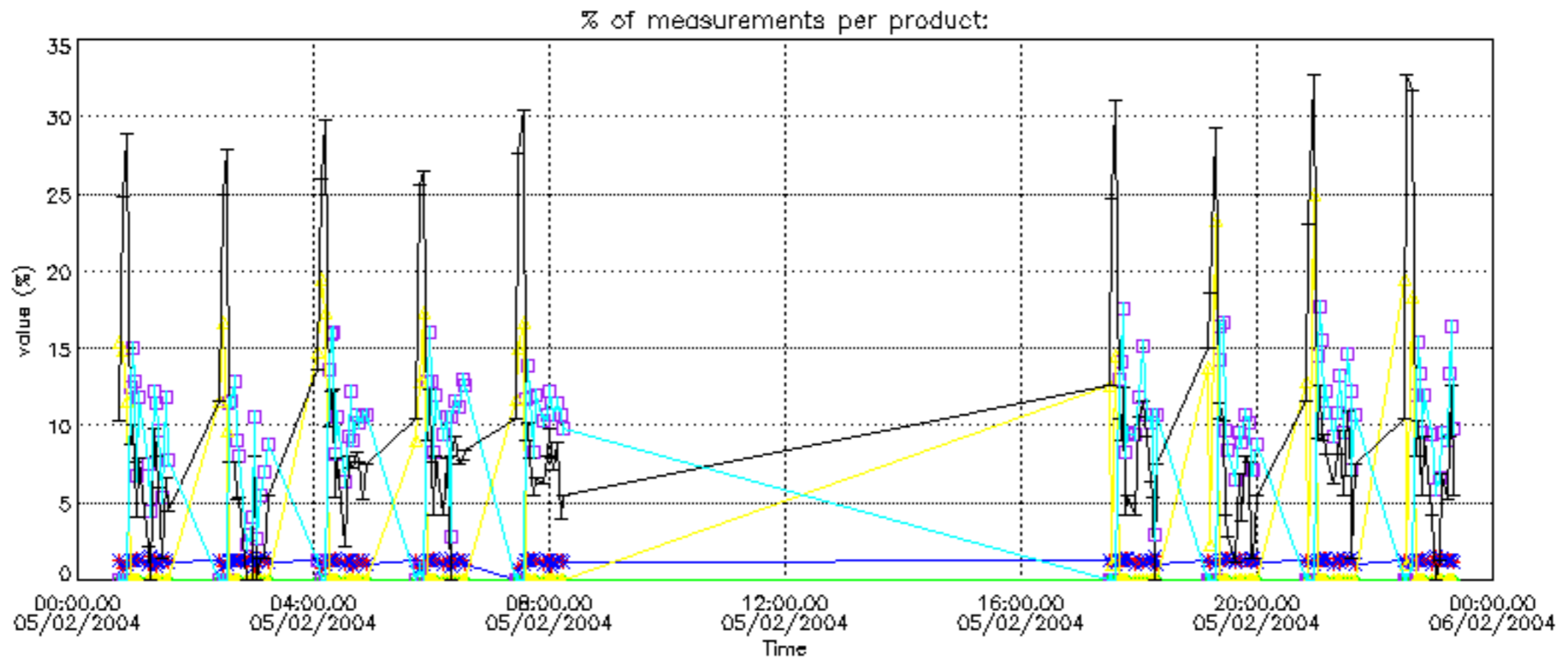
Percentage of flagged data per NO2 profile



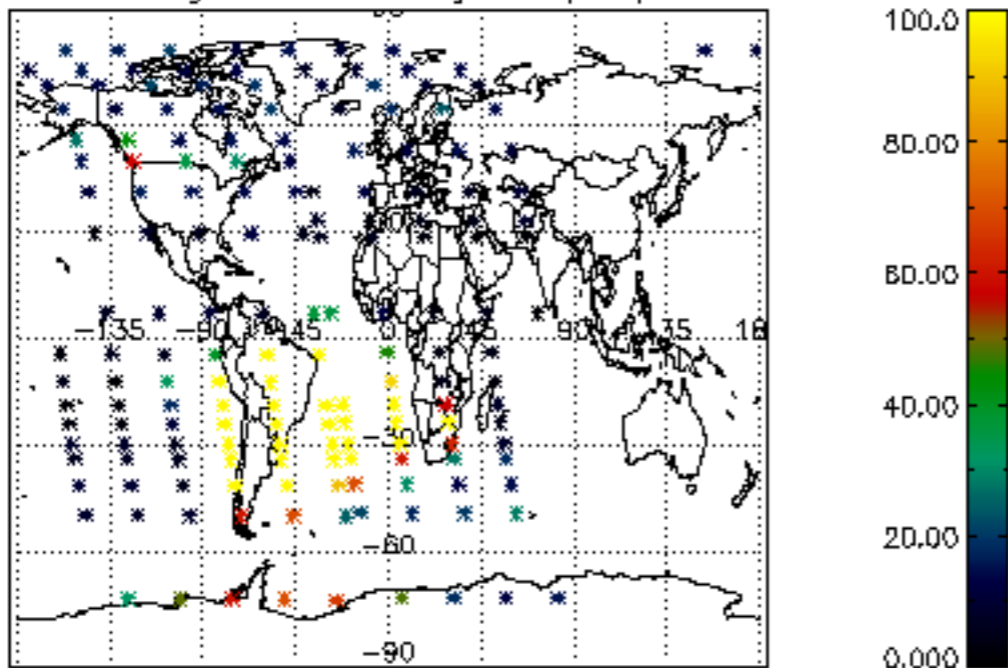
Percentage of flagged data per NO3 profile



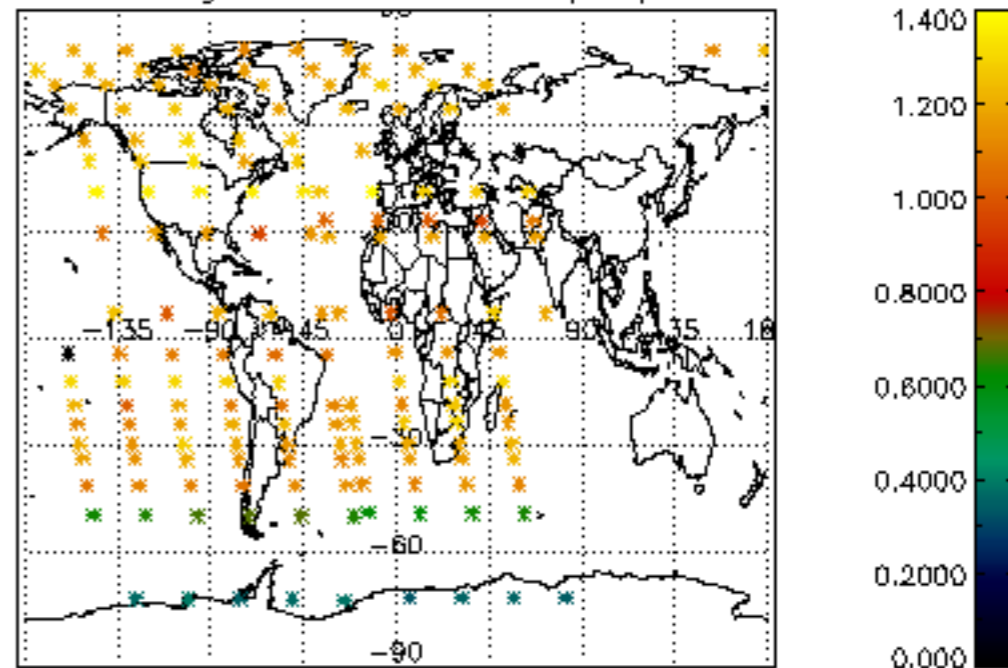




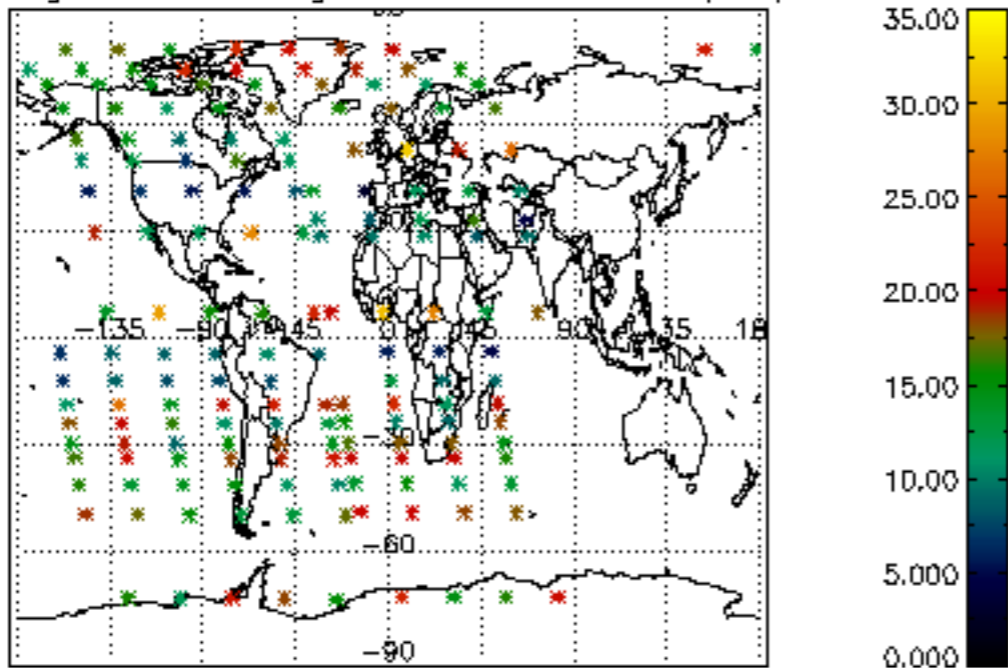
Percentage of cosmic ray hits per profile



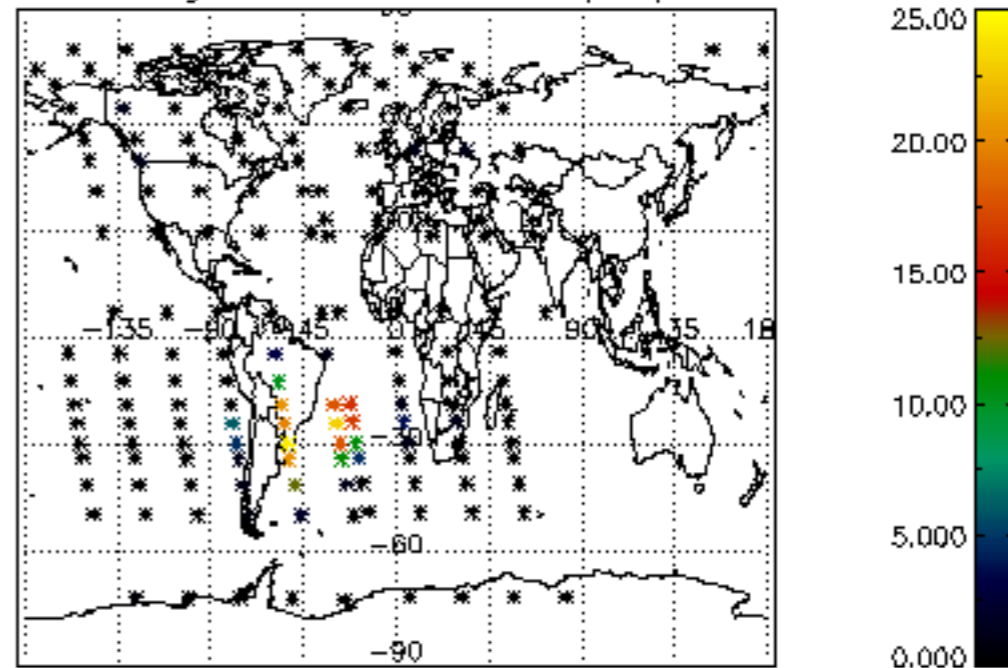
Percentage of datation errors per profile



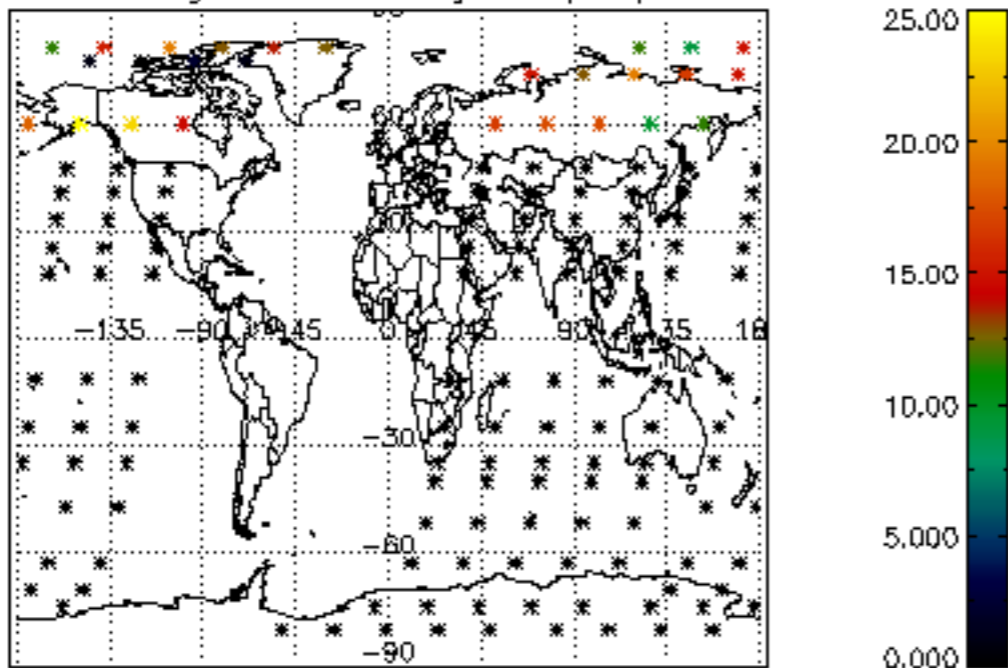
Percentage of star falling outside central band per profile



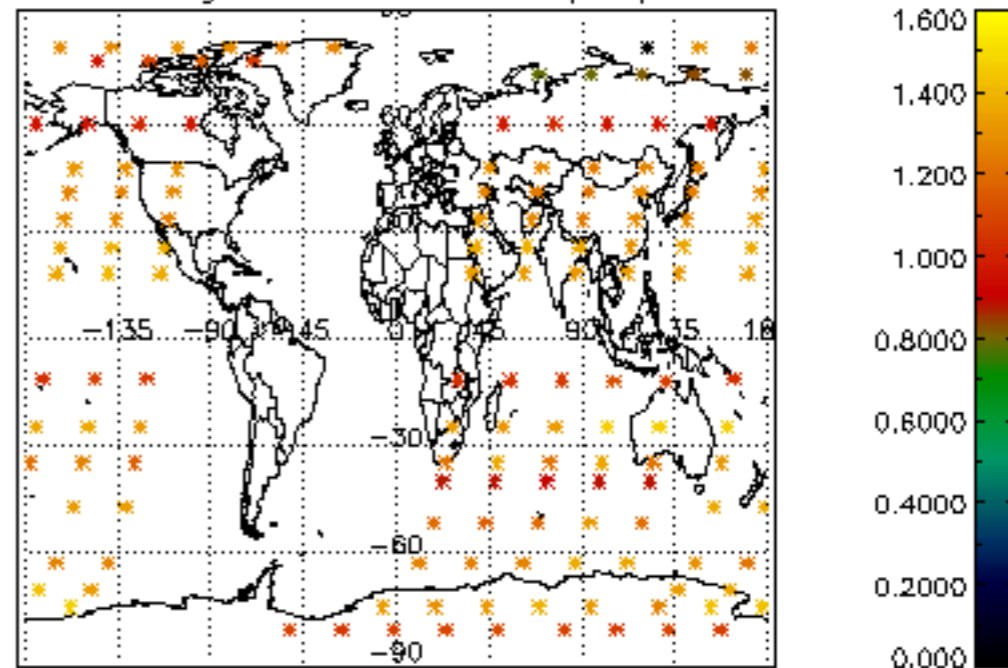
Percentage of saturation errors per profile



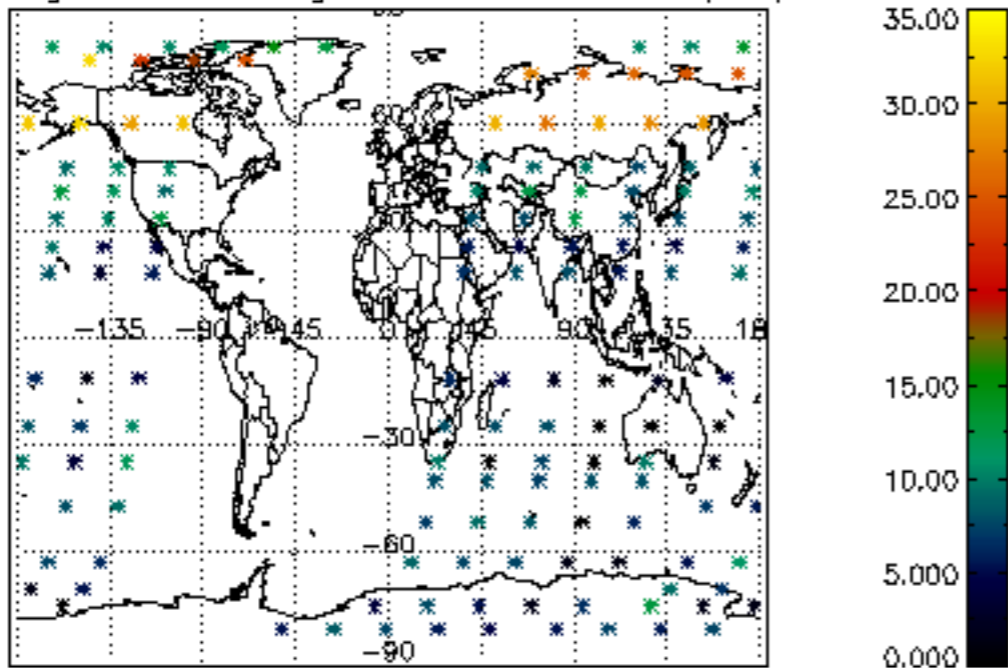
Percentage of cosmic ray hits per profile



Percentage of datation errors per profile



Percentage of star falling outside central band per profile



Percentage of saturation errors per profile

