

GOMOS Level 2 Daily Report

SUMMARY

[1. General Info](#)

[2. Summary of processed GOM_NL_2P products](#)

[3. Level 2 Quality information per product](#)

[3.1 Plot of level 2 quality information per product \(time dependant\)](#)

[3.2 Plot of level 2 quality information per product \(world map\)](#)

[4. Level 1 Quality information per product \(stored on level 2 products\)](#)

[4.1 Plot of level 1 quality information per product \(time dependant\)](#)

[4.1.1 Plot of level 1 quality information per product \(time dependant\): ASCENDING](#)

[4.1.2 Plot of level 1 quality information per product \(time dependant\): DESCENDING](#)

[4.2 Plot of level 1 quality information per product \(world map\)](#)

[4.2.1 Plot of level 1 quality information per product \(world map\): ASCENDING](#)

[4.2.2 Plot of level 1 quality information per product \(world map\): DESCENDING](#)

[5. Ozone profiles based on quality statistics and other trace gas profiles](#)

[5.1 Ozone statistics based on quality of products](#)

[5.2 Plot ozone profiles for all STD \(dark without errors\)](#)

[5.3 Plot ozone profiles where STD < 20% \(dark without errors\)](#)

[5.4. Plot ozone profiles where STD < 10% \(dark without errors\)](#)

[5.5. Plot ozone profiles where STD < 5% \(dark without errors\)](#)

[5.6 Plot NO2 profiles for all STD \(dark without errors\)](#)

[5.7 Plot NO3 profiles for all STD \(dark without errors\)](#)

[5.8 Plot H2O profiles \(only for occultations of stars 1,2,3,4,13,14,16,26,63 dark without errors\) for all STD](#)

[6. Auxiliary Data Files used for the production reported in section 2](#)

This report presents the daily analysis on parameters extracted from GOMOS level 2 data (GOM_NL__2P). It is intended to monitor some important parameters that will impact the quality of these products. A list of level 2 products (and content) that have arrived during the reporting day to the PCF is also given.

Item	Value
Time of report generation	18APR2013 18:34:26
Data source version	GOMOS/6.01
Start time of products	04-02-2004 (04FEB2004 00:00:00)
Stop time of products	05-02-2004 (05FEB2004 00:00:00)
Store outputs in DB	Yes
Nb of level 2 prods	255
Nb of prods with errors	0

2. Summary of processed GOM_NL__2P products.

Nr	Filename	UTC Start time	Limb	Duration	Star Id	Star Name	Star Mag	Star Temp	Nb Meas	Orbit	Prod. error
1	GOM_NL__2PRFIN20040204_000220_000000482024_00016_10090_1329.N1	04-FEB-2004 00:02:20	Bright	48.000	82	48Bet UMa	2.3650	10600.	96	10090	No
2	GOM_NL__2PRFIN20040204_000543_000000372024_00016_10090_1330.N1	04-FEB-2004 00:05:43	Bright	37.000	49	1Alp UMi	1.9900	6300.0	74	10090	No
3	GOM_NL__2PRFIN20040204_000839_000000372024_00016_10090_1331.N1	04-FEB-2004 00:08:39	Bright	37.000	60	7Bet UMi	2.0810	3950.0	74	10090	No
4	GOM_NL__2PRFIN20040204_001018_000000572024_00016_10090_1332.N1	04-FEB-2004 00:10:18	Bright	56.500	55	79Zet UMa	2.0600	10200.	113	10090	No
5	GOM_NL__2PRFIN20040204_001324_000000432024_00016_10090_1333.N1	04-FEB-2004 00:13:24	Bright	43.000	119	14Eta Dra	2.7270	4700.0	86	10090	No
6	GOM_NL__2PRFIN20040204_001641_000000382024_00016_10090_1334.N1	04-FEB-2004 00:16:41	Bright	37.500	130	23Bet Dra	2.7990	5800.0	75	10090	No
7	GOM_NL__2PRFIN20040204_002024_000000402024_00016_10090_1335.N1	04-FEB-2004 00:20:24	Bright	40.000	5	3Alp Lyr	0.033000	11000.	80	10090	No
8	GOM_NL__2PRFIN20040204_002326_000000462024_00016_10090_1336.N1	04-FEB-2004 00:23:26	Bright	46.000	133	40Zet Her	2.8070	6000.0	92	10090	No
9	GOM_NL__2PRFIN20040204_002757_000001322024_00016_10090_1337.N1	04-FEB-2004 00:27:57	Twilight	131.50	83		2.3780	11000.	263	10090	No
10	GOM_NL__2PRFIN20040204_003452_000000752024_00016_10090_1338.N1	04-FEB-2004 00:34:52	Twilight	74.500	102	24Alp Ser	2.6000	4250.0	149	10090	No
11	GOM_NL__2PRFIN20040204_003727_000000452024_00016_10090_1339.N1	04-FEB-2004 00:37:27	Twilight	44.500	86	35Eta Oph	2.4300	10200.	89	10090	No
12	GOM_NL__2PRFIN20040204_003937_000000452024_00016_10090_1340.N1	04-FEB-2004 00:39:37	Twilight	45.000	116	19Del Sgr	2.7000	4100.0	90	10090	No
13	GOM_NL__2PRFIN20040204_004049_000000432024_00016_10090_1341.N1	04-FEB-2004 00:40:49	Twilight	43.000	38	20Eps Sgr	1.8360	11000.	86	10090	No
14	GOM_NL__2PRFIN20040204_004225_000000432024_00016_10090_1342.N1	04-FEB-2004 00:42:25	Dark	43.000	25	35Lam Sco	1.6200	28000.	86	10090	No
15	GOM_NL__2PRFIN20040204_004351_000000442024_00016_10090_1343.N1	04-FEB-2004 00:43:51	Dark	44.000	40	The Sco	1.8590	7100.0	88	10090	No
16	GOM_NL__2PRFIN20040204_004744_000000442024_00016_10090_1344.N1	04-FEB-2004 00:47:44	Dark	44.000	131	Gam Lup	2.8000	26000.	88	10090	No
17	GOM_NL__2PRFIN20040204_005106_000000492024_00017_10091_1314.N1	04-FEB-2004 00:51:06	Dark	48.500	43	Alp TrA	1.9100	4250.0	97	10091	No
18	GOM_NL__2PRFIN20040204_005721_000000412024_00017_10091_1315.N1	04-FEB-2004 00:57:21	Dark	41.000	12	Alp1Cru	0.77500	30000.	82	10091	No
19	GOM_NL__2PRFIN20040204_010040_000000452024_00017_10091_1316.N1	04-FEB-2004 01:00:40	Dark	44.500	29	Bet Car	1.6720	10200.	89	10091	No
20	GOM_NL__2PRFIN20040204_010306_000000392024_00017_10091_1317.N1	04-FEB-2004 01:03:06	Dark	39.000	71	lot Car	2.2460	7700.0	78	10091	No
21	GOM_NL__2PRFIN20040204_010449_000000412024_00017_10091_1318.N1	04-FEB-2004 01:04:49	Dark	40.500	46	Del Vel	1.9540	10600.	81	10091	No
22	GOM_NL__2PRFIN20040204_010719_000000442024_00017_10091_1319.N1	04-FEB-2004 01:07:19	Straylight	43.500	34	Gam2Vel	1.7930	23000.	87	10091	No
23	GOM_NL__2PRFIN20040204_010923_000000432024_00017_10091_1320.N1	04-FEB-2004 01:09:23	Straylight	42.500	70	Zet Pup	2.2460	39000.	85	10091	No
24	GOM_NL__2PRFIN20040204_011042_000000472024_00017_10091_1321.N1	04-FEB-2004 01:10:42	Straylight	47.000	117	Pi Pup	2.7060	3800.0	94	10091	No
25	GOM_NL__2PRFIN20040204_011346_000000462024_00017_10091_1322.N1	04-FEB-2004 01:13:46	Straylight	45.500	37	25Del CMa	1.8300	5900.0	91	10091	No
26	GOM_NL__2PRFIN20040204_011812_000000592024_00017_10091_1323.N1	04-FEB-2004 01:18:12	Straylight	59.000	48	30Alp Hya	1.9770	4100.0	118	10091	No
27	GOM_NL__2PRFIN20040204_012224_000000532024_00017_10091_1324.N1	04-FEB-2004 01:22:24	Twilight	53.000	8	10Alp CMi	0.40000	6500.0	106	10091	No
28	GOM_NL__2PRFIN20040204_012555_000000412024_00017_10091_1325.N1	04-FEB-2004 01:25:55	Bright	40.500	44	24Gam Gem	1.9280	11000.	81	10091	No
29	GOM_NL__2PRFIN20040204_012747_000000402024_00017_10091_1326.N1	04-FEB-2004 01:27:47	Bright	40.000	151	13Mu Gem	2.8900	3000.0	80	10091	No
30	GOM_NL__2PRFIN20040204_013003_000000412024_00017_10091_1327.N1	04-FEB-2004 01:30:03	Bright	40.500	24	66Alp Gem	1.5800	10200.	81	10091	No
31	GOM_NL__2PRFIN20040204_013207_000000362024_00017_10091_1328.N1	04-FEB-2004 01:32:07	Bright	36.000	107	37The Aur	2.6490	11000.	72	10091	No
32	GOM_NL__2PRFIN20040204_013411_000000382024_00017_10091_1329.N1	04-FEB-2004 01:34:11	Bright	37.500	42	34Bet Aur	1.9000	10200.	75	10091	No
33	GOM_NL__2PRFIN20040204_014256_000000492024_00017_10091_1330.N1	04-FEB-2004 01:42:56	Bright	48.500	82	48Bet UMa	2.3650	10600.	97	10091	No
34	GOM_NL__2PRFIN20040204_014619_000000382024_00017_10091_1331.N1	04-FEB-2004 01:46:19	Bright	37.500	49	1Alp UMi	1.9900	6300.0	75	10091	No
35	GOM_NL__2PRFIN20040204_014914_000000442024_00017_10091_1332.N1	04-FEB-2004 01:49:14	Bright	43.500	60	7Bet UMi	2.0810	3950.0	87	10091	No
36	GOM_NL__2PRFIN20040204_015053_000000562024_00017_10091_1333.N1	04-FEB-2004 01:50:53	Bright	56.000	55	79Zet UMa	2.0600	10200.	112	10091	No
37	GOM_NL__2PRFIN20040204_015359_000000432024_00017_10091_1334.N1	04-FEB-2004 01:53:59	Bright	42.500	119	14Eta Dra	2.7270	4700.0	85	10091	No
38	GOM_NL__2PRFIN20040204_015716_000000392024_00017_10091_1335.N1	04-FEB-2004 01:57:16	Bright	39.000	130	23Bet Dra	2.7990	5800.0	78	10091	No
39	GOM_NL__2PRFIN20040204_020100_000000392024_00017_10091_1336.N1	04-FEB-2004 02:01:00	Bright	38.500	5	3Alp Lyr	0.033000	11000.	77	10091	No
40	GOM_NL__2PRFIN20040204_020403_000000472024_00017_10091_1337.N1	04-FEB-2004 02:04:03	Bright	46.500	133	40Zet Her	2.8070	6000.0	93	10091	No
41	GOM_NL__2PRFIN20040204_020834_000001282024_00017_10091_1338.N1	04-FEB-2004 02:08:34	Twilight	127.50	83		2.3780	11000.	255	10091	No
42	GOM_NL__2PRFIN20040204_021529_000000722024_00017_10091_1339.N1	04-FEB-2004 02:15:29	Straylight	72.000	102	24Alp Ser	2.6000	4250.0	144	10091	No

43	GOM_NL__2PRFIN20040204_021804_000000462024_00017_10091_1340.N1	04-FEB-2004 02:18:04	Twilight	45.500	86	35Eta Oph	2.4300	10200.	91	10091	No
44	GOM_NL__2PRFIN20040204_022013_000000452024_00017_10091_1341.N1	04-FEB-2004 02:20:13	Twilight	44.500	116	19Del Sgr	2.7000	4100.0	89	10091	No
45	GOM_NL__2PRFIN20040204_022124_000000392024_00017_10091_1342.N1	04-FEB-2004 02:21:24	Twilight	39.000	38	20Eps Sgr	1.8360	11000.	78	10091	No
46	GOM_NL__2PRFIN20040204_022301_000000432024_00017_10091_1343.N1	04-FEB-2004 02:23:01	Dark	42.500	25	35Lam Sco	1.6200	28000.	85	10091	No
47	GOM_NL__2PRFIN20040204_022427_000000472024_00017_10091_1344.N1	04-FEB-2004 02:24:27	Dark	46.500	40	The Sco	1.8590	7100.0	93	10091	No
48	GOM_NL__2PRFIN20040204_022620_000000382024_00017_10091_1345.N1	04-FEB-2004 02:26:20	Dark	38.000	147	Alp Ara	2.8770	26000.	76	10091	No
49	GOM_NL__2PRFIN20040204_022821_000000462024_00017_10091_1346.N1	04-FEB-2004 02:28:21	Dark	45.500	131	Gam Lup	2.8000	26000.	91	10091	No
50	GOM_NL__2PRFIN20040204_023143_000000422024_00018_10092_1314.N1	04-FEB-2004 02:31:43	Dark	41.500	43	Alp TrA	1.9100	4250.0	83	10092	No
51	GOM_NL__2PRFIN20040204_023757_000000202024_00018_10092_1315.N1	04-FEB-2004 02:37:57	Dark	19.500	12	Alp1Cru	0.77500	30000.	39	10092	No
52	GOM_NL__2PRFIN20040204_132702_000000492024_00024_10098_1316.N1	04-FEB-2004 13:27:02	Bright	48.500	82	48Bet UMa	2.3650	10600.	97	10098	No
53	GOM_NL__2PRFIN20040204_133031_000000352024_00024_10098_1317.N1	04-FEB-2004 13:30:31	Bright	34.500	49	1Alp UMi	1.9900	6300.0	69	10098	No
54	GOM_NL__2PRFIN20040204_133325_000000392024_00024_10098_1318.N1	04-FEB-2004 13:33:25	Bright	38.500	60	7Bet UMi	2.0810	3950.0	77	10098	No
55	GOM_NL__2PRFIN20040204_133459_000000552024_00024_10098_1319.N1	04-FEB-2004 13:34:59	Bright	55.000	55	79Zet UMa	2.0600	10200.	110	10098	No
56	GOM_NL__2PRFIN20040204_133811_000000402024_00024_10098_1320.N1	04-FEB-2004 13:38:11	Bright	39.500	119	14Eta Dra	2.7270	4700.0	79	10098	No
57	GOM_NL__2PRFIN20040204_134128_000000412024_00024_10098_1321.N1	04-FEB-2004 13:41:28	Bright	40.500	130	23Bet Dra	2.7990	5800.0	81	10098	No
58	GOM_NL__2PRFIN20040204_134513_000000352024_00024_10098_1322.N1	04-FEB-2004 13:45:13	Bright	35.000	5	3Alp Lyr	0.033000	11000.	70	10098	No
59	GOM_NL__2PRFIN20040204_134816_000000452024_00024_10098_1323.N1	04-FEB-2004 13:48:16	Bright	45.000	133	40Zet Her	2.8070	6000.0	90	10098	No
60	GOM_NL__2PRFIN20040204_135252_000001222024_00024_10098_1324.N1	04-FEB-2004 13:52:52	Twilight	122.00	83		2.3780	11000.	244	10098	No
61	GOM_NL__2PRFIN20040204_135949_000000732024_00024_10098_1325.N1	04-FEB-2004 13:59:49	Straylight	72.500	102	24Alp Ser	2.6000	4250.0	145	10098	No
62	GOM_NL__2PRFIN20040204_140220_000000472024_00024_10098_1326.N1	04-FEB-2004 14:02:20	Twilight	47.000	86	35Eta Oph	2.4300	10200.	94	10098	No
63	GOM_NL__2PRFIN20040204_140427_000000442024_00024_10098_1327.N1	04-FEB-2004 14:04:27	Twilight	43.500	116	19Del Sgr	2.7000	4100.0	87	10098	No
64	GOM_NL__2PRFIN20040204_140647_000000552024_00024_10098_1328.N1	04-FEB-2004 14:06:47	Dark	55.000	16	21Alp Sco	1.0200	3000.0	110	10098	No
65	GOM_NL__2PRFIN20040204_140842_000000432024_00024_10098_1329.N1	04-FEB-2004 14:08:42	Dark	42.500	40	The Sco	1.8590	7100.0	85	10098	No
66	GOM_NL__2PRFIN20040204_141033_000000392024_00024_10098_1330.N1	04-FEB-2004 14:10:33	Dark	38.500	147	Alp Ara	2.8770	26000.	77	10098	No
67	GOM_NL__2PRFIN20040204_141239_000000442024_00024_10098_1331.N1	04-FEB-2004 14:12:39	Dark	44.000	131	Gam Lup	2.8000	26000.	88	10098	No
68	GOM_NL__2PRFIN20040204_141556_000000412024_00025_10099_1317.N1	04-FEB-2004 14:15:56	Dark	40.500	43	Alp TrA	1.9100	4250.0	81	10099	No
69	GOM_NL__2PRFIN20040204_142212_000000452024_00025_10099_1318.N1	04-FEB-2004 14:22:12	Dark	44.500	12	Alp1Cru	0.77500	30000.	89	10099	No
70	GOM_NL__2PRFIN20040204_142531_000000402024_00025_10099_1319.N1	04-FEB-2004 14:25:31	Dark	40.000	29	Bet Car	1.6720	10200.	80	10099	No
71	GOM_NL__2PRFIN20040204_142844_000000472024_00025_10099_1320.N1	04-FEB-2004 14:28:44	Dark	47.000	41	Eps Car	1.8600	4100.0	94	10099	No
72	GOM_NL__2PRFIN20040204_143209_000000422024_00025_10099_1321.N1	04-FEB-2004 14:32:09	Straylight	42.000	34	Gam2Vel	1.7930	23000.	84	10099	No
73	GOM_NL__2PRFIN20040204_143414_000000422024_00025_10099_1322.N1	04-FEB-2004 14:34:14	Straylight	42.000	70	Zet Pup	2.2460	39000.	84	10099	No
74	GOM_NL__2PRFIN20040204_143534_000000392024_00025_10099_1323.N1	04-FEB-2004 14:35:34	Straylight	39.000	117	Pi Pup	2.7060	3800.0	78	10099	No
75	GOM_NL__2PRFIN20040204_143836_000000432024_00025_10099_1324.N1	04-FEB-2004 14:38:36	Straylight	42.500	37	25Del CMa	1.8300	5900.0	85	10099	No
76	GOM_NL__2PRFIN20040204_144132_000000402024_00025_10099_1325.N1	04-FEB-2004 14:41:32	Straylight	40.000	1	9Alp CMa	-1.4400	11000.	80	10099	No
77	GOM_NL__2PRFIN20040204_144712_000000502024_00025_10099_1326.N1	04-FEB-2004 14:47:12	Twilight	49.500	8	10Alp CMi	0.40000	6500.0	99	10099	No
78	GOM_NL__2PRFIN20040204_145045_000000392024_00025_10099_1327.N1	04-FEB-2004 14:50:45	Bright	39.000	44	24Gam Gem	1.9280	11000.	78	10099	No
79	GOM_NL__2PRFIN20040204_145237_000000402024_00025_10099_1328.N1	04-FEB-2004 14:52:37	Bright	40.000	151	13Mu Gem	2.8900	3000.0	80	10099	No
80	GOM_NL__2PRFIN20040204_145450_000000392024_00025_10099_1329.N1	04-FEB-2004 14:54:50	Bright	38.500	24	66Alp Gem	1.5800	10200.	77	10099	No
81	GOM_NL__2PRFIN20040204_145657_000000372024_00025_10099_1330.N1	04-FEB-2004 14:56:57	Bright	37.000	107	37The Aur	2.6490	11000.	74	10099	No
82	GOM_NL__2PRFIN20040204_145901_000000372024_00025_10099_1331.N1	04-FEB-2004 14:59:01	Bright	36.500	42	34Bet Aur	1.9000	10200.	73	10099	No
83	GOM_NL__2PRFIN20040204_150737_000000482024_00025_10099_1332.N1	04-FEB-2004 15:07:37	Bright	47.500	82	48Bet UMa	2.3650	10600.	95	10099	No
84	GOM_NL__2PRFIN20040204_151107_000000372024_00025_10099_1333.N1	04-FEB-2004 15:11:07	Bright	36.500	49	1Alp UMi	1.9900	6300.0	73	10099	No
85	GOM_NL__2PRFIN20040204_151401_000000412024_00025_10099_1334.N1	04-FEB-2004 15:14:01	Bright	41.000	60	7Bet UMi	2.0810	3950.0	82	10099	No
86	GOM_NL__2PRFIN20040204_151534_000000592024_00025_10099_1335.N1	04-FEB-2004 15:15:34	Bright	58.500	55	79Zet UMa	2.0600	10200.	117	10099	No
87	GOM_NL__2PRFIN20040204_151846_000000412024_00025_10099_1336.N1	04-FEB-2004 15:18:46	Bright	40.500	119	14Eta Dra	2.7270	4700.0	81	10099	No
88	GOM_NL__2PRFIN20040204_152204_000000402024_00025_10099_1337.N1	04-FEB-2004 15:22:04	Bright	40.000	130	23Bet Dra	2.7990	5800.0	80	10099	No
89	GOM_NL__2PRFIN20040204_152549_000000362024_00025_10099_1338.N1	04-FEB-2004 15:25:49	Bright	35.500	5	3Alp Lyr	0.033000	11000.	71	10099	No
90	GOM_NL__2PRFIN20040204_152852_000000462024_00025_10099_1339.N1	04-FEB-2004 15:28:52	Bright	45.500	133	40Zet Her	2.8070	6000.0	91	10099	No
91	GOM_NL__2PRFIN20040204_153329_000001282024_00025_10099_1340.N1	04-FEB-2004 15:33:29	Twilight	127.50	83		2.3780	11000.	255	10099	No
92	GOM_NL__2PRFIN20040204_154026_000000752024_00025_10099_1341.N1	04-FEB-2004 15:40:26	Straylight	74.500	102	24Alp Ser	2.6000	4250.0	149	10099	No
93	GOM_NL__2PRFIN20040204_154256_000000452024_00025_10099_1342.N1	04-FEB-2004 15:42:56	Twilight	45.000	86	35Eta Oph	2.4300	10200.	90	10099	No
94	GOM_NL__2PRFIN20040204_154503_000000442024_00025_10099_1343.N1	04-FEB-2004 15:45:03	Twilight	44.000	116	19Del Sgr	2.7000	4100.0	88	10099	No
95	GOM_NL__2PRFIN20040204_154724_000000592024_00025_10099_1344.N1	04-FEB-2004 15:47:24	Dark	59.000	16	21Alp Sco	1.0200	3000.0	118	10099	No
96	GOM_NL__2PRFIN20040204_154918_000000442024_00025_10099_1345.N1	04-FEB-2004 15:49:18	Dark	44.000	40	The Sco	1.8590	7100.0	88	10099	No
97	GOM_NL__2PRFIN20040204_155109_000000382024_00025_10099_1346.N1	04-FEB-2004 15:51:09	Dark	37.500	147	Alp Ara	2.8770	26000.	75	10099	No
98	GOM_NL__2PRFIN20040204_155315_000000452024_00025_10099_1347.N1	04-FEB-2004 15:53:15	Dark	45.000	131	Gam Lup	2.8000	26000.	90	10099	No
99	GOM_NL__2PRFIN20040204_155632_000000392024_00026_10100_1317.N1	04-FEB-2004 15:56:32	Dark	39.000	43	Alp TrA	1.9100	4250.0	78	10100	No
100	GOM_NL__2PRFIN20040204_160248_000000422024_00026_10100_1318.N1	04-FEB-2004 16:02:48	Dark	42.000	12	Alp1Cru	0.77500	30000.	84	10100	No
101	GOM_NL__2PRFIN20040204_160607_000000382024_00026_10100_1319.N1	04-FEB-2004 16:06:07	Dark	38.000	29	Bet Car	1.6720	10200.	76	10100	No

102	GOM_NL__2PRFIN20040204_160920_000000492024_00026_10100_1320.N1	04-FEB-2004 16:09:20	Dark	48.500	41	Eps Car	1.8600	4100.0	97	10100	No
103	GOM_NL__2PRFIN20040204_161245_000000432024_00026_10100_1321.N1	04-FEB-2004 16:12:45	Straylight	43.000	34	Gam2Vel	1.7930	23000.	86	10100	No
104	GOM_NL__2PRFIN20040204_161449_000000422024_00026_10100_1322.N1	04-FEB-2004 16:14:49	Straylight	41.500	70	Zet Pup	2.2460	39000.	83	10100	No
105	GOM_NL__2PRFIN20040204_161610_000000462024_00026_10100_1323.N1	04-FEB-2004 16:16:10	Straylight	45.500	117	Pi Pup	2.7060	3800.0	91	10100	No
106	GOM_NL__2PRFIN20040204_161836_000000442024_00026_10100_1324.N1	04-FEB-2004 16:18:36	Straylight	44.000	23	21Eps CMa	1.5020	26000.	88	10100	No
107	GOM_NL__2PRFIN20040204_161958_000000402024_00026_10100_1325.N1	04-FEB-2004 16:19:58	Straylight	39.500	179	24Omi2CMa	3.0320	24000.	79	10100	No
108	GOM_NL__2PRFIN20040204_162208_000000502024_00026_10100_1326.N1	04-FEB-2004 16:22:08	Straylight	50.000	1	9Alp CMa	-1.4400	11000.	100	10100	No
109	GOM_NL__2PRFIN20040204_162745_000000522024_00026_10100_1327.N1	04-FEB-2004 16:27:45	Twilight	52.000	8	10Alp CMi	0.40000	6500.0	104	10100	No
110	GOM_NL__2PRFIN20040204_163120_000000412024_00026_10100_1328.N1	04-FEB-2004 16:31:20	Bright	41.000	44	24Gam Gem	1.9280	11000.	82	10100	No
111	GOM_NL__2PRFIN20040204_163313_000000412024_00026_10100_1329.N1	04-FEB-2004 16:33:13	Bright	41.000	151	13Mu Gem	2.8900	3000.0	82	10100	No
112	GOM_NL__2PRFIN20040204_163526_000000392024_00026_10100_1330.N1	04-FEB-2004 16:35:26	Bright	39.000	24	66Alp Gem	1.5800	10200.	78	10100	No
113	GOM_NL__2PRFIN20040204_163732_000000392024_00026_10100_1331.N1	04-FEB-2004 16:37:32	Bright	39.000	107	37The Aur	2.6490	11000.	78	10100	No
114	GOM_NL__2PRFIN20040204_163937_000000372024_00026_10100_1332.N1	04-FEB-2004 16:39:37	Bright	36.500	42	34Bet Aur	1.9000	10200.	73	10100	No
115	GOM_NL__2PRFIN20040204_164813_000000472024_00026_10100_1333.N1	04-FEB-2004 16:48:13	Bright	46.500	82	48Bet UMa	2.3650	10600.	93	10100	No
116	GOM_NL__2PRFIN20040204_165143_000000372024_00026_10100_1334.N1	04-FEB-2004 16:51:43	Bright	36.500	49	1Alp UMi	1.9900	6300.0	73	10100	No
117	GOM_NL__2PRFIN20040204_165436_000000402024_00026_10100_1335.N1	04-FEB-2004 16:54:36	Bright	40.000	60	7Bet UMi	2.0810	3950.0	80	10100	No
118	GOM_NL__2PRFIN20040204_165610_000000562024_00026_10100_1336.N1	04-FEB-2004 16:56:10	Bright	55.500	55	79Zet UMa	2.0600	10200.	111	10100	No
119	GOM_NL__2PRFIN20040204_165922_000000422024_00026_10100_1337.N1	04-FEB-2004 16:59:22	Bright	42.000	119	14Eta Dra	2.7270	4700.0	84	10100	No
120	GOM_NL__2PRFIN20040204_170240_000000402024_00026_10100_1338.N1	04-FEB-2004 17:02:40	Bright	39.500	130	23Bet Dra	2.7990	5800.0	79	10100	No
121	GOM_NL__2PRFIN20040204_170625_000000402024_00026_10100_1339.N1	04-FEB-2004 17:06:25	Bright	39.500	5	3Alp Lyr	0.033000	11000.	79	10100	No
122	GOM_NL__2PRFIN20040204_170928_000000472024_00026_10100_1340.N1	04-FEB-2004 17:09:28	Bright	47.000	133	40Zet Her	2.8070	6000.0	94	10100	No
123	GOM_NL__2PRFIN20040204_171406_000001332024_00026_10100_1341.N1	04-FEB-2004 17:14:06	Twilight	133.00	83		2.3780	11000.	266	10100	No
124	GOM_NL__2PRFIN20040204_172103_000000792024_00026_10100_1342.N1	04-FEB-2004 17:21:03	Straylight	78.500	102	24Alp Ser	2.6000	4250.0	157	10100	No
125	GOM_NL__2PRFIN20040204_172332_000000462024_00026_10100_1343.N1	04-FEB-2004 17:23:32	Twilight	45.500	86	35Eta Oph	2.4300	10200.	91	10100	No
126	GOM_NL__2PRFIN20040204_172538_000000442024_00026_10100_1344.N1	04-FEB-2004 17:25:38	Twilight	44.000	116	19Del Sgr	2.7000	4100.0	88	10100	No
127	GOM_NL__2PRFIN20040204_172650_000000422024_00026_10100_1345.N1	04-FEB-2004 17:26:50	Twilight	41.500	38	20Eps Sgr	1.8360	11000.	83	10100	No
128	GOM_NL__2PRFIN20040204_172828_000000442024_00026_10100_1346.N1	04-FEB-2004 17:28:28	Dark	44.000	25	35Lam Sco	1.6200	28000.	88	10100	No
129	GOM_NL__2PRFIN20040204_172954_000000432024_00026_10100_1347.N1	04-FEB-2004 17:29:54	Dark	43.000	40	The Sco	1.8590	7100.0	86	10100	No
130	GOM_NL__2PRFIN20040204_173146_000000402024_00026_10100_1348.N1	04-FEB-2004 17:31:46	Dark	40.000	147	Alp Ara	2.8770	26000.	80	10100	No
131	GOM_NL__2PRFIN20040204_173352_000000452024_00026_10100_1349.N1	04-FEB-2004 17:33:52	Dark	44.500	131	Gam Lup	2.8000	26000.	89	10100	No
132	GOM_NL__2PRFIN20040204_173709_000000402024_00027_10101_1317.N1	04-FEB-2004 17:37:09	Dark	39.500	43	Alp TrA	1.9100	4250.0	79	10101	No
133	GOM_NL__2PRFIN20040204_174325_000000452024_00027_10101_1318.N1	04-FEB-2004 17:43:25	Dark	45.000	12	Alp1Cru	0.77500	30000.	90	10101	No
134	GOM_NL__2PRFIN20040204_174643_000000482024_00027_10101_1319.N1	04-FEB-2004 17:46:43	Dark	47.500	29	Bet Car	1.6720	10200.	95	10101	No
135	GOM_NL__2PRFIN20040204_174957_000000442024_00027_10101_1320.N1	04-FEB-2004 17:49:57	Dark	43.500	41	Eps Car	1.8600	4100.0	87	10101	No
136	GOM_NL__2PRFIN20040204_175321_000000412024_00027_10101_1321.N1	04-FEB-2004 17:53:21	Straylight	40.500	34	Gam2Vel	1.7930	23000.	81	10101	No
137	GOM_NL__2PRFIN20040204_175526_000000432024_00027_10101_1322.N1	04-FEB-2004 17:55:26	Straylight	42.500	70	Zet Pup	2.2460	39000.	85	10101	No
138	GOM_NL__2PRFIN20040204_175646_000000452024_00027_10101_1323.N1	04-FEB-2004 17:56:46	Straylight	45.000	117	Pi Pup	2.7060	3800.0	90	10101	No
139	GOM_NL__2PRFIN20040204_175912_000000422024_00027_10101_1324.N1	04-FEB-2004 17:59:12	Straylight	42.000	23	21Eps CMa	1.5020	26000.	84	10101	No
140	GOM_NL__2PRFIN20040204_180035_000000412024_00027_10101_1325.N1	04-FEB-2004 18:00:35	Straylight	40.500	179	24Omi2CMa	3.0320	24000.	81	10101	No
141	GOM_NL__2PRFIN20040204_180244_000000482024_00027_10101_1326.N1	04-FEB-2004 18:02:44	Straylight	47.500	1	9Alp CMa	-1.4400	11000.	95	10101	No
142	GOM_NL__2PRFIN20040204_180824_000000522024_00027_10101_1327.N1	04-FEB-2004 18:08:24	Twilight	52.000	8	10Alp CMi	0.40000	6500.0	104	10101	No
143	GOM_NL__2PRFIN20040204_181158_000000402024_00027_10101_1328.N1	04-FEB-2004 18:11:58	Bright	39.500	44	24Gam Gem	1.9280	11000.	79	10101	No
144	GOM_NL__2PRFIN20040204_181350_000000412024_00027_10101_1329.N1	04-FEB-2004 18:13:50	Bright	40.500	151	13Mu Gem	2.8900	3000.0	81	10101	No
145	GOM_NL__2PRFIN20040204_181602_000000402024_00027_10101_1330.N1	04-FEB-2004 18:16:02	Bright	40.000	24	66Alp Gem	1.5800	10200.	80	10101	No
146	GOM_NL__2PRFIN20040204_181809_000000382024_00027_10101_1331.N1	04-FEB-2004 18:18:09	Bright	37.500	107	37The Aur	2.6490	11000.	75	10101	No
147	GOM_NL__2PRFIN20040204_182013_000000372024_00027_10101_1332.N1	04-FEB-2004 18:20:13	Bright	37.000	42	34Bet Aur	1.9000	10200.	74	10101	No
148	GOM_NL__2PRFIN20040204_182847_000000492024_00027_10101_1333.N1	04-FEB-2004 18:28:47	Bright	48.500	82	48Bet UMa	2.3650	10600.	97	10101	No
149	GOM_NL__2PRFIN20040204_183219_000000362024_00027_10101_1334.N1	04-FEB-2004 18:32:19	Bright	36.000	49	1Alp UMi	1.9900	6300.0	72	10101	No
150	GOM_NL__2PRFIN20040204_183512_000000412024_00027_10101_1335.N1	04-FEB-2004 18:35:12	Bright	41.000	60	7Bet UMi	2.0810	3950.0	82	10101	No
151	GOM_NL__2PRFIN20040204_183645_000000562024_00027_10101_1336.N1	04-FEB-2004 18:36:45	Bright	55.500	55	79Zet UMa	2.0600	10200.	111	10101	No
152	GOM_NL__2PRFIN20040204_183958_000000422024_00027_10101_1337.N1	04-FEB-2004 18:39:58	Bright	42.000	119	14Eta Dra	2.7270	4700.0	84	10101	No
153	GOM_NL__2PRFIN20040204_184316_000000402024_00027_10101_1338.N1	04-FEB-2004 18:43:16	Bright	39.500	130	23Bet Dra	2.7990	5800.0	79	10101	No
154	GOM_NL__2PRFIN20040204_184701_000000362024_00027_10101_1339.N1	04-FEB-2004 18:47:01	Bright	35.500	5	3Alp Lyr	0.033000	11000.	71	10101	No
155	GOM_NL__2PRFIN20040204_185004_000000452024_00027_10101_1340.N1	04-FEB-2004 18:50:04	Bright	45.000	133	40Zet Her	2.8070	6000.0	90	10101	No
156	GOM_NL__2PRFIN20040204_185443_000001402024_00027_10101_1341.N1	04-FEB-2004 18:54:43	Twilight	139.50	83		2.3780	11000.	279	10101	No
157	GOM_NL__2PRFIN20040204_190141_000000812024_00027_10101_1342.N1	04-FEB-2004 19:01:41	Straylight	80.500	102	24Alp Ser	2.6000	4250.0	161	10101	No
158	GOM_NL__2PRFIN20040204_190409_000000432024_00027_10101_1343.N1	04-FEB-2004 19:04:09	Twilight	43.000	86	35Eta Oph	2.4300	10200.	86	10101	No
159	GOM_NL__2PRFIN20040204_190615_000000452024_00027_10101_1344.N1	04-FEB-2004 19:06:15	Twilight	45.000	116	19Del Sgr	2.7000	4100.0	90	10101	No
160	GOM_NL__2PRFIN20040204_190726_000000432024_00027_10101_1345.N1	04-FEB-2004 19:07:26	Twilight	43.000	38	20Eps Sgr	1.8360	11000.	86	10101	No

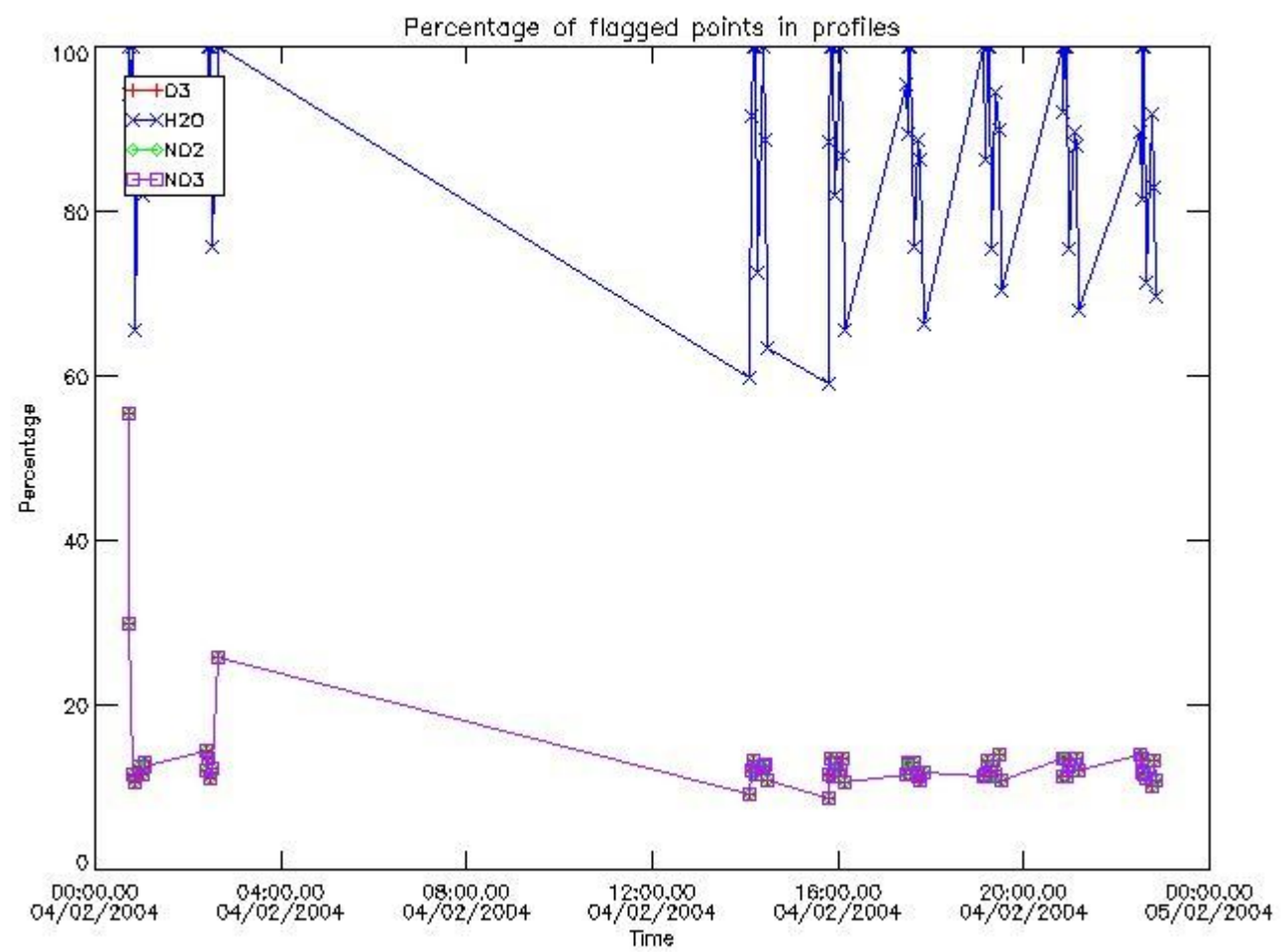
161	GOM_NL__2PRFIN20040204_190905_000000452024_00027_10101_1346.N1	04-FEB-2004 19:09:05	Dark	45.000	25	35Lam Sco	1.6200	28000.	90	10101	No
162	GOM_NL__2PRFIN20040204_191030_000000442024_00027_10101_1347.N1	04-FEB-2004 19:10:30	Dark	44.000	40	The Sco	1.8590	7100.0	88	10101	No
163	GOM_NL__2PRFIN20040204_191222_000000392024_00027_10101_1348.N1	04-FEB-2004 19:12:22	Dark	38.500	147	Alp Ara	2.8770	26000.	77	10101	No
164	GOM_NL__2PRFIN20040204_191429_000000452024_00027_10101_1349.N1	04-FEB-2004 19:14:29	Dark	45.000	131	Gam Lup	2.8000	26000.	90	10101	No
165	GOM_NL__2PRFIN20040204_191745_000000412024_00028_10102_1318.N1	04-FEB-2004 19:17:45	Dark	41.000	43	Alp TrA	1.9100	4250.0	82	10102	No
166	GOM_NL__2PRFIN20040204_192402_000000452024_00028_10102_1319.N1	04-FEB-2004 19:24:02	Dark	45.000	12	Alp1Cru	0.77500	30000.	90	10102	No
167	GOM_NL__2PRFIN20040204_192719_000000402024_00028_10102_1320.N1	04-FEB-2004 19:27:19	Dark	40.000	29	Bet Car	1.6720	10200.	80	10102	No
168	GOM_NL__2PRFIN20040204_193033_000000472024_00028_10102_1321.N1	04-FEB-2004 19:30:33	Dark	47.000	41	Eps Car	1.8600	4100.0	94	10102	No
169	GOM_NL__2PRFIN20040204_193358_000000412024_00028_10102_1322.N1	04-FEB-2004 19:33:58	Straylight	40.500	34	Gam2Vel	1.7930	23000.	81	10102	No
170	GOM_NL__2PRFIN20040204_193602_000000402024_00028_10102_1323.N1	04-FEB-2004 19:36:02	Straylight	39.500	70	Zet Pup	2.2460	39000.	79	10102	No
171	GOM_NL__2PRFIN20040204_193722_000000402024_00028_10102_1324.N1	04-FEB-2004 19:37:22	Straylight	40.000	117	Pi Pup	2.7060	3800.0	80	10102	No
172	GOM_NL__2PRFIN20040204_193948_000000422024_00028_10102_1325.N1	04-FEB-2004 19:39:48	Straylight	42.000	23	21Eps CMa	1.5020	26000.	84	10102	No
173	GOM_NL__2PRFIN20040204_194111_000000412024_00028_10102_1326.N1	04-FEB-2004 19:41:11	Straylight	40.500	179	24Omi2CMa	3.0320	24000.	81	10102	No
174	GOM_NL__2PRFIN20040204_194321_000000502024_00028_10102_1327.N1	04-FEB-2004 19:43:21	Straylight	49.500	1	9Alp CMa	-1.4400	11000.	99	10102	No
175	GOM_NL__2PRFIN20040204_194900_000000502024_00028_10102_1328.N1	04-FEB-2004 19:49:00	Twilight	50.000	8	10Alp CMi	0.40000	6500.0	100	10102	No
176	GOM_NL__2PRFIN20040204_195234_000000392024_00028_10102_1329.N1	04-FEB-2004 19:52:34	Bright	39.000	44	24Gam Gem	1.9280	11000.	78	10102	No
177	GOM_NL__2PRFIN20040204_195426_000000412024_00028_10102_1330.N1	04-FEB-2004 19:54:26	Bright	41.000	151	13Mu Gem	2.8900	3000.0	82	10102	No
178	GOM_NL__2PRFIN20040204_195638_000000392024_00028_10102_1331.N1	04-FEB-2004 19:56:38	Bright	39.000	24	66Alp Gem	1.5800	10200.	78	10102	No
179	GOM_NL__2PRFIN20040204_195846_000000372024_00028_10102_1332.N1	04-FEB-2004 19:58:46	Bright	36.500	107	37The Aur	2.6490	11000.	73	10102	No
180	GOM_NL__2PRFIN20040204_200050_000000362024_00028_10102_1333.N1	04-FEB-2004 20:00:50	Bright	36.000	42	34Bet Aur	1.9000	10200.	72	10102	No
181	GOM_NL__2PRFIN20040204_200923_000000472024_00028_10102_1334.N1	04-FEB-2004 20:09:23	Bright	46.500	82	48Bet UMa	2.3650	10600.	93	10102	No
182	GOM_NL__2PRFIN20040204_201254_000000372024_00028_10102_1335.N1	04-FEB-2004 20:12:54	Bright	36.500	49	1Alp UMi	1.9900	6300.0	73	10102	No
183	GOM_NL__2PRFIN20040204_201548_000000372024_00028_10102_1336.N1	04-FEB-2004 20:15:48	Bright	36.500	60	7Bet UMi	2.0810	3950.0	73	10102	No
184	GOM_NL__2PRFIN20040204_201720_000000572024_00028_10102_1337.N1	04-FEB-2004 20:17:20	Bright	56.500	55	79Zet UMa	2.0600	10200.	113	10102	No
185	GOM_NL__2PRFIN20040204_202034_000000402024_00028_10102_1338.N1	04-FEB-2004 20:20:34	Bright	39.500	119	14Eta Dra	2.7270	4700.0	79	10102	No
186	GOM_NL__2PRFIN20040204_202352_000000402024_00028_10102_1339.N1	04-FEB-2004 20:23:52	Bright	39.500	130	23Bet Dra	2.7990	5800.0	79	10102	No
187	GOM_NL__2PRFIN20040204_202737_000000362024_00028_10102_1340.N1	04-FEB-2004 20:27:37	Bright	35.500	5	3Alp Lyr	0.033000	11000.	71	10102	No
188	GOM_NL__2PRFIN20040204_203040_000000472024_00028_10102_1341.N1	04-FEB-2004 20:30:40	Bright	46.500	133	40Zet Her	2.8070	6000.0	93	10102	No
189	GOM_NL__2PRFIN20040204_203519_000001312024_00028_10102_1342.N1	04-FEB-2004 20:35:19	Twilight	131.00	83		2.3780	11000.	262	10102	No
190	GOM_NL__2PRFIN20040204_204217_000000792024_00028_10102_1343.N1	04-FEB-2004 20:42:17	Straylight	78.500	102	24Alp Ser	2.6000	4250.0	157	10102	No
191	GOM_NL__2PRFIN20040204_204446_000000442024_00028_10102_1344.N1	04-FEB-2004 20:44:46	Twilight	43.500	86	35Eta Oph	2.4300	10200.	87	10102	No
192	GOM_NL__2PRFIN20040204_204651_000000442024_00028_10102_1345.N1	04-FEB-2004 20:46:51	Twilight	43.500	116	19Del Sgr	2.7000	4100.0	87	10102	No
193	GOM_NL__2PRFIN20040204_204802_000000442024_00028_10102_1346.N1	04-FEB-2004 20:48:02	Twilight	43.500	38	20Eps Sgr	1.8360	11000.	87	10102	No
194	GOM_NL__2PRFIN20040204_204941_000000462024_00028_10102_1347.N1	04-FEB-2004 20:49:41	Dark	45.500	25	35Lam Sco	1.6200	28000.	91	10102	No
195	GOM_NL__2PRFIN20040204_205107_000000452024_00028_10102_1348.N1	04-FEB-2004 20:51:07	Dark	45.000	40	The Sco	1.8590	7100.0	90	10102	No
196	GOM_NL__2PRFIN20040204_205258_000000382024_00028_10102_1349.N1	04-FEB-2004 20:52:58	Dark	37.500	147	Alp Ara	2.8770	26000.	75	10102	No
197	GOM_NL__2PRFIN20040204_205506_000000452024_00028_10102_1350.N1	04-FEB-2004 20:55:06	Dark	45.000	131	Gam Lup	2.8000	26000.	90	10102	No
198	GOM_NL__2PRFIN20040204_205821_000000412024_00029_10103_1318.N1	04-FEB-2004 20:58:21	Dark	41.000	43	Alp TrA	1.9100	4250.0	82	10103	No
199	GOM_NL__2PRFIN20040204_210438_000000442024_00029_10103_1319.N1	04-FEB-2004 21:04:38	Dark	44.000	12	Alp1Cru	0.77500	30000.	88	10103	No
200	GOM_NL__2PRFIN20040204_210755_000000382024_00029_10103_1320.N1	04-FEB-2004 21:07:55	Dark	37.500	29	Bet Car	1.6720	10200.	75	10103	No
201	GOM_NL__2PRFIN20040204_211109_000000432024_00029_10103_1321.N1	04-FEB-2004 21:11:09	Dark	42.500	41	Eps Car	1.8600	4100.0	85	10103	No
202	GOM_NL__2PRFIN20040204_211434_000000412024_00029_10103_1322.N1	04-FEB-2004 21:14:34	Straylight	40.500	34	Gam2Vel	1.7930	23000.	81	10103	No
203	GOM_NL__2PRFIN20040204_211638_000000402024_00029_10103_1323.N1	04-FEB-2004 21:16:38	Straylight	40.000	70	Zet Pup	2.2460	39000.	80	10103	No
204	GOM_NL__2PRFIN20040204_211758_000000432024_00029_10103_1324.N1	04-FEB-2004 21:17:58	Straylight	42.500	117	Pi Pup	2.7060	3800.0	85	10103	No
205	GOM_NL__2PRFIN20040204_212024_000000442024_00029_10103_1325.N1	04-FEB-2004 21:20:24	Straylight	44.000	23	21Eps CMa	1.5020	26000.	88	10103	No
206	GOM_NL__2PRFIN20040204_212147_000000392024_00029_10103_1326.N1	04-FEB-2004 21:21:47	Straylight	39.000	179	24Omi2CMa	3.0320	24000.	78	10103	No
207	GOM_NL__2PRFIN20040204_212356_000000482024_00029_10103_1327.N1	04-FEB-2004 21:23:56	Straylight	47.500	1	9Alp CMa	-1.4400	11000.	95	10103	No
208	GOM_NL__2PRFIN20040204_212935_000000522024_00029_10103_1328.N1	04-FEB-2004 21:29:35	Twilight	52.000	8	10Alp CMi	0.40000	6500.0	104	10103	No
209	GOM_NL__2PRFIN20040204_213310_000000382024_00029_10103_1329.N1	04-FEB-2004 21:33:10	Bright	38.000	44	24Gam Gem	1.9280	11000.	76	10103	No
210	GOM_NL__2PRFIN20040204_213502_000000412024_00029_10103_1330.N1	04-FEB-2004 21:35:02	Bright	40.500	151	13Mu Gem	2.8900	3000.0	81	10103	No
211	GOM_NL__2PRFIN20040204_213714_000000402024_00029_10103_1331.N1	04-FEB-2004 21:37:14	Bright	39.500	24	66Alp Gem	1.5800	10200.	79	10103	No
212	GOM_NL__2PRFIN20040204_213922_000000372024_00029_10103_1332.N1	04-FEB-2004 21:39:22	Bright	36.500	107	37The Aur	2.6490	11000.	73	10103	No
213	GOM_NL__2PRFIN20040204_214126_000000372024_00029_10103_1333.N1	04-FEB-2004 21:41:26	Bright	37.000	42	34Bet Aur	1.9000	10200.	74	10103	No
214	GOM_NL__2PRFIN20040204_214958_000000462024_00029_10103_1334.N1	04-FEB-2004 21:49:58	Bright	45.500	82	48Bet UMa	2.3650	10600.	91	10103	No
215	GOM_NL__2PRFIN20040204_215330_000000372024_00029_10103_1335.N1	04-FEB-2004 21:53:30	Bright	36.500	49	1Alp UMi	1.9900	6300.0	73	10103	No
216	GOM_NL__2PRFIN20040204_215623_000000412024_00029_10103_1336.N1	04-FEB-2004 21:56:23	Bright	41.000	60	7Bet UMi	2.0810	3950.0	82	10103	No
217	GOM_NL__2PRFIN20040204_215755_000000522024_00029_10103_1337.N1	04-FEB-2004 21:57:55	Bright	51.500	55	79Zet UMa	2.0600	10200.	103	10103	No
218	GOM_NL__2PRFIN20040204_220109_000000432024_00029_10103_1338.N1	04-FEB-2004 22:01:09	Bright	43.000	119	14Eta Dra	2.7270	4700.0	86	10103	No
219	GOM_NL__2PRFIN20040204_220428_000000412024_00029_10103_1339.N1	04-FEB-2004 22:04:28	Bright	40.500	130	23Bet Dra	2.7990	5800.0	81	10103	No

220	GOM_NL__2PRFIN20040204_220813_000000372024_00029_10103_1340.N1	04-FEB-2004 22:08:13	Bright	36.500	5	3Alp Lyr	0.033000	11000.	73	10103	No
221	GOM_NL__2PRFIN20040204_221116_000000482024_00029_10103_1341.N1	04-FEB-2004 22:11:16	Bright	47.500	133	40Zet Her	2.8070	6000.0	95	10103	No
222	GOM_NL__2PRFIN20040204_221557_000001352024_00029_10103_1342.N1	04-FEB-2004 22:15:57	Twilight	135.00	83		2.3780	11000.	270	10103	No
223	GOM_NL__2PRFIN20040204_222254_000000762024_00029_10103_1343.N1	04-FEB-2004 22:22:54	Straylight	75.500	102	24Alp Ser	2.6000	4250.0	151	10103	No
224	GOM_NL__2PRFIN20040204_222522_000000472024_00029_10103_1344.N1	04-FEB-2004 22:25:22	Twilight	47.000	86	35Eta Oph	2.4300	10200.	94	10103	No
225	GOM_NL__2PRFIN20040204_222727_000000402024_00029_10103_1345.N1	04-FEB-2004 22:27:27	Twilight	40.000	116	19Del Sgr	2.7000	4100.0	80	10103	No
226	GOM_NL__2PRFIN20040204_222838_000000422024_00029_10103_1346.N1	04-FEB-2004 22:28:38	Twilight	41.500	38	20Eps Sgr	1.8360	11000.	83	10103	No
227	GOM_NL__2PRFIN20040204_223017_000000442024_00029_10103_1347.N1	04-FEB-2004 22:30:17	Dark	43.500	25	35Lam Sco	1.6200	28000.	87	10103	No
228	GOM_NL__2PRFIN20040204_223143_000000442024_00029_10103_1348.N1	04-FEB-2004 22:31:43	Dark	43.500	40	The Sco	1.8590	7100.0	87	10103	No
229	GOM_NL__2PRFIN20040204_223335_000000382024_00029_10103_1349.N1	04-FEB-2004 22:33:35	Dark	37.500	147	Alp Ara	2.8770	26000.	75	10103	No
230	GOM_NL__2PRFIN20040204_223542_000000452024_00029_10103_1350.N1	04-FEB-2004 22:35:42	Dark	44.500	131	Gam Lup	2.8000	26000.	89	10103	No
231	GOM_NL__2PRFIN20040204_223857_000000512024_00030_10104_1319.N1	04-FEB-2004 22:38:57	Dark	51.000	43	Alp TrA	1.9100	4250.0	102	10104	No
232	GOM_NL__2PRFIN20040204_224514_000000502024_00030_10104_1320.N1	04-FEB-2004 22:45:14	Dark	50.000	12	Alp1Cru	0.77500	30000.	100	10104	No
233	GOM_NL__2PRFIN20040204_224832_000000392024_00030_10104_1321.N1	04-FEB-2004 22:48:32	Dark	38.500	29	Bet Car	1.6720	10200.	77	10104	No
234	GOM_NL__2PRFIN20040204_225145_000000472024_00030_10104_1322.N1	04-FEB-2004 22:51:45	Dark	46.500	41	Eps Car	1.8600	4100.0	93	10104	No
235	GOM_NL__2PRFIN20040204_225510_000000412024_00030_10104_1323.N1	04-FEB-2004 22:55:10	Straylight	40.500	34	Gam2Vel	1.7930	23000.	81	10104	No
236	GOM_NL__2PRFIN20040204_225714_000000412024_00030_10104_1324.N1	04-FEB-2004 22:57:14	Straylight	40.500	70	Zet Pup	2.2460	39000.	81	10104	No
237	GOM_NL__2PRFIN20040204_225834_000000432024_00030_10104_1325.N1	04-FEB-2004 22:58:34	Straylight	43.000	117	Pi Pup	2.7060	3800.0	86	10104	No
238	GOM_NL__2PRFIN20040204_230100_000000402024_00030_10104_1326.N1	04-FEB-2004 23:01:00	Straylight	40.000	23	21Eps CMa	1.5020	26000.	80	10104	No
239	GOM_NL__2PRFIN20040204_230223_000000412024_00030_10104_1327.N1	04-FEB-2004 23:02:23	Straylight	40.500	179	24Omi2CMa	3.0320	24000.	81	10104	No
240	GOM_NL__2PRFIN20040204_230433_000000502024_00030_10104_1328.N1	04-FEB-2004 23:04:33	Straylight	49.500	1	9Alp CMa	-1.4400	11000.	99	10104	No
241	GOM_NL__2PRFIN20040204_231011_000000522024_00030_10104_1329.N1	04-FEB-2004 23:10:11	Twilight	51.500	8	10Alp CMi	0.40000	6500.0	103	10104	No
242	GOM_NL__2PRFIN20040204_231345_000000402024_00030_10104_1330.N1	04-FEB-2004 23:13:45	Bright	39.500	44	24Gam Gem	1.9280	11000.	79	10104	No
243	GOM_NL__2PRFIN20040204_231538_000000412024_00030_10104_1331.N1	04-FEB-2004 23:15:38	Bright	41.000	151	13Mu Gem	2.8900	3000.0	82	10104	No
244	GOM_NL__2PRFIN20040204_231749_000000402024_00030_10104_1332.N1	04-FEB-2004 23:17:49	Bright	40.000	24	66Alp Gem	1.5800	10200.	80	10104	No
245	GOM_NL__2PRFIN20040204_231958_000000372024_00030_10104_1333.N1	04-FEB-2004 23:19:58	Bright	37.000	107	37The Aur	2.6490	11000.	74	10104	No
246	GOM_NL__2PRFIN20040204_232201_000000382024_00030_10104_1334.N1	04-FEB-2004 23:22:01	Bright	38.000	42	34Bet Aur	1.9000	10200.	76	10104	No
247	GOM_NL__2PRFIN20040204_233033_000000452024_00030_10104_1335.N1	04-FEB-2004 23:30:33	Bright	45.000	82	48Bet UMa	2.3650	10600.	90	10104	No
248	GOM_NL__2PRFIN20040204_233406_000000332024_00030_10104_1336.N1	04-FEB-2004 23:34:06	Bright	33.000	49	1Alp UMi	1.9900	6300.0	66	10104	No
249	GOM_NL__2PRFIN20040204_233659_000000382024_00030_10104_1337.N1	04-FEB-2004 23:36:59	Bright	38.000	60	7Bet UMi	2.0810	3950.0	76	10104	No
250	GOM_NL__2PRFIN20040204_233830_000000572024_00030_10104_1338.N1	04-FEB-2004 23:38:30	Bright	56.500	55	79Zet UMa	2.0600	10200.	113	10104	No
251	GOM_NL__2PRFIN20040204_234145_000000422024_00030_10104_1339.N1	04-FEB-2004 23:41:45	Bright	41.500	119	14Eta Dra	2.7270	4700.0	83	10104	No
252	GOM_NL__2PRFIN20040204_234504_000000402024_00030_10104_1340.N1	04-FEB-2004 23:45:04	Bright	39.500	130	23Bet Dra	2.7990	5800.0	79	10104	No
253	GOM_NL__2PRFIN20040204_234848_000000402024_00030_10104_1341.N1	04-FEB-2004 23:48:48	Bright	39.500	5	3Alp Lyr	0.033000	11000.	79	10104	No
254	GOM_NL__2PRFIN20040204_235152_000000462024_00030_10104_1342.N1	04-FEB-2004 23:51:52	Bright	45.500	133	40Zet Her	2.8070	6000.0	91	10104	No
255	GOM_NL__2PRFIN20040204_235634_000001362024_00030_10104_1343.N1	04-FEB-2004 23:56:34	Twilight	136.00	83		2.3780	11000.	272	10104	No

3. Quality information per product

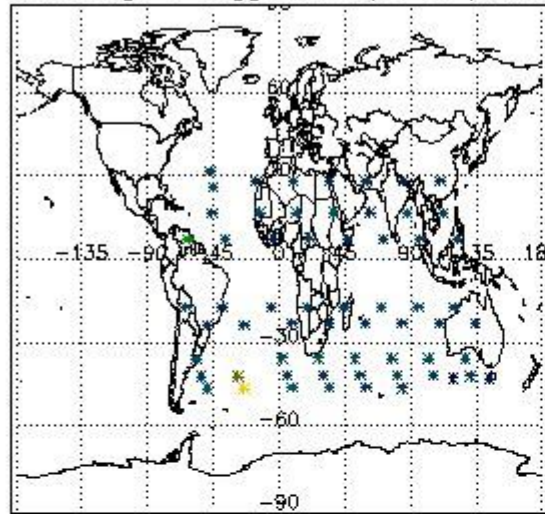
In this section it is plotted some information contained in the Quality Summary data set of the level 2 products. Only products in dark limb conditions and without errors (error flag in the MPH set to "0") are used.

3.1 Plot quality information per product (time dependant)

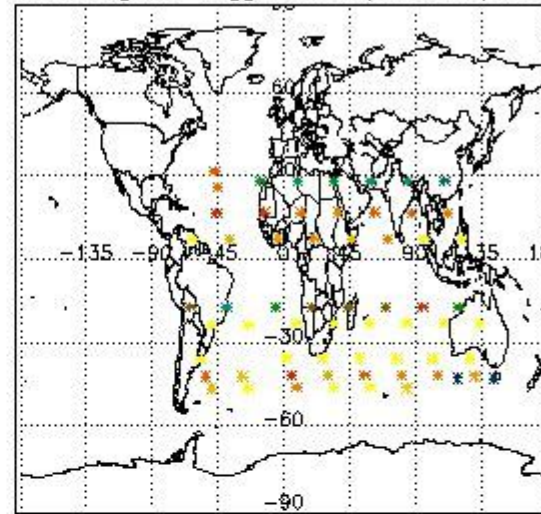


3.2 Plot quality information per product (world map)

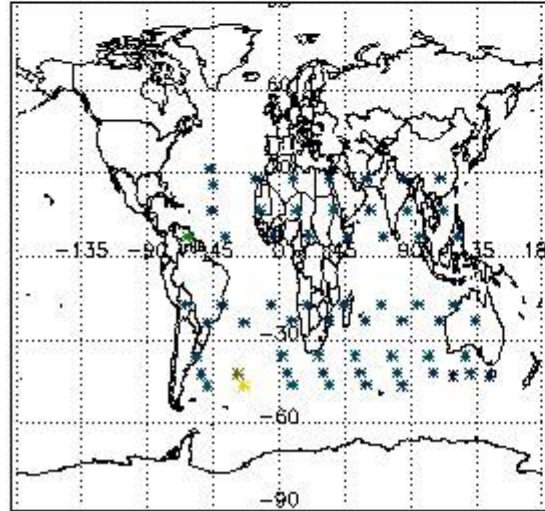
Percentage of flagged data per O3 profile




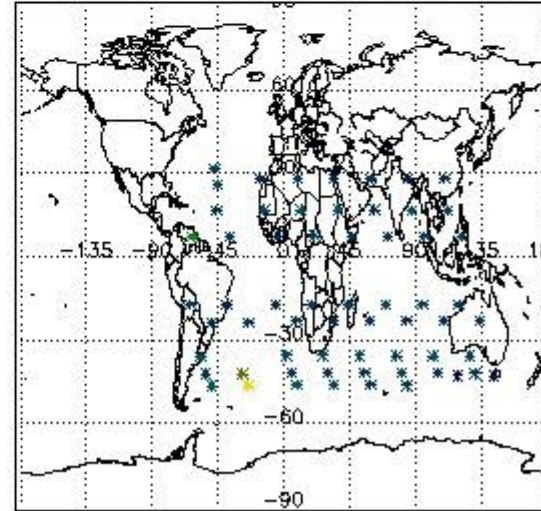
Percentage of flagged data per H2O profile



Percentage of flagged data per NO2 profile



Percentage of flagged data per NO3 profile

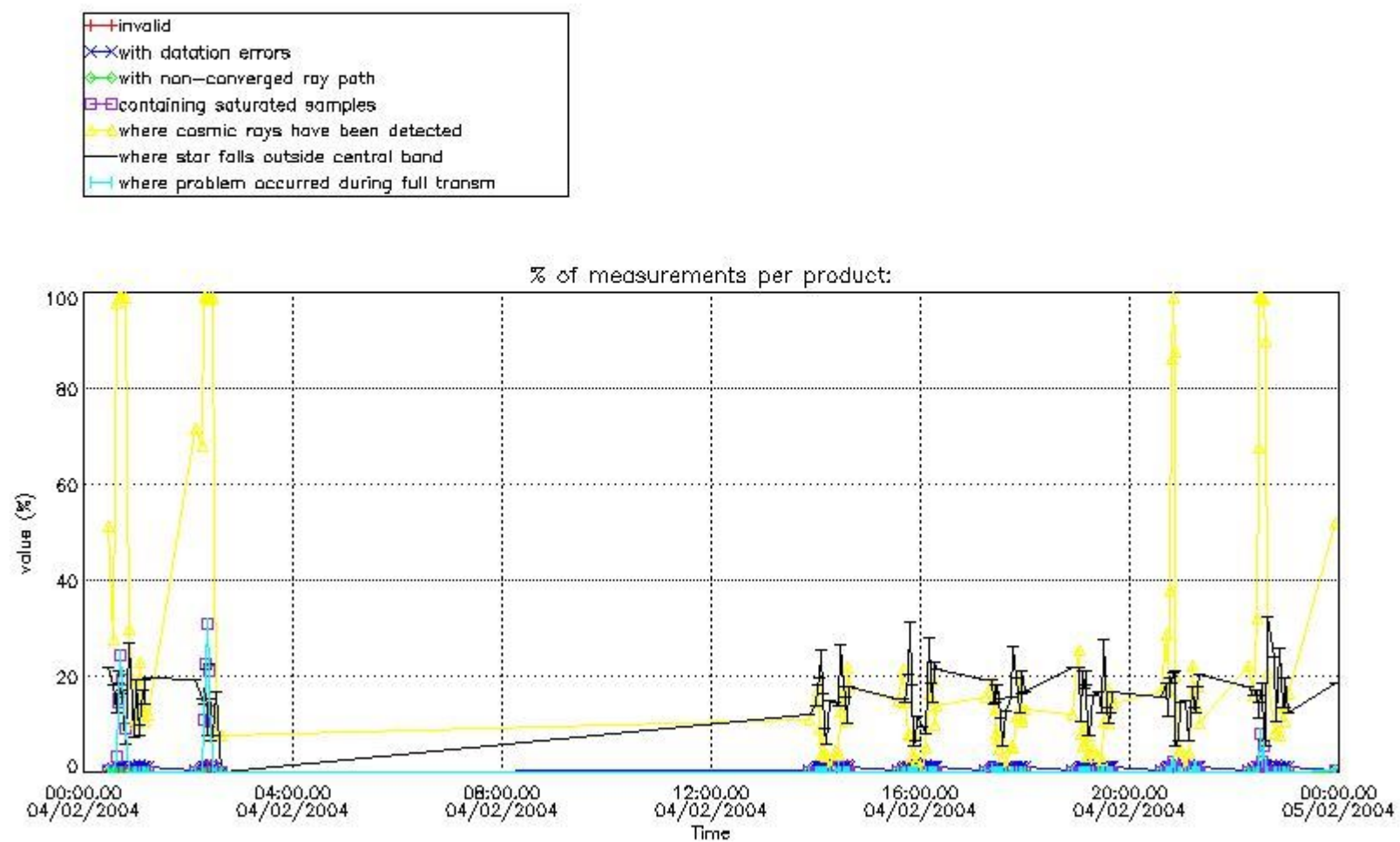


4. Level 1 quality information per product

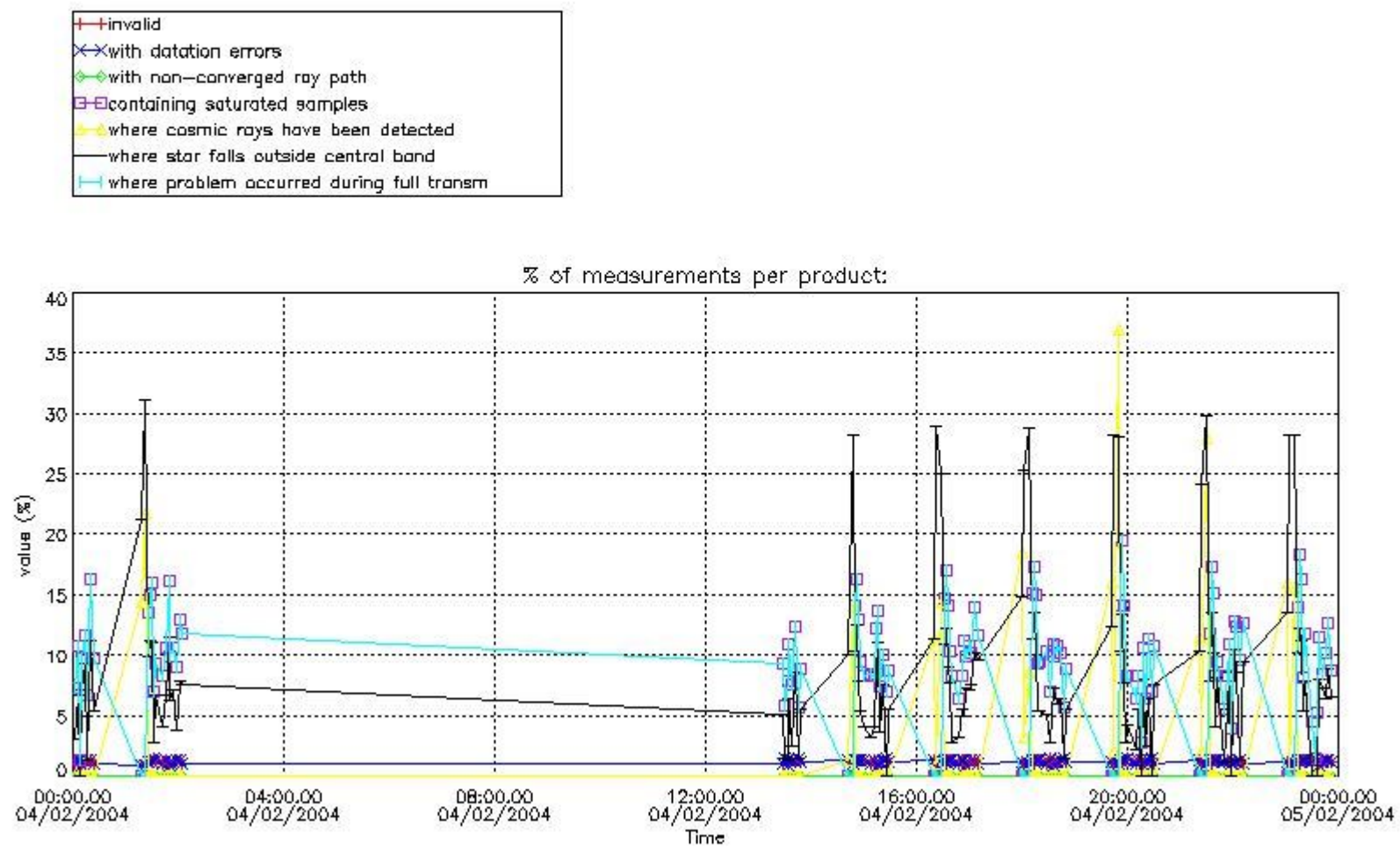
In this section it is plotted some information contained in the Quality Summary data set of the level 2 products that comes from the level 1b processing. Products without errors (error flag in the MPH set to "0") are used.

4.1 Plot quality information per product (time dependant) coming from level 1b processing

4.1.1 Plot level 1 quality information per product (time dependant): ENVISAT ASCENDING passes



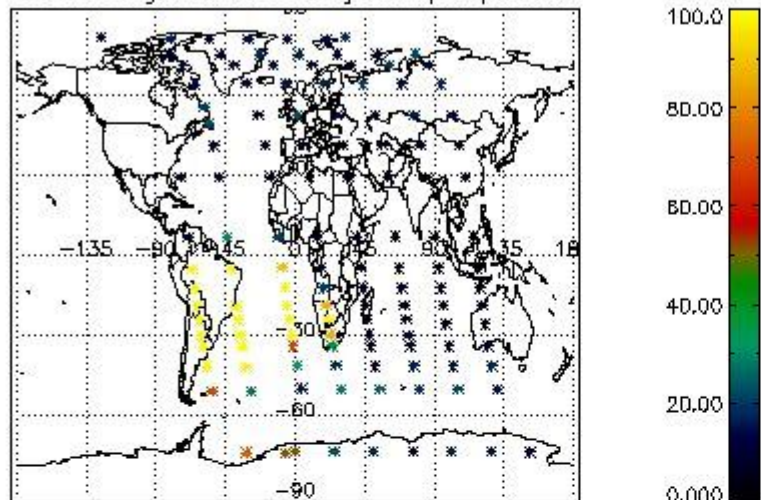
4.1.2 Plot level 1 quality information per product (time dependant): ENVI SAT DESCENDING passes



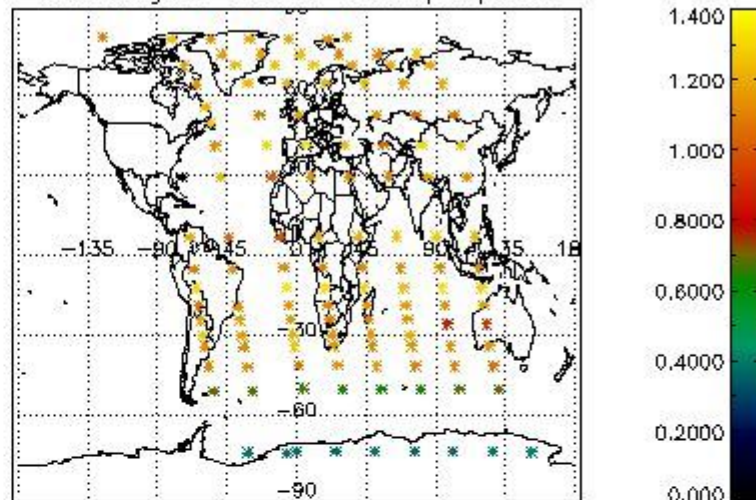
4.2 Plot quality information per product coming from level 1b processing (world map)

4.2.1 Plot level 1 quality information per product (world map): ENVISAT ASCENDING passes

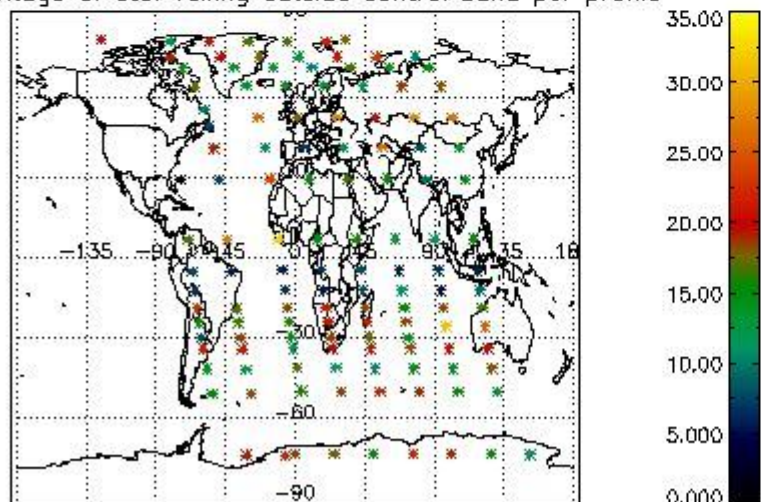
Percentage of cosmic ray hits per profile



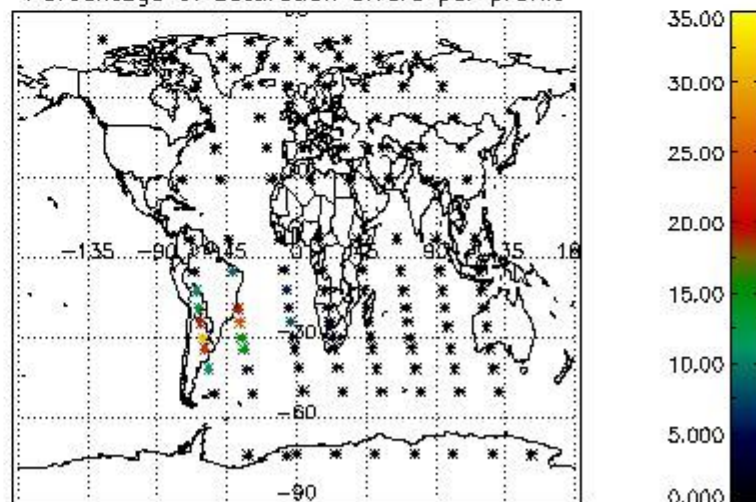
Percentage of datation errors per profile



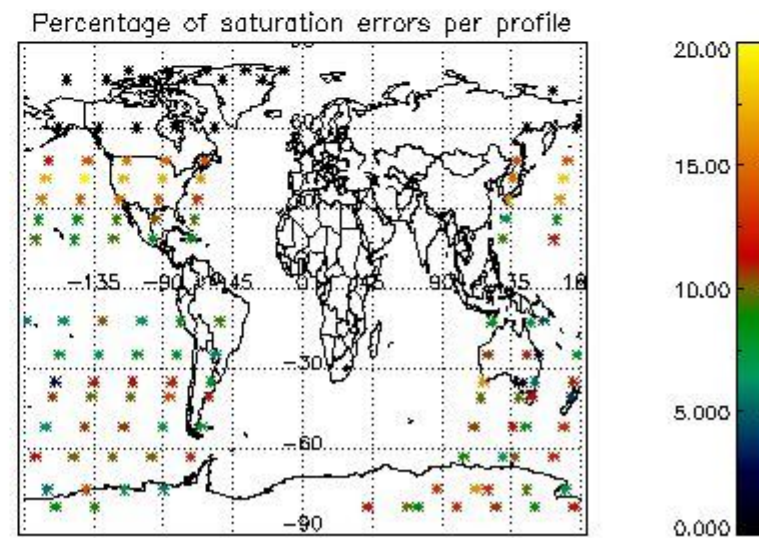
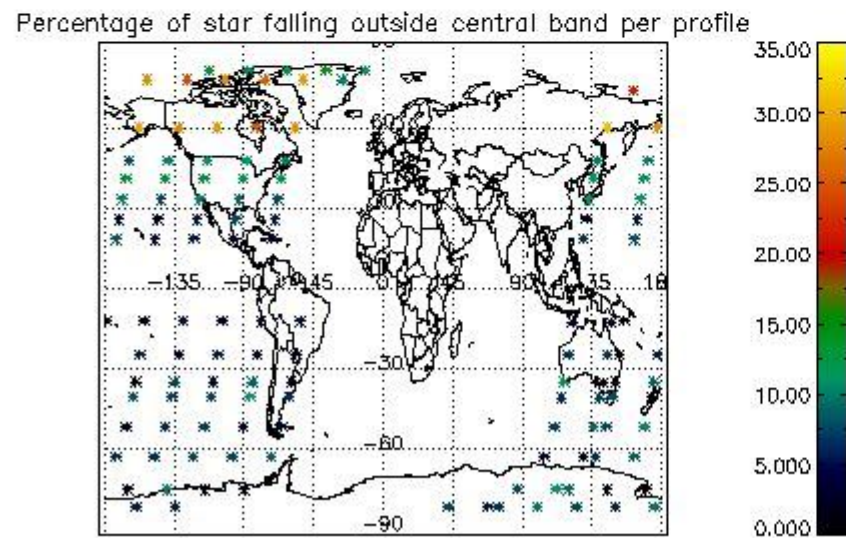
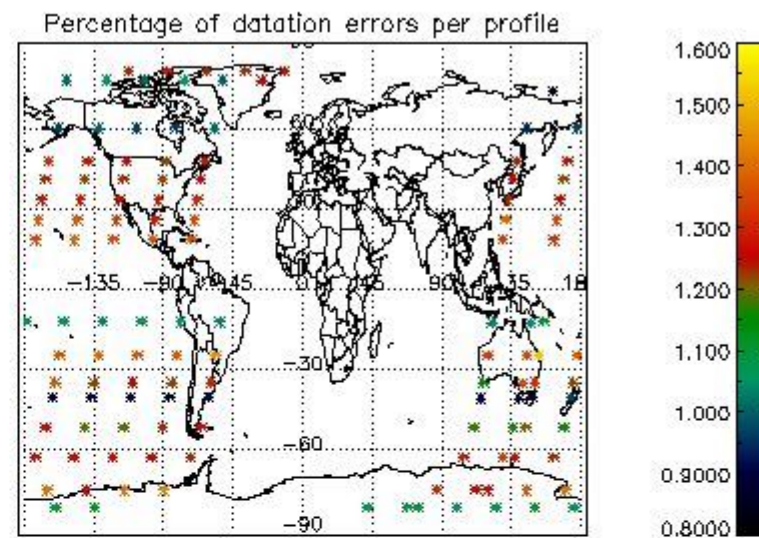
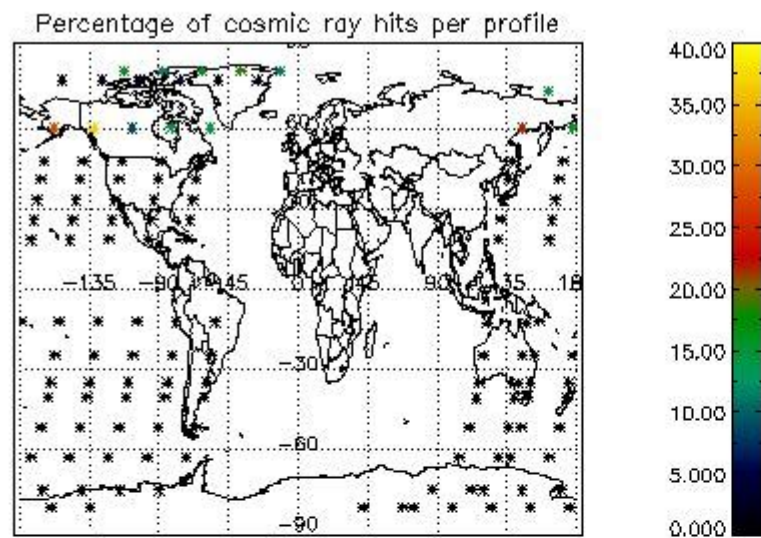
Percentage of star falling outside central band per profile



Percentage of saturation errors per profile



4.2.2 Plot level 1 quality information per product (world map): ENVISAT DESCENDING passes



5. Trace gas profiles

5.1 Ozone statistics based on quality of products

The final quality of the products can be "measured" using the STD (Standard Deviation) attached to every point profile. This information is written to the parameter GOM_NL__2P/NL_LOCAL_SPECIES_DENSITY/o3_std of the level 2 products. The table below shows the statistics for given STD ranges.

The statistics are given with respect to the overall valid production:

- Products without fatal errors: GOM_NL__2P/MPH/PRODUCT_ERR=0
- Valid point profile: GOM_NL__2P/NL_LOCAL_SPECIES_DENSITY/pcd(0)=0

The 'Criteria' is applied to valid points of dark limb products:

- Products in dark limb illumination condition: GOM_NL__2P/NL_SUMMARY_QUALITY/obs_ill_cond=0
- Products without fatal errors: GOM_NL__2P/MPH/PRODUCT_ERR=0
- Valid point profile: GOM_NL__2P/NL_LOCAL_SPECIES_DENSITY/pcd(0)=0

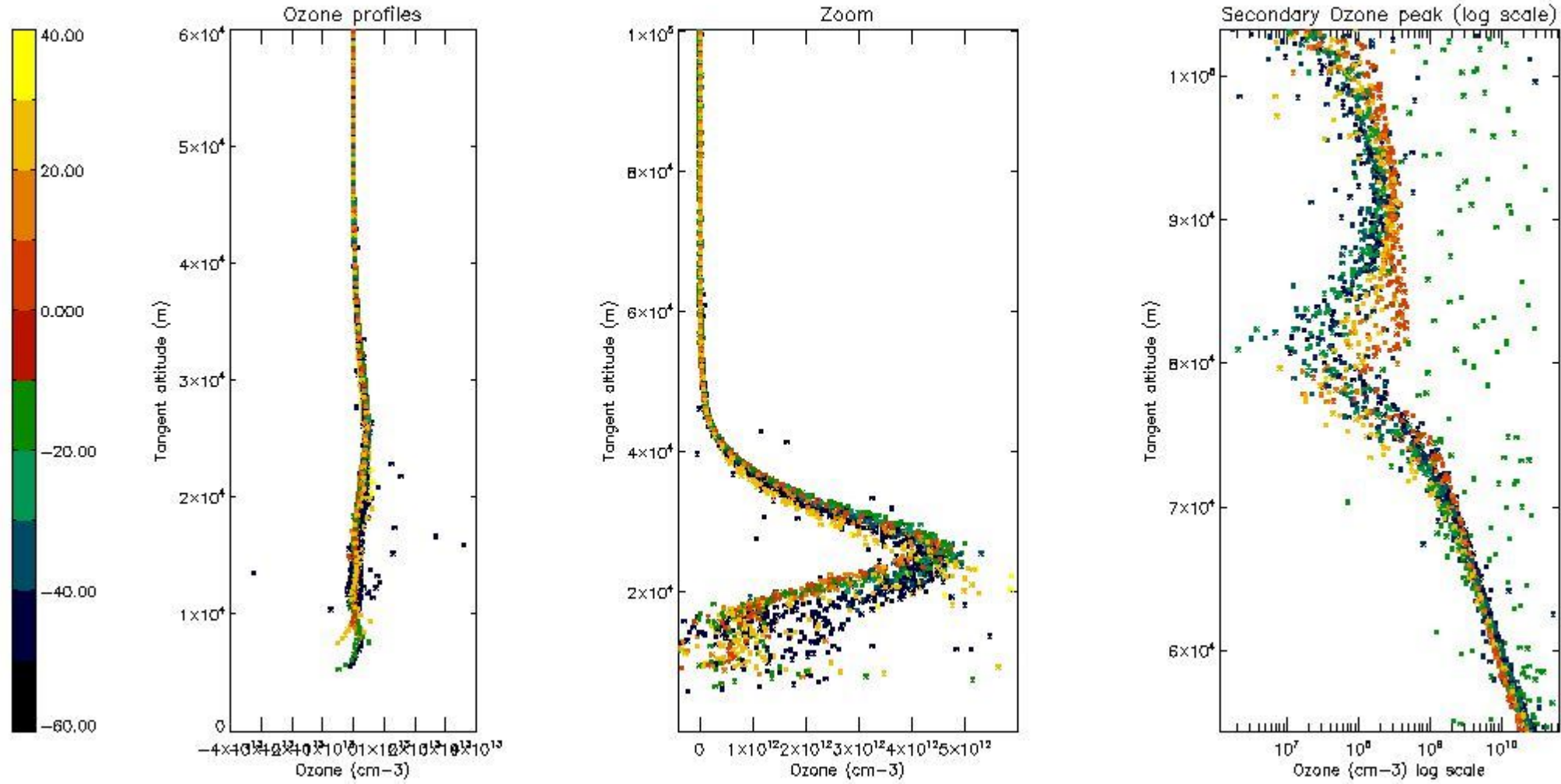
So, the table below shows the percentage of dark limb and valid observations for each criteria with respect to the overall valid daily observations.

Criteria	% of total production
All STD	22
STD < 20	12

STD < 10	10
STD < 5	8

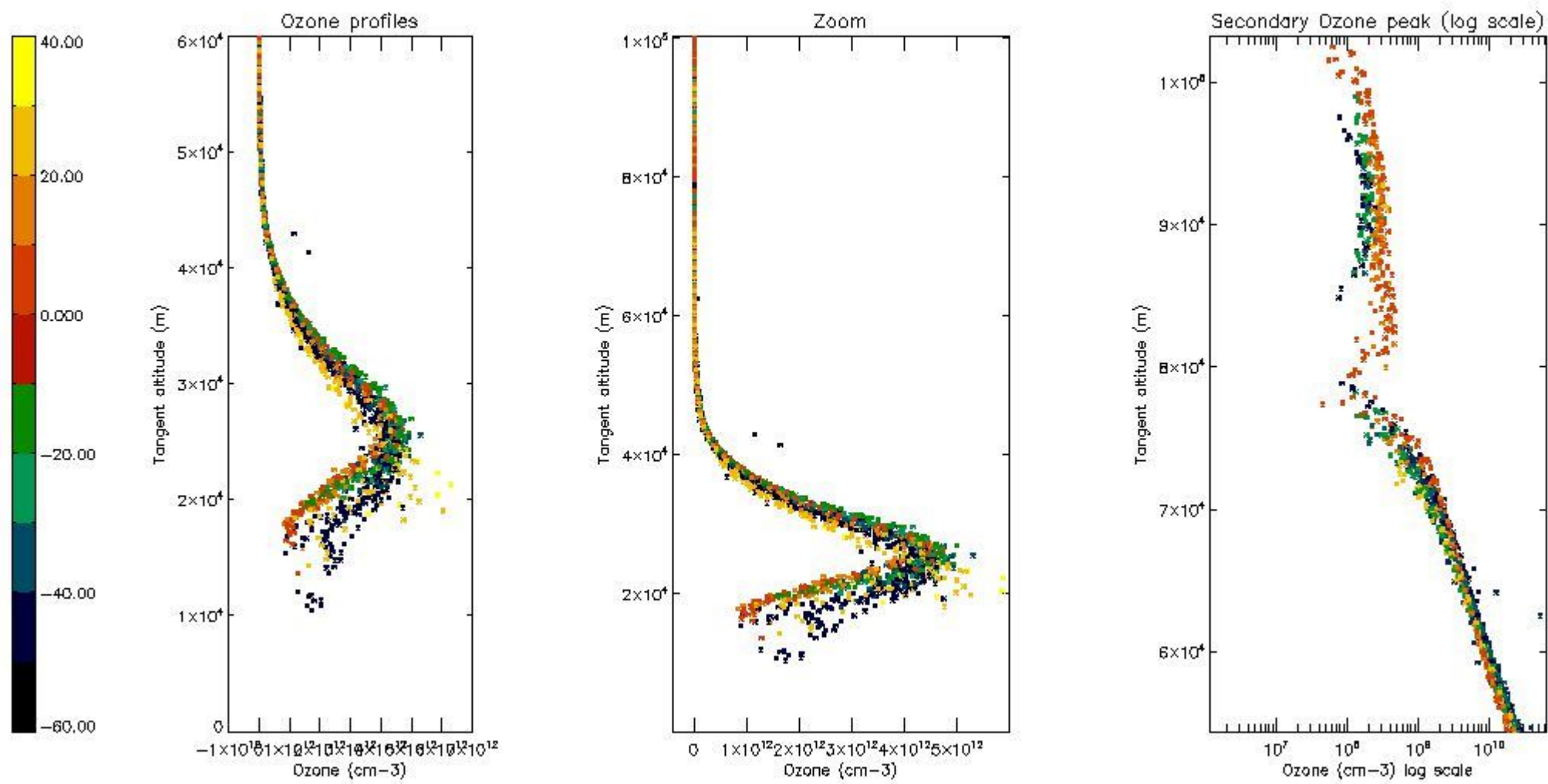
5.2 Plot ozone profiles for all STD (dark without errors)

The colorbar represents the latitude.



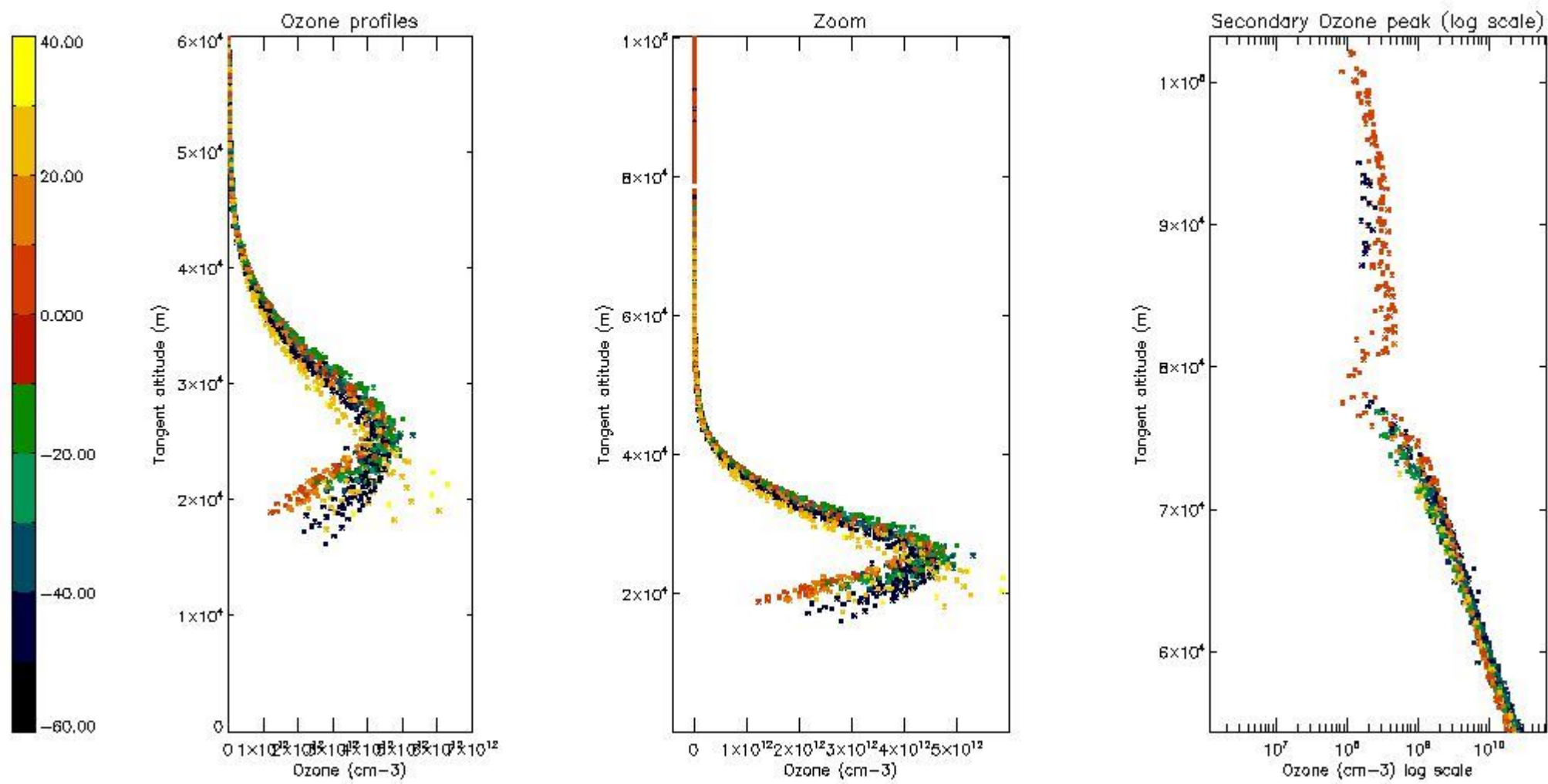
5.3 Plot ozone profiles where STD < 20% (dark without errors)

The colorbar represents the latitude.



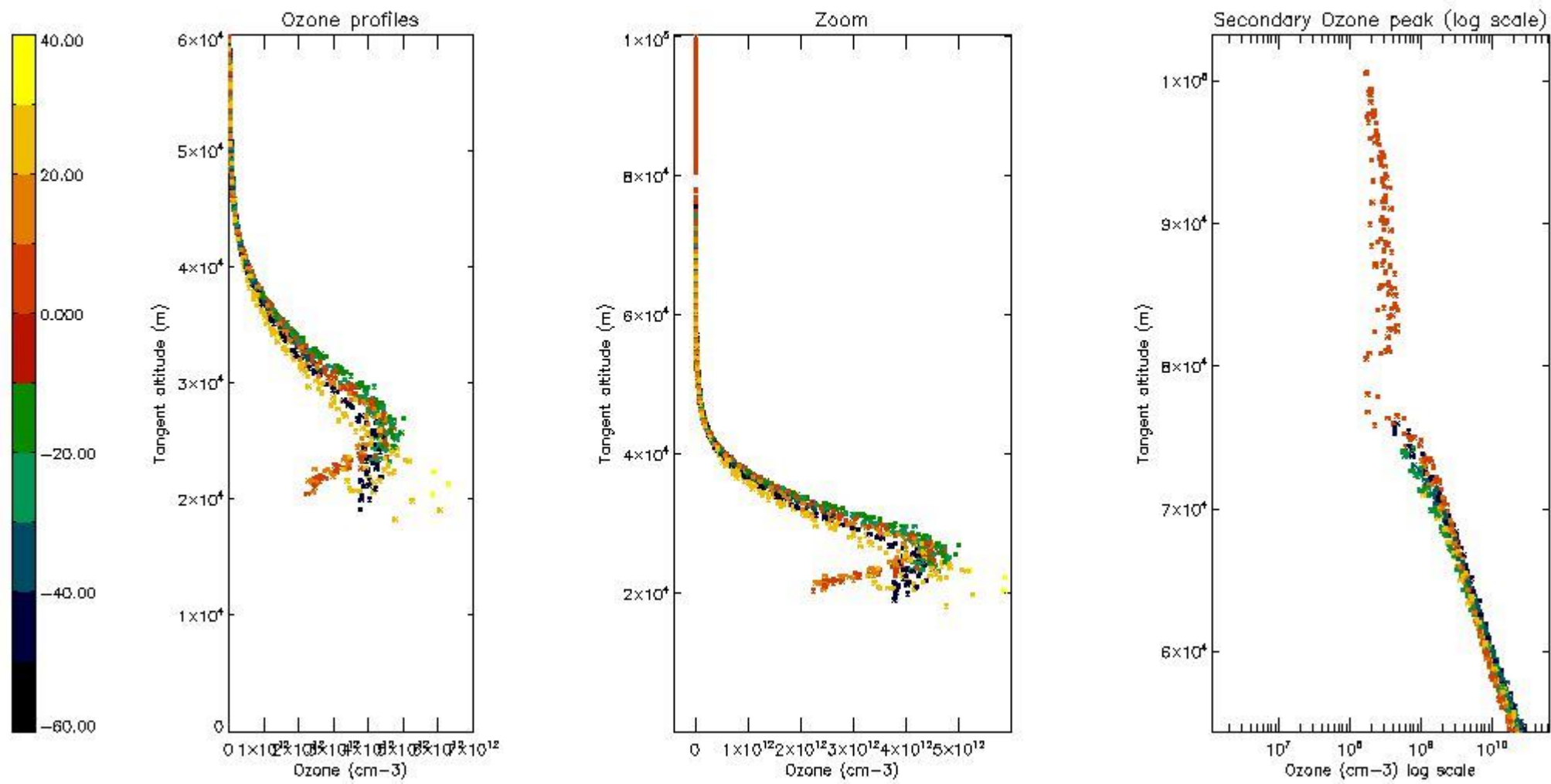
5.4 Plot ozone profiles where STD < 10% (dark without errors)

The colorbar represents the latitude.



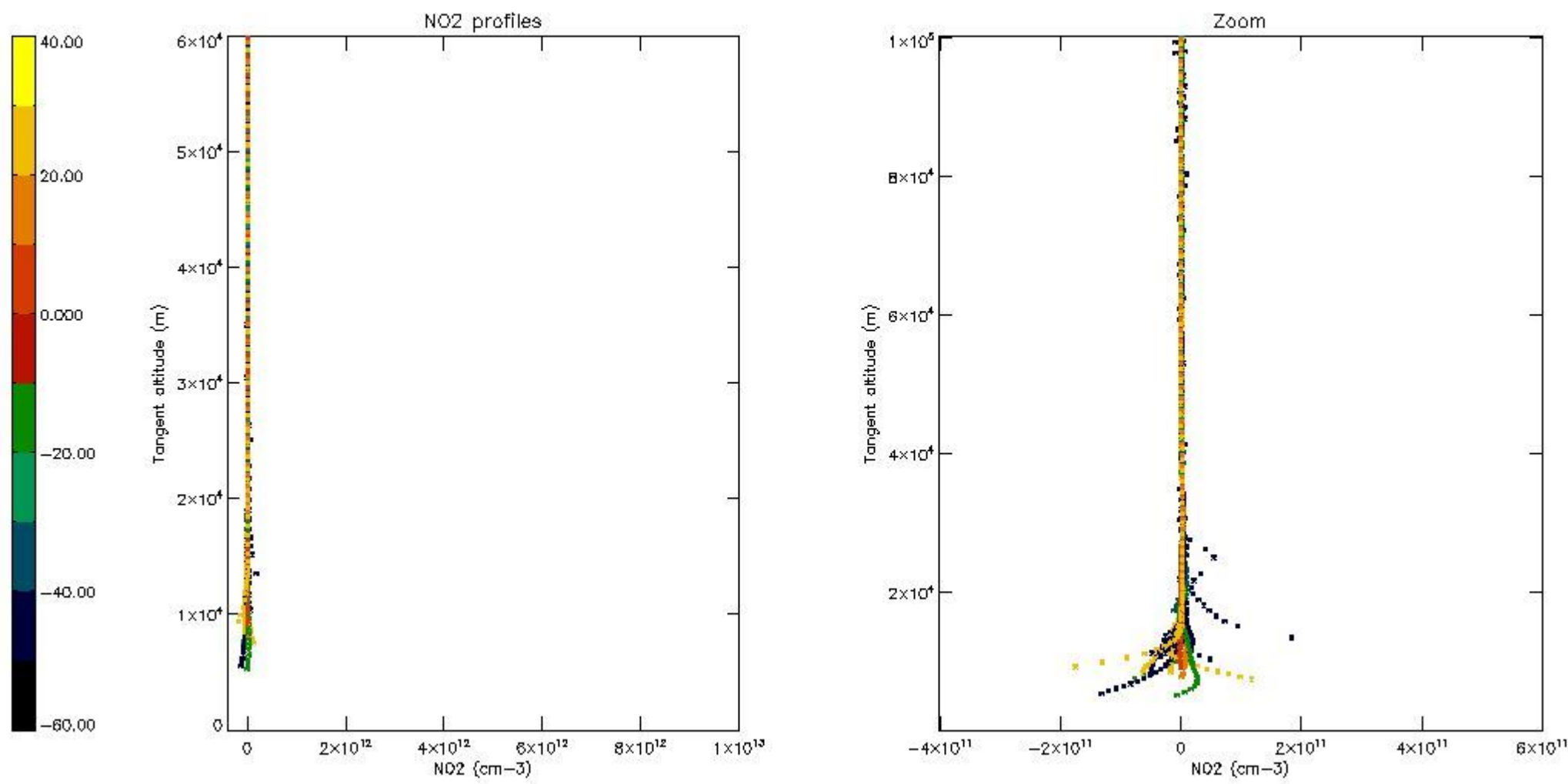
5.5 Plot ozone profiles where STD < 5% (dark without errors)

The colorbar represents the latitude.



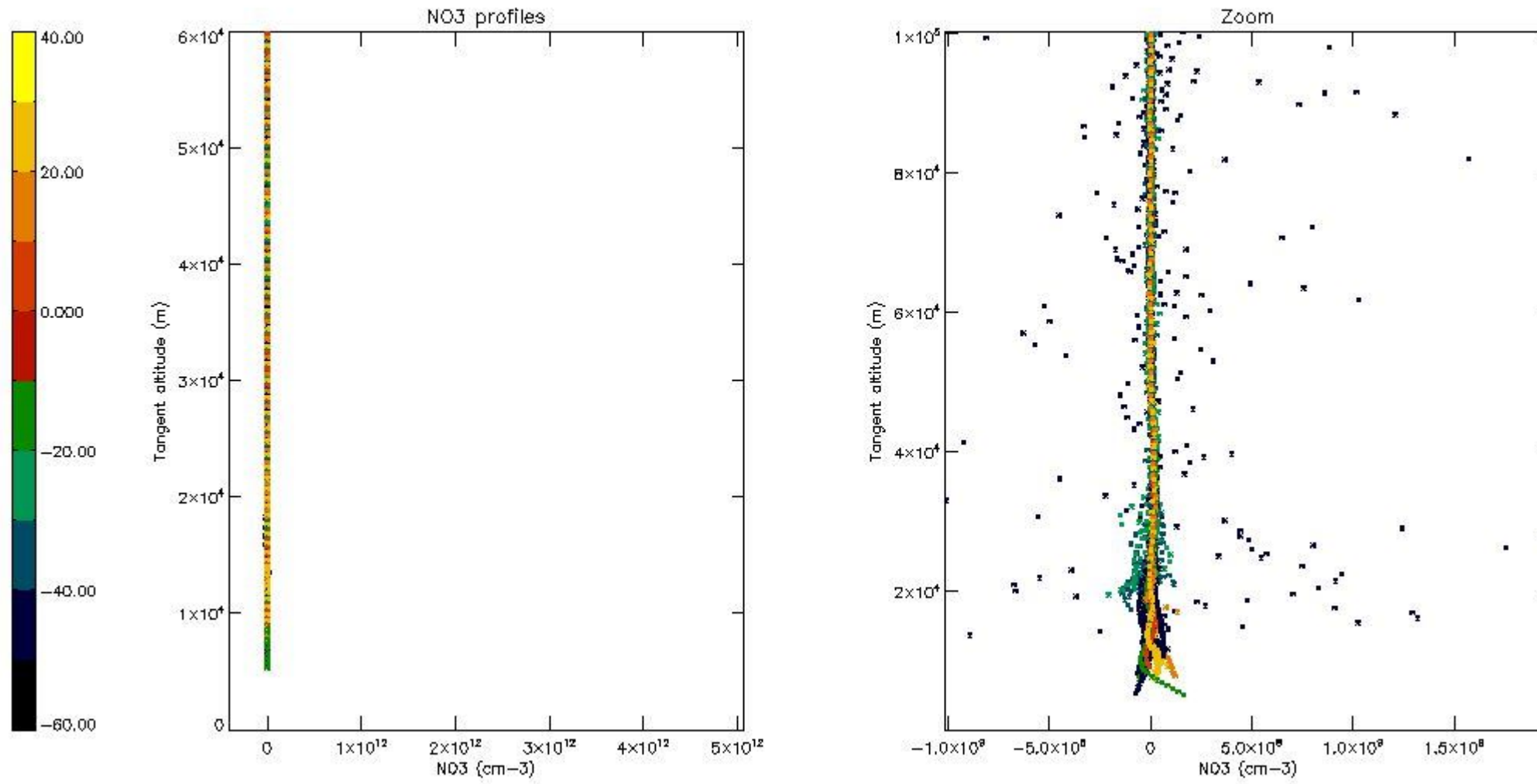
5.6 Plot NO₂ profiles for all STD (dark without errors)

The colorbar represents the latitude.



5.7 Plot NO3 profiles for all STD (dark without errors)

The colorbar represents the latitude.



6. Auxiliary Data Files used for the production reported in section 2

The number reported in the third column indicates since which file (see list in section 2) the corresponding auxiliary file has been used. The fourth column is the date of those product files.

Type	Auxiliary Filename	Used since product	Used since product date
INST_PHYS_CHARACTERISTICS	GOM_INS_AXVIEC20091111_143220_20030716_120000_20500101_000000	1	04-FEB-2004 00:02:20
LEVEL-2_PROC_CONFIG	GOM_PR2_AXVIEC20091111_152718_20020301_000000_20500101_000000	1	04-FEB-2004 00:02:20
CROSS_SECTIONS_FILE	GOM_CRS_AXVIEC20091111_154832_20020301_000000_20500101_000000	1	04-FEB-2004 00:02:20

GOMOS Level 2 Daily Report

SUMMARY

[1. General Info](#)

[2. Summary of processed GOM_NL_2P products](#)

[3. Level 2 Quality information per product](#)

[3.1 Plot of level 2 quality information per product \(time dependant\)](#)

[3.2 Plot of level 2 quality information per product \(world map\)](#)

[4. Level 1 Quality information per product \(stored on level 2 products\)](#)

[4.1 Plot of level 1 quality information per product \(time dependant\)](#)

[4.1.1 Plot of level 1 quality information per product \(time dependant\): ASCENDING](#)

[4.1.2 Plot of level 1 quality information per product \(time dependant\): DESCENDING](#)

[4.2 Plot of level 1 quality information per product \(world map\)](#)

[4.2.1 Plot of level 1 quality information per product \(world map\): ASCENDING](#)

[4.2.2 Plot of level 1 quality information per product \(world map\): DESCENDING](#)

[5. Ozone profiles based on quality statistics and other trace gas profiles](#)

[5.1 Ozone statistics based on quality of products](#)

[5.2 Plot ozone profiles for all STD \(dark without errors\)](#)

[5.3 Plot ozone profiles where STD < 20% \(dark without errors\)](#)

[5.4. Plot ozone profiles where STD < 10% \(dark without errors\)](#)

[5.5. Plot ozone profiles where STD < 5% \(dark without errors\)](#)

[5.6 Plot NO2 profiles for all STD \(dark without errors\)](#)

[5.7 Plot NO3 profiles for all STD \(dark without errors\)](#)

[5.8 Plot H2O profiles \(only for occultations of stars 1,2,3,4,13,14,16,26,63 dark without errors\) for all STD](#)

[6. Auxiliary Data Files used for the production reported in section 2](#)

This report presents the daily analysis on parameters extracted from GOMOS level 2 data (GOM_NL__2P). It is intended to monitor some important parameters that will impact the quality of these products. A list of level 2 products (and content) that have arrived during the reporting day to the PCF is also given.

Item	Value
Time of report generation	18APR2013 18:34:26
Data source version	GOMOS/6.01
Start time of products	04-02-2004 (04FEB2004 00:00:00)
Stop time of products	05-02-2004 (05FEB2004 00:00:00)
Store outputs in DB	Yes
Nb of level 2 prods	255
Nb of prods with errors	0

2. Summary of processed GOM_NL__2P products.

Nr	Filename	UTC Start time	Limb	Duration	Star Id	Star Name	Star Mag	Star Temp	Nb Meas	Orbit	Prod. error
1	GOM_NL__2PRFIN20040204_000220_000000482024_00016_10090_1329.N1	04-FEB-2004 00:02:20	Bright	48.000	82	48Bet UMa	2.3650	10600.	96	10090	No
2	GOM_NL__2PRFIN20040204_000543_000000372024_00016_10090_1330.N1	04-FEB-2004 00:05:43	Bright	37.000	49	1Alp UMi	1.9900	6300.0	74	10090	No
3	GOM_NL__2PRFIN20040204_000839_000000372024_00016_10090_1331.N1	04-FEB-2004 00:08:39	Bright	37.000	60	7Bet UMi	2.0810	3950.0	74	10090	No
4	GOM_NL__2PRFIN20040204_001018_000000572024_00016_10090_1332.N1	04-FEB-2004 00:10:18	Bright	56.500	55	79Zet UMa	2.0600	10200.	113	10090	No
5	GOM_NL__2PRFIN20040204_001324_000000432024_00016_10090_1333.N1	04-FEB-2004 00:13:24	Bright	43.000	119	14Eta Dra	2.7270	4700.0	86	10090	No
6	GOM_NL__2PRFIN20040204_001641_000000382024_00016_10090_1334.N1	04-FEB-2004 00:16:41	Bright	37.500	130	23Bet Dra	2.7990	5800.0	75	10090	No
7	GOM_NL__2PRFIN20040204_002024_000000402024_00016_10090_1335.N1	04-FEB-2004 00:20:24	Bright	40.000	5	3Alp Lyr	0.033000	11000.	80	10090	No
8	GOM_NL__2PRFIN20040204_002326_000000462024_00016_10090_1336.N1	04-FEB-2004 00:23:26	Bright	46.000	133	40Zet Her	2.8070	6000.0	92	10090	No
9	GOM_NL__2PRFIN20040204_002757_000001322024_00016_10090_1337.N1	04-FEB-2004 00:27:57	Twilight	131.50	83		2.3780	11000.	263	10090	No
10	GOM_NL__2PRFIN20040204_003452_000000752024_00016_10090_1338.N1	04-FEB-2004 00:34:52	Twilight	74.500	102	24Alp Ser	2.6000	4250.0	149	10090	No
11	GOM_NL__2PRFIN20040204_003727_000000452024_00016_10090_1339.N1	04-FEB-2004 00:37:27	Twilight	44.500	86	35Eta Oph	2.4300	10200.	89	10090	No
12	GOM_NL__2PRFIN20040204_003937_000000452024_00016_10090_1340.N1	04-FEB-2004 00:39:37	Twilight	45.000	116	19Del Sgr	2.7000	4100.0	90	10090	No
13	GOM_NL__2PRFIN20040204_004049_000000432024_00016_10090_1341.N1	04-FEB-2004 00:40:49	Twilight	43.000	38	20Eps Sgr	1.8360	11000.	86	10090	No
14	GOM_NL__2PRFIN20040204_004225_000000432024_00016_10090_1342.N1	04-FEB-2004 00:42:25	Dark	43.000	25	35Lam Sco	1.6200	28000.	86	10090	No
15	GOM_NL__2PRFIN20040204_004351_000000442024_00016_10090_1343.N1	04-FEB-2004 00:43:51	Dark	44.000	40	The Sco	1.8590	7100.0	88	10090	No
16	GOM_NL__2PRFIN20040204_004744_000000442024_00016_10090_1344.N1	04-FEB-2004 00:47:44	Dark	44.000	131	Gam Lup	2.8000	26000.	88	10090	No
17	GOM_NL__2PRFIN20040204_005106_000000492024_00017_10091_1314.N1	04-FEB-2004 00:51:06	Dark	48.500	43	Alp TrA	1.9100	4250.0	97	10091	No
18	GOM_NL__2PRFIN20040204_005721_000000412024_00017_10091_1315.N1	04-FEB-2004 00:57:21	Dark	41.000	12	Alp1Cru	0.77500	30000.	82	10091	No
19	GOM_NL__2PRFIN20040204_010040_000000452024_00017_10091_1316.N1	04-FEB-2004 01:00:40	Dark	44.500	29	Bet Car	1.6720	10200.	89	10091	No
20	GOM_NL__2PRFIN20040204_010306_000000392024_00017_10091_1317.N1	04-FEB-2004 01:03:06	Dark	39.000	71	lot Car	2.2460	7700.0	78	10091	No
21	GOM_NL__2PRFIN20040204_010449_000000412024_00017_10091_1318.N1	04-FEB-2004 01:04:49	Dark	40.500	46	Del Vel	1.9540	10600.	81	10091	No
22	GOM_NL__2PRFIN20040204_010719_000000442024_00017_10091_1319.N1	04-FEB-2004 01:07:19	Straylight	43.500	34	Gam2Vel	1.7930	23000.	87	10091	No
23	GOM_NL__2PRFIN20040204_010923_000000432024_00017_10091_1320.N1	04-FEB-2004 01:09:23	Straylight	42.500	70	Zet Pup	2.2460	39000.	85	10091	No
24	GOM_NL__2PRFIN20040204_011042_000000472024_00017_10091_1321.N1	04-FEB-2004 01:10:42	Straylight	47.000	117	Pi Pup	2.7060	3800.0	94	10091	No
25	GOM_NL__2PRFIN20040204_011346_000000462024_00017_10091_1322.N1	04-FEB-2004 01:13:46	Straylight	45.500	37	25Del CMa	1.8300	5900.0	91	10091	No
26	GOM_NL__2PRFIN20040204_011812_000000592024_00017_10091_1323.N1	04-FEB-2004 01:18:12	Straylight	59.000	48	30Alp Hya	1.9770	4100.0	118	10091	No
27	GOM_NL__2PRFIN20040204_012224_000000532024_00017_10091_1324.N1	04-FEB-2004 01:22:24	Twilight	53.000	8	10Alp CMi	0.40000	6500.0	106	10091	No
28	GOM_NL__2PRFIN20040204_012555_000000412024_00017_10091_1325.N1	04-FEB-2004 01:25:55	Bright	40.500	44	24Gam Gem	1.9280	11000.	81	10091	No
29	GOM_NL__2PRFIN20040204_012747_000000402024_00017_10091_1326.N1	04-FEB-2004 01:27:47	Bright	40.000	151	13Mu Gem	2.8900	3000.0	80	10091	No
30	GOM_NL__2PRFIN20040204_013003_000000412024_00017_10091_1327.N1	04-FEB-2004 01:30:03	Bright	40.500	24	66Alp Gem	1.5800	10200.	81	10091	No
31	GOM_NL__2PRFIN20040204_013207_000000362024_00017_10091_1328.N1	04-FEB-2004 01:32:07	Bright	36.000	107	37The Aur	2.6490	11000.	72	10091	No
32	GOM_NL__2PRFIN20040204_013411_000000382024_00017_10091_1329.N1	04-FEB-2004 01:34:11	Bright	37.500	42	34Bet Aur	1.9000	10200.	75	10091	No
33	GOM_NL__2PRFIN20040204_014256_000000492024_00017_10091_1330.N1	04-FEB-2004 01:42:56	Bright	48.500	82	48Bet UMa	2.3650	10600.	97	10091	No
34	GOM_NL__2PRFIN20040204_014619_000000382024_00017_10091_1331.N1	04-FEB-2004 01:46:19	Bright	37.500	49	1Alp UMi	1.9900	6300.0	75	10091	No
35	GOM_NL__2PRFIN20040204_014914_000000442024_00017_10091_1332.N1	04-FEB-2004 01:49:14	Bright	43.500	60	7Bet UMi	2.0810	3950.0	87	10091	No
36	GOM_NL__2PRFIN20040204_015053_000000562024_00017_10091_1333.N1	04-FEB-2004 01:50:53	Bright	56.000	55	79Zet UMa	2.0600	10200.	112	10091	No
37	GOM_NL__2PRFIN20040204_015359_000000432024_00017_10091_1334.N1	04-FEB-2004 01:53:59	Bright	42.500	119	14Eta Dra	2.7270	4700.0	85	10091	No
38	GOM_NL__2PRFIN20040204_015716_000000392024_00017_10091_1335.N1	04-FEB-2004 01:57:16	Bright	39.000	130	23Bet Dra	2.7990	5800.0	78	10091	No
39	GOM_NL__2PRFIN20040204_020100_000000392024_00017_10091_1336.N1	04-FEB-2004 02:01:00	Bright	38.500	5	3Alp Lyr	0.033000	11000.	77	10091	No
40	GOM_NL__2PRFIN20040204_020403_000000472024_00017_10091_1337.N1	04-FEB-2004 02:04:03	Bright	46.500	133	40Zet Her	2.8070	6000.0	93	10091	No
41	GOM_NL__2PRFIN20040204_020834_000001282024_00017_10091_1338.N1	04-FEB-2004 02:08:34	Twilight	127.50	83		2.3780	11000.	255	10091	No
42	GOM_NL__2PRFIN20040204_021529_000000722024_00017_10091_1339.N1	04-FEB-2004 02:15:29	Straylight	72.000	102	24Alp Ser	2.6000	4250.0	144	10091	No

43	GOM_NL__2PRFIN20040204_021804_000000462024_00017_10091_1340.N1	04-FEB-2004 02:18:04	Twilight	45.500	86	35Eta Oph	2.4300	10200.	91	10091	No
44	GOM_NL__2PRFIN20040204_022013_000000452024_00017_10091_1341.N1	04-FEB-2004 02:20:13	Twilight	44.500	116	19Del Sgr	2.7000	4100.0	89	10091	No
45	GOM_NL__2PRFIN20040204_022124_000000392024_00017_10091_1342.N1	04-FEB-2004 02:21:24	Twilight	39.000	38	20Eps Sgr	1.8360	11000.	78	10091	No
46	GOM_NL__2PRFIN20040204_022301_000000432024_00017_10091_1343.N1	04-FEB-2004 02:23:01	Dark	42.500	25	35Lam Sco	1.6200	28000.	85	10091	No
47	GOM_NL__2PRFIN20040204_022427_000000472024_00017_10091_1344.N1	04-FEB-2004 02:24:27	Dark	46.500	40	The Sco	1.8590	7100.0	93	10091	No
48	GOM_NL__2PRFIN20040204_022620_000000382024_00017_10091_1345.N1	04-FEB-2004 02:26:20	Dark	38.000	147	Alp Ara	2.8770	26000.	76	10091	No
49	GOM_NL__2PRFIN20040204_022821_000000462024_00017_10091_1346.N1	04-FEB-2004 02:28:21	Dark	45.500	131	Gam Lup	2.8000	26000.	91	10091	No
50	GOM_NL__2PRFIN20040204_023143_000000422024_00018_10092_1314.N1	04-FEB-2004 02:31:43	Dark	41.500	43	Alp TrA	1.9100	4250.0	83	10092	No
51	GOM_NL__2PRFIN20040204_023757_000000202024_00018_10092_1315.N1	04-FEB-2004 02:37:57	Dark	19.500	12	Alp1Cru	0.77500	30000.	39	10092	No
52	GOM_NL__2PRFIN20040204_132702_000000492024_00024_10098_1316.N1	04-FEB-2004 13:27:02	Bright	48.500	82	48Bet UMa	2.3650	10600.	97	10098	No
53	GOM_NL__2PRFIN20040204_133031_000000352024_00024_10098_1317.N1	04-FEB-2004 13:30:31	Bright	34.500	49	1Alp UMi	1.9900	6300.0	69	10098	No
54	GOM_NL__2PRFIN20040204_133325_000000392024_00024_10098_1318.N1	04-FEB-2004 13:33:25	Bright	38.500	60	7Bet UMi	2.0810	3950.0	77	10098	No
55	GOM_NL__2PRFIN20040204_133459_000000552024_00024_10098_1319.N1	04-FEB-2004 13:34:59	Bright	55.000	55	79Zet UMa	2.0600	10200.	110	10098	No
56	GOM_NL__2PRFIN20040204_133811_000000402024_00024_10098_1320.N1	04-FEB-2004 13:38:11	Bright	39.500	119	14Eta Dra	2.7270	4700.0	79	10098	No
57	GOM_NL__2PRFIN20040204_134128_000000412024_00024_10098_1321.N1	04-FEB-2004 13:41:28	Bright	40.500	130	23Bet Dra	2.7990	5800.0	81	10098	No
58	GOM_NL__2PRFIN20040204_134513_000000352024_00024_10098_1322.N1	04-FEB-2004 13:45:13	Bright	35.000	5	3Alp Lyr	0.033000	11000.	70	10098	No
59	GOM_NL__2PRFIN20040204_134816_000000452024_00024_10098_1323.N1	04-FEB-2004 13:48:16	Bright	45.000	133	40Zet Her	2.8070	6000.0	90	10098	No
60	GOM_NL__2PRFIN20040204_135252_000001222024_00024_10098_1324.N1	04-FEB-2004 13:52:52	Twilight	122.00	83		2.3780	11000.	244	10098	No
61	GOM_NL__2PRFIN20040204_135949_000000732024_00024_10098_1325.N1	04-FEB-2004 13:59:49	Straylight	72.500	102	24Alp Ser	2.6000	4250.0	145	10098	No
62	GOM_NL__2PRFIN20040204_140220_000000472024_00024_10098_1326.N1	04-FEB-2004 14:02:20	Twilight	47.000	86	35Eta Oph	2.4300	10200.	94	10098	No
63	GOM_NL__2PRFIN20040204_140427_000000442024_00024_10098_1327.N1	04-FEB-2004 14:04:27	Twilight	43.500	116	19Del Sgr	2.7000	4100.0	87	10098	No
64	GOM_NL__2PRFIN20040204_140647_000000552024_00024_10098_1328.N1	04-FEB-2004 14:06:47	Dark	55.000	16	21Alp Sco	1.0200	3000.0	110	10098	No
65	GOM_NL__2PRFIN20040204_140842_000000432024_00024_10098_1329.N1	04-FEB-2004 14:08:42	Dark	42.500	40	The Sco	1.8590	7100.0	85	10098	No
66	GOM_NL__2PRFIN20040204_141033_000000392024_00024_10098_1330.N1	04-FEB-2004 14:10:33	Dark	38.500	147	Alp Ara	2.8770	26000.	77	10098	No
67	GOM_NL__2PRFIN20040204_141239_000000442024_00024_10098_1331.N1	04-FEB-2004 14:12:39	Dark	44.000	131	Gam Lup	2.8000	26000.	88	10098	No
68	GOM_NL__2PRFIN20040204_141556_000000412024_00025_10099_1317.N1	04-FEB-2004 14:15:56	Dark	40.500	43	Alp TrA	1.9100	4250.0	81	10099	No
69	GOM_NL__2PRFIN20040204_142212_000000452024_00025_10099_1318.N1	04-FEB-2004 14:22:12	Dark	44.500	12	Alp1Cru	0.77500	30000.	89	10099	No
70	GOM_NL__2PRFIN20040204_142531_000000402024_00025_10099_1319.N1	04-FEB-2004 14:25:31	Dark	40.000	29	Bet Car	1.6720	10200.	80	10099	No
71	GOM_NL__2PRFIN20040204_142844_000000472024_00025_10099_1320.N1	04-FEB-2004 14:28:44	Dark	47.000	41	Eps Car	1.8600	4100.0	94	10099	No
72	GOM_NL__2PRFIN20040204_143209_000000422024_00025_10099_1321.N1	04-FEB-2004 14:32:09	Straylight	42.000	34	Gam2Vel	1.7930	23000.	84	10099	No
73	GOM_NL__2PRFIN20040204_143414_000000422024_00025_10099_1322.N1	04-FEB-2004 14:34:14	Straylight	42.000	70	Zet Pup	2.2460	39000.	84	10099	No
74	GOM_NL__2PRFIN20040204_143534_000000392024_00025_10099_1323.N1	04-FEB-2004 14:35:34	Straylight	39.000	117	Pi Pup	2.7060	3800.0	78	10099	No
75	GOM_NL__2PRFIN20040204_143836_000000432024_00025_10099_1324.N1	04-FEB-2004 14:38:36	Straylight	42.500	37	25Del CMa	1.8300	5900.0	85	10099	No
76	GOM_NL__2PRFIN20040204_144132_000000402024_00025_10099_1325.N1	04-FEB-2004 14:41:32	Straylight	40.000	1	9Alp CMa	-1.4400	11000.	80	10099	No
77	GOM_NL__2PRFIN20040204_144712_000000502024_00025_10099_1326.N1	04-FEB-2004 14:47:12	Twilight	49.500	8	10Alp CMi	0.40000	6500.0	99	10099	No
78	GOM_NL__2PRFIN20040204_145045_000000392024_00025_10099_1327.N1	04-FEB-2004 14:50:45	Bright	39.000	44	24Gam Gem	1.9280	11000.	78	10099	No
79	GOM_NL__2PRFIN20040204_145237_000000402024_00025_10099_1328.N1	04-FEB-2004 14:52:37	Bright	40.000	151	13Mu Gem	2.8900	3000.0	80	10099	No
80	GOM_NL__2PRFIN20040204_145450_000000392024_00025_10099_1329.N1	04-FEB-2004 14:54:50	Bright	38.500	24	66Alp Gem	1.5800	10200.	77	10099	No
81	GOM_NL__2PRFIN20040204_145657_000000372024_00025_10099_1330.N1	04-FEB-2004 14:56:57	Bright	37.000	107	37The Aur	2.6490	11000.	74	10099	No
82	GOM_NL__2PRFIN20040204_145901_000000372024_00025_10099_1331.N1	04-FEB-2004 14:59:01	Bright	36.500	42	34Bet Aur	1.9000	10200.	73	10099	No
83	GOM_NL__2PRFIN20040204_150737_000000482024_00025_10099_1332.N1	04-FEB-2004 15:07:37	Bright	47.500	82	48Bet UMa	2.3650	10600.	95	10099	No
84	GOM_NL__2PRFIN20040204_151107_000000372024_00025_10099_1333.N1	04-FEB-2004 15:11:07	Bright	36.500	49	1Alp UMi	1.9900	6300.0	73	10099	No
85	GOM_NL__2PRFIN20040204_151401_000000412024_00025_10099_1334.N1	04-FEB-2004 15:14:01	Bright	41.000	60	7Bet UMi	2.0810	3950.0	82	10099	No
86	GOM_NL__2PRFIN20040204_151534_000000592024_00025_10099_1335.N1	04-FEB-2004 15:15:34	Bright	58.500	55	79Zet UMa	2.0600	10200.	117	10099	No
87	GOM_NL__2PRFIN20040204_151846_000000412024_00025_10099_1336.N1	04-FEB-2004 15:18:46	Bright	40.500	119	14Eta Dra	2.7270	4700.0	81	10099	No
88	GOM_NL__2PRFIN20040204_152204_000000402024_00025_10099_1337.N1	04-FEB-2004 15:22:04	Bright	40.000	130	23Bet Dra	2.7990	5800.0	80	10099	No
89	GOM_NL__2PRFIN20040204_152549_000000362024_00025_10099_1338.N1	04-FEB-2004 15:25:49	Bright	35.500	5	3Alp Lyr	0.033000	11000.	71	10099	No
90	GOM_NL__2PRFIN20040204_152852_000000462024_00025_10099_1339.N1	04-FEB-2004 15:28:52	Bright	45.500	133	40Zet Her	2.8070	6000.0	91	10099	No
91	GOM_NL__2PRFIN20040204_153329_000001282024_00025_10099_1340.N1	04-FEB-2004 15:33:29	Twilight	127.50	83		2.3780	11000.	255	10099	No
92	GOM_NL__2PRFIN20040204_154026_000000752024_00025_10099_1341.N1	04-FEB-2004 15:40:26	Straylight	74.500	102	24Alp Ser	2.6000	4250.0	149	10099	No
93	GOM_NL__2PRFIN20040204_154256_000000452024_00025_10099_1342.N1	04-FEB-2004 15:42:56	Twilight	45.000	86	35Eta Oph	2.4300	10200.	90	10099	No
94	GOM_NL__2PRFIN20040204_154503_000000442024_00025_10099_1343.N1	04-FEB-2004 15:45:03	Twilight	44.000	116	19Del Sgr	2.7000	4100.0	88	10099	No
95	GOM_NL__2PRFIN20040204_154724_000000592024_00025_10099_1344.N1	04-FEB-2004 15:47:24	Dark	59.000	16	21Alp Sco	1.0200	3000.0	118	10099	No
96	GOM_NL__2PRFIN20040204_154918_000000442024_00025_10099_1345.N1	04-FEB-2004 15:49:18	Dark	44.000	40	The Sco	1.8590	7100.0	88	10099	No
97	GOM_NL__2PRFIN20040204_155109_000000382024_00025_10099_1346.N1	04-FEB-2004 15:51:09	Dark	37.500	147	Alp Ara	2.8770	26000.	75	10099	No
98	GOM_NL__2PRFIN20040204_155315_000000452024_00025_10099_1347.N1	04-FEB-2004 15:53:15	Dark	45.000	131	Gam Lup	2.8000	26000.	90	10099	No
99	GOM_NL__2PRFIN20040204_155632_000000392024_00026_10100_1317.N1	04-FEB-2004 15:56:32	Dark	39.000	43	Alp TrA	1.9100	4250.0	78	10100	No
100	GOM_NL__2PRFIN20040204_160248_000000422024_00026_10100_1318.N1	04-FEB-2004 16:02:48	Dark	42.000	12	Alp1Cru	0.77500	30000.	84	10100	No
101	GOM_NL__2PRFIN20040204_160607_000000382024_00026_10100_1319.N1	04-FEB-2004 16:06:07	Dark	38.000	29	Bet Car	1.6720	10200.	76	10100	No

102	GOM_NL__2PRFIN20040204_160920_000000492024_00026_10100_1320.N1	04-FEB-2004 16:09:20	Dark	48.500	41	Eps Car	1.8600	4100.0	97	10100	No
103	GOM_NL__2PRFIN20040204_161245_000000432024_00026_10100_1321.N1	04-FEB-2004 16:12:45	Straylight	43.000	34	Gam2Vel	1.7930	23000.	86	10100	No
104	GOM_NL__2PRFIN20040204_161449_000000422024_00026_10100_1322.N1	04-FEB-2004 16:14:49	Straylight	41.500	70	Zet Pup	2.2460	39000.	83	10100	No
105	GOM_NL__2PRFIN20040204_161610_000000462024_00026_10100_1323.N1	04-FEB-2004 16:16:10	Straylight	45.500	117	Pi Pup	2.7060	3800.0	91	10100	No
106	GOM_NL__2PRFIN20040204_161836_000000442024_00026_10100_1324.N1	04-FEB-2004 16:18:36	Straylight	44.000	23	21Eps CMa	1.5020	26000.	88	10100	No
107	GOM_NL__2PRFIN20040204_161958_000000402024_00026_10100_1325.N1	04-FEB-2004 16:19:58	Straylight	39.500	179	24Omi2CMa	3.0320	24000.	79	10100	No
108	GOM_NL__2PRFIN20040204_162208_000000502024_00026_10100_1326.N1	04-FEB-2004 16:22:08	Straylight	50.000	1	9Alp CMa	-1.4400	11000.	100	10100	No
109	GOM_NL__2PRFIN20040204_162745_000000522024_00026_10100_1327.N1	04-FEB-2004 16:27:45	Twilight	52.000	8	10Alp CMi	0.40000	6500.0	104	10100	No
110	GOM_NL__2PRFIN20040204_163120_000000412024_00026_10100_1328.N1	04-FEB-2004 16:31:20	Bright	41.000	44	24Gam Gem	1.9280	11000.	82	10100	No
111	GOM_NL__2PRFIN20040204_163313_000000412024_00026_10100_1329.N1	04-FEB-2004 16:33:13	Bright	41.000	151	13Mu Gem	2.8900	3000.0	82	10100	No
112	GOM_NL__2PRFIN20040204_163526_000000392024_00026_10100_1330.N1	04-FEB-2004 16:35:26	Bright	39.000	24	66Alp Gem	1.5800	10200.	78	10100	No
113	GOM_NL__2PRFIN20040204_163732_000000392024_00026_10100_1331.N1	04-FEB-2004 16:37:32	Bright	39.000	107	37The Aur	2.6490	11000.	78	10100	No
114	GOM_NL__2PRFIN20040204_163937_000000372024_00026_10100_1332.N1	04-FEB-2004 16:39:37	Bright	36.500	42	34Bet Aur	1.9000	10200.	73	10100	No
115	GOM_NL__2PRFIN20040204_164813_000000472024_00026_10100_1333.N1	04-FEB-2004 16:48:13	Bright	46.500	82	48Bet UMa	2.3650	10600.	93	10100	No
116	GOM_NL__2PRFIN20040204_165143_000000372024_00026_10100_1334.N1	04-FEB-2004 16:51:43	Bright	36.500	49	1Alp UMi	1.9900	6300.0	73	10100	No
117	GOM_NL__2PRFIN20040204_165436_000000402024_00026_10100_1335.N1	04-FEB-2004 16:54:36	Bright	40.000	60	7Bet UMi	2.0810	3950.0	80	10100	No
118	GOM_NL__2PRFIN20040204_165610_000000562024_00026_10100_1336.N1	04-FEB-2004 16:56:10	Bright	55.500	55	79Zet UMa	2.0600	10200.	111	10100	No
119	GOM_NL__2PRFIN20040204_165922_000000422024_00026_10100_1337.N1	04-FEB-2004 16:59:22	Bright	42.000	119	14Eta Dra	2.7270	4700.0	84	10100	No
120	GOM_NL__2PRFIN20040204_170240_000000402024_00026_10100_1338.N1	04-FEB-2004 17:02:40	Bright	39.500	130	23Bet Dra	2.7990	5800.0	79	10100	No
121	GOM_NL__2PRFIN20040204_170625_000000402024_00026_10100_1339.N1	04-FEB-2004 17:06:25	Bright	39.500	5	3Alp Lyr	0.033000	11000.	79	10100	No
122	GOM_NL__2PRFIN20040204_170928_000000472024_00026_10100_1340.N1	04-FEB-2004 17:09:28	Bright	47.000	133	40Zet Her	2.8070	6000.0	94	10100	No
123	GOM_NL__2PRFIN20040204_171406_000001332024_00026_10100_1341.N1	04-FEB-2004 17:14:06	Twilight	133.00	83		2.3780	11000.	266	10100	No
124	GOM_NL__2PRFIN20040204_172103_000000792024_00026_10100_1342.N1	04-FEB-2004 17:21:03	Straylight	78.500	102	24Alp Ser	2.6000	4250.0	157	10100	No
125	GOM_NL__2PRFIN20040204_172332_000000462024_00026_10100_1343.N1	04-FEB-2004 17:23:32	Twilight	45.500	86	35Eta Oph	2.4300	10200.	91	10100	No
126	GOM_NL__2PRFIN20040204_172538_000000442024_00026_10100_1344.N1	04-FEB-2004 17:25:38	Twilight	44.000	116	19Del Sgr	2.7000	4100.0	88	10100	No
127	GOM_NL__2PRFIN20040204_172650_000000422024_00026_10100_1345.N1	04-FEB-2004 17:26:50	Twilight	41.500	38	20Eps Sgr	1.8360	11000.	83	10100	No
128	GOM_NL__2PRFIN20040204_172828_000000442024_00026_10100_1346.N1	04-FEB-2004 17:28:28	Dark	44.000	25	35Lam Sco	1.6200	28000.	88	10100	No
129	GOM_NL__2PRFIN20040204_172954_000000432024_00026_10100_1347.N1	04-FEB-2004 17:29:54	Dark	43.000	40	The Sco	1.8590	7100.0	86	10100	No
130	GOM_NL__2PRFIN20040204_173146_000000402024_00026_10100_1348.N1	04-FEB-2004 17:31:46	Dark	40.000	147	Alp Ara	2.8770	26000.	80	10100	No
131	GOM_NL__2PRFIN20040204_173352_000000452024_00026_10100_1349.N1	04-FEB-2004 17:33:52	Dark	44.500	131	Gam Lup	2.8000	26000.	89	10100	No
132	GOM_NL__2PRFIN20040204_173709_000000402024_00027_10101_1317.N1	04-FEB-2004 17:37:09	Dark	39.500	43	Alp TrA	1.9100	4250.0	79	10101	No
133	GOM_NL__2PRFIN20040204_174325_000000452024_00027_10101_1318.N1	04-FEB-2004 17:43:25	Dark	45.000	12	Alp1Cru	0.77500	30000.	90	10101	No
134	GOM_NL__2PRFIN20040204_174643_000000482024_00027_10101_1319.N1	04-FEB-2004 17:46:43	Dark	47.500	29	Bet Car	1.6720	10200.	95	10101	No
135	GOM_NL__2PRFIN20040204_174957_000000442024_00027_10101_1320.N1	04-FEB-2004 17:49:57	Dark	43.500	41	Eps Car	1.8600	4100.0	87	10101	No
136	GOM_NL__2PRFIN20040204_175321_000000412024_00027_10101_1321.N1	04-FEB-2004 17:53:21	Straylight	40.500	34	Gam2Vel	1.7930	23000.	81	10101	No
137	GOM_NL__2PRFIN20040204_175526_000000432024_00027_10101_1322.N1	04-FEB-2004 17:55:26	Straylight	42.500	70	Zet Pup	2.2460	39000.	85	10101	No
138	GOM_NL__2PRFIN20040204_175646_000000452024_00027_10101_1323.N1	04-FEB-2004 17:56:46	Straylight	45.000	117	Pi Pup	2.7060	3800.0	90	10101	No
139	GOM_NL__2PRFIN20040204_175912_000000422024_00027_10101_1324.N1	04-FEB-2004 17:59:12	Straylight	42.000	23	21Eps CMa	1.5020	26000.	84	10101	No
140	GOM_NL__2PRFIN20040204_180035_000000412024_00027_10101_1325.N1	04-FEB-2004 18:00:35	Straylight	40.500	179	24Omi2CMa	3.0320	24000.	81	10101	No
141	GOM_NL__2PRFIN20040204_180244_000000482024_00027_10101_1326.N1	04-FEB-2004 18:02:44	Straylight	47.500	1	9Alp CMa	-1.4400	11000.	95	10101	No
142	GOM_NL__2PRFIN20040204_180824_000000522024_00027_10101_1327.N1	04-FEB-2004 18:08:24	Twilight	52.000	8	10Alp CMi	0.40000	6500.0	104	10101	No
143	GOM_NL__2PRFIN20040204_181158_000000402024_00027_10101_1328.N1	04-FEB-2004 18:11:58	Bright	39.500	44	24Gam Gem	1.9280	11000.	79	10101	No
144	GOM_NL__2PRFIN20040204_181350_000000412024_00027_10101_1329.N1	04-FEB-2004 18:13:50	Bright	40.500	151	13Mu Gem	2.8900	3000.0	81	10101	No
145	GOM_NL__2PRFIN20040204_181602_000000402024_00027_10101_1330.N1	04-FEB-2004 18:16:02	Bright	40.000	24	66Alp Gem	1.5800	10200.	80	10101	No
146	GOM_NL__2PRFIN20040204_181809_000000382024_00027_10101_1331.N1	04-FEB-2004 18:18:09	Bright	37.500	107	37The Aur	2.6490	11000.	75	10101	No
147	GOM_NL__2PRFIN20040204_182013_000000372024_00027_10101_1332.N1	04-FEB-2004 18:20:13	Bright	37.000	42	34Bet Aur	1.9000	10200.	74	10101	No
148	GOM_NL__2PRFIN20040204_182847_000000492024_00027_10101_1333.N1	04-FEB-2004 18:28:47	Bright	48.500	82	48Bet UMa	2.3650	10600.	97	10101	No
149	GOM_NL__2PRFIN20040204_183219_000000362024_00027_10101_1334.N1	04-FEB-2004 18:32:19	Bright	36.000	49	1Alp UMi	1.9900	6300.0	72	10101	No
150	GOM_NL__2PRFIN20040204_183512_000000412024_00027_10101_1335.N1	04-FEB-2004 18:35:12	Bright	41.000	60	7Bet UMi	2.0810	3950.0	82	10101	No
151	GOM_NL__2PRFIN20040204_183645_000000562024_00027_10101_1336.N1	04-FEB-2004 18:36:45	Bright	55.500	55	79Zet UMa	2.0600	10200.	111	10101	No
152	GOM_NL__2PRFIN20040204_183958_000000422024_00027_10101_1337.N1	04-FEB-2004 18:39:58	Bright	42.000	119	14Eta Dra	2.7270	4700.0	84	10101	No
153	GOM_NL__2PRFIN20040204_184316_000000402024_00027_10101_1338.N1	04-FEB-2004 18:43:16	Bright	39.500	130	23Bet Dra	2.7990	5800.0	79	10101	No
154	GOM_NL__2PRFIN20040204_184701_000000362024_00027_10101_1339.N1	04-FEB-2004 18:47:01	Bright	35.500	5	3Alp Lyr	0.033000	11000.	71	10101	No
155	GOM_NL__2PRFIN20040204_185004_000000452024_00027_10101_1340.N1	04-FEB-2004 18:50:04	Bright	45.000	133	40Zet Her	2.8070	6000.0	90	10101	No
156	GOM_NL__2PRFIN20040204_185443_000001402024_00027_10101_1341.N1	04-FEB-2004 18:54:43	Twilight	139.50	83		2.3780	11000.	279	10101	No
157	GOM_NL__2PRFIN20040204_190141_000000812024_00027_10101_1342.N1	04-FEB-2004 19:01:41	Straylight	80.500	102	24Alp Ser	2.6000	4250.0	161	10101	No
158	GOM_NL__2PRFIN20040204_190409_000000432024_00027_10101_1343.N1	04-FEB-2004 19:04:09	Twilight	43.000	86	35Eta Oph	2.4300	10200.	86	10101	No
159	GOM_NL__2PRFIN20040204_190615_000000452024_00027_10101_1344.N1	04-FEB-2004 19:06:15	Twilight	45.000	116	19Del Sgr	2.7000	4100.0	90	10101	No
160	GOM_NL__2PRFIN20040204_190726_000000432024_00027_10101_1345.N1	04-FEB-2004 19:07:26	Twilight	43.000	38	20Eps Sgr	1.8360	11000.	86	10101	No

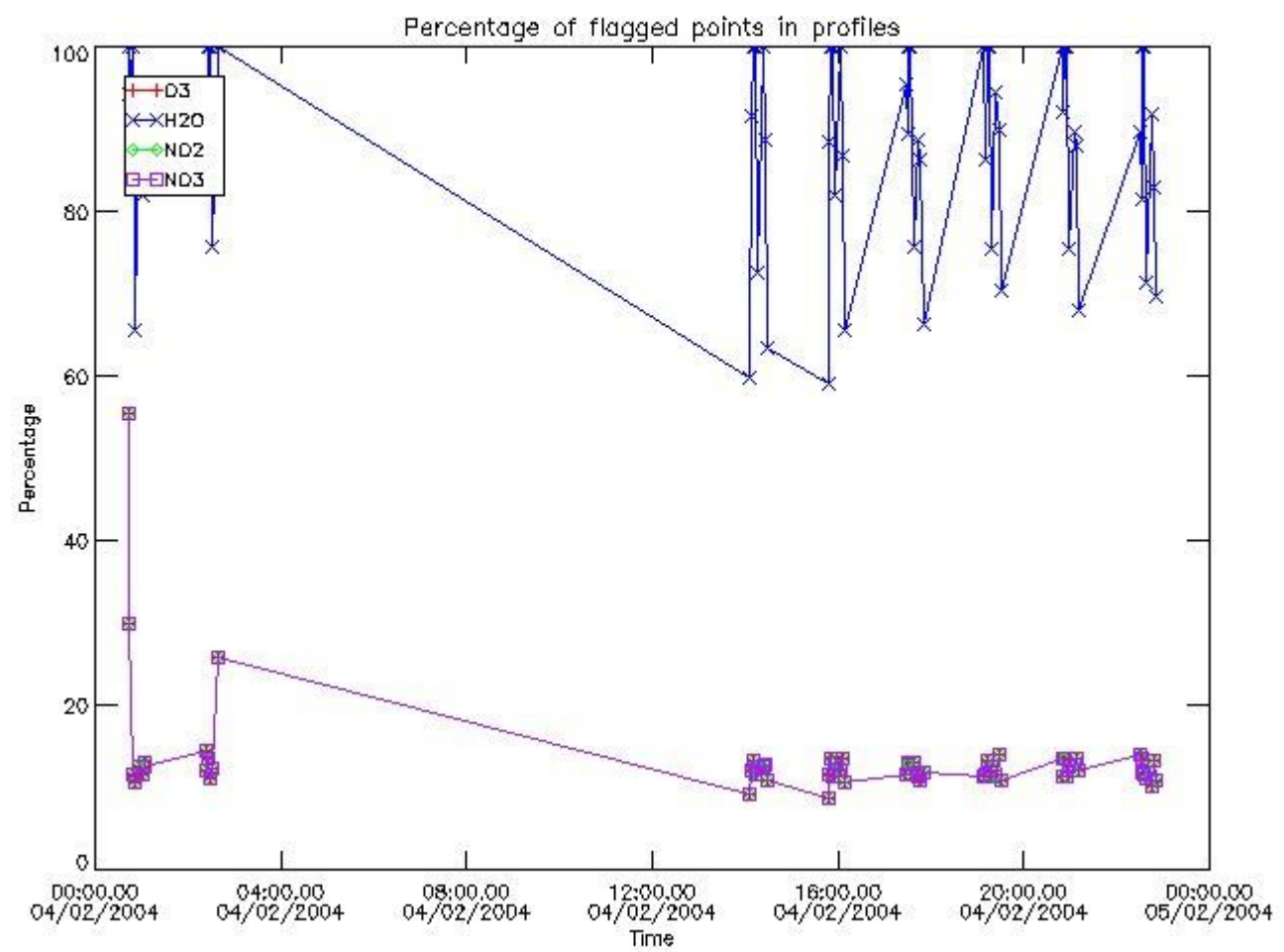
161	GOM_NL__2PRFIN20040204_190905_000000452024_00027_10101_1346.N1	04-FEB-2004 19:09:05	Dark	45.000	25	35Lam Sco	1.6200	28000.	90	10101	No
162	GOM_NL__2PRFIN20040204_191030_000000442024_00027_10101_1347.N1	04-FEB-2004 19:10:30	Dark	44.000	40	The Sco	1.8590	7100.0	88	10101	No
163	GOM_NL__2PRFIN20040204_191222_000000392024_00027_10101_1348.N1	04-FEB-2004 19:12:22	Dark	38.500	147	Alp Ara	2.8770	26000.	77	10101	No
164	GOM_NL__2PRFIN20040204_191429_000000452024_00027_10101_1349.N1	04-FEB-2004 19:14:29	Dark	45.000	131	Gam Lup	2.8000	26000.	90	10101	No
165	GOM_NL__2PRFIN20040204_191745_000000412024_00028_10102_1318.N1	04-FEB-2004 19:17:45	Dark	41.000	43	Alp TrA	1.9100	4250.0	82	10102	No
166	GOM_NL__2PRFIN20040204_192402_000000452024_00028_10102_1319.N1	04-FEB-2004 19:24:02	Dark	45.000	12	Alp1Cru	0.77500	30000.	90	10102	No
167	GOM_NL__2PRFIN20040204_192719_000000402024_00028_10102_1320.N1	04-FEB-2004 19:27:19	Dark	40.000	29	Bet Car	1.6720	10200.	80	10102	No
168	GOM_NL__2PRFIN20040204_193033_000000472024_00028_10102_1321.N1	04-FEB-2004 19:30:33	Dark	47.000	41	Eps Car	1.8600	4100.0	94	10102	No
169	GOM_NL__2PRFIN20040204_193358_000000412024_00028_10102_1322.N1	04-FEB-2004 19:33:58	Straylight	40.500	34	Gam2Vel	1.7930	23000.	81	10102	No
170	GOM_NL__2PRFIN20040204_193602_000000402024_00028_10102_1323.N1	04-FEB-2004 19:36:02	Straylight	39.500	70	Zet Pup	2.2460	39000.	79	10102	No
171	GOM_NL__2PRFIN20040204_193722_000000402024_00028_10102_1324.N1	04-FEB-2004 19:37:22	Straylight	40.000	117	Pi Pup	2.7060	3800.0	80	10102	No
172	GOM_NL__2PRFIN20040204_193948_000000422024_00028_10102_1325.N1	04-FEB-2004 19:39:48	Straylight	42.000	23	21Eps CMa	1.5020	26000.	84	10102	No
173	GOM_NL__2PRFIN20040204_194111_000000412024_00028_10102_1326.N1	04-FEB-2004 19:41:11	Straylight	40.500	179	24Omi2CMa	3.0320	24000.	81	10102	No
174	GOM_NL__2PRFIN20040204_194321_000000502024_00028_10102_1327.N1	04-FEB-2004 19:43:21	Straylight	49.500	1	9Alp CMa	-1.4400	11000.	99	10102	No
175	GOM_NL__2PRFIN20040204_194900_000000502024_00028_10102_1328.N1	04-FEB-2004 19:49:00	Twilight	50.000	8	10Alp CMi	0.40000	6500.0	100	10102	No
176	GOM_NL__2PRFIN20040204_195234_000000392024_00028_10102_1329.N1	04-FEB-2004 19:52:34	Bright	39.000	44	24Gam Gem	1.9280	11000.	78	10102	No
177	GOM_NL__2PRFIN20040204_195426_000000412024_00028_10102_1330.N1	04-FEB-2004 19:54:26	Bright	41.000	151	13Mu Gem	2.8900	3000.0	82	10102	No
178	GOM_NL__2PRFIN20040204_195638_000000392024_00028_10102_1331.N1	04-FEB-2004 19:56:38	Bright	39.000	24	66Alp Gem	1.5800	10200.	78	10102	No
179	GOM_NL__2PRFIN20040204_195846_000000372024_00028_10102_1332.N1	04-FEB-2004 19:58:46	Bright	36.500	107	37The Aur	2.6490	11000.	73	10102	No
180	GOM_NL__2PRFIN20040204_200050_000000362024_00028_10102_1333.N1	04-FEB-2004 20:00:50	Bright	36.000	42	34Bet Aur	1.9000	10200.	72	10102	No
181	GOM_NL__2PRFIN20040204_200923_000000472024_00028_10102_1334.N1	04-FEB-2004 20:09:23	Bright	46.500	82	48Bet UMa	2.3650	10600.	93	10102	No
182	GOM_NL__2PRFIN20040204_201254_000000372024_00028_10102_1335.N1	04-FEB-2004 20:12:54	Bright	36.500	49	1Alp UMi	1.9900	6300.0	73	10102	No
183	GOM_NL__2PRFIN20040204_201548_000000372024_00028_10102_1336.N1	04-FEB-2004 20:15:48	Bright	36.500	60	7Bet UMi	2.0810	3950.0	73	10102	No
184	GOM_NL__2PRFIN20040204_201720_000000572024_00028_10102_1337.N1	04-FEB-2004 20:17:20	Bright	56.500	55	79Zet UMa	2.0600	10200.	113	10102	No
185	GOM_NL__2PRFIN20040204_202034_000000402024_00028_10102_1338.N1	04-FEB-2004 20:20:34	Bright	39.500	119	14Eta Dra	2.7270	4700.0	79	10102	No
186	GOM_NL__2PRFIN20040204_202352_000000402024_00028_10102_1339.N1	04-FEB-2004 20:23:52	Bright	39.500	130	23Bet Dra	2.7990	5800.0	79	10102	No
187	GOM_NL__2PRFIN20040204_202737_000000362024_00028_10102_1340.N1	04-FEB-2004 20:27:37	Bright	35.500	5	3Alp Lyr	0.033000	11000.	71	10102	No
188	GOM_NL__2PRFIN20040204_203040_000000472024_00028_10102_1341.N1	04-FEB-2004 20:30:40	Bright	46.500	133	40Zet Her	2.8070	6000.0	93	10102	No
189	GOM_NL__2PRFIN20040204_203519_000001312024_00028_10102_1342.N1	04-FEB-2004 20:35:19	Twilight	131.00	83		2.3780	11000.	262	10102	No
190	GOM_NL__2PRFIN20040204_204217_000000792024_00028_10102_1343.N1	04-FEB-2004 20:42:17	Straylight	78.500	102	24Alp Ser	2.6000	4250.0	157	10102	No
191	GOM_NL__2PRFIN20040204_204446_000000442024_00028_10102_1344.N1	04-FEB-2004 20:44:46	Twilight	43.500	86	35Eta Oph	2.4300	10200.	87	10102	No
192	GOM_NL__2PRFIN20040204_204651_000000442024_00028_10102_1345.N1	04-FEB-2004 20:46:51	Twilight	43.500	116	19Del Sgr	2.7000	4100.0	87	10102	No
193	GOM_NL__2PRFIN20040204_204802_000000442024_00028_10102_1346.N1	04-FEB-2004 20:48:02	Twilight	43.500	38	20Eps Sgr	1.8360	11000.	87	10102	No
194	GOM_NL__2PRFIN20040204_204941_000000462024_00028_10102_1347.N1	04-FEB-2004 20:49:41	Dark	45.500	25	35Lam Sco	1.6200	28000.	91	10102	No
195	GOM_NL__2PRFIN20040204_205107_000000452024_00028_10102_1348.N1	04-FEB-2004 20:51:07	Dark	45.000	40	The Sco	1.8590	7100.0	90	10102	No
196	GOM_NL__2PRFIN20040204_205258_000000382024_00028_10102_1349.N1	04-FEB-2004 20:52:58	Dark	37.500	147	Alp Ara	2.8770	26000.	75	10102	No
197	GOM_NL__2PRFIN20040204_205506_000000452024_00028_10102_1350.N1	04-FEB-2004 20:55:06	Dark	45.000	131	Gam Lup	2.8000	26000.	90	10102	No
198	GOM_NL__2PRFIN20040204_205821_000000412024_00029_10103_1318.N1	04-FEB-2004 20:58:21	Dark	41.000	43	Alp TrA	1.9100	4250.0	82	10103	No
199	GOM_NL__2PRFIN20040204_210438_000000442024_00029_10103_1319.N1	04-FEB-2004 21:04:38	Dark	44.000	12	Alp1Cru	0.77500	30000.	88	10103	No
200	GOM_NL__2PRFIN20040204_210755_000000382024_00029_10103_1320.N1	04-FEB-2004 21:07:55	Dark	37.500	29	Bet Car	1.6720	10200.	75	10103	No
201	GOM_NL__2PRFIN20040204_211109_000000432024_00029_10103_1321.N1	04-FEB-2004 21:11:09	Dark	42.500	41	Eps Car	1.8600	4100.0	85	10103	No
202	GOM_NL__2PRFIN20040204_211434_000000412024_00029_10103_1322.N1	04-FEB-2004 21:14:34	Straylight	40.500	34	Gam2Vel	1.7930	23000.	81	10103	No
203	GOM_NL__2PRFIN20040204_211638_000000402024_00029_10103_1323.N1	04-FEB-2004 21:16:38	Straylight	40.000	70	Zet Pup	2.2460	39000.	80	10103	No
204	GOM_NL__2PRFIN20040204_211758_000000432024_00029_10103_1324.N1	04-FEB-2004 21:17:58	Straylight	42.500	117	Pi Pup	2.7060	3800.0	85	10103	No
205	GOM_NL__2PRFIN20040204_212024_000000442024_00029_10103_1325.N1	04-FEB-2004 21:20:24	Straylight	44.000	23	21Eps CMa	1.5020	26000.	88	10103	No
206	GOM_NL__2PRFIN20040204_212147_000000392024_00029_10103_1326.N1	04-FEB-2004 21:21:47	Straylight	39.000	179	24Omi2CMa	3.0320	24000.	78	10103	No
207	GOM_NL__2PRFIN20040204_212356_000000482024_00029_10103_1327.N1	04-FEB-2004 21:23:56	Straylight	47.500	1	9Alp CMa	-1.4400	11000.	95	10103	No
208	GOM_NL__2PRFIN20040204_212935_000000522024_00029_10103_1328.N1	04-FEB-2004 21:29:35	Twilight	52.000	8	10Alp CMi	0.40000	6500.0	104	10103	No
209	GOM_NL__2PRFIN20040204_213310_000000382024_00029_10103_1329.N1	04-FEB-2004 21:33:10	Bright	38.000	44	24Gam Gem	1.9280	11000.	76	10103	No
210	GOM_NL__2PRFIN20040204_213502_000000412024_00029_10103_1330.N1	04-FEB-2004 21:35:02	Bright	40.500	151	13Mu Gem	2.8900	3000.0	81	10103	No
211	GOM_NL__2PRFIN20040204_213714_000000402024_00029_10103_1331.N1	04-FEB-2004 21:37:14	Bright	39.500	24	66Alp Gem	1.5800	10200.	79	10103	No
212	GOM_NL__2PRFIN20040204_213922_000000372024_00029_10103_1332.N1	04-FEB-2004 21:39:22	Bright	36.500	107	37The Aur	2.6490	11000.	73	10103	No
213	GOM_NL__2PRFIN20040204_214126_000000372024_00029_10103_1333.N1	04-FEB-2004 21:41:26	Bright	37.000	42	34Bet Aur	1.9000	10200.	74	10103	No
214	GOM_NL__2PRFIN20040204_214958_000000462024_00029_10103_1334.N1	04-FEB-2004 21:49:58	Bright	45.500	82	48Bet UMa	2.3650	10600.	91	10103	No
215	GOM_NL__2PRFIN20040204_215330_000000372024_00029_10103_1335.N1	04-FEB-2004 21:53:30	Bright	36.500	49	1Alp UMi	1.9900	6300.0	73	10103	No
216	GOM_NL__2PRFIN20040204_215623_000000412024_00029_10103_1336.N1	04-FEB-2004 21:56:23	Bright	41.000	60	7Bet UMi	2.0810	3950.0	82	10103	No
217	GOM_NL__2PRFIN20040204_215755_000000522024_00029_10103_1337.N1	04-FEB-2004 21:57:55	Bright	51.500	55	79Zet UMa	2.0600	10200.	103	10103	No
218	GOM_NL__2PRFIN20040204_220109_000000432024_00029_10103_1338.N1	04-FEB-2004 22:01:09	Bright	43.000	119	14Eta Dra	2.7270	4700.0	86	10103	No
219	GOM_NL__2PRFIN20040204_220428_000000412024_00029_10103_1339.N1	04-FEB-2004 22:04:28	Bright	40.500	130	23Bet Dra	2.7990	5800.0	81	10103	No

220	GOM_NL__2PRFIN20040204_220813_000000372024_00029_10103_1340.N1	04-FEB-2004 22:08:13	Bright	36.500	5	3Alp Lyr	0.033000	11000.	73	10103	No
221	GOM_NL__2PRFIN20040204_221116_000000482024_00029_10103_1341.N1	04-FEB-2004 22:11:16	Bright	47.500	133	40Zet Her	2.8070	6000.0	95	10103	No
222	GOM_NL__2PRFIN20040204_221557_000001352024_00029_10103_1342.N1	04-FEB-2004 22:15:57	Twilight	135.00	83		2.3780	11000.	270	10103	No
223	GOM_NL__2PRFIN20040204_222254_000000762024_00029_10103_1343.N1	04-FEB-2004 22:22:54	Straylight	75.500	102	24Alp Ser	2.6000	4250.0	151	10103	No
224	GOM_NL__2PRFIN20040204_222522_000000472024_00029_10103_1344.N1	04-FEB-2004 22:25:22	Twilight	47.000	86	35Eta Oph	2.4300	10200.	94	10103	No
225	GOM_NL__2PRFIN20040204_222727_000000402024_00029_10103_1345.N1	04-FEB-2004 22:27:27	Twilight	40.000	116	19Del Sgr	2.7000	4100.0	80	10103	No
226	GOM_NL__2PRFIN20040204_222838_000000422024_00029_10103_1346.N1	04-FEB-2004 22:28:38	Twilight	41.500	38	20Eps Sgr	1.8360	11000.	83	10103	No
227	GOM_NL__2PRFIN20040204_223017_000000442024_00029_10103_1347.N1	04-FEB-2004 22:30:17	Dark	43.500	25	35Lam Sco	1.6200	28000.	87	10103	No
228	GOM_NL__2PRFIN20040204_223143_000000442024_00029_10103_1348.N1	04-FEB-2004 22:31:43	Dark	43.500	40	The Sco	1.8590	7100.0	87	10103	No
229	GOM_NL__2PRFIN20040204_223335_000000382024_00029_10103_1349.N1	04-FEB-2004 22:33:35	Dark	37.500	147	Alp Ara	2.8770	26000.	75	10103	No
230	GOM_NL__2PRFIN20040204_223542_000000452024_00029_10103_1350.N1	04-FEB-2004 22:35:42	Dark	44.500	131	Gam Lup	2.8000	26000.	89	10103	No
231	GOM_NL__2PRFIN20040204_223857_000000512024_00030_10104_1319.N1	04-FEB-2004 22:38:57	Dark	51.000	43	Alp TrA	1.9100	4250.0	102	10104	No
232	GOM_NL__2PRFIN20040204_224514_000000502024_00030_10104_1320.N1	04-FEB-2004 22:45:14	Dark	50.000	12	Alp1Cru	0.77500	30000.	100	10104	No
233	GOM_NL__2PRFIN20040204_224832_000000392024_00030_10104_1321.N1	04-FEB-2004 22:48:32	Dark	38.500	29	Bet Car	1.6720	10200.	77	10104	No
234	GOM_NL__2PRFIN20040204_225145_000000472024_00030_10104_1322.N1	04-FEB-2004 22:51:45	Dark	46.500	41	Eps Car	1.8600	4100.0	93	10104	No
235	GOM_NL__2PRFIN20040204_225510_000000412024_00030_10104_1323.N1	04-FEB-2004 22:55:10	Straylight	40.500	34	Gam2Vel	1.7930	23000.	81	10104	No
236	GOM_NL__2PRFIN20040204_225714_000000412024_00030_10104_1324.N1	04-FEB-2004 22:57:14	Straylight	40.500	70	Zet Pup	2.2460	39000.	81	10104	No
237	GOM_NL__2PRFIN20040204_225834_000000432024_00030_10104_1325.N1	04-FEB-2004 22:58:34	Straylight	43.000	117	Pi Pup	2.7060	3800.0	86	10104	No
238	GOM_NL__2PRFIN20040204_230100_000000402024_00030_10104_1326.N1	04-FEB-2004 23:01:00	Straylight	40.000	23	21Eps CMa	1.5020	26000.	80	10104	No
239	GOM_NL__2PRFIN20040204_230223_000000412024_00030_10104_1327.N1	04-FEB-2004 23:02:23	Straylight	40.500	179	24Omi2CMa	3.0320	24000.	81	10104	No
240	GOM_NL__2PRFIN20040204_230433_000000502024_00030_10104_1328.N1	04-FEB-2004 23:04:33	Straylight	49.500	1	9Alp CMa	-1.4400	11000.	99	10104	No
241	GOM_NL__2PRFIN20040204_231011_000000522024_00030_10104_1329.N1	04-FEB-2004 23:10:11	Twilight	51.500	8	10Alp CMi	0.40000	6500.0	103	10104	No
242	GOM_NL__2PRFIN20040204_231345_000000402024_00030_10104_1330.N1	04-FEB-2004 23:13:45	Bright	39.500	44	24Gam Gem	1.9280	11000.	79	10104	No
243	GOM_NL__2PRFIN20040204_231538_000000412024_00030_10104_1331.N1	04-FEB-2004 23:15:38	Bright	41.000	151	13Mu Gem	2.8900	3000.0	82	10104	No
244	GOM_NL__2PRFIN20040204_231749_000000402024_00030_10104_1332.N1	04-FEB-2004 23:17:49	Bright	40.000	24	66Alp Gem	1.5800	10200.	80	10104	No
245	GOM_NL__2PRFIN20040204_231958_000000372024_00030_10104_1333.N1	04-FEB-2004 23:19:58	Bright	37.000	107	37The Aur	2.6490	11000.	74	10104	No
246	GOM_NL__2PRFIN20040204_232201_000000382024_00030_10104_1334.N1	04-FEB-2004 23:22:01	Bright	38.000	42	34Bet Aur	1.9000	10200.	76	10104	No
247	GOM_NL__2PRFIN20040204_233033_000000452024_00030_10104_1335.N1	04-FEB-2004 23:30:33	Bright	45.000	82	48Bet UMa	2.3650	10600.	90	10104	No
248	GOM_NL__2PRFIN20040204_233406_000000332024_00030_10104_1336.N1	04-FEB-2004 23:34:06	Bright	33.000	49	1Alp UMi	1.9900	6300.0	66	10104	No
249	GOM_NL__2PRFIN20040204_233659_000000382024_00030_10104_1337.N1	04-FEB-2004 23:36:59	Bright	38.000	60	7Bet UMi	2.0810	3950.0	76	10104	No
250	GOM_NL__2PRFIN20040204_233830_000000572024_00030_10104_1338.N1	04-FEB-2004 23:38:30	Bright	56.500	55	79Zet UMa	2.0600	10200.	113	10104	No
251	GOM_NL__2PRFIN20040204_234145_000000422024_00030_10104_1339.N1	04-FEB-2004 23:41:45	Bright	41.500	119	14Eta Dra	2.7270	4700.0	83	10104	No
252	GOM_NL__2PRFIN20040204_234504_000000402024_00030_10104_1340.N1	04-FEB-2004 23:45:04	Bright	39.500	130	23Bet Dra	2.7990	5800.0	79	10104	No
253	GOM_NL__2PRFIN20040204_234848_000000402024_00030_10104_1341.N1	04-FEB-2004 23:48:48	Bright	39.500	5	3Alp Lyr	0.033000	11000.	79	10104	No
254	GOM_NL__2PRFIN20040204_235152_000000462024_00030_10104_1342.N1	04-FEB-2004 23:51:52	Bright	45.500	133	40Zet Her	2.8070	6000.0	91	10104	No
255	GOM_NL__2PRFIN20040204_235634_000001362024_00030_10104_1343.N1	04-FEB-2004 23:56:34	Twilight	136.00	83		2.3780	11000.	272	10104	No

3. Quality information per product

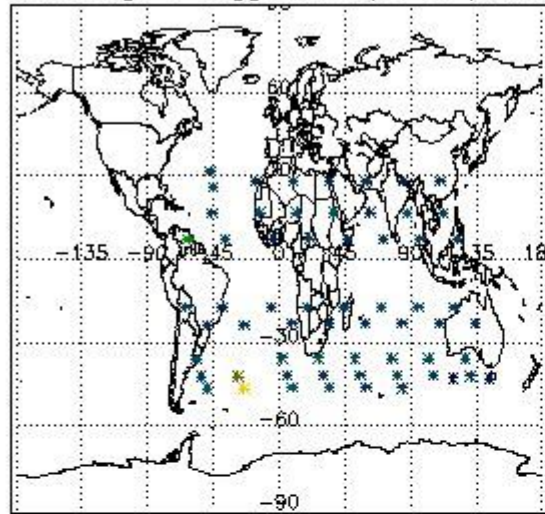
In this section it is plotted some information contained in the Quality Summary data set of the level 2 products. Only products in dark limb conditions and without errors (error flag in the MPH set to "0") are used.

3.1 Plot quality information per product (time dependant)

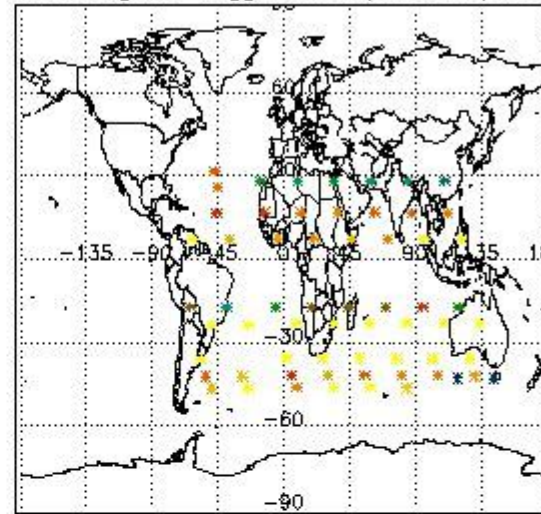


3.2 Plot quality information per product (world map)


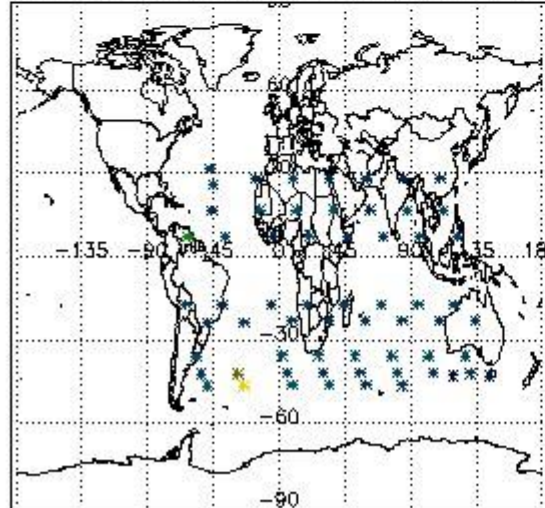
Percentage of flagged data per O3 profile



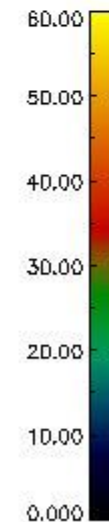
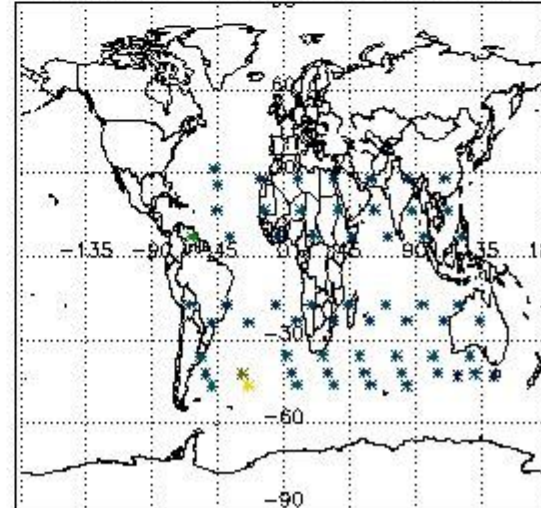
Percentage of flagged data per H2O profile



Percentage of flagged data per NO2 profile



Percentage of flagged data per NO3 profile

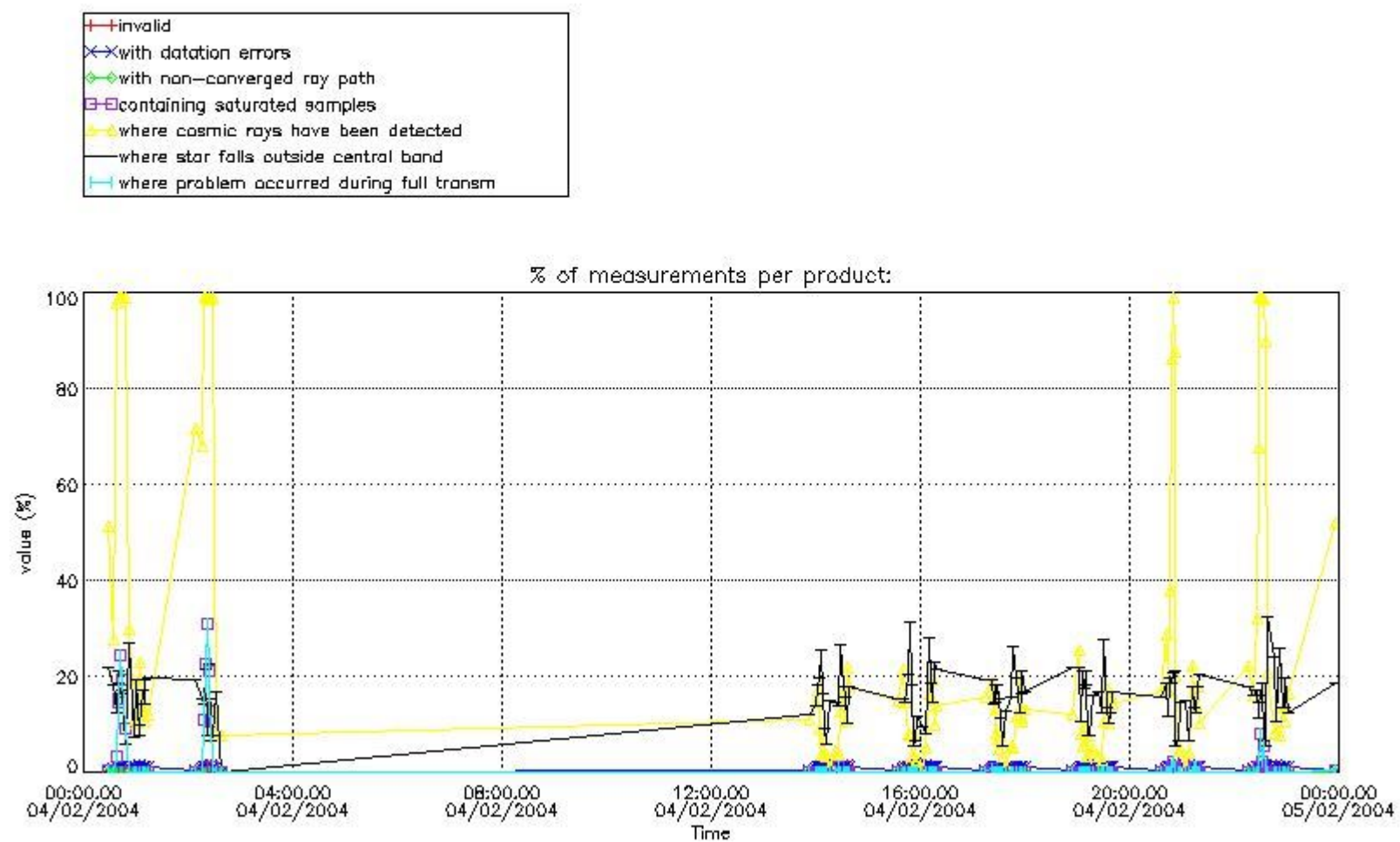


4. Level 1 quality information per product

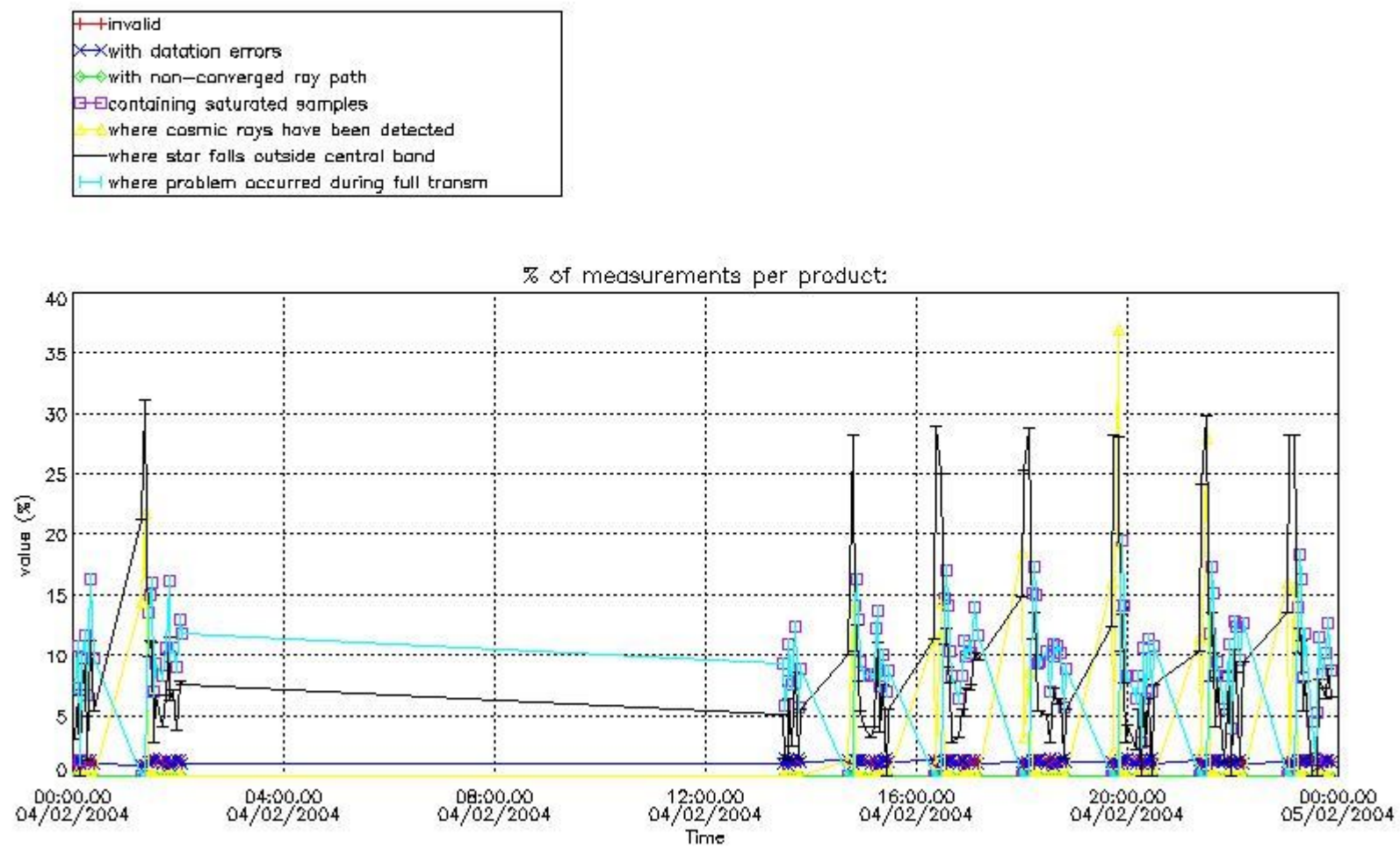
In this section it is plotted some information contained in the Quality Summary data set of the level 2 products that comes from the level 1b processing. Products without errors (error flag in the MPH set to "0") are used.

4.1 Plot quality information per product (time dependant) coming from level 1b processing

4.1.1 Plot level 1 quality information per product (time dependant): ENVISAT ASCENDING passes



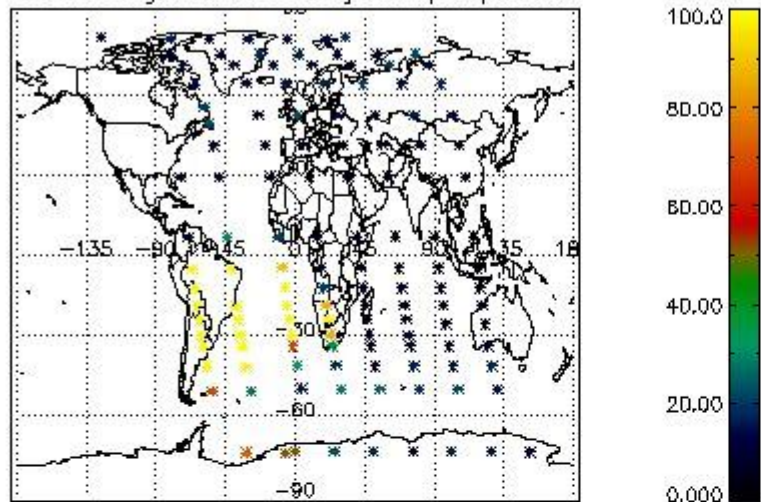
4.1.2 Plot level 1 quality information per product (time dependant): ENVI SAT DESCENDING passes



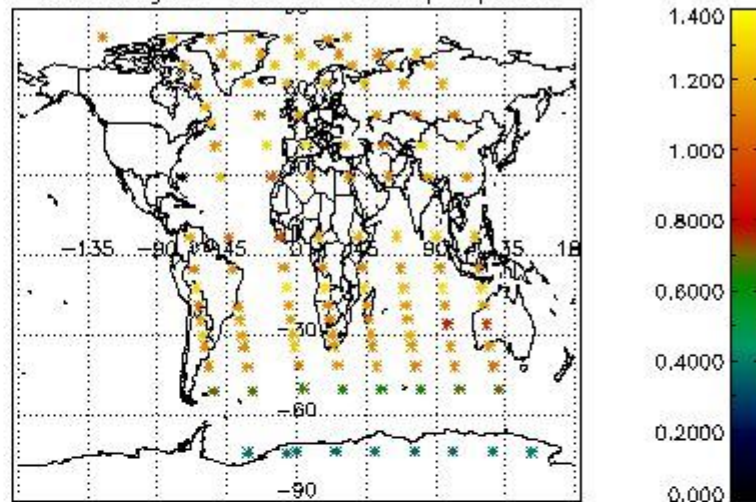
4.2 Plot quality information per product coming from level 1b processing (world map)

4.2.1 Plot level 1 quality information per product (world map): ENVISAT ASCENDING passes

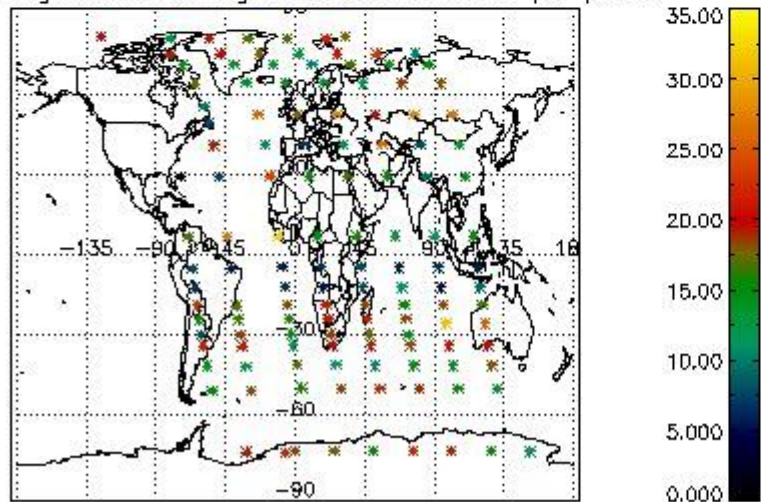
Percentage of cosmic ray hits per profile



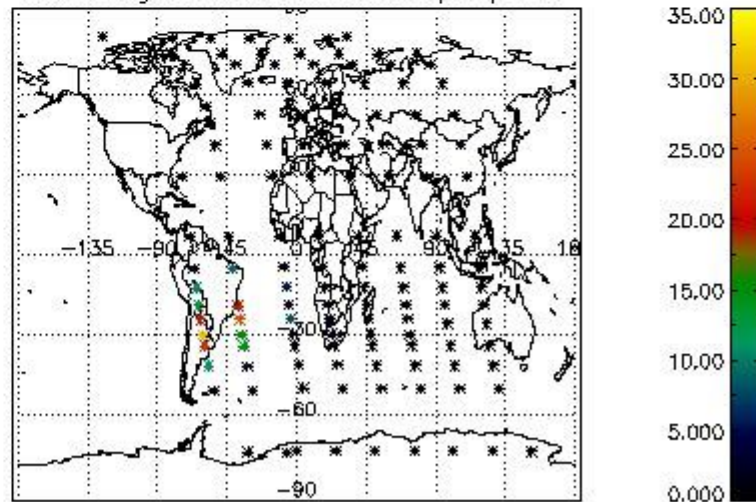
Percentage of datation errors per profile



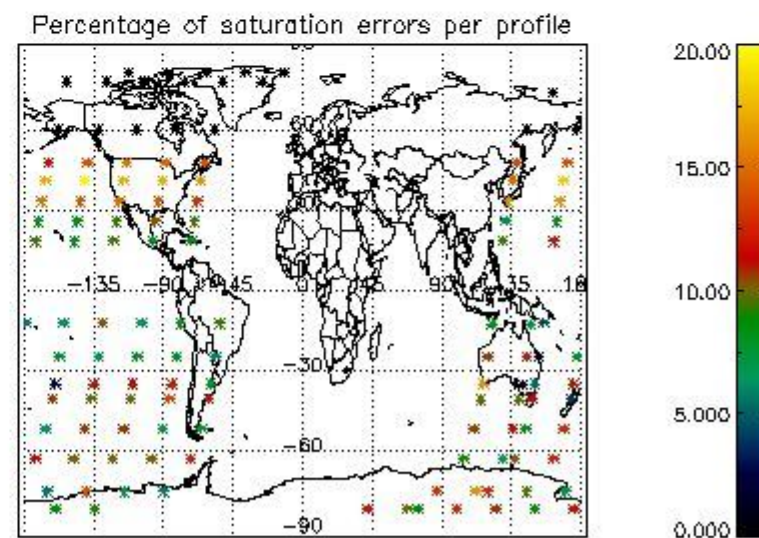
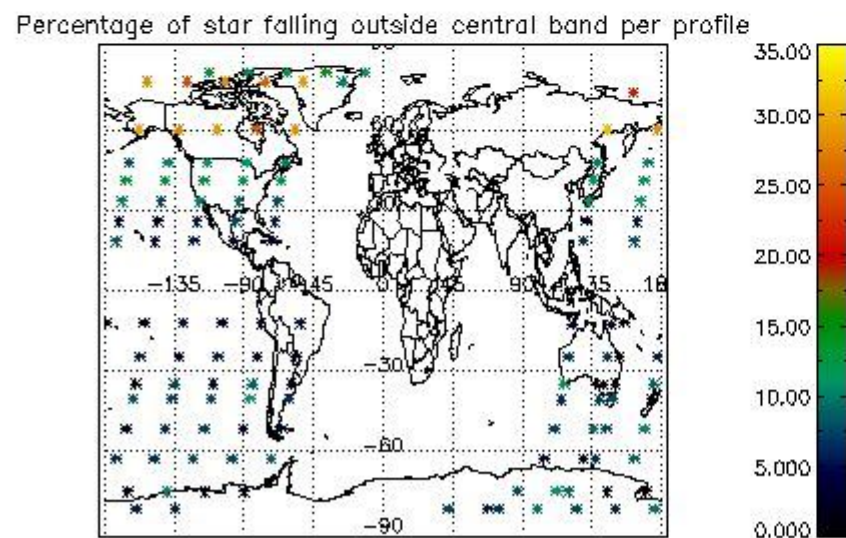
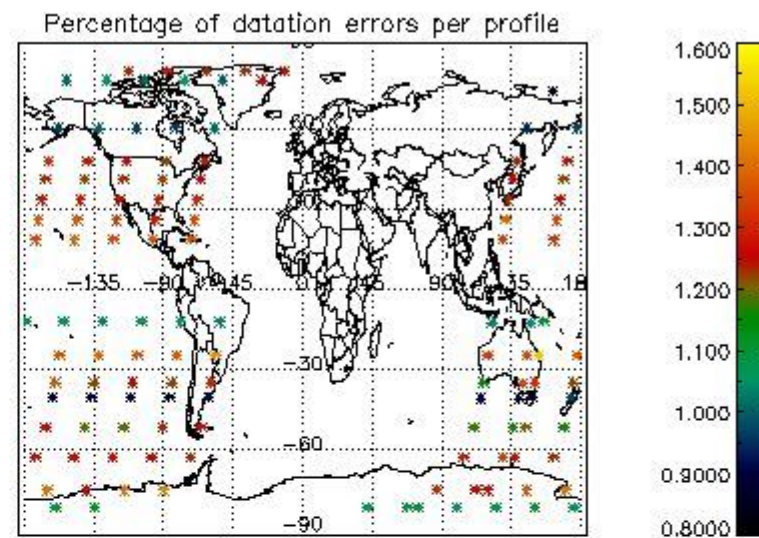
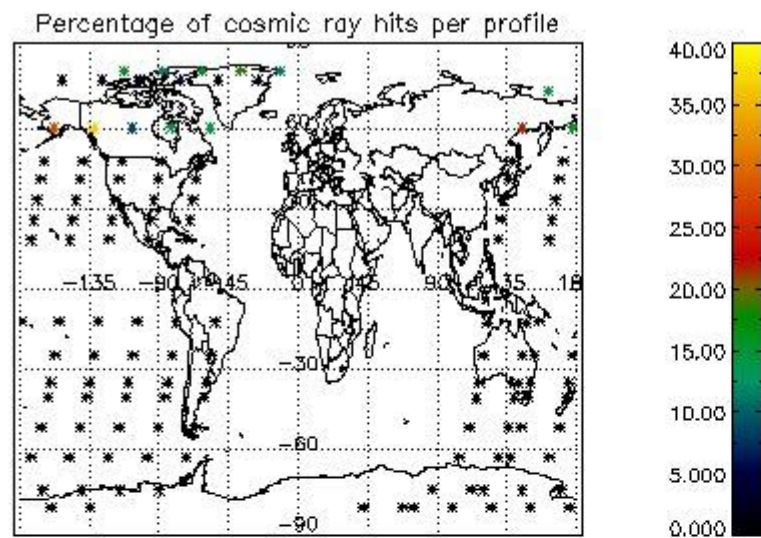
Percentage of star falling outside central band per profile



Percentage of saturation errors per profile



4.2.2 Plot level 1 quality information per product (world map): ENVISAT DESCENDING passes



5. Trace gas profiles

5.1 Ozone statistics based on quality of products

The final quality of the products can be "measured" using the STD (Standard Deviation) attached to every point profile. This information is written to the parameter GOM_NL__2P/NL_LOCAL_SPECIES_DENSITY/o3_std of the level 2 products. The table below shows the statistics for given STD ranges.

The statistics are given with respect to the overall valid production:

- Products without fatal errors: GOM_NL__2P/MPH/PRODUCT_ERR=0
- Valid point profile: GOM_NL__2P/NL_LOCAL_SPECIES_DENSITY/pcd(0)=0

The 'Criteria' is applied to valid points of dark limb products:

- Products in dark limb illumination condition: GOM_NL__2P/NL_SUMMARY_QUALITY/obs_ill_cond=0
- Products without fatal errors: GOM_NL__2P/MPH/PRODUCT_ERR=0
- Valid point profile: GOM_NL__2P/NL_LOCAL_SPECIES_DENSITY/pcd(0)=0

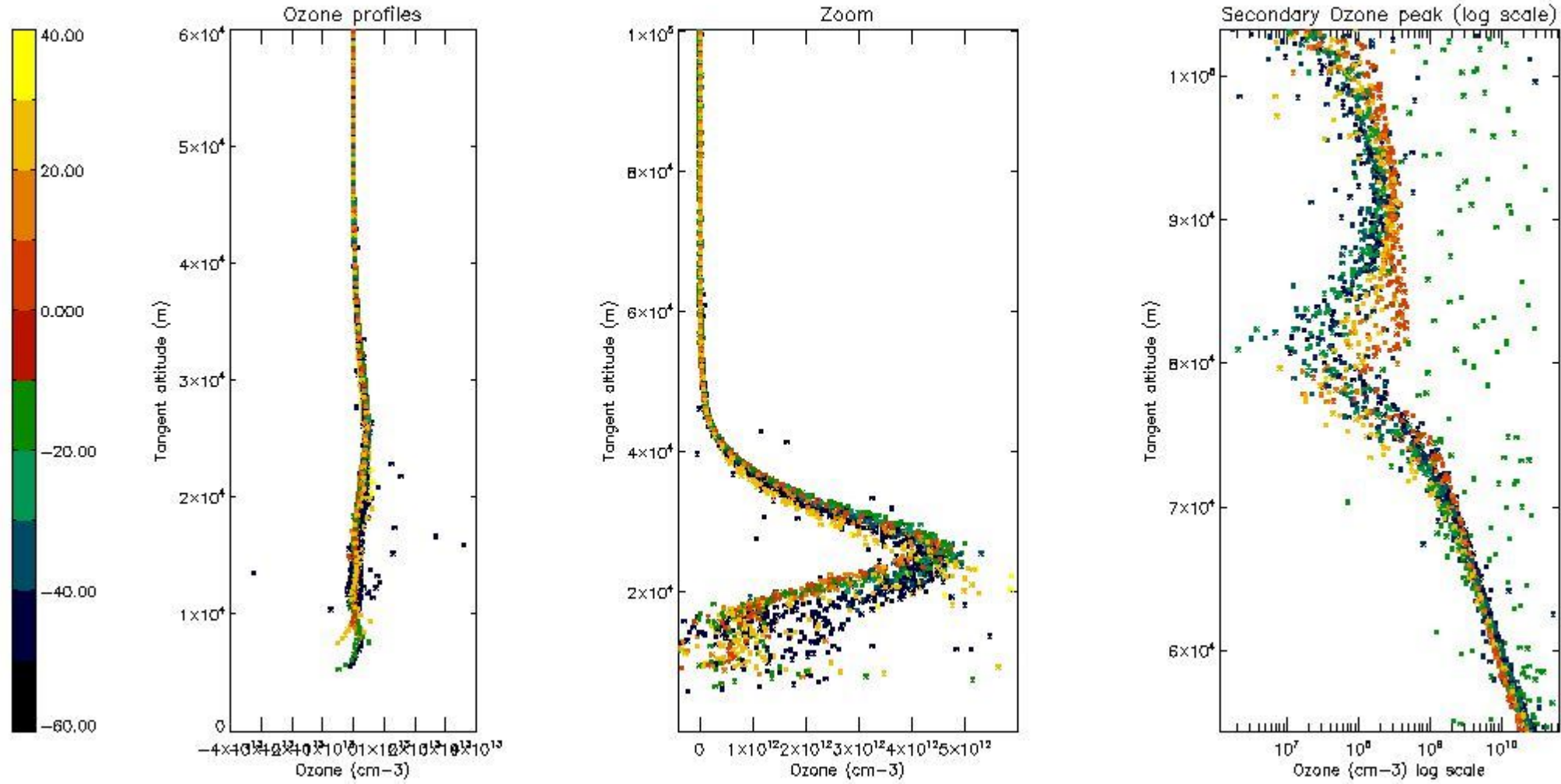
So, the table below shows the percentage of dark limb and valid observations for each criteria with respect to the overall valid daily observations.

Criteria	% of total production
All STD	22
STD < 20	12

STD < 10	10
STD < 5	8

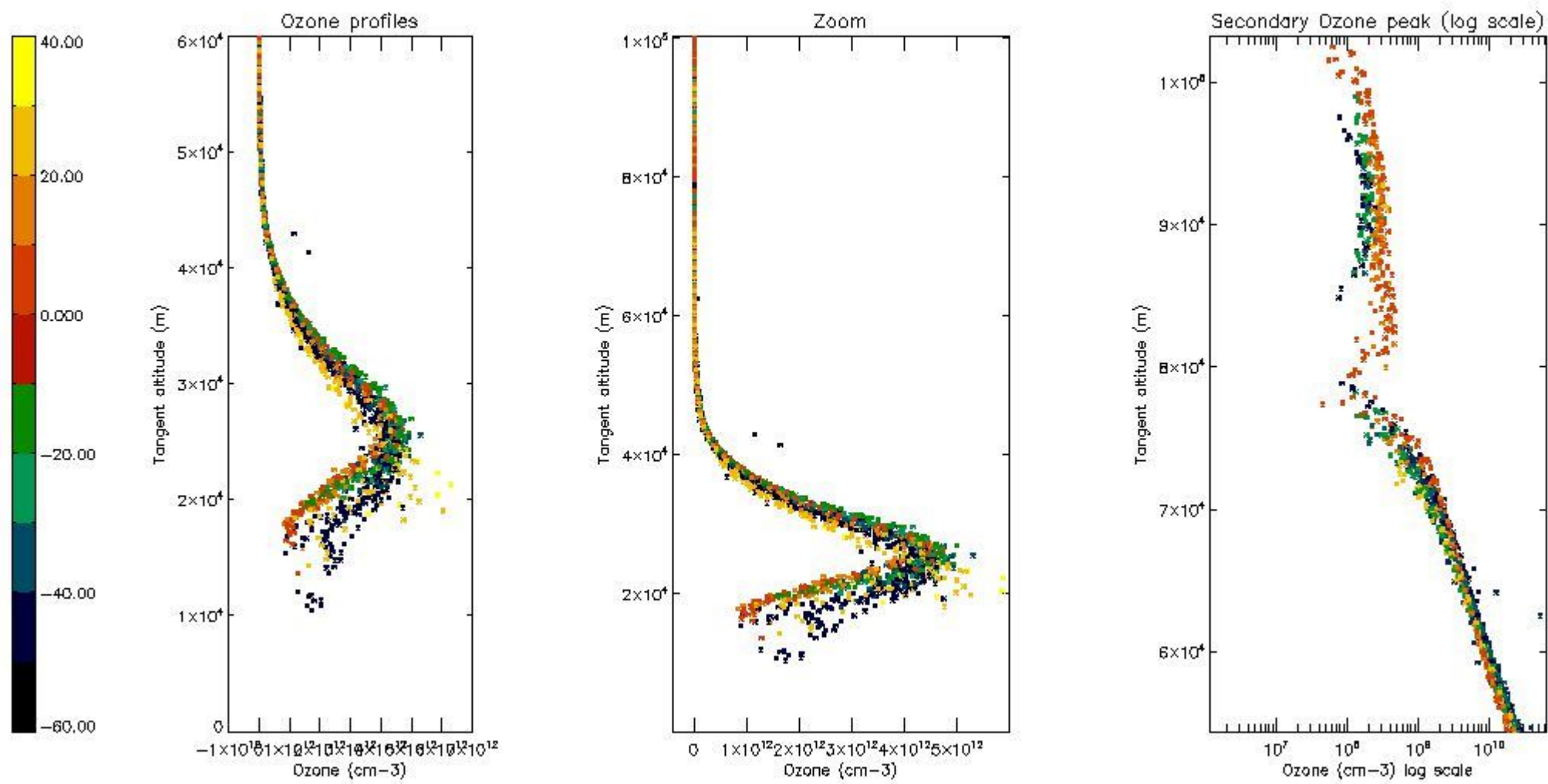
5.2 Plot ozone profiles for all STD (dark without errors)

The colorbar represents the latitude.



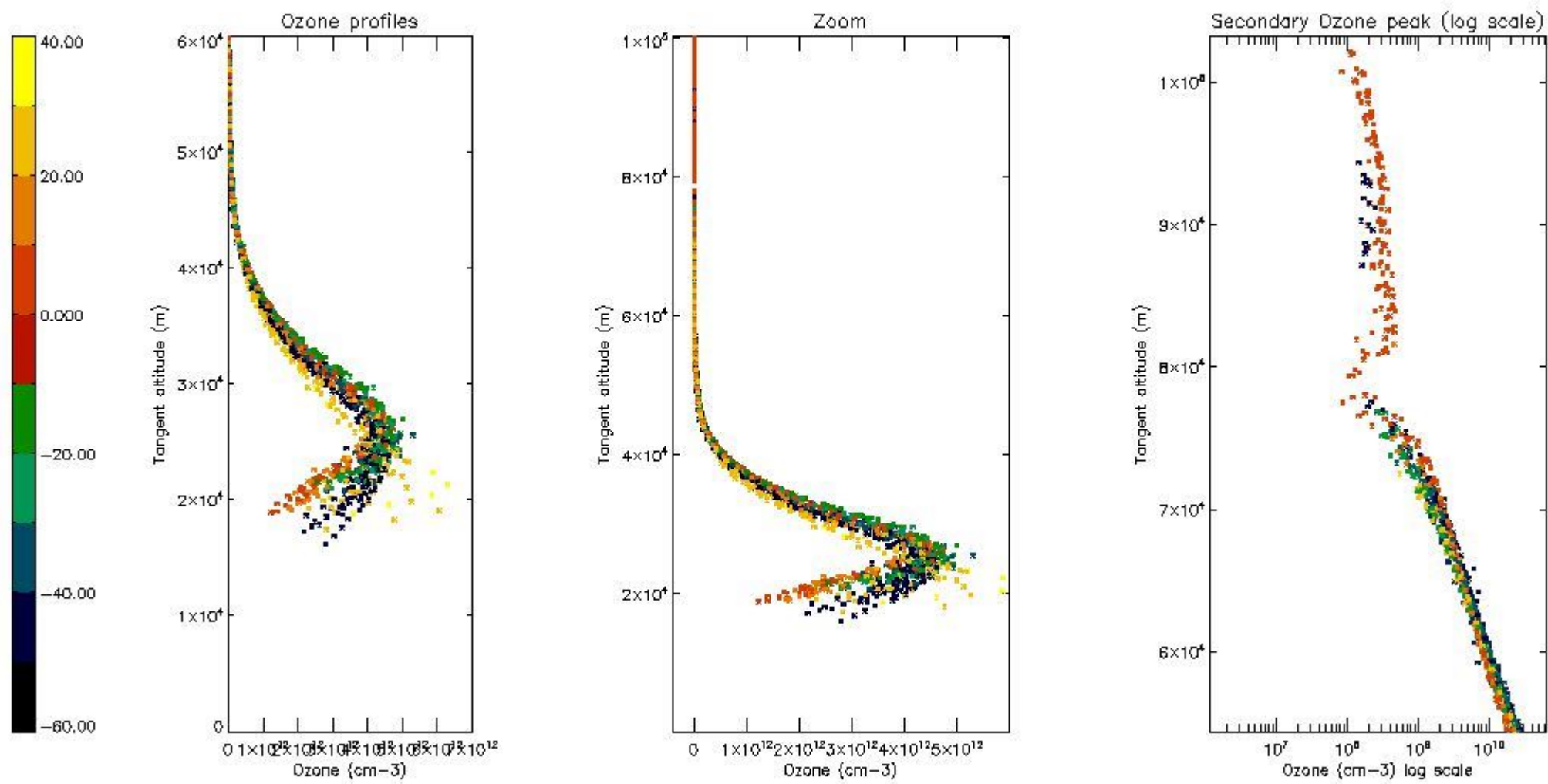
5.3 Plot ozone profiles where STD < 20% (dark without errors)

The colorbar represents the latitude.



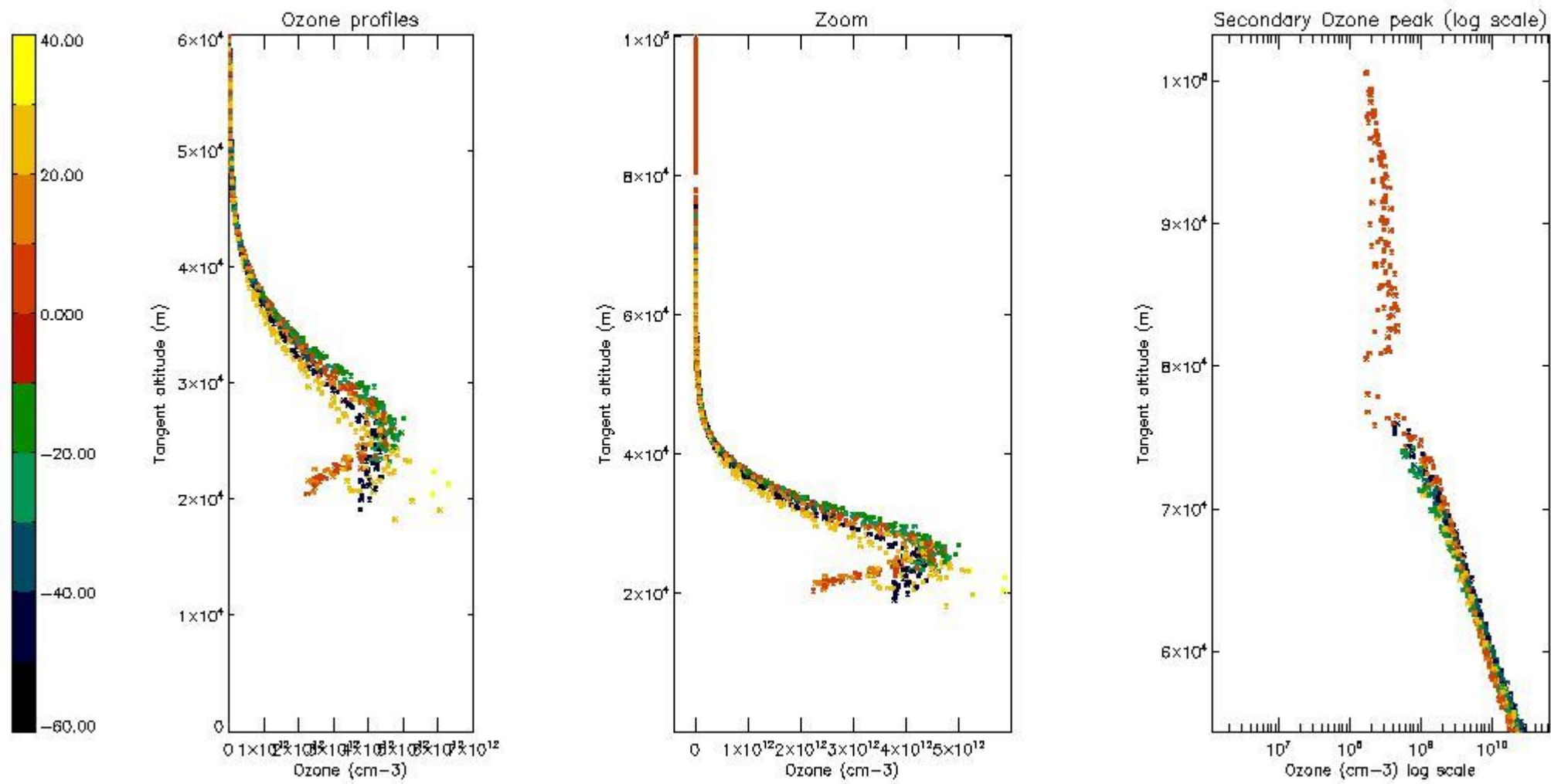
5.4 Plot ozone profiles where $STD < 10\%$ (dark without errors)

The colorbar represents the latitude.



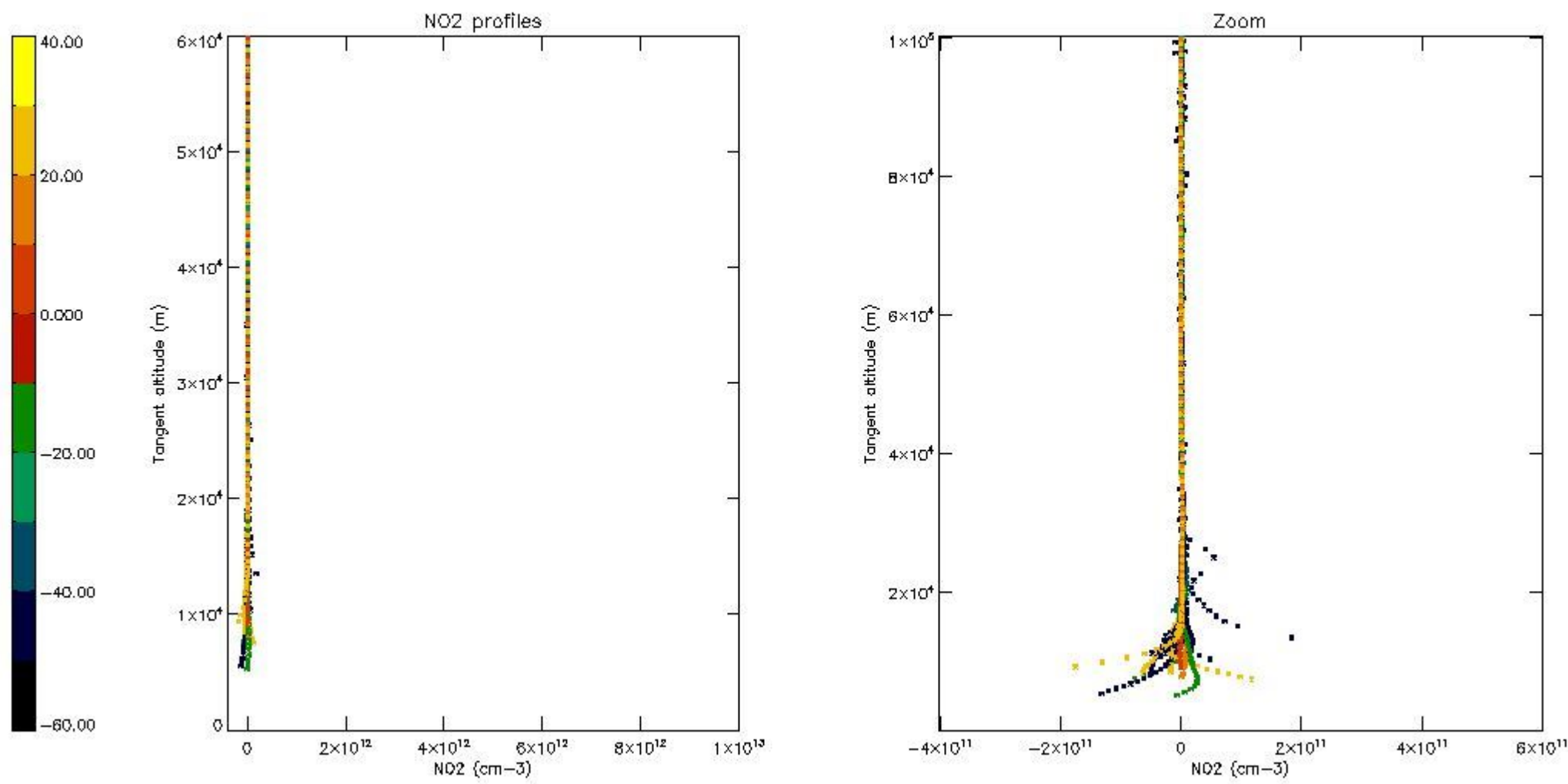
5.5 Plot ozone profiles where STD < 5% (dark without errors)

The colorbar represents the latitude.



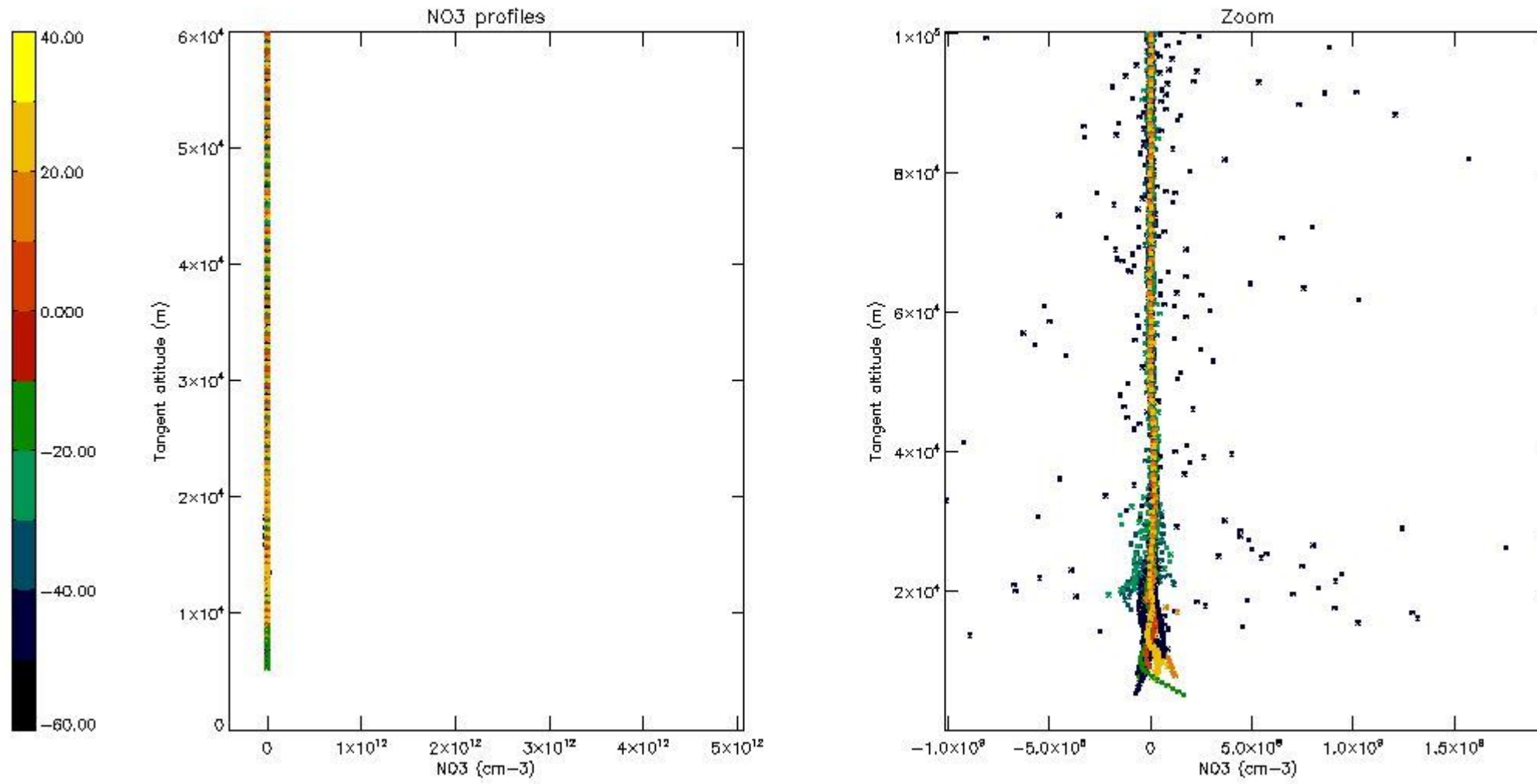
5.6 Plot NO₂ profiles for all STD (dark without errors)

The colorbar represents the latitude.



5.7 Plot NO3 profiles for all STD (dark without errors)

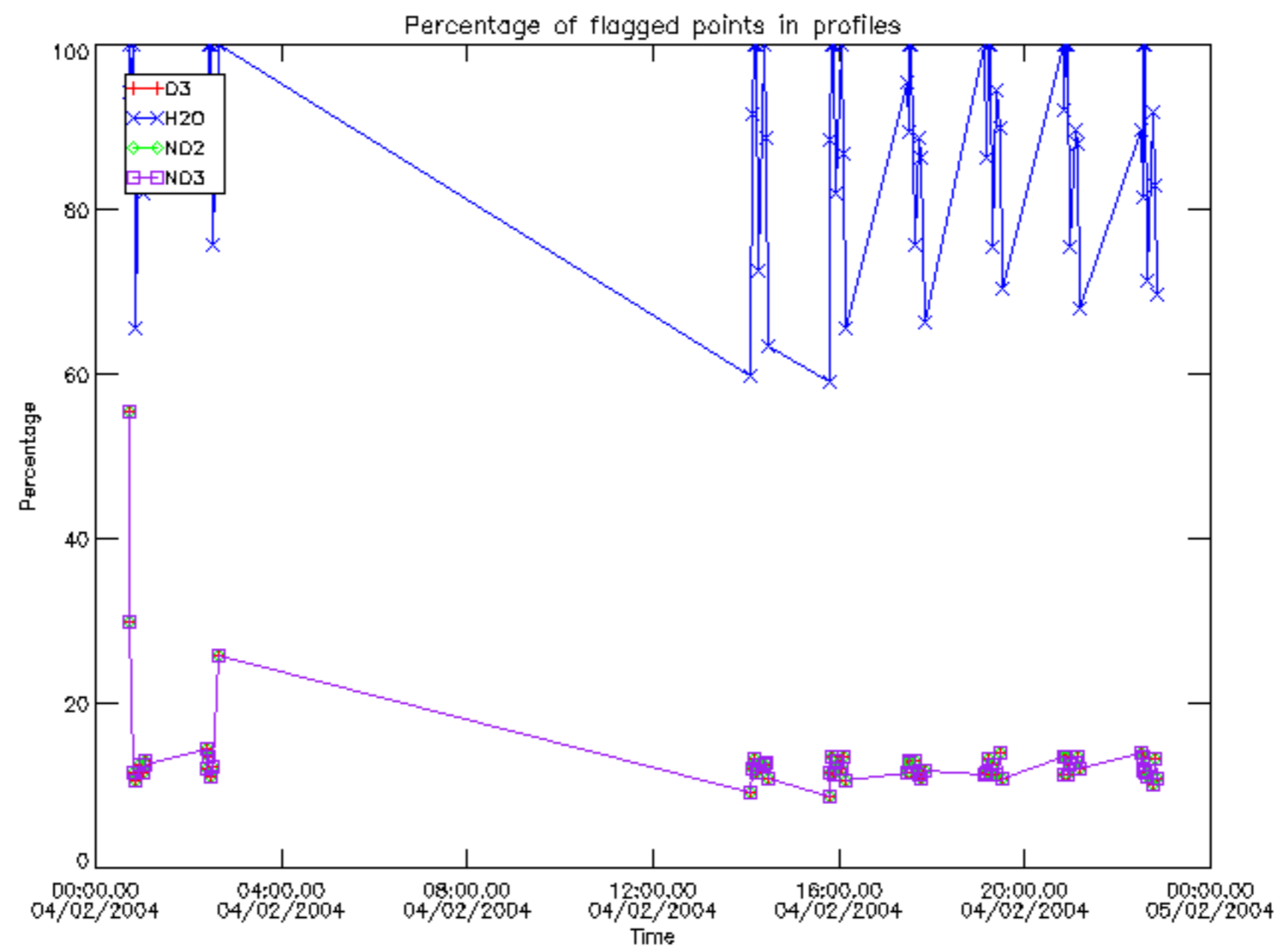
The colorbar represents the latitude.



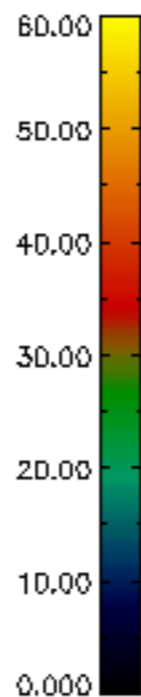
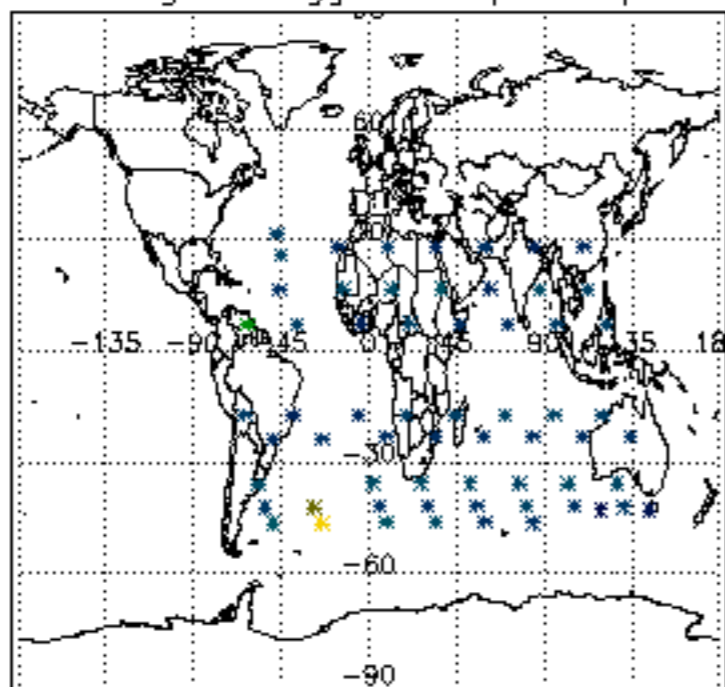
6. Auxiliary Data Files used for the production reported in section 2

The number reported in the third column indicates since which file (see list in section 2) the corresponding auxiliary file has been used. The fourth column is the date of those product files.

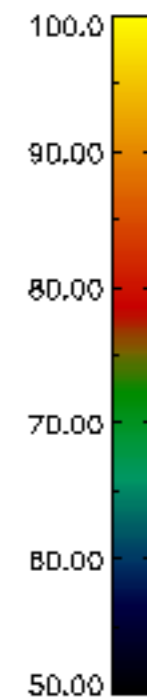
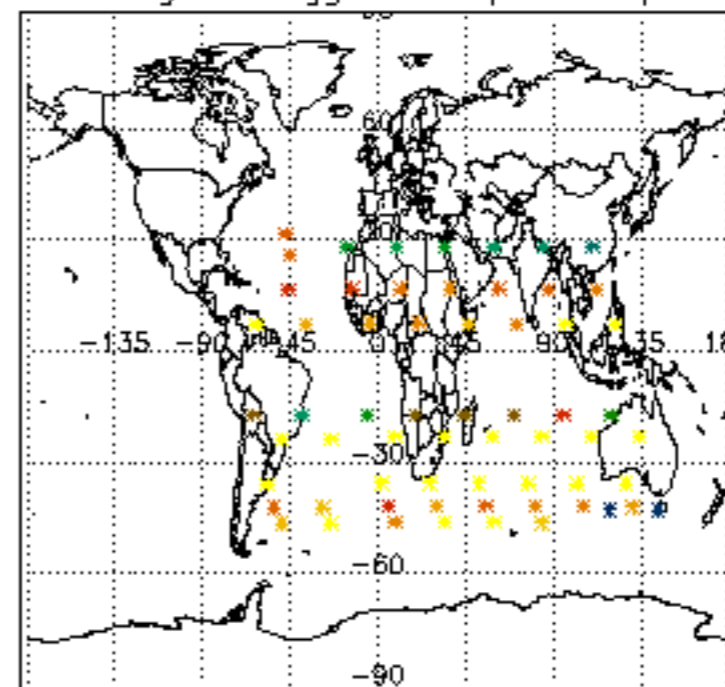
Type	Auxiliary Filename	Used since product	Used since product date
INST_PHYS_CHARACTERISTICS	GOM_INS_AXVIEC20091111_143220_20030716_120000_20500101_000000	1	04-FEB-2004 00:02:20
LEVEL-2_PROC_CONFIG	GOM_PR2_AXVIEC20091111_152718_20020301_000000_20500101_000000	1	04-FEB-2004 00:02:20
CROSS_SECTIONS_FILE	GOM_CRS_AXVIEC20091111_154832_20020301_000000_20500101_000000	1	04-FEB-2004 00:02:20



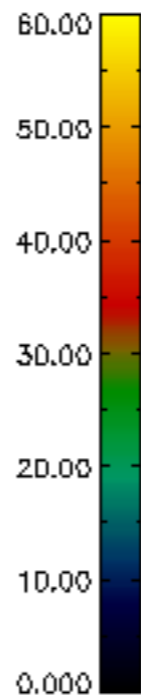
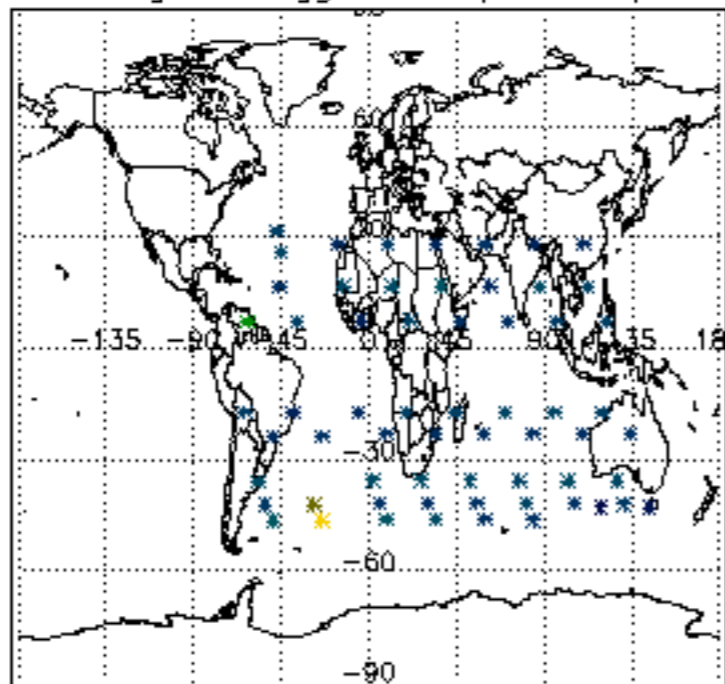
Percentage of flagged data per D3 profile



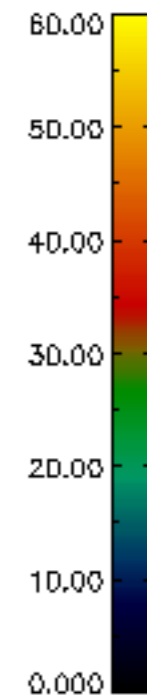
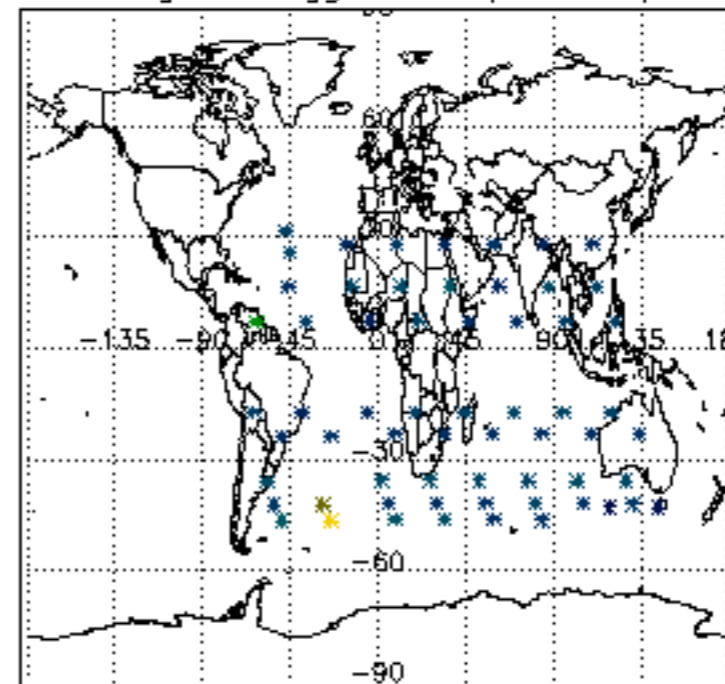
Percentage of flagged data per H2O profile

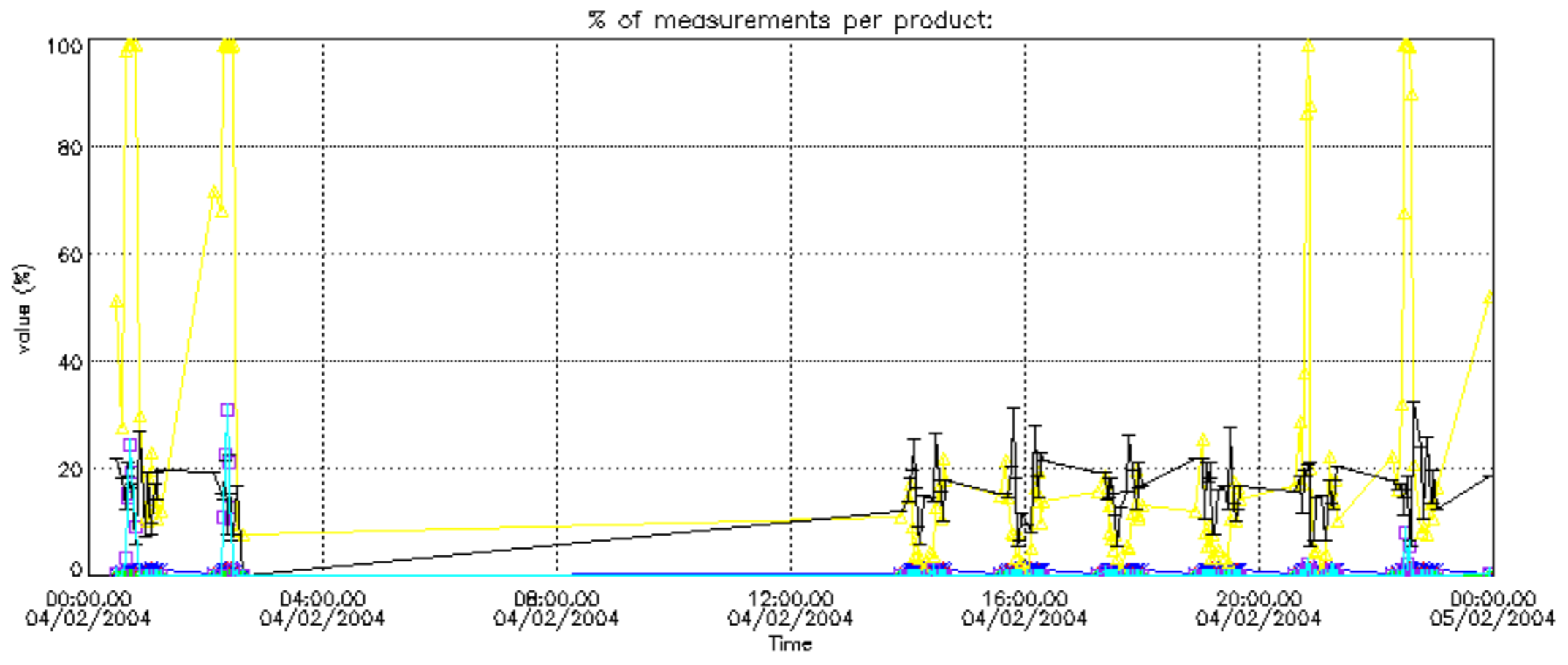


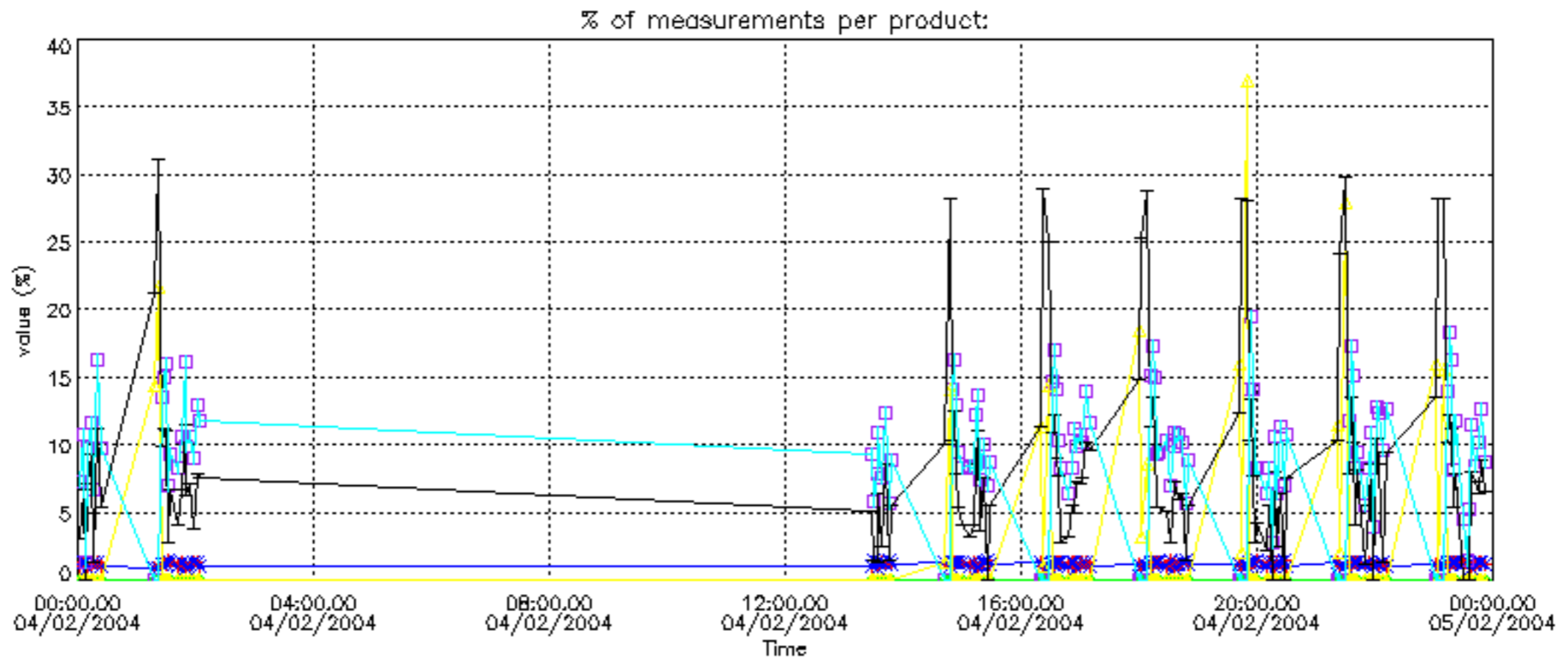
Percentage of flagged data per NO2 profile



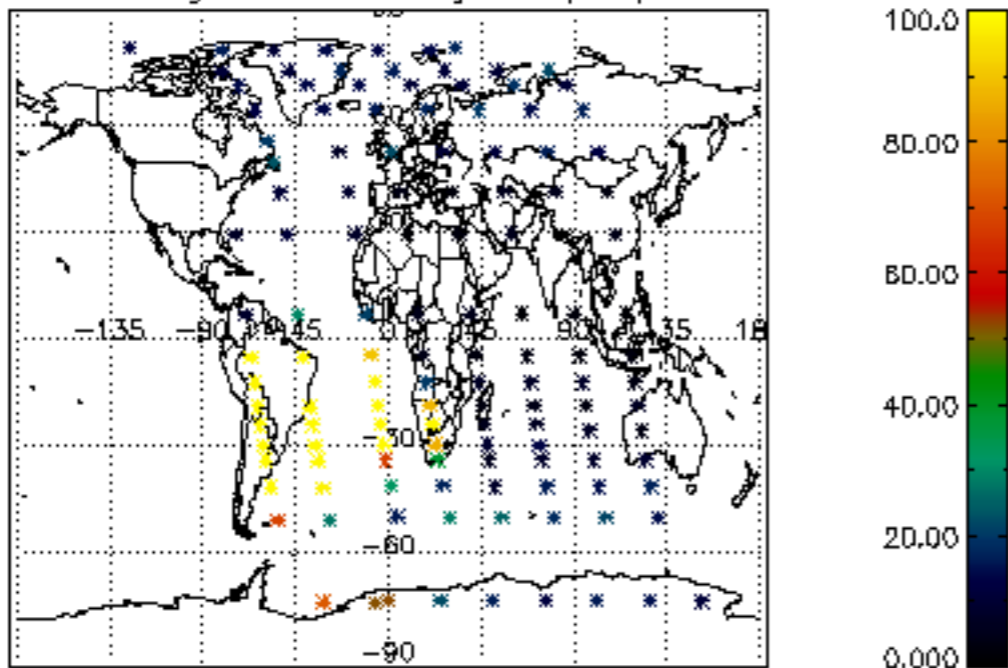
Percentage of flagged data per NO3 profile



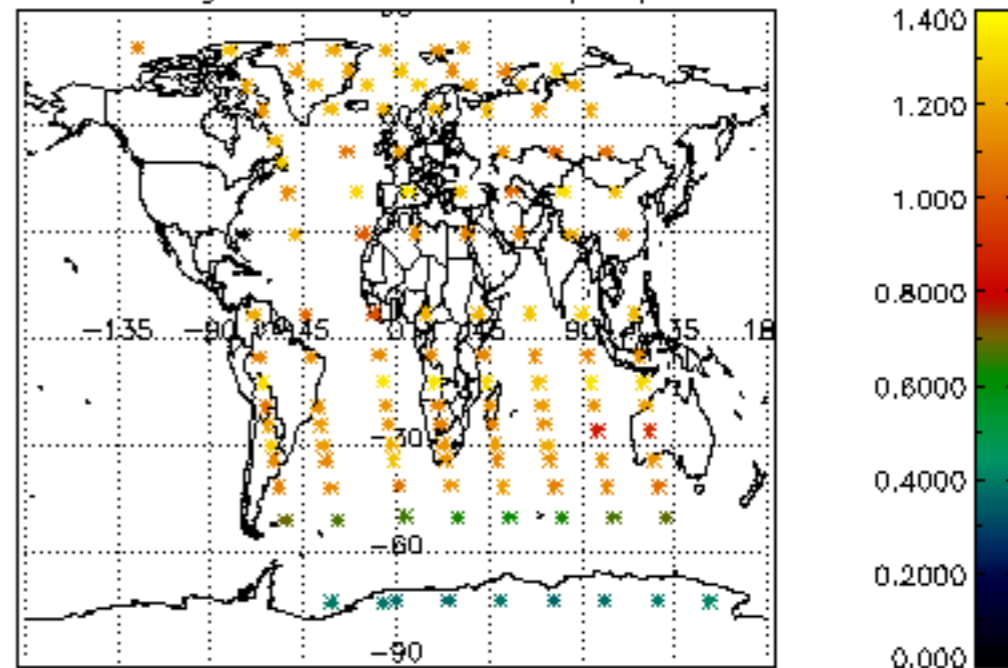




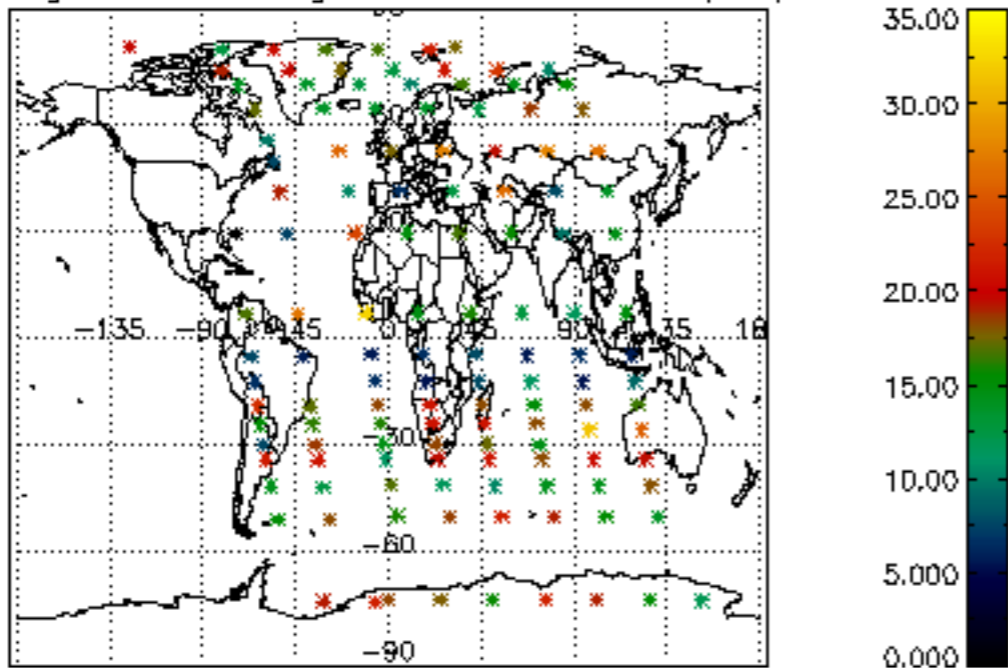
Percentage of cosmic ray hits per profile



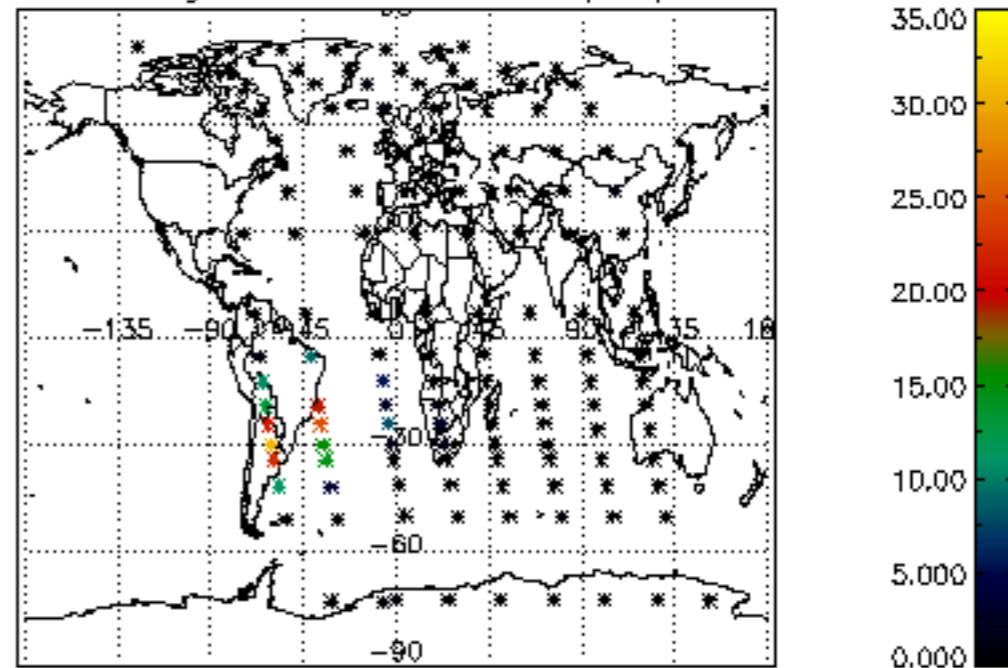
Percentage of datation errors per profile



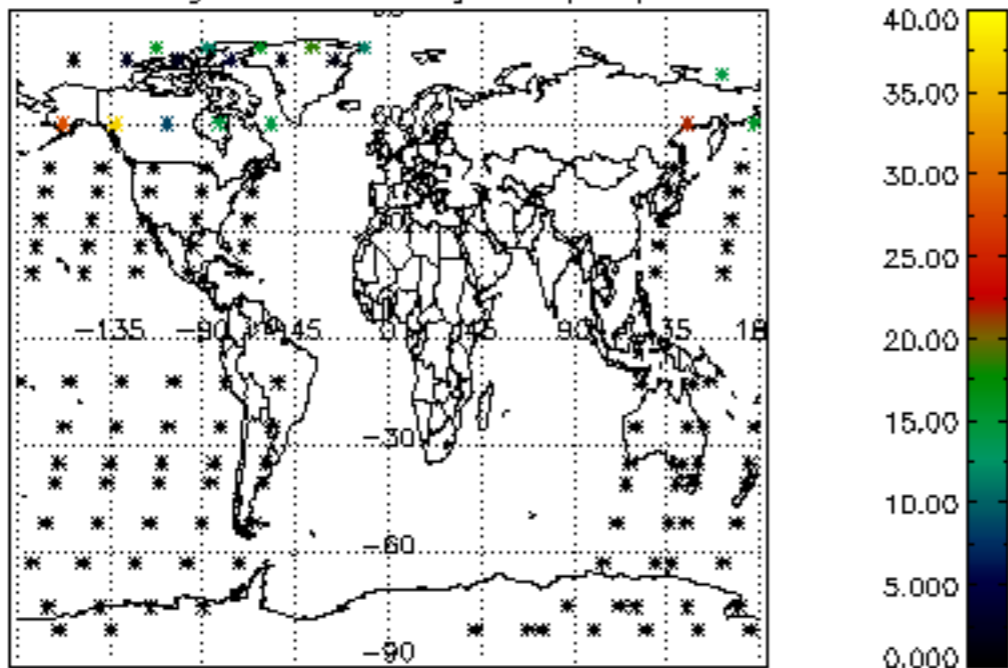
Percentage of star falling outside central band per profile



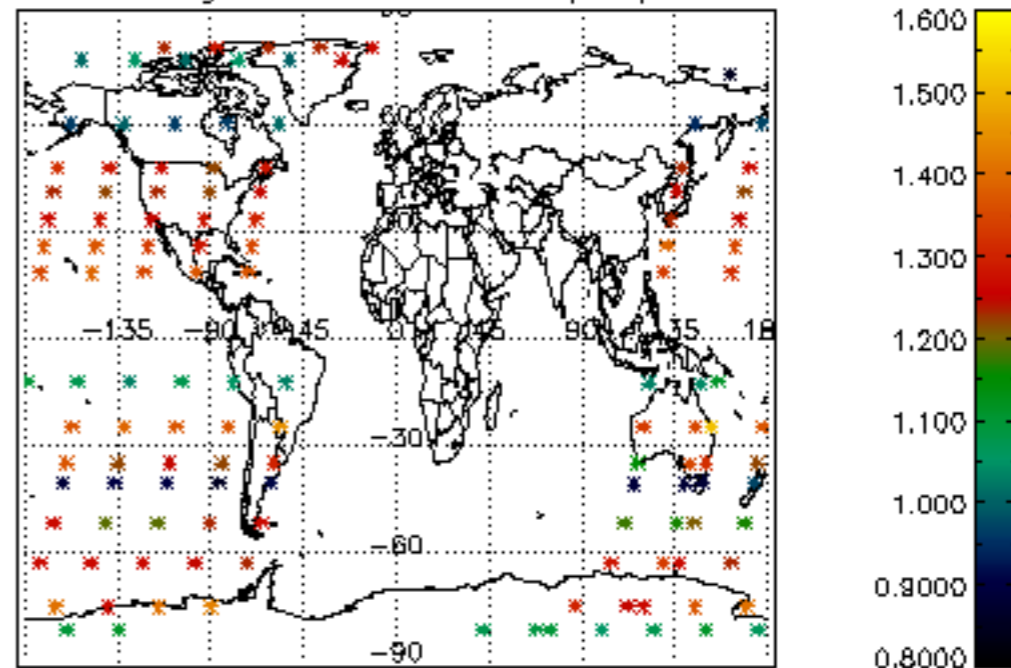
Percentage of saturation errors per profile



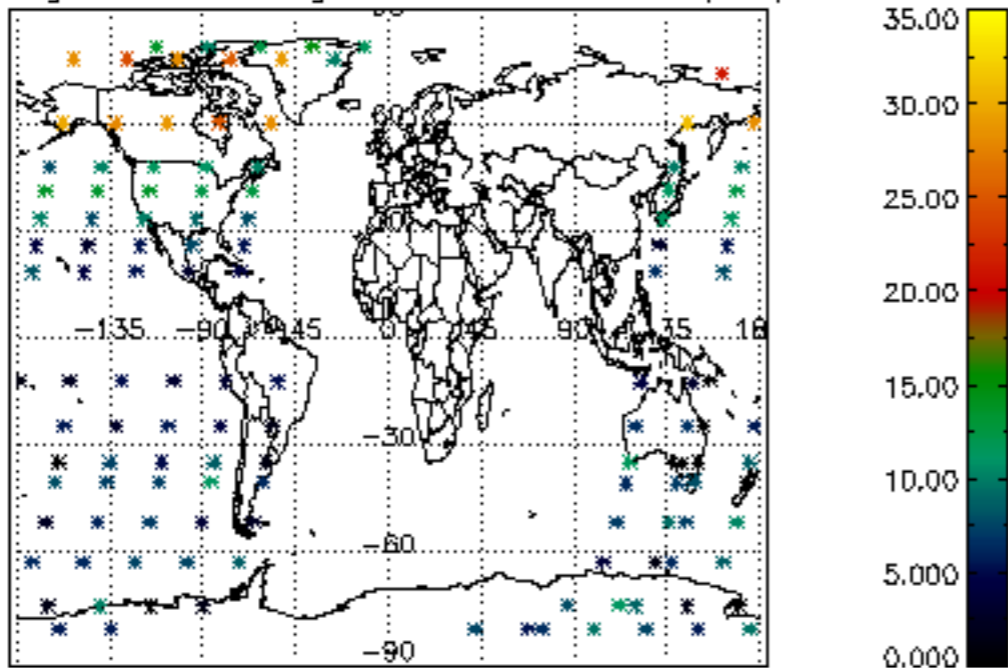
Percentage of cosmic ray hits per profile



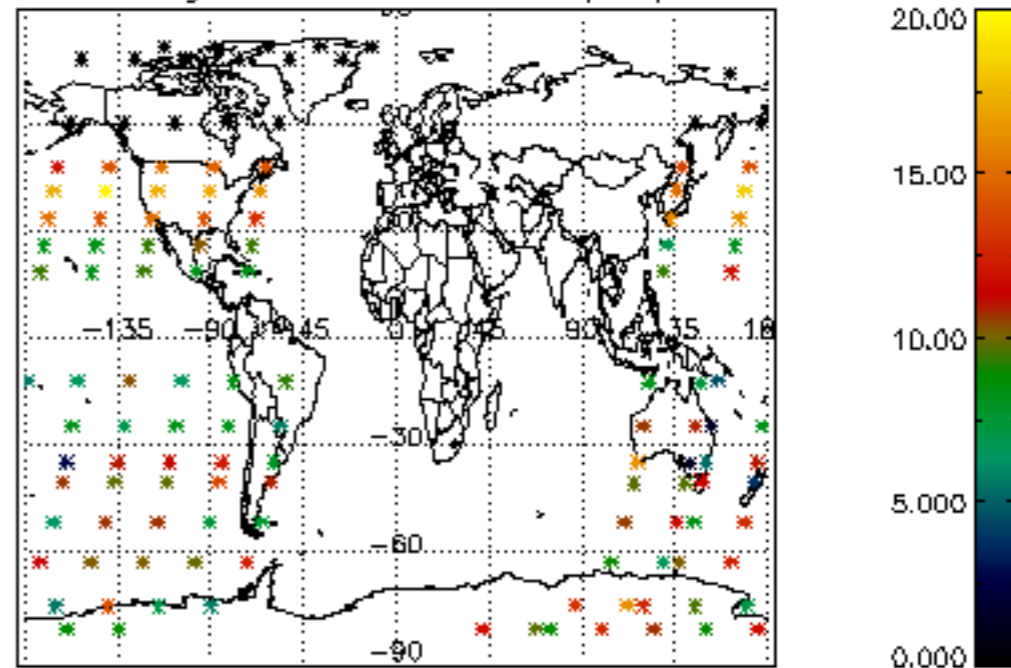
Percentage of datation errors per profile

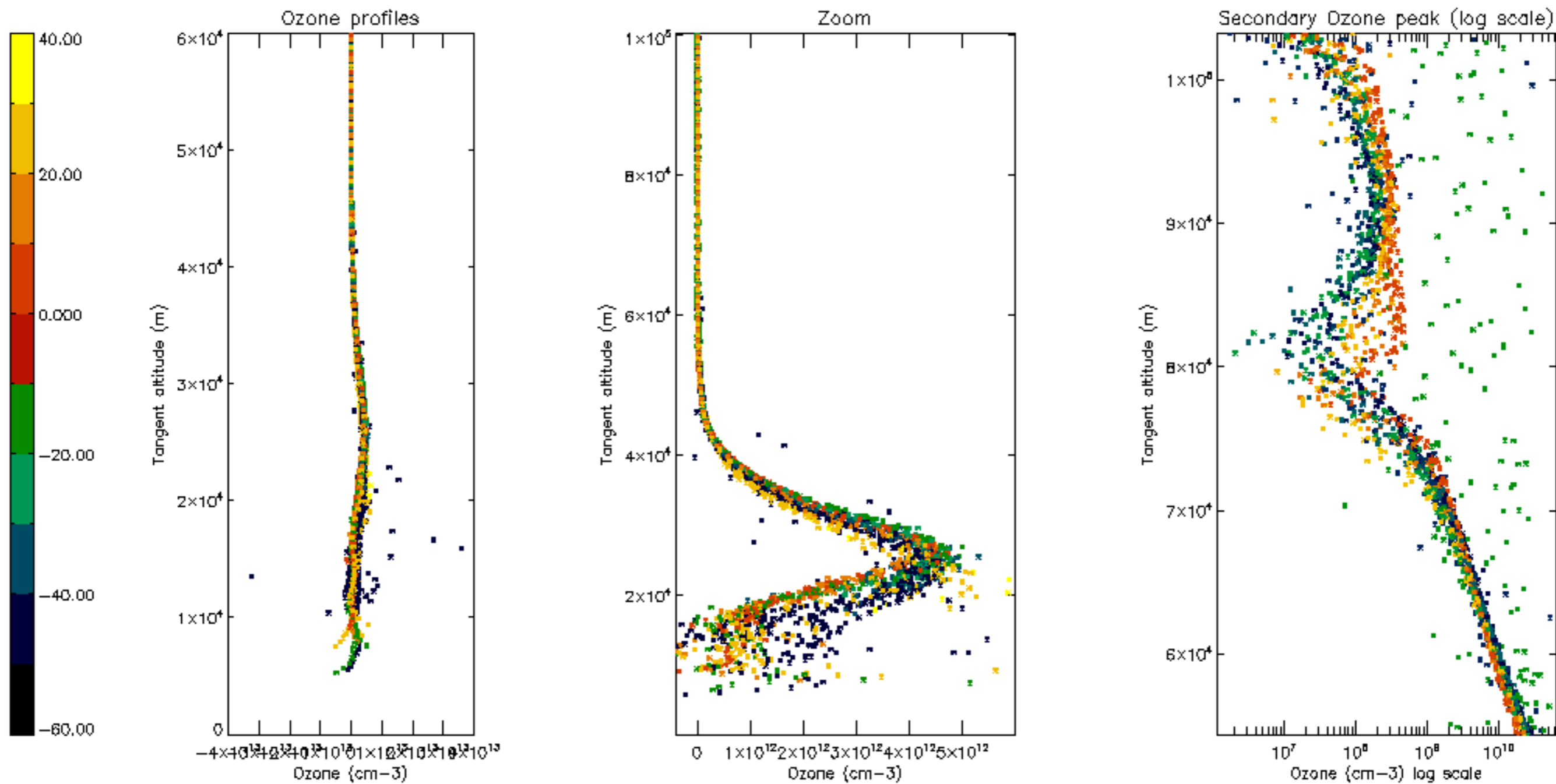


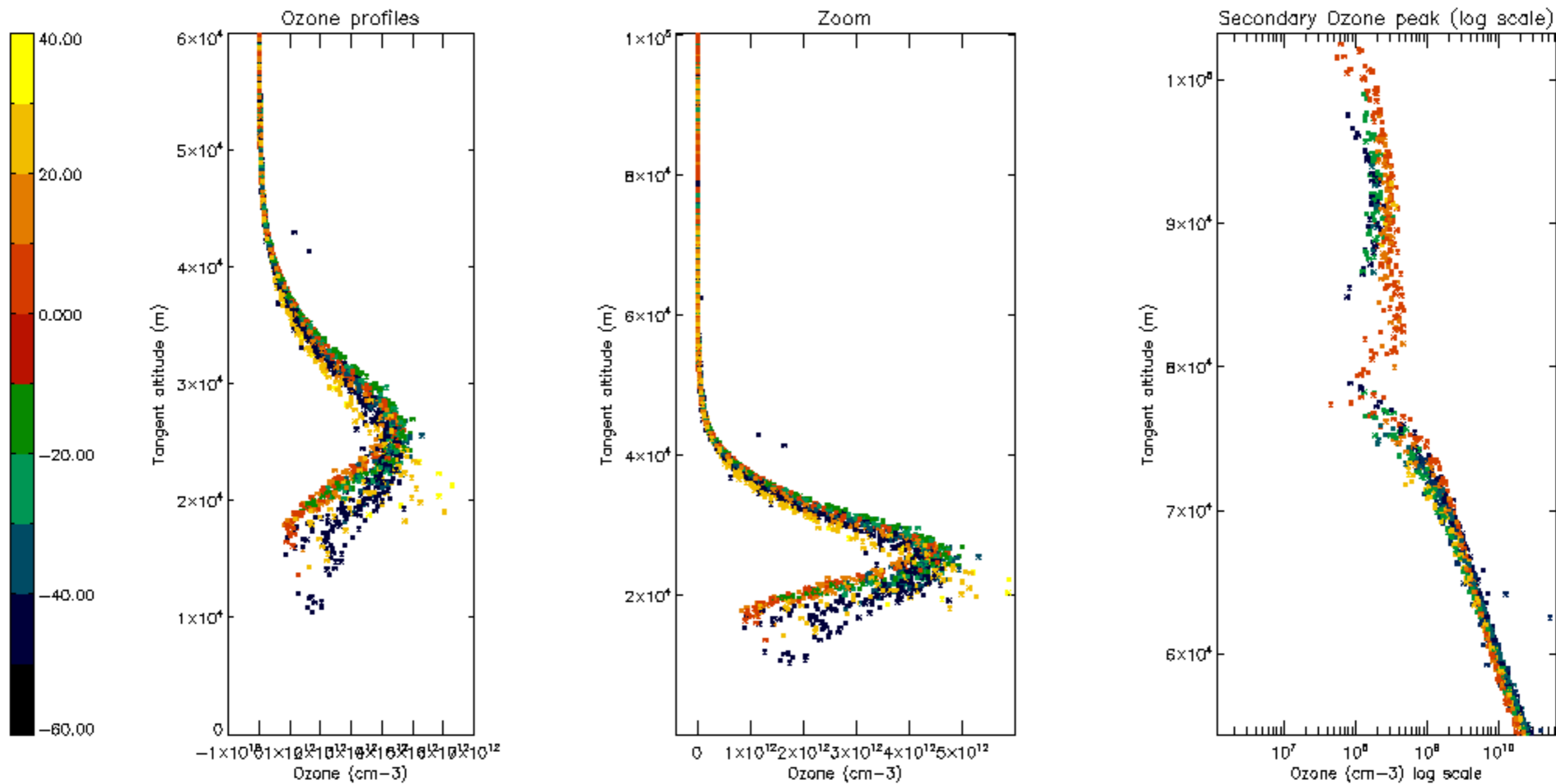
Percentage of star falling outside central band per profile

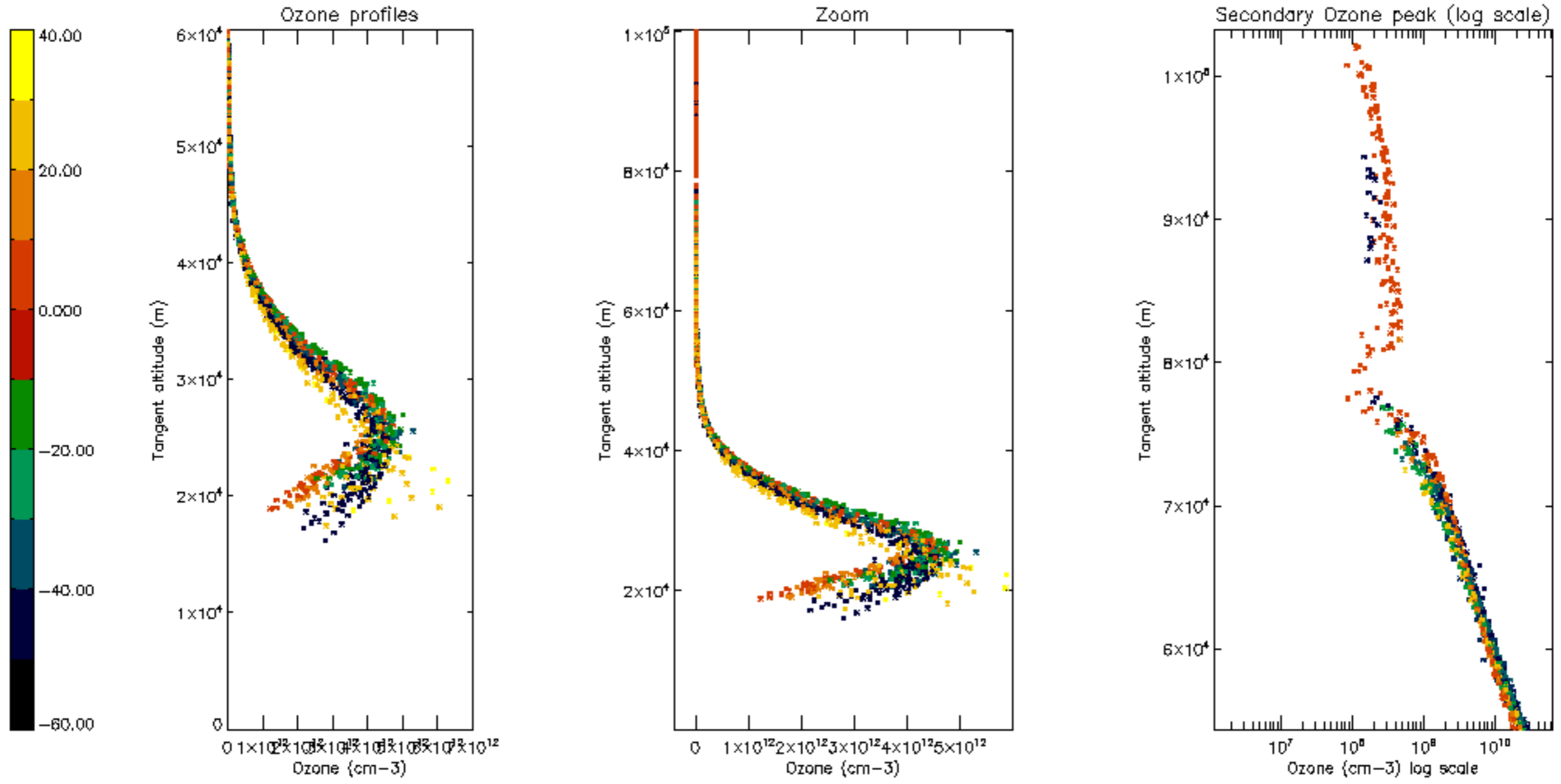


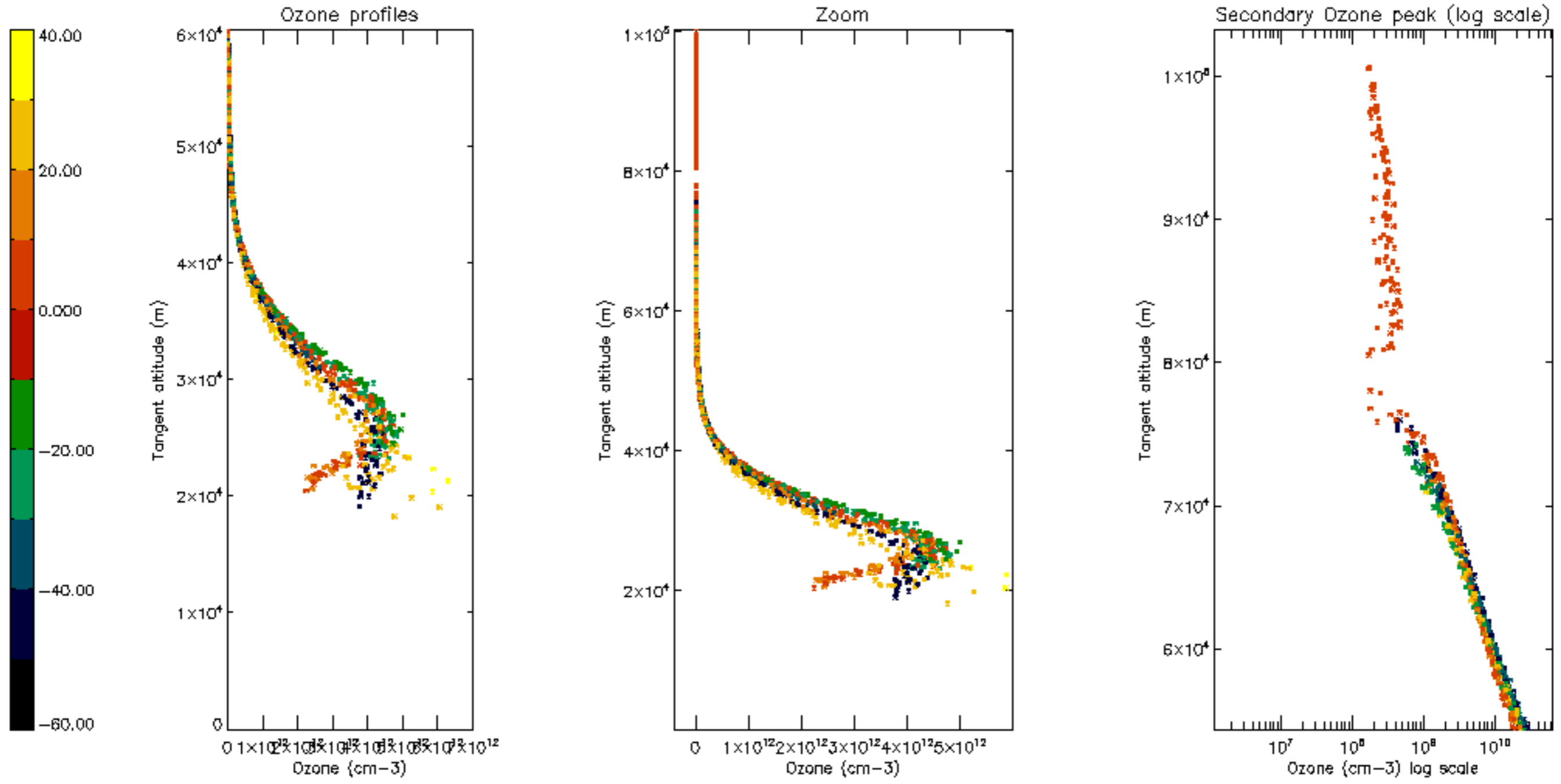
Percentage of saturation errors per profile

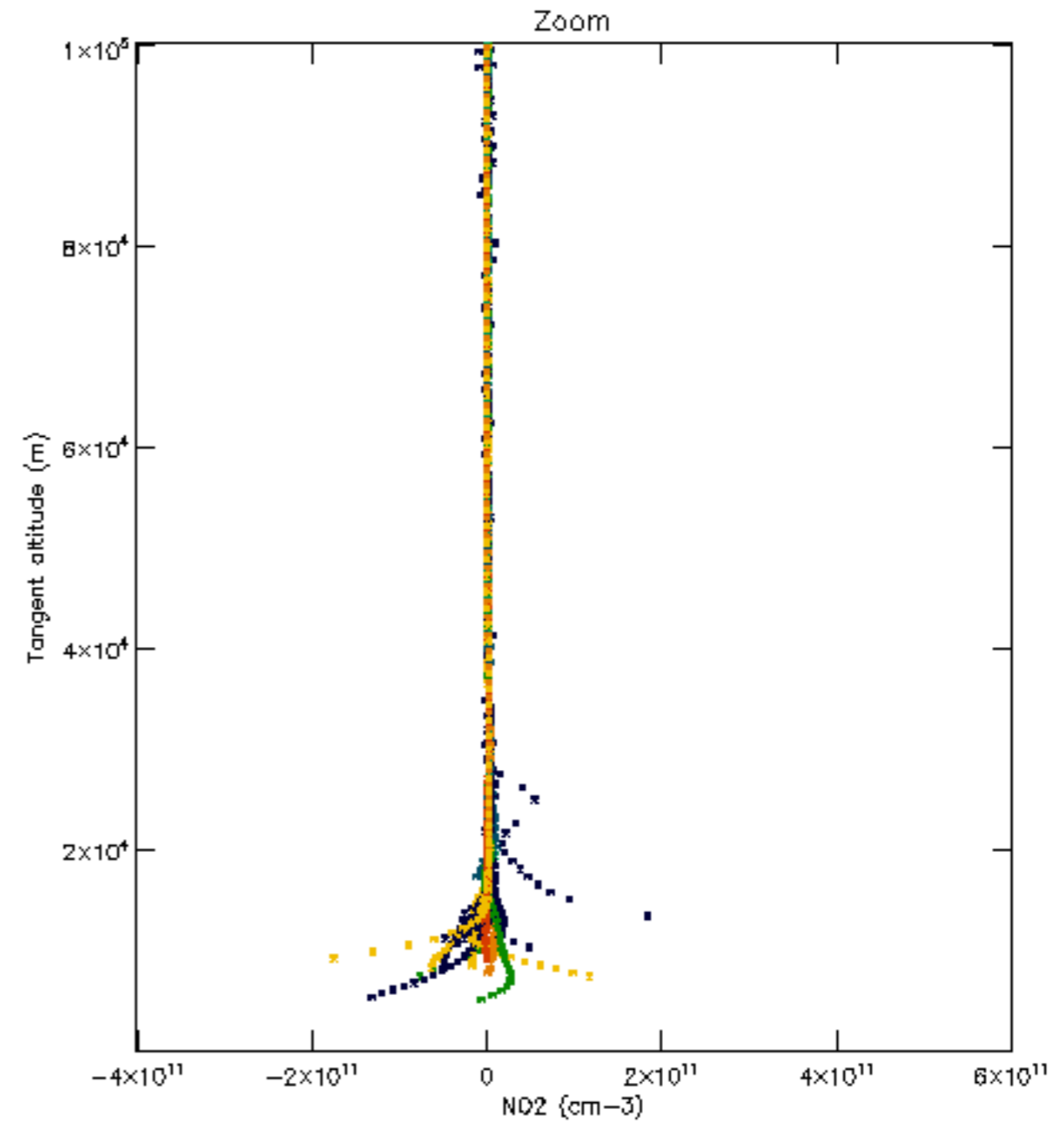
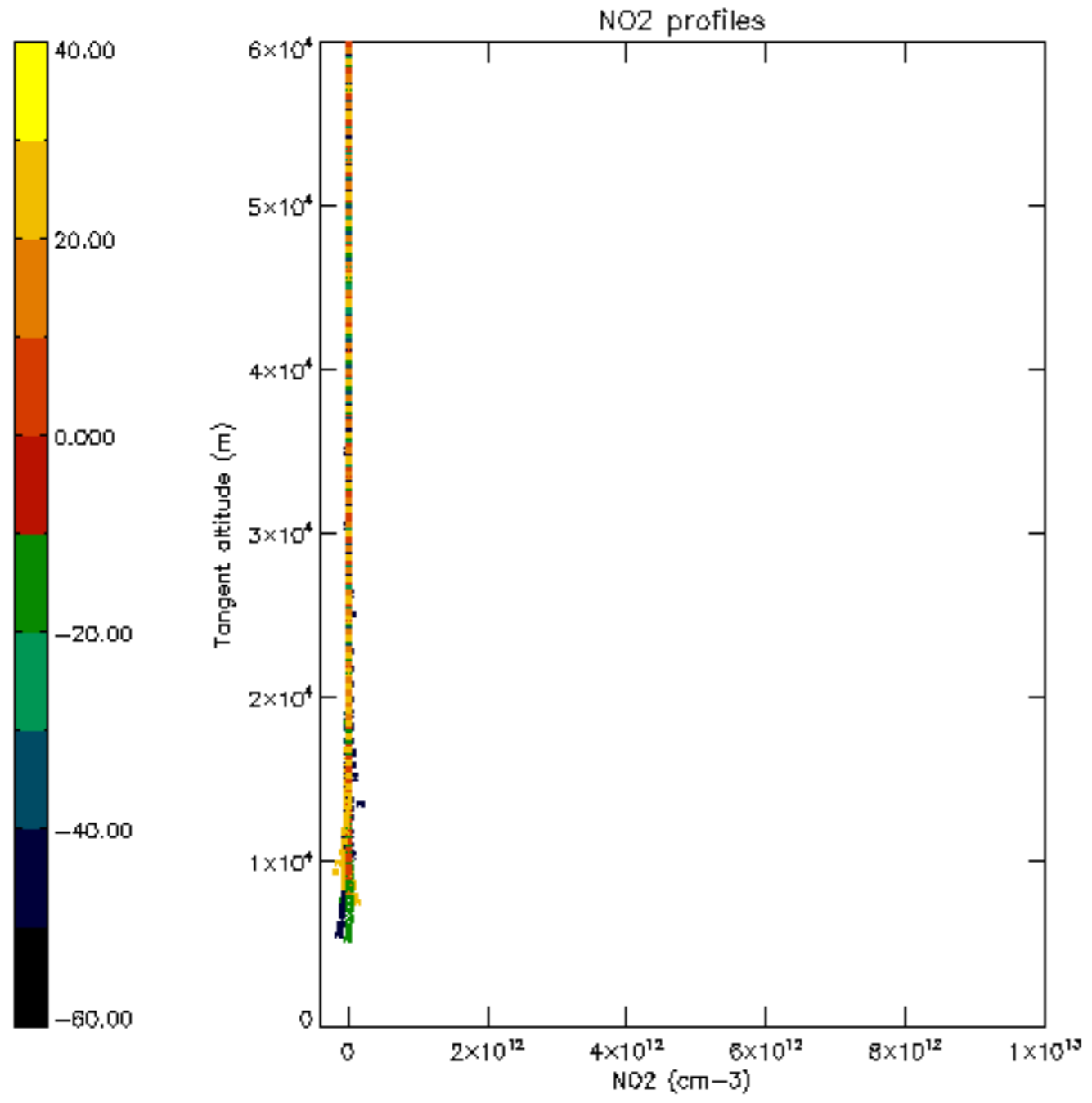


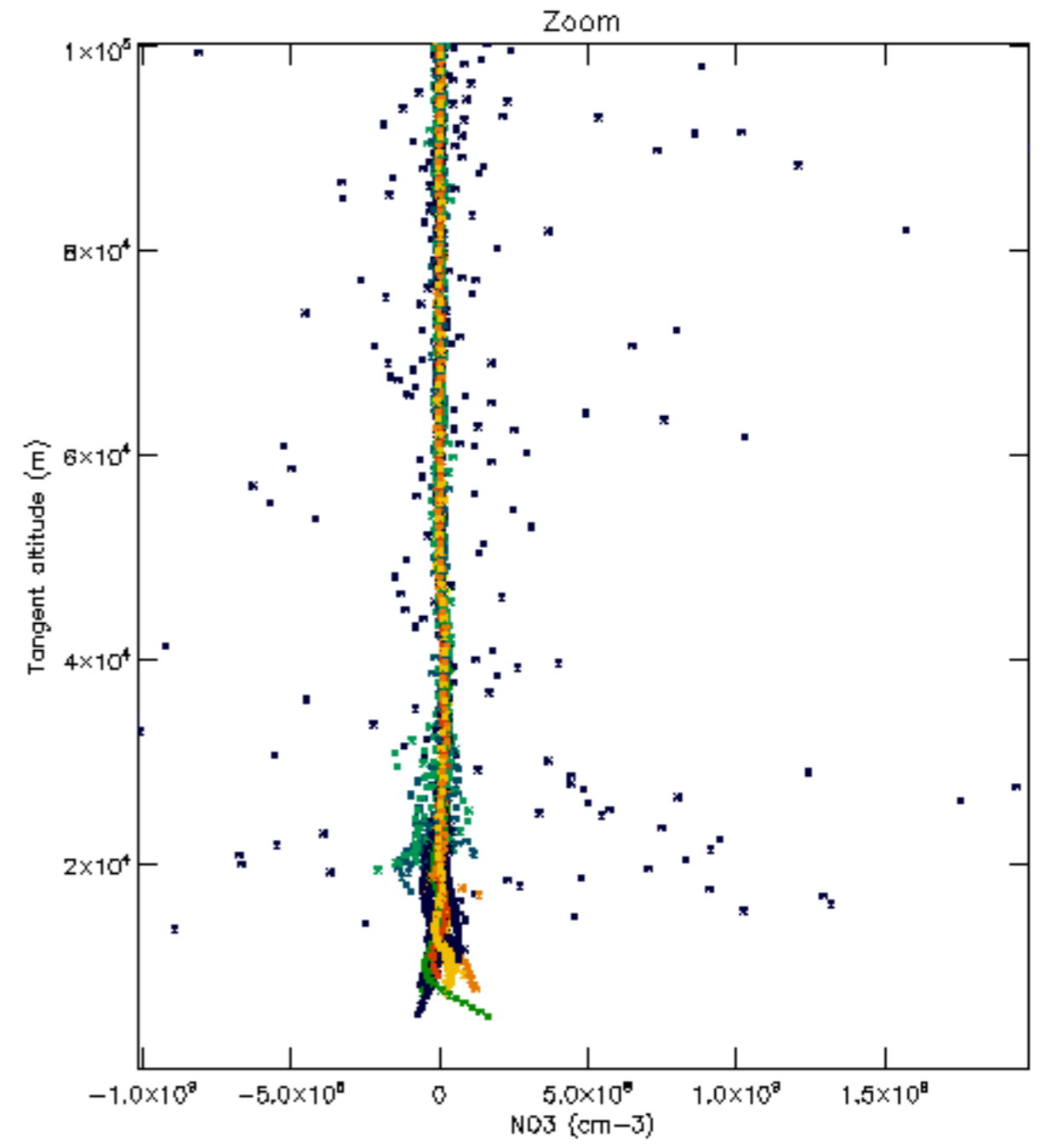
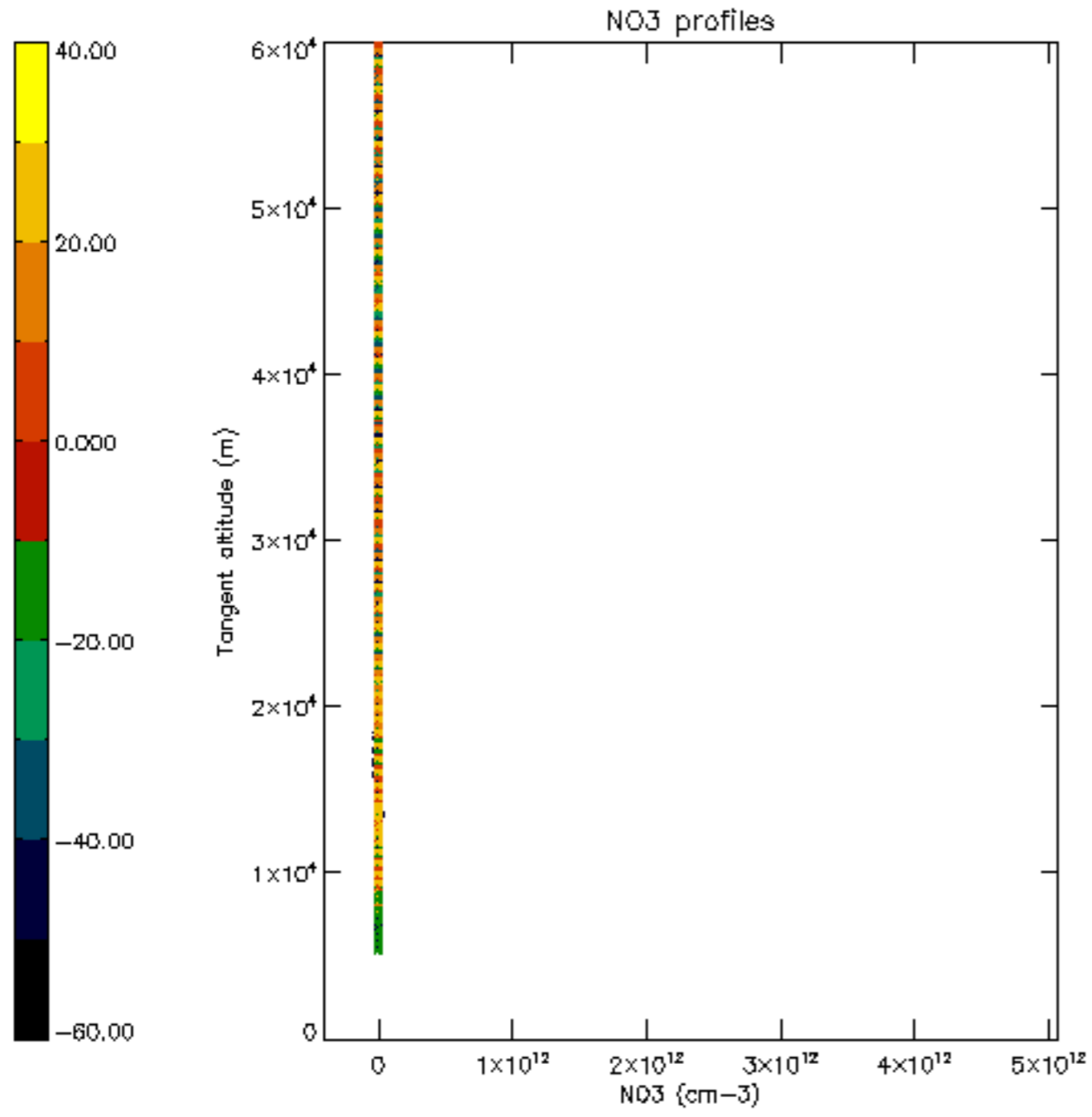


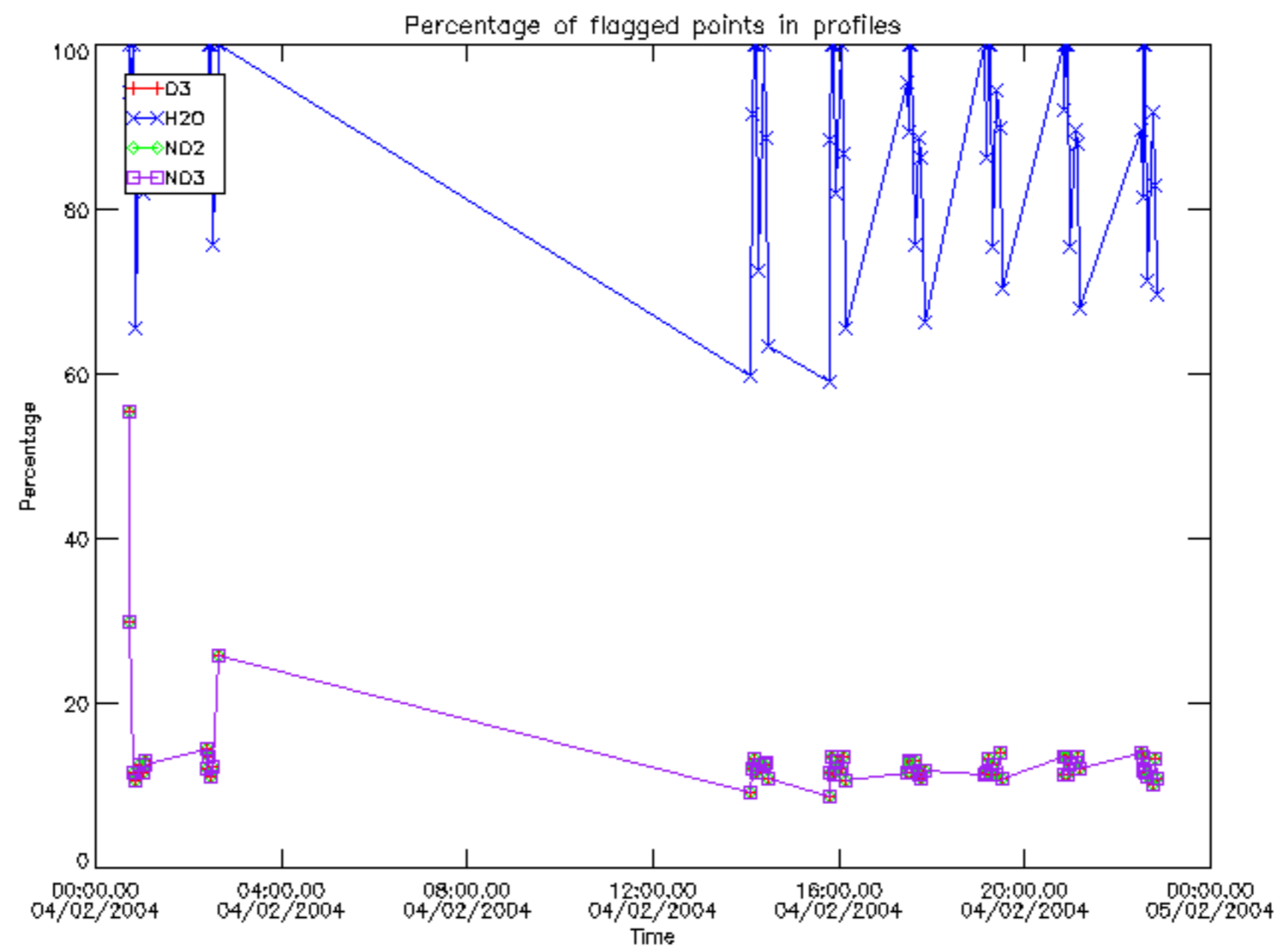




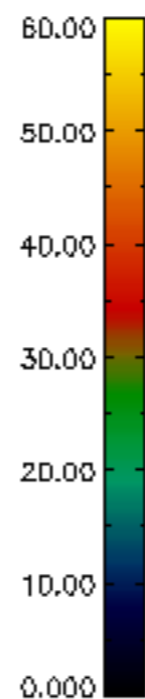
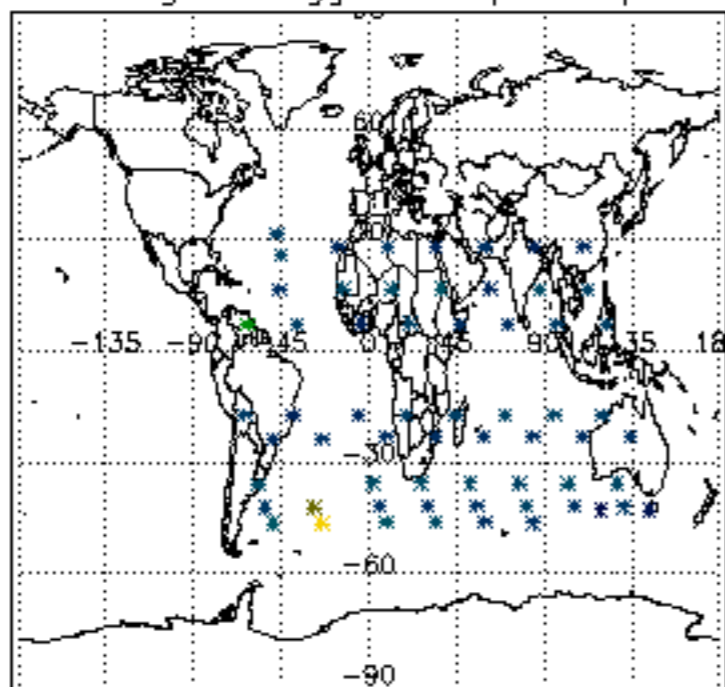




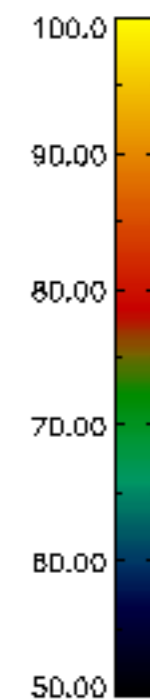
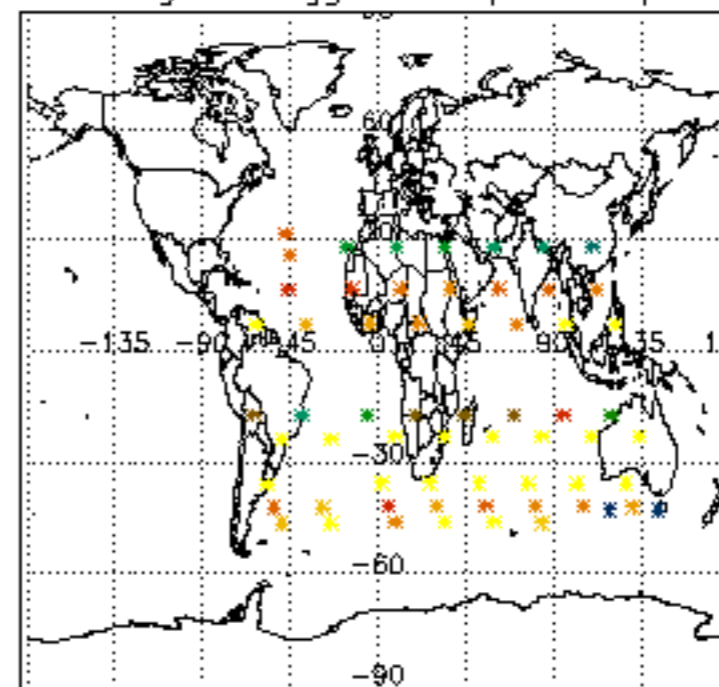




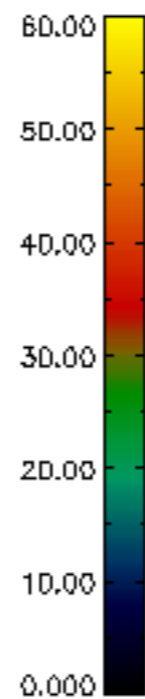
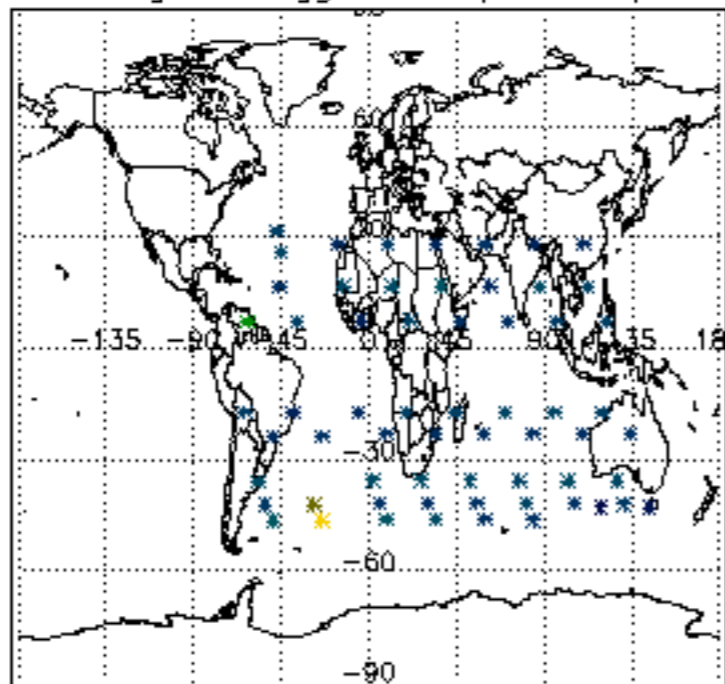
Percentage of flagged data per D3 profile



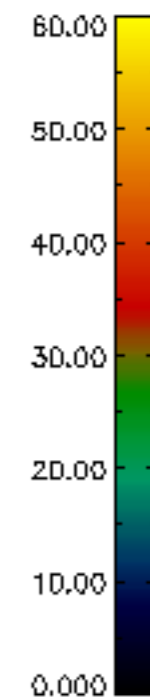
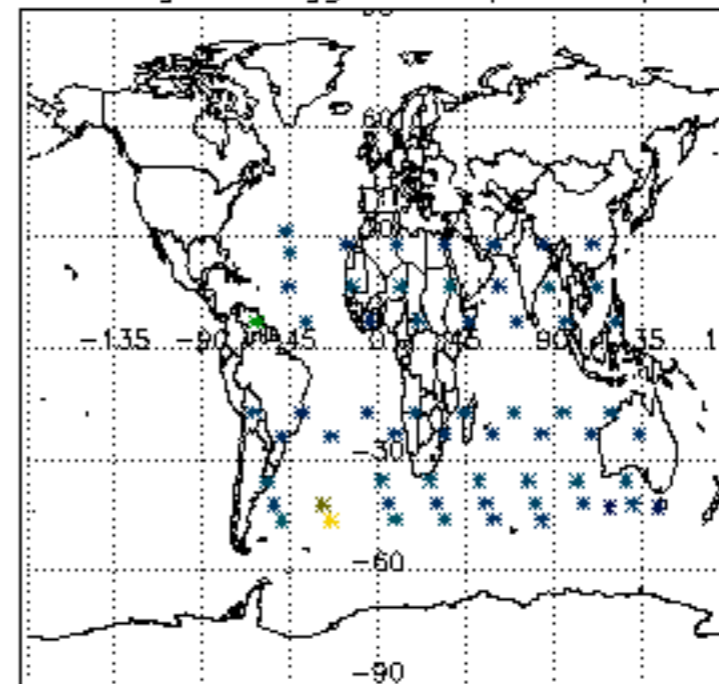
Percentage of flagged data per H2O profile

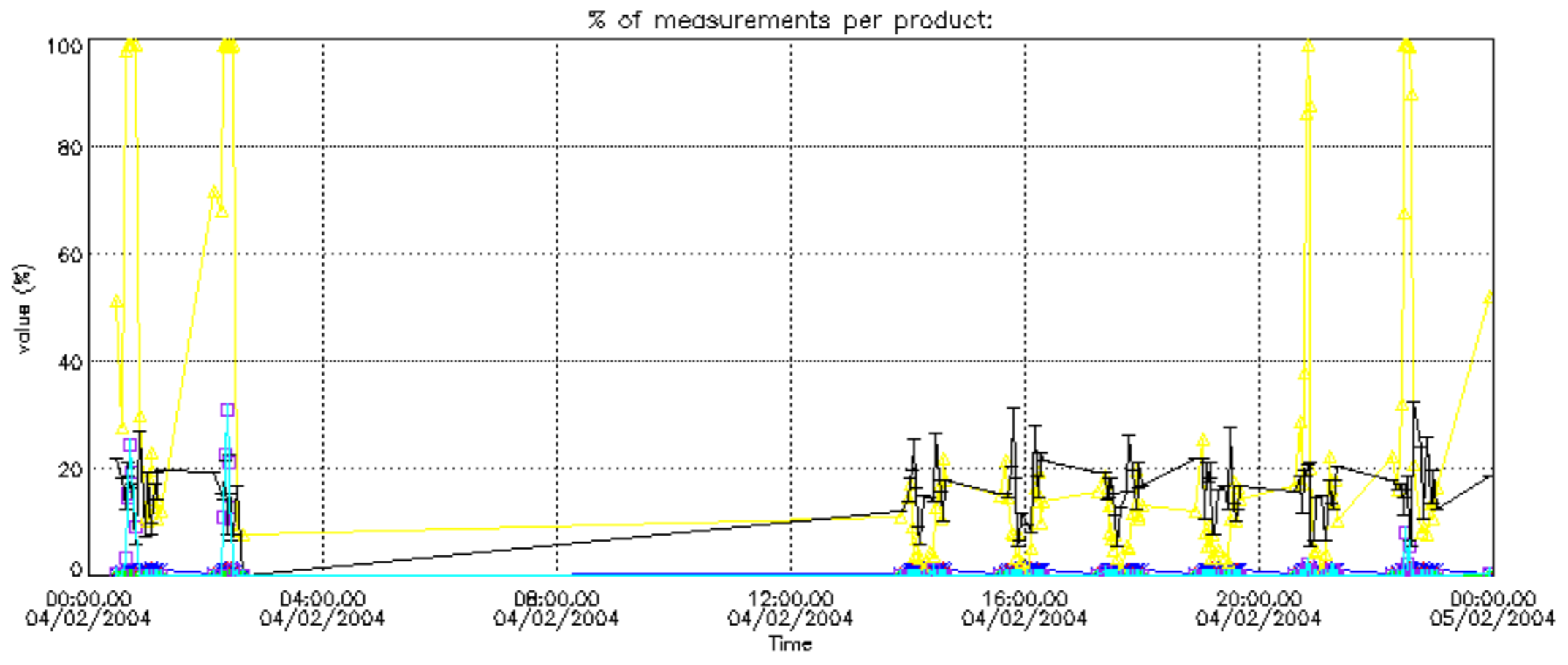


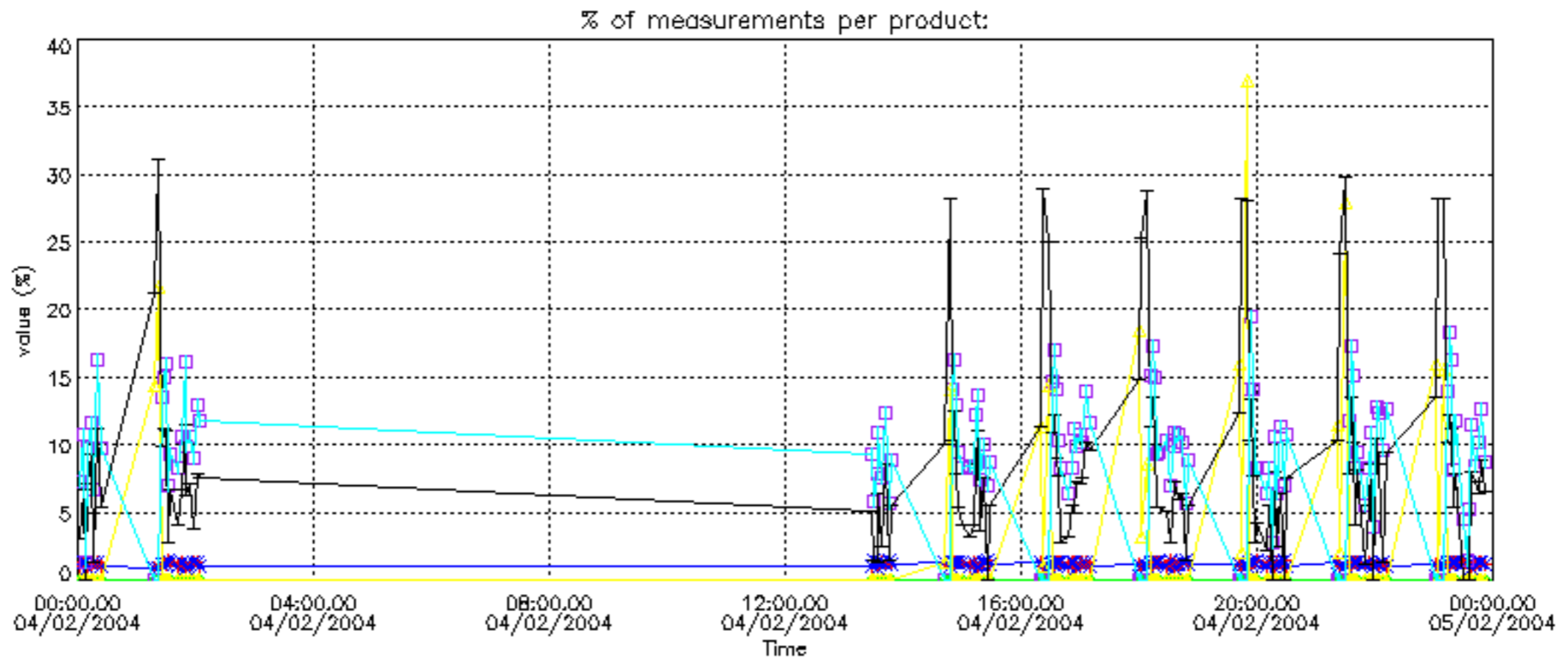
Percentage of flagged data per NO2 profile



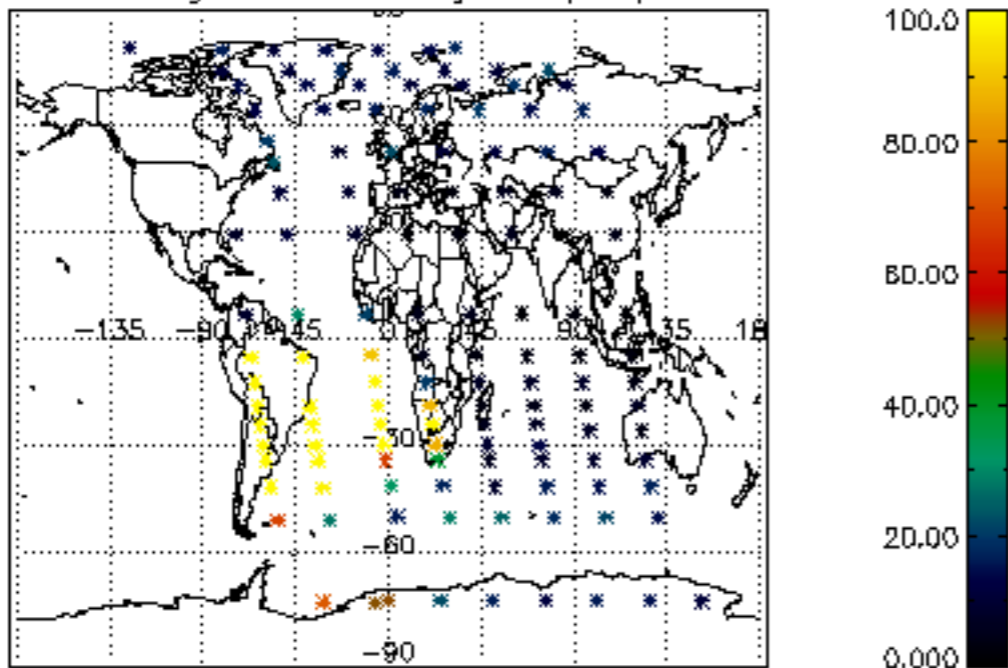
Percentage of flagged data per NO3 profile



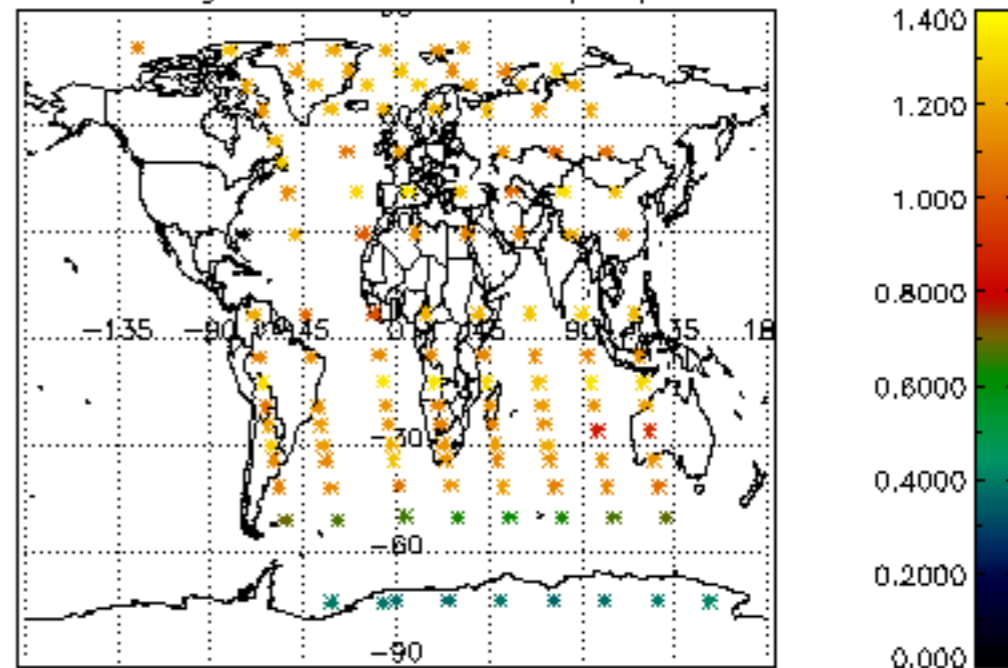




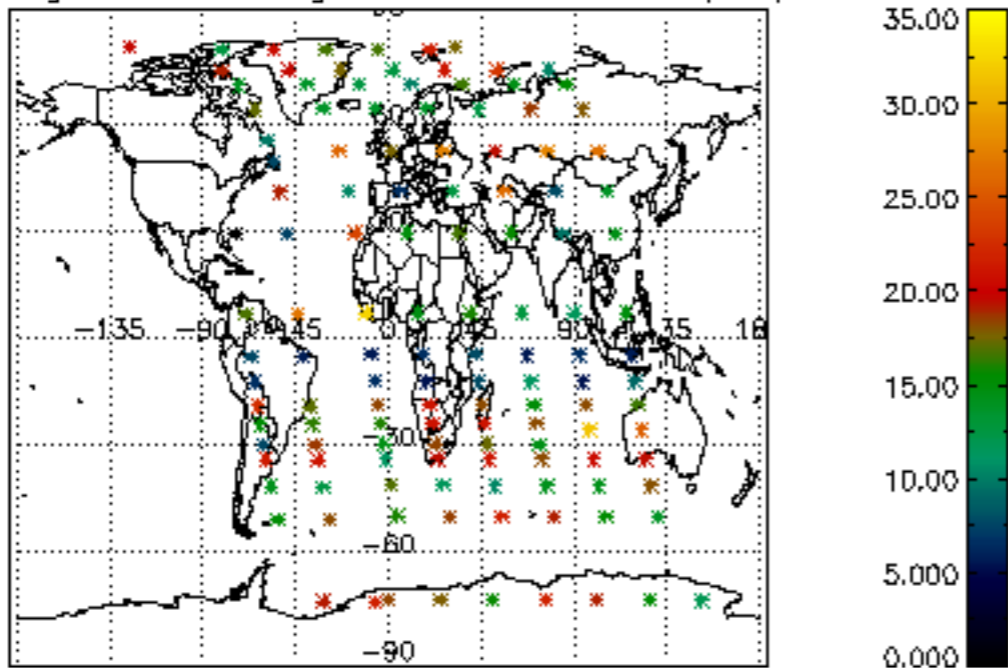
Percentage of cosmic ray hits per profile



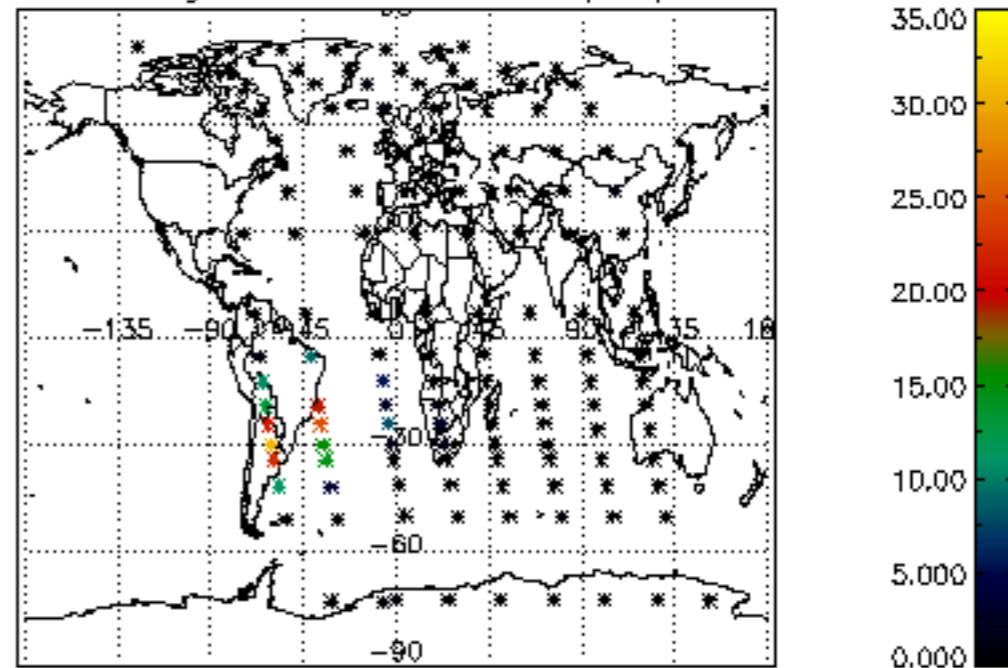
Percentage of datation errors per profile



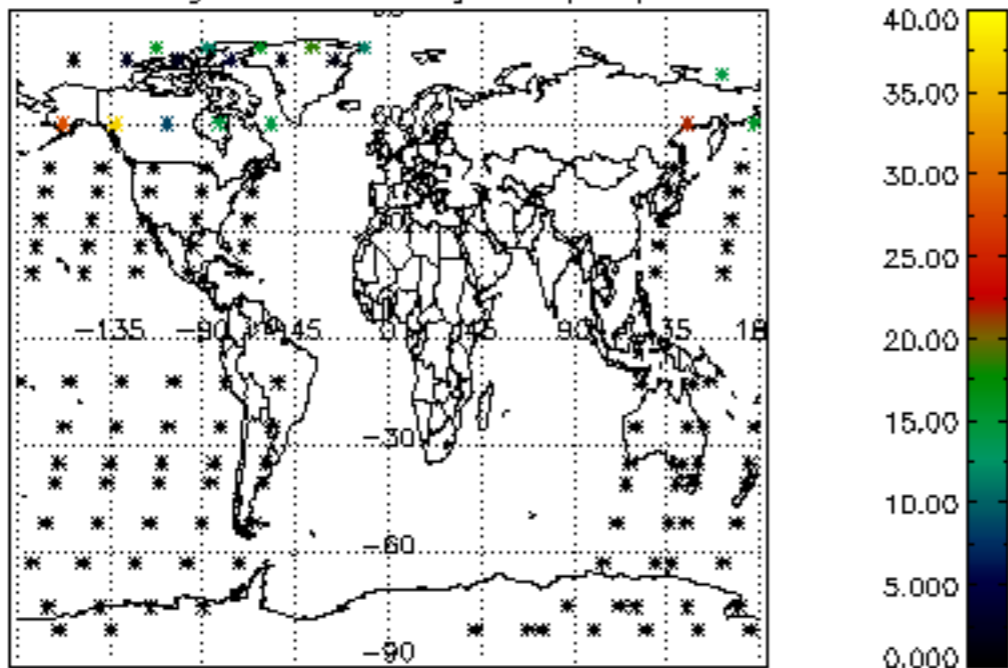
Percentage of star falling outside central band per profile



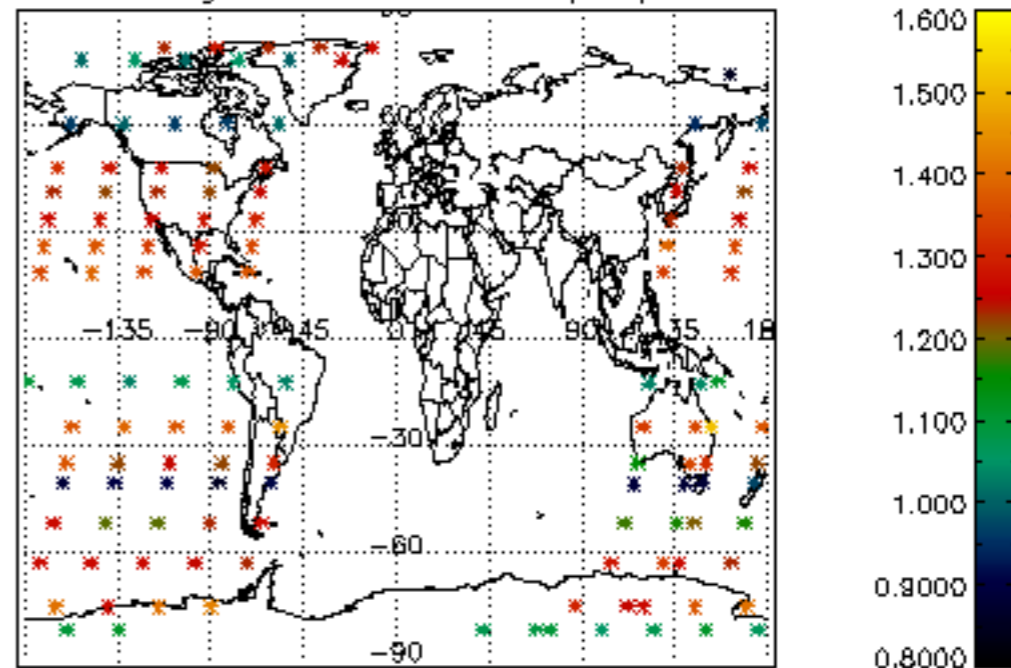
Percentage of saturation errors per profile



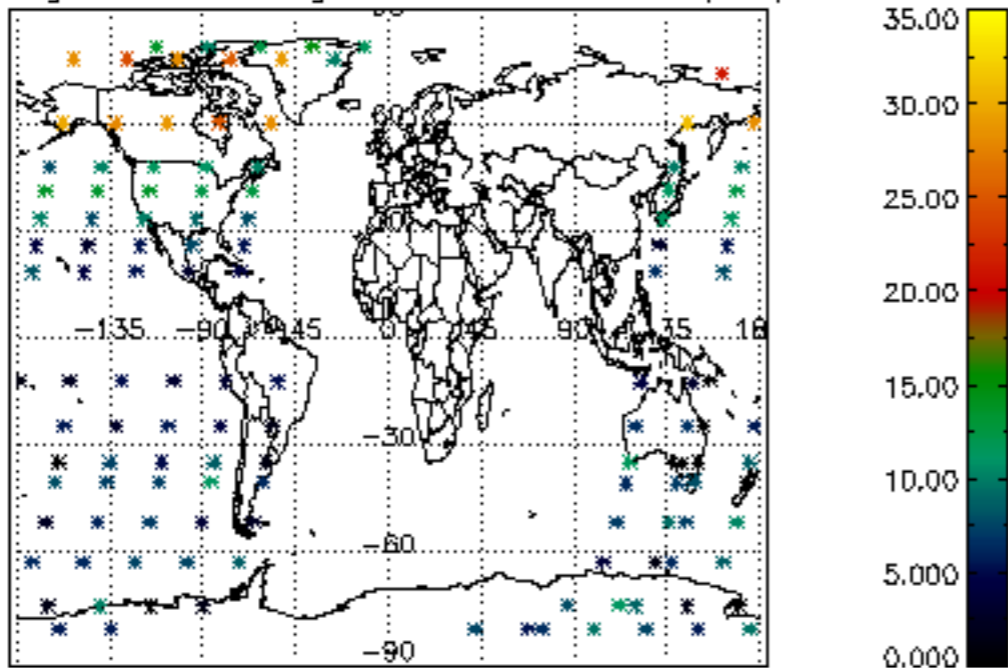
Percentage of cosmic ray hits per profile



Percentage of datation errors per profile



Percentage of star falling outside central band per profile



Percentage of saturation errors per profile

