

GOMOS Level 2 Daily Report

SUMMARY

[1. General Info](#)

[2. Summary of processed GOM_NL_2P products](#)

[3. Level 2 Quality information per product](#)

[3.1 Plot of level 2 quality information per product \(time dependant\)](#)

[3.2 Plot of level 2 quality information per product \(world map\)](#)

[4. Level 1 Quality information per product \(stored on level 2 products\)](#)

[4.1 Plot of level 1 quality information per product \(time dependant\)](#)

[4.1.1 Plot of level 1 quality information per product \(time dependant\): ASCENDING](#)

[4.1.2 Plot of level 1 quality information per product \(time dependant\): DESCENDING](#)

[4.2 Plot of level 1 quality information per product \(world map\)](#)

[4.2.1 Plot of level 1 quality information per product \(world map\): ASCENDING](#)

[4.2.2 Plot of level 1 quality information per product \(world map\): DESCENDING](#)

[5. Ozone profiles based on quality statistics and other trace gas profiles](#)

[5.1 Ozone statistics based on quality of products](#)

[5.2 Plot ozone profiles for all STD \(dark without errors\)](#)

[5.3 Plot ozone profiles where STD < 20% \(dark without errors\)](#)

[5.4. Plot ozone profiles where STD < 10% \(dark without errors\)](#)

[5.5. Plot ozone profiles where STD < 5% \(dark without errors\)](#)

[5.6 Plot NO2 profiles for all STD \(dark without errors\)](#)

[5.7 Plot NO3 profiles for all STD \(dark without errors\)](#)

[5.8 Plot H2O profiles \(only for occultations of stars 1,2,3,4,13,14,16,26,63 dark without errors\) for all STD](#)

[6. Auxiliary Data Files used for the production reported in section 2](#)

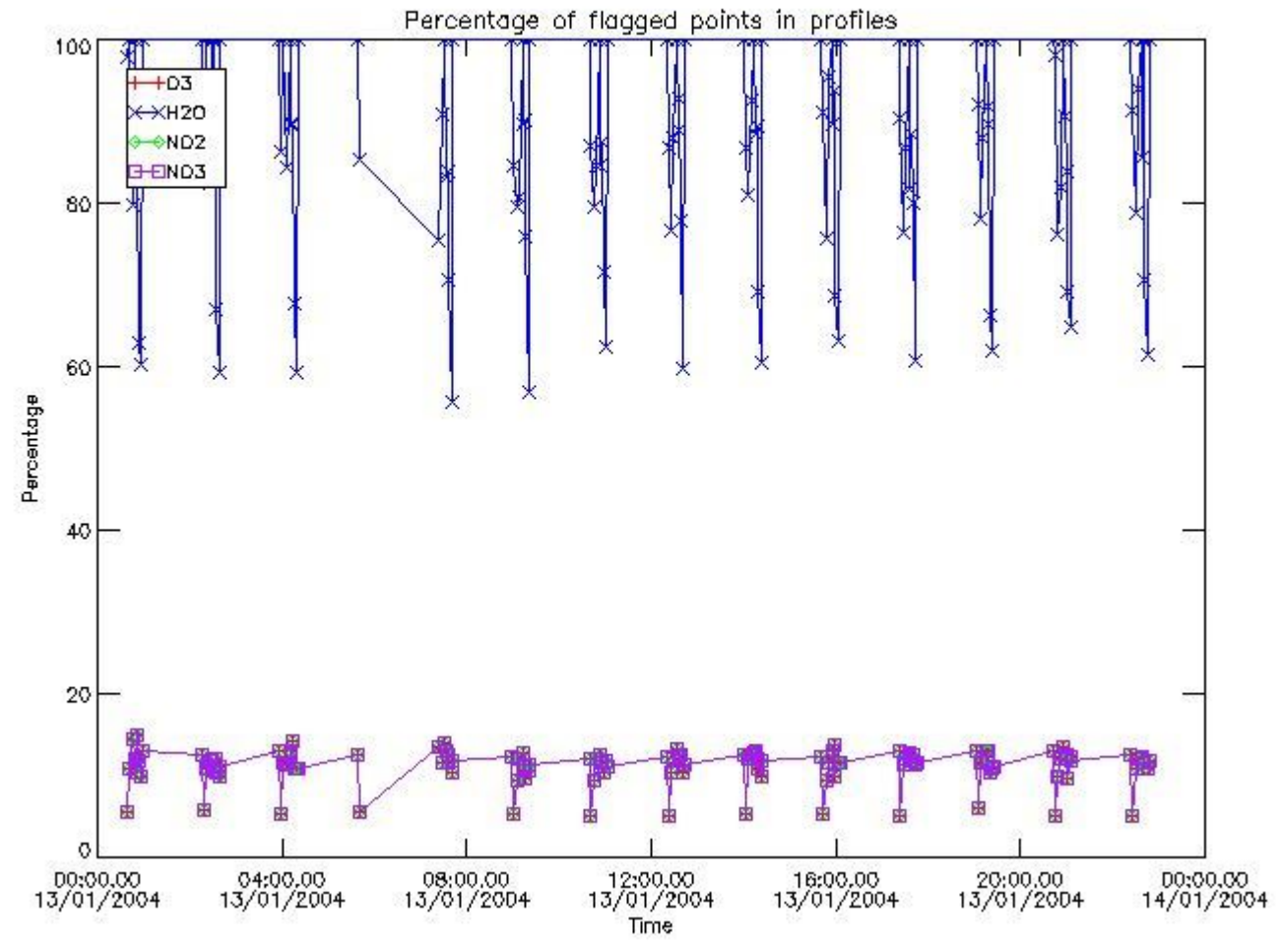
397	GOM_NL_2PRFIN20040113_210815_000000492023_00215_09788_0872.N1	13-JAN-2004 21:08:15	Straylight	49.000	117	Pi Pup	2.7060	3800.0	98	9788	No
398	GOM_NL_2PRFIN20040113_211050_000000472023_00215_09788_0873.N1	13-JAN-2004 21:10:50	Straylight	46.500	23	21Eps CMa	1.5020	26000.	93	9788	No
399	GOM_NL_2PRFIN20040113_211216_000000442023_00215_09788_0874.N1	13-JAN-2004 21:12:16	Straylight	44.000	179	24Omi2CMa	3.0320	24000.	88	9788	No
400	GOM_NL_2PRFIN20040113_211431_000000462023_00215_09788_0875.N1	13-JAN-2004 21:14:31	Straylight	46.000	1	9Alp CMa	-1.4400	11000.	92	9788	No
401	GOM_NL_2PRFIN20040113_211745_000000492023_00215_09788_0876.N1	13-JAN-2004 21:17:45	Straylight	48.500	7	19Bet Ori	0.10000	14000.	97	9788	No
402	GOM_NL_2PRFIN20040113_211927_000000462023_00215_09788_0877.N1	13-JAN-2004 21:19:27	Tw_i_and_stray	45.500	30	46Eps Ori	1.6940	30000.	91	9788	No
403	GOM_NL_2PRFIN20040113_212127_000000602023_00215_09788_0878.N1	13-JAN-2004 21:21:27	Tw_i_and_stray	60.000	8	10Alp CMi	0.40000	6500.0	120	9788	No
404	GOM_NL_2PRFIN20040113_212418_000000422023_00215_09788_0879.N1	13-JAN-2004 21:24:18	Bright	42.000	44	24Gam Gem	1.9280	11000.	84	9788	No
405	GOM_NL_2PRFIN20040113_212919_000000412023_00215_09788_0880.N1	13-JAN-2004 21:29:19	Bright	40.500	114	3lot Aur	2.6930	4600.0	81	9788	No
406	GOM_NL_2PRFIN20040113_213220_000000382023_00215_09788_0881.N1	13-JAN-2004 21:32:20	Bright	38.000	42	34Bet Aur	1.9000	10200.	76	9788	No
407	GOM_NL_2PRFIN20040113_213433_000000372023_00215_09788_0882.N1	13-JAN-2004 21:34:33	Bright	37.000	175	39Del Per	3.0100	19400.	74	9788	No
408	GOM_NL_2PRFIN20040113_213848_000001382023_00215_09788_0883.N1	13-JAN-2004 21:38:48	Bright	138.00	166	17Eps Leo	2.9800	6000.0	276	9788	No
409	GOM_NL_2PRFIN20040113_214451_000000382023_00215_09788_0884.N1	13-JAN-2004 21:44:51	Bright	37.500	49	1Alp UMi	1.9900	6300.0	75	9788	No
410	GOM_NL_2PRFIN20040113_214854_000000402023_00215_09788_0885.N1	13-JAN-2004 21:48:54	Bright	40.000	60	7Bet UMi	2.0810	3950.0	80	9788	No
411	GOM_NL_2PRFIN20040113_215129_000000532023_00215_09788_0886.N1	13-JAN-2004 21:51:29	Bright	53.000	32	77Eps UMa	1.7630	11000.	106	9788	No
412	GOM_NL_2PRFIN20040113_215540_000000402023_00215_09788_0887.N1	13-JAN-2004 21:55:40	Bright	40.000	130	23Bet Dra	2.7990	5800.0	80	9788	No
413	GOM_NL_2PRFIN20040113_220443_000000562023_00215_09788_0888.N1	13-JAN-2004 22:04:43	Bright	56.000	83		2.3780	11000.	112	9788	No
414	GOM_NL_2PRFIN20040113_220642_000000362023_00215_09788_0889.N1	13-JAN-2004 22:06:42	Bright	35.500	59	55Alp Oph	2.0800	8900.0	71	9788	No
415	GOM_NL_2PRFIN20040113_221031_000000932023_00215_09788_0890.N1	13-JAN-2004 22:10:31	Tw_i_and_stray	92.500	111	8Eta Boo	2.6800	6000.0	185	9788	No
416	GOM_NL_2PRFIN20040113_221356_000000382023_00215_09788_0891.N1	13-JAN-2004 22:13:56	Bright	37.500	98	13Zet Oph	2.5710	30000.	75	9788	No
417	GOM_NL_2PRFIN20040113_221602_000000502023_00215_09788_0892.N1	13-JAN-2004 22:16:02	Tw_i_and_stray	50.000	104	27Bet Lib	2.6140	13100.	100	9788	No
418	GOM_NL_2PRFIN20040113_221823_000000472023_00215_09788_0893.N1	13-JAN-2004 22:18:23	Tw_i_and_stray	47.000	16	21Alp Sco	1.0200	3000.0	94	9788	No
419	GOM_NL_2PRFIN20040113_222333_000000412023_00215_09788_0894.N1	13-JAN-2004 22:23:33	Dark	40.500	131	Gam Lup	2.8000	26000.	81	9788	No
420	GOM_NL_2PRFIN20040113_222600_000000992023_00215_09788_0895.N1	13-JAN-2004 22:26:00	Dark	99.000	15	67Alp Vir	0.97600	28000.	198	9788	No
421	GOM_NL_2PRFIN20040113_222927_000000482023_00216_09789_0865.N1	13-JAN-2004 22:29:27	Dark	47.500	4	Alp1Cen	-0.010000	5800.0	95	9789	No
422	GOM_NL_2PRFIN20040113_223253_000000432023_00216_09789_0866.N1	13-JAN-2004 22:32:53	Dark	42.500	20	Bet Cru	1.2530	30000.	85	9789	No
423	GOM_NL_2PRFIN20040113_223702_000000422023_00216_09789_0867.N1	13-JAN-2004 22:37:02	Dark	41.500	124	The Car	2.7640	30000.	83	9789	No
424	GOM_NL_2PRFIN20040113_223829_000000422023_00216_09789_0868.N1	13-JAN-2004 22:38:29	Dark	42.000	29	Bet Car	1.6720	10200.	84	9789	No
425	GOM_NL_2PRFIN20040113_224021_000000452023_00216_09789_0869.N1	13-JAN-2004 22:40:21	Dark	44.500	71	lot Car	2.2460	7700.0	89	9789	No
426	GOM_NL_2PRFIN20040113_224139_000000472023_00216_09789_0870.N1	13-JAN-2004 22:41:39	Dark	46.500	41	Eps Car	1.8600	4100.0	93	9789	No
427	GOM_NL_2PRFIN20040113_224520_000000472023_00216_09789_0871.N1	13-JAN-2004 22:45:20	Dark	47.000	2	Alp Car	-0.73600	7000.0	94	9789	No
428	GOM_NL_2PRFIN20040113_224707_000000442023_00216_09789_0872.N1	13-JAN-2004 22:47:07	Dark	43.500	70	Zet Pup	2.2460	39000.	87	9789	No
429	GOM_NL_2PRFIN20040113_224850_000000482023_00216_09789_0873.N1	13-JAN-2004 22:48:50	Straylight	48.000	117	Pi Pup	2.7060	3800.0	96	9789	No
430	GOM_NL_2PRFIN20040113_225123_000000492023_00216_09789_0874.N1	13-JAN-2004 22:51:23	Straylight	48.500	23	21Eps CMa	1.5020	26000.	97	9789	No
431	GOM_NL_2PRFIN20040113_225251_000000442023_00216_09789_0875.N1	13-JAN-2004 22:52:51	Straylight	44.000	179	24Omi2CMa	3.0320	24000.	88	9789	No
432	GOM_NL_2PRFIN20040113_225507_000000472023_00216_09789_0876.N1	13-JAN-2004 22:55:07	Straylight	46.500	1	9Alp CMa	-1.4400	11000.	93	9789	No
433	GOM_NL_2PRFIN20040113_225821_000000492023_00216_09789_0877.N1	13-JAN-2004 22:58:21	Straylight	49.000	7	19Bet Ori	0.10000	14000.	98	9789	No
434	GOM_NL_2PRFIN20040113_230002_000000442023_00216_09789_0878.N1	13-JAN-2004 23:00:02	Tw_i_and_stray	44.000	30	46Eps Ori	1.6940	30000.	88	9789	No
435	GOM_NL_2PRFIN20040113_230203_000000652023_00216_09789_0879.N1	13-JAN-2004 23:02:03	Tw_i_and_stray	65.000	8	10Alp CMi	0.40000	6500.0	130	9789	No
436	GOM_NL_2PRFIN20040113_230453_000000442023_00216_09789_0880.N1	13-JAN-2004 23:04:53	Bright	43.500	44	24Gam Gem	1.9280	11000.	87	9789	No
437	GOM_NL_2PRFIN20040113_230954_000000412023_00216_09789_0881.N1	13-JAN-2004 23:09:54	Bright	40.500	114	3lot Aur	2.6930	4600.0	81	9789	No
438	GOM_NL_2PRFIN20040113_231255_000000372023_00216_09789_0882.N1	13-JAN-2004 23:12:55	Bright	36.500	42	34Bet Aur	1.9000	10200.	73	9789	No
439	GOM_NL_2PRFIN20040113_231509_000000382023_00216_09789_0883.N1	13-JAN-2004 23:15:09	Bright	38.000	175	39Del Per	3.0100	19400.	76	9789	No
440	GOM_NL_2PRFIN20040113_231920_000001322023_00216_09789_0884.N1	13-JAN-2004 23:19:20	Bright	131.50	166	17Eps Leo	2.9800	6000.0	263	9789	No
441	GOM_NL_2PRFIN20040113_232526_000000382023_00216_09789_0885.N1	13-JAN-2004 23:25:26	Bright	38.000	49	1Alp UMi	1.9900	6300.0	76	9789	No
442	GOM_NL_2PRFIN20040113_232929_000000422023_00216_09789_0886.N1	13-JAN-2004 23:29:29	Bright	41.500	60	7Bet UMi	2.0810	3950.0	83	9789	No
443	GOM_NL_2PRFIN20040113_233204_000000532023_00216_09789_0887.N1	13-JAN-2004 23:32:04	Bright	52.500	32	77Eps UMa	1.7630	11000.	105	9789	No
444	GOM_NL_2PRFIN20040113_233615_000000392023_00216_09789_0888.N1	13-JAN-2004 23:36:15	Bright	38.500	130	23Bet Dra	2.7990	5800.0	77	9789	No
445	GOM_NL_2PRFIN20040113_234520_000000552023_00216_09789_0889.N1	13-JAN-2004 23:45:20	Bright	55.000	83		2.3780	11000.	110	9789	No
446	GOM_NL_2PRFIN20040113_234718_000000362023_00216_09789_0890.N1	13-JAN-2004 23:47:18	Bright	35.500	59	55Alp Oph	2.0800	8900.0	71	9789	No
447	GOM_NL_2PRFIN20040113_235109_000000902023_00216_09789_0891.N1	13-JAN-2004 23:51:09	Tw_i_and_stray	89.500	111	8Eta Boo	2.6800	6000.0	179	9789	No
448	GOM_NL_2PRFIN20040113_235431_000000512023_00216_09789_0892.N1	13-JAN-2004 23:54:31	Bright	50.500	98	13Zet Oph	2.5710	30000.	101	9789	No
449	GOM_NL_2PRFIN20040113_235639_000000492023_00216_09789_0893.N1	13-JAN-2004 23:56:39	Tw_i_and_stray	49.000	104	27Bet Lib	2.6140	13100.	98	9789	No
450	GOM_NL_2PRFIN20040113_235858_000000532023_00216_09789_0894.N1	13-JAN-2004 23:58:58	Tw_i_and_stray	52.500	16	21Alp Sco	1.0200	3000.0	105	9789	No

3. Quality information per product

In this section it is plotted some information contained in the Quality Summary data set of

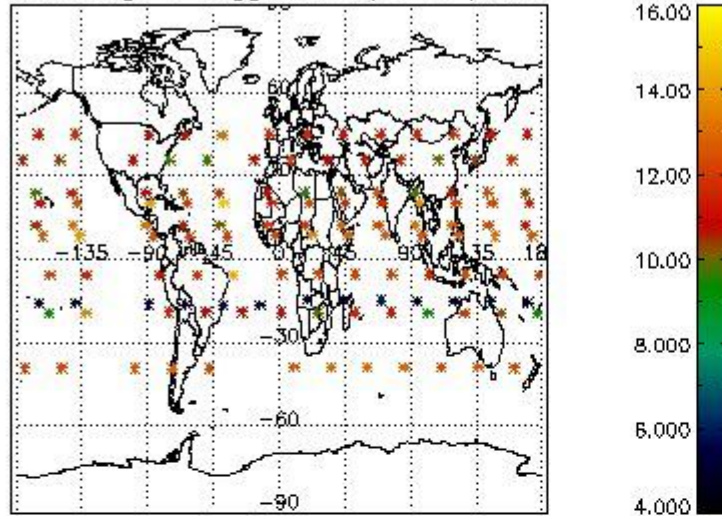
the level 2 products. Only products in dark limb conditions and without errors (error flag in the MPH set to "0") are used.

3.1 Plot quality information per product (time dependant)

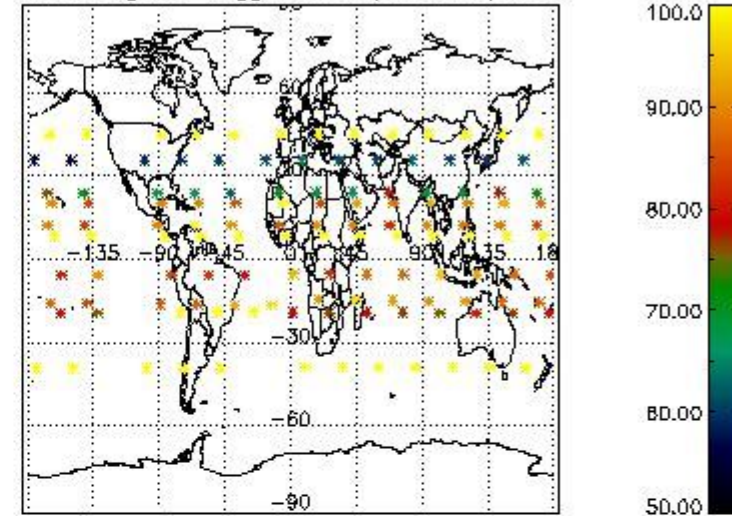


3.2 Plot quality information per product (world map)

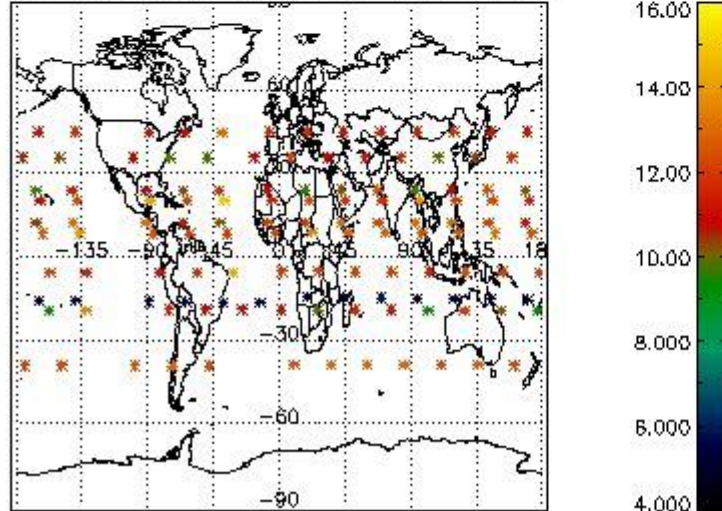
Percentage of flagged data per O3 profile



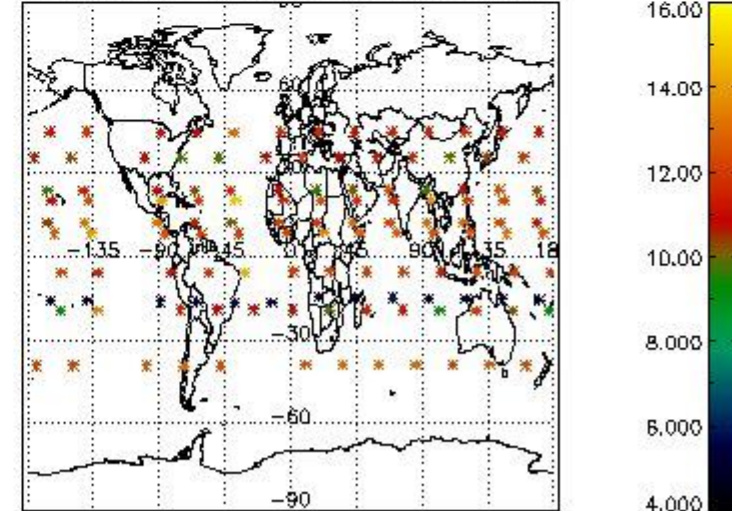
Percentage of flagged data per H2O profile



Percentage of flagged data per NO2 profile



Percentage of flagged data per NO3 profile

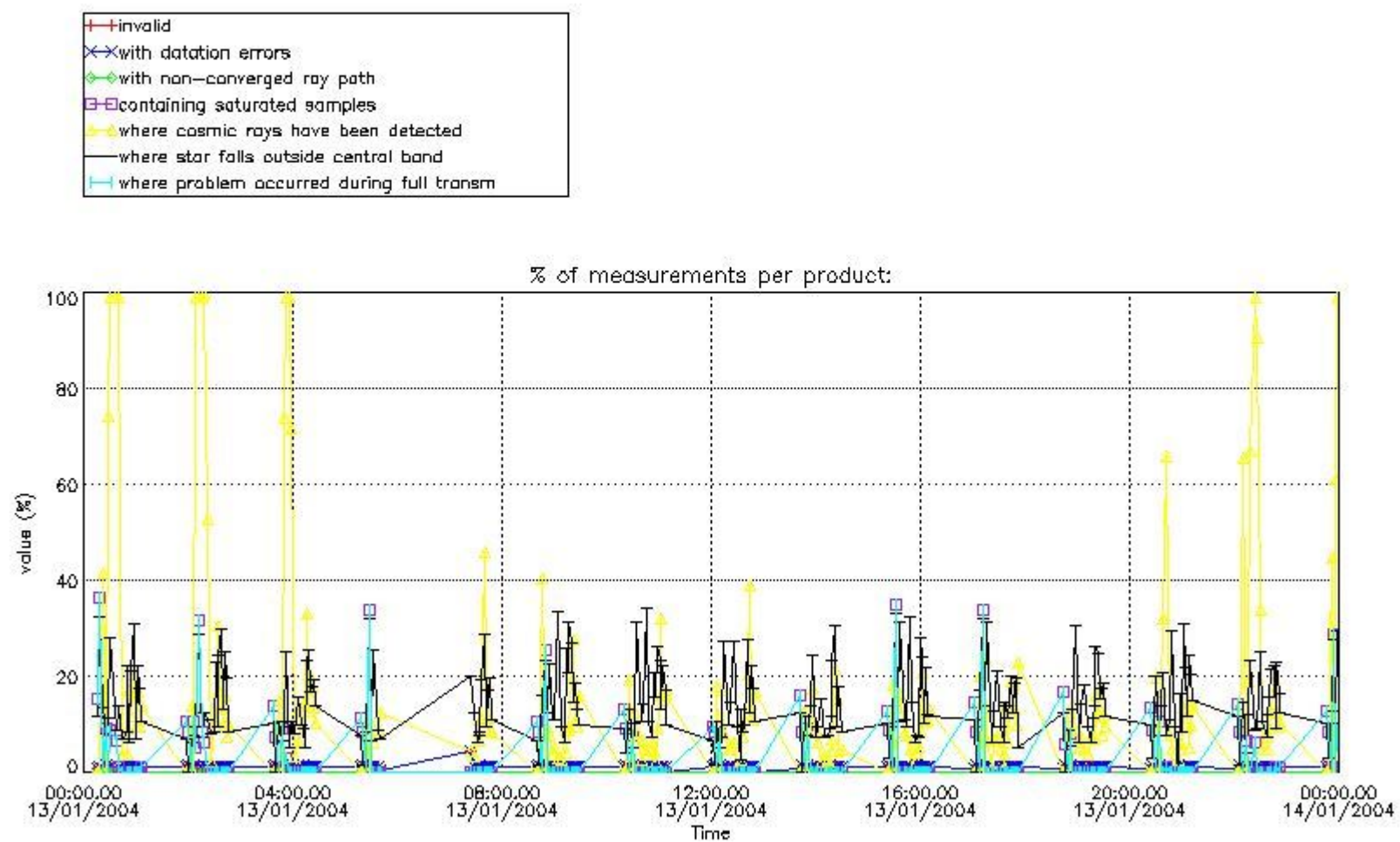


4. Level 1 quality information per product

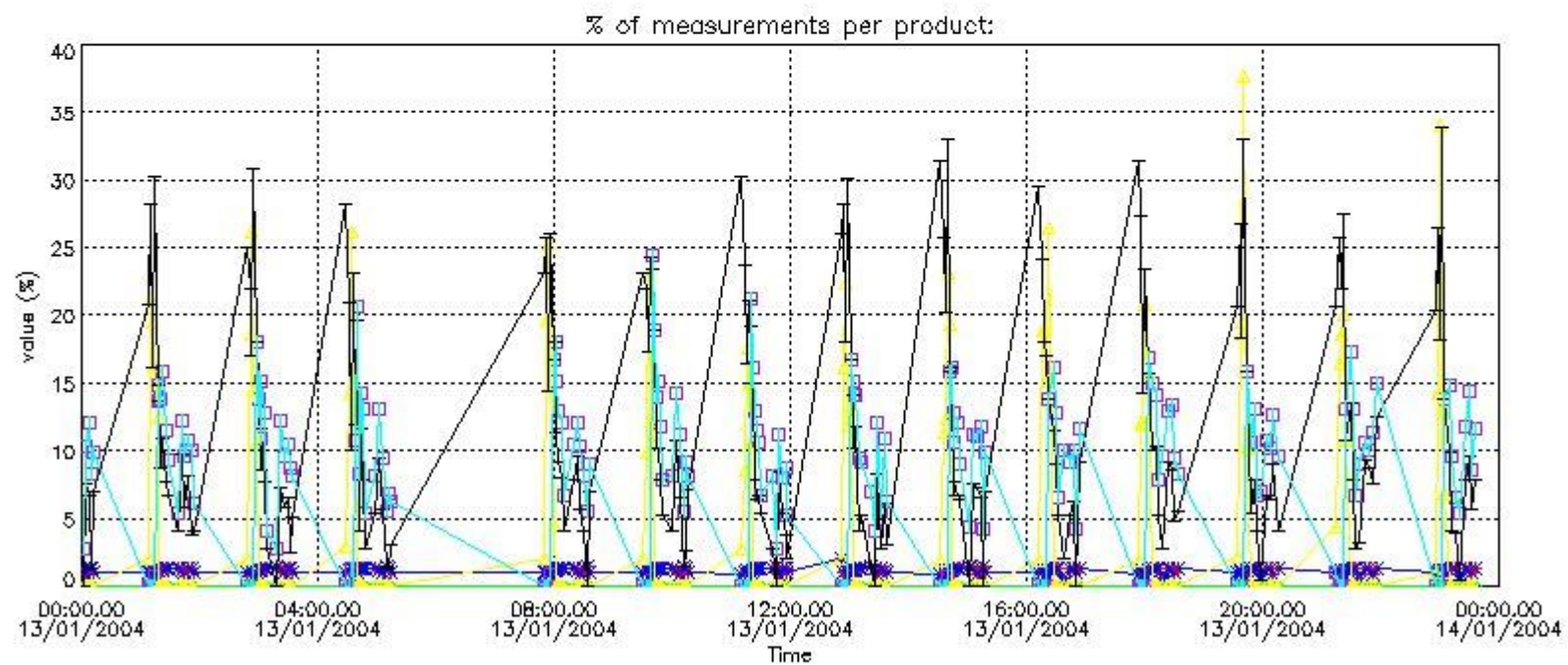
In this section it is plotted some information contained in the Quality Summary data set of the level 2 products that comes from the level 1b processing. Products without errors (error flag in the MPH set to "0") are used.

4.1 Plot quality information per product (time dependant) coming from level 1b processing

4.1.1 Plot level 1 quality information per product (time dependant): ENVISAT ASCENDING passes

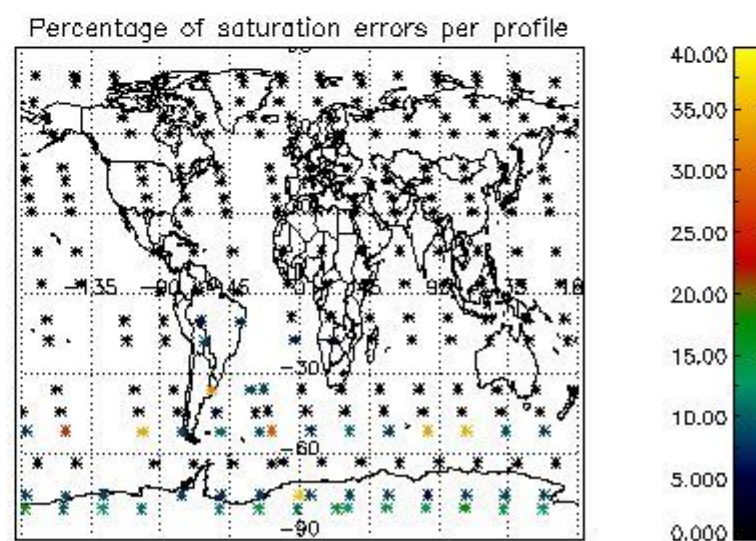
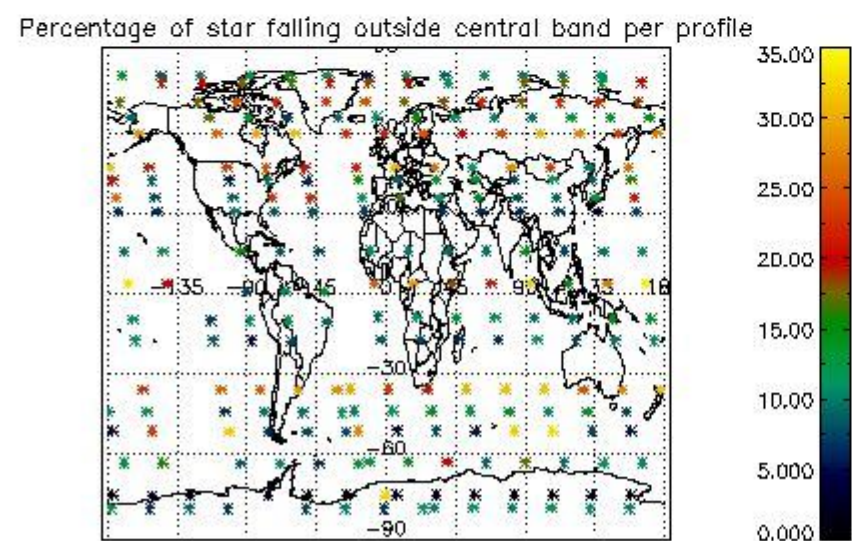
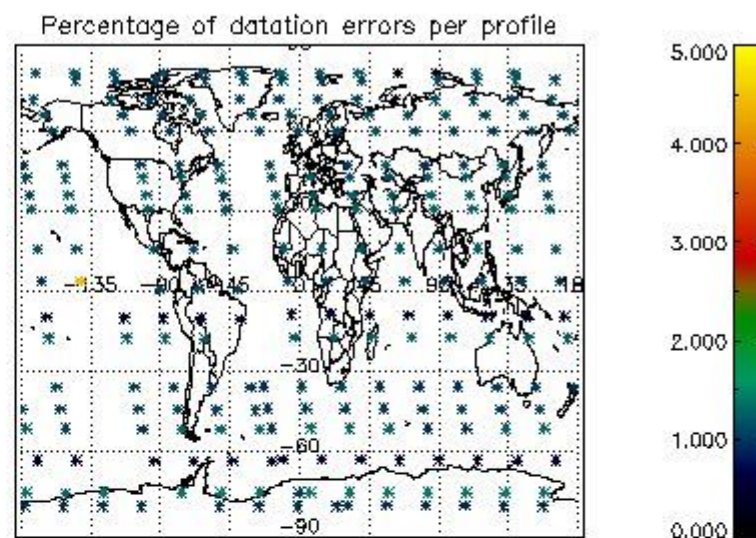
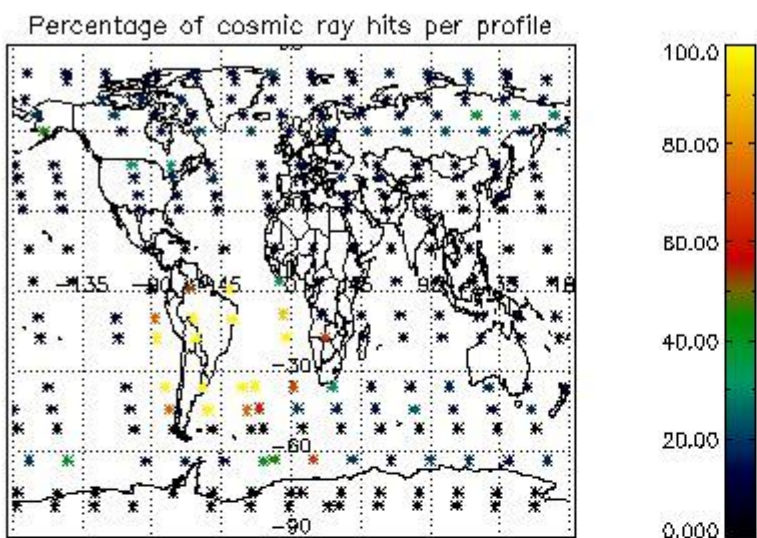


4.1.2 Plot level 1 quality information per product (time dependant): ENVI SAT DESCENDING passes



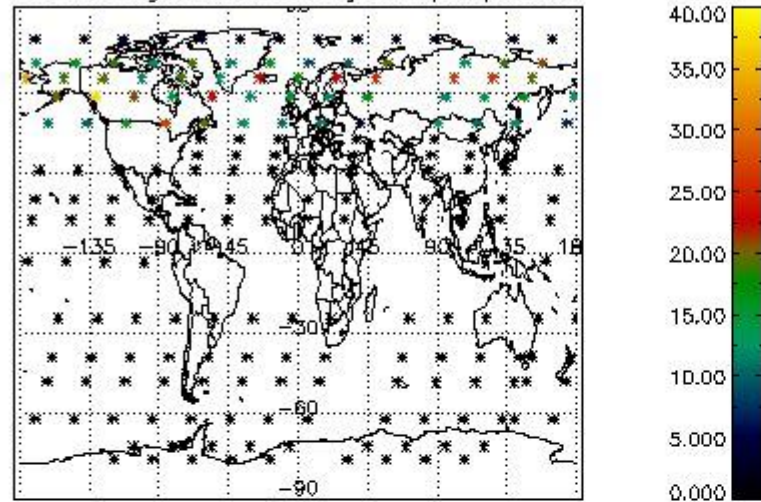
4.2 Plot quality information per product coming from level 1b processing (world map)

4.2.1 Plot level 1 quality information per product (world map): ENVISAT ASCENDING passes

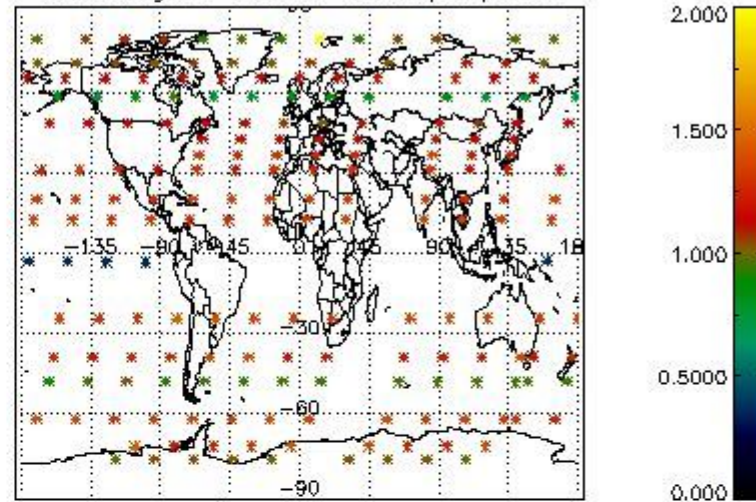


4.2.2 Plot level 1 quality information per product (world map): ENVISAT DESCENDING passes

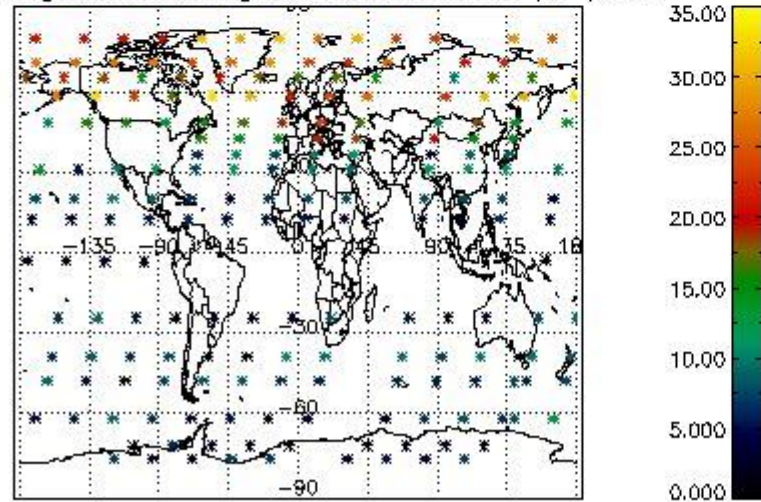
Percentage of cosmic ray hits per profile



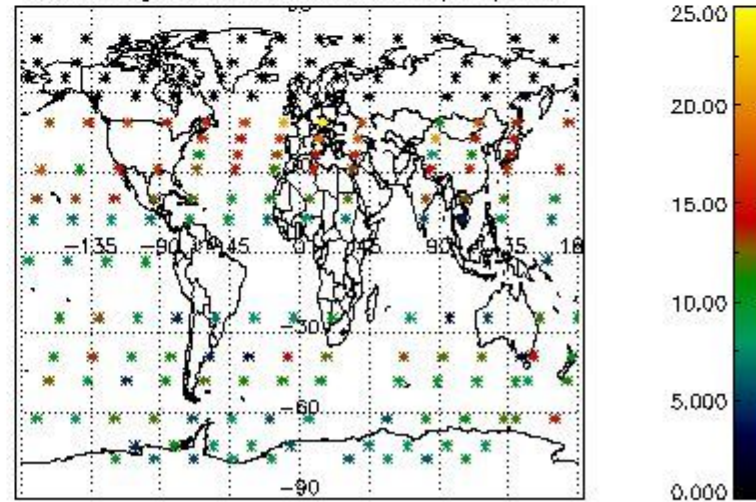
Percentage of datation errors per profile



Percentage of star falling outside central band per profile



Percentage of saturation errors per profile



5. Trace gas profiles

5.1 Ozone statistics based on quality of products

The final quality of the products can be "measured" using the STD (Standard Deviation) attached to every point profile. This information is written to the parameter GOM_NL__2P/NL_LOCAL_SPECIES_DENSITY/o3_std of the level 2 products. The table below shows the statistics for given STD ranges.

The statistics are given with respect to the overall valid production:

- Products without fatal errors: GOM_NL__2P/MPH/PRODUCT_ERR=0
- Valid point profile: GOM_NL__2P/NL_LOCAL_SPECIES_DENSITY/pcd(0)=0

The 'Criteria' is applied to valid points of dark limb products:

- Products in dark limb illumination condition: GOM_NL__2P/NL_SUMMARY_QUALITY/obs_ill_cond=0
- Products without fatal errors: GOM_NL__2P/MPH/PRODUCT_ERR=0
- Valid point profile: GOM_NL__2P/NL_LOCAL_SPECIES_DENSITY/pcd(0)=0

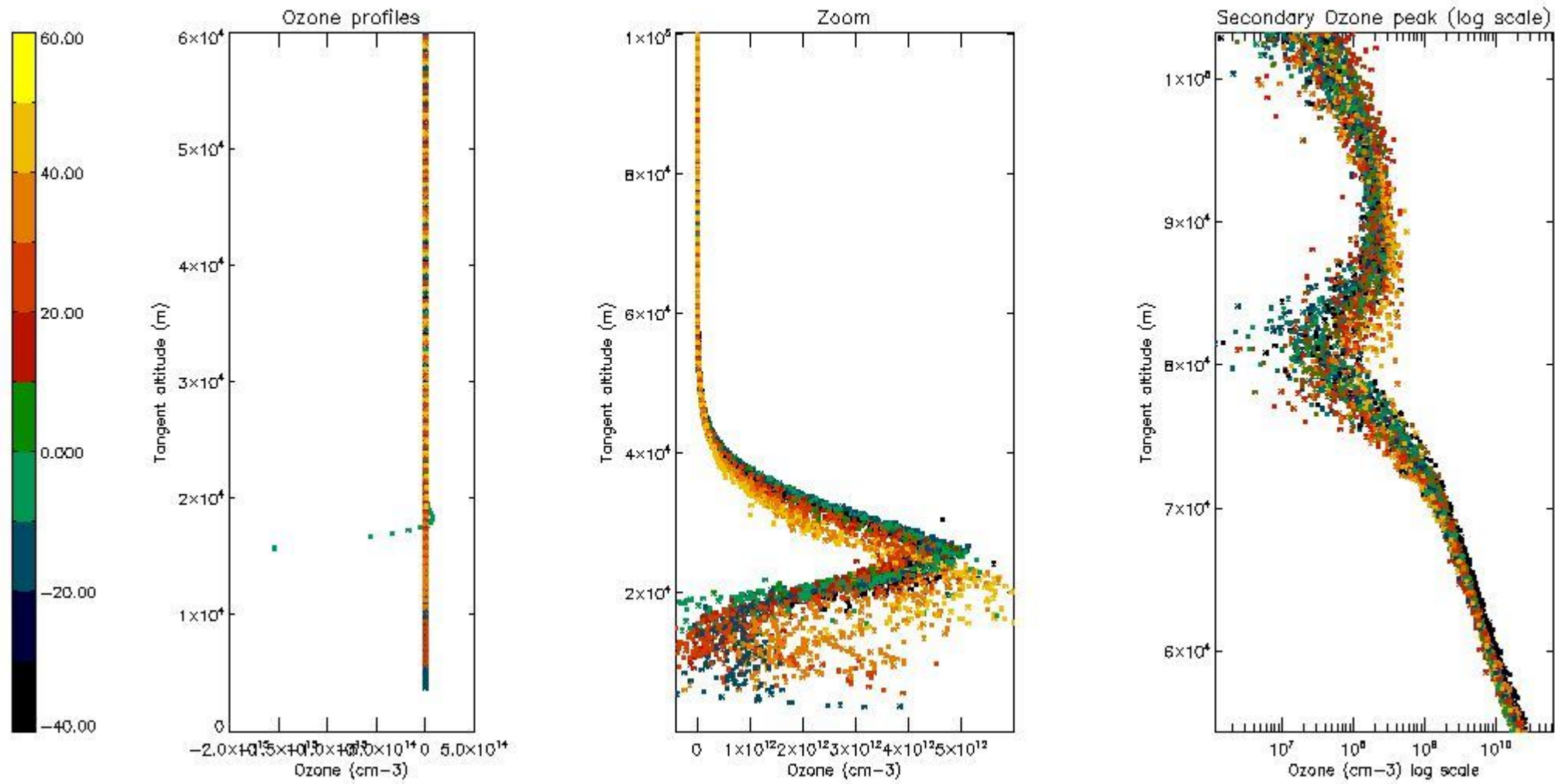
So, the table below shows the percentage of dark limb and valid observations for each criteria with respect to the overall valid daily observations.

Criteria	% of total production
All STD	30
STD < 20	20

STD < 10	17
STD < 5	13

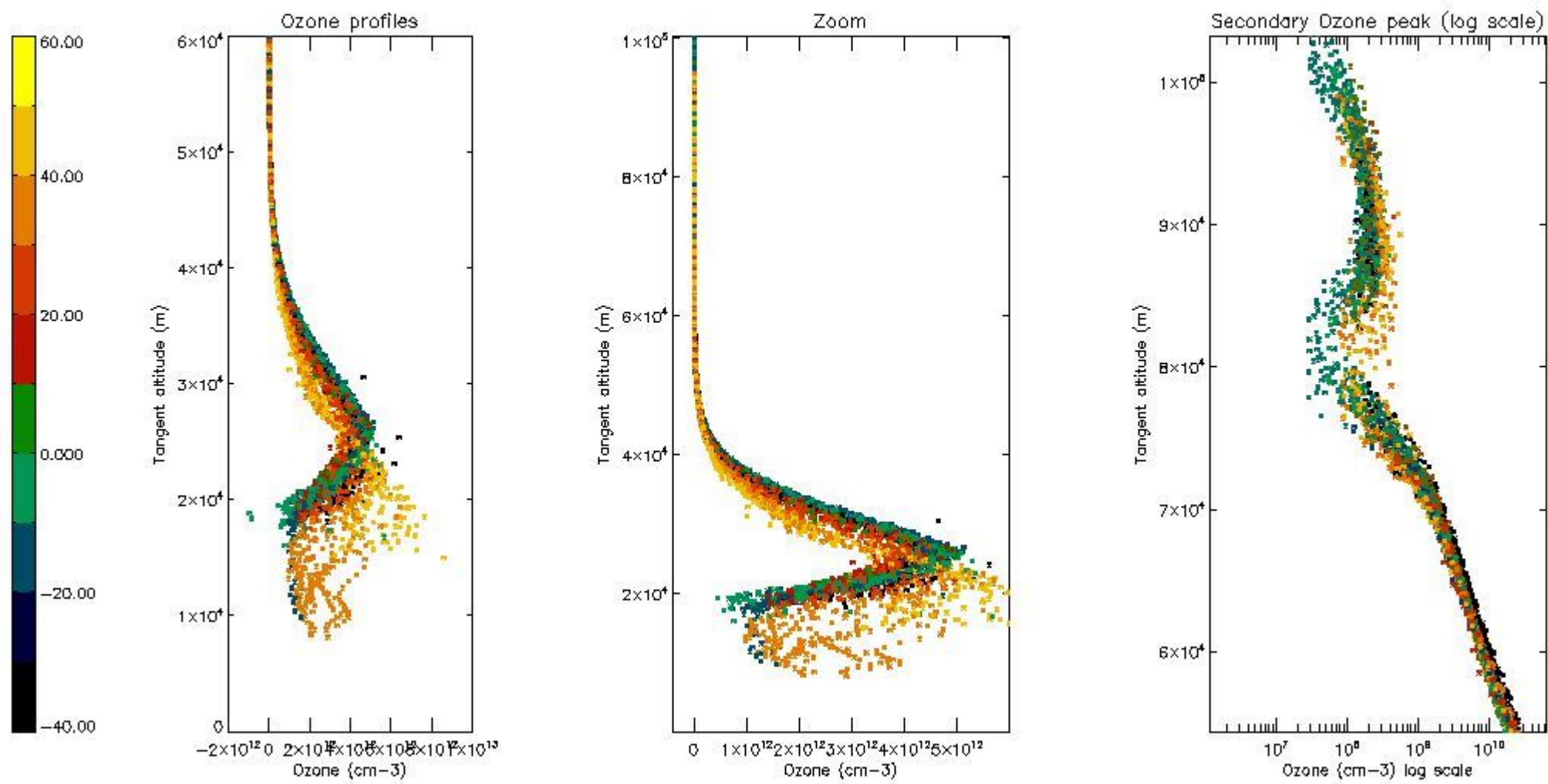
5.2 Plot ozone profiles for all STD (dark without errors)

The colorbar represents the latitude.



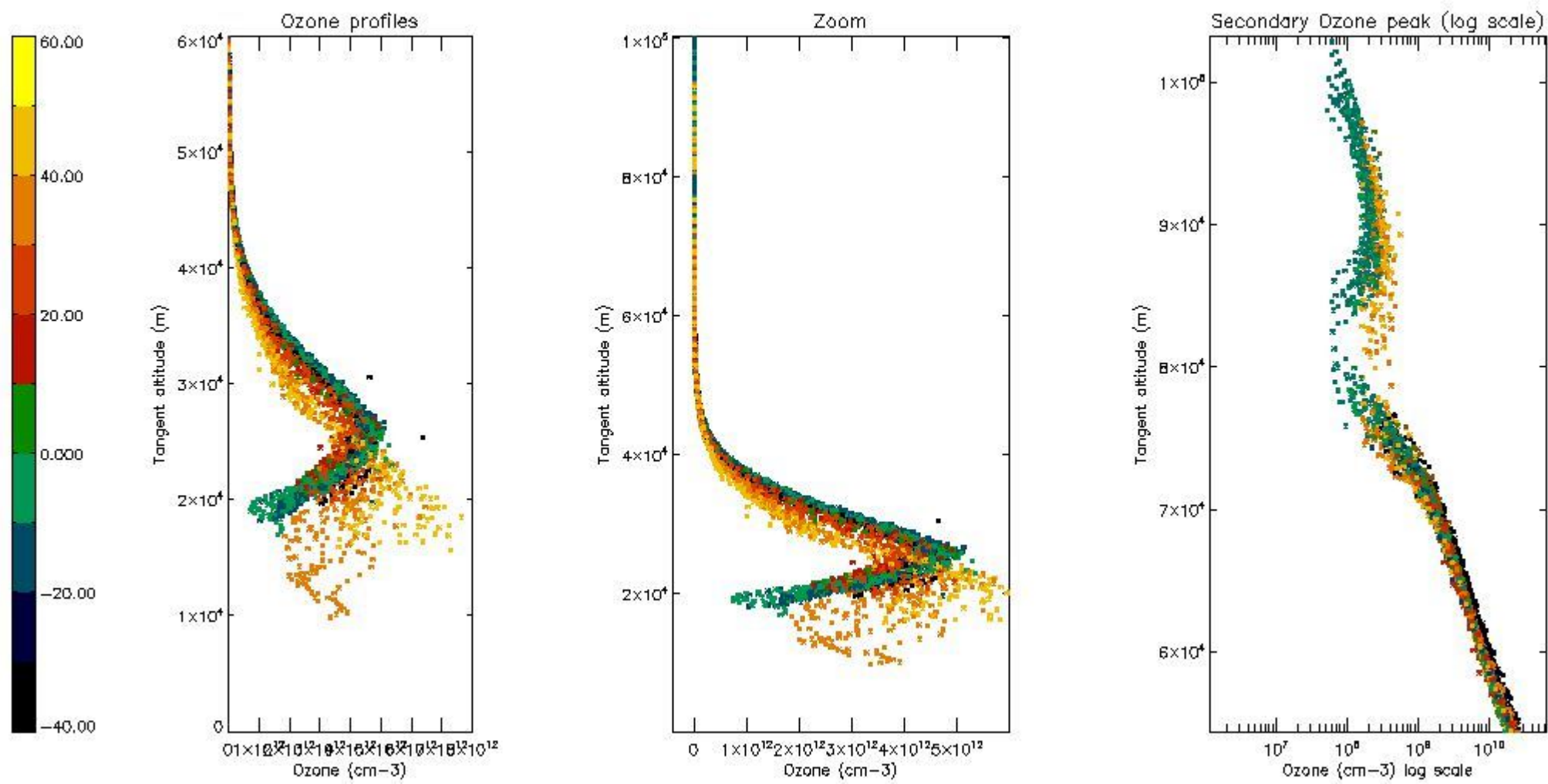
5.3 Plot ozone profiles where STD < 20% (dark without errors)

The colorbar represents the latitude.



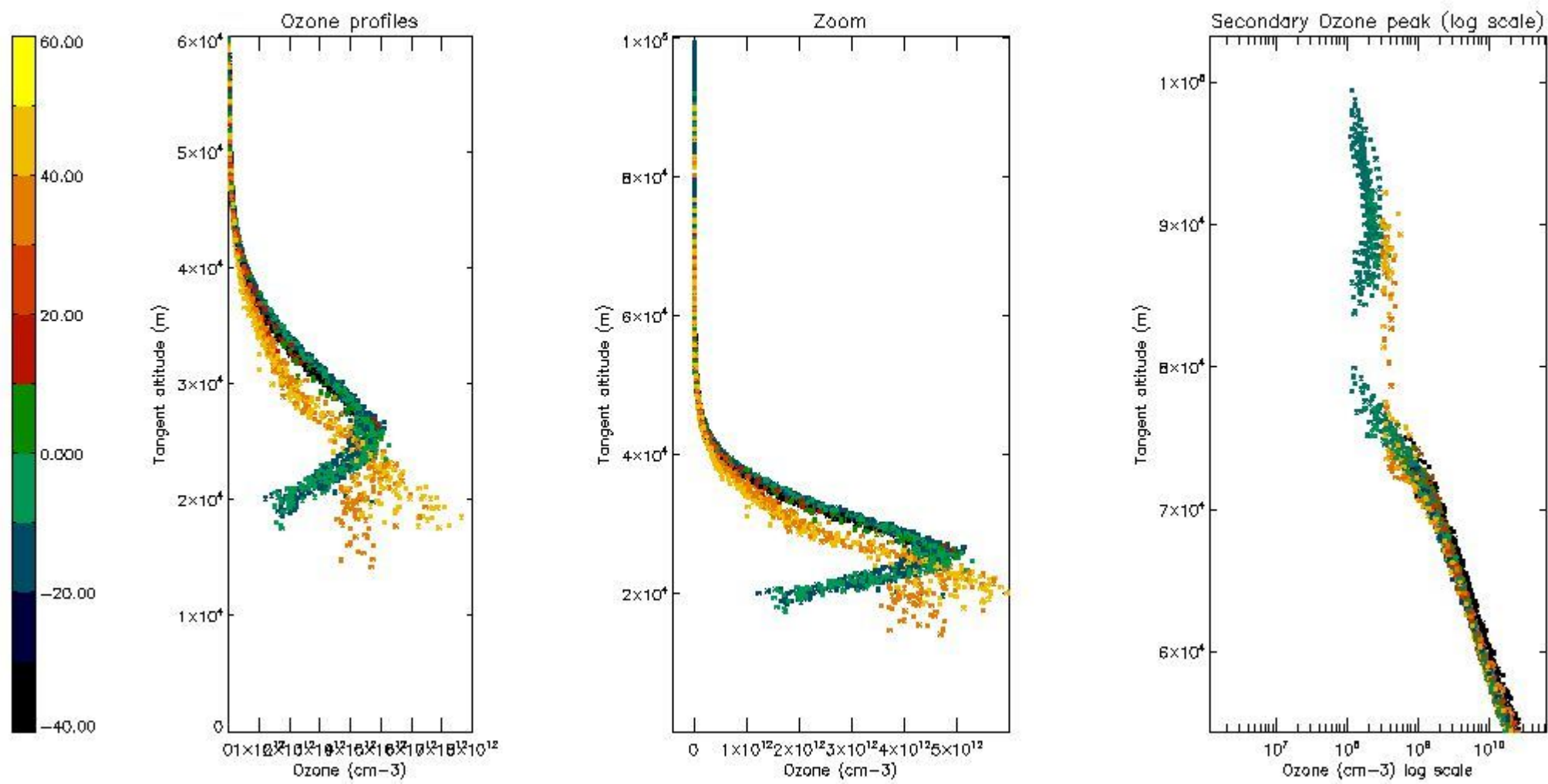
5.4 Plot ozone profiles where STD < 10% (dark without errors)

The colorbar represents the latitude.



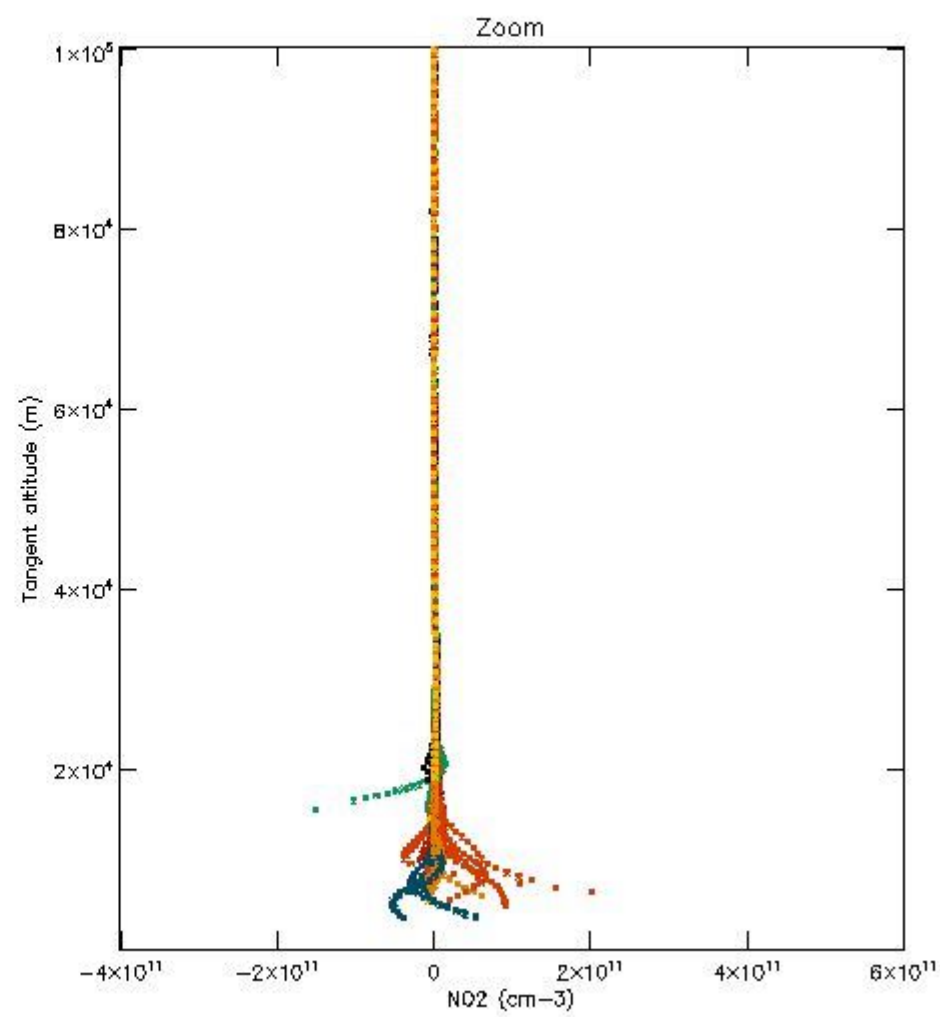
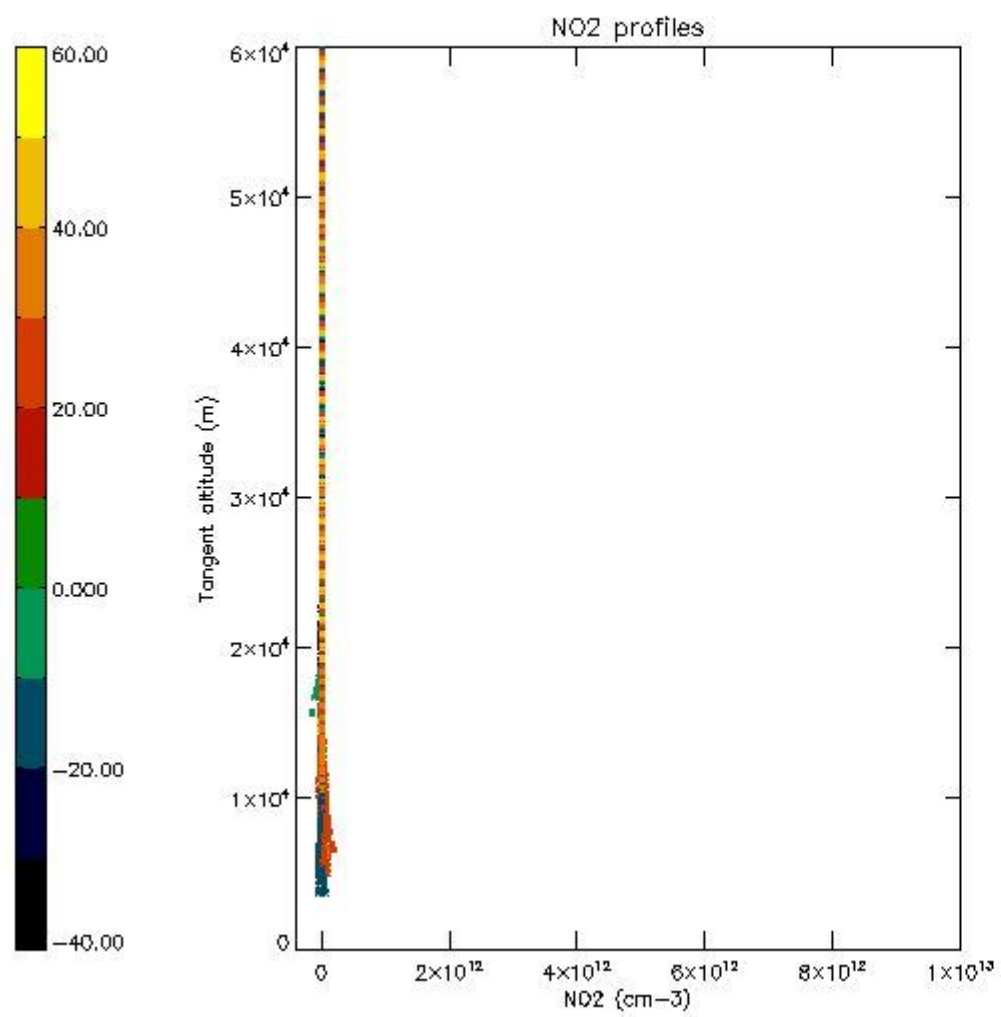
5.5 Plot ozone profiles where STD < 5% (dark without errors)

The colorbar represents the latitude.



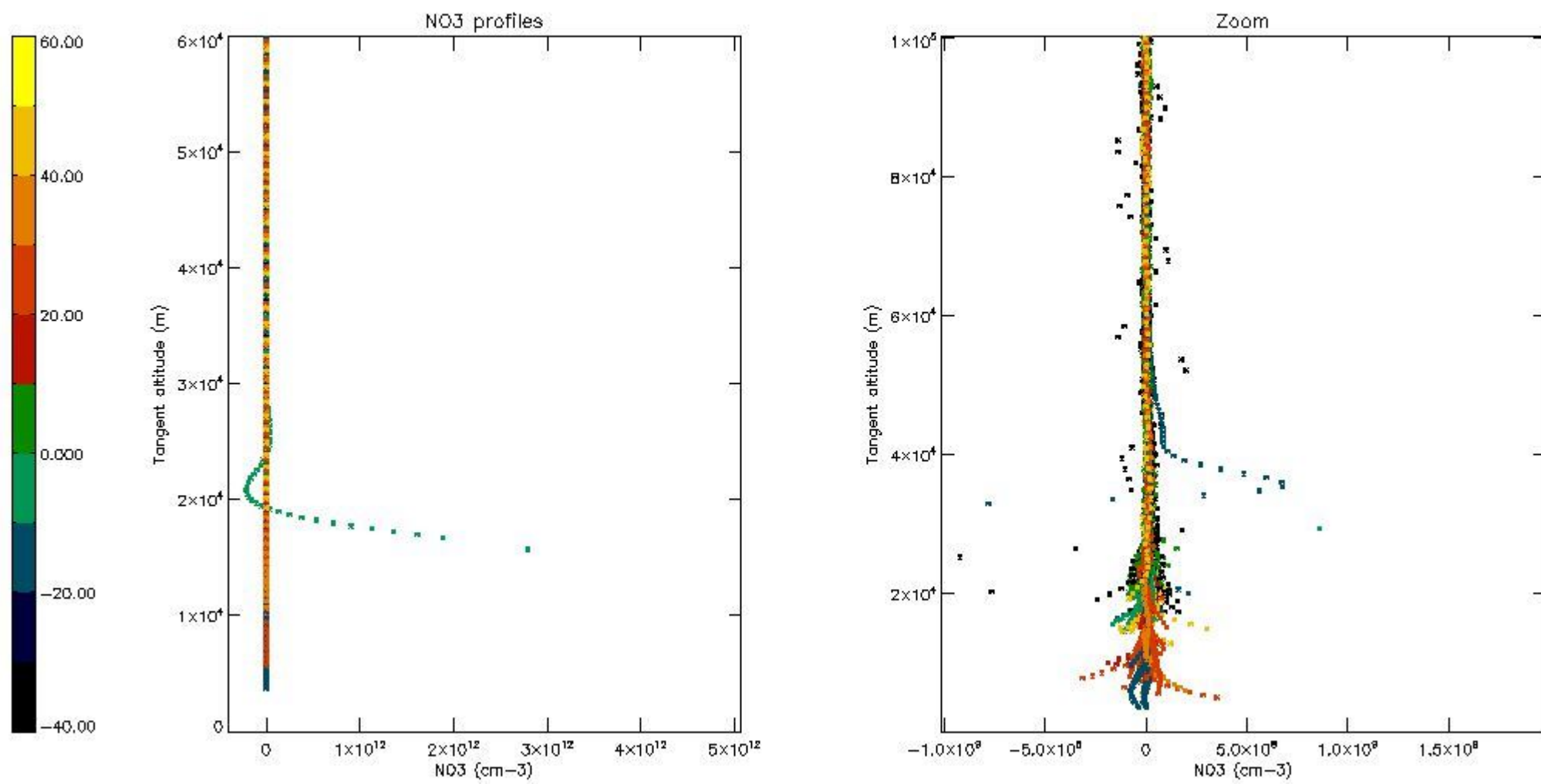
5.6 Plot NO₂ profiles for all STD (dark without errors)

The colorbar represents the latitude.



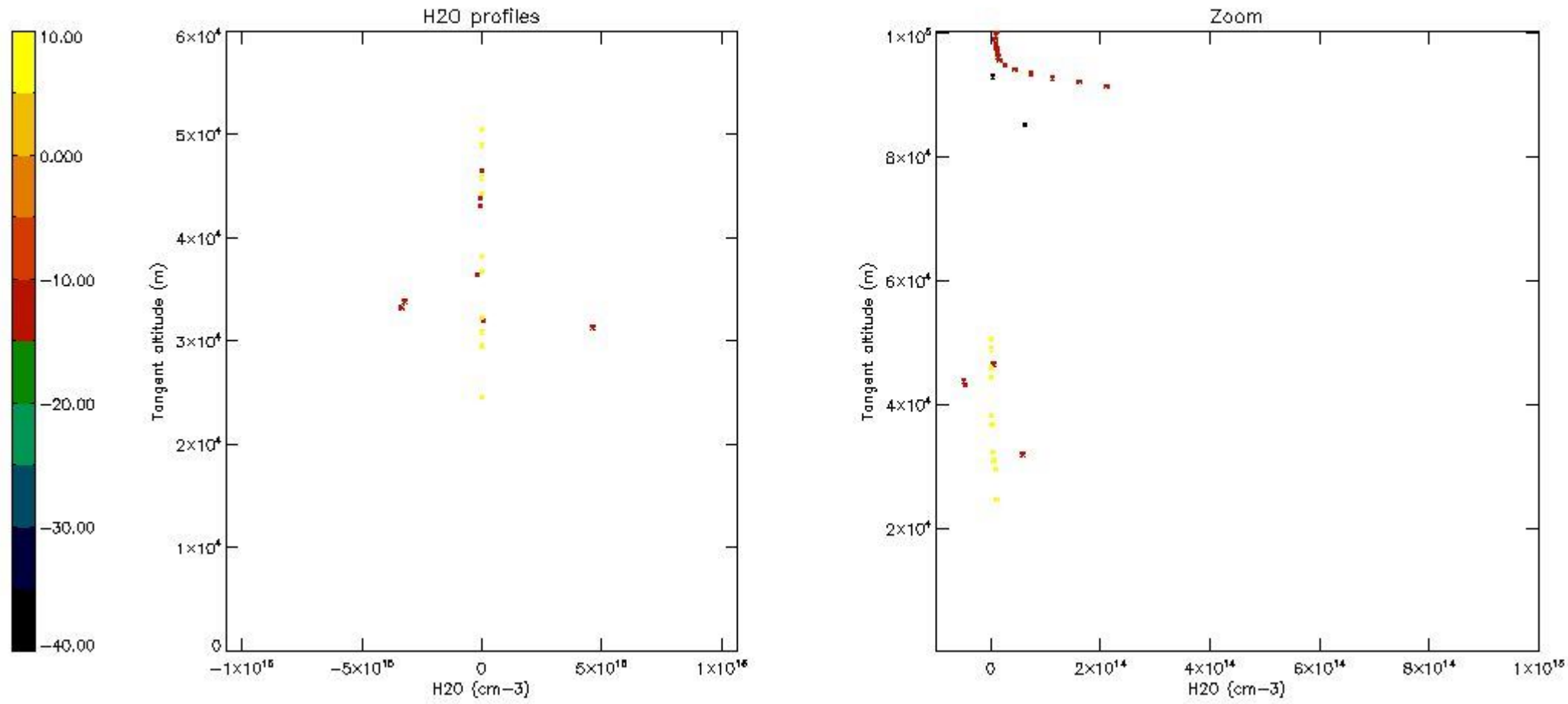
5.7 Plot NO3 profiles for all STD (dark without errors)

The colorbar represents the latitude.



5.8 Plot H₂O profiles for all STD (only for occultations of stars 1,2,3,4,13,14,16,26,63 dark without errors)

The colorbar represents the latitude.



6. Auxiliary Data Files used for the production reported in section 2

The number reported in the third column indicates since which file (see list in section 2) the corresponding auxiliary file has been used. The fourth column is the date of those product files.

Type	Auxiliary Filename	Used since product	Used since product date
INST_PHYS_CHARACTERISTICS	GOM_INS_AXVIEC20091111_143220_20030716_120000_20500101_000000	1	13-JAN-2004 00:01:08
LEVEL-2_PROC_CONFIG	GOM_PR2_AXVIEC20091111_152718_20020301_000000_20500101_000000	1	13-JAN-2004 00:01:08
CROSS_SECTIONS_FILE	GOM_CRS_AXVIEC20091111_154832_20020301_000000_20500101_000000	1	13-JAN-2004 00:01:08

GOMOS Level 2 Daily Report

SUMMARY

[1. General Info](#)

[2. Summary of processed GOM_NL_2P products](#)

[3. Level 2 Quality information per product](#)

[3.1 Plot of level 2 quality information per product \(time dependant\)](#)

[3.2 Plot of level 2 quality information per product \(world map\)](#)

[4. Level 1 Quality information per product \(stored on level 2 products\)](#)

[4.1 Plot of level 1 quality information per product \(time dependant\)](#)

[4.1.1 Plot of level 1 quality information per product \(time dependant\): ASCENDING](#)

[4.1.2 Plot of level 1 quality information per product \(time dependant\): DESCENDING](#)

[4.2 Plot of level 1 quality information per product \(world map\)](#)

[4.2.1 Plot of level 1 quality information per product \(world map\): ASCENDING](#)

[4.2.2 Plot of level 1 quality information per product \(world map\): DESCENDING](#)

[5. Ozone profiles based on quality statistics and other trace gas profiles](#)

[5.1 Ozone statistics based on quality of products](#)

[5.2 Plot ozone profiles for all STD \(dark without errors\)](#)

[5.3 Plot ozone profiles where STD < 20% \(dark without errors\)](#)

[5.4. Plot ozone profiles where STD < 10% \(dark without errors\)](#)

[5.5. Plot ozone profiles where STD < 5% \(dark without errors\)](#)

[5.6 Plot NO2 profiles for all STD \(dark without errors\)](#)

[5.7 Plot NO3 profiles for all STD \(dark without errors\)](#)

[5.8 Plot H2O profiles \(only for occultations of stars 1,2,3,4,13,14,16,26,63 dark without errors\) for all STD](#)

[6. Auxiliary Data Files used for the production reported in section 2](#)

43	GOM_NL__2PRFIN20040113_020641_000000392023_00203_09776_0724.N1	13-JAN-2004 02:06:41	Bright	38.500	98	13Zet Oph	2.5710	30000.	77	9776	No
44	GOM_NL__2PRFIN20040113_020843_000000482023_00203_09776_0725.N1	13-JAN-2004 02:08:43	Twi_and_stray	47.500	104	27Bet Lib	2.6140	13100.	95	9776	No
45	GOM_NL__2PRFIN20040113_021106_000000522023_00203_09776_0726.N1	13-JAN-2004 02:11:06	Twi_and_stray	52.000	16	21Alp Sco	1.0200	3000.0	104	9776	No
46	GOM_NL__2PRFIN20040113_021615_000000412023_00203_09776_0727.N1	13-JAN-2004 02:16:15	Dark	41.000	131	Gam Lup	2.8000	26000.	82	9776	No
47	GOM_NL__2PRFIN20040113_021821_000000972023_00203_09776_0728.N1	13-JAN-2004 02:18:21	Dark	96.500	15	67Alp Vir	0.97600	28000.	193	9776	No
48	GOM_NL__2PRFIN20040113_022122_000000472023_00204_09777_0694.N1	13-JAN-2004 02:21:22	Dark	46.500	95	Zet Cen	2.5450	26000.	93	9777	No
49	GOM_NL__2PRFIN20040113_022534_000000432023_00204_09777_0695.N1	13-JAN-2004 02:25:34	Dark	43.000	20	Bet Cru	1.2530	30000.	86	9777	No
50	GOM_NL__2PRFIN20040113_022945_000000422023_00204_09777_0696.N1	13-JAN-2004 02:29:45	Dark	42.000	124	The Car	2.7640	30000.	84	9777	No
51	GOM_NL__2PRFIN20040113_023114_000000482023_00204_09777_0697.N1	13-JAN-2004 02:31:14	Dark	48.000	29	Bet Car	1.6720	10200.	96	9777	No
52	GOM_NL__2PRFIN20040113_023305_000000422023_00204_09777_0698.N1	13-JAN-2004 02:33:05	Dark	42.000	71	lot Car	2.2460	7700.0	84	9777	No
53	GOM_NL__2PRFIN20040113_023423_000000492023_00204_09777_0699.N1	13-JAN-2004 02:34:23	Dark	49.000	41	Eps Car	1.8600	4100.0	98	9777	No
54	GOM_NL__2PRFIN20040113_023806_000000522023_00204_09777_0700.N1	13-JAN-2004 02:38:06	Dark	52.000	2	Alp Car	-0.73600	7000.0	104	9777	No
55	GOM_NL__2PRFIN20040113_023952_000000462023_00204_09777_0701.N1	13-JAN-2004 02:39:52	Dark	46.000	70	Zet Pup	2.2460	39000.	92	9777	No
56	GOM_NL__2PRFIN20040113_024136_000000502023_00204_09777_0702.N1	13-JAN-2004 02:41:36	Straylight	50.000	117	Pi Pup	2.7060	3800.0	100	9777	No
57	GOM_NL__2PRFIN20040113_024411_000000482023_00204_09777_0703.N1	13-JAN-2004 02:44:11	Straylight	48.000	23	21Eps CMa	1.5020	26000.	96	9777	No
58	GOM_NL__2PRFIN20040113_024538_000000412023_00204_09777_0704.N1	13-JAN-2004 02:45:38	Straylight	41.000	179	24Omi2CMa	3.0320	24000.	82	9777	No
59	GOM_NL__2PRFIN20040113_024753_000000502023_00204_09777_0705.N1	13-JAN-2004 02:47:53	Straylight	50.000	1	9Alp CMa	-1.4400	11000.	100	9777	No
60	GOM_NL__2PRFIN20040113_025108_000000462023_00204_09777_0706.N1	13-JAN-2004 02:51:08	Straylight	45.500	7	19Bet Ori	0.10000	14000.	91	9777	No
61	GOM_NL__2PRFIN20040113_025249_000000442023_00204_09777_0707.N1	13-JAN-2004 02:52:49	Twi_and_stray	44.000	30	46Eps Ori	1.6940	30000.	88	9777	No
62	GOM_NL__2PRFIN20040113_025455_000000652023_00204_09777_0708.N1	13-JAN-2004 02:54:55	Twi_and_stray	65.000	8	10Alp CMi	0.40000	6500.0	130	9777	No
63	GOM_NL__2PRFIN20040113_025743_000000472023_00204_09777_0709.N1	13-JAN-2004 02:57:43	Bright	47.000	44	24Gam Gem	1.9280	11000.	94	9777	No
64	GOM_NL__2PRFIN20040113_025926_000000442023_00204_09777_0710.N1	13-JAN-2004 02:59:26	Bright	43.500	151	13Mu Gem	2.8900	3000.0	87	9777	No
65	GOM_NL__2PRFIN20040113_030108_000000412023_00204_09777_0711.N1	13-JAN-2004 03:01:08	Bright	41.000	28	12Bet Tau	1.6500	15200.	82	9777	No
66	GOM_NL__2PRFIN20040113_030239_000000432023_00204_09777_0712.N1	13-JAN-2004 03:02:39	Bright	43.000	114	3lot Aur	2.6930	4600.0	86	9777	No
67	GOM_NL__2PRFIN20040113_030544_000000392023_00204_09777_0713.N1	13-JAN-2004 03:05:44	Bright	39.000	42	34Bet Aur	1.9000	10200.	78	9777	No
68	GOM_NL__2PRFIN20040113_030753_000000372023_00204_09777_0714.N1	13-JAN-2004 03:07:53	Bright	37.000	175	39Del Per	3.0100	19400.	74	9777	No
69	GOM_NL__2PRFIN20040113_031814_000000362023_00204_09777_0715.N1	13-JAN-2004 03:18:14	Bright	35.500	49	1Alp UMi	1.9900	6300.0	71	9777	No
70	GOM_NL__2PRFIN20040113_032220_000000412023_00204_09777_0716.N1	13-JAN-2004 03:22:20	Bright	41.000	60	7Bet UMi	2.0810	3950.0	82	9777	No
71	GOM_NL__2PRFIN20040113_032500_000000522023_00204_09777_0717.N1	13-JAN-2004 03:25:00	Bright	52.000	32	77Eps UMa	1.7630	11000.	104	9777	No
72	GOM_NL__2PRFIN20040113_032903_000000382023_00204_09777_0718.N1	13-JAN-2004 03:29:03	Bright	38.000	130	23Bet Dra	2.7990	5800.0	76	9777	No
73	GOM_NL__2PRFIN20040113_033203_000000402023_00204_09777_0719.N1	13-JAN-2004 03:32:03	Bright	40.000	5	3Alp Lyr	0.033000	11000.	80	9777	No
74	GOM_NL__2PRFIN20040113_033346_000000492023_00204_09777_0720.N1	13-JAN-2004 03:33:46	Bright	49.000	180	27Gam Boo	3.0400	8000.0	98	9777	No
75	GOM_NL__2PRFIN20040113_033805_000000552023_00204_09777_0721.N1	13-JAN-2004 03:38:05	Bright	54.500	83		2.3780	11000.	109	9777	No
76	GOM_NL__2PRFIN20040113_034005_000000352023_00204_09777_0722.N1	13-JAN-2004 03:40:05	Bright	35.000	59	55Alp Oph	2.0800	8900.0	70	9777	No
77	GOM_NL__2PRFIN20040113_034345_000000852023_00204_09777_0723.N1	13-JAN-2004 03:43:45	Twi_and_stray	84.500	111	8Eta Boo	2.6800	6000.0	169	9777	No
78	GOM_NL__2PRFIN20040113_034717_000000382023_00204_09777_0724.N1	13-JAN-2004 03:47:17	Bright	38.000	98	13Zet Oph	2.5710	30000.	76	9777	No
79	GOM_NL__2PRFIN20040113_034920_000000482023_00204_09777_0725.N1	13-JAN-2004 03:49:20	Twi_and_stray	47.500	104	27Bet Lib	2.6140	13100.	95	9777	No
80	GOM_NL__2PRFIN20040113_035141_000000522023_00204_09777_0726.N1	13-JAN-2004 03:51:41	Twi_and_stray	52.000	16	21Alp Sco	1.0200	3000.0	104	9777	No
81	GOM_NL__2PRFIN20040113_035653_000000402023_00204_09777_0727.N1	13-JAN-2004 03:56:53	Dark	39.500	131	Gam Lup	2.8000	26000.	79	9777	No
82	GOM_NL__2PRFIN20040113_035858_000000952023_00204_09777_0728.N1	13-JAN-2004 03:58:58	Dark	95.000	15	67Alp Vir	0.97600	28000.	190	9777	No
83	GOM_NL__2PRFIN20040113_040159_000000452023_00205_09778_0694.N1	13-JAN-2004 04:01:59	Dark	44.500	95	Zet Cen	2.5450	26000.	89	9778	No
84	GOM_NL__2PRFIN20040113_040611_000000452023_00205_09778_0695.N1	13-JAN-2004 04:06:11	Dark	45.000	20	Bet Cru	1.2530	30000.	90	9778	No
85	GOM_NL__2PRFIN20040113_041023_000000412023_00205_09778_0696.N1	13-JAN-2004 04:10:23	Dark	40.500	124	The Car	2.7640	30000.	81	9778	No
86	GOM_NL__2PRFIN20040113_041152_000000392023_00205_09778_0697.N1	13-JAN-2004 04:11:52	Dark	39.000	29	Bet Car	1.6720	10200.	78	9778	No
87	GOM_NL__2PRFIN20040113_041342_000000402023_00205_09778_0698.N1	13-JAN-2004 04:13:42	Dark	39.500	71	lot Car	2.2460	7700.0	79	9778	No
88	GOM_NL__2PRFIN20040113_041501_000000472023_00205_09778_0699.N1	13-JAN-2004 04:15:01	Dark	47.000	41	Eps Car	1.8600	4100.0	94	9778	No
89	GOM_NL__2PRFIN20040113_041844_000000472023_00205_09778_0700.N1	13-JAN-2004 04:18:44	Dark	47.000	2	Alp Car	-0.73600	7000.0	94	9778	No
90	GOM_NL__2PRFIN20040113_042029_000000482023_00205_09778_0701.N1	13-JAN-2004 04:20:29	Dark	47.500	70	Zet Pup	2.2460	39000.	95	9778	No
91	GOM_NL__2PRFIN20040113_042213_000000452023_00205_09778_0702.N1	13-JAN-2004 04:22:13	Straylight	45.000	117	Pi Pup	2.7060	3800.0	90	9778	No
92	GOM_NL__2PRFIN20040113_042449_000000452023_00205_09778_0703.N1	13-JAN-2004 04:24:49	Straylight	44.500	23	21Eps CMa	1.5020	26000.	89	9778	No
93	GOM_NL__2PRFIN20040113_042615_000000442023_00205_09778_0704.N1	13-JAN-2004 04:26:15	Straylight	43.500	179	24Omi2CMa	3.0320	24000.	87	9778	No
94	GOM_NL__2PRFIN20040113_042830_000000522023_00205_09778_0705.N1	13-JAN-2004 04:28:30	Straylight	51.500	1	9Alp CMa	-1.4400	11000.	103	9778	No
95	GOM_NL__2PRFIN20040113_043144_000000462023_00205_09778_0706.N1	13-JAN-2004 04:31:44	Straylight	45.500	7	19Bet Ori	0.10000	14000.	91	9778	No
96	GOM_NL__2PRFIN20040113_043325_000000402023_00205_09778_0707.N1	13-JAN-2004 04:33:25	Twi_and_stray	40.000	30	46Eps Ori	1.6940	30000.	80	9778	No
97	GOM_NL__2PRFIN20040113_043530_000000592023_00205_09778_0708.N1	13-JAN-2004 04:35:30	Twi_and_stray	58.500	8	10Alp CMi	0.40000	6500.0	117	9778	No
98	GOM_NL__2PRFIN20040113_043820_000000422023_00205_09778_0709.N1	13-JAN-2004 04:38:20	Twi_and_stray	42.000	44	24Gam Gem	1.9280	11000.	84	9778	No
99	GOM_NL__2PRFIN20040113_044002_000000462023_00205_09778_0710.N1	13-JAN-2004 04:40:02	Bright	46.000	151	13Mu Gem	2.8900	3000.0	92	9778	No
100	GOM_NL__2PRFIN20040113_044147_000000372023_00205_09778_0711.N1	13-JAN-2004 04:41:47	Bright	36.500	28	12Bet Tau	1.6500	15200.	73	9778	No
101	GOM_NL__2PRFIN20040113_044318_000000392023_00205_09778_0712.N1	13-JAN-2004 04:43:18	Bright	38.500	114	3lot Aur	2.6930	4600.0	77	9778	No



102	GOM_NL__2PRFIN20040113_044621_000000382023_00205_09778_0713.N1	13-JAN-2004 04:46:21	Bright	38.000	42	34Bet Aur	1.9000	10200.	76	9778	No
103	GOM_NL__2PRFIN20040113_044829_000000372023_00205_09778_0714.N1	13-JAN-2004 04:48:29	Bright	37.000	175	39Del Per	3.0100	19400.	74	9778	No
104	GOM_NL__2PRFIN20040113_045851_000000372023_00205_09778_0715.N1	13-JAN-2004 04:58:51	Bright	37.000	49	1Alp UMi	1.9900	6300.0	74	9778	No
105	GOM_NL__2PRFIN20040113_050256_000000422023_00205_09778_0716.N1	13-JAN-2004 05:02:56	Bright	42.000	60	7Bet UMi	2.0810	3950.0	84	9778	No
106	GOM_NL__2PRFIN20040113_050535_000000532023_00205_09778_0717.N1	13-JAN-2004 05:05:35	Bright	52.500	32	77Eps UMa	1.7630	11000.	105	9778	No
107	GOM_NL__2PRFIN20040113_050939_000000362023_00205_09778_0718.N1	13-JAN-2004 05:09:39	Bright	36.000	130	23Bet Dra	2.7990	5800.0	72	9778	No
108	GOM_NL__2PRFIN20040113_051242_000000372023_00205_09778_0719.N1	13-JAN-2004 05:12:42	Bright	36.500	5	3Alp Lyr	0.033000	11000.	73	9778	No
109	GOM_NL__2PRFIN20040113_051421_000000492023_00205_09778_0720.N1	13-JAN-2004 05:14:21	Bright	48.500	180	27Gam Boo	3.0400	8000.0	97	9778	No
110	GOM_NL__2PRFIN20040113_051842_000000532023_00205_09778_0721.N1	13-JAN-2004 05:18:42	Bright	53.000	83		2.3780	11000.	106	9778	No
111	GOM_NL__2PRFIN20040113_052041_000000372023_00205_09778_0722.N1	13-JAN-2004 05:20:41	Bright	36.500	59	55Alp Oph	2.0800	8900.0	73	9778	No
112	GOM_NL__2PRFIN20040113_052422_000000832023_00205_09778_0723.N1	13-JAN-2004 05:24:22	Tw_i_and_stray	82.500	111	8Eta Boo	2.6800	6000.0	165	9778	No
113	GOM_NL__2PRFIN20040113_052753_000000532023_00205_09778_0724.N1	13-JAN-2004 05:27:53	Bright	53.000	98	13Zet Oph	2.5710	30000.	106	9778	No
114	GOM_NL__2PRFIN20040113_052956_000000472023_00205_09778_0725.N1	13-JAN-2004 05:29:56	Tw_i_and_stray	46.500	104	27Bet Lib	2.6140	13100.	93	9778	No
115	GOM_NL__2PRFIN20040113_053220_000000492023_00205_09778_0726.N1	13-JAN-2004 05:32:20	Tw_i_and_stray	49.000	16	21Alp Sco	1.0200	3000.0	98	9778	No
116	GOM_NL__2PRFIN20040113_053729_000000412023_00205_09778_0727.N1	13-JAN-2004 05:37:29	Dark	40.500	131	Gam Lup	2.8000	26000.	81	9778	No
117	GOM_NL__2PRFIN20040113_053937_000000922023_00205_09778_0728.N1	13-JAN-2004 05:39:37	Dark	92.000	15	67Alp Vir	0.97600	28000.	184	9778	No
118	GOM_NL__2PRFIN20040113_072400_000000452023_00207_09780_0694.N1	13-JAN-2004 07:24:00	Dark	45.000	4	Alp1Cen	-0.010000	5800.0	90	9780	No
119	GOM_NL__2PRFIN20040113_072724_000000442023_00207_09780_0695.N1	13-JAN-2004 07:27:24	Dark	44.000	20	Bet Cru	1.2530	30000.	88	9780	No
120	GOM_NL__2PRFIN20040113_073136_000000402023_00207_09780_0696.N1	13-JAN-2004 07:31:36	Dark	40.000	124	The Car	2.7640	30000.	80	9780	No
121	GOM_NL__2PRFIN20040113_073304_000000392023_00207_09780_0697.N1	13-JAN-2004 07:33:04	Dark	39.000	29	Bet Car	1.6720	10200.	78	9780	No
122	GOM_NL__2PRFIN20040113_073455_000000412023_00207_09780_0698.N1	13-JAN-2004 07:34:55	Dark	41.000	71	lot Car	2.2460	7700.0	82	9780	No
123	GOM_NL__2PRFIN20040113_073613_000000452023_00207_09780_0699.N1	13-JAN-2004 07:36:13	Dark	44.500	41	Eps Car	1.8600	4100.0	89	9780	No
124	GOM_NL__2PRFIN20040113_073956_000000492023_00207_09780_0700.N1	13-JAN-2004 07:39:56	Dark	49.000	2	Alp Car	-0.73600	7000.0	98	9780	No
125	GOM_NL__2PRFIN20040113_074142_000000432023_00207_09780_0701.N1	13-JAN-2004 07:41:42	Dark	43.000	70	Zet Pup	2.2460	39000.	86	9780	No
126	GOM_NL__2PRFIN20040113_074326_000000442023_00207_09780_0702.N1	13-JAN-2004 07:43:26	Straylight	44.000	117	Pi Pup	2.7060	3800.0	88	9780	No
127	GOM_NL__2PRFIN20040113_074601_000000462023_00207_09780_0703.N1	13-JAN-2004 07:46:01	Straylight	45.500	23	21Eps CMa	1.5020	26000.	91	9780	No
128	GOM_NL__2PRFIN20040113_074727_000000422023_00207_09780_0704.N1	13-JAN-2004 07:47:27	Straylight	41.500	179	24Omi2CMa	3.0320	24000.	83	9780	No
129	GOM_NL__2PRFIN20040113_074943_000000482023_00207_09780_0705.N1	13-JAN-2004 07:49:43	Straylight	47.500	1	9Alp CMa	-1.4400	11000.	95	9780	No
130	GOM_NL__2PRFIN20040113_075256_000000492023_00207_09780_0706.N1	13-JAN-2004 07:52:56	Straylight	48.500	7	19Bet Ori	0.10000	14000.	97	9780	No
131	GOM_NL__2PRFIN20040113_075438_000000422023_00207_09780_0707.N1	13-JAN-2004 07:54:38	Tw_i_and_stray	41.500	30	46Eps Ori	1.6940	30000.	83	9780	No
132	GOM_NL__2PRFIN20040113_075643_000000602023_00207_09780_0708.N1	13-JAN-2004 07:56:43	Tw_i_and_stray	59.500	8	10Alp CMi	0.40000	6500.0	119	9780	No
133	GOM_NL__2PRFIN20040113_075931_000000452023_00207_09780_0709.N1	13-JAN-2004 07:59:31	Bright	45.000	44	24Gam Gem	1.9280	11000.	90	9780	No
134	GOM_NL__2PRFIN20040113_080114_000000452023_00207_09780_0710.N1	13-JAN-2004 08:01:14	Bright	44.500	151	13Mu Gem	2.8900	3000.0	89	9780	No
135	GOM_NL__2PRFIN20040113_080259_000000402023_00207_09780_0711.N1	13-JAN-2004 08:02:59	Bright	39.500	28	12Bet Tau	1.6500	15200.	79	9780	No
136	GOM_NL__2PRFIN20040113_080431_000000392023_00207_09780_0712.N1	13-JAN-2004 08:04:31	Bright	38.500	114	3lot Aur	2.6930	4600.0	77	9780	No
137	GOM_NL__2PRFIN20040113_080733_000000382023_00207_09780_0713.N1	13-JAN-2004 08:07:33	Bright	37.500	42	34Bet Aur	1.9000	10200.	75	9780	No
138	GOM_NL__2PRFIN20040113_080943_000000372023_00207_09780_0714.N1	13-JAN-2004 08:09:43	Bright	37.000	175	39Del Per	3.0100	19400.	74	9780	No
139	GOM_NL__2PRFIN20040113_082003_000000382023_00207_09780_0715.N1	13-JAN-2004 08:20:03	Bright	38.000	49	1Alp UMi	1.9900	6300.0	76	9780	No
140	GOM_NL__2PRFIN20040113_082407_000000422023_00207_09780_0716.N1	13-JAN-2004 08:24:07	Bright	41.500	60	7Bet UMi	2.0810	3950.0	83	9780	No
141	GOM_NL__2PRFIN20040113_082645_000000532023_00207_09780_0717.N1	13-JAN-2004 08:26:45	Bright	53.000	32	77Eps UMa	1.7630	11000.	106	9780	No
142	GOM_NL__2PRFIN20040113_083051_000000372023_00207_09780_0718.N1	13-JAN-2004 08:30:51	Bright	37.000	130	23Bet Dra	2.7990	5800.0	74	9780	No
143	GOM_NL__2PRFIN20040113_083354_000000362023_00207_09780_0719.N1	13-JAN-2004 08:33:54	Bright	36.000	5	3Alp Lyr	0.033000	11000.	72	9780	No
144	GOM_NL__2PRFIN20040113_083533_000000502023_00207_09780_0720.N1	13-JAN-2004 08:35:33	Bright	50.000	180	27Gam Boo	3.0400	8000.0	100	9780	No
145	GOM_NL__2PRFIN20040113_083954_000000532023_00207_09780_0721.N1	13-JAN-2004 08:39:54	Bright	52.500	83		2.3780	11000.	105	9780	No
146	GOM_NL__2PRFIN20040113_084153_000000372023_00207_09780_0722.N1	13-JAN-2004 08:41:53	Bright	36.500	59	55Alp Oph	2.0800	8900.0	73	9780	No
147	GOM_NL__2PRFIN20040113_084536_000000912023_00207_09780_0723.N1	13-JAN-2004 08:45:36	Tw_i_and_stray	90.500	111	8Eta Boo	2.6800	6000.0	181	9780	No
148	GOM_NL__2PRFIN20040113_084905_000000472023_00207_09780_0724.N1	13-JAN-2004 08:49:05	Bright	47.000	98	13Zet Oph	2.5710	30000.	94	9780	No
149	GOM_NL__2PRFIN20040113_085109_000000492023_00207_09780_0725.N1	13-JAN-2004 08:51:09	Tw_i_and_stray	49.000	104	27Bet Lib	2.6140	13100.	98	9780	No
150	GOM_NL__2PRFIN20040113_085333_000000472023_00207_09780_0726.N1	13-JAN-2004 08:53:33	Tw_i_and_stray	46.500	16	21Alp Sco	1.0200	3000.0	93	9780	No
151	GOM_NL__2PRFIN20040113_085842_000000422023_00207_09780_0727.N1	13-JAN-2004 08:58:42	Dark	41.500	131	Gam Lup	2.8000	26000.	83	9780	No
152	GOM_NL__2PRFIN20040113_090054_000000972023_00207_09780_0728.N1	13-JAN-2004 09:00:54	Dark	97.000	15	67Alp Vir	0.97600	28000.	194	9780	No
153	GOM_NL__2PRFIN20040113_090437_000000542023_00208_09781_0694.N1	13-JAN-2004 09:04:37	Dark	54.000	4	Alp1Cen	-0.010000	5800.0	108	9781	No
154	GOM_NL__2PRFIN20040113_090801_000000422023_00208_09781_0695.N1	13-JAN-2004 09:08:01	Dark	42.000	20	Bet Cru	1.2530	30000.	84	9781	No
155	GOM_NL__2PRFIN20040113_091212_000000402023_00208_09781_0696.N1	13-JAN-2004 09:12:12	Dark	40.000	124	The Car	2.7640	30000.	80	9781	No
156	GOM_NL__2PRFIN20040113_091341_000000492023_00208_09781_0697.N1	13-JAN-2004 09:13:41	Dark	48.500	29	Bet Car	1.6720	10200.	97	9781	No
157	GOM_NL__2PRFIN20040113_091531_000000462023_00208_09781_0698.N1	13-JAN-2004 09:15:31	Dark	46.000	71	lot Car	2.2460	7700.0	92	9781	No
158	GOM_NL__2PRFIN20040113_091650_000000532023_00208_09781_0699.N1	13-JAN-2004 09:16:50	Dark	52.500	41	Eps Car	1.8600	4100.0	105	9781	No
159	GOM_NL__2PRFIN20040113_092032_000000482023_00208_09781_0700.N1	13-JAN-2004 09:20:32	Dark	48.000	2	Alp Car	-0.73600	7000.0	96	9781	No
160	GOM_NL__2PRFIN20040113_092218_000000452023_00208_09781_0701.N1	13-JAN-2004 09:22:18	Dark	45.000	70	Zet Pup	2.2460	39000.	90	9781	No

161	GOM_NL__2PRFIN20040113_092402_000000462023_00208_09781_0702.N1	13-JAN-2004 09:24:02	Straylight	45.500	117	Pi Pup	2.7060	3800.0	91	9781	No
162	GOM_NL__2PRFIN20040113_092637_000000422023_00208_09781_0703.N1	13-JAN-2004 09:26:37	Straylight	42.000	23	21Eps CMa	1.5020	26000.	84	9781	No
163	GOM_NL__2PRFIN20040113_092803_000000412023_00208_09781_0704.N1	13-JAN-2004 09:28:03	Straylight	41.000	179	24Omi2CMa	3.0320	24000.	82	9781	No
164	GOM_NL__2PRFIN20040113_093019_000000482023_00208_09781_0705.N1	13-JAN-2004 09:30:19	Straylight	47.500	1	9Alp CMa	-1.4400	11000.	95	9781	No
165	GOM_NL__2PRFIN20040113_093332_000000462023_00208_09781_0706.N1	13-JAN-2004 09:33:32	Straylight	45.500	7	19Bet Ori	0.10000	14000.	91	9781	No
166	GOM_NL__2PRFIN20040113_093514_000000442023_00208_09781_0707.N1	13-JAN-2004 09:35:14	Twi_and_stray	43.500	30	46Eps Ori	1.6940	30000.	87	9781	No
167	GOM_NL__2PRFIN20040113_093718_000000582023_00208_09781_0708.N1	13-JAN-2004 09:37:18	Twi_and_stray	57.500	8	10Alp CMi	0.40000	6500.0	115	9781	No
168	GOM_NL__2PRFIN20040113_094007_000000492023_00208_09781_0709.N1	13-JAN-2004 09:40:07	Bright	49.000	44	24Gam Gem	1.9280	11000.	98	9781	No
169	GOM_NL__2PRFIN20040113_094150_000000452023_00208_09781_0710.N1	13-JAN-2004 09:41:50	Bright	45.000	151	13Mu Gem	2.8900	3000.0	90	9781	No
170	GOM_NL__2PRFIN20040113_094335_000000402023_00208_09781_0711.N1	13-JAN-2004 09:43:35	Bright	39.500	28	12Bet Tau	1.6500	15200.	79	9781	No
171	GOM_NL__2PRFIN20040113_094507_000000402023_00208_09781_0712.N1	13-JAN-2004 09:45:07	Bright	39.500	114	3Iot Aur	2.6930	4600.0	79	9781	No
172	GOM_NL__2PRFIN20040113_094809_000000382023_00208_09781_0713.N1	13-JAN-2004 09:48:09	Bright	38.000	42	34Bet Aur	1.9000	10200.	76	9781	No
173	GOM_NL__2PRFIN20040113_095019_000000382023_00208_09781_0714.N1	13-JAN-2004 09:50:19	Bright	38.000	175	39Del Per	3.0100	19400.	76	9781	No
174	GOM_NL__2PRFIN20040113_100039_000000372023_00208_09781_0715.N1	13-JAN-2004 10:00:39	Bright	37.000	49	1Alp UMi	1.9900	6300.0	74	9781	No
175	GOM_NL__2PRFIN20040113_100443_000000422023_00208_09781_0716.N1	13-JAN-2004 10:04:43	Bright	42.000	60	7Bet UMi	2.0810	3950.0	84	9781	No
176	GOM_NL__2PRFIN20040113_100721_000000542023_00208_09781_0717.N1	13-JAN-2004 10:07:21	Bright	53.500	32	77Eps UMa	1.7630	11000.	107	9781	No
177	GOM_NL__2PRFIN20040113_101127_000000362023_00208_09781_0718.N1	13-JAN-2004 10:11:27	Bright	36.000	130	23Bet Dra	2.7990	5800.0	72	9781	No
178	GOM_NL__2PRFIN20040113_101430_000000382023_00208_09781_0719.N1	13-JAN-2004 10:14:30	Bright	38.000	5	3Alp Lyr	0.033000	11000.	76	9781	No
179	GOM_NL__2PRFIN20040113_101609_000000502023_00208_09781_0720.N1	13-JAN-2004 10:16:09	Bright	49.500	180	27Gam Boo	3.0400	8000.0	99	9781	No
180	GOM_NL__2PRFIN20040113_102030_000000542023_00208_09781_0721.N1	13-JAN-2004 10:20:30	Bright	54.000	83		2.3780	11000.	108	9781	No
181	GOM_NL__2PRFIN20040113_102227_000000392023_00208_09781_0722.N1	13-JAN-2004 10:22:27	Bright	38.500	59	55Alp Oph	2.0800	8900.0	77	9781	No
182	GOM_NL__2PRFIN20040113_102613_000000882023_00208_09781_0723.N1	13-JAN-2004 10:26:13	Twi_and_stray	87.500	111	8Eta Boo	2.6800	6000.0	175	9781	No
183	GOM_NL__2PRFIN20040113_102941_000000392023_00208_09781_0724.N1	13-JAN-2004 10:29:41	Bright	38.500	98	13Zet Oph	2.5710	30000.	77	9781	No
184	GOM_NL__2PRFIN20040113_103145_000000492023_00208_09781_0725.N1	13-JAN-2004 10:31:45	Twi_and_stray	48.500	104	27Bet Lib	2.6140	13100.	97	9781	No
185	GOM_NL__2PRFIN20040113_103408_000000532023_00208_09781_0726.N1	13-JAN-2004 10:34:08	Twi_and_stray	53.000	16	21Alp Sco	1.0200	3000.0	106	9781	No
186	GOM_NL__2PRFIN20040113_103918_000000422023_00208_09781_0727.N1	13-JAN-2004 10:39:18	Dark	42.000	131	Gam Lup	2.8000	26000.	84	9781	No
187	GOM_NL__2PRFIN20040113_104132_000001002023_00208_09781_0728.N1	13-JAN-2004 10:41:32	Dark	100.00	15	67Alp Vir	0.97600	28000.	200	9781	No
188	GOM_NL__2PRFIN20040113_104513_000000542023_00209_09782_0714.N1	13-JAN-2004 10:45:13	Dark	54.000	4	Alp1Cen	-0.010000	5800.0	108	9782	No
189	GOM_NL__2PRFIN20040113_104837_000000432023_00209_09782_0715.N1	13-JAN-2004 10:48:37	Dark	42.500	20	Bet Cru	1.2530	30000.	85	9782	No
190	GOM_NL__2PRFIN20040113_105248_000000412023_00209_09782_0716.N1	13-JAN-2004 10:52:48	Dark	40.500	124	The Car	2.7640	30000.	81	9782	No
191	GOM_NL__2PRFIN20040113_105416_000000462023_00209_09782_0717.N1	13-JAN-2004 10:54:16	Dark	45.500	29	Bet Car	1.6720	10200.	91	9782	No
192	GOM_NL__2PRFIN20040113_105607_000000452023_00209_09782_0718.N1	13-JAN-2004 10:56:07	Dark	44.500	71	Iot Car	2.2460	7700.0	89	9782	No
193	GOM_NL__2PRFIN20040113_105726_000000502023_00209_09782_0719.N1	13-JAN-2004 10:57:26	Dark	49.500	41	Eps Car	1.8600	4100.0	99	9782	No
194	GOM_NL__2PRFIN20040113_110108_000000472023_00209_09782_0720.N1	13-JAN-2004 11:01:08	Dark	47.000	2	Alp Car	-0.73600	7000.0	94	9782	No
195	GOM_NL__2PRFIN20040113_110254_000000462023_00209_09782_0721.N1	13-JAN-2004 11:02:54	Dark	45.500	70	Zet Pup	2.2460	39000.	91	9782	No
196	GOM_NL__2PRFIN20040113_110438_000000482023_00209_09782_0722.N1	13-JAN-2004 11:04:38	Straylight	47.500	117	Pi Pup	2.7060	3800.0	95	9782	No
197	GOM_NL__2PRFIN20040113_110713_000000442023_00209_09782_0723.N1	13-JAN-2004 11:07:13	Straylight	44.000	23	21Eps CMa	1.5020	26000.	88	9782	No
198	GOM_NL__2PRFIN20040113_110839_000000412023_00209_09782_0724.N1	13-JAN-2004 11:08:39	Straylight	41.000	179	24Omi2CMa	3.0320	24000.	82	9782	No
199	GOM_NL__2PRFIN20040113_111054_000000532023_00209_09782_0725.N1	13-JAN-2004 11:10:54	Straylight	53.000	1	9Alp CMa	-1.4400	11000.	106	9782	No
200	GOM_NL__2PRFIN20040113_111409_000000472023_00209_09782_0726.N1	13-JAN-2004 11:14:09	Straylight	46.500	7	19Bet Ori	0.10000	14000.	93	9782	No
201	GOM_NL__2PRFIN20040113_111550_000000432023_00209_09782_0727.N1	13-JAN-2004 11:15:50	Twi_and_stray	42.500	30	46Eps Ori	1.6940	30000.	85	9782	No
202	GOM_NL__2PRFIN20040113_111752_000000572023_00209_09782_0728.N1	13-JAN-2004 11:17:52	Twi_and_stray	57.000	8	10Alp CMi	0.40000	6500.0	114	9782	No
203	GOM_NL__2PRFIN20040113_112043_000000472023_00209_09782_0729.N1	13-JAN-2004 11:20:43	Bright	47.000	44	24Gam Gem	1.9280	11000.	94	9782	No
204	GOM_NL__2PRFIN20040113_112225_000000442023_00209_09782_0730.N1	13-JAN-2004 11:22:25	Bright	43.500	151	13Mu Gem	2.8900	3000.0	87	9782	No
205	GOM_NL__2PRFIN20040113_112411_000000392023_00209_09782_0731.N1	13-JAN-2004 11:24:11	Bright	38.500	28	12Bet Tau	1.6500	15200.	77	9782	No
206	GOM_NL__2PRFIN20040113_112541_000000392023_00209_09782_0732.N1	13-JAN-2004 11:25:41	Bright	39.000	114	3Iot Aur	2.6930	4600.0	78	9782	No
207	GOM_NL__2PRFIN20040113_112844_000000382023_00209_09782_0733.N1	13-JAN-2004 11:28:44	Bright	37.500	42	34Bet Aur	1.9000	10200.	75	9782	No
208	GOM_NL__2PRFIN20040113_113055_000000382023_00209_09782_0734.N1	13-JAN-2004 11:30:55	Bright	37.500	175	39Del Per	3.0100	19400.	75	9782	No
209	GOM_NL__2PRFIN20040113_114115_000000372023_00209_09782_0735.N1	13-JAN-2004 11:41:15	Bright	37.000	49	1Alp UMi	1.9900	6300.0	74	9782	No
210	GOM_NL__2PRFIN20040113_114519_000000362023_00209_09782_0736.N1	13-JAN-2004 11:45:19	Bright	36.000	60	7Bet UMi	2.0810	3950.0	72	9782	No
211	GOM_NL__2PRFIN20040113_114757_000000542023_00209_09782_0737.N1	13-JAN-2004 11:47:57	Bright	53.500	32	77Eps UMa	1.7630	11000.	107	9782	No
212	GOM_NL__2PRFIN20040113_115203_000000382023_00209_09782_0738.N1	13-JAN-2004 11:52:03	Bright	37.500	130	23Bet Dra	2.7990	5800.0	75	9782	No
213	GOM_NL__2PRFIN20040113_115504_000000402023_00209_09782_0739.N1	13-JAN-2004 11:55:04	Bright	40.000	5	3Alp Lyr	0.033000	11000.	80	9782	No
214	GOM_NL__2PRFIN20040113_115645_000000482023_00209_09782_0740.N1	13-JAN-2004 11:56:45	Bright	48.000	180	27Gam Boo	3.0400	8000.0	96	9782	No
215	GOM_NL__2PRFIN20040113_120106_000000532023_00209_09782_0741.N1	13-JAN-2004 12:01:06	Bright	52.500	83		2.3780	11000.	105	9782	No
216	GOM_NL__2PRFIN20040113_120305_000000372023_00209_09782_0742.N1	13-JAN-2004 12:03:05	Bright	36.500	59	55Alp Oph	2.0800	8900.0	73	9782	No
217	GOM_NL__2PRFIN20040113_120650_000000852023_00209_09782_0743.N1	13-JAN-2004 12:06:50	Twi_and_stray	85.000	111	8Eta Boo	2.6800	6000.0	170	9782	No
218	GOM_NL__2PRFIN20040113_121018_000000382023_00209_09782_0744.N1	13-JAN-2004 12:10:18	Bright	38.000	98	13Zet Oph	2.5710	30000.	76	9782	No
219	GOM_NL__2PRFIN20040113_121222_000000472023_00209_09782_0745.N1	13-JAN-2004 12:12:22	Twi_and_stray	47.000	104	27Bet Lib	2.6140	13100.	94	9782	No

220	GOM_NL__2PRFIN20040113_121444_000000512023_00209_09782_0746.N1	13-JAN-2004 12:14:44	Twilight	51.000	16	21Alp Sco	1.0200	3000.0	102	9782	No
221	GOM_NL__2PRFIN20040113_121954_000000422023_00209_09782_0747.N1	13-JAN-2004 12:19:54	Dark	41.500	131	Gam Lup	2.8000	26000.	83	9782	No
222	GOM_NL__2PRFIN20040113_122210_00001022023_00209_09782_0748.N1	13-JAN-2004 12:22:10	Dark	102.00	15	67Alp Vir	0.97600	28000.	204	9782	No
223	GOM_NL__2PRFIN20040113_122549_000000502023_00210_09783_0714.N1	13-JAN-2004 12:25:49	Dark	49.500	4	Alp1Cen	-0.010000	5800.0	99	9783	No
224	GOM_NL__2PRFIN20040113_122914_000000422023_00210_09783_0715.N1	13-JAN-2004 12:29:14	Dark	42.000	20	Bet Cru	1.2530	30000.	84	9783	No
225	GOM_NL__2PRFIN20040113_123324_000000392023_00210_09783_0716.N1	13-JAN-2004 12:33:24	Dark	38.500	124	The Car	2.7640	30000.	77	9783	No
226	GOM_NL__2PRFIN20040113_123453_000000422023_00210_09783_0717.N1	13-JAN-2004 12:34:53	Dark	41.500	29	Bet Car	1.6720	10200.	83	9783	No
227	GOM_NL__2PRFIN20040113_123643_000000422023_00210_09783_0718.N1	13-JAN-2004 12:36:43	Dark	41.500	71	lot Car	2.2460	7700.0	83	9783	No
228	GOM_NL__2PRFIN20040113_123801_000000412023_00210_09783_0719.N1	13-JAN-2004 12:38:01	Dark	41.000	41	Eps Car	1.8600	4100.0	82	9783	No
229	GOM_NL__2PRFIN20040113_124144_000000492023_00210_09783_0720.N1	13-JAN-2004 12:41:44	Dark	49.000	2	Alp Car	-0.73600	7000.0	98	9783	No
230	GOM_NL__2PRFIN20040113_124330_000000452023_00210_09783_0721.N1	13-JAN-2004 12:43:30	Dark	45.000	70	Zet Pup	2.2460	39000.	90	9783	No
231	GOM_NL__2PRFIN20040113_124514_000000472023_00210_09783_0722.N1	13-JAN-2004 12:45:14	Straylight	47.000	117	Pi Pup	2.7060	3800.0	94	9783	No
232	GOM_NL__2PRFIN20040113_124749_000000462023_00210_09783_0723.N1	13-JAN-2004 12:47:49	Straylight	45.500	23	21Eps CMa	1.5020	26000.	91	9783	No
233	GOM_NL__2PRFIN20040113_124915_000000422023_00210_09783_0724.N1	13-JAN-2004 12:49:15	Straylight	42.000	179	24Omi2CMa	3.0320	24000.	84	9783	No
234	GOM_NL__2PRFIN20040113_125130_000000502023_00210_09783_0725.N1	13-JAN-2004 12:51:30	Straylight	50.000	1	9Alp CMa	-1.4400	11000.	100	9783	No
235	GOM_NL__2PRFIN20040113_125444_000000502023_00210_09783_0726.N1	13-JAN-2004 12:54:44	Straylight	49.500	7	19Bet Ori	0.10000	14000.	99	9783	No
236	GOM_NL__2PRFIN20040113_125626_000000452023_00210_09783_0727.N1	13-JAN-2004 12:56:26	Twilight	44.500	30	46Eps Ori	1.6940	30000.	89	9783	No
237	GOM_NL__2PRFIN20040113_125828_000000632023_00210_09783_0728.N1	13-JAN-2004 12:58:28	Twilight	63.000	8	10Alp CMi	0.40000	6500.0	126	9783	No
238	GOM_NL__2PRFIN20040113_130118_000000452023_00210_09783_0729.N1	13-JAN-2004 13:01:18	Bright	45.000	44	24Gam Gem	1.9280	11000.	90	9783	No
239	GOM_NL__2PRFIN20040113_130301_000000432023_00210_09783_0730.N1	13-JAN-2004 13:03:01	Bright	42.500	151	13Mu Gem	2.8900	3000.0	85	9783	No
240	GOM_NL__2PRFIN20040113_130446_000000402023_00210_09783_0731.N1	13-JAN-2004 13:04:46	Bright	39.500	28	12Bet Tau	1.6500	15200.	79	9783	No
241	GOM_NL__2PRFIN20040113_130616_000000432023_00210_09783_0732.N1	13-JAN-2004 13:06:16	Bright	42.500	114	3lot Aur	2.6930	4600.0	85	9783	No
242	GOM_NL__2PRFIN20040113_130920_000000372023_00210_09783_0733.N1	13-JAN-2004 13:09:20	Bright	37.000	42	34Bet Aur	1.9000	10200.	74	9783	No
243	GOM_NL__2PRFIN20040113_131131_000000392023_00210_09783_0734.N1	13-JAN-2004 13:11:31	Bright	38.500	175	39Del Per	3.0100	19400.	77	9783	No
244	GOM_NL__2PRFIN20040113_132150_000000362023_00210_09783_0735.N1	13-JAN-2004 13:21:50	Bright	36.000	49	1Alp UMi	1.9900	6300.0	72	9783	No
245	GOM_NL__2PRFIN20040113_132554_000000372023_00210_09783_0736.N1	13-JAN-2004 13:25:54	Bright	37.000	60	7Bet UMi	2.0810	3950.0	74	9783	No
246	GOM_NL__2PRFIN20040113_132831_000000542023_00210_09783_0737.N1	13-JAN-2004 13:28:31	Bright	54.000	32	77Eps UMa	1.7630	11000.	108	9783	No
247	GOM_NL__2PRFIN20040113_133239_000000372023_00210_09783_0738.N1	13-JAN-2004 13:32:39	Bright	36.500	130	23Bet Dra	2.7990	5800.0	73	9783	No
248	GOM_NL__2PRFIN20040113_133540_000000412023_00210_09783_0739.N1	13-JAN-2004 13:35:40	Bright	41.000	5	3Alp Lyr	0.033000	11000.	82	9783	No
249	GOM_NL__2PRFIN20040113_133721_000000482023_00210_09783_0740.N1	13-JAN-2004 13:37:21	Bright	48.000	180	27Gam Boo	3.0400	8000.0	96	9783	No
250	GOM_NL__2PRFIN20040113_134142_000000562023_00210_09783_0741.N1	13-JAN-2004 13:41:42	Bright	56.000	83		2.3780	11000.	112	9783	No
251	GOM_NL__2PRFIN20040113_134341_000000362023_00210_09783_0742.N1	13-JAN-2004 13:43:41	Bright	36.000	59	55Alp Oph	2.0800	8900.0	72	9783	No
252	GOM_NL__2PRFIN20040113_134726_000000872023_00210_09783_0743.N1	13-JAN-2004 13:47:26	Twilight	87.000	111	8Eta Boo	2.6800	6000.0	174	9783	No
253	GOM_NL__2PRFIN20040113_135053_000000392023_00210_09783_0744.N1	13-JAN-2004 13:50:53	Bright	39.000	98	13Zet Oph	2.5710	30000.	78	9783	No
254	GOM_NL__2PRFIN20040113_135300_000000512023_00210_09783_0745.N1	13-JAN-2004 13:53:00	Twilight	50.500	104	27Bet Lib	2.6140	13100.	101	9783	No
255	GOM_NL__2PRFIN20040113_135520_000000492023_00210_09783_0746.N1	13-JAN-2004 13:55:20	Twilight	49.000	16	21Alp Sco	1.0200	3000.0	98	9783	No
256	GOM_NL__2PRFIN20040113_140031_000000412023_00210_09783_0747.N1	13-JAN-2004 14:00:31	Dark	40.500	131	Gam Lup	2.8000	26000.	81	9783	No
257	GOM_NL__2PRFIN20040113_140248_000000962023_00210_09783_0748.N1	13-JAN-2004 14:02:48	Dark	95.500	15	67Alp Vir	0.97600	28000.	191	9783	No
258	GOM_NL__2PRFIN20040113_140625_000000432023_00211_09784_0714.N1	13-JAN-2004 14:06:25	Dark	42.500	4	Alp1Cen	-0.010000	5800.0	85	9784	No
259	GOM_NL__2PRFIN20040113_140951_000000412023_00211_09784_0715.N1	13-JAN-2004 14:09:51	Dark	41.000	20	Bet Cru	1.2530	30000.	82	9784	No
260	GOM_NL__2PRFIN20040113_141401_000000402023_00211_09784_0716.N1	13-JAN-2004 14:14:01	Dark	40.000	124	The Car	2.7640	30000.	80	9784	No
261	GOM_NL__2PRFIN20040113_141529_000000392023_00211_09784_0717.N1	13-JAN-2004 14:15:29	Dark	39.000	29	Bet Car	1.6720	10200.	78	9784	No
262	GOM_NL__2PRFIN20040113_141720_000000432023_00211_09784_0718.N1	13-JAN-2004 14:17:20	Dark	42.500	71	lot Car	2.2460	7700.0	85	9784	No
263	GOM_NL__2PRFIN20040113_141838_000000482023_00211_09784_0719.N1	13-JAN-2004 14:18:38	Dark	47.500	41	Eps Car	1.8600	4100.0	95	9784	No
264	GOM_NL__2PRFIN20040113_142220_000000512023_00211_09784_0720.N1	13-JAN-2004 14:22:20	Dark	51.000	2	Alp Car	-0.73600	7000.0	102	9784	No
265	GOM_NL__2PRFIN20040113_142407_000000432023_00211_09784_0721.N1	13-JAN-2004 14:24:07	Dark	43.000	70	Zet Pup	2.2460	39000.	86	9784	No
266	GOM_NL__2PRFIN20040113_142550_000000452023_00211_09784_0722.N1	13-JAN-2004 14:25:50	Straylight	45.000	117	Pi Pup	2.7060	3800.0	90	9784	No
267	GOM_NL__2PRFIN20040113_142825_000000442023_00211_09784_0723.N1	13-JAN-2004 14:28:25	Dark	43.500	23	21Eps CMa	1.5020	26000.	87	9784	Yes
268	GOM_NL__2PRFIN20040113_142951_000000412023_00211_09784_0724.N1	13-JAN-2004 14:29:51	Straylight	41.000	179	24Omi2CMa	3.0320	24000.	82	9784	No
269	GOM_NL__2PRFIN20040113_143207_000000542023_00211_09784_0725.N1	13-JAN-2004 14:32:07	Straylight	54.000	1	9Alp CMa	-1.4400	11000.	108	9784	No
270	GOM_NL__2PRFIN20040113_143520_000000492023_00211_09784_0726.N1	13-JAN-2004 14:35:20	Straylight	48.500	7	19Bet Ori	0.10000	14000.	97	9784	No
271	GOM_NL__2PRFIN20040113_143702_000000452023_00211_09784_0727.N1	13-JAN-2004 14:37:02	Twilight	44.500	30	46Eps Ori	1.6940	30000.	89	9784	No
272	GOM_NL__2PRFIN20040113_143904_000000652023_00211_09784_0728.N1	13-JAN-2004 14:39:04	Twilight	65.000	8	10Alp CMi	0.40000	6500.0	130	9784	No
273	GOM_NL__2PRFIN20040113_144154_000000442023_00211_09784_0729.N1	13-JAN-2004 14:41:54	Bright	44.000	44	24Gam Gem	1.9280	11000.	88	9784	No
274	GOM_NL__2PRFIN20040113_144337_000000442023_00211_09784_0730.N1	13-JAN-2004 14:43:37	Bright	43.500	151	13Mu Gem	2.8900	3000.0	87	9784	No
275	GOM_NL__2PRFIN20040113_144523_000000382023_00211_09784_0731.N1	13-JAN-2004 14:45:23	Bright	37.500	28	12Bet Tau	1.6500	15200.	75	9784	No
276	GOM_NL__2PRFIN20040113_144654_000000392023_00211_09784_0732.N1	13-JAN-2004 14:46:54	Bright	39.000	114	3lot Aur	2.6930	4600.0	78	9784	No
277	GOM_NL__2PRFIN20040113_144956_000000382023_00211_09784_0733.N1	13-JAN-2004 14:49:56	Bright	37.500	42	34Bet Aur	1.9000	10200.	75	9784	No
278	GOM_NL__2PRFIN20040113_145207_000000392023_00211_09784_0734.N1	13-JAN-2004 14:52:07	Bright	39.000	175	39Del Per	3.0100	19400.	78	9784	No

279	GOM_NL__2PRFIN20040113_150227_000000352023_00211_09784_0735.N1	13-JAN-2004 15:02:27	Bright	34.500	49	1Alp UMi	1.9900	6300.0	69	9784	No
280	GOM_NL__2PRFIN20040113_150631_000000402023_00211_09784_0736.N1	13-JAN-2004 15:06:31	Bright	40.000	60	7Bet UMi	2.0810	3950.0	80	9784	No
281	GOM_NL__2PRFIN20040113_150906_000000552023_00211_09784_0737.N1	13-JAN-2004 15:09:06	Bright	54.500	32	77Eps UMa	1.7630	11000.	109	9784	No
282	GOM_NL__2PRFIN20040113_151315_000000382023_00211_09784_0738.N1	13-JAN-2004 15:13:15	Bright	38.000	130	23Bet Dra	2.7990	5800.0	76	9784	No
283	GOM_NL__2PRFIN20040113_151619_000000352023_00211_09784_0739.N1	13-JAN-2004 15:16:19	Bright	35.000	5	3Alp Lyr	0.033000	11000.	70	9784	No
284	GOM_NL__2PRFIN20040113_151756_000000512023_00211_09784_0740.N1	13-JAN-2004 15:17:56	Bright	50.500	180	27Gam Boo	3.0400	8000.0	101	9784	No
285	GOM_NL__2PRFIN20040113_152219_000000552023_00211_09784_0741.N1	13-JAN-2004 15:22:19	Bright	54.500	83		2.3780	11000.	109	9784	No
286	GOM_NL__2PRFIN20040113_152418_000000352023_00211_09784_0742.N1	13-JAN-2004 15:24:18	Bright	35.000	59	55Alp Oph	2.0800	8900.0	70	9784	No
287	GOM_NL__2PRFIN20040113_152803_000000862023_00211_09784_0743.N1	13-JAN-2004 15:28:03	Twi_and_stray	85.500	111	8Eta Boo	2.6800	6000.0	171	9784	No
288	GOM_NL__2PRFIN20040113_153131_000000532023_00211_09784_0744.N1	13-JAN-2004 15:31:31	Bright	53.000	98	13Zet Oph	2.5710	30000.	106	9784	No
289	GOM_NL__2PRFIN20040113_153336_000000482023_00211_09784_0745.N1	13-JAN-2004 15:33:36	Twi_and_stray	48.000	104	27Bet Lib	2.6140	13100.	96	9784	No
290	GOM_NL__2PRFIN20040113_153558_000000532023_00211_09784_0746.N1	13-JAN-2004 15:35:58	Twi_and_stray	52.500	16	21Alp Sco	1.0200	3000.0	105	9784	No
291	GOM_NL__2PRFIN20040113_154108_000000422023_00211_09784_0747.N1	13-JAN-2004 15:41:08	Dark	41.500	131	Gam Lup	2.8000	26000.	83	9784	No
292	GOM_NL__2PRFIN20040113_154327_000000972023_00211_09784_0748.N1	13-JAN-2004 15:43:27	Dark	96.500	15	67Alp Vir	0.97600	28000.	193	9784	No
293	GOM_NL__2PRFIN20040113_154702_000000542023_00212_09785_0714.N1	13-JAN-2004 15:47:02	Dark	54.000	4	Alp1Cen	-0.010000	5800.0	108	9785	No
294	GOM_NL__2PRFIN20040113_155027_000000452023_00212_09785_0715.N1	13-JAN-2004 15:50:27	Dark	44.500	20	Bet Cru	1.2530	30000.	89	9785	No
295	GOM_NL__2PRFIN20040113_155437_000000412023_00212_09785_0716.N1	13-JAN-2004 15:54:37	Dark	40.500	124	The Car	2.7640	30000.	81	9785	No
296	GOM_NL__2PRFIN20040113_155605_000000392023_00212_09785_0717.N1	13-JAN-2004 15:56:05	Dark	39.000	29	Bet Car	1.6720	10200.	78	9785	No
297	GOM_NL__2PRFIN20040113_155756_000000412023_00212_09785_0718.N1	13-JAN-2004 15:57:56	Dark	40.500	71	lot Car	2.2460	7700.0	81	9785	No
298	GOM_NL__2PRFIN20040113_155914_000000522023_00212_09785_0719.N1	13-JAN-2004 15:59:14	Dark	51.500	41	Eps Car	1.8600	4100.0	103	9785	No
299	GOM_NL__2PRFIN20040113_160255_000000482023_00212_09785_0720.N1	13-JAN-2004 16:02:55	Dark	48.000	2	Alp Car	-0.73600	7000.0	96	9785	No
300	GOM_NL__2PRFIN20040113_160443_000000442023_00212_09785_0721.N1	13-JAN-2004 16:04:43	Dark	44.000	70	Zet Pup	2.2460	39000.	88	9785	No
301	GOM_NL__2PRFIN20040113_160625_000000482023_00212_09785_0722.N1	13-JAN-2004 16:06:25	Straylight	48.000	117	Pi Pup	2.7060	3800.0	96	9785	No
302	GOM_NL__2PRFIN20040113_160858_000000462023_00212_09785_0723.N1	13-JAN-2004 16:08:58	Straylight	45.500	23	21Eps CMa	1.5020	26000.	91	9785	No
303	GOM_NL__2PRFIN20040113_161027_000000432023_00212_09785_0724.N1	13-JAN-2004 16:10:27	Straylight	42.500	179	24Omi2CMa	3.0320	24000.	85	9785	No
304	GOM_NL__2PRFIN20040113_161242_000000532023_00212_09785_0725.N1	13-JAN-2004 16:12:42	Straylight	52.500	1	9Alp CMa	-1.4400	11000.	105	9785	No
305	GOM_NL__2PRFIN20040113_161557_000000482023_00212_09785_0726.N1	13-JAN-2004 16:15:57	Straylight	47.500	7	19Bet Ori	0.10000	14000.	95	9785	No
306	GOM_NL__2PRFIN20040113_161737_000000452023_00212_09785_0727.N1	13-JAN-2004 16:17:37	Twi_and_stray	44.500	30	46Eps Ori	1.6940	30000.	89	9785	No
307	GOM_NL__2PRFIN20040113_161940_000000532023_00212_09785_0728.N1	13-JAN-2004 16:19:40	Twi_and_stray	53.000	8	10Alp CMi	0.40000	6500.0	106	9785	No
308	GOM_NL__2PRFIN20040113_162230_000000442023_00212_09785_0729.N1	13-JAN-2004 16:22:30	Bright	43.500	44	24Gam Gem	1.9280	11000.	87	9785	No
309	GOM_NL__2PRFIN20040113_162728_000000442023_00212_09785_0730.N1	13-JAN-2004 16:27:28	Bright	43.500	114	3lot Aur	2.6930	4600.0	87	9785	No
310	GOM_NL__2PRFIN20040113_163032_000000392023_00212_09785_0731.N1	13-JAN-2004 16:30:32	Bright	39.000	42	34Bet Aur	1.9000	10200.	78	9785	No
311	GOM_NL__2PRFIN20040113_163244_000000382023_00212_09785_0732.N1	13-JAN-2004 16:32:44	Bright	38.000	175	39Del Per	3.0100	19400.	76	9785	No
312	GOM_NL__2PRFIN20040113_163712_000001442023_00212_09785_0733.N1	13-JAN-2004 16:37:12	Bright	143.50	166	17Eps Leo	2.9800	6000.0	287	9785	No
313	GOM_NL__2PRFIN20040113_164302_000000392023_00212_09785_0734.N1	13-JAN-2004 16:43:02	Bright	38.500	49	1Alp UMi	1.9900	6300.0	77	9785	No
314	GOM_NL__2PRFIN20040113_164706_000000402023_00212_09785_0735.N1	13-JAN-2004 16:47:06	Bright	40.000	60	7Bet UMi	2.0810	3950.0	80	9785	No
315	GOM_NL__2PRFIN20040113_164943_000000482023_00212_09785_0736.N1	13-JAN-2004 16:49:43	Bright	48.000	32	77Eps UMa	1.7630	11000.	96	9785	No
316	GOM_NL__2PRFIN20040113_165351_000000392023_00212_09785_0737.N1	13-JAN-2004 16:53:51	Bright	38.500	130	23Bet Dra	2.7990	5800.0	77	9785	No
317	GOM_NL__2PRFIN20040113_170255_000000562023_00212_09785_0738.N1	13-JAN-2004 17:02:55	Bright	55.500	83		2.3780	11000.	111	9785	No
318	GOM_NL__2PRFIN20040113_170454_000000362023_00212_09785_0739.N1	13-JAN-2004 17:04:54	Bright	35.500	59	55Alp Oph	2.0800	8900.0	71	9785	No
319	GOM_NL__2PRFIN20040113_170841_000000932023_00212_09785_0740.N1	13-JAN-2004 17:08:41	Twi_and_stray	93.000	111	8Eta Boo	2.6800	6000.0	186	9785	No
320	GOM_NL__2PRFIN20040113_171206_000000532023_00212_09785_0741.N1	13-JAN-2004 17:12:06	Bright	53.000	98	13Zet Oph	2.5710	30000.	106	9785	No
321	GOM_NL__2PRFIN20040113_171413_000000512023_00212_09785_0742.N1	13-JAN-2004 17:14:13	Twi_and_stray	50.500	104	27Bet Lib	2.6140	13100.	101	9785	No
322	GOM_NL__2PRFIN20040113_171633_000000532023_00212_09785_0743.N1	13-JAN-2004 17:16:33	Twi_and_stray	53.000	16	21Alp Sco	1.0200	3000.0	106	9785	No
323	GOM_NL__2PRFIN20040113_172144_000000402023_00212_09785_0744.N1	13-JAN-2004 17:21:44	Dark	39.500	131	Gam Lup	2.8000	26000.	79	9785	No
324	GOM_NL__2PRFIN20040113_172406_000001002023_00212_09785_0745.N1	13-JAN-2004 17:24:06	Dark	99.500	15	67Alp Vir	0.97600	28000.	199	9785	No
325	GOM_NL__2PRFIN20040113_172738_000000452023_00213_09786_0862.N1	13-JAN-2004 17:27:38	Dark	45.000	4	Alp1Cen	-0.010000	5800.0	90	9786	No
326	GOM_NL__2PRFIN20040113_173104_000000422023_00213_09786_0863.N1	13-JAN-2004 17:31:04	Dark	42.000	20	Bet Cru	1.2530	30000.	84	9786	No
327	GOM_NL__2PRFIN20040113_173514_000000402023_00213_09786_0864.N1	13-JAN-2004 17:35:14	Dark	40.000	124	The Car	2.7640	30000.	80	9786	No
328	GOM_NL__2PRFIN20040113_173642_000000422023_00213_09786_0865.N1	13-JAN-2004 17:36:42	Dark	41.500	29	Bet Car	1.6720	10200.	83	9786	No
329	GOM_NL__2PRFIN20040113_173833_000000442023_00213_09786_0866.N1	13-JAN-2004 17:38:33	Dark	43.500	71	lot Car	2.2460	7700.0	87	9786	No
330	GOM_NL__2PRFIN20040113_173951_000000412023_00213_09786_0867.N1	13-JAN-2004 17:39:51	Dark	40.500	41	Eps Car	1.8600	4100.0	81	9786	No
331	GOM_NL__2PRFIN20040113_174332_000000452023_00213_09786_0868.N1	13-JAN-2004 17:43:32	Dark	45.000	2	Alp Car	-0.73600	7000.0	90	9786	No
332	GOM_NL__2PRFIN20040113_174519_000000452023_00213_09786_0869.N1	13-JAN-2004 17:45:19	Dark	44.500	70	Zet Pup	2.2460	39000.	89	9786	No
333	GOM_NL__2PRFIN20040113_174702_000000462023_00213_09786_0870.N1	13-JAN-2004 17:47:02	Straylight	46.000	117	Pi Pup	2.7060	3800.0	92	9786	No
334	GOM_NL__2PRFIN20040113_174937_000000462023_00213_09786_0871.N1	13-JAN-2004 17:49:37	Straylight	46.000	23	21Eps CMa	1.5020	26000.	92	9786	No
335	GOM_NL__2PRFIN20040113_175103_000000402023_00213_09786_0872.N1	13-JAN-2004 17:51:03	Straylight	39.500	179	24Omi2CMa	3.0320	24000.	79	9786	No
336	GOM_NL__2PRFIN20040113_175319_000000542023_00213_09786_0873.N1	13-JAN-2004 17:53:19	Straylight	54.000	1	9Alp CMa	-1.4400	11000.	108	9786	No
337	GOM_NL__2PRFIN20040113_175633_000000502023_00213_09786_0874.N1	13-JAN-2004 17:56:33	Straylight	49.500	7	19Bet Ori	0.10000	14000.	99	9786	No

338	GOM_NL__2PRFIN20040113_175814_000000422023_00213_09786_0875.N1	13-JAN-2004 17:58:14	TwI_and_stray	42.000	30	46Eps Ori	1.6940	30000.	84	9786	No
339	GOM_NL__2PRFIN20040113_180016_000000582023_00213_09786_0876.N1	13-JAN-2004 18:00:16	TwI_and_stray	57.500	8	10Alp CMi	0.40000	6500.0	115	9786	No
340	GOM_NL__2PRFIN20040113_180306_000000452023_00213_09786_0877.N1	13-JAN-2004 18:03:06	Bright	44.500	44	24Gam Gem	1.9280	11000.	89	9786	No
341	GOM_NL__2PRFIN20040113_180807_000000402023_00213_09786_0878.N1	13-JAN-2004 18:08:07	Bright	40.000	114	31ot Aur	2.6930	4600.0	80	9786	No
342	GOM_NL__2PRFIN20040113_181108_000000392023_00213_09786_0879.N1	13-JAN-2004 18:11:08	Bright	39.000	42	34Bet Aur	1.9000	10200.	78	9786	No
343	GOM_NL__2PRFIN20040113_181320_000000392023_00213_09786_0880.N1	13-JAN-2004 18:13:20	Bright	38.500	175	39Del Per	3.0100	19400.	77	9786	No
344	GOM_NL__2PRFIN20040113_181744_000001422023_00213_09786_0881.N1	13-JAN-2004 18:17:44	Bright	141.50	166	17Eps Leo	2.9800	6000.0	283	9786	No
345	GOM_NL__2PRFIN20040113_182339_000000392023_00213_09786_0882.N1	13-JAN-2004 18:23:39	Bright	38.500	49	1Alp UMi	1.9900	6300.0	77	9786	No
346	GOM_NL__2PRFIN20040113_182742_000000412023_00213_09786_0883.N1	13-JAN-2004 18:27:42	Bright	41.000	60	7Bet UMi	2.0810	3950.0	82	9786	No
347	GOM_NL__2PRFIN20040113_183018_000000532023_00213_09786_0884.N1	13-JAN-2004 18:30:18	Bright	52.500	32	77Eps UMa	1.7630	11000.	105	9786	No
348	GOM_NL__2PRFIN20040113_183428_000000372023_00213_09786_0885.N1	13-JAN-2004 18:34:28	Bright	36.500	130	23Bet Dra	2.7990	5800.0	73	9786	No
349	GOM_NL__2PRFIN20040113_184331_000000572023_00213_09786_0886.N1	13-JAN-2004 18:43:31	Bright	57.000	83		2.3780	11000.	114	9786	No
350	GOM_NL__2PRFIN20040113_184531_000000352023_00213_09786_0887.N1	13-JAN-2004 18:45:31	Bright	34.500	59	55Alp Oph	2.0800	8900.0	69	9786	No
351	GOM_NL__2PRFIN20040113_184917_000000862023_00213_09786_0888.N1	13-JAN-2004 18:49:17	TwI_and_stray	85.500	111	8Eta Boo	2.6800	6000.0	171	9786	No
352	GOM_NL__2PRFIN20040113_185243_000000382023_00213_09786_0889.N1	13-JAN-2004 18:52:43	Bright	37.500	98	13Zet Oph	2.5710	30000.	75	9786	No
353	GOM_NL__2PRFIN20040113_185450_000000492023_00213_09786_0890.N1	13-JAN-2004 18:54:50	TwI_and_stray	49.000	104	27Bet Lib	2.6140	13100.	98	9786	No
354	GOM_NL__2PRFIN20040113_185710_000000532023_00213_09786_0891.N1	13-JAN-2004 18:57:10	TwI_and_stray	52.500	16	21Alp Sco	1.0200	3000.0	105	9786	No
355	GOM_NL__2PRFIN20040113_190221_000000402023_00213_09786_0892.N1	13-JAN-2004 19:02:21	Dark	39.500	131	Gam Lup	2.8000	26000.	79	9786	No
356	GOM_NL__2PRFIN20040113_190443_000001032023_00213_09786_0893.N1	13-JAN-2004 19:04:43	Dark	102.50	15	67Alp Vir	0.97600	28000.	205	9786	No
357	GOM_NL__2PRFIN20040113_190815_000000442023_00214_09787_0863.N1	13-JAN-2004 19:08:15	Dark	44.000	4	Alp1Cen	-0.010000	5800.0	88	9787	No
358	GOM_NL__2PRFIN20040113_191140_000000422023_00214_09787_0864.N1	13-JAN-2004 19:11:40	Dark	42.000	20	Bet Cru	1.2530	30000.	84	9787	No
359	GOM_NL__2PRFIN20040113_191551_000000402023_00214_09787_0865.N1	13-JAN-2004 19:15:51	Dark	39.500	124	The Car	2.7640	30000.	79	9787	No
360	GOM_NL__2PRFIN20040113_191718_000000402023_00214_09787_0866.N1	13-JAN-2004 19:17:18	Dark	39.500	29	Bet Car	1.6720	10200.	79	9787	No
361	GOM_NL__2PRFIN20040113_191909_000000442023_00214_09787_0867.N1	13-JAN-2004 19:19:09	Dark	43.500	71	1ot Car	2.2460	7700.0	87	9787	No
362	GOM_NL__2PRFIN20040113_192027_000000502023_00214_09787_0868.N1	13-JAN-2004 19:20:27	Dark	49.500	41	Eps Car	1.8600	4100.0	99	9787	No
363	GOM_NL__2PRFIN20040113_192409_000000472023_00214_09787_0869.N1	13-JAN-2004 19:24:09	Dark	46.500	2	Alp Car	-0.73600	7000.0	93	9787	No
364	GOM_NL__2PRFIN20040113_192556_000000462023_00214_09787_0870.N1	13-JAN-2004 19:25:56	Dark	45.500	70	Zet Pup	2.2460	39000.	91	9787	No
365	GOM_NL__2PRFIN20040113_192738_000000462023_00214_09787_0871.N1	13-JAN-2004 19:27:38	Straylight	45.500	117	Pi Pup	2.7060	3800.0	91	9787	No
366	GOM_NL__2PRFIN20040113_193013_000000462023_00214_09787_0872.N1	13-JAN-2004 19:30:13	Straylight	46.000	23	21Eps CMa	1.5020	26000.	92	9787	No
367	GOM_NL__2PRFIN20040113_193140_000000432023_00214_09787_0873.N1	13-JAN-2004 19:31:40	Straylight	42.500	179	24Omi2CMa	3.0320	24000.	85	9787	No
368	GOM_NL__2PRFIN20040113_193355_000000462023_00214_09787_0874.N1	13-JAN-2004 19:33:55	Straylight	46.000	1	9Alp CMa	-1.4400	11000.	92	9787	No
369	GOM_NL__2PRFIN20040113_193709_000000492023_00214_09787_0875.N1	13-JAN-2004 19:37:09	Straylight	48.500	7	19Bet Ori	0.10000	14000.	97	9787	No
370	GOM_NL__2PRFIN20040113_193851_000000442023_00214_09787_0876.N1	13-JAN-2004 19:38:51	TwI_and_stray	43.500	30	46Eps Ori	1.6940	30000.	87	9787	No
371	GOM_NL__2PRFIN20040113_194052_000000652023_00214_09787_0877.N1	13-JAN-2004 19:40:52	TwI_and_stray	65.000	8	10Alp CMi	0.40000	6500.0	130	9787	No
372	GOM_NL__2PRFIN20040113_194342_000000442023_00214_09787_0878.N1	13-JAN-2004 19:43:42	Bright	44.000	44	24Gam Gem	1.9280	11000.	88	9787	No
373	GOM_NL__2PRFIN20040113_194843_000000382023_00214_09787_0879.N1	13-JAN-2004 19:48:43	Bright	37.500	114	31ot Aur	2.6930	4600.0	75	9787	No
374	GOM_NL__2PRFIN20040113_195144_000000382023_00214_09787_0880.N1	13-JAN-2004 19:51:44	Bright	38.000	42	34Bet Aur	1.9000	10200.	76	9787	No
375	GOM_NL__2PRFIN20040113_195357_000000382023_00214_09787_0881.N1	13-JAN-2004 19:53:57	Bright	37.500	175	39Del Per	3.0100	19400.	75	9787	No
376	GOM_NL__2PRFIN20040113_195816_000001372023_00214_09787_0882.N1	13-JAN-2004 19:58:16	Bright	137.00	166	17Eps Leo	2.9800	6000.0	274	9787	No
377	GOM_NL__2PRFIN20040113_200415_000000372023_00214_09787_0883.N1	13-JAN-2004 20:04:15	Bright	37.000	49	1Alp UMi	1.9900	6300.0	74	9787	No
378	GOM_NL__2PRFIN20040113_200818_000000402023_00214_09787_0884.N1	13-JAN-2004 20:08:18	Bright	39.500	60	7Bet UMi	2.0810	3950.0	79	9787	No
379	GOM_NL__2PRFIN20040113_201052_000000562023_00214_09787_0885.N1	13-JAN-2004 20:10:52	Bright	55.500	32	77Eps UMa	1.7630	11000.	111	9787	No
380	GOM_NL__2PRFIN20040113_201504_000000372023_00214_09787_0886.N1	13-JAN-2004 20:15:04	Bright	36.500	130	23Bet Dra	2.7990	5800.0	73	9787	No
381	GOM_NL__2PRFIN20040113_202407_000000562023_00214_09787_0887.N1	13-JAN-2004 20:24:07	Bright	55.500	83		2.3780	11000.	111	9787	No
382	GOM_NL__2PRFIN20040113_202607_000000352023_00214_09787_0888.N1	13-JAN-2004 20:26:07	Bright	35.000	59	55Alp Oph	2.0800	8900.0	70	9787	No
383	GOM_NL__2PRFIN20040113_202954_000000982023_00214_09787_0889.N1	13-JAN-2004 20:29:54	TwI_and_stray	97.500	111	8Eta Boo	2.6800	6000.0	195	9787	No
384	GOM_NL__2PRFIN20040113_203320_000000392023_00214_09787_0890.N1	13-JAN-2004 20:33:20	Bright	38.500	98	13Zet Oph	2.5710	30000.	77	9787	No
385	GOM_NL__2PRFIN20040113_203526_000000512023_00214_09787_0891.N1	13-JAN-2004 20:35:26	TwI_and_stray	50.500	104	27Bet Lib	2.6140	13100.	101	9787	No
386	GOM_NL__2PRFIN20040113_203747_000000462023_00214_09787_0892.N1	13-JAN-2004 20:37:47	TwI_and_stray	45.500	16	21Alp Sco	1.0200	3000.0	91	9787	No
387	GOM_NL__2PRFIN20040113_204257_000000402023_00214_09787_0893.N1	13-JAN-2004 20:42:57	Dark	39.500	131	Gam Lup	2.8000	26000.	79	9787	No
388	GOM_NL__2PRFIN20040113_204522_000001002023_00214_09787_0894.N1	13-JAN-2004 20:45:22	Dark	100.00	15	67Alp Vir	0.97600	28000.	200	9787	No
389	GOM_NL__2PRFIN20040113_204851_000000512023_00215_09788_0864.N1	13-JAN-2004 20:48:51	Dark	51.000	4	Alp1Cen	-0.010000	5800.0	102	9788	No
390	GOM_NL__2PRFIN20040113_205217_000000422023_00215_09788_0865.N1	13-JAN-2004 20:52:17	Dark	42.000	20	Bet Cru	1.2530	30000.	84	9788	No
391	GOM_NL__2PRFIN20040113_205627_000000382023_00215_09788_0866.N1	13-JAN-2004 20:56:27	Dark	37.500	124	The Car	2.7640	30000.	75	9788	No
392	GOM_NL__2PRFIN20040113_205754_000000432023_00215_09788_0867.N1	13-JAN-2004 20:57:54	Dark	42.500	29	Bet Car	1.6720	10200.	85	9788	No
393	GOM_NL__2PRFIN20040113_205945_000000412023_00215_09788_0868.N1	13-JAN-2004 20:59:45	Dark	41.000	71	1ot Car	2.2460	7700.0	82	9788	No
394	GOM_NL__2PRFIN20040113_210103_000000522023_00215_09788_0869.N1	13-JAN-2004 21:01:03	Dark	52.000	41	Eps Car	1.8600	4100.0	104	9788	No
395	GOM_NL__2PRFIN20040113_210444_000000462023_00215_09788_0870.N1	13-JAN-2004 21:04:44	Dark	46.000	2	Alp Car	-0.73600	7000.0	92	9788	No
396	GOM_NL__2PRFIN20040113_210632_000000442023_00215_09788_0871.N1	13-JAN-2004 21:06:32	Dark	43.500	70	Zet Pup	2.2460	39000.	87	9788	No

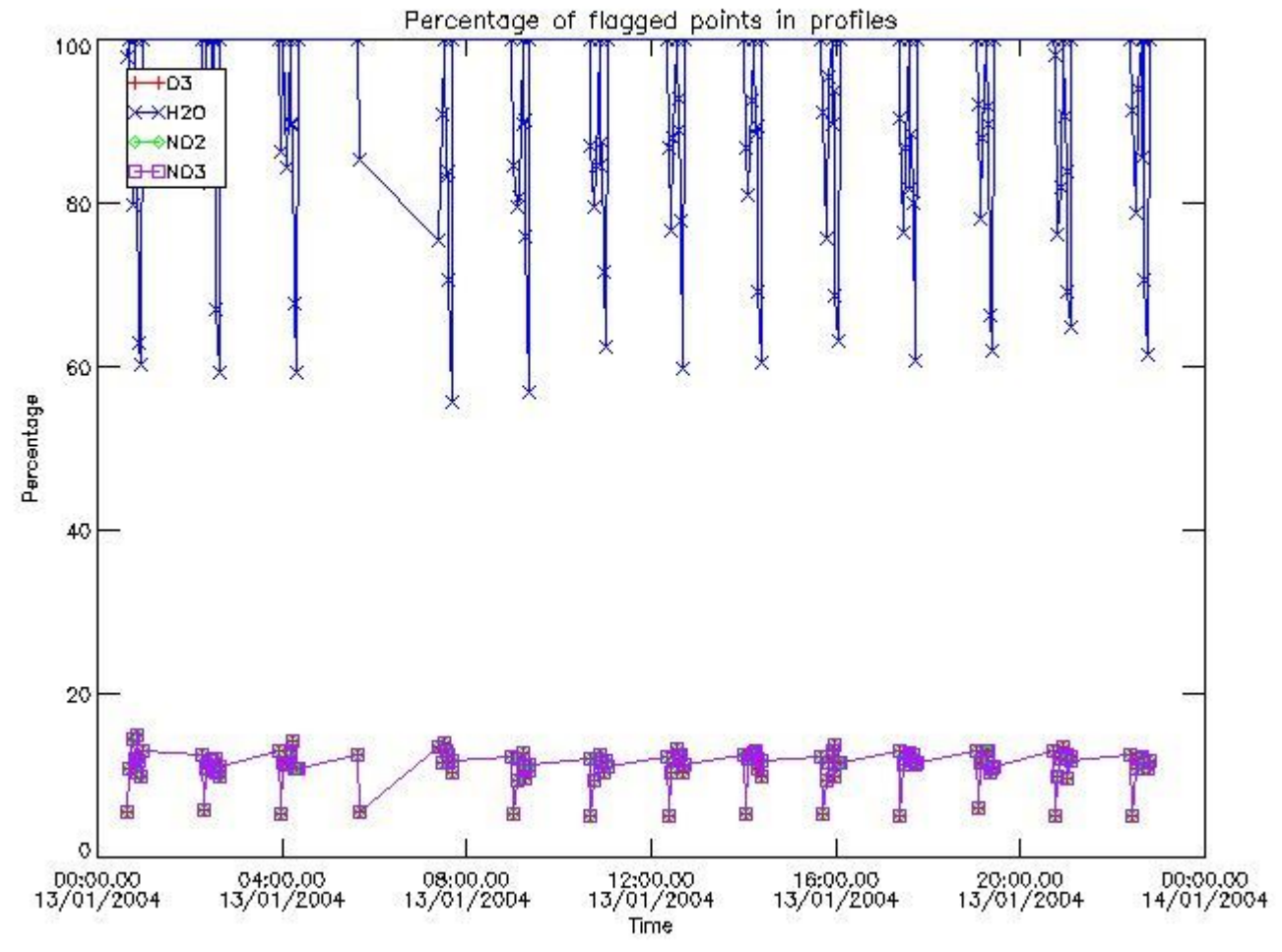
397	GOM_NL__2PRFIN20040113_210815_000000492023_00215_09788_0872.N1	13-JAN-2004 21:08:15	Straylight	49.000	117	Pi Pup	2.7060	3800.0	98	9788	No
398	GOM_NL__2PRFIN20040113_211050_000000472023_00215_09788_0873.N1	13-JAN-2004 21:10:50	Straylight	46.500	23	21Eps CMa	1.5020	26000.	93	9788	No
399	GOM_NL__2PRFIN20040113_211216_000000442023_00215_09788_0874.N1	13-JAN-2004 21:12:16	Straylight	44.000	179	24Omi2CMa	3.0320	24000.	88	9788	No
400	GOM_NL__2PRFIN20040113_211431_000000462023_00215_09788_0875.N1	13-JAN-2004 21:14:31	Straylight	46.000	1	9Alp CMa	-1.4400	11000.	92	9788	No
401	GOM_NL__2PRFIN20040113_211745_000000492023_00215_09788_0876.N1	13-JAN-2004 21:17:45	Straylight	48.500	7	19Bet Ori	0.10000	14000.	97	9788	No
402	GOM_NL__2PRFIN20040113_211927_000000462023_00215_09788_0877.N1	13-JAN-2004 21:19:27	Tw_i_and_stray	45.500	30	46Eps Ori	1.6940	30000.	91	9788	No
403	GOM_NL__2PRFIN20040113_212127_000000602023_00215_09788_0878.N1	13-JAN-2004 21:21:27	Tw_i_and_stray	60.000	8	10Alp CMi	0.40000	6500.0	120	9788	No
404	GOM_NL__2PRFIN20040113_212418_000000422023_00215_09788_0879.N1	13-JAN-2004 21:24:18	Bright	42.000	44	24Gam Gem	1.9280	11000.	84	9788	No
405	GOM_NL__2PRFIN20040113_212919_000000412023_00215_09788_0880.N1	13-JAN-2004 21:29:19	Bright	40.500	114	3Iot Aur	2.6930	4600.0	81	9788	No
406	GOM_NL__2PRFIN20040113_213220_000000382023_00215_09788_0881.N1	13-JAN-2004 21:32:20	Bright	38.000	42	34Bet Aur	1.9000	10200.	76	9788	No
407	GOM_NL__2PRFIN20040113_213433_000000372023_00215_09788_0882.N1	13-JAN-2004 21:34:33	Bright	37.000	175	39Del Per	3.0100	19400.	74	9788	No
408	GOM_NL__2PRFIN20040113_213848_000001382023_00215_09788_0883.N1	13-JAN-2004 21:38:48	Bright	138.00	166	17Eps Leo	2.9800	6000.0	276	9788	No
409	GOM_NL__2PRFIN20040113_214451_000000382023_00215_09788_0884.N1	13-JAN-2004 21:44:51	Bright	37.500	49	1Alp UMi	1.9900	6300.0	75	9788	No
410	GOM_NL__2PRFIN20040113_214854_000000402023_00215_09788_0885.N1	13-JAN-2004 21:48:54	Bright	40.000	60	7Bet UMi	2.0810	3950.0	80	9788	No
411	GOM_NL__2PRFIN20040113_215129_000000532023_00215_09788_0886.N1	13-JAN-2004 21:51:29	Bright	53.000	32	77Eps UMa	1.7630	11000.	106	9788	No
412	GOM_NL__2PRFIN20040113_215540_000000402023_00215_09788_0887.N1	13-JAN-2004 21:55:40	Bright	40.000	130	23Bet Dra	2.7990	5800.0	80	9788	No
413	GOM_NL__2PRFIN20040113_220443_000000562023_00215_09788_0888.N1	13-JAN-2004 22:04:43	Bright	56.000	83		2.3780	11000.	112	9788	No
414	GOM_NL__2PRFIN20040113_220642_000000362023_00215_09788_0889.N1	13-JAN-2004 22:06:42	Bright	35.500	59	55Alp Oph	2.0800	8900.0	71	9788	No
415	GOM_NL__2PRFIN20040113_221031_000000932023_00215_09788_0890.N1	13-JAN-2004 22:10:31	Tw_i_and_stray	92.500	111	8Eta Boo	2.6800	6000.0	185	9788	No
416	GOM_NL__2PRFIN20040113_221356_000000382023_00215_09788_0891.N1	13-JAN-2004 22:13:56	Bright	37.500	98	13Zet Oph	2.5710	30000.	75	9788	No
417	GOM_NL__2PRFIN20040113_221602_000000502023_00215_09788_0892.N1	13-JAN-2004 22:16:02	Tw_i_and_stray	50.000	104	27Bet Lib	2.6140	13100.	100	9788	No
418	GOM_NL__2PRFIN20040113_221823_000000472023_00215_09788_0893.N1	13-JAN-2004 22:18:23	Tw_i_and_stray	47.000	16	21Alp Sco	1.0200	3000.0	94	9788	No
419	GOM_NL__2PRFIN20040113_222333_000000412023_00215_09788_0894.N1	13-JAN-2004 22:23:33	Dark	40.500	131	Gam Lup	2.8000	26000.	81	9788	No
420	GOM_NL__2PRFIN20040113_222600_000000992023_00215_09788_0895.N1	13-JAN-2004 22:26:00	Dark	99.000	15	67Alp Vir	0.97600	28000.	198	9788	No
421	GOM_NL__2PRFIN20040113_222927_000000482023_00216_09789_0865.N1	13-JAN-2004 22:29:27	Dark	47.500	4	Alp1Cen	-0.010000	5800.0	95	9789	No
422	GOM_NL__2PRFIN20040113_223253_000000432023_00216_09789_0866.N1	13-JAN-2004 22:32:53	Dark	42.500	20	Bet Cru	1.2530	30000.	85	9789	No
423	GOM_NL__2PRFIN20040113_223702_000000422023_00216_09789_0867.N1	13-JAN-2004 22:37:02	Dark	41.500	124	The Car	2.7640	30000.	83	9789	No
424	GOM_NL__2PRFIN20040113_223829_000000422023_00216_09789_0868.N1	13-JAN-2004 22:38:29	Dark	42.000	29	Bet Car	1.6720	10200.	84	9789	No
425	GOM_NL__2PRFIN20040113_224021_000000452023_00216_09789_0869.N1	13-JAN-2004 22:40:21	Dark	44.500	71	Iot Car	2.2460	7700.0	89	9789	No
426	GOM_NL__2PRFIN20040113_224139_000000472023_00216_09789_0870.N1	13-JAN-2004 22:41:39	Dark	46.500	41	Eps Car	1.8600	4100.0	93	9789	No
427	GOM_NL__2PRFIN20040113_224520_000000472023_00216_09789_0871.N1	13-JAN-2004 22:45:20	Dark	47.000	2	Alp Car	-0.73600	7000.0	94	9789	No
428	GOM_NL__2PRFIN20040113_224707_000000442023_00216_09789_0872.N1	13-JAN-2004 22:47:07	Dark	43.500	70	Zet Pup	2.2460	39000.	87	9789	No
429	GOM_NL__2PRFIN20040113_224850_000000482023_00216_09789_0873.N1	13-JAN-2004 22:48:50	Straylight	48.000	117	Pi Pup	2.7060	3800.0	96	9789	No
430	GOM_NL__2PRFIN20040113_225123_000000492023_00216_09789_0874.N1	13-JAN-2004 22:51:23	Straylight	48.500	23	21Eps CMa	1.5020	26000.	97	9789	No
431	GOM_NL__2PRFIN20040113_225251_000000442023_00216_09789_0875.N1	13-JAN-2004 22:52:51	Straylight	44.000	179	24Omi2CMa	3.0320	24000.	88	9789	No
432	GOM_NL__2PRFIN20040113_225507_000000472023_00216_09789_0876.N1	13-JAN-2004 22:55:07	Straylight	46.500	1	9Alp CMa	-1.4400	11000.	93	9789	No
433	GOM_NL__2PRFIN20040113_225821_000000492023_00216_09789_0877.N1	13-JAN-2004 22:58:21	Straylight	49.000	7	19Bet Ori	0.10000	14000.	98	9789	No
434	GOM_NL__2PRFIN20040113_230002_000000442023_00216_09789_0878.N1	13-JAN-2004 23:00:02	Tw_i_and_stray	44.000	30	46Eps Ori	1.6940	30000.	88	9789	No
435	GOM_NL__2PRFIN20040113_230203_000000652023_00216_09789_0879.N1	13-JAN-2004 23:02:03	Tw_i_and_stray	65.000	8	10Alp CMi	0.40000	6500.0	130	9789	No
436	GOM_NL__2PRFIN20040113_230453_000000442023_00216_09789_0880.N1	13-JAN-2004 23:04:53	Bright	43.500	44	24Gam Gem	1.9280	11000.	87	9789	No
437	GOM_NL__2PRFIN20040113_230954_000000412023_00216_09789_0881.N1	13-JAN-2004 23:09:54	Bright	40.500	114	3Iot Aur	2.6930	4600.0	81	9789	No
438	GOM_NL__2PRFIN20040113_231255_000000372023_00216_09789_0882.N1	13-JAN-2004 23:12:55	Bright	36.500	42	34Bet Aur	1.9000	10200.	73	9789	No
439	GOM_NL__2PRFIN20040113_231509_000000382023_00216_09789_0883.N1	13-JAN-2004 23:15:09	Bright	38.000	175	39Del Per	3.0100	19400.	76	9789	No
440	GOM_NL__2PRFIN20040113_231920_000001322023_00216_09789_0884.N1	13-JAN-2004 23:19:20	Bright	131.50	166	17Eps Leo	2.9800	6000.0	263	9789	No
441	GOM_NL__2PRFIN20040113_232526_000000382023_00216_09789_0885.N1	13-JAN-2004 23:25:26	Bright	38.000	49	1Alp UMi	1.9900	6300.0	76	9789	No
442	GOM_NL__2PRFIN20040113_232929_000000422023_00216_09789_0886.N1	13-JAN-2004 23:29:29	Bright	41.500	60	7Bet UMi	2.0810	3950.0	83	9789	No
443	GOM_NL__2PRFIN20040113_233204_000000532023_00216_09789_0887.N1	13-JAN-2004 23:32:04	Bright	52.500	32	77Eps UMa	1.7630	11000.	105	9789	No
444	GOM_NL__2PRFIN20040113_233615_000000392023_00216_09789_0888.N1	13-JAN-2004 23:36:15	Bright	38.500	130	23Bet Dra	2.7990	5800.0	77	9789	No
445	GOM_NL__2PRFIN20040113_234520_000000552023_00216_09789_0889.N1	13-JAN-2004 23:45:20	Bright	55.000	83		2.3780	11000.	110	9789	No
446	GOM_NL__2PRFIN20040113_234718_000000362023_00216_09789_0890.N1	13-JAN-2004 23:47:18	Bright	35.500	59	55Alp Oph	2.0800	8900.0	71	9789	No
447	GOM_NL__2PRFIN20040113_235109_000000902023_00216_09789_0891.N1	13-JAN-2004 23:51:09	Tw_i_and_stray	89.500	111	8Eta Boo	2.6800	6000.0	179	9789	No
448	GOM_NL__2PRFIN20040113_235431_000000512023_00216_09789_0892.N1	13-JAN-2004 23:54:31	Bright	50.500	98	13Zet Oph	2.5710	30000.	101	9789	No
449	GOM_NL__2PRFIN20040113_235639_000000492023_00216_09789_0893.N1	13-JAN-2004 23:56:39	Tw_i_and_stray	49.000	104	27Bet Lib	2.6140	13100.	98	9789	No
450	GOM_NL__2PRFIN20040113_235858_000000532023_00216_09789_0894.N1	13-JAN-2004 23:58:58	Tw_i_and_stray	52.500	16	21Alp Sco	1.0200	3000.0	105	9789	No

3. Quality information per product

In this section it is plotted some information contained in the Quality Summary data set of

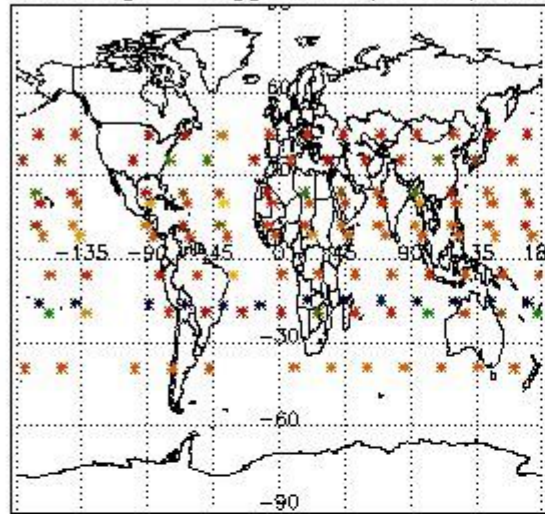
the level 2 products. Only products in dark limb conditions and without errors (error flag in the MPH set to "0") are used.

3.1 Plot quality information per product (time dependant)

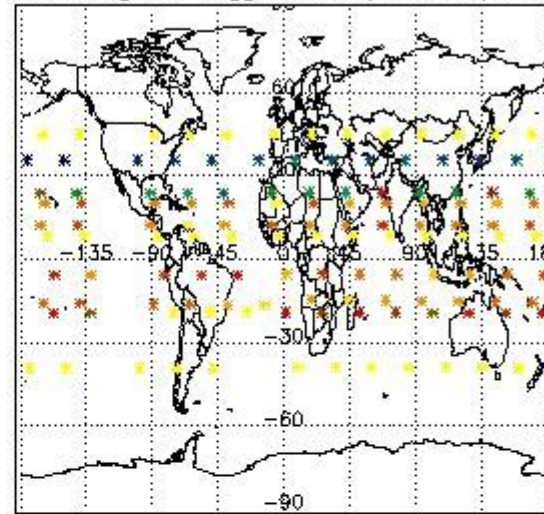


3.2 Plot quality information per product (world map)

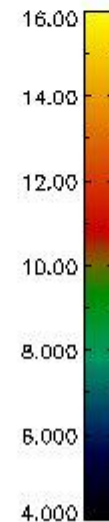
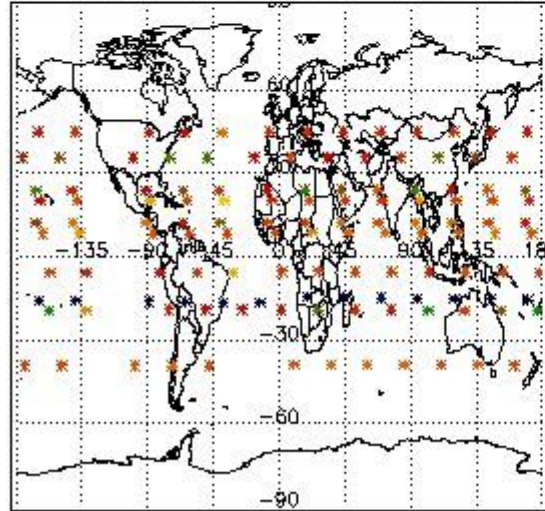
Percentage of flagged data per O3 profile



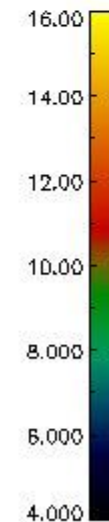
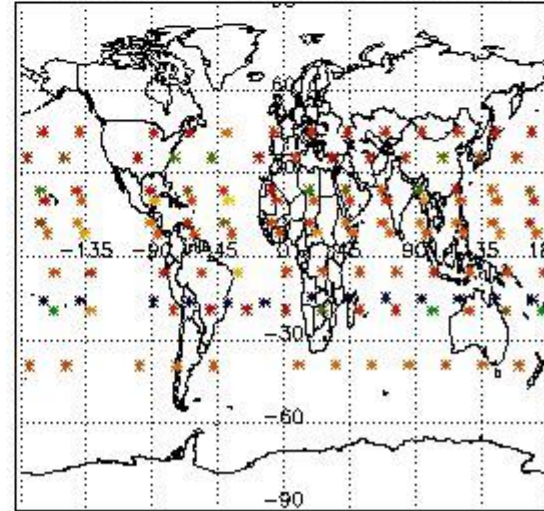
Percentage of flagged data per H2O profile



Percentage of flagged data per NO2 profile



Percentage of flagged data per NO3 profile

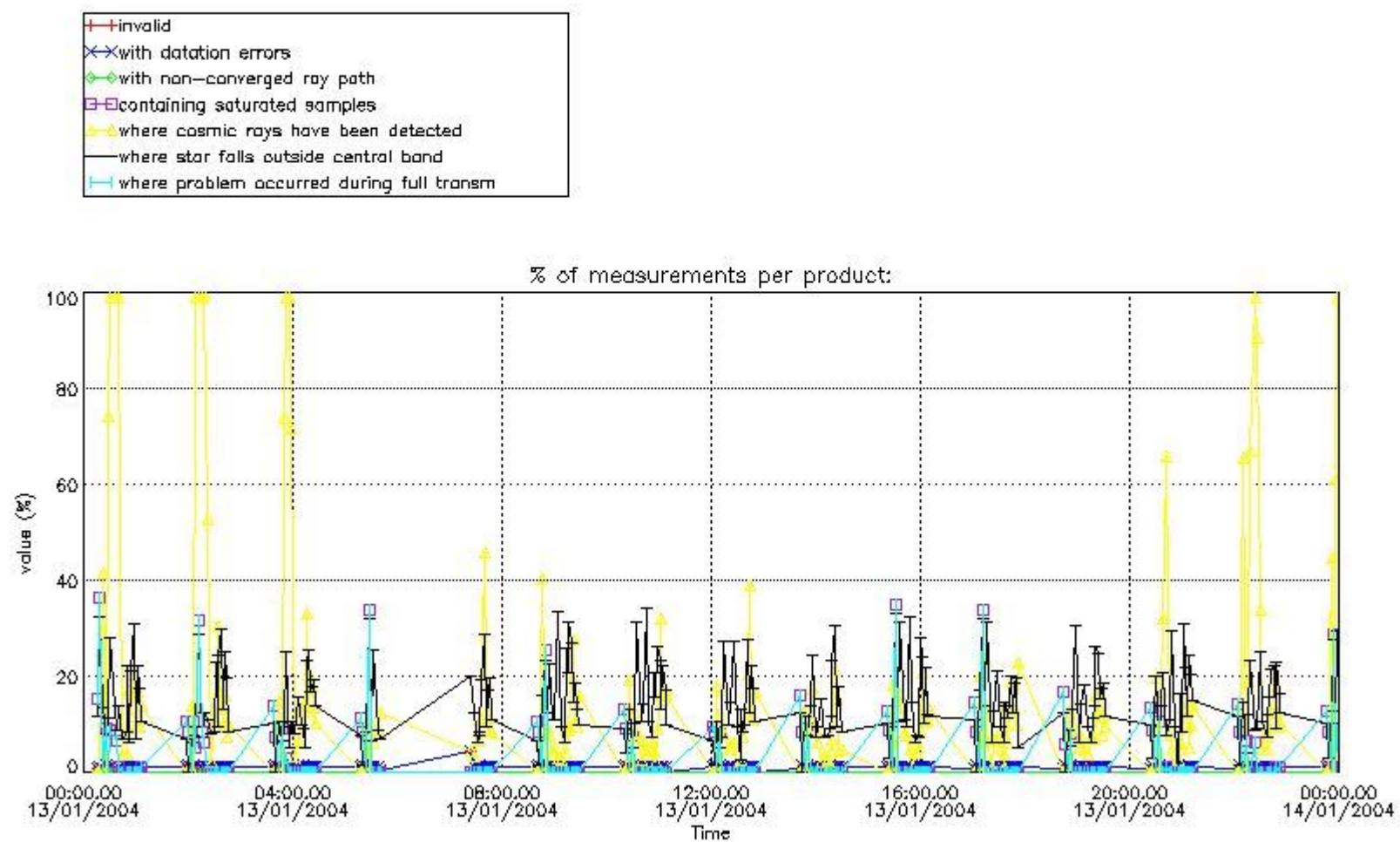


4. Level 1 quality information per product

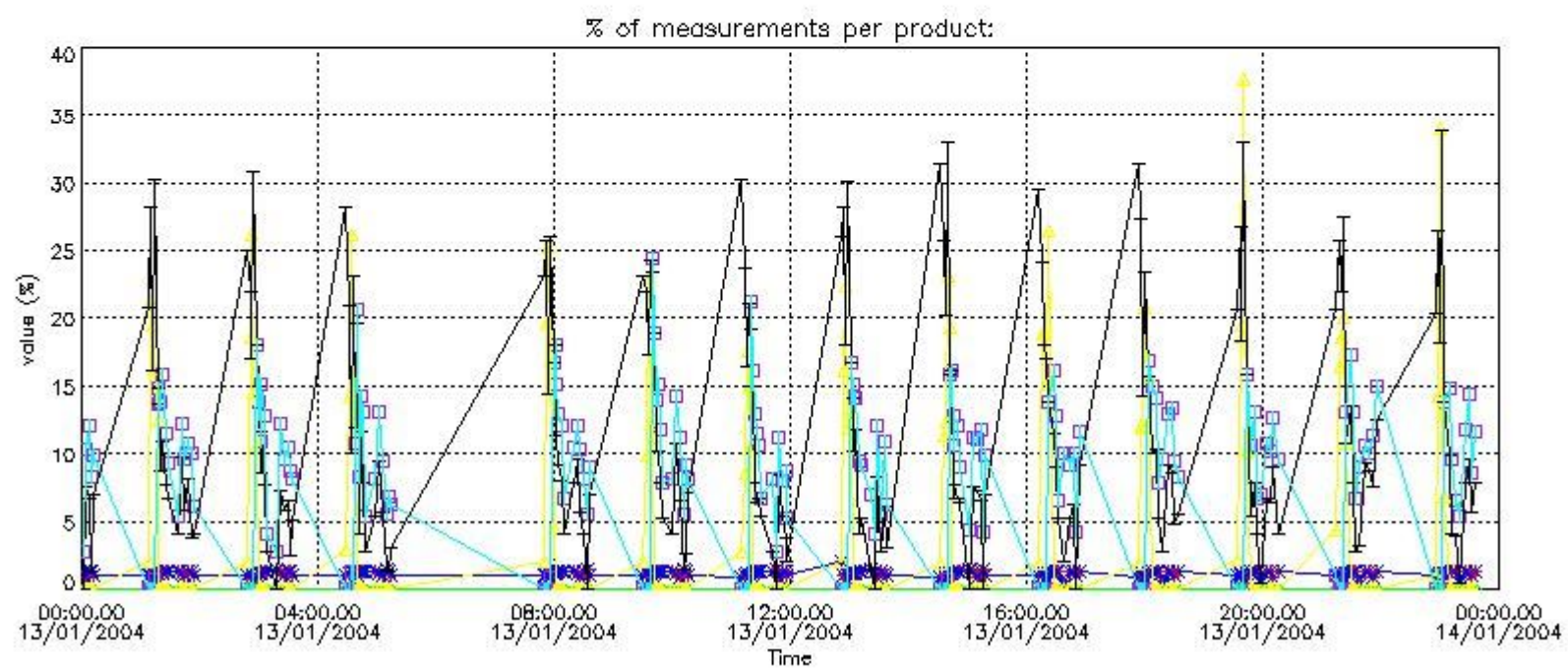
In this section it is plotted some information contained in the Quality Summary data set of the level 2 products that comes from the level 1b processing. Products without errors (error flag in the MPH set to "0") are used.

4.1 Plot quality information per product (time dependant) coming from level 1b processing

4.1.1 Plot level 1 quality information per product (time dependant): ENVISAT ASCENDING passes

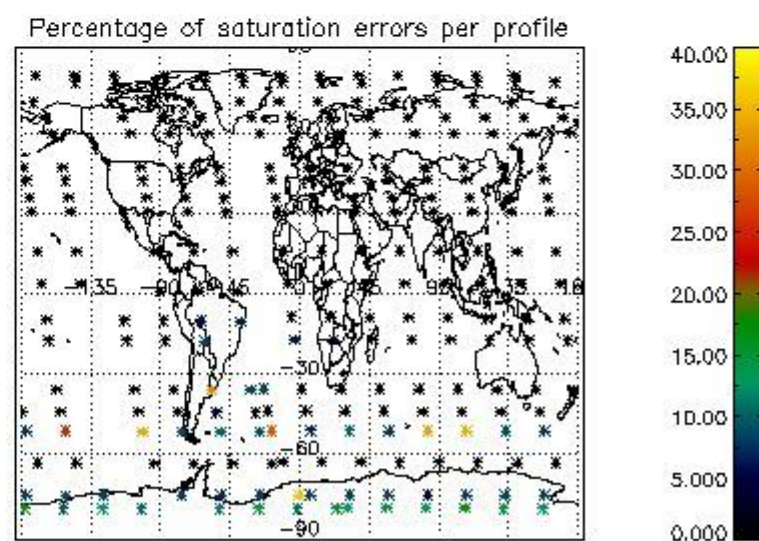
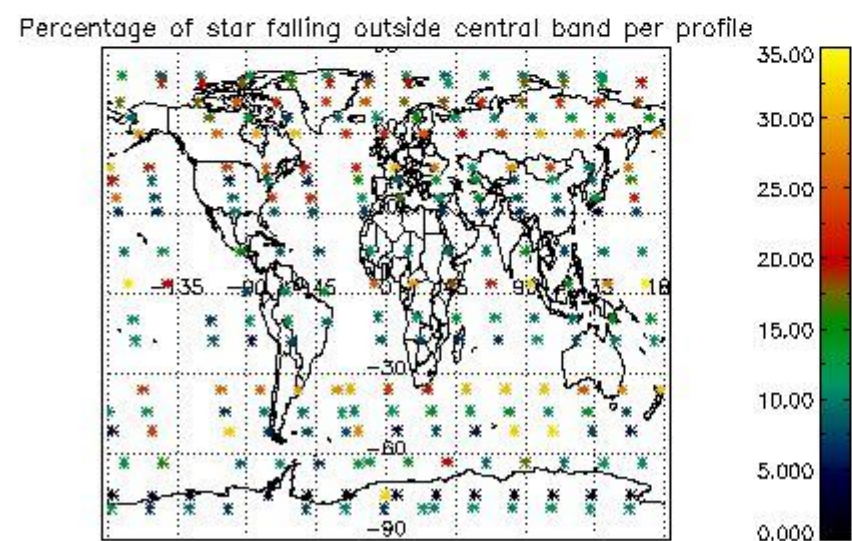
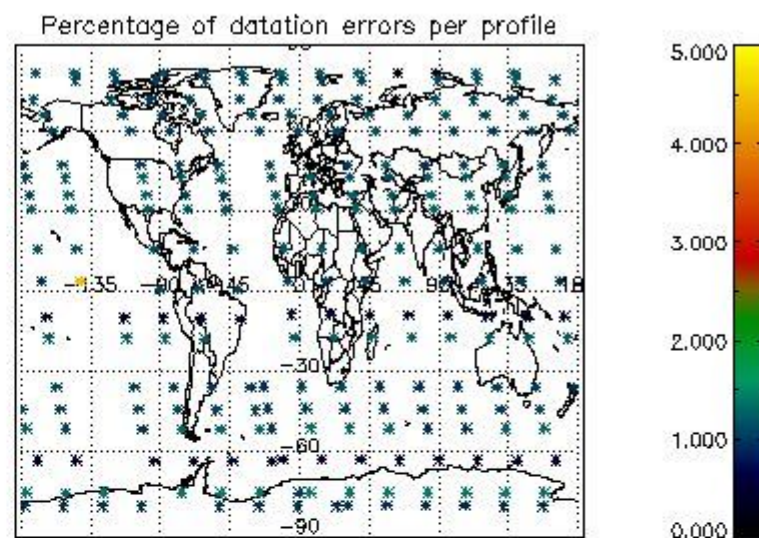
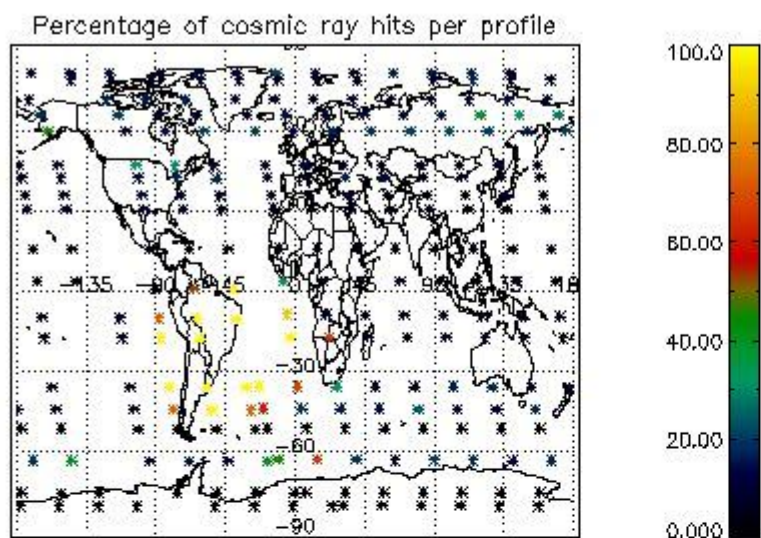


4.1.2 Plot level 1 quality information per product (time dependant): ENVI SAT DESCENDING passes



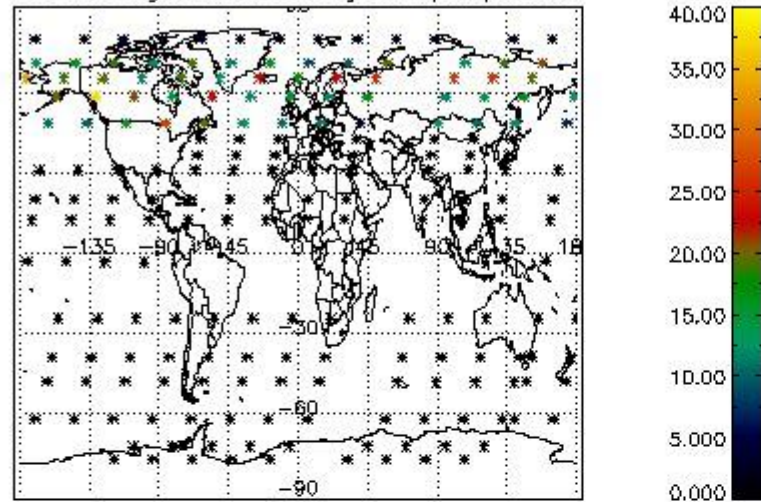
4.2 Plot quality information per product coming from level 1b processing (world map)

4.2.1 Plot level 1 quality information per product (world map): ENVI SAT ASCENDING passes

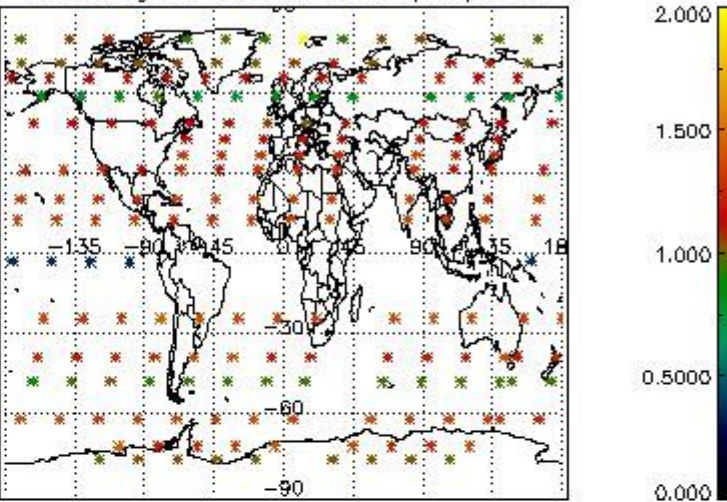


4.2.2 Plot level 1 quality information per product (world map): ENVISAT DESCENDING passes

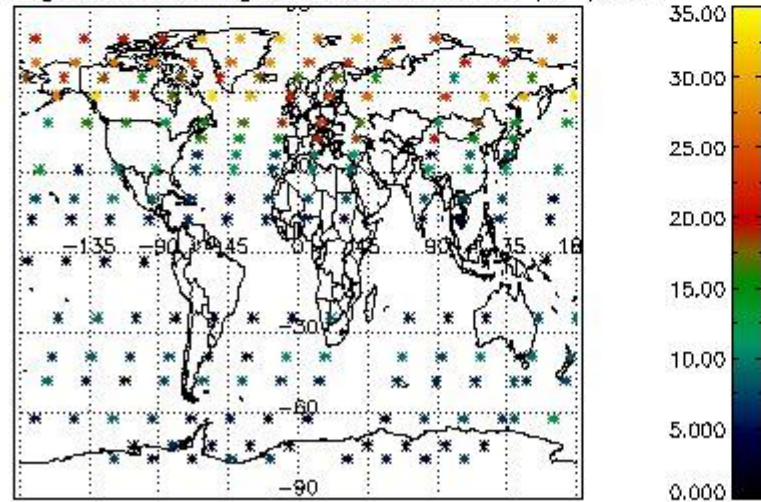
Percentage of cosmic ray hits per profile



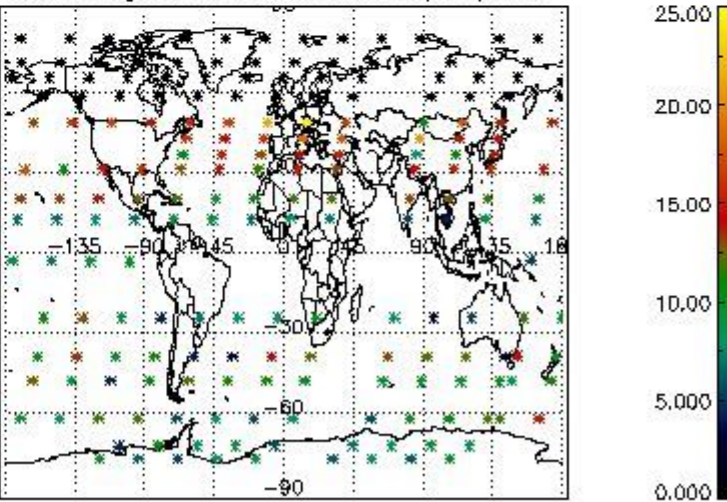
Percentage of datation errors per profile



Percentage of star falling outside central band per profile



Percentage of saturation errors per profile



5. Trace gas profiles

5.1 Ozone statistics based on quality of products

The final quality of the products can be "measured" using the STD (Standard Deviation) attached to every point profile. This information is written to the parameter GOM_NL__2P/NL_LOCAL_SPECIES_DENSITY/o3_std of the level 2 products. The table below shows the statistics for given STD ranges.

The statistics are given with respect to the overall valid production:

- Products without fatal errors: GOM_NL__2P/MPH/PRODUCT_ERR=0
- Valid point profile: GOM_NL__2P/NL_LOCAL_SPECIES_DENSITY/pcd(0)=0

The 'Criteria' is applied to valid points of dark limb products:

- Products in dark limb illumination condition: GOM_NL__2P/NL_SUMMARY_QUALITY/obs_ill_cond=0
- Products without fatal errors: GOM_NL__2P/MPH/PRODUCT_ERR=0
- Valid point profile: GOM_NL__2P/NL_LOCAL_SPECIES_DENSITY/pcd(0)=0

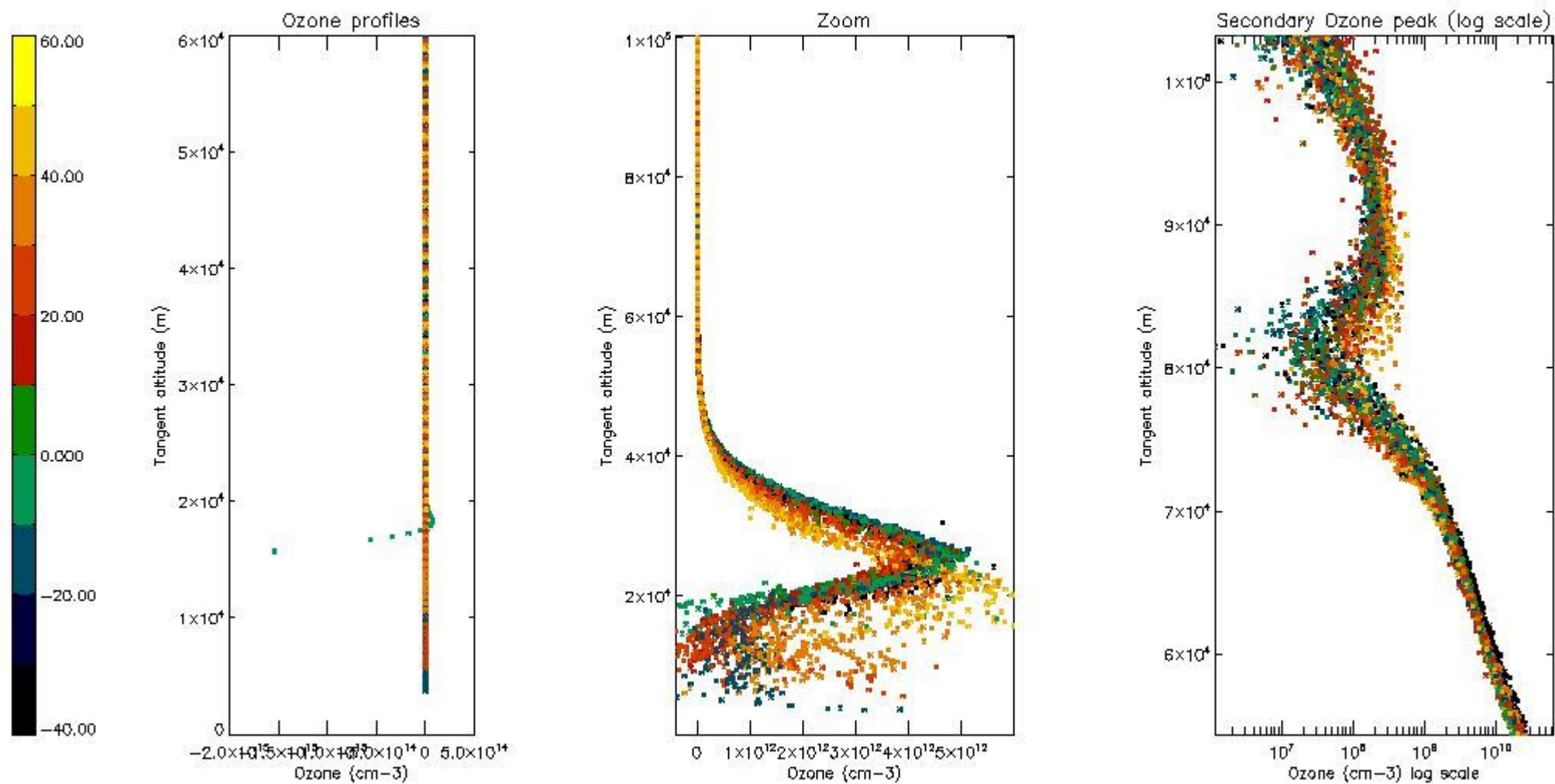
So, the table below shows the percentage of dark limb and valid observations for each criteria with respect to the overall valid daily observations.

Criteria	% of total production
All STD	30
STD < 20	20

STD < 10	17
STD < 5	13

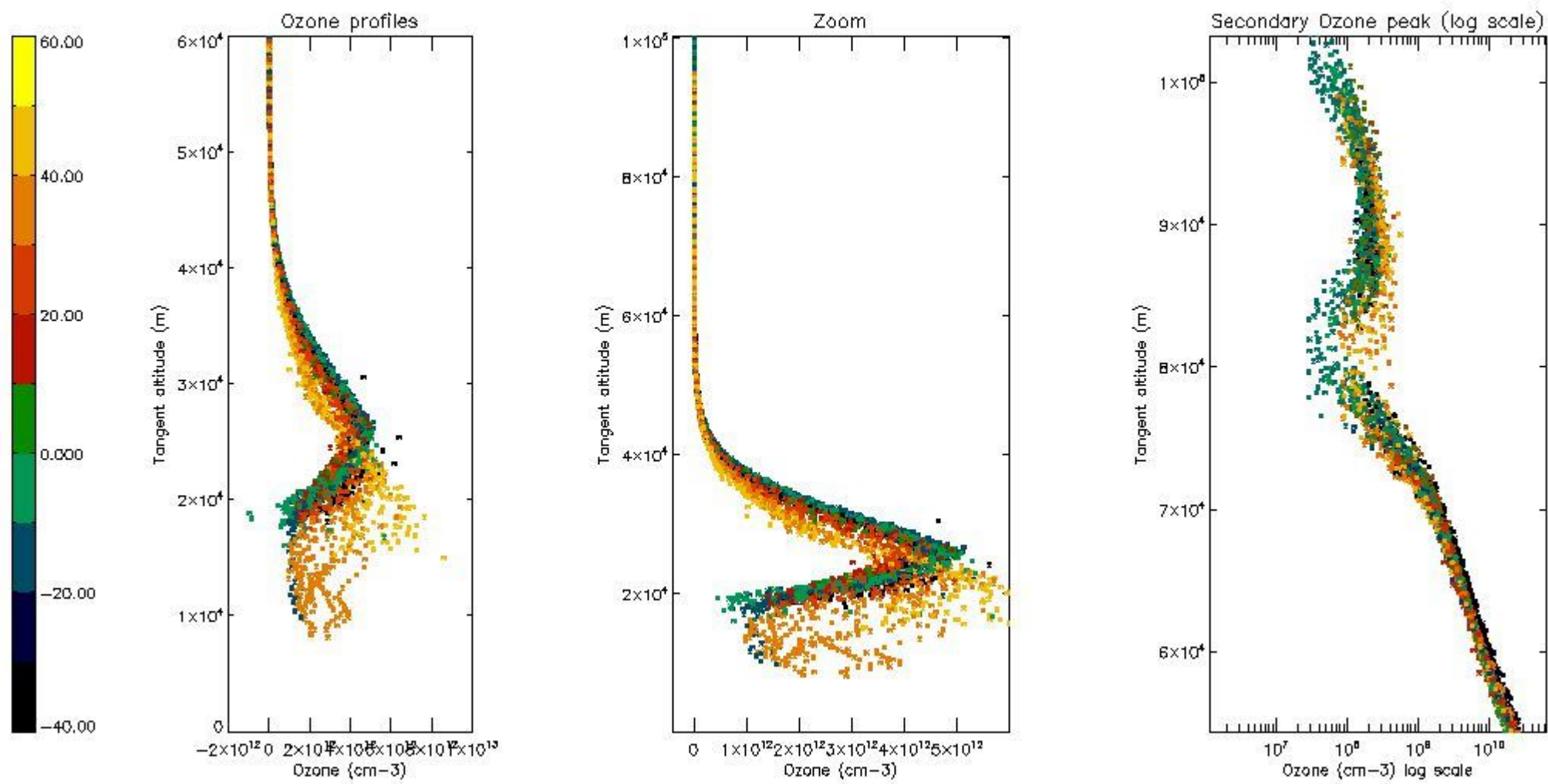
5.2 Plot ozone profiles for all STD (dark without errors)

The colorbar represents the latitude.



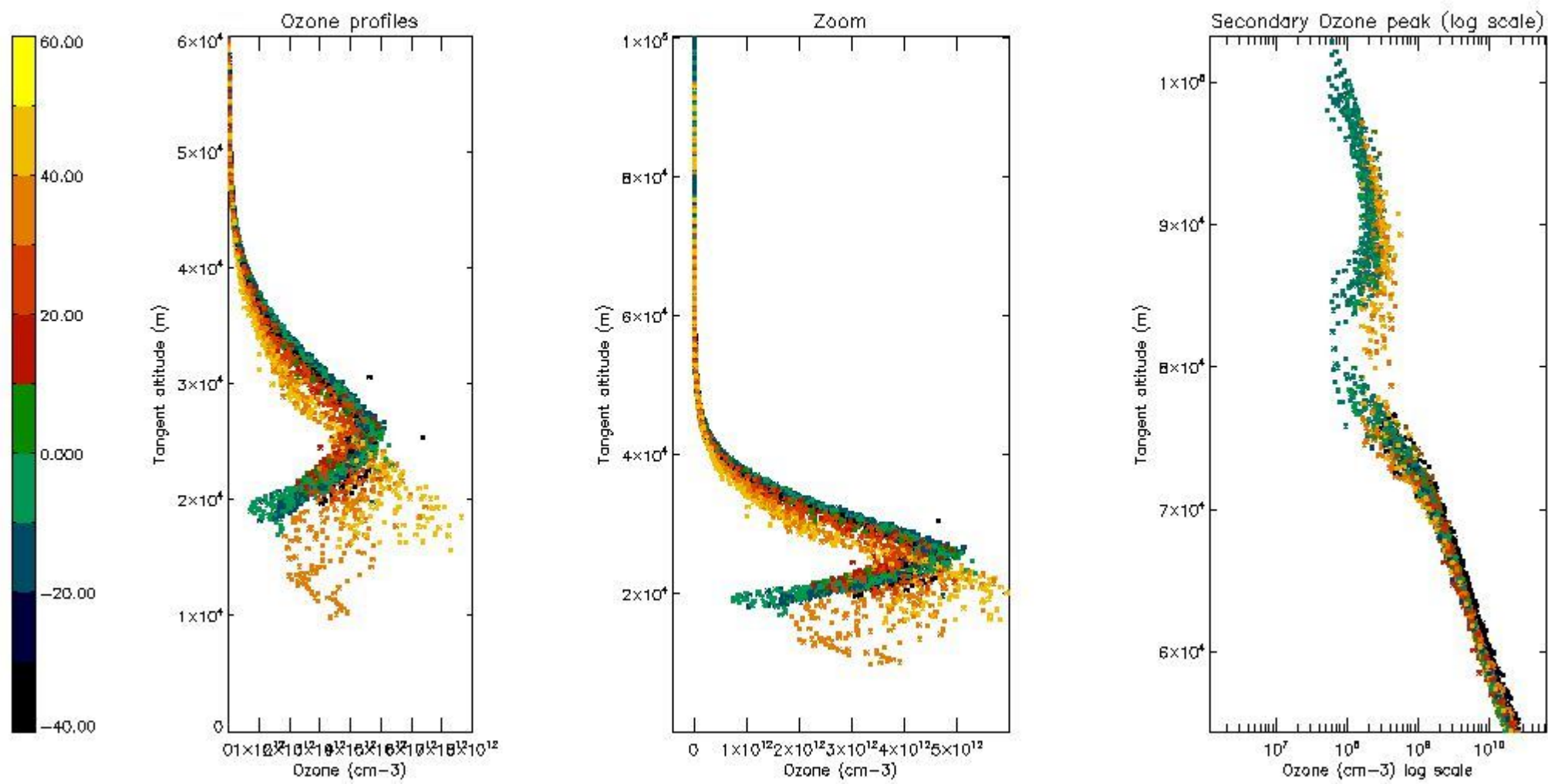
5.3 Plot ozone profiles where STD < 20% (dark without errors)

The colorbar represents the latitude.



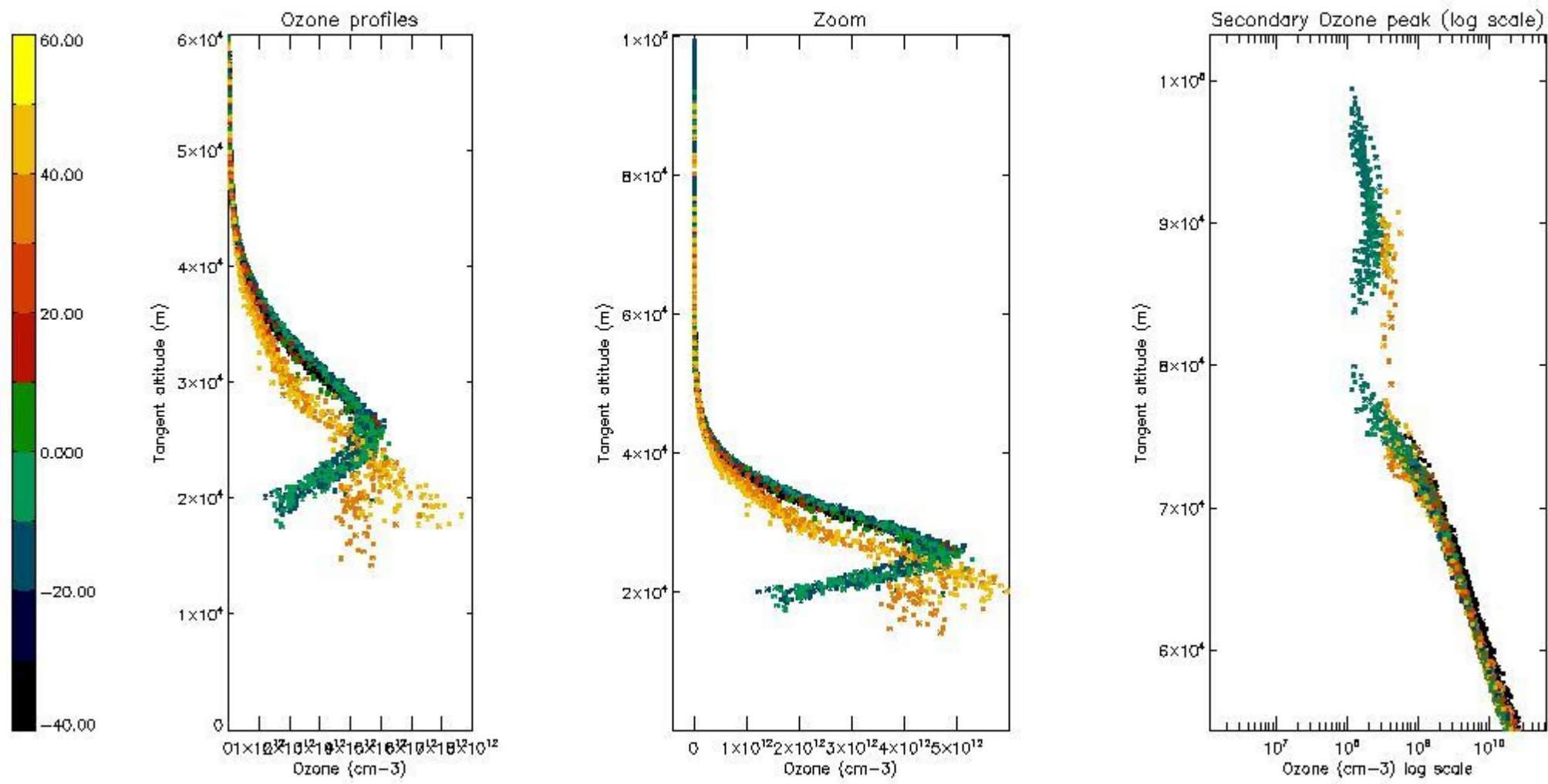
5.4 Plot ozone profiles where STD < 10% (dark without errors)

The colorbar represents the latitude.



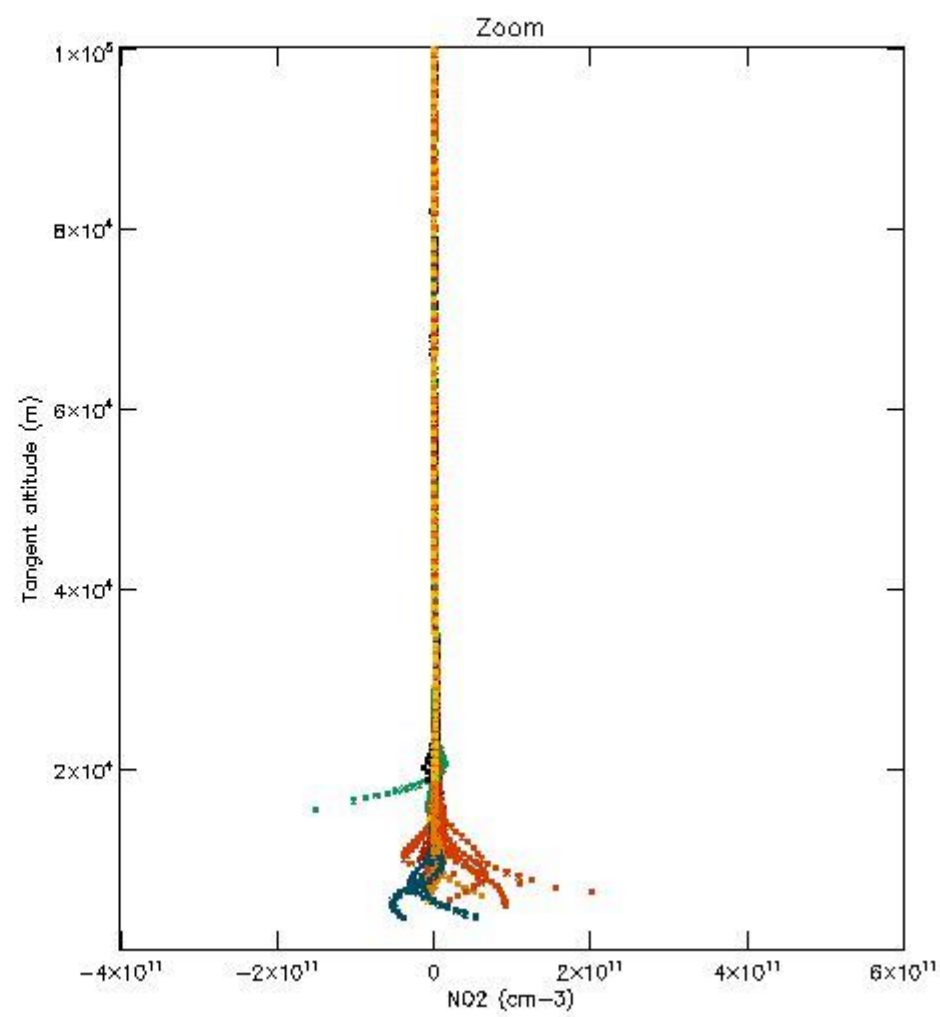
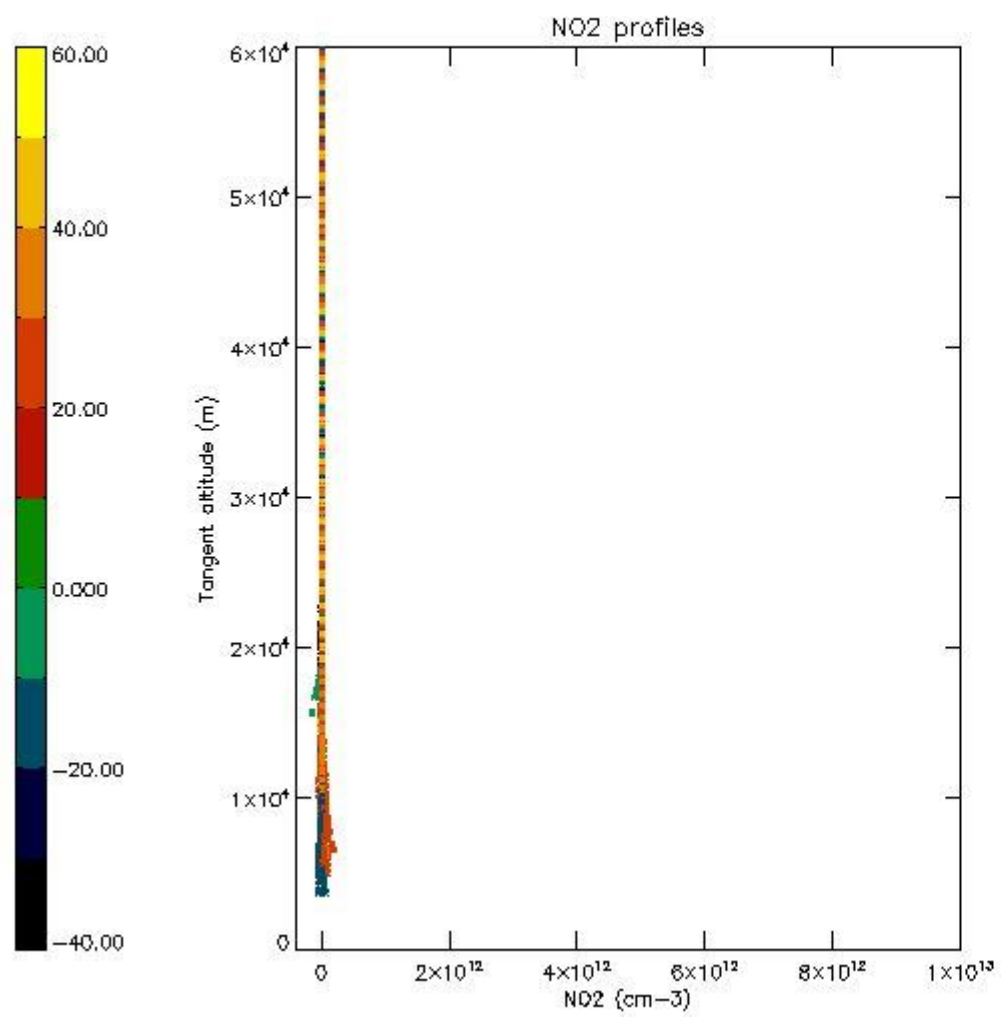
5.5 Plot ozone profiles where $STD < 5\%$ (dark without errors)

The colorbar represents the latitude.



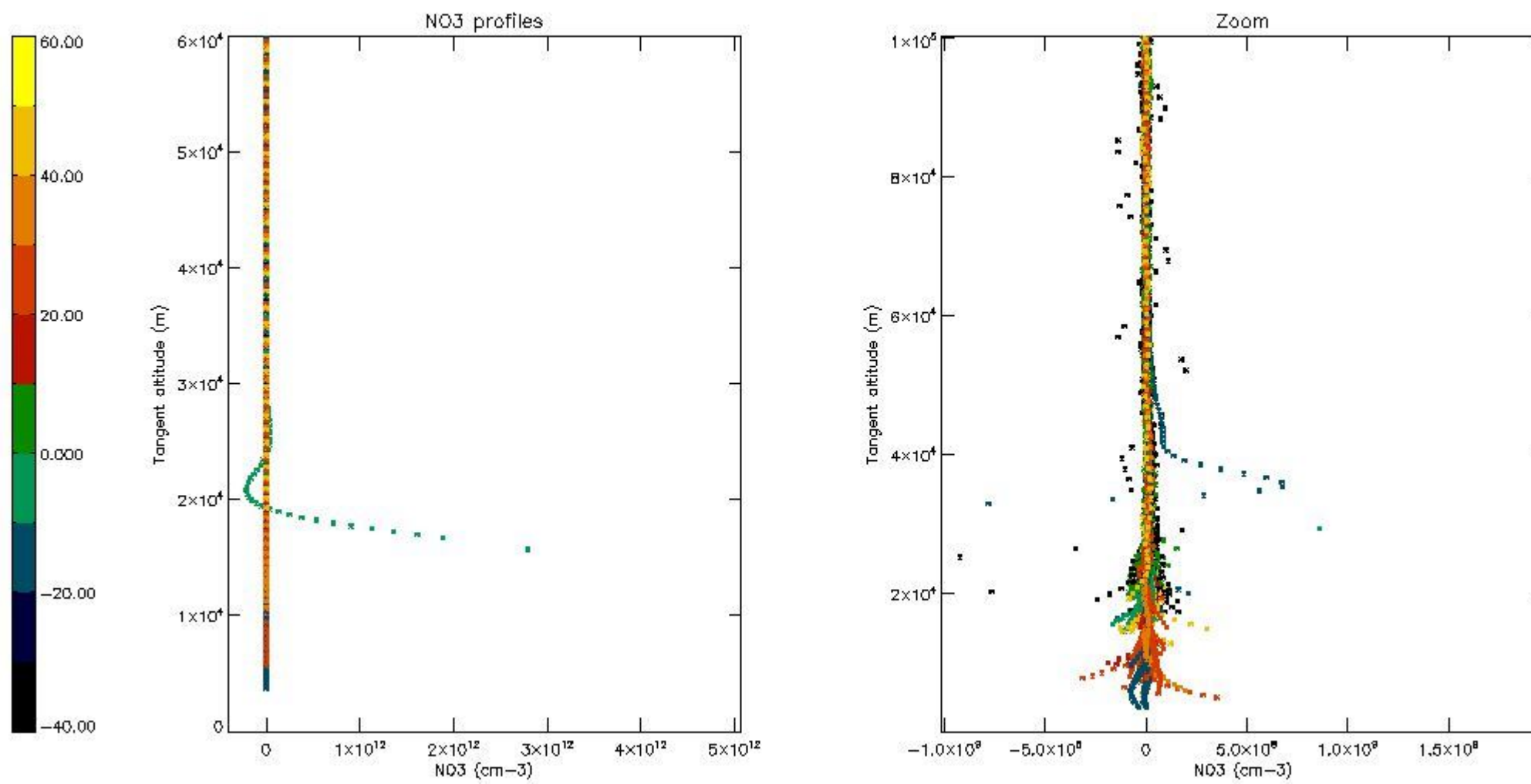
5.6 Plot NO₂ profiles for all STD (dark without errors)

The colorbar represents the latitude.



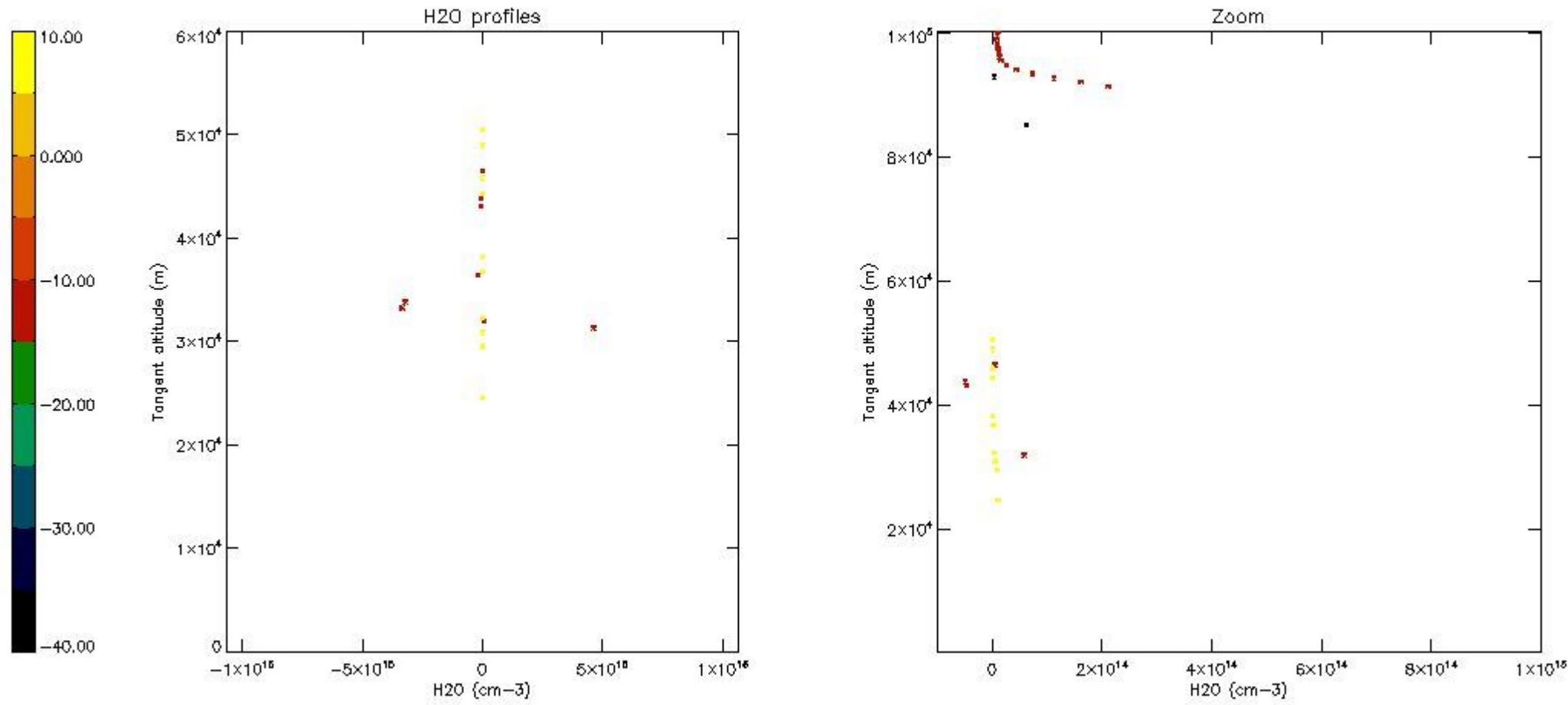
5.7 Plot NO3 profiles for all STD (dark without errors)

The colorbar represents the latitude.



5.8 Plot H2O profiles for all STD (only for occultations of stars 1,2,3,4,13,14,16,26,63 dark without errors)

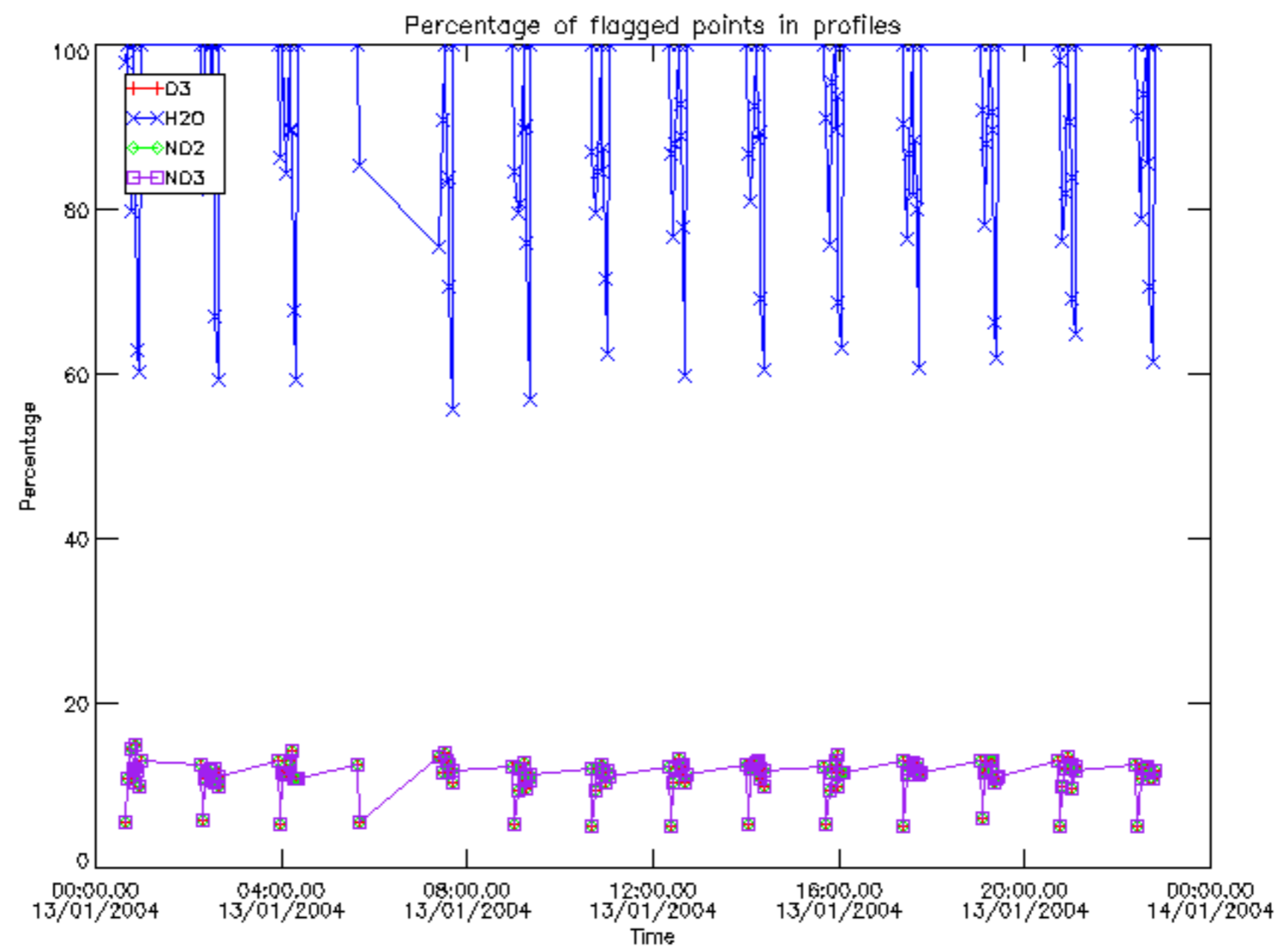
The colorbar represents the latitude.



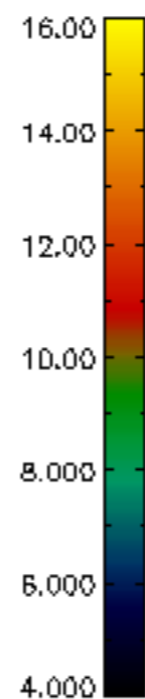
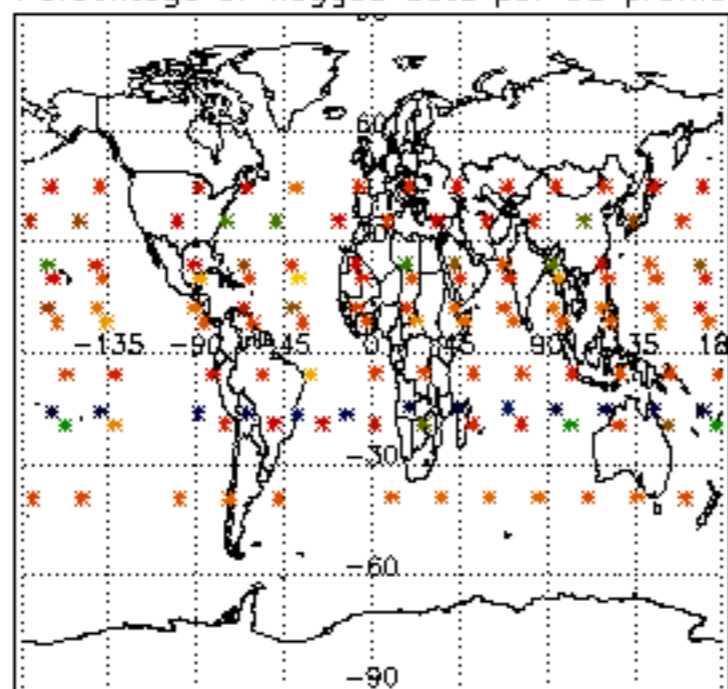
6. Auxiliary Data Files used for the production reported in section 2

The number reported in the third column indicates since which file (see list in section 2) the corresponding auxiliary file has been used. The fourth column is the date of those product files.

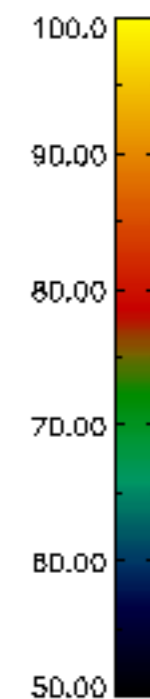
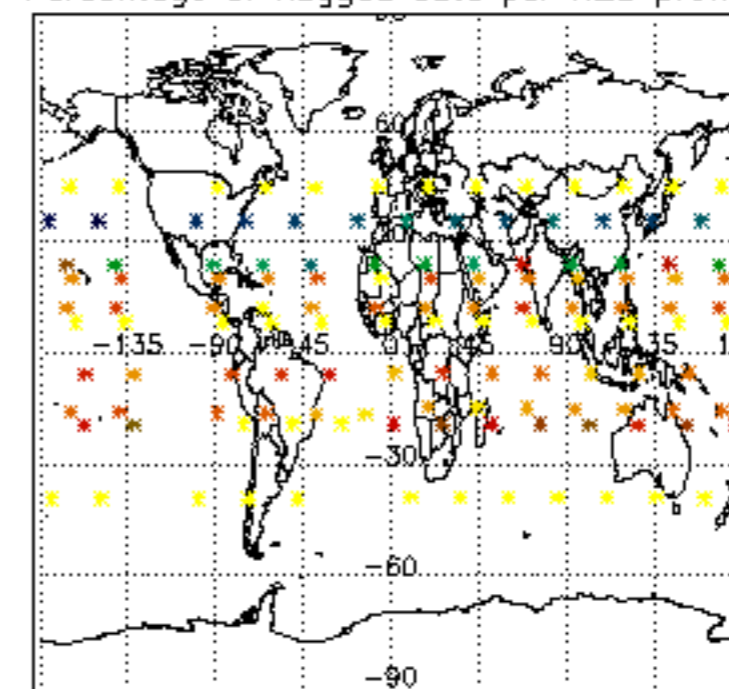
Type	Auxiliary Filename	Used since product	Used since product date
INST_PHYS_CHARACTERISTICS	GOM_INS_AXVIEC20091111_143220_20030716_120000_20500101_000000	1	13-JAN-2004 00:01:08
LEVEL-2_PROC_CONFIG	GOM_PR2_AXVIEC20091111_152718_20020301_000000_20500101_000000	1	13-JAN-2004 00:01:08
CROSS_SECTIONS_FILE	GOM_CRS_AXVIEC20091111_154832_20020301_000000_20500101_000000	1	13-JAN-2004 00:01:08



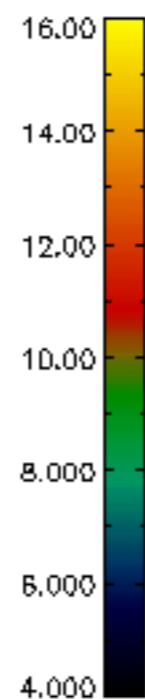
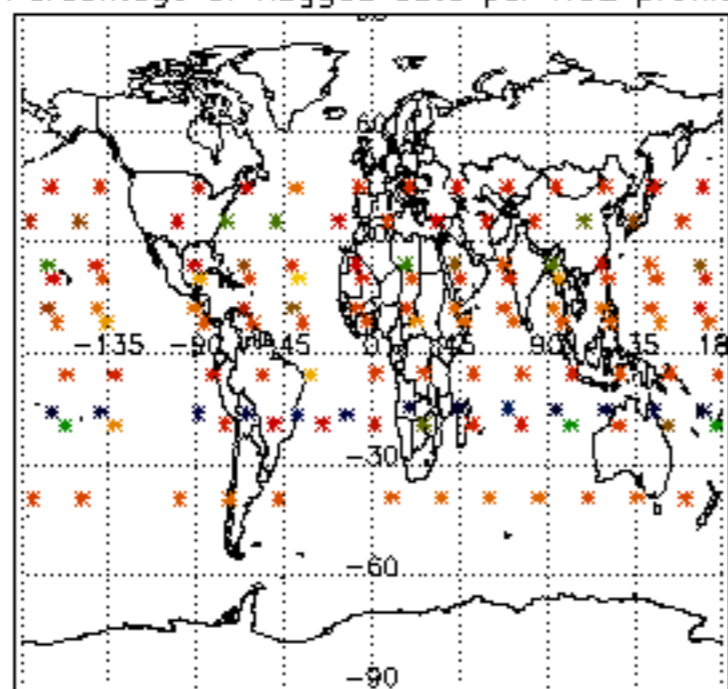
Percentage of flagged data per D3 profile



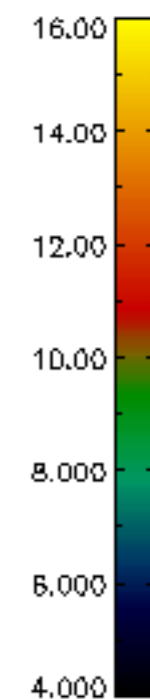
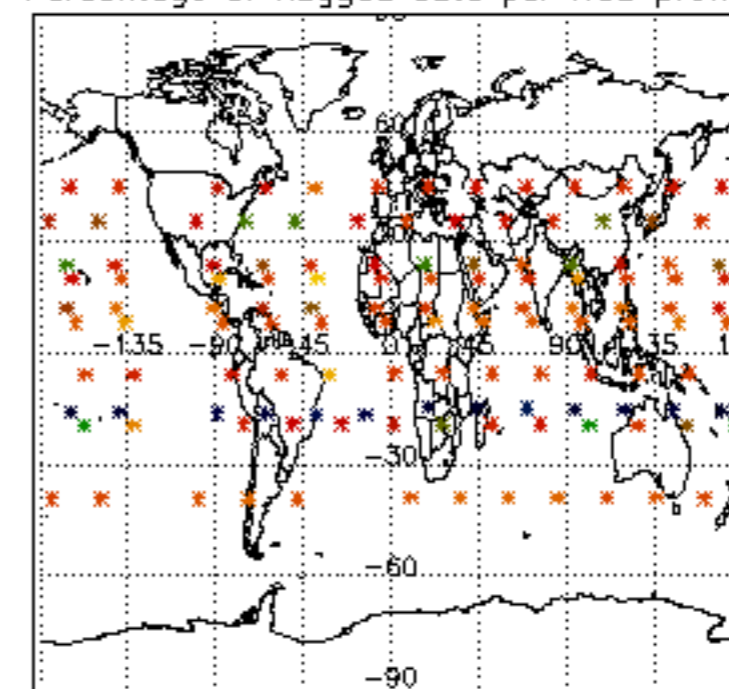
Percentage of flagged data per H2O profile

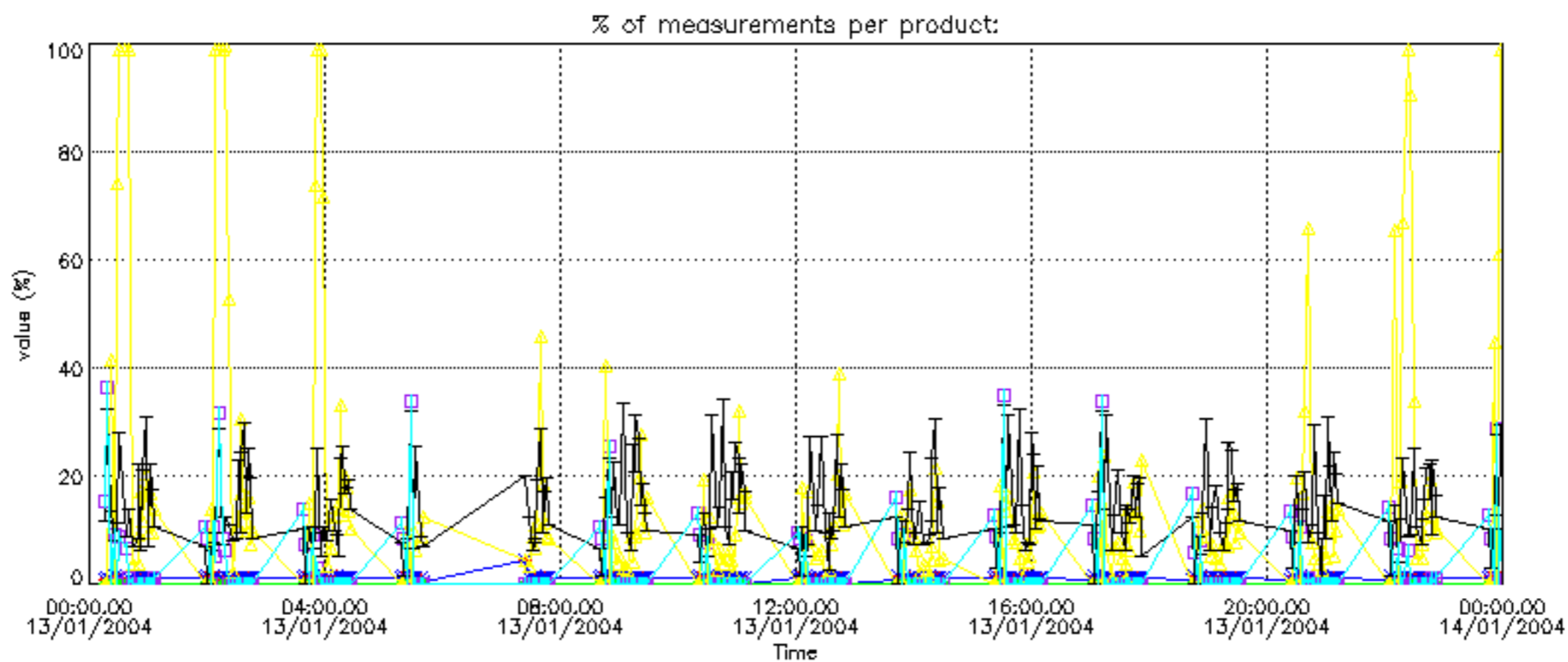


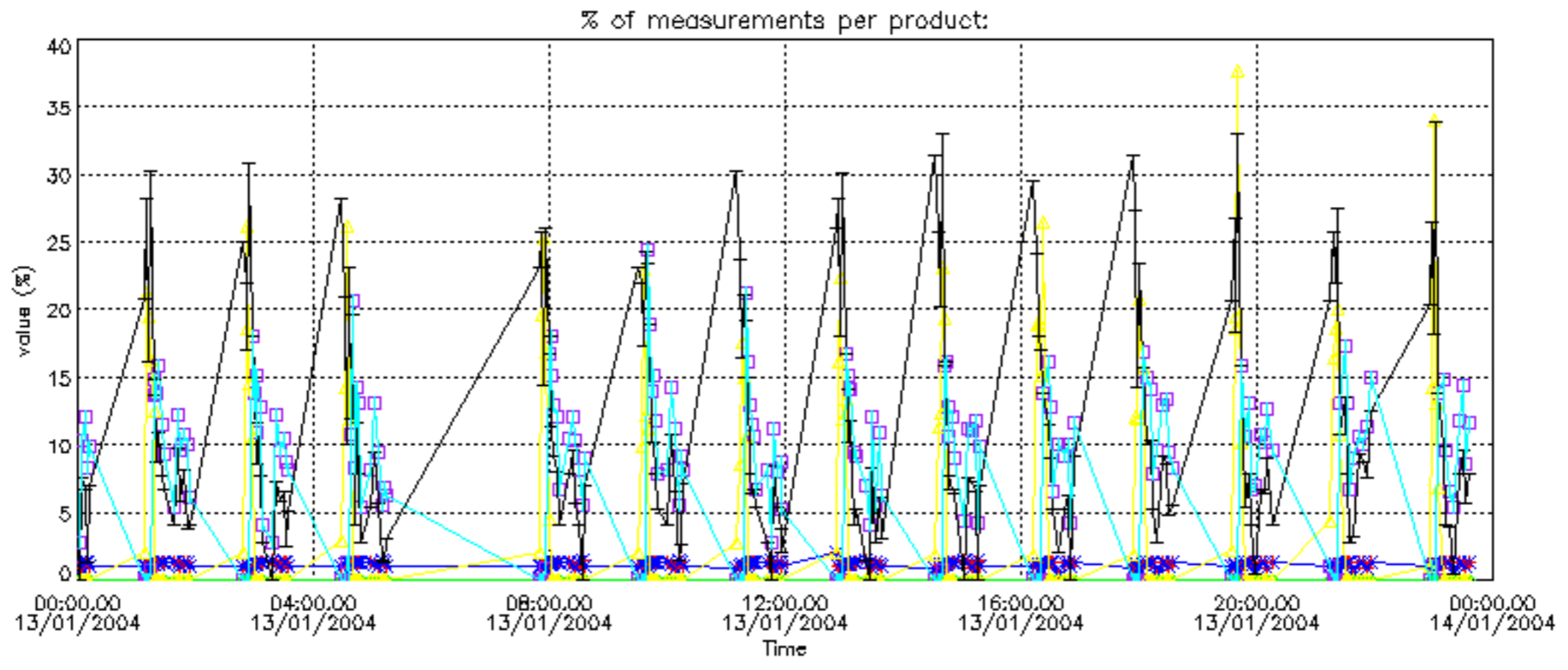
Percentage of flagged data per NO2 profile



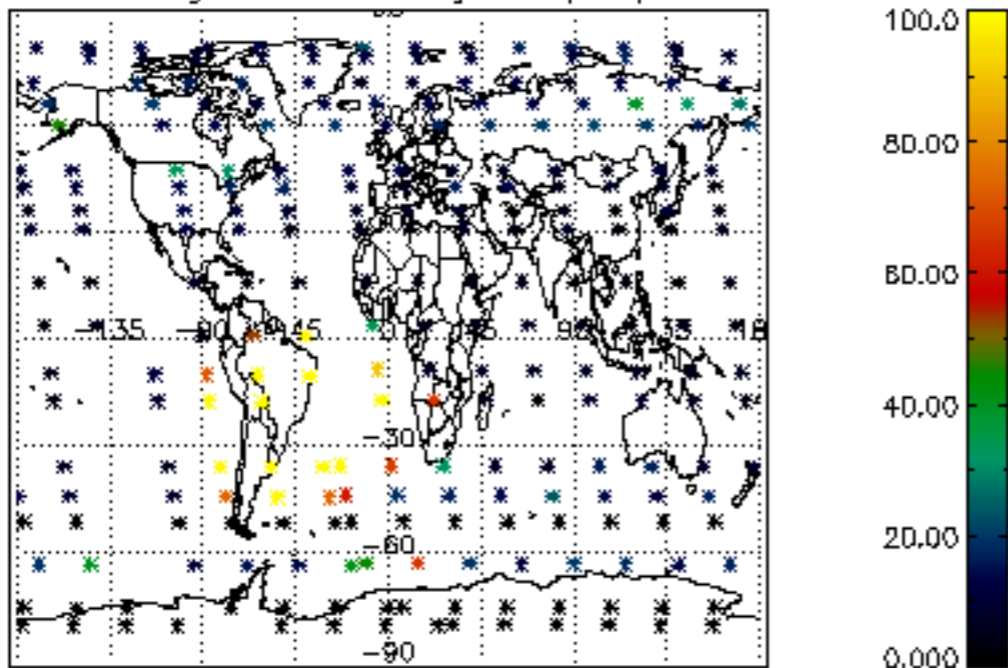
Percentage of flagged data per NO3 profile



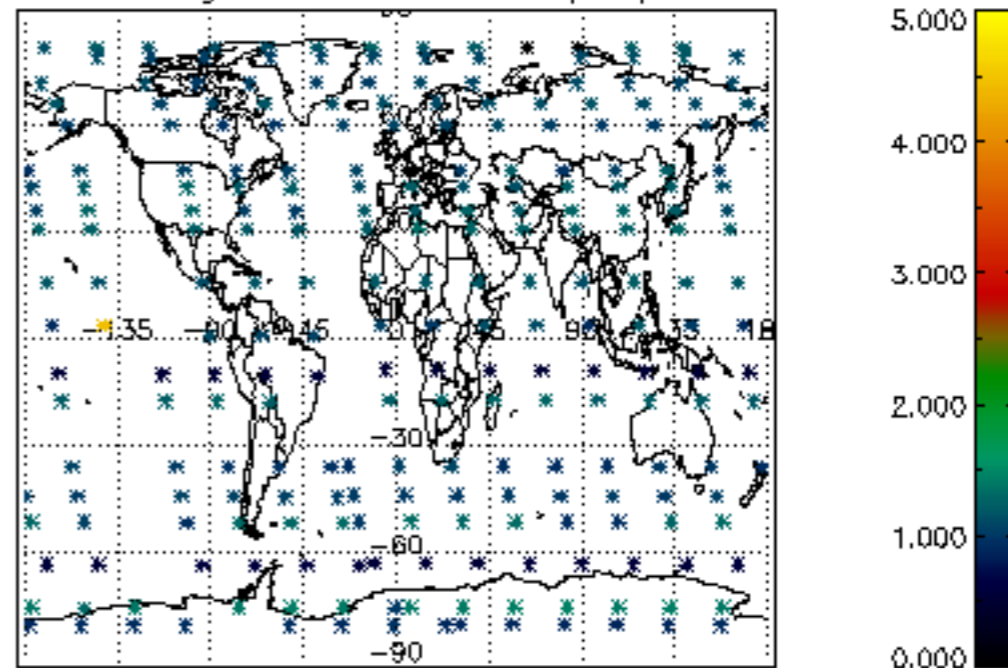




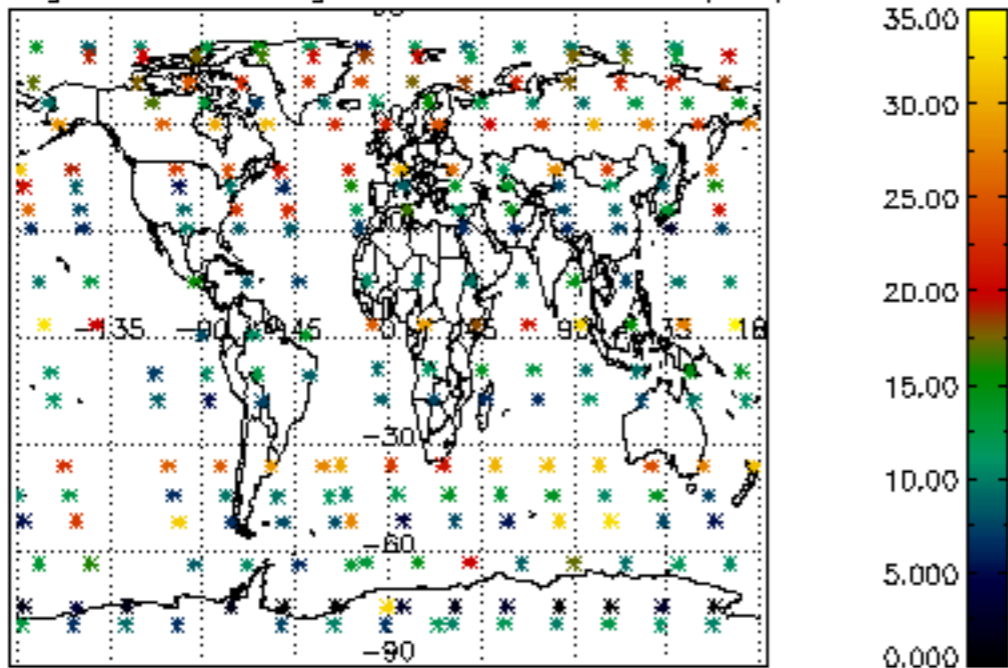
Percentage of cosmic ray hits per profile



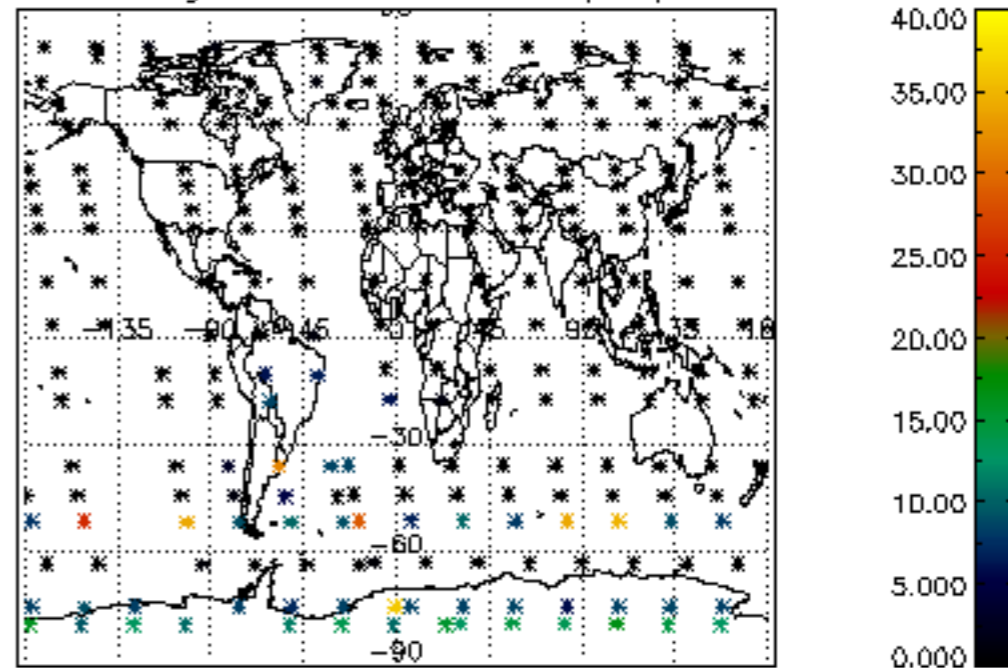
Percentage of datation errors per profile



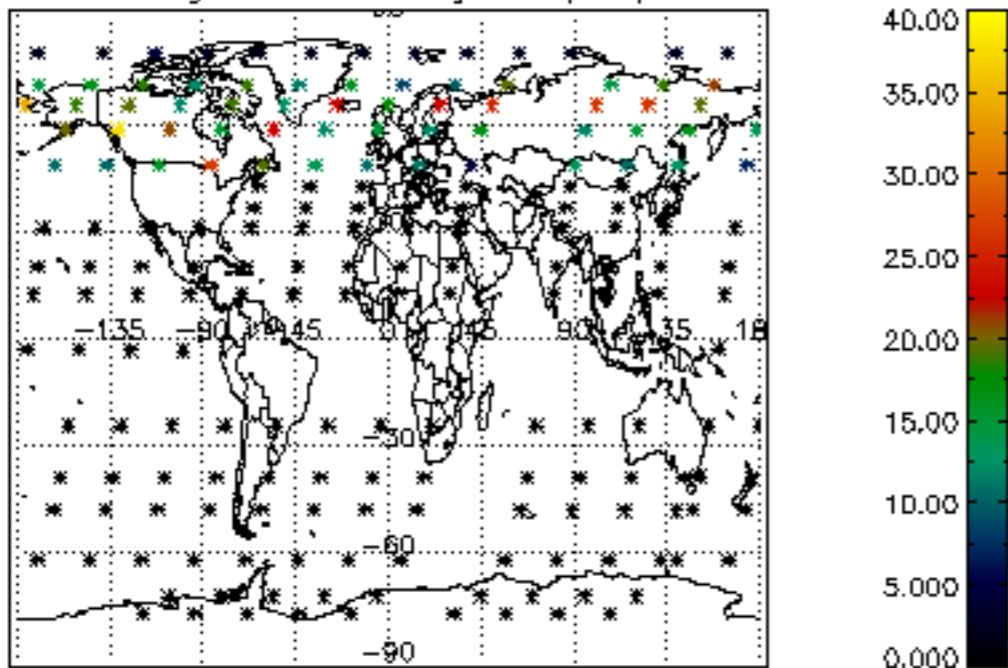
Percentage of star falling outside central band per profile



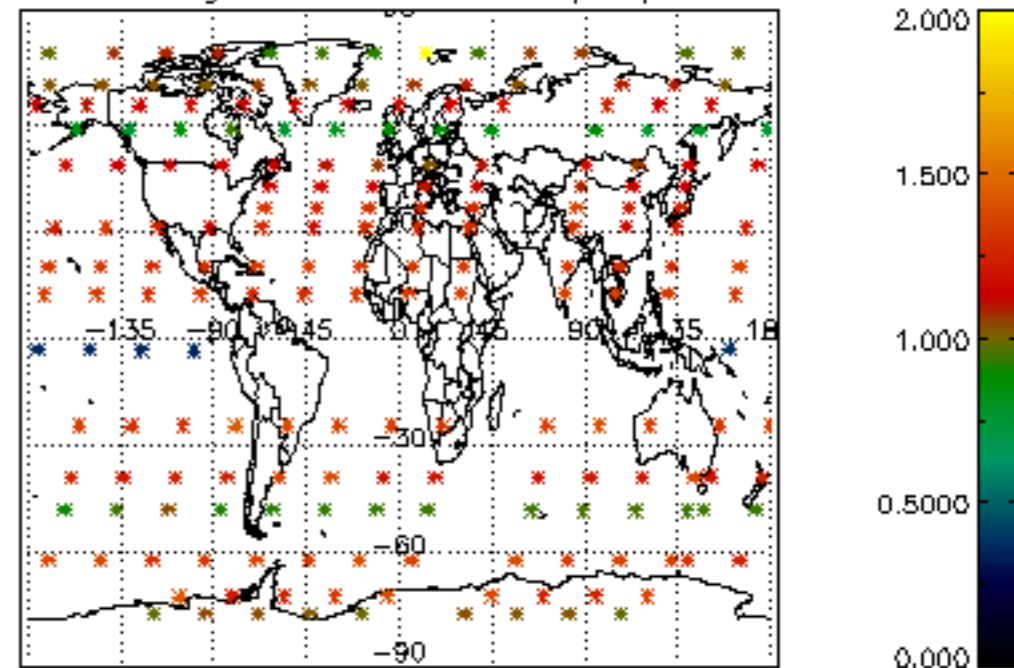
Percentage of saturation errors per profile



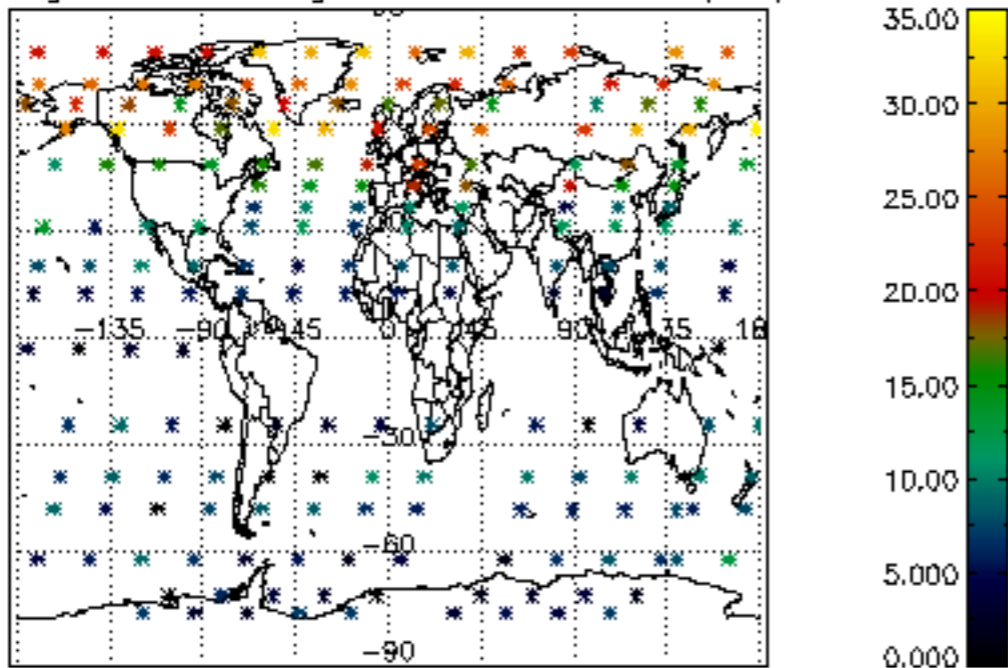
Percentage of cosmic ray hits per profile



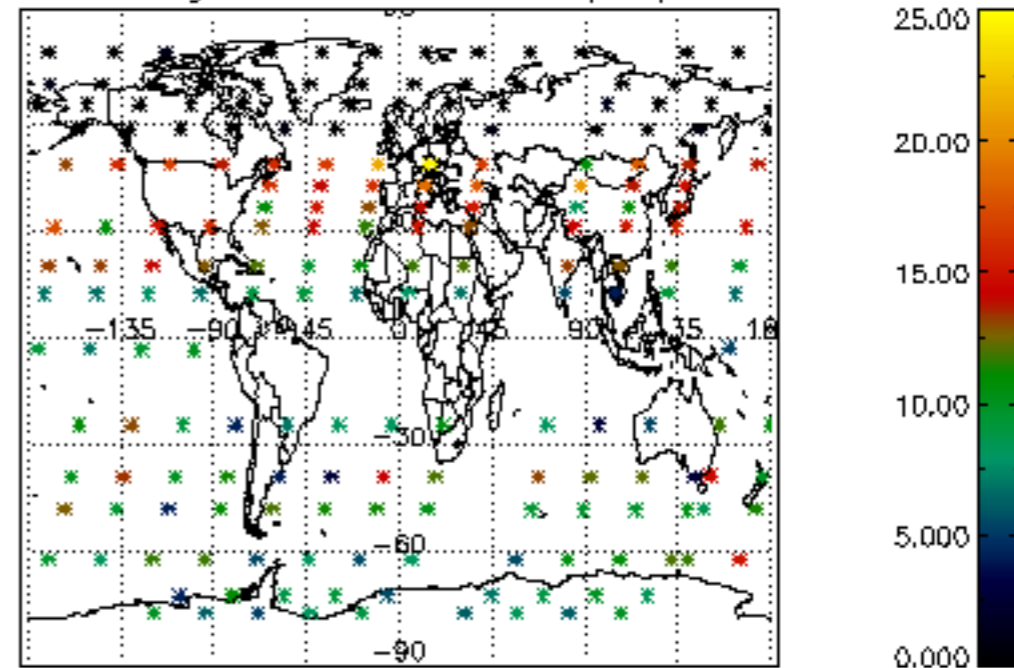
Percentage of datation errors per profile

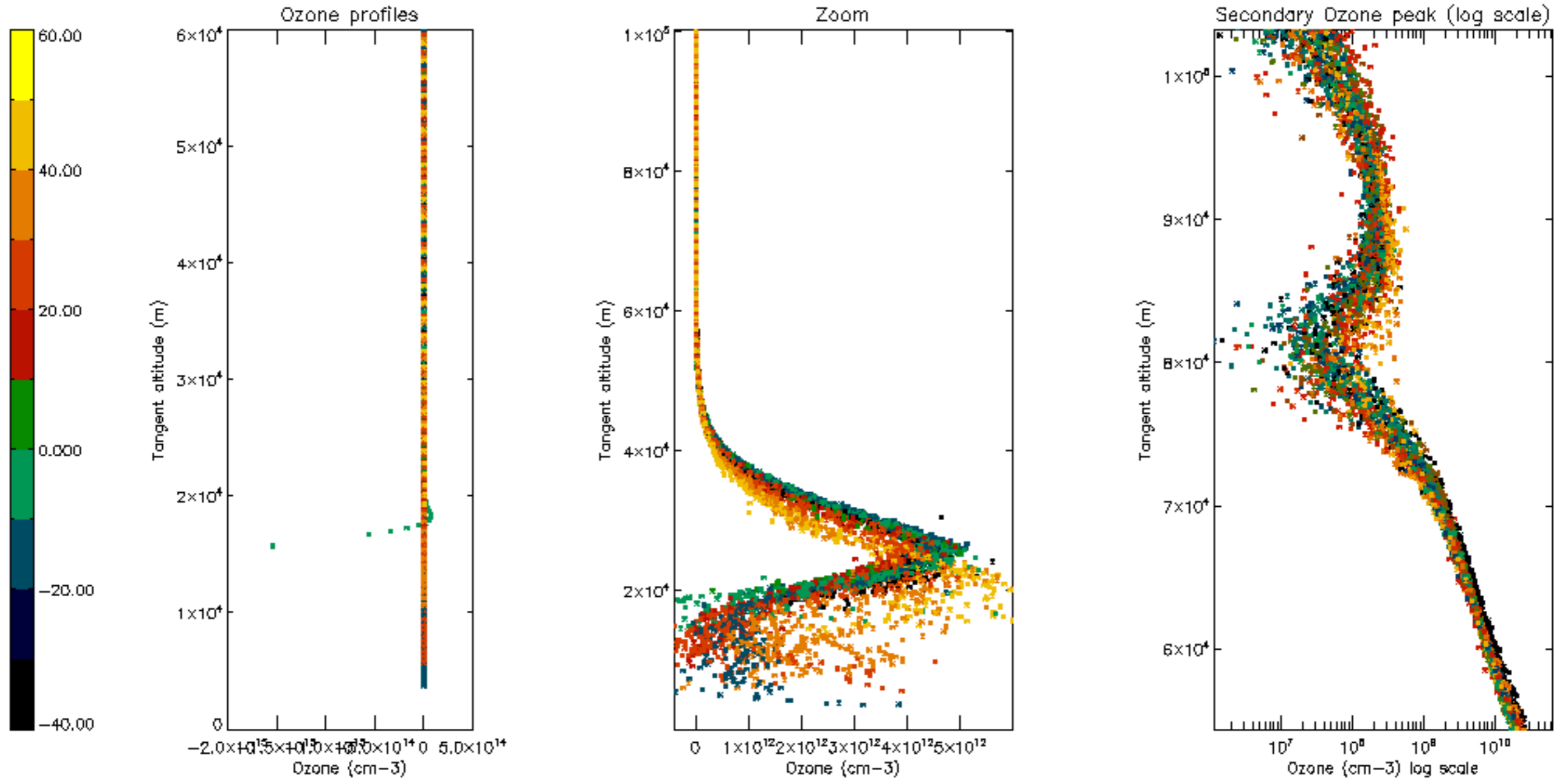


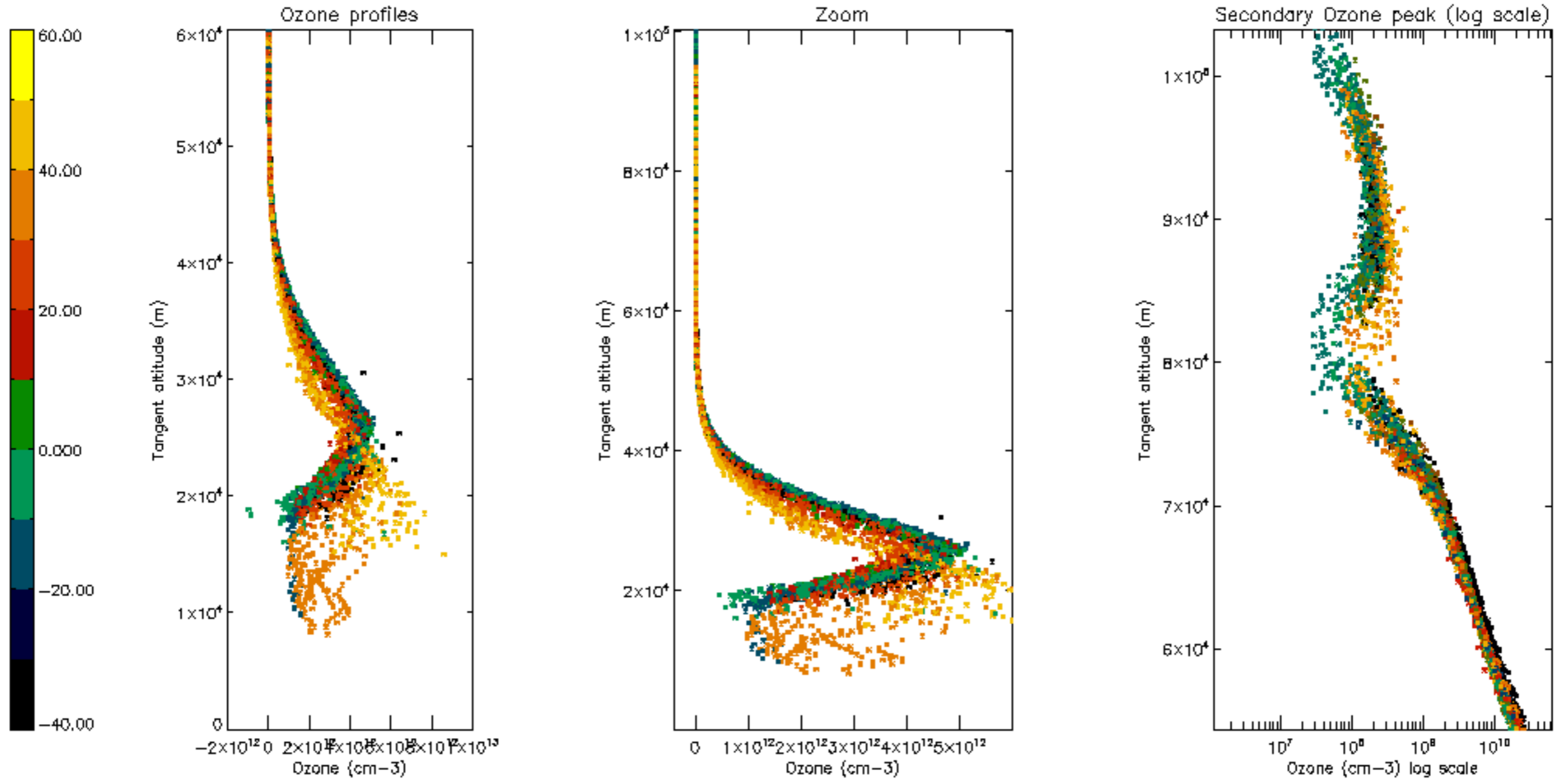
Percentage of star falling outside central band per profile

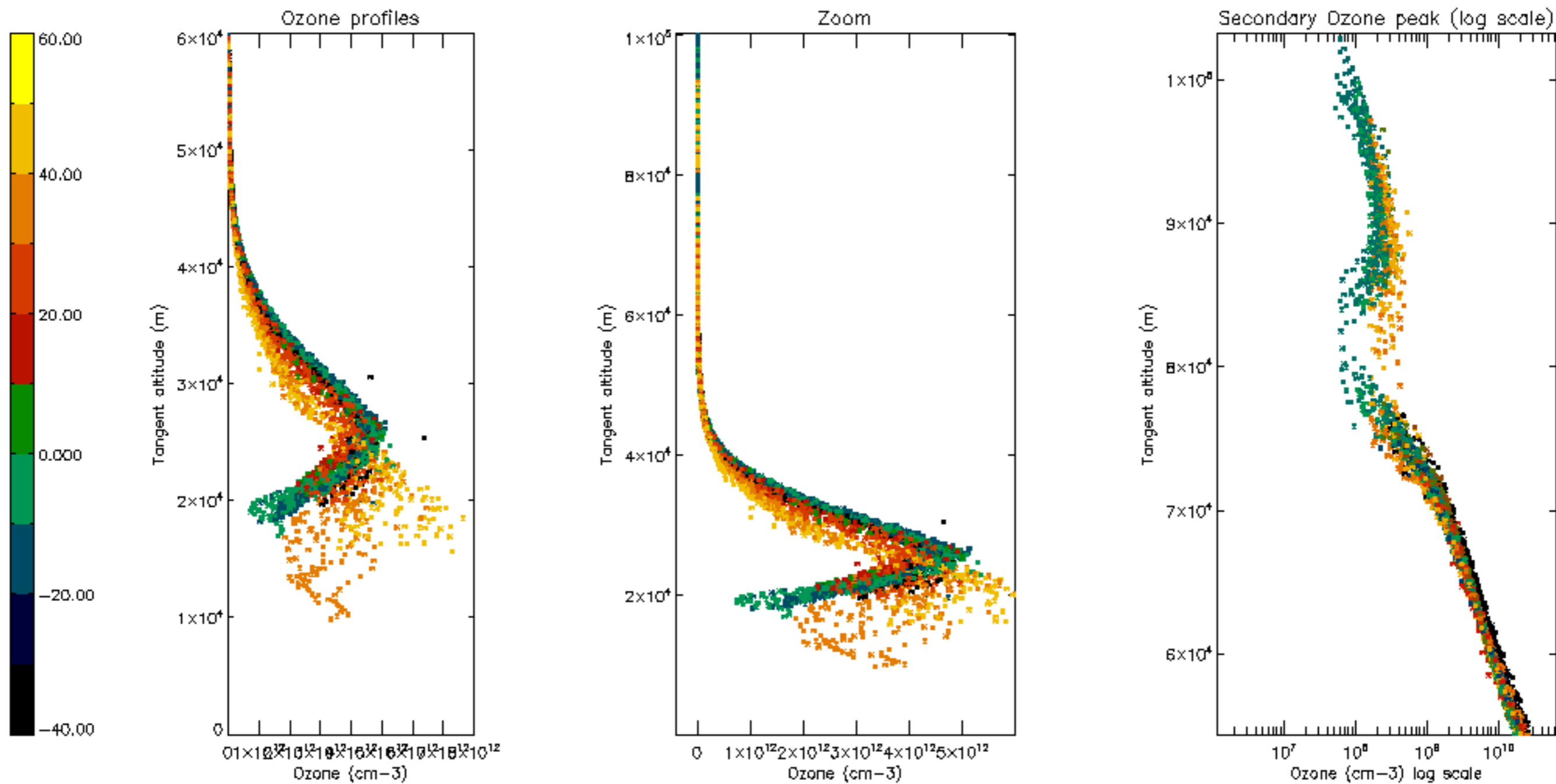


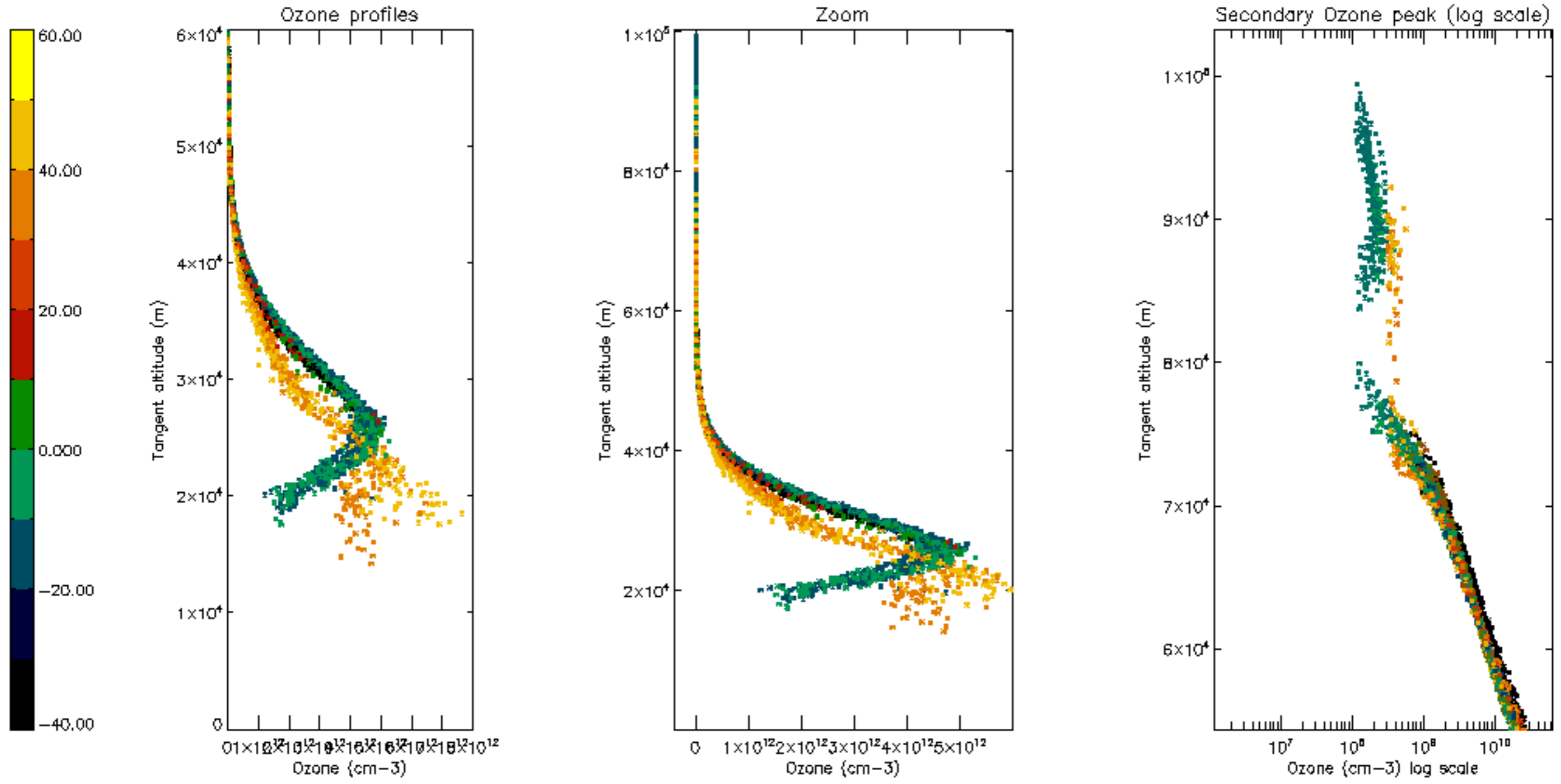
Percentage of saturation errors per profile

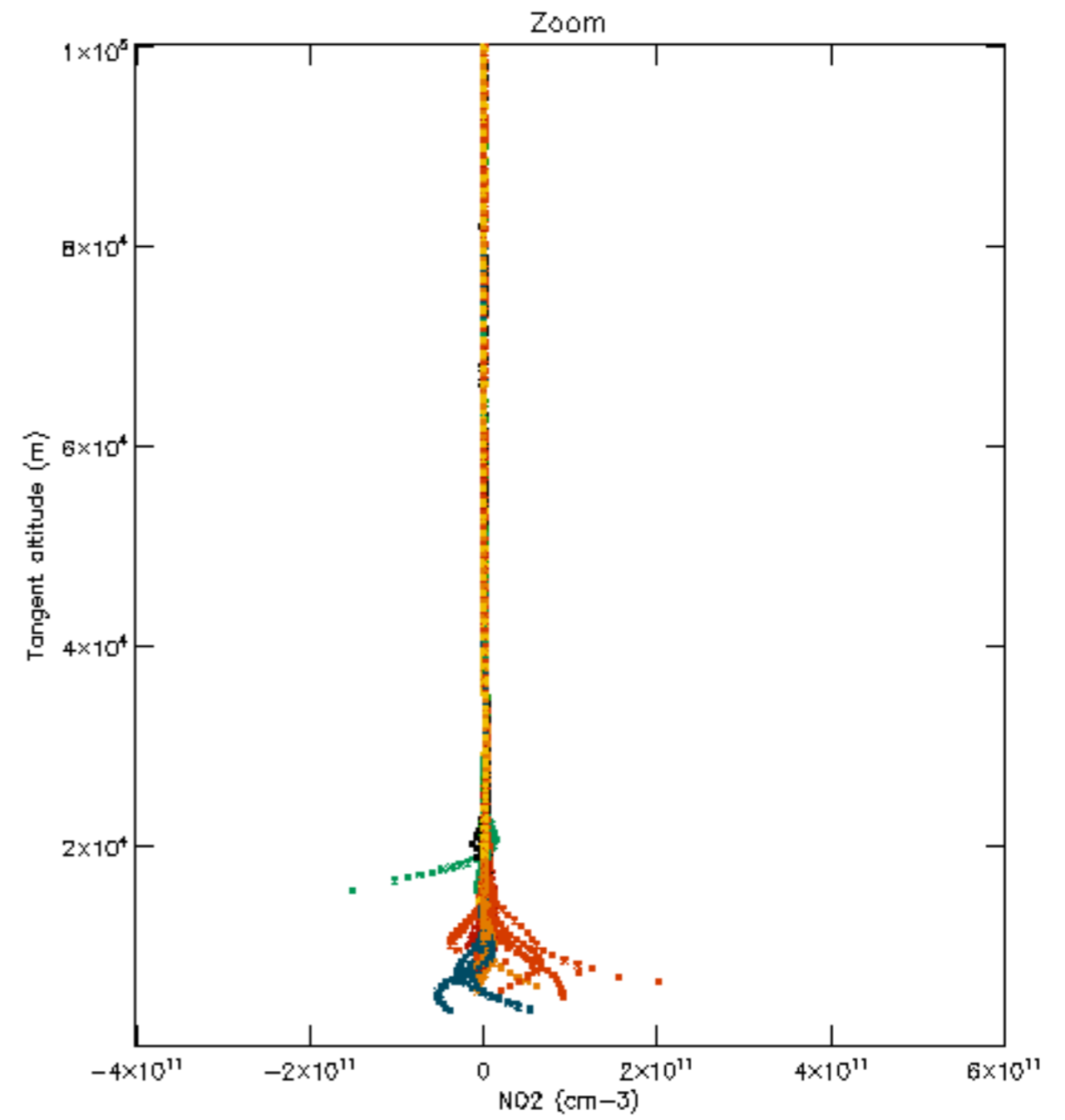
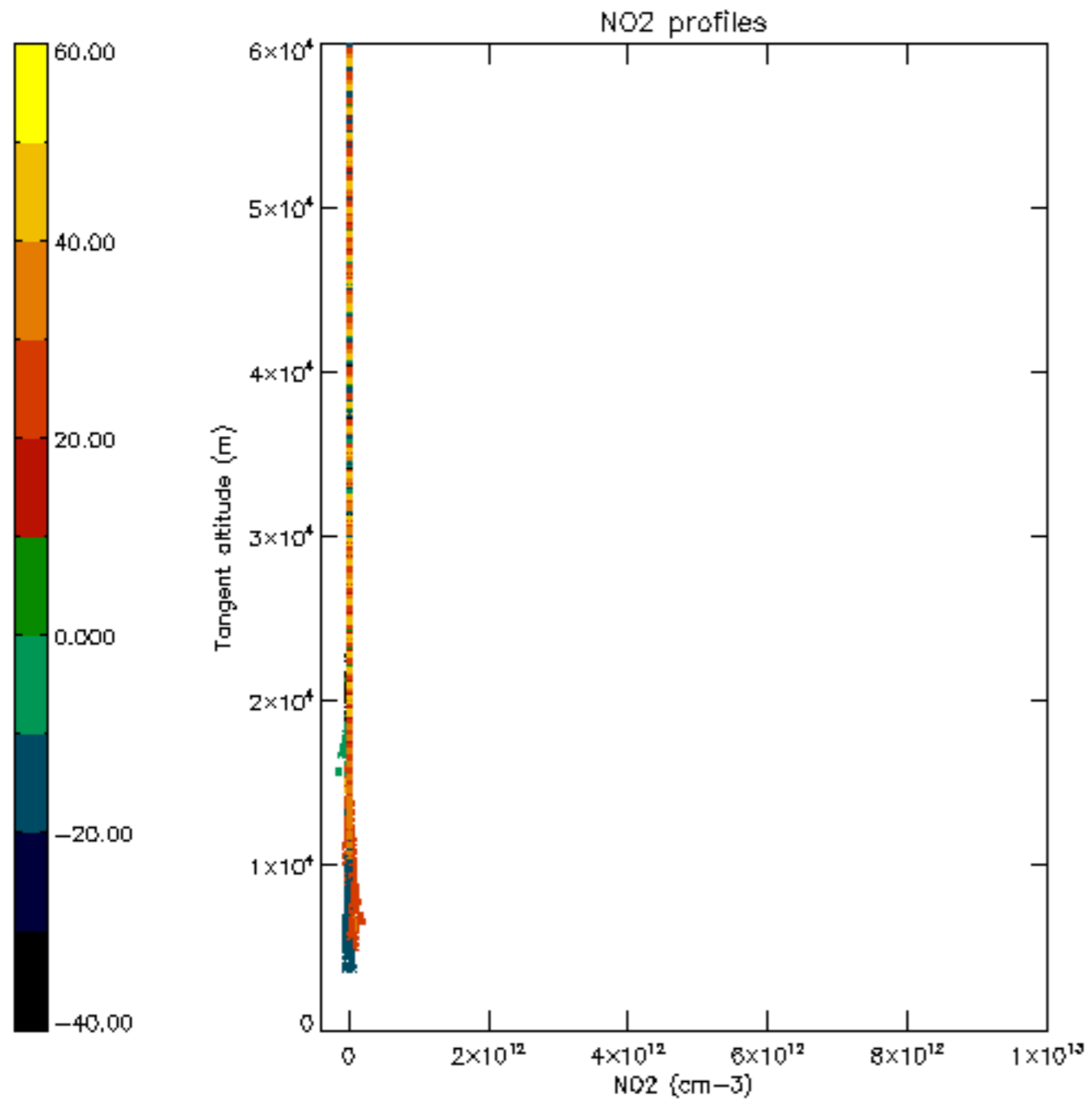


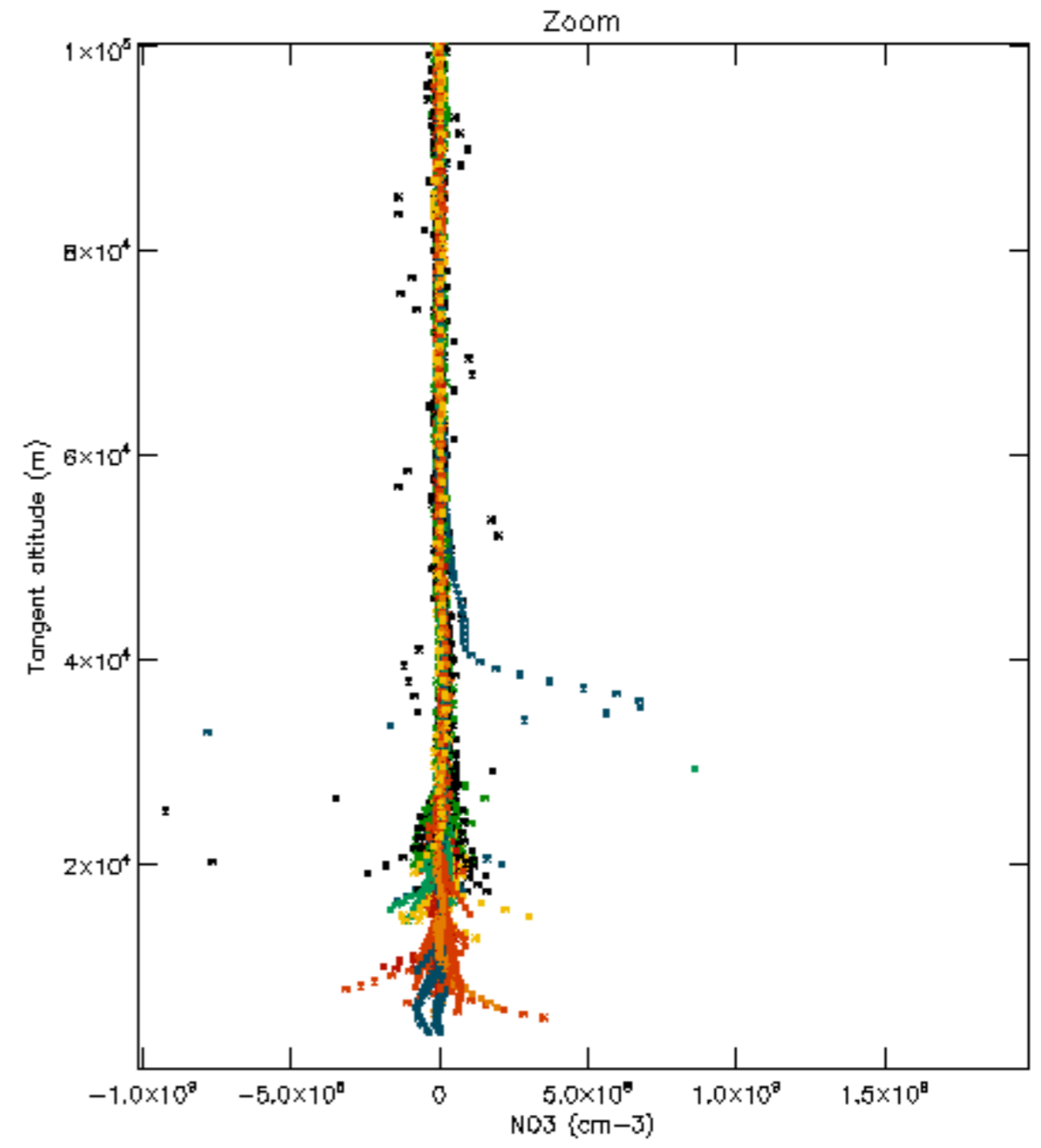
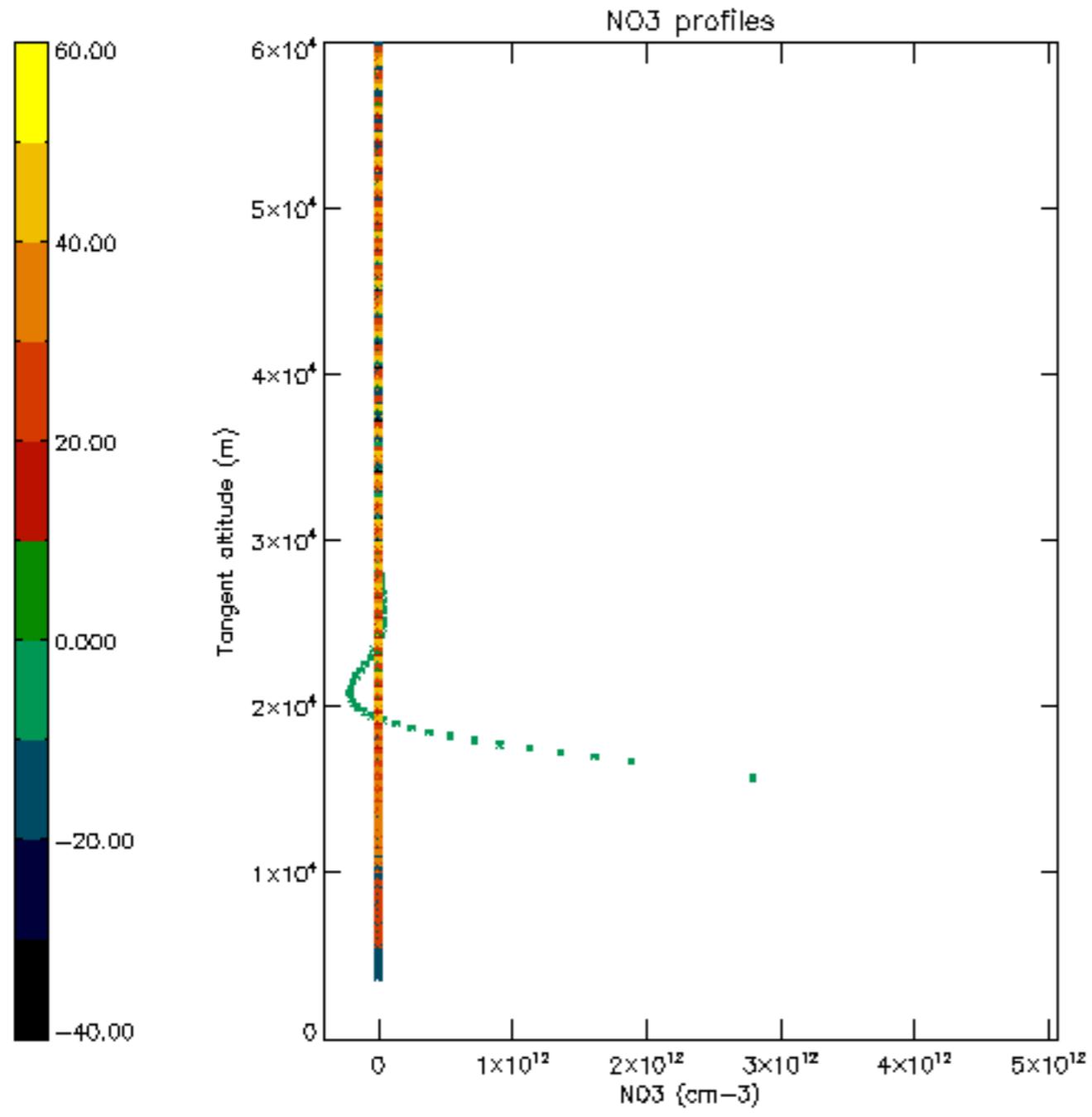


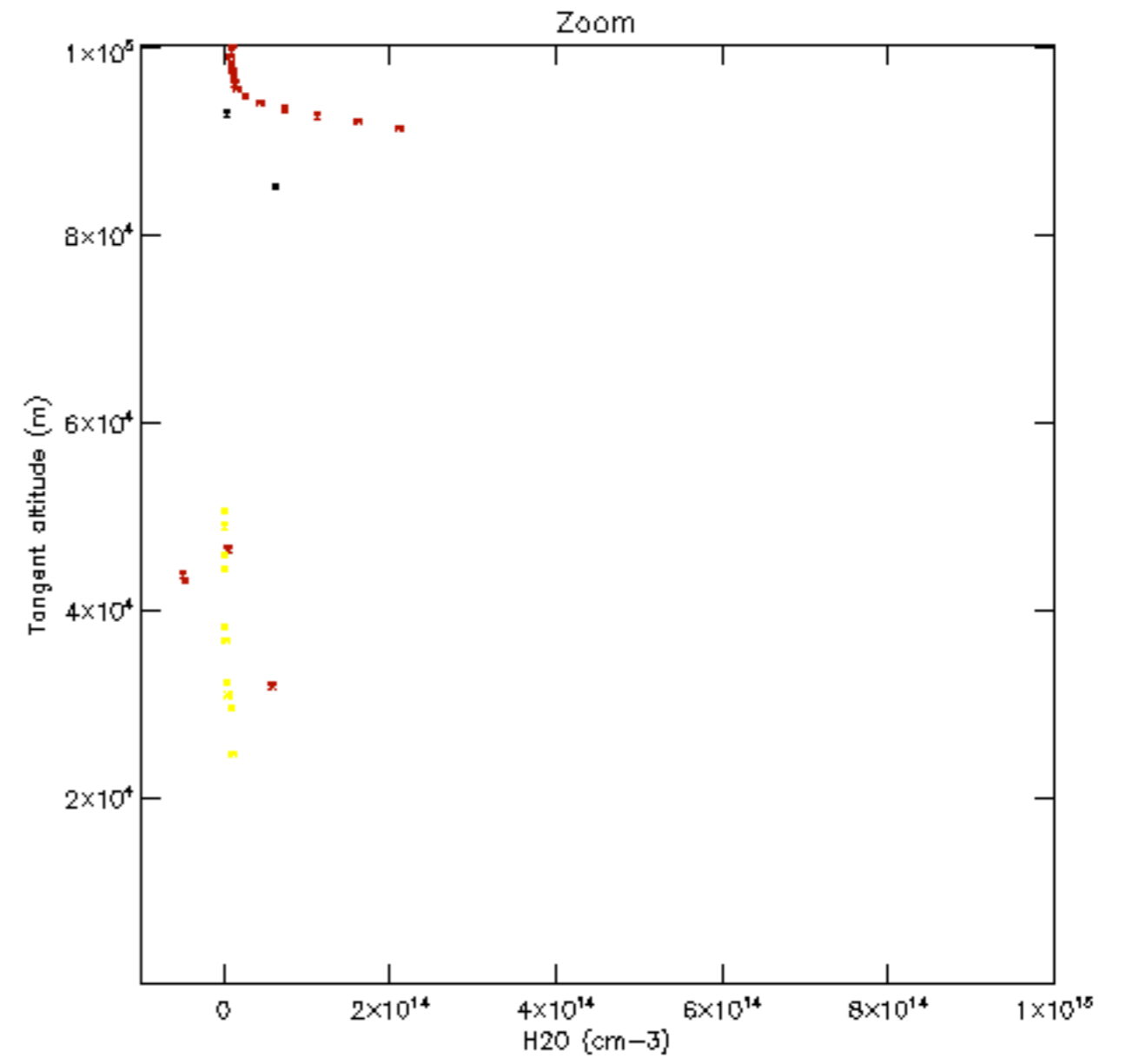
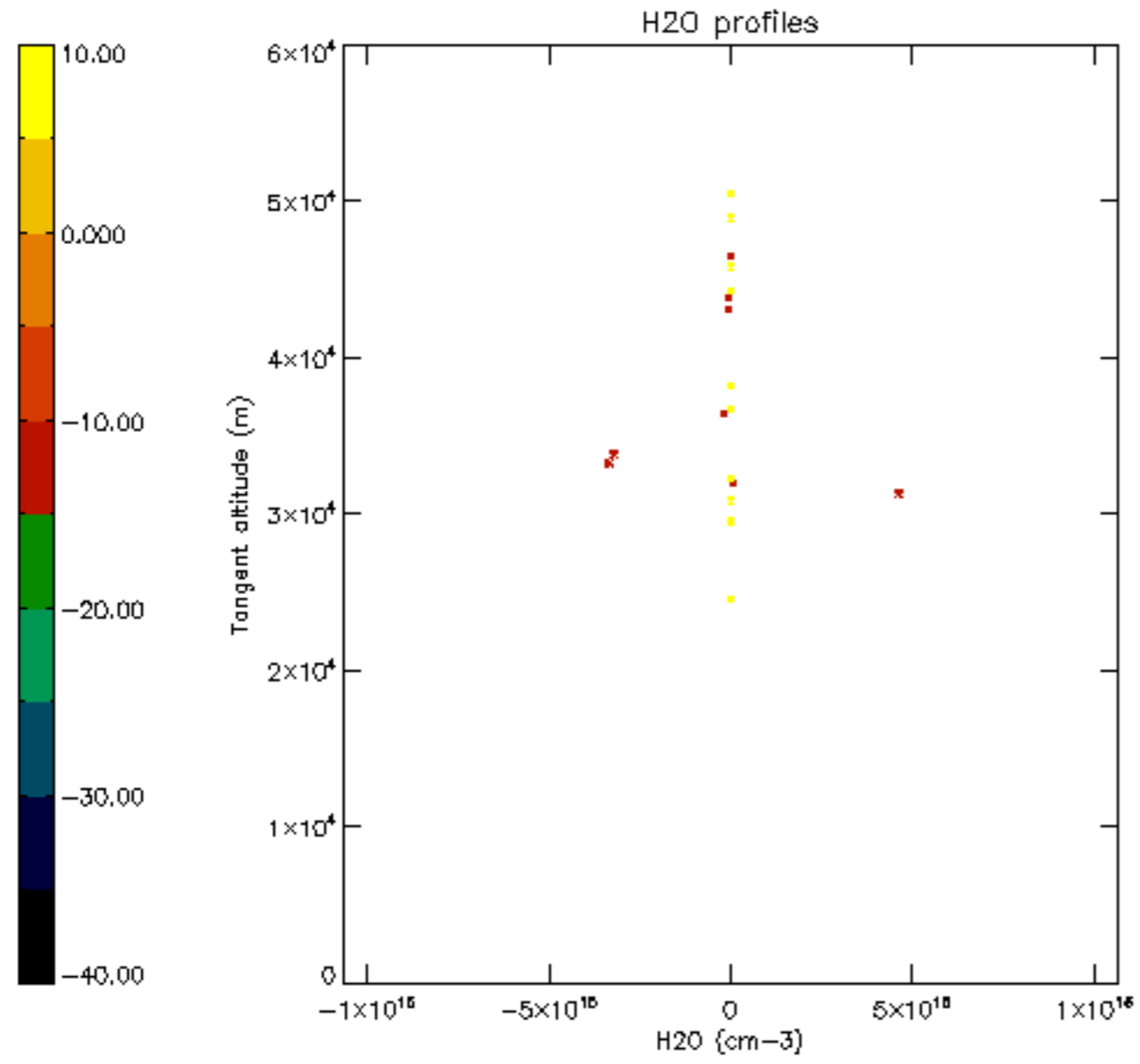


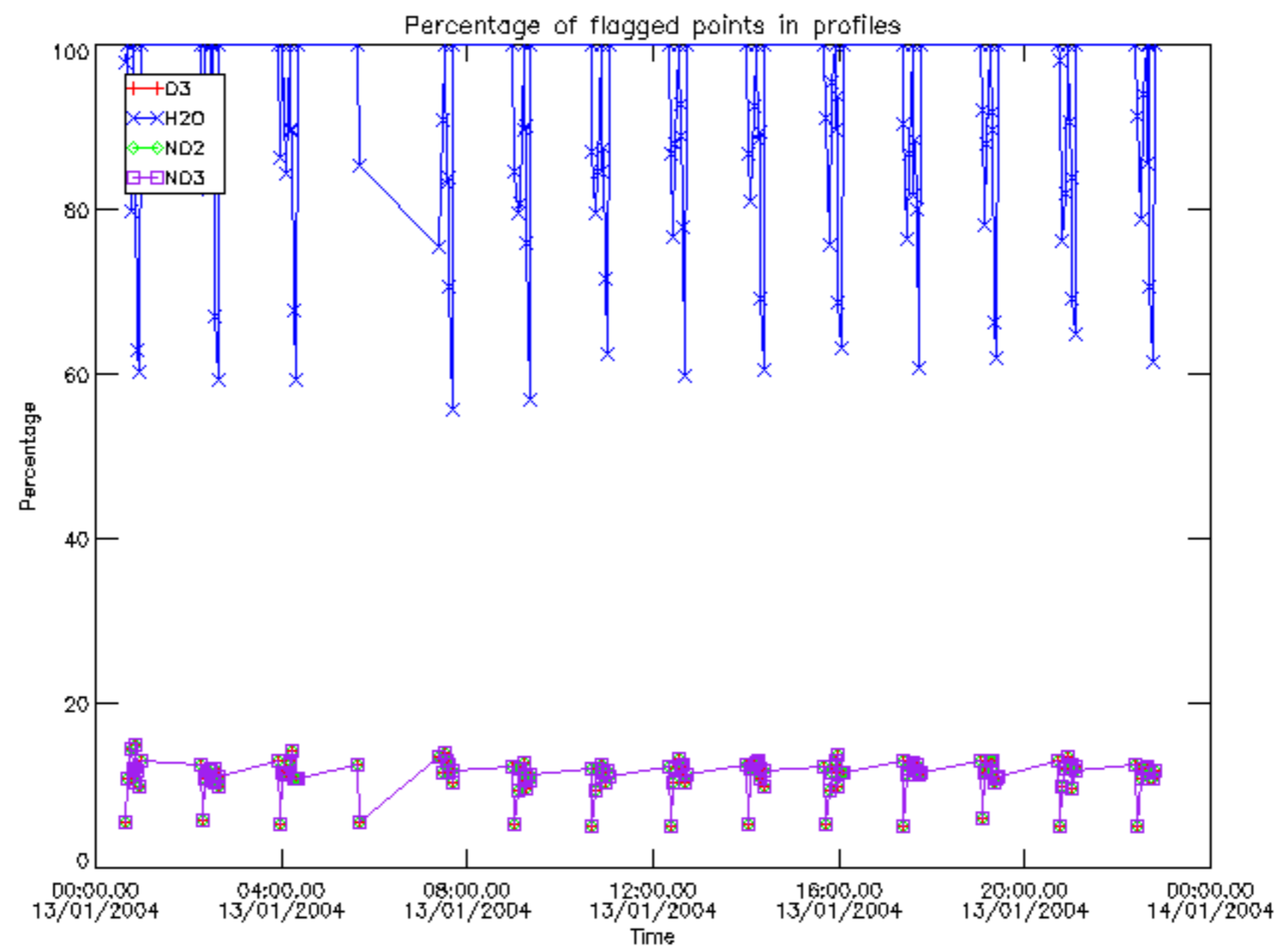




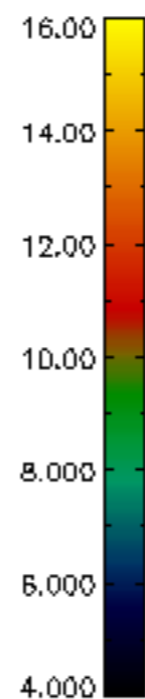
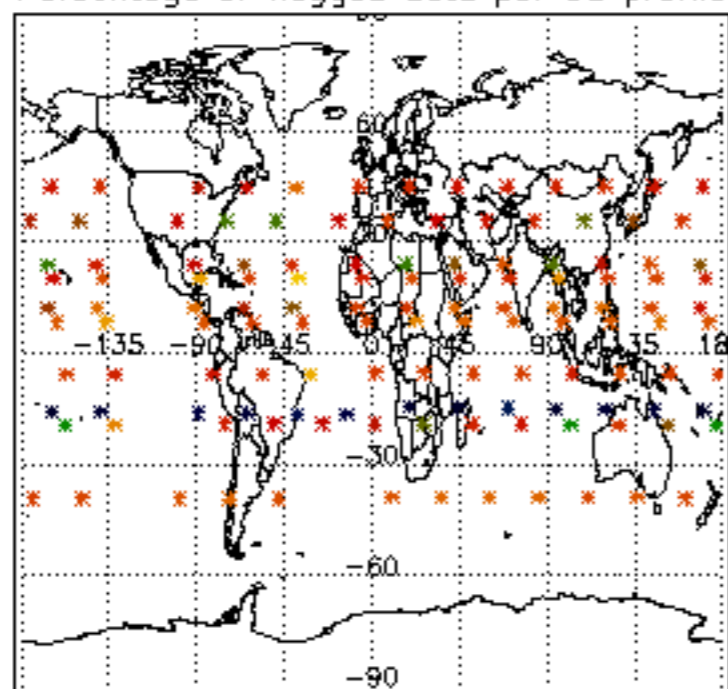




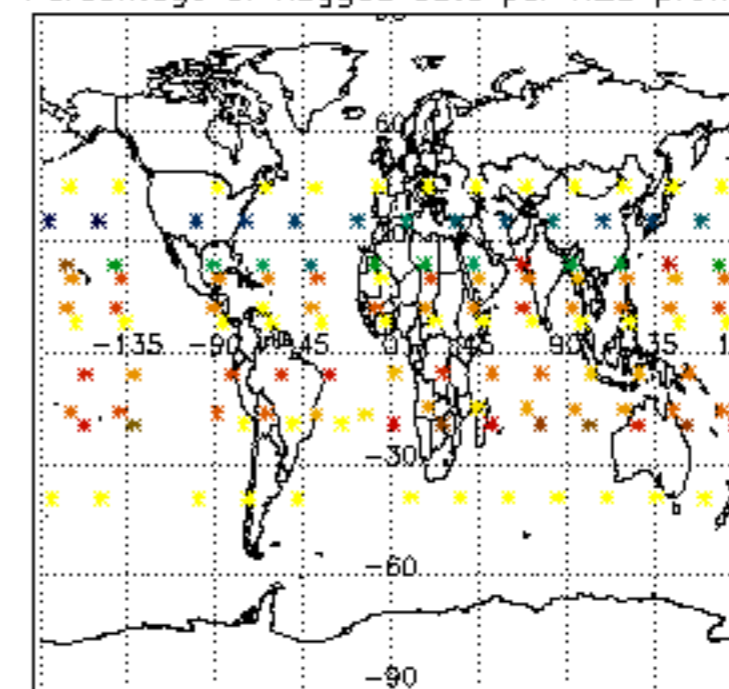




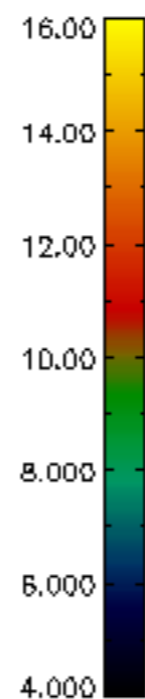
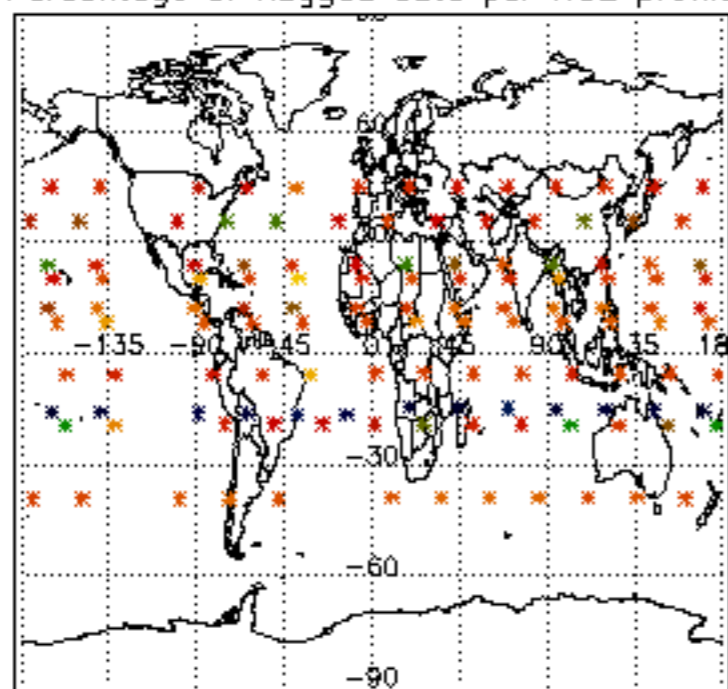
Percentage of flagged data per D3 profile



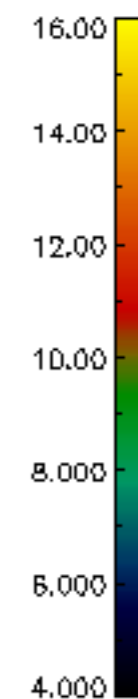
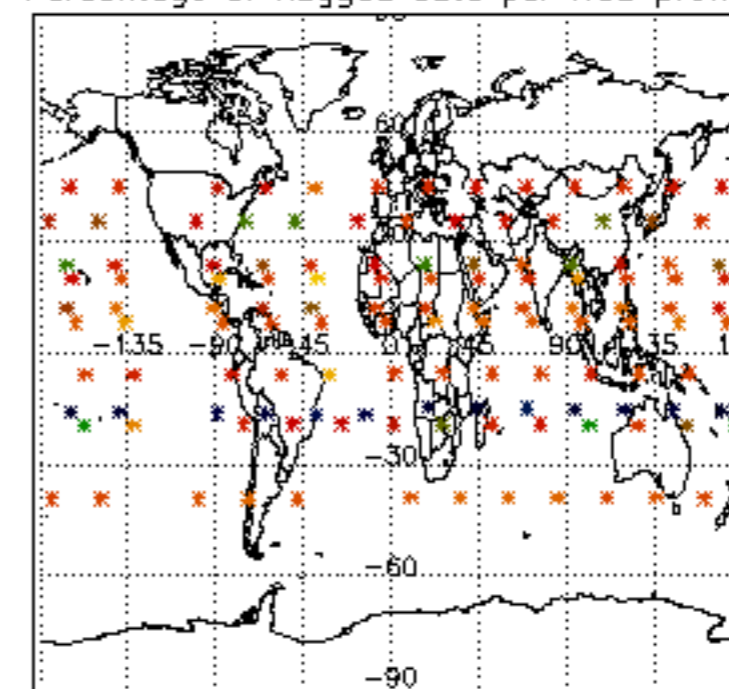
Percentage of flagged data per H2O profile

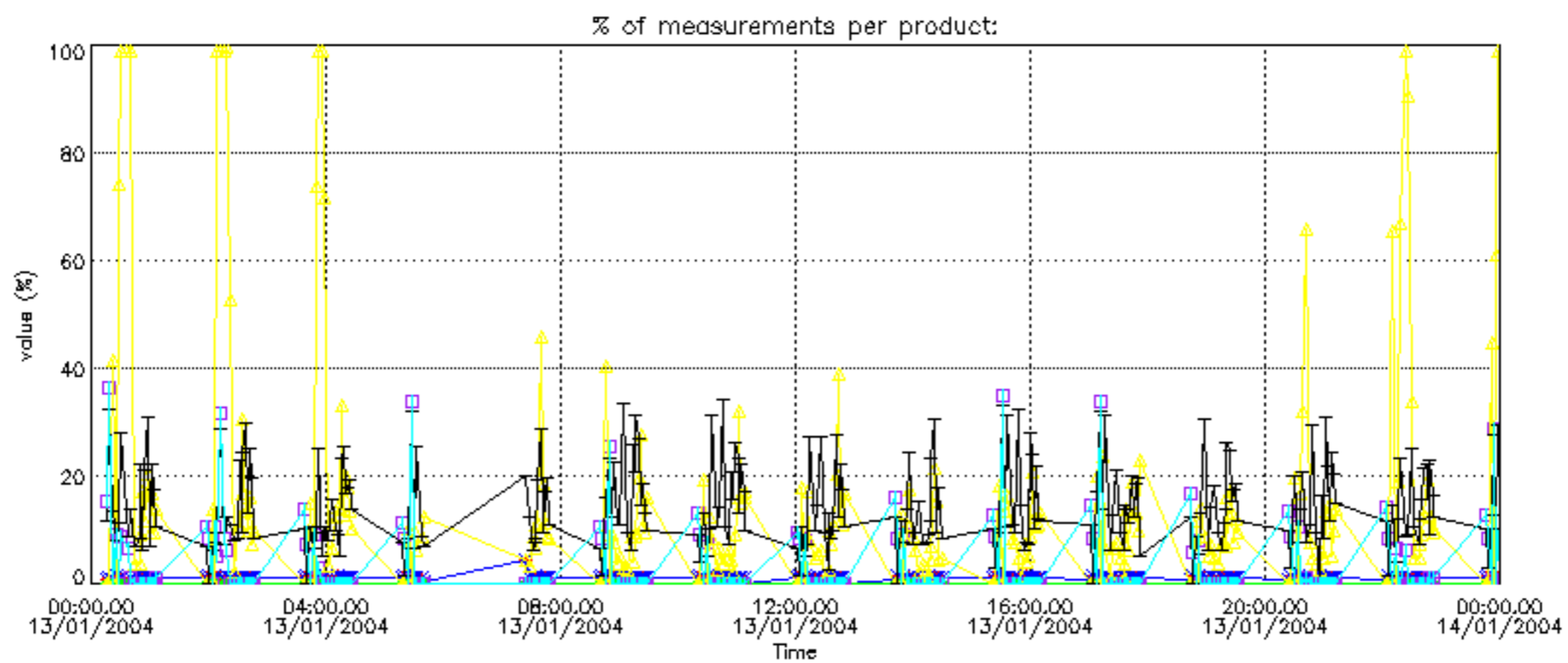


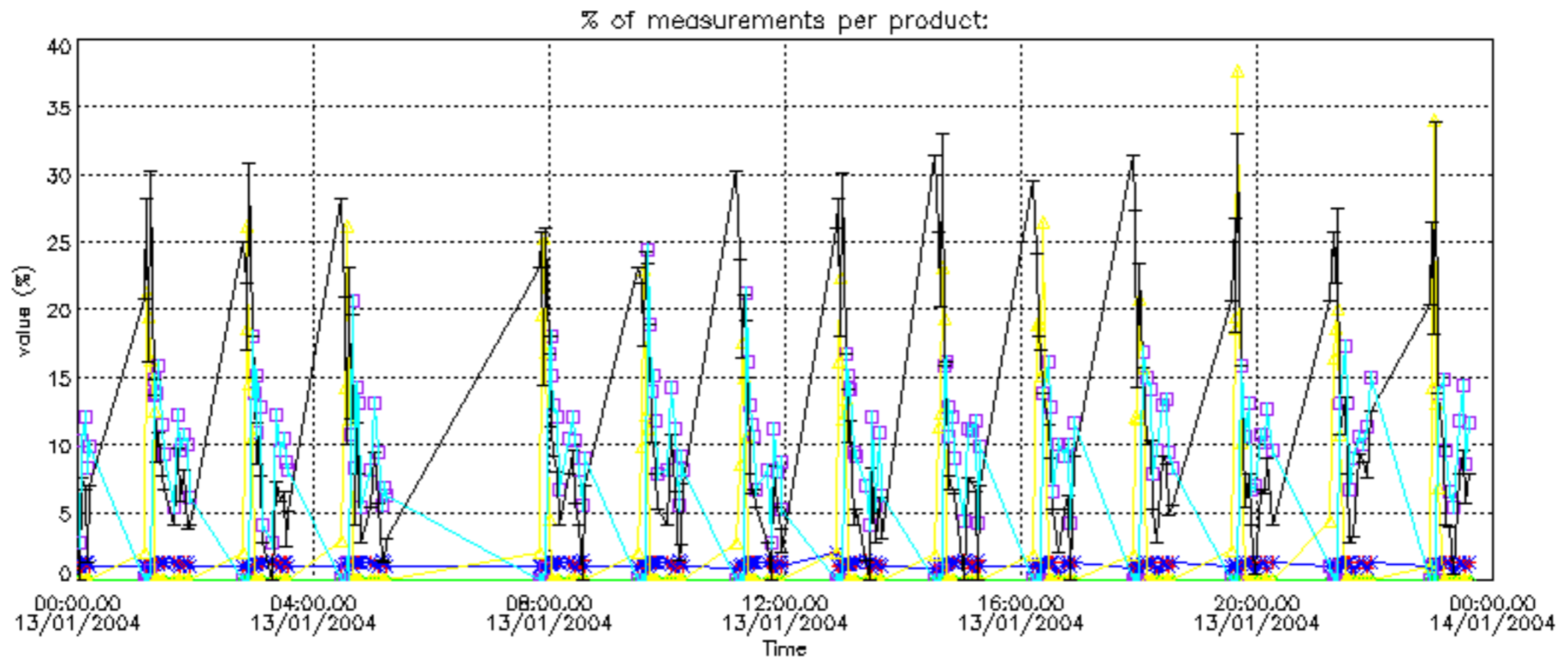
Percentage of flagged data per NO2 profile



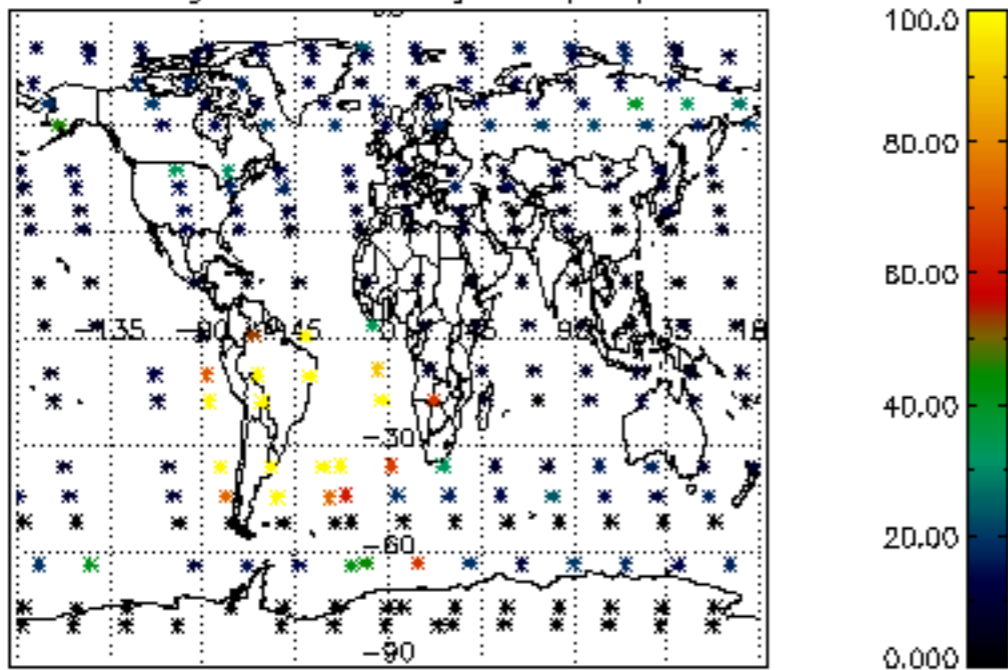
Percentage of flagged data per NO3 profile



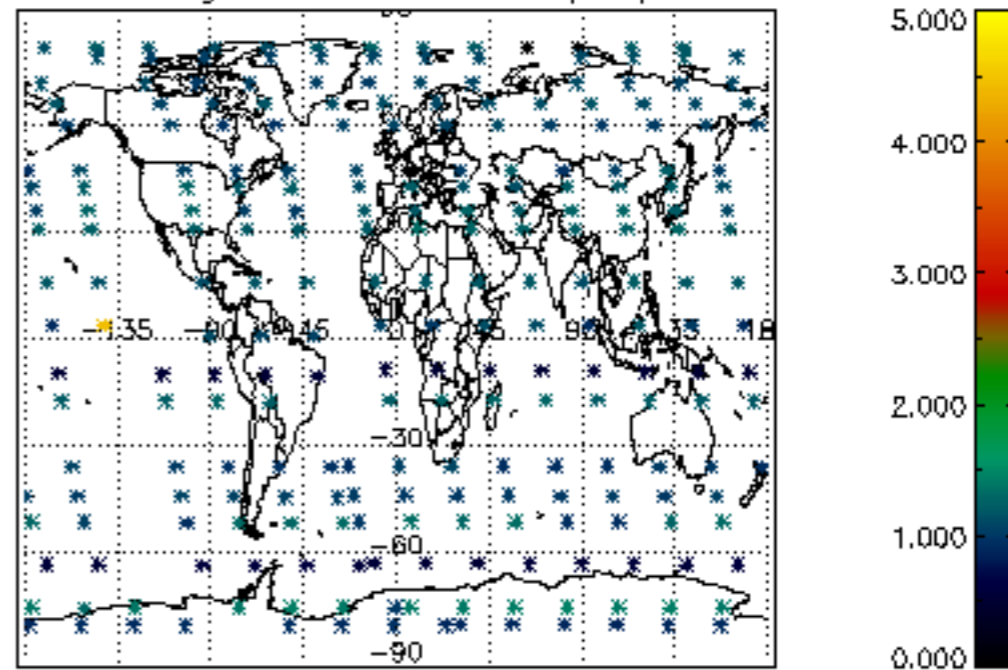




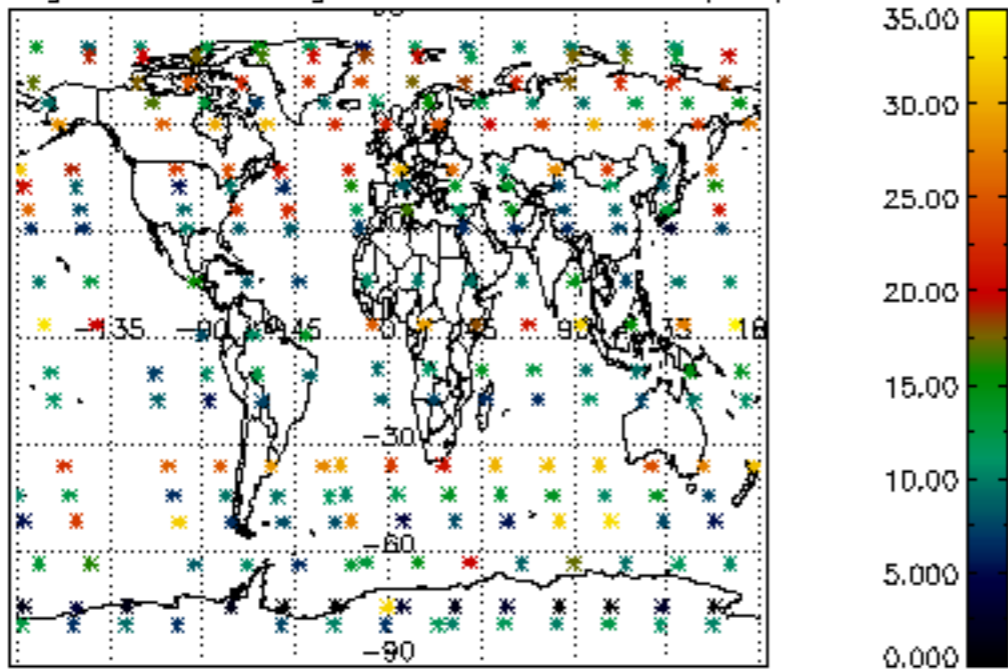
Percentage of cosmic ray hits per profile



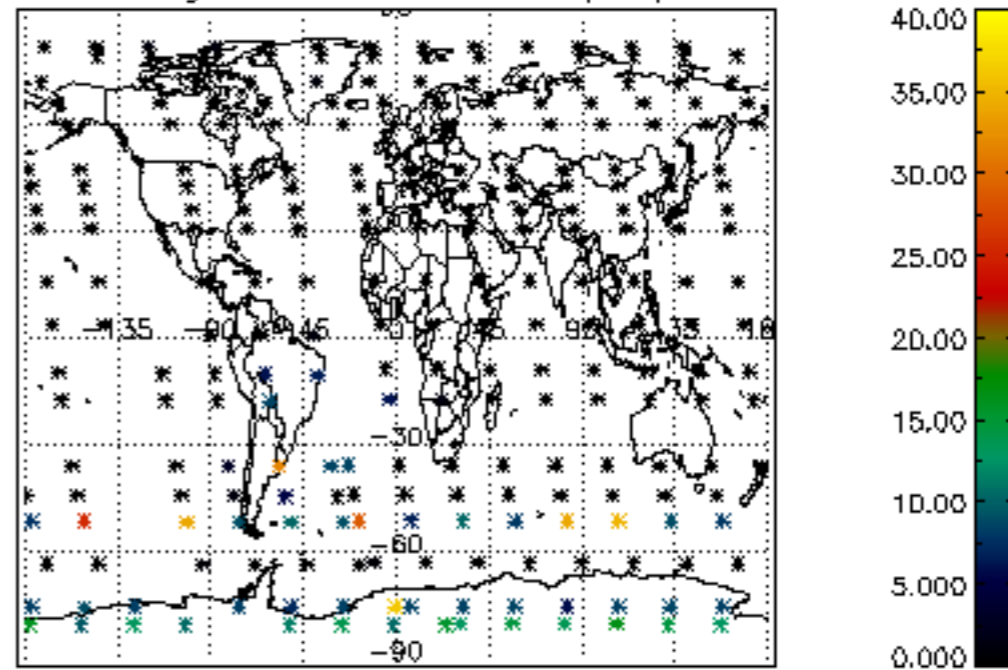
Percentage of datation errors per profile



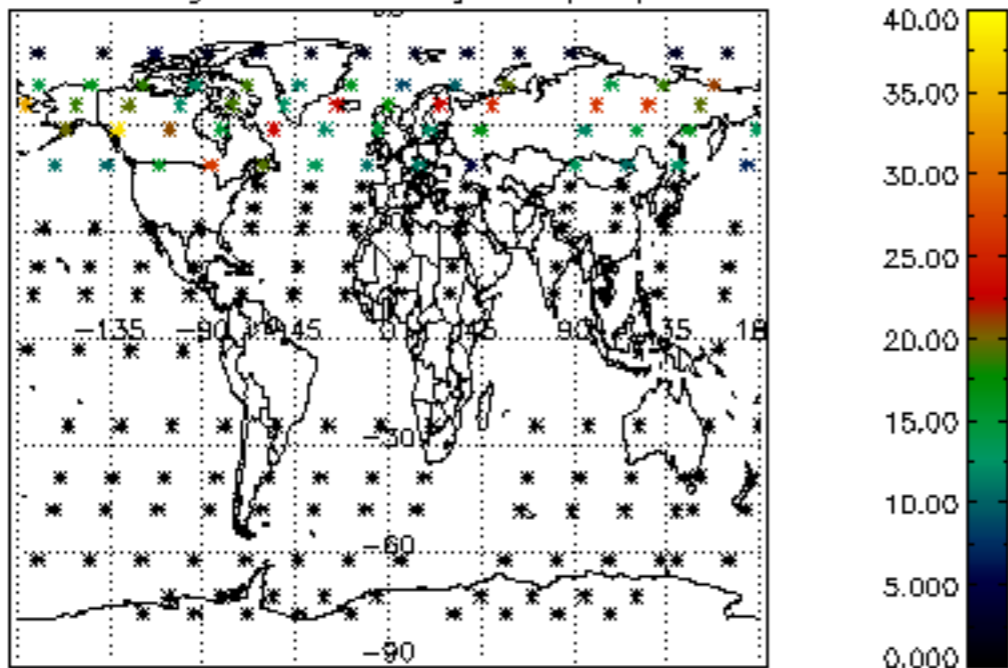
Percentage of star falling outside central band per profile



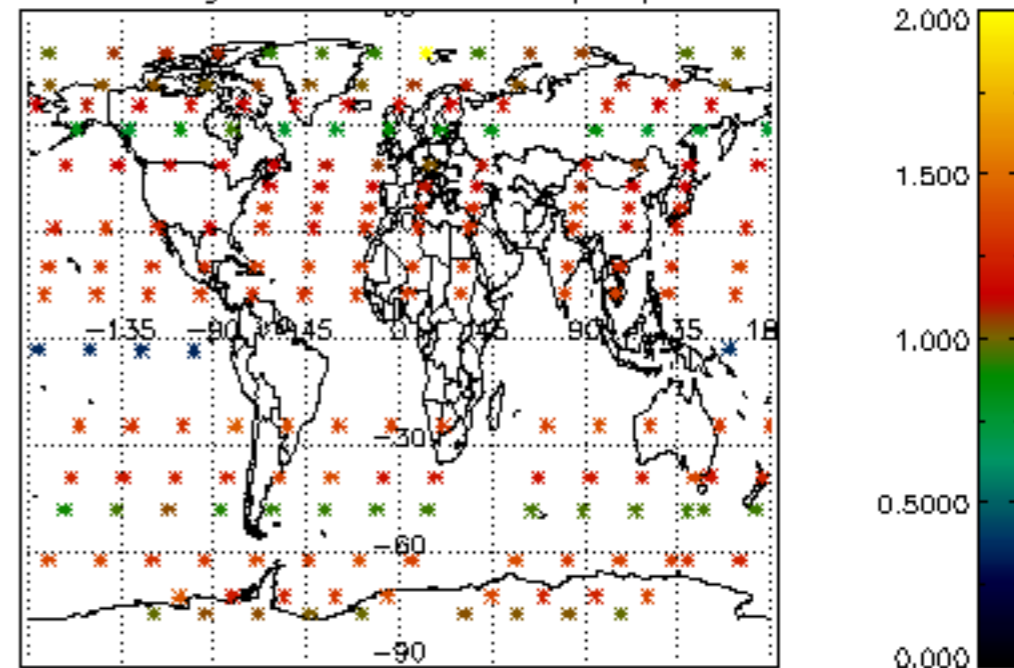
Percentage of saturation errors per profile



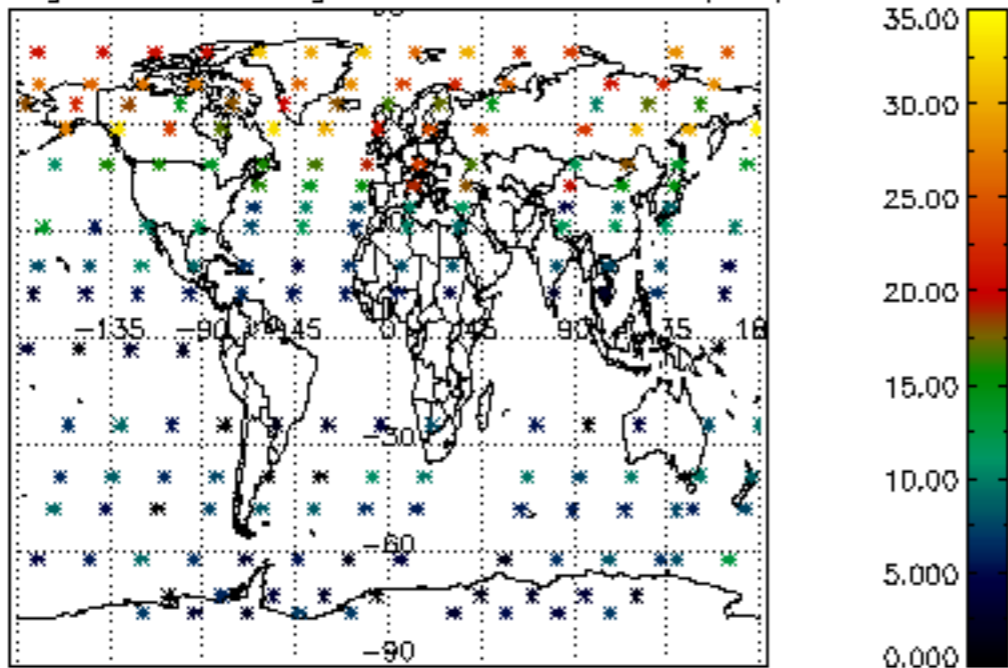
Percentage of cosmic ray hits per profile



Percentage of datation errors per profile



Percentage of star falling outside central band per profile



Percentage of saturation errors per profile

