

GOMOS Level 2 Daily Report

SUMMARY

[1. General Info](#)

[2. Summary of processed GOM_NL_2P products](#)

[3. Level 2 Quality information per product](#)

[3.1 Plot of level 2 quality information per product \(time dependant\)](#)

[3.2 Plot of level 2 quality information per product \(world map\)](#)

[4. Level 1 Quality information per product \(stored on level 2 products\)](#)

[4.1 Plot of level 1 quality information per product \(time dependant\)](#)

[4.1.1 Plot of level 1 quality information per product \(time dependant\): ASCENDING](#)

[4.1.2 Plot of level 1 quality information per product \(time dependant\): DESCENDING](#)

[4.2 Plot of level 1 quality information per product \(world map\)](#)

[4.2.1 Plot of level 1 quality information per product \(world map\): ASCENDING](#)

[4.2.2 Plot of level 1 quality information per product \(world map\): DESCENDING](#)

[5. Ozone profiles based on quality statistics and other trace gas profiles](#)

[5.1 Ozone statistics based on quality of products](#)

[5.2 Plot ozone profiles for all STD \(dark without errors\)](#)

[5.3 Plot ozone profiles where STD < 20% \(dark without errors\)](#)

[5.4. Plot ozone profiles where STD < 10% \(dark without errors\)](#)

[5.5. Plot ozone profiles where STD < 5% \(dark without errors\)](#)

[5.6 Plot NO2 profiles for all STD \(dark without errors\)](#)

[5.7 Plot NO3 profiles for all STD \(dark without errors\)](#)

[5.8 Plot H2O profiles \(only for occultations of stars 1,2,3,4,13,14,16,26,63 dark without errors\) for all STD](#)

[6. Auxiliary Data Files used for the production reported in section 2](#)

This report presents the daily analysis on parameters extracted from GOMOS level 2 data (GOM_NL__2P). It is intended to monitor some important parameters that will impact the quality of these products. A list of level 2 products (and content) that have arrived during the reporting day to the PCF is also given.

Item	Value
Time of report generation	18APR2013 16:23:48
Data source version	GOMOS/6.01
Start time of products	03-01-2004 (03JAN2004 00:00:00)
Stop time of products	04-01-2004 (04JAN2004 00:00:00)
Store outputs in DB	Yes
Nb of level 2 prods	236
Nb of prods with errors	0

2. Summary of processed GOM_NL__2P products.

Nr	Filename	UTC Start time	Limb	Duration	Star Id	Star Name	Star Mag	Star Temp	Nb Meas	Orbit	Prod. error
1	GOM_NL__2PRFIN20040103_000110_000000382023_00059_09632_0370.N1	03-JAN-2004 00:01:10	Bright	38.000	35	33Alp Per	1.7950	6250.0	76	9632	No
2	GOM_NL__2PRFIN20040103_000225_000000392023_00059_09632_0371.N1	03-JAN-2004 00:02:25	Bright	39.000	160	23Gam Per	2.9300	4700.0	78	9632	No
3	GOM_NL__2PRFIN20040103_001127_000000372023_00059_09632_0372.N1	03-JAN-2004 00:11:27	Bright	37.000	49	1Alp UMi	1.9900	6300.0	74	9632	No
4	GOM_NL__2PRFIN20040103_001406_000000452023_00059_09632_0373.N1	03-JAN-2004 00:14:06	Bright	44.500	36	50Alp UMa	1.8000	6300.0	89	9632	No
5	GOM_NL__2PRFIN20040103_001552_000000402023_00059_09632_0374.N1	03-JAN-2004 00:15:52	Bright	39.500	60	7Bet UMi	2.0810	3950.0	79	9632	No
6	GOM_NL__2PRFIN20040103_001809_000000552023_00059_09632_0375.N1	03-JAN-2004 00:18:09	Bright	55.000	87	64Gam UMa	2.4330	11000.	110	9632	No
7	GOM_NL__2PRFIN20040103_002027_000000482023_00059_09632_0376.N1	03-JAN-2004 00:20:27	Bright	47.500	55	79Zet UMa	2.0600	10200.	95	9632	No
8	GOM_NL__2PRFIN20040103_002246_000000482023_00059_09632_0377.N1	03-JAN-2004 00:22:46	Bright	47.500	39	85Eta UMa	1.8540	24000.	95	9632	No
9	GOM_NL__2PRFIN20040103_002641_000000662023_00059_09632_0378.N1	03-JAN-2004 00:26:41	Bright	65.500	152	12Alp2CVn	2.8900	11000.	131	9632	No
10	GOM_NL__2PRFIN20040103_003042_000000462023_00059_09632_0379.N1	03-JAN-2004 00:30:42	Bright	45.500	83		2.3780	11000.	91	9632	No
11	GOM_NL__2PRFIN20040103_003501_000000592023_00059_09632_0380.N1	03-JAN-2004 00:35:01	Bright	59.000	111	8Eta Boo	2.6800	6000.0	118	9632	No
12	GOM_NL__2PRFIN20040103_003817_000000522023_00059_09632_0381.N1	03-JAN-2004 00:38:17	Bright	52.000	120	1Del Oph	2.7340	3200.0	104	9632	No
13	GOM_NL__2PRFIN20040103_004108_000000402023_00059_09632_0382.N1	03-JAN-2004 00:41:08	Bright	39.500	104	27Bet Lib	2.6140	13100.	79	9632	No
14	GOM_NL__2PRFIN20040103_004350_000000502023_00059_09632_0383.N1	03-JAN-2004 00:43:50	Twilight	49.500	122	9Alp2Lib	2.7470	9700.0	99	9632	No
15	GOM_NL__2PRFIN20040103_004734_000000752023_00059_09632_0384.N1	03-JAN-2004 00:47:34	Dark	74.500	15	67Alp Vir	0.97600	28000.	149	9632	No
16	GOM_NL__2PRFIN20040103_005157_000000432023_00059_09632_0385.N1	03-JAN-2004 00:51:57	Dark	43.000	78	Alp Lup	2.3040	28000.	86	9632	No
17	GOM_NL__2PRFIN20040103_005330_000000432023_00059_09632_0386.N1	03-JAN-2004 00:53:30	Dark	43.000	95	Zet Cen	2.5450	26000.	86	9632	No
18	GOM_NL__2PRFIN20040103_005506_000000462023_00060_09633_0354.N1	03-JAN-2004 00:55:06	Dark	46.000	4	Alp1Cen	-0.010000	5800.0	92	9633	No
19	GOM_NL__2PRFIN20040103_005900_000000442023_00060_09633_0355.N1	03-JAN-2004 00:59:00	Dark	44.000	12	Alp1Cru	0.77500	30000.	88	9633	No
20	GOM_NL__2PRFIN20040103_010415_000000432023_00060_09633_0356.N1	03-JAN-2004 01:04:15	Dark	43.000	29	Bet Car	1.6720	10200.	86	9633	No
21	GOM_NL__2PRFIN20040103_010542_000000432023_00060_09633_0357.N1	03-JAN-2004 01:05:42	Dark	43.000	71	lot Car	2.2460	7700.0	86	9633	No
22	GOM_NL__2PRFIN20040103_010714_000000492023_00060_09633_0358.N1	03-JAN-2004 01:07:14	Dark	48.500	41	Eps Car	1.8600	4100.0	97	9633	No
23	GOM_NL__2PRFIN20040103_010920_000000552023_00060_09633_0359.N1	03-JAN-2004 01:09:20	Dark	54.500	65	Lam Vel	2.2040	4400.0	109	9633	No
24	GOM_NL__2PRFIN20040103_011121_000000502023_00060_09633_0360.N1	03-JAN-2004 01:11:21	Dark	50.000	2	Alp Car	-0.73600	7000.0	100	9633	No
25	GOM_NL__2PRFIN20040103_011440_000000492023_00060_09633_0361.N1	03-JAN-2004 01:14:40	Dark	48.500	117	Pi Pup	2.7060	3800.0	97	9633	No
26	GOM_NL__2PRFIN20040103_011725_000000502023_00060_09633_0362.N1	03-JAN-2004 01:17:25	Straylight	49.500	23	21Eps CMa	1.5020	26000.	99	9633	No
27	GOM_NL__2PRFIN20040103_011855_000000502023_00060_09633_0363.N1	03-JAN-2004 01:18:55	Straylight	50.000	179	24Omi2CMa	3.0320	24000.	100	9633	No
28	GOM_NL__2PRFIN20040103_012111_000000472023_00060_09633_0364.N1	03-JAN-2004 01:21:11	Straylight	46.500	47	2Bet CMa	1.9760	28000.	93	9633	No
29	GOM_NL__2PRFIN20040103_012432_000000462023_00060_09633_0365.N1	03-JAN-2004 01:24:32	Straylight	46.000	7	19Bet Ori	0.10000	14000.	92	9633	No
30	GOM_NL__2PRFIN20040103_012622_000000442023_00060_09633_0366.N1	03-JAN-2004 01:26:22	Straylight	43.500	30	46Eps Ori	1.6940	30000.	87	9633	No
31	GOM_NL__2PRFIN20040103_012940_000000762023_00060_09633_0367.N1	03-JAN-2004 01:29:40	Twilight	75.500	8	10Alp CMi	0.40000	6500.0	151	9633	No
32	GOM_NL__2PRFIN20040103_013202_000000522023_00060_09633_0368.N1	03-JAN-2004 01:32:02	Bright	52.000	44	24Gam Gem	1.9280	11000.	104	9633	No
33	GOM_NL__2PRFIN20040103_013340_000000502023_00060_09633_0369.N1	03-JAN-2004 01:33:40	Bright	49.500	151	13Mu Gem	2.8900	3000.0	99	9633	No
34	GOM_NL__2PRFIN20040103_013612_000000382023_00060_09633_0370.N1	03-JAN-2004 01:36:12	Bright	38.000	114	3lot Aur	2.6930	4600.0	76	9633	No
35	GOM_NL__2PRFIN20040103_013741_000000402023_00060_09633_0371.N1	03-JAN-2004 01:37:41	Bright	40.000	107	37The Aur	2.6490	11000.	80	9633	No
36	GOM_NL__2PRFIN20040103_013950_000000442023_00060_09633_0372.N1	03-JAN-2004 01:39:50	Bright	43.500	6	13Alp Aur	0.080000	3400.0	87	9633	No
37	GOM_NL__2PRFIN20040103_014147_000000392023_00060_09633_0373.N1	03-JAN-2004 01:41:47	Bright	39.000	35	33Alp Per	1.7950	6250.0	78	9633	No
38	GOM_NL__2PRFIN20040103_014303_000000392023_00060_09633_0374.N1	03-JAN-2004 01:43:03	Bright	38.500	160	23Gam Per	2.9300	4700.0	77	9633	No
39	GOM_NL__2PRFIN20040103_015203_000000352023_00060_09633_0375.N1	03-JAN-2004 01:52:03	Bright	34.500	49	1Alp UMi	1.9900	6300.0	69	9633	No
40	GOM_NL__2PRFIN20040103_015441_000000512023_00060_09633_0376.N1	03-JAN-2004 01:54:41	Bright	50.500	36	50Alp UMa	1.8000	6300.0	101	9633	No
41	GOM_NL__2PRFIN20040103_015628_000000402023_00060_09633_0377.N1	03-JAN-2004 01:56:28	Bright	39.500	60	7Bet UMi	2.0810	3950.0	79	9633	No
42	GOM_NL__2PRFIN20040103_015844_000000552023_00060_09633_0378.N1	03-JAN-2004 01:58:44	Bright	55.000	87	64Gam UMa	2.4330	11000.	110	9633	No

43	GOM_NL__2PRFIN20040103_020102_000000492023_00060_09633_0379.N1	03-JAN-2004 02:01:02	Bright	49.000	55	79Zet UMa	2.0600	10200.	98	9633	No
44	GOM_NL__2PRFIN20040103_020322_000000482023_00060_09633_0380.N1	03-JAN-2004 02:03:22	Bright	48.000	39	85Eta UMa	1.8540	24000.	96	9633	No
45	GOM_NL__2PRFIN20040103_020716_000000622023_00060_09633_0381.N1	03-JAN-2004 02:07:16	Bright	61.500	152	12Alp2CVn	2.8900	11000.	123	9633	No
46	GOM_NL__2PRFIN20040103_021118_000000462023_00060_09633_0382.N1	03-JAN-2004 02:11:18	Bright	45.500	83		2.3780	11000.	91	9633	No
47	GOM_NL__2PRFIN20040103_021538_000000592023_00060_09633_0383.N1	03-JAN-2004 02:15:38	Bright	58.500	111	8Eta Boo	2.6800	6000.0	117	9633	No
48	GOM_NL__2PRFIN20040103_021854_000000382023_00060_09633_0384.N1	03-JAN-2004 02:18:54	Bright	37.500	120	1Del Oph	2.7340	3200.0	75	9633	No
49	GOM_NL__2PRFIN20040103_022144_000000562023_00060_09633_0385.N1	03-JAN-2004 02:21:44	Bright	56.000	104	27Bet Lib	2.6140	13100.	112	9633	No
50	GOM_NL__2PRFIN20040103_022427_000000482023_00060_09633_0386.N1	03-JAN-2004 02:24:27	Tw_i_and_stray	48.000	122	9Alp2Lib	2.7470	9700.0	96	9633	No
51	GOM_NL__2PRFIN20040103_022811_000000652023_00060_09633_0387.N1	03-JAN-2004 02:28:11	Dark	64.500	15	67Alp Vir	0.97600	28000.	129	9633	No
52	GOM_NL__2PRFIN20040103_023105_000000402023_00060_09633_0388.N1	03-JAN-2004 02:31:05	Dark	40.000	109	Bet Lup	2.6770	26000.	80	9633	No
53	GOM_NL__2PRFIN20040103_023234_000000392023_00060_09633_0389.N1	03-JAN-2004 02:32:34	Dark	39.000	78	Alp Lup	2.3040	28000.	78	9633	No
54	GOM_NL__2PRFIN20040103_023407_000000412023_00060_09633_0390.N1	03-JAN-2004 02:34:07	Dark	40.500	95	Zet Cen	2.5450	26000.	81	9633	No
55	GOM_NL__2PRFIN20040103_023542_000000442023_00061_09634_0351.N1	03-JAN-2004 02:35:42	Dark	44.000	4	Alp1Cen	-0.010000	5800.0	88	9634	No
56	GOM_NL__2PRFIN20040103_160235_000000462023_00069_09642_0688.N1	03-JAN-2004 16:02:35	Dark	45.500	64	Gam Cen	2.2000	10600.	91	9642	No
57	GOM_NL__2PRFIN20040103_160427_000000462023_00069_09642_0372.N1	03-JAN-2004 16:04:27	Dark	46.000	12	Alp1Cru	0.77500	30000.	92	9642	No
58	GOM_NL__2PRFIN20040103_160938_000000442023_00069_09642_0373.N1	03-JAN-2004 16:09:38	Dark	43.500	29	Bet Car	1.6720	10200.	87	9642	No
59	GOM_NL__2PRFIN20040103_161110_000000472023_00069_09642_0374.N1	03-JAN-2004 16:11:10	Dark	46.500	71	lot Car	2.2460	7700.0	93	9642	No
60	GOM_NL__2PRFIN20040103_161241_000000472023_00069_09642_0375.N1	03-JAN-2004 16:12:41	Dark	47.000	41	Eps Car	1.8600	4100.0	94	9642	No
61	GOM_NL__2PRFIN20040103_161450_000000582023_00069_09642_0376.N1	03-JAN-2004 16:14:50	Dark	57.500	65	Lam Vel	2.2040	4400.0	115	9642	No
62	GOM_NL__2PRFIN20040103_161647_000000512023_00069_09642_0377.N1	03-JAN-2004 16:16:47	Dark	51.000	2	Alp Car	-0.73600	7000.0	102	9642	No
63	GOM_NL__2PRFIN20040103_162006_000000492023_00069_09642_0378.N1	03-JAN-2004 16:20:06	Dark	48.500	117	Pi Pup	2.7060	3800.0	97	9642	No
64	GOM_NL__2PRFIN20040103_162251_000000492023_00069_09642_0379.N1	03-JAN-2004 16:22:51	Straylight	48.500	23	21Eps CMa	1.5020	26000.	97	9642	No
65	GOM_NL__2PRFIN20040103_162423_000000452023_00069_09642_0380.N1	03-JAN-2004 16:24:23	Straylight	45.000	179	24Omi2CMa	3.0320	24000.	90	9642	No
66	GOM_NL__2PRFIN20040103_162648_000000552023_00069_09642_0381.N1	03-JAN-2004 16:26:48	Straylight	55.000	1	9Alp CMa	-1.4400	11000.	110	9642	No
67	GOM_NL__2PRFIN20040103_162956_000000512023_00069_09642_0382.N1	03-JAN-2004 16:29:56	Straylight	51.000	7	19Bet Ori	0.10000	14000.	102	9642	No
68	GOM_NL__2PRFIN20040103_163143_000000452023_00069_09642_0383.N1	03-JAN-2004 16:31:43	Straylight	44.500	30	46Eps Ori	1.6940	30000.	89	9642	No
69	GOM_NL__2PRFIN20040103_163459_000000682023_00069_09642_0384.N1	03-JAN-2004 16:34:59	Tw_i_and_stray	68.000	8	10Alp CMi	0.40000	6500.0	136	9642	No
70	GOM_NL__2PRFIN20040103_163722_000000522023_00069_09642_0385.N1	03-JAN-2004 16:37:22	Tw_i_and_stray	52.000	44	24Gam Gem	1.9280	11000.	104	9642	No
71	GOM_NL__2PRFIN20040103_163901_000000492023_00069_09642_0386.N1	03-JAN-2004 16:39:01	Bright	48.500	151	13Mu Gem	2.8900	3000.0	97	9642	No
72	GOM_NL__2PRFIN20040103_164135_000000412023_00069_09642_0387.N1	03-JAN-2004 16:41:35	Bright	40.500	114	3lot Aur	2.6930	4600.0	81	9642	No
73	GOM_NL__2PRFIN20040103_164302_000000412023_00069_09642_0388.N1	03-JAN-2004 16:43:02	Bright	40.500	107	37The Aur	2.6490	11000.	81	9642	No
74	GOM_NL__2PRFIN20040103_164513_000000422023_00069_09642_0389.N1	03-JAN-2004 16:45:13	Bright	42.000	6	13Alp Aur	0.080000	3400.0	84	9642	No
75	GOM_NL__2PRFIN20040103_164712_000000392023_00069_09642_0390.N1	03-JAN-2004 16:47:12	Bright	38.500	35	33Alp Per	1.7950	6250.0	77	9642	No
76	GOM_NL__2PRFIN20040103_164830_000000402023_00069_09642_0391.N1	03-JAN-2004 16:48:30	Bright	39.500	160	23Gam Per	2.9300	4700.0	79	9642	No
77	GOM_NL__2PRFIN20040103_165725_000000392023_00069_09642_0392.N1	03-JAN-2004 16:57:25	Bright	39.000	49	1Alp UMi	1.9900	6300.0	78	9642	No
78	GOM_NL__2PRFIN20040103_165959_000000532023_00069_09642_0393.N1	03-JAN-2004 16:59:59	Bright	52.500	36	50Alp UMa	1.8000	6300.0	105	9642	No
79	GOM_NL__2PRFIN20040103_170150_000000402023_00069_09642_0394.N1	03-JAN-2004 17:01:50	Bright	39.500	60	7Bet UMi	2.0810	3950.0	79	9642	No
80	GOM_NL__2PRFIN20040103_170401_000000582023_00069_09642_0395.N1	03-JAN-2004 17:04:01	Bright	57.500	87	64Gam UMa	2.4330	11000.	115	9642	No
81	GOM_NL__2PRFIN20040103_170623_000000472023_00069_09642_0396.N1	03-JAN-2004 17:06:23	Bright	47.000	55	79Zet UMa	2.0600	10200.	94	9642	No
82	GOM_NL__2PRFIN20040103_170844_000000472023_00069_09642_0397.N1	03-JAN-2004 17:08:44	Bright	46.500	39	85Eta UMa	1.8540	24000.	93	9642	No
83	GOM_NL__2PRFIN20040103_171239_000000662023_00069_09642_0398.N1	03-JAN-2004 17:12:39	Bright	65.500	152	12Alp2CVn	2.8900	11000.	131	9642	No
84	GOM_NL__2PRFIN20040103_171644_000000462023_00069_09642_0399.N1	03-JAN-2004 17:16:44	Bright	45.500	83		2.3780	11000.	91	9642	No
85	GOM_NL__2PRFIN20040103_172107_000000582023_00069_09642_0400.N1	03-JAN-2004 17:21:07	Bright	57.500	111	8Eta Boo	2.6800	6000.0	115	9642	No
86	GOM_NL__2PRFIN20040103_172419_000000372023_00069_09642_0401.N1	03-JAN-2004 17:24:19	Bright	37.000	120	1Del Oph	2.7340	3200.0	74	9642	No
87	GOM_NL__2PRFIN20040103_172712_000000572023_00069_09642_0402.N1	03-JAN-2004 17:27:12	Bright	57.000	104	27Bet Lib	2.6140	13100.	114	9642	No
88	GOM_NL__2PRFIN20040103_172955_000000492023_00069_09642_0403.N1	03-JAN-2004 17:29:55	Tw_i_and_stray	48.500	122	9Alp2Lib	2.7470	9700.0	97	9642	No
89	GOM_NL__2PRFIN20040103_173348_000000742023_00069_09642_0404.N1	03-JAN-2004 17:33:48	Dark	74.000	15	67Alp Vir	0.97600	28000.	148	9642	No
90	GOM_NL__2PRFIN20040103_173632_000000412023_00069_09642_0405.N1	03-JAN-2004 17:36:32	Dark	41.000	109	Bet Lup	2.6770	26000.	82	9642	No
91	GOM_NL__2PRFIN20040103_173801_000000452023_00069_09642_0406.N1	03-JAN-2004 17:38:01	Dark	44.500	78	Alp Lup	2.3040	28000.	89	9642	No
92	GOM_NL__2PRFIN20040103_173935_000000422023_00069_09642_0407.N1	03-JAN-2004 17:39:35	Dark	42.000	95	Zet Cen	2.5450	26000.	84	9642	No
93	GOM_NL__2PRFIN20040103_174108_000000532023_00070_09643_0372.N1	03-JAN-2004 17:41:08	Dark	53.000	4	Alp1Cen	-0.010000	5800.0	106	9643	No
94	GOM_NL__2PRFIN20040103_174311_000000452023_00070_09643_0373.N1	03-JAN-2004 17:43:11	Dark	45.000	64	Gam Cen	2.2000	10600.	90	9643	No
95	GOM_NL__2PRFIN20040103_174504_000000432023_00070_09643_0374.N1	03-JAN-2004 17:45:04	Dark	42.500	12	Alp1Cru	0.77500	30000.	85	9643	No
96	GOM_NL__2PRFIN20040103_175016_000000422023_00070_09643_0375.N1	03-JAN-2004 17:50:16	Dark	42.000	29	Bet Car	1.6720	10200.	84	9643	No
97	GOM_NL__2PRFIN20040103_175146_000000442023_00070_09643_0376.N1	03-JAN-2004 17:51:46	Dark	43.500	71	lot Car	2.2460	7700.0	87	9643	No
98	GOM_NL__2PRFIN20040103_175317_000000492023_00070_09643_0377.N1	03-JAN-2004 17:53:17	Dark	49.000	41	Eps Car	1.8600	4100.0	98	9643	No
99	GOM_NL__2PRFIN20040103_175527_000000592023_00070_09643_0378.N1	03-JAN-2004 17:55:27	Dark	58.500	65	Lam Vel	2.2040	4400.0	117	9643	No
100	GOM_NL__2PRFIN20040103_175725_000000472023_00070_09643_0379.N1	03-JAN-2004 17:57:25	Dark	47.000	2	Alp Car	-0.73600	7000.0	94	9643	No
101	GOM_NL__2PRFIN20040103_180043_000000502023_00070_09643_0380.N1	03-JAN-2004 18:00:43	Dark	49.500	117	Pi Pup	2.7060	3800.0	99	9643	No

102	GOM_NL__2PRFIN20040103_180328_000000502023_00070_09643_0381.N1	03-JAN-2004 18:03:28	Straylight	49.500	23	21Eps CMa	1.5020	26000.	99	9643	No
103	GOM_NL__2PRFIN20040103_180459_000000452023_00070_09643_0382.N1	03-JAN-2004 18:04:59	Straylight	45.000	179	24Omi2CMa	3.0320	24000.	90	9643	No
104	GOM_NL__2PRFIN20040103_180724_000000582023_00070_09643_0383.N1	03-JAN-2004 18:07:24	Straylight	58.000	1	9Alp CMa	-1.4400	11000.	116	9643	No
105	GOM_NL__2PRFIN20040103_181032_000000482023_00070_09643_0384.N1	03-JAN-2004 18:10:32	Straylight	47.500	7	19Bet Ori	0.10000	14000.	95	9643	No
106	GOM_NL__2PRFIN20040103_181219_000000442023_00070_09643_0385.N1	03-JAN-2004 18:12:19	Straylight	43.500	30	46Eps Ori	1.6940	30000.	87	9643	No
107	GOM_NL__2PRFIN20040103_181534_000000682023_00070_09643_0386.N1	03-JAN-2004 18:15:34	Tw_i_and_stray	67.500	8	10Alp CMi	0.40000	6500.0	135	9643	No
108	GOM_NL__2PRFIN20040103_181758_000000502023_00070_09643_0387.N1	03-JAN-2004 18:17:58	Tw_i_and_stray	49.500	44	24Gam Gem	1.9280	11000.	99	9643	No
109	GOM_NL__2PRFIN20040103_181937_000000472023_00070_09643_0388.N1	03-JAN-2004 18:19:37	Bright	47.000	151	13Mu Gem	2.8900	3000.0	94	9643	No
110	GOM_NL__2PRFIN20040103_182210_000000422023_00070_09643_0389.N1	03-JAN-2004 18:22:10	Bright	42.000	114	3Iot Aur	2.6930	4600.0	84	9643	No
111	GOM_NL__2PRFIN20040103_182338_000000402023_00070_09643_0390.N1	03-JAN-2004 18:23:38	Bright	39.500	107	37The Aur	2.6490	11000.	79	9643	No
112	GOM_NL__2PRFIN20040103_182548_000000452023_00070_09643_0391.N1	03-JAN-2004 18:25:48	Bright	44.500	6	13Alp Aur	0.080000	3400.0	89	9643	No
113	GOM_NL__2PRFIN20040103_182749_000000402023_00070_09643_0392.N1	03-JAN-2004 18:27:49	Bright	39.500	35	33Alp Per	1.7950	6250.0	79	9643	No
114	GOM_NL__2PRFIN20040103_182906_000000392023_00070_09643_0393.N1	03-JAN-2004 18:29:06	Bright	38.500	160	23Gam Per	2.9300	4700.0	77	9643	No
115	GOM_NL__2PRFIN20040103_183801_000000392023_00070_09643_0394.N1	03-JAN-2004 18:38:01	Bright	38.500	49	1Alp UMi	1.9900	6300.0	77	9643	No
116	GOM_NL__2PRFIN20040103_184034_000000512023_00070_09643_0395.N1	03-JAN-2004 18:40:34	Bright	50.500	36	50Alp UMa	1.8000	6300.0	101	9643	No
117	GOM_NL__2PRFIN20040103_184226_000000412023_00070_09643_0396.N1	03-JAN-2004 18:42:26	Bright	41.000	60	7Bet UMi	2.0810	3950.0	82	9643	No
118	GOM_NL__2PRFIN20040103_184436_000000562023_00070_09643_0397.N1	03-JAN-2004 18:44:36	Bright	56.000	87	64Gam UMa	2.4330	11000.	112	9643	No
119	GOM_NL__2PRFIN20040103_184659_000000462023_00070_09643_0398.N1	03-JAN-2004 18:46:59	Bright	45.500	55	79Zet UMa	2.0600	10200.	91	9643	No
120	GOM_NL__2PRFIN20040103_184920_000000482023_00070_09643_0399.N1	03-JAN-2004 18:49:20	Bright	47.500	39	85Eta UMa	1.8540	24000.	95	9643	No
121	GOM_NL__2PRFIN20040103_185314_000000662023_00070_09643_0400.N1	03-JAN-2004 18:53:14	Bright	65.500	152	12Alp2CVn	2.8900	11000.	131	9643	No
122	GOM_NL__2PRFIN20040103_185720_000000452023_00070_09643_0401.N1	03-JAN-2004 18:57:20	Bright	44.500	83		2.3780	11000.	89	9643	No
123	GOM_NL__2PRFIN20040103_190143_000000602023_00070_09643_0402.N1	03-JAN-2004 19:01:43	Bright	60.000	111	8Eta Boo	2.6800	6000.0	120	9643	No
124	GOM_NL__2PRFIN20040103_190454_000000392023_00070_09643_0403.N1	03-JAN-2004 19:04:54	Bright	39.000	120	1Del Oph	2.7340	3200.0	78	9643	No
125	GOM_NL__2PRFIN20040103_190748_000000472023_00070_09643_0404.N1	03-JAN-2004 19:07:48	Bright	46.500	104	27Bet Lib	2.6140	13100.	93	9643	No
126	GOM_NL__2PRFIN20040103_191032_000000492023_00070_09643_0405.N1	03-JAN-2004 19:10:32	Tw_i_and_stray	49.000	122	9Alp2Lib	2.7470	9700.0	98	9643	No
127	GOM_NL__2PRFIN20040103_191425_000000822023_00070_09643_0406.N1	03-JAN-2004 19:14:25	Dark	82.000	15	67Alp Vir	0.97600	28000.	164	9643	No
128	GOM_NL__2PRFIN20040103_191708_000000402023_00070_09643_0407.N1	03-JAN-2004 19:17:08	Dark	40.000	109	Bet Lup	2.6770	26000.	80	9643	No
129	GOM_NL__2PRFIN20040103_191838_000000442023_00070_09643_0408.N1	03-JAN-2004 19:18:38	Dark	43.500	78	Alp Lup	2.3040	28000.	87	9643	No
130	GOM_NL__2PRFIN20040103_192012_000000412023_00070_09643_0409.N1	03-JAN-2004 19:20:12	Dark	40.500	95	Zet Cen	2.5450	26000.	81	9643	No
131	GOM_NL__2PRFIN20040103_192144_000000472023_00071_09644_0373.N1	03-JAN-2004 19:21:44	Dark	47.000	4	Alp1Cen	-0.010000	5800.0	94	9644	No
132	GOM_NL__2PRFIN20040103_192348_000000452023_00071_09644_0374.N1	03-JAN-2004 19:23:48	Dark	45.000	64	Gam Cen	2.2000	10600.	90	9644	No
133	GOM_NL__2PRFIN20040103_192540_000000502023_00071_09644_0375.N1	03-JAN-2004 19:25:40	Dark	50.000	12	Alp1Cru	0.77500	30000.	100	9644	No
134	GOM_NL__2PRFIN20040103_193053_000000422023_00071_09644_0376.N1	03-JAN-2004 19:30:53	Dark	42.000	29	Bet Car	1.6720	10200.	84	9644	No
135	GOM_NL__2PRFIN20040103_193222_000000432023_00071_09644_0377.N1	03-JAN-2004 19:32:22	Dark	43.000	71	Iot Car	2.2460	7700.0	86	9644	No
136	GOM_NL__2PRFIN20040103_193354_000000462023_00071_09644_0378.N1	03-JAN-2004 19:33:54	Dark	46.000	41	Eps Car	1.8600	4100.0	92	9644	No
137	GOM_NL__2PRFIN20040103_193604_000000582023_00071_09644_0379.N1	03-JAN-2004 19:36:04	Dark	57.500	65	Lam Vel	2.2040	4400.0	115	9644	No
138	GOM_NL__2PRFIN20040103_193759_000000502023_00071_09644_0380.N1	03-JAN-2004 19:37:59	Dark	49.500	2	Alp Car	-0.73600	7000.0	99	9644	No
139	GOM_NL__2PRFIN20040103_194119_000000492023_00071_09644_0381.N1	03-JAN-2004 19:41:19	Dark	49.000	117	Pi Pup	2.7060	3800.0	98	9644	No
140	GOM_NL__2PRFIN20040103_194404_000000472023_00071_09644_0382.N1	03-JAN-2004 19:44:04	Straylight	46.500	23	21Eps CMa	1.5020	26000.	93	9644	No
141	GOM_NL__2PRFIN20040103_194535_000000452023_00071_09644_0383.N1	03-JAN-2004 19:45:35	Straylight	45.000	179	24Omi2CMa	3.0320	24000.	90	9644	No
142	GOM_NL__2PRFIN20040103_194801_000000522023_00071_09644_0384.N1	03-JAN-2004 19:48:01	Straylight	52.000	1	9Alp CMa	-1.4400	11000.	104	9644	No
143	GOM_NL__2PRFIN20040103_195106_000000502023_00071_09644_0385.N1	03-JAN-2004 19:51:06	Straylight	50.000	7	19Bet Ori	0.10000	14000.	100	9644	No
144	GOM_NL__2PRFIN20040103_195256_000000452023_00071_09644_0386.N1	03-JAN-2004 19:52:56	Straylight	45.000	30	46Eps Ori	1.6940	30000.	90	9644	No
145	GOM_NL__2PRFIN20040103_195610_000000642023_00071_09644_0387.N1	03-JAN-2004 19:56:10	Tw_i_and_stray	64.000	8	10Alp CMi	0.40000	6500.0	128	9644	No
146	GOM_NL__2PRFIN20040103_195833_000000462023_00071_09644_0388.N1	03-JAN-2004 19:58:33	Tw_i_and_stray	46.000	44	24Gam Gem	1.9280	11000.	92	9644	No
147	GOM_NL__2PRFIN20040103_200012_000000452023_00071_09644_0389.N1	03-JAN-2004 20:00:12	Bright	44.500	151	13Mu Gem	2.8900	3000.0	89	9644	No
148	GOM_NL__2PRFIN20040103_200247_000000422023_00071_09644_0390.N1	03-JAN-2004 20:02:47	Bright	41.500	114	3Iot Aur	2.6930	4600.0	83	9644	No
149	GOM_NL__2PRFIN20040103_200413_000000412023_00071_09644_0391.N1	03-JAN-2004 20:04:13	Bright	40.500	107	37The Aur	2.6490	11000.	81	9644	No
150	GOM_NL__2PRFIN20040103_200624_000000442023_00071_09644_0392.N1	03-JAN-2004 20:06:24	Bright	43.500	6	13Alp Aur	0.080000	3400.0	87	9644	No
151	GOM_NL__2PRFIN20040103_200825_000000382023_00071_09644_0393.N1	03-JAN-2004 20:08:25	Bright	38.000	35	33Alp Per	1.7950	6250.0	76	9644	No
152	GOM_NL__2PRFIN20040103_200943_000000392023_00071_09644_0394.N1	03-JAN-2004 20:09:43	Bright	38.500	160	23Gam Per	2.9300	4700.0	77	9644	No
153	GOM_NL__2PRFIN20040103_201837_000000382023_00071_09644_0395.N1	03-JAN-2004 20:18:37	Bright	38.000	49	1Alp UMi	1.9900	6300.0	76	9644	No
154	GOM_NL__2PRFIN20040103_202109_000000442023_00071_09644_0396.N1	03-JAN-2004 20:21:09	Bright	43.500	36	50Alp UMa	1.8000	6300.0	87	9644	No
155	GOM_NL__2PRFIN20040103_202301_000000362023_00071_09644_0397.N1	03-JAN-2004 20:23:01	Bright	35.500	60	7Bet UMi	2.0810	3950.0	71	9644	No
156	GOM_NL__2PRFIN20040103_202511_000000572023_00071_09644_0398.N1	03-JAN-2004 20:25:11	Bright	56.500	87	64Gam UMa	2.4330	11000.	113	9644	No
157	GOM_NL__2PRFIN20040103_202735_000000472023_00071_09644_0399.N1	03-JAN-2004 20:27:35	Bright	47.000	55	79Zet UMa	2.0600	10200.	94	9644	No
158	GOM_NL__2PRFIN20040103_202956_000000482023_00071_09644_0400.N1	03-JAN-2004 20:29:56	Bright	47.500	39	85Eta UMa	1.8540	24000.	95	9644	No
159	GOM_NL__2PRFIN20040103_203350_000000642023_00071_09644_0401.N1	03-JAN-2004 20:33:50	Bright	63.500	152	12Alp2CVn	2.8900	11000.	127	9644	No
160	GOM_NL__2PRFIN20040103_203756_000000462023_00071_09644_0402.N1	03-JAN-2004 20:37:56	Bright	46.000	83		2.3780	11000.	92	9644	No

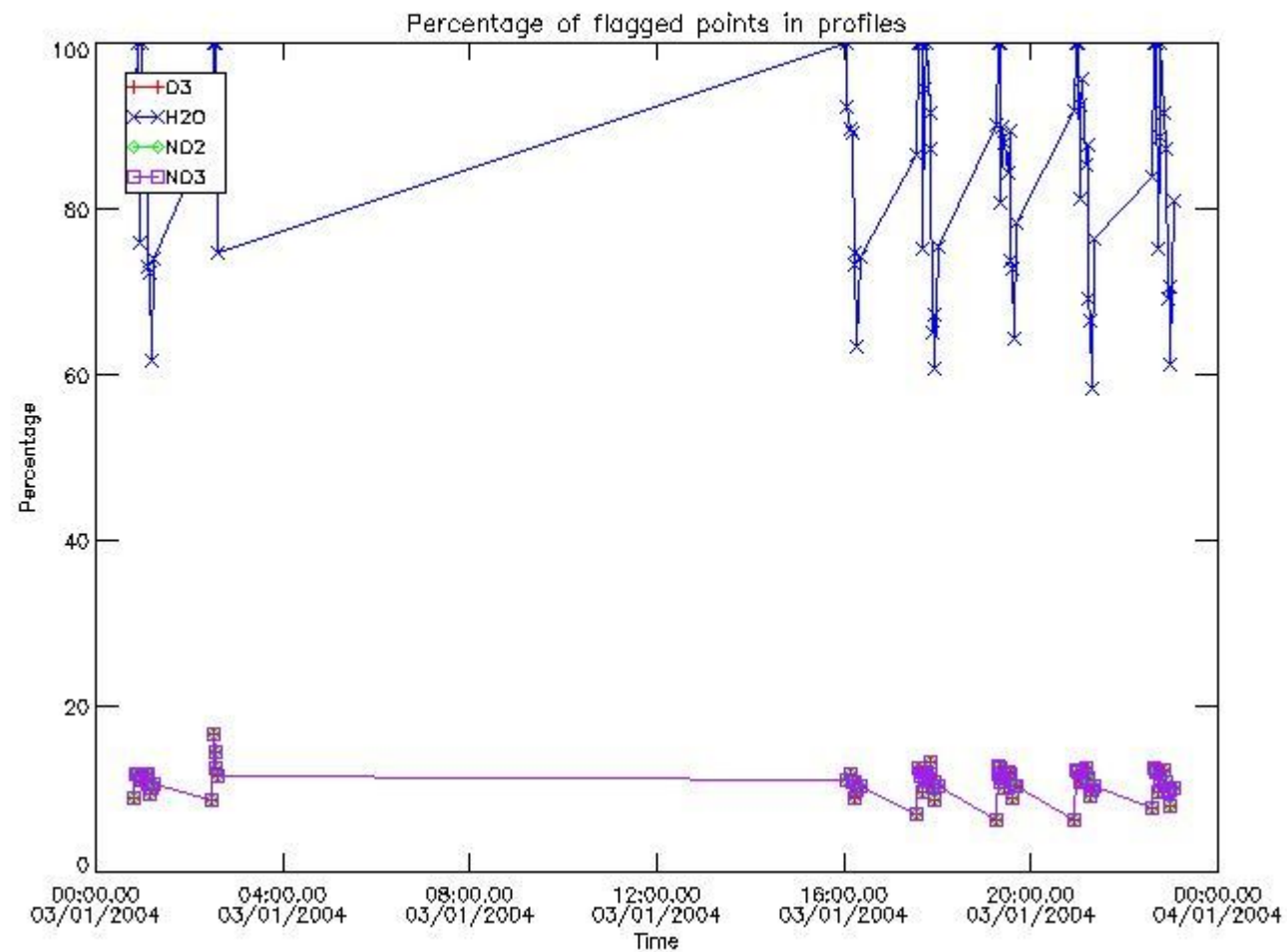
161	GOM_NL__2PRFIN20040103_204220_000000582023_00071_09644_0403.N1	03-JAN-2004 20:42:20	Bright	57.500	111	8Eta Boo	2.6800	6000.0	115	9644	No
162	GOM_NL__2PRFIN20040103_204530_000000402023_00071_09644_0404.N1	03-JAN-2004 20:45:30	Bright	40.000	120	1Del Oph	2.7340	3200.0	80	9644	No
163	GOM_NL__2PRFIN20040103_204824_000000412023_00071_09644_0405.N1	03-JAN-2004 20:48:24	Bright	41.000	104	27Bet Lib	2.6140	13100.	82	9644	No
164	GOM_NL__2PRFIN20040103_205106_000000492023_00071_09644_0406.N1	03-JAN-2004 20:51:06	Twi_and_stray	48.500	122	9Alp2Lib	2.7470	9700.0	97	9644	No
165	GOM_NL__2PRFIN20040103_205503_000000802023_00071_09644_0407.N1	03-JAN-2004 20:55:03	Dark	80.000	15	67Alp Vir	0.97600	28000.	160	9644	No
166	GOM_NL__2PRFIN20040103_205745_000000422023_00071_09644_0408.N1	03-JAN-2004 20:57:45	Dark	41.500	109	Bet Lup	2.6770	26000.	83	9644	No
167	GOM_NL__2PRFIN20040103_205913_000000422023_00071_09644_0409.N1	03-JAN-2004 20:59:13	Dark	41.500	78	Alp Lup	2.3040	28000.	83	9644	No
168	GOM_NL__2PRFIN20040103_210047_000000432023_00071_09644_0410.N1	03-JAN-2004 21:00:47	Dark	42.500	95	Zet Cen	2.5450	26000.	85	9644	No
169	GOM_NL__2PRFIN20040103_210220_000000462023_00072_09645_0374.N1	03-JAN-2004 21:02:20	Dark	45.500	4	Alp1Cen	-0.010000	5800.0	91	9645	No
170	GOM_NL__2PRFIN20040103_210425_000000482023_00072_09645_0375.N1	03-JAN-2004 21:04:25	Dark	47.500	64	Gam Cen	2.2000	10600.	95	9645	No
171	GOM_NL__2PRFIN20040103_210615_000000462023_00072_09645_0376.N1	03-JAN-2004 21:06:15	Dark	46.000	12	Alp1Cru	0.77500	30000.	92	9645	No
172	GOM_NL__2PRFIN20040103_211129_000000452023_00072_09645_0377.N1	03-JAN-2004 21:11:29	Dark	45.000	29	Bet Car	1.6720	10200.	90	9645	No
173	GOM_NL__2PRFIN20040103_211256_000000452023_00072_09645_0378.N1	03-JAN-2004 21:12:56	Dark	45.000	71	lot Car	2.2460	7700.0	90	9645	No
174	GOM_NL__2PRFIN20040103_211430_000000462023_00072_09645_0379.N1	03-JAN-2004 21:14:30	Dark	46.000	41	Eps Car	1.8600	4100.0	92	9645	No
175	GOM_NL__2PRFIN20040103_211641_000000562023_00072_09645_0380.N1	03-JAN-2004 21:16:41	Dark	55.500	65	Lam Vel	2.2040	4400.0	111	9645	No
176	GOM_NL__2PRFIN20040103_211837_000000522023_00072_09645_0381.N1	03-JAN-2004 21:18:37	Dark	51.500	2	Alp Car	-0.73600	7000.0	103	9645	No
177	GOM_NL__2PRFIN20040103_212154_000000492023_00072_09645_0382.N1	03-JAN-2004 21:21:54	Dark	49.000	117	Pi Pup	2.7060	3800.0	98	9645	No
178	GOM_NL__2PRFIN20040103_212439_000000512023_00072_09645_0383.N1	03-JAN-2004 21:24:39	Straylight	50.500	23	21Eps CMa	1.5020	26000.	101	9645	No
179	GOM_NL__2PRFIN20040103_212611_000000462023_00072_09645_0384.N1	03-JAN-2004 21:26:11	Straylight	45.500	179	24Omi2CMa	3.0320	24000.	91	9645	No
180	GOM_NL__2PRFIN20040103_212836_000000562023_00072_09645_0385.N1	03-JAN-2004 21:28:36	Straylight	55.500	1	9Alp CMa	-1.4400	11000.	111	9645	No
181	GOM_NL__2PRFIN20040103_213144_000000502023_00072_09645_0386.N1	03-JAN-2004 21:31:44	Straylight	49.500	7	19Bet Ori	0.10000	14000.	99	9645	No
182	GOM_NL__2PRFIN20040103_213331_000000452023_00072_09645_0387.N1	03-JAN-2004 21:33:31	Straylight	45.000	30	46Eps Ori	1.6940	30000.	90	9645	No
183	GOM_NL__2PRFIN20040103_213646_000000722023_00072_09645_0388.N1	03-JAN-2004 21:36:46	Twi_and_stray	72.000	8	10Alp CMi	0.40000	6500.0	144	9645	No
184	GOM_NL__2PRFIN20040103_213908_000000492023_00072_09645_0389.N1	03-JAN-2004 21:39:08	Twi_and_stray	49.000	44	24Gam Gem	1.9280	11000.	98	9645	No
185	GOM_NL__2PRFIN20040103_214047_000000492023_00072_09645_0390.N1	03-JAN-2004 21:40:47	Bright	48.500	151	13Mu Gem	2.8900	3000.0	97	9645	No
186	GOM_NL__2PRFIN20040103_214323_000000402023_00072_09645_0391.N1	03-JAN-2004 21:43:23	Bright	40.000	114	3lot Aur	2.6930	4600.0	80	9645	No
187	GOM_NL__2PRFIN20040103_214449_000000392023_00072_09645_0392.N1	03-JAN-2004 21:44:49	Bright	38.500	107	37The Aur	2.6490	11000.	77	9645	No
188	GOM_NL__2PRFIN20040103_214658_000000442023_00072_09645_0393.N1	03-JAN-2004 21:46:58	Bright	44.000	6	13Alp Aur	0.080000	3400.0	88	9645	No
189	GOM_NL__2PRFIN20040103_214901_000000382023_00072_09645_0394.N1	03-JAN-2004 21:49:01	Bright	37.500	35	33Alp Per	1.7950	6250.0	75	9645	No
190	GOM_NL__2PRFIN20040103_215018_000000402023_00072_09645_0395.N1	03-JAN-2004 21:50:18	Bright	40.000	160	23Gam Per	2.9300	4700.0	80	9645	No
191	GOM_NL__2PRFIN20040103_215913_000000342023_00072_09645_0396.N1	03-JAN-2004 21:59:13	Bright	34.000	49	1Alp UMi	1.9900	6300.0	68	9645	No
192	GOM_NL__2PRFIN20040103_220144_000000512023_00072_09645_0397.N1	03-JAN-2004 22:01:44	Bright	50.500	36	50Alp UMa	1.8000	6300.0	101	9645	No
193	GOM_NL__2PRFIN20040103_220337_000000412023_00072_09645_0398.N1	03-JAN-2004 22:03:37	Bright	41.000	60	7Bet UMi	2.0810	3950.0	82	9645	No
194	GOM_NL__2PRFIN20040103_220546_000000552023_00072_09645_0399.N1	03-JAN-2004 22:05:46	Bright	54.500	87	64Gam UMa	2.4330	11000.	109	9645	No
195	GOM_NL__2PRFIN20040103_220809_000000502023_00072_09645_0400.N1	03-JAN-2004 22:08:09	Bright	49.500	55	79Zet UMa	2.0600	10200.	99	9645	No
196	GOM_NL__2PRFIN20040103_221031_000000462023_00072_09645_0401.N1	03-JAN-2004 22:10:31	Bright	46.000	39	85Eta UMa	1.8540	24000.	92	9645	No
197	GOM_NL__2PRFIN20040103_221426_000000662023_00072_09645_0402.N1	03-JAN-2004 22:14:26	Bright	65.500	152	12Alp2CVn	2.8900	11000.	131	9645	No
198	GOM_NL__2PRFIN20040103_221832_000000632023_00072_09645_0403.N1	03-JAN-2004 22:18:32	Bright	63.000	83		2.3780	11000.	126	9645	No
199	GOM_NL__2PRFIN20040103_222256_000000612023_00072_09645_0404.N1	03-JAN-2004 22:22:56	Bright	61.000	111	8Eta Boo	2.6800	6000.0	122	9645	No
200	GOM_NL__2PRFIN20040103_222606_000000412023_00072_09645_0405.N1	03-JAN-2004 22:26:06	Bright	40.500	120	1Del Oph	2.7340	3200.0	81	9645	No
201	GOM_NL__2PRFIN20040103_222900_000000432023_00072_09645_0406.N1	03-JAN-2004 22:29:00	Bright	42.500	104	27Bet Lib	2.6140	13100.	85	9645	No
202	GOM_NL__2PRFIN20040103_223144_000000472023_00072_09645_0407.N1	03-JAN-2004 22:31:44	Twi_and_stray	46.500	122	9Alp2Lib	2.7470	9700.0	93	9645	No
203	GOM_NL__2PRFIN20040103_223540_000000662023_00072_09645_0408.N1	03-JAN-2004 22:35:40	Dark	65.500	15	67Alp Vir	0.97600	28000.	131	9645	No
204	GOM_NL__2PRFIN20040103_223820_000000412023_00072_09645_0409.N1	03-JAN-2004 22:38:20	Dark	40.500	109	Bet Lup	2.6770	26000.	81	9645	No
205	GOM_NL__2PRFIN20040103_223950_000000422023_00072_09645_0410.N1	03-JAN-2004 22:39:50	Dark	42.000	78	Alp Lup	2.3040	28000.	84	9645	No
206	GOM_NL__2PRFIN20040103_224125_000000422023_00072_09645_0411.N1	03-JAN-2004 22:41:25	Dark	41.500	95	Zet Cen	2.5450	26000.	83	9645	No
207	GOM_NL__2PRFIN20040103_224256_000000532023_00073_09646_0706.N1	03-JAN-2004 22:42:56	Dark	53.000	4	Alp1Cen	-0.010000	5800.0	106	9646	No
208	GOM_NL__2PRFIN20040103_224501_000000502023_00073_09646_0707.N1	03-JAN-2004 22:45:01	Dark	49.500	64	Gam Cen	2.2000	10600.	99	9646	No
209	GOM_NL__2PRFIN20040103_224653_000000452023_00073_09646_0708.N1	03-JAN-2004 22:46:53	Dark	45.000	12	Alp1Cru	0.77500	30000.	90	9646	No
210	GOM_NL__2PRFIN20040103_225203_000000422023_00073_09646_0709.N1	03-JAN-2004 22:52:03	Dark	41.500	29	Bet Car	1.6720	10200.	83	9646	No
211	GOM_NL__2PRFIN20040103_225335_000000472023_00073_09646_0710.N1	03-JAN-2004 22:53:35	Dark	47.000	71	lot Car	2.2460	7700.0	94	9646	No
212	GOM_NL__2PRFIN20040103_225506_000000532023_00073_09646_0711.N1	03-JAN-2004 22:55:06	Dark	52.500	41	Eps Car	1.8600	4100.0	105	9646	No
213	GOM_NL__2PRFIN20040103_225717_000000652023_00073_09646_0712.N1	03-JAN-2004 22:57:17	Dark	65.000	65	Lam Vel	2.2040	4400.0	130	9646	No
214	GOM_NL__2PRFIN20040103_225914_000000522023_00073_09646_0713.N1	03-JAN-2004 22:59:14	Dark	52.000	2	Alp Car	-0.73600	7000.0	104	9646	No
215	GOM_NL__2PRFIN20040103_230229_000000512023_00073_09646_0714.N1	03-JAN-2004 23:02:29	Dark	50.500	117	Pi Pup	2.7060	3800.0	101	9646	No
216	GOM_NL__2PRFIN20040103_230516_000000482023_00073_09646_0715.N1	03-JAN-2004 23:05:16	Straylight	48.000	23	21Eps CMa	1.5020	26000.	96	9646	No
217	GOM_NL__2PRFIN20040103_230647_000000452023_00073_09646_0716.N1	03-JAN-2004 23:06:47	Straylight	45.000	179	24Omi2CMa	3.0320	24000.	90	9646	No
218	GOM_NL__2PRFIN20040103_230912_000000522023_00073_09646_0717.N1	03-JAN-2004 23:09:12	Straylight	51.500	1	9Alp CMa	-1.4400	11000.	103	9646	No
219	GOM_NL__2PRFIN20040103_231220_000000522023_00073_09646_0718.N1	03-JAN-2004 23:12:20	Straylight	51.500	7	19Bet Ori	0.10000	14000.	103	9646	No

220	GOM_NL__2PRFIN20040103_231409_000000442023_00073_09646_0719.N1	03-JAN-2004 23:14:09	Straylight	44.000	30	46Eps Ori	1.6940	30000.	88	9646	No
221	GOM_NL__2PRFIN20040103_231721_000000702023_00073_09646_0720.N1	03-JAN-2004 23:17:21	Twl_and_stray	70.000	8	10Alp CMi	0.40000	6500.0	140	9646	No
222	GOM_NL__2PRFIN20040103_231944_000000452023_00073_09646_0721.N1	03-JAN-2004 23:19:44	Twl_and_stray	44.500	44	24Gam Gem	1.9280	11000.	89	9646	No
223	GOM_NL__2PRFIN20040103_232123_000000502023_00073_09646_0722.N1	03-JAN-2004 23:21:23	Bright	49.500	151	13Mu Gem	2.8900	3000.0	99	9646	No
224	GOM_NL__2PRFIN20040103_232400_000000392023_00073_09646_0723.N1	03-JAN-2004 23:24:00	Bright	38.500	114	3lot Aur	2.6930	4600.0	77	9646	No
225	GOM_NL__2PRFIN20040103_232522_000000412023_00073_09646_0724.N1	03-JAN-2004 23:25:22	Bright	40.500	107	37The Aur	2.6490	11000.	81	9646	No
226	GOM_NL__2PRFIN20040103_232735_000000422023_00073_09646_0725.N1	03-JAN-2004 23:27:35	Bright	42.000	6	13Alp Aur	0.080000	3400.0	84	9646	No
227	GOM_NL__2PRFIN20040103_232937_000000402023_00073_09646_0726.N1	03-JAN-2004 23:29:37	Bright	40.000	35	33Alp Per	1.7950	6250.0	80	9646	No
228	GOM_NL__2PRFIN20040103_233055_000000402023_00073_09646_0727.N1	03-JAN-2004 23:30:55	Bright	39.500	160	23Gam Per	2.9300	4700.0	79	9646	No
229	GOM_NL__2PRFIN20040103_233949_000000382023_00073_09646_0728.N1	03-JAN-2004 23:39:49	Bright	38.000	49	1Alp UMi	1.9900	6300.0	76	9646	No
230	GOM_NL__2PRFIN20040103_234219_000000472023_00073_09646_0729.N1	03-JAN-2004 23:42:19	Bright	46.500	36	50Alp UMa	1.8000	6300.0	93	9646	No
231	GOM_NL__2PRFIN20040103_234413_000000412023_00073_09646_0730.N1	03-JAN-2004 23:44:13	Bright	41.000	60	7Bet UMi	2.0810	3950.0	82	9646	No
232	GOM_NL__2PRFIN20040103_234622_000000542023_00073_09646_0731.N1	03-JAN-2004 23:46:22	Bright	53.500	87	64Gam UMa	2.4330	11000.	107	9646	No
233	GOM_NL__2PRFIN20040103_234846_000000472023_00073_09646_0732.N1	03-JAN-2004 23:48:46	Bright	46.500	55	79Zet UMa	2.0600	10200.	93	9646	No
234	GOM_NL__2PRFIN20040103_235107_000000482023_00073_09646_0733.N1	03-JAN-2004 23:51:07	Bright	47.500	39	85Eta UMa	1.8540	24000.	95	9646	No
235	GOM_NL__2PRFIN20040103_235502_000000642023_00073_09646_0734.N1	03-JAN-2004 23:55:02	Bright	64.000	152	12Alp2CVn	2.8900	11000.	128	9646	No
236	GOM_NL__2PRFIN20040103_235908_000000452023_00073_09646_0735.N1	03-JAN-2004 23:59:08	Bright	45.000	83		2.3780	11000.	90	9646	No

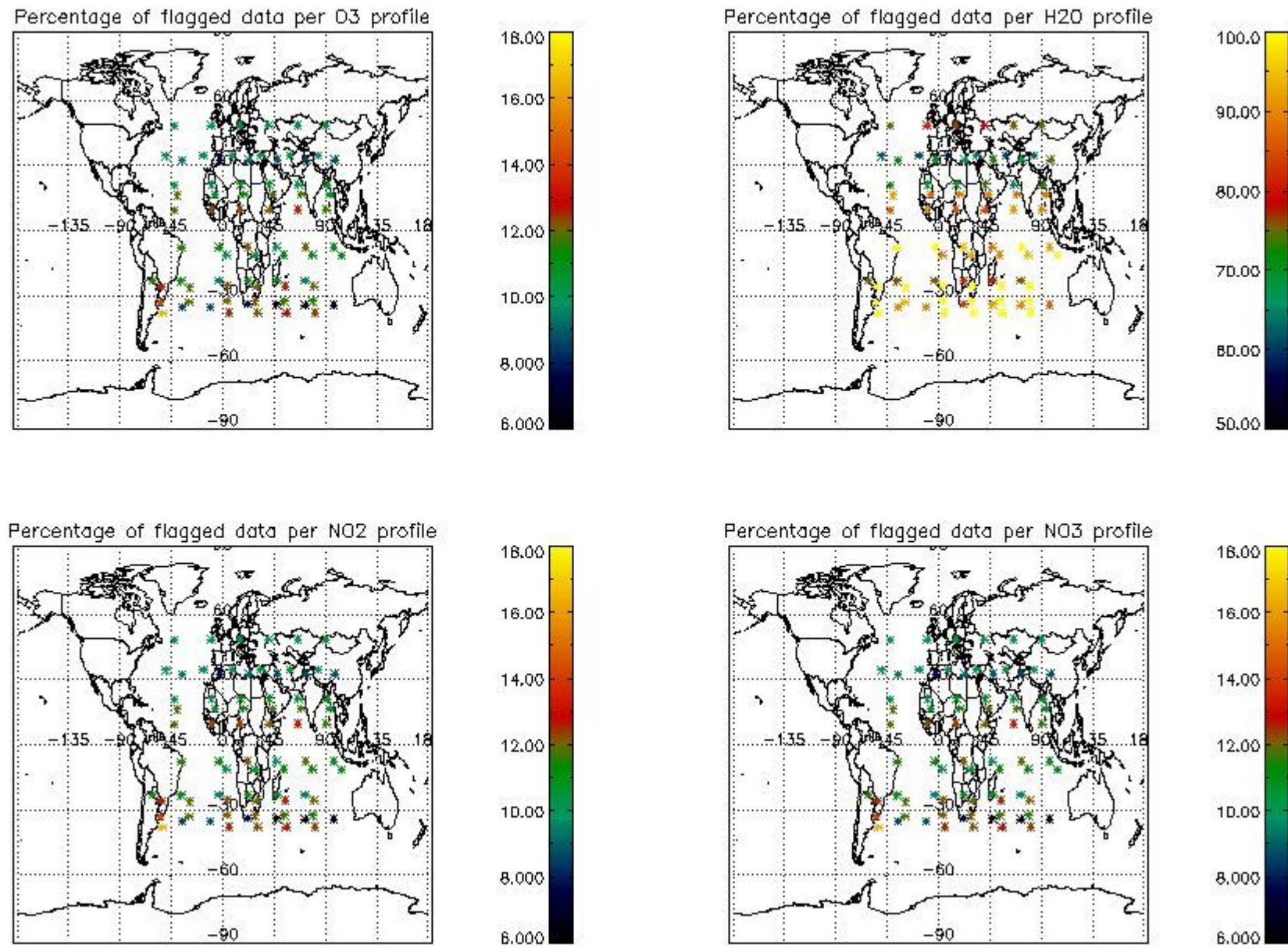
3. Quality information per product

In this section it is plotted some information contained in the Quality Summary data set of the level 2 products. Only products in dark limb conditions and without errors (error flag in the MPH set to "0") are used.

3.1 Plot quality information per product (time dependant)



3.2 Plot quality information per product (world map)

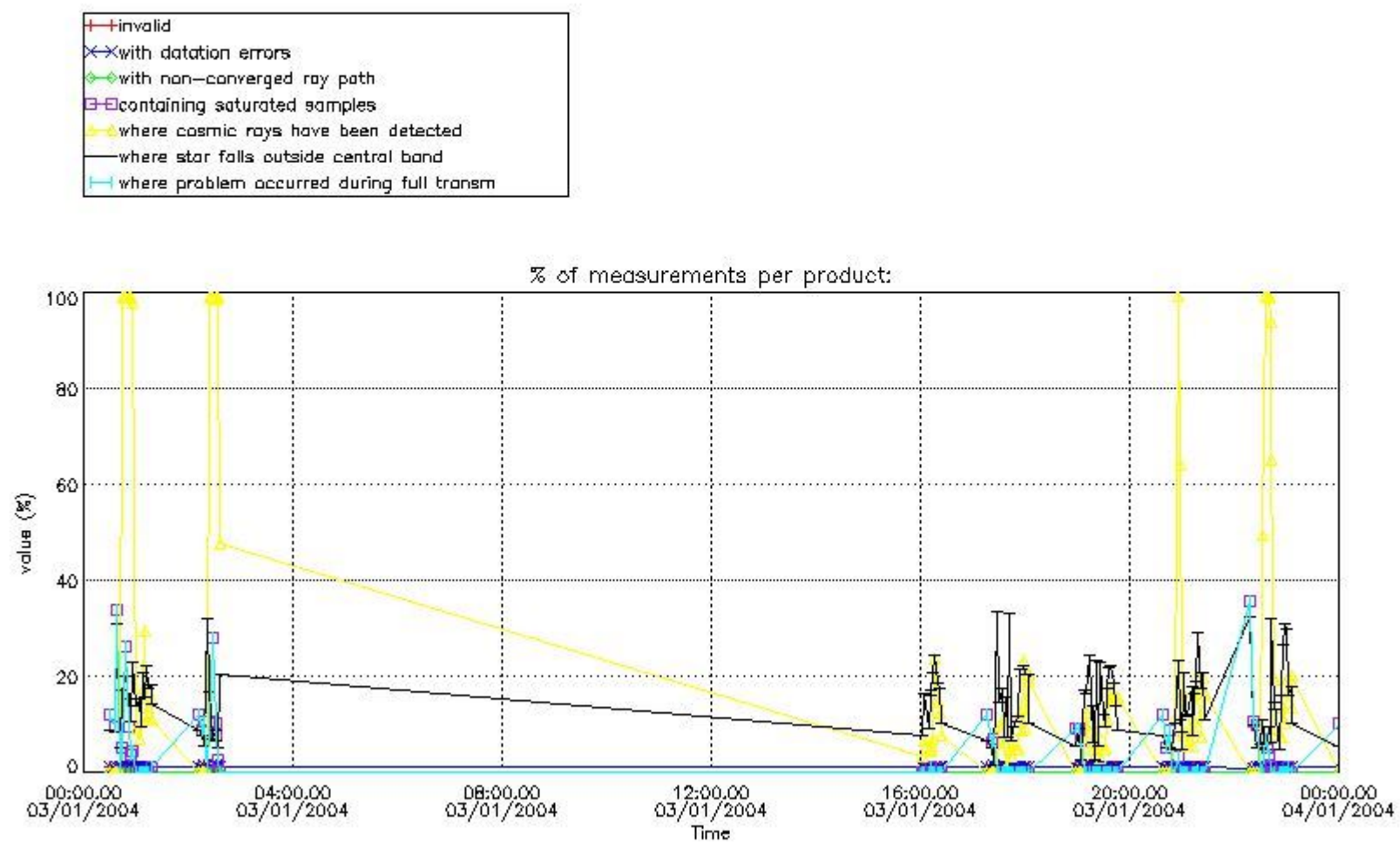


4. Level 1 quality information per product

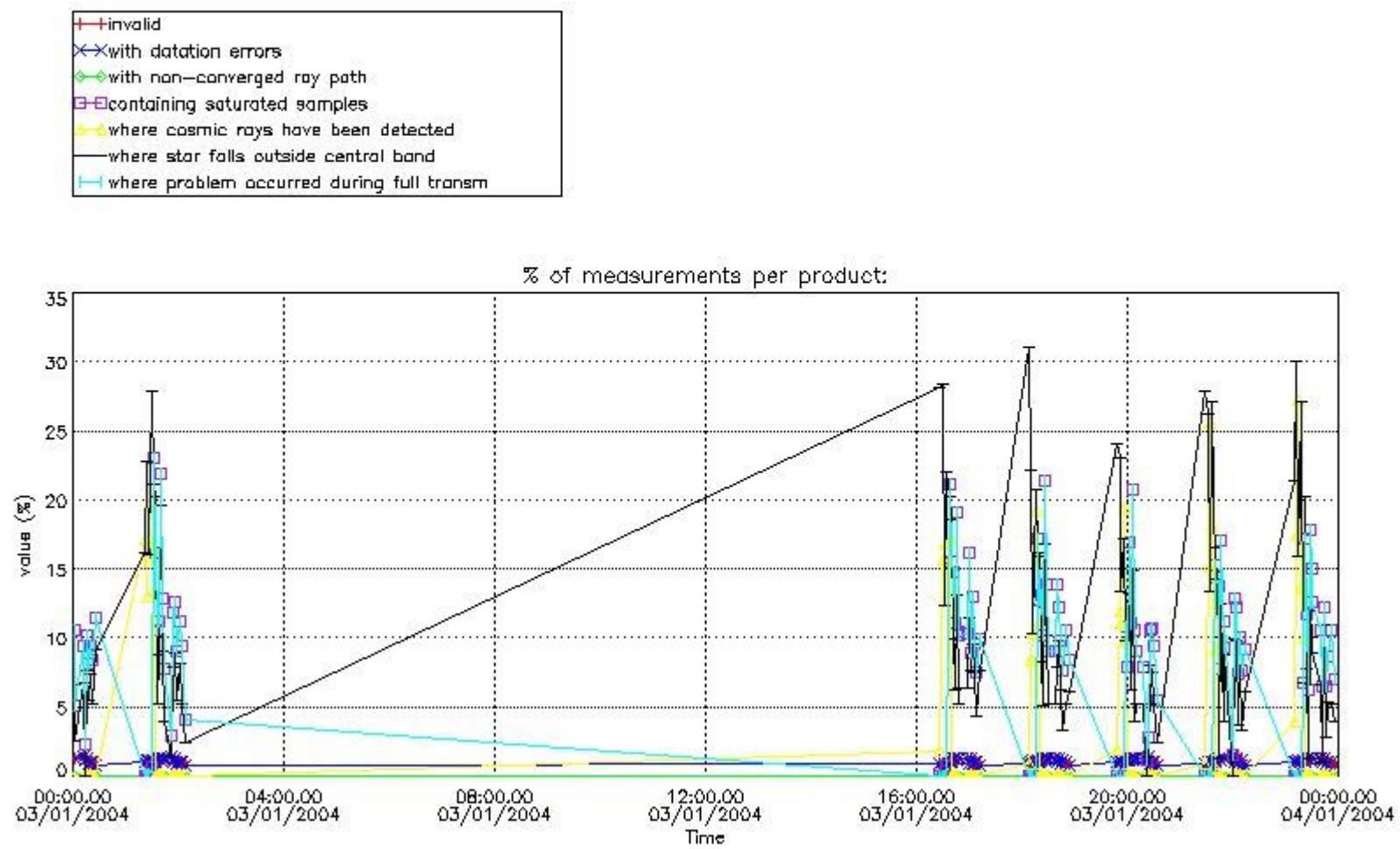
In this section it is plotted some information contained in the Quality Summary data set of the level 2 products that comes from the level 1b processing. Products without errors (error flag in the MPH set to "0") are used.

4.1 Plot quality information per product (time dependant) coming from level 1b processing

4.1.1 Plot level 1 quality information per product (time dependant): ENVISAT ASCENDING passes



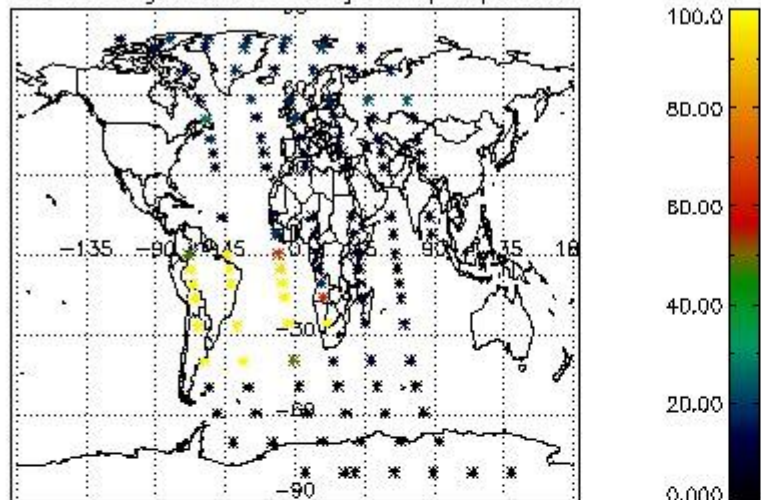
4.1.2 Plot level 1 quality information per product (time dependant): ENVI SAT DESCENDING passes



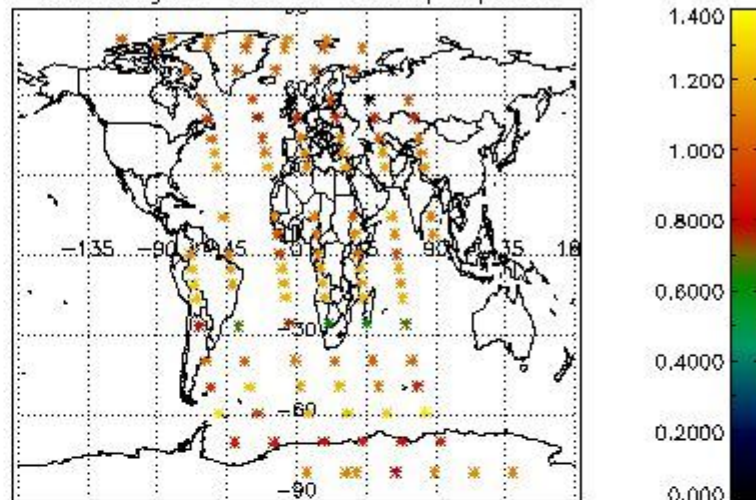
4.2 Plot quality information per product coming from level 1b processing (world map)

4.2.1 Plot level 1 quality information per product (world map): ENVISAT ASCENDING passes

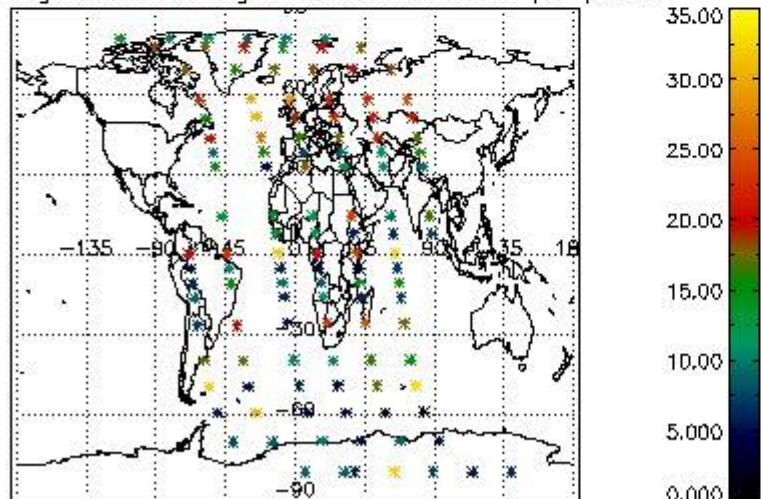
Percentage of cosmic ray hits per profile



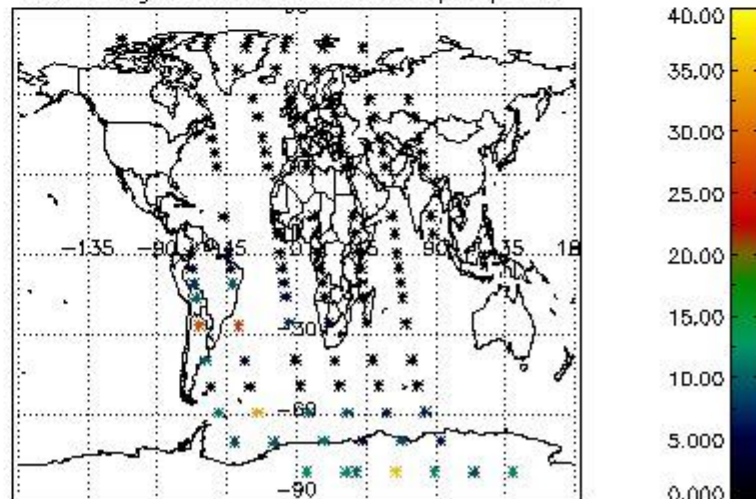
Percentage of datation errors per profile



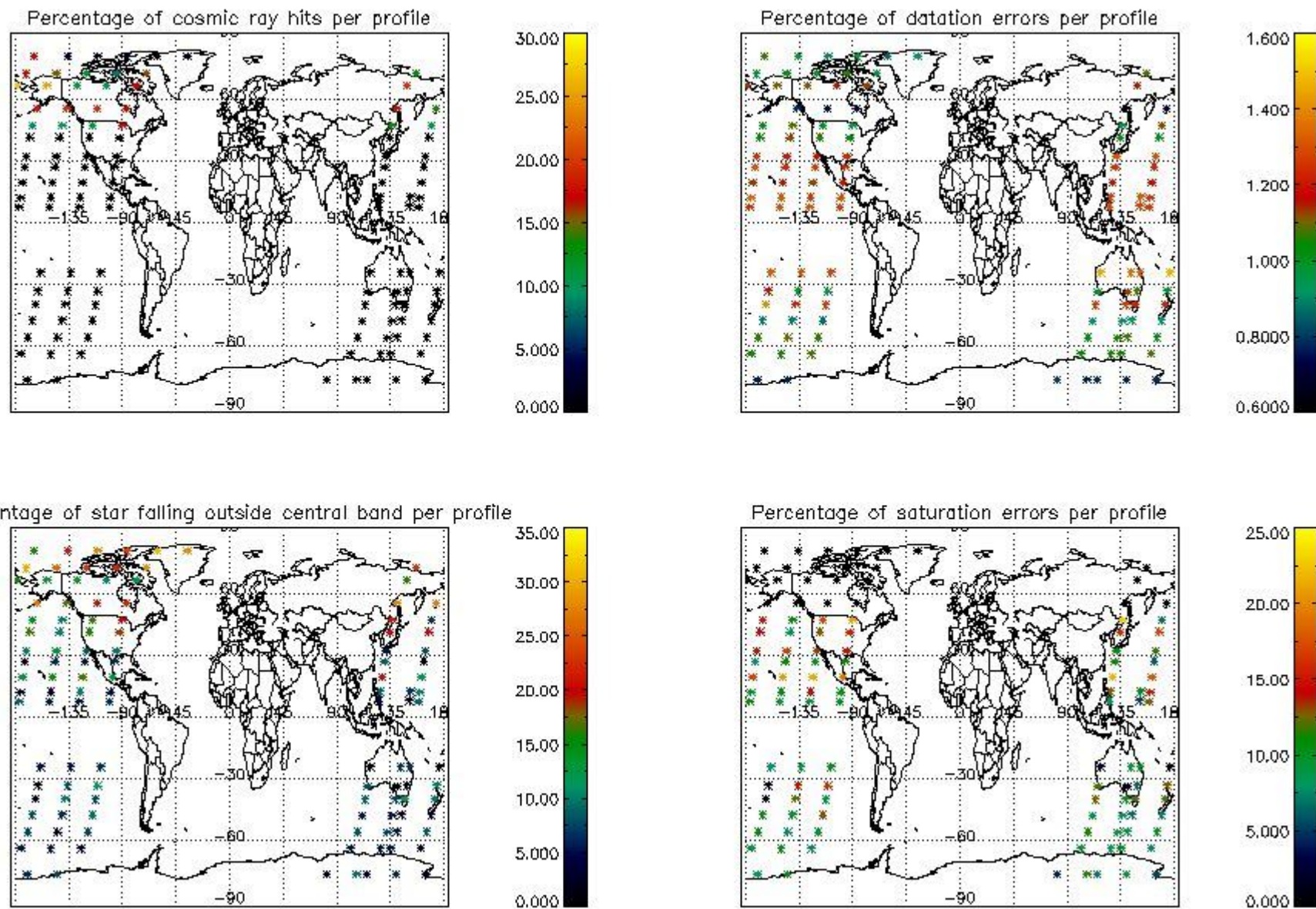
Percentage of star falling outside central band per profile



Percentage of saturation errors per profile



4.2.2 Plot level 1 quality information per product (world map): ENVISAT DESCENDING passes



5. Trace gas profiles

5.1 Ozone statistics based on quality of products

The final quality of the products can be "measured" using the STD (Standard Deviation) attached to every point profile. This information is written to the parameter GOM_NL__2P/NL_LOCAL_SPECIES_DENSITY/o3_std of the level 2 products. The table below shows the statistics for given STD ranges.

The statistics are given with respect to the overall valid production:

- Products without fatal errors: GOM_NL__2P/MPH/PRODUCT_ERR=0
- Valid point profile: GOM_NL__2P/NL_LOCAL_SPECIES_DENSITY/pcd(0)=0

The 'Criteria' is applied to valid points of dark limb products:

- Products in dark limb illumination condition: GOM_NL__2P/NL_SUMMARY_QUALITY/obs_ill_cond=0
- Products without fatal errors: GOM_NL__2P/MPH/PRODUCT_ERR=0
- Valid point profile: GOM_NL__2P/NL_LOCAL_SPECIES_DENSITY/pcd(0)=0

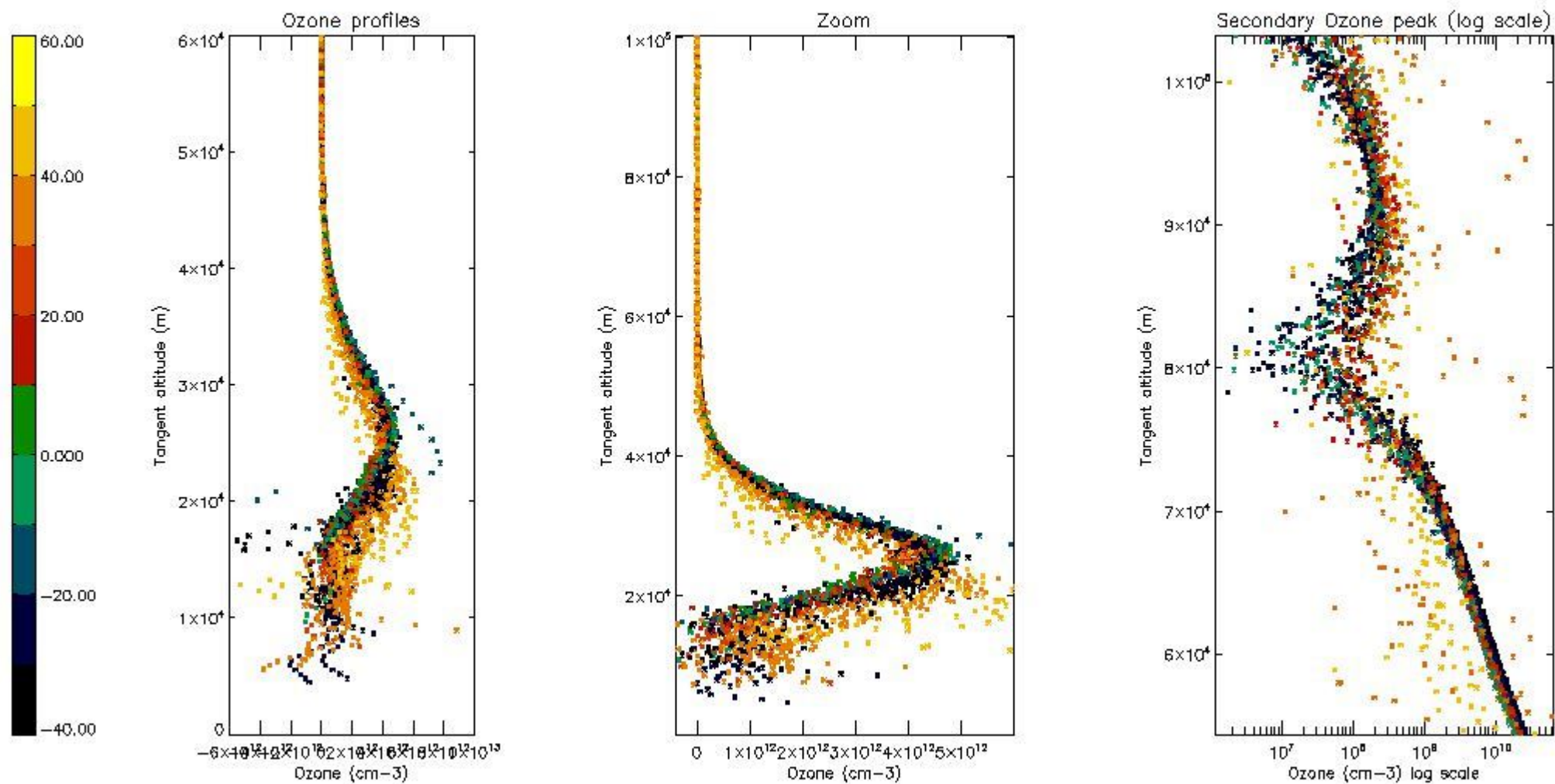
So, the table below shows the percentage of dark limb and valid observations for each criteria with respect to the overall valid daily observations.

Criteria	% of total production
All STD	33
STD < 20	18

STD < 10	15
STD < 5	11

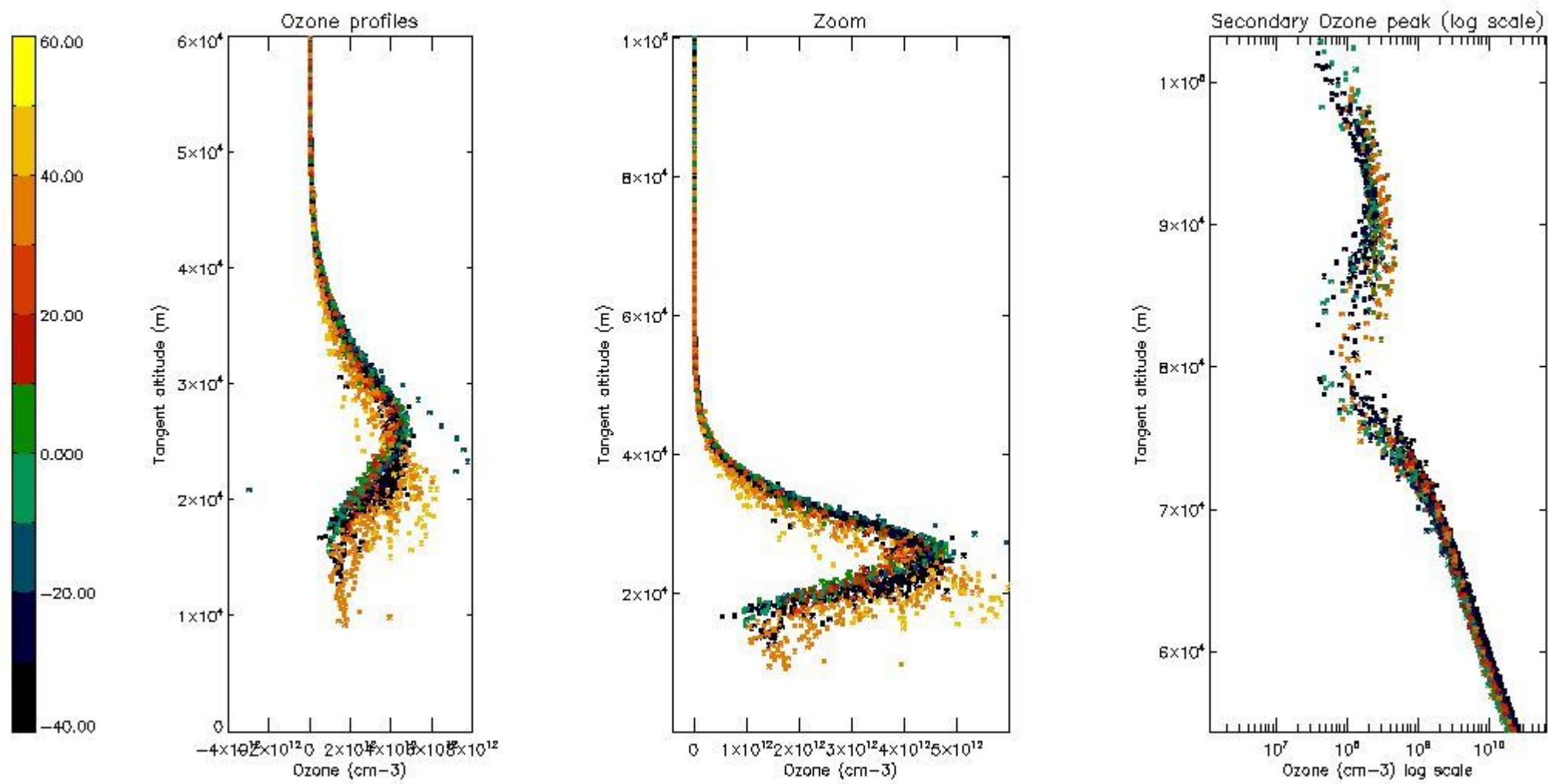
5.2 Plot ozone profiles for all STD (dark without errors)

The colorbar represents the latitude.



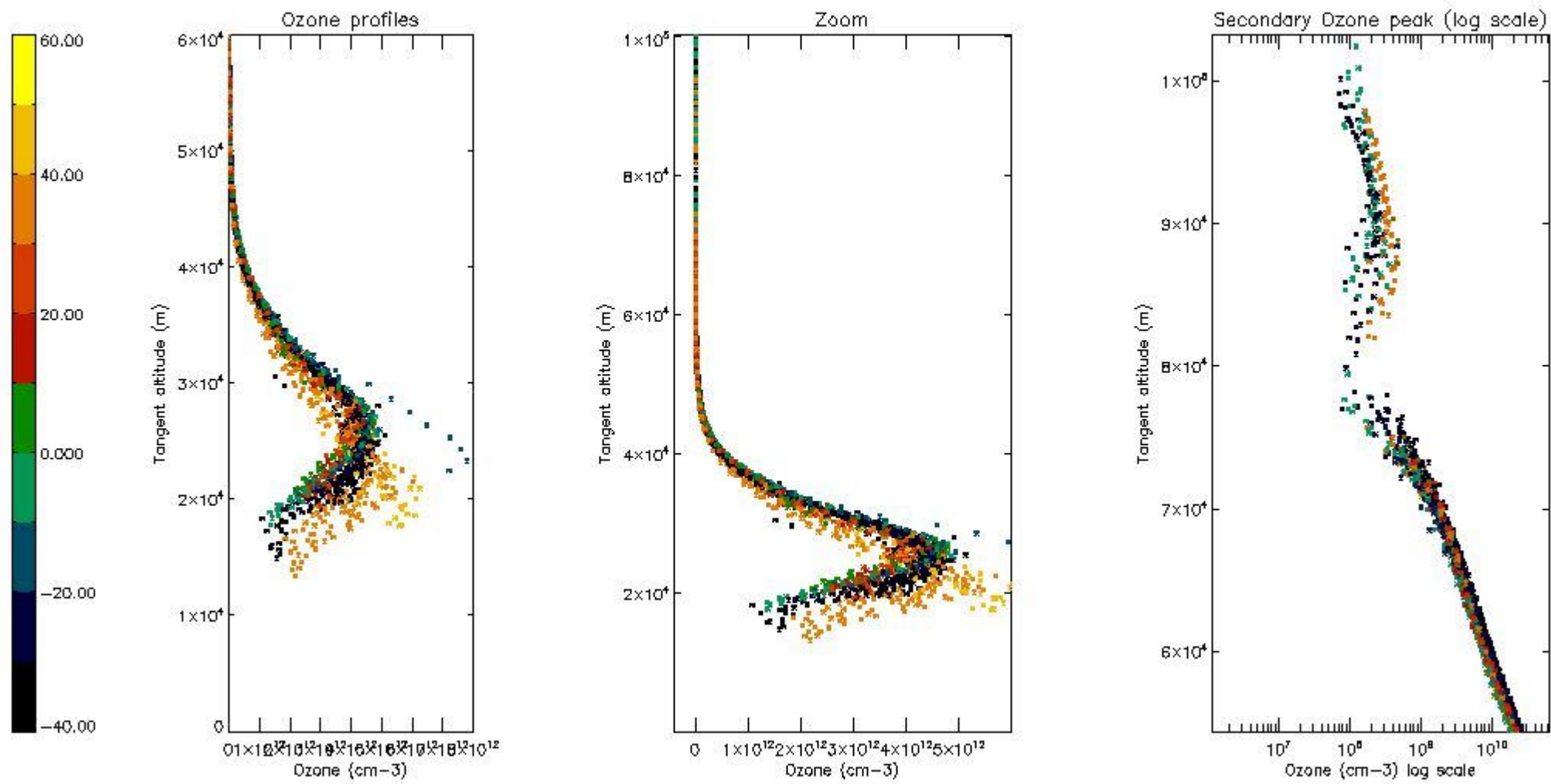
5.3 Plot ozone profiles where STD < 20% (dark without errors)

The colorbar represents the latitude.



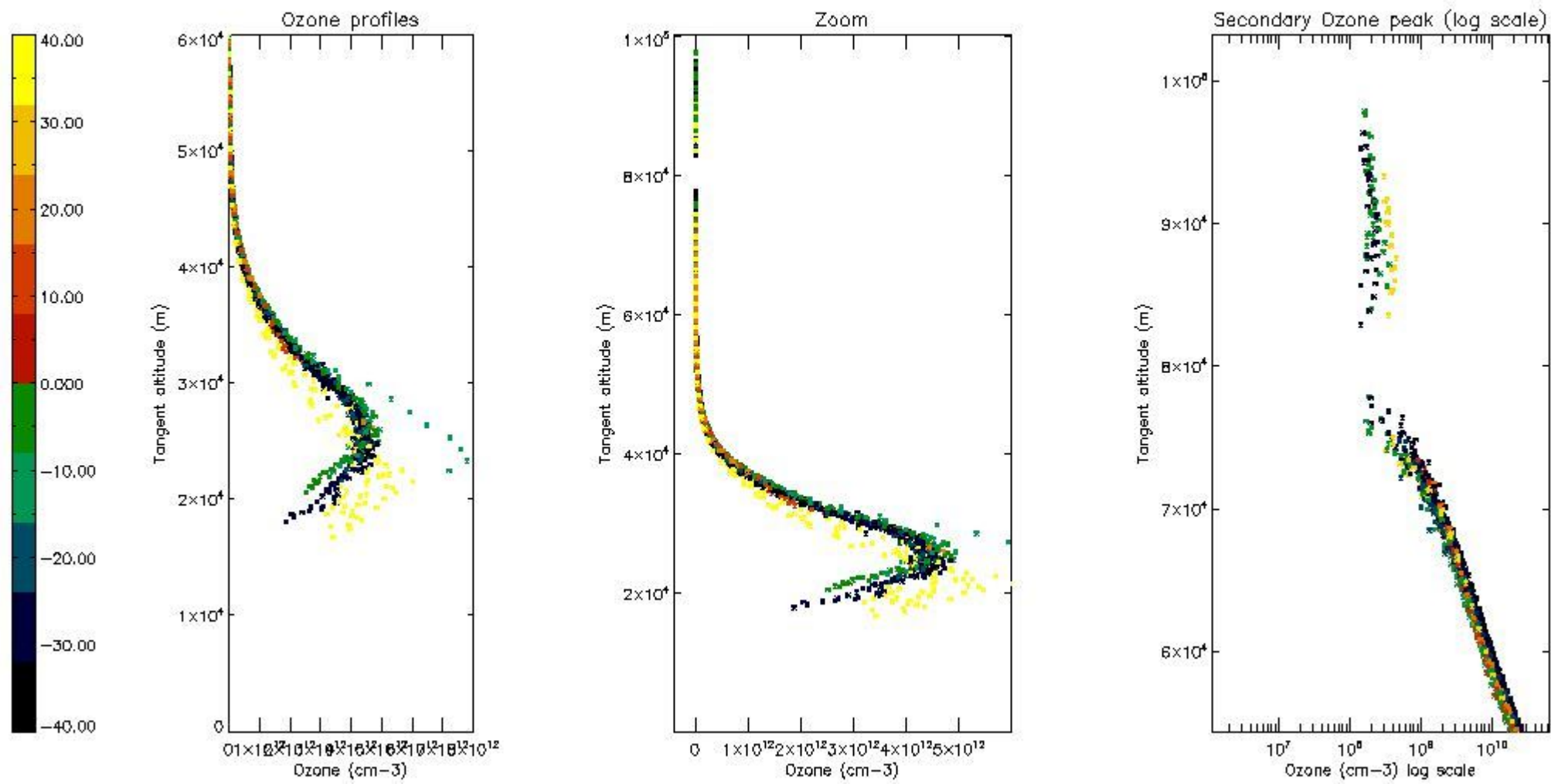
5.4 Plot ozone profiles where STD < 10% (dark without errors)

The colorbar represents the latitude.



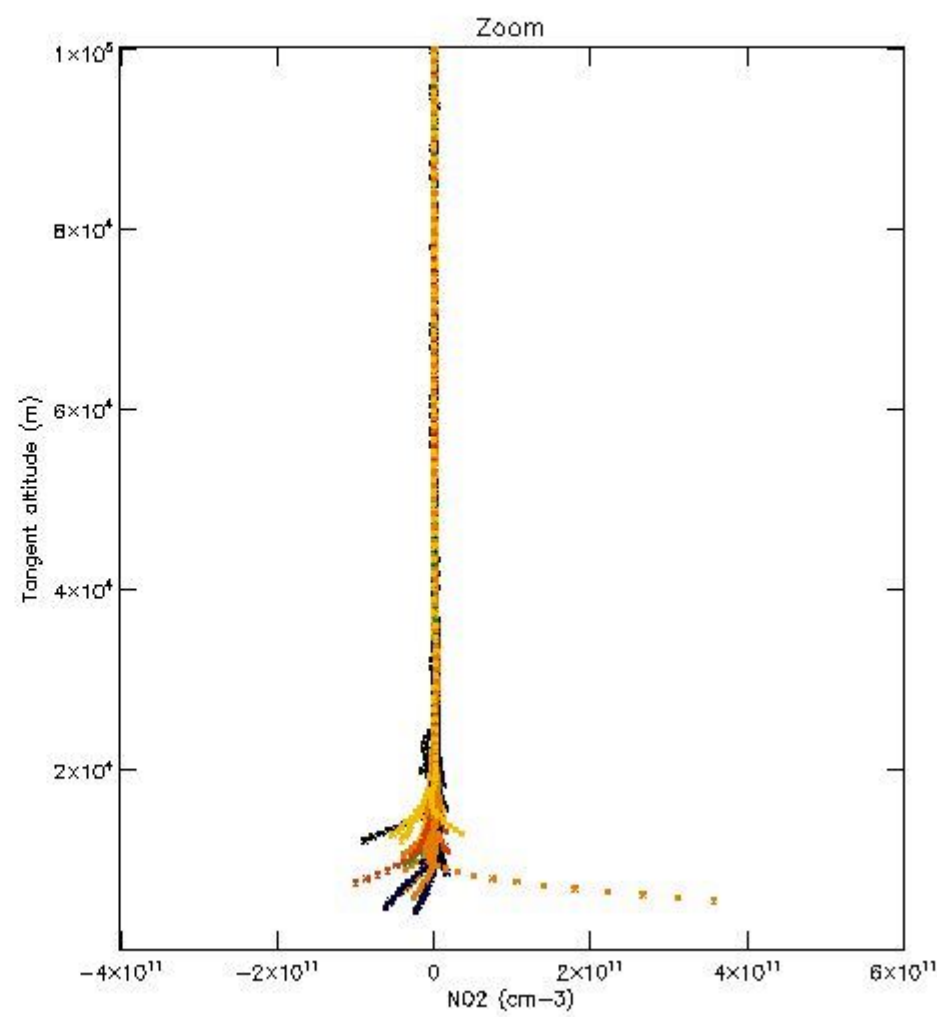
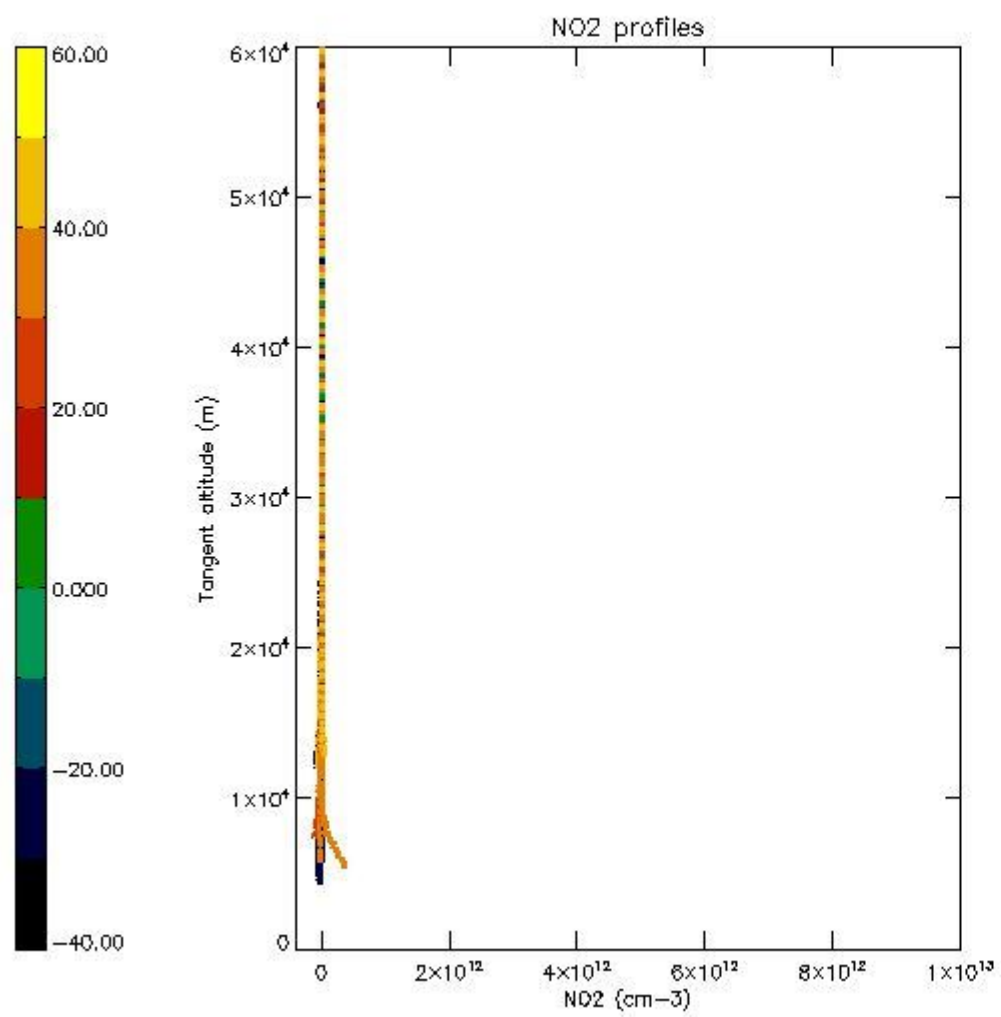
5.5 Plot ozone profiles where STD < 5% (dark without errors)

The colorbar represents the latitude.



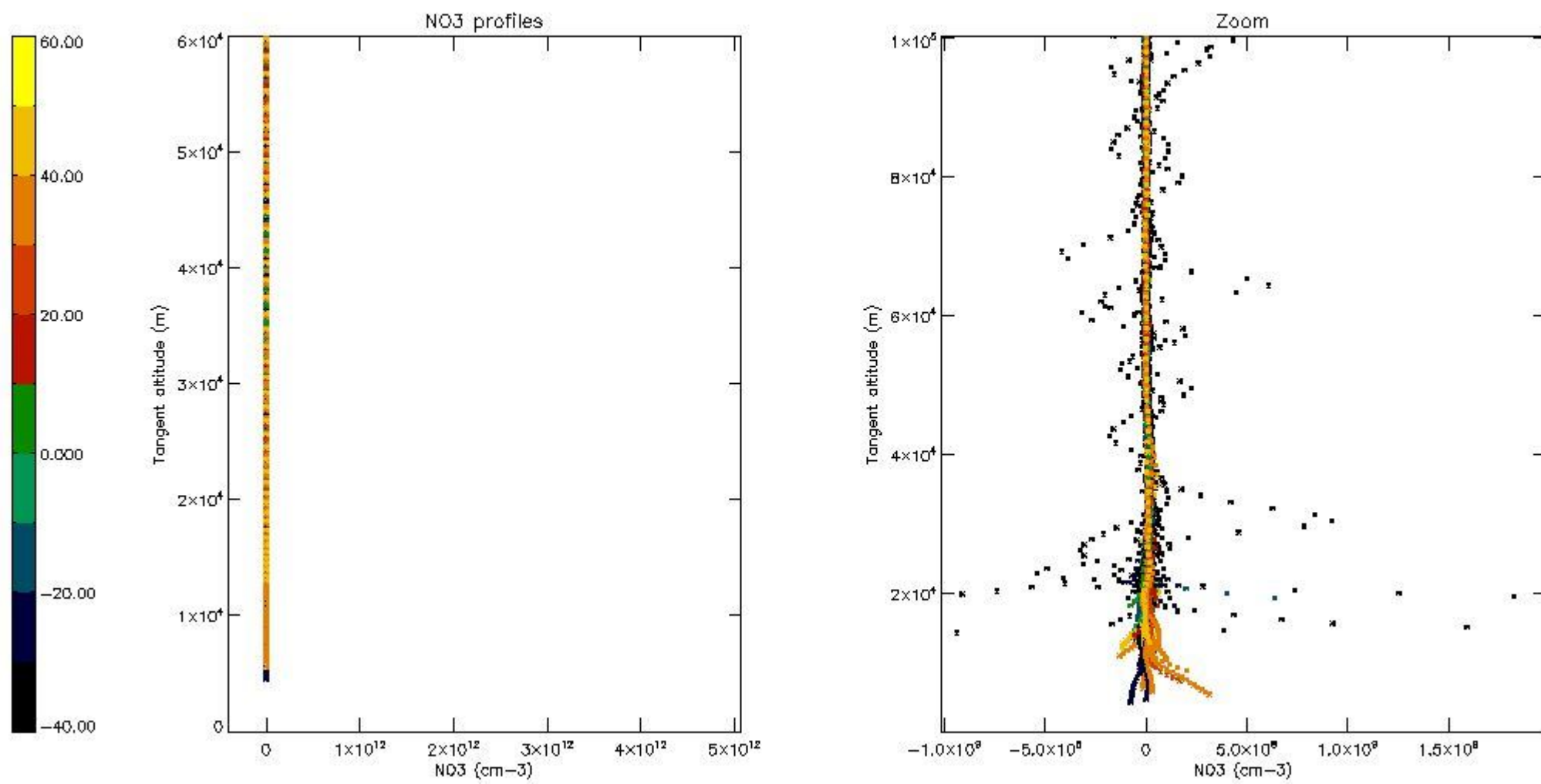
5.6 Plot NO₂ profiles for all STD (dark without errors)

The colorbar represents the latitude.



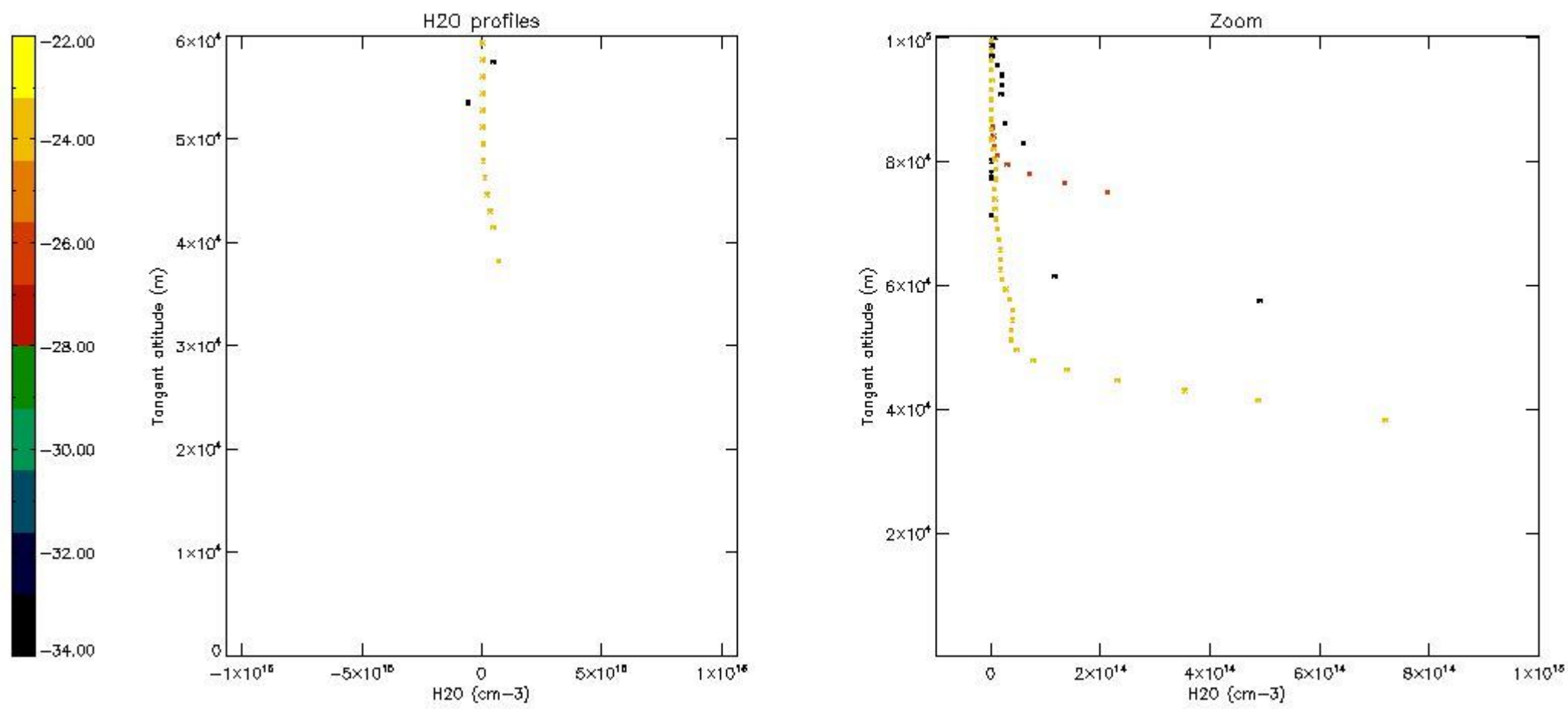
5.7 Plot NO3 profiles for all STD (dark without errors)

The colorbar represents the latitude.



5.8 Plot H2O profiles for all STD (only for occultations of stars 1,2,3,4,13,14,16,26,63 dark without errors)

The colorbar represents the latitude.



6. Auxiliary Data Files used for the production reported in section 2

The number reported in the third column indicates since which file (see list in section 2) the corresponding auxiliary file has been used. The fourth column is the date of those product files.

Type	Auxiliary Filename	Used since product	Used since product date
INST_PHYS_CHARACTERISTICS	GOM_INS_AXVIEC20091111_143220_20030716_120000_20500101_000000	1	03-JAN-2004 00:01:10
LEVEL-2_PROC_CONFIG	GOM_PR2_AXVIEC20091111_152718_20020301_000000_20500101_000000	1	03-JAN-2004 00:01:10
CROSS_SECTIONS_FILE	GOM_CRS_AXVIEC20091111_154832_20020301_000000_20500101_000000	1	03-JAN-2004 00:01:10

GOMOS Level 2 Daily Report

SUMMARY

[1. General Info](#)

[2. Summary of processed GOM_NL_2P products](#)

[3. Level 2 Quality information per product](#)

[3.1 Plot of level 2 quality information per product \(time dependant\)](#)

[3.2 Plot of level 2 quality information per product \(world map\)](#)

[4. Level 1 Quality information per product \(stored on level 2 products\)](#)

[4.1 Plot of level 1 quality information per product \(time dependant\)](#)

[4.1.1 Plot of level 1 quality information per product \(time dependant\): ASCENDING](#)

[4.1.2 Plot of level 1 quality information per product \(time dependant\): DESCENDING](#)

[4.2 Plot of level 1 quality information per product \(world map\)](#)

[4.2.1 Plot of level 1 quality information per product \(world map\): ASCENDING](#)

[4.2.2 Plot of level 1 quality information per product \(world map\): DESCENDING](#)

[5. Ozone profiles based on quality statistics and other trace gas profiles](#)

[5.1 Ozone statistics based on quality of products](#)

[5.2 Plot ozone profiles for all STD \(dark without errors\)](#)

[5.3 Plot ozone profiles where STD < 20% \(dark without errors\)](#)

[5.4. Plot ozone profiles where STD < 10% \(dark without errors\)](#)

[5.5. Plot ozone profiles where STD < 5% \(dark without errors\)](#)

[5.6 Plot NO2 profiles for all STD \(dark without errors\)](#)

[5.7 Plot NO3 profiles for all STD \(dark without errors\)](#)

[5.8 Plot H2O profiles \(only for occultations of stars 1,2,3,4,13,14,16,26,63 dark without errors\) for all STD](#)

[6. Auxiliary Data Files used for the production reported in section 2](#)

This report presents the daily analysis on parameters extracted from GOMOS level 2 data (GOM_NL__2P). It is intended to monitor some important parameters that will impact the quality of these products. A list of level 2 products (and content) that have arrived during the reporting day to the PCF is also given.

Item	Value
Time of report generation	18APR2013 16:23:48
Data source version	GOMOS/6.01
Start time of products	03-01-2004 (03JAN2004 00:00:00)
Stop time of products	04-01-2004 (04JAN2004 00:00:00)
Store outputs in DB	Yes
Nb of level 2 prods	236
Nb of prods with errors	0

2. Summary of processed GOM_NL__2P products.

Nr	Filename	UTC Start time	Limb	Duration	Star Id	Star Name	Star Mag	Star Temp	Nb Meas	Orbit	Prod. error
1	GOM_NL__2PRFIN20040103_000110_000000382023_00059_09632_0370.N1	03-JAN-2004 00:01:10	Bright	38.000	35	33Alp Per	1.7950	6250.0	76	9632	No
2	GOM_NL__2PRFIN20040103_000225_000000392023_00059_09632_0371.N1	03-JAN-2004 00:02:25	Bright	39.000	160	23Gam Per	2.9300	4700.0	78	9632	No
3	GOM_NL__2PRFIN20040103_001127_000000372023_00059_09632_0372.N1	03-JAN-2004 00:11:27	Bright	37.000	49	1Alp UMi	1.9900	6300.0	74	9632	No
4	GOM_NL__2PRFIN20040103_001406_000000452023_00059_09632_0373.N1	03-JAN-2004 00:14:06	Bright	44.500	36	50Alp UMa	1.8000	6300.0	89	9632	No
5	GOM_NL__2PRFIN20040103_001552_000000402023_00059_09632_0374.N1	03-JAN-2004 00:15:52	Bright	39.500	60	7Bet UMi	2.0810	3950.0	79	9632	No
6	GOM_NL__2PRFIN20040103_001809_000000552023_00059_09632_0375.N1	03-JAN-2004 00:18:09	Bright	55.000	87	64Gam UMa	2.4330	11000.	110	9632	No
7	GOM_NL__2PRFIN20040103_002027_000000482023_00059_09632_0376.N1	03-JAN-2004 00:20:27	Bright	47.500	55	79Zet UMa	2.0600	10200.	95	9632	No
8	GOM_NL__2PRFIN20040103_002246_000000482023_00059_09632_0377.N1	03-JAN-2004 00:22:46	Bright	47.500	39	85Eta UMa	1.8540	24000.	95	9632	No
9	GOM_NL__2PRFIN20040103_002641_000000662023_00059_09632_0378.N1	03-JAN-2004 00:26:41	Bright	65.500	152	12Alp2CVn	2.8900	11000.	131	9632	No
10	GOM_NL__2PRFIN20040103_003042_000000462023_00059_09632_0379.N1	03-JAN-2004 00:30:42	Bright	45.500	83		2.3780	11000.	91	9632	No
11	GOM_NL__2PRFIN20040103_003501_000000592023_00059_09632_0380.N1	03-JAN-2004 00:35:01	Bright	59.000	111	8Eta Boo	2.6800	6000.0	118	9632	No
12	GOM_NL__2PRFIN20040103_003817_000000522023_00059_09632_0381.N1	03-JAN-2004 00:38:17	Bright	52.000	120	1Del Oph	2.7340	3200.0	104	9632	No
13	GOM_NL__2PRFIN20040103_004108_000000402023_00059_09632_0382.N1	03-JAN-2004 00:41:08	Bright	39.500	104	27Bet Lib	2.6140	13100.	79	9632	No
14	GOM_NL__2PRFIN20040103_004350_000000502023_00059_09632_0383.N1	03-JAN-2004 00:43:50	Twilight	49.500	122	9Alp2Lib	2.7470	9700.0	99	9632	No
15	GOM_NL__2PRFIN20040103_004734_000000752023_00059_09632_0384.N1	03-JAN-2004 00:47:34	Dark	74.500	15	67Alp Vir	0.97600	28000.	149	9632	No
16	GOM_NL__2PRFIN20040103_005157_000000432023_00059_09632_0385.N1	03-JAN-2004 00:51:57	Dark	43.000	78	Alp Lup	2.3040	28000.	86	9632	No
17	GOM_NL__2PRFIN20040103_005330_000000432023_00059_09632_0386.N1	03-JAN-2004 00:53:30	Dark	43.000	95	Zet Cen	2.5450	26000.	86	9632	No
18	GOM_NL__2PRFIN20040103_005506_000000462023_00060_09633_0354.N1	03-JAN-2004 00:55:06	Dark	46.000	4	Alp1Cen	-0.010000	5800.0	92	9633	No
19	GOM_NL__2PRFIN20040103_005900_000000442023_00060_09633_0355.N1	03-JAN-2004 00:59:00	Dark	44.000	12	Alp1Cru	0.77500	30000.	88	9633	No
20	GOM_NL__2PRFIN20040103_010415_000000432023_00060_09633_0356.N1	03-JAN-2004 01:04:15	Dark	43.000	29	Bet Car	1.6720	10200.	86	9633	No
21	GOM_NL__2PRFIN20040103_010542_000000432023_00060_09633_0357.N1	03-JAN-2004 01:05:42	Dark	43.000	71	lot Car	2.2460	7700.0	86	9633	No
22	GOM_NL__2PRFIN20040103_010714_000000492023_00060_09633_0358.N1	03-JAN-2004 01:07:14	Dark	48.500	41	Eps Car	1.8600	4100.0	97	9633	No
23	GOM_NL__2PRFIN20040103_010920_000000552023_00060_09633_0359.N1	03-JAN-2004 01:09:20	Dark	54.500	65	Lam Vel	2.2040	4400.0	109	9633	No
24	GOM_NL__2PRFIN20040103_011121_000000502023_00060_09633_0360.N1	03-JAN-2004 01:11:21	Dark	50.000	2	Alp Car	-0.73600	7000.0	100	9633	No
25	GOM_NL__2PRFIN20040103_011440_000000492023_00060_09633_0361.N1	03-JAN-2004 01:14:40	Dark	48.500	117	Pi Pup	2.7060	3800.0	97	9633	No
26	GOM_NL__2PRFIN20040103_011725_000000502023_00060_09633_0362.N1	03-JAN-2004 01:17:25	Straylight	49.500	23	21Eps CMa	1.5020	26000.	99	9633	No
27	GOM_NL__2PRFIN20040103_011855_000000502023_00060_09633_0363.N1	03-JAN-2004 01:18:55	Straylight	50.000	179	24Omi2CMa	3.0320	24000.	100	9633	No
28	GOM_NL__2PRFIN20040103_012111_000000472023_00060_09633_0364.N1	03-JAN-2004 01:21:11	Straylight	46.500	47	2Bet CMa	1.9760	28000.	93	9633	No
29	GOM_NL__2PRFIN20040103_012432_000000462023_00060_09633_0365.N1	03-JAN-2004 01:24:32	Straylight	46.000	7	19Bet Ori	0.10000	14000.	92	9633	No
30	GOM_NL__2PRFIN20040103_012622_000000442023_00060_09633_0366.N1	03-JAN-2004 01:26:22	Straylight	43.500	30	46Eps Ori	1.6940	30000.	87	9633	No
31	GOM_NL__2PRFIN20040103_012940_000000762023_00060_09633_0367.N1	03-JAN-2004 01:29:40	Twilight	75.500	8	10Alp CMi	0.40000	6500.0	151	9633	No
32	GOM_NL__2PRFIN20040103_013202_000000522023_00060_09633_0368.N1	03-JAN-2004 01:32:02	Bright	52.000	44	24Gam Gem	1.9280	11000.	104	9633	No
33	GOM_NL__2PRFIN20040103_013340_000000502023_00060_09633_0369.N1	03-JAN-2004 01:33:40	Bright	49.500	151	13Mu Gem	2.8900	3000.0	99	9633	No
34	GOM_NL__2PRFIN20040103_013612_000000382023_00060_09633_0370.N1	03-JAN-2004 01:36:12	Bright	38.000	114	3lot Aur	2.6930	4600.0	76	9633	No
35	GOM_NL__2PRFIN20040103_013741_000000402023_00060_09633_0371.N1	03-JAN-2004 01:37:41	Bright	40.000	107	37The Aur	2.6490	11000.	80	9633	No
36	GOM_NL__2PRFIN20040103_013950_000000442023_00060_09633_0372.N1	03-JAN-2004 01:39:50	Bright	43.500	6	13Alp Aur	0.080000	3400.0	87	9633	No
37	GOM_NL__2PRFIN20040103_014147_000000392023_00060_09633_0373.N1	03-JAN-2004 01:41:47	Bright	39.000	35	33Alp Per	1.7950	6250.0	78	9633	No
38	GOM_NL__2PRFIN20040103_014303_000000392023_00060_09633_0374.N1	03-JAN-2004 01:43:03	Bright	38.500	160	23Gam Per	2.9300	4700.0	77	9633	No
39	GOM_NL__2PRFIN20040103_015203_000000352023_00060_09633_0375.N1	03-JAN-2004 01:52:03	Bright	34.500	49	1Alp UMi	1.9900	6300.0	69	9633	No
40	GOM_NL__2PRFIN20040103_015441_000000512023_00060_09633_0376.N1	03-JAN-2004 01:54:41	Bright	50.500	36	50Alp UMa	1.8000	6300.0	101	9633	No
41	GOM_NL__2PRFIN20040103_015628_000000402023_00060_09633_0377.N1	03-JAN-2004 01:56:28	Bright	39.500	60	7Bet UMi	2.0810	3950.0	79	9633	No
42	GOM_NL__2PRFIN20040103_015844_000000552023_00060_09633_0378.N1	03-JAN-2004 01:58:44	Bright	55.000	87	64Gam UMa	2.4330	11000.	110	9633	No

43	GOM_NL__2PRFIN20040103_020102_000000492023_00060_09633_0379.N1	03-JAN-2004 02:01:02	Bright	49.000	55	79Zet UMa	2.0600	10200.	98	9633	No
44	GOM_NL__2PRFIN20040103_020322_000000482023_00060_09633_0380.N1	03-JAN-2004 02:03:22	Bright	48.000	39	85Eta UMa	1.8540	24000.	96	9633	No
45	GOM_NL__2PRFIN20040103_020716_000000622023_00060_09633_0381.N1	03-JAN-2004 02:07:16	Bright	61.500	152	12Alp2CVn	2.8900	11000.	123	9633	No
46	GOM_NL__2PRFIN20040103_021118_000000462023_00060_09633_0382.N1	03-JAN-2004 02:11:18	Bright	45.500	83		2.3780	11000.	91	9633	No
47	GOM_NL__2PRFIN20040103_021538_000000592023_00060_09633_0383.N1	03-JAN-2004 02:15:38	Bright	58.500	111	8Eta Boo	2.6800	6000.0	117	9633	No
48	GOM_NL__2PRFIN20040103_021854_000000382023_00060_09633_0384.N1	03-JAN-2004 02:18:54	Bright	37.500	120	1Del Oph	2.7340	3200.0	75	9633	No
49	GOM_NL__2PRFIN20040103_022144_000000562023_00060_09633_0385.N1	03-JAN-2004 02:21:44	Bright	56.000	104	27Bet Lib	2.6140	13100.	112	9633	No
50	GOM_NL__2PRFIN20040103_022427_000000482023_00060_09633_0386.N1	03-JAN-2004 02:24:27	Tw_i_and_stray	48.000	122	9Alp2Lib	2.7470	9700.0	96	9633	No
51	GOM_NL__2PRFIN20040103_022811_000000652023_00060_09633_0387.N1	03-JAN-2004 02:28:11	Dark	64.500	15	67Alp Vir	0.97600	28000.	129	9633	No
52	GOM_NL__2PRFIN20040103_023105_000000402023_00060_09633_0388.N1	03-JAN-2004 02:31:05	Dark	40.000	109	Bet Lup	2.6770	26000.	80	9633	No
53	GOM_NL__2PRFIN20040103_023234_000000392023_00060_09633_0389.N1	03-JAN-2004 02:32:34	Dark	39.000	78	Alp Lup	2.3040	28000.	78	9633	No
54	GOM_NL__2PRFIN20040103_023407_000000412023_00060_09633_0390.N1	03-JAN-2004 02:34:07	Dark	40.500	95	Zet Cen	2.5450	26000.	81	9633	No
55	GOM_NL__2PRFIN20040103_023542_000000442023_00061_09634_0351.N1	03-JAN-2004 02:35:42	Dark	44.000	4	Alp1Cen	-0.010000	5800.0	88	9634	No
56	GOM_NL__2PRFIN20040103_160235_000000462023_00069_09642_0688.N1	03-JAN-2004 16:02:35	Dark	45.500	64	Gam Cen	2.2000	10600.	91	9642	No
57	GOM_NL__2PRFIN20040103_160427_000000462023_00069_09642_0372.N1	03-JAN-2004 16:04:27	Dark	46.000	12	Alp1Cru	0.77500	30000.	92	9642	No
58	GOM_NL__2PRFIN20040103_160938_000000442023_00069_09642_0373.N1	03-JAN-2004 16:09:38	Dark	43.500	29	Bet Car	1.6720	10200.	87	9642	No
59	GOM_NL__2PRFIN20040103_161110_000000472023_00069_09642_0374.N1	03-JAN-2004 16:11:10	Dark	46.500	71	lot Car	2.2460	7700.0	93	9642	No
60	GOM_NL__2PRFIN20040103_161241_000000472023_00069_09642_0375.N1	03-JAN-2004 16:12:41	Dark	47.000	41	Eps Car	1.8600	4100.0	94	9642	No
61	GOM_NL__2PRFIN20040103_161450_000000582023_00069_09642_0376.N1	03-JAN-2004 16:14:50	Dark	57.500	65	Lam Vel	2.2040	4400.0	115	9642	No
62	GOM_NL__2PRFIN20040103_161647_000000512023_00069_09642_0377.N1	03-JAN-2004 16:16:47	Dark	51.000	2	Alp Car	-0.73600	7000.0	102	9642	No
63	GOM_NL__2PRFIN20040103_162006_000000492023_00069_09642_0378.N1	03-JAN-2004 16:20:06	Dark	48.500	117	Pi Pup	2.7060	3800.0	97	9642	No
64	GOM_NL__2PRFIN20040103_162251_000000492023_00069_09642_0379.N1	03-JAN-2004 16:22:51	Straylight	48.500	23	21Eps CMa	1.5020	26000.	97	9642	No
65	GOM_NL__2PRFIN20040103_162423_000000452023_00069_09642_0380.N1	03-JAN-2004 16:24:23	Straylight	45.000	179	24Omi2CMa	3.0320	24000.	90	9642	No
66	GOM_NL__2PRFIN20040103_162648_000000552023_00069_09642_0381.N1	03-JAN-2004 16:26:48	Straylight	55.000	1	9Alp CMa	-1.4400	11000.	110	9642	No
67	GOM_NL__2PRFIN20040103_162956_000000512023_00069_09642_0382.N1	03-JAN-2004 16:29:56	Straylight	51.000	7	19Bet Ori	0.10000	14000.	102	9642	No
68	GOM_NL__2PRFIN20040103_163143_000000452023_00069_09642_0383.N1	03-JAN-2004 16:31:43	Straylight	44.500	30	46Eps Ori	1.6940	30000.	89	9642	No
69	GOM_NL__2PRFIN20040103_163459_000000682023_00069_09642_0384.N1	03-JAN-2004 16:34:59	Tw_i_and_stray	68.000	8	10Alp CMi	0.40000	6500.0	136	9642	No
70	GOM_NL__2PRFIN20040103_163722_000000522023_00069_09642_0385.N1	03-JAN-2004 16:37:22	Tw_i_and_stray	52.000	44	24Gam Gem	1.9280	11000.	104	9642	No
71	GOM_NL__2PRFIN20040103_163901_000000492023_00069_09642_0386.N1	03-JAN-2004 16:39:01	Bright	48.500	151	13Mu Gem	2.8900	3000.0	97	9642	No
72	GOM_NL__2PRFIN20040103_164135_000000412023_00069_09642_0387.N1	03-JAN-2004 16:41:35	Bright	40.500	114	3lot Aur	2.6930	4600.0	81	9642	No
73	GOM_NL__2PRFIN20040103_164302_000000412023_00069_09642_0388.N1	03-JAN-2004 16:43:02	Bright	40.500	107	37The Aur	2.6490	11000.	81	9642	No
74	GOM_NL__2PRFIN20040103_164513_000000422023_00069_09642_0389.N1	03-JAN-2004 16:45:13	Bright	42.000	6	13Alp Aur	0.080000	3400.0	84	9642	No
75	GOM_NL__2PRFIN20040103_164712_000000392023_00069_09642_0390.N1	03-JAN-2004 16:47:12	Bright	38.500	35	33Alp Per	1.7950	6250.0	77	9642	No
76	GOM_NL__2PRFIN20040103_164830_000000402023_00069_09642_0391.N1	03-JAN-2004 16:48:30	Bright	39.500	160	23Gam Per	2.9300	4700.0	79	9642	No
77	GOM_NL__2PRFIN20040103_165725_000000392023_00069_09642_0392.N1	03-JAN-2004 16:57:25	Bright	39.000	49	1Alp UMi	1.9900	6300.0	78	9642	No
78	GOM_NL__2PRFIN20040103_165959_000000532023_00069_09642_0393.N1	03-JAN-2004 16:59:59	Bright	52.500	36	50Alp UMa	1.8000	6300.0	105	9642	No
79	GOM_NL__2PRFIN20040103_170150_000000402023_00069_09642_0394.N1	03-JAN-2004 17:01:50	Bright	39.500	60	7Bet UMi	2.0810	3950.0	79	9642	No
80	GOM_NL__2PRFIN20040103_170401_000000582023_00069_09642_0395.N1	03-JAN-2004 17:04:01	Bright	57.500	87	64Gam UMa	2.4330	11000.	115	9642	No
81	GOM_NL__2PRFIN20040103_170623_000000472023_00069_09642_0396.N1	03-JAN-2004 17:06:23	Bright	47.000	55	79Zet UMa	2.0600	10200.	94	9642	No
82	GOM_NL__2PRFIN20040103_170844_000000472023_00069_09642_0397.N1	03-JAN-2004 17:08:44	Bright	46.500	39	85Eta UMa	1.8540	24000.	93	9642	No
83	GOM_NL__2PRFIN20040103_171239_000000662023_00069_09642_0398.N1	03-JAN-2004 17:12:39	Bright	65.500	152	12Alp2CVn	2.8900	11000.	131	9642	No
84	GOM_NL__2PRFIN20040103_171644_000000462023_00069_09642_0399.N1	03-JAN-2004 17:16:44	Bright	45.500	83		2.3780	11000.	91	9642	No
85	GOM_NL__2PRFIN20040103_172107_000000582023_00069_09642_0400.N1	03-JAN-2004 17:21:07	Bright	57.500	111	8Eta Boo	2.6800	6000.0	115	9642	No
86	GOM_NL__2PRFIN20040103_172419_000000372023_00069_09642_0401.N1	03-JAN-2004 17:24:19	Bright	37.000	120	1Del Oph	2.7340	3200.0	74	9642	No
87	GOM_NL__2PRFIN20040103_172712_000000572023_00069_09642_0402.N1	03-JAN-2004 17:27:12	Bright	57.000	104	27Bet Lib	2.6140	13100.	114	9642	No
88	GOM_NL__2PRFIN20040103_172955_000000492023_00069_09642_0403.N1	03-JAN-2004 17:29:55	Tw_i_and_stray	48.500	122	9Alp2Lib	2.7470	9700.0	97	9642	No
89	GOM_NL__2PRFIN20040103_173348_000000742023_00069_09642_0404.N1	03-JAN-2004 17:33:48	Dark	74.000	15	67Alp Vir	0.97600	28000.	148	9642	No
90	GOM_NL__2PRFIN20040103_173632_000000412023_00069_09642_0405.N1	03-JAN-2004 17:36:32	Dark	41.000	109	Bet Lup	2.6770	26000.	82	9642	No
91	GOM_NL__2PRFIN20040103_173801_000000452023_00069_09642_0406.N1	03-JAN-2004 17:38:01	Dark	44.500	78	Alp Lup	2.3040	28000.	89	9642	No
92	GOM_NL__2PRFIN20040103_173935_000000422023_00069_09642_0407.N1	03-JAN-2004 17:39:35	Dark	42.000	95	Zet Cen	2.5450	26000.	84	9642	No
93	GOM_NL__2PRFIN20040103_174108_000000532023_00070_09643_0372.N1	03-JAN-2004 17:41:08	Dark	53.000	4	Alp1Cen	-0.010000	5800.0	106	9643	No
94	GOM_NL__2PRFIN20040103_174311_000000452023_00070_09643_0373.N1	03-JAN-2004 17:43:11	Dark	45.000	64	Gam Cen	2.2000	10600.	90	9643	No
95	GOM_NL__2PRFIN20040103_174504_000000432023_00070_09643_0374.N1	03-JAN-2004 17:45:04	Dark	42.500	12	Alp1Cru	0.77500	30000.	85	9643	No
96	GOM_NL__2PRFIN20040103_175016_000000422023_00070_09643_0375.N1	03-JAN-2004 17:50:16	Dark	42.000	29	Bet Car	1.6720	10200.	84	9643	No
97	GOM_NL__2PRFIN20040103_175146_000000442023_00070_09643_0376.N1	03-JAN-2004 17:51:46	Dark	43.500	71	lot Car	2.2460	7700.0	87	9643	No
98	GOM_NL__2PRFIN20040103_175317_000000492023_00070_09643_0377.N1	03-JAN-2004 17:53:17	Dark	49.000	41	Eps Car	1.8600	4100.0	98	9643	No
99	GOM_NL__2PRFIN20040103_175527_000000592023_00070_09643_0378.N1	03-JAN-2004 17:55:27	Dark	58.500	65	Lam Vel	2.2040	4400.0	117	9643	No
100	GOM_NL__2PRFIN20040103_175725_000000472023_00070_09643_0379.N1	03-JAN-2004 17:57:25	Dark	47.000	2	Alp Car	-0.73600	7000.0	94	9643	No
101	GOM_NL__2PRFIN20040103_180043_000000502023_00070_09643_0380.N1	03-JAN-2004 18:00:43	Dark	49.500	117	Pi Pup	2.7060	3800.0	99	9643	No

102	GOM_NL__2PRFIN20040103_180328_000000502023_00070_09643_0381.N1	03-JAN-2004 18:03:28	Straylight	49.500	23	21Eps CMa	1.5020	26000.	99	9643	No
103	GOM_NL__2PRFIN20040103_180459_000000452023_00070_09643_0382.N1	03-JAN-2004 18:04:59	Straylight	45.000	179	24Omi2CMa	3.0320	24000.	90	9643	No
104	GOM_NL__2PRFIN20040103_180724_000000582023_00070_09643_0383.N1	03-JAN-2004 18:07:24	Straylight	58.000	1	9Alp CMa	-1.4400	11000.	116	9643	No
105	GOM_NL__2PRFIN20040103_181032_000000482023_00070_09643_0384.N1	03-JAN-2004 18:10:32	Straylight	47.500	7	19Bet Ori	0.10000	14000.	95	9643	No
106	GOM_NL__2PRFIN20040103_181219_000000442023_00070_09643_0385.N1	03-JAN-2004 18:12:19	Straylight	43.500	30	46Eps Ori	1.6940	30000.	87	9643	No
107	GOM_NL__2PRFIN20040103_181534_000000682023_00070_09643_0386.N1	03-JAN-2004 18:15:34	Tw_i_and_stray	67.500	8	10Alp CMi	0.40000	6500.0	135	9643	No
108	GOM_NL__2PRFIN20040103_181758_000000502023_00070_09643_0387.N1	03-JAN-2004 18:17:58	Tw_i_and_stray	49.500	44	24Gam Gem	1.9280	11000.	99	9643	No
109	GOM_NL__2PRFIN20040103_181937_000000472023_00070_09643_0388.N1	03-JAN-2004 18:19:37	Bright	47.000	151	13Mu Gem	2.8900	3000.0	94	9643	No
110	GOM_NL__2PRFIN20040103_182210_000000422023_00070_09643_0389.N1	03-JAN-2004 18:22:10	Bright	42.000	114	3Iot Aur	2.6930	4600.0	84	9643	No
111	GOM_NL__2PRFIN20040103_182338_000000402023_00070_09643_0390.N1	03-JAN-2004 18:23:38	Bright	39.500	107	37The Aur	2.6490	11000.	79	9643	No
112	GOM_NL__2PRFIN20040103_182548_000000452023_00070_09643_0391.N1	03-JAN-2004 18:25:48	Bright	44.500	6	13Alp Aur	0.080000	3400.0	89	9643	No
113	GOM_NL__2PRFIN20040103_182749_000000402023_00070_09643_0392.N1	03-JAN-2004 18:27:49	Bright	39.500	35	33Alp Per	1.7950	6250.0	79	9643	No
114	GOM_NL__2PRFIN20040103_182906_000000392023_00070_09643_0393.N1	03-JAN-2004 18:29:06	Bright	38.500	160	23Gam Per	2.9300	4700.0	77	9643	No
115	GOM_NL__2PRFIN20040103_183801_000000392023_00070_09643_0394.N1	03-JAN-2004 18:38:01	Bright	38.500	49	1Alp UMi	1.9900	6300.0	77	9643	No
116	GOM_NL__2PRFIN20040103_184034_000000512023_00070_09643_0395.N1	03-JAN-2004 18:40:34	Bright	50.500	36	50Alp UMa	1.8000	6300.0	101	9643	No
117	GOM_NL__2PRFIN20040103_184226_000000412023_00070_09643_0396.N1	03-JAN-2004 18:42:26	Bright	41.000	60	7Bet UMi	2.0810	3950.0	82	9643	No
118	GOM_NL__2PRFIN20040103_184436_000000562023_00070_09643_0397.N1	03-JAN-2004 18:44:36	Bright	56.000	87	64Gam UMa	2.4330	11000.	112	9643	No
119	GOM_NL__2PRFIN20040103_184659_000000462023_00070_09643_0398.N1	03-JAN-2004 18:46:59	Bright	45.500	55	79Zet UMa	2.0600	10200.	91	9643	No
120	GOM_NL__2PRFIN20040103_184920_000000482023_00070_09643_0399.N1	03-JAN-2004 18:49:20	Bright	47.500	39	85Eta UMa	1.8540	24000.	95	9643	No
121	GOM_NL__2PRFIN20040103_185314_000000662023_00070_09643_0400.N1	03-JAN-2004 18:53:14	Bright	65.500	152	12Alp2CVn	2.8900	11000.	131	9643	No
122	GOM_NL__2PRFIN20040103_185720_000000452023_00070_09643_0401.N1	03-JAN-2004 18:57:20	Bright	44.500	83		2.3780	11000.	89	9643	No
123	GOM_NL__2PRFIN20040103_190143_000000602023_00070_09643_0402.N1	03-JAN-2004 19:01:43	Bright	60.000	111	8Eta Boo	2.6800	6000.0	120	9643	No
124	GOM_NL__2PRFIN20040103_190454_000000392023_00070_09643_0403.N1	03-JAN-2004 19:04:54	Bright	39.000	120	1Del Oph	2.7340	3200.0	78	9643	No
125	GOM_NL__2PRFIN20040103_190748_000000472023_00070_09643_0404.N1	03-JAN-2004 19:07:48	Bright	46.500	104	27Bet Lib	2.6140	13100.	93	9643	No
126	GOM_NL__2PRFIN20040103_191032_000000492023_00070_09643_0405.N1	03-JAN-2004 19:10:32	Tw_i_and_stray	49.000	122	9Alp2Lib	2.7470	9700.0	98	9643	No
127	GOM_NL__2PRFIN20040103_191425_000000822023_00070_09643_0406.N1	03-JAN-2004 19:14:25	Dark	82.000	15	67Alp Vir	0.97600	28000.	164	9643	No
128	GOM_NL__2PRFIN20040103_191708_000000402023_00070_09643_0407.N1	03-JAN-2004 19:17:08	Dark	40.000	109	Bet Lup	2.6770	26000.	80	9643	No
129	GOM_NL__2PRFIN20040103_191838_000000442023_00070_09643_0408.N1	03-JAN-2004 19:18:38	Dark	43.500	78	Alp Lup	2.3040	28000.	87	9643	No
130	GOM_NL__2PRFIN20040103_192012_000000412023_00070_09643_0409.N1	03-JAN-2004 19:20:12	Dark	40.500	95	Zet Cen	2.5450	26000.	81	9643	No
131	GOM_NL__2PRFIN20040103_192144_000000472023_00071_09644_0373.N1	03-JAN-2004 19:21:44	Dark	47.000	4	Alp1Cen	-0.010000	5800.0	94	9644	No
132	GOM_NL__2PRFIN20040103_192348_000000452023_00071_09644_0374.N1	03-JAN-2004 19:23:48	Dark	45.000	64	Gam Cen	2.2000	10600.	90	9644	No
133	GOM_NL__2PRFIN20040103_192540_000000502023_00071_09644_0375.N1	03-JAN-2004 19:25:40	Dark	50.000	12	Alp1Cru	0.77500	30000.	100	9644	No
134	GOM_NL__2PRFIN20040103_193053_000000422023_00071_09644_0376.N1	03-JAN-2004 19:30:53	Dark	42.000	29	Bet Car	1.6720	10200.	84	9644	No
135	GOM_NL__2PRFIN20040103_193222_000000432023_00071_09644_0377.N1	03-JAN-2004 19:32:22	Dark	43.000	71	Iot Car	2.2460	7700.0	86	9644	No
136	GOM_NL__2PRFIN20040103_193354_000000462023_00071_09644_0378.N1	03-JAN-2004 19:33:54	Dark	46.000	41	Eps Car	1.8600	4100.0	92	9644	No
137	GOM_NL__2PRFIN20040103_193604_000000582023_00071_09644_0379.N1	03-JAN-2004 19:36:04	Dark	57.500	65	Lam Vel	2.2040	4400.0	115	9644	No
138	GOM_NL__2PRFIN20040103_193759_000000502023_00071_09644_0380.N1	03-JAN-2004 19:37:59	Dark	49.500	2	Alp Car	-0.73600	7000.0	99	9644	No
139	GOM_NL__2PRFIN20040103_194119_000000492023_00071_09644_0381.N1	03-JAN-2004 19:41:19	Dark	49.000	117	Pi Pup	2.7060	3800.0	98	9644	No
140	GOM_NL__2PRFIN20040103_194404_000000472023_00071_09644_0382.N1	03-JAN-2004 19:44:04	Straylight	46.500	23	21Eps CMa	1.5020	26000.	93	9644	No
141	GOM_NL__2PRFIN20040103_194535_000000452023_00071_09644_0383.N1	03-JAN-2004 19:45:35	Straylight	45.000	179	24Omi2CMa	3.0320	24000.	90	9644	No
142	GOM_NL__2PRFIN20040103_194801_000000522023_00071_09644_0384.N1	03-JAN-2004 19:48:01	Straylight	52.000	1	9Alp CMa	-1.4400	11000.	104	9644	No
143	GOM_NL__2PRFIN20040103_195106_000000502023_00071_09644_0385.N1	03-JAN-2004 19:51:06	Straylight	50.000	7	19Bet Ori	0.10000	14000.	100	9644	No
144	GOM_NL__2PRFIN20040103_195256_000000452023_00071_09644_0386.N1	03-JAN-2004 19:52:56	Straylight	45.000	30	46Eps Ori	1.6940	30000.	90	9644	No
145	GOM_NL__2PRFIN20040103_195610_000000642023_00071_09644_0387.N1	03-JAN-2004 19:56:10	Tw_i_and_stray	64.000	8	10Alp CMi	0.40000	6500.0	128	9644	No
146	GOM_NL__2PRFIN20040103_195833_000000462023_00071_09644_0388.N1	03-JAN-2004 19:58:33	Tw_i_and_stray	46.000	44	24Gam Gem	1.9280	11000.	92	9644	No
147	GOM_NL__2PRFIN20040103_200012_000000452023_00071_09644_0389.N1	03-JAN-2004 20:00:12	Bright	44.500	151	13Mu Gem	2.8900	3000.0	89	9644	No
148	GOM_NL__2PRFIN20040103_200247_000000422023_00071_09644_0390.N1	03-JAN-2004 20:02:47	Bright	41.500	114	3Iot Aur	2.6930	4600.0	83	9644	No
149	GOM_NL__2PRFIN20040103_200413_000000412023_00071_09644_0391.N1	03-JAN-2004 20:04:13	Bright	40.500	107	37The Aur	2.6490	11000.	81	9644	No
150	GOM_NL__2PRFIN20040103_200624_000000442023_00071_09644_0392.N1	03-JAN-2004 20:06:24	Bright	43.500	6	13Alp Aur	0.080000	3400.0	87	9644	No
151	GOM_NL__2PRFIN20040103_200825_000000382023_00071_09644_0393.N1	03-JAN-2004 20:08:25	Bright	38.000	35	33Alp Per	1.7950	6250.0	76	9644	No
152	GOM_NL__2PRFIN20040103_200943_000000392023_00071_09644_0394.N1	03-JAN-2004 20:09:43	Bright	38.500	160	23Gam Per	2.9300	4700.0	77	9644	No
153	GOM_NL__2PRFIN20040103_201837_000000382023_00071_09644_0395.N1	03-JAN-2004 20:18:37	Bright	38.000	49	1Alp UMi	1.9900	6300.0	76	9644	No
154	GOM_NL__2PRFIN20040103_202109_000000442023_00071_09644_0396.N1	03-JAN-2004 20:21:09	Bright	43.500	36	50Alp UMa	1.8000	6300.0	87	9644	No
155	GOM_NL__2PRFIN20040103_202301_000000362023_00071_09644_0397.N1	03-JAN-2004 20:23:01	Bright	35.500	60	7Bet UMi	2.0810	3950.0	71	9644	No
156	GOM_NL__2PRFIN20040103_202511_000000572023_00071_09644_0398.N1	03-JAN-2004 20:25:11	Bright	56.500	87	64Gam UMa	2.4330	11000.	113	9644	No
157	GOM_NL__2PRFIN20040103_202735_000000472023_00071_09644_0399.N1	03-JAN-2004 20:27:35	Bright	47.000	55	79Zet UMa	2.0600	10200.	94	9644	No
158	GOM_NL__2PRFIN20040103_202956_000000482023_00071_09644_0400.N1	03-JAN-2004 20:29:56	Bright	47.500	39	85Eta UMa	1.8540	24000.	95	9644	No
159	GOM_NL__2PRFIN20040103_203350_000000642023_00071_09644_0401.N1	03-JAN-2004 20:33:50	Bright	63.500	152	12Alp2CVn	2.8900	11000.	127	9644	No
160	GOM_NL__2PRFIN20040103_203756_000000462023_00071_09644_0402.N1	03-JAN-2004 20:37:56	Bright	46.000	83		2.3780	11000.	92	9644	No

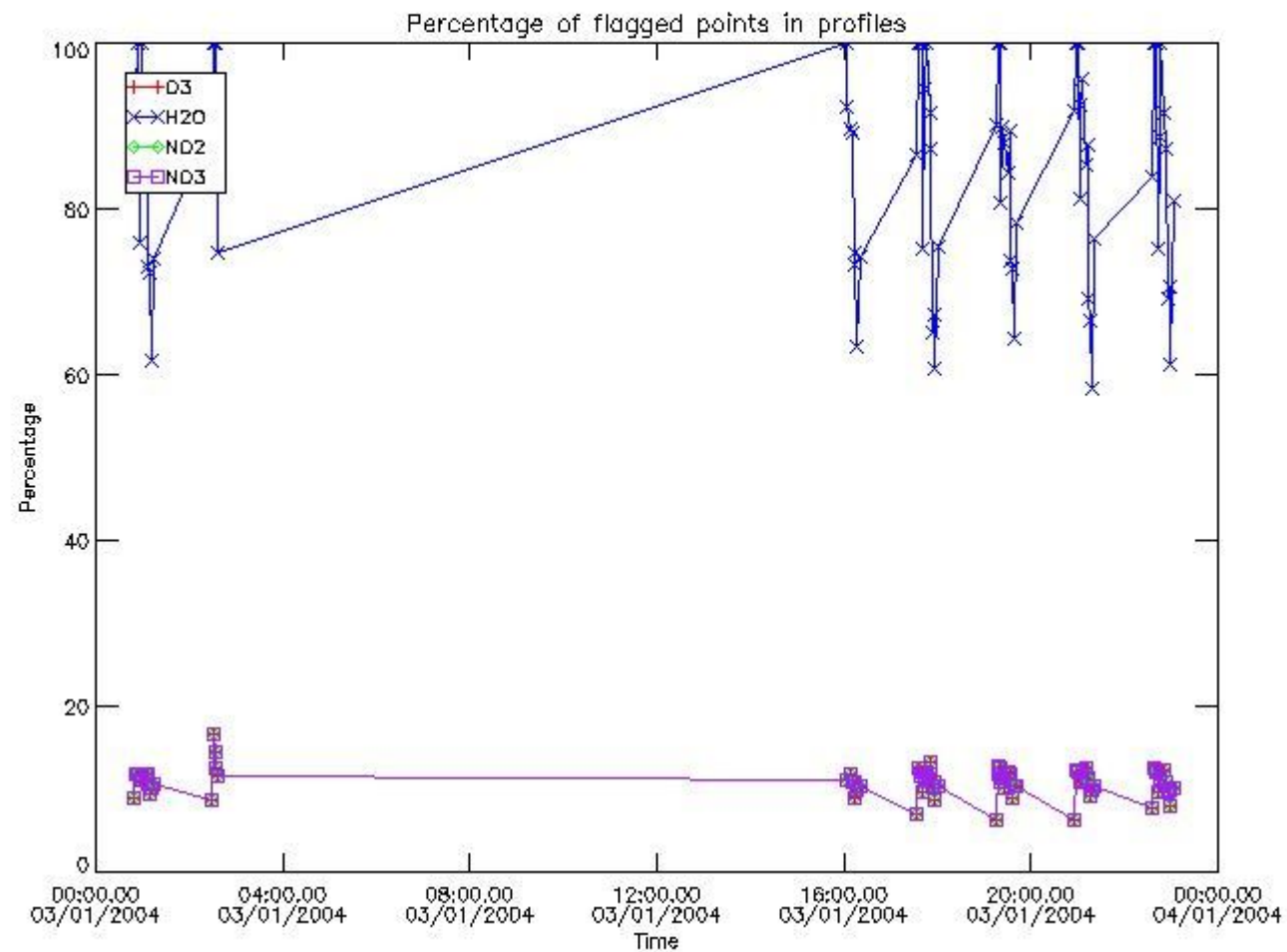
161	GOM_NL__2PRFIN20040103_204220_000000582023_00071_09644_0403.N1	03-JAN-2004 20:42:20	Bright	57.500	111	8Eta Boo	2.6800	6000.0	115	9644	No
162	GOM_NL__2PRFIN20040103_204530_000000402023_00071_09644_0404.N1	03-JAN-2004 20:45:30	Bright	40.000	120	1Del Oph	2.7340	3200.0	80	9644	No
163	GOM_NL__2PRFIN20040103_204824_000000412023_00071_09644_0405.N1	03-JAN-2004 20:48:24	Bright	41.000	104	27Bet Lib	2.6140	13100.	82	9644	No
164	GOM_NL__2PRFIN20040103_205106_000000492023_00071_09644_0406.N1	03-JAN-2004 20:51:06	Twi_and_stray	48.500	122	9Alp2Lib	2.7470	9700.0	97	9644	No
165	GOM_NL__2PRFIN20040103_205503_000000802023_00071_09644_0407.N1	03-JAN-2004 20:55:03	Dark	80.000	15	67Alp Vir	0.97600	28000.	160	9644	No
166	GOM_NL__2PRFIN20040103_205745_000000422023_00071_09644_0408.N1	03-JAN-2004 20:57:45	Dark	41.500	109	Bet Lup	2.6770	26000.	83	9644	No
167	GOM_NL__2PRFIN20040103_205913_000000422023_00071_09644_0409.N1	03-JAN-2004 20:59:13	Dark	41.500	78	Alp Lup	2.3040	28000.	83	9644	No
168	GOM_NL__2PRFIN20040103_210047_000000432023_00071_09644_0410.N1	03-JAN-2004 21:00:47	Dark	42.500	95	Zet Cen	2.5450	26000.	85	9644	No
169	GOM_NL__2PRFIN20040103_210220_000000462023_00072_09645_0374.N1	03-JAN-2004 21:02:20	Dark	45.500	4	Alp1Cen	-0.010000	5800.0	91	9645	No
170	GOM_NL__2PRFIN20040103_210425_000000482023_00072_09645_0375.N1	03-JAN-2004 21:04:25	Dark	47.500	64	Gam Cen	2.2000	10600.	95	9645	No
171	GOM_NL__2PRFIN20040103_210615_000000462023_00072_09645_0376.N1	03-JAN-2004 21:06:15	Dark	46.000	12	Alp1Cru	0.77500	30000.	92	9645	No
172	GOM_NL__2PRFIN20040103_211129_000000452023_00072_09645_0377.N1	03-JAN-2004 21:11:29	Dark	45.000	29	Bet Car	1.6720	10200.	90	9645	No
173	GOM_NL__2PRFIN20040103_211256_000000452023_00072_09645_0378.N1	03-JAN-2004 21:12:56	Dark	45.000	71	lot Car	2.2460	7700.0	90	9645	No
174	GOM_NL__2PRFIN20040103_211430_000000462023_00072_09645_0379.N1	03-JAN-2004 21:14:30	Dark	46.000	41	Eps Car	1.8600	4100.0	92	9645	No
175	GOM_NL__2PRFIN20040103_211641_000000562023_00072_09645_0380.N1	03-JAN-2004 21:16:41	Dark	55.500	65	Lam Vel	2.2040	4400.0	111	9645	No
176	GOM_NL__2PRFIN20040103_211837_000000522023_00072_09645_0381.N1	03-JAN-2004 21:18:37	Dark	51.500	2	Alp Car	-0.73600	7000.0	103	9645	No
177	GOM_NL__2PRFIN20040103_212154_000000492023_00072_09645_0382.N1	03-JAN-2004 21:21:54	Dark	49.000	117	Pi Pup	2.7060	3800.0	98	9645	No
178	GOM_NL__2PRFIN20040103_212439_000000512023_00072_09645_0383.N1	03-JAN-2004 21:24:39	Straylight	50.500	23	21Eps CMa	1.5020	26000.	101	9645	No
179	GOM_NL__2PRFIN20040103_212611_000000462023_00072_09645_0384.N1	03-JAN-2004 21:26:11	Straylight	45.500	179	24Omi2CMa	3.0320	24000.	91	9645	No
180	GOM_NL__2PRFIN20040103_212836_000000562023_00072_09645_0385.N1	03-JAN-2004 21:28:36	Straylight	55.500	1	9Alp CMa	-1.4400	11000.	111	9645	No
181	GOM_NL__2PRFIN20040103_213144_000000502023_00072_09645_0386.N1	03-JAN-2004 21:31:44	Straylight	49.500	7	19Bet Ori	0.10000	14000.	99	9645	No
182	GOM_NL__2PRFIN20040103_213331_000000452023_00072_09645_0387.N1	03-JAN-2004 21:33:31	Straylight	45.000	30	46Eps Ori	1.6940	30000.	90	9645	No
183	GOM_NL__2PRFIN20040103_213646_000000722023_00072_09645_0388.N1	03-JAN-2004 21:36:46	Twi_and_stray	72.000	8	10Alp CMi	0.40000	6500.0	144	9645	No
184	GOM_NL__2PRFIN20040103_213908_000000492023_00072_09645_0389.N1	03-JAN-2004 21:39:08	Twi_and_stray	49.000	44	24Gam Gem	1.9280	11000.	98	9645	No
185	GOM_NL__2PRFIN20040103_214047_000000492023_00072_09645_0390.N1	03-JAN-2004 21:40:47	Bright	48.500	151	13Mu Gem	2.8900	3000.0	97	9645	No
186	GOM_NL__2PRFIN20040103_214323_000000402023_00072_09645_0391.N1	03-JAN-2004 21:43:23	Bright	40.000	114	3lot Aur	2.6930	4600.0	80	9645	No
187	GOM_NL__2PRFIN20040103_214449_000000392023_00072_09645_0392.N1	03-JAN-2004 21:44:49	Bright	38.500	107	37The Aur	2.6490	11000.	77	9645	No
188	GOM_NL__2PRFIN20040103_214658_000000442023_00072_09645_0393.N1	03-JAN-2004 21:46:58	Bright	44.000	6	13Alp Aur	0.080000	3400.0	88	9645	No
189	GOM_NL__2PRFIN20040103_214901_000000382023_00072_09645_0394.N1	03-JAN-2004 21:49:01	Bright	37.500	35	33Alp Per	1.7950	6250.0	75	9645	No
190	GOM_NL__2PRFIN20040103_215018_000000402023_00072_09645_0395.N1	03-JAN-2004 21:50:18	Bright	40.000	160	23Gam Per	2.9300	4700.0	80	9645	No
191	GOM_NL__2PRFIN20040103_215913_000000342023_00072_09645_0396.N1	03-JAN-2004 21:59:13	Bright	34.000	49	1Alp UMi	1.9900	6300.0	68	9645	No
192	GOM_NL__2PRFIN20040103_220144_000000512023_00072_09645_0397.N1	03-JAN-2004 22:01:44	Bright	50.500	36	50Alp UMa	1.8000	6300.0	101	9645	No
193	GOM_NL__2PRFIN20040103_220337_000000412023_00072_09645_0398.N1	03-JAN-2004 22:03:37	Bright	41.000	60	7Bet UMi	2.0810	3950.0	82	9645	No
194	GOM_NL__2PRFIN20040103_220546_000000552023_00072_09645_0399.N1	03-JAN-2004 22:05:46	Bright	54.500	87	64Gam UMa	2.4330	11000.	109	9645	No
195	GOM_NL__2PRFIN20040103_220809_000000502023_00072_09645_0400.N1	03-JAN-2004 22:08:09	Bright	49.500	55	79Zet UMa	2.0600	10200.	99	9645	No
196	GOM_NL__2PRFIN20040103_221031_000000462023_00072_09645_0401.N1	03-JAN-2004 22:10:31	Bright	46.000	39	85Eta UMa	1.8540	24000.	92	9645	No
197	GOM_NL__2PRFIN20040103_221426_000000662023_00072_09645_0402.N1	03-JAN-2004 22:14:26	Bright	65.500	152	12Alp2CVn	2.8900	11000.	131	9645	No
198	GOM_NL__2PRFIN20040103_221832_000000632023_00072_09645_0403.N1	03-JAN-2004 22:18:32	Bright	63.000	83		2.3780	11000.	126	9645	No
199	GOM_NL__2PRFIN20040103_222256_000000612023_00072_09645_0404.N1	03-JAN-2004 22:22:56	Bright	61.000	111	8Eta Boo	2.6800	6000.0	122	9645	No
200	GOM_NL__2PRFIN20040103_222606_000000412023_00072_09645_0405.N1	03-JAN-2004 22:26:06	Bright	40.500	120	1Del Oph	2.7340	3200.0	81	9645	No
201	GOM_NL__2PRFIN20040103_222900_000000432023_00072_09645_0406.N1	03-JAN-2004 22:29:00	Bright	42.500	104	27Bet Lib	2.6140	13100.	85	9645	No
202	GOM_NL__2PRFIN20040103_223144_000000472023_00072_09645_0407.N1	03-JAN-2004 22:31:44	Twi_and_stray	46.500	122	9Alp2Lib	2.7470	9700.0	93	9645	No
203	GOM_NL__2PRFIN20040103_223540_000000662023_00072_09645_0408.N1	03-JAN-2004 22:35:40	Dark	65.500	15	67Alp Vir	0.97600	28000.	131	9645	No
204	GOM_NL__2PRFIN20040103_223820_000000412023_00072_09645_0409.N1	03-JAN-2004 22:38:20	Dark	40.500	109	Bet Lup	2.6770	26000.	81	9645	No
205	GOM_NL__2PRFIN20040103_223950_000000422023_00072_09645_0410.N1	03-JAN-2004 22:39:50	Dark	42.000	78	Alp Lup	2.3040	28000.	84	9645	No
206	GOM_NL__2PRFIN20040103_224125_000000422023_00072_09645_0411.N1	03-JAN-2004 22:41:25	Dark	41.500	95	Zet Cen	2.5450	26000.	83	9645	No
207	GOM_NL__2PRFIN20040103_224256_000000532023_00073_09646_0706.N1	03-JAN-2004 22:42:56	Dark	53.000	4	Alp1Cen	-0.010000	5800.0	106	9646	No
208	GOM_NL__2PRFIN20040103_224501_000000502023_00073_09646_0707.N1	03-JAN-2004 22:45:01	Dark	49.500	64	Gam Cen	2.2000	10600.	99	9646	No
209	GOM_NL__2PRFIN20040103_224653_000000452023_00073_09646_0708.N1	03-JAN-2004 22:46:53	Dark	45.000	12	Alp1Cru	0.77500	30000.	90	9646	No
210	GOM_NL__2PRFIN20040103_225203_000000422023_00073_09646_0709.N1	03-JAN-2004 22:52:03	Dark	41.500	29	Bet Car	1.6720	10200.	83	9646	No
211	GOM_NL__2PRFIN20040103_225335_000000472023_00073_09646_0710.N1	03-JAN-2004 22:53:35	Dark	47.000	71	lot Car	2.2460	7700.0	94	9646	No
212	GOM_NL__2PRFIN20040103_225506_000000532023_00073_09646_0711.N1	03-JAN-2004 22:55:06	Dark	52.500	41	Eps Car	1.8600	4100.0	105	9646	No
213	GOM_NL__2PRFIN20040103_225717_000000652023_00073_09646_0712.N1	03-JAN-2004 22:57:17	Dark	65.000	65	Lam Vel	2.2040	4400.0	130	9646	No
214	GOM_NL__2PRFIN20040103_225914_000000522023_00073_09646_0713.N1	03-JAN-2004 22:59:14	Dark	52.000	2	Alp Car	-0.73600	7000.0	104	9646	No
215	GOM_NL__2PRFIN20040103_230229_000000512023_00073_09646_0714.N1	03-JAN-2004 23:02:29	Dark	50.500	117	Pi Pup	2.7060	3800.0	101	9646	No
216	GOM_NL__2PRFIN20040103_230516_000000482023_00073_09646_0715.N1	03-JAN-2004 23:05:16	Straylight	48.000	23	21Eps CMa	1.5020	26000.	96	9646	No
217	GOM_NL__2PRFIN20040103_230647_000000452023_00073_09646_0716.N1	03-JAN-2004 23:06:47	Straylight	45.000	179	24Omi2CMa	3.0320	24000.	90	9646	No
218	GOM_NL__2PRFIN20040103_230912_000000522023_00073_09646_0717.N1	03-JAN-2004 23:09:12	Straylight	51.500	1	9Alp CMa	-1.4400	11000.	103	9646	No
219	GOM_NL__2PRFIN20040103_231220_000000522023_00073_09646_0718.N1	03-JAN-2004 23:12:20	Straylight	51.500	7	19Bet Ori	0.10000	14000.	103	9646	No

220	GOM_NL__2PRFIN20040103_231409_000000442023_00073_09646_0719.N1	03-JAN-2004 23:14:09	Straylight	44.000	30	46Eps Ori	1.6940	30000.	88	9646	No
221	GOM_NL__2PRFIN20040103_231721_000000702023_00073_09646_0720.N1	03-JAN-2004 23:17:21	Twl_and_stray	70.000	8	10Alp CMi	0.40000	6500.0	140	9646	No
222	GOM_NL__2PRFIN20040103_231944_000000452023_00073_09646_0721.N1	03-JAN-2004 23:19:44	Twl_and_stray	44.500	44	24Gam Gem	1.9280	11000.	89	9646	No
223	GOM_NL__2PRFIN20040103_232123_000000502023_00073_09646_0722.N1	03-JAN-2004 23:21:23	Bright	49.500	151	13Mu Gem	2.8900	3000.0	99	9646	No
224	GOM_NL__2PRFIN20040103_232400_000000392023_00073_09646_0723.N1	03-JAN-2004 23:24:00	Bright	38.500	114	3lot Aur	2.6930	4600.0	77	9646	No
225	GOM_NL__2PRFIN20040103_232522_000000412023_00073_09646_0724.N1	03-JAN-2004 23:25:22	Bright	40.500	107	37The Aur	2.6490	11000.	81	9646	No
226	GOM_NL__2PRFIN20040103_232735_000000422023_00073_09646_0725.N1	03-JAN-2004 23:27:35	Bright	42.000	6	13Alp Aur	0.080000	3400.0	84	9646	No
227	GOM_NL__2PRFIN20040103_232937_000000402023_00073_09646_0726.N1	03-JAN-2004 23:29:37	Bright	40.000	35	33Alp Per	1.7950	6250.0	80	9646	No
228	GOM_NL__2PRFIN20040103_233055_000000402023_00073_09646_0727.N1	03-JAN-2004 23:30:55	Bright	39.500	160	23Gam Per	2.9300	4700.0	79	9646	No
229	GOM_NL__2PRFIN20040103_233949_000000382023_00073_09646_0728.N1	03-JAN-2004 23:39:49	Bright	38.000	49	1Alp UMi	1.9900	6300.0	76	9646	No
230	GOM_NL__2PRFIN20040103_234219_000000472023_00073_09646_0729.N1	03-JAN-2004 23:42:19	Bright	46.500	36	50Alp UMa	1.8000	6300.0	93	9646	No
231	GOM_NL__2PRFIN20040103_234413_000000412023_00073_09646_0730.N1	03-JAN-2004 23:44:13	Bright	41.000	60	7Bet UMi	2.0810	3950.0	82	9646	No
232	GOM_NL__2PRFIN20040103_234622_000000542023_00073_09646_0731.N1	03-JAN-2004 23:46:22	Bright	53.500	87	64Gam UMa	2.4330	11000.	107	9646	No
233	GOM_NL__2PRFIN20040103_234846_000000472023_00073_09646_0732.N1	03-JAN-2004 23:48:46	Bright	46.500	55	79Zet UMa	2.0600	10200.	93	9646	No
234	GOM_NL__2PRFIN20040103_235107_000000482023_00073_09646_0733.N1	03-JAN-2004 23:51:07	Bright	47.500	39	85Eta UMa	1.8540	24000.	95	9646	No
235	GOM_NL__2PRFIN20040103_235502_000000642023_00073_09646_0734.N1	03-JAN-2004 23:55:02	Bright	64.000	152	12Alp2CVn	2.8900	11000.	128	9646	No
236	GOM_NL__2PRFIN20040103_235908_000000452023_00073_09646_0735.N1	03-JAN-2004 23:59:08	Bright	45.000	83		2.3780	11000.	90	9646	No

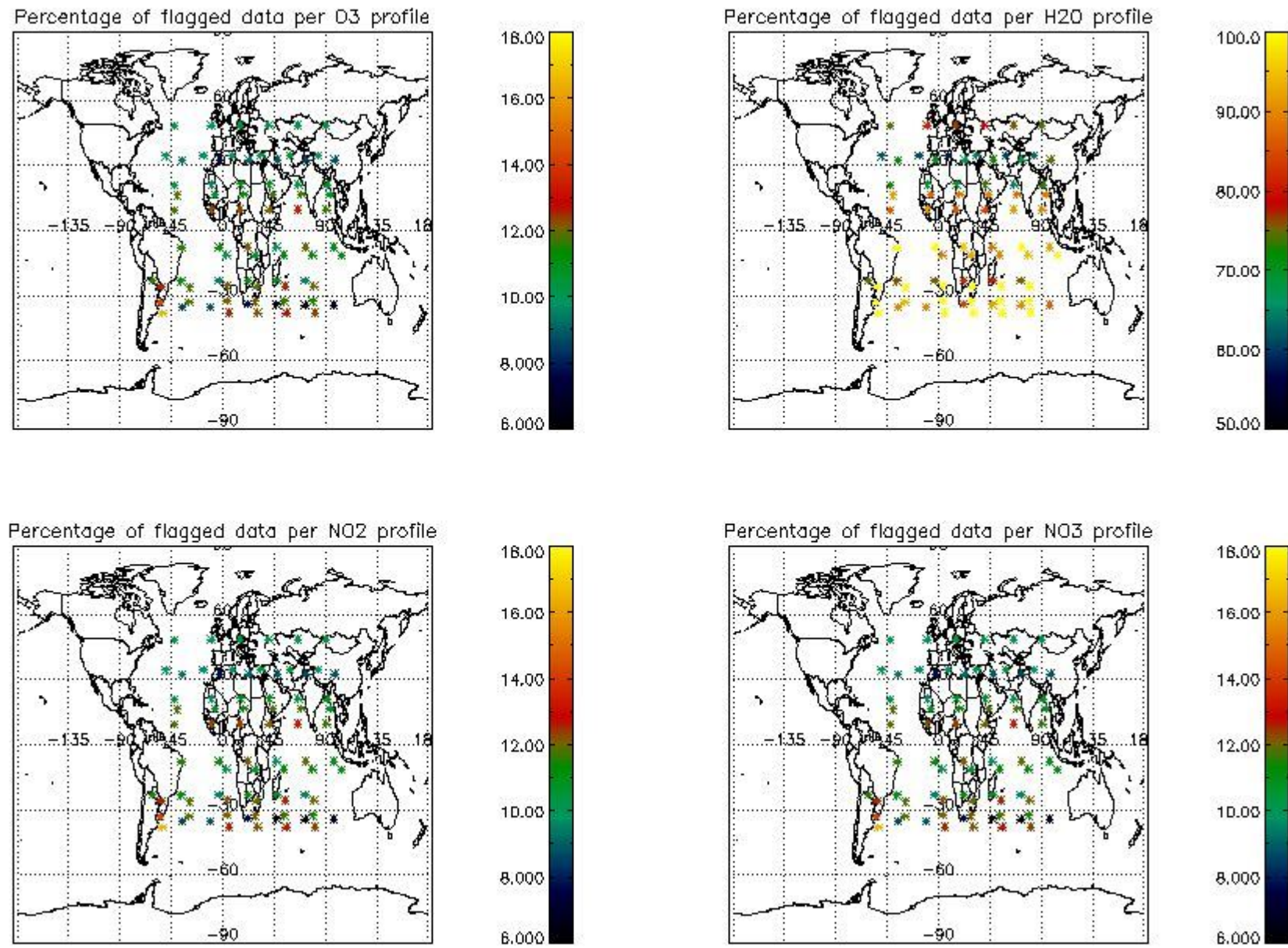
3. Quality information per product

In this section it is plotted some information contained in the Quality Summary data set of the level 2 products. Only products in dark limb conditions and without errors (error flag in the MPH set to "0") are used.

3.1 Plot quality information per product (time dependant)



3.2 Plot quality information per product (world map)

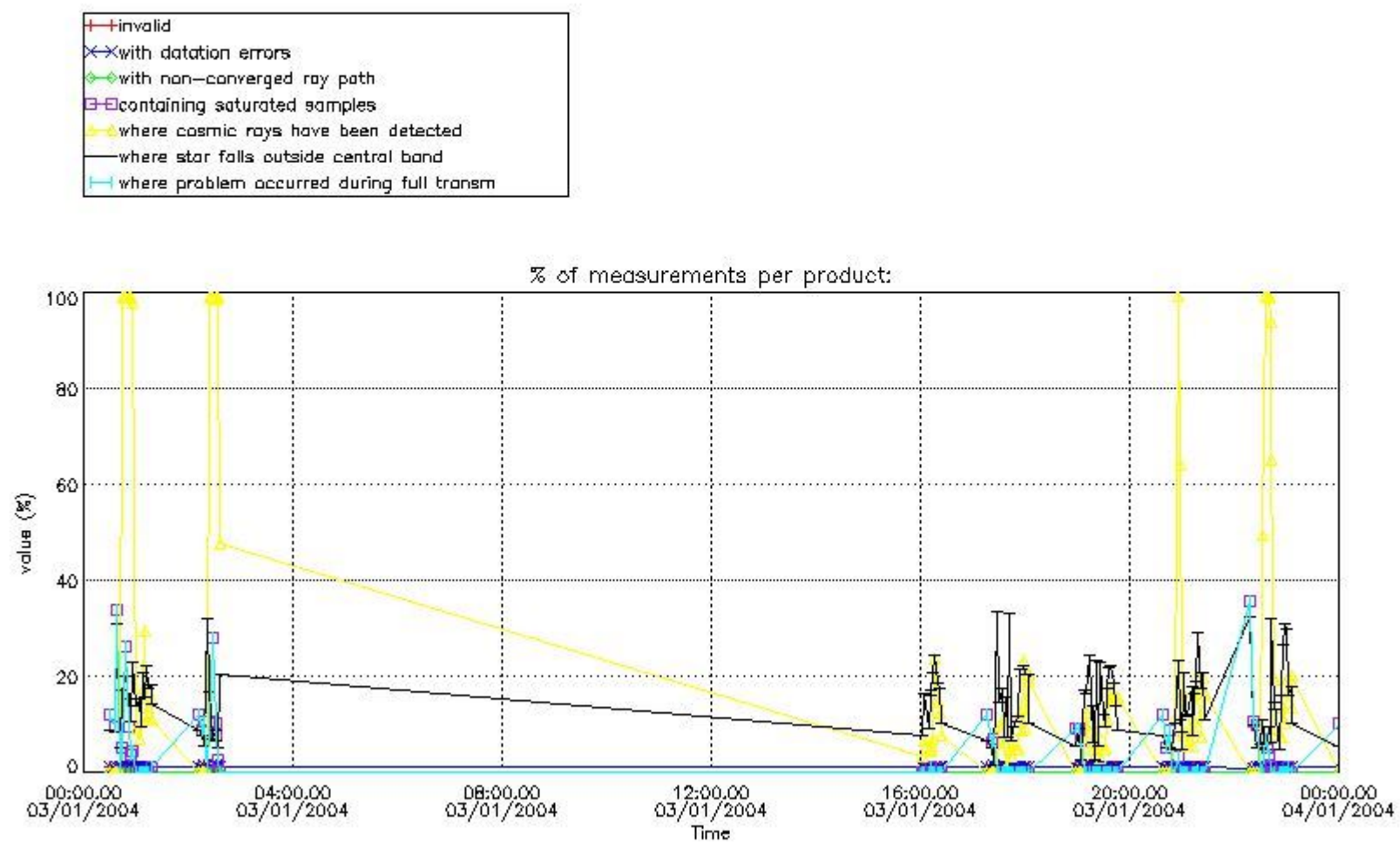


4. Level 1 quality information per product

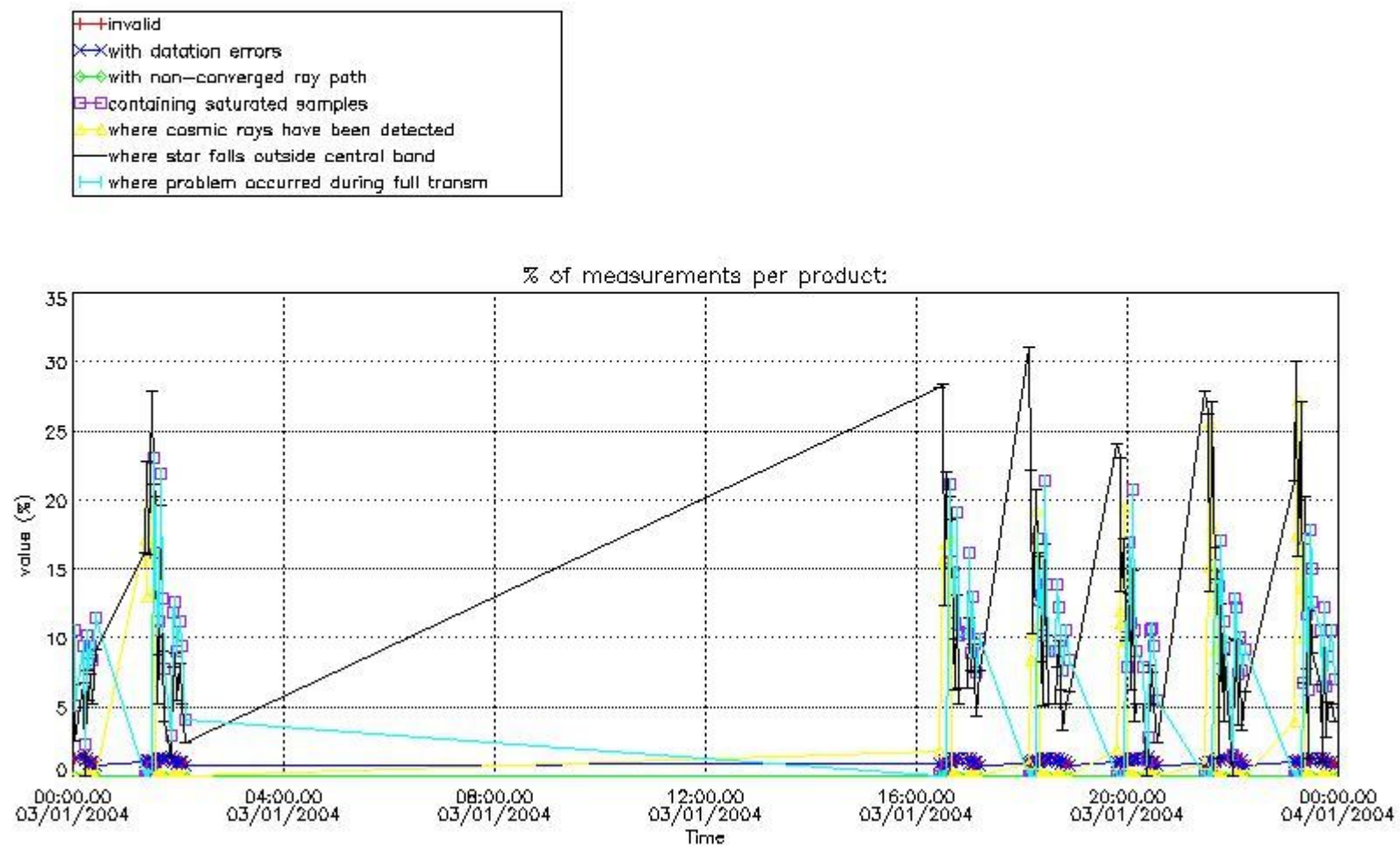
In this section it is plotted some information contained in the Quality Summary data set of the level 2 products that comes from the level 1b processing. Products without errors (error flag in the MPH set to "0") are used.

4.1 Plot quality information per product (time dependant) coming from level 1b processing

4.1.1 Plot level 1 quality information per product (time dependant): ENVISAT ASCENDING passes



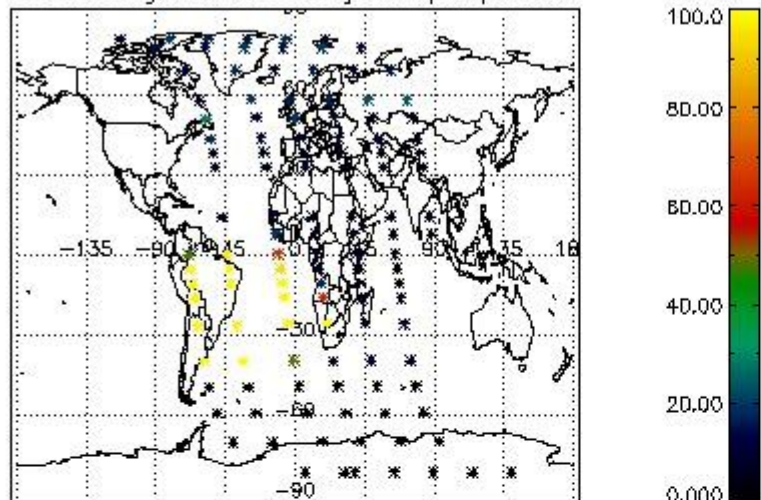
4.1.2 Plot level 1 quality information per product (time dependant): ENVI SAT DESCENDING passes



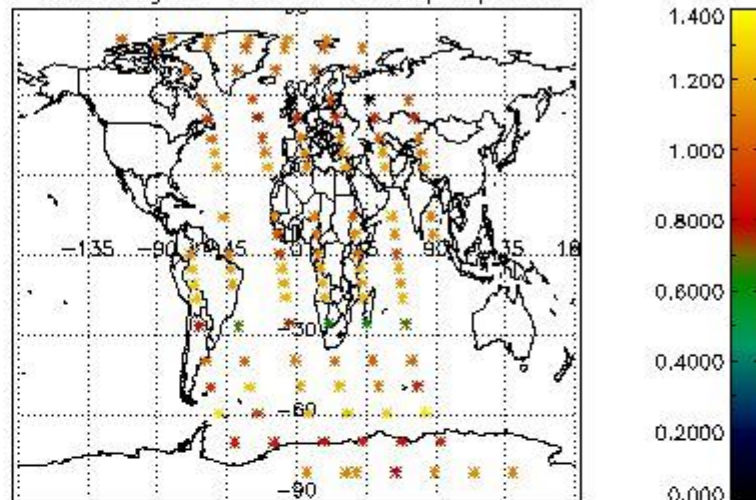
4.2 Plot quality information per product coming from level 1b processing (world map)

4.2.1 Plot level 1 quality information per product (world map): ENVISAT ASCENDING passes

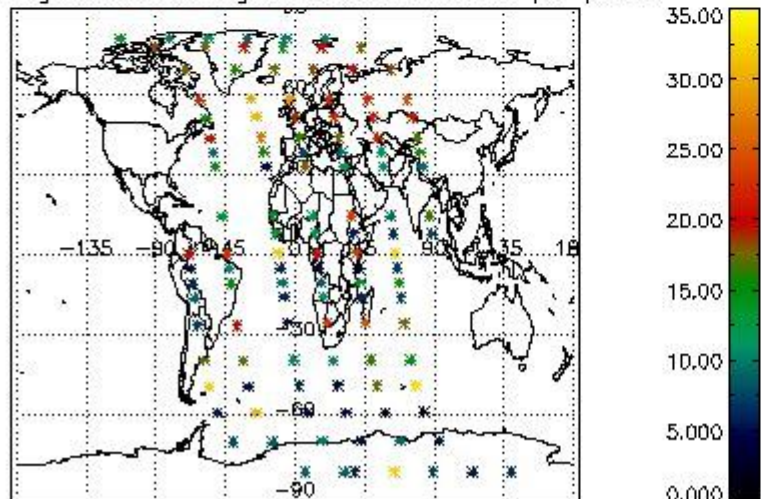
Percentage of cosmic ray hits per profile



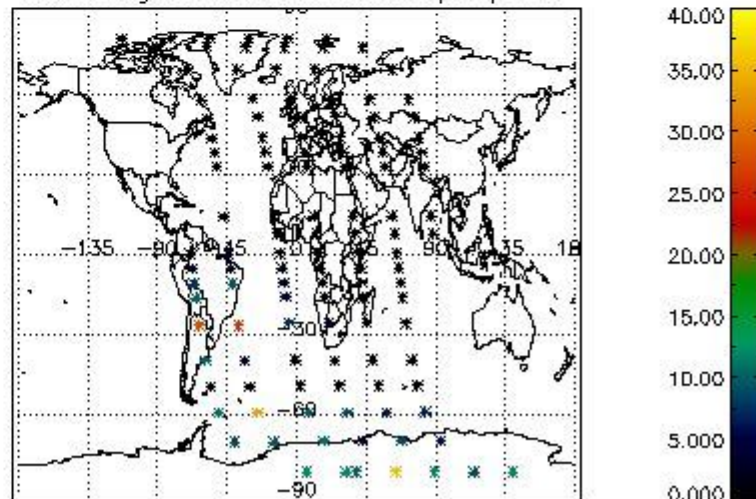
Percentage of datation errors per profile



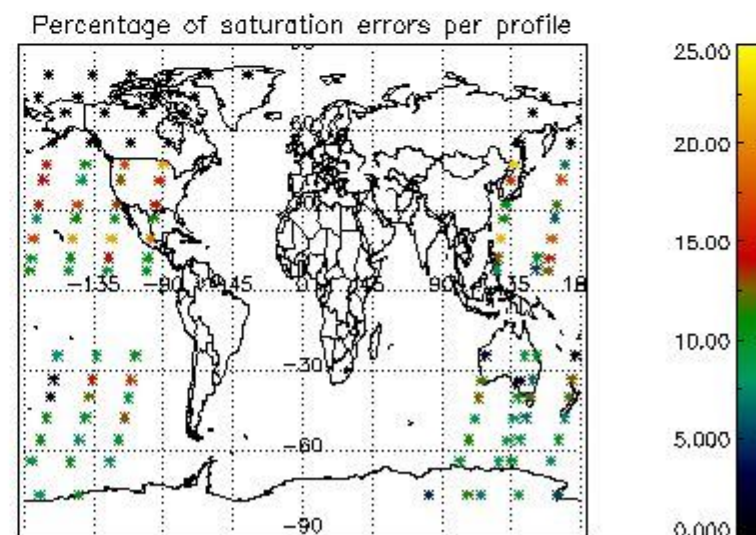
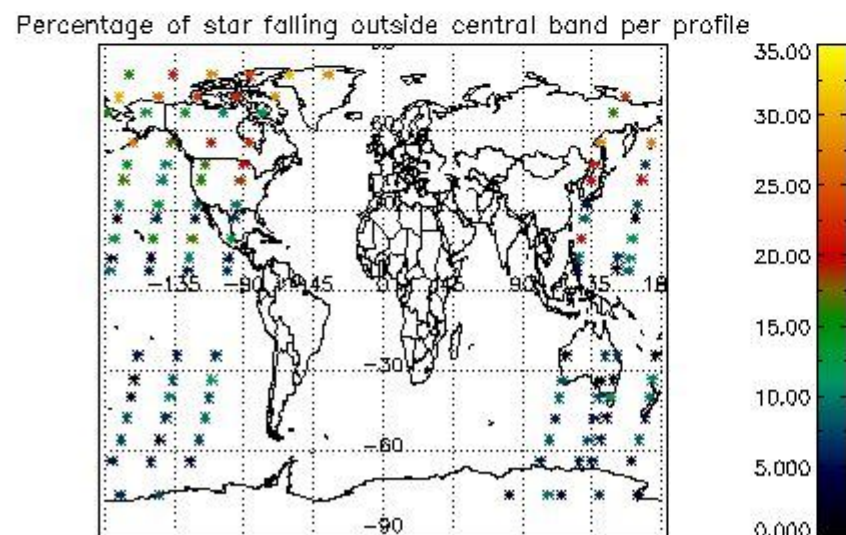
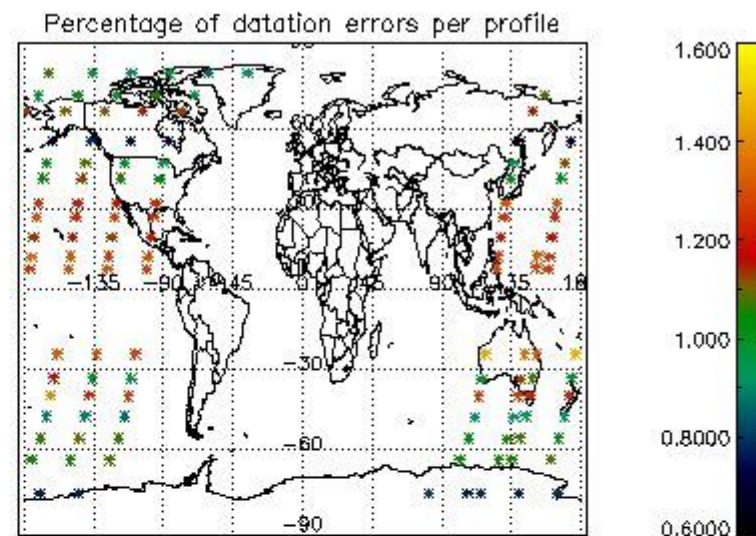
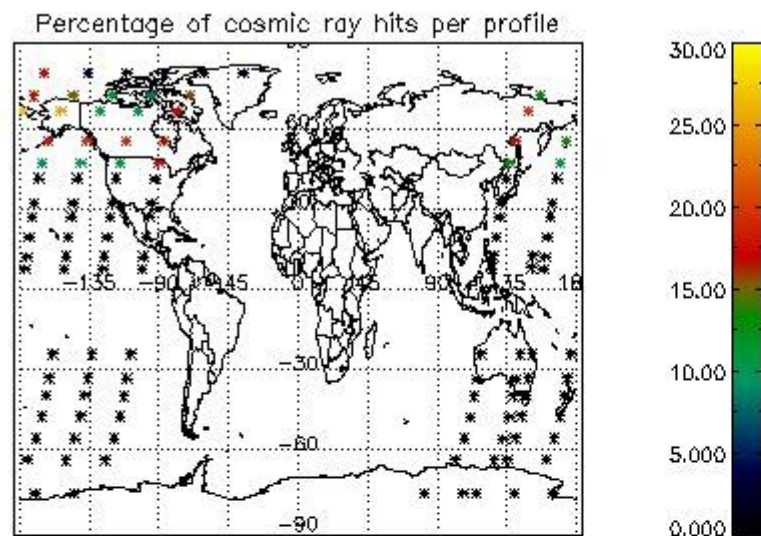
Percentage of star falling outside central band per profile



Percentage of saturation errors per profile



4.2.2 Plot level 1 quality information per product (world map): ENVISAT DESCENDING passes



5. Trace gas profiles

5.1 Ozone statistics based on quality of products

The final quality of the products can be "measured" using the STD (Standard Deviation) attached to every point profile. This information is written to the parameter GOM_NL__2P/NL_LOCAL_SPECIES_DENSITY/o3_std of the level 2 products. The table below shows the statistics for given STD ranges.

The statistics are given with respect to the overall valid production:

- Products without fatal errors: GOM_NL__2P/MPH/PRODUCT_ERR=0
- Valid point profile: GOM_NL__2P/NL_LOCAL_SPECIES_DENSITY/pcd(0)=0

The 'Criteria' is applied to valid points of dark limb products:

- Products in dark limb illumination condition: GOM_NL__2P/NL_SUMMARY_QUALITY/obs_ill_cond=0
- Products without fatal errors: GOM_NL__2P/MPH/PRODUCT_ERR=0
- Valid point profile: GOM_NL__2P/NL_LOCAL_SPECIES_DENSITY/pcd(0)=0

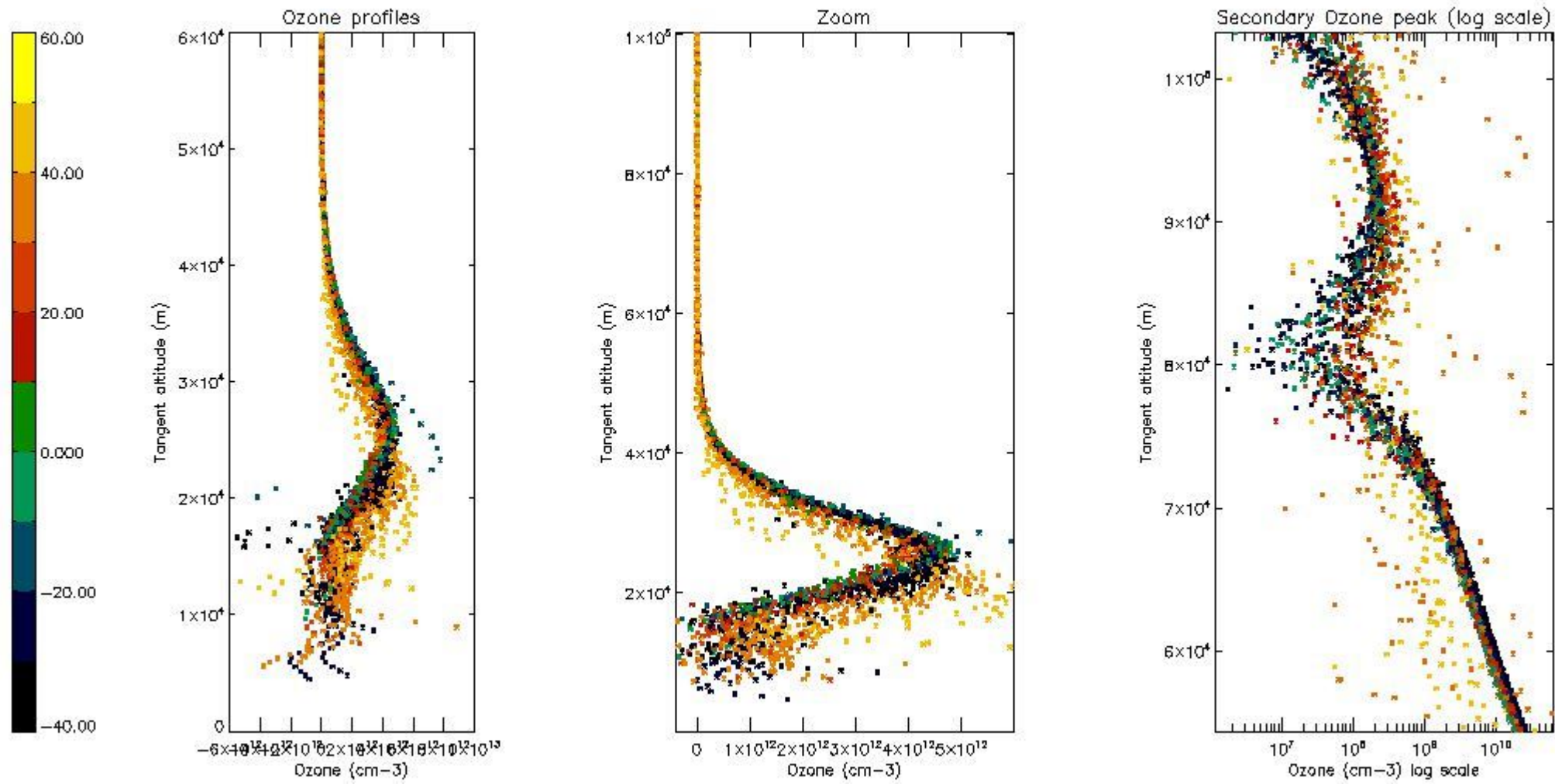
So, the table below shows the percentage of dark limb and valid observations for each criteria with respect to the overall valid daily observations.

Criteria	% of total production
All STD	33
STD < 20	18

STD < 10	15
STD < 5	11

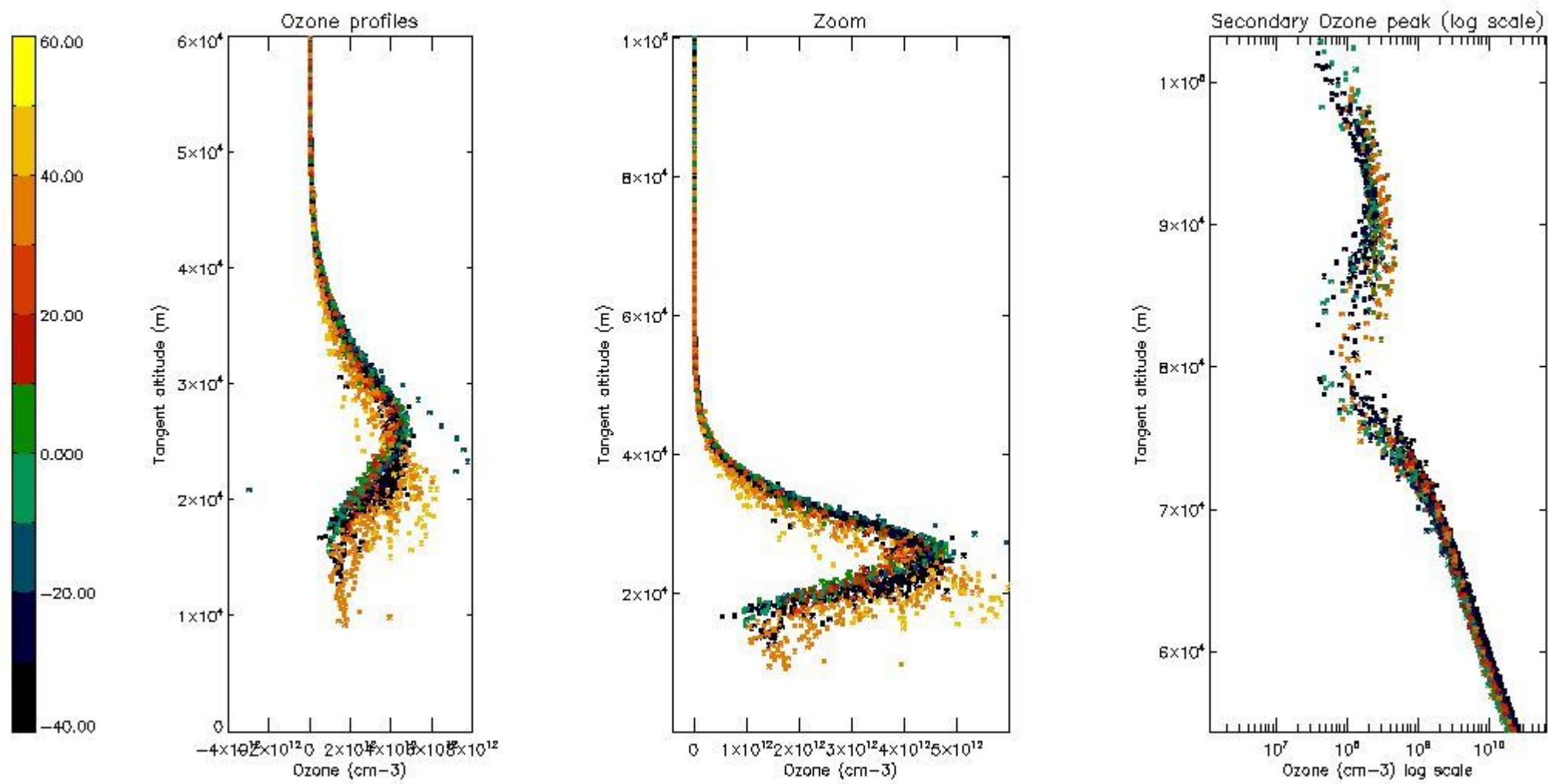
5.2 Plot ozone profiles for all STD (dark without errors)

The colorbar represents the latitude.



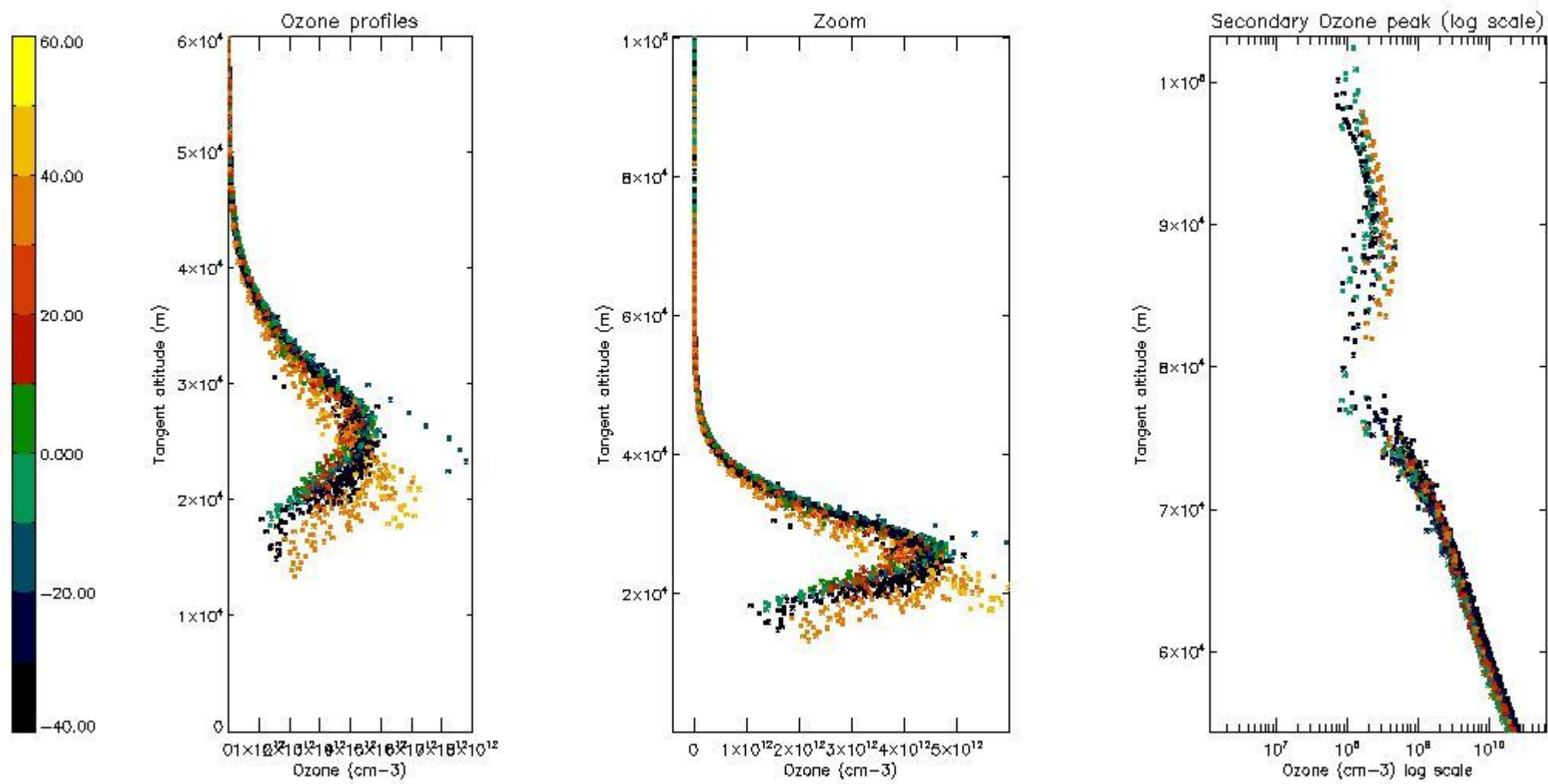
5.3 Plot ozone profiles where STD < 20% (dark without errors)

The colorbar represents the latitude.



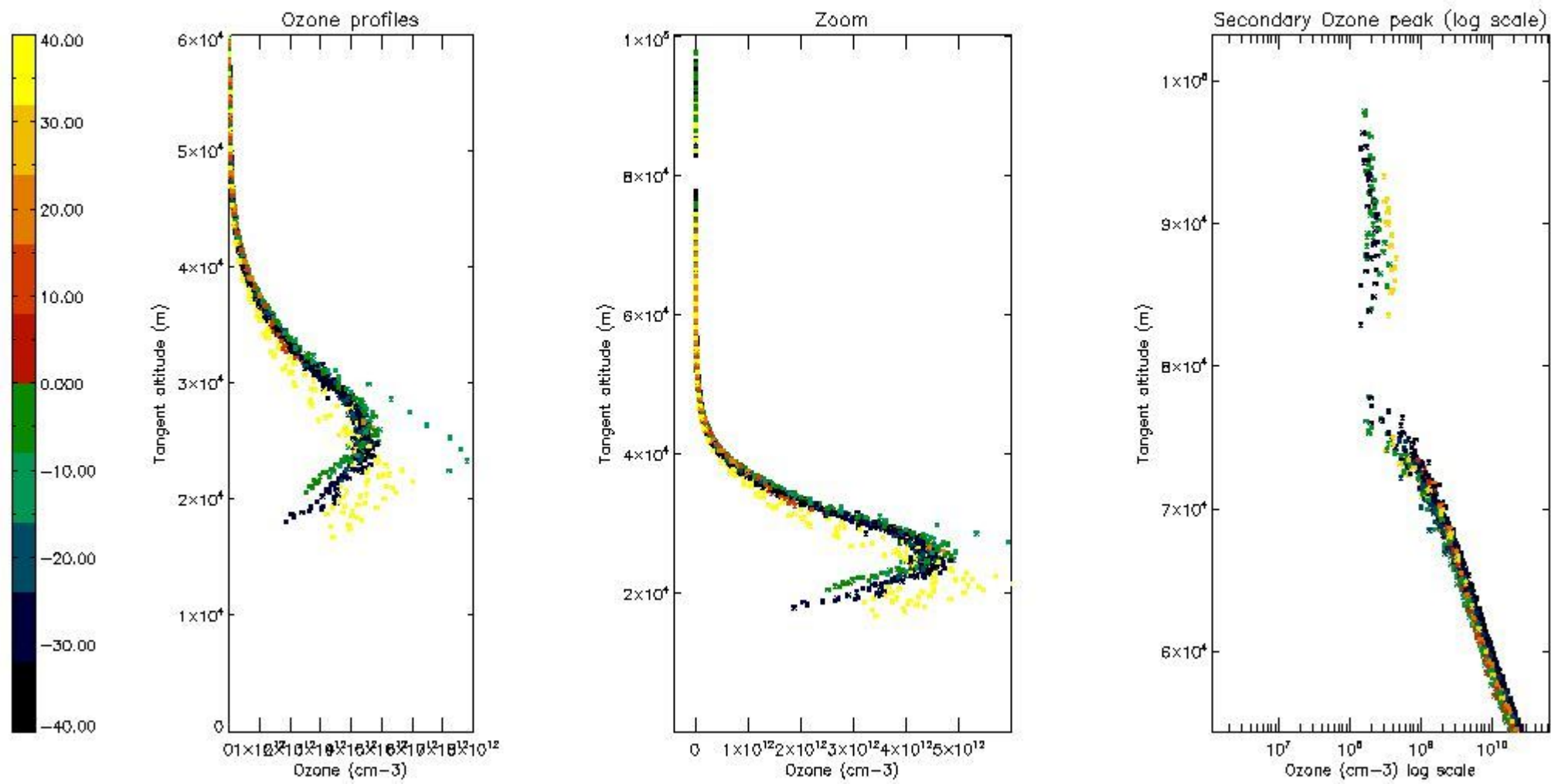
5.4 Plot ozone profiles where STD < 10% (dark without errors)

The colorbar represents the latitude.



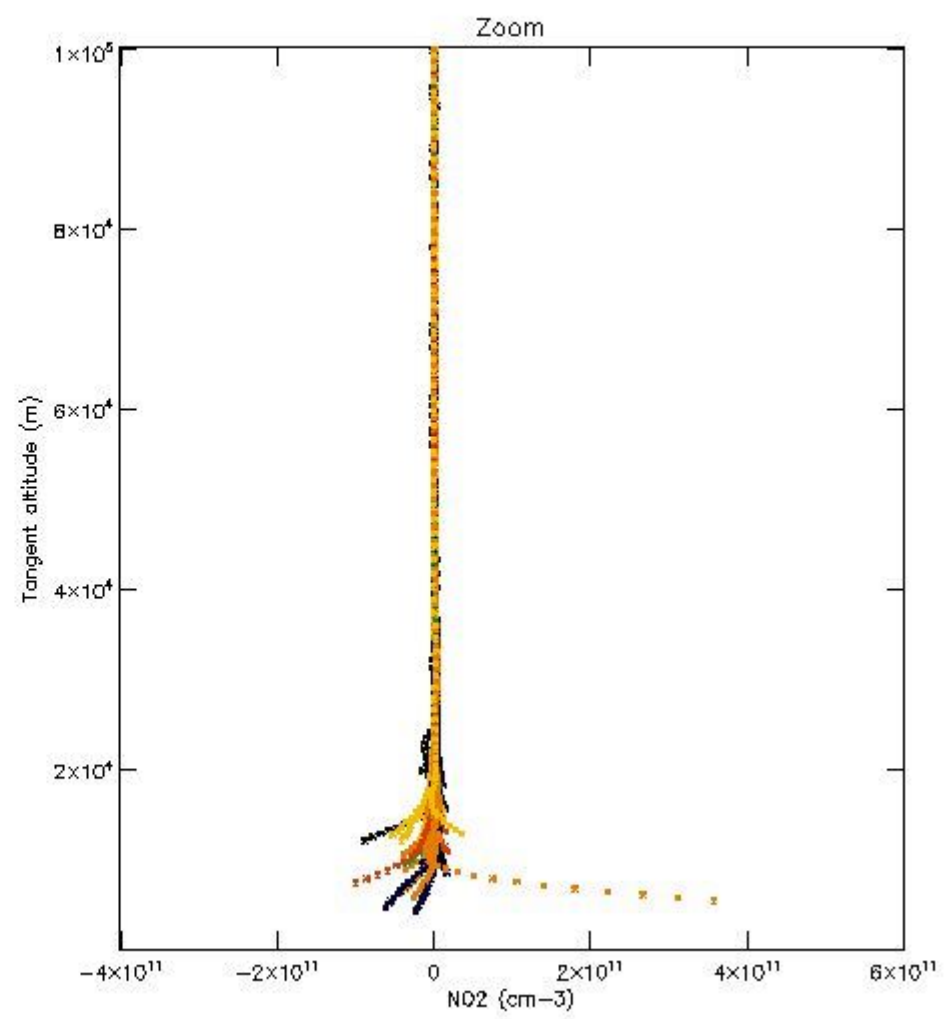
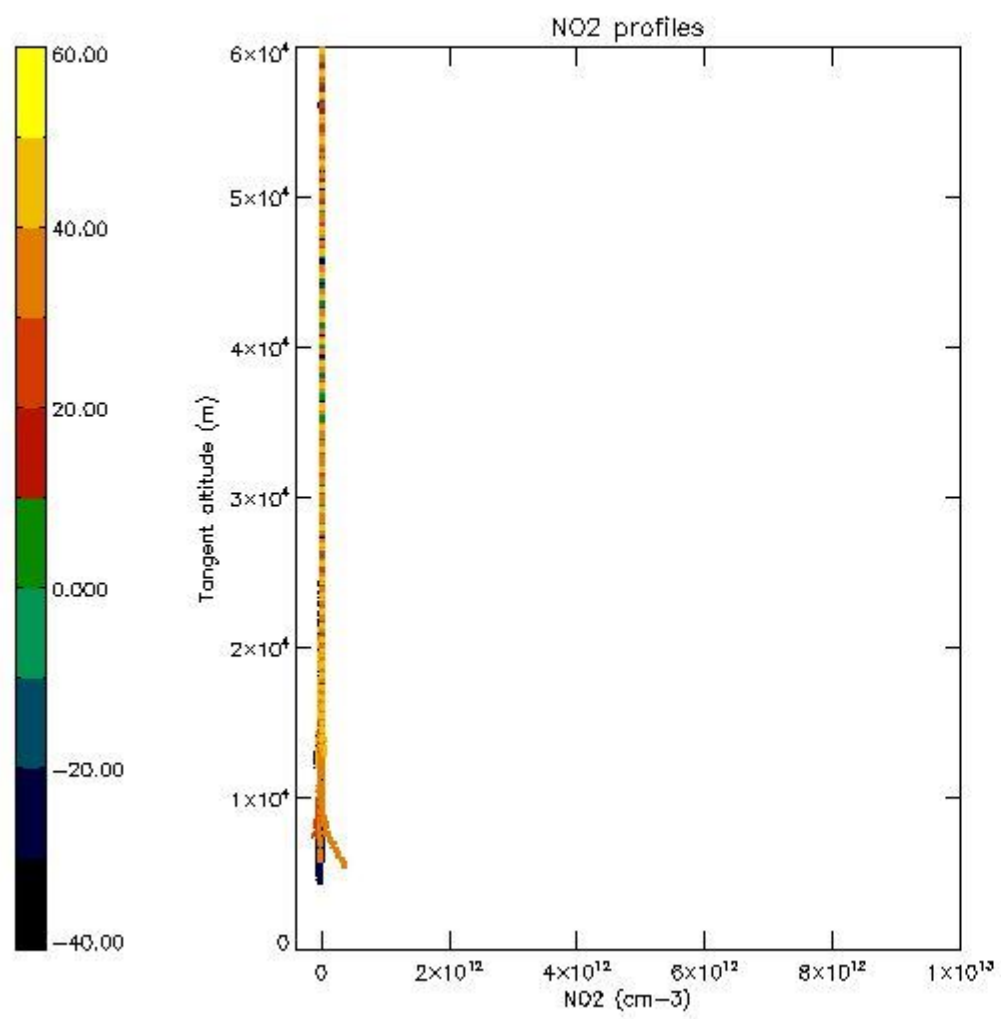
5.5 Plot ozone profiles where STD < 5% (dark without errors)

The colorbar represents the latitude.



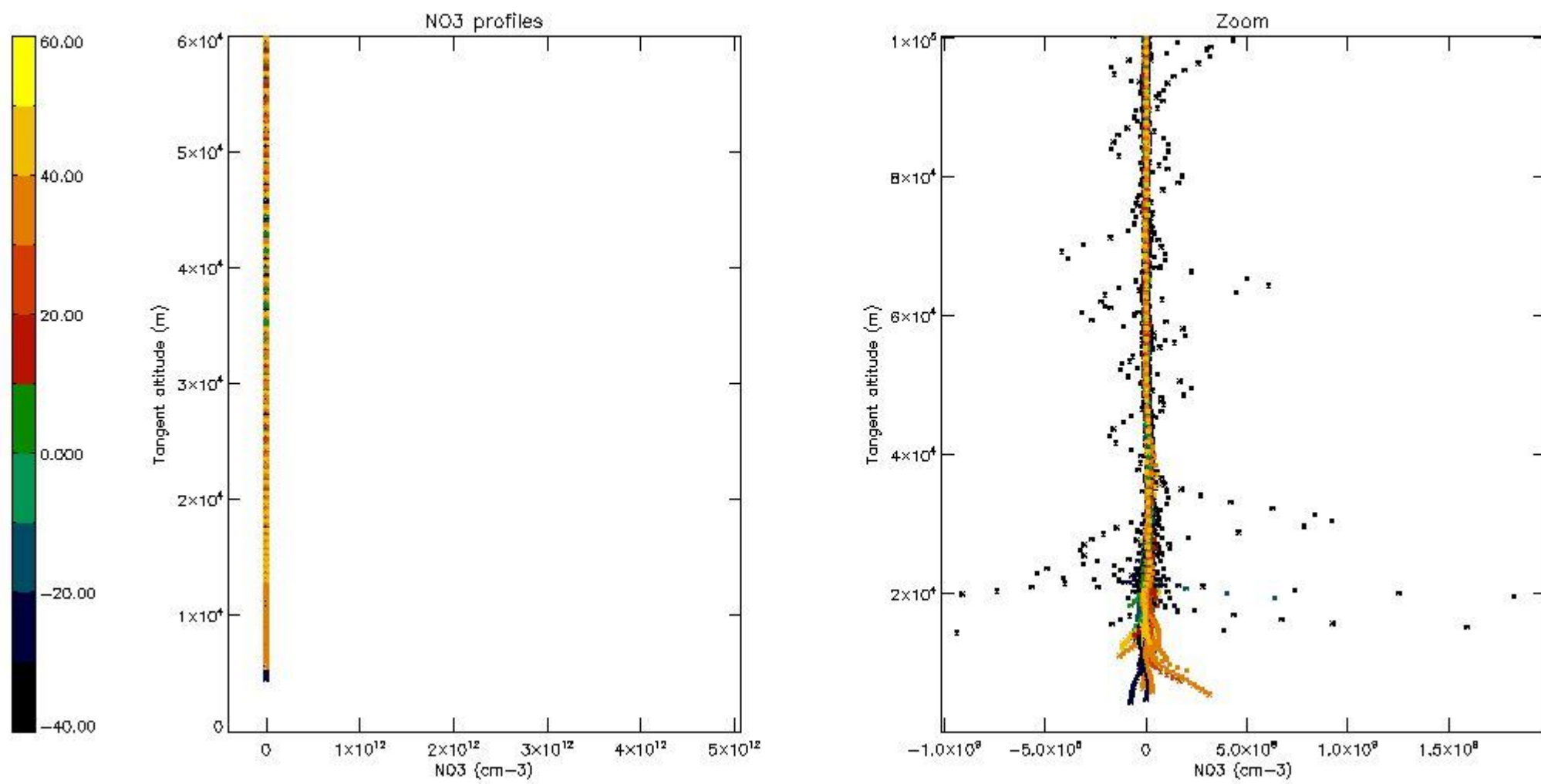
5.6 Plot NO₂ profiles for all STD (dark without errors)

The colorbar represents the latitude.



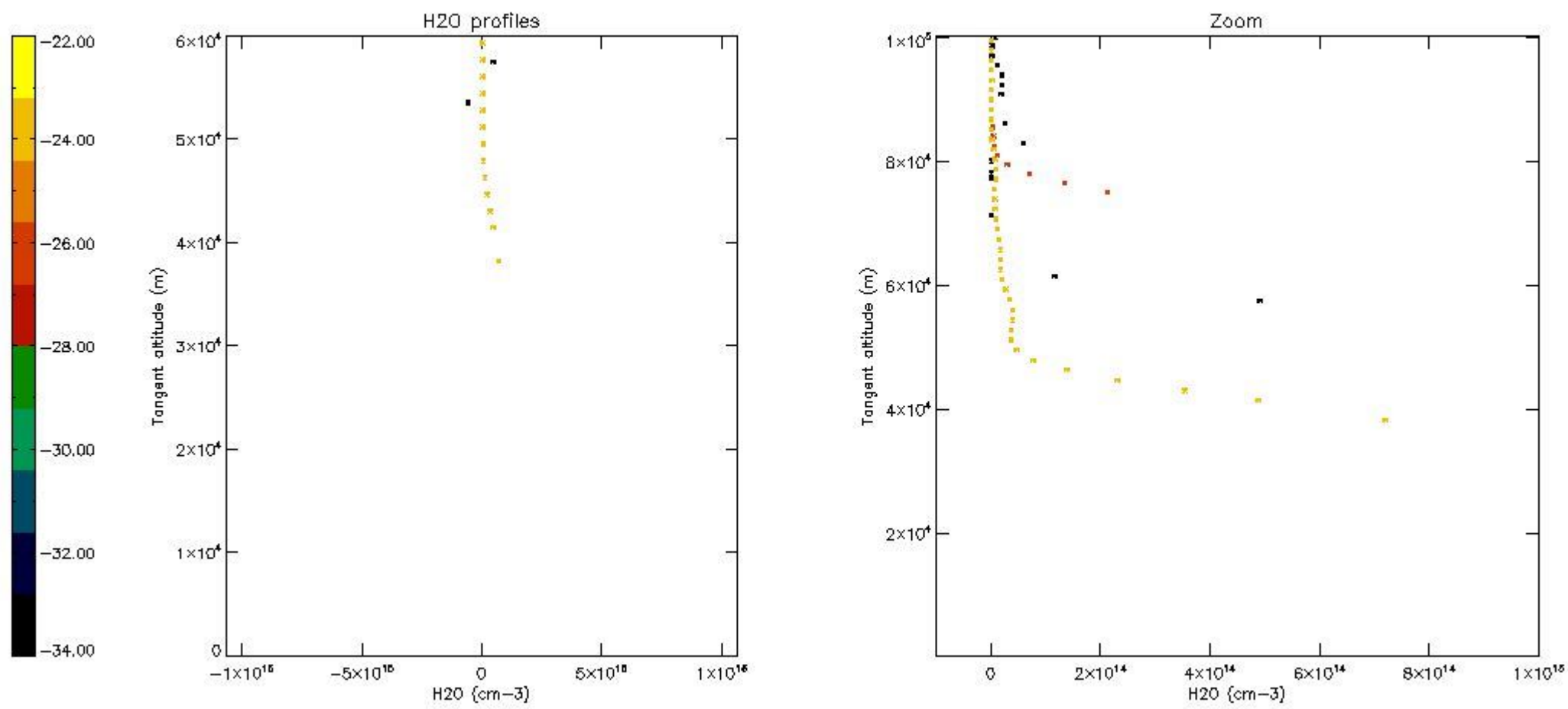
5.7 Plot NO3 profiles for all STD (dark without errors)

The colorbar represents the latitude.



5.8 Plot H₂O profiles for all STD (only for occultations of stars 1,2,3,4,13,14,16,26,63 dark without errors)

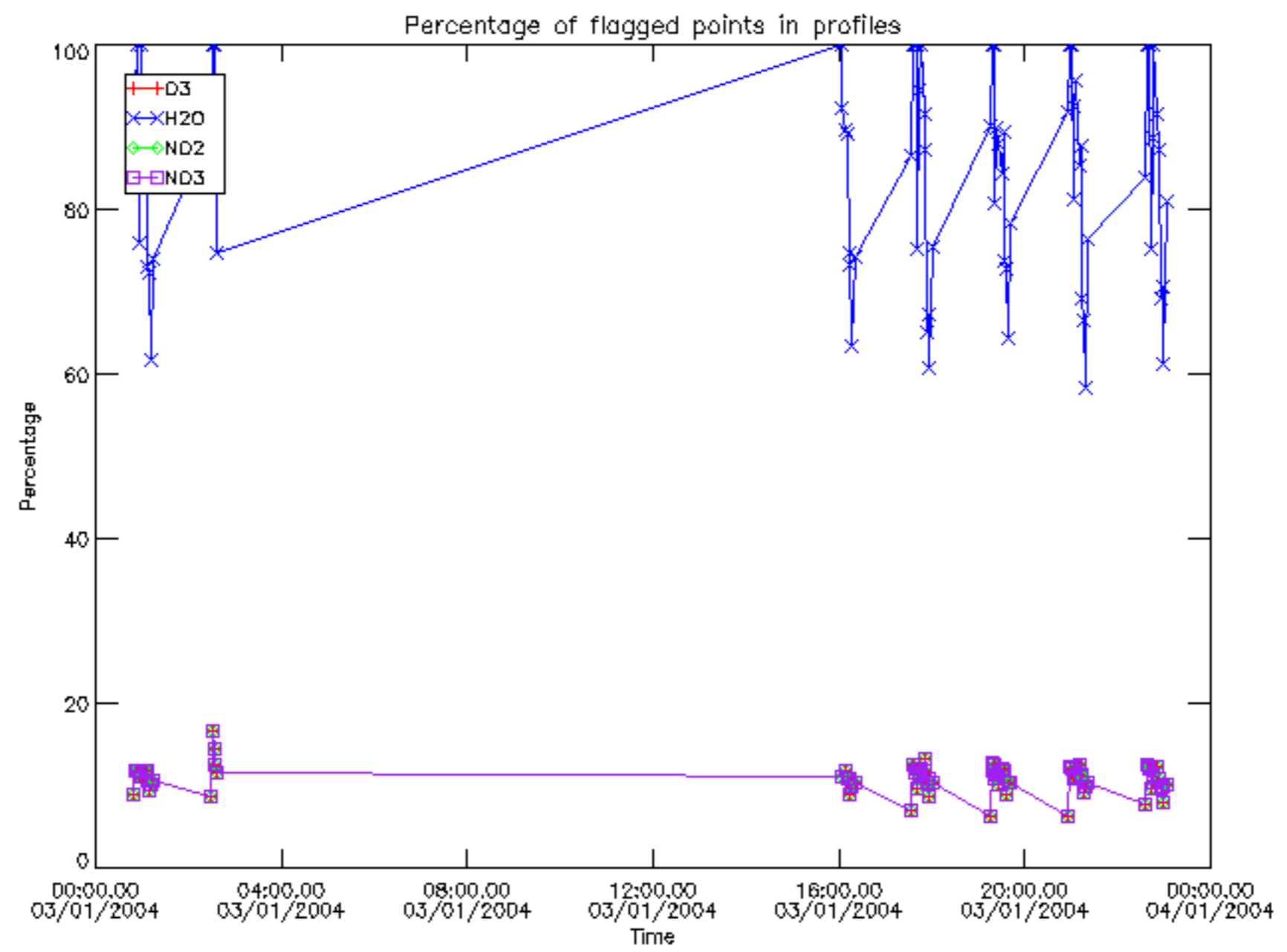
The colorbar represents the latitude.



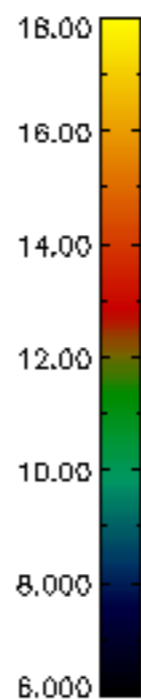
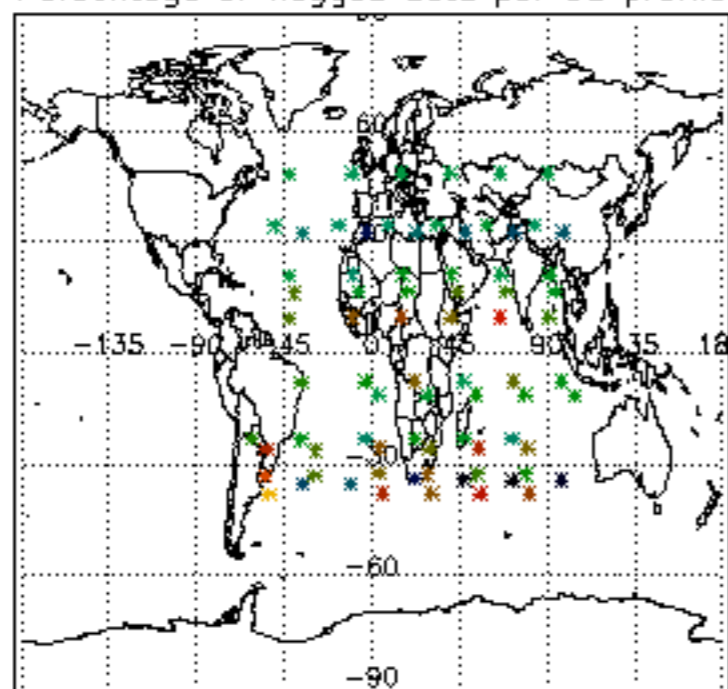
6. Auxiliary Data Files used for the production reported in section 2

The number reported in the third column indicates since which file (see list in section 2) the corresponding auxiliary file has been used. The fourth column is the date of those product files.

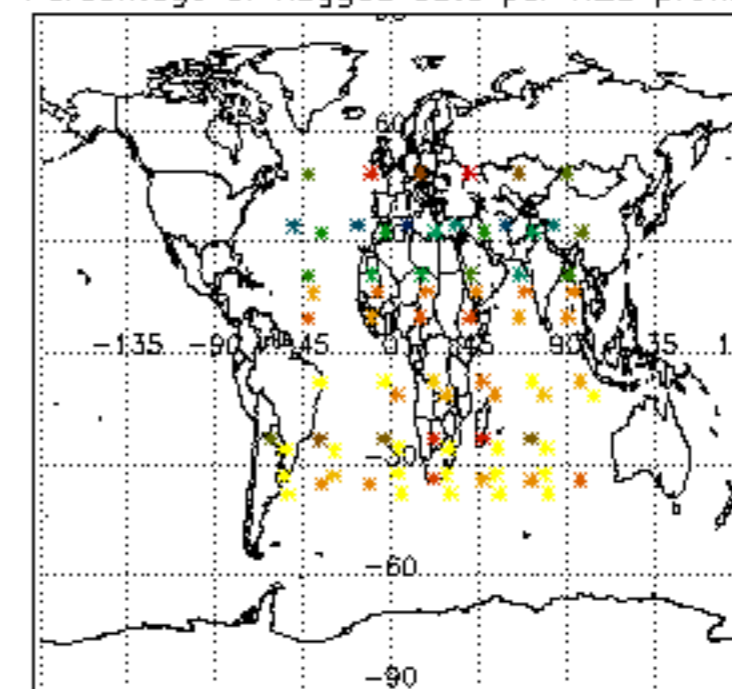
Type	Auxiliary Filename	Used since product	Used since product date
INST_PHYS_CHARACTERISTICS	GOM_INS_AXVIEC20091111_143220_20030716_120000_20500101_000000	1	03-JAN-2004 00:01:10
LEVEL-2_PROC_CONFIG	GOM_PR2_AXVIEC20091111_152718_20020301_000000_20500101_000000	1	03-JAN-2004 00:01:10
CROSS_SECTIONS_FILE	GOM_CRS_AXVIEC20091111_154832_20020301_000000_20500101_000000	1	03-JAN-2004 00:01:10



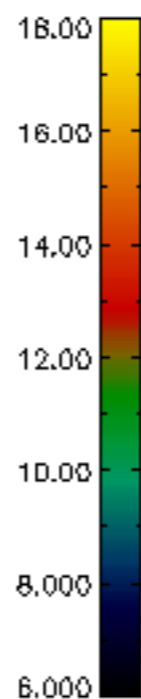
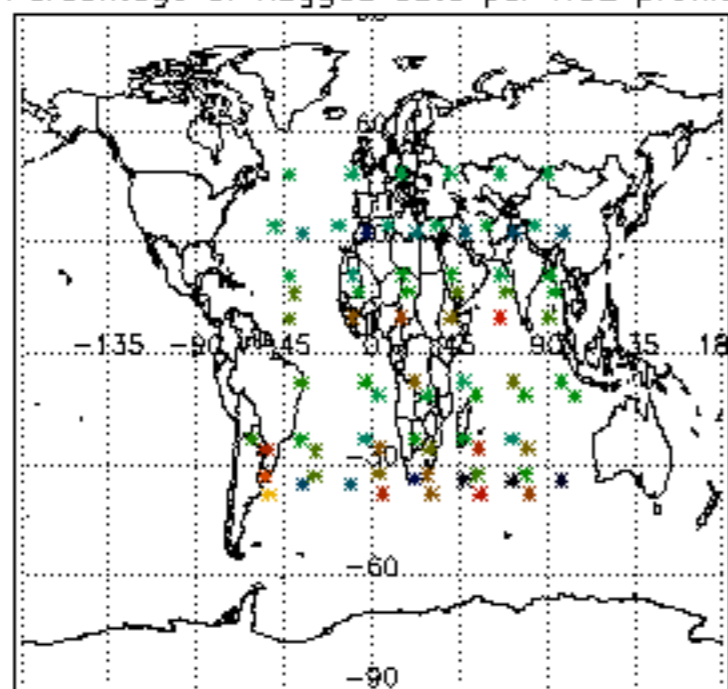
Percentage of flagged data per D3 profile



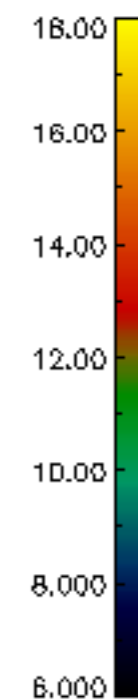
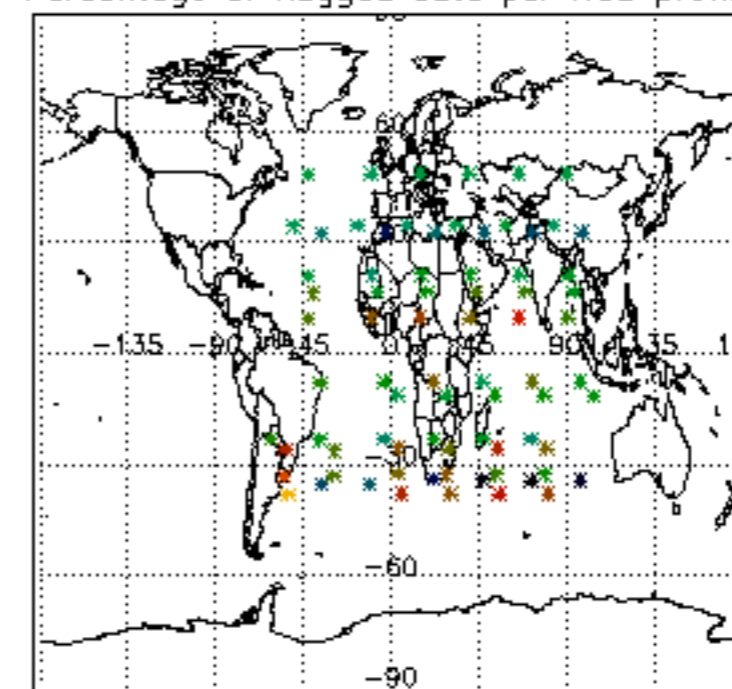
Percentage of flagged data per H2O profile

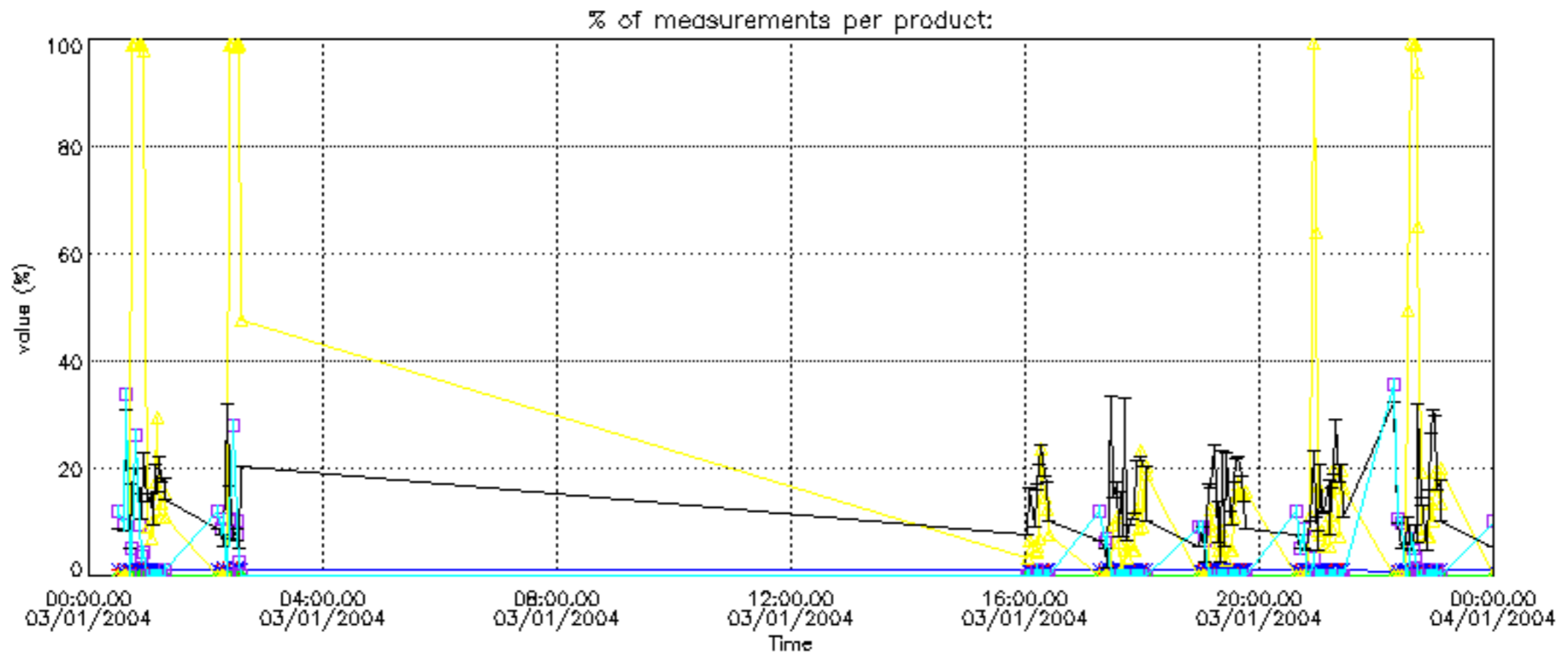


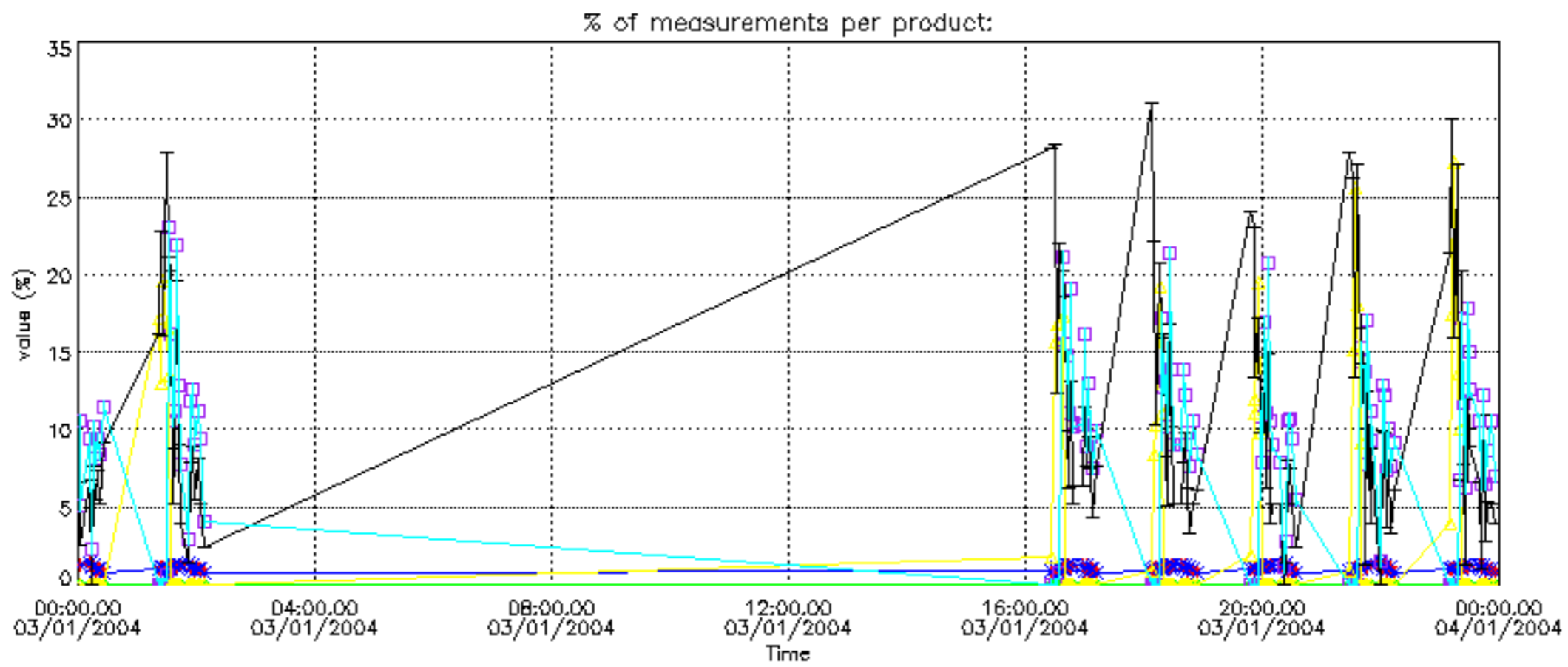
Percentage of flagged data per NO2 profile



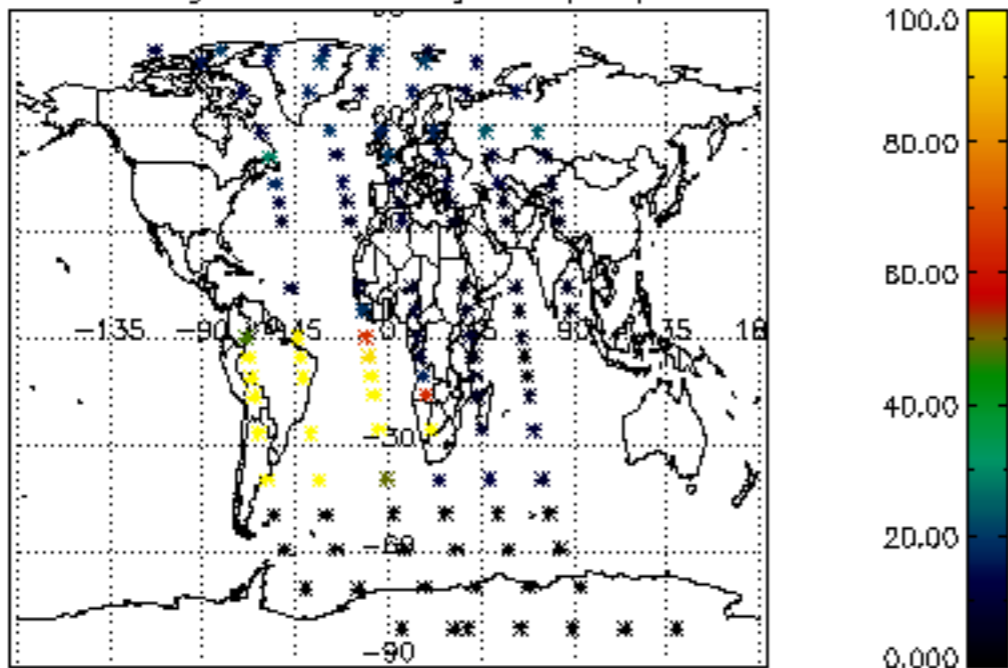
Percentage of flagged data per NO3 profile



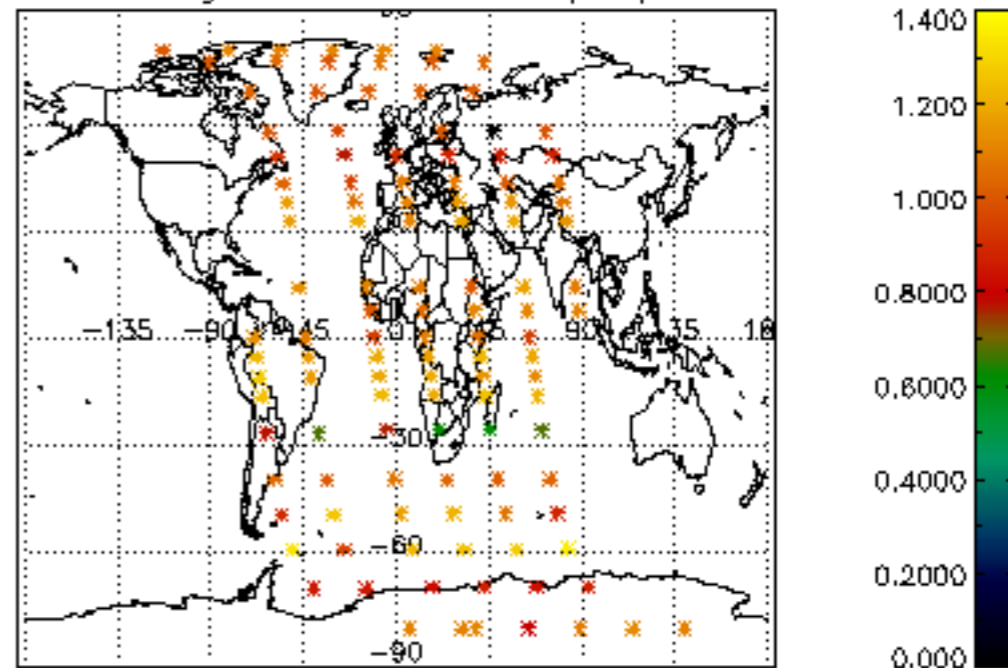




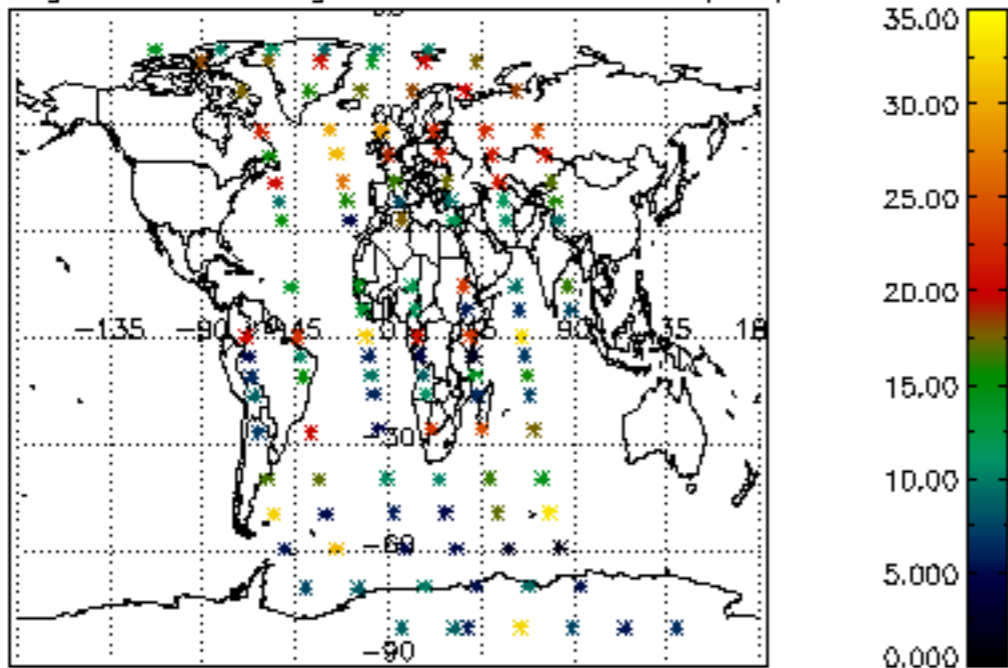
Percentage of cosmic ray hits per profile



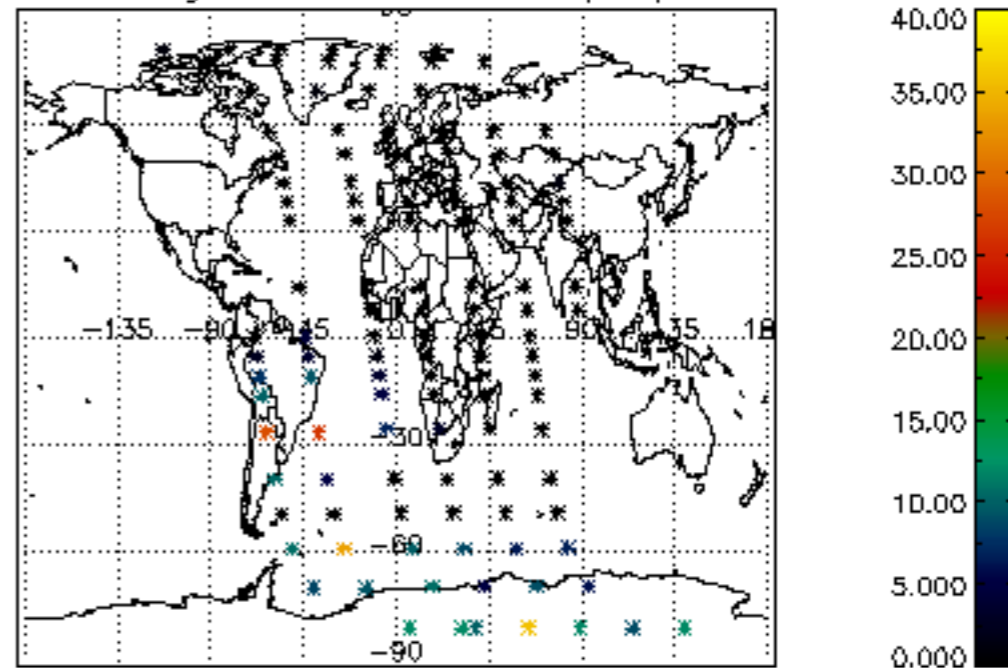
Percentage of datation errors per profile



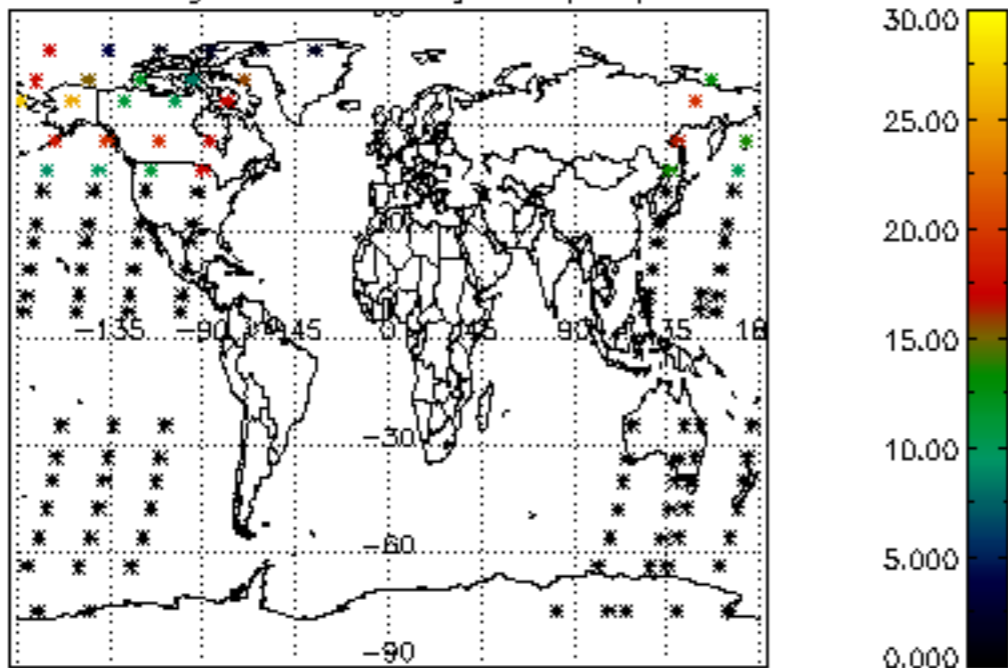
Percentage of star falling outside central band per profile



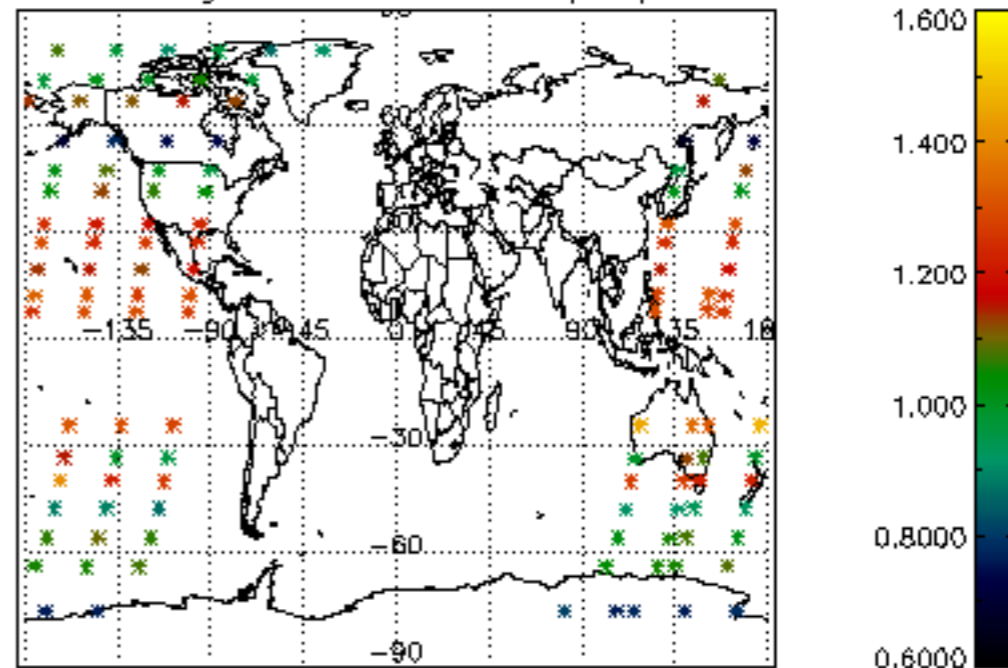
Percentage of saturation errors per profile



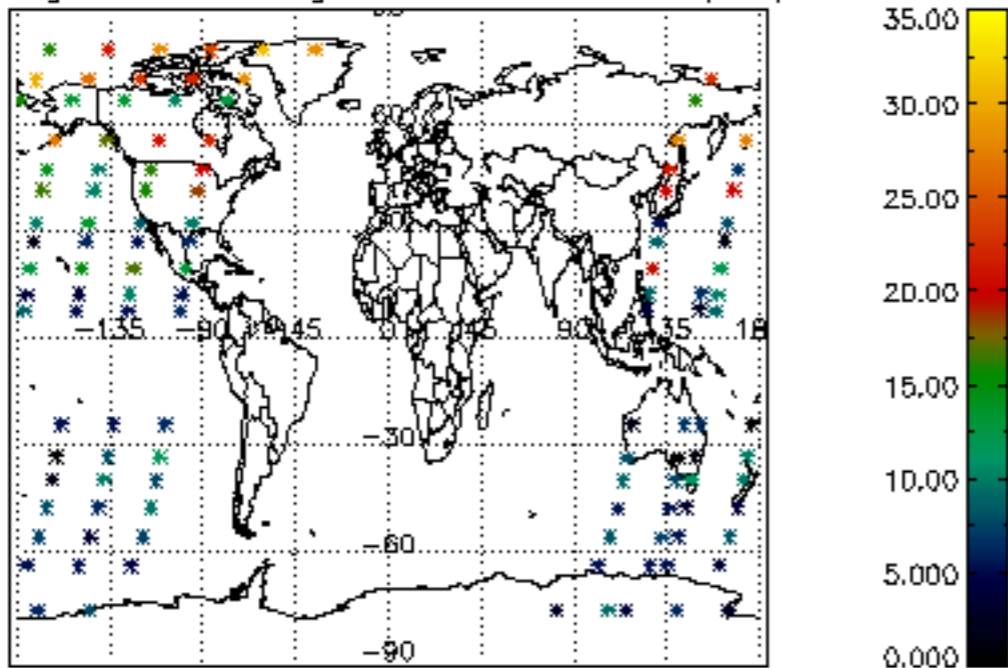
Percentage of cosmic ray hits per profile



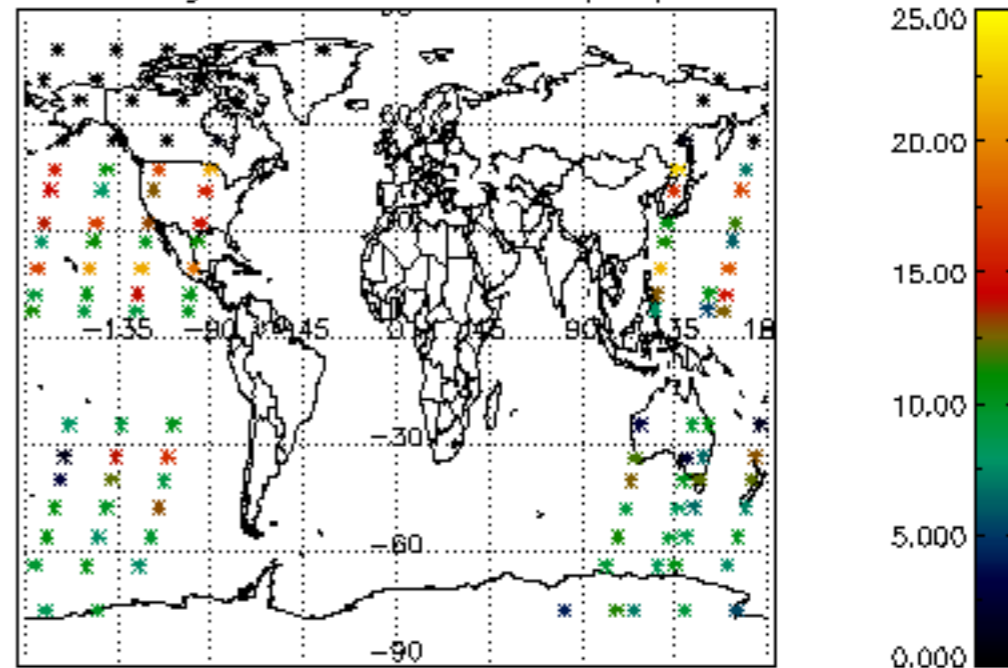
Percentage of datation errors per profile

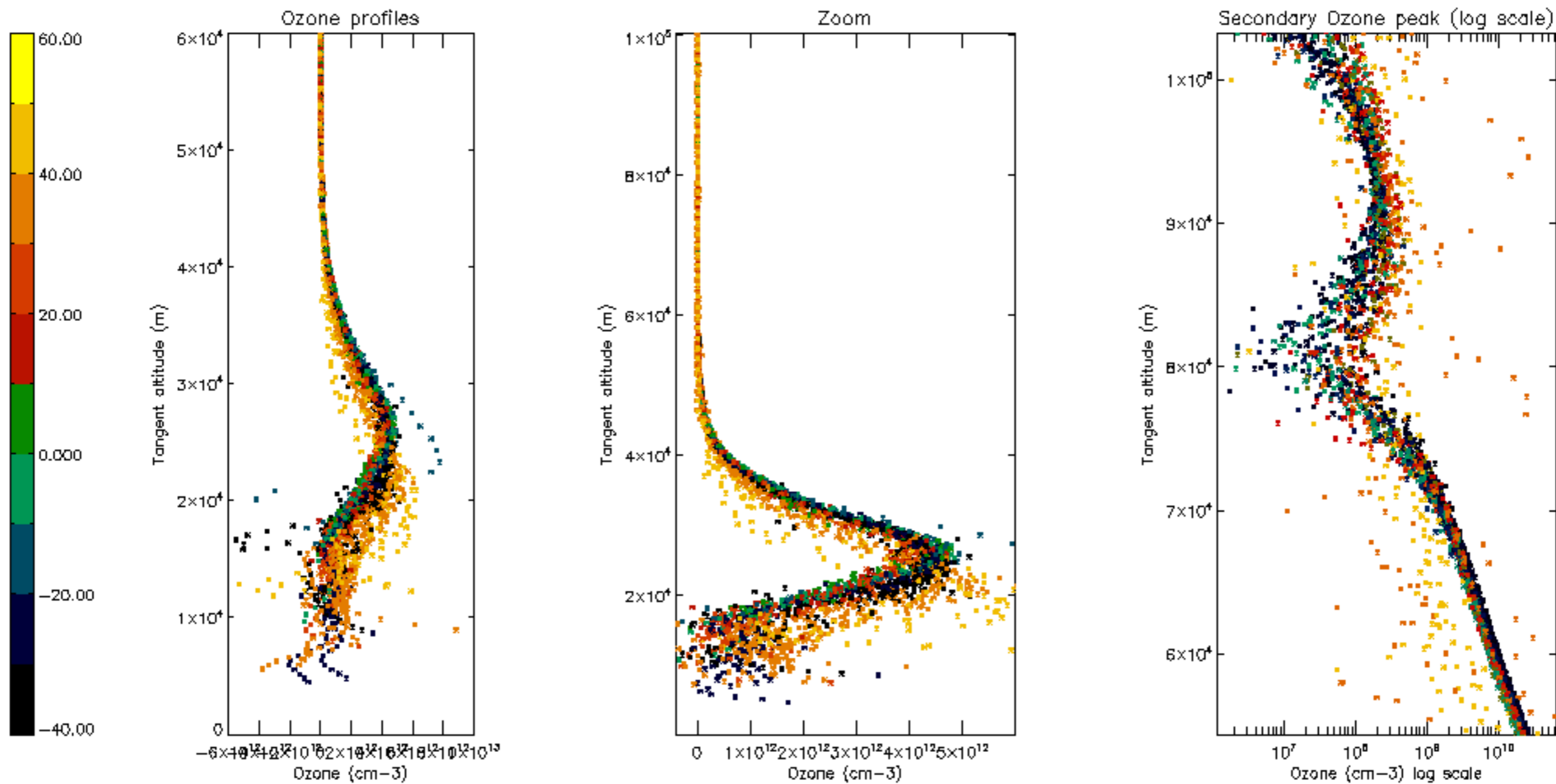


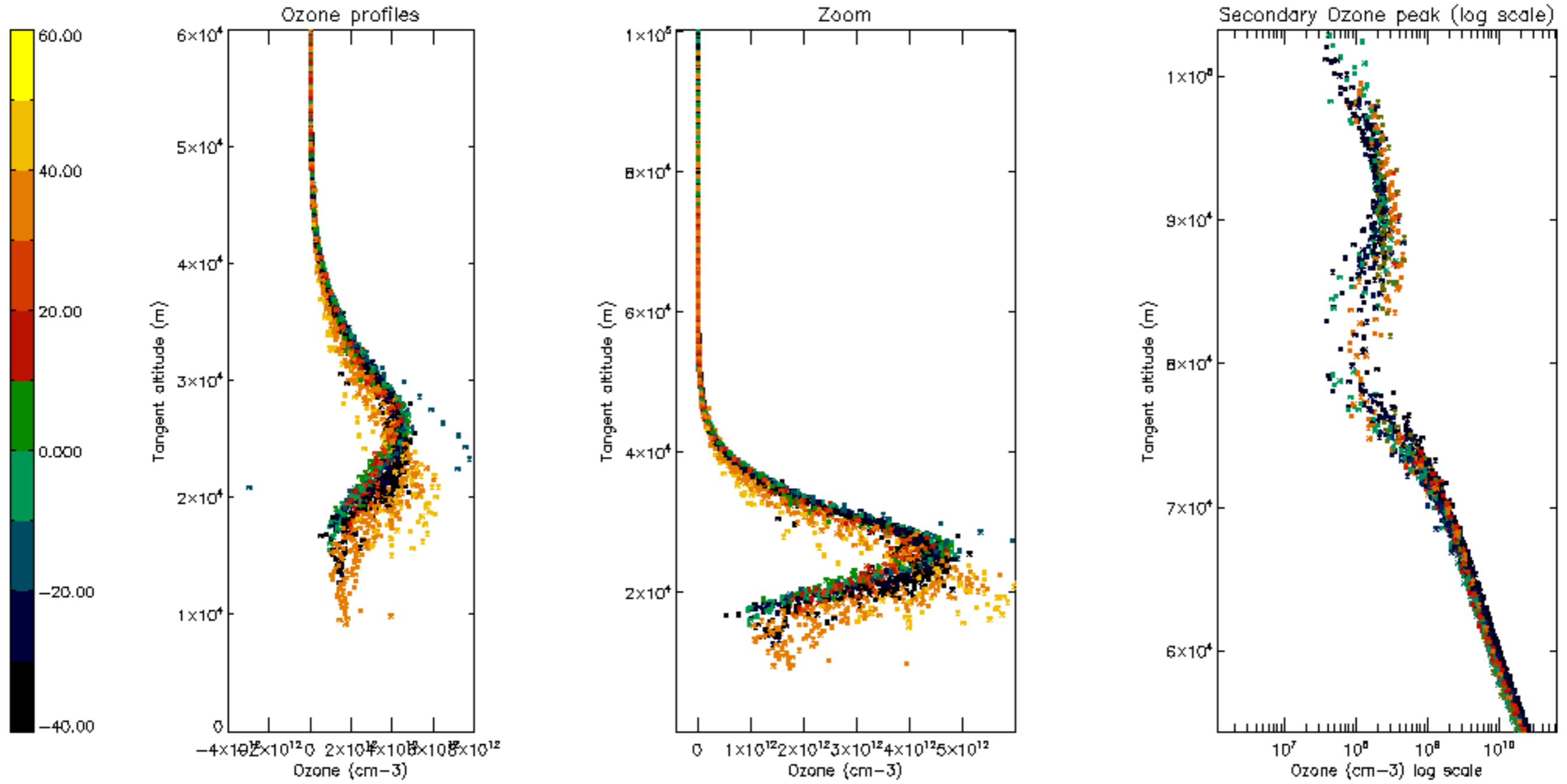
Percentage of star falling outside central band per profile

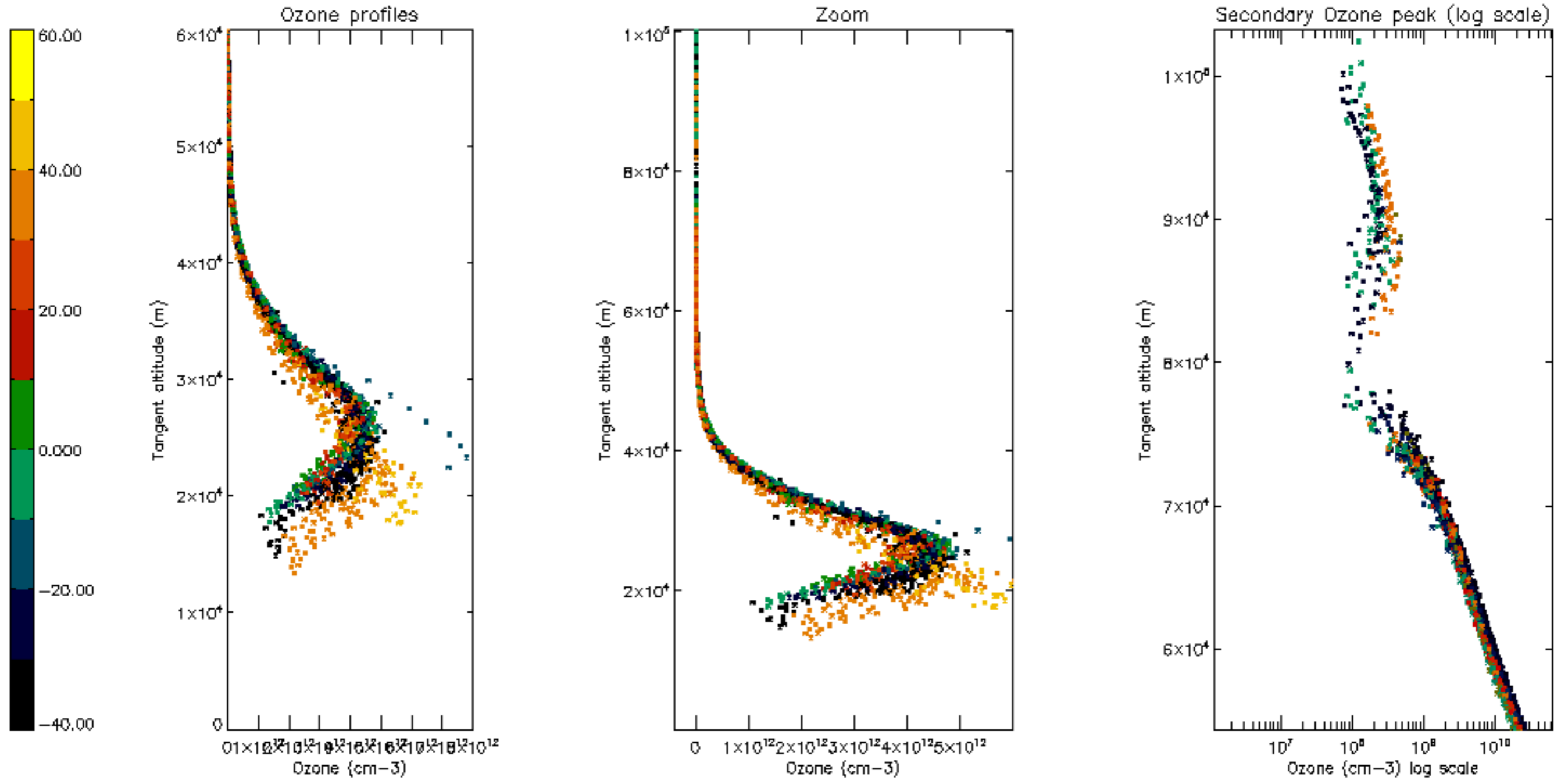


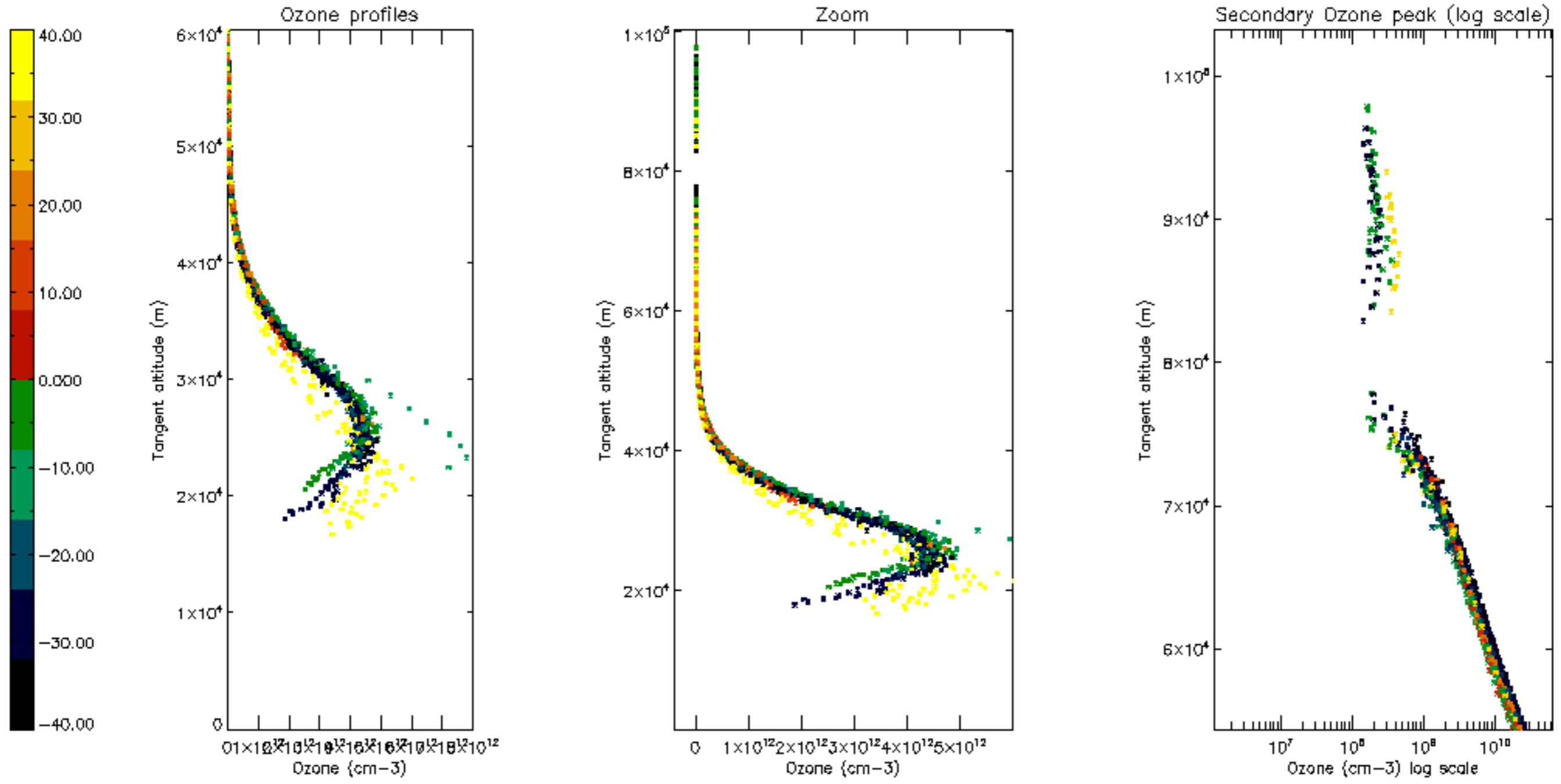
Percentage of saturation errors per profile

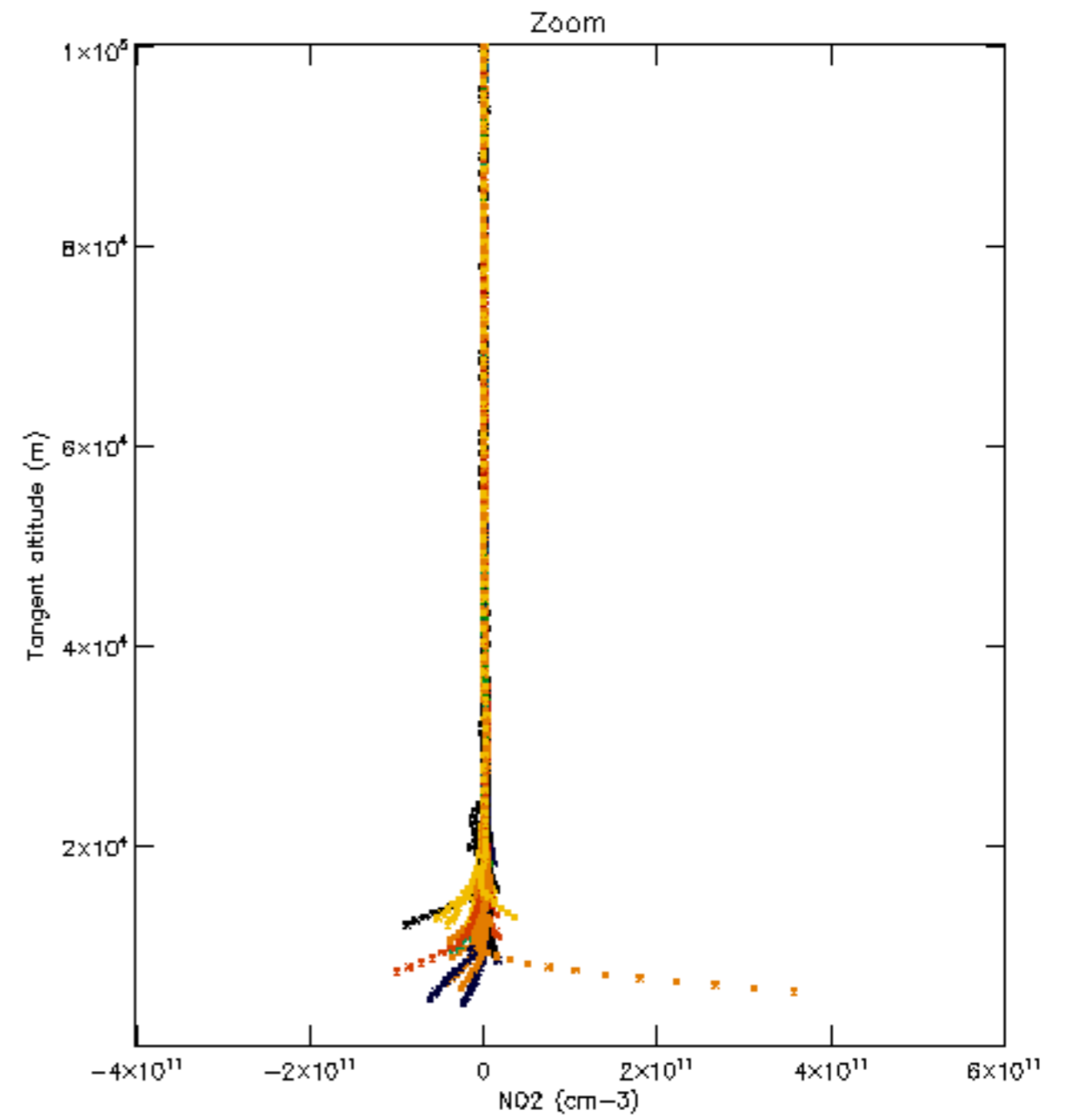
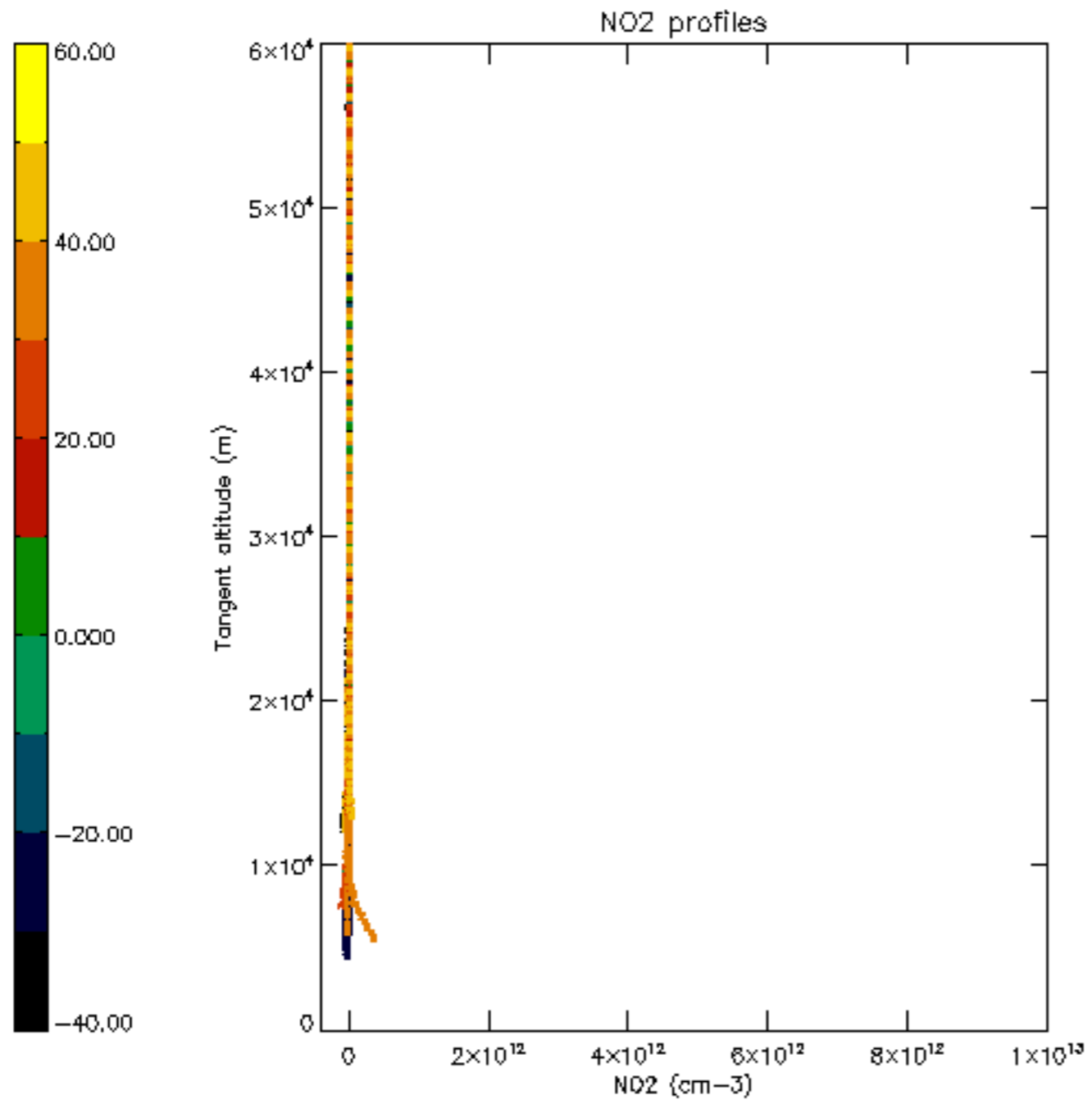


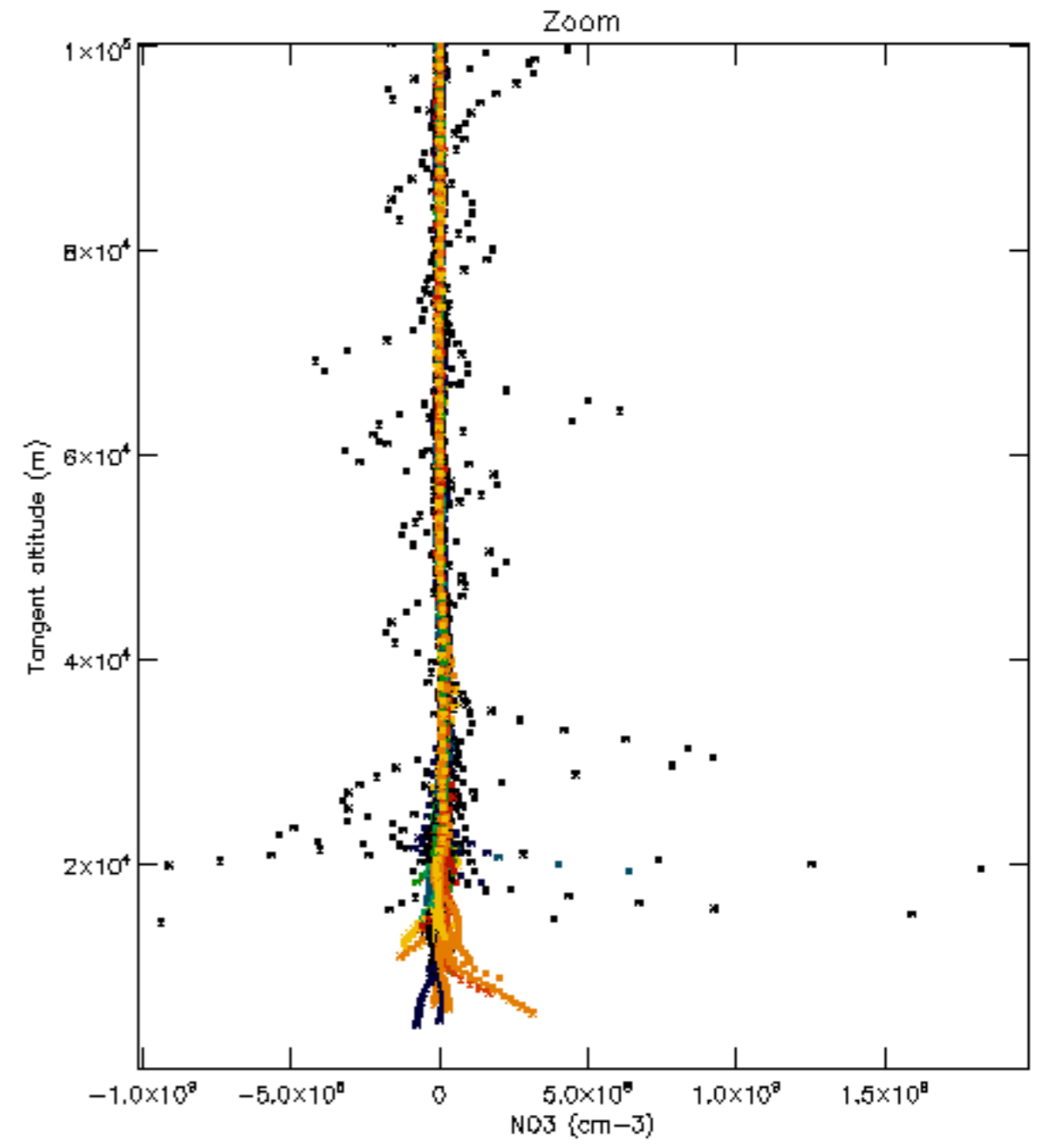
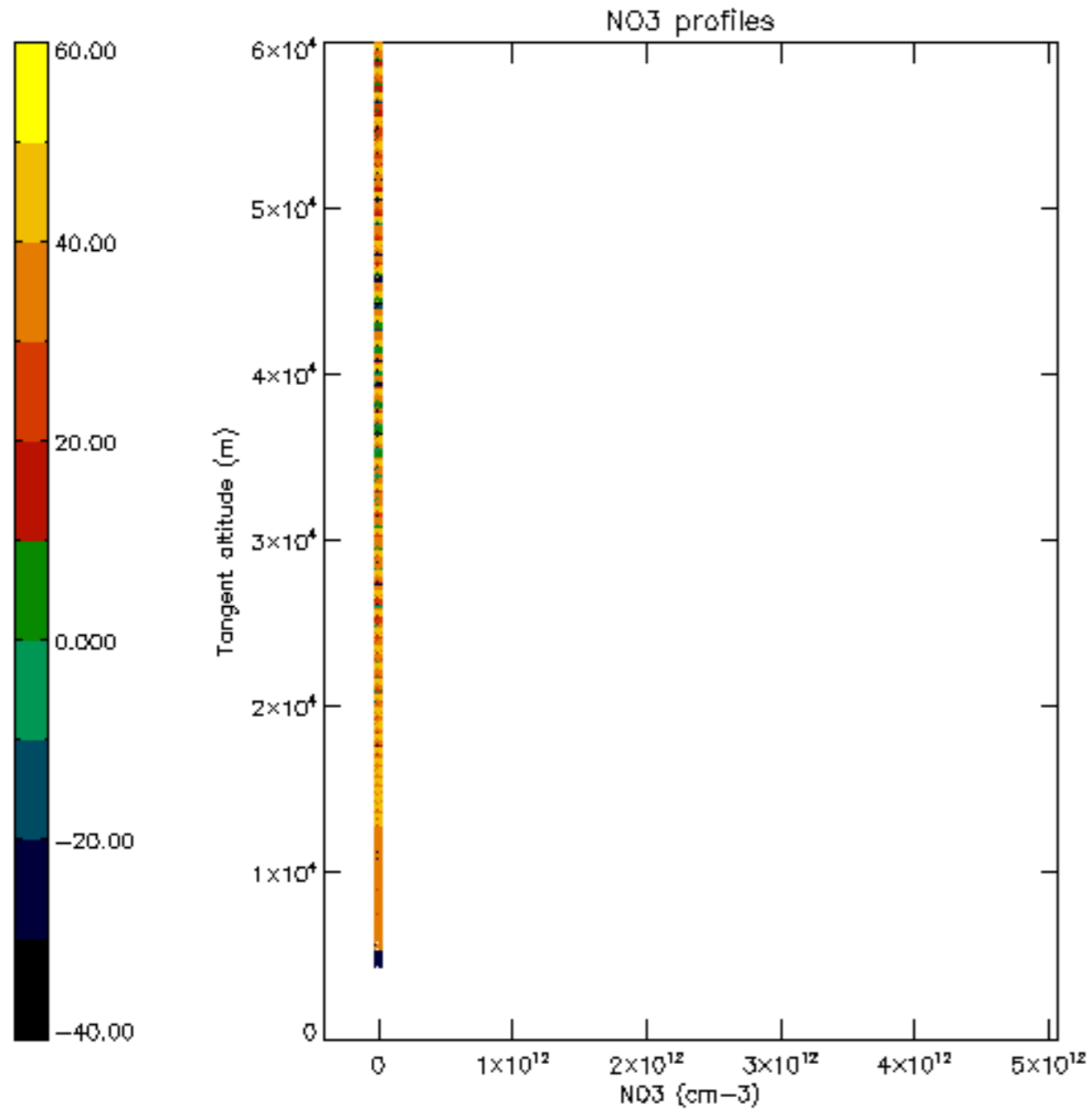


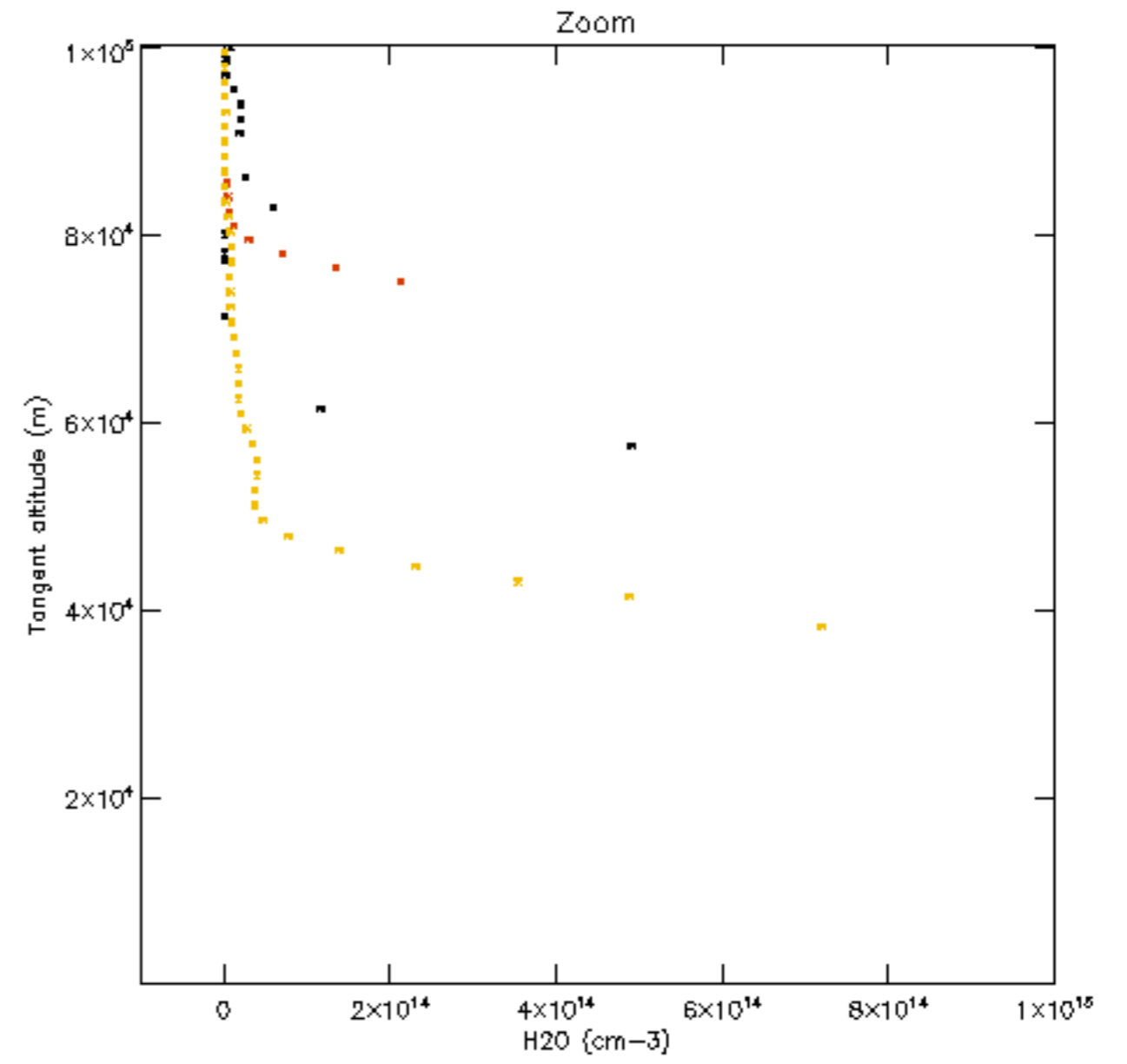
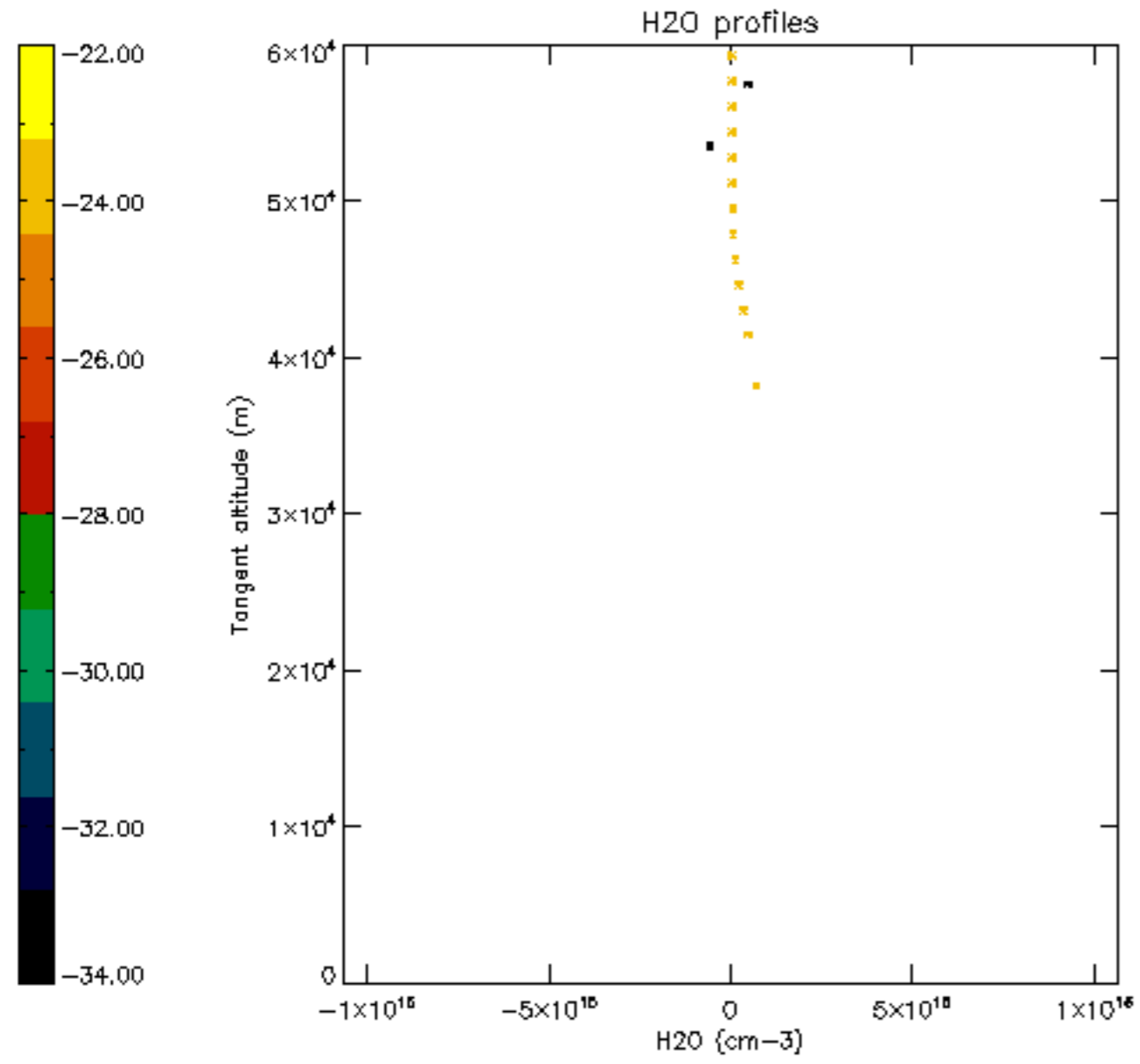


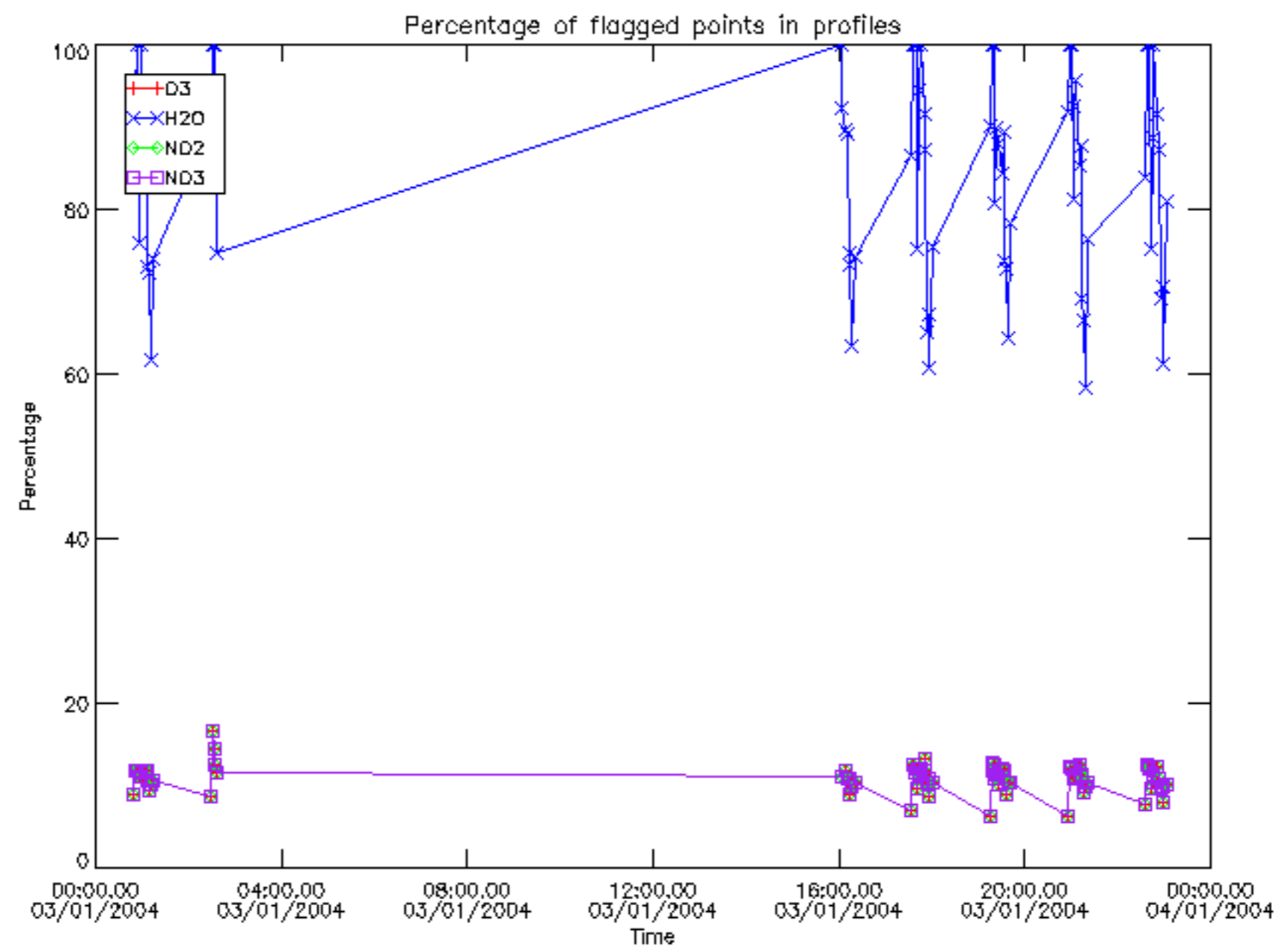




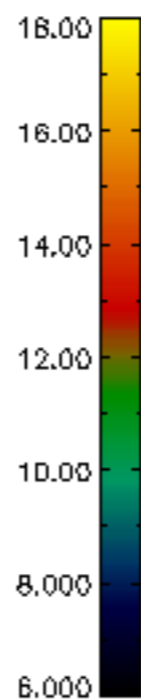
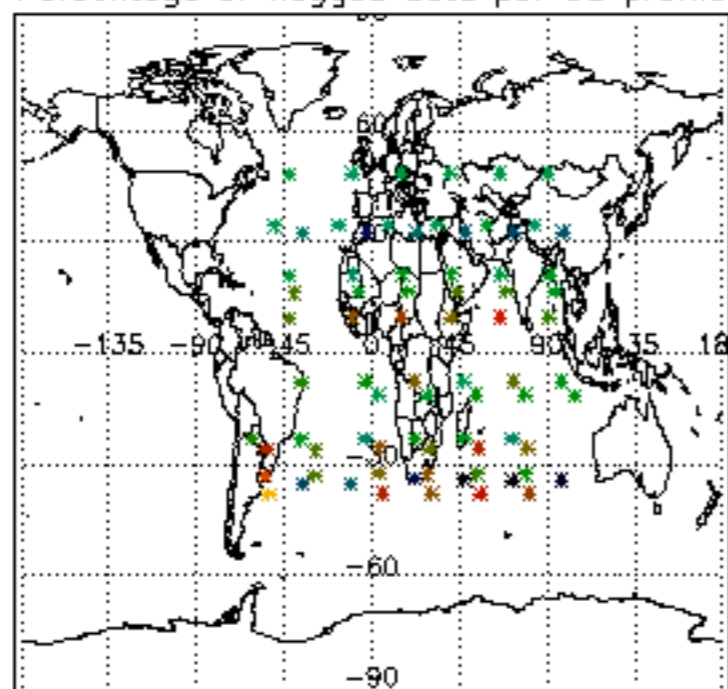




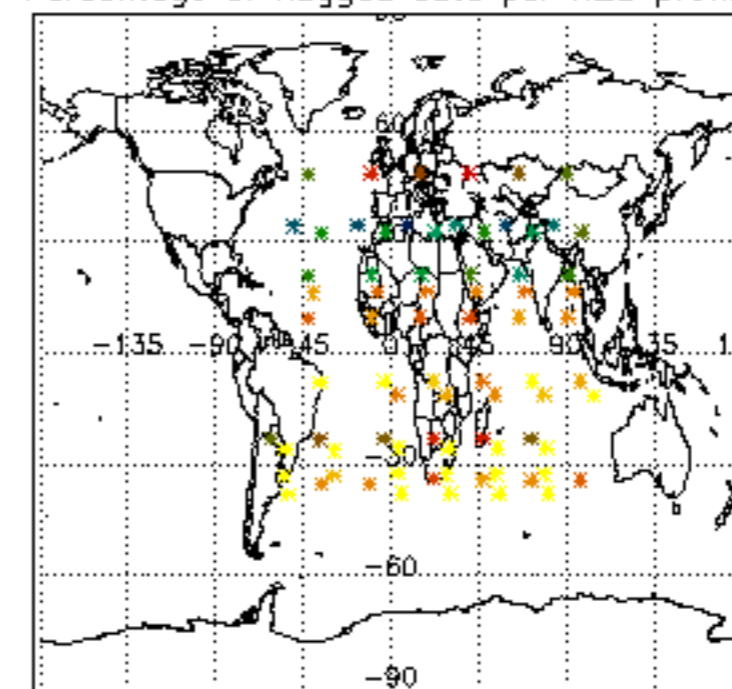




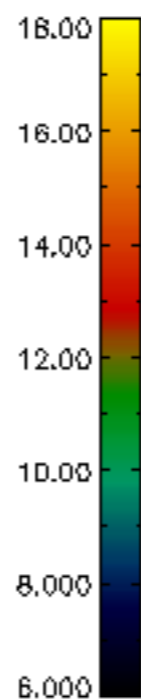
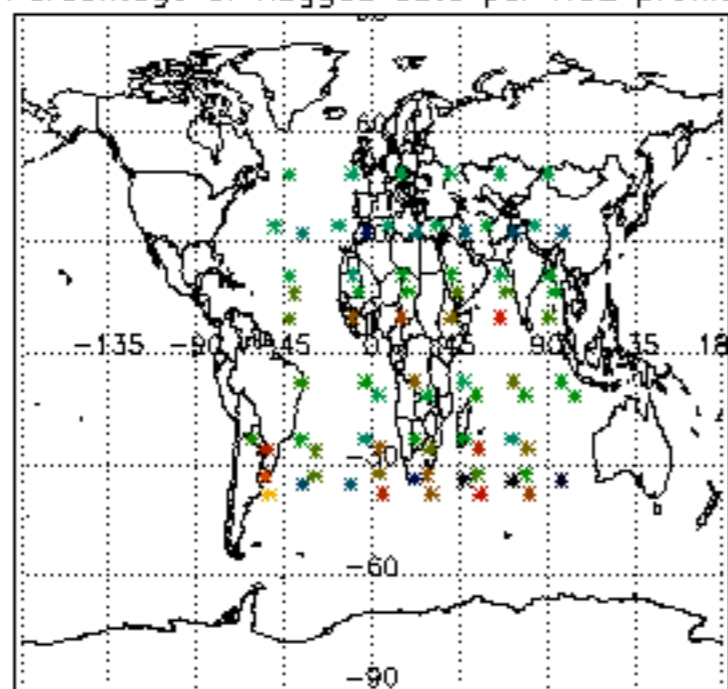
Percentage of flagged data per D3 profile



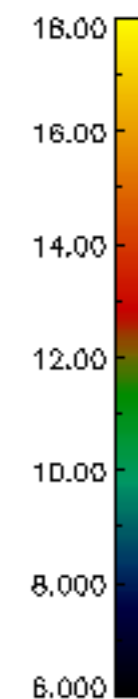
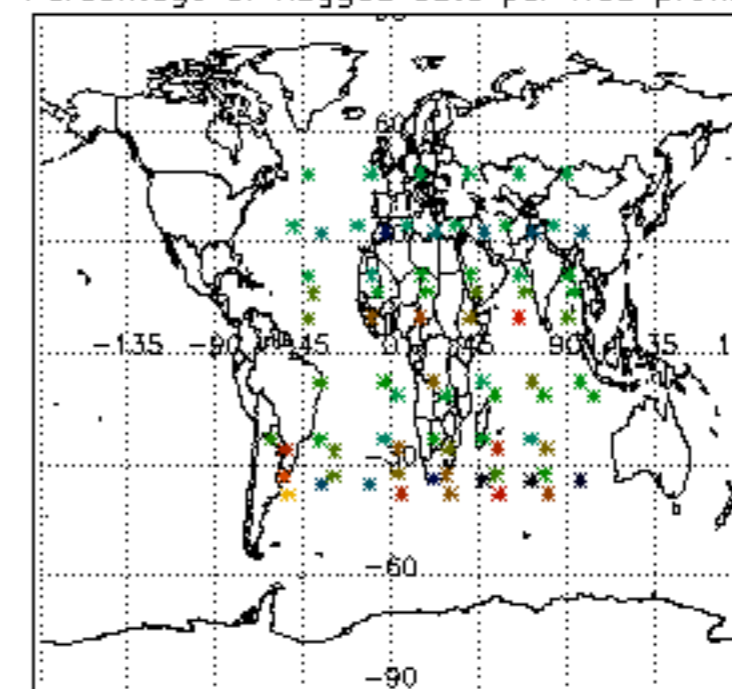
Percentage of flagged data per H2O profile

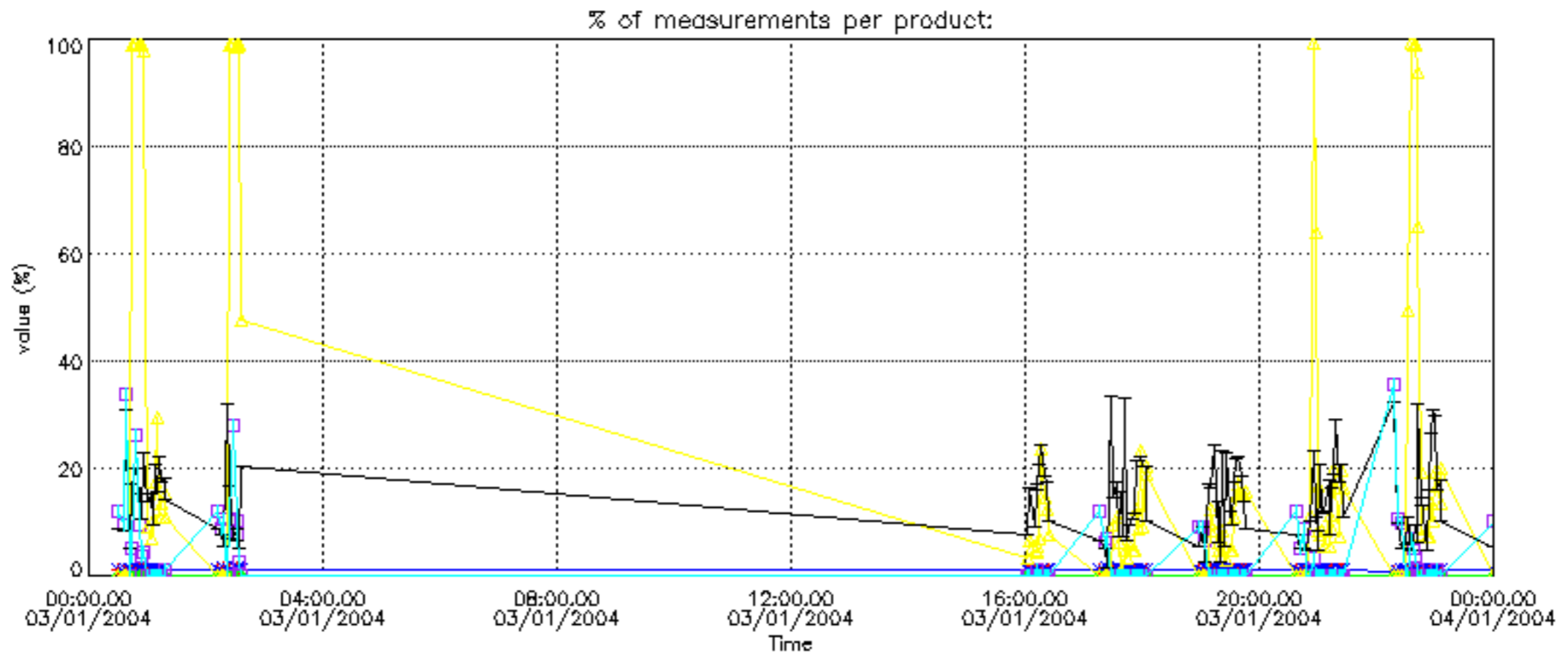


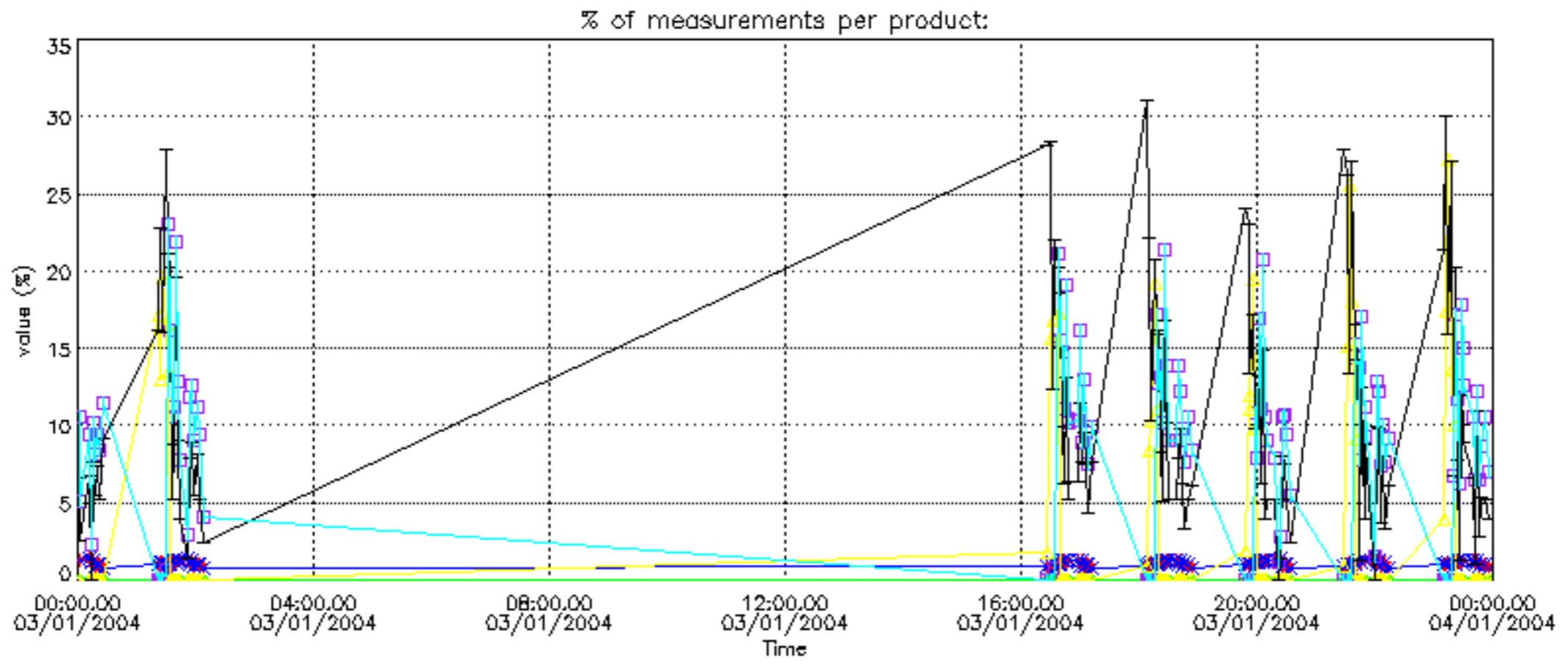
Percentage of flagged data per NO2 profile



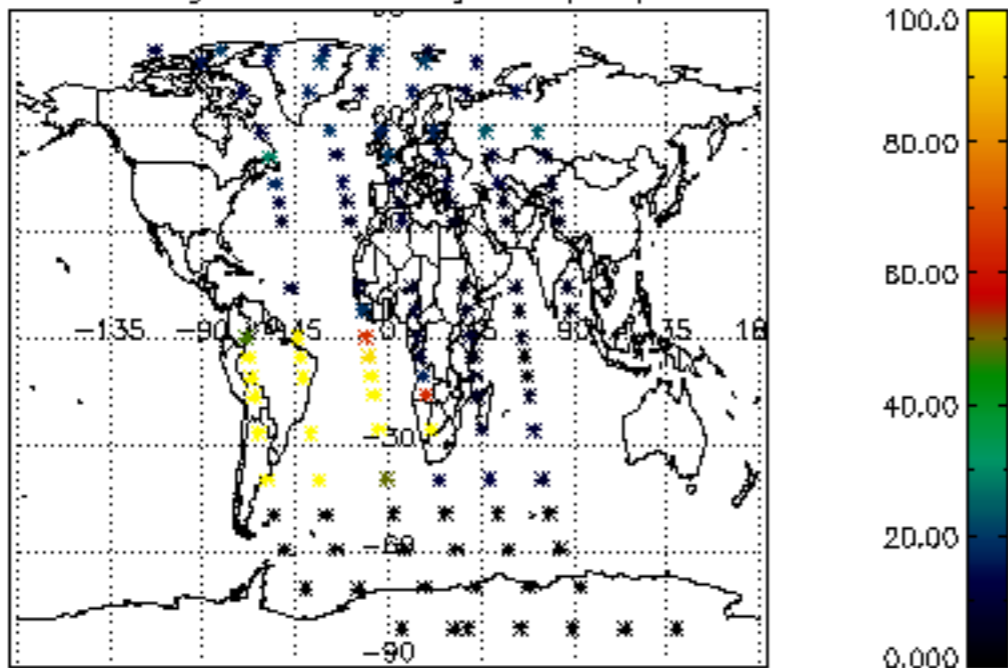
Percentage of flagged data per NO3 profile



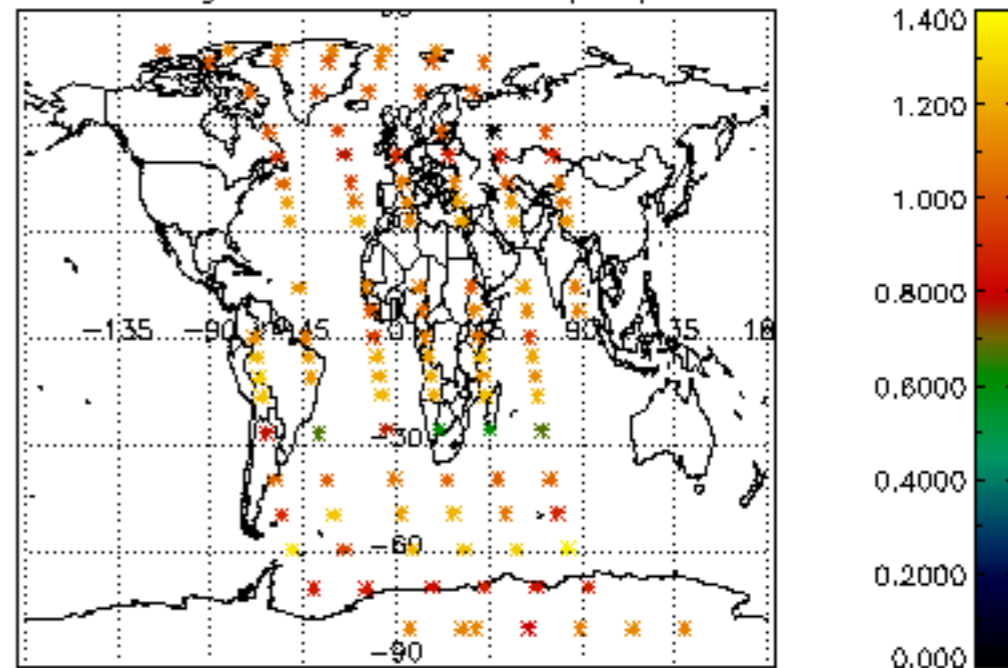




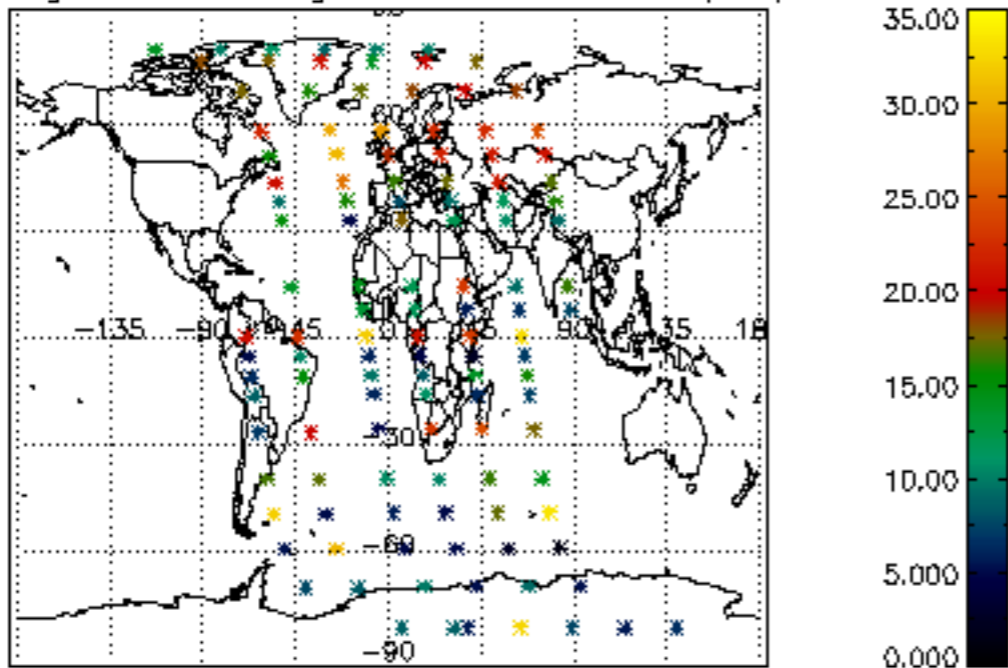
Percentage of cosmic ray hits per profile



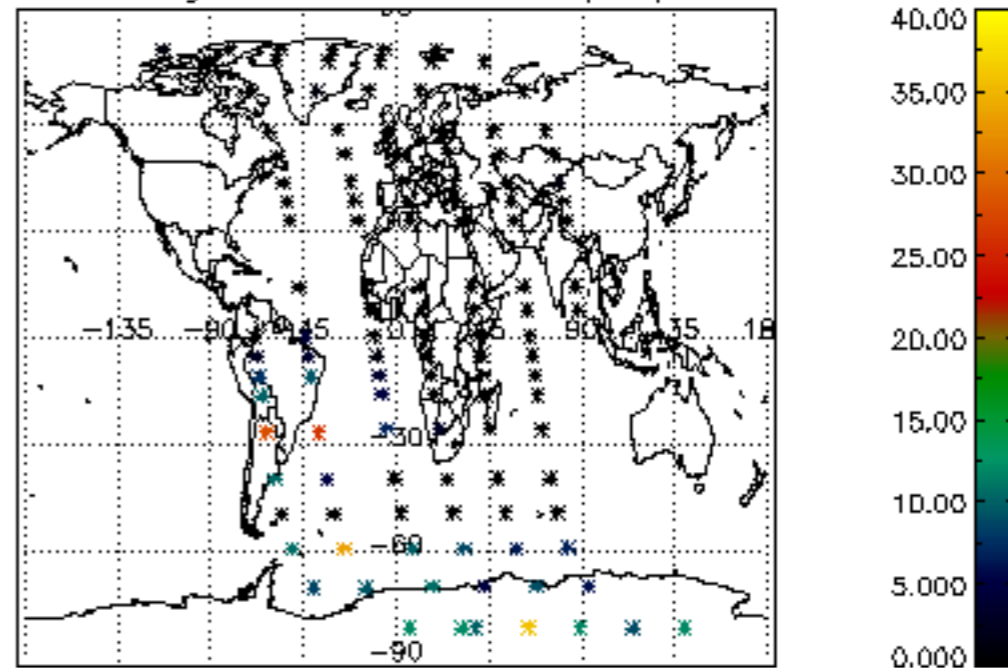
Percentage of datation errors per profile



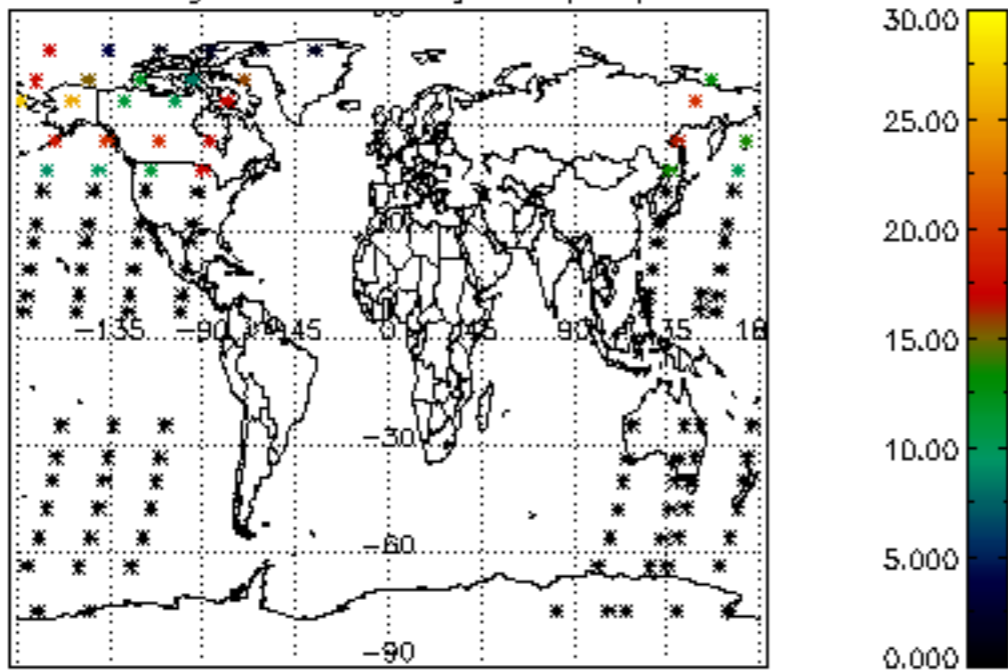
Percentage of star falling outside central band per profile



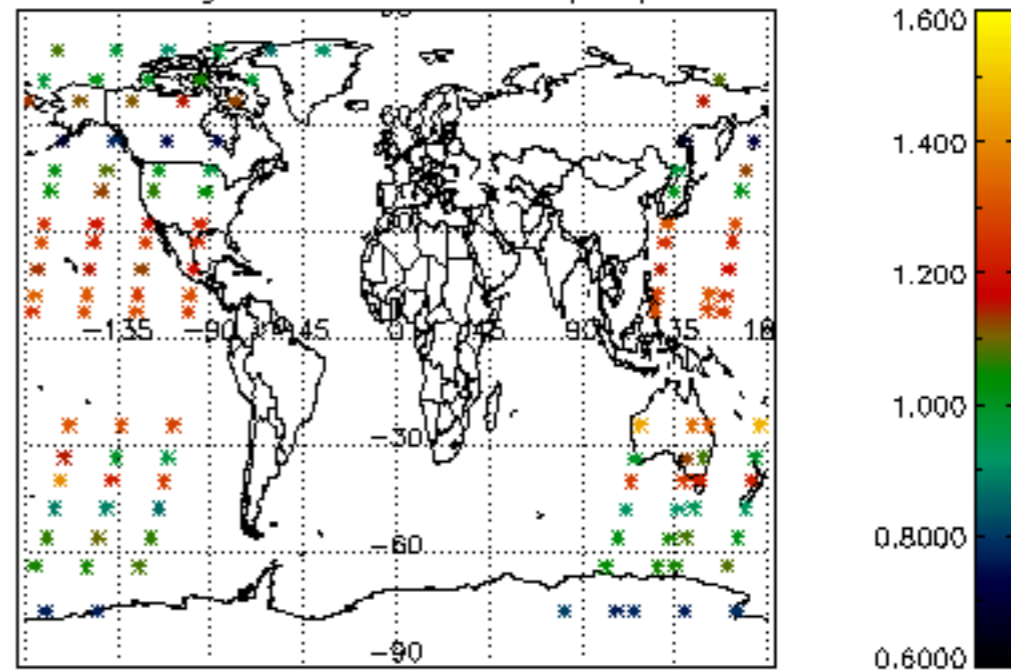
Percentage of saturation errors per profile



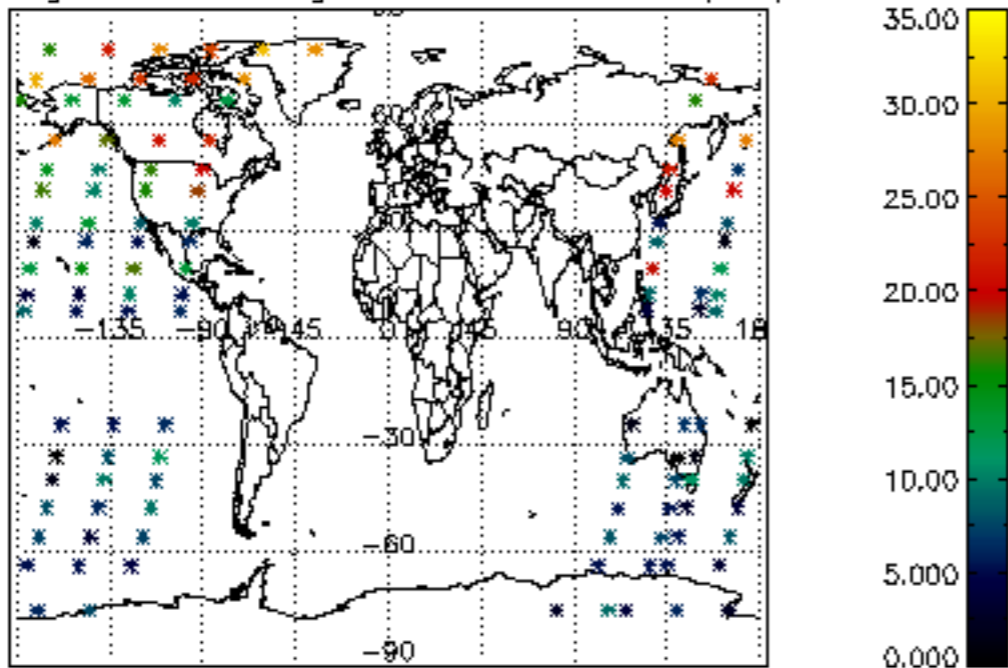
Percentage of cosmic ray hits per profile



Percentage of datation errors per profile



Percentage of star falling outside central band per profile



Percentage of saturation errors per profile

