

GOMOS Level 2 Daily Report

SUMMARY

[1. General Info](#)

[2. Summary of processed GOM_NL_2P products](#)

[3. Level 2 Quality information per product](#)

[3.1 Plot of level 2 quality information per product \(time dependant\)](#)

[3.2 Plot of level 2 quality information per product \(world map\)](#)

[4. Level 1 Quality information per product \(stored on level 2 products\)](#)

[4.1 Plot of level 1 quality information per product \(time dependant\)](#)

[4.1.1 Plot of level 1 quality information per product \(time dependant\): ASCENDING](#)

[4.1.2 Plot of level 1 quality information per product \(time dependant\): DESCENDING](#)

[4.2 Plot of level 1 quality information per product \(world map\)](#)

[4.2.1 Plot of level 1 quality information per product \(world map\): ASCENDING](#)

[4.2.2 Plot of level 1 quality information per product \(world map\): DESCENDING](#)

[5. Ozone profiles based on quality statistics and other trace gas profiles](#)

[5.1 Ozone statistics based on quality of products](#)

[5.2 Plot ozone profiles for all STD \(dark without errors\)](#)

[5.3 Plot ozone profiles where STD < 20% \(dark without errors\)](#)

[5.4. Plot ozone profiles where STD < 10% \(dark without errors\)](#)

[5.5. Plot ozone profiles where STD < 5% \(dark without errors\)](#)

[5.6 Plot NO2 profiles for all STD \(dark without errors\)](#)

[5.7 Plot NO3 profiles for all STD \(dark without errors\)](#)

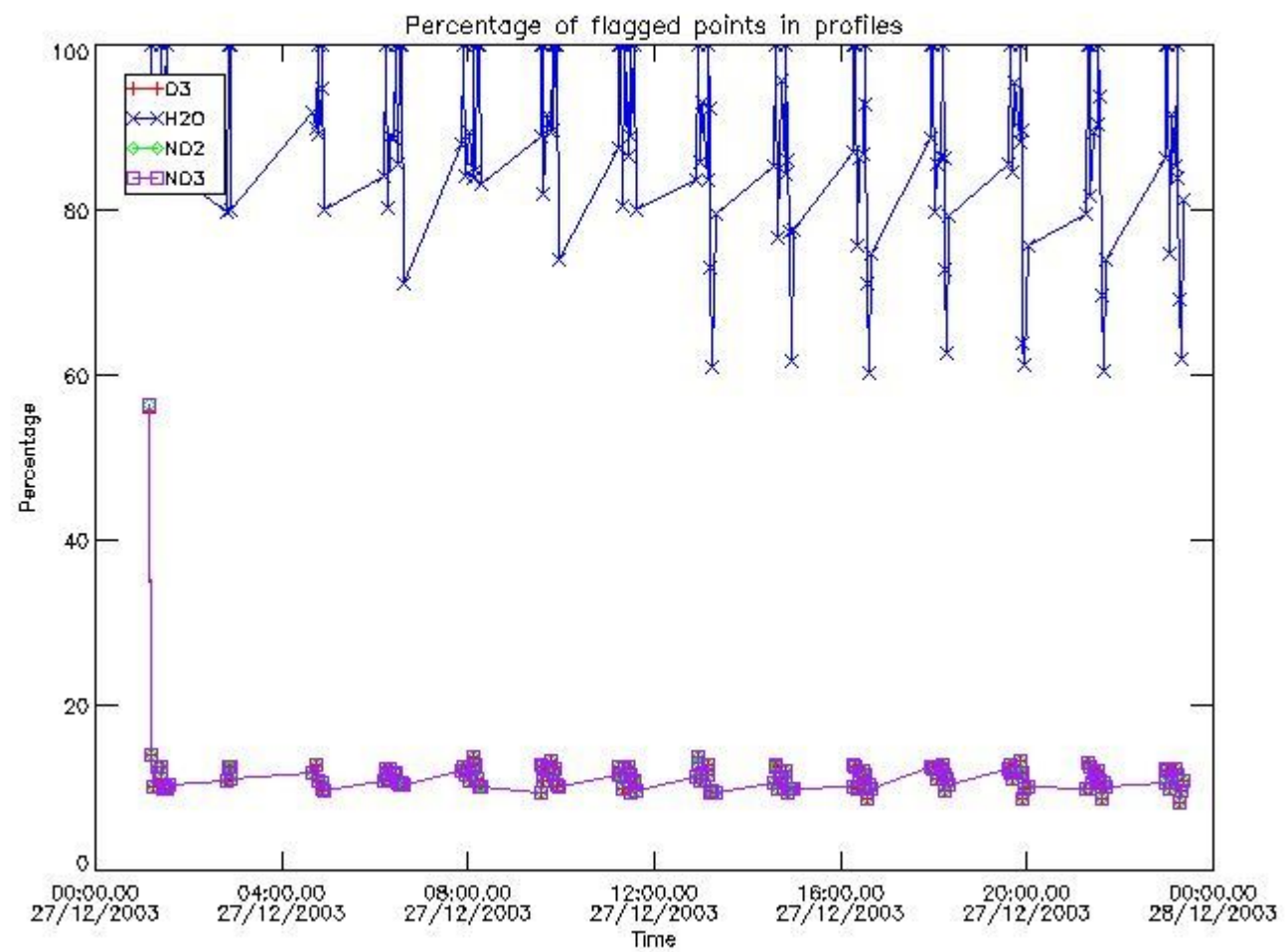
[5.8 Plot H2O profiles \(only for occultations of stars 1,2,3,4,13,14,16,26,63 dark without errors\) for all STD](#)

[6. Auxiliary Data Files used for the production reported in section 2](#)

3. Quality information per product

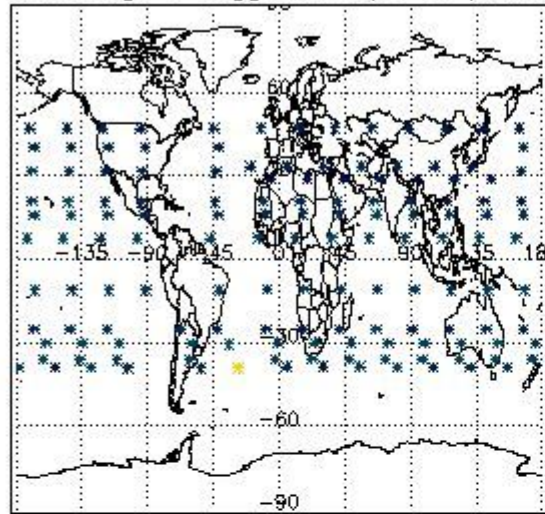
In this section it is plotted some information contained in the Quality Summary data set of the level 2 products. Only products in dark limb conditions and without errors (error flag in the MPH set to "0") are used.

3.1 Plot quality information per product (time dependant)

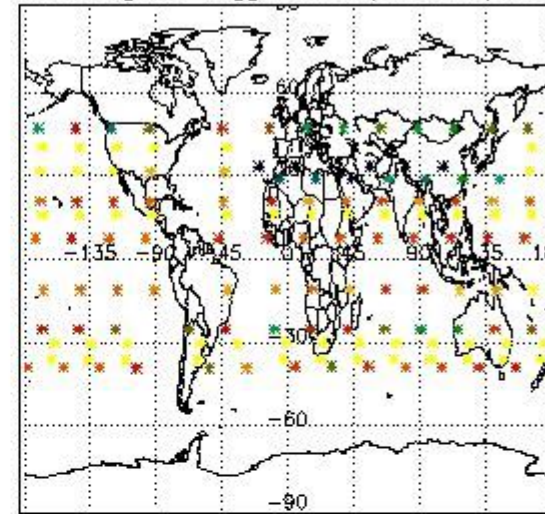


3.2 Plot quality information per product (world map)

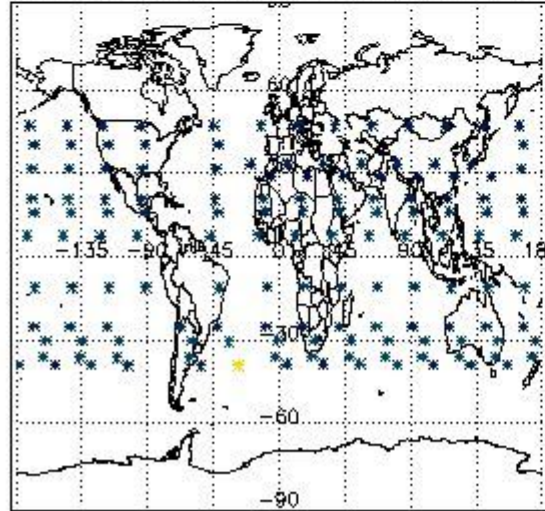
Percentage of flagged data per O3 profile




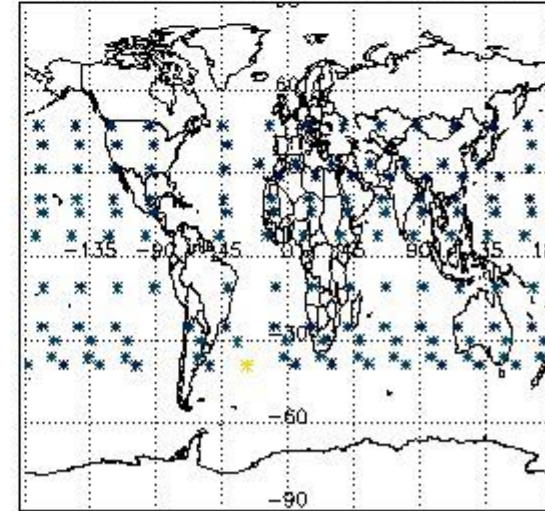
Percentage of flagged data per H2O profile



Percentage of flagged data per NO2 profile



Percentage of flagged data per NO3 profile

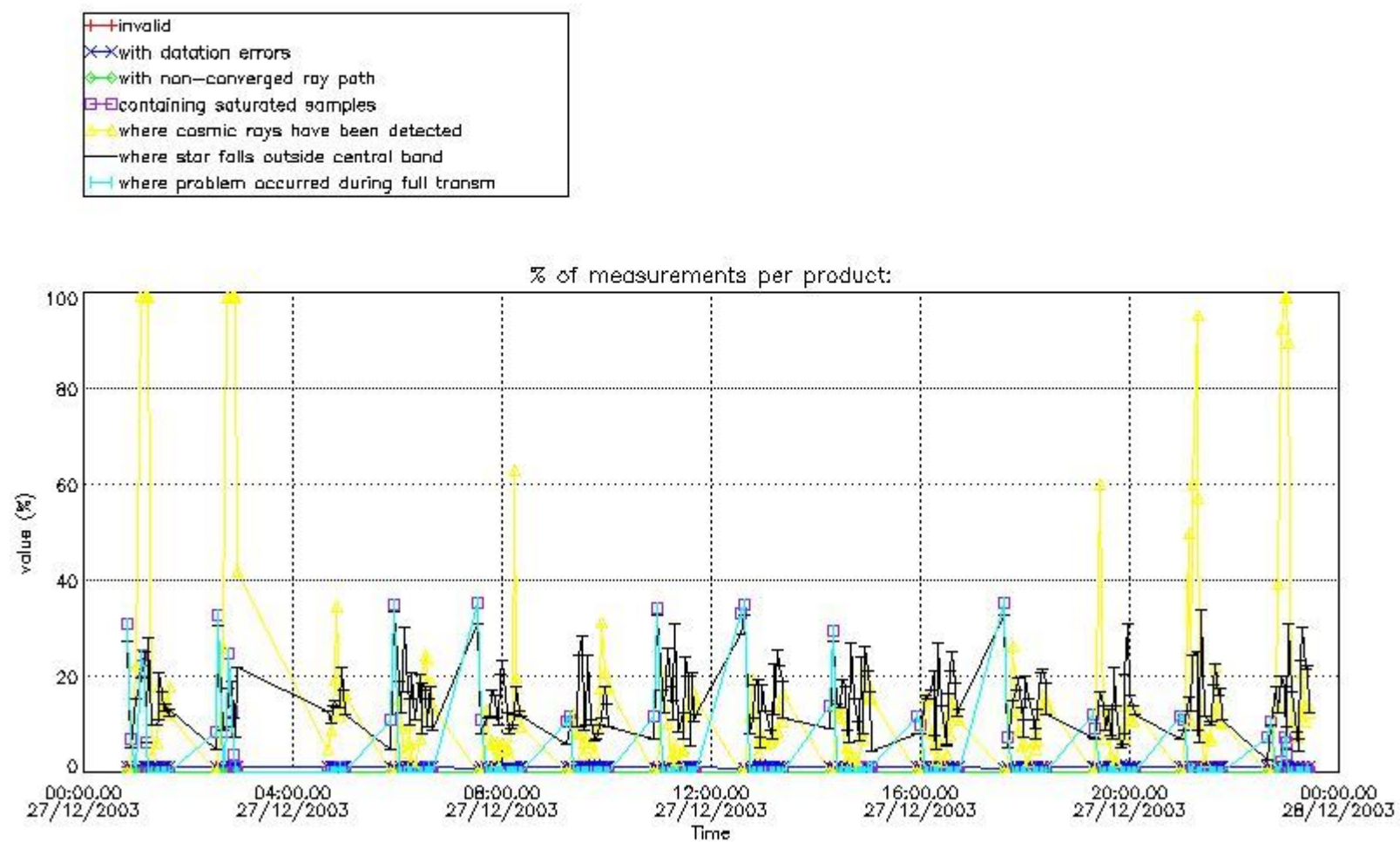


4. Level 1 quality information per product

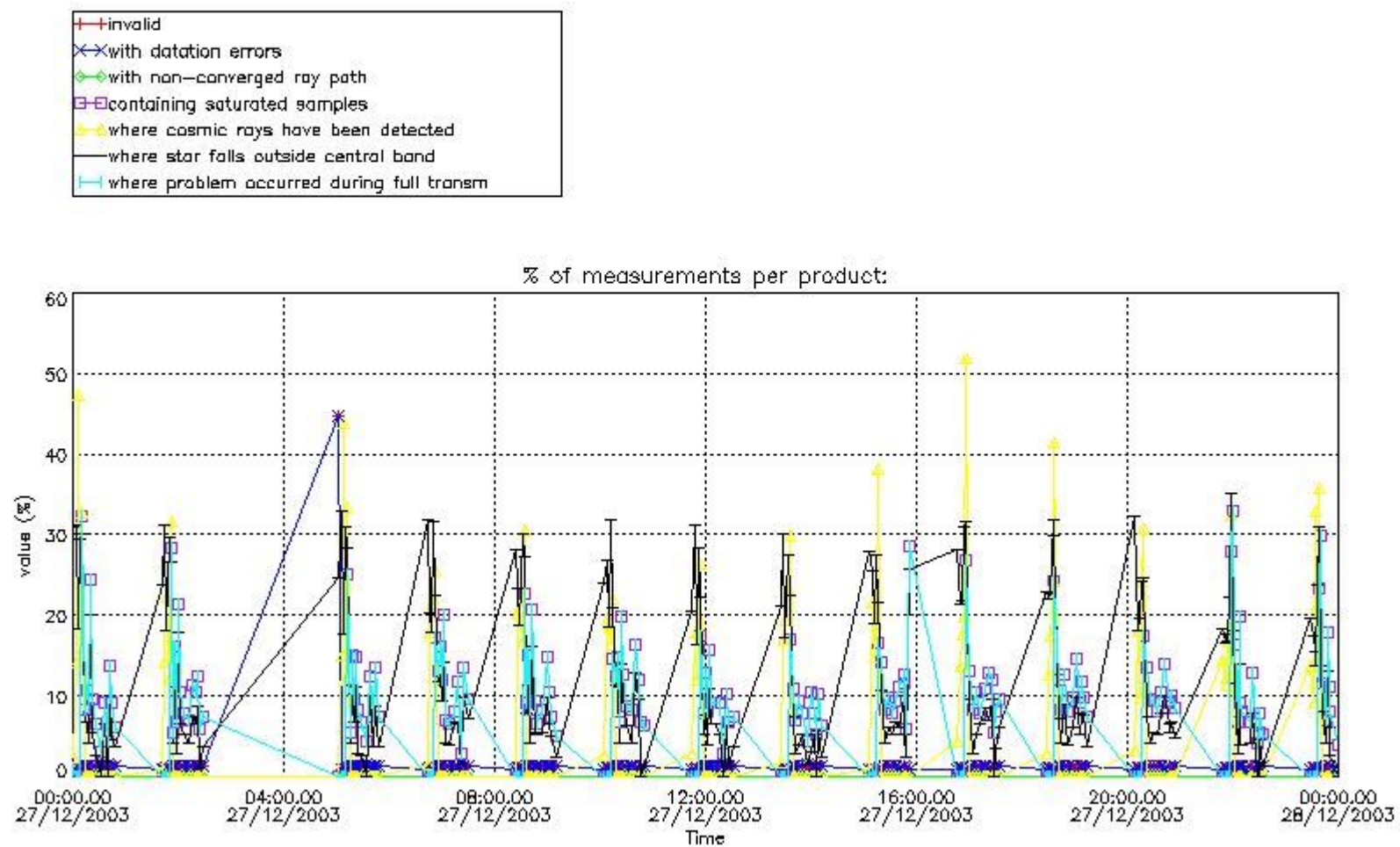
In this section it is plotted some information contained in the Quality Summary data set of the level 2 products that comes from the level 1b processing. Products without errors (error flag in the MPH set to "0") are used.

4.1 Plot quality information per product (time dependant) coming from level 1b processing

4.1.1 Plot level 1 quality information per product (time dependant): ENVISAT ASCENDING passes



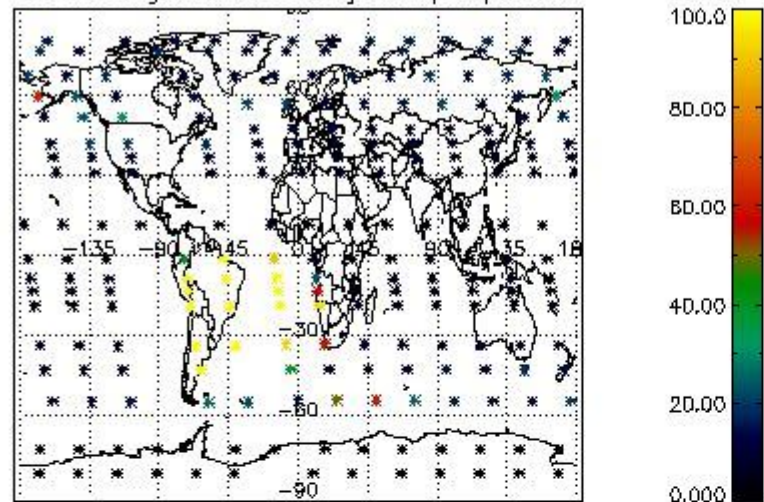
4.1.2 Plot level 1 quality information per product (time dependant): ENVI SAT DESCENDING passes



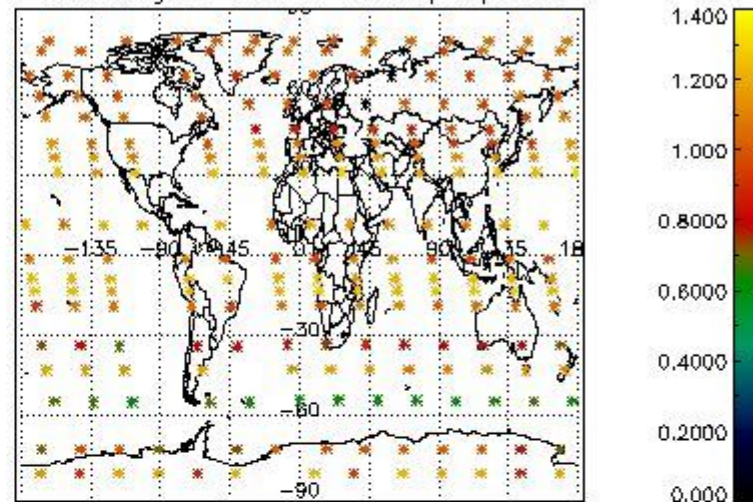
4.2 Plot quality information per product coming from level 1b processing (world map)

4.2.1 Plot level 1 quality information per product (world map): ENVISAT ASCENDING passes

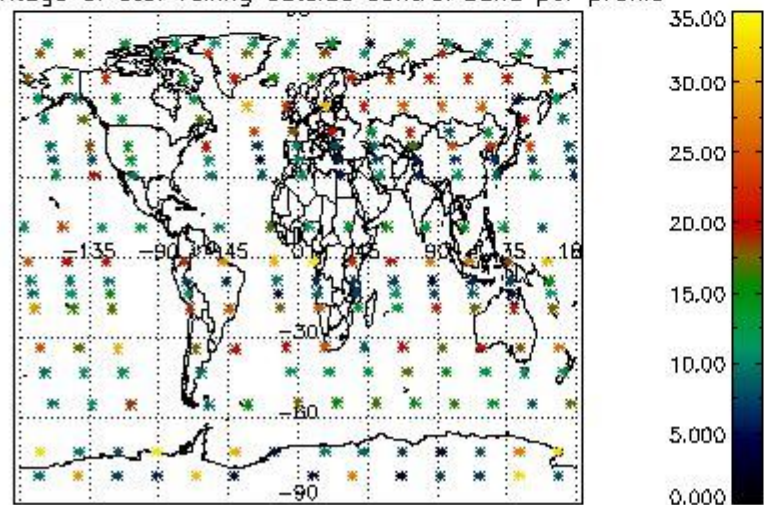
Percentage of cosmic ray hits per profile



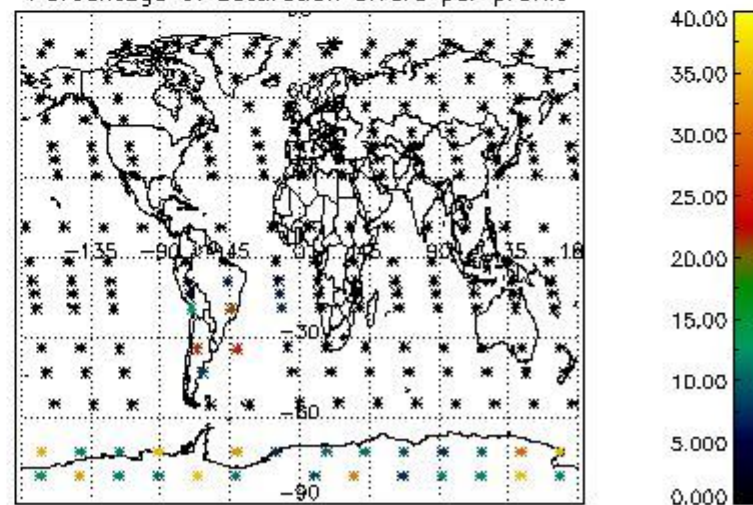
Percentage of datation errors per profile



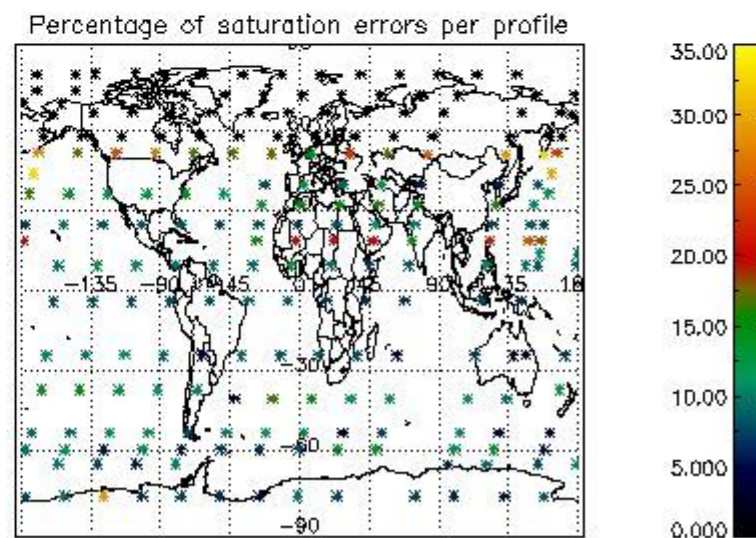
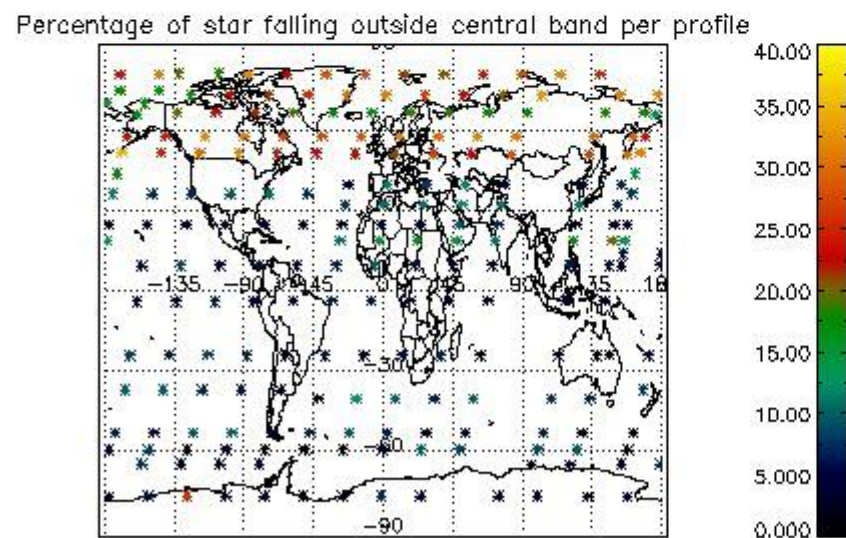

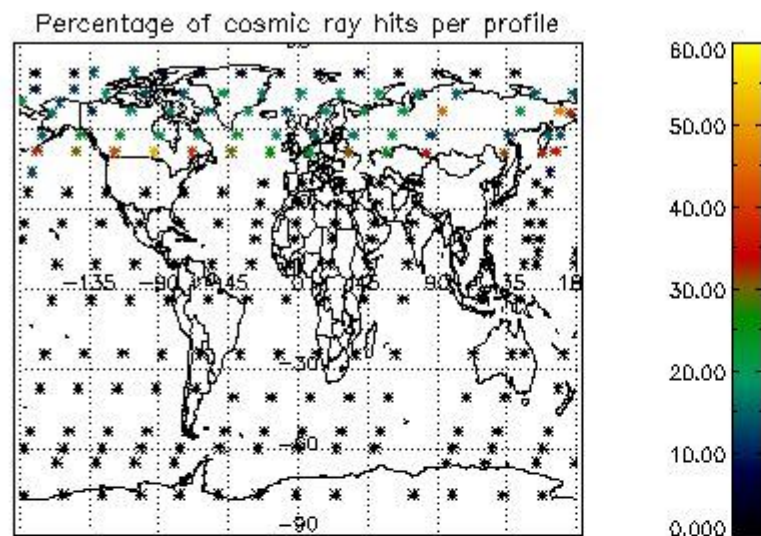
Percentage of star falling outside central band per profile



Percentage of saturation errors per profile



4.2.2 Plot level 1 quality information per product (world map): ENVISAT DESCENDING passes



5. Trace gas profiles

5.1 Ozone statistics based on quality of products

The final quality of the products can be "measured" using the STD (Standard Deviation) attached to every point profile. This information is written to the parameter GOM_NL__2P/NL_LOCAL_SPECIES_DENSITY/o3_std of the level 2 products. The table below shows the statistics for given STD ranges.

The statistics are given with respect to the overall valid production:

- Products without fatal errors: GOM_NL__2P/MPH/PRODUCT_ERR=0
- Valid point profile: GOM_NL__2P/NL_LOCAL_SPECIES_DENSITY/pcd(0)=0

The 'Criteria' is applied to valid points of dark limb products:

- Products in dark limb illumination condition: GOM_NL__2P/NL_SUMMARY_QUALITY/obs_ill_cond=0
- Products without fatal errors: GOM_NL__2P/MPH/PRODUCT_ERR=0
- Valid point profile: GOM_NL__2P/NL_LOCAL_SPECIES_DENSITY/pcd(0)=0

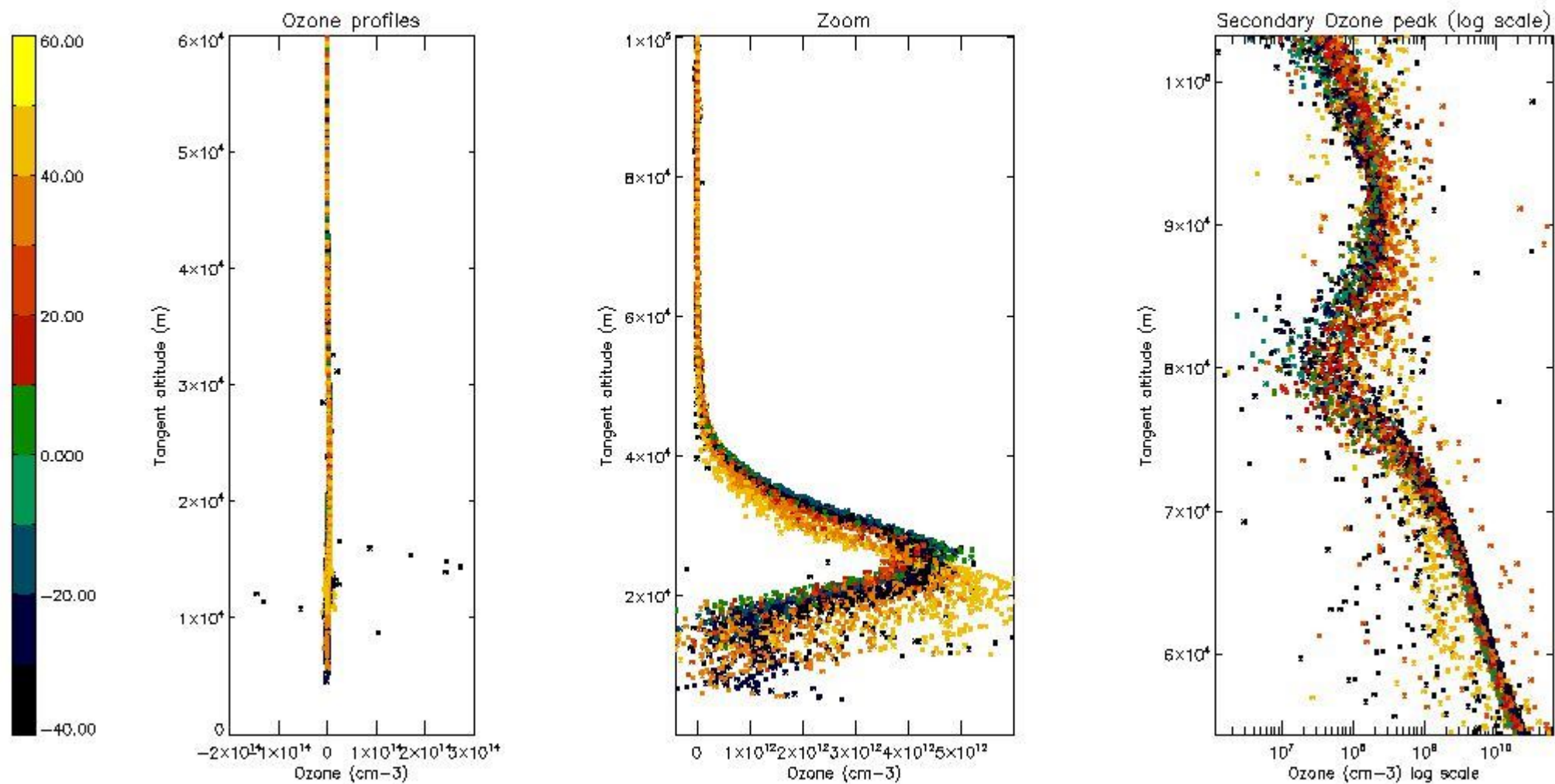
So, the table below shows the percentage of dark limb and valid observations for each criteria with respect to the overall valid daily observations.

Criteria	% of total production
All STD	31
STD < 20	17

STD < 10	14
STD < 5	10

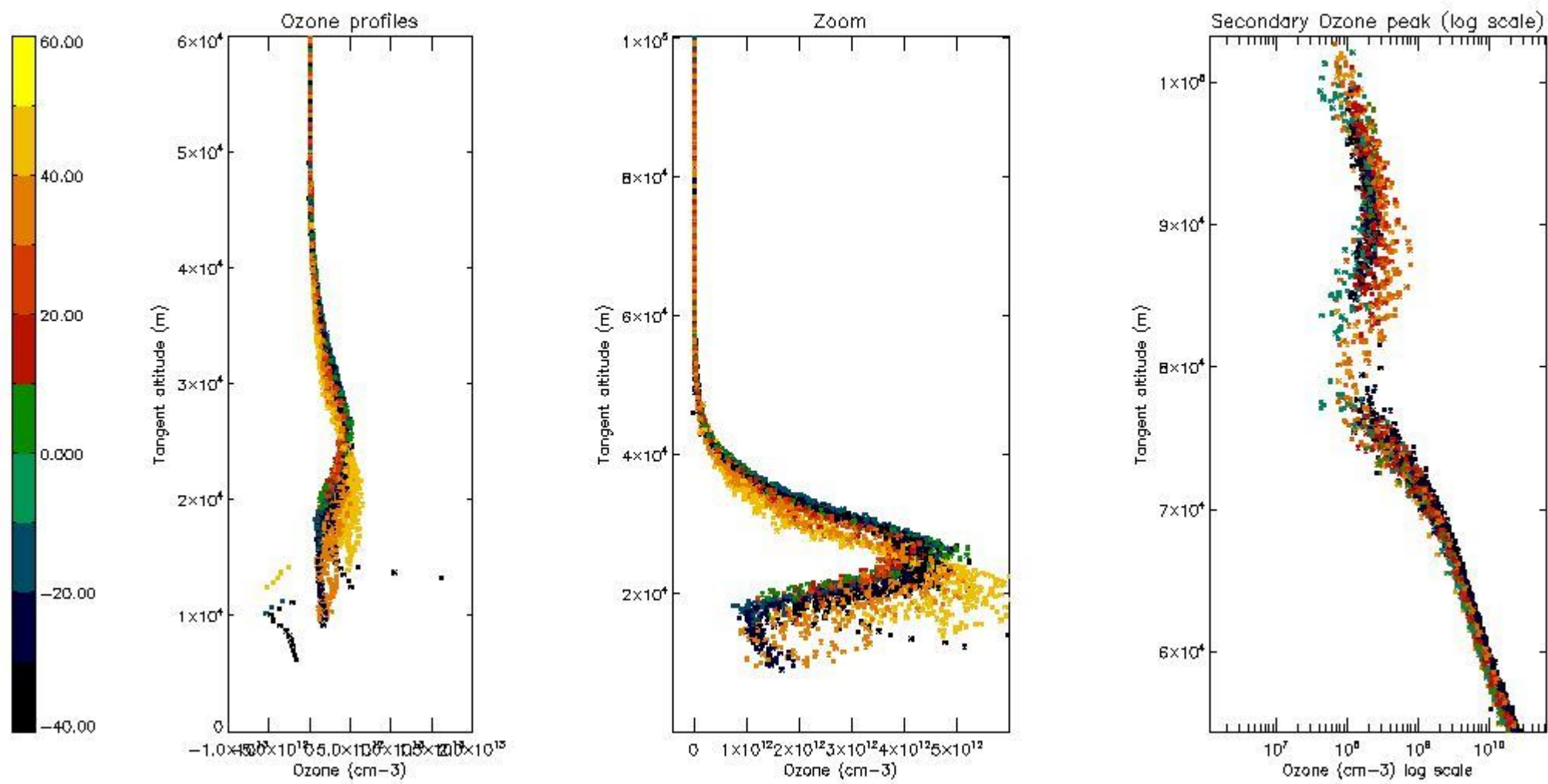
5.2 Plot ozone profiles for all STD (dark without errors)

The colorbar represents the latitude.



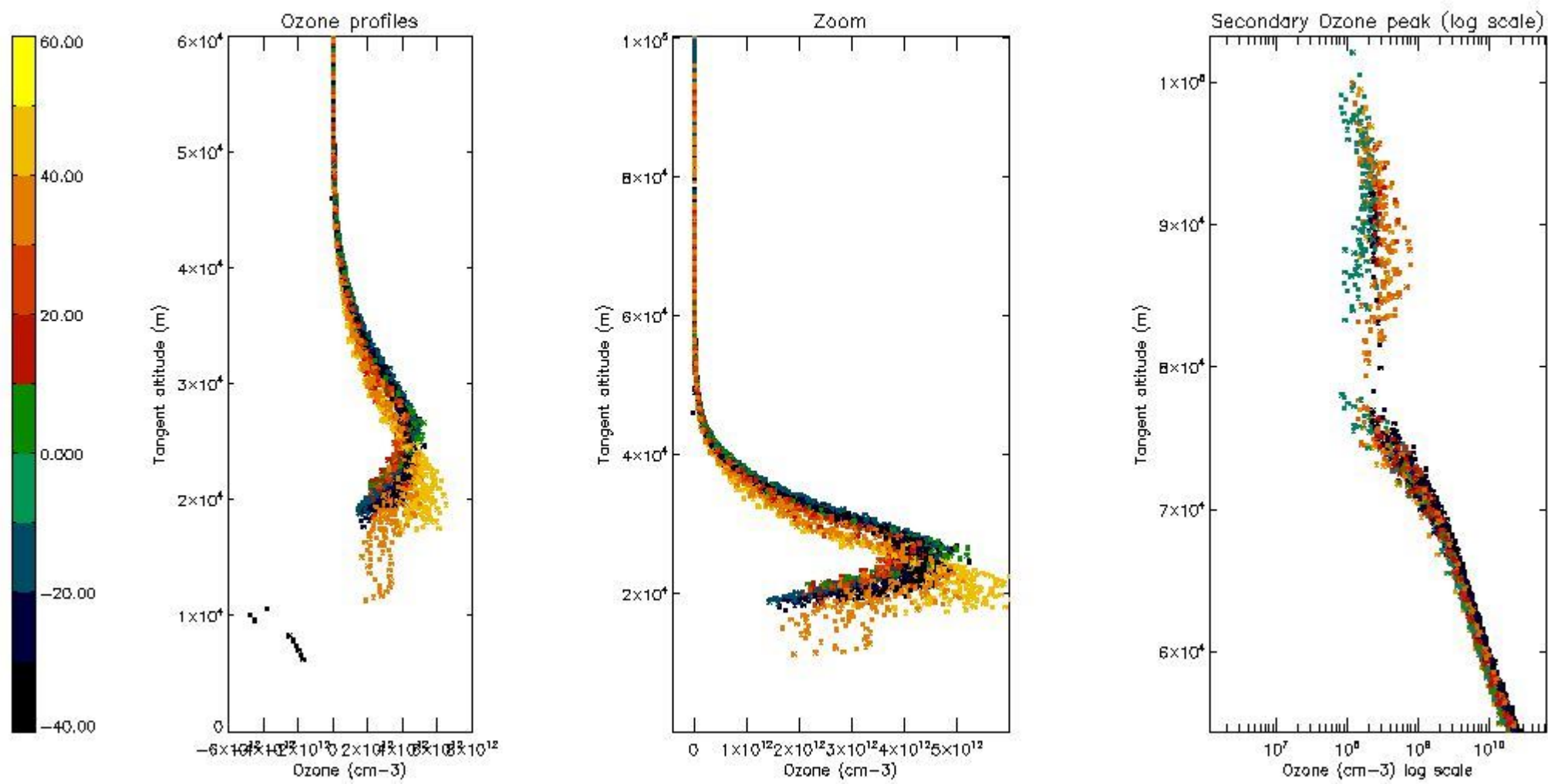
5.3 Plot ozone profiles where STD < 20% (dark without errors)

The colorbar represents the latitude.



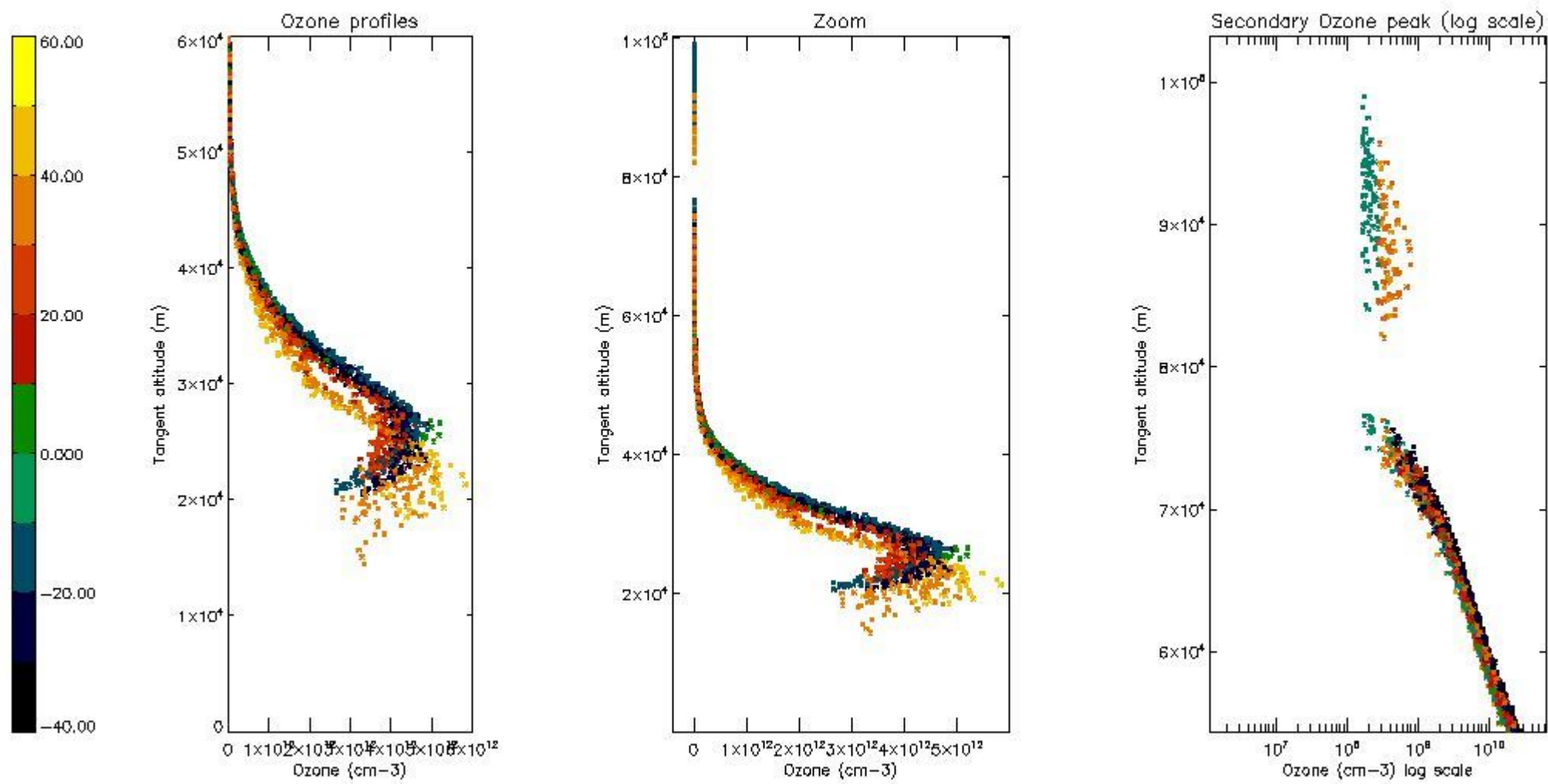
5.4 Plot ozone profiles where $STD < 10\%$ (dark without errors)

The colorbar represents the latitude.



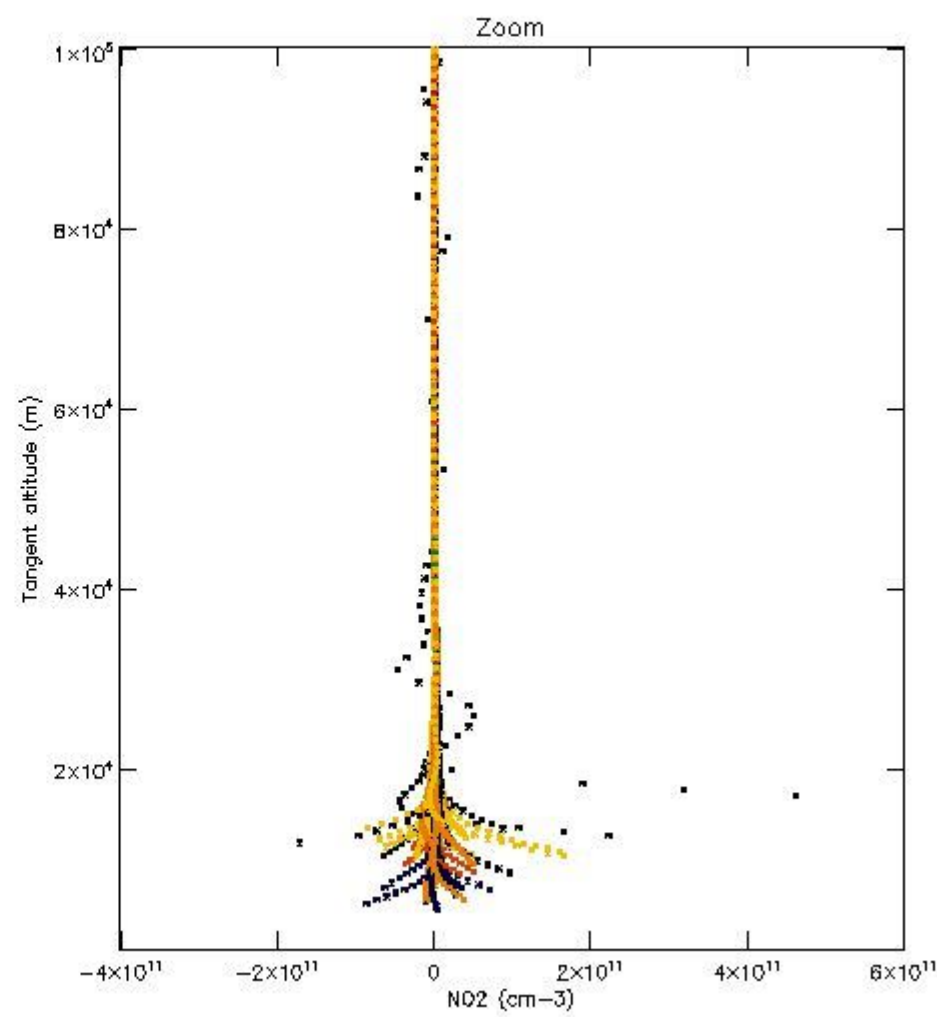
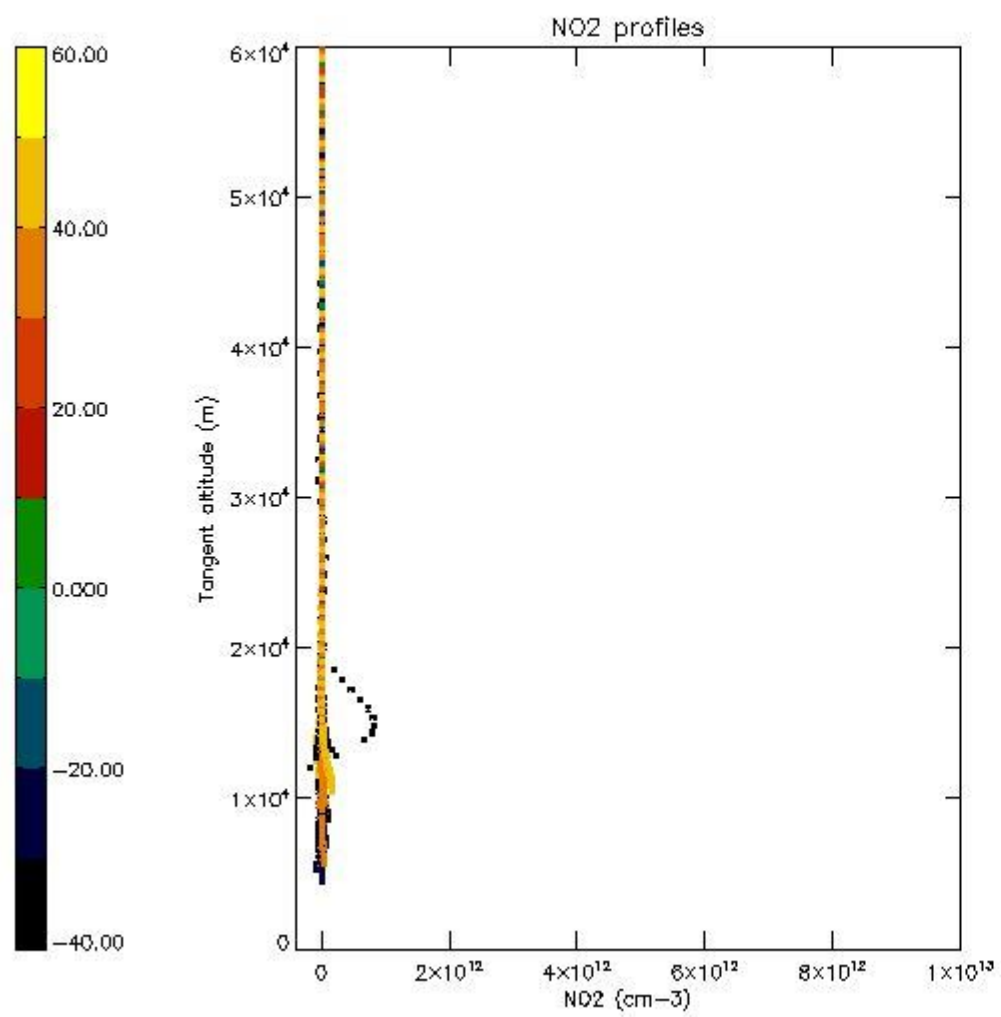
5.5 Plot ozone profiles where STD < 5% (dark without errors)

The colorbar represents the latitude.



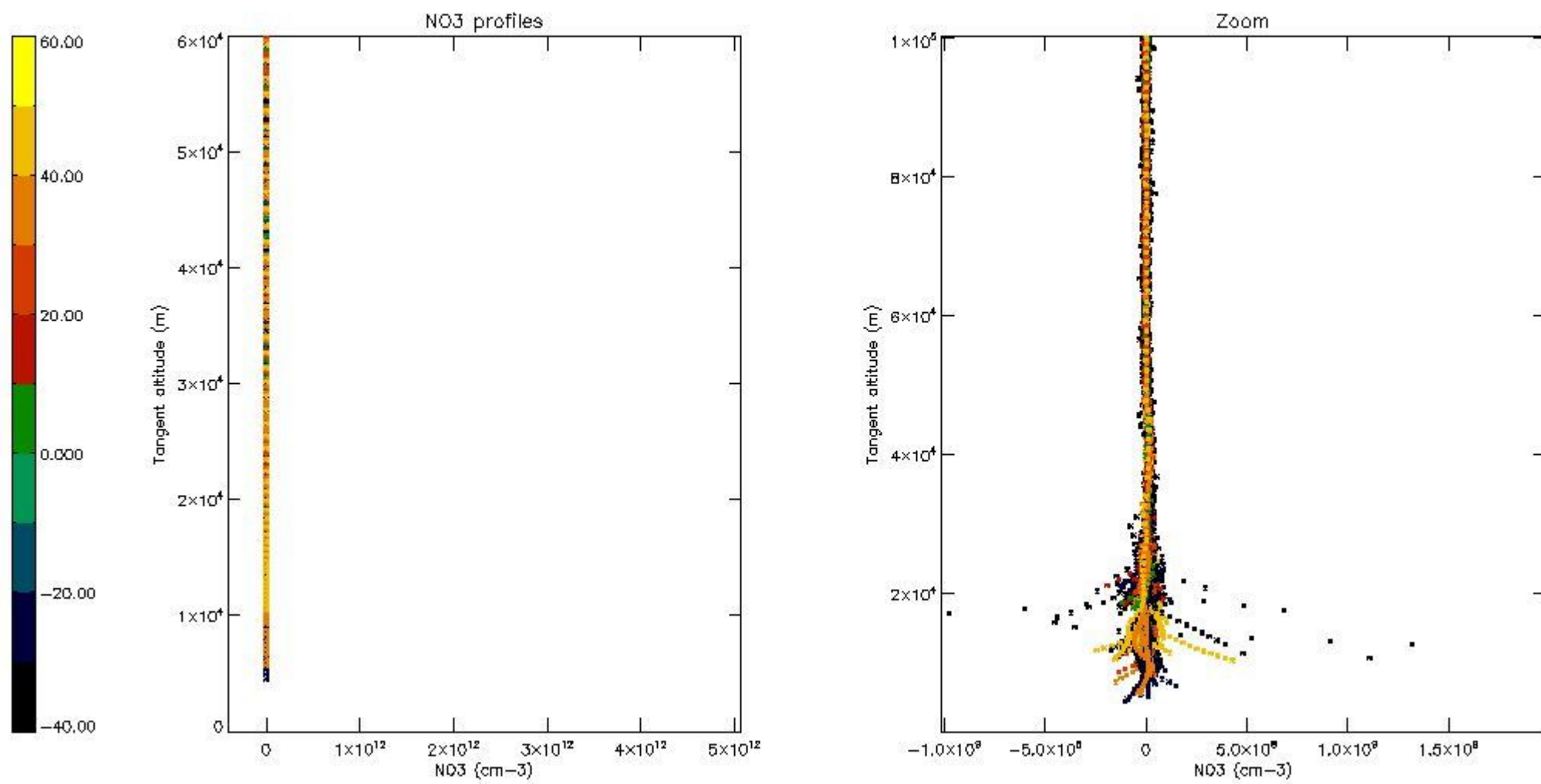
5.6 Plot NO₂ profiles for all STD (dark without errors)

The colorbar represents the latitude.



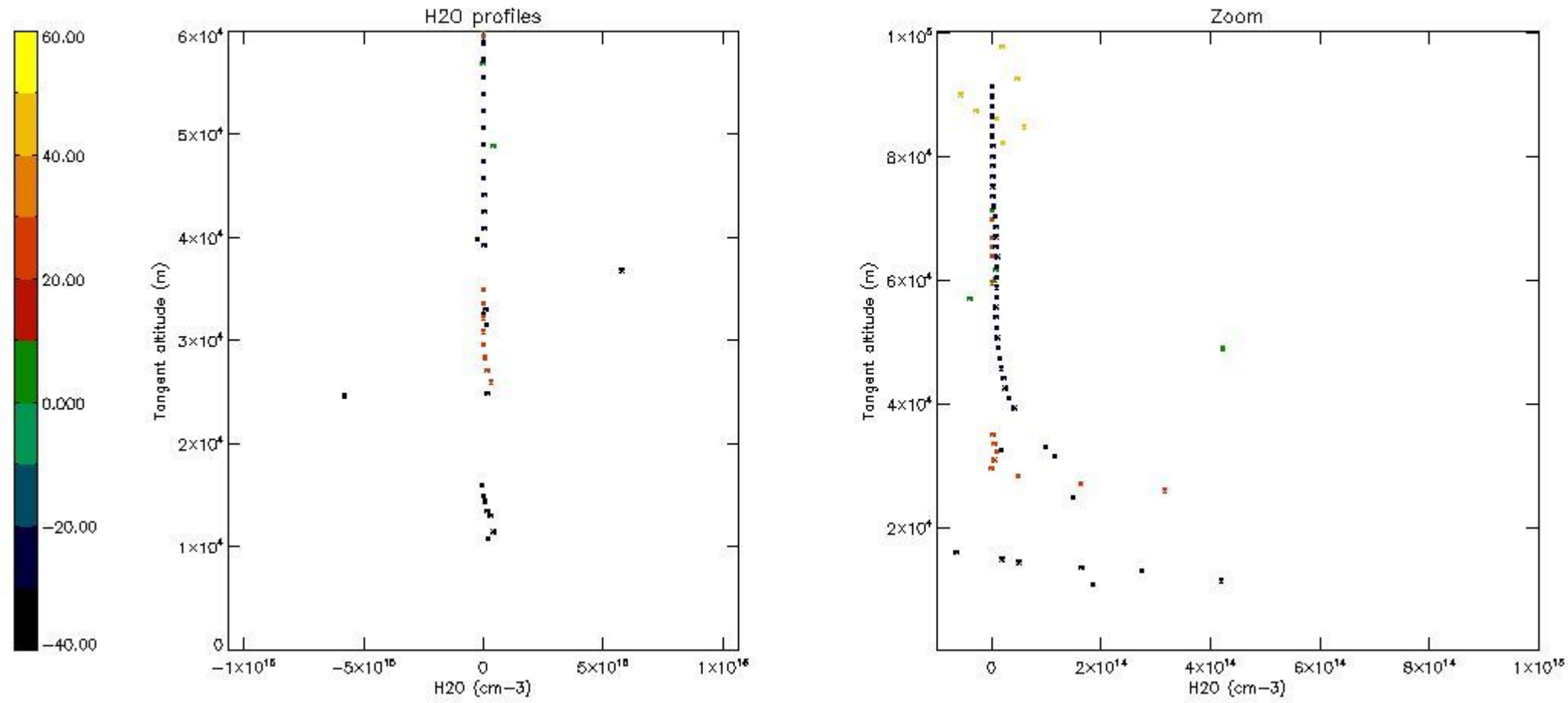
5.7 Plot NO3 profiles for all STD (dark without errors)

The colorbar represents the latitude.



5.8 Plot H2O profiles for all STD (only for occultations of stars 1,2,3,4,13,14,16,26,63 dark without errors)

The colorbar represents the latitude.



6. Auxiliary Data Files used for the production reported in section 2

The number reported in the third column indicates since which file (see list in section 2) the corresponding auxiliary file has been used. The fourth column is the date of those product files.

Type	Auxiliary Filename	Used since product	Used since product date
INST_PHYS_CHARACTERISTICS	GOM_INS_AXVIEC20091111_143220_20030716_120000_20500101_000000	1	27-DEC-2003 00:00:44
LEVEL-2_PROC_CONFIG	GOM_PR2_AXVIEC20091111_152718_20020301_000000_20500101_000000	1	27-DEC-2003 00:00:44
CROSS_SECTIONS_FILE	GOM_CRS_AXVIEC20091111_154832_20020301_000000_20500101_000000	1	27-DEC-2003 00:00:44

GOMOS Level 2 Daily Report

SUMMARY

[1. General Info](#)

[2. Summary of processed GOM_NL_2P products](#)

[3. Level 2 Quality information per product](#)

[3.1 Plot of level 2 quality information per product \(time dependant\)](#)

[3.2 Plot of level 2 quality information per product \(world map\)](#)

[4. Level 1 Quality information per product \(stored on level 2 products\)](#)

[4.1 Plot of level 1 quality information per product \(time dependant\)](#)

[4.1.1 Plot of level 1 quality information per product \(time dependant\): ASCENDING](#)

[4.1.2 Plot of level 1 quality information per product \(time dependant\): DESCENDING](#)

[4.2 Plot of level 1 quality information per product \(world map\)](#)

[4.2.1 Plot of level 1 quality information per product \(world map\): ASCENDING](#)

[4.2.2 Plot of level 1 quality information per product \(world map\): DESCENDING](#)

[5. Ozone profiles based on quality statistics and other trace gas profiles](#)

[5.1 Ozone statistics based on quality of products](#)

[5.2 Plot ozone profiles for all STD \(dark without errors\)](#)

[5.3 Plot ozone profiles where STD < 20% \(dark without errors\)](#)

[5.4. Plot ozone profiles where STD < 10% \(dark without errors\)](#)

[5.5. Plot ozone profiles where STD < 5% \(dark without errors\)](#)

[5.6 Plot NO2 profiles for all STD \(dark without errors\)](#)

[5.7 Plot NO3 profiles for all STD \(dark without errors\)](#)

[5.8 Plot H2O profiles \(only for occultations of stars 1,2,3,4,13,14,16,26,63 dark without errors\) for all STD](#)

[6. Auxiliary Data Files used for the production reported in section 2](#)

43	GOM_NL__2PRFIN20031227_020242_000000382022_00461_09533_0207.N1	27-DEC-2003 02:02:42	Bright	38.000	160	23Gam Per	2.9300	4700.0	76	9533	No
44	GOM_NL__2PRFIN20031227_020624_000000382022_00461_09533_0208.N1	27-DEC-2003 02:06:24	Bright	38.000	110	37Del Cas	2.6780	8900.0	76	9533	No
45	GOM_NL__2PRFIN20031227_021210_000000362022_00461_09533_0209.N1	27-DEC-2003 02:12:10	Bright	36.000	49	1Alp UMi	1.9900	6300.0	72	9533	No
46	GOM_NL__2PRFIN20031227_021644_000000402022_00461_09533_0210.N1	27-DEC-2003 02:16:44	Bright	40.000	60	7Bet UMi	2.0810	3950.0	80	9533	No
47	GOM_NL__2PRFIN20031227_022024_000000382022_00461_09533_0211.N1	27-DEC-2003 02:20:24	Bright	38.000	119	14Eta Dra	2.7270	4700.0	76	9533	No
48	GOM_NL__2PRFIN20031227_022210_000000402022_00461_09533_0212.N1	27-DEC-2003 02:22:10	Bright	40.000	69	33Gam Dra	2.2310	3800.0	80	9533	No
49	GOM_NL__2PRFIN20031227_022349_000000422022_00461_09533_0213.N1	27-DEC-2003 02:23:49	Bright	42.000	39	85Eta UMa	1.8540	24000.	84	9533	No
50	GOM_NL__2PRFIN20031227_022736_000000412022_00461_09533_0214.N1	27-DEC-2003 02:27:36	Bright	40.500	180	27Gam Boo	3.0400	8000.0	81	9533	No
51	GOM_NL__2PRFIN20031227_023106_000000412022_00461_09533_0215.N1	27-DEC-2003 02:31:06	Bright	41.000	83		2.3780	11000.	82	9533	No
52	GOM_NL__2PRFIN20031227_023453_000000692022_00461_09533_0216.N1	27-DEC-2003 02:34:53	Bright	69.000	111	8Eta Boo	2.6800	6000.0	138	9533	No
53	GOM_NL__2PRFIN20031227_024011_000000742022_00461_09533_0217.N1	27-DEC-2003 02:40:11	Tw_i_and_stray	74.000	138	47Eps Vir	2.8280	4700.0	148	9533	No
54	GOM_NL__2PRFIN20031227_024339_000000432022_00461_09533_0218.N1	27-DEC-2003 02:43:39	Bright	42.500	122	9Alp2Lib	2.7470	9700.0	85	9533	No
55	GOM_NL__2PRFIN20031227_024611_000000632022_00461_09533_0219.N1	27-DEC-2003 02:46:11	Straylight	62.500	15	67Alp Vir	0.97600	28000.	125	9533	No
56	GOM_NL__2PRFIN20031227_025023_000000482022_00461_09533_0220.N1	27-DEC-2003 02:50:23	Dark	47.500	54	5The Cen	2.0550	4500.0	95	9533	No
57	GOM_NL__2PRFIN20031227_025159_000000412022_00461_09533_0221.N1	27-DEC-2003 02:51:59	Dark	40.500	78	Alp Lup	2.3040	28000.	81	9533	No
58	GOM_NL__2PRFIN20031227_025315_000000412022_00461_09533_0222.N1	27-DEC-2003 02:53:15	Dark	40.500	95	Zet Cen	2.5450	26000.	81	9533	No
59	GOM_NL__2PRFIN20031227_025520_000000462022_00461_09533_0223.N1	27-DEC-2003 02:55:20	Dark	45.500	4	Alp1Cen	-0.010000	5800.0	91	9533	No
60	GOM_NL__2PRFIN20031227_043931_000000432022_00463_09535_0194.N1	27-DEC-2003 04:39:31	Dark	43.000	12	Alp1Cru	0.77500	30000.	86	9535	No
61	GOM_NL__2PRFIN20031227_044459_000000402022_00463_09535_0195.N1	27-DEC-2003 04:44:59	Dark	40.000	29	Bet Car	1.6720	10200.	80	9535	No
62	GOM_NL__2PRFIN20031227_044633_000000472022_00463_09535_0196.N1	27-DEC-2003 04:46:33	Dark	46.500	91	Kap Vel	2.4900	26000.	93	9535	No
63	GOM_NL__2PRFIN20031227_044801_000000472022_00463_09535_0197.N1	27-DEC-2003 04:48:01	Dark	47.000	46	Del Vel	1.9540	10600.	94	9535	No
64	GOM_NL__2PRFIN20031227_045054_000000482022_00463_09535_0198.N1	27-DEC-2003 04:50:54	Dark	48.000	34	Gam2Vel	1.7930	23000.	96	9535	No
65	GOM_NL__2PRFIN20031227_045306_000000522022_00463_09535_0199.N1	27-DEC-2003 04:53:06	Dark	51.500	70	Zet Pup	2.2460	39000.	103	9535	No
66	GOM_NL__2PRFIN20031227_045522_000000532022_00463_09535_0200.N1	27-DEC-2003 04:55:22	Dark	53.000	117	Pi Pup	2.7060	3800.0	106	9535	No
67	GOM_NL__2PRFIN20031227_045818_000000502022_00463_09535_0201.N1	27-DEC-2003 04:58:18	Straylight	50.000	23	21Eps CMa	1.5020	26000.	100	9535	No
68	GOM_NL__2PRFIN20031227_045955_000000502022_00463_09535_0202.N1	27-DEC-2003 04:59:55	Straylight	49.500	179	24Omi2CMa	3.0320	24000.	99	9535	No
69	GOM_NL__2PRFIN20031227_050232_000000572022_00463_09535_0098.N1	27-DEC-2003 05:02:32	Straylight	57.000	1	9Alp CMa	-1.4400	11000.	114	9535	No
70	GOM_NL__2PRFIN20031227_050540_000000532022_00463_09535_0099.N1	27-DEC-2003 05:05:40	Straylight	53.000	7	19Bet Ori	0.10000	14000.	106	9535	No
71	GOM_NL__2PRFIN20031227_050738_000000462022_00463_09535_0100.N1	27-DEC-2003 05:07:38	Straylight	45.500	30	46Eps Ori	1.6940	30000.	91	9535	No
72	GOM_NL__2PRFIN20031227_051019_000000582022_00463_09535_0101.N1	27-DEC-2003 05:10:19	Tw_i_and_stray	58.000	14	58Alp Ori	0.87000	3000.0	116	9535	No
73	GOM_NL__2PRFIN20031227_051212_000000922022_00463_09535_0102.N1	27-DEC-2003 05:12:12	Bright	91.500	8	10Alp CMi	0.40000	6500.0	183	9535	No
74	GOM_NL__2PRFIN20031227_051525_000000362022_00463_09535_0103.N1	27-DEC-2003 05:15:25	Bright	36.000	146	25Eta Tau	2.8730	15200.	72	9535	No
75	GOM_NL__2PRFIN20031227_051733_000000402022_00463_09535_0104.N1	27-DEC-2003 05:17:33	Bright	40.000	114	3lot Aur	2.6930	4600.0	80	9535	No
76	GOM_NL__2PRFIN20031227_051938_000000372022_00463_09535_0105.N1	27-DEC-2003 05:19:38	Bright	36.500	149	45Eps Per	2.8880	30000.	73	9535	No
77	GOM_NL__2PRFIN20031227_052121_000000412022_00463_09535_0106.N1	27-DEC-2003 05:21:21	Bright	40.500	6	13Alp Aur	0.080000	3400.0	81	9535	No
78	GOM_NL__2PRFIN20031227_052354_000000372022_00463_09535_0107.N1	27-DEC-2003 05:23:54	Bright	36.500	160	23Gam Per	2.9300	4700.0	73	9535	No
79	GOM_NL__2PRFIN20031227_052737_000000382022_00463_09535_0108.N1	27-DEC-2003 05:27:37	Bright	37.500	110	37Del Cas	2.6780	8900.0	75	9535	No
80	GOM_NL__2PRFIN20031227_053322_000000352022_00463_09535_0109.N1	27-DEC-2003 05:33:22	Bright	34.500	49	1Alp UMi	1.9900	6300.0	69	9535	No
81	GOM_NL__2PRFIN20031227_053756_000000402022_00463_09535_0110.N1	27-DEC-2003 05:37:56	Bright	40.000	60	7Bet UMi	2.0810	3950.0	80	9535	No
82	GOM_NL__2PRFIN20031227_054133_000000402022_00463_09535_0111.N1	27-DEC-2003 05:41:33	Bright	40.000	119	14Eta Dra	2.7270	4700.0	80	9535	No
83	GOM_NL__2PRFIN20031227_054322_000000412022_00463_09535_0112.N1	27-DEC-2003 05:43:22	Bright	40.500	69	33Gam Dra	2.2310	3800.0	81	9535	No
84	GOM_NL__2PRFIN20031227_054849_000000412022_00463_09535_0113.N1	27-DEC-2003 05:48:49	Bright	40.500	180	27Gam Boo	3.0400	8000.0	81	9535	No
85	GOM_NL__2PRFIN20031227_055218_000000422022_00463_09535_0114.N1	27-DEC-2003 05:52:18	Bright	41.500	83		2.3780	11000.	83	9535	No
86	GOM_NL__2PRFIN20031227_055607_000000702022_00463_09535_0115.N1	27-DEC-2003 05:56:07	Bright	70.000	111	8Eta Boo	2.6800	6000.0	140	9535	No
87	GOM_NL__2PRFIN20031227_060126_000000832022_00463_09535_0116.N1	27-DEC-2003 06:01:26	Tw_i_and_stray	82.500	138	47Eps Vir	2.8280	4700.0	165	9535	No
88	GOM_NL__2PRFIN20031227_060452_000000442022_00463_09535_0117.N1	27-DEC-2003 06:04:52	Bright	44.000	122	9Alp2Lib	2.7470	9700.0	88	9535	No
89	GOM_NL__2PRFIN20031227_060724_000000752022_00463_09535_0118.N1	27-DEC-2003 06:07:24	Straylight	74.500	15	67Alp Vir	0.97600	28000.	149	9535	No
90	GOM_NL__2PRFIN20031227_061135_000000482022_00463_09535_0119.N1	27-DEC-2003 06:11:35	Dark	47.500	54	5The Cen	2.0550	4500.0	95	9535	No
91	GOM_NL__2PRFIN20031227_061311_000000432022_00463_09535_0120.N1	27-DEC-2003 06:13:11	Dark	43.000	78	Alp Lup	2.3040	28000.	86	9535	No
92	GOM_NL__2PRFIN20031227_061428_000000422022_00463_09535_0121.N1	27-DEC-2003 06:14:28	Dark	41.500	95	Zet Cen	2.5450	26000.	83	9535	No
93	GOM_NL__2PRFIN20031227_061632_000000462022_00463_09535_0122.N1	27-DEC-2003 06:16:32	Dark	46.000	4	Alp1Cen	-0.010000	5800.0	92	9535	No
94	GOM_NL__2PRFIN20031227_062007_000000422022_00464_09536_0098.N1	27-DEC-2003 06:20:07	Dark	41.500	12	Alp1Cru	0.77500	30000.	83	9536	No
95	GOM_NL__2PRFIN20031227_062535_000000452022_00464_09536_0099.N1	27-DEC-2003 06:25:35	Dark	44.500	29	Bet Car	1.6720	10200.	89	9536	No
96	GOM_NL__2PRFIN20031227_062710_000000442022_00464_09536_0100.N1	27-DEC-2003 06:27:10	Dark	43.500	91	Kap Vel	2.4900	26000.	87	9536	No
97	GOM_NL__2PRFIN20031227_062838_000000492022_00464_09536_0101.N1	27-DEC-2003 06:28:38	Dark	48.500	46	Del Vel	1.9540	10600.	97	9536	No
98	GOM_NL__2PRFIN20031227_063131_000000502022_00464_09536_0102.N1	27-DEC-2003 06:31:31	Dark	49.500	34	Gam2Vel	1.7930	23000.	99	9536	No
99	GOM_NL__2PRFIN20031227_063343_000000492022_00464_09536_0103.N1	27-DEC-2003 06:33:43	Dark	48.500	70	Zet Pup	2.2460	39000.	97	9536	No
100	GOM_NL__2PRFIN20031227_063559_000000492022_00464_09536_0104.N1	27-DEC-2003 06:35:59	Dark	49.000	117	Pi Pup	2.7060	3800.0	98	9536	No
101	GOM_NL__2PRFIN20031227_063855_000000512022_00464_09536_0105.N1	27-DEC-2003 06:38:55	Straylight	50.500	23	21Eps CMa	1.5020	26000.	101	9536	No

102	GOM_NL__2PRFIN20031227_064032_000000472022_00464_09536_0106.N1	27-DEC-2003 06:40:32	Straylight	46.500	179	24Omi2CMa	3.0320	24000.	93	9536	No
103	GOM_NL__2PRFIN20031227_064308_000000632022_00464_09536_0107.N1	27-DEC-2003 06:43:08	Straylight	63.000	1	9Alp CMa	-1.4400	11000.	126	9536	No
104	GOM_NL__2PRFIN20031227_064617_000000452022_00464_09536_0108.N1	27-DEC-2003 06:46:17	Straylight	44.500	7	19Bet Ori	0.10000	14000.	89	9536	No
105	GOM_NL__2PRFIN20031227_064814_000000452022_00464_09536_0109.N1	27-DEC-2003 06:48:14	Straylight	44.500	30	46Eps Ori	1.6940	30000.	89	9536	No
106	GOM_NL__2PRFIN20031227_065055_000000572022_00464_09536_0110.N1	27-DEC-2003 06:50:55	Tw_i_and_stray	57.000	14	58Alp Ori	0.87000	3000.0	114	9536	No
107	GOM_NL__2PRFIN20031227_065246_000000852022_00464_09536_0111.N1	27-DEC-2003 06:52:46	Bright	84.500	8	10Alp CMi	0.40000	6500.0	169	9536	No
108	GOM_NL__2PRFIN20031227_065602_000000392022_00464_09536_0112.N1	27-DEC-2003 06:56:02	Bright	38.500	146	25Eta Tau	2.8730	15200.	77	9536	No
109	GOM_NL__2PRFIN20031227_065809_000000412022_00464_09536_0113.N1	27-DEC-2003 06:58:09	Bright	40.500	114	3lot Aur	2.6930	4600.0	81	9536	No
110	GOM_NL__2PRFIN20031227_070014_000000382022_00464_09536_0114.N1	27-DEC-2003 07:00:14	Bright	37.500	149	45Eps Per	2.8880	30000.	75	9536	No
111	GOM_NL__2PRFIN20031227_070157_000000432022_00464_09536_0115.N1	27-DEC-2003 07:01:57	Bright	42.500	6	13Alp Aur	0.080000	3400.0	85	9536	No
112	GOM_NL__2PRFIN20031227_070431_000000362022_00464_09536_0116.N1	27-DEC-2003 07:04:31	Bright	36.000	160	23Gam Per	2.9300	4700.0	72	9536	No
113	GOM_NL__2PRFIN20031227_070813_000000392022_00464_09536_0117.N1	27-DEC-2003 07:08:13	Bright	38.500	110	37Del Cas	2.6780	8900.0	77	9536	No
114	GOM_NL__2PRFIN20031227_071358_000000372022_00464_09536_0118.N1	27-DEC-2003 07:13:58	Bright	37.000	49	1Alp UMi	1.9900	6300.0	74	9536	No
115	GOM_NL__2PRFIN20031227_071833_000000392022_00464_09536_0119.N1	27-DEC-2003 07:18:33	Bright	38.500	60	7Bet UMi	2.0810	3950.0	77	9536	No
116	GOM_NL__2PRFIN20031227_072212_000000352022_00464_09536_0120.N1	27-DEC-2003 07:22:12	Bright	35.000	119	14Eta Dra	2.7270	4700.0	70	9536	No
117	GOM_NL__2PRFIN20031227_072359_000000412022_00464_09536_0121.N1	27-DEC-2003 07:23:59	Bright	40.500	69	33Gam Dra	2.2310	3800.0	81	9536	No
118	GOM_NL__2PRFIN20031227_072925_000000422022_00464_09536_0122.N1	27-DEC-2003 07:29:25	Bright	41.500	180	27Gam Boo	3.0400	8000.0	83	9536	No
119	GOM_NL__2PRFIN20031227_073254_000000582022_00464_09536_0123.N1	27-DEC-2003 07:32:54	Bright	58.000	83		2.3780	11000.	116	9536	No
120	GOM_NL__2PRFIN20031227_073643_000000512022_00464_09536_0124.N1	27-DEC-2003 07:36:43	Bright	51.000	111	8Eta Boo	2.6800	6000.0	102	9536	No
121	GOM_NL__2PRFIN20031227_074203_000000772022_00464_09536_0125.N1	27-DEC-2003 07:42:03	Tw_i_and_stray	76.500	138	47Eps Vir	2.8280	4700.0	153	9536	No
122	GOM_NL__2PRFIN20031227_074528_000000442022_00464_09536_0126.N1	27-DEC-2003 07:45:28	Bright	43.500	122	9Alp2Lib	2.7470	9700.0	87	9536	No
123	GOM_NL__2PRFIN20031227_074802_000000622022_00464_09536_0127.N1	27-DEC-2003 07:48:02	Straylight	62.000	15	67Alp Vir	0.97600	28000.	124	9536	No
124	GOM_NL__2PRFIN20031227_075212_000000472022_00464_09536_0128.N1	27-DEC-2003 07:52:12	Dark	46.500	54	5The Cen	2.0550	4500.0	93	9536	No
125	GOM_NL__2PRFIN20031227_075348_000000412022_00464_09536_0129.N1	27-DEC-2003 07:53:48	Dark	40.500	78	Alp Lup	2.3040	28000.	81	9536	No
126	GOM_NL__2PRFIN20031227_075505_000000412022_00464_09536_0130.N1	27-DEC-2003 07:55:05	Dark	41.000	95	Zet Cen	2.5450	26000.	82	9536	No
127	GOM_NL__2PRFIN20031227_075708_000000452022_00464_09536_0131.N1	27-DEC-2003 07:57:08	Dark	44.500	4	Alp1Cen	-0.010000	5800.0	89	9536	No
128	GOM_NL__2PRFIN20031227_080044_000000482022_00465_09537_0118.N1	27-DEC-2003 08:00:44	Dark	47.500	12	Alp1Cru	0.77500	30000.	95	9537	No
129	GOM_NL__2PRFIN20031227_080612_000000412022_00465_09537_0119.N1	27-DEC-2003 08:06:12	Dark	40.500	29	Bet Car	1.6720	10200.	81	9537	No
130	GOM_NL__2PRFIN20031227_080747_000000442022_00465_09537_0120.N1	27-DEC-2003 08:07:47	Dark	44.000	91	Kap Vel	2.4900	26000.	88	9537	No
131	GOM_NL__2PRFIN20031227_080915_000000442022_00465_09537_0121.N1	27-DEC-2003 08:09:15	Dark	43.500	46	Del Vel	1.9540	10600.	87	9537	No
132	GOM_NL__2PRFIN20031227_081208_000000462022_00465_09537_0122.N1	27-DEC-2003 08:12:08	Dark	45.500	34	Gam2Vel	1.7930	23000.	91	9537	No
133	GOM_NL__2PRFIN20031227_081420_000000502022_00465_09537_0123.N1	27-DEC-2003 08:14:20	Dark	50.000	70	Zet Pup	2.2460	39000.	100	9537	No
134	GOM_NL__2PRFIN20031227_081635_000000512022_00465_09537_0124.N1	27-DEC-2003 08:16:35	Dark	50.500	117	Pi Pup	2.7060	3800.0	101	9537	No
135	GOM_NL__2PRFIN20031227_081931_000000482022_00465_09537_0125.N1	27-DEC-2003 08:19:31	Straylight	47.500	23	21Eps CMa	1.5020	26000.	95	9537	No
136	GOM_NL__2PRFIN20031227_082108_000000482022_00465_09537_0126.N1	27-DEC-2003 08:21:08	Straylight	48.000	179	24Omi2CMa	3.0320	24000.	96	9537	No
137	GOM_NL__2PRFIN20031227_082344_000000592022_00465_09537_0127.N1	27-DEC-2003 08:23:44	Straylight	58.500	1	9Alp CMa	-1.4400	11000.	117	9537	No
138	GOM_NL__2PRFIN20031227_082653_000000472022_00465_09537_0128.N1	27-DEC-2003 08:26:53	Straylight	47.000	7	19Bet Ori	0.10000	14000.	94	9537	No
139	GOM_NL__2PRFIN20031227_082850_000000462022_00465_09537_0129.N1	27-DEC-2003 08:28:50	Straylight	45.500	30	46Eps Ori	1.6940	30000.	91	9537	No
140	GOM_NL__2PRFIN20031227_083131_000000572022_00465_09537_0130.N1	27-DEC-2003 08:31:31	Tw_i_and_stray	56.500	14	58Alp Ori	0.87000	3000.0	113	9537	No
141	GOM_NL__2PRFIN20031227_083321_000000902022_00465_09537_0131.N1	27-DEC-2003 08:33:21	Bright	90.000	8	10Alp CMi	0.40000	6500.0	180	9537	No
142	GOM_NL__2PRFIN20031227_083637_000000382022_00465_09537_0132.N1	27-DEC-2003 08:36:37	Bright	38.000	146	25Eta Tau	2.8730	15200.	76	9537	No
143	GOM_NL__2PRFIN20031227_083845_000000402022_00465_09537_0133.N1	27-DEC-2003 08:38:45	Bright	40.000	114	3lot Aur	2.6930	4600.0	80	9537	No
144	GOM_NL__2PRFIN20031227_084050_000000362022_00465_09537_0134.N1	27-DEC-2003 08:40:50	Bright	36.000	149	45Eps Per	2.8880	30000.	72	9537	No
145	GOM_NL__2PRFIN20031227_084233_000000442022_00465_09537_0135.N1	27-DEC-2003 08:42:33	Bright	43.500	6	13Alp Aur	0.080000	3400.0	87	9537	No
146	GOM_NL__2PRFIN20031227_084507_000000372022_00465_09537_0136.N1	27-DEC-2003 08:45:07	Bright	37.000	160	23Gam Per	2.9300	4700.0	74	9537	No
147	GOM_NL__2PRFIN20031227_084850_000000382022_00465_09537_0137.N1	27-DEC-2003 08:48:50	Bright	38.000	110	37Del Cas	2.6780	8900.0	76	9537	No
148	GOM_NL__2PRFIN20031227_085434_000000372022_00465_09537_0138.N1	27-DEC-2003 08:54:34	Bright	36.500	49	1Alp UMi	1.9900	6300.0	73	9537	No
149	GOM_NL__2PRFIN20031227_085908_000000412022_00465_09537_0139.N1	27-DEC-2003 08:59:08	Bright	40.500	60	7Bet UMi	2.0810	3950.0	81	9537	No
150	GOM_NL__2PRFIN20031227_090247_000000392022_00465_09537_0140.N1	27-DEC-2003 09:02:47	Bright	38.500	119	14Eta Dra	2.7270	4700.0	77	9537	No
151	GOM_NL__2PRFIN20031227_090433_000000402022_00465_09537_0141.N1	27-DEC-2003 09:04:33	Bright	40.000	69	33Gam Dra	2.2310	3800.0	80	9537	No
152	GOM_NL__2PRFIN20031227_091000_000000402022_00465_09537_0142.N1	27-DEC-2003 09:10:00	Bright	40.000	180	27Gam Boo	3.0400	8000.0	80	9537	No
153	GOM_NL__2PRFIN20031227_091330_000000432022_00465_09537_0143.N1	27-DEC-2003 09:13:30	Bright	42.500	83		2.3780	11000.	85	9537	No
154	GOM_NL__2PRFIN20031227_091719_000000522022_00465_09537_0144.N1	27-DEC-2003 09:17:19	Bright	52.000	111	8Eta Boo	2.6800	6000.0	104	9537	No
155	GOM_NL__2PRFIN20031227_092240_000000752022_00465_09537_0145.N1	27-DEC-2003 09:22:40	Tw_i_and_stray	74.500	138	47Eps Vir	2.8280	4700.0	149	9537	No
156	GOM_NL__2PRFIN20031227_092604_000000432022_00465_09537_0146.N1	27-DEC-2003 09:26:04	Bright	42.500	122	9Alp2Lib	2.7470	9700.0	85	9537	No
157	GOM_NL__2PRFIN20031227_092839_000000682022_00465_09537_0147.N1	27-DEC-2003 09:28:39	Straylight	68.000	15	67Alp Vir	0.97600	28000.	136	9537	No
158	GOM_NL__2PRFIN20031227_093249_000000552022_00465_09537_0148.N1	27-DEC-2003 09:32:49	Dark	54.500	54	5The Cen	2.0550	4500.0	109	9537	No
159	GOM_NL__2PRFIN20031227_093424_000000402022_00465_09537_0149.N1	27-DEC-2003 09:34:24	Dark	40.000	78	Alp Lup	2.3040	28000.	80	9537	No
160	GOM_NL__2PRFIN20031227_093541_000000412022_00465_09537_0150.N1	27-DEC-2003 09:35:41	Dark	41.000	95	Zet Cen	2.5450	26000.	82	9537	No

161	GOM_NL__2PRFIN20031227_093745_000000482022_00465_09537_0151.N1	27-DEC-2003 09:37:45	Dark	47.500	4	Alp1Cen	-0.010000	5800.0	95	9537	No
162	GOM_NL__2PRFIN20031227_094120_000000422022_00466_09538_0118.N1	27-DEC-2003 09:41:20	Dark	41.500	12	Alp1Cru	0.77500	30000.	83	9538	No
163	GOM_NL__2PRFIN20031227_094647_000000392022_00466_09538_0119.N1	27-DEC-2003 09:46:47	Dark	38.500	29	Bet Car	1.6720	10200.	77	9538	No
164	GOM_NL__2PRFIN20031227_094823_000000432022_00466_09538_0120.N1	27-DEC-2003 09:48:23	Dark	43.000	91	Kap Vel	2.4900	26000.	86	9538	No
165	GOM_NL__2PRFIN20031227_094951_000000442022_00466_09538_0121.N1	27-DEC-2003 09:49:51	Dark	43.500	46	Del Vel	1.9540	10600.	87	9538	No
166	GOM_NL__2PRFIN20031227_095244_000000462022_00466_09538_0122.N1	27-DEC-2003 09:52:44	Dark	46.000	34	Gam2Vel	1.7930	23000.	92	9538	No
167	GOM_NL__2PRFIN20031227_095456_000000502022_00466_09538_0123.N1	27-DEC-2003 09:54:56	Dark	49.500	70	Zet Pup	2.2460	39000.	99	9538	No
168	GOM_NL__2PRFIN20031227_095711_000000512022_00466_09538_0124.N1	27-DEC-2003 09:57:11	Dark	50.500	117	Pi Pup	2.7060	3800.0	101	9538	No
169	GOM_NL__2PRFIN20031227_100007_000000492022_00466_09538_0125.N1	27-DEC-2003 10:00:07	Straylight	49.000	23	21Eps CMa	1.5020	26000.	98	9538	No
170	GOM_NL__2PRFIN20031227_100143_000000482022_00466_09538_0126.N1	27-DEC-2003 10:01:43	Straylight	48.000	179	24Omi2CMa	3.0320	24000.	96	9538	No
171	GOM_NL__2PRFIN20031227_100420_000000562022_00466_09538_0127.N1	27-DEC-2003 10:04:20	Straylight	56.000	1	9Alp CMa	-1.4400	11000.	112	9538	No
172	GOM_NL__2PRFIN20031227_100729_000000492022_00466_09538_0128.N1	27-DEC-2003 10:07:29	Straylight	48.500	7	19Bet Ori	0.10000	14000.	97	9538	No
173	GOM_NL__2PRFIN20031227_100926_000000462022_00466_09538_0129.N1	27-DEC-2003 10:09:26	Straylight	46.000	30	46Eps Ori	1.6940	30000.	92	9538	No
174	GOM_NL__2PRFIN20031227_101206_000000582022_00466_09538_0130.N1	27-DEC-2003 10:12:06	Tw_i_and_stray	58.000	14	58Alp Ori	0.87000	3000.0	116	9538	No
175	GOM_NL__2PRFIN20031227_101357_000000822022_00466_09538_0131.N1	27-DEC-2003 10:13:57	Bright	81.500	8	10Alp CMi	0.40000	6500.0	163	9538	No
176	GOM_NL__2PRFIN20031227_101712_000000402022_00466_09538_0132.N1	27-DEC-2003 10:17:12	Bright	40.000	146	25Eta Tau	2.8730	15200.	80	9538	No
177	GOM_NL__2PRFIN20031227_101920_000000412022_00466_09538_0133.N1	27-DEC-2003 10:19:20	Bright	40.500	114	31ot Aur	2.6930	4600.0	81	9538	No
178	GOM_NL__2PRFIN20031227_102126_000000372022_00466_09538_0134.N1	27-DEC-2003 10:21:26	Bright	36.500	149	45Eps Per	2.8880	30000.	73	9538	No
179	GOM_NL__2PRFIN20031227_102308_000000432022_00466_09538_0135.N1	27-DEC-2003 10:23:08	Bright	43.000	6	13Alp Aur	0.080000	3400.0	86	9538	No
180	GOM_NL__2PRFIN20031227_102543_000000402022_00466_09538_0136.N1	27-DEC-2003 10:25:43	Bright	39.500	160	23Gam Per	2.9300	4700.0	79	9538	No
181	GOM_NL__2PRFIN20031227_102925_000000402022_00466_09538_0137.N1	27-DEC-2003 10:29:25	Bright	40.000	110	37Del Cas	2.6780	8900.0	80	9538	No
182	GOM_NL__2PRFIN20031227_103510_000000372022_00466_09538_0138.N1	27-DEC-2003 10:35:10	Bright	36.500	49	1Alp UMi	1.9900	6300.0	73	9538	No
183	GOM_NL__2PRFIN20031227_103943_000000432022_00466_09538_0139.N1	27-DEC-2003 10:39:43	Bright	42.500	60	7Bet UMi	2.0810	3950.0	85	9538	No
184	GOM_NL__2PRFIN20031227_104321_000000422022_00466_09538_0140.N1	27-DEC-2003 10:43:21	Bright	42.000	119	14Eta Dra	2.7270	4700.0	84	9538	No
185	GOM_NL__2PRFIN20031227_104511_000000372022_00466_09538_0141.N1	27-DEC-2003 10:45:11	Bright	37.000	69	33Gam Dra	2.2310	3800.0	74	9538	No
186	GOM_NL__2PRFIN20031227_105037_000000402022_00466_09538_0142.N1	27-DEC-2003 10:50:37	Bright	39.500	180	27Gam Boo	3.0400	8000.0	79	9538	No
187	GOM_NL__2PRFIN20031227_105406_000000432022_00466_09538_0143.N1	27-DEC-2003 10:54:06	Bright	42.500	83		2.3780	11000.	85	9538	No
188	GOM_NL__2PRFIN20031227_105756_000000702022_00466_09538_0144.N1	27-DEC-2003 10:57:56	Bright	70.000	111	8Eta Boo	2.6800	6000.0	140	9538	No
189	GOM_NL__2PRFIN20031227_110317_000000822022_00466_09538_0145.N1	27-DEC-2003 11:03:17	Tw_i_and_stray	82.000	138	47Eps Vir	2.8280	4700.0	164	9538	No
190	GOM_NL__2PRFIN20031227_110640_000000452022_00466_09538_0146.N1	27-DEC-2003 11:06:40	Bright	44.500	122	9Alp2Lib	2.7470	9700.0	89	9538	No
191	GOM_NL__2PRFIN20031227_110916_000000702022_00466_09538_0147.N1	27-DEC-2003 11:09:16	Straylight	69.500	15	67Alp Vir	0.97600	28000.	139	9538	No
192	GOM_NL__2PRFIN20031227_111325_000000482022_00466_09538_0148.N1	27-DEC-2003 11:13:25	Dark	48.000	54	5The Cen	2.0550	4500.0	96	9538	No
193	GOM_NL__2PRFIN20031227_111500_000000412022_00466_09538_0149.N1	27-DEC-2003 11:15:00	Dark	41.000	78	Alp Lup	2.3040	28000.	82	9538	No
194	GOM_NL__2PRFIN20031227_111617_000000442022_00466_09538_0150.N1	27-DEC-2003 11:16:17	Dark	44.000	95	Zet Cen	2.5450	26000.	88	9538	No
195	GOM_NL__2PRFIN20031227_111820_000000522022_00466_09538_0151.N1	27-DEC-2003 11:18:20	Dark	52.000	4	Alp1Cen	-0.010000	5800.0	104	9538	No
196	GOM_NL__2PRFIN20031227_112155_000000422022_00467_09539_0119.N1	27-DEC-2003 11:21:55	Dark	41.500	12	Alp1Cru	0.77500	30000.	83	9539	No
197	GOM_NL__2PRFIN20031227_112723_000000412022_00467_09539_0120.N1	27-DEC-2003 11:27:23	Dark	41.000	29	Bet Car	1.6720	10200.	82	9539	No
198	GOM_NL__2PRFIN20031227_112859_000000452022_00467_09539_0121.N1	27-DEC-2003 11:28:59	Dark	44.500	91	Kap Vel	2.4900	26000.	89	9539	No
199	GOM_NL__2PRFIN20031227_113026_000000542022_00467_09539_0122.N1	27-DEC-2003 11:30:26	Dark	54.000	46	Del Vel	1.9540	10600.	108	9539	No
200	GOM_NL__2PRFIN20031227_113319_000000532022_00467_09539_0123.N1	27-DEC-2003 11:33:19	Dark	52.500	34	Gam2Vel	1.7930	23000.	105	9539	No
201	GOM_NL__2PRFIN20031227_113532_000000472022_00467_09539_0124.N1	27-DEC-2003 11:35:32	Dark	47.000	70	Zet Pup	2.2460	39000.	94	9539	No
202	GOM_NL__2PRFIN20031227_113747_000000532022_00467_09539_0125.N1	27-DEC-2003 11:37:47	Dark	53.000	117	Pi Pup	2.7060	3800.0	106	9539	No
203	GOM_NL__2PRFIN20031227_114042_000000482022_00467_09539_0126.N1	27-DEC-2003 11:40:42	Straylight	48.000	23	21Eps CMa	1.5020	26000.	96	9539	No
204	GOM_NL__2PRFIN20031227_114220_000000502022_00467_09539_0127.N1	27-DEC-2003 11:42:20	Straylight	49.500	179	24Omi2CMa	3.0320	24000.	99	9539	No
205	GOM_NL__2PRFIN20031227_114456_000000542022_00467_09539_0128.N1	27-DEC-2003 11:44:56	Straylight	53.500	1	9Alp CMa	-1.4400	11000.	107	9539	No
206	GOM_NL__2PRFIN20031227_114804_000000532022_00467_09539_0129.N1	27-DEC-2003 11:48:04	Straylight	53.000	7	19Bet Ori	0.10000	14000.	106	9539	No
207	GOM_NL__2PRFIN20031227_115001_000000462022_00467_09539_0130.N1	27-DEC-2003 11:50:01	Straylight	46.000	30	46Eps Ori	1.6940	30000.	92	9539	No
208	GOM_NL__2PRFIN20031227_115240_000000582022_00467_09539_0131.N1	27-DEC-2003 11:52:40	Tw_i_and_stray	58.000	14	58Alp Ori	0.87000	3000.0	116	9539	No
209	GOM_NL__2PRFIN20031227_115432_000000832022_00467_09539_0132.N1	27-DEC-2003 11:54:32	Bright	83.000	8	10Alp CMi	0.40000	6500.0	166	9539	No
210	GOM_NL__2PRFIN20031227_115748_000000392022_00467_09539_0133.N1	27-DEC-2003 11:57:48	Bright	38.500	146	25Eta Tau	2.8730	15200.	77	9539	No
211	GOM_NL__2PRFIN20031227_115956_000000392022_00467_09539_0134.N1	27-DEC-2003 11:59:56	Bright	39.000	114	31ot Aur	2.6930	4600.0	78	9539	No
212	GOM_NL__2PRFIN20031227_120201_000000382022_00467_09539_0135.N1	27-DEC-2003 12:02:01	Bright	37.500	149	45Eps Per	2.8880	30000.	75	9539	No
213	GOM_NL__2PRFIN20031227_120344_000000422022_00467_09539_0136.N1	27-DEC-2003 12:03:44	Bright	41.500	6	13Alp Aur	0.080000	3400.0	83	9539	No
214	GOM_NL__2PRFIN20031227_120618_000000392022_00467_09539_0137.N1	27-DEC-2003 12:06:18	Bright	38.500	160	23Gam Per	2.9300	4700.0	77	9539	No
215	GOM_NL__2PRFIN20031227_121003_000000392022_00467_09539_0138.N1	27-DEC-2003 12:10:03	Bright	38.500	110	37Del Cas	2.6780	8900.0	77	9539	No
216	GOM_NL__2PRFIN20031227_121545_000000382022_00467_09539_0139.N1	27-DEC-2003 12:15:45	Bright	38.000	49	1Alp UMi	1.9900	6300.0	76	9539	No
217	GOM_NL__2PRFIN20031227_122019_000000362022_00467_09539_0140.N1	27-DEC-2003 12:20:19	Bright	35.500	60	7Bet UMi	2.0810	3950.0	71	9539	No
218	GOM_NL__2PRFIN20031227_122359_000000392022_00467_09539_0141.N1	27-DEC-2003 12:23:59	Bright	39.000	119	14Eta Dra	2.7270	4700.0	78	9539	No
219	GOM_NL__2PRFIN20031227_122548_000000372022_00467_09539_0142.N1	27-DEC-2003 12:25:48	Bright	37.000	69	33Gam Dra	2.2310	3800.0	74	9539	No

220	GOM_NL__2PRFIN20031227_123112_000000412022_00467_09539_0143.N1	27-DEC-2003 12:31:12	Bright	40.500	180	27Gam Boo	3.0400	8000.0	81	9539	No
221	GOM_NL__2PRFIN20031227_123442_000000562022_00467_09539_0144.N1	27-DEC-2003 12:34:42	Bright	56.000	83		2.3780	11000.	112	9539	No
222	GOM_NL__2PRFIN20031227_123832_000000702022_00467_09539_0145.N1	27-DEC-2003 12:38:32	Bright	70.000	111	8Eta Boo	2.6800	6000.0	140	9539	No
223	GOM_NL__2PRFIN20031227_124354_000000742022_00467_09539_0146.N1	27-DEC-2003 12:43:54	Tw_i_and_stray	73.500	138	47Eps Vir	2.8280	4700.0	147	9539	No
224	GOM_NL__2PRFIN20031227_124716_000000442022_00467_09539_0147.N1	27-DEC-2003 12:47:16	Bright	44.000	122	9Alp2Lib	2.7470	9700.0	88	9539	No
225	GOM_NL__2PRFIN20031227_124953_000000632022_00467_09539_0148.N1	27-DEC-2003 12:49:53	Straylight	63.000	15	67Alp Vir	0.97600	28000.	126	9539	No
226	GOM_NL__2PRFIN20031227_125401_000000492022_00467_09539_0149.N1	27-DEC-2003 12:54:01	Dark	49.000	54	5The Cen	2.0550	4500.0	98	9539	No
227	GOM_NL__2PRFIN20031227_125536_000000392022_00467_09539_0150.N1	27-DEC-2003 12:55:36	Dark	39.000	78	Alp Lup	2.3040	28000.	78	9539	No
228	GOM_NL__2PRFIN20031227_125654_000000412022_00467_09539_0151.N1	27-DEC-2003 12:56:54	Dark	41.000	95	Zet Cen	2.5450	26000.	82	9539	No
229	GOM_NL__2PRFIN20031227_125854_000000472022_00467_09539_0152.N1	27-DEC-2003 12:58:54	Dark	46.500	4	Alp1Cen	-0.010000	5800.0	93	9539	No
230	GOM_NL__2PRFIN20031227_130232_000000432022_00468_09540_0119.N1	27-DEC-2003 13:02:32	Dark	43.000	12	Alp1Cru	0.77500	30000.	86	9540	No
231	GOM_NL__2PRFIN20031227_130759_000000402022_00468_09540_0120.N1	27-DEC-2003 13:07:59	Dark	40.000	29	Bet Car	1.6720	10200.	80	9540	No
232	GOM_NL__2PRFIN20031227_130935_000000452022_00468_09540_0121.N1	27-DEC-2003 13:09:35	Dark	44.500	91	Kap Vel	2.4900	26000.	89	9540	No
233	GOM_NL__2PRFIN20031227_131103_000000532022_00468_09540_0122.N1	27-DEC-2003 13:11:03	Dark	53.000	46	Del Vel	1.9540	10600.	106	9540	No
234	GOM_NL__2PRFIN20031227_131229_000000542022_00468_09540_0123.N1	27-DEC-2003 13:12:29	Dark	54.000	65	Lam Vel	2.2040	4400.0	108	9540	No
235	GOM_NL__2PRFIN20031227_131515_000000532022_00468_09540_0124.N1	27-DEC-2003 13:15:15	Dark	53.000	2	Alp Car	-0.73600	7000.0	106	9540	No
236	GOM_NL__2PRFIN20031227_131823_000000542022_00468_09540_0125.N1	27-DEC-2003 13:18:23	Dark	54.000	117	Pi Pup	2.7060	3800.0	108	9540	No
237	GOM_NL__2PRFIN20031227_132118_000000532022_00468_09540_0126.N1	27-DEC-2003 13:21:18	Straylight	52.500	23	21Eps CMa	1.5020	26000.	105	9540	No
238	GOM_NL__2PRFIN20031227_132255_000000492022_00468_09540_0127.N1	27-DEC-2003 13:22:55	Straylight	48.500	179	24Omi2CMa	3.0320	24000.	97	9540	No
239	GOM_NL__2PRFIN20031227_132532_000000552022_00468_09540_0128.N1	27-DEC-2003 13:25:32	Straylight	54.500	1	9Alp CMa	-1.4400	11000.	109	9540	No
240	GOM_NL__2PRFIN20031227_132840_000000532022_00468_09540_0129.N1	27-DEC-2003 13:28:40	Straylight	53.000	7	19Bet Ori	0.10000	14000.	106	9540	No
241	GOM_NL__2PRFIN20031227_133037_000000472022_00468_09540_0130.N1	27-DEC-2003 13:30:37	Straylight	46.500	30	46Eps Ori	1.6940	30000.	93	9540	No
242	GOM_NL__2PRFIN20031227_133315_000000582022_00468_09540_0131.N1	27-DEC-2003 13:33:15	Tw_i_and_stray	58.000	14	58Alp Ori	0.87000	3000.0	116	9540	No
243	GOM_NL__2PRFIN20031227_133507_000000822022_00468_09540_0132.N1	27-DEC-2003 13:35:07	Bright	82.000	8	10Alp CMi	0.40000	6500.0	164	9540	No
244	GOM_NL__2PRFIN20031227_133923_000000412022_00468_09540_0133.N1	27-DEC-2003 13:39:23	Bright	41.000	28	12Bet Tau	1.6500	15200.	82	9540	No
245	GOM_NL__2PRFIN20031227_134238_000000362022_00468_09540_0134.N1	27-DEC-2003 13:42:38	Bright	35.500	149	45Eps Per	2.8880	30000.	71	9540	No
246	GOM_NL__2PRFIN20031227_134655_000000382022_00468_09540_0135.N1	27-DEC-2003 13:46:55	Bright	37.500	160	23Gam Per	2.9300	4700.0	75	9540	No
247	GOM_NL__2PRFIN20031227_135039_000000392022_00468_09540_0136.N1	27-DEC-2003 13:50:39	Bright	38.500	110	37Del Cas	2.6780	8900.0	77	9540	No
248	GOM_NL__2PRFIN20031227_135621_000000352022_00468_09540_0137.N1	27-DEC-2003 13:56:21	Bright	35.000	49	1Alp UMi	1.9900	6300.0	70	9540	No
249	GOM_NL__2PRFIN20031227_135959_000000482022_00468_09540_0138.N1	27-DEC-2003 13:59:59	Bright	48.000	36	50Alp UMa	1.8000	6300.0	96	9540	No
250	GOM_NL__2PRFIN20031227_140435_000000382022_00468_09540_0139.N1	27-DEC-2003 14:04:35	Bright	38.000	119	14Eta Dra	2.7270	4700.0	76	9540	No
251	GOM_NL__2PRFIN20031227_140622_000000382022_00468_09540_0140.N1	27-DEC-2003 14:06:22	Bright	38.000	69	33Gam Dra	2.2310	3800.0	76	9540	No
252	GOM_NL__2PRFIN20031227_140800_000000442022_00468_09540_0141.N1	27-DEC-2003 14:08:00	Bright	44.000	39	85Eta UMa	1.8540	24000.	88	9540	No
253	GOM_NL__2PRFIN20031227_141148_000000402022_00468_09540_0142.N1	27-DEC-2003 14:11:48	Bright	40.000	180	27Gam Boo	3.0400	8000.0	80	9540	No
254	GOM_NL__2PRFIN20031227_141518_000000442022_00468_09540_0143.N1	27-DEC-2003 14:15:18	Bright	43.500	83		2.3780	11000.	87	9540	No
255	GOM_NL__2PRFIN20031227_141909_000000652022_00468_09540_0144.N1	27-DEC-2003 14:19:09	Bright	64.500	111	8Eta Boo	2.6800	6000.0	129	9540	No
256	GOM_NL__2PRFIN20031227_142432_000000792022_00468_09540_0145.N1	27-DEC-2003 14:24:32	Tw_i_and_stray	78.500	138	47Eps Vir	2.8280	4700.0	157	9540	No
257	GOM_NL__2PRFIN20031227_142754_000000452022_00468_09540_0146.N1	27-DEC-2003 14:27:54	Bright	45.000	122	9Alp2Lib	2.7470	9700.0	90	9540	No
258	GOM_NL__2PRFIN20031227_143029_000000652022_00468_09540_0147.N1	27-DEC-2003 14:30:29	Straylight	64.500	15	67Alp Vir	0.97600	28000.	129	9540	No
259	GOM_NL__2PRFIN20031227_143438_000000482022_00468_09540_0148.N1	27-DEC-2003 14:34:38	Dark	48.000	54	5The Cen	2.0550	4500.0	96	9540	No
260	GOM_NL__2PRFIN20031227_143613_000000402022_00468_09540_0149.N1	27-DEC-2003 14:36:13	Dark	40.000	78	Alp Lup	2.3040	28000.	80	9540	No
261	GOM_NL__2PRFIN20031227_143730_000000412022_00468_09540_0150.N1	27-DEC-2003 14:37:30	Dark	40.500	95	Zet Cen	2.5450	26000.	81	9540	No
262	GOM_NL__2PRFIN20031227_143931_000000522022_00468_09540_0151.N1	27-DEC-2003 14:39:31	Dark	52.000	4	Alp1Cen	-0.010000	5800.0	104	9540	No
263	GOM_NL__2PRFIN20031227_144306_000000462022_00469_09541_0119.N1	27-DEC-2003 14:43:06	Dark	46.000	12	Alp1Cru	0.77500	30000.	92	9541	No
264	GOM_NL__2PRFIN20031227_144835_000000422022_00469_09541_0120.N1	27-DEC-2003 14:48:35	Dark	42.000	29	Bet Car	1.6720	10200.	84	9541	No
265	GOM_NL__2PRFIN20031227_145012_000000452022_00469_09541_0121.N1	27-DEC-2003 14:50:12	Dark	45.000	91	Kap Vel	2.4900	26000.	90	9541	No
266	GOM_NL__2PRFIN20031227_145139_000000552022_00469_09541_0122.N1	27-DEC-2003 14:51:39	Dark	54.500	46	Del Vel	1.9540	10600.	109	9541	No
267	GOM_NL__2PRFIN20031227_145306_000000512022_00469_09541_0123.N1	27-DEC-2003 14:53:06	Dark	51.000	65	Lam Vel	2.2040	4400.0	102	9541	No
268	GOM_NL__2PRFIN20031227_145553_000000522022_00469_09541_0124.N1	27-DEC-2003 14:55:53	Dark	51.500	2	Alp Car	-0.73600	7000.0	103	9541	No
269	GOM_NL__2PRFIN20031227_145900_000000522022_00469_09541_0125.N1	27-DEC-2003 14:59:00	Dark	52.000	117	Pi Pup	2.7060	3800.0	104	9541	No
270	GOM_NL__2PRFIN20031227_150155_000000512022_00469_09541_0126.N1	27-DEC-2003 15:01:55	Straylight	51.000	23	21Eps CMa	1.5020	26000.	102	9541	No
271	GOM_NL__2PRFIN20031227_150332_000000462022_00469_09541_0127.N1	27-DEC-2003 15:03:32	Straylight	46.000	179	24Omi2CMa	3.0320	24000.	92	9541	No
272	GOM_NL__2PRFIN20031227_150609_000000592022_00469_09541_0128.N1	27-DEC-2003 15:06:09	Straylight	59.000	1	9Alp CMa	-1.4400	11000.	118	9541	No
273	GOM_NL__2PRFIN20031227_150913_000000532022_00469_09541_0129.N1	27-DEC-2003 15:09:13	Straylight	53.000	7	19Bet Ori	0.10000	14000.	106	9541	No
274	GOM_NL__2PRFIN20031227_151113_000000482022_00469_09541_0130.N1	27-DEC-2003 15:11:13	Straylight	47.500	30	46Eps Ori	1.6940	30000.	95	9541	No
275	GOM_NL__2PRFIN20031227_151351_000000582022_00469_09541_0131.N1	27-DEC-2003 15:13:51	Tw_i_and_stray	58.000	14	58Alp Ori	0.87000	3000.0	116	9541	No
276	GOM_NL__2PRFIN20031227_151542_000000812022_00469_09541_0132.N1	27-DEC-2003 15:15:42	Bright	81.000	8	10Alp CMi	0.40000	6500.0	162	9541	No
277	GOM_NL__2PRFIN20031227_151959_000000422022_00469_09541_0133.N1	27-DEC-2003 15:19:59	Bright	42.000	28	12Bet Tau	1.6500	15200.	84	9541	No
278	GOM_NL__2PRFIN20031227_152314_000000362022_00469_09541_0134.N1	27-DEC-2003 15:23:14	Bright	36.000	149	45Eps Per	2.8880	30000.	72	9541	No

279	GOM_NL__2PRFIN20031227_152729_000000412022_00469_09541_0135.N1	27-DEC-2003 15:27:29	Bright	40.500	160	23Gam Per	2.9300	4700.0	81	9541	No
280	GOM_NL__2PRFIN20031227_153116_000000382022_00469_09541_0136.N1	27-DEC-2003 15:31:16	Bright	38.000	110	37Del Cas	2.6780	8900.0	76	9541	No
281	GOM_NL__2PRFIN20031227_153657_000000382022_00469_09541_0137.N1	27-DEC-2003 15:36:57	Bright	37.500	49	1Alp UMi	1.9900	6300.0	75	9541	No
282	GOM_NL__2PRFIN20031227_154035_000000492022_00469_09541_0138.N1	27-DEC-2003 15:40:35	Bright	49.000	36	50Alp UMa	1.8000	6300.0	98	9541	No
283	GOM_NL__2PRFIN20031227_154511_000000402022_00469_09541_0139.N1	27-DEC-2003 15:45:11	Bright	39.500	119	14Eta Dra	2.7270	4700.0	79	9541	No
284	GOM_NL__2PRFIN20031227_154659_000000392022_00469_09541_0140.N1	27-DEC-2003 15:46:59	Bright	39.000	69	33Gam Dra	2.2310	3800.0	78	9541	No
285	GOM_NL__2PRFIN20031227_154835_000000432022_00469_09541_0141.N1	27-DEC-2003 15:48:35	Bright	42.500	39	85Eta UMa	1.8540	24000.	85	9541	No
286	GOM_NL__2PRFIN20031227_155224_000000532022_00469_09541_0142.N1	27-DEC-2003 15:52:24	Bright	52.500	180	27Gam Boo	3.0400	8000.0	105	9541	No
287	GOM_NL__2PRFIN20031227_155554_000000432022_00469_09541_0143.N1	27-DEC-2003 15:55:54	Bright	43.000	83		2.3780	11000.	86	9541	No
288	GOM_NL__2PRFIN20031227_155945_000000512022_00469_09541_0144.N1	27-DEC-2003 15:59:45	Bright	50.500	111	8Eta Boo	2.6800	6000.0	101	9541	No
289	GOM_NL__2PRFIN20031227_160509_000000812022_00469_09541_0145.N1	27-DEC-2003 16:05:09	Tw_i_and_stray	81.000	138	47Eps Vir	2.8280	4700.0	162	9541	No
290	GOM_NL__2PRFIN20031227_160830_000000462022_00469_09541_0146.N1	27-DEC-2003 16:08:30	Bright	46.000	122	9Alp2Lib	2.7470	9700.0	92	9541	No
291	GOM_NL__2PRFIN20031227_161107_000000622022_00469_09541_0147.N1	27-DEC-2003 16:11:07	Straylight	62.000	15	67Alp Vir	0.97600	28000.	124	9541	No
292	GOM_NL__2PRFIN20031227_161514_000000502022_00469_09541_0148.N1	27-DEC-2003 16:15:14	Dark	50.000	54	5The Cen	2.0550	4500.0	100	9541	No
293	GOM_NL__2PRFIN20031227_161648_000000402022_00469_09541_0149.N1	27-DEC-2003 16:16:48	Dark	40.000	78	Alp Lup	2.3040	28000.	80	9541	No
294	GOM_NL__2PRFIN20031227_161806_000000412022_00469_09541_0150.N1	27-DEC-2003 16:18:06	Dark	41.000	95	Zet Cen	2.5450	26000.	82	9541	No
295	GOM_NL__2PRFIN20031227_162007_000000522022_00469_09541_0151.N1	27-DEC-2003 16:20:07	Dark	52.000	4	Alp1Cen	-0.010000	5800.0	104	9541	No
296	GOM_NL__2PRFIN20031227_162344_000000442022_00470_09542_0120.N1	27-DEC-2003 16:23:44	Dark	44.000	12	Alp1Cru	0.77500	30000.	88	9542	No
297	GOM_NL__2PRFIN20031227_162910_000000422022_00470_09542_0121.N1	27-DEC-2003 16:29:10	Dark	42.000	29	Bet Car	1.6720	10200.	84	9542	No
298	GOM_NL__2PRFIN20031227_163048_000000452022_00470_09542_0122.N1	27-DEC-2003 16:30:48	Dark	44.500	91	Kap Vel	2.4900	26000.	89	9542	No
299	GOM_NL__2PRFIN20031227_163216_000000492022_00470_09542_0123.N1	27-DEC-2003 16:32:16	Dark	49.000	46	Del Vel	1.9540	10600.	98	9542	No
300	GOM_NL__2PRFIN20031227_163343_000000592022_00470_09542_0124.N1	27-DEC-2003 16:33:43	Dark	59.000	65	Lam Vel	2.2040	4400.0	118	9542	No
301	GOM_NL__2PRFIN20031227_163630_000000502022_00470_09542_0125.N1	27-DEC-2003 16:36:30	Dark	49.500	2	Alp Car	-0.73600	7000.0	99	9542	No
302	GOM_NL__2PRFIN20031227_163935_000000522022_00470_09542_0126.N1	27-DEC-2003 16:39:35	Dark	51.500	117	Pi Pup	2.7060	3800.0	103	9542	No
303	GOM_NL__2PRFIN20031227_164231_000000482022_00470_09542_0127.N1	27-DEC-2003 16:42:31	Straylight	47.500	23	21Eps CMa	1.5020	26000.	95	9542	No
304	GOM_NL__2PRFIN20031227_164408_000000502022_00470_09542_0128.N1	27-DEC-2003 16:44:08	Straylight	50.000	179	24Omi2CMa	3.0320	24000.	100	9542	No
305	GOM_NL__2PRFIN20031227_164645_000000592022_00470_09542_0129.N1	27-DEC-2003 16:46:45	Straylight	58.500	1	9Alp CMa	-1.4400	11000.	117	9542	No
306	GOM_NL__2PRFIN20031227_164952_000000472022_00470_09542_0130.N1	27-DEC-2003 16:49:52	Straylight	47.000	7	19Bet Ori	0.10000	14000.	94	9542	No
307	GOM_NL__2PRFIN20031227_165150_000000482022_00470_09542_0131.N1	27-DEC-2003 16:51:50	Straylight	48.000	30	46Eps Ori	1.6940	30000.	96	9542	No
308	GOM_NL__2PRFIN20031227_165429_000000582022_00470_09542_0132.N1	27-DEC-2003 16:54:29	Tw_i_and_stray	58.000	14	58Alp Ori	0.87000	3000.0	116	9542	No
309	GOM_NL__2PRFIN20031227_165617_000000942022_00470_09542_0133.N1	27-DEC-2003 16:56:17	Bright	93.500	8	10Alp CMi	0.40000	6500.0	187	9542	No
310	GOM_NL__2PRFIN20031227_170035_000000422022_00470_09542_0134.N1	27-DEC-2003 17:00:35	Bright	42.000	28	12Bet Tau	1.6500	15200.	84	9542	No
311	GOM_NL__2PRFIN20031227_170350_000000372022_00470_09542_0135.N1	27-DEC-2003 17:03:50	Bright	36.500	149	45Eps Per	2.8880	30000.	73	9542	No
312	GOM_NL__2PRFIN20031227_170807_000000392022_00470_09542_0136.N1	27-DEC-2003 17:08:07	Bright	38.500	160	23Gam Per	2.9300	4700.0	77	9542	No
313	GOM_NL__2PRFIN20031227_171152_000000392022_00470_09542_0137.N1	27-DEC-2003 17:11:52	Bright	38.500	110	37Del Cas	2.6780	8900.0	77	9542	No
314	GOM_NL__2PRFIN20031227_171731_000000422022_00470_09542_0138.N1	27-DEC-2003 17:17:31	Bright	41.500	49	1Alp UMi	1.9900	6300.0	83	9542	No
315	GOM_NL__2PRFIN20031227_172110_000000512022_00470_09542_0139.N1	27-DEC-2003 17:21:10	Bright	50.500	36	50Alp UMa	1.8000	6300.0	101	9542	No
316	GOM_NL__2PRFIN20031227_172545_000000422022_00470_09542_0140.N1	27-DEC-2003 17:25:45	Bright	42.000	119	14Eta Dra	2.7270	4700.0	84	9542	No
317	GOM_NL__2PRFIN20031227_172737_000000362022_00470_09542_0141.N1	27-DEC-2003 17:27:37	Bright	36.000	69	33Gam Dra	2.2310	3800.0	72	9542	No
318	GOM_NL__2PRFIN20031227_172911_000000442022_00470_09542_0142.N1	27-DEC-2003 17:29:11	Bright	43.500	39	85Eta UMa	1.8540	24000.	87	9542	No
319	GOM_NL__2PRFIN20031227_173301_000000422022_00470_09542_0143.N1	27-DEC-2003 17:33:01	Bright	41.500	180	27Gam Boo	3.0400	8000.0	83	9542	No
320	GOM_NL__2PRFIN20031227_173631_000000582022_00470_09542_0144.N1	27-DEC-2003 17:36:31	Bright	58.000	83		2.3780	11000.	116	9542	No
321	GOM_NL__2PRFIN20031227_174022_000000492022_00470_09542_0145.N1	27-DEC-2003 17:40:22	Bright	49.000	111	8Eta Boo	2.6800	6000.0	98	9542	No
322	GOM_NL__2PRFIN20031227_174546_000000812022_00470_09542_0146.N1	27-DEC-2003 17:45:46	Tw_i_and_stray	80.500	138	47Eps Vir	2.8280	4700.0	161	9542	No
323	GOM_NL__2PRFIN20031227_174906_000000472022_00470_09542_0147.N1	27-DEC-2003 17:49:06	Bright	46.500	122	9Alp2Lib	2.7470	9700.0	93	9542	No
324	GOM_NL__2PRFIN20031227_175144_000000642022_00470_09542_0148.N1	27-DEC-2003 17:51:44	Straylight	64.000	15	67Alp Vir	0.97600	28000.	128	9542	No
325	GOM_NL__2PRFIN20031227_175551_000000452022_00470_09542_0149.N1	27-DEC-2003 17:55:51	Dark	45.000	54	5The Cen	2.0550	4500.0	90	9542	No
326	GOM_NL__2PRFIN20031227_175725_000000412022_00470_09542_0150.N1	27-DEC-2003 17:57:25	Dark	41.000	78	Alp Lup	2.3040	28000.	82	9542	No
327	GOM_NL__2PRFIN20031227_175842_000000422022_00470_09542_0151.N1	27-DEC-2003 17:58:42	Dark	41.500	95	Zet Cen	2.5450	26000.	83	9542	No
328	GOM_NL__2PRFIN20031227_180045_000000452022_00470_09542_0152.N1	27-DEC-2003 18:00:45	Dark	45.000	4	Alp1Cen	-0.010000	5800.0	90	9542	No
329	GOM_NL__2PRFIN20031227_180421_000000462022_00471_09543_0120.N1	27-DEC-2003 18:04:21	Dark	45.500	12	Alp1Cru	0.77500	30000.	91	9543	No
330	GOM_NL__2PRFIN20031227_180948_000000422022_00471_09543_0121.N1	27-DEC-2003 18:09:48	Dark	41.500	29	Bet Car	1.6720	10200.	83	9543	No
331	GOM_NL__2PRFIN20031227_181126_000000442022_00471_09543_0122.N1	27-DEC-2003 18:11:26	Dark	43.500	91	Kap Vel	2.4900	26000.	87	9543	No
332	GOM_NL__2PRFIN20031227_181252_000000452022_00471_09543_0123.N1	27-DEC-2003 18:12:52	Dark	44.500	46	Del Vel	1.9540	10600.	89	9543	No
333	GOM_NL__2PRFIN20031227_181419_000000542022_00471_09543_0124.N1	27-DEC-2003 18:14:19	Dark	53.500	65	Lam Vel	2.2040	4400.0	107	9543	No
334	GOM_NL__2PRFIN20031227_181706_000000462022_00471_09543_0125.N1	27-DEC-2003 18:17:06	Dark	45.500	2	Alp Car	-0.73600	7000.0	91	9543	No
335	GOM_NL__2PRFIN20031227_182012_000000542022_00471_09543_0126.N1	27-DEC-2003 18:20:12	Dark	53.500	117	Pi Pup	2.7060	3800.0	107	9543	No
336	GOM_NL__2PRFIN20031227_182308_000000522022_00471_09543_0127.N1	27-DEC-2003 18:23:08	Straylight	51.500	23	21Eps CMa	1.5020	26000.	103	9543	No
337	GOM_NL__2PRFIN20031227_182444_000000502022_00471_09543_0128.N1	27-DEC-2003 18:24:44	Straylight	50.000	179	24Omi2CMa	3.0320	24000.	100	9543	No

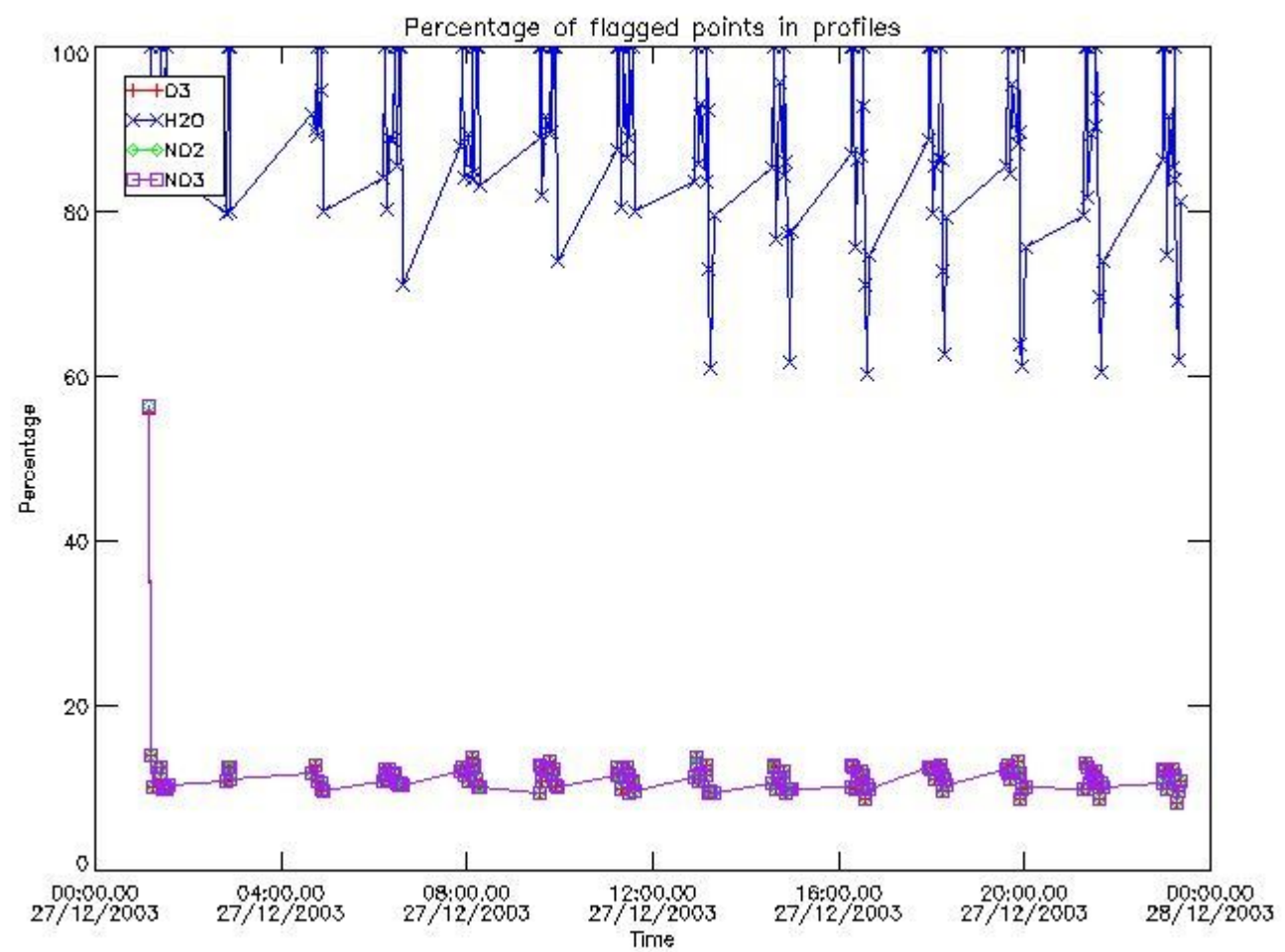
338	GOM_NL__2PRFIN20031227_182721_000000552022_00471_09543_0129.N1	27-DEC-2003 18:27:21	Straylight	54.500	1	9Alp CMa	-1.4400	11000.	109	9543	No
339	GOM_NL__2PRFIN20031227_183028_000000482022_00471_09543_0130.N1	27-DEC-2003 18:30:28	Straylight	47.500	7	19Bet Ori	0.10000	14000.	95	9543	No
340	GOM_NL__2PRFIN20031227_183225_000000492022_00471_09543_0131.N1	27-DEC-2003 18:32:25	Straylight	48.500	30	46Eps Ori	1.6940	30000.	97	9543	No
341	GOM_NL__2PRFIN20031227_183505_000000582022_00471_09543_0132.N1	27-DEC-2003 18:35:05	Tw_i_and_stray	58.000	14	58Alp Ori	0.87000	3000.0	116	9543	No
342	GOM_NL__2PRFIN20031227_183653_000000912022_00471_09543_0133.N1	27-DEC-2003 18:36:53	Bright	90.500	8	10Alp CMi	0.40000	6500.0	181	9543	No
343	GOM_NL__2PRFIN20031227_184111_000000422022_00471_09543_0134.N1	27-DEC-2003 18:41:11	Bright	41.500	28	12Bet Tau	1.6500	15200.	83	9543	No
344	GOM_NL__2PRFIN20031227_184426_000000362022_00471_09543_0135.N1	27-DEC-2003 18:44:26	Bright	36.000	149	45Eps Per	2.8880	30000.	72	9543	No
345	GOM_NL__2PRFIN20031227_184844_000000402022_00471_09543_0136.N1	27-DEC-2003 18:48:44	Bright	39.500	160	23Gam Per	2.9300	4700.0	79	9543	No
346	GOM_NL__2PRFIN20031227_185229_000000382022_00471_09543_0137.N1	27-DEC-2003 18:52:29	Bright	37.500	110	37Del Cas	2.6780	8900.0	75	9543	No
347	GOM_NL__2PRFIN20031227_185807_000000412022_00471_09543_0138.N1	27-DEC-2003 18:58:07	Bright	40.500	49	1Alp UMi	1.9900	6300.0	81	9543	No
348	GOM_NL__2PRFIN20031227_190146_000000512022_00471_09543_0139.N1	27-DEC-2003 19:01:46	Bright	51.000	36	50Alp UMa	1.8000	6300.0	102	9543	No
349	GOM_NL__2PRFIN20031227_190623_000000392022_00471_09543_0140.N1	27-DEC-2003 19:06:23	Bright	38.500	119	14Eta Dra	2.7270	4700.0	77	9543	No
350	GOM_NL__2PRFIN20031227_190813_000000392022_00471_09543_0141.N1	27-DEC-2003 19:08:13	Bright	38.500	69	33Gam Dra	2.2310	3800.0	77	9543	No
351	GOM_NL__2PRFIN20031227_190947_000000462022_00471_09543_0142.N1	27-DEC-2003 19:09:47	Bright	45.500	39	85Eta UMa	1.8540	24000.	91	9543	No
352	GOM_NL__2PRFIN20031227_191337_000000412022_00471_09543_0143.N1	27-DEC-2003 19:13:37	Bright	40.500	180	27Gam Boo	3.0400	8000.0	81	9543	No
353	GOM_NL__2PRFIN20031227_191707_000000422022_00471_09543_0144.N1	27-DEC-2003 19:17:07	Bright	42.000	83		2.3780	11000.	84	9543	No
354	GOM_NL__2PRFIN20031227_192058_000000502022_00471_09543_0145.N1	27-DEC-2003 19:20:58	Bright	50.000	111	8Eta Boo	2.6800	6000.0	100	9543	No
355	GOM_NL__2PRFIN20031227_192623_000000822022_00471_09543_0146.N1	27-DEC-2003 19:26:23	Tw_i_and_stray	81.500	138	47Eps Vir	2.8280	4700.0	163	9543	No
356	GOM_NL__2PRFIN20031227_192944_000000442022_00471_09543_0147.N1	27-DEC-2003 19:29:44	Bright	44.000	122	9Alp2Lib	2.7470	9700.0	88	9543	No
357	GOM_NL__2PRFIN20031227_193222_000000572022_00471_09543_0148.N1	27-DEC-2003 19:32:22	Straylight	57.000	15	67Alp Vir	0.97600	28000.	114	9543	No
358	GOM_NL__2PRFIN20031227_193628_000000462022_00471_09543_0149.N1	27-DEC-2003 19:36:28	Dark	45.500	54	5The Cen	2.0550	4500.0	91	9543	No
359	GOM_NL__2PRFIN20031227_193802_000000402022_00471_09543_0150.N1	27-DEC-2003 19:38:02	Dark	40.000	78	Alp Lup	2.3040	28000.	80	9543	No
360	GOM_NL__2PRFIN20031227_193917_000000442022_00471_09543_0151.N1	27-DEC-2003 19:39:17	Dark	43.500	95	Zet Cen	2.5450	26000.	87	9543	No
361	GOM_NL__2PRFIN20031227_194122_000000462022_00471_09543_0152.N1	27-DEC-2003 19:41:22	Dark	45.500	4	Alp1Cen	-0.010000	5800.0	91	9543	No
362	GOM_NL__2PRFIN20031227_194458_000000442022_00472_09544_0122.N1	27-DEC-2003 19:44:58	Dark	43.500	12	Alp1Cru	0.77500	30000.	87	9544	No
363	GOM_NL__2PRFIN20031227_195025_000000392022_00472_09544_0123.N1	27-DEC-2003 19:50:25	Dark	38.500	29	Bet Car	1.6720	10200.	77	9544	No
364	GOM_NL__2PRFIN20031227_195202_000000442022_00472_09544_0124.N1	27-DEC-2003 19:52:02	Dark	43.500	91	Kap Vel	2.4900	26000.	87	9544	No
365	GOM_NL__2PRFIN20031227_195330_000000442022_00472_09544_0125.N1	27-DEC-2003 19:53:30	Dark	43.500	46	Del Vel	1.9540	10600.	87	9544	No
366	GOM_NL__2PRFIN20031227_195456_000000592022_00472_09544_0126.N1	27-DEC-2003 19:54:56	Dark	58.500	65	Lam Vel	2.2040	4400.0	117	9544	No
367	GOM_NL__2PRFIN20031227_195743_000000522022_00472_09544_0127.N1	27-DEC-2003 19:57:43	Dark	52.000	2	Alp Car	-0.73600	7000.0	104	9544	No
368	GOM_NL__2PRFIN20031227_200049_000000502022_00472_09544_0128.N1	27-DEC-2003 20:00:49	Dark	50.000	117	Pi Pup	2.7060	3800.0	100	9544	No
369	GOM_NL__2PRFIN20031227_200345_000000482022_00472_09544_0129.N1	27-DEC-2003 20:03:45	Straylight	47.500	23	21Eps CMa	1.5020	26000.	95	9544	No
370	GOM_NL__2PRFIN20031227_200521_000000502022_00472_09544_0130.N1	27-DEC-2003 20:05:21	Straylight	49.500	179	24Omi2CMa	3.0320	24000.	99	9544	No
371	GOM_NL__2PRFIN20031227_200757_000000622022_00472_09544_0131.N1	27-DEC-2003 20:07:57	Straylight	62.000	1	9Alp CMa	-1.4400	11000.	124	9544	No
372	GOM_NL__2PRFIN20031227_201105_000000442022_00472_09544_0132.N1	27-DEC-2003 20:11:05	Straylight	44.000	7	19Bet Ori	0.10000	14000.	88	9544	No
373	GOM_NL__2PRFIN20031227_201302_000000462022_00472_09544_0133.N1	27-DEC-2003 20:13:02	Straylight	46.000	30	46Eps Ori	1.6940	30000.	92	9544	No
374	GOM_NL__2PRFIN20031227_201541_000000522022_00472_09544_0134.N1	27-DEC-2003 20:15:41	Tw_i_and_stray	51.500	14	58Alp Ori	0.87000	3000.0	103	9544	No
375	GOM_NL__2PRFIN20031227_201728_000000832022_00472_09544_0135.N1	27-DEC-2003 20:17:28	Tw_i_and_stray	83.000	8	10Alp CMi	0.40000	6500.0	166	9544	No
376	GOM_NL__2PRFIN20031227_202147_000000412022_00472_09544_0136.N1	27-DEC-2003 20:21:47	Bright	40.500	28	12Bet Tau	1.6500	15200.	81	9544	No
377	GOM_NL__2PRFIN20031227_202502_000000372022_00472_09544_0137.N1	27-DEC-2003 20:25:02	Bright	36.500	149	45Eps Per	2.8880	30000.	73	9544	No
378	GOM_NL__2PRFIN20031227_202921_000000372022_00472_09544_0138.N1	27-DEC-2003 20:29:21	Bright	37.000	160	23Gam Per	2.9300	4700.0	74	9544	No
379	GOM_NL__2PRFIN20031227_203305_000000382022_00472_09544_0139.N1	27-DEC-2003 20:33:05	Bright	37.500	110	37Del Cas	2.6780	8900.0	75	9544	No
380	GOM_NL__2PRFIN20031227_203845_000000382022_00472_09544_0140.N1	27-DEC-2003 20:38:45	Bright	38.000	49	1Alp UMi	1.9900	6300.0	76	9544	No
381	GOM_NL__2PRFIN20031227_204222_000000502022_00472_09544_0141.N1	27-DEC-2003 20:42:22	Bright	50.000	36	50Alp UMa	1.8000	6300.0	100	9544	No
382	GOM_NL__2PRFIN20031227_204700_000000382022_00472_09544_0142.N1	27-DEC-2003 20:47:00	Bright	38.000	119	14Eta Dra	2.7270	4700.0	76	9544	No
383	GOM_NL__2PRFIN20031227_204850_000000372022_00472_09544_0143.N1	27-DEC-2003 20:48:50	Bright	37.000	69	33Gam Dra	2.2310	3800.0	74	9544	No
384	GOM_NL__2PRFIN20031227_205024_000000452022_00472_09544_0144.N1	27-DEC-2003 20:50:24	Bright	44.500	39	85Eta UMa	1.8540	24000.	89	9544	No
385	GOM_NL__2PRFIN20031227_205413_000000412022_00472_09544_0145.N1	27-DEC-2003 20:54:13	Bright	41.000	180	27Gam Boo	3.0400	8000.0	82	9544	No
386	GOM_NL__2PRFIN20031227_205743_000000432022_00472_09544_0146.N1	27-DEC-2003 20:57:43	Bright	42.500	83		2.3780	11000.	85	9544	No
387	GOM_NL__2PRFIN20031227_210135_000000512022_00472_09544_0147.N1	27-DEC-2003 21:01:35	Bright	51.000	111	8Eta Boo	2.6800	6000.0	102	9544	No
388	GOM_NL__2PRFIN20031227_210701_000000812022_00472_09544_0148.N1	27-DEC-2003 21:07:01	Tw_i_and_stray	80.500	138	47Eps Vir	2.8280	4700.0	161	9544	No
389	GOM_NL__2PRFIN20031227_211020_000000432022_00472_09544_0149.N1	27-DEC-2003 21:10:20	Bright	43.000	122	9Alp2Lib	2.7470	9700.0	86	9544	No
390	GOM_NL__2PRFIN20031227_211259_000000682022_00472_09544_0150.N1	27-DEC-2003 21:12:59	Straylight	67.500	15	67Alp Vir	0.97600	28000.	135	9544	No
391	GOM_NL__2PRFIN20031227_211705_000000522022_00472_09544_0151.N1	27-DEC-2003 21:17:05	Dark	51.500	54	5The Cen	2.0550	4500.0	103	9544	No
392	GOM_NL__2PRFIN20031227_211839_000000402022_00472_09544_0152.N1	27-DEC-2003 21:18:39	Dark	39.500	78	Alp Lup	2.3040	28000.	79	9544	No
393	GOM_NL__2PRFIN20031227_211956_000000412022_00472_09544_0153.N1	27-DEC-2003 21:19:56	Dark	40.500	95	Zet Cen	2.5450	26000.	81	9544	No
394	GOM_NL__2PRFIN20031227_212159_000000522022_00472_09544_0154.N1	27-DEC-2003 21:21:59	Dark	52.000	4	Alp1Cen	-0.010000	5800.0	104	9544	No
395	GOM_NL__2PRFIN20031227_212534_000000432022_00473_09545_0284.N1	27-DEC-2003 21:25:34	Dark	43.000	12	Alp1Cru	0.77500	30000.	86	9545	No
396	GOM_NL__2PRFIN20031227_213100_000000422022_00473_09545_0285.N1	27-DEC-2003 21:31:00	Dark	42.000	29	Bet Car	1.6720	10200.	84	9545	No

397	GOM_NL__2PRFIN20031227_213238_000000462022_00473_09545_0286.N1	27-DEC-2003 21:32:38	Dark	46.000	91	Kap Vel	2.4900	26000.	92	9545	No
398	GOM_NL__2PRFIN20031227_213404_000000482022_00473_09545_0287.N1	27-DEC-2003 21:34:04	Dark	47.500	46	Del Vel	1.9540	10600.	95	9545	No
399	GOM_NL__2PRFIN20031227_213533_000000582022_00473_09545_0288.N1	27-DEC-2003 21:35:33	Dark	58.000	65	Lam Vel	2.2040	4400.0	116	9545	No
400	GOM_NL__2PRFIN20031227_213818_000000492022_00473_09545_0289.N1	27-DEC-2003 21:38:18	Dark	48.500	2	Alp Car	-0.73600	7000.0	97	9545	No
401	GOM_NL__2PRFIN20031227_214124_000000512022_00473_09545_0290.N1	27-DEC-2003 21:41:24	Dark	50.500	117	Pi Pup	2.7060	3800.0	101	9545	No
402	GOM_NL__2PRFIN20031227_214420_000000522022_00473_09545_0291.N1	27-DEC-2003 21:44:20	Straylight	51.500	23	21Eps CMa	1.5020	26000.	103	9545	No
403	GOM_NL__2PRFIN20031227_214556_000000502022_00473_09545_0292.N1	27-DEC-2003 21:45:56	Straylight	50.000	179	24Omi2CMa	3.0320	24000.	100	9545	No
404	GOM_NL__2PRFIN20031227_214816_000000522022_00473_09545_0293.N1	27-DEC-2003 21:48:16	Straylight	52.000	47	2Bet CMa	1.9760	28000.	104	9545	No
405	GOM_NL__2PRFIN20031227_215101_000000492022_00473_09545_0294.N1	27-DEC-2003 21:51:01	Straylight	48.500	56	53Kap Ori	2.0650	30000.	97	9545	No
406	GOM_NL__2PRFIN20031227_215235_000000452022_00473_09545_0295.N1	27-DEC-2003 21:52:35	Straylight	45.000	128	67Bet Eri	2.7840	9700.0	90	9545	No
407	GOM_NL__2PRFIN20031227_215351_000000482022_00473_09545_0296.N1	27-DEC-2003 21:53:51	Straylight	47.500	72	34Del Ori	2.2500	30000.	95	9545	No
408	GOM_NL__2PRFIN20031227_215614_000000542022_00473_09545_0297.N1	27-DEC-2003 21:56:14	Tw_i_and_stray	54.000	14	58Alp Ori	0.87000	3000.0	108	9545	No
409	GOM_NL__2PRFIN20031227_215802_000000972022_00473_09545_0298.N1	27-DEC-2003 21:58:02	Bright	97.000	8	10Alp CMi	0.40000	6500.0	194	9545	No
410	GOM_NL__2PRFIN20031227_220017_000000472022_00473_09545_0299.N1	27-DEC-2003 22:00:17	Bright	47.000	176	23Zet Tau	3.0200	22000.	94	9545	No
411	GOM_NL__2PRFIN20031227_220222_000000432022_00473_09545_0300.N1	27-DEC-2003 22:02:22	Bright	43.000	28	12Bet Tau	1.6500	15200.	86	9545	No
412	GOM_NL__2PRFIN20031227_220538_000000372022_00473_09545_0301.N1	27-DEC-2003 22:05:38	Bright	36.500	149	45Eps Per	2.8880	30000.	73	9545	No
413	GOM_NL__2PRFIN20031227_220718_000000432022_00473_09545_0302.N1	27-DEC-2003 22:07:18	Bright	43.000	6	13Alp Aur	0.080000	3400.0	86	9545	No
414	GOM_NL__2PRFIN20031227_220841_000000382022_00473_09545_0303.N1	27-DEC-2003 22:08:41	Bright	38.000	35	33Alp Per	1.7950	6250.0	76	9545	No
415	GOM_NL__2PRFIN20031227_220955_000000382022_00473_09545_0304.N1	27-DEC-2003 22:09:55	Bright	37.500	160	23Gam Per	2.9300	4700.0	75	9545	No
416	GOM_NL__2PRFIN20031227_221921_000000372022_00473_09545_0305.N1	27-DEC-2003 22:19:21	Bright	36.500	49	1Alp UMi	1.9900	6300.0	73	9545	No
417	GOM_NL__2PRFIN20031227_222256_000000512022_00473_09545_0306.N1	27-DEC-2003 22:22:56	Bright	50.500	36	50Alp UMa	1.8000	6300.0	101	9545	No
418	GOM_NL__2PRFIN20031227_222735_000000362022_00473_09545_0307.N1	27-DEC-2003 22:27:35	Bright	36.000	119	14Eta Dra	2.7270	4700.0	72	9545	No
419	GOM_NL__2PRFIN20031227_222924_000000372022_00473_09545_0308.N1	27-DEC-2003 22:29:24	Bright	36.500	69	33Gam Dra	2.2310	3800.0	73	9545	No
420	GOM_NL__2PRFIN20031227_223059_000000442022_00473_09545_0309.N1	27-DEC-2003 22:30:59	Bright	44.000	39	85Eta UMa	1.8540	24000.	88	9545	No
421	GOM_NL__2PRFIN20031227_223449_000000392022_00473_09545_0310.N1	27-DEC-2003 22:34:49	Bright	39.000	180	27Gam Boo	3.0400	8000.0	78	9545	No
422	GOM_NL__2PRFIN20031227_223819_000000412022_00473_09545_0311.N1	27-DEC-2003 22:38:19	Bright	41.000	83		2.3780	11000.	82	9545	No
423	GOM_NL__2PRFIN20031227_224211_000000522022_00473_09545_0312.N1	27-DEC-2003 22:42:11	Bright	51.500	111	8Eta Boo	2.6800	6000.0	103	9545	No
424	GOM_NL__2PRFIN20031227_224737_000000842022_00473_09545_0313.N1	27-DEC-2003 22:47:37	Tw_i_and_stray	84.000	138	47Eps Vir	2.8280	4700.0	168	9545	No
425	GOM_NL__2PRFIN20031227_225056_000000452022_00473_09545_0314.N1	27-DEC-2003 22:50:56	Bright	44.500	122	9Alp2Lib	2.7470	9700.0	89	9545	No
426	GOM_NL__2PRFIN20031227_225335_000000652022_00473_09545_0315.N1	27-DEC-2003 22:53:35	Straylight	65.000	15	67Alp Vir	0.97600	28000.	130	9545	No
427	GOM_NL__2PRFIN20031227_225741_000000482022_00473_09545_0316.N1	27-DEC-2003 22:57:41	Dark	48.000	54	5The Cen	2.0550	4500.0	96	9545	No
428	GOM_NL__2PRFIN20031227_225912_000000422022_00473_09545_0317.N1	27-DEC-2003 22:59:12	Dark	41.500	78	Alp Lup	2.3040	28000.	83	9545	No
429	GOM_NL__2PRFIN20031227_230032_000000422022_00473_09545_0318.N1	27-DEC-2003 23:00:32	Dark	42.000	95	Zet Cen	2.5450	26000.	84	9545	No
430	GOM_NL__2PRFIN20031227_230234_000000522022_00473_09545_0319.N1	27-DEC-2003 23:02:34	Dark	52.000	4	Alp1Cen	-0.010000	5800.0	104	9545	No
431	GOM_NL__2PRFIN20031227_230608_000000482022_00474_09546_0285.N1	27-DEC-2003 23:06:08	Dark	48.000	12	Alp1Cru	0.77500	30000.	96	9546	No
432	GOM_NL__2PRFIN20031227_231136_000000422022_00474_09546_0286.N1	27-DEC-2003 23:11:36	Dark	41.500	29	Bet Car	1.6720	10200.	83	9546	No
433	GOM_NL__2PRFIN20031227_231313_000000462022_00474_09546_0287.N1	27-DEC-2003 23:13:13	Dark	45.500	91	Kap Vel	2.4900	26000.	91	9546	No
434	GOM_NL__2PRFIN20031227_231442_000000442022_00474_09546_0288.N1	27-DEC-2003 23:14:42	Dark	44.000	46	Del Vel	1.9540	10600.	88	9546	No
435	GOM_NL__2PRFIN20031227_231609_000000622022_00474_09546_0289.N1	27-DEC-2003 23:16:09	Dark	62.000	65	Lam Vel	2.2040	4400.0	124	9546	No
436	GOM_NL__2PRFIN20031227_231854_000000532022_00474_09546_0290.N1	27-DEC-2003 23:18:54	Dark	53.000	2	Alp Car	-0.73600	7000.0	106	9546	No
437	GOM_NL__2PRFIN20031227_232159_000000562022_00474_09546_0291.N1	27-DEC-2003 23:21:59	Dark	56.000	117	Pi Pup	2.7060	3800.0	112	9546	No
438	GOM_NL__2PRFIN20031227_232454_000000572022_00474_09546_0292.N1	27-DEC-2003 23:24:54	Straylight	56.500	23	21Eps CMa	1.5020	26000.	113	9546	No
439	GOM_NL__2PRFIN20031227_232633_000000492022_00474_09546_0293.N1	27-DEC-2003 23:26:33	Straylight	49.000	179	24Omi2CMa	3.0320	24000.	98	9546	No
440	GOM_NL__2PRFIN20031227_232854_000000512022_00474_09546_0294.N1	27-DEC-2003 23:28:54	Straylight	51.000	47	2Bet CMa	1.9760	28000.	102	9546	No
441	GOM_NL__2PRFIN20031227_233137_000000492022_00474_09546_0295.N1	27-DEC-2003 23:31:37	Straylight	49.000	56	53Kap Ori	2.0650	30000.	98	9546	No
442	GOM_NL__2PRFIN20031227_233309_000000462022_00474_09546_0296.N1	27-DEC-2003 23:33:09	Straylight	45.500	128	67Bet Eri	2.7840	9700.0	91	9546	No
443	GOM_NL__2PRFIN20031227_233429_000000442022_00474_09546_0297.N1	27-DEC-2003 23:34:29	Straylight	44.000	72	34Del Ori	2.2500	30000.	88	9546	No
444	GOM_NL__2PRFIN20031227_233650_000000552022_00474_09546_0298.N1	27-DEC-2003 23:36:50	Tw_i_and_stray	54.500	14	58Alp Ori	0.87000	3000.0	109	9546	No
445	GOM_NL__2PRFIN20031227_233837_000000922022_00474_09546_0299.N1	27-DEC-2003 23:38:37	Bright	92.000	8	10Alp CMi	0.40000	6500.0	184	9546	No
446	GOM_NL__2PRFIN20031227_234051_000000472022_00474_09546_0300.N1	27-DEC-2003 23:40:51	Bright	47.000	176	23Zet Tau	3.0200	22000.	94	9546	No
447	GOM_NL__2PRFIN20031227_234256_000000432022_00474_09546_0301.N1	27-DEC-2003 23:42:56	Bright	43.000	28	12Bet Tau	1.6500	15200.	86	9546	No
448	GOM_NL__2PRFIN20031227_234614_000000362022_00474_09546_0302.N1	27-DEC-2003 23:46:14	Bright	36.000	149	45Eps Per	2.8880	30000.	72	9546	No
449	GOM_NL__2PRFIN20031227_234754_000000422022_00474_09546_0303.N1	27-DEC-2003 23:47:54	Bright	42.000	6	13Alp Aur	0.080000	3400.0	84	9546	No
450	GOM_NL__2PRFIN20031227_234915_000000412022_00474_09546_0304.N1	27-DEC-2003 23:49:15	Bright	40.500	35	33Alp Per	1.7950	6250.0	81	9546	No
451	GOM_NL__2PRFIN20031227_235032_000000372022_00474_09546_0305.N1	27-DEC-2003 23:50:32	Bright	37.000	160	23Gam Per	2.9300	4700.0	74	9546	No
452	GOM_NL__2PRFIN20031227_235954_000000382022_00474_09546_0306.N1	27-DEC-2003 23:59:54	Bright	37.500	49	1Alp UMi	1.9900	6300.0	75	9546	No

3. Quality information per product

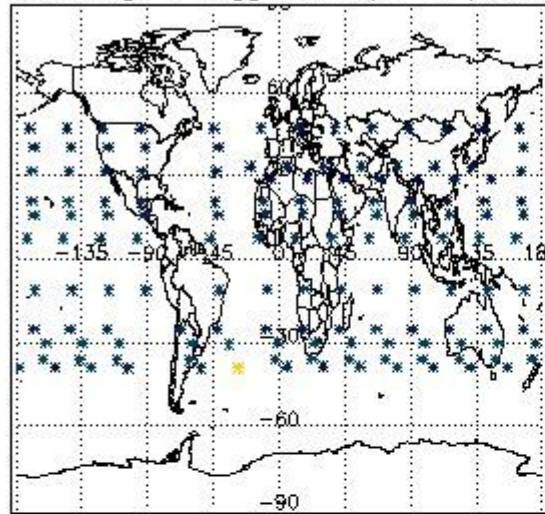
In this section it is plotted some information contained in the Quality Summary data set of the level 2 products. Only products in dark limb conditions and without errors (error flag in the MPH set to "0") are used.

3.1 Plot quality information per product (time dependant)

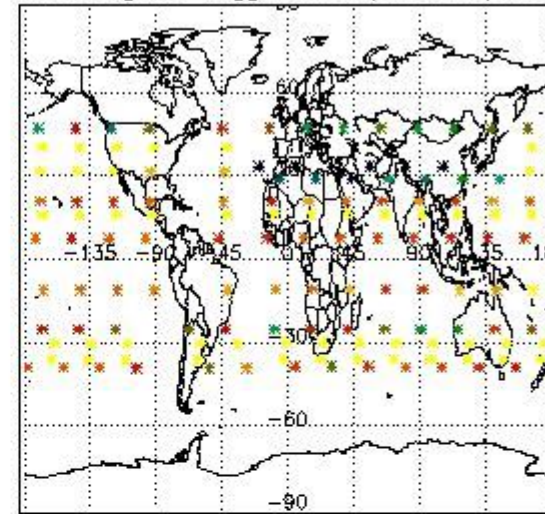


3.2 Plot quality information per product (world map)


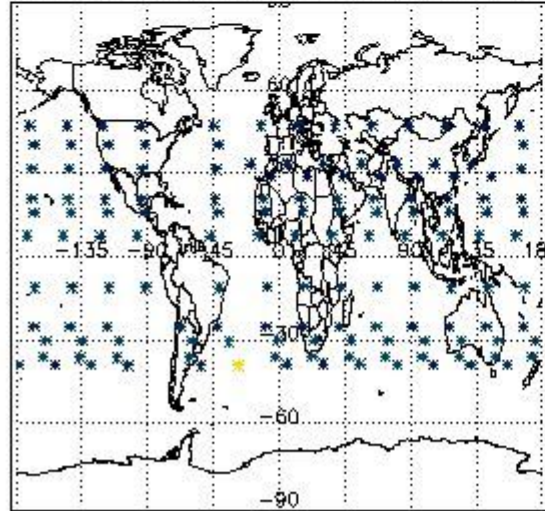
Percentage of flagged data per O3 profile



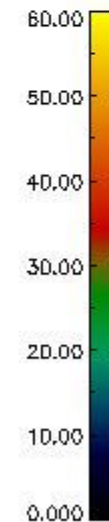
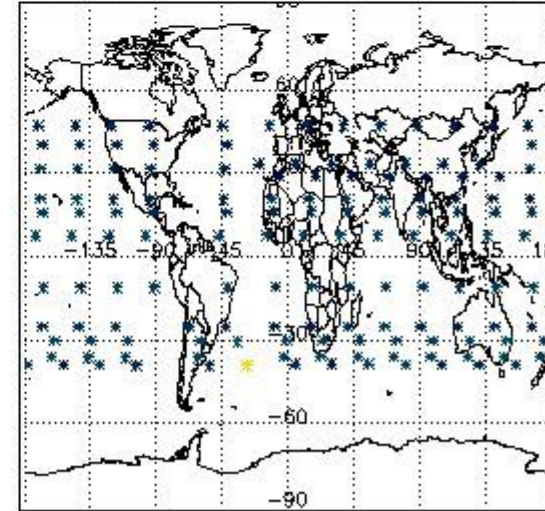
Percentage of flagged data per H2O profile



Percentage of flagged data per NO2 profile



Percentage of flagged data per NO3 profile

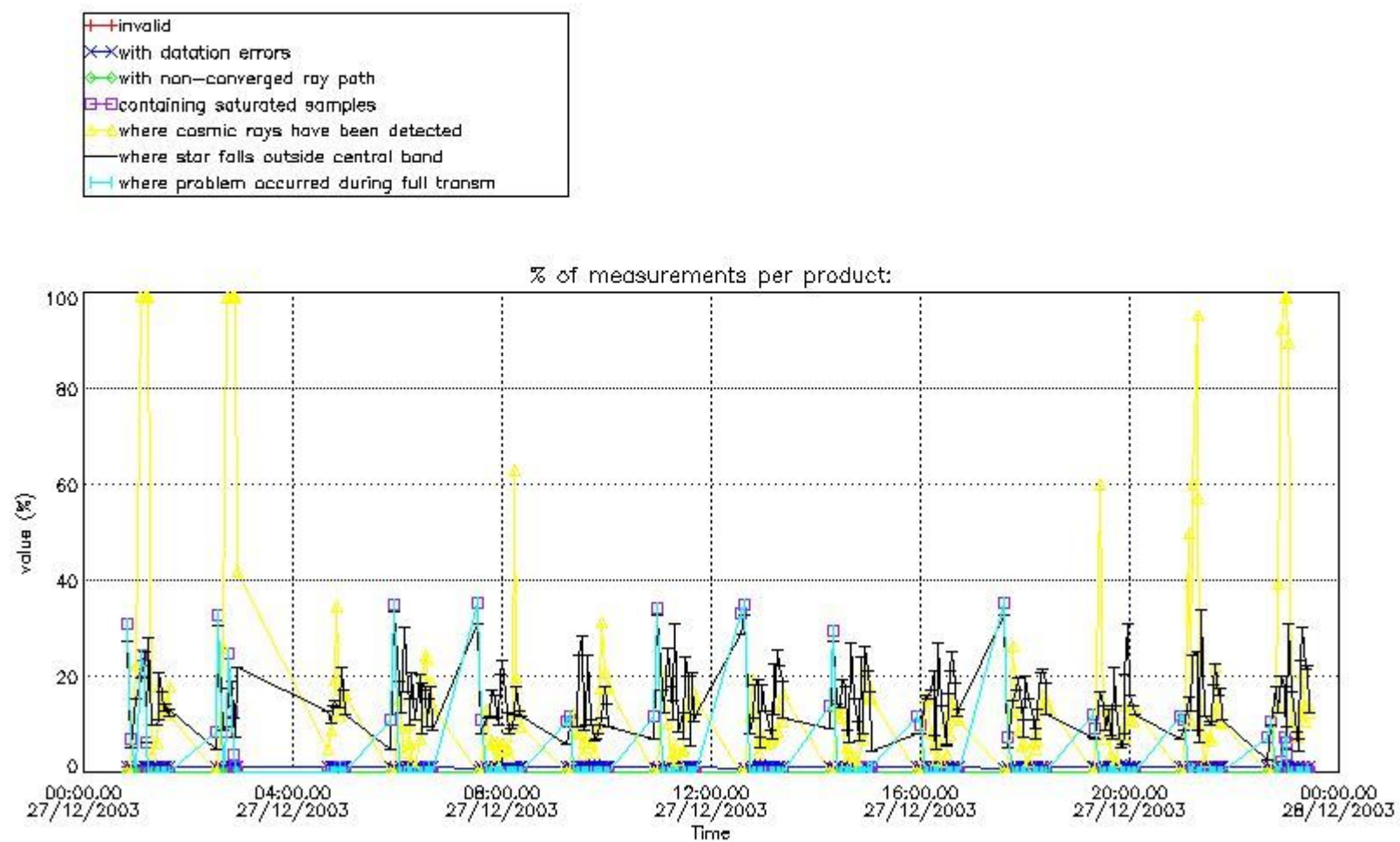


4. Level 1 quality information per product

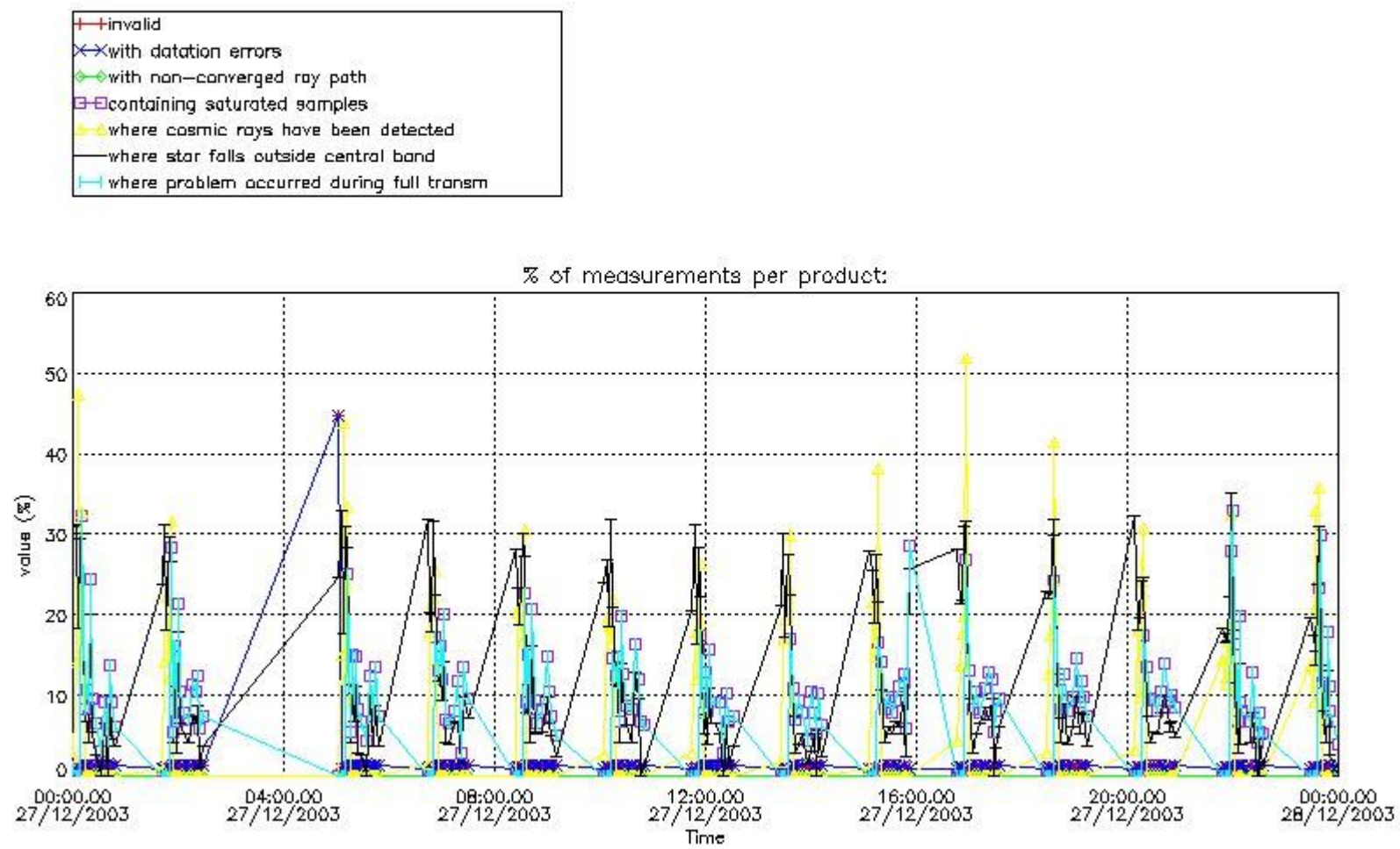
In this section it is plotted some information contained in the Quality Summary data set of the level 2 products that comes from the level 1b processing. Products without errors (error flag in the MPH set to "0") are used.

4.1 Plot quality information per product (time dependant) coming from level 1b processing

4.1.1 Plot level 1 quality information per product (time dependant): ENVISAT ASCENDING passes



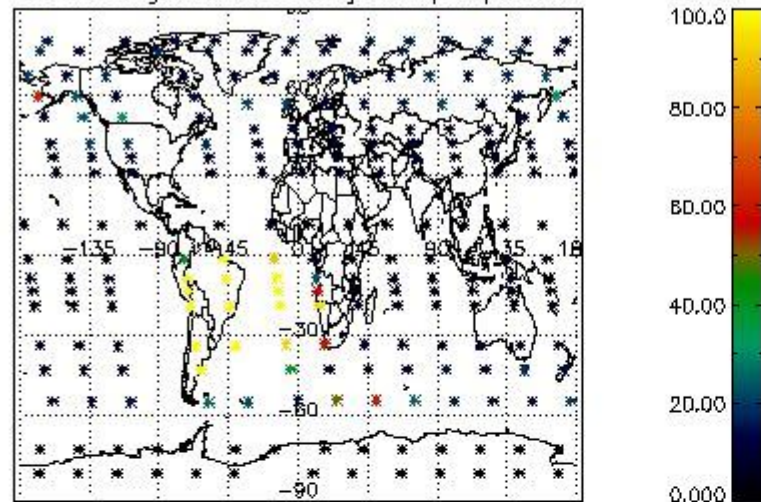
4.1.2 Plot level 1 quality information per product (time dependant): ENVI SAT DESCENDING passes



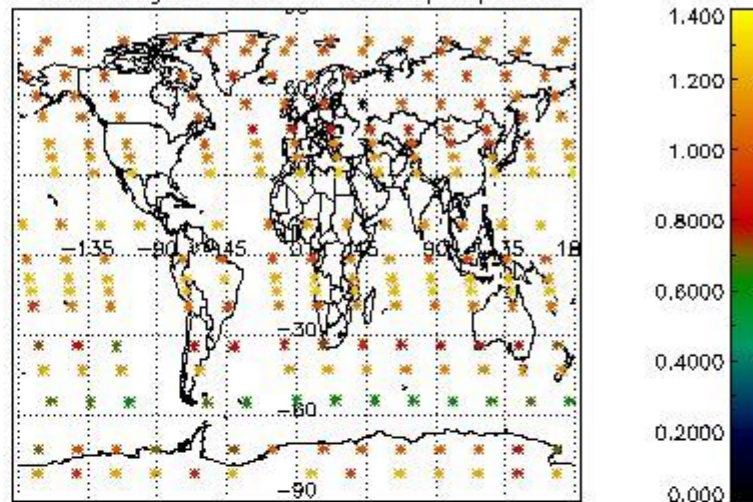
4.2 Plot quality information per product coming from level 1b processing (world map)

4.2.1 Plot level 1 quality information per product (world map): ENVISAT ASCENDING passes

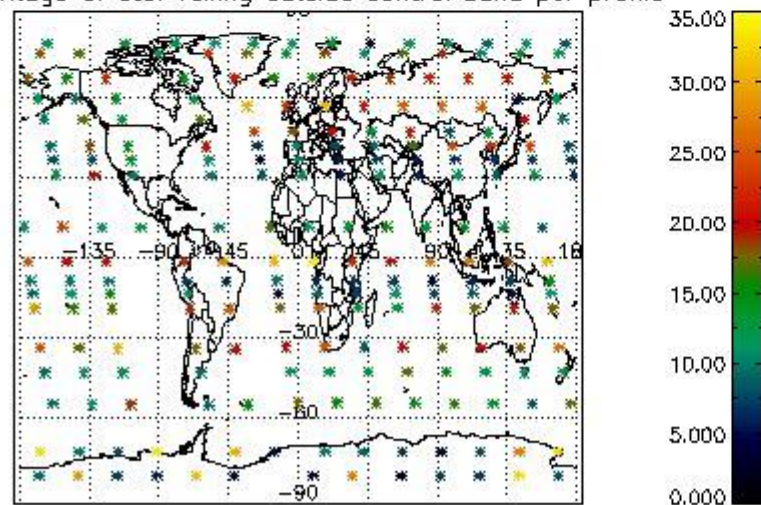
Percentage of cosmic ray hits per profile



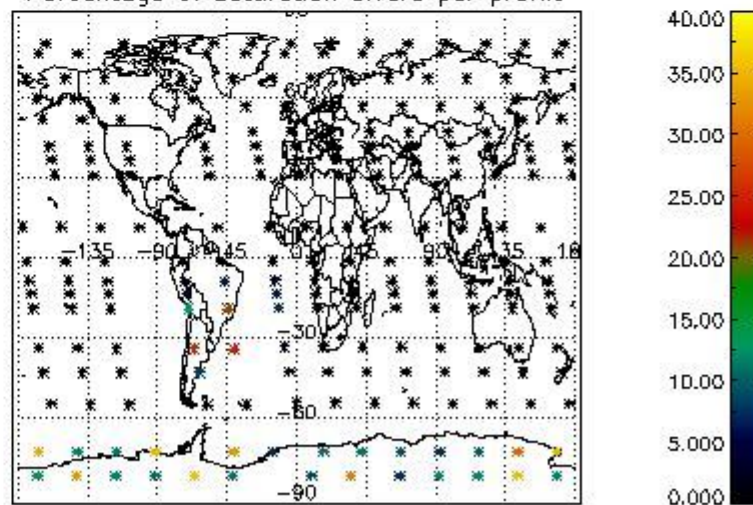
Percentage of datation errors per profile



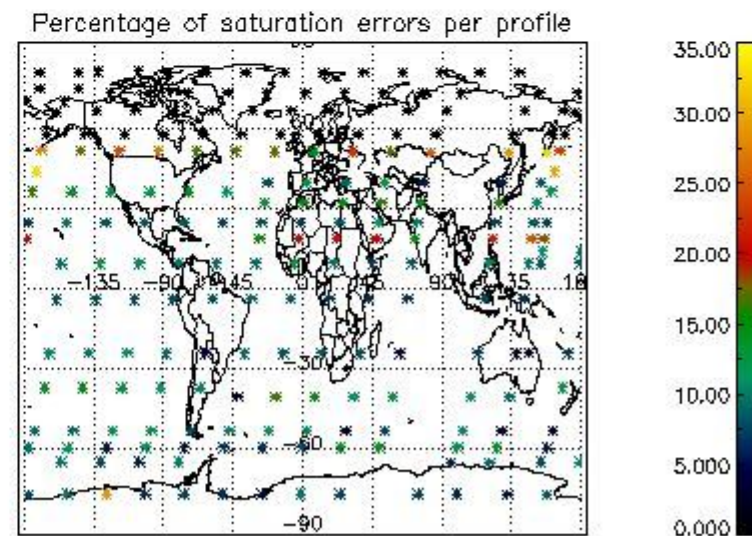
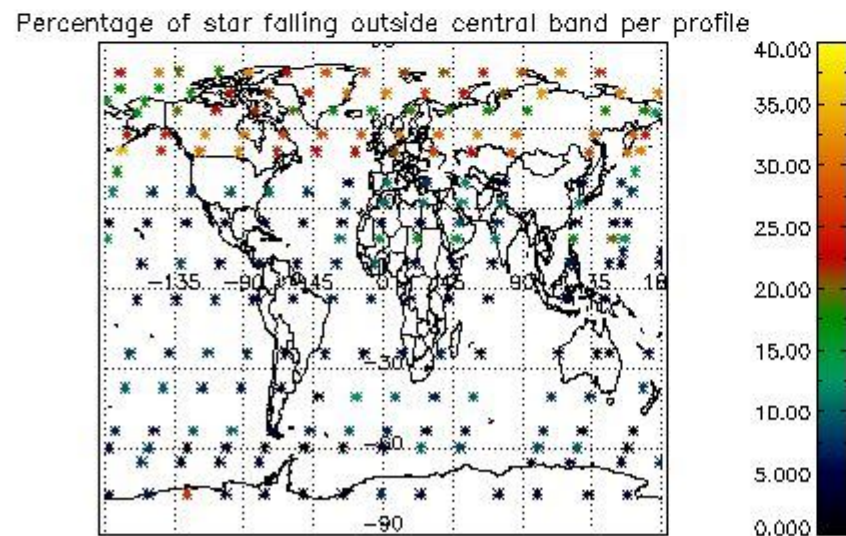
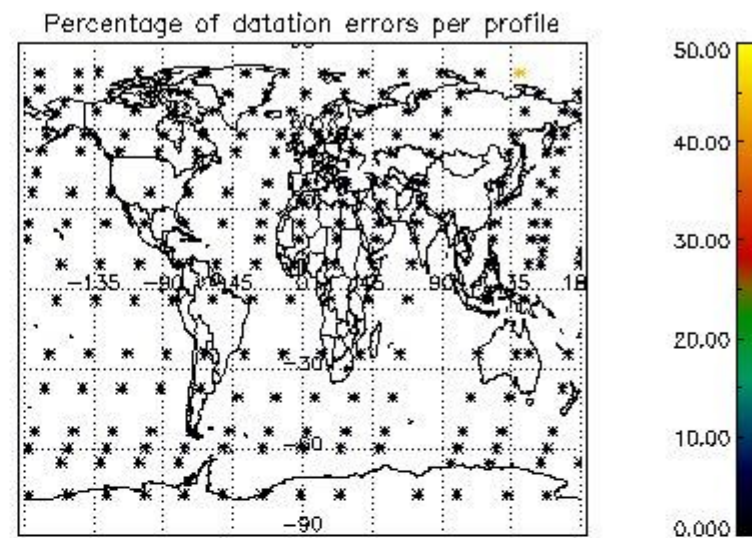
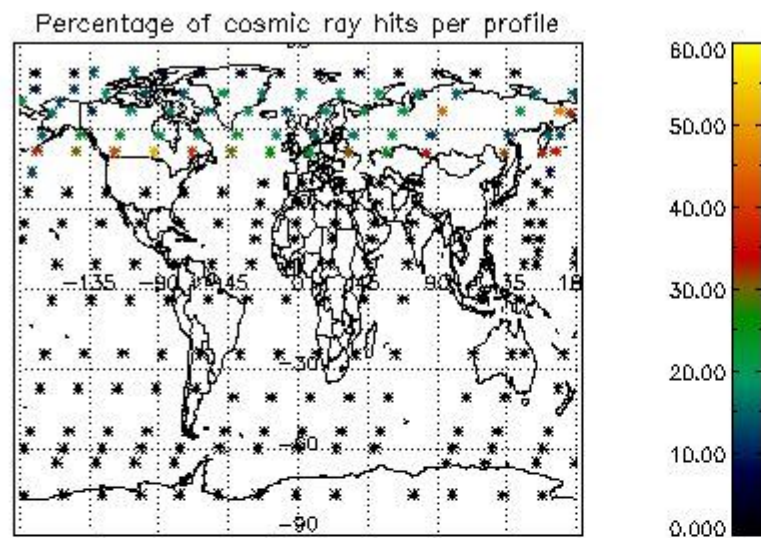
Percentage of star falling outside central band per profile



Percentage of saturation errors per profile



4.2.2 Plot level 1 quality information per product (world map): ENVISAT DESCENDING passes



5. Trace gas profiles

5.1 Ozone statistics based on quality of products

The final quality of the products can be "measured" using the STD (Standard Deviation) attached to every point profile. This information is written to the parameter GOM_NL__2P/NL_LOCAL_SPECIES_DENSITY/o3_std of the level 2 products. The table below shows the statistics for given STD ranges.

The statistics are given with respect to the overall valid production:

- Products without fatal errors: GOM_NL__2P/MPH/PRODUCT_ERR=0
- Valid point profile: GOM_NL__2P/NL_LOCAL_SPECIES_DENSITY/pcd(0)=0

The 'Criteria' is applied to valid points of dark limb products:

- Products in dark limb illumination condition: GOM_NL__2P/NL_SUMMARY_QUALITY/obs_ill_cond=0
- Products without fatal errors: GOM_NL__2P/MPH/PRODUCT_ERR=0
- Valid point profile: GOM_NL__2P/NL_LOCAL_SPECIES_DENSITY/pcd(0)=0

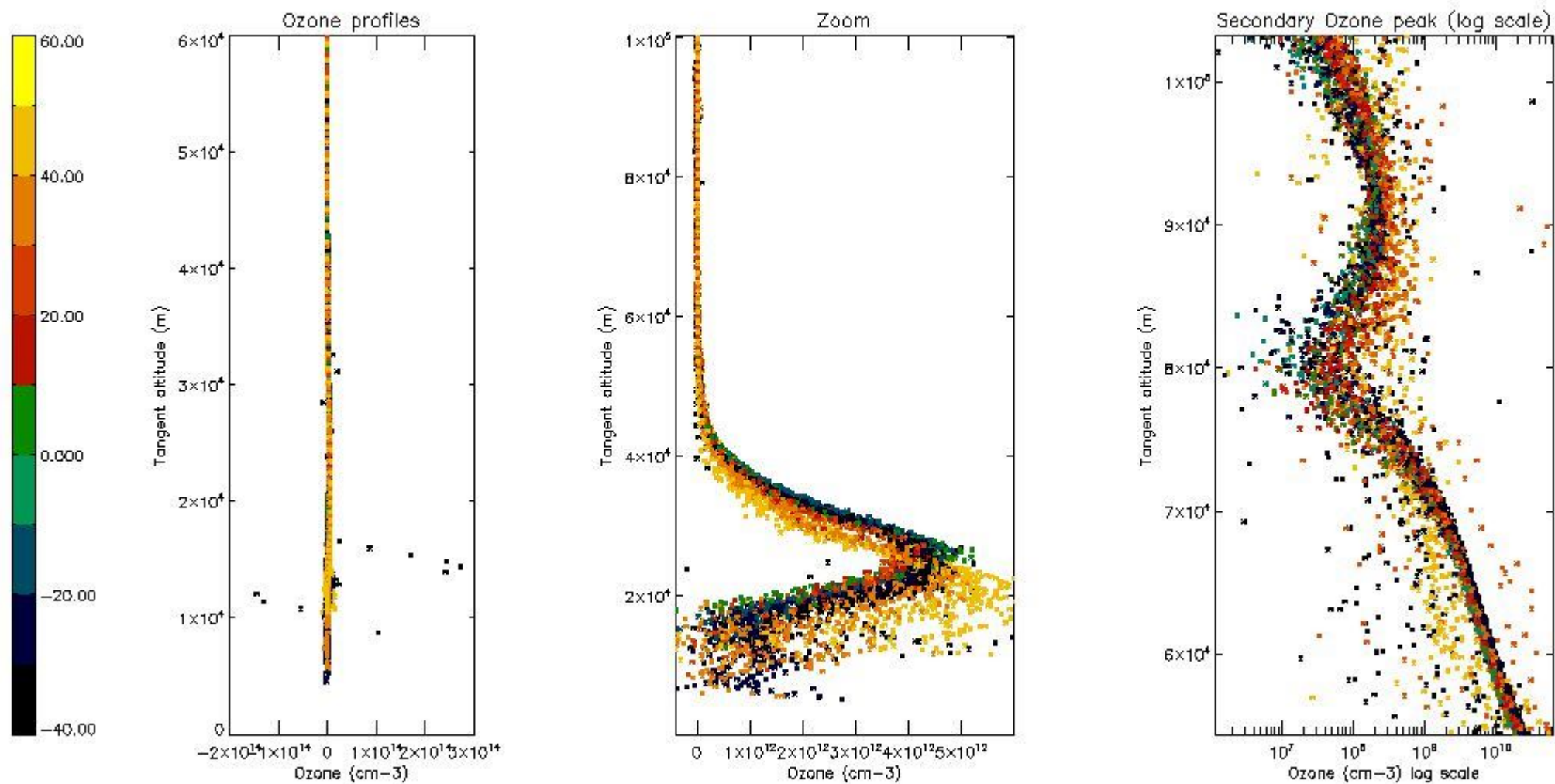
So, the table below shows the percentage of dark limb and valid observations for each criteria with respect to the overall valid daily observations.

Criteria	% of total production
All STD	31
STD < 20	17

STD < 10	14
STD < 5	10

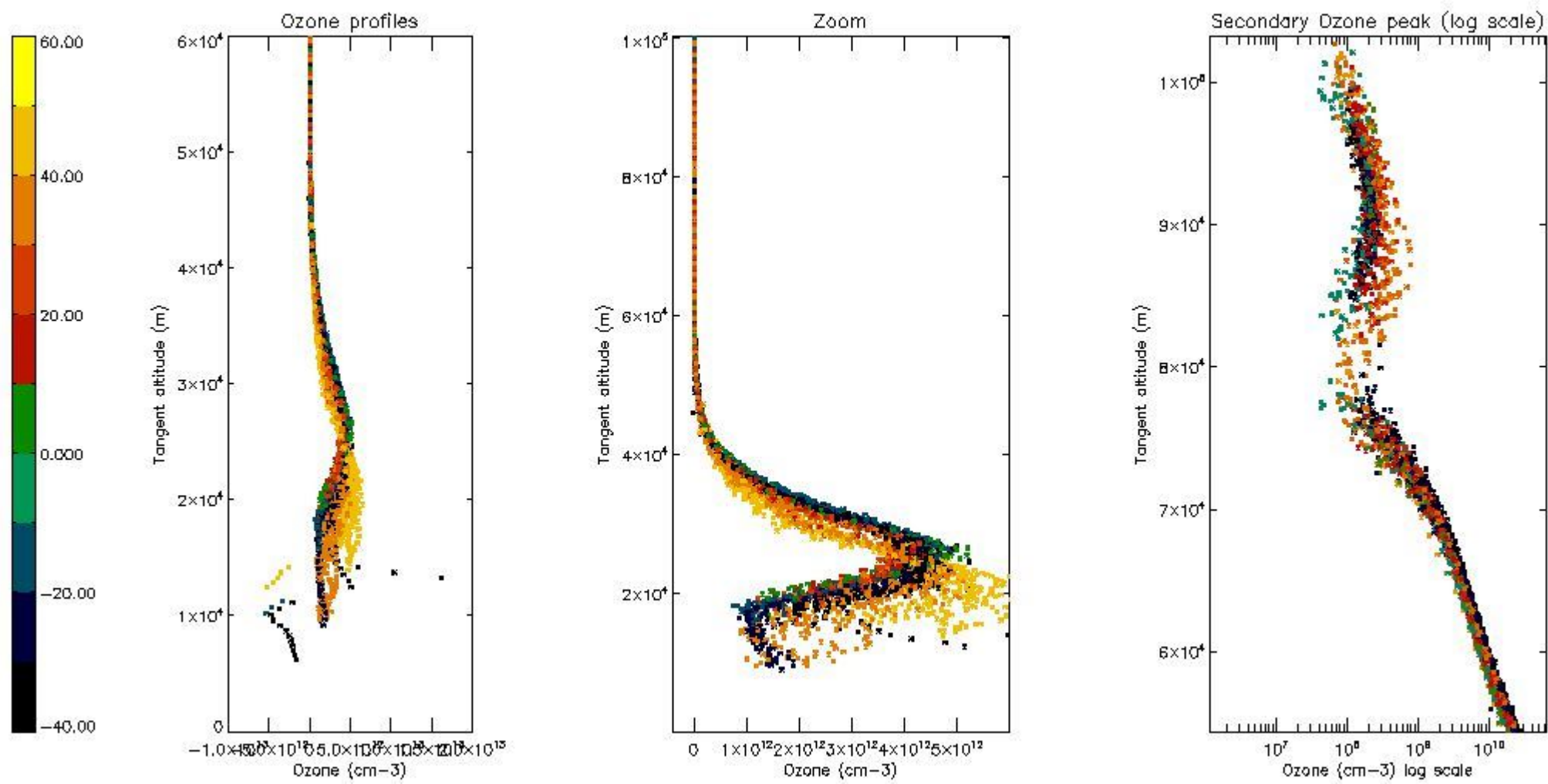
5.2 Plot ozone profiles for all STD (dark without errors)

The colorbar represents the latitude.



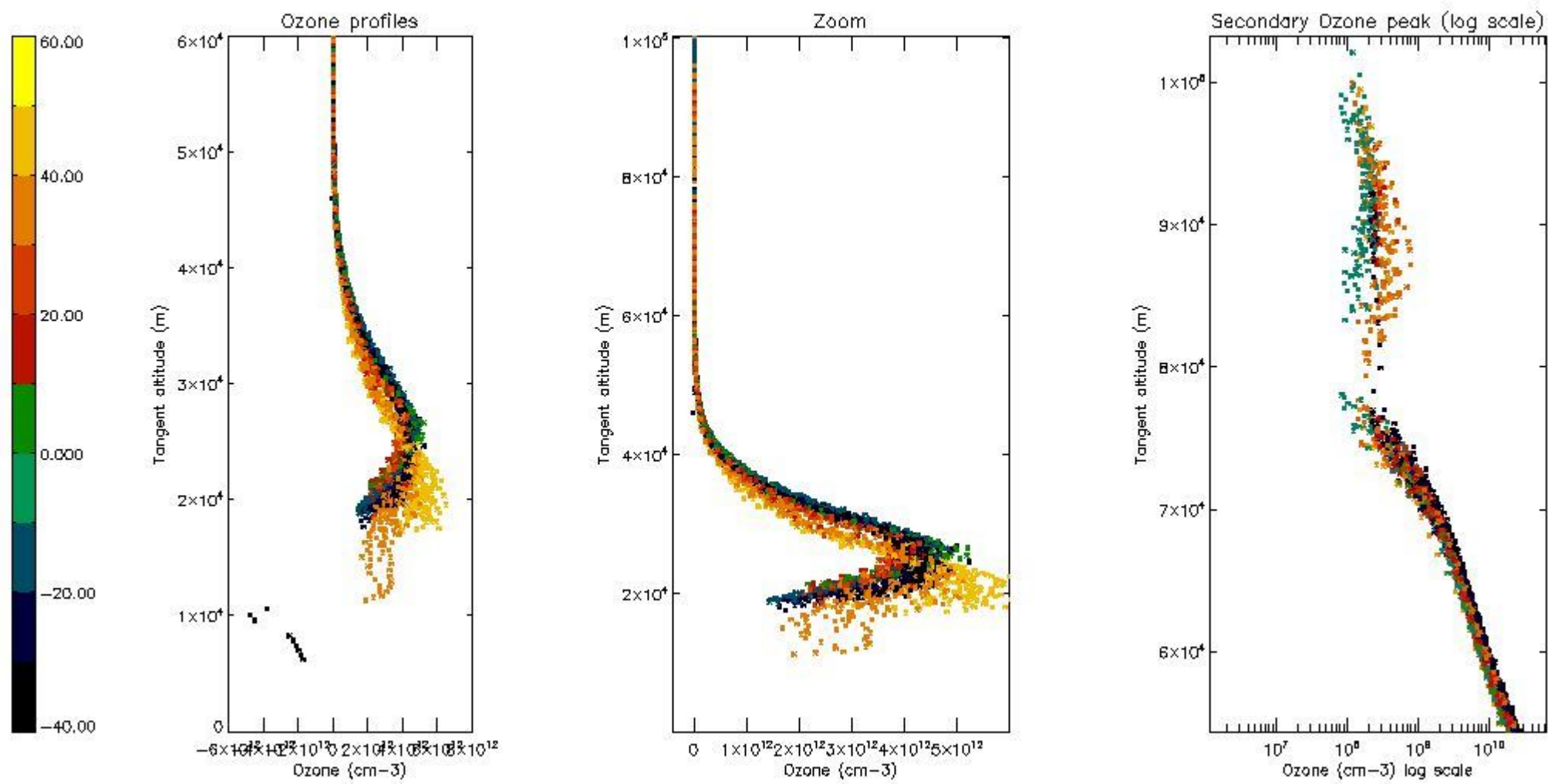
5.3 Plot ozone profiles where STD < 20% (dark without errors)

The colorbar represents the latitude.



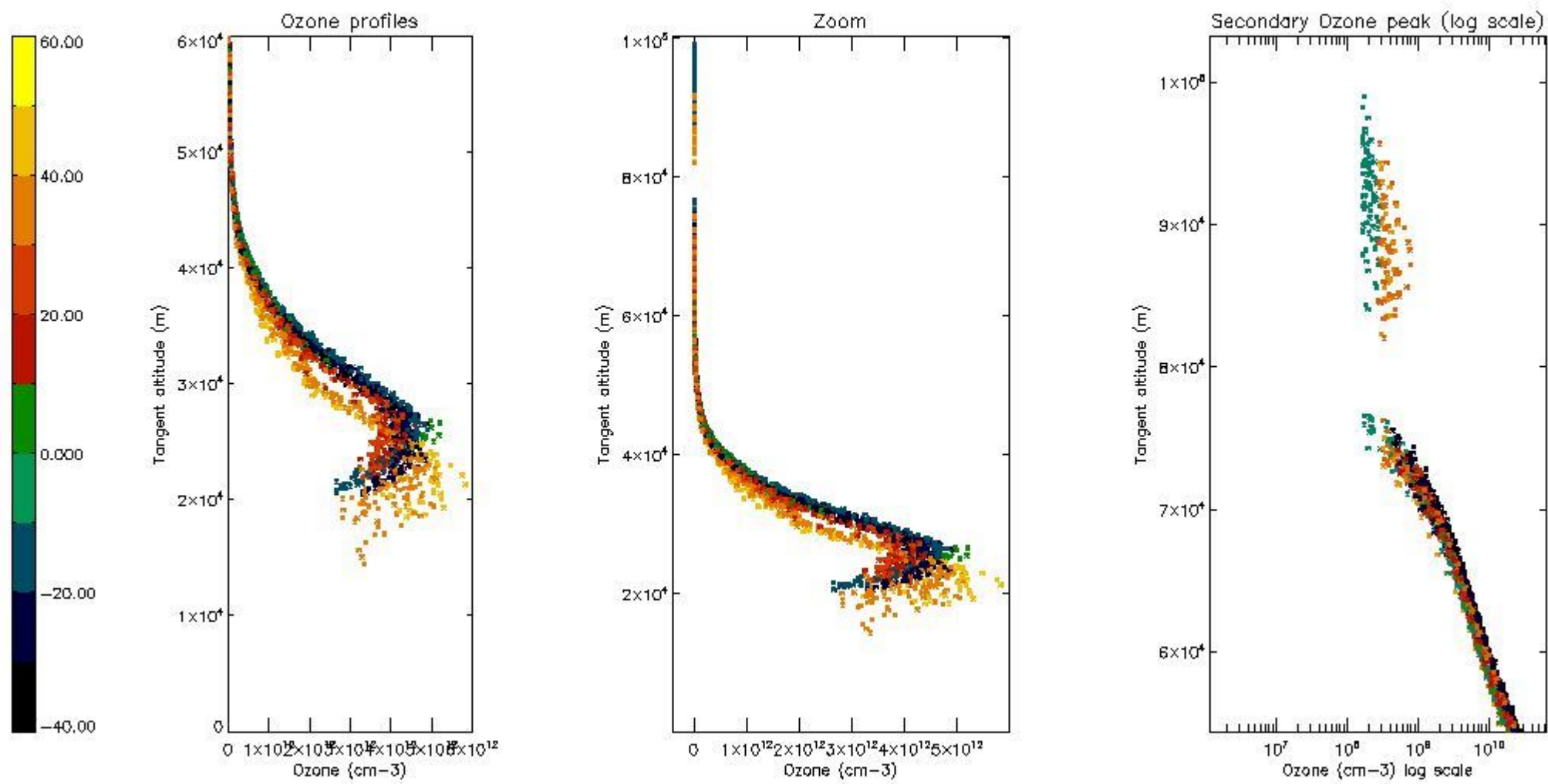
5.4 Plot ozone profiles where $STD < 10\%$ (dark without errors)

The colorbar represents the latitude.



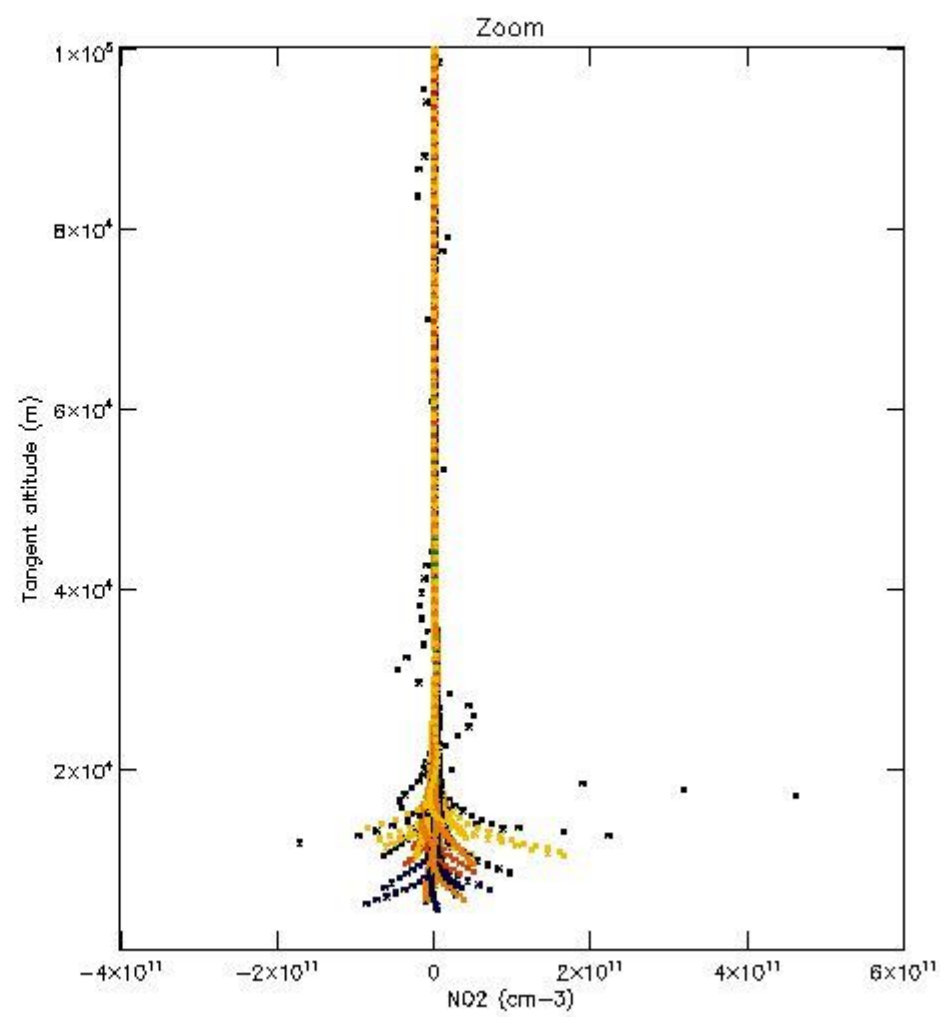
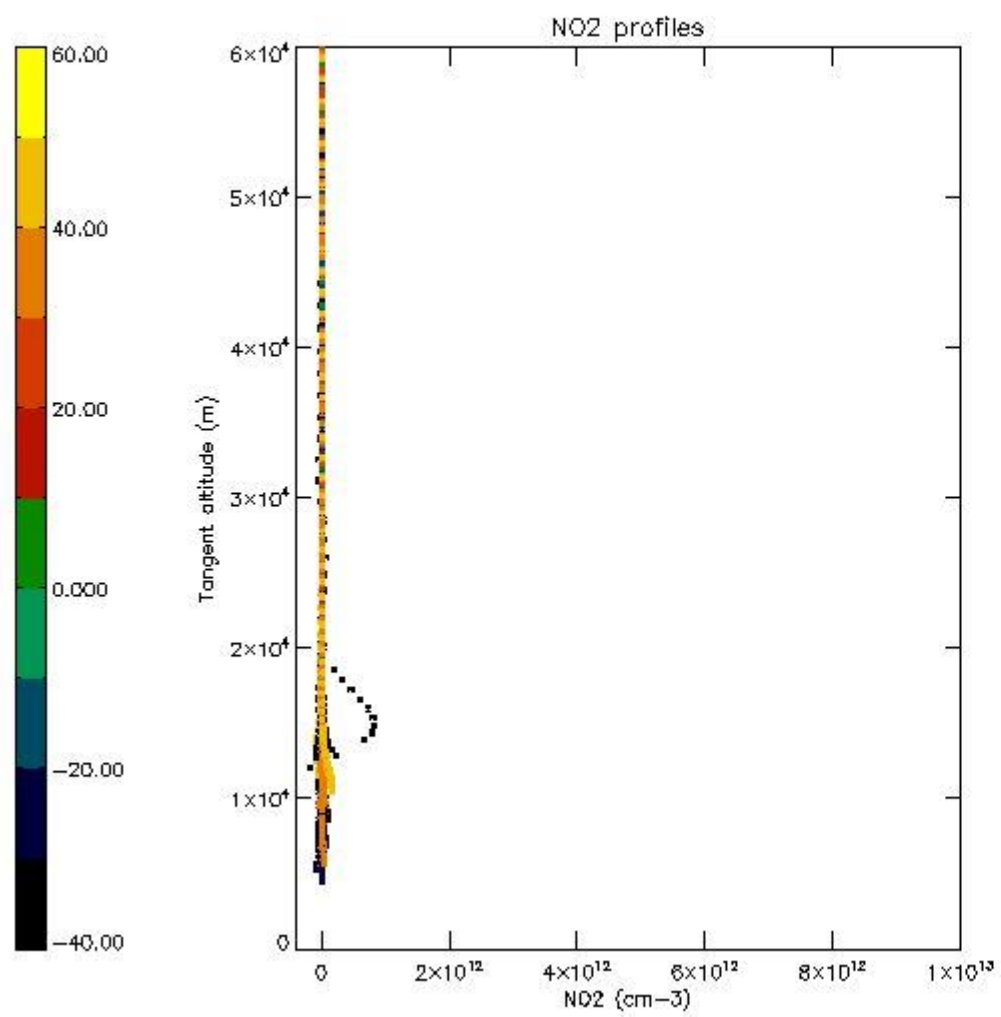
5.5 Plot ozone profiles where STD < 5% (dark without errors)

The colorbar represents the latitude.



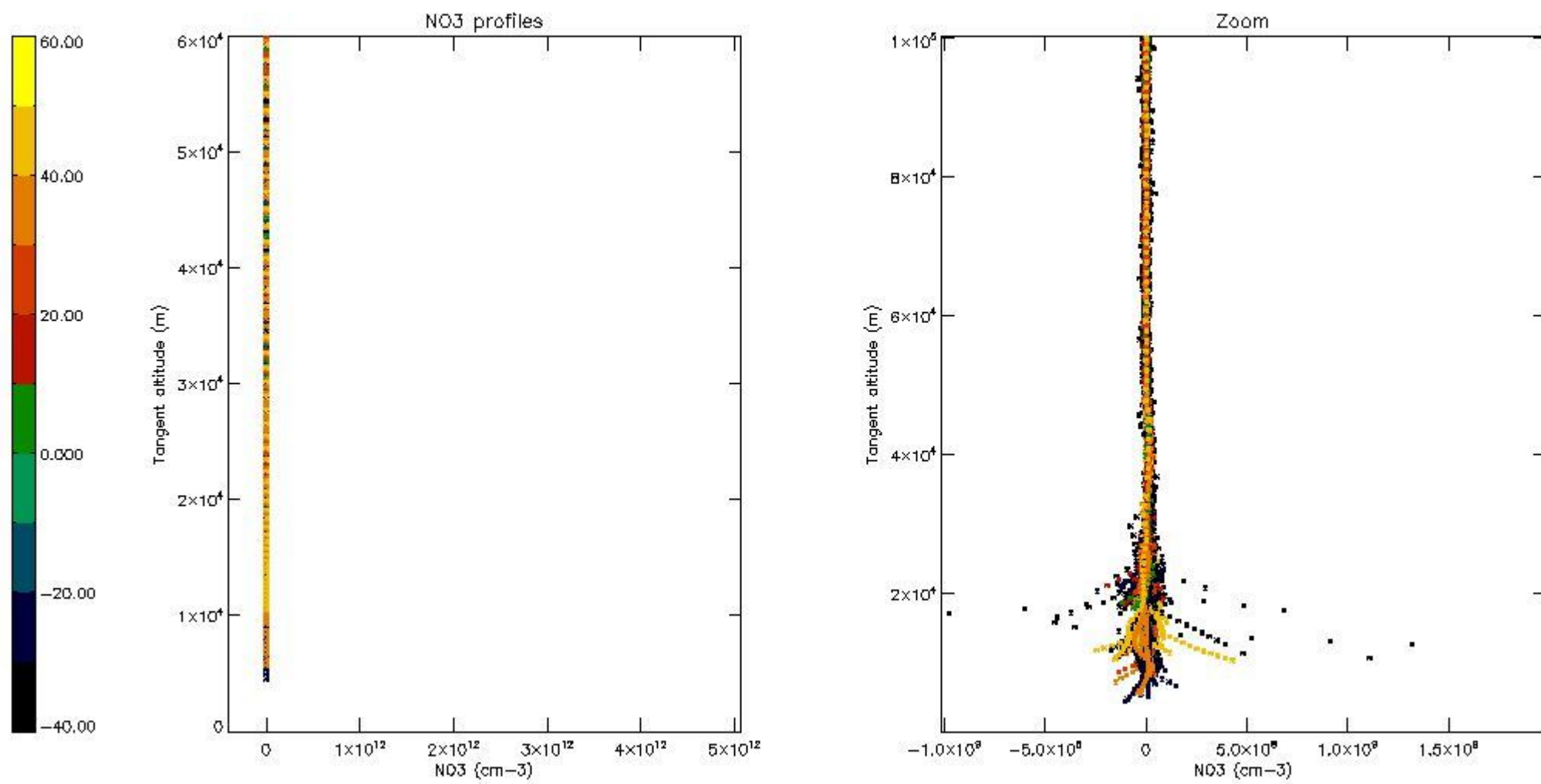
5.6 Plot NO₂ profiles for all STD (dark without errors)

The colorbar represents the latitude.



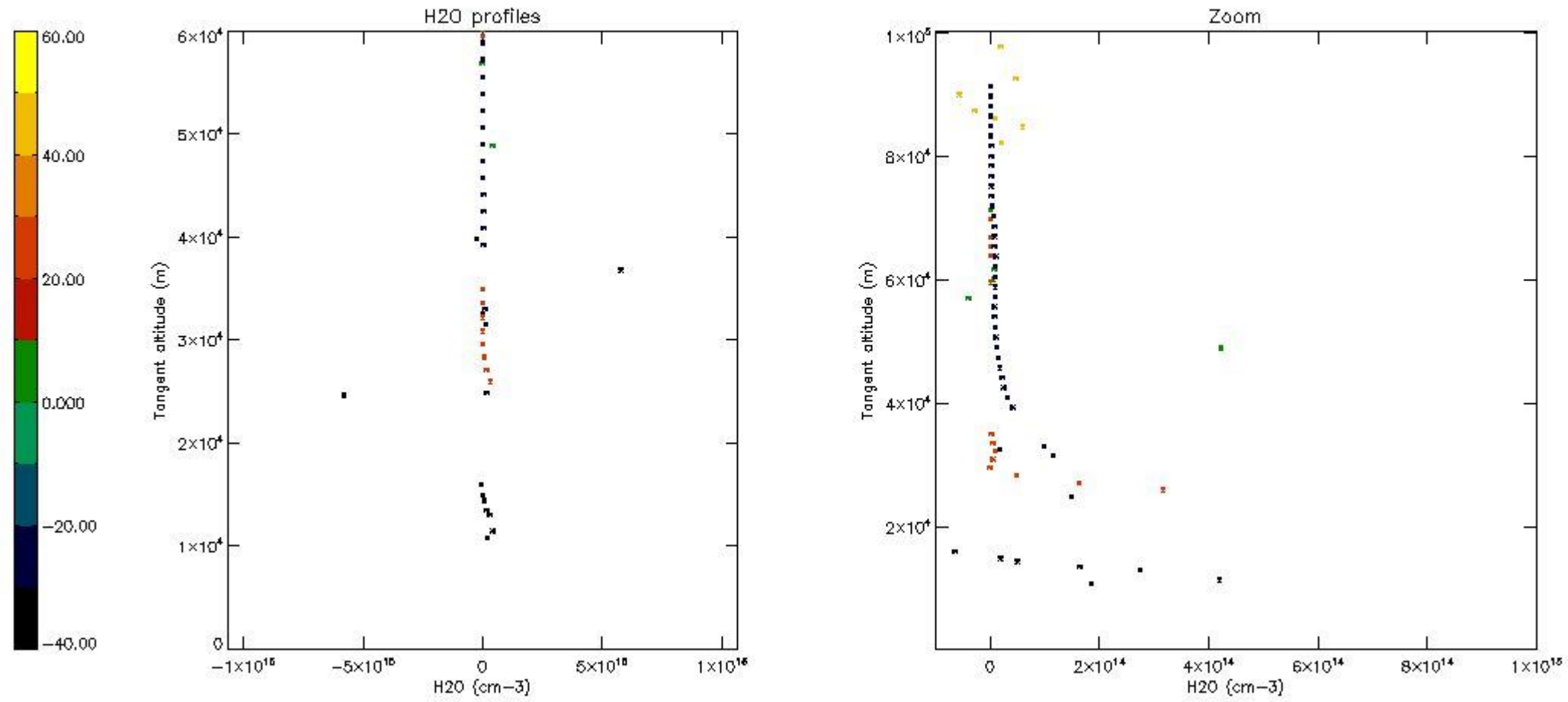
5.7 Plot NO3 profiles for all STD (dark without errors)

The colorbar represents the latitude.



5.8 Plot H2O profiles for all STD (only for occultations of stars 1,2,3,4,13,14,16,26,63 dark without errors)

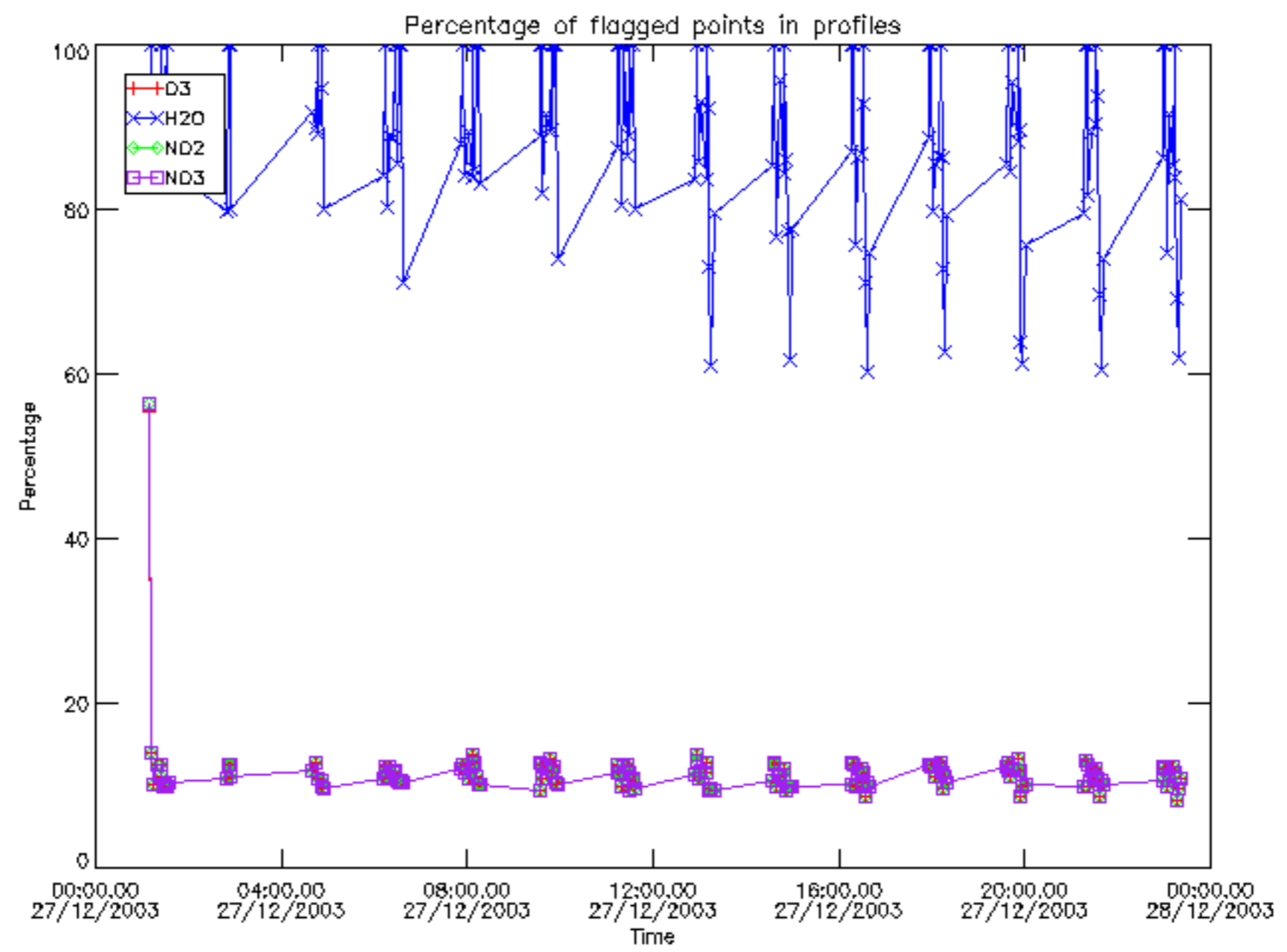
The colorbar represents the latitude.



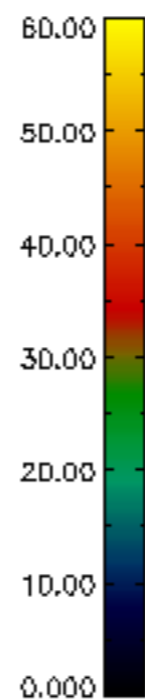
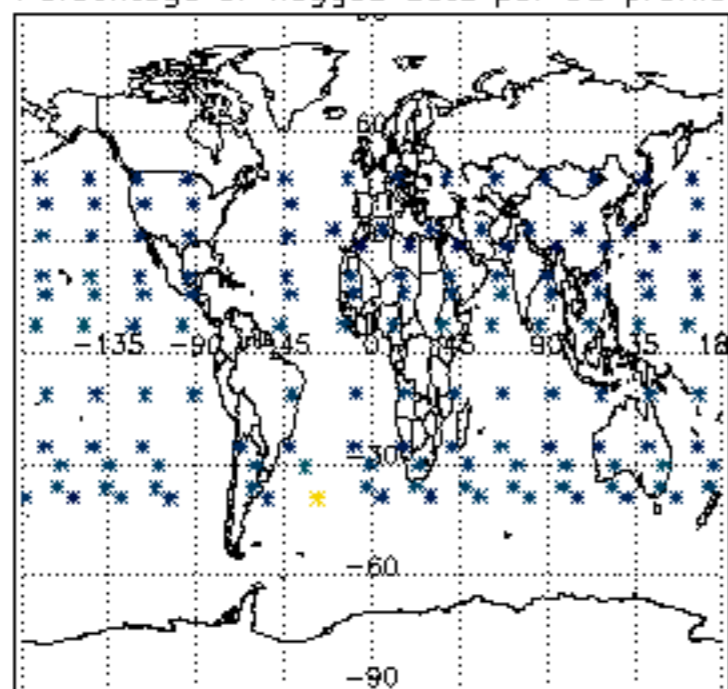
6. Auxiliary Data Files used for the production reported in section 2

The number reported in the third column indicates since which file (see list in section 2) the corresponding auxiliary file has been used. The fourth column is the date of those product files.

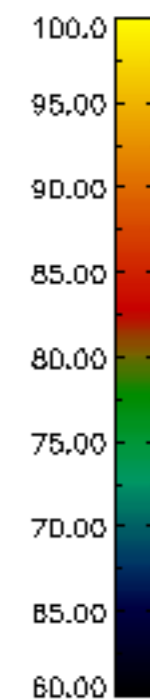
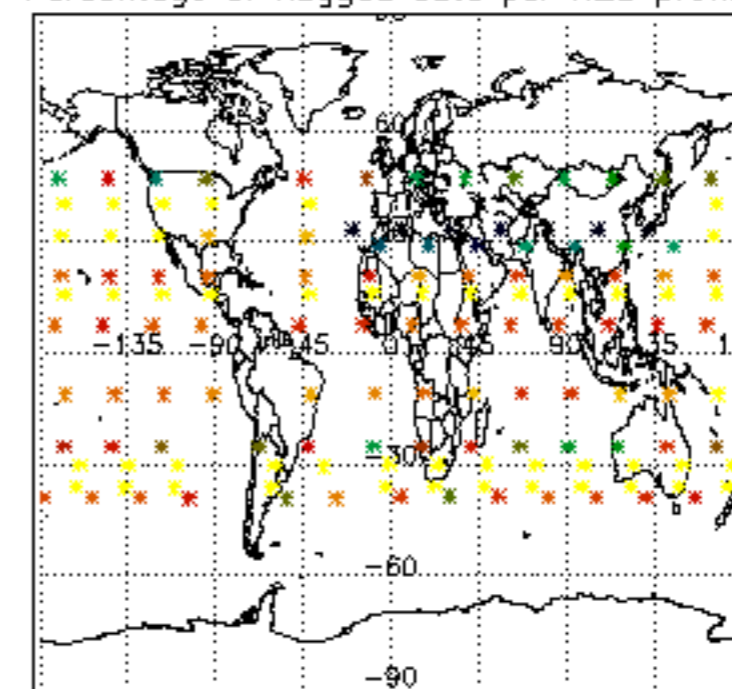
Type	Auxiliary Filename	Used since product	Used since product date
INST_PHYS_CHARACTERISTICS	GOM_INS_AXVIEC20091111_143220_20030716_120000_20500101_000000	1	27-DEC-2003 00:00:44
LEVEL-2_PROC_CONFIG	GOM_PR2_AXVIEC20091111_152718_20020301_000000_20500101_000000	1	27-DEC-2003 00:00:44
CROSS_SECTIONS_FILE	GOM_CRS_AXVIEC20091111_154832_20020301_000000_20500101_000000	1	27-DEC-2003 00:00:44



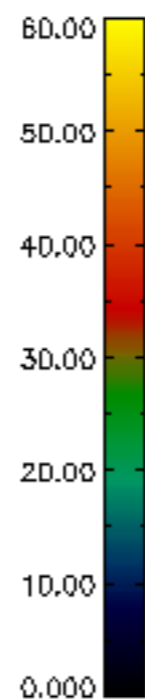
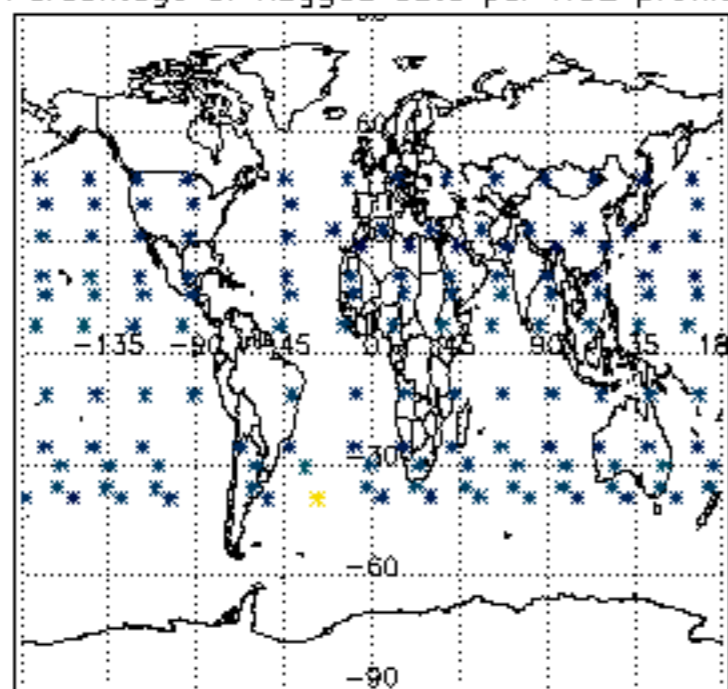
Percentage of flagged data per D3 profile



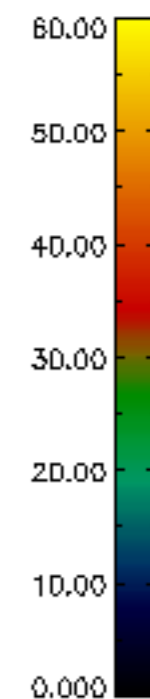
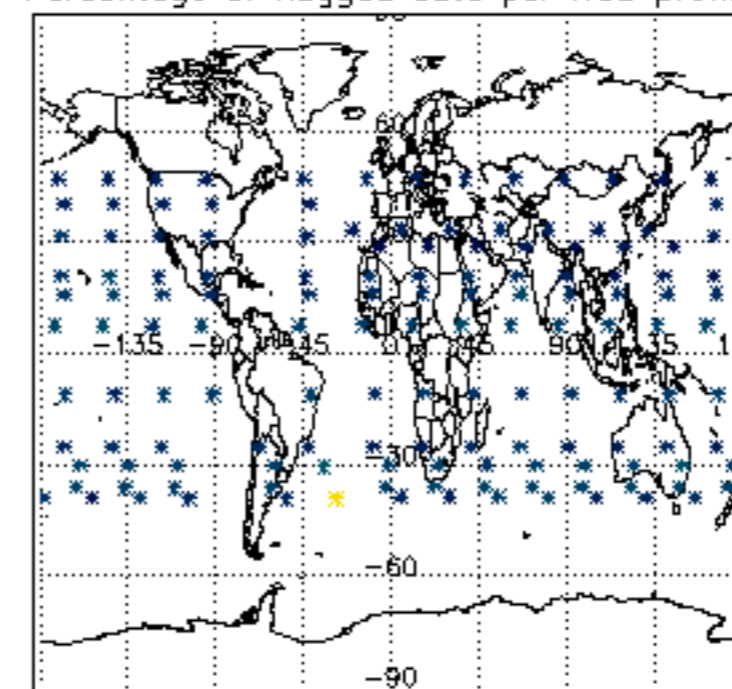
Percentage of flagged data per H2O profile

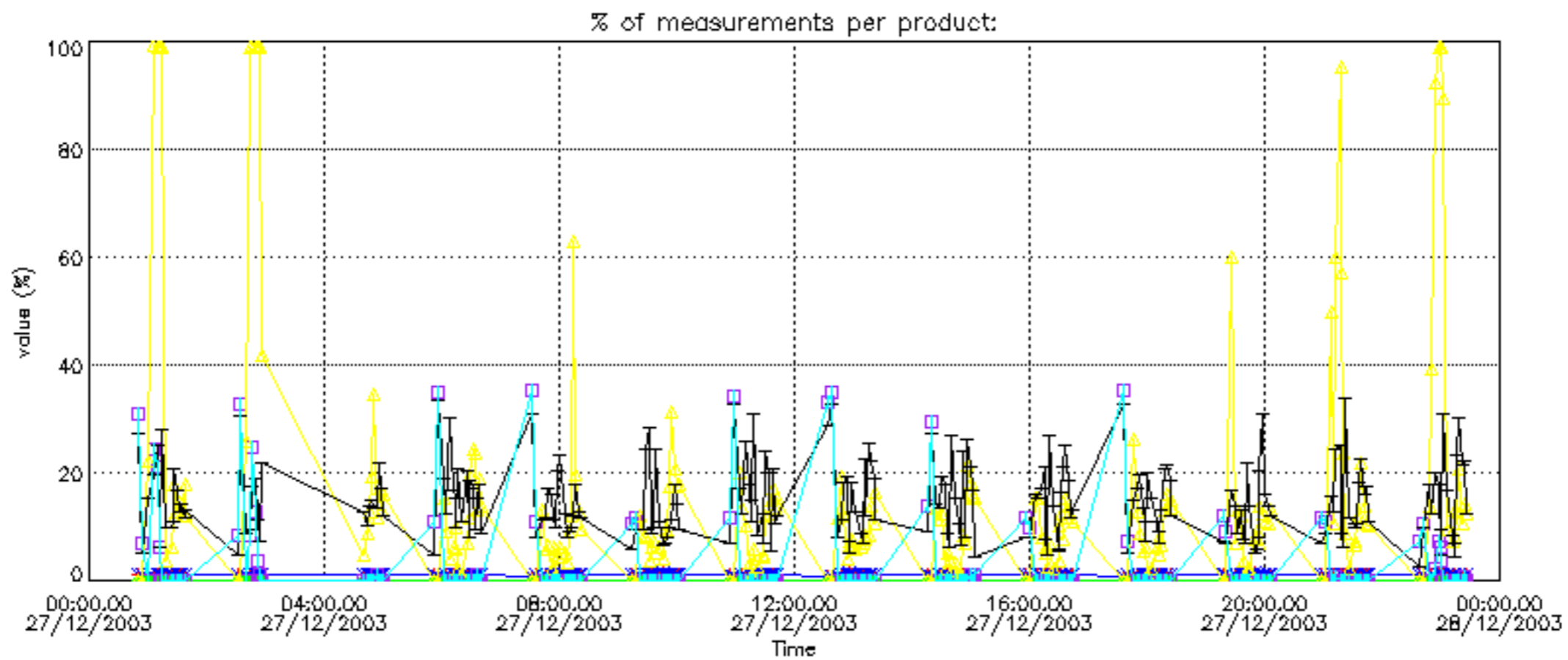


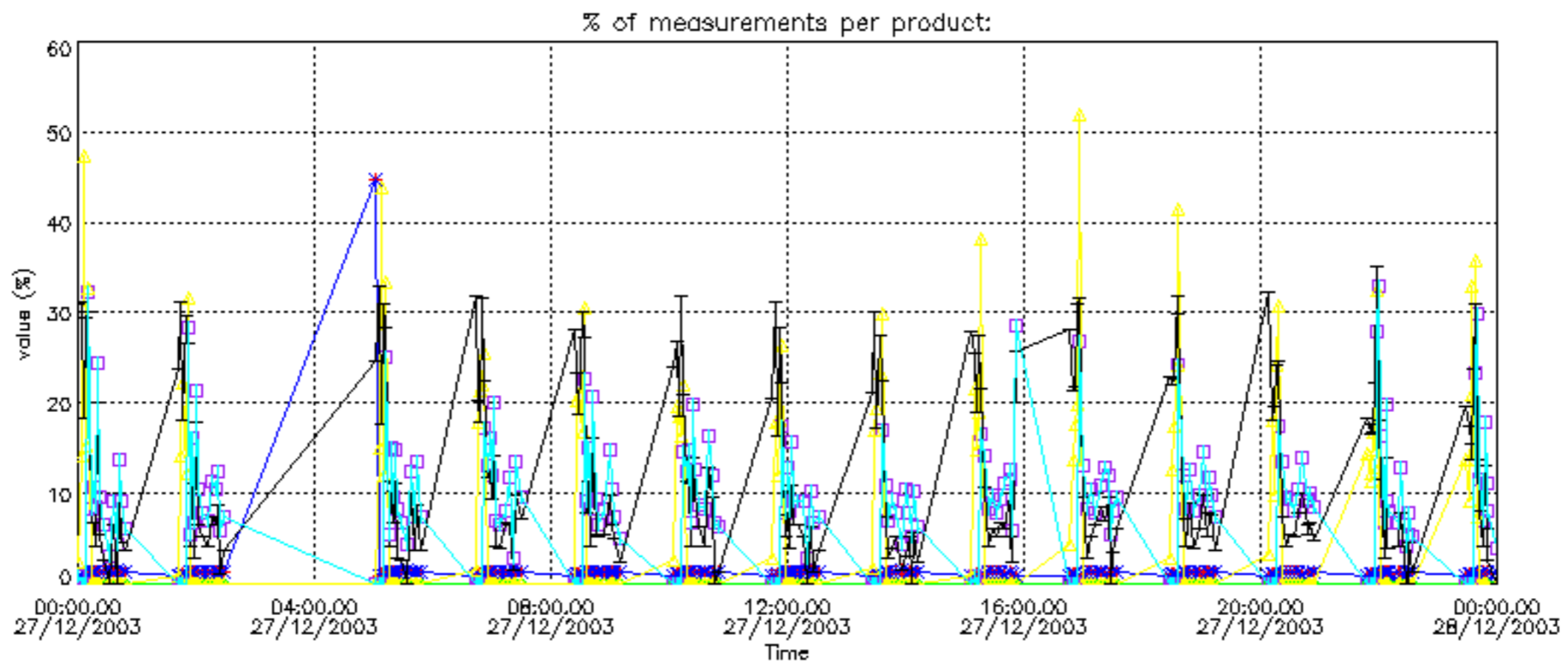
Percentage of flagged data per NO2 profile



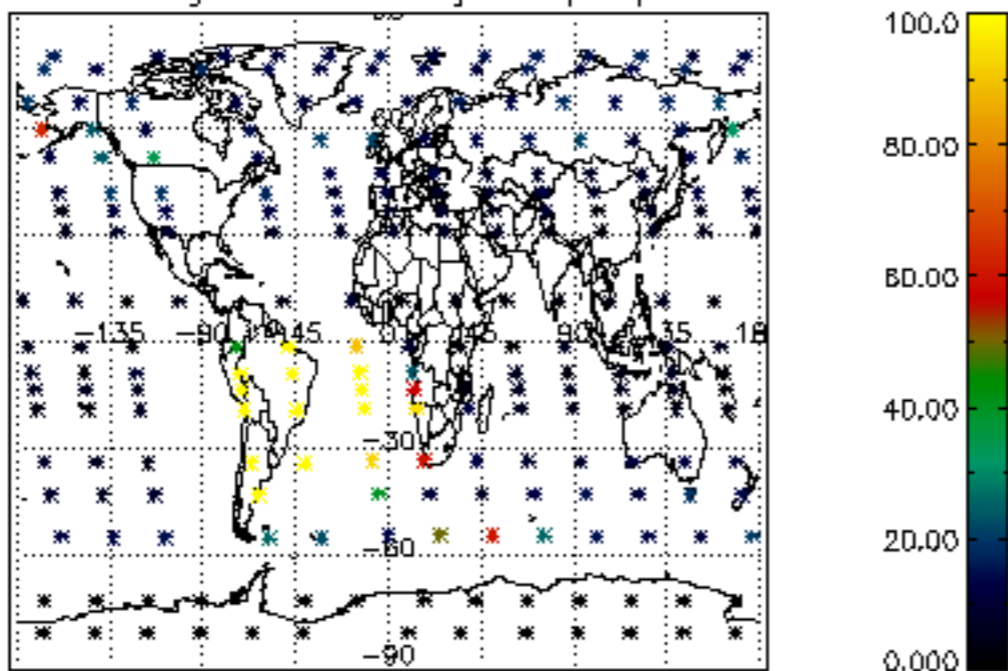
Percentage of flagged data per NO3 profile



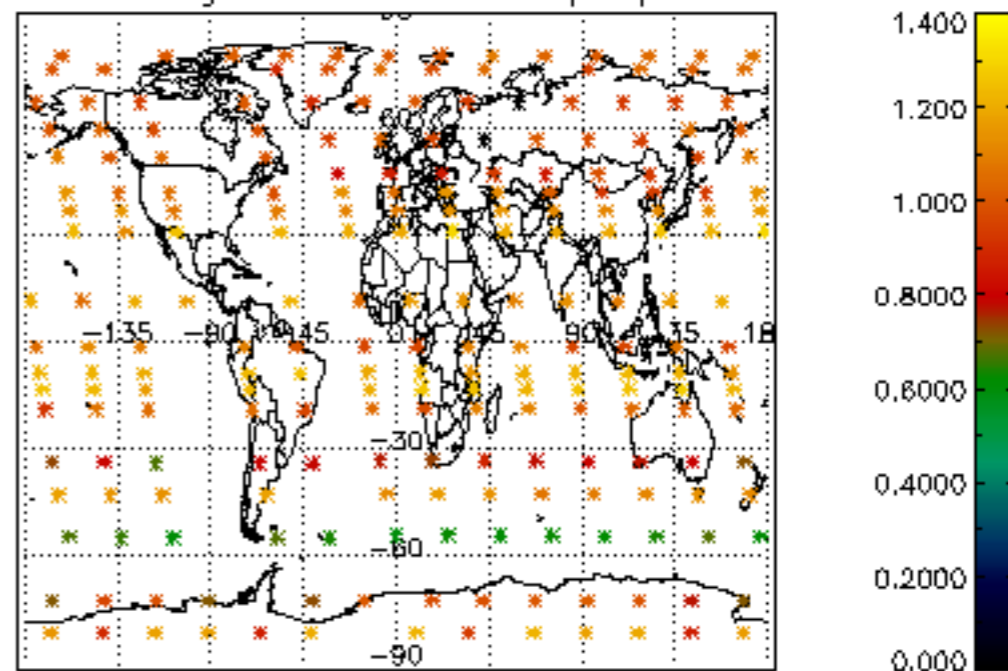




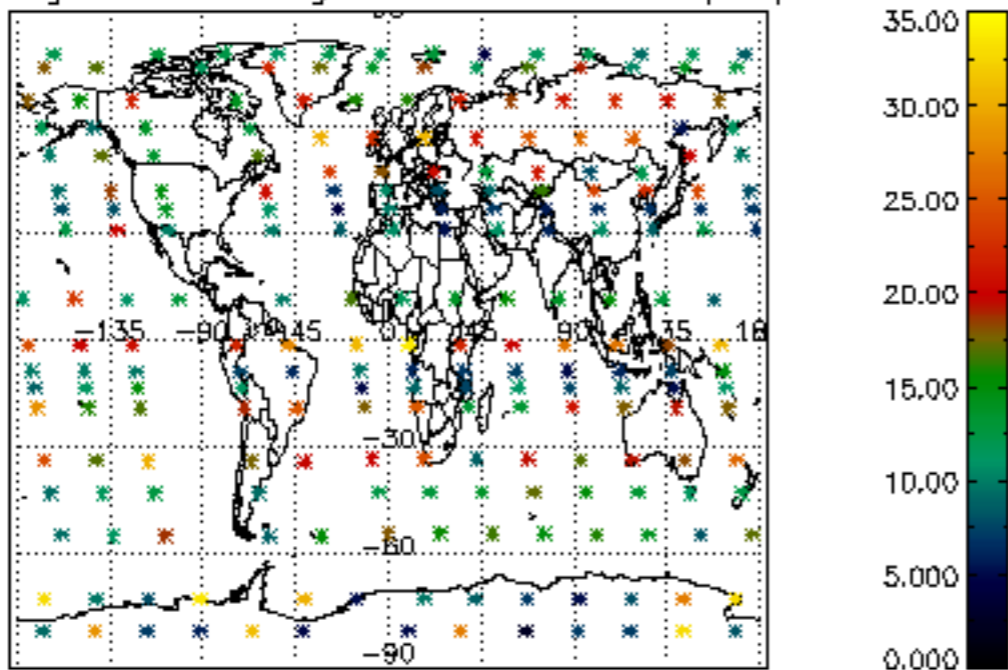
Percentage of cosmic ray hits per profile



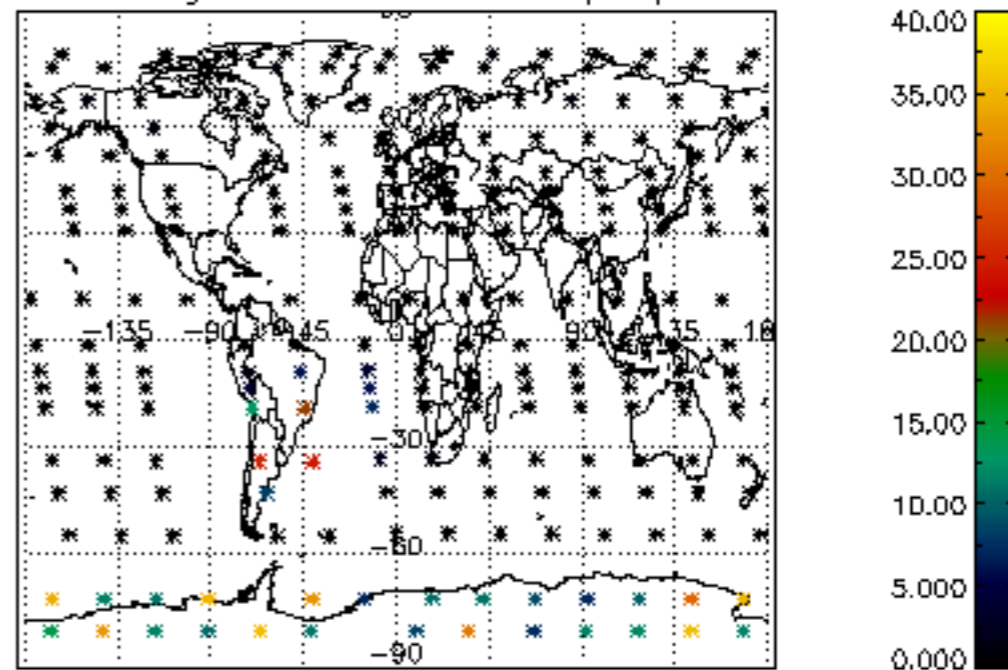
Percentage of datation errors per profile



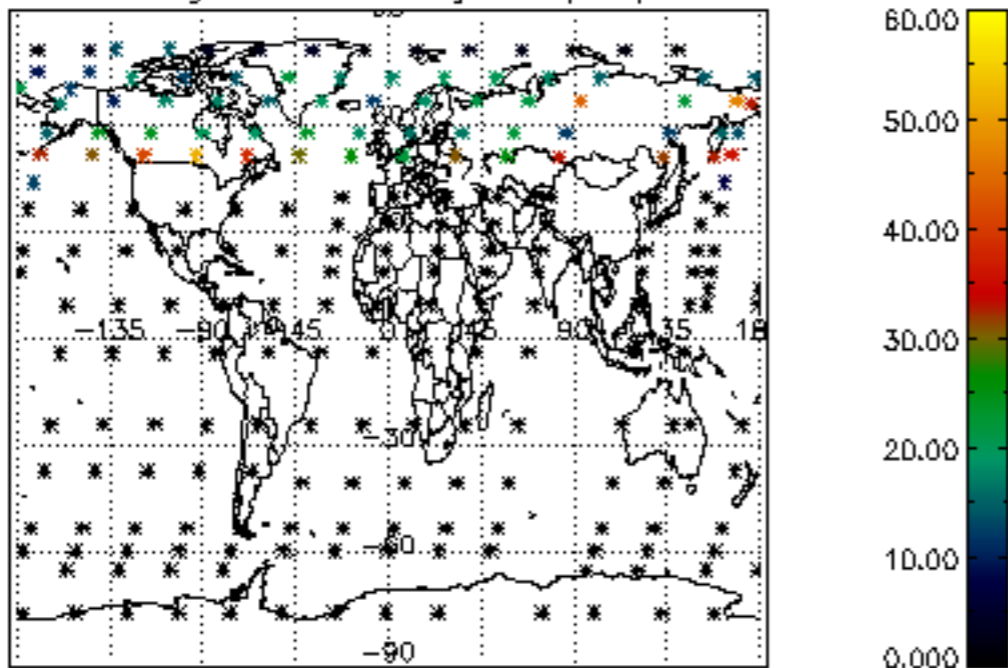
Percentage of star falling outside central band per profile



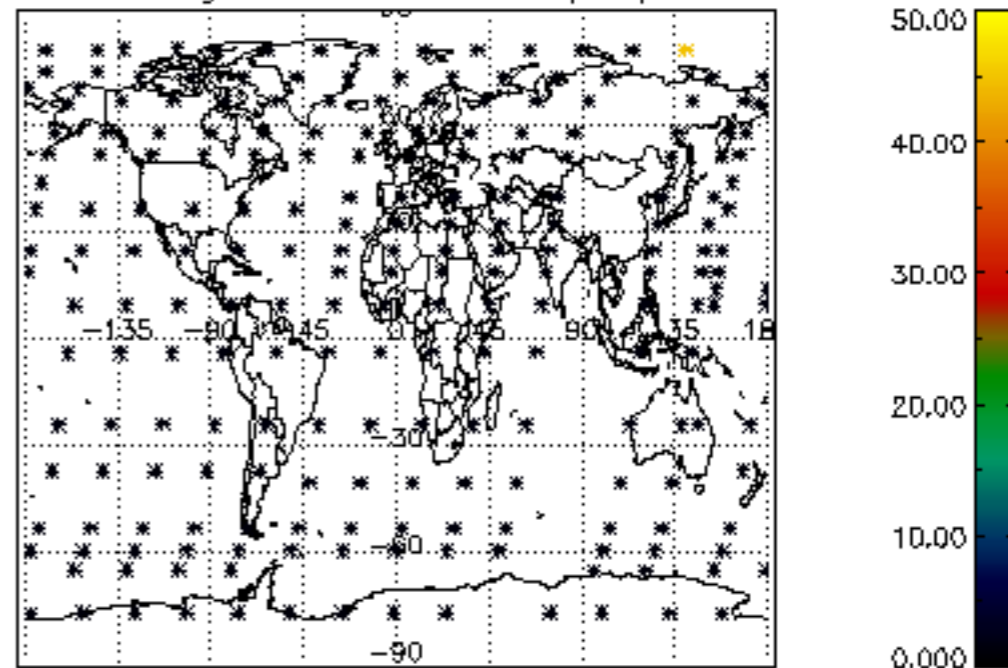
Percentage of saturation errors per profile



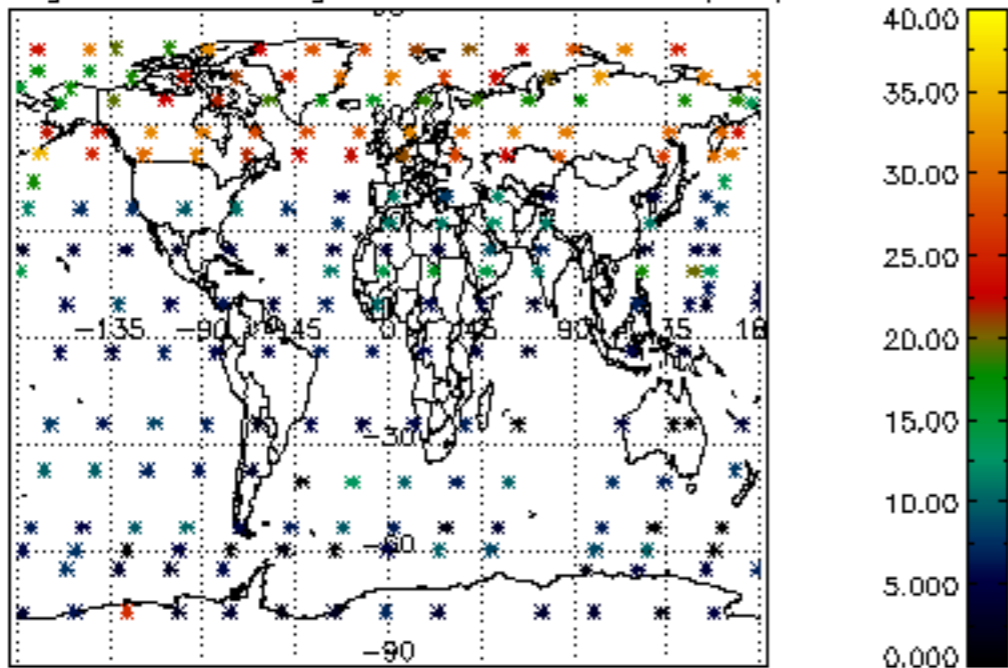
Percentage of cosmic ray hits per profile



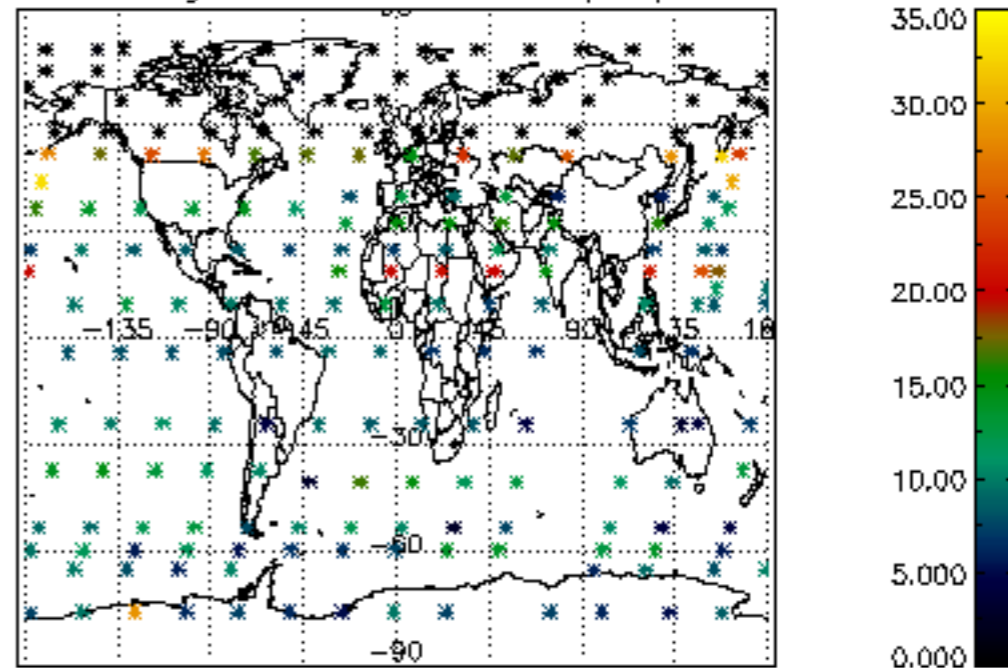
Percentage of datation errors per profile

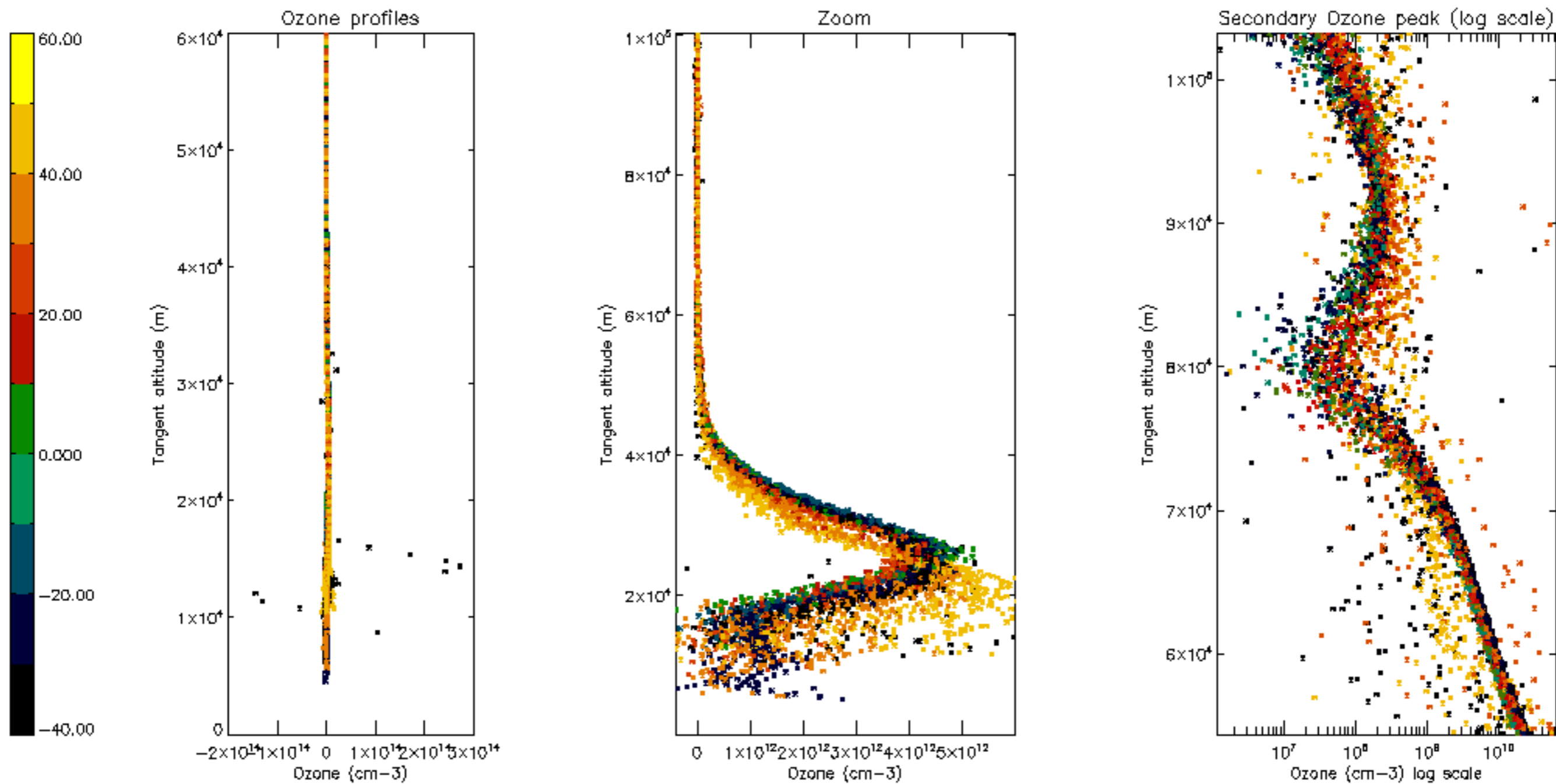


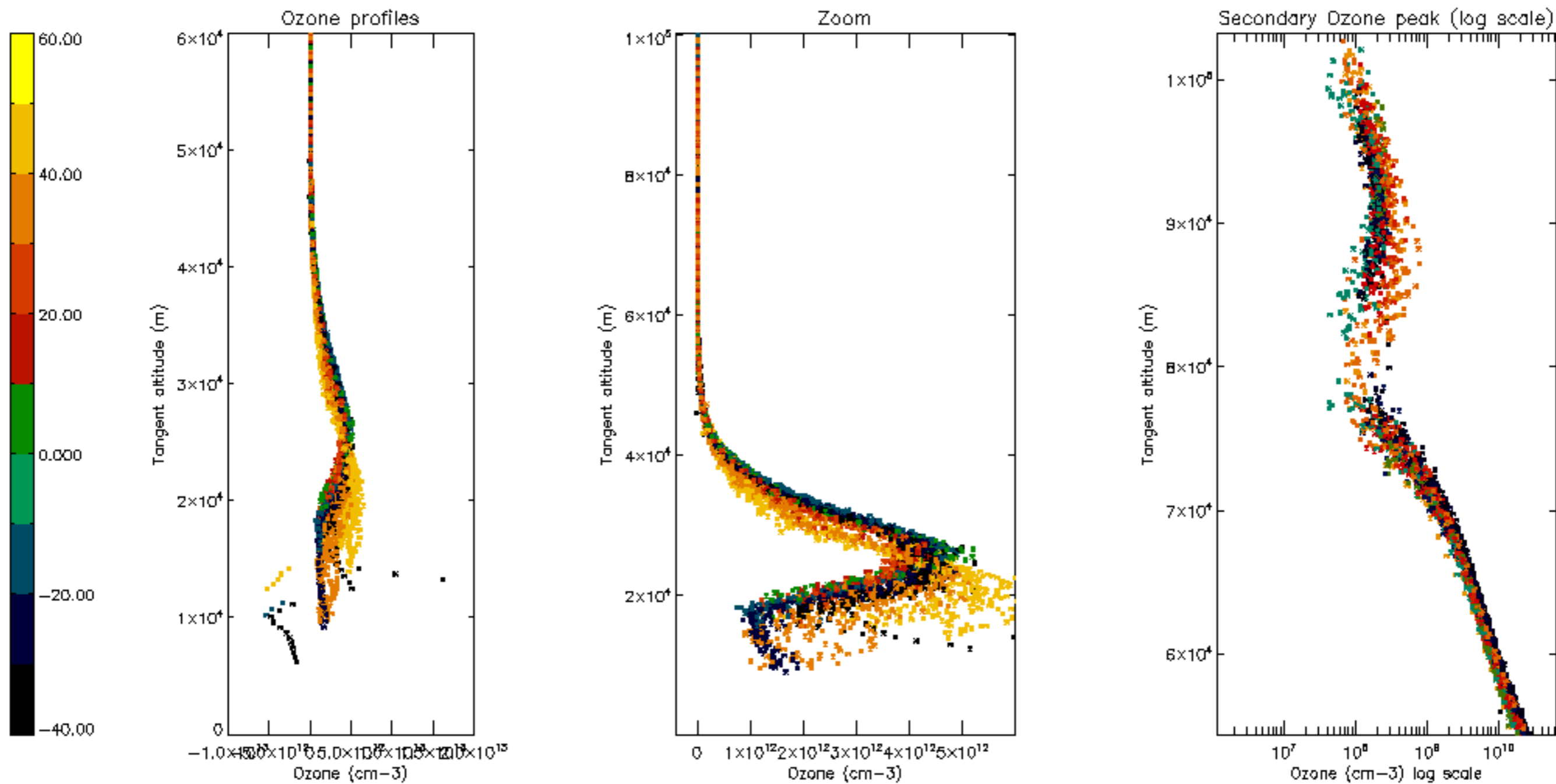
Percentage of star falling outside central band per profile

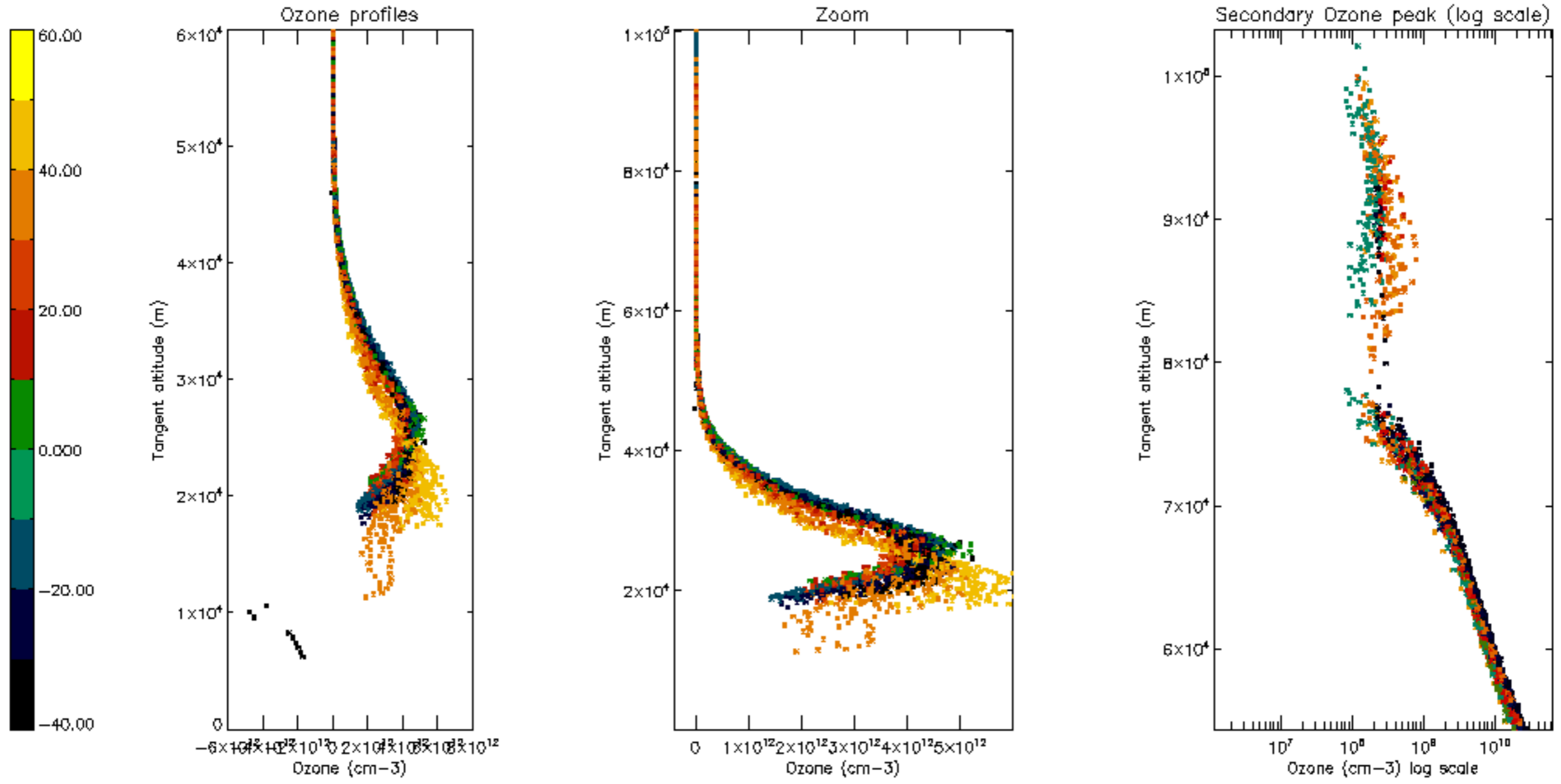


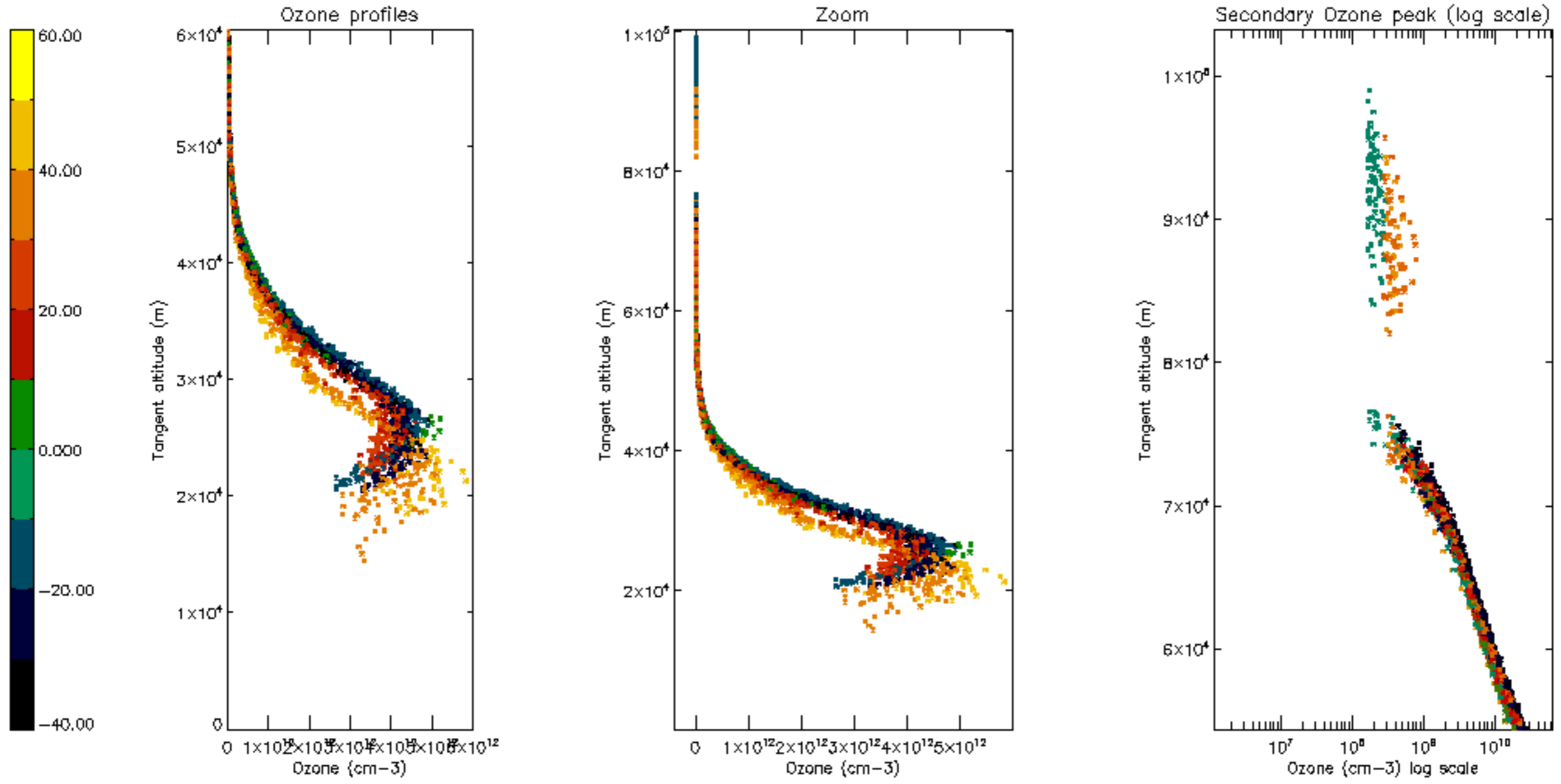
Percentage of saturation errors per profile

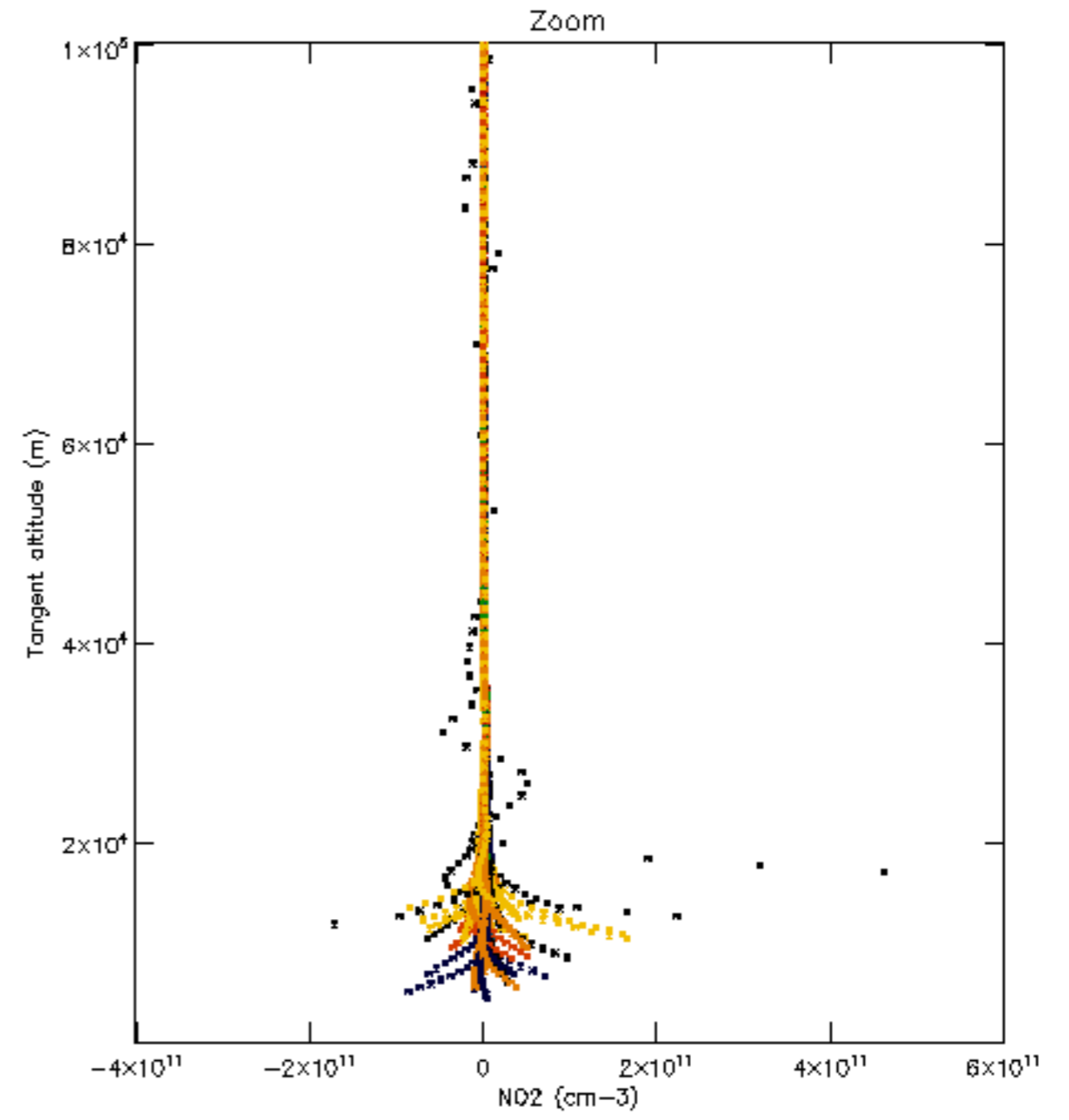
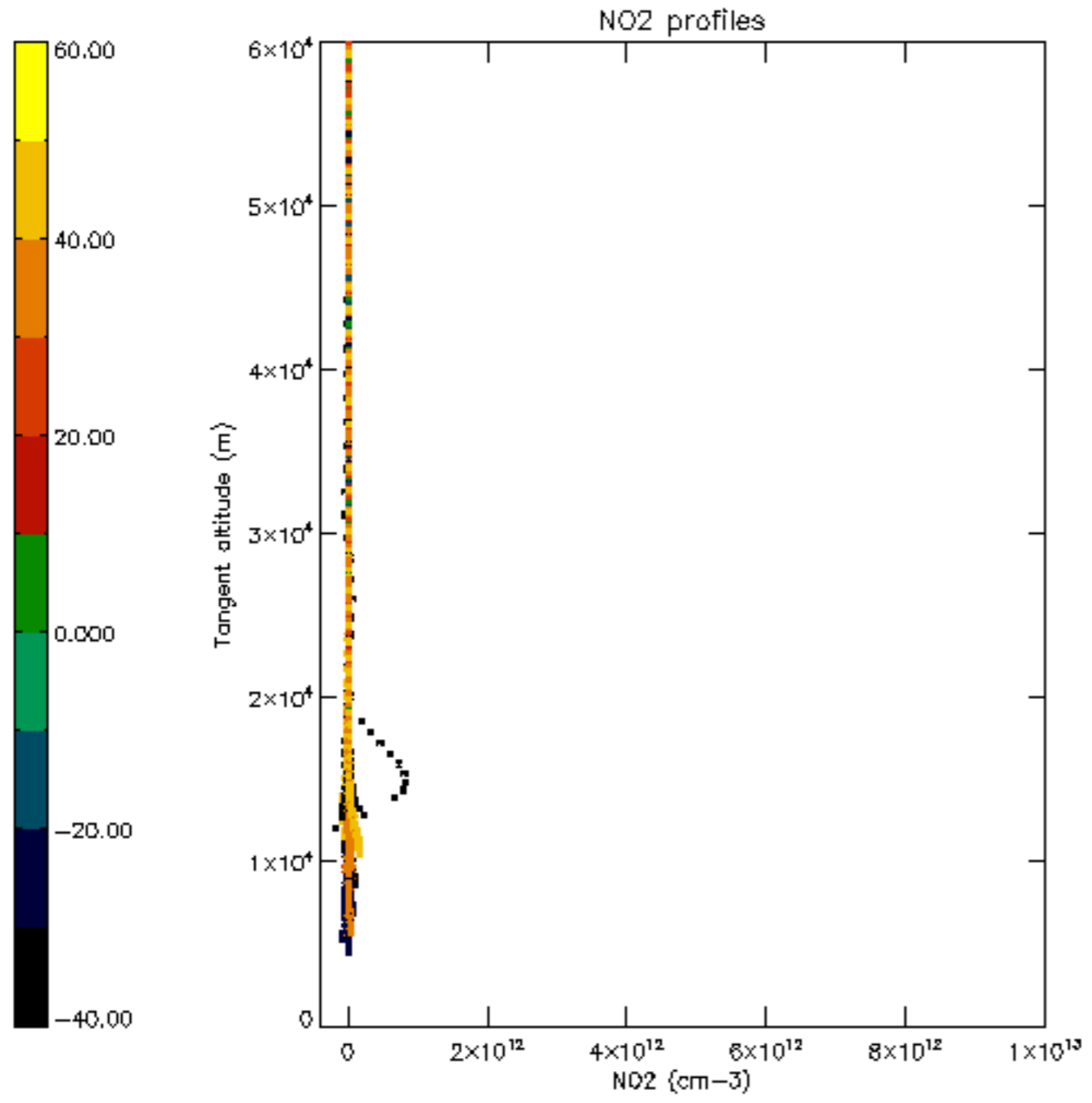


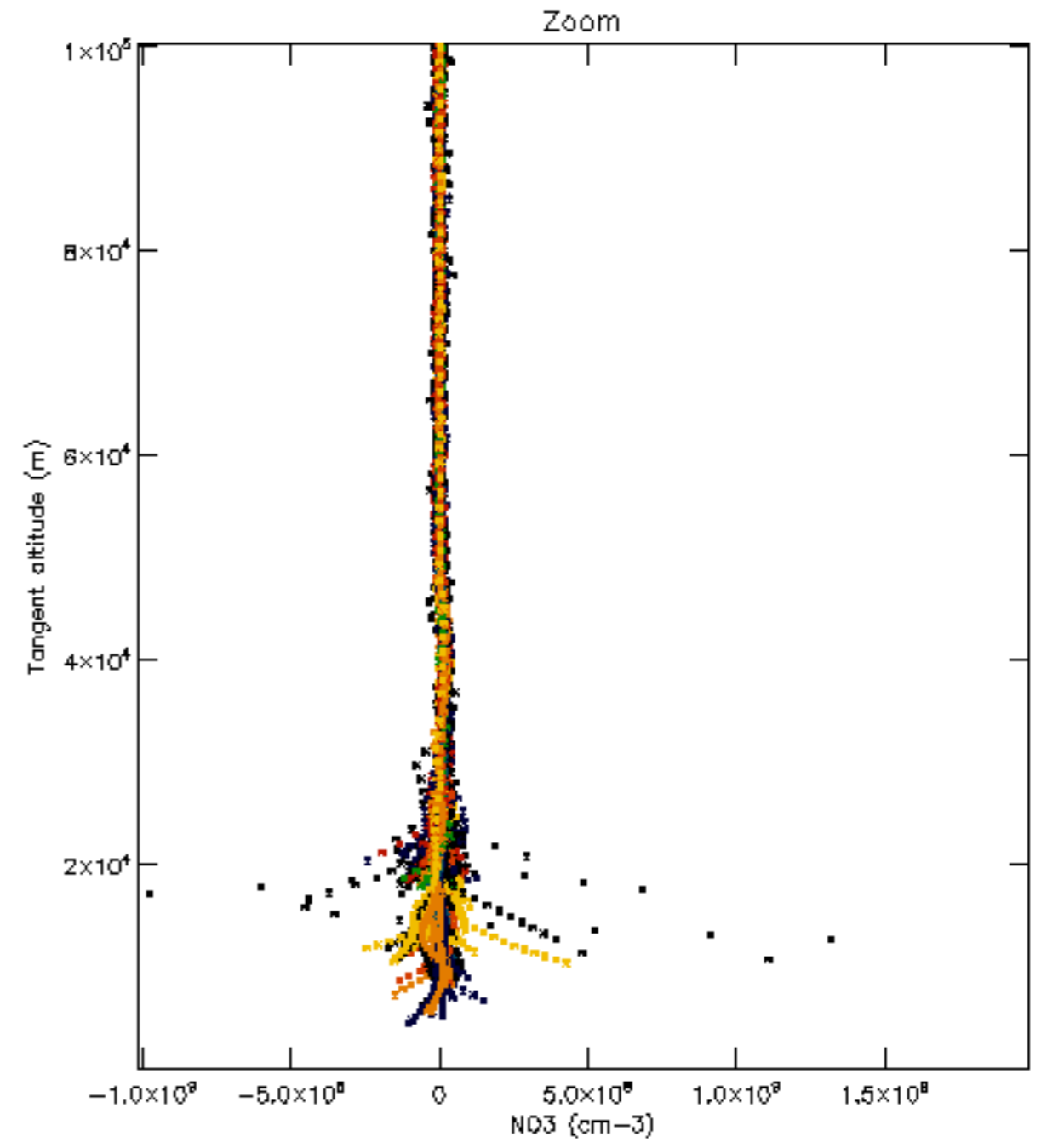
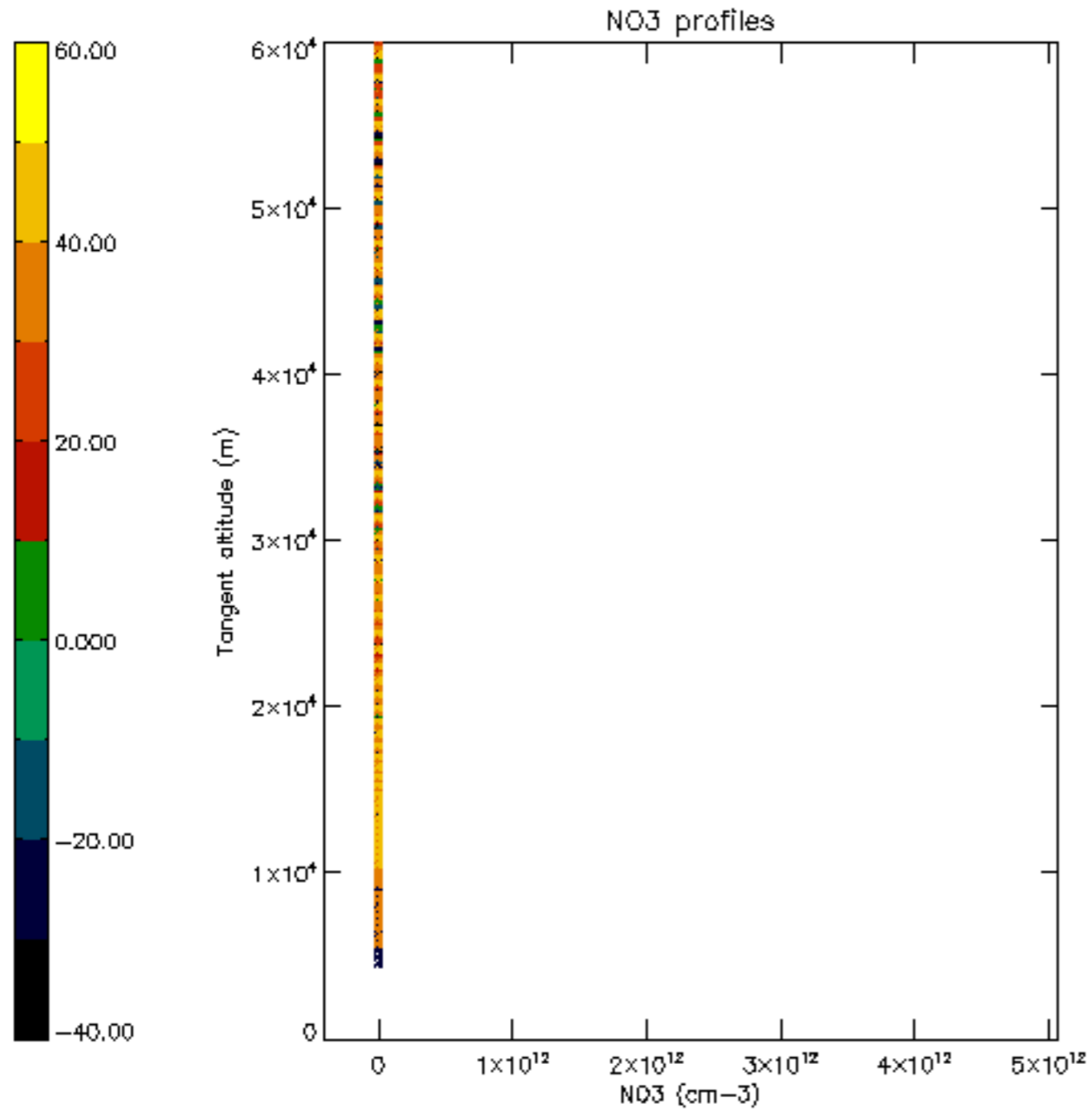


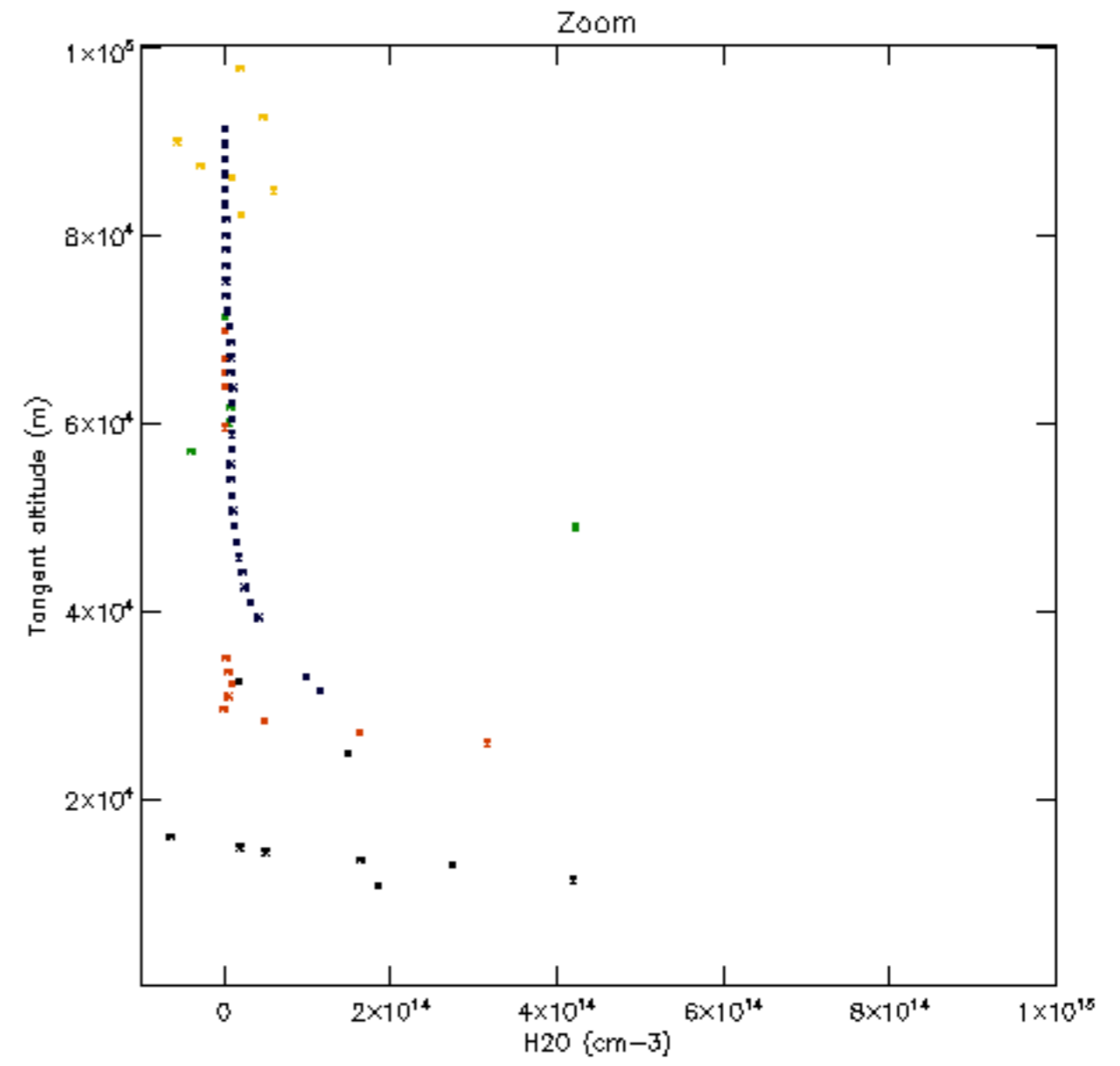
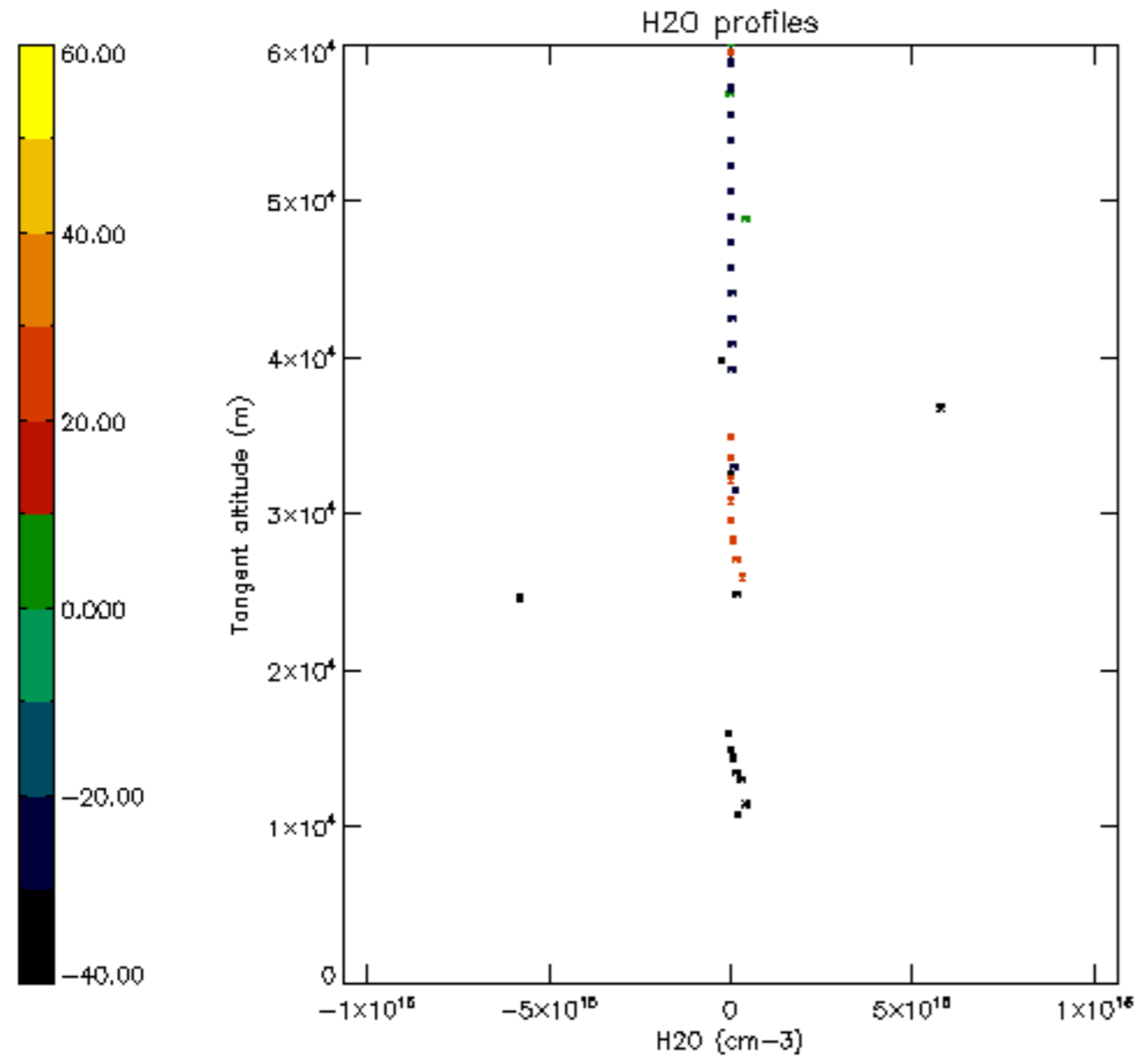


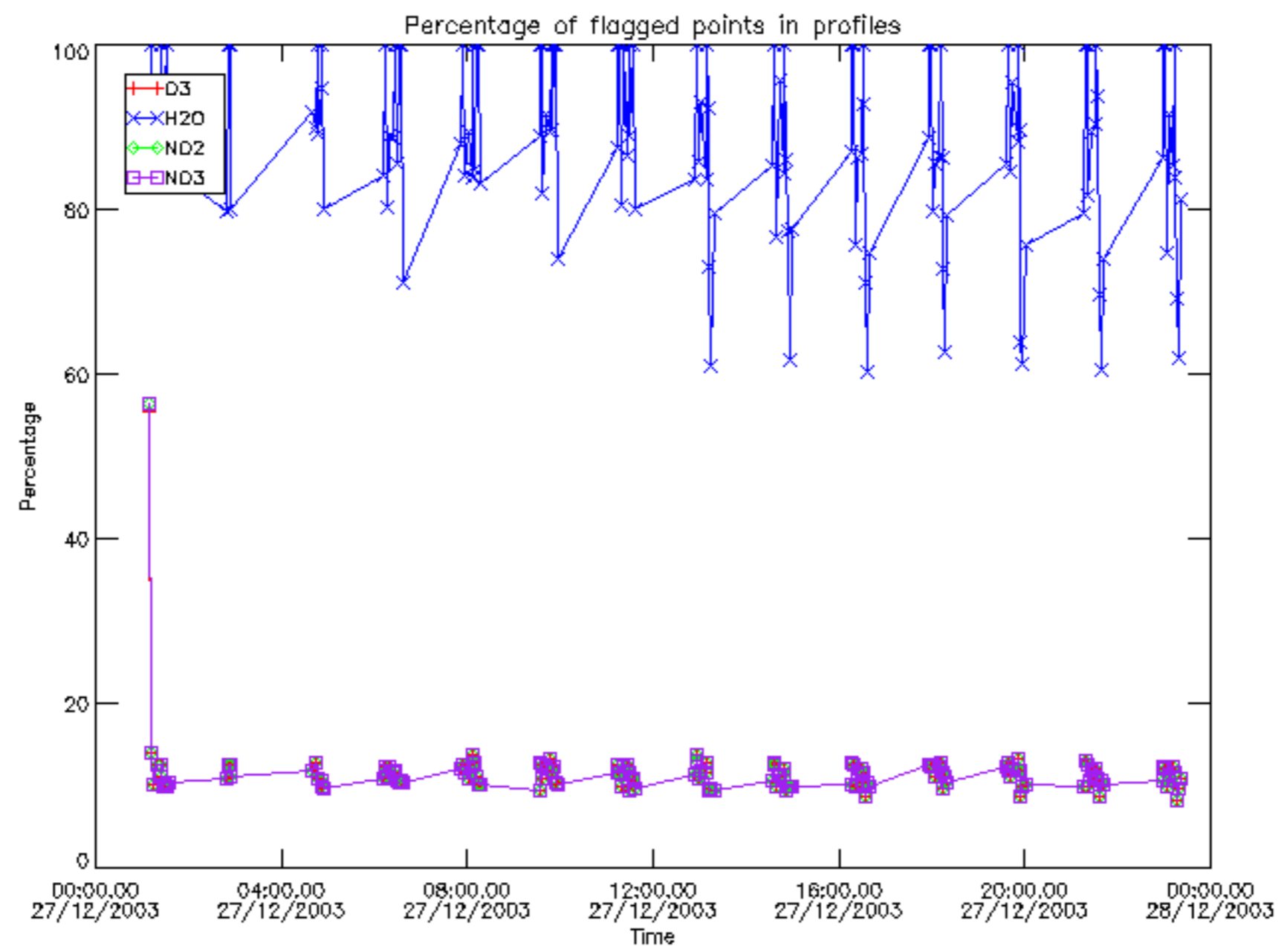




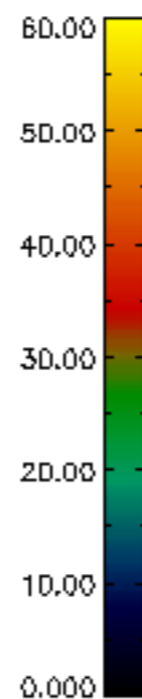
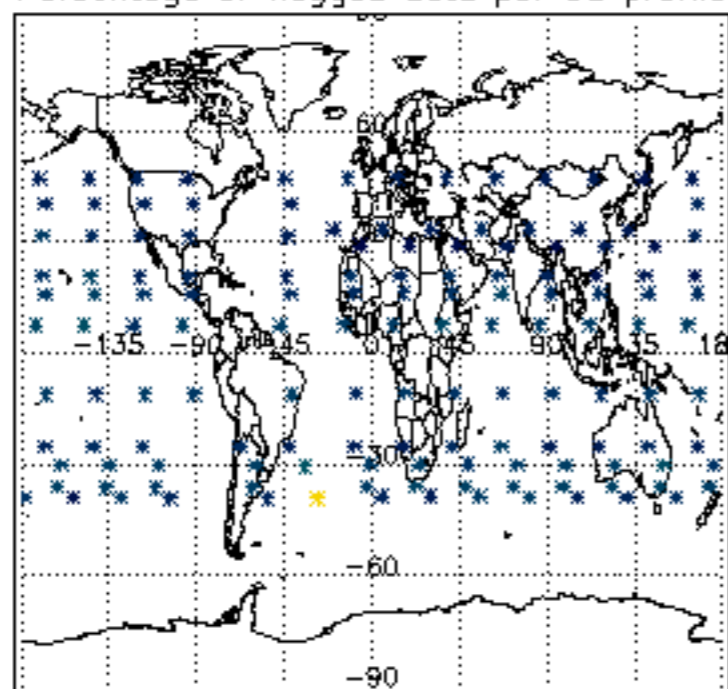




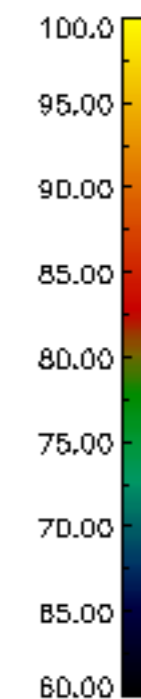
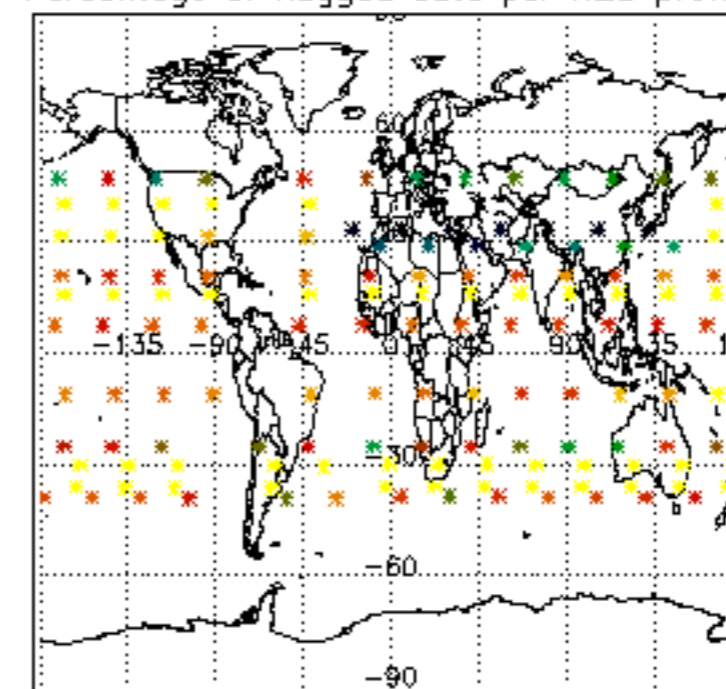




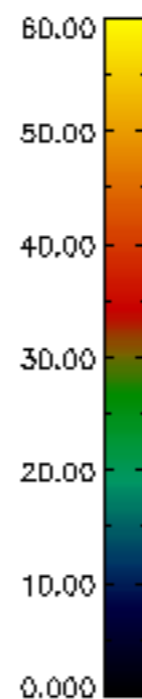
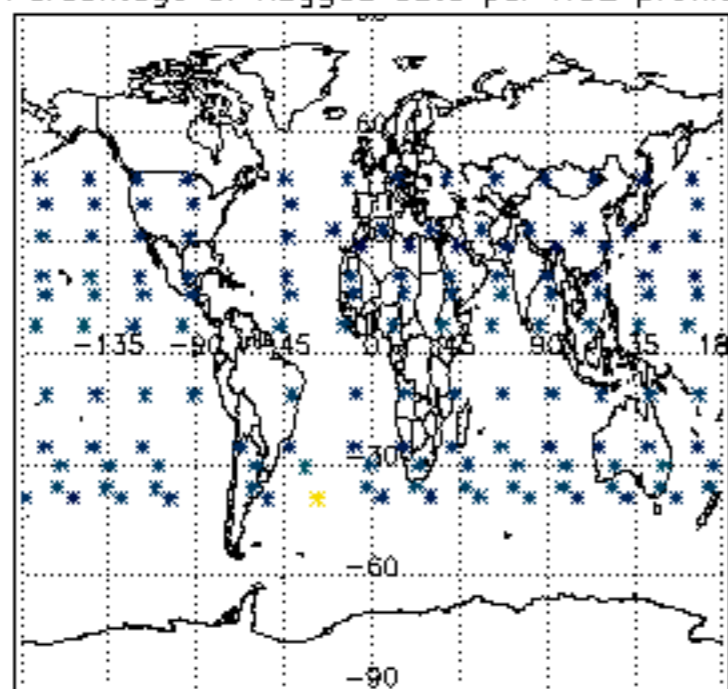
Percentage of flagged data per D3 profile



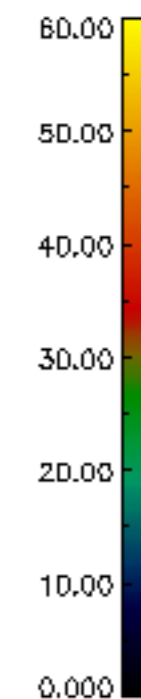
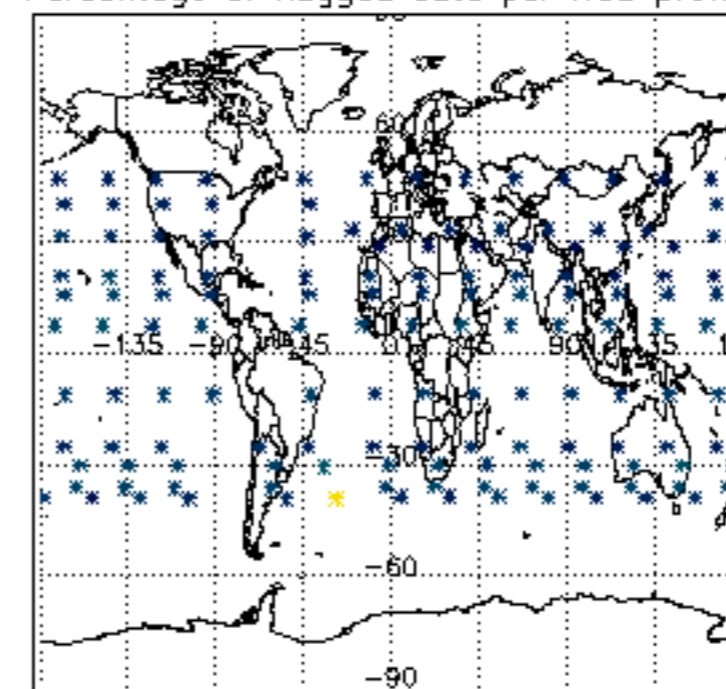
Percentage of flagged data per H2O profile

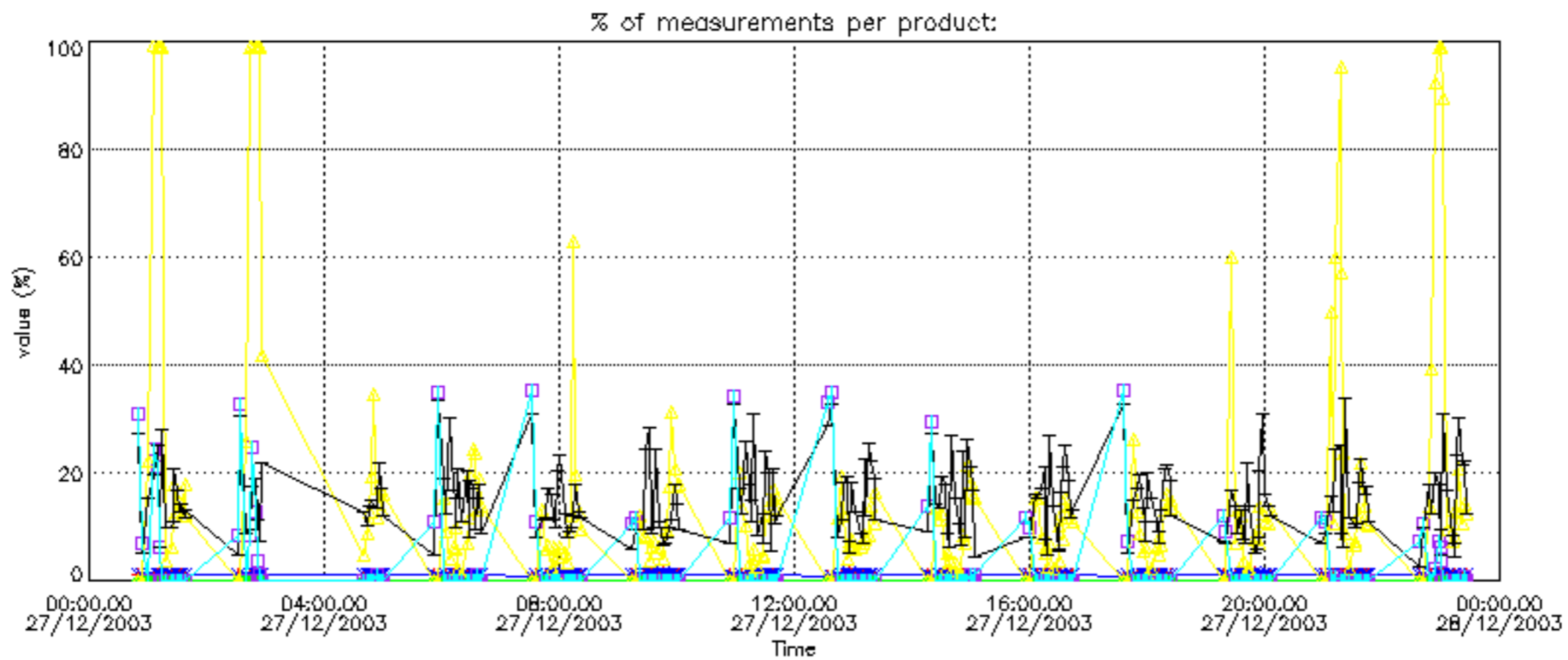


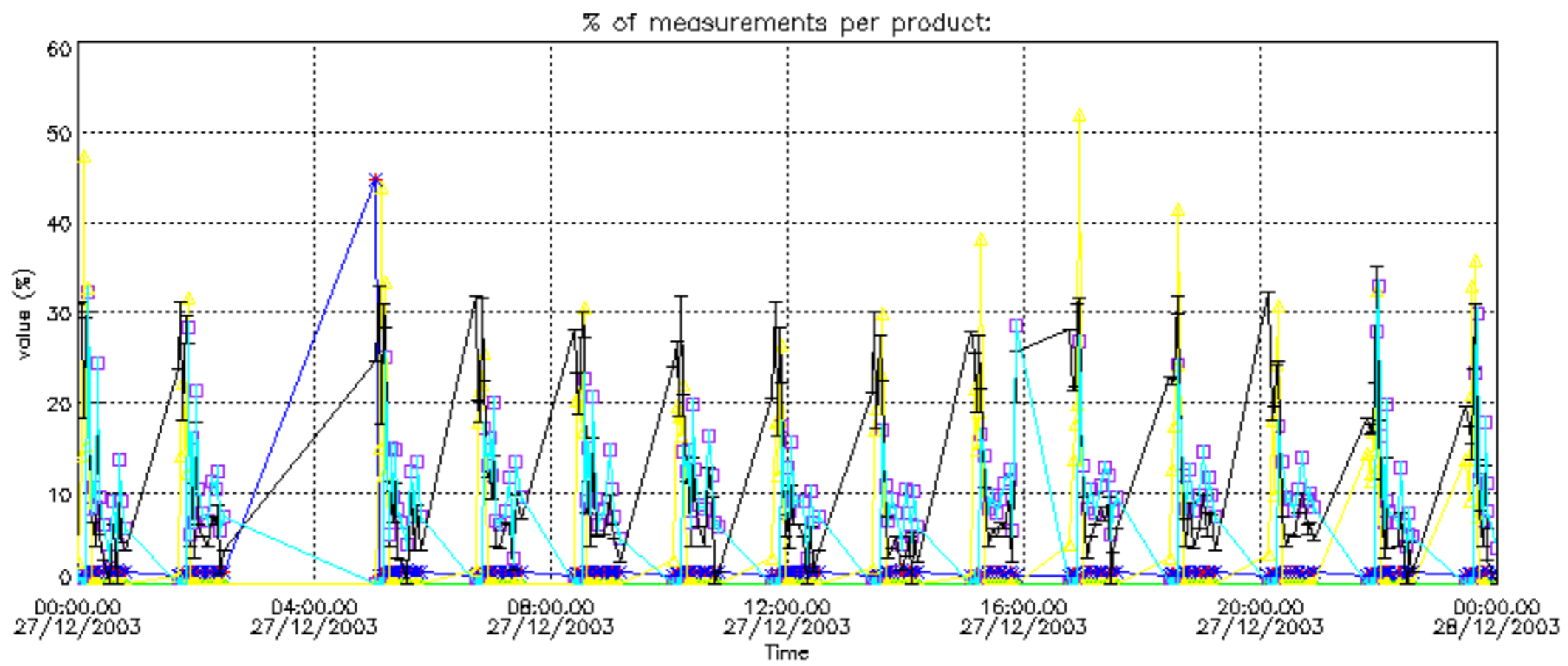
Percentage of flagged data per NO2 profile



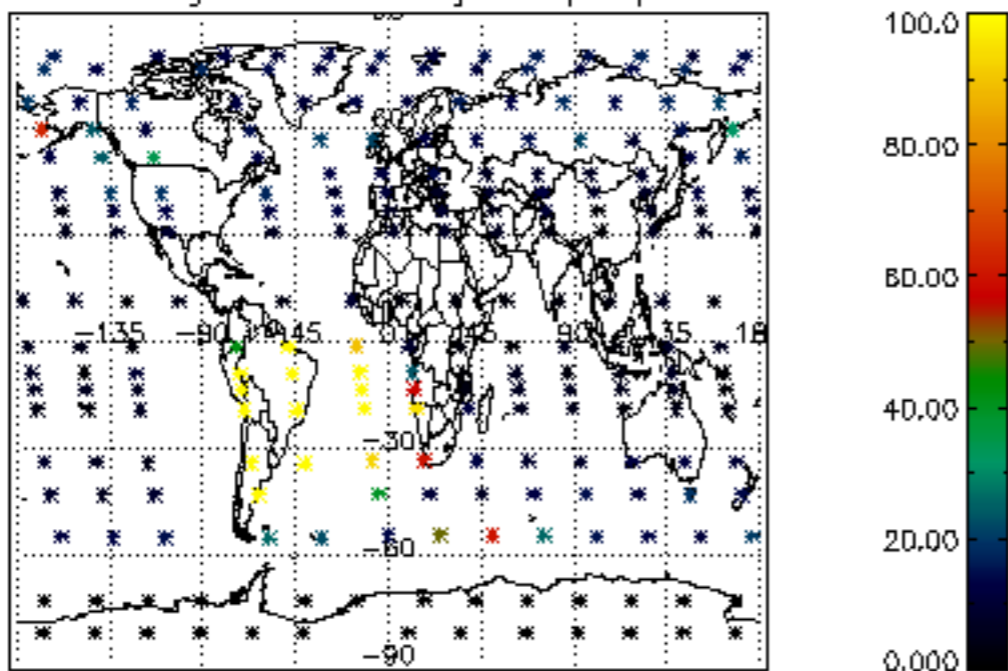
Percentage of flagged data per NO3 profile



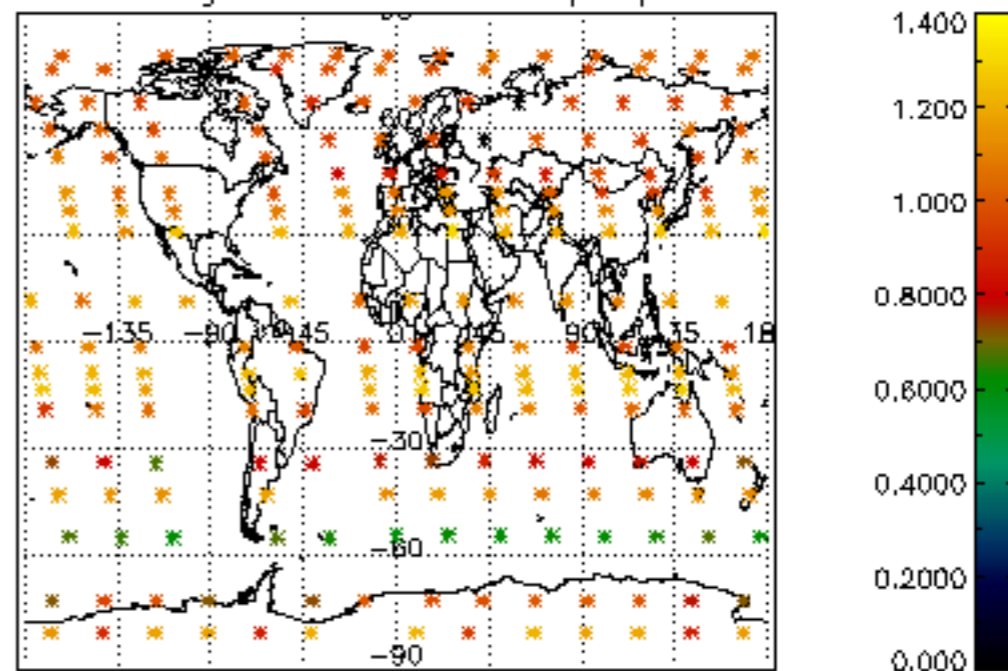




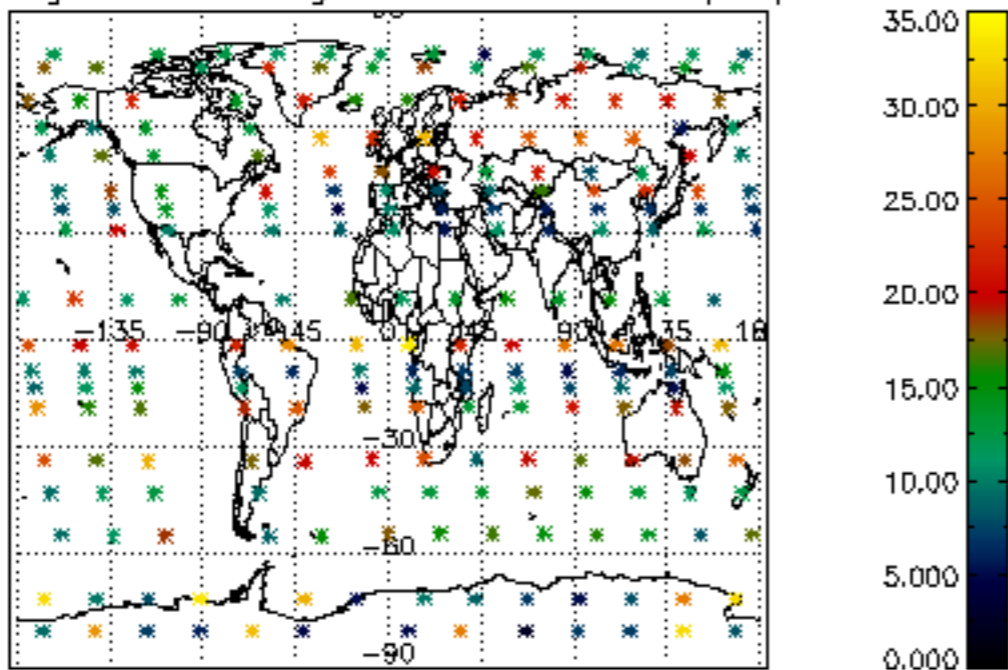
Percentage of cosmic ray hits per profile



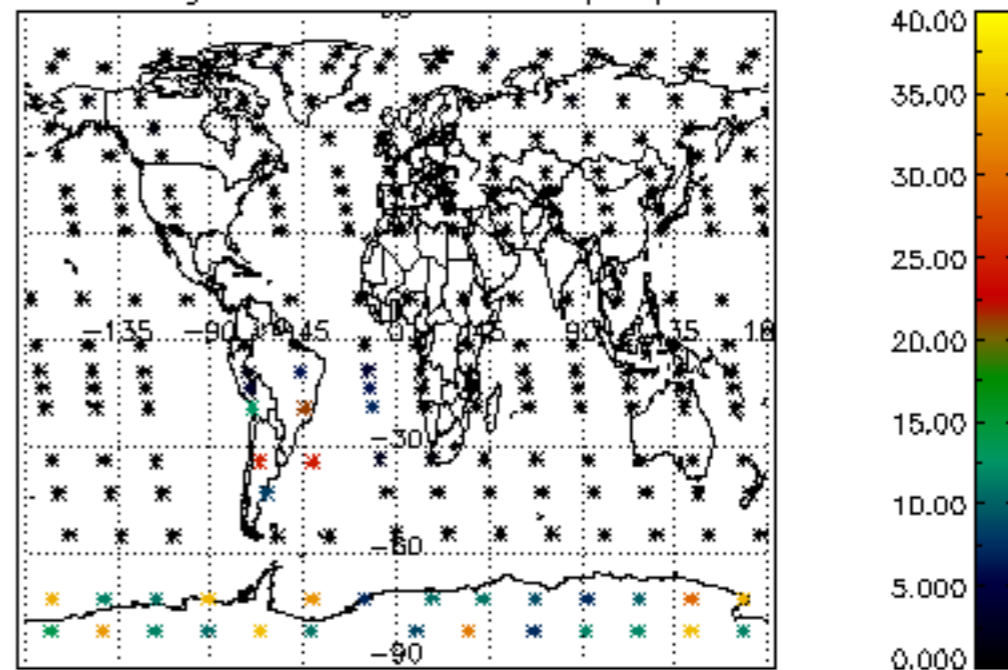
Percentage of datation errors per profile



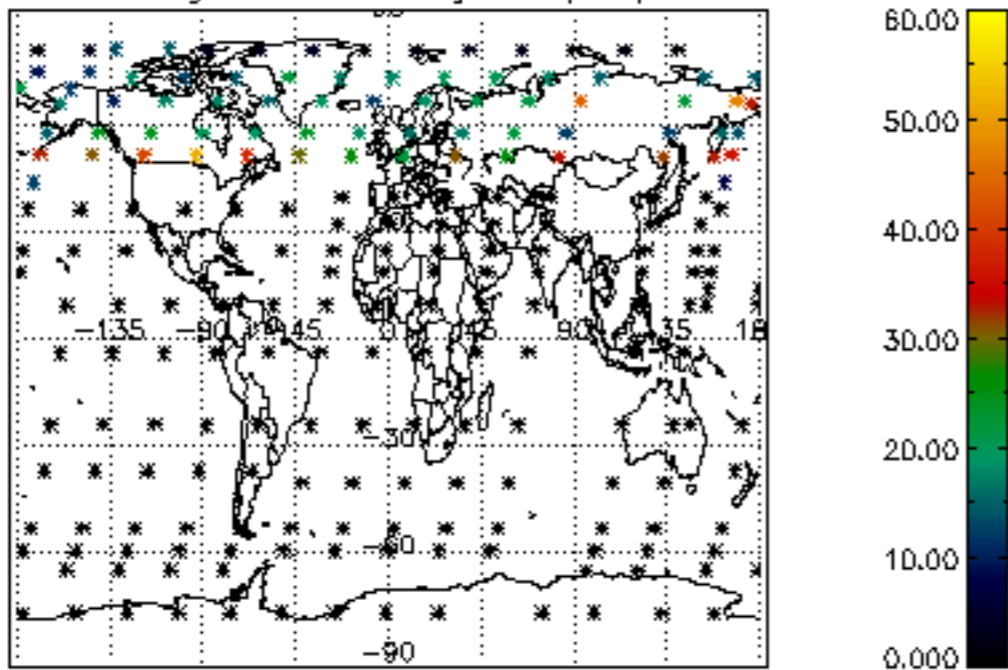
Percentage of star falling outside central band per profile



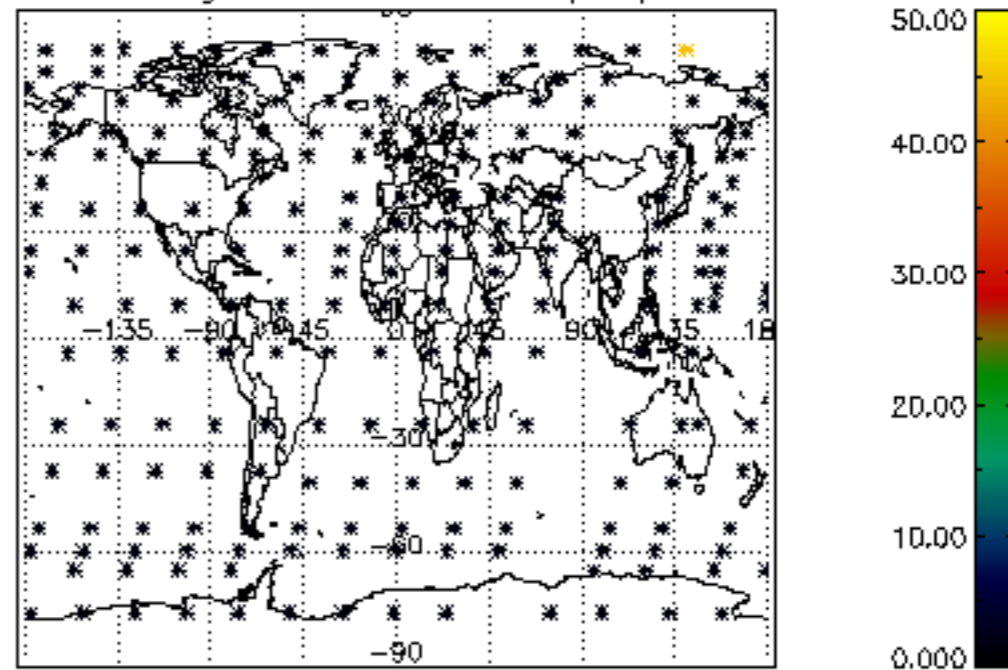
Percentage of saturation errors per profile



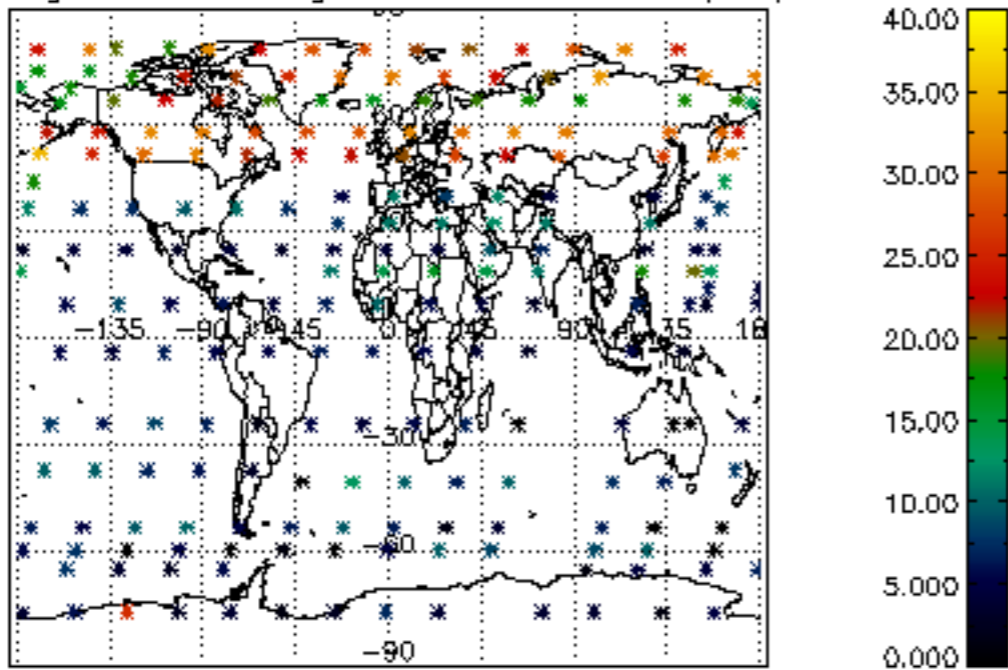
Percentage of cosmic ray hits per profile



Percentage of datation errors per profile



Percentage of star falling outside central band per profile



Percentage of saturation errors per profile

