

# GOMOS Level 2 Daily Report

## SUMMARY

### [1. General Info](#)

### [2. Summary of processed GOM\\_NL\\_2P products](#)

### [3. Level 2 Quality information per product](#)

#### [3.1 Plot of level 2 quality information per product \(time dependant\)](#)

#### [3.2 Plot of level 2 quality information per product \(world map\)](#)

### [4. Level 1 Quality information per product \(stored on level 2 products\)](#)

#### [4.1 Plot of level 1 quality information per product \(time dependant\)](#)

##### [4.1.1 Plot of level 1 quality information per product \(time dependant\): ASCENDING](#)

##### [4.1.2 Plot of level 1 quality information per product \(time dependant\): DESCENDING](#)

#### [4.2 Plot of level 1 quality information per product \(world map\)](#)

##### [4.2.1 Plot of level 1 quality information per product \(world map\): ASCENDING](#)

##### [4.2.2 Plot of level 1 quality information per product \(world map\): DESCENDING](#)

### [5. Ozone profiles based on quality statistics and other trace gas profiles](#)

#### [5.1 Ozone statistics based on quality of products](#)

#### [5.2 Plot ozone profiles for all STD \(dark without errors\)](#)

#### [5.3 Plot ozone profiles where STD < 20% \(dark without errors\)](#)

#### [5.4. Plot ozone profiles where STD < 10% \(dark without errors\)](#)

#### [5.5. Plot ozone profiles where STD < 5% \(dark without errors\)](#)

#### [5.6 Plot NO2 profiles for all STD \(dark without errors\)](#)

#### [5.7 Plot NO3 profiles for all STD \(dark without errors\)](#)

#### [5.8 Plot H2O profiles \(only for occultations of stars 1,2,3,4,13,14,16,26,63 dark without errors\) for all STD](#)

### [6. Auxiliary Data Files used for the production reported in section 2](#)

This report presents the daily analysis on parameters extracted from GOMOS level 2 data (GOM\_NL\_\_2P). It is intended to monitor some important parameters that will impact the quality of these products. A list of level 2 products (and content) that have arrived during the reporting day to the PCF is also given.

Item	Value
Time of report generation	20APR2013 02:31:13
Data source version	GOMOS/6.01
Start time of products	23-12-2003 (23DEC2003 00:00:00)
Stop time of products	24-12-2003 (24DEC2003 00:00:00)
Store outputs in DB	Yes
Nb of level 2 prods	466
Nb of prods with errors	0

## 2. Summary of processed GOM\_NL\_\_2P products.

Nr	Filename	UTC Start time	Limb	Duration	Star Id	Star Name	Star Mag	Star Temp	Nb Meas	Orbit	Prod. error
1	GOM_NL__2PRFIN20031223_000304_000000452022_00403_09475_0201.N1	23-DEC-2003 00:03:04	Dark	45.000	12	Alp1Cru	0.77500	30000.	90	9475	No
2	GOM_NL__2PRFIN20031223_000804_000000432022_00403_09475_0202.N1	23-DEC-2003 00:08:04	Dark	42.500	159	Ups Car	2.9200	7200.0	85	9475	No
3	GOM_NL__2PRFIN20031223_000935_000000442022_00403_09475_0203.N1	23-DEC-2003 00:09:35	Dark	44.000	71	Iot Car	2.2460	7700.0	88	9475	No
4	GOM_NL__2PRFIN20031223_001122_000000562022_00403_09475_0204.N1	23-DEC-2003 00:11:22	Dark	56.000	41	Eps Car	1.8600	4100.0	112	9475	No
5	GOM_NL__2PRFIN20031223_001419_000000512022_00403_09475_0205.N1	23-DEC-2003 00:14:19	Dark	51.000	34	Gam2Vel	1.7930	23000.	102	9475	No
6	GOM_NL__2PRFIN20031223_001559_000000542022_00403_09475_0206.N1	23-DEC-2003 00:15:59	Dark	54.000	2	Alp Car	-0.73600	7000.0	108	9475	No
7	GOM_NL__2PRFIN20031223_001858_000000522022_00403_09475_0207.N1	23-DEC-2003 00:18:58	Dark	51.500	117	Pi Pup	2.7060	3800.0	103	9475	No
8	GOM_NL__2PRFIN20031223_002201_000000522022_00403_09475_0208.N1	23-DEC-2003 00:22:01	Straylight	52.000	23	21Eps CMa	1.5020	26000.	104	9475	No
9	GOM_NL__2PRFIN20031223_002342_000000522022_00403_09475_0209.N1	23-DEC-2003 00:23:42	Straylight	52.000	179	24Omi2CMa	3.0320	24000.	104	9475	No
10	GOM_NL__2PRFIN20031223_002628_000000642022_00403_09475_0210.N1	23-DEC-2003 00:26:28	Straylight	63.500	1	9Alp CMa	-1.4400	11000.	127	9475	No
11	GOM_NL__2PRFIN20031223_002935_000000542022_00403_09475_0211.N1	23-DEC-2003 00:29:35	Straylight	54.000	7	19Bet Ori	0.10000	14000.	108	9475	No
12	GOM_NL__2PRFIN20031223_003141_000000492022_00403_09475_0212.N1	23-DEC-2003 00:31:41	Straylight	49.000	30	46Eps Ori	1.6940	30000.	98	9475	No
13	GOM_NL__2PRFIN20031223_003430_000000612022_00403_09475_0213.N1	23-DEC-2003 00:34:30	Twilight_stray	61.000	14	58Alp Ori	0.87000	3000.0	122	9475	No
14	GOM_NL__2PRFIN20031223_003650_000000492022_00403_09475_0214.N1	23-DEC-2003 00:36:50	Twilight_stray	49.000	13	87Alp Tau	0.86700	3800.0	98	9475	No
15	GOM_NL__2PRFIN20031223_003835_000000432022_00403_09475_0215.N1	23-DEC-2003 00:38:35	Bright	42.500	176	23Zet Tau	3.0200	22000.	85	9475	No
16	GOM_NL__2PRFIN20031223_004041_000000422022_00403_09475_0216.N1	23-DEC-2003 00:40:41	Bright	42.000	28	12Bet Tau	1.6500	15200.	84	9475	No
17	GOM_NL__2PRFIN20031223_004333_000000372022_00403_09475_0217.N1	23-DEC-2003 00:43:33	Bright	37.000	149	45Eps Per	2.8880	30000.	74	9475	No
18	GOM_NL__2PRFIN20031223_004536_000000442022_00403_09475_0218.N1	23-DEC-2003 00:45:36	Bright	44.000	6	13Alp Aur	0.080000	3400.0	88	9475	No
19	GOM_NL__2PRFIN20031223_004744_000000382022_00403_09475_0219.N1	23-DEC-2003 00:47:44	Bright	38.000	160	23Gam Per	2.9300	4700.0	76	9475	No
20	GOM_NL__2PRFIN20031223_005115_000000382022_00403_09475_0220.N1	23-DEC-2003 00:51:15	Bright	37.500	110	37Del Cas	2.6780	8900.0	75	9475	No
21	GOM_NL__2PRFIN20031223_005725_000000372022_00403_09475_0221.N1	23-DEC-2003 00:57:25	Bright	37.000	49	1Alp UMi	1.9900	6300.0	74	9475	No
22	GOM_NL__2PRFIN20031223_010203_000000362022_00403_09475_0222.N1	23-DEC-2003 01:02:03	Bright	36.000	60	7Bet UMi	2.0810	3950.0	72	9475	No
23	GOM_NL__2PRFIN20031223_010533_000000392022_00403_09475_0223.N1	23-DEC-2003 01:05:33	Bright	38.500	119	14Eta Dra	2.7270	4700.0	77	9475	No
24	GOM_NL__2PRFIN20031223_010708_000000432022_00403_09475_0224.N1	23-DEC-2003 01:07:08	Bright	43.000	55	79Zet UMa	2.0600	10200.	86	9475	No
25	GOM_NL__2PRFIN20031223_010912_000000432022_00403_09475_0225.N1	23-DEC-2003 01:09:12	Bright	43.000	39	85Eta UMa	1.8540	24000.	86	9475	No
26	GOM_NL__2PRFIN20031223_011248_000000412022_00403_09475_0226.N1	23-DEC-2003 01:12:48	Bright	40.500	180	27Gam Boo	3.0400	8000.0	81	9475	No
27	GOM_NL__2PRFIN20031223_011610_000000402022_00403_09475_0227.N1	23-DEC-2003 01:16:10	Bright	40.000	83		2.3780	11000.	80	9475	No
28	GOM_NL__2PRFIN20031223_011945_000000502022_00403_09475_0228.N1	23-DEC-2003 01:19:45	Bright	50.000	111	8Eta Boo	2.6800	6000.0	100	9475	No
29	GOM_NL__2PRFIN20031223_012425_000000712022_00403_09475_0229.N1	23-DEC-2003 01:24:25	Bright	71.000	138	47Eps Vir	2.8280	4700.0	142	9475	No
30	GOM_NL__2PRFIN20031223_012828_000000402022_00403_09475_0230.N1	23-DEC-2003 01:28:28	Bright	39.500	122	9Alp2Lib	2.7470	9700.0	79	9475	No
31	GOM_NL__2PRFIN20031223_013027_000000582022_00403_09475_0231.N1	23-DEC-2003 01:30:27	Twilight_stray	57.500	15	67Alp Vir	0.97600	28000.	115	9475	No
32	GOM_NL__2PRFIN20031223_013357_000000512022_00403_09475_0232.N1	23-DEC-2003 01:33:57	Dark	51.000	169	46Gam Hya	2.9910	4700.0	102	9475	No
33	GOM_NL__2PRFIN20031223_013653_000000422022_00403_09475_0233.N1	23-DEC-2003 01:36:53	Dark	41.500	78	Alp Lup	2.3040	28000.	83	9475	No
34	GOM_NL__2PRFIN20031223_014018_000000452022_00403_09475_0234.N1	23-DEC-2003 01:40:18	Dark	45.000	4	Alp1Cen	-0.010000	5800.0	90	9475	No
35	GOM_NL__2PRFIN20031223_014341_000000452022_00404_09476_0370.N1	23-DEC-2003 01:43:41	Dark	45.000	12	Alp1Cru	0.77500	30000.	90	9476	No
36	GOM_NL__2PRFIN20031223_014840_000000432022_00404_09476_0371.N1	23-DEC-2003 01:48:40	Dark	43.000	159	Ups Car	2.9200	7200.0	86	9476	No
37	GOM_NL__2PRFIN20031223_015011_000000452022_00404_09476_0372.N1	23-DEC-2003 01:50:11	Dark	44.500	71	Iot Car	2.2460	7700.0	89	9476	No
38	GOM_NL__2PRFIN20031223_015159_000000512022_00404_09476_0373.N1	23-DEC-2003 01:51:59	Dark	50.500	41	Eps Car	1.8600	4100.0	101	9476	No
39	GOM_NL__2PRFIN20031223_015455_000000522022_00404_09476_0374.N1	23-DEC-2003 01:54:55	Dark	52.000	34	Gam2Vel	1.7930	23000.	104	9476	No
40	GOM_NL__2PRFIN20031223_015636_000000522022_00404_09476_0375.N1	23-DEC-2003 01:56:36	Dark	51.500	2	Alp Car	-0.73600	7000.0	103	9476	No
41	GOM_NL__2PRFIN20031223_015935_000000562022_00404_09476_0376.N1	23-DEC-2003 01:59:35	Dark	56.000	117	Pi Pup	2.7060	3800.0	112	9476	No
42	GOM_NL__2PRFIN20031223_020238_000000512022_00404_09476_0377.N1	23-DEC-2003 02:02:38	Straylight	51.000	23	21Eps CMa	1.5020	26000.	102	9476	No

43	GOM_NL__2PRFIN20031223_020419_000000502022_00404_09476_0378.N1	23-DEC-2003 02:04:19	Straylight	50.000	179	24Omi2CMa	3.0320	24000.	100	9476	No
44	GOM_NL__2PRFIN20031223_020704_000000622022_00404_09476_0379.N1	23-DEC-2003 02:07:04	Straylight	61.500	1	9Alp CMa	-1.4400	11000.	123	9476	No
45	GOM_NL__2PRFIN20031223_021011_000000522022_00404_09476_0380.N1	23-DEC-2003 02:10:11	Straylight	51.500	7	19Bet Ori	0.10000	14000.	103	9476	No
46	GOM_NL__2PRFIN20031223_021215_000000522022_00404_09476_0381.N1	23-DEC-2003 02:12:15	Straylight	52.000	30	46Eps Ori	1.6940	30000.	104	9476	No
47	GOM_NL__2PRFIN20031223_021505_000000612022_00404_09476_0382.N1	23-DEC-2003 02:15:05	Tw_i_and_stray	61.000	14	58Alp Ori	0.87000	3000.0	122	9476	No
48	GOM_NL__2PRFIN20031223_021726_000000492022_00404_09476_0383.N1	23-DEC-2003 02:17:26	Tw_i_and_stray	48.500	13	87Alp Tau	0.86700	3800.0	97	9476	No
49	GOM_NL__2PRFIN20031223_021912_000000422022_00404_09476_0384.N1	23-DEC-2003 02:19:12	Bright	41.500	176	23Zet Tau	3.0200	22000.	83	9476	No
50	GOM_NL__2PRFIN20031223_022117_000000432022_00404_09476_0385.N1	23-DEC-2003 02:21:17	Bright	42.500	28	12Bet Tau	1.6500	15200.	85	9476	No
51	GOM_NL__2PRFIN20031223_022408_000000392022_00404_09476_0386.N1	23-DEC-2003 02:24:08	Bright	39.000	149	45Eps Per	2.8880	30000.	78	9476	No
52	GOM_NL__2PRFIN20031223_022612_000000452022_00404_09476_0387.N1	23-DEC-2003 02:26:12	Bright	45.000	6	13Alp Aur	0.080000	3400.0	90	9476	No
53	GOM_NL__2PRFIN20031223_022820_000000382022_00404_09476_0388.N1	23-DEC-2003 02:28:20	Bright	37.500	160	23Gam Per	2.9300	4700.0	75	9476	No
54	GOM_NL__2PRFIN20031223_023150_000000402022_00404_09476_0389.N1	23-DEC-2003 02:31:50	Bright	39.500	110	37Del Cas	2.6780	8900.0	79	9476	No
55	GOM_NL__2PRFIN20031223_023800_000000382022_00404_09476_0390.N1	23-DEC-2003 02:38:00	Bright	37.500	49	1Alp UMi	1.9900	6300.0	75	9476	No
56	GOM_NL__2PRFIN20031223_024239_000000392022_00404_09476_0391.N1	23-DEC-2003 02:42:39	Bright	39.000	60	7Bet UMi	2.0810	3950.0	78	9476	No
57	GOM_NL__2PRFIN20031223_024607_000000402022_00404_09476_0392.N1	23-DEC-2003 02:46:07	Bright	39.500	119	14Eta Dra	2.7270	4700.0	79	9476	No
58	GOM_NL__2PRFIN20031223_024744_000000622022_00404_09476_0393.N1	23-DEC-2003 02:47:44	Bright	62.000	55	79Zet UMa	2.0600	10200.	124	9476	No
59	GOM_NL__2PRFIN20031223_024947_000000432022_00404_09476_0394.N1	23-DEC-2003 02:49:47	Bright	42.500	39	85Eta UMa	1.8540	24000.	85	9476	No
60	GOM_NL__2PRFIN20031223_025324_000000402022_00404_09476_0395.N1	23-DEC-2003 02:53:24	Bright	39.500	180	27Gam Boo	3.0400	8000.0	79	9476	No
61	GOM_NL__2PRFIN20031223_025646_000000412022_00404_09476_0396.N1	23-DEC-2003 02:56:46	Bright	41.000	83		2.3780	11000.	82	9476	No
62	GOM_NL__2PRFIN20031223_030021_000000462022_00404_09476_0397.N1	23-DEC-2003 03:00:21	Bright	45.500	111	8Eta Boo	2.6800	6000.0	91	9476	No
63	GOM_NL__2PRFIN20031223_030502_000000712022_00404_09476_0398.N1	23-DEC-2003 03:05:02	Bright	70.500	138	47Eps Vir	2.8280	4700.0	141	9476	No
64	GOM_NL__2PRFIN20031223_030904_000000402022_00404_09476_0399.N1	23-DEC-2003 03:09:04	Bright	39.500	122	9Alp2Lib	2.7470	9700.0	79	9476	No
65	GOM_NL__2PRFIN20031223_031104_000000582022_00404_09476_0400.N1	23-DEC-2003 03:11:04	Tw_i_and_stray	58.000	15	67Alp Vir	0.97600	28000.	116	9476	No
66	GOM_NL__2PRFIN20031223_031433_000000552022_00404_09476_0401.N1	23-DEC-2003 03:14:33	Dark	55.000	169	46Gam Hya	2.9910	4700.0	110	9476	No
67	GOM_NL__2PRFIN20031223_031616_000000432022_00404_09476_0402.N1	23-DEC-2003 03:16:16	Dark	42.500	81	Eta Cen	2.3560	28000.	85	9476	No
68	GOM_NL__2PRFIN20031223_031730_000000402022_00404_09476_0403.N1	23-DEC-2003 03:17:30	Dark	39.500	78	Alp Lup	2.3040	28000.	79	9476	No
69	GOM_NL__2PRFIN20031223_032054_000000522022_00404_09476_0404.N1	23-DEC-2003 03:20:54	Dark	52.000	4	Alp1Cen	-0.010000	5800.0	104	9476	No
70	GOM_NL__2PRFIN20031223_032418_000000462022_00405_09477_0372.N1	23-DEC-2003 03:24:18	Dark	45.500	12	Alp1Cru	0.77500	30000.	91	9477	No
71	GOM_NL__2PRFIN20031223_032917_000000412022_00405_09477_0373.N1	23-DEC-2003 03:29:17	Dark	41.000	159	Ups Car	2.9200	7200.0	82	9477	No
72	GOM_NL__2PRFIN20031223_033049_000000452022_00405_09477_0374.N1	23-DEC-2003 03:30:49	Dark	44.500	71	Iot Car	2.2460	7700.0	89	9477	No
73	GOM_NL__2PRFIN20031223_033235_000000562022_00405_09477_0375.N1	23-DEC-2003 03:32:35	Dark	56.000	41	Eps Car	1.8600	4100.0	112	9477	No
74	GOM_NL__2PRFIN20031223_033534_000000502022_00405_09477_0376.N1	23-DEC-2003 03:35:34	Dark	49.500	34	Gam2Vel	1.7930	23000.	99	9477	No
75	GOM_NL__2PRFIN20031223_033712_000000482022_00405_09477_0377.N1	23-DEC-2003 03:37:12	Dark	48.000	2	Alp Car	-0.73600	7000.0	96	9477	No
76	GOM_NL__2PRFIN20031223_034011_000000532022_00405_09477_0378.N1	23-DEC-2003 03:40:11	Dark	52.500	117	Pi Pup	2.7060	3800.0	105	9477	No
77	GOM_NL__2PRFIN20031223_034314_000000542022_00405_09477_0379.N1	23-DEC-2003 03:43:14	Straylight	53.500	23	21Eps CMa	1.5020	26000.	107	9477	No
78	GOM_NL__2PRFIN20031223_034455_000000532022_00405_09477_0380.N1	23-DEC-2003 03:44:55	Straylight	53.000	179	24Omi2CMa	3.0320	24000.	106	9477	No
79	GOM_NL__2PRFIN20031223_034740_000000642022_00405_09477_0381.N1	23-DEC-2003 03:47:40	Straylight	63.500	1	9Alp CMa	-1.4400	11000.	127	9477	No
80	GOM_NL__2PRFIN20031223_035049_000000482022_00405_09477_0382.N1	23-DEC-2003 03:50:49	Straylight	47.500	7	19Bet Ori	0.10000	14000.	95	9477	No
81	GOM_NL__2PRFIN20031223_035251_000000522022_00405_09477_0383.N1	23-DEC-2003 03:52:51	Straylight	52.000	30	46Eps Ori	1.6940	30000.	104	9477	No
82	GOM_NL__2PRFIN20031223_035544_000000592022_00405_09477_0384.N1	23-DEC-2003 03:55:44	Tw_i_and_stray	59.000	14	58Alp Ori	0.87000	3000.0	118	9477	No
83	GOM_NL__2PRFIN20031223_035802_000000512022_00405_09477_0385.N1	23-DEC-2003 03:58:02	Tw_i_and_stray	50.500	13	87Alp Tau	0.86700	3800.0	101	9477	No
84	GOM_NL__2PRFIN20031223_035948_000000432022_00405_09477_0386.N1	23-DEC-2003 03:59:48	Bright	43.000	176	23Zet Tau	3.0200	22000.	86	9477	No
85	GOM_NL__2PRFIN20031223_040152_000000442022_00405_09477_0387.N1	23-DEC-2003 04:01:52	Bright	43.500	28	12Bet Tau	1.6500	15200.	87	9477	No
86	GOM_NL__2PRFIN20031223_040445_000000382022_00405_09477_0388.N1	23-DEC-2003 04:04:45	Bright	37.500	149	45Eps Per	2.8880	30000.	75	9477	No
87	GOM_NL__2PRFIN20031223_040647_000000442022_00405_09477_0389.N1	23-DEC-2003 04:06:47	Bright	44.000	6	13Alp Aur	0.080000	3400.0	88	9477	No
88	GOM_NL__2PRFIN20031223_040856_000000382022_00405_09477_0390.N1	23-DEC-2003 04:08:56	Bright	37.500	160	23Gam Per	2.9300	4700.0	75	9477	No
89	GOM_NL__2PRFIN20031223_041227_000000392022_00405_09477_0391.N1	23-DEC-2003 04:12:27	Bright	39.000	110	37Del Cas	2.6780	8900.0	78	9477	No
90	GOM_NL__2PRFIN20031223_041836_000000402022_00405_09477_0392.N1	23-DEC-2003 04:18:36	Bright	39.500	49	1Alp UMi	1.9900	6300.0	79	9477	No
91	GOM_NL__2PRFIN20031223_042315_000000402022_00405_09477_0393.N1	23-DEC-2003 04:23:15	Bright	40.000	60	7Bet UMi	2.0810	3950.0	80	9477	No
92	GOM_NL__2PRFIN20031223_042645_000000402022_00405_09477_0394.N1	23-DEC-2003 04:26:45	Bright	39.500	119	14Eta Dra	2.7270	4700.0	79	9477	No
93	GOM_NL__2PRFIN20031223_042820_000000432022_00405_09477_0395.N1	23-DEC-2003 04:28:20	Bright	42.500	55	79Zet UMa	2.0600	10200.	85	9477	No
94	GOM_NL__2PRFIN20031223_043023_000000442022_00405_09477_0396.N1	23-DEC-2003 04:30:23	Bright	44.000	39	85Eta UMa	1.8540	24000.	88	9477	No
95	GOM_NL__2PRFIN20031223_043400_000000552022_00405_09477_0397.N1	23-DEC-2003 04:34:00	Bright	54.500	180	27Gam Boo	3.0400	8000.0	109	9477	No
96	GOM_NL__2PRFIN20031223_043722_000000412022_00405_09477_0398.N1	23-DEC-2003 04:37:22	Bright	40.500	83		2.3780	11000.	81	9477	No
97	GOM_NL__2PRFIN20031223_044058_000000652022_00405_09477_0399.N1	23-DEC-2003 04:40:58	Bright	65.000	111	8Eta Boo	2.6800	6000.0	130	9477	No
98	GOM_NL__2PRFIN20031223_044539_000000652022_00405_09477_0400.N1	23-DEC-2003 04:45:39	Bright	64.500	138	47Eps Vir	2.8280	4700.0	129	9477	No
99	GOM_NL__2PRFIN20031223_044941_000000412022_00405_09477_0401.N1	23-DEC-2003 04:49:41	Bright	40.500	122	9Alp2Lib	2.7470	9700.0	81	9477	No
100	GOM_NL__2PRFIN20031223_045141_000000562022_00405_09477_0402.N1	23-DEC-2003 04:51:41	Tw_i_and_stray	56.000	15	67Alp Vir	0.97600	28000.	112	9477	No
101	GOM_NL__2PRFIN20031223_045511_000000542022_00405_09477_0403.N1	23-DEC-2003 04:55:11	Dark	54.000	169	46Gam Hya	2.9910	4700.0	108	9477	No

102	GOM_NL__2PRFIN20031223_045654_000000432022_00405_09477_0404.N1	23-DEC-2003 04:56:54	Dark	43.000	81	Eta Cen	2.3560	28000.	86	9477	No
103	GOM_NL__2PRFIN20031223_045806_000000422022_00405_09477_0405.N1	23-DEC-2003 04:58:06	Dark	42.000	78	Alp Lup	2.3040	28000.	84	9477	No
104	GOM_NL__2PRFIN20031223_050132_000000522022_00405_09477_0406.N1	23-DEC-2003 05:01:32	Dark	52.000	4	Alp1Cen	-0.010000	5800.0	104	9477	No
105	GOM_NL__2PRFIN20031223_050454_000000512022_00406_09478_0373.N1	23-DEC-2003 05:04:54	Dark	51.000	12	Alp1Cru	0.77500	30000.	102	9478	No
106	GOM_NL__2PRFIN20031223_050954_000000402022_00406_09478_0374.N1	23-DEC-2003 05:09:54	Dark	40.000	159	Ups Car	2.9200	7200.0	80	9478	No
107	GOM_NL__2PRFIN20031223_051126_000000432022_00406_09478_0375.N1	23-DEC-2003 05:11:26	Dark	42.500	71	Iot Car	2.2460	7700.0	85	9478	No
108	GOM_NL__2PRFIN20031223_051312_000000552022_00406_09478_0376.N1	23-DEC-2003 05:13:12	Dark	55.000	41	Eps Car	1.8600	4100.0	110	9478	No
109	GOM_NL__2PRFIN20031223_051611_000000502022_00406_09478_0377.N1	23-DEC-2003 05:16:11	Dark	49.500	34	Gam2Vel	1.7930	23000.	99	9478	No
110	GOM_NL__2PRFIN20031223_051749_000000542022_00406_09478_0378.N1	23-DEC-2003 05:17:49	Dark	54.000	2	Alp Car	-0.73600	7000.0	108	9478	No
111	GOM_NL__2PRFIN20031223_052048_000000522022_00406_09478_0379.N1	23-DEC-2003 05:20:48	Dark	51.500	117	Pi Pup	2.7060	3800.0	103	9478	No
112	GOM_NL__2PRFIN20031223_052350_000000552022_00406_09478_0380.N1	23-DEC-2003 05:23:50	Straylight	55.000	23	21Eps CMa	1.5020	26000.	110	9478	No
113	GOM_NL__2PRFIN20031223_052530_000000512022_00406_09478_0381.N1	23-DEC-2003 05:25:30	Straylight	51.000	179	24Omi2CMa	3.0320	24000.	102	9478	No
114	GOM_NL__2PRFIN20031223_052816_000000592022_00406_09478_9946.N1	23-DEC-2003 05:28:16	Straylight	59.000	1	9Alp CMa	-1.4400	11000.	118	9478	No
115	GOM_NL__2PRFIN20031223_053126_000000512022_00406_09478_9947.N1	23-DEC-2003 05:31:26	Straylight	50.500	7	19Bet Ori	0.10000	14000.	101	9478	No
116	GOM_NL__2PRFIN20031223_053329_000000492022_00406_09478_9948.N1	23-DEC-2003 05:33:29	Straylight	49.000	30	46Eps Ori	1.6940	30000.	98	9478	No
117	GOM_NL__2PRFIN20031223_053620_000000612022_00406_09478_9949.N1	23-DEC-2003 05:36:20	Twi_and_stray	61.000	14	58Alp Ori	0.87000	3000.0	122	9478	No
118	GOM_NL__2PRFIN20031223_053839_000000522022_00406_09478_9950.N1	23-DEC-2003 05:38:39	Twi_and_stray	51.500	13	87Alp Tau	0.86700	3800.0	103	9478	No
119	GOM_NL__2PRFIN20031223_054024_000000412022_00406_09478_9951.N1	23-DEC-2003 05:40:24	Bright	41.000	176	23Zet Tau	3.0200	22000.	82	9478	No
120	GOM_NL__2PRFIN20031223_054228_000000422022_00406_09478_9952.N1	23-DEC-2003 05:42:28	Bright	41.500	28	12Bet Tau	1.6500	15200.	83	9478	No
121	GOM_NL__2PRFIN20031223_054522_000000362022_00406_09478_9953.N1	23-DEC-2003 05:45:22	Bright	35.500	149	45Eps Per	2.8880	30000.	71	9478	No
122	GOM_NL__2PRFIN20031223_054724_000000432022_00406_09478_9954.N1	23-DEC-2003 05:47:24	Bright	42.500	6	13Alp Aur	0.080000	3400.0	85	9478	No
123	GOM_NL__2PRFIN20031223_054932_000000382022_00406_09478_9955.N1	23-DEC-2003 05:49:32	Bright	37.500	160	23Gam Per	2.9300	4700.0	75	9478	No
124	GOM_NL__2PRFIN20031223_055303_000000402022_00406_09478_9956.N1	23-DEC-2003 05:53:03	Bright	39.500	110	37Del Cas	2.6780	8900.0	79	9478	No
125	GOM_NL__2PRFIN20031223_055912_000000392022_00406_09478_9957.N1	23-DEC-2003 05:59:12	Bright	38.500	49	1Alp UMi	1.9900	6300.0	77	9478	No
126	GOM_NL__2PRFIN20031223_060351_000000362022_00406_09478_9958.N1	23-DEC-2003 06:03:51	Bright	36.000	60	7Bet UMi	2.0810	3950.0	72	9478	No
127	GOM_NL__2PRFIN20031223_060722_000000362022_00406_09478_9959.N1	23-DEC-2003 06:07:22	Bright	35.500	119	14Eta Dra	2.7270	4700.0	71	9478	No
128	GOM_NL__2PRFIN20031223_060856_000000442022_00406_09478_9960.N1	23-DEC-2003 06:08:56	Bright	44.000	55	79Zet UMa	2.0600	10200.	88	9478	No
129	GOM_NL__2PRFIN20031223_061059_000000452022_00406_09478_9961.N1	23-DEC-2003 06:10:59	Bright	44.500	39	85Eta UMa	1.8540	24000.	89	9478	No
130	GOM_NL__2PRFIN20031223_061436_000000572022_00406_09478_9962.N1	23-DEC-2003 06:14:36	Bright	57.000	180	27Gam Boo	3.0400	8000.0	114	9478	No
131	GOM_NL__2PRFIN20031223_061758_000000412022_00406_09478_9963.N1	23-DEC-2003 06:17:58	Bright	41.000	83		2.3780	11000.	82	9478	No
132	GOM_NL__2PRFIN20031223_062134_000000472022_00406_09478_9964.N1	23-DEC-2003 06:21:34	Bright	47.000	111	8Eta Boo	2.6800	6000.0	94	9478	No
133	GOM_NL__2PRFIN20031223_062616_000000692022_00406_09478_9965.N1	23-DEC-2003 06:26:16	Bright	69.000	138	47Eps Vir	2.8280	4700.0	138	9478	No
134	GOM_NL__2PRFIN20031223_063017_000000532022_00406_09478_9966.N1	23-DEC-2003 06:30:17	Bright	52.500	122	9Alp2Lib	2.7470	9700.0	105	9478	No
135	GOM_NL__2PRFIN20031223_063218_000000562022_00406_09478_9967.N1	23-DEC-2003 06:32:18	Twi_and_stray	56.000	15	67Alp Vir	0.97600	28000.	112	9478	No
136	GOM_NL__2PRFIN20031223_063548_000000542022_00406_09478_9968.N1	23-DEC-2003 06:35:48	Dark	53.500	169	46Gam Hya	2.9910	4700.0	107	9478	No
137	GOM_NL__2PRFIN20031223_063730_000000422022_00406_09478_9969.N1	23-DEC-2003 06:37:30	Dark	42.000	81	Eta Cen	2.3560	28000.	84	9478	No
138	GOM_NL__2PRFIN20031223_063843_000000412022_00406_09478_9970.N1	23-DEC-2003 06:38:43	Dark	40.500	78	Alp Lup	2.3040	28000.	81	9478	No
139	GOM_NL__2PRFIN20031223_064209_000000522022_00406_09478_9971.N1	23-DEC-2003 06:42:09	Dark	51.500	4	Alp1Cen	-0.010000	5800.0	103	9478	No
140	GOM_NL__2PRFIN20031223_082428_000000392022_00408_09480_9947.N1	23-DEC-2003 08:24:28	Dark	39.000	145	Gam TrA	2.8720	10600.	78	9480	No
141	GOM_NL__2PRFIN20031223_082607_000000462022_00408_09480_9948.N1	23-DEC-2003 08:26:07	Dark	46.000	12	Alp1Cru	0.77500	30000.	92	9480	No
142	GOM_NL__2PRFIN20031223_083141_000000412022_00408_09480_9949.N1	23-DEC-2003 08:31:41	Dark	40.500	29	Bet Car	1.6720	10200.	81	9480	No
143	GOM_NL__2PRFIN20031223_083426_000000562022_00408_09480_9950.N1	23-DEC-2003 08:34:26	Dark	56.000	41	Eps Car	1.8600	4100.0	112	9480	No
144	GOM_NL__2PRFIN20031223_083725_000000552022_00408_09480_9951.N1	23-DEC-2003 08:37:25	Dark	54.500	34	Gam2Vel	1.7930	23000.	109	9480	No
145	GOM_NL__2PRFIN20031223_083902_000000542022_00408_09480_9952.N1	23-DEC-2003 08:39:02	Dark	54.000	2	Alp Car	-0.73600	7000.0	108	9480	No
146	GOM_NL__2PRFIN20031223_084201_000000542022_00408_09480_9953.N1	23-DEC-2003 08:42:01	Dark	53.500	117	Pi Pup	2.7060	3800.0	107	9480	No
147	GOM_NL__2PRFIN20031223_084504_000000472022_00408_09480_9954.N1	23-DEC-2003 08:45:04	Straylight	46.500	23	21Eps CMa	1.5020	26000.	93	9480	No
148	GOM_NL__2PRFIN20031223_084644_000000492022_00408_09480_9955.N1	23-DEC-2003 08:46:44	Straylight	48.500	179	24Omi2CMa	3.0320	24000.	97	9480	No
149	GOM_NL__2PRFIN20031223_084929_000000662022_00408_09480_9956.N1	23-DEC-2003 08:49:29	Straylight	65.500	1	9Alp CMa	-1.4400	11000.	131	9480	No
150	GOM_NL__2PRFIN20031223_085239_000000482022_00408_09480_9957.N1	23-DEC-2003 08:52:39	Straylight	47.500	7	19Bet Ori	0.10000	14000.	95	9480	No
151	GOM_NL__2PRFIN20031223_085442_000000482022_00408_09480_9958.N1	23-DEC-2003 08:54:42	Straylight	48.000	30	46Eps Ori	1.6940	30000.	96	9480	No
152	GOM_NL__2PRFIN20031223_085658_000000452022_00408_09480_9959.N1	23-DEC-2003 08:56:58	Twi_and_stray	45.000	27	24Gam Ori	1.6360	26000.	90	9480	No
153	GOM_NL__2PRFIN20031223_085951_000000472022_00408_09480_9960.N1	23-DEC-2003 08:59:51	Twi_and_stray	47.000	13	87Alp Tau	0.86700	3800.0	94	9480	No
154	GOM_NL__2PRFIN20031223_090135_000000432022_00408_09480_9961.N1	23-DEC-2003 09:01:35	Bright	43.000	176	23Zet Tau	3.0200	22000.	86	9480	No
155	GOM_NL__2PRFIN20031223_090340_000000422022_00408_09480_9962.N1	23-DEC-2003 09:03:40	Bright	41.500	28	12Bet Tau	1.6500	15200.	83	9480	No
156	GOM_NL__2PRFIN20031223_090635_000000362022_00408_09480_9963.N1	23-DEC-2003 09:06:35	Bright	36.000	149	45Eps Per	2.8880	30000.	72	9480	No
157	GOM_NL__2PRFIN20031223_090836_000000462022_00408_09480_9964.N1	23-DEC-2003 09:08:36	Bright	45.500	6	13Alp Aur	0.080000	3400.0	91	9480	No
158	GOM_NL__2PRFIN20031223_091045_000000362022_00408_09480_9965.N1	23-DEC-2003 09:10:45	Bright	36.000	160	23Gam Per	2.9300	4700.0	72	9480	No
159	GOM_NL__2PRFIN20031223_091417_000000382022_00408_09480_9966.N1	23-DEC-2003 09:14:17	Bright	38.000	110	37Del Cas	2.6780	8900.0	76	9480	No
160	GOM_NL__2PRFIN20031223_092025_000000352022_00408_09480_9967.N1	23-DEC-2003 09:20:25	Bright	34.500	49	1Alp UMi	1.9900	6300.0	69	9480	No

161	GOM_NL__2PRFIN20031223_092503_000000402022_00408_09480_9968.N1	23-DEC-2003 09:25:03	Bright	40.000	60	7Bet UMi	2.0810	3950.0	80	9480	No
162	GOM_NL__2PRFIN20031223_092834_000000382022_00408_09480_9969.N1	23-DEC-2003 09:28:34	Bright	37.500	119	14Eta Dra	2.7270	4700.0	75	9480	No
163	GOM_NL__2PRFIN20031223_093007_000000442022_00408_09480_9970.N1	23-DEC-2003 09:30:07	Bright	43.500	55	79Zet UMa	2.0600	10200.	87	9480	No
164	GOM_NL__2PRFIN20031223_093211_000000452022_00408_09480_9971.N1	23-DEC-2003 09:32:11	Bright	44.500	39	85Eta UMa	1.8540	24000.	89	9480	No
165	GOM_NL__2PRFIN20031223_093548_000000382022_00408_09480_9972.N1	23-DEC-2003 09:35:48	Bright	37.500	180	27Gam Boo	3.0400	8000.0	75	9480	No
166	GOM_NL__2PRFIN20031223_093910_000000392022_00408_09480_9973.N1	23-DEC-2003 09:39:10	Bright	38.500	83		2.3780	11000.	77	9480	No
167	GOM_NL__2PRFIN20031223_094247_000000472022_00408_09480_9974.N1	23-DEC-2003 09:42:47	Bright	46.500	111	8Eta Boo	2.6800	6000.0	93	9480	No
168	GOM_NL__2PRFIN20031223_094729_000000752022_00408_09480_9975.N1	23-DEC-2003 09:47:29	Bright	74.500	138	47Eps Vir	2.8280	4700.0	149	9480	No
169	GOM_NL__2PRFIN20031223_095130_000000392022_00408_09480_9976.N1	23-DEC-2003 09:51:30	Bright	38.500	122	9Alp2Lib	2.7470	9700.0	77	9480	No
170	GOM_NL__2PRFIN20031223_095332_000000662022_00408_09480_9977.N1	23-DEC-2003 09:53:32	Tw_i_and_stray	65.500	15	67Alp Vir	0.97600	28000.	131	9480	No
171	GOM_NL__2PRFIN20031223_095702_000000542022_00408_09480_9978.N1	23-DEC-2003 09:57:02	Dark	53.500	169	46Gam Hya	2.9910	4700.0	107	9480	No
172	GOM_NL__2PRFIN20031223_095844_000000432022_00408_09480_9979.N1	23-DEC-2003 09:58:44	Dark	42.500	81	Eta Cen	2.3560	28000.	85	9480	No
173	GOM_NL__2PRFIN20031223_100103_000000422022_00408_09480_9980.N1	23-DEC-2003 10:01:03	Dark	41.500	95	Zet Cen	2.5450	26000.	83	9480	No
174	GOM_NL__2PRFIN20031223_100322_000000522022_00408_09480_9981.N1	23-DEC-2003 10:03:22	Dark	52.000	4	Alp1Cen	-0.010000	5800.0	104	9480	No
175	GOM_NL__2PRFIN20031223_100504_000000382022_00409_09481_9947.N1	23-DEC-2003 10:05:04	Dark	37.500	145	Gam TrA	2.8720	10600.	75	9481	No
176	GOM_NL__2PRFIN20031223_100644_000000442022_00409_09481_9948.N1	23-DEC-2003 10:06:44	Dark	44.000	12	Alp1Cru	0.77500	30000.	88	9481	No
177	GOM_NL__2PRFIN20031223_101216_000000402022_00409_09481_9949.N1	23-DEC-2003 10:12:16	Dark	40.000	29	Bet Car	1.6720	10200.	80	9481	No
178	GOM_NL__2PRFIN20031223_101502_000000452022_00409_09481_9950.N1	23-DEC-2003 10:15:02	Dark	45.000	41	Eps Car	1.8600	4100.0	90	9481	No
179	GOM_NL__2PRFIN20031223_101801_000000482022_00409_09481_9951.N1	23-DEC-2003 10:18:01	Dark	48.000	34	Gam2Vel	1.7930	23000.	96	9481	No
180	GOM_NL__2PRFIN20031223_101939_000000542022_00409_09481_9952.N1	23-DEC-2003 10:19:39	Dark	54.000	2	Alp Car	-0.73600	7000.0	108	9481	No
181	GOM_NL__2PRFIN20031223_102237_000000532022_00409_09481_9953.N1	23-DEC-2003 10:22:37	Dark	53.000	117	Pi Pup	2.7060	3800.0	106	9481	No
182	GOM_NL__2PRFIN20031223_102540_000000542022_00409_09481_9954.N1	23-DEC-2003 10:25:40	Straylight	54.000	23	21Eps CMa	1.5020	26000.	108	9481	No
183	GOM_NL__2PRFIN20031223_102720_000000502022_00409_09481_9955.N1	23-DEC-2003 10:27:20	Straylight	50.000	179	24Omi2CMa	3.0320	24000.	100	9481	No
184	GOM_NL__2PRFIN20031223_103005_000000612022_00409_09481_9956.N1	23-DEC-2003 10:30:05	Straylight	61.000	1	9Alp CMa	-1.4400	11000.	122	9481	No
185	GOM_NL__2PRFIN20031223_103314_000000492022_00409_09481_9957.N1	23-DEC-2003 10:33:14	Straylight	49.000	7	19Bet Ori	0.10000	14000.	98	9481	No
186	GOM_NL__2PRFIN20031223_103518_000000472022_00409_09481_9958.N1	23-DEC-2003 10:35:18	Straylight	46.500	30	46Eps Ori	1.6940	30000.	93	9481	No
187	GOM_NL__2PRFIN20031223_103734_000000472022_00409_09481_9959.N1	23-DEC-2003 10:37:34	Tw_i_and_stray	47.000	27	24Gam Ori	1.6360	26000.	94	9481	No
188	GOM_NL__2PRFIN20031223_104027_000000512022_00409_09481_9960.N1	23-DEC-2003 10:40:27	Tw_i_and_stray	51.000	13	87Alp Tau	0.86700	3800.0	102	9481	No
189	GOM_NL__2PRFIN20031223_104211_000000432022_00409_09481_9961.N1	23-DEC-2003 10:42:11	Bright	42.500	176	23Zet Tau	3.0200	22000.	85	9481	No
190	GOM_NL__2PRFIN20031223_104416_000000422022_00409_09481_9962.N1	23-DEC-2003 10:44:16	Bright	41.500	28	12Bet Tau	1.6500	15200.	83	9481	No
191	GOM_NL__2PRFIN20031223_104710_000000362022_00409_09481_9963.N1	23-DEC-2003 10:47:10	Bright	36.000	149	45Eps Per	2.8880	30000.	72	9481	No
192	GOM_NL__2PRFIN20031223_104911_000000442022_00409_09481_9964.N1	23-DEC-2003 10:49:11	Bright	44.000	6	13Alp Aur	0.080000	3400.0	88	9481	No
193	GOM_NL__2PRFIN20031223_105121_000000392022_00409_09481_9965.N1	23-DEC-2003 10:51:21	Bright	38.500	160	23Gam Per	2.9300	4700.0	77	9481	No
194	GOM_NL__2PRFIN20031223_105453_000000372022_00409_09481_9966.N1	23-DEC-2003 10:54:53	Bright	37.000	110	37Del Cas	2.6780	8900.0	74	9481	No
195	GOM_NL__2PRFIN20031223_110100_000000382022_00409_09481_9967.N1	23-DEC-2003 11:01:00	Bright	38.000	49	1Alp UMi	1.9900	6300.0	76	9481	No
196	GOM_NL__2PRFIN20031223_110539_000000402022_00409_09481_9968.N1	23-DEC-2003 11:05:39	Bright	39.500	60	7Bet UMi	2.0810	3950.0	79	9481	No
197	GOM_NL__2PRFIN20031223_110909_000000392022_00409_09481_9969.N1	23-DEC-2003 11:09:09	Bright	38.500	119	14Eta Dra	2.7270	4700.0	77	9481	No
198	GOM_NL__2PRFIN20031223_111043_000000432022_00409_09481_9970.N1	23-DEC-2003 11:10:43	Bright	42.500	55	79Zet UMa	2.0600	10200.	85	9481	No
199	GOM_NL__2PRFIN20031223_111247_000000452022_00409_09481_9971.N1	23-DEC-2003 11:12:47	Bright	44.500	39	85Eta UMa	1.8540	24000.	89	9481	No
200	GOM_NL__2PRFIN20031223_111624_000000402022_00409_09481_9972.N1	23-DEC-2003 11:16:24	Bright	39.500	180	27Gam Boo	3.0400	8000.0	79	9481	No
201	GOM_NL__2PRFIN20031223_111947_000000412022_00409_09481_9973.N1	23-DEC-2003 11:19:47	Bright	40.500	83		2.3780	11000.	81	9481	No
202	GOM_NL__2PRFIN20031223_112323_000000652022_00409_09481_9974.N1	23-DEC-2003 11:23:23	Bright	65.000	111	8Eta Boo	2.6800	6000.0	130	9481	No
203	GOM_NL__2PRFIN20031223_112807_000000682022_00409_09481_9975.N1	23-DEC-2003 11:28:07	Bright	67.500	138	47Eps Vir	2.8280	4700.0	135	9481	No
204	GOM_NL__2PRFIN20031223_113206_000000412022_00409_09481_9976.N1	23-DEC-2003 11:32:06	Bright	41.000	122	9Alp2Lib	2.7470	9700.0	82	9481	No
205	GOM_NL__2PRFIN20031223_113408_000000582022_00409_09481_9977.N1	23-DEC-2003 11:34:08	Tw_i_and_stray	57.500	15	67Alp Vir	0.97600	28000.	115	9481	No
206	GOM_NL__2PRFIN20031223_113738_000000562022_00409_09481_9978.N1	23-DEC-2003 11:37:38	Dark	55.500	169	46Gam Hya	2.9910	4700.0	111	9481	No
207	GOM_NL__2PRFIN20031223_113919_000000412022_00409_09481_9979.N1	23-DEC-2003 11:39:19	Dark	41.000	81	Eta Cen	2.3560	28000.	82	9481	No
208	GOM_NL__2PRFIN20031223_114139_000000412022_00409_09481_9980.N1	23-DEC-2003 11:41:39	Dark	41.000	95	Zet Cen	2.5450	26000.	82	9481	No
209	GOM_NL__2PRFIN20031223_114357_000000522022_00409_09481_9981.N1	23-DEC-2003 11:43:57	Dark	52.000	4	Alp1Cen	-0.010000	5800.0	104	9481	No
210	GOM_NL__2PRFIN20031223_114540_000000382022_00410_09482_9967.N1	23-DEC-2003 11:45:40	Dark	37.500	145	Gam TrA	2.8720	10600.	75	9482	No
211	GOM_NL__2PRFIN20031223_114720_000000422022_00410_09482_9968.N1	23-DEC-2003 11:47:20	Dark	42.000	12	Alp1Cru	0.77500	30000.	84	9482	No
212	GOM_NL__2PRFIN20031223_115252_000000422022_00410_09482_9969.N1	23-DEC-2003 11:52:52	Dark	42.000	29	Bet Car	1.6720	10200.	84	9482	No
213	GOM_NL__2PRFIN20031223_115537_000000542022_00410_09482_9970.N1	23-DEC-2003 11:55:37	Dark	53.500	41	Eps Car	1.8600	4100.0	107	9482	No
214	GOM_NL__2PRFIN20031223_115837_000000542022_00410_09482_9971.N1	23-DEC-2003 11:58:37	Dark	53.500	34	Gam2Vel	1.7930	23000.	107	9482	No
215	GOM_NL__2PRFIN20031223_120014_000000542022_00410_09482_9972.N1	23-DEC-2003 12:00:14	Dark	54.000	2	Alp Car	-0.73600	7000.0	108	9482	No
216	GOM_NL__2PRFIN20031223_120313_000000592022_00410_09482_9973.N1	23-DEC-2003 12:03:13	Dark	59.000	117	Pi Pup	2.7060	3800.0	118	9482	No
217	GOM_NL__2PRFIN20031223_120615_000000552022_00410_09482_9974.N1	23-DEC-2003 12:06:15	Straylight	54.500	23	21Eps CMa	1.5020	26000.	109	9482	No
218	GOM_NL__2PRFIN20031223_120755_000000532022_00410_09482_9975.N1	23-DEC-2003 12:07:55	Straylight	52.500	179	24Omi2CMa	3.0320	24000.	105	9482	No
219	GOM_NL__2PRFIN20031223_121040_000000662022_00410_09482_9976.N1	23-DEC-2003 12:10:40	Straylight	66.000	1	9Alp CMa	-1.4400	11000.	132	9482	No

220	GOM_NL__2PRFIN20031223_121350_000000472022_00410_09482_9977.N1	23-DEC-2003 12:13:50	Straylight	47.000	7	19Bet Ori	0.10000	14000.	94	9482	No
221	GOM_NL__2PRFIN20031223_121552_000000492022_00410_09482_9978.N1	23-DEC-2003 12:15:52	Straylight	48.500	30	46Eps Ori	1.6940	30000.	97	9482	No
222	GOM_NL__2PRFIN20031223_121808_000000482022_00410_09482_9979.N1	23-DEC-2003 12:18:08	Tw_i_and_stray	47.500	27	24Gam Ori	1.6360	26000.	95	9482	No
223	GOM_NL__2PRFIN20031223_122102_000000482022_00410_09482_9980.N1	23-DEC-2003 12:21:02	Tw_i_and_stray	48.000	13	87Alp Tau	0.86700	3800.0	96	9482	No
224	GOM_NL__2PRFIN20031223_122246_000000432022_00410_09482_9981.N1	23-DEC-2003 12:22:46	Bright	43.000	176	23Zet Tau	3.0200	22000.	86	9482	No
225	GOM_NL__2PRFIN20031223_122450_000000432022_00410_09482_9982.N1	23-DEC-2003 12:24:50	Bright	42.500	28	12Bet Tau	1.6500	15200.	85	9482	No
226	GOM_NL__2PRFIN20031223_122745_000000382022_00410_09482_9983.N1	23-DEC-2003 12:27:45	Bright	37.500	149	45Eps Per	2.8880	30000.	75	9482	No
227	GOM_NL__2PRFIN20031223_122946_000000452022_00410_09482_9984.N1	23-DEC-2003 12:29:46	Bright	45.000	6	13Alp Aur	0.080000	3400.0	90	9482	No
228	GOM_NL__2PRFIN20031223_123156_000000382022_00410_09482_9985.N1	23-DEC-2003 12:31:56	Bright	38.000	160	23Gam Per	2.9300	4700.0	76	9482	No
229	GOM_NL__2PRFIN20031223_123529_000000402022_00410_09482_9986.N1	23-DEC-2003 12:35:29	Bright	39.500	110	37Del Cas	2.6780	8900.0	79	9482	No
230	GOM_NL__2PRFIN20031223_124135_000000392022_00410_09482_9987.N1	23-DEC-2003 12:41:35	Bright	39.000	49	1Alp UMi	1.9900	6300.0	78	9482	No
231	GOM_NL__2PRFIN20031223_124615_000000352022_00410_09482_9988.N1	23-DEC-2003 12:46:15	Bright	35.000	60	7Bet UMi	2.0810	3950.0	70	9482	No
232	GOM_NL__2PRFIN20031223_124943_000000412022_00410_09482_9989.N1	23-DEC-2003 12:49:43	Bright	40.500	119	14Eta Dra	2.7270	4700.0	81	9482	No
233	GOM_NL__2PRFIN20031223_125118_000000442022_00410_09482_9990.N1	23-DEC-2003 12:51:18	Bright	43.500	55	79Zet UMa	2.0600	10200.	87	9482	No
234	GOM_NL__2PRFIN20031223_125323_000000442022_00410_09482_9991.N1	23-DEC-2003 12:53:23	Bright	43.500	39	85Eta UMa	1.8540	24000.	87	9482	No
235	GOM_NL__2PRFIN20031223_125700_000000382022_00410_09482_9992.N1	23-DEC-2003 12:57:00	Bright	38.000	180	27Gam Boo	3.0400	8000.0	76	9482	No
236	GOM_NL__2PRFIN20031223_130023_000000432022_00410_09482_9993.N1	23-DEC-2003 13:00:23	Bright	42.500	83		2.3780	11000.	85	9482	No
237	GOM_NL__2PRFIN20031223_130359_000000482022_00410_09482_9994.N1	23-DEC-2003 13:03:59	Bright	47.500	111	8Eta Boo	2.6800	6000.0	95	9482	No
238	GOM_NL__2PRFIN20031223_130844_000000682022_00410_09482_9995.N1	23-DEC-2003 13:08:44	Bright	67.500	138	47Eps Vir	2.8280	4700.0	135	9482	No
239	GOM_NL__2PRFIN20031223_131242_000000542022_00410_09482_9996.N1	23-DEC-2003 13:12:42	Bright	54.000	122	9Alp2Lib	2.7470	9700.0	108	9482	No
240	GOM_NL__2PRFIN20031223_131445_000000682022_00410_09482_9997.N1	23-DEC-2003 13:14:45	Tw_i_and_stray	68.000	15	67Alp Vir	0.97600	28000.	136	9482	No
241	GOM_NL__2PRFIN20031223_131815_000000512022_00410_09482_9998.N1	23-DEC-2003 13:18:15	Dark	50.500	169	46Gam Hya	2.9910	4700.0	101	9482	No
242	GOM_NL__2PRFIN20031223_131956_000000442022_00410_09482_9999.N1	23-DEC-2003 13:19:56	Dark	44.000	81	Eta Cen	2.3560	28000.	88	9482	No
243	GOM_NL__2PRFIN20031223_132215_000000402022_00410_09482_0000.N1	23-DEC-2003 13:22:15	Dark	39.500	95	Zet Cen	2.5450	26000.	79	9482	No
244	GOM_NL__2PRFIN20031223_132433_000000442022_00410_09482_0001.N1	23-DEC-2003 13:24:33	Dark	44.000	4	Alp1Cen	-0.010000	5800.0	88	9482	No
245	GOM_NL__2PRFIN20031223_132616_000000392022_00411_09483_9967.N1	23-DEC-2003 13:26:16	Dark	38.500	145	Gam TrA	2.8720	10600.	77	9483	No
246	GOM_NL__2PRFIN20031223_132756_000000422022_00411_09483_9968.N1	23-DEC-2003 13:27:56	Dark	42.000	12	Alp1Cru	0.77500	30000.	84	9483	No
247	GOM_NL__2PRFIN20031223_133328_000000422022_00411_09483_9969.N1	23-DEC-2003 13:33:28	Dark	42.000	29	Bet Car	1.6720	10200.	84	9483	No
248	GOM_NL__2PRFIN20031223_133614_000000462022_00411_09483_9970.N1	23-DEC-2003 13:36:14	Dark	45.500	41	Eps Car	1.8600	4100.0	91	9483	No
249	GOM_NL__2PRFIN20031223_133914_000000472022_00411_09483_9971.N1	23-DEC-2003 13:39:14	Dark	46.500	34	Gam2Vel	1.7930	23000.	93	9483	No
250	GOM_NL__2PRFIN20031223_134050_000000542022_00411_09483_9972.N1	23-DEC-2003 13:40:50	Dark	54.000	2	Alp Car	-0.73600	7000.0	108	9483	No
251	GOM_NL__2PRFIN20031223_134349_000000572022_00411_09483_9973.N1	23-DEC-2003 13:43:49	Dark	56.500	117	Pi Pup	2.7060	3800.0	113	9483	No
252	GOM_NL__2PRFIN20031223_134652_000000532022_00411_09483_9974.N1	23-DEC-2003 13:46:52	Straylight	52.500	23	21Eps CMa	1.5020	26000.	105	9483	No
253	GOM_NL__2PRFIN20031223_134832_000000522022_00411_09483_9975.N1	23-DEC-2003 13:48:32	Straylight	51.500	179	24Omi2CMa	3.0320	24000.	103	9483	No
254	GOM_NL__2PRFIN20031223_135116_000000612022_00411_09483_9976.N1	23-DEC-2003 13:51:16	Straylight	61.000	1	9Alp CMa	-1.4400	11000.	122	9483	No
255	GOM_NL__2PRFIN20031223_135426_000000502022_00411_09483_9977.N1	23-DEC-2003 13:54:26	Straylight	49.500	7	19Bet Ori	0.10000	14000.	99	9483	No
256	GOM_NL__2PRFIN20031223_135628_000000502022_00411_09483_9978.N1	23-DEC-2003 13:56:28	Straylight	49.500	30	46Eps Ori	1.6940	30000.	99	9483	No
257	GOM_NL__2PRFIN20031223_135844_000000482022_00411_09483_9979.N1	23-DEC-2003 13:58:44	Tw_i_and_stray	48.000	27	24Gam Ori	1.6360	26000.	96	9483	No
258	GOM_NL__2PRFIN20031223_140138_000000522022_00411_09483_9980.N1	23-DEC-2003 14:01:38	Tw_i_and_stray	52.000	13	87Alp Tau	0.86700	3800.0	104	9483	No
259	GOM_NL__2PRFIN20031223_140322_000000412022_00411_09483_9981.N1	23-DEC-2003 14:03:22	Bright	41.000	176	23Zet Tau	3.0200	22000.	82	9483	No
260	GOM_NL__2PRFIN20031223_140526_000000452022_00411_09483_9982.N1	23-DEC-2003 14:05:26	Bright	44.500	28	12Bet Tau	1.6500	15200.	89	9483	No
261	GOM_NL__2PRFIN20031223_140822_000000382022_00411_09483_9983.N1	23-DEC-2003 14:08:22	Bright	37.500	149	45Eps Per	2.8880	30000.	75	9483	No
262	GOM_NL__2PRFIN20031223_141022_000000442022_00411_09483_9984.N1	23-DEC-2003 14:10:22	Bright	43.500	6	13Alp Aur	0.080000	3400.0	87	9483	No
263	GOM_NL__2PRFIN20031223_141233_000000392022_00411_09483_9985.N1	23-DEC-2003 14:12:33	Bright	38.500	160	23Gam Per	2.9300	4700.0	77	9483	No
264	GOM_NL__2PRFIN20031223_141605_000000382022_00411_09483_9986.N1	23-DEC-2003 14:16:05	Bright	38.000	110	37Del Cas	2.6780	8900.0	76	9483	No
265	GOM_NL__2PRFIN20031223_142211_000000392022_00411_09483_9987.N1	23-DEC-2003 14:22:11	Bright	39.000	49	1Alp UMi	1.9900	6300.0	78	9483	No
266	GOM_NL__2PRFIN20031223_142651_000000402022_00411_09483_9988.N1	23-DEC-2003 14:26:51	Bright	39.500	60	7Bet UMi	2.0810	3950.0	79	9483	No
267	GOM_NL__2PRFIN20031223_143022_000000382022_00411_09483_9989.N1	23-DEC-2003 14:30:22	Bright	37.500	119	14Eta Dra	2.7270	4700.0	75	9483	No
268	GOM_NL__2PRFIN20031223_143155_000000442022_00411_09483_9990.N1	23-DEC-2003 14:31:55	Bright	44.000	55	79Zet UMa	2.0600	10200.	88	9483	No
269	GOM_NL__2PRFIN20031223_143358_000000452022_00411_09483_9991.N1	23-DEC-2003 14:33:58	Bright	44.500	39	85Eta UMa	1.8540	24000.	89	9483	No
270	GOM_NL__2PRFIN20031223_143736_000000412022_00411_09483_9992.N1	23-DEC-2003 14:37:36	Bright	40.500	180	27Gam Boo	3.0400	8000.0	81	9483	No
271	GOM_NL__2PRFIN20031223_144058_000000412022_00411_09483_9993.N1	23-DEC-2003 14:40:58	Bright	41.000	83		2.3780	11000.	82	9483	No
272	GOM_NL__2PRFIN20031223_144436_000000462022_00411_09483_9994.N1	23-DEC-2003 14:44:36	Bright	46.000	111	8Eta Boo	2.6800	6000.0	92	9483	No
273	GOM_NL__2PRFIN20031223_144920_000000722022_00411_09483_9995.N1	23-DEC-2003 14:49:20	Tw_i_and_stray	72.000	138	47Eps Vir	2.8280	4700.0	144	9483	No
274	GOM_NL__2PRFIN20031223_145319_000000402022_00411_09483_9996.N1	23-DEC-2003 14:53:19	Bright	40.000	122	9Alp2Lib	2.7470	9700.0	80	9483	No
275	GOM_NL__2PRFIN20031223_145522_000000612022_00411_09483_9997.N1	23-DEC-2003 14:55:22	Tw_i_and_stray	60.500	15	67Alp Vir	0.97600	28000.	121	9483	No
276	GOM_NL__2PRFIN20031223_145852_000000512022_00411_09483_9998.N1	23-DEC-2003 14:58:52	Dark	50.500	169	46Gam Hya	2.9910	4700.0	101	9483	No
277	GOM_NL__2PRFIN20031223_150032_000000422022_00411_09483_9999.N1	23-DEC-2003 15:00:32	Dark	42.000	81	Eta Cen	2.3560	28000.	84	9483	No
278	GOM_NL__2PRFIN20031223_150252_000000402022_00411_09483_0000.N1	23-DEC-2003 15:02:52	Dark	39.500	95	Zet Cen	2.5450	26000.	79	9483	No

279	GOM_NL__2PRFIN20031223_150509_000000522022_00411_09483_0001.N1	23-DEC-2003 15:05:09	Dark	52.000	4	Alp1Cen	-0.010000	5800.0	104	9483	No
280	GOM_NL__2PRFIN20031223_150652_000000382022_00412_09484_9967.N1	23-DEC-2003 15:06:52	Dark	37.500	145	Gam TrA	2.8720	10600.	75	9484	No
281	GOM_NL__2PRFIN20031223_150833_000000432022_00412_09484_9968.N1	23-DEC-2003 15:08:33	Dark	42.500	12	Alp1Cru	0.77500	30000.	85	9484	No
282	GOM_NL__2PRFIN20031223_151405_000000422022_00412_09484_9969.N1	23-DEC-2003 15:14:05	Dark	41.500	29	Bet Car	1.6720	10200.	83	9484	No
283	GOM_NL__2PRFIN20031223_151651_000000472022_00412_09484_9970.N1	23-DEC-2003 15:16:51	Dark	46.500	41	Eps Car	1.8600	4100.0	93	9484	No
284	GOM_NL__2PRFIN20031223_151951_000000472022_00412_09484_9971.N1	23-DEC-2003 15:19:51	Dark	47.000	34	Gam2Vel	1.7930	23000.	94	9484	No
285	GOM_NL__2PRFIN20031223_152127_000000502022_00412_09484_9972.N1	23-DEC-2003 15:21:27	Dark	49.500	2	Alp Car	-0.73600	7000.0	99	9484	No
286	GOM_NL__2PRFIN20031223_152426_000000542022_00412_09484_9973.N1	23-DEC-2003 15:24:26	Dark	54.000	117	Pi Pup	2.7060	3800.0	108	9484	No
287	GOM_NL__2PRFIN20031223_152728_000000542022_00412_09484_9974.N1	23-DEC-2003 15:27:28	Straylight	53.500	23	21Eps CMa	1.5020	26000.	107	9484	No
288	GOM_NL__2PRFIN20031223_152908_000000512022_00412_09484_9975.N1	23-DEC-2003 15:29:08	Straylight	50.500	179	24Omi2CMa	3.0320	24000.	101	9484	No
289	GOM_NL__2PRFIN20031223_153152_000000632022_00412_09484_9976.N1	23-DEC-2003 15:31:52	Straylight	63.000	1	9Alp CMa	-1.4400	11000.	126	9484	No
290	GOM_NL__2PRFIN20031223_153502_000000522022_00412_09484_9977.N1	23-DEC-2003 15:35:02	Straylight	52.000	7	19Bet Ori	0.10000	14000.	104	9484	No
291	GOM_NL__2PRFIN20031223_153705_000000492022_00412_09484_9978.N1	23-DEC-2003 15:37:05	Straylight	48.500	30	46Eps Ori	1.6940	30000.	97	9484	No
292	GOM_NL__2PRFIN20031223_153921_000000432022_00412_09484_9979.N1	23-DEC-2003 15:39:21	Tw_i_and_stray	43.000	27	24Gam Ori	1.6360	26000.	86	9484	No
293	GOM_NL__2PRFIN20031223_154215_000000472022_00412_09484_9980.N1	23-DEC-2003 15:42:15	Tw_i_and_stray	47.000	13	87Alp Tau	0.86700	3800.0	94	9484	No
294	GOM_NL__2PRFIN20031223_154358_000000422022_00412_09484_9981.N1	23-DEC-2003 15:43:58	Bright	42.000	176	23Zet Tau	3.0200	22000.	84	9484	No
295	GOM_NL__2PRFIN20031223_154602_000000432022_00412_09484_9982.N1	23-DEC-2003 15:46:02	Bright	42.500	28	12Bet Tau	1.6500	15200.	85	9484	No
296	GOM_NL__2PRFIN20031223_154858_000000372022_00412_09484_9983.N1	23-DEC-2003 15:48:58	Bright	36.500	149	45Eps Per	2.8880	30000.	73	9484	No
297	GOM_NL__2PRFIN20031223_155058_000000452022_00412_09484_9984.N1	23-DEC-2003 15:50:58	Bright	45.000	6	13Alp Aur	0.080000	3400.0	90	9484	No
298	GOM_NL__2PRFIN20031223_155309_000000372022_00412_09484_9985.N1	23-DEC-2003 15:53:09	Bright	37.000	160	23Gam Per	2.9300	4700.0	74	9484	No
299	GOM_NL__2PRFIN20031223_155642_000000382022_00412_09484_9986.N1	23-DEC-2003 15:56:42	Bright	38.000	110	37Del Cas	2.6780	8900.0	76	9484	No
300	GOM_NL__2PRFIN20031223_160248_000000392022_00412_09484_9987.N1	23-DEC-2003 16:02:48	Bright	38.500	49	1Alp UMi	1.9900	6300.0	77	9484	No
301	GOM_NL__2PRFIN20031223_160726_000000422022_00412_09484_9988.N1	23-DEC-2003 16:07:26	Bright	41.500	60	7Bet UMi	2.0810	3950.0	83	9484	No
302	GOM_NL__2PRFIN20031223_161058_000000382022_00412_09484_9989.N1	23-DEC-2003 16:10:58	Bright	38.000	119	14Eta Dra	2.7270	4700.0	76	9484	No
303	GOM_NL__2PRFIN20031223_161230_000000442022_00412_09484_9990.N1	23-DEC-2003 16:12:30	Bright	43.500	55	79Zet UMa	2.0600	10200.	87	9484	No
304	GOM_NL__2PRFIN20031223_161434_000000432022_00412_09484_9991.N1	23-DEC-2003 16:14:34	Bright	42.500	39	85Eta UMa	1.8540	24000.	85	9484	No
305	GOM_NL__2PRFIN20031223_161812_000000412022_00412_09484_9992.N1	23-DEC-2003 16:18:12	Bright	40.500	180	27Gam Boo	3.0400	8000.0	81	9484	No
306	GOM_NL__2PRFIN20031223_162135_000000392022_00412_09484_9993.N1	23-DEC-2003 16:21:35	Bright	38.500	83		2.3780	11000.	77	9484	No
307	GOM_NL__2PRFIN20031223_162512_000000482022_00412_09484_9994.N1	23-DEC-2003 16:25:12	Bright	47.500	111	8Eta Boo	2.6800	6000.0	95	9484	No
308	GOM_NL__2PRFIN20031223_162958_000000672022_00412_09484_9995.N1	23-DEC-2003 16:29:58	Tw_i_and_stray	66.500	138	47Eps Vir	2.8280	4700.0	133	9484	No
309	GOM_NL__2PRFIN20031223_163356_000000412022_00412_09484_9996.N1	23-DEC-2003 16:33:56	Bright	40.500	122	9Alp2Lib	2.7470	9700.0	81	9484	No
310	GOM_NL__2PRFIN20031223_163559_000000622022_00412_09484_9997.N1	23-DEC-2003 16:35:59	Tw_i_and_stray	61.500	15	67Alp Vir	0.97600	28000.	123	9484	No
311	GOM_NL__2PRFIN20031223_163930_000000512022_00412_09484_9998.N1	23-DEC-2003 16:39:30	Dark	51.000	169	46Gam Hya	2.9910	4700.0	102	9484	No
312	GOM_NL__2PRFIN20031223_164109_000000422022_00412_09484_9999.N1	23-DEC-2003 16:41:09	Dark	41.500	81	Eta Cen	2.3560	28000.	83	9484	No
313	GOM_NL__2PRFIN20031223_164329_000000412022_00412_09484_0000.N1	23-DEC-2003 16:43:29	Dark	40.500	95	Zet Cen	2.5450	26000.	81	9484	No
314	GOM_NL__2PRFIN20031223_164547_000000522022_00412_09484_0001.N1	23-DEC-2003 16:45:47	Dark	52.000	4	Alp1Cen	-0.010000	5800.0	104	9484	No
315	GOM_NL__2PRFIN20031223_164910_000000532022_00413_09485_9967.N1	23-DEC-2003 16:49:10	Dark	53.000	12	Alp1Cru	0.77500	30000.	106	9485	No
316	GOM_NL__2PRFIN20031223_165441_000000512022_00413_09485_9968.N1	23-DEC-2003 16:54:41	Dark	50.500	29	Bet Car	1.6720	10200.	101	9485	No
317	GOM_NL__2PRFIN20031223_165602_000000462022_00413_09485_9969.N1	23-DEC-2003 16:56:02	Dark	45.500	91	Kap Vel	2.4900	26000.	91	9485	No
318	GOM_NL__2PRFIN20031223_165727_000000442022_00413_09485_9970.N1	23-DEC-2003 16:57:27	Dark	43.500	41	Eps Car	1.8600	4100.0	87	9485	No
319	GOM_NL__2PRFIN20031223_170027_000000502022_00413_09485_9971.N1	23-DEC-2003 17:00:27	Dark	49.500	34	Gam2Vel	1.7930	23000.	99	9485	No
320	GOM_NL__2PRFIN20031223_170203_000000512022_00413_09485_9972.N1	23-DEC-2003 17:02:03	Dark	51.000	2	Alp Car	-0.73600	7000.0	102	9485	No
321	GOM_NL__2PRFIN20031223_170502_000000532022_00413_09485_9973.N1	23-DEC-2003 17:05:02	Dark	52.500	117	Pi Pup	2.7060	3800.0	105	9485	No
322	GOM_NL__2PRFIN20031223_170804_000000532022_00413_09485_9974.N1	23-DEC-2003 17:08:04	Straylight	52.500	23	21Eps CMa	1.5020	26000.	105	9485	No
323	GOM_NL__2PRFIN20031223_170945_000000502022_00413_09485_9975.N1	23-DEC-2003 17:09:45	Straylight	49.500	179	24Omi2CMa	3.0320	24000.	99	9485	No
324	GOM_NL__2PRFIN20031223_171214_000000522022_00413_09485_9976.N1	23-DEC-2003 17:12:14	Straylight	51.500	47	2Bet CMa	1.9760	28000.	103	9485	No
325	GOM_NL__2PRFIN20031223_171503_000000472022_00413_09485_9977.N1	23-DEC-2003 17:15:03	Straylight	47.000	56	53Kap Ori	2.0650	30000.	94	9485	No
326	GOM_NL__2PRFIN20031223_171634_000000452022_00413_09485_9978.N1	23-DEC-2003 17:16:34	Straylight	45.000	128	67Bet Eri	2.7840	9700.0	90	9485	No
327	GOM_NL__2PRFIN20031223_171756_000000472022_00413_09485_9979.N1	23-DEC-2003 17:17:56	Straylight	47.000	72	34Del Ori	2.2500	30000.	94	9485	No
328	GOM_NL__2PRFIN20031223_172029_000000602022_00413_09485_9980.N1	23-DEC-2003 17:20:29	Tw_i_and_stray	60.000	14	58Alp Ori	0.87000	3000.0	120	9485	No
329	GOM_NL__2PRFIN20031223_172250_000000492022_00413_09485_9981.N1	23-DEC-2003 17:22:50	Tw_i_and_stray	48.500	13	87Alp Tau	0.86700	3800.0	97	9485	No
330	GOM_NL__2PRFIN20031223_172434_000000432022_00413_09485_9982.N1	23-DEC-2003 17:24:34	Bright	42.500	176	23Zet Tau	3.0200	22000.	85	9485	No
331	GOM_NL__2PRFIN20031223_172637_000000432022_00413_09485_9983.N1	23-DEC-2003 17:26:37	Bright	43.000	28	12Bet Tau	1.6500	15200.	86	9485	No
332	GOM_NL__2PRFIN20031223_172934_000000382022_00413_09485_9984.N1	23-DEC-2003 17:29:34	Bright	37.500	149	45Eps Per	2.8880	30000.	75	9485	No
333	GOM_NL__2PRFIN20031223_173134_000000452022_00413_09485_9985.N1	23-DEC-2003 17:31:34	Bright	44.500	6	13Alp Aur	0.080000	3400.0	89	9485	No
334	GOM_NL__2PRFIN20031223_173345_000000392022_00413_09485_9986.N1	23-DEC-2003 17:33:45	Bright	38.500	160	23Gam Per	2.9300	4700.0	77	9485	No
335	GOM_NL__2PRFIN20031223_173718_000000392022_00413_09485_9987.N1	23-DEC-2003 17:37:18	Bright	39.000	110	37Del Cas	2.6780	8900.0	78	9485	No
336	GOM_NL__2PRFIN20031223_174323_000000392022_00413_09485_9988.N1	23-DEC-2003 17:43:23	Bright	38.500	49	1Alp UMi	1.9900	6300.0	77	9485	No
337	GOM_NL__2PRFIN20031223_174802_000000412022_00413_09485_9989.N1	23-DEC-2003 17:48:02	Bright	40.500	60	7Bet UMi	2.0810	3950.0	81	9485	No

338	GOM_NL__2PRFIN20031223_175134_000000402022_00413_09485_9990.N1	23-DEC-2003 17:51:34	Bright	39.500	119	14Eta Dra	2.7270	4700.0	79	9485	No
339	GOM_NL__2PRFIN20031223_175306_000000452022_00413_09485_9991.N1	23-DEC-2003 17:53:06	Bright	44.500	55	79Zet UMa	2.0600	10200.	89	9485	No
340	GOM_NL__2PRFIN20031223_175510_000000442022_00413_09485_9992.N1	23-DEC-2003 17:55:10	Bright	44.000	39	85Eta UMa	1.8540	24000.	88	9485	No
341	GOM_NL__2PRFIN20031223_175848_000000402022_00413_09485_9993.N1	23-DEC-2003 17:58:48	Bright	39.500	180	27Gam Boo	3.0400	8000.0	79	9485	No
342	GOM_NL__2PRFIN20031223_180211_000000552022_00413_09485_9994.N1	23-DEC-2003 18:02:11	Bright	54.500	83		2.3780	11000.	109	9485	No
343	GOM_NL__2PRFIN20031223_180548_000000662022_00413_09485_9995.N1	23-DEC-2003 18:05:48	Bright	66.000	111	8Eta Boo	2.6800	6000.0	132	9485	No
344	GOM_NL__2PRFIN20031223_181034_000000702022_00413_09485_9996.N1	23-DEC-2003 18:10:34	Twi_and_stray	70.000	138	47Eps Vir	2.8280	4700.0	140	9485	No
345	GOM_NL__2PRFIN20031223_181432_000000412022_00413_09485_9997.N1	23-DEC-2003 18:14:32	Bright	40.500	122	9Alp2Lib	2.7470	9700.0	81	9485	No
346	GOM_NL__2PRFIN20031223_181636_000000632022_00413_09485_9998.N1	23-DEC-2003 18:16:36	Twi_and_stray	63.000	15	67Alp Vir	0.97600	28000.	126	9485	No
347	GOM_NL__2PRFIN20031223_182146_000000412022_00413_09485_9999.N1	23-DEC-2003 18:21:46	Dark	40.500	81	Eta Cen	2.3560	28000.	81	9485	No
348	GOM_NL__2PRFIN20031223_182405_000000412022_00413_09485_0000.N1	23-DEC-2003 18:24:05	Dark	40.500	95	Zet Cen	2.5450	26000.	81	9485	No
349	GOM_NL__2PRFIN20031223_182623_000000522022_00413_09485_0001.N1	23-DEC-2003 18:26:23	Dark	52.000	4	Alp1Cen	-0.010000	5800.0	104	9485	No
350	GOM_NL__2PRFIN20031223_182946_000000452022_00414_09486_9968.N1	23-DEC-2003 18:29:46	Dark	44.500	12	Alp1Cru	0.77500	30000.	89	9486	No
351	GOM_NL__2PRFIN20031223_183519_000000432022_00414_09486_9969.N1	23-DEC-2003 18:35:19	Dark	43.000	29	Bet Car	1.6720	10200.	86	9486	No
352	GOM_NL__2PRFIN20031223_183640_000000452022_00414_09486_9970.N1	23-DEC-2003 18:36:40	Dark	45.000	91	Kap Vel	2.4900	26000.	90	9486	No
353	GOM_NL__2PRFIN20031223_183805_000000552022_00414_09486_9971.N1	23-DEC-2003 18:38:05	Dark	54.500	41	Eps Car	1.8600	4100.0	109	9486	No
354	GOM_NL__2PRFIN20031223_184104_000000462022_00414_09486_9972.N1	23-DEC-2003 18:41:04	Dark	45.500	34	Gam2Vel	1.7930	23000.	91	9486	No
355	GOM_NL__2PRFIN20031223_184240_000000492022_00414_09486_9973.N1	23-DEC-2003 18:42:40	Dark	49.000	2	Alp Car	-0.73600	7000.0	98	9486	No
356	GOM_NL__2PRFIN20031223_184540_000000552022_00414_09486_9974.N1	23-DEC-2003 18:45:40	Dark	54.500	117	Pi Pup	2.7060	3800.0	109	9486	No
357	GOM_NL__2PRFIN20031223_184841_000000522022_00414_09486_9975.N1	23-DEC-2003 18:48:41	Straylight	52.000	23	21Eps CMa	1.5020	26000.	104	9486	No
358	GOM_NL__2PRFIN20031223_185021_000000502022_00414_09486_9976.N1	23-DEC-2003 18:50:21	Straylight	50.000	179	24Omi2CMa	3.0320	24000.	100	9486	No
359	GOM_NL__2PRFIN20031223_185251_000000482022_00414_09486_9977.N1	23-DEC-2003 18:52:51	Straylight	48.000	47	2Bet CMa	1.9760	28000.	96	9486	No
360	GOM_NL__2PRFIN20031223_185540_000000482022_00414_09486_9978.N1	23-DEC-2003 18:55:40	Straylight	48.000	56	53Kap Ori	2.0650	30000.	96	9486	No
361	GOM_NL__2PRFIN20031223_185711_000000442022_00414_09486_9979.N1	23-DEC-2003 18:57:11	Straylight	43.500	128	67Bet Eri	2.7840	9700.0	87	9486	No
362	GOM_NL__2PRFIN20031223_185834_000000462022_00414_09486_9980.N1	23-DEC-2003 18:58:34	Straylight	46.000	72	34Del Ori	2.2500	30000.	92	9486	No
363	GOM_NL__2PRFIN20031223_190106_000000582022_00414_09486_9981.N1	23-DEC-2003 19:01:06	Twi_and_stray	57.500	14	58Alp Ori	0.87000	3000.0	115	9486	No
364	GOM_NL__2PRFIN20031223_190327_000000502022_00414_09486_9982.N1	23-DEC-2003 19:03:27	Twi_and_stray	50.000	13	87Alp Tau	0.86700	3800.0	100	9486	No
365	GOM_NL__2PRFIN20031223_190510_000000402022_00414_09486_9983.N1	23-DEC-2003 19:05:10	Bright	40.000	176	23Zet Tau	3.0200	22000.	80	9486	No
366	GOM_NL__2PRFIN20031223_190714_000000402022_00414_09486_9984.N1	23-DEC-2003 19:07:14	Bright	40.000	28	12Bet Tau	1.6500	15200.	80	9486	No
367	GOM_NL__2PRFIN20031223_191011_000000362022_00414_09486_9985.N1	23-DEC-2003 19:10:11	Bright	35.500	149	45Eps Per	2.8880	30000.	71	9486	No
368	GOM_NL__2PRFIN20031223_191209_000000442022_00414_09486_9986.N1	23-DEC-2003 19:12:09	Bright	44.000	6	13Alp Aur	0.080000	3400.0	88	9486	No
369	GOM_NL__2PRFIN20031223_191421_000000372022_00414_09486_9987.N1	23-DEC-2003 19:14:21	Bright	37.000	160	23Gam Per	2.9300	4700.0	74	9486	No
370	GOM_NL__2PRFIN20031223_191754_000000392022_00414_09486_9988.N1	23-DEC-2003 19:17:54	Bright	39.000	110	37Del Cas	2.6780	8900.0	78	9486	No
371	GOM_NL__2PRFIN20031223_192401_000000372022_00414_09486_9989.N1	23-DEC-2003 19:24:01	Bright	36.500	49	1Alp UMi	1.9900	6300.0	73	9486	No
372	GOM_NL__2PRFIN20031223_192838_000000382022_00414_09486_9990.N1	23-DEC-2003 19:28:38	Bright	37.500	60	7Bet UMi	2.0810	3950.0	75	9486	No
373	GOM_NL__2PRFIN20031223_193211_000000342022_00414_09486_9991.N1	23-DEC-2003 19:32:11	Bright	33.500	119	14Eta Dra	2.7270	4700.0	67	9486	No
374	GOM_NL__2PRFIN20031223_193342_000000442022_00414_09486_9992.N1	23-DEC-2003 19:33:42	Bright	44.000	55	79Zet UMa	2.0600	10200.	88	9486	No
375	GOM_NL__2PRFIN20031223_193546_000000422022_00414_09486_9993.N1	23-DEC-2003 19:35:46	Bright	42.000	39	85Eta UMa	1.8540	24000.	84	9486	No
376	GOM_NL__2PRFIN20031223_193924_000000402022_00414_09486_9994.N1	23-DEC-2003 19:39:24	Bright	39.500	180	27Gam Boo	3.0400	8000.0	79	9486	No
377	GOM_NL__2PRFIN20031223_194247_000000392022_00414_09486_9995.N1	23-DEC-2003 19:42:47	Bright	39.000	83		2.3780	11000.	78	9486	No
378	GOM_NL__2PRFIN20031223_194625_000000472022_00414_09486_9996.N1	23-DEC-2003 19:46:25	Bright	46.500	111	8Eta Boo	2.6800	6000.0	93	9486	No
379	GOM_NL__2PRFIN20031223_195111_000000702022_00414_09486_9997.N1	23-DEC-2003 19:51:11	Twi_and_stray	70.000	138	47Eps Vir	2.8280	4700.0	140	9486	No
380	GOM_NL__2PRFIN20031223_195509_000000392022_00414_09486_9998.N1	23-DEC-2003 19:55:09	Bright	38.500	122	9Alp2Lib	2.7470	9700.0	77	9486	No
381	GOM_NL__2PRFIN20031223_195713_000000602022_00414_09486_9999.N1	23-DEC-2003 19:57:13	Twi_and_stray	59.500	15	67Alp Vir	0.97600	28000.	119	9486	No
382	GOM_NL__2PRFIN20031223_200223_000000392022_00414_09486_0000.N1	23-DEC-2003 20:02:23	Dark	38.500	81	Eta Cen	2.3560	28000.	77	9486	No
383	GOM_NL__2PRFIN20031223_200442_000000412022_00414_09486_0001.N1	23-DEC-2003 20:04:42	Dark	41.000	95	Zet Cen	2.5450	26000.	82	9486	No
384	GOM_NL__2PRFIN20031223_200659_000000442022_00414_09486_0002.N1	23-DEC-2003 20:06:59	Dark	44.000	4	Alp1Cen	-0.010000	5800.0	88	9486	No
385	GOM_NL__2PRFIN20031223_201023_000000412022_00415_09487_9969.N1	23-DEC-2003 20:10:23	Dark	41.000	12	Alp1Cru	0.77500	30000.	82	9487	No
386	GOM_NL__2PRFIN20031223_201555_000000412022_00415_09487_9970.N1	23-DEC-2003 20:15:55	Dark	40.500	29	Bet Car	1.6720	10200.	81	9487	No
387	GOM_NL__2PRFIN20031223_201716_000000442022_00415_09487_9971.N1	23-DEC-2003 20:17:16	Dark	43.500	91	Kap Vel	2.4900	26000.	87	9487	No
388	GOM_NL__2PRFIN20031223_201841_000000492022_00415_09487_9972.N1	23-DEC-2003 20:18:41	Dark	48.500	41	Eps Car	1.8600	4100.0	97	9487	No
389	GOM_NL__2PRFIN20031223_202141_000000512022_00415_09487_9973.N1	23-DEC-2003 20:21:41	Dark	51.000	34	Gam2Vel	1.7930	23000.	102	9487	No
390	GOM_NL__2PRFIN20031223_202316_000000522022_00415_09487_9974.N1	23-DEC-2003 20:23:16	Dark	52.000	2	Alp Car	-0.73600	7000.0	104	9487	No
391	GOM_NL__2PRFIN20031223_202616_000000542022_00415_09487_9975.N1	23-DEC-2003 20:26:16	Dark	54.000	117	Pi Pup	2.7060	3800.0	108	9487	No
392	GOM_NL__2PRFIN20031223_202917_000000532022_00415_09487_9976.N1	23-DEC-2003 20:29:17	Straylight	52.500	23	21Eps CMa	1.5020	26000.	105	9487	No
393	GOM_NL__2PRFIN20031223_203057_000000502022_00415_09487_9977.N1	23-DEC-2003 20:30:57	Straylight	49.500	179	24Omi2CMa	3.0320	24000.	99	9487	No
394	GOM_NL__2PRFIN20031223_203326_000000502022_00415_09487_9978.N1	23-DEC-2003 20:33:26	Straylight	50.000	47	2Bet CMa	1.9760	28000.	100	9487	No
395	GOM_NL__2PRFIN20031223_203616_000000482022_00415_09487_9979.N1	23-DEC-2003 20:36:16	Straylight	48.000	56	53Kap Ori	2.0650	30000.	96	9487	No
396	GOM_NL__2PRFIN20031223_203747_000000442022_00415_09487_9980.N1	23-DEC-2003 20:37:47	Straylight	44.000	128	67Bet Eri	2.7840	9700.0	88	9487	No



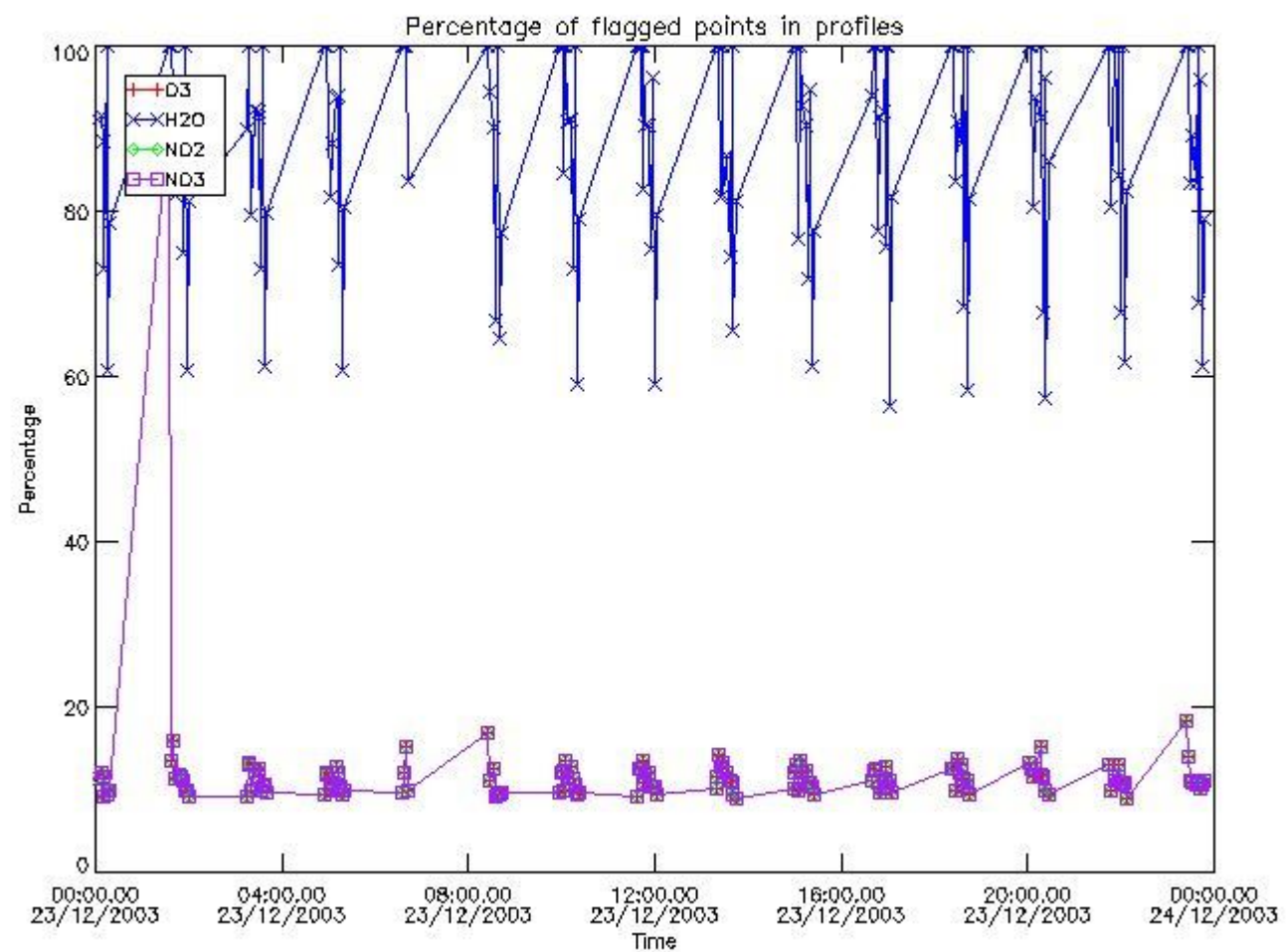
397	GOM_NL__2PRFIN20031223_203909_000000462022_00415_09487_9981.N1	23-DEC-2003 20:39:09	Straylight	46.000	72	34Del Ori	2.2500	30000.	92	9487	No
398	GOM_NL__2PRFIN20031223_204141_000000552022_00415_09487_9982.N1	23-DEC-2003 20:41:41	Tw_i_and_stray	55.000	14	58Alp Ori	0.87000	3000.0	110	9487	No
399	GOM_NL__2PRFIN20031223_204403_000000482022_00415_09487_9983.N1	23-DEC-2003 20:44:03	Tw_i_and_stray	48.000	13	87Alp Tau	0.86700	3800.0	96	9487	No
400	GOM_NL__2PRFIN20031223_204546_000000412022_00415_09487_9984.N1	23-DEC-2003 20:45:46	Bright	40.500	176	23Zet Tau	3.0200	22000.	81	9487	No
401	GOM_NL__2PRFIN20031223_204750_000000412022_00415_09487_9985.N1	23-DEC-2003 20:47:50	Bright	41.000	28	12Bet Tau	1.6500	15200.	82	9487	No
402	GOM_NL__2PRFIN20031223_205047_000000362022_00415_09487_9986.N1	23-DEC-2003 20:50:47	Bright	36.000	149	45Eps Per	2.8880	30000.	72	9487	No
403	GOM_NL__2PRFIN20031223_205245_000000432022_00415_09487_9987.N1	23-DEC-2003 20:52:45	Bright	42.500	6	13Alp Aur	0.080000	3400.0	85	9487	No
404	GOM_NL__2PRFIN20031223_205458_000000452022_00415_09487_9988.N1	23-DEC-2003 20:54:58	Bright	44.500	160	23Gam Per	2.9300	4700.0	89	9487	No
405	GOM_NL__2PRFIN20031223_205831_000000382022_00415_09487_9989.N1	23-DEC-2003 20:58:31	Bright	38.000	110	37Del Cas	2.6780	8900.0	76	9487	No
406	GOM_NL__2PRFIN20031223_210437_000000362022_00415_09487_9990.N1	23-DEC-2003 21:04:37	Bright	36.000	49	1Alp UMi	1.9900	6300.0	72	9487	No
407	GOM_NL__2PRFIN20031223_210914_000000382022_00415_09487_9991.N1	23-DEC-2003 21:09:14	Bright	37.500	60	7Bet UMi	2.0810	3950.0	75	9487	No
408	GOM_NL__2PRFIN20031223_211247_000000372022_00415_09487_9992.N1	23-DEC-2003 21:12:47	Bright	37.000	119	14Eta Dra	2.7270	4700.0	74	9487	No
409	GOM_NL__2PRFIN20031223_211417_000000452022_00415_09487_9993.N1	23-DEC-2003 21:14:17	Bright	44.500	55	79Zet UMa	2.0600	10200.	89	9487	No
410	GOM_NL__2PRFIN20031223_211622_000000432022_00415_09487_9994.N1	23-DEC-2003 21:16:22	Bright	43.000	39	85Eta UMa	1.8540	24000.	86	9487	No
411	GOM_NL__2PRFIN20031223_212000_000000402022_00415_09487_9995.N1	23-DEC-2003 21:20:00	Bright	40.000	180	27Gam Boo	3.0400	8000.0	80	9487	No
412	GOM_NL__2PRFIN20031223_212323_000000392022_00415_09487_9996.N1	23-DEC-2003 21:23:23	Bright	38.500	83		2.3780	11000.	77	9487	No
413	GOM_NL__2PRFIN20031223_212701_000000642022_00415_09487_9997.N1	23-DEC-2003 21:27:01	Bright	64.000	111	8Eta Boo	2.6800	6000.0	128	9487	No
414	GOM_NL__2PRFIN20031223_213148_000000752022_00415_09487_9998.N1	23-DEC-2003 21:31:48	Tw_i_and_stray	74.500	138	47Eps Vir	2.8280	4700.0	149	9487	No
415	GOM_NL__2PRFIN20031223_213545_000000382022_00415_09487_9999.N1	23-DEC-2003 21:35:45	Bright	37.500	122	9Alp2Lib	2.7470	9700.0	75	9487	No
416	GOM_NL__2PRFIN20031223_213750_000000682022_00415_09487_0000.N1	23-DEC-2003 21:37:50	Tw_i_and_stray	68.000	15	67Alp Vir	0.97600	28000.	136	9487	No
417	GOM_NL__2PRFIN20031223_214259_000000402022_00415_09487_0001.N1	23-DEC-2003 21:42:59	Dark	39.500	81	Eta Cen	2.3560	28000.	79	9487	No
418	GOM_NL__2PRFIN20031223_214518_000000392022_00415_09487_0002.N1	23-DEC-2003 21:45:18	Dark	39.000	95	Zet Cen	2.5450	26000.	78	9487	No
419	GOM_NL__2PRFIN20031223_214735_000000522022_00415_09487_0003.N1	23-DEC-2003 21:47:35	Dark	52.000	4	Alp1Cen	-0.010000	5800.0	104	9487	No
420	GOM_NL__2PRFIN20031223_215059_000000462022_00416_09488_0396.N1	23-DEC-2003 21:50:59	Dark	46.000	12	Alp1Cru	0.77500	30000.	92	9488	No
421	GOM_NL__2PRFIN20031223_215631_000000392022_00416_09488_0397.N1	23-DEC-2003 21:56:31	Dark	39.000	29	Bet Car	1.6720	10200.	78	9488	No
422	GOM_NL__2PRFIN20031223_215753_000000452022_00416_09488_0398.N1	23-DEC-2003 21:57:53	Dark	44.500	91	Kap Vel	2.4900	26000.	89	9488	No
423	GOM_NL__2PRFIN20031223_215917_000000472022_00416_09488_0399.N1	23-DEC-2003 21:59:17	Dark	47.000	41	Eps Car	1.8600	4100.0	94	9488	No
424	GOM_NL__2PRFIN20031223_220217_000000492022_00416_09488_0400.N1	23-DEC-2003 22:02:17	Dark	48.500	34	Gam2Vel	1.7930	23000.	97	9488	No
425	GOM_NL__2PRFIN20031223_220353_000000482022_00416_09488_0401.N1	23-DEC-2003 22:03:53	Dark	47.500	2	Alp Car	-0.73600	7000.0	95	9488	No
426	GOM_NL__2PRFIN20031223_220652_000000572022_00416_09488_0402.N1	23-DEC-2003 22:06:52	Dark	57.000	117	Pi Pup	2.7060	3800.0	114	9488	No
427	GOM_NL__2PRFIN20031223_220953_000000512022_00416_09488_0403.N1	23-DEC-2003 22:09:53	Straylight	51.000	23	21Eps CMa	1.5020	26000.	102	9488	No
428	GOM_NL__2PRFIN20031223_221133_000000522022_00416_09488_0404.N1	23-DEC-2003 22:11:33	Straylight	52.000	179	24Omi2CMa	3.0320	24000.	104	9488	No
429	GOM_NL__2PRFIN20031223_221402_000000492022_00416_09488_0405.N1	23-DEC-2003 22:14:02	Straylight	48.500	47	2Bet CMa	1.9760	28000.	97	9488	No
430	GOM_NL__2PRFIN20031223_221652_000000462022_00416_09488_0406.N1	23-DEC-2003 22:16:52	Straylight	46.000	56	53Kap Ori	2.0650	30000.	92	9488	No
431	GOM_NL__2PRFIN20031223_221823_000000422022_00416_09488_0407.N1	23-DEC-2003 22:18:23	Straylight	42.000	128	67Bet Eri	2.7840	9700.0	84	9488	No
432	GOM_NL__2PRFIN20031223_221945_000000472022_00416_09488_0408.N1	23-DEC-2003 22:19:45	Straylight	46.500	72	34Del Ori	2.2500	30000.	93	9488	No
433	GOM_NL__2PRFIN20031223_222217_000000592022_00416_09488_0409.N1	23-DEC-2003 22:22:17	Tw_i_and_stray	59.000	14	58Alp Ori	0.87000	3000.0	118	9488	No
434	GOM_NL__2PRFIN20031223_222439_000000462022_00416_09488_0410.N1	23-DEC-2003 22:24:39	Tw_i_and_stray	46.000	13	87Alp Tau	0.86700	3800.0	92	9488	No
435	GOM_NL__2PRFIN20031223_222621_000000412022_00416_09488_0411.N1	23-DEC-2003 22:26:21	Bright	41.000	176	23Zet Tau	3.0200	22000.	82	9488	No
436	GOM_NL__2PRFIN20031223_222826_000000422022_00416_09488_0412.N1	23-DEC-2003 22:28:26	Bright	42.000	28	12Bet Tau	1.6500	15200.	84	9488	No
437	GOM_NL__2PRFIN20031223_223122_000000372022_00416_09488_0413.N1	23-DEC-2003 22:31:22	Bright	37.000	149	45Eps Per	2.8880	30000.	74	9488	No
438	GOM_NL__2PRFIN20031223_223321_000000412022_00416_09488_0414.N1	23-DEC-2003 22:33:21	Bright	40.500	6	13Alp Aur	0.080000	3400.0	81	9488	No
439	GOM_NL__2PRFIN20031223_223534_000000382022_00416_09488_0415.N1	23-DEC-2003 22:35:34	Bright	38.000	160	23Gam Per	2.9300	4700.0	76	9488	No
440	GOM_NL__2PRFIN20031223_223907_000000392022_00416_09488_0416.N1	23-DEC-2003 22:39:07	Bright	39.000	110	37Del Cas	2.6780	8900.0	78	9488	No
441	GOM_NL__2PRFIN20031223_224513_000000372022_00416_09488_0417.N1	23-DEC-2003 22:45:13	Bright	37.000	49	1Alp UMi	1.9900	6300.0	74	9488	No
442	GOM_NL__2PRFIN20031223_224950_000000362022_00416_09488_0418.N1	23-DEC-2003 22:49:50	Bright	36.000	60	7Bet UMi	2.0810	3950.0	72	9488	No
443	GOM_NL__2PRFIN20031223_225323_000000382022_00416_09488_0419.N1	23-DEC-2003 22:53:23	Bright	38.000	119	14Eta Dra	2.7270	4700.0	76	9488	No
444	GOM_NL__2PRFIN20031223_225453_000000442022_00416_09488_0420.N1	23-DEC-2003 22:54:53	Bright	44.000	55	79Zet UMa	2.0600	10200.	88	9488	No
445	GOM_NL__2PRFIN20031223_225658_000000442022_00416_09488_0421.N1	23-DEC-2003 22:56:58	Bright	44.000	39	85Eta UMa	1.8540	24000.	88	9488	No
446	GOM_NL__2PRFIN20031223_230036_000000402022_00416_09488_0422.N1	23-DEC-2003 23:00:36	Bright	40.000	180	27Gam Boo	3.0400	8000.0	80	9488	No
447	GOM_NL__2PRFIN20031223_230400_000000402022_00416_09488_0423.N1	23-DEC-2003 23:04:00	Bright	40.000	83		2.3780	11000.	80	9488	No
448	GOM_NL__2PRFIN20031223_230738_000000492022_00416_09488_0424.N1	23-DEC-2003 23:07:38	Bright	48.500	111	8Eta Boo	2.6800	6000.0	97	9488	No
449	GOM_NL__2PRFIN20031223_231225_000000732022_00416_09488_0425.N1	23-DEC-2003 23:12:25	Tw_i_and_stray	73.000	138	47Eps Vir	2.8280	4700.0	146	9488	No
450	GOM_NL__2PRFIN20031223_231622_000000392022_00416_09488_0426.N1	23-DEC-2003 23:16:22	Bright	38.500	122	9Alp2Lib	2.7470	9700.0	77	9488	No
451	GOM_NL__2PRFIN20031223_231826_000000632022_00416_09488_0427.N1	23-DEC-2003 23:18:26	Tw_i_and_stray	62.500	15	67Alp Vir	0.97600	28000.	125	9488	No
452	GOM_NL__2PRFIN20031223_232335_000000422022_00416_09488_0428.N1	23-DEC-2003 23:23:35	Dark	41.500	81	Eta Cen	2.3560	28000.	83	9488	No
453	GOM_NL__2PRFIN20031223_232555_000000402022_00416_09488_0429.N1	23-DEC-2003 23:25:55	Dark	40.000	95	Zet Cen	2.5450	26000.	80	9488	No
454	GOM_NL__2PRFIN20031223_232811_000000462022_00416_09488_0430.N1	23-DEC-2003 23:28:11	Dark	45.500	4	Alp1Cen	-0.010000	5800.0	91	9488	No
455	GOM_NL__2PRFIN20031223_233134_000000472022_00417_09489_0396.N1	23-DEC-2003 23:31:34	Dark	47.000	12	Alp1Cru	0.77500	30000.	94	9489	No

456	GOM_NL__2PRFIN20031223_233706_000000492022_00417_09489_0397.N1	23-DEC-2003 23:37:06	Dark	48.500	29	Bet Car	1.6720	10200.	97	9489	No
457	GOM_NL__2PRFIN20031223_233828_000000462022_00417_09489_0398.N1	23-DEC-2003 23:38:28	Dark	45.500	91	Kap Vel	2.4900	26000.	91	9489	No
458	GOM_NL__2PRFIN20031223_233953_000000472022_00417_09489_0399.N1	23-DEC-2003 23:39:53	Dark	47.000	41	Eps Car	1.8600	4100.0	94	9489	No
459	GOM_NL__2PRFIN20031223_234252_000000512022_00417_09489_0400.N1	23-DEC-2003 23:42:52	Dark	50.500	34	Gam2Vel	1.7930	23000.	101	9489	No
460	GOM_NL__2PRFIN20031223_234428_000000482022_00417_09489_0401.N1	23-DEC-2003 23:44:28	Dark	48.000	2	Alp Car	-0.73600	7000.0	96	9489	No
461	GOM_NL__2PRFIN20031223_234727_000000512022_00417_09489_0402.N1	23-DEC-2003 23:47:27	Dark	50.500	117	Pi Pup	2.7060	3800.0	101	9489	No
462	GOM_NL__2PRFIN20031223_235029_000000512022_00417_09489_0403.N1	23-DEC-2003 23:50:29	Straylight	50.500	23	21Eps CMa	1.5020	26000.	101	9489	No
463	GOM_NL__2PRFIN20031223_235210_000000492022_00417_09489_0404.N1	23-DEC-2003 23:52:10	Straylight	48.500	179	24Omi2CMa	3.0320	24000.	97	9489	No
464	GOM_NL__2PRFIN20031223_235438_000000492022_00417_09489_0405.N1	23-DEC-2003 23:54:38	Straylight	49.000	47	2Bet CMa	1.9760	28000.	98	9489	No
465	GOM_NL__2PRFIN20031223_235727_000000472022_00417_09489_0406.N1	23-DEC-2003 23:57:27	Straylight	47.000	56	53Kap Ori	2.0650	30000.	94	9489	No
466	GOM_NL__2PRFIN20031223_235858_000000442022_00417_09489_0407.N1	23-DEC-2003 23:58:58	Straylight	44.000	128	67Bet Eri	2.7840	9700.0	88	9489	No

### 3. Quality information per product


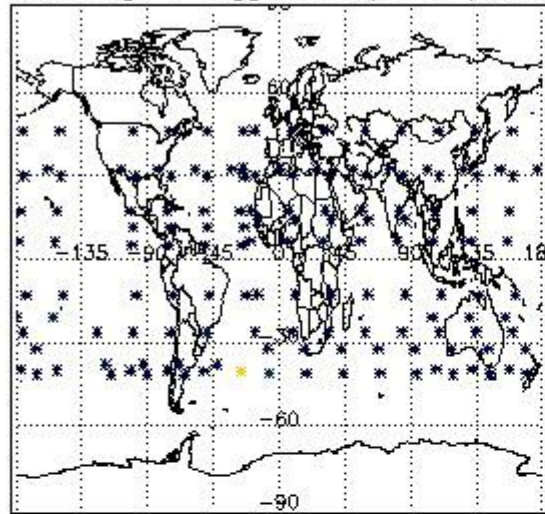
In this section it is plotted some information contained in the Quality Summary data set of the level 2 products. Only products in dark limb conditions and without errors (error flag in the MPH set to "0") are used.

#### 3.1 Plot quality information per product (time dependant)

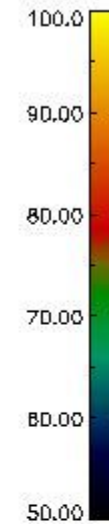
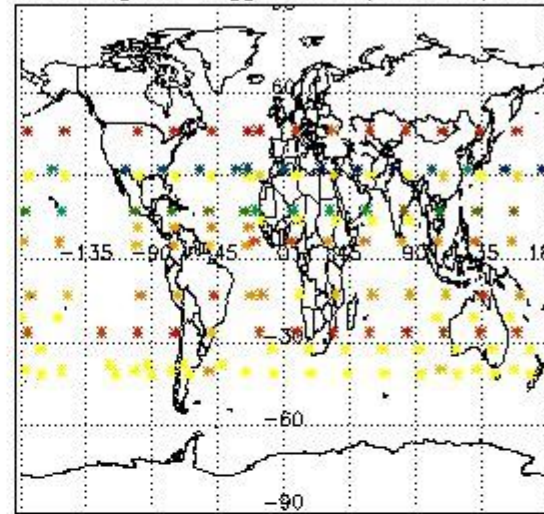


#### 3.2 Plot quality information per product (world map)


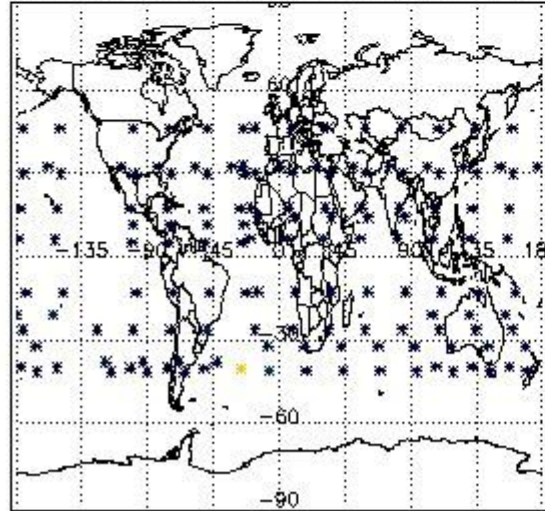
Percentage of flagged data per O3 profile



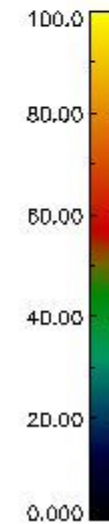
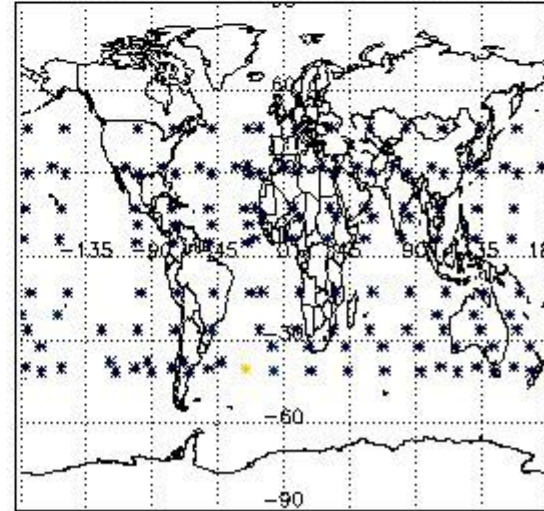
Percentage of flagged data per H2O profile



Percentage of flagged data per NO2 profile



Percentage of flagged data per NO3 profile

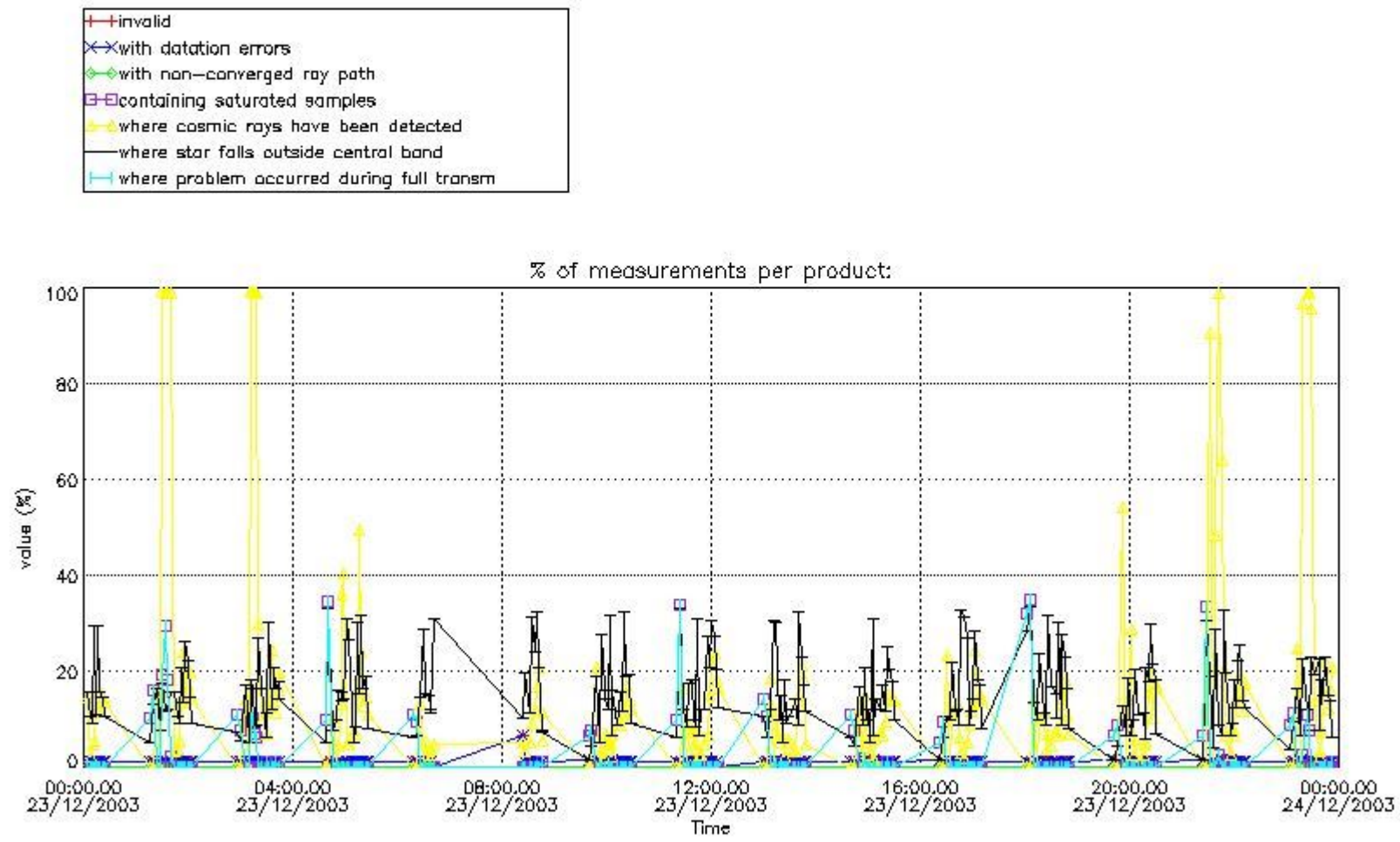


#### 4. Level 1 quality information per product

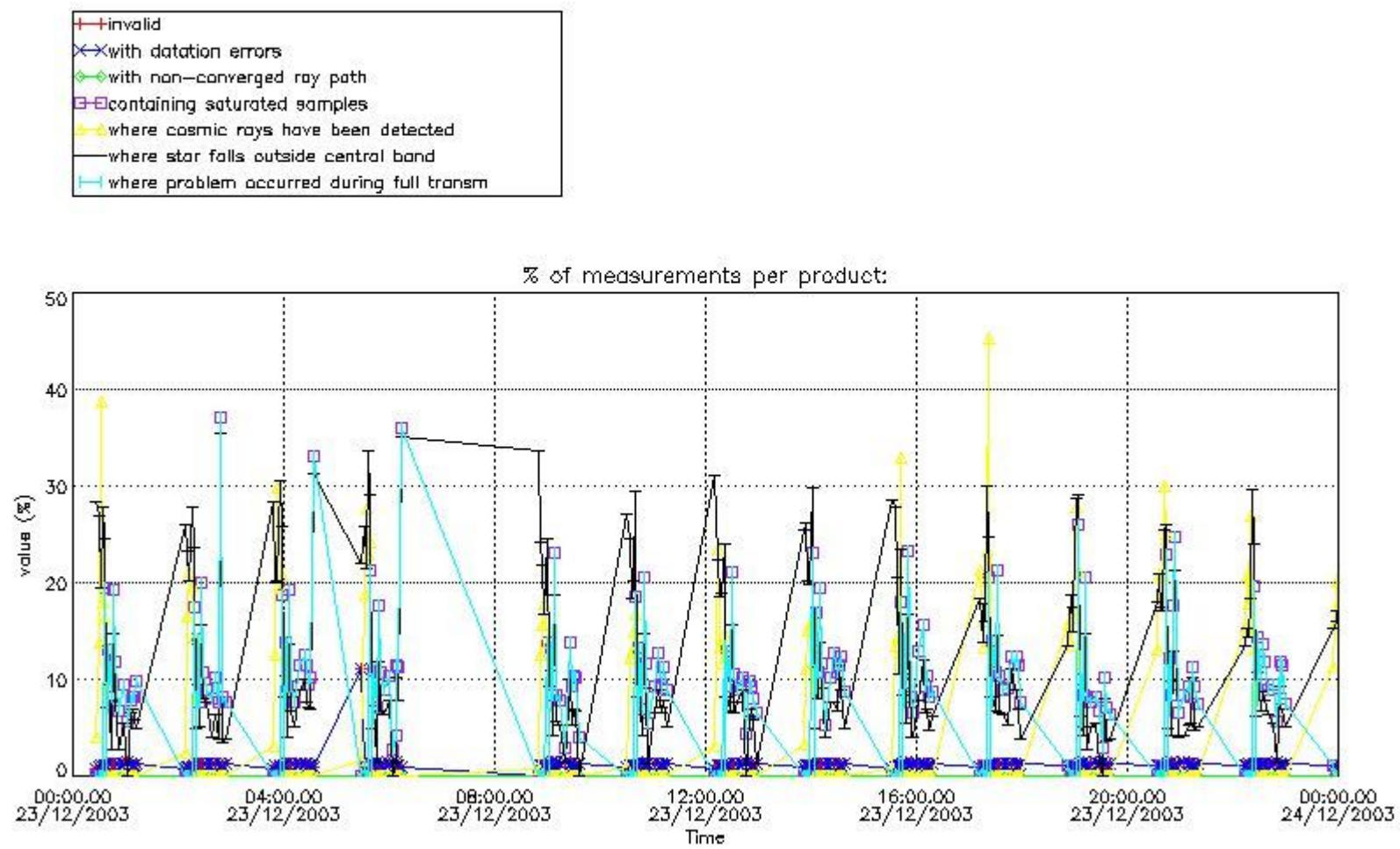
In this section it is plotted some information contained in the Quality Summary data set of the level 2 products that comes from the level 1b processing. Products without errors (error flag in the MPH set to "0") are used.

##### 4.1 Plot quality information per product (time dependant) coming from level 1b processing

###### 4.1.1 Plot level 1 quality information per product (time dependant): ENVISAT ASCENDING passes



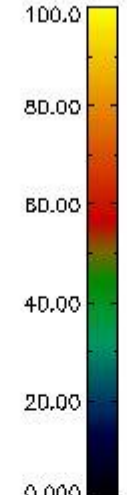
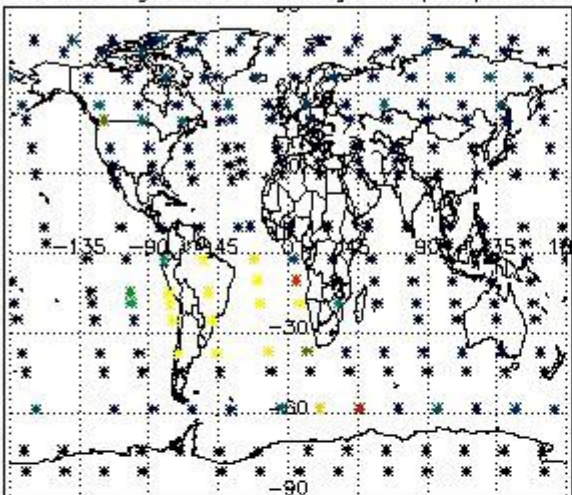
4.1.2 Plot level 1 quality information per product (time dependant): ENVI SAT DESCENDING passes



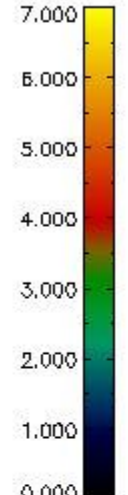
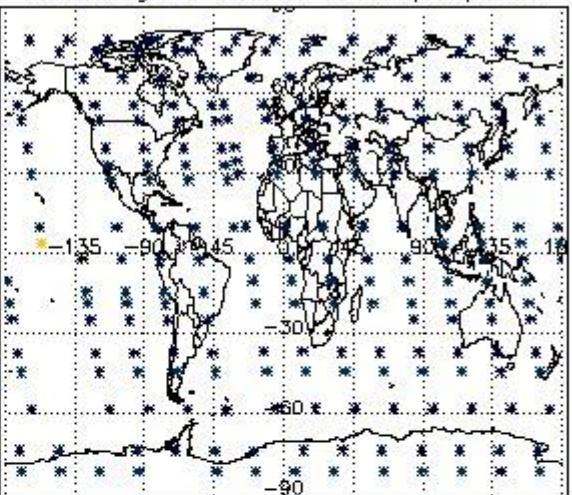
4.2 Plot quality information per product coming from level 1b processing (world map)

4.2.1 Plot level 1 quality information per product (world map): ENVISAT ASCENDING passes

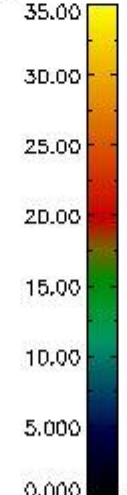
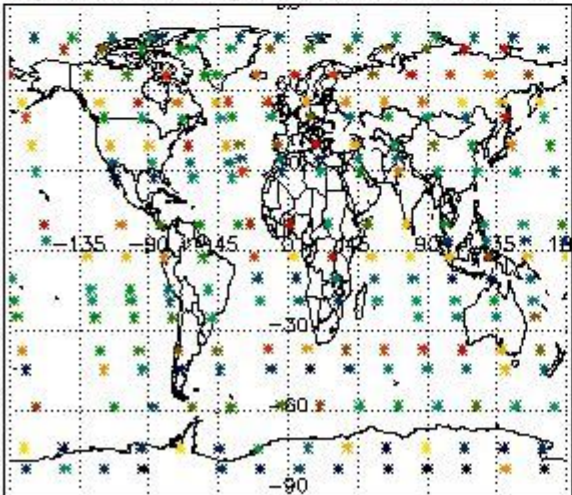
Percentage of cosmic ray hits per profile



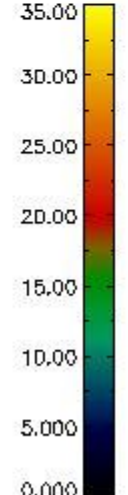
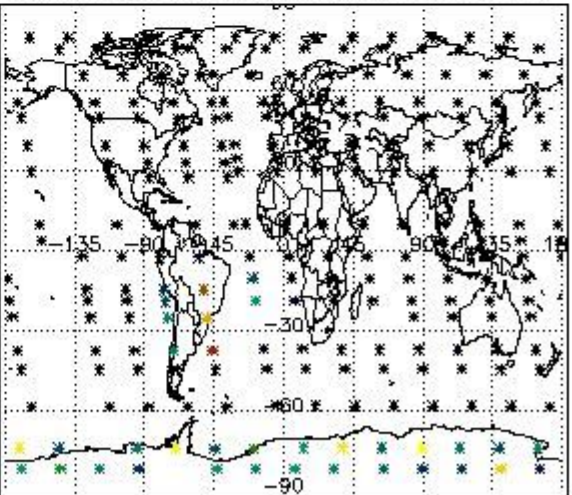
Percentage of datation errors per profile



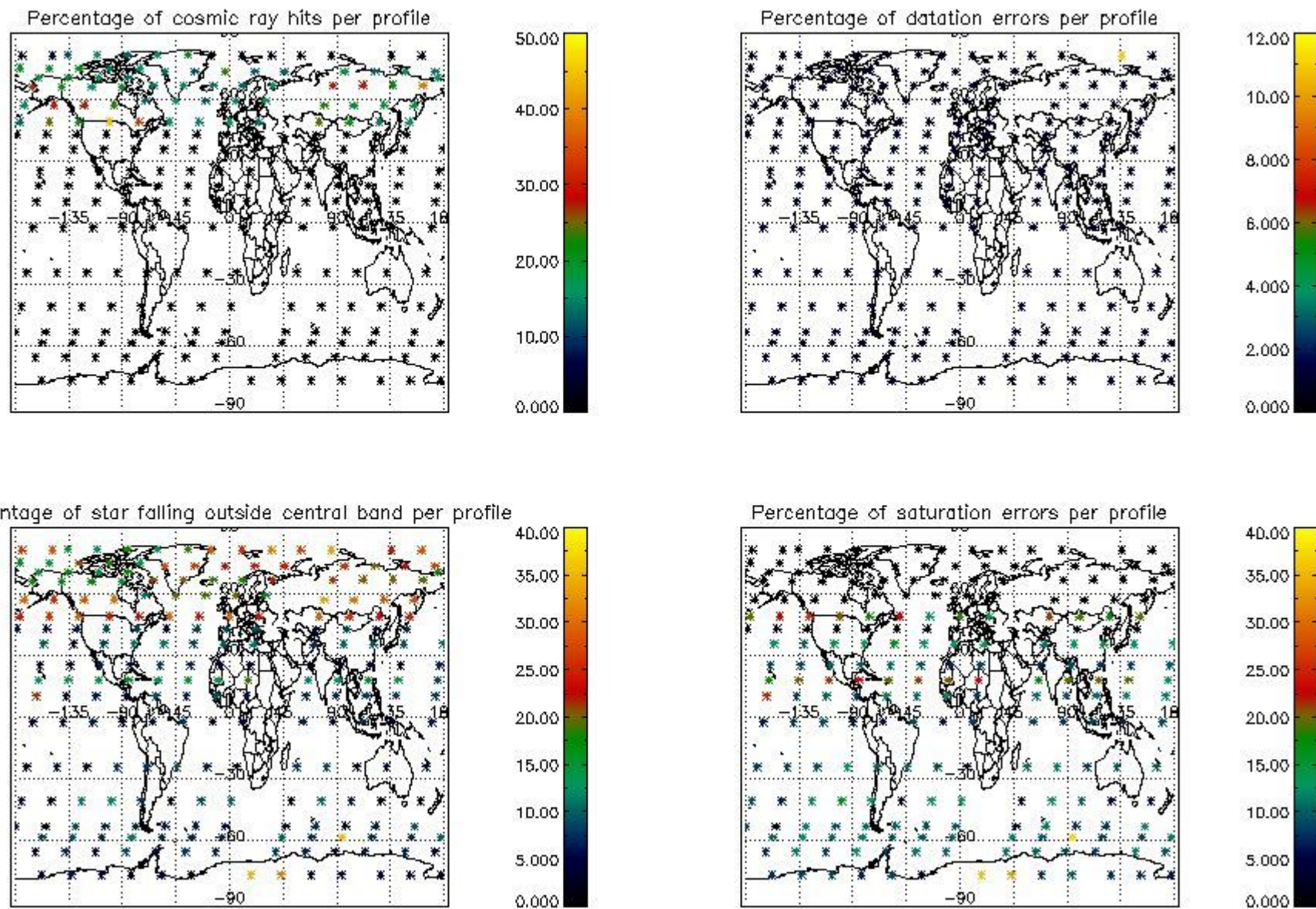
Percentage of star falling outside central band per profile



Percentage of saturation errors per profile



4.2.2 Plot level 1 quality information per product (world map): ENVISAT DESCENDING passes



## 5. Trace gas profiles

### 5.1 Ozone statistics based on quality of products

The final quality of the products can be "measured" using the STD (Standard Deviation) attached to every point profile. This information is written to the parameter GOM\_NL\_\_2P/NL\_LOCAL\_SPECIES\_DENSITY/o3\_std of the level 2 products. The table below shows the statistics for given STD ranges.

The statistics are given with respect to the overall valid production:

- Products without fatal errors: GOM\_NL\_\_2P/MPH/PRODUCT\_ERR=0
- Valid point profile: GOM\_NL\_\_2P/NL\_LOCAL\_SPECIES\_DENSITY/pcd(0)=0

The 'Criteria' is applied to valid points of dark limb products:

- Products in dark limb illumination condition: GOM\_NL\_\_2P/NL\_SUMMARY\_QUALITY/obs\_ill\_cond=0
- Products without fatal errors: GOM\_NL\_\_2P/MPH/PRODUCT\_ERR=0
- Valid point profile: GOM\_NL\_\_2P/NL\_LOCAL\_SPECIES\_DENSITY/pcd(0)=0

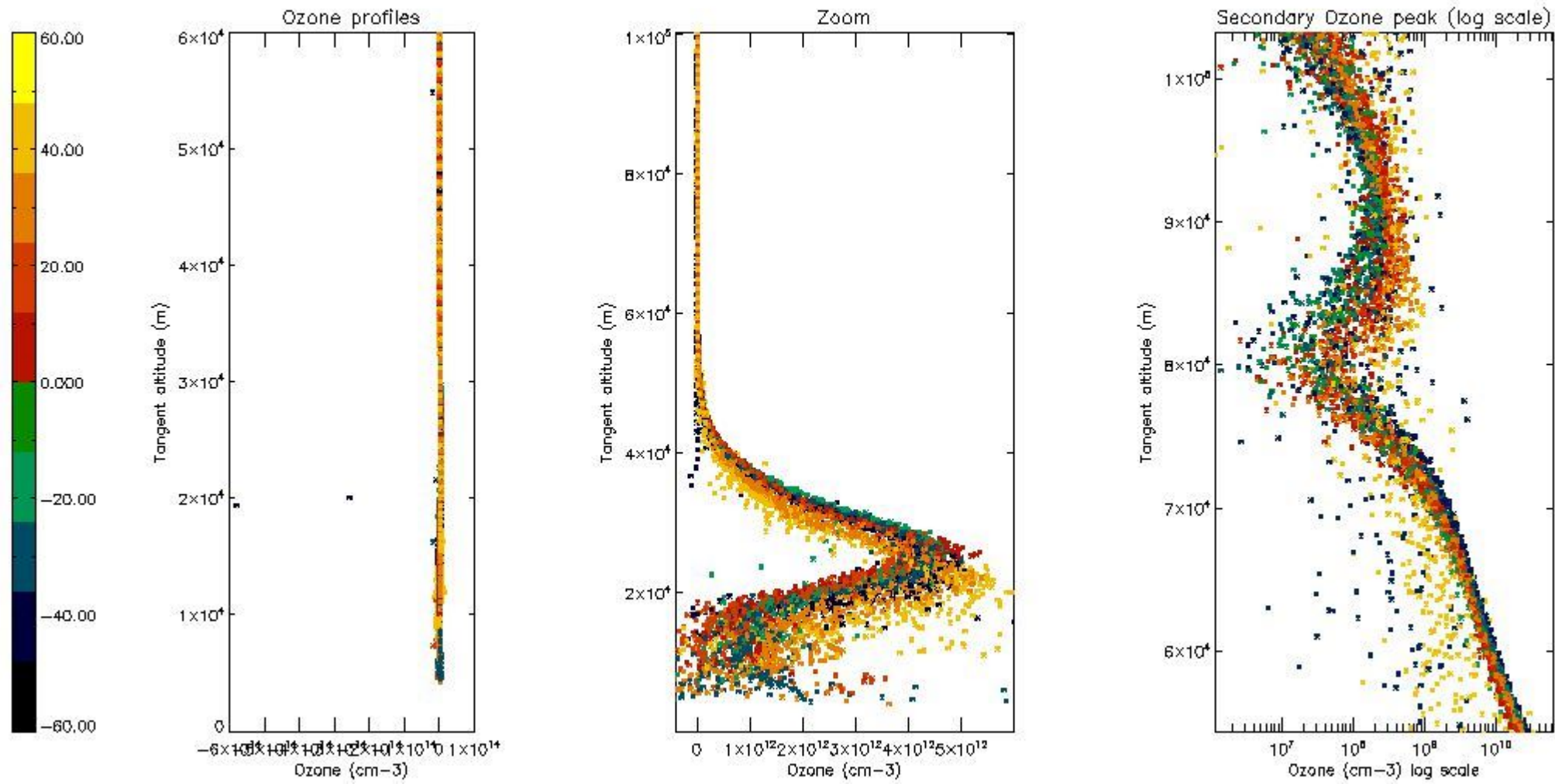
So, the table below shows the percentage of dark limb and valid observations for each criteria with respect to the overall valid daily observations.

Criteria	% of total production
All STD	32
STD < 20	18

STD < 10	15
STD < 5	10

5.2 Plot ozone profiles for all STD (dark without errors)

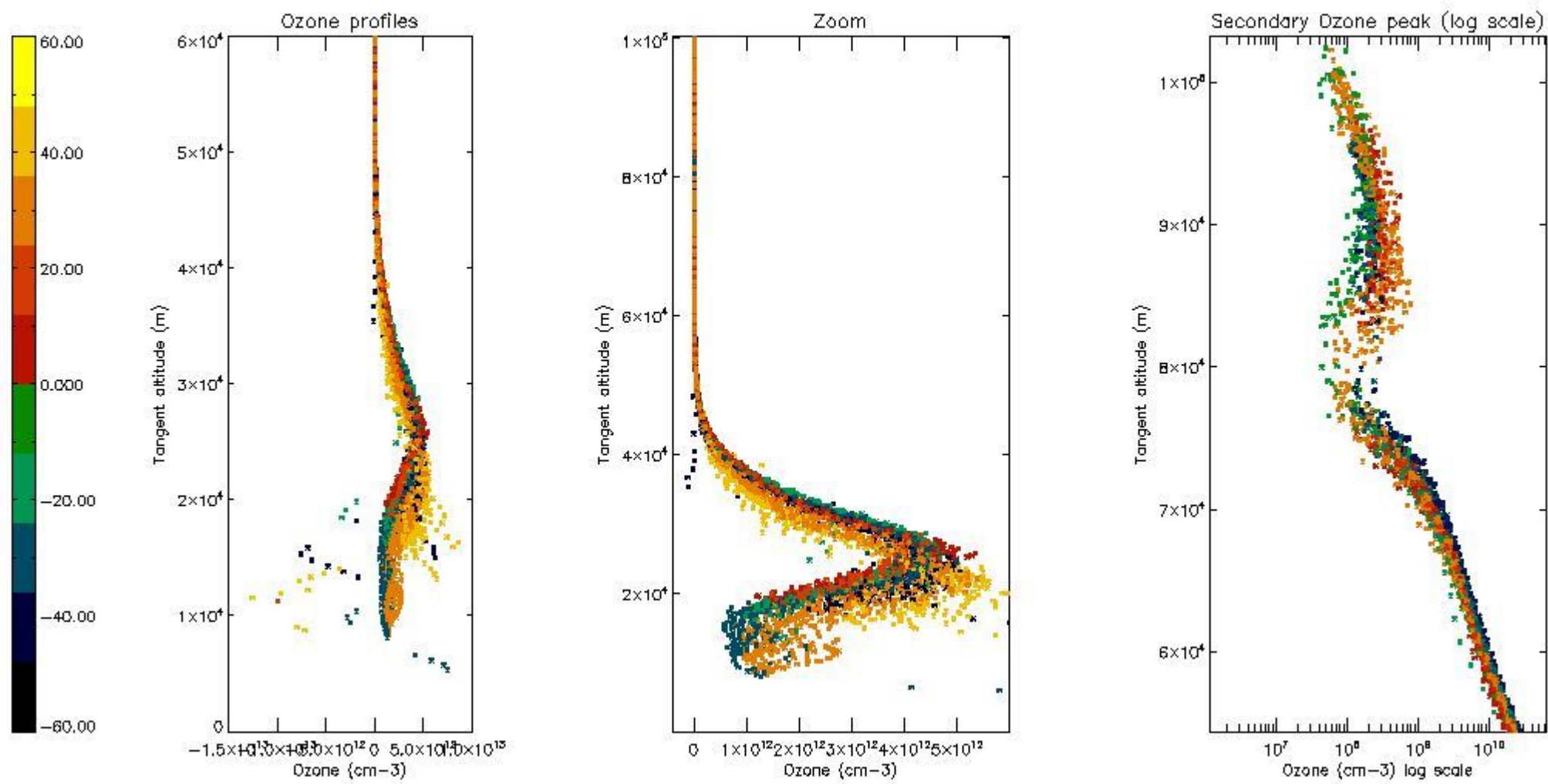
The colorbar represents the latitude.



5.3 Plot ozone profiles where STD < 20% (dark without errors)

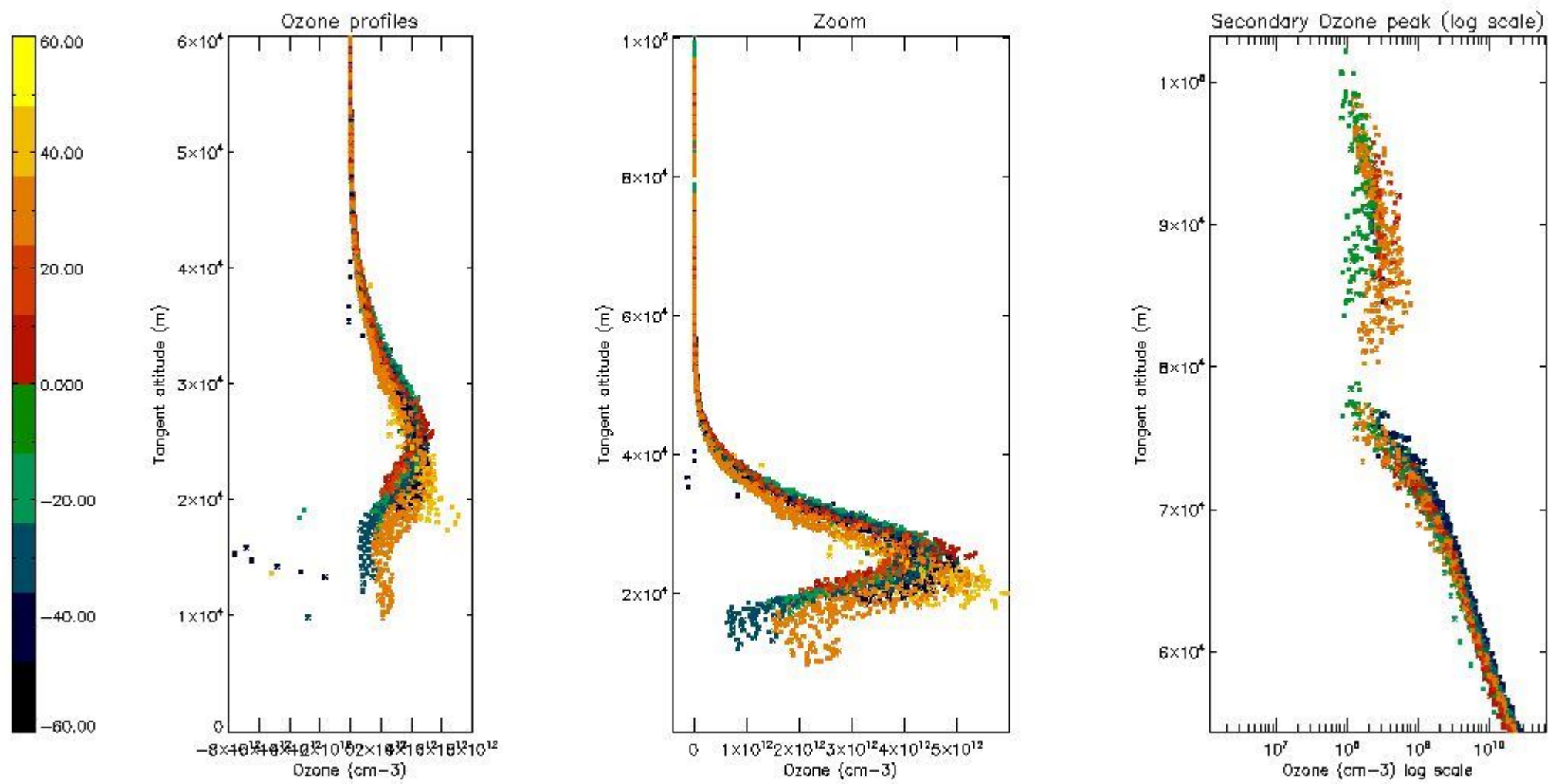
The colorbar represents the latitude.





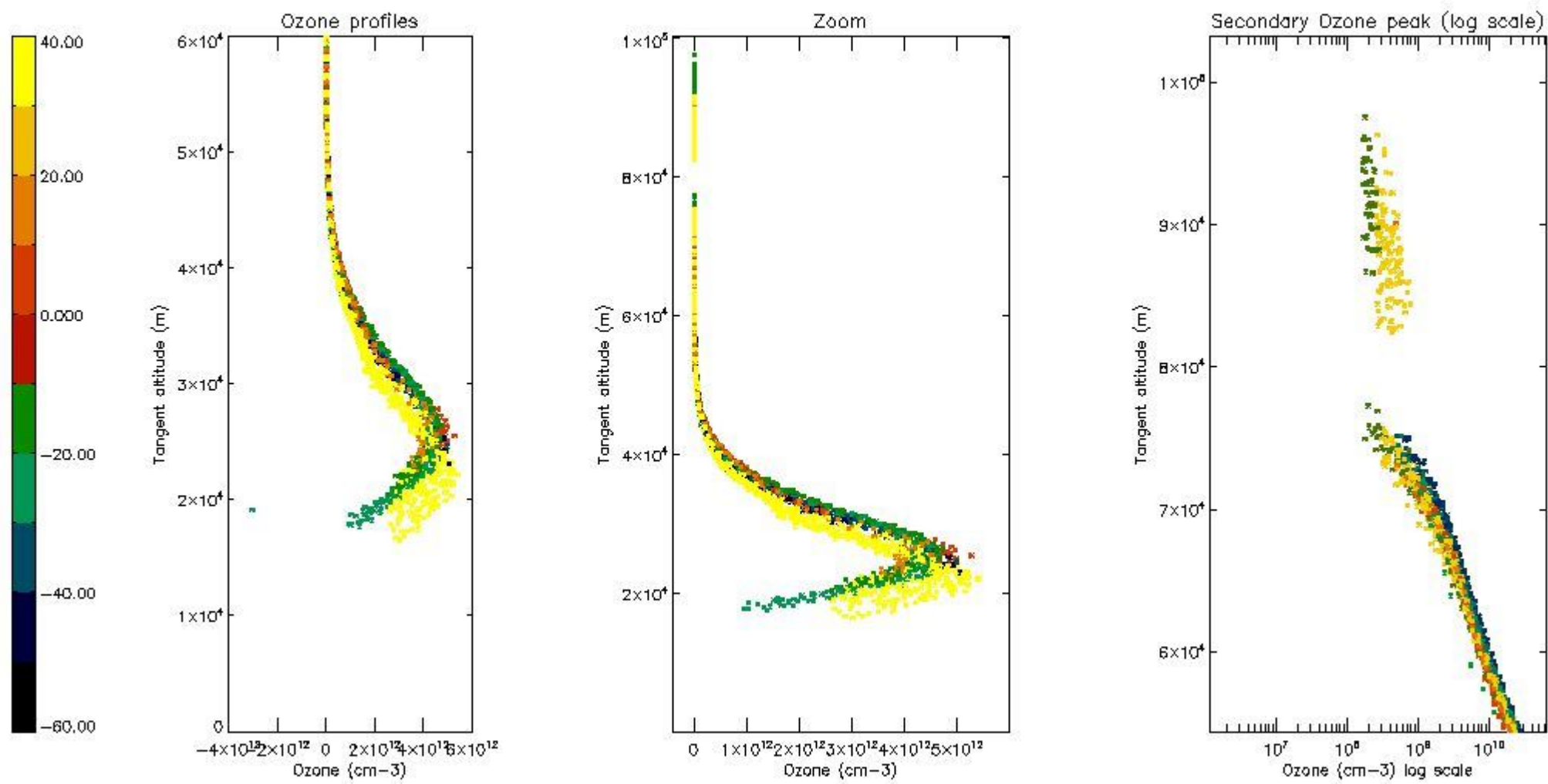
*5.4 Plot ozone profiles where STD < 10% (dark without errors)*

The colorbar represents the latitude.



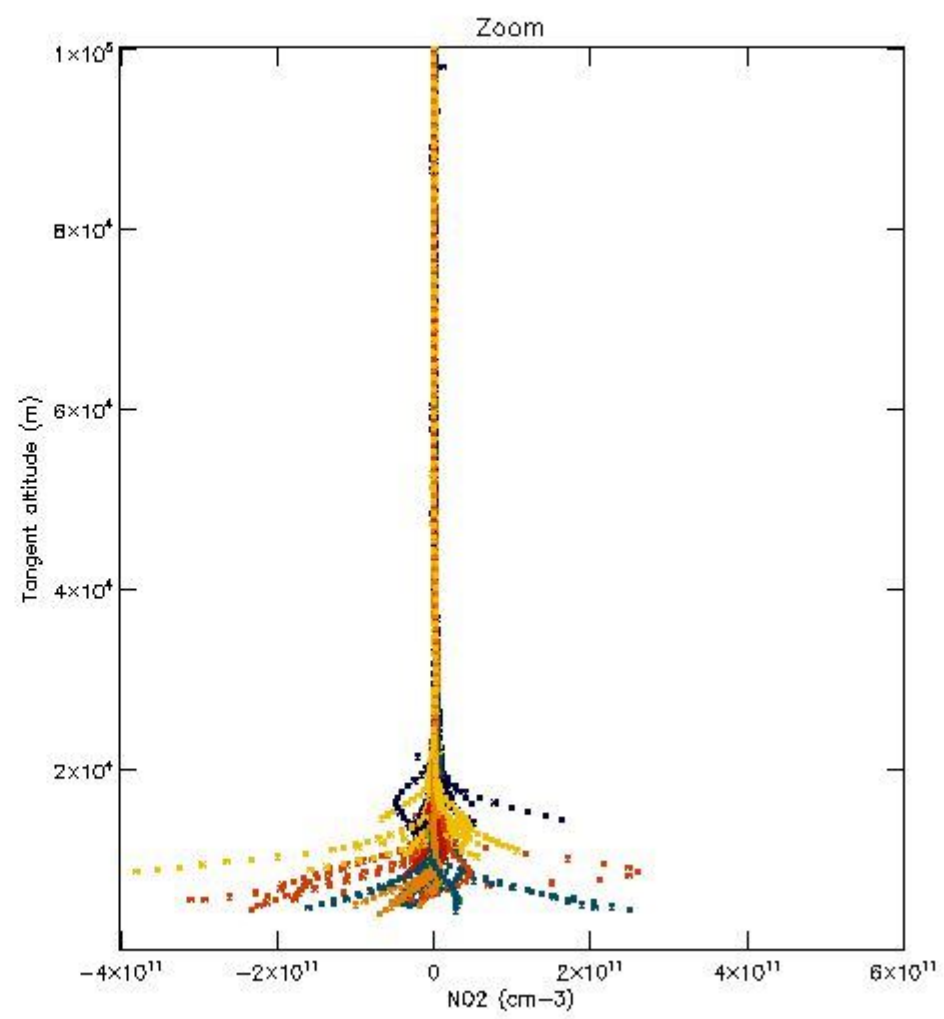
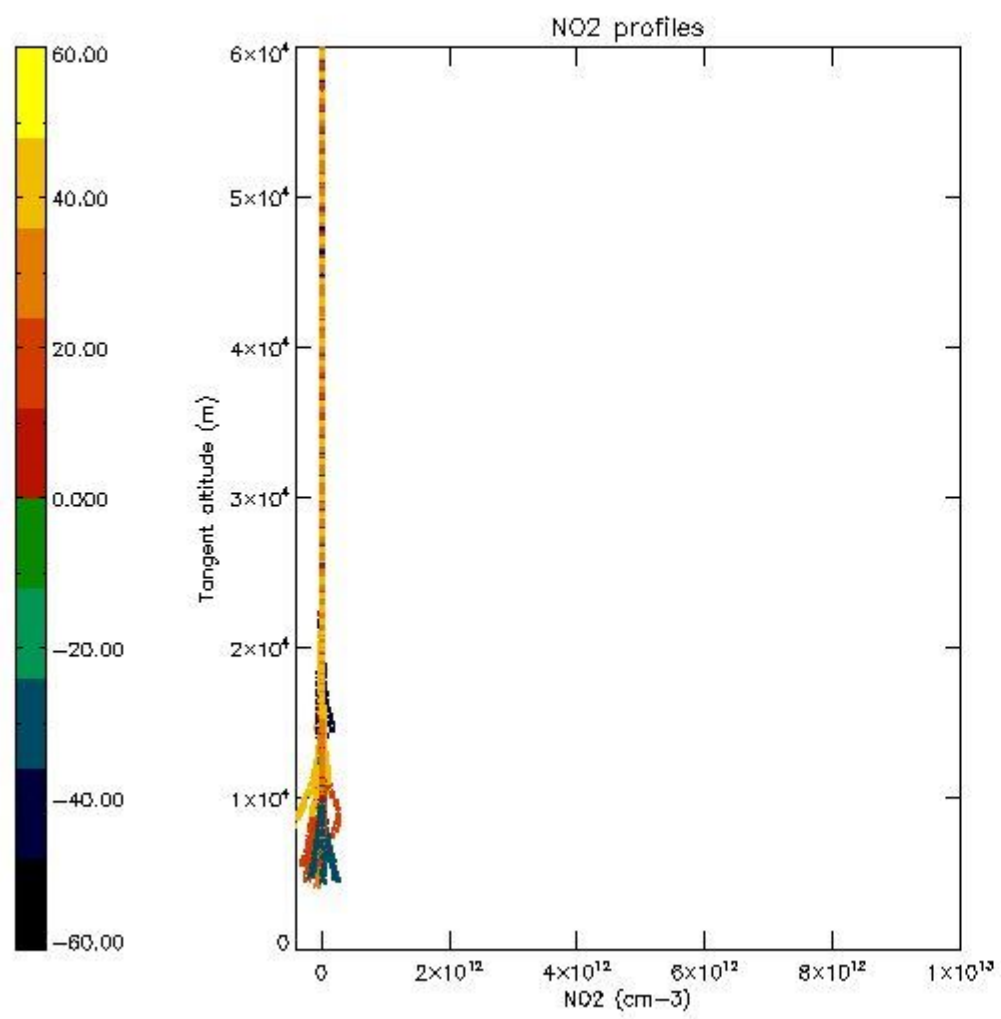
*5.5 Plot ozone profiles where STD < 5% (dark without errors)*

The colorbar represents the latitude.



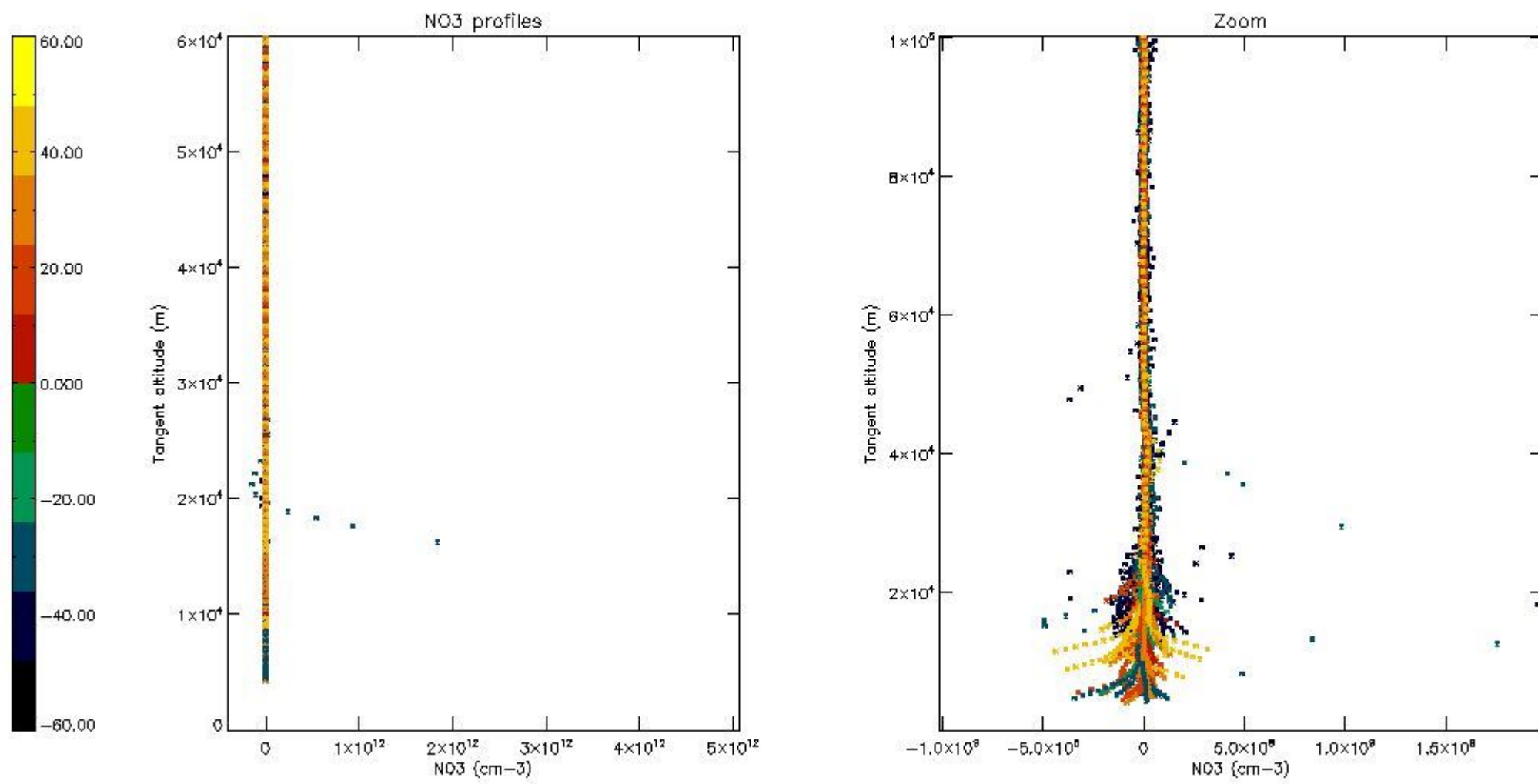
*5.6 Plot NO<sub>2</sub> profiles for all STD (dark without errors)*

The colorbar represents the latitude.



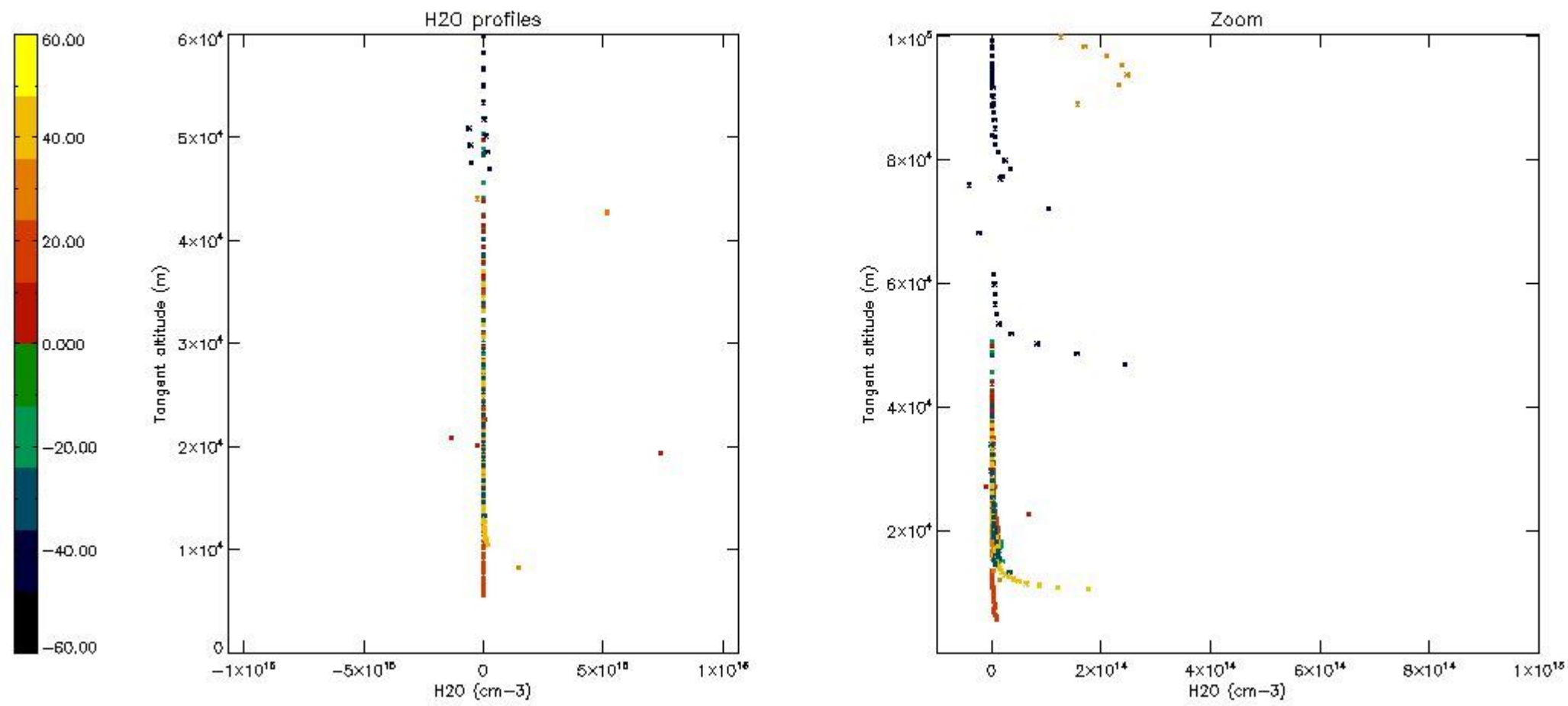
*5.7 Plot NO3 profiles for all STD (dark without errors)*

The colorbar represents the latitude.



5.8 Plot H2O profiles for all STD (only for occultations of stars 1,2,3,4,13,14,16,26,63 dark without errors)

The colorbar represents the latitude.



## 6. Auxiliary Data Files used for the production reported in section 2

The number reported in the third column indicates since which file (see list in section 2) the corresponding auxiliary file has been used. The fourth column is the date of those product files.

Type	Auxiliary Filename	Used since product	Used since product date
INST_PHYS_CHARACTERISTICS	GOM_INS_AXVIEC20091111_143220_20030716_120000_20500101_000000	1	23-DEC-2003 00:03:04
LEVEL-2_PROC_CONFIG	GOM_PR2_AXVIEC20091111_152718_20020301_000000_20500101_000000	1	23-DEC-2003 00:03:04
CROSS_SECTIONS_FILE	GOM_CRS_AXVIEC20091111_154832_20020301_000000_20500101_000000	1	23-DEC-2003 00:03:04

# GOMOS Level 2 Daily Report

## SUMMARY

### [1. General Info](#)

### [2. Summary of processed GOM\\_NL\\_2P products](#)

### [3. Level 2 Quality information per product](#)

#### [3.1 Plot of level 2 quality information per product \(time dependant\)](#)

#### [3.2 Plot of level 2 quality information per product \(world map\)](#)

### [4. Level 1 Quality information per product \(stored on level 2 products\)](#)

#### [4.1 Plot of level 1 quality information per product \(time dependant\)](#)

##### [4.1.1 Plot of level 1 quality information per product \(time dependant\): ASCENDING](#)

##### [4.1.2 Plot of level 1 quality information per product \(time dependant\): DESCENDING](#)

#### [4.2 Plot of level 1 quality information per product \(world map\)](#)

##### [4.2.1 Plot of level 1 quality information per product \(world map\): ASCENDING](#)

##### [4.2.2 Plot of level 1 quality information per product \(world map\): DESCENDING](#)

### [5. Ozone profiles based on quality statistics and other trace gas profiles](#)

#### [5.1 Ozone statistics based on quality of products](#)

#### [5.2 Plot ozone profiles for all STD \(dark without errors\)](#)

#### [5.3 Plot ozone profiles where STD < 20% \(dark without errors\)](#)

#### [5.4. Plot ozone profiles where STD < 10% \(dark without errors\)](#)

#### [5.5. Plot ozone profiles where STD < 5% \(dark without errors\)](#)

#### [5.6 Plot NO2 profiles for all STD \(dark without errors\)](#)

#### [5.7 Plot NO3 profiles for all STD \(dark without errors\)](#)

#### [5.8 Plot H2O profiles \(only for occultations of stars 1,2,3,4,13,14,16,26,63 dark without errors\) for all STD](#)

### [6. Auxiliary Data Files used for the production reported in section 2](#)





43	GOM_NL__2PRFIN20031223_020419_000000502022_00404_09476_0378.N1	23-DEC-2003 02:04:19	Straylight	50.000	179	24Omi2CMa	3.0320	24000.	100	9476	No
44	GOM_NL__2PRFIN20031223_020704_000000622022_00404_09476_0379.N1	23-DEC-2003 02:07:04	Straylight	61.500	1	9Alp CMa	-1.4400	11000.	123	9476	No
45	GOM_NL__2PRFIN20031223_021011_000000522022_00404_09476_0380.N1	23-DEC-2003 02:10:11	Straylight	51.500	7	19Bet Ori	0.10000	14000.	103	9476	No
46	GOM_NL__2PRFIN20031223_021215_000000522022_00404_09476_0381.N1	23-DEC-2003 02:12:15	Straylight	52.000	30	46Eps Ori	1.6940	30000.	104	9476	No
47	GOM_NL__2PRFIN20031223_021505_000000612022_00404_09476_0382.N1	23-DEC-2003 02:15:05	Tw_i_and_stray	61.000	14	58Alp Ori	0.87000	3000.0	122	9476	No
48	GOM_NL__2PRFIN20031223_021726_000000492022_00404_09476_0383.N1	23-DEC-2003 02:17:26	Tw_i_and_stray	48.500	13	87Alp Tau	0.86700	3800.0	97	9476	No
49	GOM_NL__2PRFIN20031223_021912_000000422022_00404_09476_0384.N1	23-DEC-2003 02:19:12	Bright	41.500	176	23Zet Tau	3.0200	22000.	83	9476	No
50	GOM_NL__2PRFIN20031223_022117_000000432022_00404_09476_0385.N1	23-DEC-2003 02:21:17	Bright	42.500	28	12Bet Tau	1.6500	15200.	85	9476	No
51	GOM_NL__2PRFIN20031223_022408_000000392022_00404_09476_0386.N1	23-DEC-2003 02:24:08	Bright	39.000	149	45Eps Per	2.8880	30000.	78	9476	No
52	GOM_NL__2PRFIN20031223_022612_000000452022_00404_09476_0387.N1	23-DEC-2003 02:26:12	Bright	45.000	6	13Alp Aur	0.080000	3400.0	90	9476	No
53	GOM_NL__2PRFIN20031223_022820_000000382022_00404_09476_0388.N1	23-DEC-2003 02:28:20	Bright	37.500	160	23Gam Per	2.9300	4700.0	75	9476	No
54	GOM_NL__2PRFIN20031223_023150_000000402022_00404_09476_0389.N1	23-DEC-2003 02:31:50	Bright	39.500	110	37Del Cas	2.6780	8900.0	79	9476	No
55	GOM_NL__2PRFIN20031223_023800_000000382022_00404_09476_0390.N1	23-DEC-2003 02:38:00	Bright	37.500	49	1Alp UMi	1.9900	6300.0	75	9476	No
56	GOM_NL__2PRFIN20031223_024239_000000392022_00404_09476_0391.N1	23-DEC-2003 02:42:39	Bright	39.000	60	7Bet UMi	2.0810	3950.0	78	9476	No
57	GOM_NL__2PRFIN20031223_024607_000000402022_00404_09476_0392.N1	23-DEC-2003 02:46:07	Bright	39.500	119	14Eta Dra	2.7270	4700.0	79	9476	No
58	GOM_NL__2PRFIN20031223_024744_000000622022_00404_09476_0393.N1	23-DEC-2003 02:47:44	Bright	62.000	55	79Zet UMa	2.0600	10200.	124	9476	No
59	GOM_NL__2PRFIN20031223_024947_000000432022_00404_09476_0394.N1	23-DEC-2003 02:49:47	Bright	42.500	39	85Eta UMa	1.8540	24000.	85	9476	No
60	GOM_NL__2PRFIN20031223_025324_000000402022_00404_09476_0395.N1	23-DEC-2003 02:53:24	Bright	39.500	180	27Gam Boo	3.0400	8000.0	79	9476	No
61	GOM_NL__2PRFIN20031223_025646_000000412022_00404_09476_0396.N1	23-DEC-2003 02:56:46	Bright	41.000	83		2.3780	11000.	82	9476	No
62	GOM_NL__2PRFIN20031223_030021_000000462022_00404_09476_0397.N1	23-DEC-2003 03:00:21	Bright	45.500	111	8Eta Boo	2.6800	6000.0	91	9476	No
63	GOM_NL__2PRFIN20031223_030502_000000712022_00404_09476_0398.N1	23-DEC-2003 03:05:02	Bright	70.500	138	47Eps Vir	2.8280	4700.0	141	9476	No
64	GOM_NL__2PRFIN20031223_030904_000000402022_00404_09476_0399.N1	23-DEC-2003 03:09:04	Bright	39.500	122	9Alp2Lib	2.7470	9700.0	79	9476	No
65	GOM_NL__2PRFIN20031223_031104_000000582022_00404_09476_0400.N1	23-DEC-2003 03:11:04	Tw_i_and_stray	58.000	15	67Alp Vir	0.97600	28000.	116	9476	No
66	GOM_NL__2PRFIN20031223_031433_000000552022_00404_09476_0401.N1	23-DEC-2003 03:14:33	Dark	55.000	169	46Gam Hya	2.9910	4700.0	110	9476	No
67	GOM_NL__2PRFIN20031223_031616_000000432022_00404_09476_0402.N1	23-DEC-2003 03:16:16	Dark	42.500	81	Eta Cen	2.3560	28000.	85	9476	No
68	GOM_NL__2PRFIN20031223_031730_000000402022_00404_09476_0403.N1	23-DEC-2003 03:17:30	Dark	39.500	78	Alp Lup	2.3040	28000.	79	9476	No
69	GOM_NL__2PRFIN20031223_032054_000000522022_00404_09476_0404.N1	23-DEC-2003 03:20:54	Dark	52.000	4	Alp1Cen	-0.010000	5800.0	104	9476	No
70	GOM_NL__2PRFIN20031223_032418_000000462022_00405_09477_0372.N1	23-DEC-2003 03:24:18	Dark	45.500	12	Alp1Cru	0.77500	30000.	91	9477	No
71	GOM_NL__2PRFIN20031223_032917_000000412022_00405_09477_0373.N1	23-DEC-2003 03:29:17	Dark	41.000	159	Ups Car	2.9200	7200.0	82	9477	No
72	GOM_NL__2PRFIN20031223_033049_000000452022_00405_09477_0374.N1	23-DEC-2003 03:30:49	Dark	44.500	71	lot Car	2.2460	7700.0	89	9477	No
73	GOM_NL__2PRFIN20031223_033235_000000562022_00405_09477_0375.N1	23-DEC-2003 03:32:35	Dark	56.000	41	Eps Car	1.8600	4100.0	112	9477	No
74	GOM_NL__2PRFIN20031223_033534_000000502022_00405_09477_0376.N1	23-DEC-2003 03:35:34	Dark	49.500	34	Gam2Vel	1.7930	23000.	99	9477	No
75	GOM_NL__2PRFIN20031223_033712_000000482022_00405_09477_0377.N1	23-DEC-2003 03:37:12	Dark	48.000	2	Alp Car	-0.73600	7000.0	96	9477	No
76	GOM_NL__2PRFIN20031223_034011_000000532022_00405_09477_0378.N1	23-DEC-2003 03:40:11	Dark	52.500	117	Pi Pup	2.7060	3800.0	105	9477	No
77	GOM_NL__2PRFIN20031223_034314_000000542022_00405_09477_0379.N1	23-DEC-2003 03:43:14	Straylight	53.500	23	21Eps CMa	1.5020	26000.	107	9477	No
78	GOM_NL__2PRFIN20031223_034455_000000532022_00405_09477_0380.N1	23-DEC-2003 03:44:55	Straylight	53.000	179	24Omi2CMa	3.0320	24000.	106	9477	No
79	GOM_NL__2PRFIN20031223_034740_000000642022_00405_09477_0381.N1	23-DEC-2003 03:47:40	Straylight	63.500	1	9Alp CMa	-1.4400	11000.	127	9477	No
80	GOM_NL__2PRFIN20031223_035049_000000482022_00405_09477_0382.N1	23-DEC-2003 03:50:49	Straylight	47.500	7	19Bet Ori	0.10000	14000.	95	9477	No
81	GOM_NL__2PRFIN20031223_035251_000000522022_00405_09477_0383.N1	23-DEC-2003 03:52:51	Straylight	52.000	30	46Eps Ori	1.6940	30000.	104	9477	No
82	GOM_NL__2PRFIN20031223_035544_000000592022_00405_09477_0384.N1	23-DEC-2003 03:55:44	Tw_i_and_stray	59.000	14	58Alp Ori	0.87000	3000.0	118	9477	No
83	GOM_NL__2PRFIN20031223_035802_000000512022_00405_09477_0385.N1	23-DEC-2003 03:58:02	Tw_i_and_stray	50.500	13	87Alp Tau	0.86700	3800.0	101	9477	No
84	GOM_NL__2PRFIN20031223_035948_000000432022_00405_09477_0386.N1	23-DEC-2003 03:59:48	Bright	43.000	176	23Zet Tau	3.0200	22000.	86	9477	No
85	GOM_NL__2PRFIN20031223_040152_000000442022_00405_09477_0387.N1	23-DEC-2003 04:01:52	Bright	43.500	28	12Bet Tau	1.6500	15200.	87	9477	No
86	GOM_NL__2PRFIN20031223_040445_000000382022_00405_09477_0388.N1	23-DEC-2003 04:04:45	Bright	37.500	149	45Eps Per	2.8880	30000.	75	9477	No
87	GOM_NL__2PRFIN20031223_040647_000000442022_00405_09477_0389.N1	23-DEC-2003 04:06:47	Bright	44.000	6	13Alp Aur	0.080000	3400.0	88	9477	No
88	GOM_NL__2PRFIN20031223_040856_000000382022_00405_09477_0390.N1	23-DEC-2003 04:08:56	Bright	37.500	160	23Gam Per	2.9300	4700.0	75	9477	No
89	GOM_NL__2PRFIN20031223_041227_000000392022_00405_09477_0391.N1	23-DEC-2003 04:12:27	Bright	39.000	110	37Del Cas	2.6780	8900.0	78	9477	No
90	GOM_NL__2PRFIN20031223_041836_000000402022_00405_09477_0392.N1	23-DEC-2003 04:18:36	Bright	39.500	49	1Alp UMi	1.9900	6300.0	79	9477	No
91	GOM_NL__2PRFIN20031223_042315_000000402022_00405_09477_0393.N1	23-DEC-2003 04:23:15	Bright	40.000	60	7Bet UMi	2.0810	3950.0	80	9477	No
92	GOM_NL__2PRFIN20031223_042645_000000402022_00405_09477_0394.N1	23-DEC-2003 04:26:45	Bright	39.500	119	14Eta Dra	2.7270	4700.0	79	9477	No
93	GOM_NL__2PRFIN20031223_042820_000000432022_00405_09477_0395.N1	23-DEC-2003 04:28:20	Bright	42.500	55	79Zet UMa	2.0600	10200.	85	9477	No
94	GOM_NL__2PRFIN20031223_043023_000000442022_00405_09477_0396.N1	23-DEC-2003 04:30:23	Bright	44.000	39	85Eta UMa	1.8540	24000.	88	9477	No
95	GOM_NL__2PRFIN20031223_043400_000000552022_00405_09477_0397.N1	23-DEC-2003 04:34:00	Bright	54.500	180	27Gam Boo	3.0400	8000.0	109	9477	No
96	GOM_NL__2PRFIN20031223_043722_000000412022_00405_09477_0398.N1	23-DEC-2003 04:37:22	Bright	40.500	83		2.3780	11000.	81	9477	No
97	GOM_NL__2PRFIN20031223_044058_000000652022_00405_09477_0399.N1	23-DEC-2003 04:40:58	Bright	65.000	111	8Eta Boo	2.6800	6000.0	130	9477	No
98	GOM_NL__2PRFIN20031223_044539_000000652022_00405_09477_0400.N1	23-DEC-2003 04:45:39	Bright	64.500	138	47Eps Vir	2.8280	4700.0	129	9477	No
99	GOM_NL__2PRFIN20031223_044941_000000412022_00405_09477_0401.N1	23-DEC-2003 04:49:41	Bright	40.500	122	9Alp2Lib	2.7470	9700.0	81	9477	No
100	GOM_NL__2PRFIN20031223_045141_000000562022_00405_09477_0402.N1	23-DEC-2003 04:51:41	Tw_i_and_stray	56.000	15	67Alp Vir	0.97600	28000.	112	9477	No
101	GOM_NL__2PRFIN20031223_045511_000000542022_00405_09477_0403.N1	23-DEC-2003 04:55:11	Dark	54.000	169	46Gam Hya	2.9910	4700.0	108	9477	No

102	GOM_NL__2PRFIN20031223_045654_000000432022_00405_09477_0404.N1	23-DEC-2003 04:56:54	Dark	43.000	81	Eta Cen	2.3560	28000.	86	9477	No
103	GOM_NL__2PRFIN20031223_045806_000000422022_00405_09477_0405.N1	23-DEC-2003 04:58:06	Dark	42.000	78	Alp Lup	2.3040	28000.	84	9477	No
104	GOM_NL__2PRFIN20031223_050132_000000522022_00405_09477_0406.N1	23-DEC-2003 05:01:32	Dark	52.000	4	Alp1Cen	-0.010000	5800.0	104	9477	No
105	GOM_NL__2PRFIN20031223_050454_000000512022_00406_09478_0373.N1	23-DEC-2003 05:04:54	Dark	51.000	12	Alp1Cru	0.77500	30000.	102	9478	No
106	GOM_NL__2PRFIN20031223_050954_000000402022_00406_09478_0374.N1	23-DEC-2003 05:09:54	Dark	40.000	159	Ups Car	2.9200	7200.0	80	9478	No
107	GOM_NL__2PRFIN20031223_051126_000000432022_00406_09478_0375.N1	23-DEC-2003 05:11:26	Dark	42.500	71	Iot Car	2.2460	7700.0	85	9478	No
108	GOM_NL__2PRFIN20031223_051312_000000552022_00406_09478_0376.N1	23-DEC-2003 05:13:12	Dark	55.000	41	Eps Car	1.8600	4100.0	110	9478	No
109	GOM_NL__2PRFIN20031223_051611_000000502022_00406_09478_0377.N1	23-DEC-2003 05:16:11	Dark	49.500	34	Gam2Vel	1.7930	23000.	99	9478	No
110	GOM_NL__2PRFIN20031223_051749_000000542022_00406_09478_0378.N1	23-DEC-2003 05:17:49	Dark	54.000	2	Alp Car	-0.73600	7000.0	108	9478	No
111	GOM_NL__2PRFIN20031223_052048_000000522022_00406_09478_0379.N1	23-DEC-2003 05:20:48	Dark	51.500	117	Pi Pup	2.7060	3800.0	103	9478	No
112	GOM_NL__2PRFIN20031223_052350_000000552022_00406_09478_0380.N1	23-DEC-2003 05:23:50	Straylight	55.000	23	21Eps CMa	1.5020	26000.	110	9478	No
113	GOM_NL__2PRFIN20031223_052530_000000512022_00406_09478_0381.N1	23-DEC-2003 05:25:30	Straylight	51.000	179	24Omi2CMa	3.0320	24000.	102	9478	No
114	GOM_NL__2PRFIN20031223_052816_000000592022_00406_09478_9946.N1	23-DEC-2003 05:28:16	Straylight	59.000	1	9Alp CMa	-1.4400	11000.	118	9478	No
115	GOM_NL__2PRFIN20031223_053126_000000512022_00406_09478_9947.N1	23-DEC-2003 05:31:26	Straylight	50.500	7	19Bet Ori	0.10000	14000.	101	9478	No
116	GOM_NL__2PRFIN20031223_053329_000000492022_00406_09478_9948.N1	23-DEC-2003 05:33:29	Straylight	49.000	30	46Eps Ori	1.6940	30000.	98	9478	No
117	GOM_NL__2PRFIN20031223_053620_000000612022_00406_09478_9949.N1	23-DEC-2003 05:36:20	Twi_and_stray	61.000	14	58Alp Ori	0.87000	3000.0	122	9478	No
118	GOM_NL__2PRFIN20031223_053839_000000522022_00406_09478_9950.N1	23-DEC-2003 05:38:39	Twi_and_stray	51.500	13	87Alp Tau	0.86700	3800.0	103	9478	No
119	GOM_NL__2PRFIN20031223_054024_000000412022_00406_09478_9951.N1	23-DEC-2003 05:40:24	Bright	41.000	176	23Zet Tau	3.0200	22000.	82	9478	No
120	GOM_NL__2PRFIN20031223_054228_000000422022_00406_09478_9952.N1	23-DEC-2003 05:42:28	Bright	41.500	28	12Bet Tau	1.6500	15200.	83	9478	No
121	GOM_NL__2PRFIN20031223_054522_000000362022_00406_09478_9953.N1	23-DEC-2003 05:45:22	Bright	35.500	149	45Eps Per	2.8880	30000.	71	9478	No
122	GOM_NL__2PRFIN20031223_054724_000000432022_00406_09478_9954.N1	23-DEC-2003 05:47:24	Bright	42.500	6	13Alp Aur	0.080000	3400.0	85	9478	No
123	GOM_NL__2PRFIN20031223_054932_000000382022_00406_09478_9955.N1	23-DEC-2003 05:49:32	Bright	37.500	160	23Gam Per	2.9300	4700.0	75	9478	No
124	GOM_NL__2PRFIN20031223_055303_000000402022_00406_09478_9956.N1	23-DEC-2003 05:53:03	Bright	39.500	110	37Del Cas	2.6780	8900.0	79	9478	No
125	GOM_NL__2PRFIN20031223_055912_000000392022_00406_09478_9957.N1	23-DEC-2003 05:59:12	Bright	38.500	49	1Alp UMi	1.9900	6300.0	77	9478	No
126	GOM_NL__2PRFIN20031223_060351_000000362022_00406_09478_9958.N1	23-DEC-2003 06:03:51	Bright	36.000	60	7Bet UMi	2.0810	3950.0	72	9478	No
127	GOM_NL__2PRFIN20031223_060722_000000362022_00406_09478_9959.N1	23-DEC-2003 06:07:22	Bright	35.500	119	14Eta Dra	2.7270	4700.0	71	9478	No
128	GOM_NL__2PRFIN20031223_060856_000000442022_00406_09478_9960.N1	23-DEC-2003 06:08:56	Bright	44.000	55	79Zet UMa	2.0600	10200.	88	9478	No
129	GOM_NL__2PRFIN20031223_061059_000000452022_00406_09478_9961.N1	23-DEC-2003 06:10:59	Bright	44.500	39	85Eta UMa	1.8540	24000.	89	9478	No
130	GOM_NL__2PRFIN20031223_061436_000000572022_00406_09478_9962.N1	23-DEC-2003 06:14:36	Bright	57.000	180	27Gam Boo	3.0400	8000.0	114	9478	No
131	GOM_NL__2PRFIN20031223_061758_000000412022_00406_09478_9963.N1	23-DEC-2003 06:17:58	Bright	41.000	83		2.3780	11000.	82	9478	No
132	GOM_NL__2PRFIN20031223_062134_000000472022_00406_09478_9964.N1	23-DEC-2003 06:21:34	Bright	47.000	111	8Eta Boo	2.6800	6000.0	94	9478	No
133	GOM_NL__2PRFIN20031223_062616_000000692022_00406_09478_9965.N1	23-DEC-2003 06:26:16	Bright	69.000	138	47Eps Vir	2.8280	4700.0	138	9478	No
134	GOM_NL__2PRFIN20031223_063017_000000532022_00406_09478_9966.N1	23-DEC-2003 06:30:17	Bright	52.500	122	9Alp2Lib	2.7470	9700.0	105	9478	No
135	GOM_NL__2PRFIN20031223_063218_000000562022_00406_09478_9967.N1	23-DEC-2003 06:32:18	Twi_and_stray	56.000	15	67Alp Vir	0.97600	28000.	112	9478	No
136	GOM_NL__2PRFIN20031223_063548_000000542022_00406_09478_9968.N1	23-DEC-2003 06:35:48	Dark	53.500	169	46Gam Hya	2.9910	4700.0	107	9478	No
137	GOM_NL__2PRFIN20031223_063730_000000422022_00406_09478_9969.N1	23-DEC-2003 06:37:30	Dark	42.000	81	Eta Cen	2.3560	28000.	84	9478	No
138	GOM_NL__2PRFIN20031223_063843_000000412022_00406_09478_9970.N1	23-DEC-2003 06:38:43	Dark	40.500	78	Alp Lup	2.3040	28000.	81	9478	No
139	GOM_NL__2PRFIN20031223_064209_000000522022_00406_09478_9971.N1	23-DEC-2003 06:42:09	Dark	51.500	4	Alp1Cen	-0.010000	5800.0	103	9478	No
140	GOM_NL__2PRFIN20031223_082428_000000392022_00408_09480_9947.N1	23-DEC-2003 08:24:28	Dark	39.000	145	Gam TrA	2.8720	10600.	78	9480	No
141	GOM_NL__2PRFIN20031223_082607_000000462022_00408_09480_9948.N1	23-DEC-2003 08:26:07	Dark	46.000	12	Alp1Cru	0.77500	30000.	92	9480	No
142	GOM_NL__2PRFIN20031223_083141_000000412022_00408_09480_9949.N1	23-DEC-2003 08:31:41	Dark	40.500	29	Bet Car	1.6720	10200.	81	9480	No
143	GOM_NL__2PRFIN20031223_083426_000000562022_00408_09480_9950.N1	23-DEC-2003 08:34:26	Dark	56.000	41	Eps Car	1.8600	4100.0	112	9480	No
144	GOM_NL__2PRFIN20031223_083725_000000552022_00408_09480_9951.N1	23-DEC-2003 08:37:25	Dark	54.500	34	Gam2Vel	1.7930	23000.	109	9480	No
145	GOM_NL__2PRFIN20031223_083902_000000542022_00408_09480_9952.N1	23-DEC-2003 08:39:02	Dark	54.000	2	Alp Car	-0.73600	7000.0	108	9480	No
146	GOM_NL__2PRFIN20031223_084201_000000542022_00408_09480_9953.N1	23-DEC-2003 08:42:01	Dark	53.500	117	Pi Pup	2.7060	3800.0	107	9480	No
147	GOM_NL__2PRFIN20031223_084504_000000472022_00408_09480_9954.N1	23-DEC-2003 08:45:04	Straylight	46.500	23	21Eps CMa	1.5020	26000.	93	9480	No
148	GOM_NL__2PRFIN20031223_084644_000000492022_00408_09480_9955.N1	23-DEC-2003 08:46:44	Straylight	48.500	179	24Omi2CMa	3.0320	24000.	97	9480	No
149	GOM_NL__2PRFIN20031223_084929_000000662022_00408_09480_9956.N1	23-DEC-2003 08:49:29	Straylight	65.500	1	9Alp CMa	-1.4400	11000.	131	9480	No
150	GOM_NL__2PRFIN20031223_085239_000000482022_00408_09480_9957.N1	23-DEC-2003 08:52:39	Straylight	47.500	7	19Bet Ori	0.10000	14000.	95	9480	No
151	GOM_NL__2PRFIN20031223_085442_000000482022_00408_09480_9958.N1	23-DEC-2003 08:54:42	Straylight	48.000	30	46Eps Ori	1.6940	30000.	96	9480	No
152	GOM_NL__2PRFIN20031223_085658_000000452022_00408_09480_9959.N1	23-DEC-2003 08:56:58	Twi_and_stray	45.000	27	24Gam Ori	1.6360	26000.	90	9480	No
153	GOM_NL__2PRFIN20031223_085951_000000472022_00408_09480_9960.N1	23-DEC-2003 08:59:51	Twi_and_stray	47.000	13	87Alp Tau	0.86700	3800.0	94	9480	No
154	GOM_NL__2PRFIN20031223_090135_000000432022_00408_09480_9961.N1	23-DEC-2003 09:01:35	Bright	43.000	176	23Zet Tau	3.0200	22000.	86	9480	No
155	GOM_NL__2PRFIN20031223_090340_000000422022_00408_09480_9962.N1	23-DEC-2003 09:03:40	Bright	41.500	28	12Bet Tau	1.6500	15200.	83	9480	No
156	GOM_NL__2PRFIN20031223_090635_000000362022_00408_09480_9963.N1	23-DEC-2003 09:06:35	Bright	36.000	149	45Eps Per	2.8880	30000.	72	9480	No
157	GOM_NL__2PRFIN20031223_090836_000000462022_00408_09480_9964.N1	23-DEC-2003 09:08:36	Bright	45.500	6	13Alp Aur	0.080000	3400.0	91	9480	No
158	GOM_NL__2PRFIN20031223_091045_000000362022_00408_09480_9965.N1	23-DEC-2003 09:10:45	Bright	36.000	160	23Gam Per	2.9300	4700.0	72	9480	No
159	GOM_NL__2PRFIN20031223_091417_000000382022_00408_09480_9966.N1	23-DEC-2003 09:14:17	Bright	38.000	110	37Del Cas	2.6780	8900.0	76	9480	No
160	GOM_NL__2PRFIN20031223_092025_000000352022_00408_09480_9967.N1	23-DEC-2003 09:20:25	Bright	34.500	49	1Alp UMi	1.9900	6300.0	69	9480	No

161	GOM_NL__2PRFIN20031223_092503_000000402022_00408_09480_9968.N1	23-DEC-2003 09:25:03	Bright	40.000	60	7Bet UMi	2.0810	3950.0	80	9480	No
162	GOM_NL__2PRFIN20031223_092834_000000382022_00408_09480_9969.N1	23-DEC-2003 09:28:34	Bright	37.500	119	14Eta Dra	2.7270	4700.0	75	9480	No
163	GOM_NL__2PRFIN20031223_093007_000000442022_00408_09480_9970.N1	23-DEC-2003 09:30:07	Bright	43.500	55	79Zet UMa	2.0600	10200.	87	9480	No
164	GOM_NL__2PRFIN20031223_093211_000000452022_00408_09480_9971.N1	23-DEC-2003 09:32:11	Bright	44.500	39	85Eta UMa	1.8540	24000.	89	9480	No
165	GOM_NL__2PRFIN20031223_093548_000000382022_00408_09480_9972.N1	23-DEC-2003 09:35:48	Bright	37.500	180	27Gam Boo	3.0400	8000.0	75	9480	No
166	GOM_NL__2PRFIN20031223_093910_000000392022_00408_09480_9973.N1	23-DEC-2003 09:39:10	Bright	38.500	83		2.3780	11000.	77	9480	No
167	GOM_NL__2PRFIN20031223_094247_000000472022_00408_09480_9974.N1	23-DEC-2003 09:42:47	Bright	46.500	111	8Eta Boo	2.6800	6000.0	93	9480	No
168	GOM_NL__2PRFIN20031223_094729_000000752022_00408_09480_9975.N1	23-DEC-2003 09:47:29	Bright	74.500	138	47Eps Vir	2.8280	4700.0	149	9480	No
169	GOM_NL__2PRFIN20031223_095130_000000392022_00408_09480_9976.N1	23-DEC-2003 09:51:30	Bright	38.500	122	9Alp2Lib	2.7470	9700.0	77	9480	No
170	GOM_NL__2PRFIN20031223_095332_000000662022_00408_09480_9977.N1	23-DEC-2003 09:53:32	Tw_i_and_stray	65.500	15	67Alp Vir	0.97600	28000.	131	9480	No
171	GOM_NL__2PRFIN20031223_095702_000000542022_00408_09480_9978.N1	23-DEC-2003 09:57:02	Dark	53.500	169	46Gam Hya	2.9910	4700.0	107	9480	No
172	GOM_NL__2PRFIN20031223_095844_000000432022_00408_09480_9979.N1	23-DEC-2003 09:58:44	Dark	42.500	81	Eta Cen	2.3560	28000.	85	9480	No
173	GOM_NL__2PRFIN20031223_100103_000000422022_00408_09480_9980.N1	23-DEC-2003 10:01:03	Dark	41.500	95	Zet Cen	2.5450	26000.	83	9480	No
174	GOM_NL__2PRFIN20031223_100322_000000522022_00408_09480_9981.N1	23-DEC-2003 10:03:22	Dark	52.000	4	Alp1Cen	-0.010000	5800.0	104	9480	No
175	GOM_NL__2PRFIN20031223_100504_000000382022_00409_09481_9947.N1	23-DEC-2003 10:05:04	Dark	37.500	145	Gam TrA	2.8720	10600.	75	9481	No
176	GOM_NL__2PRFIN20031223_100644_000000442022_00409_09481_9948.N1	23-DEC-2003 10:06:44	Dark	44.000	12	Alp1Cru	0.77500	30000.	88	9481	No
177	GOM_NL__2PRFIN20031223_101216_000000402022_00409_09481_9949.N1	23-DEC-2003 10:12:16	Dark	40.000	29	Bet Car	1.6720	10200.	80	9481	No
178	GOM_NL__2PRFIN20031223_101502_000000452022_00409_09481_9950.N1	23-DEC-2003 10:15:02	Dark	45.000	41	Eps Car	1.8600	4100.0	90	9481	No
179	GOM_NL__2PRFIN20031223_101801_000000482022_00409_09481_9951.N1	23-DEC-2003 10:18:01	Dark	48.000	34	Gam2Vel	1.7930	23000.	96	9481	No
180	GOM_NL__2PRFIN20031223_101939_000000542022_00409_09481_9952.N1	23-DEC-2003 10:19:39	Dark	54.000	2	Alp Car	-0.73600	7000.0	108	9481	No
181	GOM_NL__2PRFIN20031223_102237_000000532022_00409_09481_9953.N1	23-DEC-2003 10:22:37	Dark	53.000	117	Pi Pup	2.7060	3800.0	106	9481	No
182	GOM_NL__2PRFIN20031223_102540_000000542022_00409_09481_9954.N1	23-DEC-2003 10:25:40	Straylight	54.000	23	21Eps CMa	1.5020	26000.	108	9481	No
183	GOM_NL__2PRFIN20031223_102720_000000502022_00409_09481_9955.N1	23-DEC-2003 10:27:20	Straylight	50.000	179	24Omi2CMa	3.0320	24000.	100	9481	No
184	GOM_NL__2PRFIN20031223_103005_000000612022_00409_09481_9956.N1	23-DEC-2003 10:30:05	Straylight	61.000	1	9Alp CMa	-1.4400	11000.	122	9481	No
185	GOM_NL__2PRFIN20031223_103314_000000492022_00409_09481_9957.N1	23-DEC-2003 10:33:14	Straylight	49.000	7	19Bet Ori	0.10000	14000.	98	9481	No
186	GOM_NL__2PRFIN20031223_103518_000000472022_00409_09481_9958.N1	23-DEC-2003 10:35:18	Straylight	46.500	30	46Eps Ori	1.6940	30000.	93	9481	No
187	GOM_NL__2PRFIN20031223_103734_000000472022_00409_09481_9959.N1	23-DEC-2003 10:37:34	Tw_i_and_stray	47.000	27	24Gam Ori	1.6360	26000.	94	9481	No
188	GOM_NL__2PRFIN20031223_104027_000000512022_00409_09481_9960.N1	23-DEC-2003 10:40:27	Tw_i_and_stray	51.000	13	87Alp Tau	0.86700	3800.0	102	9481	No
189	GOM_NL__2PRFIN20031223_104211_000000432022_00409_09481_9961.N1	23-DEC-2003 10:42:11	Bright	42.500	176	23Zet Tau	3.0200	22000.	85	9481	No
190	GOM_NL__2PRFIN20031223_104416_000000422022_00409_09481_9962.N1	23-DEC-2003 10:44:16	Bright	41.500	28	12Bet Tau	1.6500	15200.	83	9481	No
191	GOM_NL__2PRFIN20031223_104710_000000362022_00409_09481_9963.N1	23-DEC-2003 10:47:10	Bright	36.000	149	45Eps Per	2.8880	30000.	72	9481	No
192	GOM_NL__2PRFIN20031223_104911_000000442022_00409_09481_9964.N1	23-DEC-2003 10:49:11	Bright	44.000	6	13Alp Aur	0.080000	3400.0	88	9481	No
193	GOM_NL__2PRFIN20031223_105121_000000392022_00409_09481_9965.N1	23-DEC-2003 10:51:21	Bright	38.500	160	23Gam Per	2.9300	4700.0	77	9481	No
194	GOM_NL__2PRFIN20031223_105453_000000372022_00409_09481_9966.N1	23-DEC-2003 10:54:53	Bright	37.000	110	37Del Cas	2.6780	8900.0	74	9481	No
195	GOM_NL__2PRFIN20031223_110100_000000382022_00409_09481_9967.N1	23-DEC-2003 11:01:00	Bright	38.000	49	1Alp UMi	1.9900	6300.0	76	9481	No
196	GOM_NL__2PRFIN20031223_110539_000000402022_00409_09481_9968.N1	23-DEC-2003 11:05:39	Bright	39.500	60	7Bet UMi	2.0810	3950.0	79	9481	No
197	GOM_NL__2PRFIN20031223_110909_000000392022_00409_09481_9969.N1	23-DEC-2003 11:09:09	Bright	38.500	119	14Eta Dra	2.7270	4700.0	77	9481	No
198	GOM_NL__2PRFIN20031223_111043_000000432022_00409_09481_9970.N1	23-DEC-2003 11:10:43	Bright	42.500	55	79Zet UMa	2.0600	10200.	85	9481	No
199	GOM_NL__2PRFIN20031223_111247_000000452022_00409_09481_9971.N1	23-DEC-2003 11:12:47	Bright	44.500	39	85Eta UMa	1.8540	24000.	89	9481	No
200	GOM_NL__2PRFIN20031223_111624_000000402022_00409_09481_9972.N1	23-DEC-2003 11:16:24	Bright	39.500	180	27Gam Boo	3.0400	8000.0	79	9481	No
201	GOM_NL__2PRFIN20031223_111947_000000412022_00409_09481_9973.N1	23-DEC-2003 11:19:47	Bright	40.500	83		2.3780	11000.	81	9481	No
202	GOM_NL__2PRFIN20031223_112323_000000652022_00409_09481_9974.N1	23-DEC-2003 11:23:23	Bright	65.000	111	8Eta Boo	2.6800	6000.0	130	9481	No
203	GOM_NL__2PRFIN20031223_112807_000000682022_00409_09481_9975.N1	23-DEC-2003 11:28:07	Bright	67.500	138	47Eps Vir	2.8280	4700.0	135	9481	No
204	GOM_NL__2PRFIN20031223_113206_000000412022_00409_09481_9976.N1	23-DEC-2003 11:32:06	Bright	41.000	122	9Alp2Lib	2.7470	9700.0	82	9481	No
205	GOM_NL__2PRFIN20031223_113408_000000582022_00409_09481_9977.N1	23-DEC-2003 11:34:08	Tw_i_and_stray	57.500	15	67Alp Vir	0.97600	28000.	115	9481	No
206	GOM_NL__2PRFIN20031223_113738_000000562022_00409_09481_9978.N1	23-DEC-2003 11:37:38	Dark	55.500	169	46Gam Hya	2.9910	4700.0	111	9481	No
207	GOM_NL__2PRFIN20031223_113919_000000412022_00409_09481_9979.N1	23-DEC-2003 11:39:19	Dark	41.000	81	Eta Cen	2.3560	28000.	82	9481	No
208	GOM_NL__2PRFIN20031223_114139_000000412022_00409_09481_9980.N1	23-DEC-2003 11:41:39	Dark	41.000	95	Zet Cen	2.5450	26000.	82	9481	No
209	GOM_NL__2PRFIN20031223_114357_000000522022_00409_09481_9981.N1	23-DEC-2003 11:43:57	Dark	52.000	4	Alp1Cen	-0.010000	5800.0	104	9481	No
210	GOM_NL__2PRFIN20031223_114540_000000382022_00410_09482_9967.N1	23-DEC-2003 11:45:40	Dark	37.500	145	Gam TrA	2.8720	10600.	75	9482	No
211	GOM_NL__2PRFIN20031223_114720_000000422022_00410_09482_9968.N1	23-DEC-2003 11:47:20	Dark	42.000	12	Alp1Cru	0.77500	30000.	84	9482	No
212	GOM_NL__2PRFIN20031223_115252_000000422022_00410_09482_9969.N1	23-DEC-2003 11:52:52	Dark	42.000	29	Bet Car	1.6720	10200.	84	9482	No
213	GOM_NL__2PRFIN20031223_115537_000000542022_00410_09482_9970.N1	23-DEC-2003 11:55:37	Dark	53.500	41	Eps Car	1.8600	4100.0	107	9482	No
214	GOM_NL__2PRFIN20031223_115837_000000542022_00410_09482_9971.N1	23-DEC-2003 11:58:37	Dark	53.500	34	Gam2Vel	1.7930	23000.	107	9482	No
215	GOM_NL__2PRFIN20031223_120014_000000542022_00410_09482_9972.N1	23-DEC-2003 12:00:14	Dark	54.000	2	Alp Car	-0.73600	7000.0	108	9482	No
216	GOM_NL__2PRFIN20031223_120313_000000592022_00410_09482_9973.N1	23-DEC-2003 12:03:13	Dark	59.000	117	Pi Pup	2.7060	3800.0	118	9482	No
217	GOM_NL__2PRFIN20031223_120615_000000552022_00410_09482_9974.N1	23-DEC-2003 12:06:15	Straylight	54.500	23	21Eps CMa	1.5020	26000.	109	9482	No
218	GOM_NL__2PRFIN20031223_120755_000000532022_00410_09482_9975.N1	23-DEC-2003 12:07:55	Straylight	52.500	179	24Omi2CMa	3.0320	24000.	105	9482	No
219	GOM_NL__2PRFIN20031223_121040_000000662022_00410_09482_9976.N1	23-DEC-2003 12:10:40	Straylight	66.000	1	9Alp CMa	-1.4400	11000.	132	9482	No

220	GOM_NL__2PRFIN20031223_121350_000000472022_00410_09482_9977.N1	23-DEC-2003 12:13:50	Straylight	47.000	7	19Bet Ori	0.10000	14000.	94	9482	No
221	GOM_NL__2PRFIN20031223_121552_000000492022_00410_09482_9978.N1	23-DEC-2003 12:15:52	Straylight	48.500	30	46Eps Ori	1.6940	30000.	97	9482	No
222	GOM_NL__2PRFIN20031223_121808_000000482022_00410_09482_9979.N1	23-DEC-2003 12:18:08	Tw_i_and_stray	47.500	27	24Gam Ori	1.6360	26000.	95	9482	No
223	GOM_NL__2PRFIN20031223_122102_000000482022_00410_09482_9980.N1	23-DEC-2003 12:21:02	Tw_i_and_stray	48.000	13	87Alp Tau	0.86700	3800.0	96	9482	No
224	GOM_NL__2PRFIN20031223_122246_000000432022_00410_09482_9981.N1	23-DEC-2003 12:22:46	Bright	43.000	176	23Zet Tau	3.0200	22000.	86	9482	No
225	GOM_NL__2PRFIN20031223_122450_000000432022_00410_09482_9982.N1	23-DEC-2003 12:24:50	Bright	42.500	28	12Bet Tau	1.6500	15200.	85	9482	No
226	GOM_NL__2PRFIN20031223_122745_000000382022_00410_09482_9983.N1	23-DEC-2003 12:27:45	Bright	37.500	149	45Eps Per	2.8880	30000.	75	9482	No
227	GOM_NL__2PRFIN20031223_122946_000000452022_00410_09482_9984.N1	23-DEC-2003 12:29:46	Bright	45.000	6	13Alp Aur	0.080000	3400.0	90	9482	No
228	GOM_NL__2PRFIN20031223_123156_000000382022_00410_09482_9985.N1	23-DEC-2003 12:31:56	Bright	38.000	160	23Gam Per	2.9300	4700.0	76	9482	No
229	GOM_NL__2PRFIN20031223_123529_000000402022_00410_09482_9986.N1	23-DEC-2003 12:35:29	Bright	39.500	110	37Del Cas	2.6780	8900.0	79	9482	No
230	GOM_NL__2PRFIN20031223_124135_000000392022_00410_09482_9987.N1	23-DEC-2003 12:41:35	Bright	39.000	49	1Alp UMi	1.9900	6300.0	78	9482	No
231	GOM_NL__2PRFIN20031223_124615_000000352022_00410_09482_9988.N1	23-DEC-2003 12:46:15	Bright	35.000	60	7Bet UMi	2.0810	3950.0	70	9482	No
232	GOM_NL__2PRFIN20031223_124943_000000412022_00410_09482_9989.N1	23-DEC-2003 12:49:43	Bright	40.500	119	14Eta Dra	2.7270	4700.0	81	9482	No
233	GOM_NL__2PRFIN20031223_125118_000000442022_00410_09482_9990.N1	23-DEC-2003 12:51:18	Bright	43.500	55	79Zet UMa	2.0600	10200.	87	9482	No
234	GOM_NL__2PRFIN20031223_125323_000000442022_00410_09482_9991.N1	23-DEC-2003 12:53:23	Bright	43.500	39	85Eta UMa	1.8540	24000.	87	9482	No
235	GOM_NL__2PRFIN20031223_125700_000000382022_00410_09482_9992.N1	23-DEC-2003 12:57:00	Bright	38.000	180	27Gam Boo	3.0400	8000.0	76	9482	No
236	GOM_NL__2PRFIN20031223_130023_000000432022_00410_09482_9993.N1	23-DEC-2003 13:00:23	Bright	42.500	83		2.3780	11000.	85	9482	No
237	GOM_NL__2PRFIN20031223_130359_000000482022_00410_09482_9994.N1	23-DEC-2003 13:03:59	Bright	47.500	111	8Eta Boo	2.6800	6000.0	95	9482	No
238	GOM_NL__2PRFIN20031223_130844_000000682022_00410_09482_9995.N1	23-DEC-2003 13:08:44	Bright	67.500	138	47Eps Vir	2.8280	4700.0	135	9482	No
239	GOM_NL__2PRFIN20031223_131242_000000542022_00410_09482_9996.N1	23-DEC-2003 13:12:42	Bright	54.000	122	9Alp2Lib	2.7470	9700.0	108	9482	No
240	GOM_NL__2PRFIN20031223_131445_000000682022_00410_09482_9997.N1	23-DEC-2003 13:14:45	Tw_i_and_stray	68.000	15	67Alp Vir	0.97600	28000.	136	9482	No
241	GOM_NL__2PRFIN20031223_131815_000000512022_00410_09482_9998.N1	23-DEC-2003 13:18:15	Dark	50.500	169	46Gam Hya	2.9910	4700.0	101	9482	No
242	GOM_NL__2PRFIN20031223_131956_000000442022_00410_09482_9999.N1	23-DEC-2003 13:19:56	Dark	44.000	81	Eta Cen	2.3560	28000.	88	9482	No
243	GOM_NL__2PRFIN20031223_132215_000000402022_00410_09482_0000.N1	23-DEC-2003 13:22:15	Dark	39.500	95	Zet Cen	2.5450	26000.	79	9482	No
244	GOM_NL__2PRFIN20031223_132433_000000442022_00410_09482_0001.N1	23-DEC-2003 13:24:33	Dark	44.000	4	Alp1Cen	-0.010000	5800.0	88	9482	No
245	GOM_NL__2PRFIN20031223_132616_000000392022_00411_09483_9967.N1	23-DEC-2003 13:26:16	Dark	38.500	145	Gam TrA	2.8720	10600.	77	9483	No
246	GOM_NL__2PRFIN20031223_132756_000000422022_00411_09483_9968.N1	23-DEC-2003 13:27:56	Dark	42.000	12	Alp1Cru	0.77500	30000.	84	9483	No
247	GOM_NL__2PRFIN20031223_133328_000000422022_00411_09483_9969.N1	23-DEC-2003 13:33:28	Dark	42.000	29	Bet Car	1.6720	10200.	84	9483	No
248	GOM_NL__2PRFIN20031223_133614_000000462022_00411_09483_9970.N1	23-DEC-2003 13:36:14	Dark	45.500	41	Eps Car	1.8600	4100.0	91	9483	No
249	GOM_NL__2PRFIN20031223_133914_000000472022_00411_09483_9971.N1	23-DEC-2003 13:39:14	Dark	46.500	34	Gam2Vel	1.7930	23000.	93	9483	No
250	GOM_NL__2PRFIN20031223_134050_000000542022_00411_09483_9972.N1	23-DEC-2003 13:40:50	Dark	54.000	2	Alp Car	-0.73600	7000.0	108	9483	No
251	GOM_NL__2PRFIN20031223_134349_000000572022_00411_09483_9973.N1	23-DEC-2003 13:43:49	Dark	56.500	117	Pi Pup	2.7060	3800.0	113	9483	No
252	GOM_NL__2PRFIN20031223_134652_000000532022_00411_09483_9974.N1	23-DEC-2003 13:46:52	Straylight	52.500	23	21Eps CMa	1.5020	26000.	105	9483	No
253	GOM_NL__2PRFIN20031223_134832_000000522022_00411_09483_9975.N1	23-DEC-2003 13:48:32	Straylight	51.500	179	24Omi2CMa	3.0320	24000.	103	9483	No
254	GOM_NL__2PRFIN20031223_135116_000000612022_00411_09483_9976.N1	23-DEC-2003 13:51:16	Straylight	61.000	1	9Alp CMa	-1.4400	11000.	122	9483	No
255	GOM_NL__2PRFIN20031223_135426_000000502022_00411_09483_9977.N1	23-DEC-2003 13:54:26	Straylight	49.500	7	19Bet Ori	0.10000	14000.	99	9483	No
256	GOM_NL__2PRFIN20031223_135628_000000502022_00411_09483_9978.N1	23-DEC-2003 13:56:28	Straylight	49.500	30	46Eps Ori	1.6940	30000.	99	9483	No
257	GOM_NL__2PRFIN20031223_135844_000000482022_00411_09483_9979.N1	23-DEC-2003 13:58:44	Tw_i_and_stray	48.000	27	24Gam Ori	1.6360	26000.	96	9483	No
258	GOM_NL__2PRFIN20031223_140138_000000522022_00411_09483_9980.N1	23-DEC-2003 14:01:38	Tw_i_and_stray	52.000	13	87Alp Tau	0.86700	3800.0	104	9483	No
259	GOM_NL__2PRFIN20031223_140322_000000412022_00411_09483_9981.N1	23-DEC-2003 14:03:22	Bright	41.000	176	23Zet Tau	3.0200	22000.	82	9483	No
260	GOM_NL__2PRFIN20031223_140526_000000452022_00411_09483_9982.N1	23-DEC-2003 14:05:26	Bright	44.500	28	12Bet Tau	1.6500	15200.	89	9483	No
261	GOM_NL__2PRFIN20031223_140822_000000382022_00411_09483_9983.N1	23-DEC-2003 14:08:22	Bright	37.500	149	45Eps Per	2.8880	30000.	75	9483	No
262	GOM_NL__2PRFIN20031223_141022_000000442022_00411_09483_9984.N1	23-DEC-2003 14:10:22	Bright	43.500	6	13Alp Aur	0.080000	3400.0	87	9483	No
263	GOM_NL__2PRFIN20031223_141233_000000392022_00411_09483_9985.N1	23-DEC-2003 14:12:33	Bright	38.500	160	23Gam Per	2.9300	4700.0	77	9483	No
264	GOM_NL__2PRFIN20031223_141605_000000382022_00411_09483_9986.N1	23-DEC-2003 14:16:05	Bright	38.000	110	37Del Cas	2.6780	8900.0	76	9483	No
265	GOM_NL__2PRFIN20031223_142211_000000392022_00411_09483_9987.N1	23-DEC-2003 14:22:11	Bright	39.000	49	1Alp UMi	1.9900	6300.0	78	9483	No
266	GOM_NL__2PRFIN20031223_142651_000000402022_00411_09483_9988.N1	23-DEC-2003 14:26:51	Bright	39.500	60	7Bet UMi	2.0810	3950.0	79	9483	No
267	GOM_NL__2PRFIN20031223_143022_000000382022_00411_09483_9989.N1	23-DEC-2003 14:30:22	Bright	37.500	119	14Eta Dra	2.7270	4700.0	75	9483	No
268	GOM_NL__2PRFIN20031223_143155_000000442022_00411_09483_9990.N1	23-DEC-2003 14:31:55	Bright	44.000	55	79Zet UMa	2.0600	10200.	88	9483	No
269	GOM_NL__2PRFIN20031223_143358_000000452022_00411_09483_9991.N1	23-DEC-2003 14:33:58	Bright	44.500	39	85Eta UMa	1.8540	24000.	89	9483	No
270	GOM_NL__2PRFIN20031223_143736_000000412022_00411_09483_9992.N1	23-DEC-2003 14:37:36	Bright	40.500	180	27Gam Boo	3.0400	8000.0	81	9483	No
271	GOM_NL__2PRFIN20031223_144058_000000412022_00411_09483_9993.N1	23-DEC-2003 14:40:58	Bright	41.000	83		2.3780	11000.	82	9483	No
272	GOM_NL__2PRFIN20031223_144436_000000462022_00411_09483_9994.N1	23-DEC-2003 14:44:36	Bright	46.000	111	8Eta Boo	2.6800	6000.0	92	9483	No
273	GOM_NL__2PRFIN20031223_144920_000000722022_00411_09483_9995.N1	23-DEC-2003 14:49:20	Tw_i_and_stray	72.000	138	47Eps Vir	2.8280	4700.0	144	9483	No
274	GOM_NL__2PRFIN20031223_145319_000000402022_00411_09483_9996.N1	23-DEC-2003 14:53:19	Bright	40.000	122	9Alp2Lib	2.7470	9700.0	80	9483	No
275	GOM_NL__2PRFIN20031223_145522_000000612022_00411_09483_9997.N1	23-DEC-2003 14:55:22	Tw_i_and_stray	60.500	15	67Alp Vir	0.97600	28000.	121	9483	No
276	GOM_NL__2PRFIN20031223_145852_000000512022_00411_09483_9998.N1	23-DEC-2003 14:58:52	Dark	50.500	169	46Gam Hya	2.9910	4700.0	101	9483	No
277	GOM_NL__2PRFIN20031223_150032_000000422022_00411_09483_9999.N1	23-DEC-2003 15:00:32	Dark	42.000	81	Eta Cen	2.3560	28000.	84	9483	No
278	GOM_NL__2PRFIN20031223_150252_000000402022_00411_09483_0000.N1	23-DEC-2003 15:02:52	Dark	39.500	95	Zet Cen	2.5450	26000.	79	9483	No

279	GOM_NL__2PRFIN20031223_150509_000000522022_00411_09483_0001.N1	23-DEC-2003 15:05:09	Dark	52.000	4	Alp1Cen	-0.010000	5800.0	104	9483	No
280	GOM_NL__2PRFIN20031223_150652_000000382022_00412_09484_9967.N1	23-DEC-2003 15:06:52	Dark	37.500	145	Gam TrA	2.8720	10600.	75	9484	No
281	GOM_NL__2PRFIN20031223_150833_000000432022_00412_09484_9968.N1	23-DEC-2003 15:08:33	Dark	42.500	12	Alp1Cru	0.77500	30000.	85	9484	No
282	GOM_NL__2PRFIN20031223_151405_000000422022_00412_09484_9969.N1	23-DEC-2003 15:14:05	Dark	41.500	29	Bet Car	1.6720	10200.	83	9484	No
283	GOM_NL__2PRFIN20031223_151651_000000472022_00412_09484_9970.N1	23-DEC-2003 15:16:51	Dark	46.500	41	Eps Car	1.8600	4100.0	93	9484	No
284	GOM_NL__2PRFIN20031223_151951_000000472022_00412_09484_9971.N1	23-DEC-2003 15:19:51	Dark	47.000	34	Gam2Vel	1.7930	23000.	94	9484	No
285	GOM_NL__2PRFIN20031223_152127_000000502022_00412_09484_9972.N1	23-DEC-2003 15:21:27	Dark	49.500	2	Alp Car	-0.73600	7000.0	99	9484	No
286	GOM_NL__2PRFIN20031223_152426_000000542022_00412_09484_9973.N1	23-DEC-2003 15:24:26	Dark	54.000	117	Pi Pup	2.7060	3800.0	108	9484	No
287	GOM_NL__2PRFIN20031223_152728_000000542022_00412_09484_9974.N1	23-DEC-2003 15:27:28	Straylight	53.500	23	21Eps CMa	1.5020	26000.	107	9484	No
288	GOM_NL__2PRFIN20031223_152908_000000512022_00412_09484_9975.N1	23-DEC-2003 15:29:08	Straylight	50.500	179	24Omi2CMa	3.0320	24000.	101	9484	No
289	GOM_NL__2PRFIN20031223_153152_000000632022_00412_09484_9976.N1	23-DEC-2003 15:31:52	Straylight	63.000	1	9Alp CMa	-1.4400	11000.	126	9484	No
290	GOM_NL__2PRFIN20031223_153502_000000522022_00412_09484_9977.N1	23-DEC-2003 15:35:02	Straylight	52.000	7	19Bet Ori	0.10000	14000.	104	9484	No
291	GOM_NL__2PRFIN20031223_153705_000000492022_00412_09484_9978.N1	23-DEC-2003 15:37:05	Straylight	48.500	30	46Eps Ori	1.6940	30000.	97	9484	No
292	GOM_NL__2PRFIN20031223_153921_000000432022_00412_09484_9979.N1	23-DEC-2003 15:39:21	Tw_i_and_stray	43.000	27	24Gam Ori	1.6360	26000.	86	9484	No
293	GOM_NL__2PRFIN20031223_154215_000000472022_00412_09484_9980.N1	23-DEC-2003 15:42:15	Tw_i_and_stray	47.000	13	87Alp Tau	0.86700	3800.0	94	9484	No
294	GOM_NL__2PRFIN20031223_154358_000000422022_00412_09484_9981.N1	23-DEC-2003 15:43:58	Bright	42.000	176	23Zet Tau	3.0200	22000.	84	9484	No
295	GOM_NL__2PRFIN20031223_154602_000000432022_00412_09484_9982.N1	23-DEC-2003 15:46:02	Bright	42.500	28	12Bet Tau	1.6500	15200.	85	9484	No
296	GOM_NL__2PRFIN20031223_154858_000000372022_00412_09484_9983.N1	23-DEC-2003 15:48:58	Bright	36.500	149	45Eps Per	2.8880	30000.	73	9484	No
297	GOM_NL__2PRFIN20031223_155058_000000452022_00412_09484_9984.N1	23-DEC-2003 15:50:58	Bright	45.000	6	13Alp Aur	0.080000	3400.0	90	9484	No
298	GOM_NL__2PRFIN20031223_155309_000000372022_00412_09484_9985.N1	23-DEC-2003 15:53:09	Bright	37.000	160	23Gam Per	2.9300	4700.0	74	9484	No
299	GOM_NL__2PRFIN20031223_155642_000000382022_00412_09484_9986.N1	23-DEC-2003 15:56:42	Bright	38.000	110	37Del Cas	2.6780	8900.0	76	9484	No
300	GOM_NL__2PRFIN20031223_160248_000000392022_00412_09484_9987.N1	23-DEC-2003 16:02:48	Bright	38.500	49	1Alp UMi	1.9900	6300.0	77	9484	No
301	GOM_NL__2PRFIN20031223_160726_000000422022_00412_09484_9988.N1	23-DEC-2003 16:07:26	Bright	41.500	60	7Bet UMi	2.0810	3950.0	83	9484	No
302	GOM_NL__2PRFIN20031223_161058_000000382022_00412_09484_9989.N1	23-DEC-2003 16:10:58	Bright	38.000	119	14Eta Dra	2.7270	4700.0	76	9484	No
303	GOM_NL__2PRFIN20031223_161230_000000442022_00412_09484_9990.N1	23-DEC-2003 16:12:30	Bright	43.500	55	79Zet UMa	2.0600	10200.	87	9484	No
304	GOM_NL__2PRFIN20031223_161434_000000432022_00412_09484_9991.N1	23-DEC-2003 16:14:34	Bright	42.500	39	85Eta UMa	1.8540	24000.	85	9484	No
305	GOM_NL__2PRFIN20031223_161812_000000412022_00412_09484_9992.N1	23-DEC-2003 16:18:12	Bright	40.500	180	27Gam Boo	3.0400	8000.0	81	9484	No
306	GOM_NL__2PRFIN20031223_162135_000000392022_00412_09484_9993.N1	23-DEC-2003 16:21:35	Bright	38.500	83		2.3780	11000.	77	9484	No
307	GOM_NL__2PRFIN20031223_162512_000000482022_00412_09484_9994.N1	23-DEC-2003 16:25:12	Bright	47.500	111	8Eta Boo	2.6800	6000.0	95	9484	No
308	GOM_NL__2PRFIN20031223_162958_000000672022_00412_09484_9995.N1	23-DEC-2003 16:29:58	Tw_i_and_stray	66.500	138	47Eps Vir	2.8280	4700.0	133	9484	No
309	GOM_NL__2PRFIN20031223_163356_000000412022_00412_09484_9996.N1	23-DEC-2003 16:33:56	Bright	40.500	122	9Alp2Lib	2.7470	9700.0	81	9484	No
310	GOM_NL__2PRFIN20031223_163559_000000622022_00412_09484_9997.N1	23-DEC-2003 16:35:59	Tw_i_and_stray	61.500	15	67Alp Vir	0.97600	28000.	123	9484	No
311	GOM_NL__2PRFIN20031223_163930_000000512022_00412_09484_9998.N1	23-DEC-2003 16:39:30	Dark	51.000	169	46Gam Hya	2.9910	4700.0	102	9484	No
312	GOM_NL__2PRFIN20031223_164109_000000422022_00412_09484_9999.N1	23-DEC-2003 16:41:09	Dark	41.500	81	Eta Cen	2.3560	28000.	83	9484	No
313	GOM_NL__2PRFIN20031223_164329_000000412022_00412_09484_0000.N1	23-DEC-2003 16:43:29	Dark	40.500	95	Zet Cen	2.5450	26000.	81	9484	No
314	GOM_NL__2PRFIN20031223_164547_000000522022_00412_09484_0001.N1	23-DEC-2003 16:45:47	Dark	52.000	4	Alp1Cen	-0.010000	5800.0	104	9484	No
315	GOM_NL__2PRFIN20031223_164910_000000532022_00413_09485_9967.N1	23-DEC-2003 16:49:10	Dark	53.000	12	Alp1Cru	0.77500	30000.	106	9485	No
316	GOM_NL__2PRFIN20031223_165441_000000512022_00413_09485_9968.N1	23-DEC-2003 16:54:41	Dark	50.500	29	Bet Car	1.6720	10200.	101	9485	No
317	GOM_NL__2PRFIN20031223_165602_000000462022_00413_09485_9969.N1	23-DEC-2003 16:56:02	Dark	45.500	91	Kap Vel	2.4900	26000.	91	9485	No
318	GOM_NL__2PRFIN20031223_165727_000000442022_00413_09485_9970.N1	23-DEC-2003 16:57:27	Dark	43.500	41	Eps Car	1.8600	4100.0	87	9485	No
319	GOM_NL__2PRFIN20031223_170027_000000502022_00413_09485_9971.N1	23-DEC-2003 17:00:27	Dark	49.500	34	Gam2Vel	1.7930	23000.	99	9485	No
320	GOM_NL__2PRFIN20031223_170203_000000512022_00413_09485_9972.N1	23-DEC-2003 17:02:03	Dark	51.000	2	Alp Car	-0.73600	7000.0	102	9485	No
321	GOM_NL__2PRFIN20031223_170502_000000532022_00413_09485_9973.N1	23-DEC-2003 17:05:02	Dark	52.500	117	Pi Pup	2.7060	3800.0	105	9485	No
322	GOM_NL__2PRFIN20031223_170804_000000532022_00413_09485_9974.N1	23-DEC-2003 17:08:04	Straylight	52.500	23	21Eps CMa	1.5020	26000.	105	9485	No
323	GOM_NL__2PRFIN20031223_170945_000000502022_00413_09485_9975.N1	23-DEC-2003 17:09:45	Straylight	49.500	179	24Omi2CMa	3.0320	24000.	99	9485	No
324	GOM_NL__2PRFIN20031223_171214_000000522022_00413_09485_9976.N1	23-DEC-2003 17:12:14	Straylight	51.500	47	2Bet CMa	1.9760	28000.	103	9485	No
325	GOM_NL__2PRFIN20031223_171503_000000472022_00413_09485_9977.N1	23-DEC-2003 17:15:03	Straylight	47.000	56	53Kap Ori	2.0650	30000.	94	9485	No
326	GOM_NL__2PRFIN20031223_171634_000000452022_00413_09485_9978.N1	23-DEC-2003 17:16:34	Straylight	45.000	128	67Bet Eri	2.7840	9700.0	90	9485	No
327	GOM_NL__2PRFIN20031223_171756_000000472022_00413_09485_9979.N1	23-DEC-2003 17:17:56	Straylight	47.000	72	34Del Ori	2.2500	30000.	94	9485	No
328	GOM_NL__2PRFIN20031223_172029_000000602022_00413_09485_9980.N1	23-DEC-2003 17:20:29	Tw_i_and_stray	60.000	14	58Alp Ori	0.87000	3000.0	120	9485	No
329	GOM_NL__2PRFIN20031223_172250_000000492022_00413_09485_9981.N1	23-DEC-2003 17:22:50	Tw_i_and_stray	48.500	13	87Alp Tau	0.86700	3800.0	97	9485	No
330	GOM_NL__2PRFIN20031223_172434_000000432022_00413_09485_9982.N1	23-DEC-2003 17:24:34	Bright	42.500	176	23Zet Tau	3.0200	22000.	85	9485	No
331	GOM_NL__2PRFIN20031223_172637_000000432022_00413_09485_9983.N1	23-DEC-2003 17:26:37	Bright	43.000	28	12Bet Tau	1.6500	15200.	86	9485	No
332	GOM_NL__2PRFIN20031223_172934_000000382022_00413_09485_9984.N1	23-DEC-2003 17:29:34	Bright	37.500	149	45Eps Per	2.8880	30000.	75	9485	No
333	GOM_NL__2PRFIN20031223_173134_000000452022_00413_09485_9985.N1	23-DEC-2003 17:31:34	Bright	44.500	6	13Alp Aur	0.080000	3400.0	89	9485	No
334	GOM_NL__2PRFIN20031223_173345_000000392022_00413_09485_9986.N1	23-DEC-2003 17:33:45	Bright	38.500	160	23Gam Per	2.9300	4700.0	77	9485	No
335	GOM_NL__2PRFIN20031223_173718_000000392022_00413_09485_9987.N1	23-DEC-2003 17:37:18	Bright	39.000	110	37Del Cas	2.6780	8900.0	78	9485	No
336	GOM_NL__2PRFIN20031223_174323_000000392022_00413_09485_9988.N1	23-DEC-2003 17:43:23	Bright	38.500	49	1Alp UMi	1.9900	6300.0	77	9485	No
337	GOM_NL__2PRFIN20031223_174802_000000412022_00413_09485_9989.N1	23-DEC-2003 17:48:02	Bright	40.500	60	7Bet UMi	2.0810	3950.0	81	9485	No

338	GOM_NL__2PRFIN20031223_175134_000000402022_00413_09485_9990.N1	23-DEC-2003 17:51:34	Bright	39.500	119	14Eta Dra	2.7270	4700.0	79	9485	No
339	GOM_NL__2PRFIN20031223_175306_000000452022_00413_09485_9991.N1	23-DEC-2003 17:53:06	Bright	44.500	55	79Zet UMa	2.0600	10200.	89	9485	No
340	GOM_NL__2PRFIN20031223_175510_000000442022_00413_09485_9992.N1	23-DEC-2003 17:55:10	Bright	44.000	39	85Eta UMa	1.8540	24000.	88	9485	No
341	GOM_NL__2PRFIN20031223_175848_000000402022_00413_09485_9993.N1	23-DEC-2003 17:58:48	Bright	39.500	180	27Gam Boo	3.0400	8000.0	79	9485	No
342	GOM_NL__2PRFIN20031223_180211_000000552022_00413_09485_9994.N1	23-DEC-2003 18:02:11	Bright	54.500	83		2.3780	11000.	109	9485	No
343	GOM_NL__2PRFIN20031223_180548_000000662022_00413_09485_9995.N1	23-DEC-2003 18:05:48	Bright	66.000	111	8Eta Boo	2.6800	6000.0	132	9485	No
344	GOM_NL__2PRFIN20031223_181034_000000702022_00413_09485_9996.N1	23-DEC-2003 18:10:34	Tw_i_and_stray	70.000	138	47Eps Vir	2.8280	4700.0	140	9485	No
345	GOM_NL__2PRFIN20031223_181432_000000412022_00413_09485_9997.N1	23-DEC-2003 18:14:32	Bright	40.500	122	9Alp2Lib	2.7470	9700.0	81	9485	No
346	GOM_NL__2PRFIN20031223_181636_000000632022_00413_09485_9998.N1	23-DEC-2003 18:16:36	Tw_i_and_stray	63.000	15	67Alp Vir	0.97600	28000.	126	9485	No
347	GOM_NL__2PRFIN20031223_182146_000000412022_00413_09485_9999.N1	23-DEC-2003 18:21:46	Dark	40.500	81	Eta Cen	2.3560	28000.	81	9485	No
348	GOM_NL__2PRFIN20031223_182405_000000412022_00413_09485_0000.N1	23-DEC-2003 18:24:05	Dark	40.500	95	Zet Cen	2.5450	26000.	81	9485	No
349	GOM_NL__2PRFIN20031223_182623_000000522022_00413_09485_0001.N1	23-DEC-2003 18:26:23	Dark	52.000	4	Alp1Cen	-0.010000	5800.0	104	9485	No
350	GOM_NL__2PRFIN20031223_182946_000000452022_00414_09486_9968.N1	23-DEC-2003 18:29:46	Dark	44.500	12	Alp1Cru	0.77500	30000.	89	9486	No
351	GOM_NL__2PRFIN20031223_183519_000000432022_00414_09486_9969.N1	23-DEC-2003 18:35:19	Dark	43.000	29	Bet Car	1.6720	10200.	86	9486	No
352	GOM_NL__2PRFIN20031223_183640_000000452022_00414_09486_9970.N1	23-DEC-2003 18:36:40	Dark	45.000	91	Kap Vel	2.4900	26000.	90	9486	No
353	GOM_NL__2PRFIN20031223_183805_000000552022_00414_09486_9971.N1	23-DEC-2003 18:38:05	Dark	54.500	41	Eps Car	1.8600	4100.0	109	9486	No
354	GOM_NL__2PRFIN20031223_184104_000000462022_00414_09486_9972.N1	23-DEC-2003 18:41:04	Dark	45.500	34	Gam2Vel	1.7930	23000.	91	9486	No
355	GOM_NL__2PRFIN20031223_184240_000000492022_00414_09486_9973.N1	23-DEC-2003 18:42:40	Dark	49.000	2	Alp Car	-0.73600	7000.0	98	9486	No
356	GOM_NL__2PRFIN20031223_184540_000000552022_00414_09486_9974.N1	23-DEC-2003 18:45:40	Dark	54.500	117	Pi Pup	2.7060	3800.0	109	9486	No
357	GOM_NL__2PRFIN20031223_184841_000000522022_00414_09486_9975.N1	23-DEC-2003 18:48:41	Straylight	52.000	23	21Eps CMa	1.5020	26000.	104	9486	No
358	GOM_NL__2PRFIN20031223_185021_000000502022_00414_09486_9976.N1	23-DEC-2003 18:50:21	Straylight	50.000	179	24Omi2CMa	3.0320	24000.	100	9486	No
359	GOM_NL__2PRFIN20031223_185251_000000482022_00414_09486_9977.N1	23-DEC-2003 18:52:51	Straylight	48.000	47	2Bet CMa	1.9760	28000.	96	9486	No
360	GOM_NL__2PRFIN20031223_185540_000000482022_00414_09486_9978.N1	23-DEC-2003 18:55:40	Straylight	48.000	56	53Kap Ori	2.0650	30000.	96	9486	No
361	GOM_NL__2PRFIN20031223_185711_000000442022_00414_09486_9979.N1	23-DEC-2003 18:57:11	Straylight	43.500	128	67Bet Eri	2.7840	9700.0	87	9486	No
362	GOM_NL__2PRFIN20031223_185834_000000462022_00414_09486_9980.N1	23-DEC-2003 18:58:34	Straylight	46.000	72	34Del Ori	2.2500	30000.	92	9486	No
363	GOM_NL__2PRFIN20031223_190106_000000582022_00414_09486_9981.N1	23-DEC-2003 19:01:06	Tw_i_and_stray	57.500	14	58Alp Ori	0.87000	3000.0	115	9486	No
364	GOM_NL__2PRFIN20031223_190327_000000502022_00414_09486_9982.N1	23-DEC-2003 19:03:27	Tw_i_and_stray	50.000	13	87Alp Tau	0.86700	3800.0	100	9486	No
365	GOM_NL__2PRFIN20031223_190510_000000402022_00414_09486_9983.N1	23-DEC-2003 19:05:10	Bright	40.000	176	23Zet Tau	3.0200	22000.	80	9486	No
366	GOM_NL__2PRFIN20031223_190714_000000402022_00414_09486_9984.N1	23-DEC-2003 19:07:14	Bright	40.000	28	12Bet Tau	1.6500	15200.	80	9486	No
367	GOM_NL__2PRFIN20031223_191011_000000362022_00414_09486_9985.N1	23-DEC-2003 19:10:11	Bright	35.500	149	45Eps Per	2.8880	30000.	71	9486	No
368	GOM_NL__2PRFIN20031223_191209_000000442022_00414_09486_9986.N1	23-DEC-2003 19:12:09	Bright	44.000	6	13Alp Aur	0.080000	3400.0	88	9486	No
369	GOM_NL__2PRFIN20031223_191421_000000372022_00414_09486_9987.N1	23-DEC-2003 19:14:21	Bright	37.000	160	23Gam Per	2.9300	4700.0	74	9486	No
370	GOM_NL__2PRFIN20031223_191754_000000392022_00414_09486_9988.N1	23-DEC-2003 19:17:54	Bright	39.000	110	37Del Cas	2.6780	8900.0	78	9486	No
371	GOM_NL__2PRFIN20031223_192401_000000372022_00414_09486_9989.N1	23-DEC-2003 19:24:01	Bright	36.500	49	1Alp UMi	1.9900	6300.0	73	9486	No
372	GOM_NL__2PRFIN20031223_192838_000000382022_00414_09486_9990.N1	23-DEC-2003 19:28:38	Bright	37.500	60	7Bet UMi	2.0810	3950.0	75	9486	No
373	GOM_NL__2PRFIN20031223_193211_000000342022_00414_09486_9991.N1	23-DEC-2003 19:32:11	Bright	33.500	119	14Eta Dra	2.7270	4700.0	67	9486	No
374	GOM_NL__2PRFIN20031223_193342_000000442022_00414_09486_9992.N1	23-DEC-2003 19:33:42	Bright	44.000	55	79Zet UMa	2.0600	10200.	88	9486	No
375	GOM_NL__2PRFIN20031223_193546_000000422022_00414_09486_9993.N1	23-DEC-2003 19:35:46	Bright	42.000	39	85Eta UMa	1.8540	24000.	84	9486	No
376	GOM_NL__2PRFIN20031223_193924_000000402022_00414_09486_9994.N1	23-DEC-2003 19:39:24	Bright	39.500	180	27Gam Boo	3.0400	8000.0	79	9486	No
377	GOM_NL__2PRFIN20031223_194247_000000392022_00414_09486_9995.N1	23-DEC-2003 19:42:47	Bright	39.000	83		2.3780	11000.	78	9486	No
378	GOM_NL__2PRFIN20031223_194625_000000472022_00414_09486_9996.N1	23-DEC-2003 19:46:25	Bright	46.500	111	8Eta Boo	2.6800	6000.0	93	9486	No
379	GOM_NL__2PRFIN20031223_195111_000000702022_00414_09486_9997.N1	23-DEC-2003 19:51:11	Tw_i_and_stray	70.000	138	47Eps Vir	2.8280	4700.0	140	9486	No
380	GOM_NL__2PRFIN20031223_195509_000000392022_00414_09486_9998.N1	23-DEC-2003 19:55:09	Bright	38.500	122	9Alp2Lib	2.7470	9700.0	77	9486	No
381	GOM_NL__2PRFIN20031223_195713_000000602022_00414_09486_9999.N1	23-DEC-2003 19:57:13	Tw_i_and_stray	59.500	15	67Alp Vir	0.97600	28000.	119	9486	No
382	GOM_NL__2PRFIN20031223_200223_000000392022_00414_09486_0000.N1	23-DEC-2003 20:02:23	Dark	38.500	81	Eta Cen	2.3560	28000.	77	9486	No
383	GOM_NL__2PRFIN20031223_200442_000000412022_00414_09486_0001.N1	23-DEC-2003 20:04:42	Dark	41.000	95	Zet Cen	2.5450	26000.	82	9486	No
384	GOM_NL__2PRFIN20031223_200659_000000442022_00414_09486_0002.N1	23-DEC-2003 20:06:59	Dark	44.000	4	Alp1Cen	-0.010000	5800.0	88	9486	No
385	GOM_NL__2PRFIN20031223_201023_000000412022_00415_09487_9969.N1	23-DEC-2003 20:10:23	Dark	41.000	12	Alp1Cru	0.77500	30000.	82	9487	No
386	GOM_NL__2PRFIN20031223_201555_000000412022_00415_09487_9970.N1	23-DEC-2003 20:15:55	Dark	40.500	29	Bet Car	1.6720	10200.	81	9487	No
387	GOM_NL__2PRFIN20031223_201716_000000442022_00415_09487_9971.N1	23-DEC-2003 20:17:16	Dark	43.500	91	Kap Vel	2.4900	26000.	87	9487	No
388	GOM_NL__2PRFIN20031223_201841_000000492022_00415_09487_9972.N1	23-DEC-2003 20:18:41	Dark	48.500	41	Eps Car	1.8600	4100.0	97	9487	No
389	GOM_NL__2PRFIN20031223_202141_000000512022_00415_09487_9973.N1	23-DEC-2003 20:21:41	Dark	51.000	34	Gam2Vel	1.7930	23000.	102	9487	No
390	GOM_NL__2PRFIN20031223_202316_000000522022_00415_09487_9974.N1	23-DEC-2003 20:23:16	Dark	52.000	2	Alp Car	-0.73600	7000.0	104	9487	No
391	GOM_NL__2PRFIN20031223_202616_000000542022_00415_09487_9975.N1	23-DEC-2003 20:26:16	Dark	54.000	117	Pi Pup	2.7060	3800.0	108	9487	No
392	GOM_NL__2PRFIN20031223_202917_000000532022_00415_09487_9976.N1	23-DEC-2003 20:29:17	Straylight	52.500	23	21Eps CMa	1.5020	26000.	105	9487	No
393	GOM_NL__2PRFIN20031223_203057_000000502022_00415_09487_9977.N1	23-DEC-2003 20:30:57	Straylight	49.500	179	24Omi2CMa	3.0320	24000.	99	9487	No
394	GOM_NL__2PRFIN20031223_203326_000000502022_00415_09487_9978.N1	23-DEC-2003 20:33:26	Straylight	50.000	47	2Bet CMa	1.9760	28000.	100	9487	No
395	GOM_NL__2PRFIN20031223_203616_000000482022_00415_09487_9979.N1	23-DEC-2003 20:36:16	Straylight	48.000	56	53Kap Ori	2.0650	30000.	96	9487	No
396	GOM_NL__2PRFIN20031223_203747_000000442022_00415_09487_9980.N1	23-DEC-2003 20:37:47	Straylight	44.000	128	67Bet Eri	2.7840	9700.0	88	9487	No

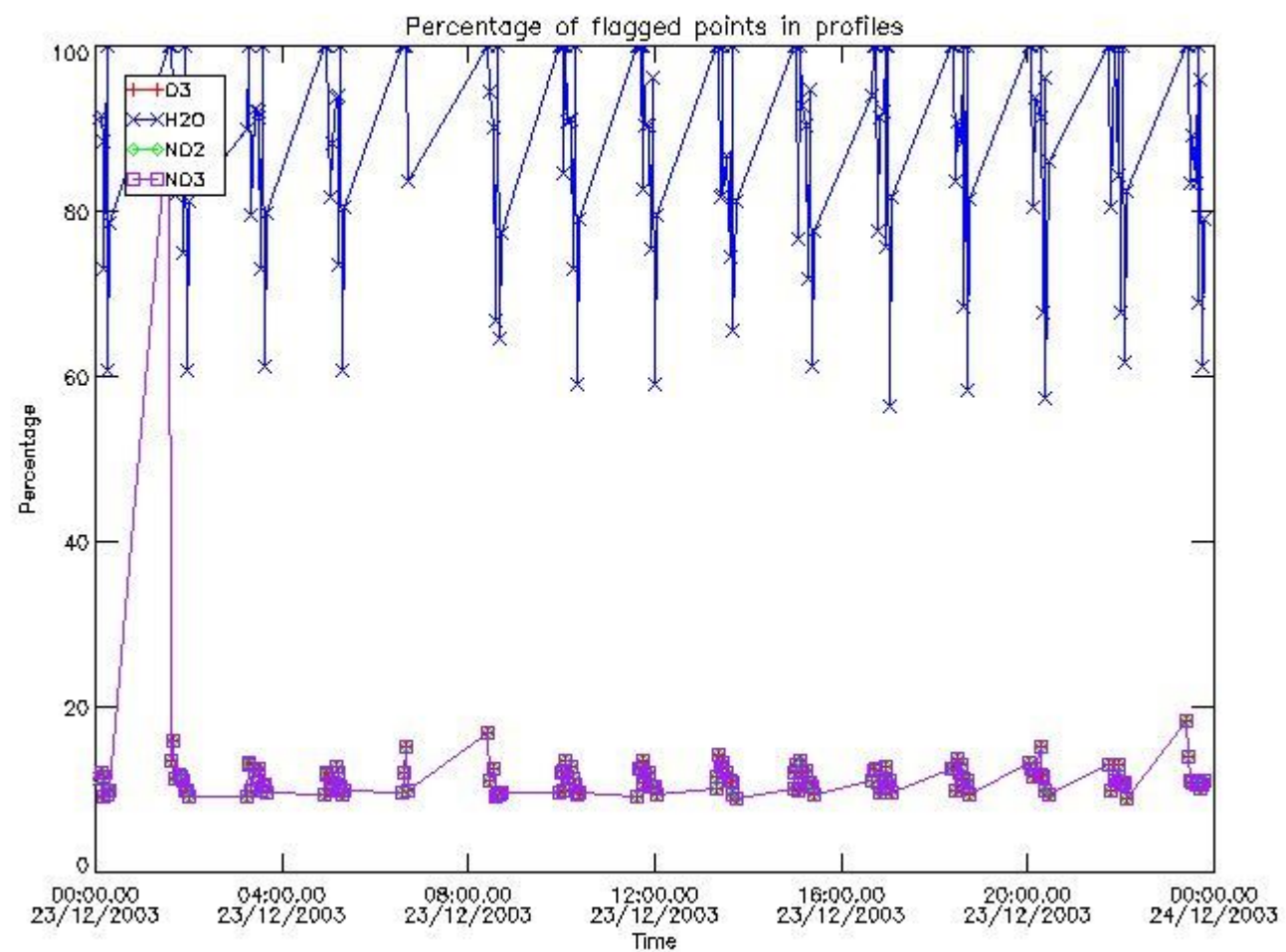
397	GOM_NL__2PRFIN20031223_203909_000000462022_00415_09487_9981.N1	23-DEC-2003 20:39:09	Straylight	46.000	72	34Del Ori	2.2500	30000.	92	9487	No
398	GOM_NL__2PRFIN20031223_204141_000000552022_00415_09487_9982.N1	23-DEC-2003 20:41:41	Tw_i_and_stray	55.000	14	58Alp Ori	0.87000	3000.0	110	9487	No
399	GOM_NL__2PRFIN20031223_204403_000000482022_00415_09487_9983.N1	23-DEC-2003 20:44:03	Tw_i_and_stray	48.000	13	87Alp Tau	0.86700	3800.0	96	9487	No
400	GOM_NL__2PRFIN20031223_204546_000000412022_00415_09487_9984.N1	23-DEC-2003 20:45:46	Bright	40.500	176	23Zet Tau	3.0200	22000.	81	9487	No
401	GOM_NL__2PRFIN20031223_204750_000000412022_00415_09487_9985.N1	23-DEC-2003 20:47:50	Bright	41.000	28	12Bet Tau	1.6500	15200.	82	9487	No
402	GOM_NL__2PRFIN20031223_205047_000000362022_00415_09487_9986.N1	23-DEC-2003 20:50:47	Bright	36.000	149	45Eps Per	2.8880	30000.	72	9487	No
403	GOM_NL__2PRFIN20031223_205245_000000432022_00415_09487_9987.N1	23-DEC-2003 20:52:45	Bright	42.500	6	13Alp Aur	0.080000	3400.0	85	9487	No
404	GOM_NL__2PRFIN20031223_205458_000000452022_00415_09487_9988.N1	23-DEC-2003 20:54:58	Bright	44.500	160	23Gam Per	2.9300	4700.0	89	9487	No
405	GOM_NL__2PRFIN20031223_205831_000000382022_00415_09487_9989.N1	23-DEC-2003 20:58:31	Bright	38.000	110	37Del Cas	2.6780	8900.0	76	9487	No
406	GOM_NL__2PRFIN20031223_210437_000000362022_00415_09487_9990.N1	23-DEC-2003 21:04:37	Bright	36.000	49	1Alp UMi	1.9900	6300.0	72	9487	No
407	GOM_NL__2PRFIN20031223_210914_000000382022_00415_09487_9991.N1	23-DEC-2003 21:09:14	Bright	37.500	60	7Bet UMi	2.0810	3950.0	75	9487	No
408	GOM_NL__2PRFIN20031223_211247_000000372022_00415_09487_9992.N1	23-DEC-2003 21:12:47	Bright	37.000	119	14Eta Dra	2.7270	4700.0	74	9487	No
409	GOM_NL__2PRFIN20031223_211417_000000452022_00415_09487_9993.N1	23-DEC-2003 21:14:17	Bright	44.500	55	79Zet UMa	2.0600	10200.	89	9487	No
410	GOM_NL__2PRFIN20031223_211622_000000432022_00415_09487_9994.N1	23-DEC-2003 21:16:22	Bright	43.000	39	85Eta UMa	1.8540	24000.	86	9487	No
411	GOM_NL__2PRFIN20031223_212000_000000402022_00415_09487_9995.N1	23-DEC-2003 21:20:00	Bright	40.000	180	27Gam Boo	3.0400	8000.0	80	9487	No
412	GOM_NL__2PRFIN20031223_212323_000000392022_00415_09487_9996.N1	23-DEC-2003 21:23:23	Bright	38.500	83		2.3780	11000.	77	9487	No
413	GOM_NL__2PRFIN20031223_212701_000000642022_00415_09487_9997.N1	23-DEC-2003 21:27:01	Bright	64.000	111	8Eta Boo	2.6800	6000.0	128	9487	No
414	GOM_NL__2PRFIN20031223_213148_000000752022_00415_09487_9998.N1	23-DEC-2003 21:31:48	Tw_i_and_stray	74.500	138	47Eps Vir	2.8280	4700.0	149	9487	No
415	GOM_NL__2PRFIN20031223_213545_000000382022_00415_09487_9999.N1	23-DEC-2003 21:35:45	Bright	37.500	122	9Alp2Lib	2.7470	9700.0	75	9487	No
416	GOM_NL__2PRFIN20031223_213750_000000682022_00415_09487_0000.N1	23-DEC-2003 21:37:50	Tw_i_and_stray	68.000	15	67Alp Vir	0.97600	28000.	136	9487	No
417	GOM_NL__2PRFIN20031223_214259_000000402022_00415_09487_0001.N1	23-DEC-2003 21:42:59	Dark	39.500	81	Eta Cen	2.3560	28000.	79	9487	No
418	GOM_NL__2PRFIN20031223_214518_000000392022_00415_09487_0002.N1	23-DEC-2003 21:45:18	Dark	39.000	95	Zet Cen	2.5450	26000.	78	9487	No
419	GOM_NL__2PRFIN20031223_214735_000000522022_00415_09487_0003.N1	23-DEC-2003 21:47:35	Dark	52.000	4	Alp1Cen	-0.010000	5800.0	104	9487	No
420	GOM_NL__2PRFIN20031223_215059_000000462022_00416_09488_0396.N1	23-DEC-2003 21:50:59	Dark	46.000	12	Alp1Cru	0.77500	30000.	92	9488	No
421	GOM_NL__2PRFIN20031223_215631_000000392022_00416_09488_0397.N1	23-DEC-2003 21:56:31	Dark	39.000	29	Bet Car	1.6720	10200.	78	9488	No
422	GOM_NL__2PRFIN20031223_215753_000000452022_00416_09488_0398.N1	23-DEC-2003 21:57:53	Dark	44.500	91	Kap Vel	2.4900	26000.	89	9488	No
423	GOM_NL__2PRFIN20031223_215917_000000472022_00416_09488_0399.N1	23-DEC-2003 21:59:17	Dark	47.000	41	Eps Car	1.8600	4100.0	94	9488	No
424	GOM_NL__2PRFIN20031223_220217_000000492022_00416_09488_0400.N1	23-DEC-2003 22:02:17	Dark	48.500	34	Gam2Vel	1.7930	23000.	97	9488	No
425	GOM_NL__2PRFIN20031223_220353_000000482022_00416_09488_0401.N1	23-DEC-2003 22:03:53	Dark	47.500	2	Alp Car	-0.73600	7000.0	95	9488	No
426	GOM_NL__2PRFIN20031223_220652_000000572022_00416_09488_0402.N1	23-DEC-2003 22:06:52	Dark	57.000	117	Pi Pup	2.7060	3800.0	114	9488	No
427	GOM_NL__2PRFIN20031223_220953_000000512022_00416_09488_0403.N1	23-DEC-2003 22:09:53	Straylight	51.000	23	21Eps CMa	1.5020	26000.	102	9488	No
428	GOM_NL__2PRFIN20031223_221133_000000522022_00416_09488_0404.N1	23-DEC-2003 22:11:33	Straylight	52.000	179	24Omi2CMa	3.0320	24000.	104	9488	No
429	GOM_NL__2PRFIN20031223_221402_000000492022_00416_09488_0405.N1	23-DEC-2003 22:14:02	Straylight	48.500	47	2Bet CMa	1.9760	28000.	97	9488	No
430	GOM_NL__2PRFIN20031223_221652_000000462022_00416_09488_0406.N1	23-DEC-2003 22:16:52	Straylight	46.000	56	53Kap Ori	2.0650	30000.	92	9488	No
431	GOM_NL__2PRFIN20031223_221823_000000422022_00416_09488_0407.N1	23-DEC-2003 22:18:23	Straylight	42.000	128	67Bet Eri	2.7840	9700.0	84	9488	No
432	GOM_NL__2PRFIN20031223_221945_000000472022_00416_09488_0408.N1	23-DEC-2003 22:19:45	Straylight	46.500	72	34Del Ori	2.2500	30000.	93	9488	No
433	GOM_NL__2PRFIN20031223_222217_000000592022_00416_09488_0409.N1	23-DEC-2003 22:22:17	Tw_i_and_stray	59.000	14	58Alp Ori	0.87000	3000.0	118	9488	No
434	GOM_NL__2PRFIN20031223_222439_000000462022_00416_09488_0410.N1	23-DEC-2003 22:24:39	Tw_i_and_stray	46.000	13	87Alp Tau	0.86700	3800.0	92	9488	No
435	GOM_NL__2PRFIN20031223_222621_000000412022_00416_09488_0411.N1	23-DEC-2003 22:26:21	Bright	41.000	176	23Zet Tau	3.0200	22000.	82	9488	No
436	GOM_NL__2PRFIN20031223_222826_000000422022_00416_09488_0412.N1	23-DEC-2003 22:28:26	Bright	42.000	28	12Bet Tau	1.6500	15200.	84	9488	No
437	GOM_NL__2PRFIN20031223_223122_000000372022_00416_09488_0413.N1	23-DEC-2003 22:31:22	Bright	37.000	149	45Eps Per	2.8880	30000.	74	9488	No
438	GOM_NL__2PRFIN20031223_223321_000000412022_00416_09488_0414.N1	23-DEC-2003 22:33:21	Bright	40.500	6	13Alp Aur	0.080000	3400.0	81	9488	No
439	GOM_NL__2PRFIN20031223_223534_000000382022_00416_09488_0415.N1	23-DEC-2003 22:35:34	Bright	38.000	160	23Gam Per	2.9300	4700.0	76	9488	No
440	GOM_NL__2PRFIN20031223_223907_000000392022_00416_09488_0416.N1	23-DEC-2003 22:39:07	Bright	39.000	110	37Del Cas	2.6780	8900.0	78	9488	No
441	GOM_NL__2PRFIN20031223_224513_000000372022_00416_09488_0417.N1	23-DEC-2003 22:45:13	Bright	37.000	49	1Alp UMi	1.9900	6300.0	74	9488	No
442	GOM_NL__2PRFIN20031223_224950_000000362022_00416_09488_0418.N1	23-DEC-2003 22:49:50	Bright	36.000	60	7Bet UMi	2.0810	3950.0	72	9488	No
443	GOM_NL__2PRFIN20031223_225323_000000382022_00416_09488_0419.N1	23-DEC-2003 22:53:23	Bright	38.000	119	14Eta Dra	2.7270	4700.0	76	9488	No
444	GOM_NL__2PRFIN20031223_225453_000000442022_00416_09488_0420.N1	23-DEC-2003 22:54:53	Bright	44.000	55	79Zet UMa	2.0600	10200.	88	9488	No
445	GOM_NL__2PRFIN20031223_225658_000000442022_00416_09488_0421.N1	23-DEC-2003 22:56:58	Bright	44.000	39	85Eta UMa	1.8540	24000.	88	9488	No
446	GOM_NL__2PRFIN20031223_230036_000000402022_00416_09488_0422.N1	23-DEC-2003 23:00:36	Bright	40.000	180	27Gam Boo	3.0400	8000.0	80	9488	No
447	GOM_NL__2PRFIN20031223_230400_000000402022_00416_09488_0423.N1	23-DEC-2003 23:04:00	Bright	40.000	83		2.3780	11000.	80	9488	No
448	GOM_NL__2PRFIN20031223_230738_000000492022_00416_09488_0424.N1	23-DEC-2003 23:07:38	Bright	48.500	111	8Eta Boo	2.6800	6000.0	97	9488	No
449	GOM_NL__2PRFIN20031223_231225_000000732022_00416_09488_0425.N1	23-DEC-2003 23:12:25	Tw_i_and_stray	73.000	138	47Eps Vir	2.8280	4700.0	146	9488	No
450	GOM_NL__2PRFIN20031223_231622_000000392022_00416_09488_0426.N1	23-DEC-2003 23:16:22	Bright	38.500	122	9Alp2Lib	2.7470	9700.0	77	9488	No
451	GOM_NL__2PRFIN20031223_231826_000000632022_00416_09488_0427.N1	23-DEC-2003 23:18:26	Tw_i_and_stray	62.500	15	67Alp Vir	0.97600	28000.	125	9488	No
452	GOM_NL__2PRFIN20031223_232335_000000422022_00416_09488_0428.N1	23-DEC-2003 23:23:35	Dark	41.500	81	Eta Cen	2.3560	28000.	83	9488	No
453	GOM_NL__2PRFIN20031223_232555_000000402022_00416_09488_0429.N1	23-DEC-2003 23:25:55	Dark	40.000	95	Zet Cen	2.5450	26000.	80	9488	No
454	GOM_NL__2PRFIN20031223_232811_000000462022_00416_09488_0430.N1	23-DEC-2003 23:28:11	Dark	45.500	4	Alp1Cen	-0.010000	5800.0	91	9488	No
455	GOM_NL__2PRFIN20031223_233134_000000472022_00417_09489_0396.N1	23-DEC-2003 23:31:34	Dark	47.000	12	Alp1Cru	0.77500	30000.	94	9489	No

456	GOM_NL__2PRFIN20031223_233706_000000492022_00417_09489_0397.N1	23-DEC-2003 23:37:06	Dark	48.500	29	Bet Car	1.6720	10200.	97	9489	No
457	GOM_NL__2PRFIN20031223_233828_000000462022_00417_09489_0398.N1	23-DEC-2003 23:38:28	Dark	45.500	91	Kap Vel	2.4900	26000.	91	9489	No
458	GOM_NL__2PRFIN20031223_233953_000000472022_00417_09489_0399.N1	23-DEC-2003 23:39:53	Dark	47.000	41	Eps Car	1.8600	4100.0	94	9489	No
459	GOM_NL__2PRFIN20031223_234252_000000512022_00417_09489_0400.N1	23-DEC-2003 23:42:52	Dark	50.500	34	Gam2Vel	1.7930	23000.	101	9489	No
460	GOM_NL__2PRFIN20031223_234428_000000482022_00417_09489_0401.N1	23-DEC-2003 23:44:28	Dark	48.000	2	Alp Car	-0.73600	7000.0	96	9489	No
461	GOM_NL__2PRFIN20031223_234727_000000512022_00417_09489_0402.N1	23-DEC-2003 23:47:27	Dark	50.500	117	Pi Pup	2.7060	3800.0	101	9489	No
462	GOM_NL__2PRFIN20031223_235029_000000512022_00417_09489_0403.N1	23-DEC-2003 23:50:29	Straylight	50.500	23	21Eps CMa	1.5020	26000.	101	9489	No
463	GOM_NL__2PRFIN20031223_235210_000000492022_00417_09489_0404.N1	23-DEC-2003 23:52:10	Straylight	48.500	179	24Omi2CMa	3.0320	24000.	97	9489	No
464	GOM_NL__2PRFIN20031223_235438_000000492022_00417_09489_0405.N1	23-DEC-2003 23:54:38	Straylight	49.000	47	2Bet CMa	1.9760	28000.	98	9489	No
465	GOM_NL__2PRFIN20031223_235727_000000472022_00417_09489_0406.N1	23-DEC-2003 23:57:27	Straylight	47.000	56	53Kap Ori	2.0650	30000.	94	9489	No
466	GOM_NL__2PRFIN20031223_235858_000000442022_00417_09489_0407.N1	23-DEC-2003 23:58:58	Straylight	44.000	128	67Bet Eri	2.7840	9700.0	88	9489	No

### 3. Quality information per product

In this section it is plotted some information contained in the Quality Summary data set of the level 2 products. Only products in dark limb conditions and without errors (error flag in the MPH set to "0") are used.

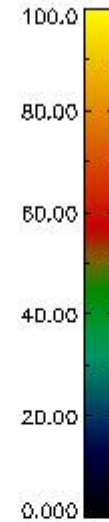
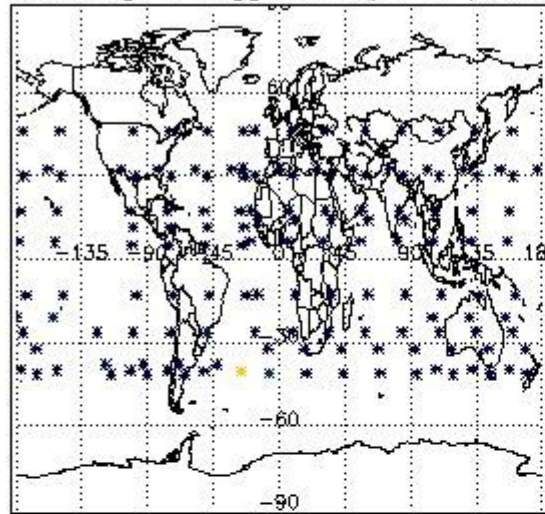
#### 3.1 Plot quality information per product (time dependant)



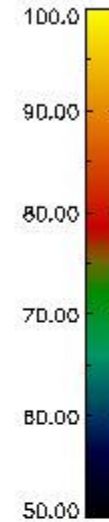
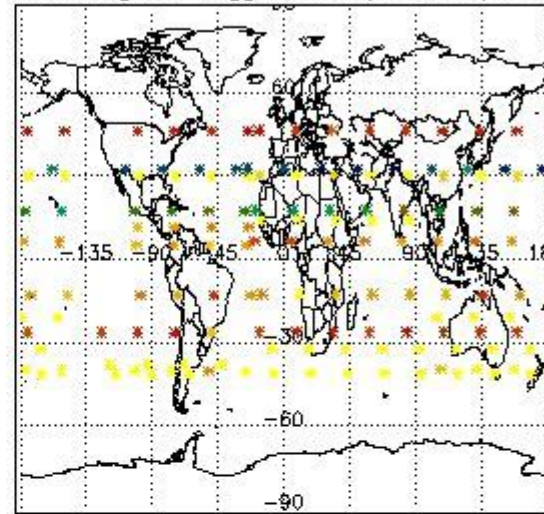
#### 3.2 Plot quality information per product (world map)




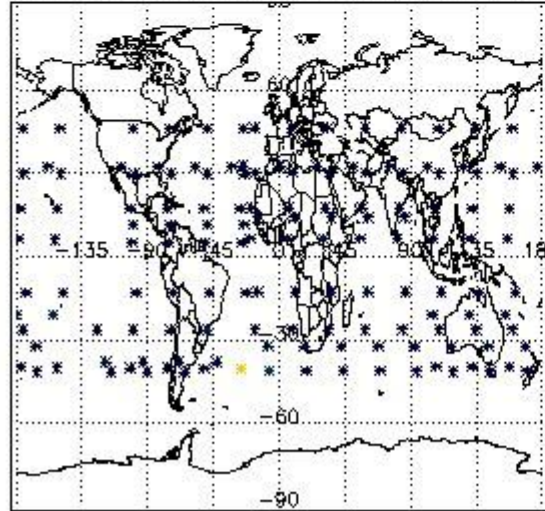
Percentage of flagged data per O3 profile



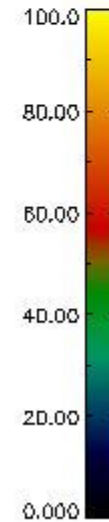
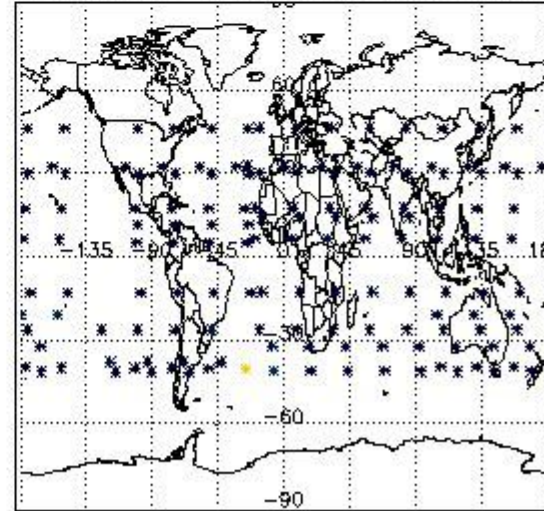
Percentage of flagged data per H2O profile



Percentage of flagged data per NO2 profile



Percentage of flagged data per NO3 profile

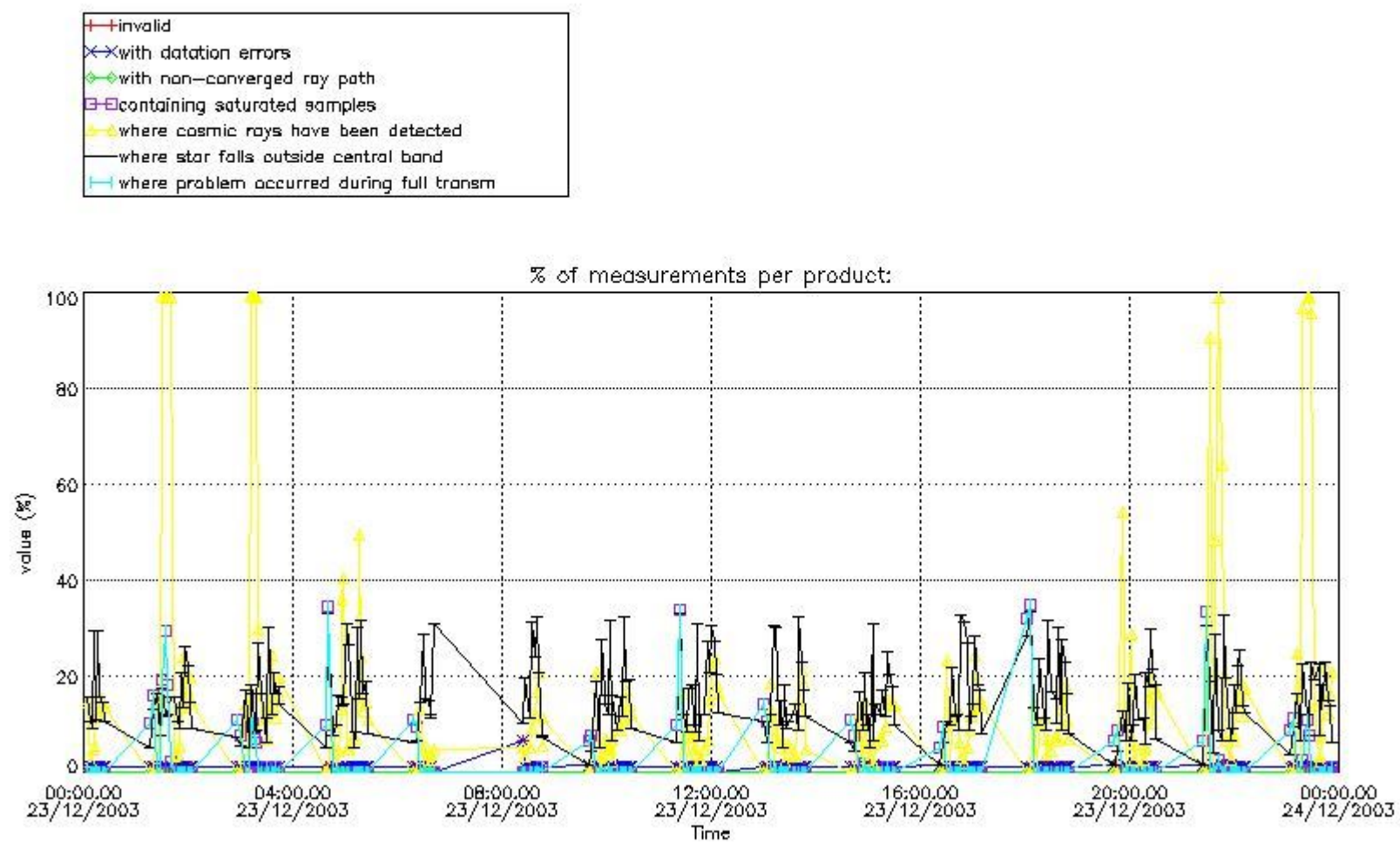


#### 4. Level 1 quality information per product

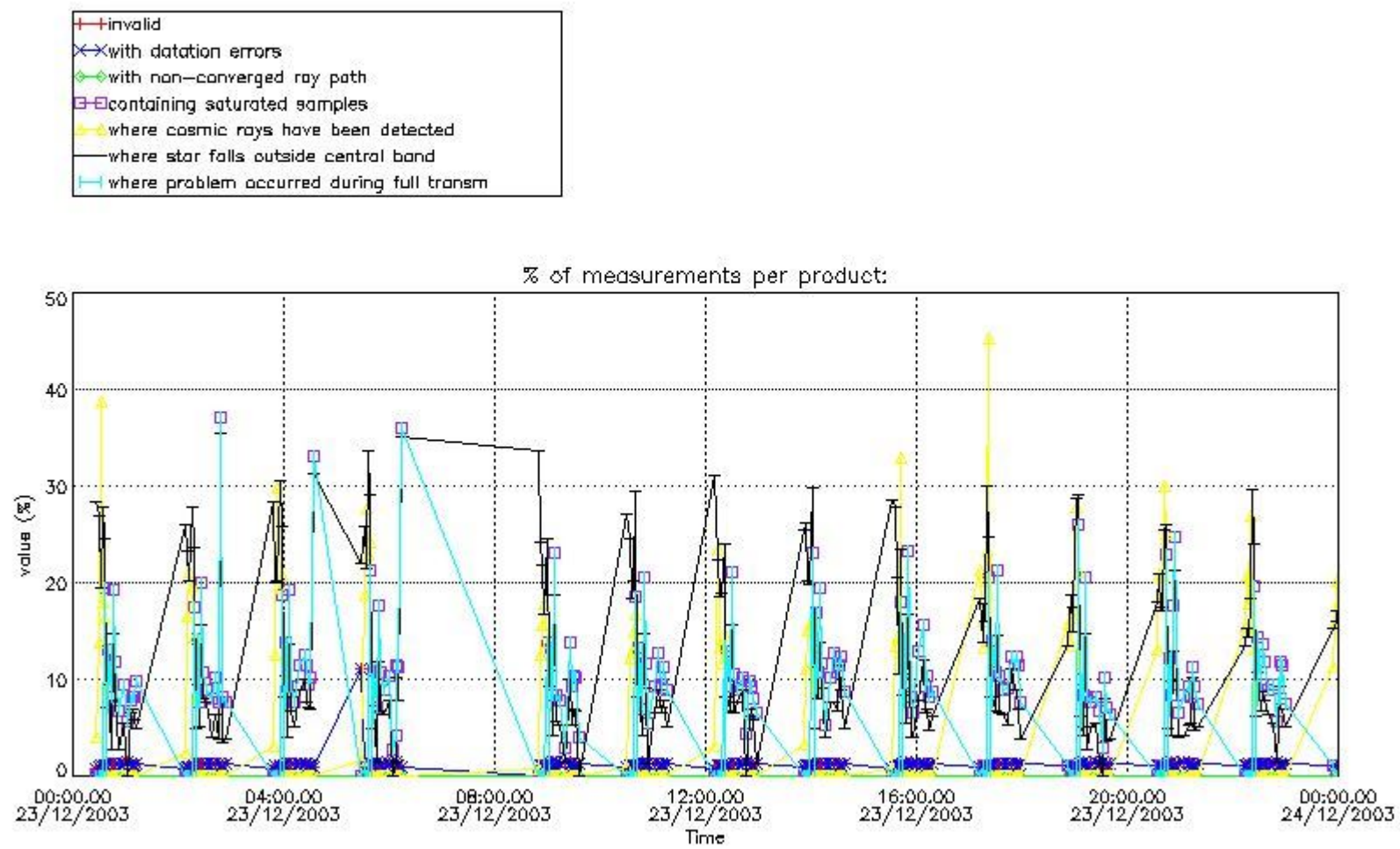
In this section it is plotted some information contained in the Quality Summary data set of the level 2 products that comes from the level 1b processing. Products without errors (error flag in the MPH set to "0") are used.

##### 4.1 Plot quality information per product (time dependant) coming from level 1b processing

##### 4.1.1 Plot level 1 quality information per product (time dependant): ENVISAT ASCENDING passes



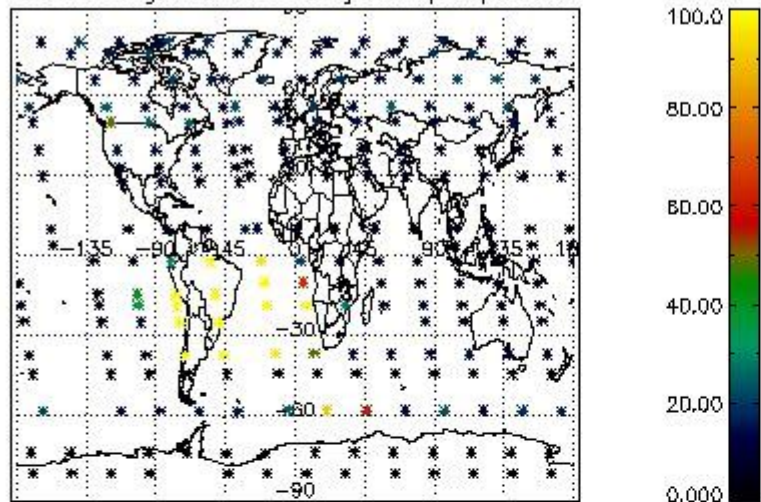
4.1.2 Plot level 1 quality information per product (time dependant): ENVISAT DESCENDING passes



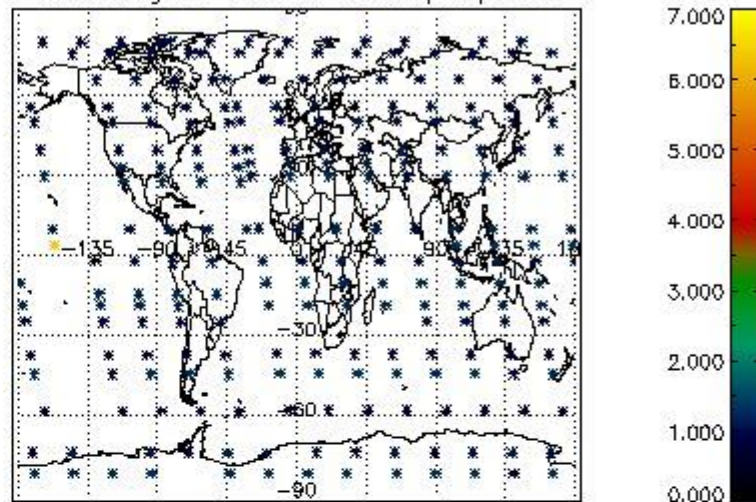
4.2 Plot quality information per product coming from level 1b processing (world map)

4.2.1 Plot level 1 quality information per product (world map): ENVISAT ASCENDING passes

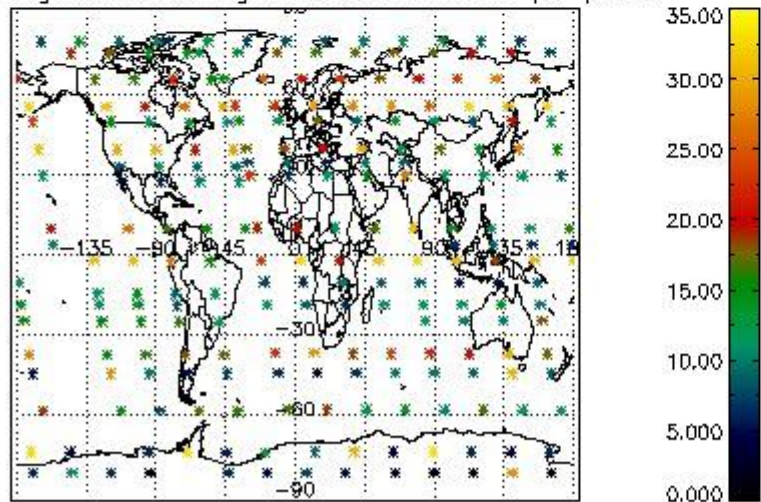
Percentage of cosmic ray hits per profile



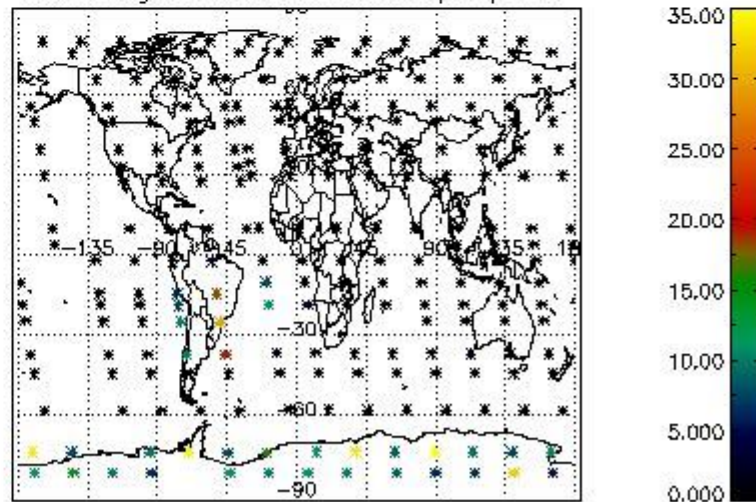
Percentage of datation errors per profile



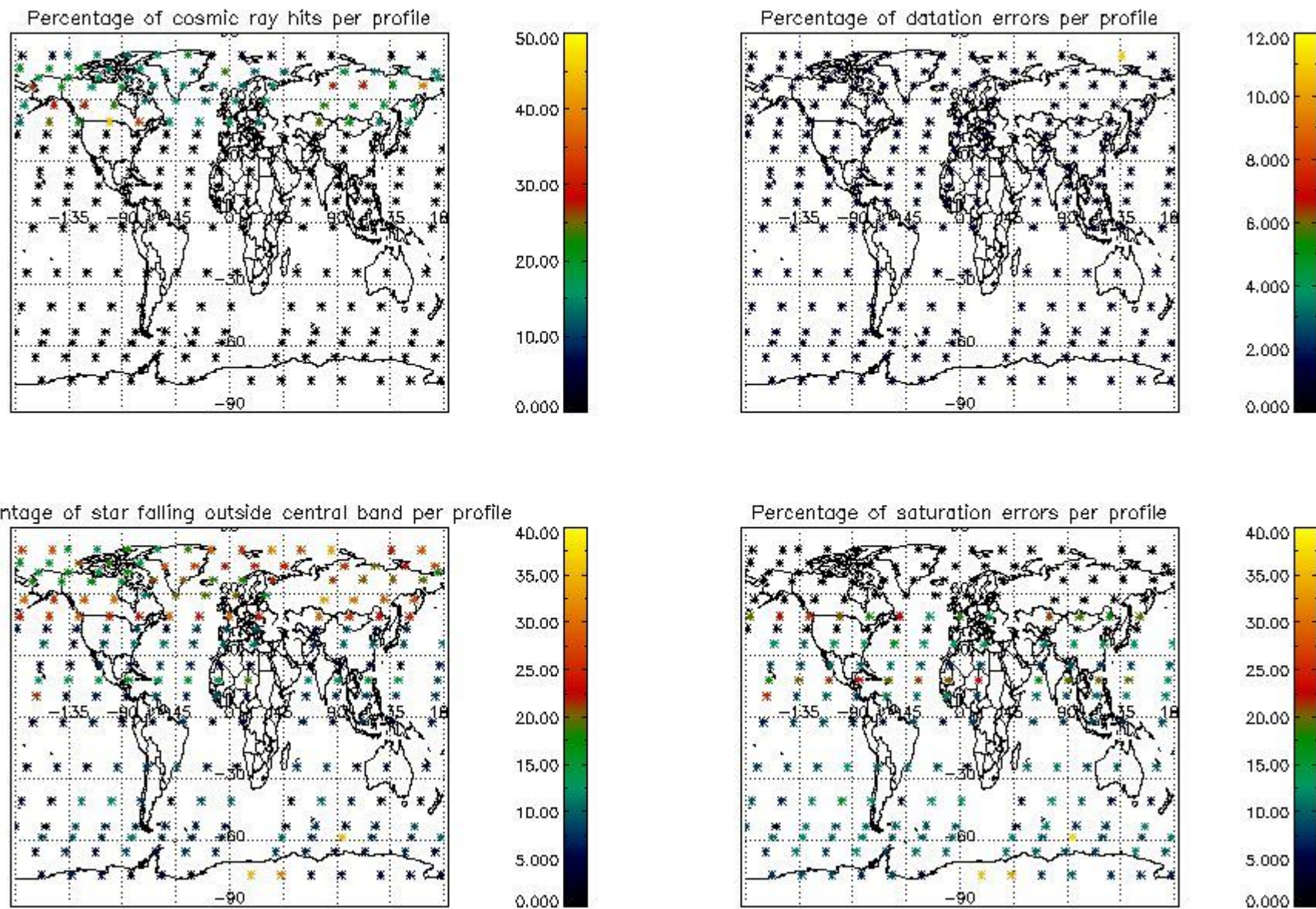
Percentage of star falling outside central band per profile



Percentage of saturation errors per profile



4.2.2 Plot level 1 quality information per product (world map): ENVISAT DESCENDING passes



## 5. Trace gas profiles

### 5.1 Ozone statistics based on quality of products

The final quality of the products can be "measured" using the STD (Standard Deviation) attached to every point profile. This information is written to the parameter GOM\_NL\_\_2P/NL\_LOCAL\_SPECIES\_DENSITY/o3\_std of the level 2 products. The table below shows the statistics for given STD ranges.

The statistics are given with respect to the overall valid production:

- Products without fatal errors: GOM\_NL\_\_2P/MPH/PRODUCT\_ERR=0
- Valid point profile: GOM\_NL\_\_2P/NL\_LOCAL\_SPECIES\_DENSITY/pcd(0)=0

The 'Criteria' is applied to valid points of dark limb products:

- Products in dark limb illumination condition: GOM\_NL\_\_2P/NL\_SUMMARY\_QUALITY/obs\_ill\_cond=0
- Products without fatal errors: GOM\_NL\_\_2P/MPH/PRODUCT\_ERR=0
- Valid point profile: GOM\_NL\_\_2P/NL\_LOCAL\_SPECIES\_DENSITY/pcd(0)=0

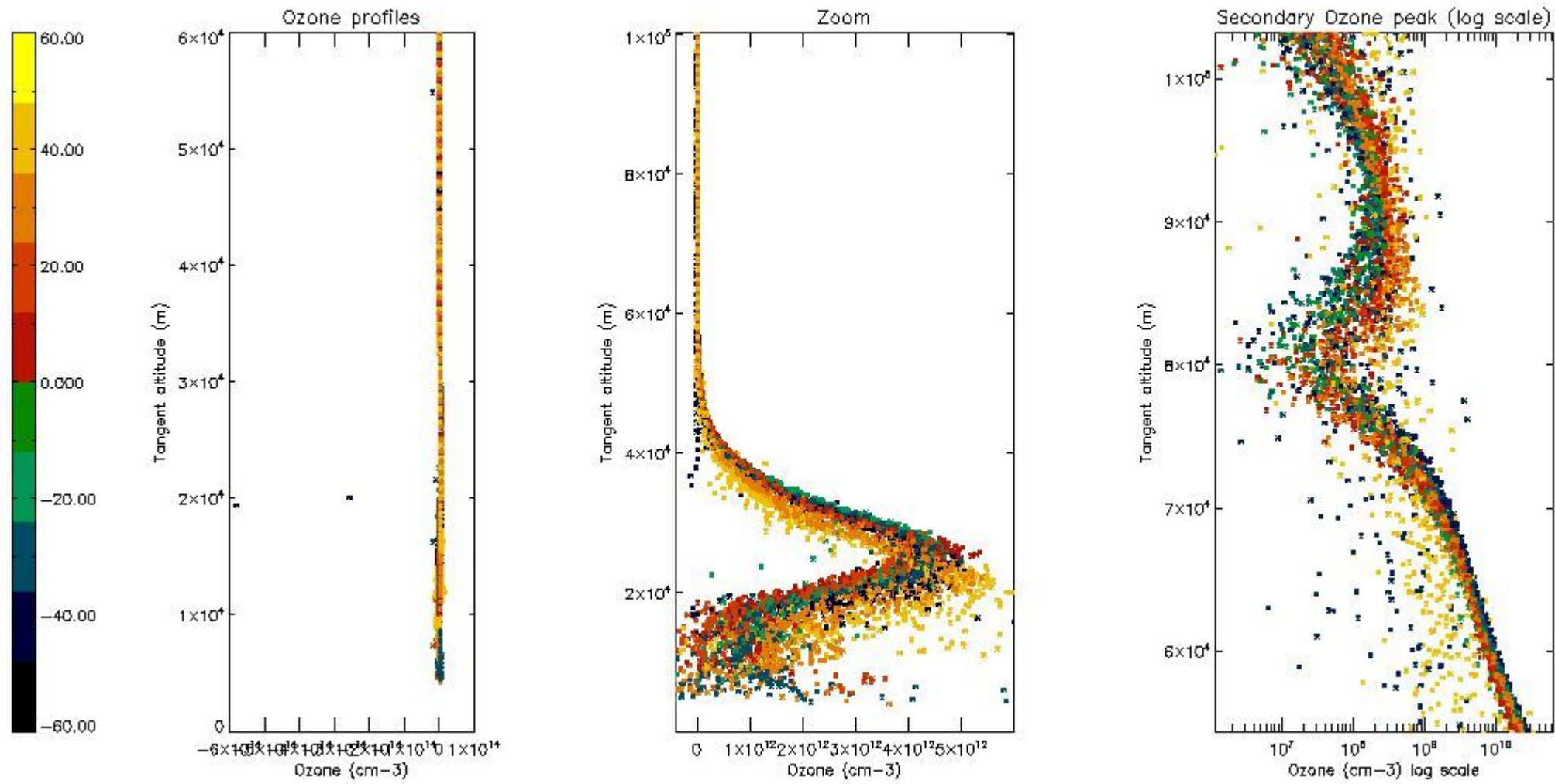
So, the table below shows the percentage of dark limb and valid observations for each criteria with respect to the overall valid daily observations.

Criteria	% of total production
All STD	32
STD < 20	18

STD < 10	15
STD < 5	10

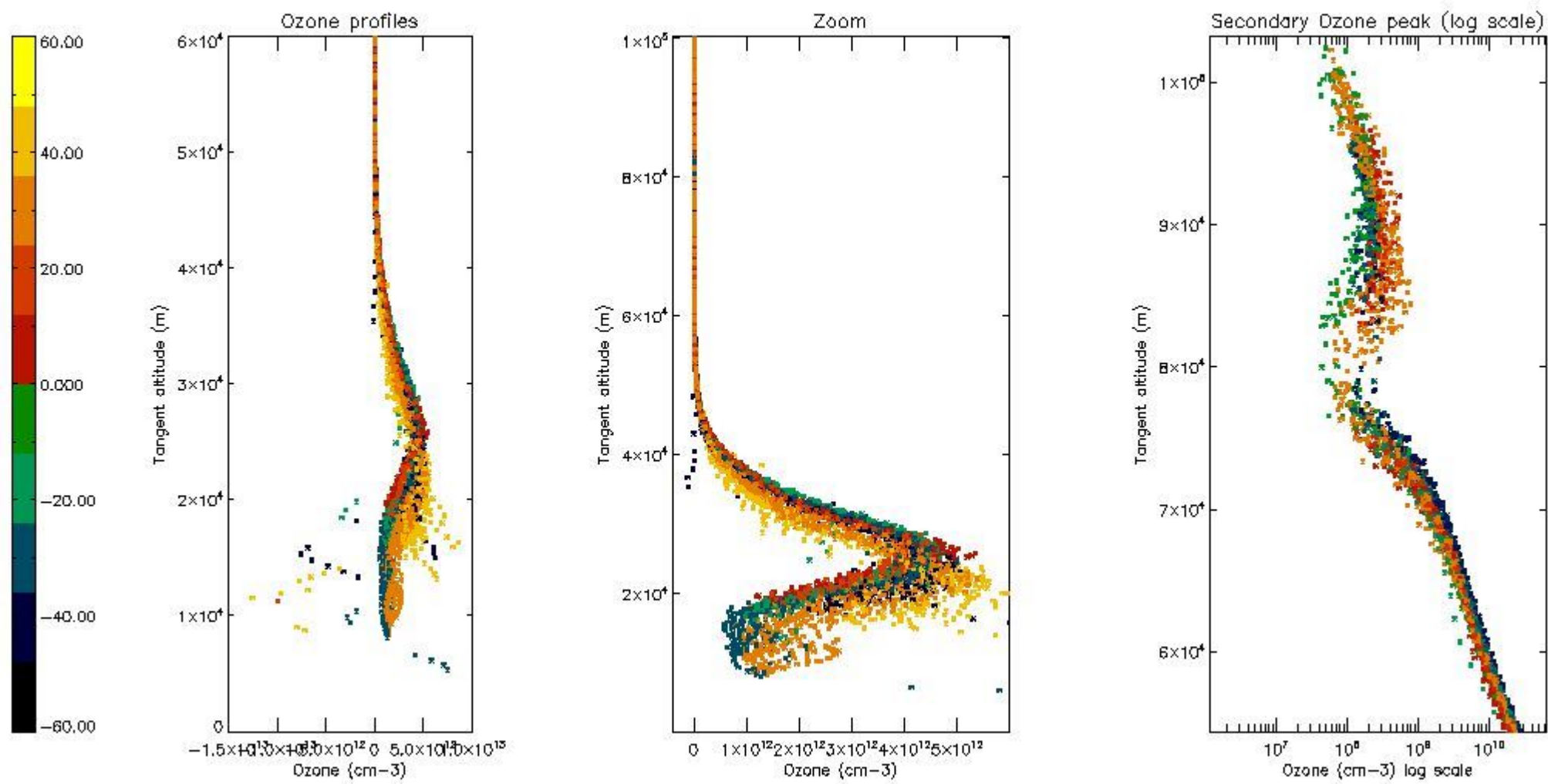
5.2 Plot ozone profiles for all STD (dark without errors)

The colorbar represents the latitude.



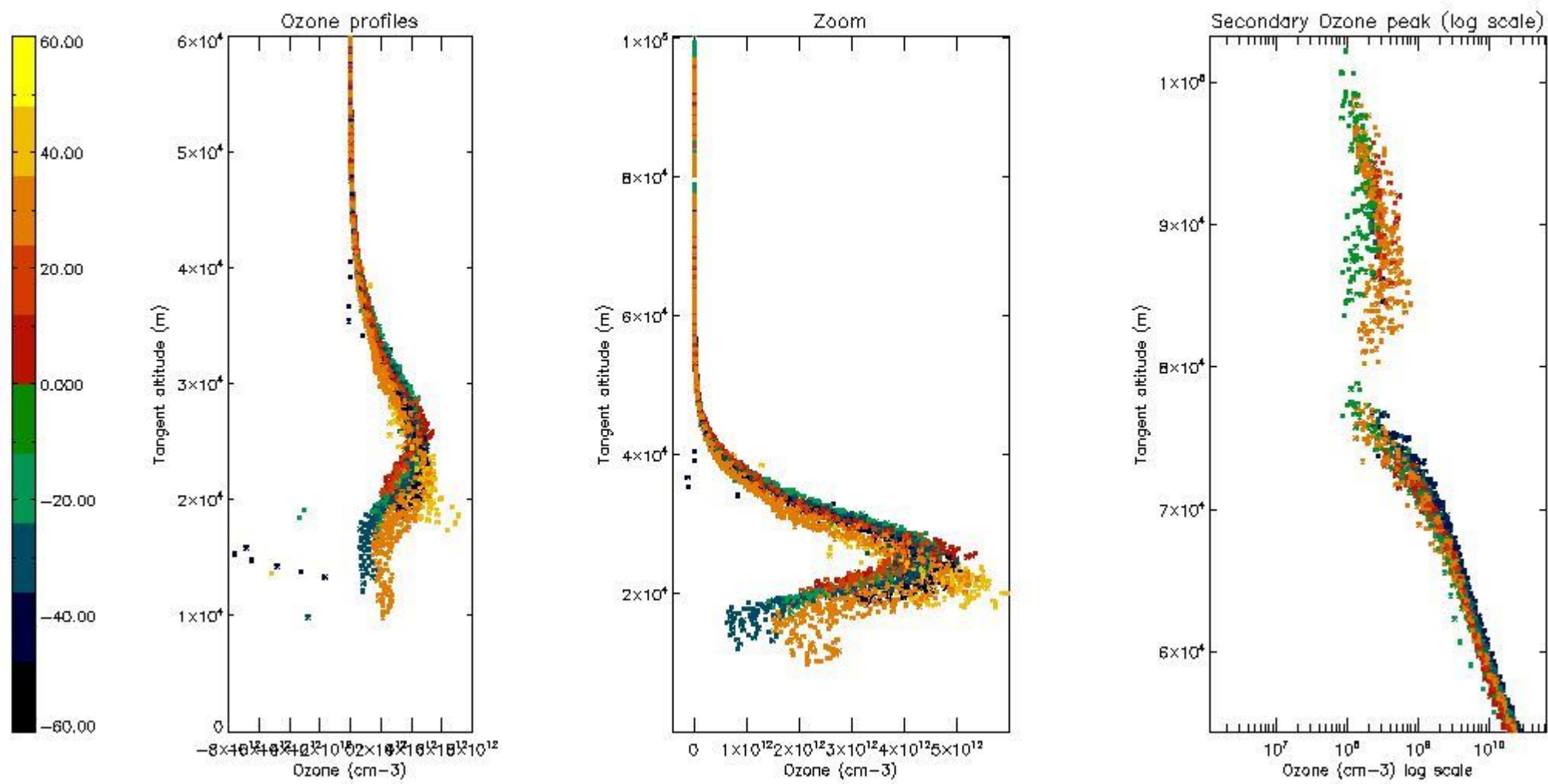
5.3 Plot ozone profiles where STD < 20% (dark without errors)

The colorbar represents the latitude.



*5.4 Plot ozone profiles where STD < 10% (dark without errors)*

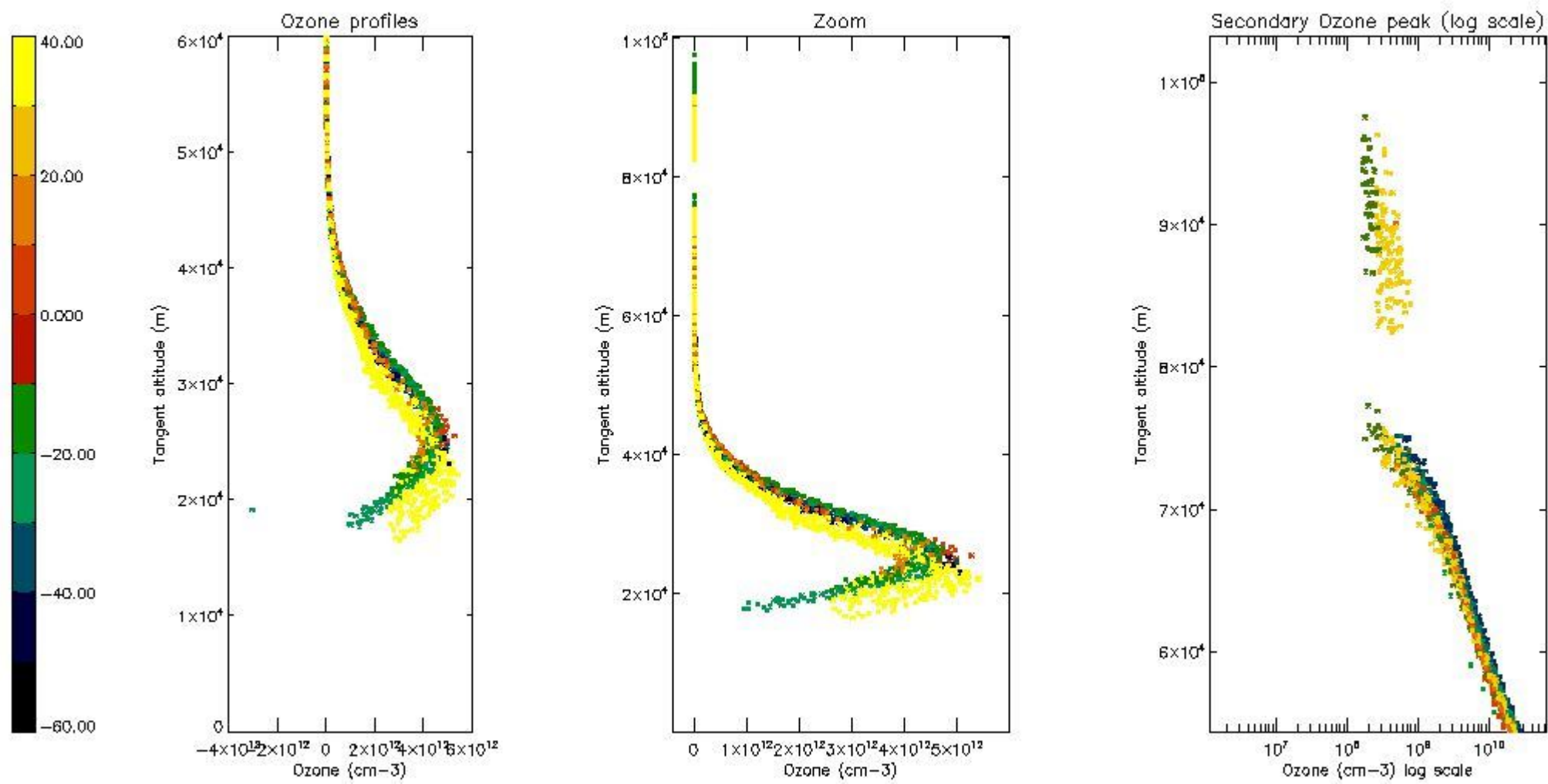
The colorbar represents the latitude.



*5.5 Plot ozone profiles where  $STD < 5\%$  (dark without errors)*

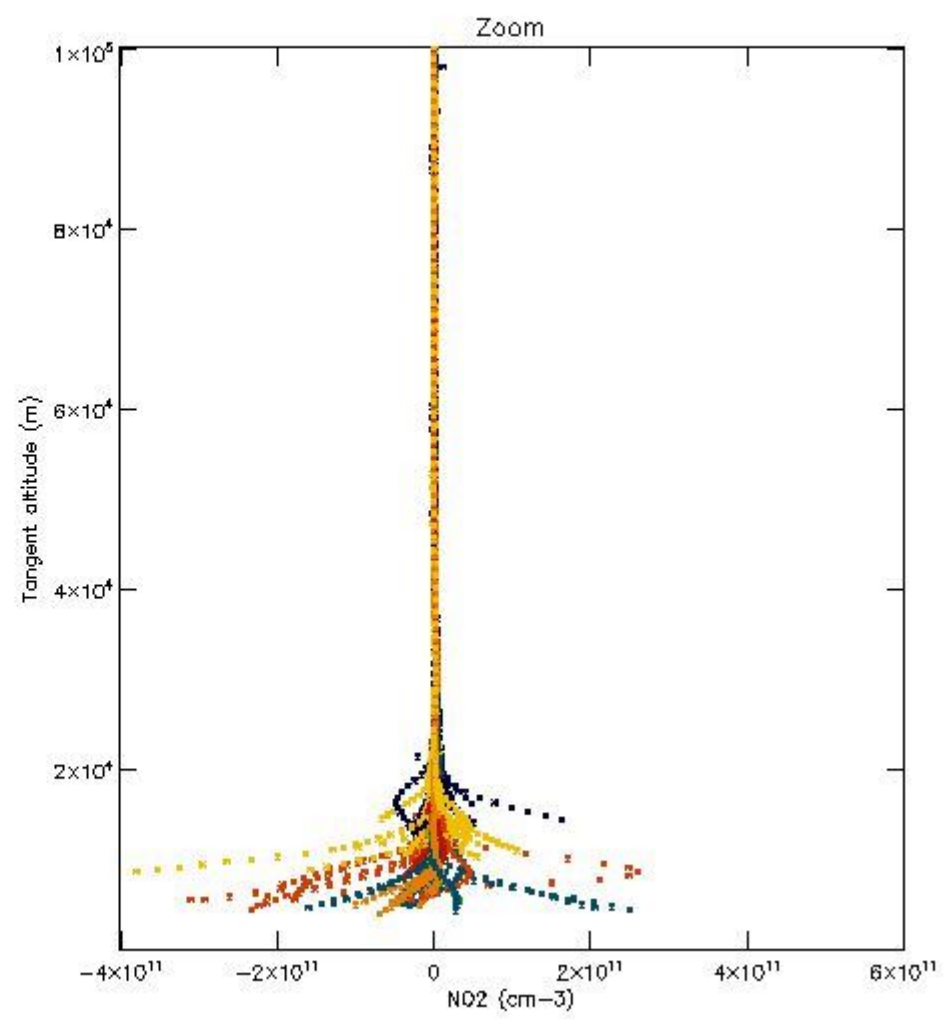
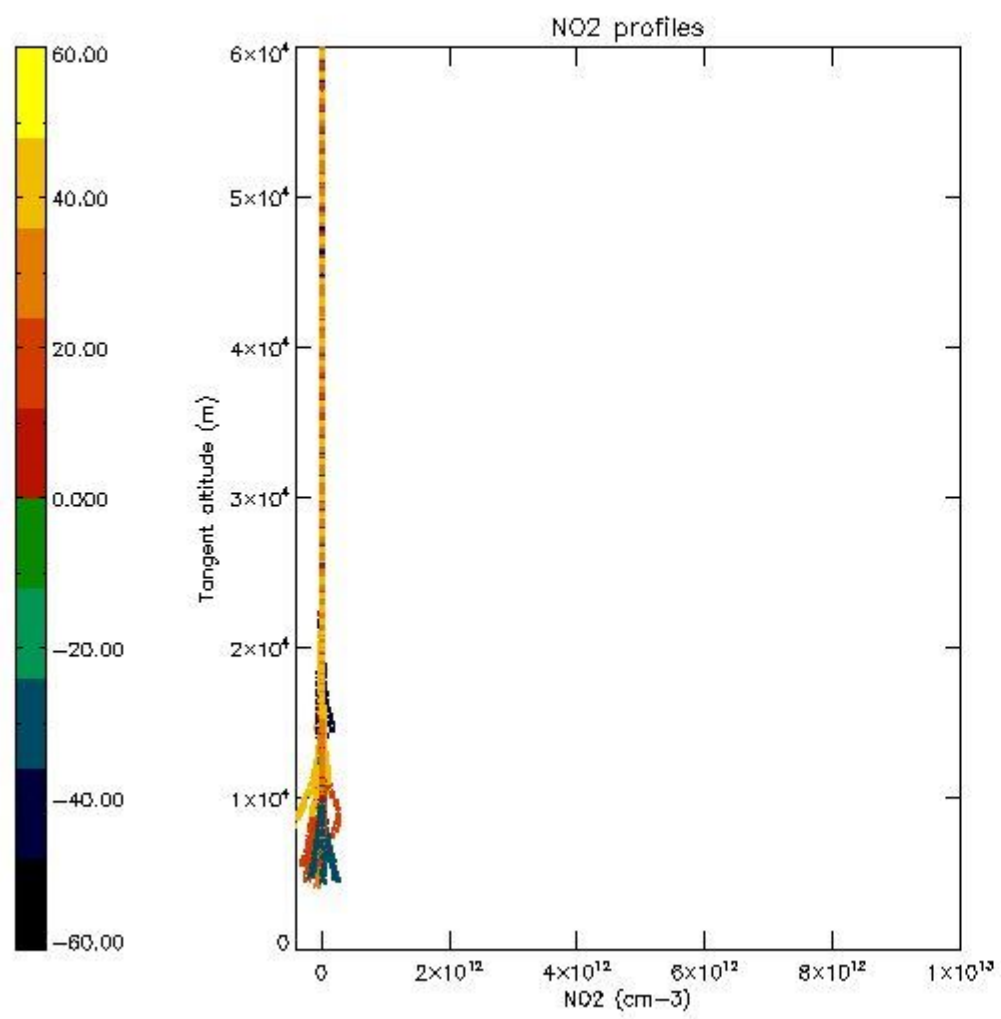
The colorbar represents the latitude.





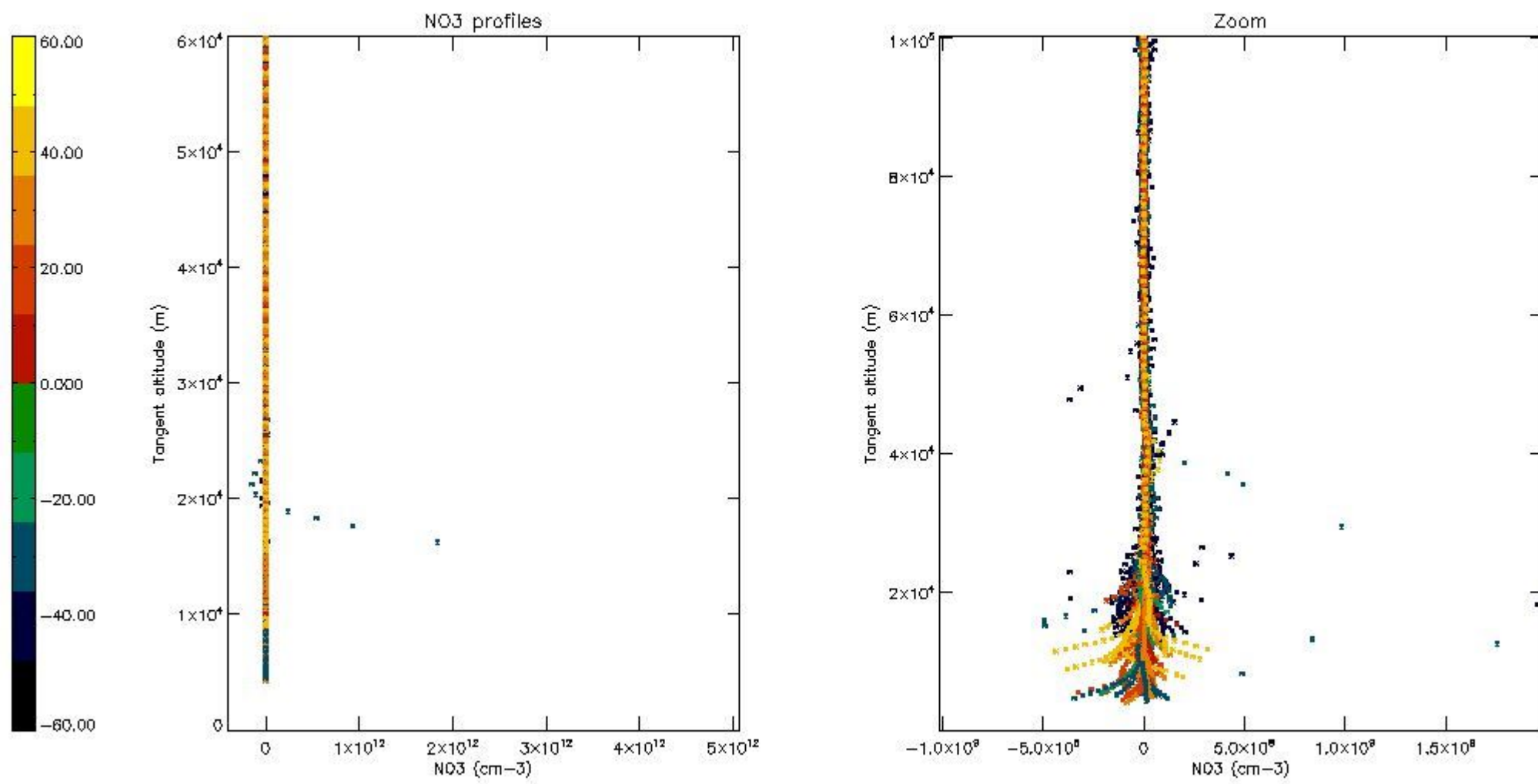
*5.6 Plot NO<sub>2</sub> profiles for all STD (dark without errors)*

The colorbar represents the latitude.



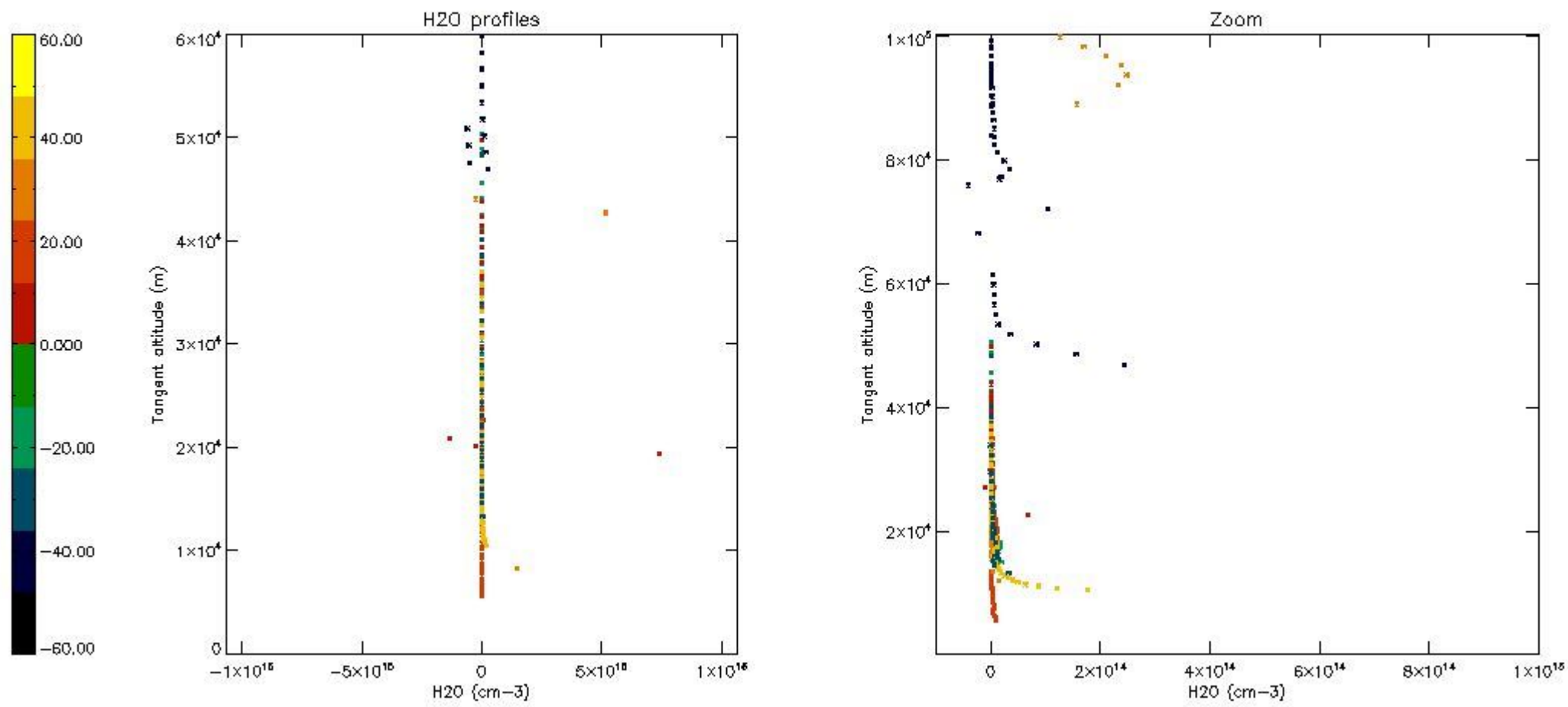
*5.7 Plot NO3 profiles for all STD (dark without errors)*

The colorbar represents the latitude.



5.8 Plot H2O profiles for all STD (only for occultations of stars 1,2,3,4,13,14,16,26,63 dark without errors)

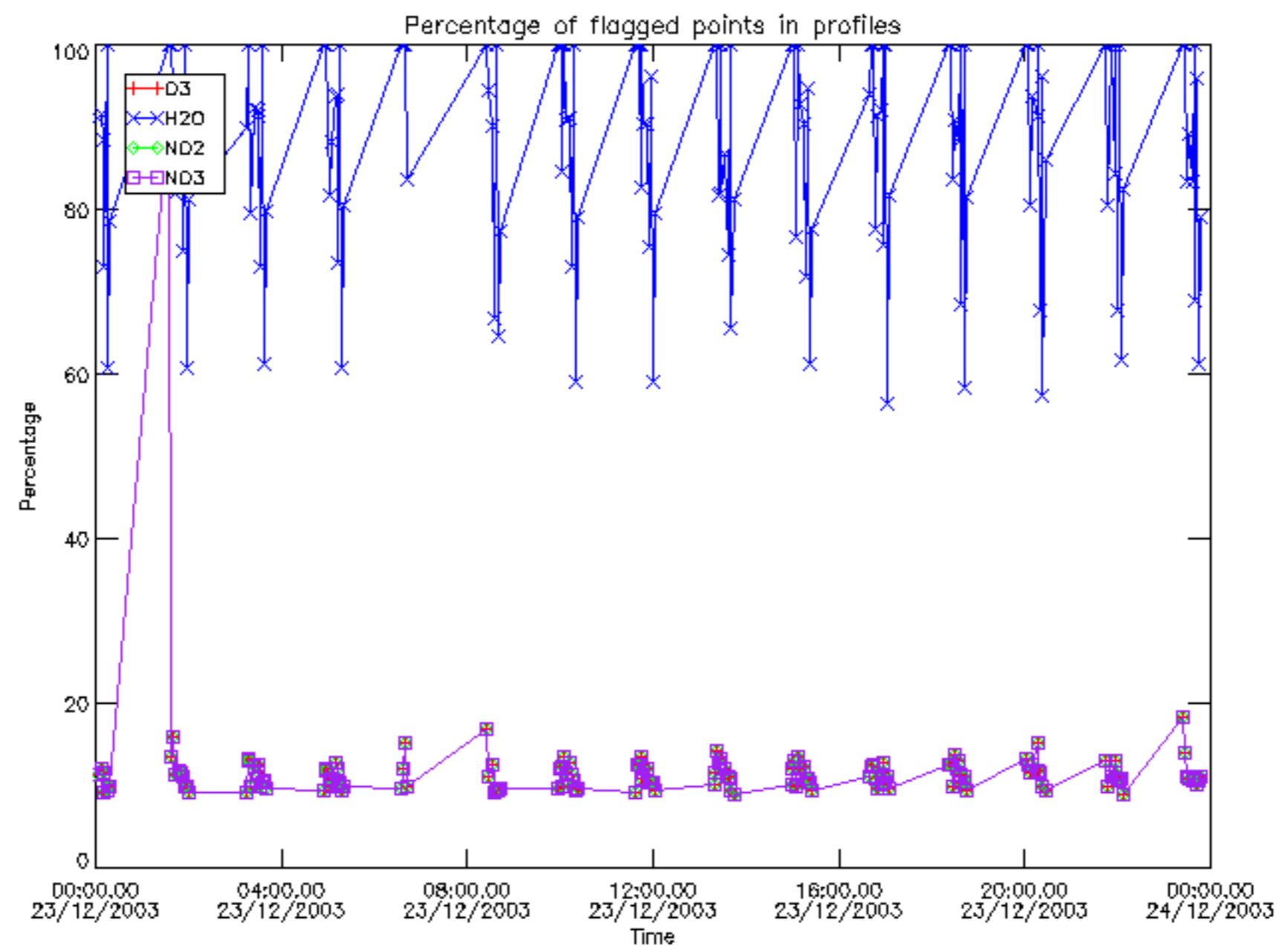
The colorbar represents the latitude.



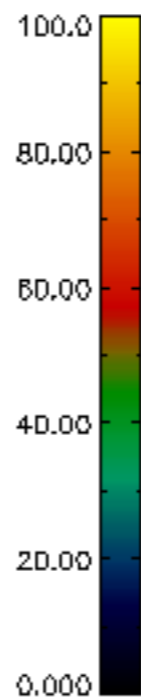
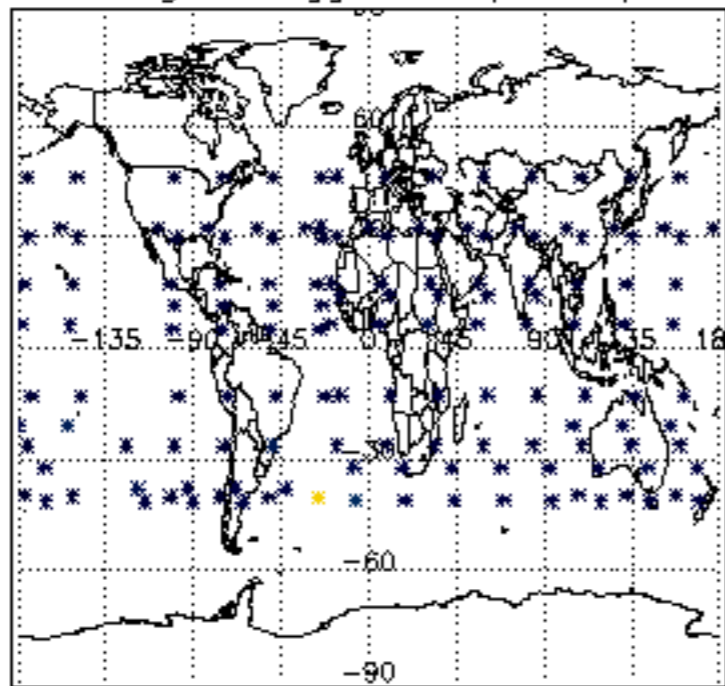
## 6. Auxiliary Data Files used for the production reported in section 2

The number reported in the third column indicates since which file (see list in section 2) the corresponding auxiliary file has been used. The fourth column is the date of those product files.

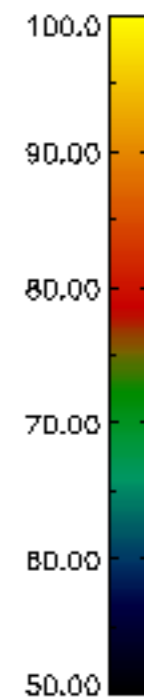
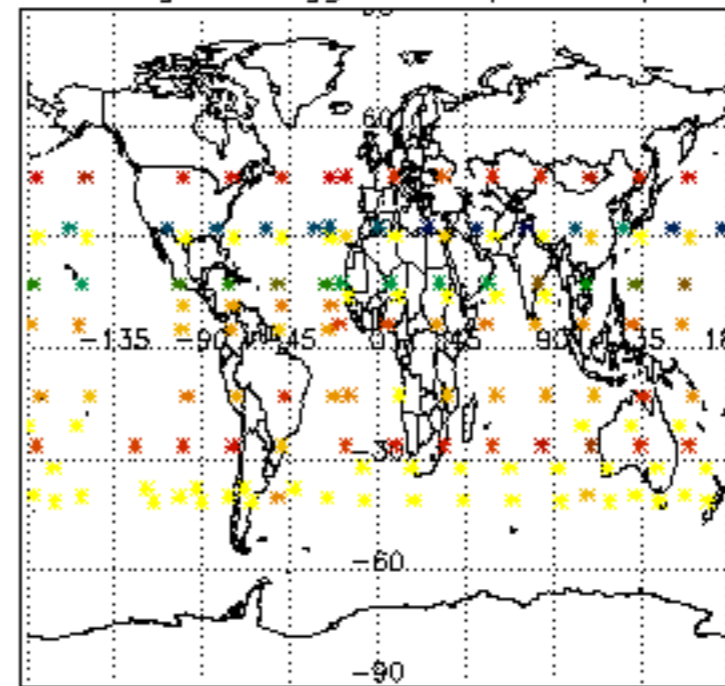
Type	Auxiliary Filename	Used since product	Used since product date
INST_PHYS_CHARACTERISTICS	GOM_INS_AXVIEC20091111_143220_20030716_120000_20500101_000000	1	23-DEC-2003 00:03:04
LEVEL-2_PROC_CONFIG	GOM_PR2_AXVIEC20091111_152718_20020301_000000_20500101_000000	1	23-DEC-2003 00:03:04
CROSS_SECTIONS_FILE	GOM_CRS_AXVIEC20091111_154832_20020301_000000_20500101_000000	1	23-DEC-2003 00:03:04



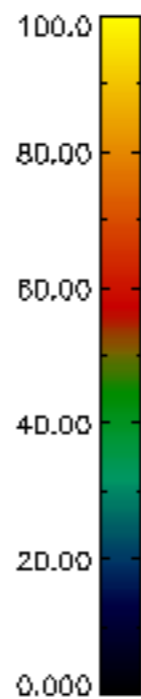
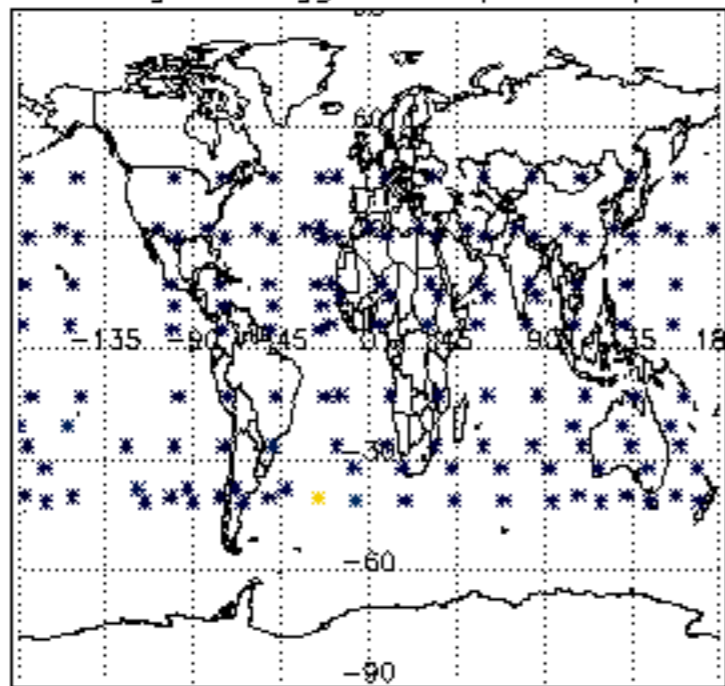
Percentage of flagged data per D3 profile



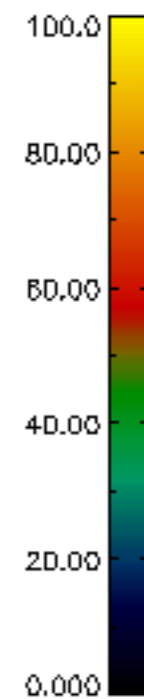
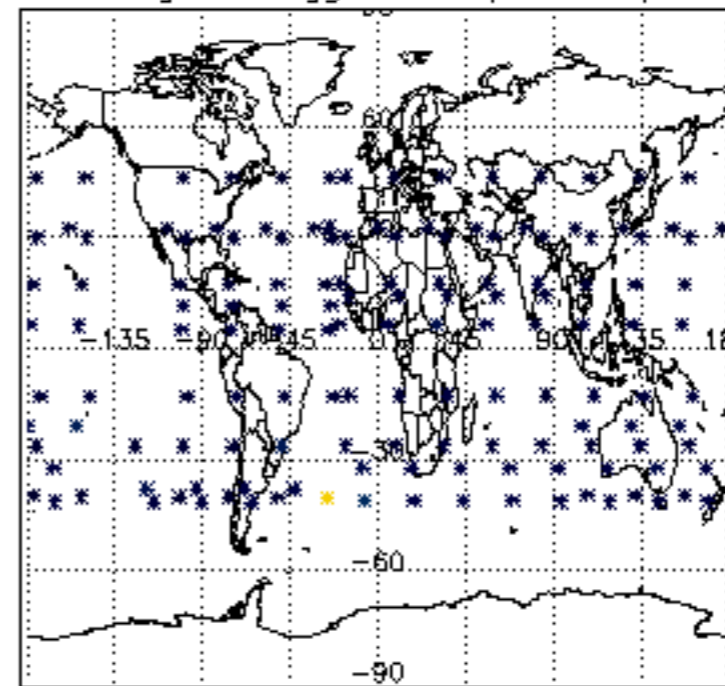
Percentage of flagged data per H2O profile

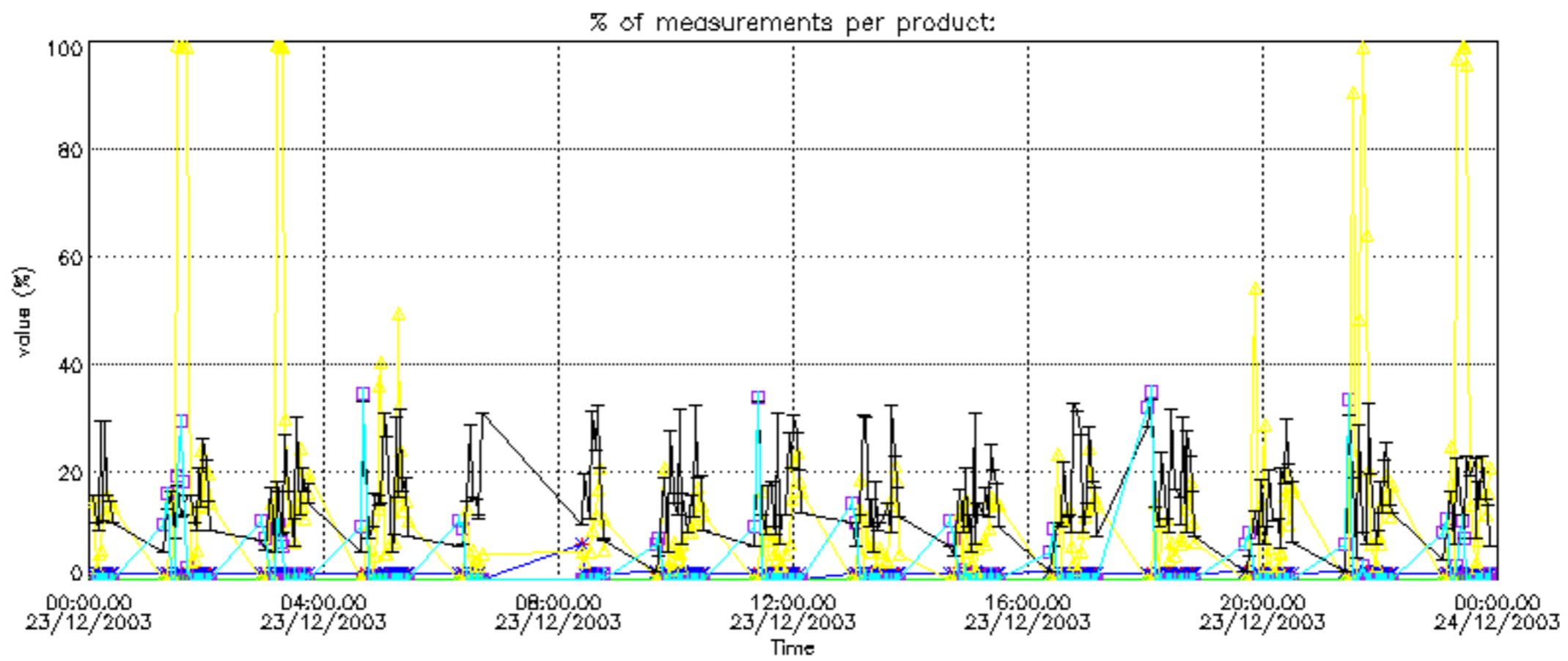


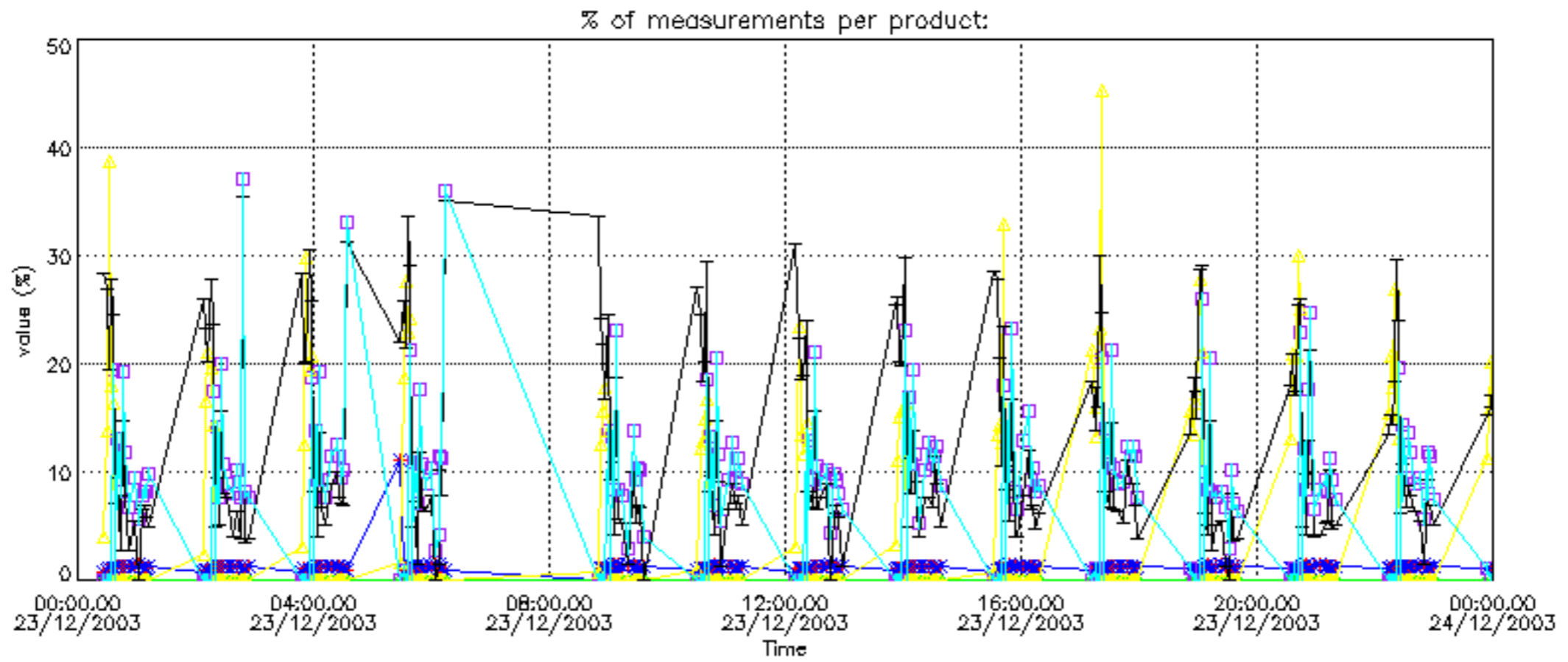
Percentage of flagged data per NO2 profile



Percentage of flagged data per NO3 profile

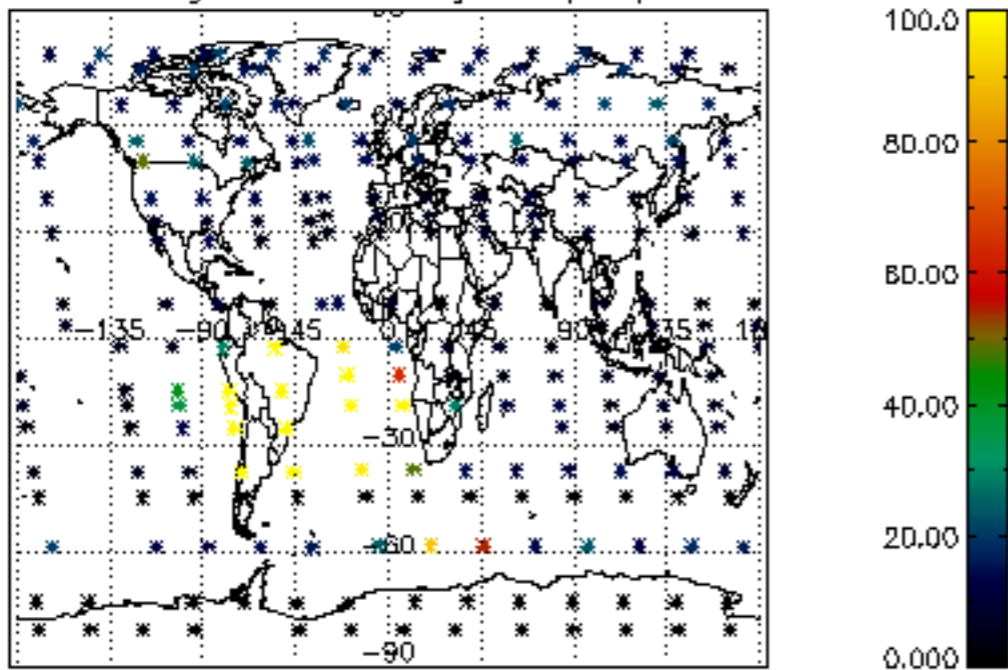




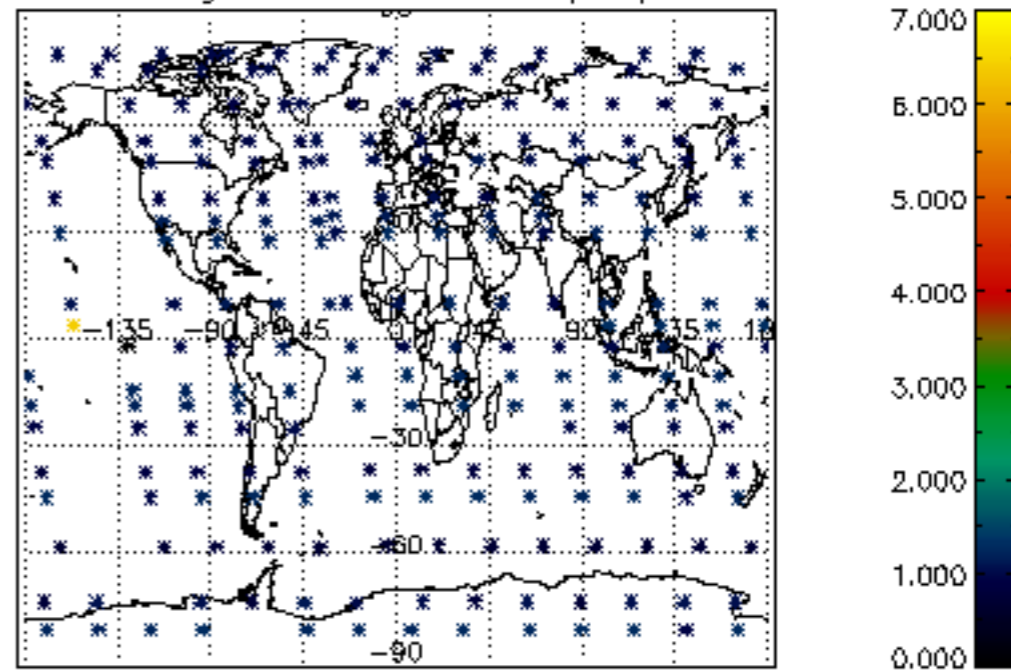




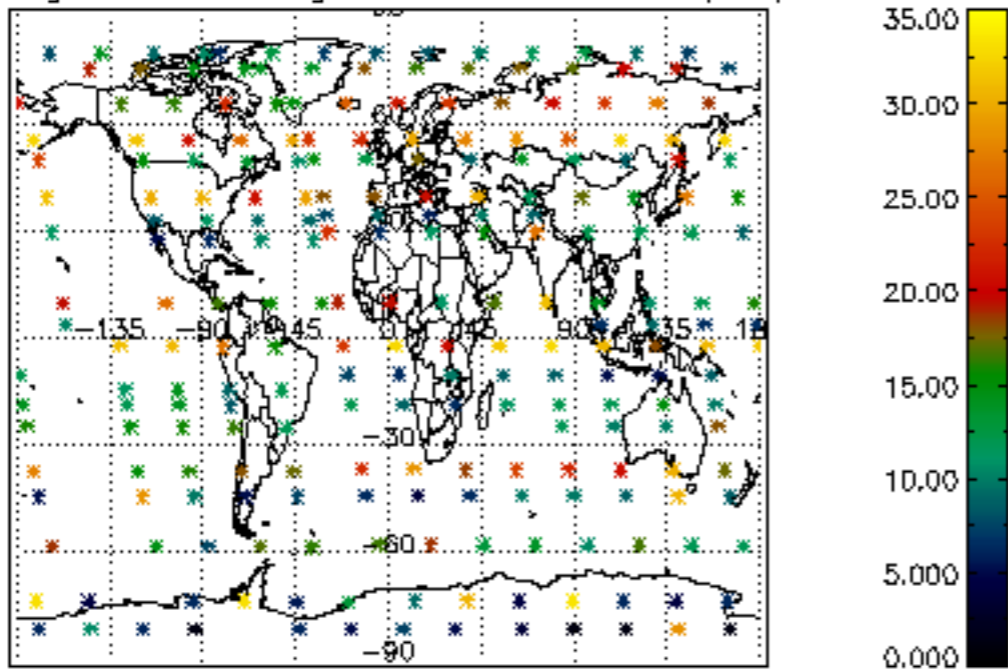
Percentage of cosmic ray hits per profile



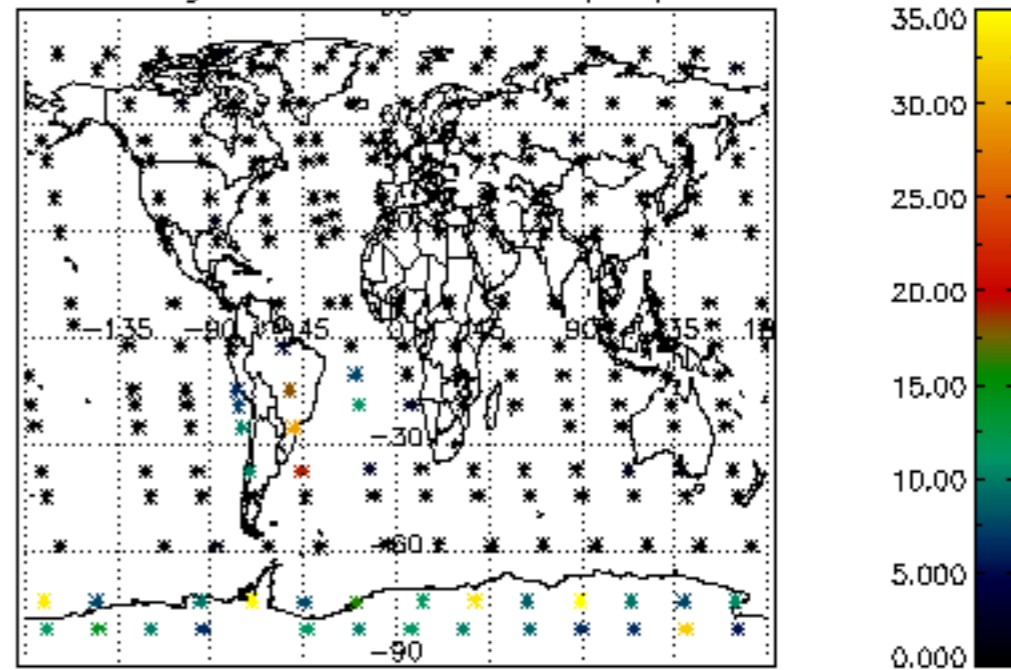
Percentage of datation errors per profile



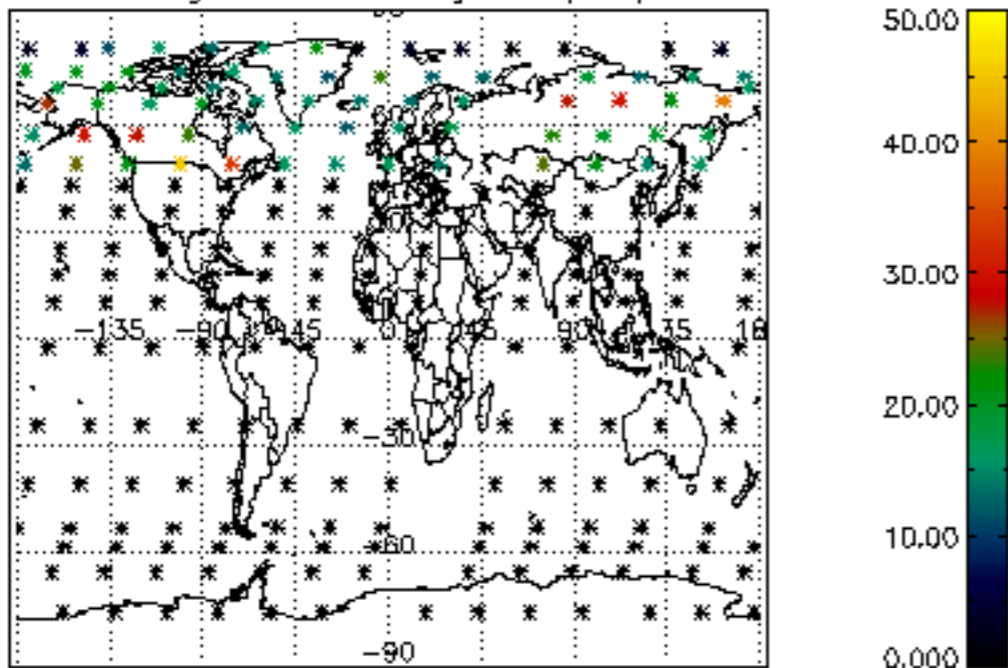
Percentage of star falling outside central band per profile



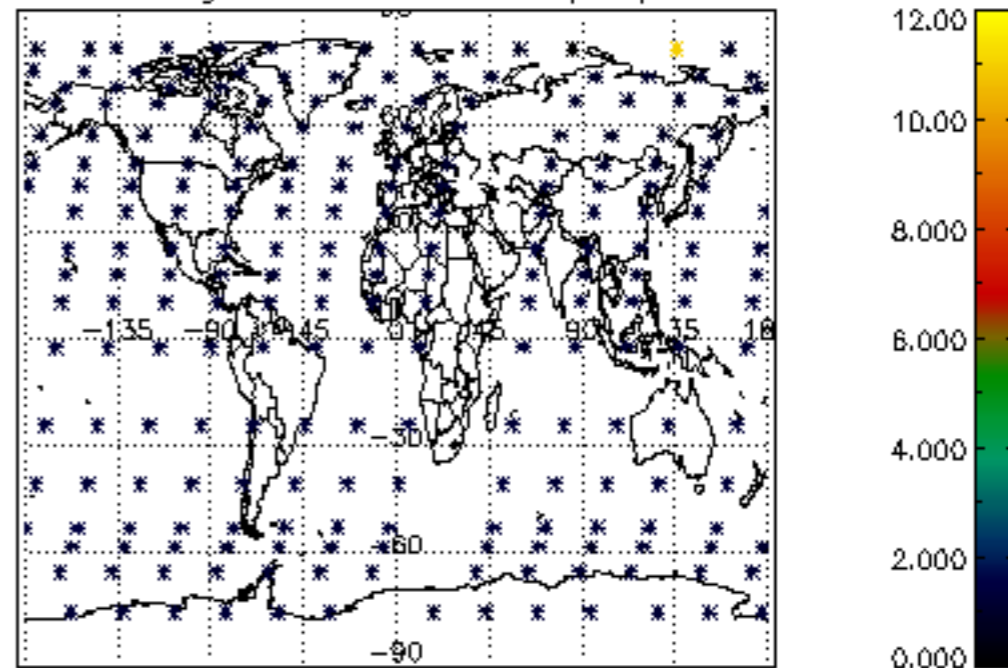
Percentage of saturation errors per profile



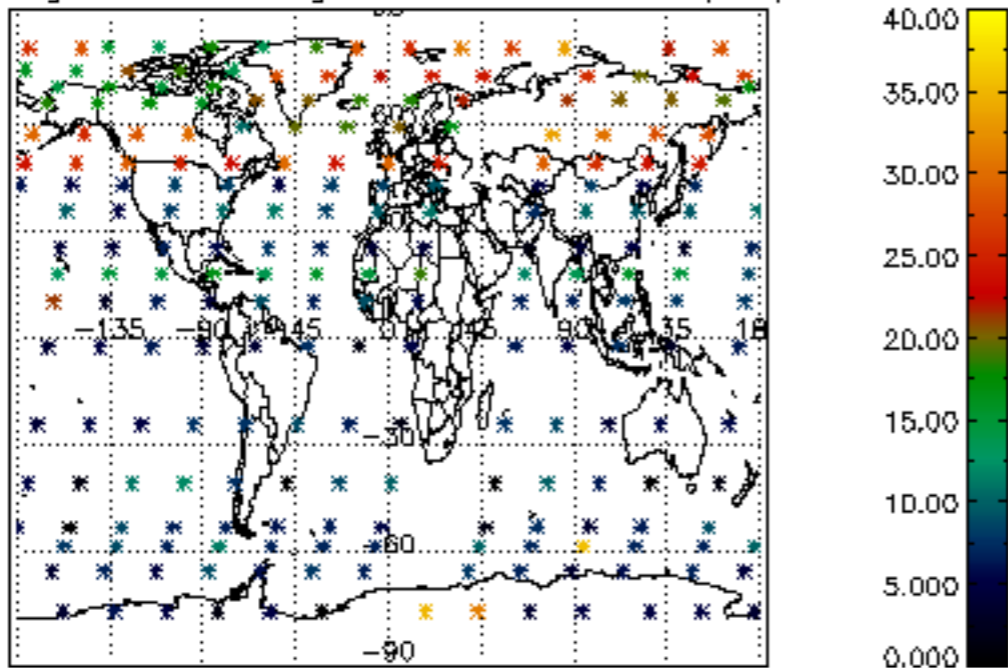
Percentage of cosmic ray hits per profile



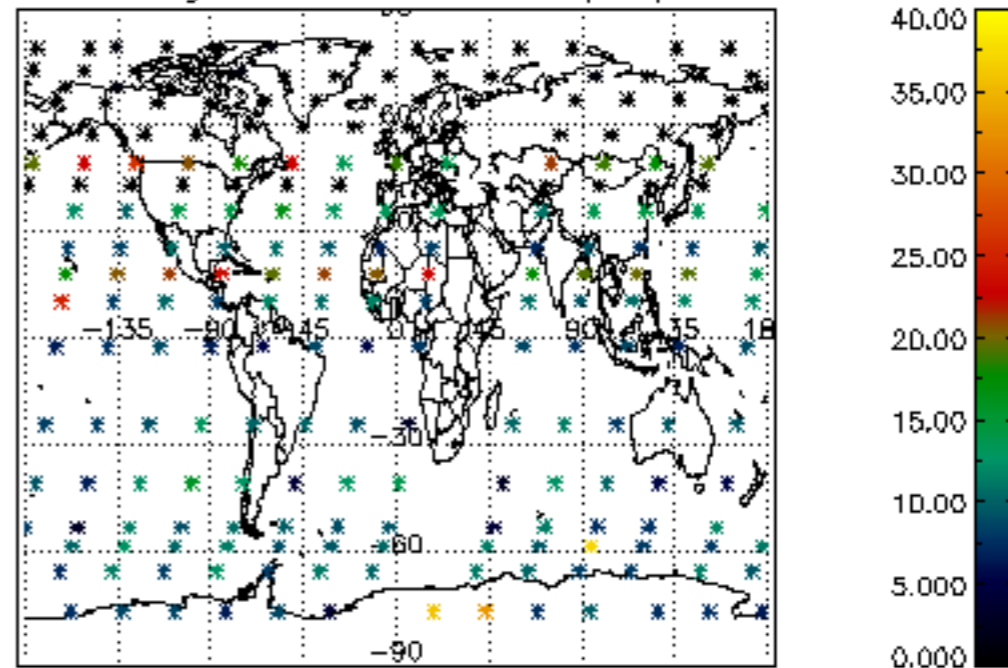
Percentage of datation errors per profile

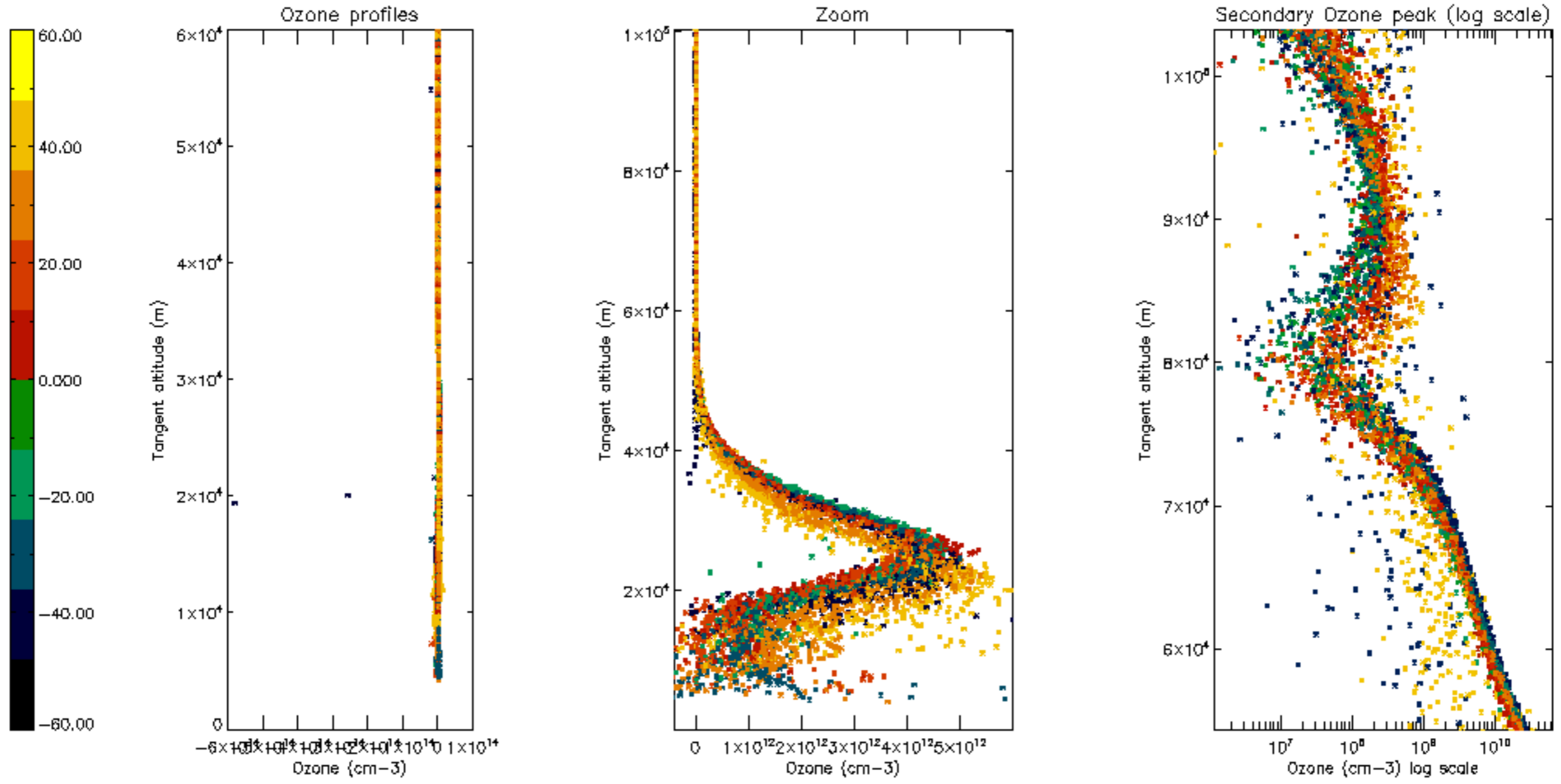


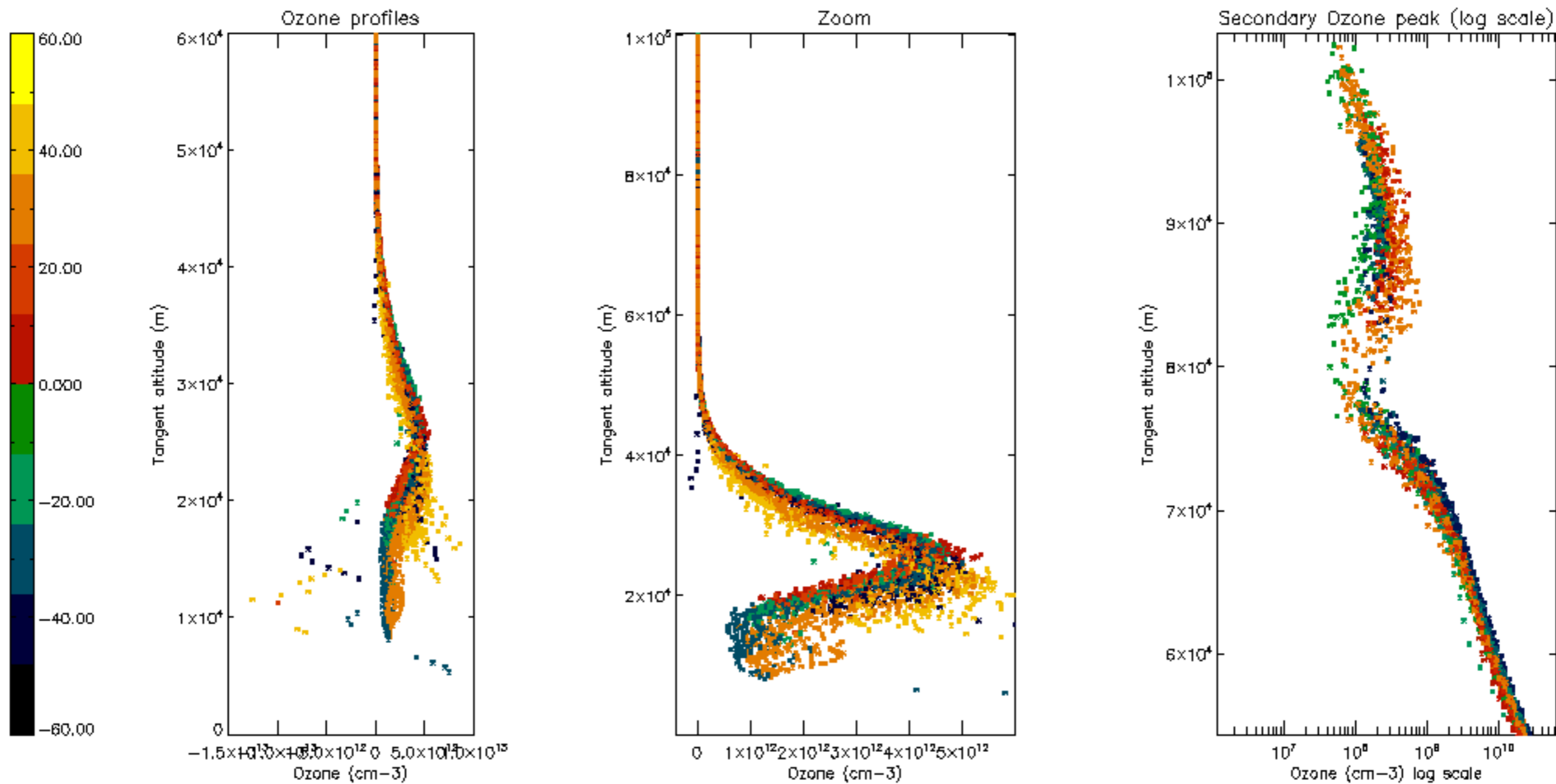
Percentage of star falling outside central band per profile

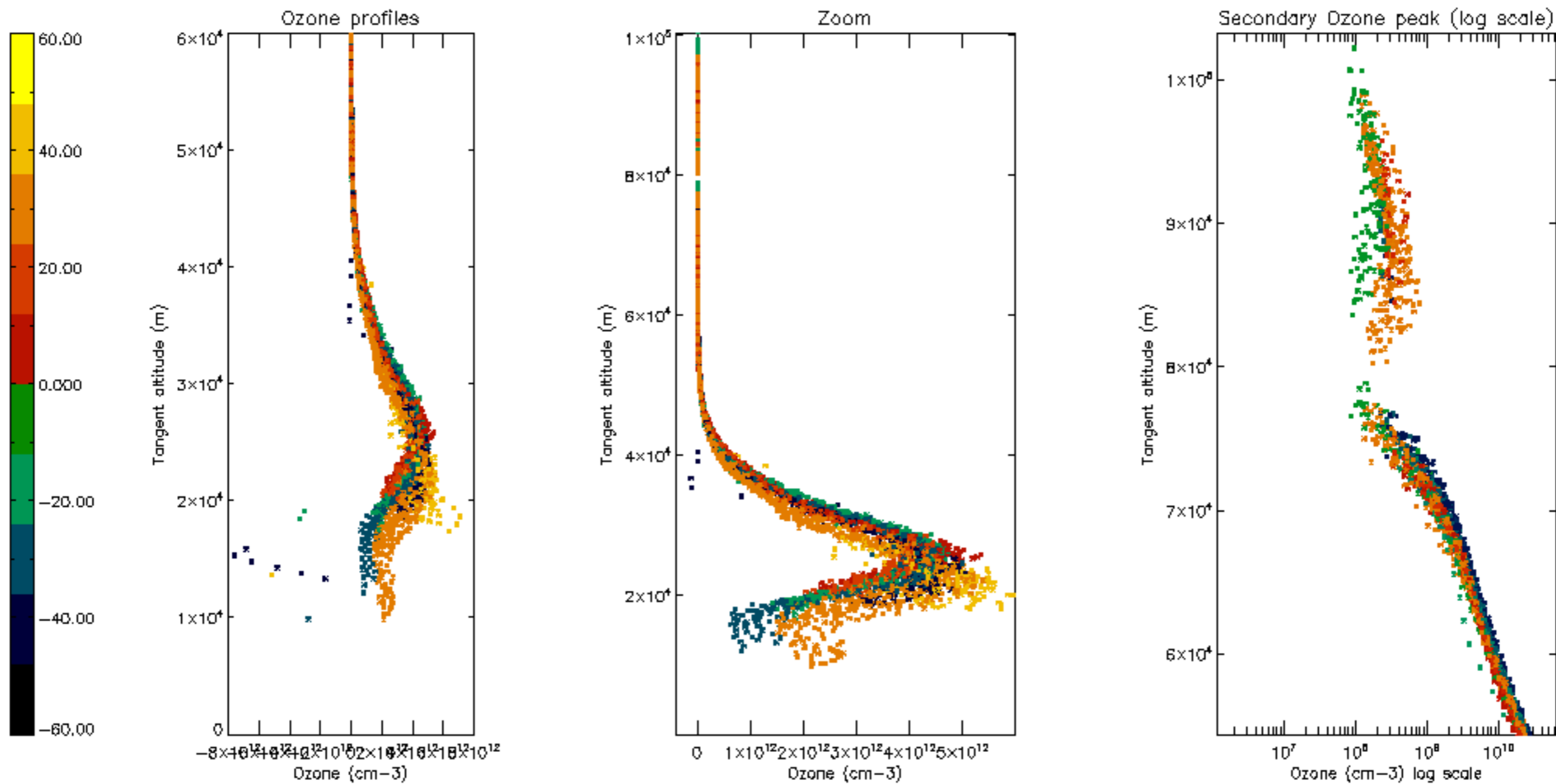


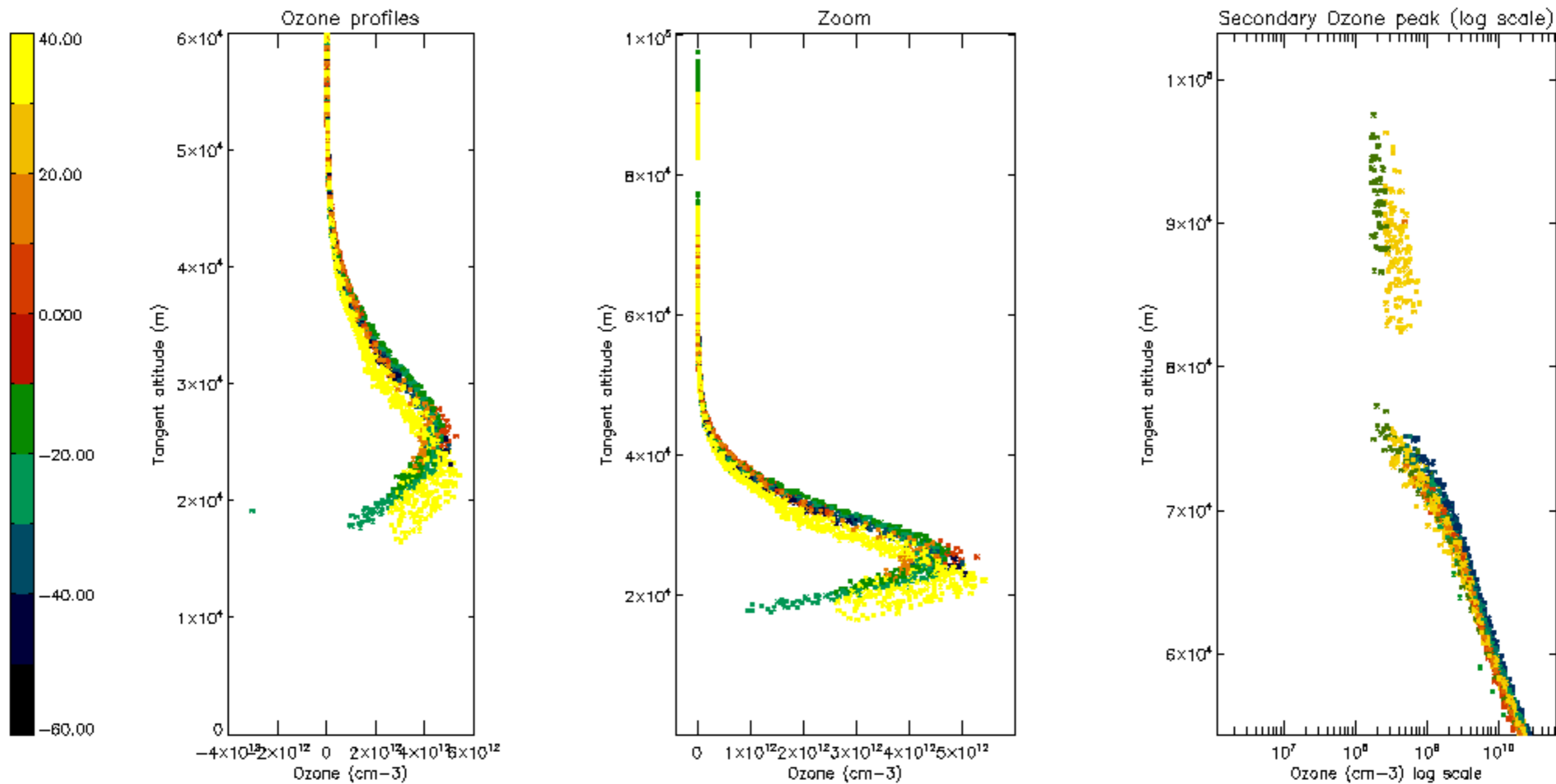
Percentage of saturation errors per profile

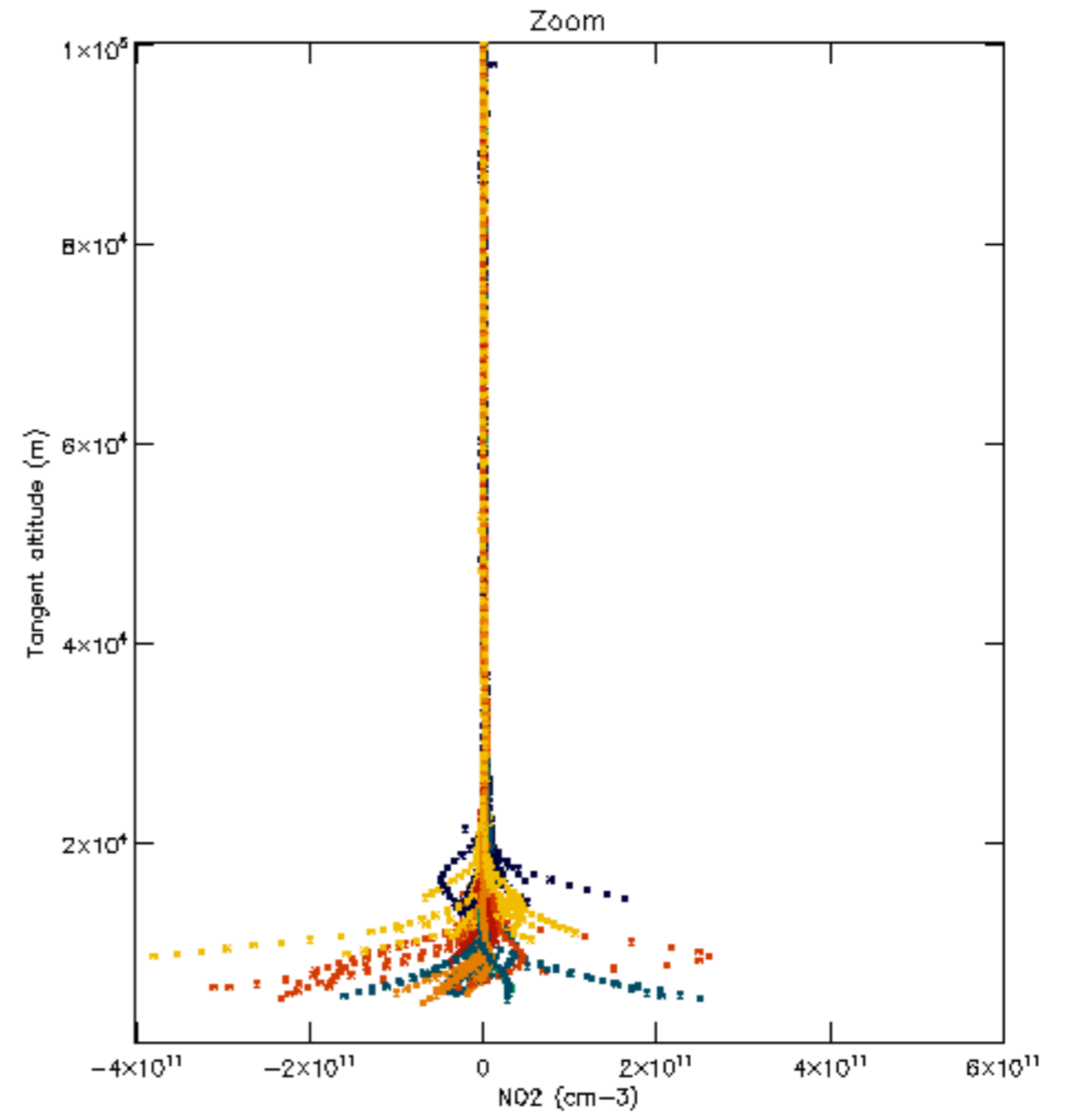
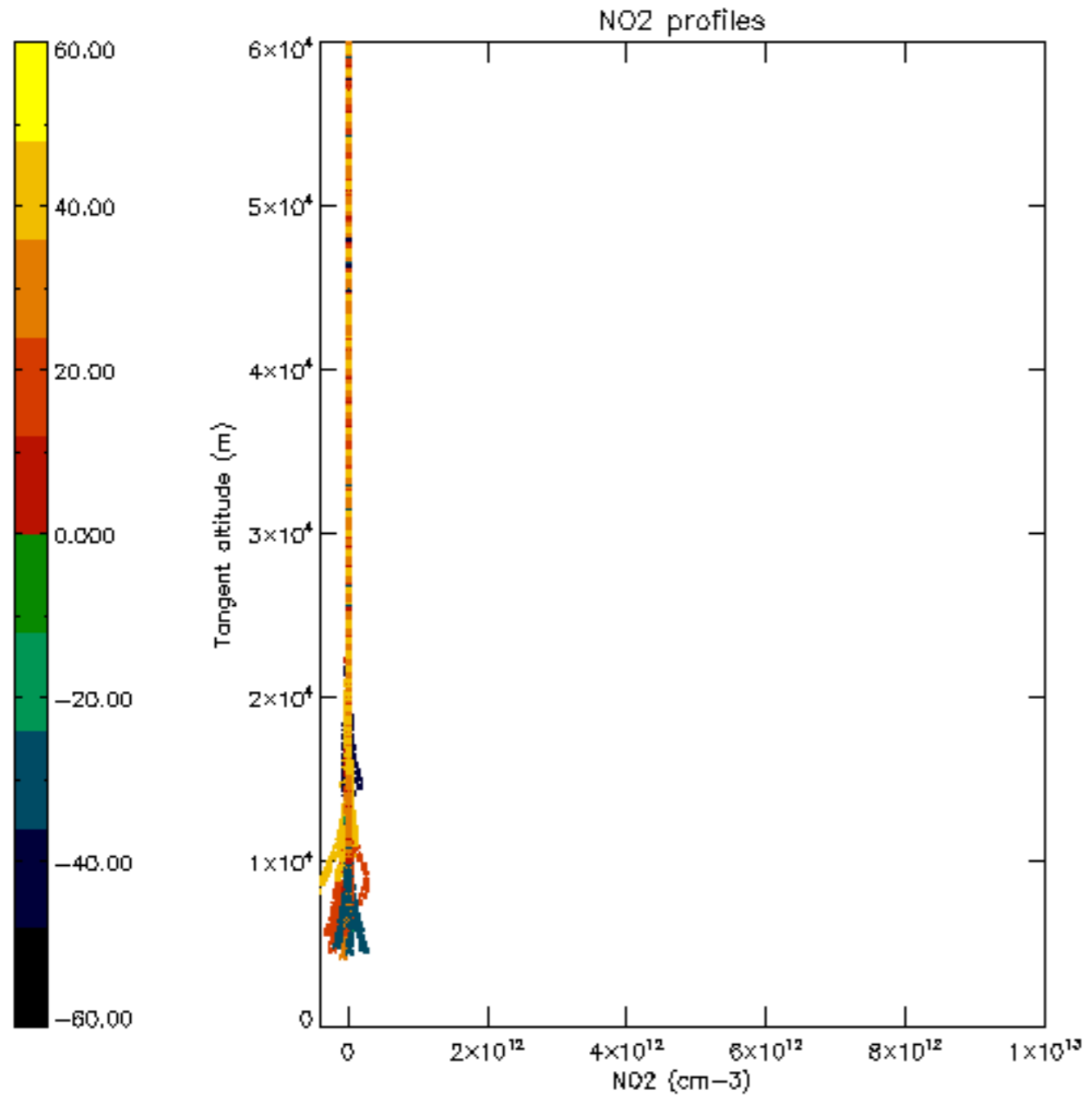


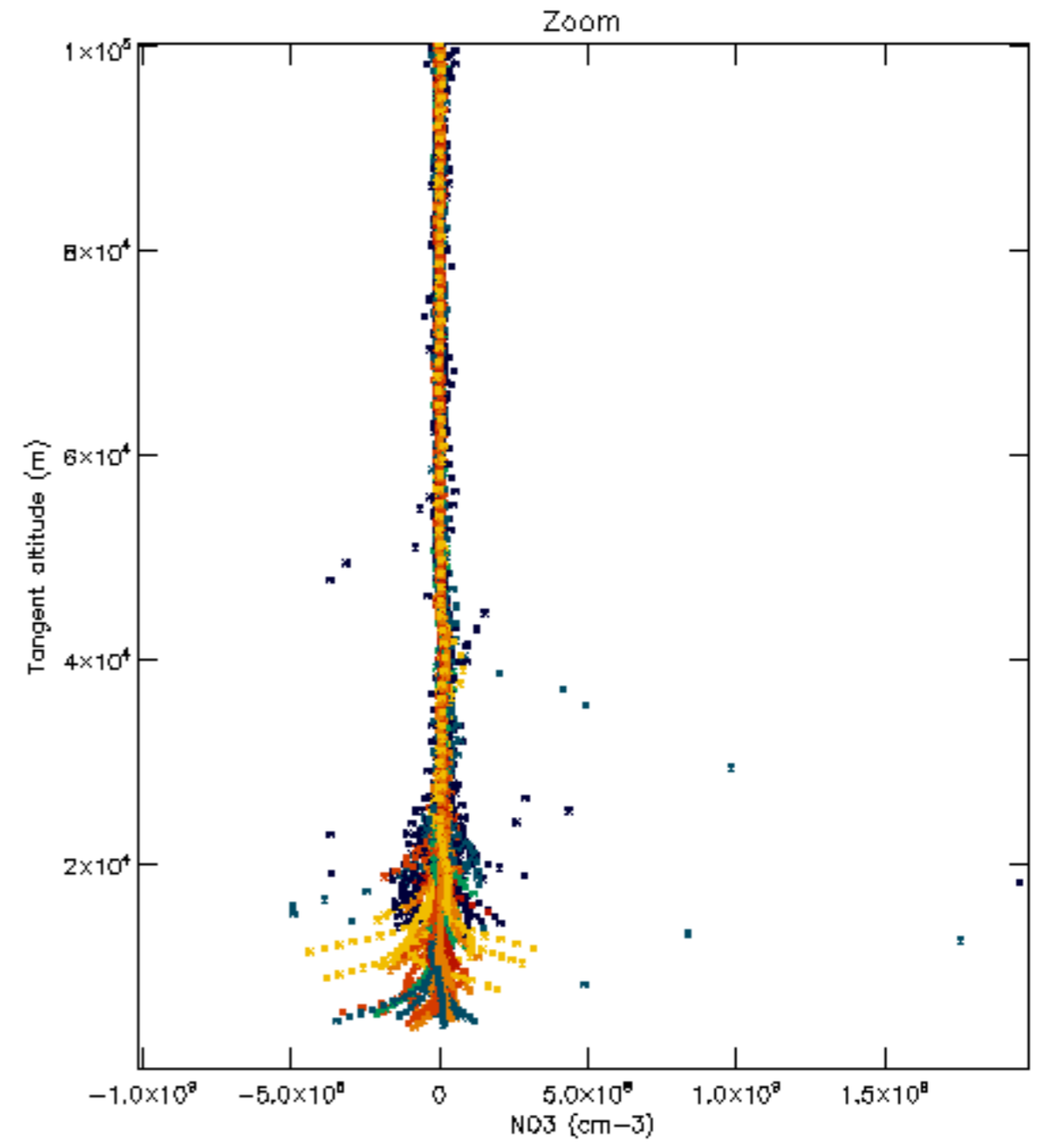
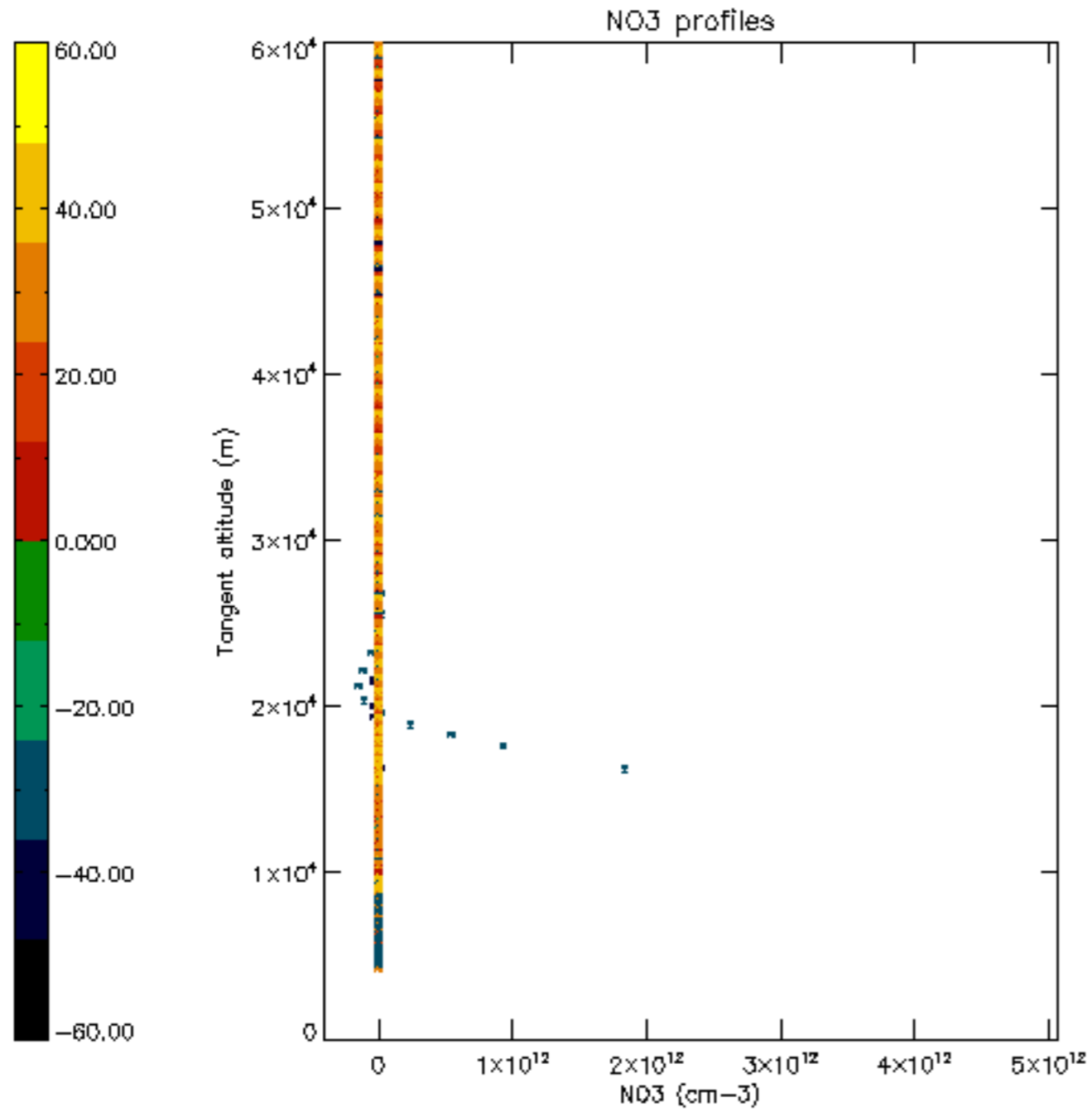




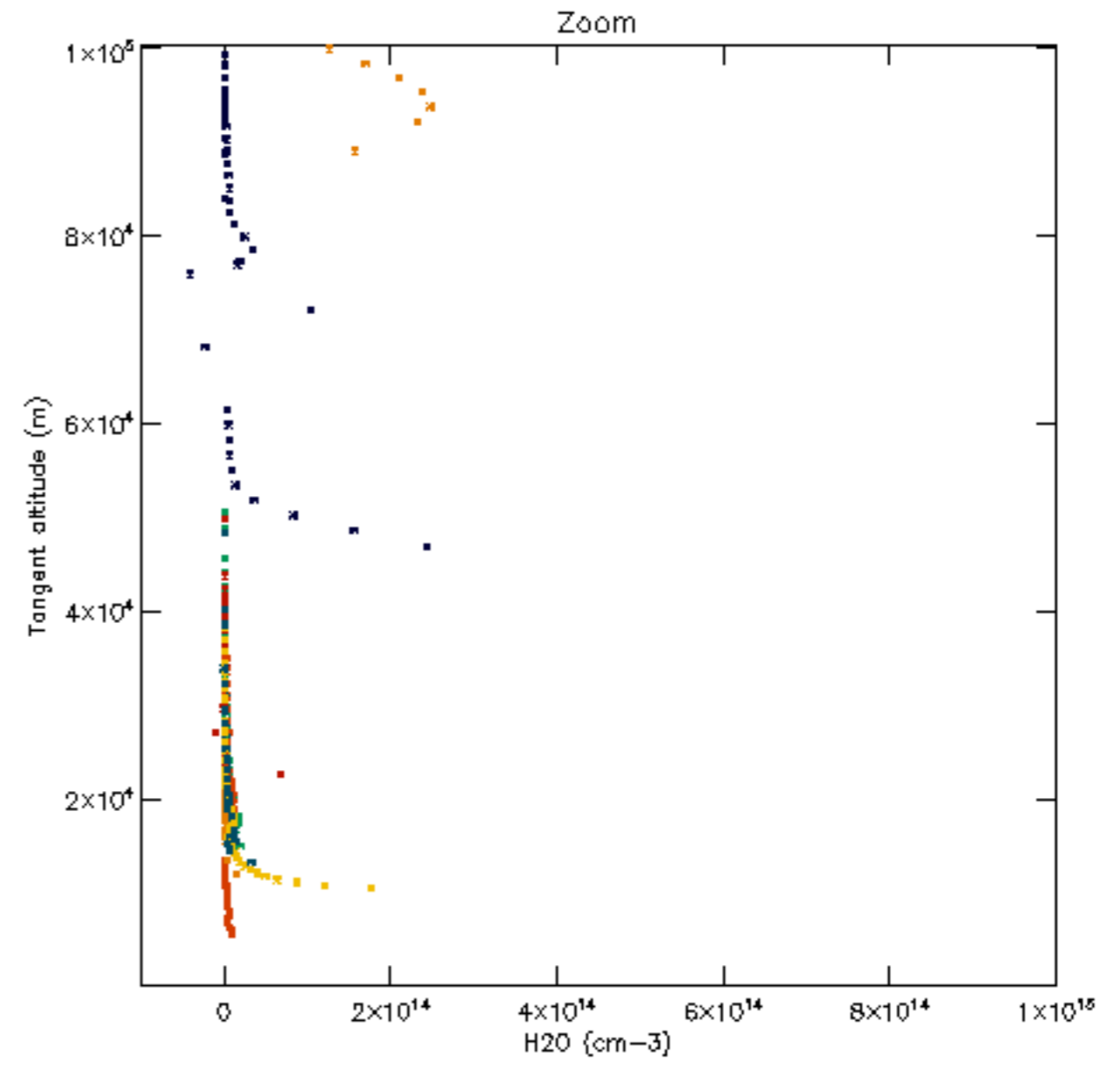
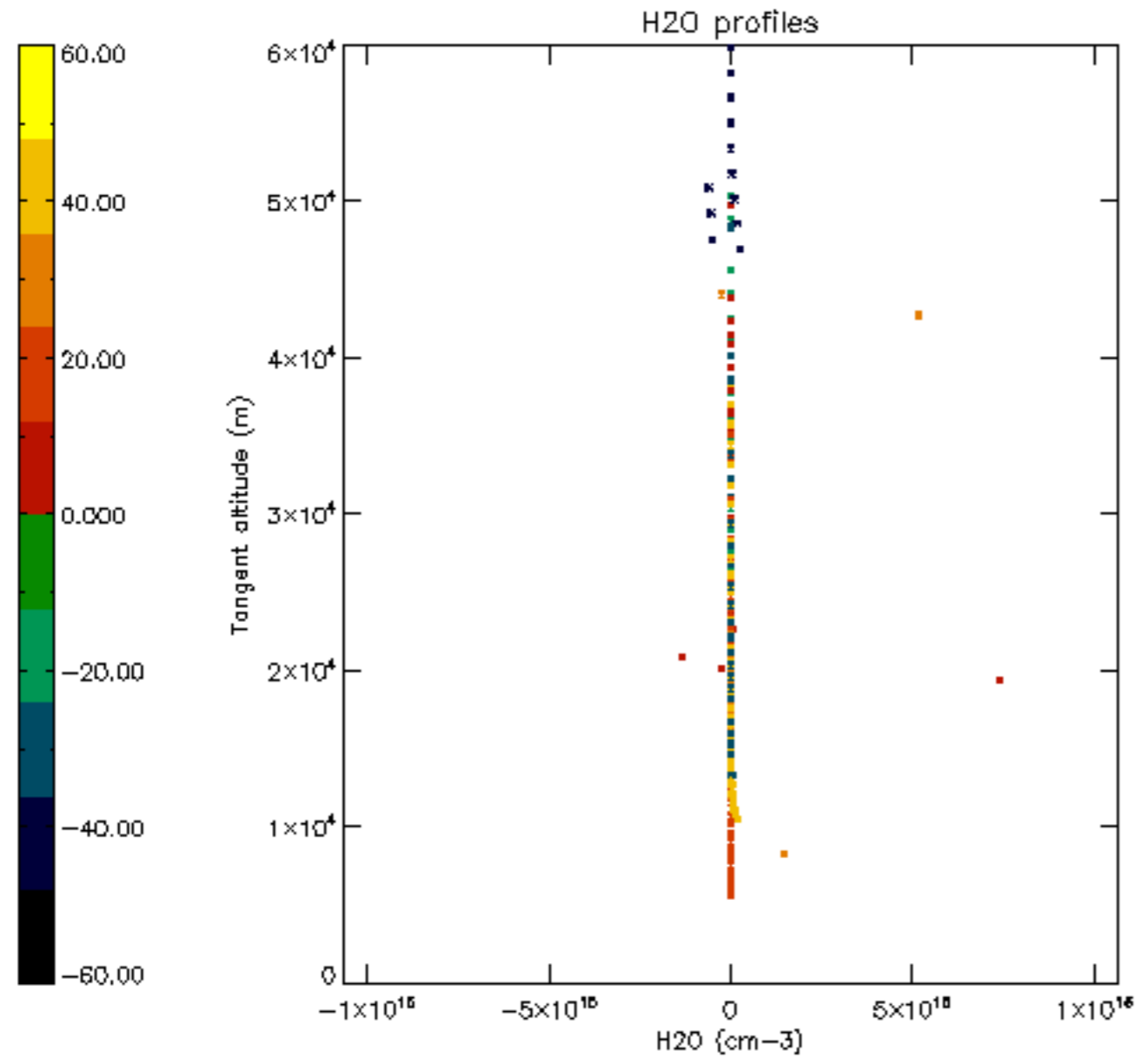


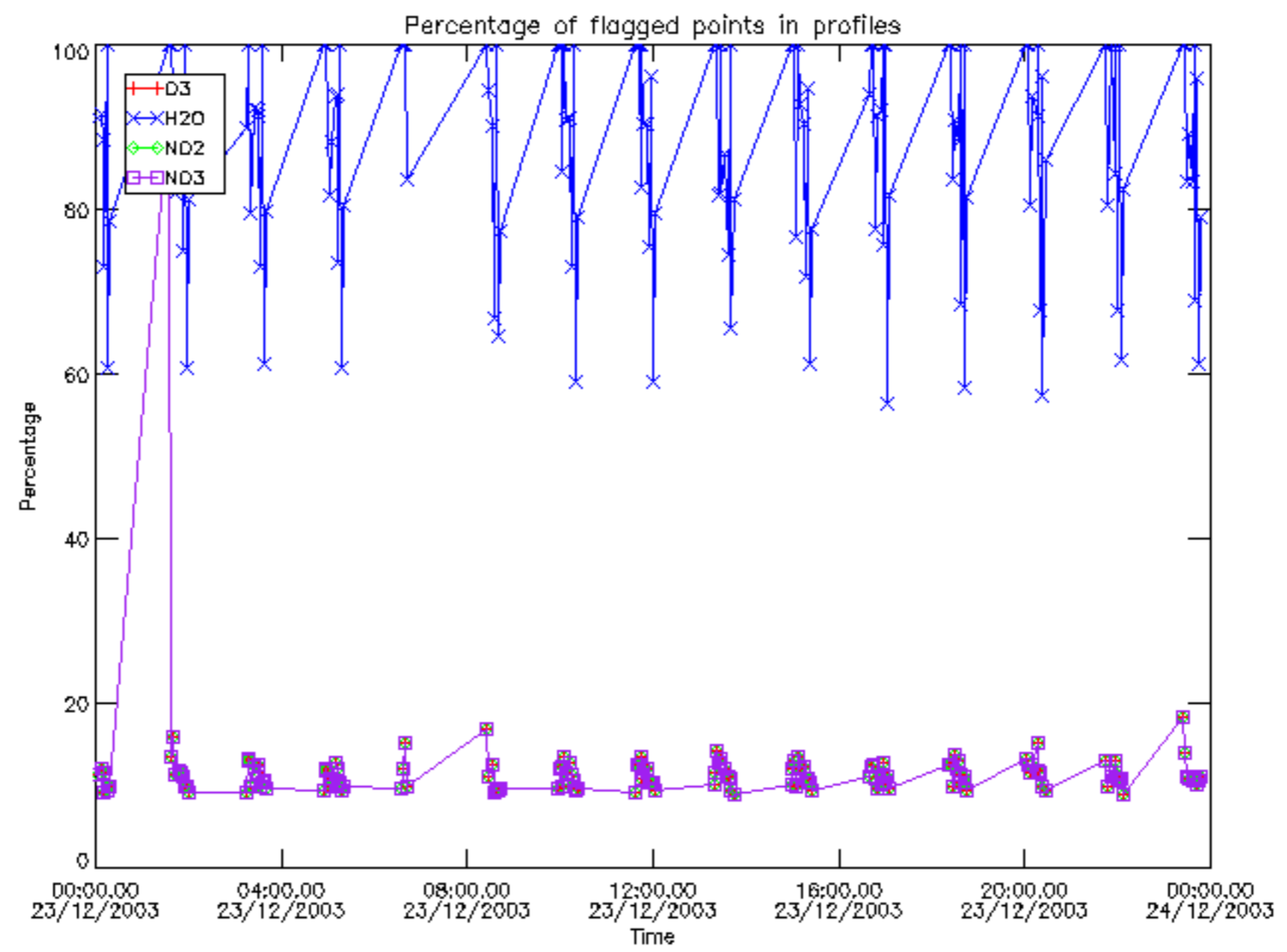




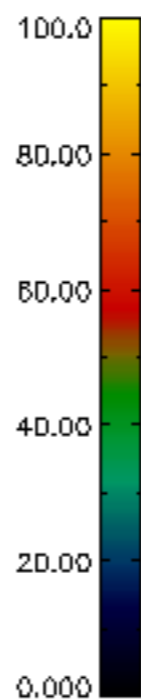
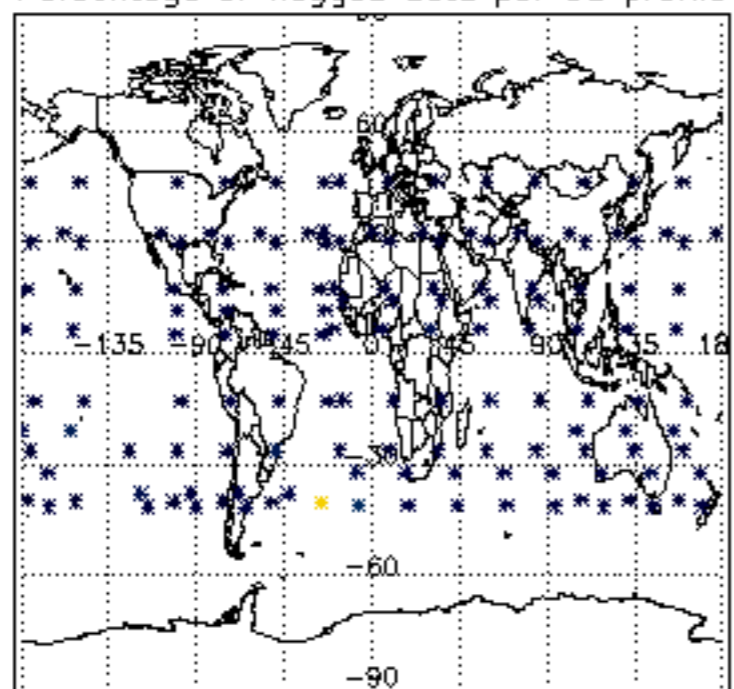




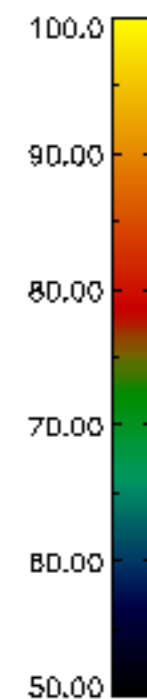
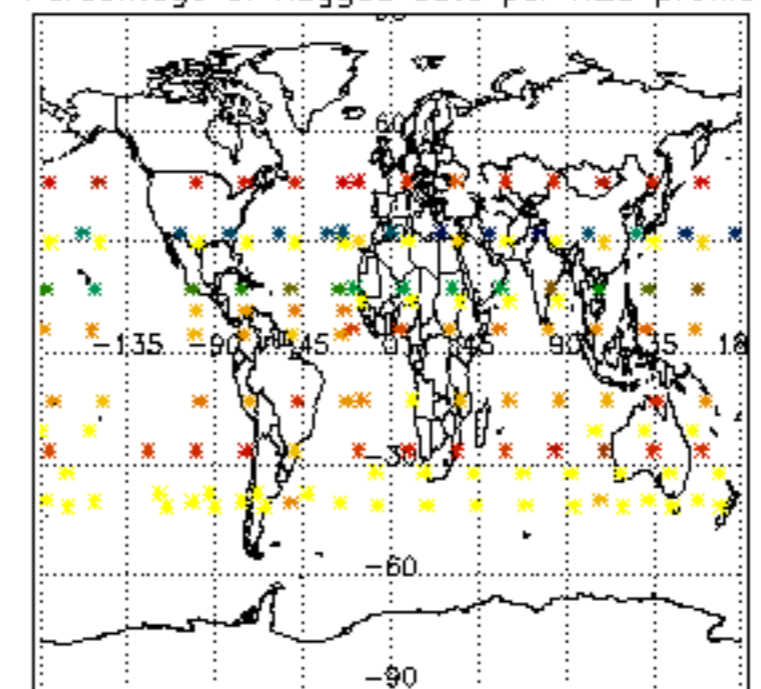




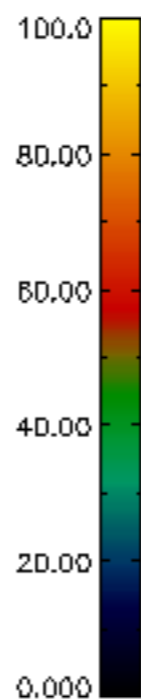
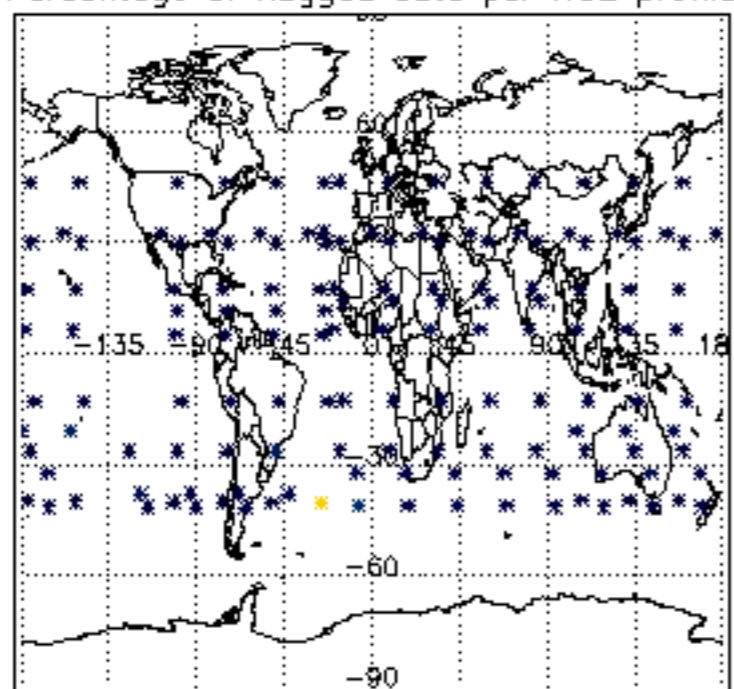
Percentage of flagged data per D3 profile



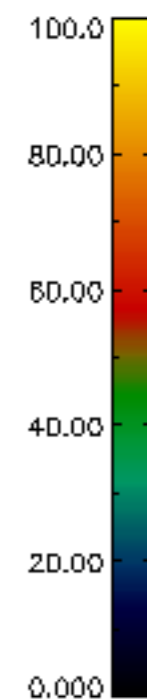
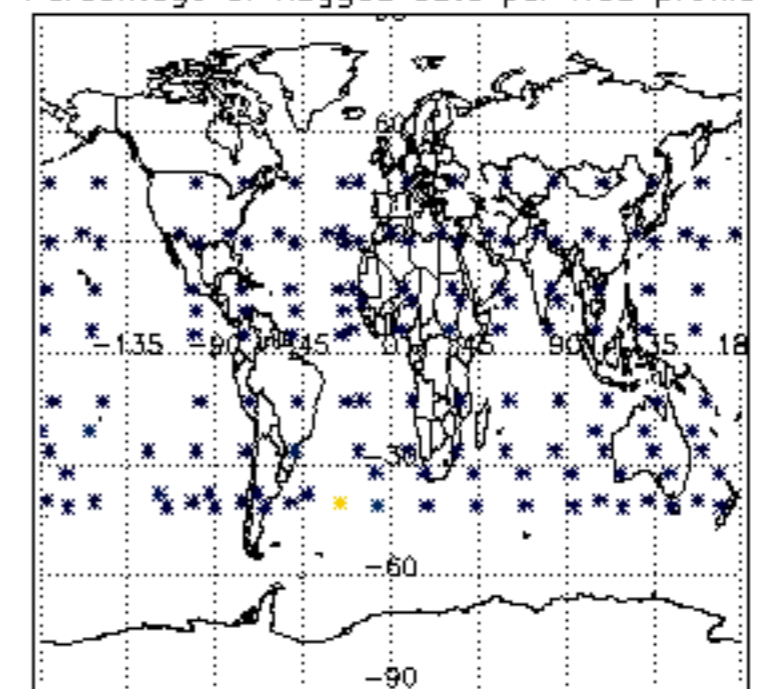
Percentage of flagged data per H2O profile

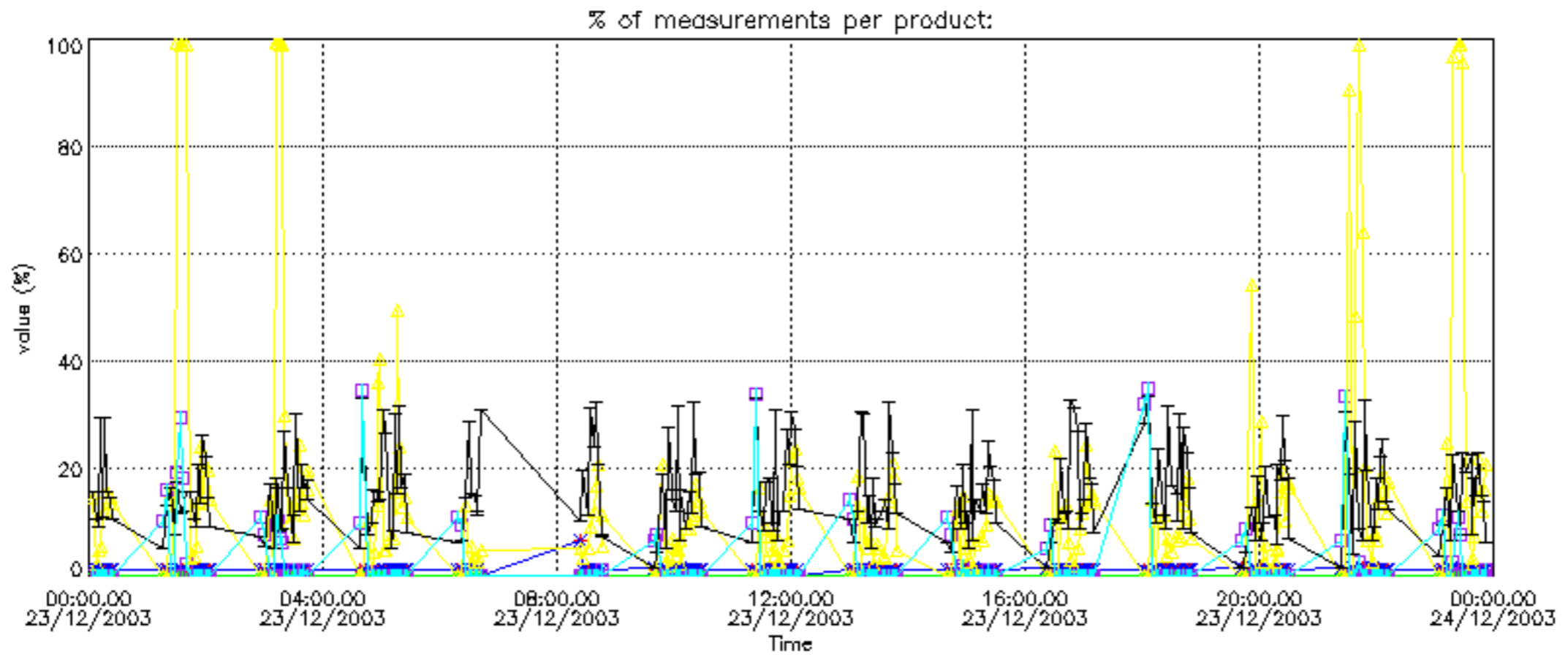


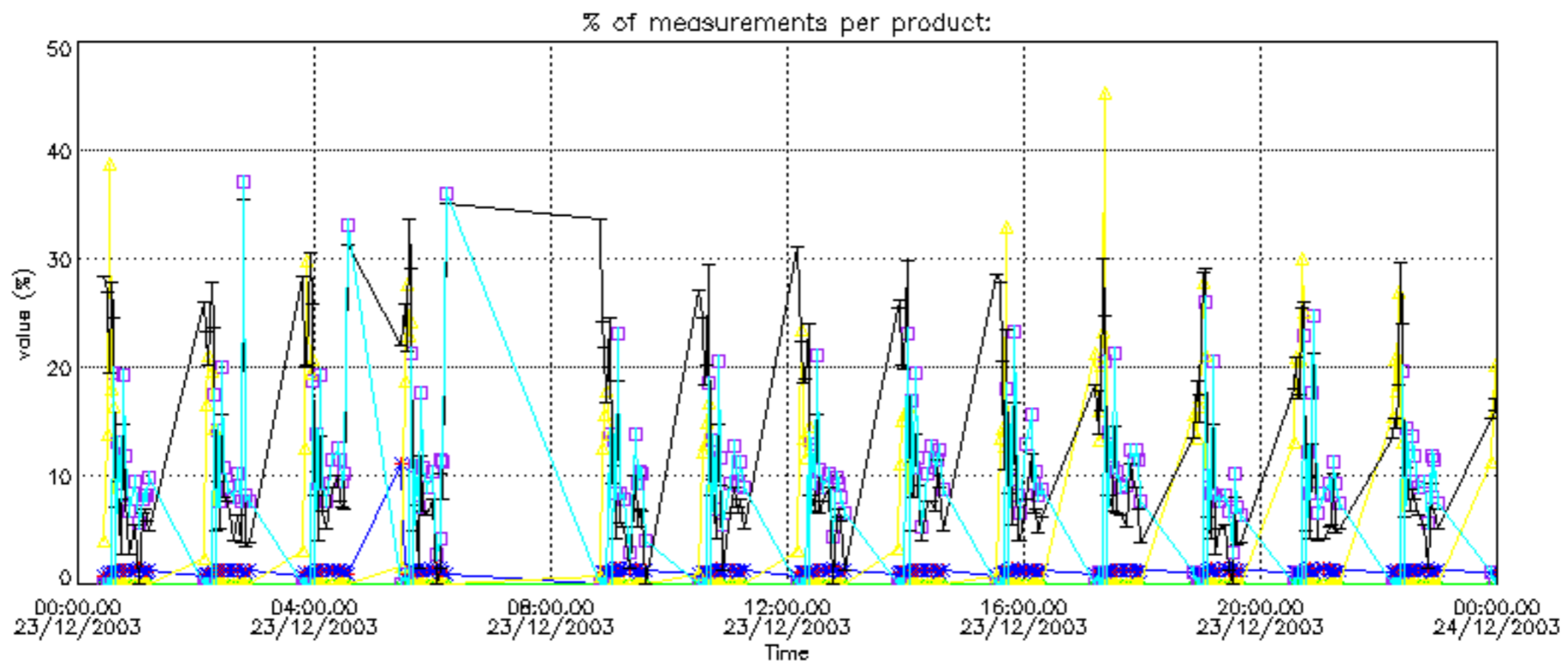
Percentage of flagged data per NO2 profile



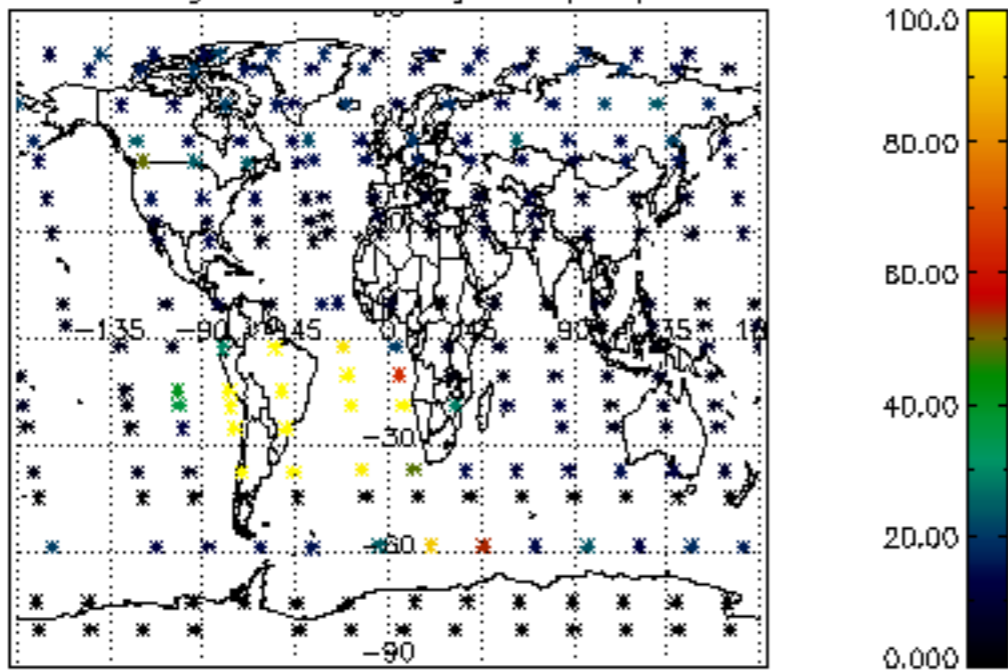
Percentage of flagged data per NO3 profile



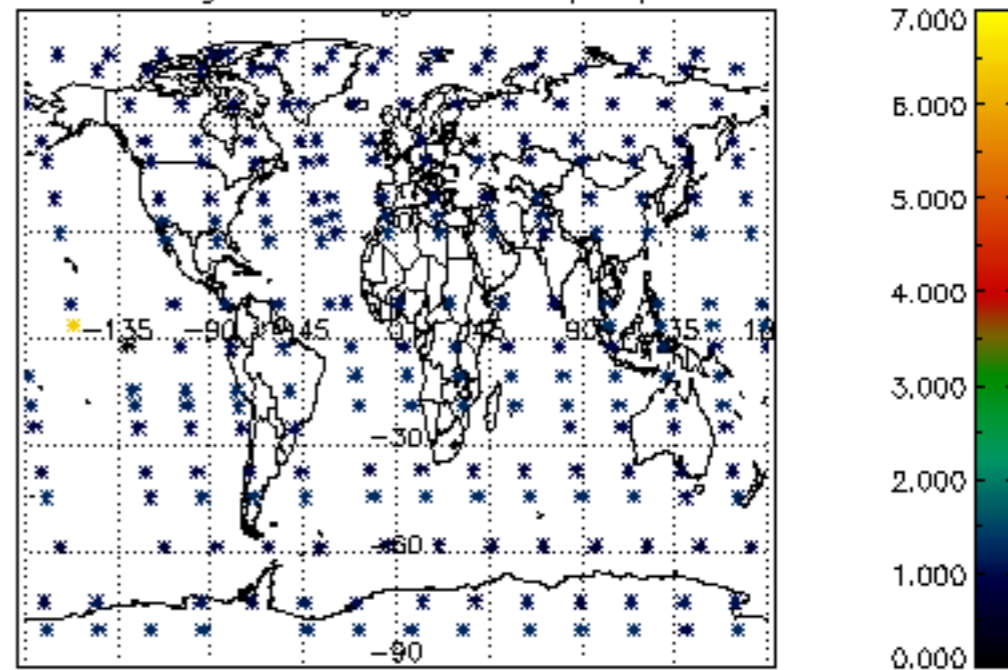




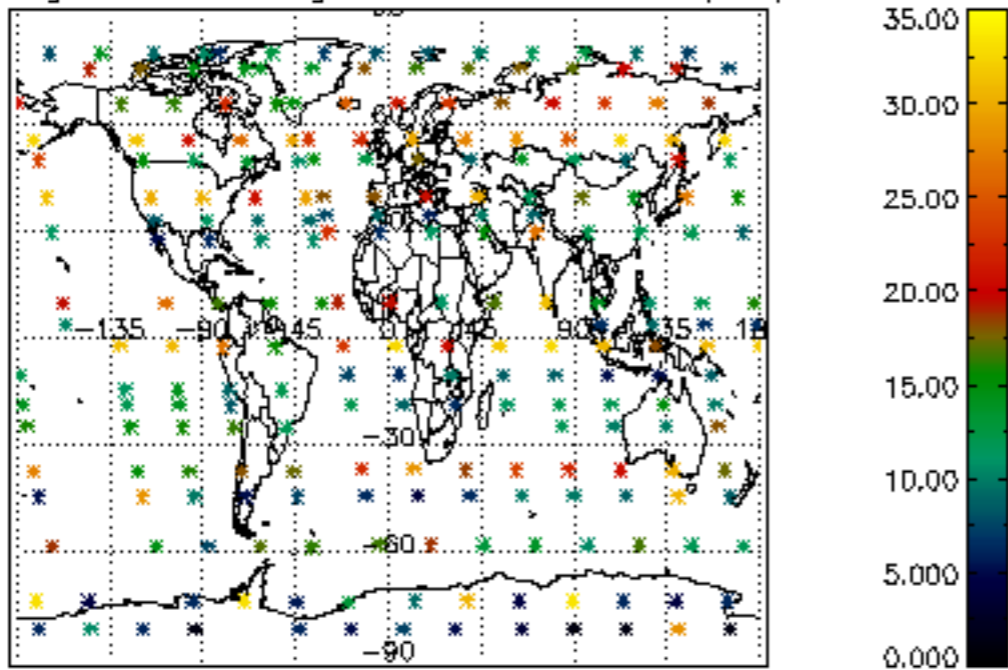
Percentage of cosmic ray hits per profile



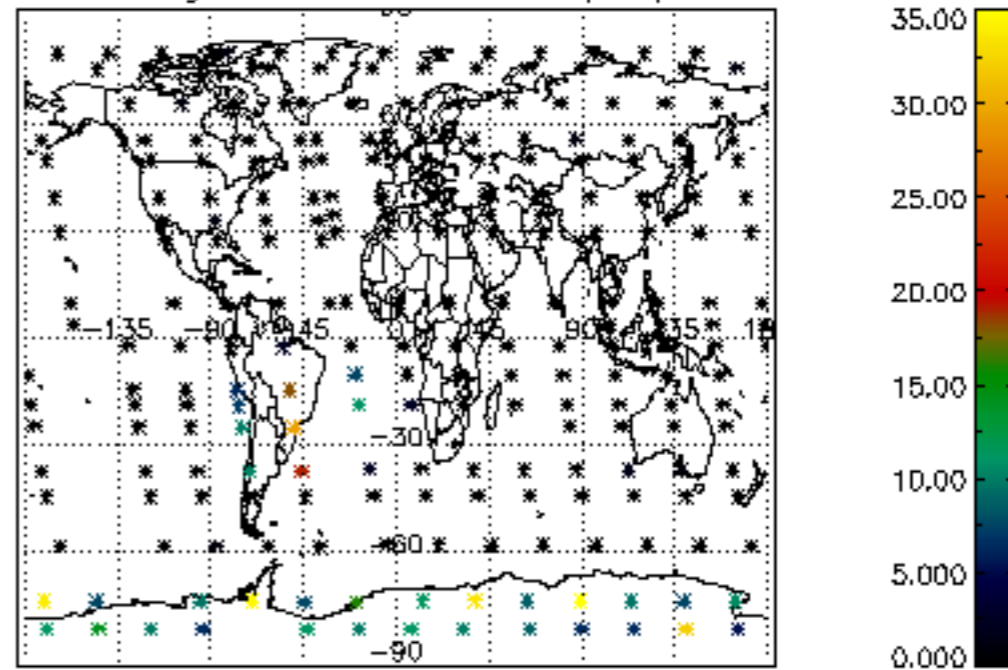
Percentage of datation errors per profile



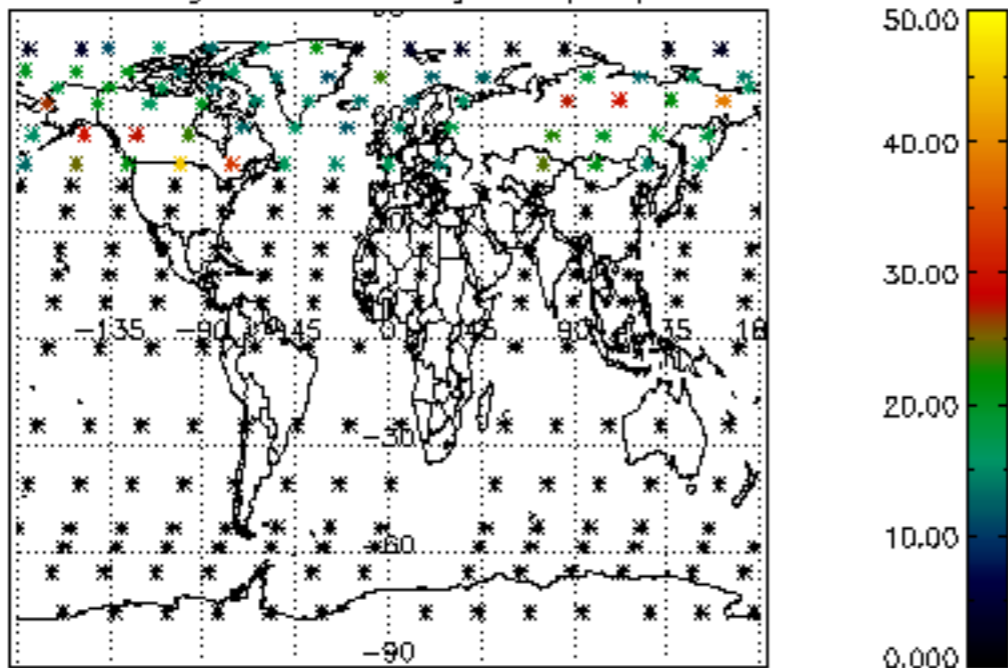
Percentage of star falling outside central band per profile



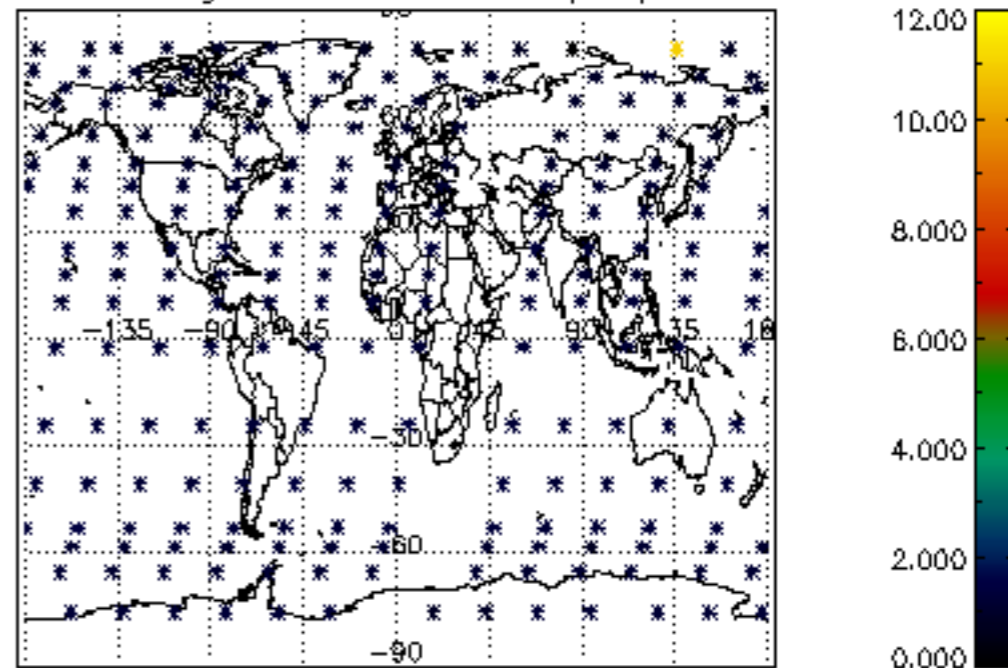
Percentage of saturation errors per profile



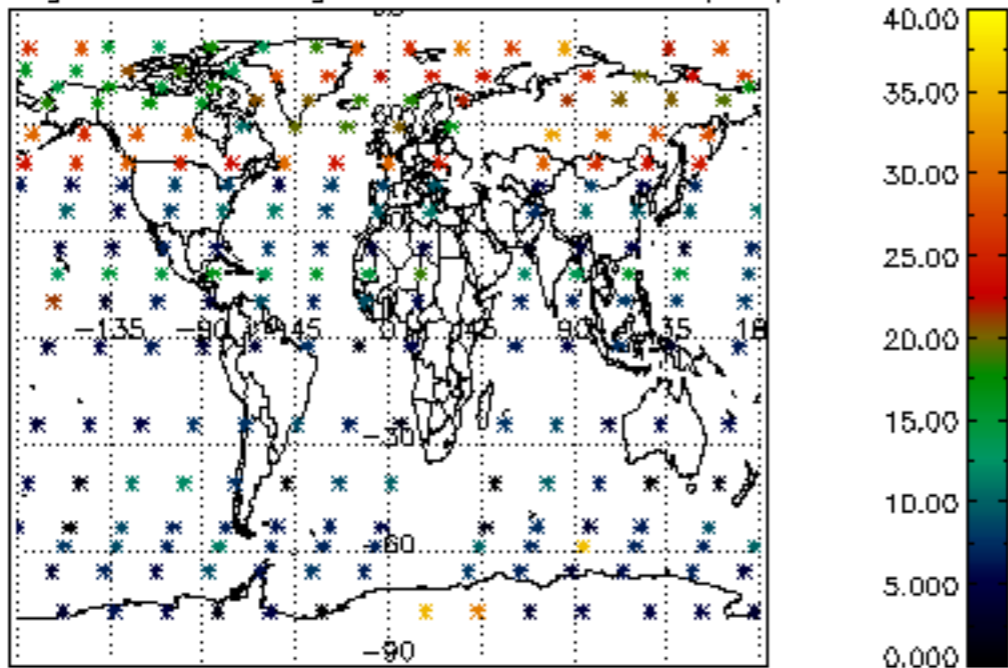
Percentage of cosmic ray hits per profile



Percentage of datation errors per profile



Percentage of star falling outside central band per profile



Percentage of saturation errors per profile

