

# GOMOS Level 2 Daily Report

## SUMMARY

### [1. General Info](#)

### [2. Summary of processed GOM\\_NL\\_2P products](#)

### [3. Level 2 Quality information per product](#)

#### [3.1 Plot of level 2 quality information per product \(time dependant\)](#)

#### [3.2 Plot of level 2 quality information per product \(world map\)](#)

### [4. Level 1 Quality information per product \(stored on level 2 products\)](#)

#### [4.1 Plot of level 1 quality information per product \(time dependant\)](#)

##### [4.1.1 Plot of level 1 quality information per product \(time dependant\): ASCENDING](#)

##### [4.1.2 Plot of level 1 quality information per product \(time dependant\): DESCENDING](#)

#### [4.2 Plot of level 1 quality information per product \(world map\)](#)

##### [4.2.1 Plot of level 1 quality information per product \(world map\): ASCENDING](#)

##### [4.2.2 Plot of level 1 quality information per product \(world map\): DESCENDING](#)

### [5. Ozone profiles based on quality statistics and other trace gas profiles](#)

#### [5.1 Ozone statistics based on quality of products](#)

#### [5.2 Plot ozone profiles for all STD \(dark without errors\)](#)

#### [5.3 Plot ozone profiles where STD < 20% \(dark without errors\)](#)

#### [5.4. Plot ozone profiles where STD < 10% \(dark without errors\)](#)

#### [5.5. Plot ozone profiles where STD < 5% \(dark without errors\)](#)

#### [5.6 Plot NO2 profiles for all STD \(dark without errors\)](#)

#### [5.7 Plot NO3 profiles for all STD \(dark without errors\)](#)

#### [5.8 Plot H2O profiles \(only for occultations of stars 1,2,3,4,13,14,16,26,63 dark without errors\) for all STD](#)

### [6. Auxiliary Data Files used for the production reported in section 2](#)

This report presents the daily analysis on parameters extracted from GOMOS level 2 data (GOM\_NL\_\_2P). It is intended to monitor some important parameters that will impact the quality of these products. A list of level 2 products (and content) that have arrived during the reporting day to the PCF is also given.

Item	Value
Time of report generation	20APR2013 02:23:15
Data source version	GOMOS/6.01
Start time of products	21-12-2003 (21DEC2003 00:00:00)
Stop time of products	22-12-2003 (22DEC2003 00:00:00)
Store outputs in DB	Yes
Nb of level 2 prods	507
Nb of prods with errors	0

## 2. Summary of processed GOM\_NL\_\_2P products.

Nr	Filename	UTC Start time	Limb	Duration	Star Id	Star Name	Star Mag	Star Temp	Nb Meas	Orbit	Prod. error
1	GOM_NL__2PRFIN20031221_000148_000000372022_00374_09446_0313.N1	21-DEC-2003 00:01:48	Bright	37.000	146	25Eta Tau	2.8730	15200.	74	9446	No
2	GOM_NL__2PRFIN20031221_000326_000000432022_00374_09446_0314.N1	21-DEC-2003 00:03:26	Bright	42.500	28	12Bet Tau	1.6500	15200.	85	9446	No
3	GOM_NL__2PRFIN20031221_000609_000000372022_00374_09446_0315.N1	21-DEC-2003 00:06:09	Bright	36.500	149	45Eps Per	2.8880	30000.	73	9446	No
4	GOM_NL__2PRFIN20031221_000823_000000362022_00374_09446_0316.N1	21-DEC-2003 00:08:23	Bright	36.000	175	39Del Per	3.0100	19400.	72	9446	No
5	GOM_NL__2PRFIN20031221_001015_000000382022_00374_09446_0317.N1	21-DEC-2003 00:10:15	Bright	37.500	160	23Gam Per	2.9300	4700.0	75	9446	No
6	GOM_NL__2PRFIN20031221_001341_000000382022_00374_09446_0318.N1	21-DEC-2003 00:13:41	Bright	38.000	110	37Del Cas	2.6780	8900.0	76	9446	No
7	GOM_NL__2PRFIN20031221_002001_000000372022_00374_09446_0319.N1	21-DEC-2003 00:20:01	Bright	37.000	49	1Alp UMi	1.9900	6300.0	74	9446	No
8	GOM_NL__2PRFIN20031221_002442_000000372022_00374_09446_0320.N1	21-DEC-2003 00:24:42	Bright	36.500	60	7Bet UMi	2.0810	3950.0	73	9446	No
9	GOM_NL__2PRFIN20031221_002807_000000372022_00374_09446_0321.N1	21-DEC-2003 00:28:07	Bright	37.000	119	14Eta Dra	2.7270	4700.0	74	9446	No
10	GOM_NL__2PRFIN20031221_002951_000000422022_00374_09446_0322.N1	21-DEC-2003 00:29:51	Bright	42.000	55	79Zet UMa	2.0600	10200.	84	9446	No
11	GOM_NL__2PRFIN20031221_003152_000000602022_00374_09446_0323.N1	21-DEC-2003 00:31:52	Bright	60.000	39	85Eta UMa	1.8540	24000.	120	9446	No
12	GOM_NL__2PRFIN20031221_003523_000000402022_00374_09446_0324.N1	21-DEC-2003 00:35:23	Bright	39.500	180	27Gam Boo	3.0400	8000.0	79	9446	No
13	GOM_NL__2PRFIN20031221_003839_000000422022_00374_09446_0325.N1	21-DEC-2003 00:38:39	Bright	41.500	83		2.3780	11000.	83	9446	No
14	GOM_NL__2PRFIN20031221_004212_000000462022_00374_09446_0326.N1	21-DEC-2003 00:42:12	Bright	45.500	111	8Eta Boo	2.6800	6000.0	91	9446	No
15	GOM_NL__2PRFIN20031221_004349_000000372022_00374_09446_0327.N1	21-DEC-2003 00:43:49	Bright	36.500	102	24Alp Ser	2.6000	4250.0	73	9446	No
16	GOM_NL__2PRFIN20031221_004637_000000652022_00374_09446_0328.N1	21-DEC-2003 00:46:37	Bright	64.500	138	47Eps Vir	2.8280	4700.0	129	9446	No
17	GOM_NL__2PRFIN20031221_005054_000000532022_00374_09446_0329.N1	21-DEC-2003 00:50:54	Bright	53.000	122	9Alp2Lib	2.7470	9700.0	106	9446	No
18	GOM_NL__2PRFIN20031221_005238_000000542022_00374_09446_0330.N1	21-DEC-2003 00:52:38	Twilight	53.500	15	67Alp Vir	0.97600	28000.	107	9446	No
19	GOM_NL__2PRFIN20031221_005608_000000502022_00374_09446_0331.N1	21-DEC-2003 00:56:08	Dark	50.000	169	46Gam Hya	2.9910	4700.0	100	9446	No
20	GOM_NL__2PRFIN20031221_005758_000000412022_00374_09446_0332.N1	21-DEC-2003 00:57:58	Dark	41.000	109	Bet Lup	2.6770	26000.	82	9446	No
21	GOM_NL__2PRFIN20031221_010251_000000522022_00374_09446_0333.N1	21-DEC-2003 01:02:51	Dark	51.500	4	Alp1Cen	-0.010000	5800.0	103	9446	No
22	GOM_NL__2PRFIN20031221_010603_000000542022_00375_09447_0299.N1	21-DEC-2003 01:06:03	Dark	54.000	12	Alp1Cru	0.77500	30000.	108	9447	No
23	GOM_NL__2PRFIN20031221_011103_000000432022_00375_09447_0300.N1	21-DEC-2003 01:11:03	Dark	42.500	159	Ups Car	2.9200	7200.0	85	9447	No
24	GOM_NL__2PRFIN20031221_011232_000000442022_00375_09447_0301.N1	21-DEC-2003 01:12:32	Dark	43.500	71	Iot Car	2.2460	7700.0	87	9447	No
25	GOM_NL__2PRFIN20031221_011419_000000572022_00375_09447_0302.N1	21-DEC-2003 01:14:19	Dark	57.000	41	Eps Car	1.8600	4100.0	114	9447	No
26	GOM_NL__2PRFIN20031221_011716_000000502022_00375_09447_0303.N1	21-DEC-2003 01:17:16	Dark	50.000	34	Gam2Vel	1.7930	23000.	100	9447	No
27	GOM_NL__2PRFIN20031221_011901_000000502022_00375_09447_0304.N1	21-DEC-2003 01:19:01	Dark	49.500	2	Alp Car	-0.73600	7000.0	99	9447	No
28	GOM_NL__2PRFIN20031221_012156_000000552022_00375_09447_0305.N1	21-DEC-2003 01:21:56	Dark	54.500	117	Pi Pup	2.7060	3800.0	109	9447	No
29	GOM_NL__2PRFIN20031221_012504_000000532022_00375_09447_0306.N1	21-DEC-2003 01:25:04	Straylight	53.000	23	21Eps CMa	1.5020	26000.	106	9447	No
30	GOM_NL__2PRFIN20031221_012647_000000552022_00375_09447_0307.N1	21-DEC-2003 01:26:47	Straylight	54.500	179	24Omi2CMa	3.0320	24000.	109	9447	No
31	GOM_NL__2PRFIN20031221_012922_000000502022_00375_09447_0308.N1	21-DEC-2003 01:29:22	Straylight	50.000	47	2Bet CMa	1.9760	28000.	100	9447	No
32	GOM_NL__2PRFIN20031221_013154_000000482022_00375_09447_0309.N1	21-DEC-2003 01:31:54	Straylight	47.500	165	34Gam Eri	2.9500	3200.0	95	9447	No
33	GOM_NL__2PRFIN20031221_013325_000000492022_00375_09447_0310.N1	21-DEC-2003 01:33:25	Straylight	48.500	125	44Iot Ori	2.7700	30000.	97	9447	No
34	GOM_NL__2PRFIN20031221_013453_000000512022_00375_09447_0311.N1	21-DEC-2003 01:34:53	Straylight	51.000	30	46Eps Ori	1.6940	30000.	102	9447	No
35	GOM_NL__2PRFIN20031221_013751_000000622022_00375_09447_0312.N1	21-DEC-2003 01:37:51	Twilight	61.500	14	58Alp Ori	0.87000	3000.0	123	9447	No
36	GOM_NL__2PRFIN20031221_014001_000000532022_00375_09447_0313.N1	21-DEC-2003 01:40:01	Twilight	53.000	13	87Alp Tau	0.86700	3800.0	106	9447	No
37	GOM_NL__2PRFIN20031221_014224_000000372022_00375_09447_0314.N1	21-DEC-2003 01:42:24	Bright	37.000	146	25Eta Tau	2.8730	15200.	74	9447	No
38	GOM_NL__2PRFIN20031221_014401_000000452022_00375_09447_0315.N1	21-DEC-2003 01:44:01	Bright	45.000	28	12Bet Tau	1.6500	15200.	90	9447	No
39	GOM_NL__2PRFIN20031221_014644_000000362022_00375_09447_0316.N1	21-DEC-2003 01:46:44	Bright	36.000	149	45Eps Per	2.8880	30000.	72	9447	No
40	GOM_NL__2PRFIN20031221_014858_000000372022_00375_09447_0317.N1	21-DEC-2003 01:48:58	Bright	37.000	175	39Del Per	3.0100	19400.	74	9447	No
41	GOM_NL__2PRFIN20031221_015051_000000382022_00375_09447_0318.N1	21-DEC-2003 01:50:51	Bright	37.500	160	23Gam Per	2.9300	4700.0	75	9447	No
42	GOM_NL__2PRFIN20031221_015417_000000382022_00375_09447_0319.N1	21-DEC-2003 01:54:17	Bright	38.000	110	37Del Cas	2.6780	8900.0	76	9447	No

43	GOM_NL__2PRFIN20031221_020037_000000372022_00375_09447_0320.N1	21-DEC-2003 02:00:37	Bright	36.500	49	1Alp UMi	1.9900	6300.0	73	9447	No
44	GOM_NL__2PRFIN20031221_020518_000000402022_00375_09447_0321.N1	21-DEC-2003 02:05:18	Bright	39.500	60	7Bet UMi	2.0810	3950.0	79	9447	No
45	GOM_NL__2PRFIN20031221_020843_000000392022_00375_09447_0322.N1	21-DEC-2003 02:08:43	Bright	38.500	119	14Eta Dra	2.7270	4700.0	77	9447	No
46	GOM_NL__2PRFIN20031221_021027_000000612022_00375_09447_0323.N1	21-DEC-2003 02:10:27	Bright	61.000	55	79Zet UMa	2.0600	10200.	122	9447	No
47	GOM_NL__2PRFIN20031221_021228_000000422022_00375_09447_0324.N1	21-DEC-2003 02:12:28	Bright	42.000	39	85Eta UMa	1.8540	24000.	84	9447	No
48	GOM_NL__2PRFIN20031221_021559_000000402022_00375_09447_0325.N1	21-DEC-2003 02:15:59	Bright	39.500	180	27Gam Boo	3.0400	8000.0	79	9447	No
49	GOM_NL__2PRFIN20031221_021918_000000402022_00375_09447_0326.N1	21-DEC-2003 02:19:18	Bright	39.500	83		2.3780	11000.	79	9447	No
50	GOM_NL__2PRFIN20031221_022248_000000632022_00375_09447_0327.N1	21-DEC-2003 02:22:48	Bright	63.000	111	8Eta Boo	2.6800	6000.0	126	9447	No
51	GOM_NL__2PRFIN20031221_022423_000000382022_00375_09447_0328.N1	21-DEC-2003 02:24:23	Bright	38.000	102	24Alp Ser	2.6000	4250.0	76	9447	No
52	GOM_NL__2PRFIN20031221_022714_000000642022_00375_09447_0329.N1	21-DEC-2003 02:27:14	Bright	64.000	138	47Eps Vir	2.8280	4700.0	128	9447	No
53	GOM_NL__2PRFIN20031221_023130_000000402022_00375_09447_0330.N1	21-DEC-2003 02:31:30	Bright	39.500	122	9Alp2Lib	2.7470	9700.0	79	9447	No
54	GOM_NL__2PRFIN20031221_023315_000000542022_00375_09447_0331.N1	21-DEC-2003 02:33:15	Tw_i_and_stray	54.000	15	67Alp Vir	0.97600	28000.	108	9447	No
55	GOM_NL__2PRFIN20031221_023645_000000522022_00375_09447_0332.N1	21-DEC-2003 02:36:45	Dark	52.000	169	46Gam Hya	2.9910	4700.0	104	9447	No
56	GOM_NL__2PRFIN20031221_023834_000000402022_00375_09447_0333.N1	21-DEC-2003 02:38:34	Dark	39.500	109	Bet Lup	2.6770	26000.	79	9447	No
57	GOM_NL__2PRFIN20031221_023956_000000452022_00375_09447_0334.N1	21-DEC-2003 02:39:56	Dark	44.500	78	Alp Lup	2.3040	28000.	89	9447	No
58	GOM_NL__2PRFIN20031221_024328_000000512022_00375_09447_0335.N1	21-DEC-2003 02:43:28	Dark	51.000	4	Alp1Cen	-0.010000	5800.0	102	9447	No
59	GOM_NL__2PRFIN20031221_024641_000000502022_00376_09448_0301.N1	21-DEC-2003 02:46:41	Dark	49.500	12	Alp1Cru	0.77500	30000.	99	9448	No
60	GOM_NL__2PRFIN20031221_025138_000000432022_00376_09448_0302.N1	21-DEC-2003 02:51:38	Dark	43.000	159	Ups Car	2.9200	7200.0	86	9448	No
61	GOM_NL__2PRFIN20031221_025309_000000432022_00376_09448_0303.N1	21-DEC-2003 02:53:09	Dark	43.000	71	lot Car	2.2460	7700.0	86	9448	No
62	GOM_NL__2PRFIN20031221_025458_000000482022_00376_09448_0304.N1	21-DEC-2003 02:54:58	Dark	48.000	41	Eps Car	1.8600	4100.0	96	9448	No
63	GOM_NL__2PRFIN20031221_025753_000000492022_00376_09448_0305.N1	21-DEC-2003 02:57:53	Dark	48.500	34	Gam2Vel	1.7930	23000.	97	9448	No
64	GOM_NL__2PRFIN20031221_025940_000000492022_00376_09448_0306.N1	21-DEC-2003 02:59:40	Dark	48.500	2	Alp Car	-0.73600	7000.0	97	9448	No
65	GOM_NL__2PRFIN20031221_030234_000000552022_00376_09448_0307.N1	21-DEC-2003 03:02:34	Dark	55.000	117	Pi Pup	2.7060	3800.0	110	9448	No
66	GOM_NL__2PRFIN20031221_030541_000000572022_00376_09448_0308.N1	21-DEC-2003 03:05:41	Straylight	56.500	23	21Eps CMa	1.5020	26000.	113	9448	No
67	GOM_NL__2PRFIN20031221_030723_000000552022_00376_09448_0309.N1	21-DEC-2003 03:07:23	Straylight	55.000	179	24Omi2CMa	3.0320	24000.	110	9448	No
68	GOM_NL__2PRFIN20031221_030958_000000512022_00376_09448_0310.N1	21-DEC-2003 03:09:58	Straylight	51.000	47	2Bet CMa	1.9760	28000.	102	9448	No
69	GOM_NL__2PRFIN20031221_031230_000000432022_00376_09448_0311.N1	21-DEC-2003 03:12:30	Straylight	42.500	165	34Gam Eri	2.9500	3200.0	85	9448	No
70	GOM_NL__2PRFIN20031221_031403_000000462022_00376_09448_0312.N1	21-DEC-2003 03:14:03	Straylight	46.000	125	44lot Ori	2.7700	30000.	92	9448	No
71	GOM_NL__2PRFIN20031221_031529_000000532022_00376_09448_0313.N1	21-DEC-2003 03:15:29	Straylight	52.500	30	46Eps Ori	1.6940	30000.	105	9448	No
72	GOM_NL__2PRFIN20031221_031827_000000592022_00376_09448_0314.N1	21-DEC-2003 03:18:27	Tw_i_and_stray	58.500	14	58Alp Ori	0.87000	3000.0	117	9448	No
73	GOM_NL__2PRFIN20031221_032037_000000532022_00376_09448_0315.N1	21-DEC-2003 03:20:37	Tw_i_and_stray	53.000	13	87Alp Tau	0.86700	3800.0	106	9448	No
74	GOM_NL__2PRFIN20031221_032301_000000372022_00376_09448_0316.N1	21-DEC-2003 03:23:01	Bright	36.500	146	25Eta Tau	2.8730	15200.	73	9448	No
75	GOM_NL__2PRFIN20031221_032437_000000432022_00376_09448_0317.N1	21-DEC-2003 03:24:37	Bright	42.500	28	12Bet Tau	1.6500	15200.	85	9448	No
76	GOM_NL__2PRFIN20031221_032721_000000362022_00376_09448_0318.N1	21-DEC-2003 03:27:21	Bright	36.000	149	45Eps Per	2.8880	30000.	72	9448	No
77	GOM_NL__2PRFIN20031221_032935_000000362022_00376_09448_0319.N1	21-DEC-2003 03:29:35	Bright	36.000	175	39Del Per	3.0100	19400.	72	9448	No
78	GOM_NL__2PRFIN20031221_033127_000000382022_00376_09448_0320.N1	21-DEC-2003 03:31:27	Bright	38.000	160	23Gam Per	2.9300	4700.0	76	9448	No
79	GOM_NL__2PRFIN20031221_033454_000000382022_00376_09448_0321.N1	21-DEC-2003 03:34:54	Bright	38.000	110	37Del Cas	2.6780	8900.0	76	9448	No
80	GOM_NL__2PRFIN20031221_034111_000000412022_00376_09448_0322.N1	21-DEC-2003 03:41:11	Bright	40.500	49	1Alp UMi	1.9900	6300.0	81	9448	No
81	GOM_NL__2PRFIN20031221_034554_000000422022_00376_09448_0323.N1	21-DEC-2003 03:45:54	Bright	41.500	60	7Bet UMi	2.0810	3950.0	83	9448	No
82	GOM_NL__2PRFIN20031221_034917_000000422022_00376_09448_0324.N1	21-DEC-2003 03:49:17	Bright	41.500	119	14Eta Dra	2.7270	4700.0	83	9448	No
83	GOM_NL__2PRFIN20031221_035102_000000442022_00376_09448_0325.N1	21-DEC-2003 03:51:02	Bright	43.500	55	79Zet UMa	2.0600	10200.	87	9448	No
84	GOM_NL__2PRFIN20031221_035303_000000432022_00376_09448_0326.N1	21-DEC-2003 03:53:03	Bright	42.500	39	85Eta UMa	1.8540	24000.	85	9448	No
85	GOM_NL__2PRFIN20031221_035635_000000412022_00376_09448_0327.N1	21-DEC-2003 03:56:35	Bright	41.000	180	27Gam Boo	3.0400	8000.0	82	9448	No
86	GOM_NL__2PRFIN20031221_035953_000000412022_00376_09448_0328.N1	21-DEC-2003 03:59:53	Bright	41.000	83		2.3780	11000.	82	9448	No
87	GOM_NL__2PRFIN20031221_040325_000000632022_00376_09448_0329.N1	21-DEC-2003 04:03:25	Bright	63.000	111	8Eta Boo	2.6800	6000.0	126	9448	No
88	GOM_NL__2PRFIN20031221_040501_000000372022_00376_09448_0330.N1	21-DEC-2003 04:05:01	Bright	36.500	102	24Alp Ser	2.6000	4250.0	73	9448	No
89	GOM_NL__2PRFIN20031221_040751_000000592022_00376_09448_0331.N1	21-DEC-2003 04:07:51	Bright	59.000	138	47Eps Vir	2.8280	4700.0	118	9448	No
90	GOM_NL__2PRFIN20031221_041206_000000532022_00376_09448_0332.N1	21-DEC-2003 04:12:06	Bright	53.000	122	9Alp2Lib	2.7470	9700.0	106	9448	No
91	GOM_NL__2PRFIN20031221_041351_000000572022_00376_09448_0333.N1	21-DEC-2003 04:13:51	Tw_i_and_stray	56.500	15	67Alp Vir	0.97600	28000.	113	9448	No
92	GOM_NL__2PRFIN20031221_041722_000000512022_00376_09448_0334.N1	21-DEC-2003 04:17:22	Dark	50.500	169	46Gam Hya	2.9910	4700.0	101	9448	No
93	GOM_NL__2PRFIN20031221_041910_000000432022_00376_09448_0335.N1	21-DEC-2003 04:19:10	Dark	43.000	109	Bet Lup	2.6770	26000.	86	9448	No
94	GOM_NL__2PRFIN20031221_042032_000000432022_00376_09448_0336.N1	21-DEC-2003 04:20:32	Dark	42.500	78	Alp Lup	2.3040	28000.	85	9448	No
95	GOM_NL__2PRFIN20031221_042404_000000522022_00376_09448_0337.N1	21-DEC-2003 04:24:04	Dark	52.000	4	Alp1Cen	-0.010000	5800.0	104	9448	No
96	GOM_NL__2PRFIN20031221_042718_000000502022_00377_09449_0302.N1	21-DEC-2003 04:27:18	Dark	50.000	12	Alp1Cru	0.77500	30000.	100	9449	No
97	GOM_NL__2PRFIN20031221_043217_000000412022_00377_09449_0303.N1	21-DEC-2003 04:32:17	Dark	40.500	159	Ups Car	2.9200	7200.0	81	9449	No
98	GOM_NL__2PRFIN20031221_043346_000000442022_00377_09449_0304.N1	21-DEC-2003 04:33:46	Dark	43.500	71	lot Car	2.2460	7700.0	87	9449	No
99	GOM_NL__2PRFIN20031221_043535_000000472022_00377_09449_0305.N1	21-DEC-2003 04:35:35	Dark	46.500	41	Eps Car	1.8600	4100.0	93	9449	No
100	GOM_NL__2PRFIN20031221_043830_000000592022_00377_09449_0306.N1	21-DEC-2003 04:38:30	Dark	58.500	34	Gam2Vel	1.7930	23000.	117	9449	No
101	GOM_NL__2PRFIN20031221_044017_000000472022_00377_09449_0307.N1	21-DEC-2003 04:40:17	Dark	47.000	2	Alp Car	-0.73600	7000.0	94	9449	No

102	GOM_NL__2PRFIN20031221_044311_000000522022_00377_09449_0308.N1	21-DEC-2003 04:43:11	Dark	52.000	117	Pi Pup	2.7060	3800.0	104	9449	No
103	GOM_NL__2PRFIN20031221_044618_000000562022_00377_09449_0309.N1	21-DEC-2003 04:46:18	Straylight	55.500	23	21Eps CMa	1.5020	26000.	111	9449	No
104	GOM_NL__2PRFIN20031221_044800_000000522022_00377_09449_0310.N1	21-DEC-2003 04:48:00	Straylight	52.000	179	24Omi2CMa	3.0320	24000.	104	9449	No
105	GOM_NL__2PRFIN20031221_045034_000000512022_00377_09449_0311.N1	21-DEC-2003 04:50:34	Straylight	50.500	47	2Bet CMa	1.9760	28000.	101	9449	No
106	GOM_NL__2PRFIN20031221_045306_000000462022_00377_09449_0312.N1	21-DEC-2003 04:53:06	Straylight	45.500	165	34Gam Eri	2.9500	3200.0	91	9449	No
107	GOM_NL__2PRFIN20031221_045440_000000452022_00377_09449_0313.N1	21-DEC-2003 04:54:40	Straylight	44.500	125	44Iot Ori	2.7700	30000.	89	9449	No
108	GOM_NL__2PRFIN20031221_045608_000000502022_00377_09449_0314.N1	21-DEC-2003 04:56:08	Straylight	49.500	30	46Eps Ori	1.6940	30000.	99	9449	No
109	GOM_NL__2PRFIN20031221_045903_000000622022_00377_09449_0315.N1	21-DEC-2003 04:59:03	Tw_i_and_stray	62.000	14	58Alp Ori	0.87000	3000.0	124	9449	No
110	GOM_NL__2PRFIN20031221_050116_000000502022_00377_09449_0316.N1	21-DEC-2003 05:01:16	Tw_i_and_stray	49.500	13	87Alp Tau	0.86700	3800.0	99	9449	No
111	GOM_NL__2PRFIN20031221_050337_000000382022_00377_09449_0317.N1	21-DEC-2003 05:03:37	Bright	38.000	146	25Eta Tau	2.8730	15200.	76	9449	No
112	GOM_NL__2PRFIN20031221_050513_000000442022_00377_09449_0318.N1	21-DEC-2003 05:05:13	Bright	43.500	28	12Bet Tau	1.6500	15200.	87	9449	No
113	GOM_NL__2PRFIN20031221_050758_000000362022_00377_09449_0319.N1	21-DEC-2003 05:07:58	Bright	36.000	149	45Eps Per	2.8880	30000.	72	9449	No
114	GOM_NL__2PRFIN20031221_051011_000000362022_00377_09449_0320.N1	21-DEC-2003 05:10:11	Bright	36.000	175	39Del Per	3.0100	19400.	72	9449	No
115	GOM_NL__2PRFIN20031221_051204_000000382022_00377_09449_0321.N1	21-DEC-2003 05:12:04	Bright	38.000	160	23Gam Per	2.9300	4700.0	76	9449	No
116	GOM_NL__2PRFIN20031221_051530_000000382022_00377_09449_0322.N1	21-DEC-2003 05:15:30	Bright	37.500	110	37Del Cas	2.6780	8900.0	75	9449	No
117	GOM_NL__2PRFIN20031221_052150_000000382022_00377_09449_0323.N1	21-DEC-2003 05:21:50	Bright	38.000	49	1Alp UMi	1.9900	6300.0	76	9449	No
118	GOM_NL__2PRFIN20031221_052630_000000362022_00377_09449_0324.N1	21-DEC-2003 05:26:30	Bright	36.000	60	7Bet UMi	2.0810	3950.0	72	9449	No
119	GOM_NL__2PRFIN20031221_052956_000000382022_00377_09449_0325.N1	21-DEC-2003 05:29:56	Bright	38.000	119	14Eta Dra	2.7270	4700.0	76	9449	No
120	GOM_NL__2PRFIN20031221_053138_000000402022_00377_09449_0326.N1	21-DEC-2003 05:31:38	Bright	39.500	55	79Zet UMa	2.0600	10200.	79	9449	No
121	GOM_NL__2PRFIN20031221_053340_000000402022_00377_09449_0327.N1	21-DEC-2003 05:33:40	Bright	40.000	39	85Eta UMa	1.8540	24000.	80	9449	No
122	GOM_NL__2PRFIN20031221_053711_000000412022_00377_09449_0328.N1	21-DEC-2003 05:37:11	Bright	40.500	180	27Gam Boo	3.0400	8000.0	81	9449	No
123	GOM_NL__2PRFIN20031221_054030_000000412022_00377_09449_0329.N1	21-DEC-2003 05:40:30	Bright	41.000	83		2.3780	11000.	82	9449	No
124	GOM_NL__2PRFIN20031221_054401_000000632022_00377_09449_0330.N1	21-DEC-2003 05:44:01	Bright	63.000	111	8Eta Boo	2.6800	6000.0	126	9449	No
125	GOM_NL__2PRFIN20031221_054537_000000372022_00377_09449_0331.N1	21-DEC-2003 05:45:37	Bright	36.500	102	24Alp Ser	2.6000	4250.0	73	9449	No
126	GOM_NL__2PRFIN20031221_054827_000000642022_00377_09449_0332.N1	21-DEC-2003 05:48:27	Bright	64.000	138	47Eps Vir	2.8280	4700.0	128	9449	No
127	GOM_NL__2PRFIN20031221_055243_000000382022_00377_09449_0333.N1	21-DEC-2003 05:52:43	Bright	38.000	122	9Alp2Lib	2.7470	9700.0	76	9449	No
128	GOM_NL__2PRFIN20031221_055428_000000622022_00377_09449_0334.N1	21-DEC-2003 05:54:28	Tw_i_and_stray	61.500	15	67Alp Vir	0.97600	28000.	123	9449	No
129	GOM_NL__2PRFIN20031221_055759_000000512022_00377_09449_0335.N1	21-DEC-2003 05:57:59	Dark	51.000	169	46Gam Hya	2.9910	4700.0	102	9449	No
130	GOM_NL__2PRFIN20031221_055946_000000422022_00377_09449_0336.N1	21-DEC-2003 05:59:46	Dark	42.000	109	Bet Lup	2.6770	26000.	84	9449	No
131	GOM_NL__2PRFIN20031221_060111_000000422022_00377_09449_0337.N1	21-DEC-2003 06:01:11	Dark	41.500	78	Alp Lup	2.3040	28000.	83	9449	No
132	GOM_NL__2PRFIN20031221_060440_000000482022_00377_09449_0338.N1	21-DEC-2003 06:04:40	Dark	47.500	4	Alp1Cen	-0.010000	5800.0	95	9449	No
133	GOM_NL__2PRFIN20031221_060755_000000532022_00378_09450_0303.N1	21-DEC-2003 06:07:55	Dark	52.500	12	Alp1Cru	0.77500	30000.	105	9450	No
134	GOM_NL__2PRFIN20031221_061422_000000502022_00378_09450_0304.N1	21-DEC-2003 06:14:22	Dark	50.000	71	Iot Car	2.2460	7700.0	100	9450	No
135	GOM_NL__2PRFIN20031221_061612_000000522022_00378_09450_0305.N1	21-DEC-2003 06:16:12	Dark	52.000	41	Eps Car	1.8600	4100.0	104	9450	No
136	GOM_NL__2PRFIN20031221_061907_000000482022_00378_09450_0306.N1	21-DEC-2003 06:19:07	Dark	48.000	34	Gam2Vel	1.7930	23000.	96	9450	No
137	GOM_NL__2PRFIN20031221_062054_000000542022_00378_09450_0307.N1	21-DEC-2003 06:20:54	Dark	54.000	2	Alp Car	-0.73600	7000.0	108	9450	No
138	GOM_NL__2PRFIN20031221_062348_000000542022_00378_09450_0308.N1	21-DEC-2003 06:23:48	Dark	53.500	117	Pi Pup	2.7060	3800.0	107	9450	No
139	GOM_NL__2PRFIN20031221_062654_000000552022_00378_09450_0309.N1	21-DEC-2003 06:26:54	Straylight	55.000	23	21Eps CMa	1.5020	26000.	110	9450	No
140	GOM_NL__2PRFIN20031221_062836_000000522022_00378_09450_0310.N1	21-DEC-2003 06:28:36	Straylight	52.000	179	24Omi2CMa	3.0320	24000.	104	9450	No
141	GOM_NL__2PRFIN20031221_063127_000000652022_00378_09450_0311.N1	21-DEC-2003 06:31:27	Straylight	64.500	1	9Alp CMa	-1.4400	11000.	129	9450	No
142	GOM_NL__2PRFIN20031221_063343_000000452022_00378_09450_0312.N1	21-DEC-2003 06:33:43	Straylight	45.000	165	34Gam Eri	2.9500	3200.0	90	9450	No
143	GOM_NL__2PRFIN20031221_063516_000000462022_00378_09450_0313.N1	21-DEC-2003 06:35:16	Straylight	45.500	125	44Iot Ori	2.7700	30000.	91	9450	No
144	GOM_NL__2PRFIN20031221_063644_000000502022_00378_09450_0314.N1	21-DEC-2003 06:36:44	Straylight	49.500	30	46Eps Ori	1.6940	30000.	99	9450	No
145	GOM_NL__2PRFIN20031221_063939_000000622022_00378_09450_0315.N1	21-DEC-2003 06:39:39	Tw_i_and_stray	62.000	14	58Alp Ori	0.87000	3000.0	124	9450	No
146	GOM_NL__2PRFIN20031221_064152_000000522022_00378_09450_0316.N1	21-DEC-2003 06:41:52	Tw_i_and_stray	52.000	13	87Alp Tau	0.86700	3800.0	104	9450	No
147	GOM_NL__2PRFIN20031221_064413_000000372022_00378_09450_0317.N1	21-DEC-2003 06:44:13	Bright	37.000	146	25Eta Tau	2.8730	15200.	74	9450	No
148	GOM_NL__2PRFIN20031221_064549_000000422022_00378_09450_0318.N1	21-DEC-2003 06:45:49	Bright	41.500	28	12Bet Tau	1.6500	15200.	83	9450	No
149	GOM_NL__2PRFIN20031221_064834_000000352022_00378_09450_0319.N1	21-DEC-2003 06:48:34	Bright	35.000	149	45Eps Per	2.8880	30000.	70	9450	No
150	GOM_NL__2PRFIN20031221_065048_000000362022_00378_09450_0320.N1	21-DEC-2003 06:50:48	Bright	35.500	175	39Del Per	3.0100	19400.	71	9450	No
151	GOM_NL__2PRFIN20031221_065240_000000372022_00378_09450_0321.N1	21-DEC-2003 06:52:40	Bright	36.500	160	23Gam Per	2.9300	4700.0	73	9450	No
152	GOM_NL__2PRFIN20031221_065606_000000382022_00378_09450_0322.N1	21-DEC-2003 06:56:06	Bright	37.500	110	37Del Cas	2.6780	8900.0	75	9450	No
153	GOM_NL__2PRFIN20031221_070225_000000382022_00378_09450_0323.N1	21-DEC-2003 07:02:25	Bright	38.000	49	1Alp UMi	1.9900	6300.0	76	9450	No
154	GOM_NL__2PRFIN20031221_070706_000000392022_00378_09450_0324.N1	21-DEC-2003 07:07:06	Bright	39.000	60	7Bet UMi	2.0810	3950.0	78	9450	No
155	GOM_NL__2PRFIN20031221_071031_000000362022_00378_09450_0325.N1	21-DEC-2003 07:10:31	Bright	35.500	119	14Eta Dra	2.7270	4700.0	71	9450	No
156	GOM_NL__2PRFIN20031221_071214_000000422022_00378_09450_0326.N1	21-DEC-2003 07:12:14	Bright	42.000	55	79Zet UMa	2.0600	10200.	84	9450	No
157	GOM_NL__2PRFIN20031221_071415_000000422022_00378_09450_0327.N1	21-DEC-2003 07:14:15	Bright	42.000	39	85Eta UMa	1.8540	24000.	84	9450	No
158	GOM_NL__2PRFIN20031221_071744_000000472022_00378_09450_0328.N1	21-DEC-2003 07:17:44	Bright	47.000	180	27Gam Boo	3.0400	8000.0	94	9450	No
159	GOM_NL__2PRFIN20031221_072105_000000412022_00378_09450_0329.N1	21-DEC-2003 07:21:05	Bright	40.500	83		2.3780	11000.	81	9450	No
160	GOM_NL__2PRFIN20031221_072437_000000632022_00378_09450_0330.N1	21-DEC-2003 07:24:37	Bright	63.000	111	8Eta Boo	2.6800	6000.0	126	9450	No



161	GOM_NL__2PRFIN20031221_072611_000000382022_00378_09450_0331.N1	21-DEC-2003 07:26:11	Bright	38.000	102	24Alp Ser	2.6000	4250.0	76	9450	No
162	GOM_NL__2PRFIN20031221_072904_000000662022_00378_09450_0332.N1	21-DEC-2003 07:29:04	Bright	65.500	138	47Eps Vir	2.8280	4700.0	131	9450	No
163	GOM_NL__2PRFIN20031221_073320_000000382022_00378_09450_0333.N1	21-DEC-2003 07:33:20	Bright	38.000	122	9Alp2Lib	2.7470	9700.0	76	9450	No
164	GOM_NL__2PRFIN20031221_073505_000000542022_00378_09450_0334.N1	21-DEC-2003 07:35:05	Tw_i_and_stray	54.000	15	67Alp Vir	0.97600	28000.	108	9450	No
165	GOM_NL__2PRFIN20031221_073836_000000532022_00378_09450_0335.N1	21-DEC-2003 07:38:36	Dark	52.500	169	46Gam Hya	2.9910	4700.0	105	9450	No
166	GOM_NL__2PRFIN20031221_074023_000000422022_00378_09450_0336.N1	21-DEC-2003 07:40:23	Dark	41.500	109	Bet Lup	2.6770	26000.	83	9450	No
167	GOM_NL__2PRFIN20031221_074147_000000412022_00378_09450_0337.N1	21-DEC-2003 07:41:47	Dark	41.000	78	Alp Lup	2.3040	28000.	82	9450	No
168	GOM_NL__2PRFIN20031221_074832_000000462022_00379_09451_9883.N1	21-DEC-2003 07:48:32	Dark	45.500	12	Alp1Cru	0.77500	30000.	91	9451	No
169	GOM_NL__2PRFIN20031221_075459_000000442022_00379_09451_9884.N1	21-DEC-2003 07:54:59	Dark	43.500	71	Iot Car	2.2460	7700.0	87	9451	No
170	GOM_NL__2PRFIN20031221_075649_000000512022_00379_09451_9885.N1	21-DEC-2003 07:56:49	Dark	50.500	41	Eps Car	1.8600	4100.0	101	9451	No
171	GOM_NL__2PRFIN20031221_075944_000000502022_00379_09451_9886.N1	21-DEC-2003 07:59:44	Dark	50.000	34	Gam2Vel	1.7930	23000.	100	9451	No
172	GOM_NL__2PRFIN20031221_080130_000000422022_00379_09451_9887.N1	21-DEC-2003 08:01:30	Dark	42.000	2	Alp Car	-0.73600	7000.0	84	9451	No
173	GOM_NL__2PRFIN20031221_080425_000000532022_00379_09451_9888.N1	21-DEC-2003 08:04:25	Dark	52.500	117	Pi Pup	2.7060	3800.0	105	9451	No
174	GOM_NL__2PRFIN20031221_080731_000000552022_00379_09451_9889.N1	21-DEC-2003 08:07:31	Straylight	55.000	23	21Eps CMa	1.5020	26000.	110	9451	No
175	GOM_NL__2PRFIN20031221_080913_000000482022_00379_09451_9890.N1	21-DEC-2003 08:09:13	Straylight	48.000	179	24Omi2CMa	3.0320	24000.	96	9451	No
176	GOM_NL__2PRFIN20031221_081203_000000672022_00379_09451_9891.N1	21-DEC-2003 08:12:03	Straylight	66.500	1	9Alp CMa	-1.4400	11000.	133	9451	No
177	GOM_NL__2PRFIN20031221_081419_000000482022_00379_09451_9892.N1	21-DEC-2003 08:14:19	Straylight	48.000	165	34Gam Eri	2.9500	3200.0	96	9451	No
178	GOM_NL__2PRFIN20031221_081552_000000442022_00379_09451_9893.N1	21-DEC-2003 08:15:52	Straylight	43.500	125	44Iot Ori	2.7700	30000.	87	9451	No
179	GOM_NL__2PRFIN20031221_081720_000000482022_00379_09451_9894.N1	21-DEC-2003 08:17:20	Straylight	48.000	30	46Eps Ori	1.6940	30000.	96	9451	No
180	GOM_NL__2PRFIN20031221_082015_000000622022_00379_09451_9895.N1	21-DEC-2003 08:20:15	Tw_i_and_stray	62.000	14	58Alp Ori	0.87000	3000.0	124	9451	No
181	GOM_NL__2PRFIN20031221_082228_000000512022_00379_09451_9896.N1	21-DEC-2003 08:22:28	Tw_i_and_stray	50.500	13	87Alp Tau	0.86700	3800.0	101	9451	No
182	GOM_NL__2PRFIN20031221_082449_000000372022_00379_09451_9897.N1	21-DEC-2003 08:24:49	Bright	37.000	146	25Eta Tau	2.8730	15200.	74	9451	No
183	GOM_NL__2PRFIN20031221_082625_000000432022_00379_09451_9898.N1	21-DEC-2003 08:26:25	Bright	42.500	28	12Bet Tau	1.6500	15200.	85	9451	No
184	GOM_NL__2PRFIN20031221_082910_000000362022_00379_09451_9899.N1	21-DEC-2003 08:29:10	Bright	35.500	149	45Eps Per	2.8880	30000.	71	9451	No
185	GOM_NL__2PRFIN20031221_083124_000000362022_00379_09451_9900.N1	21-DEC-2003 08:31:24	Bright	35.500	175	39Del Per	3.0100	19400.	71	9451	No
186	GOM_NL__2PRFIN20031221_083317_000000372022_00379_09451_9901.N1	21-DEC-2003 08:33:17	Bright	36.500	160	23Gam Per	2.9300	4700.0	73	9451	No
187	GOM_NL__2PRFIN20031221_083643_000000382022_00379_09451_9902.N1	21-DEC-2003 08:36:43	Bright	38.000	110	37Del Cas	2.6780	8900.0	76	9451	No
188	GOM_NL__2PRFIN20031221_084302_000000382022_00379_09451_9903.N1	21-DEC-2003 08:43:02	Bright	37.500	49	1Alp UMi	1.9900	6300.0	75	9451	No
189	GOM_NL__2PRFIN20031221_084742_000000402022_00379_09451_9904.N1	21-DEC-2003 08:47:42	Bright	40.000	60	7Bet UMi	2.0810	3950.0	80	9451	No
190	GOM_NL__2PRFIN20031221_085108_000000372022_00379_09451_9905.N1	21-DEC-2003 08:51:08	Bright	37.000	119	14Eta Dra	2.7270	4700.0	74	9451	No
191	GOM_NL__2PRFIN20031221_085250_000000452022_00379_09451_9906.N1	21-DEC-2003 08:52:50	Bright	45.000	55	79Zet UMa	2.0600	10200.	90	9451	No
192	GOM_NL__2PRFIN20031221_085450_000000432022_00379_09451_9907.N1	21-DEC-2003 08:54:50	Bright	43.000	39	85Eta UMa	1.8540	24000.	86	9451	No
193	GOM_NL__2PRFIN20031221_085822_000000412022_00379_09451_9908.N1	21-DEC-2003 08:58:22	Bright	40.500	180	27Gam Boo	3.0400	8000.0	81	9451	No
194	GOM_NL__2PRFIN20031221_090142_000000402022_00379_09451_9909.N1	21-DEC-2003 09:01:42	Bright	40.000	83		2.3780	11000.	80	9451	No
195	GOM_NL__2PRFIN20031221_090513_000000462022_00379_09451_9910.N1	21-DEC-2003 09:05:13	Bright	46.000	111	8Eta Boo	2.6800	6000.0	92	9451	No
196	GOM_NL__2PRFIN20031221_090649_000000362022_00379_09451_9911.N1	21-DEC-2003 09:06:49	Bright	36.000	102	24Alp Ser	2.6000	4250.0	72	9451	No
197	GOM_NL__2PRFIN20031221_090941_000000632022_00379_09451_9912.N1	21-DEC-2003 09:09:41	Bright	63.000	138	47Eps Vir	2.8280	4700.0	126	9451	No
198	GOM_NL__2PRFIN20031221_091356_000000372022_00379_09451_9913.N1	21-DEC-2003 09:13:56	Bright	37.000	122	9Alp2Lib	2.7470	9700.0	74	9451	No
199	GOM_NL__2PRFIN20031221_091542_000000552022_00379_09451_9914.N1	21-DEC-2003 09:15:42	Tw_i_and_stray	54.500	15	67Alp Vir	0.97600	28000.	109	9451	No
200	GOM_NL__2PRFIN20031221_091913_000000502022_00379_09451_9915.N1	21-DEC-2003 09:19:13	Dark	49.500	169	46Gam Hya	2.9910	4700.0	99	9451	No
201	GOM_NL__2PRFIN20031221_092100_000000392022_00379_09451_9916.N1	21-DEC-2003 09:21:00	Dark	39.000	109	Bet Lup	2.6770	26000.	78	9451	No
202	GOM_NL__2PRFIN20031221_092223_000000412022_00379_09451_9917.N1	21-DEC-2003 09:22:23	Dark	40.500	78	Alp Lup	2.3040	28000.	81	9451	No
203	GOM_NL__2PRFIN20031221_092908_000000442022_00380_09452_9883.N1	21-DEC-2003 09:29:08	Dark	44.000	12	Alp1Cru	0.77500	30000.	88	9452	No
204	GOM_NL__2PRFIN20031221_093535_000000512022_00380_09452_9884.N1	21-DEC-2003 09:35:35	Dark	50.500	71	Iot Car	2.2460	7700.0	101	9452	No
205	GOM_NL__2PRFIN20031221_093725_000000542022_00380_09452_9885.N1	21-DEC-2003 09:37:25	Dark	53.500	41	Eps Car	1.8600	4100.0	107	9452	No
206	GOM_NL__2PRFIN20031221_094020_000000472022_00380_09452_9886.N1	21-DEC-2003 09:40:20	Dark	46.500	34	Gam2Vel	1.7930	23000.	93	9452	No
207	GOM_NL__2PRFIN20031221_094206_000000542022_00380_09452_9887.N1	21-DEC-2003 09:42:06	Dark	54.000	2	Alp Car	-0.73600	7000.0	108	9452	No
208	GOM_NL__2PRFIN20031221_094501_000000542022_00380_09452_9888.N1	21-DEC-2003 09:45:01	Dark	54.000	117	Pi Pup	2.7060	3800.0	108	9452	No
209	GOM_NL__2PRFIN20031221_094807_000000532022_00380_09452_9889.N1	21-DEC-2003 09:48:07	Straylight	52.500	23	21Eps CMa	1.5020	26000.	105	9452	No
210	GOM_NL__2PRFIN20031221_094949_000000522022_00380_09452_9890.N1	21-DEC-2003 09:49:49	Straylight	51.500	179	24Omi2CMa	3.0320	24000.	103	9452	No
211	GOM_NL__2PRFIN20031221_095239_000000672022_00380_09452_9891.N1	21-DEC-2003 09:52:39	Straylight	66.500	1	9Alp CMa	-1.4400	11000.	133	9452	No
212	GOM_NL__2PRFIN20031221_095455_000000452022_00380_09452_9892.N1	21-DEC-2003 09:54:55	Straylight	45.000	165	34Gam Eri	2.9500	3200.0	90	9452	No
213	GOM_NL__2PRFIN20031221_095628_000000442022_00380_09452_9893.N1	21-DEC-2003 09:56:28	Straylight	44.000	125	44Iot Ori	2.7700	30000.	88	9452	No
214	GOM_NL__2PRFIN20031221_095756_000000492022_00380_09452_9894.N1	21-DEC-2003 09:57:56	Straylight	48.500	30	46Eps Ori	1.6940	30000.	97	9452	No
215	GOM_NL__2PRFIN20031221_100051_000000542022_00380_09452_9895.N1	21-DEC-2003 10:00:51	Tw_i_and_stray	53.500	14	58Alp Ori	0.87000	3000.0	107	9452	No
216	GOM_NL__2PRFIN20031221_100304_000000522022_00380_09452_9896.N1	21-DEC-2003 10:03:04	Tw_i_and_stray	52.000	13	87Alp Tau	0.86700	3800.0	104	9452	No
217	GOM_NL__2PRFIN20031221_100525_000000382022_00380_09452_9897.N1	21-DEC-2003 10:05:25	Bright	38.000	146	25Eta Tau	2.8730	15200.	76	9452	No
218	GOM_NL__2PRFIN20031221_100701_000000432022_00380_09452_9898.N1	21-DEC-2003 10:07:01	Bright	42.500	28	12Bet Tau	1.6500	15200.	85	9452	No
219	GOM_NL__2PRFIN20031221_100945_000000372022_00380_09452_9899.N1	21-DEC-2003 10:09:45	Bright	36.500	149	45Eps Per	2.8880	30000.	73	9452	No

220	GOM_NL__2PRFIN20031221_101159_000000362022_00380_09452_9900.N1	21-DEC-2003 10:11:59	Bright	36.000	175	39Del Per	3.0100	19400.	72	9452	No
221	GOM_NL__2PRFIN20031221_101353_000000372022_00380_09452_9901.N1	21-DEC-2003 10:13:53	Bright	37.000	160	23Gam Per	2.9300	4700.0	74	9452	No
222	GOM_NL__2PRFIN20031221_101719_000000382022_00380_09452_9902.N1	21-DEC-2003 10:17:19	Bright	38.000	110	37Del Cas	2.6780	8900.0	76	9452	No
223	GOM_NL__2PRFIN20031221_102338_000000362022_00380_09452_9903.N1	21-DEC-2003 10:23:38	Bright	36.000	49	1Alp UMi	1.9900	6300.0	72	9452	No
224	GOM_NL__2PRFIN20031221_102818_000000402022_00380_09452_9904.N1	21-DEC-2003 10:28:18	Bright	40.000	60	7Bet UMi	2.0810	3950.0	80	9452	No
225	GOM_NL__2PRFIN20031221_103144_000000372022_00380_09452_9905.N1	21-DEC-2003 10:31:44	Bright	37.000	119	14Eta Dra	2.7270	4700.0	74	9452	No
226	GOM_NL__2PRFIN20031221_103326_000000442022_00380_09452_9906.N1	21-DEC-2003 10:33:26	Bright	43.500	55	79Zet UMa	2.0600	10200.	87	9452	No
227	GOM_NL__2PRFIN20031221_103526_000000452022_00380_09452_9907.N1	21-DEC-2003 10:35:26	Bright	45.000	39	85Eta UMa	1.8540	24000.	90	9452	No
228	GOM_NL__2PRFIN20031221_103858_000000412022_00380_09452_9908.N1	21-DEC-2003 10:38:58	Bright	41.000	180	27Gam Boo	3.0400	8000.0	82	9452	No
229	GOM_NL__2PRFIN20031221_104218_000000412022_00380_09452_9909.N1	21-DEC-2003 10:42:18	Bright	41.000	83		2.3780	11000.	82	9452	No
230	GOM_NL__2PRFIN20031221_104549_000000472022_00380_09452_9910.N1	21-DEC-2003 10:45:49	Bright	46.500	111	8Eta Boo	2.6800	6000.0	93	9452	No
231	GOM_NL__2PRFIN20031221_104726_000000362022_00380_09452_9911.N1	21-DEC-2003 10:47:26	Bright	36.000	102	24Alp Ser	2.6000	4250.0	72	9452	No
232	GOM_NL__2PRFIN20031221_105018_000000622022_00380_09452_9912.N1	21-DEC-2003 10:50:18	Bright	61.500	138	47Eps Vir	2.8280	4700.0	123	9452	No
233	GOM_NL__2PRFIN20031221_105432_000000392022_00380_09452_9913.N1	21-DEC-2003 10:54:32	Bright	38.500	122	9Alp2Lib	2.7470	9700.0	77	9452	No
234	GOM_NL__2PRFIN20031221_105619_000000572022_00380_09452_9914.N1	21-DEC-2003 10:56:19	Tw_i_and_stray	57.000	15	67Alp Vir	0.97600	28000.	114	9452	No
235	GOM_NL__2PRFIN20031221_105950_000000502022_00380_09452_9915.N1	21-DEC-2003 10:59:50	Dark	49.500	169	46Gam Hya	2.9910	4700.0	99	9452	No
236	GOM_NL__2PRFIN20031221_110135_000000392022_00380_09452_9916.N1	21-DEC-2003 11:01:35	Dark	38.500	109	Bet Lup	2.6770	26000.	77	9452	No
237	GOM_NL__2PRFIN20031221_110259_000000392022_00380_09452_9917.N1	21-DEC-2003 11:02:59	Dark	38.500	78	Alp Lup	2.3040	28000.	77	9452	No
238	GOM_NL__2PRFIN20031221_110944_000000412022_00381_09453_9883.N1	21-DEC-2003 11:09:44	Dark	40.500	12	Alp1Cru	0.77500	30000.	81	9453	No
239	GOM_NL__2PRFIN20031221_111612_000000442022_00381_09453_9884.N1	21-DEC-2003 11:16:12	Dark	43.500	71	Iot Car	2.2460	7700.0	87	9453	No
240	GOM_NL__2PRFIN20031221_111801_000000422022_00381_09453_9885.N1	21-DEC-2003 11:18:01	Dark	42.000	41	Eps Car	1.8600	4100.0	84	9453	No
241	GOM_NL__2PRFIN20031221_112057_000000472022_00381_09453_9886.N1	21-DEC-2003 11:20:57	Dark	47.000	34	Gam2Vel	1.7930	23000.	94	9453	No
242	GOM_NL__2PRFIN20031221_112242_000000532022_00381_09453_9887.N1	21-DEC-2003 11:22:42	Dark	52.500	2	Alp Car	-0.73600	7000.0	105	9453	No
243	GOM_NL__2PRFIN20031221_112537_000000572022_00381_09453_9888.N1	21-DEC-2003 11:25:37	Dark	57.000	117	Pi Pup	2.7060	3800.0	114	9453	No
244	GOM_NL__2PRFIN20031221_112843_000000522022_00381_09453_9889.N1	21-DEC-2003 11:28:43	Straylight	52.000	23	21Eps CMa	1.5020	26000.	104	9453	No
245	GOM_NL__2PRFIN20031221_113025_000000512022_00381_09453_9890.N1	21-DEC-2003 11:30:25	Straylight	51.000	179	24Omi2CMa	3.0320	24000.	102	9453	No
246	GOM_NL__2PRFIN20031221_113315_000000602022_00381_09453_9891.N1	21-DEC-2003 11:33:15	Straylight	60.000	1	9Alp CMa	-1.4400	11000.	120	9453	No
247	GOM_NL__2PRFIN20031221_113531_000000452022_00381_09453_9892.N1	21-DEC-2003 11:35:31	Straylight	45.000	165	34Gam Eri	2.9500	3200.0	90	9453	No
248	GOM_NL__2PRFIN20031221_113704_000000432022_00381_09453_9893.N1	21-DEC-2003 11:37:04	Straylight	43.000	125	44Iot Ori	2.7700	30000.	86	9453	No
249	GOM_NL__2PRFIN20031221_113832_000000492022_00381_09453_9894.N1	21-DEC-2003 11:38:32	Straylight	49.000	30	46Eps Ori	1.6940	30000.	98	9453	No
250	GOM_NL__2PRFIN20031221_114126_000000572022_00381_09453_9895.N1	21-DEC-2003 11:41:26	Tw_i_and_stray	56.500	14	58Alp Ori	0.87000	3000.0	113	9453	No
251	GOM_NL__2PRFIN20031221_114340_000000472022_00381_09453_9896.N1	21-DEC-2003 11:43:40	Tw_i_and_stray	46.500	13	87Alp Tau	0.86700	3800.0	93	9453	No
252	GOM_NL__2PRFIN20031221_114601_000000382022_00381_09453_9897.N1	21-DEC-2003 11:46:01	Bright	38.000	146	25Eta Tau	2.8730	15200.	76	9453	No
253	GOM_NL__2PRFIN20031221_114736_000000412022_00381_09453_9898.N1	21-DEC-2003 11:47:36	Bright	40.500	28	12Bet Tau	1.6500	15200.	81	9453	No
254	GOM_NL__2PRFIN20031221_115021_000000372022_00381_09453_9899.N1	21-DEC-2003 11:50:21	Bright	37.000	149	45Eps Per	2.8880	30000.	74	9453	No
255	GOM_NL__2PRFIN20031221_115235_000000372022_00381_09453_9900.N1	21-DEC-2003 11:52:35	Bright	37.000	175	39Del Per	3.0100	19400.	74	9453	No
256	GOM_NL__2PRFIN20031221_115429_000000382022_00381_09453_9901.N1	21-DEC-2003 11:54:29	Bright	37.500	160	23Gam Per	2.9300	4700.0	75	9453	No
257	GOM_NL__2PRFIN20031221_115755_000000392022_00381_09453_9902.N1	21-DEC-2003 11:57:55	Bright	39.000	110	37Del Cas	2.6780	8900.0	78	9453	No
258	GOM_NL__2PRFIN20031221_120413_000000392022_00381_09453_9903.N1	21-DEC-2003 12:04:13	Bright	38.500	49	1Alp UMi	1.9900	6300.0	77	9453	No
259	GOM_NL__2PRFIN20031221_120853_000000392022_00381_09453_9904.N1	21-DEC-2003 12:08:53	Bright	38.500	60	7Bet UMi	2.0810	3950.0	77	9453	No
260	GOM_NL__2PRFIN20031221_121220_000000362022_00381_09453_9905.N1	21-DEC-2003 12:12:20	Bright	36.000	119	14Eta Dra	2.7270	4700.0	72	9453	No
261	GOM_NL__2PRFIN20031221_121401_000000422022_00381_09453_9906.N1	21-DEC-2003 12:14:01	Bright	42.000	55	79Zet UMa	2.0600	10200.	84	9453	No
262	GOM_NL__2PRFIN20031221_121603_000000402022_00381_09453_9907.N1	21-DEC-2003 12:16:03	Bright	40.000	39	85Eta UMa	1.8540	24000.	80	9453	No
263	GOM_NL__2PRFIN20031221_121935_000000402022_00381_09453_9908.N1	21-DEC-2003 12:19:35	Bright	39.500	180	27Gam Boo	3.0400	8000.0	79	9453	No
264	GOM_NL__2PRFIN20031221_122255_000000552022_00381_09453_9909.N1	21-DEC-2003 12:22:55	Bright	55.000	83		2.3780	11000.	110	9453	No
265	GOM_NL__2PRFIN20031221_122626_000000632022_00381_09453_9910.N1	21-DEC-2003 12:26:26	Bright	63.000	111	8Eta Boo	2.6800	6000.0	126	9453	No
266	GOM_NL__2PRFIN20031221_122802_000000362022_00381_09453_9911.N1	21-DEC-2003 12:28:02	Bright	36.000	102	24Alp Ser	2.6000	4250.0	72	9453	No
267	GOM_NL__2PRFIN20031221_123055_000000612022_00381_09453_9912.N1	21-DEC-2003 12:30:55	Bright	61.000	138	47Eps Vir	2.8280	4700.0	122	9453	No
268	GOM_NL__2PRFIN20031221_123508_000000392022_00381_09453_9913.N1	21-DEC-2003 12:35:08	Bright	38.500	122	9Alp2Lib	2.7470	9700.0	77	9453	No
269	GOM_NL__2PRFIN20031221_123655_000000652022_00381_09453_9914.N1	21-DEC-2003 12:36:55	Tw_i_and_stray	65.000	15	67Alp Vir	0.97600	28000.	130	9453	No
270	GOM_NL__2PRFIN20031221_124027_000000542022_00381_09453_9915.N1	21-DEC-2003 12:40:27	Dark	53.500	169	46Gam Hya	2.9910	4700.0	107	9453	No
271	GOM_NL__2PRFIN20031221_124211_000000412022_00381_09453_9916.N1	21-DEC-2003 12:42:11	Dark	41.000	109	Bet Lup	2.6770	26000.	82	9453	No
272	GOM_NL__2PRFIN20031221_124336_000000392022_00381_09453_9917.N1	21-DEC-2003 12:43:36	Dark	39.000	78	Alp Lup	2.3040	28000.	78	9453	No
273	GOM_NL__2PRFIN20031221_125020_000000512022_00382_09454_9903.N1	21-DEC-2003 12:50:20	Dark	51.000	12	Alp1Cru	0.77500	30000.	102	9454	No
274	GOM_NL__2PRFIN20031221_125649_000000422022_00382_09454_9904.N1	21-DEC-2003 12:56:49	Dark	42.000	71	Iot Car	2.2460	7700.0	84	9454	No
275	GOM_NL__2PRFIN20031221_125837_000000452022_00382_09454_9905.N1	21-DEC-2003 12:58:37	Dark	44.500	41	Eps Car	1.8600	4100.0	89	9454	No
276	GOM_NL__2PRFIN20031221_130133_000000472022_00382_09454_9906.N1	21-DEC-2003 13:01:33	Dark	46.500	34	Gam2Vel	1.7930	23000.	93	9454	No
277	GOM_NL__2PRFIN20031221_130318_000000542022_00382_09454_9907.N1	21-DEC-2003 13:03:18	Dark	54.000	2	Alp Car	-0.73600	7000.0	108	9454	No
278	GOM_NL__2PRFIN20031221_130613_000000552022_00382_09454_9908.N1	21-DEC-2003 13:06:13	Dark	55.000	117	Pi Pup	2.7060	3800.0	110	9454	No

279	GOM_NL__2PRFIN20031221_130920_000000512022_00382_09454_9909.N1	21-DEC-2003 13:09:20	Straylight	50.500	23	21Eps CMa	1.5020	26000.	101	9454	No
280	GOM_NL__2PRFIN20031221_131101_000000542022_00382_09454_9910.N1	21-DEC-2003 13:11:01	Straylight	54.000	179	24Omi2CMa	3.0320	24000.	108	9454	No
281	GOM_NL__2PRFIN20031221_131351_000000632022_00382_09454_9911.N1	21-DEC-2003 13:13:51	Straylight	62.500	1	9Alp CMa	-1.4400	11000.	125	9454	No
282	GOM_NL__2PRFIN20031221_131607_000000442022_00382_09454_9912.N1	21-DEC-2003 13:16:07	Straylight	43.500	165	34Gam Eri	2.9500	3200.0	87	9454	No
283	GOM_NL__2PRFIN20031221_131740_000000452022_00382_09454_9913.N1	21-DEC-2003 13:17:40	Straylight	44.500	125	44Iot Ori	2.7700	30000.	89	9454	No
284	GOM_NL__2PRFIN20031221_131907_000000492022_00382_09454_9914.N1	21-DEC-2003 13:19:07	Straylight	48.500	30	46Eps Ori	1.6940	30000.	97	9454	No
285	GOM_NL__2PRFIN20031221_132202_000000562022_00382_09454_9915.N1	21-DEC-2003 13:22:02	Twi_and_stray	56.000	14	58Alp Ori	0.87000	3000.0	112	9454	No
286	GOM_NL__2PRFIN20031221_132416_000000482022_00382_09454_9916.N1	21-DEC-2003 13:24:16	Twi_and_stray	48.000	13	87Alp Tau	0.86700	3800.0	96	9454	No
287	GOM_NL__2PRFIN20031221_132637_000000372022_00382_09454_9917.N1	21-DEC-2003 13:26:37	Bright	37.000	146	25Eta Tau	2.8730	15200.	74	9454	No
288	GOM_NL__2PRFIN20031221_132812_000000442022_00382_09454_9918.N1	21-DEC-2003 13:28:12	Bright	43.500	28	12Bet Tau	1.6500	15200.	87	9454	No
289	GOM_NL__2PRFIN20031221_133057_000000362022_00382_09454_9919.N1	21-DEC-2003 13:30:57	Bright	36.000	149	45Eps Per	2.8880	30000.	72	9454	No
290	GOM_NL__2PRFIN20031221_133311_000000352022_00382_09454_9920.N1	21-DEC-2003 13:33:11	Bright	35.000	175	39Del Per	3.0100	19400.	70	9454	No
291	GOM_NL__2PRFIN20031221_133505_000000382022_00382_09454_9921.N1	21-DEC-2003 13:35:05	Bright	38.000	160	23Gam Per	2.9300	4700.0	76	9454	No
292	GOM_NL__2PRFIN20031221_133831_000000392022_00382_09454_9922.N1	21-DEC-2003 13:38:31	Bright	39.000	110	37Del Cas	2.6780	8900.0	78	9454	No
293	GOM_NL__2PRFIN20031221_134450_000000372022_00382_09454_9923.N1	21-DEC-2003 13:44:50	Bright	37.000	49	1Alp UMi	1.9900	6300.0	74	9454	No
294	GOM_NL__2PRFIN20031221_134929_000000402022_00382_09454_9924.N1	21-DEC-2003 13:49:29	Bright	39.500	60	7Bet UMi	2.0810	3950.0	79	9454	No
295	GOM_NL__2PRFIN20031221_135256_000000382022_00382_09454_9925.N1	21-DEC-2003 13:52:56	Bright	38.000	119	14Eta Dra	2.7270	4700.0	76	9454	No
296	GOM_NL__2PRFIN20031221_135437_000000452022_00382_09454_9926.N1	21-DEC-2003 13:54:37	Bright	44.500	55	79Zet UMa	2.0600	10200.	89	9454	No
297	GOM_NL__2PRFIN20031221_135638_000000452022_00382_09454_9927.N1	21-DEC-2003 13:56:38	Bright	44.500	39	85Eta UMa	1.8540	24000.	89	9454	No
298	GOM_NL__2PRFIN20031221_140010_000000402022_00382_09454_9928.N1	21-DEC-2003 14:00:10	Bright	39.500	180	27Gam Boo	3.0400	8000.0	79	9454	No
299	GOM_NL__2PRFIN20031221_140331_000000402022_00382_09454_9929.N1	21-DEC-2003 14:03:31	Bright	40.000	83		2.3780	11000.	80	9454	No
300	GOM_NL__2PRFIN20031221_140702_000000512022_00382_09454_9930.N1	21-DEC-2003 14:07:02	Bright	51.000	111	8Eta Boo	2.6800	6000.0	102	9454	No
301	GOM_NL__2PRFIN20031221_140838_000000362022_00382_09454_9931.N1	21-DEC-2003 14:08:38	Bright	35.500	102	24Alp Ser	2.6000	4250.0	71	9454	No
302	GOM_NL__2PRFIN20031221_141132_000000622022_00382_09454_9932.N1	21-DEC-2003 14:11:32	Bright	62.000	138	47Eps Vir	2.8280	4700.0	124	9454	No
303	GOM_NL__2PRFIN20031221_141545_000000542022_00382_09454_9933.N1	21-DEC-2003 14:15:45	Bright	54.000	122	9Alp2Lib	2.7470	9700.0	108	9454	No
304	GOM_NL__2PRFIN20031221_141732_000000562022_00382_09454_9934.N1	21-DEC-2003 14:17:32	Twi_and_stray	55.500	15	67Alp Vir	0.97600	28000.	111	9454	No
305	GOM_NL__2PRFIN20031221_142104_000000482022_00382_09454_9935.N1	21-DEC-2003 14:21:04	Dark	48.000	169	46Gam Hya	2.9910	4700.0	96	9454	No
306	GOM_NL__2PRFIN20031221_142248_000000382022_00382_09454_9936.N1	21-DEC-2003 14:22:48	Dark	38.000	109	Bet Lup	2.6770	26000.	76	9454	No
307	GOM_NL__2PRFIN20031221_142412_000000402022_00382_09454_9937.N1	21-DEC-2003 14:24:12	Dark	40.000	78	Alp Lup	2.3040	28000.	80	9454	No
308	GOM_NL__2PRFIN20031221_143057_000000422022_00383_09455_9903.N1	21-DEC-2003 14:30:57	Dark	42.000	12	Alp1Cru	0.77500	30000.	84	9455	No
309	GOM_NL__2PRFIN20031221_143555_000000412022_00383_09455_9904.N1	21-DEC-2003 14:35:55	Dark	41.000	159	Ups Car	2.9200	7200.0	82	9455	No
310	GOM_NL__2PRFIN20031221_143725_000000422022_00383_09455_9905.N1	21-DEC-2003 14:37:25	Dark	42.000	71	Iot Car	2.2460	7700.0	84	9455	No
311	GOM_NL__2PRFIN20031221_143914_000000482022_00383_09455_9906.N1	21-DEC-2003 14:39:14	Dark	48.000	41	Eps Car	1.8600	4100.0	96	9455	No
312	GOM_NL__2PRFIN20031221_144210_000000552022_00383_09455_9907.N1	21-DEC-2003 14:42:10	Dark	54.500	34	Gam2Vel	1.7930	23000.	109	9455	No
313	GOM_NL__2PRFIN20031221_144355_000000542022_00383_09455_9908.N1	21-DEC-2003 14:43:55	Dark	54.000	2	Alp Car	-0.73600	7000.0	108	9455	No
314	GOM_NL__2PRFIN20031221_144650_000000542022_00383_09455_9909.N1	21-DEC-2003 14:46:50	Dark	53.500	117	Pi Pup	2.7060	3800.0	107	9455	No
315	GOM_NL__2PRFIN20031221_144955_000000562022_00383_09455_9910.N1	21-DEC-2003 14:49:55	Straylight	56.000	23	21Eps CMa	1.5020	26000.	112	9455	No
316	GOM_NL__2PRFIN20031221_145137_000000532022_00383_09455_9911.N1	21-DEC-2003 14:51:37	Straylight	53.000	179	24Omi2CMa	3.0320	24000.	106	9455	No
317	GOM_NL__2PRFIN20031221_145411_000000532022_00383_09455_9912.N1	21-DEC-2003 14:54:11	Straylight	52.500	47	2Bet CMa	1.9760	28000.	105	9455	No
318	GOM_NL__2PRFIN20031221_145738_000000532022_00383_09455_9913.N1	21-DEC-2003 14:57:38	Straylight	52.500	7	19Bet Ori	0.10000	14000.	105	9455	No
319	GOM_NL__2PRFIN20031221_145943_000000482022_00383_09455_9914.N1	21-DEC-2003 14:59:43	Straylight	47.500	30	46Eps Ori	1.6940	30000.	95	9455	No
320	GOM_NL__2PRFIN20031221_150238_000000592022_00383_09455_9915.N1	21-DEC-2003 15:02:38	Twi_and_stray	59.000	14	58Alp Ori	0.87000	3000.0	118	9455	No
321	GOM_NL__2PRFIN20031221_150452_000000482022_00383_09455_9916.N1	21-DEC-2003 15:04:52	Twi_and_stray	48.000	13	87Alp Tau	0.86700	3800.0	96	9455	No
322	GOM_NL__2PRFIN20031221_150643_000000442022_00383_09455_9917.N1	21-DEC-2003 15:06:43	Bright	44.000	176	23Zet Tau	3.0200	22000.	88	9455	No
323	GOM_NL__2PRFIN20031221_150847_000000432022_00383_09455_9918.N1	21-DEC-2003 15:08:47	Bright	42.500	28	12Bet Tau	1.6500	15200.	85	9455	No
324	GOM_NL__2PRFIN20031221_151133_000000372022_00383_09455_9919.N1	21-DEC-2003 15:11:33	Bright	37.000	149	45Eps Per	2.8880	30000.	74	9455	No
325	GOM_NL__2PRFIN20031221_151346_000000382022_00383_09455_9920.N1	21-DEC-2003 15:13:46	Bright	38.000	175	39Del Per	3.0100	19400.	76	9455	No
326	GOM_NL__2PRFIN20031221_151541_000000372022_00383_09455_9921.N1	21-DEC-2003 15:15:41	Bright	36.500	160	23Gam Per	2.9300	4700.0	73	9455	No
327	GOM_NL__2PRFIN20031221_151908_000000372022_00383_09455_9922.N1	21-DEC-2003 15:19:08	Bright	37.000	110	37Del Cas	2.6780	8900.0	74	9455	No
328	GOM_NL__2PRFIN20031221_152526_000000382022_00383_09455_9923.N1	21-DEC-2003 15:25:26	Bright	38.000	49	1Alp UMi	1.9900	6300.0	76	9455	No
329	GOM_NL__2PRFIN20031221_153006_000000402022_00383_09455_9924.N1	21-DEC-2003 15:30:06	Bright	39.500	60	7Bet UMi	2.0810	3950.0	79	9455	No
330	GOM_NL__2PRFIN20031221_153332_000000372022_00383_09455_9925.N1	21-DEC-2003 15:33:32	Bright	37.000	119	14Eta Dra	2.7270	4700.0	74	9455	No
331	GOM_NL__2PRFIN20031221_153513_000000442022_00383_09455_9926.N1	21-DEC-2003 15:35:13	Bright	43.500	55	79Zet UMa	2.0600	10200.	87	9455	No
332	GOM_NL__2PRFIN20031221_153715_000000432022_00383_09455_9927.N1	21-DEC-2003 15:37:15	Bright	42.500	39	85Eta UMa	1.8540	24000.	85	9455	No
333	GOM_NL__2PRFIN20031221_154047_000000382022_00383_09455_9928.N1	21-DEC-2003 15:40:47	Bright	38.000	180	27Gam Boo	3.0400	8000.0	76	9455	No
334	GOM_NL__2PRFIN20031221_154407_000000402022_00383_09455_9929.N1	21-DEC-2003 15:44:07	Bright	40.000	83		2.3780	11000.	80	9455	No
335	GOM_NL__2PRFIN20031221_154739_000000642022_00383_09455_9930.N1	21-DEC-2003 15:47:39	Bright	64.000	111	8Eta Boo	2.6800	6000.0	128	9455	No
336	GOM_NL__2PRFIN20031221_155208_000000642022_00383_09455_9931.N1	21-DEC-2003 15:52:08	Bright	64.000	138	47Eps Vir	2.8280	4700.0	128	9455	No
337	GOM_NL__2PRFIN20031221_155621_000000382022_00383_09455_9932.N1	21-DEC-2003 15:56:21	Bright	38.000	122	9Alp2Lib	2.7470	9700.0	76	9455	No



338	GOM_NL__2PRFIN20031221_155809_000000562022_00383_09455_9933.N1	21-DEC-2003 15:58:09	Twilight	56.000	15	67Alp Vir	0.97600	28000.	112	9455	No
339	GOM_NL__2PRFIN20031221_160141_000000522022_00383_09455_9934.N1	21-DEC-2003 16:01:41	Dark	52.000	169	46Gam Hya	2.9910	4700.0	104	9455	No
340	GOM_NL__2PRFIN20031221_160336_000000402022_00383_09455_9935.N1	21-DEC-2003 16:03:36	Dark	40.000	81	Eta Cen	2.3560	28000.	80	9455	No
341	GOM_NL__2PRFIN20031221_160449_000000392022_00383_09455_9936.N1	21-DEC-2003 16:04:49	Dark	39.000	78	Alp Lup	2.3040	28000.	78	9455	No
342	GOM_NL__2PRFIN20031221_160817_000000522022_00383_09455_9937.N1	21-DEC-2003 16:08:17	Dark	52.000	4	Alp1Cen	-0.010000	5800.0	104	9455	No
343	GOM_NL__2PRFIN20031221_161134_000000452022_00384_09456_9903.N1	21-DEC-2003 16:11:34	Dark	44.500	12	Alp1Cru	0.77500	30000.	89	9456	No
344	GOM_NL__2PRFIN20031221_161633_000000412022_00384_09456_9904.N1	21-DEC-2003 16:16:33	Dark	40.500	159	Ups Car	2.9200	7200.0	81	9456	No
345	GOM_NL__2PRFIN20031221_161802_000000442022_00384_09456_9905.N1	21-DEC-2003 16:18:02	Dark	44.000	71	Iot Car	2.2460	7700.0	88	9456	No
346	GOM_NL__2PRFIN20031221_161951_000000512022_00384_09456_9906.N1	21-DEC-2003 16:19:51	Dark	50.500	41	Eps Car	1.8600	4100.0	101	9456	No
347	GOM_NL__2PRFIN20031221_162247_000000482022_00384_09456_9907.N1	21-DEC-2003 16:22:47	Dark	48.000	34	Gam2Vel	1.7930	23000.	96	9456	No
348	GOM_NL__2PRFIN20031221_162431_000000512022_00384_09456_9908.N1	21-DEC-2003 16:24:31	Dark	50.500	2	Alp Car	-0.73600	7000.0	101	9456	No
349	GOM_NL__2PRFIN20031221_162727_000000532022_00384_09456_9909.N1	21-DEC-2003 16:27:27	Dark	53.000	117	Pi Pup	2.7060	3800.0	106	9456	No
350	GOM_NL__2PRFIN20031221_163032_000000572022_00384_09456_9910.N1	21-DEC-2003 16:30:32	Straylight	57.000	23	21Eps CMa	1.5020	26000.	114	9456	No
351	GOM_NL__2PRFIN20031221_163214_000000522022_00384_09456_9911.N1	21-DEC-2003 16:32:14	Straylight	52.000	179	24Omi2CMa	3.0320	24000.	104	9456	No
352	GOM_NL__2PRFIN20031221_163447_000000512022_00384_09456_9912.N1	21-DEC-2003 16:34:47	Straylight	51.000	47	2Bet CMa	1.9760	28000.	102	9456	No
353	GOM_NL__2PRFIN20031221_163814_000000542022_00384_09456_9913.N1	21-DEC-2003 16:38:14	Straylight	54.000	7	19Bet Ori	0.10000	14000.	108	9456	No
354	GOM_NL__2PRFIN20031221_164020_000000452022_00384_09456_9914.N1	21-DEC-2003 16:40:20	Straylight	45.000	30	46Eps Ori	1.6940	30000.	90	9456	No
355	GOM_NL__2PRFIN20031221_164314_000000602022_00384_09456_9915.N1	21-DEC-2003 16:43:14	Twilight	59.500	14	58Alp Ori	0.87000	3000.0	119	9456	No
356	GOM_NL__2PRFIN20031221_164528_000000522022_00384_09456_9916.N1	21-DEC-2003 16:45:28	Twilight	52.000	13	87Alp Tau	0.86700	3800.0	104	9456	No
357	GOM_NL__2PRFIN20031221_164719_000000422022_00384_09456_9917.N1	21-DEC-2003 16:47:19	Bright	41.500	176	23Zet Tau	3.0200	22000.	83	9456	No
358	GOM_NL__2PRFIN20031221_164923_000000432022_00384_09456_9918.N1	21-DEC-2003 16:49:23	Bright	43.000	28	12Bet Tau	1.6500	15200.	86	9456	No
359	GOM_NL__2PRFIN20031221_165210_000000372022_00384_09456_9919.N1	21-DEC-2003 16:52:10	Bright	37.000	149	45Eps Per	2.8880	30000.	74	9456	No
360	GOM_NL__2PRFIN20031221_165424_000000362022_00384_09456_9920.N1	21-DEC-2003 16:54:24	Bright	36.000	175	39Del Per	3.0100	19400.	72	9456	No
361	GOM_NL__2PRFIN20031221_165618_000000382022_00384_09456_9921.N1	21-DEC-2003 16:56:18	Bright	38.000	160	23Gam Per	2.9300	4700.0	76	9456	No
362	GOM_NL__2PRFIN20031221_165944_000000382022_00384_09456_9922.N1	21-DEC-2003 16:59:44	Bright	37.500	110	37Del Cas	2.6780	8900.0	75	9456	No
363	GOM_NL__2PRFIN20031221_170602_000000372022_00384_09456_9923.N1	21-DEC-2003 17:06:02	Bright	37.000	49	1Alp UMi	1.9900	6300.0	74	9456	No
364	GOM_NL__2PRFIN20031221_171042_000000412022_00384_09456_9924.N1	21-DEC-2003 17:10:42	Bright	40.500	60	7Bet UMi	2.0810	3950.0	81	9456	No
365	GOM_NL__2PRFIN20031221_171409_000000372022_00384_09456_9925.N1	21-DEC-2003 17:14:09	Bright	37.000	119	14Eta Dra	2.7270	4700.0	74	9456	No
366	GOM_NL__2PRFIN20031221_171549_000000442022_00384_09456_9926.N1	21-DEC-2003 17:15:49	Bright	44.000	55	79Zet UMa	2.0600	10200.	88	9456	No
367	GOM_NL__2PRFIN20031221_171751_000000422022_00384_09456_9927.N1	21-DEC-2003 17:17:51	Bright	41.500	39	85Eta UMa	1.8540	24000.	83	9456	No
368	GOM_NL__2PRFIN20031221_172124_000000572022_00384_09456_9928.N1	21-DEC-2003 17:21:24	Bright	57.000	180	27Gam Boo	3.0400	8000.0	114	9456	No
369	GOM_NL__2PRFIN20031221_172443_000000392022_00384_09456_9929.N1	21-DEC-2003 17:24:43	Bright	38.500	83		2.3780	11000.	77	9456	No
370	GOM_NL__2PRFIN20031221_172815_000000642022_00384_09456_9930.N1	21-DEC-2003 17:28:15	Bright	64.000	111	8Eta Boo	2.6800	6000.0	128	9456	No
371	GOM_NL__2PRFIN20031221_173244_000000652022_00384_09456_9931.N1	21-DEC-2003 17:32:44	Bright	64.500	138	47Eps Vir	2.8280	4700.0	129	9456	No
372	GOM_NL__2PRFIN20031221_173658_000000382022_00384_09456_9932.N1	21-DEC-2003 17:36:58	Bright	38.000	122	9Alp2Lib	2.7470	9700.0	76	9456	No
373	GOM_NL__2PRFIN20031221_173846_000000612022_00384_09456_9933.N1	21-DEC-2003 17:38:46	Twilight	61.000	15	67Alp Vir	0.97600	28000.	122	9456	No
374	GOM_NL__2PRFIN20031221_174218_000000492022_00384_09456_9934.N1	21-DEC-2003 17:42:18	Dark	48.500	169	46Gam Hya	2.9910	4700.0	97	9456	No
375	GOM_NL__2PRFIN20031221_174413_000000392022_00384_09456_9935.N1	21-DEC-2003 17:44:13	Dark	39.000	81	Eta Cen	2.3560	28000.	78	9456	No
376	GOM_NL__2PRFIN20031221_174525_000000402022_00384_09456_9936.N1	21-DEC-2003 17:45:25	Dark	40.000	78	Alp Lup	2.3040	28000.	80	9456	No
377	GOM_NL__2PRFIN20031221_174854_000000522022_00384_09456_9937.N1	21-DEC-2003 17:48:54	Dark	52.000	4	Alp1Cen	-0.010000	5800.0	104	9456	No
378	GOM_NL__2PRFIN20031221_175210_000000442022_00385_09457_9903.N1	21-DEC-2003 17:52:10	Dark	44.000	12	Alp1Cru	0.77500	30000.	88	9457	No
379	GOM_NL__2PRFIN20031221_175709_000000452022_00385_09457_9904.N1	21-DEC-2003 17:57:09	Dark	45.000	159	Ups Car	2.9200	7200.0	90	9457	No
380	GOM_NL__2PRFIN20031221_175839_000000442022_00385_09457_9905.N1	21-DEC-2003 17:58:39	Dark	43.500	71	Iot Car	2.2460	7700.0	87	9457	No
381	GOM_NL__2PRFIN20031221_180027_000000562022_00385_09457_9906.N1	21-DEC-2003 18:00:27	Dark	55.500	41	Eps Car	1.8600	4100.0	111	9457	No
382	GOM_NL__2PRFIN20031221_180323_000000522022_00385_09457_9907.N1	21-DEC-2003 18:03:23	Dark	52.000	34	Gam2Vel	1.7930	23000.	104	9457	No
383	GOM_NL__2PRFIN20031221_180508_000000512022_00385_09457_9908.N1	21-DEC-2003 18:05:08	Dark	51.000	2	Alp Car	-0.73600	7000.0	102	9457	No
384	GOM_NL__2PRFIN20031221_180803_000000532022_00385_09457_9909.N1	21-DEC-2003 18:08:03	Dark	53.000	117	Pi Pup	2.7060	3800.0	106	9457	No
385	GOM_NL__2PRFIN20031221_181108_000000532022_00385_09457_9910.N1	21-DEC-2003 18:11:08	Straylight	53.000	23	21Eps CMa	1.5020	26000.	106	9457	No
386	GOM_NL__2PRFIN20031221_181250_000000522022_00385_09457_9911.N1	21-DEC-2003 18:12:50	Straylight	52.000	179	24Omi2CMa	3.0320	24000.	104	9457	No
387	GOM_NL__2PRFIN20031221_181524_000000532022_00385_09457_9912.N1	21-DEC-2003 18:15:24	Straylight	53.000	47	2Bet CMa	1.9760	28000.	106	9457	No
388	GOM_NL__2PRFIN20031221_181849_000000512022_00385_09457_9913.N1	21-DEC-2003 18:18:49	Straylight	51.000	7	19Bet Ori	0.10000	14000.	102	9457	No
389	GOM_NL__2PRFIN20031221_182056_000000492022_00385_09457_9914.N1	21-DEC-2003 18:20:56	Straylight	48.500	30	46Eps Ori	1.6940	30000.	97	9457	No
390	GOM_NL__2PRFIN20031221_182349_000000622022_00385_09457_9915.N1	21-DEC-2003 18:23:49	Twilight	62.000	14	58Alp Ori	0.87000	3000.0	124	9457	No
391	GOM_NL__2PRFIN20031221_182604_000000522022_00385_09457_9916.N1	21-DEC-2003 18:26:04	Twilight	52.000	13	87Alp Tau	0.86700	3800.0	104	9457	No
392	GOM_NL__2PRFIN20031221_182755_000000422022_00385_09457_9917.N1	21-DEC-2003 18:27:55	Bright	42.000	176	23Zet Tau	3.0200	22000.	84	9457	No
393	GOM_NL__2PRFIN20031221_182959_000000442022_00385_09457_9918.N1	21-DEC-2003 18:29:59	Bright	43.500	28	12Bet Tau	1.6500	15200.	87	9457	No
394	GOM_NL__2PRFIN20031221_183246_000000362022_00385_09457_9919.N1	21-DEC-2003 18:32:46	Bright	36.000	149	45Eps Per	2.8880	30000.	72	9457	No
395	GOM_NL__2PRFIN20031221_183500_000000362022_00385_09457_9920.N1	21-DEC-2003 18:35:00	Bright	35.500	175	39Del Per	3.0100	19400.	71	9457	No
396	GOM_NL__2PRFIN20031221_183653_000000382022_00385_09457_9921.N1	21-DEC-2003 18:36:53	Bright	37.500	160	23Gam Per	2.9300	4700.0	75	9457	No



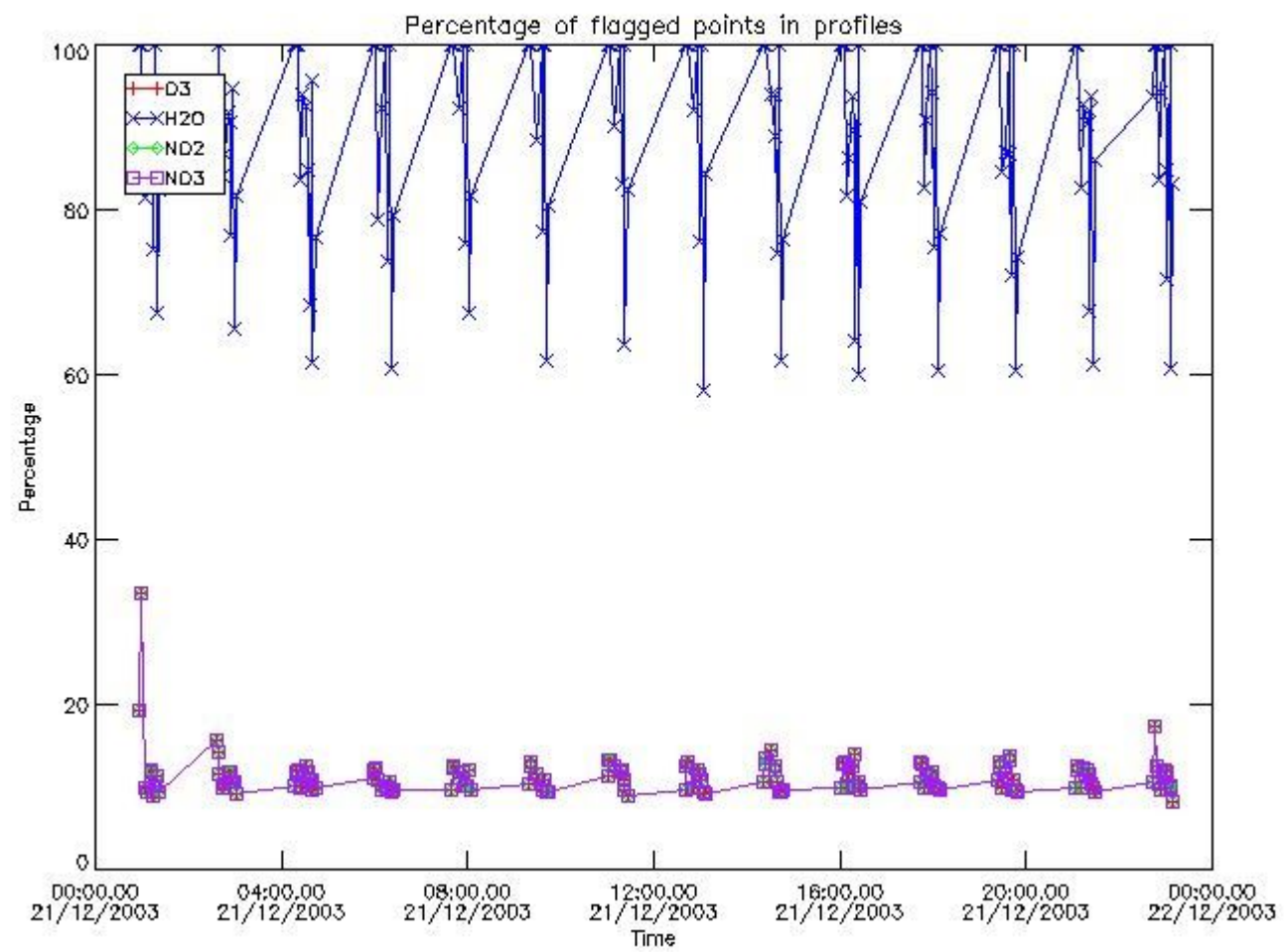
397	GOM_NL__2PRFIN20031221_184021_000000382022_00385_09457_9922.N1	21-DEC-2003 18:40:21	Bright	37.500	110	37Del Cas	2.6780	8900.0	75	9457	No
398	GOM_NL__2PRFIN20031221_184638_000000372022_00385_09457_9923.N1	21-DEC-2003 18:46:38	Bright	36.500	49	1Alp UMi	1.9900	6300.0	73	9457	No
399	GOM_NL__2PRFIN20031221_185118_000000392022_00385_09457_9924.N1	21-DEC-2003 18:51:18	Bright	38.500	60	7Bet UMi	2.0810	3950.0	77	9457	No
400	GOM_NL__2PRFIN20031221_185445_000000352022_00385_09457_9925.N1	21-DEC-2003 18:54:45	Bright	35.000	119	14Eta Dra	2.7270	4700.0	70	9457	No
401	GOM_NL__2PRFIN20031221_185624_000000452022_00385_09457_9926.N1	21-DEC-2003 18:56:24	Bright	45.000	55	79Zet UMa	2.0600	10200.	90	9457	No
402	GOM_NL__2PRFIN20031221_185826_000000442022_00385_09457_9927.N1	21-DEC-2003 18:58:26	Bright	44.000	39	85Eta UMa	1.8540	24000.	88	9457	No
403	GOM_NL__2PRFIN20031221_190159_000000402022_00385_09457_9928.N1	21-DEC-2003 19:01:59	Bright	39.500	180	27Gam Boo	3.0400	8000.0	79	9457	No
404	GOM_NL__2PRFIN20031221_190520_000000392022_00385_09457_9929.N1	21-DEC-2003 19:05:20	Bright	38.500	83		2.3780	11000.	77	9457	No
405	GOM_NL__2PRFIN20031221_190851_000000482022_00385_09457_9930.N1	21-DEC-2003 19:08:51	Bright	47.500	111	8Eta Boo	2.6800	6000.0	95	9457	No
406	GOM_NL__2PRFIN20031221_191322_000000622022_00385_09457_9931.N1	21-DEC-2003 19:13:22	Bright	62.000	138	47Eps Vir	2.8280	4700.0	124	9457	No
407	GOM_NL__2PRFIN20031221_191735_000000542022_00385_09457_9932.N1	21-DEC-2003 19:17:35	Bright	54.000	122	9Alp2Lib	2.7470	9700.0	108	9457	No
408	GOM_NL__2PRFIN20031221_191923_000000612022_00385_09457_9933.N1	21-DEC-2003 19:19:23	Tw_i_and_stray	60.500	15	67Alp Vir	0.97600	28000.	121	9457	No
409	GOM_NL__2PRFIN20031221_192254_000000482022_00385_09457_9934.N1	21-DEC-2003 19:22:54	Dark	47.500	169	46Gam Hya	2.9910	4700.0	95	9457	No
410	GOM_NL__2PRFIN20031221_192449_000000412022_00385_09457_9935.N1	21-DEC-2003 19:24:49	Dark	41.000	81	Eta Cen	2.3560	28000.	82	9457	No
411	GOM_NL__2PRFIN20031221_192602_000000392022_00385_09457_9936.N1	21-DEC-2003 19:26:02	Dark	39.000	78	Alp Lup	2.3040	28000.	78	9457	No
412	GOM_NL__2PRFIN20031221_192930_000000522022_00385_09457_9937.N1	21-DEC-2003 19:29:30	Dark	52.000	4	Alp1Cen	-0.010000	5800.0	104	9457	No
413	GOM_NL__2PRFIN20031221_193246_000000432022_00386_09458_9903.N1	21-DEC-2003 19:32:46	Dark	43.000	12	Alp1Cru	0.77500	30000.	86	9458	No
414	GOM_NL__2PRFIN20031221_193745_000000412022_00386_09458_9904.N1	21-DEC-2003 19:37:45	Dark	40.500	159	Ups Car	2.9200	7200.0	81	9458	No
415	GOM_NL__2PRFIN20031221_193915_000000422022_00386_09458_9905.N1	21-DEC-2003 19:39:15	Dark	42.000	71	Iot Car	2.2460	7700.0	84	9458	No
416	GOM_NL__2PRFIN20031221_194104_000000532022_00386_09458_9906.N1	21-DEC-2003 19:41:04	Dark	52.500	41	Eps Car	1.8600	4100.0	105	9458	No
417	GOM_NL__2PRFIN20031221_194400_000000472022_00386_09458_9907.N1	21-DEC-2003 19:44:00	Dark	47.000	34	Gam2Vel	1.7930	23000.	94	9458	No
418	GOM_NL__2PRFIN20031221_194544_000000542022_00386_09458_9908.N1	21-DEC-2003 19:45:44	Dark	53.500	2	Alp Car	-0.73600	7000.0	107	9458	No
419	GOM_NL__2PRFIN20031221_194839_000000552022_00386_09458_9909.N1	21-DEC-2003 19:48:39	Dark	54.500	117	Pi Pup	2.7060	3800.0	109	9458	No
420	GOM_NL__2PRFIN20031221_195144_000000542022_00386_09458_9910.N1	21-DEC-2003 19:51:44	Straylight	54.000	23	21Eps CMa	1.5020	26000.	108	9458	No
421	GOM_NL__2PRFIN20031221_195326_000000542022_00386_09458_9911.N1	21-DEC-2003 19:53:26	Straylight	53.500	179	24Omi2CMa	3.0320	24000.	107	9458	No
422	GOM_NL__2PRFIN20031221_195600_000000492022_00386_09458_9912.N1	21-DEC-2003 19:56:00	Straylight	49.000	47	2Bet CMa	1.9760	28000.	98	9458	No
423	GOM_NL__2PRFIN20031221_195926_000000542022_00386_09458_9913.N1	21-DEC-2003 19:59:26	Straylight	54.000	7	19Bet Ori	0.10000	14000.	108	9458	No
424	GOM_NL__2PRFIN20031221_200132_000000482022_00386_09458_9914.N1	21-DEC-2003 20:01:32	Straylight	47.500	30	46Eps Ori	1.6940	30000.	95	9458	No
425	GOM_NL__2PRFIN20031221_200425_000000552022_00386_09458_9915.N1	21-DEC-2003 20:04:25	Tw_i_and_stray	54.500	14	58Alp Ori	0.87000	3000.0	109	9458	No
426	GOM_NL__2PRFIN20031221_200640_000000522022_00386_09458_9916.N1	21-DEC-2003 20:06:40	Tw_i_and_stray	52.000	13	87Alp Tau	0.86700	3800.0	104	9458	No
427	GOM_NL__2PRFIN20031221_200831_000000412022_00386_09458_9917.N1	21-DEC-2003 20:08:31	Bright	41.000	176	23Zet Tau	3.0200	22000.	82	9458	No
428	GOM_NL__2PRFIN20031221_201035_000000412022_00386_09458_9918.N1	21-DEC-2003 20:10:35	Bright	40.500	28	12Bet Tau	1.6500	15200.	81	9458	No
429	GOM_NL__2PRFIN20031221_201322_000000362022_00386_09458_9919.N1	21-DEC-2003 20:13:22	Bright	36.000	149	45Eps Per	2.8880	30000.	72	9458	No
430	GOM_NL__2PRFIN20031221_201536_000000372022_00386_09458_9920.N1	21-DEC-2003 20:15:36	Bright	36.500	175	39Del Per	3.0100	19400.	73	9458	No
431	GOM_NL__2PRFIN20031221_201730_000000372022_00386_09458_9921.N1	21-DEC-2003 20:17:30	Bright	36.500	160	23Gam Per	2.9300	4700.0	73	9458	No
432	GOM_NL__2PRFIN20031221_202057_000000382022_00386_09458_9922.N1	21-DEC-2003 20:20:57	Bright	37.500	110	37Del Cas	2.6780	8900.0	75	9458	No
433	GOM_NL__2PRFIN20031221_202714_000000382022_00386_09458_9923.N1	21-DEC-2003 20:27:14	Bright	38.000	49	1Alp UMi	1.9900	6300.0	76	9458	No
434	GOM_NL__2PRFIN20031221_203153_000000362022_00386_09458_9924.N1	21-DEC-2003 20:31:53	Bright	36.000	60	7Bet UMi	2.0810	3950.0	72	9458	No
435	GOM_NL__2PRFIN20031221_203521_000000382022_00386_09458_9925.N1	21-DEC-2003 20:35:21	Bright	37.500	119	14Eta Dra	2.7270	4700.0	75	9458	No
436	GOM_NL__2PRFIN20031221_203700_000000432022_00386_09458_9926.N1	21-DEC-2003 20:37:00	Bright	42.500	55	79Zet UMa	2.0600	10200.	85	9458	No
437	GOM_NL__2PRFIN20031221_203902_000000442022_00386_09458_9927.N1	21-DEC-2003 20:39:02	Bright	44.000	39	85Eta UMa	1.8540	24000.	88	9458	No
438	GOM_NL__2PRFIN20031221_204235_000000402022_00386_09458_9928.N1	21-DEC-2003 20:42:35	Bright	39.500	180	27Gam Boo	3.0400	8000.0	79	9458	No
439	GOM_NL__2PRFIN20031221_204556_000000392022_00386_09458_9929.N1	21-DEC-2003 20:45:56	Bright	38.500	83		2.3780	11000.	77	9458	No
440	GOM_NL__2PRFIN20031221_204927_000000472022_00386_09458_9930.N1	21-DEC-2003 20:49:27	Bright	46.500	111	8Eta Boo	2.6800	6000.0	93	9458	No
441	GOM_NL__2PRFIN20031221_205358_000000642022_00386_09458_9931.N1	21-DEC-2003 20:53:58	Bright	63.500	138	47Eps Vir	2.8280	4700.0	127	9458	No
442	GOM_NL__2PRFIN20031221_205811_000000382022_00386_09458_9932.N1	21-DEC-2003 20:58:11	Bright	37.500	122	9Alp2Lib	2.7470	9700.0	75	9458	No
443	GOM_NL__2PRFIN20031221_210000_000000562022_00386_09458_9933.N1	21-DEC-2003 21:00:00	Tw_i_and_stray	56.000	15	67Alp Vir	0.97600	28000.	112	9458	No
444	GOM_NL__2PRFIN20031221_210331_000000522022_00386_09458_9934.N1	21-DEC-2003 21:03:31	Dark	51.500	169	46Gam Hya	2.9910	4700.0	103	9458	No
445	GOM_NL__2PRFIN20031221_210525_000000412022_00386_09458_9935.N1	21-DEC-2003 21:05:25	Dark	41.000	81	Eta Cen	2.3560	28000.	82	9458	No
446	GOM_NL__2PRFIN20031221_210638_000000422022_00386_09458_9936.N1	21-DEC-2003 21:06:38	Dark	42.000	78	Alp Lup	2.3040	28000.	84	9458	No
447	GOM_NL__2PRFIN20031221_211006_000000522022_00386_09458_9937.N1	21-DEC-2003 21:10:06	Dark	52.000	4	Alp1Cen	-0.010000	5800.0	104	9458	No
448	GOM_NL__2PRFIN20031221_211322_000000422022_00387_09459_0157.N1	21-DEC-2003 21:13:22	Dark	41.500	12	Alp1Cru	0.77500	30000.	83	9459	No
449	GOM_NL__2PRFIN20031221_211821_000000422022_00387_09459_0158.N1	21-DEC-2003 21:18:21	Dark	42.000	159	Ups Car	2.9200	7200.0	84	9459	No
450	GOM_NL__2PRFIN20031221_211951_000000442022_00387_09459_0159.N1	21-DEC-2003 21:19:51	Dark	44.000	71	Iot Car	2.2460	7700.0	88	9459	No
451	GOM_NL__2PRFIN20031221_212139_000000492022_00387_09459_0160.N1	21-DEC-2003 21:21:39	Dark	48.500	41	Eps Car	1.8600	4100.0	97	9459	No
452	GOM_NL__2PRFIN20031221_212435_000000492022_00387_09459_0161.N1	21-DEC-2003 21:24:35	Dark	49.000	34	Gam2Vel	1.7930	23000.	98	9459	No
453	GOM_NL__2PRFIN20031221_212619_000000522022_00387_09459_0162.N1	21-DEC-2003 21:26:19	Dark	51.500	2	Alp Car	-0.73600	7000.0	103	9459	No
454	GOM_NL__2PRFIN20031221_212915_000000542022_00387_09459_0153.N1	21-DEC-2003 21:29:15	Dark	54.000	117	Pi Pup	2.7060	3800.0	108	9459	No
455	GOM_NL__2PRFIN20031221_213221_000000542022_00387_09459_0154.N1	21-DEC-2003 21:32:21	Straylight	54.000	23	21Eps CMa	1.5020	26000.	108	9459	No

456	GOM_NL__2PRFIN20031221_213400_000000552022_00387_09459_0155.N1	21-DEC-2003 21:34:00	Straylight	54.500	179	24Omi2CMa	3.0320	24000.	109	9459	No
457	GOM_NL__2PRFIN20031221_213635_000000502022_00387_09459_0156.N1	21-DEC-2003 21:36:35	Straylight	49.500	47	2Bet CMa	1.9760	28000.	99	9459	No
458	GOM_NL__2PRFIN20031221_214001_000000542022_00387_09459_0157.N1	21-DEC-2003 21:40:01	Straylight	54.000	7	19Bet Ori	0.10000	14000.	108	9459	No
459	GOM_NL__2PRFIN20031221_214207_000000502022_00387_09459_0158.N1	21-DEC-2003 21:42:07	Straylight	50.000	30	46Eps Ori	1.6940	30000.	100	9459	No
460	GOM_NL__2PRFIN20031221_214501_000000572022_00387_09459_0159.N1	21-DEC-2003 21:45:01	Tw_i_and_stray	56.500	14	58Alp Ori	0.87000	3000.0	113	9459	No
461	GOM_NL__2PRFIN20031221_214716_000000482022_00387_09459_0160.N1	21-DEC-2003 21:47:16	Tw_i_and_stray	47.500	13	87Alp Tau	0.86700	3800.0	95	9459	No
462	GOM_NL__2PRFIN20031221_214905_000000432022_00387_09459_0161.N1	21-DEC-2003 21:49:05	Bright	42.500	176	23Zet Tau	3.0200	22000.	85	9459	No
463	GOM_NL__2PRFIN20031221_215109_000000422022_00387_09459_0162.N1	21-DEC-2003 21:51:09	Bright	42.000	28	12Bet Tau	1.6500	15200.	84	9459	No
464	GOM_NL__2PRFIN20031221_215357_000000362022_00387_09459_0163.N1	21-DEC-2003 21:53:57	Bright	36.000	149	45Eps Per	2.8880	30000.	72	9459	No
465	GOM_NL__2PRFIN20031221_215611_000000362022_00387_09459_0164.N1	21-DEC-2003 21:56:11	Bright	36.000	175	39Del Per	3.0100	19400.	72	9459	No
466	GOM_NL__2PRFIN20031221_215804_000000382022_00387_09459_0165.N1	21-DEC-2003 21:58:04	Bright	38.000	160	23Gam Per	2.9300	4700.0	76	9459	No
467	GOM_NL__2PRFIN20031221_220133_000000392022_00387_09459_0166.N1	21-DEC-2003 22:01:33	Bright	38.500	110	37Del Cas	2.6780	8900.0	77	9459	No
468	GOM_NL__2PRFIN20031221_220749_000000382022_00387_09459_0167.N1	21-DEC-2003 22:07:49	Bright	38.000	49	1Alp UMi	1.9900	6300.0	76	9459	No
469	GOM_NL__2PRFIN20031221_221229_000000392022_00387_09459_0168.N1	21-DEC-2003 22:12:29	Bright	39.000	60	7Bet UMi	2.0810	3950.0	78	9459	No
470	GOM_NL__2PRFIN20031221_221557_000000382022_00387_09459_0169.N1	21-DEC-2003 22:15:57	Bright	38.000	119	14Eta Dra	2.7270	4700.0	76	9459	No
471	GOM_NL__2PRFIN20031221_221736_000000432022_00387_09459_0170.N1	21-DEC-2003 22:17:36	Bright	43.000	55	79Zet UMa	2.0600	10200.	86	9459	No
472	GOM_NL__2PRFIN20031221_221937_000000602022_00387_09459_0171.N1	21-DEC-2003 22:19:37	Bright	60.000	39	85Eta UMa	1.8540	24000.	120	9459	No
473	GOM_NL__2PRFIN20031221_222309_000000432022_00387_09459_0172.N1	21-DEC-2003 22:23:09	Bright	43.000	180	27Gam Boo	3.0400	8000.0	86	9459	No
474	GOM_NL__2PRFIN20031221_222631_000000392022_00387_09459_0173.N1	21-DEC-2003 22:26:31	Bright	39.000	83		2.3780	11000.	78	9459	No
475	GOM_NL__2PRFIN20031221_223004_000000462022_00387_09459_0174.N1	21-DEC-2003 22:30:04	Bright	46.000	111	8Eta Boo	2.6800	6000.0	92	9459	No
476	GOM_NL__2PRFIN20031221_223436_000000632022_00387_09459_0175.N1	21-DEC-2003 22:34:36	Bright	63.000	138	47Eps Vir	2.8280	4700.0	126	9459	No
477	GOM_NL__2PRFIN20031221_223847_000000542022_00387_09459_0176.N1	21-DEC-2003 22:38:47	Bright	54.000	122	9Alp2Lib	2.7470	9700.0	108	9459	No
478	GOM_NL__2PRFIN20031221_224037_000000602022_00387_09459_0177.N1	21-DEC-2003 22:40:37	Tw_i_and_stray	59.500	15	67Alp Vir	0.97600	28000.	119	9459	No
479	GOM_NL__2PRFIN20031221_224407_000000482022_00387_09459_0178.N1	21-DEC-2003 22:44:07	Dark	48.000	169	46Gam Hya	2.9910	4700.0	96	9459	No
480	GOM_NL__2PRFIN20031221_224601_000000412022_00387_09459_0179.N1	21-DEC-2003 22:46:01	Dark	41.000	81	Eta Cen	2.3560	28000.	82	9459	No
481	GOM_NL__2PRFIN20031221_224713_000000412022_00387_09459_0180.N1	21-DEC-2003 22:47:13	Dark	40.500	78	Alp Lup	2.3040	28000.	81	9459	No
482	GOM_NL__2PRFIN20031221_225041_000000492022_00387_09459_0181.N1	21-DEC-2003 22:50:41	Dark	49.000	4	Alp1Cen	-0.010000	5800.0	98	9459	No
483	GOM_NL__2PRFIN20031221_225358_000000532022_00388_09460_0154.N1	21-DEC-2003 22:53:58	Dark	52.500	12	Alp1Cru	0.77500	30000.	105	9460	No
484	GOM_NL__2PRFIN20031221_225857_000000422022_00388_09460_0155.N1	21-DEC-2003 22:58:57	Dark	42.000	159	Ups Car	2.9200	7200.0	84	9460	No
485	GOM_NL__2PRFIN20031221_230027_000000442022_00388_09460_0156.N1	21-DEC-2003 23:00:27	Dark	43.500	71	Iot Car	2.2460	7700.0	87	9460	No
486	GOM_NL__2PRFIN20031221_230215_000000482022_00388_09460_0157.N1	21-DEC-2003 23:02:15	Dark	48.000	41	Eps Car	1.8600	4100.0	96	9460	No
487	GOM_NL__2PRFIN20031221_230512_000000512022_00388_09460_0158.N1	21-DEC-2003 23:05:12	Dark	50.500	34	Gam2Vel	1.7930	23000.	101	9460	No
488	GOM_NL__2PRFIN20031221_230655_000000522022_00388_09460_0159.N1	21-DEC-2003 23:06:55	Dark	51.500	2	Alp Car	-0.73600	7000.0	103	9460	No
489	GOM_NL__2PRFIN20031221_230951_000000632022_00388_09460_0160.N1	21-DEC-2003 23:09:51	Dark	62.500	117	Pi Pup	2.7060	3800.0	125	9460	No
490	GOM_NL__2PRFIN20031221_231257_000000532022_00388_09460_0161.N1	21-DEC-2003 23:12:57	Straylight	52.500	23	21Eps CMa	1.5020	26000.	105	9460	No
491	GOM_NL__2PRFIN20031221_231436_000000552022_00388_09460_0162.N1	21-DEC-2003 23:14:36	Straylight	54.500	179	24Omi2CMa	3.0320	24000.	109	9460	No
492	GOM_NL__2PRFIN20031221_231724_000000672022_00388_09460_0163.N1	21-DEC-2003 23:17:24	Straylight	67.000	1	9Alp CMa	-1.4400	11000.	134	9460	No
493	GOM_NL__2PRFIN20031221_232003_000000502022_00388_09460_0164.N1	21-DEC-2003 23:20:03	Straylight	49.500	56	53Kap Ori	2.0650	30000.	99	9460	No
494	GOM_NL__2PRFIN20031221_232134_000000432022_00388_09460_0165.N1	21-DEC-2003 23:21:34	Straylight	43.000	128	67Bet Eri	2.7840	9700.0	86	9460	No
495	GOM_NL__2PRFIN20031221_232259_000000462022_00388_09460_0166.N1	21-DEC-2003 23:22:59	Straylight	45.500	72	34Del Ori	2.2500	30000.	91	9460	No
496	GOM_NL__2PRFIN20031221_232536_000000622022_00388_09460_0167.N1	21-DEC-2003 23:25:36	Tw_i_and_stray	62.000	14	58Alp Ori	0.87000	3000.0	124	9460	No
497	GOM_NL__2PRFIN20031221_232751_000000502022_00388_09460_0168.N1	21-DEC-2003 23:27:51	Tw_i_and_stray	49.500	13	87Alp Tau	0.86700	3800.0	99	9460	No
498	GOM_NL__2PRFIN20031221_232941_000000412022_00388_09460_0169.N1	21-DEC-2003 23:29:41	Bright	41.000	176	23Zet Tau	3.0200	22000.	82	9460	No
499	GOM_NL__2PRFIN20031221_233145_000000422022_00388_09460_0170.N1	21-DEC-2003 23:31:45	Bright	41.500	28	12Bet Tau	1.6500	15200.	83	9460	No
500	GOM_NL__2PRFIN20031221_233433_000000362022_00388_09460_0171.N1	21-DEC-2003 23:34:33	Bright	36.000	149	45Eps Per	2.8880	30000.	72	9460	No
501	GOM_NL__2PRFIN20031221_233647_000000362022_00388_09460_0172.N1	21-DEC-2003 23:36:47	Bright	35.500	175	39Del Per	3.0100	19400.	71	9460	No
502	GOM_NL__2PRFIN20031221_233841_000000382022_00388_09460_0173.N1	21-DEC-2003 23:38:41	Bright	37.500	160	23Gam Per	2.9300	4700.0	75	9460	No
503	GOM_NL__2PRFIN20031221_234209_000000382022_00388_09460_0174.N1	21-DEC-2003 23:42:09	Bright	38.000	110	37Del Cas	2.6780	8900.0	76	9460	No
504	GOM_NL__2PRFIN20031221_234825_000000372022_00388_09460_0175.N1	21-DEC-2003 23:48:25	Bright	37.000	49	1Alp UMi	1.9900	6300.0	74	9460	No
505	GOM_NL__2PRFIN20031221_235305_000000382022_00388_09460_0176.N1	21-DEC-2003 23:53:05	Bright	38.000	60	7Bet UMi	2.0810	3950.0	76	9460	No
506	GOM_NL__2PRFIN20031221_235633_000000392022_00388_09460_0177.N1	21-DEC-2003 23:56:33	Bright	38.500	119	14Eta Dra	2.7270	4700.0	77	9460	No
507	GOM_NL__2PRFIN20031221_235812_000000432022_00388_09460_0178.N1	21-DEC-2003 23:58:12	Bright	42.500	55	79Zet UMa	2.0600	10200.	85	9460	No

### 3. Quality information per product

In this section it is plotted some information contained in the Quality Summary data set of the level 2 products. Only products in dark limb conditions and without errors (error flag in the MPH set to "0") are used.

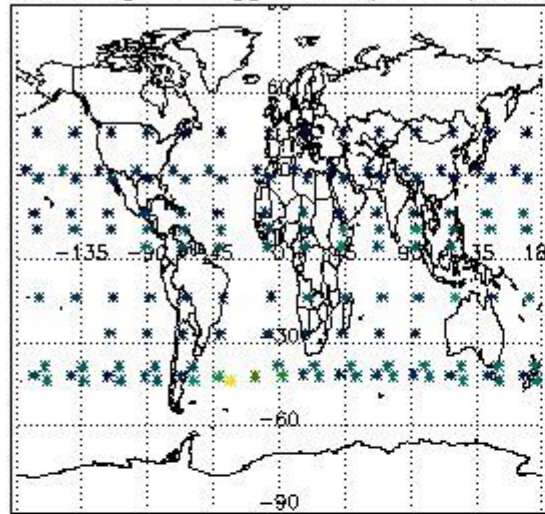
3.1 Plot quality information per product (time dependant)



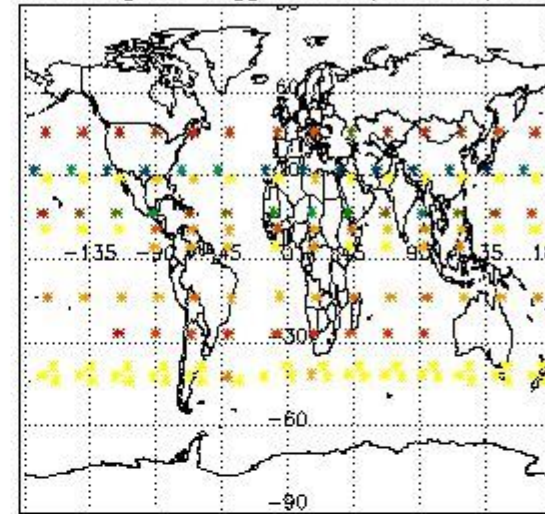
3.2 Plot quality information per product (world map)



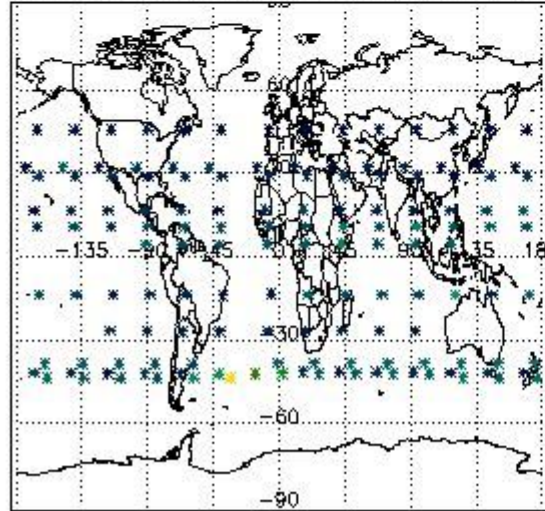
Percentage of flagged data per O3 profile



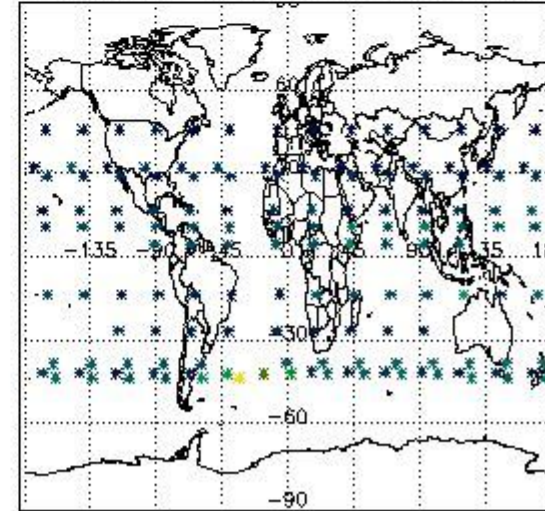
Percentage of flagged data per H2O profile



Percentage of flagged data per NO2 profile



Percentage of flagged data per NO3 profile

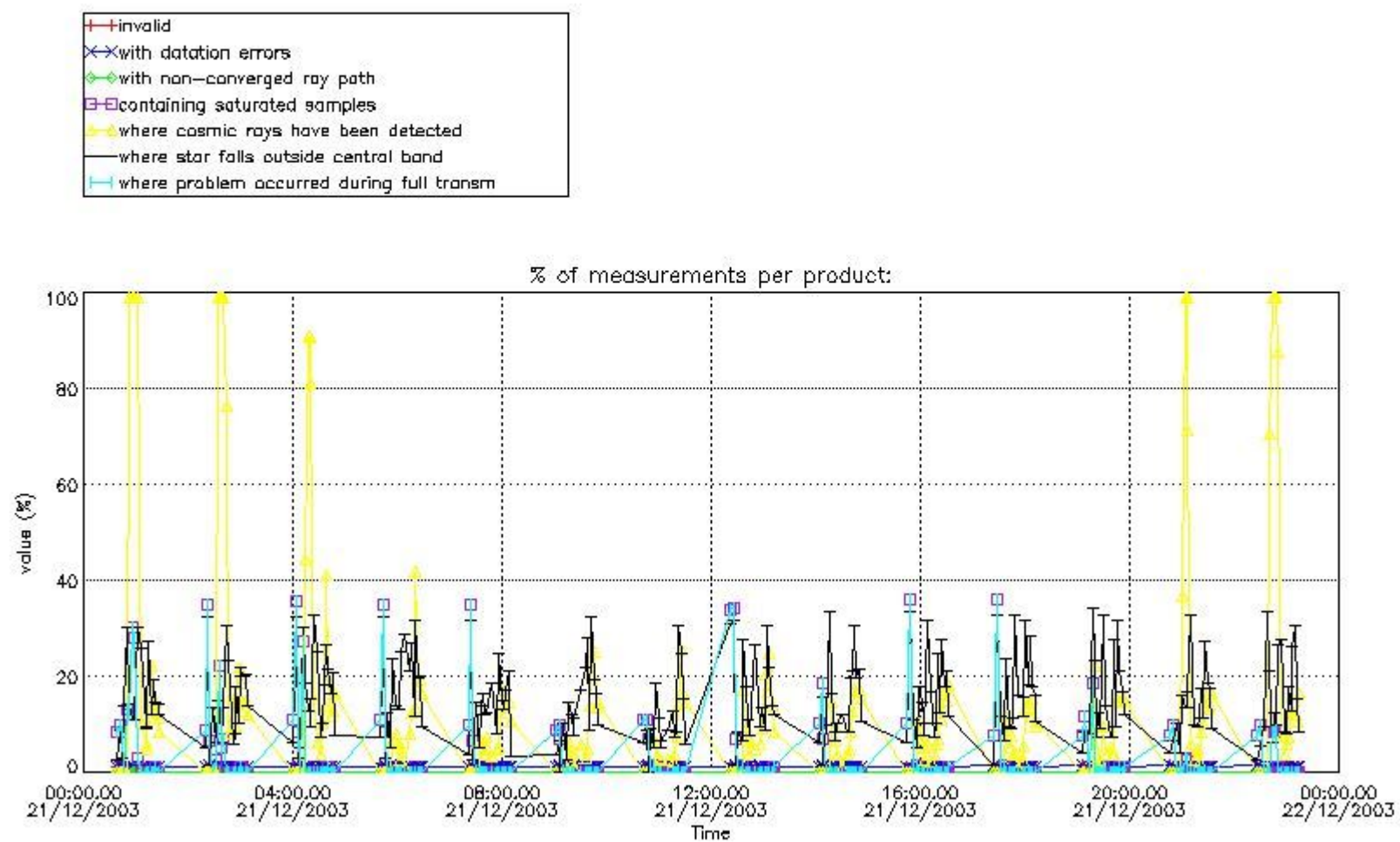


#### 4. Level 1 quality information per product

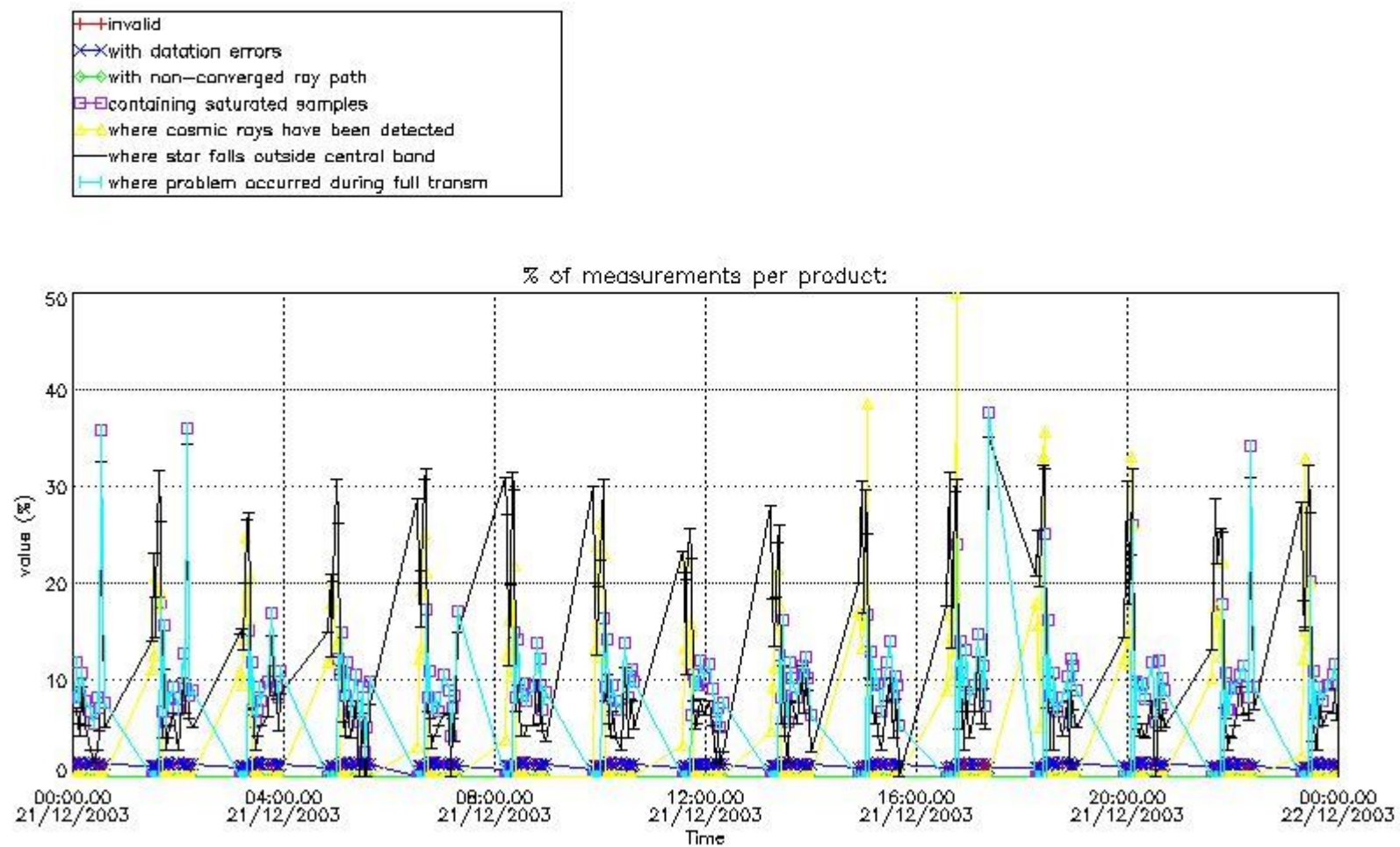
In this section it is plotted some information contained in the Quality Summary data set of the level 2 products that comes from the level 1b processing. Products without errors (error flag in the MPH set to "0") are used.

##### 4.1 Plot quality information per product (time dependant) coming from level 1b processing

##### 4.1.1 Plot level 1 quality information per product (time dependant): ENVISAT ASCENDING passes



4.1.2 Plot level 1 quality information per product (time dependant): ENVI SAT DESCENDING passes

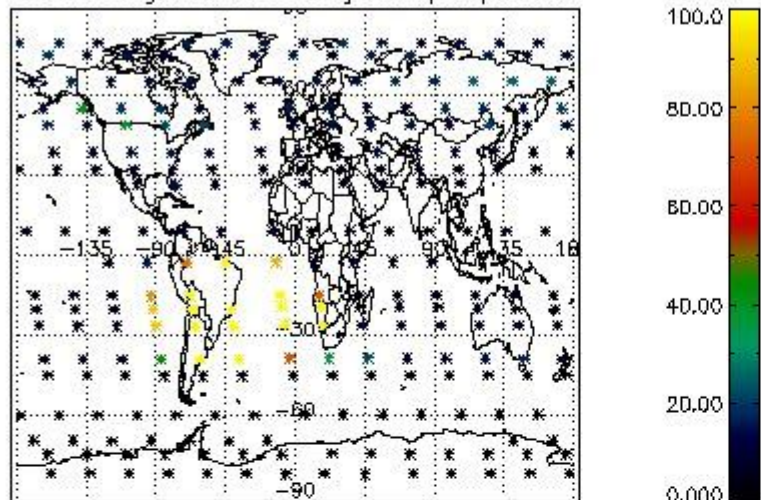


4.2 Plot quality information per product coming from level 1b processing (world map)

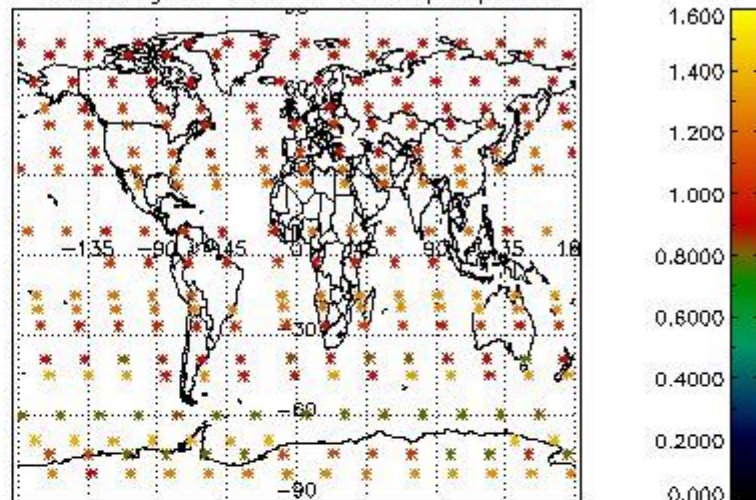
4.2.1 Plot level 1 quality information per product (world map): ENVISAT ASCENDING passes



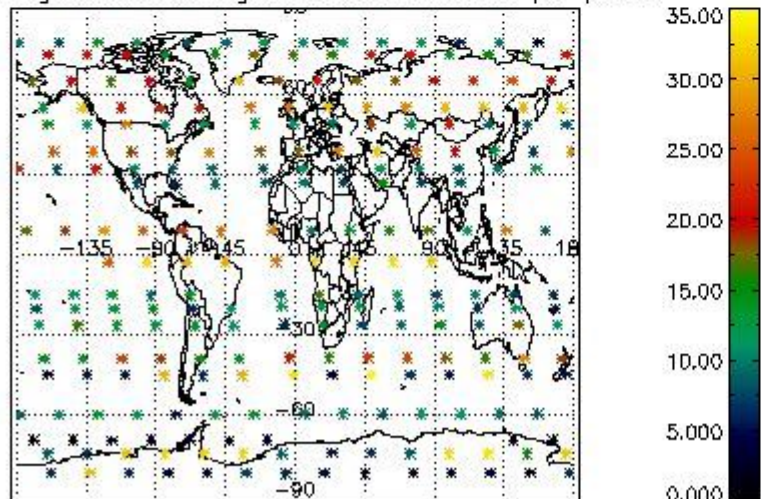
Percentage of cosmic ray hits per profile



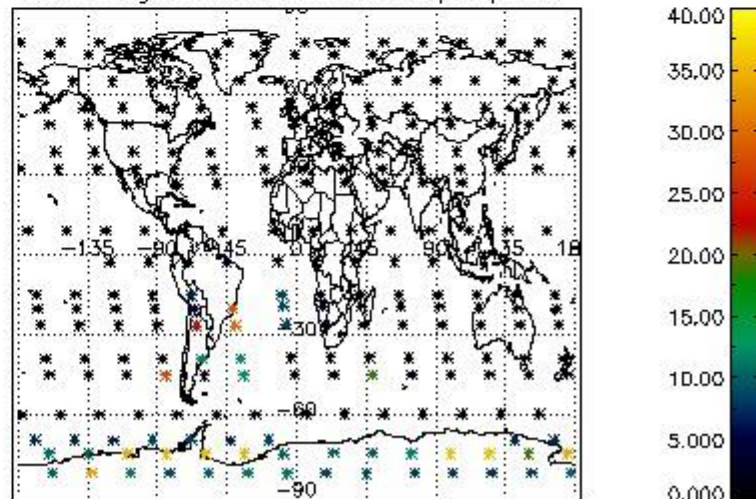
Percentage of datation errors per profile



Percentage of star falling outside central band per profile

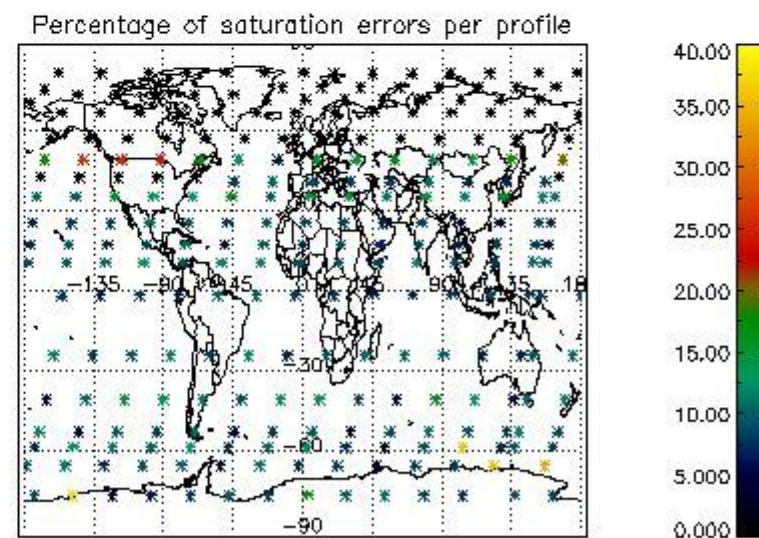
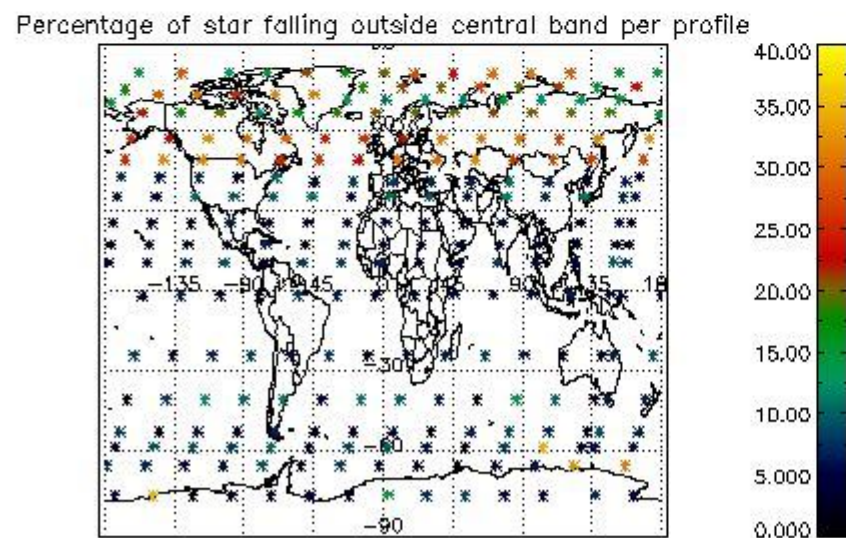
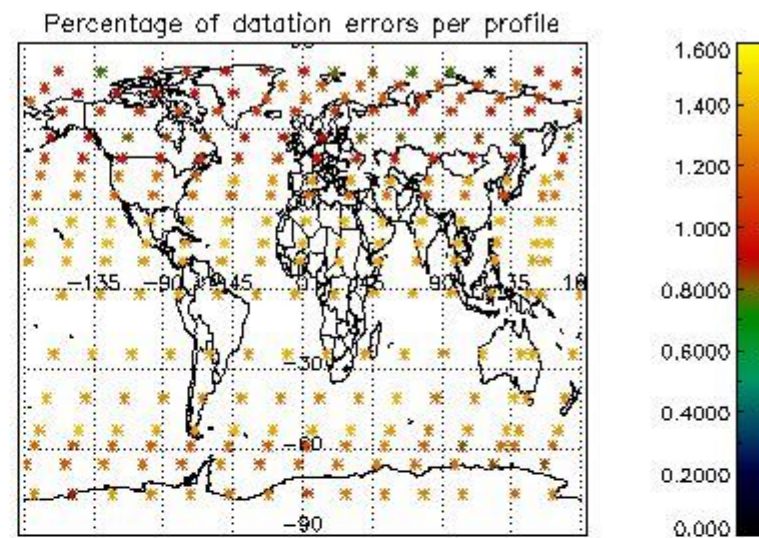
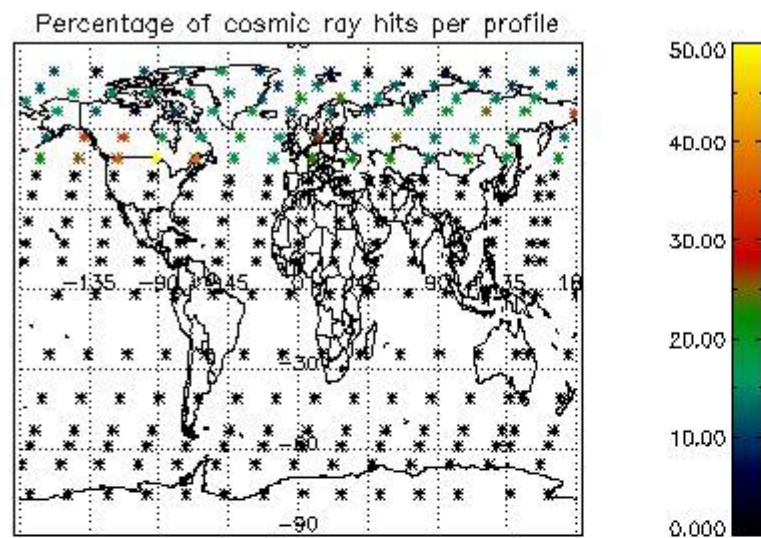


Percentage of saturation errors per profile



4.2.2 Plot level 1 quality information per product (world map): ENVISAT DESCENDING passes





## 5. Trace gas profiles

### 5.1 Ozone statistics based on quality of products

The final quality of the products can be "measured" using the STD (Standard Deviation) attached to every point profile. This information is written to the parameter GOM\_NL\_\_2P/NL\_LOCAL\_SPECIES\_DENSITY/o3\_std of the level 2 products. The table below shows the statistics for given STD ranges.

The statistics are given with respect to the overall valid production:

- Products without fatal errors: GOM\_NL\_\_2P/MPH/PRODUCT\_ERR=0
- Valid point profile: GOM\_NL\_\_2P/NL\_LOCAL\_SPECIES\_DENSITY/pcd(0)=0

The 'Criteria' is applied to valid points of dark limb products:

- Products in dark limb illumination condition: GOM\_NL\_\_2P/NL\_SUMMARY\_QUALITY/obs\_ill\_cond=0
- Products without fatal errors: GOM\_NL\_\_2P/MPH/PRODUCT\_ERR=0
- Valid point profile: GOM\_NL\_\_2P/NL\_LOCAL\_SPECIES\_DENSITY/pcd(0)=0

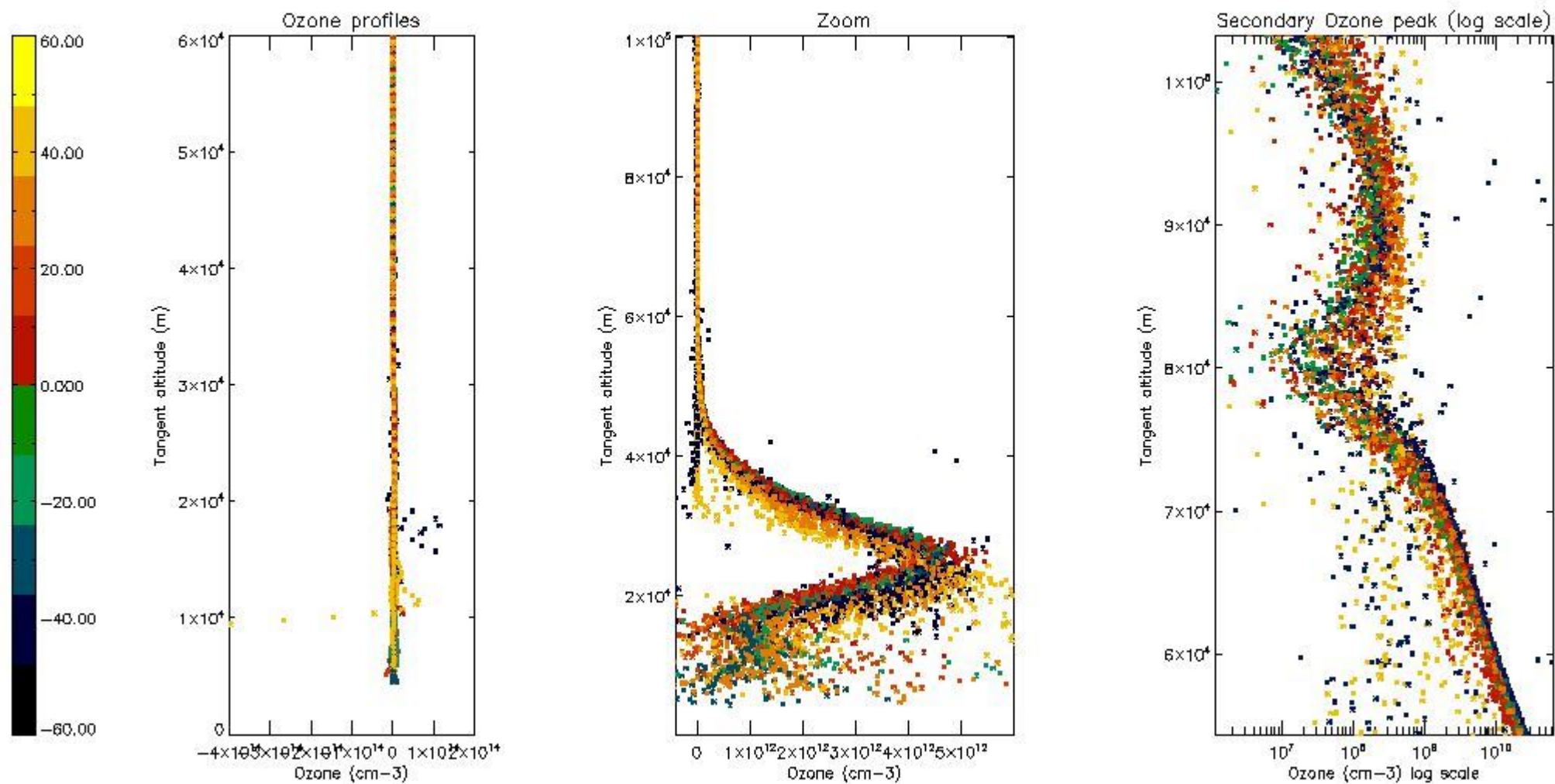
So, the table below shows the percentage of dark limb and valid observations for each criteria with respect to the overall valid daily observations.

Criteria	% of total production
All STD	29
STD < 20	16

STD < 10	13
STD < 5	8

5.2 Plot ozone profiles for all STD (dark without errors)

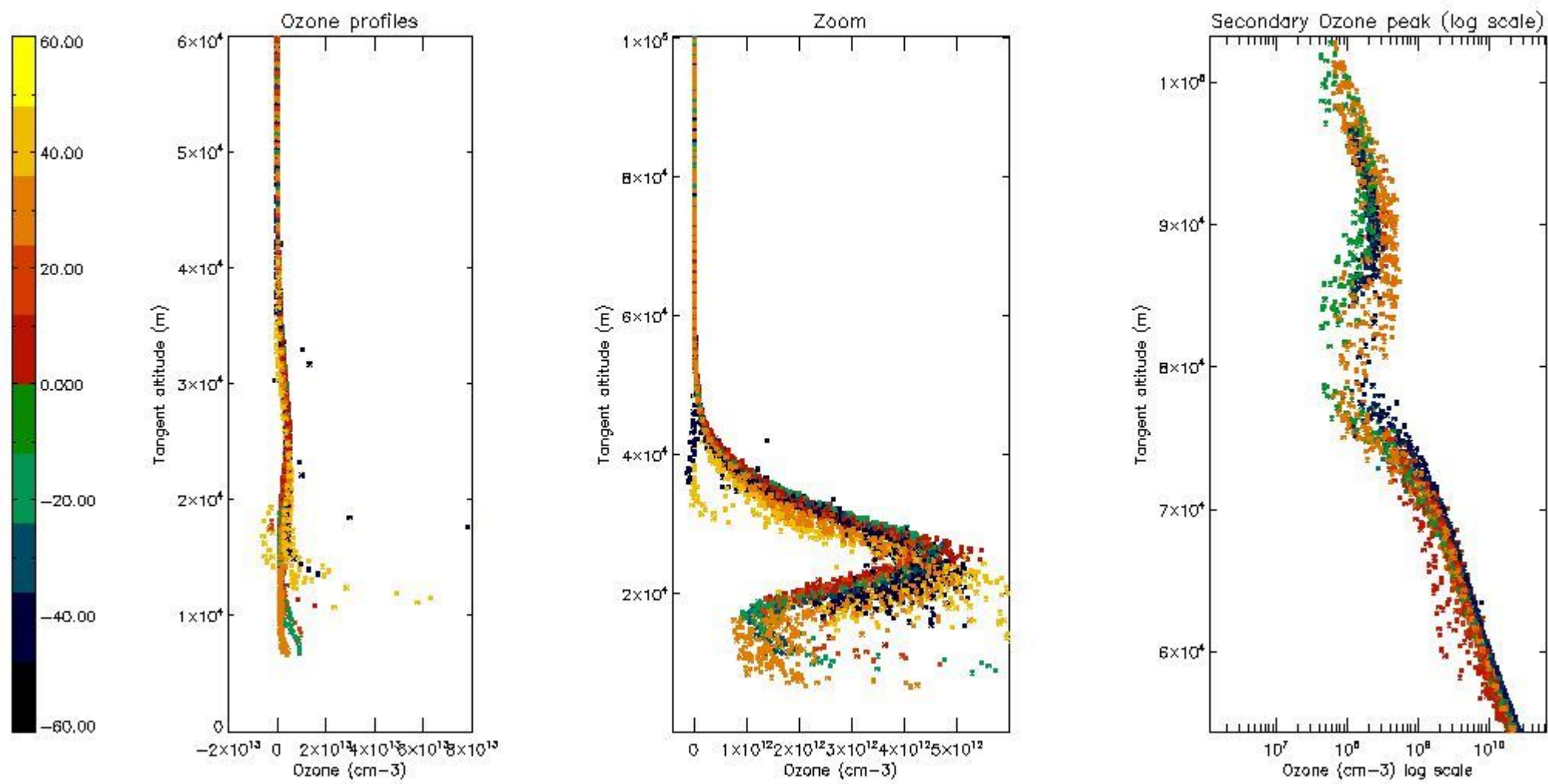
The colorbar represents the latitude.



5.3 Plot ozone profiles where STD < 20% (dark without errors)

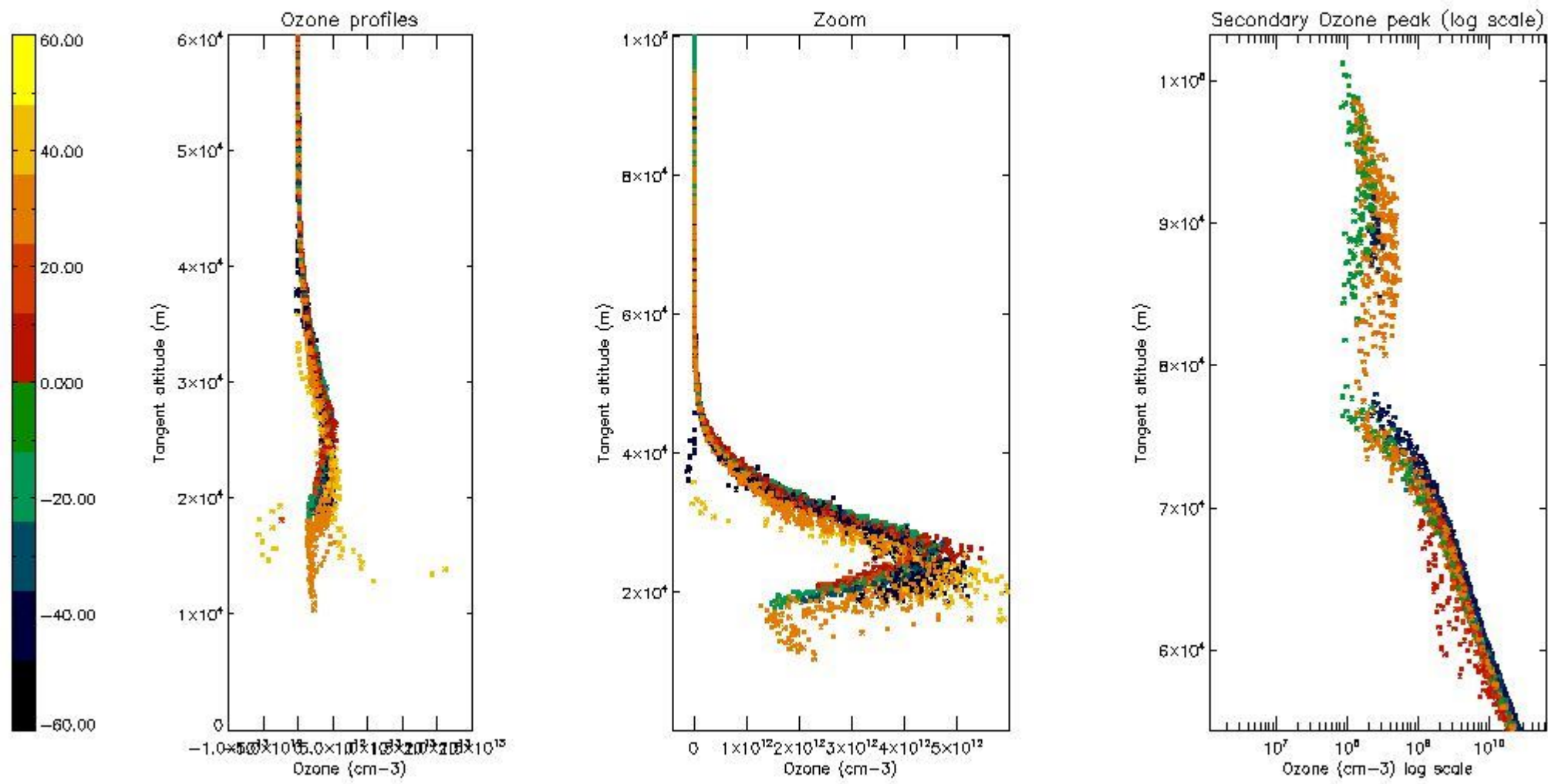
The colorbar represents the latitude.





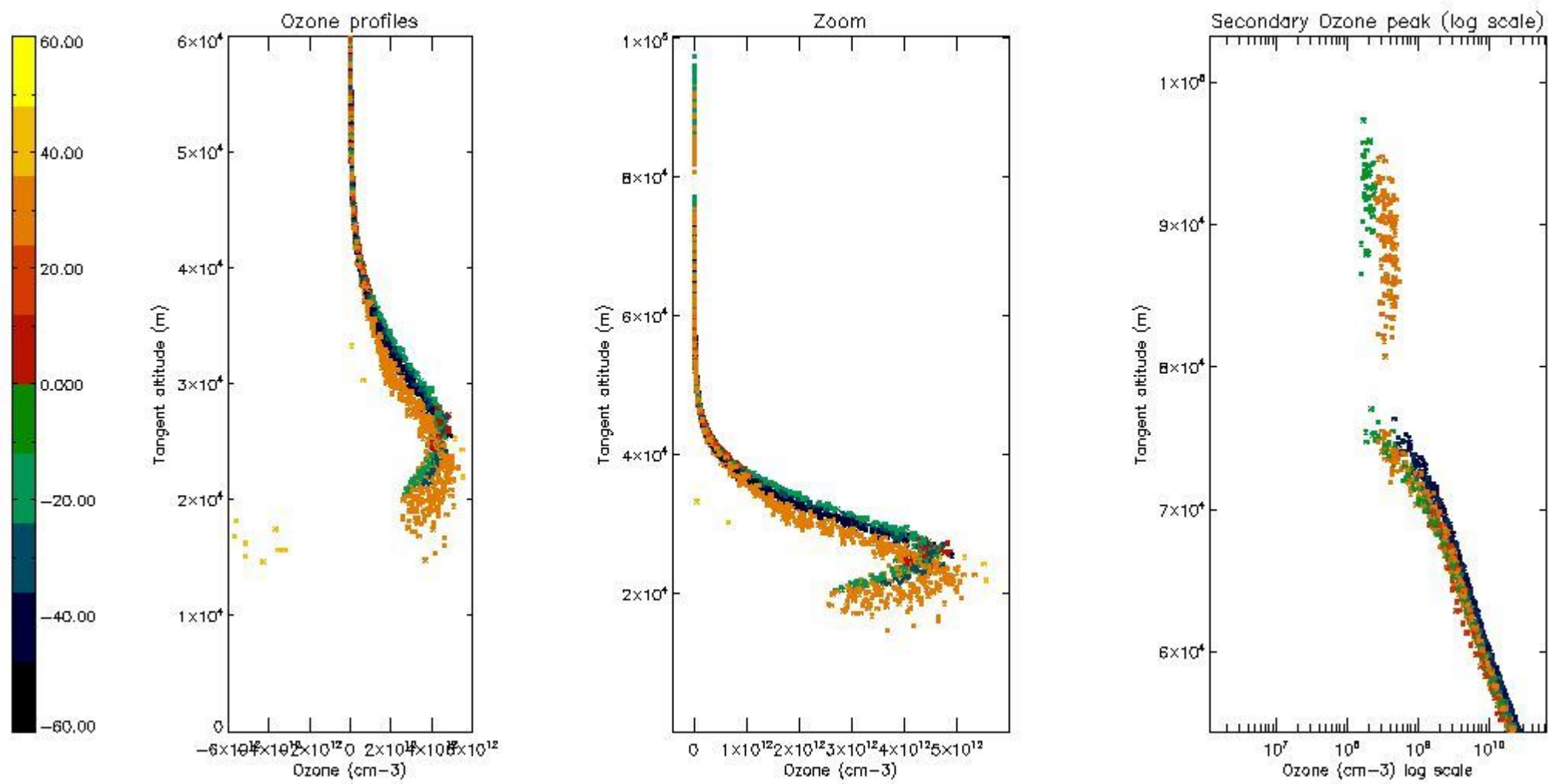
*5.4 Plot ozone profiles where STD < 10% (dark without errors)*

The colorbar represents the latitude.



*5.5 Plot ozone profiles where STD < 5% (dark without errors)*

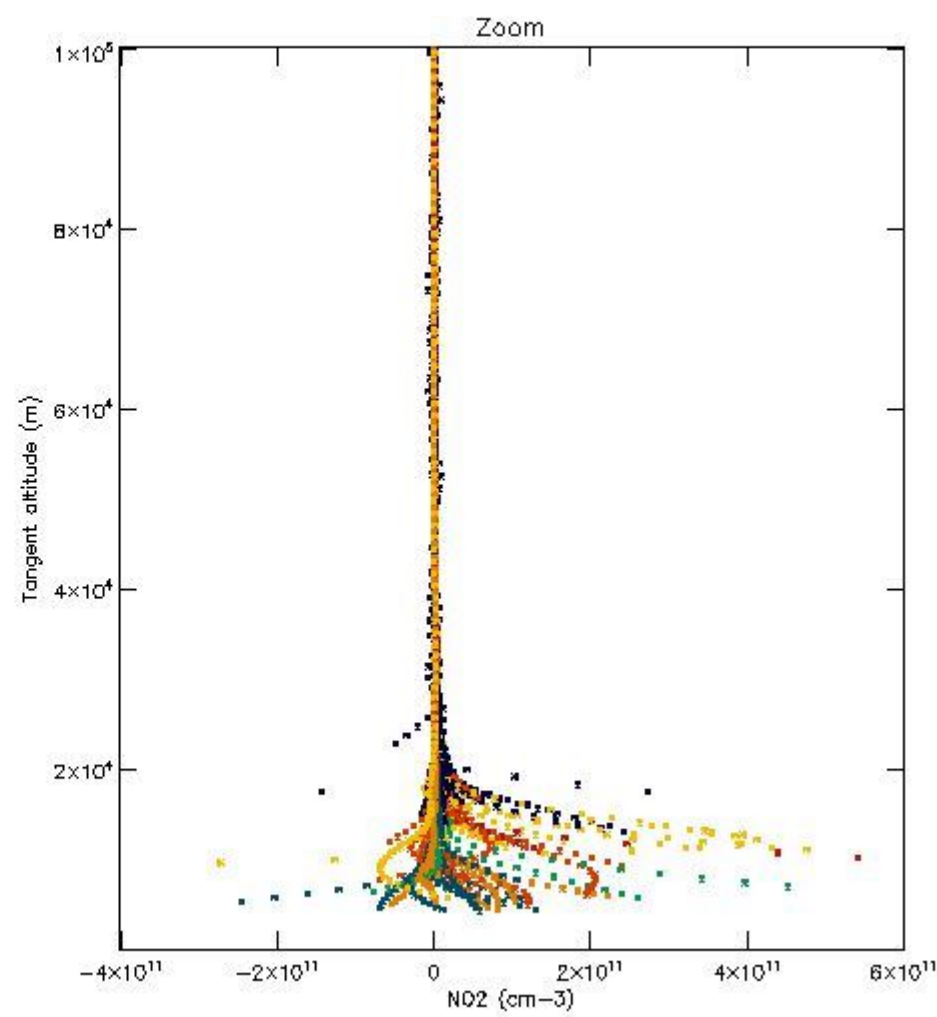
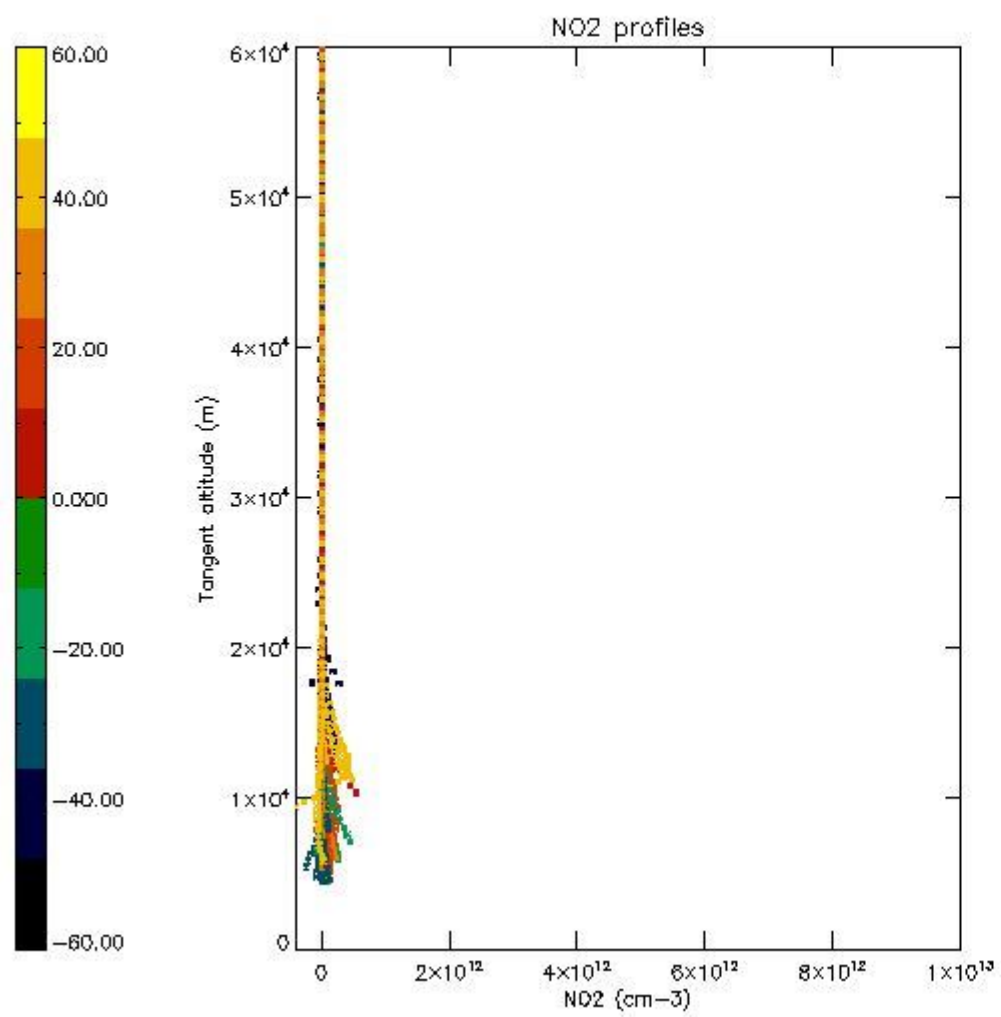
The colorbar represents the latitude.



*5.6 Plot NO<sub>2</sub> profiles for all STD (dark without errors)*

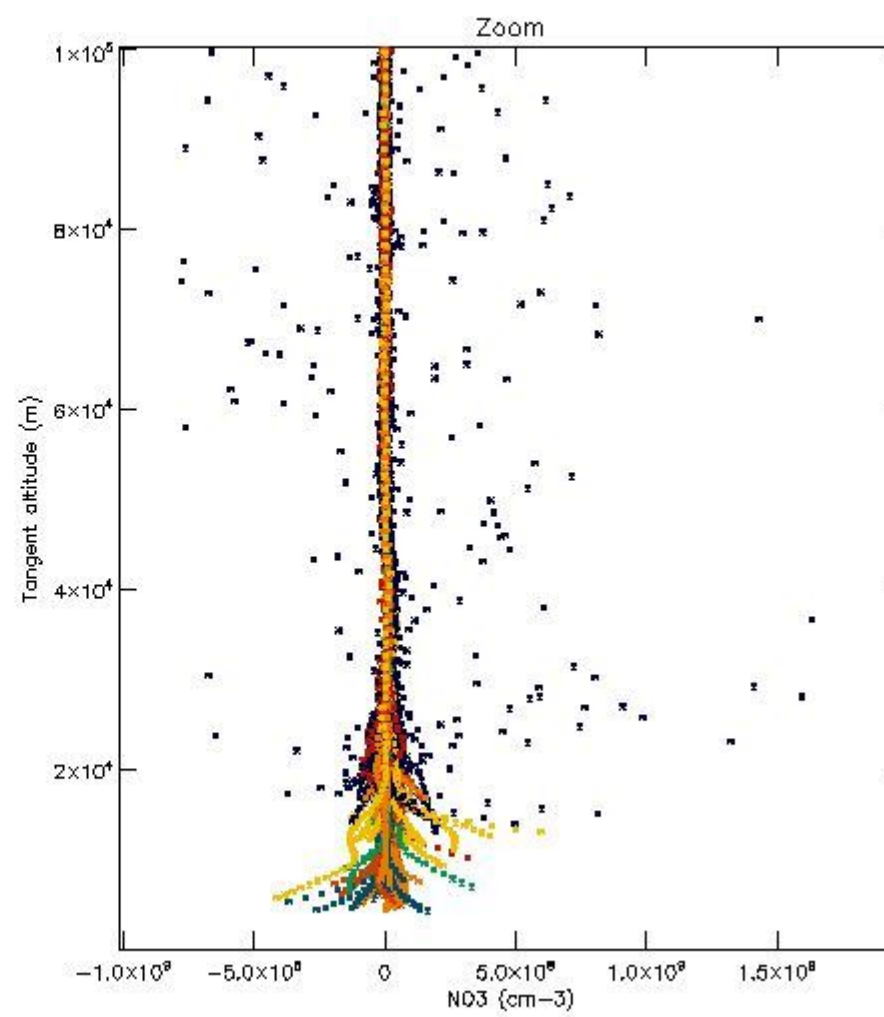
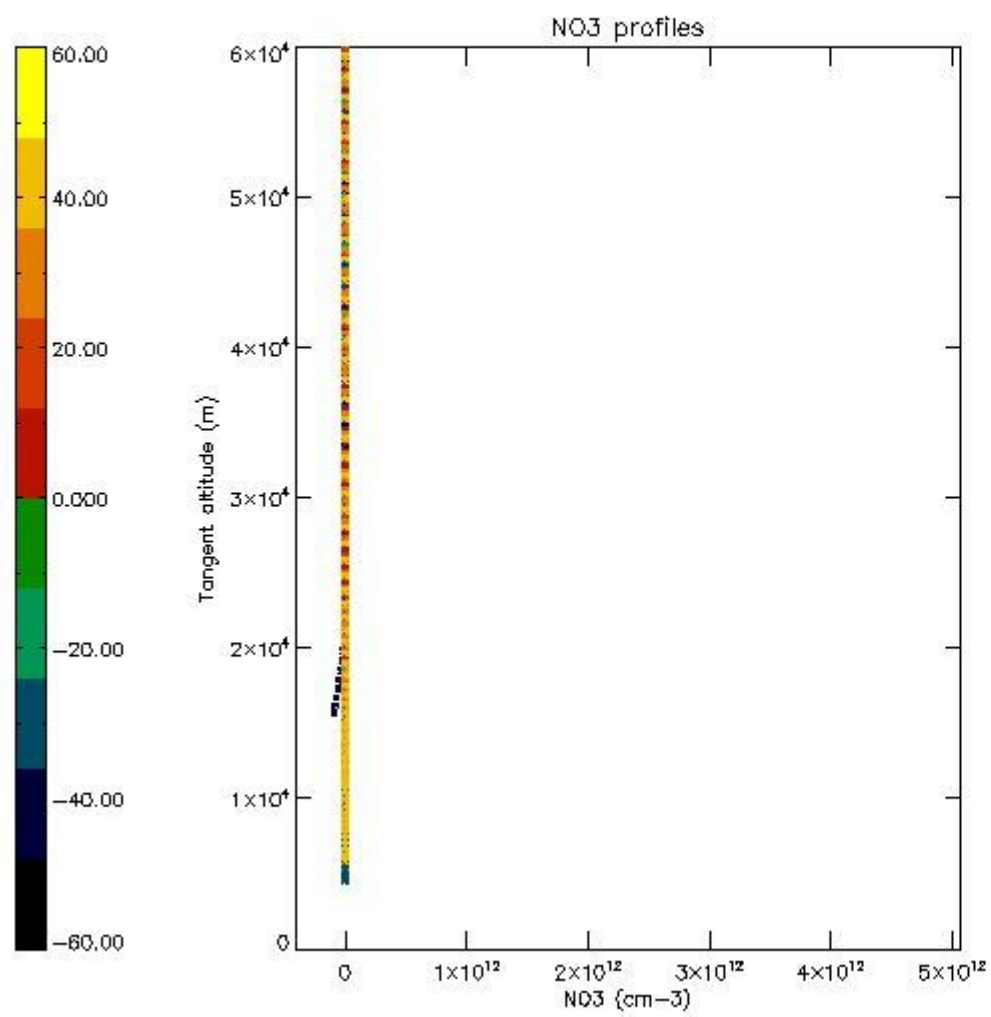
The colorbar represents the latitude.





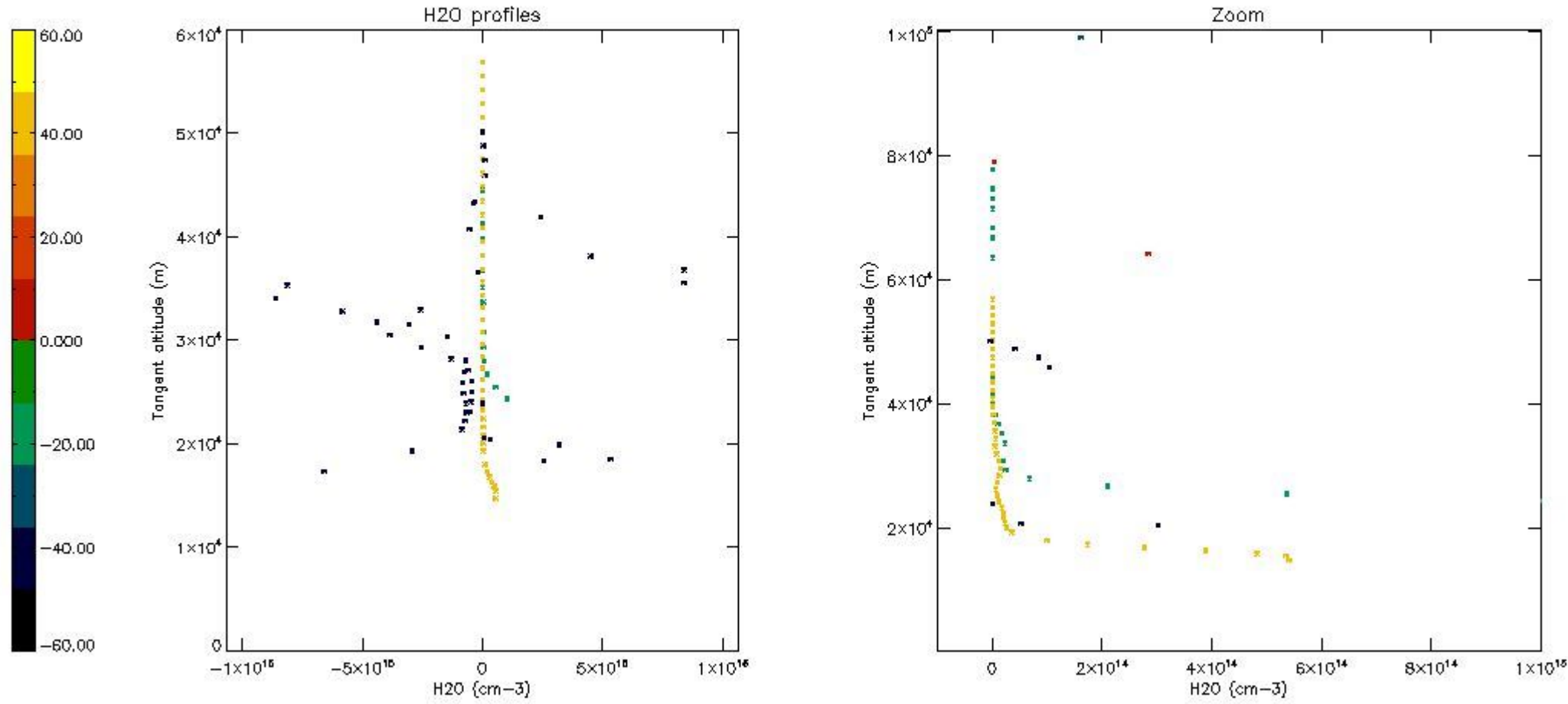
*5.7 Plot NO3 profiles for all STD (dark without errors)*

The colorbar represents the latitude.



*5.8 Plot H2O profiles for all STD (only for occultations of stars 1,2,3,4,13,14,16,26,63 dark without errors)*

The colorbar represents the latitude.



## 6. Auxiliary Data Files used for the production reported in section 2

The number reported in the third column indicates since which file (see list in section 2) the corresponding auxiliary file has been used. The fourth column is the date of those product files.

Type	Auxiliary Filename	Used since product	Used since product date
INST_PHYS_CHARACTERISTICS	GOM_INS_AXVIEC20091111_143220_20030716_120000_20500101_000000	1	21-DEC-2003 00:01:48
LEVEL-2_PROC_CONFIG	GOM_PR2_AXVIEC20091111_152718_20020301_000000_20500101_000000	1	21-DEC-2003 00:01:48
CROSS_SECTIONS_FILE	GOM_CRS_AXVIEC20091111_154832_20020301_000000_20500101_000000	1	21-DEC-2003 00:01:48



# GOMOS Level 2 Daily Report

## SUMMARY

### [1. General Info](#)

### [2. Summary of processed GOM\\_NL\\_2P products](#)

### [3. Level 2 Quality information per product](#)

#### [3.1 Plot of level 2 quality information per product \(time dependant\)](#)

#### [3.2 Plot of level 2 quality information per product \(world map\)](#)

### [4. Level 1 Quality information per product \(stored on level 2 products\)](#)

#### [4.1 Plot of level 1 quality information per product \(time dependant\)](#)

##### [4.1.1 Plot of level 1 quality information per product \(time dependant\): ASCENDING](#)

##### [4.1.2 Plot of level 1 quality information per product \(time dependant\): DESCENDING](#)

#### [4.2 Plot of level 1 quality information per product \(world map\)](#)

##### [4.2.1 Plot of level 1 quality information per product \(world map\): ASCENDING](#)

##### [4.2.2 Plot of level 1 quality information per product \(world map\): DESCENDING](#)

### [5. Ozone profiles based on quality statistics and other trace gas profiles](#)

#### [5.1 Ozone statistics based on quality of products](#)

#### [5.2 Plot ozone profiles for all STD \(dark without errors\)](#)

#### [5.3 Plot ozone profiles where STD < 20% \(dark without errors\)](#)

#### [5.4. Plot ozone profiles where STD < 10% \(dark without errors\)](#)

#### [5.5. Plot ozone profiles where STD < 5% \(dark without errors\)](#)

#### [5.6 Plot NO2 profiles for all STD \(dark without errors\)](#)

#### [5.7 Plot NO3 profiles for all STD \(dark without errors\)](#)

#### [5.8 Plot H2O profiles \(only for occultations of stars 1,2,3,4,13,14,16,26,63 dark without errors\) for all STD](#)

### [6. Auxiliary Data Files used for the production reported in section 2](#)

This report presents the daily analysis on parameters extracted from GOMOS level 2 data (GOM\_NL\_\_2P). It is intended to monitor some important parameters that will impact the quality of these products. A list of level 2 products (and content) that have arrived during the reporting day to the PCF is also given.

Item	Value
Time of report generation	20APR2013 02:23:15
Data source version	GOMOS/6.01
Start time of products	21-12-2003 (21DEC2003 00:00:00)
Stop time of products	22-12-2003 (22DEC2003 00:00:00)
Store outputs in DB	Yes
Nb of level 2 prods	507
Nb of prods with errors	0

## 2. Summary of processed GOM\_NL\_\_2P products.

Nr	Filename	UTC Start time	Limb	Duration	Star Id	Star Name	Star Mag	Star Temp	Nb Meas	Orbit	Prod. error
1	GOM_NL__2PRFIN20031221_000148_000000372022_00374_09446_0313.N1	21-DEC-2003 00:01:48	Bright	37.000	146	25Eta Tau	2.8730	15200.	74	9446	No
2	GOM_NL__2PRFIN20031221_000326_000000432022_00374_09446_0314.N1	21-DEC-2003 00:03:26	Bright	42.500	28	12Bet Tau	1.6500	15200.	85	9446	No
3	GOM_NL__2PRFIN20031221_000609_000000372022_00374_09446_0315.N1	21-DEC-2003 00:06:09	Bright	36.500	149	45Eps Per	2.8880	30000.	73	9446	No
4	GOM_NL__2PRFIN20031221_000823_000000362022_00374_09446_0316.N1	21-DEC-2003 00:08:23	Bright	36.000	175	39Del Per	3.0100	19400.	72	9446	No
5	GOM_NL__2PRFIN20031221_001015_000000382022_00374_09446_0317.N1	21-DEC-2003 00:10:15	Bright	37.500	160	23Gam Per	2.9300	4700.0	75	9446	No
6	GOM_NL__2PRFIN20031221_001341_000000382022_00374_09446_0318.N1	21-DEC-2003 00:13:41	Bright	38.000	110	37Del Cas	2.6780	8900.0	76	9446	No
7	GOM_NL__2PRFIN20031221_002001_000000372022_00374_09446_0319.N1	21-DEC-2003 00:20:01	Bright	37.000	49	1Alp UMi	1.9900	6300.0	74	9446	No
8	GOM_NL__2PRFIN20031221_002442_000000372022_00374_09446_0320.N1	21-DEC-2003 00:24:42	Bright	36.500	60	7Bet UMi	2.0810	3950.0	73	9446	No
9	GOM_NL__2PRFIN20031221_002807_000000372022_00374_09446_0321.N1	21-DEC-2003 00:28:07	Bright	37.000	119	14Eta Dra	2.7270	4700.0	74	9446	No
10	GOM_NL__2PRFIN20031221_002951_000000422022_00374_09446_0322.N1	21-DEC-2003 00:29:51	Bright	42.000	55	79Zet UMa	2.0600	10200.	84	9446	No
11	GOM_NL__2PRFIN20031221_003152_000000602022_00374_09446_0323.N1	21-DEC-2003 00:31:52	Bright	60.000	39	85Eta UMa	1.8540	24000.	120	9446	No
12	GOM_NL__2PRFIN20031221_003523_000000402022_00374_09446_0324.N1	21-DEC-2003 00:35:23	Bright	39.500	180	27Gam Boo	3.0400	8000.0	79	9446	No
13	GOM_NL__2PRFIN20031221_003839_000000422022_00374_09446_0325.N1	21-DEC-2003 00:38:39	Bright	41.500	83		2.3780	11000.	83	9446	No
14	GOM_NL__2PRFIN20031221_004212_000000462022_00374_09446_0326.N1	21-DEC-2003 00:42:12	Bright	45.500	111	8Eta Boo	2.6800	6000.0	91	9446	No
15	GOM_NL__2PRFIN20031221_004349_000000372022_00374_09446_0327.N1	21-DEC-2003 00:43:49	Bright	36.500	102	24Alp Ser	2.6000	4250.0	73	9446	No
16	GOM_NL__2PRFIN20031221_004637_000000652022_00374_09446_0328.N1	21-DEC-2003 00:46:37	Bright	64.500	138	47Eps Vir	2.8280	4700.0	129	9446	No
17	GOM_NL__2PRFIN20031221_005054_000000532022_00374_09446_0329.N1	21-DEC-2003 00:50:54	Bright	53.000	122	9Alp2Lib	2.7470	9700.0	106	9446	No
18	GOM_NL__2PRFIN20031221_005238_000000542022_00374_09446_0330.N1	21-DEC-2003 00:52:38	Twilight	53.500	15	67Alp Vir	0.97600	28000.	107	9446	No
19	GOM_NL__2PRFIN20031221_005608_000000502022_00374_09446_0331.N1	21-DEC-2003 00:56:08	Dark	50.000	169	46Gam Hya	2.9910	4700.0	100	9446	No
20	GOM_NL__2PRFIN20031221_005758_000000412022_00374_09446_0332.N1	21-DEC-2003 00:57:58	Dark	41.000	109	Bet Lup	2.6770	26000.	82	9446	No
21	GOM_NL__2PRFIN20031221_010251_000000522022_00374_09446_0333.N1	21-DEC-2003 01:02:51	Dark	51.500	4	Alp1Cen	-0.010000	5800.0	103	9446	No
22	GOM_NL__2PRFIN20031221_010603_000000542022_00375_09447_0299.N1	21-DEC-2003 01:06:03	Dark	54.000	12	Alp1Cru	0.77500	30000.	108	9447	No
23	GOM_NL__2PRFIN20031221_011103_000000432022_00375_09447_0300.N1	21-DEC-2003 01:11:03	Dark	42.500	159	Ups Car	2.9200	7200.0	85	9447	No
24	GOM_NL__2PRFIN20031221_011232_000000442022_00375_09447_0301.N1	21-DEC-2003 01:12:32	Dark	43.500	71	Iot Car	2.2460	7700.0	87	9447	No
25	GOM_NL__2PRFIN20031221_011419_000000572022_00375_09447_0302.N1	21-DEC-2003 01:14:19	Dark	57.000	41	Eps Car	1.8600	4100.0	114	9447	No
26	GOM_NL__2PRFIN20031221_011716_000000502022_00375_09447_0303.N1	21-DEC-2003 01:17:16	Dark	50.000	34	Gam2Vel	1.7930	23000.	100	9447	No
27	GOM_NL__2PRFIN20031221_011901_000000502022_00375_09447_0304.N1	21-DEC-2003 01:19:01	Dark	49.500	2	Alp Car	-0.73600	7000.0	99	9447	No
28	GOM_NL__2PRFIN20031221_012156_000000552022_00375_09447_0305.N1	21-DEC-2003 01:21:56	Dark	54.500	117	Pi Pup	2.7060	3800.0	109	9447	No
29	GOM_NL__2PRFIN20031221_012504_000000532022_00375_09447_0306.N1	21-DEC-2003 01:25:04	Straylight	53.000	23	21Eps CMa	1.5020	26000.	106	9447	No
30	GOM_NL__2PRFIN20031221_012647_000000552022_00375_09447_0307.N1	21-DEC-2003 01:26:47	Straylight	54.500	179	24Omi2CMa	3.0320	24000.	109	9447	No
31	GOM_NL__2PRFIN20031221_012922_000000502022_00375_09447_0308.N1	21-DEC-2003 01:29:22	Straylight	50.000	47	2Bet CMa	1.9760	28000.	100	9447	No
32	GOM_NL__2PRFIN20031221_013154_000000482022_00375_09447_0309.N1	21-DEC-2003 01:31:54	Straylight	47.500	165	34Gam Eri	2.9500	3200.0	95	9447	No
33	GOM_NL__2PRFIN20031221_013325_000000492022_00375_09447_0310.N1	21-DEC-2003 01:33:25	Straylight	48.500	125	44Iot Ori	2.7700	30000.	97	9447	No
34	GOM_NL__2PRFIN20031221_013453_000000512022_00375_09447_0311.N1	21-DEC-2003 01:34:53	Straylight	51.000	30	46Eps Ori	1.6940	30000.	102	9447	No
35	GOM_NL__2PRFIN20031221_013751_000000622022_00375_09447_0312.N1	21-DEC-2003 01:37:51	Twilight	61.500	14	58Alp Ori	0.87000	3000.0	123	9447	No
36	GOM_NL__2PRFIN20031221_014001_000000532022_00375_09447_0313.N1	21-DEC-2003 01:40:01	Twilight	53.000	13	87Alp Tau	0.86700	3800.0	106	9447	No
37	GOM_NL__2PRFIN20031221_014224_000000372022_00375_09447_0314.N1	21-DEC-2003 01:42:24	Bright	37.000	146	25Eta Tau	2.8730	15200.	74	9447	No
38	GOM_NL__2PRFIN20031221_014401_000000452022_00375_09447_0315.N1	21-DEC-2003 01:44:01	Bright	45.000	28	12Bet Tau	1.6500	15200.	90	9447	No
39	GOM_NL__2PRFIN20031221_014644_000000362022_00375_09447_0316.N1	21-DEC-2003 01:46:44	Bright	36.000	149	45Eps Per	2.8880	30000.	72	9447	No
40	GOM_NL__2PRFIN20031221_014858_000000372022_00375_09447_0317.N1	21-DEC-2003 01:48:58	Bright	37.000	175	39Del Per	3.0100	19400.	74	9447	No
41	GOM_NL__2PRFIN20031221_015051_000000382022_00375_09447_0318.N1	21-DEC-2003 01:50:51	Bright	37.500	160	23Gam Per	2.9300	4700.0	75	9447	No
42	GOM_NL__2PRFIN20031221_015417_000000382022_00375_09447_0319.N1	21-DEC-2003 01:54:17	Bright	38.000	110	37Del Cas	2.6780	8900.0	76	9447	No

43	GOM_NL__2PRFIN20031221_020037_000000372022_00375_09447_0320.N1	21-DEC-2003 02:00:37	Bright	36.500	49	1Alp UMi	1.9900	6300.0	73	9447	No
44	GOM_NL__2PRFIN20031221_020518_000000402022_00375_09447_0321.N1	21-DEC-2003 02:05:18	Bright	39.500	60	7Bet UMi	2.0810	3950.0	79	9447	No
45	GOM_NL__2PRFIN20031221_020843_000000392022_00375_09447_0322.N1	21-DEC-2003 02:08:43	Bright	38.500	119	14Eta Dra	2.7270	4700.0	77	9447	No
46	GOM_NL__2PRFIN20031221_021027_000000612022_00375_09447_0323.N1	21-DEC-2003 02:10:27	Bright	61.000	55	79Zet UMa	2.0600	10200.	122	9447	No
47	GOM_NL__2PRFIN20031221_021228_000000422022_00375_09447_0324.N1	21-DEC-2003 02:12:28	Bright	42.000	39	85Eta UMa	1.8540	24000.	84	9447	No
48	GOM_NL__2PRFIN20031221_021559_000000402022_00375_09447_0325.N1	21-DEC-2003 02:15:59	Bright	39.500	180	27Gam Boo	3.0400	8000.0	79	9447	No
49	GOM_NL__2PRFIN20031221_021918_000000402022_00375_09447_0326.N1	21-DEC-2003 02:19:18	Bright	39.500	83		2.3780	11000.	79	9447	No
50	GOM_NL__2PRFIN20031221_022248_000000632022_00375_09447_0327.N1	21-DEC-2003 02:22:48	Bright	63.000	111	8Eta Boo	2.6800	6000.0	126	9447	No
51	GOM_NL__2PRFIN20031221_022423_000000382022_00375_09447_0328.N1	21-DEC-2003 02:24:23	Bright	38.000	102	24Alp Ser	2.6000	4250.0	76	9447	No
52	GOM_NL__2PRFIN20031221_022714_000000642022_00375_09447_0329.N1	21-DEC-2003 02:27:14	Bright	64.000	138	47Eps Vir	2.8280	4700.0	128	9447	No
53	GOM_NL__2PRFIN20031221_023130_000000402022_00375_09447_0330.N1	21-DEC-2003 02:31:30	Bright	39.500	122	9Alp2Lib	2.7470	9700.0	79	9447	No
54	GOM_NL__2PRFIN20031221_023315_000000542022_00375_09447_0331.N1	21-DEC-2003 02:33:15	Tw_i_and_stray	54.000	15	67Alp Vir	0.97600	28000.	108	9447	No
55	GOM_NL__2PRFIN20031221_023645_000000522022_00375_09447_0332.N1	21-DEC-2003 02:36:45	Dark	52.000	169	46Gam Hya	2.9910	4700.0	104	9447	No
56	GOM_NL__2PRFIN20031221_023834_000000402022_00375_09447_0333.N1	21-DEC-2003 02:38:34	Dark	39.500	109	Bet Lup	2.6770	26000.	79	9447	No
57	GOM_NL__2PRFIN20031221_023956_000000452022_00375_09447_0334.N1	21-DEC-2003 02:39:56	Dark	44.500	78	Alp Lup	2.3040	28000.	89	9447	No
58	GOM_NL__2PRFIN20031221_024328_000000512022_00375_09447_0335.N1	21-DEC-2003 02:43:28	Dark	51.000	4	Alp1Cen	-0.010000	5800.0	102	9447	No
59	GOM_NL__2PRFIN20031221_024641_000000502022_00376_09448_0301.N1	21-DEC-2003 02:46:41	Dark	49.500	12	Alp1Cru	0.77500	30000.	99	9448	No
60	GOM_NL__2PRFIN20031221_025138_000000432022_00376_09448_0302.N1	21-DEC-2003 02:51:38	Dark	43.000	159	Ups Car	2.9200	7200.0	86	9448	No
61	GOM_NL__2PRFIN20031221_025309_000000432022_00376_09448_0303.N1	21-DEC-2003 02:53:09	Dark	43.000	71	Iot Car	2.2460	7700.0	86	9448	No
62	GOM_NL__2PRFIN20031221_025458_000000482022_00376_09448_0304.N1	21-DEC-2003 02:54:58	Dark	48.000	41	Eps Car	1.8600	4100.0	96	9448	No
63	GOM_NL__2PRFIN20031221_025753_000000492022_00376_09448_0305.N1	21-DEC-2003 02:57:53	Dark	48.500	34	Gam2Vel	1.7930	23000.	97	9448	No
64	GOM_NL__2PRFIN20031221_025940_000000492022_00376_09448_0306.N1	21-DEC-2003 02:59:40	Dark	48.500	2	Alp Car	-0.73600	7000.0	97	9448	No
65	GOM_NL__2PRFIN20031221_030234_000000552022_00376_09448_0307.N1	21-DEC-2003 03:02:34	Dark	55.000	117	Pi Pup	2.7060	3800.0	110	9448	No
66	GOM_NL__2PRFIN20031221_030541_000000572022_00376_09448_0308.N1	21-DEC-2003 03:05:41	Straylight	56.500	23	21Eps CMa	1.5020	26000.	113	9448	No
67	GOM_NL__2PRFIN20031221_030723_000000552022_00376_09448_0309.N1	21-DEC-2003 03:07:23	Straylight	55.000	179	24Omi2CMa	3.0320	24000.	110	9448	No
68	GOM_NL__2PRFIN20031221_030958_000000512022_00376_09448_0310.N1	21-DEC-2003 03:09:58	Straylight	51.000	47	2Bet CMa	1.9760	28000.	102	9448	No
69	GOM_NL__2PRFIN20031221_031230_000000432022_00376_09448_0311.N1	21-DEC-2003 03:12:30	Straylight	42.500	165	34Gam Eri	2.9500	3200.0	85	9448	No
70	GOM_NL__2PRFIN20031221_031403_000000462022_00376_09448_0312.N1	21-DEC-2003 03:14:03	Straylight	46.000	125	44Iot Ori	2.7700	30000.	92	9448	No
71	GOM_NL__2PRFIN20031221_031529_000000532022_00376_09448_0313.N1	21-DEC-2003 03:15:29	Straylight	52.500	30	46Eps Ori	1.6940	30000.	105	9448	No
72	GOM_NL__2PRFIN20031221_031827_000000592022_00376_09448_0314.N1	21-DEC-2003 03:18:27	Tw_i_and_stray	58.500	14	58Alp Ori	0.87000	3000.0	117	9448	No
73	GOM_NL__2PRFIN20031221_032037_000000532022_00376_09448_0315.N1	21-DEC-2003 03:20:37	Tw_i_and_stray	53.000	13	87Alp Tau	0.86700	3800.0	106	9448	No
74	GOM_NL__2PRFIN20031221_032301_000000372022_00376_09448_0316.N1	21-DEC-2003 03:23:01	Bright	36.500	146	25Eta Tau	2.8730	15200.	73	9448	No
75	GOM_NL__2PRFIN20031221_032437_000000432022_00376_09448_0317.N1	21-DEC-2003 03:24:37	Bright	42.500	28	12Bet Tau	1.6500	15200.	85	9448	No
76	GOM_NL__2PRFIN20031221_032721_000000362022_00376_09448_0318.N1	21-DEC-2003 03:27:21	Bright	36.000	149	45Eps Per	2.8880	30000.	72	9448	No
77	GOM_NL__2PRFIN20031221_032935_000000362022_00376_09448_0319.N1	21-DEC-2003 03:29:35	Bright	36.000	175	39Del Per	3.0100	19400.	72	9448	No
78	GOM_NL__2PRFIN20031221_033127_000000382022_00376_09448_0320.N1	21-DEC-2003 03:31:27	Bright	38.000	160	23Gam Per	2.9300	4700.0	76	9448	No
79	GOM_NL__2PRFIN20031221_033454_000000382022_00376_09448_0321.N1	21-DEC-2003 03:34:54	Bright	38.000	110	37Del Cas	2.6780	8900.0	76	9448	No
80	GOM_NL__2PRFIN20031221_034111_000000412022_00376_09448_0322.N1	21-DEC-2003 03:41:11	Bright	40.500	49	1Alp UMi	1.9900	6300.0	81	9448	No
81	GOM_NL__2PRFIN20031221_034554_000000422022_00376_09448_0323.N1	21-DEC-2003 03:45:54	Bright	41.500	60	7Bet UMi	2.0810	3950.0	83	9448	No
82	GOM_NL__2PRFIN20031221_034917_000000422022_00376_09448_0324.N1	21-DEC-2003 03:49:17	Bright	41.500	119	14Eta Dra	2.7270	4700.0	83	9448	No
83	GOM_NL__2PRFIN20031221_035102_000000442022_00376_09448_0325.N1	21-DEC-2003 03:51:02	Bright	43.500	55	79Zet UMa	2.0600	10200.	87	9448	No
84	GOM_NL__2PRFIN20031221_035303_000000432022_00376_09448_0326.N1	21-DEC-2003 03:53:03	Bright	42.500	39	85Eta UMa	1.8540	24000.	85	9448	No
85	GOM_NL__2PRFIN20031221_035635_000000412022_00376_09448_0327.N1	21-DEC-2003 03:56:35	Bright	41.000	180	27Gam Boo	3.0400	8000.0	82	9448	No
86	GOM_NL__2PRFIN20031221_035953_000000412022_00376_09448_0328.N1	21-DEC-2003 03:59:53	Bright	41.000	83		2.3780	11000.	82	9448	No
87	GOM_NL__2PRFIN20031221_040325_000000632022_00376_09448_0329.N1	21-DEC-2003 04:03:25	Bright	63.000	111	8Eta Boo	2.6800	6000.0	126	9448	No
88	GOM_NL__2PRFIN20031221_040501_000000372022_00376_09448_0330.N1	21-DEC-2003 04:05:01	Bright	36.500	102	24Alp Ser	2.6000	4250.0	73	9448	No
89	GOM_NL__2PRFIN20031221_040751_000000592022_00376_09448_0331.N1	21-DEC-2003 04:07:51	Bright	59.000	138	47Eps Vir	2.8280	4700.0	118	9448	No
90	GOM_NL__2PRFIN20031221_041206_000000532022_00376_09448_0332.N1	21-DEC-2003 04:12:06	Bright	53.000	122	9Alp2Lib	2.7470	9700.0	106	9448	No
91	GOM_NL__2PRFIN20031221_041351_000000572022_00376_09448_0333.N1	21-DEC-2003 04:13:51	Tw_i_and_stray	56.500	15	67Alp Vir	0.97600	28000.	113	9448	No
92	GOM_NL__2PRFIN20031221_041722_000000512022_00376_09448_0334.N1	21-DEC-2003 04:17:22	Dark	50.500	169	46Gam Hya	2.9910	4700.0	101	9448	No
93	GOM_NL__2PRFIN20031221_041910_000000432022_00376_09448_0335.N1	21-DEC-2003 04:19:10	Dark	43.000	109	Bet Lup	2.6770	26000.	86	9448	No
94	GOM_NL__2PRFIN20031221_042032_000000432022_00376_09448_0336.N1	21-DEC-2003 04:20:32	Dark	42.500	78	Alp Lup	2.3040	28000.	85	9448	No
95	GOM_NL__2PRFIN20031221_042404_000000522022_00376_09448_0337.N1	21-DEC-2003 04:24:04	Dark	52.000	4	Alp1Cen	-0.010000	5800.0	104	9448	No
96	GOM_NL__2PRFIN20031221_042718_000000502022_00377_09449_0302.N1	21-DEC-2003 04:27:18	Dark	50.000	12	Alp1Cru	0.77500	30000.	100	9449	No
97	GOM_NL__2PRFIN20031221_043217_000000412022_00377_09449_0303.N1	21-DEC-2003 04:32:17	Dark	40.500	159	Ups Car	2.9200	7200.0	81	9449	No
98	GOM_NL__2PRFIN20031221_043346_000000442022_00377_09449_0304.N1	21-DEC-2003 04:33:46	Dark	43.500	71	Iot Car	2.2460	7700.0	87	9449	No
99	GOM_NL__2PRFIN20031221_043535_000000472022_00377_09449_0305.N1	21-DEC-2003 04:35:35	Dark	46.500	41	Eps Car	1.8600	4100.0	93	9449	No
100	GOM_NL__2PRFIN20031221_043830_000000592022_00377_09449_0306.N1	21-DEC-2003 04:38:30	Dark	58.500	34	Gam2Vel	1.7930	23000.	117	9449	No
101	GOM_NL__2PRFIN20031221_044017_000000472022_00377_09449_0307.N1	21-DEC-2003 04:40:17	Dark	47.000	2	Alp Car	-0.73600	7000.0	94	9449	No



102	GOM_NL__2PRFIN20031221_044311_000000522022_00377_09449_0308.N1	21-DEC-2003 04:43:11	Dark	52.000	117	Pi Pup	2.7060	3800.0	104	9449	No
103	GOM_NL__2PRFIN20031221_044618_000000562022_00377_09449_0309.N1	21-DEC-2003 04:46:18	Straylight	55.500	23	21Eps CMa	1.5020	26000.	111	9449	No
104	GOM_NL__2PRFIN20031221_044800_000000522022_00377_09449_0310.N1	21-DEC-2003 04:48:00	Straylight	52.000	179	24Omi2CMa	3.0320	24000.	104	9449	No
105	GOM_NL__2PRFIN20031221_045034_000000512022_00377_09449_0311.N1	21-DEC-2003 04:50:34	Straylight	50.500	47	2Bet CMa	1.9760	28000.	101	9449	No
106	GOM_NL__2PRFIN20031221_045306_000000462022_00377_09449_0312.N1	21-DEC-2003 04:53:06	Straylight	45.500	165	34Gam Eri	2.9500	3200.0	91	9449	No
107	GOM_NL__2PRFIN20031221_045440_000000452022_00377_09449_0313.N1	21-DEC-2003 04:54:40	Straylight	44.500	125	44Iot Ori	2.7700	30000.	89	9449	No
108	GOM_NL__2PRFIN20031221_045608_000000502022_00377_09449_0314.N1	21-DEC-2003 04:56:08	Straylight	49.500	30	46Eps Ori	1.6940	30000.	99	9449	No
109	GOM_NL__2PRFIN20031221_045903_000000622022_00377_09449_0315.N1	21-DEC-2003 04:59:03	Tw_i_and_stray	62.000	14	58Alp Ori	0.87000	3000.0	124	9449	No
110	GOM_NL__2PRFIN20031221_050116_000000502022_00377_09449_0316.N1	21-DEC-2003 05:01:16	Tw_i_and_stray	49.500	13	87Alp Tau	0.86700	3800.0	99	9449	No
111	GOM_NL__2PRFIN20031221_050337_000000382022_00377_09449_0317.N1	21-DEC-2003 05:03:37	Bright	38.000	146	25Eta Tau	2.8730	15200.	76	9449	No
112	GOM_NL__2PRFIN20031221_050513_000000442022_00377_09449_0318.N1	21-DEC-2003 05:05:13	Bright	43.500	28	12Bet Tau	1.6500	15200.	87	9449	No
113	GOM_NL__2PRFIN20031221_050758_000000362022_00377_09449_0319.N1	21-DEC-2003 05:07:58	Bright	36.000	149	45Eps Per	2.8880	30000.	72	9449	No
114	GOM_NL__2PRFIN20031221_051011_000000362022_00377_09449_0320.N1	21-DEC-2003 05:10:11	Bright	36.000	175	39Del Per	3.0100	19400.	72	9449	No
115	GOM_NL__2PRFIN20031221_051204_000000382022_00377_09449_0321.N1	21-DEC-2003 05:12:04	Bright	38.000	160	23Gam Per	2.9300	4700.0	76	9449	No
116	GOM_NL__2PRFIN20031221_051530_000000382022_00377_09449_0322.N1	21-DEC-2003 05:15:30	Bright	37.500	110	37Del Cas	2.6780	8900.0	75	9449	No
117	GOM_NL__2PRFIN20031221_052150_000000382022_00377_09449_0323.N1	21-DEC-2003 05:21:50	Bright	38.000	49	1Alp UMi	1.9900	6300.0	76	9449	No
118	GOM_NL__2PRFIN20031221_052630_000000362022_00377_09449_0324.N1	21-DEC-2003 05:26:30	Bright	36.000	60	7Bet UMi	2.0810	3950.0	72	9449	No
119	GOM_NL__2PRFIN20031221_052956_000000382022_00377_09449_0325.N1	21-DEC-2003 05:29:56	Bright	38.000	119	14Eta Dra	2.7270	4700.0	76	9449	No
120	GOM_NL__2PRFIN20031221_053138_000000402022_00377_09449_0326.N1	21-DEC-2003 05:31:38	Bright	39.500	55	79Zet UMa	2.0600	10200.	79	9449	No
121	GOM_NL__2PRFIN20031221_053340_000000402022_00377_09449_0327.N1	21-DEC-2003 05:33:40	Bright	40.000	39	85Eta UMa	1.8540	24000.	80	9449	No
122	GOM_NL__2PRFIN20031221_053711_000000412022_00377_09449_0328.N1	21-DEC-2003 05:37:11	Bright	40.500	180	27Gam Boo	3.0400	8000.0	81	9449	No
123	GOM_NL__2PRFIN20031221_054030_000000412022_00377_09449_0329.N1	21-DEC-2003 05:40:30	Bright	41.000	83		2.3780	11000.	82	9449	No
124	GOM_NL__2PRFIN20031221_054401_000000632022_00377_09449_0330.N1	21-DEC-2003 05:44:01	Bright	63.000	111	8Eta Boo	2.6800	6000.0	126	9449	No
125	GOM_NL__2PRFIN20031221_054537_000000372022_00377_09449_0331.N1	21-DEC-2003 05:45:37	Bright	36.500	102	24Alp Ser	2.6000	4250.0	73	9449	No
126	GOM_NL__2PRFIN20031221_054827_000000642022_00377_09449_0332.N1	21-DEC-2003 05:48:27	Bright	64.000	138	47Eps Vir	2.8280	4700.0	128	9449	No
127	GOM_NL__2PRFIN20031221_055243_000000382022_00377_09449_0333.N1	21-DEC-2003 05:52:43	Bright	38.000	122	9Alp2Lib	2.7470	9700.0	76	9449	No
128	GOM_NL__2PRFIN20031221_055428_000000622022_00377_09449_0334.N1	21-DEC-2003 05:54:28	Tw_i_and_stray	61.500	15	67Alp Vir	0.97600	28000.	123	9449	No
129	GOM_NL__2PRFIN20031221_055759_000000512022_00377_09449_0335.N1	21-DEC-2003 05:57:59	Dark	51.000	169	46Gam Hya	2.9910	4700.0	102	9449	No
130	GOM_NL__2PRFIN20031221_055946_000000422022_00377_09449_0336.N1	21-DEC-2003 05:59:46	Dark	42.000	109	Bet Lup	2.6770	26000.	84	9449	No
131	GOM_NL__2PRFIN20031221_060111_000000422022_00377_09449_0337.N1	21-DEC-2003 06:01:11	Dark	41.500	78	Alp Lup	2.3040	28000.	83	9449	No
132	GOM_NL__2PRFIN20031221_060440_000000482022_00377_09449_0338.N1	21-DEC-2003 06:04:40	Dark	47.500	4	Alp1Cen	-0.010000	5800.0	95	9449	No
133	GOM_NL__2PRFIN20031221_060755_000000532022_00378_09450_0303.N1	21-DEC-2003 06:07:55	Dark	52.500	12	Alp1Cru	0.77500	30000.	105	9450	No
134	GOM_NL__2PRFIN20031221_061422_000000502022_00378_09450_0304.N1	21-DEC-2003 06:14:22	Dark	50.000	71	Iot Car	2.2460	7700.0	100	9450	No
135	GOM_NL__2PRFIN20031221_061612_000000522022_00378_09450_0305.N1	21-DEC-2003 06:16:12	Dark	52.000	41	Eps Car	1.8600	4100.0	104	9450	No
136	GOM_NL__2PRFIN20031221_061907_000000482022_00378_09450_0306.N1	21-DEC-2003 06:19:07	Dark	48.000	34	Gam2Vel	1.7930	23000.	96	9450	No
137	GOM_NL__2PRFIN20031221_062054_000000542022_00378_09450_0307.N1	21-DEC-2003 06:20:54	Dark	54.000	2	Alp Car	-0.73600	7000.0	108	9450	No
138	GOM_NL__2PRFIN20031221_062348_000000542022_00378_09450_0308.N1	21-DEC-2003 06:23:48	Dark	53.500	117	Pi Pup	2.7060	3800.0	107	9450	No
139	GOM_NL__2PRFIN20031221_062654_000000552022_00378_09450_0309.N1	21-DEC-2003 06:26:54	Straylight	55.000	23	21Eps CMa	1.5020	26000.	110	9450	No
140	GOM_NL__2PRFIN20031221_062836_000000522022_00378_09450_0310.N1	21-DEC-2003 06:28:36	Straylight	52.000	179	24Omi2CMa	3.0320	24000.	104	9450	No
141	GOM_NL__2PRFIN20031221_063127_000000652022_00378_09450_0311.N1	21-DEC-2003 06:31:27	Straylight	64.500	1	9Alp CMa	-1.4400	11000.	129	9450	No
142	GOM_NL__2PRFIN20031221_063343_000000452022_00378_09450_0312.N1	21-DEC-2003 06:33:43	Straylight	45.000	165	34Gam Eri	2.9500	3200.0	90	9450	No
143	GOM_NL__2PRFIN20031221_063516_000000462022_00378_09450_0313.N1	21-DEC-2003 06:35:16	Straylight	45.500	125	44Iot Ori	2.7700	30000.	91	9450	No
144	GOM_NL__2PRFIN20031221_063644_000000502022_00378_09450_0314.N1	21-DEC-2003 06:36:44	Straylight	49.500	30	46Eps Ori	1.6940	30000.	99	9450	No
145	GOM_NL__2PRFIN20031221_063939_000000622022_00378_09450_0315.N1	21-DEC-2003 06:39:39	Tw_i_and_stray	62.000	14	58Alp Ori	0.87000	3000.0	124	9450	No
146	GOM_NL__2PRFIN20031221_064152_000000522022_00378_09450_0316.N1	21-DEC-2003 06:41:52	Tw_i_and_stray	52.000	13	87Alp Tau	0.86700	3800.0	104	9450	No
147	GOM_NL__2PRFIN20031221_064413_000000372022_00378_09450_0317.N1	21-DEC-2003 06:44:13	Bright	37.000	146	25Eta Tau	2.8730	15200.	74	9450	No
148	GOM_NL__2PRFIN20031221_064549_000000422022_00378_09450_0318.N1	21-DEC-2003 06:45:49	Bright	41.500	28	12Bet Tau	1.6500	15200.	83	9450	No
149	GOM_NL__2PRFIN20031221_064834_000000352022_00378_09450_0319.N1	21-DEC-2003 06:48:34	Bright	35.000	149	45Eps Per	2.8880	30000.	70	9450	No
150	GOM_NL__2PRFIN20031221_065048_000000362022_00378_09450_0320.N1	21-DEC-2003 06:50:48	Bright	35.500	175	39Del Per	3.0100	19400.	71	9450	No
151	GOM_NL__2PRFIN20031221_065240_000000372022_00378_09450_0321.N1	21-DEC-2003 06:52:40	Bright	36.500	160	23Gam Per	2.9300	4700.0	73	9450	No
152	GOM_NL__2PRFIN20031221_065606_000000382022_00378_09450_0322.N1	21-DEC-2003 06:56:06	Bright	37.500	110	37Del Cas	2.6780	8900.0	75	9450	No
153	GOM_NL__2PRFIN20031221_070225_000000382022_00378_09450_0323.N1	21-DEC-2003 07:02:25	Bright	38.000	49	1Alp UMi	1.9900	6300.0	76	9450	No
154	GOM_NL__2PRFIN20031221_070706_000000392022_00378_09450_0324.N1	21-DEC-2003 07:07:06	Bright	39.000	60	7Bet UMi	2.0810	3950.0	78	9450	No
155	GOM_NL__2PRFIN20031221_071031_000000362022_00378_09450_0325.N1	21-DEC-2003 07:10:31	Bright	35.500	119	14Eta Dra	2.7270	4700.0	71	9450	No
156	GOM_NL__2PRFIN20031221_071214_000000422022_00378_09450_0326.N1	21-DEC-2003 07:12:14	Bright	42.000	55	79Zet UMa	2.0600	10200.	84	9450	No
157	GOM_NL__2PRFIN20031221_071415_000000422022_00378_09450_0327.N1	21-DEC-2003 07:14:15	Bright	42.000	39	85Eta UMa	1.8540	24000.	84	9450	No
158	GOM_NL__2PRFIN20031221_071744_000000472022_00378_09450_0328.N1	21-DEC-2003 07:17:44	Bright	47.000	180	27Gam Boo	3.0400	8000.0	94	9450	No
159	GOM_NL__2PRFIN20031221_072105_000000412022_00378_09450_0329.N1	21-DEC-2003 07:21:05	Bright	40.500	83		2.3780	11000.	81	9450	No
160	GOM_NL__2PRFIN20031221_072437_000000632022_00378_09450_0330.N1	21-DEC-2003 07:24:37	Bright	63.000	111	8Eta Boo	2.6800	6000.0	126	9450	No

161	GOM_NL__2PRFIN20031221_072611_000000382022_00378_09450_0331.N1	21-DEC-2003 07:26:11	Bright	38.000	102	24Alp Ser	2.6000	4250.0	76	9450	No
162	GOM_NL__2PRFIN20031221_072904_000000662022_00378_09450_0332.N1	21-DEC-2003 07:29:04	Bright	65.500	138	47Eps Vir	2.8280	4700.0	131	9450	No
163	GOM_NL__2PRFIN20031221_073320_000000382022_00378_09450_0333.N1	21-DEC-2003 07:33:20	Bright	38.000	122	9Alp2Lib	2.7470	9700.0	76	9450	No
164	GOM_NL__2PRFIN20031221_073505_000000542022_00378_09450_0334.N1	21-DEC-2003 07:35:05	Tw_i_and_stray	54.000	15	67Alp Vir	0.97600	28000.	108	9450	No
165	GOM_NL__2PRFIN20031221_073836_000000532022_00378_09450_0335.N1	21-DEC-2003 07:38:36	Dark	52.500	169	46Gam Hya	2.9910	4700.0	105	9450	No
166	GOM_NL__2PRFIN20031221_074023_000000422022_00378_09450_0336.N1	21-DEC-2003 07:40:23	Dark	41.500	109	Bet Lup	2.6770	26000.	83	9450	No
167	GOM_NL__2PRFIN20031221_074147_000000412022_00378_09450_0337.N1	21-DEC-2003 07:41:47	Dark	41.000	78	Alp Lup	2.3040	28000.	82	9450	No
168	GOM_NL__2PRFIN20031221_074832_000000462022_00379_09451_9883.N1	21-DEC-2003 07:48:32	Dark	45.500	12	Alp1Cru	0.77500	30000.	91	9451	No
169	GOM_NL__2PRFIN20031221_075459_000000442022_00379_09451_9884.N1	21-DEC-2003 07:54:59	Dark	43.500	71	Iot Car	2.2460	7700.0	87	9451	No
170	GOM_NL__2PRFIN20031221_075649_000000512022_00379_09451_9885.N1	21-DEC-2003 07:56:49	Dark	50.500	41	Eps Car	1.8600	4100.0	101	9451	No
171	GOM_NL__2PRFIN20031221_075944_000000502022_00379_09451_9886.N1	21-DEC-2003 07:59:44	Dark	50.000	34	Gam2Vel	1.7930	23000.	100	9451	No
172	GOM_NL__2PRFIN20031221_080130_000000422022_00379_09451_9887.N1	21-DEC-2003 08:01:30	Dark	42.000	2	Alp Car	-0.73600	7000.0	84	9451	No
173	GOM_NL__2PRFIN20031221_080425_000000532022_00379_09451_9888.N1	21-DEC-2003 08:04:25	Dark	52.500	117	Pi Pup	2.7060	3800.0	105	9451	No
174	GOM_NL__2PRFIN20031221_080731_000000552022_00379_09451_9889.N1	21-DEC-2003 08:07:31	Straylight	55.000	23	21Eps CMa	1.5020	26000.	110	9451	No
175	GOM_NL__2PRFIN20031221_080913_000000482022_00379_09451_9890.N1	21-DEC-2003 08:09:13	Straylight	48.000	179	24Omi2CMa	3.0320	24000.	96	9451	No
176	GOM_NL__2PRFIN20031221_081203_000000672022_00379_09451_9891.N1	21-DEC-2003 08:12:03	Straylight	66.500	1	9Alp CMa	-1.4400	11000.	133	9451	No
177	GOM_NL__2PRFIN20031221_081419_000000482022_00379_09451_9892.N1	21-DEC-2003 08:14:19	Straylight	48.000	165	34Gam Eri	2.9500	3200.0	96	9451	No
178	GOM_NL__2PRFIN20031221_081552_000000442022_00379_09451_9893.N1	21-DEC-2003 08:15:52	Straylight	43.500	125	44Iot Ori	2.7700	30000.	87	9451	No
179	GOM_NL__2PRFIN20031221_081720_000000482022_00379_09451_9894.N1	21-DEC-2003 08:17:20	Straylight	48.000	30	46Eps Ori	1.6940	30000.	96	9451	No
180	GOM_NL__2PRFIN20031221_082015_000000622022_00379_09451_9895.N1	21-DEC-2003 08:20:15	Tw_i_and_stray	62.000	14	58Alp Ori	0.87000	3000.0	124	9451	No
181	GOM_NL__2PRFIN20031221_082228_000000512022_00379_09451_9896.N1	21-DEC-2003 08:22:28	Tw_i_and_stray	50.500	13	87Alp Tau	0.86700	3800.0	101	9451	No
182	GOM_NL__2PRFIN20031221_082449_000000372022_00379_09451_9897.N1	21-DEC-2003 08:24:49	Bright	37.000	146	25Eta Tau	2.8730	15200.	74	9451	No
183	GOM_NL__2PRFIN20031221_082625_000000432022_00379_09451_9898.N1	21-DEC-2003 08:26:25	Bright	42.500	28	12Bet Tau	1.6500	15200.	85	9451	No
184	GOM_NL__2PRFIN20031221_082910_000000362022_00379_09451_9899.N1	21-DEC-2003 08:29:10	Bright	35.500	149	45Eps Per	2.8880	30000.	71	9451	No
185	GOM_NL__2PRFIN20031221_083124_000000362022_00379_09451_9900.N1	21-DEC-2003 08:31:24	Bright	35.500	175	39Del Per	3.0100	19400.	71	9451	No
186	GOM_NL__2PRFIN20031221_083317_000000372022_00379_09451_9901.N1	21-DEC-2003 08:33:17	Bright	36.500	160	23Gam Per	2.9300	4700.0	73	9451	No
187	GOM_NL__2PRFIN20031221_083643_000000382022_00379_09451_9902.N1	21-DEC-2003 08:36:43	Bright	38.000	110	37Del Cas	2.6780	8900.0	76	9451	No
188	GOM_NL__2PRFIN20031221_084302_000000382022_00379_09451_9903.N1	21-DEC-2003 08:43:02	Bright	37.500	49	1Alp UMi	1.9900	6300.0	75	9451	No
189	GOM_NL__2PRFIN20031221_084742_000000402022_00379_09451_9904.N1	21-DEC-2003 08:47:42	Bright	40.000	60	7Bet UMi	2.0810	3950.0	80	9451	No
190	GOM_NL__2PRFIN20031221_085108_000000372022_00379_09451_9905.N1	21-DEC-2003 08:51:08	Bright	37.000	119	14Eta Dra	2.7270	4700.0	74	9451	No
191	GOM_NL__2PRFIN20031221_085250_000000452022_00379_09451_9906.N1	21-DEC-2003 08:52:50	Bright	45.000	55	79Zet UMa	2.0600	10200.	90	9451	No
192	GOM_NL__2PRFIN20031221_085450_000000432022_00379_09451_9907.N1	21-DEC-2003 08:54:50	Bright	43.000	39	85Eta UMa	1.8540	24000.	86	9451	No
193	GOM_NL__2PRFIN20031221_085822_000000412022_00379_09451_9908.N1	21-DEC-2003 08:58:22	Bright	40.500	180	27Gam Boo	3.0400	8000.0	81	9451	No
194	GOM_NL__2PRFIN20031221_090142_000000402022_00379_09451_9909.N1	21-DEC-2003 09:01:42	Bright	40.000	83		2.3780	11000.	80	9451	No
195	GOM_NL__2PRFIN20031221_090513_000000462022_00379_09451_9910.N1	21-DEC-2003 09:05:13	Bright	46.000	111	8Eta Boo	2.6800	6000.0	92	9451	No
196	GOM_NL__2PRFIN20031221_090649_000000362022_00379_09451_9911.N1	21-DEC-2003 09:06:49	Bright	36.000	102	24Alp Ser	2.6000	4250.0	72	9451	No
197	GOM_NL__2PRFIN20031221_090941_000000632022_00379_09451_9912.N1	21-DEC-2003 09:09:41	Bright	63.000	138	47Eps Vir	2.8280	4700.0	126	9451	No
198	GOM_NL__2PRFIN20031221_091356_000000372022_00379_09451_9913.N1	21-DEC-2003 09:13:56	Bright	37.000	122	9Alp2Lib	2.7470	9700.0	74	9451	No
199	GOM_NL__2PRFIN20031221_091542_000000552022_00379_09451_9914.N1	21-DEC-2003 09:15:42	Tw_i_and_stray	54.500	15	67Alp Vir	0.97600	28000.	109	9451	No
200	GOM_NL__2PRFIN20031221_091913_000000502022_00379_09451_9915.N1	21-DEC-2003 09:19:13	Dark	49.500	169	46Gam Hya	2.9910	4700.0	99	9451	No
201	GOM_NL__2PRFIN20031221_092100_000000392022_00379_09451_9916.N1	21-DEC-2003 09:21:00	Dark	39.000	109	Bet Lup	2.6770	26000.	78	9451	No
202	GOM_NL__2PRFIN20031221_092223_000000412022_00379_09451_9917.N1	21-DEC-2003 09:22:23	Dark	40.500	78	Alp Lup	2.3040	28000.	81	9451	No
203	GOM_NL__2PRFIN20031221_092908_000000442022_00380_09452_9883.N1	21-DEC-2003 09:29:08	Dark	44.000	12	Alp1Cru	0.77500	30000.	88	9452	No
204	GOM_NL__2PRFIN20031221_093535_000000512022_00380_09452_9884.N1	21-DEC-2003 09:35:35	Dark	50.500	71	Iot Car	2.2460	7700.0	101	9452	No
205	GOM_NL__2PRFIN20031221_093725_000000542022_00380_09452_9885.N1	21-DEC-2003 09:37:25	Dark	53.500	41	Eps Car	1.8600	4100.0	107	9452	No
206	GOM_NL__2PRFIN20031221_094020_000000472022_00380_09452_9886.N1	21-DEC-2003 09:40:20	Dark	46.500	34	Gam2Vel	1.7930	23000.	93	9452	No
207	GOM_NL__2PRFIN20031221_094206_000000542022_00380_09452_9887.N1	21-DEC-2003 09:42:06	Dark	54.000	2	Alp Car	-0.73600	7000.0	108	9452	No
208	GOM_NL__2PRFIN20031221_094501_000000542022_00380_09452_9888.N1	21-DEC-2003 09:45:01	Dark	54.000	117	Pi Pup	2.7060	3800.0	108	9452	No
209	GOM_NL__2PRFIN20031221_094807_000000532022_00380_09452_9889.N1	21-DEC-2003 09:48:07	Straylight	52.500	23	21Eps CMa	1.5020	26000.	105	9452	No
210	GOM_NL__2PRFIN20031221_094949_000000522022_00380_09452_9890.N1	21-DEC-2003 09:49:49	Straylight	51.500	179	24Omi2CMa	3.0320	24000.	103	9452	No
211	GOM_NL__2PRFIN20031221_095239_000000672022_00380_09452_9891.N1	21-DEC-2003 09:52:39	Straylight	66.500	1	9Alp CMa	-1.4400	11000.	133	9452	No
212	GOM_NL__2PRFIN20031221_095455_000000452022_00380_09452_9892.N1	21-DEC-2003 09:54:55	Straylight	45.000	165	34Gam Eri	2.9500	3200.0	90	9452	No
213	GOM_NL__2PRFIN20031221_095628_000000442022_00380_09452_9893.N1	21-DEC-2003 09:56:28	Straylight	44.000	125	44Iot Ori	2.7700	30000.	88	9452	No
214	GOM_NL__2PRFIN20031221_095756_000000492022_00380_09452_9894.N1	21-DEC-2003 09:57:56	Straylight	48.500	30	46Eps Ori	1.6940	30000.	97	9452	No
215	GOM_NL__2PRFIN20031221_100051_000000542022_00380_09452_9895.N1	21-DEC-2003 10:00:51	Tw_i_and_stray	53.500	14	58Alp Ori	0.87000	3000.0	107	9452	No
216	GOM_NL__2PRFIN20031221_100304_000000522022_00380_09452_9896.N1	21-DEC-2003 10:03:04	Tw_i_and_stray	52.000	13	87Alp Tau	0.86700	3800.0	104	9452	No
217	GOM_NL__2PRFIN20031221_100525_000000382022_00380_09452_9897.N1	21-DEC-2003 10:05:25	Bright	38.000	146	25Eta Tau	2.8730	15200.	76	9452	No
218	GOM_NL__2PRFIN20031221_100701_000000432022_00380_09452_9898.N1	21-DEC-2003 10:07:01	Bright	42.500	28	12Bet Tau	1.6500	15200.	85	9452	No
219	GOM_NL__2PRFIN20031221_100945_000000372022_00380_09452_9899.N1	21-DEC-2003 10:09:45	Bright	36.500	149	45Eps Per	2.8880	30000.	73	9452	No

220	GOM_NL__2PRFIN20031221_101159_000000362022_00380_09452_9900.N1	21-DEC-2003 10:11:59	Bright	36.000	175	39Del Per	3.0100	19400.	72	9452	No
221	GOM_NL__2PRFIN20031221_101353_000000372022_00380_09452_9901.N1	21-DEC-2003 10:13:53	Bright	37.000	160	23Gam Per	2.9300	4700.0	74	9452	No
222	GOM_NL__2PRFIN20031221_101719_000000382022_00380_09452_9902.N1	21-DEC-2003 10:17:19	Bright	38.000	110	37Del Cas	2.6780	8900.0	76	9452	No
223	GOM_NL__2PRFIN20031221_102338_000000362022_00380_09452_9903.N1	21-DEC-2003 10:23:38	Bright	36.000	49	1Alp UMi	1.9900	6300.0	72	9452	No
224	GOM_NL__2PRFIN20031221_102818_000000402022_00380_09452_9904.N1	21-DEC-2003 10:28:18	Bright	40.000	60	7Bet UMi	2.0810	3950.0	80	9452	No
225	GOM_NL__2PRFIN20031221_103144_000000372022_00380_09452_9905.N1	21-DEC-2003 10:31:44	Bright	37.000	119	14Eta Dra	2.7270	4700.0	74	9452	No
226	GOM_NL__2PRFIN20031221_103326_000000442022_00380_09452_9906.N1	21-DEC-2003 10:33:26	Bright	43.500	55	79Zet UMa	2.0600	10200.	87	9452	No
227	GOM_NL__2PRFIN20031221_103526_000000452022_00380_09452_9907.N1	21-DEC-2003 10:35:26	Bright	45.000	39	85Eta UMa	1.8540	24000.	90	9452	No
228	GOM_NL__2PRFIN20031221_103858_000000412022_00380_09452_9908.N1	21-DEC-2003 10:38:58	Bright	41.000	180	27Gam Boo	3.0400	8000.0	82	9452	No
229	GOM_NL__2PRFIN20031221_104218_000000412022_00380_09452_9909.N1	21-DEC-2003 10:42:18	Bright	41.000	83		2.3780	11000.	82	9452	No
230	GOM_NL__2PRFIN20031221_104549_000000472022_00380_09452_9910.N1	21-DEC-2003 10:45:49	Bright	46.500	111	8Eta Boo	2.6800	6000.0	93	9452	No
231	GOM_NL__2PRFIN20031221_104726_000000362022_00380_09452_9911.N1	21-DEC-2003 10:47:26	Bright	36.000	102	24Alp Ser	2.6000	4250.0	72	9452	No
232	GOM_NL__2PRFIN20031221_105018_000000622022_00380_09452_9912.N1	21-DEC-2003 10:50:18	Bright	61.500	138	47Eps Vir	2.8280	4700.0	123	9452	No
233	GOM_NL__2PRFIN20031221_105432_000000392022_00380_09452_9913.N1	21-DEC-2003 10:54:32	Bright	38.500	122	9Alp2Lib	2.7470	9700.0	77	9452	No
234	GOM_NL__2PRFIN20031221_105619_000000572022_00380_09452_9914.N1	21-DEC-2003 10:56:19	Tw_i_and_stray	57.000	15	67Alp Vir	0.97600	28000.	114	9452	No
235	GOM_NL__2PRFIN20031221_105950_000000502022_00380_09452_9915.N1	21-DEC-2003 10:59:50	Dark	49.500	169	46Gam Hya	2.9910	4700.0	99	9452	No
236	GOM_NL__2PRFIN20031221_110135_000000392022_00380_09452_9916.N1	21-DEC-2003 11:01:35	Dark	38.500	109	Bet Lup	2.6770	26000.	77	9452	No
237	GOM_NL__2PRFIN20031221_110259_000000392022_00380_09452_9917.N1	21-DEC-2003 11:02:59	Dark	38.500	78	Alp Lup	2.3040	28000.	77	9452	No
238	GOM_NL__2PRFIN20031221_110944_000000412022_00381_09453_9883.N1	21-DEC-2003 11:09:44	Dark	40.500	12	Alp1Cru	0.77500	30000.	81	9453	No
239	GOM_NL__2PRFIN20031221_111612_000000442022_00381_09453_9884.N1	21-DEC-2003 11:16:12	Dark	43.500	71	Iot Car	2.2460	7700.0	87	9453	No
240	GOM_NL__2PRFIN20031221_111801_000000422022_00381_09453_9885.N1	21-DEC-2003 11:18:01	Dark	42.000	41	Eps Car	1.8600	4100.0	84	9453	No
241	GOM_NL__2PRFIN20031221_112057_000000472022_00381_09453_9886.N1	21-DEC-2003 11:20:57	Dark	47.000	34	Gam2Vel	1.7930	23000.	94	9453	No
242	GOM_NL__2PRFIN20031221_112242_000000532022_00381_09453_9887.N1	21-DEC-2003 11:22:42	Dark	52.500	2	Alp Car	-0.73600	7000.0	105	9453	No
243	GOM_NL__2PRFIN20031221_112537_000000572022_00381_09453_9888.N1	21-DEC-2003 11:25:37	Dark	57.000	117	Pi Pup	2.7060	3800.0	114	9453	No
244	GOM_NL__2PRFIN20031221_112843_000000522022_00381_09453_9889.N1	21-DEC-2003 11:28:43	Straylight	52.000	23	21Eps CMa	1.5020	26000.	104	9453	No
245	GOM_NL__2PRFIN20031221_113025_000000512022_00381_09453_9890.N1	21-DEC-2003 11:30:25	Straylight	51.000	179	24Omi2CMa	3.0320	24000.	102	9453	No
246	GOM_NL__2PRFIN20031221_113315_000000602022_00381_09453_9891.N1	21-DEC-2003 11:33:15	Straylight	60.000	1	9Alp CMa	-1.4400	11000.	120	9453	No
247	GOM_NL__2PRFIN20031221_113531_000000452022_00381_09453_9892.N1	21-DEC-2003 11:35:31	Straylight	45.000	165	34Gam Eri	2.9500	3200.0	90	9453	No
248	GOM_NL__2PRFIN20031221_113704_000000432022_00381_09453_9893.N1	21-DEC-2003 11:37:04	Straylight	43.000	125	44Iot Ori	2.7700	30000.	86	9453	No
249	GOM_NL__2PRFIN20031221_113832_000000492022_00381_09453_9894.N1	21-DEC-2003 11:38:32	Straylight	49.000	30	46Eps Ori	1.6940	30000.	98	9453	No
250	GOM_NL__2PRFIN20031221_114126_000000572022_00381_09453_9895.N1	21-DEC-2003 11:41:26	Tw_i_and_stray	56.500	14	58Alp Ori	0.87000	3000.0	113	9453	No
251	GOM_NL__2PRFIN20031221_114340_000000472022_00381_09453_9896.N1	21-DEC-2003 11:43:40	Tw_i_and_stray	46.500	13	87Alp Tau	0.86700	3800.0	93	9453	No
252	GOM_NL__2PRFIN20031221_114601_000000382022_00381_09453_9897.N1	21-DEC-2003 11:46:01	Bright	38.000	146	25Eta Tau	2.8730	15200.	76	9453	No
253	GOM_NL__2PRFIN20031221_114736_000000412022_00381_09453_9898.N1	21-DEC-2003 11:47:36	Bright	40.500	28	12Bet Tau	1.6500	15200.	81	9453	No
254	GOM_NL__2PRFIN20031221_115021_000000372022_00381_09453_9899.N1	21-DEC-2003 11:50:21	Bright	37.000	149	45Eps Per	2.8880	30000.	74	9453	No
255	GOM_NL__2PRFIN20031221_115235_000000372022_00381_09453_9900.N1	21-DEC-2003 11:52:35	Bright	37.000	175	39Del Per	3.0100	19400.	74	9453	No
256	GOM_NL__2PRFIN20031221_115429_000000382022_00381_09453_9901.N1	21-DEC-2003 11:54:29	Bright	37.500	160	23Gam Per	2.9300	4700.0	75	9453	No
257	GOM_NL__2PRFIN20031221_115755_000000392022_00381_09453_9902.N1	21-DEC-2003 11:57:55	Bright	39.000	110	37Del Cas	2.6780	8900.0	78	9453	No
258	GOM_NL__2PRFIN20031221_120413_000000392022_00381_09453_9903.N1	21-DEC-2003 12:04:13	Bright	38.500	49	1Alp UMi	1.9900	6300.0	77	9453	No
259	GOM_NL__2PRFIN20031221_120853_000000392022_00381_09453_9904.N1	21-DEC-2003 12:08:53	Bright	38.500	60	7Bet UMi	2.0810	3950.0	77	9453	No
260	GOM_NL__2PRFIN20031221_121220_000000362022_00381_09453_9905.N1	21-DEC-2003 12:12:20	Bright	36.000	119	14Eta Dra	2.7270	4700.0	72	9453	No
261	GOM_NL__2PRFIN20031221_121401_000000422022_00381_09453_9906.N1	21-DEC-2003 12:14:01	Bright	42.000	55	79Zet UMa	2.0600	10200.	84	9453	No
262	GOM_NL__2PRFIN20031221_121603_000000402022_00381_09453_9907.N1	21-DEC-2003 12:16:03	Bright	40.000	39	85Eta UMa	1.8540	24000.	80	9453	No
263	GOM_NL__2PRFIN20031221_121935_000000402022_00381_09453_9908.N1	21-DEC-2003 12:19:35	Bright	39.500	180	27Gam Boo	3.0400	8000.0	79	9453	No
264	GOM_NL__2PRFIN20031221_122255_000000552022_00381_09453_9909.N1	21-DEC-2003 12:22:55	Bright	55.000	83		2.3780	11000.	110	9453	No
265	GOM_NL__2PRFIN20031221_122626_000000632022_00381_09453_9910.N1	21-DEC-2003 12:26:26	Bright	63.000	111	8Eta Boo	2.6800	6000.0	126	9453	No
266	GOM_NL__2PRFIN20031221_122802_000000362022_00381_09453_9911.N1	21-DEC-2003 12:28:02	Bright	36.000	102	24Alp Ser	2.6000	4250.0	72	9453	No
267	GOM_NL__2PRFIN20031221_123055_000000612022_00381_09453_9912.N1	21-DEC-2003 12:30:55	Bright	61.000	138	47Eps Vir	2.8280	4700.0	122	9453	No
268	GOM_NL__2PRFIN20031221_123508_000000392022_00381_09453_9913.N1	21-DEC-2003 12:35:08	Bright	38.500	122	9Alp2Lib	2.7470	9700.0	77	9453	No
269	GOM_NL__2PRFIN20031221_123655_000000652022_00381_09453_9914.N1	21-DEC-2003 12:36:55	Tw_i_and_stray	65.000	15	67Alp Vir	0.97600	28000.	130	9453	No
270	GOM_NL__2PRFIN20031221_124027_000000542022_00381_09453_9915.N1	21-DEC-2003 12:40:27	Dark	53.500	169	46Gam Hya	2.9910	4700.0	107	9453	No
271	GOM_NL__2PRFIN20031221_124211_000000412022_00381_09453_9916.N1	21-DEC-2003 12:42:11	Dark	41.000	109	Bet Lup	2.6770	26000.	82	9453	No
272	GOM_NL__2PRFIN20031221_124336_000000392022_00381_09453_9917.N1	21-DEC-2003 12:43:36	Dark	39.000	78	Alp Lup	2.3040	28000.	78	9453	No
273	GOM_NL__2PRFIN20031221_125020_000000512022_00382_09454_9903.N1	21-DEC-2003 12:50:20	Dark	51.000	12	Alp1Cru	0.77500	30000.	102	9454	No
274	GOM_NL__2PRFIN20031221_125649_000000422022_00382_09454_9904.N1	21-DEC-2003 12:56:49	Dark	42.000	71	Iot Car	2.2460	7700.0	84	9454	No
275	GOM_NL__2PRFIN20031221_125837_000000452022_00382_09454_9905.N1	21-DEC-2003 12:58:37	Dark	44.500	41	Eps Car	1.8600	4100.0	89	9454	No
276	GOM_NL__2PRFIN20031221_130133_000000472022_00382_09454_9906.N1	21-DEC-2003 13:01:33	Dark	46.500	34	Gam2Vel	1.7930	23000.	93	9454	No
277	GOM_NL__2PRFIN20031221_130318_000000542022_00382_09454_9907.N1	21-DEC-2003 13:03:18	Dark	54.000	2	Alp Car	-0.73600	7000.0	108	9454	No
278	GOM_NL__2PRFIN20031221_130613_000000552022_00382_09454_9908.N1	21-DEC-2003 13:06:13	Dark	55.000	117	Pi Pup	2.7060	3800.0	110	9454	No



279	GOM_NL__2PRFIN20031221_130920_000000512022_00382_09454_9909.N1	21-DEC-2003 13:09:20	Straylight	50.500	23	21Eps CMa	1.5020	26000.	101	9454	No
280	GOM_NL__2PRFIN20031221_131101_000000542022_00382_09454_9910.N1	21-DEC-2003 13:11:01	Straylight	54.000	179	24Omi2CMa	3.0320	24000.	108	9454	No
281	GOM_NL__2PRFIN20031221_131351_000000632022_00382_09454_9911.N1	21-DEC-2003 13:13:51	Straylight	62.500	1	9Alp CMa	-1.4400	11000.	125	9454	No
282	GOM_NL__2PRFIN20031221_131607_000000442022_00382_09454_9912.N1	21-DEC-2003 13:16:07	Straylight	43.500	165	34Gam Eri	2.9500	3200.0	87	9454	No
283	GOM_NL__2PRFIN20031221_131740_000000452022_00382_09454_9913.N1	21-DEC-2003 13:17:40	Straylight	44.500	125	44Iot Ori	2.7700	30000.	89	9454	No
284	GOM_NL__2PRFIN20031221_131907_000000492022_00382_09454_9914.N1	21-DEC-2003 13:19:07	Straylight	48.500	30	46Eps Ori	1.6940	30000.	97	9454	No
285	GOM_NL__2PRFIN20031221_132202_000000562022_00382_09454_9915.N1	21-DEC-2003 13:22:02	Tw_i_and_stray	56.000	14	58Alp Ori	0.87000	3000.0	112	9454	No
286	GOM_NL__2PRFIN20031221_132416_000000482022_00382_09454_9916.N1	21-DEC-2003 13:24:16	Tw_i_and_stray	48.000	13	87Alp Tau	0.86700	3800.0	96	9454	No
287	GOM_NL__2PRFIN20031221_132637_000000372022_00382_09454_9917.N1	21-DEC-2003 13:26:37	Bright	37.000	146	25Eta Tau	2.8730	15200.	74	9454	No
288	GOM_NL__2PRFIN20031221_132812_000000442022_00382_09454_9918.N1	21-DEC-2003 13:28:12	Bright	43.500	28	12Bet Tau	1.6500	15200.	87	9454	No
289	GOM_NL__2PRFIN20031221_133057_000000362022_00382_09454_9919.N1	21-DEC-2003 13:30:57	Bright	36.000	149	45Eps Per	2.8880	30000.	72	9454	No
290	GOM_NL__2PRFIN20031221_133311_000000352022_00382_09454_9920.N1	21-DEC-2003 13:33:11	Bright	35.000	175	39Del Per	3.0100	19400.	70	9454	No
291	GOM_NL__2PRFIN20031221_133505_000000382022_00382_09454_9921.N1	21-DEC-2003 13:35:05	Bright	38.000	160	23Gam Per	2.9300	4700.0	76	9454	No
292	GOM_NL__2PRFIN20031221_133831_000000392022_00382_09454_9922.N1	21-DEC-2003 13:38:31	Bright	39.000	110	37Del Cas	2.6780	8900.0	78	9454	No
293	GOM_NL__2PRFIN20031221_134450_000000372022_00382_09454_9923.N1	21-DEC-2003 13:44:50	Bright	37.000	49	1Alp UMi	1.9900	6300.0	74	9454	No
294	GOM_NL__2PRFIN20031221_134929_000000402022_00382_09454_9924.N1	21-DEC-2003 13:49:29	Bright	39.500	60	7Bet UMi	2.0810	3950.0	79	9454	No
295	GOM_NL__2PRFIN20031221_135256_000000382022_00382_09454_9925.N1	21-DEC-2003 13:52:56	Bright	38.000	119	14Eta Dra	2.7270	4700.0	76	9454	No
296	GOM_NL__2PRFIN20031221_135437_000000452022_00382_09454_9926.N1	21-DEC-2003 13:54:37	Bright	44.500	55	79Zet UMa	2.0600	10200.	89	9454	No
297	GOM_NL__2PRFIN20031221_135638_000000452022_00382_09454_9927.N1	21-DEC-2003 13:56:38	Bright	44.500	39	85Eta UMa	1.8540	24000.	89	9454	No
298	GOM_NL__2PRFIN20031221_140010_000000402022_00382_09454_9928.N1	21-DEC-2003 14:00:10	Bright	39.500	180	27Gam Boo	3.0400	8000.0	79	9454	No
299	GOM_NL__2PRFIN20031221_140331_000000402022_00382_09454_9929.N1	21-DEC-2003 14:03:31	Bright	40.000	83		2.3780	11000.	80	9454	No
300	GOM_NL__2PRFIN20031221_140702_000000512022_00382_09454_9930.N1	21-DEC-2003 14:07:02	Bright	51.000	111	8Eta Boo	2.6800	6000.0	102	9454	No
301	GOM_NL__2PRFIN20031221_140838_000000362022_00382_09454_9931.N1	21-DEC-2003 14:08:38	Bright	35.500	102	24Alp Ser	2.6000	4250.0	71	9454	No
302	GOM_NL__2PRFIN20031221_141132_000000622022_00382_09454_9932.N1	21-DEC-2003 14:11:32	Bright	62.000	138	47Eps Vir	2.8280	4700.0	124	9454	No
303	GOM_NL__2PRFIN20031221_141545_000000542022_00382_09454_9933.N1	21-DEC-2003 14:15:45	Bright	54.000	122	9Alp2Lib	2.7470	9700.0	108	9454	No
304	GOM_NL__2PRFIN20031221_141732_000000562022_00382_09454_9934.N1	21-DEC-2003 14:17:32	Tw_i_and_stray	55.500	15	67Alp Vir	0.97600	28000.	111	9454	No
305	GOM_NL__2PRFIN20031221_142104_000000482022_00382_09454_9935.N1	21-DEC-2003 14:21:04	Dark	48.000	169	46Gam Hya	2.9910	4700.0	96	9454	No
306	GOM_NL__2PRFIN20031221_142248_000000382022_00382_09454_9936.N1	21-DEC-2003 14:22:48	Dark	38.000	109	Bet Lup	2.6770	26000.	76	9454	No
307	GOM_NL__2PRFIN20031221_142412_000000402022_00382_09454_9937.N1	21-DEC-2003 14:24:12	Dark	40.000	78	Alp Lup	2.3040	28000.	80	9454	No
308	GOM_NL__2PRFIN20031221_143057_000000422022_00383_09455_9903.N1	21-DEC-2003 14:30:57	Dark	42.000	12	Alp1Cru	0.77500	30000.	84	9455	No
309	GOM_NL__2PRFIN20031221_143555_000000412022_00383_09455_9904.N1	21-DEC-2003 14:35:55	Dark	41.000	159	Ups Car	2.9200	7200.0	82	9455	No
310	GOM_NL__2PRFIN20031221_143725_000000422022_00383_09455_9905.N1	21-DEC-2003 14:37:25	Dark	42.000	71	Iot Car	2.2460	7700.0	84	9455	No
311	GOM_NL__2PRFIN20031221_143914_000000482022_00383_09455_9906.N1	21-DEC-2003 14:39:14	Dark	48.000	41	Eps Car	1.8600	4100.0	96	9455	No
312	GOM_NL__2PRFIN20031221_144210_000000552022_00383_09455_9907.N1	21-DEC-2003 14:42:10	Dark	54.500	34	Gam2Vel	1.7930	23000.	109	9455	No
313	GOM_NL__2PRFIN20031221_144355_000000542022_00383_09455_9908.N1	21-DEC-2003 14:43:55	Dark	54.000	2	Alp Car	-0.73600	7000.0	108	9455	No
314	GOM_NL__2PRFIN20031221_144650_000000542022_00383_09455_9909.N1	21-DEC-2003 14:46:50	Dark	53.500	117	Pi Pup	2.7060	3800.0	107	9455	No
315	GOM_NL__2PRFIN20031221_144955_000000562022_00383_09455_9910.N1	21-DEC-2003 14:49:55	Straylight	56.000	23	21Eps CMa	1.5020	26000.	112	9455	No
316	GOM_NL__2PRFIN20031221_145137_000000532022_00383_09455_9911.N1	21-DEC-2003 14:51:37	Straylight	53.000	179	24Omi2CMa	3.0320	24000.	106	9455	No
317	GOM_NL__2PRFIN20031221_145411_000000532022_00383_09455_9912.N1	21-DEC-2003 14:54:11	Straylight	52.500	47	2Bet CMa	1.9760	28000.	105	9455	No
318	GOM_NL__2PRFIN20031221_145738_000000532022_00383_09455_9913.N1	21-DEC-2003 14:57:38	Straylight	52.500	7	19Bet Ori	0.10000	14000.	105	9455	No
319	GOM_NL__2PRFIN20031221_145943_000000482022_00383_09455_9914.N1	21-DEC-2003 14:59:43	Straylight	47.500	30	46Eps Ori	1.6940	30000.	95	9455	No
320	GOM_NL__2PRFIN20031221_150238_000000592022_00383_09455_9915.N1	21-DEC-2003 15:02:38	Tw_i_and_stray	59.000	14	58Alp Ori	0.87000	3000.0	118	9455	No
321	GOM_NL__2PRFIN20031221_150452_000000482022_00383_09455_9916.N1	21-DEC-2003 15:04:52	Tw_i_and_stray	48.000	13	87Alp Tau	0.86700	3800.0	96	9455	No
322	GOM_NL__2PRFIN20031221_150643_000000442022_00383_09455_9917.N1	21-DEC-2003 15:06:43	Bright	44.000	176	23Zet Tau	3.0200	22000.	88	9455	No
323	GOM_NL__2PRFIN20031221_150847_000000432022_00383_09455_9918.N1	21-DEC-2003 15:08:47	Bright	42.500	28	12Bet Tau	1.6500	15200.	85	9455	No
324	GOM_NL__2PRFIN20031221_151133_000000372022_00383_09455_9919.N1	21-DEC-2003 15:11:33	Bright	37.000	149	45Eps Per	2.8880	30000.	74	9455	No
325	GOM_NL__2PRFIN20031221_151346_000000382022_00383_09455_9920.N1	21-DEC-2003 15:13:46	Bright	38.000	175	39Del Per	3.0100	19400.	76	9455	No
326	GOM_NL__2PRFIN20031221_151541_000000372022_00383_09455_9921.N1	21-DEC-2003 15:15:41	Bright	36.500	160	23Gam Per	2.9300	4700.0	73	9455	No
327	GOM_NL__2PRFIN20031221_151908_000000372022_00383_09455_9922.N1	21-DEC-2003 15:19:08	Bright	37.000	110	37Del Cas	2.6780	8900.0	74	9455	No
328	GOM_NL__2PRFIN20031221_152526_000000382022_00383_09455_9923.N1	21-DEC-2003 15:25:26	Bright	38.000	49	1Alp UMi	1.9900	6300.0	76	9455	No
329	GOM_NL__2PRFIN20031221_153006_000000402022_00383_09455_9924.N1	21-DEC-2003 15:30:06	Bright	39.500	60	7Bet UMi	2.0810	3950.0	79	9455	No
330	GOM_NL__2PRFIN20031221_153332_000000372022_00383_09455_9925.N1	21-DEC-2003 15:33:32	Bright	37.000	119	14Eta Dra	2.7270	4700.0	74	9455	No
331	GOM_NL__2PRFIN20031221_153513_000000442022_00383_09455_9926.N1	21-DEC-2003 15:35:13	Bright	43.500	55	79Zet UMa	2.0600	10200.	87	9455	No
332	GOM_NL__2PRFIN20031221_153715_000000432022_00383_09455_9927.N1	21-DEC-2003 15:37:15	Bright	42.500	39	85Eta UMa	1.8540	24000.	85	9455	No
333	GOM_NL__2PRFIN20031221_154047_000000382022_00383_09455_9928.N1	21-DEC-2003 15:40:47	Bright	38.000	180	27Gam Boo	3.0400	8000.0	76	9455	No
334	GOM_NL__2PRFIN20031221_154407_000000402022_00383_09455_9929.N1	21-DEC-2003 15:44:07	Bright	40.000	83		2.3780	11000.	80	9455	No
335	GOM_NL__2PRFIN20031221_154739_000000642022_00383_09455_9930.N1	21-DEC-2003 15:47:39	Bright	64.000	111	8Eta Boo	2.6800	6000.0	128	9455	No
336	GOM_NL__2PRFIN20031221_155208_000000642022_00383_09455_9931.N1	21-DEC-2003 15:52:08	Bright	64.000	138	47Eps Vir	2.8280	4700.0	128	9455	No
337	GOM_NL__2PRFIN20031221_155621_000000382022_00383_09455_9932.N1	21-DEC-2003 15:56:21	Bright	38.000	122	9Alp2Lib	2.7470	9700.0	76	9455	No

338	GOM_NL__2PRFIN20031221_155809_000000562022_00383_09455_9933.N1	21-DEC-2003 15:58:09	Twilight	56.000	15	67Alp Vir	0.97600	28000.	112	9455	No
339	GOM_NL__2PRFIN20031221_160141_000000522022_00383_09455_9934.N1	21-DEC-2003 16:01:41	Dark	52.000	169	46Gam Hya	2.9910	4700.0	104	9455	No
340	GOM_NL__2PRFIN20031221_160336_000000402022_00383_09455_9935.N1	21-DEC-2003 16:03:36	Dark	40.000	81	Eta Cen	2.3560	28000.	80	9455	No
341	GOM_NL__2PRFIN20031221_160449_000000392022_00383_09455_9936.N1	21-DEC-2003 16:04:49	Dark	39.000	78	Alp Lup	2.3040	28000.	78	9455	No
342	GOM_NL__2PRFIN20031221_160817_000000522022_00383_09455_9937.N1	21-DEC-2003 16:08:17	Dark	52.000	4	Alp1Cen	-0.010000	5800.0	104	9455	No
343	GOM_NL__2PRFIN20031221_161134_000000452022_00384_09456_9903.N1	21-DEC-2003 16:11:34	Dark	44.500	12	Alp1Cru	0.77500	30000.	89	9456	No
344	GOM_NL__2PRFIN20031221_161633_000000412022_00384_09456_9904.N1	21-DEC-2003 16:16:33	Dark	40.500	159	Ups Car	2.9200	7200.0	81	9456	No
345	GOM_NL__2PRFIN20031221_161802_000000442022_00384_09456_9905.N1	21-DEC-2003 16:18:02	Dark	44.000	71	Iot Car	2.2460	7700.0	88	9456	No
346	GOM_NL__2PRFIN20031221_161951_000000512022_00384_09456_9906.N1	21-DEC-2003 16:19:51	Dark	50.500	41	Eps Car	1.8600	4100.0	101	9456	No
347	GOM_NL__2PRFIN20031221_162247_000000482022_00384_09456_9907.N1	21-DEC-2003 16:22:47	Dark	48.000	34	Gam2Vel	1.7930	23000.	96	9456	No
348	GOM_NL__2PRFIN20031221_162431_000000512022_00384_09456_9908.N1	21-DEC-2003 16:24:31	Dark	50.500	2	Alp Car	-0.73600	7000.0	101	9456	No
349	GOM_NL__2PRFIN20031221_162727_000000532022_00384_09456_9909.N1	21-DEC-2003 16:27:27	Dark	53.000	117	Pi Pup	2.7060	3800.0	106	9456	No
350	GOM_NL__2PRFIN20031221_163032_000000572022_00384_09456_9910.N1	21-DEC-2003 16:30:32	Straylight	57.000	23	21Eps CMa	1.5020	26000.	114	9456	No
351	GOM_NL__2PRFIN20031221_163214_000000522022_00384_09456_9911.N1	21-DEC-2003 16:32:14	Straylight	52.000	179	24Omi2CMa	3.0320	24000.	104	9456	No
352	GOM_NL__2PRFIN20031221_163447_000000512022_00384_09456_9912.N1	21-DEC-2003 16:34:47	Straylight	51.000	47	2Bet CMa	1.9760	28000.	102	9456	No
353	GOM_NL__2PRFIN20031221_163814_000000542022_00384_09456_9913.N1	21-DEC-2003 16:38:14	Straylight	54.000	7	19Bet Ori	0.10000	14000.	108	9456	No
354	GOM_NL__2PRFIN20031221_164020_000000452022_00384_09456_9914.N1	21-DEC-2003 16:40:20	Straylight	45.000	30	46Eps Ori	1.6940	30000.	90	9456	No
355	GOM_NL__2PRFIN20031221_164314_000000602022_00384_09456_9915.N1	21-DEC-2003 16:43:14	Twilight	59.500	14	58Alp Ori	0.87000	3000.0	119	9456	No
356	GOM_NL__2PRFIN20031221_164528_000000522022_00384_09456_9916.N1	21-DEC-2003 16:45:28	Twilight	52.000	13	87Alp Tau	0.86700	3800.0	104	9456	No
357	GOM_NL__2PRFIN20031221_164719_000000422022_00384_09456_9917.N1	21-DEC-2003 16:47:19	Bright	41.500	176	23Zet Tau	3.0200	22000.	83	9456	No
358	GOM_NL__2PRFIN20031221_164923_000000432022_00384_09456_9918.N1	21-DEC-2003 16:49:23	Bright	43.000	28	12Bet Tau	1.6500	15200.	86	9456	No
359	GOM_NL__2PRFIN20031221_165210_000000372022_00384_09456_9919.N1	21-DEC-2003 16:52:10	Bright	37.000	149	45Eps Per	2.8880	30000.	74	9456	No
360	GOM_NL__2PRFIN20031221_165424_000000362022_00384_09456_9920.N1	21-DEC-2003 16:54:24	Bright	36.000	175	39Del Per	3.0100	19400.	72	9456	No
361	GOM_NL__2PRFIN20031221_165618_000000382022_00384_09456_9921.N1	21-DEC-2003 16:56:18	Bright	38.000	160	23Gam Per	2.9300	4700.0	76	9456	No
362	GOM_NL__2PRFIN20031221_165944_000000382022_00384_09456_9922.N1	21-DEC-2003 16:59:44	Bright	37.500	110	37Del Cas	2.6780	8900.0	75	9456	No
363	GOM_NL__2PRFIN20031221_170602_000000372022_00384_09456_9923.N1	21-DEC-2003 17:06:02	Bright	37.000	49	1Alp UMi	1.9900	6300.0	74	9456	No
364	GOM_NL__2PRFIN20031221_171042_000000412022_00384_09456_9924.N1	21-DEC-2003 17:10:42	Bright	40.500	60	7Bet UMi	2.0810	3950.0	81	9456	No
365	GOM_NL__2PRFIN20031221_171409_000000372022_00384_09456_9925.N1	21-DEC-2003 17:14:09	Bright	37.000	119	14Eta Dra	2.7270	4700.0	74	9456	No
366	GOM_NL__2PRFIN20031221_171549_000000442022_00384_09456_9926.N1	21-DEC-2003 17:15:49	Bright	44.000	55	79Zet UMa	2.0600	10200.	88	9456	No
367	GOM_NL__2PRFIN20031221_171751_000000422022_00384_09456_9927.N1	21-DEC-2003 17:17:51	Bright	41.500	39	85Eta UMa	1.8540	24000.	83	9456	No
368	GOM_NL__2PRFIN20031221_172124_000000572022_00384_09456_9928.N1	21-DEC-2003 17:21:24	Bright	57.000	180	27Gam Boo	3.0400	8000.0	114	9456	No
369	GOM_NL__2PRFIN20031221_172443_000000392022_00384_09456_9929.N1	21-DEC-2003 17:24:43	Bright	38.500	83		2.3780	11000.	77	9456	No
370	GOM_NL__2PRFIN20031221_172815_000000642022_00384_09456_9930.N1	21-DEC-2003 17:28:15	Bright	64.000	111	8Eta Boo	2.6800	6000.0	128	9456	No
371	GOM_NL__2PRFIN20031221_173244_000000652022_00384_09456_9931.N1	21-DEC-2003 17:32:44	Bright	64.500	138	47Eps Vir	2.8280	4700.0	129	9456	No
372	GOM_NL__2PRFIN20031221_173658_000000382022_00384_09456_9932.N1	21-DEC-2003 17:36:58	Bright	38.000	122	9Alp2Lib	2.7470	9700.0	76	9456	No
373	GOM_NL__2PRFIN20031221_173846_000000612022_00384_09456_9933.N1	21-DEC-2003 17:38:46	Twilight	61.000	15	67Alp Vir	0.97600	28000.	122	9456	No
374	GOM_NL__2PRFIN20031221_174218_000000492022_00384_09456_9934.N1	21-DEC-2003 17:42:18	Dark	48.500	169	46Gam Hya	2.9910	4700.0	97	9456	No
375	GOM_NL__2PRFIN20031221_174413_000000392022_00384_09456_9935.N1	21-DEC-2003 17:44:13	Dark	39.000	81	Eta Cen	2.3560	28000.	78	9456	No
376	GOM_NL__2PRFIN20031221_174525_000000402022_00384_09456_9936.N1	21-DEC-2003 17:45:25	Dark	40.000	78	Alp Lup	2.3040	28000.	80	9456	No
377	GOM_NL__2PRFIN20031221_174854_000000522022_00384_09456_9937.N1	21-DEC-2003 17:48:54	Dark	52.000	4	Alp1Cen	-0.010000	5800.0	104	9456	No
378	GOM_NL__2PRFIN20031221_175210_000000442022_00385_09457_9903.N1	21-DEC-2003 17:52:10	Dark	44.000	12	Alp1Cru	0.77500	30000.	88	9457	No
379	GOM_NL__2PRFIN20031221_175709_000000452022_00385_09457_9904.N1	21-DEC-2003 17:57:09	Dark	45.000	159	Ups Car	2.9200	7200.0	90	9457	No
380	GOM_NL__2PRFIN20031221_175839_000000442022_00385_09457_9905.N1	21-DEC-2003 17:58:39	Dark	43.500	71	Iot Car	2.2460	7700.0	87	9457	No
381	GOM_NL__2PRFIN20031221_180027_000000562022_00385_09457_9906.N1	21-DEC-2003 18:00:27	Dark	55.500	41	Eps Car	1.8600	4100.0	111	9457	No
382	GOM_NL__2PRFIN20031221_180323_000000522022_00385_09457_9907.N1	21-DEC-2003 18:03:23	Dark	52.000	34	Gam2Vel	1.7930	23000.	104	9457	No
383	GOM_NL__2PRFIN20031221_180508_000000512022_00385_09457_9908.N1	21-DEC-2003 18:05:08	Dark	51.000	2	Alp Car	-0.73600	7000.0	102	9457	No
384	GOM_NL__2PRFIN20031221_180803_000000532022_00385_09457_9909.N1	21-DEC-2003 18:08:03	Dark	53.000	117	Pi Pup	2.7060	3800.0	106	9457	No
385	GOM_NL__2PRFIN20031221_181108_000000532022_00385_09457_9910.N1	21-DEC-2003 18:11:08	Straylight	53.000	23	21Eps CMa	1.5020	26000.	106	9457	No
386	GOM_NL__2PRFIN20031221_181250_000000522022_00385_09457_9911.N1	21-DEC-2003 18:12:50	Straylight	52.000	179	24Omi2CMa	3.0320	24000.	104	9457	No
387	GOM_NL__2PRFIN20031221_181524_000000532022_00385_09457_9912.N1	21-DEC-2003 18:15:24	Straylight	53.000	47	2Bet CMa	1.9760	28000.	106	9457	No
388	GOM_NL__2PRFIN20031221_181849_000000512022_00385_09457_9913.N1	21-DEC-2003 18:18:49	Straylight	51.000	7	19Bet Ori	0.10000	14000.	102	9457	No
389	GOM_NL__2PRFIN20031221_182056_000000492022_00385_09457_9914.N1	21-DEC-2003 18:20:56	Straylight	48.500	30	46Eps Ori	1.6940	30000.	97	9457	No
390	GOM_NL__2PRFIN20031221_182349_000000622022_00385_09457_9915.N1	21-DEC-2003 18:23:49	Twilight	62.000	14	58Alp Ori	0.87000	3000.0	124	9457	No
391	GOM_NL__2PRFIN20031221_182604_000000522022_00385_09457_9916.N1	21-DEC-2003 18:26:04	Twilight	52.000	13	87Alp Tau	0.86700	3800.0	104	9457	No
392	GOM_NL__2PRFIN20031221_182755_000000422022_00385_09457_9917.N1	21-DEC-2003 18:27:55	Bright	42.000	176	23Zet Tau	3.0200	22000.	84	9457	No
393	GOM_NL__2PRFIN20031221_182959_000000442022_00385_09457_9918.N1	21-DEC-2003 18:29:59	Bright	43.500	28	12Bet Tau	1.6500	15200.	87	9457	No
394	GOM_NL__2PRFIN20031221_183246_000000362022_00385_09457_9919.N1	21-DEC-2003 18:32:46	Bright	36.000	149	45Eps Per	2.8880	30000.	72	9457	No
395	GOM_NL__2PRFIN20031221_183500_000000362022_00385_09457_9920.N1	21-DEC-2003 18:35:00	Bright	35.500	175	39Del Per	3.0100	19400.	71	9457	No
396	GOM_NL__2PRFIN20031221_183653_000000382022_00385_09457_9921.N1	21-DEC-2003 18:36:53	Bright	37.500	160	23Gam Per	2.9300	4700.0	75	9457	No

397	GOM_NL__2PRFIN20031221_184021_000000382022_00385_09457_9922.N1	21-DEC-2003 18:40:21	Bright	37.500	110	37Del Cas	2.6780	8900.0	75	9457	No
398	GOM_NL__2PRFIN20031221_184638_000000372022_00385_09457_9923.N1	21-DEC-2003 18:46:38	Bright	36.500	49	1Alp UMi	1.9900	6300.0	73	9457	No
399	GOM_NL__2PRFIN20031221_185118_000000392022_00385_09457_9924.N1	21-DEC-2003 18:51:18	Bright	38.500	60	7Bet UMi	2.0810	3950.0	77	9457	No
400	GOM_NL__2PRFIN20031221_185445_000000352022_00385_09457_9925.N1	21-DEC-2003 18:54:45	Bright	35.000	119	14Eta Dra	2.7270	4700.0	70	9457	No
401	GOM_NL__2PRFIN20031221_185624_000000452022_00385_09457_9926.N1	21-DEC-2003 18:56:24	Bright	45.000	55	79Zet UMa	2.0600	10200.	90	9457	No
402	GOM_NL__2PRFIN20031221_185826_000000442022_00385_09457_9927.N1	21-DEC-2003 18:58:26	Bright	44.000	39	85Eta UMa	1.8540	24000.	88	9457	No
403	GOM_NL__2PRFIN20031221_190159_000000402022_00385_09457_9928.N1	21-DEC-2003 19:01:59	Bright	39.500	180	27Gam Boo	3.0400	8000.0	79	9457	No
404	GOM_NL__2PRFIN20031221_190520_000000392022_00385_09457_9929.N1	21-DEC-2003 19:05:20	Bright	38.500	83		2.3780	11000.	77	9457	No
405	GOM_NL__2PRFIN20031221_190851_000000482022_00385_09457_9930.N1	21-DEC-2003 19:08:51	Bright	47.500	111	8Eta Boo	2.6800	6000.0	95	9457	No
406	GOM_NL__2PRFIN20031221_191322_000000622022_00385_09457_9931.N1	21-DEC-2003 19:13:22	Bright	62.000	138	47Eps Vir	2.8280	4700.0	124	9457	No
407	GOM_NL__2PRFIN20031221_191735_000000542022_00385_09457_9932.N1	21-DEC-2003 19:17:35	Bright	54.000	122	9Alp2Lib	2.7470	9700.0	108	9457	No
408	GOM_NL__2PRFIN20031221_191923_000000612022_00385_09457_9933.N1	21-DEC-2003 19:19:23	Tw_i_and_stray	60.500	15	67Alp Vir	0.97600	28000.	121	9457	No
409	GOM_NL__2PRFIN20031221_192254_000000482022_00385_09457_9934.N1	21-DEC-2003 19:22:54	Dark	47.500	169	46Gam Hya	2.9910	4700.0	95	9457	No
410	GOM_NL__2PRFIN20031221_192449_000000412022_00385_09457_9935.N1	21-DEC-2003 19:24:49	Dark	41.000	81	Eta Cen	2.3560	28000.	82	9457	No
411	GOM_NL__2PRFIN20031221_192602_000000392022_00385_09457_9936.N1	21-DEC-2003 19:26:02	Dark	39.000	78	Alp Lup	2.3040	28000.	78	9457	No
412	GOM_NL__2PRFIN20031221_192930_000000522022_00385_09457_9937.N1	21-DEC-2003 19:29:30	Dark	52.000	4	Alp1Cen	-0.010000	5800.0	104	9457	No
413	GOM_NL__2PRFIN20031221_193246_000000432022_00386_09458_9903.N1	21-DEC-2003 19:32:46	Dark	43.000	12	Alp1Cru	0.77500	30000.	86	9458	No
414	GOM_NL__2PRFIN20031221_193745_000000412022_00386_09458_9904.N1	21-DEC-2003 19:37:45	Dark	40.500	159	Ups Car	2.9200	7200.0	81	9458	No
415	GOM_NL__2PRFIN20031221_193915_000000422022_00386_09458_9905.N1	21-DEC-2003 19:39:15	Dark	42.000	71	Iot Car	2.2460	7700.0	84	9458	No
416	GOM_NL__2PRFIN20031221_194104_000000532022_00386_09458_9906.N1	21-DEC-2003 19:41:04	Dark	52.500	41	Eps Car	1.8600	4100.0	105	9458	No
417	GOM_NL__2PRFIN20031221_194400_000000472022_00386_09458_9907.N1	21-DEC-2003 19:44:00	Dark	47.000	34	Gam2Vel	1.7930	23000.	94	9458	No
418	GOM_NL__2PRFIN20031221_194544_000000542022_00386_09458_9908.N1	21-DEC-2003 19:45:44	Dark	53.500	2	Alp Car	-0.73600	7000.0	107	9458	No
419	GOM_NL__2PRFIN20031221_194839_000000552022_00386_09458_9909.N1	21-DEC-2003 19:48:39	Dark	54.500	117	Pi Pup	2.7060	3800.0	109	9458	No
420	GOM_NL__2PRFIN20031221_195144_000000542022_00386_09458_9910.N1	21-DEC-2003 19:51:44	Straylight	54.000	23	21Eps CMa	1.5020	26000.	108	9458	No
421	GOM_NL__2PRFIN20031221_195326_000000542022_00386_09458_9911.N1	21-DEC-2003 19:53:26	Straylight	53.500	179	24Omi2CMa	3.0320	24000.	107	9458	No
422	GOM_NL__2PRFIN20031221_195600_000000492022_00386_09458_9912.N1	21-DEC-2003 19:56:00	Straylight	49.000	47	2Bet CMa	1.9760	28000.	98	9458	No
423	GOM_NL__2PRFIN20031221_195926_000000542022_00386_09458_9913.N1	21-DEC-2003 19:59:26	Straylight	54.000	7	19Bet Ori	0.10000	14000.	108	9458	No
424	GOM_NL__2PRFIN20031221_200132_000000482022_00386_09458_9914.N1	21-DEC-2003 20:01:32	Straylight	47.500	30	46Eps Ori	1.6940	30000.	95	9458	No
425	GOM_NL__2PRFIN20031221_200425_000000552022_00386_09458_9915.N1	21-DEC-2003 20:04:25	Tw_i_and_stray	54.500	14	58Alp Ori	0.87000	3000.0	109	9458	No
426	GOM_NL__2PRFIN20031221_200640_000000522022_00386_09458_9916.N1	21-DEC-2003 20:06:40	Tw_i_and_stray	52.000	13	87Alp Tau	0.86700	3800.0	104	9458	No
427	GOM_NL__2PRFIN20031221_200831_000000412022_00386_09458_9917.N1	21-DEC-2003 20:08:31	Bright	41.000	176	23Zet Tau	3.0200	22000.	82	9458	No
428	GOM_NL__2PRFIN20031221_201035_000000412022_00386_09458_9918.N1	21-DEC-2003 20:10:35	Bright	40.500	28	12Bet Tau	1.6500	15200.	81	9458	No
429	GOM_NL__2PRFIN20031221_201322_000000362022_00386_09458_9919.N1	21-DEC-2003 20:13:22	Bright	36.000	149	45Eps Per	2.8880	30000.	72	9458	No
430	GOM_NL__2PRFIN20031221_201536_000000372022_00386_09458_9920.N1	21-DEC-2003 20:15:36	Bright	36.500	175	39Del Per	3.0100	19400.	73	9458	No
431	GOM_NL__2PRFIN20031221_201730_000000372022_00386_09458_9921.N1	21-DEC-2003 20:17:30	Bright	36.500	160	23Gam Per	2.9300	4700.0	73	9458	No
432	GOM_NL__2PRFIN20031221_202057_000000382022_00386_09458_9922.N1	21-DEC-2003 20:20:57	Bright	37.500	110	37Del Cas	2.6780	8900.0	75	9458	No
433	GOM_NL__2PRFIN20031221_202714_000000382022_00386_09458_9923.N1	21-DEC-2003 20:27:14	Bright	38.000	49	1Alp UMi	1.9900	6300.0	76	9458	No
434	GOM_NL__2PRFIN20031221_203153_000000362022_00386_09458_9924.N1	21-DEC-2003 20:31:53	Bright	36.000	60	7Bet UMi	2.0810	3950.0	72	9458	No
435	GOM_NL__2PRFIN20031221_203521_000000382022_00386_09458_9925.N1	21-DEC-2003 20:35:21	Bright	37.500	119	14Eta Dra	2.7270	4700.0	75	9458	No
436	GOM_NL__2PRFIN20031221_203700_000000432022_00386_09458_9926.N1	21-DEC-2003 20:37:00	Bright	42.500	55	79Zet UMa	2.0600	10200.	85	9458	No
437	GOM_NL__2PRFIN20031221_203902_000000442022_00386_09458_9927.N1	21-DEC-2003 20:39:02	Bright	44.000	39	85Eta UMa	1.8540	24000.	88	9458	No
438	GOM_NL__2PRFIN20031221_204235_000000402022_00386_09458_9928.N1	21-DEC-2003 20:42:35	Bright	39.500	180	27Gam Boo	3.0400	8000.0	79	9458	No
439	GOM_NL__2PRFIN20031221_204556_000000392022_00386_09458_9929.N1	21-DEC-2003 20:45:56	Bright	38.500	83		2.3780	11000.	77	9458	No
440	GOM_NL__2PRFIN20031221_204927_000000472022_00386_09458_9930.N1	21-DEC-2003 20:49:27	Bright	46.500	111	8Eta Boo	2.6800	6000.0	93	9458	No
441	GOM_NL__2PRFIN20031221_205358_000000642022_00386_09458_9931.N1	21-DEC-2003 20:53:58	Bright	63.500	138	47Eps Vir	2.8280	4700.0	127	9458	No
442	GOM_NL__2PRFIN20031221_205811_000000382022_00386_09458_9932.N1	21-DEC-2003 20:58:11	Bright	37.500	122	9Alp2Lib	2.7470	9700.0	75	9458	No
443	GOM_NL__2PRFIN20031221_210000_000000562022_00386_09458_9933.N1	21-DEC-2003 21:00:00	Tw_i_and_stray	56.000	15	67Alp Vir	0.97600	28000.	112	9458	No
444	GOM_NL__2PRFIN20031221_210331_000000522022_00386_09458_9934.N1	21-DEC-2003 21:03:31	Dark	51.500	169	46Gam Hya	2.9910	4700.0	103	9458	No
445	GOM_NL__2PRFIN20031221_210525_000000412022_00386_09458_9935.N1	21-DEC-2003 21:05:25	Dark	41.000	81	Eta Cen	2.3560	28000.	82	9458	No
446	GOM_NL__2PRFIN20031221_210638_000000422022_00386_09458_9936.N1	21-DEC-2003 21:06:38	Dark	42.000	78	Alp Lup	2.3040	28000.	84	9458	No
447	GOM_NL__2PRFIN20031221_211006_000000522022_00386_09458_9937.N1	21-DEC-2003 21:10:06	Dark	52.000	4	Alp1Cen	-0.010000	5800.0	104	9458	No
448	GOM_NL__2PRFIN20031221_211322_000000422022_00387_09459_0157.N1	21-DEC-2003 21:13:22	Dark	41.500	12	Alp1Cru	0.77500	30000.	83	9459	No
449	GOM_NL__2PRFIN20031221_211821_000000422022_00387_09459_0158.N1	21-DEC-2003 21:18:21	Dark	42.000	159	Ups Car	2.9200	7200.0	84	9459	No
450	GOM_NL__2PRFIN20031221_211951_000000442022_00387_09459_0159.N1	21-DEC-2003 21:19:51	Dark	44.000	71	Iot Car	2.2460	7700.0	88	9459	No
451	GOM_NL__2PRFIN20031221_212139_000000492022_00387_09459_0160.N1	21-DEC-2003 21:21:39	Dark	48.500	41	Eps Car	1.8600	4100.0	97	9459	No
452	GOM_NL__2PRFIN20031221_212435_000000492022_00387_09459_0161.N1	21-DEC-2003 21:24:35	Dark	49.000	34	Gam2Vel	1.7930	23000.	98	9459	No
453	GOM_NL__2PRFIN20031221_212619_000000522022_00387_09459_0162.N1	21-DEC-2003 21:26:19	Dark	51.500	2	Alp Car	-0.73600	7000.0	103	9459	No
454	GOM_NL__2PRFIN20031221_212915_000000542022_00387_09459_0153.N1	21-DEC-2003 21:29:15	Dark	54.000	117	Pi Pup	2.7060	3800.0	108	9459	No
455	GOM_NL__2PRFIN20031221_213221_000000542022_00387_09459_0154.N1	21-DEC-2003 21:32:21	Straylight	54.000	23	21Eps CMa	1.5020	26000.	108	9459	No

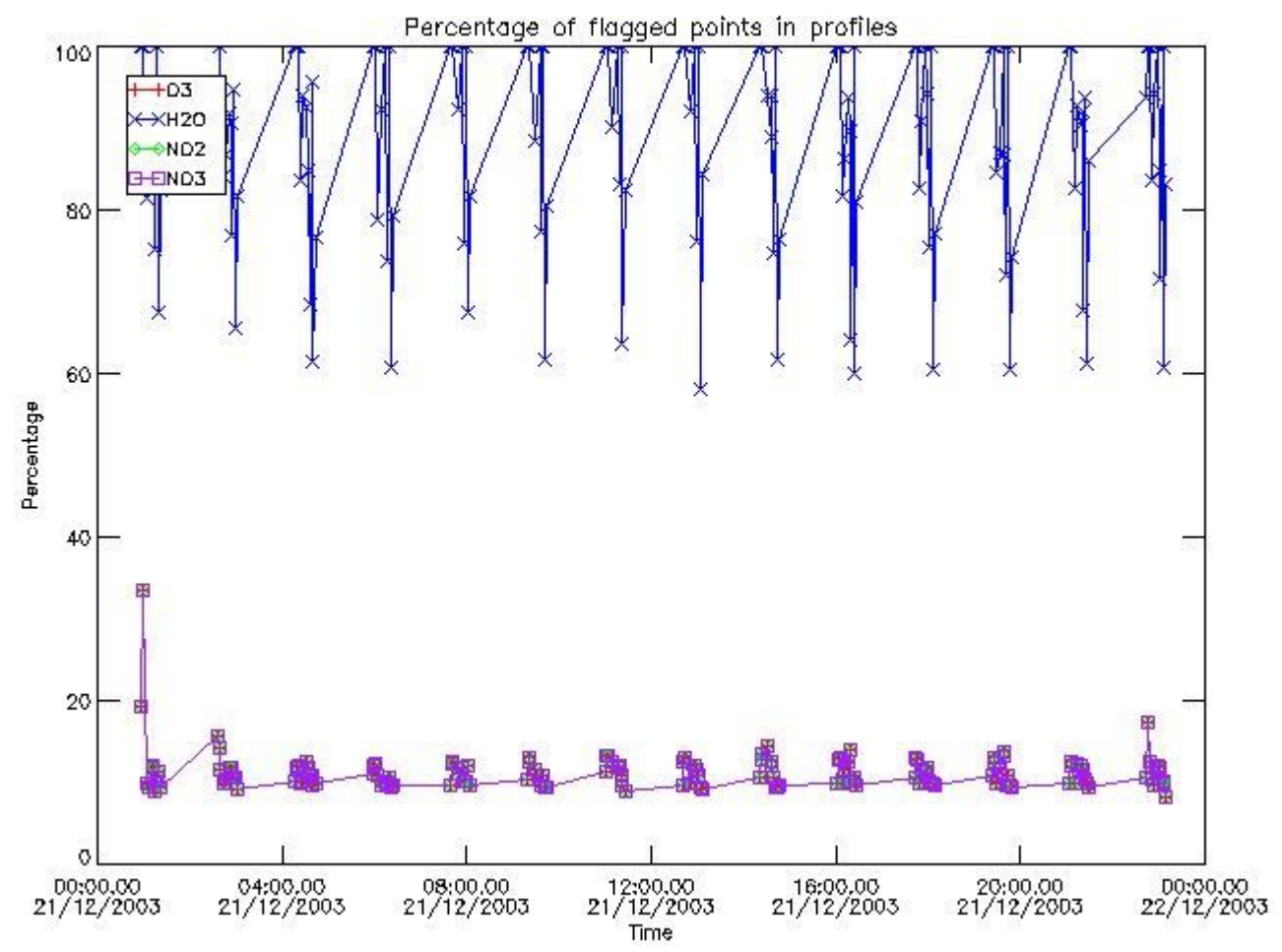


456	GOM_NL__2PRFIN20031221_213400_000000552022_00387_09459_0155.N1	21-DEC-2003 21:34:00	Straylight	54.500	179	24Omi2CMa	3.0320	24000.	109	9459	No
457	GOM_NL__2PRFIN20031221_213635_000000502022_00387_09459_0156.N1	21-DEC-2003 21:36:35	Straylight	49.500	47	2Bet CMa	1.9760	28000.	99	9459	No
458	GOM_NL__2PRFIN20031221_214001_000000542022_00387_09459_0157.N1	21-DEC-2003 21:40:01	Straylight	54.000	7	19Bet Ori	0.10000	14000.	108	9459	No
459	GOM_NL__2PRFIN20031221_214207_000000502022_00387_09459_0158.N1	21-DEC-2003 21:42:07	Straylight	50.000	30	46Eps Ori	1.6940	30000.	100	9459	No
460	GOM_NL__2PRFIN20031221_214501_000000572022_00387_09459_0159.N1	21-DEC-2003 21:45:01	Tw_i_and_stray	56.500	14	58Alp Ori	0.87000	3000.0	113	9459	No
461	GOM_NL__2PRFIN20031221_214716_000000482022_00387_09459_0160.N1	21-DEC-2003 21:47:16	Tw_i_and_stray	47.500	13	87Alp Tau	0.86700	3800.0	95	9459	No
462	GOM_NL__2PRFIN20031221_214905_000000432022_00387_09459_0161.N1	21-DEC-2003 21:49:05	Bright	42.500	176	23Zet Tau	3.0200	22000.	85	9459	No
463	GOM_NL__2PRFIN20031221_215109_000000422022_00387_09459_0162.N1	21-DEC-2003 21:51:09	Bright	42.000	28	12Bet Tau	1.6500	15200.	84	9459	No
464	GOM_NL__2PRFIN20031221_215357_000000362022_00387_09459_0163.N1	21-DEC-2003 21:53:57	Bright	36.000	149	45Eps Per	2.8880	30000.	72	9459	No
465	GOM_NL__2PRFIN20031221_215611_000000362022_00387_09459_0164.N1	21-DEC-2003 21:56:11	Bright	36.000	175	39Del Per	3.0100	19400.	72	9459	No
466	GOM_NL__2PRFIN20031221_215804_000000382022_00387_09459_0165.N1	21-DEC-2003 21:58:04	Bright	38.000	160	23Gam Per	2.9300	4700.0	76	9459	No
467	GOM_NL__2PRFIN20031221_220133_000000392022_00387_09459_0166.N1	21-DEC-2003 22:01:33	Bright	38.500	110	37Del Cas	2.6780	8900.0	77	9459	No
468	GOM_NL__2PRFIN20031221_220749_000000382022_00387_09459_0167.N1	21-DEC-2003 22:07:49	Bright	38.000	49	1Alp UMi	1.9900	6300.0	76	9459	No
469	GOM_NL__2PRFIN20031221_221229_000000392022_00387_09459_0168.N1	21-DEC-2003 22:12:29	Bright	39.000	60	7Bet UMi	2.0810	3950.0	78	9459	No
470	GOM_NL__2PRFIN20031221_221557_000000382022_00387_09459_0169.N1	21-DEC-2003 22:15:57	Bright	38.000	119	14Eta Dra	2.7270	4700.0	76	9459	No
471	GOM_NL__2PRFIN20031221_221736_000000432022_00387_09459_0170.N1	21-DEC-2003 22:17:36	Bright	43.000	55	79Zet UMa	2.0600	10200.	86	9459	No
472	GOM_NL__2PRFIN20031221_221937_000000602022_00387_09459_0171.N1	21-DEC-2003 22:19:37	Bright	60.000	39	85Eta UMa	1.8540	24000.	120	9459	No
473	GOM_NL__2PRFIN20031221_222309_000000432022_00387_09459_0172.N1	21-DEC-2003 22:23:09	Bright	43.000	180	27Gam Boo	3.0400	8000.0	86	9459	No
474	GOM_NL__2PRFIN20031221_222631_000000392022_00387_09459_0173.N1	21-DEC-2003 22:26:31	Bright	39.000	83		2.3780	11000.	78	9459	No
475	GOM_NL__2PRFIN20031221_223004_000000462022_00387_09459_0174.N1	21-DEC-2003 22:30:04	Bright	46.000	111	8Eta Boo	2.6800	6000.0	92	9459	No
476	GOM_NL__2PRFIN20031221_223436_000000632022_00387_09459_0175.N1	21-DEC-2003 22:34:36	Bright	63.000	138	47Eps Vir	2.8280	4700.0	126	9459	No
477	GOM_NL__2PRFIN20031221_223847_000000542022_00387_09459_0176.N1	21-DEC-2003 22:38:47	Bright	54.000	122	9Alp2Lib	2.7470	9700.0	108	9459	No
478	GOM_NL__2PRFIN20031221_224037_000000602022_00387_09459_0177.N1	21-DEC-2003 22:40:37	Tw_i_and_stray	59.500	15	67Alp Vir	0.97600	28000.	119	9459	No
479	GOM_NL__2PRFIN20031221_224407_000000482022_00387_09459_0178.N1	21-DEC-2003 22:44:07	Dark	48.000	169	46Gam Hya	2.9910	4700.0	96	9459	No
480	GOM_NL__2PRFIN20031221_224601_000000412022_00387_09459_0179.N1	21-DEC-2003 22:46:01	Dark	41.000	81	Eta Cen	2.3560	28000.	82	9459	No
481	GOM_NL__2PRFIN20031221_224713_000000412022_00387_09459_0180.N1	21-DEC-2003 22:47:13	Dark	40.500	78	Alp Lup	2.3040	28000.	81	9459	No
482	GOM_NL__2PRFIN20031221_225041_000000492022_00387_09459_0181.N1	21-DEC-2003 22:50:41	Dark	49.000	4	Alp1Cen	-0.010000	5800.0	98	9459	No
483	GOM_NL__2PRFIN20031221_225358_000000532022_00388_09460_0154.N1	21-DEC-2003 22:53:58	Dark	52.500	12	Alp1Cru	0.77500	30000.	105	9460	No
484	GOM_NL__2PRFIN20031221_225857_000000422022_00388_09460_0155.N1	21-DEC-2003 22:58:57	Dark	42.000	159	Ups Car	2.9200	7200.0	84	9460	No
485	GOM_NL__2PRFIN20031221_230027_000000442022_00388_09460_0156.N1	21-DEC-2003 23:00:27	Dark	43.500	71	Iot Car	2.2460	7700.0	87	9460	No
486	GOM_NL__2PRFIN20031221_230215_000000482022_00388_09460_0157.N1	21-DEC-2003 23:02:15	Dark	48.000	41	Eps Car	1.8600	4100.0	96	9460	No
487	GOM_NL__2PRFIN20031221_230512_000000512022_00388_09460_0158.N1	21-DEC-2003 23:05:12	Dark	50.500	34	Gam2Vel	1.7930	23000.	101	9460	No
488	GOM_NL__2PRFIN20031221_230655_000000522022_00388_09460_0159.N1	21-DEC-2003 23:06:55	Dark	51.500	2	Alp Car	-0.73600	7000.0	103	9460	No
489	GOM_NL__2PRFIN20031221_230951_000000632022_00388_09460_0160.N1	21-DEC-2003 23:09:51	Dark	62.500	117	Pi Pup	2.7060	3800.0	125	9460	No
490	GOM_NL__2PRFIN20031221_231257_000000532022_00388_09460_0161.N1	21-DEC-2003 23:12:57	Straylight	52.500	23	21Eps CMa	1.5020	26000.	105	9460	No
491	GOM_NL__2PRFIN20031221_231436_000000552022_00388_09460_0162.N1	21-DEC-2003 23:14:36	Straylight	54.500	179	24Omi2CMa	3.0320	24000.	109	9460	No
492	GOM_NL__2PRFIN20031221_231724_000000672022_00388_09460_0163.N1	21-DEC-2003 23:17:24	Straylight	67.000	1	9Alp CMa	-1.4400	11000.	134	9460	No
493	GOM_NL__2PRFIN20031221_232003_000000502022_00388_09460_0164.N1	21-DEC-2003 23:20:03	Straylight	49.500	56	53Kap Ori	2.0650	30000.	99	9460	No
494	GOM_NL__2PRFIN20031221_232134_000000432022_00388_09460_0165.N1	21-DEC-2003 23:21:34	Straylight	43.000	128	67Bet Eri	2.7840	9700.0	86	9460	No
495	GOM_NL__2PRFIN20031221_232259_000000462022_00388_09460_0166.N1	21-DEC-2003 23:22:59	Straylight	45.500	72	34Del Ori	2.2500	30000.	91	9460	No
496	GOM_NL__2PRFIN20031221_232536_000000622022_00388_09460_0167.N1	21-DEC-2003 23:25:36	Tw_i_and_stray	62.000	14	58Alp Ori	0.87000	3000.0	124	9460	No
497	GOM_NL__2PRFIN20031221_232751_000000502022_00388_09460_0168.N1	21-DEC-2003 23:27:51	Tw_i_and_stray	49.500	13	87Alp Tau	0.86700	3800.0	99	9460	No
498	GOM_NL__2PRFIN20031221_232941_000000412022_00388_09460_0169.N1	21-DEC-2003 23:29:41	Bright	41.000	176	23Zet Tau	3.0200	22000.	82	9460	No
499	GOM_NL__2PRFIN20031221_233145_000000422022_00388_09460_0170.N1	21-DEC-2003 23:31:45	Bright	41.500	28	12Bet Tau	1.6500	15200.	83	9460	No
500	GOM_NL__2PRFIN20031221_233433_000000362022_00388_09460_0171.N1	21-DEC-2003 23:34:33	Bright	36.000	149	45Eps Per	2.8880	30000.	72	9460	No
501	GOM_NL__2PRFIN20031221_233647_000000362022_00388_09460_0172.N1	21-DEC-2003 23:36:47	Bright	35.500	175	39Del Per	3.0100	19400.	71	9460	No
502	GOM_NL__2PRFIN20031221_233841_000000382022_00388_09460_0173.N1	21-DEC-2003 23:38:41	Bright	37.500	160	23Gam Per	2.9300	4700.0	75	9460	No
503	GOM_NL__2PRFIN20031221_234209_000000382022_00388_09460_0174.N1	21-DEC-2003 23:42:09	Bright	38.000	110	37Del Cas	2.6780	8900.0	76	9460	No
504	GOM_NL__2PRFIN20031221_234825_000000372022_00388_09460_0175.N1	21-DEC-2003 23:48:25	Bright	37.000	49	1Alp UMi	1.9900	6300.0	74	9460	No
505	GOM_NL__2PRFIN20031221_235305_000000382022_00388_09460_0176.N1	21-DEC-2003 23:53:05	Bright	38.000	60	7Bet UMi	2.0810	3950.0	76	9460	No
506	GOM_NL__2PRFIN20031221_235633_000000392022_00388_09460_0177.N1	21-DEC-2003 23:56:33	Bright	38.500	119	14Eta Dra	2.7270	4700.0	77	9460	No
507	GOM_NL__2PRFIN20031221_235812_000000432022_00388_09460_0178.N1	21-DEC-2003 23:58:12	Bright	42.500	55	79Zet UMa	2.0600	10200.	85	9460	No

### 3. Quality information per product

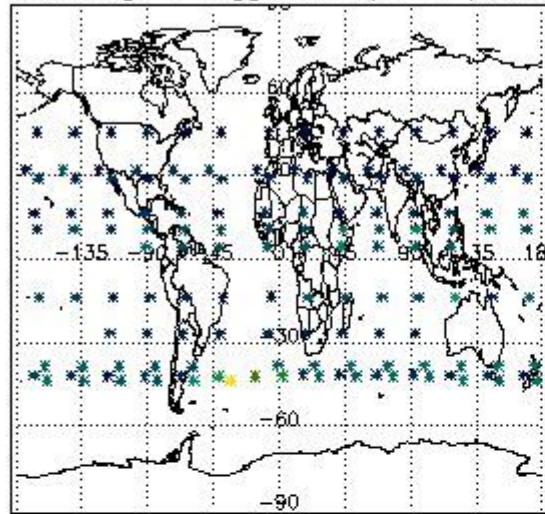
In this section it is plotted some information contained in the Quality Summary data set of the level 2 products. Only products in dark limb conditions and without errors (error flag in the MPH set to "0") are used.

3.1 Plot quality information per product (time dependant)

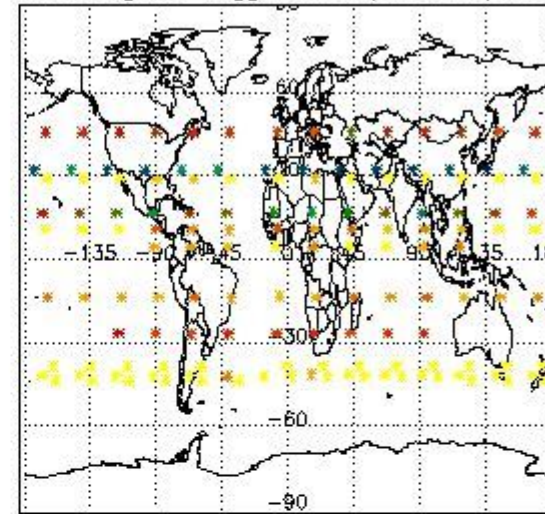


3.2 Plot quality information per product (world map)

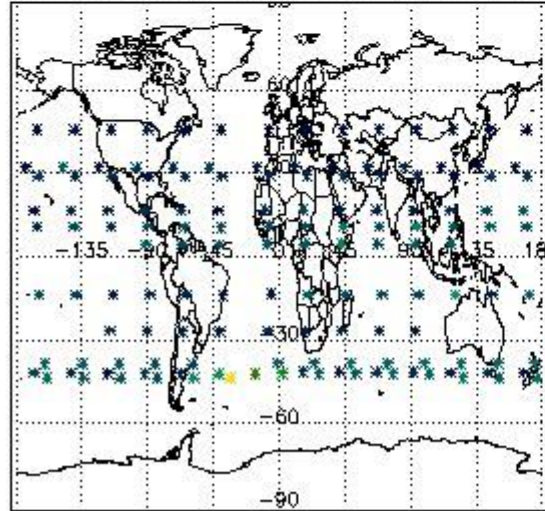
Percentage of flagged data per O3 profile



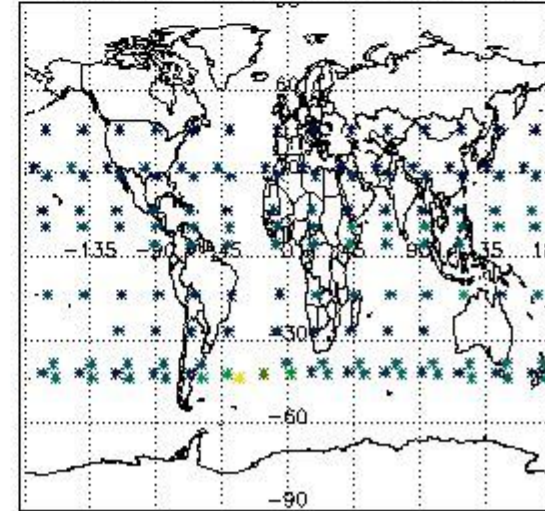
Percentage of flagged data per H2O profile



Percentage of flagged data per NO2 profile



Percentage of flagged data per NO3 profile



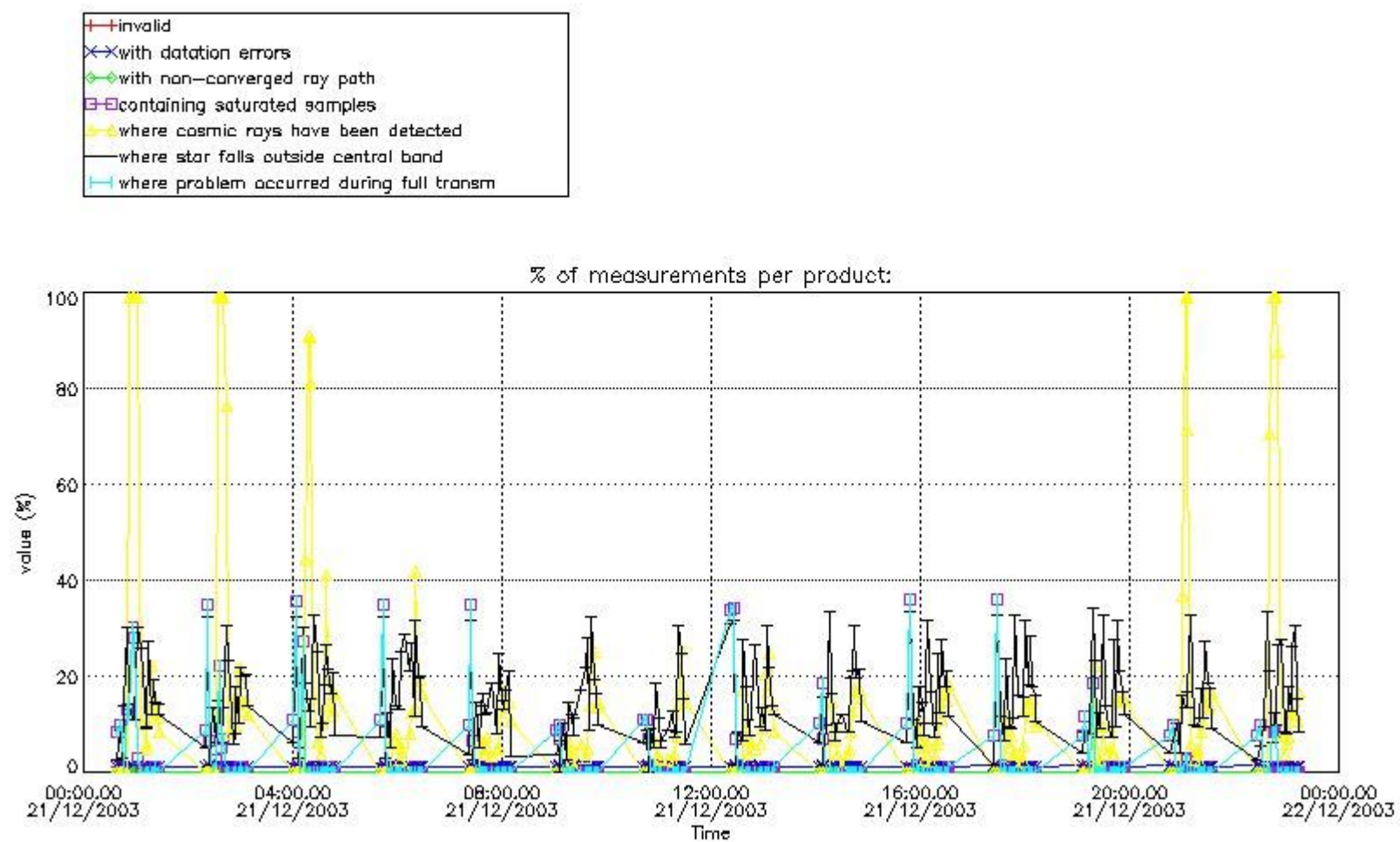
#### 4. Level 1 quality information per product

In this section it is plotted some information contained in the Quality Summary data set of the level 2 products that comes from the level 1b processing. Products without errors (error flag in the MPH set to "0") are used.

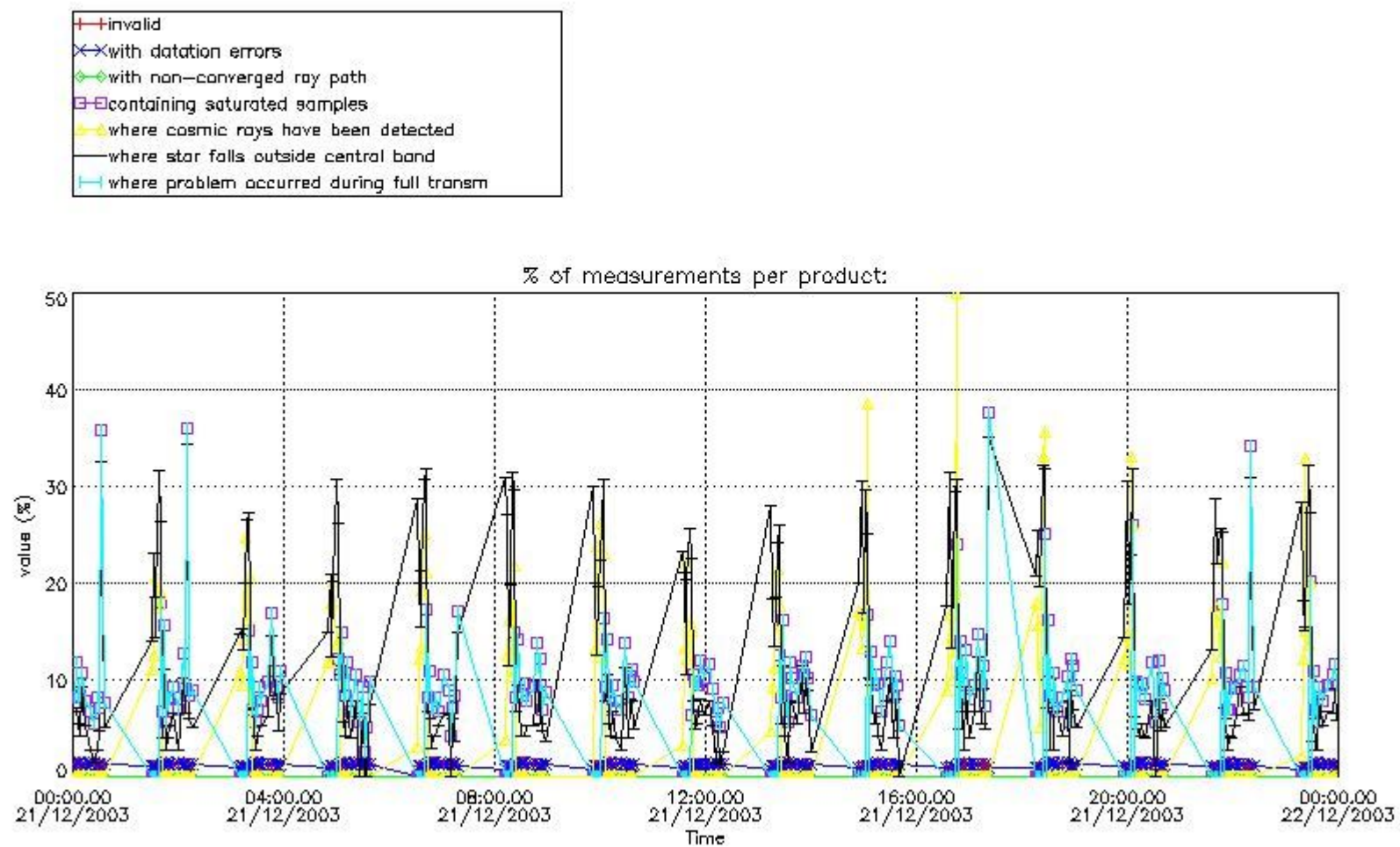
##### 4.1 Plot quality information per product (time dependant) coming from level 1b processing

###### 4.1.1 Plot level 1 quality information per product (time dependant): ENVISAT ASCENDING passes





4.1.2 Plot level 1 quality information per product (time dependant): ENVI SAT DESCENDING passes

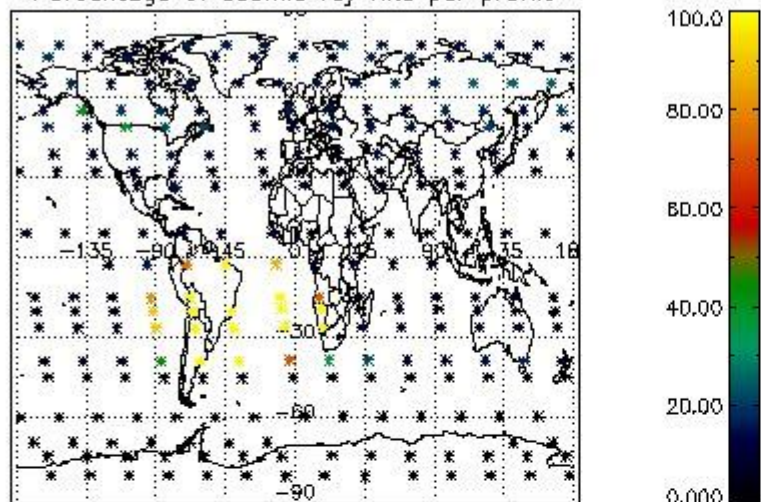


*4.2 Plot quality information per product coming from level 1b processing (world map)*

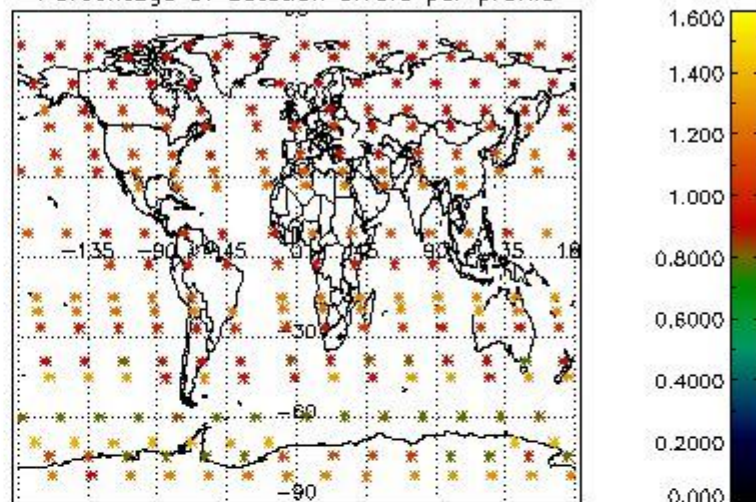
*4.2.1 Plot level 1 quality information per product (world map): ENVISAT ASCENDING passes*



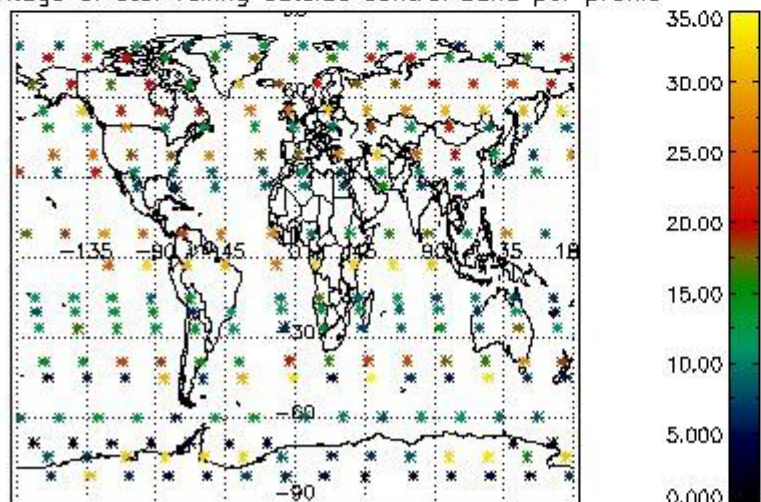
Percentage of cosmic ray hits per profile



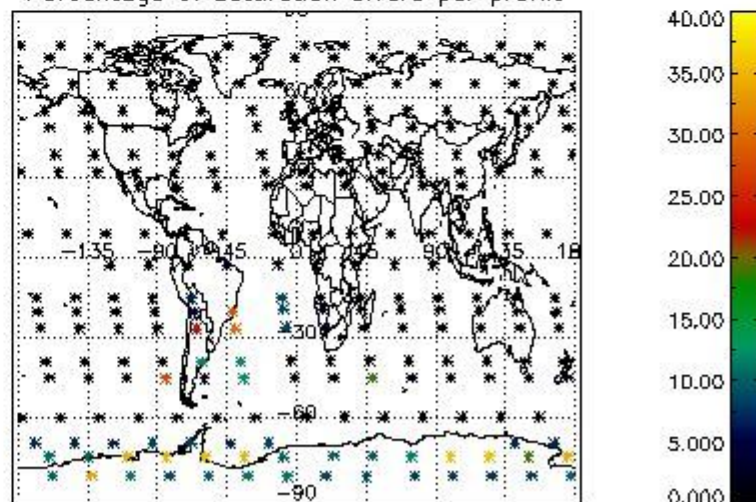
Percentage of datation errors per profile



Percentage of star falling outside central band per profile

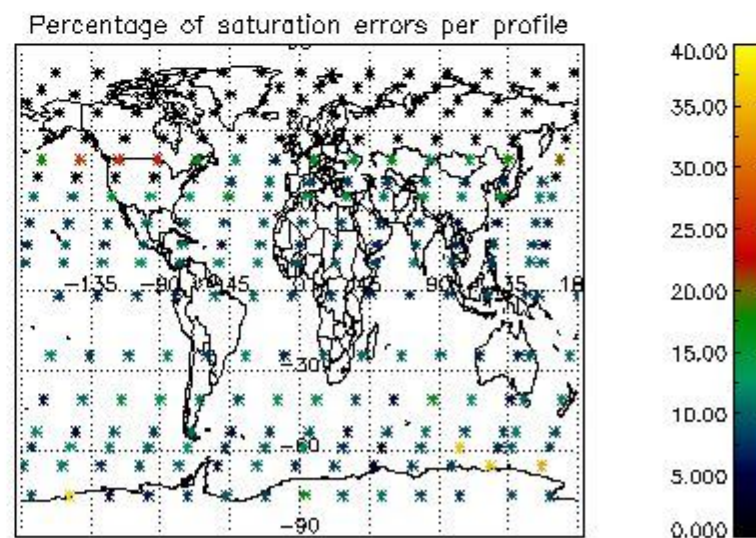
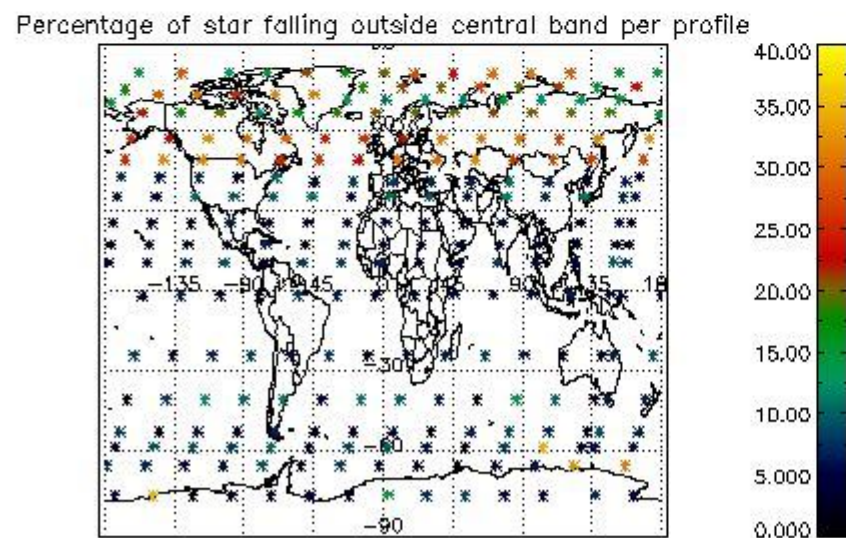
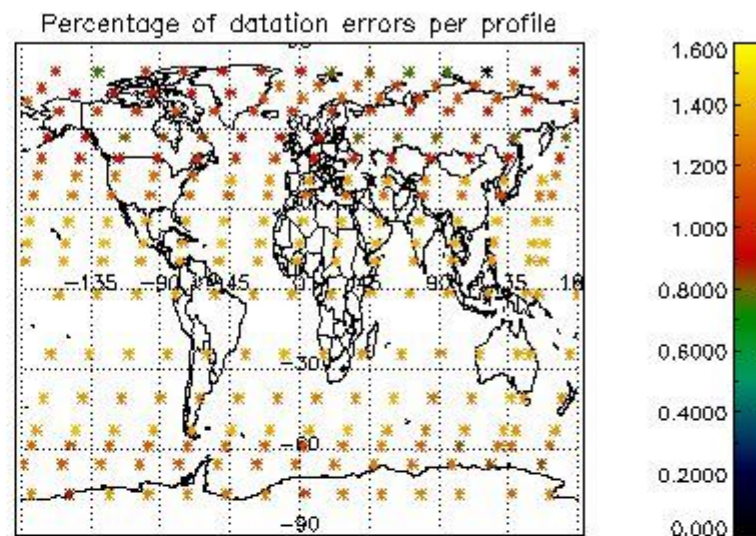
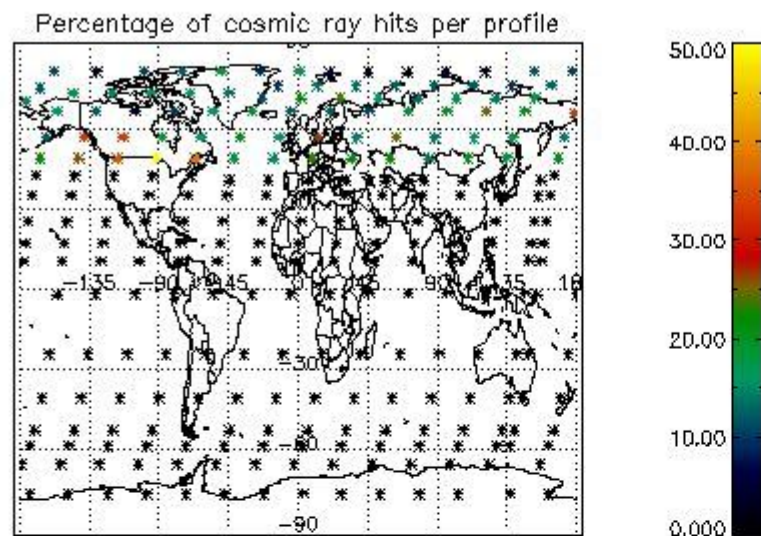


Percentage of saturation errors per profile



4.2.2 Plot level 1 quality information per product (world map): ENVISAT DESCENDING passes





## 5. Trace gas profiles

### 5.1 Ozone statistics based on quality of products

The final quality of the products can be "measured" using the STD (Standard Deviation) attached to every point profile. This information is written to the parameter GOM\_NL\_\_2P/NL\_LOCAL\_SPECIES\_DENSITY/o3\_std of the level 2 products. The table below shows the statistics for given STD ranges.

The statistics are given with respect to the overall valid production:

- Products without fatal errors: GOM\_NL\_\_2P/MPH/PRODUCT\_ERR=0
- Valid point profile: GOM\_NL\_\_2P/NL\_LOCAL\_SPECIES\_DENSITY/pcd(0)=0

The 'Criteria' is applied to valid points of dark limb products:

- Products in dark limb illumination condition: GOM\_NL\_\_2P/NL\_SUMMARY\_QUALITY/obs\_ill\_cond=0
- Products without fatal errors: GOM\_NL\_\_2P/MPH/PRODUCT\_ERR=0
- Valid point profile: GOM\_NL\_\_2P/NL\_LOCAL\_SPECIES\_DENSITY/pcd(0)=0

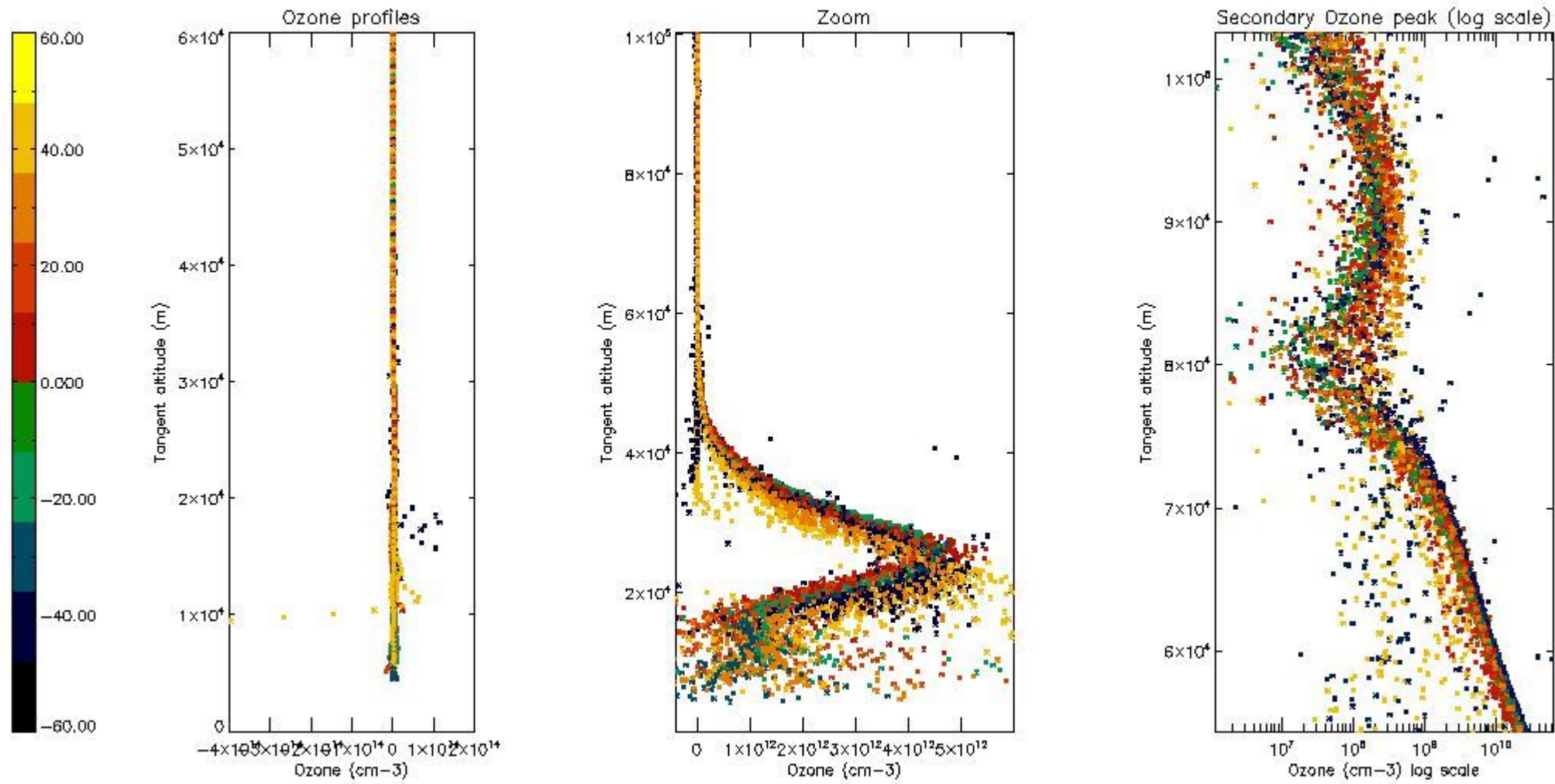
So, the table below shows the percentage of dark limb and valid observations for each criteria with respect to the overall valid daily observations.

Criteria	% of total production
All STD	29
STD < 20	16

STD < 10	13
STD < 5	8

5.2 Plot ozone profiles for all STD (dark without errors)

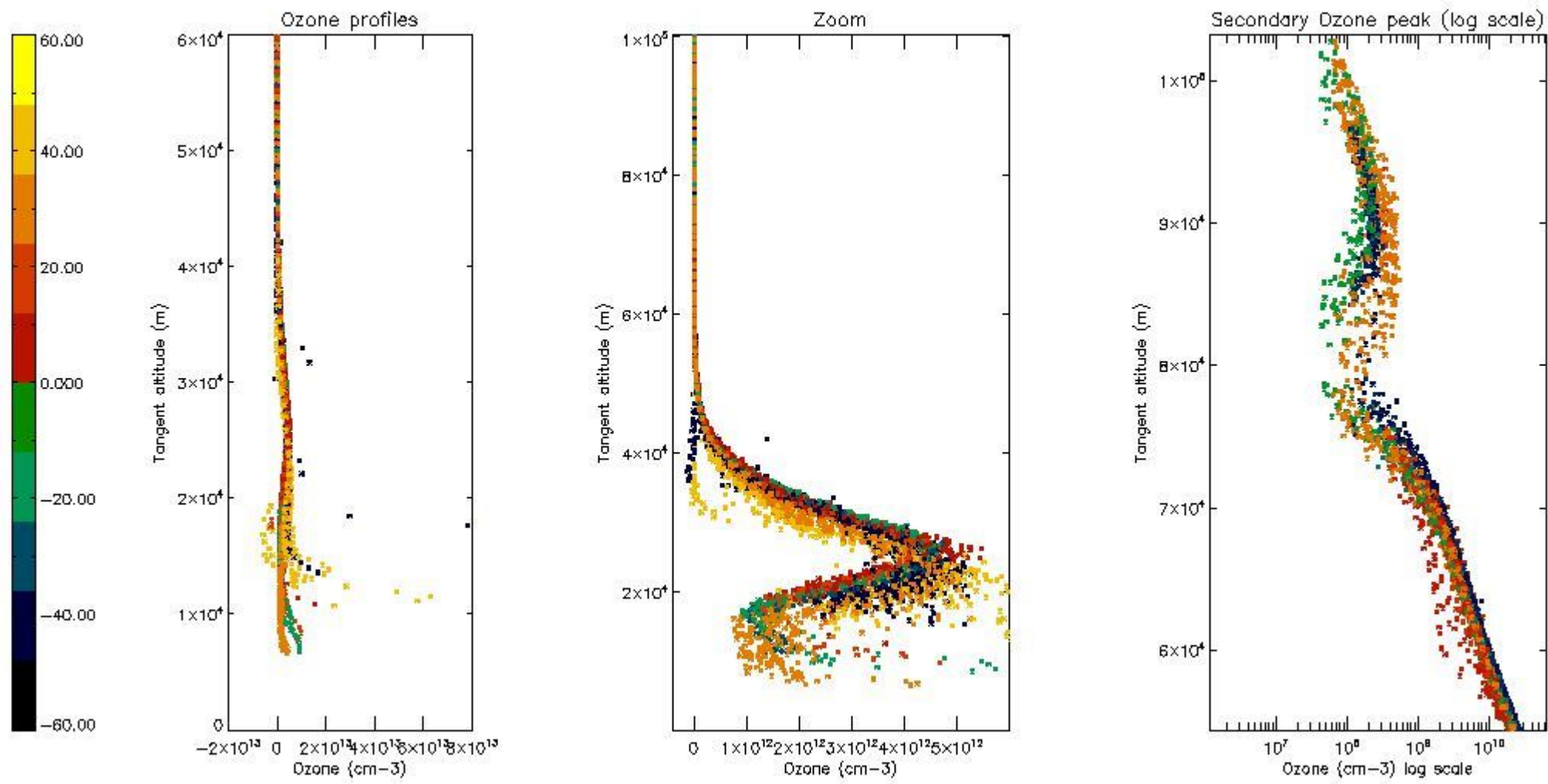
The colorbar represents the latitude.



5.3 Plot ozone profiles where STD < 20% (dark without errors)

The colorbar represents the latitude.

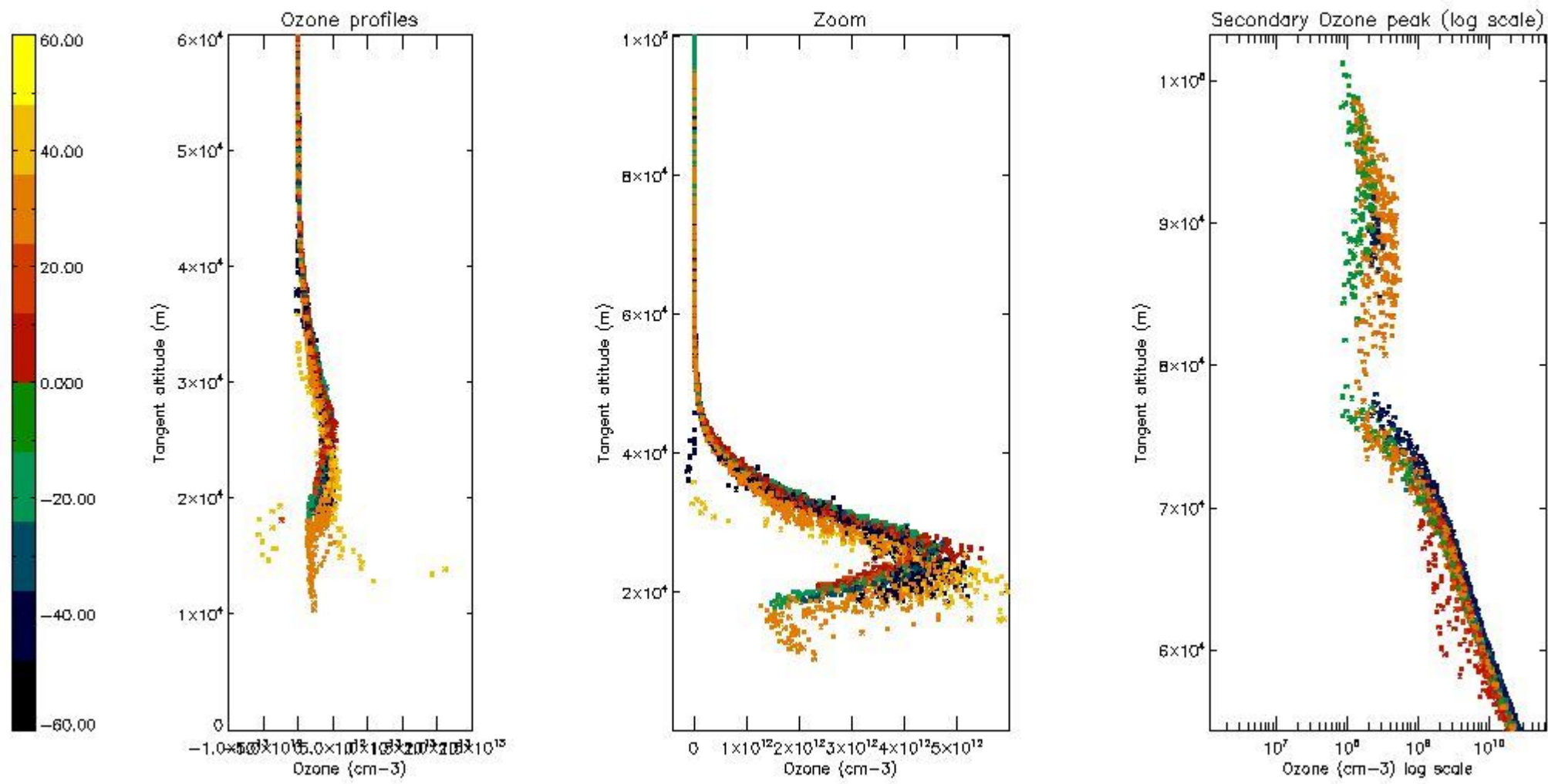




*5.4 Plot ozone profiles where STD < 10% (dark without errors)*

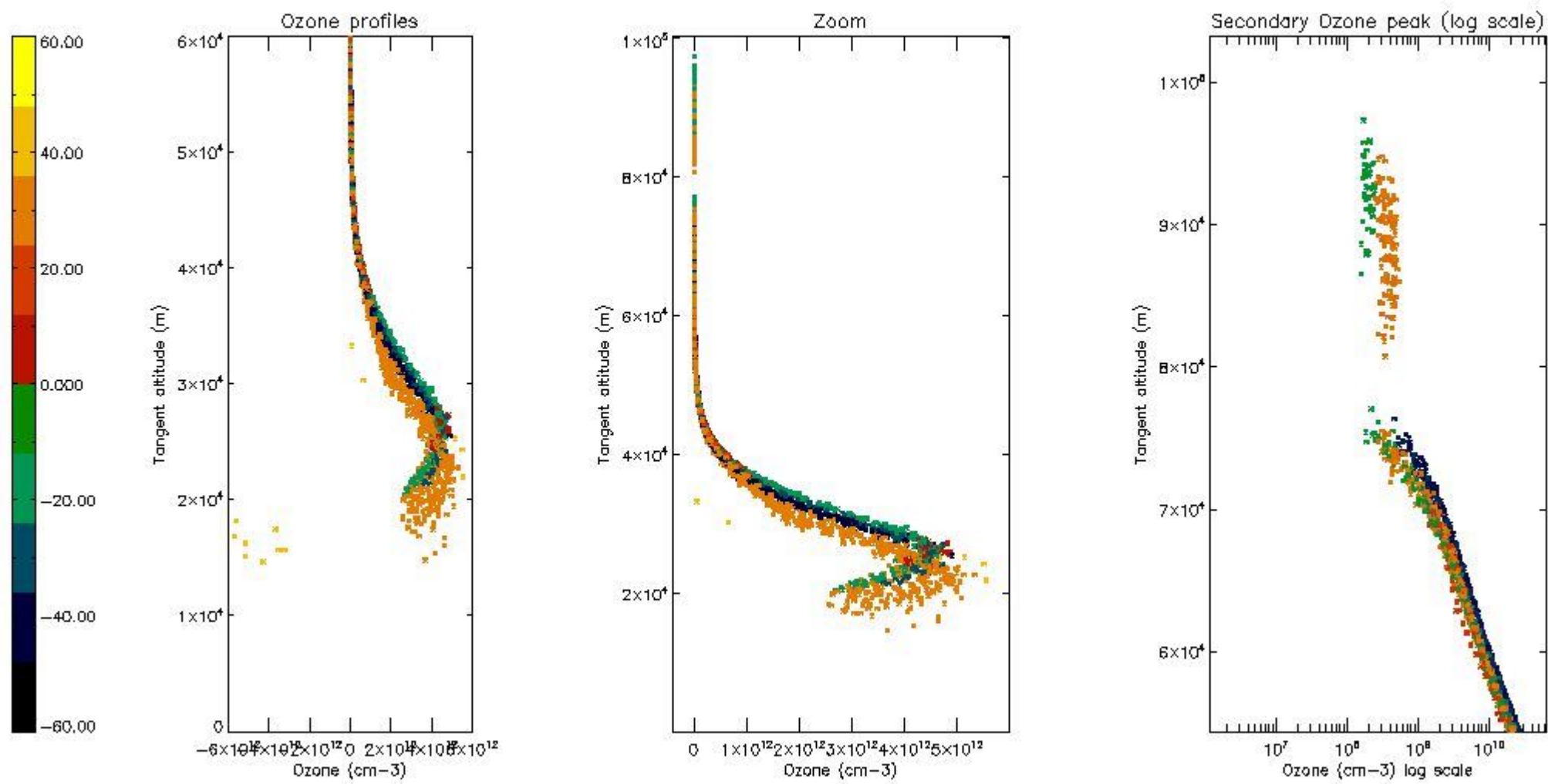
The colorbar represents the latitude.





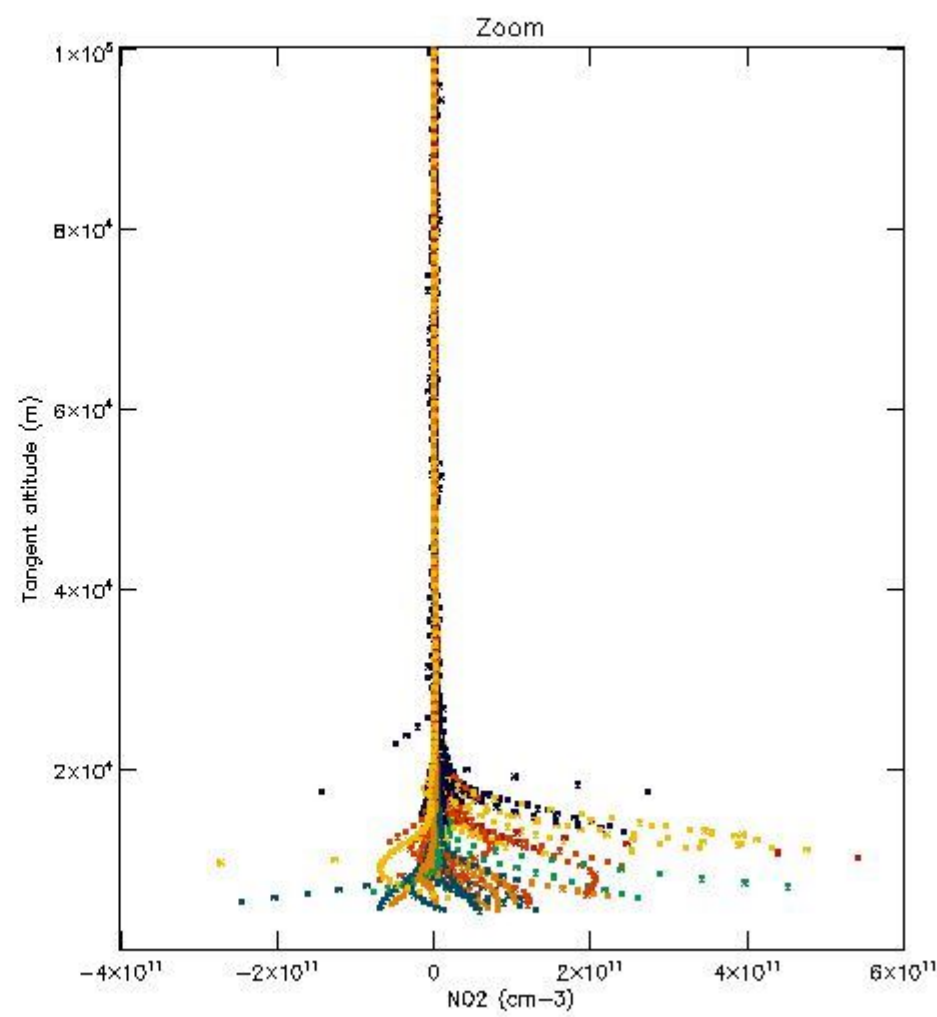
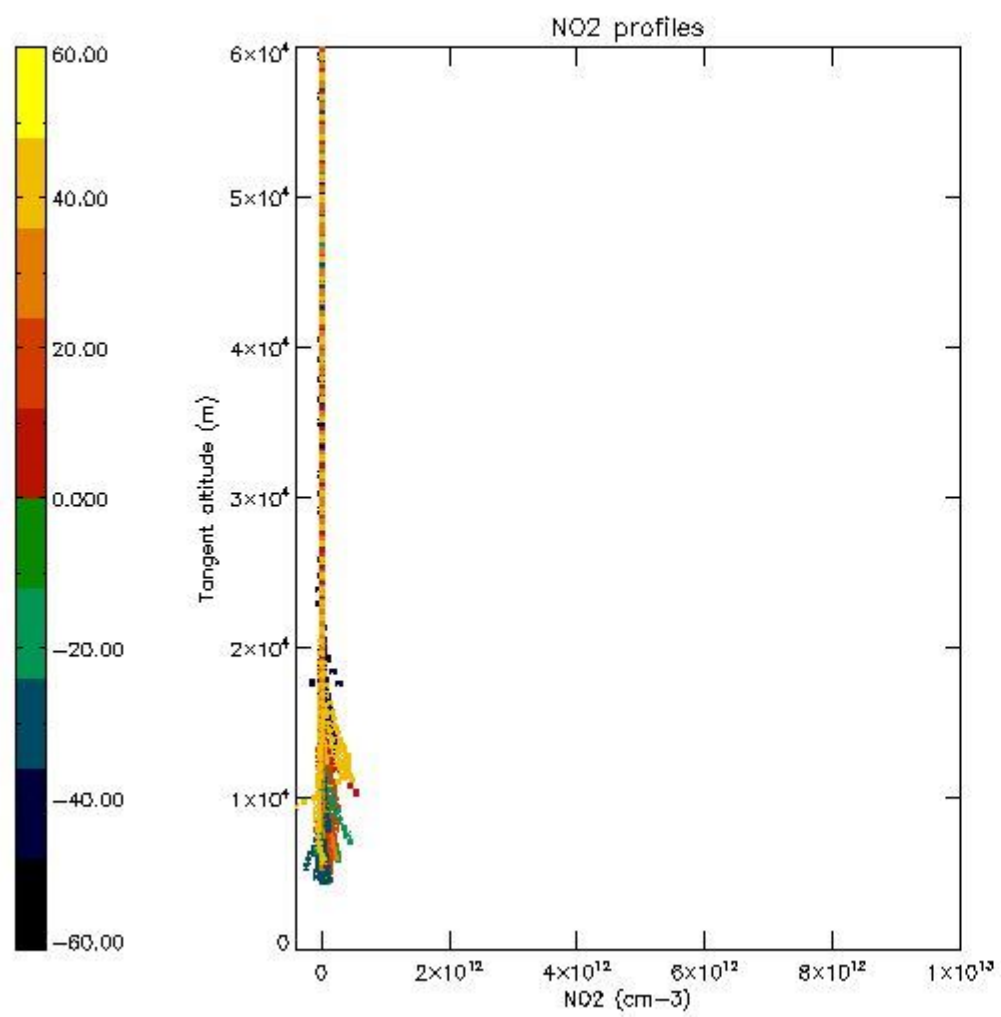
*5.5 Plot ozone profiles where STD < 5% (dark without errors)*

The colorbar represents the latitude.



*5.6 Plot NO<sub>2</sub> profiles for all STD (dark without errors)*

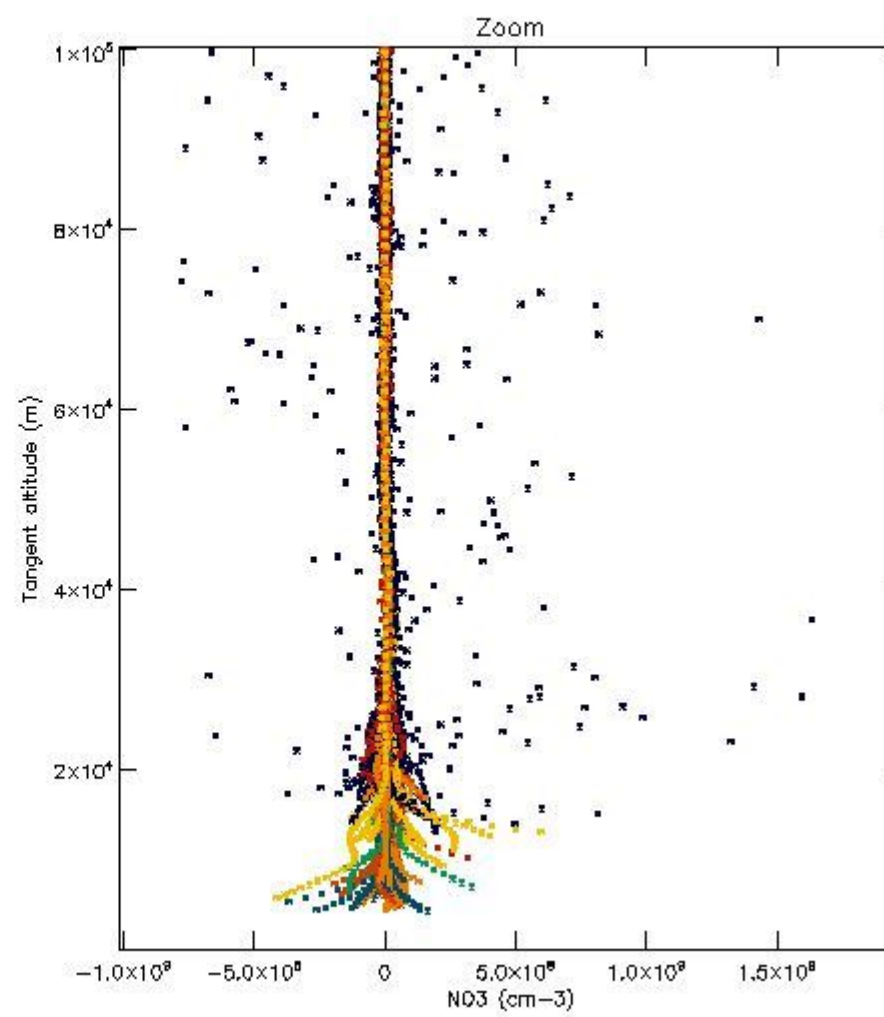
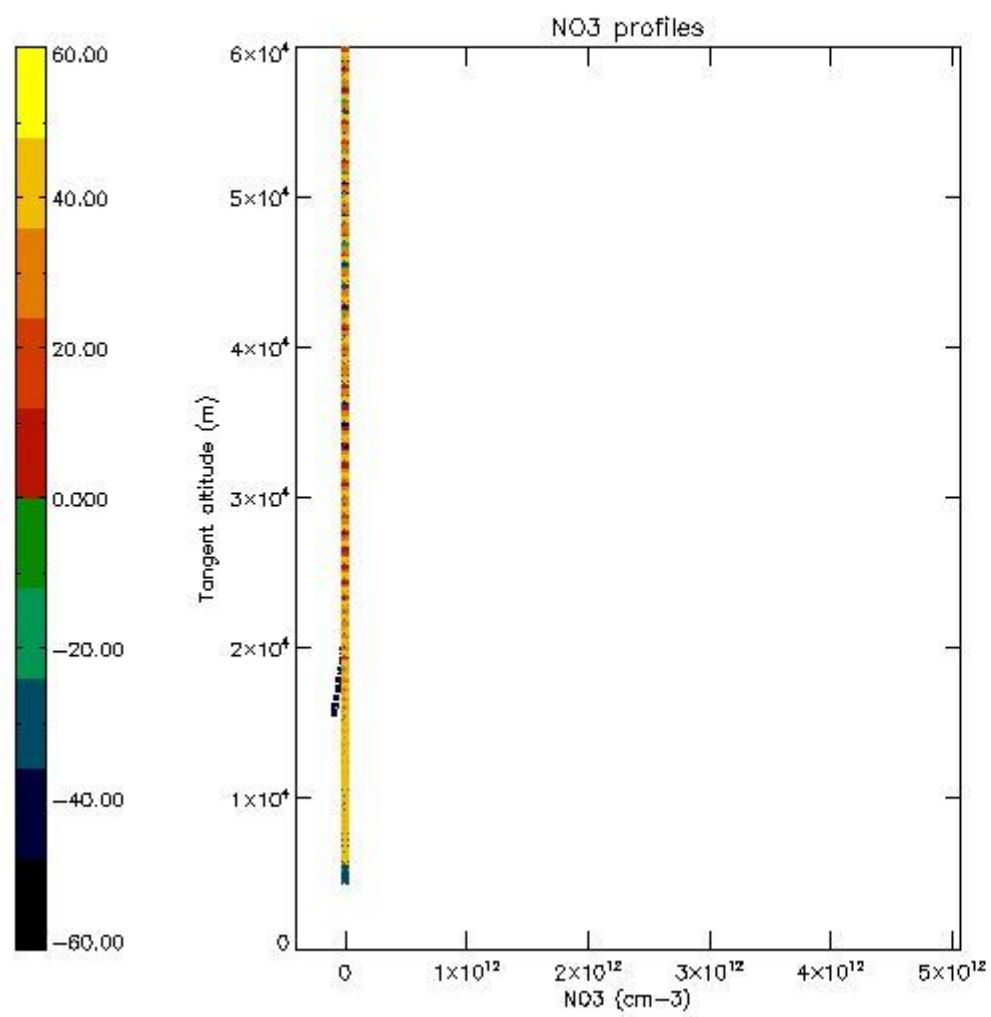
The colorbar represents the latitude.



*5.7 Plot NO3 profiles for all STD (dark without errors)*

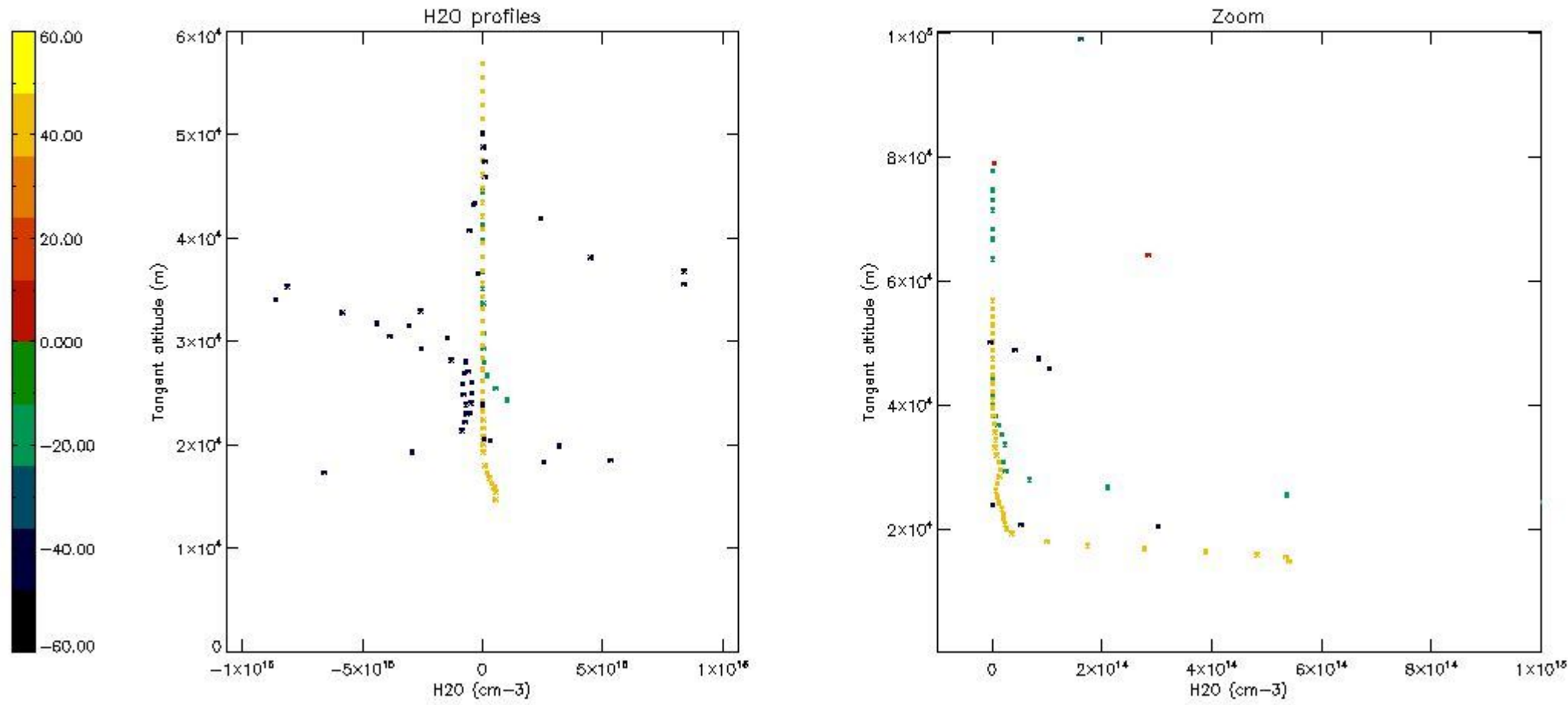
The colorbar represents the latitude.





*5.8 Plot H2O profiles for all STD (only for occultations of stars 1,2,3,4,13,14,16,26,63 dark without errors)*

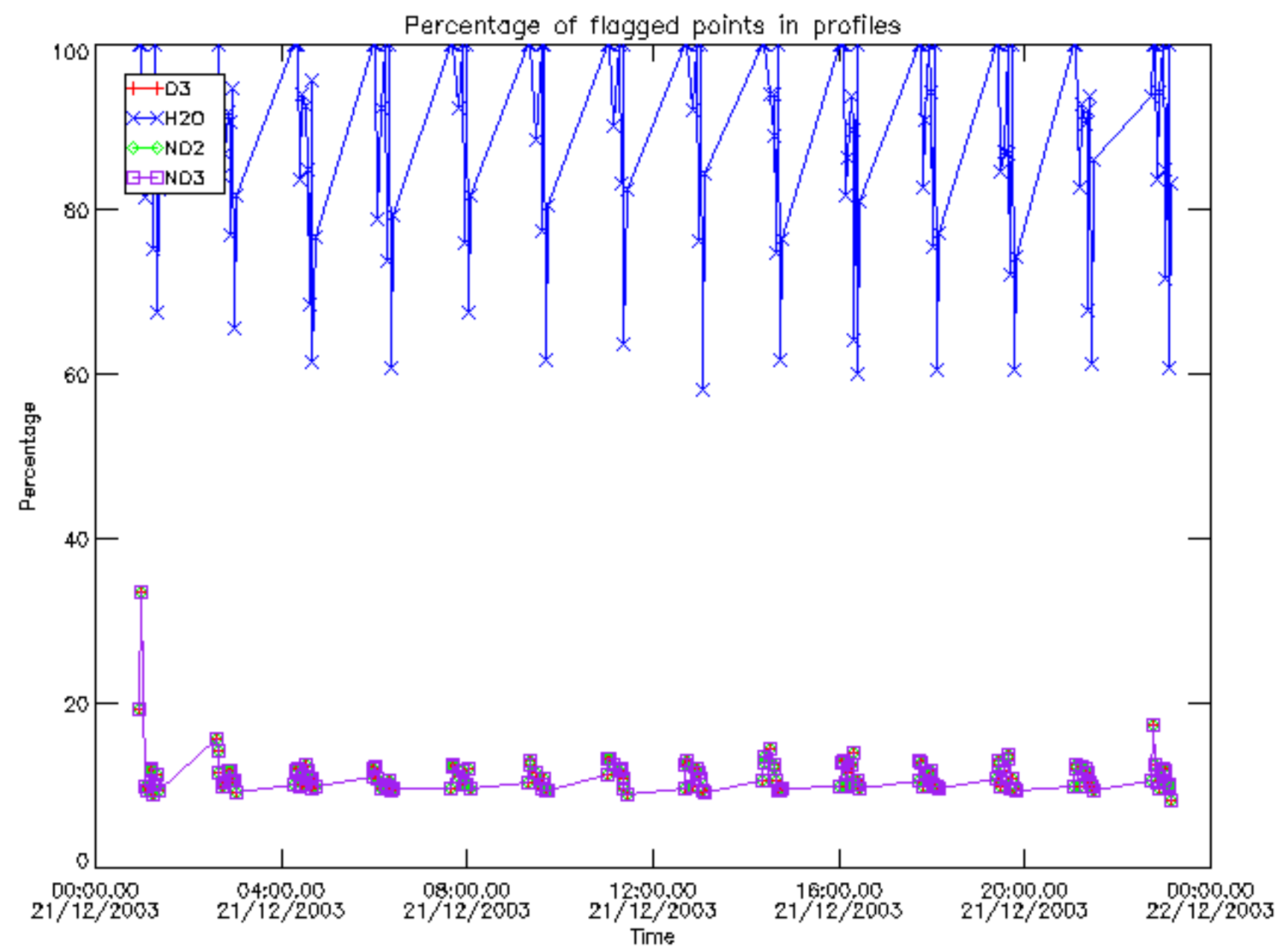
The colorbar represents the latitude.



## 6. Auxiliary Data Files used for the production reported in section 2

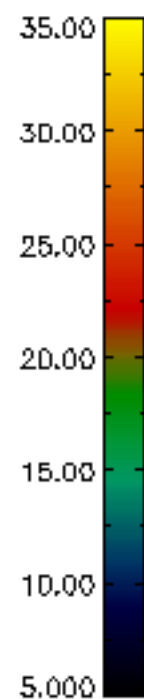
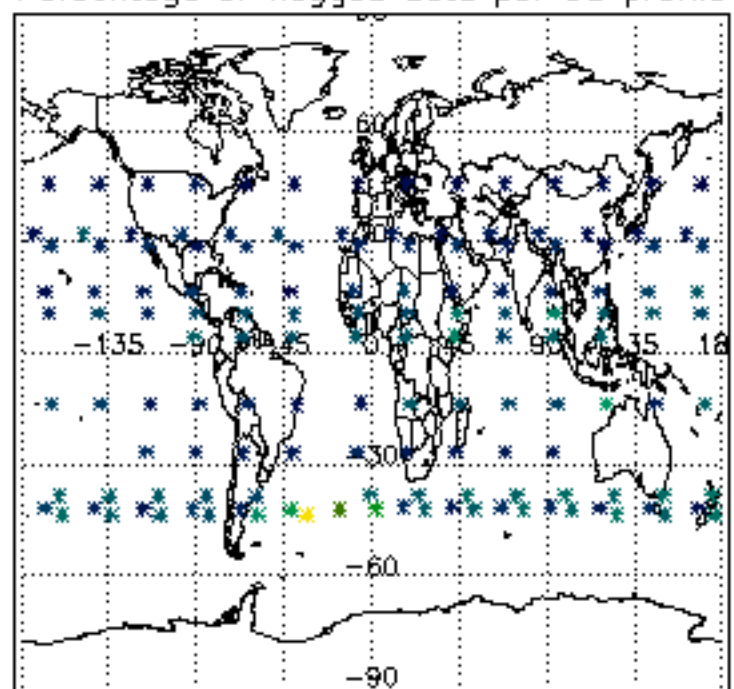
The number reported in the third column indicates since which file (see list in section 2) the corresponding auxiliary file has been used. The fourth column is the date of those product files.

Type	Auxiliary Filename	Used since product	Used since product date
INST_PHYS_CHARACTERISTICS	GOM_INS_AXVIEC20091111_143220_20030716_120000_20500101_000000	1	21-DEC-2003 00:01:48
LEVEL-2_PROC_CONFIG	GOM_PR2_AXVIEC20091111_152718_20020301_000000_20500101_000000	1	21-DEC-2003 00:01:48
CROSS_SECTIONS_FILE	GOM_CRS_AXVIEC20091111_154832_20020301_000000_20500101_000000	1	21-DEC-2003 00:01:48

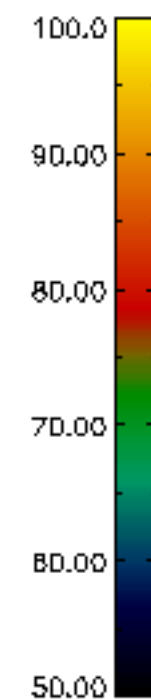
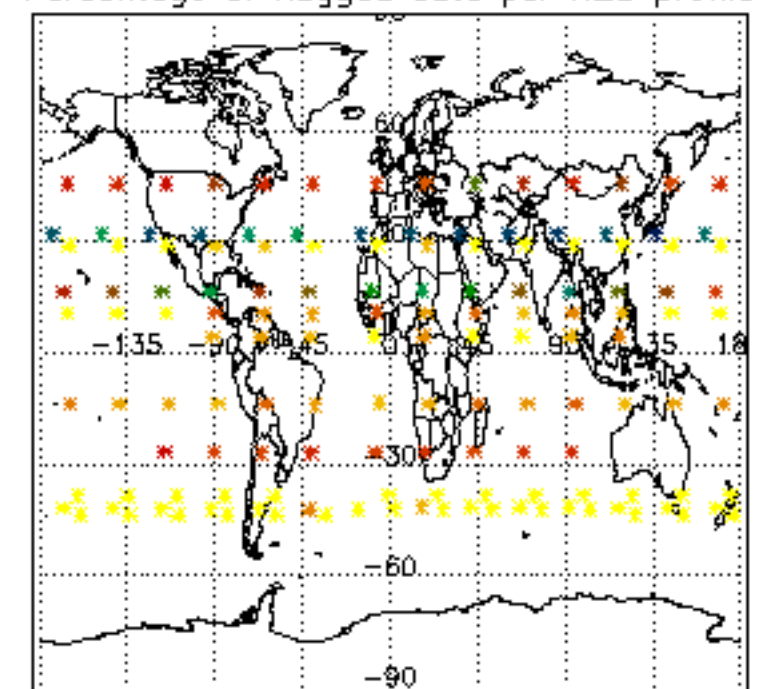




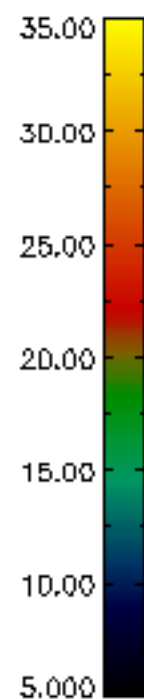
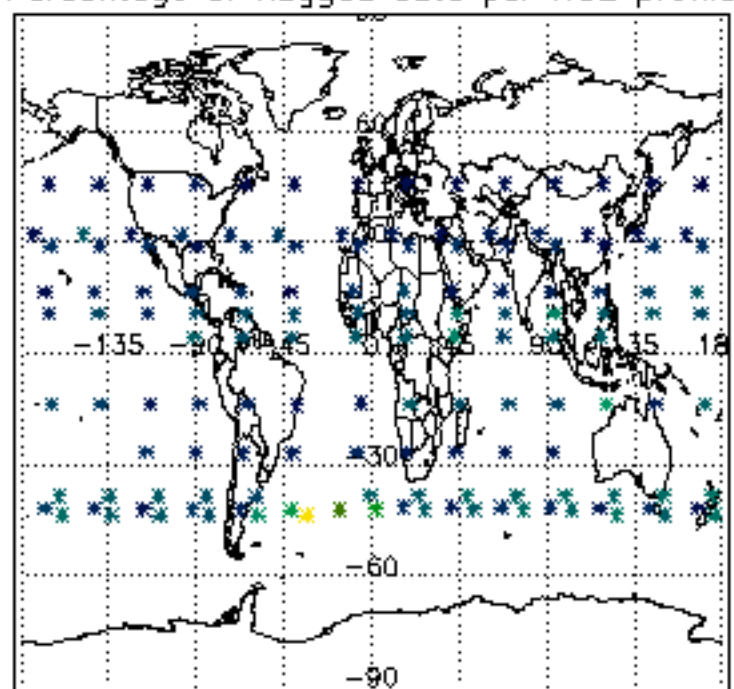
Percentage of flagged data per D3 profile



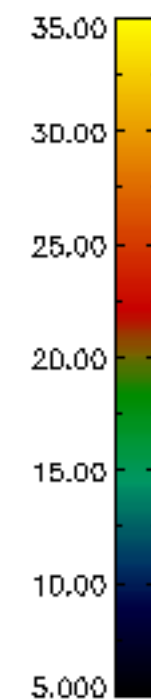
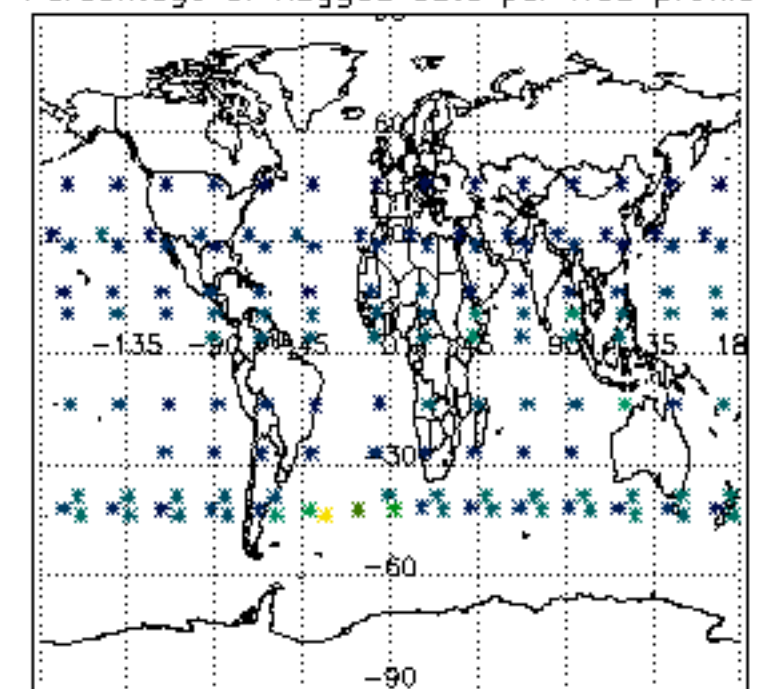
Percentage of flagged data per H2O profile

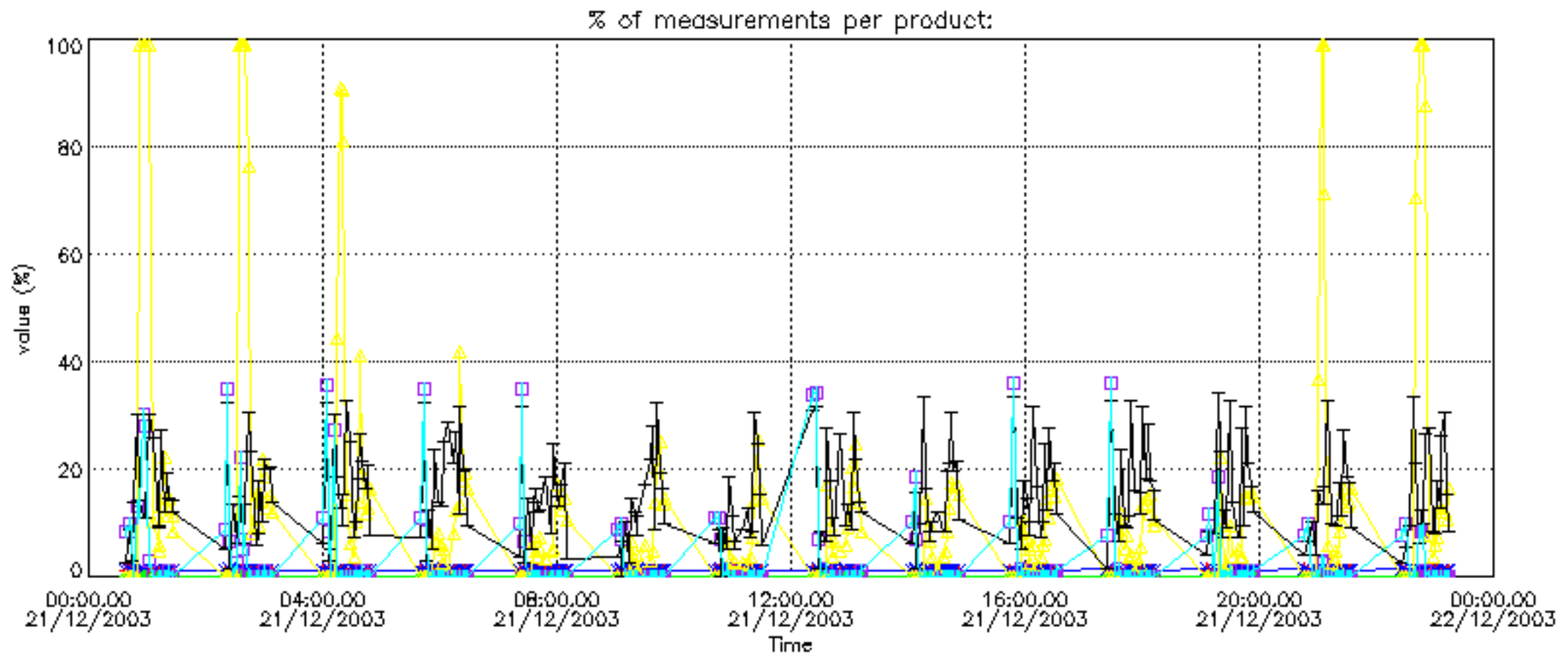


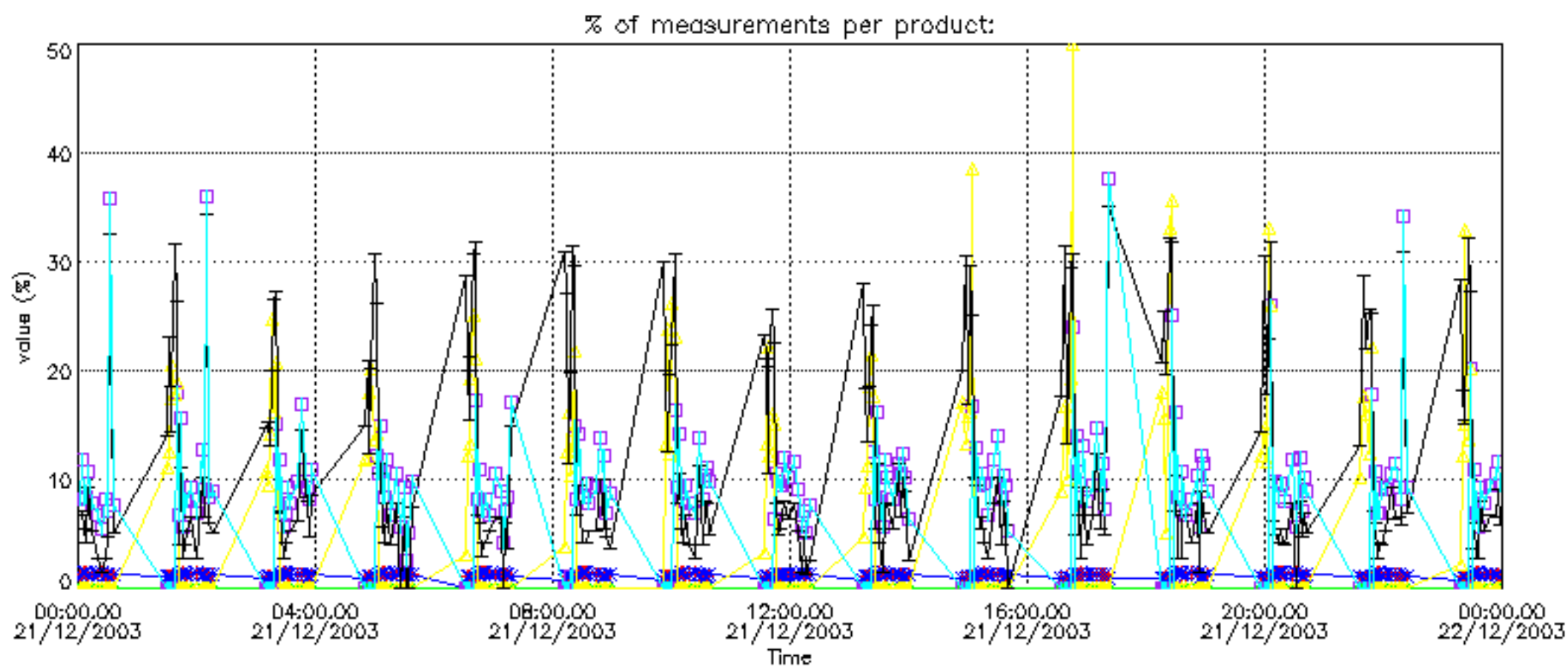
Percentage of flagged data per NO2 profile



Percentage of flagged data per NO3 profile

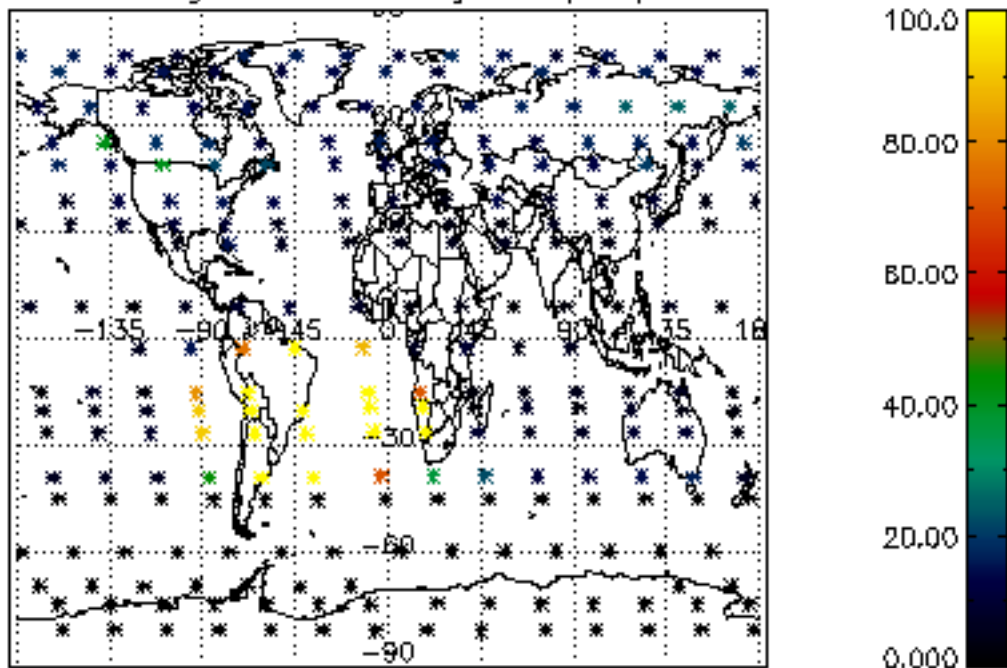




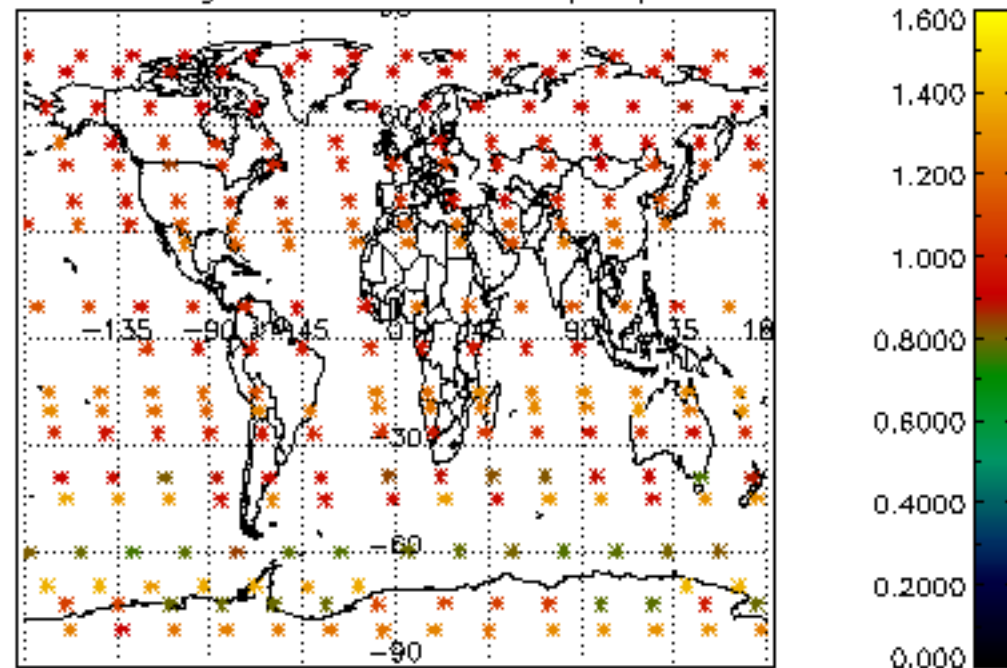




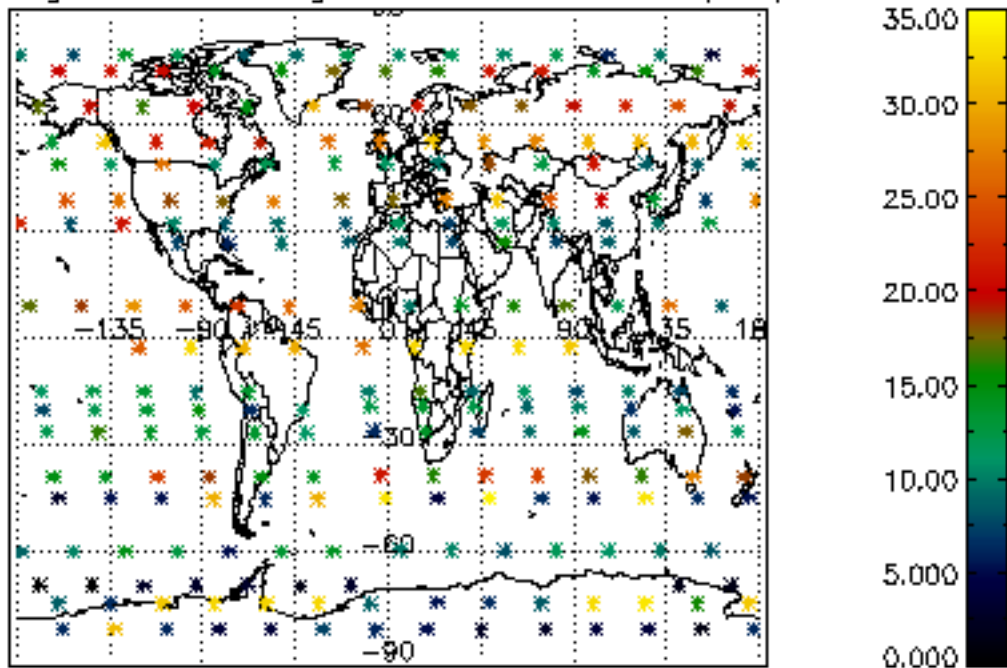
Percentage of cosmic ray hits per profile



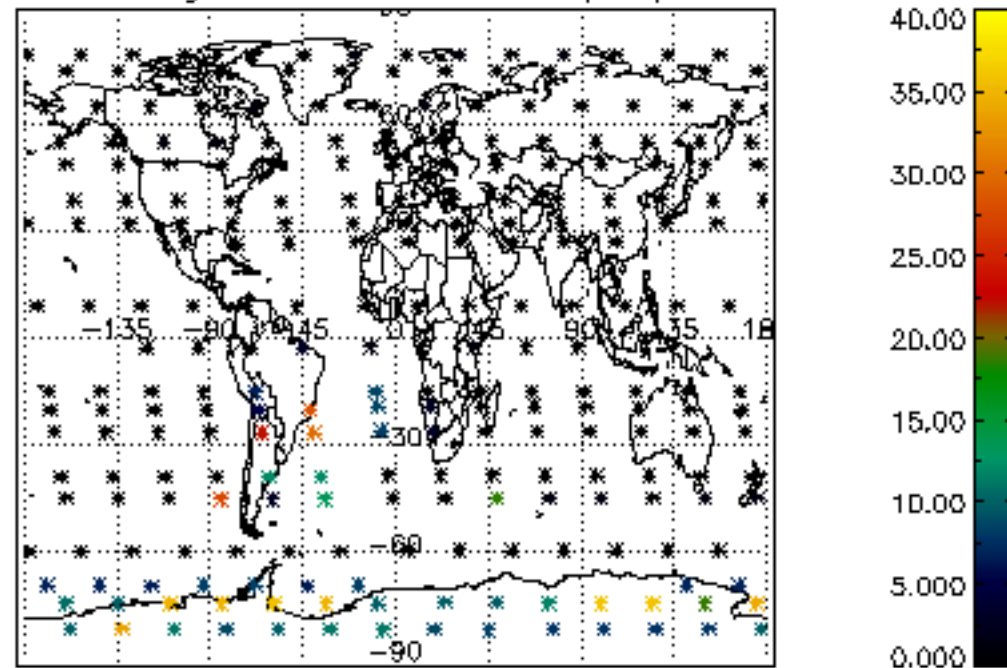
Percentage of datation errors per profile



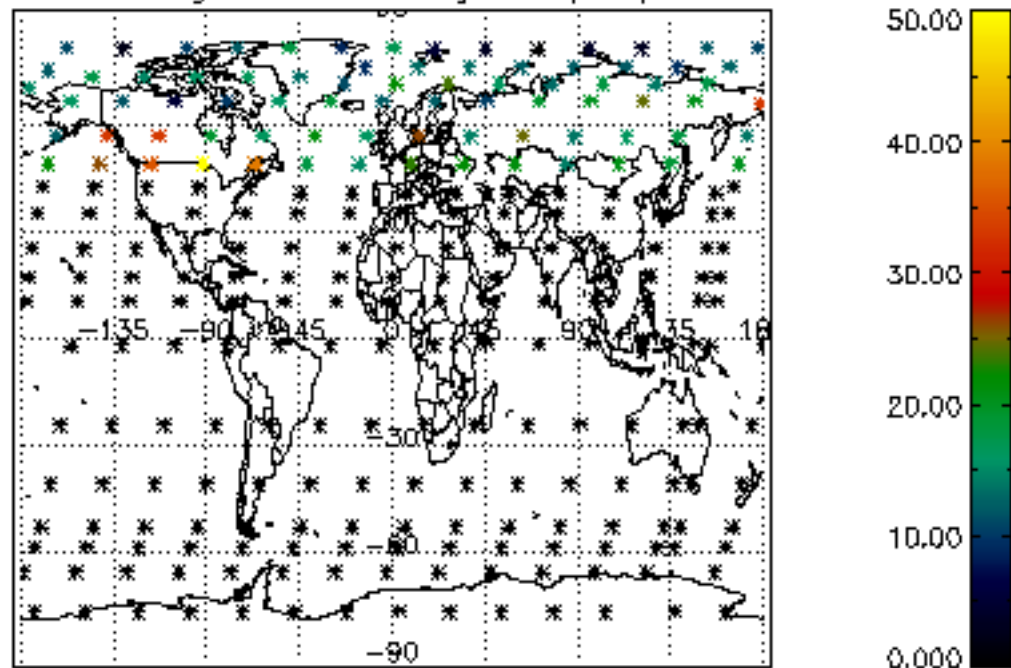
Percentage of star falling outside central band per profile



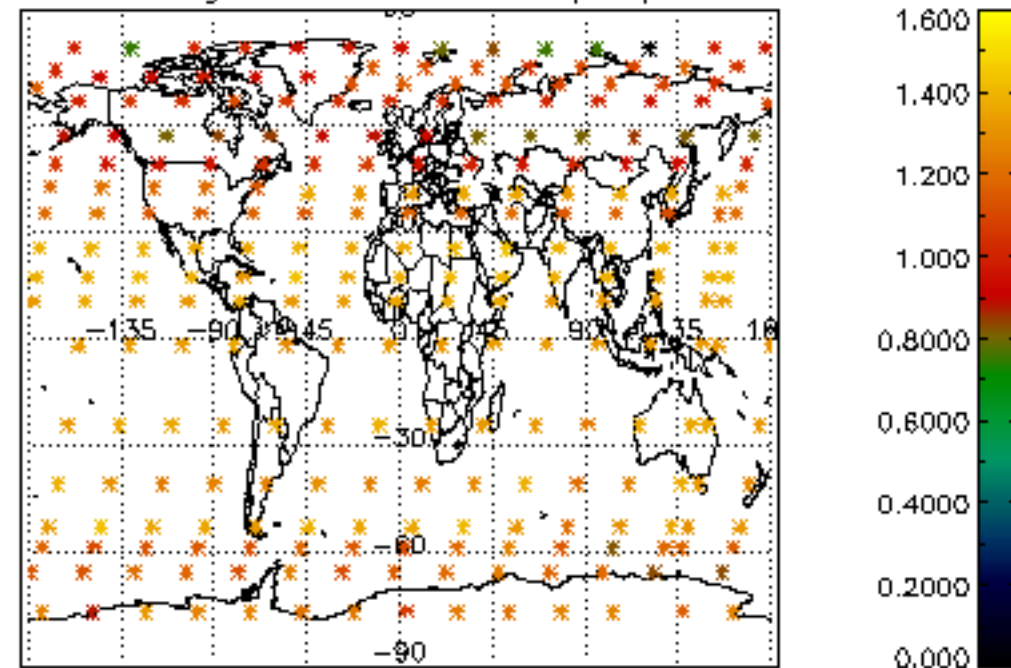
Percentage of saturation errors per profile



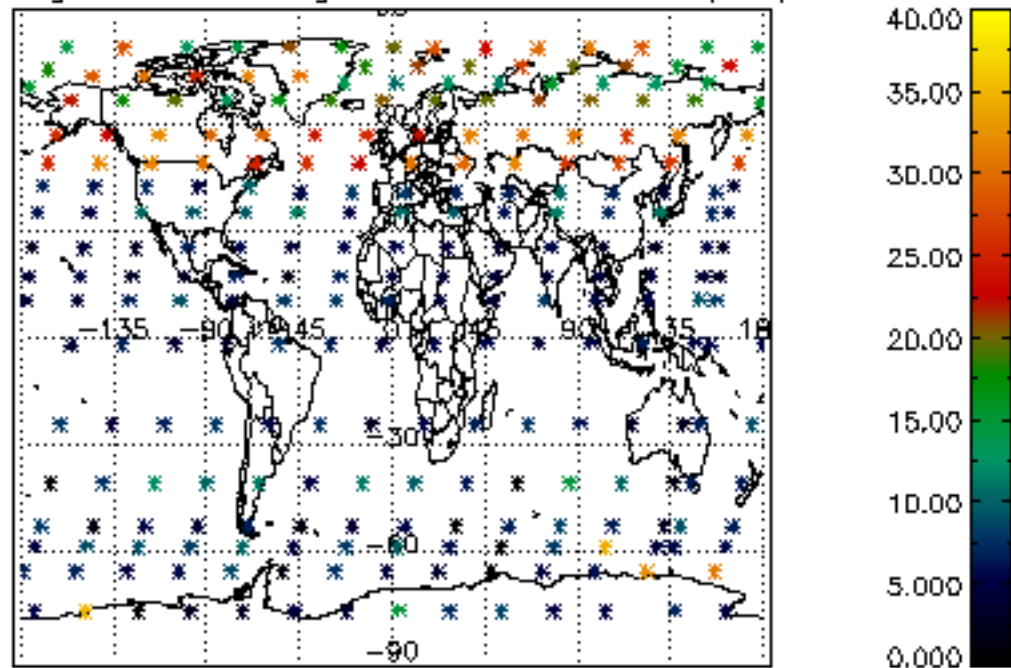
Percentage of cosmic ray hits per profile



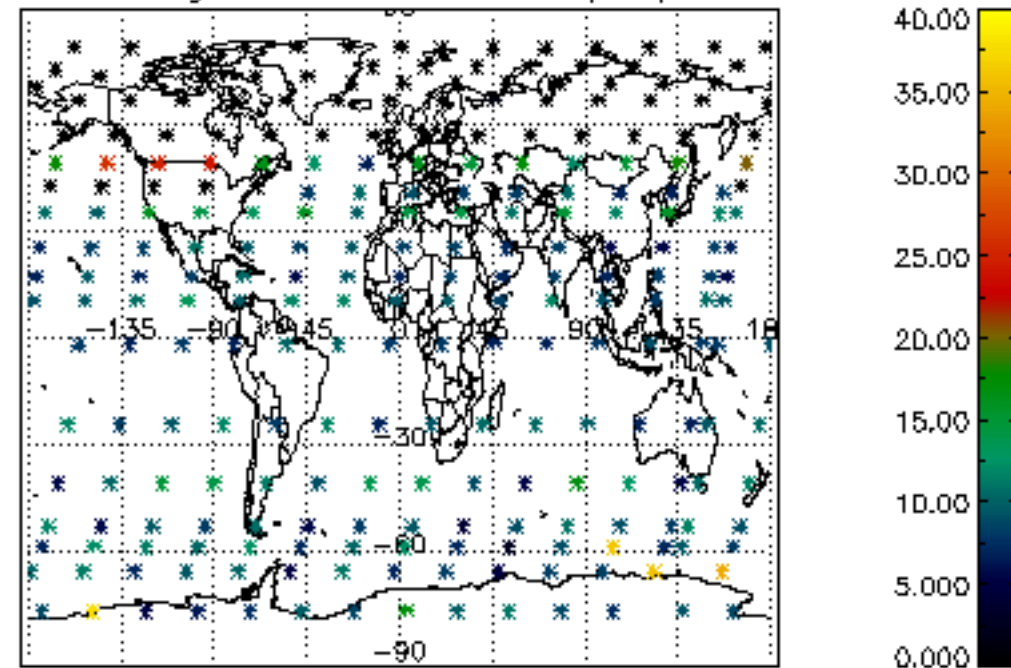
Percentage of datation errors per profile

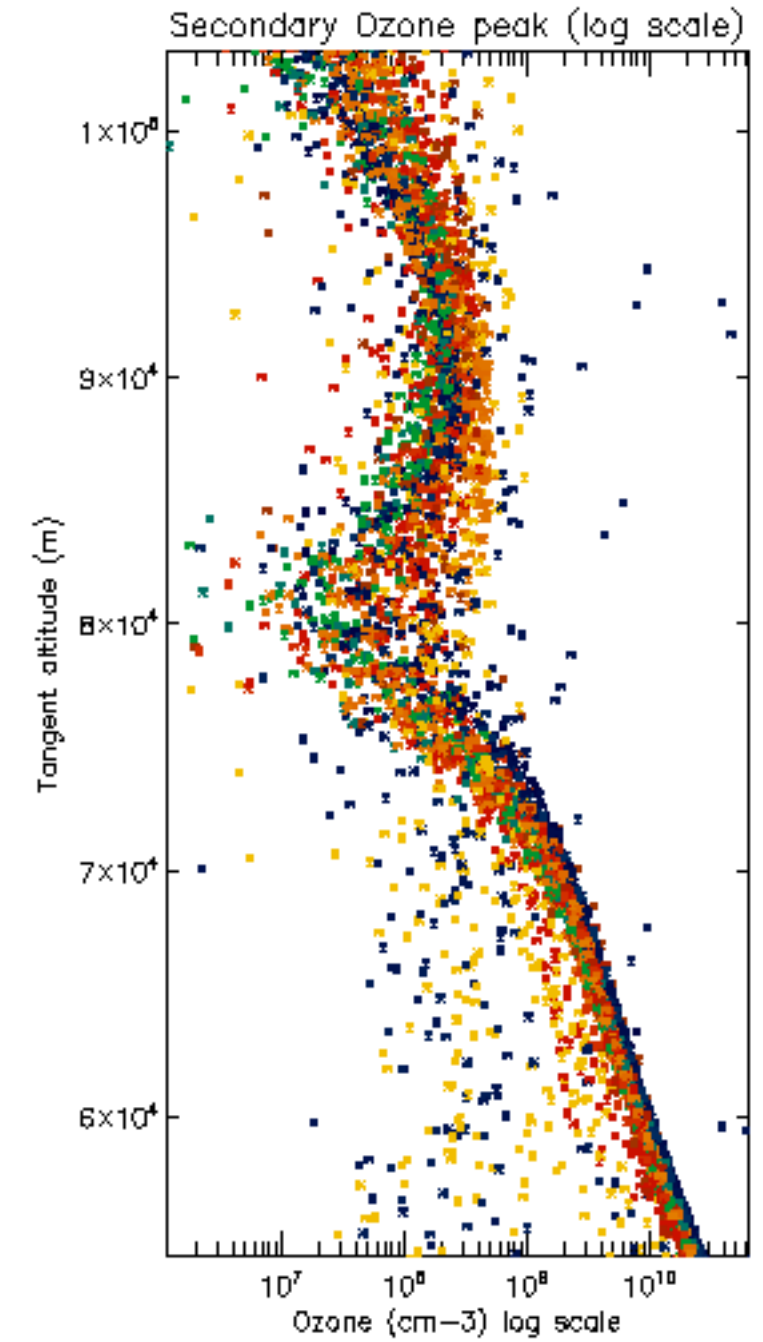
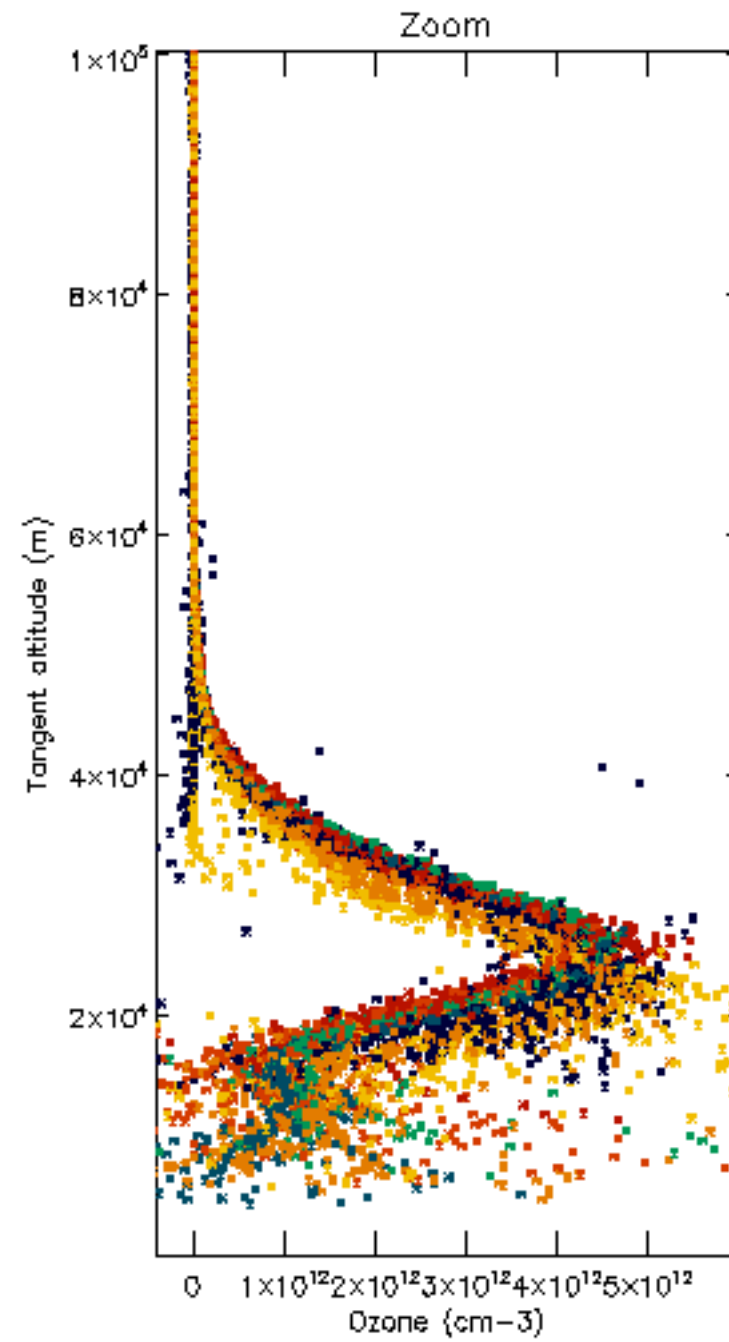
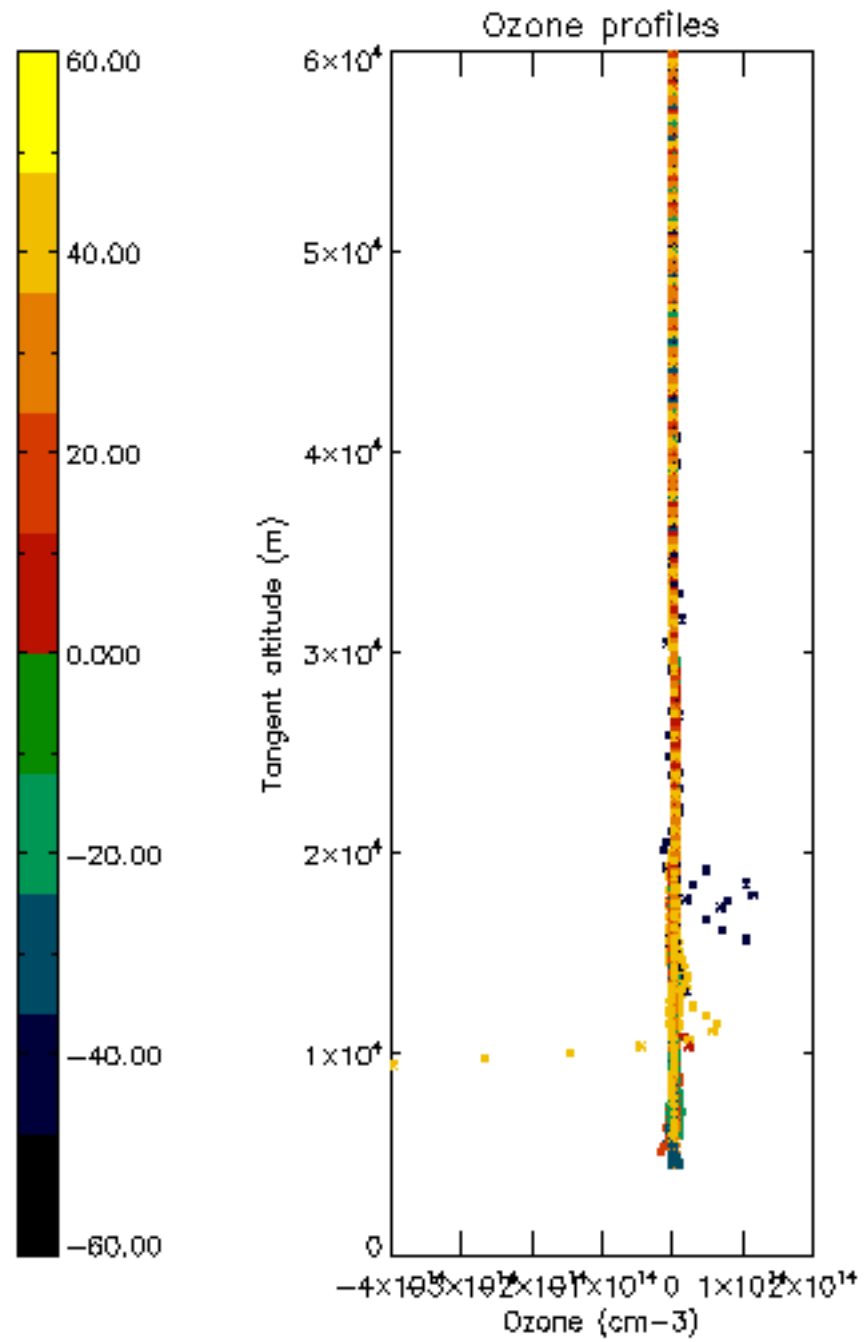


Percentage of star falling outside central band per profile

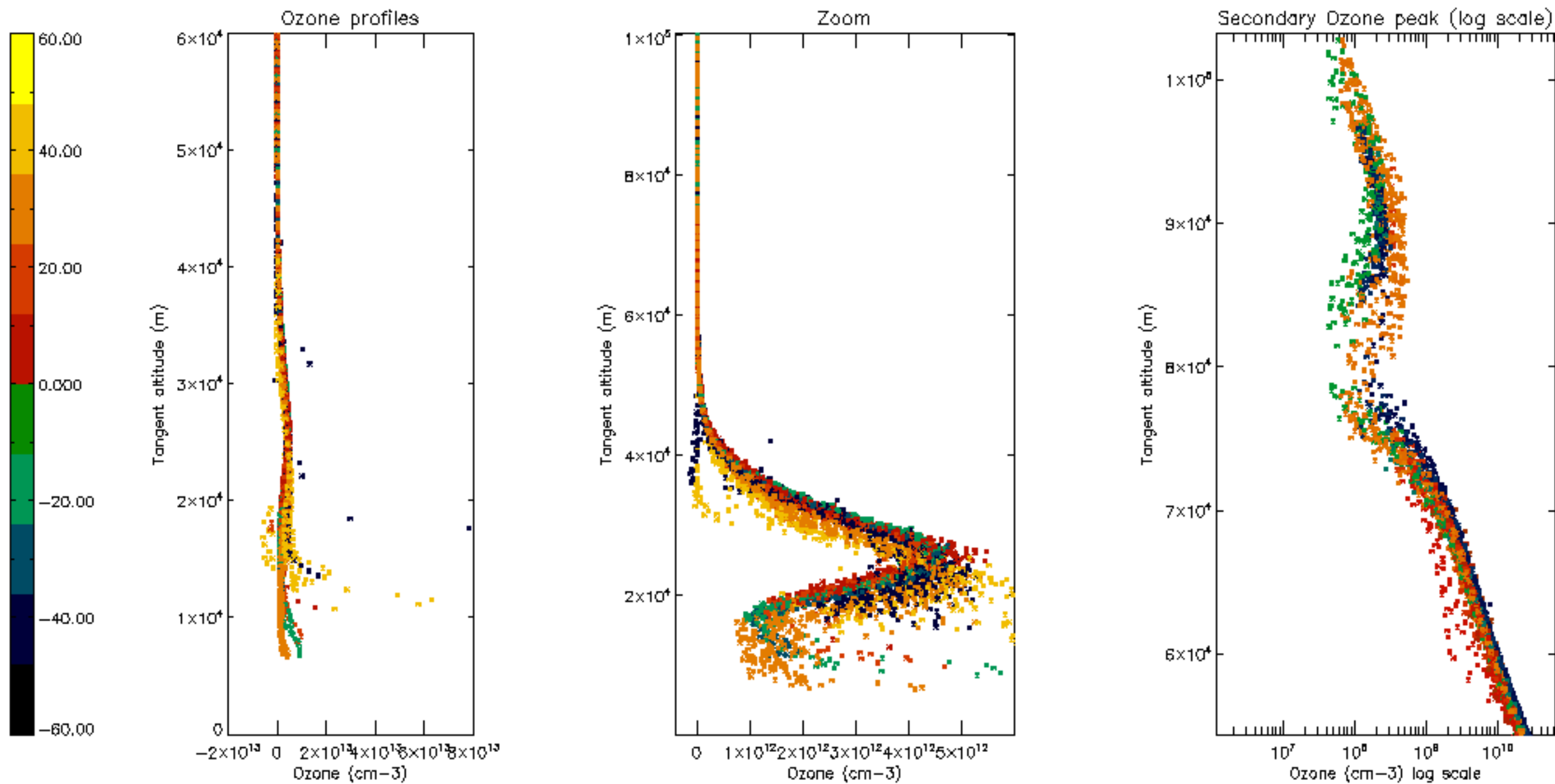


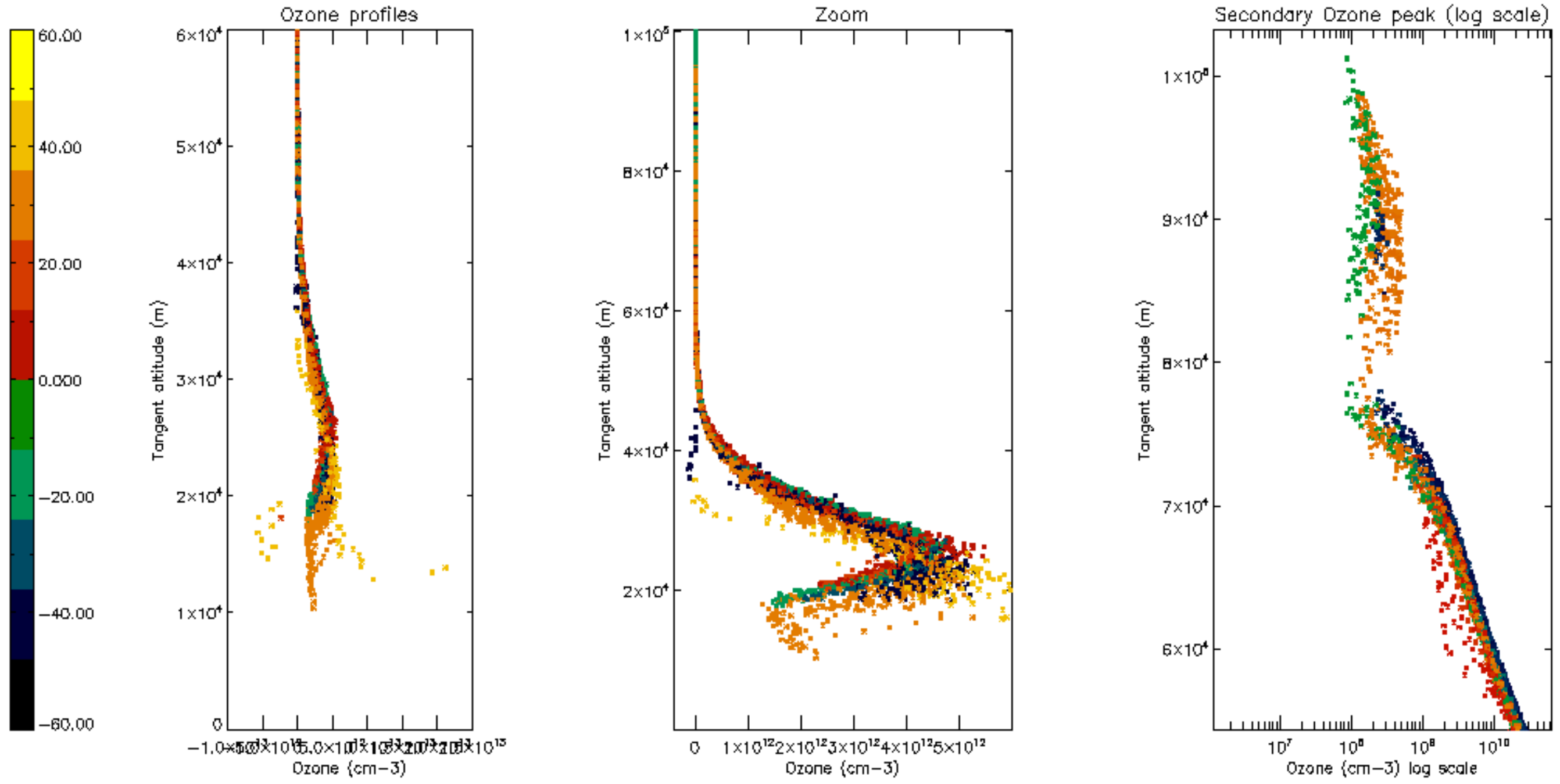
Percentage of saturation errors per profile

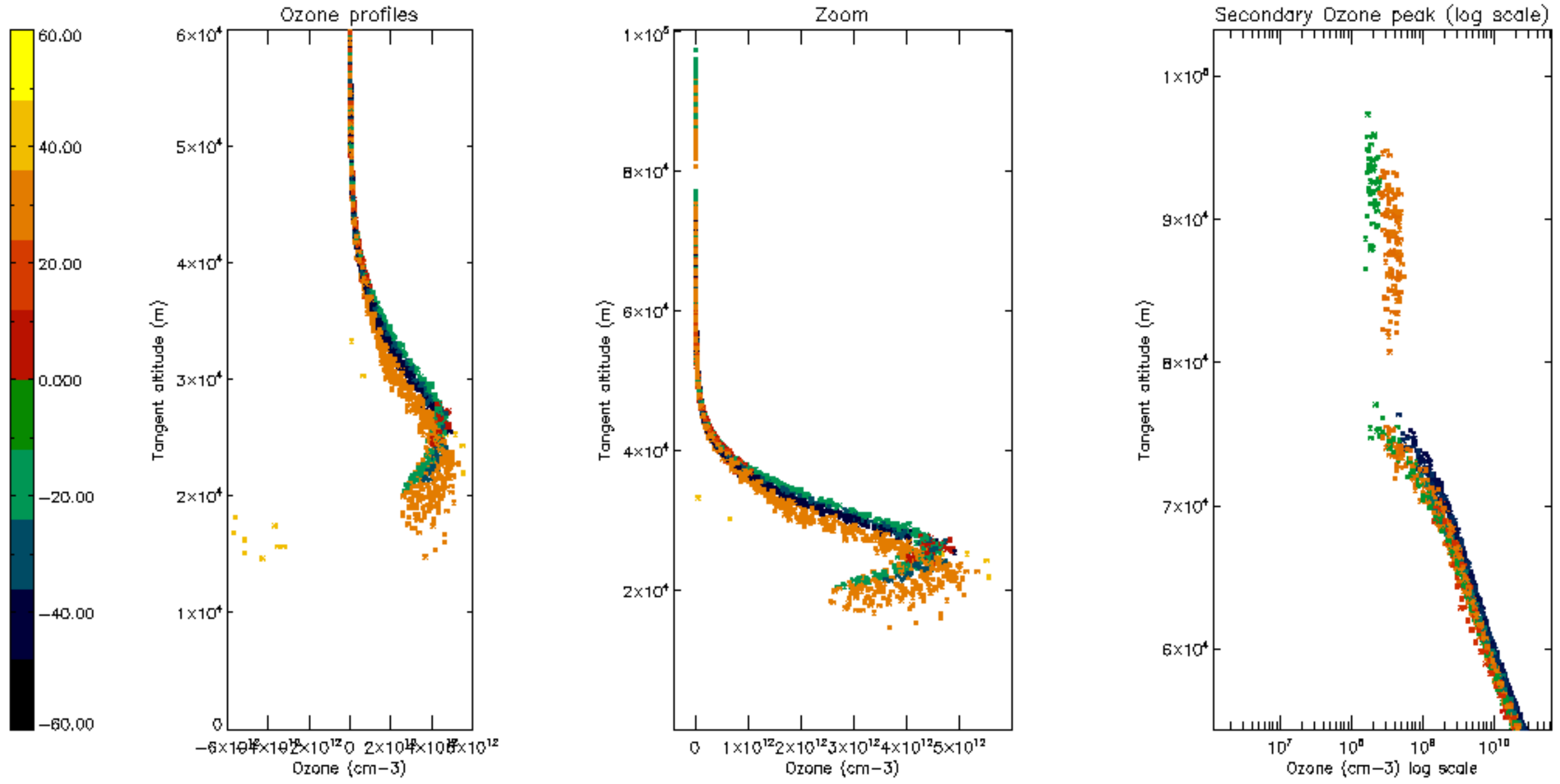




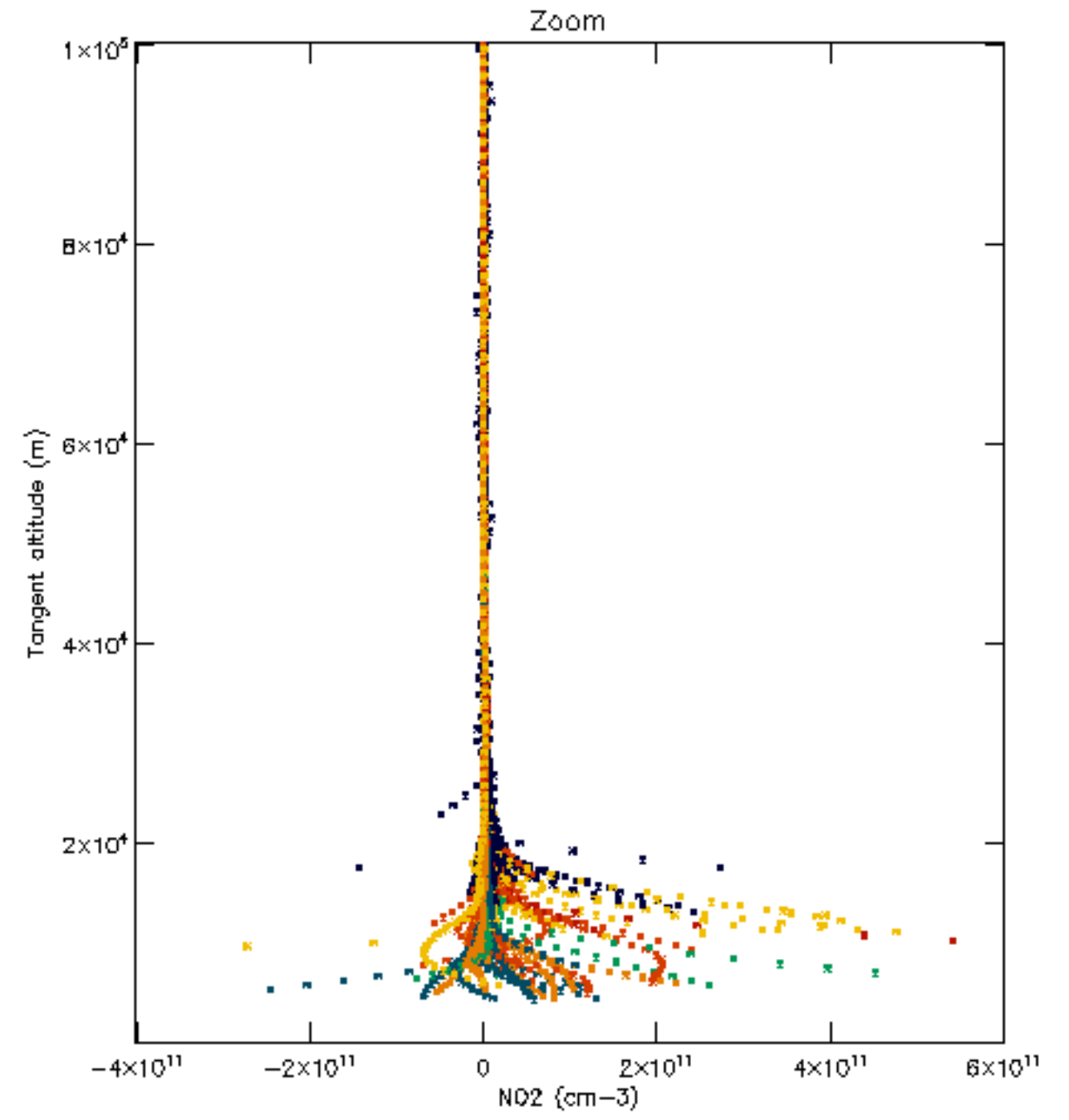
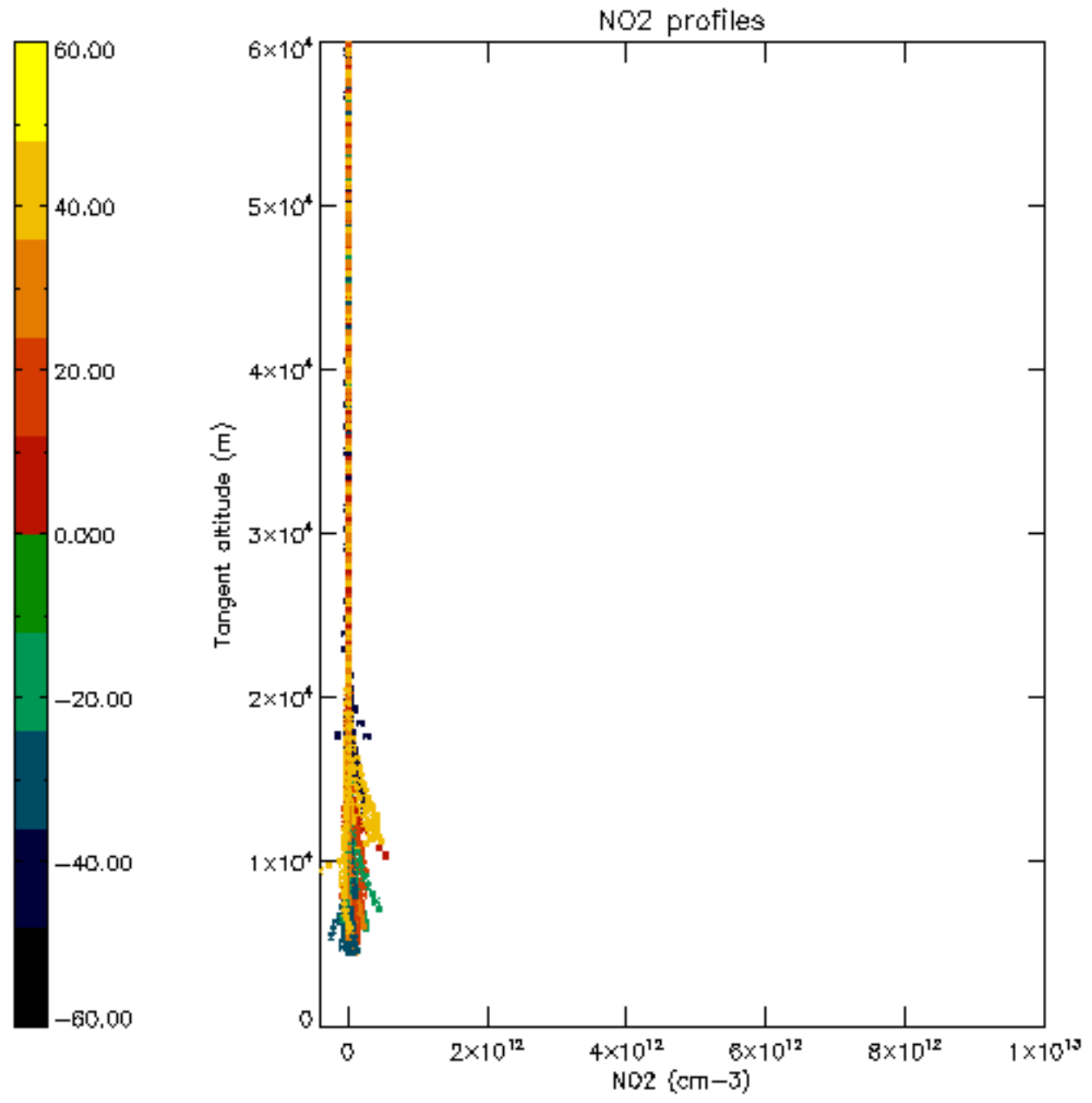


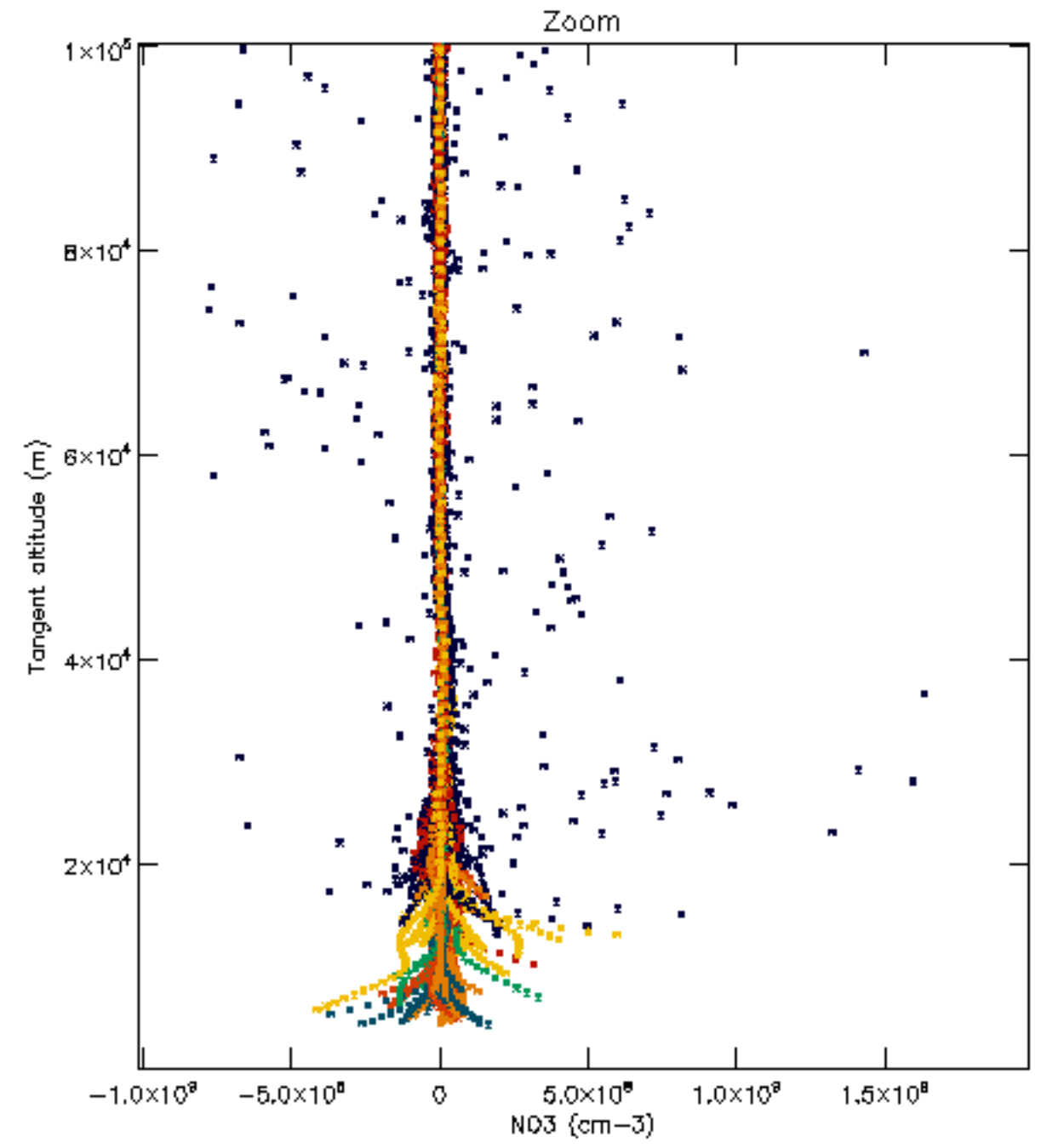
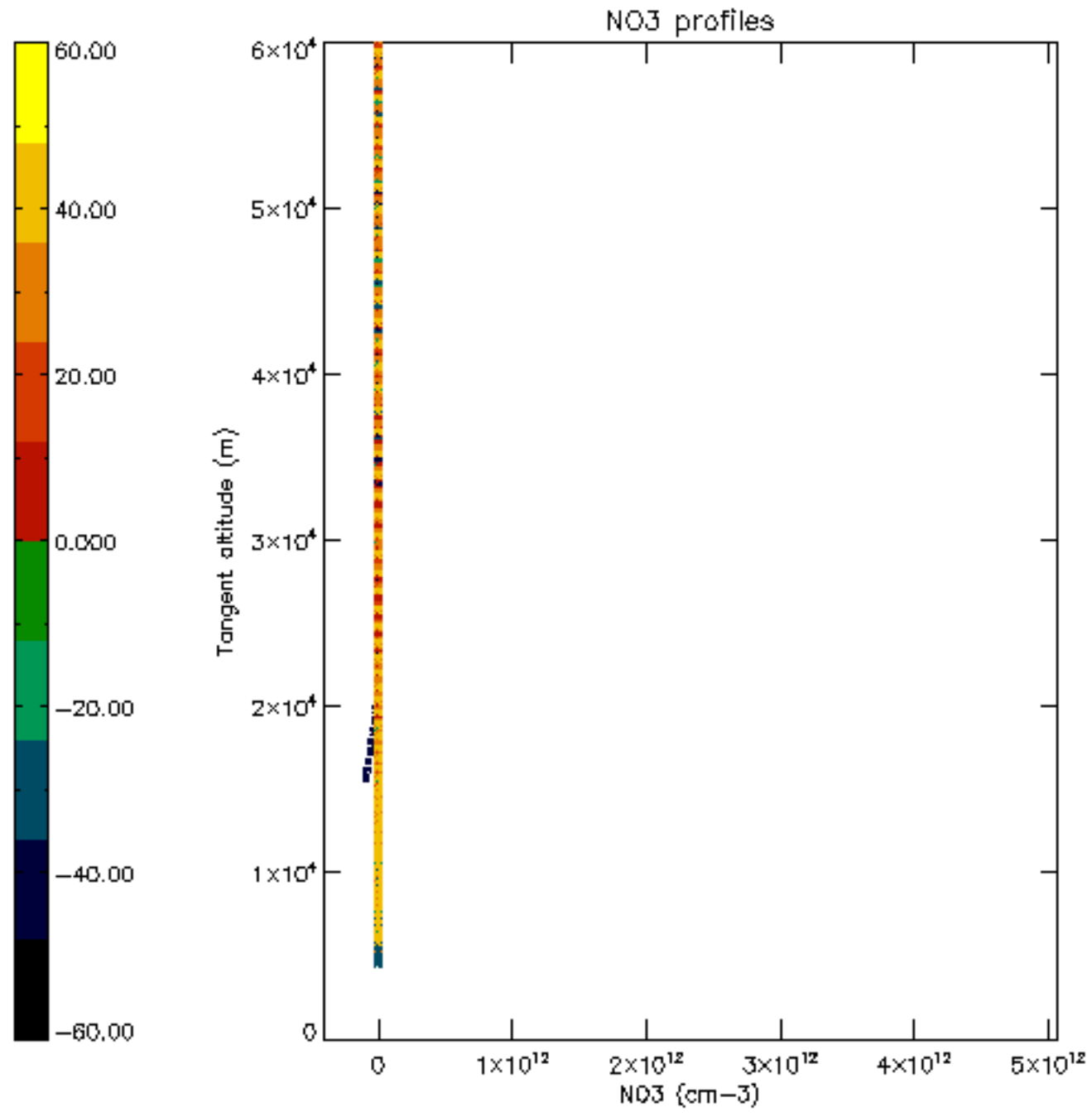


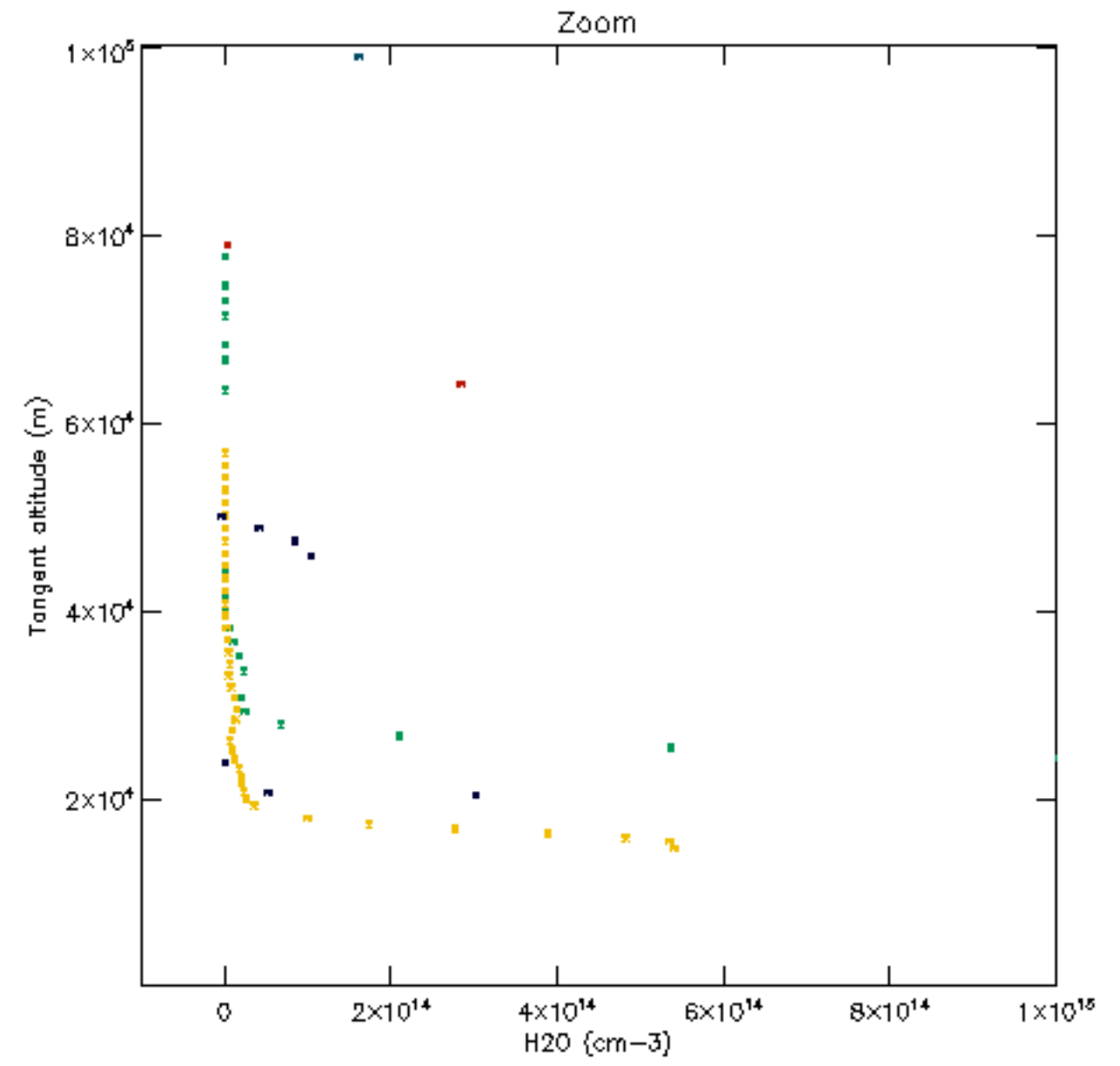
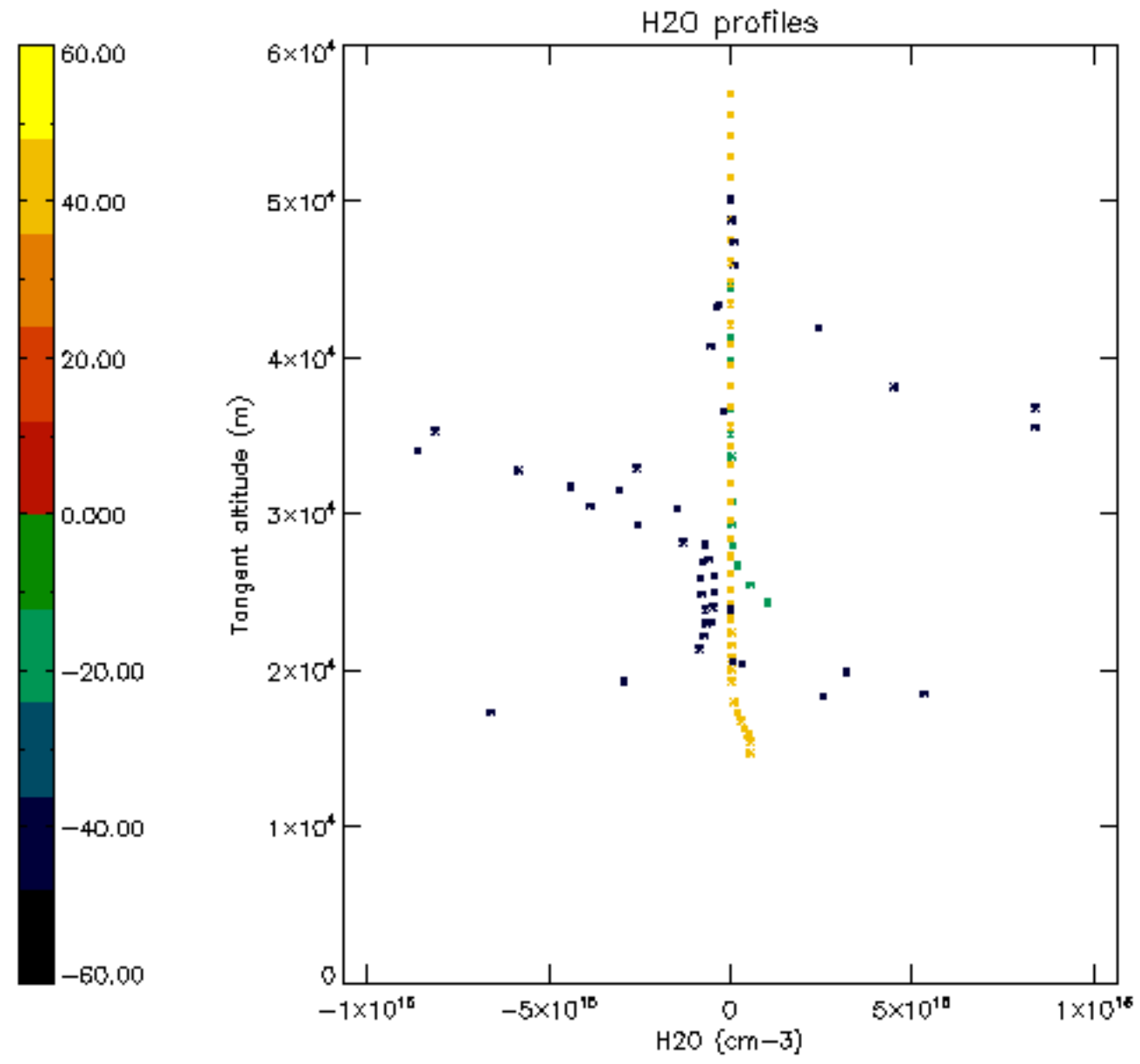




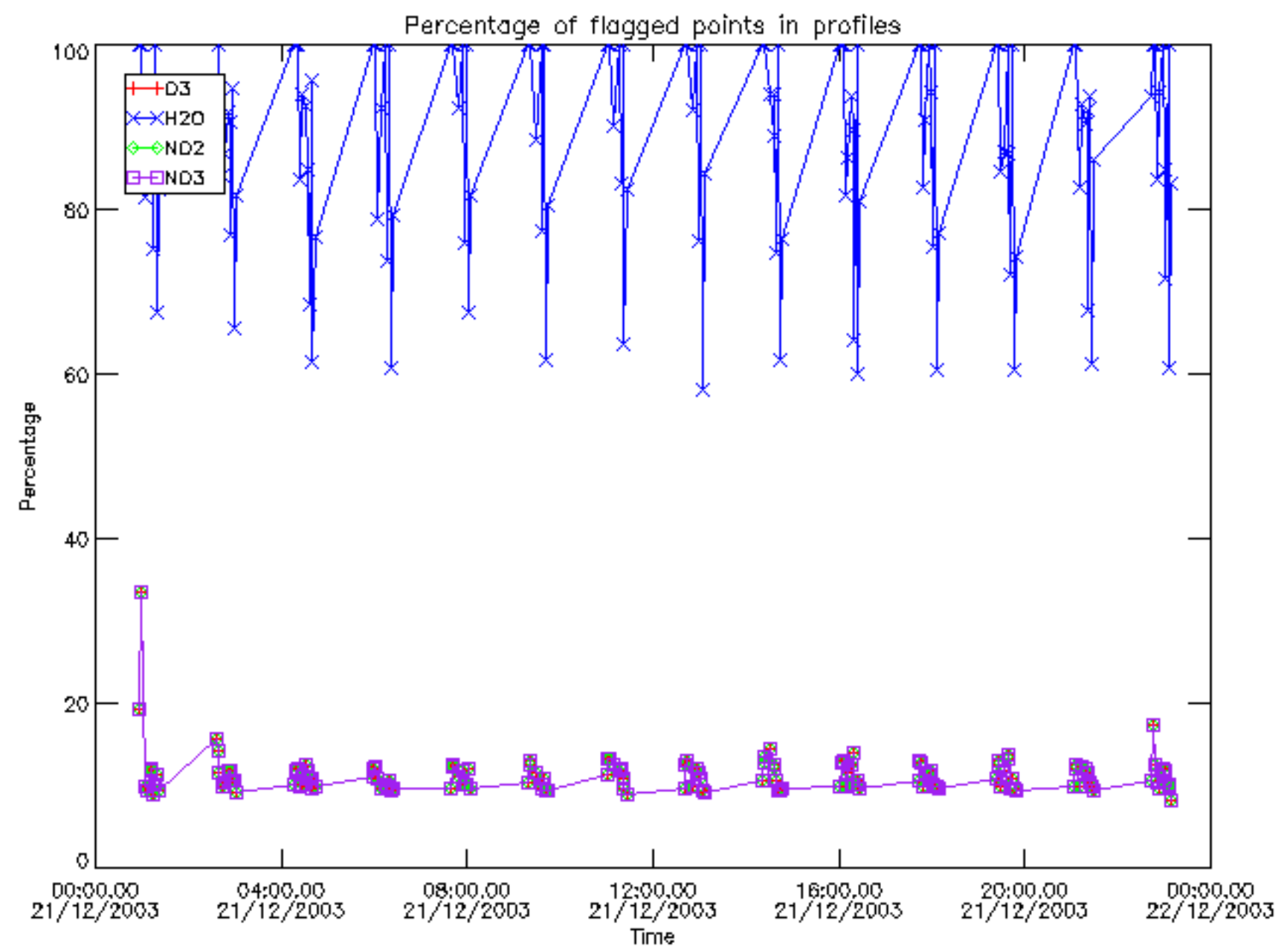




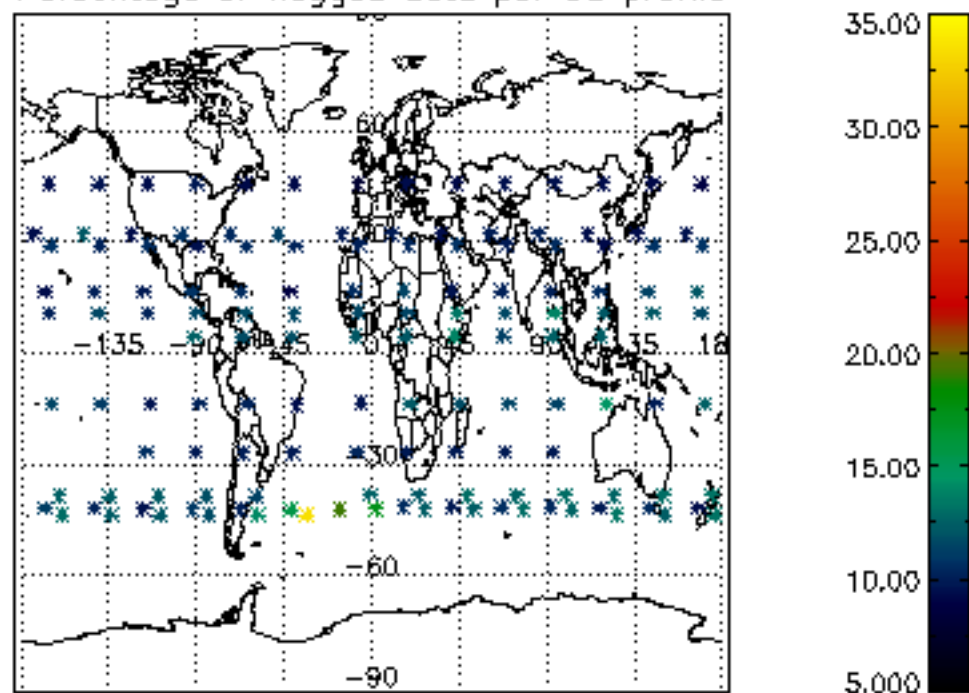




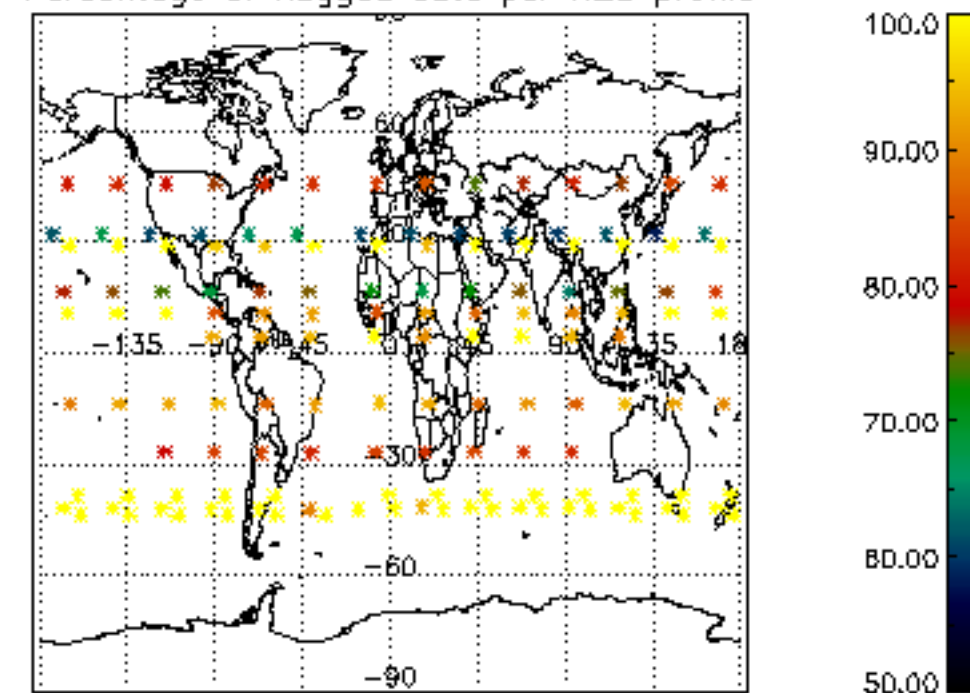




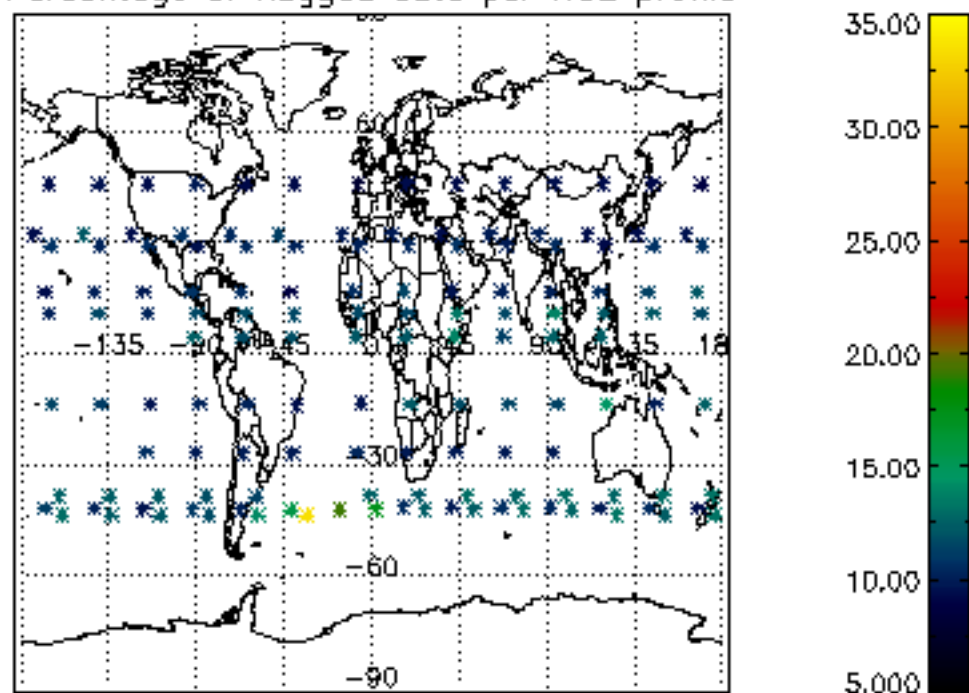
Percentage of flagged data per D3 profile



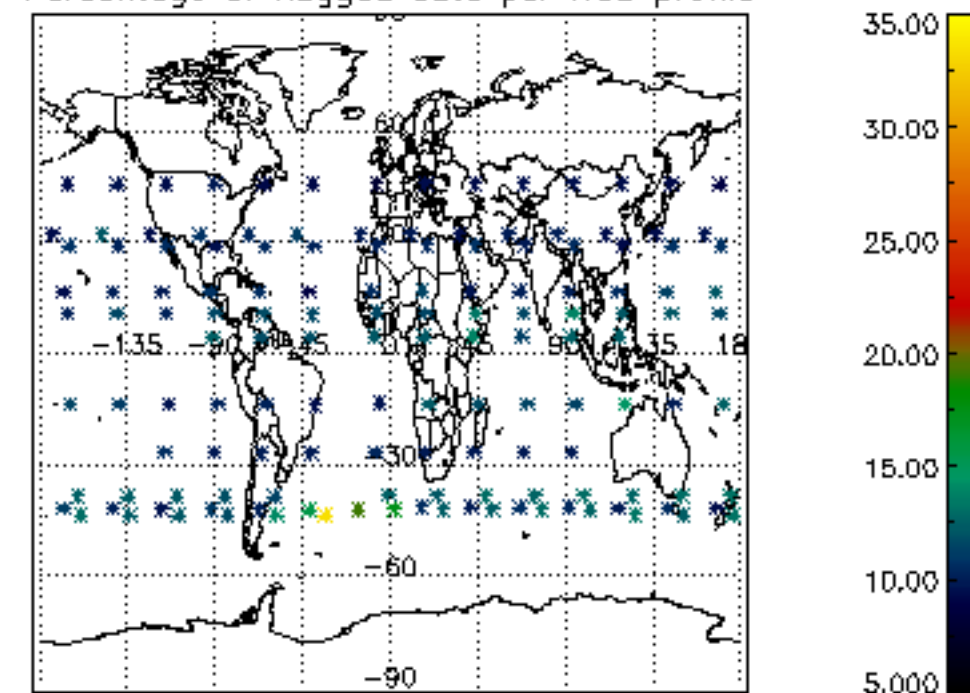
Percentage of flagged data per H2O profile

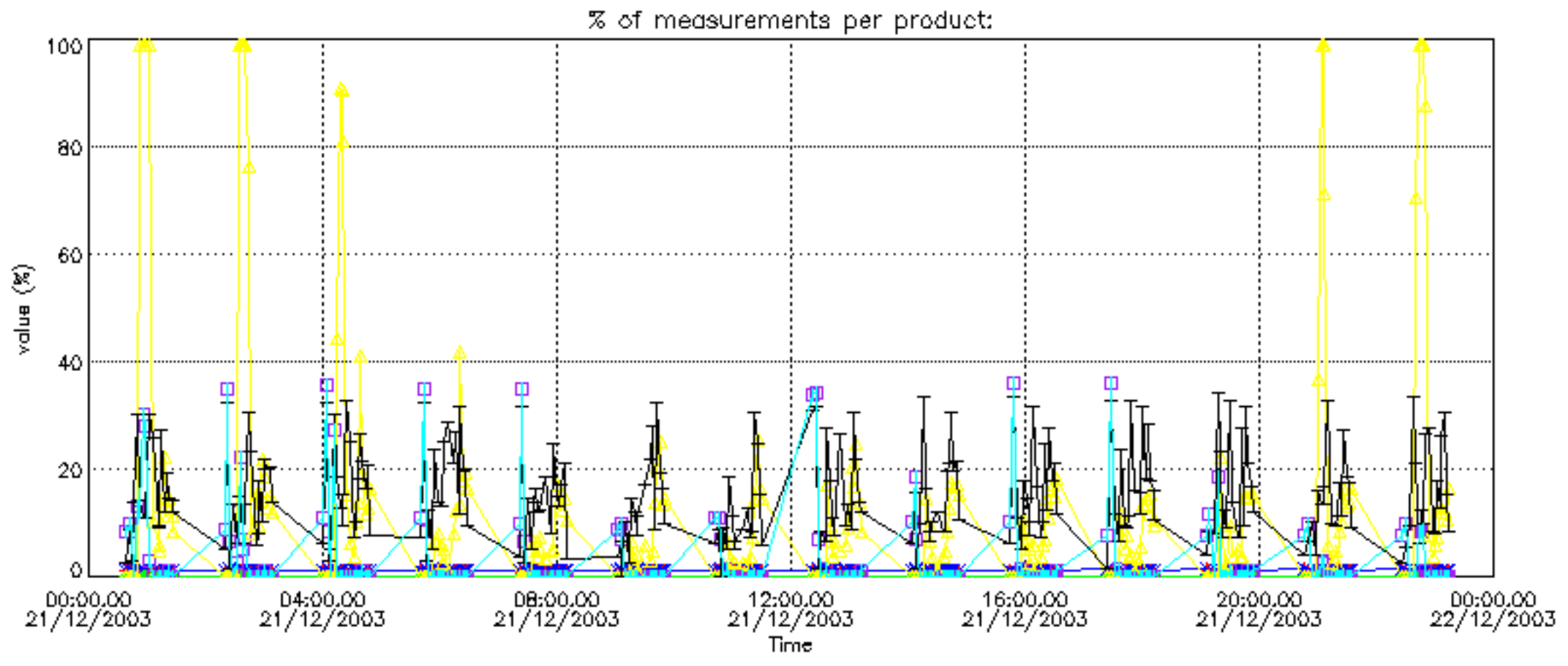


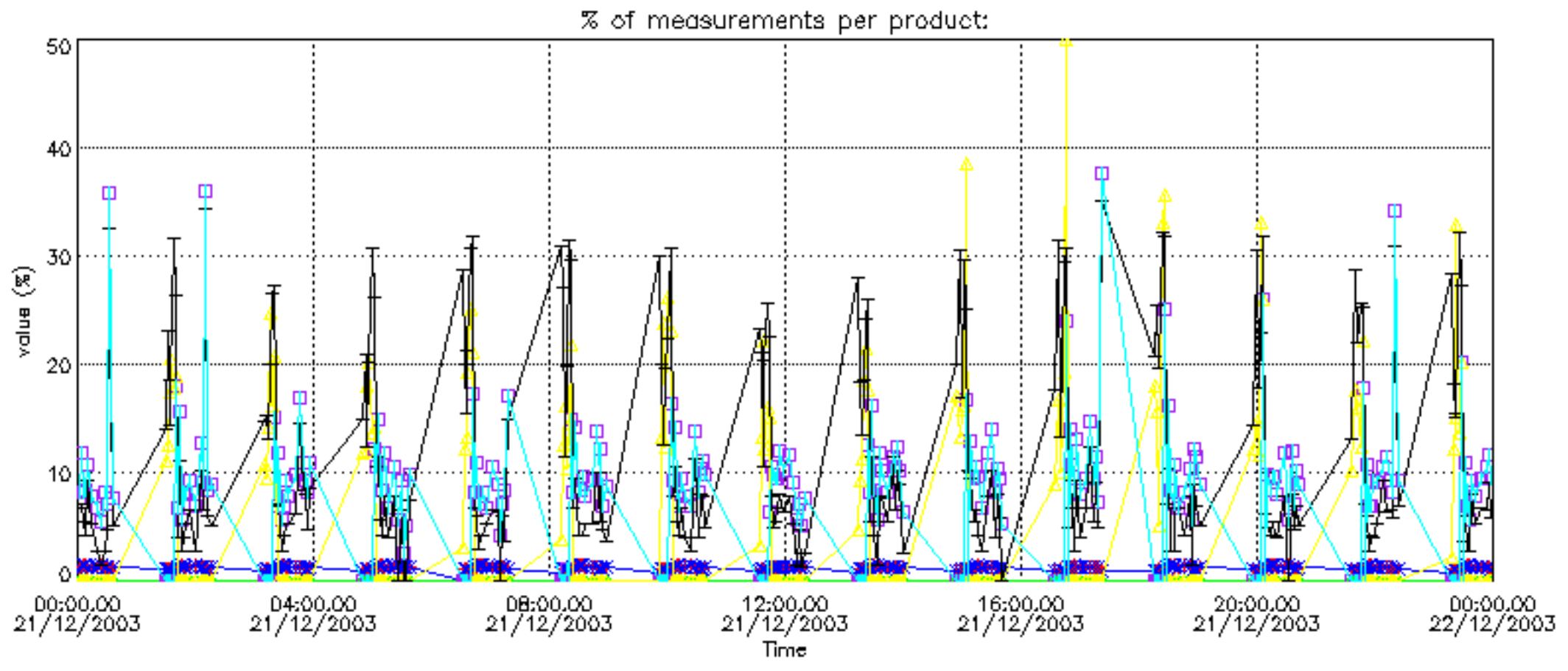
Percentage of flagged data per NO2 profile



Percentage of flagged data per NO3 profile

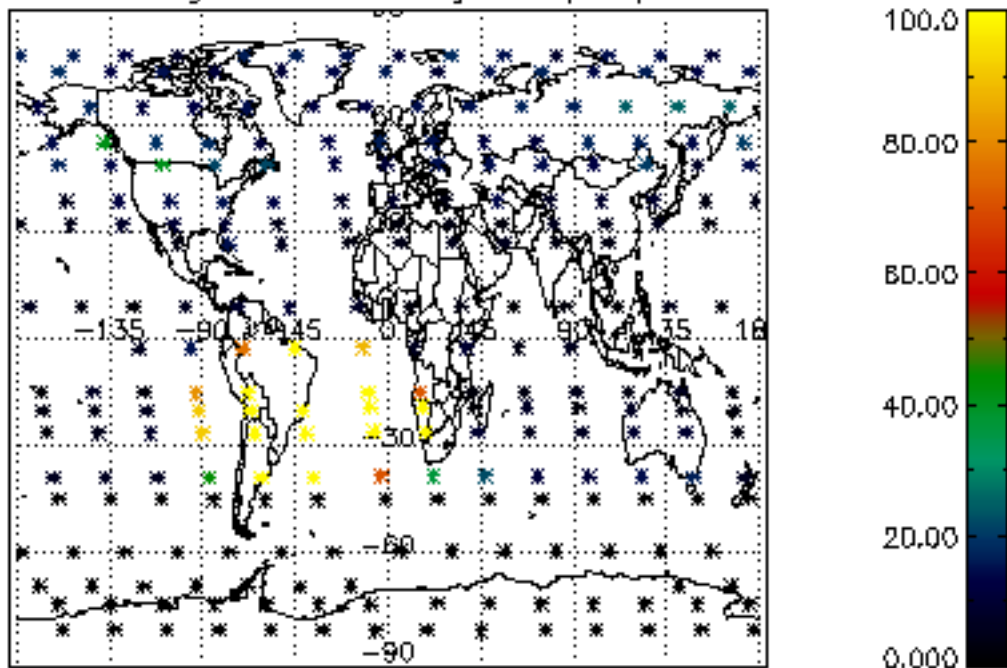




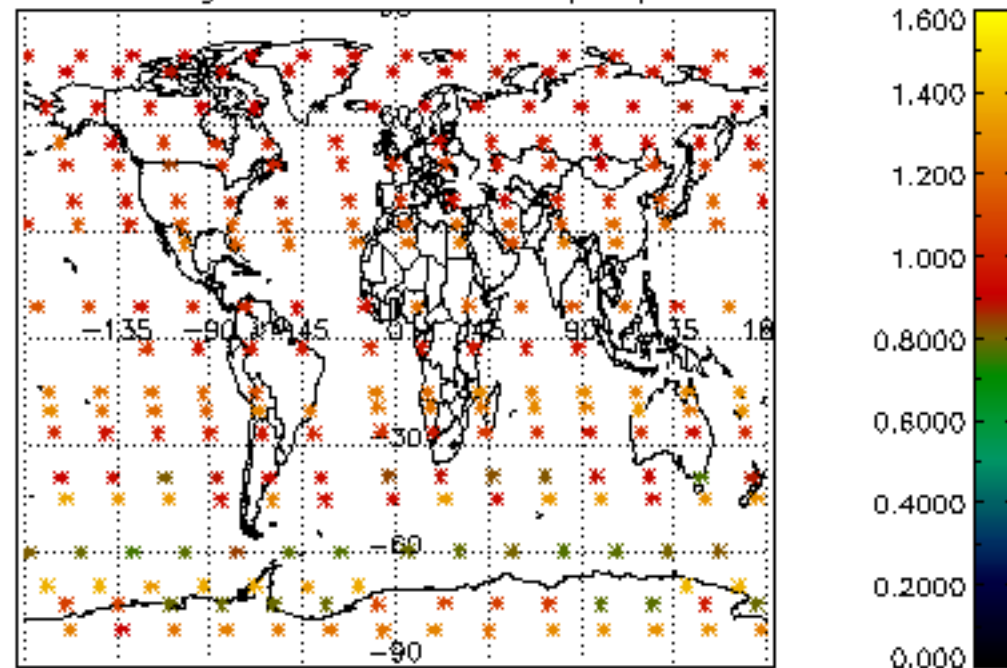




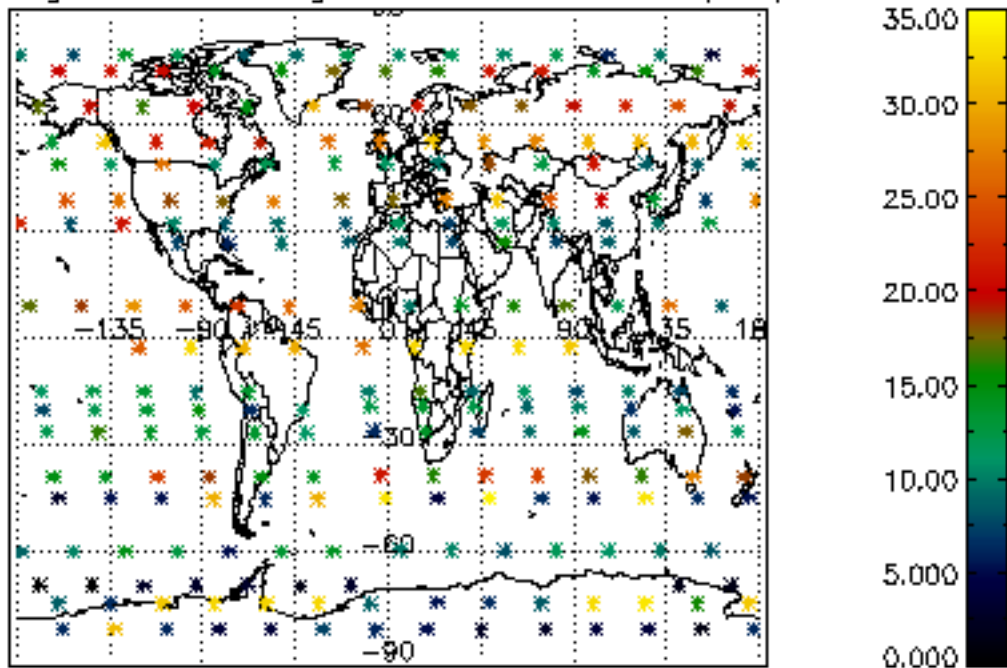
Percentage of cosmic ray hits per profile



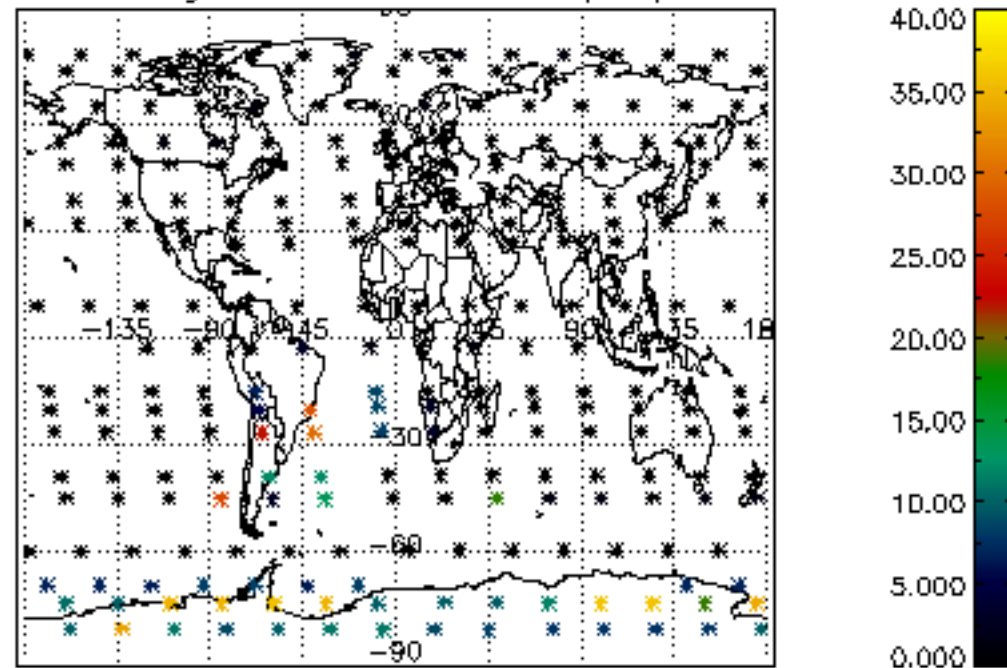
Percentage of datation errors per profile



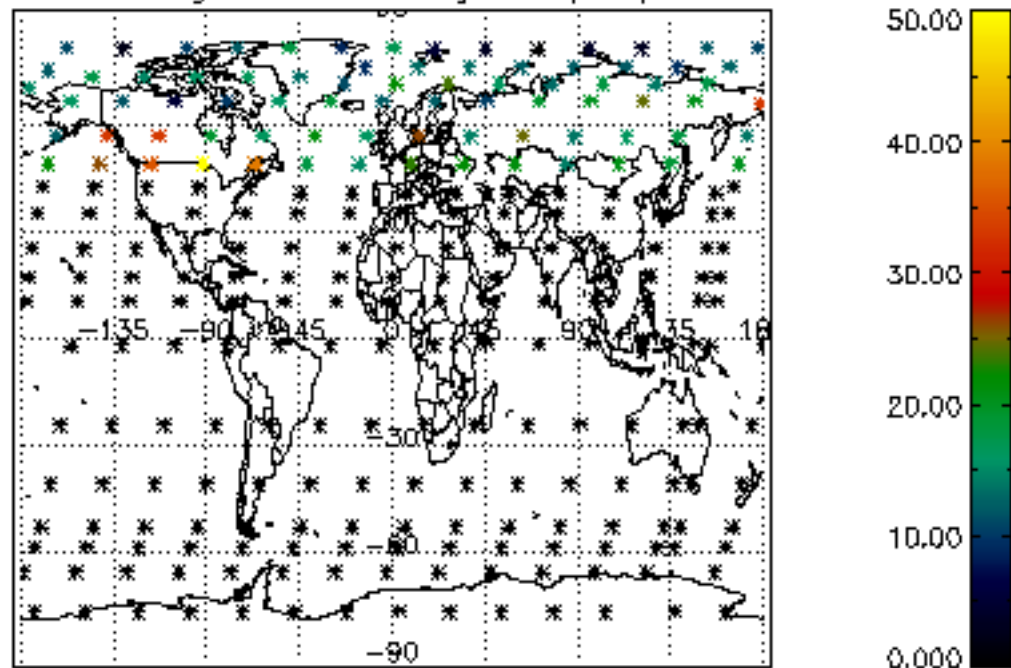
Percentage of star falling outside central band per profile



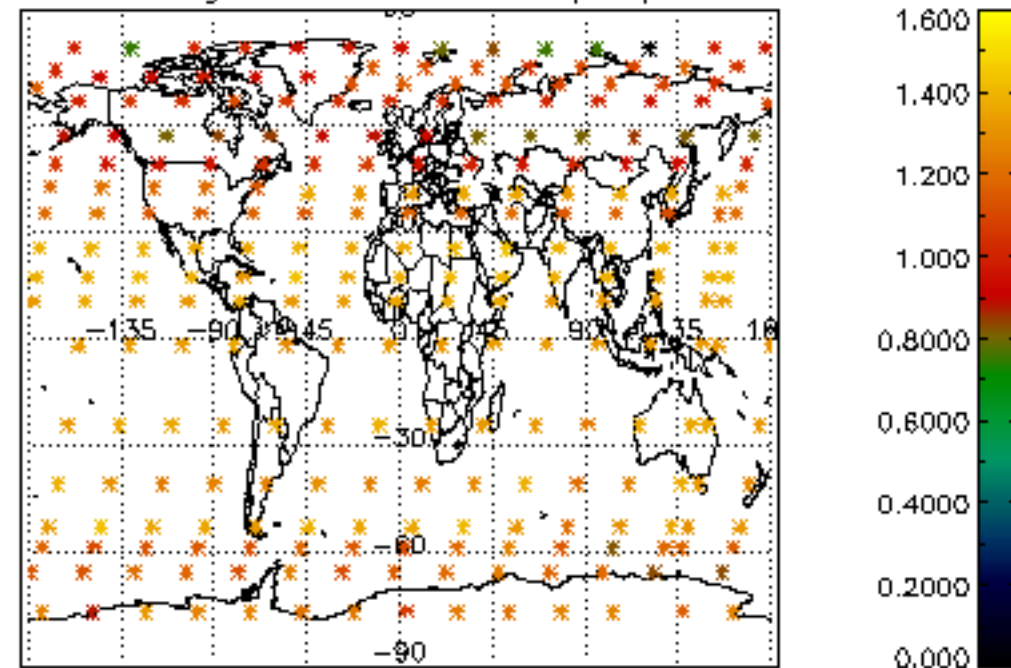
Percentage of saturation errors per profile



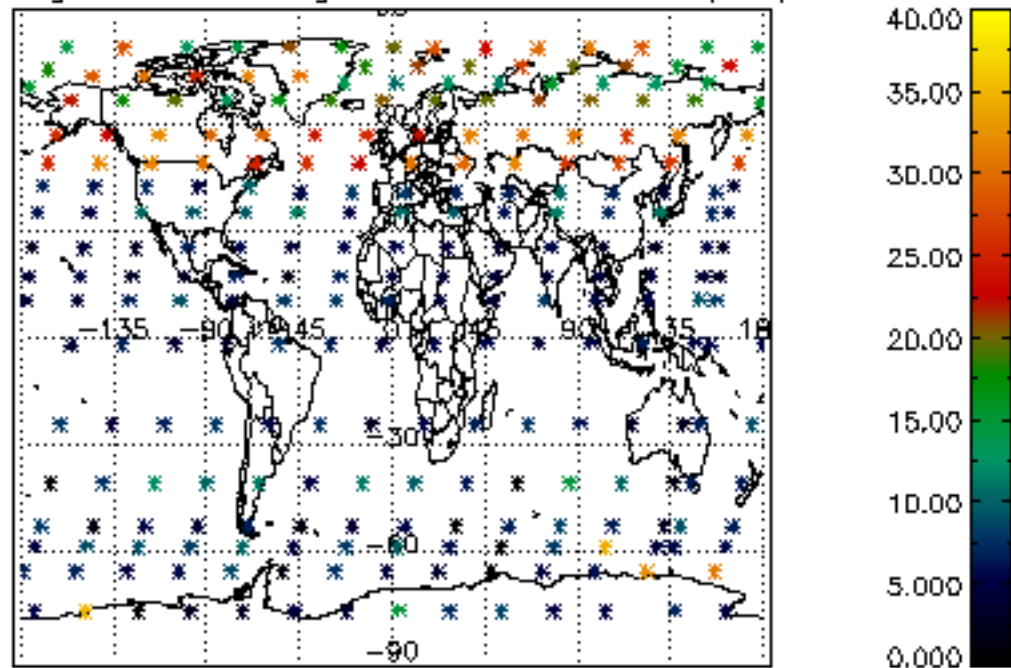
Percentage of cosmic ray hits per profile



Percentage of datation errors per profile



Percentage of star falling outside central band per profile



Percentage of saturation errors per profile

