

# GOMOS Level 2 Daily Report

## SUMMARY

### [1. General Info](#)

### [2. Summary of processed GOM\\_NL\\_2P products](#)

### [3. Level 2 Quality information per product](#)

#### [3.1 Plot of level 2 quality information per product \(time dependant\)](#)

#### [3.2 Plot of level 2 quality information per product \(world map\)](#)

### [4. Level 1 Quality information per product \(stored on level 2 products\)](#)

#### [4.1 Plot of level 1 quality information per product \(time dependant\)](#)

##### [4.1.1 Plot of level 1 quality information per product \(time dependant\): ASCENDING](#)

##### [4.1.2 Plot of level 1 quality information per product \(time dependant\): DESCENDING](#)

#### [4.2 Plot of level 1 quality information per product \(world map\)](#)

##### [4.2.1 Plot of level 1 quality information per product \(world map\): ASCENDING](#)

##### [4.2.2 Plot of level 1 quality information per product \(world map\): DESCENDING](#)

### [5. Ozone profiles based on quality statistics and other trace gas profiles](#)

#### [5.1 Ozone statistics based on quality of products](#)

#### [5.2 Plot ozone profiles for all STD \(dark without errors\)](#)

#### [5.3 Plot ozone profiles where STD < 20% \(dark without errors\)](#)

#### [5.4. Plot ozone profiles where STD < 10% \(dark without errors\)](#)

#### [5.5. Plot ozone profiles where STD < 5% \(dark without errors\)](#)

#### [5.6 Plot NO2 profiles for all STD \(dark without errors\)](#)

#### [5.7 Plot NO3 profiles for all STD \(dark without errors\)](#)

#### [5.8 Plot H2O profiles \(only for occultations of stars 1,2,3,4,13,14,16,26,63 dark without errors\) for all STD](#)

### [6. Auxiliary Data Files used for the production reported in section 2](#)

This report presents the daily analysis on parameters extracted from GOMOS level 2 data (GOM\_NL\_\_2P). It is intended to monitor some important parameters that will impact the quality of these products. A list of level 2 products (and content) that have arrived during the reporting day to the PCF is also given.

Item	Value
Time of report generation	20APR2013 02:15:12
Data source version	GOMOS/6.01
Start time of products	19-12-2003 (19DEC2003 00:00:00)
Stop time of products	20-12-2003 (20DEC2003 00:00:00)
Store outputs in DB	Yes
Nb of level 2 prods	518
Nb of prods with errors	0

## 2. Summary of processed GOM\_NL\_\_2P products.

Nr	Filename	UTC Start time	Limb	Duration	Star Id	Star Name	Star Mag	Star Temp	Nb Meas	Orbit	Prod. error
1	GOM_NL__2PRFIN20031219_000115_000000382022_00345_09417_9980.N1	19-DEC-2003 00:01:15	Bright	37.500	83		2.3780	11000.	75	9417	No
2	GOM_NL__2PRFIN20031219_000438_000000612022_00345_09417_9981.N1	19-DEC-2003 00:04:38	Bright	61.000	111	8Eta Boo	2.6800	6000.0	122	9417	No
3	GOM_NL__2PRFIN20031219_000618_000000382022_00345_09417_9982.N1	19-DEC-2003 00:06:18	Bright	38.000	102	24Alp Ser	2.6000	4250.0	76	9417	No
4	GOM_NL__2PRFIN20031219_000852_000000562022_00345_09417_9983.N1	19-DEC-2003 00:08:52	Bright	55.500	138	47Eps Vir	2.8280	4700.0	111	9417	No
5	GOM_NL__2PRFIN20031219_001318_000000422022_00345_09417_9984.N1	19-DEC-2003 00:13:18	Bright	41.500	122	9Alp2Lib	2.7470	9700.0	83	9417	No
6	GOM_NL__2PRFIN20031219_001451_000000572022_00345_09417_9985.N1	19-DEC-2003 00:14:51	Twilight	57.000	15	67Alp Vir	0.97600	28000.	114	9417	No
7	GOM_NL__2PRFIN20031219_001821_000000492022_00345_09417_9986.N1	19-DEC-2003 00:18:21	Dark	49.000	169	46Gam Hya	2.9910	4700.0	98	9417	No
8	GOM_NL__2PRFIN20031219_002036_000000422022_00345_09417_9987.N1	19-DEC-2003 00:20:36	Dark	42.000	81	Eta Cen	2.3560	28000.	84	9417	No
9	GOM_NL__2PRFIN20031219_002150_000000422022_00345_09417_9988.N1	19-DEC-2003 00:21:50	Dark	41.500	78	Alp Lup	2.3040	28000.	83	9417	No
10	GOM_NL__2PRFIN20031219_002524_000000462022_00345_09417_9989.N1	19-DEC-2003 00:25:24	Dark	45.500	4	Alp1Cen	-0.010000	5800.0	91	9417	No
11	GOM_NL__2PRFIN20031219_002830_000000462022_00346_09418_9952.N1	19-DEC-2003 00:28:30	Dark	45.500	12	Alp1Cru	0.77500	30000.	91	9418	No
12	GOM_NL__2PRFIN20031219_003326_000000402022_00346_09418_9953.N1	19-DEC-2003 00:33:26	Dark	40.000	159	Ups Car	2.9200	7200.0	80	9418	No
13	GOM_NL__2PRFIN20031219_003452_000000462022_00346_09418_9954.N1	19-DEC-2003 00:34:52	Dark	45.500	71	Iot Car	2.2460	7700.0	91	9418	No
14	GOM_NL__2PRFIN20031219_003643_000000502022_00346_09418_9955.N1	19-DEC-2003 00:36:43	Dark	50.000	41	Eps Car	1.8600	4100.0	100	9418	No
15	GOM_NL__2PRFIN20031219_003935_000000522022_00346_09418_9956.N1	19-DEC-2003 00:39:35	Dark	52.000	34	Gam2Vel	1.7930	23000.	104	9418	No
16	GOM_NL__2PRFIN20031219_004128_000000552022_00346_09418_9957.N1	19-DEC-2003 00:41:28	Dark	55.000	2	Alp Car	-0.73600	7000.0	110	9418	No
17	GOM_NL__2PRFIN20031219_004421_000000552022_00346_09418_9958.N1	19-DEC-2003 00:44:21	Dark	54.500	117	Pi Pup	2.7060	3800.0	109	9418	No
18	GOM_NL__2PRFIN20031219_004731_000000562022_00346_09418_9959.N1	19-DEC-2003 00:47:31	Straylight	56.000	23	21Eps CMa	1.5020	26000.	112	9418	No
19	GOM_NL__2PRFIN20031219_004916_000000542022_00346_09418_9960.N1	19-DEC-2003 00:49:16	Straylight	54.000	179	24Omi2CMa	3.0320	24000.	108	9418	No
20	GOM_NL__2PRFIN20031219_005211_000000642022_00346_09418_9961.N1	19-DEC-2003 00:52:11	Straylight	63.500	1	9Alp CMa	-1.4400	11000.	127	9418	No
21	GOM_NL__2PRFIN20031219_005426_000000452022_00346_09418_9962.N1	19-DEC-2003 00:54:26	Straylight	44.500	165	34Gam Eri	2.9500	3200.0	89	9418	No
22	GOM_NL__2PRFIN20031219_005604_000000462022_00346_09418_9963.N1	19-DEC-2003 00:56:04	Straylight	45.500	125	44Iot Ori	2.7700	30000.	91	9418	No
23	GOM_NL__2PRFIN20031219_005734_000000522022_00346_09418_9964.N1	19-DEC-2003 00:57:34	Straylight	52.000	30	46Eps Ori	1.6940	30000.	104	9418	No
24	GOM_NL__2PRFIN20031219_010037_000000602022_00346_09418_9965.N1	19-DEC-2003 01:00:37	Twilight	60.000	14	58Alp Ori	0.87000	3000.0	120	9418	No
25	GOM_NL__2PRFIN20031219_010241_000000502022_00346_09418_9966.N1	19-DEC-2003 01:02:41	Twilight	50.000	13	87Alp Tau	0.86700	3800.0	100	9418	No
26	GOM_NL__2PRFIN20031219_010457_000000382022_00346_09418_9967.N1	19-DEC-2003 01:04:57	Bright	38.000	146	25Eta Tau	2.8730	15200.	76	9418	No
27	GOM_NL__2PRFIN20031219_010704_000000382022_00346_09418_9968.N1	19-DEC-2003 01:07:04	Bright	38.000	150	44Zet Per	2.8900	28000.	76	9418	No
28	GOM_NL__2PRFIN20031219_010921_000000372022_00346_09418_9969.N1	19-DEC-2003 01:09:21	Bright	36.500	149	45Eps Per	2.8880	30000.	73	9418	No
29	GOM_NL__2PRFIN20031219_011134_000000362022_00346_09418_9970.N1	19-DEC-2003 01:11:34	Bright	35.500	175	39Del Per	3.0100	19400.	71	9418	No
30	GOM_NL__2PRFIN20031219_011321_000000402022_00346_09418_9971.N1	19-DEC-2003 01:13:21	Bright	39.500	160	23Gam Per	2.9300	4700.0	79	9418	No
31	GOM_NL__2PRFIN20031219_011642_000000392022_00346_09418_9972.N1	19-DEC-2003 01:16:42	Bright	39.000	110	37Del Cas	2.6780	8900.0	78	9418	No
32	GOM_NL__2PRFIN20031219_012315_000000392022_00346_09418_9973.N1	19-DEC-2003 01:23:15	Bright	38.500	49	1Alp UMi	1.9900	6300.0	77	9418	No
33	GOM_NL__2PRFIN20031219_012757_000000402022_00346_09418_9974.N1	19-DEC-2003 01:27:57	Bright	39.500	60	7Bet UMi	2.0810	3950.0	79	9418	No
34	GOM_NL__2PRFIN20031219_012925_000000522022_00346_09418_9975.N1	19-DEC-2003 01:29:25	Bright	52.000	82	48Bet UMa	2.3650	10600.	104	9418	No
35	GOM_NL__2PRFIN20031219_013159_000000502022_00346_09418_9976.N1	19-DEC-2003 01:31:59	Bright	49.500	87	64Gam UMa	2.4330	11000.	99	9418	No
36	GOM_NL__2PRFIN20031219_013508_000000412022_00346_09418_9977.N1	19-DEC-2003 01:35:08	Bright	40.500	39	85Eta UMa	1.8540	24000.	81	9418	No
37	GOM_NL__2PRFIN20031219_013834_000000562022_00346_09418_9978.N1	19-DEC-2003 01:38:34	Bright	56.000	180	27Gam Boo	3.0400	8000.0	112	9418	No
38	GOM_NL__2PRFIN20031219_014150_000000402022_00346_09418_9979.N1	19-DEC-2003 01:41:50	Bright	40.000	83		2.3780	11000.	80	9418	No
39	GOM_NL__2PRFIN20031219_014514_000000442022_00346_09418_9980.N1	19-DEC-2003 01:45:14	Bright	44.000	111	8Eta Boo	2.6800	6000.0	88	9418	No
40	GOM_NL__2PRFIN20031219_014657_000000362022_00346_09418_9981.N1	19-DEC-2003 01:46:57	Bright	36.000	102	24Alp Ser	2.6000	4250.0	72	9418	No
41	GOM_NL__2PRFIN20031219_014928_000000602022_00346_09418_9982.N1	19-DEC-2003 01:49:28	Bright	60.000	138	47Eps Vir	2.8280	4700.0	120	9418	No
42	GOM_NL__2PRFIN20031219_015355_000000532022_00346_09418_9983.N1	19-DEC-2003 01:53:55	Bright	53.000	122	9Alp2Lib	2.7470	9700.0	106	9418	No

43	GOM_NL__2PRFIN20031219_015527_000000562022_00346_09418_9984.N1	19-DEC-2003 01:55:27	Twilight	56.000	15	67Alp Vir	0.97600	28000.	112	9418	No
44	GOM_NL__2PRFIN20031219_015858_000000492022_00346_09418_9985.N1	19-DEC-2003 01:58:58	Dark	49.000	169	46Gam Hya	2.9910	4700.0	98	9418	No
45	GOM_NL__2PRFIN20031219_020112_000000402022_00346_09418_9986.N1	19-DEC-2003 02:01:12	Dark	40.000	81	Eta Cen	2.3560	28000.	80	9418	No
46	GOM_NL__2PRFIN20031219_020227_000000382022_00346_09418_9987.N1	19-DEC-2003 02:02:27	Dark	38.000	78	Alp Lup	2.3040	28000.	76	9418	No
47	GOM_NL__2PRFIN20031219_020600_000000452022_00346_09418_9988.N1	19-DEC-2003 02:06:00	Dark	45.000	4	Alp1Cen	-0.010000	5800.0	90	9418	No
48	GOM_NL__2PRFIN20031219_020907_000000412022_00347_09419_9937.N1	19-DEC-2003 02:09:07	Dark	41.000	12	Alp1Cru	0.77500	30000.	82	9419	No
49	GOM_NL__2PRFIN20031219_021402_000000402022_00347_09419_9938.N1	19-DEC-2003 02:14:02	Dark	39.500	159	Ups Car	2.9200	7200.0	79	9419	No
50	GOM_NL__2PRFIN20031219_021528_000000522022_00347_09419_9939.N1	19-DEC-2003 02:15:28	Dark	52.000	71	Iot Car	2.2460	7700.0	104	9419	No
51	GOM_NL__2PRFIN20031219_021720_000000562022_00347_09419_9940.N1	19-DEC-2003 02:17:20	Dark	56.000	41	Eps Car	1.8600	4100.0	112	9419	No
52	GOM_NL__2PRFIN20031219_022011_000000502022_00347_09419_9941.N1	19-DEC-2003 02:20:11	Dark	50.000	34	Gam2Vel	1.7930	23000.	100	9419	No
53	GOM_NL__2PRFIN20031219_022206_000000482022_00347_09419_9942.N1	19-DEC-2003 02:22:06	Dark	48.000	2	Alp Car	-0.73600	7000.0	96	9419	No
54	GOM_NL__2PRFIN20031219_022457_000000542022_00347_09419_9943.N1	19-DEC-2003 02:24:57	Dark	53.500	117	Pi Pup	2.7060	3800.0	107	9419	No
55	GOM_NL__2PRFIN20031219_022808_000000542022_00347_09419_9944.N1	19-DEC-2003 02:28:08	Straylight	54.000	23	21Eps CMa	1.5020	26000.	108	9419	No
56	GOM_NL__2PRFIN20031219_022952_000000552022_00347_09419_9945.N1	19-DEC-2003 02:29:52	Straylight	55.000	179	24Omi2CMa	3.0320	24000.	110	9419	No
57	GOM_NL__2PRFIN20031219_023247_000000712022_00347_09419_9946.N1	19-DEC-2003 02:32:47	Straylight	71.000	1	9Alp CMa	-1.4400	11000.	142	9419	No
58	GOM_NL__2PRFIN20031219_023502_000000442022_00347_09419_9947.N1	19-DEC-2003 02:35:02	Straylight	44.000	165	34Gam Eri	2.9500	3200.0	88	9419	No
59	GOM_NL__2PRFIN20031219_023638_000000492022_00347_09419_9948.N1	19-DEC-2003 02:36:38	Straylight	48.500	125	44Iot Ori	2.7700	30000.	97	9419	No
60	GOM_NL__2PRFIN20031219_023811_000000482022_00347_09419_9949.N1	19-DEC-2003 02:38:11	Straylight	48.000	30	46Eps Ori	1.6940	30000.	96	9419	No
61	GOM_NL__2PRFIN20031219_024112_000000632022_00347_09419_9950.N1	19-DEC-2003 02:41:12	Twilight	63.000	14	58Alp Ori	0.87000	3000.0	126	9419	No
62	GOM_NL__2PRFIN20031219_024317_000000512022_00347_09419_9951.N1	19-DEC-2003 02:43:17	Twilight	51.000	13	87Alp Tau	0.86700	3800.0	102	9419	No
63	GOM_NL__2PRFIN20031219_024533_000000382022_00347_09419_9952.N1	19-DEC-2003 02:45:33	Bright	38.000	146	25Eta Tau	2.8730	15200.	76	9419	No
64	GOM_NL__2PRFIN20031219_024741_000000372022_00347_09419_9953.N1	19-DEC-2003 02:47:41	Bright	36.500	150	44Zet Per	2.8900	28000.	73	9419	No
65	GOM_NL__2PRFIN20031219_024957_000000372022_00347_09419_9954.N1	19-DEC-2003 02:49:57	Bright	37.000	149	45Eps Per	2.8880	30000.	74	9419	No
66	GOM_NL__2PRFIN20031219_025210_000000362022_00347_09419_9955.N1	19-DEC-2003 02:52:10	Bright	36.000	175	39Del Per	3.0100	19400.	72	9419	No
67	GOM_NL__2PRFIN20031219_025359_000000372022_00347_09419_9956.N1	19-DEC-2003 02:53:59	Bright	37.000	160	23Gam Per	2.9300	4700.0	74	9419	No
68	GOM_NL__2PRFIN20031219_025719_000000392022_00347_09419_9957.N1	19-DEC-2003 02:57:19	Bright	39.000	110	37Del Cas	2.6780	8900.0	78	9419	No
69	GOM_NL__2PRFIN20031219_030350_000000362022_00347_09419_9958.N1	19-DEC-2003 03:03:50	Bright	35.500	49	1Alp UMi	1.9900	6300.0	71	9419	No
70	GOM_NL__2PRFIN20031219_030832_000000402022_00347_09419_9959.N1	19-DEC-2003 03:08:32	Bright	40.000	60	7Bet UMi	2.0810	3950.0	80	9419	No
71	GOM_NL__2PRFIN20031219_031000_000000522022_00347_09419_9960.N1	19-DEC-2003 03:10:00	Bright	51.500	82	48Bet UMa	2.3650	10600.	103	9419	No
72	GOM_NL__2PRFIN20031219_031234_000000492022_00347_09419_9961.N1	19-DEC-2003 03:12:34	Bright	49.000	87	64Gam UMa	2.4330	11000.	98	9419	No
73	GOM_NL__2PRFIN20031219_031544_000000422022_00347_09419_9962.N1	19-DEC-2003 03:15:44	Bright	41.500	39	85Eta UMa	1.8540	24000.	83	9419	No
74	GOM_NL__2PRFIN20031219_031910_000000392022_00347_09419_9963.N1	19-DEC-2003 03:19:10	Bright	38.500	180	27Gam Boo	3.0400	8000.0	77	9419	No
75	GOM_NL__2PRFIN20031219_032227_000000382022_00347_09419_9964.N1	19-DEC-2003 03:22:27	Bright	38.000	83		2.3780	11000.	76	9419	No
76	GOM_NL__2PRFIN20031219_032551_000000452022_00347_09419_9965.N1	19-DEC-2003 03:25:51	Bright	44.500	111	8Eta Boo	2.6800	6000.0	89	9419	No
77	GOM_NL__2PRFIN20031219_032733_000000362022_00347_09419_9966.N1	19-DEC-2003 03:27:33	Bright	35.500	102	24Alp Ser	2.6000	4250.0	71	9419	No
78	GOM_NL__2PRFIN20031219_033005_000000582022_00347_09419_9967.N1	19-DEC-2003 03:30:05	Bright	57.500	138	47Eps Vir	2.8280	4700.0	115	9419	No
79	GOM_NL__2PRFIN20031219_033433_000000532022_00347_09419_9968.N1	19-DEC-2003 03:34:33	Bright	53.000	122	9Alp2Lib	2.7470	9700.0	106	9419	No
80	GOM_NL__2PRFIN20031219_033604_000000532022_00347_09419_9969.N1	19-DEC-2003 03:36:04	Twilight	52.500	15	67Alp Vir	0.97600	28000.	105	9419	No
81	GOM_NL__2PRFIN20031219_033935_000000472022_00347_09419_9970.N1	19-DEC-2003 03:39:35	Dark	47.000	169	46Gam Hya	2.9910	4700.0	94	9419	No
82	GOM_NL__2PRFIN20031219_034304_000000402022_00347_09419_9971.N1	19-DEC-2003 03:43:04	Dark	39.500	78	Alp Lup	2.3040	28000.	79	9419	No
83	GOM_NL__2PRFIN20031219_034636_000000522022_00347_09419_9972.N1	19-DEC-2003 03:46:36	Dark	52.000	4	Alp1Cen	-0.010000	5800.0	104	9419	No
84	GOM_NL__2PRFIN20031219_034943_000000452022_00348_09420_9926.N1	19-DEC-2003 03:49:43	Dark	44.500	12	Alp1Cru	0.77500	30000.	89	9420	No
85	GOM_NL__2PRFIN20031219_035440_000000392022_00348_09420_9927.N1	19-DEC-2003 03:54:40	Dark	39.000	159	Ups Car	2.9200	7200.0	78	9420	No
86	GOM_NL__2PRFIN20031219_035605_000000442022_00348_09420_9928.N1	19-DEC-2003 03:56:05	Dark	43.500	71	Iot Car	2.2460	7700.0	87	9420	No
87	GOM_NL__2PRFIN20031219_035758_000000462022_00348_09420_9929.N1	19-DEC-2003 03:57:58	Dark	46.000	41	Eps Car	1.8600	4100.0	92	9420	No
88	GOM_NL__2PRFIN20031219_040048_000000462022_00348_09420_9930.N1	19-DEC-2003 04:00:48	Dark	46.000	34	Gam2Vel	1.7930	23000.	92	9420	No
89	GOM_NL__2PRFIN20031219_040244_000000552022_00348_09420_9931.N1	19-DEC-2003 04:02:44	Dark	55.000	2	Alp Car	-0.73600	7000.0	110	9420	No
90	GOM_NL__2PRFIN20031219_040534_000000542022_00348_09420_9932.N1	19-DEC-2003 04:05:34	Dark	54.000	117	Pi Pup	2.7060	3800.0	108	9420	No
91	GOM_NL__2PRFIN20031219_040844_000000572022_00348_09420_9933.N1	19-DEC-2003 04:08:44	Straylight	57.000	23	21Eps CMa	1.5020	26000.	114	9420	No
92	GOM_NL__2PRFIN20031219_041029_000000522022_00348_09420_9934.N1	19-DEC-2003 04:10:29	Straylight	51.500	179	24Omi2CMa	3.0320	24000.	103	9420	No
93	GOM_NL__2PRFIN20031219_041324_000000702022_00348_09420_9935.N1	19-DEC-2003 04:13:24	Straylight	70.000	1	9Alp CMa	-1.4400	11000.	140	9420	No
94	GOM_NL__2PRFIN20031219_041539_000000462022_00348_09420_9936.N1	19-DEC-2003 04:15:39	Straylight	45.500	165	34Gam Eri	2.9500	3200.0	91	9420	No
95	GOM_NL__2PRFIN20031219_041717_000000462022_00348_09420_9937.N1	19-DEC-2003 04:17:17	Straylight	46.000	125	44Iot Ori	2.7700	30000.	92	9420	No
96	GOM_NL__2PRFIN20031219_041847_000000492022_00348_09420_9938.N1	19-DEC-2003 04:18:47	Straylight	49.000	30	46Eps Ori	1.6940	30000.	98	9420	No
97	GOM_NL__2PRFIN20031219_042148_000000612022_00348_09420_9939.N1	19-DEC-2003 04:21:48	Twilight	60.500	14	58Alp Ori	0.87000	3000.0	121	9420	No
98	GOM_NL__2PRFIN20031219_042354_000000512022_00348_09420_9940.N1	19-DEC-2003 04:23:54	Twilight	51.000	13	87Alp Tau	0.86700	3800.0	102	9420	No
99	GOM_NL__2PRFIN20031219_042610_000000382022_00348_09420_9941.N1	19-DEC-2003 04:26:10	Bright	38.000	146	25Eta Tau	2.8730	15200.	76	9420	No
100	GOM_NL__2PRFIN20031219_042818_000000372022_00348_09420_9942.N1	19-DEC-2003 04:28:18	Bright	36.500	150	44Zet Per	2.8900	28000.	73	9420	No
101	GOM_NL__2PRFIN20031219_043033_000000362022_00348_09420_9943.N1	19-DEC-2003 04:30:33	Bright	36.000	149	45Eps Per	2.8880	30000.	72	9420	No

102	GOM_NL__2PRFIN20031219_043247_000000362022_00348_09420_9944.N1	19-DEC-2003 04:32:47	Bright	35.500	175	39Del Per	3.0100	19400.	71	9420	No
103	GOM_NL__2PRFIN20031219_043436_000000372022_00348_09420_9945.N1	19-DEC-2003 04:34:36	Bright	36.500	160	23Gam Per	2.9300	4700.0	73	9420	No
104	GOM_NL__2PRFIN20031219_043756_000000382022_00348_09420_9946.N1	19-DEC-2003 04:37:56	Bright	38.000	110	37Del Cas	2.6780	8900.0	76	9420	No
105	GOM_NL__2PRFIN20031219_044427_000000372022_00348_09420_9947.N1	19-DEC-2003 04:44:27	Bright	37.000	49	1Alp UMi	1.9900	6300.0	74	9420	No
106	GOM_NL__2PRFIN20031219_045230_000000392022_00348_09420_9948.N1	19-DEC-2003 04:52:30	Bright	38.500	119	14Eta Dra	2.7270	4700.0	77	9420	No
107	GOM_NL__2PRFIN20031219_045420_000000422022_00348_09420_9949.N1	19-DEC-2003 04:54:20	Bright	42.000	55	79Zet UMa	2.0600	10200.	84	9420	No
108	GOM_NL__2PRFIN20031219_045619_000000442022_00348_09420_9950.N1	19-DEC-2003 04:56:19	Bright	44.000	39	85Eta UMa	1.8540	24000.	88	9420	No
109	GOM_NL__2PRFIN20031219_045946_000000392022_00348_09420_9951.N1	19-DEC-2003 04:59:46	Bright	38.500	180	27Gam Boo	3.0400	8000.0	77	9420	No
110	GOM_NL__2PRFIN20031219_050303_000000392022_00348_09420_9952.N1	19-DEC-2003 05:03:03	Bright	38.500	83		2.3780	11000.	77	9420	No
111	GOM_NL__2PRFIN20031219_050627_000000622022_00348_09420_9953.N1	19-DEC-2003 05:06:27	Bright	62.000	111	8Eta Boo	2.6800	6000.0	124	9420	No
112	GOM_NL__2PRFIN20031219_050809_000000362022_00348_09420_9954.N1	19-DEC-2003 05:08:09	Bright	36.000	102	24Alp Ser	2.6000	4250.0	72	9420	No
113	GOM_NL__2PRFIN20031219_051041_000000602022_00348_09420_9955.N1	19-DEC-2003 05:10:41	Bright	59.500	138	47Eps Vir	2.8280	4700.0	119	9420	No
114	GOM_NL__2PRFIN20031219_051509_000000382022_00348_09420_9956.N1	19-DEC-2003 05:15:09	Bright	37.500	122	9Alp2Lib	2.7470	9700.0	75	9420	No
115	GOM_NL__2PRFIN20031219_051641_000000592022_00348_09420_9957.N1	19-DEC-2003 05:16:41	Tw_i_and_stray	59.000	15	67Alp Vir	0.97600	28000.	118	9420	No
116	GOM_NL__2PRFIN20031219_052139_000000522022_00348_09420_9958.N1	19-DEC-2003 05:21:39	Dark	51.500	54	5The Cen	2.0550	4500.0	103	9420	No
117	GOM_NL__2PRFIN20031219_052340_000000392022_00348_09420_9959.N1	19-DEC-2003 05:23:40	Dark	38.500	78	Alp Lup	2.3040	28000.	77	9420	No
118	GOM_NL__2PRFIN20031219_052712_000000442022_00348_09420_9960.N1	19-DEC-2003 05:27:12	Dark	44.000	4	Alp1Cen	-0.010000	5800.0	88	9420	No
119	GOM_NL__2PRFIN20031219_053020_000000402022_00349_09421_9937.N1	19-DEC-2003 05:30:20	Dark	39.500	12	Alp1Cru	0.77500	30000.	79	9421	No
120	GOM_NL__2PRFIN20031219_053517_000000412022_00349_09421_9938.N1	19-DEC-2003 05:35:17	Dark	40.500	159	Ups Car	2.9200	7200.0	81	9421	No
121	GOM_NL__2PRFIN20031219_053642_000000442022_00349_09421_9939.N1	19-DEC-2003 05:36:42	Dark	43.500	71	Iot Car	2.2460	7700.0	87	9421	No
122	GOM_NL__2PRFIN20031219_053834_000000532022_00349_09421_9940.N1	19-DEC-2003 05:38:34	Dark	53.000	41	Eps Car	1.8600	4100.0	106	9421	No
123	GOM_NL__2PRFIN20031219_054125_000000522022_00349_09421_9941.N1	19-DEC-2003 05:41:25	Dark	51.500	34	Gam2Vel	1.7930	23000.	103	9421	No
124	GOM_NL__2PRFIN20031219_054321_000000502022_00349_09421_9942.N1	19-DEC-2003 05:43:21	Dark	49.500	2	Alp Car	-0.73600	7000.0	99	9421	No
125	GOM_NL__2PRFIN20031219_054611_000000502022_00349_09421_9943.N1	19-DEC-2003 05:46:11	Dark	49.500	117	Pi Pup	2.7060	3800.0	99	9421	No
126	GOM_NL__2PRFIN20031219_054921_000000542022_00349_09421_9944.N1	19-DEC-2003 05:49:21	Straylight	54.000	23	21Eps CMa	1.5020	26000.	108	9421	No
127	GOM_NL__2PRFIN20031219_055105_000000532022_00349_09421_9945.N1	19-DEC-2003 05:51:05	Straylight	53.000	179	24Omi2CMa	3.0320	24000.	106	9421	No
128	GOM_NL__2PRFIN20031219_055401_000000702022_00349_09421_9946.N1	19-DEC-2003 05:54:01	Straylight	70.000	1	9Alp CMa	-1.4400	11000.	140	9421	No
129	GOM_NL__2PRFIN20031219_055615_000000472022_00349_09421_9947.N1	19-DEC-2003 05:56:15	Straylight	47.000	165	34Gam Eri	2.9500	3200.0	94	9421	No
130	GOM_NL__2PRFIN20031219_055754_000000442022_00349_09421_9948.N1	19-DEC-2003 05:57:54	Straylight	44.000	125	44Iot Ori	2.7700	30000.	88	9421	No
131	GOM_NL__2PRFIN20031219_055923_000000492022_00349_09421_9949.N1	19-DEC-2003 05:59:23	Straylight	49.000	30	46Eps Ori	1.6940	30000.	98	9421	No
132	GOM_NL__2PRFIN20031219_060224_000000642022_00349_09421_9950.N1	19-DEC-2003 06:02:24	Tw_i_and_stray	64.000	14	58Alp Ori	0.87000	3000.0	128	9421	No
133	GOM_NL__2PRFIN20031219_060430_000000502022_00349_09421_9951.N1	19-DEC-2003 06:04:30	Tw_i_and_stray	50.000	13	87Alp Tau	0.86700	3800.0	100	9421	No
134	GOM_NL__2PRFIN20031219_060647_000000372022_00349_09421_9952.N1	19-DEC-2003 06:06:47	Bright	36.500	146	25Eta Tau	2.8730	15200.	73	9421	No
135	GOM_NL__2PRFIN20031219_060854_000000362022_00349_09421_9953.N1	19-DEC-2003 06:08:54	Bright	35.500	150	44Zet Per	2.8900	28000.	71	9421	No
136	GOM_NL__2PRFIN20031219_061110_000000362022_00349_09421_9954.N1	19-DEC-2003 06:11:10	Bright	36.000	149	45Eps Per	2.8880	30000.	72	9421	No
137	GOM_NL__2PRFIN20031219_061323_000000362022_00349_09421_9955.N1	19-DEC-2003 06:13:23	Bright	35.500	175	39Del Per	3.0100	19400.	71	9421	No
138	GOM_NL__2PRFIN20031219_061513_000000382022_00349_09421_9956.N1	19-DEC-2003 06:15:13	Bright	37.500	160	23Gam Per	2.9300	4700.0	75	9421	No
139	GOM_NL__2PRFIN20031219_061833_000000382022_00349_09421_9957.N1	19-DEC-2003 06:18:33	Bright	38.000	110	37Del Cas	2.6780	8900.0	76	9421	No
140	GOM_NL__2PRFIN20031219_062503_000000402022_00349_09421_9958.N1	19-DEC-2003 06:25:03	Bright	39.500	49	1Alp UMi	1.9900	6300.0	79	9421	No
141	GOM_NL__2PRFIN20031219_063306_000000352022_00349_09421_9959.N1	19-DEC-2003 06:33:06	Bright	35.000	119	14Eta Dra	2.7270	4700.0	70	9421	No
142	GOM_NL__2PRFIN20031219_063456_000000442022_00349_09421_9960.N1	19-DEC-2003 06:34:56	Bright	44.000	55	79Zet UMa	2.0600	10200.	88	9421	No
143	GOM_NL__2PRFIN20031219_063656_000000592022_00349_09421_9961.N1	19-DEC-2003 06:36:56	Bright	59.000	39	85Eta UMa	1.8540	24000.	118	9421	No
144	GOM_NL__2PRFIN20031219_064023_000000392022_00349_09421_9962.N1	19-DEC-2003 06:40:23	Bright	38.500	180	27Gam Boo	3.0400	8000.0	77	9421	No
145	GOM_NL__2PRFIN20031219_064339_000000392022_00349_09421_9963.N1	19-DEC-2003 06:43:39	Bright	39.000	83		2.3780	11000.	78	9421	No
146	GOM_NL__2PRFIN20031219_064704_000000452022_00349_09421_9964.N1	19-DEC-2003 06:47:04	Bright	45.000	111	8Eta Boo	2.6800	6000.0	90	9421	No
147	GOM_NL__2PRFIN20031219_064846_000000352022_00349_09421_9965.N1	19-DEC-2003 06:48:46	Bright	35.000	102	24Alp Ser	2.6000	4250.0	70	9421	No
148	GOM_NL__2PRFIN20031219_065118_000000622022_00349_09421_9966.N1	19-DEC-2003 06:51:18	Bright	62.000	138	47Eps Vir	2.8280	4700.0	124	9421	No
149	GOM_NL__2PRFIN20031219_065547_000000392022_00349_09421_9967.N1	19-DEC-2003 06:55:47	Bright	38.500	122	9Alp2Lib	2.7470	9700.0	77	9421	No
150	GOM_NL__2PRFIN20031219_065718_000000552022_00349_09421_9968.N1	19-DEC-2003 06:57:18	Tw_i_and_stray	55.000	15	67Alp Vir	0.97600	28000.	110	9421	No
151	GOM_NL__2PRFIN20031219_070216_000000452022_00349_09421_9969.N1	19-DEC-2003 07:02:16	Dark	44.500	54	5The Cen	2.0550	4500.0	89	9421	No
152	GOM_NL__2PRFIN20031219_070417_000000402022_00349_09421_9970.N1	19-DEC-2003 07:04:17	Dark	39.500	78	Alp Lup	2.3040	28000.	79	9421	No
153	GOM_NL__2PRFIN20031219_070749_000000432022_00349_09421_9971.N1	19-DEC-2003 07:07:49	Dark	43.000	4	Alp1Cen	-0.010000	5800.0	86	9421	No
154	GOM_NL__2PRFIN20031219_071057_000000502022_00350_09422_9821.N1	19-DEC-2003 07:10:57	Dark	50.000	12	Alp1Cru	0.77500	30000.	100	9422	No
155	GOM_NL__2PRFIN20031219_071554_000000402022_00350_09422_9822.N1	19-DEC-2003 07:15:54	Dark	40.000	159	Ups Car	2.9200	7200.0	80	9422	No
156	GOM_NL__2PRFIN20031219_071719_000000422022_00350_09422_9823.N1	19-DEC-2003 07:17:19	Dark	41.500	71	Iot Car	2.2460	7700.0	83	9422	No
157	GOM_NL__2PRFIN20031219_071911_000000492022_00350_09422_9824.N1	19-DEC-2003 07:19:11	Dark	49.000	41	Eps Car	1.8600	4100.0	98	9422	No
158	GOM_NL__2PRFIN20031219_072202_000000492022_00350_09422_9825.N1	19-DEC-2003 07:22:02	Dark	48.500	34	Gam2Vel	1.7930	23000.	97	9422	No
159	GOM_NL__2PRFIN20031219_072357_000000502022_00350_09422_9826.N1	19-DEC-2003 07:23:57	Dark	50.000	2	Alp Car	-0.73600	7000.0	100	9422	No
160	GOM_NL__2PRFIN20031219_072647_000000542022_00350_09422_9827.N1	19-DEC-2003 07:26:47	Dark	53.500	117	Pi Pup	2.7060	3800.0	107	9422	No



161	GOM_NL__2PRFIN20031219_072957_000000562022_00350_09422_9828.N1	19-DEC-2003 07:29:57	Straylight	55.500	23	21Eps CMa	1.5020	26000.	111	9422	No
162	GOM_NL__2PRFIN20031219_073142_000000522022_00350_09422_9829.N1	19-DEC-2003 07:31:42	Straylight	52.000	179	24Omi2CMa	3.0320	24000.	104	9422	No
163	GOM_NL__2PRFIN20031219_073437_000000702022_00350_09422_9830.N1	19-DEC-2003 07:34:37	Straylight	70.000	1	9Alp CMa	-1.4400	11000.	140	9422	No
164	GOM_NL__2PRFIN20031219_073652_000000452022_00350_09422_9831.N1	19-DEC-2003 07:36:52	Straylight	44.500	165	34Gam Eri	2.9500	3200.0	89	9422	No
165	GOM_NL__2PRFIN20031219_073830_000000462022_00350_09422_9832.N1	19-DEC-2003 07:38:30	Straylight	46.000	125	44Iot Ori	2.7700	30000.	92	9422	No
166	GOM_NL__2PRFIN20031219_073959_000000512022_00350_09422_9833.N1	19-DEC-2003 07:39:59	Straylight	51.000	30	46Eps Ori	1.6940	30000.	102	9422	No
167	GOM_NL__2PRFIN20031219_074300_000000642022_00350_09422_9834.N1	19-DEC-2003 07:43:00	Twi_and_stray	64.000	14	58Alp Ori	0.87000	3000.0	128	9422	No
168	GOM_NL__2PRFIN20031219_074506_000000522022_00350_09422_9835.N1	19-DEC-2003 07:45:06	Twi_and_stray	52.000	13	87Alp Tau	0.86700	3800.0	104	9422	No
169	GOM_NL__2PRFIN20031219_074723_000000362022_00350_09422_9836.N1	19-DEC-2003 07:47:23	Bright	35.500	146	25Eta Tau	2.8730	15200.	71	9422	No
170	GOM_NL__2PRFIN20031219_074930_000000372022_00350_09422_9837.N1	19-DEC-2003 07:49:30	Bright	37.000	150	44Zet Per	2.8900	28000.	74	9422	No
171	GOM_NL__2PRFIN20031219_075146_000000362022_00350_09422_9838.N1	19-DEC-2003 07:51:46	Bright	36.000	149	45Eps Per	2.8880	30000.	72	9422	No
172	GOM_NL__2PRFIN20031219_075359_000000352022_00350_09422_9839.N1	19-DEC-2003 07:53:59	Bright	35.000	175	39Del Per	3.0100	19400.	70	9422	No
173	GOM_NL__2PRFIN20031219_075549_000000362022_00350_09422_9840.N1	19-DEC-2003 07:55:49	Bright	36.000	160	23Gam Per	2.9300	4700.0	72	9422	No
174	GOM_NL__2PRFIN20031219_075909_000000382022_00350_09422_9841.N1	19-DEC-2003 07:59:09	Bright	38.000	110	37Del Cas	2.6780	8900.0	76	9422	No
175	GOM_NL__2PRFIN20031219_080539_000000382022_00350_09422_9842.N1	19-DEC-2003 08:05:39	Bright	38.000	49	1Alp UMi	1.9900	6300.0	76	9422	No
176	GOM_NL__2PRFIN20031219_081342_000000382022_00350_09422_9843.N1	19-DEC-2003 08:13:42	Bright	37.500	119	14Eta Dra	2.7270	4700.0	75	9422	No
177	GOM_NL__2PRFIN20031219_081532_000000432022_00350_09422_9844.N1	19-DEC-2003 08:15:32	Bright	42.500	55	79Zet UMa	2.0600	10200.	85	9422	No
178	GOM_NL__2PRFIN20031219_081731_000000442022_00350_09422_9845.N1	19-DEC-2003 08:17:31	Bright	43.500	39	85Eta UMa	1.8540	24000.	87	9422	No
179	GOM_NL__2PRFIN20031219_082059_000000392022_00350_09422_9846.N1	19-DEC-2003 08:20:59	Bright	38.500	180	27Gam Boo	3.0400	8000.0	77	9422	No
180	GOM_NL__2PRFIN20031219_082415_000000392022_00350_09422_9847.N1	19-DEC-2003 08:24:15	Bright	39.000	83		2.3780	11000.	78	9422	No
181	GOM_NL__2PRFIN20031219_082741_000000572022_00350_09422_9848.N1	19-DEC-2003 08:27:41	Bright	57.000	111	8Eta Boo	2.6800	6000.0	114	9422	No
182	GOM_NL__2PRFIN20031219_082922_000000352022_00350_09422_9849.N1	19-DEC-2003 08:29:22	Bright	35.000	102	24Alp Ser	2.6000	4250.0	70	9422	No
183	GOM_NL__2PRFIN20031219_083154_000000582022_00350_09422_9850.N1	19-DEC-2003 08:31:54	Bright	58.000	138	47Eps Vir	2.8280	4700.0	116	9422	No
184	GOM_NL__2PRFIN20031219_083623_000000532022_00350_09422_9851.N1	19-DEC-2003 08:36:23	Bright	53.000	122	9Alp2Lib	2.7470	9700.0	106	9422	No
185	GOM_NL__2PRFIN20031219_083755_000000542022_00350_09422_9852.N1	19-DEC-2003 08:37:55	Twi_and_stray	53.500	15	67Alp Vir	0.97600	28000.	107	9422	No
186	GOM_NL__2PRFIN20031219_084252_000000432022_00350_09422_9853.N1	19-DEC-2003 08:42:52	Dark	43.000	54	5The Cen	2.0550	4500.0	86	9422	No
187	GOM_NL__2PRFIN20031219_084453_000000402022_00350_09422_9854.N1	19-DEC-2003 08:44:53	Dark	39.500	78	Alp Lup	2.3040	28000.	79	9422	No
188	GOM_NL__2PRFIN20031219_084825_000000422022_00350_09422_9855.N1	19-DEC-2003 08:48:25	Dark	41.500	4	Alp1Cen	-0.010000	5800.0	83	9422	No
189	GOM_NL__2PRFIN20031219_085133_000000462022_00351_09423_9821.N1	19-DEC-2003 08:51:33	Dark	46.000	12	Alp1Cru	0.77500	30000.	92	9423	No
190	GOM_NL__2PRFIN20031219_085630_000000402022_00351_09423_9822.N1	19-DEC-2003 08:56:30	Dark	40.000	159	Ups Car	2.9200	7200.0	80	9423	No
191	GOM_NL__2PRFIN20031219_085756_000000432022_00351_09423_9823.N1	19-DEC-2003 08:57:56	Dark	42.500	71	Iot Car	2.2460	7700.0	85	9423	No
192	GOM_NL__2PRFIN20031219_085947_000000502022_00351_09423_9824.N1	19-DEC-2003 08:59:47	Dark	49.500	41	Eps Car	1.8600	4100.0	99	9423	No
193	GOM_NL__2PRFIN20031219_090239_000000452022_00351_09423_9825.N1	19-DEC-2003 09:02:39	Dark	45.000	34	Gam2Vel	1.7930	23000.	90	9423	No
194	GOM_NL__2PRFIN20031219_090433_000000482022_00351_09423_9826.N1	19-DEC-2003 09:04:33	Dark	47.500	2	Alp Car	-0.73600	7000.0	95	9423	No
195	GOM_NL__2PRFIN20031219_090724_000000552022_00351_09423_9827.N1	19-DEC-2003 09:07:24	Dark	54.500	117	Pi Pup	2.7060	3800.0	109	9423	No
196	GOM_NL__2PRFIN20031219_091034_000000592022_00351_09423_9828.N1	19-DEC-2003 09:10:34	Straylight	58.500	23	21Eps CMa	1.5020	26000.	117	9423	No
197	GOM_NL__2PRFIN20031219_091218_000000532022_00351_09423_9829.N1	19-DEC-2003 09:12:18	Straylight	53.000	179	24Omi2CMa	3.0320	24000.	106	9423	No
198	GOM_NL__2PRFIN20031219_091513_000000702022_00351_09423_9830.N1	19-DEC-2003 09:15:13	Straylight	70.000	1	9Alp CMa	-1.4400	11000.	140	9423	No
199	GOM_NL__2PRFIN20031219_091728_000000422022_00351_09423_9831.N1	19-DEC-2003 09:17:28	Straylight	41.500	165	34Gam Eri	2.9500	3200.0	83	9423	No
200	GOM_NL__2PRFIN20031219_091906_000000452022_00351_09423_9832.N1	19-DEC-2003 09:19:06	Straylight	45.000	125	44Iot Ori	2.7700	30000.	90	9423	No
201	GOM_NL__2PRFIN20031219_092035_000000492022_00351_09423_9833.N1	19-DEC-2003 09:20:35	Straylight	49.000	30	46Eps Ori	1.6940	30000.	98	9423	No
202	GOM_NL__2PRFIN20031219_092335_000000642022_00351_09423_9834.N1	19-DEC-2003 09:23:35	Twi_and_stray	64.000	14	58Alp Ori	0.87000	3000.0	128	9423	No
203	GOM_NL__2PRFIN20031219_092542_000000472022_00351_09423_9835.N1	19-DEC-2003 09:25:42	Twi_and_stray	47.000	13	87Alp Tau	0.86700	3800.0	94	9423	No
204	GOM_NL__2PRFIN20031219_092759_000000382022_00351_09423_9836.N1	19-DEC-2003 09:27:59	Bright	37.500	146	25Eta Tau	2.8730	15200.	75	9423	No
205	GOM_NL__2PRFIN20031219_093006_000000382022_00351_09423_9837.N1	19-DEC-2003 09:30:06	Bright	37.500	150	44Zet Per	2.8900	28000.	75	9423	No
206	GOM_NL__2PRFIN20031219_093222_000000362022_00351_09423_9838.N1	19-DEC-2003 09:32:22	Bright	36.000	149	45Eps Per	2.8880	30000.	72	9423	No
207	GOM_NL__2PRFIN20031219_093435_000000372022_00351_09423_9839.N1	19-DEC-2003 09:34:35	Bright	36.500	175	39Del Per	3.0100	19400.	73	9423	No
208	GOM_NL__2PRFIN20031219_093625_000000382022_00351_09423_9840.N1	19-DEC-2003 09:36:25	Bright	38.000	160	23Gam Per	2.9300	4700.0	76	9423	No
209	GOM_NL__2PRFIN20031219_093945_000000382022_00351_09423_9841.N1	19-DEC-2003 09:39:45	Bright	37.500	110	37Del Cas	2.6780	8900.0	75	9423	No
210	GOM_NL__2PRFIN20031219_094615_000000382022_00351_09423_9842.N1	19-DEC-2003 09:46:15	Bright	37.500	49	1Alp UMi	1.9900	6300.0	75	9423	No
211	GOM_NL__2PRFIN20031219_095419_000000382022_00351_09423_9843.N1	19-DEC-2003 09:54:19	Bright	37.500	119	14Eta Dra	2.7270	4700.0	75	9423	No
212	GOM_NL__2PRFIN20031219_095608_000000422022_00351_09423_9844.N1	19-DEC-2003 09:56:08	Bright	42.000	55	79Zet UMa	2.0600	10200.	84	9423	No
213	GOM_NL__2PRFIN20031219_095807_000000442022_00351_09423_9845.N1	19-DEC-2003 09:58:07	Bright	44.000	39	85Eta UMa	1.8540	24000.	88	9423	No
214	GOM_NL__2PRFIN20031219_100135_000000392022_00351_09423_9846.N1	19-DEC-2003 10:01:35	Bright	38.500	180	27Gam Boo	3.0400	8000.0	77	9423	No
215	GOM_NL__2PRFIN20031219_100451_000000392022_00351_09423_9847.N1	19-DEC-2003 10:04:51	Bright	39.000	83		2.3780	11000.	78	9423	No
216	GOM_NL__2PRFIN20031219_100817_000000622022_00351_09423_9848.N1	19-DEC-2003 10:08:17	Bright	62.000	111	8Eta Boo	2.6800	6000.0	124	9423	No
217	GOM_NL__2PRFIN20031219_100958_000000352022_00351_09423_9849.N1	19-DEC-2003 10:09:58	Bright	35.000	102	24Alp Ser	2.6000	4250.0	70	9423	No
218	GOM_NL__2PRFIN20031219_101232_000000592022_00351_09423_9850.N1	19-DEC-2003 10:12:32	Bright	59.000	138	47Eps Vir	2.8280	4700.0	118	9423	No
219	GOM_NL__2PRFIN20031219_101700_000000392022_00351_09423_9851.N1	19-DEC-2003 10:17:00	Bright	38.500	122	9Alp2Lib	2.7470	9700.0	77	9423	No

220	GOM_NL__2PRFIN20031219_101832_000000532022_00351_09423_9852.N1	19-DEC-2003 10:18:32	Twilight	52.500	15	67Alp Vir	0.97600	28000.	105	9423	No
221	GOM_NL__2PRFIN20031219_102328_000000452022_00351_09423_9853.N1	19-DEC-2003 10:23:28	Dark	45.000	54	5The Cen	2.0550	4500.0	90	9423	No
222	GOM_NL__2PRFIN20031219_102529_000000392022_00351_09423_9854.N1	19-DEC-2003 10:25:29	Dark	39.000	78	Alp Lup	2.3040	28000.	78	9423	No
223	GOM_NL__2PRFIN20031219_102901_000000502022_00351_09423_9855.N1	19-DEC-2003 10:29:01	Dark	50.000	4	Alp1Cen	-0.010000	5800.0	100	9423	No
224	GOM_NL__2PRFIN20031219_103209_000000412022_00352_09424_9841.N1	19-DEC-2003 10:32:09	Dark	41.000	12	Alp1Cru	0.77500	30000.	82	9424	No
225	GOM_NL__2PRFIN20031219_103706_000000412022_00352_09424_9842.N1	19-DEC-2003 10:37:06	Dark	40.500	159	Ups Car	2.9200	7200.0	81	9424	No
226	GOM_NL__2PRFIN20031219_103832_000000432022_00352_09424_9843.N1	19-DEC-2003 10:38:32	Dark	43.000	71	lot Car	2.2460	7700.0	86	9424	No
227	GOM_NL__2PRFIN20031219_104024_000000502022_00352_09424_9844.N1	19-DEC-2003 10:40:24	Dark	50.000	41	Eps Car	1.8600	4100.0	100	9424	No
228	GOM_NL__2PRFIN20031219_104315_000000482022_00352_09424_9845.N1	19-DEC-2003 10:43:15	Dark	48.000	34	Gam2Vel	1.7930	23000.	96	9424	No
229	GOM_NL__2PRFIN20031219_104509_000000522022_00352_09424_9846.N1	19-DEC-2003 10:45:09	Dark	52.000	2	Alp Car	-0.73600	7000.0	104	9424	No
230	GOM_NL__2PRFIN20031219_104800_000000502022_00352_09424_9847.N1	19-DEC-2003 10:48:00	Dark	49.500	117	Pi Pup	2.7060	3800.0	99	9424	No
231	GOM_NL__2PRFIN20031219_105109_000000572022_00352_09424_9848.N1	19-DEC-2003 10:51:09	Straylight	57.000	23	21Eps CMa	1.5020	26000.	114	9424	No
232	GOM_NL__2PRFIN20031219_105254_000000552022_00352_09424_9849.N1	19-DEC-2003 10:52:54	Straylight	54.500	179	24Omi2CMa	3.0320	24000.	109	9424	No
233	GOM_NL__2PRFIN20031219_105548_000000652022_00352_09424_9850.N1	19-DEC-2003 10:55:48	Straylight	65.000	1	9Alp CMa	-1.4400	11000.	130	9424	No
234	GOM_NL__2PRFIN20031219_105803_000000452022_00352_09424_9851.N1	19-DEC-2003 10:58:03	Straylight	44.500	165	34Gam Eri	2.9500	3200.0	89	9424	No
235	GOM_NL__2PRFIN20031219_105941_000000452022_00352_09424_9852.N1	19-DEC-2003 10:59:41	Straylight	45.000	125	44lot Ori	2.7700	30000.	90	9424	No
236	GOM_NL__2PRFIN20031219_110111_000000502022_00352_09424_9853.N1	19-DEC-2003 11:01:11	Straylight	49.500	30	46Eps Ori	1.6940	30000.	99	9424	No
237	GOM_NL__2PRFIN20031219_110410_000000642022_00352_09424_9854.N1	19-DEC-2003 11:04:10	Twilight	64.000	14	58Alp Ori	0.87000	3000.0	128	9424	No
238	GOM_NL__2PRFIN20031219_110617_000000532022_00352_09424_9855.N1	19-DEC-2003 11:06:17	Twilight	53.000	13	87Alp Tau	0.86700	3800.0	106	9424	No
239	GOM_NL__2PRFIN20031219_110834_000000382022_00352_09424_9856.N1	19-DEC-2003 11:08:34	Bright	38.000	146	25Eta Tau	2.8730	15200.	76	9424	No
240	GOM_NL__2PRFIN20031219_111041_000000392022_00352_09424_9857.N1	19-DEC-2003 11:10:41	Bright	38.500	150	44Zet Per	2.8900	28000.	77	9424	No
241	GOM_NL__2PRFIN20031219_111257_000000362022_00352_09424_9858.N1	19-DEC-2003 11:12:57	Bright	36.000	149	45Eps Per	2.8880	30000.	72	9424	No
242	GOM_NL__2PRFIN20031219_111510_000000362022_00352_09424_9859.N1	19-DEC-2003 11:15:10	Bright	36.000	175	39Del Per	3.0100	19400.	72	9424	No
243	GOM_NL__2PRFIN20031219_111701_000000372022_00352_09424_9860.N1	19-DEC-2003 11:17:01	Bright	37.000	160	23Gam Per	2.9300	4700.0	74	9424	No
244	GOM_NL__2PRFIN20031219_112021_000000382022_00352_09424_9861.N1	19-DEC-2003 11:20:21	Bright	38.000	110	37Del Cas	2.6780	8900.0	76	9424	No
245	GOM_NL__2PRFIN20031219_112651_000000382022_00352_09424_9862.N1	19-DEC-2003 11:26:51	Bright	38.000	49	1Alp UMi	1.9900	6300.0	76	9424	No
246	GOM_NL__2PRFIN20031219_113454_000000372022_00352_09424_9863.N1	19-DEC-2003 11:34:54	Bright	37.000	119	14Eta Dra	2.7270	4700.0	74	9424	No
247	GOM_NL__2PRFIN20031219_113644_000000572022_00352_09424_9864.N1	19-DEC-2003 11:36:44	Bright	57.000	55	79Zet UMa	2.0600	10200.	114	9424	No
248	GOM_NL__2PRFIN20031219_113843_000000422022_00352_09424_9865.N1	19-DEC-2003 11:38:43	Bright	42.000	39	85Eta UMa	1.8540	24000.	84	9424	No
249	GOM_NL__2PRFIN20031219_114210_000000392022_00352_09424_9866.N1	19-DEC-2003 11:42:10	Bright	39.000	180	27Gam Boo	3.0400	8000.0	78	9424	No
250	GOM_NL__2PRFIN20031219_114527_000000392022_00352_09424_9867.N1	19-DEC-2003 11:45:27	Bright	38.500	83		2.3780	11000.	77	9424	No
251	GOM_NL__2PRFIN20031219_114852_000000462022_00352_09424_9868.N1	19-DEC-2003 11:48:52	Bright	46.000	111	8Eta Boo	2.6800	6000.0	92	9424	No
252	GOM_NL__2PRFIN20031219_115034_000000352022_00352_09424_9869.N1	19-DEC-2003 11:50:34	Bright	35.000	102	24Alp Ser	2.6000	4250.0	70	9424	No
253	GOM_NL__2PRFIN20031219_115309_000000612022_00352_09424_9870.N1	19-DEC-2003 11:53:09	Bright	60.500	138	47Eps Vir	2.8280	4700.0	121	9424	No
254	GOM_NL__2PRFIN20031219_115735_000000532022_00352_09424_9871.N1	19-DEC-2003 11:57:35	Bright	53.000	122	9Alp2Lib	2.7470	9700.0	106	9424	No
255	GOM_NL__2PRFIN20031219_115908_000000552022_00352_09424_9872.N1	19-DEC-2003 11:59:08	Twilight	54.500	15	67Alp Vir	0.97600	28000.	109	9424	No
256	GOM_NL__2PRFIN20031219_120405_000000452022_00352_09424_9873.N1	19-DEC-2003 12:04:05	Dark	45.000	54	5The Cen	2.0550	4500.0	90	9424	No
257	GOM_NL__2PRFIN20031219_120605_000000392022_00352_09424_9874.N1	19-DEC-2003 12:06:05	Dark	38.500	78	Alp Lup	2.3040	28000.	77	9424	No
258	GOM_NL__2PRFIN20031219_120937_000000522022_00352_09424_9875.N1	19-DEC-2003 12:09:37	Dark	52.000	4	Alp1Cen	-0.010000	5800.0	104	9424	No
259	GOM_NL__2PRFIN20031219_121136_000000402022_00353_09425_9841.N1	19-DEC-2003 12:11:36	Dark	40.000	20	Bet Cru	1.2530	30000.	80	9425	No
260	GOM_NL__2PRFIN20031219_121331_000000382022_00353_09425_9842.N1	19-DEC-2003 12:13:31	Dark	38.000	112	Alp Mus	2.6880	26000.	76	9425	No
261	GOM_NL__2PRFIN20031219_121742_000000432022_00353_09425_9843.N1	19-DEC-2003 12:17:42	Dark	42.500	159	Ups Car	2.9200	7200.0	85	9425	No
262	GOM_NL__2PRFIN20031219_121908_000000442022_00353_09425_9844.N1	19-DEC-2003 12:19:08	Dark	43.500	71	lot Car	2.2460	7700.0	87	9425	No
263	GOM_NL__2PRFIN20031219_122100_000000542022_00353_09425_9845.N1	19-DEC-2003 12:21:00	Dark	54.000	41	Eps Car	1.8600	4100.0	108	9425	No
264	GOM_NL__2PRFIN20031219_122352_000000482022_00353_09425_9846.N1	19-DEC-2003 12:23:52	Dark	47.500	34	Gam2Vel	1.7930	23000.	95	9425	No
265	GOM_NL__2PRFIN20031219_122545_000000542022_00353_09425_9847.N1	19-DEC-2003 12:25:45	Dark	54.000	2	Alp Car	-0.73600	7000.0	108	9425	No
266	GOM_NL__2PRFIN20031219_122836_000000572022_00353_09425_9848.N1	19-DEC-2003 12:28:36	Dark	57.000	117	Pi Pup	2.7060	3800.0	114	9425	No
267	GOM_NL__2PRFIN20031219_123145_000000562022_00353_09425_9849.N1	19-DEC-2003 12:31:45	Straylight	55.500	23	21Eps CMa	1.5020	26000.	111	9425	No
268	GOM_NL__2PRFIN20031219_123330_000000542022_00353_09425_9850.N1	19-DEC-2003 12:33:30	Straylight	54.000	179	24Omi2CMa	3.0320	24000.	108	9425	No
269	GOM_NL__2PRFIN20031219_123624_000000642022_00353_09425_9851.N1	19-DEC-2003 12:36:24	Straylight	63.500	1	9Alp CMa	-1.4400	11000.	127	9425	No
270	GOM_NL__2PRFIN20031219_123840_000000452022_00353_09425_9852.N1	19-DEC-2003 12:38:40	Straylight	45.000	165	34Gam Eri	2.9500	3200.0	90	9425	No
271	GOM_NL__2PRFIN20031219_124017_000000452022_00353_09425_9853.N1	19-DEC-2003 12:40:17	Straylight	45.000	125	44lot Ori	2.7700	30000.	90	9425	No
272	GOM_NL__2PRFIN20031219_124147_000000492022_00353_09425_9854.N1	19-DEC-2003 12:41:47	Straylight	49.000	30	46Eps Ori	1.6940	30000.	98	9425	No
273	GOM_NL__2PRFIN20031219_124446_000000602022_00353_09425_9855.N1	19-DEC-2003 12:44:46	Twilight	59.500	14	58Alp Ori	0.87000	3000.0	119	9425	No
274	GOM_NL__2PRFIN20031219_124653_000000532022_00353_09425_9856.N1	19-DEC-2003 12:46:53	Twilight	53.000	13	87Alp Tau	0.86700	3800.0	106	9425	No
275	GOM_NL__2PRFIN20031219_124910_000000372022_00353_09425_9857.N1	19-DEC-2003 12:49:10	Bright	36.500	146	25Eta Tau	2.8730	15200.	73	9425	No
276	GOM_NL__2PRFIN20031219_125118_000000372022_00353_09425_9858.N1	19-DEC-2003 12:51:18	Bright	37.000	150	44Zet Per	2.8900	28000.	74	9425	No
277	GOM_NL__2PRFIN20031219_125334_000000372022_00353_09425_9859.N1	19-DEC-2003 12:53:34	Bright	37.000	149	45Eps Per	2.8880	30000.	74	9425	No
278	GOM_NL__2PRFIN20031219_125547_000000362022_00353_09425_9860.N1	19-DEC-2003 12:55:47	Bright	35.500	175	39Del Per	3.0100	19400.	71	9425	No

279	GOM_NL__2PRFIN20031219_125737_000000382022_00353_09425_9861.N1	19-DEC-2003 12:57:37	Bright	37.500	160	23Gam Per	2.9300	4700.0	75	9425	No
280	GOM_NL__2PRFIN20031219_130057_000000382022_00353_09425_9862.N1	19-DEC-2003 13:00:57	Bright	38.000	110	37Del Cas	2.6780	8900.0	76	9425	No
281	GOM_NL__2PRFIN20031219_130727_000000372022_00353_09425_9863.N1	19-DEC-2003 13:07:27	Bright	36.500	49	1Alp UMi	1.9900	6300.0	73	9425	No
282	GOM_NL__2PRFIN20031219_131208_000000352022_00353_09425_9864.N1	19-DEC-2003 13:12:08	Bright	34.500	60	7Bet UMi	2.0810	3950.0	69	9425	No
283	GOM_NL__2PRFIN20031219_131530_000000362022_00353_09425_9865.N1	19-DEC-2003 13:15:30	Bright	36.000	119	14Eta Dra	2.7270	4700.0	72	9425	No
284	GOM_NL__2PRFIN20031219_131719_000000442022_00353_09425_9866.N1	19-DEC-2003 13:17:19	Bright	44.000	55	79Zet UMa	2.0600	10200.	88	9425	No
285	GOM_NL__2PRFIN20031219_131919_000000432022_00353_09425_9867.N1	19-DEC-2003 13:19:19	Bright	43.000	39	85Eta UMa	1.8540	24000.	86	9425	No
286	GOM_NL__2PRFIN20031219_132246_000000382022_00353_09425_9868.N1	19-DEC-2003 13:22:46	Bright	38.000	180	27Gam Boo	3.0400	8000.0	76	9425	No
287	GOM_NL__2PRFIN20031219_132603_000000402022_00353_09425_9869.N1	19-DEC-2003 13:26:03	Bright	40.000	83		2.3780	11000.	80	9425	No
288	GOM_NL__2PRFIN20031219_132929_000000462022_00353_09425_9870.N1	19-DEC-2003 13:29:29	Bright	45.500	111	8Eta Boo	2.6800	6000.0	91	9425	No
289	GOM_NL__2PRFIN20031219_133111_000000352022_00353_09425_9871.N1	19-DEC-2003 13:31:11	Bright	35.000	102	24Alp Ser	2.6000	4250.0	70	9425	No
290	GOM_NL__2PRFIN20031219_133345_000000592022_00353_09425_9872.N1	19-DEC-2003 13:33:45	Bright	58.500	138	47Eps Vir	2.8280	4700.0	117	9425	No
291	GOM_NL__2PRFIN20031219_133812_000000372022_00353_09425_9873.N1	19-DEC-2003 13:38:12	Bright	37.000	122	9Alp2Lib	2.7470	9700.0	74	9425	No
292	GOM_NL__2PRFIN20031219_133945_000000532022_00353_09425_9874.N1	19-DEC-2003 13:39:45	Twi_and_stray	53.000	15	67Alp Vir	0.97600	28000.	106	9425	No
293	GOM_NL__2PRFIN20031219_134316_000000512022_00353_09425_9875.N1	19-DEC-2003 13:43:16	Dark	51.000	169	46Gam Hya	2.9910	4700.0	102	9425	No
294	GOM_NL__2PRFIN20031219_134527_000000432022_00353_09425_9876.N1	19-DEC-2003 13:45:27	Dark	42.500	81	Eta Cen	2.3560	28000.	85	9425	No
295	GOM_NL__2PRFIN20031219_134642_000000392022_00353_09425_9877.N1	19-DEC-2003 13:46:42	Dark	38.500	78	Alp Lup	2.3040	28000.	77	9425	No
296	GOM_NL__2PRFIN20031219_135211_000000422022_00354_09426_9841.N1	19-DEC-2003 13:52:11	Dark	42.000	20	Bet Cru	1.2530	30000.	84	9426	No
297	GOM_NL__2PRFIN20031219_135407_000000392022_00354_09426_9842.N1	19-DEC-2003 13:54:07	Dark	38.500	112	Alp Mus	2.6880	26000.	77	9426	No
298	GOM_NL__2PRFIN20031219_135818_000000422022_00354_09426_9843.N1	19-DEC-2003 13:58:18	Dark	41.500	159	Ups Car	2.9200	7200.0	83	9426	No
299	GOM_NL__2PRFIN20031219_135944_000000432022_00354_09426_9844.N1	19-DEC-2003 13:59:44	Dark	43.000	71	Iot Car	2.2460	7700.0	86	9426	No
300	GOM_NL__2PRFIN20031219_140136_000000452022_00354_09426_9845.N1	19-DEC-2003 14:01:36	Dark	44.500	41	Eps Car	1.8600	4100.0	89	9426	No
301	GOM_NL__2PRFIN20031219_140428_000000482022_00354_09426_9846.N1	19-DEC-2003 14:04:28	Dark	47.500	34	Gam2Vel	1.7930	23000.	95	9426	No
302	GOM_NL__2PRFIN20031219_140621_000000522022_00354_09426_9847.N1	19-DEC-2003 14:06:21	Dark	52.000	2	Alp Car	-0.73600	7000.0	104	9426	No
303	GOM_NL__2PRFIN20031219_140912_000000582022_00354_09426_9848.N1	19-DEC-2003 14:09:12	Dark	58.000	117	Pi Pup	2.7060	3800.0	116	9426	No
304	GOM_NL__2PRFIN20031219_141221_000000552022_00354_09426_9849.N1	19-DEC-2003 14:12:21	Straylight	55.000	23	21Eps CMa	1.5020	26000.	110	9426	No
305	GOM_NL__2PRFIN20031219_141406_000000522022_00354_09426_9850.N1	19-DEC-2003 14:14:06	Straylight	51.500	179	24Omi2CMa	3.0320	24000.	103	9426	No
306	GOM_NL__2PRFIN20031219_141701_000000702022_00354_09426_9851.N1	19-DEC-2003 14:17:01	Straylight	70.000	1	9Alp CMa	-1.4400	11000.	140	9426	No
307	GOM_NL__2PRFIN20031219_141916_000000462022_00354_09426_9852.N1	19-DEC-2003 14:19:16	Straylight	46.000	165	34Gam Eri	2.9500	3200.0	92	9426	No
308	GOM_NL__2PRFIN20031219_142053_000000462022_00354_09426_9853.N1	19-DEC-2003 14:20:53	Straylight	45.500	125	44Iot Ori	2.7700	30000.	91	9426	No
309	GOM_NL__2PRFIN20031219_142222_000000502022_00354_09426_9854.N1	19-DEC-2003 14:22:22	Straylight	50.000	30	46Eps Ori	1.6940	30000.	100	9426	No
310	GOM_NL__2PRFIN20031219_142522_000000642022_00354_09426_9855.N1	19-DEC-2003 14:25:22	Twi_and_stray	64.000	14	58Alp Ori	0.87000	3000.0	128	9426	No
311	GOM_NL__2PRFIN20031219_142729_000000502022_00354_09426_9856.N1	19-DEC-2003 14:27:29	Twi_and_stray	50.000	13	87Alp Tau	0.86700	3800.0	100	9426	No
312	GOM_NL__2PRFIN20031219_142946_000000372022_00354_09426_9857.N1	19-DEC-2003 14:29:46	Bright	36.500	146	25Eta Tau	2.8730	15200.	73	9426	No
313	GOM_NL__2PRFIN20031219_143153_000000382022_00354_09426_9858.N1	19-DEC-2003 14:31:53	Bright	37.500	150	44Zet Per	2.8900	28000.	75	9426	No
314	GOM_NL__2PRFIN20031219_143409_000000372022_00354_09426_9859.N1	19-DEC-2003 14:34:09	Bright	36.500	149	45Eps Per	2.8880	30000.	73	9426	No
315	GOM_NL__2PRFIN20031219_143623_000000362022_00354_09426_9860.N1	19-DEC-2003 14:36:23	Bright	35.500	175	39Del Per	3.0100	19400.	71	9426	No
316	GOM_NL__2PRFIN20031219_143813_000000382022_00354_09426_9861.N1	19-DEC-2003 14:38:13	Bright	37.500	160	23Gam Per	2.9300	4700.0	75	9426	No
317	GOM_NL__2PRFIN20031219_144134_000000382022_00354_09426_9862.N1	19-DEC-2003 14:41:34	Bright	37.500	110	37Del Cas	2.6780	8900.0	75	9426	No
318	GOM_NL__2PRFIN20031219_144802_000000362022_00354_09426_9863.N1	19-DEC-2003 14:48:02	Bright	36.000	49	1Alp UMi	1.9900	6300.0	72	9426	No
319	GOM_NL__2PRFIN20031219_145244_000000382022_00354_09426_9864.N1	19-DEC-2003 14:52:44	Bright	37.500	60	7Bet UMi	2.0810	3950.0	75	9426	No
320	GOM_NL__2PRFIN20031219_145606_000000382022_00354_09426_9865.N1	19-DEC-2003 14:56:06	Bright	38.000	119	14Eta Dra	2.7270	4700.0	76	9426	No
321	GOM_NL__2PRFIN20031219_145755_000000442022_00354_09426_9866.N1	19-DEC-2003 14:57:55	Bright	43.500	55	79Zet UMa	2.0600	10200.	87	9426	No
322	GOM_NL__2PRFIN20031219_145955_000000422022_00354_09426_9867.N1	19-DEC-2003 14:59:55	Bright	41.500	39	85Eta UMa	1.8540	24000.	83	9426	No
323	GOM_NL__2PRFIN20031219_150322_000000492022_00354_09426_9868.N1	19-DEC-2003 15:03:22	Bright	49.000	180	27Gam Boo	3.0400	8000.0	98	9426	No
324	GOM_NL__2PRFIN20031219_150639_000000392022_00354_09426_9869.N1	19-DEC-2003 15:06:39	Bright	38.500	83		2.3780	11000.	77	9426	No
325	GOM_NL__2PRFIN20031219_151005_000000622022_00354_09426_9870.N1	19-DEC-2003 15:10:05	Bright	62.000	111	8Eta Boo	2.6800	6000.0	124	9426	No
326	GOM_NL__2PRFIN20031219_151147_000000352022_00354_09426_9871.N1	19-DEC-2003 15:11:47	Bright	35.000	102	24Alp Ser	2.6000	4250.0	70	9426	No
327	GOM_NL__2PRFIN20031219_151422_000000582022_00354_09426_9872.N1	19-DEC-2003 15:14:22	Bright	58.000	138	47Eps Vir	2.8280	4700.0	116	9426	No
328	GOM_NL__2PRFIN20031219_151848_000000392022_00354_09426_9873.N1	19-DEC-2003 15:18:48	Bright	39.000	122	9Alp2Lib	2.7470	9700.0	78	9426	No
329	GOM_NL__2PRFIN20031219_152022_000000552022_00354_09426_9874.N1	19-DEC-2003 15:20:22	Twi_and_stray	54.500	15	67Alp Vir	0.97600	28000.	109	9426	No
330	GOM_NL__2PRFIN20031219_152353_000000482022_00354_09426_9875.N1	19-DEC-2003 15:23:53	Dark	48.000	169	46Gam Hya	2.9910	4700.0	96	9426	No
331	GOM_NL__2PRFIN20031219_152603_000000442022_00354_09426_9876.N1	19-DEC-2003 15:26:03	Dark	43.500	81	Eta Cen	2.3560	28000.	87	9426	No
332	GOM_NL__2PRFIN20031219_152718_000000422022_00354_09426_9877.N1	19-DEC-2003 15:27:18	Dark	42.000	78	Alp Lup	2.3040	28000.	84	9426	No
333	GOM_NL__2PRFIN20031219_153247_000000422022_00355_09427_9841.N1	19-DEC-2003 15:32:47	Dark	42.000	20	Bet Cru	1.2530	30000.	84	9427	No
334	GOM_NL__2PRFIN20031219_153443_000000392022_00355_09427_9842.N1	19-DEC-2003 15:34:43	Dark	39.000	112	Alp Mus	2.6880	26000.	78	9427	No
335	GOM_NL__2PRFIN20031219_153854_000000422022_00355_09427_9843.N1	19-DEC-2003 15:38:54	Dark	41.500	159	Ups Car	2.9200	7200.0	83	9427	No
336	GOM_NL__2PRFIN20031219_154021_000000452022_00355_09427_9844.N1	19-DEC-2003 15:40:21	Dark	44.500	71	Iot Car	2.2460	7700.0	89	9427	No
337	GOM_NL__2PRFIN20031219_154212_000000472022_00355_09427_9845.N1	19-DEC-2003 15:42:12	Dark	47.000	41	Eps Car	1.8600	4100.0	94	9427	No



338	GOM_NL__2PRFIN20031219_154505_000000552022_00355_09427_9846.N1	19-DEC-2003 15:45:05	Dark	55.000	34	Gam2Vel	1.7930	23000.	110	9427	No
339	GOM_NL__2PRFIN20031219_154658_000000512022_00355_09427_9847.N1	19-DEC-2003 15:46:58	Dark	50.500	2	Alp Car	-0.73600	7000.0	101	9427	No
340	GOM_NL__2PRFIN20031219_154948_000000562022_00355_09427_9848.N1	19-DEC-2003 15:49:48	Dark	55.500	117	Pi Pup	2.7060	3800.0	111	9427	No
341	GOM_NL__2PRFIN20031219_155258_000000572022_00355_09427_9849.N1	19-DEC-2003 15:52:58	Straylight	57.000	23	21Eps CMa	1.5020	26000.	114	9427	No
342	GOM_NL__2PRFIN20031219_155442_000000562022_00355_09427_9850.N1	19-DEC-2003 15:54:42	Straylight	56.000	179	24Omi2CMa	3.0320	24000.	112	9427	No
343	GOM_NL__2PRFIN20031219_155737_000000662022_00355_09427_9851.N1	19-DEC-2003 15:57:37	Straylight	66.000	1	9Alp CMa	-1.4400	11000.	132	9427	No
344	GOM_NL__2PRFIN20031219_155949_000000482022_00355_09427_9852.N1	19-DEC-2003 15:59:49	Straylight	48.000	165	34Gam Eri	2.9500	3200.0	96	9427	No
345	GOM_NL__2PRFIN20031219_160128_000000452022_00355_09427_9853.N1	19-DEC-2003 16:01:28	Straylight	45.000	125	44Iot Ori	2.7700	30000.	90	9427	No
346	GOM_NL__2PRFIN20031219_160255_000000522022_00355_09427_9854.N1	19-DEC-2003 16:02:55	Straylight	51.500	30	46Eps Ori	1.6940	30000.	103	9427	No
347	GOM_NL__2PRFIN20031219_160557_000000642022_00355_09427_9855.N1	19-DEC-2003 16:05:57	Tw_i_and_stray	64.000	14	58Alp Ori	0.87000	3000.0	128	9427	No
348	GOM_NL__2PRFIN20031219_160805_000000512022_00355_09427_9856.N1	19-DEC-2003 16:08:05	Tw_i_and_stray	50.500	13	87Alp Tau	0.86700	3800.0	101	9427	No
349	GOM_NL__2PRFIN20031219_161020_000000402022_00355_09427_9857.N1	19-DEC-2003 16:10:20	Bright	39.500	146	25Eta Tau	2.8730	15200.	79	9427	No
350	GOM_NL__2PRFIN20031219_161229_000000372022_00355_09427_9858.N1	19-DEC-2003 16:12:29	Bright	37.000	150	44Zet Per	2.8900	28000.	74	9427	No
351	GOM_NL__2PRFIN20031219_161445_000000382022_00355_09427_9859.N1	19-DEC-2003 16:14:45	Bright	37.500	149	45Eps Per	2.8880	30000.	75	9427	No
352	GOM_NL__2PRFIN20031219_161658_000000362022_00355_09427_9860.N1	19-DEC-2003 16:16:58	Bright	36.000	175	39Del Per	3.0100	19400.	72	9427	No
353	GOM_NL__2PRFIN20031219_161848_000000372022_00355_09427_9861.N1	19-DEC-2003 16:18:48	Bright	37.000	160	23Gam Per	2.9300	4700.0	74	9427	No
354	GOM_NL__2PRFIN20031219_162211_000000382022_00355_09427_9862.N1	19-DEC-2003 16:22:11	Bright	37.500	110	37Del Cas	2.6780	8900.0	75	9427	No
355	GOM_NL__2PRFIN20031219_162838_000000382022_00355_09427_9863.N1	19-DEC-2003 16:28:38	Bright	38.000	49	1Alp UMi	1.9900	6300.0	76	9427	No
356	GOM_NL__2PRFIN20031219_163320_000000402022_00355_09427_9864.N1	19-DEC-2003 16:33:20	Bright	40.000	60	7Bet UMi	2.0810	3950.0	80	9427	No
357	GOM_NL__2PRFIN20031219_163641_000000382022_00355_09427_9865.N1	19-DEC-2003 16:36:41	Bright	37.500	119	14Eta Dra	2.7270	4700.0	75	9427	No
358	GOM_NL__2PRFIN20031219_163829_000000472022_00355_09427_9866.N1	19-DEC-2003 16:38:29	Bright	47.000	55	79Zet UMa	2.0600	10200.	94	9427	No
359	GOM_NL__2PRFIN20031219_164030_000000592022_00355_09427_9867.N1	19-DEC-2003 16:40:30	Bright	59.000	39	85Eta UMa	1.8540	24000.	118	9427	No
360	GOM_NL__2PRFIN20031219_164358_000000382022_00355_09427_9868.N1	19-DEC-2003 16:43:58	Bright	38.000	180	27Gam Boo	3.0400	8000.0	76	9427	No
361	GOM_NL__2PRFIN20031219_164715_000000392022_00355_09427_9869.N1	19-DEC-2003 16:47:15	Bright	39.000	83		2.3780	11000.	78	9427	No
362	GOM_NL__2PRFIN20031219_165041_000000452022_00355_09427_9870.N1	19-DEC-2003 16:50:41	Bright	45.000	111	8Eta Boo	2.6800	6000.0	90	9427	No
363	GOM_NL__2PRFIN20031219_165222_000000362022_00355_09427_9871.N1	19-DEC-2003 16:52:22	Bright	36.000	102	24Alp Ser	2.6000	4250.0	72	9427	No
364	GOM_NL__2PRFIN20031219_165458_000000592022_00355_09427_9872.N1	19-DEC-2003 16:54:58	Bright	59.000	138	47Eps Vir	2.8280	4700.0	118	9427	No
365	GOM_NL__2PRFIN20031219_165924_000000532022_00355_09427_9873.N1	19-DEC-2003 16:59:24	Bright	53.000	122	9Alp2Lib	2.7470	9700.0	106	9427	No
366	GOM_NL__2PRFIN20031219_170059_000000542022_00355_09427_9874.N1	19-DEC-2003 17:00:59	Tw_i_and_stray	54.000	15	67Alp Vir	0.97600	28000.	108	9427	No
367	GOM_NL__2PRFIN20031219_170430_000000502022_00355_09427_9875.N1	19-DEC-2003 17:04:30	Dark	49.500	169	46Gam Hya	2.9910	4700.0	99	9427	No
368	GOM_NL__2PRFIN20031219_170639_000000402022_00355_09427_9876.N1	19-DEC-2003 17:06:39	Dark	40.000	81	Eta Cen	2.3560	28000.	80	9427	No
369	GOM_NL__2PRFIN20031219_170754_000000402022_00355_09427_9877.N1	19-DEC-2003 17:07:54	Dark	39.500	78	Alp Lup	2.3040	28000.	79	9427	No
370	GOM_NL__2PRFIN20031219_171325_000000412022_00356_09428_9841.N1	19-DEC-2003 17:13:25	Dark	41.000	20	Bet Cru	1.2530	30000.	82	9428	No
371	GOM_NL__2PRFIN20031219_171519_000000362022_00356_09428_9842.N1	19-DEC-2003 17:15:19	Dark	36.000	112	Alp Mus	2.6880	26000.	72	9428	No
372	GOM_NL__2PRFIN20031219_171931_000000412022_00356_09428_9843.N1	19-DEC-2003 17:19:31	Dark	41.000	159	Ups Car	2.9200	7200.0	82	9428	No
373	GOM_NL__2PRFIN20031219_172057_000000522022_00356_09428_9844.N1	19-DEC-2003 17:20:57	Dark	51.500	71	Iot Car	2.2460	7700.0	103	9428	No
374	GOM_NL__2PRFIN20031219_172249_000000532022_00356_09428_9845.N1	19-DEC-2003 17:22:49	Dark	52.500	41	Eps Car	1.8600	4100.0	105	9428	No
375	GOM_NL__2PRFIN20031219_172541_000000492022_00356_09428_9846.N1	19-DEC-2003 17:25:41	Dark	49.000	34	Gam2Vel	1.7930	23000.	98	9428	No
376	GOM_NL__2PRFIN20031219_172734_000000492022_00356_09428_9847.N1	19-DEC-2003 17:27:34	Dark	49.000	2	Alp Car	-0.73600	7000.0	98	9428	No
377	GOM_NL__2PRFIN20031219_173025_000000572022_00356_09428_9848.N1	19-DEC-2003 17:30:25	Dark	57.000	117	Pi Pup	2.7060	3800.0	114	9428	No
378	GOM_NL__2PRFIN20031219_173335_000000562022_00356_09428_9849.N1	19-DEC-2003 17:33:35	Straylight	55.500	23	21Eps CMa	1.5020	26000.	111	9428	No
379	GOM_NL__2PRFIN20031219_173519_000000562022_00356_09428_9850.N1	19-DEC-2003 17:35:19	Straylight	56.000	179	24Omi2CMa	3.0320	24000.	112	9428	No
380	GOM_NL__2PRFIN20031219_173813_000000672022_00356_09428_9851.N1	19-DEC-2003 17:38:13	Straylight	67.000	1	9Alp CMa	-1.4400	11000.	134	9428	No
381	GOM_NL__2PRFIN20031219_174028_000000482022_00356_09428_9852.N1	19-DEC-2003 17:40:28	Straylight	47.500	165	34Gam Eri	2.9500	3200.0	95	9428	No
382	GOM_NL__2PRFIN20031219_174205_000000462022_00356_09428_9853.N1	19-DEC-2003 17:42:05	Straylight	45.500	125	44Iot Ori	2.7700	30000.	91	9428	No
383	GOM_NL__2PRFIN20031219_174333_000000502022_00356_09428_9854.N1	19-DEC-2003 17:43:33	Straylight	50.000	30	46Eps Ori	1.6940	30000.	100	9428	No
384	GOM_NL__2PRFIN20031219_174633_000000642022_00356_09428_9855.N1	19-DEC-2003 17:46:33	Tw_i_and_stray	64.000	14	58Alp Ori	0.87000	3000.0	128	9428	No
385	GOM_NL__2PRFIN20031219_174841_000000532022_00356_09428_9856.N1	19-DEC-2003 17:48:41	Tw_i_and_stray	53.000	13	87Alp Tau	0.86700	3800.0	106	9428	No
386	GOM_NL__2PRFIN20031219_175058_000000372022_00356_09428_9857.N1	19-DEC-2003 17:50:58	Bright	37.000	146	25Eta Tau	2.8730	15200.	74	9428	No
387	GOM_NL__2PRFIN20031219_175306_000000372022_00356_09428_9858.N1	19-DEC-2003 17:53:06	Bright	37.000	150	44Zet Per	2.8900	28000.	74	9428	No
388	GOM_NL__2PRFIN20031219_175521_000000362022_00356_09428_9859.N1	19-DEC-2003 17:55:21	Bright	36.000	149	45Eps Per	2.8880	30000.	72	9428	No
389	GOM_NL__2PRFIN20031219_175735_000000362022_00356_09428_9860.N1	19-DEC-2003 17:57:35	Bright	36.000	175	39Del Per	3.0100	19400.	72	9428	No
390	GOM_NL__2PRFIN20031219_175925_000000392022_00356_09428_9861.N1	19-DEC-2003 17:59:25	Bright	38.500	160	23Gam Per	2.9300	4700.0	77	9428	No
391	GOM_NL__2PRFIN20031219_180247_000000382022_00356_09428_9862.N1	19-DEC-2003 18:02:47	Bright	38.000	110	37Del Cas	2.6780	8900.0	76	9428	No
392	GOM_NL__2PRFIN20031219_180914_000000392022_00356_09428_9863.N1	19-DEC-2003 18:09:14	Bright	39.000	49	1Alp UMi	1.9900	6300.0	78	9428	No
393	GOM_NL__2PRFIN20031219_181356_000000402022_00356_09428_9864.N1	19-DEC-2003 18:13:56	Bright	40.000	60	7Bet UMi	2.0810	3950.0	80	9428	No
394	GOM_NL__2PRFIN20031219_181718_000000372022_00356_09428_9865.N1	19-DEC-2003 18:17:18	Bright	36.500	119	14Eta Dra	2.7270	4700.0	73	9428	No
395	GOM_NL__2PRFIN20031219_181906_000000422022_00356_09428_9866.N1	19-DEC-2003 18:19:06	Bright	42.000	55	79Zet UMa	2.0600	10200.	84	9428	No
396	GOM_NL__2PRFIN20031219_182106_000000402022_00356_09428_9867.N1	19-DEC-2003 18:21:06	Bright	39.500	39	85Eta UMa	1.8540	24000.	79	9428	No



397	GOM_NL__2PRFIN20031219_182434_000000402022_00356_09428_9868.N1	19-DEC-2003 18:24:34	Bright	40.000	180	27Gam Boo	3.0400	8000.0	80	9428	No
398	GOM_NL__2PRFIN20031219_182752_000000392022_00356_09428_9869.N1	19-DEC-2003 18:27:52	Bright	38.500	83		2.3780	11000.	77	9428	No
399	GOM_NL__2PRFIN20031219_183118_000000442022_00356_09428_9870.N1	19-DEC-2003 18:31:18	Bright	44.000	111	8Eta Boo	2.6800	6000.0	88	9428	No
400	GOM_NL__2PRFIN20031219_183259_000000352022_00356_09428_9871.N1	19-DEC-2003 18:32:59	Bright	35.000	102	24Alp Ser	2.6000	4250.0	70	9428	No
401	GOM_NL__2PRFIN20031219_183535_000000602022_00356_09428_9872.N1	19-DEC-2003 18:35:35	Bright	59.500	138	47Eps Vir	2.8280	4700.0	119	9428	No
402	GOM_NL__2PRFIN20031219_184000_000000532022_00356_09428_9873.N1	19-DEC-2003 18:40:00	Bright	53.000	122	9Alp2Lib	2.7470	9700.0	106	9428	No
403	GOM_NL__2PRFIN20031219_184136_000000502022_00356_09428_9874.N1	19-DEC-2003 18:41:36	Twi_and_stray	49.500	15	67Alp Vir	0.97600	28000.	99	9428	No
404	GOM_NL__2PRFIN20031219_184507_000000472022_00356_09428_9875.N1	19-DEC-2003 18:45:07	Dark	47.000	169	46Gam Hya	2.9910	4700.0	94	9428	No
405	GOM_NL__2PRFIN20031219_184715_000000422022_00356_09428_9876.N1	19-DEC-2003 18:47:15	Dark	42.000	81	Eta Cen	2.3560	28000.	84	9428	No
406	GOM_NL__2PRFIN20031219_184830_000000402022_00356_09428_9877.N1	19-DEC-2003 18:48:30	Dark	39.500	78	Alp Lup	2.3040	28000.	79	9428	No
407	GOM_NL__2PRFIN20031219_185401_000000432022_00357_09429_9841.N1	19-DEC-2003 18:54:01	Dark	42.500	20	Bet Cru	1.2530	30000.	85	9429	No
408	GOM_NL__2PRFIN20031219_185555_000000402022_00357_09429_9842.N1	19-DEC-2003 18:55:55	Dark	39.500	112	Alp Mus	2.6880	26000.	79	9429	No
409	GOM_NL__2PRFIN20031219_190008_000000432022_00357_09429_9843.N1	19-DEC-2003 19:00:08	Dark	42.500	159	Ups Car	2.9200	7200.0	85	9429	No
410	GOM_NL__2PRFIN20031219_190134_000000522022_00357_09429_9844.N1	19-DEC-2003 19:01:34	Dark	52.000	71	Iot Car	2.2460	7700.0	104	9429	No
411	GOM_NL__2PRFIN20031219_190326_000000552022_00357_09429_9845.N1	19-DEC-2003 19:03:26	Dark	54.500	41	Eps Car	1.8600	4100.0	109	9429	No
412	GOM_NL__2PRFIN20031219_190618_000000522022_00357_09429_9846.N1	19-DEC-2003 19:06:18	Dark	52.000	34	Gam2Vel	1.7930	23000.	104	9429	No
413	GOM_NL__2PRFIN20031219_190810_000000512022_00357_09429_9847.N1	19-DEC-2003 19:08:10	Dark	50.500	2	Alp Car	-0.73600	7000.0	101	9429	No
414	GOM_NL__2PRFIN20031219_191101_000000572022_00357_09429_9848.N1	19-DEC-2003 19:11:01	Dark	57.000	117	Pi Pup	2.7060	3800.0	114	9429	No
415	GOM_NL__2PRFIN20031219_191411_000000562022_00357_09429_9849.N1	19-DEC-2003 19:14:11	Straylight	55.500	23	21Eps CMa	1.5020	26000.	111	9429	No
416	GOM_NL__2PRFIN20031219_191555_000000552022_00357_09429_9850.N1	19-DEC-2003 19:15:55	Straylight	55.000	179	24Omi2CMa	3.0320	24000.	110	9429	No
417	GOM_NL__2PRFIN20031219_191849_000000612022_00357_09429_9851.N1	19-DEC-2003 19:18:49	Straylight	61.000	1	9Alp CMa	-1.4400	11000.	122	9429	No
418	GOM_NL__2PRFIN20031219_192104_000000452022_00357_09429_9852.N1	19-DEC-2003 19:21:04	Straylight	44.500	165	34Gam Eri	2.9500	3200.0	89	9429	No
419	GOM_NL__2PRFIN20031219_192241_000000452022_00357_09429_9853.N1	19-DEC-2003 19:22:41	Straylight	45.000	125	44Iot Ori	2.7700	30000.	90	9429	No
420	GOM_NL__2PRFIN20031219_192409_000000482022_00357_09429_9854.N1	19-DEC-2003 19:24:09	Straylight	48.000	30	46Eps Ori	1.6940	30000.	96	9429	No
421	GOM_NL__2PRFIN20031219_192709_000000602022_00357_09429_9855.N1	19-DEC-2003 19:27:09	Twi_and_stray	59.500	14	58Alp Ori	0.87000	3000.0	119	9429	No
422	GOM_NL__2PRFIN20031219_192917_000000532022_00357_09429_9856.N1	19-DEC-2003 19:29:17	Twi_and_stray	53.000	13	87Alp Tau	0.86700	3800.0	106	9429	No
423	GOM_NL__2PRFIN20031219_193132_000000402022_00357_09429_9857.N1	19-DEC-2003 19:31:32	Bright	40.000	146	25Eta Tau	2.8730	15200.	80	9429	No
424	GOM_NL__2PRFIN20031219_193342_000000382022_00357_09429_9858.N1	19-DEC-2003 19:33:42	Bright	37.500	150	44Zet Per	2.8900	28000.	75	9429	No
425	GOM_NL__2PRFIN20031219_193557_000000372022_00357_09429_9859.N1	19-DEC-2003 19:35:57	Bright	37.000	149	45Eps Per	2.8880	30000.	74	9429	No
426	GOM_NL__2PRFIN20031219_193811_000000362022_00357_09429_9860.N1	19-DEC-2003 19:38:11	Bright	36.000	175	39Del Per	3.0100	19400.	72	9429	No
427	GOM_NL__2PRFIN20031219_194000_000000382022_00357_09429_9861.N1	19-DEC-2003 19:40:00	Bright	38.000	160	23Gam Per	2.9300	4700.0	76	9429	No
428	GOM_NL__2PRFIN20031219_194322_000000392022_00357_09429_9862.N1	19-DEC-2003 19:43:22	Bright	38.500	110	37Del Cas	2.6780	8900.0	77	9429	No
429	GOM_NL__2PRFIN20031219_194950_000000382022_00357_09429_9863.N1	19-DEC-2003 19:49:50	Bright	37.500	49	1Alp UMi	1.9900	6300.0	75	9429	No
430	GOM_NL__2PRFIN20031219_195432_000000402022_00357_09429_9864.N1	19-DEC-2003 19:54:32	Bright	40.000	60	7Bet UMi	2.0810	3950.0	80	9429	No
431	GOM_NL__2PRFIN20031219_195754_000000352022_00357_09429_9865.N1	19-DEC-2003 19:57:54	Bright	35.000	119	14Eta Dra	2.7270	4700.0	70	9429	No
432	GOM_NL__2PRFIN20031219_195942_000000442022_00357_09429_9866.N1	19-DEC-2003 19:59:42	Bright	43.500	55	79Zet UMa	2.0600	10200.	87	9429	No
433	GOM_NL__2PRFIN20031219_200142_000000442022_00357_09429_9867.N1	19-DEC-2003 20:01:42	Bright	44.000	39	85Eta UMa	1.8540	24000.	88	9429	No
434	GOM_NL__2PRFIN20031219_200510_000000382022_00357_09429_9868.N1	19-DEC-2003 20:05:10	Bright	38.000	180	27Gam Boo	3.0400	8000.0	76	9429	No
435	GOM_NL__2PRFIN20031219_200828_000000392022_00357_09429_9869.N1	19-DEC-2003 20:08:28	Bright	39.000	83		2.3780	11000.	78	9429	No
436	GOM_NL__2PRFIN20031219_201154_000000462022_00357_09429_9870.N1	19-DEC-2003 20:11:54	Bright	45.500	111	8Eta Boo	2.6800	6000.0	91	9429	No
437	GOM_NL__2PRFIN20031219_201335_000000362022_00357_09429_9871.N1	19-DEC-2003 20:13:35	Bright	35.500	102	24Alp Ser	2.6000	4250.0	71	9429	No
438	GOM_NL__2PRFIN20031219_201612_000000592022_00357_09429_9872.N1	19-DEC-2003 20:16:12	Bright	59.000	138	47Eps Vir	2.8280	4700.0	118	9429	No
439	GOM_NL__2PRFIN20031219_202037_000000382022_00357_09429_9873.N1	19-DEC-2003 20:20:37	Bright	37.500	122	9Alp2Lib	2.7470	9700.0	75	9429	No
440	GOM_NL__2PRFIN20031219_202212_000000572022_00357_09429_9874.N1	19-DEC-2003 20:22:12	Twi_and_stray	57.000	15	67Alp Vir	0.97600	28000.	114	9429	No
441	GOM_NL__2PRFIN20031219_202543_000000492022_00357_09429_9875.N1	19-DEC-2003 20:25:43	Dark	48.500	169	46Gam Hya	2.9910	4700.0	97	9429	No
442	GOM_NL__2PRFIN20031219_202751_000000412022_00357_09429_9876.N1	19-DEC-2003 20:27:51	Dark	41.000	81	Eta Cen	2.3560	28000.	82	9429	No
443	GOM_NL__2PRFIN20031219_202906_000000402022_00357_09429_9877.N1	19-DEC-2003 20:29:06	Dark	39.500	78	Alp Lup	2.3040	28000.	79	9429	No
444	GOM_NL__2PRFIN20031219_203547_000000422022_00358_09430_9951.N1	19-DEC-2003 20:35:47	Dark	42.000	12	Alp1Cru	0.77500	30000.	84	9430	No
445	GOM_NL__2PRFIN20031219_204044_000000412022_00358_09430_9952.N1	19-DEC-2003 20:40:44	Dark	40.500	159	Ups Car	2.9200	7200.0	81	9430	No
446	GOM_NL__2PRFIN20031219_204210_000000462022_00358_09430_9953.N1	19-DEC-2003 20:42:10	Dark	45.500	71	Iot Car	2.2460	7700.0	91	9430	No
447	GOM_NL__2PRFIN20031219_204402_000000552022_00358_09430_9954.N1	19-DEC-2003 20:44:02	Dark	55.000	41	Eps Car	1.8600	4100.0	110	9430	No
448	GOM_NL__2PRFIN20031219_204654_000000552022_00358_09430_9955.N1	19-DEC-2003 20:46:54	Dark	54.500	34	Gam2Vel	1.7930	23000.	109	9430	No
449	GOM_NL__2PRFIN20031219_204847_000000502022_00358_09430_9956.N1	19-DEC-2003 20:48:47	Dark	49.500	2	Alp Car	-0.73600	7000.0	99	9430	No
450	GOM_NL__2PRFIN20031219_205139_000000532022_00358_09430_9957.N1	19-DEC-2003 20:51:39	Dark	53.000	117	Pi Pup	2.7060	3800.0	106	9430	No
451	GOM_NL__2PRFIN20031219_205447_000000532022_00358_09430_9958.N1	19-DEC-2003 20:54:47	Straylight	52.500	23	21Eps CMa	1.5020	26000.	105	9430	No
452	GOM_NL__2PRFIN20031219_205631_000000562022_00358_09430_9959.N1	19-DEC-2003 20:56:31	Straylight	56.000	179	24Omi2CMa	3.0320	24000.	112	9430	No
453	GOM_NL__2PRFIN20031219_205908_000000542022_00358_09430_9960.N1	19-DEC-2003 20:59:08	Straylight	54.000	47	2Bet CMa	1.9760	28000.	108	9430	No
454	GOM_NL__2PRFIN20031219_210140_000000452022_00358_09430_9961.N1	19-DEC-2003 21:01:40	Straylight	45.000	165	34Gam Eri	2.9500	3200.0	90	9430	No
455	GOM_NL__2PRFIN20031219_210316_000000472022_00358_09430_9962.N1	19-DEC-2003 21:03:16	Straylight	46.500	125	44Iot Ori	2.7700	30000.	93	9430	No

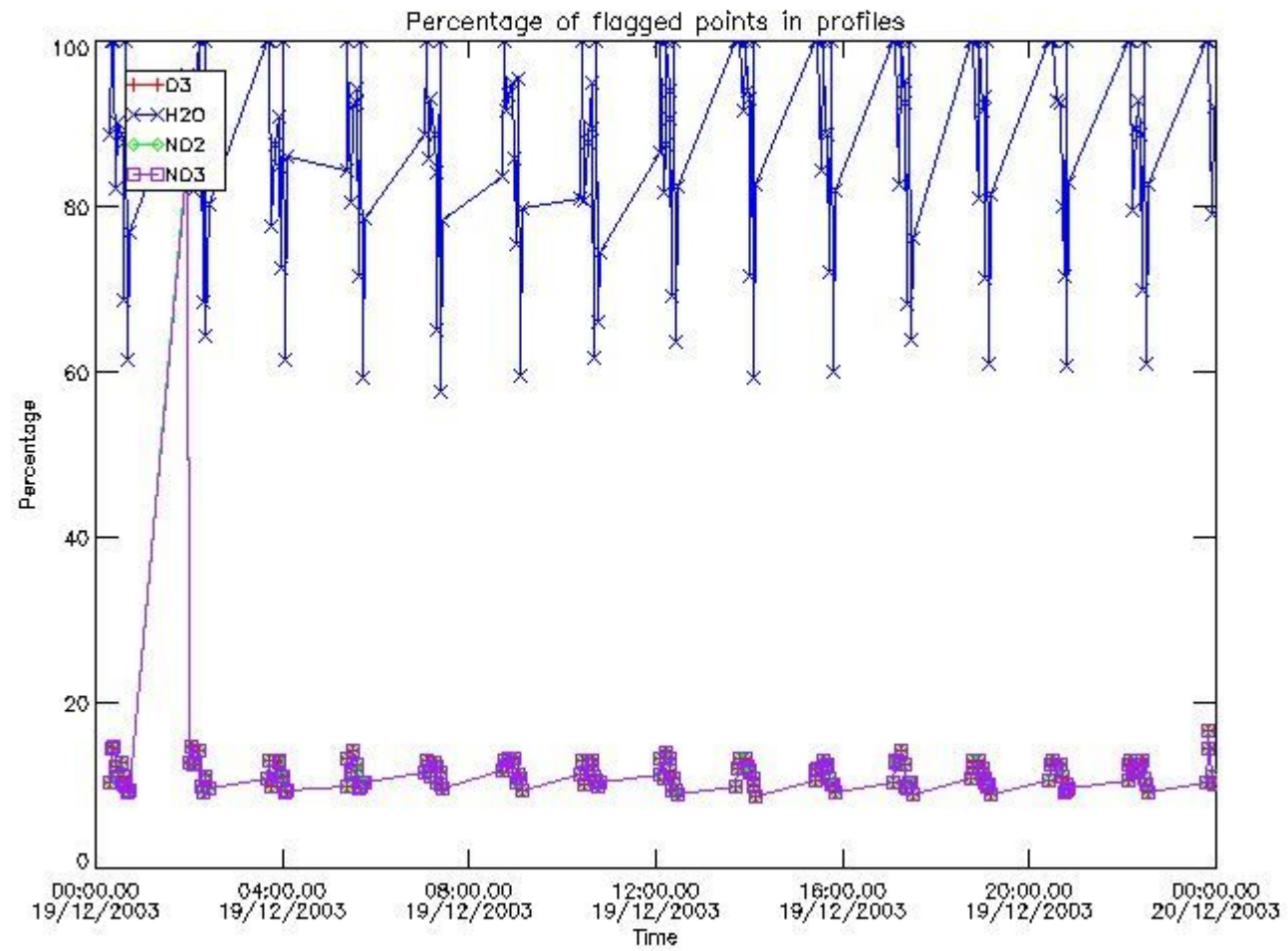
456	GOM_NL__2PRFIN20031219_210446_000000492022_00358_09430_9963.N1	19-DEC-2003 21:04:46	Straylight	49.000	30	46Eps Ori	1.6940	30000.	98	9430	No
457	GOM_NL__2PRFIN20031219_210745_000000622022_00358_09430_9964.N1	19-DEC-2003 21:07:45	Tw_i_and_stray	62.000	14	58Alp Ori	0.87000	3000.0	124	9430	No
458	GOM_NL__2PRFIN20031219_210953_000000502022_00358_09430_9965.N1	19-DEC-2003 21:09:53	Tw_i_and_stray	50.000	13	87Alp Tau	0.86700	3800.0	100	9430	No
459	GOM_NL__2PRFIN20031219_211210_000000372022_00358_09430_9966.N1	19-DEC-2003 21:12:10	Bright	36.500	146	25Eta Tau	2.8730	15200.	73	9430	No
460	GOM_NL__2PRFIN20031219_211418_000000372022_00358_09430_9967.N1	19-DEC-2003 21:14:18	Bright	37.000	150	44Zet Per	2.8900	28000.	74	9430	No
461	GOM_NL__2PRFIN20031219_211634_000000372022_00358_09430_9968.N1	19-DEC-2003 21:16:34	Bright	36.500	149	45Eps Per	2.8880	30000.	73	9430	No
462	GOM_NL__2PRFIN20031219_211847_000000352022_00358_09430_9969.N1	19-DEC-2003 21:18:47	Bright	35.000	175	39Del Per	3.0100	19400.	70	9430	No
463	GOM_NL__2PRFIN20031219_212037_000000382022_00358_09430_9970.N1	19-DEC-2003 21:20:37	Bright	38.000	160	23Gam Per	2.9300	4700.0	76	9430	No
464	GOM_NL__2PRFIN20031219_212400_000000392022_00358_09430_9971.N1	19-DEC-2003 21:24:00	Bright	38.500	110	37Del Cas	2.6780	8900.0	77	9430	No
465	GOM_NL__2PRFIN20031219_213027_000000382022_00358_09430_9972.N1	19-DEC-2003 21:30:27	Bright	38.000	49	1Alp UMi	1.9900	6300.0	76	9430	No
466	GOM_NL__2PRFIN20031219_213507_000000392022_00358_09430_9973.N1	19-DEC-2003 21:35:07	Bright	38.500	60	7Bet UMi	2.0810	3950.0	77	9430	No
467	GOM_NL__2PRFIN20031219_213830_000000392022_00358_09430_9974.N1	19-DEC-2003 21:38:30	Bright	38.500	119	14Eta Dra	2.7270	4700.0	77	9430	No
468	GOM_NL__2PRFIN20031219_214018_000000422022_00358_09430_9975.N1	19-DEC-2003 21:40:18	Bright	41.500	55	79Zet UMa	2.0600	10200.	83	9430	No
469	GOM_NL__2PRFIN20031219_214218_000000432022_00358_09430_9976.N1	19-DEC-2003 21:42:18	Bright	42.500	39	85Eta UMa	1.8540	24000.	85	9430	No
470	GOM_NL__2PRFIN20031219_214546_000000402022_00358_09430_9977.N1	19-DEC-2003 21:45:46	Bright	40.000	180	27Gam Boo	3.0400	8000.0	80	9430	No
471	GOM_NL__2PRFIN20031219_214904_000000382022_00358_09430_9978.N1	19-DEC-2003 21:49:04	Bright	38.000	83		2.3780	11000.	76	9430	No
472	GOM_NL__2PRFIN20031219_215230_000000442022_00358_09430_9979.N1	19-DEC-2003 21:52:30	Bright	44.000	111	8Eta Boo	2.6800	6000.0	88	9430	No
473	GOM_NL__2PRFIN20031219_215411_000000362022_00358_09430_9980.N1	19-DEC-2003 21:54:11	Bright	35.500	102	24Alp Ser	2.6000	4250.0	71	9430	No
474	GOM_NL__2PRFIN20031219_215648_000000622022_00358_09430_9981.N1	19-DEC-2003 21:56:48	Bright	62.000	138	47Eps Vir	2.8280	4700.0	124	9430	No
475	GOM_NL__2PRFIN20031219_220113_000000532022_00358_09430_9982.N1	19-DEC-2003 22:01:13	Bright	53.000	122	9Alp2Lib	2.7470	9700.0	106	9430	No
476	GOM_NL__2PRFIN20031219_220249_000000582022_00358_09430_9983.N1	19-DEC-2003 22:02:49	Tw_i_and_stray	57.500	15	67Alp Vir	0.97600	28000.	115	9430	No
477	GOM_NL__2PRFIN20031219_220619_000000482022_00358_09430_9984.N1	19-DEC-2003 22:06:19	Dark	48.000	169	46Gam Hya	2.9910	4700.0	96	9430	No
478	GOM_NL__2PRFIN20031219_220819_000000412022_00358_09430_9985.N1	19-DEC-2003 22:08:19	Dark	40.500	109	Bet Lup	2.6770	26000.	81	9430	No
479	GOM_NL__2PRFIN20031219_220943_000000392022_00358_09430_9986.N1	19-DEC-2003 22:09:43	Dark	39.000	78	Alp Lup	2.3040	28000.	78	9430	No
480	GOM_NL__2PRFIN20031219_221314_000000452022_00358_09430_9987.N1	19-DEC-2003 22:13:14	Dark	44.500	4	Alp1Cen	-0.010000	5800.0	89	9430	No
481	GOM_NL__2PRFIN20031219_221623_000000432022_00359_09431_0214.N1	19-DEC-2003 22:16:23	Dark	43.000	12	Alp1Cru	0.77500	30000.	86	9431	No
482	GOM_NL__2PRFIN20031219_222120_000000422022_00359_09431_0215.N1	19-DEC-2003 22:21:20	Dark	42.000	159	Ups Car	2.9200	7200.0	84	9431	No
483	GOM_NL__2PRFIN20031219_222247_000000452022_00359_09431_0216.N1	19-DEC-2003 22:22:47	Dark	45.000	71	lot Car	2.2460	7700.0	90	9431	No
484	GOM_NL__2PRFIN20031219_222438_000000472022_00359_09431_0217.N1	19-DEC-2003 22:24:38	Dark	47.000	41	Eps Car	1.8600	4100.0	94	9431	No
485	GOM_NL__2PRFIN20031219_222731_000000482022_00359_09431_0218.N1	19-DEC-2003 22:27:31	Dark	47.500	34	Gam2Vel	1.7930	23000.	95	9431	No
486	GOM_NL__2PRFIN20031219_222922_000000512022_00359_09431_0219.N1	19-DEC-2003 22:29:22	Dark	50.500	2	Alp Car	-0.73600	7000.0	101	9431	No
487	GOM_NL__2PRFIN20031219_223215_000000552022_00359_09431_0220.N1	19-DEC-2003 22:32:15	Dark	54.500	117	Pi Pup	2.7060	3800.0	109	9431	No
488	GOM_NL__2PRFIN20031219_223523_000000552022_00359_09431_0221.N1	19-DEC-2003 22:35:23	Straylight	55.000	23	21Eps CMa	1.5020	26000.	110	9431	No
489	GOM_NL__2PRFIN20031219_223707_000000542022_00359_09431_0222.N1	19-DEC-2003 22:37:07	Straylight	54.000	179	24Omi2CMa	3.0320	24000.	108	9431	No
490	GOM_NL__2PRFIN20031219_223945_000000532022_00359_09431_0223.N1	19-DEC-2003 22:39:45	Straylight	52.500	47	2Bet CMa	1.9760	28000.	105	9431	No
491	GOM_NL__2PRFIN20031219_224217_000000462022_00359_09431_0224.N1	19-DEC-2003 22:42:17	Straylight	46.000	165	34Gam Eri	2.9500	3200.0	92	9431	No
492	GOM_NL__2PRFIN20031219_224353_000000452022_00359_09431_0225.N1	19-DEC-2003 22:43:53	Straylight	44.500	125	44lot Ori	2.7700	30000.	89	9431	No
493	GOM_NL__2PRFIN20031219_224522_000000502022_00359_09431_0226.N1	19-DEC-2003 22:45:22	Straylight	50.000	30	46Eps Ori	1.6940	30000.	100	9431	No
494	GOM_NL__2PRFIN20031219_224821_000000602022_00359_09431_0227.N1	19-DEC-2003 22:48:21	Tw_i_and_stray	59.500	14	58Alp Ori	0.87000	3000.0	119	9431	No
495	GOM_NL__2PRFIN20031219_225028_000000532022_00359_09431_0228.N1	19-DEC-2003 22:50:28	Tw_i_and_stray	53.000	13	87Alp Tau	0.86700	3800.0	106	9431	No
496	GOM_NL__2PRFIN20031219_225246_000000392022_00359_09431_0229.N1	19-DEC-2003 22:52:46	Bright	38.500	146	25Eta Tau	2.8730	15200.	77	9431	No
497	GOM_NL__2PRFIN20031219_225454_000000372022_00359_09431_0230.N1	19-DEC-2003 22:54:54	Bright	37.000	150	44Zet Per	2.8900	28000.	74	9431	No
498	GOM_NL__2PRFIN20031219_225709_000000362022_00359_09431_0231.N1	19-DEC-2003 22:57:09	Bright	36.000	149	45Eps Per	2.8880	30000.	72	9431	No
499	GOM_NL__2PRFIN20031219_225923_000000362022_00359_09431_0232.N1	19-DEC-2003 22:59:23	Bright	35.500	175	39Del Per	3.0100	19400.	71	9431	No
500	GOM_NL__2PRFIN20031219_230112_000000392022_00359_09431_0233.N1	19-DEC-2003 23:01:12	Bright	38.500	160	23Gam Per	2.9300	4700.0	77	9431	No
501	GOM_NL__2PRFIN20031219_230436_000000372022_00359_09431_0234.N1	19-DEC-2003 23:04:36	Bright	37.000	110	37Del Cas	2.6780	8900.0	74	9431	No
502	GOM_NL__2PRFIN20031219_231102_000000362022_00359_09431_0235.N1	19-DEC-2003 23:11:02	Bright	36.000	49	1Alp UMi	1.9900	6300.0	72	9431	No
503	GOM_NL__2PRFIN20031219_231543_000000402022_00359_09431_0236.N1	19-DEC-2003 23:15:43	Bright	39.500	60	7Bet UMi	2.0810	3950.0	79	9431	No
504	GOM_NL__2PRFIN20031219_231906_000000392022_00359_09431_0237.N1	19-DEC-2003 23:19:06	Bright	38.500	119	14Eta Dra	2.7270	4700.0	77	9431	No
505	GOM_NL__2PRFIN20031219_232054_000000452022_00359_09431_0238.N1	19-DEC-2003 23:20:54	Bright	45.000	55	79Zet UMa	2.0600	10200.	90	9431	No
506	GOM_NL__2PRFIN20031219_232254_000000422022_00359_09431_0239.N1	19-DEC-2003 23:22:54	Bright	42.000	39	85Eta UMa	1.8540	24000.	84	9431	No
507	GOM_NL__2PRFIN20031219_232622_000000392022_00359_09431_0240.N1	19-DEC-2003 23:26:22	Bright	38.500	180	27Gam Boo	3.0400	8000.0	77	9431	No
508	GOM_NL__2PRFIN20031219_232940_000000382022_00359_09431_0241.N1	19-DEC-2003 23:29:40	Bright	38.000	83		2.3780	11000.	76	9431	No
509	GOM_NL__2PRFIN20031219_233306_000000622022_00359_09431_0242.N1	19-DEC-2003 23:33:06	Bright	62.000	111	8Eta Boo	2.6800	6000.0	124	9431	No
510	GOM_NL__2PRFIN20031219_233447_000000362022_00359_09431_0243.N1	19-DEC-2003 23:34:47	Bright	35.500	102	24Alp Ser	2.6000	4250.0	71	9431	No
511	GOM_NL__2PRFIN20031219_233725_000000612022_00359_09431_0244.N1	19-DEC-2003 23:37:25	Bright	61.000	138	47Eps Vir	2.8280	4700.0	122	9431	No
512	GOM_NL__2PRFIN20031219_234149_000000382022_00359_09431_0245.N1	19-DEC-2003 23:41:49	Bright	37.500	122	9Alp2Lib	2.7470	9700.0	75	9431	No
513	GOM_NL__2PRFIN20031219_234326_000000542022_00359_09431_0246.N1	19-DEC-2003 23:43:26	Tw_i_and_stray	53.500	15	67Alp Vir	0.97600	28000.	107	9431	No
514	GOM_NL__2PRFIN20031219_234656_000000502022_00359_09431_0247.N1	19-DEC-2003 23:46:56	Dark	49.500	169	46Gam Hya	2.9910	4700.0	99	9431	No

515	GOM_NL__2PRFIN20031219_234855_000000392022_00359_09431_0248.N1	19-DEC-2003 23:48:55	Dark	39.000	109	Bet Lup	2.6770	26000.	78	9431	No
516	GOM_NL__2PRFIN20031219_235018_000000402022_00359_09431_0249.N1	19-DEC-2003 23:50:18	Dark	40.000	78	Alp Lup	2.3040	28000.	80	9431	No
517	GOM_NL__2PRFIN20031219_235350_000000462022_00359_09431_0250.N1	19-DEC-2003 23:53:50	Dark	46.000	4	Alp1Cen	-0.010000	5800.0	92	9431	No
518	GOM_NL__2PRFIN20031219_235659_000000512022_00360_09432_0180.N1	19-DEC-2003 23:56:59	Dark	50.500	12	Alp1Cru	0.77500	30000.	101	9432	No

### 3. Quality information per product

In this section it is plotted some information contained in the Quality Summary data set of the level 2 products. Only products in dark limb conditions and without errors (error flag in the MPH set to "0") are used.

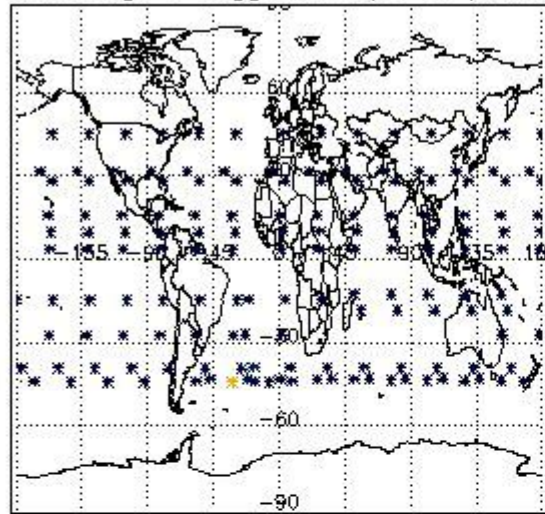
#### 3.1 Plot quality information per product (time dependant)



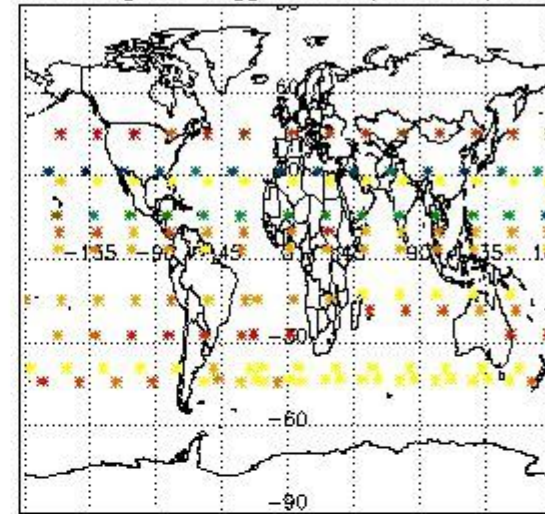
#### 3.2 Plot quality information per product (world map)



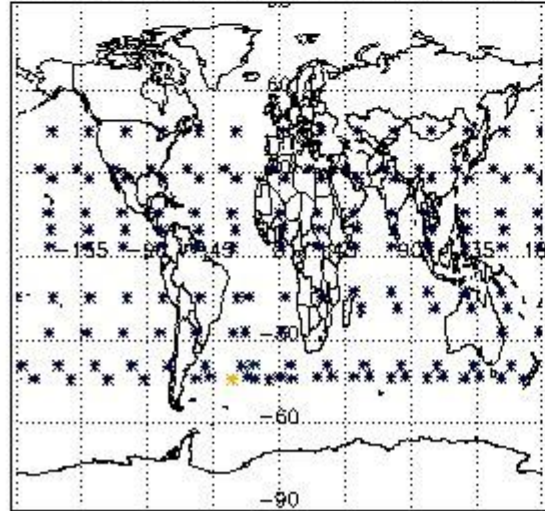
Percentage of flagged data per O3 profile



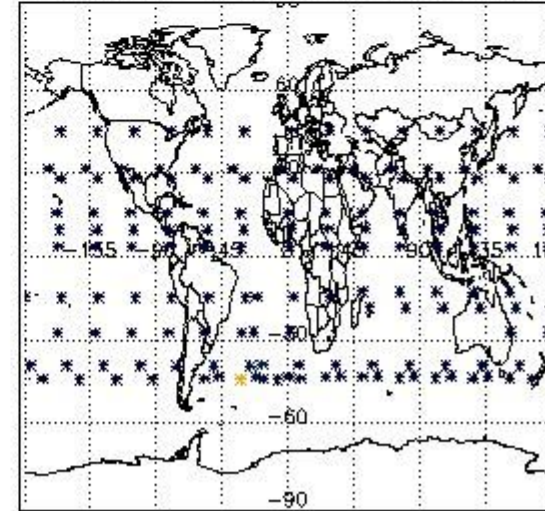
Percentage of flagged data per H2O profile



Percentage of flagged data per NO2 profile



Percentage of flagged data per NO3 profile

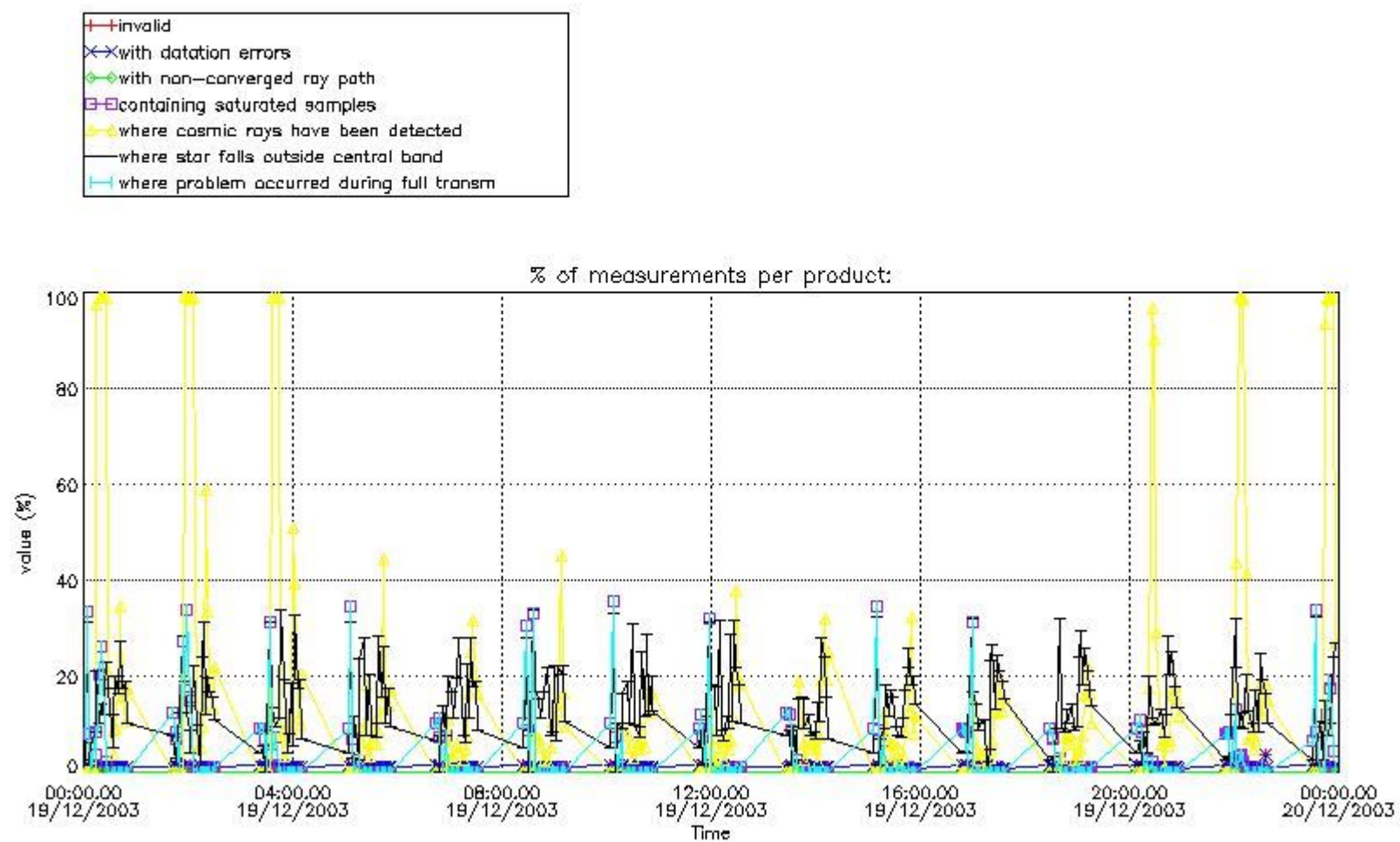


#### 4. Level 1 quality information per product

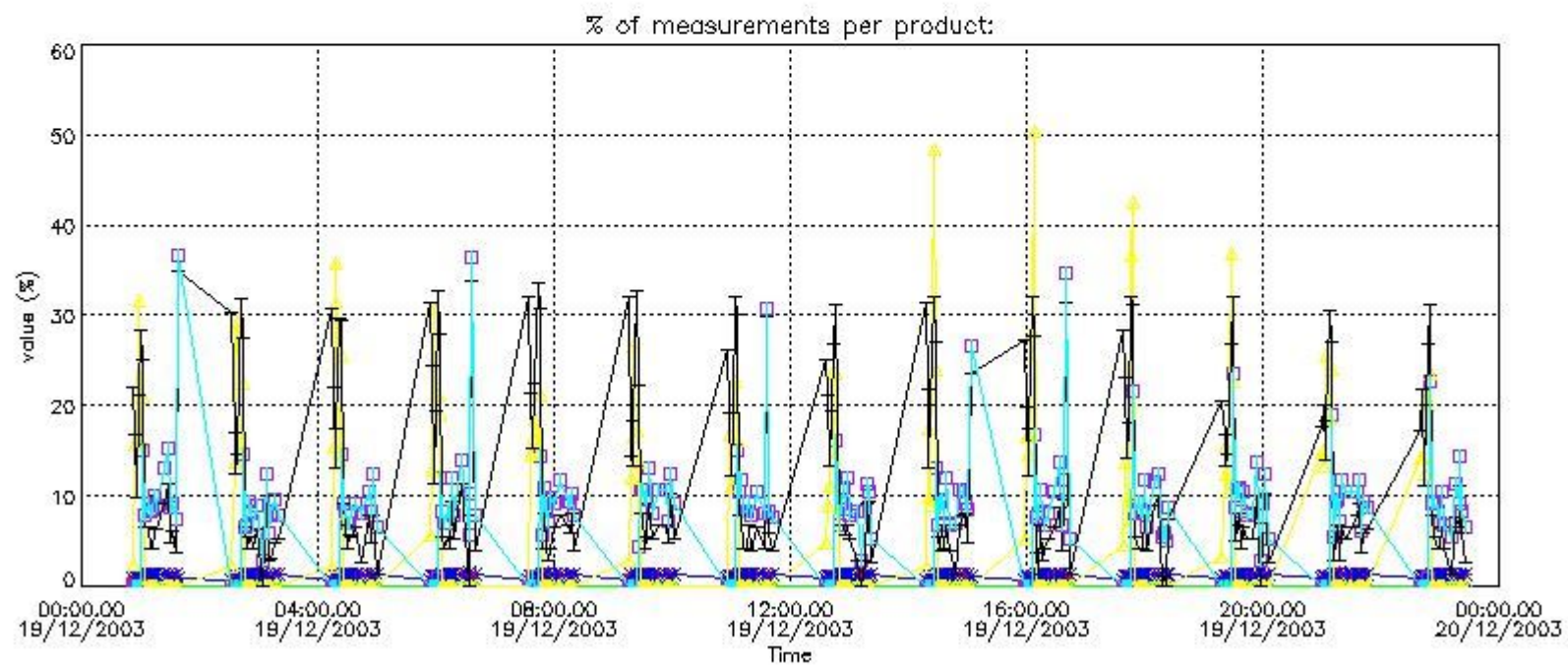
In this section it is plotted some information contained in the Quality Summary data set of the level 2 products that comes from the level 1b processing. Products without errors (error flag in the MPH set to "0") are used.

##### 4.1 Plot quality information per product (time dependant) coming from level 1b processing

###### 4.1.1 Plot level 1 quality information per product (time dependant): ENVISAT ASCENDING passes



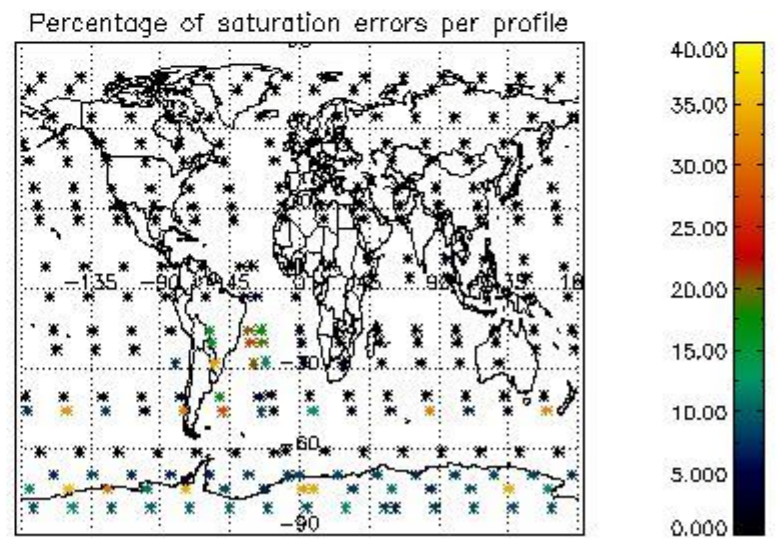
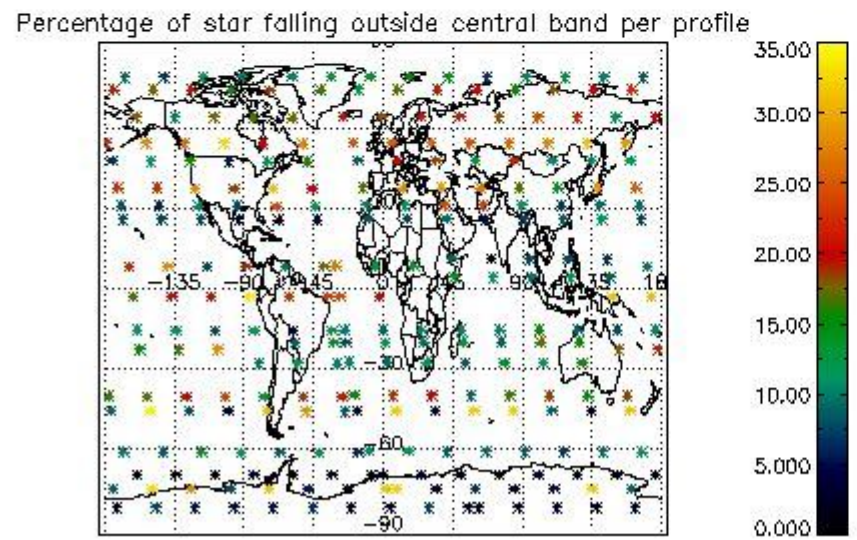
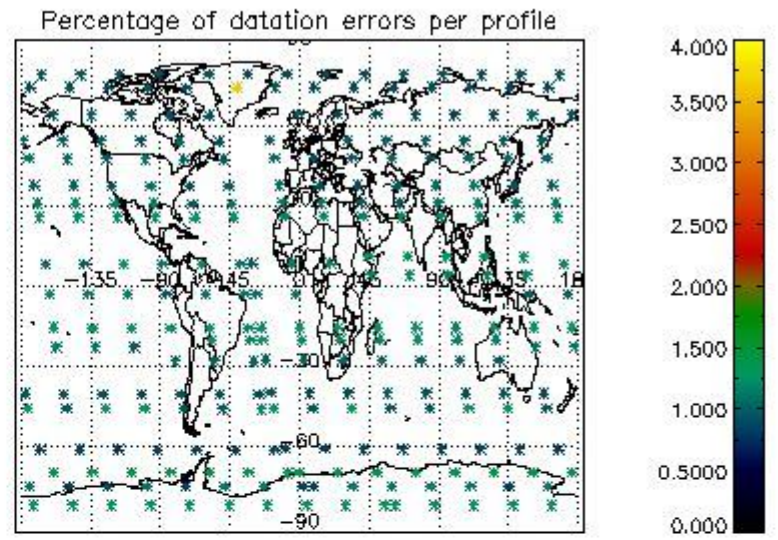
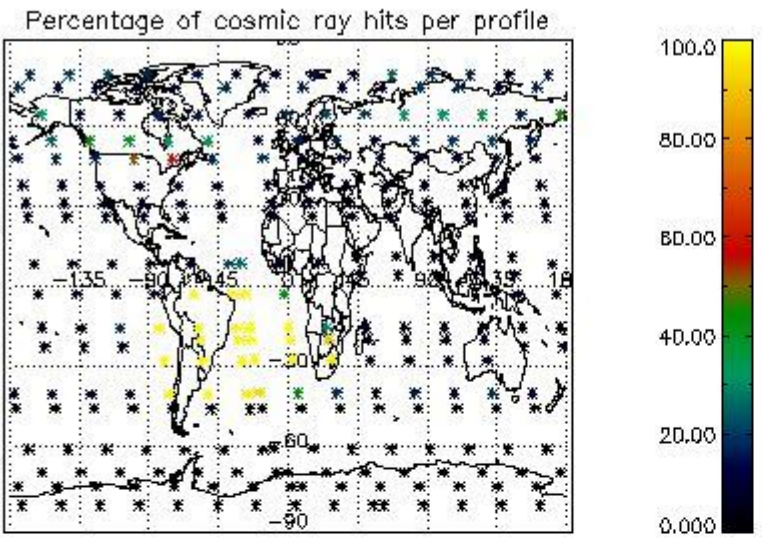
4.1.2 Plot level 1 quality information per product (time dependant): ENVI SAT DESCENDING passes



*4.2 Plot quality information per product coming from level 1b processing (world map)*

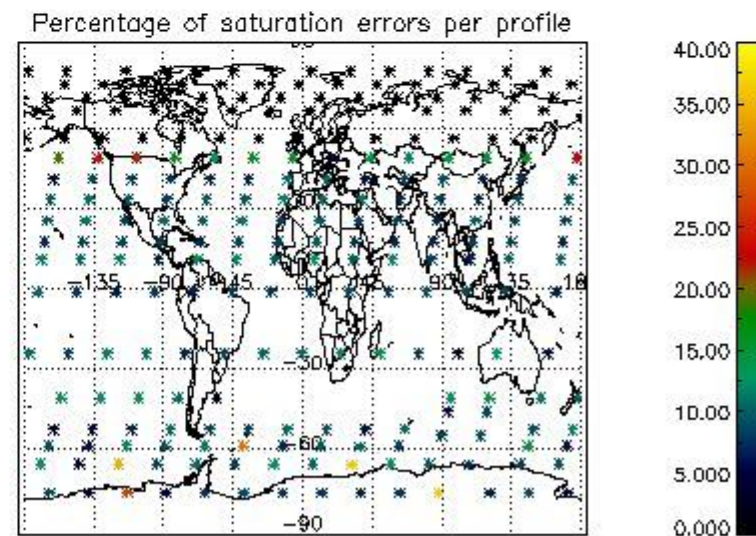
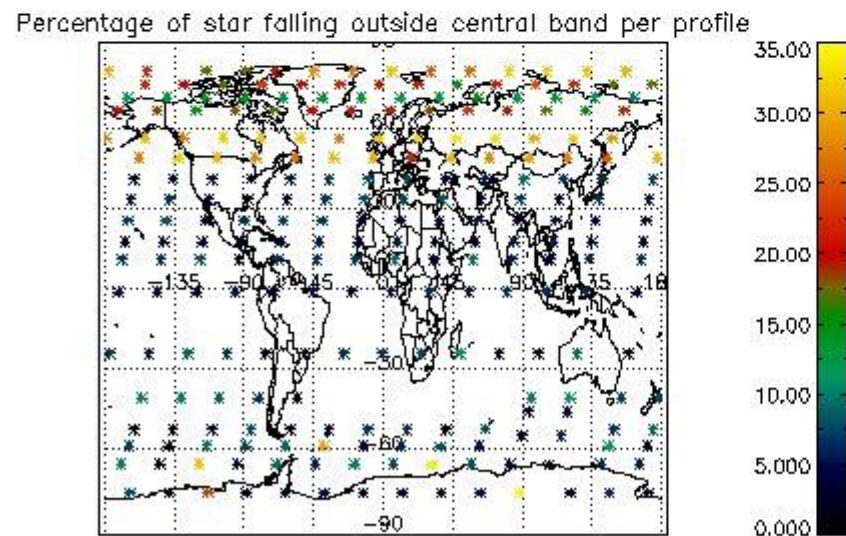
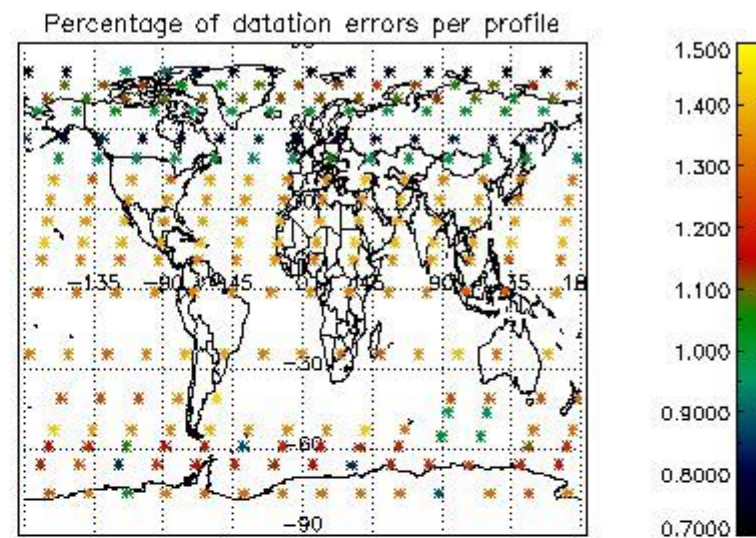
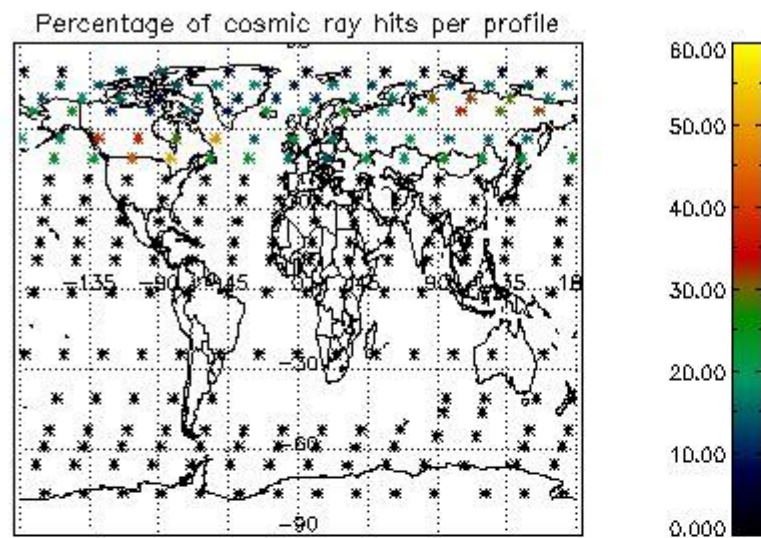
*4.2.1 Plot level 1 quality information per product (world map): ENVISAT ASCENDING passes*





4.2.2 Plot level 1 quality information per product (world map): ENVISAT DESCENDING passes





## 5. Trace gas profiles

### 5.1 Ozone statistics based on quality of products

The final quality of the products can be "measured" using the STD (Standard Deviation) attached to every point profile. This information is written to the parameter GOM\_NL\_\_2P/NL\_LOCAL\_SPECIES\_DENSITY/o3\_std of the level 2 products. The table below shows the statistics for given STD ranges.

The statistics are given with respect to the overall valid production:

- Products without fatal errors: GOM\_NL\_\_2P/MPH/PRODUCT\_ERR=0
- Valid point profile: GOM\_NL\_\_2P/NL\_LOCAL\_SPECIES\_DENSITY/pcd(0)=0

The 'Criteria' is applied to valid points of dark limb products:

- Products in dark limb illumination condition: GOM\_NL\_\_2P/NL\_SUMMARY\_QUALITY/obs\_ill\_cond=0
- Products without fatal errors: GOM\_NL\_\_2P/MPH/PRODUCT\_ERR=0
- Valid point profile: GOM\_NL\_\_2P/NL\_LOCAL\_SPECIES\_DENSITY/pcd(0)=0

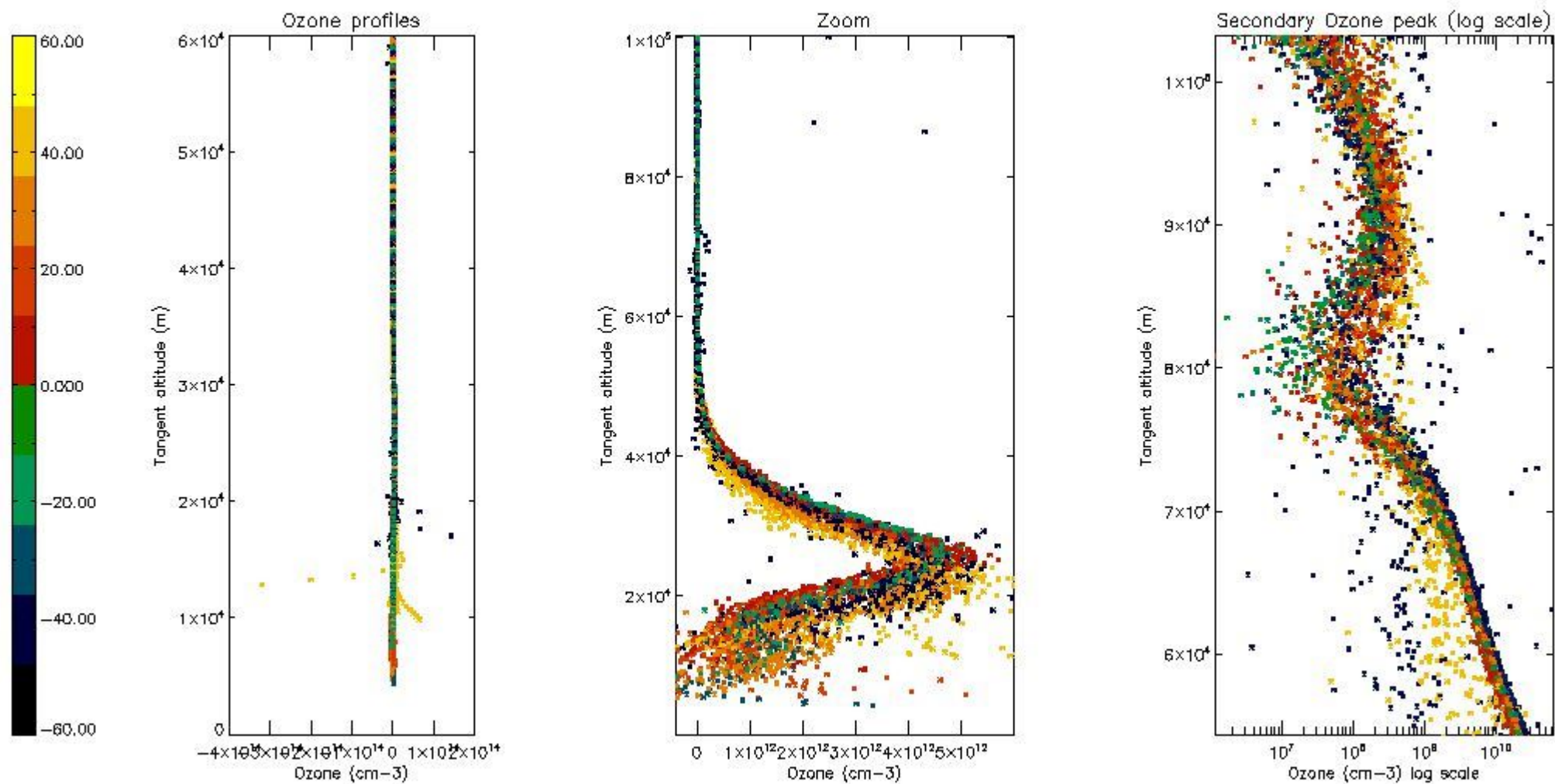
So, the table below shows the percentage of dark limb and valid observations for each criteria with respect to the overall valid daily observations.

Criteria	% of total production
All STD	30
STD < 20	16

STD < 10	13
STD < 5	8

5.2 Plot ozone profiles for all STD (dark without errors)

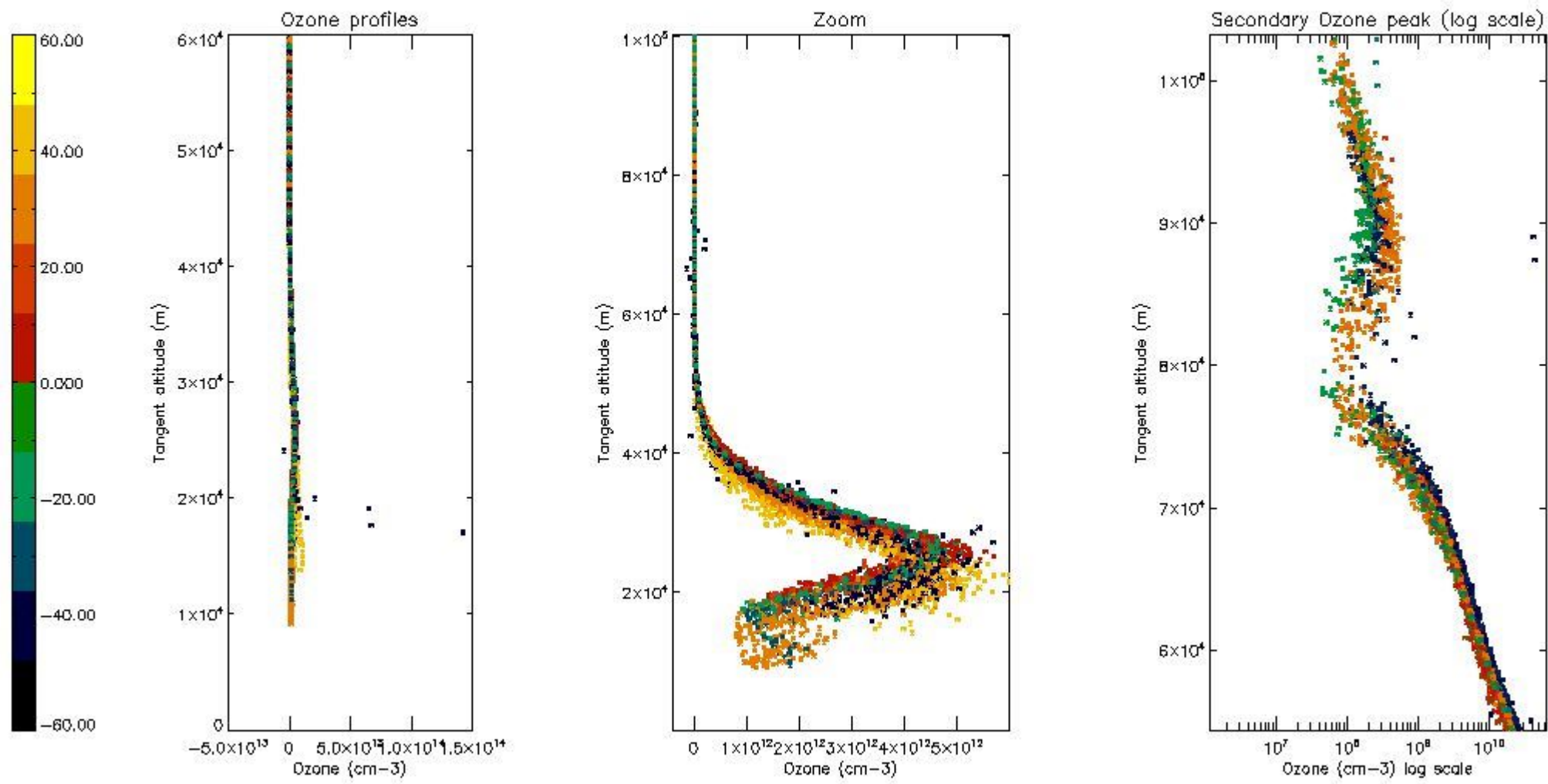
The colorbar represents the latitude.



5.3 Plot ozone profiles where STD < 20% (dark without errors)

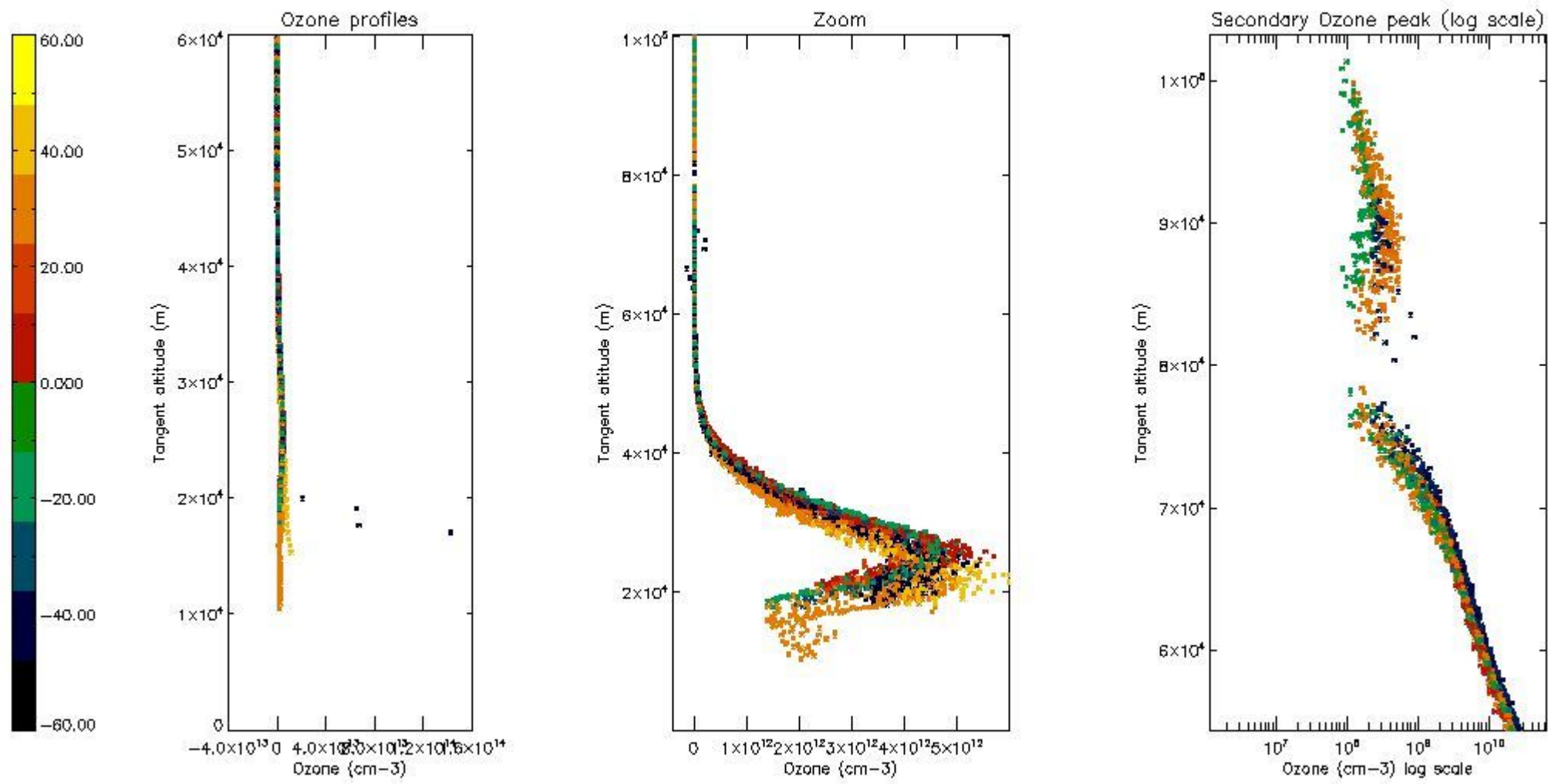
The colorbar represents the latitude.





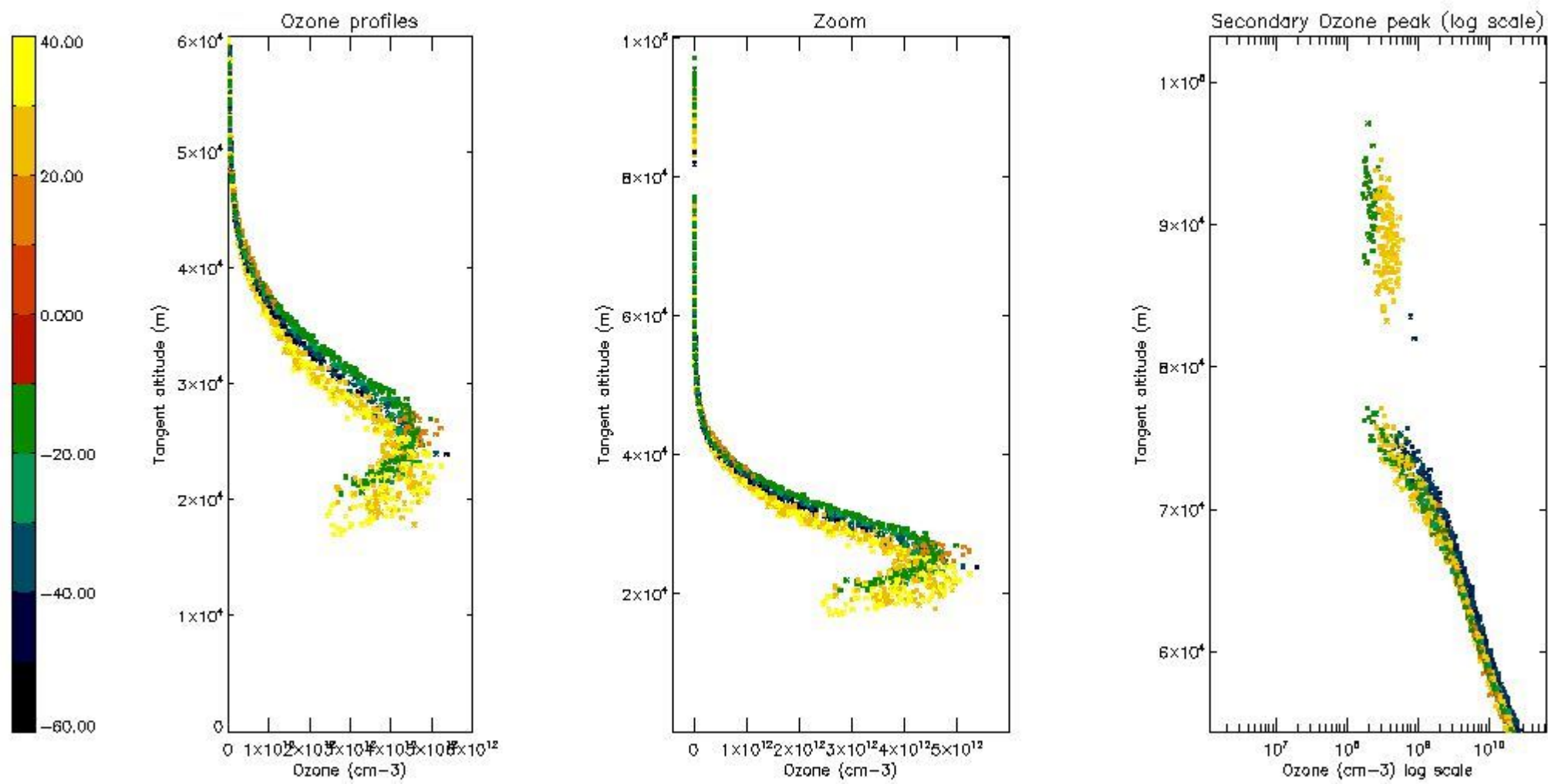
*5.4 Plot ozone profiles where  $STD < 10\%$  (dark without errors)*

The colorbar represents the latitude.



*5.5 Plot ozone profiles where STD < 5% (dark without errors)*

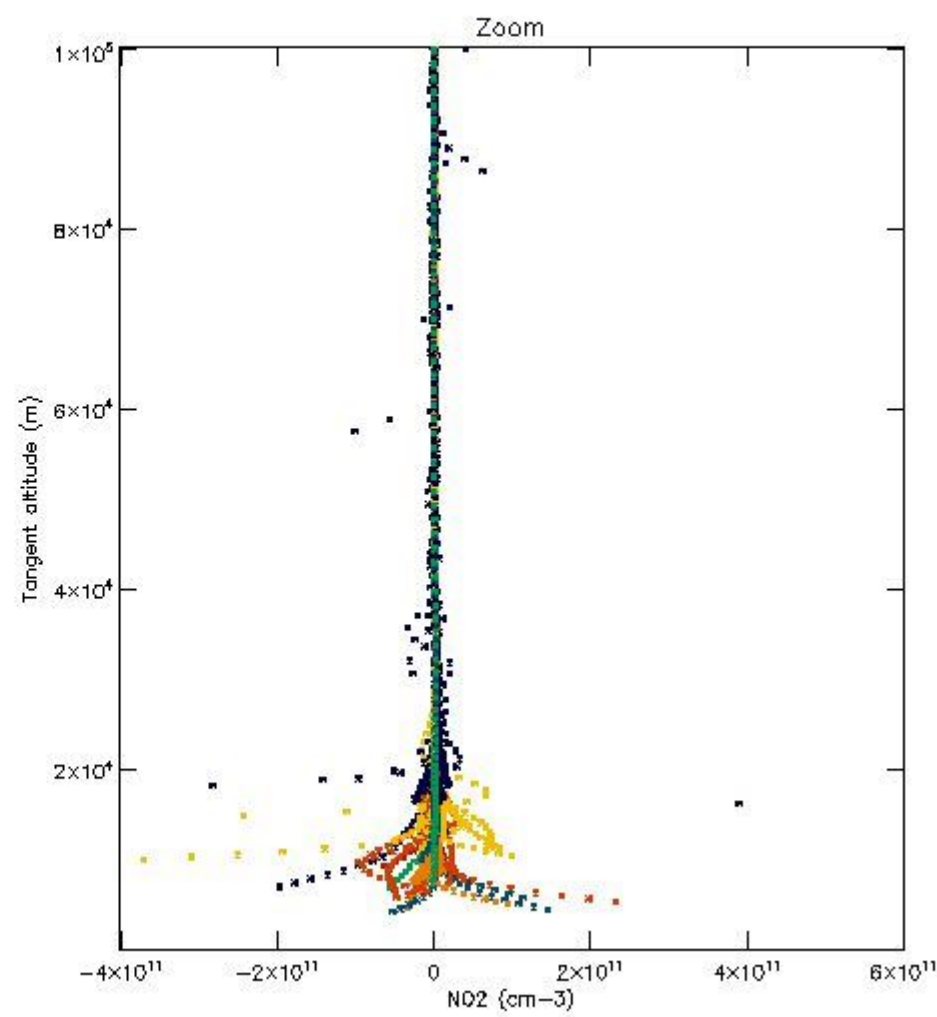
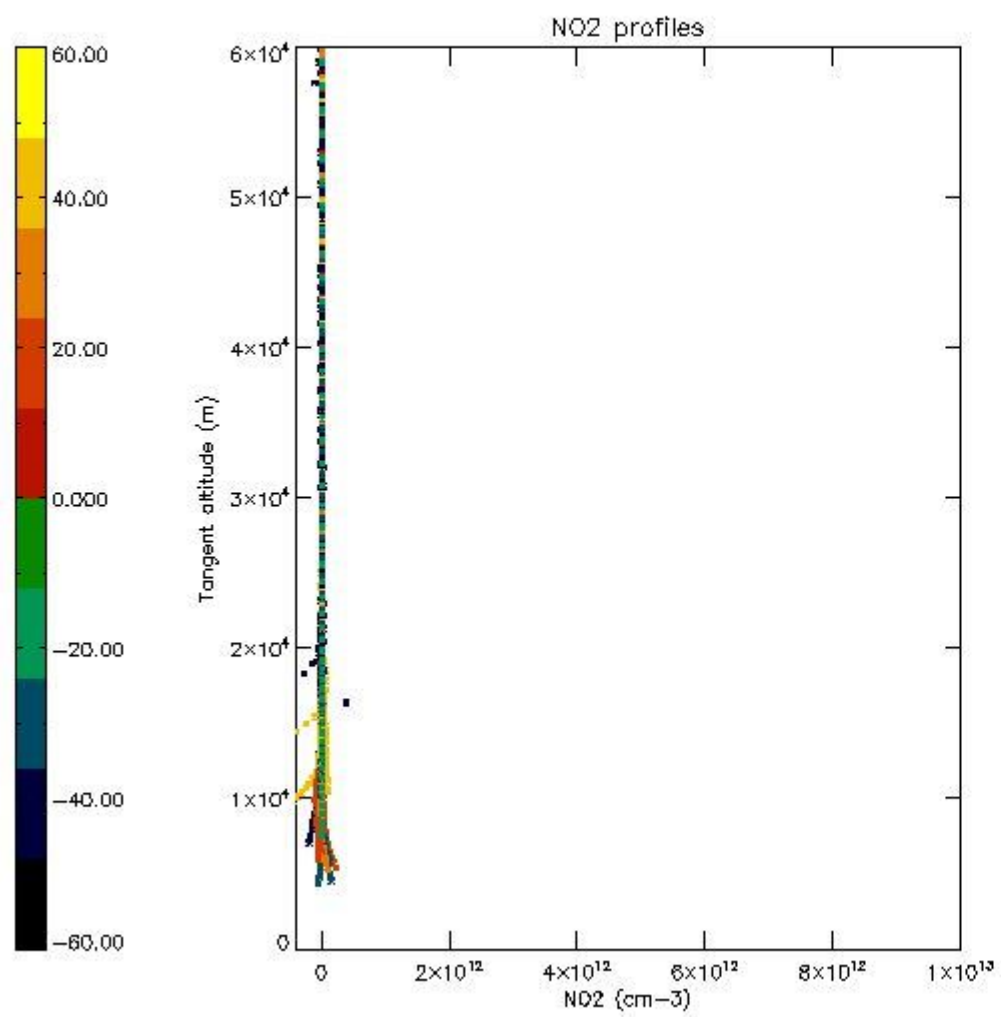
The colorbar represents the latitude.



*5.6 Plot NO<sub>2</sub> profiles for all STD (dark without errors)*

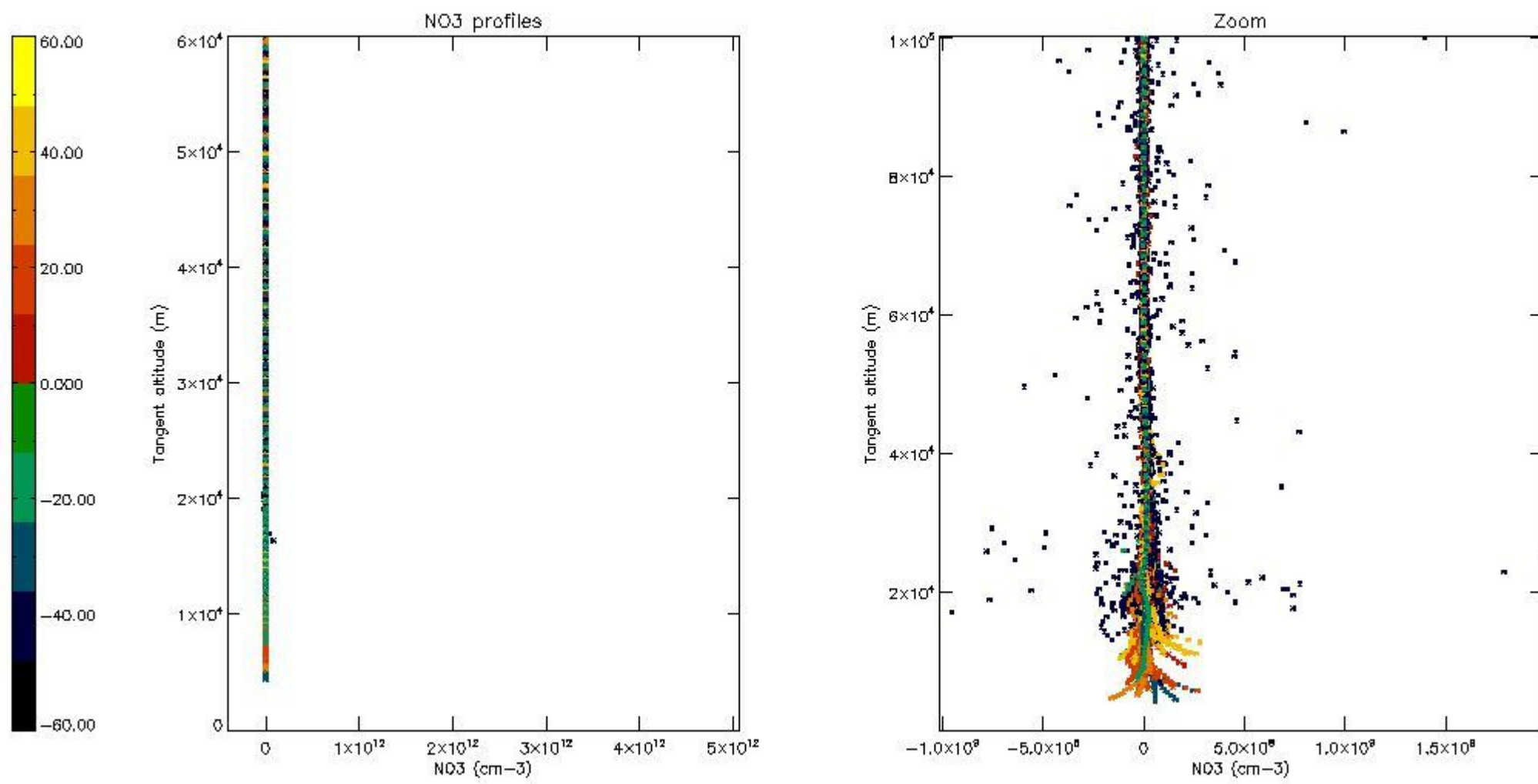
The colorbar represents the latitude.





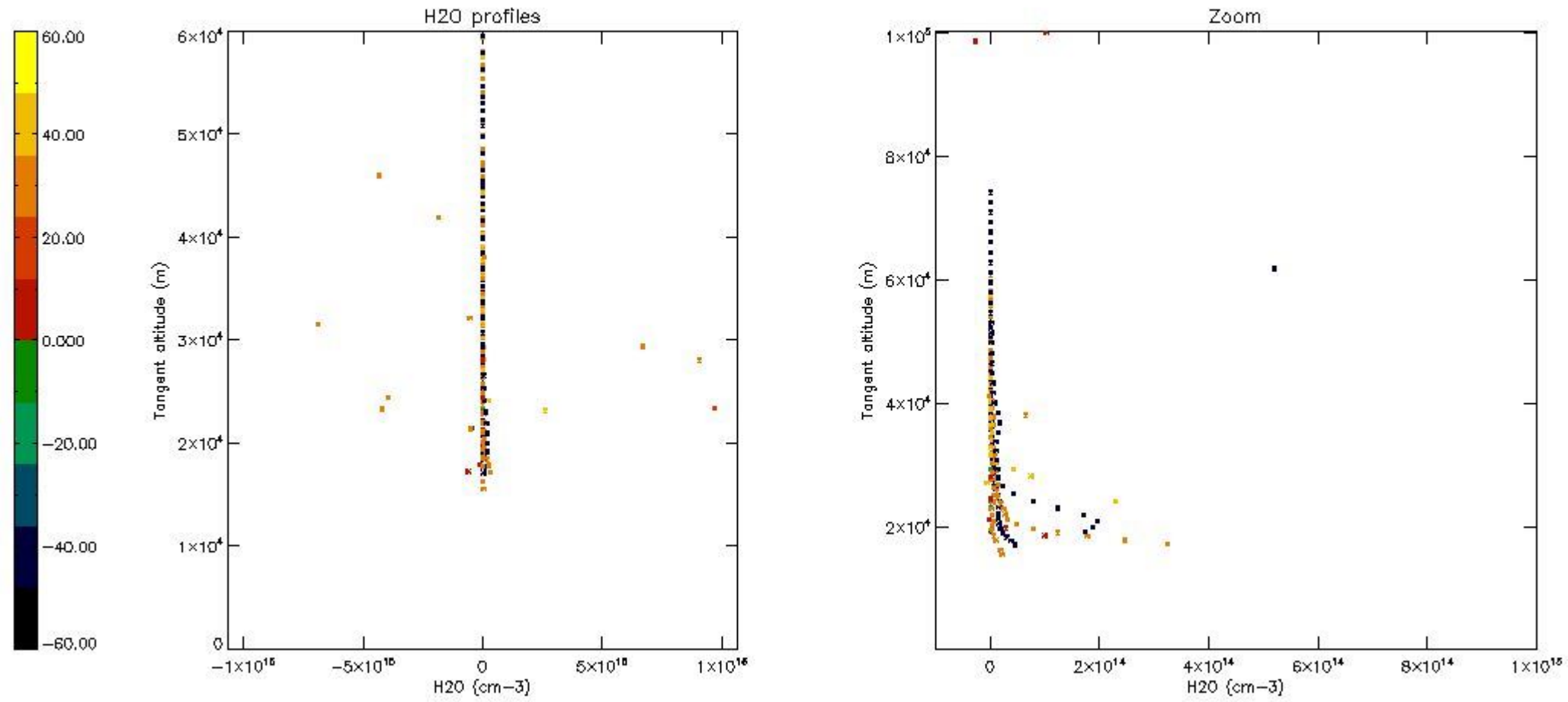
*5.7 Plot NO3 profiles for all STD (dark without errors)*

The colorbar represents the latitude.



*5.8 Plot H2O profiles for all STD (only for occultations of stars 1,2,3,4,13,14,16,26,63 dark without errors)*

The colorbar represents the latitude.



## 6. Auxiliary Data Files used for the production reported in section 2

The number reported in the third column indicates since which file (see list in section 2) the corresponding auxiliary file has been used. The fourth column is the date of those product files.

Type	Auxiliary Filename	Used since product	Used since product date
INST_PHYS_CHARACTERISTICS	GOM_INS_AXVIEC20091111_143220_20030716_120000_20500101_000000	1	19-DEC-2003 00:01:15
LEVEL-2_PROC_CONFIG	GOM_PR2_AXVIEC20091111_152718_20020301_000000_20500101_000000	1	19-DEC-2003 00:01:15
CROSS_SECTIONS_FILE	GOM_CRS_AXVIEC20091111_154832_20020301_000000_20500101_000000	1	19-DEC-2003 00:01:15



# GOMOS Level 2 Daily Report

## SUMMARY

### [1. General Info](#)

### [2. Summary of processed GOM\\_NL\\_2P products](#)

### [3. Level 2 Quality information per product](#)

#### [3.1 Plot of level 2 quality information per product \(time dependant\)](#)

#### [3.2 Plot of level 2 quality information per product \(world map\)](#)

### [4. Level 1 Quality information per product \(stored on level 2 products\)](#)

#### [4.1 Plot of level 1 quality information per product \(time dependant\)](#)

##### [4.1.1 Plot of level 1 quality information per product \(time dependant\): ASCENDING](#)

##### [4.1.2 Plot of level 1 quality information per product \(time dependant\): DESCENDING](#)

#### [4.2 Plot of level 1 quality information per product \(world map\)](#)

##### [4.2.1 Plot of level 1 quality information per product \(world map\): ASCENDING](#)

##### [4.2.2 Plot of level 1 quality information per product \(world map\): DESCENDING](#)

### [5. Ozone profiles based on quality statistics and other trace gas profiles](#)

#### [5.1 Ozone statistics based on quality of products](#)

#### [5.2 Plot ozone profiles for all STD \(dark without errors\)](#)

#### [5.3 Plot ozone profiles where STD < 20% \(dark without errors\)](#)

#### [5.4. Plot ozone profiles where STD < 10% \(dark without errors\)](#)

#### [5.5. Plot ozone profiles where STD < 5% \(dark without errors\)](#)

#### [5.6 Plot NO2 profiles for all STD \(dark without errors\)](#)

#### [5.7 Plot NO3 profiles for all STD \(dark without errors\)](#)

#### [5.8 Plot H2O profiles \(only for occultations of stars 1,2,3,4,13,14,16,26,63 dark without errors\) for all STD](#)

### [6. Auxiliary Data Files used for the production reported in section 2](#)

This report presents the daily analysis on parameters extracted from GOMOS level 2 data (GOM\_NL\_\_2P). It is intended to monitor some important parameters that will impact the quality of these products. A list of level 2 products (and content) that have arrived during the reporting day to the PCF is also given.

Item	Value
Time of report generation	20APR2013 02:15:12
Data source version	GOMOS/6.01
Start time of products	19-12-2003 (19DEC2003 00:00:00)
Stop time of products	20-12-2003 (20DEC2003 00:00:00)
Store outputs in DB	Yes
Nb of level 2 prods	518
Nb of prods with errors	0

## 2. Summary of processed GOM\_NL\_\_2P products.

Nr	Filename	UTC Start time	Limb	Duration	Star Id	Star Name	Star Mag	Star Temp	Nb Meas	Orbit	Prod. error
1	GOM_NL__2PRFIN20031219_000115_000000382022_00345_09417_9980.N1	19-DEC-2003 00:01:15	Bright	37.500	83		2.3780	11000.	75	9417	No
2	GOM_NL__2PRFIN20031219_000438_000000612022_00345_09417_9981.N1	19-DEC-2003 00:04:38	Bright	61.000	111	8Eta Boo	2.6800	6000.0	122	9417	No
3	GOM_NL__2PRFIN20031219_000618_000000382022_00345_09417_9982.N1	19-DEC-2003 00:06:18	Bright	38.000	102	24Alp Ser	2.6000	4250.0	76	9417	No
4	GOM_NL__2PRFIN20031219_000852_000000562022_00345_09417_9983.N1	19-DEC-2003 00:08:52	Bright	55.500	138	47Eps Vir	2.8280	4700.0	111	9417	No
5	GOM_NL__2PRFIN20031219_001318_000000422022_00345_09417_9984.N1	19-DEC-2003 00:13:18	Bright	41.500	122	9Alp2Lib	2.7470	9700.0	83	9417	No
6	GOM_NL__2PRFIN20031219_001451_000000572022_00345_09417_9985.N1	19-DEC-2003 00:14:51	Twilight	57.000	15	67Alp Vir	0.97600	28000.	114	9417	No
7	GOM_NL__2PRFIN20031219_001821_000000492022_00345_09417_9986.N1	19-DEC-2003 00:18:21	Dark	49.000	169	46Gam Hya	2.9910	4700.0	98	9417	No
8	GOM_NL__2PRFIN20031219_002036_000000422022_00345_09417_9987.N1	19-DEC-2003 00:20:36	Dark	42.000	81	Eta Cen	2.3560	28000.	84	9417	No
9	GOM_NL__2PRFIN20031219_002150_000000422022_00345_09417_9988.N1	19-DEC-2003 00:21:50	Dark	41.500	78	Alp Lup	2.3040	28000.	83	9417	No
10	GOM_NL__2PRFIN20031219_002524_000000462022_00345_09417_9989.N1	19-DEC-2003 00:25:24	Dark	45.500	4	Alp1Cen	-0.010000	5800.0	91	9417	No
11	GOM_NL__2PRFIN20031219_002830_000000462022_00346_09418_9952.N1	19-DEC-2003 00:28:30	Dark	45.500	12	Alp1Cru	0.77500	30000.	91	9418	No
12	GOM_NL__2PRFIN20031219_003326_000000402022_00346_09418_9953.N1	19-DEC-2003 00:33:26	Dark	40.000	159	Ups Car	2.9200	7200.0	80	9418	No
13	GOM_NL__2PRFIN20031219_003452_000000462022_00346_09418_9954.N1	19-DEC-2003 00:34:52	Dark	45.500	71	Iot Car	2.2460	7700.0	91	9418	No
14	GOM_NL__2PRFIN20031219_003643_000000502022_00346_09418_9955.N1	19-DEC-2003 00:36:43	Dark	50.000	41	Eps Car	1.8600	4100.0	100	9418	No
15	GOM_NL__2PRFIN20031219_003935_000000522022_00346_09418_9956.N1	19-DEC-2003 00:39:35	Dark	52.000	34	Gam2Vel	1.7930	23000.	104	9418	No
16	GOM_NL__2PRFIN20031219_004128_000000552022_00346_09418_9957.N1	19-DEC-2003 00:41:28	Dark	55.000	2	Alp Car	-0.73600	7000.0	110	9418	No
17	GOM_NL__2PRFIN20031219_004421_000000552022_00346_09418_9958.N1	19-DEC-2003 00:44:21	Dark	54.500	117	Pi Pup	2.7060	3800.0	109	9418	No
18	GOM_NL__2PRFIN20031219_004731_000000562022_00346_09418_9959.N1	19-DEC-2003 00:47:31	Straylight	56.000	23	21Eps CMa	1.5020	26000.	112	9418	No
19	GOM_NL__2PRFIN20031219_004916_000000542022_00346_09418_9960.N1	19-DEC-2003 00:49:16	Straylight	54.000	179	24Omi2CMa	3.0320	24000.	108	9418	No
20	GOM_NL__2PRFIN20031219_005211_000000642022_00346_09418_9961.N1	19-DEC-2003 00:52:11	Straylight	63.500	1	9Alp CMa	-1.4400	11000.	127	9418	No
21	GOM_NL__2PRFIN20031219_005426_000000452022_00346_09418_9962.N1	19-DEC-2003 00:54:26	Straylight	44.500	165	34Gam Eri	2.9500	3200.0	89	9418	No
22	GOM_NL__2PRFIN20031219_005604_000000462022_00346_09418_9963.N1	19-DEC-2003 00:56:04	Straylight	45.500	125	44Iot Ori	2.7700	30000.	91	9418	No
23	GOM_NL__2PRFIN20031219_005734_000000522022_00346_09418_9964.N1	19-DEC-2003 00:57:34	Straylight	52.000	30	46Eps Ori	1.6940	30000.	104	9418	No
24	GOM_NL__2PRFIN20031219_010037_000000602022_00346_09418_9965.N1	19-DEC-2003 01:00:37	Twilight	60.000	14	58Alp Ori	0.87000	3000.0	120	9418	No
25	GOM_NL__2PRFIN20031219_010241_000000502022_00346_09418_9966.N1	19-DEC-2003 01:02:41	Twilight	50.000	13	87Alp Tau	0.86700	3800.0	100	9418	No
26	GOM_NL__2PRFIN20031219_010457_000000382022_00346_09418_9967.N1	19-DEC-2003 01:04:57	Bright	38.000	146	25Eta Tau	2.8730	15200.	76	9418	No
27	GOM_NL__2PRFIN20031219_010704_000000382022_00346_09418_9968.N1	19-DEC-2003 01:07:04	Bright	38.000	150	44Zet Per	2.8900	28000.	76	9418	No
28	GOM_NL__2PRFIN20031219_010921_000000372022_00346_09418_9969.N1	19-DEC-2003 01:09:21	Bright	36.500	149	45Eps Per	2.8880	30000.	73	9418	No
29	GOM_NL__2PRFIN20031219_011134_000000362022_00346_09418_9970.N1	19-DEC-2003 01:11:34	Bright	35.500	175	39Del Per	3.0100	19400.	71	9418	No
30	GOM_NL__2PRFIN20031219_011321_000000402022_00346_09418_9971.N1	19-DEC-2003 01:13:21	Bright	39.500	160	23Gam Per	2.9300	4700.0	79	9418	No
31	GOM_NL__2PRFIN20031219_011642_000000392022_00346_09418_9972.N1	19-DEC-2003 01:16:42	Bright	39.000	110	37Del Cas	2.6780	8900.0	78	9418	No
32	GOM_NL__2PRFIN20031219_012315_000000392022_00346_09418_9973.N1	19-DEC-2003 01:23:15	Bright	38.500	49	1Alp UMi	1.9900	6300.0	77	9418	No
33	GOM_NL__2PRFIN20031219_012757_000000402022_00346_09418_9974.N1	19-DEC-2003 01:27:57	Bright	39.500	60	7Bet UMi	2.0810	3950.0	79	9418	No
34	GOM_NL__2PRFIN20031219_012925_000000522022_00346_09418_9975.N1	19-DEC-2003 01:29:25	Bright	52.000	82	48Bet UMa	2.3650	10600.	104	9418	No
35	GOM_NL__2PRFIN20031219_013159_000000502022_00346_09418_9976.N1	19-DEC-2003 01:31:59	Bright	49.500	87	64Gam UMa	2.4330	11000.	99	9418	No
36	GOM_NL__2PRFIN20031219_013508_000000412022_00346_09418_9977.N1	19-DEC-2003 01:35:08	Bright	40.500	39	85Eta UMa	1.8540	24000.	81	9418	No
37	GOM_NL__2PRFIN20031219_013834_000000562022_00346_09418_9978.N1	19-DEC-2003 01:38:34	Bright	56.000	180	27Gam Boo	3.0400	8000.0	112	9418	No
38	GOM_NL__2PRFIN20031219_014150_000000402022_00346_09418_9979.N1	19-DEC-2003 01:41:50	Bright	40.000	83		2.3780	11000.	80	9418	No
39	GOM_NL__2PRFIN20031219_014514_000000442022_00346_09418_9980.N1	19-DEC-2003 01:45:14	Bright	44.000	111	8Eta Boo	2.6800	6000.0	88	9418	No
40	GOM_NL__2PRFIN20031219_014657_000000362022_00346_09418_9981.N1	19-DEC-2003 01:46:57	Bright	36.000	102	24Alp Ser	2.6000	4250.0	72	9418	No
41	GOM_NL__2PRFIN20031219_014928_000000602022_00346_09418_9982.N1	19-DEC-2003 01:49:28	Bright	60.000	138	47Eps Vir	2.8280	4700.0	120	9418	No
42	GOM_NL__2PRFIN20031219_015355_000000532022_00346_09418_9983.N1	19-DEC-2003 01:53:55	Bright	53.000	122	9Alp2Lib	2.7470	9700.0	106	9418	No

43	GOM_NL__2PRFIN20031219_015527_000000562022_00346_09418_9984.N1	19-DEC-2003 01:55:27	Twilight	56.000	15	67Alp Vir	0.97600	28000.	112	9418	No
44	GOM_NL__2PRFIN20031219_015858_000000492022_00346_09418_9985.N1	19-DEC-2003 01:58:58	Dark	49.000	169	46Gam Hya	2.9910	4700.0	98	9418	No
45	GOM_NL__2PRFIN20031219_020112_000000402022_00346_09418_9986.N1	19-DEC-2003 02:01:12	Dark	40.000	81	Eta Cen	2.3560	28000.	80	9418	No
46	GOM_NL__2PRFIN20031219_020227_000000382022_00346_09418_9987.N1	19-DEC-2003 02:02:27	Dark	38.000	78	Alp Lup	2.3040	28000.	76	9418	No
47	GOM_NL__2PRFIN20031219_020600_000000452022_00346_09418_9988.N1	19-DEC-2003 02:06:00	Dark	45.000	4	Alp1Cen	-0.010000	5800.0	90	9418	No
48	GOM_NL__2PRFIN20031219_020907_000000412022_00347_09419_9937.N1	19-DEC-2003 02:09:07	Dark	41.000	12	Alp1Cru	0.77500	30000.	82	9419	No
49	GOM_NL__2PRFIN20031219_021402_000000402022_00347_09419_9938.N1	19-DEC-2003 02:14:02	Dark	39.500	159	Ups Car	2.9200	7200.0	79	9419	No
50	GOM_NL__2PRFIN20031219_021528_000000522022_00347_09419_9939.N1	19-DEC-2003 02:15:28	Dark	52.000	71	Iot Car	2.2460	7700.0	104	9419	No
51	GOM_NL__2PRFIN20031219_021720_000000562022_00347_09419_9940.N1	19-DEC-2003 02:17:20	Dark	56.000	41	Eps Car	1.8600	4100.0	112	9419	No
52	GOM_NL__2PRFIN20031219_022011_000000502022_00347_09419_9941.N1	19-DEC-2003 02:20:11	Dark	50.000	34	Gam2Vel	1.7930	23000.	100	9419	No
53	GOM_NL__2PRFIN20031219_022206_000000482022_00347_09419_9942.N1	19-DEC-2003 02:22:06	Dark	48.000	2	Alp Car	-0.73600	7000.0	96	9419	No
54	GOM_NL__2PRFIN20031219_022457_000000542022_00347_09419_9943.N1	19-DEC-2003 02:24:57	Dark	53.500	117	Pi Pup	2.7060	3800.0	107	9419	No
55	GOM_NL__2PRFIN20031219_022808_000000542022_00347_09419_9944.N1	19-DEC-2003 02:28:08	Straylight	54.000	23	21Eps CMa	1.5020	26000.	108	9419	No
56	GOM_NL__2PRFIN20031219_022952_000000552022_00347_09419_9945.N1	19-DEC-2003 02:29:52	Straylight	55.000	179	24Omi2CMa	3.0320	24000.	110	9419	No
57	GOM_NL__2PRFIN20031219_023247_000000712022_00347_09419_9946.N1	19-DEC-2003 02:32:47	Straylight	71.000	1	9Alp CMa	-1.4400	11000.	142	9419	No
58	GOM_NL__2PRFIN20031219_023502_000000442022_00347_09419_9947.N1	19-DEC-2003 02:35:02	Straylight	44.000	165	34Gam Eri	2.9500	3200.0	88	9419	No
59	GOM_NL__2PRFIN20031219_023638_000000492022_00347_09419_9948.N1	19-DEC-2003 02:36:38	Straylight	48.500	125	44Iot Ori	2.7700	30000.	97	9419	No
60	GOM_NL__2PRFIN20031219_023811_000000482022_00347_09419_9949.N1	19-DEC-2003 02:38:11	Straylight	48.000	30	46Eps Ori	1.6940	30000.	96	9419	No
61	GOM_NL__2PRFIN20031219_024112_000000632022_00347_09419_9950.N1	19-DEC-2003 02:41:12	Twilight	63.000	14	58Alp Ori	0.87000	3000.0	126	9419	No
62	GOM_NL__2PRFIN20031219_024317_000000512022_00347_09419_9951.N1	19-DEC-2003 02:43:17	Twilight	51.000	13	87Alp Tau	0.86700	3800.0	102	9419	No
63	GOM_NL__2PRFIN20031219_024533_000000382022_00347_09419_9952.N1	19-DEC-2003 02:45:33	Bright	38.000	146	25Eta Tau	2.8730	15200.	76	9419	No
64	GOM_NL__2PRFIN20031219_024741_000000372022_00347_09419_9953.N1	19-DEC-2003 02:47:41	Bright	36.500	150	44Zet Per	2.8900	28000.	73	9419	No
65	GOM_NL__2PRFIN20031219_024957_000000372022_00347_09419_9954.N1	19-DEC-2003 02:49:57	Bright	37.000	149	45Eps Per	2.8880	30000.	74	9419	No
66	GOM_NL__2PRFIN20031219_025210_000000362022_00347_09419_9955.N1	19-DEC-2003 02:52:10	Bright	36.000	175	39Del Per	3.0100	19400.	72	9419	No
67	GOM_NL__2PRFIN20031219_025359_000000372022_00347_09419_9956.N1	19-DEC-2003 02:53:59	Bright	37.000	160	23Gam Per	2.9300	4700.0	74	9419	No
68	GOM_NL__2PRFIN20031219_025719_000000392022_00347_09419_9957.N1	19-DEC-2003 02:57:19	Bright	39.000	110	37Del Cas	2.6780	8900.0	78	9419	No
69	GOM_NL__2PRFIN20031219_030350_000000362022_00347_09419_9958.N1	19-DEC-2003 03:03:50	Bright	35.500	49	1Alp UMi	1.9900	6300.0	71	9419	No
70	GOM_NL__2PRFIN20031219_030832_000000402022_00347_09419_9959.N1	19-DEC-2003 03:08:32	Bright	40.000	60	7Bet UMi	2.0810	3950.0	80	9419	No
71	GOM_NL__2PRFIN20031219_031000_000000522022_00347_09419_9960.N1	19-DEC-2003 03:10:00	Bright	51.500	82	48Bet UMa	2.3650	10600.	103	9419	No
72	GOM_NL__2PRFIN20031219_031234_000000492022_00347_09419_9961.N1	19-DEC-2003 03:12:34	Bright	49.000	87	64Gam UMa	2.4330	11000.	98	9419	No
73	GOM_NL__2PRFIN20031219_031544_000000422022_00347_09419_9962.N1	19-DEC-2003 03:15:44	Bright	41.500	39	85Eta UMa	1.8540	24000.	83	9419	No
74	GOM_NL__2PRFIN20031219_031910_000000392022_00347_09419_9963.N1	19-DEC-2003 03:19:10	Bright	38.500	180	27Gam Boo	3.0400	8000.0	77	9419	No
75	GOM_NL__2PRFIN20031219_032227_000000382022_00347_09419_9964.N1	19-DEC-2003 03:22:27	Bright	38.000	83		2.3780	11000.	76	9419	No
76	GOM_NL__2PRFIN20031219_032551_000000452022_00347_09419_9965.N1	19-DEC-2003 03:25:51	Bright	44.500	111	8Eta Boo	2.6800	6000.0	89	9419	No
77	GOM_NL__2PRFIN20031219_032733_000000362022_00347_09419_9966.N1	19-DEC-2003 03:27:33	Bright	35.500	102	24Alp Ser	2.6000	4250.0	71	9419	No
78	GOM_NL__2PRFIN20031219_033005_000000582022_00347_09419_9967.N1	19-DEC-2003 03:30:05	Bright	57.500	138	47Eps Vir	2.8280	4700.0	115	9419	No
79	GOM_NL__2PRFIN20031219_033433_000000532022_00347_09419_9968.N1	19-DEC-2003 03:34:33	Bright	53.000	122	9Alp2Lib	2.7470	9700.0	106	9419	No
80	GOM_NL__2PRFIN20031219_033604_000000532022_00347_09419_9969.N1	19-DEC-2003 03:36:04	Twilight	52.500	15	67Alp Vir	0.97600	28000.	105	9419	No
81	GOM_NL__2PRFIN20031219_033935_000000472022_00347_09419_9970.N1	19-DEC-2003 03:39:35	Dark	47.000	169	46Gam Hya	2.9910	4700.0	94	9419	No
82	GOM_NL__2PRFIN20031219_034304_000000402022_00347_09419_9971.N1	19-DEC-2003 03:43:04	Dark	39.500	78	Alp Lup	2.3040	28000.	79	9419	No
83	GOM_NL__2PRFIN20031219_034636_000000522022_00347_09419_9972.N1	19-DEC-2003 03:46:36	Dark	52.000	4	Alp1Cen	-0.010000	5800.0	104	9419	No
84	GOM_NL__2PRFIN20031219_034943_000000452022_00348_09420_9926.N1	19-DEC-2003 03:49:43	Dark	44.500	12	Alp1Cru	0.77500	30000.	89	9420	No
85	GOM_NL__2PRFIN20031219_035440_000000392022_00348_09420_9927.N1	19-DEC-2003 03:54:40	Dark	39.000	159	Ups Car	2.9200	7200.0	78	9420	No
86	GOM_NL__2PRFIN20031219_035605_000000442022_00348_09420_9928.N1	19-DEC-2003 03:56:05	Dark	43.500	71	Iot Car	2.2460	7700.0	87	9420	No
87	GOM_NL__2PRFIN20031219_035758_000000462022_00348_09420_9929.N1	19-DEC-2003 03:57:58	Dark	46.000	41	Eps Car	1.8600	4100.0	92	9420	No
88	GOM_NL__2PRFIN20031219_040048_000000462022_00348_09420_9930.N1	19-DEC-2003 04:00:48	Dark	46.000	34	Gam2Vel	1.7930	23000.	92	9420	No
89	GOM_NL__2PRFIN20031219_040244_000000552022_00348_09420_9931.N1	19-DEC-2003 04:02:44	Dark	55.000	2	Alp Car	-0.73600	7000.0	110	9420	No
90	GOM_NL__2PRFIN20031219_040534_000000542022_00348_09420_9932.N1	19-DEC-2003 04:05:34	Dark	54.000	117	Pi Pup	2.7060	3800.0	108	9420	No
91	GOM_NL__2PRFIN20031219_040844_000000572022_00348_09420_9933.N1	19-DEC-2003 04:08:44	Straylight	57.000	23	21Eps CMa	1.5020	26000.	114	9420	No
92	GOM_NL__2PRFIN20031219_041029_000000522022_00348_09420_9934.N1	19-DEC-2003 04:10:29	Straylight	51.500	179	24Omi2CMa	3.0320	24000.	103	9420	No
93	GOM_NL__2PRFIN20031219_041324_000000702022_00348_09420_9935.N1	19-DEC-2003 04:13:24	Straylight	70.000	1	9Alp CMa	-1.4400	11000.	140	9420	No
94	GOM_NL__2PRFIN20031219_041539_000000462022_00348_09420_9936.N1	19-DEC-2003 04:15:39	Straylight	45.500	165	34Gam Eri	2.9500	3200.0	91	9420	No
95	GOM_NL__2PRFIN20031219_041717_000000462022_00348_09420_9937.N1	19-DEC-2003 04:17:17	Straylight	46.000	125	44Iot Ori	2.7700	30000.	92	9420	No
96	GOM_NL__2PRFIN20031219_041847_000000492022_00348_09420_9938.N1	19-DEC-2003 04:18:47	Straylight	49.000	30	46Eps Ori	1.6940	30000.	98	9420	No
97	GOM_NL__2PRFIN20031219_042148_000000612022_00348_09420_9939.N1	19-DEC-2003 04:21:48	Twilight	60.500	14	58Alp Ori	0.87000	3000.0	121	9420	No
98	GOM_NL__2PRFIN20031219_042354_000000512022_00348_09420_9940.N1	19-DEC-2003 04:23:54	Twilight	51.000	13	87Alp Tau	0.86700	3800.0	102	9420	No
99	GOM_NL__2PRFIN20031219_042610_000000382022_00348_09420_9941.N1	19-DEC-2003 04:26:10	Bright	38.000	146	25Eta Tau	2.8730	15200.	76	9420	No
100	GOM_NL__2PRFIN20031219_042818_000000372022_00348_09420_9942.N1	19-DEC-2003 04:28:18	Bright	36.500	150	44Zet Per	2.8900	28000.	73	9420	No
101	GOM_NL__2PRFIN20031219_043033_000000362022_00348_09420_9943.N1	19-DEC-2003 04:30:33	Bright	36.000	149	45Eps Per	2.8880	30000.	72	9420	No



102	GOM_NL__2PRFIN20031219_043247_000000362022_00348_09420_9944.N1	19-DEC-2003 04:32:47	Bright	35.500	175	39Del Per	3.0100	19400.	71	9420	No
103	GOM_NL__2PRFIN20031219_043436_000000372022_00348_09420_9945.N1	19-DEC-2003 04:34:36	Bright	36.500	160	23Gam Per	2.9300	4700.0	73	9420	No
104	GOM_NL__2PRFIN20031219_043756_000000382022_00348_09420_9946.N1	19-DEC-2003 04:37:56	Bright	38.000	110	37Del Cas	2.6780	8900.0	76	9420	No
105	GOM_NL__2PRFIN20031219_044427_000000372022_00348_09420_9947.N1	19-DEC-2003 04:44:27	Bright	37.000	49	1Alp UMi	1.9900	6300.0	74	9420	No
106	GOM_NL__2PRFIN20031219_045230_000000392022_00348_09420_9948.N1	19-DEC-2003 04:52:30	Bright	38.500	119	14Eta Dra	2.7270	4700.0	77	9420	No
107	GOM_NL__2PRFIN20031219_045420_000000422022_00348_09420_9949.N1	19-DEC-2003 04:54:20	Bright	42.000	55	79Zet UMa	2.0600	10200.	84	9420	No
108	GOM_NL__2PRFIN20031219_045619_000000442022_00348_09420_9950.N1	19-DEC-2003 04:56:19	Bright	44.000	39	85Eta UMa	1.8540	24000.	88	9420	No
109	GOM_NL__2PRFIN20031219_045946_000000392022_00348_09420_9951.N1	19-DEC-2003 04:59:46	Bright	38.500	180	27Gam Boo	3.0400	8000.0	77	9420	No
110	GOM_NL__2PRFIN20031219_050303_000000392022_00348_09420_9952.N1	19-DEC-2003 05:03:03	Bright	38.500	83		2.3780	11000.	77	9420	No
111	GOM_NL__2PRFIN20031219_050627_000000622022_00348_09420_9953.N1	19-DEC-2003 05:06:27	Bright	62.000	111	8Eta Boo	2.6800	6000.0	124	9420	No
112	GOM_NL__2PRFIN20031219_050809_000000362022_00348_09420_9954.N1	19-DEC-2003 05:08:09	Bright	36.000	102	24Alp Ser	2.6000	4250.0	72	9420	No
113	GOM_NL__2PRFIN20031219_051041_000000602022_00348_09420_9955.N1	19-DEC-2003 05:10:41	Bright	59.500	138	47Eps Vir	2.8280	4700.0	119	9420	No
114	GOM_NL__2PRFIN20031219_051509_000000382022_00348_09420_9956.N1	19-DEC-2003 05:15:09	Bright	37.500	122	9Alp2Lib	2.7470	9700.0	75	9420	No
115	GOM_NL__2PRFIN20031219_051641_000000592022_00348_09420_9957.N1	19-DEC-2003 05:16:41	Tw_i_and_stray	59.000	15	67Alp Vir	0.97600	28000.	118	9420	No
116	GOM_NL__2PRFIN20031219_052139_000000522022_00348_09420_9958.N1	19-DEC-2003 05:21:39	Dark	51.500	54	5The Cen	2.0550	4500.0	103	9420	No
117	GOM_NL__2PRFIN20031219_052340_000000392022_00348_09420_9959.N1	19-DEC-2003 05:23:40	Dark	38.500	78	Alp Lup	2.3040	28000.	77	9420	No
118	GOM_NL__2PRFIN20031219_052712_000000442022_00348_09420_9960.N1	19-DEC-2003 05:27:12	Dark	44.000	4	Alp1Cen	-0.010000	5800.0	88	9420	No
119	GOM_NL__2PRFIN20031219_053020_000000402022_00349_09421_9937.N1	19-DEC-2003 05:30:20	Dark	39.500	12	Alp1Cru	0.77500	30000.	79	9421	No
120	GOM_NL__2PRFIN20031219_053517_000000412022_00349_09421_9938.N1	19-DEC-2003 05:35:17	Dark	40.500	159	Ups Car	2.9200	7200.0	81	9421	No
121	GOM_NL__2PRFIN20031219_053642_000000442022_00349_09421_9939.N1	19-DEC-2003 05:36:42	Dark	43.500	71	Iot Car	2.2460	7700.0	87	9421	No
122	GOM_NL__2PRFIN20031219_053834_000000532022_00349_09421_9940.N1	19-DEC-2003 05:38:34	Dark	53.000	41	Eps Car	1.8600	4100.0	106	9421	No
123	GOM_NL__2PRFIN20031219_054125_000000522022_00349_09421_9941.N1	19-DEC-2003 05:41:25	Dark	51.500	34	Gam2Vel	1.7930	23000.	103	9421	No
124	GOM_NL__2PRFIN20031219_054321_000000502022_00349_09421_9942.N1	19-DEC-2003 05:43:21	Dark	49.500	2	Alp Car	-0.73600	7000.0	99	9421	No
125	GOM_NL__2PRFIN20031219_054611_000000502022_00349_09421_9943.N1	19-DEC-2003 05:46:11	Dark	49.500	117	Pi Pup	2.7060	3800.0	99	9421	No
126	GOM_NL__2PRFIN20031219_054921_000000542022_00349_09421_9944.N1	19-DEC-2003 05:49:21	Straylight	54.000	23	21Eps CMa	1.5020	26000.	108	9421	No
127	GOM_NL__2PRFIN20031219_055105_000000532022_00349_09421_9945.N1	19-DEC-2003 05:51:05	Straylight	53.000	179	24Omi2CMa	3.0320	24000.	106	9421	No
128	GOM_NL__2PRFIN20031219_055401_000000702022_00349_09421_9946.N1	19-DEC-2003 05:54:01	Straylight	70.000	1	9Alp CMa	-1.4400	11000.	140	9421	No
129	GOM_NL__2PRFIN20031219_055615_000000472022_00349_09421_9947.N1	19-DEC-2003 05:56:15	Straylight	47.000	165	34Gam Eri	2.9500	3200.0	94	9421	No
130	GOM_NL__2PRFIN20031219_055754_000000442022_00349_09421_9948.N1	19-DEC-2003 05:57:54	Straylight	44.000	125	44Iot Ori	2.7700	30000.	88	9421	No
131	GOM_NL__2PRFIN20031219_055923_000000492022_00349_09421_9949.N1	19-DEC-2003 05:59:23	Straylight	49.000	30	46Eps Ori	1.6940	30000.	98	9421	No
132	GOM_NL__2PRFIN20031219_060224_000000642022_00349_09421_9950.N1	19-DEC-2003 06:02:24	Tw_i_and_stray	64.000	14	58Alp Ori	0.87000	3000.0	128	9421	No
133	GOM_NL__2PRFIN20031219_060430_000000502022_00349_09421_9951.N1	19-DEC-2003 06:04:30	Tw_i_and_stray	50.000	13	87Alp Tau	0.86700	3800.0	100	9421	No
134	GOM_NL__2PRFIN20031219_060647_000000372022_00349_09421_9952.N1	19-DEC-2003 06:06:47	Bright	36.500	146	25Eta Tau	2.8730	15200.	73	9421	No
135	GOM_NL__2PRFIN20031219_060854_000000362022_00349_09421_9953.N1	19-DEC-2003 06:08:54	Bright	35.500	150	44Zet Per	2.8900	28000.	71	9421	No
136	GOM_NL__2PRFIN20031219_061110_000000362022_00349_09421_9954.N1	19-DEC-2003 06:11:10	Bright	36.000	149	45Eps Per	2.8880	30000.	72	9421	No
137	GOM_NL__2PRFIN20031219_061323_000000362022_00349_09421_9955.N1	19-DEC-2003 06:13:23	Bright	35.500	175	39Del Per	3.0100	19400.	71	9421	No
138	GOM_NL__2PRFIN20031219_061513_000000382022_00349_09421_9956.N1	19-DEC-2003 06:15:13	Bright	37.500	160	23Gam Per	2.9300	4700.0	75	9421	No
139	GOM_NL__2PRFIN20031219_061833_000000382022_00349_09421_9957.N1	19-DEC-2003 06:18:33	Bright	38.000	110	37Del Cas	2.6780	8900.0	76	9421	No
140	GOM_NL__2PRFIN20031219_062503_000000402022_00349_09421_9958.N1	19-DEC-2003 06:25:03	Bright	39.500	49	1Alp UMi	1.9900	6300.0	79	9421	No
141	GOM_NL__2PRFIN20031219_063306_000000352022_00349_09421_9959.N1	19-DEC-2003 06:33:06	Bright	35.000	119	14Eta Dra	2.7270	4700.0	70	9421	No
142	GOM_NL__2PRFIN20031219_063456_000000442022_00349_09421_9960.N1	19-DEC-2003 06:34:56	Bright	44.000	55	79Zet UMa	2.0600	10200.	88	9421	No
143	GOM_NL__2PRFIN20031219_063656_000000592022_00349_09421_9961.N1	19-DEC-2003 06:36:56	Bright	59.000	39	85Eta UMa	1.8540	24000.	118	9421	No
144	GOM_NL__2PRFIN20031219_064023_000000392022_00349_09421_9962.N1	19-DEC-2003 06:40:23	Bright	38.500	180	27Gam Boo	3.0400	8000.0	77	9421	No
145	GOM_NL__2PRFIN20031219_064339_000000392022_00349_09421_9963.N1	19-DEC-2003 06:43:39	Bright	39.000	83		2.3780	11000.	78	9421	No
146	GOM_NL__2PRFIN20031219_064704_000000452022_00349_09421_9964.N1	19-DEC-2003 06:47:04	Bright	45.000	111	8Eta Boo	2.6800	6000.0	90	9421	No
147	GOM_NL__2PRFIN20031219_064846_000000352022_00349_09421_9965.N1	19-DEC-2003 06:48:46	Bright	35.000	102	24Alp Ser	2.6000	4250.0	70	9421	No
148	GOM_NL__2PRFIN20031219_065118_000000622022_00349_09421_9966.N1	19-DEC-2003 06:51:18	Bright	62.000	138	47Eps Vir	2.8280	4700.0	124	9421	No
149	GOM_NL__2PRFIN20031219_065547_000000392022_00349_09421_9967.N1	19-DEC-2003 06:55:47	Bright	38.500	122	9Alp2Lib	2.7470	9700.0	77	9421	No
150	GOM_NL__2PRFIN20031219_065718_000000552022_00349_09421_9968.N1	19-DEC-2003 06:57:18	Tw_i_and_stray	55.000	15	67Alp Vir	0.97600	28000.	110	9421	No
151	GOM_NL__2PRFIN20031219_070216_000000452022_00349_09421_9969.N1	19-DEC-2003 07:02:16	Dark	44.500	54	5The Cen	2.0550	4500.0	89	9421	No
152	GOM_NL__2PRFIN20031219_070417_000000402022_00349_09421_9970.N1	19-DEC-2003 07:04:17	Dark	39.500	78	Alp Lup	2.3040	28000.	79	9421	No
153	GOM_NL__2PRFIN20031219_070749_000000432022_00349_09421_9971.N1	19-DEC-2003 07:07:49	Dark	43.000	4	Alp1Cen	-0.010000	5800.0	86	9421	No
154	GOM_NL__2PRFIN20031219_071057_000000502022_00350_09422_9821.N1	19-DEC-2003 07:10:57	Dark	50.000	12	Alp1Cru	0.77500	30000.	100	9422	No
155	GOM_NL__2PRFIN20031219_071554_000000402022_00350_09422_9822.N1	19-DEC-2003 07:15:54	Dark	40.000	159	Ups Car	2.9200	7200.0	80	9422	No
156	GOM_NL__2PRFIN20031219_071719_000000422022_00350_09422_9823.N1	19-DEC-2003 07:17:19	Dark	41.500	71	Iot Car	2.2460	7700.0	83	9422	No
157	GOM_NL__2PRFIN20031219_071911_000000492022_00350_09422_9824.N1	19-DEC-2003 07:19:11	Dark	49.000	41	Eps Car	1.8600	4100.0	98	9422	No
158	GOM_NL__2PRFIN20031219_072202_000000492022_00350_09422_9825.N1	19-DEC-2003 07:22:02	Dark	48.500	34	Gam2Vel	1.7930	23000.	97	9422	No
159	GOM_NL__2PRFIN20031219_072357_000000502022_00350_09422_9826.N1	19-DEC-2003 07:23:57	Dark	50.000	2	Alp Car	-0.73600	7000.0	100	9422	No
160	GOM_NL__2PRFIN20031219_072647_000000542022_00350_09422_9827.N1	19-DEC-2003 07:26:47	Dark	53.500	117	Pi Pup	2.7060	3800.0	107	9422	No

161	GOM_NL__2PRFIN20031219_072957_000000562022_00350_09422_9828.N1	19-DEC-2003 07:29:57	Straylight	55.500	23	21Eps CMa	1.5020	26000.	111	9422	No
162	GOM_NL__2PRFIN20031219_073142_000000522022_00350_09422_9829.N1	19-DEC-2003 07:31:42	Straylight	52.000	179	24Omi2CMa	3.0320	24000.	104	9422	No
163	GOM_NL__2PRFIN20031219_073437_000000702022_00350_09422_9830.N1	19-DEC-2003 07:34:37	Straylight	70.000	1	9Alp CMa	-1.4400	11000.	140	9422	No
164	GOM_NL__2PRFIN20031219_073652_000000452022_00350_09422_9831.N1	19-DEC-2003 07:36:52	Straylight	44.500	165	34Gam Eri	2.9500	3200.0	89	9422	No
165	GOM_NL__2PRFIN20031219_073830_000000462022_00350_09422_9832.N1	19-DEC-2003 07:38:30	Straylight	46.000	125	44Iot Ori	2.7700	30000.	92	9422	No
166	GOM_NL__2PRFIN20031219_073959_000000512022_00350_09422_9833.N1	19-DEC-2003 07:39:59	Straylight	51.000	30	46Eps Ori	1.6940	30000.	102	9422	No
167	GOM_NL__2PRFIN20031219_074300_000000642022_00350_09422_9834.N1	19-DEC-2003 07:43:00	Twi_and_stray	64.000	14	58Alp Ori	0.87000	3000.0	128	9422	No
168	GOM_NL__2PRFIN20031219_074506_000000522022_00350_09422_9835.N1	19-DEC-2003 07:45:06	Twi_and_stray	52.000	13	87Alp Tau	0.86700	3800.0	104	9422	No
169	GOM_NL__2PRFIN20031219_074723_000000362022_00350_09422_9836.N1	19-DEC-2003 07:47:23	Bright	35.500	146	25Eta Tau	2.8730	15200.	71	9422	No
170	GOM_NL__2PRFIN20031219_074930_000000372022_00350_09422_9837.N1	19-DEC-2003 07:49:30	Bright	37.000	150	44Zet Per	2.8900	28000.	74	9422	No
171	GOM_NL__2PRFIN20031219_075146_000000362022_00350_09422_9838.N1	19-DEC-2003 07:51:46	Bright	36.000	149	45Eps Per	2.8880	30000.	72	9422	No
172	GOM_NL__2PRFIN20031219_075359_000000352022_00350_09422_9839.N1	19-DEC-2003 07:53:59	Bright	35.000	175	39Del Per	3.0100	19400.	70	9422	No
173	GOM_NL__2PRFIN20031219_075549_000000362022_00350_09422_9840.N1	19-DEC-2003 07:55:49	Bright	36.000	160	23Gam Per	2.9300	4700.0	72	9422	No
174	GOM_NL__2PRFIN20031219_075909_000000382022_00350_09422_9841.N1	19-DEC-2003 07:59:09	Bright	38.000	110	37Del Cas	2.6780	8900.0	76	9422	No
175	GOM_NL__2PRFIN20031219_080539_000000382022_00350_09422_9842.N1	19-DEC-2003 08:05:39	Bright	38.000	49	1Alp UMi	1.9900	6300.0	76	9422	No
176	GOM_NL__2PRFIN20031219_081342_000000382022_00350_09422_9843.N1	19-DEC-2003 08:13:42	Bright	37.500	119	14Eta Dra	2.7270	4700.0	75	9422	No
177	GOM_NL__2PRFIN20031219_081532_000000432022_00350_09422_9844.N1	19-DEC-2003 08:15:32	Bright	42.500	55	79Zet UMa	2.0600	10200.	85	9422	No
178	GOM_NL__2PRFIN20031219_081731_000000442022_00350_09422_9845.N1	19-DEC-2003 08:17:31	Bright	43.500	39	85Eta UMa	1.8540	24000.	87	9422	No
179	GOM_NL__2PRFIN20031219_082059_000000392022_00350_09422_9846.N1	19-DEC-2003 08:20:59	Bright	38.500	180	27Gam Boo	3.0400	8000.0	77	9422	No
180	GOM_NL__2PRFIN20031219_082415_000000392022_00350_09422_9847.N1	19-DEC-2003 08:24:15	Bright	39.000	83		2.3780	11000.	78	9422	No
181	GOM_NL__2PRFIN20031219_082741_000000572022_00350_09422_9848.N1	19-DEC-2003 08:27:41	Bright	57.000	111	8Eta Boo	2.6800	6000.0	114	9422	No
182	GOM_NL__2PRFIN20031219_082922_000000352022_00350_09422_9849.N1	19-DEC-2003 08:29:22	Bright	35.000	102	24Alp Ser	2.6000	4250.0	70	9422	No
183	GOM_NL__2PRFIN20031219_083154_000000582022_00350_09422_9850.N1	19-DEC-2003 08:31:54	Bright	58.000	138	47Eps Vir	2.8280	4700.0	116	9422	No
184	GOM_NL__2PRFIN20031219_083623_000000532022_00350_09422_9851.N1	19-DEC-2003 08:36:23	Bright	53.000	122	9Alp2Lib	2.7470	9700.0	106	9422	No
185	GOM_NL__2PRFIN20031219_083755_000000542022_00350_09422_9852.N1	19-DEC-2003 08:37:55	Twi_and_stray	53.500	15	67Alp Vir	0.97600	28000.	107	9422	No
186	GOM_NL__2PRFIN20031219_084252_000000432022_00350_09422_9853.N1	19-DEC-2003 08:42:52	Dark	43.000	54	5The Cen	2.0550	4500.0	86	9422	No
187	GOM_NL__2PRFIN20031219_084453_000000402022_00350_09422_9854.N1	19-DEC-2003 08:44:53	Dark	39.500	78	Alp Lup	2.3040	28000.	79	9422	No
188	GOM_NL__2PRFIN20031219_084825_000000422022_00350_09422_9855.N1	19-DEC-2003 08:48:25	Dark	41.500	4	Alp1Cen	-0.010000	5800.0	83	9422	No
189	GOM_NL__2PRFIN20031219_085133_000000462022_00351_09423_9821.N1	19-DEC-2003 08:51:33	Dark	46.000	12	Alp1Cru	0.77500	30000.	92	9423	No
190	GOM_NL__2PRFIN20031219_085630_000000402022_00351_09423_9822.N1	19-DEC-2003 08:56:30	Dark	40.000	159	Ups Car	2.9200	7200.0	80	9423	No
191	GOM_NL__2PRFIN20031219_085756_000000432022_00351_09423_9823.N1	19-DEC-2003 08:57:56	Dark	42.500	71	Iot Car	2.2460	7700.0	85	9423	No
192	GOM_NL__2PRFIN20031219_085947_000000502022_00351_09423_9824.N1	19-DEC-2003 08:59:47	Dark	49.500	41	Eps Car	1.8600	4100.0	99	9423	No
193	GOM_NL__2PRFIN20031219_090239_000000452022_00351_09423_9825.N1	19-DEC-2003 09:02:39	Dark	45.000	34	Gam2Vel	1.7930	23000.	90	9423	No
194	GOM_NL__2PRFIN20031219_090433_000000482022_00351_09423_9826.N1	19-DEC-2003 09:04:33	Dark	47.500	2	Alp Car	-0.73600	7000.0	95	9423	No
195	GOM_NL__2PRFIN20031219_090724_000000552022_00351_09423_9827.N1	19-DEC-2003 09:07:24	Dark	54.500	117	Pi Pup	2.7060	3800.0	109	9423	No
196	GOM_NL__2PRFIN20031219_091034_000000592022_00351_09423_9828.N1	19-DEC-2003 09:10:34	Straylight	58.500	23	21Eps CMa	1.5020	26000.	117	9423	No
197	GOM_NL__2PRFIN20031219_091218_000000532022_00351_09423_9829.N1	19-DEC-2003 09:12:18	Straylight	53.000	179	24Omi2CMa	3.0320	24000.	106	9423	No
198	GOM_NL__2PRFIN20031219_091513_000000702022_00351_09423_9830.N1	19-DEC-2003 09:15:13	Straylight	70.000	1	9Alp CMa	-1.4400	11000.	140	9423	No
199	GOM_NL__2PRFIN20031219_091728_000000422022_00351_09423_9831.N1	19-DEC-2003 09:17:28	Straylight	41.500	165	34Gam Eri	2.9500	3200.0	83	9423	No
200	GOM_NL__2PRFIN20031219_091906_000000452022_00351_09423_9832.N1	19-DEC-2003 09:19:06	Straylight	45.000	125	44Iot Ori	2.7700	30000.	90	9423	No
201	GOM_NL__2PRFIN20031219_092035_000000492022_00351_09423_9833.N1	19-DEC-2003 09:20:35	Straylight	49.000	30	46Eps Ori	1.6940	30000.	98	9423	No
202	GOM_NL__2PRFIN20031219_092335_000000642022_00351_09423_9834.N1	19-DEC-2003 09:23:35	Twi_and_stray	64.000	14	58Alp Ori	0.87000	3000.0	128	9423	No
203	GOM_NL__2PRFIN20031219_092542_000000472022_00351_09423_9835.N1	19-DEC-2003 09:25:42	Twi_and_stray	47.000	13	87Alp Tau	0.86700	3800.0	94	9423	No
204	GOM_NL__2PRFIN20031219_092759_000000382022_00351_09423_9836.N1	19-DEC-2003 09:27:59	Bright	37.500	146	25Eta Tau	2.8730	15200.	75	9423	No
205	GOM_NL__2PRFIN20031219_093006_000000382022_00351_09423_9837.N1	19-DEC-2003 09:30:06	Bright	37.500	150	44Zet Per	2.8900	28000.	75	9423	No
206	GOM_NL__2PRFIN20031219_093222_000000362022_00351_09423_9838.N1	19-DEC-2003 09:32:22	Bright	36.000	149	45Eps Per	2.8880	30000.	72	9423	No
207	GOM_NL__2PRFIN20031219_093435_000000372022_00351_09423_9839.N1	19-DEC-2003 09:34:35	Bright	36.500	175	39Del Per	3.0100	19400.	73	9423	No
208	GOM_NL__2PRFIN20031219_093625_000000382022_00351_09423_9840.N1	19-DEC-2003 09:36:25	Bright	38.000	160	23Gam Per	2.9300	4700.0	76	9423	No
209	GOM_NL__2PRFIN20031219_093945_000000382022_00351_09423_9841.N1	19-DEC-2003 09:39:45	Bright	37.500	110	37Del Cas	2.6780	8900.0	75	9423	No
210	GOM_NL__2PRFIN20031219_094615_000000382022_00351_09423_9842.N1	19-DEC-2003 09:46:15	Bright	37.500	49	1Alp UMi	1.9900	6300.0	75	9423	No
211	GOM_NL__2PRFIN20031219_095419_000000382022_00351_09423_9843.N1	19-DEC-2003 09:54:19	Bright	37.500	119	14Eta Dra	2.7270	4700.0	75	9423	No
212	GOM_NL__2PRFIN20031219_095608_000000422022_00351_09423_9844.N1	19-DEC-2003 09:56:08	Bright	42.000	55	79Zet UMa	2.0600	10200.	84	9423	No
213	GOM_NL__2PRFIN20031219_095807_000000442022_00351_09423_9845.N1	19-DEC-2003 09:58:07	Bright	44.000	39	85Eta UMa	1.8540	24000.	88	9423	No
214	GOM_NL__2PRFIN20031219_100135_000000392022_00351_09423_9846.N1	19-DEC-2003 10:01:35	Bright	38.500	180	27Gam Boo	3.0400	8000.0	77	9423	No
215	GOM_NL__2PRFIN20031219_100451_000000392022_00351_09423_9847.N1	19-DEC-2003 10:04:51	Bright	39.000	83		2.3780	11000.	78	9423	No
216	GOM_NL__2PRFIN20031219_100817_000000622022_00351_09423_9848.N1	19-DEC-2003 10:08:17	Bright	62.000	111	8Eta Boo	2.6800	6000.0	124	9423	No
217	GOM_NL__2PRFIN20031219_100958_000000352022_00351_09423_9849.N1	19-DEC-2003 10:09:58	Bright	35.000	102	24Alp Ser	2.6000	4250.0	70	9423	No
218	GOM_NL__2PRFIN20031219_101232_000000592022_00351_09423_9850.N1	19-DEC-2003 10:12:32	Bright	59.000	138	47Eps Vir	2.8280	4700.0	118	9423	No
219	GOM_NL__2PRFIN20031219_101700_000000392022_00351_09423_9851.N1	19-DEC-2003 10:17:00	Bright	38.500	122	9Alp2Lib	2.7470	9700.0	77	9423	No

220	GOM_NL__2PRFIN20031219_101832_000000532022_00351_09423_9852.N1	19-DEC-2003 10:18:32	Twilight	52.500	15	67Alp Vir	0.97600	28000.	105	9423	No
221	GOM_NL__2PRFIN20031219_102328_000000452022_00351_09423_9853.N1	19-DEC-2003 10:23:28	Dark	45.000	54	5The Cen	2.0550	4500.0	90	9423	No
222	GOM_NL__2PRFIN20031219_102529_000000392022_00351_09423_9854.N1	19-DEC-2003 10:25:29	Dark	39.000	78	Alp Lup	2.3040	28000.	78	9423	No
223	GOM_NL__2PRFIN20031219_102901_000000502022_00351_09423_9855.N1	19-DEC-2003 10:29:01	Dark	50.000	4	Alp1Cen	-0.010000	5800.0	100	9423	No
224	GOM_NL__2PRFIN20031219_103209_000000412022_00352_09424_9841.N1	19-DEC-2003 10:32:09	Dark	41.000	12	Alp1Cru	0.77500	30000.	82	9424	No
225	GOM_NL__2PRFIN20031219_103706_000000412022_00352_09424_9842.N1	19-DEC-2003 10:37:06	Dark	40.500	159	Ups Car	2.9200	7200.0	81	9424	No
226	GOM_NL__2PRFIN20031219_103832_000000432022_00352_09424_9843.N1	19-DEC-2003 10:38:32	Dark	43.000	71	Iot Car	2.2460	7700.0	86	9424	No
227	GOM_NL__2PRFIN20031219_104024_000000502022_00352_09424_9844.N1	19-DEC-2003 10:40:24	Dark	50.000	41	Eps Car	1.8600	4100.0	100	9424	No
228	GOM_NL__2PRFIN20031219_104315_000000482022_00352_09424_9845.N1	19-DEC-2003 10:43:15	Dark	48.000	34	Gam2Vel	1.7930	23000.	96	9424	No
229	GOM_NL__2PRFIN20031219_104509_000000522022_00352_09424_9846.N1	19-DEC-2003 10:45:09	Dark	52.000	2	Alp Car	-0.73600	7000.0	104	9424	No
230	GOM_NL__2PRFIN20031219_104800_000000502022_00352_09424_9847.N1	19-DEC-2003 10:48:00	Dark	49.500	117	Pi Pup	2.7060	3800.0	99	9424	No
231	GOM_NL__2PRFIN20031219_105109_000000572022_00352_09424_9848.N1	19-DEC-2003 10:51:09	Straylight	57.000	23	21Eps CMa	1.5020	26000.	114	9424	No
232	GOM_NL__2PRFIN20031219_105254_000000552022_00352_09424_9849.N1	19-DEC-2003 10:52:54	Straylight	54.500	179	24Omi2CMa	3.0320	24000.	109	9424	No
233	GOM_NL__2PRFIN20031219_105548_000000652022_00352_09424_9850.N1	19-DEC-2003 10:55:48	Straylight	65.000	1	9Alp CMa	-1.4400	11000.	130	9424	No
234	GOM_NL__2PRFIN20031219_105803_000000452022_00352_09424_9851.N1	19-DEC-2003 10:58:03	Straylight	44.500	165	34Gam Eri	2.9500	3200.0	89	9424	No
235	GOM_NL__2PRFIN20031219_105941_000000452022_00352_09424_9852.N1	19-DEC-2003 10:59:41	Straylight	45.000	125	44Iot Ori	2.7700	30000.	90	9424	No
236	GOM_NL__2PRFIN20031219_110111_000000502022_00352_09424_9853.N1	19-DEC-2003 11:01:11	Straylight	49.500	30	46Eps Ori	1.6940	30000.	99	9424	No
237	GOM_NL__2PRFIN20031219_110410_000000642022_00352_09424_9854.N1	19-DEC-2003 11:04:10	Twilight	64.000	14	58Alp Ori	0.87000	3000.0	128	9424	No
238	GOM_NL__2PRFIN20031219_110617_000000532022_00352_09424_9855.N1	19-DEC-2003 11:06:17	Twilight	53.000	13	87Alp Tau	0.86700	3800.0	106	9424	No
239	GOM_NL__2PRFIN20031219_110834_000000382022_00352_09424_9856.N1	19-DEC-2003 11:08:34	Bright	38.000	146	25Eta Tau	2.8730	15200.	76	9424	No
240	GOM_NL__2PRFIN20031219_111041_000000392022_00352_09424_9857.N1	19-DEC-2003 11:10:41	Bright	38.500	150	44Zet Per	2.8900	28000.	77	9424	No
241	GOM_NL__2PRFIN20031219_111257_000000362022_00352_09424_9858.N1	19-DEC-2003 11:12:57	Bright	36.000	149	45Eps Per	2.8880	30000.	72	9424	No
242	GOM_NL__2PRFIN20031219_111510_000000362022_00352_09424_9859.N1	19-DEC-2003 11:15:10	Bright	36.000	175	39Del Per	3.0100	19400.	72	9424	No
243	GOM_NL__2PRFIN20031219_111701_000000372022_00352_09424_9860.N1	19-DEC-2003 11:17:01	Bright	37.000	160	23Gam Per	2.9300	4700.0	74	9424	No
244	GOM_NL__2PRFIN20031219_112021_000000382022_00352_09424_9861.N1	19-DEC-2003 11:20:21	Bright	38.000	110	37Del Cas	2.6780	8900.0	76	9424	No
245	GOM_NL__2PRFIN20031219_112651_000000382022_00352_09424_9862.N1	19-DEC-2003 11:26:51	Bright	38.000	49	1Alp UMi	1.9900	6300.0	76	9424	No
246	GOM_NL__2PRFIN20031219_113454_000000372022_00352_09424_9863.N1	19-DEC-2003 11:34:54	Bright	37.000	119	14Eta Dra	2.7270	4700.0	74	9424	No
247	GOM_NL__2PRFIN20031219_113644_000000572022_00352_09424_9864.N1	19-DEC-2003 11:36:44	Bright	57.000	55	79Zet UMa	2.0600	10200.	114	9424	No
248	GOM_NL__2PRFIN20031219_113843_000000422022_00352_09424_9865.N1	19-DEC-2003 11:38:43	Bright	42.000	39	85Eta UMa	1.8540	24000.	84	9424	No
249	GOM_NL__2PRFIN20031219_114210_000000392022_00352_09424_9866.N1	19-DEC-2003 11:42:10	Bright	39.000	180	27Gam Boo	3.0400	8000.0	78	9424	No
250	GOM_NL__2PRFIN20031219_114527_000000392022_00352_09424_9867.N1	19-DEC-2003 11:45:27	Bright	38.500	83		2.3780	11000.	77	9424	No
251	GOM_NL__2PRFIN20031219_114852_000000462022_00352_09424_9868.N1	19-DEC-2003 11:48:52	Bright	46.000	111	8Eta Boo	2.6800	6000.0	92	9424	No
252	GOM_NL__2PRFIN20031219_115034_000000352022_00352_09424_9869.N1	19-DEC-2003 11:50:34	Bright	35.000	102	24Alp Ser	2.6000	4250.0	70	9424	No
253	GOM_NL__2PRFIN20031219_115309_000000612022_00352_09424_9870.N1	19-DEC-2003 11:53:09	Bright	60.500	138	47Eps Vir	2.8280	4700.0	121	9424	No
254	GOM_NL__2PRFIN20031219_115735_000000532022_00352_09424_9871.N1	19-DEC-2003 11:57:35	Bright	53.000	122	9Alp2Lib	2.7470	9700.0	106	9424	No
255	GOM_NL__2PRFIN20031219_115908_000000552022_00352_09424_9872.N1	19-DEC-2003 11:59:08	Twilight	54.500	15	67Alp Vir	0.97600	28000.	109	9424	No
256	GOM_NL__2PRFIN20031219_120405_000000452022_00352_09424_9873.N1	19-DEC-2003 12:04:05	Dark	45.000	54	5The Cen	2.0550	4500.0	90	9424	No
257	GOM_NL__2PRFIN20031219_120605_000000392022_00352_09424_9874.N1	19-DEC-2003 12:06:05	Dark	38.500	78	Alp Lup	2.3040	28000.	77	9424	No
258	GOM_NL__2PRFIN20031219_120937_000000522022_00352_09424_9875.N1	19-DEC-2003 12:09:37	Dark	52.000	4	Alp1Cen	-0.010000	5800.0	104	9424	No
259	GOM_NL__2PRFIN20031219_121136_000000402022_00353_09425_9841.N1	19-DEC-2003 12:11:36	Dark	40.000	20	Bet Cru	1.2530	30000.	80	9425	No
260	GOM_NL__2PRFIN20031219_121331_000000382022_00353_09425_9842.N1	19-DEC-2003 12:13:31	Dark	38.000	112	Alp Mus	2.6880	26000.	76	9425	No
261	GOM_NL__2PRFIN20031219_121742_000000432022_00353_09425_9843.N1	19-DEC-2003 12:17:42	Dark	42.500	159	Ups Car	2.9200	7200.0	85	9425	No
262	GOM_NL__2PRFIN20031219_121908_000000442022_00353_09425_9844.N1	19-DEC-2003 12:19:08	Dark	43.500	71	Iot Car	2.2460	7700.0	87	9425	No
263	GOM_NL__2PRFIN20031219_122100_000000542022_00353_09425_9845.N1	19-DEC-2003 12:21:00	Dark	54.000	41	Eps Car	1.8600	4100.0	108	9425	No
264	GOM_NL__2PRFIN20031219_122352_000000482022_00353_09425_9846.N1	19-DEC-2003 12:23:52	Dark	47.500	34	Gam2Vel	1.7930	23000.	95	9425	No
265	GOM_NL__2PRFIN20031219_122545_000000542022_00353_09425_9847.N1	19-DEC-2003 12:25:45	Dark	54.000	2	Alp Car	-0.73600	7000.0	108	9425	No
266	GOM_NL__2PRFIN20031219_122836_000000572022_00353_09425_9848.N1	19-DEC-2003 12:28:36	Dark	57.000	117	Pi Pup	2.7060	3800.0	114	9425	No
267	GOM_NL__2PRFIN20031219_123145_000000562022_00353_09425_9849.N1	19-DEC-2003 12:31:45	Straylight	55.500	23	21Eps CMa	1.5020	26000.	111	9425	No
268	GOM_NL__2PRFIN20031219_123330_000000542022_00353_09425_9850.N1	19-DEC-2003 12:33:30	Straylight	54.000	179	24Omi2CMa	3.0320	24000.	108	9425	No
269	GOM_NL__2PRFIN20031219_123624_000000642022_00353_09425_9851.N1	19-DEC-2003 12:36:24	Straylight	63.500	1	9Alp CMa	-1.4400	11000.	127	9425	No
270	GOM_NL__2PRFIN20031219_123840_000000452022_00353_09425_9852.N1	19-DEC-2003 12:38:40	Straylight	45.000	165	34Gam Eri	2.9500	3200.0	90	9425	No
271	GOM_NL__2PRFIN20031219_124017_000000452022_00353_09425_9853.N1	19-DEC-2003 12:40:17	Straylight	45.000	125	44Iot Ori	2.7700	30000.	90	9425	No
272	GOM_NL__2PRFIN20031219_124147_000000492022_00353_09425_9854.N1	19-DEC-2003 12:41:47	Straylight	49.000	30	46Eps Ori	1.6940	30000.	98	9425	No
273	GOM_NL__2PRFIN20031219_124446_000000602022_00353_09425_9855.N1	19-DEC-2003 12:44:46	Twilight	59.500	14	58Alp Ori	0.87000	3000.0	119	9425	No
274	GOM_NL__2PRFIN20031219_124653_000000532022_00353_09425_9856.N1	19-DEC-2003 12:46:53	Twilight	53.000	13	87Alp Tau	0.86700	3800.0	106	9425	No
275	GOM_NL__2PRFIN20031219_124910_000000372022_00353_09425_9857.N1	19-DEC-2003 12:49:10	Bright	36.500	146	25Eta Tau	2.8730	15200.	73	9425	No
276	GOM_NL__2PRFIN20031219_125118_000000372022_00353_09425_9858.N1	19-DEC-2003 12:51:18	Bright	37.000	150	44Zet Per	2.8900	28000.	74	9425	No
277	GOM_NL__2PRFIN20031219_125334_000000372022_00353_09425_9859.N1	19-DEC-2003 12:53:34	Bright	37.000	149	45Eps Per	2.8880	30000.	74	9425	No
278	GOM_NL__2PRFIN20031219_125547_000000362022_00353_09425_9860.N1	19-DEC-2003 12:55:47	Bright	35.500	175	39Del Per	3.0100	19400.	71	9425	No



279	GOM_NL__2PRFIN20031219_125737_000000382022_00353_09425_9861.N1	19-DEC-2003 12:57:37	Bright	37.500	160	23Gam Per	2.9300	4700.0	75	9425	No
280	GOM_NL__2PRFIN20031219_130057_000000382022_00353_09425_9862.N1	19-DEC-2003 13:00:57	Bright	38.000	110	37Del Cas	2.6780	8900.0	76	9425	No
281	GOM_NL__2PRFIN20031219_130727_000000372022_00353_09425_9863.N1	19-DEC-2003 13:07:27	Bright	36.500	49	1Alp UMi	1.9900	6300.0	73	9425	No
282	GOM_NL__2PRFIN20031219_131208_000000352022_00353_09425_9864.N1	19-DEC-2003 13:12:08	Bright	34.500	60	7Bet UMi	2.0810	3950.0	69	9425	No
283	GOM_NL__2PRFIN20031219_131530_000000362022_00353_09425_9865.N1	19-DEC-2003 13:15:30	Bright	36.000	119	14Eta Dra	2.7270	4700.0	72	9425	No
284	GOM_NL__2PRFIN20031219_131719_000000442022_00353_09425_9866.N1	19-DEC-2003 13:17:19	Bright	44.000	55	79Zet UMa	2.0600	10200.	88	9425	No
285	GOM_NL__2PRFIN20031219_131919_000000432022_00353_09425_9867.N1	19-DEC-2003 13:19:19	Bright	43.000	39	85Eta UMa	1.8540	24000.	86	9425	No
286	GOM_NL__2PRFIN20031219_132246_000000382022_00353_09425_9868.N1	19-DEC-2003 13:22:46	Bright	38.000	180	27Gam Boo	3.0400	8000.0	76	9425	No
287	GOM_NL__2PRFIN20031219_132603_000000402022_00353_09425_9869.N1	19-DEC-2003 13:26:03	Bright	40.000	83		2.3780	11000.	80	9425	No
288	GOM_NL__2PRFIN20031219_132929_000000462022_00353_09425_9870.N1	19-DEC-2003 13:29:29	Bright	45.500	111	8Eta Boo	2.6800	6000.0	91	9425	No
289	GOM_NL__2PRFIN20031219_133111_000000352022_00353_09425_9871.N1	19-DEC-2003 13:31:11	Bright	35.000	102	24Alp Ser	2.6000	4250.0	70	9425	No
290	GOM_NL__2PRFIN20031219_133345_000000592022_00353_09425_9872.N1	19-DEC-2003 13:33:45	Bright	58.500	138	47Eps Vir	2.8280	4700.0	117	9425	No
291	GOM_NL__2PRFIN20031219_133812_000000372022_00353_09425_9873.N1	19-DEC-2003 13:38:12	Bright	37.000	122	9Alp2Lib	2.7470	9700.0	74	9425	No
292	GOM_NL__2PRFIN20031219_133945_000000532022_00353_09425_9874.N1	19-DEC-2003 13:39:45	Twi_and_stray	53.000	15	67Alp Vir	0.97600	28000.	106	9425	No
293	GOM_NL__2PRFIN20031219_134316_000000512022_00353_09425_9875.N1	19-DEC-2003 13:43:16	Dark	51.000	169	46Gam Hya	2.9910	4700.0	102	9425	No
294	GOM_NL__2PRFIN20031219_134527_000000432022_00353_09425_9876.N1	19-DEC-2003 13:45:27	Dark	42.500	81	Eta Cen	2.3560	28000.	85	9425	No
295	GOM_NL__2PRFIN20031219_134642_000000392022_00353_09425_9877.N1	19-DEC-2003 13:46:42	Dark	38.500	78	Alp Lup	2.3040	28000.	77	9425	No
296	GOM_NL__2PRFIN20031219_135211_000000422022_00354_09426_9841.N1	19-DEC-2003 13:52:11	Dark	42.000	20	Bet Cru	1.2530	30000.	84	9426	No
297	GOM_NL__2PRFIN20031219_135407_000000392022_00354_09426_9842.N1	19-DEC-2003 13:54:07	Dark	38.500	112	Alp Mus	2.6880	26000.	77	9426	No
298	GOM_NL__2PRFIN20031219_135818_000000422022_00354_09426_9843.N1	19-DEC-2003 13:58:18	Dark	41.500	159	Ups Car	2.9200	7200.0	83	9426	No
299	GOM_NL__2PRFIN20031219_135944_000000432022_00354_09426_9844.N1	19-DEC-2003 13:59:44	Dark	43.000	71	Iot Car	2.2460	7700.0	86	9426	No
300	GOM_NL__2PRFIN20031219_140136_000000452022_00354_09426_9845.N1	19-DEC-2003 14:01:36	Dark	44.500	41	Eps Car	1.8600	4100.0	89	9426	No
301	GOM_NL__2PRFIN20031219_140428_000000482022_00354_09426_9846.N1	19-DEC-2003 14:04:28	Dark	47.500	34	Gam2Vel	1.7930	23000.	95	9426	No
302	GOM_NL__2PRFIN20031219_140621_000000522022_00354_09426_9847.N1	19-DEC-2003 14:06:21	Dark	52.000	2	Alp Car	-0.73600	7000.0	104	9426	No
303	GOM_NL__2PRFIN20031219_140912_000000582022_00354_09426_9848.N1	19-DEC-2003 14:09:12	Dark	58.000	117	Pi Pup	2.7060	3800.0	116	9426	No
304	GOM_NL__2PRFIN20031219_141221_000000552022_00354_09426_9849.N1	19-DEC-2003 14:12:21	Straylight	55.000	23	21Eps CMa	1.5020	26000.	110	9426	No
305	GOM_NL__2PRFIN20031219_141406_000000522022_00354_09426_9850.N1	19-DEC-2003 14:14:06	Straylight	51.500	179	24Omi2CMa	3.0320	24000.	103	9426	No
306	GOM_NL__2PRFIN20031219_141701_000000702022_00354_09426_9851.N1	19-DEC-2003 14:17:01	Straylight	70.000	1	9Alp CMa	-1.4400	11000.	140	9426	No
307	GOM_NL__2PRFIN20031219_141916_000000462022_00354_09426_9852.N1	19-DEC-2003 14:19:16	Straylight	46.000	165	34Gam Eri	2.9500	3200.0	92	9426	No
308	GOM_NL__2PRFIN20031219_142053_000000462022_00354_09426_9853.N1	19-DEC-2003 14:20:53	Straylight	45.500	125	44Iot Ori	2.7700	30000.	91	9426	No
309	GOM_NL__2PRFIN20031219_142222_000000502022_00354_09426_9854.N1	19-DEC-2003 14:22:22	Straylight	50.000	30	46Eps Ori	1.6940	30000.	100	9426	No
310	GOM_NL__2PRFIN20031219_142522_000000642022_00354_09426_9855.N1	19-DEC-2003 14:25:22	Twi_and_stray	64.000	14	58Alp Ori	0.87000	3000.0	128	9426	No
311	GOM_NL__2PRFIN20031219_142729_000000502022_00354_09426_9856.N1	19-DEC-2003 14:27:29	Twi_and_stray	50.000	13	87Alp Tau	0.86700	3800.0	100	9426	No
312	GOM_NL__2PRFIN20031219_142946_000000372022_00354_09426_9857.N1	19-DEC-2003 14:29:46	Bright	36.500	146	25Eta Tau	2.8730	15200.	73	9426	No
313	GOM_NL__2PRFIN20031219_143153_000000382022_00354_09426_9858.N1	19-DEC-2003 14:31:53	Bright	37.500	150	44Zet Per	2.8900	28000.	75	9426	No
314	GOM_NL__2PRFIN20031219_143409_000000372022_00354_09426_9859.N1	19-DEC-2003 14:34:09	Bright	36.500	149	45Eps Per	2.8880	30000.	73	9426	No
315	GOM_NL__2PRFIN20031219_143623_000000362022_00354_09426_9860.N1	19-DEC-2003 14:36:23	Bright	35.500	175	39Del Per	3.0100	19400.	71	9426	No
316	GOM_NL__2PRFIN20031219_143813_000000382022_00354_09426_9861.N1	19-DEC-2003 14:38:13	Bright	37.500	160	23Gam Per	2.9300	4700.0	75	9426	No
317	GOM_NL__2PRFIN20031219_144134_000000382022_00354_09426_9862.N1	19-DEC-2003 14:41:34	Bright	37.500	110	37Del Cas	2.6780	8900.0	75	9426	No
318	GOM_NL__2PRFIN20031219_144802_000000362022_00354_09426_9863.N1	19-DEC-2003 14:48:02	Bright	36.000	49	1Alp UMi	1.9900	6300.0	72	9426	No
319	GOM_NL__2PRFIN20031219_145244_000000382022_00354_09426_9864.N1	19-DEC-2003 14:52:44	Bright	37.500	60	7Bet UMi	2.0810	3950.0	75	9426	No
320	GOM_NL__2PRFIN20031219_145606_000000382022_00354_09426_9865.N1	19-DEC-2003 14:56:06	Bright	38.000	119	14Eta Dra	2.7270	4700.0	76	9426	No
321	GOM_NL__2PRFIN20031219_145755_000000442022_00354_09426_9866.N1	19-DEC-2003 14:57:55	Bright	43.500	55	79Zet UMa	2.0600	10200.	87	9426	No
322	GOM_NL__2PRFIN20031219_145955_000000422022_00354_09426_9867.N1	19-DEC-2003 14:59:55	Bright	41.500	39	85Eta UMa	1.8540	24000.	83	9426	No
323	GOM_NL__2PRFIN20031219_150322_000000492022_00354_09426_9868.N1	19-DEC-2003 15:03:22	Bright	49.000	180	27Gam Boo	3.0400	8000.0	98	9426	No
324	GOM_NL__2PRFIN20031219_150639_000000392022_00354_09426_9869.N1	19-DEC-2003 15:06:39	Bright	38.500	83		2.3780	11000.	77	9426	No
325	GOM_NL__2PRFIN20031219_151005_000000622022_00354_09426_9870.N1	19-DEC-2003 15:10:05	Bright	62.000	111	8Eta Boo	2.6800	6000.0	124	9426	No
326	GOM_NL__2PRFIN20031219_151147_000000352022_00354_09426_9871.N1	19-DEC-2003 15:11:47	Bright	35.000	102	24Alp Ser	2.6000	4250.0	70	9426	No
327	GOM_NL__2PRFIN20031219_151422_000000582022_00354_09426_9872.N1	19-DEC-2003 15:14:22	Bright	58.000	138	47Eps Vir	2.8280	4700.0	116	9426	No
328	GOM_NL__2PRFIN20031219_151848_000000392022_00354_09426_9873.N1	19-DEC-2003 15:18:48	Bright	39.000	122	9Alp2Lib	2.7470	9700.0	78	9426	No
329	GOM_NL__2PRFIN20031219_152022_000000552022_00354_09426_9874.N1	19-DEC-2003 15:20:22	Twi_and_stray	54.500	15	67Alp Vir	0.97600	28000.	109	9426	No
330	GOM_NL__2PRFIN20031219_152353_000000482022_00354_09426_9875.N1	19-DEC-2003 15:23:53	Dark	48.000	169	46Gam Hya	2.9910	4700.0	96	9426	No
331	GOM_NL__2PRFIN20031219_152603_000000442022_00354_09426_9876.N1	19-DEC-2003 15:26:03	Dark	43.500	81	Eta Cen	2.3560	28000.	87	9426	No
332	GOM_NL__2PRFIN20031219_152718_000000422022_00354_09426_9877.N1	19-DEC-2003 15:27:18	Dark	42.000	78	Alp Lup	2.3040	28000.	84	9426	No
333	GOM_NL__2PRFIN20031219_153247_000000422022_00355_09427_9841.N1	19-DEC-2003 15:32:47	Dark	42.000	20	Bet Cru	1.2530	30000.	84	9427	No
334	GOM_NL__2PRFIN20031219_153443_000000392022_00355_09427_9842.N1	19-DEC-2003 15:34:43	Dark	39.000	112	Alp Mus	2.6880	26000.	78	9427	No
335	GOM_NL__2PRFIN20031219_153854_000000422022_00355_09427_9843.N1	19-DEC-2003 15:38:54	Dark	41.500	159	Ups Car	2.9200	7200.0	83	9427	No
336	GOM_NL__2PRFIN20031219_154021_000000452022_00355_09427_9844.N1	19-DEC-2003 15:40:21	Dark	44.500	71	Iot Car	2.2460	7700.0	89	9427	No
337	GOM_NL__2PRFIN20031219_154212_000000472022_00355_09427_9845.N1	19-DEC-2003 15:42:12	Dark	47.000	41	Eps Car	1.8600	4100.0	94	9427	No

338	GOM_NL__2PRFIN20031219_154505_000000552022_00355_09427_9846.N1	19-DEC-2003 15:45:05	Dark	55.000	34	Gam2Vel	1.7930	23000.	110	9427	No
339	GOM_NL__2PRFIN20031219_154658_000000512022_00355_09427_9847.N1	19-DEC-2003 15:46:58	Dark	50.500	2	Alp Car	-0.73600	7000.0	101	9427	No
340	GOM_NL__2PRFIN20031219_154948_000000562022_00355_09427_9848.N1	19-DEC-2003 15:49:48	Dark	55.500	117	Pi Pup	2.7060	3800.0	111	9427	No
341	GOM_NL__2PRFIN20031219_155258_000000572022_00355_09427_9849.N1	19-DEC-2003 15:52:58	Straylight	57.000	23	21Eps CMa	1.5020	26000.	114	9427	No
342	GOM_NL__2PRFIN20031219_155442_000000562022_00355_09427_9850.N1	19-DEC-2003 15:54:42	Straylight	56.000	179	24Omi2CMa	3.0320	24000.	112	9427	No
343	GOM_NL__2PRFIN20031219_155737_000000662022_00355_09427_9851.N1	19-DEC-2003 15:57:37	Straylight	66.000	1	9Alp CMa	-1.4400	11000.	132	9427	No
344	GOM_NL__2PRFIN20031219_155949_000000482022_00355_09427_9852.N1	19-DEC-2003 15:59:49	Straylight	48.000	165	34Gam Eri	2.9500	3200.0	96	9427	No
345	GOM_NL__2PRFIN20031219_160128_000000452022_00355_09427_9853.N1	19-DEC-2003 16:01:28	Straylight	45.000	125	44Iot Ori	2.7700	30000.	90	9427	No
346	GOM_NL__2PRFIN20031219_160255_000000522022_00355_09427_9854.N1	19-DEC-2003 16:02:55	Straylight	51.500	30	46Eps Ori	1.6940	30000.	103	9427	No
347	GOM_NL__2PRFIN20031219_160557_000000642022_00355_09427_9855.N1	19-DEC-2003 16:05:57	Tw_i_and_stray	64.000	14	58Alp Ori	0.87000	3000.0	128	9427	No
348	GOM_NL__2PRFIN20031219_160805_000000512022_00355_09427_9856.N1	19-DEC-2003 16:08:05	Tw_i_and_stray	50.500	13	87Alp Tau	0.86700	3800.0	101	9427	No
349	GOM_NL__2PRFIN20031219_161020_000000402022_00355_09427_9857.N1	19-DEC-2003 16:10:20	Bright	39.500	146	25Eta Tau	2.8730	15200.	79	9427	No
350	GOM_NL__2PRFIN20031219_161229_000000372022_00355_09427_9858.N1	19-DEC-2003 16:12:29	Bright	37.000	150	44Zet Per	2.8900	28000.	74	9427	No
351	GOM_NL__2PRFIN20031219_161445_000000382022_00355_09427_9859.N1	19-DEC-2003 16:14:45	Bright	37.500	149	45Eps Per	2.8880	30000.	75	9427	No
352	GOM_NL__2PRFIN20031219_161658_000000362022_00355_09427_9860.N1	19-DEC-2003 16:16:58	Bright	36.000	175	39Del Per	3.0100	19400.	72	9427	No
353	GOM_NL__2PRFIN20031219_161848_000000372022_00355_09427_9861.N1	19-DEC-2003 16:18:48	Bright	37.000	160	23Gam Per	2.9300	4700.0	74	9427	No
354	GOM_NL__2PRFIN20031219_162211_000000382022_00355_09427_9862.N1	19-DEC-2003 16:22:11	Bright	37.500	110	37Del Cas	2.6780	8900.0	75	9427	No
355	GOM_NL__2PRFIN20031219_162838_000000382022_00355_09427_9863.N1	19-DEC-2003 16:28:38	Bright	38.000	49	1Alp UMi	1.9900	6300.0	76	9427	No
356	GOM_NL__2PRFIN20031219_163320_000000402022_00355_09427_9864.N1	19-DEC-2003 16:33:20	Bright	40.000	60	7Bet UMi	2.0810	3950.0	80	9427	No
357	GOM_NL__2PRFIN20031219_163641_000000382022_00355_09427_9865.N1	19-DEC-2003 16:36:41	Bright	37.500	119	14Eta Dra	2.7270	4700.0	75	9427	No
358	GOM_NL__2PRFIN20031219_163829_000000472022_00355_09427_9866.N1	19-DEC-2003 16:38:29	Bright	47.000	55	79Zet UMa	2.0600	10200.	94	9427	No
359	GOM_NL__2PRFIN20031219_164030_000000592022_00355_09427_9867.N1	19-DEC-2003 16:40:30	Bright	59.000	39	85Eta UMa	1.8540	24000.	118	9427	No
360	GOM_NL__2PRFIN20031219_164358_000000382022_00355_09427_9868.N1	19-DEC-2003 16:43:58	Bright	38.000	180	27Gam Boo	3.0400	8000.0	76	9427	No
361	GOM_NL__2PRFIN20031219_164715_000000392022_00355_09427_9869.N1	19-DEC-2003 16:47:15	Bright	39.000	83		2.3780	11000.	78	9427	No
362	GOM_NL__2PRFIN20031219_165041_000000452022_00355_09427_9870.N1	19-DEC-2003 16:50:41	Bright	45.000	111	8Eta Boo	2.6800	6000.0	90	9427	No
363	GOM_NL__2PRFIN20031219_165222_000000362022_00355_09427_9871.N1	19-DEC-2003 16:52:22	Bright	36.000	102	24Alp Ser	2.6000	4250.0	72	9427	No
364	GOM_NL__2PRFIN20031219_165458_000000592022_00355_09427_9872.N1	19-DEC-2003 16:54:58	Bright	59.000	138	47Eps Vir	2.8280	4700.0	118	9427	No
365	GOM_NL__2PRFIN20031219_165924_000000532022_00355_09427_9873.N1	19-DEC-2003 16:59:24	Bright	53.000	122	9Alp2Lib	2.7470	9700.0	106	9427	No
366	GOM_NL__2PRFIN20031219_170059_000000542022_00355_09427_9874.N1	19-DEC-2003 17:00:59	Tw_i_and_stray	54.000	15	67Alp Vir	0.97600	28000.	108	9427	No
367	GOM_NL__2PRFIN20031219_170430_000000502022_00355_09427_9875.N1	19-DEC-2003 17:04:30	Dark	49.500	169	46Gam Hya	2.9910	4700.0	99	9427	No
368	GOM_NL__2PRFIN20031219_170639_000000402022_00355_09427_9876.N1	19-DEC-2003 17:06:39	Dark	40.000	81	Eta Cen	2.3560	28000.	80	9427	No
369	GOM_NL__2PRFIN20031219_170754_000000402022_00355_09427_9877.N1	19-DEC-2003 17:07:54	Dark	39.500	78	Alp Lup	2.3040	28000.	79	9427	No
370	GOM_NL__2PRFIN20031219_171325_000000412022_00356_09428_9841.N1	19-DEC-2003 17:13:25	Dark	41.000	20	Bet Cru	1.2530	30000.	82	9428	No
371	GOM_NL__2PRFIN20031219_171519_000000362022_00356_09428_9842.N1	19-DEC-2003 17:15:19	Dark	36.000	112	Alp Mus	2.6880	26000.	72	9428	No
372	GOM_NL__2PRFIN20031219_171931_000000412022_00356_09428_9843.N1	19-DEC-2003 17:19:31	Dark	41.000	159	Ups Car	2.9200	7200.0	82	9428	No
373	GOM_NL__2PRFIN20031219_172057_000000522022_00356_09428_9844.N1	19-DEC-2003 17:20:57	Dark	51.500	71	Iot Car	2.2460	7700.0	103	9428	No
374	GOM_NL__2PRFIN20031219_172249_000000532022_00356_09428_9845.N1	19-DEC-2003 17:22:49	Dark	52.500	41	Eps Car	1.8600	4100.0	105	9428	No
375	GOM_NL__2PRFIN20031219_172541_000000492022_00356_09428_9846.N1	19-DEC-2003 17:25:41	Dark	49.000	34	Gam2Vel	1.7930	23000.	98	9428	No
376	GOM_NL__2PRFIN20031219_172734_000000492022_00356_09428_9847.N1	19-DEC-2003 17:27:34	Dark	49.000	2	Alp Car	-0.73600	7000.0	98	9428	No
377	GOM_NL__2PRFIN20031219_173025_000000572022_00356_09428_9848.N1	19-DEC-2003 17:30:25	Dark	57.000	117	Pi Pup	2.7060	3800.0	114	9428	No
378	GOM_NL__2PRFIN20031219_173335_000000562022_00356_09428_9849.N1	19-DEC-2003 17:33:35	Straylight	55.500	23	21Eps CMa	1.5020	26000.	111	9428	No
379	GOM_NL__2PRFIN20031219_173519_000000562022_00356_09428_9850.N1	19-DEC-2003 17:35:19	Straylight	56.000	179	24Omi2CMa	3.0320	24000.	112	9428	No
380	GOM_NL__2PRFIN20031219_173813_000000672022_00356_09428_9851.N1	19-DEC-2003 17:38:13	Straylight	67.000	1	9Alp CMa	-1.4400	11000.	134	9428	No
381	GOM_NL__2PRFIN20031219_174028_000000482022_00356_09428_9852.N1	19-DEC-2003 17:40:28	Straylight	47.500	165	34Gam Eri	2.9500	3200.0	95	9428	No
382	GOM_NL__2PRFIN20031219_174205_000000462022_00356_09428_9853.N1	19-DEC-2003 17:42:05	Straylight	45.500	125	44Iot Ori	2.7700	30000.	91	9428	No
383	GOM_NL__2PRFIN20031219_174333_000000502022_00356_09428_9854.N1	19-DEC-2003 17:43:33	Straylight	50.000	30	46Eps Ori	1.6940	30000.	100	9428	No
384	GOM_NL__2PRFIN20031219_174633_000000642022_00356_09428_9855.N1	19-DEC-2003 17:46:33	Tw_i_and_stray	64.000	14	58Alp Ori	0.87000	3000.0	128	9428	No
385	GOM_NL__2PRFIN20031219_174841_000000532022_00356_09428_9856.N1	19-DEC-2003 17:48:41	Tw_i_and_stray	53.000	13	87Alp Tau	0.86700	3800.0	106	9428	No
386	GOM_NL__2PRFIN20031219_175058_000000372022_00356_09428_9857.N1	19-DEC-2003 17:50:58	Bright	37.000	146	25Eta Tau	2.8730	15200.	74	9428	No
387	GOM_NL__2PRFIN20031219_175306_000000372022_00356_09428_9858.N1	19-DEC-2003 17:53:06	Bright	37.000	150	44Zet Per	2.8900	28000.	74	9428	No
388	GOM_NL__2PRFIN20031219_175521_000000362022_00356_09428_9859.N1	19-DEC-2003 17:55:21	Bright	36.000	149	45Eps Per	2.8880	30000.	72	9428	No
389	GOM_NL__2PRFIN20031219_175735_000000362022_00356_09428_9860.N1	19-DEC-2003 17:57:35	Bright	36.000	175	39Del Per	3.0100	19400.	72	9428	No
390	GOM_NL__2PRFIN20031219_175925_000000392022_00356_09428_9861.N1	19-DEC-2003 17:59:25	Bright	38.500	160	23Gam Per	2.9300	4700.0	77	9428	No
391	GOM_NL__2PRFIN20031219_180247_000000382022_00356_09428_9862.N1	19-DEC-2003 18:02:47	Bright	38.000	110	37Del Cas	2.6780	8900.0	76	9428	No
392	GOM_NL__2PRFIN20031219_180914_000000392022_00356_09428_9863.N1	19-DEC-2003 18:09:14	Bright	39.000	49	1Alp UMi	1.9900	6300.0	78	9428	No
393	GOM_NL__2PRFIN20031219_181356_000000402022_00356_09428_9864.N1	19-DEC-2003 18:13:56	Bright	40.000	60	7Bet UMi	2.0810	3950.0	80	9428	No
394	GOM_NL__2PRFIN20031219_181718_000000372022_00356_09428_9865.N1	19-DEC-2003 18:17:18	Bright	36.500	119	14Eta Dra	2.7270	4700.0	73	9428	No
395	GOM_NL__2PRFIN20031219_181906_000000422022_00356_09428_9866.N1	19-DEC-2003 18:19:06	Bright	42.000	55	79Zet UMa	2.0600	10200.	84	9428	No
396	GOM_NL__2PRFIN20031219_182106_000000402022_00356_09428_9867.N1	19-DEC-2003 18:21:06	Bright	39.500	39	85Eta UMa	1.8540	24000.	79	9428	No

397	GOM_NL__2PRFIN20031219_182434_000000402022_00356_09428_9868.N1	19-DEC-2003 18:24:34	Bright	40.000	180	27Gam Boo	3.0400	8000.0	80	9428	No
398	GOM_NL__2PRFIN20031219_182752_000000392022_00356_09428_9869.N1	19-DEC-2003 18:27:52	Bright	38.500	83		2.3780	11000.	77	9428	No
399	GOM_NL__2PRFIN20031219_183118_000000442022_00356_09428_9870.N1	19-DEC-2003 18:31:18	Bright	44.000	111	8Eta Boo	2.6800	6000.0	88	9428	No
400	GOM_NL__2PRFIN20031219_183259_000000352022_00356_09428_9871.N1	19-DEC-2003 18:32:59	Bright	35.000	102	24Alp Ser	2.6000	4250.0	70	9428	No
401	GOM_NL__2PRFIN20031219_183535_000000602022_00356_09428_9872.N1	19-DEC-2003 18:35:35	Bright	59.500	138	47Eps Vir	2.8280	4700.0	119	9428	No
402	GOM_NL__2PRFIN20031219_184000_000000532022_00356_09428_9873.N1	19-DEC-2003 18:40:00	Bright	53.000	122	9Alp2Lib	2.7470	9700.0	106	9428	No
403	GOM_NL__2PRFIN20031219_184136_000000502022_00356_09428_9874.N1	19-DEC-2003 18:41:36	Twi_and_stray	49.500	15	67Alp Vir	0.97600	28000.	99	9428	No
404	GOM_NL__2PRFIN20031219_184507_000000472022_00356_09428_9875.N1	19-DEC-2003 18:45:07	Dark	47.000	169	46Gam Hya	2.9910	4700.0	94	9428	No
405	GOM_NL__2PRFIN20031219_184715_000000422022_00356_09428_9876.N1	19-DEC-2003 18:47:15	Dark	42.000	81	Eta Cen	2.3560	28000.	84	9428	No
406	GOM_NL__2PRFIN20031219_184830_000000402022_00356_09428_9877.N1	19-DEC-2003 18:48:30	Dark	39.500	78	Alp Lup	2.3040	28000.	79	9428	No
407	GOM_NL__2PRFIN20031219_185401_000000432022_00357_09429_9841.N1	19-DEC-2003 18:54:01	Dark	42.500	20	Bet Cru	1.2530	30000.	85	9429	No
408	GOM_NL__2PRFIN20031219_185555_000000402022_00357_09429_9842.N1	19-DEC-2003 18:55:55	Dark	39.500	112	Alp Mus	2.6880	26000.	79	9429	No
409	GOM_NL__2PRFIN20031219_190008_000000432022_00357_09429_9843.N1	19-DEC-2003 19:00:08	Dark	42.500	159	Ups Car	2.9200	7200.0	85	9429	No
410	GOM_NL__2PRFIN20031219_190134_000000522022_00357_09429_9844.N1	19-DEC-2003 19:01:34	Dark	52.000	71	Iot Car	2.2460	7700.0	104	9429	No
411	GOM_NL__2PRFIN20031219_190326_000000552022_00357_09429_9845.N1	19-DEC-2003 19:03:26	Dark	54.500	41	Eps Car	1.8600	4100.0	109	9429	No
412	GOM_NL__2PRFIN20031219_190618_000000522022_00357_09429_9846.N1	19-DEC-2003 19:06:18	Dark	52.000	34	Gam2Vel	1.7930	23000.	104	9429	No
413	GOM_NL__2PRFIN20031219_190810_000000512022_00357_09429_9847.N1	19-DEC-2003 19:08:10	Dark	50.500	2	Alp Car	-0.73600	7000.0	101	9429	No
414	GOM_NL__2PRFIN20031219_191101_000000572022_00357_09429_9848.N1	19-DEC-2003 19:11:01	Dark	57.000	117	Pi Pup	2.7060	3800.0	114	9429	No
415	GOM_NL__2PRFIN20031219_191411_000000562022_00357_09429_9849.N1	19-DEC-2003 19:14:11	Straylight	55.500	23	21Eps CMa	1.5020	26000.	111	9429	No
416	GOM_NL__2PRFIN20031219_191555_000000552022_00357_09429_9850.N1	19-DEC-2003 19:15:55	Straylight	55.000	179	24Omi2CMa	3.0320	24000.	110	9429	No
417	GOM_NL__2PRFIN20031219_191849_000000612022_00357_09429_9851.N1	19-DEC-2003 19:18:49	Straylight	61.000	1	9Alp CMa	-1.4400	11000.	122	9429	No
418	GOM_NL__2PRFIN20031219_192104_000000452022_00357_09429_9852.N1	19-DEC-2003 19:21:04	Straylight	44.500	165	34Gam Eri	2.9500	3200.0	89	9429	No
419	GOM_NL__2PRFIN20031219_192241_000000452022_00357_09429_9853.N1	19-DEC-2003 19:22:41	Straylight	45.000	125	44Iot Ori	2.7700	30000.	90	9429	No
420	GOM_NL__2PRFIN20031219_192409_000000482022_00357_09429_9854.N1	19-DEC-2003 19:24:09	Straylight	48.000	30	46Eps Ori	1.6940	30000.	96	9429	No
421	GOM_NL__2PRFIN20031219_192709_000000602022_00357_09429_9855.N1	19-DEC-2003 19:27:09	Twi_and_stray	59.500	14	58Alp Ori	0.87000	3000.0	119	9429	No
422	GOM_NL__2PRFIN20031219_192917_000000532022_00357_09429_9856.N1	19-DEC-2003 19:29:17	Twi_and_stray	53.000	13	87Alp Tau	0.86700	3800.0	106	9429	No
423	GOM_NL__2PRFIN20031219_193132_000000402022_00357_09429_9857.N1	19-DEC-2003 19:31:32	Bright	40.000	146	25Eta Tau	2.8730	15200.	80	9429	No
424	GOM_NL__2PRFIN20031219_193342_000000382022_00357_09429_9858.N1	19-DEC-2003 19:33:42	Bright	37.500	150	44Zet Per	2.8900	28000.	75	9429	No
425	GOM_NL__2PRFIN20031219_193557_000000372022_00357_09429_9859.N1	19-DEC-2003 19:35:57	Bright	37.000	149	45Eps Per	2.8880	30000.	74	9429	No
426	GOM_NL__2PRFIN20031219_193811_000000362022_00357_09429_9860.N1	19-DEC-2003 19:38:11	Bright	36.000	175	39Del Per	3.0100	19400.	72	9429	No
427	GOM_NL__2PRFIN20031219_194000_000000382022_00357_09429_9861.N1	19-DEC-2003 19:40:00	Bright	38.000	160	23Gam Per	2.9300	4700.0	76	9429	No
428	GOM_NL__2PRFIN20031219_194322_000000392022_00357_09429_9862.N1	19-DEC-2003 19:43:22	Bright	38.500	110	37Del Cas	2.6780	8900.0	77	9429	No
429	GOM_NL__2PRFIN20031219_194950_000000382022_00357_09429_9863.N1	19-DEC-2003 19:49:50	Bright	37.500	49	1Alp UMi	1.9900	6300.0	75	9429	No
430	GOM_NL__2PRFIN20031219_195432_000000402022_00357_09429_9864.N1	19-DEC-2003 19:54:32	Bright	40.000	60	7Bet UMi	2.0810	3950.0	80	9429	No
431	GOM_NL__2PRFIN20031219_195754_000000352022_00357_09429_9865.N1	19-DEC-2003 19:57:54	Bright	35.000	119	14Eta Dra	2.7270	4700.0	70	9429	No
432	GOM_NL__2PRFIN20031219_195942_000000442022_00357_09429_9866.N1	19-DEC-2003 19:59:42	Bright	43.500	55	79Zet UMa	2.0600	10200.	87	9429	No
433	GOM_NL__2PRFIN20031219_200142_000000442022_00357_09429_9867.N1	19-DEC-2003 20:01:42	Bright	44.000	39	85Eta UMa	1.8540	24000.	88	9429	No
434	GOM_NL__2PRFIN20031219_200510_000000382022_00357_09429_9868.N1	19-DEC-2003 20:05:10	Bright	38.000	180	27Gam Boo	3.0400	8000.0	76	9429	No
435	GOM_NL__2PRFIN20031219_200828_000000392022_00357_09429_9869.N1	19-DEC-2003 20:08:28	Bright	39.000	83		2.3780	11000.	78	9429	No
436	GOM_NL__2PRFIN20031219_201154_000000462022_00357_09429_9870.N1	19-DEC-2003 20:11:54	Bright	45.500	111	8Eta Boo	2.6800	6000.0	91	9429	No
437	GOM_NL__2PRFIN20031219_201335_000000362022_00357_09429_9871.N1	19-DEC-2003 20:13:35	Bright	35.500	102	24Alp Ser	2.6000	4250.0	71	9429	No
438	GOM_NL__2PRFIN20031219_201612_000000592022_00357_09429_9872.N1	19-DEC-2003 20:16:12	Bright	59.000	138	47Eps Vir	2.8280	4700.0	118	9429	No
439	GOM_NL__2PRFIN20031219_202037_000000382022_00357_09429_9873.N1	19-DEC-2003 20:20:37	Bright	37.500	122	9Alp2Lib	2.7470	9700.0	75	9429	No
440	GOM_NL__2PRFIN20031219_202212_000000572022_00357_09429_9874.N1	19-DEC-2003 20:22:12	Twi_and_stray	57.000	15	67Alp Vir	0.97600	28000.	114	9429	No
441	GOM_NL__2PRFIN20031219_202543_000000492022_00357_09429_9875.N1	19-DEC-2003 20:25:43	Dark	48.500	169	46Gam Hya	2.9910	4700.0	97	9429	No
442	GOM_NL__2PRFIN20031219_202751_000000412022_00357_09429_9876.N1	19-DEC-2003 20:27:51	Dark	41.000	81	Eta Cen	2.3560	28000.	82	9429	No
443	GOM_NL__2PRFIN20031219_202906_000000402022_00357_09429_9877.N1	19-DEC-2003 20:29:06	Dark	39.500	78	Alp Lup	2.3040	28000.	79	9429	No
444	GOM_NL__2PRFIN20031219_203547_000000422022_00358_09430_9951.N1	19-DEC-2003 20:35:47	Dark	42.000	12	Alp1Cru	0.77500	30000.	84	9430	No
445	GOM_NL__2PRFIN20031219_204044_000000412022_00358_09430_9952.N1	19-DEC-2003 20:40:44	Dark	40.500	159	Ups Car	2.9200	7200.0	81	9430	No
446	GOM_NL__2PRFIN20031219_204210_000000462022_00358_09430_9953.N1	19-DEC-2003 20:42:10	Dark	45.500	71	Iot Car	2.2460	7700.0	91	9430	No
447	GOM_NL__2PRFIN20031219_204402_000000552022_00358_09430_9954.N1	19-DEC-2003 20:44:02	Dark	55.000	41	Eps Car	1.8600	4100.0	110	9430	No
448	GOM_NL__2PRFIN20031219_204654_000000552022_00358_09430_9955.N1	19-DEC-2003 20:46:54	Dark	54.500	34	Gam2Vel	1.7930	23000.	109	9430	No
449	GOM_NL__2PRFIN20031219_204847_000000502022_00358_09430_9956.N1	19-DEC-2003 20:48:47	Dark	49.500	2	Alp Car	-0.73600	7000.0	99	9430	No
450	GOM_NL__2PRFIN20031219_205139_000000532022_00358_09430_9957.N1	19-DEC-2003 20:51:39	Dark	53.000	117	Pi Pup	2.7060	3800.0	106	9430	No
451	GOM_NL__2PRFIN20031219_205447_000000532022_00358_09430_9958.N1	19-DEC-2003 20:54:47	Straylight	52.500	23	21Eps CMa	1.5020	26000.	105	9430	No
452	GOM_NL__2PRFIN20031219_205631_000000562022_00358_09430_9959.N1	19-DEC-2003 20:56:31	Straylight	56.000	179	24Omi2CMa	3.0320	24000.	112	9430	No
453	GOM_NL__2PRFIN20031219_205908_000000542022_00358_09430_9960.N1	19-DEC-2003 20:59:08	Straylight	54.000	47	2Bet CMa	1.9760	28000.	108	9430	No
454	GOM_NL__2PRFIN20031219_210140_000000452022_00358_09430_9961.N1	19-DEC-2003 21:01:40	Straylight	45.000	165	34Gam Eri	2.9500	3200.0	90	9430	No
455	GOM_NL__2PRFIN20031219_210316_000000472022_00358_09430_9962.N1	19-DEC-2003 21:03:16	Straylight	46.500	125	44Iot Ori	2.7700	30000.	93	9430	No



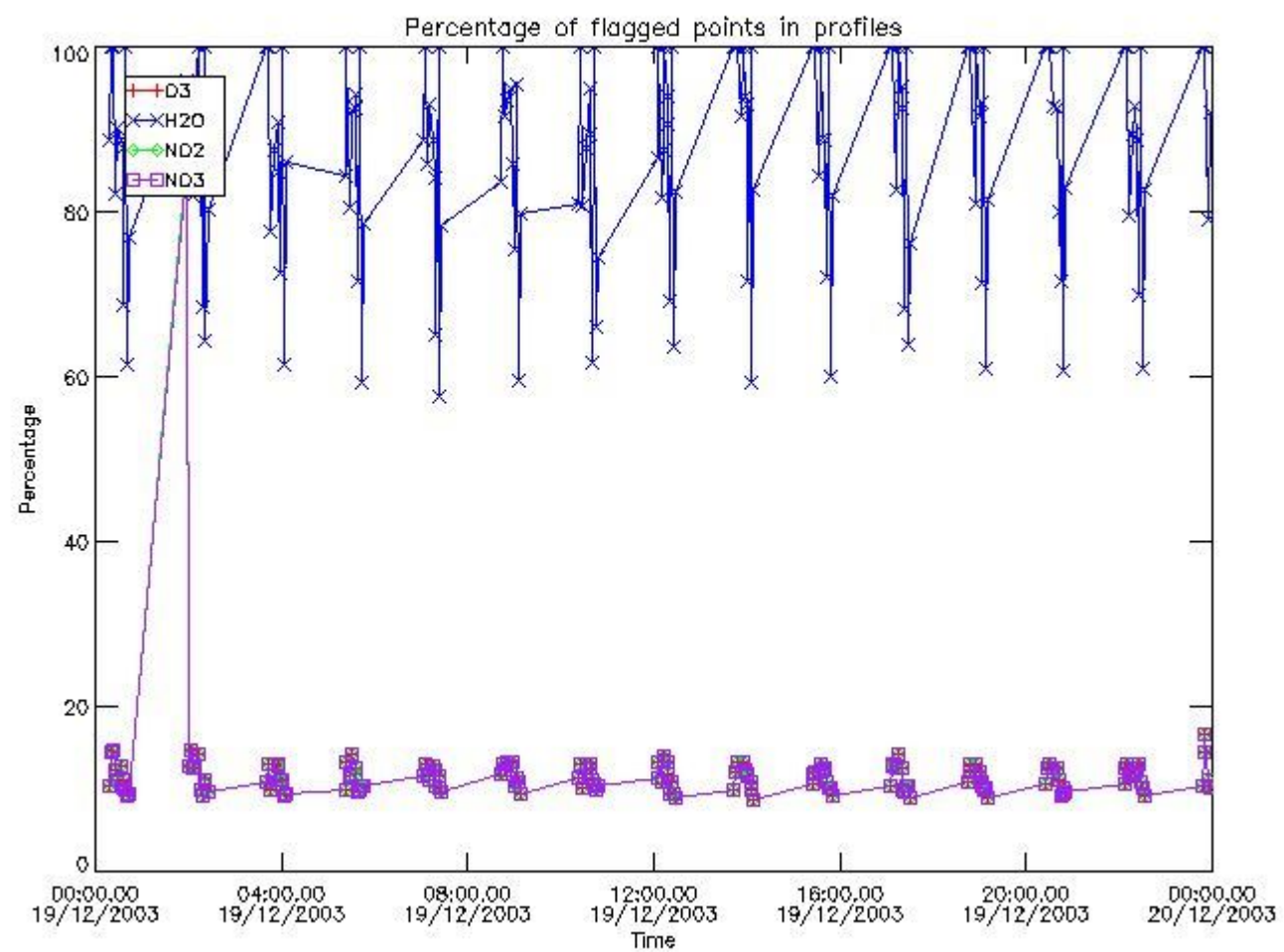
456	GOM_NL__2PRFIN20031219_210446_000000492022_00358_09430_9963.N1	19-DEC-2003 21:04:46	Straylight	49.000	30	46Eps Ori	1.6940	30000.	98	9430	No
457	GOM_NL__2PRFIN20031219_210745_000000622022_00358_09430_9964.N1	19-DEC-2003 21:07:45	Tw_i_and_stray	62.000	14	58Alp Ori	0.87000	3000.0	124	9430	No
458	GOM_NL__2PRFIN20031219_210953_000000502022_00358_09430_9965.N1	19-DEC-2003 21:09:53	Tw_i_and_stray	50.000	13	87Alp Tau	0.86700	3800.0	100	9430	No
459	GOM_NL__2PRFIN20031219_211210_000000372022_00358_09430_9966.N1	19-DEC-2003 21:12:10	Bright	36.500	146	25Eta Tau	2.8730	15200.	73	9430	No
460	GOM_NL__2PRFIN20031219_211418_000000372022_00358_09430_9967.N1	19-DEC-2003 21:14:18	Bright	37.000	150	44Zet Per	2.8900	28000.	74	9430	No
461	GOM_NL__2PRFIN20031219_211634_000000372022_00358_09430_9968.N1	19-DEC-2003 21:16:34	Bright	36.500	149	45Eps Per	2.8880	30000.	73	9430	No
462	GOM_NL__2PRFIN20031219_211847_000000352022_00358_09430_9969.N1	19-DEC-2003 21:18:47	Bright	35.000	175	39Del Per	3.0100	19400.	70	9430	No
463	GOM_NL__2PRFIN20031219_212037_000000382022_00358_09430_9970.N1	19-DEC-2003 21:20:37	Bright	38.000	160	23Gam Per	2.9300	4700.0	76	9430	No
464	GOM_NL__2PRFIN20031219_212400_000000392022_00358_09430_9971.N1	19-DEC-2003 21:24:00	Bright	38.500	110	37Del Cas	2.6780	8900.0	77	9430	No
465	GOM_NL__2PRFIN20031219_213027_000000382022_00358_09430_9972.N1	19-DEC-2003 21:30:27	Bright	38.000	49	1Alp UMi	1.9900	6300.0	76	9430	No
466	GOM_NL__2PRFIN20031219_213507_000000392022_00358_09430_9973.N1	19-DEC-2003 21:35:07	Bright	38.500	60	7Bet UMi	2.0810	3950.0	77	9430	No
467	GOM_NL__2PRFIN20031219_213830_000000392022_00358_09430_9974.N1	19-DEC-2003 21:38:30	Bright	38.500	119	14Eta Dra	2.7270	4700.0	77	9430	No
468	GOM_NL__2PRFIN20031219_214018_000000422022_00358_09430_9975.N1	19-DEC-2003 21:40:18	Bright	41.500	55	79Zet UMa	2.0600	10200.	83	9430	No
469	GOM_NL__2PRFIN20031219_214218_000000432022_00358_09430_9976.N1	19-DEC-2003 21:42:18	Bright	42.500	39	85Eta UMa	1.8540	24000.	85	9430	No
470	GOM_NL__2PRFIN20031219_214546_000000402022_00358_09430_9977.N1	19-DEC-2003 21:45:46	Bright	40.000	180	27Gam Boo	3.0400	8000.0	80	9430	No
471	GOM_NL__2PRFIN20031219_214904_000000382022_00358_09430_9978.N1	19-DEC-2003 21:49:04	Bright	38.000	83		2.3780	11000.	76	9430	No
472	GOM_NL__2PRFIN20031219_215230_000000442022_00358_09430_9979.N1	19-DEC-2003 21:52:30	Bright	44.000	111	8Eta Boo	2.6800	6000.0	88	9430	No
473	GOM_NL__2PRFIN20031219_215411_000000362022_00358_09430_9980.N1	19-DEC-2003 21:54:11	Bright	35.500	102	24Alp Ser	2.6000	4250.0	71	9430	No
474	GOM_NL__2PRFIN20031219_215648_000000622022_00358_09430_9981.N1	19-DEC-2003 21:56:48	Bright	62.000	138	47Eps Vir	2.8280	4700.0	124	9430	No
475	GOM_NL__2PRFIN20031219_220113_000000532022_00358_09430_9982.N1	19-DEC-2003 22:01:13	Bright	53.000	122	9Alp2Lib	2.7470	9700.0	106	9430	No
476	GOM_NL__2PRFIN20031219_220249_000000582022_00358_09430_9983.N1	19-DEC-2003 22:02:49	Tw_i_and_stray	57.500	15	67Alp Vir	0.97600	28000.	115	9430	No
477	GOM_NL__2PRFIN20031219_220619_000000482022_00358_09430_9984.N1	19-DEC-2003 22:06:19	Dark	48.000	169	46Gam Hya	2.9910	4700.0	96	9430	No
478	GOM_NL__2PRFIN20031219_220819_000000412022_00358_09430_9985.N1	19-DEC-2003 22:08:19	Dark	40.500	109	Bet Lup	2.6770	26000.	81	9430	No
479	GOM_NL__2PRFIN20031219_220943_000000392022_00358_09430_9986.N1	19-DEC-2003 22:09:43	Dark	39.000	78	Alp Lup	2.3040	28000.	78	9430	No
480	GOM_NL__2PRFIN20031219_221314_000000452022_00358_09430_9987.N1	19-DEC-2003 22:13:14	Dark	44.500	4	Alp1Cen	-0.010000	5800.0	89	9430	No
481	GOM_NL__2PRFIN20031219_221623_000000432022_00359_09431_0214.N1	19-DEC-2003 22:16:23	Dark	43.000	12	Alp1Cru	0.77500	30000.	86	9431	No
482	GOM_NL__2PRFIN20031219_222120_000000422022_00359_09431_0215.N1	19-DEC-2003 22:21:20	Dark	42.000	159	Ups Car	2.9200	7200.0	84	9431	No
483	GOM_NL__2PRFIN20031219_222247_000000452022_00359_09431_0216.N1	19-DEC-2003 22:22:47	Dark	45.000	71	lot Car	2.2460	7700.0	90	9431	No
484	GOM_NL__2PRFIN20031219_222438_000000472022_00359_09431_0217.N1	19-DEC-2003 22:24:38	Dark	47.000	41	Eps Car	1.8600	4100.0	94	9431	No
485	GOM_NL__2PRFIN20031219_222731_000000482022_00359_09431_0218.N1	19-DEC-2003 22:27:31	Dark	47.500	34	Gam2Vel	1.7930	23000.	95	9431	No
486	GOM_NL__2PRFIN20031219_222922_000000512022_00359_09431_0219.N1	19-DEC-2003 22:29:22	Dark	50.500	2	Alp Car	-0.73600	7000.0	101	9431	No
487	GOM_NL__2PRFIN20031219_223215_000000552022_00359_09431_0220.N1	19-DEC-2003 22:32:15	Dark	54.500	117	Pi Pup	2.7060	3800.0	109	9431	No
488	GOM_NL__2PRFIN20031219_223523_000000552022_00359_09431_0221.N1	19-DEC-2003 22:35:23	Straylight	55.000	23	21Eps CMa	1.5020	26000.	110	9431	No
489	GOM_NL__2PRFIN20031219_223707_000000542022_00359_09431_0222.N1	19-DEC-2003 22:37:07	Straylight	54.000	179	24Omi2CMa	3.0320	24000.	108	9431	No
490	GOM_NL__2PRFIN20031219_223945_000000532022_00359_09431_0223.N1	19-DEC-2003 22:39:45	Straylight	52.500	47	2Bet CMa	1.9760	28000.	105	9431	No
491	GOM_NL__2PRFIN20031219_224217_000000462022_00359_09431_0224.N1	19-DEC-2003 22:42:17	Straylight	46.000	165	34Gam Eri	2.9500	3200.0	92	9431	No
492	GOM_NL__2PRFIN20031219_224353_000000452022_00359_09431_0225.N1	19-DEC-2003 22:43:53	Straylight	44.500	125	44lot Ori	2.7700	30000.	89	9431	No
493	GOM_NL__2PRFIN20031219_224522_000000502022_00359_09431_0226.N1	19-DEC-2003 22:45:22	Straylight	50.000	30	46Eps Ori	1.6940	30000.	100	9431	No
494	GOM_NL__2PRFIN20031219_224821_000000602022_00359_09431_0227.N1	19-DEC-2003 22:48:21	Tw_i_and_stray	59.500	14	58Alp Ori	0.87000	3000.0	119	9431	No
495	GOM_NL__2PRFIN20031219_225028_000000532022_00359_09431_0228.N1	19-DEC-2003 22:50:28	Tw_i_and_stray	53.000	13	87Alp Tau	0.86700	3800.0	106	9431	No
496	GOM_NL__2PRFIN20031219_225246_000000392022_00359_09431_0229.N1	19-DEC-2003 22:52:46	Bright	38.500	146	25Eta Tau	2.8730	15200.	77	9431	No
497	GOM_NL__2PRFIN20031219_225454_000000372022_00359_09431_0230.N1	19-DEC-2003 22:54:54	Bright	37.000	150	44Zet Per	2.8900	28000.	74	9431	No
498	GOM_NL__2PRFIN20031219_225709_000000362022_00359_09431_0231.N1	19-DEC-2003 22:57:09	Bright	36.000	149	45Eps Per	2.8880	30000.	72	9431	No
499	GOM_NL__2PRFIN20031219_225923_000000362022_00359_09431_0232.N1	19-DEC-2003 22:59:23	Bright	35.500	175	39Del Per	3.0100	19400.	71	9431	No
500	GOM_NL__2PRFIN20031219_230112_000000392022_00359_09431_0233.N1	19-DEC-2003 23:01:12	Bright	38.500	160	23Gam Per	2.9300	4700.0	77	9431	No
501	GOM_NL__2PRFIN20031219_230436_000000372022_00359_09431_0234.N1	19-DEC-2003 23:04:36	Bright	37.000	110	37Del Cas	2.6780	8900.0	74	9431	No
502	GOM_NL__2PRFIN20031219_231102_000000362022_00359_09431_0235.N1	19-DEC-2003 23:11:02	Bright	36.000	49	1Alp UMi	1.9900	6300.0	72	9431	No
503	GOM_NL__2PRFIN20031219_231543_000000402022_00359_09431_0236.N1	19-DEC-2003 23:15:43	Bright	39.500	60	7Bet UMi	2.0810	3950.0	79	9431	No
504	GOM_NL__2PRFIN20031219_231906_000000392022_00359_09431_0237.N1	19-DEC-2003 23:19:06	Bright	38.500	119	14Eta Dra	2.7270	4700.0	77	9431	No
505	GOM_NL__2PRFIN20031219_232054_000000452022_00359_09431_0238.N1	19-DEC-2003 23:20:54	Bright	45.000	55	79Zet UMa	2.0600	10200.	90	9431	No
506	GOM_NL__2PRFIN20031219_232254_000000422022_00359_09431_0239.N1	19-DEC-2003 23:22:54	Bright	42.000	39	85Eta UMa	1.8540	24000.	84	9431	No
507	GOM_NL__2PRFIN20031219_232622_000000392022_00359_09431_0240.N1	19-DEC-2003 23:26:22	Bright	38.500	180	27Gam Boo	3.0400	8000.0	77	9431	No
508	GOM_NL__2PRFIN20031219_232940_000000382022_00359_09431_0241.N1	19-DEC-2003 23:29:40	Bright	38.000	83		2.3780	11000.	76	9431	No
509	GOM_NL__2PRFIN20031219_233306_000000622022_00359_09431_0242.N1	19-DEC-2003 23:33:06	Bright	62.000	111	8Eta Boo	2.6800	6000.0	124	9431	No
510	GOM_NL__2PRFIN20031219_233447_000000362022_00359_09431_0243.N1	19-DEC-2003 23:34:47	Bright	35.500	102	24Alp Ser	2.6000	4250.0	71	9431	No
511	GOM_NL__2PRFIN20031219_233725_000000612022_00359_09431_0244.N1	19-DEC-2003 23:37:25	Bright	61.000	138	47Eps Vir	2.8280	4700.0	122	9431	No
512	GOM_NL__2PRFIN20031219_234149_000000382022_00359_09431_0245.N1	19-DEC-2003 23:41:49	Bright	37.500	122	9Alp2Lib	2.7470	9700.0	75	9431	No
513	GOM_NL__2PRFIN20031219_234326_000000542022_00359_09431_0246.N1	19-DEC-2003 23:43:26	Tw_i_and_stray	53.500	15	67Alp Vir	0.97600	28000.	107	9431	No
514	GOM_NL__2PRFIN20031219_234656_000000502022_00359_09431_0247.N1	19-DEC-2003 23:46:56	Dark	49.500	169	46Gam Hya	2.9910	4700.0	99	9431	No

515	GOM_NL__2PRFIN20031219_234855_000000392022_00359_09431_0248.N1	19-DEC-2003 23:48:55	Dark	39.000	109	Bet Lup	2.6770	26000.	78	9431	No
516	GOM_NL__2PRFIN20031219_235018_000000402022_00359_09431_0249.N1	19-DEC-2003 23:50:18	Dark	40.000	78	Alp Lup	2.3040	28000.	80	9431	No
517	GOM_NL__2PRFIN20031219_235350_000000462022_00359_09431_0250.N1	19-DEC-2003 23:53:50	Dark	46.000	4	Alp1Cen	-0.010000	5800.0	92	9431	No
518	GOM_NL__2PRFIN20031219_235659_000000512022_00360_09432_0180.N1	19-DEC-2003 23:56:59	Dark	50.500	12	Alp1Cru	0.77500	30000.	101	9432	No

### 3. Quality information per product

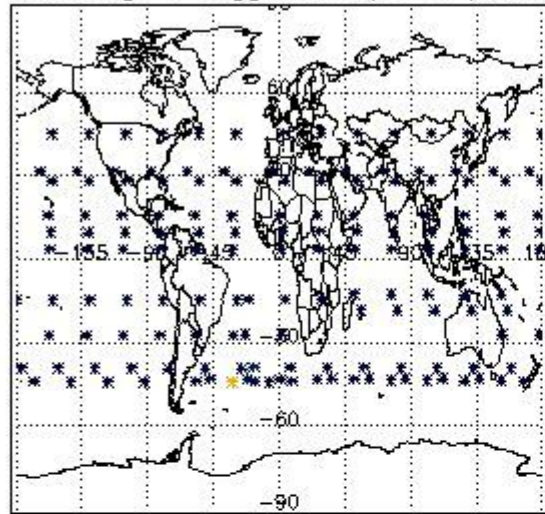
In this section it is plotted some information contained in the Quality Summary data set of the level 2 products. Only products in dark limb conditions and without errors (error flag in the MPH set to "0") are used.

#### 3.1 Plot quality information per product (time dependant)

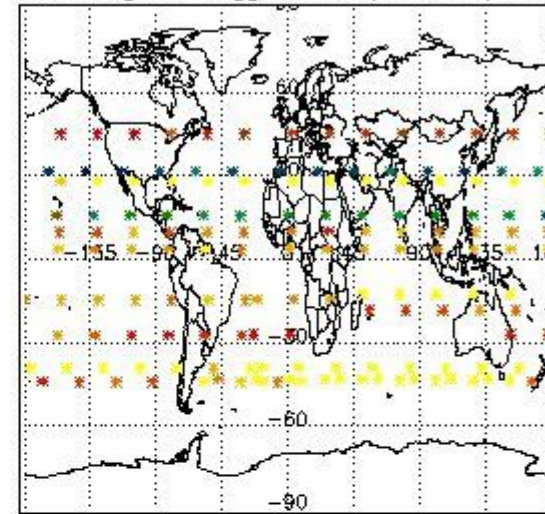


#### 3.2 Plot quality information per product (world map)


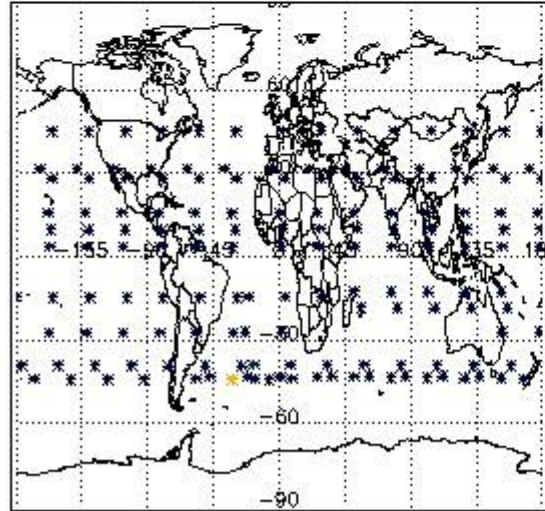
Percentage of flagged data per O3 profile



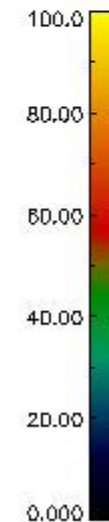
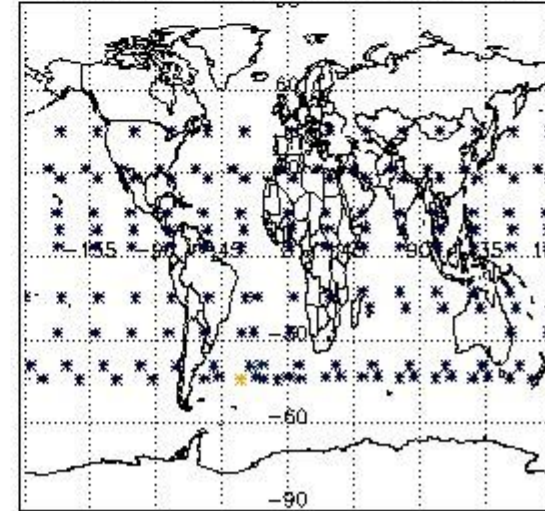
Percentage of flagged data per H2O profile



Percentage of flagged data per NO2 profile



Percentage of flagged data per NO3 profile



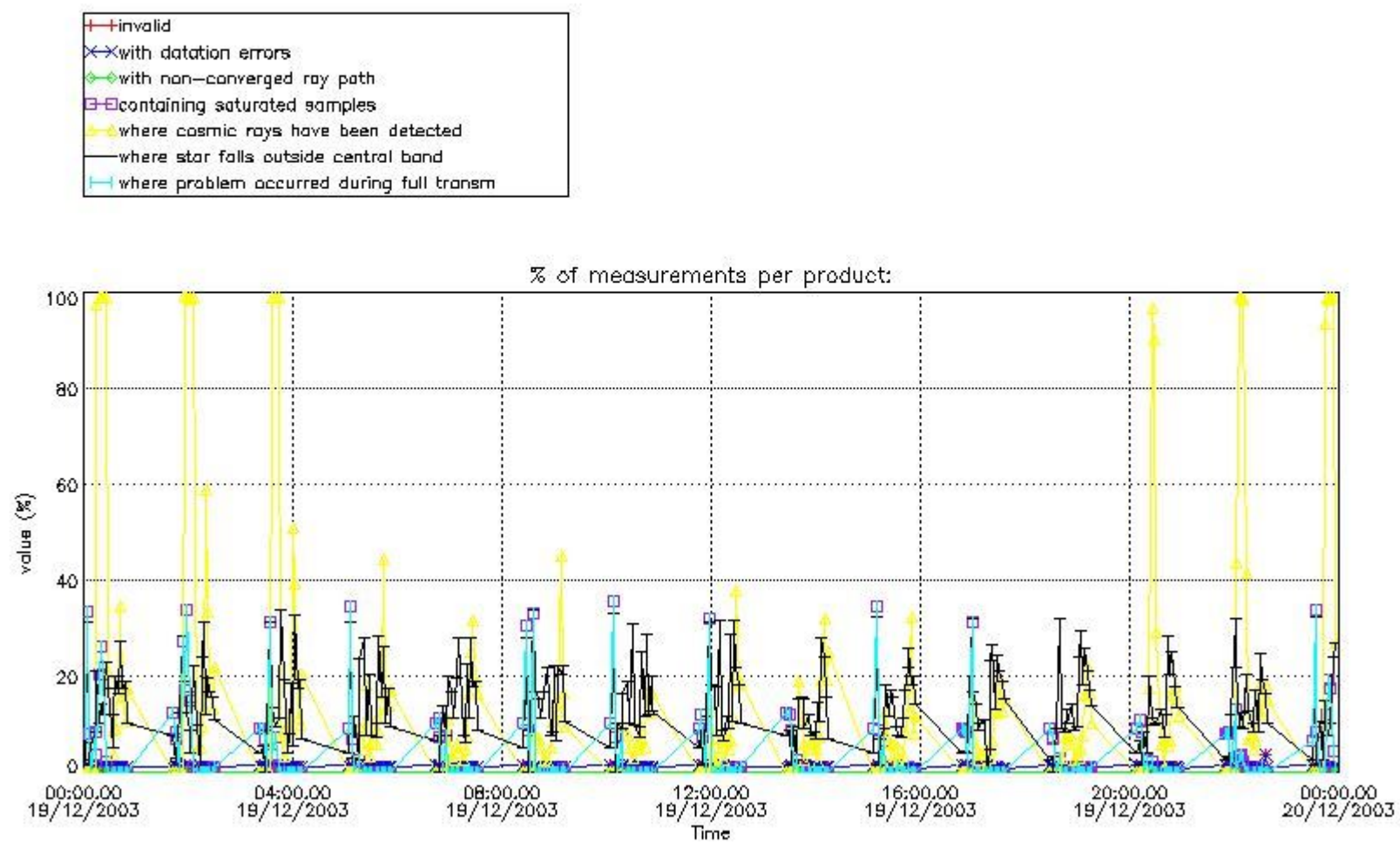
#### 4. Level 1 quality information per product

In this section it is plotted some information contained in the Quality Summary data set of the level 2 products that comes from the level 1b processing. Products without errors (error flag in the MPH set to "0") are used.

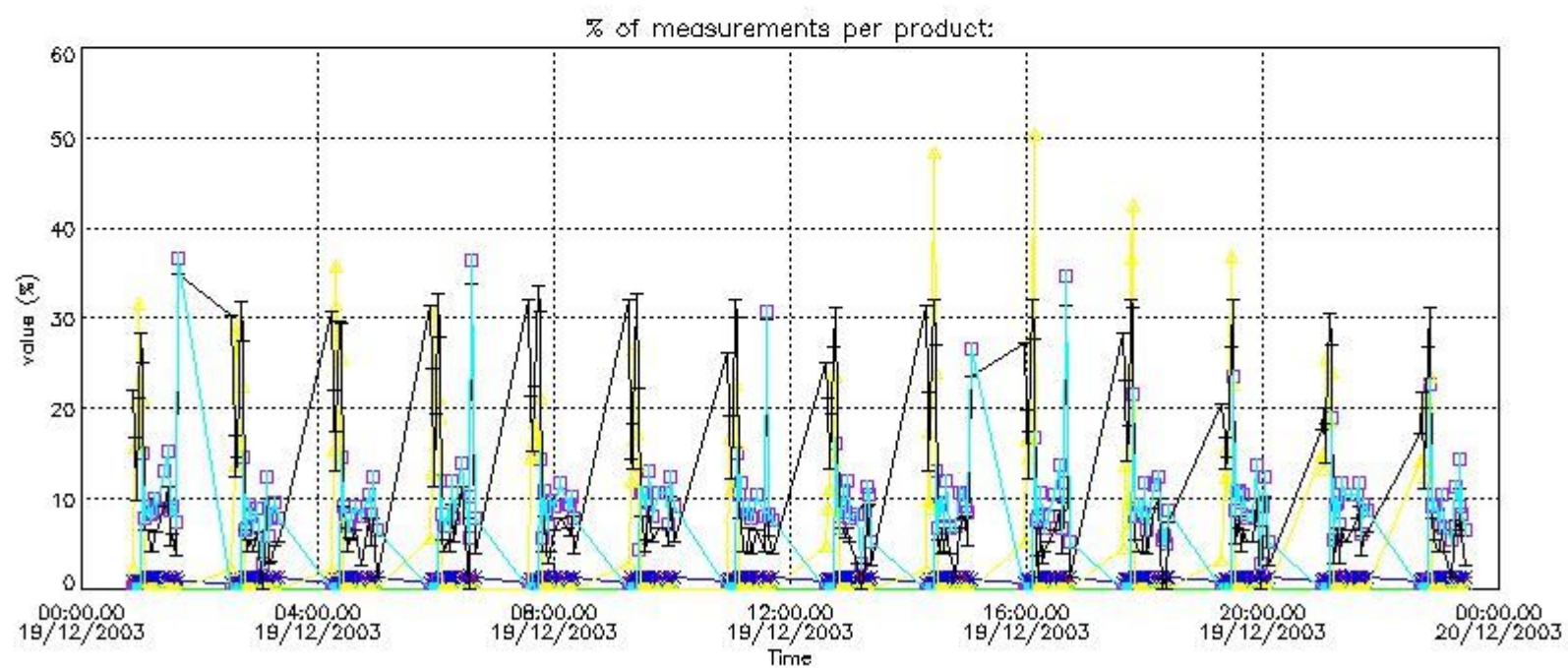
##### 4.1 Plot quality information per product (time dependant) coming from level 1b processing

##### 4.1.1 Plot level 1 quality information per product (time dependant): ENVISAT ASCENDING passes





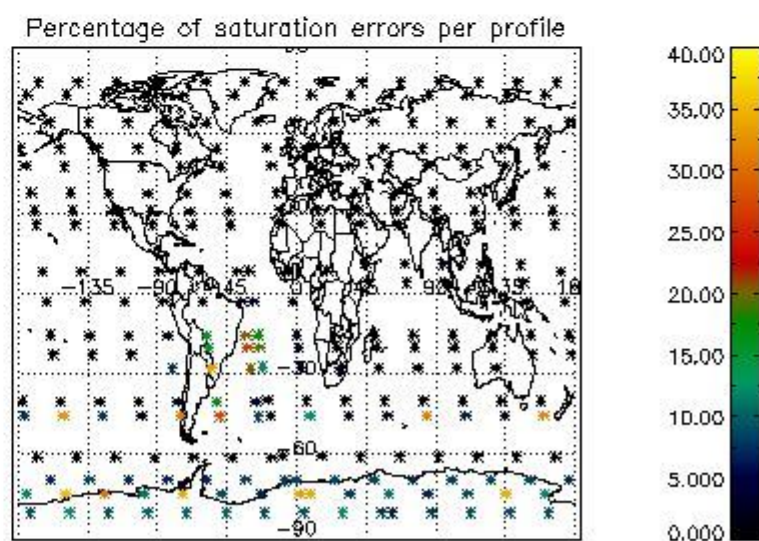
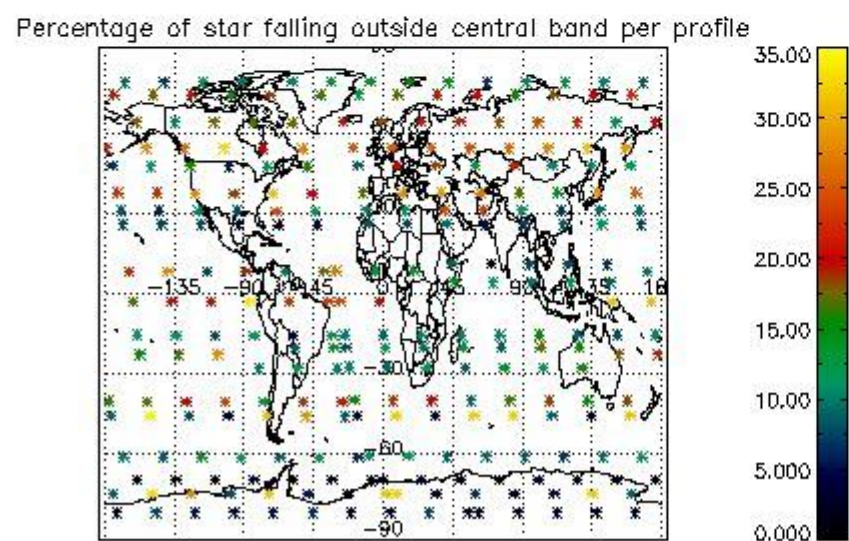
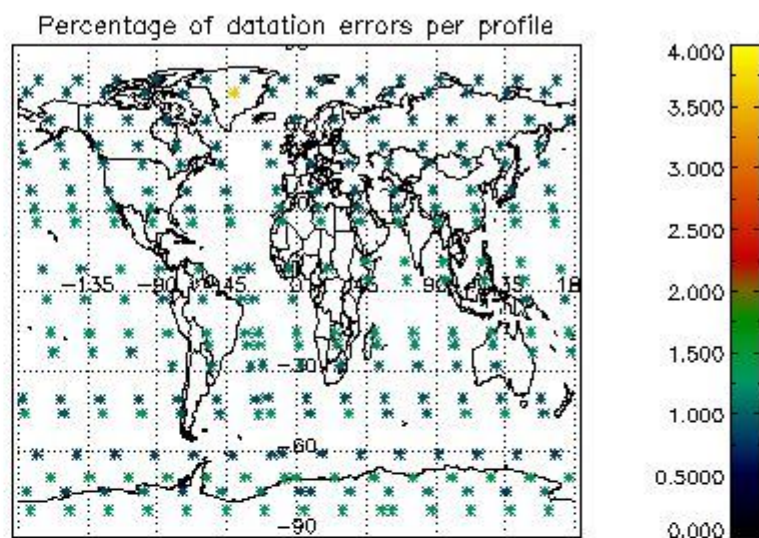
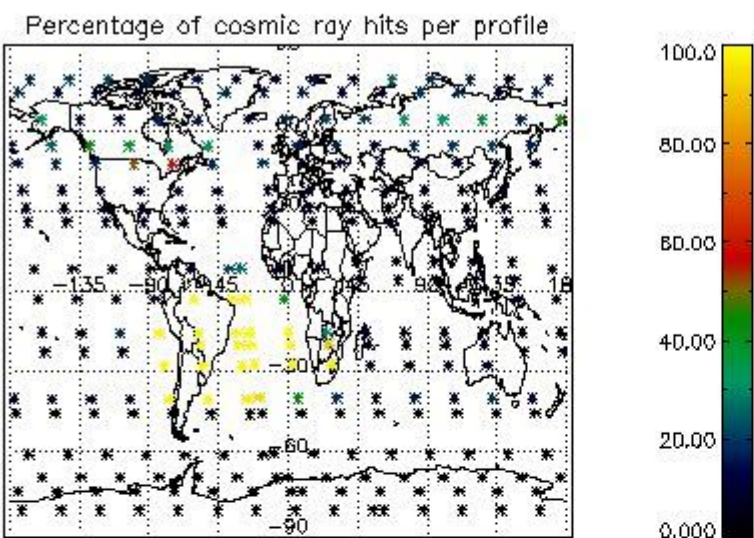
4.1.2 Plot level 1 quality information per product (time dependant): ENVI SAT DESCENDING passes



*4.2 Plot quality information per product coming from level 1b processing (world map)*

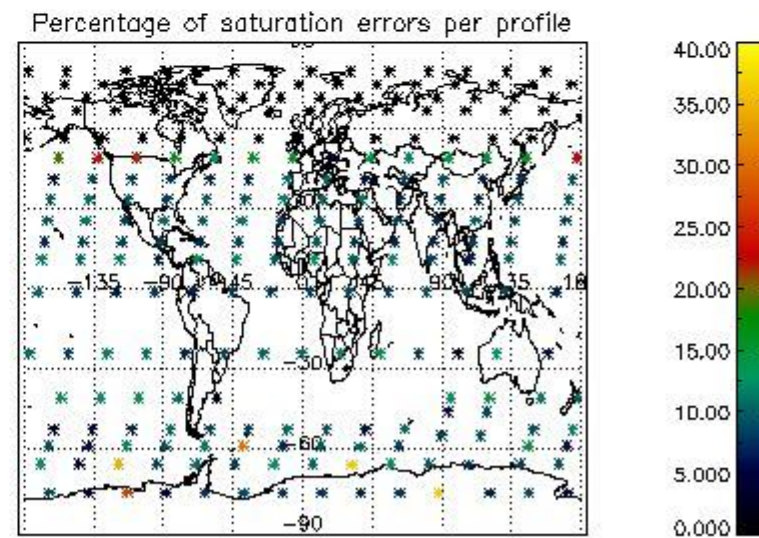
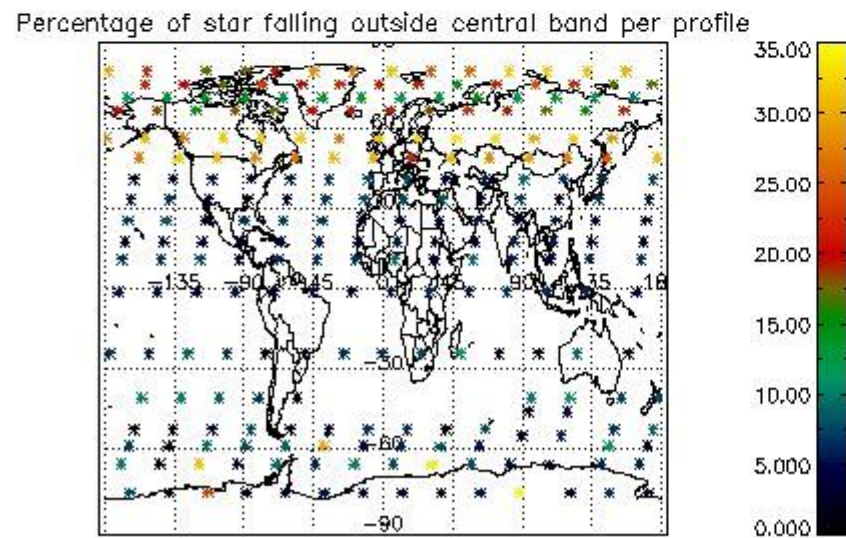
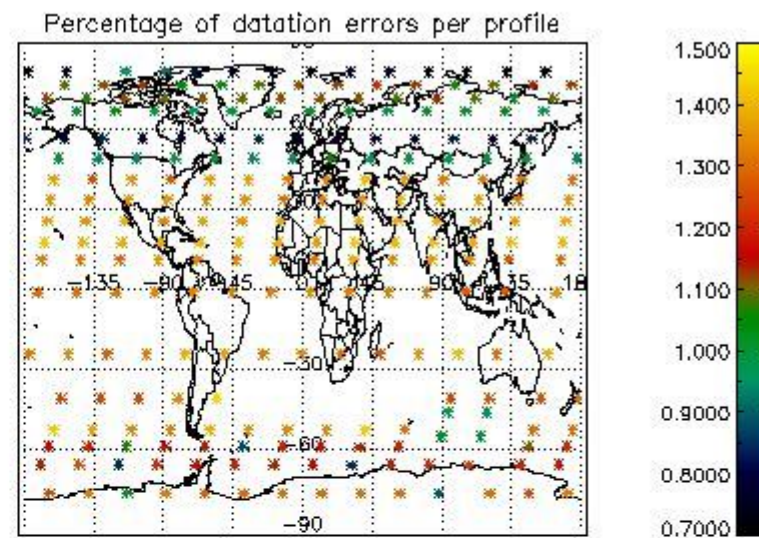
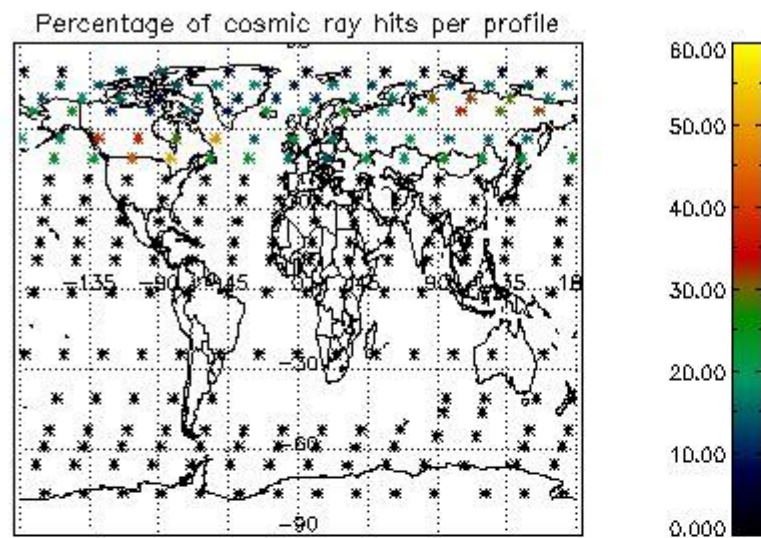
*4.2.1 Plot level 1 quality information per product (world map): ENVISAT ASCENDING passes*





4.2.2 Plot level 1 quality information per product (world map): ENVISAT DESCENDING passes





## 5. Trace gas profiles

### 5.1 Ozone statistics based on quality of products

The final quality of the products can be "measured" using the STD (Standard Deviation) attached to every point profile. This information is written to the parameter GOM\_NL\_\_2P/NL\_LOCAL\_SPECIES\_DENSITY/o3\_std of the level 2 products. The table below shows the statistics for given STD ranges.

The statistics are given with respect to the overall valid production:

- Products without fatal errors: GOM\_NL\_\_2P/MPH/PRODUCT\_ERR=0
- Valid point profile: GOM\_NL\_\_2P/NL\_LOCAL\_SPECIES\_DENSITY/pcd(0)=0

The 'Criteria' is applied to valid points of dark limb products:

- Products in dark limb illumination condition: GOM\_NL\_\_2P/NL\_SUMMARY\_QUALITY/obs\_ill\_cond=0
- Products without fatal errors: GOM\_NL\_\_2P/MPH/PRODUCT\_ERR=0
- Valid point profile: GOM\_NL\_\_2P/NL\_LOCAL\_SPECIES\_DENSITY/pcd(0)=0

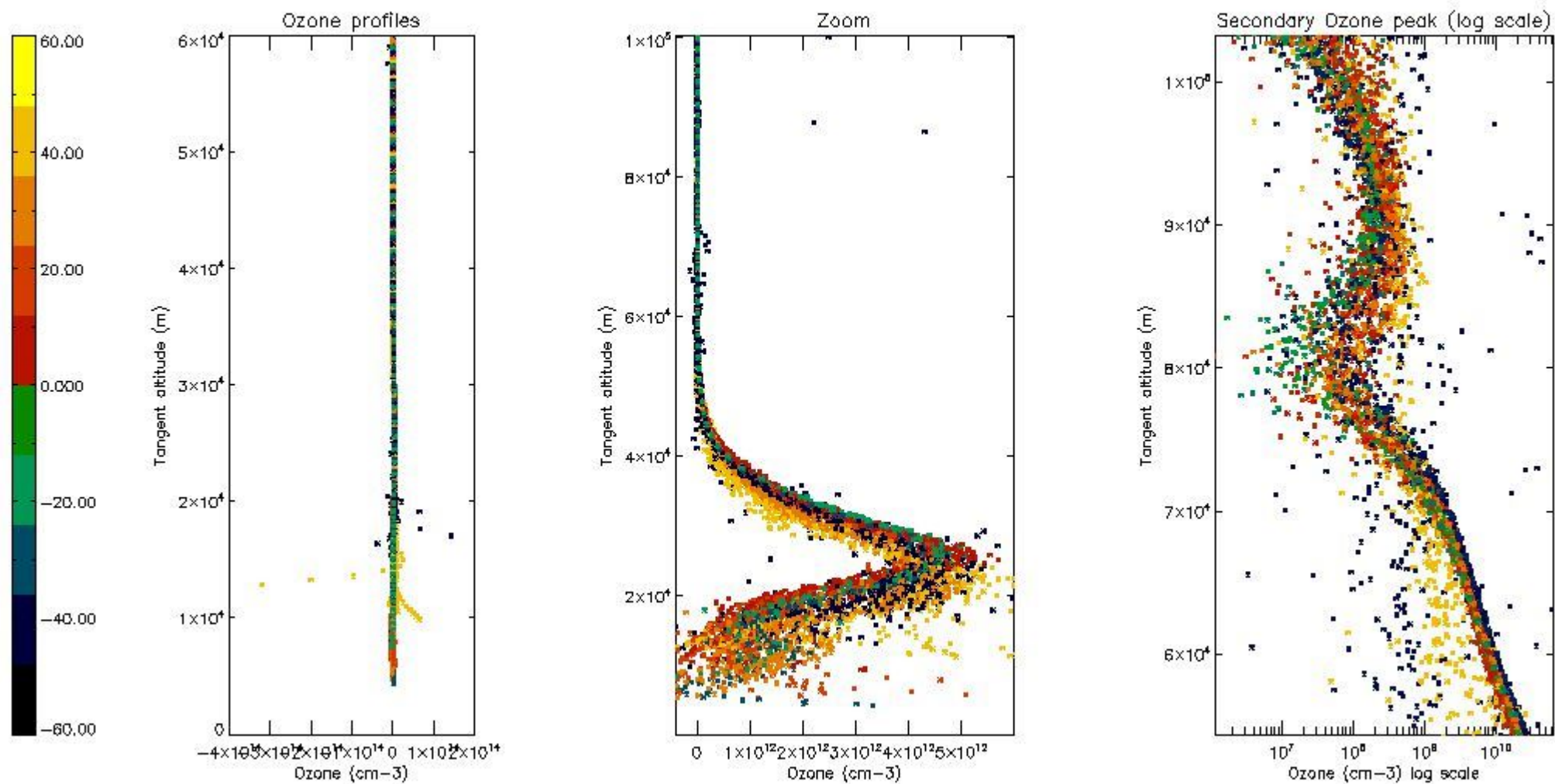
So, the table below shows the percentage of dark limb and valid observations for each criteria with respect to the overall valid daily observations.

Criteria	% of total production
All STD	30
STD < 20	16

STD < 10	13
STD < 5	8

5.2 Plot ozone profiles for all STD (dark without errors)

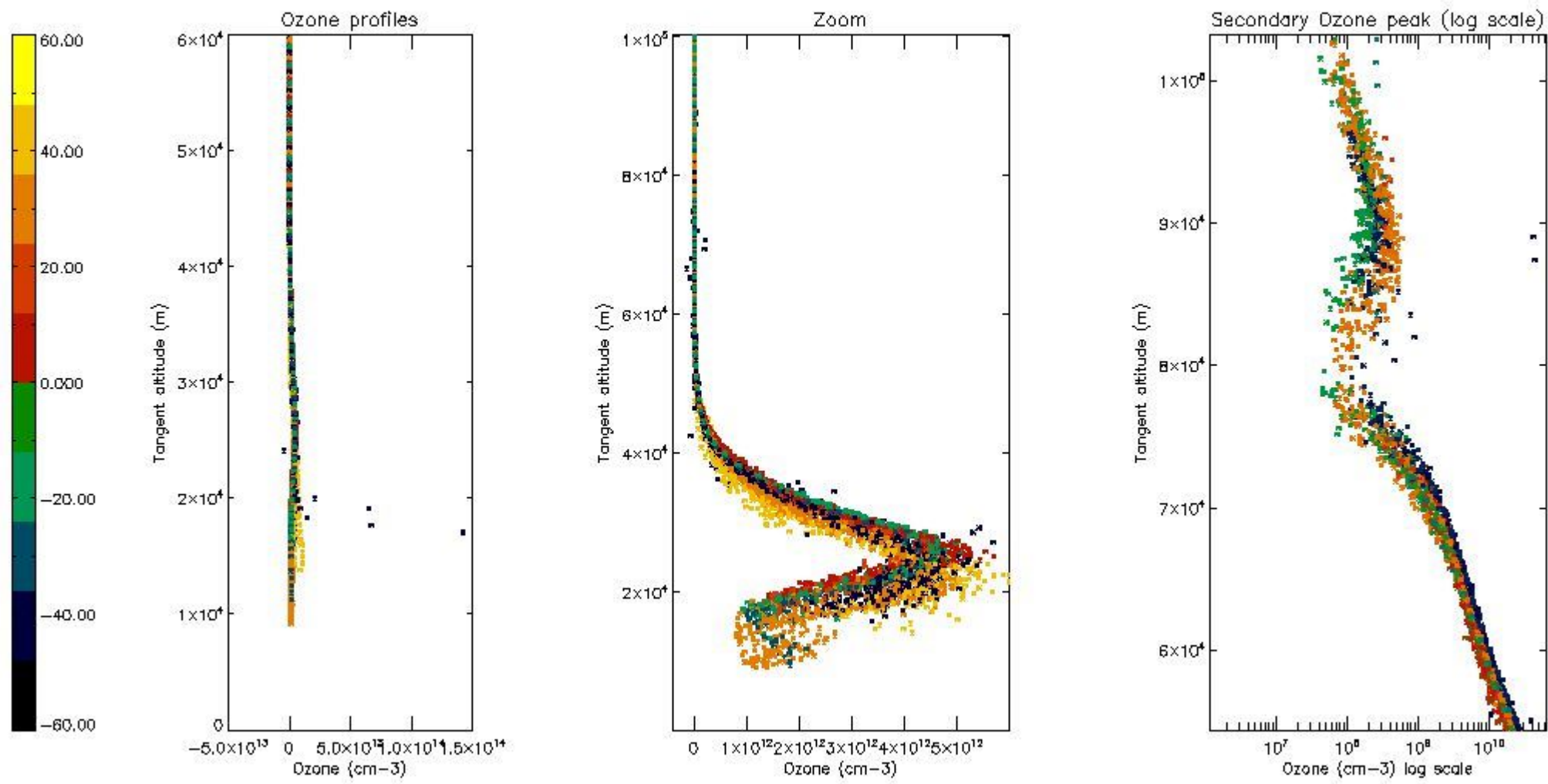
The colorbar represents the latitude.



5.3 Plot ozone profiles where STD < 20% (dark without errors)

The colorbar represents the latitude.

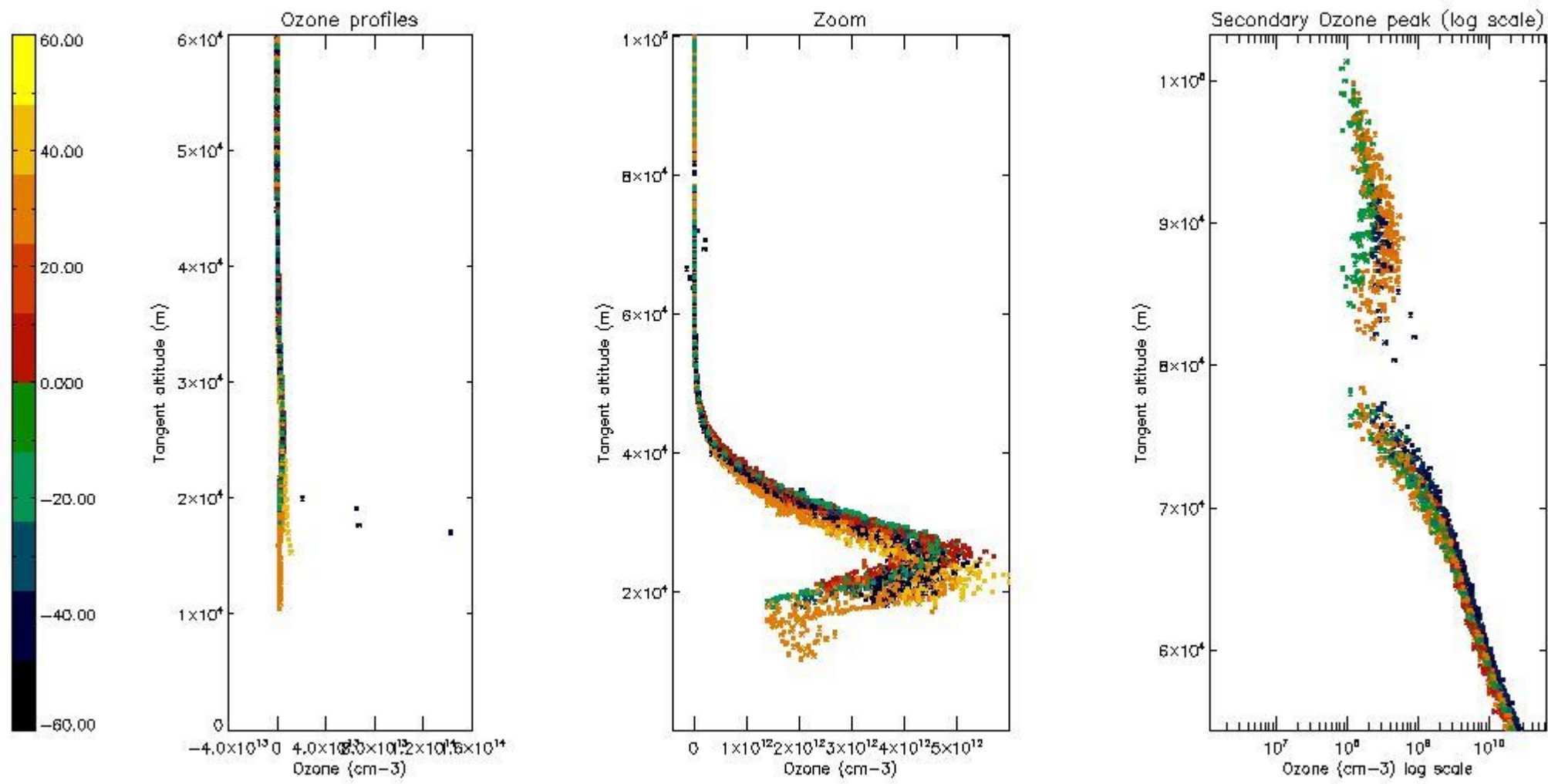




*5.4 Plot ozone profiles where  $STD < 10\%$  (dark without errors)*

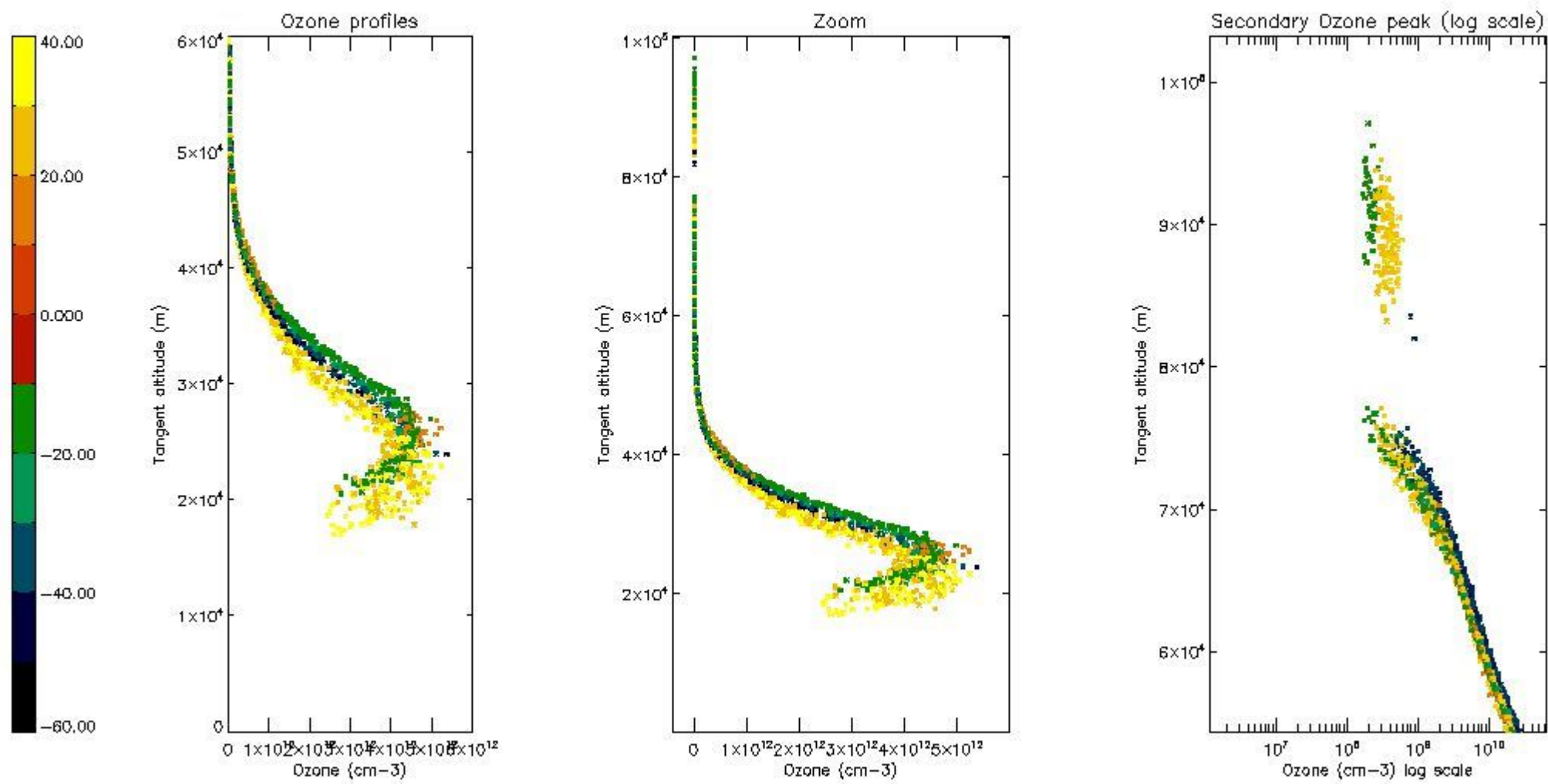
The colorbar represents the latitude.





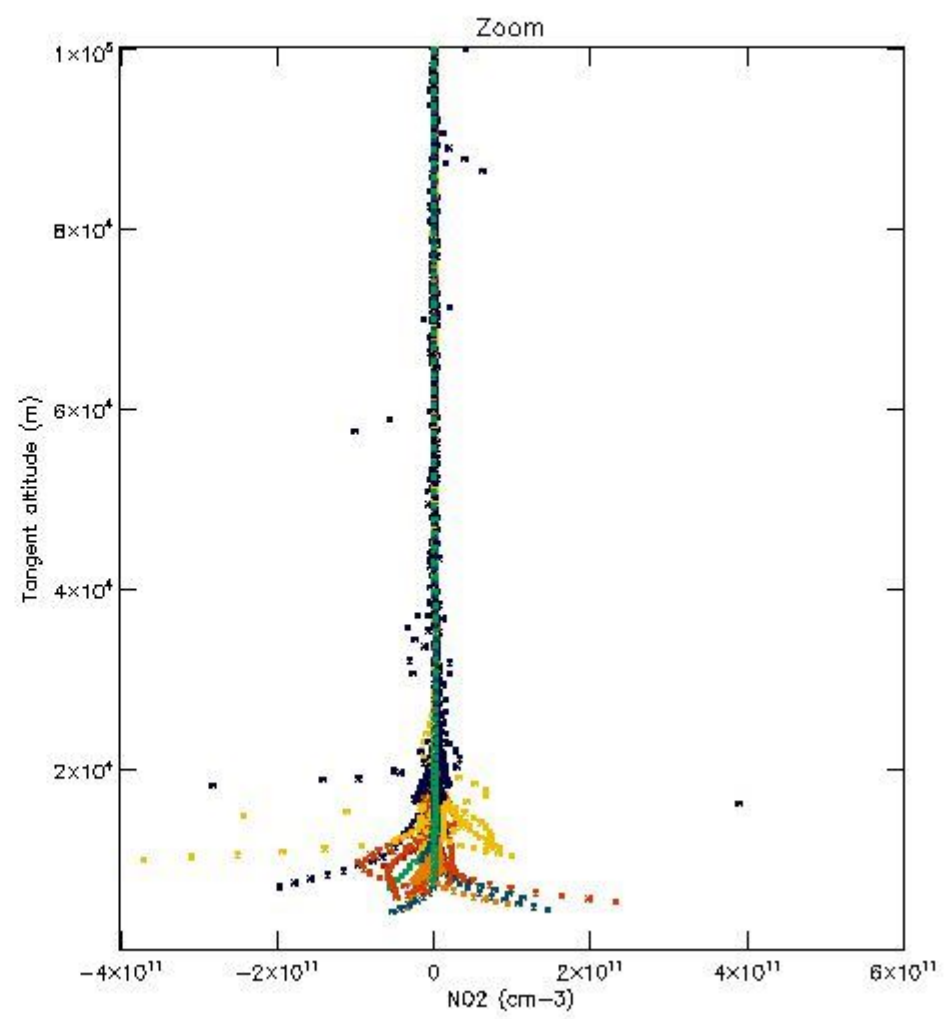
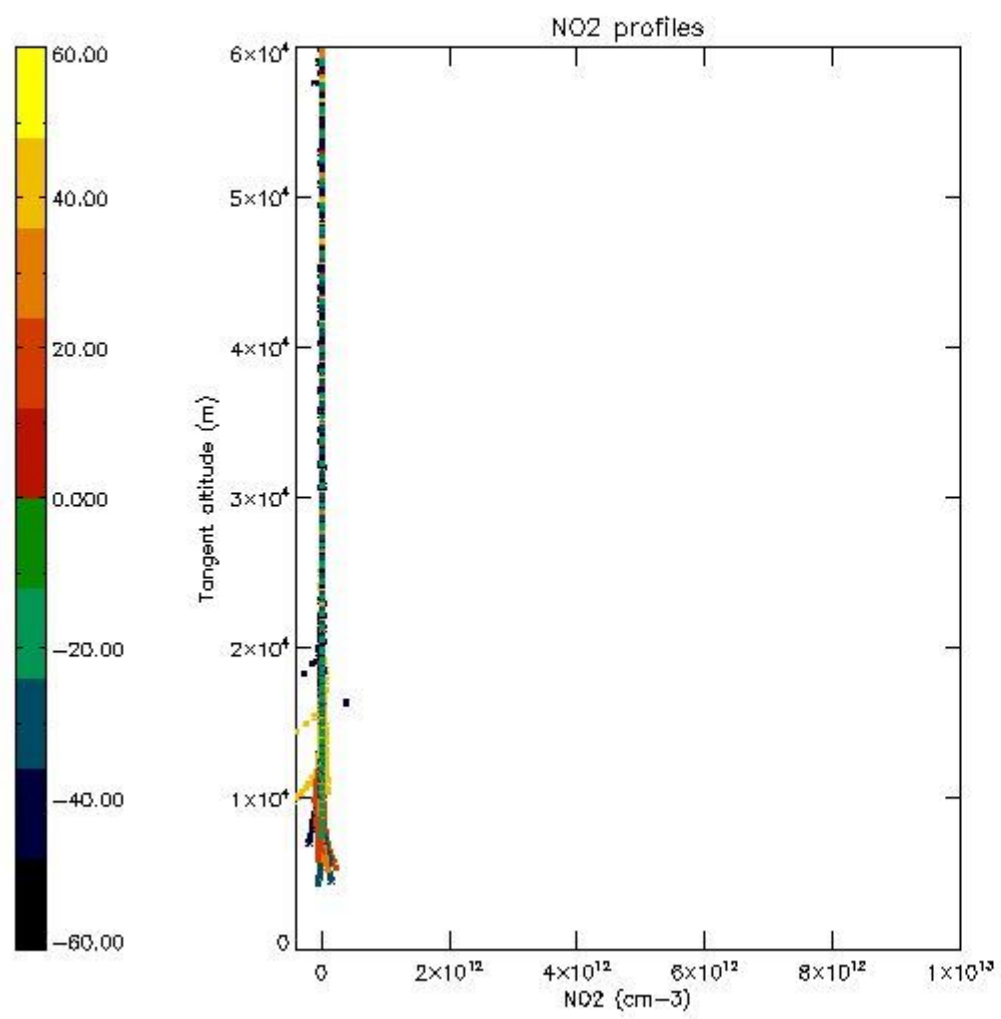
*5.5 Plot ozone profiles where STD < 5% (dark without errors)*

The colorbar represents the latitude.



*5.6 Plot NO<sub>2</sub> profiles for all STD (dark without errors)*

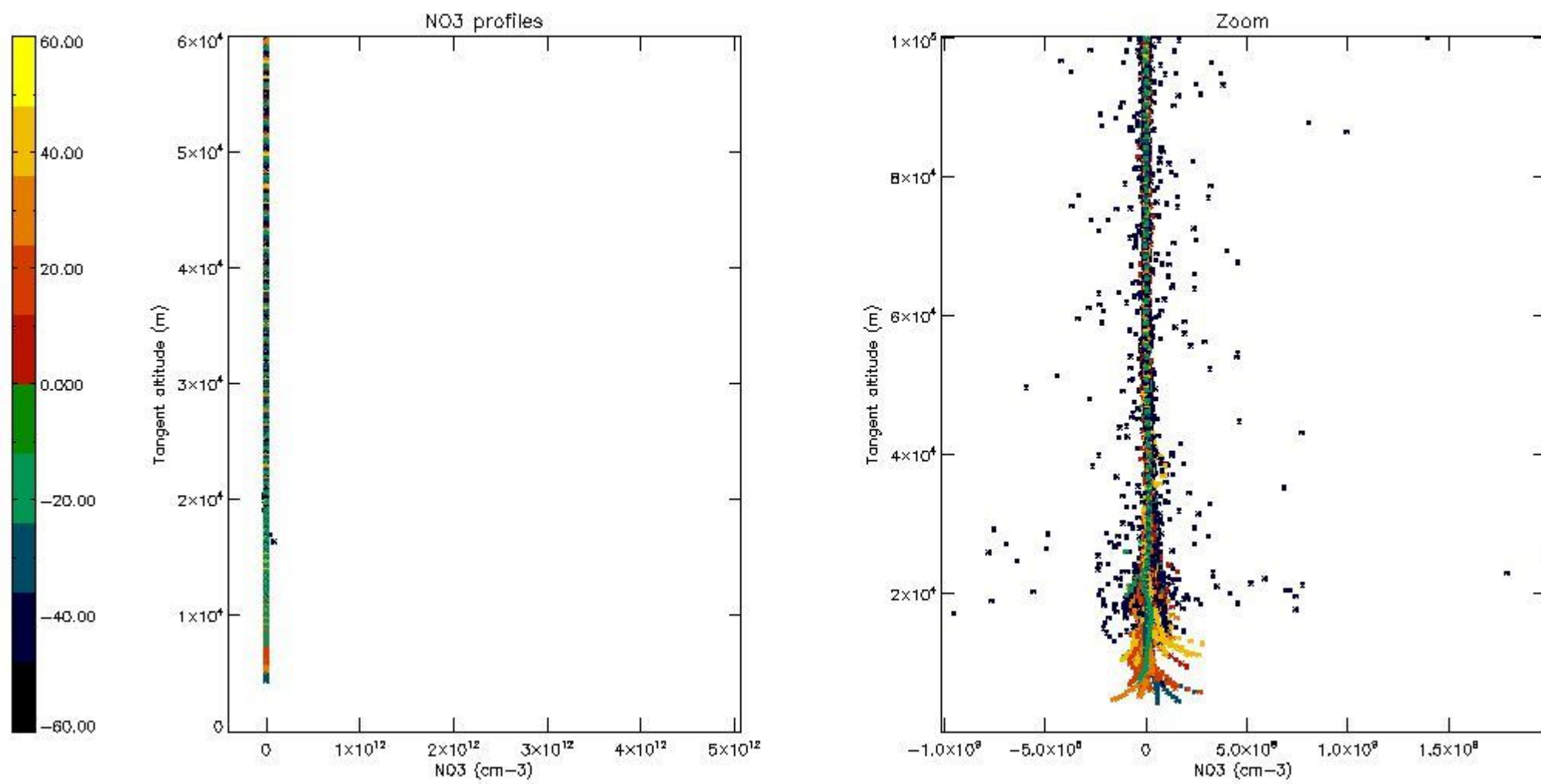
The colorbar represents the latitude.



*5.7 Plot NO3 profiles for all STD (dark without errors)*

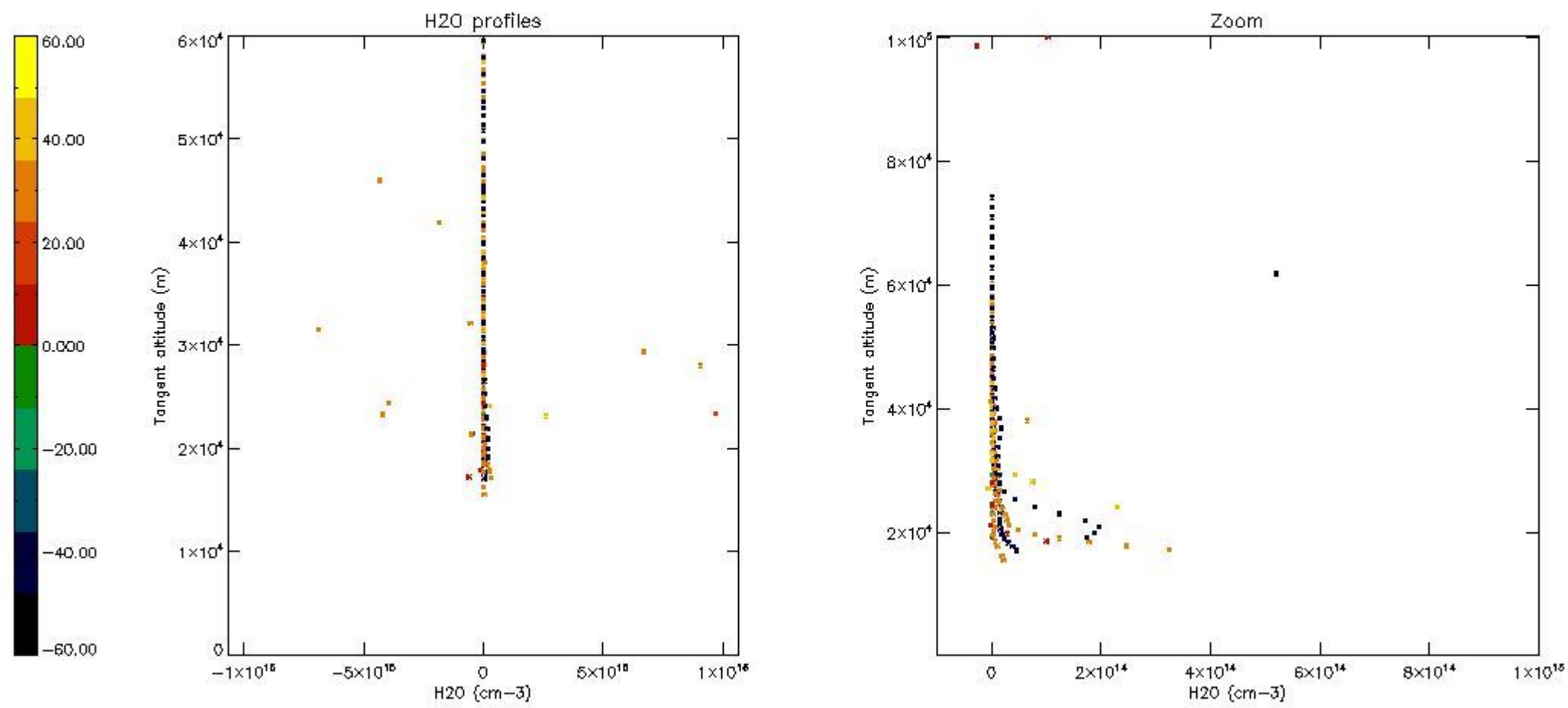
The colorbar represents the latitude.





5.8 Plot H<sub>2</sub>O profiles for all STD (only for occultations of stars 1,2,3,4,13,14,16,26,63 dark without errors)

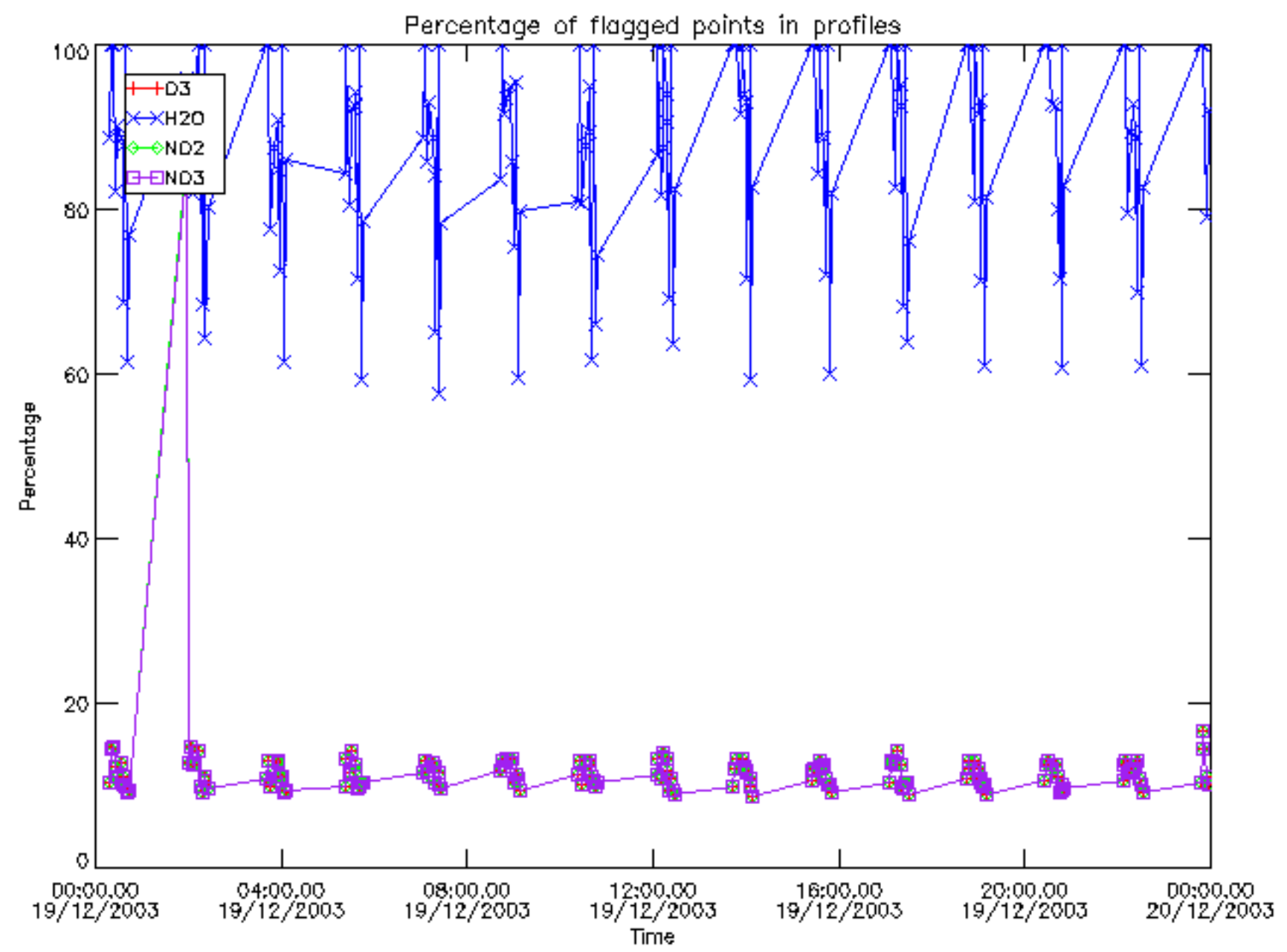
The colorbar represents the latitude.



## 6. Auxiliary Data Files used for the production reported in section 2

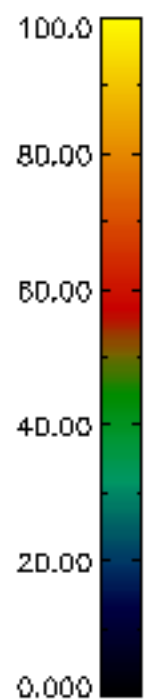
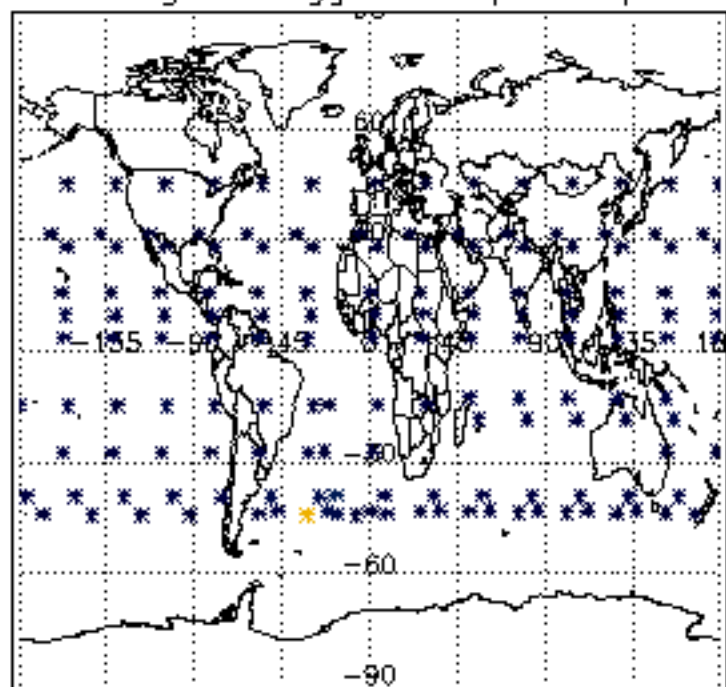
The number reported in the third column indicates since which file (see list in section 2) the corresponding auxiliary file has been used. The fourth column is the date of those product files.

Type	Auxiliary Filename	Used since product	Used since product date
INST_PHYS_CHARACTERISTICS	GOM_INS_AXVIEC20091111_143220_20030716_120000_20500101_000000	1	19-DEC-2003 00:01:15
LEVEL-2_PROC_CONFIG	GOM_PR2_AXVIEC20091111_152718_20020301_000000_20500101_000000	1	19-DEC-2003 00:01:15
CROSS_SECTIONS_FILE	GOM_CRS_AXVIEC20091111_154832_20020301_000000_20500101_000000	1	19-DEC-2003 00:01:15

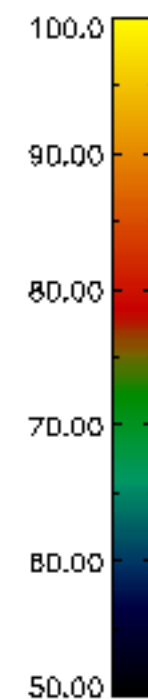
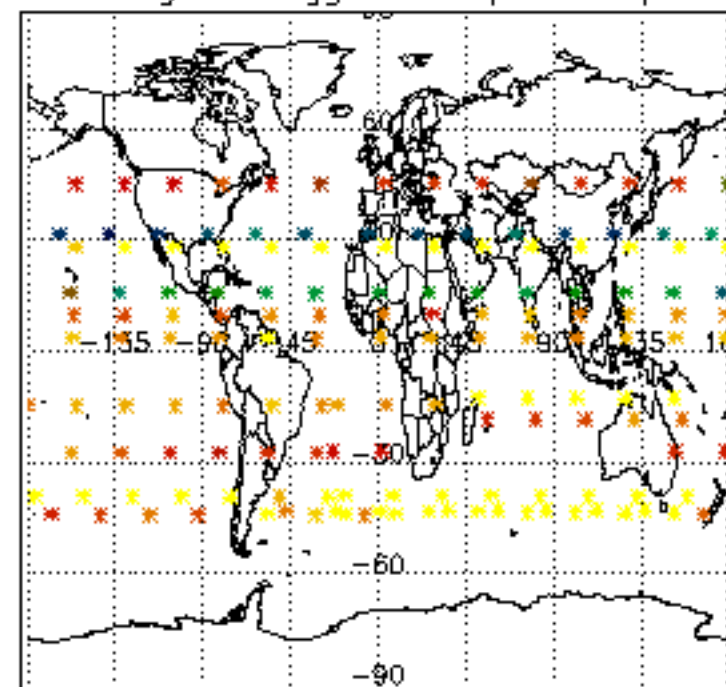




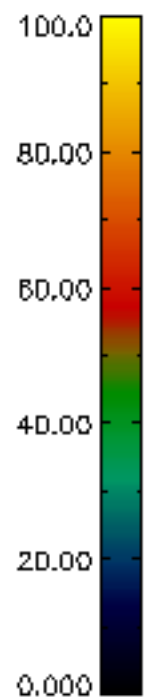
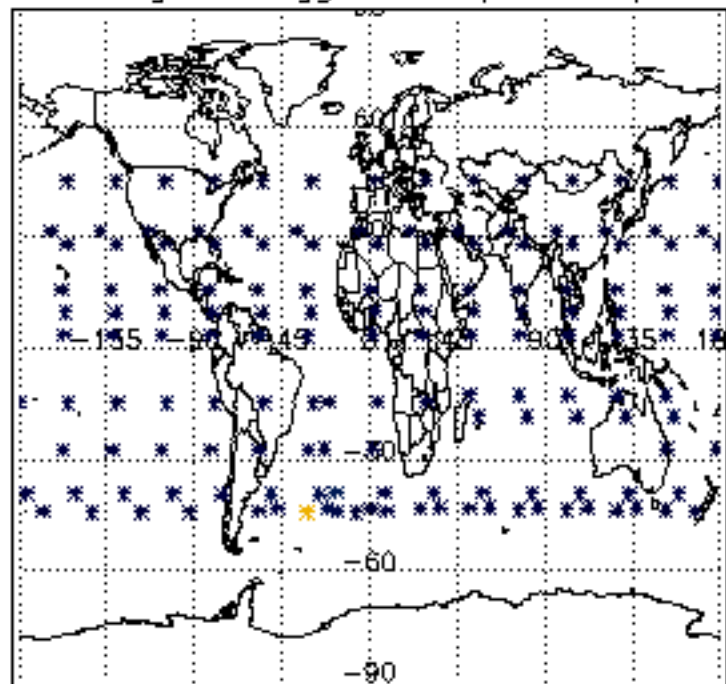
Percentage of flagged data per D3 profile



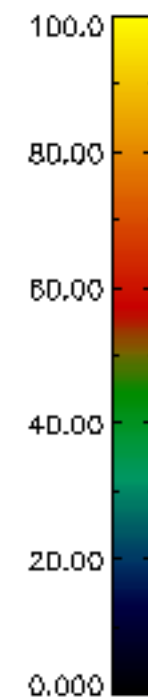
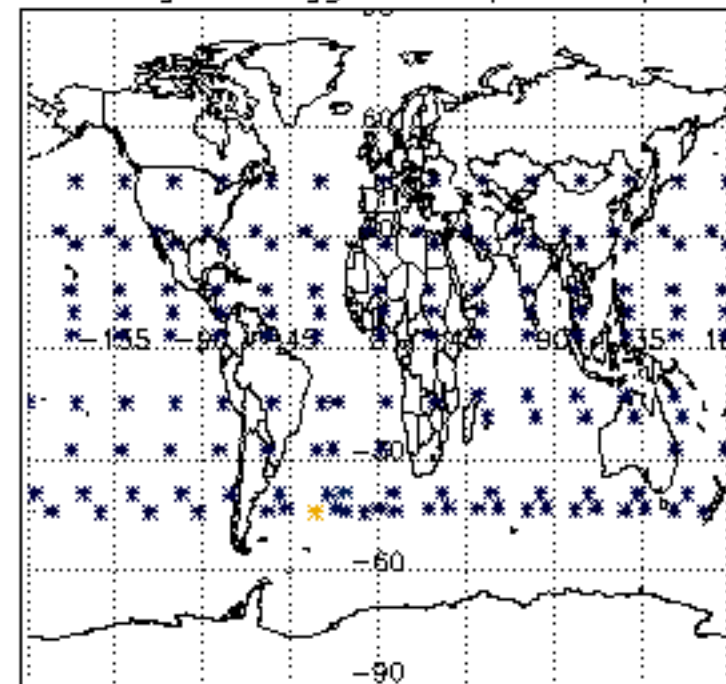
Percentage of flagged data per H2O profile

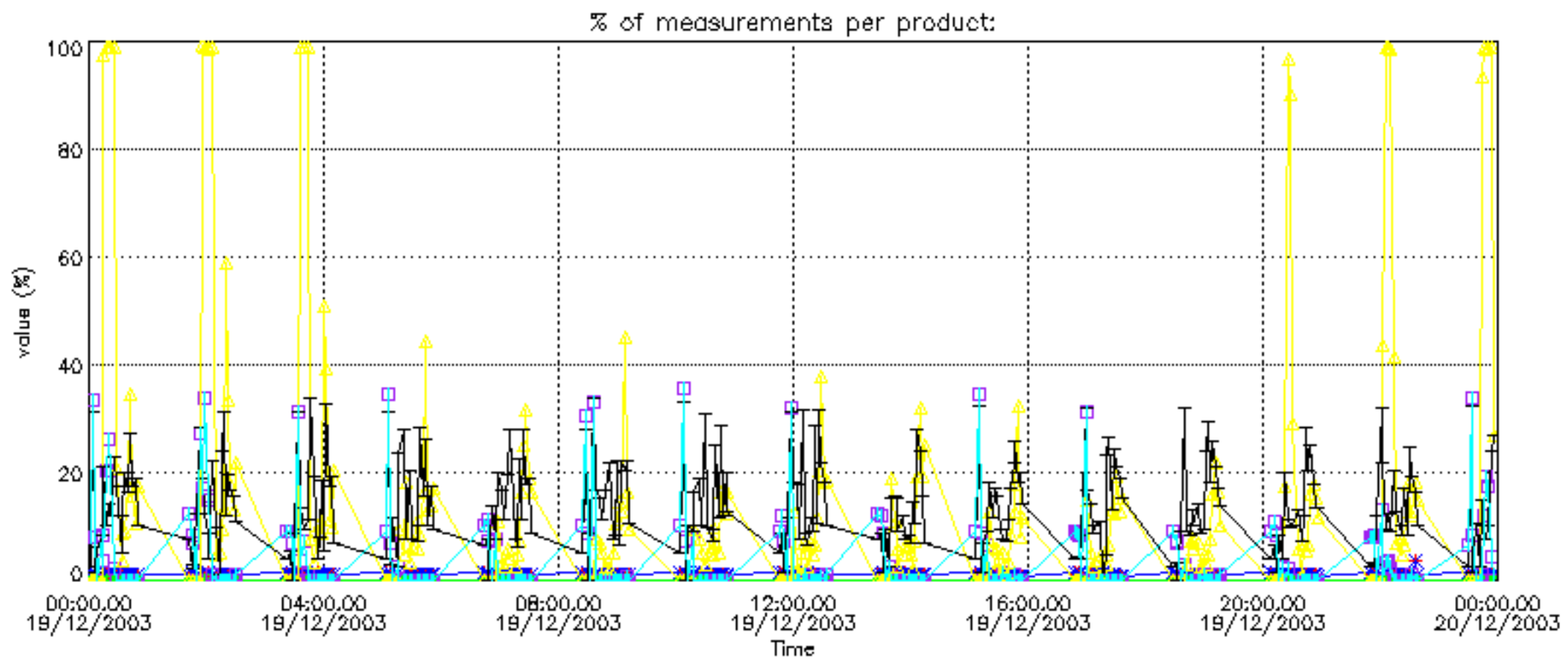


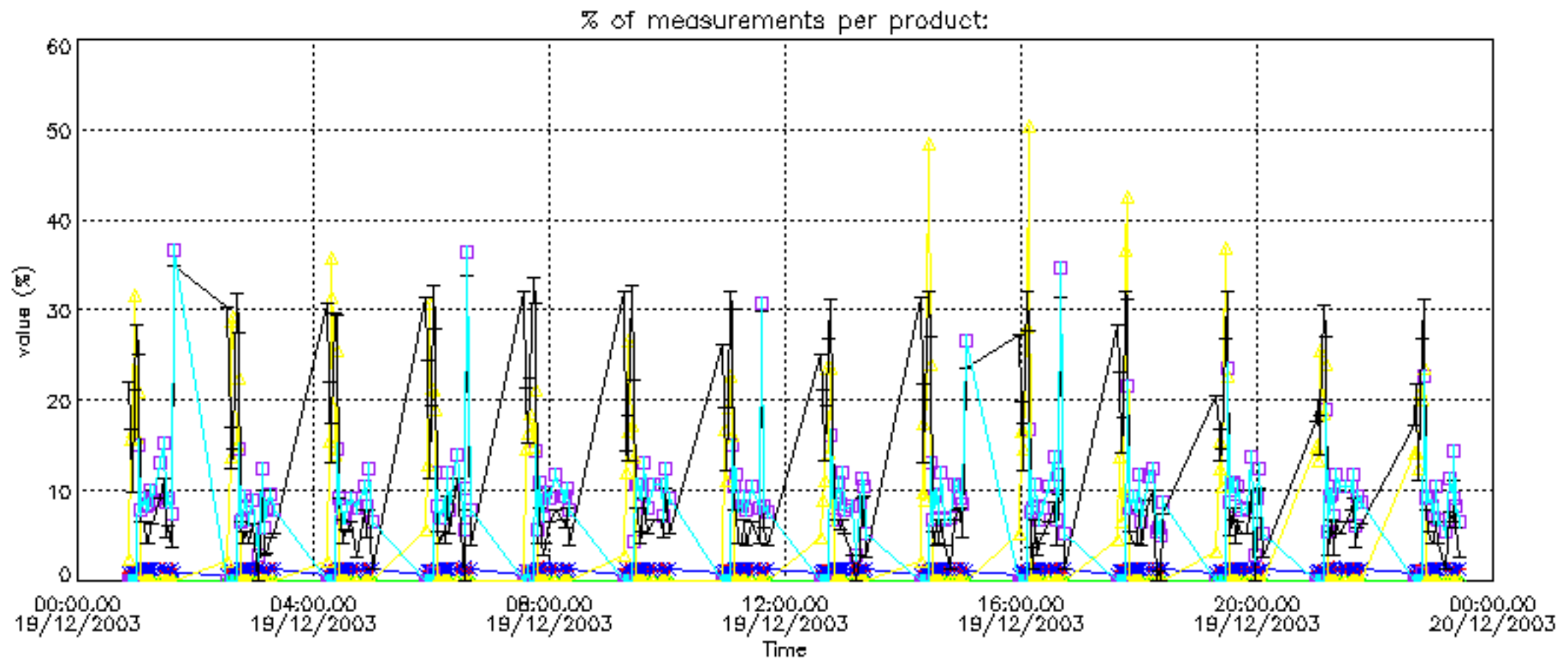
Percentage of flagged data per NO2 profile



Percentage of flagged data per NO3 profile

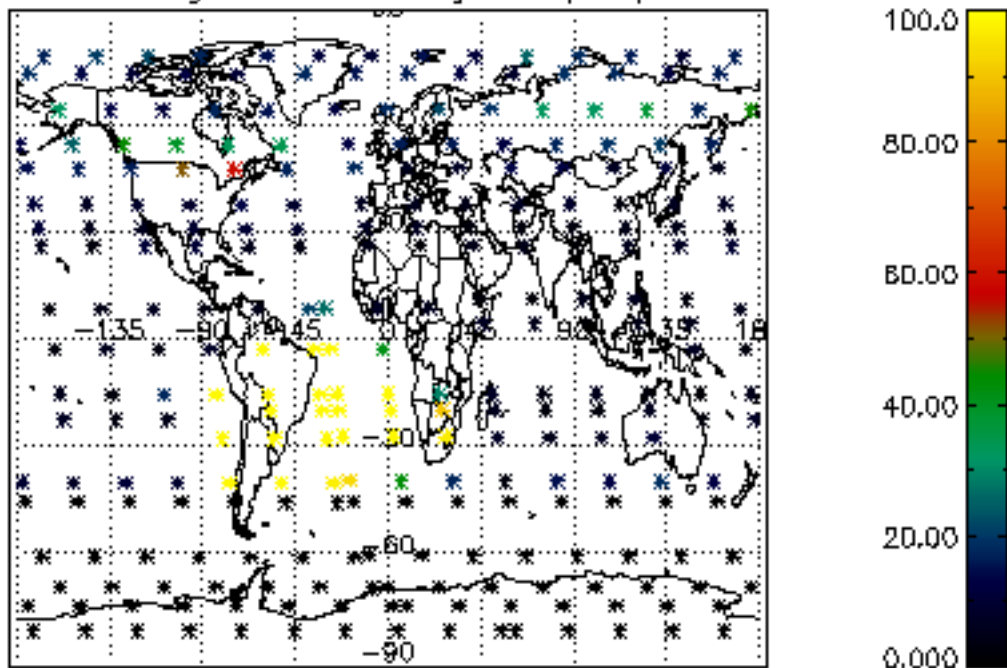




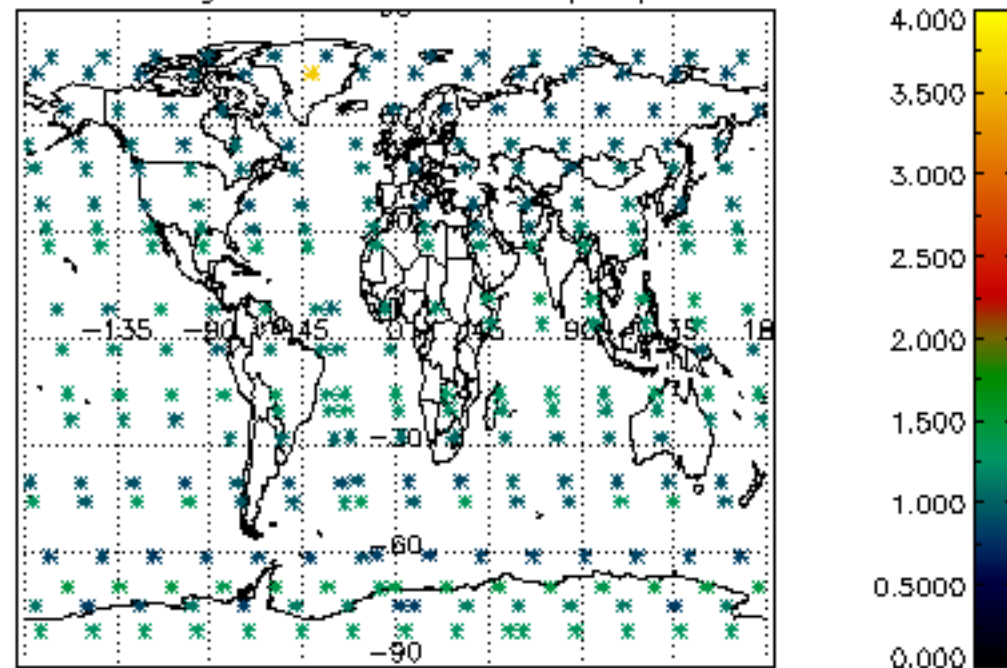




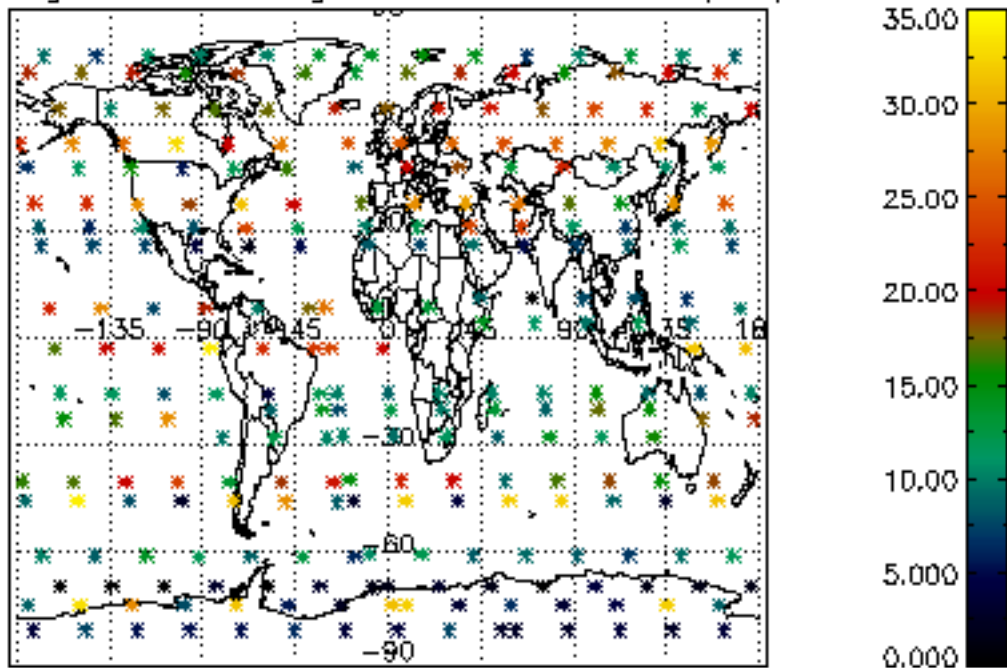
Percentage of cosmic ray hits per profile



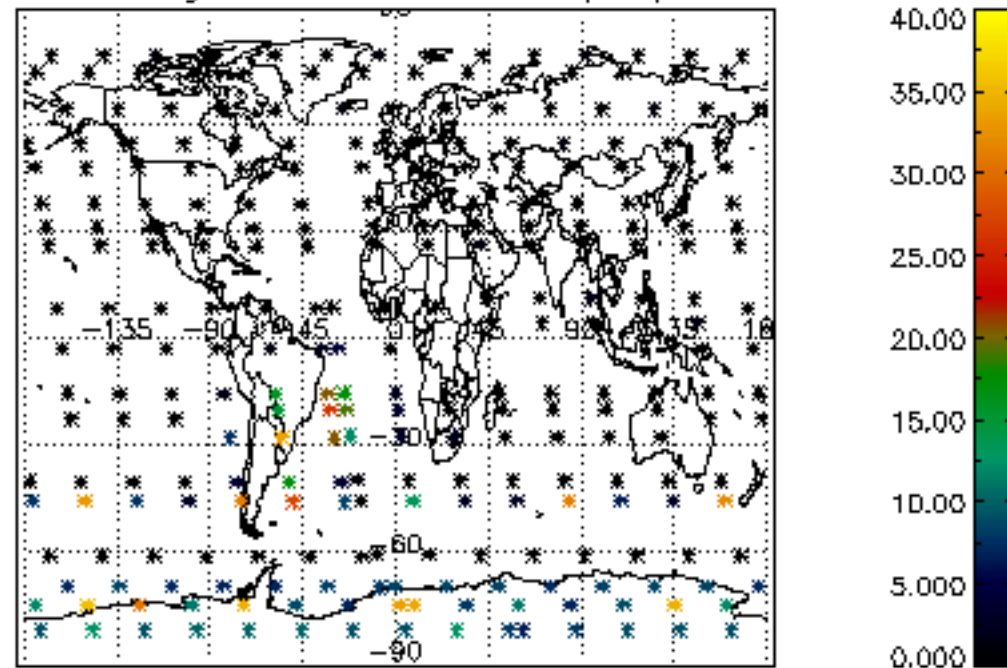
Percentage of datation errors per profile



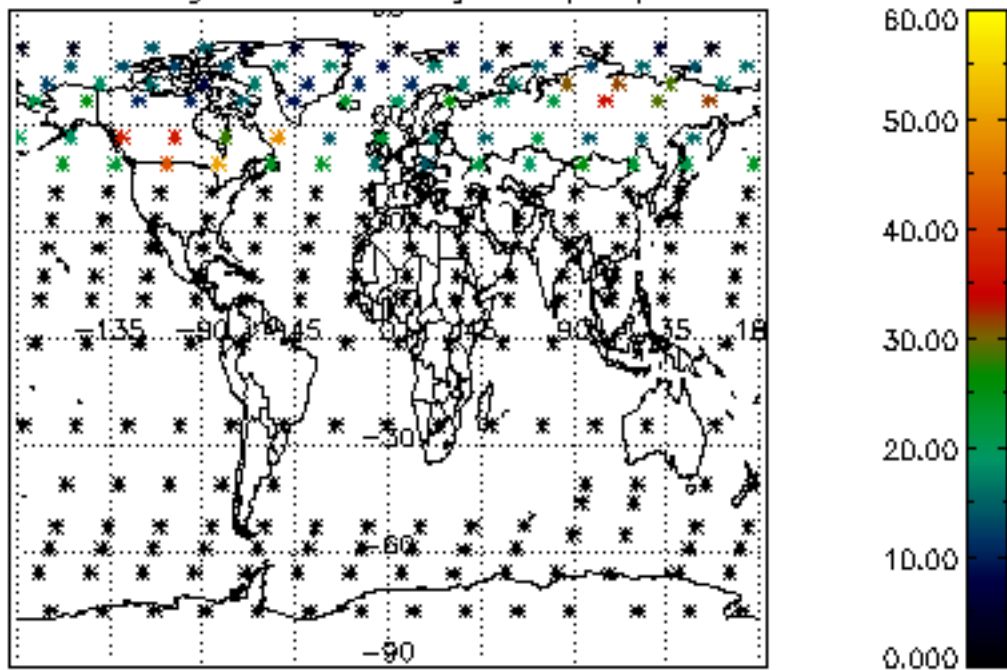
Percentage of star falling outside central band per profile



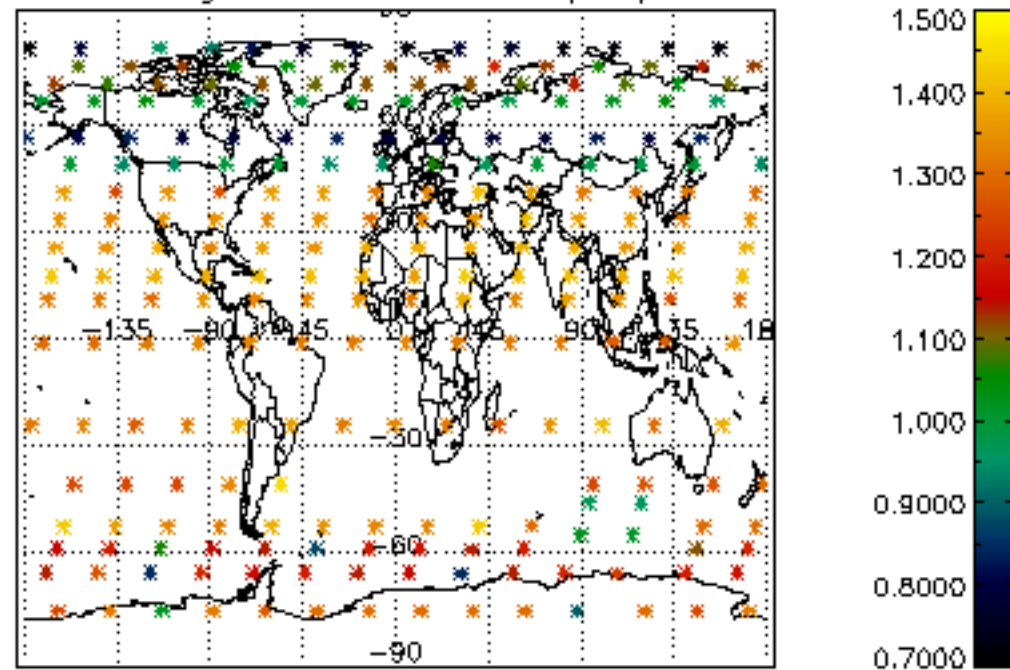
Percentage of saturation errors per profile



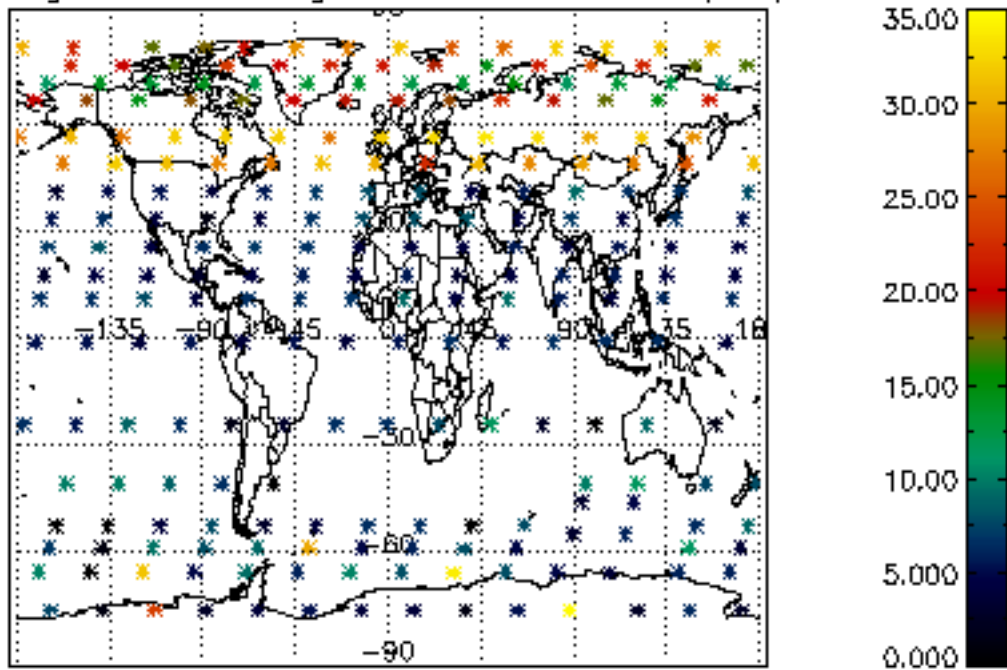
Percentage of cosmic ray hits per profile



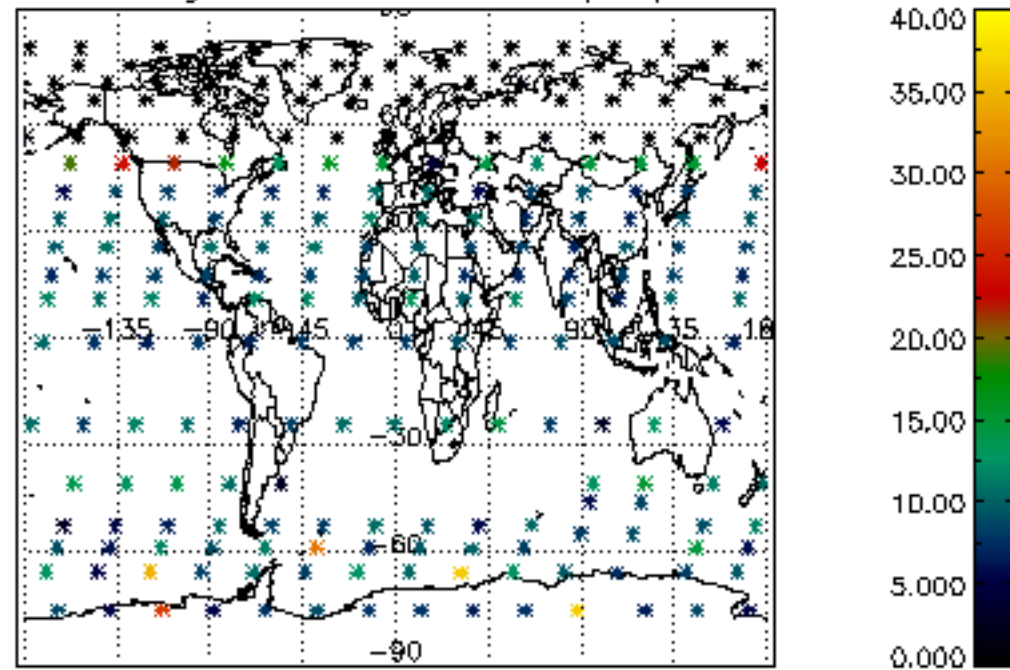
Percentage of datation errors per profile

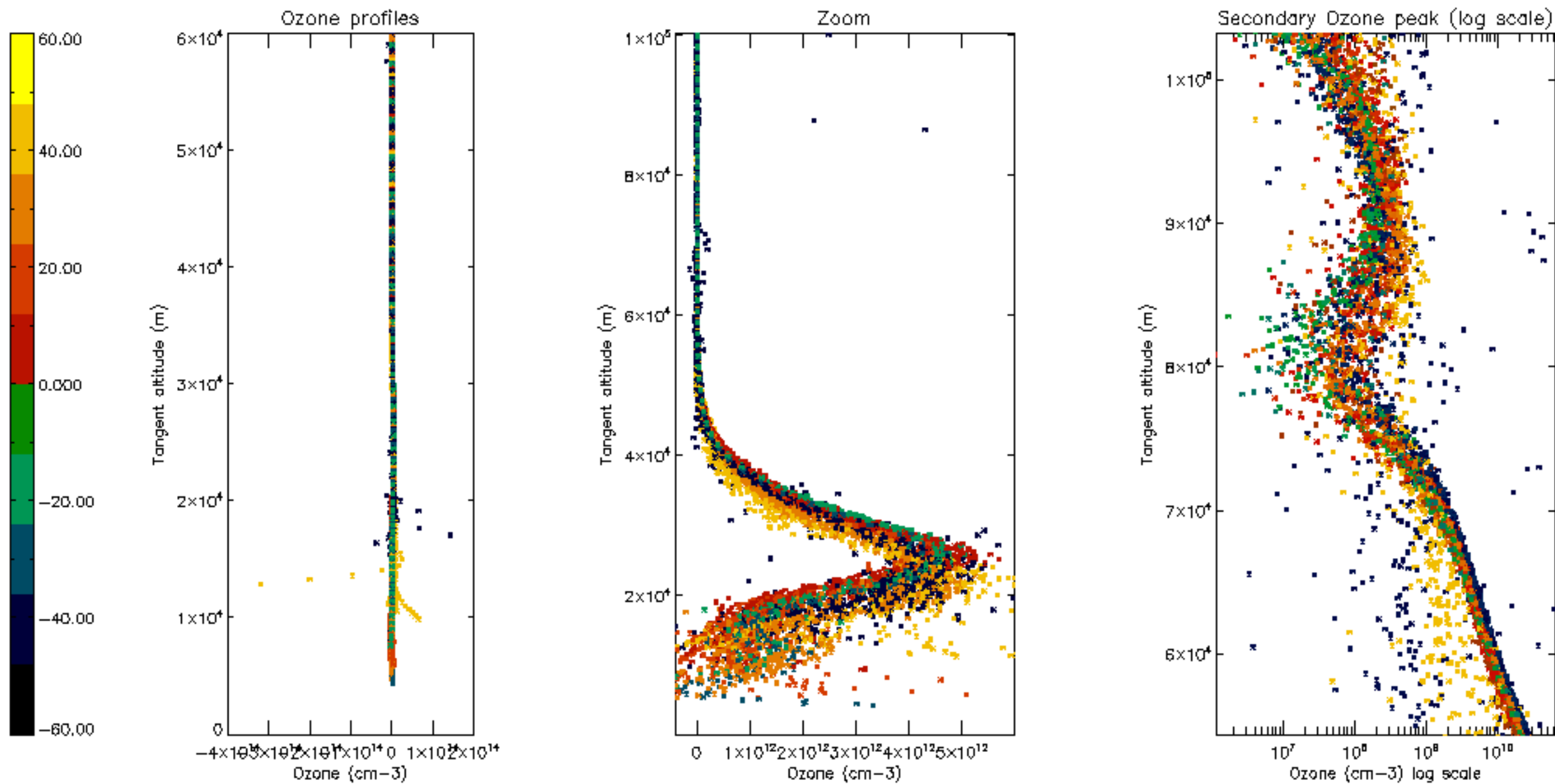


Percentage of star falling outside central band per profile

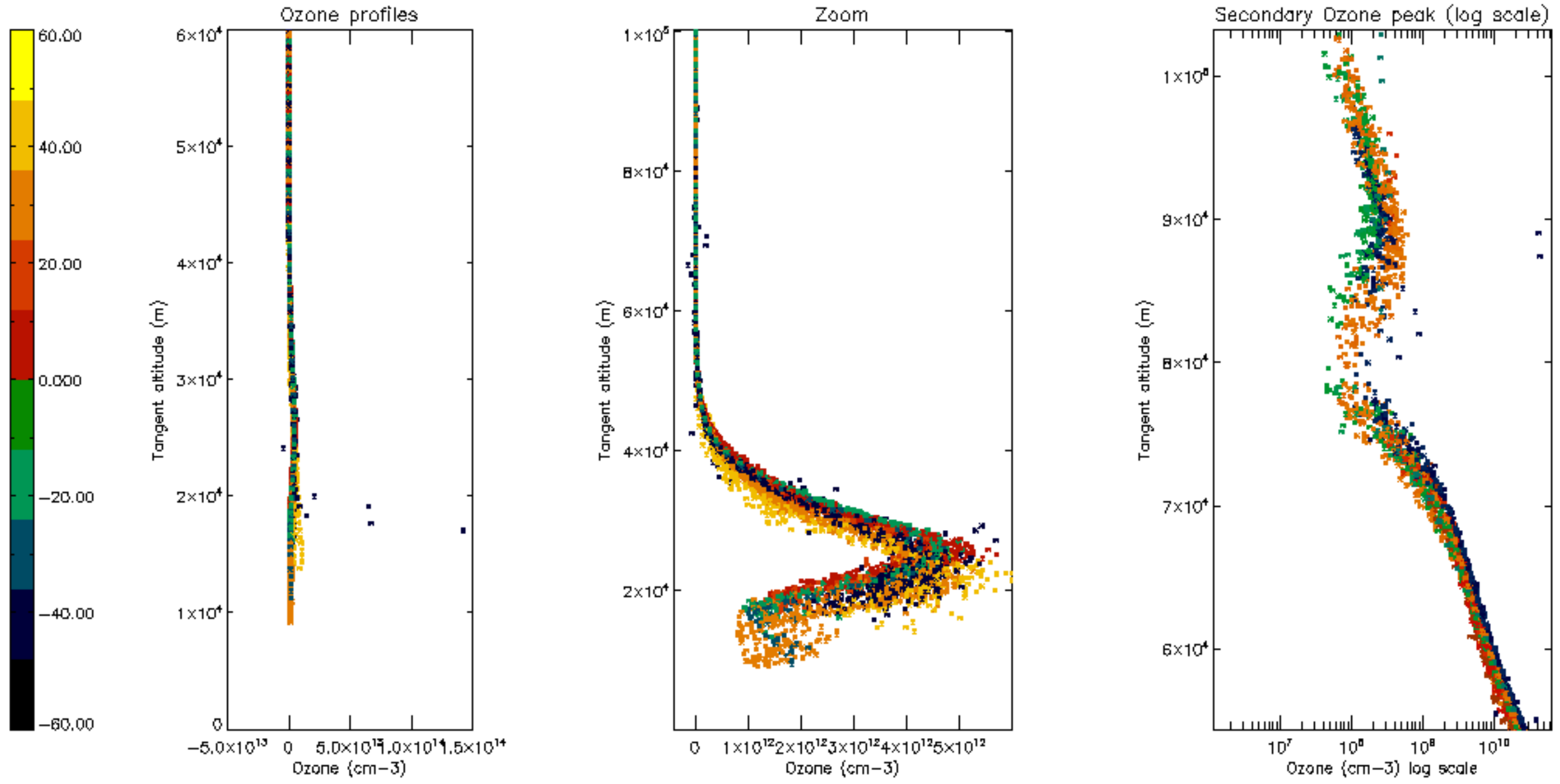


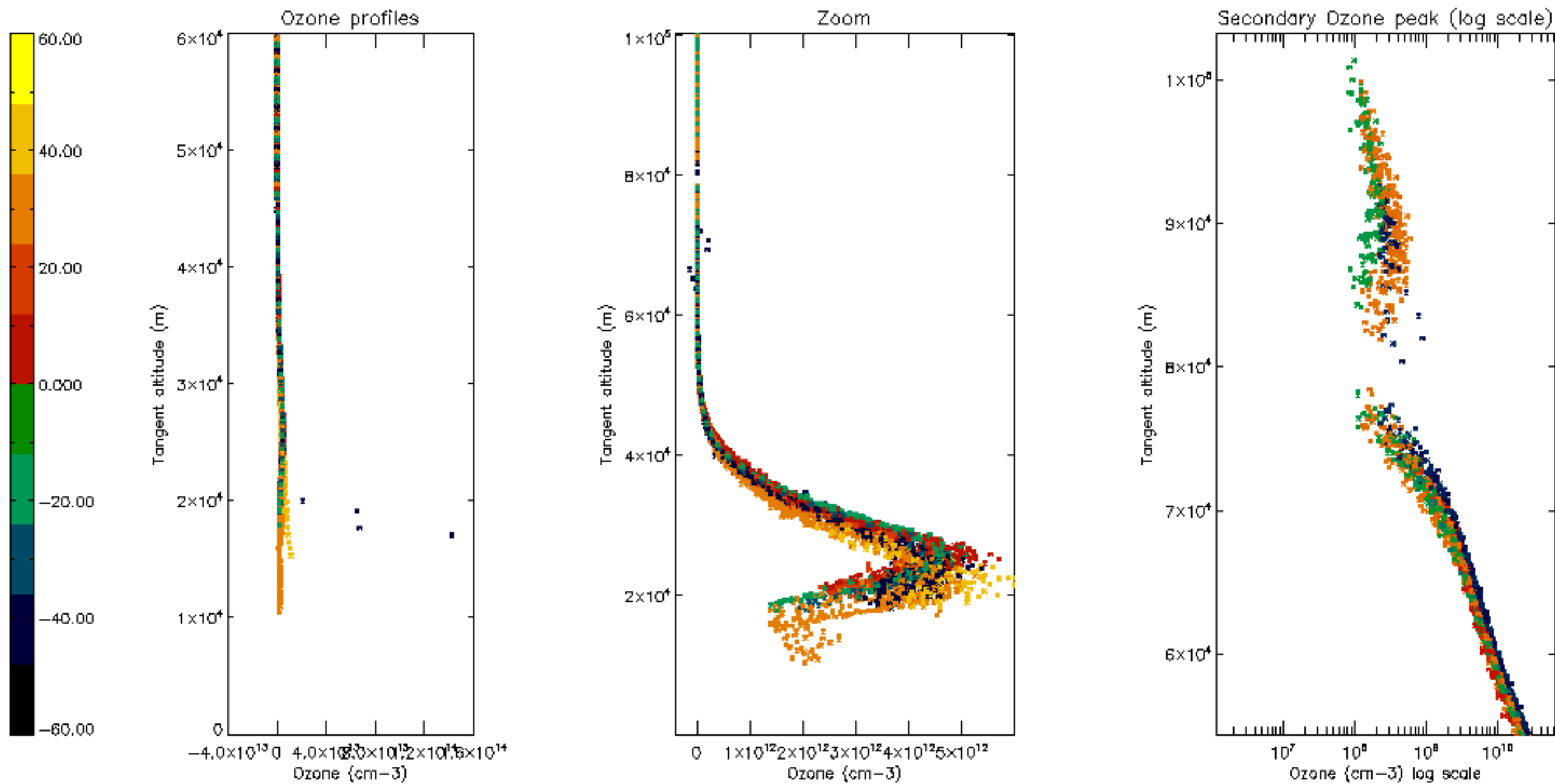
Percentage of saturation errors per profile

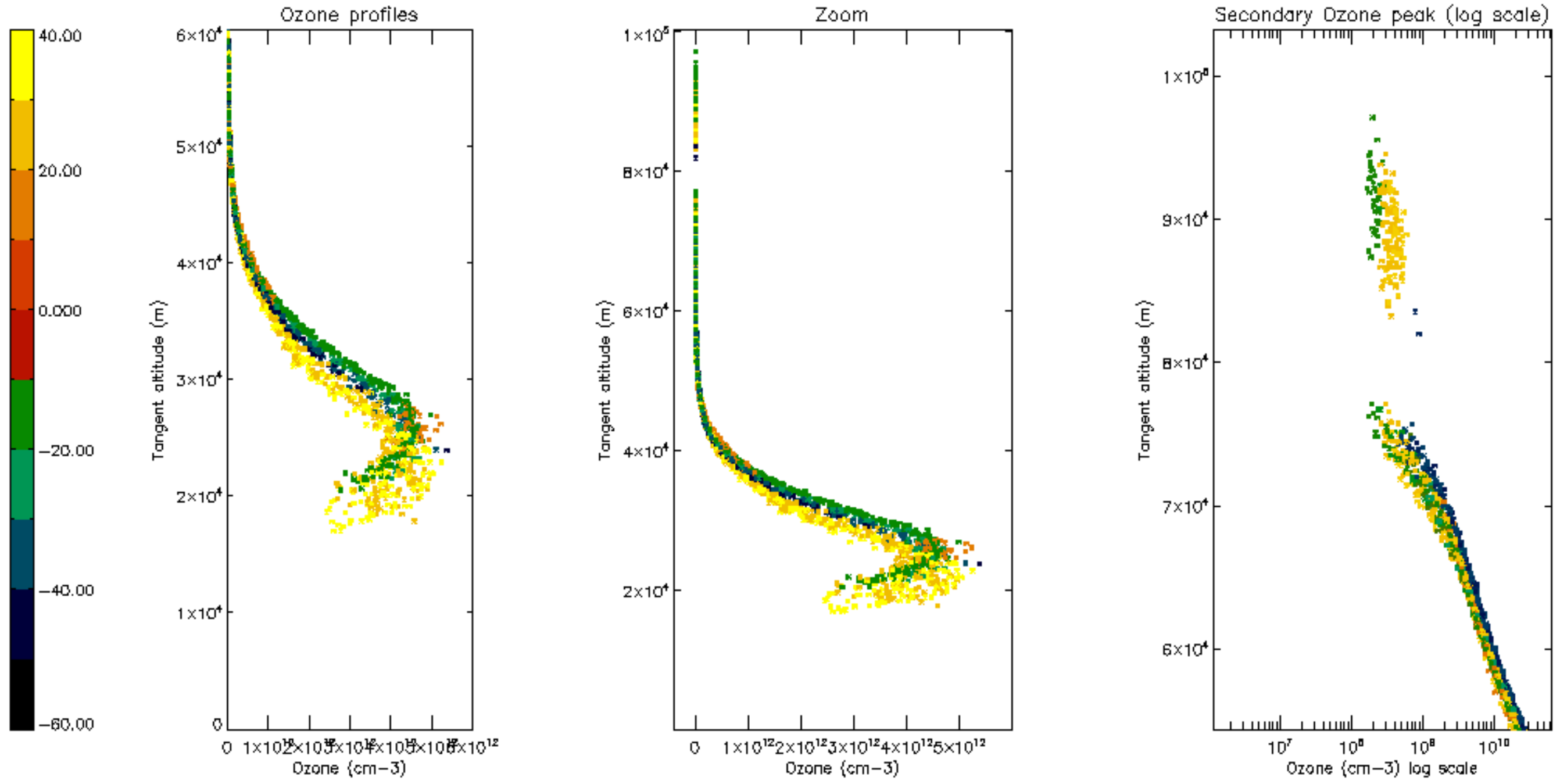




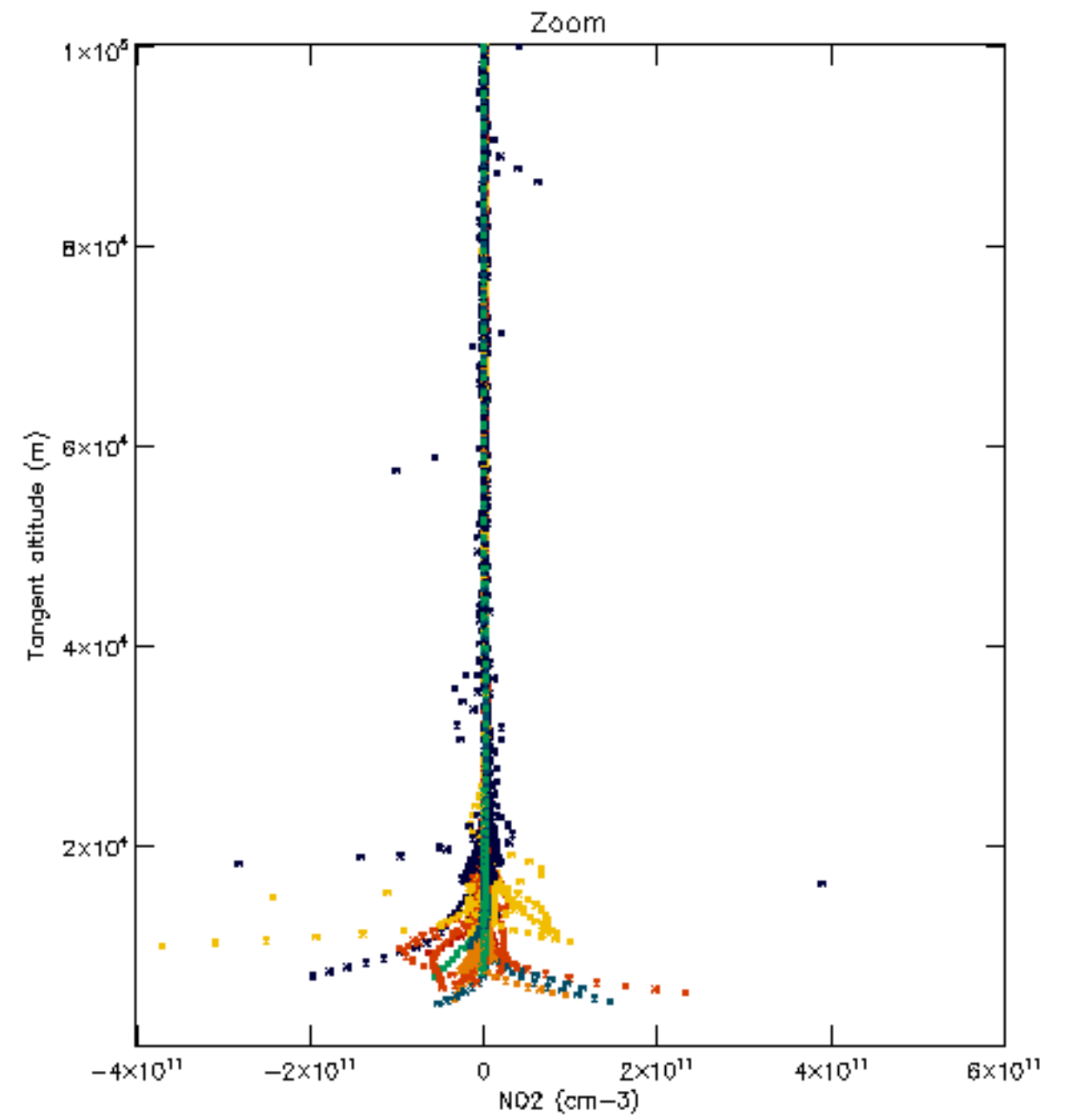
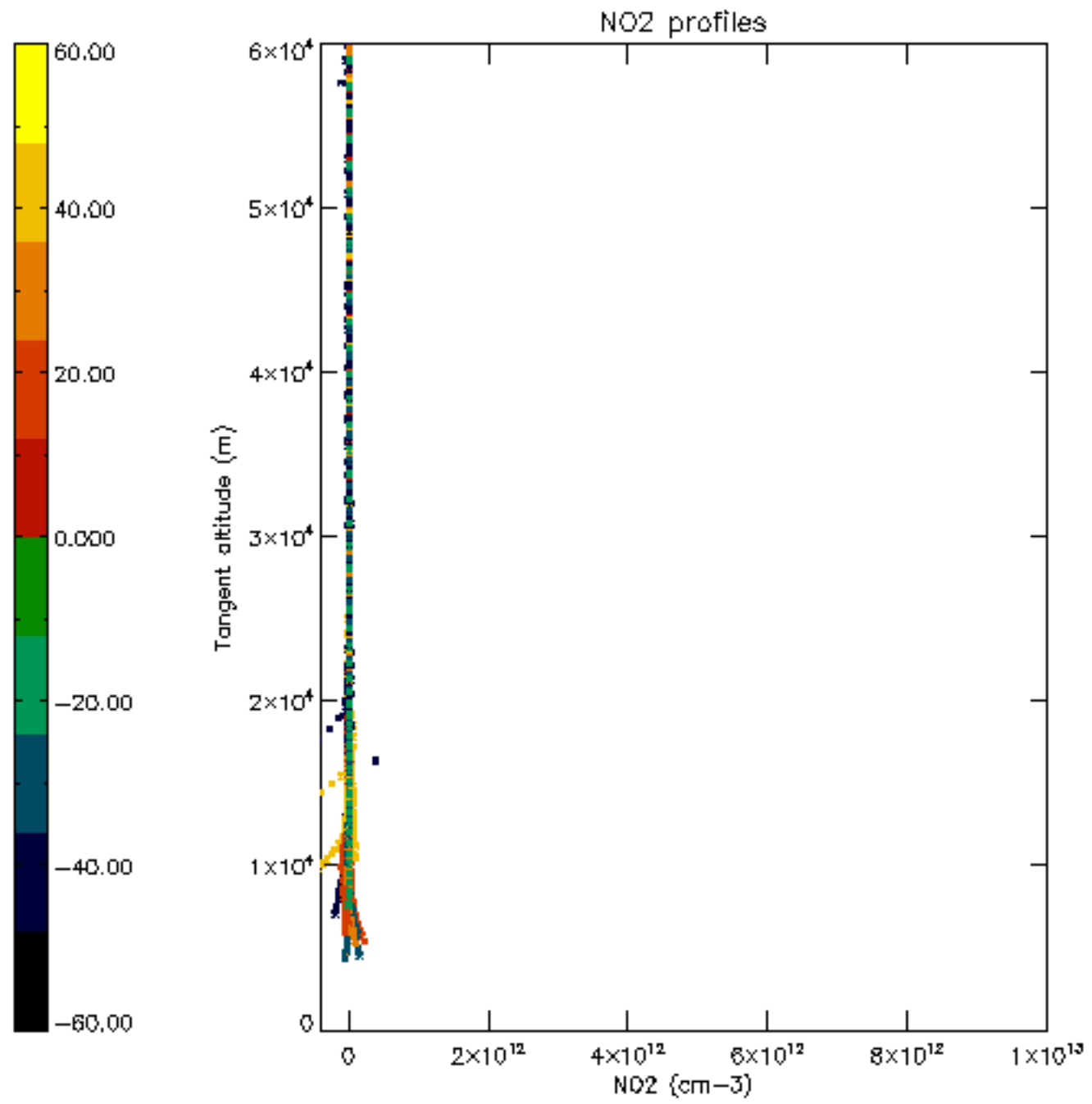


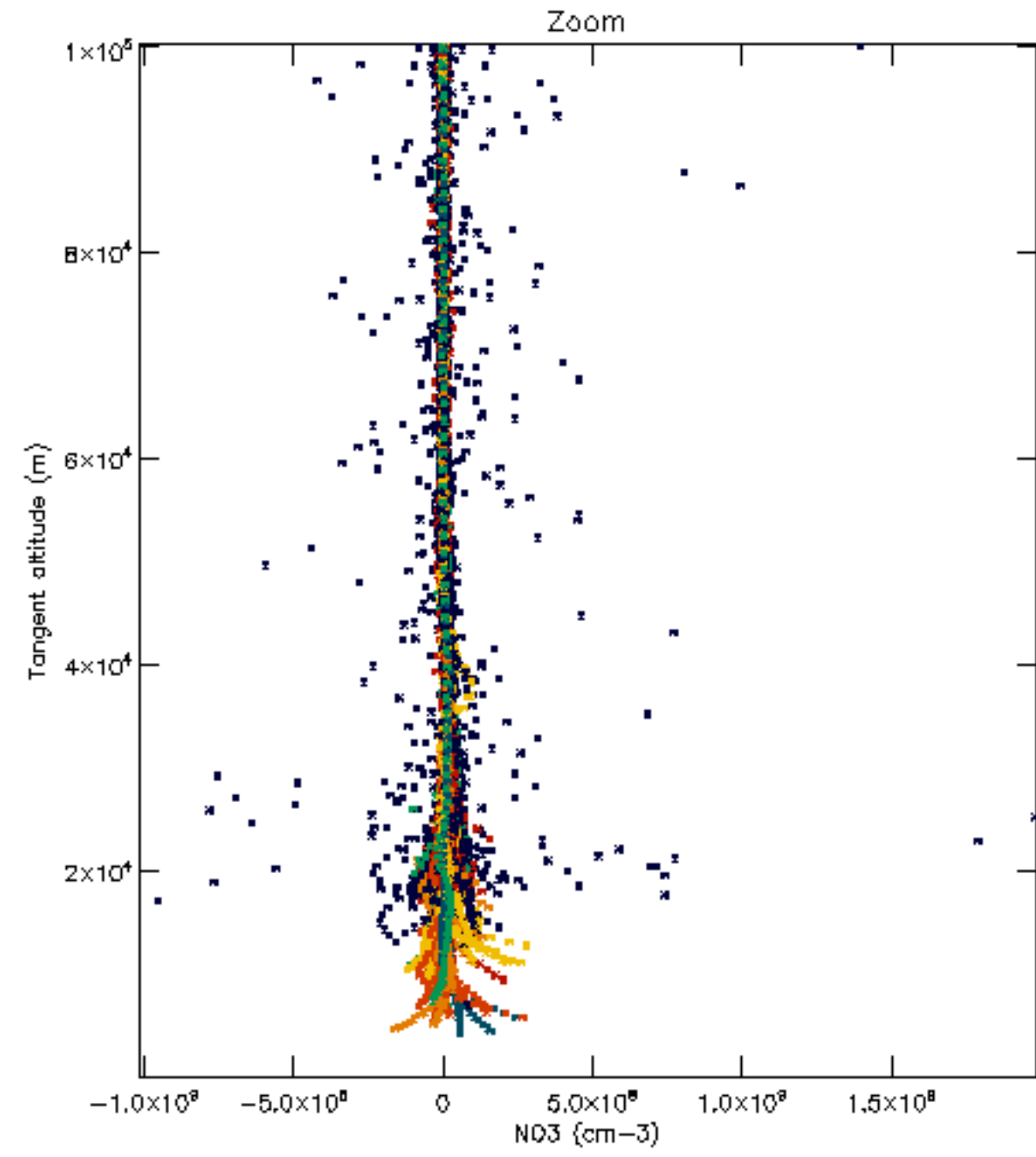
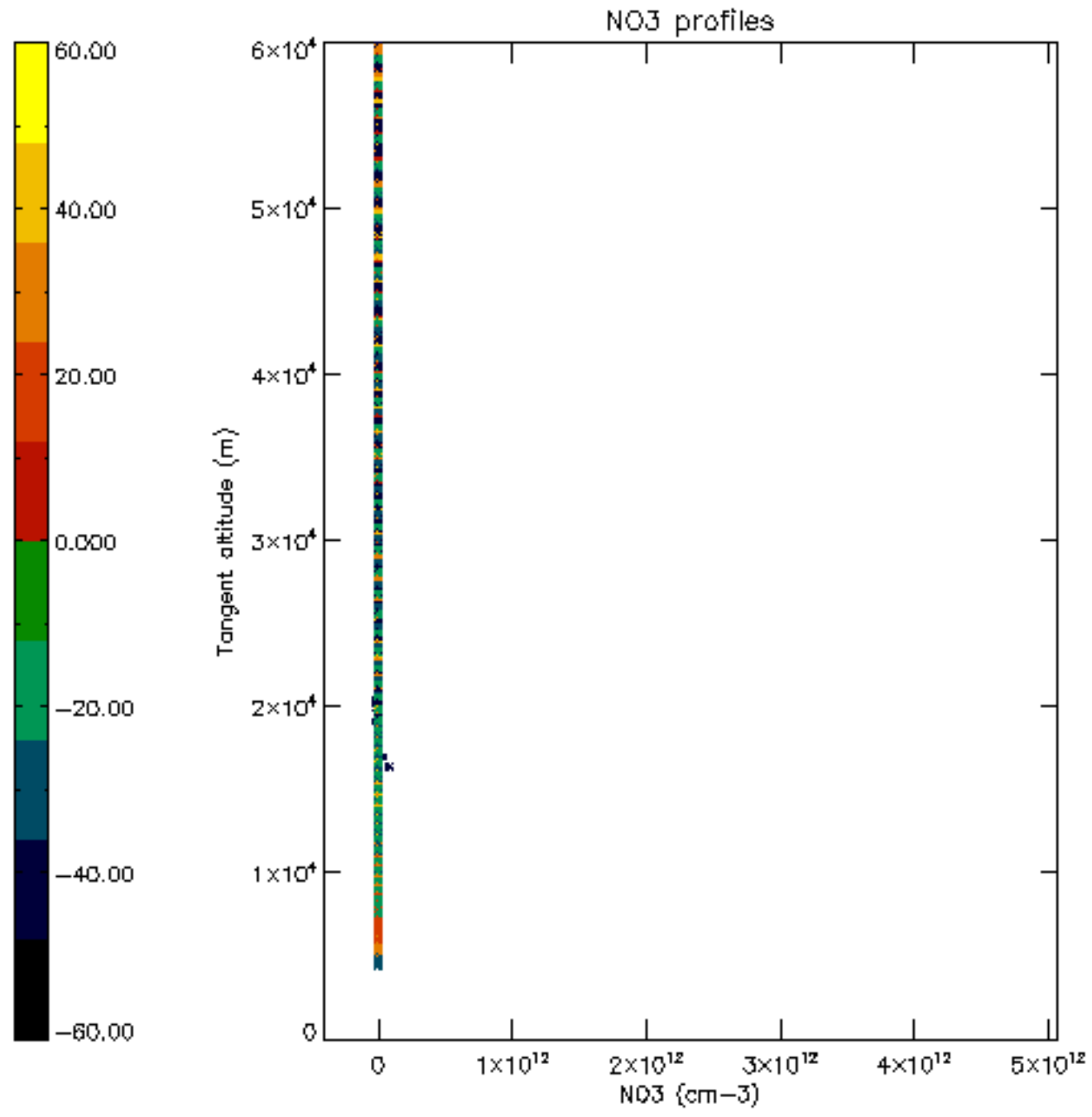


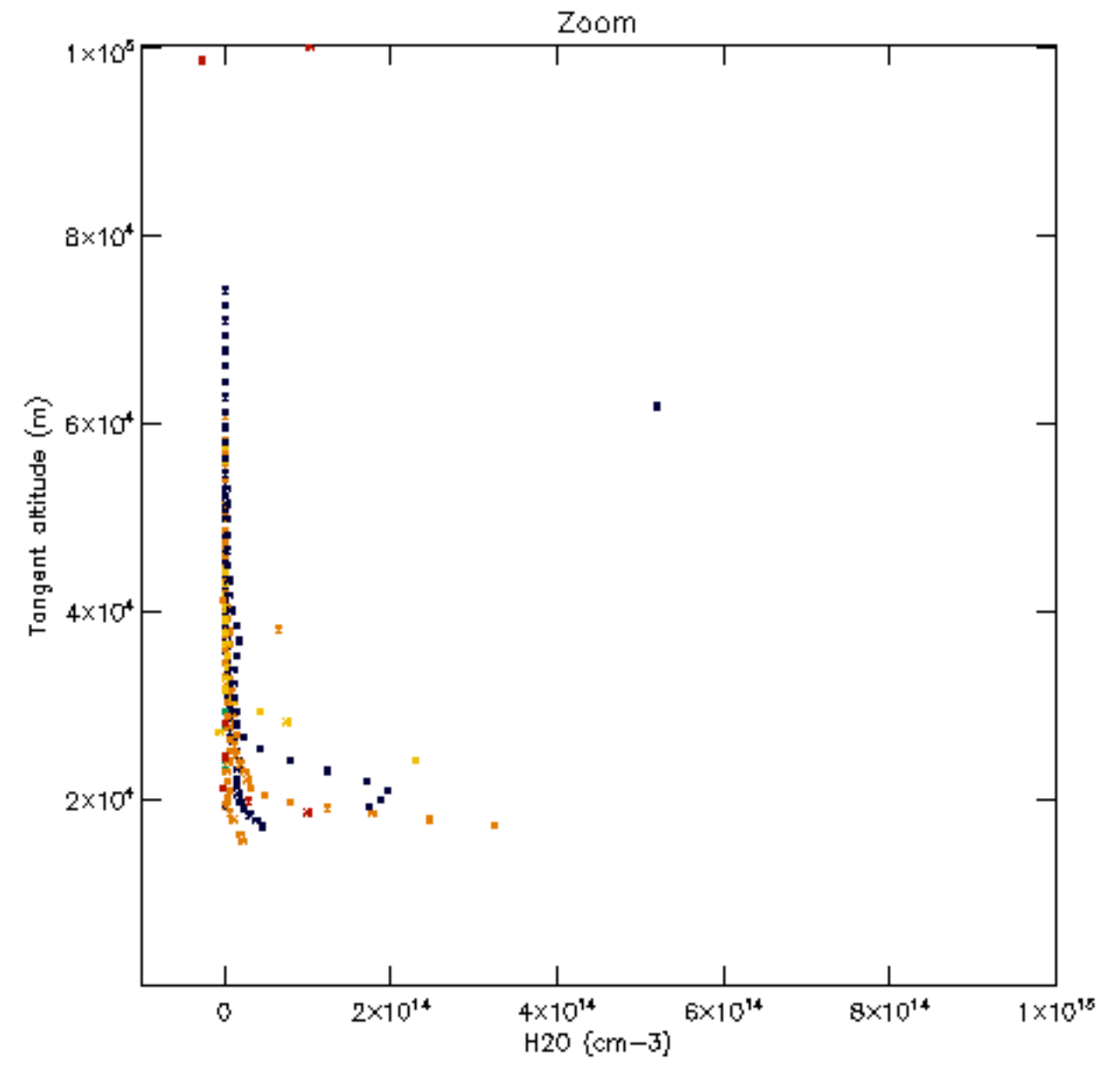
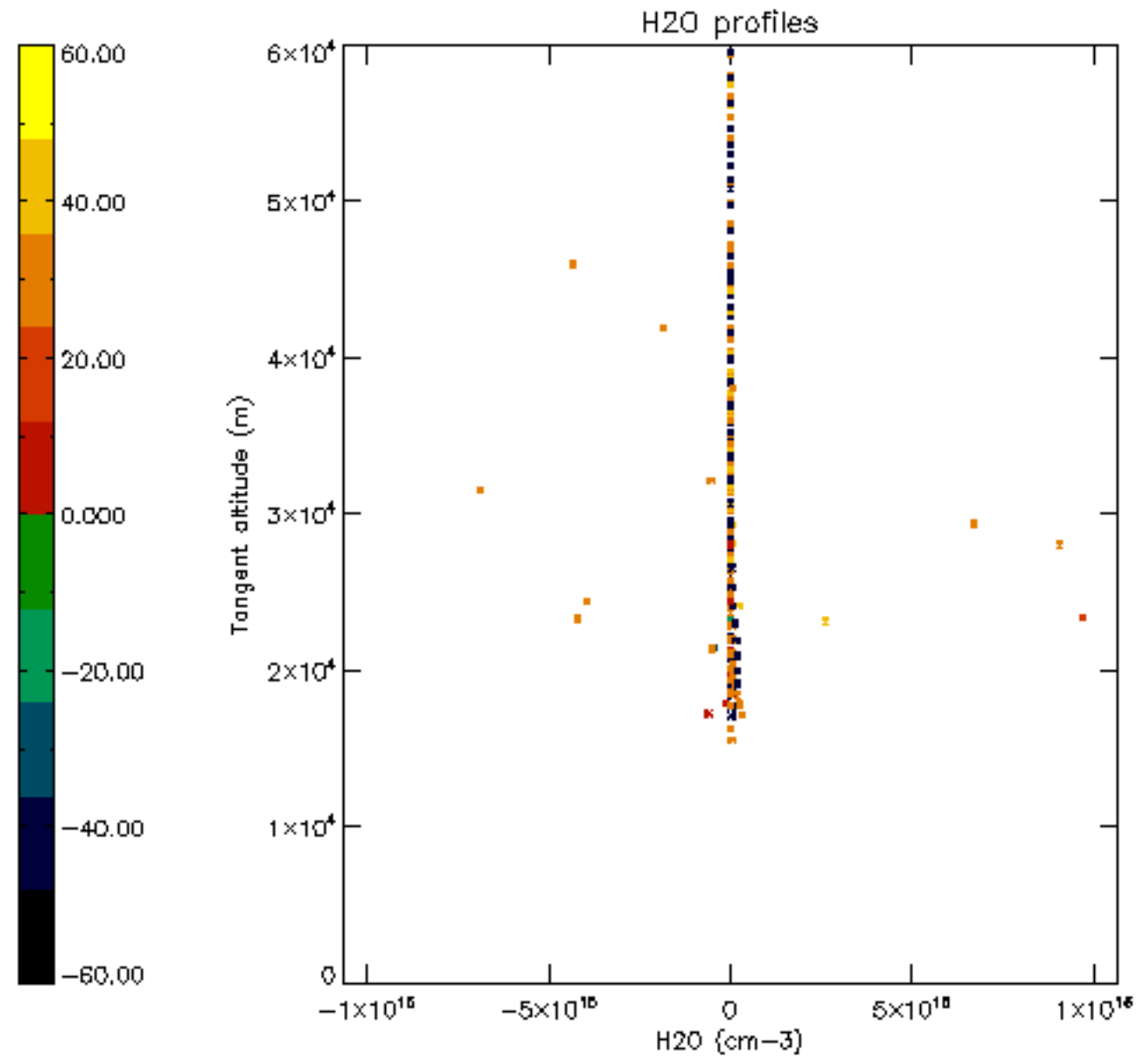




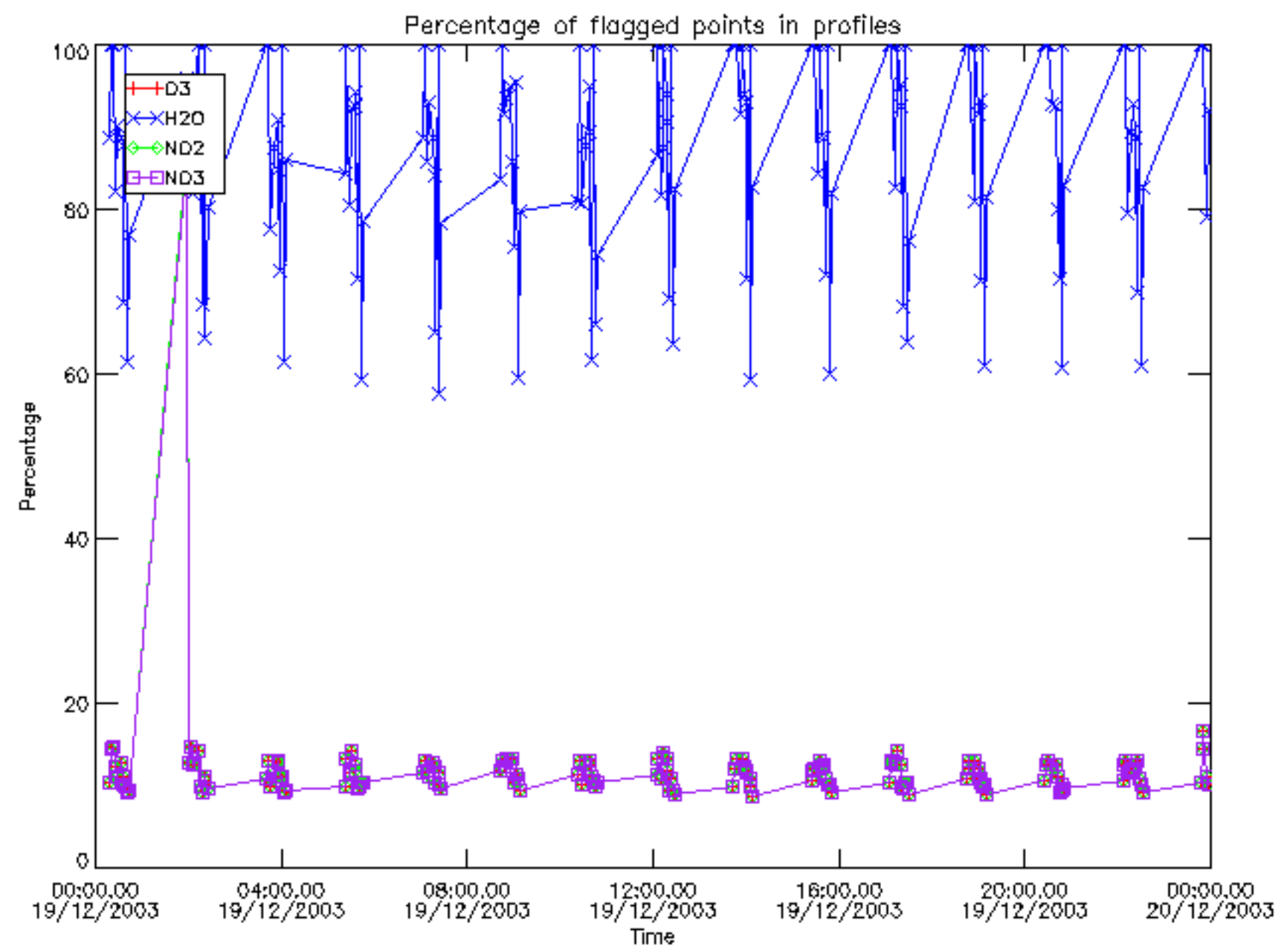




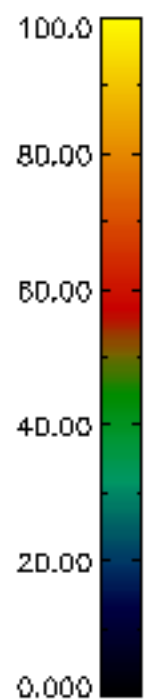
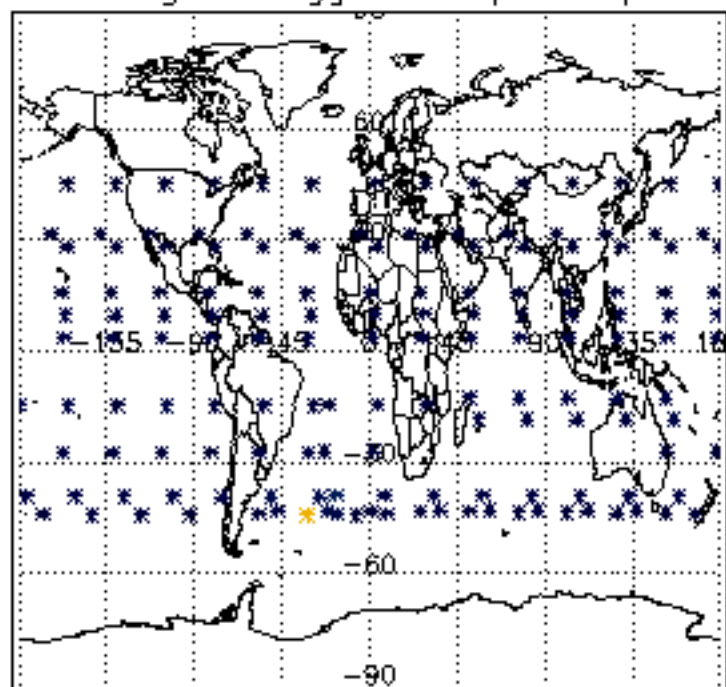




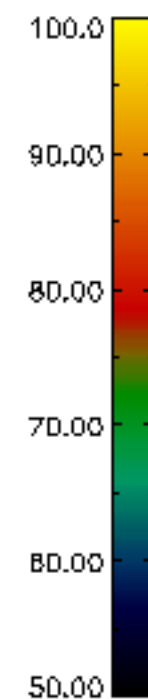
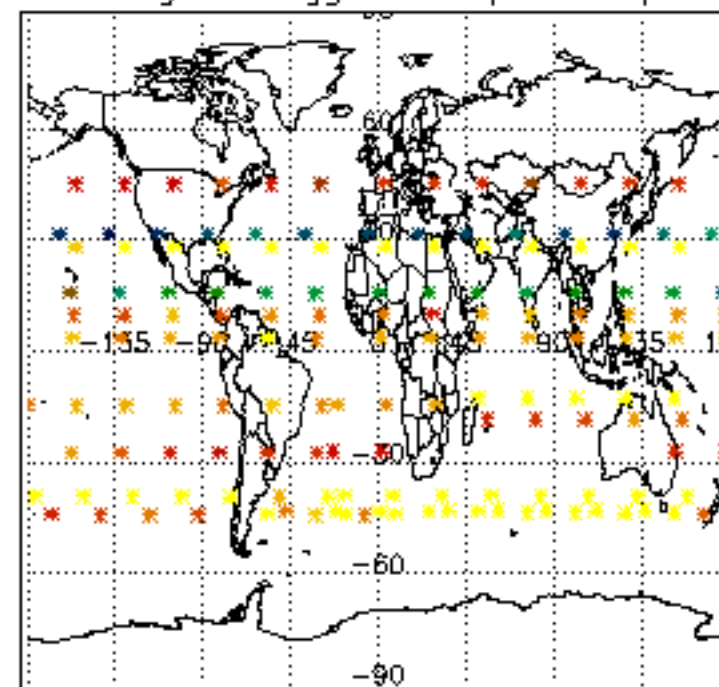




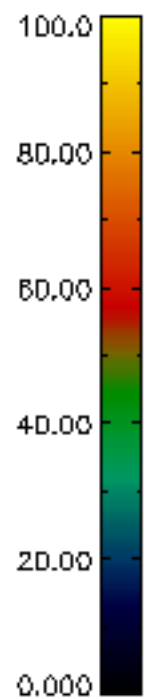
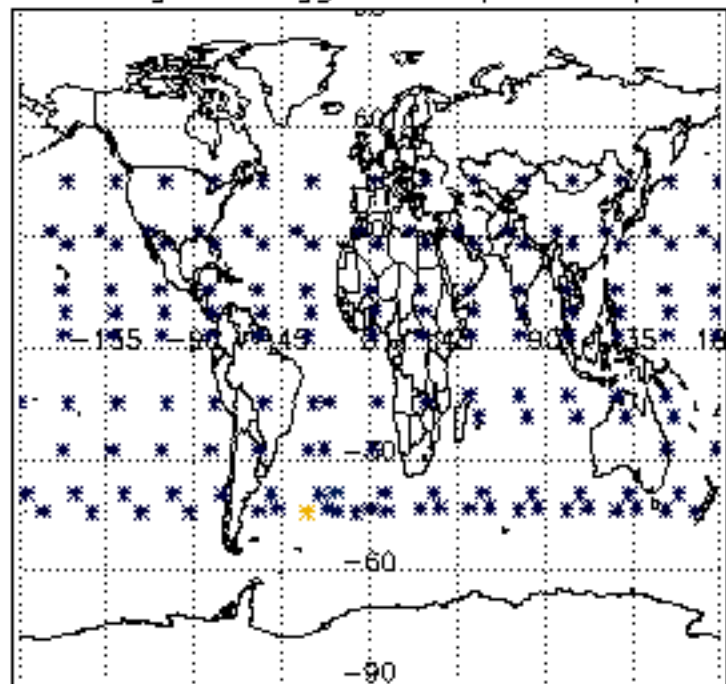
Percentage of flagged data per D3 profile



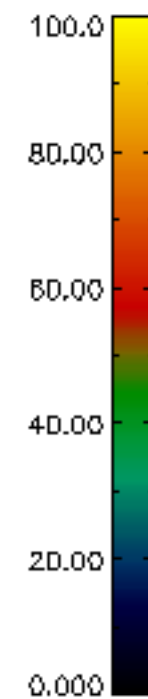
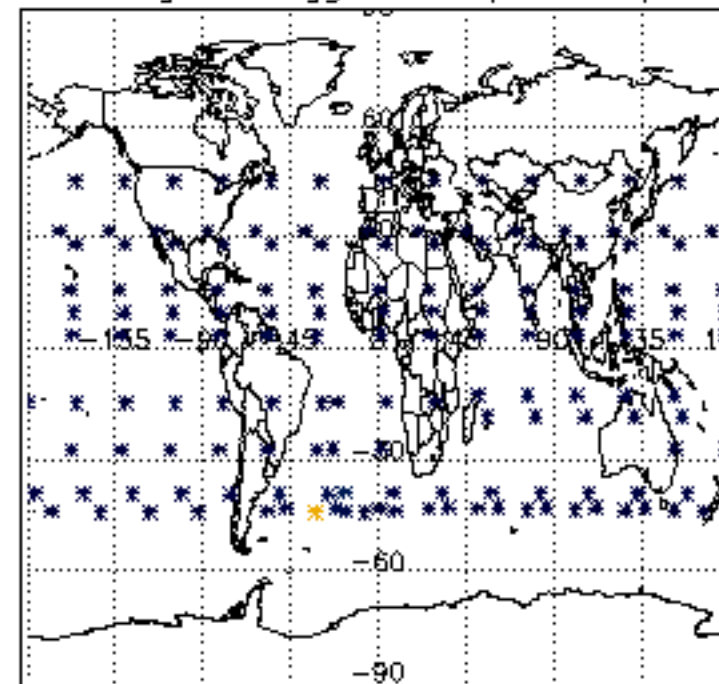
Percentage of flagged data per H2O profile

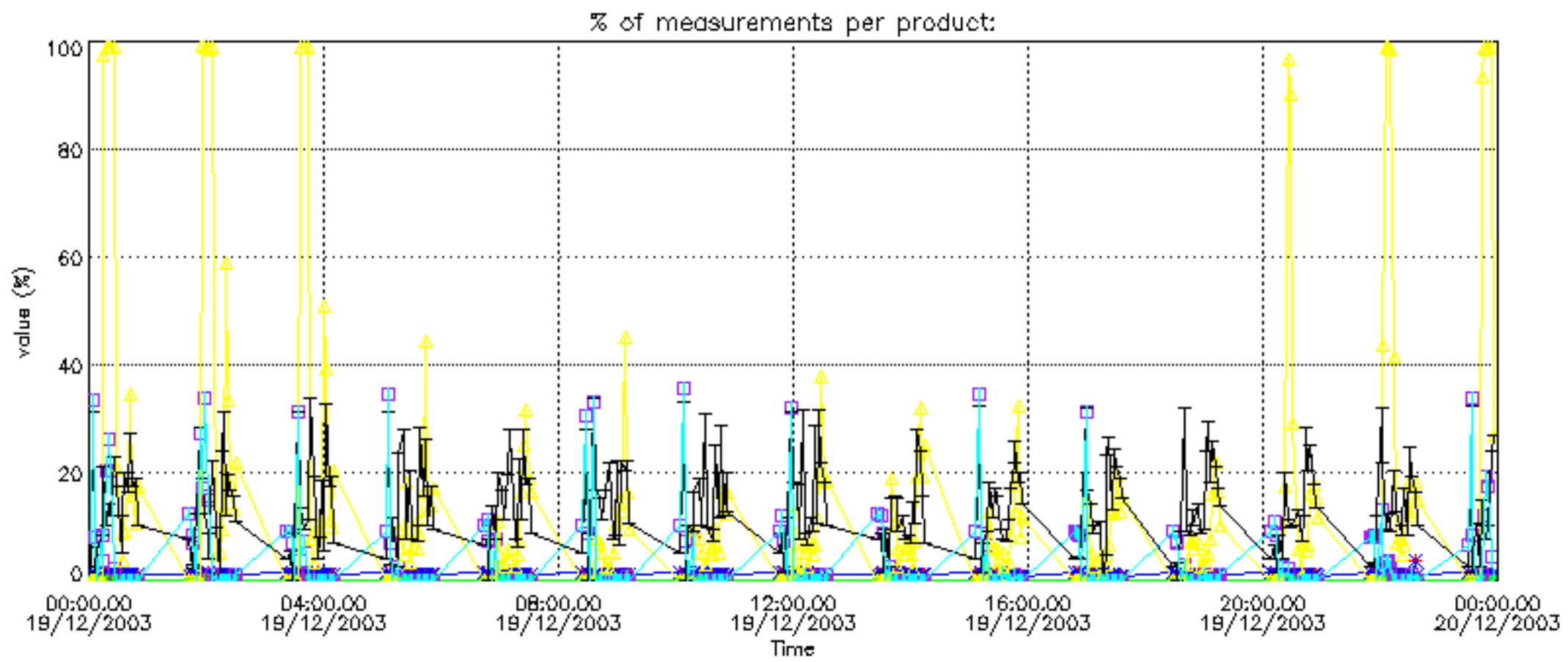


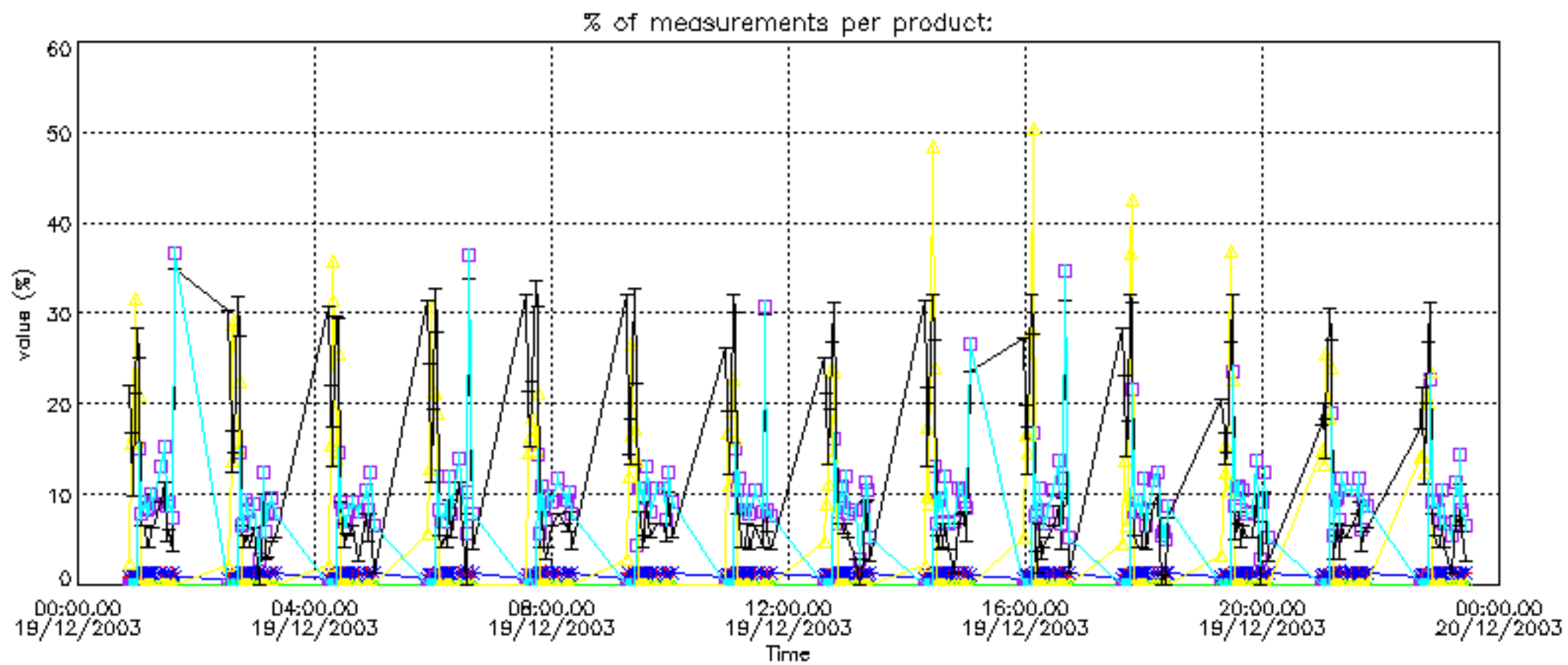
Percentage of flagged data per NO2 profile



Percentage of flagged data per NO3 profile

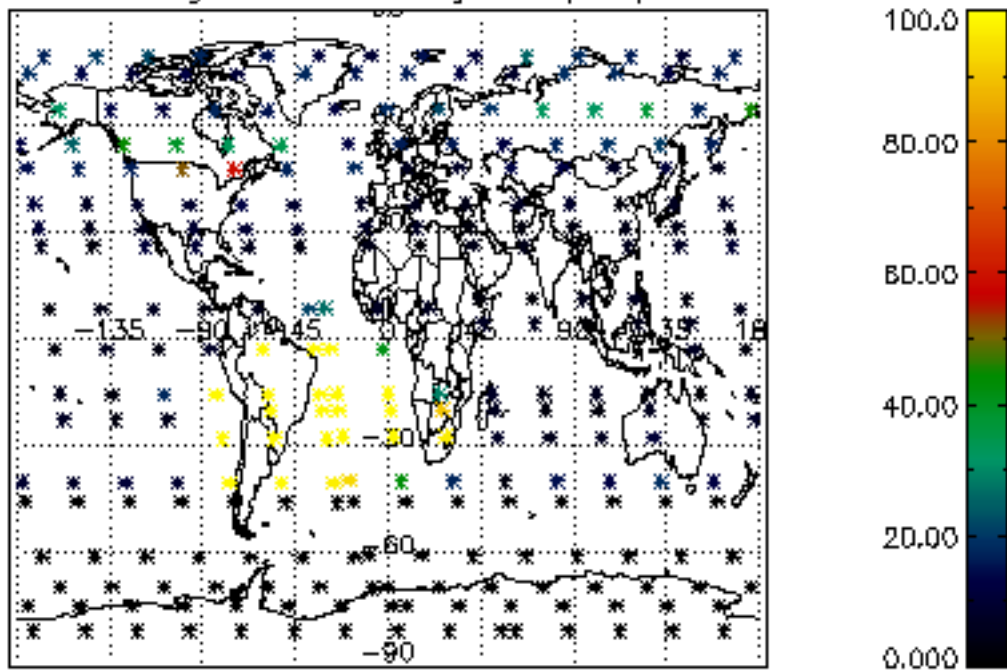




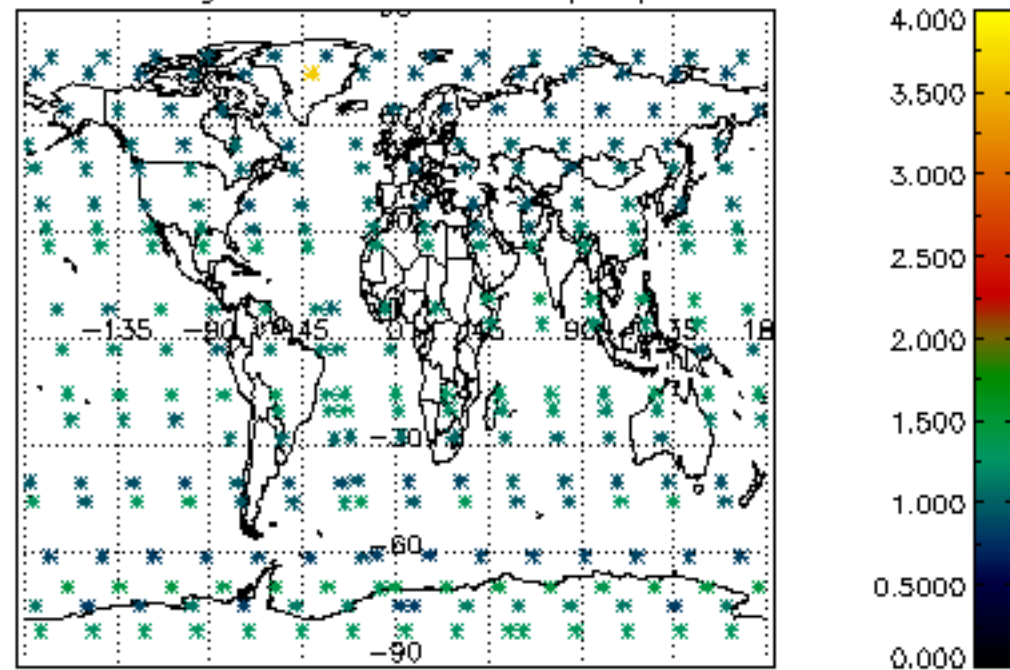




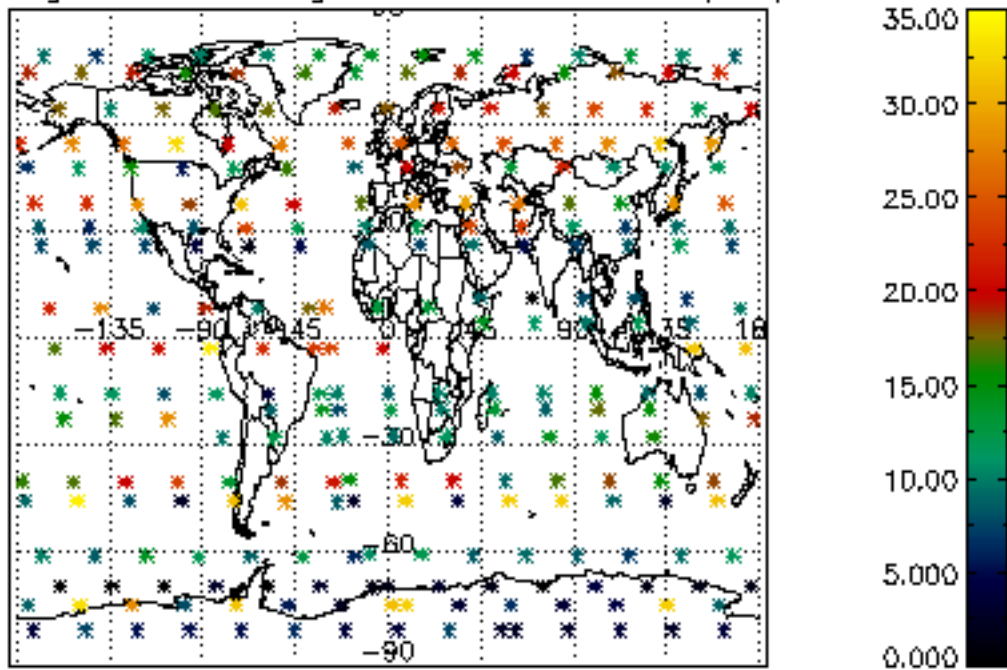
Percentage of cosmic ray hits per profile



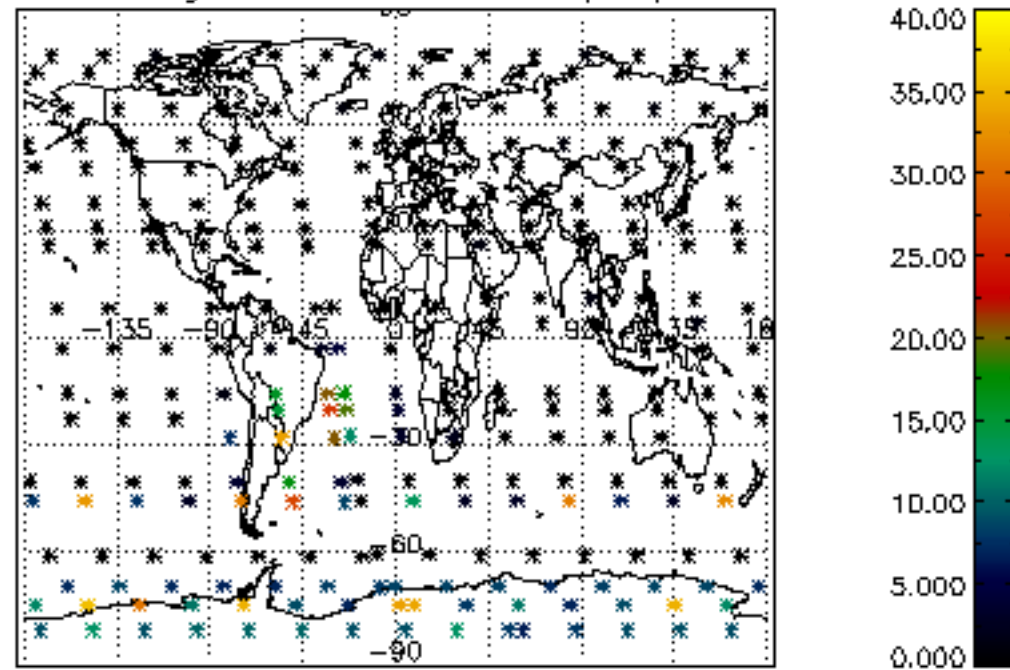
Percentage of datation errors per profile



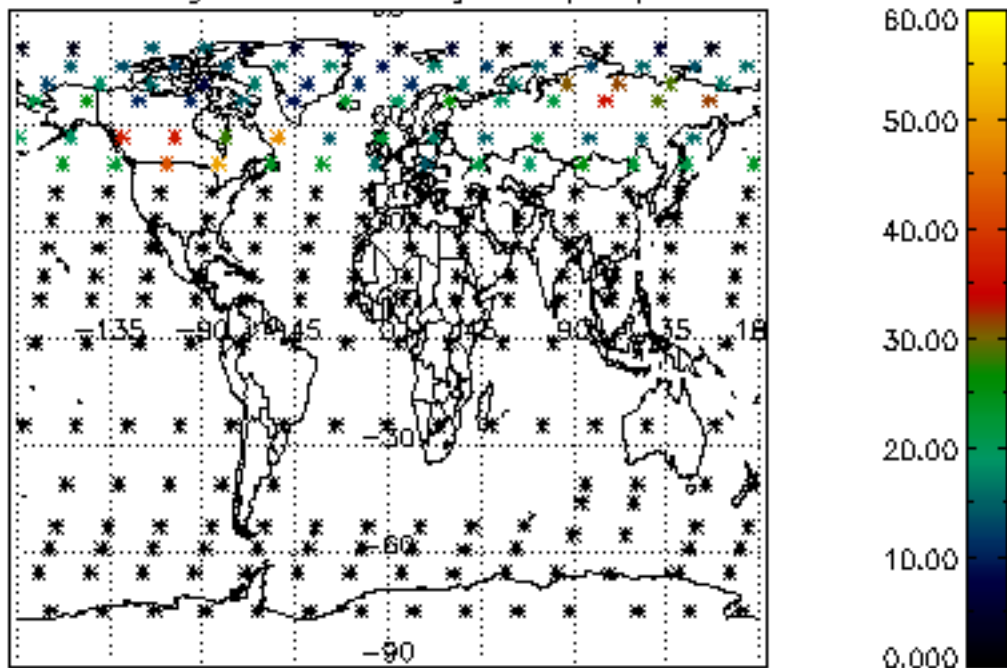
Percentage of star falling outside central band per profile



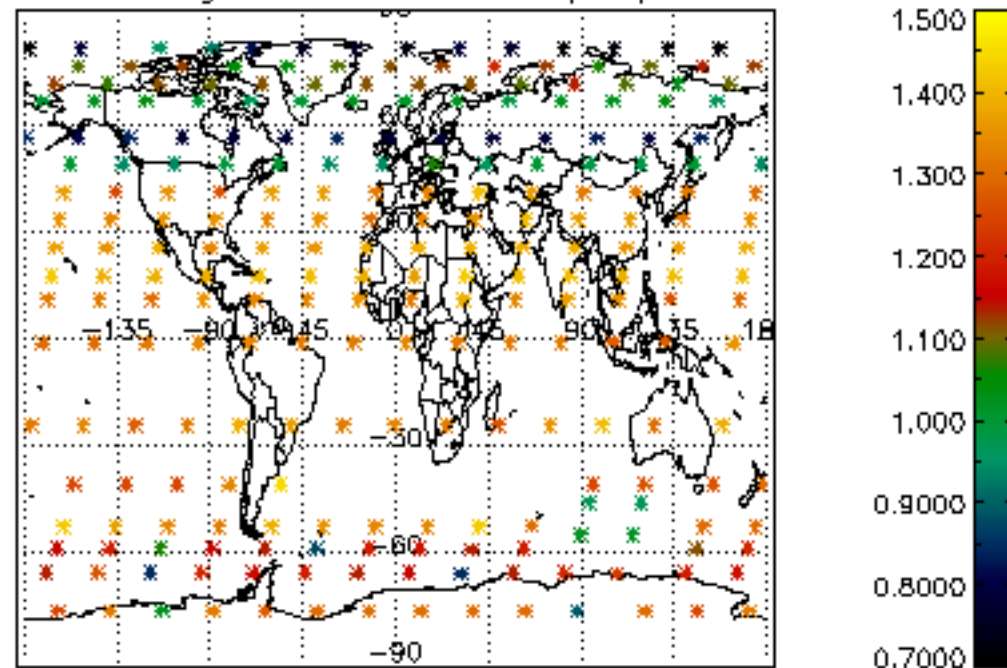
Percentage of saturation errors per profile



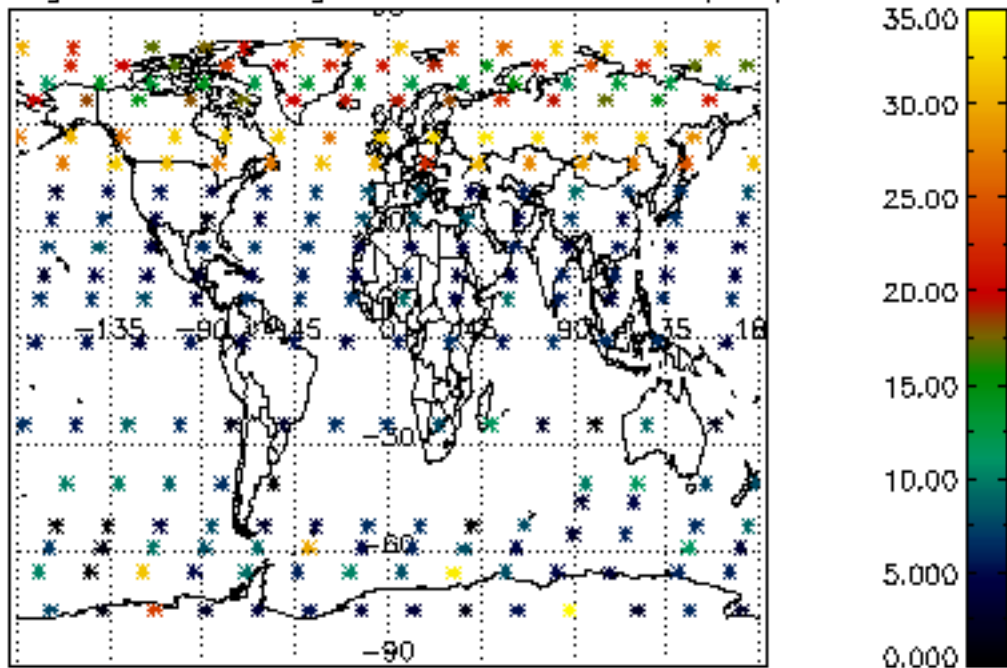
Percentage of cosmic ray hits per profile



Percentage of datation errors per profile



Percentage of star falling outside central band per profile



Percentage of saturation errors per profile

