

GOMOS Level 2 Daily Report

SUMMARY

[1. General Info](#)

[2. Summary of processed GOM_NL_2P products](#)

[3. Level 2 Quality information per product](#)

[3.1 Plot of level 2 quality information per product \(time dependant\)](#)

[3.2 Plot of level 2 quality information per product \(world map\)](#)

[4. Level 1 Quality information per product \(stored on level 2 products\)](#)

[4.1 Plot of level 1 quality information per product \(time dependant\)](#)

[4.1.1 Plot of level 1 quality information per product \(time dependant\): ASCENDING](#)

[4.1.2 Plot of level 1 quality information per product \(time dependant\): DESCENDING](#)

[4.2 Plot of level 1 quality information per product \(world map\)](#)

[4.2.1 Plot of level 1 quality information per product \(world map\): ASCENDING](#)

[4.2.2 Plot of level 1 quality information per product \(world map\): DESCENDING](#)

[5. Ozone profiles based on quality statistics and other trace gas profiles](#)

[5.1 Ozone statistics based on quality of products](#)

[5.2 Plot ozone profiles for all STD \(dark without errors\)](#)

[5.3 Plot ozone profiles where STD < 20% \(dark without errors\)](#)

[5.4. Plot ozone profiles where STD < 10% \(dark without errors\)](#)

[5.5. Plot ozone profiles where STD < 5% \(dark without errors\)](#)

[5.6 Plot NO2 profiles for all STD \(dark without errors\)](#)

[5.7 Plot NO3 profiles for all STD \(dark without errors\)](#)

[5.8 Plot H2O profiles \(only for occultations of stars 1,2,3,4,13,14,16,26,63 dark without errors\) for all STD](#)

[6. Auxiliary Data Files used for the production reported in section 2](#)

This report presents the daily analysis on parameters extracted from GOMOS level 2 data (GOM_NL__2P). It is intended to monitor some important parameters that will impact the quality of these products. A list of level 2 products (and content) that have arrived during the reporting day to the PCF is also given.

Item	Value
Time of report generation	20APR2013 02:11:01
Data source version	GOMOS/6.01
Start time of products	18-12-2003 (18DEC2003 00:00:00)
Stop time of products	19-12-2003 (19DEC2003 00:00:00)
Store outputs in DB	Yes
Nb of level 2 prods	486
Nb of prods with errors	1

2. Summary of processed GOM_NL__2P products.

Nr	Filename	UTC Start time	Limb	Duration	Star Id	Star Name	Star Mag	Star Temp	Nb Meas	Orbit	Prod. error
1	GOM_NL__2PRFIN20031218_000021_000000382022_00331_09403_9894.N1	18-DEC-2003 00:00:21	Bright	37.500	149	45Eps Per	2.8880	30000.	75	9403	No
2	GOM_NL__2PRFIN20031218_000234_000000372022_00331_09403_9895.N1	18-DEC-2003 00:02:34	Bright	36.500	175	39Del Per	3.0100	19400.	73	9403	No
3	GOM_NL__2PRFIN20031218_000420_000000402022_00331_09403_9896.N1	18-DEC-2003 00:04:20	Bright	39.500	160	23Gam Per	2.9300	4700.0	79	9403	No
4	GOM_NL__2PRFIN20031218_000736_000000402022_00331_09403_9897.N1	18-DEC-2003 00:07:36	Bright	39.500	110	37Del Cas	2.6780	8900.0	79	9403	No
5	GOM_NL__2PRFIN20031218_001415_000000342022_00331_09403_9898.N1	18-DEC-2003 00:14:15	Bright	34.000	49	1Alp UMi	1.9900	6300.0	68	9403	No
6	GOM_NL__2PRFIN20031218_001857_000000362022_00331_09403_9899.N1	18-DEC-2003 00:18:57	Bright	35.500	60	7Bet UMi	2.0810	3950.0	71	9403	No
7	GOM_NL__2PRFIN20031218_002035_000000522022_00331_09403_9900.N1	18-DEC-2003 00:20:35	Bright	51.500	82	48Bet UMa	2.3650	10600.	103	9403	No
8	GOM_NL__2PRFIN20031218_002306_000000482022_00331_09403_9901.N1	18-DEC-2003 00:23:06	Bright	48.000	87	64Gam UMa	2.4330	11000.	96	9403	No
9	GOM_NL__2PRFIN20031218_002609_000000412022_00331_09403_9902.N1	18-DEC-2003 00:26:09	Bright	40.500	39	85Eta UMa	1.8540	24000.	81	9403	No
10	GOM_NL__2PRFIN20031218_002933_000000392022_00331_09403_9903.N1	18-DEC-2003 00:29:33	Bright	38.500	180	27Gam Boo	3.0400	8000.0	77	9403	No
11	GOM_NL__2PRFIN20031218_003248_000000372022_00331_09403_9904.N1	18-DEC-2003 00:32:48	Bright	37.000	83		2.3780	11000.	74	9403	No
12	GOM_NL__2PRFIN20031218_003611_000000612022_00331_09403_9905.N1	18-DEC-2003 00:36:11	Bright	61.000	111	8Eta Boo	2.6800	6000.0	122	9403	No
13	GOM_NL__2PRFIN20031218_003755_000000362022_00331_09403_9906.N1	18-DEC-2003 00:37:55	Bright	35.500	102	24Alp Ser	2.6000	4250.0	71	9403	No
14	GOM_NL__2PRFIN20031218_004018_000000552022_00331_09403_9907.N1	18-DEC-2003 00:40:18	Bright	55.000	138	47Eps Vir	2.8280	4700.0	110	9403	No
15	GOM_NL__2PRFIN20031218_004616_000000572022_00331_09403_9908.N1	18-DEC-2003 00:46:16	Twilight	56.500	15	67Alp Vir	0.97600	28000.	113	9403	No
16	GOM_NL__2PRFIN20031218_004947_000000472022_00331_09403_9909.N1	18-DEC-2003 00:49:47	Dark	47.000	169	46Gam Hya	2.9910	4700.0	94	9403	No
17	GOM_NL__2PRFIN20031218_005119_000000482022_00331_09403_9910.N1	18-DEC-2003 00:51:19	Dark	48.000	54	5The Cen	2.0550	4500.0	96	9403	No
18	GOM_NL__2PRFIN20031218_005324_000000422022_00331_09403_9911.N1	18-DEC-2003 00:53:24	Dark	41.500	78	Alp Lup	2.3040	28000.	83	9403	No
19	GOM_NL__2PRFIN20031218_010001_000000512022_00332_09404_9904.N1	18-DEC-2003 01:00:01	Dark	51.000	12	Alp1Cru	0.77500	30000.	102	9404	No
20	GOM_NL__2PRFIN20031218_010456_000000422022_00332_09404_9905.N1	18-DEC-2003 01:04:56	Dark	42.000	159	Ups Car	2.9200	7200.0	84	9404	No
21	GOM_NL__2PRFIN20031218_010620_000000432022_00332_09404_9906.N1	18-DEC-2003 01:06:20	Dark	42.500	71	lot Car	2.2460	7700.0	85	9404	No
22	GOM_NL__2PRFIN20031218_010813_000000502022_00332_09404_9907.N1	18-DEC-2003 01:08:13	Dark	50.000	41	Eps Car	1.8600	4100.0	100	9404	No
23	GOM_NL__2PRFIN20031218_011102_000000502022_00332_09404_9908.N1	18-DEC-2003 01:11:02	Dark	49.500	34	Gam2Vel	1.7930	23000.	99	9404	No
24	GOM_NL__2PRFIN20031218_011302_000000552022_00332_09404_9909.N1	18-DEC-2003 01:13:02	Dark	55.000	2	Alp Car	-0.73600	7000.0	110	9404	No
25	GOM_NL__2PRFIN20031218_011550_000000552022_00332_09404_9910.N1	18-DEC-2003 01:15:50	Dark	55.000	117	Pi Pup	2.7060	3800.0	110	9404	No
26	GOM_NL__2PRFIN20031218_011902_000000572022_00332_09404_9911.N1	18-DEC-2003 01:19:02	Straylight	56.500	23	21Eps CMa	1.5020	26000.	113	9404	No
27	GOM_NL__2PRFIN20031218_012048_000000562022_00332_09404_9912.N1	18-DEC-2003 01:20:48	Straylight	56.000	179	24Omi2CMa	3.0320	24000.	112	9404	No
28	GOM_NL__2PRFIN20031218_012347_000000652022_00332_09404_9913.N1	18-DEC-2003 01:23:47	Straylight	65.000	1	9Alp CMa	-1.4400	11000.	130	9404	No
29	GOM_NL__2PRFIN20031218_012559_000000492022_00332_09404_9914.N1	18-DEC-2003 01:25:59	Straylight	49.000	165	34Gam Eri	2.9500	3200.0	98	9404	No
30	GOM_NL__2PRFIN20031218_012741_000000482022_00332_09404_9915.N1	18-DEC-2003 01:27:41	Straylight	47.500	125	44lot Ori	2.7700	30000.	95	9404	No
31	GOM_NL__2PRFIN20031218_012912_000000522022_00332_09404_9916.N1	18-DEC-2003 01:29:12	Straylight	52.000	30	46Eps Ori	1.6940	30000.	104	9404	No
32	GOM_NL__2PRFIN20031218_013216_000000652022_00332_09404_9917.N1	18-DEC-2003 01:32:16	Twilight	65.000	14	58Alp Ori	0.87000	3000.0	130	9404	No
33	GOM_NL__2PRFIN20031218_013418_000000492022_00332_09404_9918.N1	18-DEC-2003 01:34:18	Twilight	49.000	13	87Alp Tau	0.86700	3800.0	98	9404	No
34	GOM_NL__2PRFIN20031218_013632_000000382022_00332_09404_9919.N1	18-DEC-2003 01:36:32	Bright	38.000	146	25Eta Tau	2.8730	15200.	76	9404	No
35	GOM_NL__2PRFIN20031218_013838_000000392022_00332_09404_9920.N1	18-DEC-2003 01:38:38	Bright	39.000	150	44Zet Per	2.8900	28000.	78	9404	No
36	GOM_NL__2PRFIN20031218_014058_000000362022_00332_09404_9921.N1	18-DEC-2003 01:40:58	Bright	36.000	149	45Eps Per	2.8880	30000.	72	9404	No
37	GOM_NL__2PRFIN20031218_014310_000000362022_00332_09404_9922.N1	18-DEC-2003 01:43:10	Bright	35.500	175	39Del Per	3.0100	19400.	71	9404	No
38	GOM_NL__2PRFIN20031218_014457_000000382022_00332_09404_9923.N1	18-DEC-2003 01:44:57	Bright	37.500	160	23Gam Per	2.9300	4700.0	75	9404	No
39	GOM_NL__2PRFIN20031218_014814_000000392022_00332_09404_9924.N1	18-DEC-2003 01:48:14	Bright	39.000	110	37Del Cas	2.6780	8900.0	78	9404	No
40	GOM_NL__2PRFIN20031218_015451_000000362022_00332_09404_9925.N1	18-DEC-2003 01:54:51	Bright	36.000	49	1Alp UMi	1.9900	6300.0	72	9404	No
41	GOM_NL__2PRFIN20031218_015934_000000392022_00332_09404_9926.N1	18-DEC-2003 01:59:34	Bright	39.000	60	7Bet UMi	2.0810	3950.0	78	9404	No
42	GOM_NL__2PRFIN20031218_020111_000000522022_00332_09404_9927.N1	18-DEC-2003 02:01:11	Bright	52.000	82	48Bet UMa	2.3650	10600.	104	9404	No

43	GOM_NL__2PRFIN20031218_020342_000000502022_00332_09404_9928.N1	18-DEC-2003 02:03:42	Bright	49.500	87	64Gam Uma	2.4330	11000.	99	9404	No
44	GOM_NL__2PRFIN20031218_020645_000000422022_00332_09404_9929.N1	18-DEC-2003 02:06:45	Bright	41.500	39	85Eta UMa	1.8540	24000.	83	9404	No
45	GOM_NL__2PRFIN20031218_021010_000000382022_00332_09404_9930.N1	18-DEC-2003 02:10:10	Bright	38.000	180	27Gam Boo	3.0400	8000.0	76	9404	No
46	GOM_NL__2PRFIN20031218_021324_000000372022_00332_09404_9931.N1	18-DEC-2003 02:13:24	Bright	37.000	83		2.3780	11000.	74	9404	No
47	GOM_NL__2PRFIN20031218_021647_000000432022_00332_09404_9932.N1	18-DEC-2003 02:16:47	Bright	42.500	111	8Eta Boo	2.6800	6000.0	85	9404	No
48	GOM_NL__2PRFIN20031218_021831_000000352022_00332_09404_9933.N1	18-DEC-2003 02:18:31	Bright	35.000	102	24Alp Ser	2.6000	4250.0	70	9404	No
49	GOM_NL__2PRFIN20031218_022054_000000542022_00332_09404_9934.N1	18-DEC-2003 02:20:54	Bright	53.500	138	47Eps Vir	2.8280	4700.0	107	9404	No
50	GOM_NL__2PRFIN20031218_022653_000000592022_00332_09404_9935.N1	18-DEC-2003 02:26:53	Twilight	59.000	15	67Alp Vir	0.97600	28000.	118	9404	No
51	GOM_NL__2PRFIN20031218_023156_000000422022_00332_09404_9936.N1	18-DEC-2003 02:31:56	Dark	42.000	54	5The Cen	2.0550	4500.0	84	9404	No
52	GOM_NL__2PRFIN20031218_023400_000000412022_00332_09404_9937.N1	18-DEC-2003 02:34:00	Dark	40.500	78	Alp Lup	2.3040	28000.	81	9404	No
53	GOM_NL__2PRFIN20031218_024037_000000422022_00333_09405_9933.N1	18-DEC-2003 02:40:37	Dark	41.500	12	Alp1Cru	0.77500	30000.	83	9405	No
54	GOM_NL__2PRFIN20031218_024532_000000422022_00333_09405_9934.N1	18-DEC-2003 02:45:32	Dark	42.000	159	Ups Car	2.9200	7200.0	84	9405	No
55	GOM_NL__2PRFIN20031218_024657_000000432022_00333_09405_9935.N1	18-DEC-2003 02:46:57	Dark	43.000	71	lot Car	2.2460	7700.0	86	9405	No
56	GOM_NL__2PRFIN20031218_024850_000000572022_00333_09405_9936.N1	18-DEC-2003 02:48:50	Dark	57.000	41	Eps Car	1.8600	4100.0	114	9405	No
57	GOM_NL__2PRFIN20031218_025138_000000502022_00333_09405_9937.N1	18-DEC-2003 02:51:38	Dark	49.500	34	Gam2Vel	1.7930	23000.	99	9405	No
58	GOM_NL__2PRFIN20031218_025339_000000472022_00333_09405_9938.N1	18-DEC-2003 02:53:39	Dark	47.000	2	Alp Car	-0.73600	7000.0	94	9405	No
59	GOM_NL__2PRFIN20031218_025626_000000562022_00333_09405_9939.N1	18-DEC-2003 02:56:26	Dark	56.000	117	Pi Pup	2.7060	3800.0	112	9405	No
60	GOM_NL__2PRFIN20031218_025939_000000552022_00333_09405_9940.N1	18-DEC-2003 02:59:39	Straylight	54.500	23	21Eps CMa	1.5020	26000.	109	9405	No
61	GOM_NL__2PRFIN20031218_030125_000000562022_00333_09405_9941.N1	18-DEC-2003 03:01:25	Straylight	55.500	179	24Omi2CMa	3.0320	24000.	111	9405	No
62	GOM_NL__2PRFIN20031218_030423_000000722022_00333_09405_9942.N1	18-DEC-2003 03:04:23	Straylight	72.000	1	9Alp CMa	-1.4400	11000.	144	9405	No
63	GOM_NL__2PRFIN20031218_030636_000000482022_00333_09405_9943.N1	18-DEC-2003 03:06:36	Straylight	47.500	165	34Gam Eri	2.9500	3200.0	95	9405	No
64	GOM_NL__2PRFIN20031218_030817_000000482022_00333_09405_9944.N1	18-DEC-2003 03:08:17	Straylight	47.500	125	44lot Ori	2.7700	30000.	95	9405	No
65	GOM_NL__2PRFIN20031218_030948_000000492022_00333_09405_9945.N1	18-DEC-2003 03:09:48	Straylight	49.000	30	46Eps Ori	1.6940	30000.	98	9405	No
66	GOM_NL__2PRFIN20031218_031208_000000512022_00333_09405_9946.N1	18-DEC-2003 03:12:08	Twilight	50.500	27	24Gam Ori	1.6360	26000.	101	9405	No
67	GOM_NL__2PRFIN20031218_031454_000000522022_00333_09405_9947.N1	18-DEC-2003 03:14:54	Twilight	52.000	13	87Alp Tau	0.86700	3800.0	104	9405	No
68	GOM_NL__2PRFIN20031218_031709_000000392022_00333_09405_9948.N1	18-DEC-2003 03:17:09	Bright	39.000	146	25Eta Tau	2.8730	15200.	78	9405	No
69	GOM_NL__2PRFIN20031218_031916_000000382022_00333_09405_9949.N1	18-DEC-2003 03:19:16	Bright	38.000	150	44Zet Per	2.8900	28000.	76	9405	No
70	GOM_NL__2PRFIN20031218_032133_000000372022_00333_09405_9950.N1	18-DEC-2003 03:21:33	Bright	36.500	149	45Eps Per	2.8880	30000.	73	9405	No
71	GOM_NL__2PRFIN20031218_032346_000000372022_00333_09405_9951.N1	18-DEC-2003 03:23:46	Bright	36.500	175	39Del Per	3.0100	19400.	73	9405	No
72	GOM_NL__2PRFIN20031218_032534_000000382022_00333_09405_9952.N1	18-DEC-2003 03:25:34	Bright	38.000	160	23Gam Per	2.9300	4700.0	76	9405	No
73	GOM_NL__2PRFIN20031218_032850_000000392022_00333_09405_9953.N1	18-DEC-2003 03:28:50	Bright	38.500	110	37Del Cas	2.6780	8900.0	77	9405	No
74	GOM_NL__2PRFIN20031218_033527_000000382022_00333_09405_9954.N1	18-DEC-2003 03:35:27	Bright	37.500	49	1Alp UMi	1.9900	6300.0	75	9405	No
75	GOM_NL__2PRFIN20031218_034010_000000392022_00333_09405_9955.N1	18-DEC-2003 03:40:10	Bright	39.000	60	7Bet UMi	2.0810	3950.0	78	9405	No
76	GOM_NL__2PRFIN20031218_034146_000000522022_00333_09405_9956.N1	18-DEC-2003 03:41:46	Bright	52.000	82	48Bet UMa	2.3650	10600.	104	9405	No
77	GOM_NL__2PRFIN20031218_034417_000000502022_00333_09405_9957.N1	18-DEC-2003 03:44:17	Bright	50.000	87	64Gam UMa	2.4330	11000.	100	9405	No
78	GOM_NL__2PRFIN20031218_034721_000000432022_00333_09405_9958.N1	18-DEC-2003 03:47:21	Bright	42.500	39	85Eta UMa	1.8540	24000.	85	9405	No
79	GOM_NL__2PRFIN20031218_035044_000000392022_00333_09405_9959.N1	18-DEC-2003 03:50:44	Bright	39.000	180	27Gam Boo	3.0400	8000.0	78	9405	No
80	GOM_NL__2PRFIN20031218_035400_000000392022_00333_09405_9960.N1	18-DEC-2003 03:54:00	Bright	39.000	83		2.3780	11000.	78	9405	No
81	GOM_NL__2PRFIN20031218_035723_000000612022_00333_09405_9961.N1	18-DEC-2003 03:57:23	Bright	61.000	111	8Eta Boo	2.6800	6000.0	122	9405	No
82	GOM_NL__2PRFIN20031218_035907_000000352022_00333_09405_9962.N1	18-DEC-2003 03:59:07	Bright	35.000	102	24Alp Ser	2.6000	4250.0	70	9405	No
83	GOM_NL__2PRFIN20031218_040131_000000572022_00333_09405_9963.N1	18-DEC-2003 04:01:31	Bright	56.500	138	47Eps Vir	2.8280	4700.0	113	9405	No
84	GOM_NL__2PRFIN20031218_040606_000000532022_00333_09405_9964.N1	18-DEC-2003 04:06:06	Bright	53.000	122	9Alp2Lib	2.7470	9700.0	106	9405	No
85	GOM_NL__2PRFIN20031218_040729_000000542022_00333_09405_9965.N1	18-DEC-2003 04:07:29	Twilight	53.500	15	67Alp Vir	0.97600	28000.	107	9405	No
86	GOM_NL__2PRFIN20031218_041100_000000482022_00333_09405_9966.N1	18-DEC-2003 04:11:00	Dark	47.500	169	46Gam Hya	2.9910	4700.0	95	9405	No
87	GOM_NL__2PRFIN20031218_041232_000000532022_00333_09405_9967.N1	18-DEC-2003 04:12:32	Dark	52.500	54	5The Cen	2.0550	4500.0	105	9405	No
88	GOM_NL__2PRFIN20031218_041436_000000402022_00333_09405_9968.N1	18-DEC-2003 04:14:36	Dark	40.000	78	Alp Lup	2.3040	28000.	80	9405	No
89	GOM_NL__2PRFIN20031218_041810_000000522022_00333_09405_9969.N1	18-DEC-2003 04:18:10	Dark	52.000	4	Alp1Cen	-0.010000	5800.0	104	9405	No
90	GOM_NL__2PRFIN20031218_042114_000000532022_00334_09406_0025.N1	18-DEC-2003 04:21:14	Dark	52.500	12	Alp1Cru	0.77500	30000.	105	9406	No
91	GOM_NL__2PRFIN20031218_042609_000000402022_00334_09406_0026.N1	18-DEC-2003 04:26:09	Dark	40.000	159	Ups Car	2.9200	7200.0	80	9406	No
92	GOM_NL__2PRFIN20031218_042733_000000442022_00334_09406_0027.N1	18-DEC-2003 04:27:33	Dark	43.500	71	lot Car	2.2460	7700.0	87	9406	No
93	GOM_NL__2PRFIN20031218_042927_000000482022_00334_09406_0028.N1	18-DEC-2003 04:29:27	Dark	47.500	41	Eps Car	1.8600	4100.0	95	9406	No
94	GOM_NL__2PRFIN20031218_043215_000000522022_00334_09406_0029.N1	18-DEC-2003 04:32:15	Dark	51.500	34	Gam2Vel	1.7930	23000.	103	9406	No
95	GOM_NL__2PRFIN20031218_043415_000000482022_00334_09406_0030.N1	18-DEC-2003 04:34:15	Dark	48.000	2	Alp Car	-0.73600	7000.0	96	9406	No
96	GOM_NL__2PRFIN20031218_043703_000000562022_00334_09406_0031.N1	18-DEC-2003 04:37:03	Dark	55.500	117	Pi Pup	2.7060	3800.0	111	9406	No
97	GOM_NL__2PRFIN20031218_044015_000000582022_00334_09406_0032.N1	18-DEC-2003 04:40:15	Straylight	58.000	23	21Eps CMa	1.5020	26000.	116	9406	No
98	GOM_NL__2PRFIN20031218_044201_000000552022_00334_09406_0033.N1	18-DEC-2003 04:42:01	Straylight	55.000	179	24Omi2CMa	3.0320	24000.	110	9406	No
99	GOM_NL__2PRFIN20031218_044459_000000622022_00334_09406_0034.N1	18-DEC-2003 04:44:59	Straylight	61.500	1	9Alp CMa	-1.4400	11000.	123	9406	No
100	GOM_NL__2PRFIN20031218_062750_000000432022_00335_09407_9801.N1	18-DEC-2003 06:27:50	Dark	43.000	165	34Gam Eri	2.9500	3200.0	86	9407	Yes
101	GOM_NL__2PRFIN20031218_062930_000000472022_00335_09407_9802.N1	18-DEC-2003 06:29:30	Straylight	46.500	125	44lot Ori	2.7700	30000.	93	9407	No

102	GOM_NL__2PRFIN20031218_063101_000000492022_00335_09407_9803.N1	18-DEC-2003 06:31:01	Straylight	48.500	30	46Eps Ori	1.6940	30000.	97	9407	No
103	GOM_NL__2PRFIN20031218_063320_000000522022_00335_09407_9804.N1	18-DEC-2003 06:33:20	Twi_and_stray	51.500	27	24Gam Ori	1.6360	26000.	103	9407	No
104	GOM_NL__2PRFIN20031218_063607_000000532022_00335_09407_9805.N1	18-DEC-2003 06:36:07	Twi_and_stray	53.000	13	87Alp Tau	0.86700	3800.0	106	9407	No
105	GOM_NL__2PRFIN20031218_063821_000000382022_00335_09407_9806.N1	18-DEC-2003 06:38:21	Bright	37.500	146	25Eta Tau	2.8730	15200.	75	9407	No
106	GOM_NL__2PRFIN20031218_064029_000000392022_00335_09407_9807.N1	18-DEC-2003 06:40:29	Bright	38.500	150	44Zet Per	2.8900	28000.	77	9407	No
107	GOM_NL__2PRFIN20031218_064246_000000362022_00335_09407_9808.N1	18-DEC-2003 06:42:46	Bright	35.500	149	45Eps Per	2.8880	30000.	71	9407	No
108	GOM_NL__2PRFIN20031218_064459_000000362022_00335_09407_9809.N1	18-DEC-2003 06:44:59	Bright	35.500	175	39Del Per	3.0100	19400.	71	9407	No
109	GOM_NL__2PRFIN20031218_064647_000000372022_00335_09407_9810.N1	18-DEC-2003 06:46:47	Bright	37.000	160	23Gam Per	2.9300	4700.0	74	9407	No
110	GOM_NL__2PRFIN20031218_065004_000000382022_00335_09407_9811.N1	18-DEC-2003 06:50:04	Bright	37.500	110	37Del Cas	2.6780	8900.0	75	9407	No
111	GOM_NL__2PRFIN20031218_065640_000000392022_00335_09407_9812.N1	18-DEC-2003 06:56:40	Bright	39.000	49	1Alp UMi	1.9900	6300.0	78	9407	No
112	GOM_NL__2PRFIN20031218_070121_000000392022_00335_09407_9813.N1	18-DEC-2003 07:01:21	Bright	38.500	60	7Bet UMi	2.0810	3950.0	77	9407	No
113	GOM_NL__2PRFIN20031218_070256_000000522022_00335_09407_9814.N1	18-DEC-2003 07:02:56	Bright	52.000	82	48Bet UMa	2.3650	10600.	104	9407	No
114	GOM_NL__2PRFIN20031218_070528_000000492022_00335_09407_9815.N1	18-DEC-2003 07:05:28	Bright	49.000	87	64Gam UMa	2.4330	11000.	98	9407	No
115	GOM_NL__2PRFIN20031218_070832_000000412022_00335_09407_9816.N1	18-DEC-2003 07:08:32	Bright	41.000	39	85Eta UMa	1.8540	24000.	82	9407	No
116	GOM_NL__2PRFIN20031218_071157_000000382022_00335_09407_9817.N1	18-DEC-2003 07:11:57	Bright	38.000	180	27Gam Boo	3.0400	8000.0	76	9407	No
117	GOM_NL__2PRFIN20031218_071513_000000392022_00335_09407_9818.N1	18-DEC-2003 07:15:13	Bright	39.000	83		2.3780	11000.	78	9407	No
118	GOM_NL__2PRFIN20031218_071835_000000442022_00335_09407_9819.N1	18-DEC-2003 07:18:35	Bright	44.000	111	8Eta Boo	2.6800	6000.0	88	9407	No
119	GOM_NL__2PRFIN20031218_072020_000000362022_00335_09407_9820.N1	18-DEC-2003 07:20:20	Bright	35.500	102	24Alp Ser	2.6000	4250.0	71	9407	No
120	GOM_NL__2PRFIN20031218_072244_000000562022_00335_09407_9821.N1	18-DEC-2003 07:22:44	Bright	56.000	138	47Eps Vir	2.8280	4700.0	112	9407	No
121	GOM_NL__2PRFIN20031218_072719_000000432022_00335_09407_9822.N1	18-DEC-2003 07:27:19	Bright	42.500	122	9Alp2Lib	2.7470	9700.0	85	9407	No
122	GOM_NL__2PRFIN20031218_072843_000000582022_00335_09407_9823.N1	18-DEC-2003 07:28:43	Twi_and_stray	57.500	15	67Alp Vir	0.97600	28000.	115	9407	No
123	GOM_NL__2PRFIN20031218_073214_000000502022_00335_09407_9824.N1	18-DEC-2003 07:32:14	Dark	49.500	169	46Gam Hya	2.9910	4700.0	99	9407	No
124	GOM_NL__2PRFIN20031218_073345_000000442022_00335_09407_9825.N1	18-DEC-2003 07:33:45	Dark	44.000	54	5The Cen	2.0550	4500.0	88	9407	No
125	GOM_NL__2PRFIN20031218_073550_000000402022_00335_09407_9826.N1	18-DEC-2003 07:35:50	Dark	40.000	78	Alp Lup	2.3040	28000.	80	9407	No
126	GOM_NL__2PRFIN20031218_073923_000000442022_00335_09407_9827.N1	18-DEC-2003 07:39:23	Dark	43.500	4	Alp1Cen	-0.010000	5800.0	87	9407	No
127	GOM_NL__2PRFIN20031218_074227_000000422022_00336_09408_9801.N1	18-DEC-2003 07:42:27	Dark	42.000	12	Alp1Cru	0.77500	30000.	84	9408	No
128	GOM_NL__2PRFIN20031218_074723_000000392022_00336_09408_9802.N1	18-DEC-2003 07:47:23	Dark	39.000	159	Ups Car	2.9200	7200.0	78	9408	No
129	GOM_NL__2PRFIN20031218_074847_000000442022_00336_09408_9803.N1	18-DEC-2003 07:48:47	Dark	43.500	71	lot Car	2.2460	7700.0	87	9408	No
130	GOM_NL__2PRFIN20031218_075040_000000462022_00336_09408_9804.N1	18-DEC-2003 07:50:40	Dark	46.000	41	Eps Car	1.8600	4100.0	92	9408	No
131	GOM_NL__2PRFIN20031218_075329_000000512022_00336_09408_9805.N1	18-DEC-2003 07:53:29	Dark	51.000	34	Gam2Vel	1.7930	23000.	102	9408	No
132	GOM_NL__2PRFIN20031218_075528_000000552022_00336_09408_9806.N1	18-DEC-2003 07:55:28	Dark	55.000	2	Alp Car	-0.73600	7000.0	110	9408	No
133	GOM_NL__2PRFIN20031218_075816_000000532022_00336_09408_9807.N1	18-DEC-2003 07:58:16	Dark	52.500	117	Pi Pup	2.7060	3800.0	105	9408	No
134	GOM_NL__2PRFIN20031218_080127_000000562022_00336_09408_9808.N1	18-DEC-2003 08:01:27	Straylight	55.500	23	21Eps CMa	1.5020	26000.	111	9408	No
135	GOM_NL__2PRFIN20031218_080314_000000552022_00336_09408_9809.N1	18-DEC-2003 08:03:14	Straylight	54.500	179	24Omi2CMa	3.0320	24000.	109	9408	No
136	GOM_NL__2PRFIN20031218_080611_000000682022_00336_09408_9810.N1	18-DEC-2003 08:06:11	Straylight	67.500	1	9Alp CMa	-1.4400	11000.	135	9408	No
137	GOM_NL__2PRFIN20031218_080826_000000472022_00336_09408_9811.N1	18-DEC-2003 08:08:26	Straylight	47.000	165	34Gam Eri	2.9500	3200.0	94	9408	No
138	GOM_NL__2PRFIN20031218_081006_000000462022_00336_09408_9812.N1	18-DEC-2003 08:10:06	Straylight	45.500	125	44lot Ori	2.7700	30000.	91	9408	No
139	GOM_NL__2PRFIN20031218_081137_000000512022_00336_09408_9813.N1	18-DEC-2003 08:11:37	Straylight	50.500	30	46Eps Ori	1.6940	30000.	101	9408	No
140	GOM_NL__2PRFIN20031218_081356_000000482022_00336_09408_9814.N1	18-DEC-2003 08:13:56	Twi_and_stray	48.000	27	24Gam Ori	1.6360	26000.	96	9408	No
141	GOM_NL__2PRFIN20031218_081643_000000532022_00336_09408_9815.N1	18-DEC-2003 08:16:43	Twi_and_stray	53.000	13	87Alp Tau	0.86700	3800.0	106	9408	No
142	GOM_NL__2PRFIN20031218_081858_000000372022_00336_09408_9816.N1	18-DEC-2003 08:18:58	Bright	36.500	146	25Eta Tau	2.8730	15200.	73	9408	No
143	GOM_NL__2PRFIN20031218_082105_000000382022_00336_09408_9817.N1	18-DEC-2003 08:21:05	Bright	37.500	150	44Zet Per	2.8900	28000.	75	9408	No
144	GOM_NL__2PRFIN20031218_082322_000000362022_00336_09408_9818.N1	18-DEC-2003 08:23:22	Bright	36.000	149	45Eps Per	2.8880	30000.	72	9408	No
145	GOM_NL__2PRFIN20031218_082535_000000362022_00336_09408_9819.N1	18-DEC-2003 08:25:35	Bright	36.000	175	39Del Per	3.0100	19400.	72	9408	No
146	GOM_NL__2PRFIN20031218_082723_000000372022_00336_09408_9820.N1	18-DEC-2003 08:27:23	Bright	37.000	160	23Gam Per	2.9300	4700.0	74	9408	No
147	GOM_NL__2PRFIN20031218_083039_000000392022_00336_09408_9821.N1	18-DEC-2003 08:30:39	Bright	39.000	110	37Del Cas	2.6780	8900.0	78	9408	No
148	GOM_NL__2PRFIN20031218_083715_000000382022_00336_09408_9822.N1	18-DEC-2003 08:37:15	Bright	38.000	49	1Alp UMi	1.9900	6300.0	76	9408	No
149	GOM_NL__2PRFIN20031218_084157_000000412022_00336_09408_9823.N1	18-DEC-2003 08:41:57	Bright	41.000	60	7Bet UMi	2.0810	3950.0	82	9408	No
150	GOM_NL__2PRFIN20031218_084332_000000532022_00336_09408_9824.N1	18-DEC-2003 08:43:32	Bright	52.500	82	48Bet UMa	2.3650	10600.	105	9408	No
151	GOM_NL__2PRFIN20031218_084604_000000502022_00336_09408_9825.N1	18-DEC-2003 08:46:04	Bright	49.500	87	64Gam UMa	2.4330	11000.	99	9408	No
152	GOM_NL__2PRFIN20031218_084909_000000422022_00336_09408_9826.N1	18-DEC-2003 08:49:09	Bright	41.500	39	85Eta UMa	1.8540	24000.	83	9408	No
153	GOM_NL__2PRFIN20031218_085233_000000482022_00336_09408_9827.N1	18-DEC-2003 08:52:33	Bright	48.000	180	27Gam Boo	3.0400	8000.0	96	9408	No
154	GOM_NL__2PRFIN20031218_085549_000000392022_00336_09408_9828.N1	18-DEC-2003 08:55:49	Bright	39.000	83		2.3780	11000.	78	9408	No
155	GOM_NL__2PRFIN20031218_085912_000000492022_00336_09408_9829.N1	18-DEC-2003 08:59:12	Bright	49.000	111	8Eta Boo	2.6800	6000.0	98	9408	No
156	GOM_NL__2PRFIN20031218_090056_000000352022_00336_09408_9830.N1	18-DEC-2003 09:00:56	Bright	35.000	102	24Alp Ser	2.6000	4250.0	70	9408	No
157	GOM_NL__2PRFIN20031218_090321_000000562022_00336_09408_9831.N1	18-DEC-2003 09:03:21	Bright	56.000	138	47Eps Vir	2.8280	4700.0	112	9408	No
158	GOM_NL__2PRFIN20031218_090754_000000382022_00336_09408_9832.N1	18-DEC-2003 09:07:54	Bright	38.000	122	9Alp2Lib	2.7470	9700.0	76	9408	No
159	GOM_NL__2PRFIN20031218_090920_000000582022_00336_09408_9833.N1	18-DEC-2003 09:09:20	Twi_and_stray	57.500	15	67Alp Vir	0.97600	28000.	115	9408	No
160	GOM_NL__2PRFIN20031218_091251_000000532022_00336_09408_9834.N1	18-DEC-2003 09:12:51	Dark	52.500	169	46Gam Hya	2.9910	4700.0	105	9408	No

161	GOM_NL__2PRFIN20031218_091421_000000542022_00336_09408_9835.N1	18-DEC-2003 09:14:21	Dark	53.500	54	5The Cen	2.0550	4500.0	107	9408	No
162	GOM_NL__2PRFIN20031218_091626_000000402022_00336_09408_9836.N1	18-DEC-2003 09:16:26	Dark	39.500	78	Alp Lup	2.3040	28000.	79	9408	No
163	GOM_NL__2PRFIN20031218_091959_000000422022_00336_09408_9837.N1	18-DEC-2003 09:19:59	Dark	42.000	4	Alp1Cen	-0.010000	5800.0	84	9408	No
164	GOM_NL__2PRFIN20031218_092303_000000462022_00337_09409_9801.N1	18-DEC-2003 09:23:03	Dark	46.000	12	Alp1Cru	0.77500	30000.	92	9409	No
165	GOM_NL__2PRFIN20031218_092759_000000402022_00337_09409_9802.N1	18-DEC-2003 09:27:59	Dark	40.000	159	Ups Car	2.9200	7200.0	80	9409	No
166	GOM_NL__2PRFIN20031218_092923_000000432022_00337_09409_9803.N1	18-DEC-2003 09:29:23	Dark	43.000	71	lot Car	2.2460	7700.0	86	9409	No
167	GOM_NL__2PRFIN20031218_093116_000000552022_00337_09409_9804.N1	18-DEC-2003 09:31:16	Dark	54.500	41	Eps Car	1.8600	4100.0	109	9409	No
168	GOM_NL__2PRFIN20031218_093405_000000472022_00337_09409_9805.N1	18-DEC-2003 09:34:05	Dark	47.000	34	Gam2Vel	1.7930	23000.	94	9409	No
169	GOM_NL__2PRFIN20031218_093604_000000542022_00337_09409_9806.N1	18-DEC-2003 09:36:04	Dark	54.000	2	Alp Car	-0.73600	7000.0	108	9409	No
170	GOM_NL__2PRFIN20031218_093853_000000582022_00337_09409_9807.N1	18-DEC-2003 09:38:53	Dark	58.000	117	Pi Pup	2.7060	3800.0	116	9409	No
171	GOM_NL__2PRFIN20031218_094203_000000532022_00337_09409_9808.N1	18-DEC-2003 09:42:03	Straylight	53.000	23	21Eps CMa	1.5020	26000.	106	9409	No
172	GOM_NL__2PRFIN20031218_094350_000000552022_00337_09409_9809.N1	18-DEC-2003 09:43:50	Straylight	54.500	179	24Omi2CMa	3.0320	24000.	109	9409	No
173	GOM_NL__2PRFIN20031218_094647_000000622022_00337_09409_9810.N1	18-DEC-2003 09:46:47	Straylight	61.500	1	9Alp CMa	-1.4400	11000.	123	9409	No
174	GOM_NL__2PRFIN20031218_094902_000000452022_00337_09409_9811.N1	18-DEC-2003 09:49:02	Straylight	44.500	165	34Gam Eri	2.9500	3200.0	89	9409	No
175	GOM_NL__2PRFIN20031218_095041_000000472022_00337_09409_9812.N1	18-DEC-2003 09:50:41	Straylight	46.500	125	44lot Ori	2.7700	30000.	93	9409	No
176	GOM_NL__2PRFIN20031218_095212_000000492022_00337_09409_9813.N1	18-DEC-2003 09:52:12	Straylight	49.000	30	46Eps Ori	1.6940	30000.	98	9409	No
177	GOM_NL__2PRFIN20031218_095431_000000512022_00337_09409_9814.N1	18-DEC-2003 09:54:31	Tw_i_and_stray	51.000	27	24Gam Ori	1.6360	26000.	102	9409	No
178	GOM_NL__2PRFIN20031218_095718_000000492022_00337_09409_9815.N1	18-DEC-2003 09:57:18	Tw_i_and_stray	49.000	13	87Alp Tau	0.86700	3800.0	98	9409	No
179	GOM_NL__2PRFIN20031218_095933_000000392022_00337_09409_9816.N1	18-DEC-2003 09:59:33	Bright	38.500	146	25Eta Tau	2.8730	15200.	77	9409	No
180	GOM_NL__2PRFIN20031218_100140_000000382022_00337_09409_9817.N1	18-DEC-2003 10:01:40	Bright	37.500	150	44Zet Per	2.8900	28000.	75	9409	No
181	GOM_NL__2PRFIN20031218_100358_000000362022_00337_09409_9818.N1	18-DEC-2003 10:03:58	Bright	36.000	149	45Eps Per	2.8880	30000.	72	9409	No
182	GOM_NL__2PRFIN20031218_100610_000000372022_00337_09409_9819.N1	18-DEC-2003 10:06:10	Bright	36.500	175	39Del Per	3.0100	19400.	73	9409	No
183	GOM_NL__2PRFIN20031218_100758_000000392022_00337_09409_9820.N1	18-DEC-2003 10:07:58	Bright	38.500	160	23Gam Per	2.9300	4700.0	77	9409	No
184	GOM_NL__2PRFIN20031218_101116_000000392022_00337_09409_9821.N1	18-DEC-2003 10:11:16	Bright	39.000	110	37Del Cas	2.6780	8900.0	78	9409	No
185	GOM_NL__2PRFIN20031218_101751_000000382022_00337_09409_9822.N1	18-DEC-2003 10:17:51	Bright	38.000	49	1Alp UMi	1.9900	6300.0	76	9409	No
186	GOM_NL__2PRFIN20031218_102234_000000402022_00337_09409_9823.N1	18-DEC-2003 10:22:34	Bright	40.000	60	7Bet UMi	2.0810	3950.0	80	9409	No
187	GOM_NL__2PRFIN20031218_102408_000000522022_00337_09409_9824.N1	18-DEC-2003 10:24:08	Bright	52.000	82	48Bet UMa	2.3650	10600.	104	9409	No
188	GOM_NL__2PRFIN20031218_102640_000000492022_00337_09409_9825.N1	18-DEC-2003 10:26:40	Bright	48.500	87	64Gam UMa	2.4330	11000.	97	9409	No
189	GOM_NL__2PRFIN20031218_102945_000000422022_00337_09409_9826.N1	18-DEC-2003 10:29:45	Bright	41.500	39	85Eta UMa	1.8540	24000.	83	9409	No
190	GOM_NL__2PRFIN20031218_103309_000000382022_00337_09409_9827.N1	18-DEC-2003 10:33:09	Bright	38.000	180	27Gam Boo	3.0400	8000.0	76	9409	No
191	GOM_NL__2PRFIN20031218_103625_000000382022_00337_09409_9828.N1	18-DEC-2003 10:36:25	Bright	37.500	83		2.3780	11000.	75	9409	No
192	GOM_NL__2PRFIN20031218_103948_000000612022_00337_09409_9829.N1	18-DEC-2003 10:39:48	Bright	61.000	111	8Eta Boo	2.6800	6000.0	122	9409	No
193	GOM_NL__2PRFIN20031218_104131_000000362022_00337_09409_9830.N1	18-DEC-2003 10:41:31	Bright	36.000	102	24Alp Ser	2.6000	4250.0	72	9409	No
194	GOM_NL__2PRFIN20031218_104358_000000582022_00337_09409_9831.N1	18-DEC-2003 10:43:58	Bright	57.500	138	47Eps Vir	2.8280	4700.0	115	9409	No
195	GOM_NL__2PRFIN20031218_104831_000000532022_00337_09409_9832.N1	18-DEC-2003 10:48:31	Bright	53.000	122	9Alp2Lib	2.7470	9700.0	106	9409	No
196	GOM_NL__2PRFIN20031218_104956_000000622022_00337_09409_9833.N1	18-DEC-2003 10:49:56	Tw_i_and_stray	61.500	15	67Alp Vir	0.97600	28000.	123	9409	No
197	GOM_NL__2PRFIN20031218_105327_000000502022_00337_09409_9834.N1	18-DEC-2003 10:53:27	Dark	50.000	169	46Gam Hya	2.9910	4700.0	100	9409	No
198	GOM_NL__2PRFIN20031218_105457_000000452022_00337_09409_9835.N1	18-DEC-2003 10:54:57	Dark	44.500	54	5The Cen	2.0550	4500.0	89	9409	No
199	GOM_NL__2PRFIN20031218_105701_000000412022_00337_09409_9836.N1	18-DEC-2003 10:57:01	Dark	40.500	78	Alp Lup	2.3040	28000.	81	9409	No
200	GOM_NL__2PRFIN20031218_110035_000000522022_00337_09409_9837.N1	18-DEC-2003 11:00:35	Dark	52.000	4	Alp1Cen	-0.010000	5800.0	104	9409	No
201	GOM_NL__2PRFIN20031218_110229_000000432022_00338_09410_9801.N1	18-DEC-2003 11:02:29	Dark	42.500	20	Bet Cru	1.2530	30000.	85	9410	No
202	GOM_NL__2PRFIN20031218_110339_000000412022_00338_09410_9802.N1	18-DEC-2003 11:03:39	Dark	40.500	12	Alp1Cru	0.77500	30000.	81	9410	No
203	GOM_NL__2PRFIN20031218_110835_000000402022_00338_09410_9803.N1	18-DEC-2003 11:08:35	Dark	40.000	159	Ups Car	2.9200	7200.0	80	9410	No
204	GOM_NL__2PRFIN20031218_110959_000000442022_00338_09410_9804.N1	18-DEC-2003 11:09:59	Dark	44.000	71	lot Car	2.2460	7700.0	88	9410	No
205	GOM_NL__2PRFIN20031218_111152_000000532022_00338_09410_9805.N1	18-DEC-2003 11:11:52	Dark	53.000	41	Eps Car	1.8600	4100.0	106	9410	No
206	GOM_NL__2PRFIN20031218_111442_000000492022_00338_09410_9806.N1	18-DEC-2003 11:14:42	Dark	48.500	34	Gam2Vel	1.7930	23000.	97	9410	No
207	GOM_NL__2PRFIN20031218_111640_000000502022_00338_09410_9807.N1	18-DEC-2003 11:16:40	Dark	50.000	2	Alp Car	-0.73600	7000.0	100	9410	No
208	GOM_NL__2PRFIN20031218_111929_000000562022_00338_09410_9808.N1	18-DEC-2003 11:19:29	Dark	55.500	117	Pi Pup	2.7060	3800.0	111	9410	No
209	GOM_NL__2PRFIN20031218_112240_000000562022_00338_09410_9809.N1	18-DEC-2003 11:22:40	Straylight	55.500	23	21Eps CMa	1.5020	26000.	111	9410	No
210	GOM_NL__2PRFIN20031218_112426_000000532022_00338_09410_9810.N1	18-DEC-2003 11:24:26	Straylight	52.500	179	24Omi2CMa	3.0320	24000.	105	9410	No
211	GOM_NL__2PRFIN20031218_112723_000000662022_00338_09410_9811.N1	18-DEC-2003 11:27:23	Straylight	66.000	1	9Alp CMa	-1.4400	11000.	132	9410	No
212	GOM_NL__2PRFIN20031218_112938_000000462022_00338_09410_9812.N1	18-DEC-2003 11:29:38	Straylight	46.000	165	34Gam Eri	2.9500	3200.0	92	9410	No
213	GOM_NL__2PRFIN20031218_113117_000000462022_00338_09410_9813.N1	18-DEC-2003 11:31:17	Straylight	45.500	125	44lot Ori	2.7700	30000.	91	9410	No
214	GOM_NL__2PRFIN20031218_113248_000000512022_00338_09410_9814.N1	18-DEC-2003 11:32:48	Straylight	50.500	30	46Eps Ori	1.6940	30000.	101	9410	No
215	GOM_NL__2PRFIN20031218_113551_000000642022_00338_09410_9815.N1	18-DEC-2003 11:35:51	Tw_i_and_stray	63.500	14	58Alp Ori	0.87000	3000.0	127	9410	No
216	GOM_NL__2PRFIN20031218_113753_000000522022_00338_09410_9816.N1	18-DEC-2003 11:37:53	Tw_i_and_stray	51.500	13	87Alp Tau	0.86700	3800.0	103	9410	No
217	GOM_NL__2PRFIN20031218_114009_000000362022_00338_09410_9817.N1	18-DEC-2003 11:40:09	Bright	36.000	146	25Eta Tau	2.8730	15200.	72	9410	No
218	GOM_NL__2PRFIN20031218_114216_000000392022_00338_09410_9818.N1	18-DEC-2003 11:42:16	Bright	38.500	150	44Zet Per	2.8900	28000.	77	9410	No
219	GOM_NL__2PRFIN20031218_114433_000000362022_00338_09410_9819.N1	18-DEC-2003 11:44:33	Bright	36.000	149	45Eps Per	2.8880	30000.	72	9410	No

220	GOM_NL__2PRFIN20031218_114646_000000362022_00338_09410_9820.N1	18-DEC-2003 11:46:46	Bright	36.000	175	39Del Per	3.0100	19400.	72	9410	No
221	GOM_NL__2PRFIN20031218_114832_000000412022_00338_09410_9821.N1	18-DEC-2003 11:48:32	Bright	40.500	160	23Gam Per	2.9300	4700.0	81	9410	No
222	GOM_NL__2PRFIN20031218_115152_000000382022_00338_09410_9822.N1	18-DEC-2003 11:51:52	Bright	37.500	110	37Del Cas	2.6780	8900.0	75	9410	No
223	GOM_NL__2PRFIN20031218_115826_000000392022_00338_09410_9823.N1	18-DEC-2003 11:58:26	Bright	39.000	49	1Alp UMi	1.9900	6300.0	78	9410	No
224	GOM_NL__2PRFIN20031218_120310_000000392022_00338_09410_9824.N1	18-DEC-2003 12:03:10	Bright	38.500	60	7Bet UMi	2.0810	3950.0	77	9410	No
225	GOM_NL__2PRFIN20031218_120443_000000522022_00338_09410_9825.N1	18-DEC-2003 12:04:43	Bright	51.500	82	48Bet UMa	2.3650	10600.	103	9410	No
226	GOM_NL__2PRFIN20031218_120715_000000492022_00338_09410_9826.N1	18-DEC-2003 12:07:15	Bright	49.000	87	64Gam UMa	2.4330	11000.	98	9410	No
227	GOM_NL__2PRFIN20031218_121020_000000432022_00338_09410_9827.N1	18-DEC-2003 12:10:20	Bright	42.500	39	85Eta UMa	1.8540	24000.	85	9410	No
228	GOM_NL__2PRFIN20031218_121345_000000402022_00338_09410_9828.N1	18-DEC-2003 12:13:45	Bright	40.000	180	27Gam Boo	3.0400	8000.0	80	9410	No
229	GOM_NL__2PRFIN20031218_121701_000000392022_00338_09410_9829.N1	18-DEC-2003 12:17:01	Bright	39.000	83		2.3780	11000.	78	9410	No
230	GOM_NL__2PRFIN20031218_122025_000000452022_00338_09410_9830.N1	18-DEC-2003 12:20:25	Bright	45.000	111	8Eta Boo	2.6800	6000.0	90	9410	No
231	GOM_NL__2PRFIN20031218_122207_000000362022_00338_09410_9831.N1	18-DEC-2003 12:22:07	Bright	36.000	102	24Alp Ser	2.6000	4250.0	72	9410	No
232	GOM_NL__2PRFIN20031218_122435_000000572022_00338_09410_9832.N1	18-DEC-2003 12:24:35	Bright	57.000	138	47Eps Vir	2.8280	4700.0	114	9410	No
233	GOM_NL__2PRFIN20031218_122907_000000462022_00338_09410_9833.N1	18-DEC-2003 12:29:07	Bright	46.000	122	9Alp2Lib	2.7470	9700.0	92	9410	No
234	GOM_NL__2PRFIN20031218_123033_000000602022_00338_09410_9834.N1	18-DEC-2003 12:30:33	Twi_and_stray	60.000	15	67Alp Vir	0.97600	28000.	120	9410	No
235	GOM_NL__2PRFIN20031218_123534_000000462022_00338_09410_9835.N1	18-DEC-2003 12:35:34	Dark	46.000	54	5The Cen	2.0550	4500.0	92	9410	No
236	GOM_NL__2PRFIN20031218_123737_000000392022_00338_09410_9836.N1	18-DEC-2003 12:37:37	Dark	39.000	78	Alp Lup	2.3040	28000.	78	9410	No
237	GOM_NL__2PRFIN20031218_124111_000000522022_00338_09410_9837.N1	18-DEC-2003 12:41:11	Dark	51.500	4	Alp1Cen	-0.010000	5800.0	103	9410	No
238	GOM_NL__2PRFIN20031218_124305_000000412022_00339_09411_9801.N1	18-DEC-2003 12:43:05	Dark	40.500	20	Bet Cru	1.2530	30000.	81	9411	No
239	GOM_NL__2PRFIN20031218_124414_000000452022_00339_09411_9802.N1	18-DEC-2003 12:44:14	Dark	44.500	12	Alp1Cru	0.77500	30000.	89	9411	No
240	GOM_NL__2PRFIN20031218_124911_000000412022_00339_09411_9803.N1	18-DEC-2003 12:49:11	Dark	40.500	159	Ups Car	2.9200	7200.0	81	9411	No
241	GOM_NL__2PRFIN20031218_125036_000000442022_00339_09411_9804.N1	18-DEC-2003 12:50:36	Dark	44.000	71	lot Car	2.2460	7700.0	88	9411	No
242	GOM_NL__2PRFIN20031218_125228_000000552022_00339_09411_9805.N1	18-DEC-2003 12:52:28	Dark	54.500	41	Eps Car	1.8600	4100.0	109	9411	No
243	GOM_NL__2PRFIN20031218_125518_000000552022_00339_09411_9806.N1	18-DEC-2003 12:55:18	Dark	55.000	34	Gam2Vel	1.7930	23000.	110	9411	No
244	GOM_NL__2PRFIN20031218_125716_000000542022_00339_09411_9807.N1	18-DEC-2003 12:57:16	Dark	54.000	2	Alp Car	-0.73600	7000.0	108	9411	No
245	GOM_NL__2PRFIN20031218_130005_000000552022_00339_09411_9808.N1	18-DEC-2003 13:00:05	Dark	54.500	117	Pi Pup	2.7060	3800.0	109	9411	No
246	GOM_NL__2PRFIN20031218_130317_000000562022_00339_09411_9809.N1	18-DEC-2003 13:03:17	Straylight	56.000	23	21Eps CMa	1.5020	26000.	112	9411	No
247	GOM_NL__2PRFIN20031218_130502_000000552022_00339_09411_9810.N1	18-DEC-2003 13:05:02	Straylight	54.500	179	24Omi2CMa	3.0320	24000.	109	9411	No
248	GOM_NL__2PRFIN20031218_130759_000000672022_00339_09411_9811.N1	18-DEC-2003 13:07:59	Straylight	66.500	1	9Alp CMa	-1.4400	11000.	133	9411	No
249	GOM_NL__2PRFIN20031218_131011_000000492022_00339_09411_9812.N1	18-DEC-2003 13:10:11	Straylight	48.500	165	34Gam Eri	2.9500	3200.0	97	9411	No
250	GOM_NL__2PRFIN20031218_131151_000000492022_00339_09411_9813.N1	18-DEC-2003 13:11:51	Straylight	48.500	125	44lot Ori	2.7700	30000.	97	9411	No
251	GOM_NL__2PRFIN20031218_131323_000000512022_00339_09411_9814.N1	18-DEC-2003 13:13:23	Straylight	50.500	30	46Eps Ori	1.6940	30000.	101	9411	No
252	GOM_NL__2PRFIN20031218_131627_000000652022_00339_09411_9815.N1	18-DEC-2003 13:16:27	Twi_and_stray	65.000	14	58Alp Ori	0.87000	3000.0	130	9411	No
253	GOM_NL__2PRFIN20031218_131830_000000522022_00339_09411_9816.N1	18-DEC-2003 13:18:30	Twi_and_stray	51.500	13	87Alp Tau	0.86700	3800.0	103	9411	No
254	GOM_NL__2PRFIN20031218_132044_000000382022_00339_09411_9817.N1	18-DEC-2003 13:20:44	Bright	37.500	146	25Eta Tau	2.8730	15200.	75	9411	No
255	GOM_NL__2PRFIN20031218_132252_000000382022_00339_09411_9818.N1	18-DEC-2003 13:22:52	Bright	37.500	150	44Zet Per	2.8900	28000.	75	9411	No
256	GOM_NL__2PRFIN20031218_132507_000000402022_00339_09411_9819.N1	18-DEC-2003 13:25:07	Bright	39.500	149	45Eps Per	2.8880	30000.	79	9411	No
257	GOM_NL__2PRFIN20031218_132721_000000382022_00339_09411_9820.N1	18-DEC-2003 13:27:21	Bright	37.500	175	39Del Per	3.0100	19400.	75	9411	No
258	GOM_NL__2PRFIN20031218_132908_000000402022_00339_09411_9821.N1	18-DEC-2003 13:29:08	Bright	40.000	160	23Gam Per	2.9300	4700.0	80	9411	No
259	GOM_NL__2PRFIN20031218_133229_000000392022_00339_09411_9822.N1	18-DEC-2003 13:32:29	Bright	38.500	110	37Del Cas	2.6780	8900.0	77	9411	No
260	GOM_NL__2PRFIN20031218_133901_000000402022_00339_09411_9823.N1	18-DEC-2003 13:39:01	Bright	40.000	49	1Alp UMi	1.9900	6300.0	80	9411	No
261	GOM_NL__2PRFIN20031218_134345_000000392022_00339_09411_9824.N1	18-DEC-2003 13:43:45	Bright	38.500	60	7Bet UMi	2.0810	3950.0	77	9411	No
262	GOM_NL__2PRFIN20031218_134518_000000502022_00339_09411_9825.N1	18-DEC-2003 13:45:18	Bright	50.000	82	48Bet UMa	2.3650	10600.	100	9411	No
263	GOM_NL__2PRFIN20031218_134751_000000482022_00339_09411_9826.N1	18-DEC-2003 13:47:51	Bright	47.500	87	64Gam UMa	2.4330	11000.	95	9411	No
264	GOM_NL__2PRFIN20031218_135056_000000442022_00339_09411_9827.N1	18-DEC-2003 13:50:56	Bright	43.500	39	85Eta UMa	1.8540	24000.	87	9411	No
265	GOM_NL__2PRFIN20031218_135421_000000392022_00339_09411_9828.N1	18-DEC-2003 13:54:21	Bright	39.000	180	27Gam Boo	3.0400	8000.0	78	9411	No
266	GOM_NL__2PRFIN20031218_135737_000000392022_00339_09411_9829.N1	18-DEC-2003 13:57:37	Bright	39.000	83		2.3780	11000.	78	9411	No
267	GOM_NL__2PRFIN20031218_140100_000000452022_00339_09411_9830.N1	18-DEC-2003 14:01:00	Bright	44.500	111	8Eta Boo	2.6800	6000.0	89	9411	No
268	GOM_NL__2PRFIN20031218_140242_000000382022_00339_09411_9831.N1	18-DEC-2003 14:02:42	Bright	38.000	102	24Alp Ser	2.6000	4250.0	76	9411	No
269	GOM_NL__2PRFIN20031218_140511_000000562022_00339_09411_9832.N1	18-DEC-2003 14:05:11	Bright	56.000	138	47Eps Vir	2.8280	4700.0	112	9411	No
270	GOM_NL__2PRFIN20031218_140943_000000442022_00339_09411_9833.N1	18-DEC-2003 14:09:43	Bright	44.000	122	9Alp2Lib	2.7470	9700.0	88	9411	No
271	GOM_NL__2PRFIN20031218_141110_000000552022_00339_09411_9834.N1	18-DEC-2003 14:11:10	Twi_and_stray	55.000	15	67Alp Vir	0.97600	28000.	110	9411	No
272	GOM_NL__2PRFIN20031218_141610_000000432022_00339_09411_9835.N1	18-DEC-2003 14:16:10	Dark	42.500	54	5The Cen	2.0550	4500.0	85	9411	No
273	GOM_NL__2PRFIN20031218_141813_000000432022_00339_09411_9836.N1	18-DEC-2003 14:18:13	Dark	43.000	78	Alp Lup	2.3040	28000.	86	9411	No
274	GOM_NL__2PRFIN20031218_142147_000000482022_00339_09411_9837.N1	18-DEC-2003 14:21:47	Dark	47.500	4	Alp1Cen	-0.010000	5800.0	95	9411	No
275	GOM_NL__2PRFIN20031218_142341_000000432022_00340_09412_9801.N1	18-DEC-2003 14:23:41	Dark	42.500	20	Bet Cru	1.2530	30000.	85	9412	No
276	GOM_NL__2PRFIN20031218_142449_000000442022_00340_09412_9802.N1	18-DEC-2003 14:24:49	Dark	44.000	12	Alp1Cru	0.77500	30000.	88	9412	No
277	GOM_NL__2PRFIN20031218_142945_000000442022_00340_09412_9803.N1	18-DEC-2003 14:29:45	Dark	43.500	159	Ups Car	2.9200	7200.0	87	9412	No
278	GOM_NL__2PRFIN20031218_143112_000000452022_00340_09412_9804.N1	18-DEC-2003 14:31:12	Dark	44.500	71	lot Car	2.2460	7700.0	89	9412	No

279	GOM_NL__2PRFIN20031218_143304_000000472022_00340_09412_9805.N1	18-DEC-2003 14:33:04	Dark	46.500	41	Eps Car	1.8600	4100.0	93	9412	No
280	GOM_NL__2PRFIN20031218_143555_000000492022_00340_09412_9806.N1	18-DEC-2003 14:35:55	Dark	48.500	34	Gam2Vel	1.7930	23000.	97	9412	No
281	GOM_NL__2PRFIN20031218_143750_000000552022_00340_09412_9807.N1	18-DEC-2003 14:37:50	Dark	55.000	2	Alp Car	-0.73600	7000.0	110	9412	No
282	GOM_NL__2PRFIN20031218_144042_000000562022_00340_09412_9808.N1	18-DEC-2003 14:40:42	Dark	55.500	117	Pi Pup	2.7060	3800.0	111	9412	No
283	GOM_NL__2PRFIN20031218_144354_000000582022_00340_09412_9809.N1	18-DEC-2003 14:43:54	Straylight	57.500	23	21Eps CMa	1.5020	26000.	115	9412	No
284	GOM_NL__2PRFIN20031218_144539_000000542022_00340_09412_9810.N1	18-DEC-2003 14:45:39	Straylight	53.500	179	24Omi2CMa	3.0320	24000.	107	9412	No
285	GOM_NL__2PRFIN20031218_144835_000000712022_00340_09412_9811.N1	18-DEC-2003 14:48:35	Straylight	71.000	1	9Alp CMa	-1.4400	11000.	142	9412	No
286	GOM_NL__2PRFIN20031218_145048_000000482022_00340_09412_9812.N1	18-DEC-2003 14:50:48	Straylight	47.500	165	34Gam Eri	2.9500	3200.0	95	9412	No
287	GOM_NL__2PRFIN20031218_145229_000000482022_00340_09412_9813.N1	18-DEC-2003 14:52:29	Straylight	48.000	125	44Iot Ori	2.7700	30000.	96	9412	No
288	GOM_NL__2PRFIN20031218_145400_000000502022_00340_09412_9814.N1	18-DEC-2003 14:54:00	Straylight	49.500	30	46Eps Ori	1.6940	30000.	99	9412	No
289	GOM_NL__2PRFIN20031218_145702_000000652022_00340_09412_9815.N1	18-DEC-2003 14:57:02	Tw_i_and_stray	65.000	14	58Alp Ori	0.87000	3000.0	130	9412	No
290	GOM_NL__2PRFIN20031218_145905_000000532022_00340_09412_9816.N1	18-DEC-2003 14:59:05	Tw_i_and_stray	53.000	13	87Alp Tau	0.86700	3800.0	106	9412	No
291	GOM_NL__2PRFIN20031218_150120_000000382022_00340_09412_9817.N1	18-DEC-2003 15:01:20	Bright	38.000	146	25Eta Tau	2.8730	15200.	76	9412	No
292	GOM_NL__2PRFIN20031218_150327_000000412022_00340_09412_9818.N1	18-DEC-2003 15:03:27	Bright	40.500	150	44Zet Per	2.8900	28000.	81	9412	No
293	GOM_NL__2PRFIN20031218_150545_000000372022_00340_09412_9819.N1	18-DEC-2003 15:05:45	Bright	36.500	149	45Eps Per	2.8880	30000.	73	9412	No
294	GOM_NL__2PRFIN20031218_150758_000000372022_00340_09412_9820.N1	18-DEC-2003 15:07:58	Bright	36.500	175	39Del Per	3.0100	19400.	73	9412	No
295	GOM_NL__2PRFIN20031218_150946_000000392022_00340_09412_9821.N1	18-DEC-2003 15:09:46	Bright	38.500	160	23Gam Per	2.9300	4700.0	77	9412	No
296	GOM_NL__2PRFIN20031218_151306_000000382022_00340_09412_9822.N1	18-DEC-2003 15:13:06	Bright	38.000	110	37Del Cas	2.6780	8900.0	76	9412	No
297	GOM_NL__2PRFIN20031218_151938_000000392022_00340_09412_9823.N1	18-DEC-2003 15:19:38	Bright	38.500	49	1Alp UMi	1.9900	6300.0	77	9412	No
298	GOM_NL__2PRFIN20031218_152421_000000402022_00340_09412_9824.N1	18-DEC-2003 15:24:21	Bright	39.500	60	7Bet UMi	2.0810	3950.0	79	9412	No
299	GOM_NL__2PRFIN20031218_152553_000000532022_00340_09412_9825.N1	18-DEC-2003 15:25:53	Bright	52.500	82	48Bet UMa	2.3650	10600.	105	9412	No
300	GOM_NL__2PRFIN20031218_152827_000000492022_00340_09412_9826.N1	18-DEC-2003 15:28:27	Bright	48.500	87	64Gam UMa	2.4330	11000.	97	9412	No
301	GOM_NL__2PRFIN20031218_153132_000000592022_00340_09412_9827.N1	18-DEC-2003 15:31:32	Bright	59.000	39	85Eta UMa	1.8540	24000.	118	9412	No
302	GOM_NL__2PRFIN20031218_153457_000000392022_00340_09412_9828.N1	18-DEC-2003 15:34:57	Bright	39.000	180	27Gam Boo	3.0400	8000.0	78	9412	No
303	GOM_NL__2PRFIN20031218_153813_000000382022_00340_09412_9829.N1	18-DEC-2003 15:38:13	Bright	38.000	83		2.3780	11000.	76	9412	No
304	GOM_NL__2PRFIN20031218_154137_000000612022_00340_09412_9830.N1	18-DEC-2003 15:41:37	Bright	61.000	111	8Eta Boo	2.6800	6000.0	122	9412	No
305	GOM_NL__2PRFIN20031218_154318_000000382022_00340_09412_9831.N1	18-DEC-2003 15:43:18	Bright	38.000	102	24Alp Ser	2.6000	4250.0	76	9412	No
306	GOM_NL__2PRFIN20031218_154548_000000572022_00340_09412_9832.N1	18-DEC-2003 15:45:48	Bright	56.500	138	47Eps Vir	2.8280	4700.0	113	9412	No
307	GOM_NL__2PRFIN20031218_155019_000000532022_00340_09412_9833.N1	18-DEC-2003 15:50:19	Bright	53.000	122	9Alp2Lib	2.7470	9700.0	106	9412	No
308	GOM_NL__2PRFIN20031218_155147_000000542022_00340_09412_9834.N1	18-DEC-2003 15:51:47	Tw_i_and_stray	54.000	15	67Alp Vir	0.97600	28000.	108	9412	No
309	GOM_NL__2PRFIN20031218_155646_000000452022_00340_09412_9835.N1	18-DEC-2003 15:56:46	Dark	45.000	54	5The Cen	2.0550	4500.0	90	9412	No
310	GOM_NL__2PRFIN20031218_155850_000000412022_00340_09412_9836.N1	18-DEC-2003 15:58:50	Dark	40.500	78	Alp Lup	2.3040	28000.	81	9412	No
311	GOM_NL__2PRFIN20031218_160223_000000522022_00340_09412_9837.N1	18-DEC-2003 16:02:23	Dark	52.000	4	Alp1Cen	-0.010000	5800.0	104	9412	No
312	GOM_NL__2PRFIN20031218_160418_000000432022_00341_09413_9801.N1	18-DEC-2003 16:04:18	Dark	42.500	20	Bet Cru	1.2530	30000.	85	9413	No
313	GOM_NL__2PRFIN20031218_160528_000000412022_00341_09413_9802.N1	18-DEC-2003 16:05:28	Dark	41.000	12	Alp1Cru	0.77500	30000.	82	9413	No
314	GOM_NL__2PRFIN20031218_161024_000000422022_00341_09413_9803.N1	18-DEC-2003 16:10:24	Dark	41.500	159	Ups Car	2.9200	7200.0	83	9413	No
315	GOM_NL__2PRFIN20031218_161149_000000432022_00341_09413_9804.N1	18-DEC-2003 16:11:49	Dark	43.000	71	Iot Car	2.2460	7700.0	86	9413	No
316	GOM_NL__2PRFIN20031218_161341_000000502022_00341_09413_9805.N1	18-DEC-2003 16:13:41	Dark	50.000	41	Eps Car	1.8600	4100.0	100	9413	No
317	GOM_NL__2PRFIN20031218_161631_000000482022_00341_09413_9806.N1	18-DEC-2003 16:16:31	Dark	47.500	34	Gam2Vel	1.7930	23000.	95	9413	No
318	GOM_NL__2PRFIN20031218_161829_000000512022_00341_09413_9807.N1	18-DEC-2003 16:18:29	Dark	50.500	2	Alp Car	-0.73600	7000.0	101	9413	No
319	GOM_NL__2PRFIN20031218_162118_000000562022_00341_09413_9808.N1	18-DEC-2003 16:21:18	Dark	56.000	117	Pi Pup	2.7060	3800.0	112	9413	No
320	GOM_NL__2PRFIN20031218_162430_000000562022_00341_09413_9809.N1	18-DEC-2003 16:24:30	Straylight	55.500	23	21Eps CMa	1.5020	26000.	111	9413	No
321	GOM_NL__2PRFIN20031218_162614_000000562022_00341_09413_9810.N1	18-DEC-2003 16:26:14	Straylight	55.500	179	24Omi2CMa	3.0320	24000.	111	9413	No
322	GOM_NL__2PRFIN20031218_162909_000000702022_00341_09413_9811.N1	18-DEC-2003 16:29:09	Straylight	69.500	1	9Alp CMa	-1.4400	11000.	139	9413	No
323	GOM_NL__2PRFIN20031218_163124_000000482022_00341_09413_9812.N1	18-DEC-2003 16:31:24	Straylight	47.500	165	34Gam Eri	2.9500	3200.0	95	9413	No
324	GOM_NL__2PRFIN20031218_163303_000000492022_00341_09413_9813.N1	18-DEC-2003 16:33:03	Straylight	49.000	125	44Iot Ori	2.7700	30000.	98	9413	No
325	GOM_NL__2PRFIN20031218_163433_000000512022_00341_09413_9814.N1	18-DEC-2003 16:34:33	Straylight	51.000	30	46Eps Ori	1.6940	30000.	102	9413	No
326	GOM_NL__2PRFIN20031218_163738_000000652022_00341_09413_9815.N1	18-DEC-2003 16:37:38	Tw_i_and_stray	65.000	14	58Alp Ori	0.87000	3000.0	130	9413	No
327	GOM_NL__2PRFIN20031218_163941_000000532022_00341_09413_9816.N1	18-DEC-2003 16:39:41	Tw_i_and_stray	53.000	13	87Alp Tau	0.86700	3800.0	106	9413	No
328	GOM_NL__2PRFIN20031218_164157_000000382022_00341_09413_9817.N1	18-DEC-2003 16:41:57	Bright	37.500	146	25Eta Tau	2.8730	15200.	75	9413	No
329	GOM_NL__2PRFIN20031218_164403_000000412022_00341_09413_9818.N1	18-DEC-2003 16:44:03	Bright	41.000	150	44Zet Per	2.8900	28000.	82	9413	No
330	GOM_NL__2PRFIN20031218_164621_000000382022_00341_09413_9819.N1	18-DEC-2003 16:46:21	Bright	37.500	149	45Eps Per	2.8880	30000.	75	9413	No
331	GOM_NL__2PRFIN20031218_164834_000000372022_00341_09413_9820.N1	18-DEC-2003 16:48:34	Bright	36.500	175	39Del Per	3.0100	19400.	73	9413	No
332	GOM_NL__2PRFIN20031218_165022_000000392022_00341_09413_9821.N1	18-DEC-2003 16:50:22	Bright	38.500	160	23Gam Per	2.9300	4700.0	77	9413	No
333	GOM_NL__2PRFIN20031218_165342_000000382022_00341_09413_9822.N1	18-DEC-2003 16:53:42	Bright	38.000	110	37Del Cas	2.6780	8900.0	76	9413	No
334	GOM_NL__2PRFIN20031218_170014_000000382022_00341_09413_9823.N1	18-DEC-2003 17:00:14	Bright	38.000	49	1Alp UMi	1.9900	6300.0	76	9413	No
335	GOM_NL__2PRFIN20031218_170457_000000402022_00341_09413_9824.N1	18-DEC-2003 17:04:57	Bright	39.500	60	7Bet UMi	2.0810	3950.0	79	9413	No
336	GOM_NL__2PRFIN20031218_170629_000000532022_00341_09413_9825.N1	18-DEC-2003 17:06:29	Bright	53.000	82	48Bet UMa	2.3650	10600.	106	9413	No
337	GOM_NL__2PRFIN20031218_170902_000000502022_00341_09413_9826.N1	18-DEC-2003 17:09:02	Bright	50.000	87	64Gam UMa	2.4330	11000.	100	9413	No

338	GOM_NL__2PRFIN20031218_171207_000000432022_00341_09413_9827.N1	18-DEC-2003 17:12:07	Bright	43.000	39	85Eta UMa	1.8540	24000.	86	9413	No
339	GOM_NL__2PRFIN20031218_171534_000000402022_00341_09413_9828.N1	18-DEC-2003 17:15:34	Bright	39.500	180	27Gam Boo	3.0400	8000.0	79	9413	No
340	GOM_NL__2PRFIN20031218_171850_000000392022_00341_09413_9829.N1	18-DEC-2003 17:18:50	Bright	38.500	83		2.3780	11000.	77	9413	No
341	GOM_NL__2PRFIN20031218_172213_000000442022_00341_09413_9830.N1	18-DEC-2003 17:22:13	Bright	44.000	111	8Eta Boo	2.6800	6000.0	88	9413	No
342	GOM_NL__2PRFIN20031218_172356_000000372022_00341_09413_9831.N1	18-DEC-2003 17:23:56	Bright	36.500	102	24Alp Ser	2.6000	4250.0	73	9413	No
343	GOM_NL__2PRFIN20031218_172625_000000562022_00341_09413_9832.N1	18-DEC-2003 17:26:25	Bright	56.000	138	47Eps Vir	2.8280	4700.0	112	9413	No
344	GOM_NL__2PRFIN20031218_173056_000000362022_00341_09413_9833.N1	18-DEC-2003 17:30:56	Bright	36.000	122	9Alp2Lib	2.7470	9700.0	72	9413	No
345	GOM_NL__2PRFIN20031218_173223_000000532022_00341_09413_9834.N1	18-DEC-2003 17:32:23	Tw_i_and_stray	52.500	15	67Alp Vir	0.97600	28000.	105	9413	No
346	GOM_NL__2PRFIN20031218_173723_000000452022_00341_09413_9835.N1	18-DEC-2003 17:37:23	Dark	45.000	54	5The Cen	2.0550	4500.0	90	9413	No
347	GOM_NL__2PRFIN20031218_173926_000000412022_00341_09413_9836.N1	18-DEC-2003 17:39:26	Dark	40.500	78	Alp Lup	2.3040	28000.	81	9413	No
348	GOM_NL__2PRFIN20031218_174259_000000522022_00341_09413_9837.N1	18-DEC-2003 17:42:59	Dark	52.000	4	Alp1Cen	-0.010000	5800.0	104	9413	No
349	GOM_NL__2PRFIN20031218_174455_000000422022_00342_09414_9801.N1	18-DEC-2003 17:44:55	Dark	42.000	20	Bet Cru	1.2530	30000.	84	9414	No
350	GOM_NL__2PRFIN20031218_174605_000000442022_00342_09414_9802.N1	18-DEC-2003 17:46:05	Dark	43.500	12	Alp1Cru	0.77500	30000.	87	9414	No
351	GOM_NL__2PRFIN20031218_175101_000000442022_00342_09414_9803.N1	18-DEC-2003 17:51:01	Dark	43.500	159	Ups Car	2.9200	7200.0	87	9414	No
352	GOM_NL__2PRFIN20031218_175226_000000462022_00342_09414_9804.N1	18-DEC-2003 17:52:26	Dark	46.000	71	Iot Car	2.2460	7700.0	92	9414	No
353	GOM_NL__2PRFIN20031218_175418_000000572022_00342_09414_9805.N1	18-DEC-2003 17:54:18	Dark	57.000	41	Eps Car	1.8600	4100.0	114	9414	No
354	GOM_NL__2PRFIN20031218_175708_000000532022_00342_09414_9806.N1	18-DEC-2003 17:57:08	Dark	53.000	34	Gam2Vel	1.7930	23000.	106	9414	No
355	GOM_NL__2PRFIN20031218_175906_000000552022_00342_09414_9807.N1	18-DEC-2003 17:59:06	Dark	55.000	2	Alp Car	-0.73600	7000.0	110	9414	No
356	GOM_NL__2PRFIN20031218_180155_000000562022_00342_09414_9808.N1	18-DEC-2003 18:01:55	Dark	56.000	117	Pi Pup	2.7060	3800.0	112	9414	No
357	GOM_NL__2PRFIN20031218_180506_000000562022_00342_09414_9809.N1	18-DEC-2003 18:05:06	Straylight	55.500	23	21Eps CMa	1.5020	26000.	111	9414	No
358	GOM_NL__2PRFIN20031218_180651_000000572022_00342_09414_9810.N1	18-DEC-2003 18:06:51	Straylight	57.000	179	24Omi2CMa	3.0320	24000.	114	9414	No
359	GOM_NL__2PRFIN20031218_180947_000000702022_00342_09414_9811.N1	18-DEC-2003 18:09:47	Straylight	69.500	1	9Alp CMa	-1.4400	11000.	139	9414	No
360	GOM_NL__2PRFIN20031218_181202_000000442022_00342_09414_9812.N1	18-DEC-2003 18:12:02	Straylight	44.000	165	34Gam Eri	2.9500	3200.0	88	9414	No
361	GOM_NL__2PRFIN20031218_181339_000000492022_00342_09414_9813.N1	18-DEC-2003 18:13:39	Straylight	49.000	125	44Iot Ori	2.7700	30000.	98	9414	No
362	GOM_NL__2PRFIN20031218_181511_000000502022_00342_09414_9814.N1	18-DEC-2003 18:15:11	Straylight	50.000	30	46Eps Ori	1.6940	30000.	100	9414	No
363	GOM_NL__2PRFIN20031218_181814_000000652022_00342_09414_9815.N1	18-DEC-2003 18:18:14	Tw_i_and_stray	65.000	14	58Alp Ori	0.87000	3000.0	130	9414	No
364	GOM_NL__2PRFIN20031218_182018_000000532022_00342_09414_9816.N1	18-DEC-2003 18:20:18	Tw_i_and_stray	53.000	13	87Alp Tau	0.86700	3800.0	106	9414	No
365	GOM_NL__2PRFIN20031218_182233_000000372022_00342_09414_9817.N1	18-DEC-2003 18:22:33	Bright	37.000	146	25Eta Tau	2.8730	15200.	74	9414	No
366	GOM_NL__2PRFIN20031218_182441_000000392022_00342_09414_9818.N1	18-DEC-2003 18:24:41	Bright	38.500	150	44Zet Per	2.8900	28000.	77	9414	No
367	GOM_NL__2PRFIN20031218_182657_000000362022_00342_09414_9819.N1	18-DEC-2003 18:26:57	Bright	36.000	149	45Eps Per	2.8880	30000.	72	9414	No
368	GOM_NL__2PRFIN20031218_182911_000000372022_00342_09414_9820.N1	18-DEC-2003 18:29:11	Bright	36.500	175	39Del Per	3.0100	19400.	73	9414	No
369	GOM_NL__2PRFIN20031218_183057_000000402022_00342_09414_9821.N1	18-DEC-2003 18:30:57	Bright	39.500	160	23Gam Per	2.9300	4700.0	79	9414	No
370	GOM_NL__2PRFIN20031218_183418_000000392022_00342_09414_9822.N1	18-DEC-2003 18:34:18	Bright	39.000	110	37Del Cas	2.6780	8900.0	78	9414	No
371	GOM_NL__2PRFIN20031218_184049_000000412022_00342_09414_9823.N1	18-DEC-2003 18:40:49	Bright	40.500	49	1Alp UMi	1.9900	6300.0	81	9414	No
372	GOM_NL__2PRFIN20031218_184533_000000372022_00342_09414_9824.N1	18-DEC-2003 18:45:33	Bright	37.000	60	7Bet UMi	2.0810	3950.0	74	9414	No
373	GOM_NL__2PRFIN20031218_184704_000000532022_00342_09414_9825.N1	18-DEC-2003 18:47:04	Bright	53.000	82	48Bet UMa	2.3650	10600.	106	9414	No
374	GOM_NL__2PRFIN20031218_184937_000000462022_00342_09414_9826.N1	18-DEC-2003 18:49:37	Bright	45.500	87	64Gam UMa	2.4330	11000.	91	9414	No
375	GOM_NL__2PRFIN20031218_185245_000000392022_00342_09414_9827.N1	18-DEC-2003 18:52:45	Bright	38.500	39	85Eta UMa	1.8540	24000.	77	9414	No
376	GOM_NL__2PRFIN20031218_185610_000000392022_00342_09414_9828.N1	18-DEC-2003 18:56:10	Bright	38.500	180	27Gam Boo	3.0400	8000.0	77	9414	No
377	GOM_NL__2PRFIN20031218_185926_000000382022_00342_09414_9829.N1	18-DEC-2003 18:59:26	Bright	37.500	83		2.3780	11000.	75	9414	No
378	GOM_NL__2PRFIN20031218_190250_000000442022_00342_09414_9830.N1	18-DEC-2003 19:02:50	Bright	44.000	111	8Eta Boo	2.6800	6000.0	88	9414	No
379	GOM_NL__2PRFIN20031218_190432_000000362022_00342_09414_9831.N1	18-DEC-2003 19:04:32	Bright	36.000	102	24Alp Ser	2.6000	4250.0	72	9414	No
380	GOM_NL__2PRFIN20031218_190702_000000572022_00342_09414_9832.N1	18-DEC-2003 19:07:02	Bright	56.500	138	47Eps Vir	2.8280	4700.0	113	9414	No
381	GOM_NL__2PRFIN20031218_191133_000000532022_00342_09414_9833.N1	18-DEC-2003 19:11:33	Bright	53.000	122	9Alp2Lib	2.7470	9700.0	106	9414	No
382	GOM_NL__2PRFIN20031218_191300_000000562022_00342_09414_9834.N1	18-DEC-2003 19:13:00	Tw_i_and_stray	55.500	15	67Alp Vir	0.97600	28000.	111	9414	No
383	GOM_NL__2PRFIN20031218_191800_000000502022_00342_09414_9835.N1	18-DEC-2003 19:18:00	Dark	50.000	54	5The Cen	2.0550	4500.0	100	9414	No
384	GOM_NL__2PRFIN20031218_192002_000000382022_00342_09414_9836.N1	18-DEC-2003 19:20:02	Dark	38.000	78	Alp Lup	2.3040	28000.	76	9414	No
385	GOM_NL__2PRFIN20031218_192336_000000422022_00342_09414_9837.N1	18-DEC-2003 19:23:36	Dark	42.000	4	Alp1Cen	-0.010000	5800.0	84	9414	No
386	GOM_NL__2PRFIN20031218_192641_000000442022_00343_09415_9821.N1	18-DEC-2003 19:26:41	Dark	44.000	12	Alp1Cru	0.77500	30000.	88	9415	No
387	GOM_NL__2PRFIN20031218_193137_000000412022_00343_09415_9822.N1	18-DEC-2003 19:31:37	Dark	41.000	159	Ups Car	2.9200	7200.0	82	9415	No
388	GOM_NL__2PRFIN20031218_193302_000000452022_00343_09415_9823.N1	18-DEC-2003 19:33:02	Dark	44.500	71	Iot Car	2.2460	7700.0	89	9415	No
389	GOM_NL__2PRFIN20031218_193455_000000552022_00343_09415_9824.N1	18-DEC-2003 19:34:55	Dark	54.500	41	Eps Car	1.8600	4100.0	109	9415	No
390	GOM_NL__2PRFIN20031218_193745_000000532022_00343_09415_9825.N1	18-DEC-2003 19:37:45	Dark	52.500	34	Gam2Vel	1.7930	23000.	105	9415	No
391	GOM_NL__2PRFIN20031218_193942_000000552022_00343_09415_9826.N1	18-DEC-2003 19:39:42	Dark	55.000	2	Alp Car	-0.73600	7000.0	110	9415	No
392	GOM_NL__2PRFIN20031218_194232_000000542022_00343_09415_9827.N1	18-DEC-2003 19:42:32	Dark	54.000	117	Pi Pup	2.7060	3800.0	108	9415	No
393	GOM_NL__2PRFIN20031218_194543_000000572022_00343_09415_9828.N1	18-DEC-2003 19:45:43	Straylight	57.000	23	21Eps CMa	1.5020	26000.	114	9415	No
394	GOM_NL__2PRFIN20031218_194728_000000562022_00343_09415_9829.N1	18-DEC-2003 19:47:28	Straylight	55.500	179	24Omi2CMa	3.0320	24000.	111	9415	No
395	GOM_NL__2PRFIN20031218_195024_000000662022_00343_09415_9830.N1	18-DEC-2003 19:50:24	Straylight	66.000	1	9Alp CMa	-1.4400	11000.	132	9415	No
396	GOM_NL__2PRFIN20031218_195238_000000462022_00343_09415_9831.N1	18-DEC-2003 19:52:38	Straylight	46.000	165	34Gam Eri	2.9500	3200.0	92	9415	No

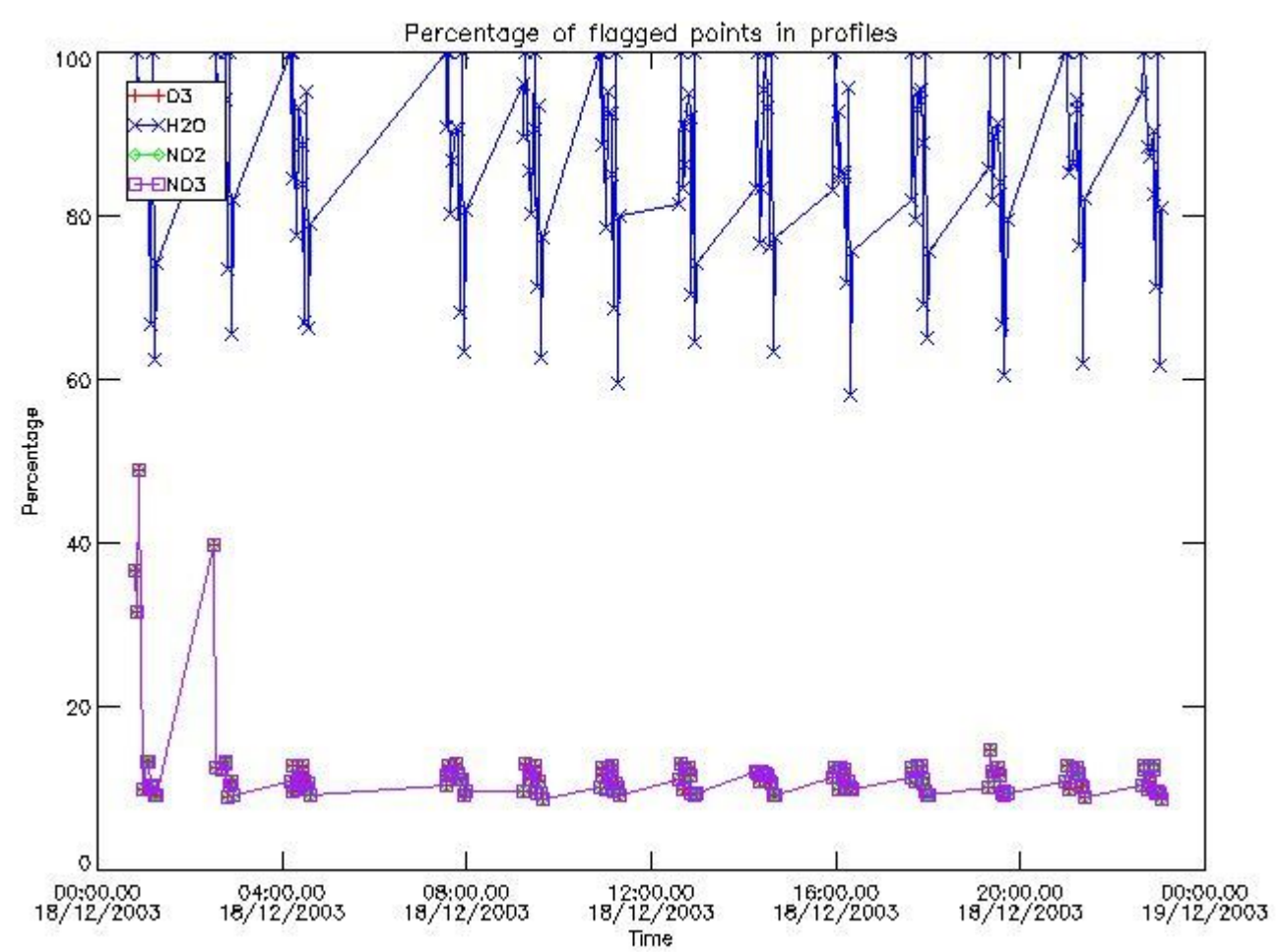
397	GOM_NL__2PRFIN20031218_195418_000000462022_00343_09415_9832.N1	18-DEC-2003 19:54:18	Straylight	46.000	125	44Iot Ori	2.7700	30000.	92	9415	No
398	GOM_NL__2PRFIN20031218_195547_000000522022_00343_09415_9833.N1	18-DEC-2003 19:55:47	Straylight	52.000	30	46Eps Ori	1.6940	30000.	104	9415	No
399	GOM_NL__2PRFIN20031218_195850_000000602022_00343_09415_9834.N1	18-DEC-2003 19:58:50	Tw_i_and_stray	59.500	14	58Alp Ori	0.87000	3000.0	119	9415	No
400	GOM_NL__2PRFIN20031218_200053_000000532022_00343_09415_9835.N1	18-DEC-2003 20:00:53	Tw_i_and_stray	53.000	13	87Alp Tau	0.86700	3800.0	106	9415	No
401	GOM_NL__2PRFIN20031218_200309_000000382022_00343_09415_9836.N1	18-DEC-2003 20:03:09	Bright	37.500	146	25Eta Tau	2.8730	15200.	75	9415	No
402	GOM_NL__2PRFIN20031218_200517_000000382022_00343_09415_9837.N1	18-DEC-2003 20:05:17	Bright	37.500	150	44Zet Per	2.8900	28000.	75	9415	No
403	GOM_NL__2PRFIN20031218_200734_000000402022_00343_09415_9838.N1	18-DEC-2003 20:07:34	Bright	40.000	149	45Eps Per	2.8880	30000.	80	9415	No
404	GOM_NL__2PRFIN20031218_200946_000000362022_00343_09415_9839.N1	18-DEC-2003 20:09:46	Bright	35.500	175	39Del Per	3.0100	19400.	71	9415	No
405	GOM_NL__2PRFIN20031218_201135_000000392022_00343_09415_9840.N1	18-DEC-2003 20:11:35	Bright	39.000	160	23Gam Per	2.9300	4700.0	78	9415	No
406	GOM_NL__2PRFIN20031218_201454_000000392022_00343_09415_9841.N1	18-DEC-2003 20:14:54	Bright	38.500	110	37Del Cas	2.6780	8900.0	77	9415	No
407	GOM_NL__2PRFIN20031218_202126_000000402022_00343_09415_9842.N1	18-DEC-2003 20:21:26	Bright	39.500	49	1Alp UMi	1.9900	6300.0	79	9415	No
408	GOM_NL__2PRFIN20031218_202609_000000382022_00343_09415_9843.N1	18-DEC-2003 20:26:09	Bright	38.000	60	7Bet UMi	2.0810	3950.0	76	9415	No
409	GOM_NL__2PRFIN20031218_202739_000000532022_00343_09415_9844.N1	18-DEC-2003 20:27:39	Bright	52.500	82	48Bet UMa	2.3650	10600.	105	9415	No
410	GOM_NL__2PRFIN20031218_203013_000000522022_00343_09415_9845.N1	18-DEC-2003 20:30:13	Bright	51.500	87	64Gam UMa	2.4330	11000.	103	9415	No
411	GOM_NL__2PRFIN20031218_203320_000000432022_00343_09415_9846.N1	18-DEC-2003 20:33:20	Bright	42.500	39	85Eta UMa	1.8540	24000.	85	9415	No
412	GOM_NL__2PRFIN20031218_203646_000000402022_00343_09415_9847.N1	18-DEC-2003 20:36:46	Bright	39.500	180	27Gam Boo	3.0400	8000.0	79	9415	No
413	GOM_NL__2PRFIN20031218_204002_000000402022_00343_09415_9848.N1	18-DEC-2003 20:40:02	Bright	39.500	83		2.3780	11000.	79	9415	No
414	GOM_NL__2PRFIN20031218_204325_000000452022_00343_09415_9849.N1	18-DEC-2003 20:43:25	Bright	45.000	111	8Eta Boo	2.6800	6000.0	90	9415	No
415	GOM_NL__2PRFIN20031218_204508_000000362022_00343_09415_9850.N1	18-DEC-2003 20:45:08	Bright	36.000	102	24Alp Ser	2.6000	4250.0	72	9415	No
416	GOM_NL__2PRFIN20031218_204738_000000572022_00343_09415_9851.N1	18-DEC-2003 20:47:38	Bright	57.000	138	47Eps Vir	2.8280	4700.0	114	9415	No
417	GOM_NL__2PRFIN20031218_205208_000000382022_00343_09415_9852.N1	18-DEC-2003 20:52:08	Bright	38.000	122	9Alp2Lib	2.7470	9700.0	76	9415	No
418	GOM_NL__2PRFIN20031218_205337_000000572022_00343_09415_9853.N1	18-DEC-2003 20:53:37	Tw_i_and_stray	57.000	15	67Alp Vir	0.97600	28000.	114	9415	No
419	GOM_NL__2PRFIN20031218_205708_000000482022_00343_09415_9854.N1	18-DEC-2003 20:57:08	Dark	47.500	169	46Gam Hya	2.9910	4700.0	95	9415	No
420	GOM_NL__2PRFIN20031218_205924_000000402022_00343_09415_9855.N1	18-DEC-2003 20:59:24	Dark	40.000	81	Eta Cen	2.3560	28000.	80	9415	No
421	GOM_NL__2PRFIN20031218_210039_000000402022_00343_09415_9856.N1	18-DEC-2003 21:00:39	Dark	40.000	78	Alp Lup	2.3040	28000.	80	9415	No
422	GOM_NL__2PRFIN20031218_210412_000000522022_00343_09415_9857.N1	18-DEC-2003 21:04:12	Dark	51.500	4	Alp1Cen	-0.010000	5800.0	103	9415	No
423	GOM_NL__2PRFIN20031218_210718_000000422022_00344_09416_9950.N1	18-DEC-2003 21:07:18	Dark	41.500	12	Alp1Cru	0.77500	30000.	83	9416	No
424	GOM_NL__2PRFIN20031218_211214_000000432022_00344_09416_9951.N1	18-DEC-2003 21:12:14	Dark	43.000	159	Ups Car	2.9200	7200.0	86	9416	No
425	GOM_NL__2PRFIN20031218_211339_000000452022_00344_09416_9952.N1	18-DEC-2003 21:13:39	Dark	44.500	71	Iot Car	2.2460	7700.0	89	9416	No
426	GOM_NL__2PRFIN20031218_211531_000000432022_00344_09416_9953.N1	18-DEC-2003 21:15:31	Dark	43.000	41	Eps Car	1.8600	4100.0	86	9416	No
427	GOM_NL__2PRFIN20031218_211822_000000502022_00344_09416_9954.N1	18-DEC-2003 21:18:22	Dark	49.500	34	Gam2Vel	1.7930	23000.	99	9416	No
428	GOM_NL__2PRFIN20031218_212018_000000512022_00344_09416_9955.N1	18-DEC-2003 21:20:18	Dark	50.500	2	Alp Car	-0.73600	7000.0	101	9416	No
429	GOM_NL__2PRFIN20031218_212308_000000572022_00344_09416_9956.N1	18-DEC-2003 21:23:08	Dark	56.500	117	Pi Pup	2.7060	3800.0	113	9416	No
430	GOM_NL__2PRFIN20031218_212618_000000552022_00344_09416_9957.N1	18-DEC-2003 21:26:18	Straylight	55.000	23	21Eps CMa	1.5020	26000.	110	9416	No
431	GOM_NL__2PRFIN20031218_212804_000000562022_00344_09416_9958.N1	18-DEC-2003 21:28:04	Straylight	56.000	179	24Omi2CMa	3.0320	24000.	112	9416	No
432	GOM_NL__2PRFIN20031218_213100_000000682022_00344_09416_9959.N1	18-DEC-2003 21:31:00	Straylight	67.500	1	9Alp CMa	-1.4400	11000.	135	9416	No
433	GOM_NL__2PRFIN20031218_213315_000000472022_00344_09416_9960.N1	18-DEC-2003 21:33:15	Straylight	46.500	165	34Gam Eri	2.9500	3200.0	93	9416	No
434	GOM_NL__2PRFIN20031218_213453_000000472022_00344_09416_9961.N1	18-DEC-2003 21:34:53	Straylight	46.500	125	44Iot Ori	2.7700	30000.	93	9416	No
435	GOM_NL__2PRFIN20031218_213623_000000522022_00344_09416_9962.N1	18-DEC-2003 21:36:23	Straylight	52.000	30	46Eps Ori	1.6940	30000.	104	9416	No
436	GOM_NL__2PRFIN20031218_213926_000000642022_00344_09416_9963.N1	18-DEC-2003 21:39:26	Tw_i_and_stray	64.000	14	58Alp Ori	0.87000	3000.0	128	9416	No
437	GOM_NL__2PRFIN20031218_214130_000000522022_00344_09416_9964.N1	18-DEC-2003 21:41:30	Tw_i_and_stray	51.500	13	87Alp Tau	0.86700	3800.0	103	9416	No
438	GOM_NL__2PRFIN20031218_214345_000000382022_00344_09416_9965.N1	18-DEC-2003 21:43:45	Bright	37.500	146	25Eta Tau	2.8730	15200.	75	9416	No
439	GOM_NL__2PRFIN20031218_214553_000000372022_00344_09416_9966.N1	18-DEC-2003 21:45:53	Bright	37.000	150	44Zet Per	2.8900	28000.	74	9416	No
440	GOM_NL__2PRFIN20031218_214809_000000372022_00344_09416_9967.N1	18-DEC-2003 21:48:09	Bright	36.500	149	45Eps Per	2.8880	30000.	73	9416	No
441	GOM_NL__2PRFIN20031218_215022_000000372022_00344_09416_9968.N1	18-DEC-2003 21:50:22	Bright	36.500	175	39Del Per	3.0100	19400.	73	9416	No
442	GOM_NL__2PRFIN20031218_215211_000000372022_00344_09416_9969.N1	18-DEC-2003 21:52:11	Bright	37.000	160	23Gam Per	2.9300	4700.0	74	9416	No
443	GOM_NL__2PRFIN20031218_215530_000000392022_00344_09416_9970.N1	18-DEC-2003 21:55:30	Bright	38.500	110	37Del Cas	2.6780	8900.0	77	9416	No
444	GOM_NL__2PRFIN20031218_220202_000000402022_00344_09416_9971.N1	18-DEC-2003 22:02:02	Bright	39.500	49	1Alp UMi	1.9900	6300.0	79	9416	No
445	GOM_NL__2PRFIN20031218_220645_000000352022_00344_09416_9972.N1	18-DEC-2003 22:06:45	Bright	34.500	60	7Bet UMi	2.0810	3950.0	69	9416	No
446	GOM_NL__2PRFIN20031218_220815_000000522022_00344_09416_9973.N1	18-DEC-2003 22:08:15	Bright	51.500	82	48Bet UMa	2.3650	10600.	103	9416	No
447	GOM_NL__2PRFIN20031218_221048_000000632022_00344_09416_9974.N1	18-DEC-2003 22:10:48	Bright	63.000	87	64Gam UMa	2.4330	11000.	126	9416	No
448	GOM_NL__2PRFIN20031218_221356_000000412022_00344_09416_9975.N1	18-DEC-2003 22:13:56	Bright	40.500	39	85Eta UMa	1.8540	24000.	81	9416	No
449	GOM_NL__2PRFIN20031218_221722_000000392022_00344_09416_9976.N1	18-DEC-2003 22:17:22	Bright	38.500	180	27Gam Boo	3.0400	8000.0	77	9416	No
450	GOM_NL__2PRFIN20031218_222038_000000392022_00344_09416_9977.N1	18-DEC-2003 22:20:38	Bright	38.500	83		2.3780	11000.	77	9416	No
451	GOM_NL__2PRFIN20031218_222401_000000452022_00344_09416_9978.N1	18-DEC-2003 22:24:01	Bright	45.000	111	8Eta Boo	2.6800	6000.0	90	9416	No
452	GOM_NL__2PRFIN20031218_222544_000000372022_00344_09416_9979.N1	18-DEC-2003 22:25:44	Bright	36.500	102	24Alp Ser	2.6000	4250.0	73	9416	No
453	GOM_NL__2PRFIN20031218_222815_000000562022_00344_09416_9980.N1	18-DEC-2003 22:28:15	Bright	55.500	138	47Eps Vir	2.8280	4700.0	111	9416	No
454	GOM_NL__2PRFIN20031218_223245_000000412022_00344_09416_9981.N1	18-DEC-2003 22:32:45	Bright	40.500	122	9Alp2Lib	2.7470	9700.0	81	9416	No
455	GOM_NL__2PRFIN20031218_223414_000000542022_00344_09416_9982.N1	18-DEC-2003 22:34:14	Tw_i_and_stray	53.500	15	67Alp Vir	0.97600	28000.	107	9416	No

456	GOM_NL__2PRFIN20031218_223744_000000492022_00344_09416_9983.N1	18-DEC-2003 22:37:44	Dark	49.000	169	46Gam Hya	2.9910	4700.0	98	9416	No
457	GOM_NL__2PRFIN20031218_224000_000000422022_00344_09416_9984.N1	18-DEC-2003 22:40:00	Dark	41.500	81	Eta Cen	2.3560	28000.	83	9416	No
458	GOM_NL__2PRFIN20031218_224114_000000402022_00344_09416_9985.N1	18-DEC-2003 22:41:14	Dark	40.000	78	Alp Lup	2.3040	28000.	80	9416	No
459	GOM_NL__2PRFIN20031218_224448_000000522022_00344_09416_9986.N1	18-DEC-2003 22:44:48	Dark	52.000	4	Alp1Cen	-0.010000	5800.0	104	9416	No
460	GOM_NL__2PRFIN20031218_224754_000000472022_00345_09417_9953.N1	18-DEC-2003 22:47:54	Dark	47.000	12	Alp1Cru	0.77500	30000.	94	9417	No
461	GOM_NL__2PRFIN20031218_225250_000000422022_00345_09417_9954.N1	18-DEC-2003 22:52:50	Dark	41.500	159	Ups Car	2.9200	7200.0	83	9417	No
462	GOM_NL__2PRFIN20031218_225415_000000442022_00345_09417_9955.N1	18-DEC-2003 22:54:15	Dark	43.500	71	Iot Car	2.2460	7700.0	87	9417	No
463	GOM_NL__2PRFIN20031218_225607_000000552022_00345_09417_9956.N1	18-DEC-2003 22:56:07	Dark	54.500	41	Eps Car	1.8600	4100.0	109	9417	No
464	GOM_NL__2PRFIN20031218_225858_000000542022_00345_09417_9957.N1	18-DEC-2003 22:58:58	Dark	53.500	34	Gam2Vel	1.7930	23000.	107	9417	No
465	GOM_NL__2PRFIN20031218_230054_000000542022_00345_09417_9958.N1	18-DEC-2003 23:00:54	Dark	54.000	2	Alp Car	-0.73600	7000.0	108	9417	No
466	GOM_NL__2PRFIN20031218_230344_000000582022_00345_09417_9959.N1	18-DEC-2003 23:03:44	Dark	58.000	117	Pi Pup	2.7060	3800.0	116	9417	No
467	GOM_NL__2PRFIN20031218_230655_000000562022_00345_09417_9960.N1	18-DEC-2003 23:06:55	Straylight	55.500	23	21Eps CMa	1.5020	26000.	111	9417	No
468	GOM_NL__2PRFIN20031218_230839_000000572022_00345_09417_9961.N1	18-DEC-2003 23:08:39	Straylight	57.000	179	24Omi2CMa	3.0320	24000.	114	9417	No
469	GOM_NL__2PRFIN20031218_231135_000000692022_00345_09417_9962.N1	18-DEC-2003 23:11:35	Straylight	69.000	1	9Alp CMa	-1.4400	11000.	138	9417	No
470	GOM_NL__2PRFIN20031218_231350_000000462022_00345_09417_9963.N1	18-DEC-2003 23:13:50	Straylight	45.500	165	34Gam Eri	2.9500	3200.0	91	9417	No
471	GOM_NL__2PRFIN20031218_231528_000000462022_00345_09417_9964.N1	18-DEC-2003 23:15:28	Straylight	46.000	125	44Iot Ori	2.7700	30000.	92	9417	No
472	GOM_NL__2PRFIN20031218_231659_000000522022_00345_09417_9965.N1	18-DEC-2003 23:16:59	Straylight	52.000	30	46Eps Ori	1.6940	30000.	104	9417	No
473	GOM_NL__2PRFIN20031218_232001_000000602022_00345_09417_9966.N1	18-DEC-2003 23:20:01	Twilight_stray	60.000	14	58Alp Ori	0.87000	3000.0	120	9417	No
474	GOM_NL__2PRFIN20031218_232205_000000532022_00345_09417_9967.N1	18-DEC-2003 23:22:05	Twilight_stray	53.000	13	87Alp Tau	0.86700	3800.0	106	9417	No
475	GOM_NL__2PRFIN20031218_232419_000000402022_00345_09417_9968.N1	18-DEC-2003 23:24:19	Bright	39.500	146	25Eta Tau	2.8730	15200.	79	9417	No
476	GOM_NL__2PRFIN20031218_232628_000000382022_00345_09417_9969.N1	18-DEC-2003 23:26:28	Bright	38.000	150	44Zet Per	2.8900	28000.	76	9417	No
477	GOM_NL__2PRFIN20031218_232843_000000392022_00345_09417_9970.N1	18-DEC-2003 23:28:43	Bright	38.500	149	45Eps Per	2.8880	30000.	77	9417	No
478	GOM_NL__2PRFIN20031218_233058_000000362022_00345_09417_9971.N1	18-DEC-2003 23:30:58	Bright	36.000	175	39Del Per	3.0100	19400.	72	9417	No
479	GOM_NL__2PRFIN20031218_233247_000000382022_00345_09417_9972.N1	18-DEC-2003 23:32:47	Bright	38.000	160	23Gam Per	2.9300	4700.0	76	9417	No
480	GOM_NL__2PRFIN20031218_233607_000000392022_00345_09417_9973.N1	18-DEC-2003 23:36:07	Bright	38.500	110	37Del Cas	2.6780	8900.0	77	9417	No
481	GOM_NL__2PRFIN20031218_234238_000000372022_00345_09417_9974.N1	18-DEC-2003 23:42:38	Bright	36.500	49	1Alp UMi	1.9900	6300.0	73	9417	No
482	GOM_NL__2PRFIN20031218_234721_000000392022_00345_09417_9975.N1	18-DEC-2003 23:47:21	Bright	39.000	60	7Bet UMi	2.0810	3950.0	78	9417	No
483	GOM_NL__2PRFIN20031218_234850_000000522022_00345_09417_9976.N1	18-DEC-2003 23:48:50	Bright	52.000	82	48Bet UMa	2.3650	10600.	104	9417	No
484	GOM_NL__2PRFIN20031218_235124_000000492022_00345_09417_9977.N1	18-DEC-2003 23:51:24	Bright	48.500	87	64Gam UMa	2.4330	11000.	97	9417	No
485	GOM_NL__2PRFIN20031218_235432_000000422022_00345_09417_9978.N1	18-DEC-2003 23:54:32	Bright	42.000	39	85Eta UMa	1.8540	24000.	84	9417	No
486	GOM_NL__2PRFIN20031218_235758_000000452022_00345_09417_9979.N1	18-DEC-2003 23:57:58	Bright	44.500	180	27Gam Boo	3.0400	8000.0	89	9417	No

3. Quality information per product

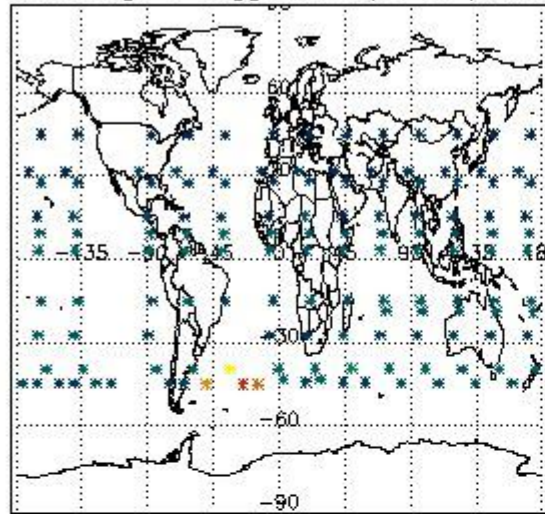
In this section it is plotted some information contained in the Quality Summary data set of the level 2 products. Only products in dark limb conditions and without errors (error flag in the MPH set to "0") are used.

3.1 Plot quality information per product (time dependant)

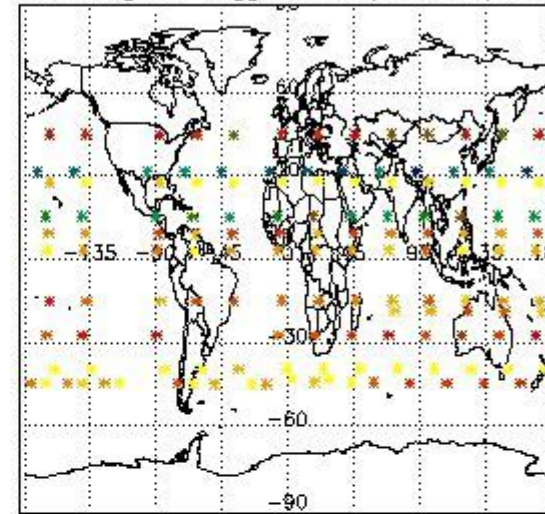


3.2 Plot quality information per product (world map)


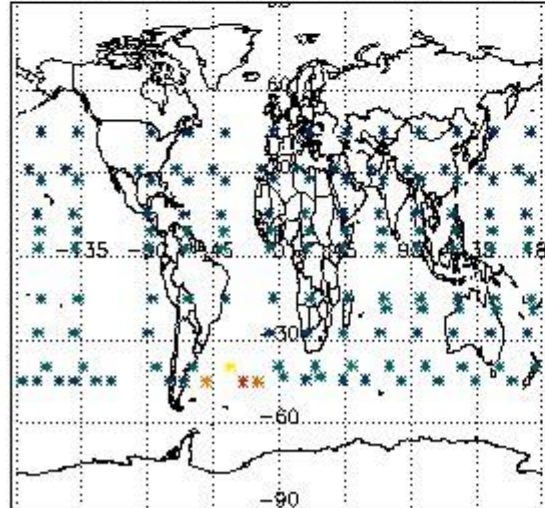
Percentage of flagged data per O3 profile



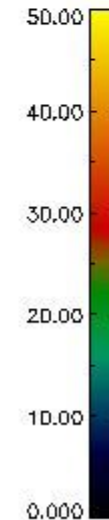
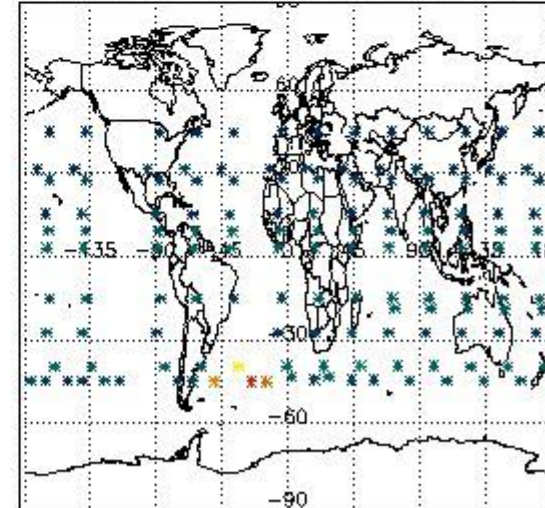
Percentage of flagged data per H2O profile



Percentage of flagged data per NO2 profile



Percentage of flagged data per NO3 profile

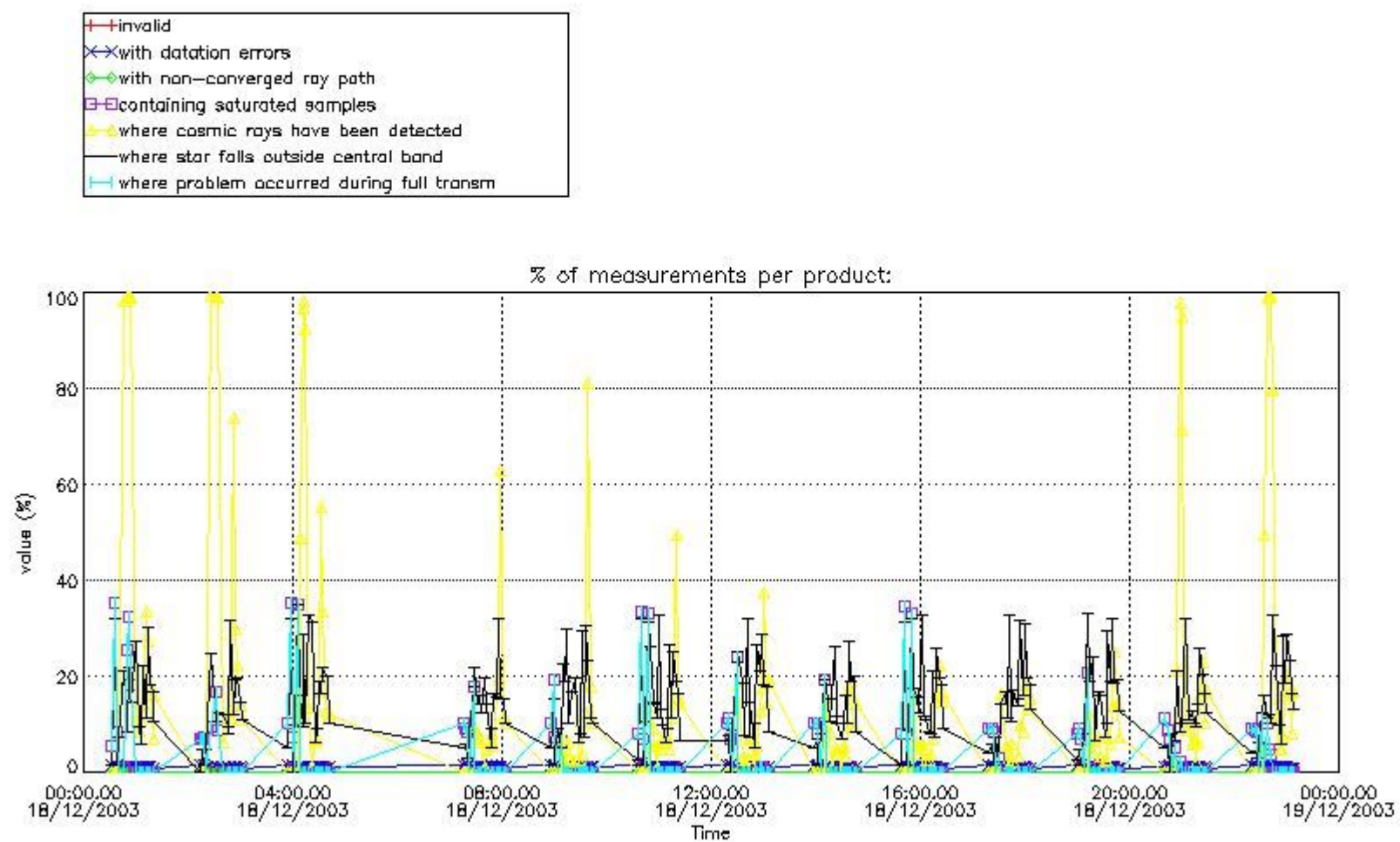


4. Level 1 quality information per product

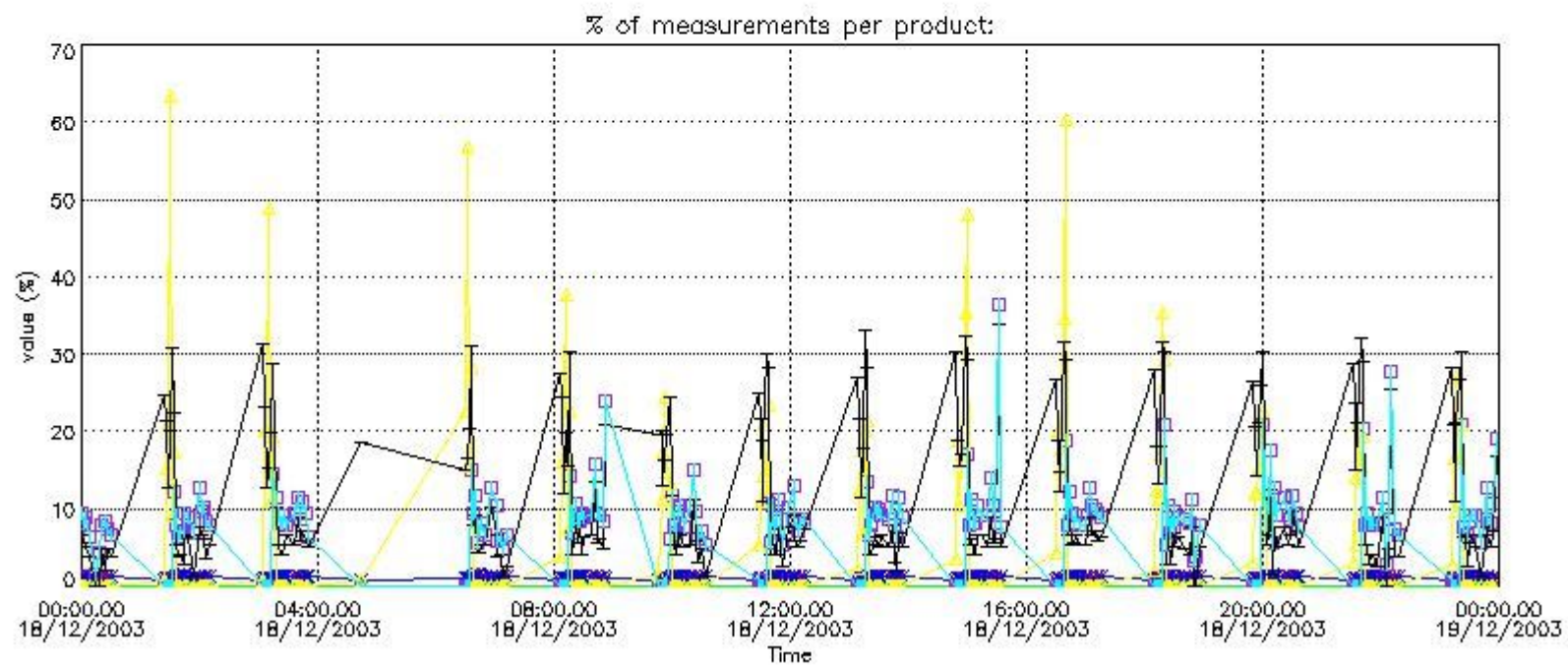
In this section it is plotted some information contained in the Quality Summary data set of the level 2 products that comes from the level 1b processing. Products without errors (error flag in the MPH set to "0") are used.

4.1 Plot quality information per product (time dependant) coming from level 1b processing

4.1.1 Plot level 1 quality information per product (time dependant): ENVISAT ASCENDING passes



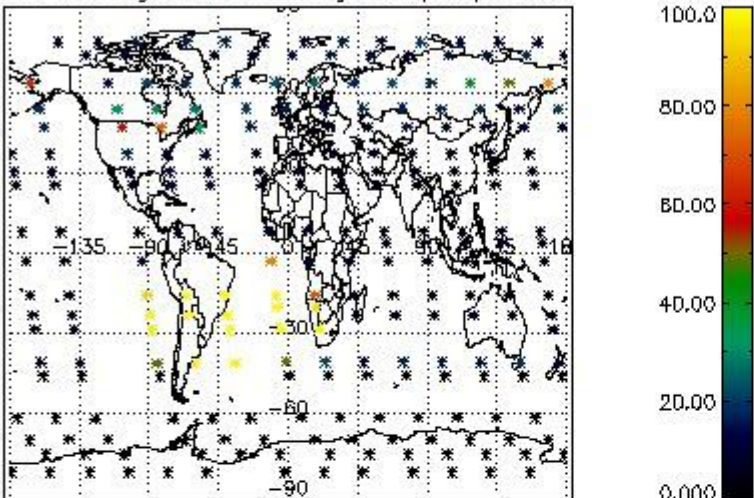
4.1.2 Plot level 1 quality information per product (time dependant): ENVI SAT DESCENDING passes



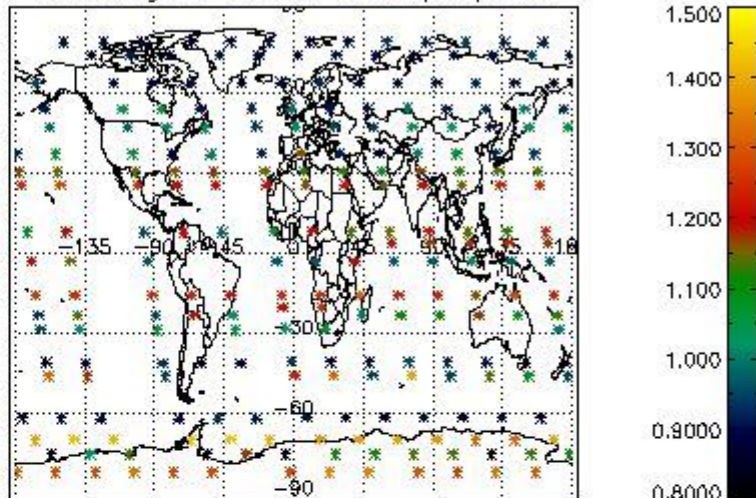
4.2 Plot quality information per product coming from level 1b processing (world map)

4.2.1 Plot level 1 quality information per product (world map): ENVISAT ASCENDING passes

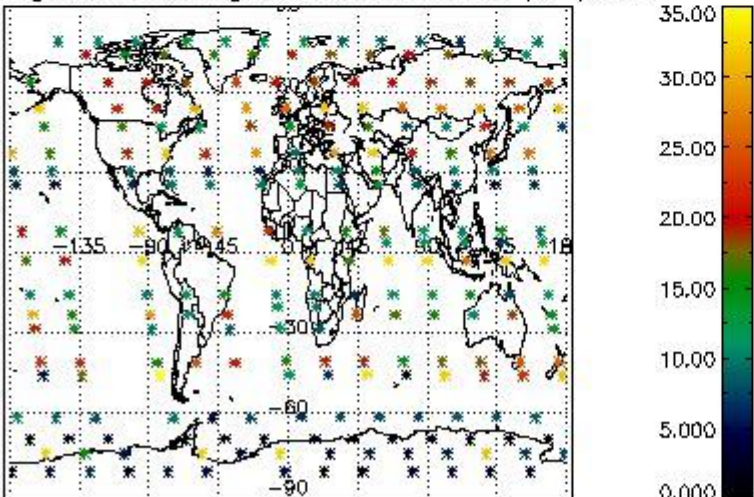
Percentage of cosmic ray hits per profile



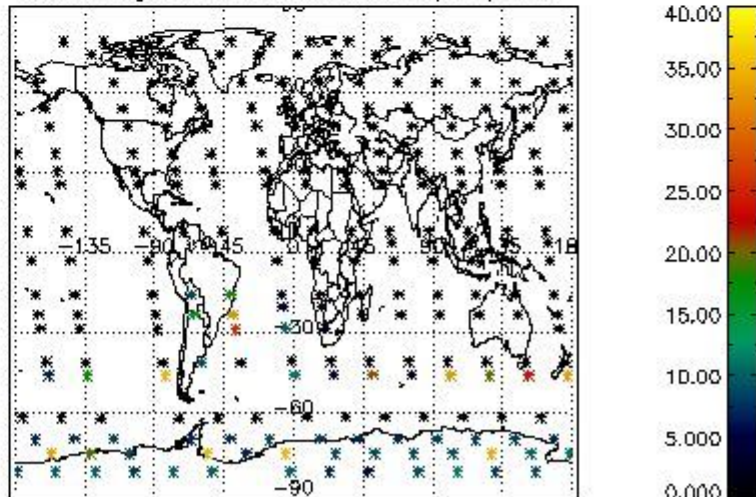
Percentage of datation errors per profile



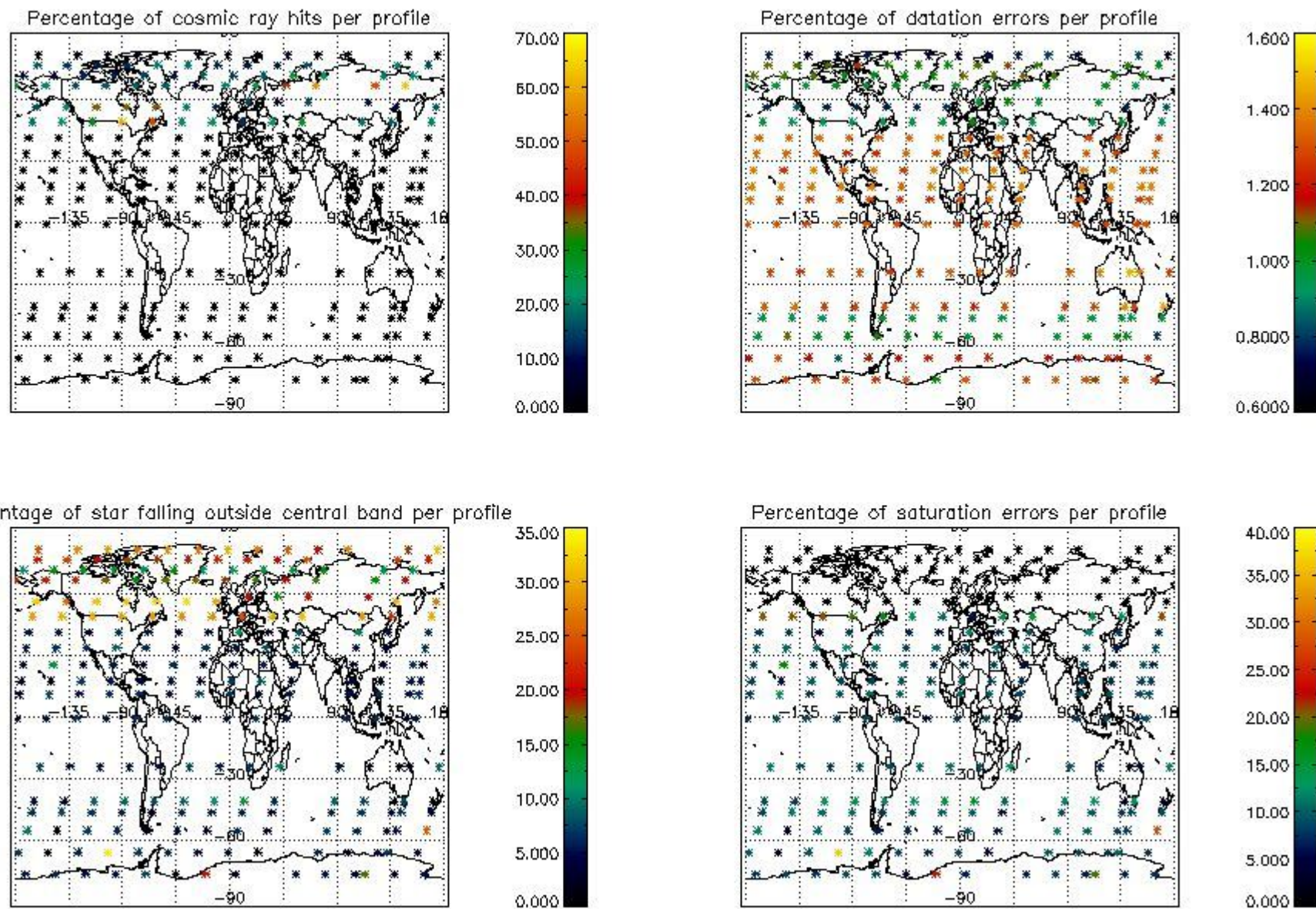
Percentage of star falling outside central band per profile



Percentage of saturation errors per profile



4.2.2 Plot level 1 quality information per product (world map): ENVISAT DESCENDING passes



5. Trace gas profiles

5.1 Ozone statistics based on quality of products

The final quality of the products can be "measured" using the STD (Standard Deviation) attached to every point profile. This information is written to the parameter GOM_NL__2P/NL_LOCAL_SPECIES_DENSITY/o3_std of the level 2 products. The table below shows the statistics for given STD ranges.

The statistics are given with respect to the overall valid production:

- Products without fatal errors: GOM_NL__2P/MPH/PRODUCT_ERR=0
- Valid point profile: GOM_NL__2P/NL_LOCAL_SPECIES_DENSITY/pcd(0)=0

The 'Criteria' is applied to valid points of dark limb products:

- Products in dark limb illumination condition: GOM_NL__2P/NL_SUMMARY_QUALITY/obs_ill_cond=0
- Products without fatal errors: GOM_NL__2P/MPH/PRODUCT_ERR=0
- Valid point profile: GOM_NL__2P/NL_LOCAL_SPECIES_DENSITY/pcd(0)=0

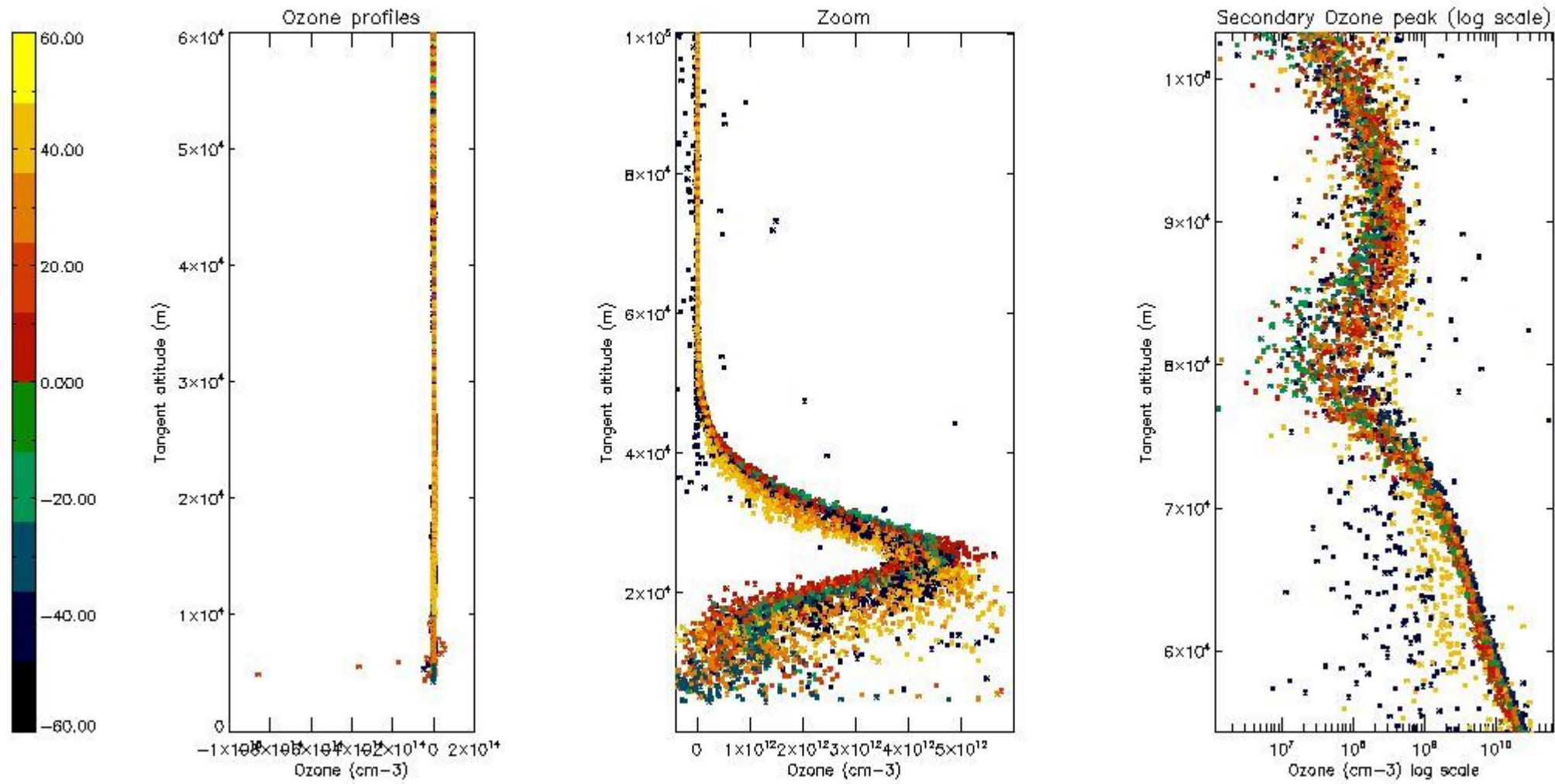
So, the table below shows the percentage of dark limb and valid observations for each criteria with respect to the overall valid daily observations.

Criteria	% of total production
All STD	30
STD < 20	16

STD < 10	13
STD < 5	8

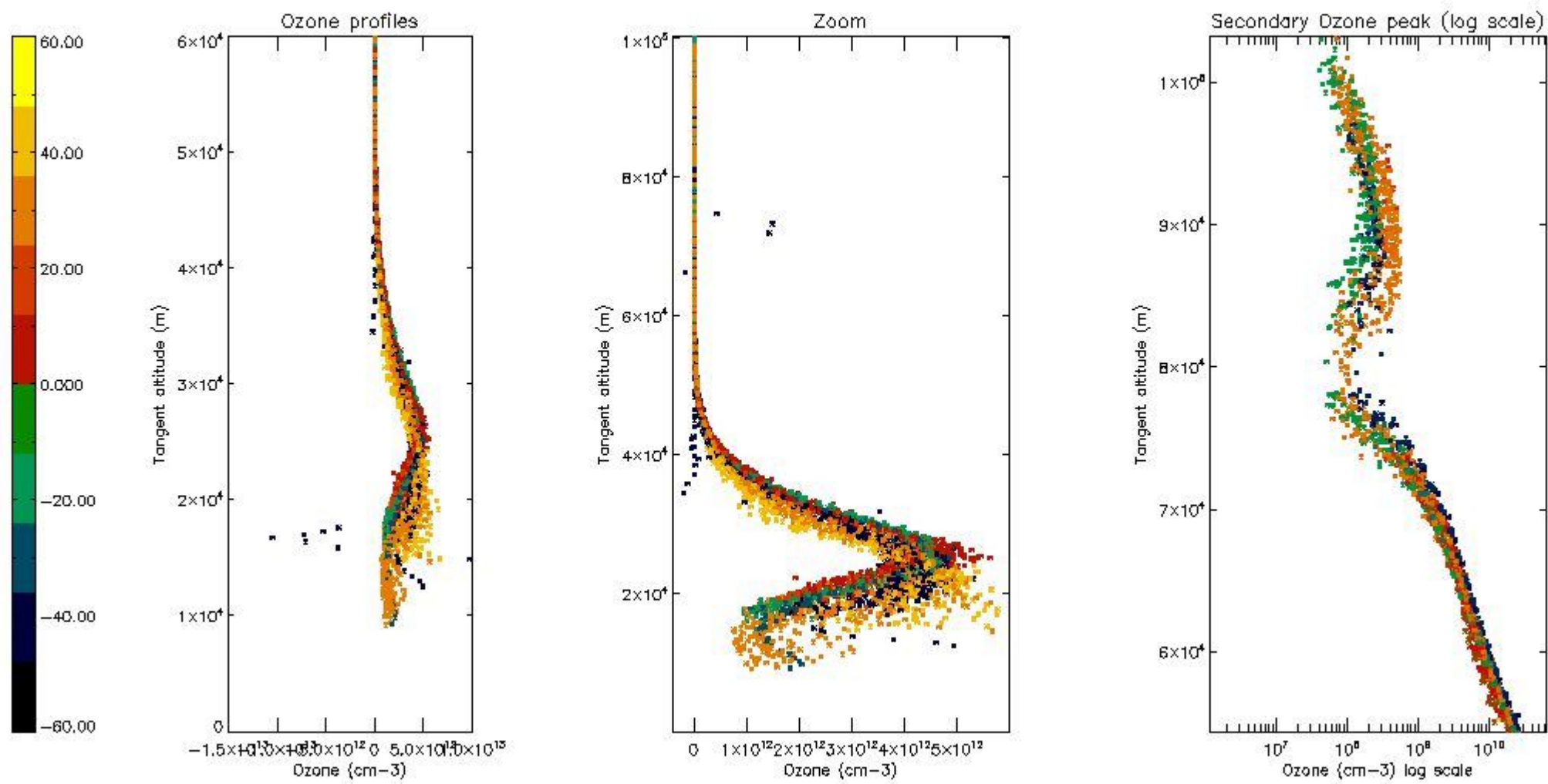
5.2 Plot ozone profiles for all STD (dark without errors)

The colorbar represents the latitude.



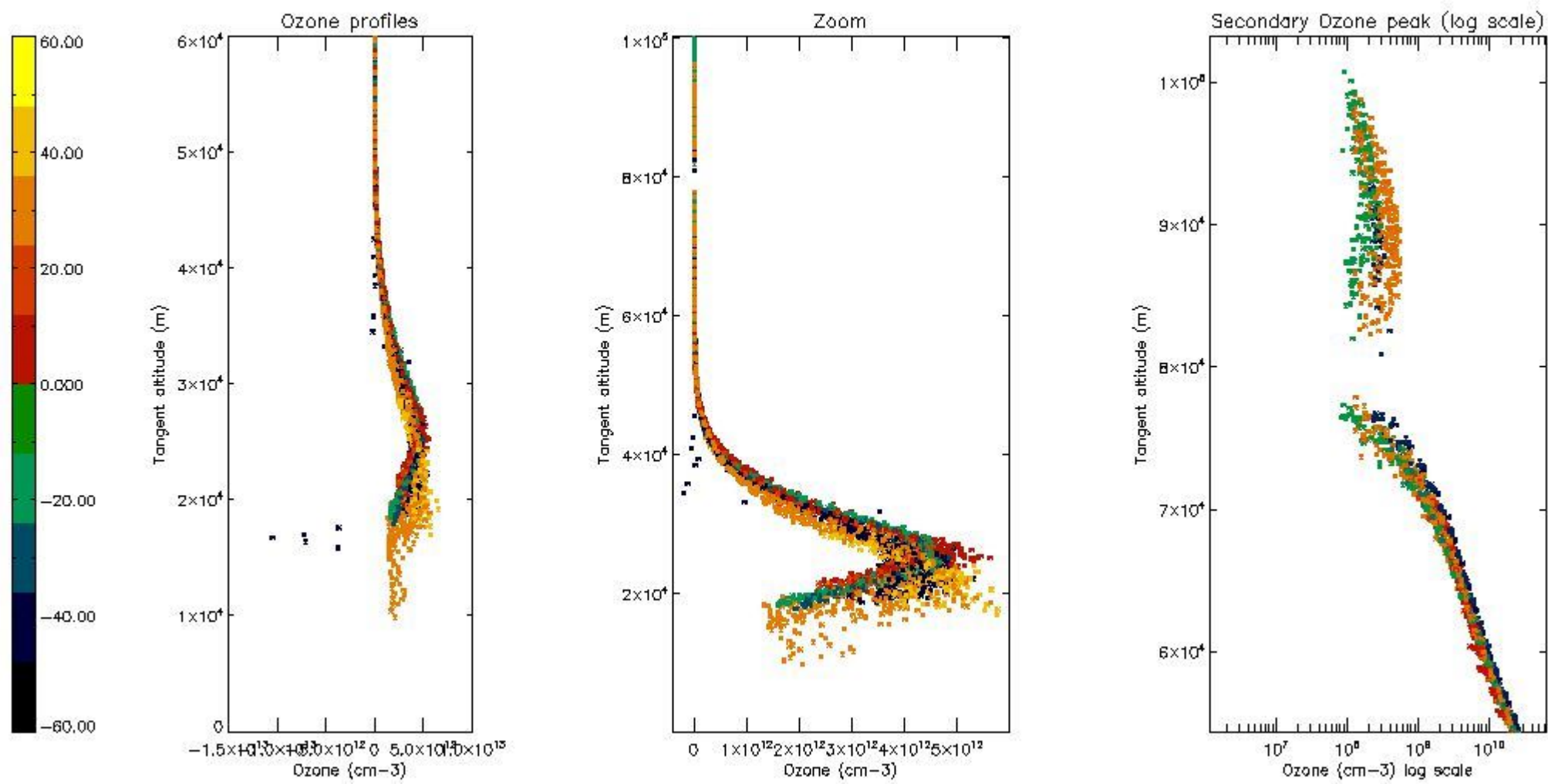
5.3 Plot ozone profiles where STD < 20% (dark without errors)

The colorbar represents the latitude.



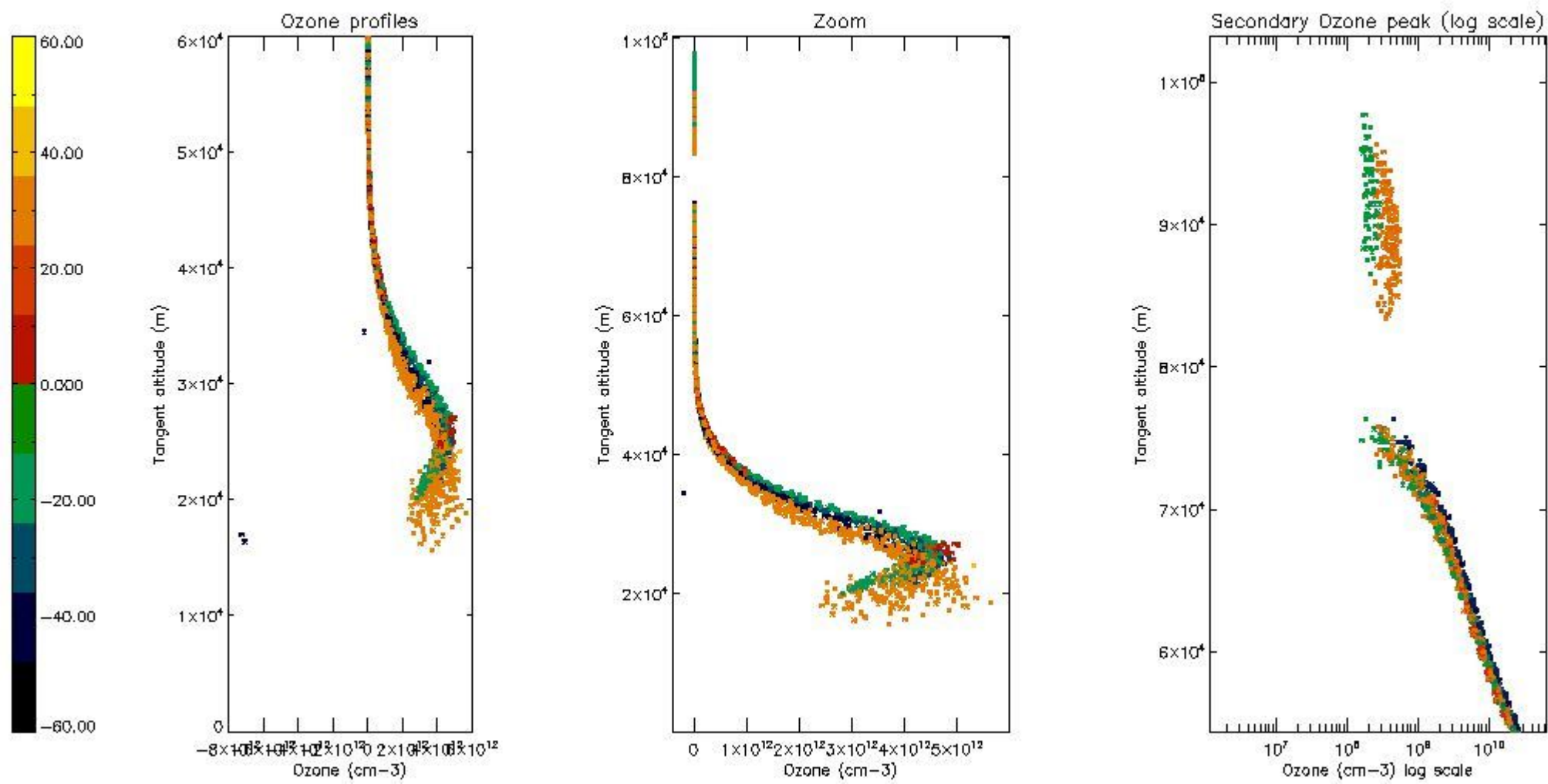
5.4 Plot ozone profiles where STD < 10% (dark without errors)

The colorbar represents the latitude.



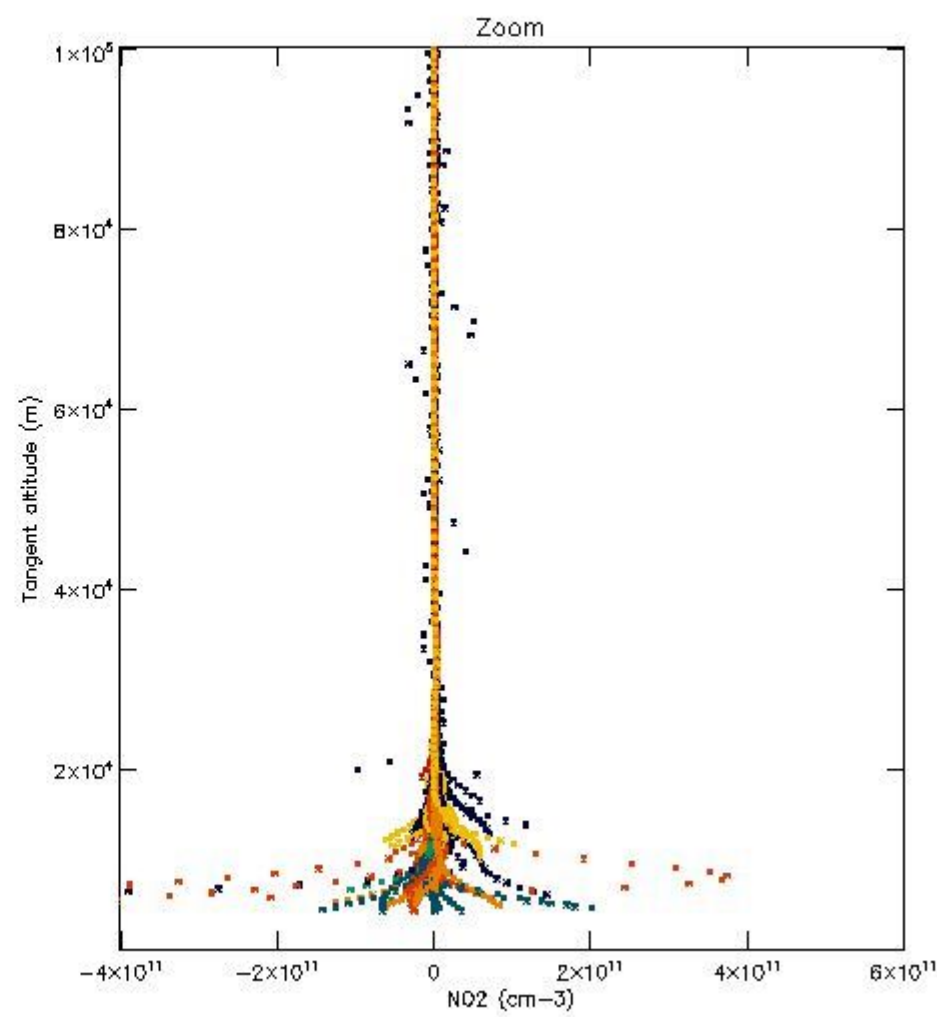
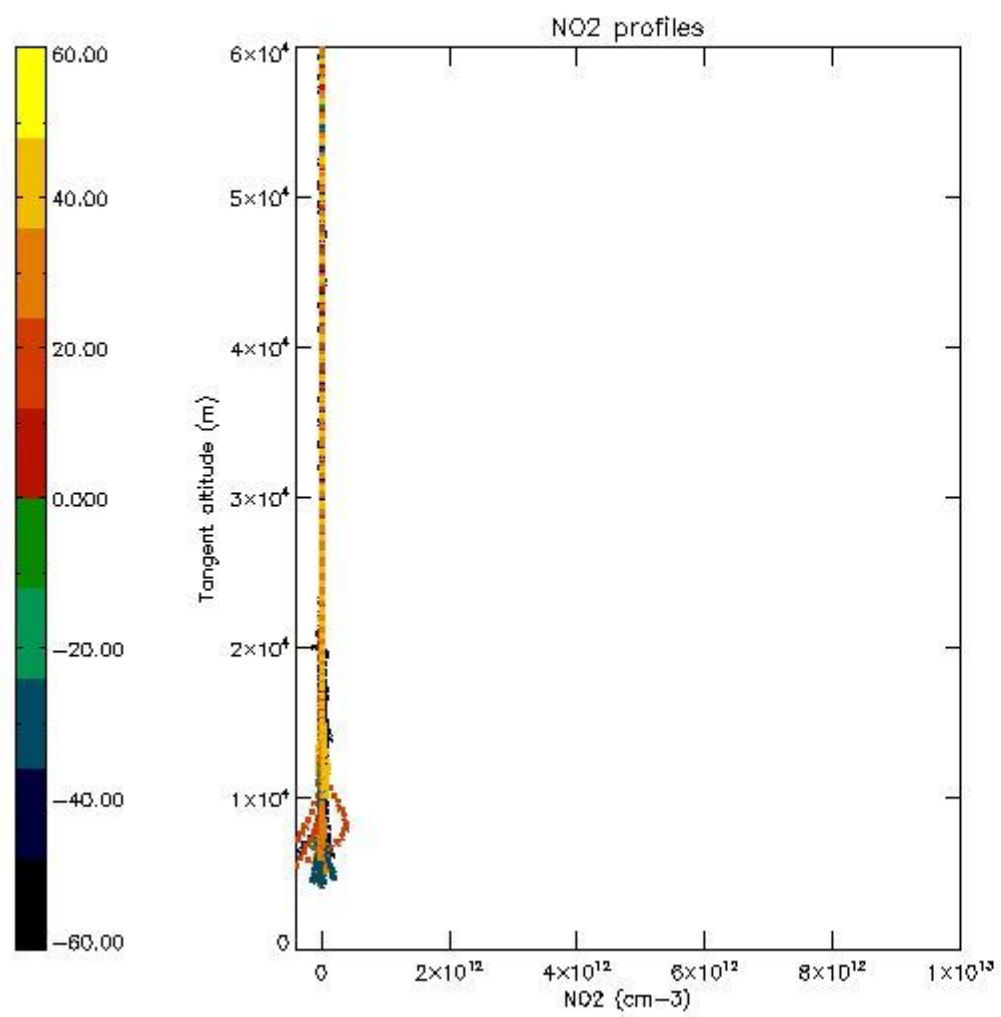
5.5 Plot ozone profiles where STD < 5% (dark without errors)

The colorbar represents the latitude.



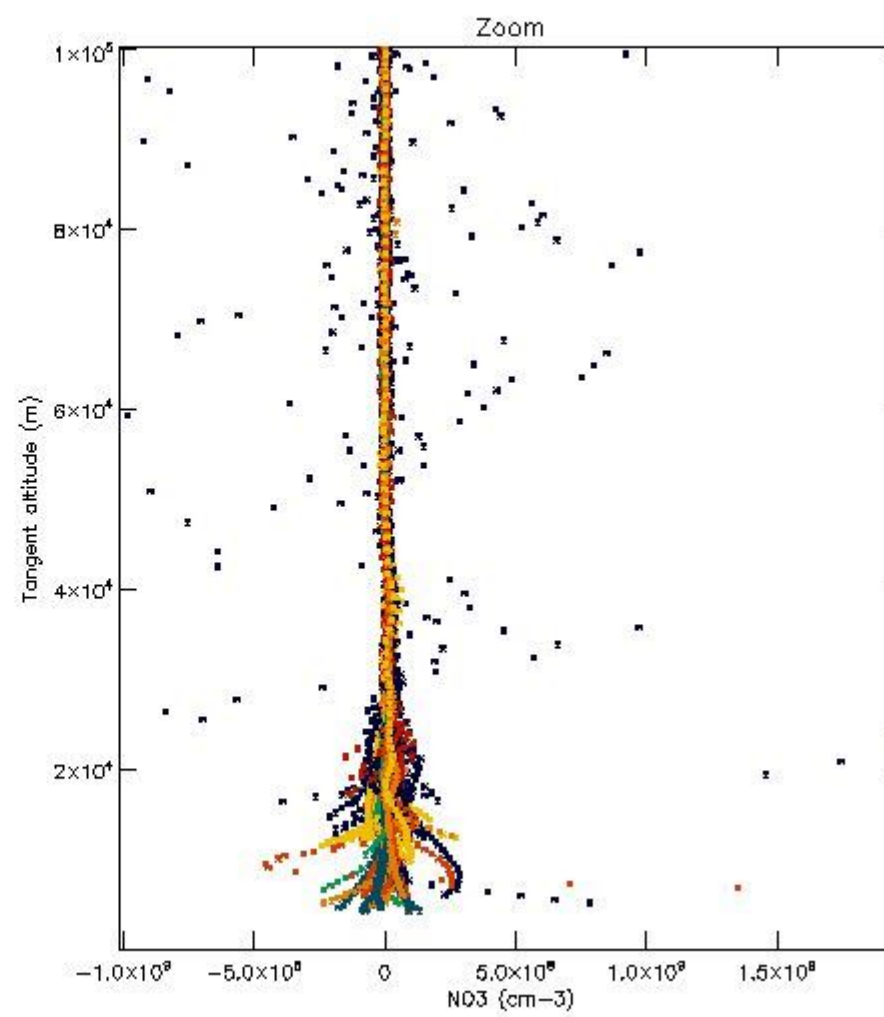
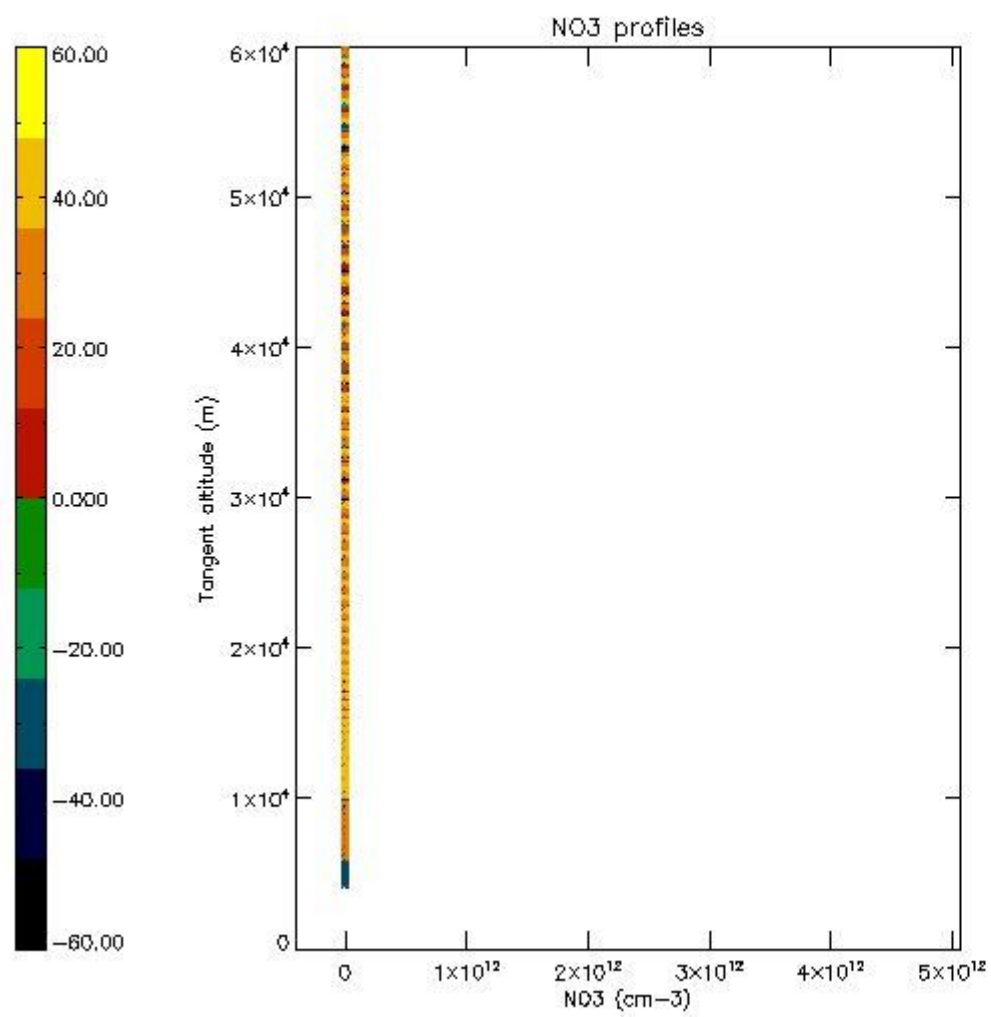
5.6 Plot NO₂ profiles for all STD (dark without errors)

The colorbar represents the latitude.



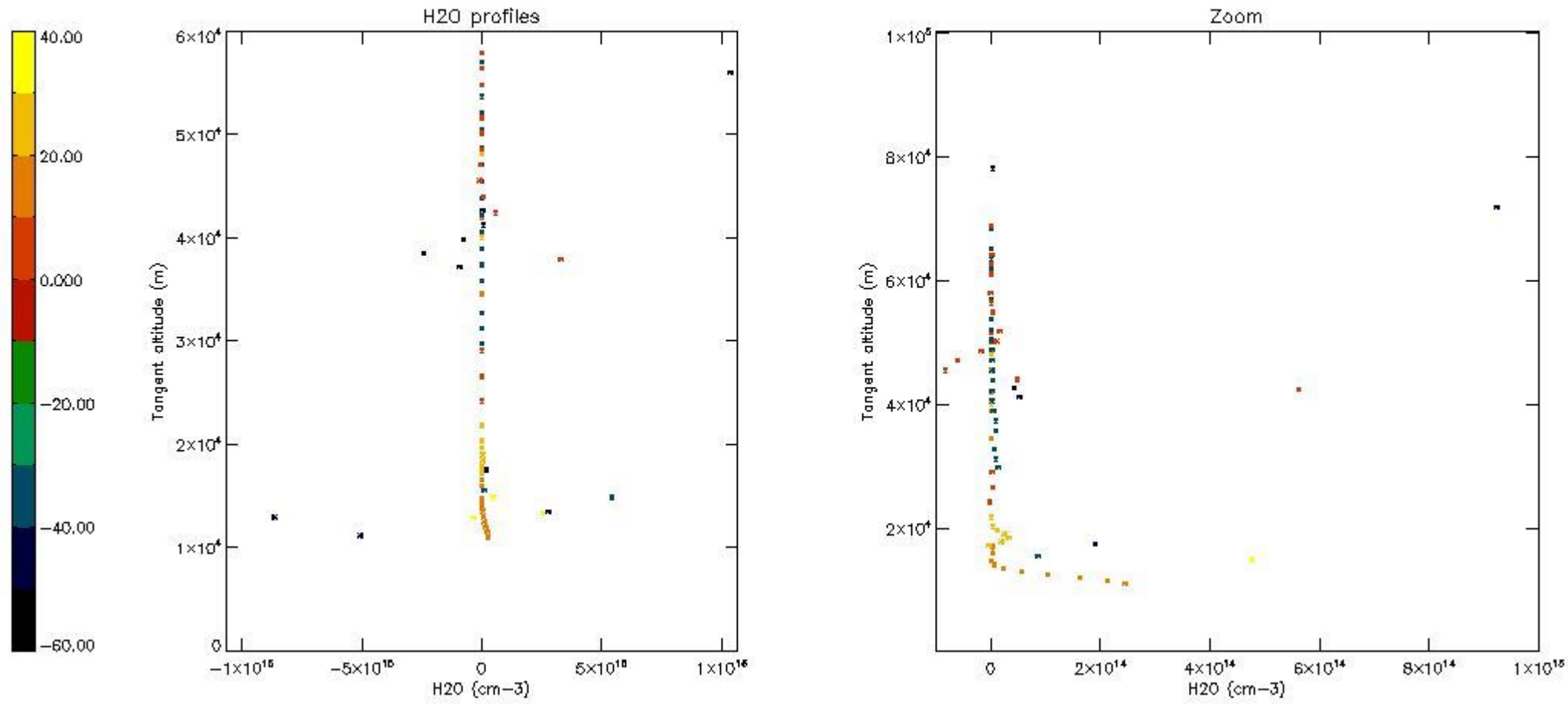
5.7 Plot NO3 profiles for all STD (dark without errors)

The colorbar represents the latitude.



5.8 Plot H2O profiles for all STD (only for occultations of stars 1,2,3,4,13,14,16,26,63 dark without errors)

The colorbar represents the latitude.



6. Auxiliary Data Files used for the production reported in section 2

The number reported in the third column indicates since which file (see list in section 2) the corresponding auxiliary file has been used. The fourth column is the date of those product files.

Type	Auxiliary Filename	Used since product	Used since product date
INST_PHYS_CHARACTERISTICS	GOM_INS_AXVIEC20091111_143220_20030716_120000_20500101_000000	1	18-DEC-2003 00:00:21
LEVEL-2_PROC_CONFIG	GOM_PR2_AXVIEC20091111_152718_20020301_000000_20500101_000000	1	18-DEC-2003 00:00:21
CROSS_SECTIONS_FILE	GOM_CRS_AXVIEC20091111_154832_20020301_000000_20500101_000000	1	18-DEC-2003 00:00:21

GOMOS Level 2 Daily Report

SUMMARY

[1. General Info](#)

[2. Summary of processed GOM_NL_2P products](#)

[3. Level 2 Quality information per product](#)

[3.1 Plot of level 2 quality information per product \(time dependant\)](#)

[3.2 Plot of level 2 quality information per product \(world map\)](#)

[4. Level 1 Quality information per product \(stored on level 2 products\)](#)

[4.1 Plot of level 1 quality information per product \(time dependant\)](#)

[4.1.1 Plot of level 1 quality information per product \(time dependant\): ASCENDING](#)

[4.1.2 Plot of level 1 quality information per product \(time dependant\): DESCENDING](#)

[4.2 Plot of level 1 quality information per product \(world map\)](#)

[4.2.1 Plot of level 1 quality information per product \(world map\): ASCENDING](#)

[4.2.2 Plot of level 1 quality information per product \(world map\): DESCENDING](#)

[5. Ozone profiles based on quality statistics and other trace gas profiles](#)

[5.1 Ozone statistics based on quality of products](#)

[5.2 Plot ozone profiles for all STD \(dark without errors\)](#)

[5.3 Plot ozone profiles where STD < 20% \(dark without errors\)](#)

[5.4. Plot ozone profiles where STD < 10% \(dark without errors\)](#)

[5.5. Plot ozone profiles where STD < 5% \(dark without errors\)](#)

[5.6 Plot NO2 profiles for all STD \(dark without errors\)](#)

[5.7 Plot NO3 profiles for all STD \(dark without errors\)](#)

[5.8 Plot H2O profiles \(only for occultations of stars 1,2,3,4,13,14,16,26,63 dark without errors\) for all STD](#)

[6. Auxiliary Data Files used for the production reported in section 2](#)

This report presents the daily analysis on parameters extracted from GOMOS level 2 data (GOM_NL__2P). It is intended to monitor some important parameters that will impact the quality of these products. A list of level 2 products (and content) that have arrived during the reporting day to the PCF is also given.

Item	Value
Time of report generation	20APR2013 02:11:01
Data source version	GOMOS/6.01
Start time of products	18-12-2003 (18DEC2003 00:00:00)
Stop time of products	19-12-2003 (19DEC2003 00:00:00)
Store outputs in DB	Yes
Nb of level 2 prods	486
Nb of prods with errors	1

2. Summary of processed GOM_NL__2P products.

Nr	Filename	UTC Start time	Limb	Duration	Star Id	Star Name	Star Mag	Star Temp	Nb Meas	Orbit	Prod. error
1	GOM_NL__2PRFIN20031218_000021_000000382022_00331_09403_9894.N1	18-DEC-2003 00:00:21	Bright	37.500	149	45Eps Per	2.8880	30000.	75	9403	No
2	GOM_NL__2PRFIN20031218_000234_000000372022_00331_09403_9895.N1	18-DEC-2003 00:02:34	Bright	36.500	175	39Del Per	3.0100	19400.	73	9403	No
3	GOM_NL__2PRFIN20031218_000420_000000402022_00331_09403_9896.N1	18-DEC-2003 00:04:20	Bright	39.500	160	23Gam Per	2.9300	4700.0	79	9403	No
4	GOM_NL__2PRFIN20031218_000736_000000402022_00331_09403_9897.N1	18-DEC-2003 00:07:36	Bright	39.500	110	37Del Cas	2.6780	8900.0	79	9403	No
5	GOM_NL__2PRFIN20031218_001415_000000342022_00331_09403_9898.N1	18-DEC-2003 00:14:15	Bright	34.000	49	1Alp UMi	1.9900	6300.0	68	9403	No
6	GOM_NL__2PRFIN20031218_001857_000000362022_00331_09403_9899.N1	18-DEC-2003 00:18:57	Bright	35.500	60	7Bet UMi	2.0810	3950.0	71	9403	No
7	GOM_NL__2PRFIN20031218_002035_000000522022_00331_09403_9900.N1	18-DEC-2003 00:20:35	Bright	51.500	82	48Bet UMa	2.3650	10600.	103	9403	No
8	GOM_NL__2PRFIN20031218_002306_000000482022_00331_09403_9901.N1	18-DEC-2003 00:23:06	Bright	48.000	87	64Gam UMa	2.4330	11000.	96	9403	No
9	GOM_NL__2PRFIN20031218_002609_000000412022_00331_09403_9902.N1	18-DEC-2003 00:26:09	Bright	40.500	39	85Eta UMa	1.8540	24000.	81	9403	No
10	GOM_NL__2PRFIN20031218_002933_000000392022_00331_09403_9903.N1	18-DEC-2003 00:29:33	Bright	38.500	180	27Gam Boo	3.0400	8000.0	77	9403	No
11	GOM_NL__2PRFIN20031218_003248_000000372022_00331_09403_9904.N1	18-DEC-2003 00:32:48	Bright	37.000	83		2.3780	11000.	74	9403	No
12	GOM_NL__2PRFIN20031218_003611_000000612022_00331_09403_9905.N1	18-DEC-2003 00:36:11	Bright	61.000	111	8Eta Boo	2.6800	6000.0	122	9403	No
13	GOM_NL__2PRFIN20031218_003755_000000362022_00331_09403_9906.N1	18-DEC-2003 00:37:55	Bright	35.500	102	24Alp Ser	2.6000	4250.0	71	9403	No
14	GOM_NL__2PRFIN20031218_004018_000000552022_00331_09403_9907.N1	18-DEC-2003 00:40:18	Bright	55.000	138	47Eps Vir	2.8280	4700.0	110	9403	No
15	GOM_NL__2PRFIN20031218_004616_000000572022_00331_09403_9908.N1	18-DEC-2003 00:46:16	Twilight	56.500	15	67Alp Vir	0.97600	28000.	113	9403	No
16	GOM_NL__2PRFIN20031218_004947_000000472022_00331_09403_9909.N1	18-DEC-2003 00:49:47	Dark	47.000	169	46Gam Hya	2.9910	4700.0	94	9403	No
17	GOM_NL__2PRFIN20031218_005119_000000482022_00331_09403_9910.N1	18-DEC-2003 00:51:19	Dark	48.000	54	5The Cen	2.0550	4500.0	96	9403	No
18	GOM_NL__2PRFIN20031218_005324_000000422022_00331_09403_9911.N1	18-DEC-2003 00:53:24	Dark	41.500	78	Alp Lup	2.3040	28000.	83	9403	No
19	GOM_NL__2PRFIN20031218_010001_000000512022_00332_09404_9904.N1	18-DEC-2003 01:00:01	Dark	51.000	12	Alp1Cru	0.77500	30000.	102	9404	No
20	GOM_NL__2PRFIN20031218_010456_000000422022_00332_09404_9905.N1	18-DEC-2003 01:04:56	Dark	42.000	159	Ups Car	2.9200	7200.0	84	9404	No
21	GOM_NL__2PRFIN20031218_010620_000000432022_00332_09404_9906.N1	18-DEC-2003 01:06:20	Dark	42.500	71	lot Car	2.2460	7700.0	85	9404	No
22	GOM_NL__2PRFIN20031218_010813_000000502022_00332_09404_9907.N1	18-DEC-2003 01:08:13	Dark	50.000	41	Eps Car	1.8600	4100.0	100	9404	No
23	GOM_NL__2PRFIN20031218_011102_000000502022_00332_09404_9908.N1	18-DEC-2003 01:11:02	Dark	49.500	34	Gam2Vel	1.7930	23000.	99	9404	No
24	GOM_NL__2PRFIN20031218_011302_000000552022_00332_09404_9909.N1	18-DEC-2003 01:13:02	Dark	55.000	2	Alp Car	-0.73600	7000.0	110	9404	No
25	GOM_NL__2PRFIN20031218_011550_000000552022_00332_09404_9910.N1	18-DEC-2003 01:15:50	Dark	55.000	117	Pi Pup	2.7060	3800.0	110	9404	No
26	GOM_NL__2PRFIN20031218_011902_000000572022_00332_09404_9911.N1	18-DEC-2003 01:19:02	Straylight	56.500	23	21Eps CMa	1.5020	26000.	113	9404	No
27	GOM_NL__2PRFIN20031218_012048_000000562022_00332_09404_9912.N1	18-DEC-2003 01:20:48	Straylight	56.000	179	24Omi2CMa	3.0320	24000.	112	9404	No
28	GOM_NL__2PRFIN20031218_012347_000000652022_00332_09404_9913.N1	18-DEC-2003 01:23:47	Straylight	65.000	1	9Alp CMa	-1.4400	11000.	130	9404	No
29	GOM_NL__2PRFIN20031218_012559_000000492022_00332_09404_9914.N1	18-DEC-2003 01:25:59	Straylight	49.000	165	34Gam Eri	2.9500	3200.0	98	9404	No
30	GOM_NL__2PRFIN20031218_012741_000000482022_00332_09404_9915.N1	18-DEC-2003 01:27:41	Straylight	47.500	125	44lot Ori	2.7700	30000.	95	9404	No
31	GOM_NL__2PRFIN20031218_012912_000000522022_00332_09404_9916.N1	18-DEC-2003 01:29:12	Straylight	52.000	30	46Eps Ori	1.6940	30000.	104	9404	No
32	GOM_NL__2PRFIN20031218_013216_000000652022_00332_09404_9917.N1	18-DEC-2003 01:32:16	Twilight	65.000	14	58Alp Ori	0.87000	3000.0	130	9404	No
33	GOM_NL__2PRFIN20031218_013418_000000492022_00332_09404_9918.N1	18-DEC-2003 01:34:18	Twilight	49.000	13	87Alp Tau	0.86700	3800.0	98	9404	No
34	GOM_NL__2PRFIN20031218_013632_000000382022_00332_09404_9919.N1	18-DEC-2003 01:36:32	Bright	38.000	146	25Eta Tau	2.8730	15200.	76	9404	No
35	GOM_NL__2PRFIN20031218_013838_000000392022_00332_09404_9920.N1	18-DEC-2003 01:38:38	Bright	39.000	150	44Zet Per	2.8900	28000.	78	9404	No
36	GOM_NL__2PRFIN20031218_014058_000000362022_00332_09404_9921.N1	18-DEC-2003 01:40:58	Bright	36.000	149	45Eps Per	2.8880	30000.	72	9404	No
37	GOM_NL__2PRFIN20031218_014310_000000362022_00332_09404_9922.N1	18-DEC-2003 01:43:10	Bright	35.500	175	39Del Per	3.0100	19400.	71	9404	No
38	GOM_NL__2PRFIN20031218_014457_000000382022_00332_09404_9923.N1	18-DEC-2003 01:44:57	Bright	37.500	160	23Gam Per	2.9300	4700.0	75	9404	No
39	GOM_NL__2PRFIN20031218_014814_000000392022_00332_09404_9924.N1	18-DEC-2003 01:48:14	Bright	39.000	110	37Del Cas	2.6780	8900.0	78	9404	No
40	GOM_NL__2PRFIN20031218_015451_000000362022_00332_09404_9925.N1	18-DEC-2003 01:54:51	Bright	36.000	49	1Alp UMi	1.9900	6300.0	72	9404	No
41	GOM_NL__2PRFIN20031218_015934_000000392022_00332_09404_9926.N1	18-DEC-2003 01:59:34	Bright	39.000	60	7Bet UMi	2.0810	3950.0	78	9404	No
42	GOM_NL__2PRFIN20031218_020111_000000522022_00332_09404_9927.N1	18-DEC-2003 02:01:11	Bright	52.000	82	48Bet UMa	2.3650	10600.	104	9404	No

43	GOM_NL__2PRFIN20031218_020342_000000502022_00332_09404_9928.N1	18-DEC-2003 02:03:42	Bright	49.500	87	64Gam Uma	2.4330	11000.	99	9404	No
44	GOM_NL__2PRFIN20031218_020645_000000422022_00332_09404_9929.N1	18-DEC-2003 02:06:45	Bright	41.500	39	85Eta UMa	1.8540	24000.	83	9404	No
45	GOM_NL__2PRFIN20031218_021010_000000382022_00332_09404_9930.N1	18-DEC-2003 02:10:10	Bright	38.000	180	27Gam Boo	3.0400	8000.0	76	9404	No
46	GOM_NL__2PRFIN20031218_021324_000000372022_00332_09404_9931.N1	18-DEC-2003 02:13:24	Bright	37.000	83		2.3780	11000.	74	9404	No
47	GOM_NL__2PRFIN20031218_021647_000000432022_00332_09404_9932.N1	18-DEC-2003 02:16:47	Bright	42.500	111	8Eta Boo	2.6800	6000.0	85	9404	No
48	GOM_NL__2PRFIN20031218_021831_000000352022_00332_09404_9933.N1	18-DEC-2003 02:18:31	Bright	35.000	102	24Alp Ser	2.6000	4250.0	70	9404	No
49	GOM_NL__2PRFIN20031218_022054_000000542022_00332_09404_9934.N1	18-DEC-2003 02:20:54	Bright	53.500	138	47Eps Vir	2.8280	4700.0	107	9404	No
50	GOM_NL__2PRFIN20031218_022653_000000592022_00332_09404_9935.N1	18-DEC-2003 02:26:53	Twilight	59.000	15	67Alp Vir	0.97600	28000.	118	9404	No
51	GOM_NL__2PRFIN20031218_023156_000000422022_00332_09404_9936.N1	18-DEC-2003 02:31:56	Dark	42.000	54	5The Cen	2.0550	4500.0	84	9404	No
52	GOM_NL__2PRFIN20031218_023400_000000412022_00332_09404_9937.N1	18-DEC-2003 02:34:00	Dark	40.500	78	Alp Lup	2.3040	28000.	81	9404	No
53	GOM_NL__2PRFIN20031218_024037_000000422022_00333_09405_9933.N1	18-DEC-2003 02:40:37	Dark	41.500	12	Alp1Cru	0.77500	30000.	83	9405	No
54	GOM_NL__2PRFIN20031218_024532_000000422022_00333_09405_9934.N1	18-DEC-2003 02:45:32	Dark	42.000	159	Ups Car	2.9200	7200.0	84	9405	No
55	GOM_NL__2PRFIN20031218_024657_000000432022_00333_09405_9935.N1	18-DEC-2003 02:46:57	Dark	43.000	71	lot Car	2.2460	7700.0	86	9405	No
56	GOM_NL__2PRFIN20031218_024850_000000572022_00333_09405_9936.N1	18-DEC-2003 02:48:50	Dark	57.000	41	Eps Car	1.8600	4100.0	114	9405	No
57	GOM_NL__2PRFIN20031218_025138_000000502022_00333_09405_9937.N1	18-DEC-2003 02:51:38	Dark	49.500	34	Gam2Vel	1.7930	23000.	99	9405	No
58	GOM_NL__2PRFIN20031218_025339_000000472022_00333_09405_9938.N1	18-DEC-2003 02:53:39	Dark	47.000	2	Alp Car	-0.73600	7000.0	94	9405	No
59	GOM_NL__2PRFIN20031218_025626_000000562022_00333_09405_9939.N1	18-DEC-2003 02:56:26	Dark	56.000	117	Pi Pup	2.7060	3800.0	112	9405	No
60	GOM_NL__2PRFIN20031218_025939_000000552022_00333_09405_9940.N1	18-DEC-2003 02:59:39	Straylight	54.500	23	21Eps CMa	1.5020	26000.	109	9405	No
61	GOM_NL__2PRFIN20031218_030125_000000562022_00333_09405_9941.N1	18-DEC-2003 03:01:25	Straylight	55.500	179	24Omi2CMa	3.0320	24000.	111	9405	No
62	GOM_NL__2PRFIN20031218_030423_000000722022_00333_09405_9942.N1	18-DEC-2003 03:04:23	Straylight	72.000	1	9Alp CMa	-1.4400	11000.	144	9405	No
63	GOM_NL__2PRFIN20031218_030636_000000482022_00333_09405_9943.N1	18-DEC-2003 03:06:36	Straylight	47.500	165	34Gam Eri	2.9500	3200.0	95	9405	No
64	GOM_NL__2PRFIN20031218_030817_000000482022_00333_09405_9944.N1	18-DEC-2003 03:08:17	Straylight	47.500	125	44lot Ori	2.7700	30000.	95	9405	No
65	GOM_NL__2PRFIN20031218_030948_000000492022_00333_09405_9945.N1	18-DEC-2003 03:09:48	Straylight	49.000	30	46Eps Ori	1.6940	30000.	98	9405	No
66	GOM_NL__2PRFIN20031218_031208_000000512022_00333_09405_9946.N1	18-DEC-2003 03:12:08	Twilight	50.500	27	24Gam Ori	1.6360	26000.	101	9405	No
67	GOM_NL__2PRFIN20031218_031454_000000522022_00333_09405_9947.N1	18-DEC-2003 03:14:54	Twilight	52.000	13	87Alp Tau	0.86700	3800.0	104	9405	No
68	GOM_NL__2PRFIN20031218_031709_000000392022_00333_09405_9948.N1	18-DEC-2003 03:17:09	Bright	39.000	146	25Eta Tau	2.8730	15200.	78	9405	No
69	GOM_NL__2PRFIN20031218_031916_000000382022_00333_09405_9949.N1	18-DEC-2003 03:19:16	Bright	38.000	150	44Zet Per	2.8900	28000.	76	9405	No
70	GOM_NL__2PRFIN20031218_032133_000000372022_00333_09405_9950.N1	18-DEC-2003 03:21:33	Bright	36.500	149	45Eps Per	2.8880	30000.	73	9405	No
71	GOM_NL__2PRFIN20031218_032346_000000372022_00333_09405_9951.N1	18-DEC-2003 03:23:46	Bright	36.500	175	39Del Per	3.0100	19400.	73	9405	No
72	GOM_NL__2PRFIN20031218_032534_000000382022_00333_09405_9952.N1	18-DEC-2003 03:25:34	Bright	38.000	160	23Gam Per	2.9300	4700.0	76	9405	No
73	GOM_NL__2PRFIN20031218_032850_000000392022_00333_09405_9953.N1	18-DEC-2003 03:28:50	Bright	38.500	110	37Del Cas	2.6780	8900.0	77	9405	No
74	GOM_NL__2PRFIN20031218_033527_000000382022_00333_09405_9954.N1	18-DEC-2003 03:35:27	Bright	37.500	49	1Alp UMi	1.9900	6300.0	75	9405	No
75	GOM_NL__2PRFIN20031218_034010_000000392022_00333_09405_9955.N1	18-DEC-2003 03:40:10	Bright	39.000	60	7Bet UMi	2.0810	3950.0	78	9405	No
76	GOM_NL__2PRFIN20031218_034146_000000522022_00333_09405_9956.N1	18-DEC-2003 03:41:46	Bright	52.000	82	48Bet UMa	2.3650	10600.	104	9405	No
77	GOM_NL__2PRFIN20031218_034417_000000502022_00333_09405_9957.N1	18-DEC-2003 03:44:17	Bright	50.000	87	64Gam UMa	2.4330	11000.	100	9405	No
78	GOM_NL__2PRFIN20031218_034721_000000432022_00333_09405_9958.N1	18-DEC-2003 03:47:21	Bright	42.500	39	85Eta UMa	1.8540	24000.	85	9405	No
79	GOM_NL__2PRFIN20031218_035044_000000392022_00333_09405_9959.N1	18-DEC-2003 03:50:44	Bright	39.000	180	27Gam Boo	3.0400	8000.0	78	9405	No
80	GOM_NL__2PRFIN20031218_035400_000000392022_00333_09405_9960.N1	18-DEC-2003 03:54:00	Bright	39.000	83		2.3780	11000.	78	9405	No
81	GOM_NL__2PRFIN20031218_035723_000000612022_00333_09405_9961.N1	18-DEC-2003 03:57:23	Bright	61.000	111	8Eta Boo	2.6800	6000.0	122	9405	No
82	GOM_NL__2PRFIN20031218_035907_000000352022_00333_09405_9962.N1	18-DEC-2003 03:59:07	Bright	35.000	102	24Alp Ser	2.6000	4250.0	70	9405	No
83	GOM_NL__2PRFIN20031218_040131_000000572022_00333_09405_9963.N1	18-DEC-2003 04:01:31	Bright	56.500	138	47Eps Vir	2.8280	4700.0	113	9405	No
84	GOM_NL__2PRFIN20031218_040606_000000532022_00333_09405_9964.N1	18-DEC-2003 04:06:06	Bright	53.000	122	9Alp2Lib	2.7470	9700.0	106	9405	No
85	GOM_NL__2PRFIN20031218_040729_000000542022_00333_09405_9965.N1	18-DEC-2003 04:07:29	Twilight	53.500	15	67Alp Vir	0.97600	28000.	107	9405	No
86	GOM_NL__2PRFIN20031218_041100_000000482022_00333_09405_9966.N1	18-DEC-2003 04:11:00	Dark	47.500	169	46Gam Hya	2.9910	4700.0	95	9405	No
87	GOM_NL__2PRFIN20031218_041232_000000532022_00333_09405_9967.N1	18-DEC-2003 04:12:32	Dark	52.500	54	5The Cen	2.0550	4500.0	105	9405	No
88	GOM_NL__2PRFIN20031218_041436_000000402022_00333_09405_9968.N1	18-DEC-2003 04:14:36	Dark	40.000	78	Alp Lup	2.3040	28000.	80	9405	No
89	GOM_NL__2PRFIN20031218_041810_000000522022_00333_09405_9969.N1	18-DEC-2003 04:18:10	Dark	52.000	4	Alp1Cen	-0.010000	5800.0	104	9405	No
90	GOM_NL__2PRFIN20031218_042114_000000532022_00334_09406_0025.N1	18-DEC-2003 04:21:14	Dark	52.500	12	Alp1Cru	0.77500	30000.	105	9406	No
91	GOM_NL__2PRFIN20031218_042609_000000402022_00334_09406_0026.N1	18-DEC-2003 04:26:09	Dark	40.000	159	Ups Car	2.9200	7200.0	80	9406	No
92	GOM_NL__2PRFIN20031218_042733_000000442022_00334_09406_0027.N1	18-DEC-2003 04:27:33	Dark	43.500	71	lot Car	2.2460	7700.0	87	9406	No
93	GOM_NL__2PRFIN20031218_042927_000000482022_00334_09406_0028.N1	18-DEC-2003 04:29:27	Dark	47.500	41	Eps Car	1.8600	4100.0	95	9406	No
94	GOM_NL__2PRFIN20031218_043215_000000522022_00334_09406_0029.N1	18-DEC-2003 04:32:15	Dark	51.500	34	Gam2Vel	1.7930	23000.	103	9406	No
95	GOM_NL__2PRFIN20031218_043415_000000482022_00334_09406_0030.N1	18-DEC-2003 04:34:15	Dark	48.000	2	Alp Car	-0.73600	7000.0	96	9406	No
96	GOM_NL__2PRFIN20031218_043703_000000562022_00334_09406_0031.N1	18-DEC-2003 04:37:03	Dark	55.500	117	Pi Pup	2.7060	3800.0	111	9406	No
97	GOM_NL__2PRFIN20031218_044015_000000582022_00334_09406_0032.N1	18-DEC-2003 04:40:15	Straylight	58.000	23	21Eps CMa	1.5020	26000.	116	9406	No
98	GOM_NL__2PRFIN20031218_044201_000000552022_00334_09406_0033.N1	18-DEC-2003 04:42:01	Straylight	55.000	179	24Omi2CMa	3.0320	24000.	110	9406	No
99	GOM_NL__2PRFIN20031218_044459_000000622022_00334_09406_0034.N1	18-DEC-2003 04:44:59	Straylight	61.500	1	9Alp CMa	-1.4400	11000.	123	9406	No
100	GOM_NL__2PRFIN20031218_062750_000000432022_00335_09407_9801.N1	18-DEC-2003 06:27:50	Dark	43.000	165	34Gam Eri	2.9500	3200.0	86	9407	Yes
101	GOM_NL__2PRFIN20031218_062930_000000472022_00335_09407_9802.N1	18-DEC-2003 06:29:30	Straylight	46.500	125	44lot Ori	2.7700	30000.	93	9407	No

102	GOM_NL__2PRFIN20031218_063101_000000492022_00335_09407_9803.N1	18-DEC-2003 06:31:01	Straylight	48.500	30	46Eps Ori	1.6940	30000.	97	9407	No
103	GOM_NL__2PRFIN20031218_063320_000000522022_00335_09407_9804.N1	18-DEC-2003 06:33:20	Tw_i_and_stray	51.500	27	24Gam Ori	1.6360	26000.	103	9407	No
104	GOM_NL__2PRFIN20031218_063607_000000532022_00335_09407_9805.N1	18-DEC-2003 06:36:07	Tw_i_and_stray	53.000	13	87Alp Tau	0.86700	3800.0	106	9407	No
105	GOM_NL__2PRFIN20031218_063821_000000382022_00335_09407_9806.N1	18-DEC-2003 06:38:21	Bright	37.500	146	25Eta Tau	2.8730	15200.	75	9407	No
106	GOM_NL__2PRFIN20031218_064029_000000392022_00335_09407_9807.N1	18-DEC-2003 06:40:29	Bright	38.500	150	44Zet Per	2.8900	28000.	77	9407	No
107	GOM_NL__2PRFIN20031218_064246_000000362022_00335_09407_9808.N1	18-DEC-2003 06:42:46	Bright	35.500	149	45Eps Per	2.8880	30000.	71	9407	No
108	GOM_NL__2PRFIN20031218_064459_000000362022_00335_09407_9809.N1	18-DEC-2003 06:44:59	Bright	35.500	175	39Del Per	3.0100	19400.	71	9407	No
109	GOM_NL__2PRFIN20031218_064647_000000372022_00335_09407_9810.N1	18-DEC-2003 06:46:47	Bright	37.000	160	23Gam Per	2.9300	4700.0	74	9407	No
110	GOM_NL__2PRFIN20031218_065004_000000382022_00335_09407_9811.N1	18-DEC-2003 06:50:04	Bright	37.500	110	37Del Cas	2.6780	8900.0	75	9407	No
111	GOM_NL__2PRFIN20031218_065640_000000392022_00335_09407_9812.N1	18-DEC-2003 06:56:40	Bright	39.000	49	1Alp UMi	1.9900	6300.0	78	9407	No
112	GOM_NL__2PRFIN20031218_070121_000000392022_00335_09407_9813.N1	18-DEC-2003 07:01:21	Bright	38.500	60	7Bet UMi	2.0810	3950.0	77	9407	No
113	GOM_NL__2PRFIN20031218_070256_000000522022_00335_09407_9814.N1	18-DEC-2003 07:02:56	Bright	52.000	82	48Bet UMa	2.3650	10600.	104	9407	No
114	GOM_NL__2PRFIN20031218_070528_000000492022_00335_09407_9815.N1	18-DEC-2003 07:05:28	Bright	49.000	87	64Gam UMa	2.4330	11000.	98	9407	No
115	GOM_NL__2PRFIN20031218_070832_000000412022_00335_09407_9816.N1	18-DEC-2003 07:08:32	Bright	41.000	39	85Eta UMa	1.8540	24000.	82	9407	No
116	GOM_NL__2PRFIN20031218_071157_000000382022_00335_09407_9817.N1	18-DEC-2003 07:11:57	Bright	38.000	180	27Gam Boo	3.0400	8000.0	76	9407	No
117	GOM_NL__2PRFIN20031218_071513_000000392022_00335_09407_9818.N1	18-DEC-2003 07:15:13	Bright	39.000	83		2.3780	11000.	78	9407	No
118	GOM_NL__2PRFIN20031218_071835_000000442022_00335_09407_9819.N1	18-DEC-2003 07:18:35	Bright	44.000	111	8Eta Boo	2.6800	6000.0	88	9407	No
119	GOM_NL__2PRFIN20031218_072020_000000362022_00335_09407_9820.N1	18-DEC-2003 07:20:20	Bright	35.500	102	24Alp Ser	2.6000	4250.0	71	9407	No
120	GOM_NL__2PRFIN20031218_072244_000000562022_00335_09407_9821.N1	18-DEC-2003 07:22:44	Bright	56.000	138	47Eps Vir	2.8280	4700.0	112	9407	No
121	GOM_NL__2PRFIN20031218_072719_000000432022_00335_09407_9822.N1	18-DEC-2003 07:27:19	Bright	42.500	122	9Alp2Lib	2.7470	9700.0	85	9407	No
122	GOM_NL__2PRFIN20031218_072843_000000582022_00335_09407_9823.N1	18-DEC-2003 07:28:43	Tw_i_and_stray	57.500	15	67Alp Vir	0.97600	28000.	115	9407	No
123	GOM_NL__2PRFIN20031218_073214_000000502022_00335_09407_9824.N1	18-DEC-2003 07:32:14	Dark	49.500	169	46Gam Hya	2.9910	4700.0	99	9407	No
124	GOM_NL__2PRFIN20031218_073345_000000442022_00335_09407_9825.N1	18-DEC-2003 07:33:45	Dark	44.000	54	5The Cen	2.0550	4500.0	88	9407	No
125	GOM_NL__2PRFIN20031218_073550_000000402022_00335_09407_9826.N1	18-DEC-2003 07:35:50	Dark	40.000	78	Alp Lup	2.3040	28000.	80	9407	No
126	GOM_NL__2PRFIN20031218_073923_000000442022_00335_09407_9827.N1	18-DEC-2003 07:39:23	Dark	43.500	4	Alp1Cen	-0.010000	5800.0	87	9407	No
127	GOM_NL__2PRFIN20031218_074227_000000422022_00336_09408_9801.N1	18-DEC-2003 07:42:27	Dark	42.000	12	Alp1Cru	0.77500	30000.	84	9408	No
128	GOM_NL__2PRFIN20031218_074723_000000392022_00336_09408_9802.N1	18-DEC-2003 07:47:23	Dark	39.000	159	Ups Car	2.9200	7200.0	78	9408	No
129	GOM_NL__2PRFIN20031218_074847_000000442022_00336_09408_9803.N1	18-DEC-2003 07:48:47	Dark	43.500	71	lot Car	2.2460	7700.0	87	9408	No
130	GOM_NL__2PRFIN20031218_075040_000000462022_00336_09408_9804.N1	18-DEC-2003 07:50:40	Dark	46.000	41	Eps Car	1.8600	4100.0	92	9408	No
131	GOM_NL__2PRFIN20031218_075329_000000512022_00336_09408_9805.N1	18-DEC-2003 07:53:29	Dark	51.000	34	Gam2Vel	1.7930	23000.	102	9408	No
132	GOM_NL__2PRFIN20031218_075528_000000552022_00336_09408_9806.N1	18-DEC-2003 07:55:28	Dark	55.000	2	Alp Car	-0.73600	7000.0	110	9408	No
133	GOM_NL__2PRFIN20031218_075816_000000532022_00336_09408_9807.N1	18-DEC-2003 07:58:16	Dark	52.500	117	Pi Pup	2.7060	3800.0	105	9408	No
134	GOM_NL__2PRFIN20031218_080127_000000562022_00336_09408_9808.N1	18-DEC-2003 08:01:27	Straylight	55.500	23	21Eps CMa	1.5020	26000.	111	9408	No
135	GOM_NL__2PRFIN20031218_080314_000000552022_00336_09408_9809.N1	18-DEC-2003 08:03:14	Straylight	54.500	179	24Omi2CMa	3.0320	24000.	109	9408	No
136	GOM_NL__2PRFIN20031218_080611_000000682022_00336_09408_9810.N1	18-DEC-2003 08:06:11	Straylight	67.500	1	9Alp CMa	-1.4400	11000.	135	9408	No
137	GOM_NL__2PRFIN20031218_080826_000000472022_00336_09408_9811.N1	18-DEC-2003 08:08:26	Straylight	47.000	165	34Gam Eri	2.9500	3200.0	94	9408	No
138	GOM_NL__2PRFIN20031218_081006_000000462022_00336_09408_9812.N1	18-DEC-2003 08:10:06	Straylight	45.500	125	44lot Ori	2.7700	30000.	91	9408	No
139	GOM_NL__2PRFIN20031218_081137_000000512022_00336_09408_9813.N1	18-DEC-2003 08:11:37	Straylight	50.500	30	46Eps Ori	1.6940	30000.	101	9408	No
140	GOM_NL__2PRFIN20031218_081356_000000482022_00336_09408_9814.N1	18-DEC-2003 08:13:56	Tw_i_and_stray	48.000	27	24Gam Ori	1.6360	26000.	96	9408	No
141	GOM_NL__2PRFIN20031218_081643_000000532022_00336_09408_9815.N1	18-DEC-2003 08:16:43	Tw_i_and_stray	53.000	13	87Alp Tau	0.86700	3800.0	106	9408	No
142	GOM_NL__2PRFIN20031218_081858_000000372022_00336_09408_9816.N1	18-DEC-2003 08:18:58	Bright	36.500	146	25Eta Tau	2.8730	15200.	73	9408	No
143	GOM_NL__2PRFIN20031218_082105_000000382022_00336_09408_9817.N1	18-DEC-2003 08:21:05	Bright	37.500	150	44Zet Per	2.8900	28000.	75	9408	No
144	GOM_NL__2PRFIN20031218_082322_000000362022_00336_09408_9818.N1	18-DEC-2003 08:23:22	Bright	36.000	149	45Eps Per	2.8880	30000.	72	9408	No
145	GOM_NL__2PRFIN20031218_082535_000000362022_00336_09408_9819.N1	18-DEC-2003 08:25:35	Bright	36.000	175	39Del Per	3.0100	19400.	72	9408	No
146	GOM_NL__2PRFIN20031218_082723_000000372022_00336_09408_9820.N1	18-DEC-2003 08:27:23	Bright	37.000	160	23Gam Per	2.9300	4700.0	74	9408	No
147	GOM_NL__2PRFIN20031218_083039_000000392022_00336_09408_9821.N1	18-DEC-2003 08:30:39	Bright	39.000	110	37Del Cas	2.6780	8900.0	78	9408	No
148	GOM_NL__2PRFIN20031218_083715_000000382022_00336_09408_9822.N1	18-DEC-2003 08:37:15	Bright	38.000	49	1Alp UMi	1.9900	6300.0	76	9408	No
149	GOM_NL__2PRFIN20031218_084157_000000412022_00336_09408_9823.N1	18-DEC-2003 08:41:57	Bright	41.000	60	7Bet UMi	2.0810	3950.0	82	9408	No
150	GOM_NL__2PRFIN20031218_084332_000000532022_00336_09408_9824.N1	18-DEC-2003 08:43:32	Bright	52.500	82	48Bet UMa	2.3650	10600.	105	9408	No
151	GOM_NL__2PRFIN20031218_084604_000000502022_00336_09408_9825.N1	18-DEC-2003 08:46:04	Bright	49.500	87	64Gam UMa	2.4330	11000.	99	9408	No
152	GOM_NL__2PRFIN20031218_084909_000000422022_00336_09408_9826.N1	18-DEC-2003 08:49:09	Bright	41.500	39	85Eta UMa	1.8540	24000.	83	9408	No
153	GOM_NL__2PRFIN20031218_085233_000000482022_00336_09408_9827.N1	18-DEC-2003 08:52:33	Bright	48.000	180	27Gam Boo	3.0400	8000.0	96	9408	No
154	GOM_NL__2PRFIN20031218_085549_000000392022_00336_09408_9828.N1	18-DEC-2003 08:55:49	Bright	39.000	83		2.3780	11000.	78	9408	No
155	GOM_NL__2PRFIN20031218_085912_000000492022_00336_09408_9829.N1	18-DEC-2003 08:59:12	Bright	49.000	111	8Eta Boo	2.6800	6000.0	98	9408	No
156	GOM_NL__2PRFIN20031218_090056_000000352022_00336_09408_9830.N1	18-DEC-2003 09:00:56	Bright	35.000	102	24Alp Ser	2.6000	4250.0	70	9408	No
157	GOM_NL__2PRFIN20031218_090321_000000562022_00336_09408_9831.N1	18-DEC-2003 09:03:21	Bright	56.000	138	47Eps Vir	2.8280	4700.0	112	9408	No
158	GOM_NL__2PRFIN20031218_090754_000000382022_00336_09408_9832.N1	18-DEC-2003 09:07:54	Bright	38.000	122	9Alp2Lib	2.7470	9700.0	76	9408	No
159	GOM_NL__2PRFIN20031218_090920_000000582022_00336_09408_9833.N1	18-DEC-2003 09:09:20	Tw_i_and_stray	57.500	15	67Alp Vir	0.97600	28000.	115	9408	No
160	GOM_NL__2PRFIN20031218_091251_000000532022_00336_09408_9834.N1	18-DEC-2003 09:12:51	Dark	52.500	169	46Gam Hya	2.9910	4700.0	105	9408	No

161	GOM_NL__2PRFIN20031218_091421_000000542022_00336_09408_9835.N1	18-DEC-2003 09:14:21	Dark	53.500	54	5The Cen	2.0550	4500.0	107	9408	No
162	GOM_NL__2PRFIN20031218_091626_000000402022_00336_09408_9836.N1	18-DEC-2003 09:16:26	Dark	39.500	78	Alp Lup	2.3040	28000.	79	9408	No
163	GOM_NL__2PRFIN20031218_091959_000000422022_00336_09408_9837.N1	18-DEC-2003 09:19:59	Dark	42.000	4	Alp1Cen	-0.010000	5800.0	84	9408	No
164	GOM_NL__2PRFIN20031218_092303_000000462022_00337_09409_9801.N1	18-DEC-2003 09:23:03	Dark	46.000	12	Alp1Cru	0.77500	30000.	92	9409	No
165	GOM_NL__2PRFIN20031218_092759_000000402022_00337_09409_9802.N1	18-DEC-2003 09:27:59	Dark	40.000	159	Ups Car	2.9200	7200.0	80	9409	No
166	GOM_NL__2PRFIN20031218_092923_000000432022_00337_09409_9803.N1	18-DEC-2003 09:29:23	Dark	43.000	71	lot Car	2.2460	7700.0	86	9409	No
167	GOM_NL__2PRFIN20031218_093116_000000552022_00337_09409_9804.N1	18-DEC-2003 09:31:16	Dark	54.500	41	Eps Car	1.8600	4100.0	109	9409	No
168	GOM_NL__2PRFIN20031218_093405_000000472022_00337_09409_9805.N1	18-DEC-2003 09:34:05	Dark	47.000	34	Gam2Vel	1.7930	23000.	94	9409	No
169	GOM_NL__2PRFIN20031218_093604_000000542022_00337_09409_9806.N1	18-DEC-2003 09:36:04	Dark	54.000	2	Alp Car	-0.73600	7000.0	108	9409	No
170	GOM_NL__2PRFIN20031218_093853_000000582022_00337_09409_9807.N1	18-DEC-2003 09:38:53	Dark	58.000	117	Pi Pup	2.7060	3800.0	116	9409	No
171	GOM_NL__2PRFIN20031218_094203_000000532022_00337_09409_9808.N1	18-DEC-2003 09:42:03	Straylight	53.000	23	21Eps CMa	1.5020	26000.	106	9409	No
172	GOM_NL__2PRFIN20031218_094350_000000552022_00337_09409_9809.N1	18-DEC-2003 09:43:50	Straylight	54.500	179	24Omi2CMa	3.0320	24000.	109	9409	No
173	GOM_NL__2PRFIN20031218_094647_000000622022_00337_09409_9810.N1	18-DEC-2003 09:46:47	Straylight	61.500	1	9Alp CMa	-1.4400	11000.	123	9409	No
174	GOM_NL__2PRFIN20031218_094902_000000452022_00337_09409_9811.N1	18-DEC-2003 09:49:02	Straylight	44.500	165	34Gam Eri	2.9500	3200.0	89	9409	No
175	GOM_NL__2PRFIN20031218_095041_000000472022_00337_09409_9812.N1	18-DEC-2003 09:50:41	Straylight	46.500	125	44lot Ori	2.7700	30000.	93	9409	No
176	GOM_NL__2PRFIN20031218_095212_000000492022_00337_09409_9813.N1	18-DEC-2003 09:52:12	Straylight	49.000	30	46Eps Ori	1.6940	30000.	98	9409	No
177	GOM_NL__2PRFIN20031218_095431_000000512022_00337_09409_9814.N1	18-DEC-2003 09:54:31	Tw_i_and_stray	51.000	27	24Gam Ori	1.6360	26000.	102	9409	No
178	GOM_NL__2PRFIN20031218_095718_000000492022_00337_09409_9815.N1	18-DEC-2003 09:57:18	Tw_i_and_stray	49.000	13	87Alp Tau	0.86700	3800.0	98	9409	No
179	GOM_NL__2PRFIN20031218_095933_000000392022_00337_09409_9816.N1	18-DEC-2003 09:59:33	Bright	38.500	146	25Eta Tau	2.8730	15200.	77	9409	No
180	GOM_NL__2PRFIN20031218_100140_000000382022_00337_09409_9817.N1	18-DEC-2003 10:01:40	Bright	37.500	150	44Zet Per	2.8900	28000.	75	9409	No
181	GOM_NL__2PRFIN20031218_100358_000000362022_00337_09409_9818.N1	18-DEC-2003 10:03:58	Bright	36.000	149	45Eps Per	2.8880	30000.	72	9409	No
182	GOM_NL__2PRFIN20031218_100610_000000372022_00337_09409_9819.N1	18-DEC-2003 10:06:10	Bright	36.500	175	39Del Per	3.0100	19400.	73	9409	No
183	GOM_NL__2PRFIN20031218_100758_000000392022_00337_09409_9820.N1	18-DEC-2003 10:07:58	Bright	38.500	160	23Gam Per	2.9300	4700.0	77	9409	No
184	GOM_NL__2PRFIN20031218_101116_000000392022_00337_09409_9821.N1	18-DEC-2003 10:11:16	Bright	39.000	110	37Del Cas	2.6780	8900.0	78	9409	No
185	GOM_NL__2PRFIN20031218_101751_000000382022_00337_09409_9822.N1	18-DEC-2003 10:17:51	Bright	38.000	49	1Alp UMi	1.9900	6300.0	76	9409	No
186	GOM_NL__2PRFIN20031218_102234_000000402022_00337_09409_9823.N1	18-DEC-2003 10:22:34	Bright	40.000	60	7Bet UMi	2.0810	3950.0	80	9409	No
187	GOM_NL__2PRFIN20031218_102408_000000522022_00337_09409_9824.N1	18-DEC-2003 10:24:08	Bright	52.000	82	48Bet UMa	2.3650	10600.	104	9409	No
188	GOM_NL__2PRFIN20031218_102640_000000492022_00337_09409_9825.N1	18-DEC-2003 10:26:40	Bright	48.500	87	64Gam UMa	2.4330	11000.	97	9409	No
189	GOM_NL__2PRFIN20031218_102945_000000422022_00337_09409_9826.N1	18-DEC-2003 10:29:45	Bright	41.500	39	85Eta UMa	1.8540	24000.	83	9409	No
190	GOM_NL__2PRFIN20031218_103309_000000382022_00337_09409_9827.N1	18-DEC-2003 10:33:09	Bright	38.000	180	27Gam Boo	3.0400	8000.0	76	9409	No
191	GOM_NL__2PRFIN20031218_103625_000000382022_00337_09409_9828.N1	18-DEC-2003 10:36:25	Bright	37.500	83		2.3780	11000.	75	9409	No
192	GOM_NL__2PRFIN20031218_103948_000000612022_00337_09409_9829.N1	18-DEC-2003 10:39:48	Bright	61.000	111	8Eta Boo	2.6800	6000.0	122	9409	No
193	GOM_NL__2PRFIN20031218_104131_000000362022_00337_09409_9830.N1	18-DEC-2003 10:41:31	Bright	36.000	102	24Alp Ser	2.6000	4250.0	72	9409	No
194	GOM_NL__2PRFIN20031218_104358_000000582022_00337_09409_9831.N1	18-DEC-2003 10:43:58	Bright	57.500	138	47Eps Vir	2.8280	4700.0	115	9409	No
195	GOM_NL__2PRFIN20031218_104831_000000532022_00337_09409_9832.N1	18-DEC-2003 10:48:31	Bright	53.000	122	9Alp2Lib	2.7470	9700.0	106	9409	No
196	GOM_NL__2PRFIN20031218_104956_000000622022_00337_09409_9833.N1	18-DEC-2003 10:49:56	Tw_i_and_stray	61.500	15	67Alp Vir	0.97600	28000.	123	9409	No
197	GOM_NL__2PRFIN20031218_105327_000000502022_00337_09409_9834.N1	18-DEC-2003 10:53:27	Dark	50.000	169	46Gam Hya	2.9910	4700.0	100	9409	No
198	GOM_NL__2PRFIN20031218_105457_000000452022_00337_09409_9835.N1	18-DEC-2003 10:54:57	Dark	44.500	54	5The Cen	2.0550	4500.0	89	9409	No
199	GOM_NL__2PRFIN20031218_105701_000000412022_00337_09409_9836.N1	18-DEC-2003 10:57:01	Dark	40.500	78	Alp Lup	2.3040	28000.	81	9409	No
200	GOM_NL__2PRFIN20031218_110035_000000522022_00337_09409_9837.N1	18-DEC-2003 11:00:35	Dark	52.000	4	Alp1Cen	-0.010000	5800.0	104	9409	No
201	GOM_NL__2PRFIN20031218_110229_000000432022_00338_09410_9801.N1	18-DEC-2003 11:02:29	Dark	42.500	20	Bet Cru	1.2530	30000.	85	9410	No
202	GOM_NL__2PRFIN20031218_110339_000000412022_00338_09410_9802.N1	18-DEC-2003 11:03:39	Dark	40.500	12	Alp1Cru	0.77500	30000.	81	9410	No
203	GOM_NL__2PRFIN20031218_110835_000000402022_00338_09410_9803.N1	18-DEC-2003 11:08:35	Dark	40.000	159	Ups Car	2.9200	7200.0	80	9410	No
204	GOM_NL__2PRFIN20031218_110959_000000442022_00338_09410_9804.N1	18-DEC-2003 11:09:59	Dark	44.000	71	lot Car	2.2460	7700.0	88	9410	No
205	GOM_NL__2PRFIN20031218_111152_000000532022_00338_09410_9805.N1	18-DEC-2003 11:11:52	Dark	53.000	41	Eps Car	1.8600	4100.0	106	9410	No
206	GOM_NL__2PRFIN20031218_111442_000000492022_00338_09410_9806.N1	18-DEC-2003 11:14:42	Dark	48.500	34	Gam2Vel	1.7930	23000.	97	9410	No
207	GOM_NL__2PRFIN20031218_111640_000000502022_00338_09410_9807.N1	18-DEC-2003 11:16:40	Dark	50.000	2	Alp Car	-0.73600	7000.0	100	9410	No
208	GOM_NL__2PRFIN20031218_111929_000000562022_00338_09410_9808.N1	18-DEC-2003 11:19:29	Dark	55.500	117	Pi Pup	2.7060	3800.0	111	9410	No
209	GOM_NL__2PRFIN20031218_112240_000000562022_00338_09410_9809.N1	18-DEC-2003 11:22:40	Straylight	55.500	23	21Eps CMa	1.5020	26000.	111	9410	No
210	GOM_NL__2PRFIN20031218_112426_000000532022_00338_09410_9810.N1	18-DEC-2003 11:24:26	Straylight	52.500	179	24Omi2CMa	3.0320	24000.	105	9410	No
211	GOM_NL__2PRFIN20031218_112723_000000662022_00338_09410_9811.N1	18-DEC-2003 11:27:23	Straylight	66.000	1	9Alp CMa	-1.4400	11000.	132	9410	No
212	GOM_NL__2PRFIN20031218_112938_000000462022_00338_09410_9812.N1	18-DEC-2003 11:29:38	Straylight	46.000	165	34Gam Eri	2.9500	3200.0	92	9410	No
213	GOM_NL__2PRFIN20031218_113117_000000462022_00338_09410_9813.N1	18-DEC-2003 11:31:17	Straylight	45.500	125	44lot Ori	2.7700	30000.	91	9410	No
214	GOM_NL__2PRFIN20031218_113248_000000512022_00338_09410_9814.N1	18-DEC-2003 11:32:48	Straylight	50.500	30	46Eps Ori	1.6940	30000.	101	9410	No
215	GOM_NL__2PRFIN20031218_113551_000000642022_00338_09410_9815.N1	18-DEC-2003 11:35:51	Tw_i_and_stray	63.500	14	58Alp Ori	0.87000	3000.0	127	9410	No
216	GOM_NL__2PRFIN20031218_113753_000000522022_00338_09410_9816.N1	18-DEC-2003 11:37:53	Tw_i_and_stray	51.500	13	87Alp Tau	0.86700	3800.0	103	9410	No
217	GOM_NL__2PRFIN20031218_114009_000000362022_00338_09410_9817.N1	18-DEC-2003 11:40:09	Bright	36.000	146	25Eta Tau	2.8730	15200.	72	9410	No
218	GOM_NL__2PRFIN20031218_114216_000000392022_00338_09410_9818.N1	18-DEC-2003 11:42:16	Bright	38.500	150	44Zet Per	2.8900	28000.	77	9410	No
219	GOM_NL__2PRFIN20031218_114433_000000362022_00338_09410_9819.N1	18-DEC-2003 11:44:33	Bright	36.000	149	45Eps Per	2.8880	30000.	72	9410	No

220	GOM_NL__2PRFIN20031218_114646_000000362022_00338_09410_9820.N1	18-DEC-2003 11:46:46	Bright	36.000	175	39Del Per	3.0100	19400.	72	9410	No
221	GOM_NL__2PRFIN20031218_114832_000000412022_00338_09410_9821.N1	18-DEC-2003 11:48:32	Bright	40.500	160	23Gam Per	2.9300	4700.0	81	9410	No
222	GOM_NL__2PRFIN20031218_115152_000000382022_00338_09410_9822.N1	18-DEC-2003 11:51:52	Bright	37.500	110	37Del Cas	2.6780	8900.0	75	9410	No
223	GOM_NL__2PRFIN20031218_115826_000000392022_00338_09410_9823.N1	18-DEC-2003 11:58:26	Bright	39.000	49	1Alp UMi	1.9900	6300.0	78	9410	No
224	GOM_NL__2PRFIN20031218_120310_000000392022_00338_09410_9824.N1	18-DEC-2003 12:03:10	Bright	38.500	60	7Bet UMi	2.0810	3950.0	77	9410	No
225	GOM_NL__2PRFIN20031218_120443_000000522022_00338_09410_9825.N1	18-DEC-2003 12:04:43	Bright	51.500	82	48Bet UMa	2.3650	10600.	103	9410	No
226	GOM_NL__2PRFIN20031218_120715_000000492022_00338_09410_9826.N1	18-DEC-2003 12:07:15	Bright	49.000	87	64Gam UMa	2.4330	11000.	98	9410	No
227	GOM_NL__2PRFIN20031218_121020_000000432022_00338_09410_9827.N1	18-DEC-2003 12:10:20	Bright	42.500	39	85Eta UMa	1.8540	24000.	85	9410	No
228	GOM_NL__2PRFIN20031218_121345_000000402022_00338_09410_9828.N1	18-DEC-2003 12:13:45	Bright	40.000	180	27Gam Boo	3.0400	8000.0	80	9410	No
229	GOM_NL__2PRFIN20031218_121701_000000392022_00338_09410_9829.N1	18-DEC-2003 12:17:01	Bright	39.000	83		2.3780	11000.	78	9410	No
230	GOM_NL__2PRFIN20031218_122025_000000452022_00338_09410_9830.N1	18-DEC-2003 12:20:25	Bright	45.000	111	8Eta Boo	2.6800	6000.0	90	9410	No
231	GOM_NL__2PRFIN20031218_122207_000000362022_00338_09410_9831.N1	18-DEC-2003 12:22:07	Bright	36.000	102	24Alp Ser	2.6000	4250.0	72	9410	No
232	GOM_NL__2PRFIN20031218_122435_000000572022_00338_09410_9832.N1	18-DEC-2003 12:24:35	Bright	57.000	138	47Eps Vir	2.8280	4700.0	114	9410	No
233	GOM_NL__2PRFIN20031218_122907_000000462022_00338_09410_9833.N1	18-DEC-2003 12:29:07	Bright	46.000	122	9Alp2Lib	2.7470	9700.0	92	9410	No
234	GOM_NL__2PRFIN20031218_123033_000000602022_00338_09410_9834.N1	18-DEC-2003 12:30:33	Twi_and_stray	60.000	15	67Alp Vir	0.97600	28000.	120	9410	No
235	GOM_NL__2PRFIN20031218_123534_000000462022_00338_09410_9835.N1	18-DEC-2003 12:35:34	Dark	46.000	54	5The Cen	2.0550	4500.0	92	9410	No
236	GOM_NL__2PRFIN20031218_123737_000000392022_00338_09410_9836.N1	18-DEC-2003 12:37:37	Dark	39.000	78	Alp Lup	2.3040	28000.	78	9410	No
237	GOM_NL__2PRFIN20031218_124111_000000522022_00338_09410_9837.N1	18-DEC-2003 12:41:11	Dark	51.500	4	Alp1Cen	-0.010000	5800.0	103	9410	No
238	GOM_NL__2PRFIN20031218_124305_000000412022_00339_09411_9801.N1	18-DEC-2003 12:43:05	Dark	40.500	20	Bet Cru	1.2530	30000.	81	9411	No
239	GOM_NL__2PRFIN20031218_124414_000000452022_00339_09411_9802.N1	18-DEC-2003 12:44:14	Dark	44.500	12	Alp1Cru	0.77500	30000.	89	9411	No
240	GOM_NL__2PRFIN20031218_124911_000000412022_00339_09411_9803.N1	18-DEC-2003 12:49:11	Dark	40.500	159	Ups Car	2.9200	7200.0	81	9411	No
241	GOM_NL__2PRFIN20031218_125036_000000442022_00339_09411_9804.N1	18-DEC-2003 12:50:36	Dark	44.000	71	lot Car	2.2460	7700.0	88	9411	No
242	GOM_NL__2PRFIN20031218_125228_000000552022_00339_09411_9805.N1	18-DEC-2003 12:52:28	Dark	54.500	41	Eps Car	1.8600	4100.0	109	9411	No
243	GOM_NL__2PRFIN20031218_125518_000000552022_00339_09411_9806.N1	18-DEC-2003 12:55:18	Dark	55.000	34	Gam2Vel	1.7930	23000.	110	9411	No
244	GOM_NL__2PRFIN20031218_125716_000000542022_00339_09411_9807.N1	18-DEC-2003 12:57:16	Dark	54.000	2	Alp Car	-0.73600	7000.0	108	9411	No
245	GOM_NL__2PRFIN20031218_130005_000000552022_00339_09411_9808.N1	18-DEC-2003 13:00:05	Dark	54.500	117	Pi Pup	2.7060	3800.0	109	9411	No
246	GOM_NL__2PRFIN20031218_130317_000000562022_00339_09411_9809.N1	18-DEC-2003 13:03:17	Straylight	56.000	23	21Eps CMa	1.5020	26000.	112	9411	No
247	GOM_NL__2PRFIN20031218_130502_000000552022_00339_09411_9810.N1	18-DEC-2003 13:05:02	Straylight	54.500	179	24Omi2CMa	3.0320	24000.	109	9411	No
248	GOM_NL__2PRFIN20031218_130759_000000672022_00339_09411_9811.N1	18-DEC-2003 13:07:59	Straylight	66.500	1	9Alp CMa	-1.4400	11000.	133	9411	No
249	GOM_NL__2PRFIN20031218_131011_000000492022_00339_09411_9812.N1	18-DEC-2003 13:10:11	Straylight	48.500	165	34Gam Eri	2.9500	3200.0	97	9411	No
250	GOM_NL__2PRFIN20031218_131151_000000492022_00339_09411_9813.N1	18-DEC-2003 13:11:51	Straylight	48.500	125	44lot Ori	2.7700	30000.	97	9411	No
251	GOM_NL__2PRFIN20031218_131323_000000512022_00339_09411_9814.N1	18-DEC-2003 13:13:23	Straylight	50.500	30	46Eps Ori	1.6940	30000.	101	9411	No
252	GOM_NL__2PRFIN20031218_131627_000000652022_00339_09411_9815.N1	18-DEC-2003 13:16:27	Twi_and_stray	65.000	14	58Alp Ori	0.87000	3000.0	130	9411	No
253	GOM_NL__2PRFIN20031218_131830_000000522022_00339_09411_9816.N1	18-DEC-2003 13:18:30	Twi_and_stray	51.500	13	87Alp Tau	0.86700	3800.0	103	9411	No
254	GOM_NL__2PRFIN20031218_132044_000000382022_00339_09411_9817.N1	18-DEC-2003 13:20:44	Bright	37.500	146	25Eta Tau	2.8730	15200.	75	9411	No
255	GOM_NL__2PRFIN20031218_132252_000000382022_00339_09411_9818.N1	18-DEC-2003 13:22:52	Bright	37.500	150	44Zet Per	2.8900	28000.	75	9411	No
256	GOM_NL__2PRFIN20031218_132507_000000402022_00339_09411_9819.N1	18-DEC-2003 13:25:07	Bright	39.500	149	45Eps Per	2.8880	30000.	79	9411	No
257	GOM_NL__2PRFIN20031218_132721_000000382022_00339_09411_9820.N1	18-DEC-2003 13:27:21	Bright	37.500	175	39Del Per	3.0100	19400.	75	9411	No
258	GOM_NL__2PRFIN20031218_132908_000000402022_00339_09411_9821.N1	18-DEC-2003 13:29:08	Bright	40.000	160	23Gam Per	2.9300	4700.0	80	9411	No
259	GOM_NL__2PRFIN20031218_133229_000000392022_00339_09411_9822.N1	18-DEC-2003 13:32:29	Bright	38.500	110	37Del Cas	2.6780	8900.0	77	9411	No
260	GOM_NL__2PRFIN20031218_133901_000000402022_00339_09411_9823.N1	18-DEC-2003 13:39:01	Bright	40.000	49	1Alp UMi	1.9900	6300.0	80	9411	No
261	GOM_NL__2PRFIN20031218_134345_000000392022_00339_09411_9824.N1	18-DEC-2003 13:43:45	Bright	38.500	60	7Bet UMi	2.0810	3950.0	77	9411	No
262	GOM_NL__2PRFIN20031218_134518_000000502022_00339_09411_9825.N1	18-DEC-2003 13:45:18	Bright	50.000	82	48Bet UMa	2.3650	10600.	100	9411	No
263	GOM_NL__2PRFIN20031218_134751_000000482022_00339_09411_9826.N1	18-DEC-2003 13:47:51	Bright	47.500	87	64Gam UMa	2.4330	11000.	95	9411	No
264	GOM_NL__2PRFIN20031218_135056_000000442022_00339_09411_9827.N1	18-DEC-2003 13:50:56	Bright	43.500	39	85Eta UMa	1.8540	24000.	87	9411	No
265	GOM_NL__2PRFIN20031218_135421_000000392022_00339_09411_9828.N1	18-DEC-2003 13:54:21	Bright	39.000	180	27Gam Boo	3.0400	8000.0	78	9411	No
266	GOM_NL__2PRFIN20031218_135737_000000392022_00339_09411_9829.N1	18-DEC-2003 13:57:37	Bright	39.000	83		2.3780	11000.	78	9411	No
267	GOM_NL__2PRFIN20031218_140100_000000452022_00339_09411_9830.N1	18-DEC-2003 14:01:00	Bright	44.500	111	8Eta Boo	2.6800	6000.0	89	9411	No
268	GOM_NL__2PRFIN20031218_140242_000000382022_00339_09411_9831.N1	18-DEC-2003 14:02:42	Bright	38.000	102	24Alp Ser	2.6000	4250.0	76	9411	No
269	GOM_NL__2PRFIN20031218_140511_000000562022_00339_09411_9832.N1	18-DEC-2003 14:05:11	Bright	56.000	138	47Eps Vir	2.8280	4700.0	112	9411	No
270	GOM_NL__2PRFIN20031218_140943_000000442022_00339_09411_9833.N1	18-DEC-2003 14:09:43	Bright	44.000	122	9Alp2Lib	2.7470	9700.0	88	9411	No
271	GOM_NL__2PRFIN20031218_141110_000000552022_00339_09411_9834.N1	18-DEC-2003 14:11:10	Twi_and_stray	55.000	15	67Alp Vir	0.97600	28000.	110	9411	No
272	GOM_NL__2PRFIN20031218_141610_000000432022_00339_09411_9835.N1	18-DEC-2003 14:16:10	Dark	42.500	54	5The Cen	2.0550	4500.0	85	9411	No
273	GOM_NL__2PRFIN20031218_141813_000000432022_00339_09411_9836.N1	18-DEC-2003 14:18:13	Dark	43.000	78	Alp Lup	2.3040	28000.	86	9411	No
274	GOM_NL__2PRFIN20031218_142147_000000482022_00339_09411_9837.N1	18-DEC-2003 14:21:47	Dark	47.500	4	Alp1Cen	-0.010000	5800.0	95	9411	No
275	GOM_NL__2PRFIN20031218_142341_000000432022_00340_09412_9801.N1	18-DEC-2003 14:23:41	Dark	42.500	20	Bet Cru	1.2530	30000.	85	9412	No
276	GOM_NL__2PRFIN20031218_142449_000000442022_00340_09412_9802.N1	18-DEC-2003 14:24:49	Dark	44.000	12	Alp1Cru	0.77500	30000.	88	9412	No
277	GOM_NL__2PRFIN20031218_142945_000000442022_00340_09412_9803.N1	18-DEC-2003 14:29:45	Dark	43.500	159	Ups Car	2.9200	7200.0	87	9412	No
278	GOM_NL__2PRFIN20031218_143112_000000452022_00340_09412_9804.N1	18-DEC-2003 14:31:12	Dark	44.500	71	lot Car	2.2460	7700.0	89	9412	No

279	GOM_NL__2PRFIN20031218_143304_000000472022_00340_09412_9805.N1	18-DEC-2003 14:33:04	Dark	46.500	41	Eps Car	1.8600	4100.0	93	9412	No
280	GOM_NL__2PRFIN20031218_143555_000000492022_00340_09412_9806.N1	18-DEC-2003 14:35:55	Dark	48.500	34	Gam2Vel	1.7930	23000.	97	9412	No
281	GOM_NL__2PRFIN20031218_143750_000000552022_00340_09412_9807.N1	18-DEC-2003 14:37:50	Dark	55.000	2	Alp Car	-0.73600	7000.0	110	9412	No
282	GOM_NL__2PRFIN20031218_144042_000000562022_00340_09412_9808.N1	18-DEC-2003 14:40:42	Dark	55.500	117	Pi Pup	2.7060	3800.0	111	9412	No
283	GOM_NL__2PRFIN20031218_144354_000000582022_00340_09412_9809.N1	18-DEC-2003 14:43:54	Straylight	57.500	23	21Eps CMa	1.5020	26000.	115	9412	No
284	GOM_NL__2PRFIN20031218_144539_000000542022_00340_09412_9810.N1	18-DEC-2003 14:45:39	Straylight	53.500	179	24Omi2CMa	3.0320	24000.	107	9412	No
285	GOM_NL__2PRFIN20031218_144835_000000712022_00340_09412_9811.N1	18-DEC-2003 14:48:35	Straylight	71.000	1	9Alp CMa	-1.4400	11000.	142	9412	No
286	GOM_NL__2PRFIN20031218_145048_000000482022_00340_09412_9812.N1	18-DEC-2003 14:50:48	Straylight	47.500	165	34Gam Eri	2.9500	3200.0	95	9412	No
287	GOM_NL__2PRFIN20031218_145229_000000482022_00340_09412_9813.N1	18-DEC-2003 14:52:29	Straylight	48.000	125	44Iot Ori	2.7700	30000.	96	9412	No
288	GOM_NL__2PRFIN20031218_145400_000000502022_00340_09412_9814.N1	18-DEC-2003 14:54:00	Straylight	49.500	30	46Eps Ori	1.6940	30000.	99	9412	No
289	GOM_NL__2PRFIN20031218_145702_000000652022_00340_09412_9815.N1	18-DEC-2003 14:57:02	Tw_i_and_stray	65.000	14	58Alp Ori	0.87000	3000.0	130	9412	No
290	GOM_NL__2PRFIN20031218_145905_000000532022_00340_09412_9816.N1	18-DEC-2003 14:59:05	Tw_i_and_stray	53.000	13	87Alp Tau	0.86700	3800.0	106	9412	No
291	GOM_NL__2PRFIN20031218_150120_000000382022_00340_09412_9817.N1	18-DEC-2003 15:01:20	Bright	38.000	146	25Eta Tau	2.8730	15200.	76	9412	No
292	GOM_NL__2PRFIN20031218_150327_000000412022_00340_09412_9818.N1	18-DEC-2003 15:03:27	Bright	40.500	150	44Zet Per	2.8900	28000.	81	9412	No
293	GOM_NL__2PRFIN20031218_150545_000000372022_00340_09412_9819.N1	18-DEC-2003 15:05:45	Bright	36.500	149	45Eps Per	2.8880	30000.	73	9412	No
294	GOM_NL__2PRFIN20031218_150758_000000372022_00340_09412_9820.N1	18-DEC-2003 15:07:58	Bright	36.500	175	39Del Per	3.0100	19400.	73	9412	No
295	GOM_NL__2PRFIN20031218_150946_000000392022_00340_09412_9821.N1	18-DEC-2003 15:09:46	Bright	38.500	160	23Gam Per	2.9300	4700.0	77	9412	No
296	GOM_NL__2PRFIN20031218_151306_000000382022_00340_09412_9822.N1	18-DEC-2003 15:13:06	Bright	38.000	110	37Del Cas	2.6780	8900.0	76	9412	No
297	GOM_NL__2PRFIN20031218_151938_000000392022_00340_09412_9823.N1	18-DEC-2003 15:19:38	Bright	38.500	49	1Alp UMi	1.9900	6300.0	77	9412	No
298	GOM_NL__2PRFIN20031218_152421_000000402022_00340_09412_9824.N1	18-DEC-2003 15:24:21	Bright	39.500	60	7Bet UMi	2.0810	3950.0	79	9412	No
299	GOM_NL__2PRFIN20031218_152553_000000532022_00340_09412_9825.N1	18-DEC-2003 15:25:53	Bright	52.500	82	48Bet UMa	2.3650	10600.	105	9412	No
300	GOM_NL__2PRFIN20031218_152827_000000492022_00340_09412_9826.N1	18-DEC-2003 15:28:27	Bright	48.500	87	64Gam UMa	2.4330	11000.	97	9412	No
301	GOM_NL__2PRFIN20031218_153132_000000592022_00340_09412_9827.N1	18-DEC-2003 15:31:32	Bright	59.000	39	85Eta UMa	1.8540	24000.	118	9412	No
302	GOM_NL__2PRFIN20031218_153457_000000392022_00340_09412_9828.N1	18-DEC-2003 15:34:57	Bright	39.000	180	27Gam Boo	3.0400	8000.0	78	9412	No
303	GOM_NL__2PRFIN20031218_153813_000000382022_00340_09412_9829.N1	18-DEC-2003 15:38:13	Bright	38.000	83		2.3780	11000.	76	9412	No
304	GOM_NL__2PRFIN20031218_154137_000000612022_00340_09412_9830.N1	18-DEC-2003 15:41:37	Bright	61.000	111	8Eta Boo	2.6800	6000.0	122	9412	No
305	GOM_NL__2PRFIN20031218_154318_000000382022_00340_09412_9831.N1	18-DEC-2003 15:43:18	Bright	38.000	102	24Alp Ser	2.6000	4250.0	76	9412	No
306	GOM_NL__2PRFIN20031218_154548_000000572022_00340_09412_9832.N1	18-DEC-2003 15:45:48	Bright	56.500	138	47Eps Vir	2.8280	4700.0	113	9412	No
307	GOM_NL__2PRFIN20031218_155019_000000532022_00340_09412_9833.N1	18-DEC-2003 15:50:19	Bright	53.000	122	9Alp2Lib	2.7470	9700.0	106	9412	No
308	GOM_NL__2PRFIN20031218_155147_000000542022_00340_09412_9834.N1	18-DEC-2003 15:51:47	Tw_i_and_stray	54.000	15	67Alp Vir	0.97600	28000.	108	9412	No
309	GOM_NL__2PRFIN20031218_155646_000000452022_00340_09412_9835.N1	18-DEC-2003 15:56:46	Dark	45.000	54	5The Cen	2.0550	4500.0	90	9412	No
310	GOM_NL__2PRFIN20031218_155850_000000412022_00340_09412_9836.N1	18-DEC-2003 15:58:50	Dark	40.500	78	Alp Lup	2.3040	28000.	81	9412	No
311	GOM_NL__2PRFIN20031218_160223_000000522022_00340_09412_9837.N1	18-DEC-2003 16:02:23	Dark	52.000	4	Alp1Cen	-0.010000	5800.0	104	9412	No
312	GOM_NL__2PRFIN20031218_160418_000000432022_00341_09413_9801.N1	18-DEC-2003 16:04:18	Dark	42.500	20	Bet Cru	1.2530	30000.	85	9413	No
313	GOM_NL__2PRFIN20031218_160528_000000412022_00341_09413_9802.N1	18-DEC-2003 16:05:28	Dark	41.000	12	Alp1Cru	0.77500	30000.	82	9413	No
314	GOM_NL__2PRFIN20031218_161024_000000422022_00341_09413_9803.N1	18-DEC-2003 16:10:24	Dark	41.500	159	Ups Car	2.9200	7200.0	83	9413	No
315	GOM_NL__2PRFIN20031218_161149_000000432022_00341_09413_9804.N1	18-DEC-2003 16:11:49	Dark	43.000	71	Iot Car	2.2460	7700.0	86	9413	No
316	GOM_NL__2PRFIN20031218_161341_000000502022_00341_09413_9805.N1	18-DEC-2003 16:13:41	Dark	50.000	41	Eps Car	1.8600	4100.0	100	9413	No
317	GOM_NL__2PRFIN20031218_161631_000000482022_00341_09413_9806.N1	18-DEC-2003 16:16:31	Dark	47.500	34	Gam2Vel	1.7930	23000.	95	9413	No
318	GOM_NL__2PRFIN20031218_161829_000000512022_00341_09413_9807.N1	18-DEC-2003 16:18:29	Dark	50.500	2	Alp Car	-0.73600	7000.0	101	9413	No
319	GOM_NL__2PRFIN20031218_162118_000000562022_00341_09413_9808.N1	18-DEC-2003 16:21:18	Dark	56.000	117	Pi Pup	2.7060	3800.0	112	9413	No
320	GOM_NL__2PRFIN20031218_162430_000000562022_00341_09413_9809.N1	18-DEC-2003 16:24:30	Straylight	55.500	23	21Eps CMa	1.5020	26000.	111	9413	No
321	GOM_NL__2PRFIN20031218_162614_000000562022_00341_09413_9810.N1	18-DEC-2003 16:26:14	Straylight	55.500	179	24Omi2CMa	3.0320	24000.	111	9413	No
322	GOM_NL__2PRFIN20031218_162909_000000702022_00341_09413_9811.N1	18-DEC-2003 16:29:09	Straylight	69.500	1	9Alp CMa	-1.4400	11000.	139	9413	No
323	GOM_NL__2PRFIN20031218_163124_000000482022_00341_09413_9812.N1	18-DEC-2003 16:31:24	Straylight	47.500	165	34Gam Eri	2.9500	3200.0	95	9413	No
324	GOM_NL__2PRFIN20031218_163303_000000492022_00341_09413_9813.N1	18-DEC-2003 16:33:03	Straylight	49.000	125	44Iot Ori	2.7700	30000.	98	9413	No
325	GOM_NL__2PRFIN20031218_163433_000000512022_00341_09413_9814.N1	18-DEC-2003 16:34:33	Straylight	51.000	30	46Eps Ori	1.6940	30000.	102	9413	No
326	GOM_NL__2PRFIN20031218_163738_000000652022_00341_09413_9815.N1	18-DEC-2003 16:37:38	Tw_i_and_stray	65.000	14	58Alp Ori	0.87000	3000.0	130	9413	No
327	GOM_NL__2PRFIN20031218_163941_000000532022_00341_09413_9816.N1	18-DEC-2003 16:39:41	Tw_i_and_stray	53.000	13	87Alp Tau	0.86700	3800.0	106	9413	No
328	GOM_NL__2PRFIN20031218_164157_000000382022_00341_09413_9817.N1	18-DEC-2003 16:41:57	Bright	37.500	146	25Eta Tau	2.8730	15200.	75	9413	No
329	GOM_NL__2PRFIN20031218_164403_000000412022_00341_09413_9818.N1	18-DEC-2003 16:44:03	Bright	41.000	150	44Zet Per	2.8900	28000.	82	9413	No
330	GOM_NL__2PRFIN20031218_164621_000000382022_00341_09413_9819.N1	18-DEC-2003 16:46:21	Bright	37.500	149	45Eps Per	2.8880	30000.	75	9413	No
331	GOM_NL__2PRFIN20031218_164834_000000372022_00341_09413_9820.N1	18-DEC-2003 16:48:34	Bright	36.500	175	39Del Per	3.0100	19400.	73	9413	No
332	GOM_NL__2PRFIN20031218_165022_000000392022_00341_09413_9821.N1	18-DEC-2003 16:50:22	Bright	38.500	160	23Gam Per	2.9300	4700.0	77	9413	No
333	GOM_NL__2PRFIN20031218_165342_000000382022_00341_09413_9822.N1	18-DEC-2003 16:53:42	Bright	38.000	110	37Del Cas	2.6780	8900.0	76	9413	No
334	GOM_NL__2PRFIN20031218_170014_000000382022_00341_09413_9823.N1	18-DEC-2003 17:00:14	Bright	38.000	49	1Alp UMi	1.9900	6300.0	76	9413	No
335	GOM_NL__2PRFIN20031218_170457_000000402022_00341_09413_9824.N1	18-DEC-2003 17:04:57	Bright	39.500	60	7Bet UMi	2.0810	3950.0	79	9413	No
336	GOM_NL__2PRFIN20031218_170629_000000532022_00341_09413_9825.N1	18-DEC-2003 17:06:29	Bright	53.000	82	48Bet UMa	2.3650	10600.	106	9413	No
337	GOM_NL__2PRFIN20031218_170902_000000502022_00341_09413_9826.N1	18-DEC-2003 17:09:02	Bright	50.000	87	64Gam UMa	2.4330	11000.	100	9413	No

338	GOM_NL__2PRFIN20031218_171207_000000432022_00341_09413_9827.N1	18-DEC-2003 17:12:07	Bright	43.000	39	85Eta UMa	1.8540	24000.	86	9413	No
339	GOM_NL__2PRFIN20031218_171534_000000402022_00341_09413_9828.N1	18-DEC-2003 17:15:34	Bright	39.500	180	27Gam Boo	3.0400	8000.0	79	9413	No
340	GOM_NL__2PRFIN20031218_171850_000000392022_00341_09413_9829.N1	18-DEC-2003 17:18:50	Bright	38.500	83		2.3780	11000.	77	9413	No
341	GOM_NL__2PRFIN20031218_172213_000000442022_00341_09413_9830.N1	18-DEC-2003 17:22:13	Bright	44.000	111	8Eta Boo	2.6800	6000.0	88	9413	No
342	GOM_NL__2PRFIN20031218_172356_000000372022_00341_09413_9831.N1	18-DEC-2003 17:23:56	Bright	36.500	102	24Alp Ser	2.6000	4250.0	73	9413	No
343	GOM_NL__2PRFIN20031218_172625_000000562022_00341_09413_9832.N1	18-DEC-2003 17:26:25	Bright	56.000	138	47Eps Vir	2.8280	4700.0	112	9413	No
344	GOM_NL__2PRFIN20031218_173056_000000362022_00341_09413_9833.N1	18-DEC-2003 17:30:56	Bright	36.000	122	9Alp2Lib	2.7470	9700.0	72	9413	No
345	GOM_NL__2PRFIN20031218_173223_000000532022_00341_09413_9834.N1	18-DEC-2003 17:32:23	Tw_i_and_stray	52.500	15	67Alp Vir	0.97600	28000.	105	9413	No
346	GOM_NL__2PRFIN20031218_173723_000000452022_00341_09413_9835.N1	18-DEC-2003 17:37:23	Dark	45.000	54	5The Cen	2.0550	4500.0	90	9413	No
347	GOM_NL__2PRFIN20031218_173926_000000412022_00341_09413_9836.N1	18-DEC-2003 17:39:26	Dark	40.500	78	Alp Lup	2.3040	28000.	81	9413	No
348	GOM_NL__2PRFIN20031218_174259_000000522022_00341_09413_9837.N1	18-DEC-2003 17:42:59	Dark	52.000	4	Alp1Cen	-0.010000	5800.0	104	9413	No
349	GOM_NL__2PRFIN20031218_174455_000000422022_00342_09414_9801.N1	18-DEC-2003 17:44:55	Dark	42.000	20	Bet Cru	1.2530	30000.	84	9414	No
350	GOM_NL__2PRFIN20031218_174605_000000442022_00342_09414_9802.N1	18-DEC-2003 17:46:05	Dark	43.500	12	Alp1Cru	0.77500	30000.	87	9414	No
351	GOM_NL__2PRFIN20031218_175101_000000442022_00342_09414_9803.N1	18-DEC-2003 17:51:01	Dark	43.500	159	Ups Car	2.9200	7200.0	87	9414	No
352	GOM_NL__2PRFIN20031218_175226_000000462022_00342_09414_9804.N1	18-DEC-2003 17:52:26	Dark	46.000	71	Iot Car	2.2460	7700.0	92	9414	No
353	GOM_NL__2PRFIN20031218_175418_000000572022_00342_09414_9805.N1	18-DEC-2003 17:54:18	Dark	57.000	41	Eps Car	1.8600	4100.0	114	9414	No
354	GOM_NL__2PRFIN20031218_175708_000000532022_00342_09414_9806.N1	18-DEC-2003 17:57:08	Dark	53.000	34	Gam2Vel	1.7930	23000.	106	9414	No
355	GOM_NL__2PRFIN20031218_175906_000000552022_00342_09414_9807.N1	18-DEC-2003 17:59:06	Dark	55.000	2	Alp Car	-0.73600	7000.0	110	9414	No
356	GOM_NL__2PRFIN20031218_180155_000000562022_00342_09414_9808.N1	18-DEC-2003 18:01:55	Dark	56.000	117	Pi Pup	2.7060	3800.0	112	9414	No
357	GOM_NL__2PRFIN20031218_180506_000000562022_00342_09414_9809.N1	18-DEC-2003 18:05:06	Straylight	55.500	23	21Eps CMa	1.5020	26000.	111	9414	No
358	GOM_NL__2PRFIN20031218_180651_000000572022_00342_09414_9810.N1	18-DEC-2003 18:06:51	Straylight	57.000	179	24Omi2CMa	3.0320	24000.	114	9414	No
359	GOM_NL__2PRFIN20031218_180947_000000702022_00342_09414_9811.N1	18-DEC-2003 18:09:47	Straylight	69.500	1	9Alp CMa	-1.4400	11000.	139	9414	No
360	GOM_NL__2PRFIN20031218_181202_000000442022_00342_09414_9812.N1	18-DEC-2003 18:12:02	Straylight	44.000	165	34Gam Eri	2.9500	3200.0	88	9414	No
361	GOM_NL__2PRFIN20031218_181339_000000492022_00342_09414_9813.N1	18-DEC-2003 18:13:39	Straylight	49.000	125	44Iot Ori	2.7700	30000.	98	9414	No
362	GOM_NL__2PRFIN20031218_181511_000000502022_00342_09414_9814.N1	18-DEC-2003 18:15:11	Straylight	50.000	30	46Eps Ori	1.6940	30000.	100	9414	No
363	GOM_NL__2PRFIN20031218_181814_000000652022_00342_09414_9815.N1	18-DEC-2003 18:18:14	Tw_i_and_stray	65.000	14	58Alp Ori	0.87000	3000.0	130	9414	No
364	GOM_NL__2PRFIN20031218_182018_000000532022_00342_09414_9816.N1	18-DEC-2003 18:20:18	Tw_i_and_stray	53.000	13	87Alp Tau	0.86700	3800.0	106	9414	No
365	GOM_NL__2PRFIN20031218_182233_000000372022_00342_09414_9817.N1	18-DEC-2003 18:22:33	Bright	37.000	146	25Eta Tau	2.8730	15200.	74	9414	No
366	GOM_NL__2PRFIN20031218_182441_000000392022_00342_09414_9818.N1	18-DEC-2003 18:24:41	Bright	38.500	150	44Zet Per	2.8900	28000.	77	9414	No
367	GOM_NL__2PRFIN20031218_182657_000000362022_00342_09414_9819.N1	18-DEC-2003 18:26:57	Bright	36.000	149	45Eps Per	2.8880	30000.	72	9414	No
368	GOM_NL__2PRFIN20031218_182911_000000372022_00342_09414_9820.N1	18-DEC-2003 18:29:11	Bright	36.500	175	39Del Per	3.0100	19400.	73	9414	No
369	GOM_NL__2PRFIN20031218_183057_000000402022_00342_09414_9821.N1	18-DEC-2003 18:30:57	Bright	39.500	160	23Gam Per	2.9300	4700.0	79	9414	No
370	GOM_NL__2PRFIN20031218_183418_000000392022_00342_09414_9822.N1	18-DEC-2003 18:34:18	Bright	39.000	110	37Del Cas	2.6780	8900.0	78	9414	No
371	GOM_NL__2PRFIN20031218_184049_000000412022_00342_09414_9823.N1	18-DEC-2003 18:40:49	Bright	40.500	49	1Alp UMi	1.9900	6300.0	81	9414	No
372	GOM_NL__2PRFIN20031218_184533_000000372022_00342_09414_9824.N1	18-DEC-2003 18:45:33	Bright	37.000	60	7Bet UMi	2.0810	3950.0	74	9414	No
373	GOM_NL__2PRFIN20031218_184704_000000532022_00342_09414_9825.N1	18-DEC-2003 18:47:04	Bright	53.000	82	48Bet UMa	2.3650	10600.	106	9414	No
374	GOM_NL__2PRFIN20031218_184937_000000462022_00342_09414_9826.N1	18-DEC-2003 18:49:37	Bright	45.500	87	64Gam UMa	2.4330	11000.	91	9414	No
375	GOM_NL__2PRFIN20031218_185245_000000392022_00342_09414_9827.N1	18-DEC-2003 18:52:45	Bright	38.500	39	85Eta UMa	1.8540	24000.	77	9414	No
376	GOM_NL__2PRFIN20031218_185610_000000392022_00342_09414_9828.N1	18-DEC-2003 18:56:10	Bright	38.500	180	27Gam Boo	3.0400	8000.0	77	9414	No
377	GOM_NL__2PRFIN20031218_185926_000000382022_00342_09414_9829.N1	18-DEC-2003 18:59:26	Bright	37.500	83		2.3780	11000.	75	9414	No
378	GOM_NL__2PRFIN20031218_190250_000000442022_00342_09414_9830.N1	18-DEC-2003 19:02:50	Bright	44.000	111	8Eta Boo	2.6800	6000.0	88	9414	No
379	GOM_NL__2PRFIN20031218_190432_000000362022_00342_09414_9831.N1	18-DEC-2003 19:04:32	Bright	36.000	102	24Alp Ser	2.6000	4250.0	72	9414	No
380	GOM_NL__2PRFIN20031218_190702_000000572022_00342_09414_9832.N1	18-DEC-2003 19:07:02	Bright	56.500	138	47Eps Vir	2.8280	4700.0	113	9414	No
381	GOM_NL__2PRFIN20031218_191133_000000532022_00342_09414_9833.N1	18-DEC-2003 19:11:33	Bright	53.000	122	9Alp2Lib	2.7470	9700.0	106	9414	No
382	GOM_NL__2PRFIN20031218_191300_000000562022_00342_09414_9834.N1	18-DEC-2003 19:13:00	Tw_i_and_stray	55.500	15	67Alp Vir	0.97600	28000.	111	9414	No
383	GOM_NL__2PRFIN20031218_191800_000000502022_00342_09414_9835.N1	18-DEC-2003 19:18:00	Dark	50.000	54	5The Cen	2.0550	4500.0	100	9414	No
384	GOM_NL__2PRFIN20031218_192002_000000382022_00342_09414_9836.N1	18-DEC-2003 19:20:02	Dark	38.000	78	Alp Lup	2.3040	28000.	76	9414	No
385	GOM_NL__2PRFIN20031218_192336_000000422022_00342_09414_9837.N1	18-DEC-2003 19:23:36	Dark	42.000	4	Alp1Cen	-0.010000	5800.0	84	9414	No
386	GOM_NL__2PRFIN20031218_192641_000000442022_00343_09415_9821.N1	18-DEC-2003 19:26:41	Dark	44.000	12	Alp1Cru	0.77500	30000.	88	9415	No
387	GOM_NL__2PRFIN20031218_193137_000000412022_00343_09415_9822.N1	18-DEC-2003 19:31:37	Dark	41.000	159	Ups Car	2.9200	7200.0	82	9415	No
388	GOM_NL__2PRFIN20031218_193302_000000452022_00343_09415_9823.N1	18-DEC-2003 19:33:02	Dark	44.500	71	Iot Car	2.2460	7700.0	89	9415	No
389	GOM_NL__2PRFIN20031218_193455_000000552022_00343_09415_9824.N1	18-DEC-2003 19:34:55	Dark	54.500	41	Eps Car	1.8600	4100.0	109	9415	No
390	GOM_NL__2PRFIN20031218_193745_000000532022_00343_09415_9825.N1	18-DEC-2003 19:37:45	Dark	52.500	34	Gam2Vel	1.7930	23000.	105	9415	No
391	GOM_NL__2PRFIN20031218_193942_000000552022_00343_09415_9826.N1	18-DEC-2003 19:39:42	Dark	55.000	2	Alp Car	-0.73600	7000.0	110	9415	No
392	GOM_NL__2PRFIN20031218_194232_000000542022_00343_09415_9827.N1	18-DEC-2003 19:42:32	Dark	54.000	117	Pi Pup	2.7060	3800.0	108	9415	No
393	GOM_NL__2PRFIN20031218_194543_000000572022_00343_09415_9828.N1	18-DEC-2003 19:45:43	Straylight	57.000	23	21Eps CMa	1.5020	26000.	114	9415	No
394	GOM_NL__2PRFIN20031218_194728_000000562022_00343_09415_9829.N1	18-DEC-2003 19:47:28	Straylight	55.500	179	24Omi2CMa	3.0320	24000.	111	9415	No
395	GOM_NL__2PRFIN20031218_195024_000000662022_00343_09415_9830.N1	18-DEC-2003 19:50:24	Straylight	66.000	1	9Alp CMa	-1.4400	11000.	132	9415	No
396	GOM_NL__2PRFIN20031218_195238_000000462022_00343_09415_9831.N1	18-DEC-2003 19:52:38	Straylight	46.000	165	34Gam Eri	2.9500	3200.0	92	9415	No

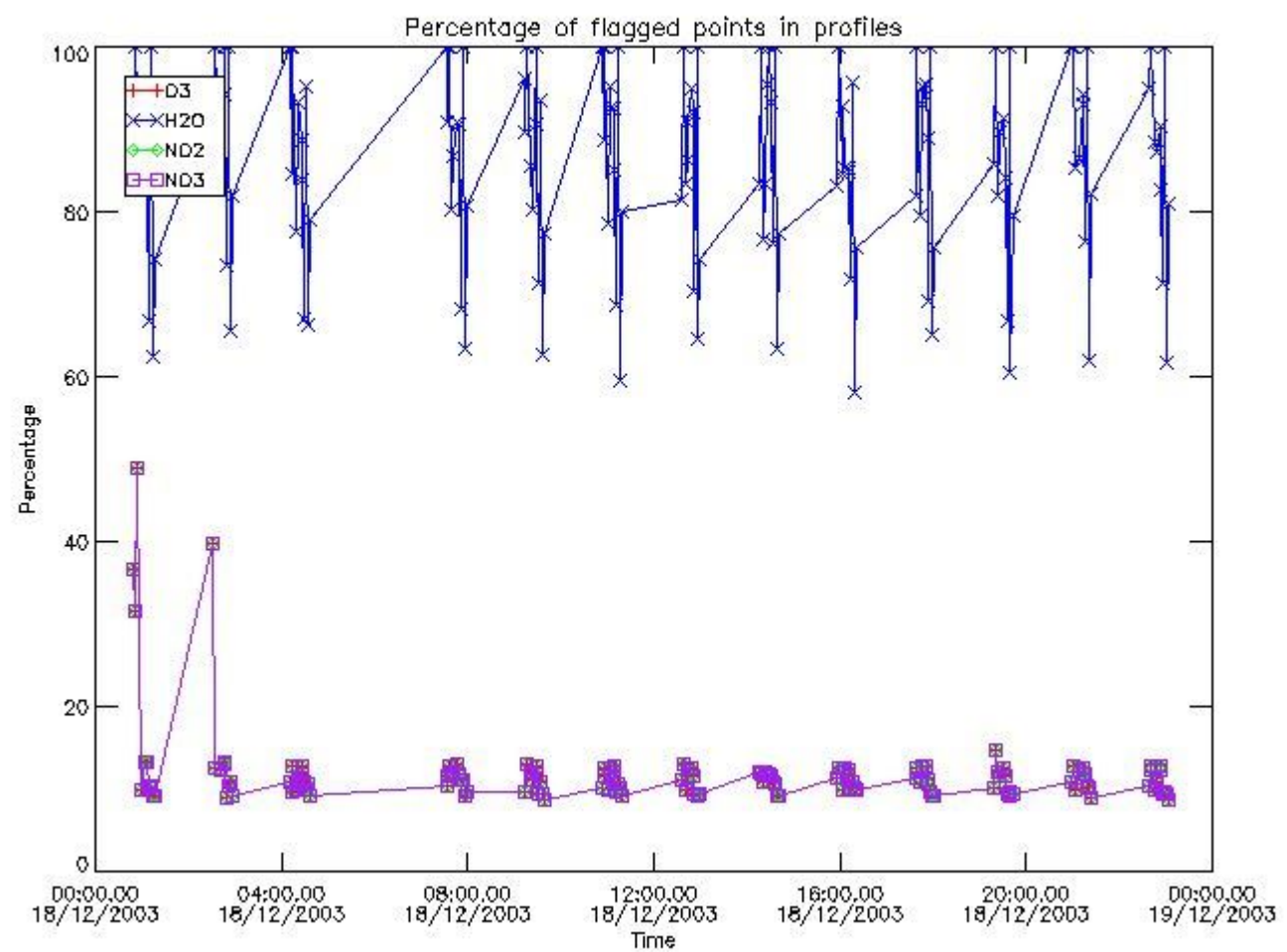
397	GOM_NL__2PRFIN20031218_195418_000000462022_00343_09415_9832.N1	18-DEC-2003 19:54:18	Straylight	46.000	125	44Iot Ori	2.7700	30000.	92	9415	No
398	GOM_NL__2PRFIN20031218_195547_000000522022_00343_09415_9833.N1	18-DEC-2003 19:55:47	Straylight	52.000	30	46Eps Ori	1.6940	30000.	104	9415	No
399	GOM_NL__2PRFIN20031218_195850_000000602022_00343_09415_9834.N1	18-DEC-2003 19:58:50	Tw_i_and_stray	59.500	14	58Alp Ori	0.87000	3000.0	119	9415	No
400	GOM_NL__2PRFIN20031218_200053_000000532022_00343_09415_9835.N1	18-DEC-2003 20:00:53	Tw_i_and_stray	53.000	13	87Alp Tau	0.86700	3800.0	106	9415	No
401	GOM_NL__2PRFIN20031218_200309_000000382022_00343_09415_9836.N1	18-DEC-2003 20:03:09	Bright	37.500	146	25Eta Tau	2.8730	15200.	75	9415	No
402	GOM_NL__2PRFIN20031218_200517_000000382022_00343_09415_9837.N1	18-DEC-2003 20:05:17	Bright	37.500	150	44Zet Per	2.8900	28000.	75	9415	No
403	GOM_NL__2PRFIN20031218_200734_000000402022_00343_09415_9838.N1	18-DEC-2003 20:07:34	Bright	40.000	149	45Eps Per	2.8880	30000.	80	9415	No
404	GOM_NL__2PRFIN20031218_200946_000000362022_00343_09415_9839.N1	18-DEC-2003 20:09:46	Bright	35.500	175	39Del Per	3.0100	19400.	71	9415	No
405	GOM_NL__2PRFIN20031218_201135_000000392022_00343_09415_9840.N1	18-DEC-2003 20:11:35	Bright	39.000	160	23Gam Per	2.9300	4700.0	78	9415	No
406	GOM_NL__2PRFIN20031218_201454_000000392022_00343_09415_9841.N1	18-DEC-2003 20:14:54	Bright	38.500	110	37Del Cas	2.6780	8900.0	77	9415	No
407	GOM_NL__2PRFIN20031218_202126_000000402022_00343_09415_9842.N1	18-DEC-2003 20:21:26	Bright	39.500	49	1Alp UMi	1.9900	6300.0	79	9415	No
408	GOM_NL__2PRFIN20031218_202609_000000382022_00343_09415_9843.N1	18-DEC-2003 20:26:09	Bright	38.000	60	7Bet UMi	2.0810	3950.0	76	9415	No
409	GOM_NL__2PRFIN20031218_202739_000000532022_00343_09415_9844.N1	18-DEC-2003 20:27:39	Bright	52.500	82	48Bet UMa	2.3650	10600.	105	9415	No
410	GOM_NL__2PRFIN20031218_203013_000000522022_00343_09415_9845.N1	18-DEC-2003 20:30:13	Bright	51.500	87	64Gam UMa	2.4330	11000.	103	9415	No
411	GOM_NL__2PRFIN20031218_203320_000000432022_00343_09415_9846.N1	18-DEC-2003 20:33:20	Bright	42.500	39	85Eta UMa	1.8540	24000.	85	9415	No
412	GOM_NL__2PRFIN20031218_203646_000000402022_00343_09415_9847.N1	18-DEC-2003 20:36:46	Bright	39.500	180	27Gam Boo	3.0400	8000.0	79	9415	No
413	GOM_NL__2PRFIN20031218_204002_000000402022_00343_09415_9848.N1	18-DEC-2003 20:40:02	Bright	39.500	83		2.3780	11000.	79	9415	No
414	GOM_NL__2PRFIN20031218_204325_000000452022_00343_09415_9849.N1	18-DEC-2003 20:43:25	Bright	45.000	111	8Eta Boo	2.6800	6000.0	90	9415	No
415	GOM_NL__2PRFIN20031218_204508_000000362022_00343_09415_9850.N1	18-DEC-2003 20:45:08	Bright	36.000	102	24Alp Ser	2.6000	4250.0	72	9415	No
416	GOM_NL__2PRFIN20031218_204738_000000572022_00343_09415_9851.N1	18-DEC-2003 20:47:38	Bright	57.000	138	47Eps Vir	2.8280	4700.0	114	9415	No
417	GOM_NL__2PRFIN20031218_205208_000000382022_00343_09415_9852.N1	18-DEC-2003 20:52:08	Bright	38.000	122	9Alp2Lib	2.7470	9700.0	76	9415	No
418	GOM_NL__2PRFIN20031218_205337_000000572022_00343_09415_9853.N1	18-DEC-2003 20:53:37	Tw_i_and_stray	57.000	15	67Alp Vir	0.97600	28000.	114	9415	No
419	GOM_NL__2PRFIN20031218_205708_000000482022_00343_09415_9854.N1	18-DEC-2003 20:57:08	Dark	47.500	169	46Gam Hya	2.9910	4700.0	95	9415	No
420	GOM_NL__2PRFIN20031218_205924_000000402022_00343_09415_9855.N1	18-DEC-2003 20:59:24	Dark	40.000	81	Eta Cen	2.3560	28000.	80	9415	No
421	GOM_NL__2PRFIN20031218_210039_000000402022_00343_09415_9856.N1	18-DEC-2003 21:00:39	Dark	40.000	78	Alp Lup	2.3040	28000.	80	9415	No
422	GOM_NL__2PRFIN20031218_210412_000000522022_00343_09415_9857.N1	18-DEC-2003 21:04:12	Dark	51.500	4	Alp1Cen	-0.010000	5800.0	103	9415	No
423	GOM_NL__2PRFIN20031218_210718_000000422022_00344_09416_9950.N1	18-DEC-2003 21:07:18	Dark	41.500	12	Alp1Cru	0.77500	30000.	83	9416	No
424	GOM_NL__2PRFIN20031218_211214_000000432022_00344_09416_9951.N1	18-DEC-2003 21:12:14	Dark	43.000	159	Ups Car	2.9200	7200.0	86	9416	No
425	GOM_NL__2PRFIN20031218_211339_000000452022_00344_09416_9952.N1	18-DEC-2003 21:13:39	Dark	44.500	71	Iot Car	2.2460	7700.0	89	9416	No
426	GOM_NL__2PRFIN20031218_211531_000000432022_00344_09416_9953.N1	18-DEC-2003 21:15:31	Dark	43.000	41	Eps Car	1.8600	4100.0	86	9416	No
427	GOM_NL__2PRFIN20031218_211822_000000502022_00344_09416_9954.N1	18-DEC-2003 21:18:22	Dark	49.500	34	Gam2Vel	1.7930	23000.	99	9416	No
428	GOM_NL__2PRFIN20031218_212018_000000512022_00344_09416_9955.N1	18-DEC-2003 21:20:18	Dark	50.500	2	Alp Car	-0.73600	7000.0	101	9416	No
429	GOM_NL__2PRFIN20031218_212308_000000572022_00344_09416_9956.N1	18-DEC-2003 21:23:08	Dark	56.500	117	Pi Pup	2.7060	3800.0	113	9416	No
430	GOM_NL__2PRFIN20031218_212618_000000552022_00344_09416_9957.N1	18-DEC-2003 21:26:18	Straylight	55.000	23	21Eps CMa	1.5020	26000.	110	9416	No
431	GOM_NL__2PRFIN20031218_212804_000000562022_00344_09416_9958.N1	18-DEC-2003 21:28:04	Straylight	56.000	179	24Omi2CMa	3.0320	24000.	112	9416	No
432	GOM_NL__2PRFIN20031218_213100_000000682022_00344_09416_9959.N1	18-DEC-2003 21:31:00	Straylight	67.500	1	9Alp CMa	-1.4400	11000.	135	9416	No
433	GOM_NL__2PRFIN20031218_213315_000000472022_00344_09416_9960.N1	18-DEC-2003 21:33:15	Straylight	46.500	165	34Gam Eri	2.9500	3200.0	93	9416	No
434	GOM_NL__2PRFIN20031218_213453_000000472022_00344_09416_9961.N1	18-DEC-2003 21:34:53	Straylight	46.500	125	44Iot Ori	2.7700	30000.	93	9416	No
435	GOM_NL__2PRFIN20031218_213623_000000522022_00344_09416_9962.N1	18-DEC-2003 21:36:23	Straylight	52.000	30	46Eps Ori	1.6940	30000.	104	9416	No
436	GOM_NL__2PRFIN20031218_213926_000000642022_00344_09416_9963.N1	18-DEC-2003 21:39:26	Tw_i_and_stray	64.000	14	58Alp Ori	0.87000	3000.0	128	9416	No
437	GOM_NL__2PRFIN20031218_214130_000000522022_00344_09416_9964.N1	18-DEC-2003 21:41:30	Tw_i_and_stray	51.500	13	87Alp Tau	0.86700	3800.0	103	9416	No
438	GOM_NL__2PRFIN20031218_214345_000000382022_00344_09416_9965.N1	18-DEC-2003 21:43:45	Bright	37.500	146	25Eta Tau	2.8730	15200.	75	9416	No
439	GOM_NL__2PRFIN20031218_214553_000000372022_00344_09416_9966.N1	18-DEC-2003 21:45:53	Bright	37.000	150	44Zet Per	2.8900	28000.	74	9416	No
440	GOM_NL__2PRFIN20031218_214809_000000372022_00344_09416_9967.N1	18-DEC-2003 21:48:09	Bright	36.500	149	45Eps Per	2.8880	30000.	73	9416	No
441	GOM_NL__2PRFIN20031218_215022_000000372022_00344_09416_9968.N1	18-DEC-2003 21:50:22	Bright	36.500	175	39Del Per	3.0100	19400.	73	9416	No
442	GOM_NL__2PRFIN20031218_215211_000000372022_00344_09416_9969.N1	18-DEC-2003 21:52:11	Bright	37.000	160	23Gam Per	2.9300	4700.0	74	9416	No
443	GOM_NL__2PRFIN20031218_215530_000000392022_00344_09416_9970.N1	18-DEC-2003 21:55:30	Bright	38.500	110	37Del Cas	2.6780	8900.0	77	9416	No
444	GOM_NL__2PRFIN20031218_220202_000000402022_00344_09416_9971.N1	18-DEC-2003 22:02:02	Bright	39.500	49	1Alp UMi	1.9900	6300.0	79	9416	No
445	GOM_NL__2PRFIN20031218_220645_000000352022_00344_09416_9972.N1	18-DEC-2003 22:06:45	Bright	34.500	60	7Bet UMi	2.0810	3950.0	69	9416	No
446	GOM_NL__2PRFIN20031218_220815_000000522022_00344_09416_9973.N1	18-DEC-2003 22:08:15	Bright	51.500	82	48Bet UMa	2.3650	10600.	103	9416	No
447	GOM_NL__2PRFIN20031218_221048_000000632022_00344_09416_9974.N1	18-DEC-2003 22:10:48	Bright	63.000	87	64Gam UMa	2.4330	11000.	126	9416	No
448	GOM_NL__2PRFIN20031218_221356_000000412022_00344_09416_9975.N1	18-DEC-2003 22:13:56	Bright	40.500	39	85Eta UMa	1.8540	24000.	81	9416	No
449	GOM_NL__2PRFIN20031218_221722_000000392022_00344_09416_9976.N1	18-DEC-2003 22:17:22	Bright	38.500	180	27Gam Boo	3.0400	8000.0	77	9416	No
450	GOM_NL__2PRFIN20031218_222038_000000392022_00344_09416_9977.N1	18-DEC-2003 22:20:38	Bright	38.500	83		2.3780	11000.	77	9416	No
451	GOM_NL__2PRFIN20031218_222401_000000452022_00344_09416_9978.N1	18-DEC-2003 22:24:01	Bright	45.000	111	8Eta Boo	2.6800	6000.0	90	9416	No
452	GOM_NL__2PRFIN20031218_222544_000000372022_00344_09416_9979.N1	18-DEC-2003 22:25:44	Bright	36.500	102	24Alp Ser	2.6000	4250.0	73	9416	No
453	GOM_NL__2PRFIN20031218_222815_000000562022_00344_09416_9980.N1	18-DEC-2003 22:28:15	Bright	55.500	138	47Eps Vir	2.8280	4700.0	111	9416	No
454	GOM_NL__2PRFIN20031218_223245_000000412022_00344_09416_9981.N1	18-DEC-2003 22:32:45	Bright	40.500	122	9Alp2Lib	2.7470	9700.0	81	9416	No
455	GOM_NL__2PRFIN20031218_223414_000000542022_00344_09416_9982.N1	18-DEC-2003 22:34:14	Tw_i_and_stray	53.500	15	67Alp Vir	0.97600	28000.	107	9416	No

456	GOM_NL__2PRFIN20031218_223744_000000492022_00344_09416_9983.N1	18-DEC-2003 22:37:44	Dark	49.000	169	46Gam Hya	2.9910	4700.0	98	9416	No
457	GOM_NL__2PRFIN20031218_224000_000000422022_00344_09416_9984.N1	18-DEC-2003 22:40:00	Dark	41.500	81	Eta Cen	2.3560	28000.	83	9416	No
458	GOM_NL__2PRFIN20031218_224114_000000402022_00344_09416_9985.N1	18-DEC-2003 22:41:14	Dark	40.000	78	Alp Lup	2.3040	28000.	80	9416	No
459	GOM_NL__2PRFIN20031218_224448_000000522022_00344_09416_9986.N1	18-DEC-2003 22:44:48	Dark	52.000	4	Alp1Cen	-0.010000	5800.0	104	9416	No
460	GOM_NL__2PRFIN20031218_224754_000000472022_00345_09417_9953.N1	18-DEC-2003 22:47:54	Dark	47.000	12	Alp1Cru	0.77500	30000.	94	9417	No
461	GOM_NL__2PRFIN20031218_225250_000000422022_00345_09417_9954.N1	18-DEC-2003 22:52:50	Dark	41.500	159	Ups Car	2.9200	7200.0	83	9417	No
462	GOM_NL__2PRFIN20031218_225415_000000442022_00345_09417_9955.N1	18-DEC-2003 22:54:15	Dark	43.500	71	Iot Car	2.2460	7700.0	87	9417	No
463	GOM_NL__2PRFIN20031218_225607_000000552022_00345_09417_9956.N1	18-DEC-2003 22:56:07	Dark	54.500	41	Eps Car	1.8600	4100.0	109	9417	No
464	GOM_NL__2PRFIN20031218_225858_000000542022_00345_09417_9957.N1	18-DEC-2003 22:58:58	Dark	53.500	34	Gam2Vel	1.7930	23000.	107	9417	No
465	GOM_NL__2PRFIN20031218_230054_000000542022_00345_09417_9958.N1	18-DEC-2003 23:00:54	Dark	54.000	2	Alp Car	-0.73600	7000.0	108	9417	No
466	GOM_NL__2PRFIN20031218_230344_000000582022_00345_09417_9959.N1	18-DEC-2003 23:03:44	Dark	58.000	117	Pi Pup	2.7060	3800.0	116	9417	No
467	GOM_NL__2PRFIN20031218_230655_000000562022_00345_09417_9960.N1	18-DEC-2003 23:06:55	Straylight	55.500	23	21Eps CMa	1.5020	26000.	111	9417	No
468	GOM_NL__2PRFIN20031218_230839_000000572022_00345_09417_9961.N1	18-DEC-2003 23:08:39	Straylight	57.000	179	24Omi2CMa	3.0320	24000.	114	9417	No
469	GOM_NL__2PRFIN20031218_231135_000000692022_00345_09417_9962.N1	18-DEC-2003 23:11:35	Straylight	69.000	1	9Alp CMa	-1.4400	11000.	138	9417	No
470	GOM_NL__2PRFIN20031218_231350_000000462022_00345_09417_9963.N1	18-DEC-2003 23:13:50	Straylight	45.500	165	34Gam Eri	2.9500	3200.0	91	9417	No
471	GOM_NL__2PRFIN20031218_231528_000000462022_00345_09417_9964.N1	18-DEC-2003 23:15:28	Straylight	46.000	125	44Iot Ori	2.7700	30000.	92	9417	No
472	GOM_NL__2PRFIN20031218_231659_000000522022_00345_09417_9965.N1	18-DEC-2003 23:16:59	Straylight	52.000	30	46Eps Ori	1.6940	30000.	104	9417	No
473	GOM_NL__2PRFIN20031218_232001_000000602022_00345_09417_9966.N1	18-DEC-2003 23:20:01	Tw_i_and_stray	60.000	14	58Alp Ori	0.87000	3000.0	120	9417	No
474	GOM_NL__2PRFIN20031218_232205_000000532022_00345_09417_9967.N1	18-DEC-2003 23:22:05	Tw_i_and_stray	53.000	13	87Alp Tau	0.86700	3800.0	106	9417	No
475	GOM_NL__2PRFIN20031218_232419_000000402022_00345_09417_9968.N1	18-DEC-2003 23:24:19	Bright	39.500	146	25Eta Tau	2.8730	15200.	79	9417	No
476	GOM_NL__2PRFIN20031218_232628_000000382022_00345_09417_9969.N1	18-DEC-2003 23:26:28	Bright	38.000	150	44Zet Per	2.8900	28000.	76	9417	No
477	GOM_NL__2PRFIN20031218_232843_000000392022_00345_09417_9970.N1	18-DEC-2003 23:28:43	Bright	38.500	149	45Eps Per	2.8880	30000.	77	9417	No
478	GOM_NL__2PRFIN20031218_233058_000000362022_00345_09417_9971.N1	18-DEC-2003 23:30:58	Bright	36.000	175	39Del Per	3.0100	19400.	72	9417	No
479	GOM_NL__2PRFIN20031218_233247_000000382022_00345_09417_9972.N1	18-DEC-2003 23:32:47	Bright	38.000	160	23Gam Per	2.9300	4700.0	76	9417	No
480	GOM_NL__2PRFIN20031218_233607_000000392022_00345_09417_9973.N1	18-DEC-2003 23:36:07	Bright	38.500	110	37Del Cas	2.6780	8900.0	77	9417	No
481	GOM_NL__2PRFIN20031218_234238_000000372022_00345_09417_9974.N1	18-DEC-2003 23:42:38	Bright	36.500	49	1Alp UMi	1.9900	6300.0	73	9417	No
482	GOM_NL__2PRFIN20031218_234721_000000392022_00345_09417_9975.N1	18-DEC-2003 23:47:21	Bright	39.000	60	7Bet UMi	2.0810	3950.0	78	9417	No
483	GOM_NL__2PRFIN20031218_234850_000000522022_00345_09417_9976.N1	18-DEC-2003 23:48:50	Bright	52.000	82	48Bet UMa	2.3650	10600.	104	9417	No
484	GOM_NL__2PRFIN20031218_235124_000000492022_00345_09417_9977.N1	18-DEC-2003 23:51:24	Bright	48.500	87	64Gam UMa	2.4330	11000.	97	9417	No
485	GOM_NL__2PRFIN20031218_235432_000000422022_00345_09417_9978.N1	18-DEC-2003 23:54:32	Bright	42.000	39	85Eta UMa	1.8540	24000.	84	9417	No
486	GOM_NL__2PRFIN20031218_235758_000000452022_00345_09417_9979.N1	18-DEC-2003 23:57:58	Bright	44.500	180	27Gam Boo	3.0400	8000.0	89	9417	No

3. Quality information per product

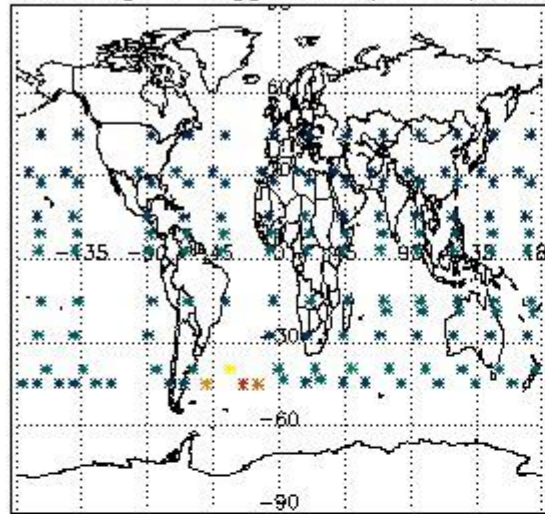
In this section it is plotted some information contained in the Quality Summary data set of the level 2 products. Only products in dark limb conditions and without errors (error flag in the MPH set to "0") are used.

3.1 Plot quality information per product (time dependant)

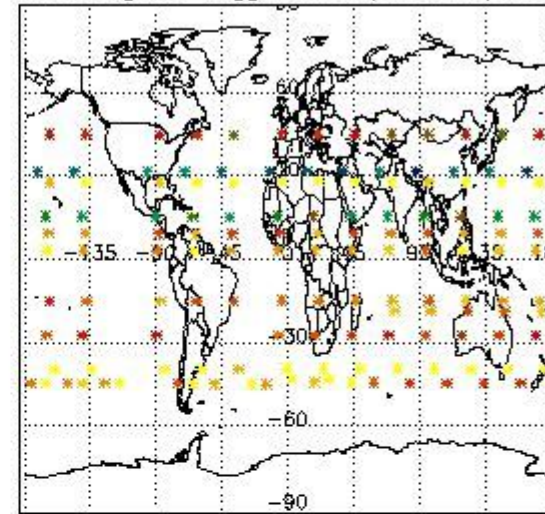


3.2 Plot quality information per product (world map)


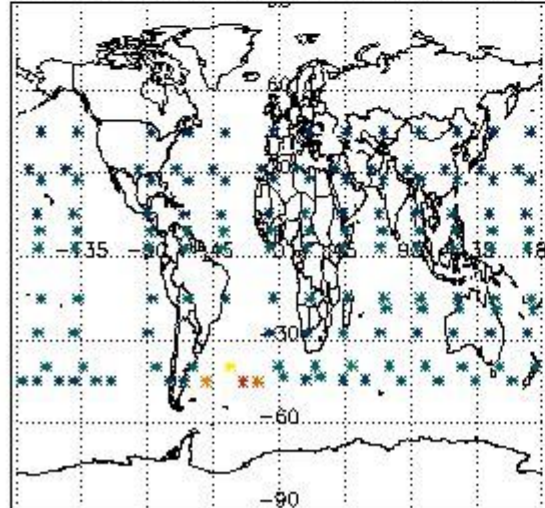
Percentage of flagged data per O3 profile



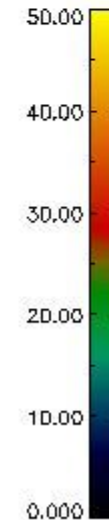
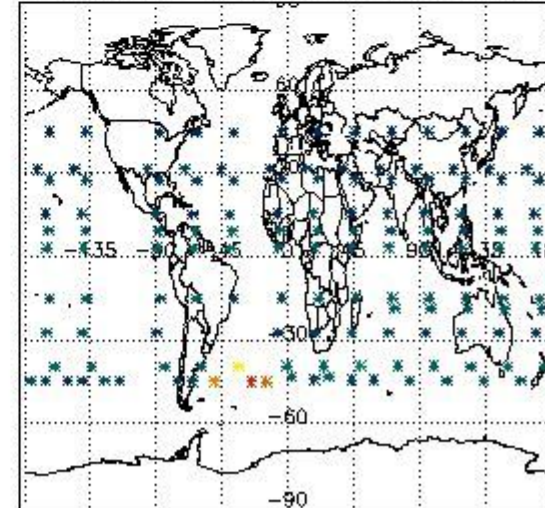
Percentage of flagged data per H2O profile



Percentage of flagged data per NO2 profile



Percentage of flagged data per NO3 profile

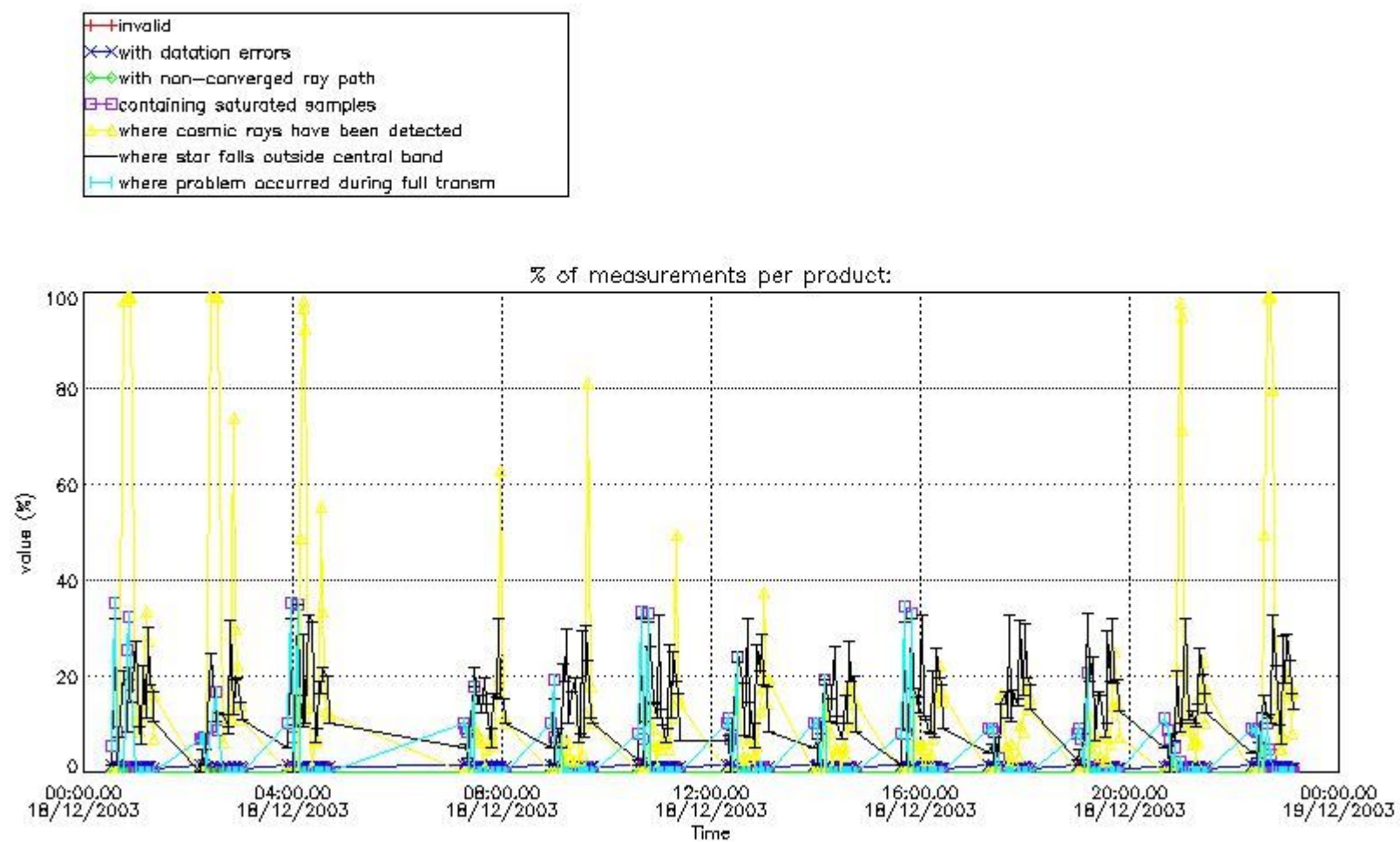


4. Level 1 quality information per product

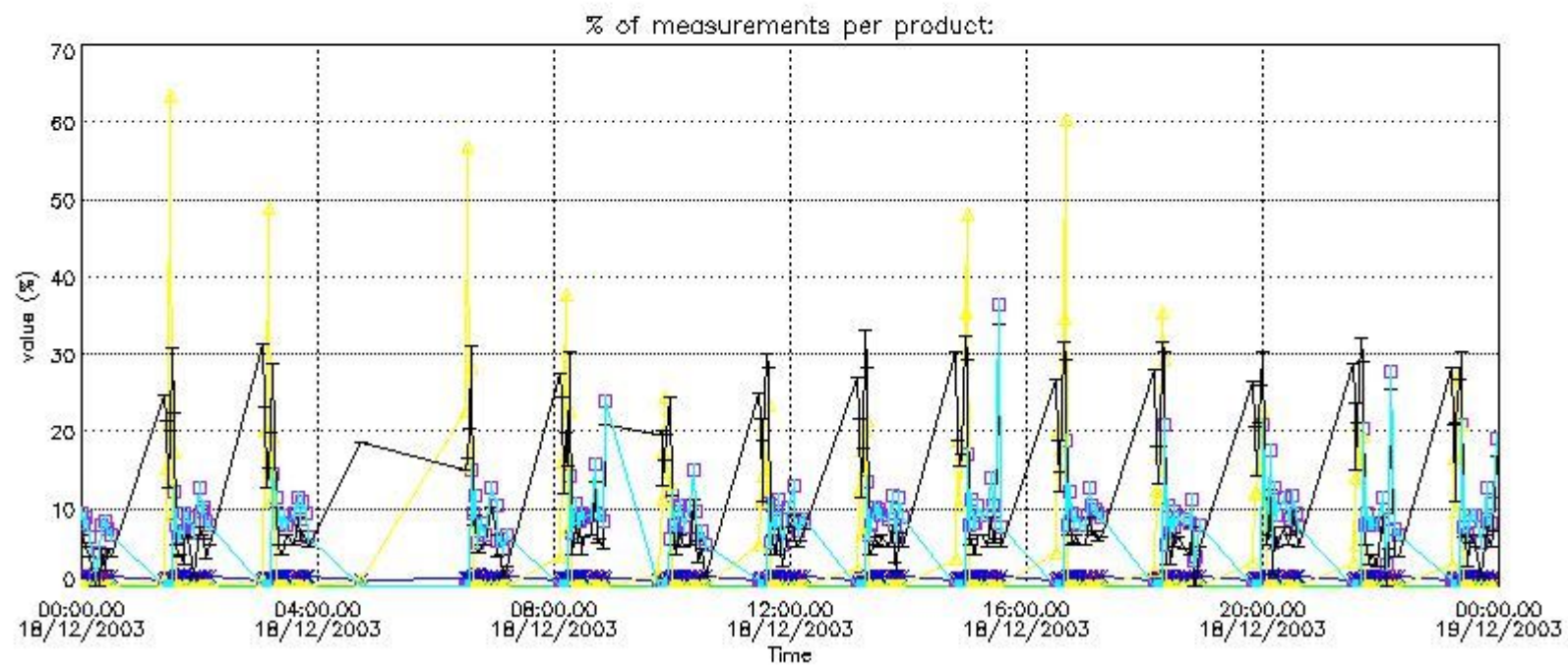
In this section it is plotted some information contained in the Quality Summary data set of the level 2 products that comes from the level 1b processing. Products without errors (error flag in the MPH set to "0") are used.

4.1 Plot quality information per product (time dependant) coming from level 1b processing

4.1.1 Plot level 1 quality information per product (time dependant): ENVISAT ASCENDING passes

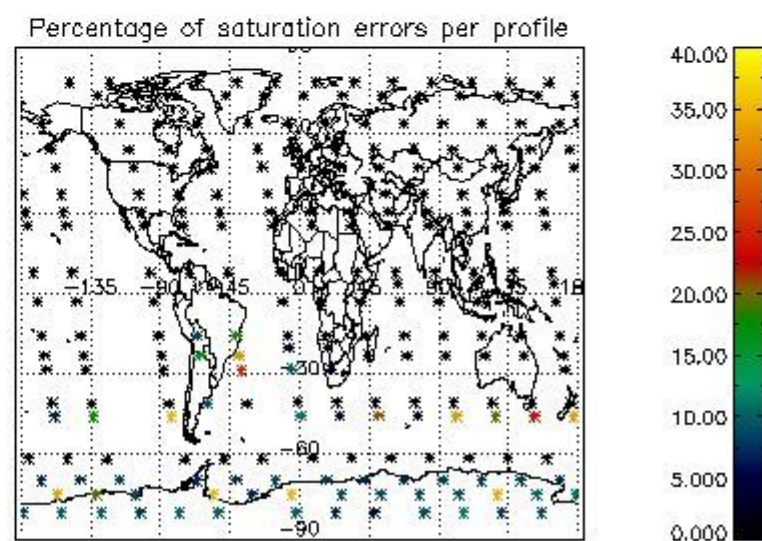
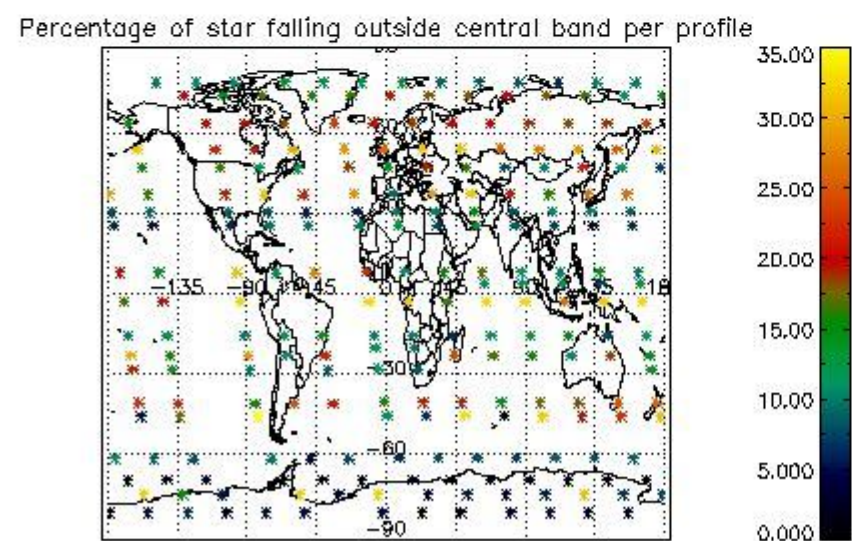
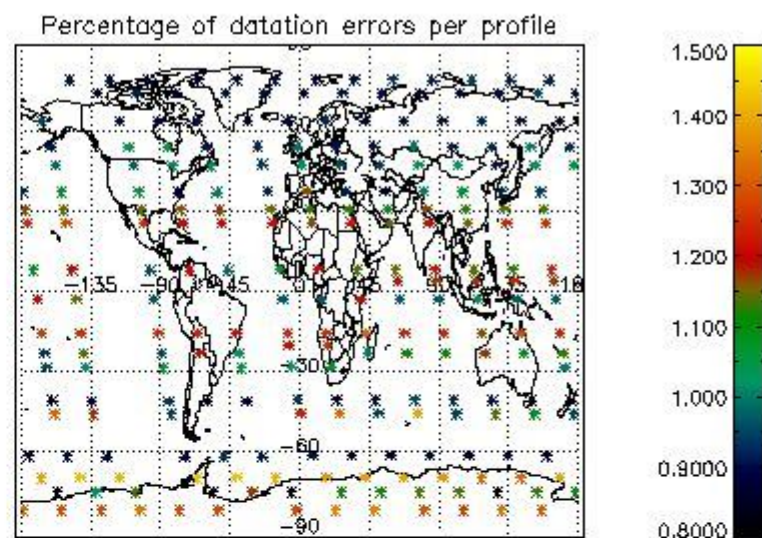
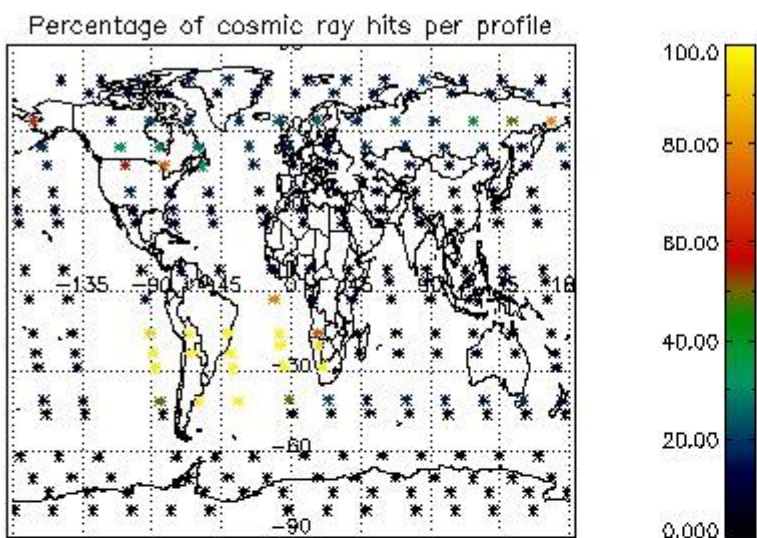


4.1.2 Plot level 1 quality information per product (time dependant): ENVI SAT DESCENDING passes

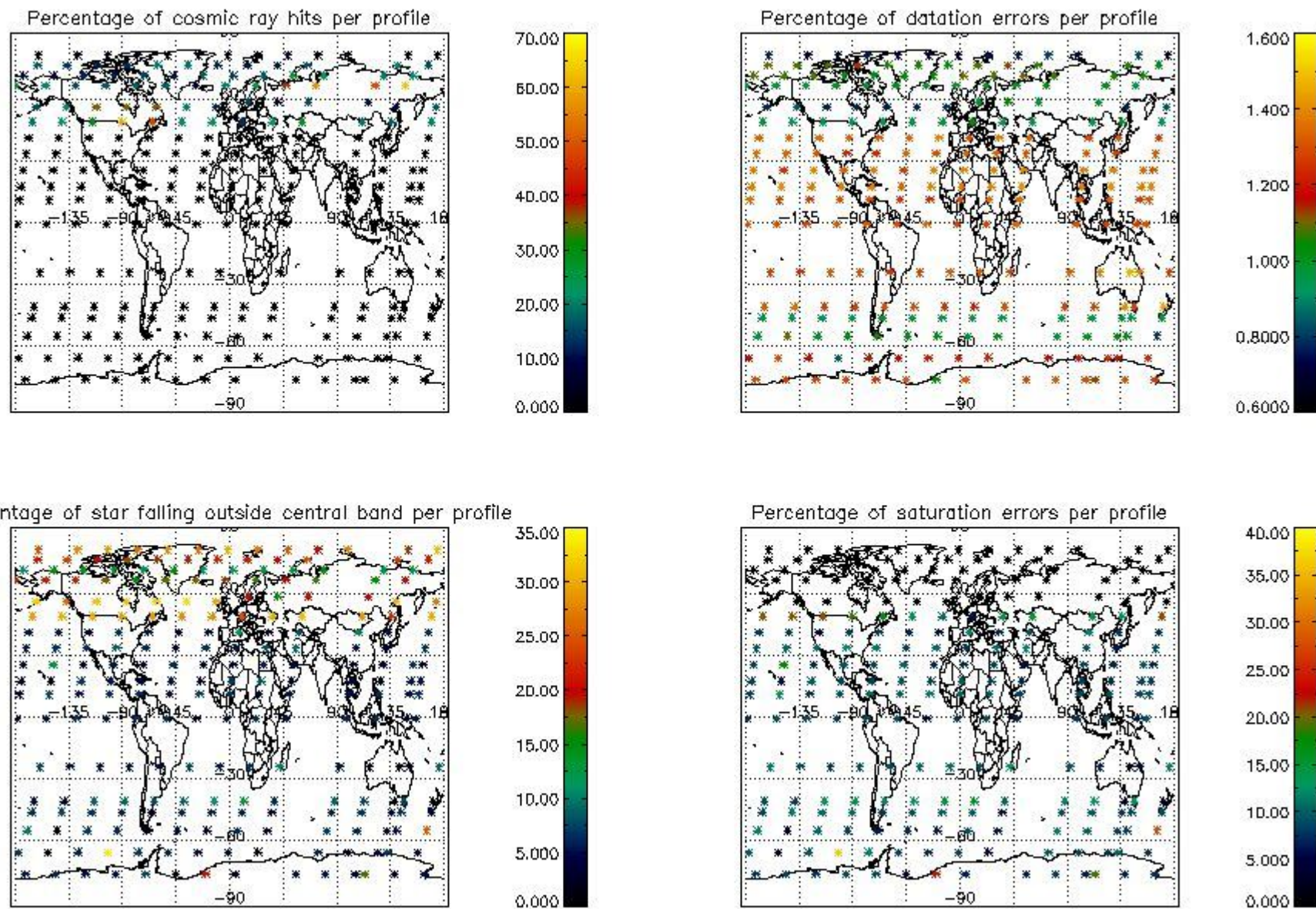


4.2 Plot quality information per product coming from level 1b processing (world map)

4.2.1 Plot level 1 quality information per product (world map): ENVISAT ASCENDING passes



4.2.2 Plot level 1 quality information per product (world map): ENVISAT DESCENDING passes



5. Trace gas profiles

5.1 Ozone statistics based on quality of products

The final quality of the products can be "measured" using the STD (Standard Deviation) attached to every point profile. This information is written to the parameter GOM_NL__2P/NL_LOCAL_SPECIES_DENSITY/o3_std of the level 2 products. The table below shows the statistics for given STD ranges.

The statistics are given with respect to the overall valid production:

- Products without fatal errors: GOM_NL__2P/MPH/PRODUCT_ERR=0
- Valid point profile: GOM_NL__2P/NL_LOCAL_SPECIES_DENSITY/pcd(0)=0

The 'Criteria' is applied to valid points of dark limb products:

- Products in dark limb illumination condition: GOM_NL__2P/NL_SUMMARY_QUALITY/obs_ill_cond=0
- Products without fatal errors: GOM_NL__2P/MPH/PRODUCT_ERR=0
- Valid point profile: GOM_NL__2P/NL_LOCAL_SPECIES_DENSITY/pcd(0)=0

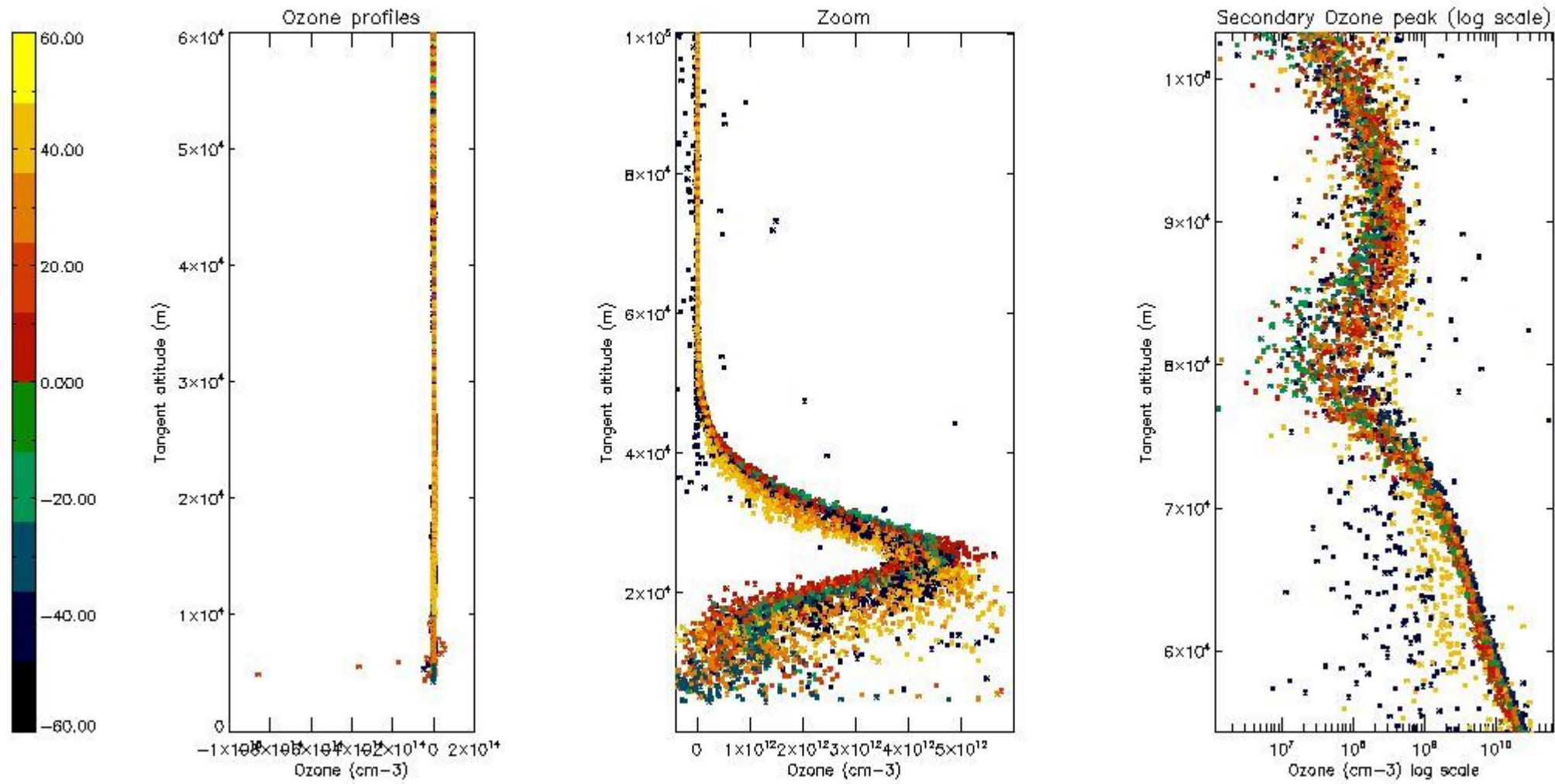
So, the table below shows the percentage of dark limb and valid observations for each criteria with respect to the overall valid daily observations.

Criteria	% of total production
All STD	30
STD < 20	16

STD < 10	13
STD < 5	8

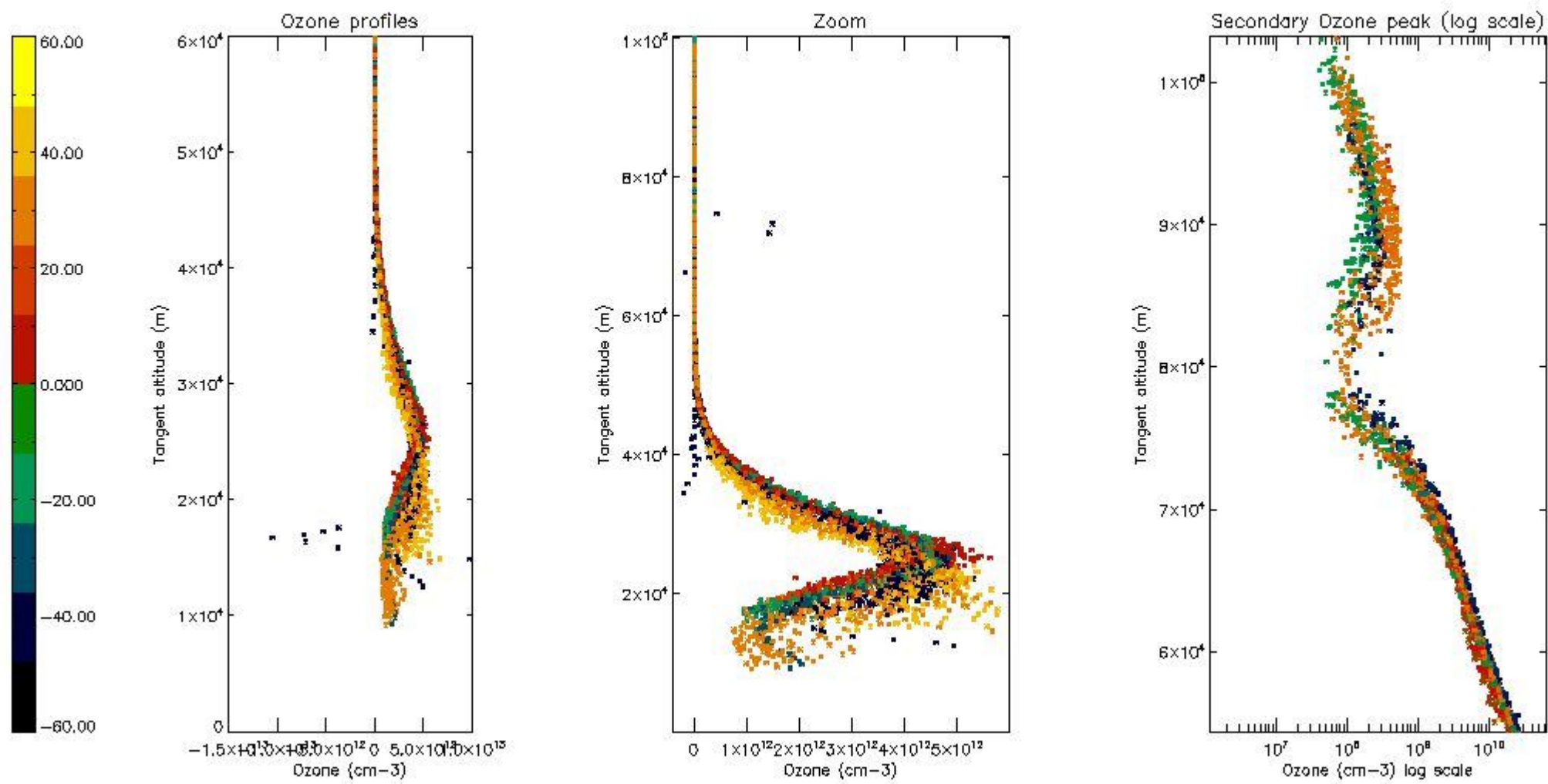
5.2 Plot ozone profiles for all STD (dark without errors)

The colorbar represents the latitude.



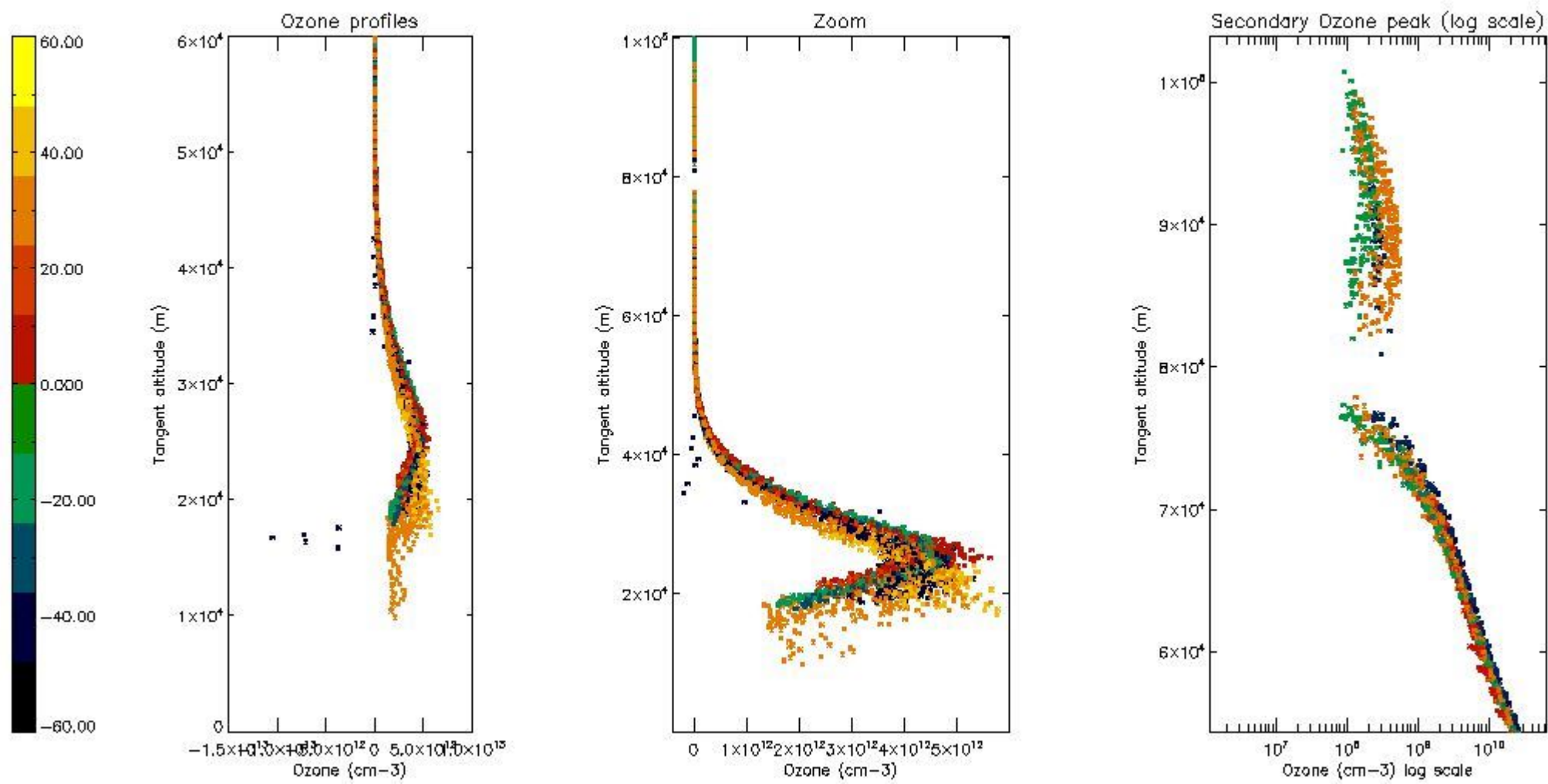
5.3 Plot ozone profiles where STD < 20% (dark without errors)

The colorbar represents the latitude.



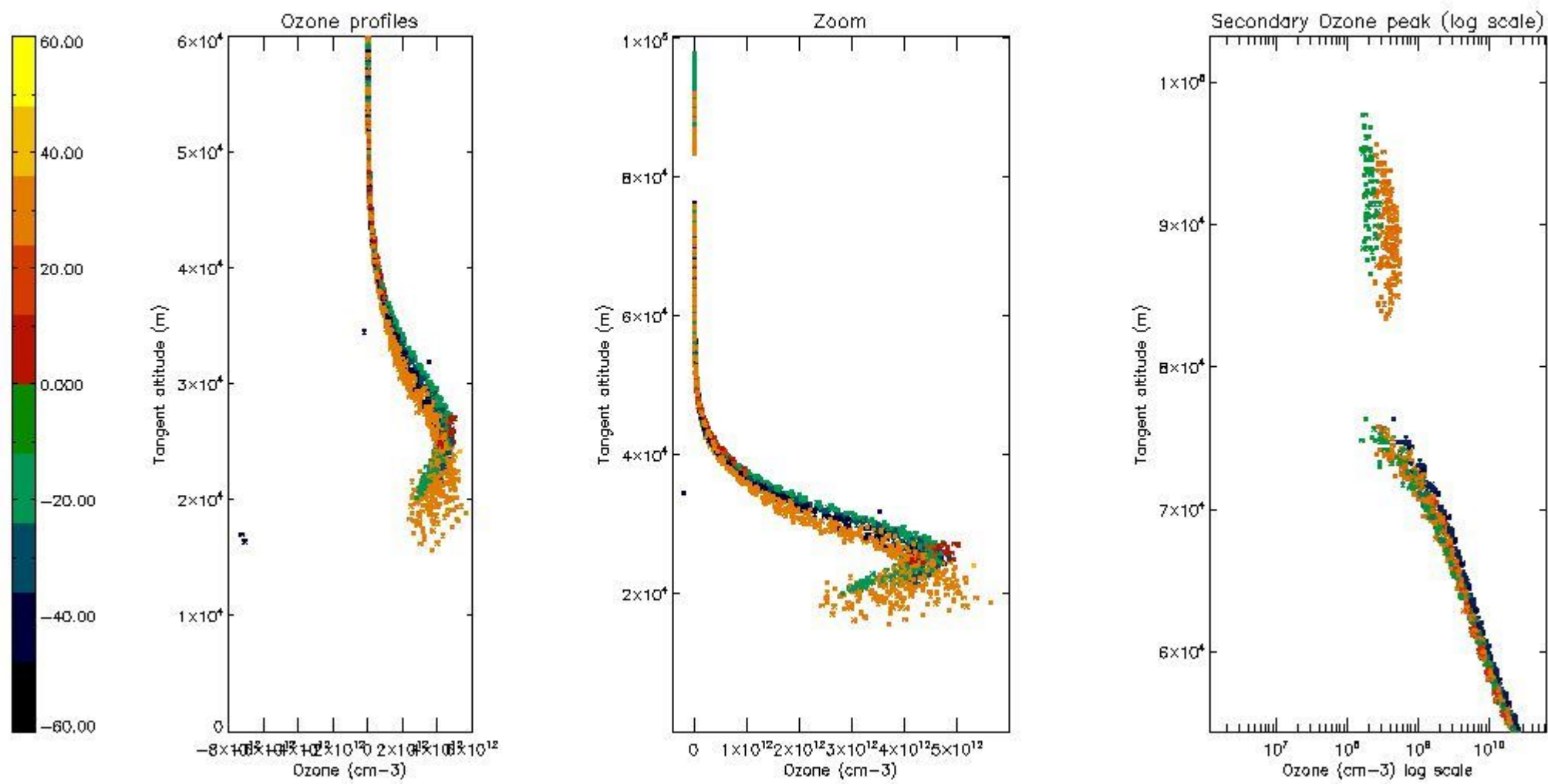
5.4 Plot ozone profiles where STD < 10% (dark without errors)

The colorbar represents the latitude.



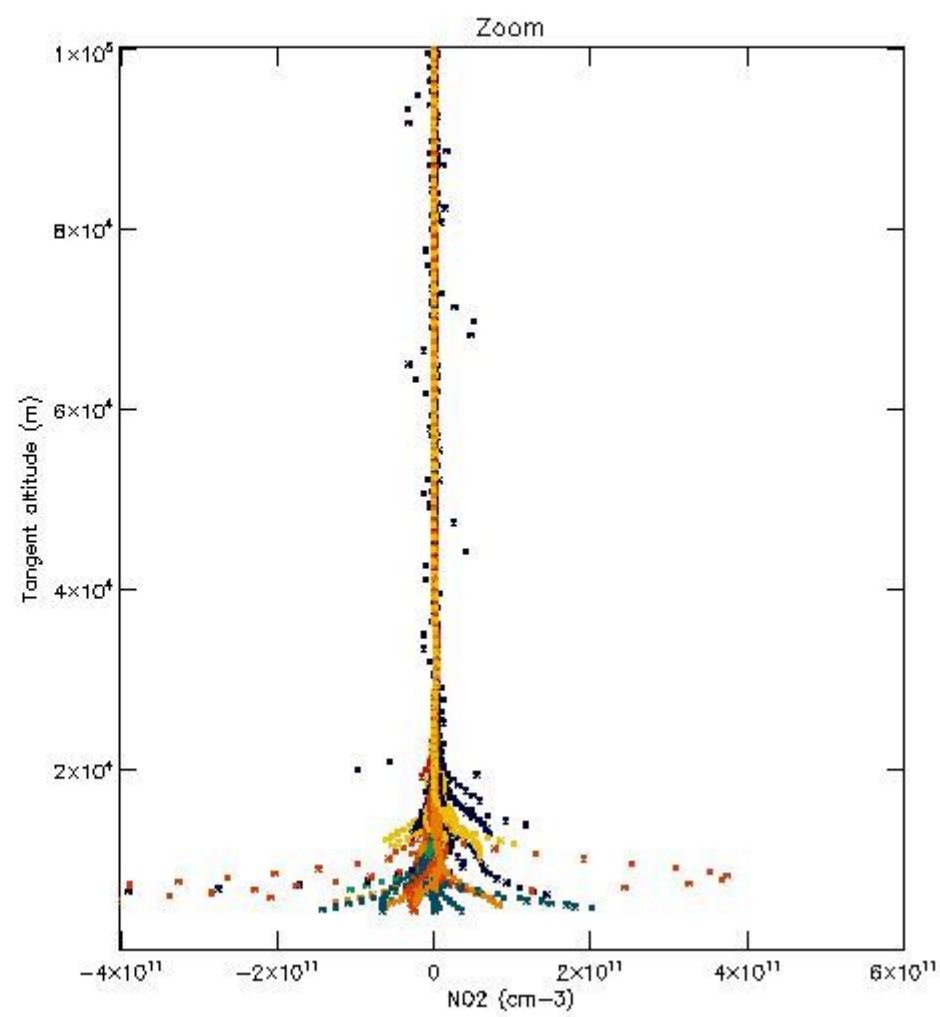
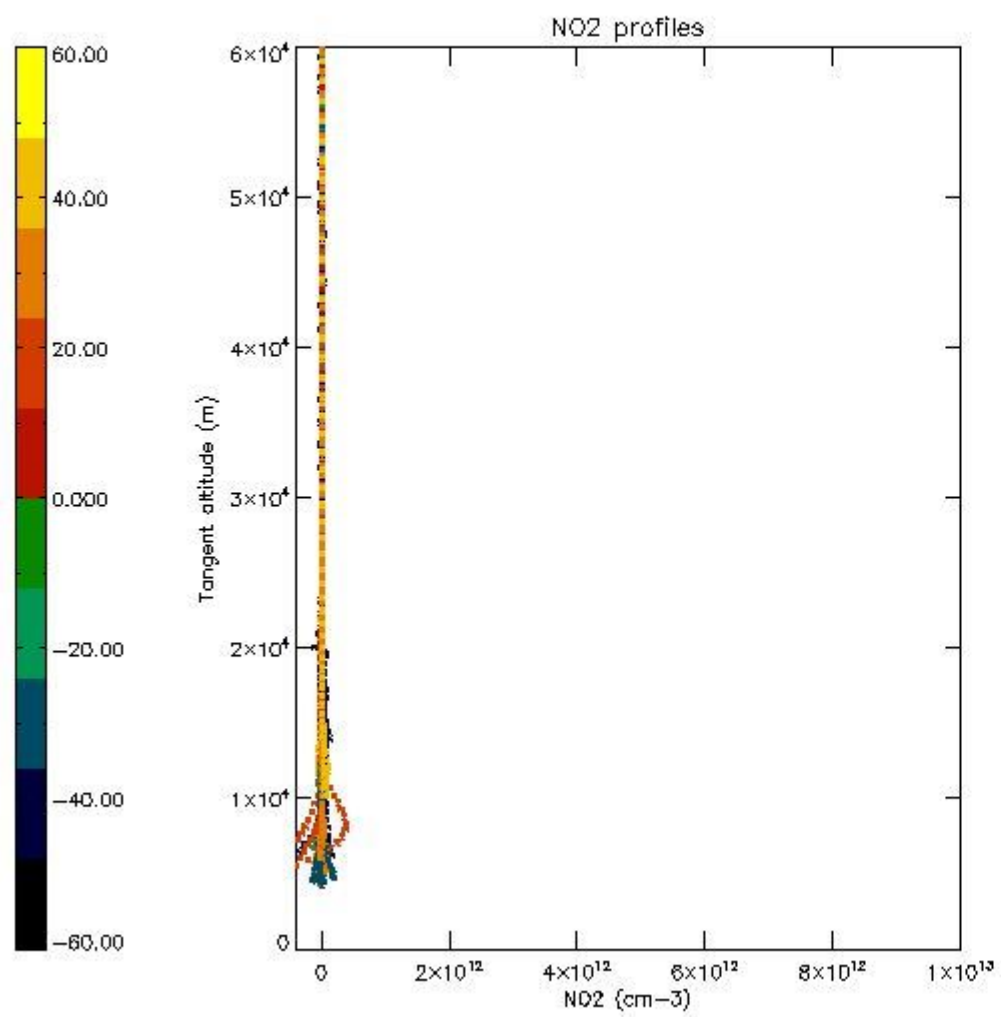
5.5 Plot ozone profiles where STD < 5% (dark without errors)

The colorbar represents the latitude.



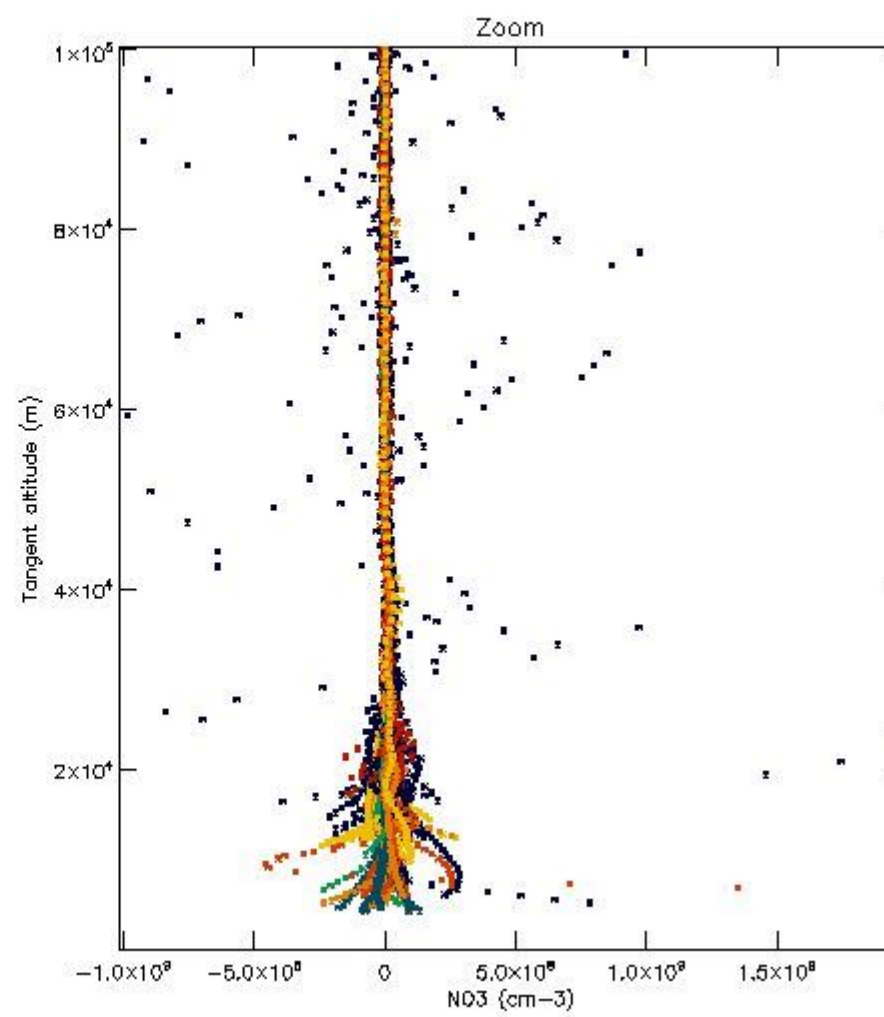
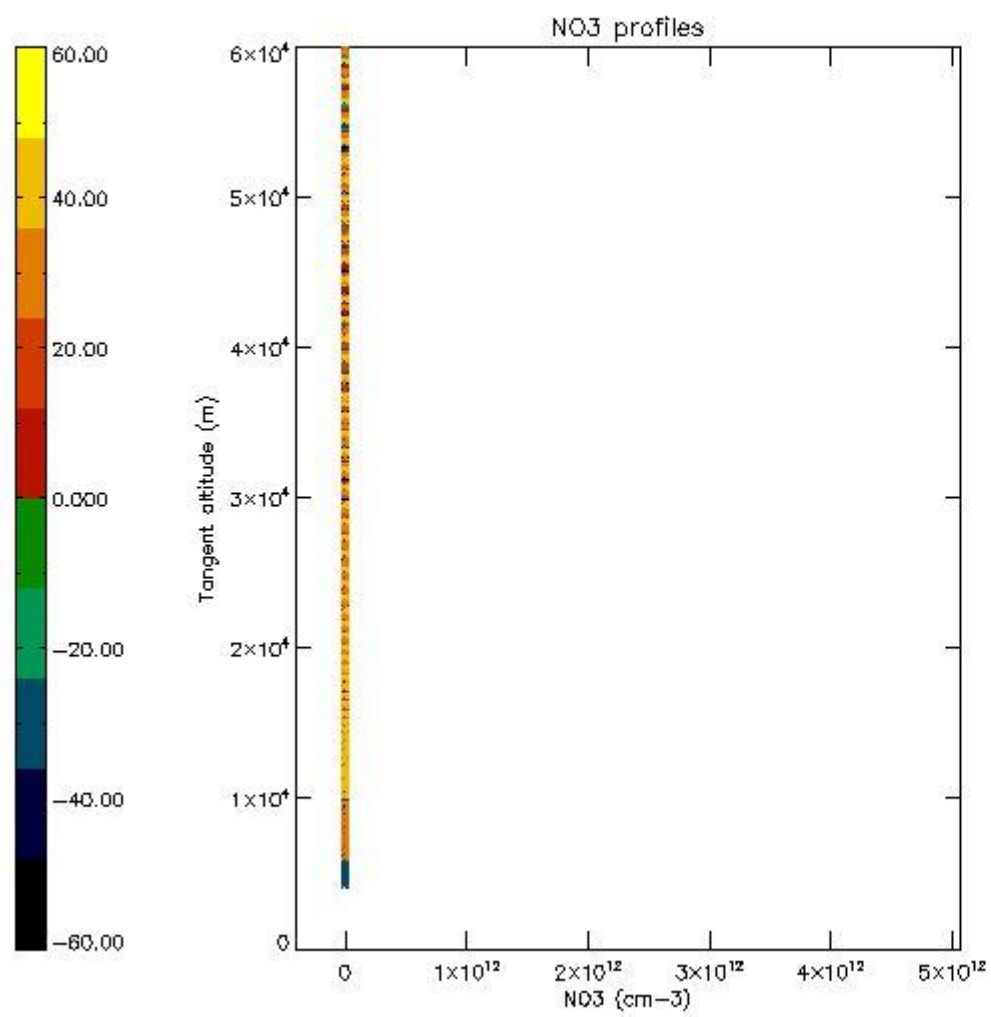
5.6 Plot NO₂ profiles for all STD (dark without errors)

The colorbar represents the latitude.



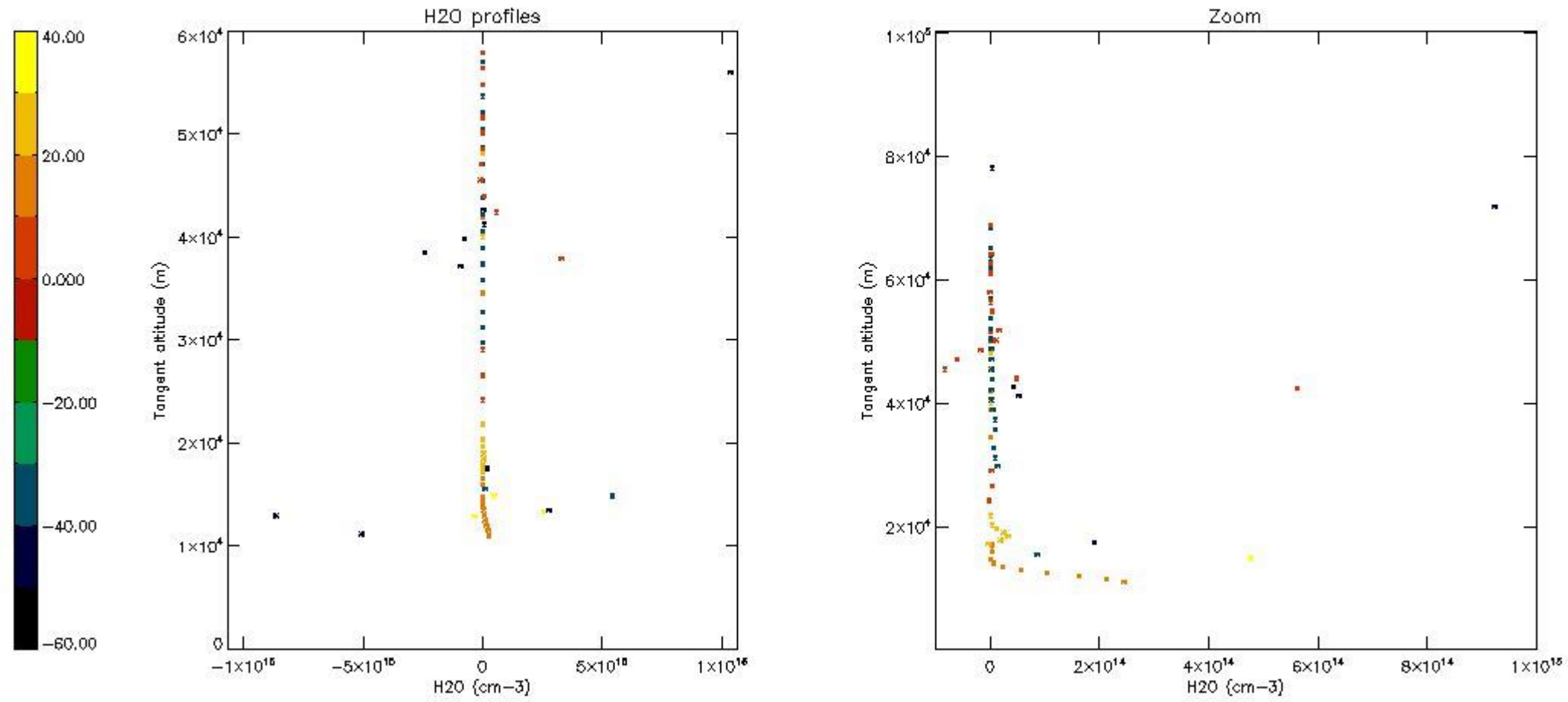
5.7 Plot NO3 profiles for all STD (dark without errors)

The colorbar represents the latitude.



5.8 Plot H2O profiles for all STD (only for occultations of stars 1,2,3,4,13,14,16,26,63 dark without errors)

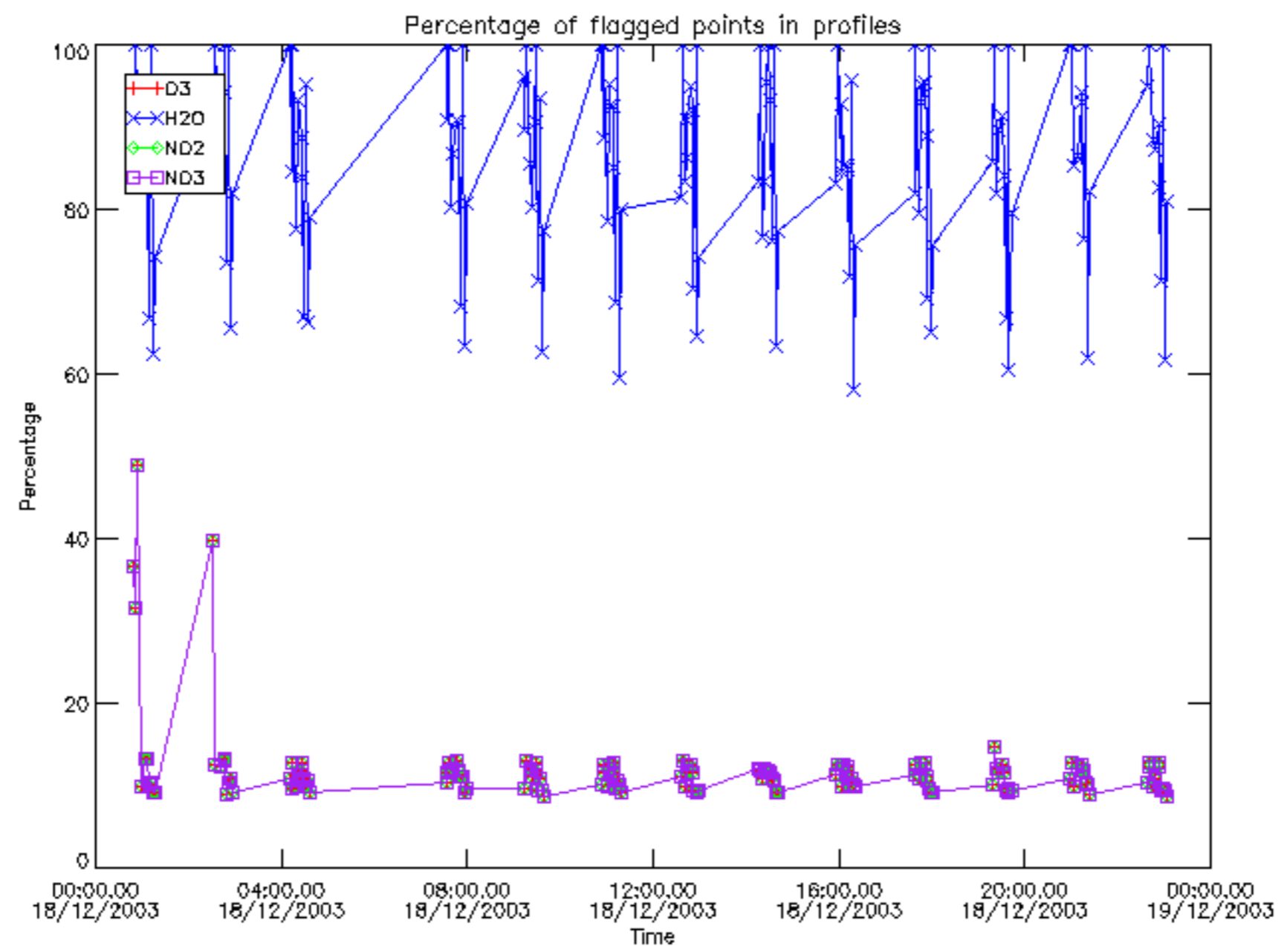
The colorbar represents the latitude.



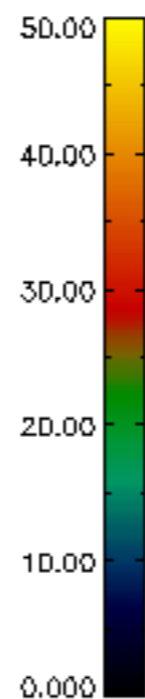
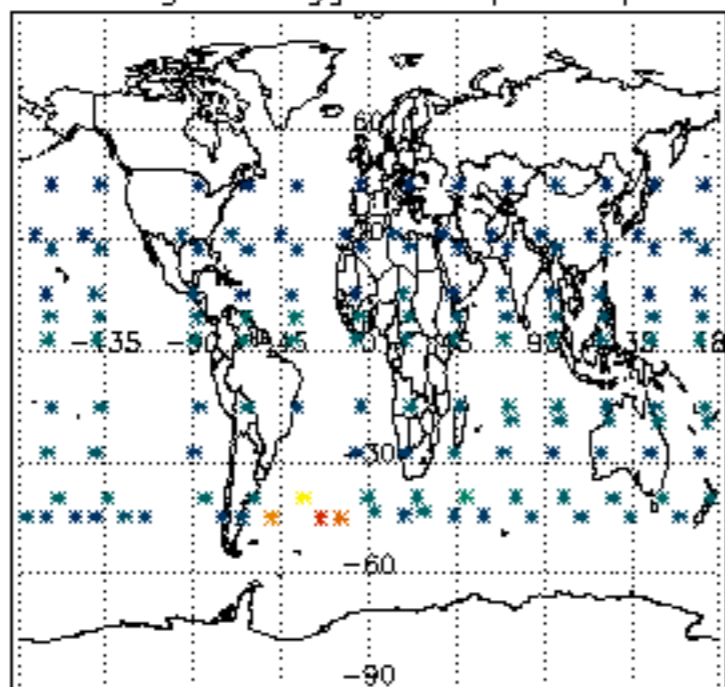
6. Auxiliary Data Files used for the production reported in section 2

The number reported in the third column indicates since which file (see list in section 2) the corresponding auxiliary file has been used. The fourth column is the date of those product files.

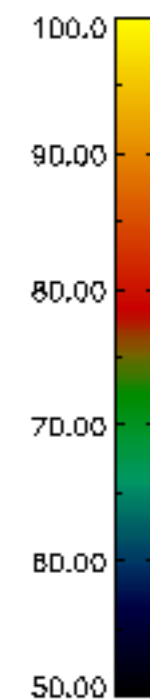
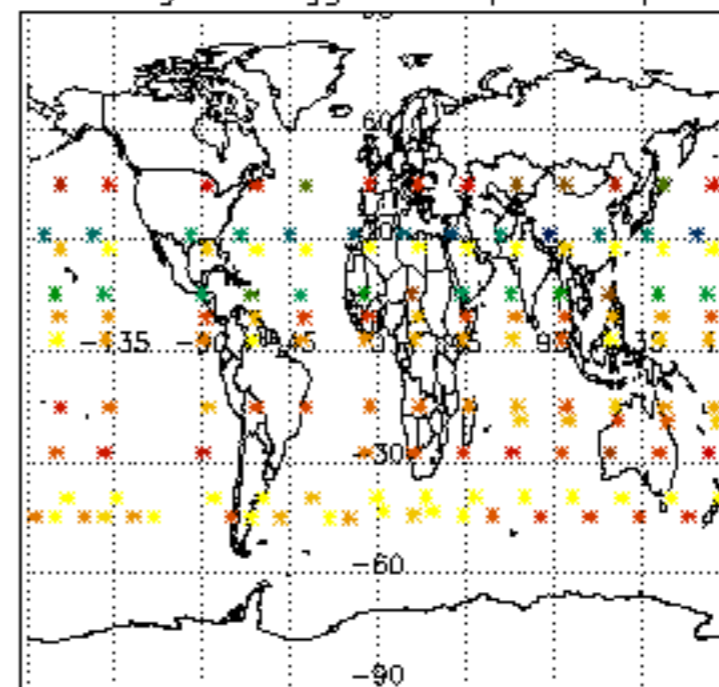
Type	Auxiliary Filename	Used since product	Used since product date
INST_PHYS_CHARACTERISTICS	GOM_INS_AXVIEC20091111_143220_20030716_120000_20500101_000000	1	18-DEC-2003 00:00:21
LEVEL-2_PROC_CONFIG	GOM_PR2_AXVIEC20091111_152718_20020301_000000_20500101_000000	1	18-DEC-2003 00:00:21
CROSS_SECTIONS_FILE	GOM_CRS_AXVIEC20091111_154832_20020301_000000_20500101_000000	1	18-DEC-2003 00:00:21



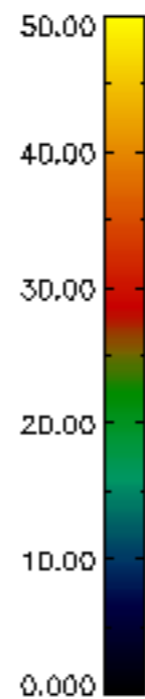
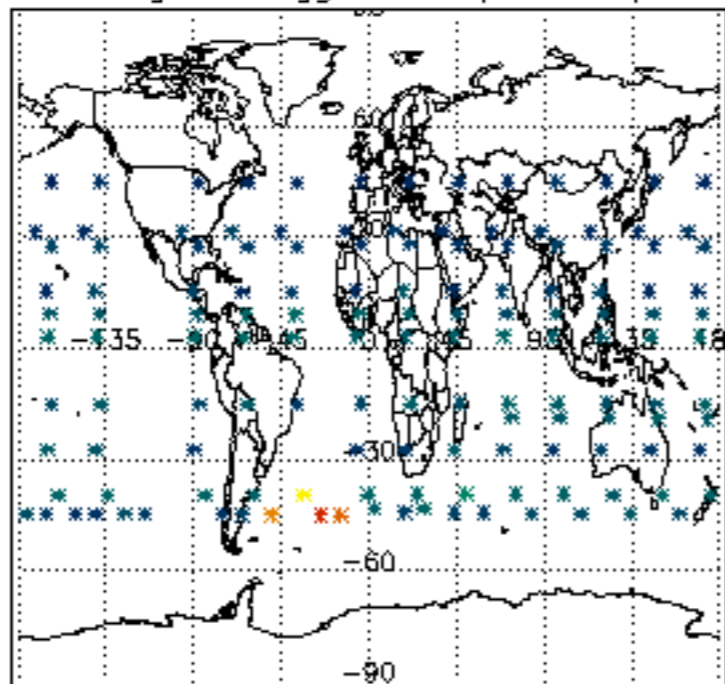
Percentage of flagged data per D3 profile



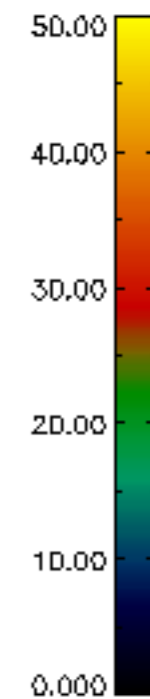
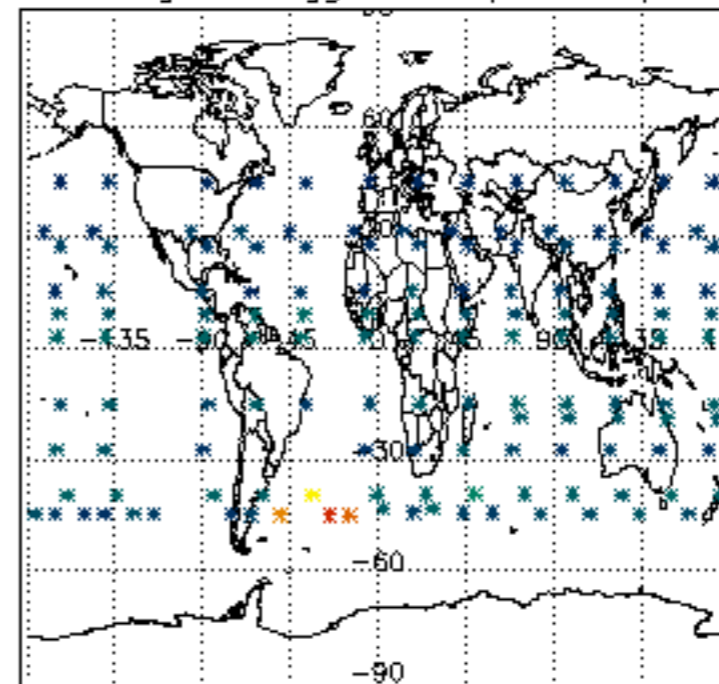
Percentage of flagged data per H2O profile

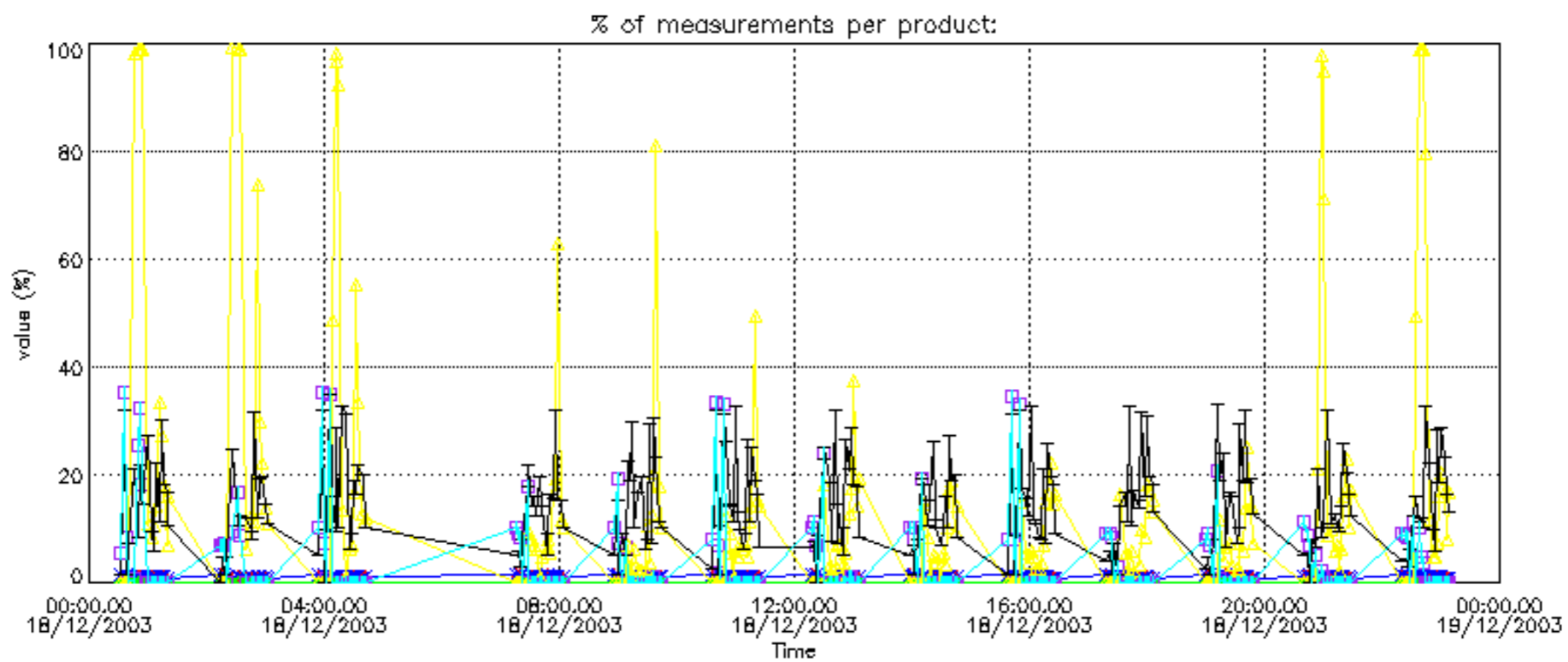


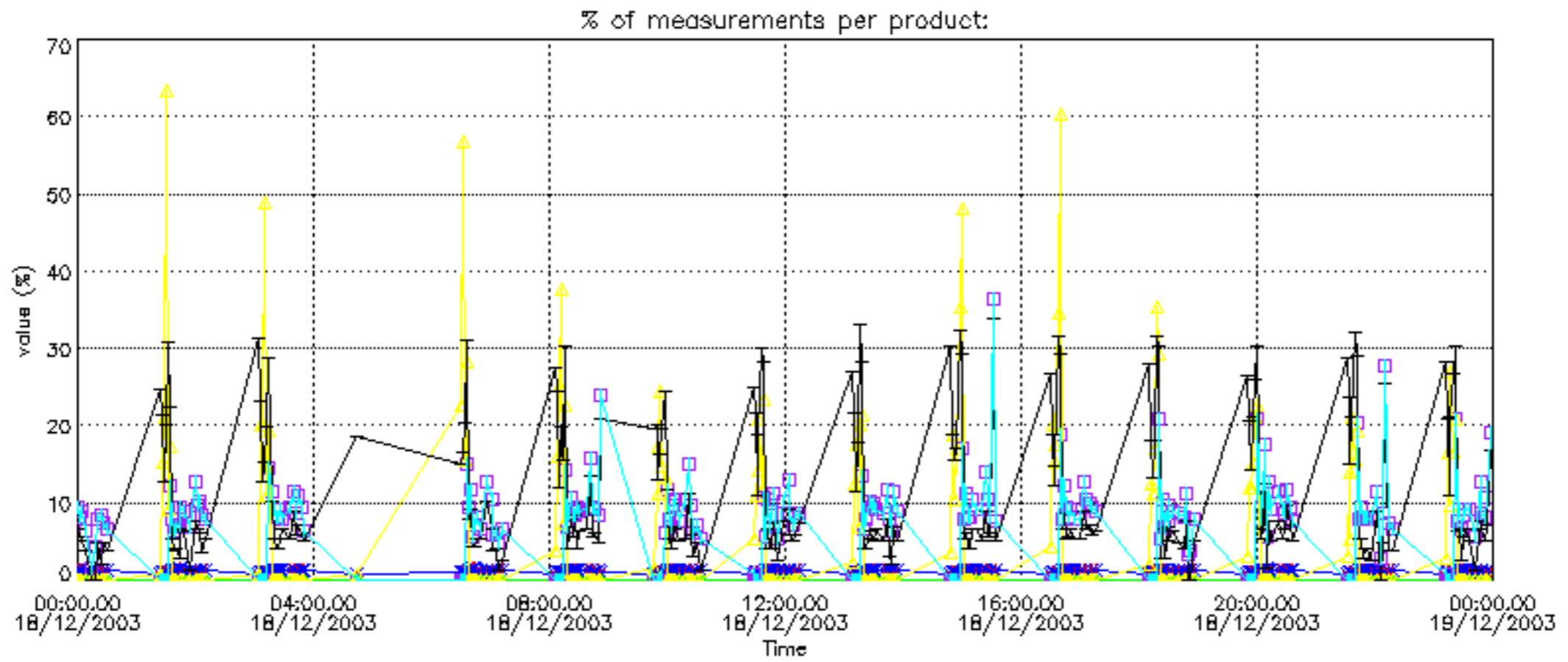
Percentage of flagged data per NO2 profile



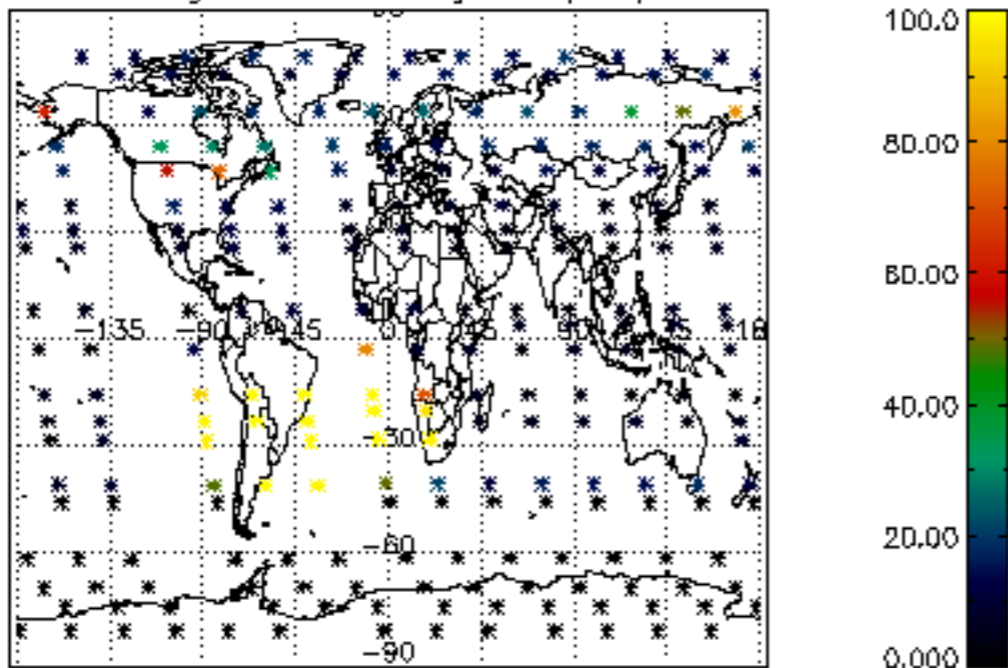
Percentage of flagged data per NO3 profile



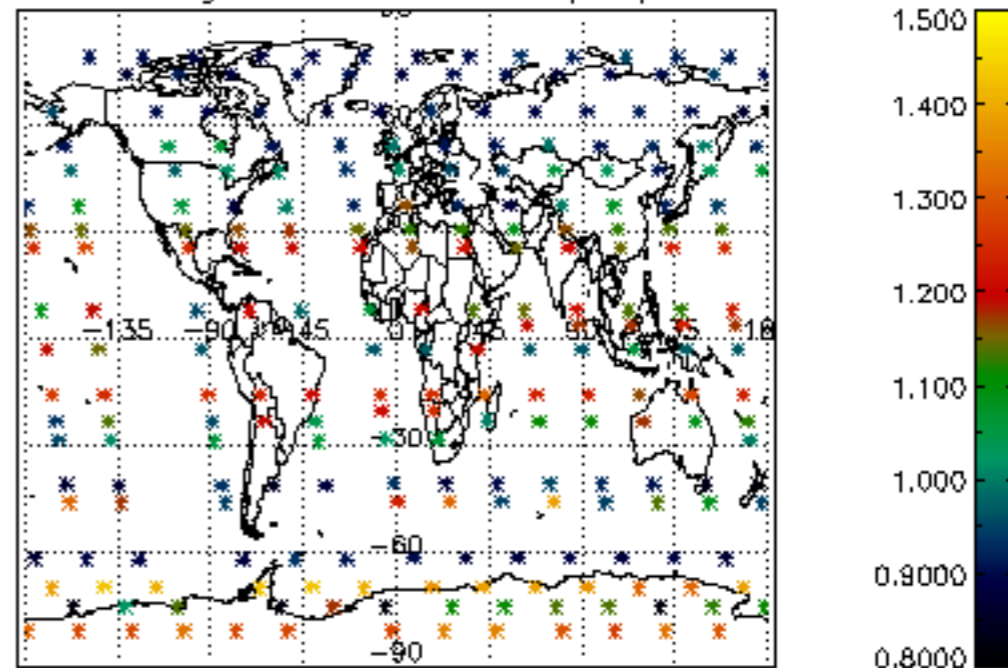




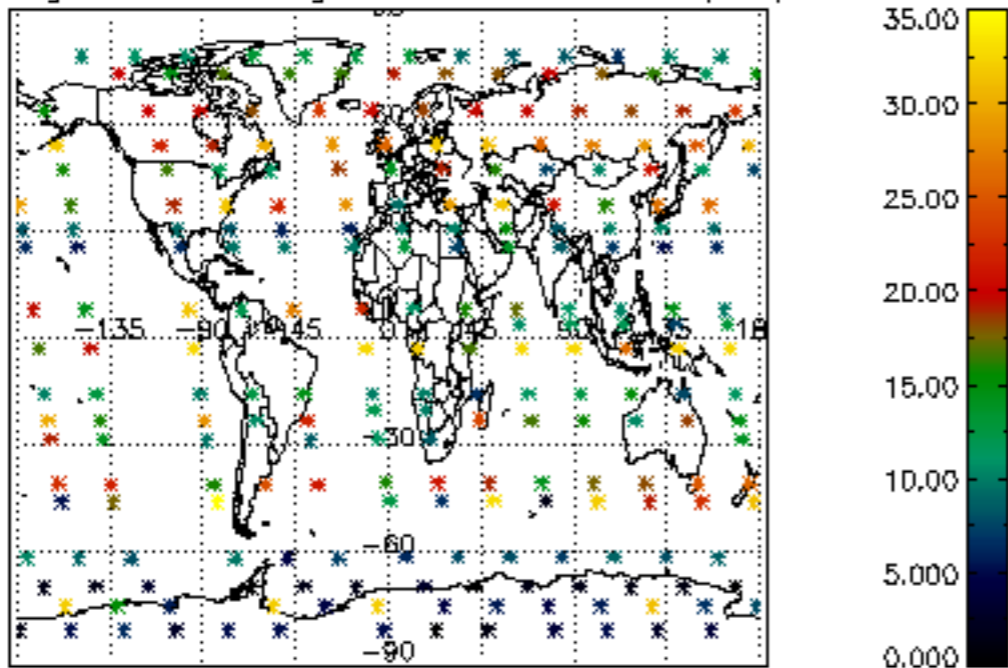
Percentage of cosmic ray hits per profile



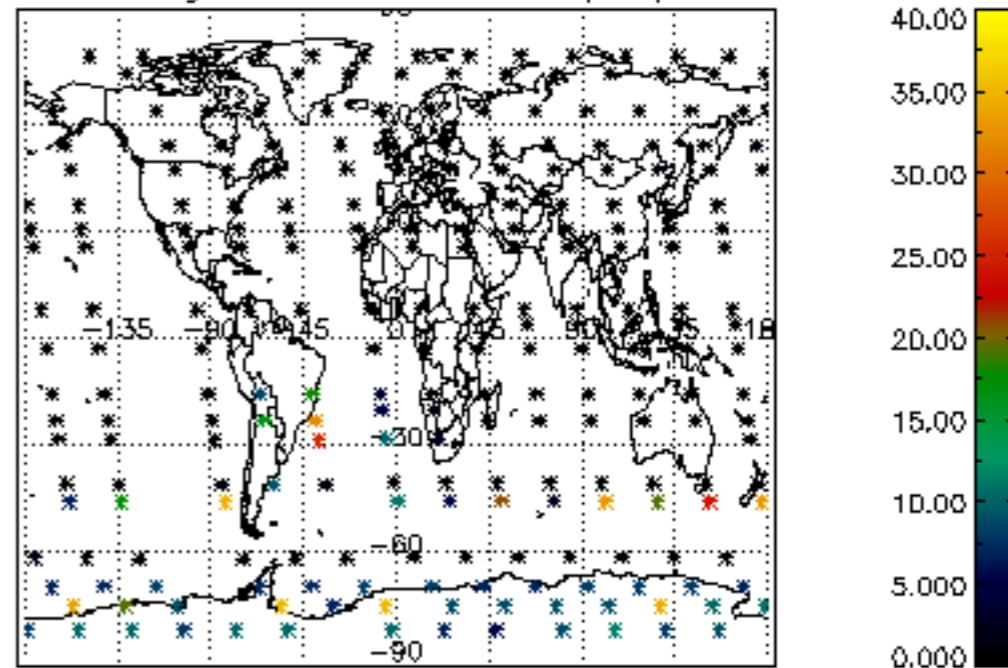
Percentage of datation errors per profile



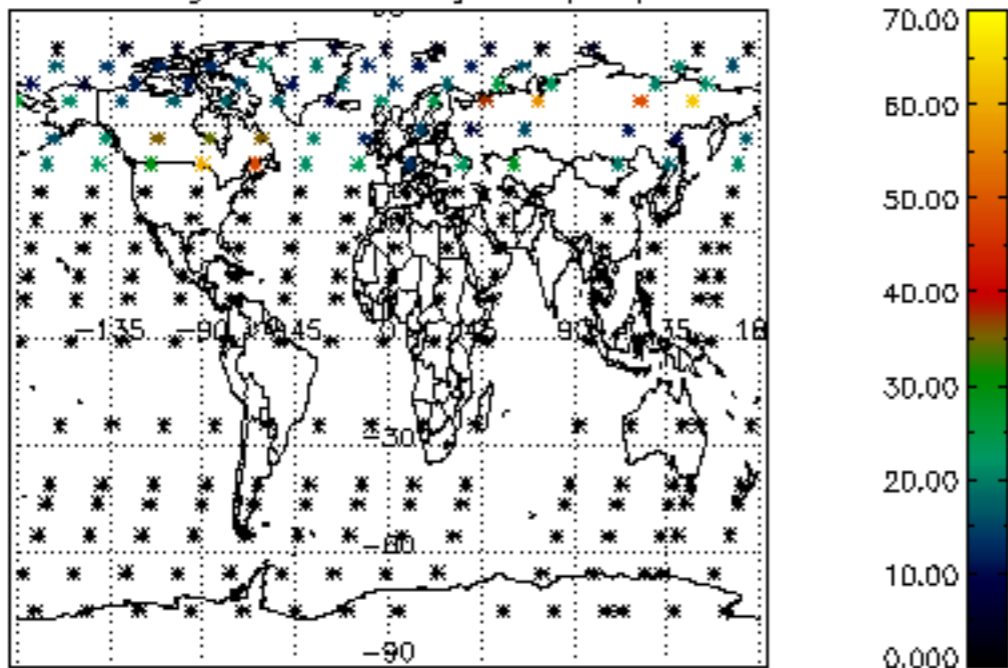
Percentage of star falling outside central band per profile



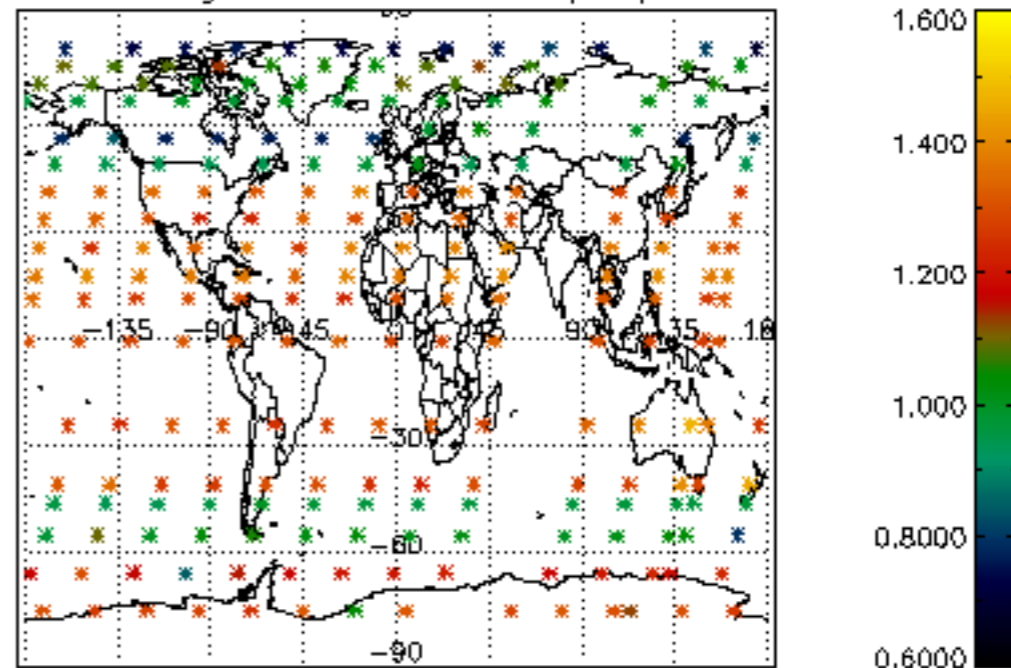
Percentage of saturation errors per profile



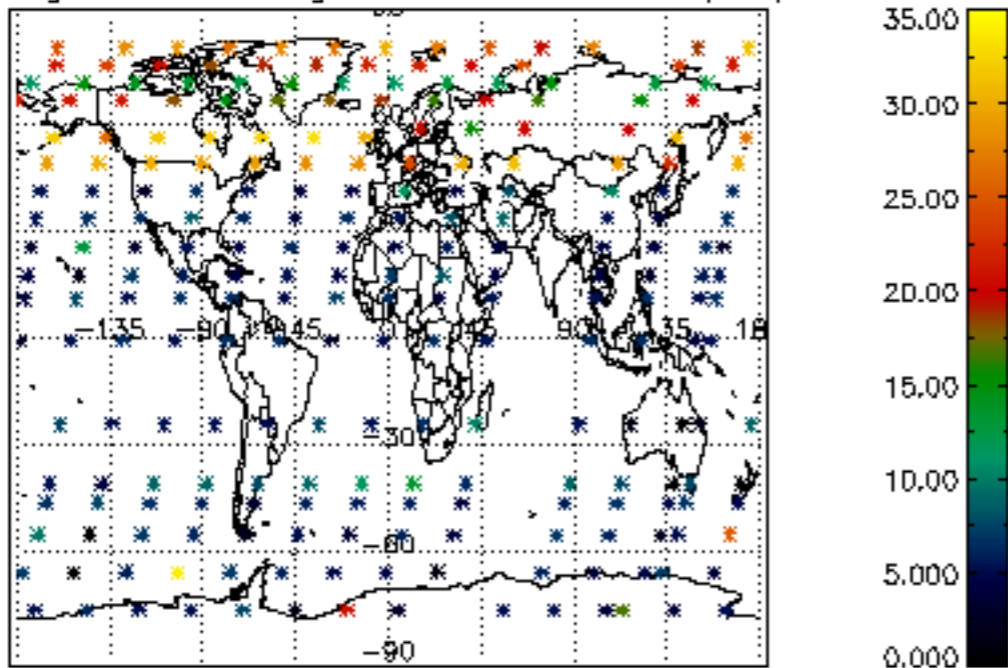
Percentage of cosmic ray hits per profile



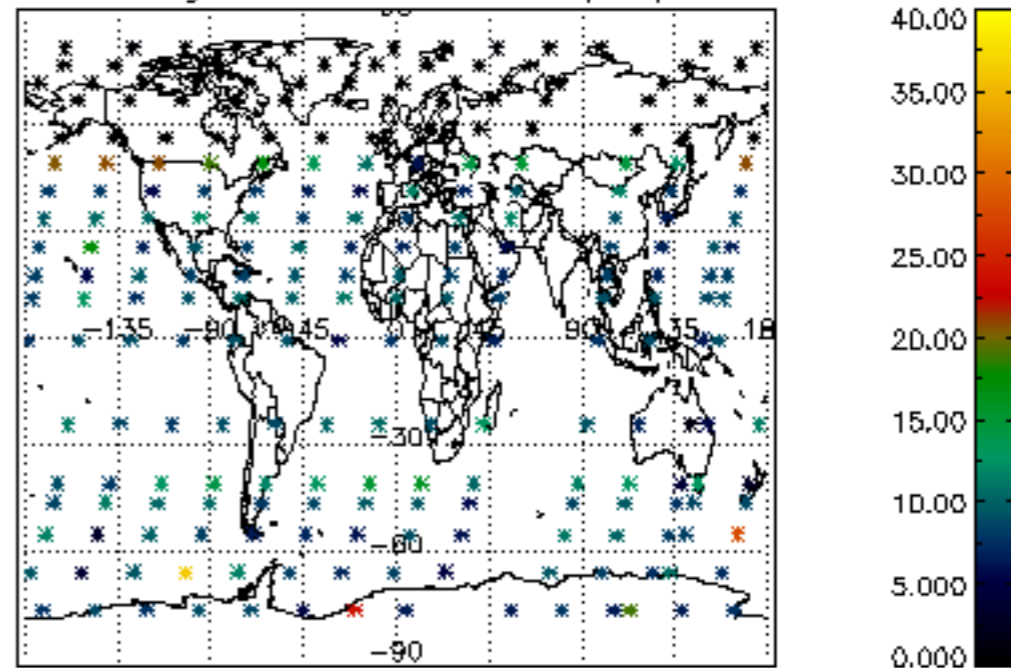
Percentage of datation errors per profile

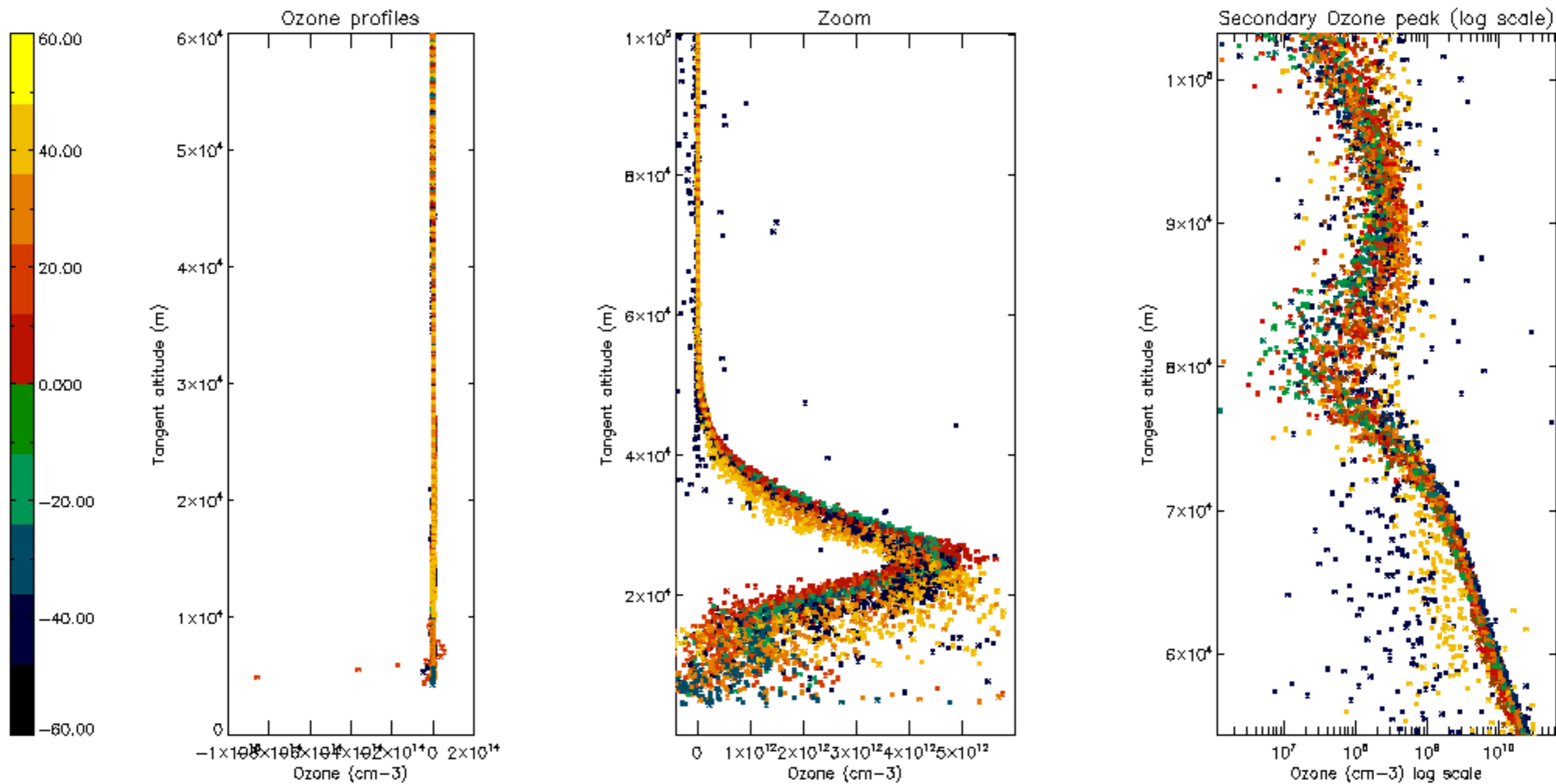


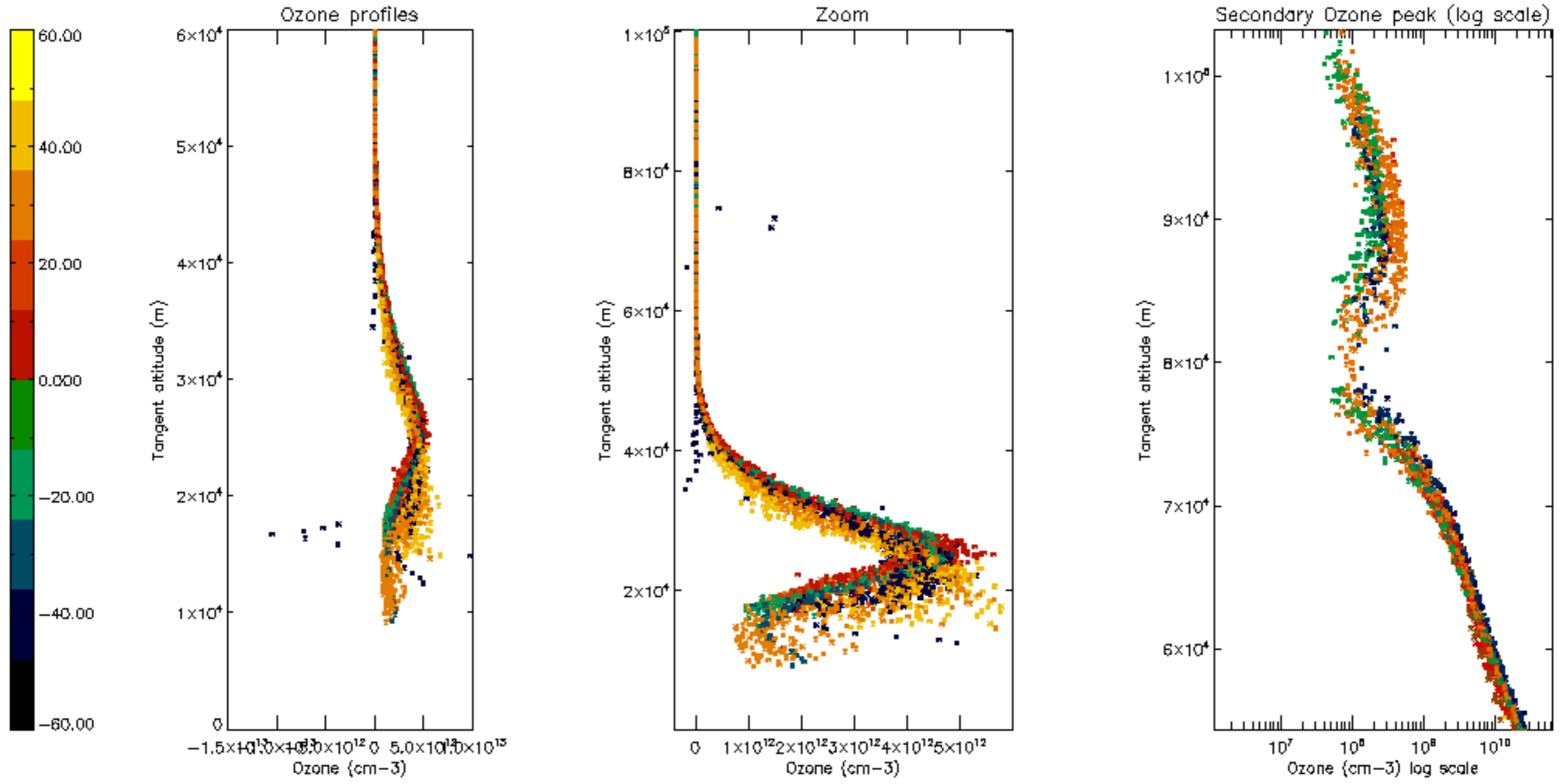
Percentage of star falling outside central band per profile

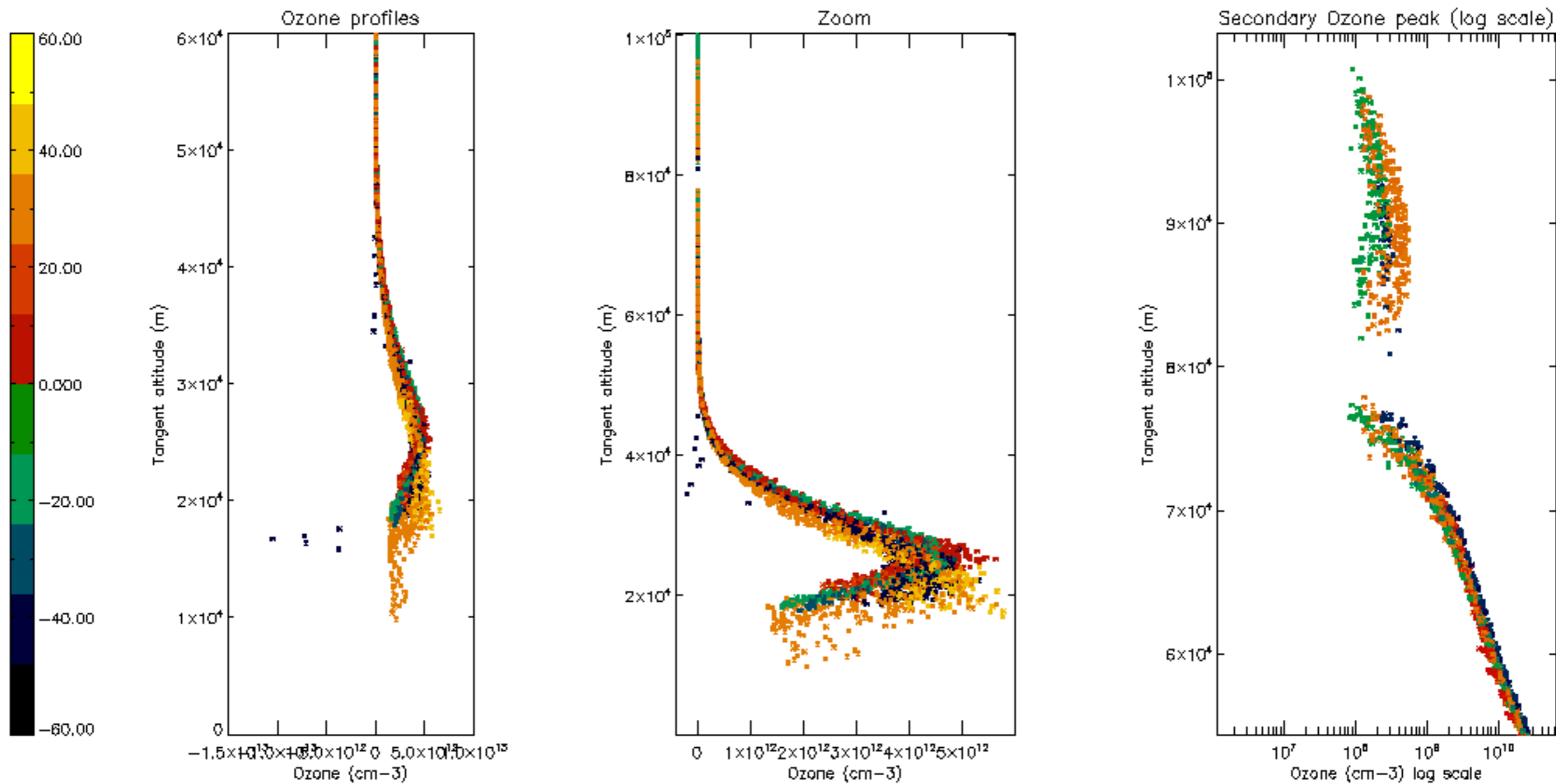


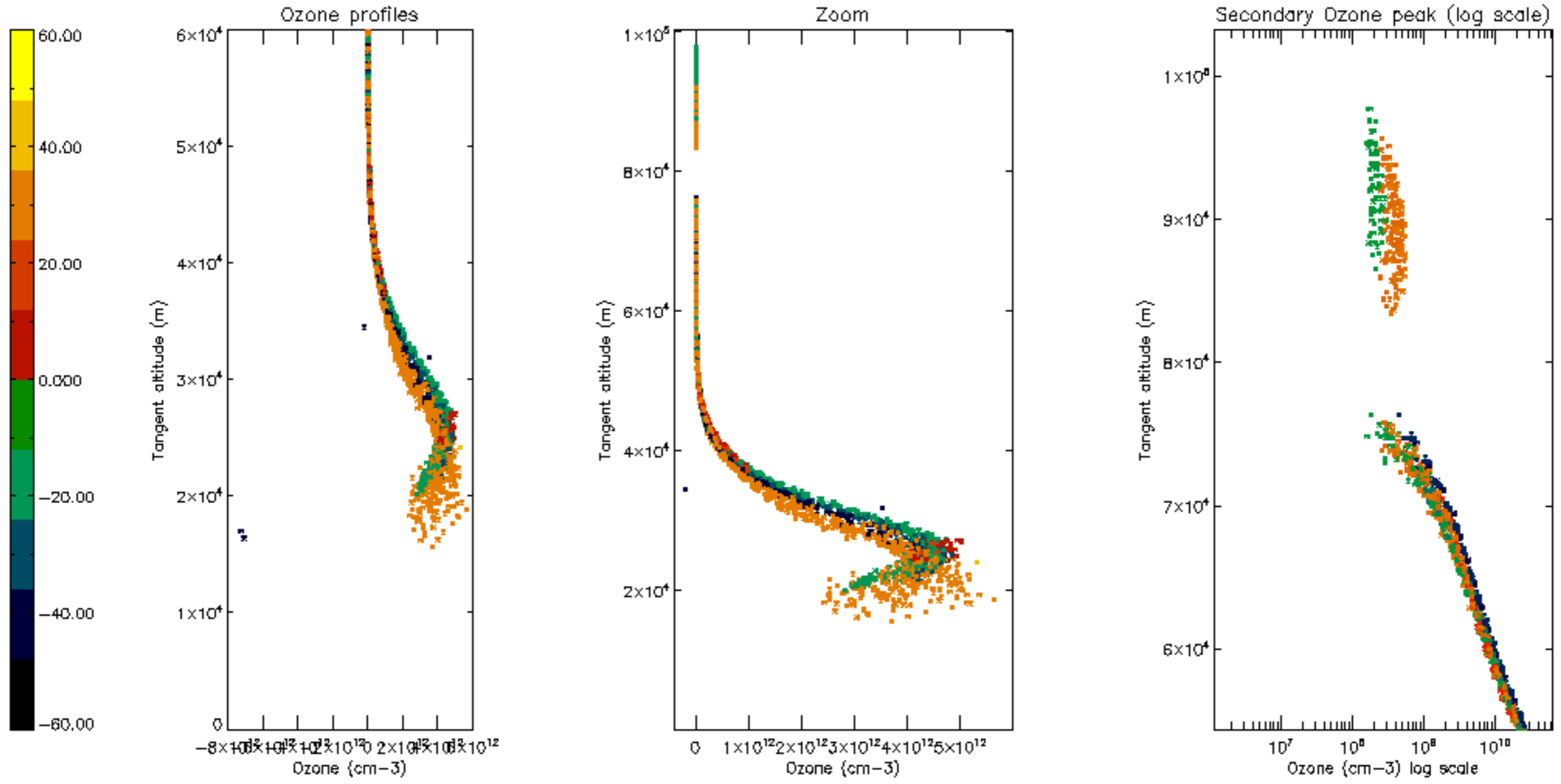
Percentage of saturation errors per profile

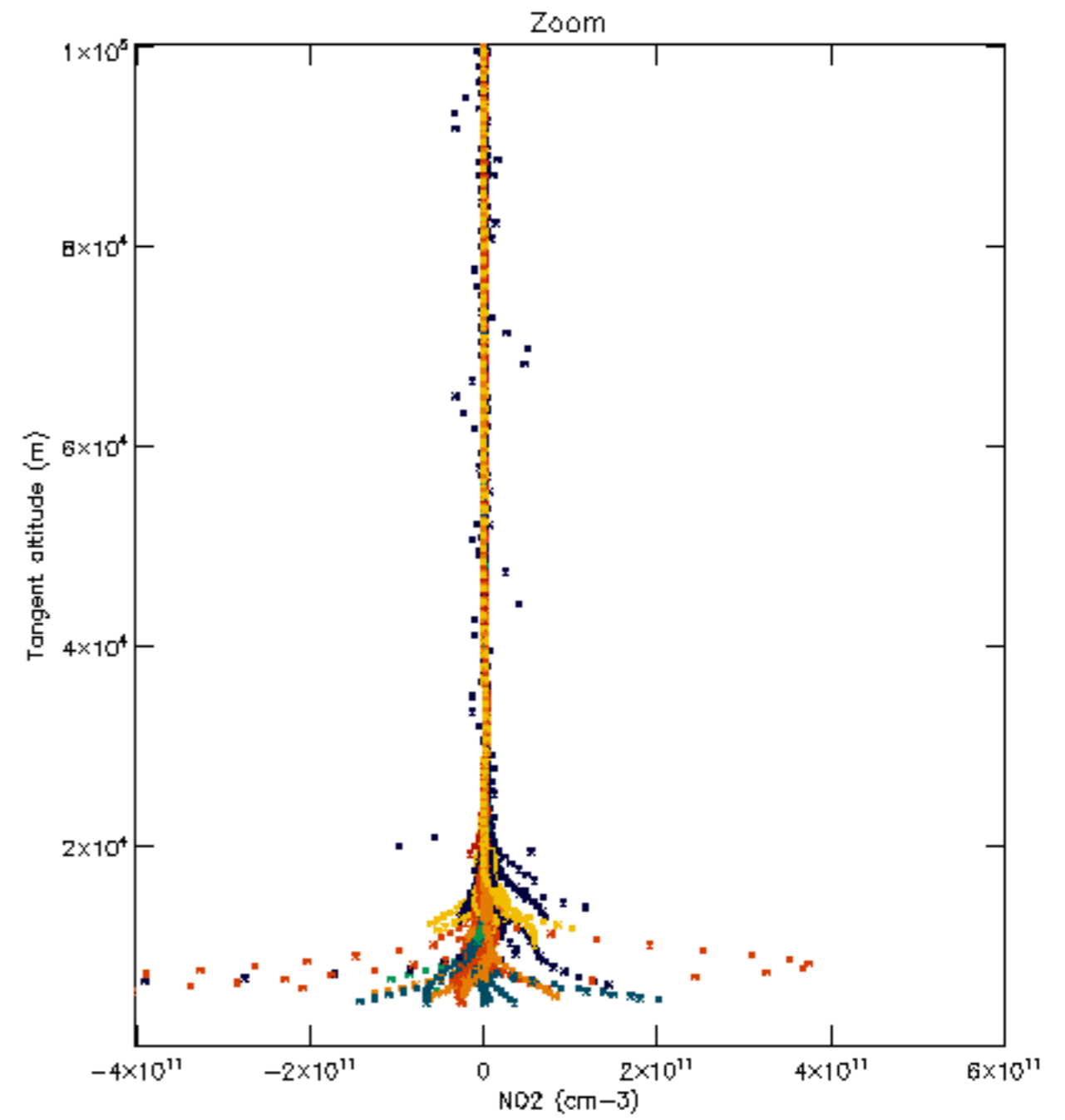
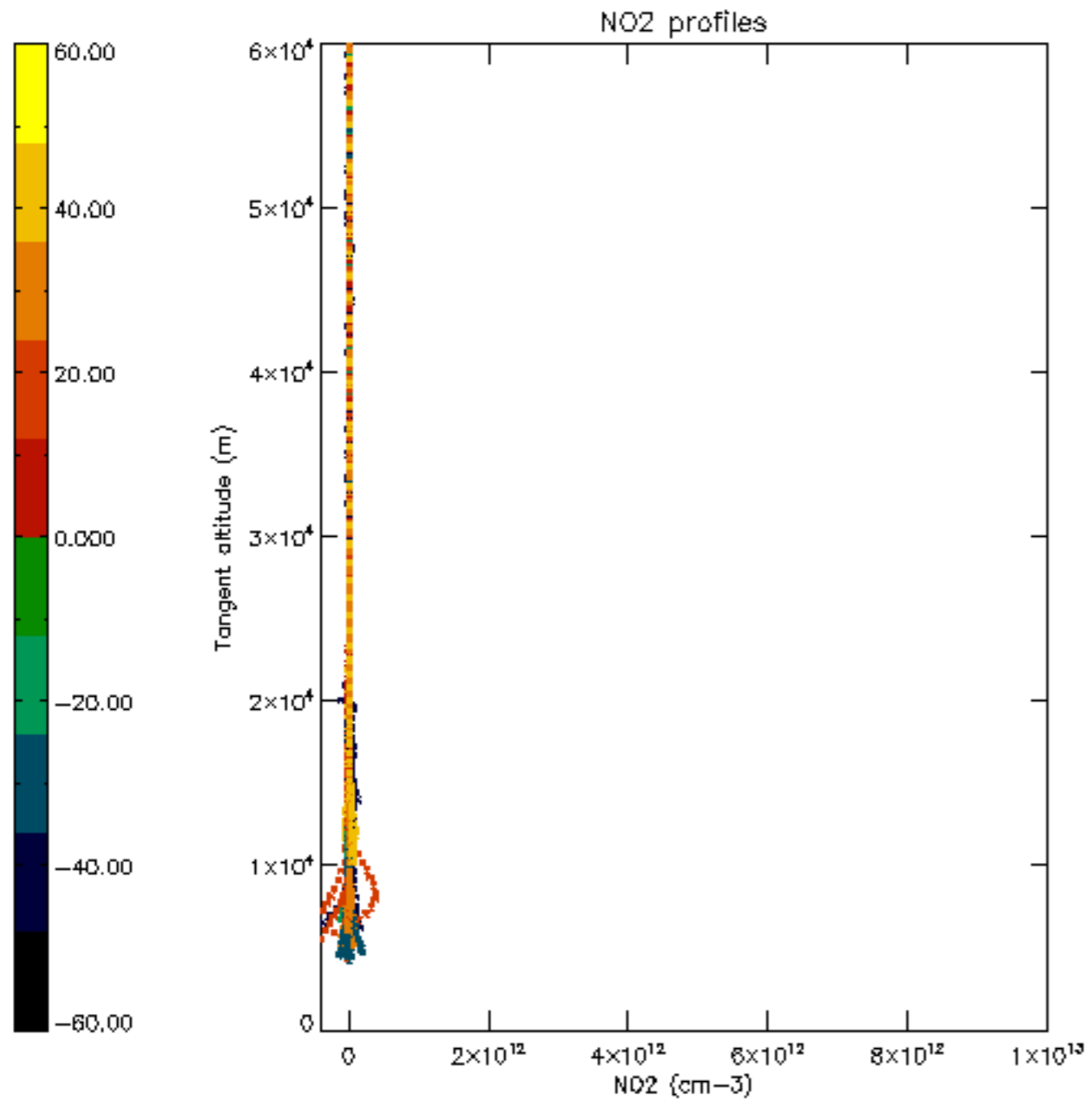


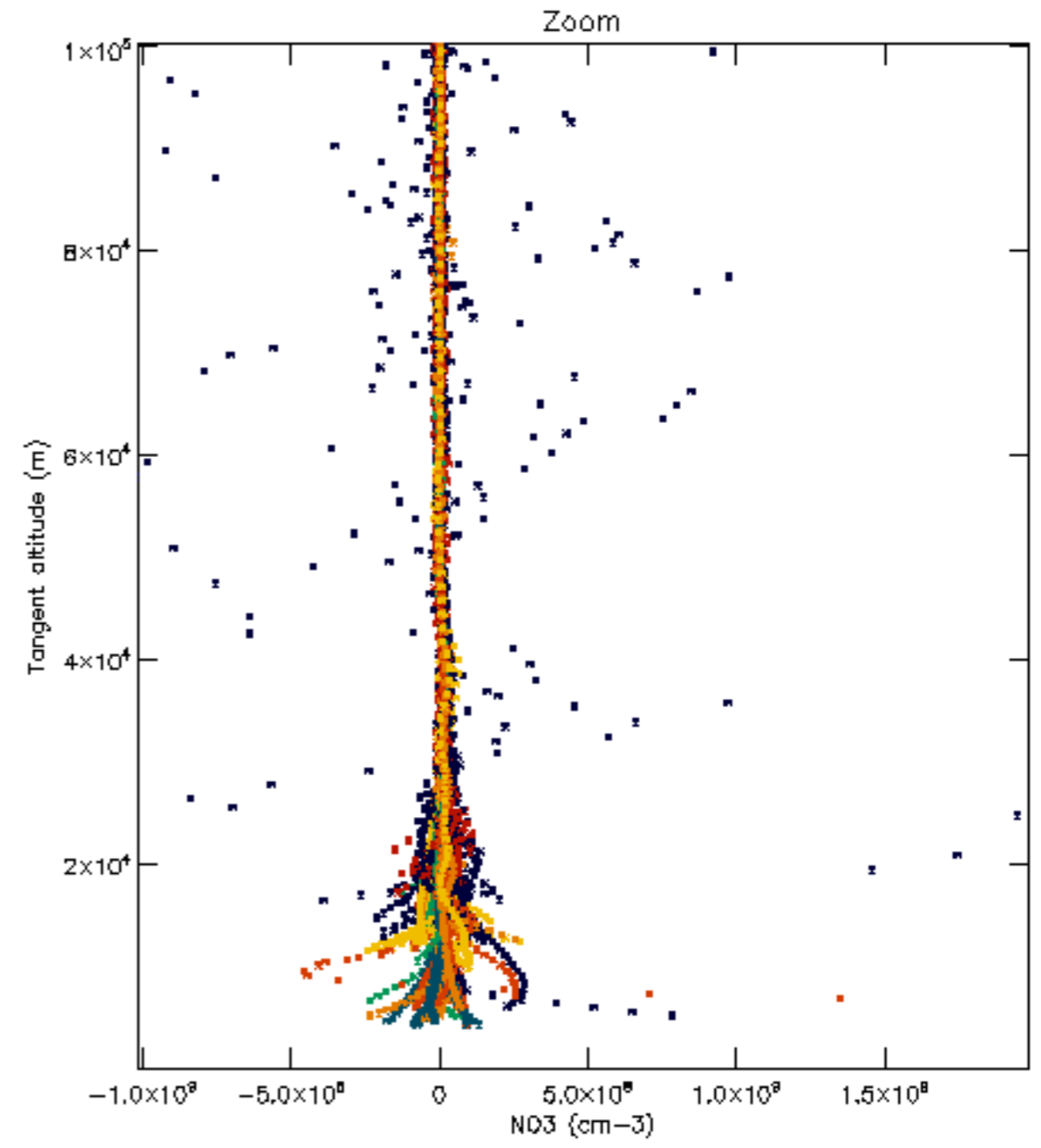
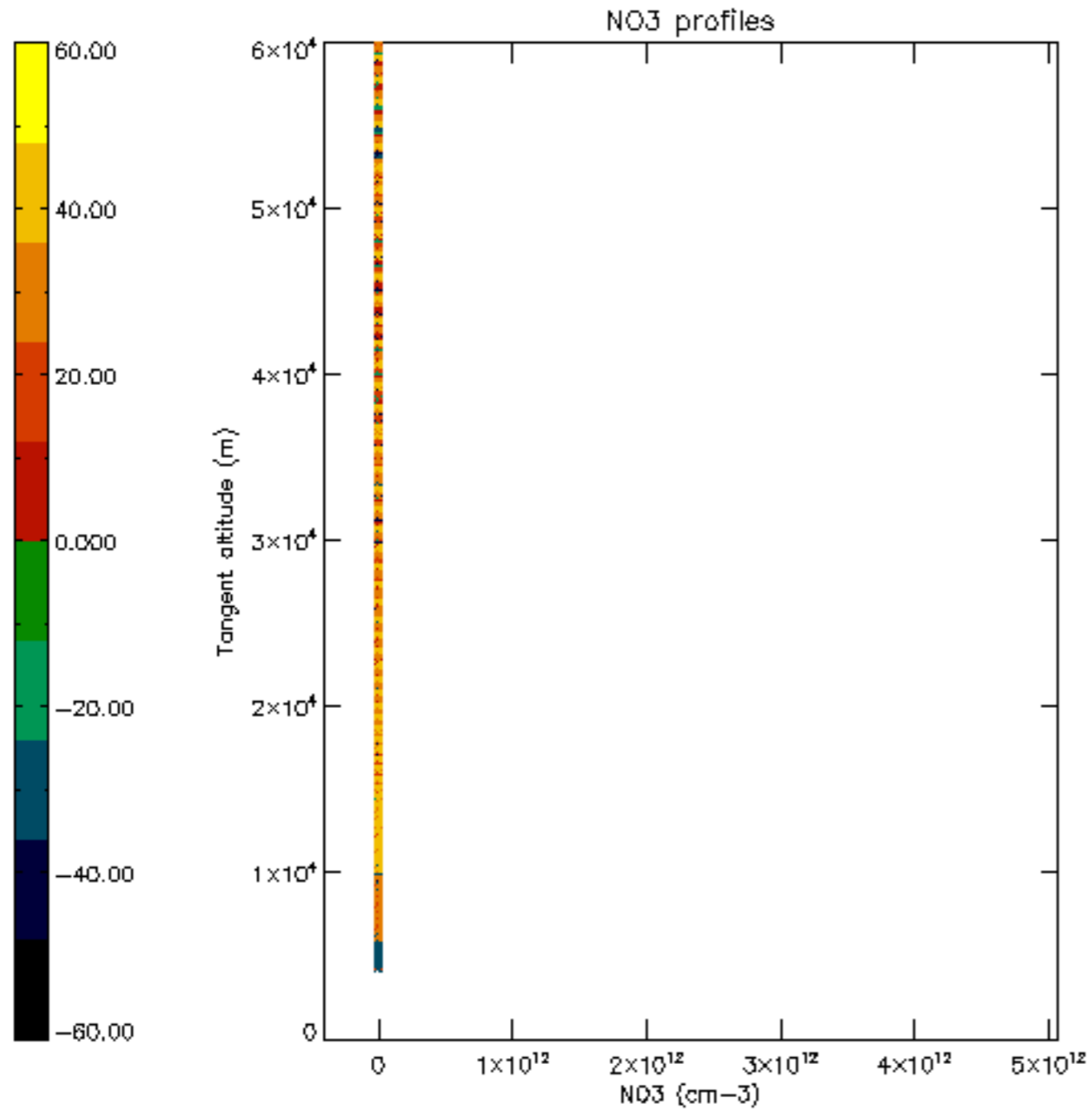


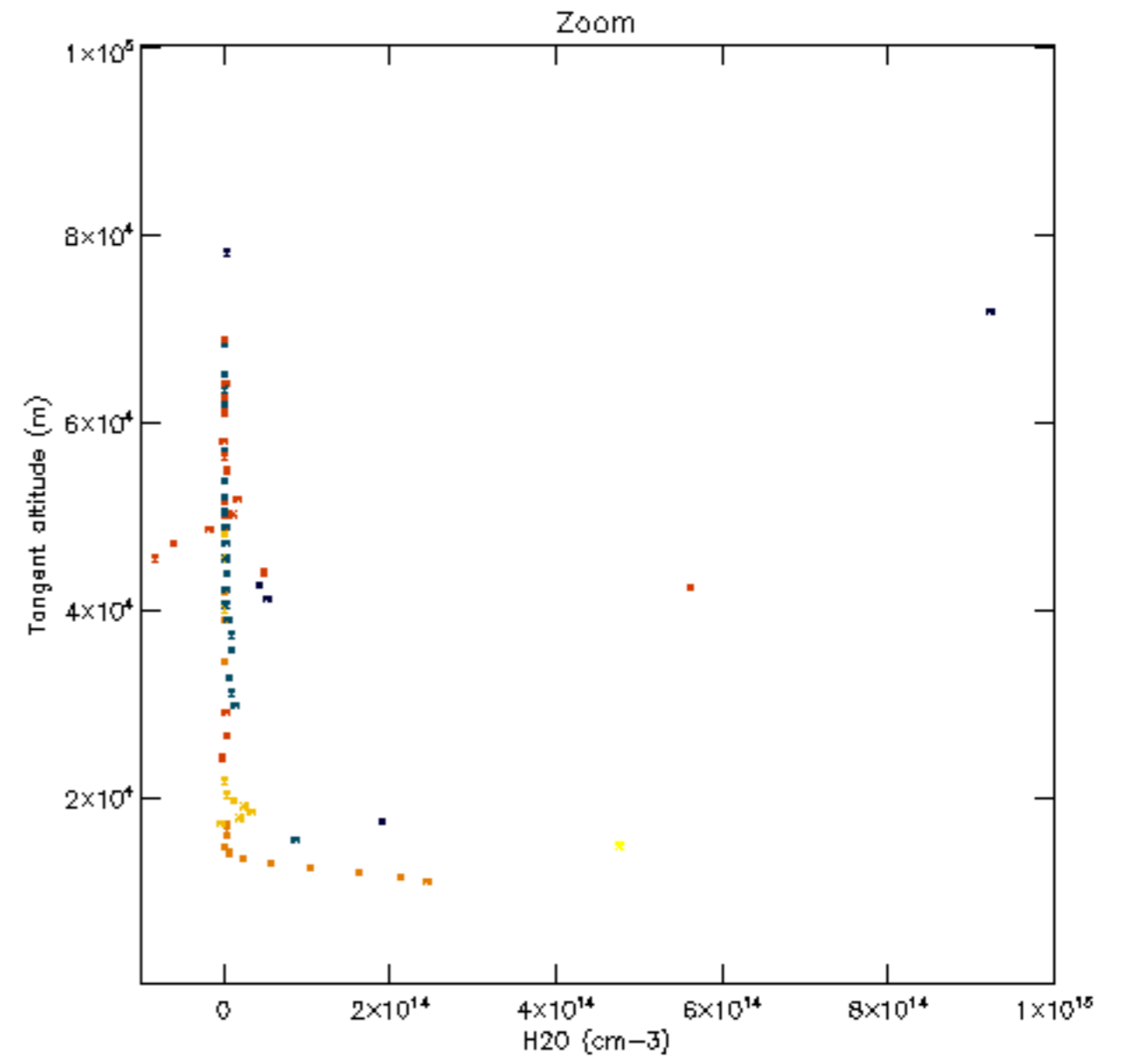
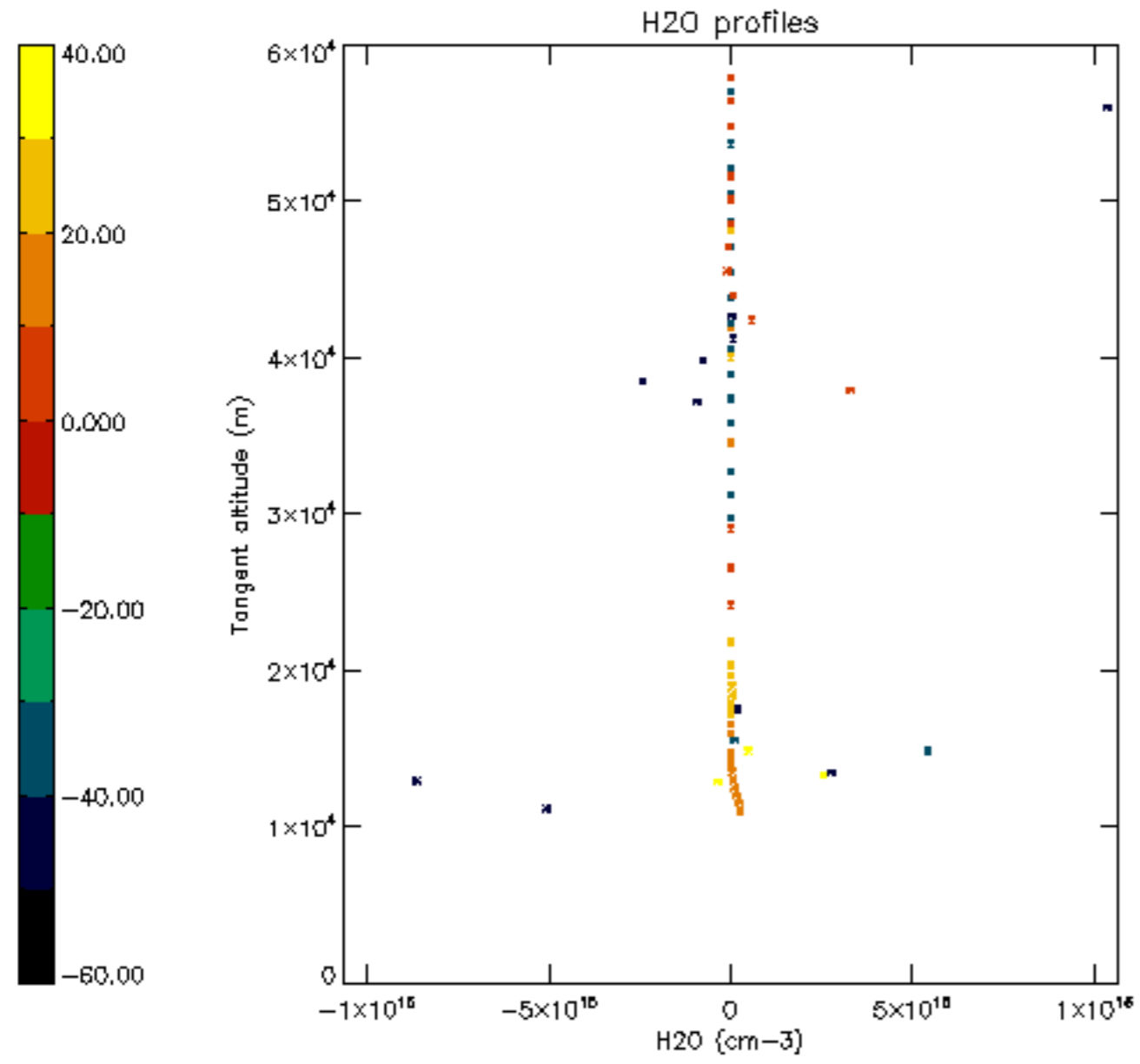


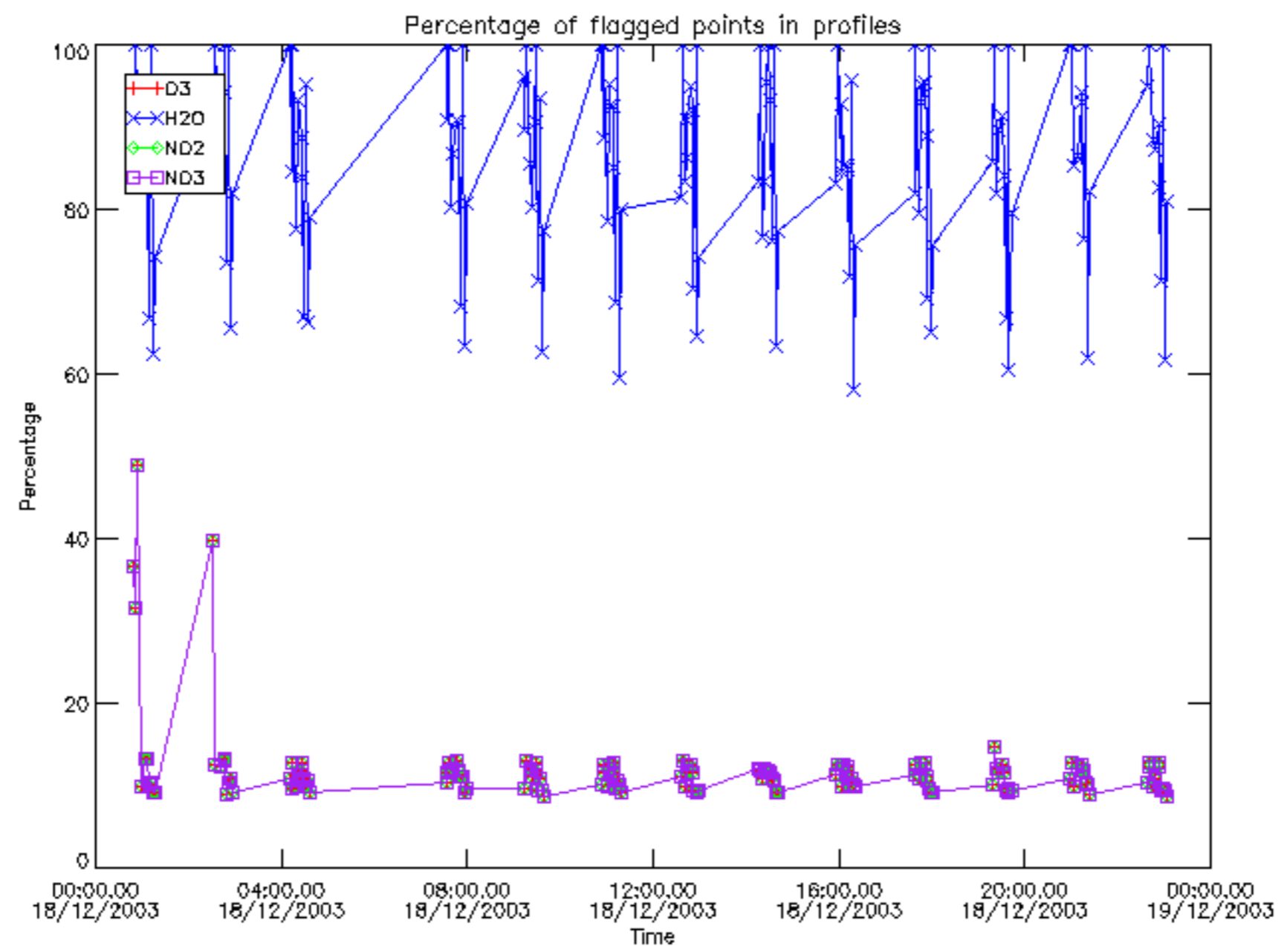




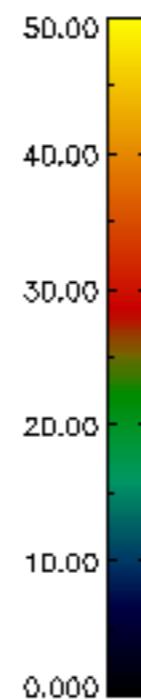
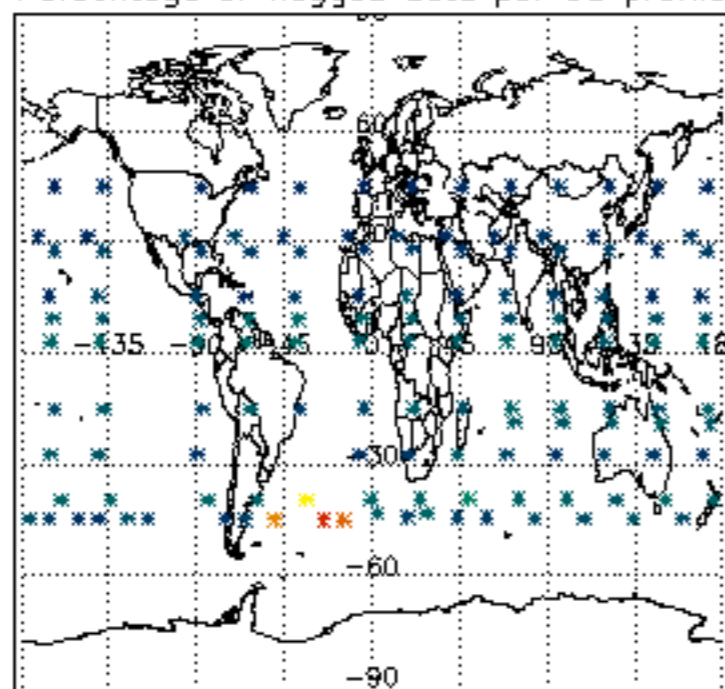




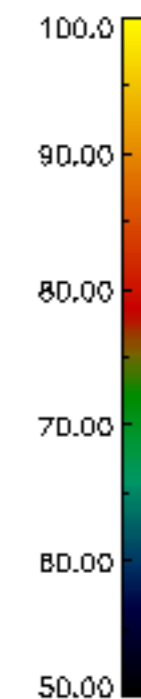
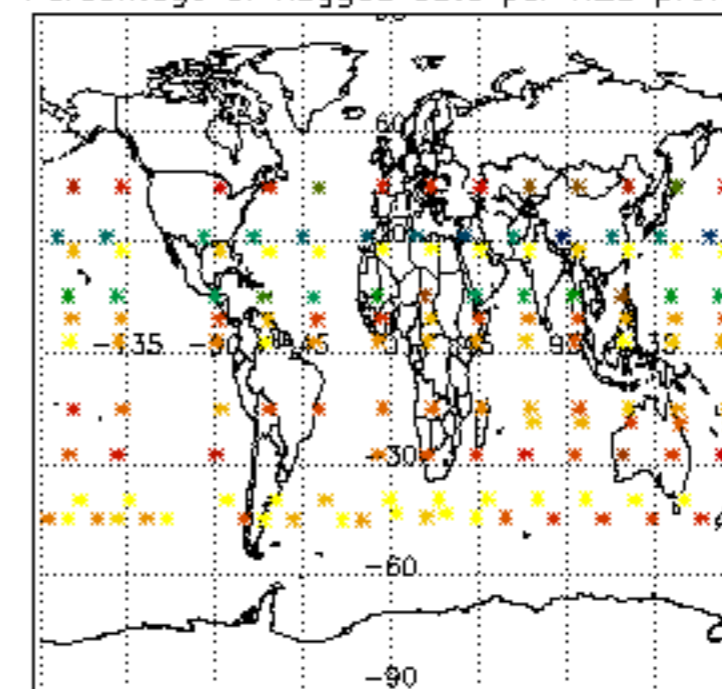




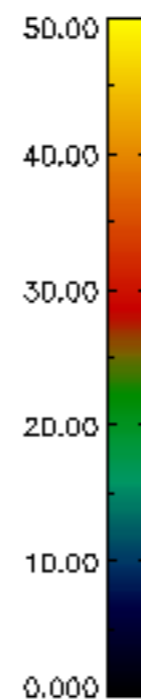
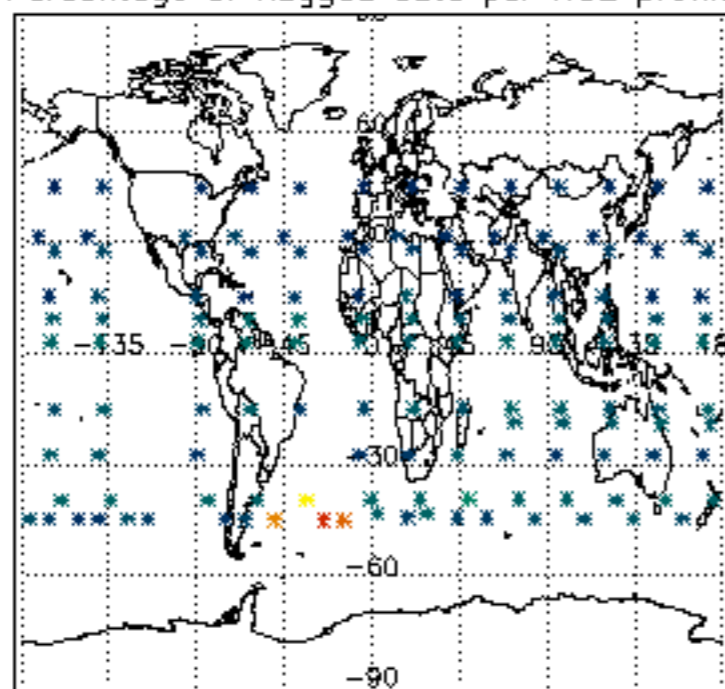
Percentage of flagged data per D3 profile



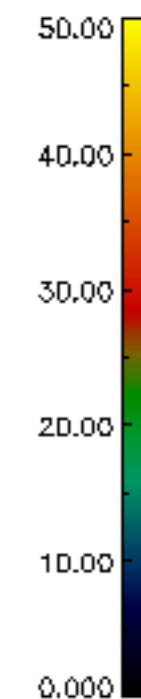
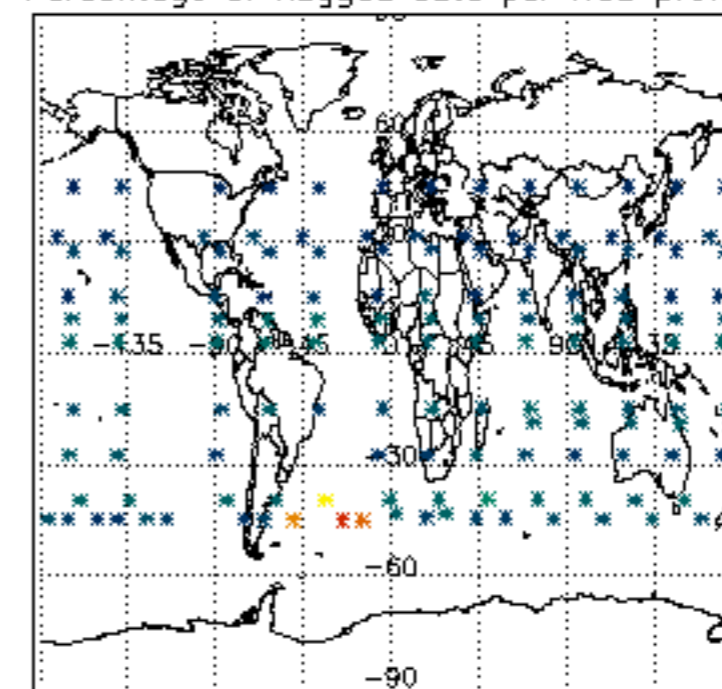
Percentage of flagged data per H2O profile

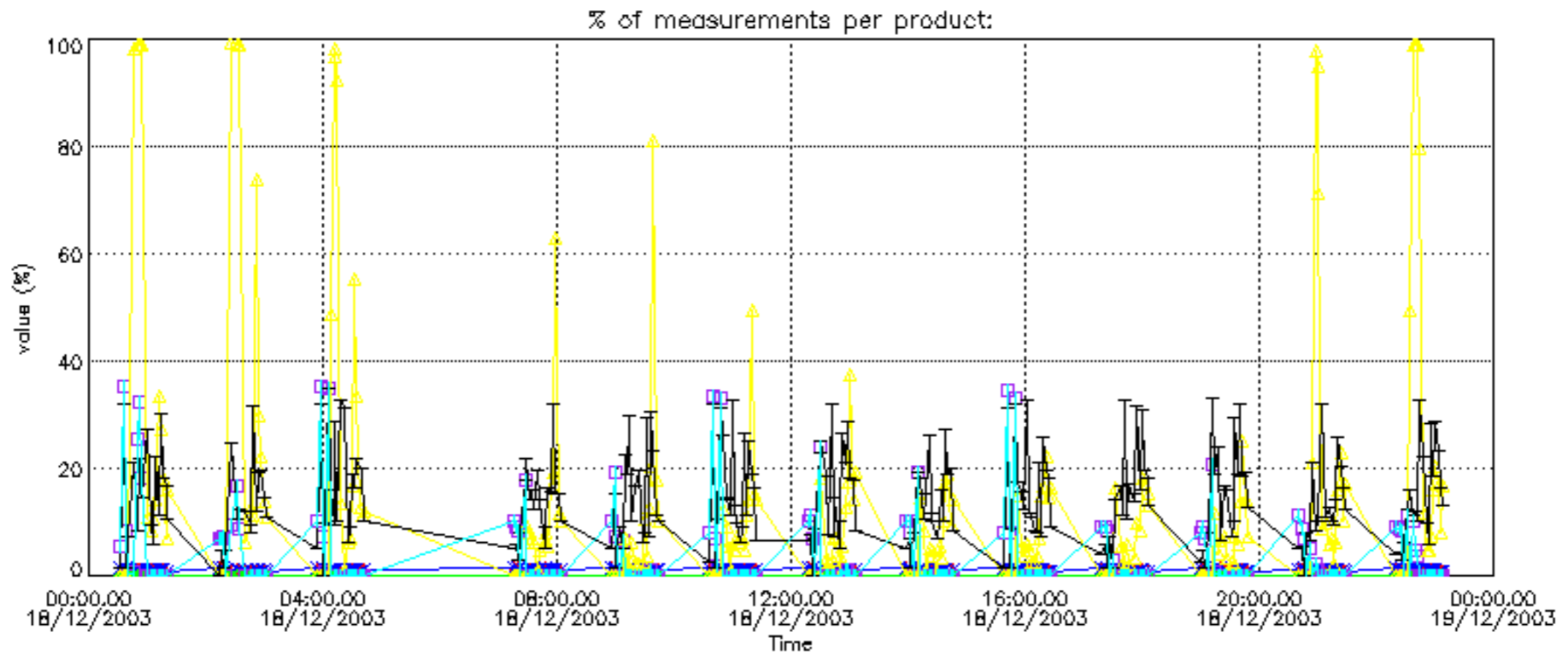


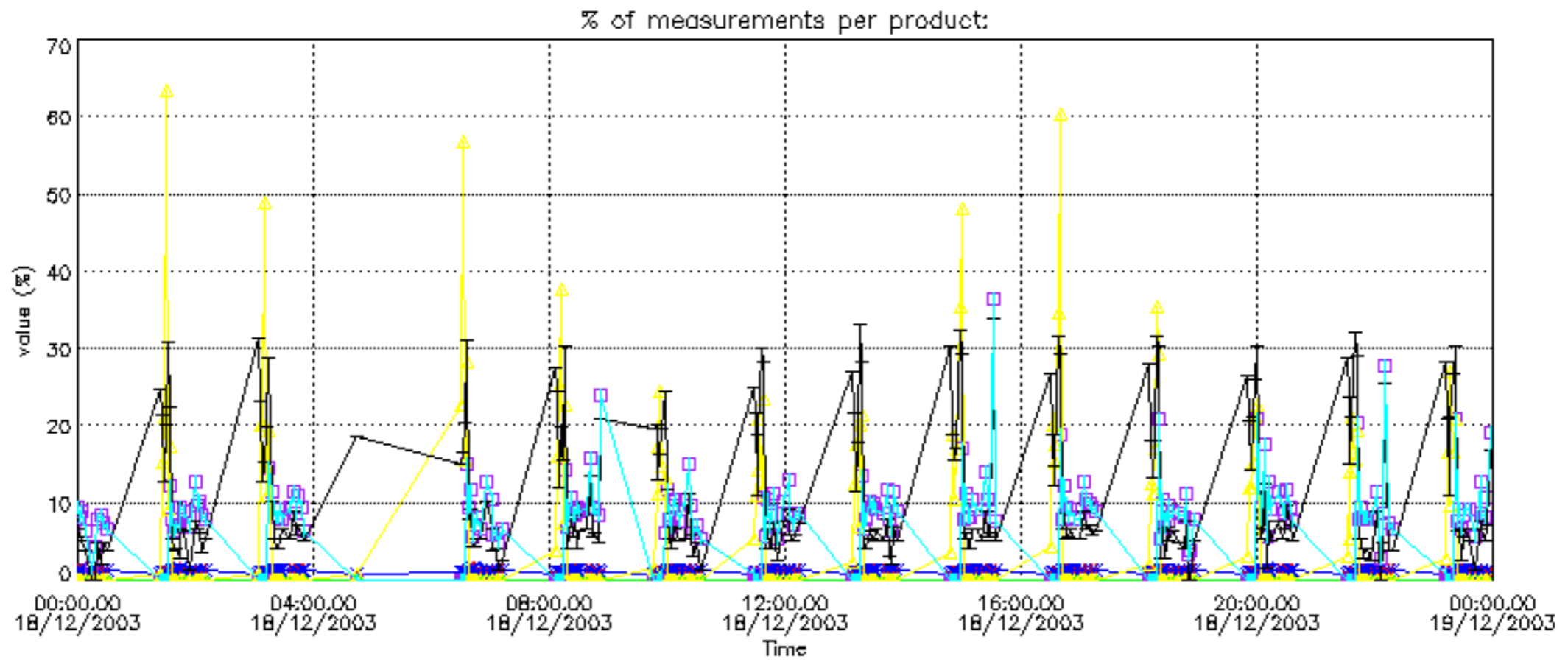
Percentage of flagged data per NO2 profile



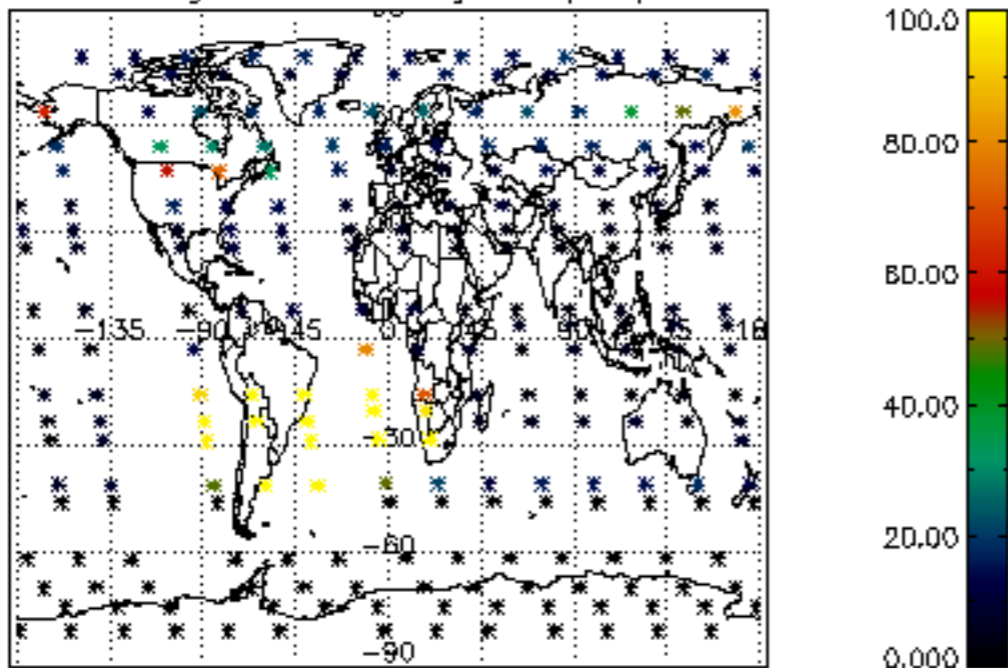
Percentage of flagged data per NO3 profile



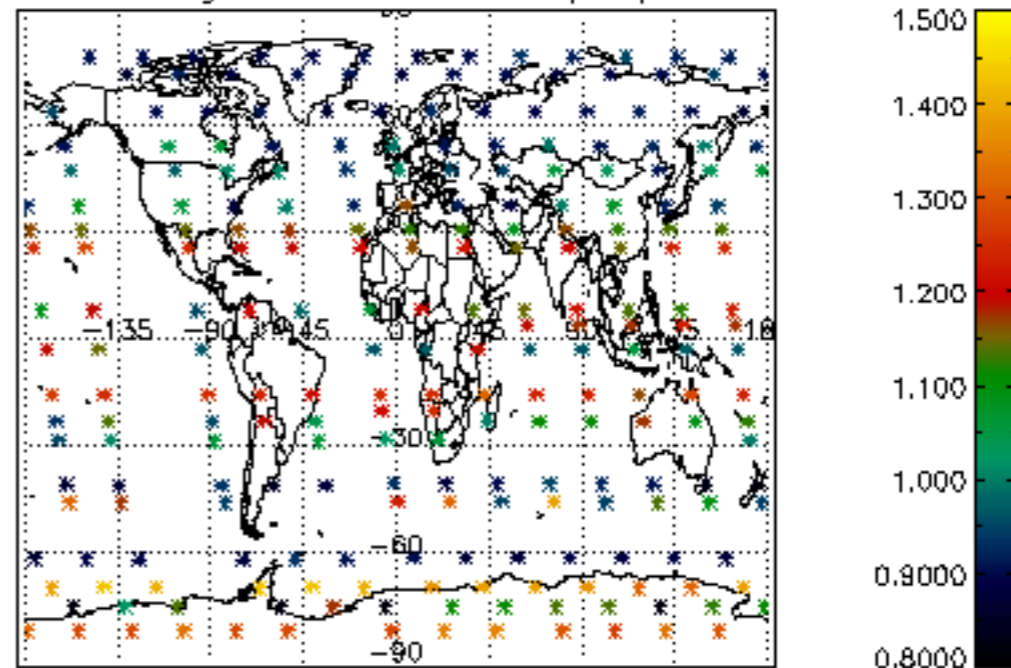




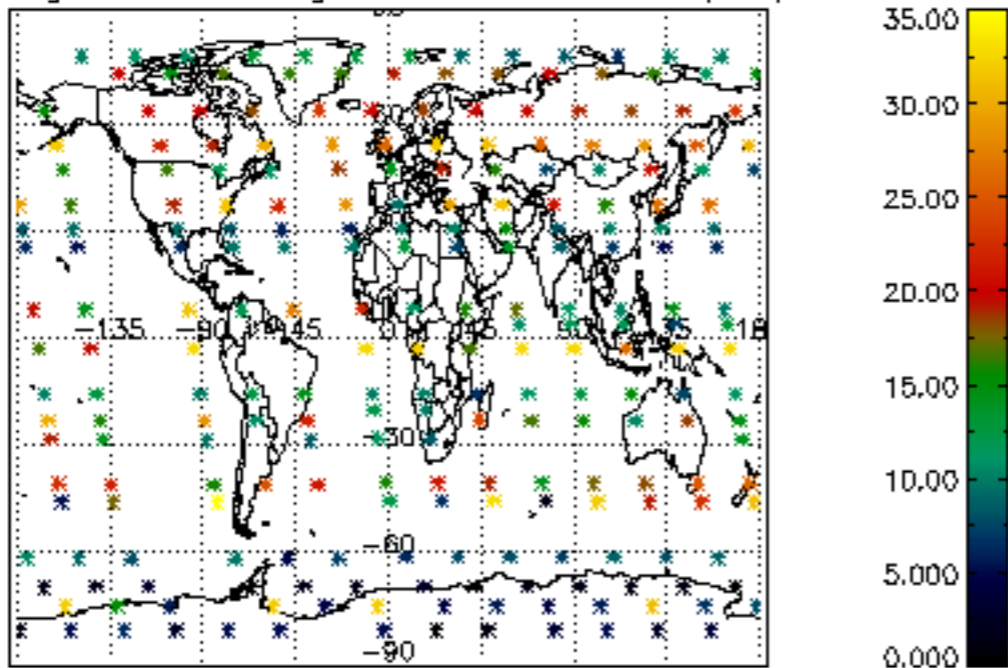
Percentage of cosmic ray hits per profile



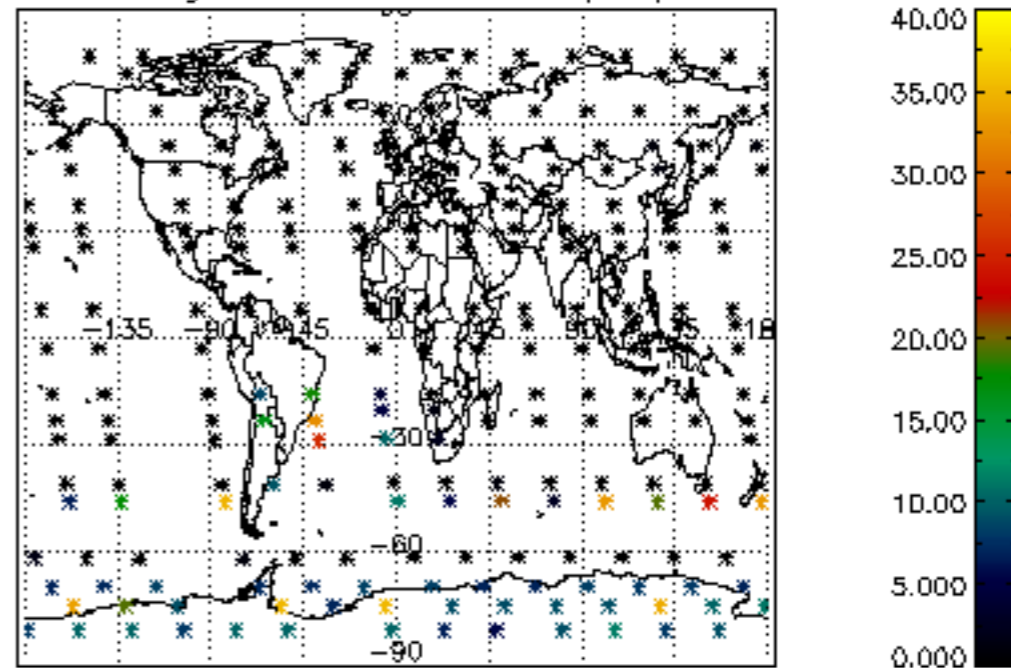
Percentage of datation errors per profile



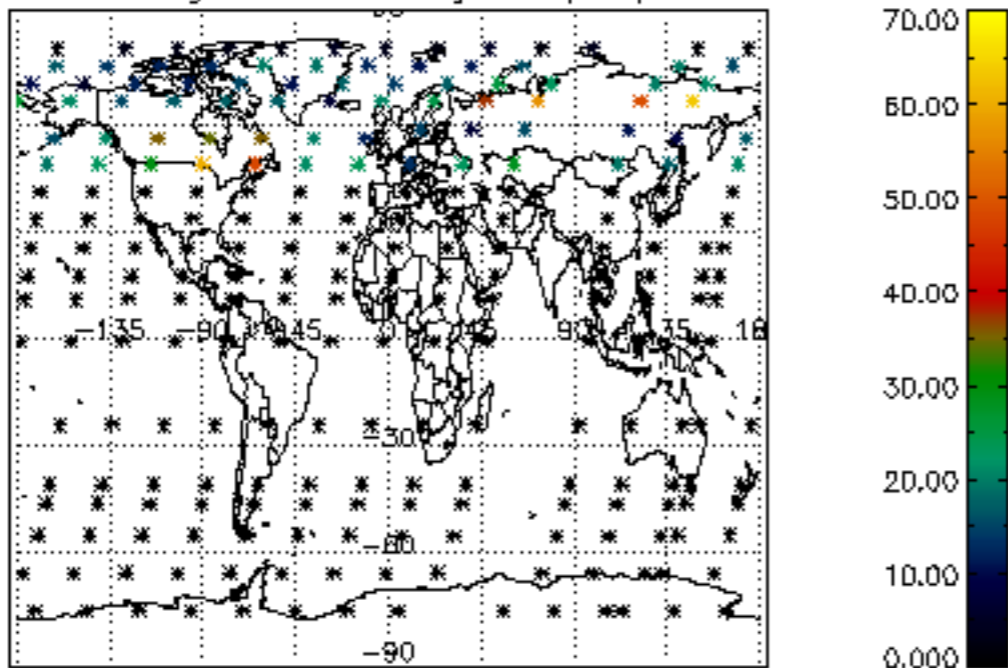
Percentage of star falling outside central band per profile



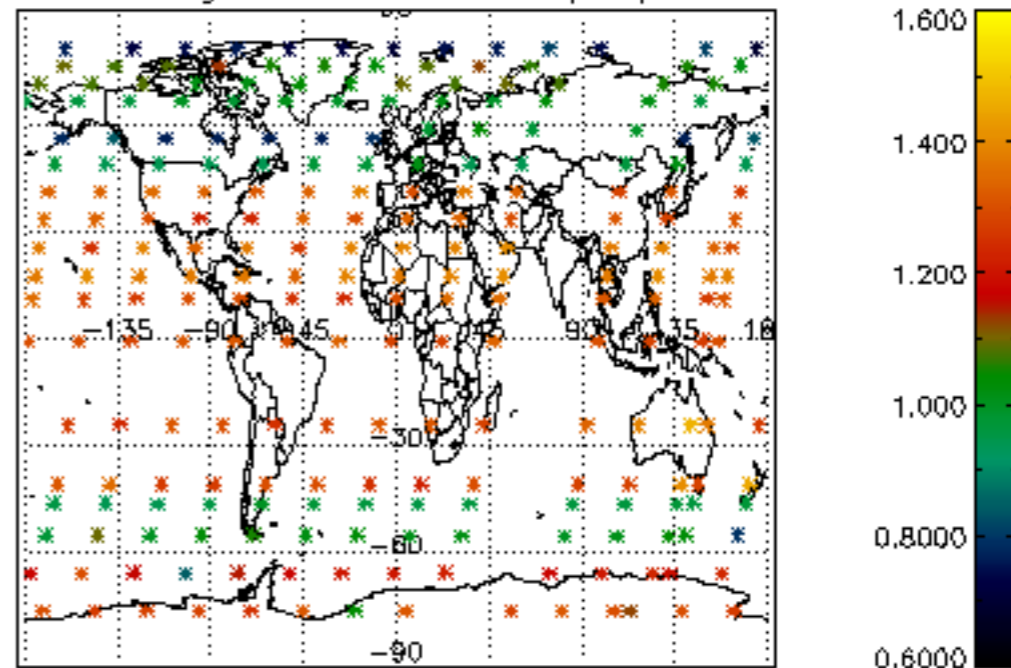
Percentage of saturation errors per profile



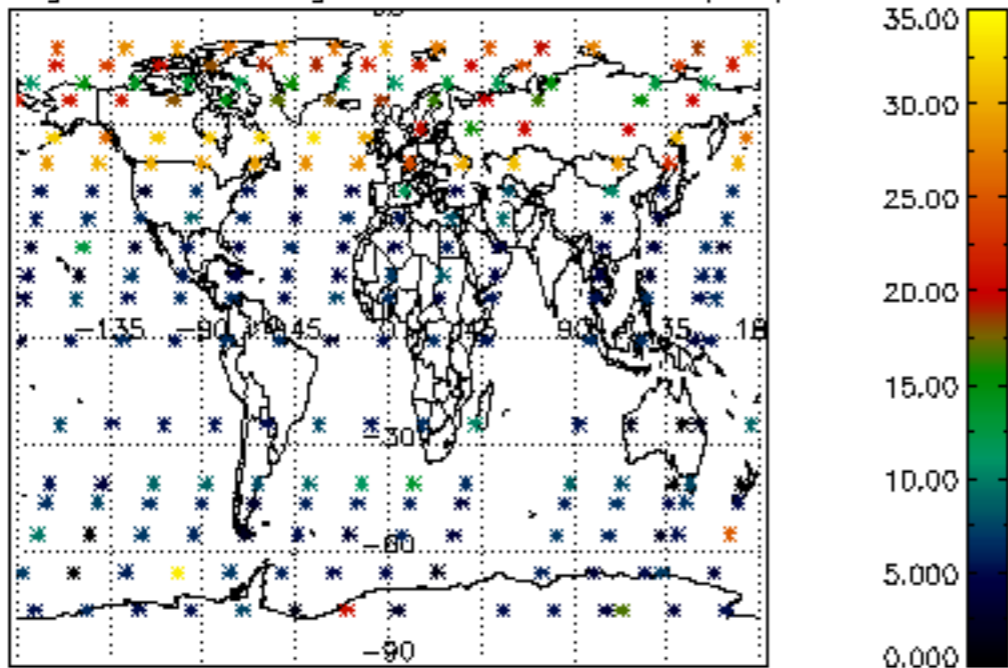
Percentage of cosmic ray hits per profile



Percentage of datation errors per profile



Percentage of star falling outside central band per profile



Percentage of saturation errors per profile

