

GOMOS Level 2 Daily Report

SUMMARY

[1. General Info](#)

[2. Summary of processed GOM_NL_2P products](#)

[3. Level 2 Quality information per product](#)

[3.1 Plot of level 2 quality information per product \(time dependant\)](#)

[3.2 Plot of level 2 quality information per product \(world map\)](#)

[4. Level 1 Quality information per product \(stored on level 2 products\)](#)

[4.1 Plot of level 1 quality information per product \(time dependant\)](#)

[4.1.1 Plot of level 1 quality information per product \(time dependant\): ASCENDING](#)

[4.1.2 Plot of level 1 quality information per product \(time dependant\): DESCENDING](#)

[4.2 Plot of level 1 quality information per product \(world map\)](#)

[4.2.1 Plot of level 1 quality information per product \(world map\): ASCENDING](#)

[4.2.2 Plot of level 1 quality information per product \(world map\): DESCENDING](#)

[5. Ozone profiles based on quality statistics and other trace gas profiles](#)

[5.1 Ozone statistics based on quality of products](#)

[5.2 Plot ozone profiles for all STD \(dark without errors\)](#)

[5.3 Plot ozone profiles where STD < 20% \(dark without errors\)](#)

[5.4. Plot ozone profiles where STD < 10% \(dark without errors\)](#)

[5.5. Plot ozone profiles where STD < 5% \(dark without errors\)](#)

[5.6 Plot NO2 profiles for all STD \(dark without errors\)](#)

[5.7 Plot NO3 profiles for all STD \(dark without errors\)](#)

[5.8 Plot H2O profiles \(only for occultations of stars 1,2,3,4,13,14,16,26,63 dark without errors\) for all STD](#)

[6. Auxiliary Data Files used for the production reported in section 2](#)

This report presents the daily analysis on parameters extracted from GOMOS level 2 data (GOM_NL__2P). It is intended to monitor some important parameters that will impact the quality of these products. A list of level 2 products (and content) that have arrived during the reporting day to the PCF is also given.

Item	Value
Time of report generation	20APR2013 02:07:02
Data source version	GOMOS/6.01
Start time of products	17-12-2003 (17DEC2003 00:00:00)
Stop time of products	18-12-2003 (18DEC2003 00:00:00)
Store outputs in DB	Yes
Nb of level 2 prods	513
Nb of prods with errors	0

2. Summary of processed GOM_NL__2P products.

Nr	Filename	UTC Start time	Limb	Duration	Star Id	Star Name	Star Mag	Star Temp	Nb Meas	Orbit	Prod. error
1	GOM_NL__2PRFIN20031217_000152_000000512022_00317_09389_9856.N1	17-DEC-2003 00:01:52	Dark	51.000	34	Gam2Vel	1.7930	23000.	102	9389	No
2	GOM_NL__2PRFIN20031217_000357_000000552022_00317_09389_9857.N1	17-DEC-2003 00:03:57	Dark	55.000	2	Alp Car	-0.73600	7000.0	110	9389	No
3	GOM_NL__2PRFIN20031217_000642_000000552022_00317_09389_9858.N1	17-DEC-2003 00:06:42	Dark	55.000	117	Pi Pup	2.7060	3800.0	110	9389	No
4	GOM_NL__2PRFIN20031217_000956_000000572022_00317_09389_9859.N1	17-DEC-2003 00:09:56	Straylight	57.000	23	21Eps CMa	1.5020	26000.	114	9389	No
5	GOM_NL__2PRFIN20031217_001144_000000562022_00317_09389_9860.N1	17-DEC-2003 00:11:44	Straylight	56.000	179	24Omi2CMa	3.0320	24000.	112	9389	No
6	GOM_NL__2PRFIN20031217_001429_000000552022_00317_09389_9861.N1	17-DEC-2003 00:14:29	Straylight	55.000	47	2Bet CMa	1.9760	28000.	110	9389	No
7	GOM_NL__2PRFIN20031217_001700_000000442022_00317_09389_9862.N1	17-DEC-2003 00:17:00	Straylight	43.500	165	34Gam Eri	2.9500	3200.0	87	9389	No
8	GOM_NL__2PRFIN20031217_001842_000000472022_00317_09389_9863.N1	17-DEC-2003 00:18:42	Straylight	47.000	125	44Iot Ori	2.7700	30000.	94	9389	No
9	GOM_NL__2PRFIN20031217_002015_000000512022_00317_09389_9864.N1	17-DEC-2003 00:20:15	Straylight	51.000	30	46Eps Ori	1.6940	30000.	102	9389	No
10	GOM_NL__2PRFIN20031217_002323_000000602022_00317_09389_9865.N1	17-DEC-2003 00:23:23	Tw_i_and_stray	59.500	14	58Alp Ori	0.87000	3000.0	119	9389	No
11	GOM_NL__2PRFIN20031217_002521_000000542022_00317_09389_9866.N1	17-DEC-2003 00:25:21	Tw_i_and_stray	53.500	13	87Alp Tau	0.86700	3800.0	107	9389	No
12	GOM_NL__2PRFIN20031217_002733_000000362022_00317_09389_9867.N1	17-DEC-2003 00:27:33	Bright	35.500	146	25Eta Tau	2.8730	15200.	71	9389	No
13	GOM_NL__2PRFIN20031217_002941_000000372022_00317_09389_9868.N1	17-DEC-2003 00:29:41	Bright	36.500	150	44Zet Per	2.8900	28000.	73	9389	No
14	GOM_NL__2PRFIN20031217_003159_000000362022_00317_09389_9869.N1	17-DEC-2003 00:31:59	Bright	35.500	149	45Eps Per	2.8880	30000.	71	9389	No
15	GOM_NL__2PRFIN20031217_003411_000000362022_00317_09389_9870.N1	17-DEC-2003 00:34:11	Bright	35.500	175	39Del Per	3.0100	19400.	71	9389	No
16	GOM_NL__2PRFIN20031217_003557_000000372022_00317_09389_9871.N1	17-DEC-2003 00:35:57	Bright	37.000	160	23Gam Per	2.9300	4700.0	74	9389	No
17	GOM_NL__2PRFIN20031217_003911_000000382022_00317_09389_9872.N1	17-DEC-2003 00:39:11	Bright	37.500	110	37Del Cas	2.6780	8900.0	75	9389	No
18	GOM_NL__2PRFIN20031217_004553_000000372022_00317_09389_9873.N1	17-DEC-2003 00:45:53	Bright	37.000	49	1Alp UMi	1.9900	6300.0	74	9389	No
19	GOM_NL__2PRFIN20031217_005035_000000362022_00317_09389_9874.N1	17-DEC-2003 00:50:35	Bright	35.500	60	7Bet UMi	2.0810	3950.0	71	9389	No
20	GOM_NL__2PRFIN20031217_005219_000000532022_00317_09389_9875.N1	17-DEC-2003 00:52:19	Bright	52.500	82	48Bet UMa	2.3650	10600.	105	9389	No
21	GOM_NL__2PRFIN20031217_005511_000000442022_00317_09389_9876.N1	17-DEC-2003 00:55:11	Bright	43.500	32	77Eps UMa	1.7630	11000.	87	9389	No
22	GOM_NL__2PRFIN20031217_005747_000000402022_00317_09389_9877.N1	17-DEC-2003 00:57:47	Bright	39.500	39	85Eta UMa	1.8540	24000.	79	9389	No
23	GOM_NL__2PRFIN20031217_010109_000000552022_00317_09389_9878.N1	17-DEC-2003 01:01:09	Bright	55.000	180	27Gam Boo	3.0400	8000.0	110	9389	No
24	GOM_NL__2PRFIN20031217_010423_000000382022_00317_09389_9879.N1	17-DEC-2003 01:04:23	Bright	38.000	83		2.3780	11000.	76	9389	No
25	GOM_NL__2PRFIN20031217_010743_000000422022_00317_09389_9880.N1	17-DEC-2003 01:07:43	Bright	41.500	111	8Eta Boo	2.6800	6000.0	83	9389	No
26	GOM_NL__2PRFIN20031217_011144_000000542022_00317_09389_9881.N1	17-DEC-2003 01:11:44	Bright	53.500	138	47Eps Vir	2.8280	4700.0	107	9389	No
27	GOM_NL__2PRFIN20031217_011743_000000552022_00317_09389_9882.N1	17-DEC-2003 01:17:43	Tw_i_and_stray	54.500	15	67Alp Vir	0.97600	28000.	109	9389	No
28	GOM_NL__2PRFIN20031217_012113_000000472022_00317_09389_9883.N1	17-DEC-2003 01:21:13	Dark	46.500	169	46Gam Hya	2.9910	4700.0	93	9389	No
29	GOM_NL__2PRFIN20031217_012250_000000472022_00317_09389_9884.N1	17-DEC-2003 01:22:50	Dark	46.500	54	5The Cen	2.0550	4500.0	93	9389	No
30	GOM_NL__2PRFIN20031217_012458_000000402022_00317_09389_9885.N1	17-DEC-2003 01:24:58	Dark	40.000	78	Alp Lup	2.3040	28000.	80	9389	No
31	GOM_NL__2PRFIN20031217_012853_000000422022_00317_09389_9886.N1	17-DEC-2003 01:28:53	Dark	42.000	10	Bet Cen	0.61000	28000.	84	9389	No
32	GOM_NL__2PRFIN20031217_013021_000000492022_00318_09390_9852.N1	17-DEC-2003 01:30:21	Dark	48.500	20	Bet Cru	1.2530	30000.	97	9390	No
33	GOM_NL__2PRFIN20031217_013222_000000402022_00318_09390_9853.N1	17-DEC-2003 01:32:22	Dark	39.500	112	Alp Mus	2.6880	26000.	79	9390	No
34	GOM_NL__2PRFIN20031217_013626_000000412022_00318_09390_9854.N1	17-DEC-2003 01:36:26	Dark	40.500	159	Ups Car	2.9200	7200.0	81	9390	No
35	GOM_NL__2PRFIN20031217_013748_000000432022_00318_09390_9855.N1	17-DEC-2003 01:37:48	Dark	42.500	71	Iot Car	2.2460	7700.0	85	9390	No
36	GOM_NL__2PRFIN20031217_013943_000000572022_00318_09390_9856.N1	17-DEC-2003 01:39:43	Dark	56.500	41	Eps Car	1.8600	4100.0	113	9390	No
37	GOM_NL__2PRFIN20031217_014229_000000502022_00318_09390_9857.N1	17-DEC-2003 01:42:29	Dark	49.500	34	Gam2Vel	1.7930	23000.	99	9390	No
38	GOM_NL__2PRFIN20031217_014437_000000562022_00318_09390_9858.N1	17-DEC-2003 01:44:37	Dark	55.500	70	Zet Pup	2.2460	39000.	111	9390	No
39	GOM_NL__2PRFIN20031217_014719_000000532022_00318_09390_9859.N1	17-DEC-2003 01:47:19	Dark	53.000	117	Pi Pup	2.7060	3800.0	106	9390	No
40	GOM_NL__2PRFIN20031217_015033_000000562022_00318_09390_9860.N1	17-DEC-2003 01:50:33	Straylight	55.500	23	21Eps CMa	1.5020	26000.	111	9390	No
41	GOM_NL__2PRFIN20031217_015220_000000572022_00318_09390_9861.N1	17-DEC-2003 01:52:20	Straylight	57.000	179	24Omi2CMa	3.0320	24000.	114	9390	No
42	GOM_NL__2PRFIN20031217_015522_000000732022_00318_09390_9862.N1	17-DEC-2003 01:55:22	Straylight	73.000	1	9Alp CMa	-1.4400	11000.	146	9390	No

43	GOM_NL__2PRFIN20031217_015736_000000462022_00318_09390_9863.N1	17-DEC-2003 01:57:36	Straylight	46.000	165	34Gam Eri	2.9500	3200.0	92	9390	No
44	GOM_NL__2PRFIN20031217_015919_000000472022_00318_09390_9864.N1	17-DEC-2003 01:59:19	Straylight	47.000	125	44Iot Ori	2.7700	30000.	94	9390	No
45	GOM_NL__2PRFIN20031217_020050_000000512022_00318_09390_9865.N1	17-DEC-2003 02:00:50	Straylight	51.000	30	46Eps Ori	1.6940	30000.	102	9390	No
46	GOM_NL__2PRFIN20031217_020311_000000532022_00318_09390_9866.N1	17-DEC-2003 02:03:11	Tw_i_and_stray	52.500	27	24Gam Ori	1.6360	26000.	105	9390	No
47	GOM_NL__2PRFIN20031217_020556_000000492022_00318_09390_9867.N1	17-DEC-2003 02:05:56	Tw_i_and_stray	49.000	13	87Alp Tau	0.86700	3800.0	98	9390	No
48	GOM_NL__2PRFIN20031217_020808_000000382022_00318_09390_9868.N1	17-DEC-2003 02:08:08	Bright	37.500	146	25Eta Tau	2.8730	15200.	75	9390	No
49	GOM_NL__2PRFIN20031217_021017_000000382022_00318_09390_9869.N1	17-DEC-2003 02:10:17	Bright	38.000	150	44Zet Per	2.8900	28000.	76	9390	No
50	GOM_NL__2PRFIN20031217_021234_000000362022_00318_09390_9870.N1	17-DEC-2003 02:12:34	Bright	35.500	149	45Eps Per	2.8880	30000.	71	9390	No
51	GOM_NL__2PRFIN20031217_021447_000000352022_00318_09390_9871.N1	17-DEC-2003 02:14:47	Bright	34.500	175	39Del Per	3.0100	19400.	69	9390	No
52	GOM_NL__2PRFIN20031217_021633_000000372022_00318_09390_9872.N1	17-DEC-2003 02:16:33	Bright	36.500	160	23Gam Per	2.9300	4700.0	73	9390	No
53	GOM_NL__2PRFIN20031217_021947_000000382022_00318_09390_9873.N1	17-DEC-2003 02:19:47	Bright	37.500	110	37Del Cas	2.6780	8900.0	75	9390	No
54	GOM_NL__2PRFIN20031217_022628_000000352022_00318_09390_9874.N1	17-DEC-2003 02:26:28	Bright	35.000	49	1Alp UMi	1.9900	6300.0	70	9390	No
55	GOM_NL__2PRFIN20031217_023111_000000382022_00318_09390_9875.N1	17-DEC-2003 02:31:11	Bright	38.000	60	7Bet UMi	2.0810	3950.0	76	9390	No
56	GOM_NL__2PRFIN20031217_023255_000000522022_00318_09390_9876.N1	17-DEC-2003 02:32:55	Bright	51.500	82	48Bet UMa	2.3650	10600.	103	9390	No
57	GOM_NL__2PRFIN20031217_023547_000000452022_00318_09390_9877.N1	17-DEC-2003 02:35:47	Bright	45.000	32	77Eps UMa	1.7630	11000.	90	9390	No
58	GOM_NL__2PRFIN20031217_023823_000000392022_00318_09390_9878.N1	17-DEC-2003 02:38:23	Bright	38.500	39	85Eta UMa	1.8540	24000.	77	9390	No
59	GOM_NL__2PRFIN20031217_024144_000000372022_00318_09390_9879.N1	17-DEC-2003 02:41:44	Bright	37.000	180	27Gam Boo	3.0400	8000.0	74	9390	No
60	GOM_NL__2PRFIN20031217_024459_000000372022_00318_09390_9880.N1	17-DEC-2003 02:44:59	Bright	36.500	83		2.3780	11000.	73	9390	No
61	GOM_NL__2PRFIN20031217_024819_000000442022_00318_09390_9881.N1	17-DEC-2003 02:48:19	Bright	43.500	111	8Eta Boo	2.6800	6000.0	87	9390	No
62	GOM_NL__2PRFIN20031217_025006_000000352022_00318_09390_9882.N1	17-DEC-2003 02:50:06	Bright	34.500	102	24Alp Ser	2.6000	4250.0	69	9390	No
63	GOM_NL__2PRFIN20031217_025221_000000542022_00318_09390_9883.N1	17-DEC-2003 02:52:21	Bright	53.500	138	47Eps Vir	2.8280	4700.0	107	9390	No
64	GOM_NL__2PRFIN20031217_025820_000000562022_00318_09390_9884.N1	17-DEC-2003 02:58:20	Tw_i_and_stray	55.500	15	67Alp Vir	0.97600	28000.	111	9390	No
65	GOM_NL__2PRFIN20031217_030150_000000492022_00318_09390_9885.N1	17-DEC-2003 03:01:50	Dark	49.000	169	46Gam Hya	2.9910	4700.0	98	9390	No
66	GOM_NL__2PRFIN20031217_030327_000000492022_00318_09390_9886.N1	17-DEC-2003 03:03:27	Dark	49.000	54	5The Cen	2.0550	4500.0	98	9390	No
67	GOM_NL__2PRFIN20031217_030929_000000482022_00318_09390_9887.N1	17-DEC-2003 03:09:29	Dark	48.000	10	Bet Cen	0.61000	28000.	96	9390	No
68	GOM_NL__2PRFIN20031217_031258_000000392022_00319_09391_9853.N1	17-DEC-2003 03:12:58	Dark	38.500	112	Alp Mus	2.6880	26000.	77	9391	No
69	GOM_NL__2PRFIN20031217_031702_000000402022_00319_09391_9854.N1	17-DEC-2003 03:17:02	Dark	39.500	159	Ups Car	2.9200	7200.0	79	9391	No
70	GOM_NL__2PRFIN20031217_031825_000000432022_00319_09391_9855.N1	17-DEC-2003 03:18:25	Dark	43.000	71	Iot Car	2.2460	7700.0	86	9391	No
71	GOM_NL__2PRFIN20031217_032019_000000432022_00319_09391_9856.N1	17-DEC-2003 03:20:19	Dark	43.000	41	Eps Car	1.8600	4100.0	86	9391	No
72	GOM_NL__2PRFIN20031217_032305_000000562022_00319_09391_9857.N1	17-DEC-2003 03:23:05	Dark	55.500	34	Gam2Vel	1.7930	23000.	111	9391	No
73	GOM_NL__2PRFIN20031217_032514_000000522022_00319_09391_9858.N1	17-DEC-2003 03:25:14	Dark	51.500	70	Zet Pup	2.2460	39000.	103	9391	No
74	GOM_NL__2PRFIN20031217_032755_000000552022_00319_09391_9859.N1	17-DEC-2003 03:27:55	Dark	54.500	117	Pi Pup	2.7060	3800.0	109	9391	No
75	GOM_NL__2PRFIN20031217_033109_000000602022_00319_09391_9860.N1	17-DEC-2003 03:31:09	Straylight	59.500	23	21Eps CMa	1.5020	26000.	119	9391	No
76	GOM_NL__2PRFIN20031217_033256_000000552022_00319_09391_9861.N1	17-DEC-2003 03:32:56	Straylight	54.500	179	24Omi2CMa	3.0320	24000.	109	9391	No
77	GOM_NL__2PRFIN20031217_033558_000000712022_00319_09391_9862.N1	17-DEC-2003 03:35:58	Straylight	71.000	1	9Alp CMa	-1.4400	11000.	142	9391	No
78	GOM_NL__2PRFIN20031217_033812_000000482022_00319_09391_9863.N1	17-DEC-2003 03:38:12	Straylight	48.000	165	34Gam Eri	2.9500	3200.0	96	9391	No
79	GOM_NL__2PRFIN20031217_033955_000000482022_00319_09391_9864.N1	17-DEC-2003 03:39:55	Straylight	47.500	125	44Iot Ori	2.7700	30000.	95	9391	No
80	GOM_NL__2PRFIN20031217_034127_000000512022_00319_09391_9865.N1	17-DEC-2003 03:41:27	Straylight	50.500	30	46Eps Ori	1.6940	30000.	101	9391	No
81	GOM_NL__2PRFIN20031217_034346_000000532022_00319_09391_9866.N1	17-DEC-2003 03:43:46	Tw_i_and_stray	53.000	27	24Gam Ori	1.6360	26000.	106	9391	No
82	GOM_NL__2PRFIN20031217_034632_000000522022_00319_09391_9867.N1	17-DEC-2003 03:46:32	Tw_i_and_stray	51.500	13	87Alp Tau	0.86700	3800.0	103	9391	No
83	GOM_NL__2PRFIN20031217_034844_000000372022_00319_09391_9868.N1	17-DEC-2003 03:48:44	Bright	37.000	146	25Eta Tau	2.8730	15200.	74	9391	No
84	GOM_NL__2PRFIN20031217_035053_000000382022_00319_09391_9869.N1	17-DEC-2003 03:50:53	Bright	37.500	150	44Zet Per	2.8900	28000.	75	9391	No
85	GOM_NL__2PRFIN20031217_035311_000000372022_00319_09391_9870.N1	17-DEC-2003 03:53:11	Bright	37.000	149	45Eps Per	2.8880	30000.	74	9391	No
86	GOM_NL__2PRFIN20031217_035523_000000352022_00319_09391_9871.N1	17-DEC-2003 03:55:23	Bright	35.000	175	39Del Per	3.0100	19400.	70	9391	No
87	GOM_NL__2PRFIN20031217_035709_000000362022_00319_09391_9872.N1	17-DEC-2003 03:57:09	Bright	36.000	160	23Gam Per	2.9300	4700.0	72	9391	No
88	GOM_NL__2PRFIN20031217_040023_000000382022_00319_09391_9873.N1	17-DEC-2003 04:00:23	Bright	37.500	110	37Del Cas	2.6780	8900.0	75	9391	No
89	GOM_NL__2PRFIN20031217_040704_000000392022_00319_09391_9874.N1	17-DEC-2003 04:07:04	Bright	38.500	49	1Alp UMi	1.9900	6300.0	77	9391	No
90	GOM_NL__2PRFIN20031217_041147_000000372022_00319_09391_9875.N1	17-DEC-2003 04:11:47	Bright	36.500	60	7Bet UMi	2.0810	3950.0	73	9391	No
91	GOM_NL__2PRFIN20031217_041330_000000532022_00319_09391_9876.N1	17-DEC-2003 04:13:30	Bright	53.000	82	48Bet UMa	2.3650	10600.	106	9391	No
92	GOM_NL__2PRFIN20031217_041623_000000452022_00319_09391_9877.N1	17-DEC-2003 04:16:23	Bright	45.000	32	77Eps UMa	1.7630	11000.	90	9391	No
93	GOM_NL__2PRFIN20031217_041859_000000422022_00319_09391_9878.N1	17-DEC-2003 04:18:59	Bright	42.000	39	85Eta UMa	1.8540	24000.	84	9391	No
94	GOM_NL__2PRFIN20031217_042221_000000372022_00319_09391_9879.N1	17-DEC-2003 04:22:21	Bright	37.000	180	27Gam Boo	3.0400	8000.0	74	9391	No
95	GOM_NL__2PRFIN20031217_042535_000000382022_00319_09391_9880.N1	17-DEC-2003 04:25:35	Bright	38.000	83		2.3780	11000.	76	9391	No
96	GOM_NL__2PRFIN20031217_042855_000000442022_00319_09391_9881.N1	17-DEC-2003 04:28:55	Bright	44.000	111	8Eta Boo	2.6800	6000.0	88	9391	No
97	GOM_NL__2PRFIN20031217_043042_000000352022_00319_09391_9882.N1	17-DEC-2003 04:30:42	Bright	34.500	102	24Alp Ser	2.6000	4250.0	69	9391	No
98	GOM_NL__2PRFIN20031217_043257_000000562022_00319_09391_9883.N1	17-DEC-2003 04:32:57	Bright	56.000	138	47Eps Vir	2.8280	4700.0	112	9391	No
99	GOM_NL__2PRFIN20031217_043856_000000542022_00319_09391_9884.N1	17-DEC-2003 04:38:56	Tw_i_and_stray	54.000	15	67Alp Vir	0.97600	28000.	108	9391	No
100	GOM_NL__2PRFIN20031217_044227_000000502022_00319_09391_9885.N1	17-DEC-2003 04:42:27	Dark	49.500	169	46Gam Hya	2.9910	4700.0	99	9391	No
101	GOM_NL__2PRFIN20031217_044403_000000432022_00319_09391_9886.N1	17-DEC-2003 04:44:03	Dark	42.500	54	5The Cen	2.0550	4500.0	85	9391	No

102	GOM_NL__2PRFIN20031217_044610_000000412022_00319_09391_9887.N1	17-DEC-2003 04:46:10	Dark	40.500	78	Alp Lup	2.3040	28000.	81	9391	No
103	GOM_NL__2PRFIN20031217_045005_000000452022_00319_09391_9888.N1	17-DEC-2003 04:50:05	Dark	45.000	10	Bet Cen	0.61000	28000.	90	9391	No
104	GOM_NL__2PRFIN20031217_045334_000000392022_00320_09392_9854.N1	17-DEC-2003 04:53:34	Dark	39.000	112	Alp Mus	2.6880	26000.	78	9392	No
105	GOM_NL__2PRFIN20031217_045739_000000402022_00320_09392_9855.N1	17-DEC-2003 04:57:39	Dark	40.000	159	Ups Car	2.9200	7200.0	80	9392	No
106	GOM_NL__2PRFIN20031217_045902_000000442022_00320_09392_9856.N1	17-DEC-2003 04:59:02	Dark	43.500	71	lot Car	2.2460	7700.0	87	9392	No
107	GOM_NL__2PRFIN20031217_050055_000000482022_00320_09392_9857.N1	17-DEC-2003 05:00:55	Dark	47.500	41	Eps Car	1.8600	4100.0	95	9392	No
108	GOM_NL__2PRFIN20031217_050343_000000512022_00320_09392_9858.N1	17-DEC-2003 05:03:43	Dark	51.000	34	Gam2Vel	1.7930	23000.	102	9392	No
109	GOM_NL__2PRFIN20031217_050551_000000522022_00320_09392_9859.N1	17-DEC-2003 05:05:51	Dark	52.000	70	Zet Pup	2.2460	39000.	104	9392	No
110	GOM_NL__2PRFIN20031217_050832_000000572022_00320_09392_9860.N1	17-DEC-2003 05:08:32	Dark	56.500	117	Pi Pup	2.7060	3800.0	113	9392	No
111	GOM_NL__2PRFIN20031217_051146_000000542022_00320_09392_9861.N1	17-DEC-2003 05:11:46	Straylight	54.000	23	21Eps CMa	1.5020	26000.	108	9392	No
112	GOM_NL__2PRFIN20031217_051333_000000582022_00320_09392_9862.N1	17-DEC-2003 05:13:33	Straylight	58.000	179	24Omi2CMa	3.0320	24000.	116	9392	No
113	GOM_NL__2PRFIN20031217_051634_000000642022_00320_09392_9863.N1	17-DEC-2003 05:16:34	Straylight	64.000	1	9Alp CMa	-1.4400	11000.	128	9392	No
114	GOM_NL__2PRFIN20031217_051848_000000472022_00320_09392_9864.N1	17-DEC-2003 05:18:48	Straylight	46.500	165	34Gam Eri	2.9500	3200.0	93	9392	No
115	GOM_NL__2PRFIN20031217_052031_000000462022_00320_09392_9865.N1	17-DEC-2003 05:20:31	Straylight	45.500	125	44lot Ori	2.7700	30000.	91	9392	No
116	GOM_NL__2PRFIN20031217_052203_000000522022_00320_09392_9866.N1	17-DEC-2003 05:22:03	Straylight	51.500	30	46Eps Ori	1.6940	30000.	103	9392	No
117	GOM_NL__2PRFIN20031217_052423_000000532022_00320_09392_9867.N1	17-DEC-2003 05:24:23	Tw_i_and_stray	52.500	27	24Gam Ori	1.6360	26000.	105	9392	No
118	GOM_NL__2PRFIN20031217_052708_000000542022_00320_09392_9868.N1	17-DEC-2003 05:27:08	Tw_i_and_stray	54.000	13	87Alp Tau	0.86700	3800.0	108	9392	No
119	GOM_NL__2PRFIN20031217_052921_000000372022_00320_09392_9869.N1	17-DEC-2003 05:29:21	Bright	37.000	146	25Eta Tau	2.8730	15200.	74	9392	No
120	GOM_NL__2PRFIN20031217_053130_000000372022_00320_09392_9870.N1	17-DEC-2003 05:31:30	Bright	36.500	150	44Zet Per	2.8900	28000.	73	9392	No
121	GOM_NL__2PRFIN20031217_053347_000000362022_00320_09392_9871.N1	17-DEC-2003 05:33:47	Bright	36.000	149	45Eps Per	2.8880	30000.	72	9392	No
122	GOM_NL__2PRFIN20031217_053558_000000362022_00320_09392_9872.N1	17-DEC-2003 05:35:58	Bright	36.000	175	39Del Per	3.0100	19400.	72	9392	No
123	GOM_NL__2PRFIN20031217_053746_000000362022_00320_09392_9873.N1	17-DEC-2003 05:37:46	Bright	35.500	160	23Gam Per	2.9300	4700.0	71	9392	No
124	GOM_NL__2PRFIN20031217_054100_000000382022_00320_09392_9874.N1	17-DEC-2003 05:41:00	Bright	37.500	110	37Del Cas	2.6780	8900.0	75	9392	No
125	GOM_NL__2PRFIN20031217_054740_000000382022_00320_09392_9875.N1	17-DEC-2003 05:47:40	Bright	38.000	49	1Alp UMi	1.9900	6300.0	76	9392	No
126	GOM_NL__2PRFIN20031217_055223_000000532022_00320_09392_9876.N1	17-DEC-2003 05:52:23	Bright	53.000	60	7Bet UMi	2.0810	3950.0	106	9392	No
127	GOM_NL__2PRFIN20031217_055405_000000532022_00320_09392_9877.N1	17-DEC-2003 05:54:05	Bright	53.000	82	48Bet UMa	2.3650	10600.	106	9392	No
128	GOM_NL__2PRFIN20031217_055658_000000452022_00320_09392_9878.N1	17-DEC-2003 05:56:58	Bright	45.000	32	77Eps UMa	1.7630	11000.	90	9392	No
129	GOM_NL__2PRFIN20031217_055934_000000412022_00320_09392_9879.N1	17-DEC-2003 05:59:34	Bright	40.500	39	85Eta UMa	1.8540	24000.	81	9392	No
130	GOM_NL__2PRFIN20031217_060257_000000552022_00320_09392_9880.N1	17-DEC-2003 06:02:57	Bright	55.000	180	27Gam Boo	3.0400	8000.0	110	9392	No
131	GOM_NL__2PRFIN20031217_060611_000000382022_00320_09392_9881.N1	17-DEC-2003 06:06:11	Bright	37.500	83		2.3780	11000.	75	9392	No
132	GOM_NL__2PRFIN20031217_060931_000000502022_00320_09392_9882.N1	17-DEC-2003 06:09:31	Bright	50.000	111	8Eta Boo	2.6800	6000.0	100	9392	No
133	GOM_NL__2PRFIN20031217_061118_000000352022_00320_09392_9883.N1	17-DEC-2003 06:11:18	Bright	35.000	102	24Alp Ser	2.6000	4250.0	70	9392	No
134	GOM_NL__2PRFIN20031217_061333_000000562022_00320_09392_9884.N1	17-DEC-2003 06:13:33	Bright	55.500	138	47Eps Vir	2.8280	4700.0	111	9392	No
135	GOM_NL__2PRFIN20031217_061933_000000602022_00320_09392_9885.N1	17-DEC-2003 06:19:33	Tw_i_and_stray	59.500	15	67Alp Vir	0.97600	28000.	119	9392	No
136	GOM_NL__2PRFIN20031217_062303_000000472022_00320_09392_9886.N1	17-DEC-2003 06:23:03	Dark	47.000	169	46Gam Hya	2.9910	4700.0	94	9392	No
137	GOM_NL__2PRFIN20031217_062439_000000452022_00320_09392_9887.N1	17-DEC-2003 06:24:39	Dark	45.000	54	5The Cen	2.0550	4500.0	90	9392	No
138	GOM_NL__2PRFIN20031217_062646_000000412022_00320_09392_9888.N1	17-DEC-2003 06:26:46	Dark	40.500	78	Alp Lup	2.3040	28000.	81	9392	No
139	GOM_NL__2PRFIN20031217_063042_000000422022_00320_09392_9889.N1	17-DEC-2003 06:30:42	Dark	41.500	10	Bet Cen	0.61000	28000.	83	9392	No
140	GOM_NL__2PRFIN20031217_063410_000000382022_00321_09393_9855.N1	17-DEC-2003 06:34:10	Dark	38.000	112	Alp Mus	2.6880	26000.	76	9393	No
141	GOM_NL__2PRFIN20031217_063816_000000412022_00321_09393_9856.N1	17-DEC-2003 06:38:16	Dark	41.000	159	Ups Car	2.9200	7200.0	82	9393	No
142	GOM_NL__2PRFIN20031217_063938_000000422022_00321_09393_9857.N1	17-DEC-2003 06:39:38	Dark	42.000	71	lot Car	2.2460	7700.0	84	9393	No
143	GOM_NL__2PRFIN20031217_064132_000000472022_00321_09393_9858.N1	17-DEC-2003 06:41:32	Dark	46.500	41	Eps Car	1.8600	4100.0	93	9393	No
144	GOM_NL__2PRFIN20031217_064419_000000492022_00321_09393_9859.N1	17-DEC-2003 06:44:19	Dark	48.500	34	Gam2Vel	1.7930	23000.	97	9393	No
145	GOM_NL__2PRFIN20031217_064627_000000552022_00321_09393_9860.N1	17-DEC-2003 06:46:27	Dark	55.000	70	Zet Pup	2.2460	39000.	110	9393	No
146	GOM_NL__2PRFIN20031217_064909_000000552022_00321_09393_9861.N1	17-DEC-2003 06:49:09	Dark	55.000	117	Pi Pup	2.7060	3800.0	110	9393	No
147	GOM_NL__2PRFIN20031217_065223_000000532022_00321_09393_9862.N1	17-DEC-2003 06:52:23	Straylight	53.000	23	21Eps CMa	1.5020	26000.	106	9393	No
148	GOM_NL__2PRFIN20031217_065409_000000542022_00321_09393_9863.N1	17-DEC-2003 06:54:09	Straylight	54.000	179	24Omi2CMa	3.0320	24000.	108	9393	No
149	GOM_NL__2PRFIN20031217_065711_000000732022_00321_09393_9761.N1	17-DEC-2003 06:57:11	Straylight	73.000	1	9Alp CMa	-1.4400	11000.	146	9393	No
150	GOM_NL__2PRFIN20031217_065924_000000472022_00321_09393_9762.N1	17-DEC-2003 06:59:24	Straylight	46.500	165	34Gam Eri	2.9500	3200.0	93	9393	No
151	GOM_NL__2PRFIN20031217_070107_000000462022_00321_09393_9763.N1	17-DEC-2003 07:01:07	Straylight	45.500	125	44lot Ori	2.7700	30000.	91	9393	No
152	GOM_NL__2PRFIN20031217_070239_000000502022_00321_09393_9764.N1	17-DEC-2003 07:02:39	Straylight	49.500	30	46Eps Ori	1.6940	30000.	99	9393	No
153	GOM_NL__2PRFIN20031217_070459_000000492022_00321_09393_9765.N1	17-DEC-2003 07:04:59	Tw_i_and_stray	49.000	27	24Gam Ori	1.6360	26000.	98	9393	No
154	GOM_NL__2PRFIN20031217_070745_000000512022_00321_09393_9766.N1	17-DEC-2003 07:07:45	Tw_i_and_stray	51.000	13	87Alp Tau	0.86700	3800.0	102	9393	No
155	GOM_NL__2PRFIN20031217_070957_000000372022_00321_09393_9767.N1	17-DEC-2003 07:09:57	Bright	37.000	146	25Eta Tau	2.8730	15200.	74	9393	No
156	GOM_NL__2PRFIN20031217_071206_000000382022_00321_09393_9768.N1	17-DEC-2003 07:12:06	Bright	37.500	150	44Zet Per	2.8900	28000.	75	9393	No
157	GOM_NL__2PRFIN20031217_071423_000000362022_00321_09393_9769.N1	17-DEC-2003 07:14:23	Bright	35.500	149	45Eps Per	2.8880	30000.	71	9393	No
158	GOM_NL__2PRFIN20031217_071635_000000362022_00321_09393_9770.N1	17-DEC-2003 07:16:35	Bright	35.500	175	39Del Per	3.0100	19400.	71	9393	No
159	GOM_NL__2PRFIN20031217_071822_000000362022_00321_09393_9771.N1	17-DEC-2003 07:18:22	Bright	36.000	160	23Gam Per	2.9300	4700.0	72	9393	No
160	GOM_NL__2PRFIN20031217_072136_000000372022_00321_09393_9772.N1	17-DEC-2003 07:21:36	Bright	37.000	110	37Del Cas	2.6780	8900.0	74	9393	No

161	GOM_NL__2PRFIN20031217_072816_000000382022_00321_09393_9773.N1	17-DEC-2003 07:28:16	Bright	38.000	49	1Alp UMi	1.9900	6300.0	76	9393	No
162	GOM_NL__2PRFIN20031217_073259_000000392022_00321_09393_9774.N1	17-DEC-2003 07:32:59	Bright	39.000	60	7Bet UMi	2.0810	3950.0	78	9393	No
163	GOM_NL__2PRFIN20031217_073442_000000512022_00321_09393_9775.N1	17-DEC-2003 07:34:42	Bright	51.000	82	48Bet UMa	2.3650	10600.	102	9393	No
164	GOM_NL__2PRFIN20031217_073734_000000452022_00321_09393_9776.N1	17-DEC-2003 07:37:34	Bright	45.000	32	77Eps UMa	1.7630	11000.	90	9393	No
165	GOM_NL__2PRFIN20031217_074011_000000582022_00321_09393_9777.N1	17-DEC-2003 07:40:11	Bright	58.000	39	85Eta UMa	1.8540	24000.	116	9393	No
166	GOM_NL__2PRFIN20031217_074333_000000552022_00321_09393_9778.N1	17-DEC-2003 07:43:33	Bright	55.000	180	27Gam Boo	3.0400	8000.0	110	9393	No
167	GOM_NL__2PRFIN20031217_074647_000000502022_00321_09393_9779.N1	17-DEC-2003 07:46:47	Bright	50.000	83		2.3780	11000.	100	9393	No
168	GOM_NL__2PRFIN20031217_075008_000000602022_00321_09393_9780.N1	17-DEC-2003 07:50:08	Bright	59.500	111	8Eta Boo	2.6800	6000.0	119	9393	No
169	GOM_NL__2PRFIN20031217_075154_000000352022_00321_09393_9781.N1	17-DEC-2003 07:51:54	Bright	34.500	102	24Alp Ser	2.6000	4250.0	69	9393	No
170	GOM_NL__2PRFIN20031217_075411_000000562022_00321_09393_9782.N1	17-DEC-2003 07:54:11	Bright	55.500	138	47Eps Vir	2.8280	4700.0	111	9393	No
171	GOM_NL__2PRFIN20031217_080010_000000542022_00321_09393_9783.N1	17-DEC-2003 08:00:10	Tw_i_and_stray	53.500	15	67Alp Vir	0.97600	28000.	107	9393	No
172	GOM_NL__2PRFIN20031217_080340_000000502022_00321_09393_9784.N1	17-DEC-2003 08:03:40	Dark	49.500	169	46Gam Hya	2.9910	4700.0	99	9393	No
173	GOM_NL__2PRFIN20031217_080515_000000442022_00321_09393_9785.N1	17-DEC-2003 08:05:15	Dark	44.000	54	5The Cen	2.0550	4500.0	88	9393	No
174	GOM_NL__2PRFIN20031217_080722_000000422022_00321_09393_9786.N1	17-DEC-2003 08:07:22	Dark	41.500	78	Alp Lup	2.3040	28000.	83	9393	No
175	GOM_NL__2PRFIN20031217_081118_000000442022_00321_09393_9787.N1	17-DEC-2003 08:11:18	Dark	43.500	10	Bet Cen	0.61000	28000.	87	9393	No
176	GOM_NL__2PRFIN20031217_081446_000000382022_00322_09394_9761.N1	17-DEC-2003 08:14:46	Dark	37.500	112	Alp Mus	2.6880	26000.	75	9394	No
177	GOM_NL__2PRFIN20031217_081852_000000412022_00322_09394_9762.N1	17-DEC-2003 08:18:52	Dark	41.000	159	Ups Car	2.9200	7200.0	82	9394	No
178	GOM_NL__2PRFIN20031217_082015_000000462022_00322_09394_9763.N1	17-DEC-2003 08:20:15	Dark	45.500	71	lot Car	2.2460	7700.0	91	9394	No
179	GOM_NL__2PRFIN20031217_082208_000000442022_00322_09394_9764.N1	17-DEC-2003 08:22:08	Dark	43.500	41	Eps Car	1.8600	4100.0	87	9394	No
180	GOM_NL__2PRFIN20031217_082456_000000482022_00322_09394_9765.N1	17-DEC-2003 08:24:56	Dark	48.000	34	Gam2Vel	1.7930	23000.	96	9394	No
181	GOM_NL__2PRFIN20031217_082704_000000522022_00322_09394_9766.N1	17-DEC-2003 08:27:04	Dark	52.000	70	Zet Pup	2.2460	39000.	104	9394	No
182	GOM_NL__2PRFIN20031217_082945_000000552022_00322_09394_9767.N1	17-DEC-2003 08:29:45	Dark	55.000	117	Pi Pup	2.7060	3800.0	110	9394	No
183	GOM_NL__2PRFIN20031217_083259_000000592022_00322_09394_9768.N1	17-DEC-2003 08:32:59	Straylight	58.500	23	21Eps CMa	1.5020	26000.	117	9394	No
184	GOM_NL__2PRFIN20031217_083445_000000532022_00322_09394_9769.N1	17-DEC-2003 08:34:45	Straylight	52.500	179	24Omi2CMa	3.0320	24000.	105	9394	No
185	GOM_NL__2PRFIN20031217_083746_000000662022_00322_09394_9770.N1	17-DEC-2003 08:37:46	Straylight	65.500	1	9Alp CMa	-1.4400	11000.	131	9394	No
186	GOM_NL__2PRFIN20031217_084000_000000462022_00322_09394_9771.N1	17-DEC-2003 08:40:00	Straylight	45.500	165	34Gam Eri	2.9500	3200.0	91	9394	No
187	GOM_NL__2PRFIN20031217_084143_000000442022_00322_09394_9772.N1	17-DEC-2003 08:41:43	Straylight	44.000	125	44lot Ori	2.7700	30000.	88	9394	No
188	GOM_NL__2PRFIN20031217_084315_000000492022_00322_09394_9773.N1	17-DEC-2003 08:43:15	Straylight	49.000	30	46Eps Ori	1.6940	30000.	98	9394	No
189	GOM_NL__2PRFIN20031217_084535_000000462022_00322_09394_9774.N1	17-DEC-2003 08:45:35	Tw_i_and_stray	45.500	27	24Gam Ori	1.6360	26000.	91	9394	No
190	GOM_NL__2PRFIN20031217_084820_000000542022_00322_09394_9775.N1	17-DEC-2003 08:48:20	Tw_i_and_stray	54.000	13	87Alp Tau	0.86700	3800.0	108	9394	No
191	GOM_NL__2PRFIN20031217_085033_000000382022_00322_09394_9776.N1	17-DEC-2003 08:50:33	Bright	37.500	146	25Eta Tau	2.8730	15200.	75	9394	No
192	GOM_NL__2PRFIN20031217_085242_000000382022_00322_09394_9777.N1	17-DEC-2003 08:52:42	Bright	38.000	150	44Zet Per	2.8900	28000.	76	9394	No
193	GOM_NL__2PRFIN20031217_085459_000000362022_00322_09394_9778.N1	17-DEC-2003 08:54:59	Bright	35.500	149	45Eps Per	2.8880	30000.	71	9394	No
194	GOM_NL__2PRFIN20031217_085711_000000362022_00322_09394_9779.N1	17-DEC-2003 08:57:11	Bright	36.000	175	39Del Per	3.0100	19400.	72	9394	No
195	GOM_NL__2PRFIN20031217_085858_000000372022_00322_09394_9780.N1	17-DEC-2003 08:58:58	Bright	37.000	160	23Gam Per	2.9300	4700.0	74	9394	No
196	GOM_NL__2PRFIN20031217_090212_000000382022_00322_09394_9781.N1	17-DEC-2003 09:02:12	Bright	37.500	110	37Del Cas	2.6780	8900.0	75	9394	No
197	GOM_NL__2PRFIN20031217_090852_000000352022_00322_09394_9782.N1	17-DEC-2003 09:08:52	Bright	34.500	49	1Alp UMi	1.9900	6300.0	69	9394	No
198	GOM_NL__2PRFIN20031217_091334_000000392022_00322_09394_9783.N1	17-DEC-2003 09:13:34	Bright	39.000	60	7Bet UMi	2.0810	3950.0	78	9394	No
199	GOM_NL__2PRFIN20031217_091516_000000542022_00322_09394_9784.N1	17-DEC-2003 09:15:16	Bright	53.500	82	48Bet UMa	2.3650	10600.	107	9394	No
200	GOM_NL__2PRFIN20031217_091810_000000452022_00322_09394_9785.N1	17-DEC-2003 09:18:10	Bright	44.500	32	77Eps UMa	1.7630	11000.	89	9394	No
201	GOM_NL__2PRFIN20031217_092046_000000402022_00322_09394_9786.N1	17-DEC-2003 09:20:46	Bright	40.000	39	85Eta UMa	1.8540	24000.	80	9394	No
202	GOM_NL__2PRFIN20031217_092408_000000402022_00322_09394_9787.N1	17-DEC-2003 09:24:08	Bright	40.000	180	27Gam Boo	3.0400	8000.0	80	9394	No
203	GOM_NL__2PRFIN20031217_092722_000000402022_00322_09394_9788.N1	17-DEC-2003 09:27:22	Bright	39.500	83		2.3780	11000.	79	9394	No
204	GOM_NL__2PRFIN20031217_093044_000000422022_00322_09394_9789.N1	17-DEC-2003 09:30:44	Bright	42.000	111	8Eta Boo	2.6800	6000.0	84	9394	No
205	GOM_NL__2PRFIN20031217_093229_000000362022_00322_09394_9790.N1	17-DEC-2003 09:32:29	Bright	36.000	102	24Alp Ser	2.6000	4250.0	72	9394	No
206	GOM_NL__2PRFIN20031217_093447_000000562022_00322_09394_9791.N1	17-DEC-2003 09:34:47	Bright	55.500	138	47Eps Vir	2.8280	4700.0	111	9394	No
207	GOM_NL__2PRFIN20031217_094046_000000552022_00322_09394_9792.N1	17-DEC-2003 09:40:46	Tw_i_and_stray	55.000	15	67Alp Vir	0.97600	28000.	110	9394	No
208	GOM_NL__2PRFIN20031217_094416_000000522022_00322_09394_9793.N1	17-DEC-2003 09:44:16	Dark	52.000	169	46Gam Hya	2.9910	4700.0	104	9394	No
209	GOM_NL__2PRFIN20031217_094551_000000432022_00322_09394_9794.N1	17-DEC-2003 09:45:51	Dark	43.000	54	5The Cen	2.0550	4500.0	86	9394	No
210	GOM_NL__2PRFIN20031217_094758_000000412022_00322_09394_9795.N1	17-DEC-2003 09:47:58	Dark	40.500	78	Alp Lup	2.3040	28000.	81	9394	No
211	GOM_NL__2PRFIN20031217_095154_000000432022_00322_09394_9796.N1	17-DEC-2003 09:51:54	Dark	42.500	10	Bet Cen	0.61000	28000.	85	9394	No
212	GOM_NL__2PRFIN20031217_095434_000000492022_00323_09395_9781.N1	17-DEC-2003 09:54:34	Dark	48.500	12	Alp1Cru	0.77500	30000.	97	9395	No
213	GOM_NL__2PRFIN20031217_095928_000000422022_00323_09395_9782.N1	17-DEC-2003 09:59:28	Dark	41.500	159	Ups Car	2.9200	7200.0	83	9395	No
214	GOM_NL__2PRFIN20031217_100051_000000432022_00323_09395_9783.N1	17-DEC-2003 10:00:51	Dark	43.000	71	lot Car	2.2460	7700.0	86	9395	No
215	GOM_NL__2PRFIN20031217_100245_000000562022_00323_09395_9784.N1	17-DEC-2003 10:02:45	Dark	55.500	41	Eps Car	1.8600	4100.0	111	9395	No
216	GOM_NL__2PRFIN20031217_100532_000000472022_00323_09395_9785.N1	17-DEC-2003 10:05:32	Dark	47.000	34	Gam2Vel	1.7930	23000.	94	9395	No
217	GOM_NL__2PRFIN20031217_100735_000000552022_00323_09395_9786.N1	17-DEC-2003 10:07:35	Dark	55.000	2	Alp Car	-0.73600	7000.0	110	9395	No
218	GOM_NL__2PRFIN20031217_101022_000000532022_00323_09395_9787.N1	17-DEC-2003 10:10:22	Dark	53.000	117	Pi Pup	2.7060	3800.0	106	9395	No
219	GOM_NL__2PRFIN20031217_101335_000000512022_00323_09395_9788.N1	17-DEC-2003 10:13:35	Straylight	50.500	23	21Eps CMa	1.5020	26000.	101	9395	No

220	GOM_NL__2PRFIN20031217_101522_000000562022_00323_09395_9789.N1	17-DEC-2003 10:15:22	Straylight	55.500	179	24Omi2CMa	3.0320	24000.	111	9395	No
221	GOM_NL__2PRFIN20031217_101822_000000732022_00323_09395_9790.N1	17-DEC-2003 10:18:22	Straylight	73.000	1	9Alp CMa	-1.4400	11000.	146	9395	No
222	GOM_NL__2PRFIN20031217_102036_000000442022_00323_09395_9791.N1	17-DEC-2003 10:20:36	Straylight	43.500	165	34Gam Eri	2.9500	3200.0	87	9395	No
223	GOM_NL__2PRFIN20031217_102219_000000462022_00323_09395_9792.N1	17-DEC-2003 10:22:19	Straylight	46.000	125	44Iot Ori	2.7700	30000.	92	9395	No
224	GOM_NL__2PRFIN20031217_102350_000000502022_00323_09395_9793.N1	17-DEC-2003 10:23:50	Straylight	50.000	30	46Eps Ori	1.6940	30000.	100	9395	No
225	GOM_NL__2PRFIN20031217_102657_000000662022_00323_09395_9794.N1	17-DEC-2003 10:26:57	Twi_and_stray	66.000	14	58Alp Ori	0.87000	3000.0	132	9395	No
226	GOM_NL__2PRFIN20031217_102856_000000492022_00323_09395_9795.N1	17-DEC-2003 10:28:56	Twi_and_stray	48.500	13	87Alp Tau	0.86700	3800.0	97	9395	No
227	GOM_NL__2PRFIN20031217_103109_000000382022_00323_09395_9796.N1	17-DEC-2003 10:31:09	Bright	38.000	146	25Eta Tau	2.8730	15200.	76	9395	No
228	GOM_NL__2PRFIN20031217_103317_000000382022_00323_09395_9797.N1	17-DEC-2003 10:33:17	Bright	38.000	150	44Zet Per	2.8900	28000.	76	9395	No
229	GOM_NL__2PRFIN20031217_103535_000000372022_00323_09395_9798.N1	17-DEC-2003 10:35:35	Bright	36.500	149	45Eps Per	2.8880	30000.	73	9395	No
230	GOM_NL__2PRFIN20031217_103746_000000382022_00323_09395_9799.N1	17-DEC-2003 10:37:46	Bright	37.500	175	39Del Per	3.0100	19400.	75	9395	No
231	GOM_NL__2PRFIN20031217_103934_000000382022_00323_09395_9800.N1	17-DEC-2003 10:39:34	Bright	37.500	160	23Gam Per	2.9300	4700.0	75	9395	No
232	GOM_NL__2PRFIN20031217_104248_000000372022_00323_09395_9801.N1	17-DEC-2003 10:42:48	Bright	37.000	110	37Del Cas	2.6780	8900.0	74	9395	No
233	GOM_NL__2PRFIN20031217_104927_000000372022_00323_09395_9802.N1	17-DEC-2003 10:49:27	Bright	36.500	49	1Alp UMi	1.9900	6300.0	73	9395	No
234	GOM_NL__2PRFIN20031217_105410_000000402022_00323_09395_9803.N1	17-DEC-2003 10:54:10	Bright	39.500	60	7Bet UMi	2.0810	3950.0	79	9395	No
235	GOM_NL__2PRFIN20031217_105553_000000512022_00323_09395_9804.N1	17-DEC-2003 10:55:53	Bright	50.500	82	48Bet UMa	2.3650	10600.	101	9395	No
236	GOM_NL__2PRFIN20031217_105822_000000482022_00323_09395_9805.N1	17-DEC-2003 10:58:22	Bright	48.000	87	64Gam UMa	2.4330	11000.	96	9395	No
237	GOM_NL__2PRFIN20031217_110121_000000422022_00323_09395_9806.N1	17-DEC-2003 11:01:21	Bright	42.000	39	85Eta UMa	1.8540	24000.	84	9395	No
238	GOM_NL__2PRFIN20031217_110445_000000392022_00323_09395_9807.N1	17-DEC-2003 11:04:45	Bright	38.500	180	27Gam Boo	3.0400	8000.0	77	9395	No
239	GOM_NL__2PRFIN20031217_110759_000000392022_00323_09395_9808.N1	17-DEC-2003 11:07:59	Bright	38.500	83		2.3780	11000.	77	9395	No
240	GOM_NL__2PRFIN20031217_111120_000000452022_00323_09395_9809.N1	17-DEC-2003 11:11:20	Bright	44.500	111	8Eta Boo	2.6800	6000.0	89	9395	No
241	GOM_NL__2PRFIN20031217_111306_000000362022_00323_09395_9810.N1	17-DEC-2003 11:13:06	Bright	35.500	102	24Alp Ser	2.6000	4250.0	71	9395	No
242	GOM_NL__2PRFIN20031217_111524_000000572022_00323_09395_9811.N1	17-DEC-2003 11:15:24	Bright	57.000	138	47Eps Vir	2.8280	4700.0	114	9395	No
243	GOM_NL__2PRFIN20031217_112123_000000542022_00323_09395_9812.N1	17-DEC-2003 11:21:23	Twi_and_stray	54.000	15	67Alp Vir	0.97600	28000.	108	9395	No
244	GOM_NL__2PRFIN20031217_112453_000000482022_00323_09395_9813.N1	17-DEC-2003 11:24:53	Dark	48.000	169	46Gam Hya	2.9910	4700.0	96	9395	No
245	GOM_NL__2PRFIN20031217_112718_000000422022_00323_09395_9814.N1	17-DEC-2003 11:27:18	Dark	41.500	81	Eta Cen	2.3560	28000.	83	9395	No
246	GOM_NL__2PRFIN20031217_112834_000000402022_00323_09395_9815.N1	17-DEC-2003 11:28:34	Dark	40.000	78	Alp Lup	2.3040	28000.	80	9395	No
247	GOM_NL__2PRFIN20031217_113209_000000522022_00323_09395_9816.N1	17-DEC-2003 11:32:09	Dark	52.000	4	Alp1Cen	-0.010000	5800.0	104	9395	No
248	GOM_NL__2PRFIN20031217_113509_000000442022_00324_09396_9781.N1	17-DEC-2003 11:35:09	Dark	43.500	12	Alp1Cru	0.77500	30000.	87	9396	No
249	GOM_NL__2PRFIN20031217_114004_000000402022_00324_09396_9782.N1	17-DEC-2003 11:40:04	Dark	40.000	159	Ups Car	2.9200	7200.0	80	9396	No
250	GOM_NL__2PRFIN20031217_114127_000000442022_00324_09396_9783.N1	17-DEC-2003 11:41:27	Dark	44.000	71	Iot Car	2.2460	7700.0	88	9396	No
251	GOM_NL__2PRFIN20031217_114321_000000542022_00324_09396_9784.N1	17-DEC-2003 11:43:21	Dark	54.000	41	Eps Car	1.8600	4100.0	108	9396	No
252	GOM_NL__2PRFIN20031217_114608_000000572022_00324_09396_9785.N1	17-DEC-2003 11:46:08	Dark	56.500	34	Gam2Vel	1.7930	23000.	113	9396	No
253	GOM_NL__2PRFIN20031217_114811_000000552022_00324_09396_9786.N1	17-DEC-2003 11:48:11	Dark	55.000	2	Alp Car	-0.73600	7000.0	110	9396	No
254	GOM_NL__2PRFIN20031217_115058_000000552022_00324_09396_9787.N1	17-DEC-2003 11:50:58	Dark	55.000	117	Pi Pup	2.7060	3800.0	110	9396	No
255	GOM_NL__2PRFIN20031217_115411_000000562022_00324_09396_9788.N1	17-DEC-2003 11:54:11	Straylight	55.500	23	21Eps CMa	1.5020	26000.	111	9396	No
256	GOM_NL__2PRFIN20031217_115558_000000572022_00324_09396_9789.N1	17-DEC-2003 11:55:58	Straylight	57.000	179	24Omi2CMa	3.0320	24000.	114	9396	No
257	GOM_NL__2PRFIN20031217_115858_000000702022_00324_09396_9790.N1	17-DEC-2003 11:58:58	Straylight	70.000	1	9Alp CMa	-1.4400	11000.	140	9396	No
258	GOM_NL__2PRFIN20031217_120111_000000442022_00324_09396_9791.N1	17-DEC-2003 12:01:11	Straylight	43.500	165	34Gam Eri	2.9500	3200.0	87	9396	No
259	GOM_NL__2PRFIN20031217_120254_000000472022_00324_09396_9792.N1	17-DEC-2003 12:02:54	Straylight	47.000	125	44Iot Ori	2.7700	30000.	94	9396	No
260	GOM_NL__2PRFIN20031217_120425_000000512022_00324_09396_9793.N1	17-DEC-2003 12:04:25	Straylight	50.500	30	46Eps Ori	1.6940	30000.	101	9396	No
261	GOM_NL__2PRFIN20031217_120731_000000632022_00324_09396_9794.N1	17-DEC-2003 12:07:31	Twi_and_stray	63.000	14	58Alp Ori	0.87000	3000.0	126	9396	No
262	GOM_NL__2PRFIN20031217_120931_000000532022_00324_09396_9795.N1	17-DEC-2003 12:09:31	Twi_and_stray	52.500	13	87Alp Tau	0.86700	3800.0	105	9396	No
263	GOM_NL__2PRFIN20031217_121144_000000382022_00324_09396_9796.N1	17-DEC-2003 12:11:44	Bright	37.500	146	25Eta Tau	2.8730	15200.	75	9396	No
264	GOM_NL__2PRFIN20031217_121352_000000382022_00324_09396_9797.N1	17-DEC-2003 12:13:52	Bright	37.500	150	44Zet Per	2.8900	28000.	75	9396	No
265	GOM_NL__2PRFIN20031217_121609_000000382022_00324_09396_9798.N1	17-DEC-2003 12:16:09	Bright	38.000	149	45Eps Per	2.8880	30000.	76	9396	No
266	GOM_NL__2PRFIN20031217_121821_000000382022_00324_09396_9799.N1	17-DEC-2003 12:18:21	Bright	37.500	175	39Del Per	3.0100	19400.	75	9396	No
267	GOM_NL__2PRFIN20031217_122007_000000402022_00324_09396_9800.N1	17-DEC-2003 12:20:07	Bright	39.500	160	23Gam Per	2.9300	4700.0	79	9396	No
268	GOM_NL__2PRFIN20031217_122325_000000382022_00324_09396_9801.N1	17-DEC-2003 12:23:25	Bright	38.000	110	37Del Cas	2.6780	8900.0	76	9396	No
269	GOM_NL__2PRFIN20031217_123003_000000402022_00324_09396_9802.N1	17-DEC-2003 12:30:03	Bright	39.500	49	1Alp UMi	1.9900	6300.0	79	9396	No
270	GOM_NL__2PRFIN20031217_123446_000000392022_00324_09396_9803.N1	17-DEC-2003 12:34:46	Bright	39.000	60	7Bet UMi	2.0810	3950.0	78	9396	No
271	GOM_NL__2PRFIN20031217_123628_000000532022_00324_09396_9804.N1	17-DEC-2003 12:36:28	Bright	52.500	82	48Bet UMa	2.3650	10600.	105	9396	No
272	GOM_NL__2PRFIN20031217_123858_000000492022_00324_09396_9805.N1	17-DEC-2003 12:38:58	Bright	49.000	87	64Gam UMa	2.4330	11000.	98	9396	No
273	GOM_NL__2PRFIN20031217_124156_000000432022_00324_09396_9806.N1	17-DEC-2003 12:41:56	Bright	42.500	39	85Eta UMa	1.8540	24000.	85	9396	No
274	GOM_NL__2PRFIN20031217_124521_000000392022_00324_09396_9807.N1	17-DEC-2003 12:45:21	Bright	39.000	180	27Gam Boo	3.0400	8000.0	78	9396	No
275	GOM_NL__2PRFIN20031217_124834_000000392022_00324_09396_9808.N1	17-DEC-2003 12:48:34	Bright	39.000	83		2.3780	11000.	78	9396	No
276	GOM_NL__2PRFIN20031217_125157_000000442022_00324_09396_9809.N1	17-DEC-2003 12:51:57	Bright	44.000	111	8Eta Boo	2.6800	6000.0	88	9396	No
277	GOM_NL__2PRFIN20031217_125342_000000362022_00324_09396_9810.N1	17-DEC-2003 12:53:42	Bright	35.500	102	24Alp Ser	2.6000	4250.0	71	9396	No
278	GOM_NL__2PRFIN20031217_125601_000000762022_00324_09396_9811.N1	17-DEC-2003 12:56:01	Bright	75.500	138	47Eps Vir	2.8280	4700.0	151	9396	No

279	GOM_NL__2PRFIN20031217_130158_000000532022_00324_09396_9812.N1	17-DEC-2003 13:01:58	Tw_i_and_stray	52.500	15	67Alp Vir	0.97600	28000.	105	9396	No
280	GOM_NL__2PRFIN20031217_130530_000000472022_00324_09396_9813.N1	17-DEC-2003 13:05:30	Dark	47.000	169	46Gam Hya	2.9910	4700.0	94	9396	No
281	GOM_NL__2PRFIN20031217_130754_000000412022_00324_09396_9814.N1	17-DEC-2003 13:07:54	Dark	40.500	81	Eta Cen	2.3560	28000.	81	9396	No
282	GOM_NL__2PRFIN20031217_130910_000000392022_00324_09396_9815.N1	17-DEC-2003 13:09:10	Dark	38.500	78	Alp Lup	2.3040	28000.	77	9396	No
283	GOM_NL__2PRFIN20031217_131245_000000462022_00324_09396_9816.N1	17-DEC-2003 13:12:45	Dark	46.000	4	Alp1Cen	-0.010000	5800.0	92	9396	No
284	GOM_NL__2PRFIN20031217_131545_000000432022_00325_09397_9781.N1	17-DEC-2003 13:15:45	Dark	42.500	12	Alp1Cru	0.77500	30000.	85	9397	No
285	GOM_NL__2PRFIN20031217_132038_000000432022_00325_09397_9782.N1	17-DEC-2003 13:20:38	Dark	42.500	159	Ups Car	2.9200	7200.0	85	9397	No
286	GOM_NL__2PRFIN20031217_132204_000000442022_00325_09397_9783.N1	17-DEC-2003 13:22:04	Dark	44.000	71	Iot Car	2.2460	7700.0	88	9397	No
287	GOM_NL__2PRFIN20031217_132357_000000512022_00325_09397_9784.N1	17-DEC-2003 13:23:57	Dark	50.500	41	Eps Car	1.8600	4100.0	101	9397	No
288	GOM_NL__2PRFIN20031217_132644_000000482022_00325_09397_9785.N1	17-DEC-2003 13:26:44	Dark	47.500	34	Gam2Vel	1.7930	23000.	95	9397	No
289	GOM_NL__2PRFIN20031217_132847_000000552022_00325_09397_9786.N1	17-DEC-2003 13:28:47	Dark	54.500	2	Alp Car	-0.73600	7000.0	109	9397	No
290	GOM_NL__2PRFIN20031217_133135_000000562022_00325_09397_9787.N1	17-DEC-2003 13:31:35	Dark	55.500	117	Pi Pup	2.7060	3800.0	111	9397	No
291	GOM_NL__2PRFIN20031217_133445_000000582022_00325_09397_9788.N1	17-DEC-2003 13:34:45	Straylight	58.000	23	21Eps CMa	1.5020	26000.	116	9397	No
292	GOM_NL__2PRFIN20031217_133634_000000562022_00325_09397_9789.N1	17-DEC-2003 13:36:34	Straylight	55.500	179	24Omi2CMa	3.0320	24000.	111	9397	No
293	GOM_NL__2PRFIN20031217_133935_000000732022_00325_09397_9790.N1	17-DEC-2003 13:39:35	Straylight	73.000	1	9Alp CMa	-1.4400	11000.	146	9397	No
294	GOM_NL__2PRFIN20031217_134147_000000482022_00325_09397_9791.N1	17-DEC-2003 13:41:47	Straylight	47.500	165	34Gam Eri	2.9500	3200.0	95	9397	No
295	GOM_NL__2PRFIN20031217_134329_000000482022_00325_09397_9792.N1	17-DEC-2003 13:43:29	Straylight	47.500	125	44Iot Ori	2.7700	30000.	95	9397	No
296	GOM_NL__2PRFIN20031217_134501_000000522022_00325_09397_9793.N1	17-DEC-2003 13:45:01	Straylight	51.500	30	46Eps Ori	1.6940	30000.	103	9397	No
297	GOM_NL__2PRFIN20031217_134807_000000662022_00325_09397_9794.N1	17-DEC-2003 13:48:07	Tw_i_and_stray	66.000	14	58Alp Ori	0.87000	3000.0	132	9397	No
298	GOM_NL__2PRFIN20031217_135006_000000502022_00325_09397_9795.N1	17-DEC-2003 13:50:06	Tw_i_and_stray	50.000	13	87Alp Tau	0.86700	3800.0	100	9397	No
299	GOM_NL__2PRFIN20031217_135220_000000382022_00325_09397_9796.N1	17-DEC-2003 13:52:20	Bright	38.000	146	25Eta Tau	2.8730	15200.	76	9397	No
300	GOM_NL__2PRFIN20031217_135426_000000412022_00325_09397_9797.N1	17-DEC-2003 13:54:26	Bright	40.500	150	44Zet Per	2.8900	28000.	81	9397	No
301	GOM_NL__2PRFIN20031217_135645_000000372022_00325_09397_9798.N1	17-DEC-2003 13:56:45	Bright	37.000	149	45Eps Per	2.8880	30000.	74	9397	No
302	GOM_NL__2PRFIN20031217_135857_000000372022_00325_09397_9799.N1	17-DEC-2003 13:58:57	Bright	36.500	175	39Del Per	3.0100	19400.	73	9397	No
303	GOM_NL__2PRFIN20031217_140043_000000412022_00325_09397_9800.N1	17-DEC-2003 14:00:43	Bright	40.500	160	23Gam Per	2.9300	4700.0	81	9397	No
304	GOM_NL__2PRFIN20031217_140401_000000372022_00325_09397_9801.N1	17-DEC-2003 14:04:01	Bright	37.000	110	37Del Cas	2.6780	8900.0	74	9397	No
305	GOM_NL__2PRFIN20031217_141040_000000362022_00325_09397_9802.N1	17-DEC-2003 14:10:40	Bright	36.000	49	1Alp UMi	1.9900	6300.0	72	9397	No
306	GOM_NL__2PRFIN20031217_141522_000000382022_00325_09397_9803.N1	17-DEC-2003 14:15:22	Bright	38.000	60	7Bet UMi	2.0810	3950.0	76	9397	No
307	GOM_NL__2PRFIN20031217_141703_000000512022_00325_09397_9804.N1	17-DEC-2003 14:17:03	Bright	51.000	82	48Bet UMa	2.3650	10600.	102	9397	No
308	GOM_NL__2PRFIN20031217_141933_000000502022_00325_09397_9805.N1	17-DEC-2003 14:19:33	Bright	50.000	87	64Gam UMa	2.4330	11000.	100	9397	No
309	GOM_NL__2PRFIN20031217_142234_000000582022_00325_09397_9806.N1	17-DEC-2003 14:22:34	Bright	58.000	39	85Eta UMa	1.8540	24000.	116	9397	No
310	GOM_NL__2PRFIN20031217_142557_000000402022_00325_09397_9807.N1	17-DEC-2003 14:25:57	Bright	39.500	180	27Gam Boo	3.0400	8000.0	79	9397	No
311	GOM_NL__2PRFIN20031217_142911_000000382022_00325_09397_9808.N1	17-DEC-2003 14:29:11	Bright	38.000	83		2.3780	11000.	76	9397	No
312	GOM_NL__2PRFIN20031217_143233_000000432022_00325_09397_9809.N1	17-DEC-2003 14:32:33	Bright	42.500	111	8Eta Boo	2.6800	6000.0	85	9397	No
313	GOM_NL__2PRFIN20031217_143418_000000362022_00325_09397_9810.N1	17-DEC-2003 14:34:18	Bright	36.000	102	24Alp Ser	2.6000	4250.0	72	9397	No
314	GOM_NL__2PRFIN20031217_143638_000000562022_00325_09397_9811.N1	17-DEC-2003 14:36:38	Bright	55.500	138	47Eps Vir	2.8280	4700.0	111	9397	No
315	GOM_NL__2PRFIN20031217_144236_000000542022_00325_09397_9812.N1	17-DEC-2003 14:42:36	Tw_i_and_stray	54.000	15	67Alp Vir	0.97600	28000.	108	9397	No
316	GOM_NL__2PRFIN20031217_144606_000000472022_00325_09397_9813.N1	17-DEC-2003 14:46:06	Dark	46.500	169	46Gam Hya	2.9910	4700.0	93	9397	No
317	GOM_NL__2PRFIN20031217_144831_000000402022_00325_09397_9814.N1	17-DEC-2003 14:48:31	Dark	40.000	81	Eta Cen	2.3560	28000.	80	9397	No
318	GOM_NL__2PRFIN20031217_144947_000000392022_00325_09397_9815.N1	17-DEC-2003 14:49:47	Dark	38.500	78	Alp Lup	2.3040	28000.	77	9397	No
319	GOM_NL__2PRFIN20031217_145321_000000522022_00325_09397_9816.N1	17-DEC-2003 14:53:21	Dark	52.000	4	Alp1Cen	-0.010000	5800.0	104	9397	No
320	GOM_NL__2PRFIN20031217_145621_000000432022_00326_09398_9781.N1	17-DEC-2003 14:56:21	Dark	43.000	12	Alp1Cru	0.77500	30000.	86	9398	No
321	GOM_NL__2PRFIN20031217_150115_000000442022_00326_09398_9782.N1	17-DEC-2003 15:01:15	Dark	43.500	159	Ups Car	2.9200	7200.0	87	9398	No
322	GOM_NL__2PRFIN20031217_150240_000000482022_00326_09398_9783.N1	17-DEC-2003 15:02:40	Dark	47.500	71	Iot Car	2.2460	7700.0	95	9398	No
323	GOM_NL__2PRFIN20031217_150433_000000462022_00326_09398_9784.N1	17-DEC-2003 15:04:33	Dark	46.000	41	Eps Car	1.8600	4100.0	92	9398	No
324	GOM_NL__2PRFIN20031217_150722_000000582022_00326_09398_9785.N1	17-DEC-2003 15:07:22	Dark	58.000	34	Gam2Vel	1.7930	23000.	116	9398	No
325	GOM_NL__2PRFIN20031217_150924_000000512022_00326_09398_9786.N1	17-DEC-2003 15:09:24	Dark	50.500	2	Alp Car	-0.73600	7000.0	101	9398	No
326	GOM_NL__2PRFIN20031217_151212_000000562022_00326_09398_9787.N1	17-DEC-2003 15:12:12	Dark	55.500	117	Pi Pup	2.7060	3800.0	111	9398	No
327	GOM_NL__2PRFIN20031217_151523_000000592022_00326_09398_9788.N1	17-DEC-2003 15:15:23	Straylight	58.500	23	21Eps CMa	1.5020	26000.	117	9398	No
328	GOM_NL__2PRFIN20031217_151711_000000572022_00326_09398_9789.N1	17-DEC-2003 15:17:11	Straylight	56.500	179	24Omi2CMa	3.0320	24000.	113	9398	No
329	GOM_NL__2PRFIN20031217_152011_000000702022_00326_09398_9790.N1	17-DEC-2003 15:20:11	Straylight	70.000	1	9Alp CMa	-1.4400	11000.	140	9398	No
330	GOM_NL__2PRFIN20031217_152224_000000482022_00326_09398_9791.N1	17-DEC-2003 15:22:24	Straylight	47.500	165	34Gam Eri	2.9500	3200.0	95	9398	No
331	GOM_NL__2PRFIN20031217_152405_000000472022_00326_09398_9792.N1	17-DEC-2003 15:24:05	Straylight	47.000	125	44Iot Ori	2.7700	30000.	94	9398	No
332	GOM_NL__2PRFIN20031217_152535_000000542022_00326_09398_9793.N1	17-DEC-2003 15:25:35	Straylight	53.500	30	46Eps Ori	1.6940	30000.	107	9398	No
333	GOM_NL__2PRFIN20031217_152842_000000662022_00326_09398_9794.N1	17-DEC-2003 15:28:42	Tw_i_and_stray	66.000	14	58Alp Ori	0.87000	3000.0	132	9398	No
334	GOM_NL__2PRFIN20031217_153042_000000542022_00326_09398_9795.N1	17-DEC-2003 15:30:42	Tw_i_and_stray	54.000	13	87Alp Tau	0.86700	3800.0	108	9398	No
335	GOM_NL__2PRFIN20031217_153256_000000392022_00326_09398_9796.N1	17-DEC-2003 15:32:56	Bright	39.000	146	25Eta Tau	2.8730	15200.	78	9398	No
336	GOM_NL__2PRFIN20031217_153503_000000402022_00326_09398_9797.N1	17-DEC-2003 15:35:03	Bright	39.500	150	44Zet Per	2.8900	28000.	79	9398	No
337	GOM_NL__2PRFIN20031217_153721_000000372022_00326_09398_9798.N1	17-DEC-2003 15:37:21	Bright	36.500	149	45Eps Per	2.8880	30000.	73	9398	No

338	GOM_NL__2PRFIN20031217_153931_000000382022_00326_09398_9799.N1	17-DEC-2003 15:39:31	Bright	38.000	175	39Del Per	3.0100	19400.	76	9398	No
339	GOM_NL__2PRFIN20031217_154119_000000402022_00326_09398_9800.N1	17-DEC-2003 15:41:19	Bright	39.500	160	23Gam Per	2.9300	4700.0	79	9398	No
340	GOM_NL__2PRFIN20031217_154437_000000392022_00326_09398_9801.N1	17-DEC-2003 15:44:37	Bright	38.500	110	37Del Cas	2.6780	8900.0	77	9398	No
341	GOM_NL__2PRFIN20031217_155115_000000392022_00326_09398_9802.N1	17-DEC-2003 15:51:15	Bright	38.500	49	1Alp UMi	1.9900	6300.0	77	9398	No
342	GOM_NL__2PRFIN20031217_155558_000000392022_00326_09398_9803.N1	17-DEC-2003 15:55:58	Bright	39.000	60	7Bet UMi	2.0810	3950.0	78	9398	No
343	GOM_NL__2PRFIN20031217_155739_000000512022_00326_09398_9804.N1	17-DEC-2003 15:57:39	Bright	50.500	82	48Bet UMa	2.3650	10600.	101	9398	No
344	GOM_NL__2PRFIN20031217_160009_000000492022_00326_09398_9805.N1	17-DEC-2003 16:00:09	Bright	49.000	87	64Gam UMa	2.4330	11000.	98	9398	No
345	GOM_NL__2PRFIN20031217_160309_000000582022_00326_09398_9806.N1	17-DEC-2003 16:03:09	Bright	58.000	39	85Eta UMa	1.8540	24000.	116	9398	No
346	GOM_NL__2PRFIN20031217_160631_000000452022_00326_09398_9807.N1	17-DEC-2003 16:06:31	Bright	44.500	180	27Gam Boo	3.0400	8000.0	89	9398	No
347	GOM_NL__2PRFIN20031217_160946_000000402022_00326_09398_9808.N1	17-DEC-2003 16:09:46	Bright	40.000	83		2.3780	11000.	80	9398	No
348	GOM_NL__2PRFIN20031217_161309_000000602022_00326_09398_9809.N1	17-DEC-2003 16:13:09	Bright	60.000	111	8Eta Boo	2.6800	6000.0	120	9398	No
349	GOM_NL__2PRFIN20031217_161455_000000352022_00326_09398_9810.N1	17-DEC-2003 16:14:55	Bright	35.000	102	24Alp Ser	2.6000	4250.0	70	9398	No
350	GOM_NL__2PRFIN20031217_161715_000000552022_00326_09398_9811.N1	17-DEC-2003 16:17:15	Bright	55.000	138	47Eps Vir	2.8280	4700.0	110	9398	No
351	GOM_NL__2PRFIN20031217_162313_000000552022_00326_09398_9812.N1	17-DEC-2003 16:23:13	Tw_i_and_stray	55.000	15	67Alp Vir	0.97600	28000.	110	9398	No
352	GOM_NL__2PRFIN20031217_162643_000000532022_00326_09398_9813.N1	17-DEC-2003 16:26:43	Dark	53.000	169	46Gam Hya	2.9910	4700.0	106	9398	No
353	GOM_NL__2PRFIN20031217_162907_000000412022_00326_09398_9814.N1	17-DEC-2003 16:29:07	Dark	40.500	81	Eta Cen	2.3560	28000.	81	9398	No
354	GOM_NL__2PRFIN20031217_163022_000000412022_00326_09398_9815.N1	17-DEC-2003 16:30:22	Dark	40.500	78	Alp Lup	2.3040	28000.	81	9398	No
355	GOM_NL__2PRFIN20031217_163357_000000522022_00326_09398_9816.N1	17-DEC-2003 16:33:57	Dark	52.000	4	Alp1Cen	-0.010000	5800.0	104	9398	No
356	GOM_NL__2PRFIN20031217_163659_000000422022_00327_09399_9781.N1	17-DEC-2003 16:36:59	Dark	42.000	12	Alp1Cru	0.77500	30000.	84	9399	No
357	GOM_NL__2PRFIN20031217_164154_000000422022_00327_09399_9782.N1	17-DEC-2003 16:41:54	Dark	42.000	159	Ups Car	2.9200	7200.0	84	9399	No
358	GOM_NL__2PRFIN20031217_164317_000000432022_00327_09399_9783.N1	17-DEC-2003 16:43:17	Dark	42.500	71	Iot Car	2.2460	7700.0	85	9399	No
359	GOM_NL__2PRFIN20031217_164511_000000482022_00327_09399_9784.N1	17-DEC-2003 16:45:11	Dark	47.500	41	Eps Car	1.8600	4100.0	95	9399	No
360	GOM_NL__2PRFIN20031217_164758_000000562022_00327_09399_9785.N1	17-DEC-2003 16:47:58	Dark	55.500	34	Gam2Vel	1.7930	23000.	111	9399	No
361	GOM_NL__2PRFIN20031217_165000_000000522022_00327_09399_9786.N1	17-DEC-2003 16:50:00	Dark	51.500	2	Alp Car	-0.73600	7000.0	103	9399	No
362	GOM_NL__2PRFIN20031217_165248_000000552022_00327_09399_9787.N1	17-DEC-2003 16:52:48	Dark	55.000	117	Pi Pup	2.7060	3800.0	110	9399	No
363	GOM_NL__2PRFIN20031217_165601_000000552022_00327_09399_9788.N1	17-DEC-2003 16:56:01	Straylight	54.500	23	21Eps CMa	1.5020	26000.	109	9399	No
364	GOM_NL__2PRFIN20031217_165747_000000582022_00327_09399_9789.N1	17-DEC-2003 16:57:47	Straylight	57.500	179	24Omi2CMa	3.0320	24000.	115	9399	No
365	GOM_NL__2PRFIN20031217_170047_000000672022_00327_09399_9790.N1	17-DEC-2003 17:00:47	Straylight	66.500	1	9Alp CMa	-1.4400	11000.	133	9399	No
366	GOM_NL__2PRFIN20031217_170258_000000482022_00327_09399_9791.N1	17-DEC-2003 17:02:58	Straylight	48.000	165	34Gam Eri	2.9500	3200.0	96	9399	No
367	GOM_NL__2PRFIN20031217_170441_000000472022_00327_09399_9792.N1	17-DEC-2003 17:04:41	Straylight	47.000	125	44Iot Ori	2.7700	30000.	94	9399	No
368	GOM_NL__2PRFIN20031217_170613_000000522022_00327_09399_9793.N1	17-DEC-2003 17:06:13	Straylight	52.000	30	46Eps Ori	1.6940	30000.	104	9399	No
369	GOM_NL__2PRFIN20031217_170916_000000662022_00327_09399_9794.N1	17-DEC-2003 17:09:16	Tw_i_and_stray	66.000	14	58Alp Ori	0.87000	3000.0	132	9399	No
370	GOM_NL__2PRFIN20031217_171118_000000542022_00327_09399_9795.N1	17-DEC-2003 17:11:18	Tw_i_and_stray	54.000	13	87Alp Tau	0.86700	3800.0	108	9399	No
371	GOM_NL__2PRFIN20031217_171330_000000402022_00327_09399_9796.N1	17-DEC-2003 17:13:30	Bright	40.000	146	25Eta Tau	2.8730	15200.	80	9399	No
372	GOM_NL__2PRFIN20031217_171541_000000392022_00327_09399_9797.N1	17-DEC-2003 17:15:41	Bright	39.000	150	44Zet Per	2.8900	28000.	78	9399	No
373	GOM_NL__2PRFIN20031217_171756_000000392022_00327_09399_9798.N1	17-DEC-2003 17:17:56	Bright	39.000	149	45Eps Per	2.8880	30000.	78	9399	No
374	GOM_NL__2PRFIN20031217_172010_000000372022_00327_09399_9799.N1	17-DEC-2003 17:20:10	Bright	36.500	175	39Del Per	3.0100	19400.	73	9399	No
375	GOM_NL__2PRFIN20031217_172157_000000392022_00327_09399_9800.N1	17-DEC-2003 17:21:57	Bright	38.500	160	23Gam Per	2.9300	4700.0	77	9399	No
376	GOM_NL__2PRFIN20031217_172513_000000392022_00327_09399_9801.N1	17-DEC-2003 17:25:13	Bright	38.500	110	37Del Cas	2.6780	8900.0	77	9399	No
377	GOM_NL__2PRFIN20031217_173152_000000392022_00327_09399_9802.N1	17-DEC-2003 17:31:52	Bright	39.000	49	1Alp UMi	1.9900	6300.0	78	9399	No
378	GOM_NL__2PRFIN20031217_173635_000000382022_00327_09399_9803.N1	17-DEC-2003 17:36:35	Bright	38.000	60	7Bet UMi	2.0810	3950.0	76	9399	No
379	GOM_NL__2PRFIN20031217_173814_000000542022_00327_09399_9804.N1	17-DEC-2003 17:38:14	Bright	54.000	82	48Bet UMa	2.3650	10600.	108	9399	No
380	GOM_NL__2PRFIN20031217_174044_000000502022_00327_09399_9805.N1	17-DEC-2003 17:40:44	Bright	49.500	87	64Gam UMa	2.4330	11000.	99	9399	No
381	GOM_NL__2PRFIN20031217_174346_000000432022_00327_09399_9806.N1	17-DEC-2003 17:43:46	Bright	42.500	39	85Eta UMa	1.8540	24000.	85	9399	No
382	GOM_NL__2PRFIN20031217_174708_000000402022_00327_09399_9807.N1	17-DEC-2003 17:47:08	Bright	40.000	180	27Gam Boo	3.0400	8000.0	80	9399	No
383	GOM_NL__2PRFIN20031217_175023_000000382022_00327_09399_9808.N1	17-DEC-2003 17:50:23	Bright	38.000	83		2.3780	11000.	76	9399	No
384	GOM_NL__2PRFIN20031217_175346_000000442022_00327_09399_9809.N1	17-DEC-2003 17:53:46	Bright	43.500	111	8Eta Boo	2.6800	6000.0	87	9399	No
385	GOM_NL__2PRFIN20031217_175531_000000362022_00327_09399_9810.N1	17-DEC-2003 17:55:31	Bright	35.500	102	24Alp Ser	2.6000	4250.0	71	9399	No
386	GOM_NL__2PRFIN20031217_175751_000000552022_00327_09399_9811.N1	17-DEC-2003 17:57:51	Bright	54.500	138	47Eps Vir	2.8280	4700.0	109	9399	No
387	GOM_NL__2PRFIN20031217_180350_000000532022_00327_09399_9812.N1	17-DEC-2003 18:03:50	Tw_i_and_stray	52.500	15	67Alp Vir	0.97600	28000.	105	9399	No
388	GOM_NL__2PRFIN20031217_180720_000000502022_00327_09399_9813.N1	17-DEC-2003 18:07:20	Dark	49.500	169	46Gam Hya	2.9910	4700.0	99	9399	No
389	GOM_NL__2PRFIN20031217_180944_000000382022_00327_09399_9814.N1	17-DEC-2003 18:09:44	Dark	38.000	81	Eta Cen	2.3560	28000.	76	9399	No
390	GOM_NL__2PRFIN20031217_181059_000000392022_00327_09399_9815.N1	17-DEC-2003 18:10:59	Dark	38.500	78	Alp Lup	2.3040	28000.	77	9399	No
391	GOM_NL__2PRFIN20031217_181434_000000512022_00327_09399_9816.N1	17-DEC-2003 18:14:34	Dark	50.500	4	Alp1Cen	-0.010000	5800.0	101	9399	No
392	GOM_NL__2PRFIN20031217_181736_000000432022_00328_09400_9781.N1	17-DEC-2003 18:17:36	Dark	43.000	12	Alp1Cru	0.77500	30000.	86	9400	No
393	GOM_NL__2PRFIN20031217_182231_000000412022_00328_09400_9782.N1	17-DEC-2003 18:22:31	Dark	40.500	159	Ups Car	2.9200	7200.0	81	9400	No
394	GOM_NL__2PRFIN20031217_182354_000000452022_00328_09400_9783.N1	17-DEC-2003 18:23:54	Dark	44.500	71	Iot Car	2.2460	7700.0	89	9400	No
395	GOM_NL__2PRFIN20031217_182548_000000532022_00328_09400_9784.N1	17-DEC-2003 18:25:48	Dark	53.000	41	Eps Car	1.8600	4100.0	106	9400	No
396	GOM_NL__2PRFIN20031217_182835_000000522022_00328_09400_9785.N1	17-DEC-2003 18:28:35	Dark	51.500	34	Gam2Vel	1.7930	23000.	103	9400	No

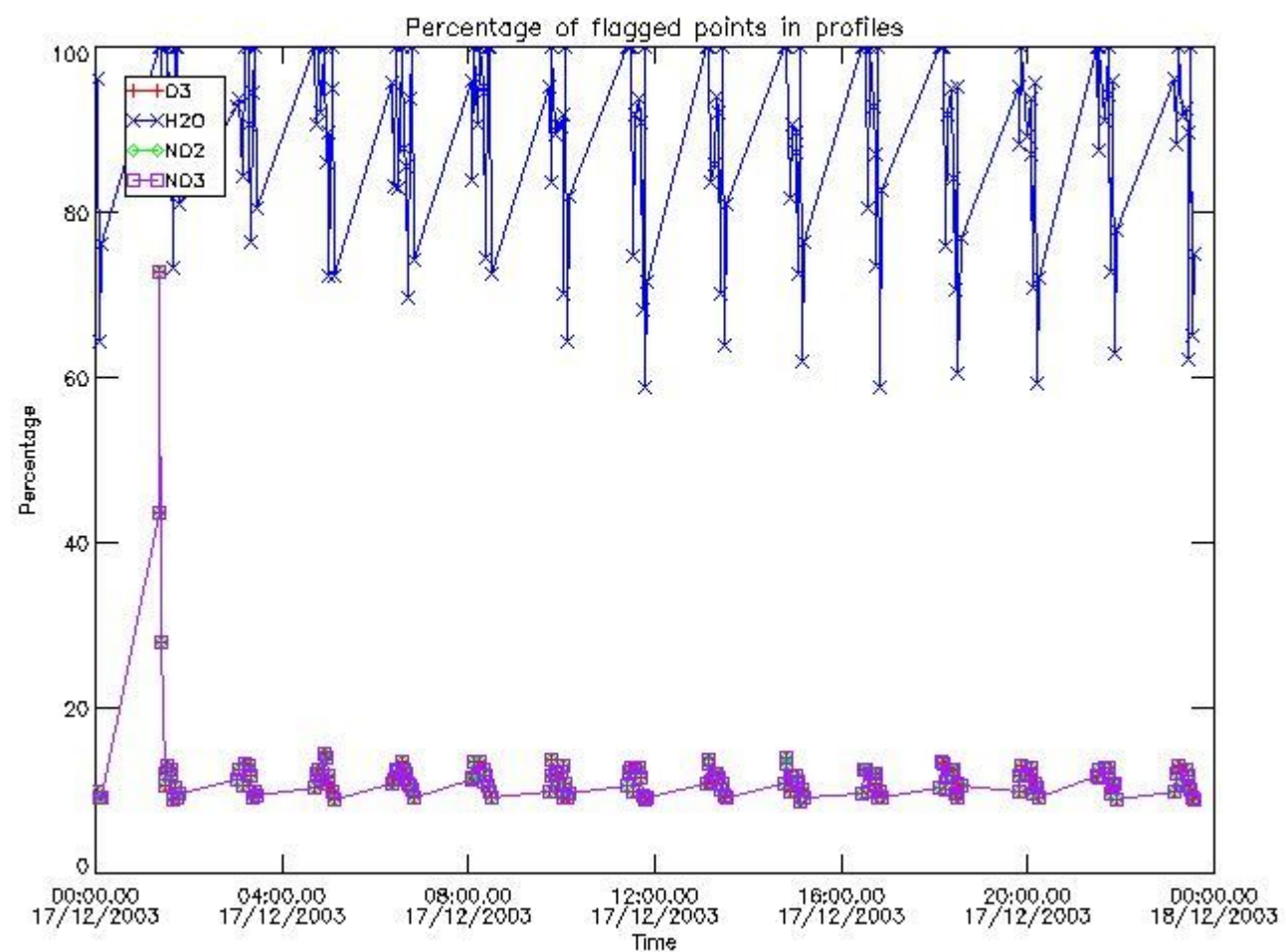
397	GOM_NL__2PRFIN20031217_183037_000000552022_00328_09400_9786.N1	17-DEC-2003 18:30:37	Dark	55.000	2	Alp Car	-0.73600	7000.0	110	9400	No
398	GOM_NL__2PRFIN20031217_183325_000000482022_00328_09400_9787.N1	17-DEC-2003 18:33:25	Dark	48.000	117	Pi Pup	2.7060	3800.0	96	9400	No
399	GOM_NL__2PRFIN20031217_183637_000000542022_00328_09400_9788.N1	17-DEC-2003 18:36:37	Straylight	53.500	23	21Eps CMa	1.5020	26000.	107	9400	No
400	GOM_NL__2PRFIN20031217_183823_000000582022_00328_09400_9789.N1	17-DEC-2003 18:38:23	Straylight	58.000	179	24Omi2CMa	3.0320	24000.	116	9400	No
401	GOM_NL__2PRFIN20031217_184123_000000722022_00328_09400_9790.N1	17-DEC-2003 18:41:23	Straylight	72.000	1	9Alp CMa	-1.4400	11000.	144	9400	No
402	GOM_NL__2PRFIN20031217_184336_000000472022_00328_09400_9791.N1	17-DEC-2003 18:43:36	Straylight	46.500	165	34Gam Eri	2.9500	3200.0	93	9400	No
403	GOM_NL__2PRFIN20031217_184518_000000482022_00328_09400_9792.N1	17-DEC-2003 18:45:18	Straylight	47.500	125	44Iot Ori	2.7700	30000.	95	9400	No
404	GOM_NL__2PRFIN20031217_184649_000000512022_00328_09400_9793.N1	17-DEC-2003 18:46:49	Straylight	50.500	30	46Eps Ori	1.6940	30000.	101	9400	No
405	GOM_NL__2PRFIN20031217_184954_000000622022_00328_09400_9794.N1	17-DEC-2003 18:49:54	Tw_i_and_stray	61.500	14	58Alp Ori	0.87000	3000.0	123	9400	No
406	GOM_NL__2PRFIN20031217_185154_000000532022_00328_09400_9795.N1	17-DEC-2003 18:51:54	Tw_i_and_stray	53.000	13	87Alp Tau	0.86700	3800.0	106	9400	No
407	GOM_NL__2PRFIN20031217_185408_000000382022_00328_09400_9796.N1	17-DEC-2003 18:54:08	Bright	37.500	146	25Eta Tau	2.8730	15200.	75	9400	No
408	GOM_NL__2PRFIN20031217_185617_000000382022_00328_09400_9797.N1	17-DEC-2003 18:56:17	Bright	37.500	150	44Zet Per	2.8900	28000.	75	9400	No
409	GOM_NL__2PRFIN20031217_185833_000000382022_00328_09400_9798.N1	17-DEC-2003 18:58:33	Bright	37.500	149	45Eps Per	2.8880	30000.	75	9400	No
410	GOM_NL__2PRFIN20031217_190046_000000372022_00328_09400_9799.N1	17-DEC-2003 19:00:46	Bright	37.000	175	39Del Per	3.0100	19400.	74	9400	No
411	GOM_NL__2PRFIN20031217_190234_000000372022_00328_09400_9800.N1	17-DEC-2003 19:02:34	Bright	36.500	160	23Gam Per	2.9300	4700.0	73	9400	No
412	GOM_NL__2PRFIN20031217_190547_000000412022_00328_09400_9801.N1	17-DEC-2003 19:05:47	Bright	41.000	110	37Del Cas	2.6780	8900.0	82	9400	No
413	GOM_NL__2PRFIN20031217_191227_000000382022_00328_09400_9802.N1	17-DEC-2003 19:12:27	Bright	37.500	49	1Alp UMi	1.9900	6300.0	75	9400	No
414	GOM_NL__2PRFIN20031217_191710_000000392022_00328_09400_9803.N1	17-DEC-2003 19:17:10	Bright	39.000	60	7Bet UMi	2.0810	3950.0	78	9400	No
415	GOM_NL__2PRFIN20031217_191849_000000512022_00328_09400_9804.N1	17-DEC-2003 19:18:49	Bright	51.000	82	48Bet UMa	2.3650	10600.	102	9400	No
416	GOM_NL__2PRFIN20031217_192120_000000462022_00328_09400_9805.N1	17-DEC-2003 19:21:20	Bright	46.000	87	64Gam UMa	2.4330	11000.	92	9400	No
417	GOM_NL__2PRFIN20031217_192421_000000422022_00328_09400_9806.N1	17-DEC-2003 19:24:21	Bright	41.500	39	85Eta UMa	1.8540	24000.	83	9400	No
418	GOM_NL__2PRFIN20031217_192745_000000382022_00328_09400_9807.N1	17-DEC-2003 19:27:45	Bright	38.000	180	27Gam Boo	3.0400	8000.0	76	9400	No
419	GOM_NL__2PRFIN20031217_193059_000000392022_00328_09400_9808.N1	17-DEC-2003 19:30:59	Bright	38.500	83		2.3780	11000.	77	9400	No
420	GOM_NL__2PRFIN20031217_193422_000000442022_00328_09400_9809.N1	17-DEC-2003 19:34:22	Bright	44.000	111	8Eta Boo	2.6800	6000.0	88	9400	No
421	GOM_NL__2PRFIN20031217_193607_000000362022_00328_09400_9810.N1	17-DEC-2003 19:36:07	Bright	35.500	102	24Alp Ser	2.6000	4250.0	71	9400	No
422	GOM_NL__2PRFIN20031217_193828_000000762022_00328_09400_9811.N1	17-DEC-2003 19:38:28	Bright	76.000	138	47Eps Vir	2.8280	4700.0	152	9400	No
423	GOM_NL__2PRFIN20031217_194425_000000592022_00328_09400_9812.N1	17-DEC-2003 19:44:25	Tw_i_and_stray	58.500	15	67Alp Vir	0.97600	28000.	117	9400	No
424	GOM_NL__2PRFIN20031217_194756_000000522022_00328_09400_9813.N1	17-DEC-2003 19:47:56	Dark	52.000	169	46Gam Hya	2.9910	4700.0	104	9400	No
425	GOM_NL__2PRFIN20031217_194930_000000432022_00328_09400_9814.N1	17-DEC-2003 19:49:30	Dark	43.000	54	5The Cen	2.0550	4500.0	86	9400	No
426	GOM_NL__2PRFIN20031217_195135_000000402022_00328_09400_9815.N1	17-DEC-2003 19:51:35	Dark	39.500	78	Alp Lup	2.3040	28000.	79	9400	No
427	GOM_NL__2PRFIN20031217_195812_000000422022_00329_09401_9781.N1	17-DEC-2003 19:58:12	Dark	42.000	12	Alp1Cru	0.77500	30000.	84	9401	No
428	GOM_NL__2PRFIN20031217_200307_000000402022_00329_09401_9782.N1	17-DEC-2003 20:03:07	Dark	40.000	159	Ups Car	2.9200	7200.0	80	9401	No
429	GOM_NL__2PRFIN20031217_200431_000000432022_00329_09401_9783.N1	17-DEC-2003 20:04:31	Dark	43.000	71	Iot Car	2.2460	7700.0	86	9401	No
430	GOM_NL__2PRFIN20031217_200624_000000542022_00329_09401_9784.N1	17-DEC-2003 20:06:24	Dark	53.500	41	Eps Car	1.8600	4100.0	107	9401	No
431	GOM_NL__2PRFIN20031217_200912_000000472022_00329_09401_9785.N1	17-DEC-2003 20:09:12	Dark	47.000	34	Gam2Vel	1.7930	23000.	94	9401	No
432	GOM_NL__2PRFIN20031217_201114_000000502022_00329_09401_9786.N1	17-DEC-2003 20:11:14	Dark	49.500	2	Alp Car	-0.73600	7000.0	99	9401	No
433	GOM_NL__2PRFIN20031217_201400_000000562022_00329_09401_9787.N1	17-DEC-2003 20:14:00	Dark	56.000	117	Pi Pup	2.7060	3800.0	112	9401	No
434	GOM_NL__2PRFIN20031217_201714_000000582022_00329_09401_9788.N1	17-DEC-2003 20:17:14	Straylight	57.500	23	21Eps CMa	1.5020	26000.	115	9401	No
435	GOM_NL__2PRFIN20031217_201859_000000592022_00329_09401_9789.N1	17-DEC-2003 20:18:59	Straylight	59.000	179	24Omi2CMa	3.0320	24000.	118	9401	No
436	GOM_NL__2PRFIN20031217_202158_000000702022_00329_09401_9790.N1	17-DEC-2003 20:21:58	Straylight	70.000	1	9Alp CMa	-1.4400	11000.	140	9401	No
437	GOM_NL__2PRFIN20031217_202413_000000442022_00329_09401_9791.N1	17-DEC-2003 20:24:13	Straylight	44.000	165	34Gam Eri	2.9500	3200.0	88	9401	No
438	GOM_NL__2PRFIN20031217_202554_000000482022_00329_09401_9792.N1	17-DEC-2003 20:25:54	Straylight	48.000	125	44Iot Ori	2.7700	30000.	96	9401	No
439	GOM_NL__2PRFIN20031217_202725_000000482022_00329_09401_9793.N1	17-DEC-2003 20:27:25	Straylight	48.000	30	46Eps Ori	1.6940	30000.	96	9401	No
440	GOM_NL__2PRFIN20031217_203030_000000652022_00329_09401_9794.N1	17-DEC-2003 20:30:30	Tw_i_and_stray	65.000	14	58Alp Ori	0.87000	3000.0	130	9401	No
441	GOM_NL__2PRFIN20031217_203231_000000502022_00329_09401_9795.N1	17-DEC-2003 20:32:31	Tw_i_and_stray	49.500	13	87Alp Tau	0.86700	3800.0	99	9401	No
442	GOM_NL__2PRFIN20031217_203445_000000362022_00329_09401_9796.N1	17-DEC-2003 20:34:45	Bright	36.000	146	25Eta Tau	2.8730	15200.	72	9401	No
443	GOM_NL__2PRFIN20031217_203654_000000382022_00329_09401_9797.N1	17-DEC-2003 20:36:54	Bright	37.500	150	44Zet Per	2.8900	28000.	75	9401	No
444	GOM_NL__2PRFIN20031217_203910_000000382022_00329_09401_9798.N1	17-DEC-2003 20:39:10	Bright	37.500	149	45Eps Per	2.8880	30000.	75	9401	No
445	GOM_NL__2PRFIN20031217_204122_000000362022_00329_09401_9799.N1	17-DEC-2003 20:41:22	Bright	35.500	175	39Del Per	3.0100	19400.	71	9401	No
446	GOM_NL__2PRFIN20031217_204310_000000382022_00329_09401_9800.N1	17-DEC-2003 20:43:10	Bright	38.000	160	23Gam Per	2.9300	4700.0	76	9401	No
447	GOM_NL__2PRFIN20031217_204623_000000412022_00329_09401_9801.N1	17-DEC-2003 20:46:23	Bright	41.000	110	37Del Cas	2.6780	8900.0	82	9401	No
448	GOM_NL__2PRFIN20031217_205304_000000382022_00329_09401_9802.N1	17-DEC-2003 20:53:04	Bright	38.000	49	1Alp UMi	1.9900	6300.0	76	9401	No
449	GOM_NL__2PRFIN20031217_205746_000000382022_00329_09401_9803.N1	17-DEC-2003 20:57:46	Bright	38.000	60	7Bet UMi	2.0810	3950.0	76	9401	No
450	GOM_NL__2PRFIN20031217_205925_000000522022_00329_09401_9804.N1	17-DEC-2003 20:59:25	Bright	52.000	82	48Bet UMa	2.3650	10600.	104	9401	No
451	GOM_NL__2PRFIN20031217_210155_000000502022_00329_09401_9805.N1	17-DEC-2003 21:01:55	Bright	49.500	87	64Gam UMa	2.4330	11000.	99	9401	No
452	GOM_NL__2PRFIN20031217_210457_000000432022_00329_09401_9806.N1	17-DEC-2003 21:04:57	Bright	42.500	39	85Eta UMa	1.8540	24000.	85	9401	No
453	GOM_NL__2PRFIN20031217_210822_000000462022_00329_09401_9807.N1	17-DEC-2003 21:08:22	Bright	46.000	180	27Gam Boo	3.0400	8000.0	92	9401	No
454	GOM_NL__2PRFIN20031217_211136_000000402022_00329_09401_9808.N1	17-DEC-2003 21:11:36	Bright	40.000	83		2.3780	11000.	80	9401	No
455	GOM_NL__2PRFIN20031217_211458_000000612022_00329_09401_9809.N1	17-DEC-2003 21:14:58	Bright	61.000	111	8Eta Boo	2.6800	6000.0	122	9401	No

456	GOM_NL__2PRFIN20031217_211643_000000362022_00329_09401_9810.N1	17-DEC-2003 21:16:43	Bright	35.500	102	24Alp Ser	2.6000	4250.0	71	9401	No
457	GOM_NL__2PRFIN20031217_211904_000000562022_00329_09401_9811.N1	17-DEC-2003 21:19:04	Bright	56.000	138	47Eps Vir	2.8280	4700.0	112	9401	No
458	GOM_NL__2PRFIN20031217_212503_000000542022_00329_09401_9812.N1	17-DEC-2003 21:25:03	Twi_and_stray	53.500	15	67Alp Vir	0.97600	28000.	107	9401	No
459	GOM_NL__2PRFIN20031217_212834_000000482022_00329_09401_9813.N1	17-DEC-2003 21:28:34	Dark	47.500	169	46Gam Hya	2.9910	4700.0	95	9401	No
460	GOM_NL__2PRFIN20031217_213007_000000492022_00329_09401_9814.N1	17-DEC-2003 21:30:07	Dark	48.500	54	5The Cen	2.0550	4500.0	97	9401	No
461	GOM_NL__2PRFIN20031217_213212_000000412022_00329_09401_9815.N1	17-DEC-2003 21:32:12	Dark	40.500	78	Alp Lup	2.3040	28000.	81	9401	No
462	GOM_NL__2PRFIN20031217_213849_000000402022_00330_09402_9876.N1	17-DEC-2003 21:38:49	Dark	40.000	12	Alp1Cru	0.77500	30000.	80	9402	No
463	GOM_NL__2PRFIN20031217_214344_000000402022_00330_09402_9877.N1	17-DEC-2003 21:43:44	Dark	40.000	159	Ups Car	2.9200	7200.0	80	9402	No
464	GOM_NL__2PRFIN20031217_214507_000000452022_00330_09402_9878.N1	17-DEC-2003 21:45:07	Dark	44.500	71	Iot Car	2.2460	7700.0	89	9402	No
465	GOM_NL__2PRFIN20031217_214701_000000542022_00330_09402_9879.N1	17-DEC-2003 21:47:01	Dark	53.500	41	Eps Car	1.8600	4100.0	107	9402	No
466	GOM_NL__2PRFIN20031217_214948_000000492022_00330_09402_9880.N1	17-DEC-2003 21:49:48	Dark	48.500	34	Gam2Vel	1.7930	23000.	97	9402	No
467	GOM_NL__2PRFIN20031217_215150_000000482022_00330_09402_9881.N1	17-DEC-2003 21:51:50	Dark	47.500	2	Alp Car	-0.73600	7000.0	95	9402	No
468	GOM_NL__2PRFIN20031217_215437_000000572022_00330_09402_9882.N1	17-DEC-2003 21:54:37	Dark	57.000	117	Pi Pup	2.7060	3800.0	114	9402	No
469	GOM_NL__2PRFIN20031217_215750_000000572022_00330_09402_9883.N1	17-DEC-2003 21:57:50	Straylight	56.500	23	21Eps CMa	1.5020	26000.	113	9402	No
470	GOM_NL__2PRFIN20031217_215935_000000572022_00330_09402_9884.N1	17-DEC-2003 21:59:35	Straylight	56.500	179	24Omi2CMa	3.0320	24000.	113	9402	No
471	GOM_NL__2PRFIN20031217_220234_000000722022_00330_09402_9885.N1	17-DEC-2003 22:02:34	Straylight	72.000	1	9Alp CMa	-1.4400	11000.	144	9402	No
472	GOM_NL__2PRFIN20031217_220449_000000472022_00330_09402_9886.N1	17-DEC-2003 22:04:49	Straylight	46.500	165	34Gam Eri	2.9500	3200.0	93	9402	No
473	GOM_NL__2PRFIN20031217_220630_000000482022_00330_09402_9887.N1	17-DEC-2003 22:06:30	Straylight	47.500	125	44Iot Ori	2.7700	30000.	95	9402	No
474	GOM_NL__2PRFIN20031217_220800_000000532022_00330_09402_9888.N1	17-DEC-2003 22:08:00	Straylight	52.500	30	46Eps Ori	1.6940	30000.	105	9402	No
475	GOM_NL__2PRFIN20031217_221105_000000652022_00330_09402_9889.N1	17-DEC-2003 22:11:05	Twi_and_stray	65.000	14	58Alp Ori	0.87000	3000.0	130	9402	No
476	GOM_NL__2PRFIN20031217_221306_000000532022_00330_09402_9890.N1	17-DEC-2003 22:13:06	Twi_and_stray	53.000	13	87Alp Tau	0.86700	3800.0	106	9402	No
477	GOM_NL__2PRFIN20031217_221521_000000382022_00330_09402_9891.N1	17-DEC-2003 22:15:21	Bright	38.000	146	25Eta Tau	2.8730	15200.	76	9402	No
478	GOM_NL__2PRFIN20031217_221728_000000392022_00330_09402_9892.N1	17-DEC-2003 22:17:28	Bright	39.000	150	44Zet Per	2.8900	28000.	78	9402	No
479	GOM_NL__2PRFIN20031217_221946_000000362022_00330_09402_9893.N1	17-DEC-2003 22:19:46	Bright	36.000	149	45Eps Per	2.8880	30000.	72	9402	No
480	GOM_NL__2PRFIN20031217_222158_000000362022_00330_09402_9894.N1	17-DEC-2003 22:21:58	Bright	36.000	175	39Del Per	3.0100	19400.	72	9402	No
481	GOM_NL__2PRFIN20031217_222345_000000382022_00330_09402_9895.N1	17-DEC-2003 22:23:45	Bright	38.000	160	23Gam Per	2.9300	4700.0	76	9402	No
482	GOM_NL__2PRFIN20031217_222700_000000402022_00330_09402_9896.N1	17-DEC-2003 22:27:00	Bright	39.500	110	37Del Cas	2.6780	8900.0	79	9402	No
483	GOM_NL__2PRFIN20031217_223339_000000352022_00330_09402_9897.N1	17-DEC-2003 22:33:39	Bright	35.000	49	1Alp UMi	1.9900	6300.0	70	9402	No
484	GOM_NL__2PRFIN20031217_223822_000000392022_00330_09402_9898.N1	17-DEC-2003 22:38:22	Bright	38.500	60	7Bet UMi	2.0810	3950.0	77	9402	No
485	GOM_NL__2PRFIN20031217_224000_000000532022_00330_09402_9899.N1	17-DEC-2003 22:40:00	Bright	53.000	82	48Bet UMa	2.3650	10600.	106	9402	No
486	GOM_NL__2PRFIN20031217_224231_000000502022_00330_09402_9900.N1	17-DEC-2003 22:42:31	Bright	50.000	87	64Gam UMa	2.4330	11000.	100	9402	No
487	GOM_NL__2PRFIN20031217_224533_000000392022_00330_09402_9901.N1	17-DEC-2003 22:45:33	Bright	39.000	39	85Eta UMa	1.8540	24000.	78	9402	No
488	GOM_NL__2PRFIN20031217_224857_000000372022_00330_09402_9902.N1	17-DEC-2003 22:48:57	Bright	37.000	180	27Gam Boo	3.0400	8000.0	74	9402	No
489	GOM_NL__2PRFIN20031217_225212_000000382022_00330_09402_9903.N1	17-DEC-2003 22:52:12	Bright	38.000	83		2.3780	11000.	76	9402	No
490	GOM_NL__2PRFIN20031217_225534_000000432022_00330_09402_9904.N1	17-DEC-2003 22:55:34	Bright	43.000	111	8Eta Boo	2.6800	6000.0	86	9402	No
491	GOM_NL__2PRFIN20031217_225719_000000362022_00330_09402_9905.N1	17-DEC-2003 22:57:19	Bright	35.500	102	24Alp Ser	2.6000	4250.0	71	9402	No
492	GOM_NL__2PRFIN20031217_225941_000000572022_00330_09402_9906.N1	17-DEC-2003 22:59:41	Bright	57.000	138	47Eps Vir	2.8280	4700.0	114	9402	No
493	GOM_NL__2PRFIN20031217_230539_000000542022_00330_09402_9907.N1	17-DEC-2003 23:05:39	Twi_and_stray	53.500	15	67Alp Vir	0.97600	28000.	107	9402	No
494	GOM_NL__2PRFIN20031217_230910_000000522022_00330_09402_9908.N1	17-DEC-2003 23:09:10	Dark	52.000	169	46Gam Hya	2.9910	4700.0	104	9402	No
495	GOM_NL__2PRFIN20031217_231043_000000432022_00330_09402_9909.N1	17-DEC-2003 23:10:43	Dark	42.500	54	5The Cen	2.0550	4500.0	85	9402	No
496	GOM_NL__2PRFIN20031217_231248_000000402022_00330_09402_9910.N1	17-DEC-2003 23:12:48	Dark	39.500	78	Alp Lup	2.3040	28000.	79	9402	No
497	GOM_NL__2PRFIN20031217_231924_000000482022_00331_09403_9877.N1	17-DEC-2003 23:19:24	Dark	48.000	12	Alp1Cru	0.77500	30000.	96	9403	No
498	GOM_NL__2PRFIN20031217_232420_000000412022_00331_09403_9878.N1	17-DEC-2003 23:24:20	Dark	40.500	159	Ups Car	2.9200	7200.0	81	9403	No
499	GOM_NL__2PRFIN20031217_232543_000000442022_00331_09403_9879.N1	17-DEC-2003 23:25:43	Dark	43.500	71	Iot Car	2.2460	7700.0	87	9403	No
500	GOM_NL__2PRFIN20031217_232737_000000482022_00331_09403_9880.N1	17-DEC-2003 23:27:37	Dark	48.000	41	Eps Car	1.8600	4100.0	96	9403	No
501	GOM_NL__2PRFIN20031217_233025_000000502022_00331_09403_9881.N1	17-DEC-2003 23:30:25	Dark	50.000	34	Gam2Vel	1.7930	23000.	100	9403	No
502	GOM_NL__2PRFIN20031217_233225_000000552022_00331_09403_9882.N1	17-DEC-2003 23:32:25	Dark	55.000	2	Alp Car	-0.73600	7000.0	110	9403	No
503	GOM_NL__2PRFIN20031217_233513_000000572022_00331_09403_9883.N1	17-DEC-2003 23:35:13	Dark	56.500	117	Pi Pup	2.7060	3800.0	113	9403	No
504	GOM_NL__2PRFIN20031217_233825_000000562022_00331_09403_9884.N1	17-DEC-2003 23:38:25	Straylight	55.500	23	21Eps CMa	1.5020	26000.	111	9403	No
505	GOM_NL__2PRFIN20031217_234012_000000562022_00331_09403_9885.N1	17-DEC-2003 23:40:12	Straylight	56.000	179	24Omi2CMa	3.0320	24000.	112	9403	No
506	GOM_NL__2PRFIN20031217_234310_000000672022_00331_09403_9886.N1	17-DEC-2003 23:43:10	Straylight	66.500	1	9Alp CMa	-1.4400	11000.	133	9403	No
507	GOM_NL__2PRFIN20031217_234524_000000462022_00331_09403_9887.N1	17-DEC-2003 23:45:24	Straylight	46.000	165	34Gam Eri	2.9500	3200.0	92	9403	No
508	GOM_NL__2PRFIN20031217_234705_000000482022_00331_09403_9888.N1	17-DEC-2003 23:47:05	Straylight	47.500	125	44Iot Ori	2.7700	30000.	95	9403	No
509	GOM_NL__2PRFIN20031217_234836_000000512022_00331_09403_9889.N1	17-DEC-2003 23:48:36	Straylight	51.000	30	46Eps Ori	1.6940	30000.	102	9403	No
510	GOM_NL__2PRFIN20031217_235141_000000602022_00331_09403_9890.N1	17-DEC-2003 23:51:41	Twi_and_stray	60.000	14	58Alp Ori	0.87000	3000.0	120	9403	No
511	GOM_NL__2PRFIN20031217_235342_000000532022_00331_09403_9891.N1	17-DEC-2003 23:53:42	Twi_and_stray	53.000	13	87Alp Tau	0.86700	3800.0	106	9403	No
512	GOM_NL__2PRFIN20031217_235556_000000382022_00331_09403_9892.N1	17-DEC-2003 23:55:56	Bright	37.500	146	25Eta Tau	2.8730	15200.	75	9403	No
513	GOM_NL__2PRFIN20031217_235802_000000402022_00331_09403_9893.N1	17-DEC-2003 23:58:02	Bright	40.000	150	44Zet Per	2.8900	28000.	80	9403	No

3. Quality information per product

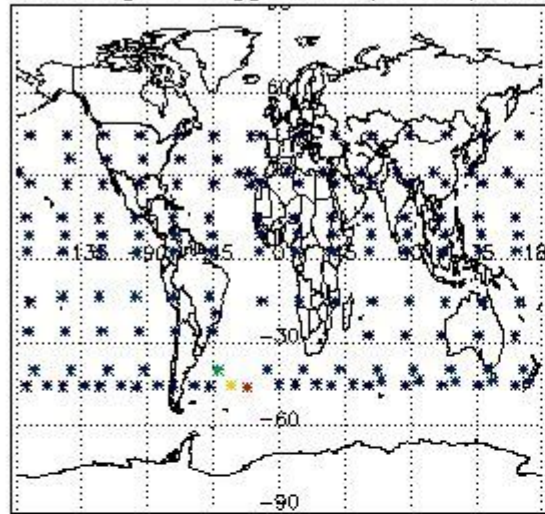
In this section it is plotted some information contained in the Quality Summary data set of the level 2 products. Only products in dark limb conditions and without errors (error flag in the MPH set to "0") are used.

3.1 Plot quality information per product (time dependant)

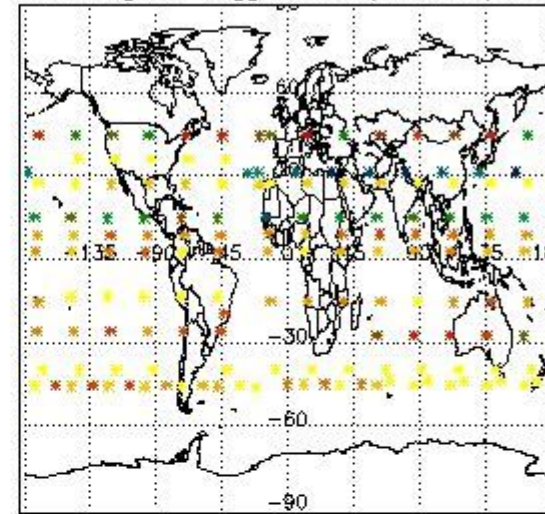


3.2 Plot quality information per product (world map)

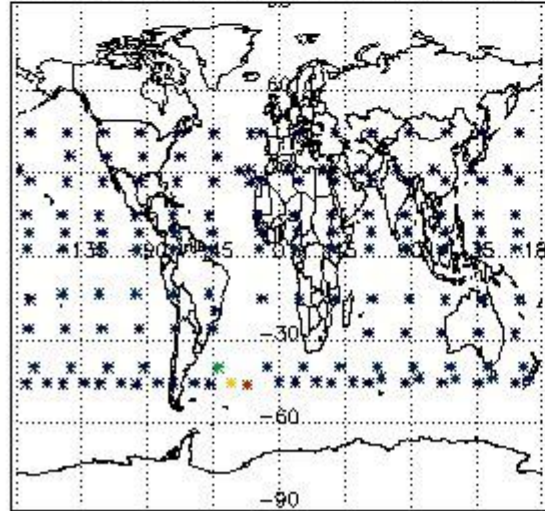
Percentage of flagged data per O3 profile



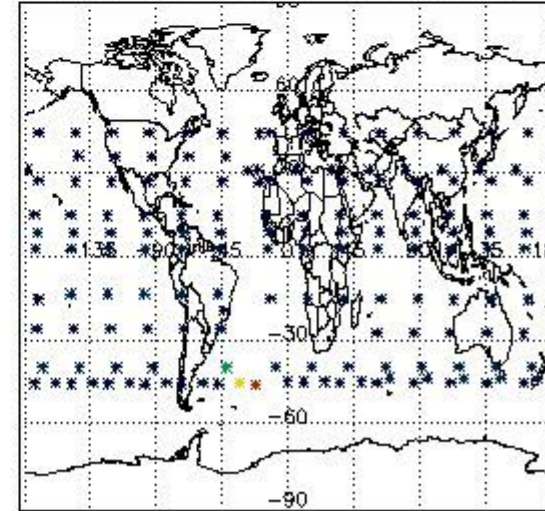
Percentage of flagged data per H2O profile



Percentage of flagged data per NO2 profile



Percentage of flagged data per NO3 profile

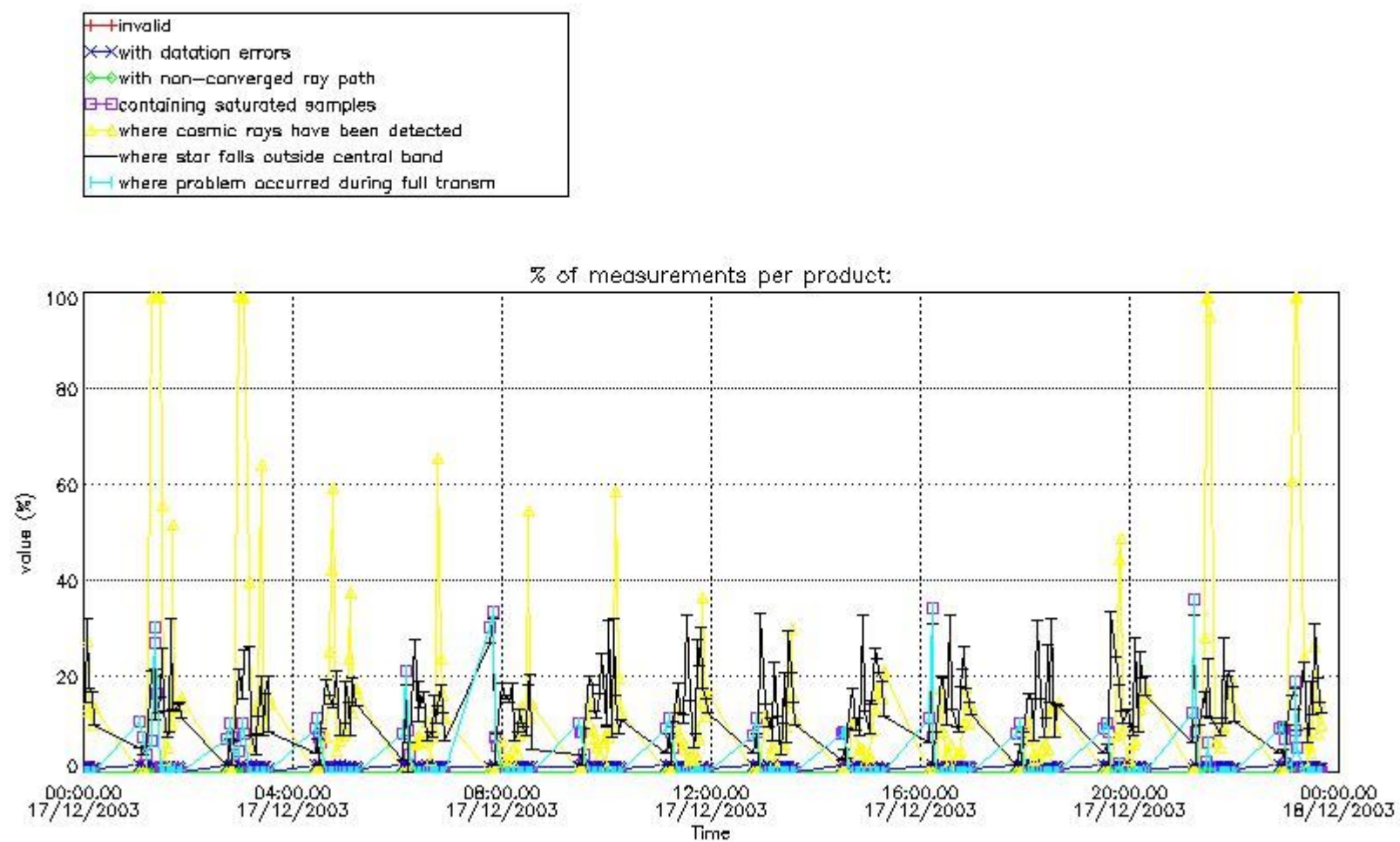


4. Level 1 quality information per product

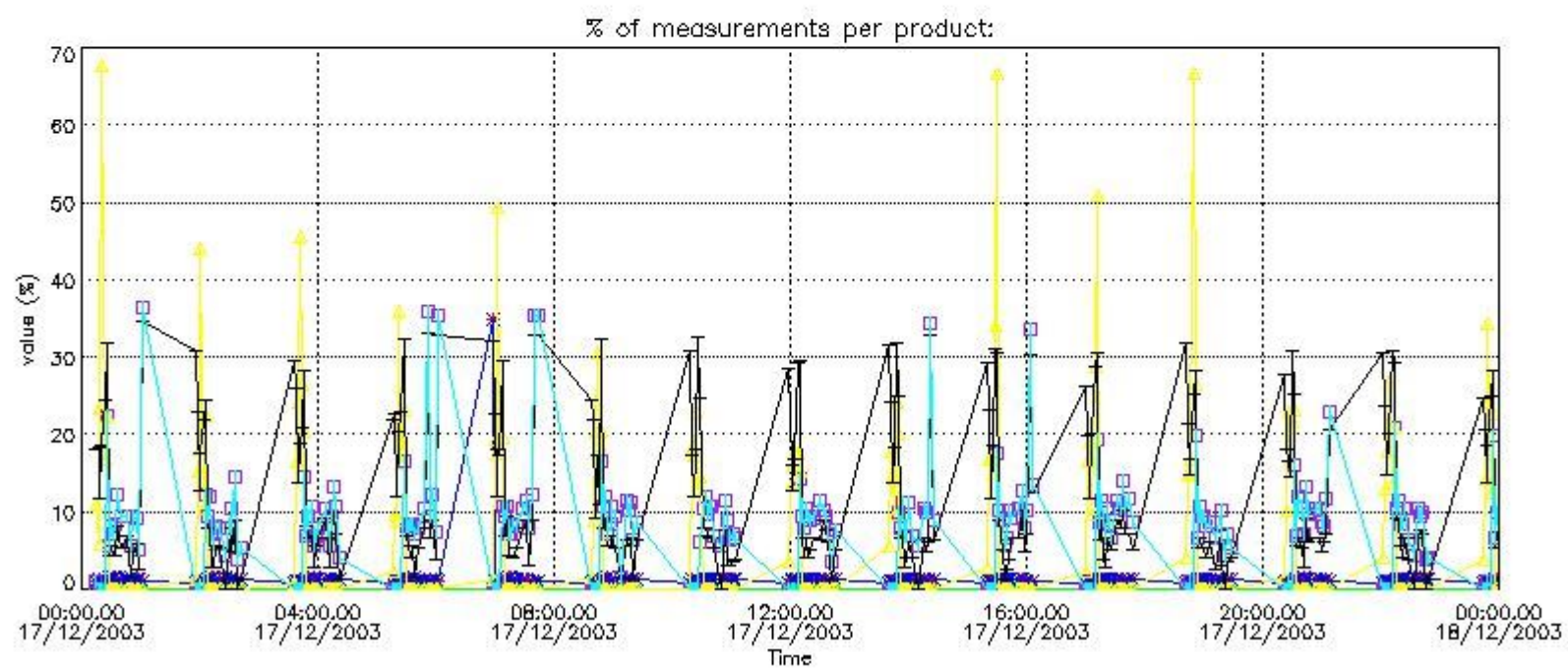
In this section it is plotted some information contained in the Quality Summary data set of the level 2 products that comes from the level 1b processing. Products without errors (error flag in the MPH set to "0") are used.

4.1 Plot quality information per product (time dependant) coming from level 1b processing

4.1.1 Plot level 1 quality information per product (time dependant): ENVISAT ASCENDING passes



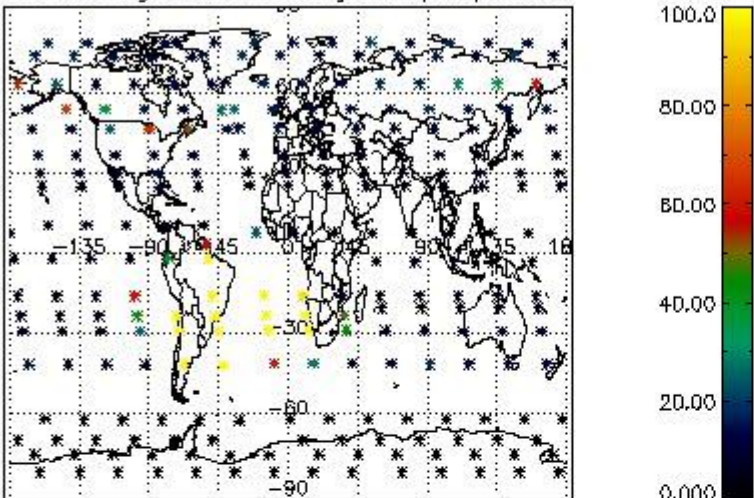
4.1.2 Plot level 1 quality information per product (time dependant): ENVI SAT DESCENDING passes



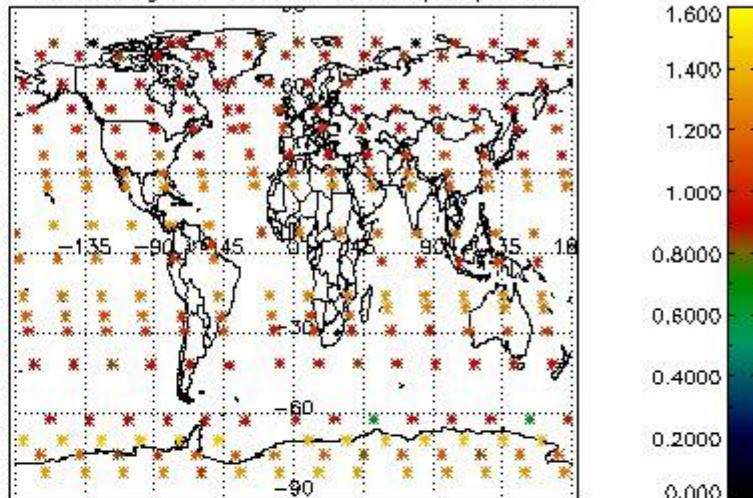
4.2 Plot quality information per product coming from level 1b processing (world map)

4.2.1 Plot level 1 quality information per product (world map): ENVI SAT ASCENDING passes

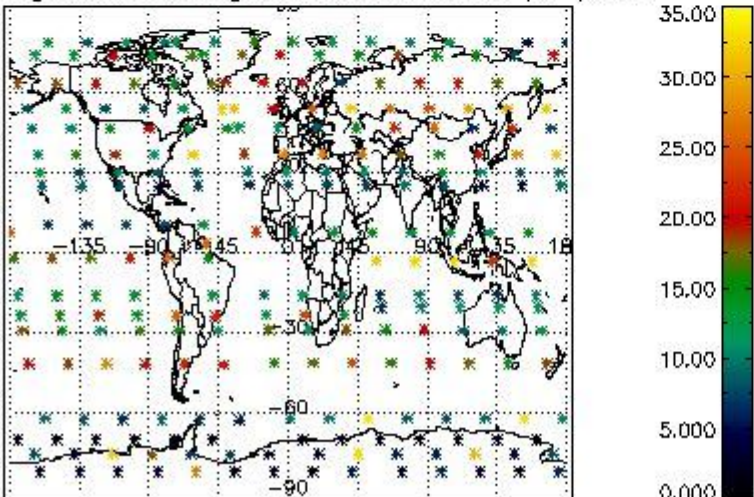
Percentage of cosmic ray hits per profile



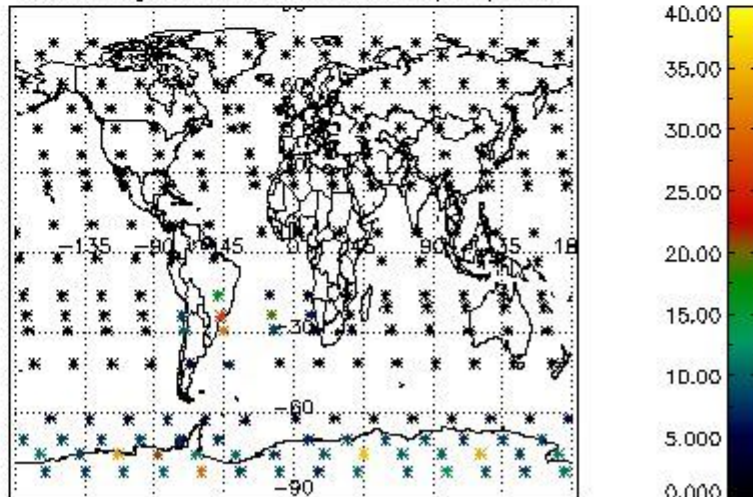
Percentage of datation errors per profile



Percentage of star falling outside central band per profile

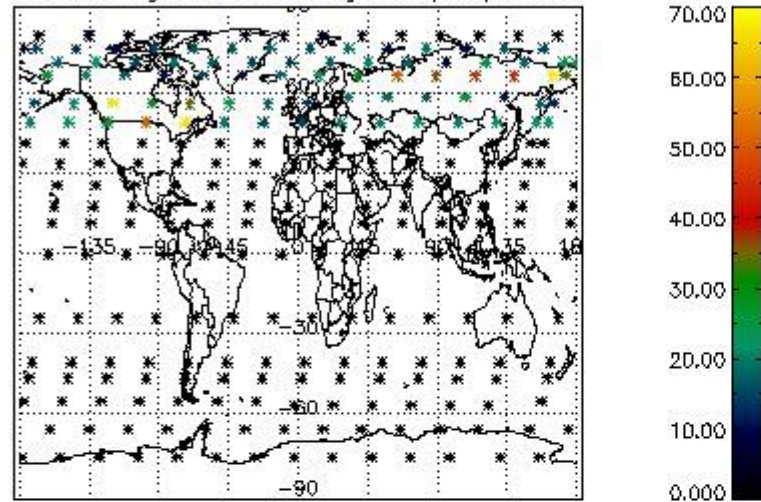


Percentage of saturation errors per profile

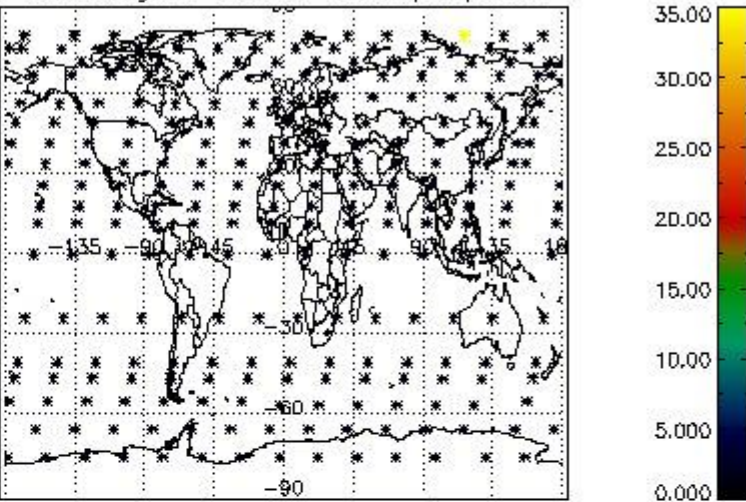


4.2.2 Plot level 1 quality information per product (world map): ENVISAT DESCENDING passes

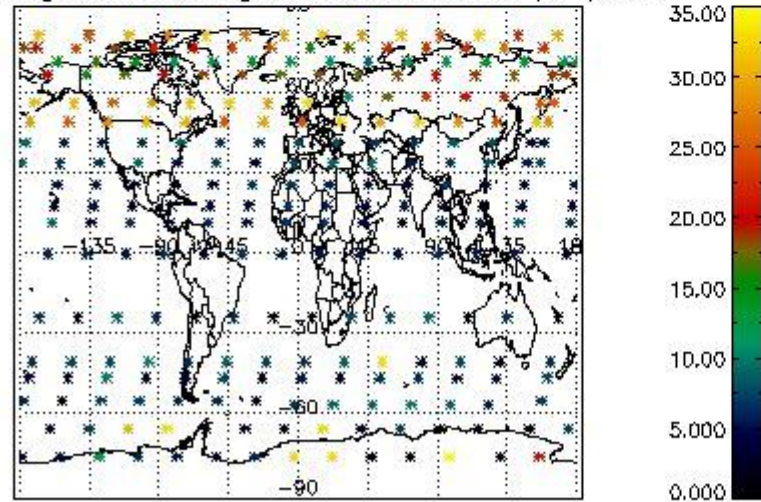
Percentage of cosmic ray hits per profile



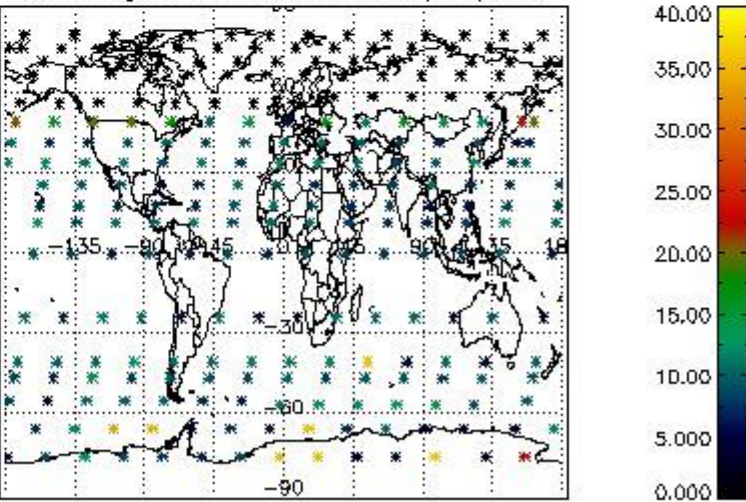
Percentage of datation errors per profile



Percentage of star falling outside central band per profile



Percentage of saturation errors per profile



5. Trace gas profiles

5.1 Ozone statistics based on quality of products

The final quality of the products can be "measured" using the STD (Standard Deviation) attached to every point profile. This information is written to the parameter GOM_NL__2P/NL_LOCAL_SPECIES_DENSITY/o3_std of the level 2 products. The table below shows the statistics for given STD ranges.

The statistics are given with respect to the overall valid production:

- Products without fatal errors: GOM_NL__2P/MPH/PRODUCT_ERR=0
- Valid point profile: GOM_NL__2P/NL_LOCAL_SPECIES_DENSITY/pcd(0)=0

The 'Criteria' is applied to valid points of dark limb products:

- Products in dark limb illumination condition: GOM_NL__2P/NL_SUMMARY_QUALITY/obs_ill_cond=0
- Products without fatal errors: GOM_NL__2P/MPH/PRODUCT_ERR=0
- Valid point profile: GOM_NL__2P/NL_LOCAL_SPECIES_DENSITY/pcd(0)=0

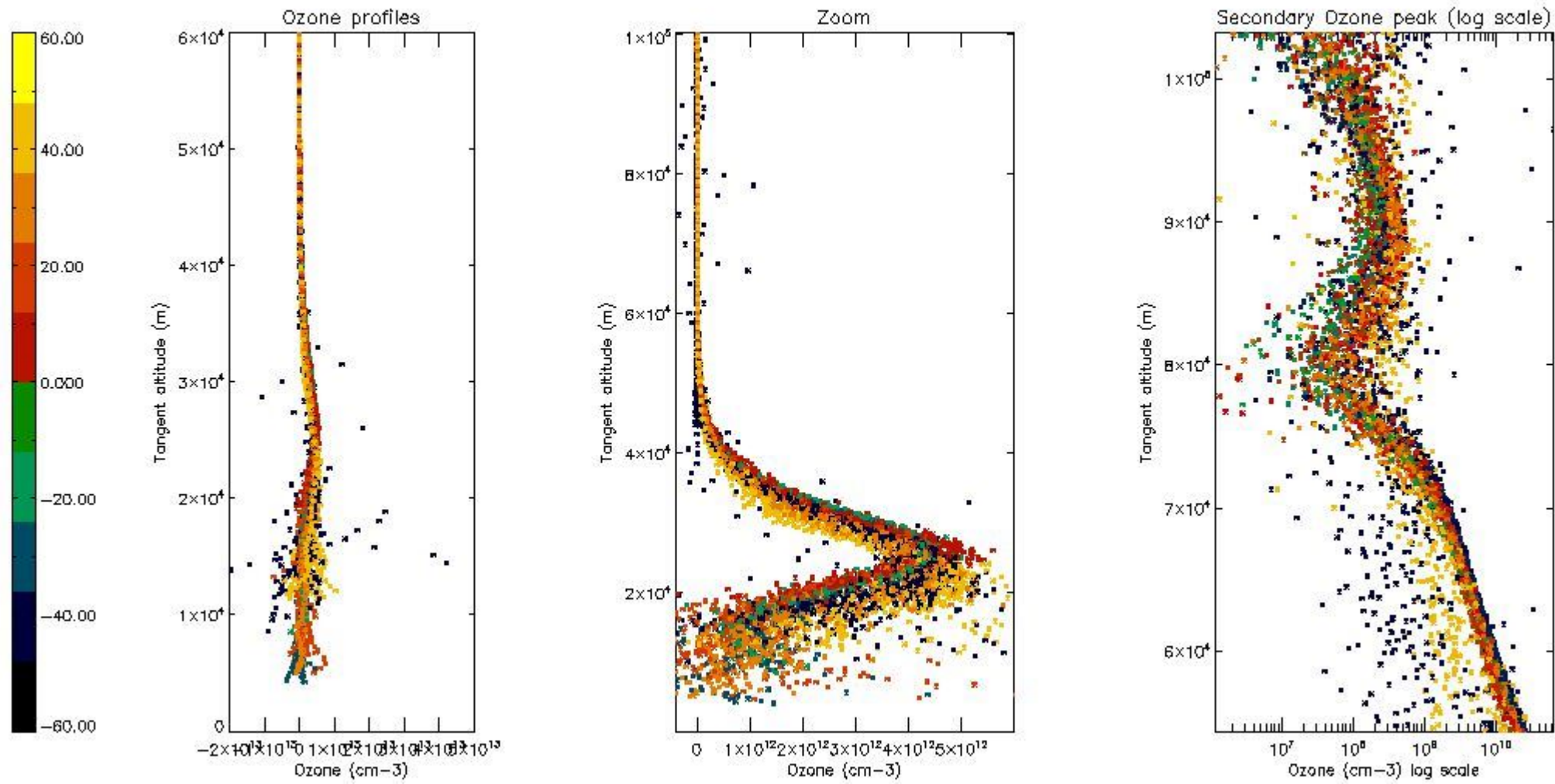
So, the table below shows the percentage of dark limb and valid observations for each criteria with respect to the overall valid daily observations.

Criteria	% of total production
All STD	31
STD < 20	16

STD < 10	13
STD < 5	8

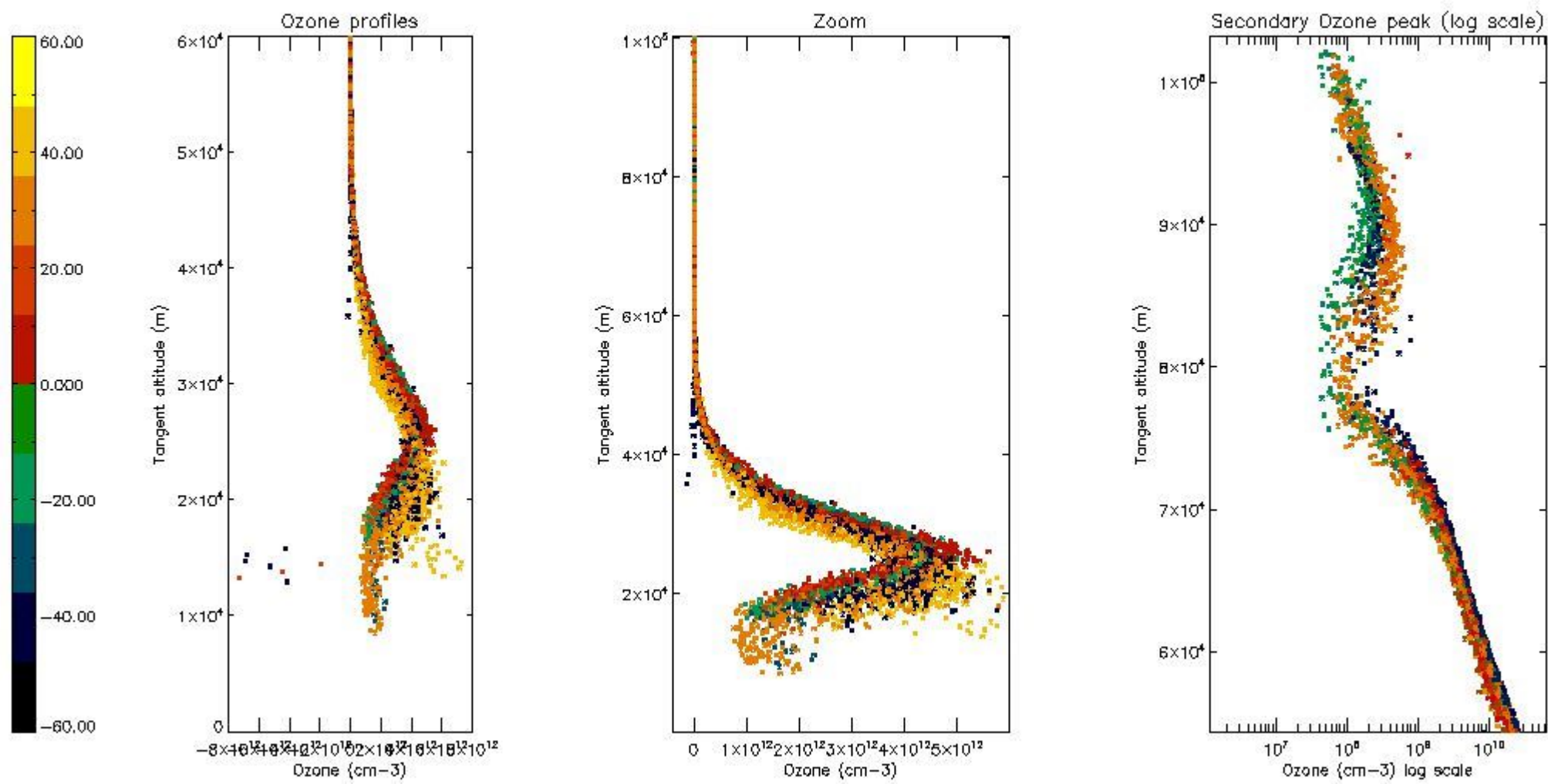
5.2 Plot ozone profiles for all STD (dark without errors)

The colorbar represents the latitude.



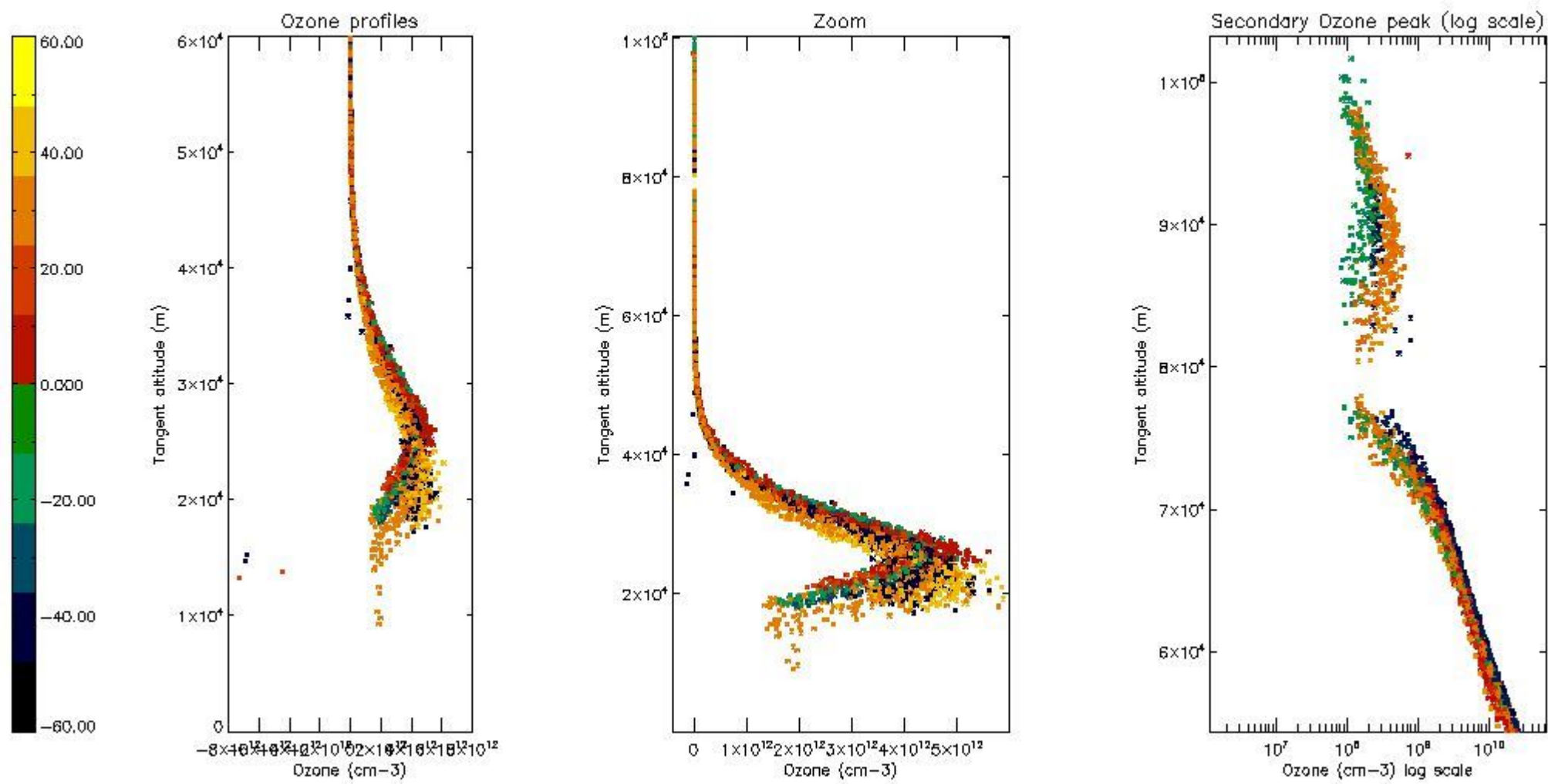
5.3 Plot ozone profiles where STD < 20% (dark without errors)

The colorbar represents the latitude.



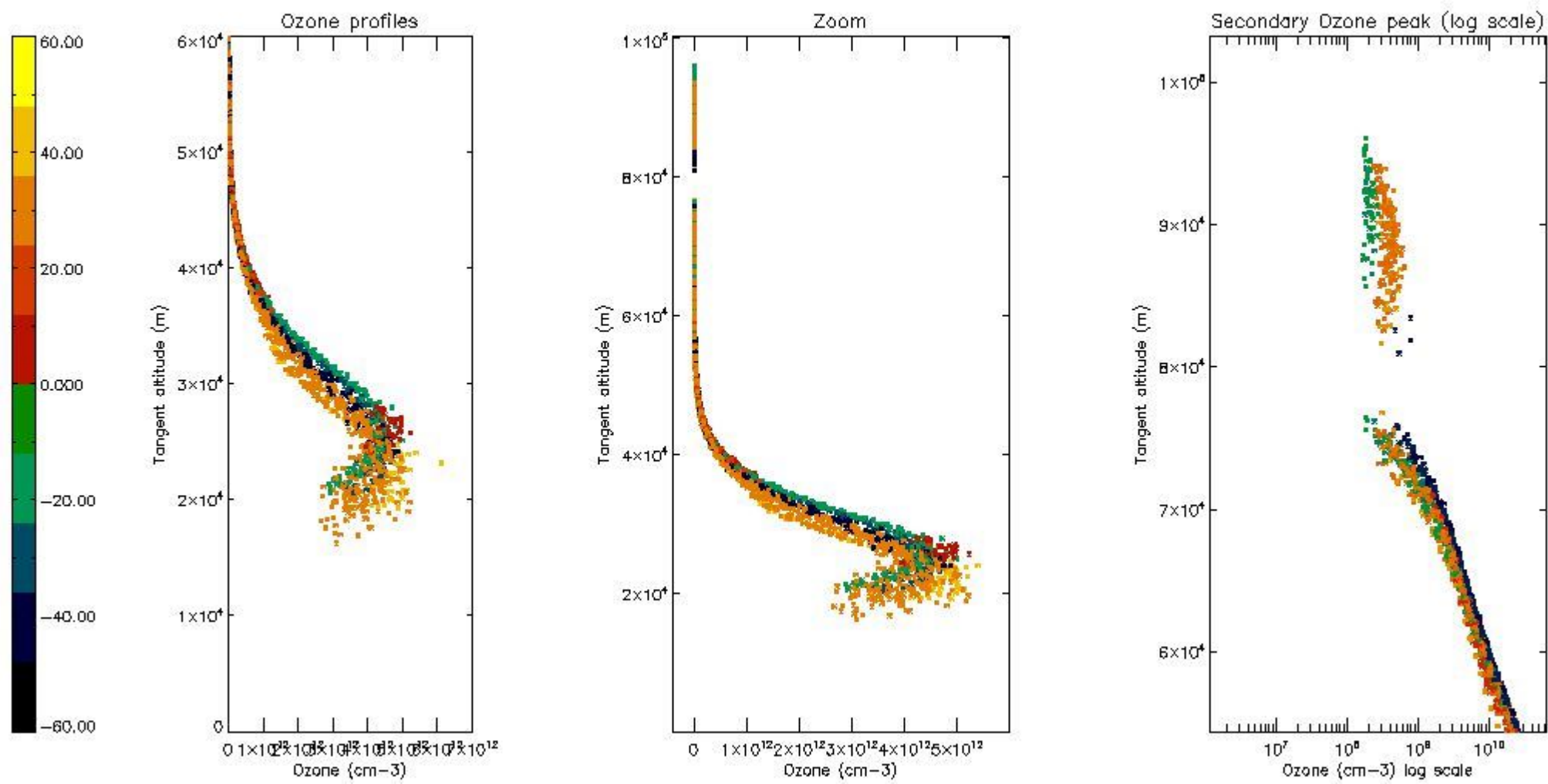
5.4 Plot ozone profiles where STD < 10% (dark without errors)

The colorbar represents the latitude.



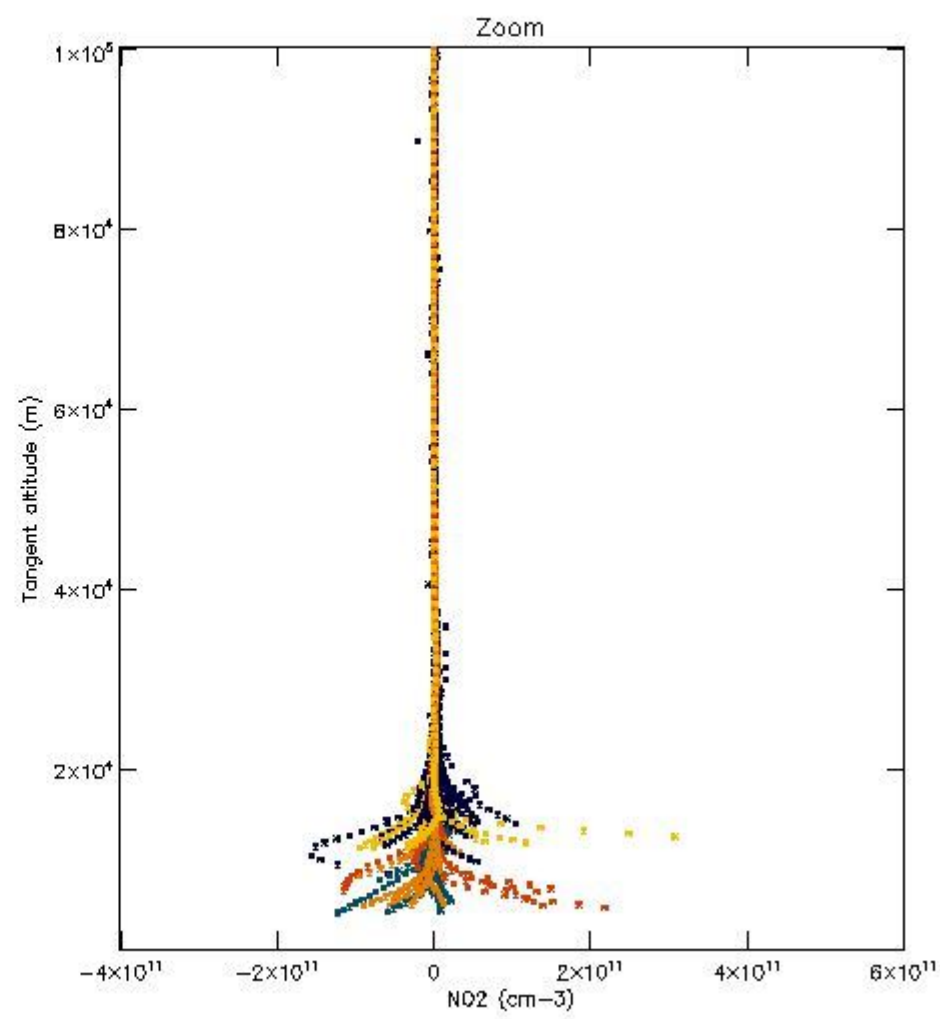
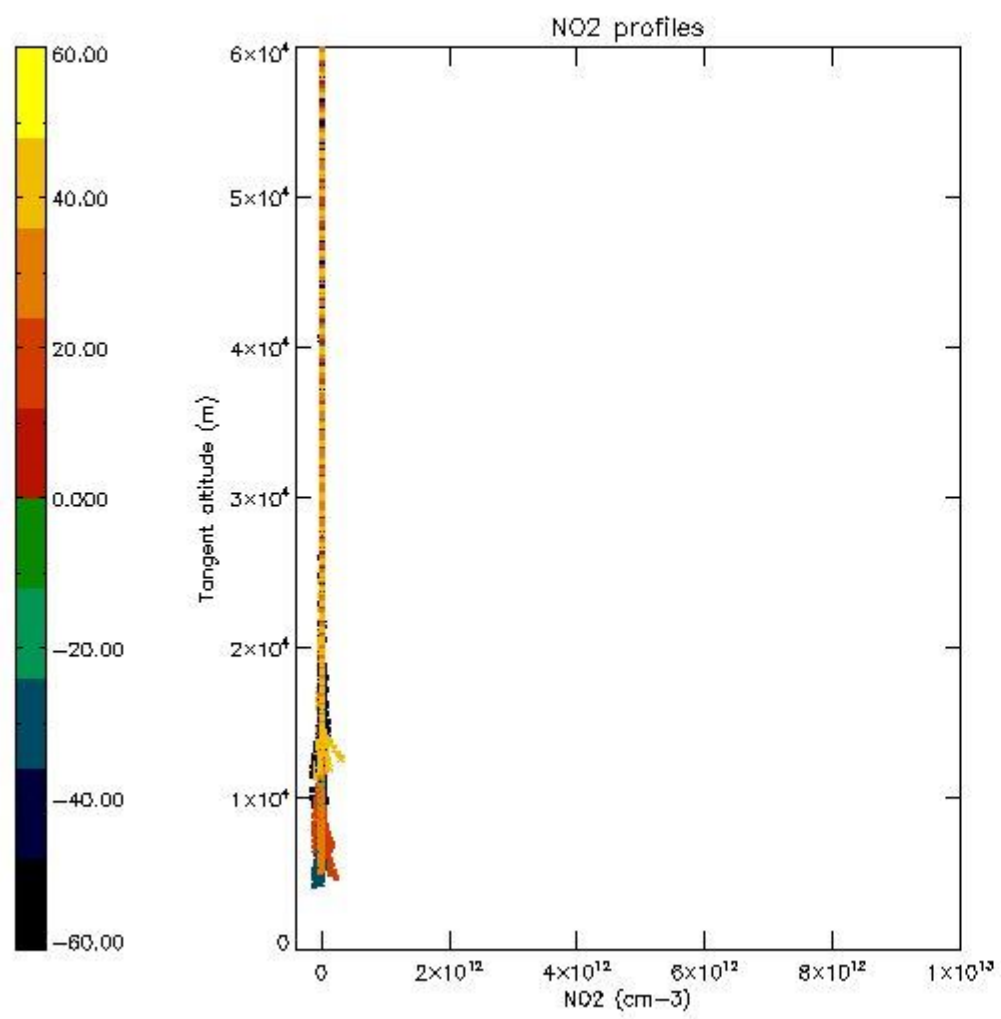
5.5 Plot ozone profiles where STD < 5% (dark without errors)

The colorbar represents the latitude.



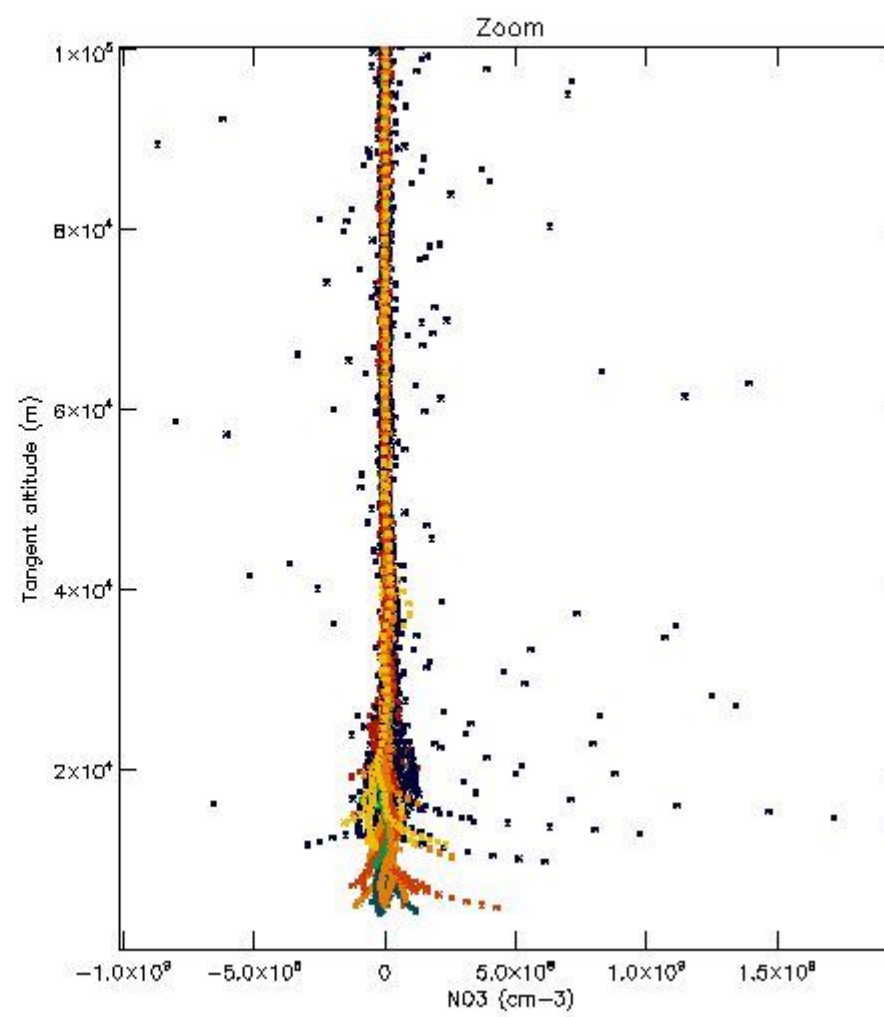
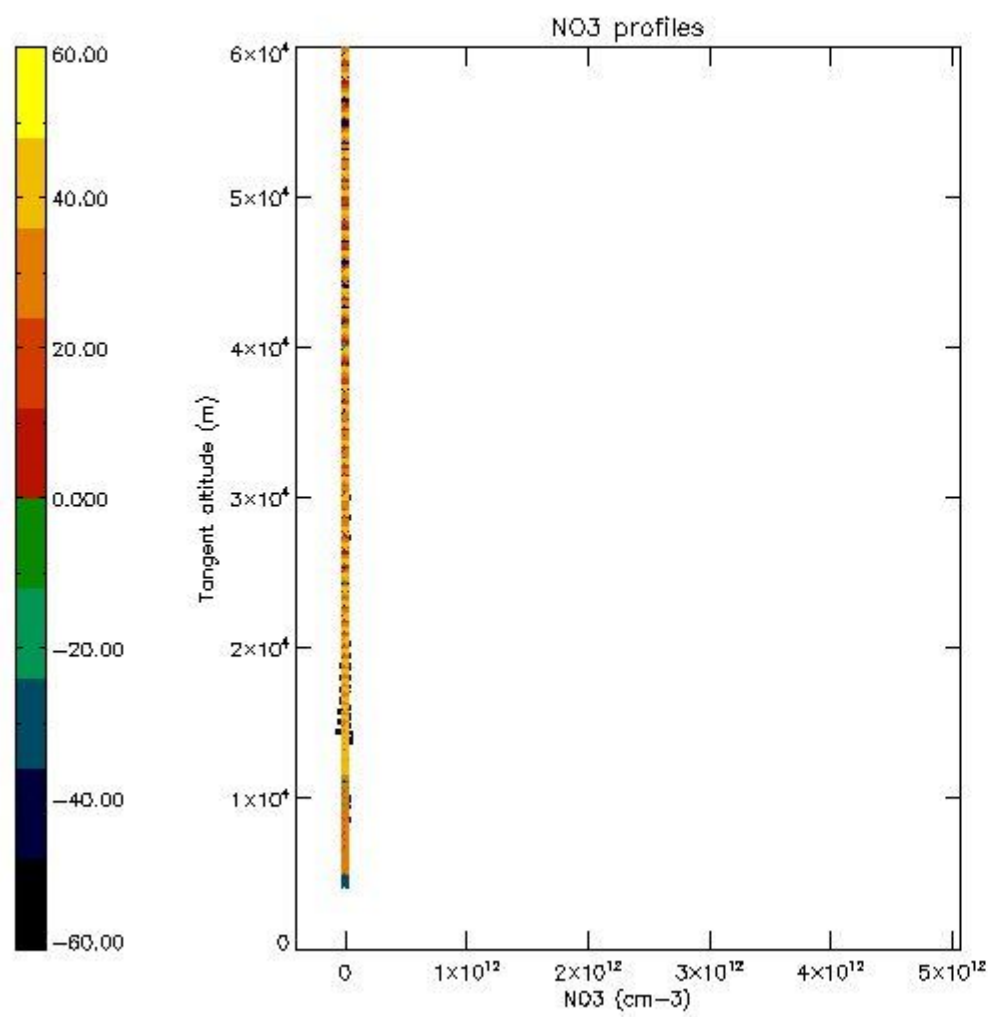
5.6 Plot NO₂ profiles for all STD (dark without errors)

The colorbar represents the latitude.



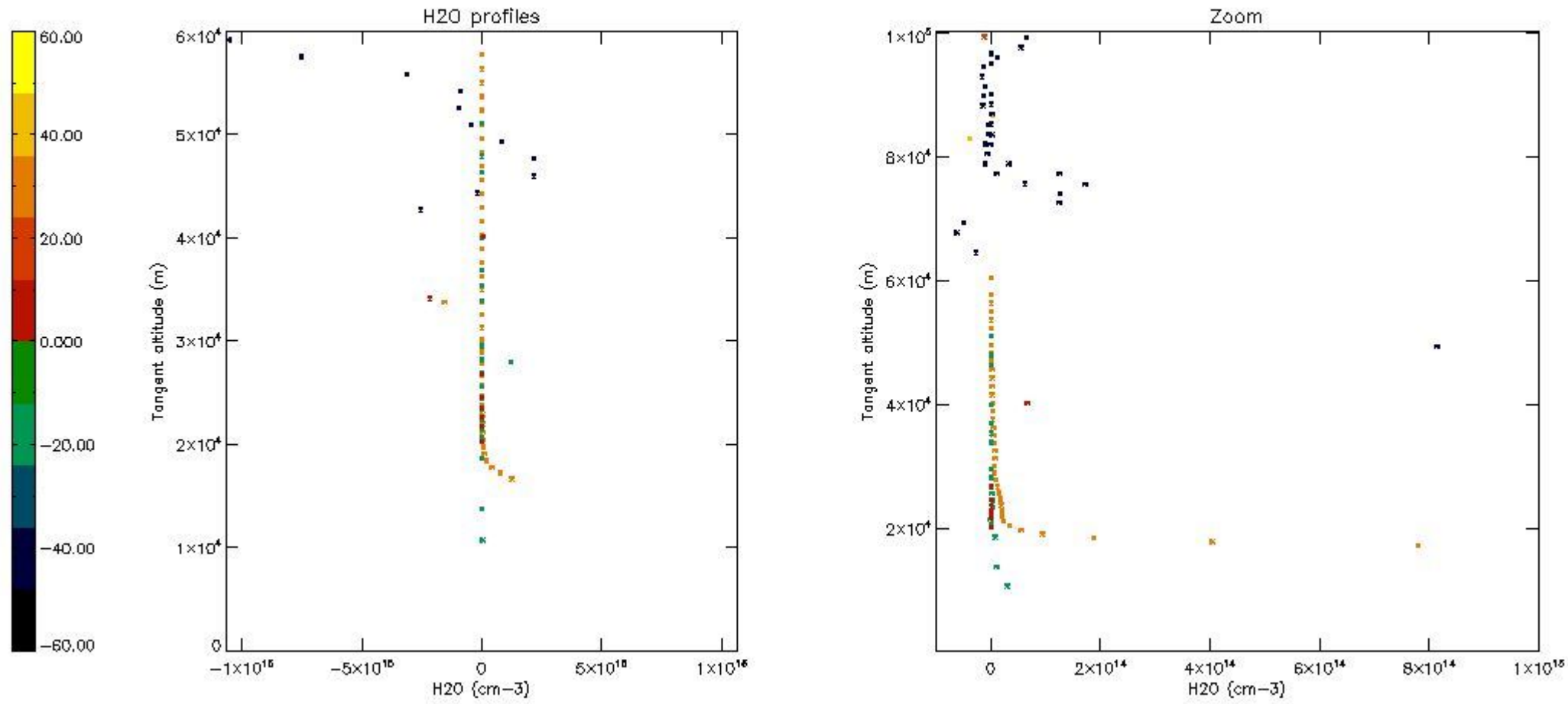
5.7 Plot NO3 profiles for all STD (dark without errors)

The colorbar represents the latitude.



5.8 Plot H2O profiles for all STD (only for occultations of stars 1,2,3,4,13,14,16,26,63 dark without errors)

The colorbar represents the latitude.



6. Auxiliary Data Files used for the production reported in section 2

The number reported in the third column indicates since which file (see list in section 2) the corresponding auxiliary file has been used. The fourth column is the date of those product files.

Type	Auxiliary Filename	Used since product	Used since product date
INST_PHYS_CHARACTERISTICS	GOM_INS_AXVIEC20091111_143220_20030716_120000_20500101_000000	1	17-DEC-2003 00:01:52
LEVEL-2_PROC_CONFIG	GOM_PR2_AXVIEC20091111_152718_20020301_000000_20500101_000000	1	17-DEC-2003 00:01:52
CROSS_SECTIONS_FILE	GOM_CRS_AXVIEC20091111_154832_20020301_000000_20500101_000000	1	17-DEC-2003 00:01:52

GOMOS Level 2 Daily Report

SUMMARY

[1. General Info](#)

[2. Summary of processed GOM_NL_2P products](#)

[3. Level 2 Quality information per product](#)

[3.1 Plot of level 2 quality information per product \(time dependant\)](#)

[3.2 Plot of level 2 quality information per product \(world map\)](#)

[4. Level 1 Quality information per product \(stored on level 2 products\)](#)

[4.1 Plot of level 1 quality information per product \(time dependant\)](#)

[4.1.1 Plot of level 1 quality information per product \(time dependant\): ASCENDING](#)

[4.1.2 Plot of level 1 quality information per product \(time dependant\): DESCENDING](#)

[4.2 Plot of level 1 quality information per product \(world map\)](#)

[4.2.1 Plot of level 1 quality information per product \(world map\): ASCENDING](#)

[4.2.2 Plot of level 1 quality information per product \(world map\): DESCENDING](#)

[5. Ozone profiles based on quality statistics and other trace gas profiles](#)

[5.1 Ozone statistics based on quality of products](#)

[5.2 Plot ozone profiles for all STD \(dark without errors\)](#)

[5.3 Plot ozone profiles where STD < 20% \(dark without errors\)](#)

[5.4. Plot ozone profiles where STD < 10% \(dark without errors\)](#)

[5.5. Plot ozone profiles where STD < 5% \(dark without errors\)](#)

[5.6 Plot NO2 profiles for all STD \(dark without errors\)](#)

[5.7 Plot NO3 profiles for all STD \(dark without errors\)](#)

[5.8 Plot H2O profiles \(only for occultations of stars 1,2,3,4,13,14,16,26,63 dark without errors\) for all STD](#)

[6. Auxiliary Data Files used for the production reported in section 2](#)

This report presents the daily analysis on parameters extracted from GOMOS level 2 data (GOM_NL__2P). It is intended to monitor some important parameters that will impact the quality of these products. A list of level 2 products (and content) that have arrived during the reporting day to the PCF is also given.

Item	Value
Time of report generation	20APR2013 02:07:02
Data source version	GOMOS/6.01
Start time of products	17-12-2003 (17DEC2003 00:00:00)
Stop time of products	18-12-2003 (18DEC2003 00:00:00)
Store outputs in DB	Yes
Nb of level 2 prods	513
Nb of prods with errors	0

2. Summary of processed GOM_NL__2P products.

Nr	Filename	UTC Start time	Limb	Duration	Star Id	Star Name	Star Mag	Star Temp	Nb Meas	Orbit	Prod. error
1	GOM_NL__2PRFIN20031217_000152_000000512022_00317_09389_9856.N1	17-DEC-2003 00:01:52	Dark	51.000	34	Gam2Vel	1.7930	23000.	102	9389	No
2	GOM_NL__2PRFIN20031217_000357_000000552022_00317_09389_9857.N1	17-DEC-2003 00:03:57	Dark	55.000	2	Alp Car	-0.73600	7000.0	110	9389	No
3	GOM_NL__2PRFIN20031217_000642_000000552022_00317_09389_9858.N1	17-DEC-2003 00:06:42	Dark	55.000	117	Pi Pup	2.7060	3800.0	110	9389	No
4	GOM_NL__2PRFIN20031217_000956_000000572022_00317_09389_9859.N1	17-DEC-2003 00:09:56	Straylight	57.000	23	21Eps CMa	1.5020	26000.	114	9389	No
5	GOM_NL__2PRFIN20031217_001144_000000562022_00317_09389_9860.N1	17-DEC-2003 00:11:44	Straylight	56.000	179	24Omi2CMa	3.0320	24000.	112	9389	No
6	GOM_NL__2PRFIN20031217_001429_000000552022_00317_09389_9861.N1	17-DEC-2003 00:14:29	Straylight	55.000	47	2Bet CMa	1.9760	28000.	110	9389	No
7	GOM_NL__2PRFIN20031217_001700_000000442022_00317_09389_9862.N1	17-DEC-2003 00:17:00	Straylight	43.500	165	34Gam Eri	2.9500	3200.0	87	9389	No
8	GOM_NL__2PRFIN20031217_001842_000000472022_00317_09389_9863.N1	17-DEC-2003 00:18:42	Straylight	47.000	125	44Iot Ori	2.7700	30000.	94	9389	No
9	GOM_NL__2PRFIN20031217_002015_000000512022_00317_09389_9864.N1	17-DEC-2003 00:20:15	Straylight	51.000	30	46Eps Ori	1.6940	30000.	102	9389	No
10	GOM_NL__2PRFIN20031217_002323_000000602022_00317_09389_9865.N1	17-DEC-2003 00:23:23	Twi_and_stray	59.500	14	58Alp Ori	0.87000	3000.0	119	9389	No
11	GOM_NL__2PRFIN20031217_002521_000000542022_00317_09389_9866.N1	17-DEC-2003 00:25:21	Twi_and_stray	53.500	13	87Alp Tau	0.86700	3800.0	107	9389	No
12	GOM_NL__2PRFIN20031217_002733_000000362022_00317_09389_9867.N1	17-DEC-2003 00:27:33	Bright	35.500	146	25Eta Tau	2.8730	15200.	71	9389	No
13	GOM_NL__2PRFIN20031217_002941_000000372022_00317_09389_9868.N1	17-DEC-2003 00:29:41	Bright	36.500	150	44Zet Per	2.8900	28000.	73	9389	No
14	GOM_NL__2PRFIN20031217_003159_000000362022_00317_09389_9869.N1	17-DEC-2003 00:31:59	Bright	35.500	149	45Eps Per	2.8880	30000.	71	9389	No
15	GOM_NL__2PRFIN20031217_003411_000000362022_00317_09389_9870.N1	17-DEC-2003 00:34:11	Bright	35.500	175	39Del Per	3.0100	19400.	71	9389	No
16	GOM_NL__2PRFIN20031217_003557_000000372022_00317_09389_9871.N1	17-DEC-2003 00:35:57	Bright	37.000	160	23Gam Per	2.9300	4700.0	74	9389	No
17	GOM_NL__2PRFIN20031217_003911_000000382022_00317_09389_9872.N1	17-DEC-2003 00:39:11	Bright	37.500	110	37Del Cas	2.6780	8900.0	75	9389	No
18	GOM_NL__2PRFIN20031217_004553_000000372022_00317_09389_9873.N1	17-DEC-2003 00:45:53	Bright	37.000	49	1Alp UMi	1.9900	6300.0	74	9389	No
19	GOM_NL__2PRFIN20031217_005035_000000362022_00317_09389_9874.N1	17-DEC-2003 00:50:35	Bright	35.500	60	7Bet UMi	2.0810	3950.0	71	9389	No
20	GOM_NL__2PRFIN20031217_005219_000000532022_00317_09389_9875.N1	17-DEC-2003 00:52:19	Bright	52.500	82	48Bet UMa	2.3650	10600.	105	9389	No
21	GOM_NL__2PRFIN20031217_005511_000000442022_00317_09389_9876.N1	17-DEC-2003 00:55:11	Bright	43.500	32	77Eps UMa	1.7630	11000.	87	9389	No
22	GOM_NL__2PRFIN20031217_005747_000000402022_00317_09389_9877.N1	17-DEC-2003 00:57:47	Bright	39.500	39	85Eta UMa	1.8540	24000.	79	9389	No
23	GOM_NL__2PRFIN20031217_010109_000000552022_00317_09389_9878.N1	17-DEC-2003 01:01:09	Bright	55.000	180	27Gam Boo	3.0400	8000.0	110	9389	No
24	GOM_NL__2PRFIN20031217_010423_000000382022_00317_09389_9879.N1	17-DEC-2003 01:04:23	Bright	38.000	83		2.3780	11000.	76	9389	No
25	GOM_NL__2PRFIN20031217_010743_000000422022_00317_09389_9880.N1	17-DEC-2003 01:07:43	Bright	41.500	111	8Eta Boo	2.6800	6000.0	83	9389	No
26	GOM_NL__2PRFIN20031217_011144_000000542022_00317_09389_9881.N1	17-DEC-2003 01:11:44	Bright	53.500	138	47Eps Vir	2.8280	4700.0	107	9389	No
27	GOM_NL__2PRFIN20031217_011743_000000552022_00317_09389_9882.N1	17-DEC-2003 01:17:43	Twi_and_stray	54.500	15	67Alp Vir	0.97600	28000.	109	9389	No
28	GOM_NL__2PRFIN20031217_012113_000000472022_00317_09389_9883.N1	17-DEC-2003 01:21:13	Dark	46.500	169	46Gam Hya	2.9910	4700.0	93	9389	No
29	GOM_NL__2PRFIN20031217_012250_000000472022_00317_09389_9884.N1	17-DEC-2003 01:22:50	Dark	46.500	54	5The Cen	2.0550	4500.0	93	9389	No
30	GOM_NL__2PRFIN20031217_012458_000000402022_00317_09389_9885.N1	17-DEC-2003 01:24:58	Dark	40.000	78	Alp Lup	2.3040	28000.	80	9389	No
31	GOM_NL__2PRFIN20031217_012853_000000422022_00317_09389_9886.N1	17-DEC-2003 01:28:53	Dark	42.000	10	Bet Cen	0.61000	28000.	84	9389	No
32	GOM_NL__2PRFIN20031217_013021_000000492022_00318_09390_9852.N1	17-DEC-2003 01:30:21	Dark	48.500	20	Bet Cru	1.2530	30000.	97	9390	No
33	GOM_NL__2PRFIN20031217_013222_000000402022_00318_09390_9853.N1	17-DEC-2003 01:32:22	Dark	39.500	112	Alp Mus	2.6880	26000.	79	9390	No
34	GOM_NL__2PRFIN20031217_013626_000000412022_00318_09390_9854.N1	17-DEC-2003 01:36:26	Dark	40.500	159	Ups Car	2.9200	7200.0	81	9390	No
35	GOM_NL__2PRFIN20031217_013748_000000432022_00318_09390_9855.N1	17-DEC-2003 01:37:48	Dark	42.500	71	Iot Car	2.2460	7700.0	85	9390	No
36	GOM_NL__2PRFIN20031217_013943_000000572022_00318_09390_9856.N1	17-DEC-2003 01:39:43	Dark	56.500	41	Eps Car	1.8600	4100.0	113	9390	No
37	GOM_NL__2PRFIN20031217_014229_000000502022_00318_09390_9857.N1	17-DEC-2003 01:42:29	Dark	49.500	34	Gam2Vel	1.7930	23000.	99	9390	No
38	GOM_NL__2PRFIN20031217_014437_000000562022_00318_09390_9858.N1	17-DEC-2003 01:44:37	Dark	55.500	70	Zet Pup	2.2460	39000.	111	9390	No
39	GOM_NL__2PRFIN20031217_014719_000000532022_00318_09390_9859.N1	17-DEC-2003 01:47:19	Dark	53.000	117	Pi Pup	2.7060	3800.0	106	9390	No
40	GOM_NL__2PRFIN20031217_015033_000000562022_00318_09390_9860.N1	17-DEC-2003 01:50:33	Straylight	55.500	23	21Eps CMa	1.5020	26000.	111	9390	No
41	GOM_NL__2PRFIN20031217_015220_000000572022_00318_09390_9861.N1	17-DEC-2003 01:52:20	Straylight	57.000	179	24Omi2CMa	3.0320	24000.	114	9390	No
42	GOM_NL__2PRFIN20031217_015522_000000732022_00318_09390_9862.N1	17-DEC-2003 01:55:22	Straylight	73.000	1	9Alp CMa	-1.4400	11000.	146	9390	No

43	GOM_NL__2PRFIN20031217_015736_000000462022_00318_09390_9863.N1	17-DEC-2003 01:57:36	Straylight	46.000	165	34Gam Eri	2.9500	3200.0	92	9390	No
44	GOM_NL__2PRFIN20031217_015919_000000472022_00318_09390_9864.N1	17-DEC-2003 01:59:19	Straylight	47.000	125	44Iot Ori	2.7700	30000.	94	9390	No
45	GOM_NL__2PRFIN20031217_020050_000000512022_00318_09390_9865.N1	17-DEC-2003 02:00:50	Straylight	51.000	30	46Eps Ori	1.6940	30000.	102	9390	No
46	GOM_NL__2PRFIN20031217_020311_000000532022_00318_09390_9866.N1	17-DEC-2003 02:03:11	Tw_i_and_stray	52.500	27	24Gam Ori	1.6360	26000.	105	9390	No
47	GOM_NL__2PRFIN20031217_020556_000000492022_00318_09390_9867.N1	17-DEC-2003 02:05:56	Tw_i_and_stray	49.000	13	87Alp Tau	0.86700	3800.0	98	9390	No
48	GOM_NL__2PRFIN20031217_020808_000000382022_00318_09390_9868.N1	17-DEC-2003 02:08:08	Bright	37.500	146	25Eta Tau	2.8730	15200.	75	9390	No
49	GOM_NL__2PRFIN20031217_021017_000000382022_00318_09390_9869.N1	17-DEC-2003 02:10:17	Bright	38.000	150	44Zet Per	2.8900	28000.	76	9390	No
50	GOM_NL__2PRFIN20031217_021234_000000362022_00318_09390_9870.N1	17-DEC-2003 02:12:34	Bright	35.500	149	45Eps Per	2.8880	30000.	71	9390	No
51	GOM_NL__2PRFIN20031217_021447_000000352022_00318_09390_9871.N1	17-DEC-2003 02:14:47	Bright	34.500	175	39Del Per	3.0100	19400.	69	9390	No
52	GOM_NL__2PRFIN20031217_021633_000000372022_00318_09390_9872.N1	17-DEC-2003 02:16:33	Bright	36.500	160	23Gam Per	2.9300	4700.0	73	9390	No
53	GOM_NL__2PRFIN20031217_021947_000000382022_00318_09390_9873.N1	17-DEC-2003 02:19:47	Bright	37.500	110	37Del Cas	2.6780	8900.0	75	9390	No
54	GOM_NL__2PRFIN20031217_022628_000000352022_00318_09390_9874.N1	17-DEC-2003 02:26:28	Bright	35.000	49	1Alp UMi	1.9900	6300.0	70	9390	No
55	GOM_NL__2PRFIN20031217_023111_000000382022_00318_09390_9875.N1	17-DEC-2003 02:31:11	Bright	38.000	60	7Bet UMi	2.0810	3950.0	76	9390	No
56	GOM_NL__2PRFIN20031217_023255_000000522022_00318_09390_9876.N1	17-DEC-2003 02:32:55	Bright	51.500	82	48Bet UMa	2.3650	10600.	103	9390	No
57	GOM_NL__2PRFIN20031217_023547_000000452022_00318_09390_9877.N1	17-DEC-2003 02:35:47	Bright	45.000	32	77Eps UMa	1.7630	11000.	90	9390	No
58	GOM_NL__2PRFIN20031217_023823_000000392022_00318_09390_9878.N1	17-DEC-2003 02:38:23	Bright	38.500	39	85Eta UMa	1.8540	24000.	77	9390	No
59	GOM_NL__2PRFIN20031217_024144_000000372022_00318_09390_9879.N1	17-DEC-2003 02:41:44	Bright	37.000	180	27Gam Boo	3.0400	8000.0	74	9390	No
60	GOM_NL__2PRFIN20031217_024459_000000372022_00318_09390_9880.N1	17-DEC-2003 02:44:59	Bright	36.500	83		2.3780	11000.	73	9390	No
61	GOM_NL__2PRFIN20031217_024819_000000442022_00318_09390_9881.N1	17-DEC-2003 02:48:19	Bright	43.500	111	8Eta Boo	2.6800	6000.0	87	9390	No
62	GOM_NL__2PRFIN20031217_025006_000000352022_00318_09390_9882.N1	17-DEC-2003 02:50:06	Bright	34.500	102	24Alp Ser	2.6000	4250.0	69	9390	No
63	GOM_NL__2PRFIN20031217_025221_000000542022_00318_09390_9883.N1	17-DEC-2003 02:52:21	Bright	53.500	138	47Eps Vir	2.8280	4700.0	107	9390	No
64	GOM_NL__2PRFIN20031217_025820_000000562022_00318_09390_9884.N1	17-DEC-2003 02:58:20	Tw_i_and_stray	55.500	15	67Alp Vir	0.97600	28000.	111	9390	No
65	GOM_NL__2PRFIN20031217_030150_000000492022_00318_09390_9885.N1	17-DEC-2003 03:01:50	Dark	49.000	169	46Gam Hya	2.9910	4700.0	98	9390	No
66	GOM_NL__2PRFIN20031217_030327_000000492022_00318_09390_9886.N1	17-DEC-2003 03:03:27	Dark	49.000	54	5The Cen	2.0550	4500.0	98	9390	No
67	GOM_NL__2PRFIN20031217_030929_000000482022_00318_09390_9887.N1	17-DEC-2003 03:09:29	Dark	48.000	10	Bet Cen	0.61000	28000.	96	9390	No
68	GOM_NL__2PRFIN20031217_031258_000000392022_00319_09391_9853.N1	17-DEC-2003 03:12:58	Dark	38.500	112	Alp Mus	2.6880	26000.	77	9391	No
69	GOM_NL__2PRFIN20031217_031702_000000402022_00319_09391_9854.N1	17-DEC-2003 03:17:02	Dark	39.500	159	Ups Car	2.9200	7200.0	79	9391	No
70	GOM_NL__2PRFIN20031217_031825_000000432022_00319_09391_9855.N1	17-DEC-2003 03:18:25	Dark	43.000	71	Iot Car	2.2460	7700.0	86	9391	No
71	GOM_NL__2PRFIN20031217_032019_000000432022_00319_09391_9856.N1	17-DEC-2003 03:20:19	Dark	43.000	41	Eps Car	1.8600	4100.0	86	9391	No
72	GOM_NL__2PRFIN20031217_032305_000000562022_00319_09391_9857.N1	17-DEC-2003 03:23:05	Dark	55.500	34	Gam2Vel	1.7930	23000.	111	9391	No
73	GOM_NL__2PRFIN20031217_032514_000000522022_00319_09391_9858.N1	17-DEC-2003 03:25:14	Dark	51.500	70	Zet Pup	2.2460	39000.	103	9391	No
74	GOM_NL__2PRFIN20031217_032755_000000552022_00319_09391_9859.N1	17-DEC-2003 03:27:55	Dark	54.500	117	Pi Pup	2.7060	3800.0	109	9391	No
75	GOM_NL__2PRFIN20031217_033109_000000602022_00319_09391_9860.N1	17-DEC-2003 03:31:09	Straylight	59.500	23	21Eps CMa	1.5020	26000.	119	9391	No
76	GOM_NL__2PRFIN20031217_033256_000000552022_00319_09391_9861.N1	17-DEC-2003 03:32:56	Straylight	54.500	179	24Omi2CMa	3.0320	24000.	109	9391	No
77	GOM_NL__2PRFIN20031217_033558_000000712022_00319_09391_9862.N1	17-DEC-2003 03:35:58	Straylight	71.000	1	9Alp CMa	-1.4400	11000.	142	9391	No
78	GOM_NL__2PRFIN20031217_033812_000000482022_00319_09391_9863.N1	17-DEC-2003 03:38:12	Straylight	48.000	165	34Gam Eri	2.9500	3200.0	96	9391	No
79	GOM_NL__2PRFIN20031217_033955_000000482022_00319_09391_9864.N1	17-DEC-2003 03:39:55	Straylight	47.500	125	44Iot Ori	2.7700	30000.	95	9391	No
80	GOM_NL__2PRFIN20031217_034127_000000512022_00319_09391_9865.N1	17-DEC-2003 03:41:27	Straylight	50.500	30	46Eps Ori	1.6940	30000.	101	9391	No
81	GOM_NL__2PRFIN20031217_034346_000000532022_00319_09391_9866.N1	17-DEC-2003 03:43:46	Tw_i_and_stray	53.000	27	24Gam Ori	1.6360	26000.	106	9391	No
82	GOM_NL__2PRFIN20031217_034632_000000522022_00319_09391_9867.N1	17-DEC-2003 03:46:32	Tw_i_and_stray	51.500	13	87Alp Tau	0.86700	3800.0	103	9391	No
83	GOM_NL__2PRFIN20031217_034844_000000372022_00319_09391_9868.N1	17-DEC-2003 03:48:44	Bright	37.000	146	25Eta Tau	2.8730	15200.	74	9391	No
84	GOM_NL__2PRFIN20031217_035053_000000382022_00319_09391_9869.N1	17-DEC-2003 03:50:53	Bright	37.500	150	44Zet Per	2.8900	28000.	75	9391	No
85	GOM_NL__2PRFIN20031217_035311_000000372022_00319_09391_9870.N1	17-DEC-2003 03:53:11	Bright	37.000	149	45Eps Per	2.8880	30000.	74	9391	No
86	GOM_NL__2PRFIN20031217_035523_000000352022_00319_09391_9871.N1	17-DEC-2003 03:55:23	Bright	35.000	175	39Del Per	3.0100	19400.	70	9391	No
87	GOM_NL__2PRFIN20031217_035709_000000362022_00319_09391_9872.N1	17-DEC-2003 03:57:09	Bright	36.000	160	23Gam Per	2.9300	4700.0	72	9391	No
88	GOM_NL__2PRFIN20031217_040023_000000382022_00319_09391_9873.N1	17-DEC-2003 04:00:23	Bright	37.500	110	37Del Cas	2.6780	8900.0	75	9391	No
89	GOM_NL__2PRFIN20031217_040704_000000392022_00319_09391_9874.N1	17-DEC-2003 04:07:04	Bright	38.500	49	1Alp UMi	1.9900	6300.0	77	9391	No
90	GOM_NL__2PRFIN20031217_041147_000000372022_00319_09391_9875.N1	17-DEC-2003 04:11:47	Bright	36.500	60	7Bet UMi	2.0810	3950.0	73	9391	No
91	GOM_NL__2PRFIN20031217_041330_000000532022_00319_09391_9876.N1	17-DEC-2003 04:13:30	Bright	53.000	82	48Bet UMa	2.3650	10600.	106	9391	No
92	GOM_NL__2PRFIN20031217_041623_000000452022_00319_09391_9877.N1	17-DEC-2003 04:16:23	Bright	45.000	32	77Eps UMa	1.7630	11000.	90	9391	No
93	GOM_NL__2PRFIN20031217_041859_000000422022_00319_09391_9878.N1	17-DEC-2003 04:18:59	Bright	42.000	39	85Eta UMa	1.8540	24000.	84	9391	No
94	GOM_NL__2PRFIN20031217_042221_000000372022_00319_09391_9879.N1	17-DEC-2003 04:22:21	Bright	37.000	180	27Gam Boo	3.0400	8000.0	74	9391	No
95	GOM_NL__2PRFIN20031217_042535_000000382022_00319_09391_9880.N1	17-DEC-2003 04:25:35	Bright	38.000	83		2.3780	11000.	76	9391	No
96	GOM_NL__2PRFIN20031217_042855_000000442022_00319_09391_9881.N1	17-DEC-2003 04:28:55	Bright	44.000	111	8Eta Boo	2.6800	6000.0	88	9391	No
97	GOM_NL__2PRFIN20031217_043042_000000352022_00319_09391_9882.N1	17-DEC-2003 04:30:42	Bright	34.500	102	24Alp Ser	2.6000	4250.0	69	9391	No
98	GOM_NL__2PRFIN20031217_043257_000000562022_00319_09391_9883.N1	17-DEC-2003 04:32:57	Bright	56.000	138	47Eps Vir	2.8280	4700.0	112	9391	No
99	GOM_NL__2PRFIN20031217_043856_000000542022_00319_09391_9884.N1	17-DEC-2003 04:38:56	Tw_i_and_stray	54.000	15	67Alp Vir	0.97600	28000.	108	9391	No
100	GOM_NL__2PRFIN20031217_044227_000000502022_00319_09391_9885.N1	17-DEC-2003 04:42:27	Dark	49.500	169	46Gam Hya	2.9910	4700.0	99	9391	No
101	GOM_NL__2PRFIN20031217_044403_000000432022_00319_09391_9886.N1	17-DEC-2003 04:44:03	Dark	42.500	54	5The Cen	2.0550	4500.0	85	9391	No

102	GOM_NL__2PRFIN20031217_044610_000000412022_00319_09391_9887.N1	17-DEC-2003 04:46:10	Dark	40.500	78	Alp Lup	2.3040	28000.	81	9391	No
103	GOM_NL__2PRFIN20031217_045005_000000452022_00319_09391_9888.N1	17-DEC-2003 04:50:05	Dark	45.000	10	Bet Cen	0.61000	28000.	90	9391	No
104	GOM_NL__2PRFIN20031217_045334_000000392022_00320_09392_9854.N1	17-DEC-2003 04:53:34	Dark	39.000	112	Alp Mus	2.6880	26000.	78	9392	No
105	GOM_NL__2PRFIN20031217_045739_000000402022_00320_09392_9855.N1	17-DEC-2003 04:57:39	Dark	40.000	159	Ups Car	2.9200	7200.0	80	9392	No
106	GOM_NL__2PRFIN20031217_045902_000000442022_00320_09392_9856.N1	17-DEC-2003 04:59:02	Dark	43.500	71	lot Car	2.2460	7700.0	87	9392	No
107	GOM_NL__2PRFIN20031217_050055_000000482022_00320_09392_9857.N1	17-DEC-2003 05:00:55	Dark	47.500	41	Eps Car	1.8600	4100.0	95	9392	No
108	GOM_NL__2PRFIN20031217_050343_000000512022_00320_09392_9858.N1	17-DEC-2003 05:03:43	Dark	51.000	34	Gam2Vel	1.7930	23000.	102	9392	No
109	GOM_NL__2PRFIN20031217_050551_000000522022_00320_09392_9859.N1	17-DEC-2003 05:05:51	Dark	52.000	70	Zet Pup	2.2460	39000.	104	9392	No
110	GOM_NL__2PRFIN20031217_050832_000000572022_00320_09392_9860.N1	17-DEC-2003 05:08:32	Dark	56.500	117	Pi Pup	2.7060	3800.0	113	9392	No
111	GOM_NL__2PRFIN20031217_051146_000000542022_00320_09392_9861.N1	17-DEC-2003 05:11:46	Straylight	54.000	23	21Eps CMa	1.5020	26000.	108	9392	No
112	GOM_NL__2PRFIN20031217_051333_000000582022_00320_09392_9862.N1	17-DEC-2003 05:13:33	Straylight	58.000	179	24Omi2CMa	3.0320	24000.	116	9392	No
113	GOM_NL__2PRFIN20031217_051634_000000642022_00320_09392_9863.N1	17-DEC-2003 05:16:34	Straylight	64.000	1	9Alp CMa	-1.4400	11000.	128	9392	No
114	GOM_NL__2PRFIN20031217_051848_000000472022_00320_09392_9864.N1	17-DEC-2003 05:18:48	Straylight	46.500	165	34Gam Eri	2.9500	3200.0	93	9392	No
115	GOM_NL__2PRFIN20031217_052031_000000462022_00320_09392_9865.N1	17-DEC-2003 05:20:31	Straylight	45.500	125	44lot Ori	2.7700	30000.	91	9392	No
116	GOM_NL__2PRFIN20031217_052203_000000522022_00320_09392_9866.N1	17-DEC-2003 05:22:03	Straylight	51.500	30	46Eps Ori	1.6940	30000.	103	9392	No
117	GOM_NL__2PRFIN20031217_052423_000000532022_00320_09392_9867.N1	17-DEC-2003 05:24:23	Tw_i_and_stray	52.500	27	24Gam Ori	1.6360	26000.	105	9392	No
118	GOM_NL__2PRFIN20031217_052708_000000542022_00320_09392_9868.N1	17-DEC-2003 05:27:08	Tw_i_and_stray	54.000	13	87Alp Tau	0.86700	3800.0	108	9392	No
119	GOM_NL__2PRFIN20031217_052921_000000372022_00320_09392_9869.N1	17-DEC-2003 05:29:21	Bright	37.000	146	25Eta Tau	2.8730	15200.	74	9392	No
120	GOM_NL__2PRFIN20031217_053130_000000372022_00320_09392_9870.N1	17-DEC-2003 05:31:30	Bright	36.500	150	44Zet Per	2.8900	28000.	73	9392	No
121	GOM_NL__2PRFIN20031217_053347_000000362022_00320_09392_9871.N1	17-DEC-2003 05:33:47	Bright	36.000	149	45Eps Per	2.8880	30000.	72	9392	No
122	GOM_NL__2PRFIN20031217_053558_000000362022_00320_09392_9872.N1	17-DEC-2003 05:35:58	Bright	36.000	175	39Del Per	3.0100	19400.	72	9392	No
123	GOM_NL__2PRFIN20031217_053746_000000362022_00320_09392_9873.N1	17-DEC-2003 05:37:46	Bright	35.500	160	23Gam Per	2.9300	4700.0	71	9392	No
124	GOM_NL__2PRFIN20031217_054100_000000382022_00320_09392_9874.N1	17-DEC-2003 05:41:00	Bright	37.500	110	37Del Cas	2.6780	8900.0	75	9392	No
125	GOM_NL__2PRFIN20031217_054740_000000382022_00320_09392_9875.N1	17-DEC-2003 05:47:40	Bright	38.000	49	1Alp UMi	1.9900	6300.0	76	9392	No
126	GOM_NL__2PRFIN20031217_055223_000000532022_00320_09392_9876.N1	17-DEC-2003 05:52:23	Bright	53.000	60	7Bet UMi	2.0810	3950.0	106	9392	No
127	GOM_NL__2PRFIN20031217_055405_000000532022_00320_09392_9877.N1	17-DEC-2003 05:54:05	Bright	53.000	82	48Bet UMa	2.3650	10600.	106	9392	No
128	GOM_NL__2PRFIN20031217_055658_000000452022_00320_09392_9878.N1	17-DEC-2003 05:56:58	Bright	45.000	32	77Eps UMa	1.7630	11000.	90	9392	No
129	GOM_NL__2PRFIN20031217_055934_000000412022_00320_09392_9879.N1	17-DEC-2003 05:59:34	Bright	40.500	39	85Eta UMa	1.8540	24000.	81	9392	No
130	GOM_NL__2PRFIN20031217_060257_000000552022_00320_09392_9880.N1	17-DEC-2003 06:02:57	Bright	55.000	180	27Gam Boo	3.0400	8000.0	110	9392	No
131	GOM_NL__2PRFIN20031217_060611_000000382022_00320_09392_9881.N1	17-DEC-2003 06:06:11	Bright	37.500	83		2.3780	11000.	75	9392	No
132	GOM_NL__2PRFIN20031217_060931_000000502022_00320_09392_9882.N1	17-DEC-2003 06:09:31	Bright	50.000	111	8Eta Boo	2.6800	6000.0	100	9392	No
133	GOM_NL__2PRFIN20031217_061118_000000352022_00320_09392_9883.N1	17-DEC-2003 06:11:18	Bright	35.000	102	24Alp Ser	2.6000	4250.0	70	9392	No
134	GOM_NL__2PRFIN20031217_061333_000000562022_00320_09392_9884.N1	17-DEC-2003 06:13:33	Bright	55.500	138	47Eps Vir	2.8280	4700.0	111	9392	No
135	GOM_NL__2PRFIN20031217_061933_000000602022_00320_09392_9885.N1	17-DEC-2003 06:19:33	Tw_i_and_stray	59.500	15	67Alp Vir	0.97600	28000.	119	9392	No
136	GOM_NL__2PRFIN20031217_062303_000000472022_00320_09392_9886.N1	17-DEC-2003 06:23:03	Dark	47.000	169	46Gam Hya	2.9910	4700.0	94	9392	No
137	GOM_NL__2PRFIN20031217_062439_000000452022_00320_09392_9887.N1	17-DEC-2003 06:24:39	Dark	45.000	54	5The Cen	2.0550	4500.0	90	9392	No
138	GOM_NL__2PRFIN20031217_062646_000000412022_00320_09392_9888.N1	17-DEC-2003 06:26:46	Dark	40.500	78	Alp Lup	2.3040	28000.	81	9392	No
139	GOM_NL__2PRFIN20031217_063042_000000422022_00320_09392_9889.N1	17-DEC-2003 06:30:42	Dark	41.500	10	Bet Cen	0.61000	28000.	83	9392	No
140	GOM_NL__2PRFIN20031217_063410_000000382022_00321_09393_9855.N1	17-DEC-2003 06:34:10	Dark	38.000	112	Alp Mus	2.6880	26000.	76	9393	No
141	GOM_NL__2PRFIN20031217_063816_000000412022_00321_09393_9856.N1	17-DEC-2003 06:38:16	Dark	41.000	159	Ups Car	2.9200	7200.0	82	9393	No
142	GOM_NL__2PRFIN20031217_063938_000000422022_00321_09393_9857.N1	17-DEC-2003 06:39:38	Dark	42.000	71	lot Car	2.2460	7700.0	84	9393	No
143	GOM_NL__2PRFIN20031217_064132_000000472022_00321_09393_9858.N1	17-DEC-2003 06:41:32	Dark	46.500	41	Eps Car	1.8600	4100.0	93	9393	No
144	GOM_NL__2PRFIN20031217_064419_000000492022_00321_09393_9859.N1	17-DEC-2003 06:44:19	Dark	48.500	34	Gam2Vel	1.7930	23000.	97	9393	No
145	GOM_NL__2PRFIN20031217_064627_000000552022_00321_09393_9860.N1	17-DEC-2003 06:46:27	Dark	55.000	70	Zet Pup	2.2460	39000.	110	9393	No
146	GOM_NL__2PRFIN20031217_064909_000000552022_00321_09393_9861.N1	17-DEC-2003 06:49:09	Dark	55.000	117	Pi Pup	2.7060	3800.0	110	9393	No
147	GOM_NL__2PRFIN20031217_065223_000000532022_00321_09393_9862.N1	17-DEC-2003 06:52:23	Straylight	53.000	23	21Eps CMa	1.5020	26000.	106	9393	No
148	GOM_NL__2PRFIN20031217_065409_000000542022_00321_09393_9863.N1	17-DEC-2003 06:54:09	Straylight	54.000	179	24Omi2CMa	3.0320	24000.	108	9393	No
149	GOM_NL__2PRFIN20031217_065711_000000732022_00321_09393_9761.N1	17-DEC-2003 06:57:11	Straylight	73.000	1	9Alp CMa	-1.4400	11000.	146	9393	No
150	GOM_NL__2PRFIN20031217_065924_000000472022_00321_09393_9762.N1	17-DEC-2003 06:59:24	Straylight	46.500	165	34Gam Eri	2.9500	3200.0	93	9393	No
151	GOM_NL__2PRFIN20031217_070107_000000462022_00321_09393_9763.N1	17-DEC-2003 07:01:07	Straylight	45.500	125	44lot Ori	2.7700	30000.	91	9393	No
152	GOM_NL__2PRFIN20031217_070239_000000502022_00321_09393_9764.N1	17-DEC-2003 07:02:39	Straylight	49.500	30	46Eps Ori	1.6940	30000.	99	9393	No
153	GOM_NL__2PRFIN20031217_070459_000000492022_00321_09393_9765.N1	17-DEC-2003 07:04:59	Tw_i_and_stray	49.000	27	24Gam Ori	1.6360	26000.	98	9393	No
154	GOM_NL__2PRFIN20031217_070745_000000512022_00321_09393_9766.N1	17-DEC-2003 07:07:45	Tw_i_and_stray	51.000	13	87Alp Tau	0.86700	3800.0	102	9393	No
155	GOM_NL__2PRFIN20031217_070957_000000372022_00321_09393_9767.N1	17-DEC-2003 07:09:57	Bright	37.000	146	25Eta Tau	2.8730	15200.	74	9393	No
156	GOM_NL__2PRFIN20031217_071206_000000382022_00321_09393_9768.N1	17-DEC-2003 07:12:06	Bright	37.500	150	44Zet Per	2.8900	28000.	75	9393	No
157	GOM_NL__2PRFIN20031217_071423_000000362022_00321_09393_9769.N1	17-DEC-2003 07:14:23	Bright	35.500	149	45Eps Per	2.8880	30000.	71	9393	No
158	GOM_NL__2PRFIN20031217_071635_000000362022_00321_09393_9770.N1	17-DEC-2003 07:16:35	Bright	35.500	175	39Del Per	3.0100	19400.	71	9393	No
159	GOM_NL__2PRFIN20031217_071822_000000362022_00321_09393_9771.N1	17-DEC-2003 07:18:22	Bright	36.000	160	23Gam Per	2.9300	4700.0	72	9393	No
160	GOM_NL__2PRFIN20031217_072136_000000372022_00321_09393_9772.N1	17-DEC-2003 07:21:36	Bright	37.000	110	37Del Cas	2.6780	8900.0	74	9393	No

161	GOM_NL__2PRFIN20031217_072816_000000382022_00321_09393_9773.N1	17-DEC-2003 07:28:16	Bright	38.000	49	1Alp UMi	1.9900	6300.0	76	9393	No
162	GOM_NL__2PRFIN20031217_073259_000000392022_00321_09393_9774.N1	17-DEC-2003 07:32:59	Bright	39.000	60	7Bet UMi	2.0810	3950.0	78	9393	No
163	GOM_NL__2PRFIN20031217_073442_000000512022_00321_09393_9775.N1	17-DEC-2003 07:34:42	Bright	51.000	82	48Bet UMa	2.3650	10600.	102	9393	No
164	GOM_NL__2PRFIN20031217_073734_000000452022_00321_09393_9776.N1	17-DEC-2003 07:37:34	Bright	45.000	32	77Eps UMa	1.7630	11000.	90	9393	No
165	GOM_NL__2PRFIN20031217_074011_000000582022_00321_09393_9777.N1	17-DEC-2003 07:40:11	Bright	58.000	39	85Eta UMa	1.8540	24000.	116	9393	No
166	GOM_NL__2PRFIN20031217_074333_000000552022_00321_09393_9778.N1	17-DEC-2003 07:43:33	Bright	55.000	180	27Gam Boo	3.0400	8000.0	110	9393	No
167	GOM_NL__2PRFIN20031217_074647_000000502022_00321_09393_9779.N1	17-DEC-2003 07:46:47	Bright	50.000	83		2.3780	11000.	100	9393	No
168	GOM_NL__2PRFIN20031217_075008_000000602022_00321_09393_9780.N1	17-DEC-2003 07:50:08	Bright	59.500	111	8Eta Boo	2.6800	6000.0	119	9393	No
169	GOM_NL__2PRFIN20031217_075154_000000352022_00321_09393_9781.N1	17-DEC-2003 07:51:54	Bright	34.500	102	24Alp Ser	2.6000	4250.0	69	9393	No
170	GOM_NL__2PRFIN20031217_075411_000000562022_00321_09393_9782.N1	17-DEC-2003 07:54:11	Bright	55.500	138	47Eps Vir	2.8280	4700.0	111	9393	No
171	GOM_NL__2PRFIN20031217_080010_000000542022_00321_09393_9783.N1	17-DEC-2003 08:00:10	Tw_i_and_stray	53.500	15	67Alp Vir	0.97600	28000.	107	9393	No
172	GOM_NL__2PRFIN20031217_080340_000000502022_00321_09393_9784.N1	17-DEC-2003 08:03:40	Dark	49.500	169	46Gam Hya	2.9910	4700.0	99	9393	No
173	GOM_NL__2PRFIN20031217_080515_000000442022_00321_09393_9785.N1	17-DEC-2003 08:05:15	Dark	44.000	54	5The Cen	2.0550	4500.0	88	9393	No
174	GOM_NL__2PRFIN20031217_080722_000000422022_00321_09393_9786.N1	17-DEC-2003 08:07:22	Dark	41.500	78	Alp Lup	2.3040	28000.	83	9393	No
175	GOM_NL__2PRFIN20031217_081118_000000442022_00321_09393_9787.N1	17-DEC-2003 08:11:18	Dark	43.500	10	Bet Cen	0.61000	28000.	87	9393	No
176	GOM_NL__2PRFIN20031217_081446_000000382022_00322_09394_9761.N1	17-DEC-2003 08:14:46	Dark	37.500	112	Alp Mus	2.6880	26000.	75	9394	No
177	GOM_NL__2PRFIN20031217_081852_000000412022_00322_09394_9762.N1	17-DEC-2003 08:18:52	Dark	41.000	159	Ups Car	2.9200	7200.0	82	9394	No
178	GOM_NL__2PRFIN20031217_082015_000000462022_00322_09394_9763.N1	17-DEC-2003 08:20:15	Dark	45.500	71	lot Car	2.2460	7700.0	91	9394	No
179	GOM_NL__2PRFIN20031217_082208_000000442022_00322_09394_9764.N1	17-DEC-2003 08:22:08	Dark	43.500	41	Eps Car	1.8600	4100.0	87	9394	No
180	GOM_NL__2PRFIN20031217_082456_000000482022_00322_09394_9765.N1	17-DEC-2003 08:24:56	Dark	48.000	34	Gam2Vel	1.7930	23000.	96	9394	No
181	GOM_NL__2PRFIN20031217_082704_000000522022_00322_09394_9766.N1	17-DEC-2003 08:27:04	Dark	52.000	70	Zet Pup	2.2460	39000.	104	9394	No
182	GOM_NL__2PRFIN20031217_082945_000000552022_00322_09394_9767.N1	17-DEC-2003 08:29:45	Dark	55.000	117	Pi Pup	2.7060	3800.0	110	9394	No
183	GOM_NL__2PRFIN20031217_083259_000000592022_00322_09394_9768.N1	17-DEC-2003 08:32:59	Straylight	58.500	23	21Eps CMa	1.5020	26000.	117	9394	No
184	GOM_NL__2PRFIN20031217_083445_000000532022_00322_09394_9769.N1	17-DEC-2003 08:34:45	Straylight	52.500	179	24Omi2CMa	3.0320	24000.	105	9394	No
185	GOM_NL__2PRFIN20031217_083746_000000662022_00322_09394_9770.N1	17-DEC-2003 08:37:46	Straylight	65.500	1	9Alp CMa	-1.4400	11000.	131	9394	No
186	GOM_NL__2PRFIN20031217_084000_000000462022_00322_09394_9771.N1	17-DEC-2003 08:40:00	Straylight	45.500	165	34Gam Eri	2.9500	3200.0	91	9394	No
187	GOM_NL__2PRFIN20031217_084143_000000442022_00322_09394_9772.N1	17-DEC-2003 08:41:43	Straylight	44.000	125	44lot Ori	2.7700	30000.	88	9394	No
188	GOM_NL__2PRFIN20031217_084315_000000492022_00322_09394_9773.N1	17-DEC-2003 08:43:15	Straylight	49.000	30	46Eps Ori	1.6940	30000.	98	9394	No
189	GOM_NL__2PRFIN20031217_084535_000000462022_00322_09394_9774.N1	17-DEC-2003 08:45:35	Tw_i_and_stray	45.500	27	24Gam Ori	1.6360	26000.	91	9394	No
190	GOM_NL__2PRFIN20031217_084820_000000542022_00322_09394_9775.N1	17-DEC-2003 08:48:20	Tw_i_and_stray	54.000	13	87Alp Tau	0.86700	3800.0	108	9394	No
191	GOM_NL__2PRFIN20031217_085033_000000382022_00322_09394_9776.N1	17-DEC-2003 08:50:33	Bright	37.500	146	25Eta Tau	2.8730	15200.	75	9394	No
192	GOM_NL__2PRFIN20031217_085242_000000382022_00322_09394_9777.N1	17-DEC-2003 08:52:42	Bright	38.000	150	44Zet Per	2.8900	28000.	76	9394	No
193	GOM_NL__2PRFIN20031217_085459_000000362022_00322_09394_9778.N1	17-DEC-2003 08:54:59	Bright	35.500	149	45Eps Per	2.8880	30000.	71	9394	No
194	GOM_NL__2PRFIN20031217_085711_000000362022_00322_09394_9779.N1	17-DEC-2003 08:57:11	Bright	36.000	175	39Del Per	3.0100	19400.	72	9394	No
195	GOM_NL__2PRFIN20031217_085858_000000372022_00322_09394_9780.N1	17-DEC-2003 08:58:58	Bright	37.000	160	23Gam Per	2.9300	4700.0	74	9394	No
196	GOM_NL__2PRFIN20031217_090212_000000382022_00322_09394_9781.N1	17-DEC-2003 09:02:12	Bright	37.500	110	37Del Cas	2.6780	8900.0	75	9394	No
197	GOM_NL__2PRFIN20031217_090852_000000352022_00322_09394_9782.N1	17-DEC-2003 09:08:52	Bright	34.500	49	1Alp UMi	1.9900	6300.0	69	9394	No
198	GOM_NL__2PRFIN20031217_091334_000000392022_00322_09394_9783.N1	17-DEC-2003 09:13:34	Bright	39.000	60	7Bet UMi	2.0810	3950.0	78	9394	No
199	GOM_NL__2PRFIN20031217_091516_000000542022_00322_09394_9784.N1	17-DEC-2003 09:15:16	Bright	53.500	82	48Bet UMa	2.3650	10600.	107	9394	No
200	GOM_NL__2PRFIN20031217_091810_000000452022_00322_09394_9785.N1	17-DEC-2003 09:18:10	Bright	44.500	32	77Eps UMa	1.7630	11000.	89	9394	No
201	GOM_NL__2PRFIN20031217_092046_000000402022_00322_09394_9786.N1	17-DEC-2003 09:20:46	Bright	40.000	39	85Eta UMa	1.8540	24000.	80	9394	No
202	GOM_NL__2PRFIN20031217_092408_000000402022_00322_09394_9787.N1	17-DEC-2003 09:24:08	Bright	40.000	180	27Gam Boo	3.0400	8000.0	80	9394	No
203	GOM_NL__2PRFIN20031217_092722_000000402022_00322_09394_9788.N1	17-DEC-2003 09:27:22	Bright	39.500	83		2.3780	11000.	79	9394	No
204	GOM_NL__2PRFIN20031217_093044_000000422022_00322_09394_9789.N1	17-DEC-2003 09:30:44	Bright	42.000	111	8Eta Boo	2.6800	6000.0	84	9394	No
205	GOM_NL__2PRFIN20031217_093229_000000362022_00322_09394_9790.N1	17-DEC-2003 09:32:29	Bright	36.000	102	24Alp Ser	2.6000	4250.0	72	9394	No
206	GOM_NL__2PRFIN20031217_093447_000000562022_00322_09394_9791.N1	17-DEC-2003 09:34:47	Bright	55.500	138	47Eps Vir	2.8280	4700.0	111	9394	No
207	GOM_NL__2PRFIN20031217_094046_000000552022_00322_09394_9792.N1	17-DEC-2003 09:40:46	Tw_i_and_stray	55.000	15	67Alp Vir	0.97600	28000.	110	9394	No
208	GOM_NL__2PRFIN20031217_094416_000000522022_00322_09394_9793.N1	17-DEC-2003 09:44:16	Dark	52.000	169	46Gam Hya	2.9910	4700.0	104	9394	No
209	GOM_NL__2PRFIN20031217_094551_000000432022_00322_09394_9794.N1	17-DEC-2003 09:45:51	Dark	43.000	54	5The Cen	2.0550	4500.0	86	9394	No
210	GOM_NL__2PRFIN20031217_094758_000000412022_00322_09394_9795.N1	17-DEC-2003 09:47:58	Dark	40.500	78	Alp Lup	2.3040	28000.	81	9394	No
211	GOM_NL__2PRFIN20031217_095154_000000432022_00322_09394_9796.N1	17-DEC-2003 09:51:54	Dark	42.500	10	Bet Cen	0.61000	28000.	85	9394	No
212	GOM_NL__2PRFIN20031217_095434_000000492022_00323_09395_9781.N1	17-DEC-2003 09:54:34	Dark	48.500	12	Alp1Cru	0.77500	30000.	97	9395	No
213	GOM_NL__2PRFIN20031217_095928_000000422022_00323_09395_9782.N1	17-DEC-2003 09:59:28	Dark	41.500	159	Ups Car	2.9200	7200.0	83	9395	No
214	GOM_NL__2PRFIN20031217_100051_000000432022_00323_09395_9783.N1	17-DEC-2003 10:00:51	Dark	43.000	71	lot Car	2.2460	7700.0	86	9395	No
215	GOM_NL__2PRFIN20031217_100245_000000562022_00323_09395_9784.N1	17-DEC-2003 10:02:45	Dark	55.500	41	Eps Car	1.8600	4100.0	111	9395	No
216	GOM_NL__2PRFIN20031217_100532_000000472022_00323_09395_9785.N1	17-DEC-2003 10:05:32	Dark	47.000	34	Gam2Vel	1.7930	23000.	94	9395	No
217	GOM_NL__2PRFIN20031217_100735_000000552022_00323_09395_9786.N1	17-DEC-2003 10:07:35	Dark	55.000	2	Alp Car	-0.73600	7000.0	110	9395	No
218	GOM_NL__2PRFIN20031217_101022_000000532022_00323_09395_9787.N1	17-DEC-2003 10:10:22	Dark	53.000	117	Pi Pup	2.7060	3800.0	106	9395	No
219	GOM_NL__2PRFIN20031217_101335_000000512022_00323_09395_9788.N1	17-DEC-2003 10:13:35	Straylight	50.500	23	21Eps CMa	1.5020	26000.	101	9395	No

220	GOM_NL__2PRFIN20031217_101522_000000562022_00323_09395_9789.N1	17-DEC-2003 10:15:22	Straylight	55.500	179	24Omi2CMa	3.0320	24000.	111	9395	No
221	GOM_NL__2PRFIN20031217_101822_000000732022_00323_09395_9790.N1	17-DEC-2003 10:18:22	Straylight	73.000	1	9Alp CMa	-1.4400	11000.	146	9395	No
222	GOM_NL__2PRFIN20031217_102036_000000442022_00323_09395_9791.N1	17-DEC-2003 10:20:36	Straylight	43.500	165	34Gam Eri	2.9500	3200.0	87	9395	No
223	GOM_NL__2PRFIN20031217_102219_000000462022_00323_09395_9792.N1	17-DEC-2003 10:22:19	Straylight	46.000	125	44Iot Ori	2.7700	30000.	92	9395	No
224	GOM_NL__2PRFIN20031217_102350_000000502022_00323_09395_9793.N1	17-DEC-2003 10:23:50	Straylight	50.000	30	46Eps Ori	1.6940	30000.	100	9395	No
225	GOM_NL__2PRFIN20031217_102657_000000662022_00323_09395_9794.N1	17-DEC-2003 10:26:57	Twi_and_stray	66.000	14	58Alp Ori	0.87000	3000.0	132	9395	No
226	GOM_NL__2PRFIN20031217_102856_000000492022_00323_09395_9795.N1	17-DEC-2003 10:28:56	Twi_and_stray	48.500	13	87Alp Tau	0.86700	3800.0	97	9395	No
227	GOM_NL__2PRFIN20031217_103109_000000382022_00323_09395_9796.N1	17-DEC-2003 10:31:09	Bright	38.000	146	25Eta Tau	2.8730	15200.	76	9395	No
228	GOM_NL__2PRFIN20031217_103317_000000382022_00323_09395_9797.N1	17-DEC-2003 10:33:17	Bright	38.000	150	44Zet Per	2.8900	28000.	76	9395	No
229	GOM_NL__2PRFIN20031217_103535_000000372022_00323_09395_9798.N1	17-DEC-2003 10:35:35	Bright	36.500	149	45Eps Per	2.8880	30000.	73	9395	No
230	GOM_NL__2PRFIN20031217_103746_000000382022_00323_09395_9799.N1	17-DEC-2003 10:37:46	Bright	37.500	175	39Del Per	3.0100	19400.	75	9395	No
231	GOM_NL__2PRFIN20031217_103934_000000382022_00323_09395_9800.N1	17-DEC-2003 10:39:34	Bright	37.500	160	23Gam Per	2.9300	4700.0	75	9395	No
232	GOM_NL__2PRFIN20031217_104248_000000372022_00323_09395_9801.N1	17-DEC-2003 10:42:48	Bright	37.000	110	37Del Cas	2.6780	8900.0	74	9395	No
233	GOM_NL__2PRFIN20031217_104927_000000372022_00323_09395_9802.N1	17-DEC-2003 10:49:27	Bright	36.500	49	1Alp UMi	1.9900	6300.0	73	9395	No
234	GOM_NL__2PRFIN20031217_105410_000000402022_00323_09395_9803.N1	17-DEC-2003 10:54:10	Bright	39.500	60	7Bet UMi	2.0810	3950.0	79	9395	No
235	GOM_NL__2PRFIN20031217_105553_000000512022_00323_09395_9804.N1	17-DEC-2003 10:55:53	Bright	50.500	82	48Bet UMa	2.3650	10600.	101	9395	No
236	GOM_NL__2PRFIN20031217_105822_000000482022_00323_09395_9805.N1	17-DEC-2003 10:58:22	Bright	48.000	87	64Gam UMa	2.4330	11000.	96	9395	No
237	GOM_NL__2PRFIN20031217_110121_000000422022_00323_09395_9806.N1	17-DEC-2003 11:01:21	Bright	42.000	39	85Eta UMa	1.8540	24000.	84	9395	No
238	GOM_NL__2PRFIN20031217_110445_000000392022_00323_09395_9807.N1	17-DEC-2003 11:04:45	Bright	38.500	180	27Gam Boo	3.0400	8000.0	77	9395	No
239	GOM_NL__2PRFIN20031217_110759_000000392022_00323_09395_9808.N1	17-DEC-2003 11:07:59	Bright	38.500	83		2.3780	11000.	77	9395	No
240	GOM_NL__2PRFIN20031217_111120_000000452022_00323_09395_9809.N1	17-DEC-2003 11:11:20	Bright	44.500	111	8Eta Boo	2.6800	6000.0	89	9395	No
241	GOM_NL__2PRFIN20031217_111306_000000362022_00323_09395_9810.N1	17-DEC-2003 11:13:06	Bright	35.500	102	24Alp Ser	2.6000	4250.0	71	9395	No
242	GOM_NL__2PRFIN20031217_111524_000000572022_00323_09395_9811.N1	17-DEC-2003 11:15:24	Bright	57.000	138	47Eps Vir	2.8280	4700.0	114	9395	No
243	GOM_NL__2PRFIN20031217_112123_000000542022_00323_09395_9812.N1	17-DEC-2003 11:21:23	Twi_and_stray	54.000	15	67Alp Vir	0.97600	28000.	108	9395	No
244	GOM_NL__2PRFIN20031217_112453_000000482022_00323_09395_9813.N1	17-DEC-2003 11:24:53	Dark	48.000	169	46Gam Hya	2.9910	4700.0	96	9395	No
245	GOM_NL__2PRFIN20031217_112718_000000422022_00323_09395_9814.N1	17-DEC-2003 11:27:18	Dark	41.500	81	Eta Cen	2.3560	28000.	83	9395	No
246	GOM_NL__2PRFIN20031217_112834_000000402022_00323_09395_9815.N1	17-DEC-2003 11:28:34	Dark	40.000	78	Alp Lup	2.3040	28000.	80	9395	No
247	GOM_NL__2PRFIN20031217_113209_000000522022_00323_09395_9816.N1	17-DEC-2003 11:32:09	Dark	52.000	4	Alp1Cen	-0.010000	5800.0	104	9395	No
248	GOM_NL__2PRFIN20031217_113509_000000442022_00324_09396_9781.N1	17-DEC-2003 11:35:09	Dark	43.500	12	Alp1Cru	0.77500	30000.	87	9396	No
249	GOM_NL__2PRFIN20031217_114004_000000402022_00324_09396_9782.N1	17-DEC-2003 11:40:04	Dark	40.000	159	Ups Car	2.9200	7200.0	80	9396	No
250	GOM_NL__2PRFIN20031217_114127_000000442022_00324_09396_9783.N1	17-DEC-2003 11:41:27	Dark	44.000	71	Iot Car	2.2460	7700.0	88	9396	No
251	GOM_NL__2PRFIN20031217_114321_000000542022_00324_09396_9784.N1	17-DEC-2003 11:43:21	Dark	54.000	41	Eps Car	1.8600	4100.0	108	9396	No
252	GOM_NL__2PRFIN20031217_114608_000000572022_00324_09396_9785.N1	17-DEC-2003 11:46:08	Dark	56.500	34	Gam2Vel	1.7930	23000.	113	9396	No
253	GOM_NL__2PRFIN20031217_114811_000000552022_00324_09396_9786.N1	17-DEC-2003 11:48:11	Dark	55.000	2	Alp Car	-0.73600	7000.0	110	9396	No
254	GOM_NL__2PRFIN20031217_115058_000000552022_00324_09396_9787.N1	17-DEC-2003 11:50:58	Dark	55.000	117	Pi Pup	2.7060	3800.0	110	9396	No
255	GOM_NL__2PRFIN20031217_115411_000000562022_00324_09396_9788.N1	17-DEC-2003 11:54:11	Straylight	55.500	23	21Eps CMa	1.5020	26000.	111	9396	No
256	GOM_NL__2PRFIN20031217_115558_000000572022_00324_09396_9789.N1	17-DEC-2003 11:55:58	Straylight	57.000	179	24Omi2CMa	3.0320	24000.	114	9396	No
257	GOM_NL__2PRFIN20031217_115858_000000702022_00324_09396_9790.N1	17-DEC-2003 11:58:58	Straylight	70.000	1	9Alp CMa	-1.4400	11000.	140	9396	No
258	GOM_NL__2PRFIN20031217_120111_000000442022_00324_09396_9791.N1	17-DEC-2003 12:01:11	Straylight	43.500	165	34Gam Eri	2.9500	3200.0	87	9396	No
259	GOM_NL__2PRFIN20031217_120254_000000472022_00324_09396_9792.N1	17-DEC-2003 12:02:54	Straylight	47.000	125	44Iot Ori	2.7700	30000.	94	9396	No
260	GOM_NL__2PRFIN20031217_120425_000000512022_00324_09396_9793.N1	17-DEC-2003 12:04:25	Straylight	50.500	30	46Eps Ori	1.6940	30000.	101	9396	No
261	GOM_NL__2PRFIN20031217_120731_000000632022_00324_09396_9794.N1	17-DEC-2003 12:07:31	Twi_and_stray	63.000	14	58Alp Ori	0.87000	3000.0	126	9396	No
262	GOM_NL__2PRFIN20031217_120931_000000532022_00324_09396_9795.N1	17-DEC-2003 12:09:31	Twi_and_stray	52.500	13	87Alp Tau	0.86700	3800.0	105	9396	No
263	GOM_NL__2PRFIN20031217_121144_000000382022_00324_09396_9796.N1	17-DEC-2003 12:11:44	Bright	37.500	146	25Eta Tau	2.8730	15200.	75	9396	No
264	GOM_NL__2PRFIN20031217_121352_000000382022_00324_09396_9797.N1	17-DEC-2003 12:13:52	Bright	37.500	150	44Zet Per	2.8900	28000.	75	9396	No
265	GOM_NL__2PRFIN20031217_121609_000000382022_00324_09396_9798.N1	17-DEC-2003 12:16:09	Bright	38.000	149	45Eps Per	2.8880	30000.	76	9396	No
266	GOM_NL__2PRFIN20031217_121821_000000382022_00324_09396_9799.N1	17-DEC-2003 12:18:21	Bright	37.500	175	39Del Per	3.0100	19400.	75	9396	No
267	GOM_NL__2PRFIN20031217_122007_000000402022_00324_09396_9800.N1	17-DEC-2003 12:20:07	Bright	39.500	160	23Gam Per	2.9300	4700.0	79	9396	No
268	GOM_NL__2PRFIN20031217_122325_000000382022_00324_09396_9801.N1	17-DEC-2003 12:23:25	Bright	38.000	110	37Del Cas	2.6780	8900.0	76	9396	No
269	GOM_NL__2PRFIN20031217_123003_000000402022_00324_09396_9802.N1	17-DEC-2003 12:30:03	Bright	39.500	49	1Alp UMi	1.9900	6300.0	79	9396	No
270	GOM_NL__2PRFIN20031217_123446_000000392022_00324_09396_9803.N1	17-DEC-2003 12:34:46	Bright	39.000	60	7Bet UMi	2.0810	3950.0	78	9396	No
271	GOM_NL__2PRFIN20031217_123628_000000532022_00324_09396_9804.N1	17-DEC-2003 12:36:28	Bright	52.500	82	48Bet UMa	2.3650	10600.	105	9396	No
272	GOM_NL__2PRFIN20031217_123858_000000492022_00324_09396_9805.N1	17-DEC-2003 12:38:58	Bright	49.000	87	64Gam UMa	2.4330	11000.	98	9396	No
273	GOM_NL__2PRFIN20031217_124156_000000432022_00324_09396_9806.N1	17-DEC-2003 12:41:56	Bright	42.500	39	85Eta UMa	1.8540	24000.	85	9396	No
274	GOM_NL__2PRFIN20031217_124521_000000392022_00324_09396_9807.N1	17-DEC-2003 12:45:21	Bright	39.000	180	27Gam Boo	3.0400	8000.0	78	9396	No
275	GOM_NL__2PRFIN20031217_124834_000000392022_00324_09396_9808.N1	17-DEC-2003 12:48:34	Bright	39.000	83		2.3780	11000.	78	9396	No
276	GOM_NL__2PRFIN20031217_125157_000000442022_00324_09396_9809.N1	17-DEC-2003 12:51:57	Bright	44.000	111	8Eta Boo	2.6800	6000.0	88	9396	No
277	GOM_NL__2PRFIN20031217_125342_000000362022_00324_09396_9810.N1	17-DEC-2003 12:53:42	Bright	35.500	102	24Alp Ser	2.6000	4250.0	71	9396	No
278	GOM_NL__2PRFIN20031217_125601_000000762022_00324_09396_9811.N1	17-DEC-2003 12:56:01	Bright	75.500	138	47Eps Vir	2.8280	4700.0	151	9396	No

279	GOM_NL__2PRFIN20031217_130158_000000532022_00324_09396_9812.N1	17-DEC-2003 13:01:58	Tw_i_and_stray	52.500	15	67Alp Vir	0.97600	28000.	105	9396	No
280	GOM_NL__2PRFIN20031217_130530_000000472022_00324_09396_9813.N1	17-DEC-2003 13:05:30	Dark	47.000	169	46Gam Hya	2.9910	4700.0	94	9396	No
281	GOM_NL__2PRFIN20031217_130754_000000412022_00324_09396_9814.N1	17-DEC-2003 13:07:54	Dark	40.500	81	Eta Cen	2.3560	28000.	81	9396	No
282	GOM_NL__2PRFIN20031217_130910_000000392022_00324_09396_9815.N1	17-DEC-2003 13:09:10	Dark	38.500	78	Alp Lup	2.3040	28000.	77	9396	No
283	GOM_NL__2PRFIN20031217_131245_000000462022_00324_09396_9816.N1	17-DEC-2003 13:12:45	Dark	46.000	4	Alp1Cen	-0.010000	5800.0	92	9396	No
284	GOM_NL__2PRFIN20031217_131545_000000432022_00325_09397_9781.N1	17-DEC-2003 13:15:45	Dark	42.500	12	Alp1Cru	0.77500	30000.	85	9397	No
285	GOM_NL__2PRFIN20031217_132038_000000432022_00325_09397_9782.N1	17-DEC-2003 13:20:38	Dark	42.500	159	Ups Car	2.9200	7200.0	85	9397	No
286	GOM_NL__2PRFIN20031217_132204_000000442022_00325_09397_9783.N1	17-DEC-2003 13:22:04	Dark	44.000	71	Iot Car	2.2460	7700.0	88	9397	No
287	GOM_NL__2PRFIN20031217_132357_000000512022_00325_09397_9784.N1	17-DEC-2003 13:23:57	Dark	50.500	41	Eps Car	1.8600	4100.0	101	9397	No
288	GOM_NL__2PRFIN20031217_132644_000000482022_00325_09397_9785.N1	17-DEC-2003 13:26:44	Dark	47.500	34	Gam2Vel	1.7930	23000.	95	9397	No
289	GOM_NL__2PRFIN20031217_132847_000000552022_00325_09397_9786.N1	17-DEC-2003 13:28:47	Dark	54.500	2	Alp Car	-0.73600	7000.0	109	9397	No
290	GOM_NL__2PRFIN20031217_133135_000000562022_00325_09397_9787.N1	17-DEC-2003 13:31:35	Dark	55.500	117	Pi Pup	2.7060	3800.0	111	9397	No
291	GOM_NL__2PRFIN20031217_133445_000000582022_00325_09397_9788.N1	17-DEC-2003 13:34:45	Straylight	58.000	23	21Eps CMa	1.5020	26000.	116	9397	No
292	GOM_NL__2PRFIN20031217_133634_000000562022_00325_09397_9789.N1	17-DEC-2003 13:36:34	Straylight	55.500	179	24Omi2CMa	3.0320	24000.	111	9397	No
293	GOM_NL__2PRFIN20031217_133935_000000732022_00325_09397_9790.N1	17-DEC-2003 13:39:35	Straylight	73.000	1	9Alp CMa	-1.4400	11000.	146	9397	No
294	GOM_NL__2PRFIN20031217_134147_000000482022_00325_09397_9791.N1	17-DEC-2003 13:41:47	Straylight	47.500	165	34Gam Eri	2.9500	3200.0	95	9397	No
295	GOM_NL__2PRFIN20031217_134329_000000482022_00325_09397_9792.N1	17-DEC-2003 13:43:29	Straylight	47.500	125	44Iot Ori	2.7700	30000.	95	9397	No
296	GOM_NL__2PRFIN20031217_134501_000000522022_00325_09397_9793.N1	17-DEC-2003 13:45:01	Straylight	51.500	30	46Eps Ori	1.6940	30000.	103	9397	No
297	GOM_NL__2PRFIN20031217_134807_000000662022_00325_09397_9794.N1	17-DEC-2003 13:48:07	Tw_i_and_stray	66.000	14	58Alp Ori	0.87000	3000.0	132	9397	No
298	GOM_NL__2PRFIN20031217_135006_000000502022_00325_09397_9795.N1	17-DEC-2003 13:50:06	Tw_i_and_stray	50.000	13	87Alp Tau	0.86700	3800.0	100	9397	No
299	GOM_NL__2PRFIN20031217_135220_000000382022_00325_09397_9796.N1	17-DEC-2003 13:52:20	Bright	38.000	146	25Eta Tau	2.8730	15200.	76	9397	No
300	GOM_NL__2PRFIN20031217_135426_000000412022_00325_09397_9797.N1	17-DEC-2003 13:54:26	Bright	40.500	150	44Zet Per	2.8900	28000.	81	9397	No
301	GOM_NL__2PRFIN20031217_135645_000000372022_00325_09397_9798.N1	17-DEC-2003 13:56:45	Bright	37.000	149	45Eps Per	2.8880	30000.	74	9397	No
302	GOM_NL__2PRFIN20031217_135857_000000372022_00325_09397_9799.N1	17-DEC-2003 13:58:57	Bright	36.500	175	39Del Per	3.0100	19400.	73	9397	No
303	GOM_NL__2PRFIN20031217_140043_000000412022_00325_09397_9800.N1	17-DEC-2003 14:00:43	Bright	40.500	160	23Gam Per	2.9300	4700.0	81	9397	No
304	GOM_NL__2PRFIN20031217_140401_000000372022_00325_09397_9801.N1	17-DEC-2003 14:04:01	Bright	37.000	110	37Del Cas	2.6780	8900.0	74	9397	No
305	GOM_NL__2PRFIN20031217_141040_000000362022_00325_09397_9802.N1	17-DEC-2003 14:10:40	Bright	36.000	49	1Alp UMi	1.9900	6300.0	72	9397	No
306	GOM_NL__2PRFIN20031217_141522_000000382022_00325_09397_9803.N1	17-DEC-2003 14:15:22	Bright	38.000	60	7Bet UMi	2.0810	3950.0	76	9397	No
307	GOM_NL__2PRFIN20031217_141703_000000512022_00325_09397_9804.N1	17-DEC-2003 14:17:03	Bright	51.000	82	48Bet UMa	2.3650	10600.	102	9397	No
308	GOM_NL__2PRFIN20031217_141933_000000502022_00325_09397_9805.N1	17-DEC-2003 14:19:33	Bright	50.000	87	64Gam UMa	2.4330	11000.	100	9397	No
309	GOM_NL__2PRFIN20031217_142234_000000582022_00325_09397_9806.N1	17-DEC-2003 14:22:34	Bright	58.000	39	85Eta UMa	1.8540	24000.	116	9397	No
310	GOM_NL__2PRFIN20031217_142557_000000402022_00325_09397_9807.N1	17-DEC-2003 14:25:57	Bright	39.500	180	27Gam Boo	3.0400	8000.0	79	9397	No
311	GOM_NL__2PRFIN20031217_142911_000000382022_00325_09397_9808.N1	17-DEC-2003 14:29:11	Bright	38.000	83		2.3780	11000.	76	9397	No
312	GOM_NL__2PRFIN20031217_143233_000000432022_00325_09397_9809.N1	17-DEC-2003 14:32:33	Bright	42.500	111	8Eta Boo	2.6800	6000.0	85	9397	No
313	GOM_NL__2PRFIN20031217_143418_000000362022_00325_09397_9810.N1	17-DEC-2003 14:34:18	Bright	36.000	102	24Alp Ser	2.6000	4250.0	72	9397	No
314	GOM_NL__2PRFIN20031217_143638_000000562022_00325_09397_9811.N1	17-DEC-2003 14:36:38	Bright	55.500	138	47Eps Vir	2.8280	4700.0	111	9397	No
315	GOM_NL__2PRFIN20031217_144236_000000542022_00325_09397_9812.N1	17-DEC-2003 14:42:36	Tw_i_and_stray	54.000	15	67Alp Vir	0.97600	28000.	108	9397	No
316	GOM_NL__2PRFIN20031217_144606_000000472022_00325_09397_9813.N1	17-DEC-2003 14:46:06	Dark	46.500	169	46Gam Hya	2.9910	4700.0	93	9397	No
317	GOM_NL__2PRFIN20031217_144831_000000402022_00325_09397_9814.N1	17-DEC-2003 14:48:31	Dark	40.000	81	Eta Cen	2.3560	28000.	80	9397	No
318	GOM_NL__2PRFIN20031217_144947_000000392022_00325_09397_9815.N1	17-DEC-2003 14:49:47	Dark	38.500	78	Alp Lup	2.3040	28000.	77	9397	No
319	GOM_NL__2PRFIN20031217_145321_000000522022_00325_09397_9816.N1	17-DEC-2003 14:53:21	Dark	52.000	4	Alp1Cen	-0.010000	5800.0	104	9397	No
320	GOM_NL__2PRFIN20031217_145621_000000432022_00326_09398_9781.N1	17-DEC-2003 14:56:21	Dark	43.000	12	Alp1Cru	0.77500	30000.	86	9398	No
321	GOM_NL__2PRFIN20031217_150115_000000442022_00326_09398_9782.N1	17-DEC-2003 15:01:15	Dark	43.500	159	Ups Car	2.9200	7200.0	87	9398	No
322	GOM_NL__2PRFIN20031217_150240_000000482022_00326_09398_9783.N1	17-DEC-2003 15:02:40	Dark	47.500	71	Iot Car	2.2460	7700.0	95	9398	No
323	GOM_NL__2PRFIN20031217_150433_000000462022_00326_09398_9784.N1	17-DEC-2003 15:04:33	Dark	46.000	41	Eps Car	1.8600	4100.0	92	9398	No
324	GOM_NL__2PRFIN20031217_150722_000000582022_00326_09398_9785.N1	17-DEC-2003 15:07:22	Dark	58.000	34	Gam2Vel	1.7930	23000.	116	9398	No
325	GOM_NL__2PRFIN20031217_150924_000000512022_00326_09398_9786.N1	17-DEC-2003 15:09:24	Dark	50.500	2	Alp Car	-0.73600	7000.0	101	9398	No
326	GOM_NL__2PRFIN20031217_151212_000000562022_00326_09398_9787.N1	17-DEC-2003 15:12:12	Dark	55.500	117	Pi Pup	2.7060	3800.0	111	9398	No
327	GOM_NL__2PRFIN20031217_151523_000000592022_00326_09398_9788.N1	17-DEC-2003 15:15:23	Straylight	58.500	23	21Eps CMa	1.5020	26000.	117	9398	No
328	GOM_NL__2PRFIN20031217_151711_000000572022_00326_09398_9789.N1	17-DEC-2003 15:17:11	Straylight	56.500	179	24Omi2CMa	3.0320	24000.	113	9398	No
329	GOM_NL__2PRFIN20031217_152011_000000702022_00326_09398_9790.N1	17-DEC-2003 15:20:11	Straylight	70.000	1	9Alp CMa	-1.4400	11000.	140	9398	No
330	GOM_NL__2PRFIN20031217_152224_000000482022_00326_09398_9791.N1	17-DEC-2003 15:22:24	Straylight	47.500	165	34Gam Eri	2.9500	3200.0	95	9398	No
331	GOM_NL__2PRFIN20031217_152405_000000472022_00326_09398_9792.N1	17-DEC-2003 15:24:05	Straylight	47.000	125	44Iot Ori	2.7700	30000.	94	9398	No
332	GOM_NL__2PRFIN20031217_152535_000000542022_00326_09398_9793.N1	17-DEC-2003 15:25:35	Straylight	53.500	30	46Eps Ori	1.6940	30000.	107	9398	No
333	GOM_NL__2PRFIN20031217_152842_000000662022_00326_09398_9794.N1	17-DEC-2003 15:28:42	Tw_i_and_stray	66.000	14	58Alp Ori	0.87000	3000.0	132	9398	No
334	GOM_NL__2PRFIN20031217_153042_000000542022_00326_09398_9795.N1	17-DEC-2003 15:30:42	Tw_i_and_stray	54.000	13	87Alp Tau	0.86700	3800.0	108	9398	No
335	GOM_NL__2PRFIN20031217_153256_000000392022_00326_09398_9796.N1	17-DEC-2003 15:32:56	Bright	39.000	146	25Eta Tau	2.8730	15200.	78	9398	No
336	GOM_NL__2PRFIN20031217_153503_000000402022_00326_09398_9797.N1	17-DEC-2003 15:35:03	Bright	39.500	150	44Zet Per	2.8900	28000.	79	9398	No
337	GOM_NL__2PRFIN20031217_153721_000000372022_00326_09398_9798.N1	17-DEC-2003 15:37:21	Bright	36.500	149	45Eps Per	2.8880	30000.	73	9398	No

338	GOM_NL__2PRFIN20031217_153931_000000382022_00326_09398_9799.N1	17-DEC-2003 15:39:31	Bright	38.000	175	39Del Per	3.0100	19400.	76	9398	No
339	GOM_NL__2PRFIN20031217_154119_000000402022_00326_09398_9800.N1	17-DEC-2003 15:41:19	Bright	39.500	160	23Gam Per	2.9300	4700.0	79	9398	No
340	GOM_NL__2PRFIN20031217_154437_000000392022_00326_09398_9801.N1	17-DEC-2003 15:44:37	Bright	38.500	110	37Del Cas	2.6780	8900.0	77	9398	No
341	GOM_NL__2PRFIN20031217_155115_000000392022_00326_09398_9802.N1	17-DEC-2003 15:51:15	Bright	38.500	49	1Alp UMi	1.9900	6300.0	77	9398	No
342	GOM_NL__2PRFIN20031217_155558_000000392022_00326_09398_9803.N1	17-DEC-2003 15:55:58	Bright	39.000	60	7Bet UMi	2.0810	3950.0	78	9398	No
343	GOM_NL__2PRFIN20031217_155739_000000512022_00326_09398_9804.N1	17-DEC-2003 15:57:39	Bright	50.500	82	48Bet UMa	2.3650	10600.	101	9398	No
344	GOM_NL__2PRFIN20031217_160009_000000492022_00326_09398_9805.N1	17-DEC-2003 16:00:09	Bright	49.000	87	64Gam UMa	2.4330	11000.	98	9398	No
345	GOM_NL__2PRFIN20031217_160309_000000582022_00326_09398_9806.N1	17-DEC-2003 16:03:09	Bright	58.000	39	85Eta UMa	1.8540	24000.	116	9398	No
346	GOM_NL__2PRFIN20031217_160631_000000452022_00326_09398_9807.N1	17-DEC-2003 16:06:31	Bright	44.500	180	27Gam Boo	3.0400	8000.0	89	9398	No
347	GOM_NL__2PRFIN20031217_160946_000000402022_00326_09398_9808.N1	17-DEC-2003 16:09:46	Bright	40.000	83		2.3780	11000.	80	9398	No
348	GOM_NL__2PRFIN20031217_161309_000000602022_00326_09398_9809.N1	17-DEC-2003 16:13:09	Bright	60.000	111	8Eta Boo	2.6800	6000.0	120	9398	No
349	GOM_NL__2PRFIN20031217_161455_000000352022_00326_09398_9810.N1	17-DEC-2003 16:14:55	Bright	35.000	102	24Alp Ser	2.6000	4250.0	70	9398	No
350	GOM_NL__2PRFIN20031217_161715_000000552022_00326_09398_9811.N1	17-DEC-2003 16:17:15	Bright	55.000	138	47Eps Vir	2.8280	4700.0	110	9398	No
351	GOM_NL__2PRFIN20031217_162313_000000552022_00326_09398_9812.N1	17-DEC-2003 16:23:13	Twi_and_stray	55.000	15	67Alp Vir	0.97600	28000.	110	9398	No
352	GOM_NL__2PRFIN20031217_162643_000000532022_00326_09398_9813.N1	17-DEC-2003 16:26:43	Dark	53.000	169	46Gam Hya	2.9910	4700.0	106	9398	No
353	GOM_NL__2PRFIN20031217_162907_000000412022_00326_09398_9814.N1	17-DEC-2003 16:29:07	Dark	40.500	81	Eta Cen	2.3560	28000.	81	9398	No
354	GOM_NL__2PRFIN20031217_163022_000000412022_00326_09398_9815.N1	17-DEC-2003 16:30:22	Dark	40.500	78	Alp Lup	2.3040	28000.	81	9398	No
355	GOM_NL__2PRFIN20031217_163357_000000522022_00326_09398_9816.N1	17-DEC-2003 16:33:57	Dark	52.000	4	Alp1Cen	-0.010000	5800.0	104	9398	No
356	GOM_NL__2PRFIN20031217_163659_000000422022_00327_09399_9781.N1	17-DEC-2003 16:36:59	Dark	42.000	12	Alp1Cru	0.77500	30000.	84	9399	No
357	GOM_NL__2PRFIN20031217_164154_000000422022_00327_09399_9782.N1	17-DEC-2003 16:41:54	Dark	42.000	159	Ups Car	2.9200	7200.0	84	9399	No
358	GOM_NL__2PRFIN20031217_164317_000000432022_00327_09399_9783.N1	17-DEC-2003 16:43:17	Dark	42.500	71	Iot Car	2.2460	7700.0	85	9399	No
359	GOM_NL__2PRFIN20031217_164511_000000482022_00327_09399_9784.N1	17-DEC-2003 16:45:11	Dark	47.500	41	Eps Car	1.8600	4100.0	95	9399	No
360	GOM_NL__2PRFIN20031217_164758_000000562022_00327_09399_9785.N1	17-DEC-2003 16:47:58	Dark	55.500	34	Gam2Vel	1.7930	23000.	111	9399	No
361	GOM_NL__2PRFIN20031217_165000_000000522022_00327_09399_9786.N1	17-DEC-2003 16:50:00	Dark	51.500	2	Alp Car	-0.73600	7000.0	103	9399	No
362	GOM_NL__2PRFIN20031217_165248_000000552022_00327_09399_9787.N1	17-DEC-2003 16:52:48	Dark	55.000	117	Pi Pup	2.7060	3800.0	110	9399	No
363	GOM_NL__2PRFIN20031217_165601_000000552022_00327_09399_9788.N1	17-DEC-2003 16:56:01	Straylight	54.500	23	21Eps CMa	1.5020	26000.	109	9399	No
364	GOM_NL__2PRFIN20031217_165747_000000582022_00327_09399_9789.N1	17-DEC-2003 16:57:47	Straylight	57.500	179	24Omi2CMa	3.0320	24000.	115	9399	No
365	GOM_NL__2PRFIN20031217_170047_000000672022_00327_09399_9790.N1	17-DEC-2003 17:00:47	Straylight	66.500	1	9Alp CMa	-1.4400	11000.	133	9399	No
366	GOM_NL__2PRFIN20031217_170258_000000482022_00327_09399_9791.N1	17-DEC-2003 17:02:58	Straylight	48.000	165	34Gam Eri	2.9500	3200.0	96	9399	No
367	GOM_NL__2PRFIN20031217_170441_000000472022_00327_09399_9792.N1	17-DEC-2003 17:04:41	Straylight	47.000	125	44Iot Ori	2.7700	30000.	94	9399	No
368	GOM_NL__2PRFIN20031217_170613_000000522022_00327_09399_9793.N1	17-DEC-2003 17:06:13	Straylight	52.000	30	46Eps Ori	1.6940	30000.	104	9399	No
369	GOM_NL__2PRFIN20031217_170916_000000662022_00327_09399_9794.N1	17-DEC-2003 17:09:16	Twi_and_stray	66.000	14	58Alp Ori	0.87000	3000.0	132	9399	No
370	GOM_NL__2PRFIN20031217_171118_000000542022_00327_09399_9795.N1	17-DEC-2003 17:11:18	Twi_and_stray	54.000	13	87Alp Tau	0.86700	3800.0	108	9399	No
371	GOM_NL__2PRFIN20031217_171330_000000402022_00327_09399_9796.N1	17-DEC-2003 17:13:30	Bright	40.000	146	25Eta Tau	2.8730	15200.	80	9399	No
372	GOM_NL__2PRFIN20031217_171541_000000392022_00327_09399_9797.N1	17-DEC-2003 17:15:41	Bright	39.000	150	44Zet Per	2.8900	28000.	78	9399	No
373	GOM_NL__2PRFIN20031217_171756_000000392022_00327_09399_9798.N1	17-DEC-2003 17:17:56	Bright	39.000	149	45Eps Per	2.8880	30000.	78	9399	No
374	GOM_NL__2PRFIN20031217_172010_000000372022_00327_09399_9799.N1	17-DEC-2003 17:20:10	Bright	36.500	175	39Del Per	3.0100	19400.	73	9399	No
375	GOM_NL__2PRFIN20031217_172157_000000392022_00327_09399_9800.N1	17-DEC-2003 17:21:57	Bright	38.500	160	23Gam Per	2.9300	4700.0	77	9399	No
376	GOM_NL__2PRFIN20031217_172513_000000392022_00327_09399_9801.N1	17-DEC-2003 17:25:13	Bright	38.500	110	37Del Cas	2.6780	8900.0	77	9399	No
377	GOM_NL__2PRFIN20031217_173152_000000392022_00327_09399_9802.N1	17-DEC-2003 17:31:52	Bright	39.000	49	1Alp UMi	1.9900	6300.0	78	9399	No
378	GOM_NL__2PRFIN20031217_173635_000000382022_00327_09399_9803.N1	17-DEC-2003 17:36:35	Bright	38.000	60	7Bet UMi	2.0810	3950.0	76	9399	No
379	GOM_NL__2PRFIN20031217_173814_000000542022_00327_09399_9804.N1	17-DEC-2003 17:38:14	Bright	54.000	82	48Bet UMa	2.3650	10600.	108	9399	No
380	GOM_NL__2PRFIN20031217_174044_000000502022_00327_09399_9805.N1	17-DEC-2003 17:40:44	Bright	49.500	87	64Gam UMa	2.4330	11000.	99	9399	No
381	GOM_NL__2PRFIN20031217_174346_000000432022_00327_09399_9806.N1	17-DEC-2003 17:43:46	Bright	42.500	39	85Eta UMa	1.8540	24000.	85	9399	No
382	GOM_NL__2PRFIN20031217_174708_000000402022_00327_09399_9807.N1	17-DEC-2003 17:47:08	Bright	40.000	180	27Gam Boo	3.0400	8000.0	80	9399	No
383	GOM_NL__2PRFIN20031217_175023_000000382022_00327_09399_9808.N1	17-DEC-2003 17:50:23	Bright	38.000	83		2.3780	11000.	76	9399	No
384	GOM_NL__2PRFIN20031217_175346_000000442022_00327_09399_9809.N1	17-DEC-2003 17:53:46	Bright	43.500	111	8Eta Boo	2.6800	6000.0	87	9399	No
385	GOM_NL__2PRFIN20031217_175531_000000362022_00327_09399_9810.N1	17-DEC-2003 17:55:31	Bright	35.500	102	24Alp Ser	2.6000	4250.0	71	9399	No
386	GOM_NL__2PRFIN20031217_175751_000000552022_00327_09399_9811.N1	17-DEC-2003 17:57:51	Bright	54.500	138	47Eps Vir	2.8280	4700.0	109	9399	No
387	GOM_NL__2PRFIN20031217_180350_000000532022_00327_09399_9812.N1	17-DEC-2003 18:03:50	Twi_and_stray	52.500	15	67Alp Vir	0.97600	28000.	105	9399	No
388	GOM_NL__2PRFIN20031217_180720_000000502022_00327_09399_9813.N1	17-DEC-2003 18:07:20	Dark	49.500	169	46Gam Hya	2.9910	4700.0	99	9399	No
389	GOM_NL__2PRFIN20031217_180944_000000382022_00327_09399_9814.N1	17-DEC-2003 18:09:44	Dark	38.000	81	Eta Cen	2.3560	28000.	76	9399	No
390	GOM_NL__2PRFIN20031217_181059_000000392022_00327_09399_9815.N1	17-DEC-2003 18:10:59	Dark	38.500	78	Alp Lup	2.3040	28000.	77	9399	No
391	GOM_NL__2PRFIN20031217_181434_000000512022_00327_09399_9816.N1	17-DEC-2003 18:14:34	Dark	50.500	4	Alp1Cen	-0.010000	5800.0	101	9399	No
392	GOM_NL__2PRFIN20031217_181736_000000432022_00328_09400_9781.N1	17-DEC-2003 18:17:36	Dark	43.000	12	Alp1Cru	0.77500	30000.	86	9400	No
393	GOM_NL__2PRFIN20031217_182231_000000412022_00328_09400_9782.N1	17-DEC-2003 18:22:31	Dark	40.500	159	Ups Car	2.9200	7200.0	81	9400	No
394	GOM_NL__2PRFIN20031217_182354_000000452022_00328_09400_9783.N1	17-DEC-2003 18:23:54	Dark	44.500	71	Iot Car	2.2460	7700.0	89	9400	No
395	GOM_NL__2PRFIN20031217_182548_000000532022_00328_09400_9784.N1	17-DEC-2003 18:25:48	Dark	53.000	41	Eps Car	1.8600	4100.0	106	9400	No
396	GOM_NL__2PRFIN20031217_182835_000000522022_00328_09400_9785.N1	17-DEC-2003 18:28:35	Dark	51.500	34	Gam2Vel	1.7930	23000.	103	9400	No

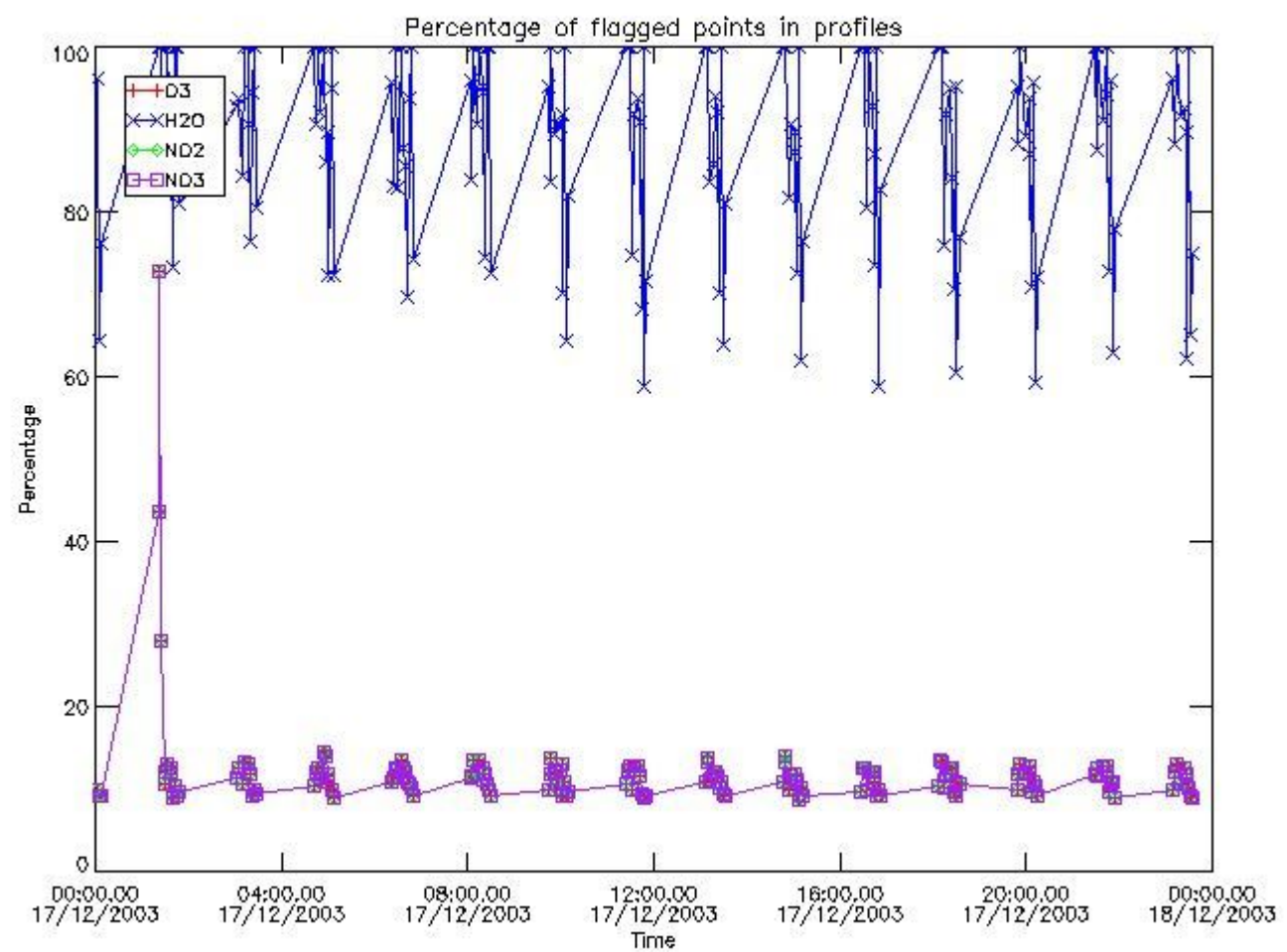
397	GOM_NL__2PRFIN20031217_183037_000000552022_00328_09400_9786.N1	17-DEC-2003 18:30:37	Dark	55.000	2	Alp Car	-0.73600	7000.0	110	9400	No
398	GOM_NL__2PRFIN20031217_183325_000000482022_00328_09400_9787.N1	17-DEC-2003 18:33:25	Dark	48.000	117	Pi Pup	2.7060	3800.0	96	9400	No
399	GOM_NL__2PRFIN20031217_183637_000000542022_00328_09400_9788.N1	17-DEC-2003 18:36:37	Straylight	53.500	23	21Eps CMa	1.5020	26000.	107	9400	No
400	GOM_NL__2PRFIN20031217_183823_000000582022_00328_09400_9789.N1	17-DEC-2003 18:38:23	Straylight	58.000	179	24Omi2CMa	3.0320	24000.	116	9400	No
401	GOM_NL__2PRFIN20031217_184123_000000722022_00328_09400_9790.N1	17-DEC-2003 18:41:23	Straylight	72.000	1	9Alp CMa	-1.4400	11000.	144	9400	No
402	GOM_NL__2PRFIN20031217_184336_000000472022_00328_09400_9791.N1	17-DEC-2003 18:43:36	Straylight	46.500	165	34Gam Eri	2.9500	3200.0	93	9400	No
403	GOM_NL__2PRFIN20031217_184518_000000482022_00328_09400_9792.N1	17-DEC-2003 18:45:18	Straylight	47.500	125	44Iot Ori	2.7700	30000.	95	9400	No
404	GOM_NL__2PRFIN20031217_184649_000000512022_00328_09400_9793.N1	17-DEC-2003 18:46:49	Straylight	50.500	30	46Eps Ori	1.6940	30000.	101	9400	No
405	GOM_NL__2PRFIN20031217_184954_000000622022_00328_09400_9794.N1	17-DEC-2003 18:49:54	Tw_i_and_stray	61.500	14	58Alp Ori	0.87000	3000.0	123	9400	No
406	GOM_NL__2PRFIN20031217_185154_000000532022_00328_09400_9795.N1	17-DEC-2003 18:51:54	Tw_i_and_stray	53.000	13	87Alp Tau	0.86700	3800.0	106	9400	No
407	GOM_NL__2PRFIN20031217_185408_000000382022_00328_09400_9796.N1	17-DEC-2003 18:54:08	Bright	37.500	146	25Eta Tau	2.8730	15200.	75	9400	No
408	GOM_NL__2PRFIN20031217_185617_000000382022_00328_09400_9797.N1	17-DEC-2003 18:56:17	Bright	37.500	150	44Zet Per	2.8900	28000.	75	9400	No
409	GOM_NL__2PRFIN20031217_185833_000000382022_00328_09400_9798.N1	17-DEC-2003 18:58:33	Bright	37.500	149	45Eps Per	2.8880	30000.	75	9400	No
410	GOM_NL__2PRFIN20031217_190046_000000372022_00328_09400_9799.N1	17-DEC-2003 19:00:46	Bright	37.000	175	39Del Per	3.0100	19400.	74	9400	No
411	GOM_NL__2PRFIN20031217_190234_000000372022_00328_09400_9800.N1	17-DEC-2003 19:02:34	Bright	36.500	160	23Gam Per	2.9300	4700.0	73	9400	No
412	GOM_NL__2PRFIN20031217_190547_000000412022_00328_09400_9801.N1	17-DEC-2003 19:05:47	Bright	41.000	110	37Del Cas	2.6780	8900.0	82	9400	No
413	GOM_NL__2PRFIN20031217_191227_000000382022_00328_09400_9802.N1	17-DEC-2003 19:12:27	Bright	37.500	49	1Alp UMi	1.9900	6300.0	75	9400	No
414	GOM_NL__2PRFIN20031217_191710_000000392022_00328_09400_9803.N1	17-DEC-2003 19:17:10	Bright	39.000	60	7Bet UMi	2.0810	3950.0	78	9400	No
415	GOM_NL__2PRFIN20031217_191849_000000512022_00328_09400_9804.N1	17-DEC-2003 19:18:49	Bright	51.000	82	48Bet UMa	2.3650	10600.	102	9400	No
416	GOM_NL__2PRFIN20031217_192120_000000462022_00328_09400_9805.N1	17-DEC-2003 19:21:20	Bright	46.000	87	64Gam UMa	2.4330	11000.	92	9400	No
417	GOM_NL__2PRFIN20031217_192421_000000422022_00328_09400_9806.N1	17-DEC-2003 19:24:21	Bright	41.500	39	85Eta UMa	1.8540	24000.	83	9400	No
418	GOM_NL__2PRFIN20031217_192745_000000382022_00328_09400_9807.N1	17-DEC-2003 19:27:45	Bright	38.000	180	27Gam Boo	3.0400	8000.0	76	9400	No
419	GOM_NL__2PRFIN20031217_193059_000000392022_00328_09400_9808.N1	17-DEC-2003 19:30:59	Bright	38.500	83		2.3780	11000.	77	9400	No
420	GOM_NL__2PRFIN20031217_193422_000000442022_00328_09400_9809.N1	17-DEC-2003 19:34:22	Bright	44.000	111	8Eta Boo	2.6800	6000.0	88	9400	No
421	GOM_NL__2PRFIN20031217_193607_000000362022_00328_09400_9810.N1	17-DEC-2003 19:36:07	Bright	35.500	102	24Alp Ser	2.6000	4250.0	71	9400	No
422	GOM_NL__2PRFIN20031217_193828_000000762022_00328_09400_9811.N1	17-DEC-2003 19:38:28	Bright	76.000	138	47Eps Vir	2.8280	4700.0	152	9400	No
423	GOM_NL__2PRFIN20031217_194425_000000592022_00328_09400_9812.N1	17-DEC-2003 19:44:25	Tw_i_and_stray	58.500	15	67Alp Vir	0.97600	28000.	117	9400	No
424	GOM_NL__2PRFIN20031217_194756_000000522022_00328_09400_9813.N1	17-DEC-2003 19:47:56	Dark	52.000	169	46Gam Hya	2.9910	4700.0	104	9400	No
425	GOM_NL__2PRFIN20031217_194930_000000432022_00328_09400_9814.N1	17-DEC-2003 19:49:30	Dark	43.000	54	5The Cen	2.0550	4500.0	86	9400	No
426	GOM_NL__2PRFIN20031217_195135_000000402022_00328_09400_9815.N1	17-DEC-2003 19:51:35	Dark	39.500	78	Alp Lup	2.3040	28000.	79	9400	No
427	GOM_NL__2PRFIN20031217_195812_000000422022_00329_09401_9781.N1	17-DEC-2003 19:58:12	Dark	42.000	12	Alp1Cru	0.77500	30000.	84	9401	No
428	GOM_NL__2PRFIN20031217_200307_000000402022_00329_09401_9782.N1	17-DEC-2003 20:03:07	Dark	40.000	159	Ups Car	2.9200	7200.0	80	9401	No
429	GOM_NL__2PRFIN20031217_200431_000000432022_00329_09401_9783.N1	17-DEC-2003 20:04:31	Dark	43.000	71	Iot Car	2.2460	7700.0	86	9401	No
430	GOM_NL__2PRFIN20031217_200624_000000542022_00329_09401_9784.N1	17-DEC-2003 20:06:24	Dark	53.500	41	Eps Car	1.8600	4100.0	107	9401	No
431	GOM_NL__2PRFIN20031217_200912_000000472022_00329_09401_9785.N1	17-DEC-2003 20:09:12	Dark	47.000	34	Gam2Vel	1.7930	23000.	94	9401	No
432	GOM_NL__2PRFIN20031217_201114_000000502022_00329_09401_9786.N1	17-DEC-2003 20:11:14	Dark	49.500	2	Alp Car	-0.73600	7000.0	99	9401	No
433	GOM_NL__2PRFIN20031217_201400_000000562022_00329_09401_9787.N1	17-DEC-2003 20:14:00	Dark	56.000	117	Pi Pup	2.7060	3800.0	112	9401	No
434	GOM_NL__2PRFIN20031217_201714_000000582022_00329_09401_9788.N1	17-DEC-2003 20:17:14	Straylight	57.500	23	21Eps CMa	1.5020	26000.	115	9401	No
435	GOM_NL__2PRFIN20031217_201859_000000592022_00329_09401_9789.N1	17-DEC-2003 20:18:59	Straylight	59.000	179	24Omi2CMa	3.0320	24000.	118	9401	No
436	GOM_NL__2PRFIN20031217_202158_000000702022_00329_09401_9790.N1	17-DEC-2003 20:21:58	Straylight	70.000	1	9Alp CMa	-1.4400	11000.	140	9401	No
437	GOM_NL__2PRFIN20031217_202413_000000442022_00329_09401_9791.N1	17-DEC-2003 20:24:13	Straylight	44.000	165	34Gam Eri	2.9500	3200.0	88	9401	No
438	GOM_NL__2PRFIN20031217_202554_000000482022_00329_09401_9792.N1	17-DEC-2003 20:25:54	Straylight	48.000	125	44Iot Ori	2.7700	30000.	96	9401	No
439	GOM_NL__2PRFIN20031217_202725_000000482022_00329_09401_9793.N1	17-DEC-2003 20:27:25	Straylight	48.000	30	46Eps Ori	1.6940	30000.	96	9401	No
440	GOM_NL__2PRFIN20031217_203030_000000652022_00329_09401_9794.N1	17-DEC-2003 20:30:30	Tw_i_and_stray	65.000	14	58Alp Ori	0.87000	3000.0	130	9401	No
441	GOM_NL__2PRFIN20031217_203231_000000502022_00329_09401_9795.N1	17-DEC-2003 20:32:31	Tw_i_and_stray	49.500	13	87Alp Tau	0.86700	3800.0	99	9401	No
442	GOM_NL__2PRFIN20031217_203445_000000362022_00329_09401_9796.N1	17-DEC-2003 20:34:45	Bright	36.000	146	25Eta Tau	2.8730	15200.	72	9401	No
443	GOM_NL__2PRFIN20031217_203654_000000382022_00329_09401_9797.N1	17-DEC-2003 20:36:54	Bright	37.500	150	44Zet Per	2.8900	28000.	75	9401	No
444	GOM_NL__2PRFIN20031217_203910_000000382022_00329_09401_9798.N1	17-DEC-2003 20:39:10	Bright	37.500	149	45Eps Per	2.8880	30000.	75	9401	No
445	GOM_NL__2PRFIN20031217_204122_000000362022_00329_09401_9799.N1	17-DEC-2003 20:41:22	Bright	35.500	175	39Del Per	3.0100	19400.	71	9401	No
446	GOM_NL__2PRFIN20031217_204310_000000382022_00329_09401_9800.N1	17-DEC-2003 20:43:10	Bright	38.000	160	23Gam Per	2.9300	4700.0	76	9401	No
447	GOM_NL__2PRFIN20031217_204623_000000412022_00329_09401_9801.N1	17-DEC-2003 20:46:23	Bright	41.000	110	37Del Cas	2.6780	8900.0	82	9401	No
448	GOM_NL__2PRFIN20031217_205304_000000382022_00329_09401_9802.N1	17-DEC-2003 20:53:04	Bright	38.000	49	1Alp UMi	1.9900	6300.0	76	9401	No
449	GOM_NL__2PRFIN20031217_205746_000000382022_00329_09401_9803.N1	17-DEC-2003 20:57:46	Bright	38.000	60	7Bet UMi	2.0810	3950.0	76	9401	No
450	GOM_NL__2PRFIN20031217_205925_000000522022_00329_09401_9804.N1	17-DEC-2003 20:59:25	Bright	52.000	82	48Bet UMa	2.3650	10600.	104	9401	No
451	GOM_NL__2PRFIN20031217_210155_000000502022_00329_09401_9805.N1	17-DEC-2003 21:01:55	Bright	49.500	87	64Gam UMa	2.4330	11000.	99	9401	No
452	GOM_NL__2PRFIN20031217_210457_000000432022_00329_09401_9806.N1	17-DEC-2003 21:04:57	Bright	42.500	39	85Eta UMa	1.8540	24000.	85	9401	No
453	GOM_NL__2PRFIN20031217_210822_000000462022_00329_09401_9807.N1	17-DEC-2003 21:08:22	Bright	46.000	180	27Gam Boo	3.0400	8000.0	92	9401	No
454	GOM_NL__2PRFIN20031217_211136_000000402022_00329_09401_9808.N1	17-DEC-2003 21:11:36	Bright	40.000	83		2.3780	11000.	80	9401	No
455	GOM_NL__2PRFIN20031217_211458_000000612022_00329_09401_9809.N1	17-DEC-2003 21:14:58	Bright	61.000	111	8Eta Boo	2.6800	6000.0	122	9401	No

456	GOM_NL__2PRFIN20031217_211643_000000362022_00329_09401_9810.N1	17-DEC-2003 21:16:43	Bright	35.500	102	24Alp Ser	2.6000	4250.0	71	9401	No
457	GOM_NL__2PRFIN20031217_211904_000000562022_00329_09401_9811.N1	17-DEC-2003 21:19:04	Bright	56.000	138	47Eps Vir	2.8280	4700.0	112	9401	No
458	GOM_NL__2PRFIN20031217_212503_000000542022_00329_09401_9812.N1	17-DEC-2003 21:25:03	Twi_and_stray	53.500	15	67Alp Vir	0.97600	28000.	107	9401	No
459	GOM_NL__2PRFIN20031217_212834_000000482022_00329_09401_9813.N1	17-DEC-2003 21:28:34	Dark	47.500	169	46Gam Hya	2.9910	4700.0	95	9401	No
460	GOM_NL__2PRFIN20031217_213007_000000492022_00329_09401_9814.N1	17-DEC-2003 21:30:07	Dark	48.500	54	5The Cen	2.0550	4500.0	97	9401	No
461	GOM_NL__2PRFIN20031217_213212_000000412022_00329_09401_9815.N1	17-DEC-2003 21:32:12	Dark	40.500	78	Alp Lup	2.3040	28000.	81	9401	No
462	GOM_NL__2PRFIN20031217_213849_000000402022_00330_09402_9876.N1	17-DEC-2003 21:38:49	Dark	40.000	12	Alp1Cru	0.77500	30000.	80	9402	No
463	GOM_NL__2PRFIN20031217_214344_000000402022_00330_09402_9877.N1	17-DEC-2003 21:43:44	Dark	40.000	159	Ups Car	2.9200	7200.0	80	9402	No
464	GOM_NL__2PRFIN20031217_214507_000000452022_00330_09402_9878.N1	17-DEC-2003 21:45:07	Dark	44.500	71	Iot Car	2.2460	7700.0	89	9402	No
465	GOM_NL__2PRFIN20031217_214701_000000542022_00330_09402_9879.N1	17-DEC-2003 21:47:01	Dark	53.500	41	Eps Car	1.8600	4100.0	107	9402	No
466	GOM_NL__2PRFIN20031217_214948_000000492022_00330_09402_9880.N1	17-DEC-2003 21:49:48	Dark	48.500	34	Gam2Vel	1.7930	23000.	97	9402	No
467	GOM_NL__2PRFIN20031217_215150_000000482022_00330_09402_9881.N1	17-DEC-2003 21:51:50	Dark	47.500	2	Alp Car	-0.73600	7000.0	95	9402	No
468	GOM_NL__2PRFIN20031217_215437_000000572022_00330_09402_9882.N1	17-DEC-2003 21:54:37	Dark	57.000	117	Pi Pup	2.7060	3800.0	114	9402	No
469	GOM_NL__2PRFIN20031217_215750_000000572022_00330_09402_9883.N1	17-DEC-2003 21:57:50	Straylight	56.500	23	21Eps CMa	1.5020	26000.	113	9402	No
470	GOM_NL__2PRFIN20031217_215935_000000572022_00330_09402_9884.N1	17-DEC-2003 21:59:35	Straylight	56.500	179	24Omi2CMa	3.0320	24000.	113	9402	No
471	GOM_NL__2PRFIN20031217_220234_000000722022_00330_09402_9885.N1	17-DEC-2003 22:02:34	Straylight	72.000	1	9Alp CMa	-1.4400	11000.	144	9402	No
472	GOM_NL__2PRFIN20031217_220449_000000472022_00330_09402_9886.N1	17-DEC-2003 22:04:49	Straylight	46.500	165	34Gam Eri	2.9500	3200.0	93	9402	No
473	GOM_NL__2PRFIN20031217_220630_000000482022_00330_09402_9887.N1	17-DEC-2003 22:06:30	Straylight	47.500	125	44Iot Ori	2.7700	30000.	95	9402	No
474	GOM_NL__2PRFIN20031217_220800_000000532022_00330_09402_9888.N1	17-DEC-2003 22:08:00	Straylight	52.500	30	46Eps Ori	1.6940	30000.	105	9402	No
475	GOM_NL__2PRFIN20031217_221105_000000652022_00330_09402_9889.N1	17-DEC-2003 22:11:05	Twi_and_stray	65.000	14	58Alp Ori	0.87000	3000.0	130	9402	No
476	GOM_NL__2PRFIN20031217_221306_000000532022_00330_09402_9890.N1	17-DEC-2003 22:13:06	Twi_and_stray	53.000	13	87Alp Tau	0.86700	3800.0	106	9402	No
477	GOM_NL__2PRFIN20031217_221521_000000382022_00330_09402_9891.N1	17-DEC-2003 22:15:21	Bright	38.000	146	25Eta Tau	2.8730	15200.	76	9402	No
478	GOM_NL__2PRFIN20031217_221728_000000392022_00330_09402_9892.N1	17-DEC-2003 22:17:28	Bright	39.000	150	44Zet Per	2.8900	28000.	78	9402	No
479	GOM_NL__2PRFIN20031217_221946_000000362022_00330_09402_9893.N1	17-DEC-2003 22:19:46	Bright	36.000	149	45Eps Per	2.8880	30000.	72	9402	No
480	GOM_NL__2PRFIN20031217_222158_000000362022_00330_09402_9894.N1	17-DEC-2003 22:21:58	Bright	36.000	175	39Del Per	3.0100	19400.	72	9402	No
481	GOM_NL__2PRFIN20031217_222345_000000382022_00330_09402_9895.N1	17-DEC-2003 22:23:45	Bright	38.000	160	23Gam Per	2.9300	4700.0	76	9402	No
482	GOM_NL__2PRFIN20031217_222700_000000402022_00330_09402_9896.N1	17-DEC-2003 22:27:00	Bright	39.500	110	37Del Cas	2.6780	8900.0	79	9402	No
483	GOM_NL__2PRFIN20031217_223339_000000352022_00330_09402_9897.N1	17-DEC-2003 22:33:39	Bright	35.000	49	1Alp UMi	1.9900	6300.0	70	9402	No
484	GOM_NL__2PRFIN20031217_223822_000000392022_00330_09402_9898.N1	17-DEC-2003 22:38:22	Bright	38.500	60	7Bet UMi	2.0810	3950.0	77	9402	No
485	GOM_NL__2PRFIN20031217_224000_000000532022_00330_09402_9899.N1	17-DEC-2003 22:40:00	Bright	53.000	82	48Bet UMa	2.3650	10600.	106	9402	No
486	GOM_NL__2PRFIN20031217_224231_000000502022_00330_09402_9900.N1	17-DEC-2003 22:42:31	Bright	50.000	87	64Gam UMa	2.4330	11000.	100	9402	No
487	GOM_NL__2PRFIN20031217_224533_000000392022_00330_09402_9901.N1	17-DEC-2003 22:45:33	Bright	39.000	39	85Eta UMa	1.8540	24000.	78	9402	No
488	GOM_NL__2PRFIN20031217_224857_000000372022_00330_09402_9902.N1	17-DEC-2003 22:48:57	Bright	37.000	180	27Gam Boo	3.0400	8000.0	74	9402	No
489	GOM_NL__2PRFIN20031217_225212_000000382022_00330_09402_9903.N1	17-DEC-2003 22:52:12	Bright	38.000	83		2.3780	11000.	76	9402	No
490	GOM_NL__2PRFIN20031217_225534_000000432022_00330_09402_9904.N1	17-DEC-2003 22:55:34	Bright	43.000	111	8Eta Boo	2.6800	6000.0	86	9402	No
491	GOM_NL__2PRFIN20031217_225719_000000362022_00330_09402_9905.N1	17-DEC-2003 22:57:19	Bright	35.500	102	24Alp Ser	2.6000	4250.0	71	9402	No
492	GOM_NL__2PRFIN20031217_225941_000000572022_00330_09402_9906.N1	17-DEC-2003 22:59:41	Bright	57.000	138	47Eps Vir	2.8280	4700.0	114	9402	No
493	GOM_NL__2PRFIN20031217_230539_000000542022_00330_09402_9907.N1	17-DEC-2003 23:05:39	Twi_and_stray	53.500	15	67Alp Vir	0.97600	28000.	107	9402	No
494	GOM_NL__2PRFIN20031217_230910_000000522022_00330_09402_9908.N1	17-DEC-2003 23:09:10	Dark	52.000	169	46Gam Hya	2.9910	4700.0	104	9402	No
495	GOM_NL__2PRFIN20031217_231043_000000432022_00330_09402_9909.N1	17-DEC-2003 23:10:43	Dark	42.500	54	5The Cen	2.0550	4500.0	85	9402	No
496	GOM_NL__2PRFIN20031217_231248_000000402022_00330_09402_9910.N1	17-DEC-2003 23:12:48	Dark	39.500	78	Alp Lup	2.3040	28000.	79	9402	No
497	GOM_NL__2PRFIN20031217_231924_000000482022_00331_09403_9877.N1	17-DEC-2003 23:19:24	Dark	48.000	12	Alp1Cru	0.77500	30000.	96	9403	No
498	GOM_NL__2PRFIN20031217_232420_000000412022_00331_09403_9878.N1	17-DEC-2003 23:24:20	Dark	40.500	159	Ups Car	2.9200	7200.0	81	9403	No
499	GOM_NL__2PRFIN20031217_232543_000000442022_00331_09403_9879.N1	17-DEC-2003 23:25:43	Dark	43.500	71	Iot Car	2.2460	7700.0	87	9403	No
500	GOM_NL__2PRFIN20031217_232737_000000482022_00331_09403_9880.N1	17-DEC-2003 23:27:37	Dark	48.000	41	Eps Car	1.8600	4100.0	96	9403	No
501	GOM_NL__2PRFIN20031217_233025_000000502022_00331_09403_9881.N1	17-DEC-2003 23:30:25	Dark	50.000	34	Gam2Vel	1.7930	23000.	100	9403	No
502	GOM_NL__2PRFIN20031217_233225_000000552022_00331_09403_9882.N1	17-DEC-2003 23:32:25	Dark	55.000	2	Alp Car	-0.73600	7000.0	110	9403	No
503	GOM_NL__2PRFIN20031217_233513_000000572022_00331_09403_9883.N1	17-DEC-2003 23:35:13	Dark	56.500	117	Pi Pup	2.7060	3800.0	113	9403	No
504	GOM_NL__2PRFIN20031217_233825_000000562022_00331_09403_9884.N1	17-DEC-2003 23:38:25	Straylight	55.500	23	21Eps CMa	1.5020	26000.	111	9403	No
505	GOM_NL__2PRFIN20031217_234012_000000562022_00331_09403_9885.N1	17-DEC-2003 23:40:12	Straylight	56.000	179	24Omi2CMa	3.0320	24000.	112	9403	No
506	GOM_NL__2PRFIN20031217_234310_000000672022_00331_09403_9886.N1	17-DEC-2003 23:43:10	Straylight	66.500	1	9Alp CMa	-1.4400	11000.	133	9403	No
507	GOM_NL__2PRFIN20031217_234524_000000462022_00331_09403_9887.N1	17-DEC-2003 23:45:24	Straylight	46.000	165	34Gam Eri	2.9500	3200.0	92	9403	No
508	GOM_NL__2PRFIN20031217_234705_000000482022_00331_09403_9888.N1	17-DEC-2003 23:47:05	Straylight	47.500	125	44Iot Ori	2.7700	30000.	95	9403	No
509	GOM_NL__2PRFIN20031217_234836_000000512022_00331_09403_9889.N1	17-DEC-2003 23:48:36	Straylight	51.000	30	46Eps Ori	1.6940	30000.	102	9403	No
510	GOM_NL__2PRFIN20031217_235141_000000602022_00331_09403_9890.N1	17-DEC-2003 23:51:41	Twi_and_stray	60.000	14	58Alp Ori	0.87000	3000.0	120	9403	No
511	GOM_NL__2PRFIN20031217_235342_000000532022_00331_09403_9891.N1	17-DEC-2003 23:53:42	Twi_and_stray	53.000	13	87Alp Tau	0.86700	3800.0	106	9403	No
512	GOM_NL__2PRFIN20031217_235556_000000382022_00331_09403_9892.N1	17-DEC-2003 23:55:56	Bright	37.500	146	25Eta Tau	2.8730	15200.	75	9403	No
513	GOM_NL__2PRFIN20031217_235802_000000402022_00331_09403_9893.N1	17-DEC-2003 23:58:02	Bright	40.000	150	44Zet Per	2.8900	28000.	80	9403	No

3. Quality information per product

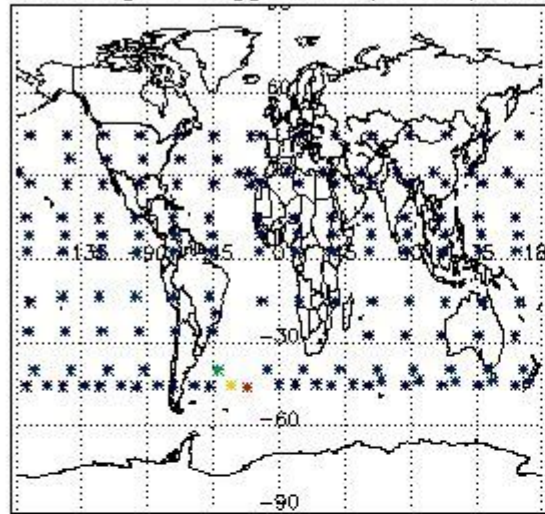
In this section it is plotted some information contained in the Quality Summary data set of the level 2 products. Only products in dark limb conditions and without errors (error flag in the MPH set to "0") are used.

3.1 Plot quality information per product (time dependant)

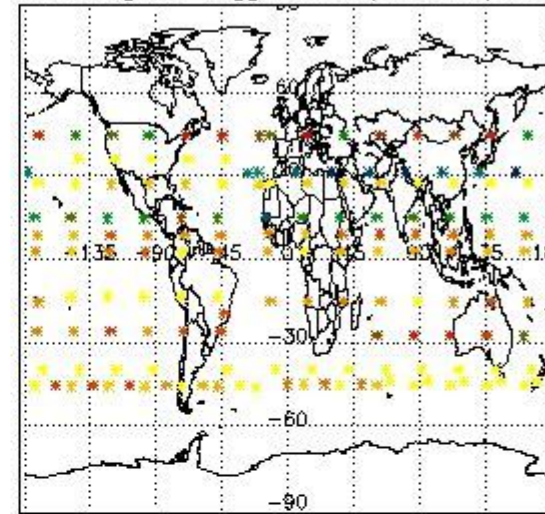


3.2 Plot quality information per product (world map)


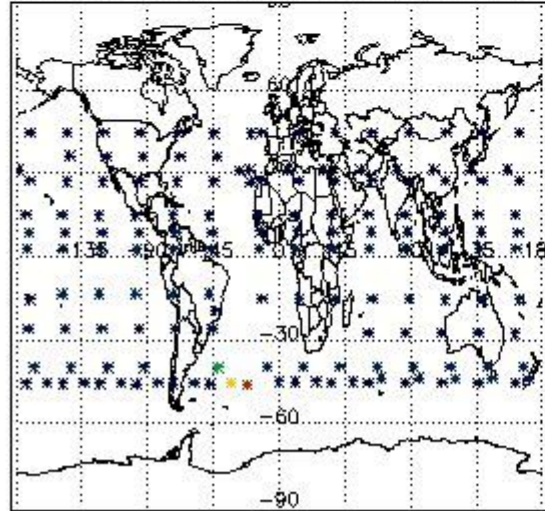
Percentage of flagged data per O3 profile



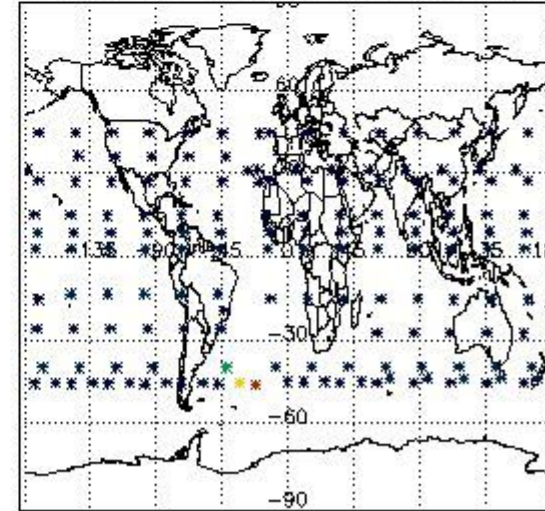
Percentage of flagged data per H2O profile



Percentage of flagged data per NO2 profile



Percentage of flagged data per NO3 profile

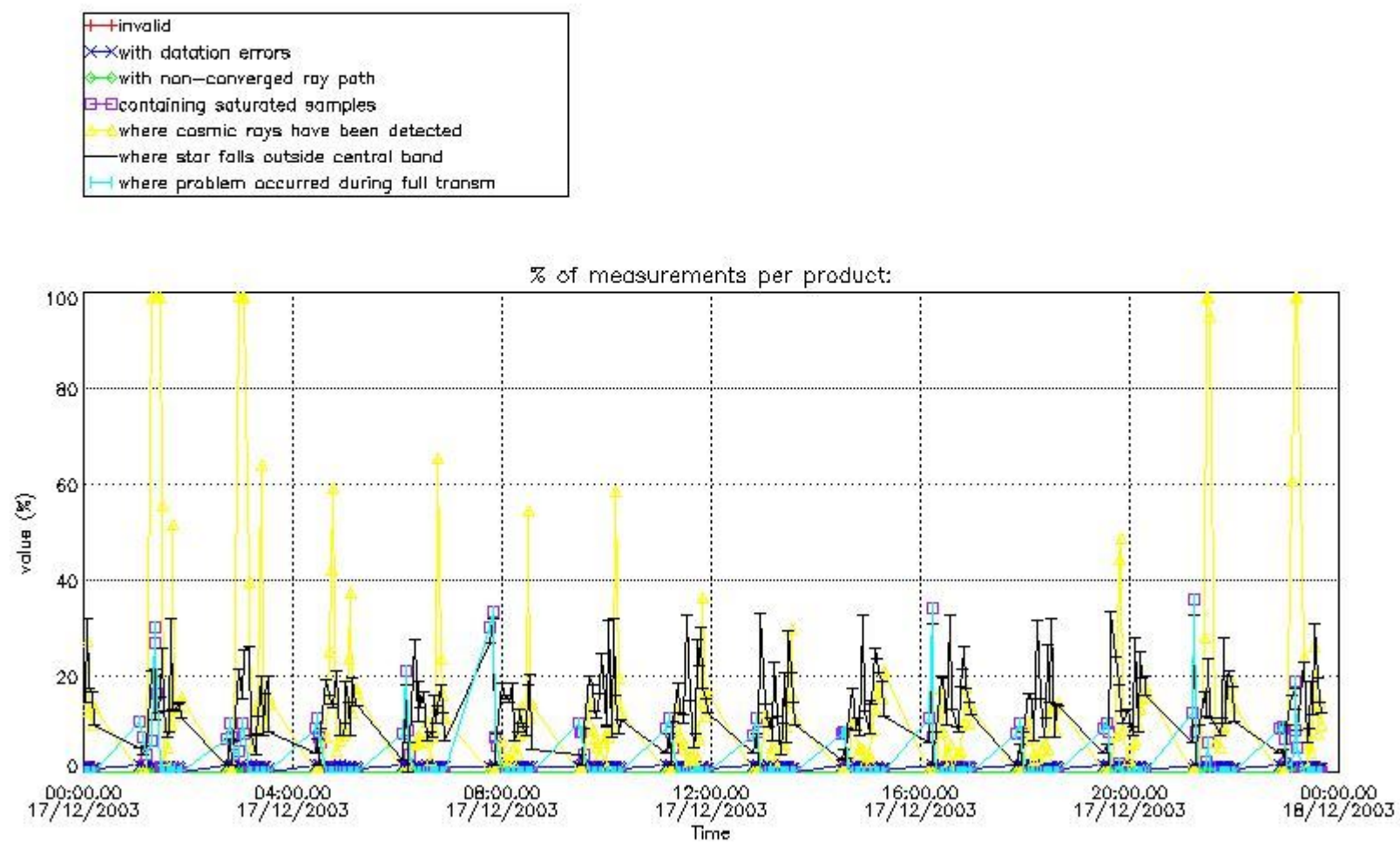


4. Level 1 quality information per product

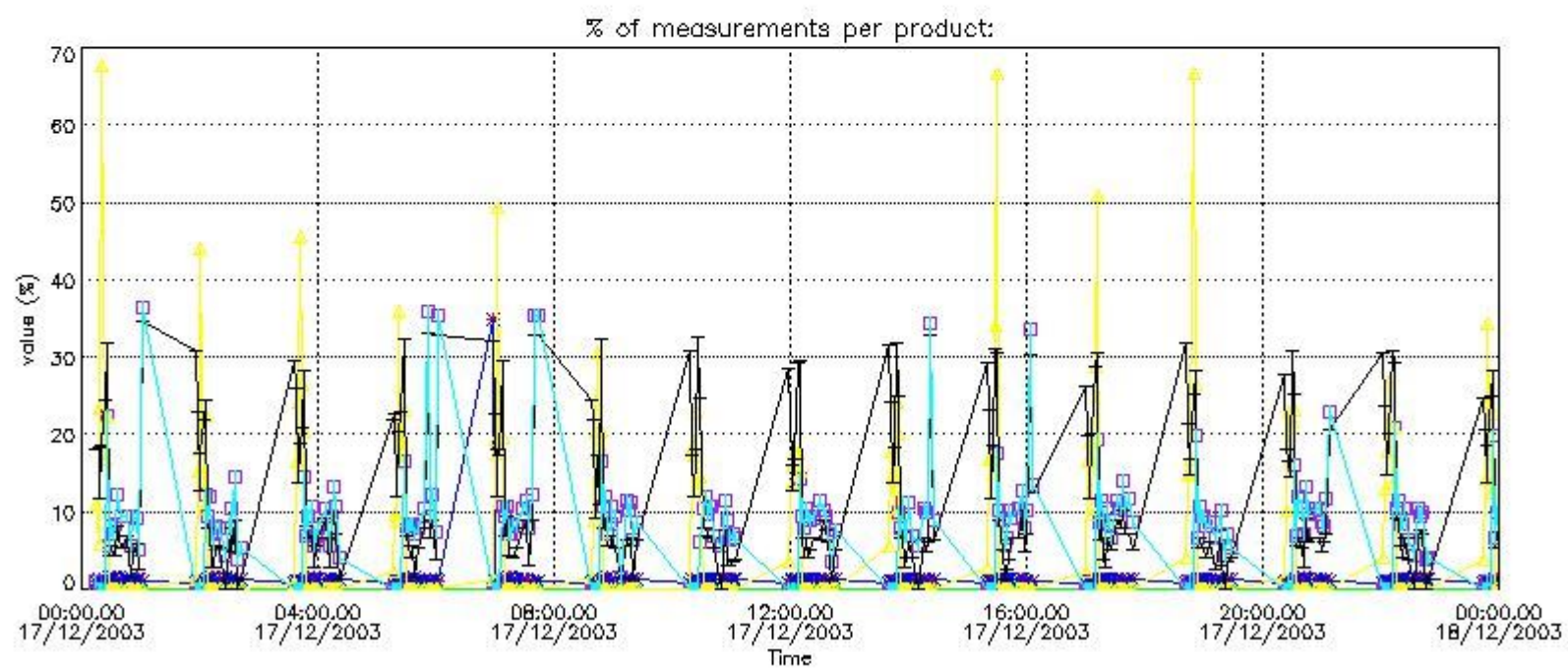
In this section it is plotted some information contained in the Quality Summary data set of the level 2 products that comes from the level 1b processing. Products without errors (error flag in the MPH set to "0") are used.

4.1 Plot quality information per product (time dependant) coming from level 1b processing

4.1.1 Plot level 1 quality information per product (time dependant): ENVISAT ASCENDING passes



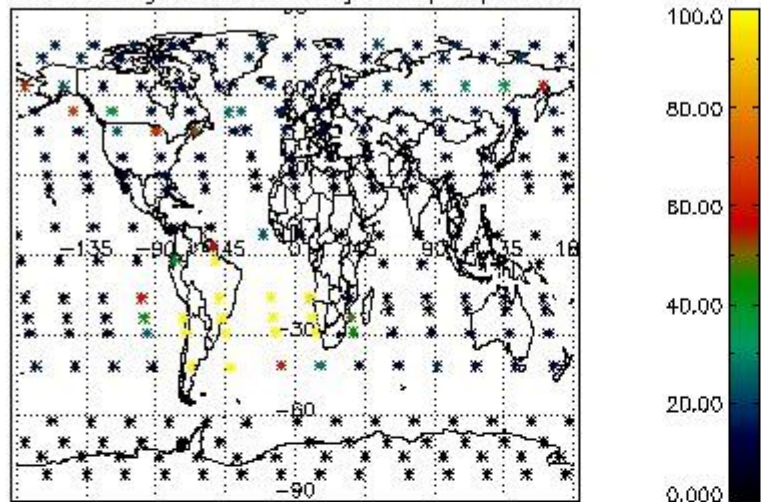
4.1.2 Plot level 1 quality information per product (time dependant): ENVI SAT DESCENDING passes



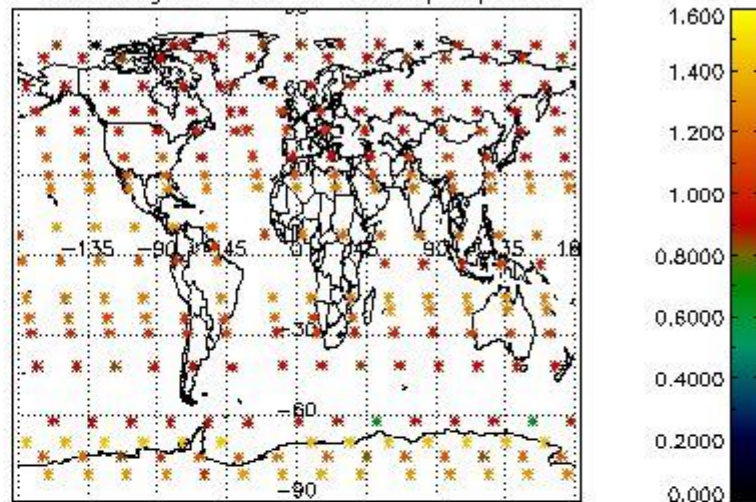
4.2 Plot quality information per product coming from level 1b processing (world map)

4.2.1 Plot level 1 quality information per product (world map): ENVI SAT ASCENDING passes

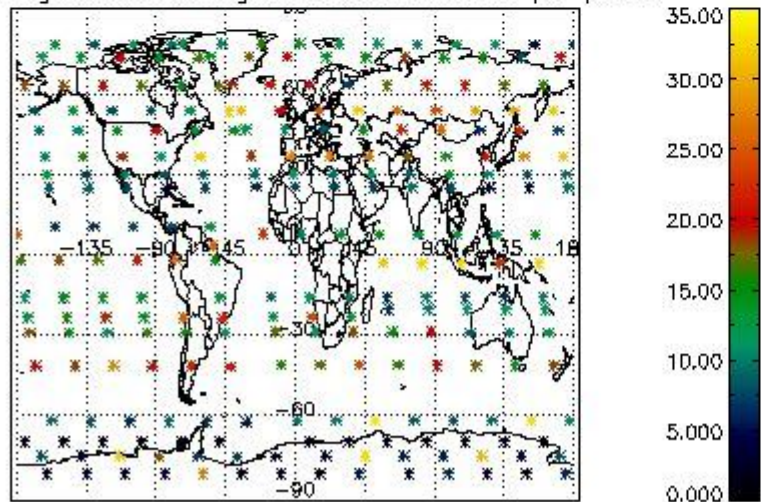
Percentage of cosmic ray hits per profile



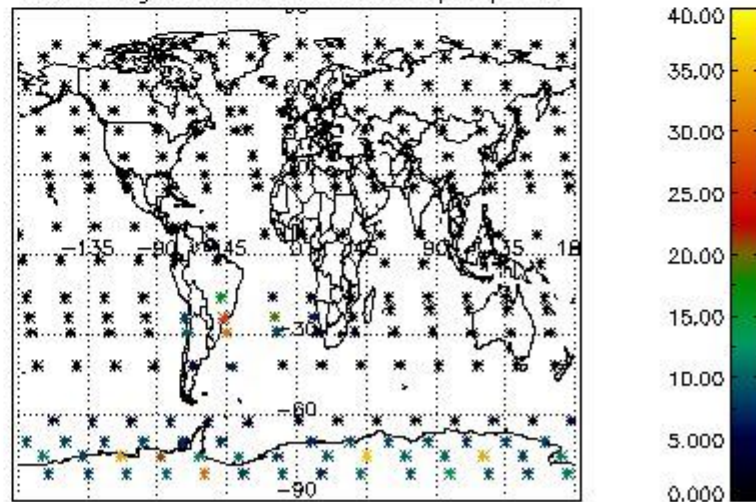
Percentage of datation errors per profile



Percentage of star falling outside central band per profile

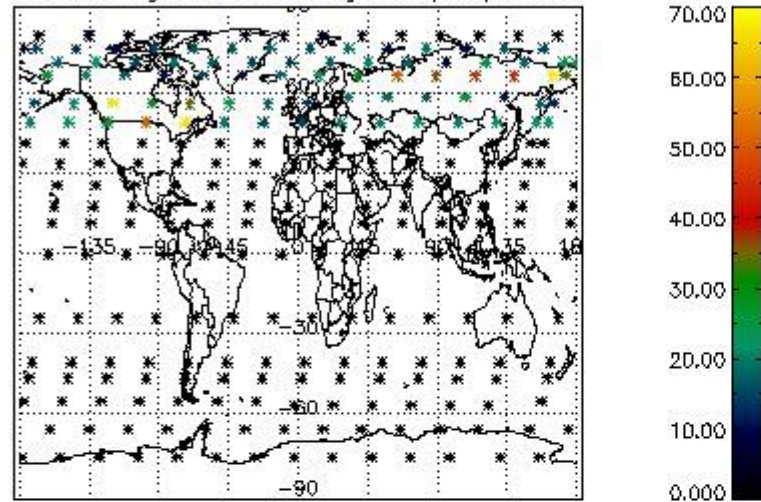


Percentage of saturation errors per profile

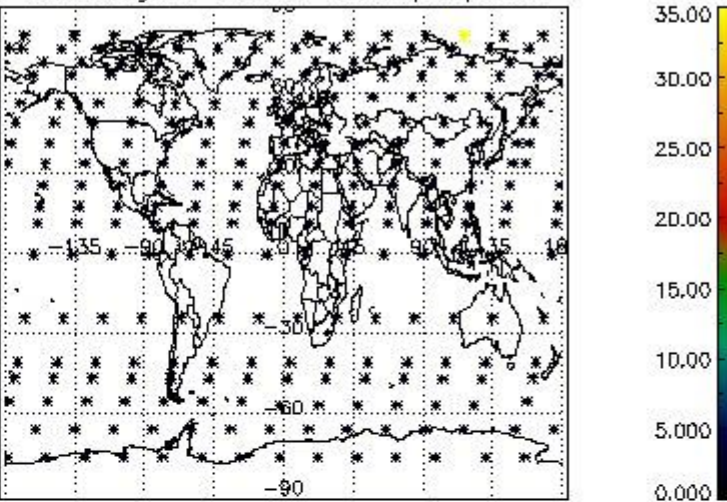


4.2.2 Plot level 1 quality information per product (world map): ENVISAT DESCENDING passes

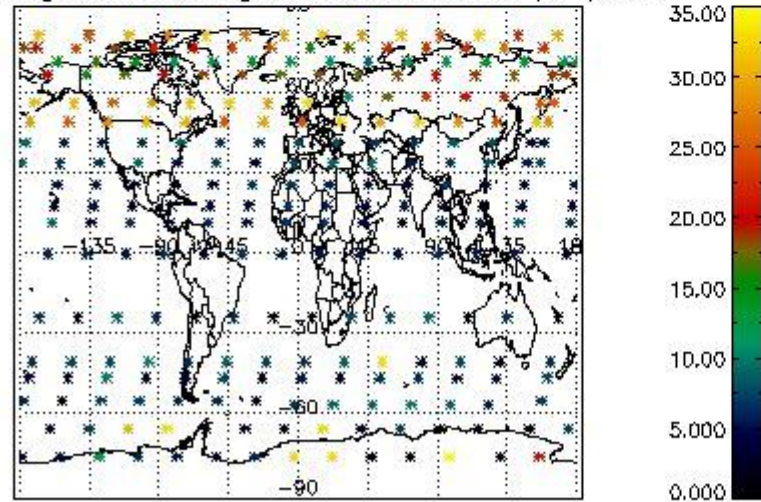
Percentage of cosmic ray hits per profile



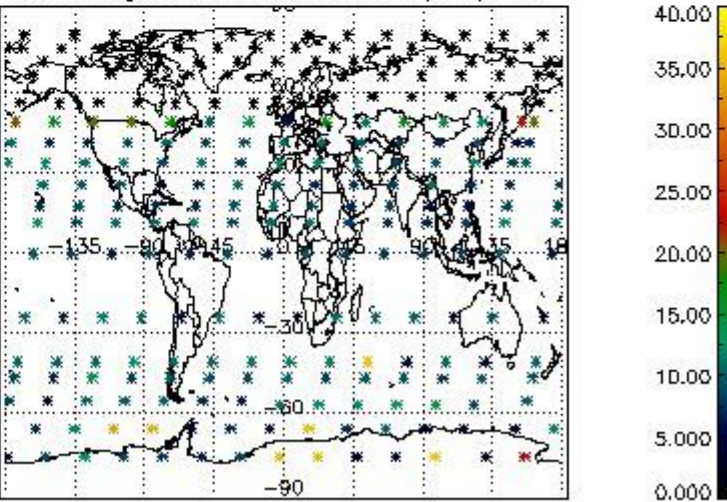
Percentage of datation errors per profile



Percentage of star falling outside central band per profile



Percentage of saturation errors per profile



5. Trace gas profiles

5.1 Ozone statistics based on quality of products

The final quality of the products can be "measured" using the STD (Standard Deviation) attached to every point profile. This information is written to the parameter GOM_NL__2P/NL_LOCAL_SPECIES_DENSITY/o3_std of the level 2 products. The table below shows the statistics for given STD ranges.

The statistics are given with respect to the overall valid production:

- Products without fatal errors: GOM_NL__2P/MPH/PRODUCT_ERR=0
- Valid point profile: GOM_NL__2P/NL_LOCAL_SPECIES_DENSITY/pcd(0)=0

The 'Criteria' is applied to valid points of dark limb products:

- Products in dark limb illumination condition: GOM_NL__2P/NL_SUMMARY_QUALITY/obs_ill_cond=0
- Products without fatal errors: GOM_NL__2P/MPH/PRODUCT_ERR=0
- Valid point profile: GOM_NL__2P/NL_LOCAL_SPECIES_DENSITY/pcd(0)=0

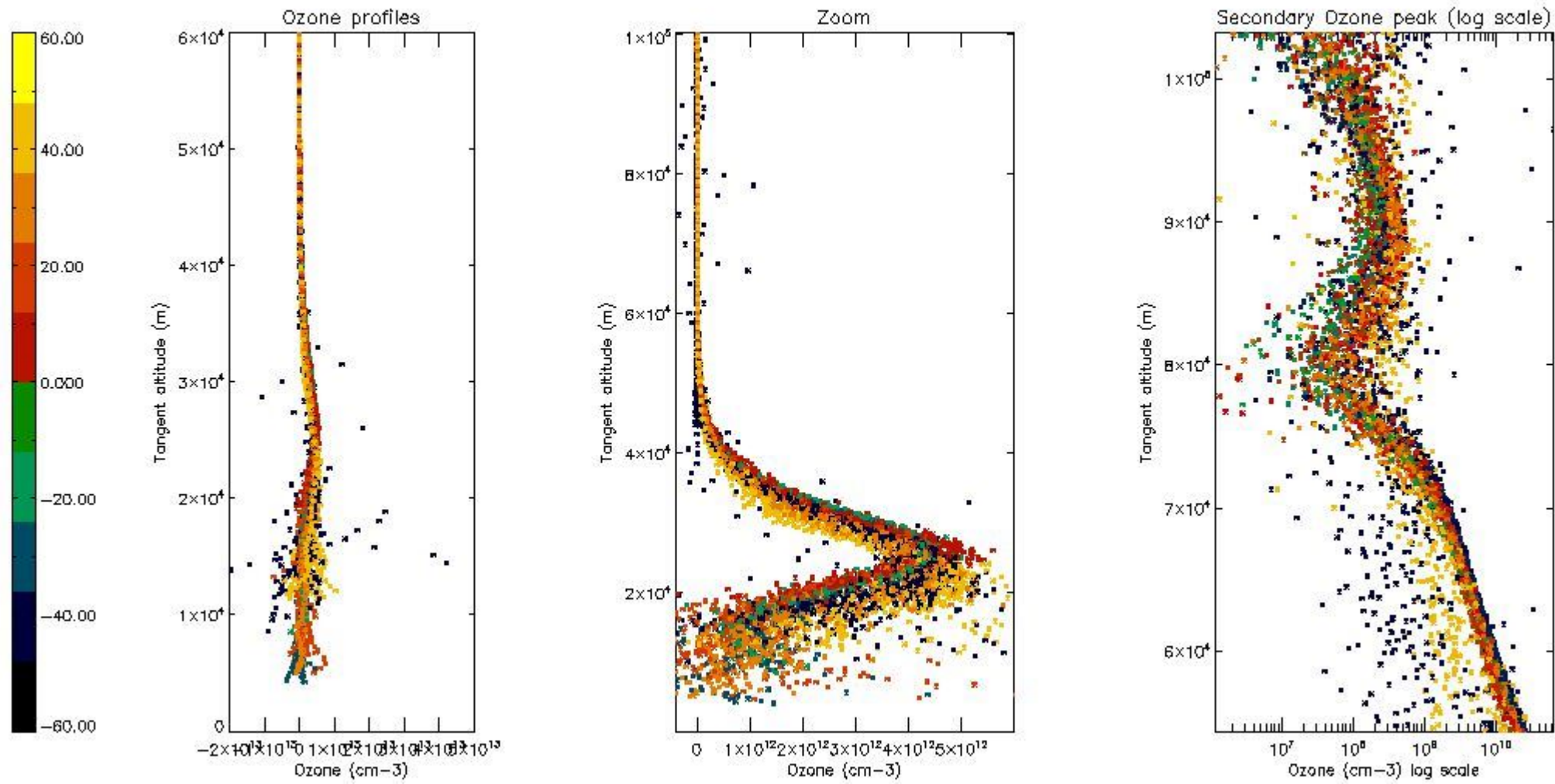
So, the table below shows the percentage of dark limb and valid observations for each criteria with respect to the overall valid daily observations.

Criteria	% of total production
All STD	31
STD < 20	16

STD < 10	13
STD < 5	8

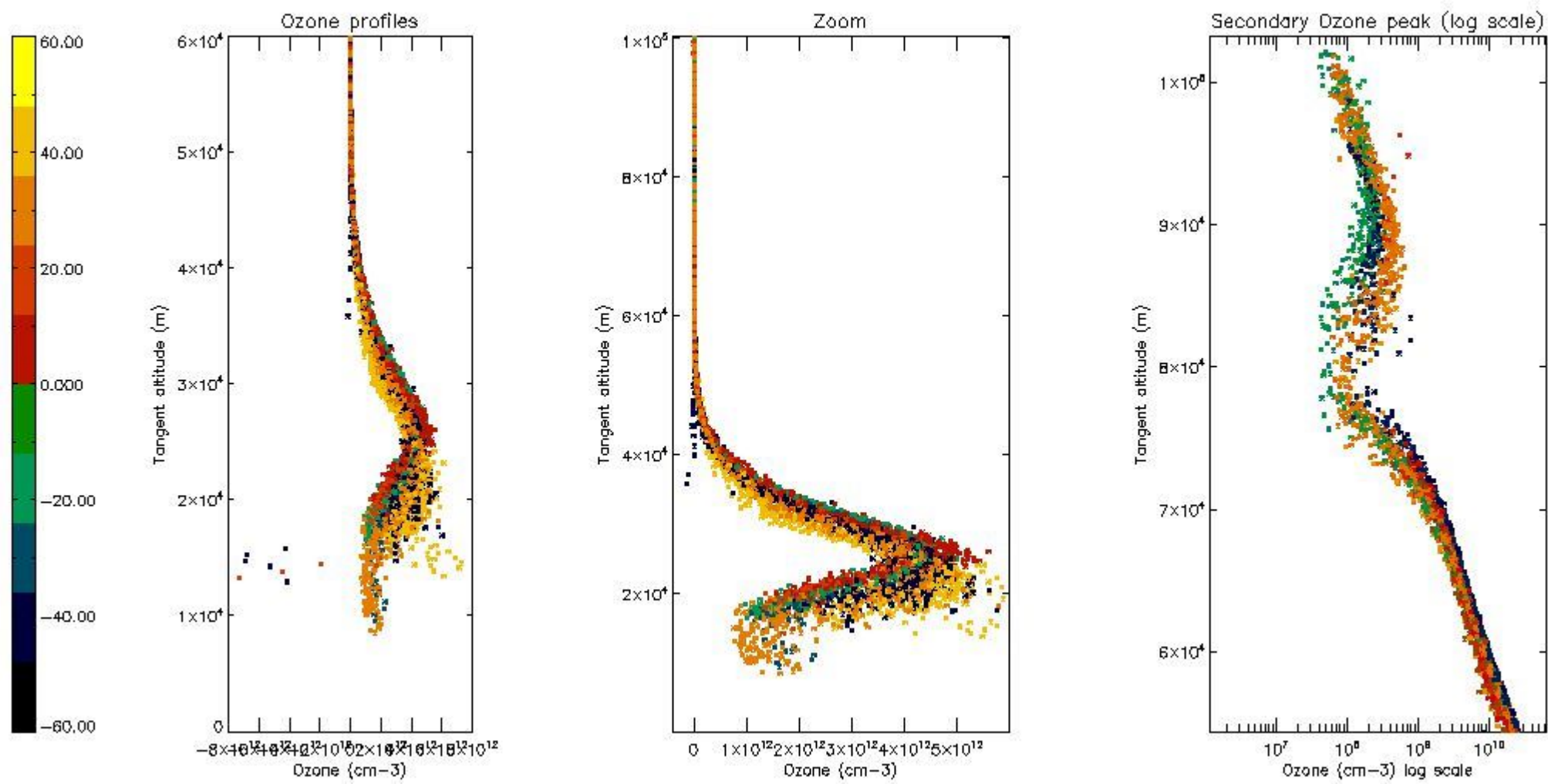
5.2 Plot ozone profiles for all STD (dark without errors)

The colorbar represents the latitude.



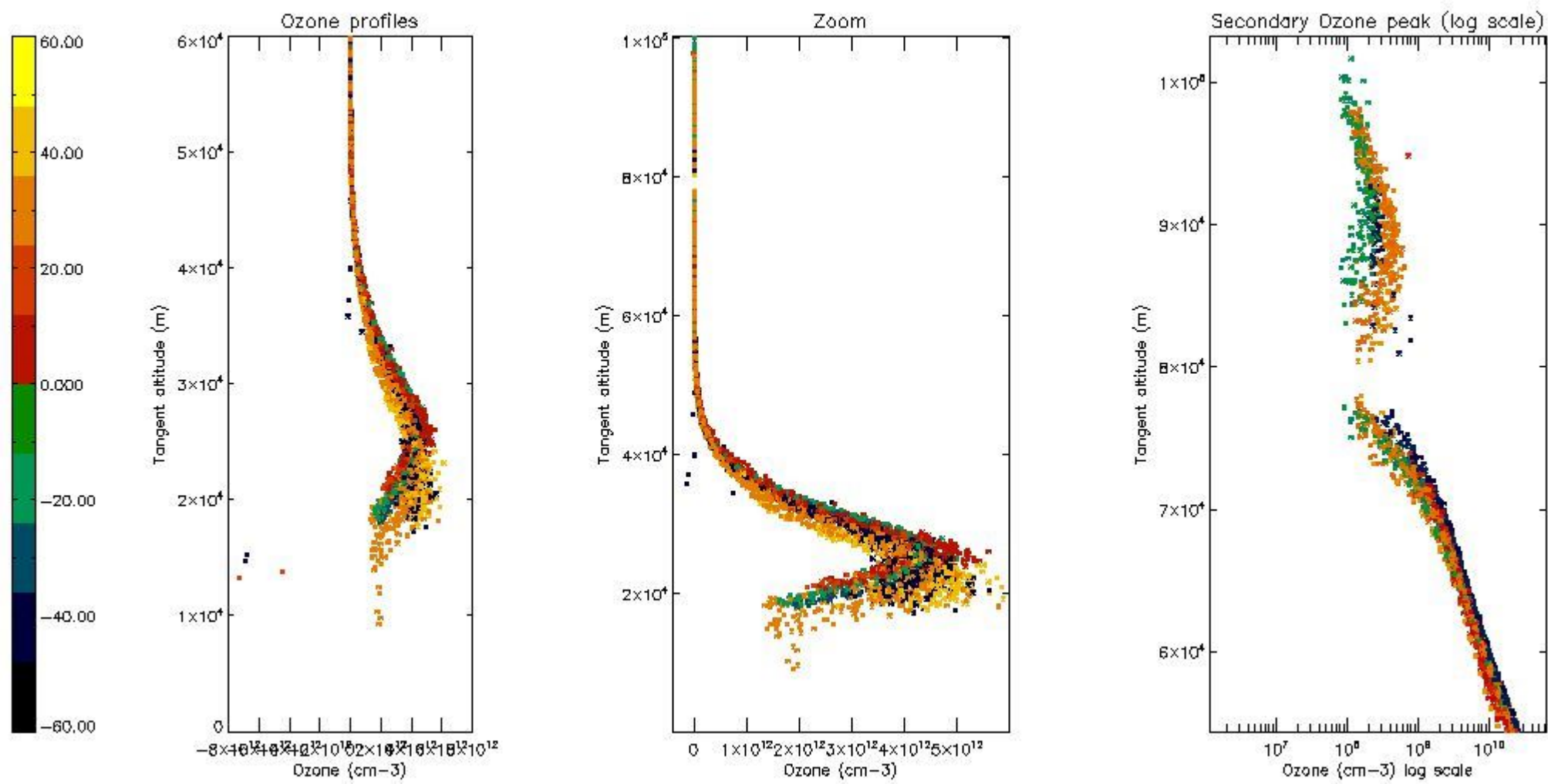
5.3 Plot ozone profiles where STD < 20% (dark without errors)

The colorbar represents the latitude.



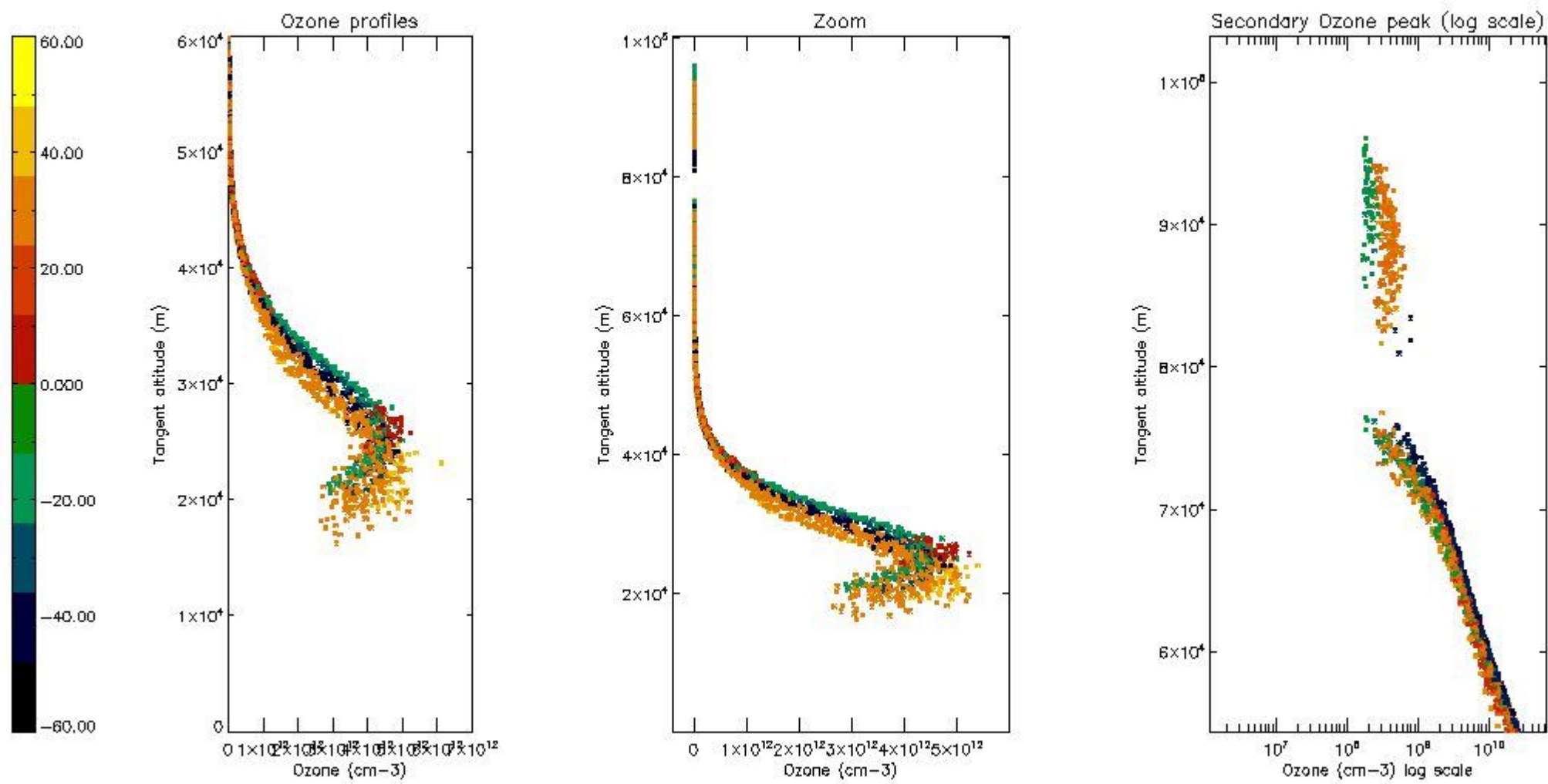
5.4 Plot ozone profiles where $STD < 10\%$ (dark without errors)

The colorbar represents the latitude.



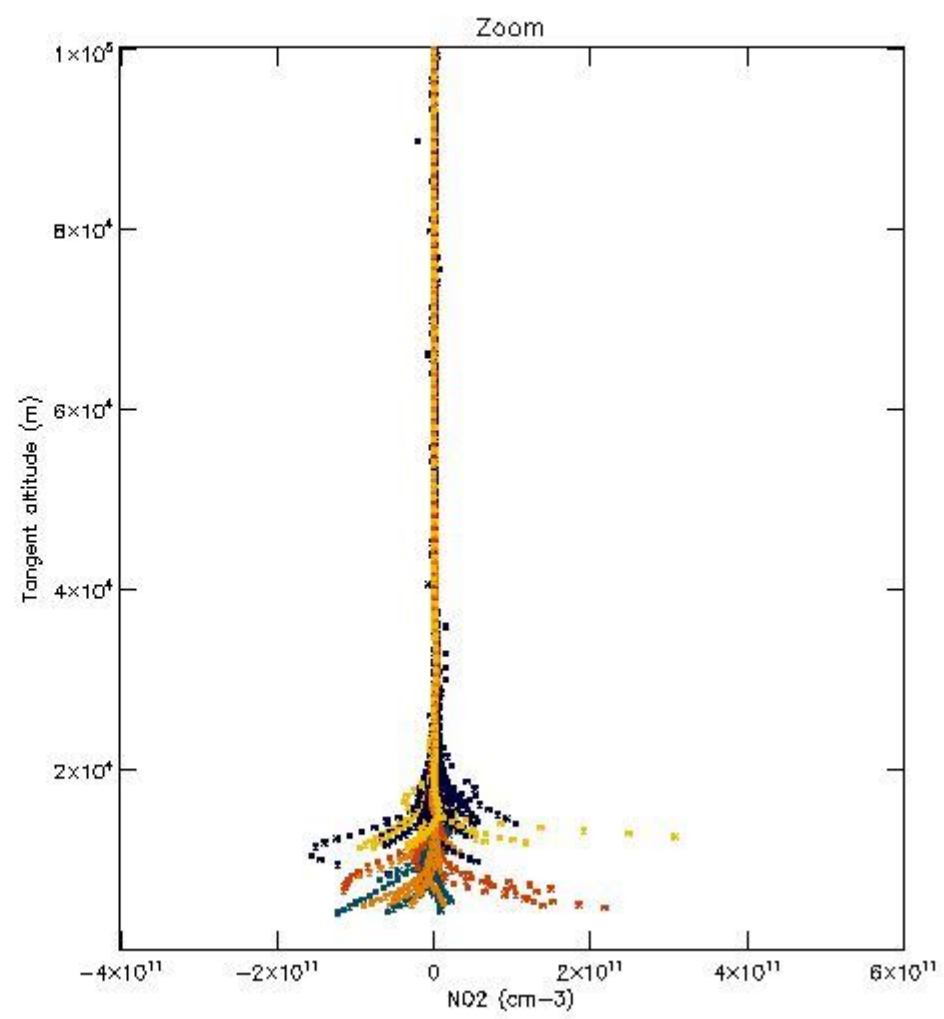
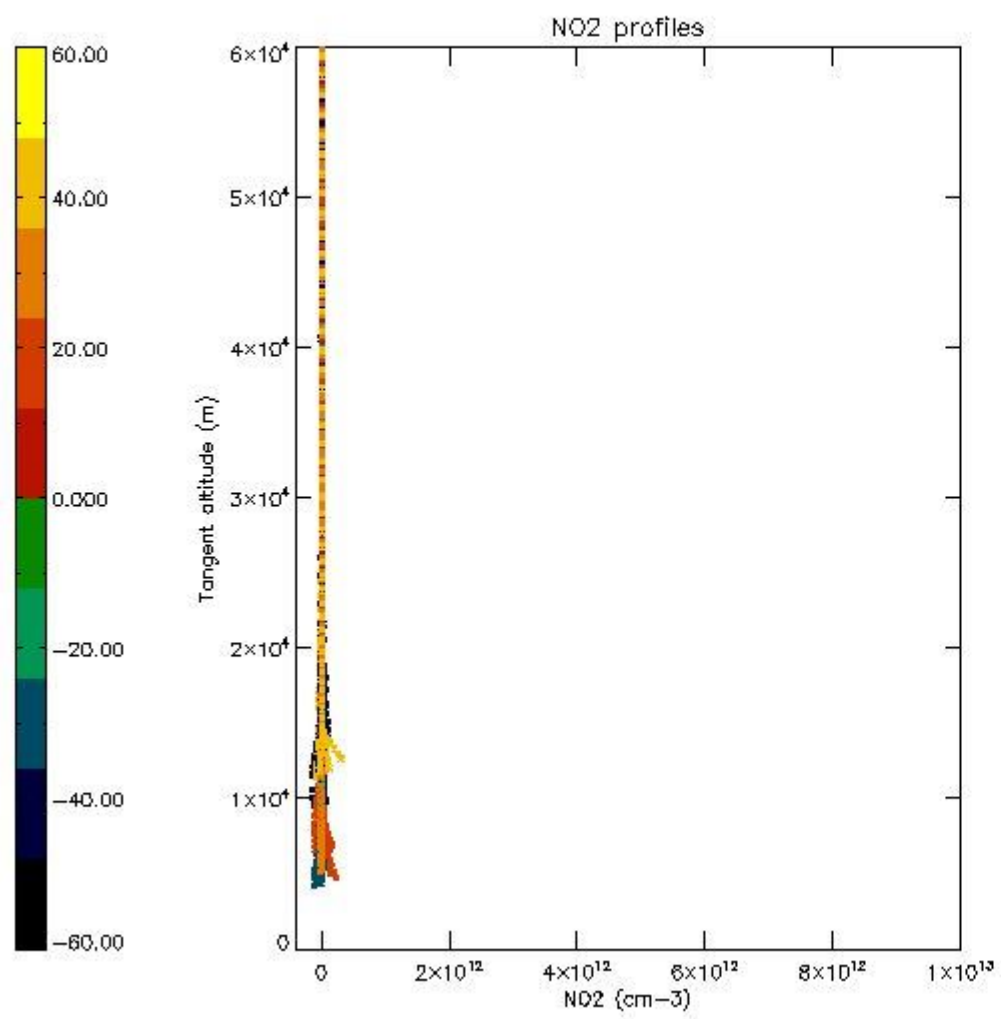
5.5 Plot ozone profiles where STD < 5% (dark without errors)

The colorbar represents the latitude.



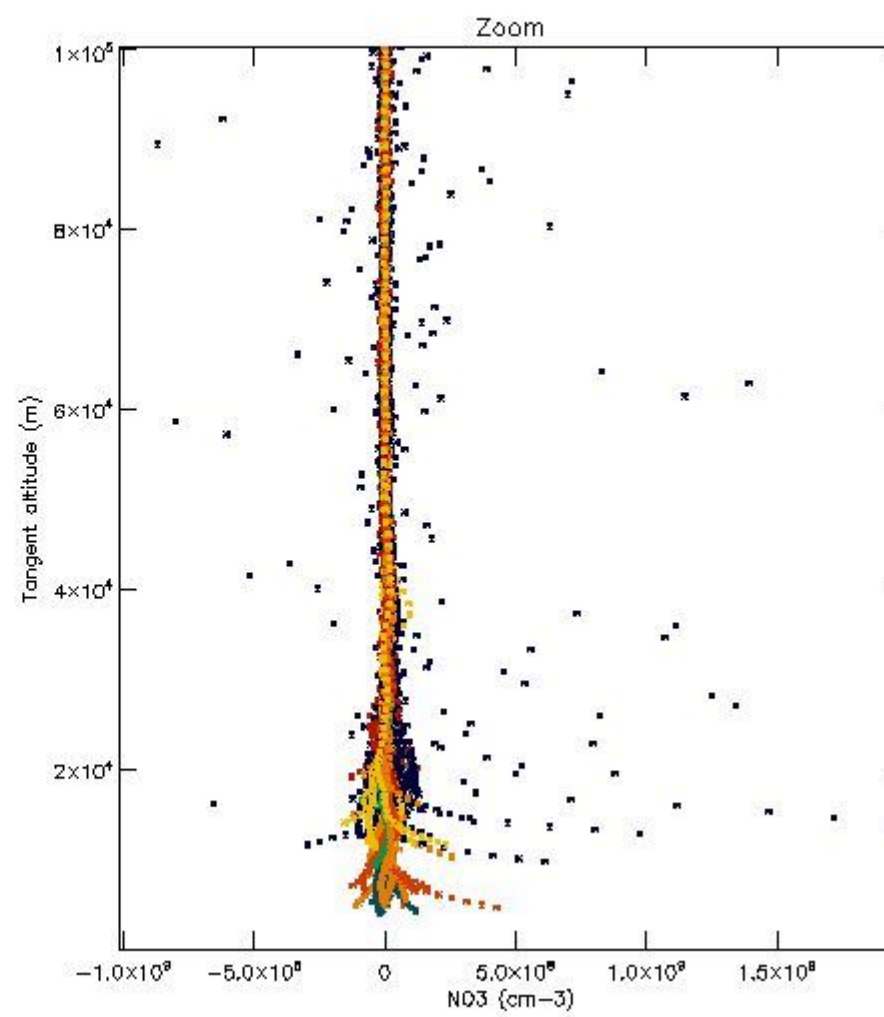
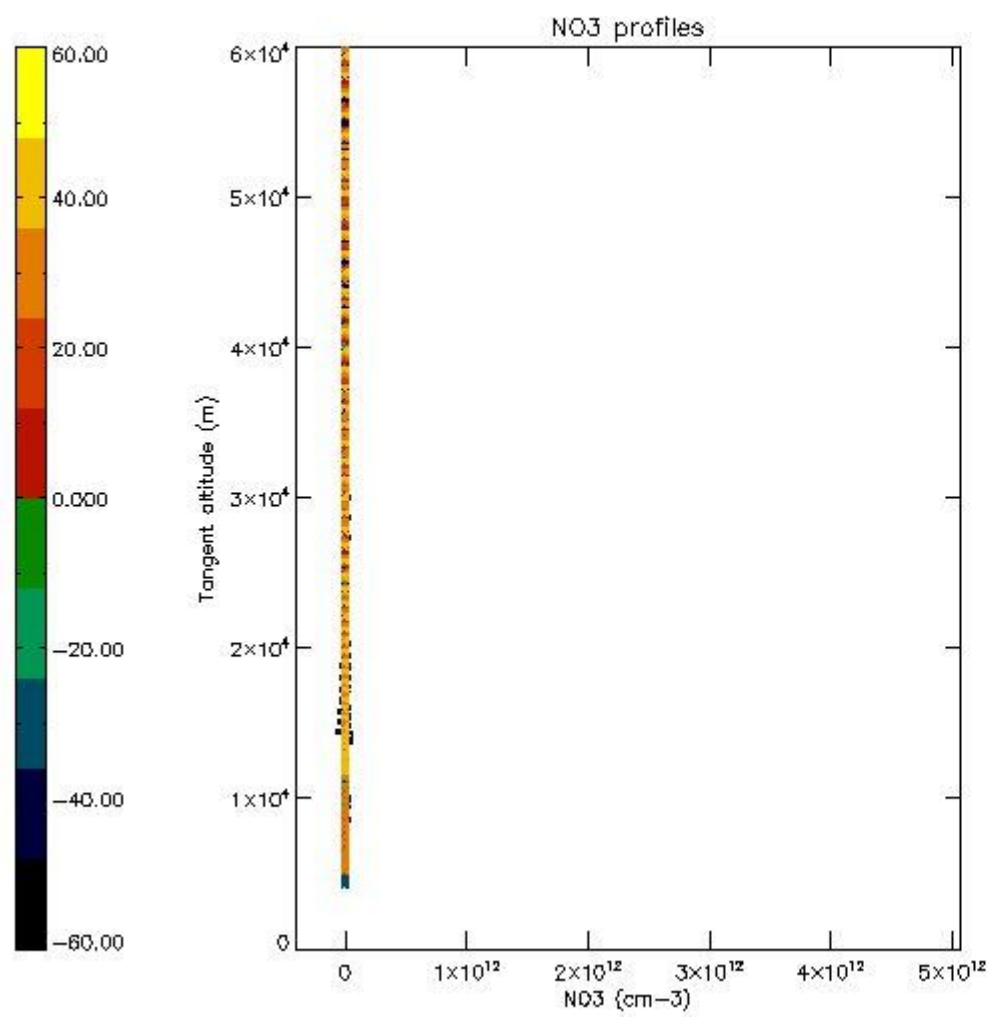
5.6 Plot NO₂ profiles for all STD (dark without errors)

The colorbar represents the latitude.



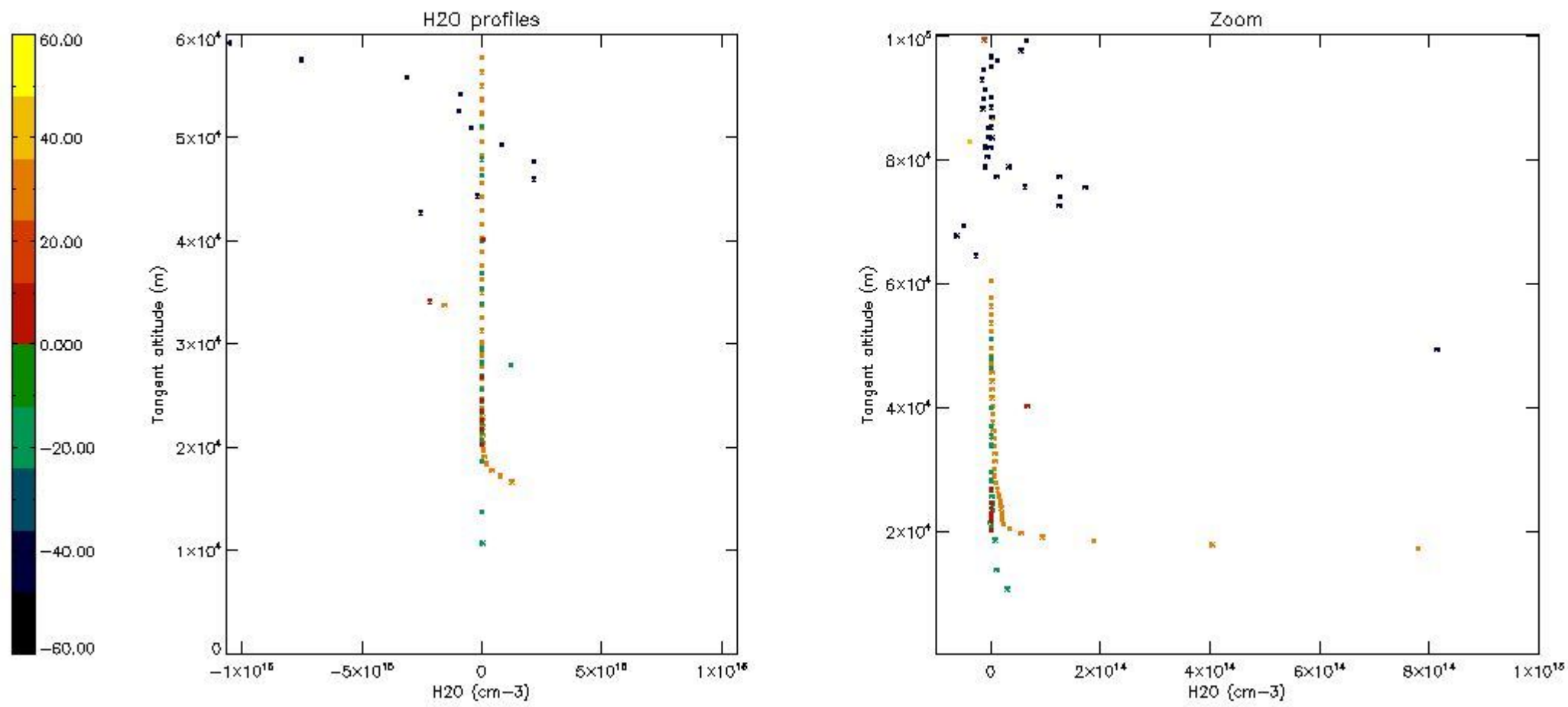
5.7 Plot NO3 profiles for all STD (dark without errors)

The colorbar represents the latitude.



5.8 Plot H2O profiles for all STD (only for occultations of stars 1,2,3,4,13,14,16,26,63 dark without errors)

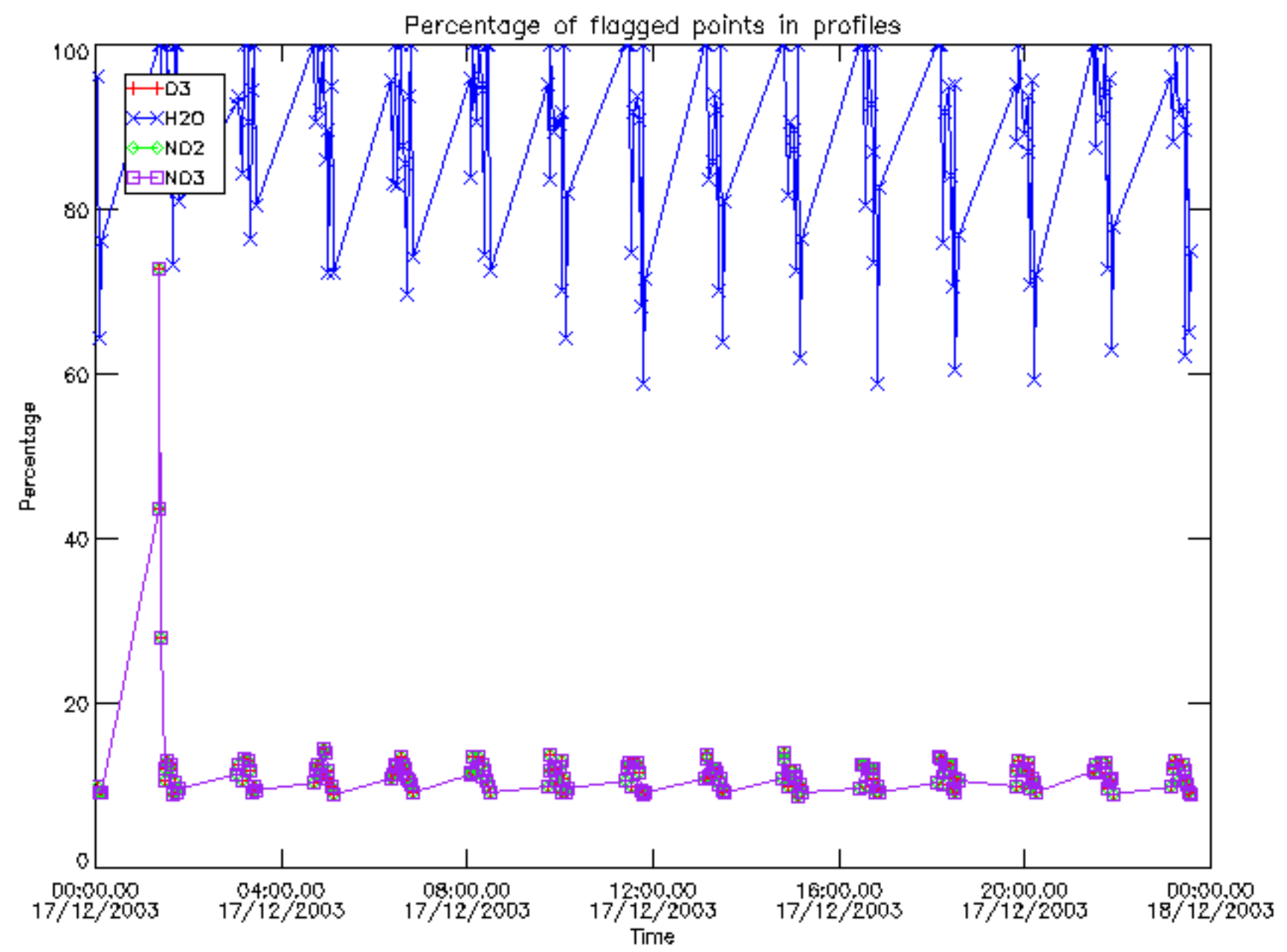
The colorbar represents the latitude.



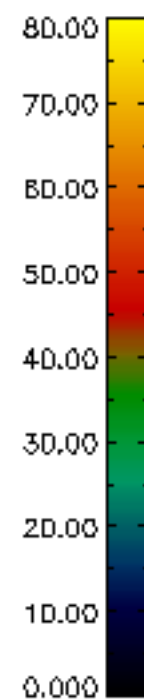
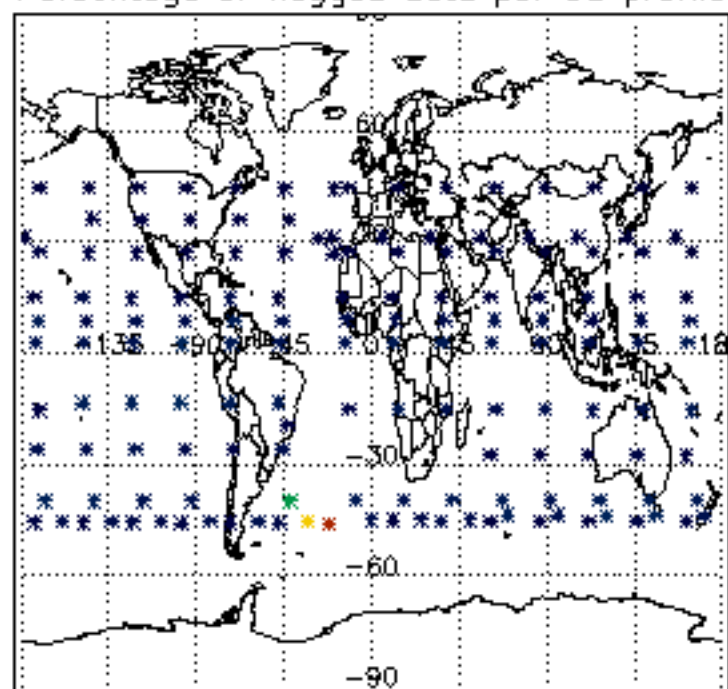
6. Auxiliary Data Files used for the production reported in section 2

The number reported in the third column indicates since which file (see list in section 2) the corresponding auxiliary file has been used. The fourth column is the date of those product files.

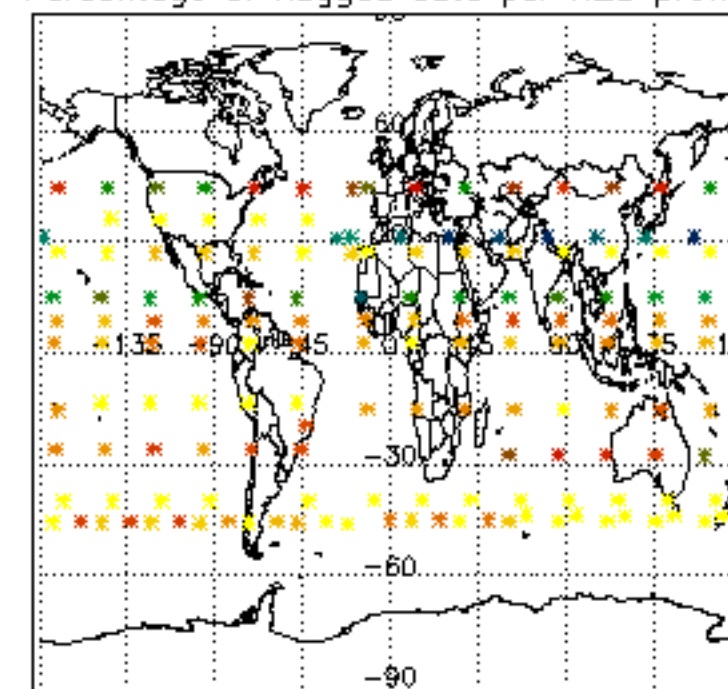
Type	Auxiliary Filename	Used since product	Used since product date
INST_PHYS_CHARACTERISTICS	GOM_INS_AXVIEC20091111_143220_20030716_120000_20500101_000000	1	17-DEC-2003 00:01:52
LEVEL-2_PROC_CONFIG	GOM_PR2_AXVIEC20091111_152718_20020301_000000_20500101_000000	1	17-DEC-2003 00:01:52
CROSS_SECTIONS_FILE	GOM_CRS_AXVIEC20091111_154832_20020301_000000_20500101_000000	1	17-DEC-2003 00:01:52



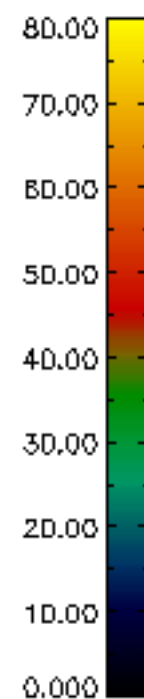
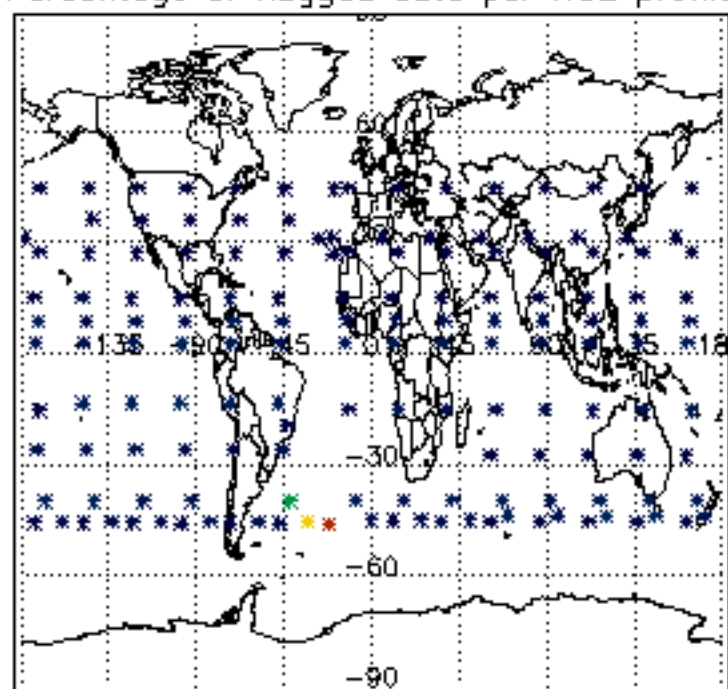
Percentage of flagged data per D3 profile



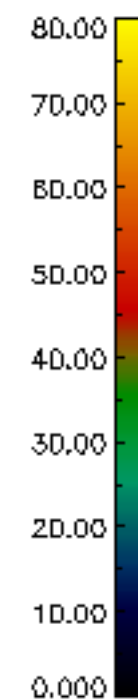
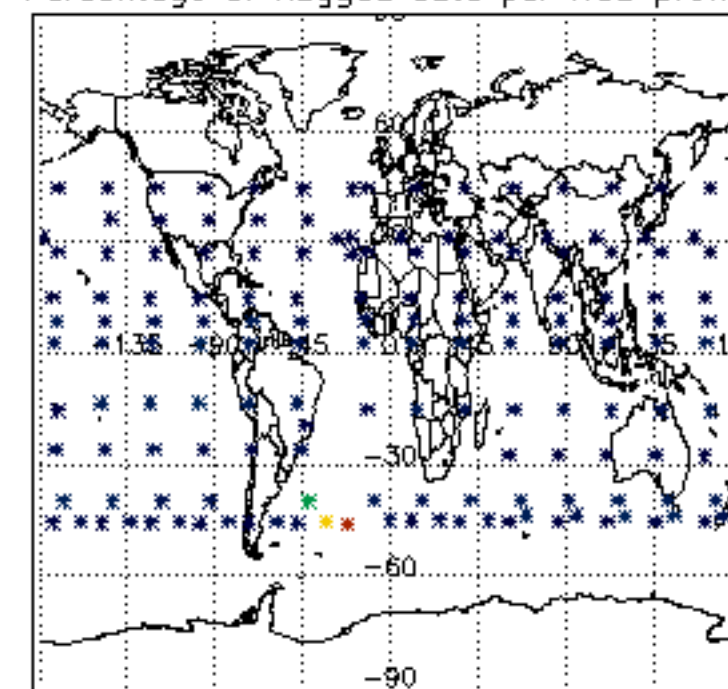
Percentage of flagged data per H2O profile

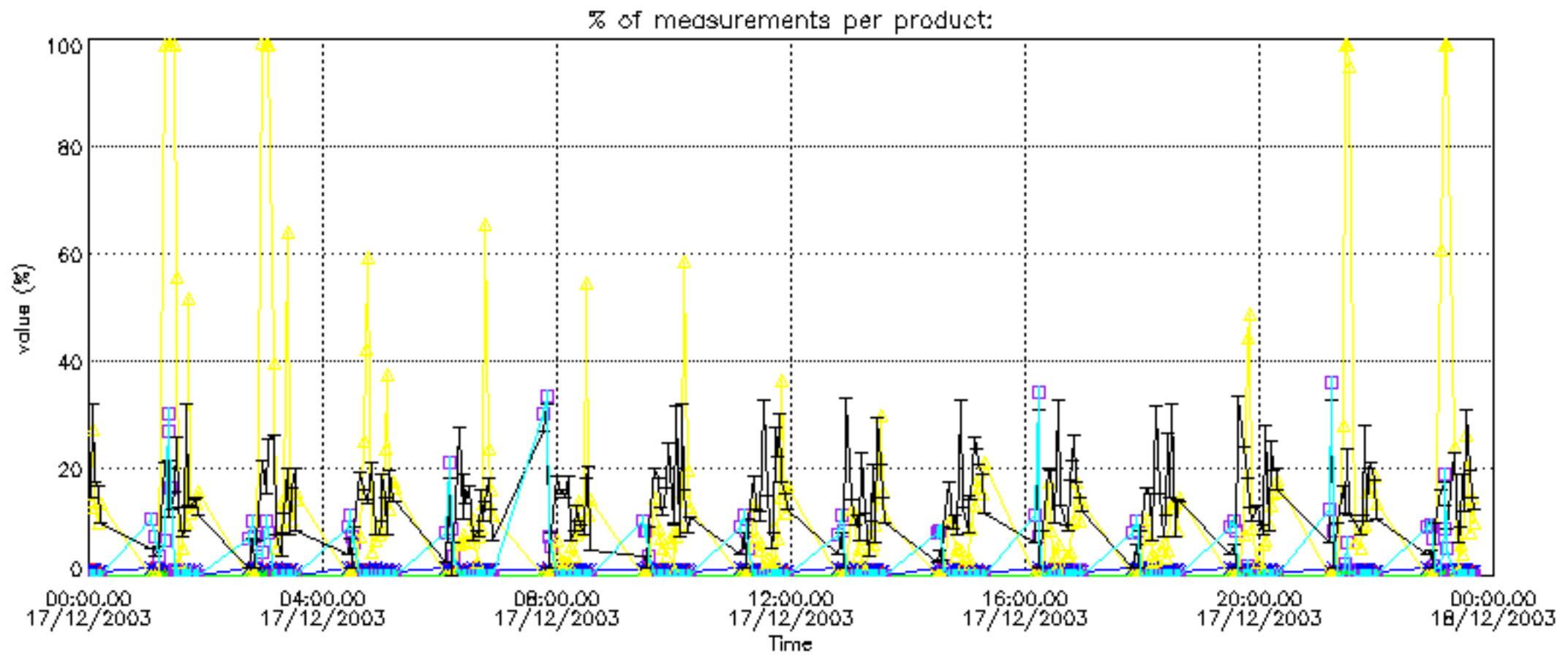


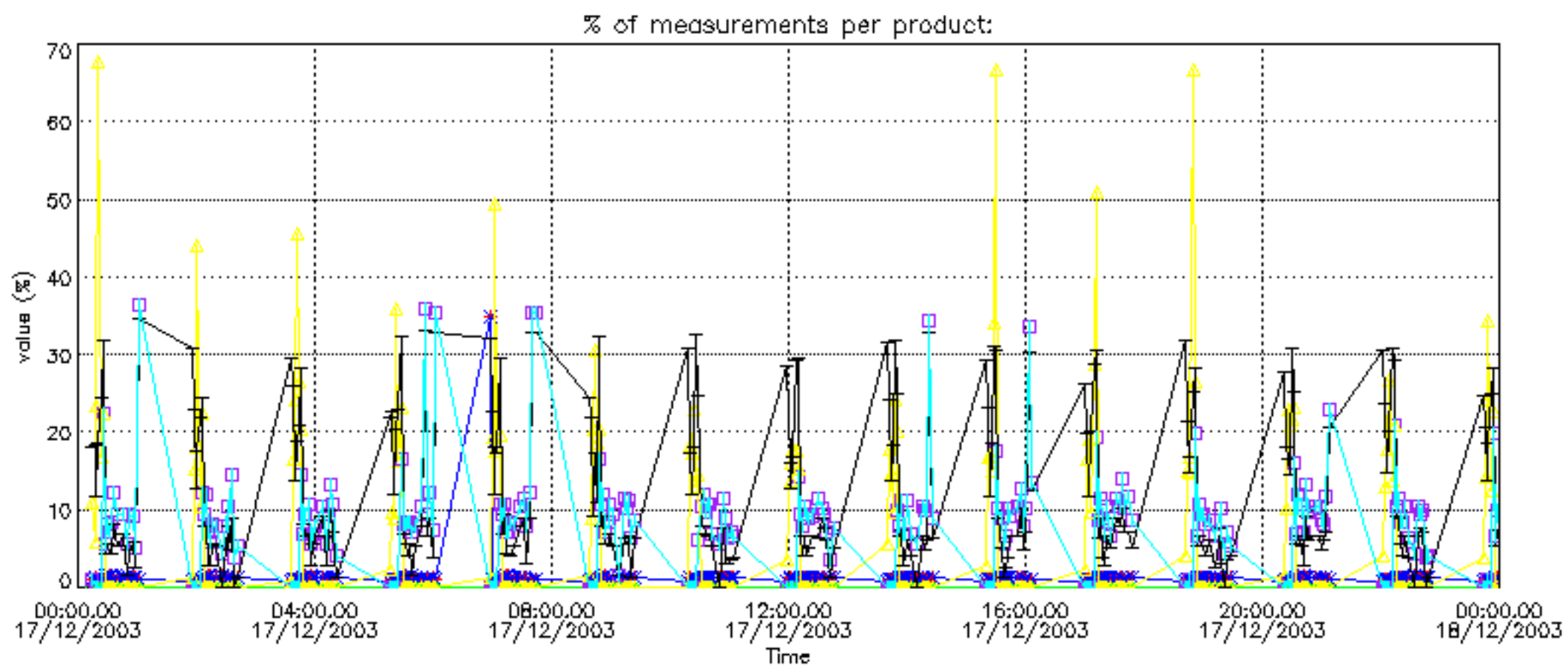
Percentage of flagged data per NO2 profile



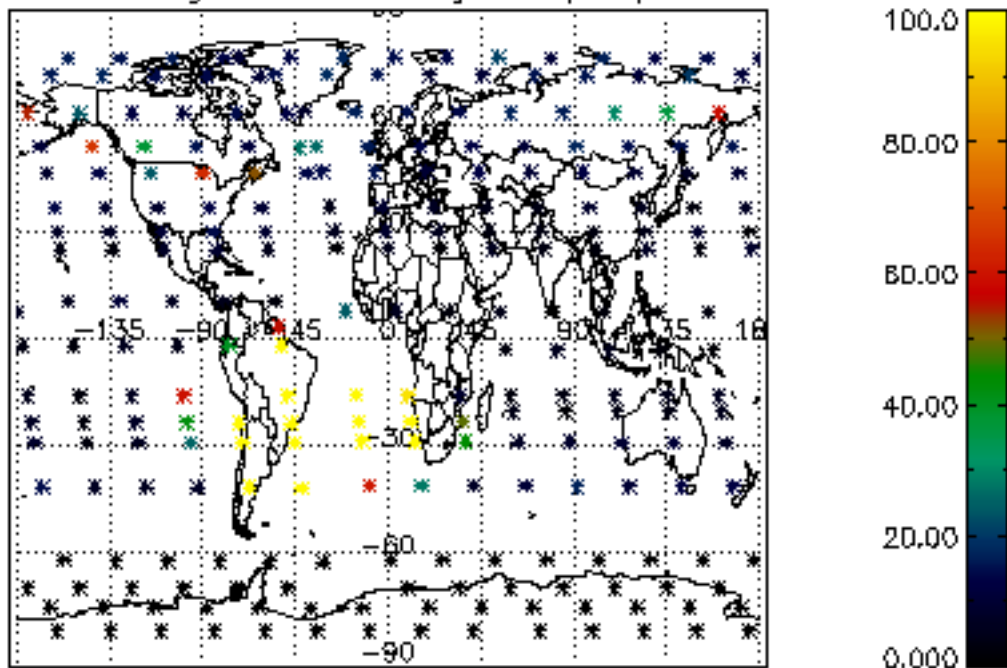
Percentage of flagged data per NO3 profile



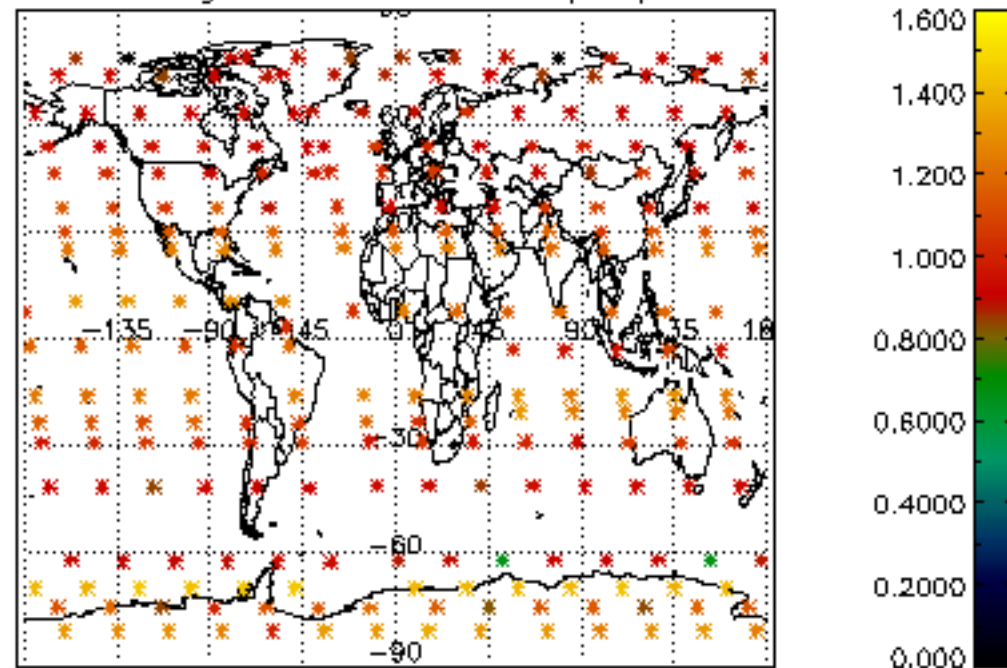




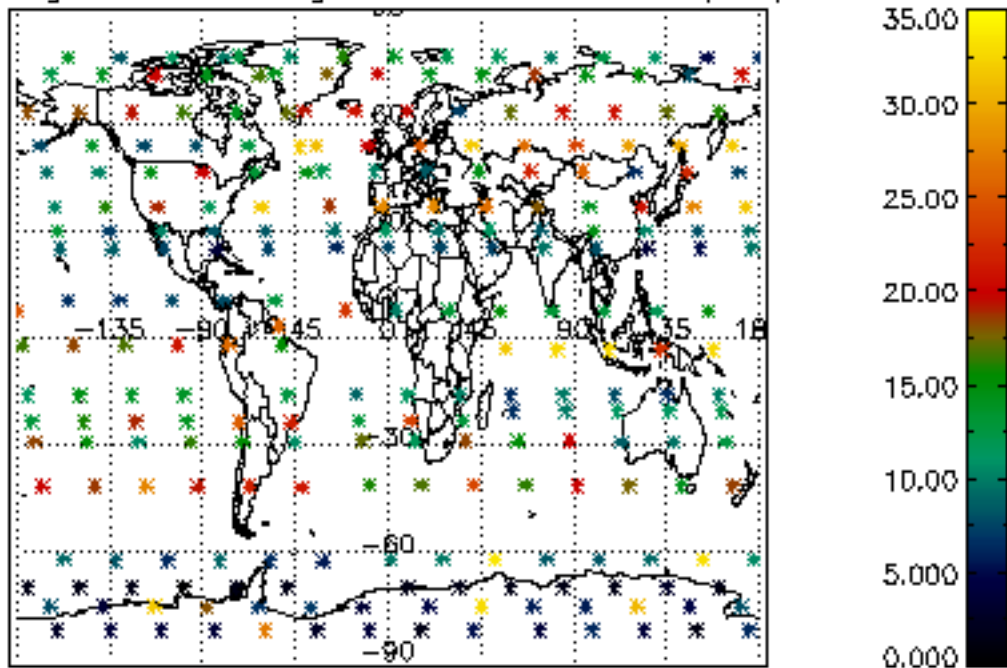
Percentage of cosmic ray hits per profile



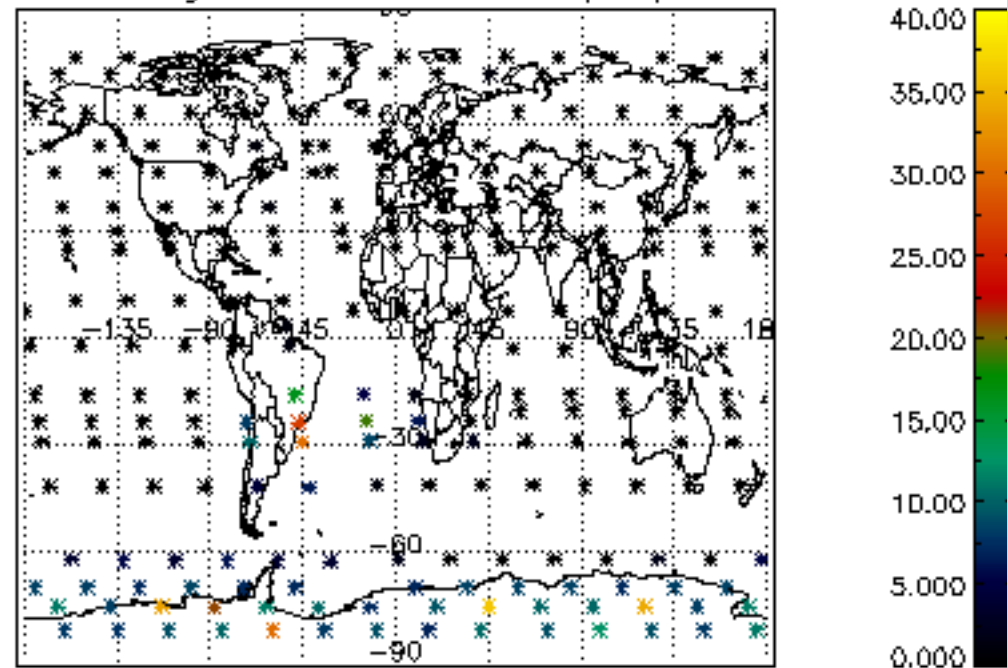
Percentage of datation errors per profile



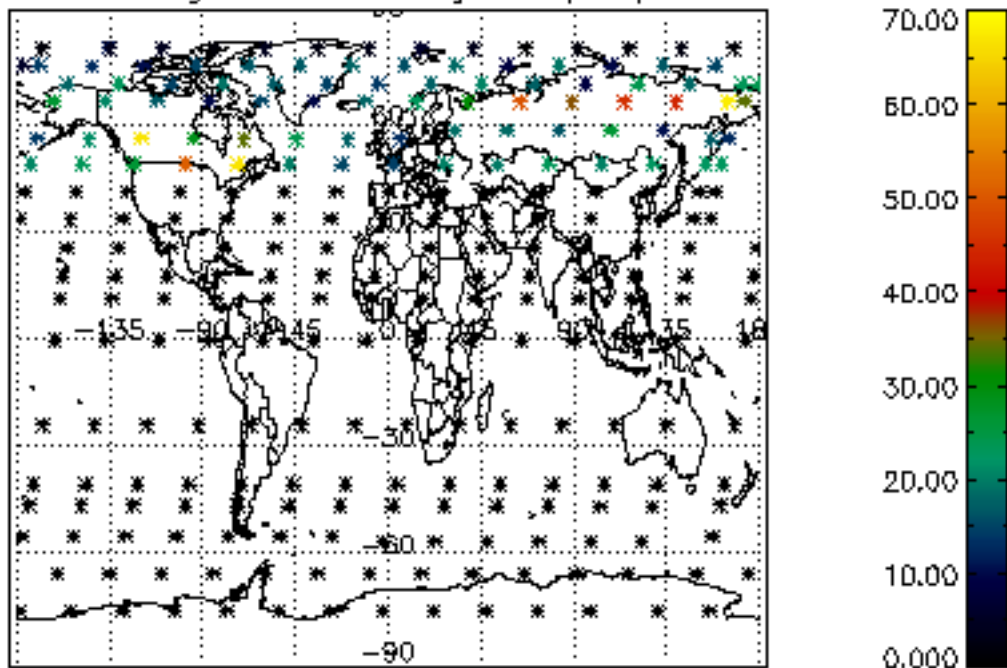
Percentage of star falling outside central band per profile



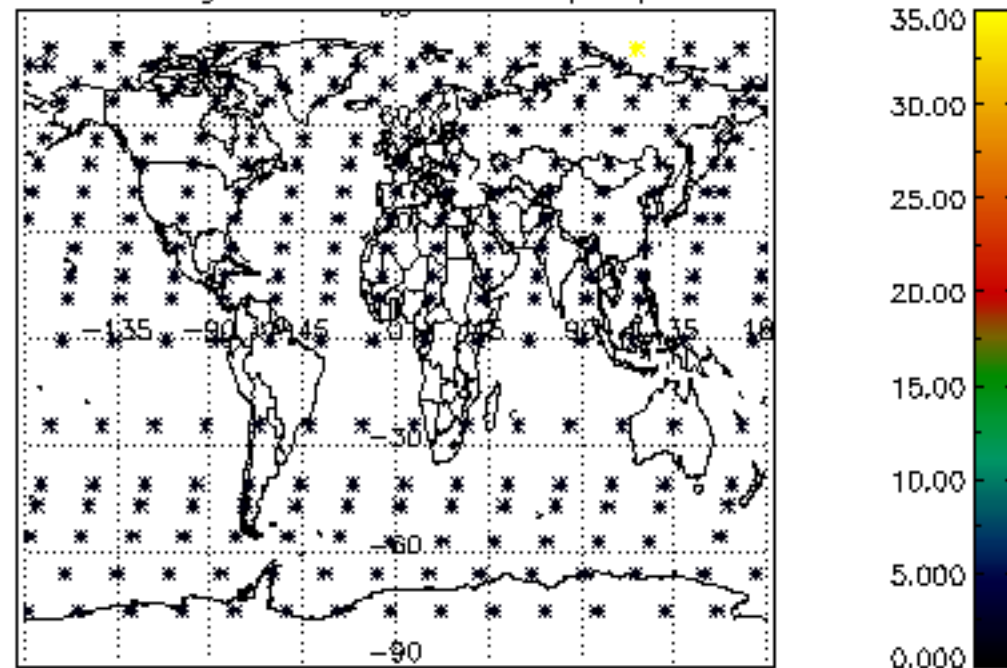
Percentage of saturation errors per profile



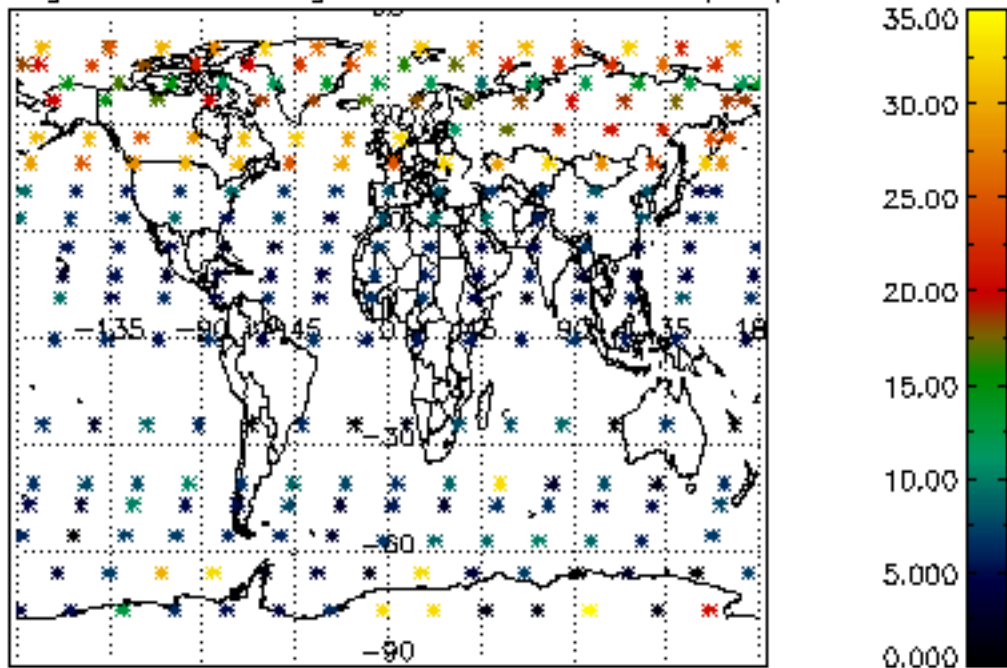
Percentage of cosmic ray hits per profile



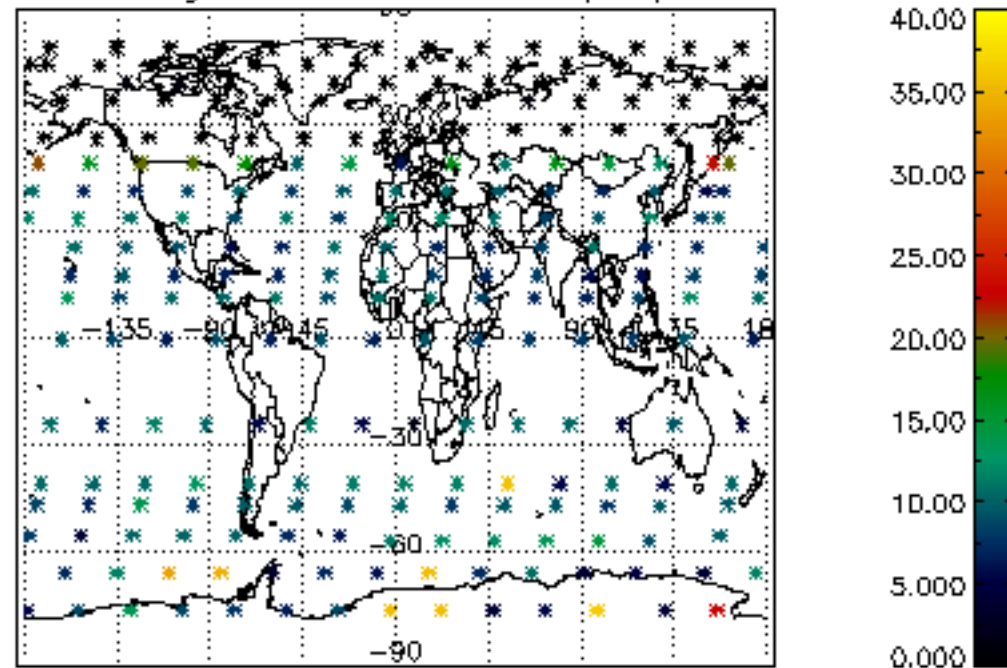
Percentage of datation errors per profile

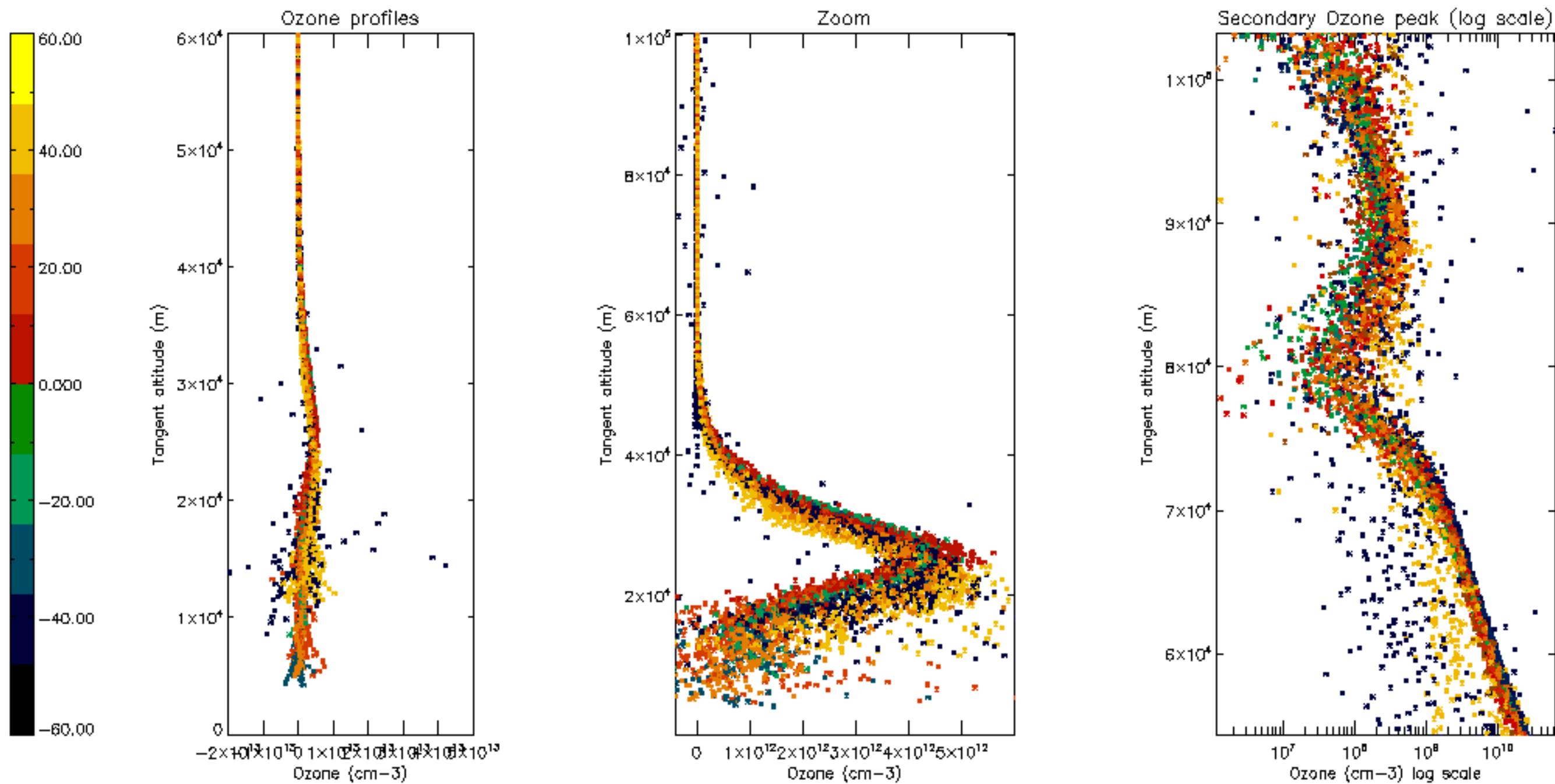


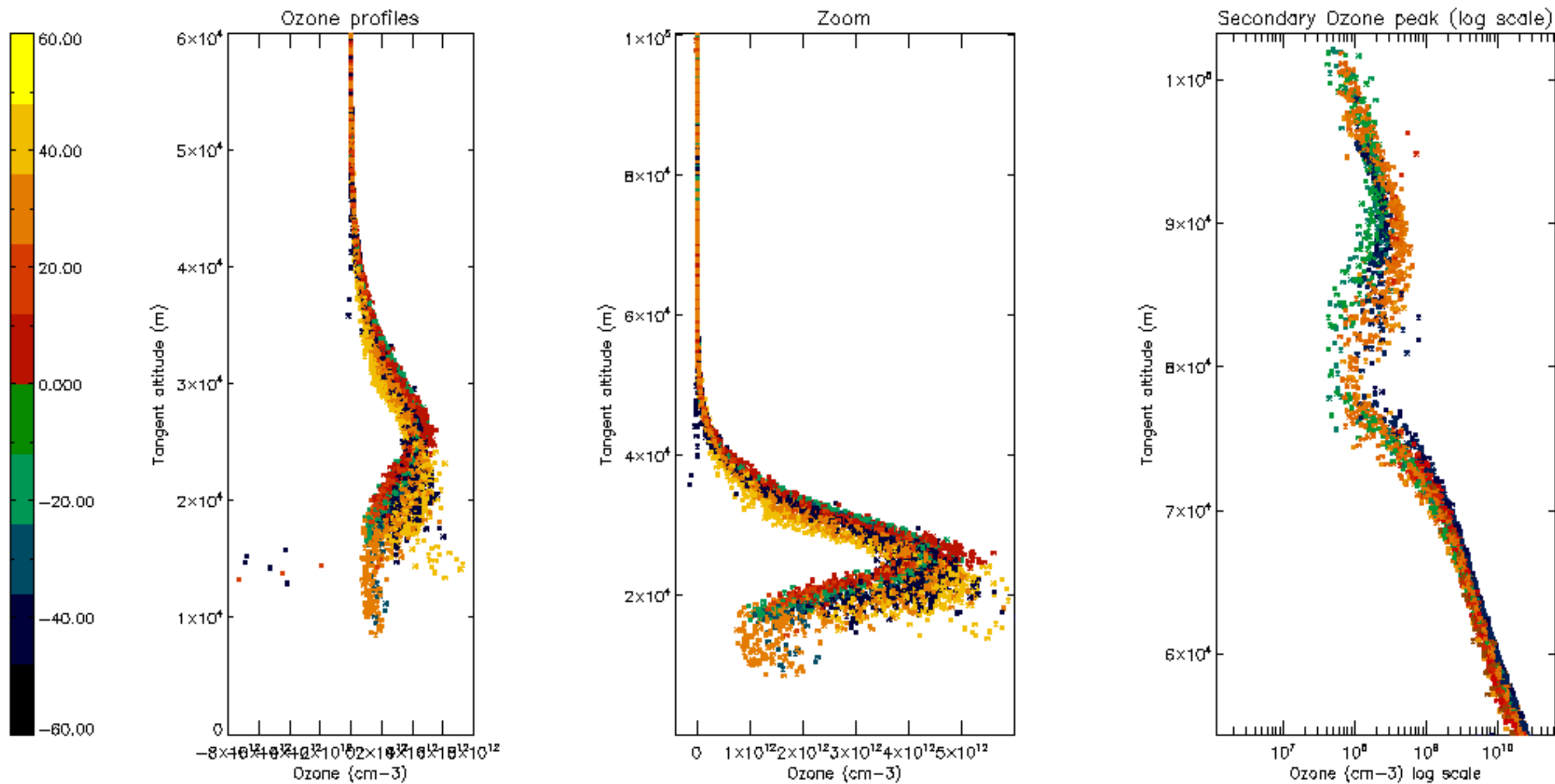
Percentage of star falling outside central band per profile

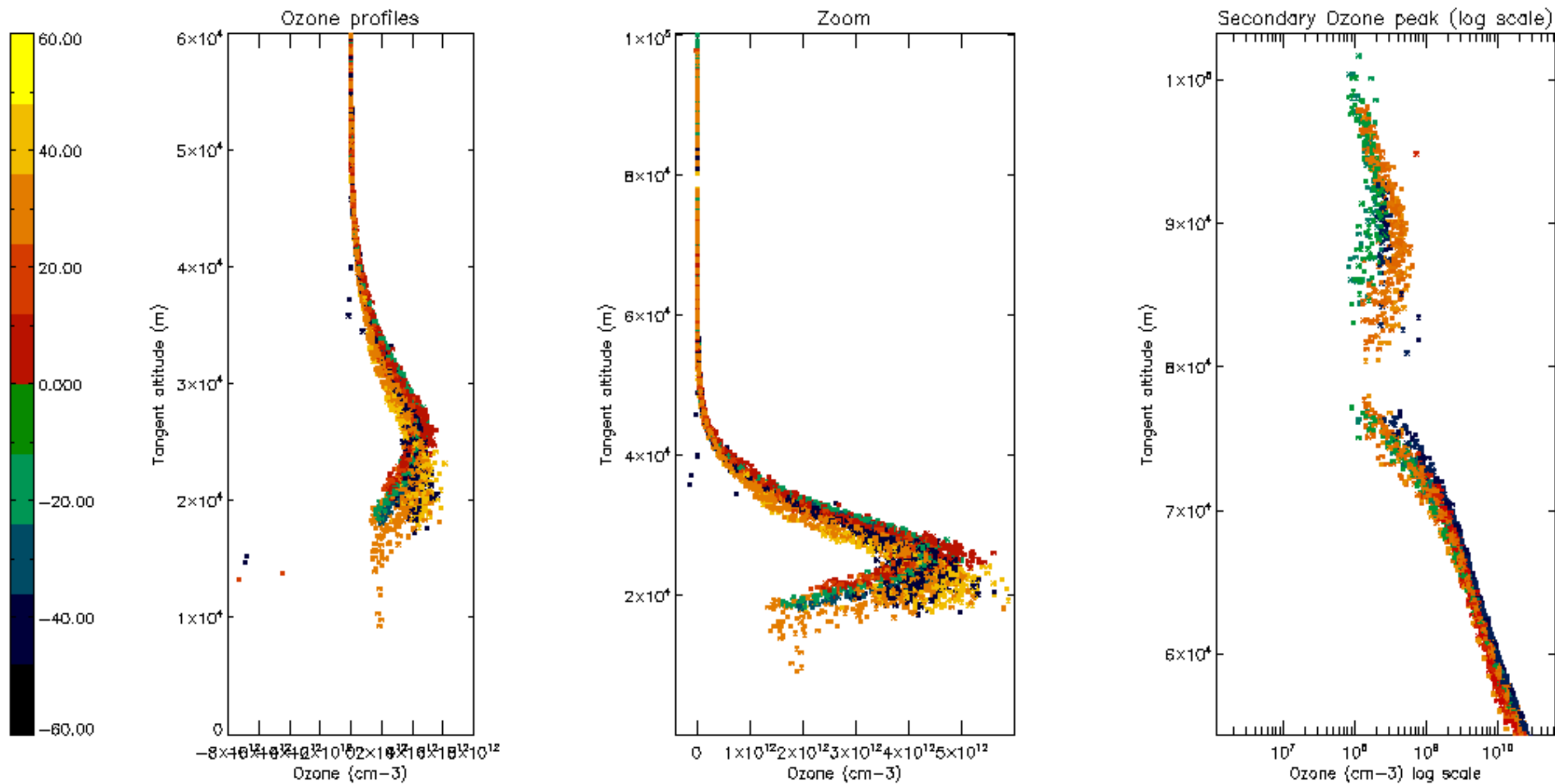


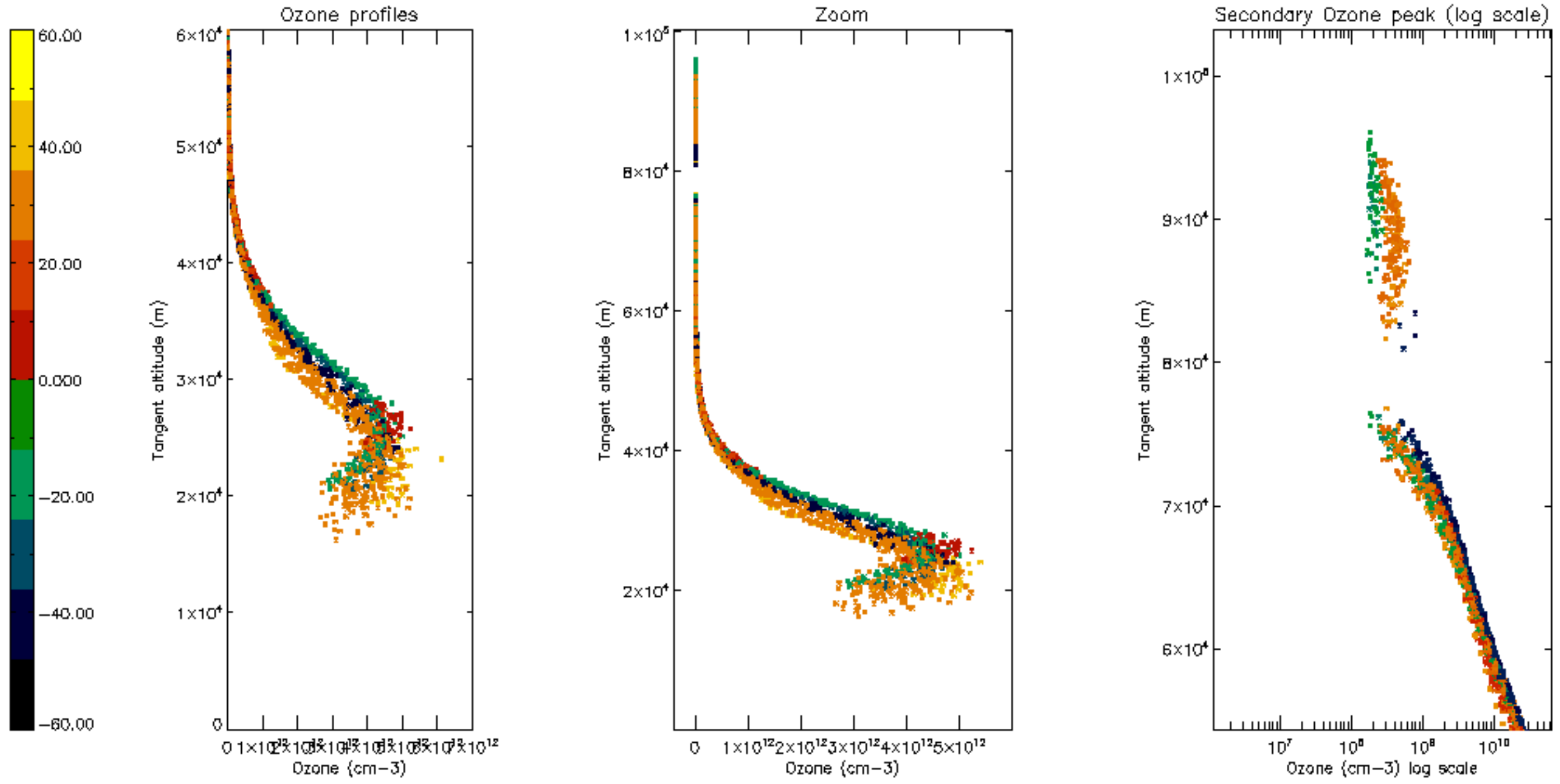
Percentage of saturation errors per profile

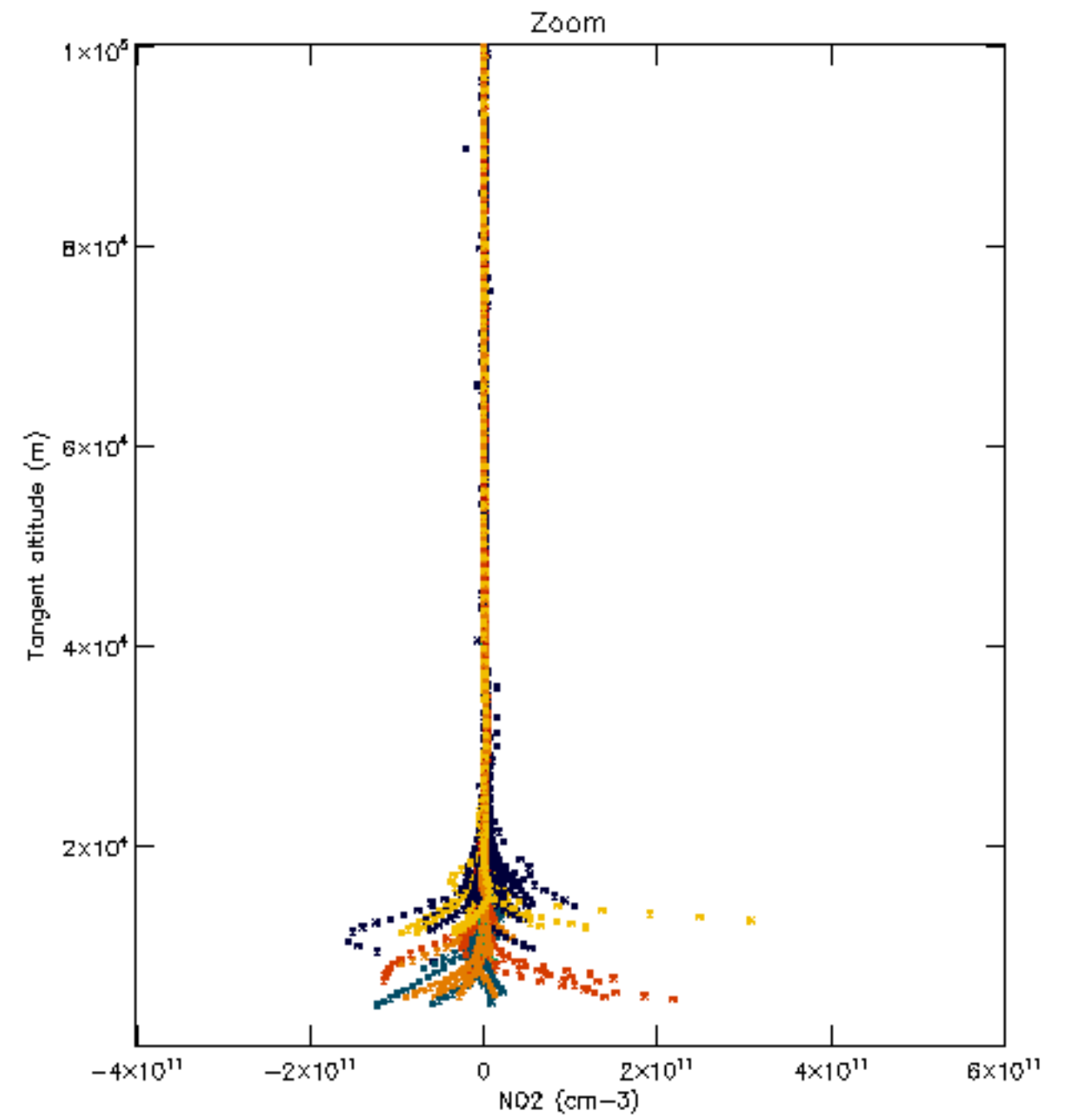
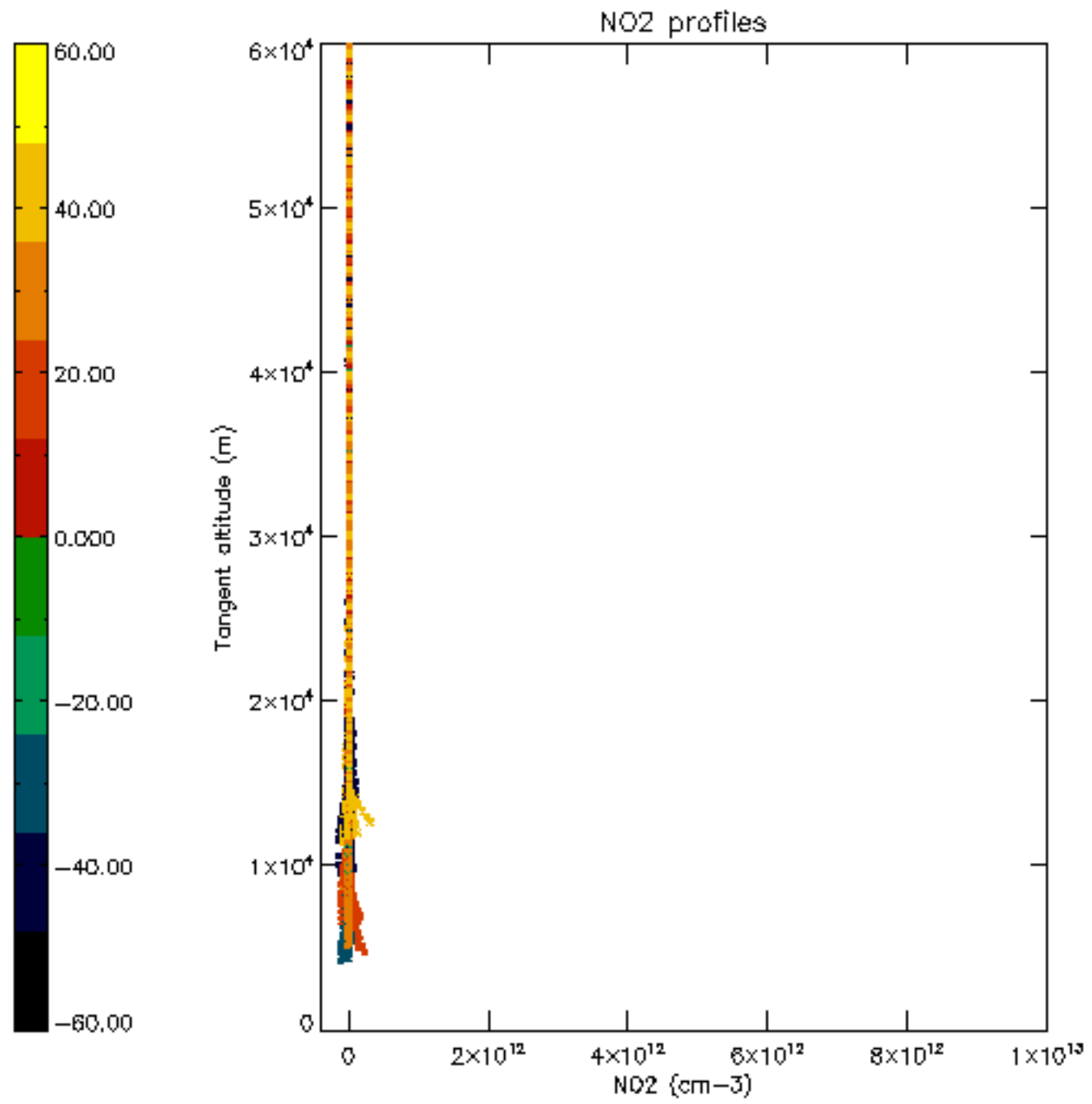


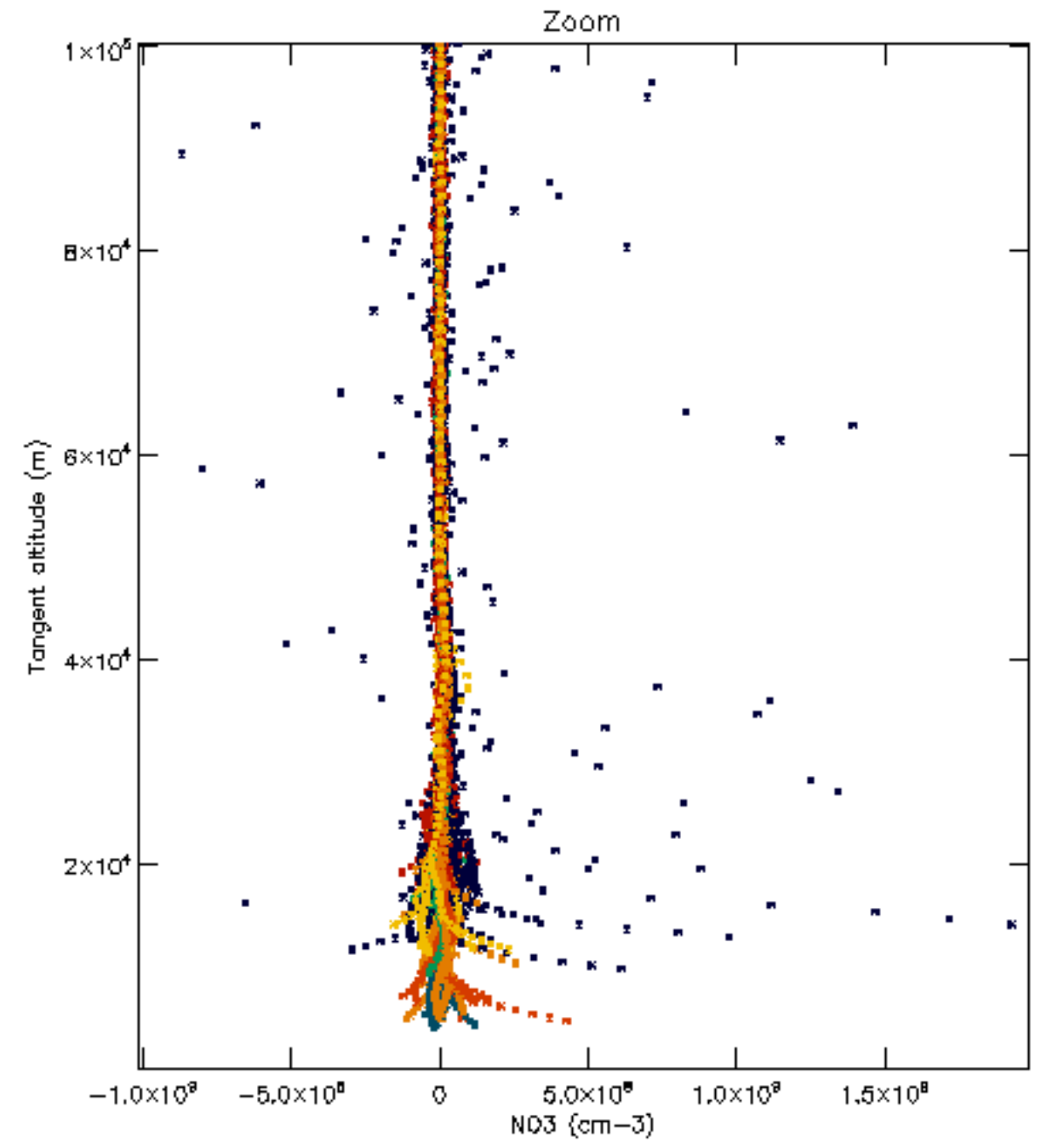
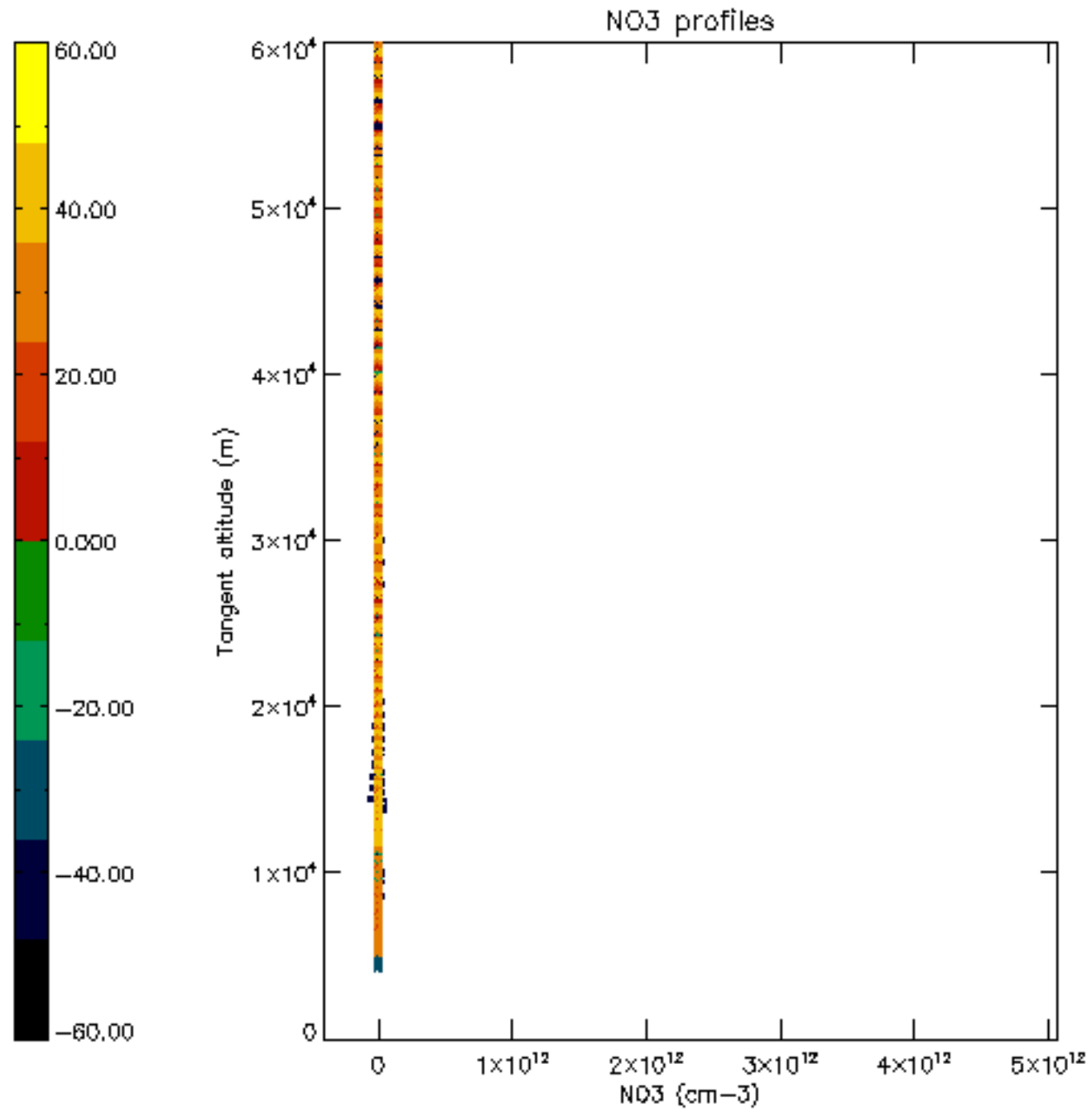


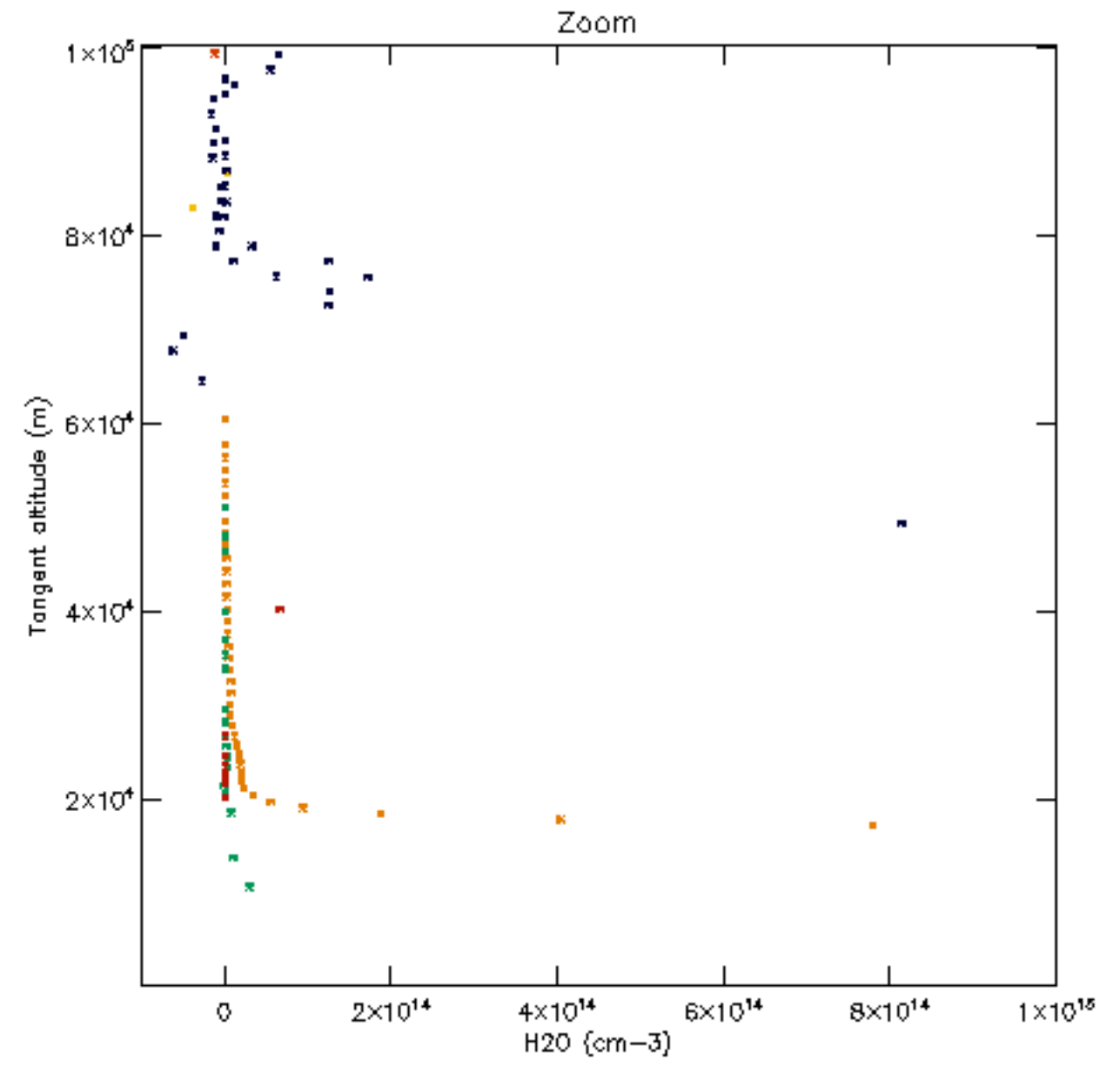
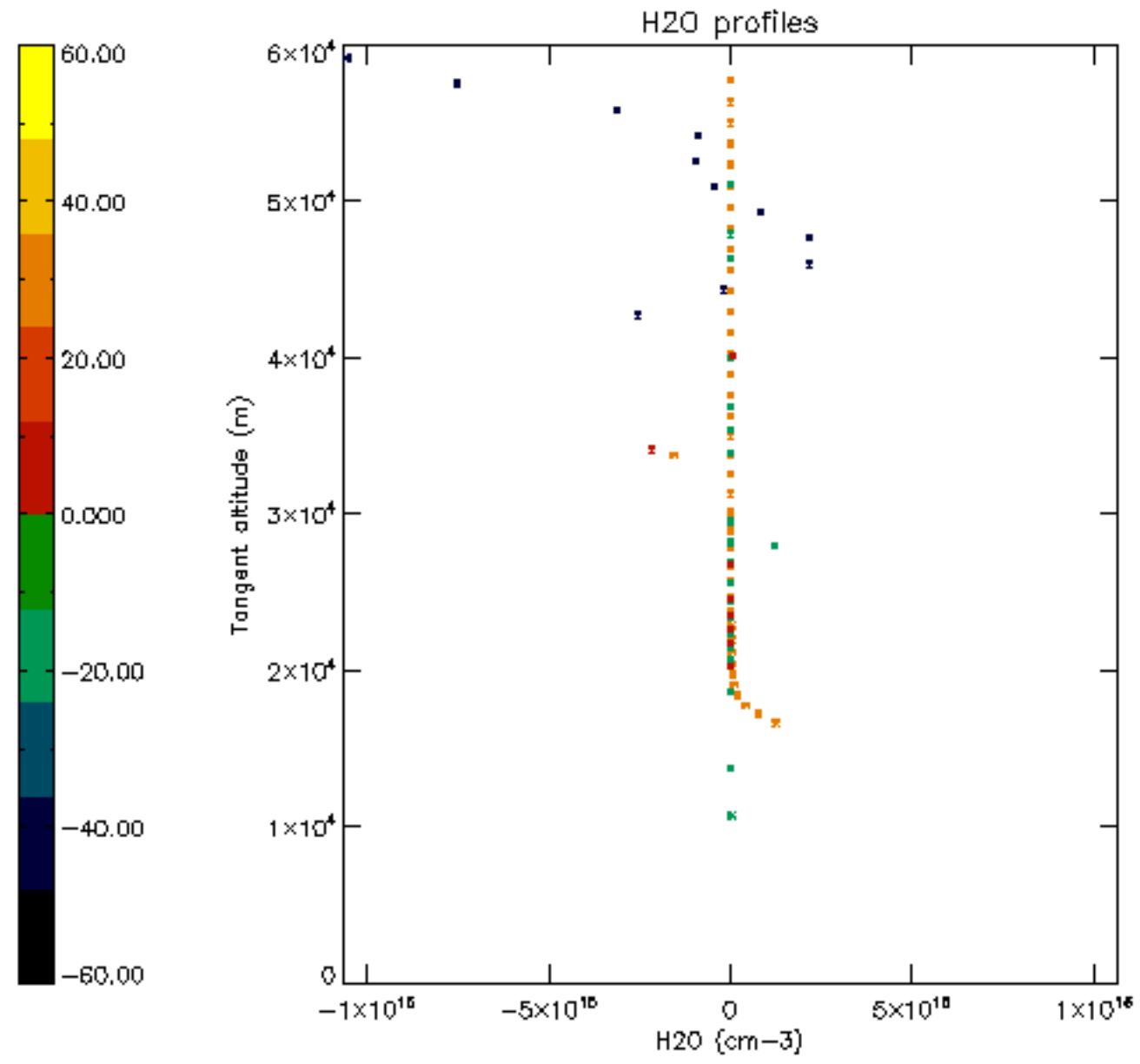


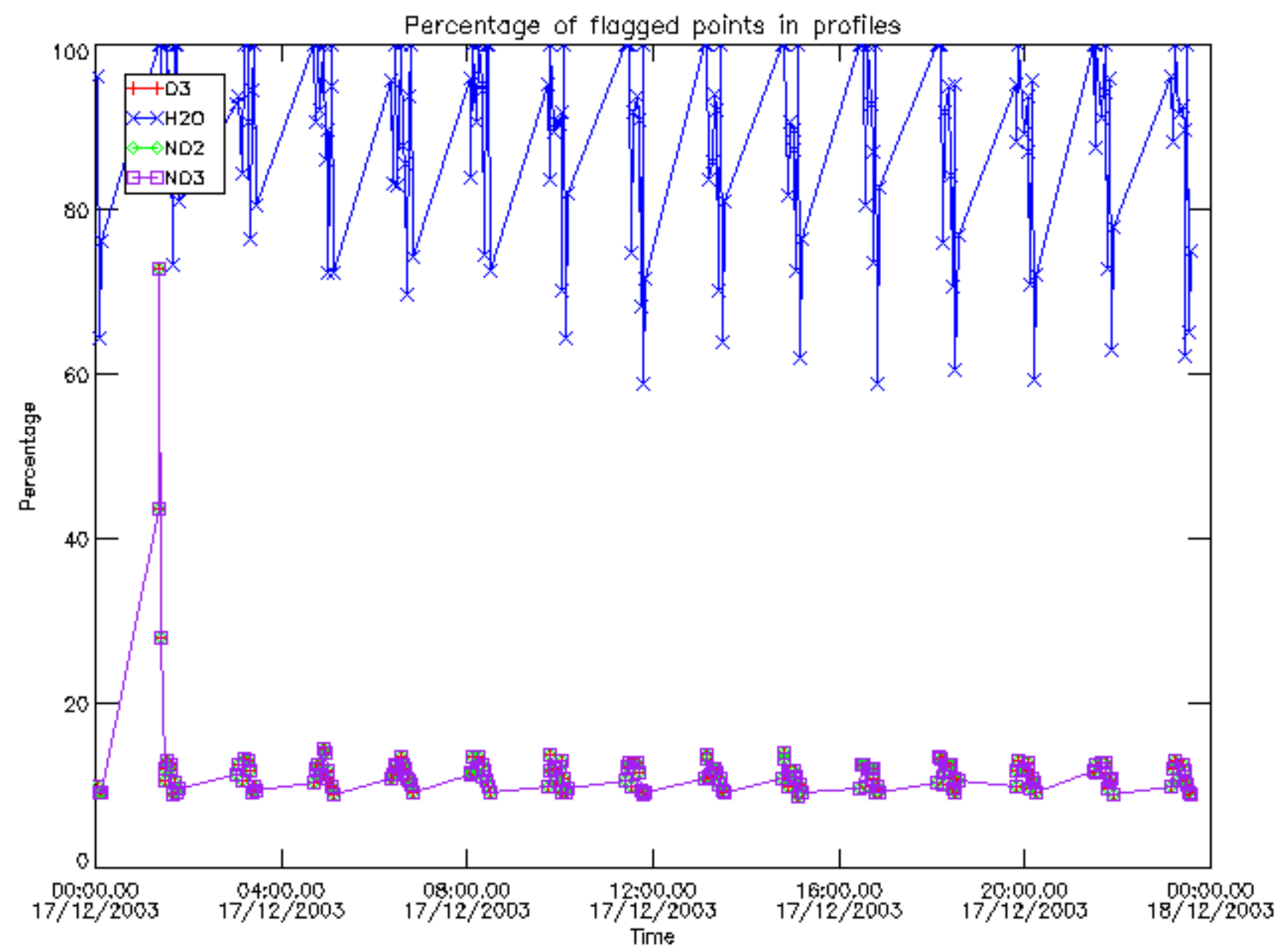




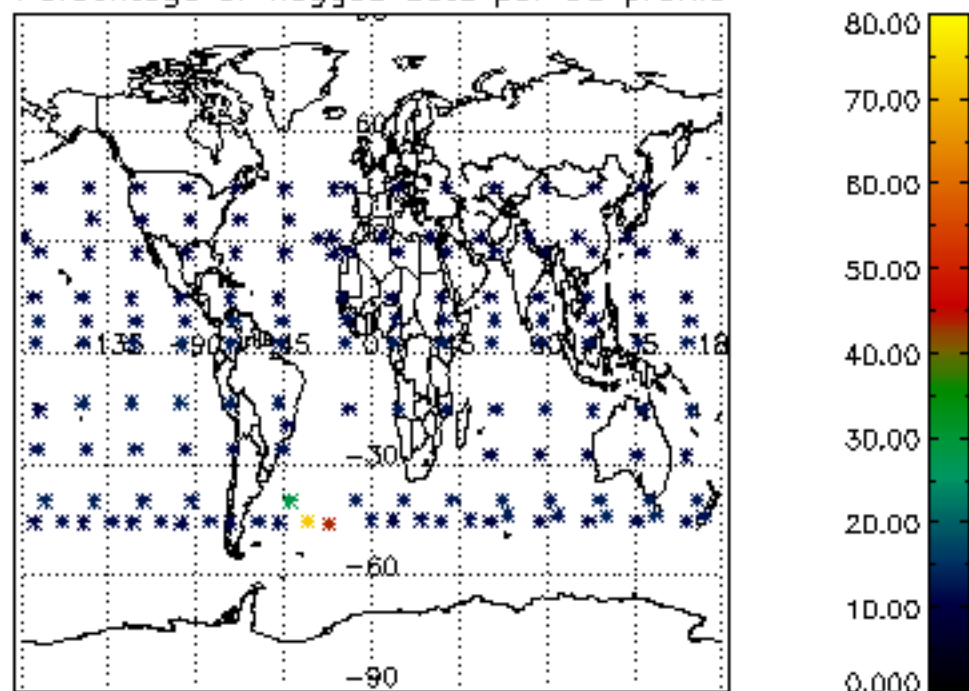




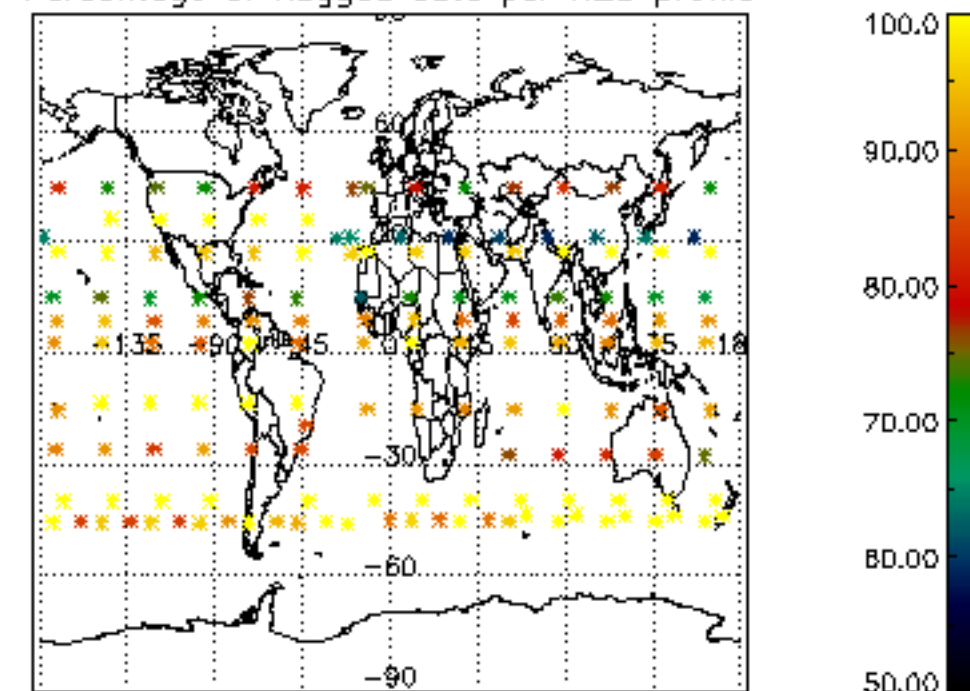




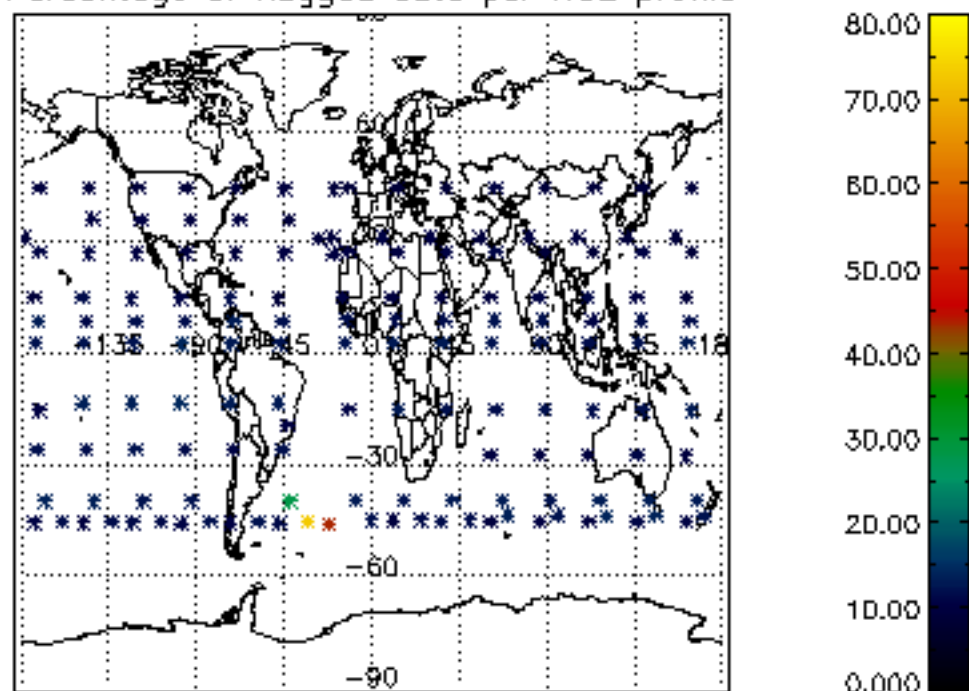
Percentage of flagged data per D3 profile



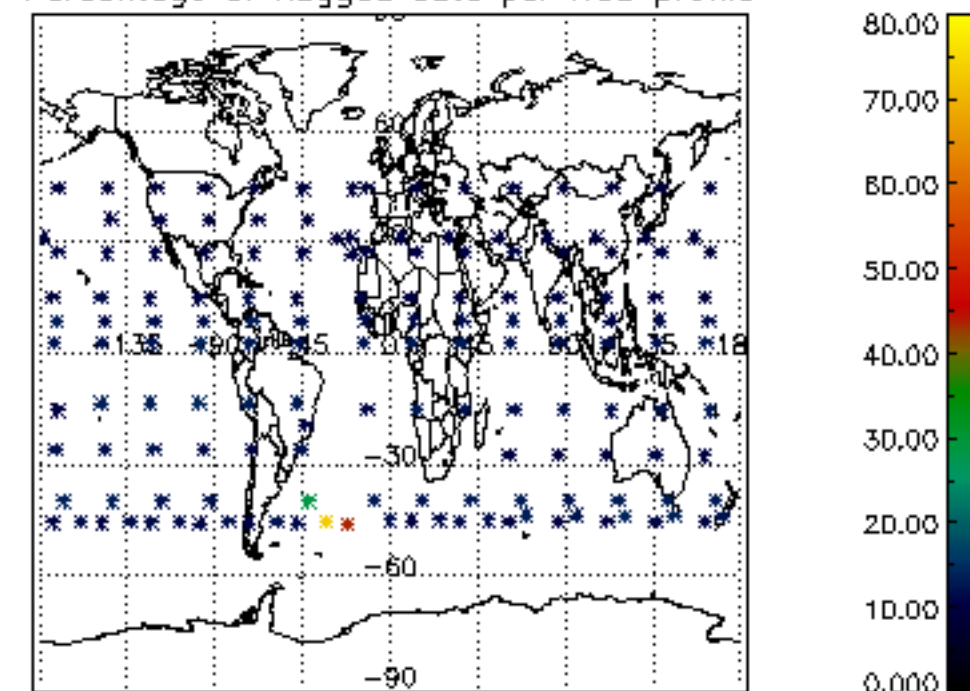
Percentage of flagged data per H2O profile

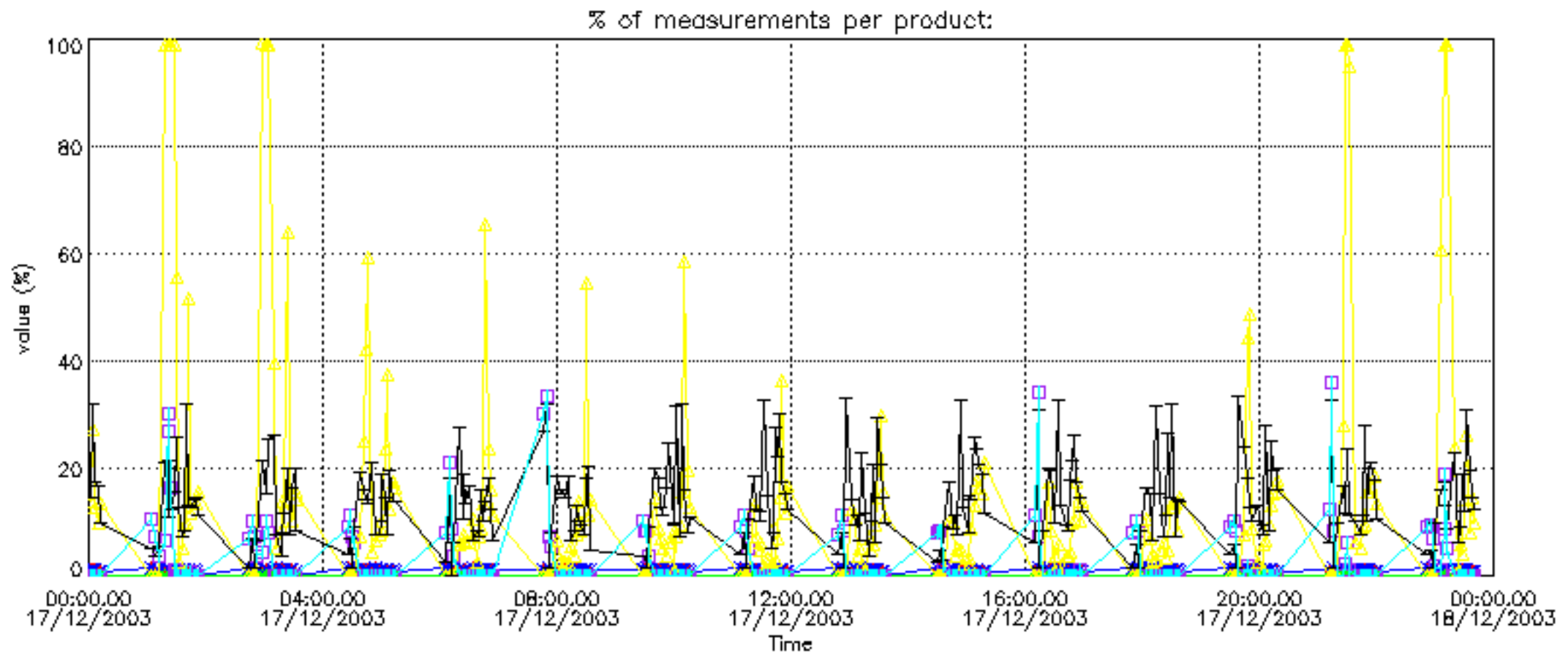


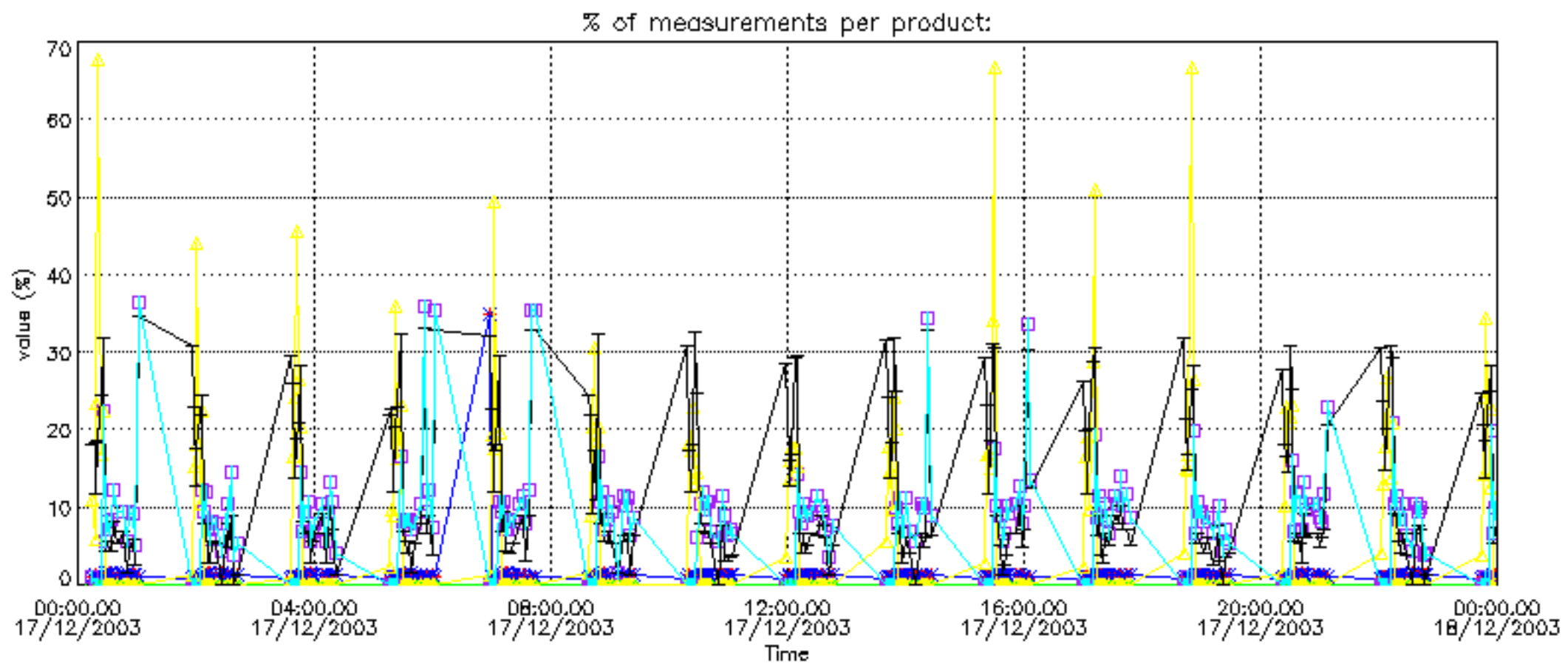
Percentage of flagged data per NO2 profile



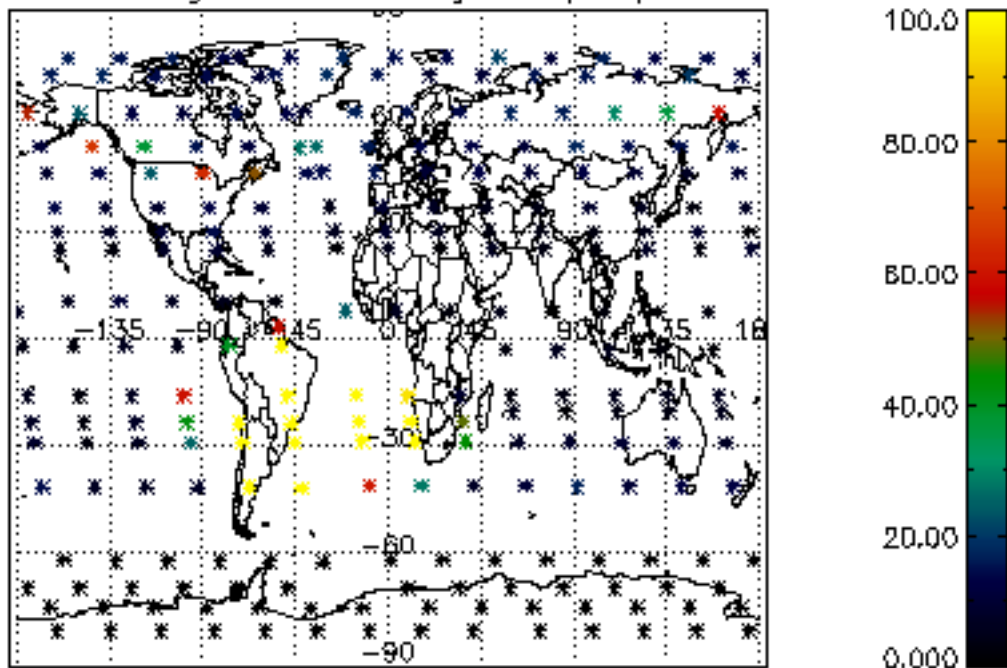
Percentage of flagged data per NO3 profile



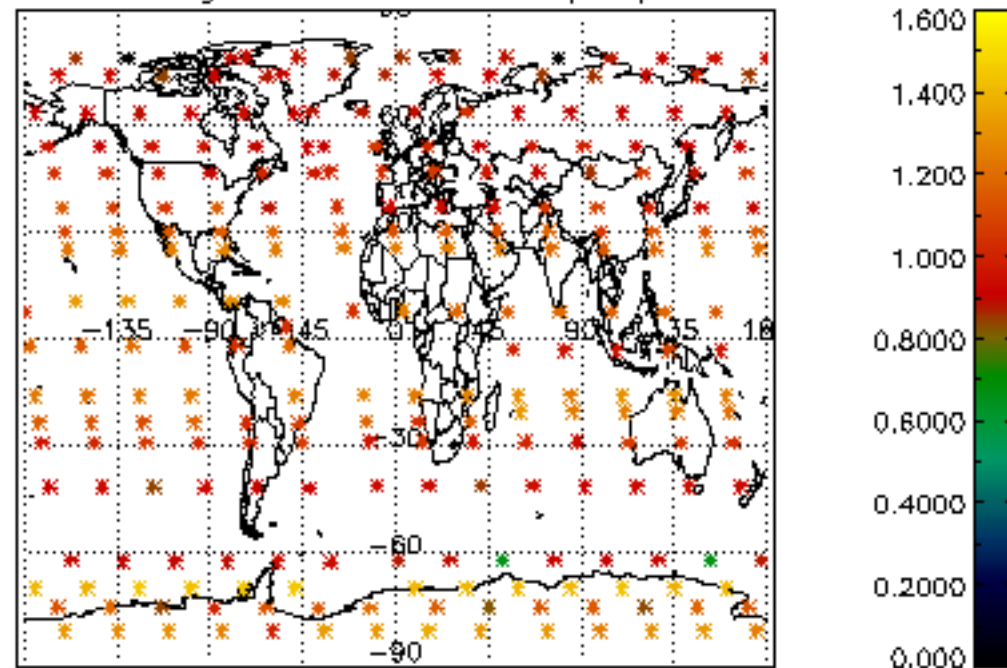




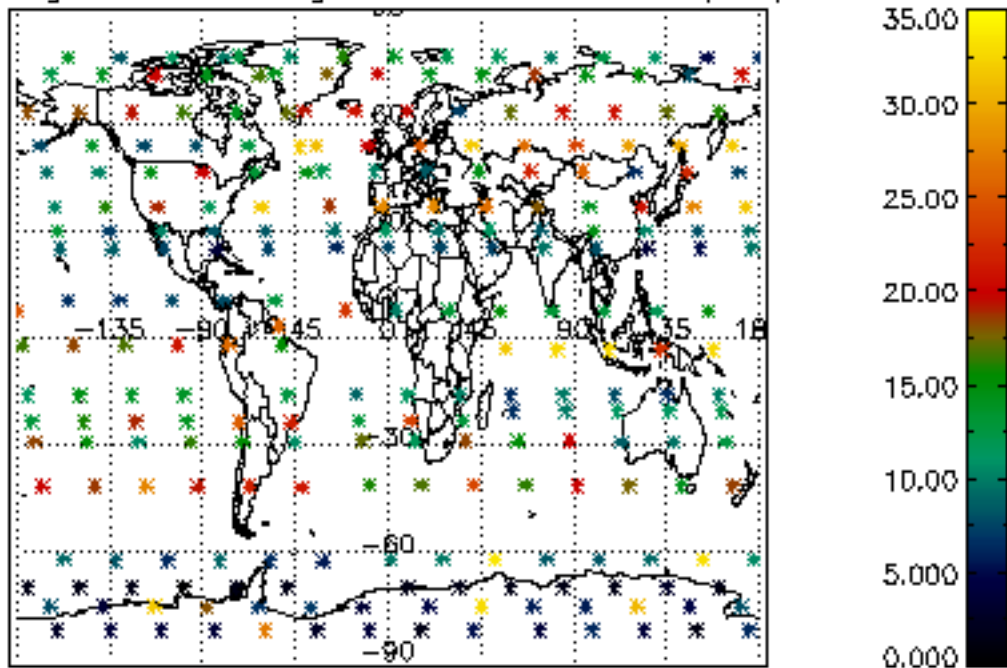
Percentage of cosmic ray hits per profile



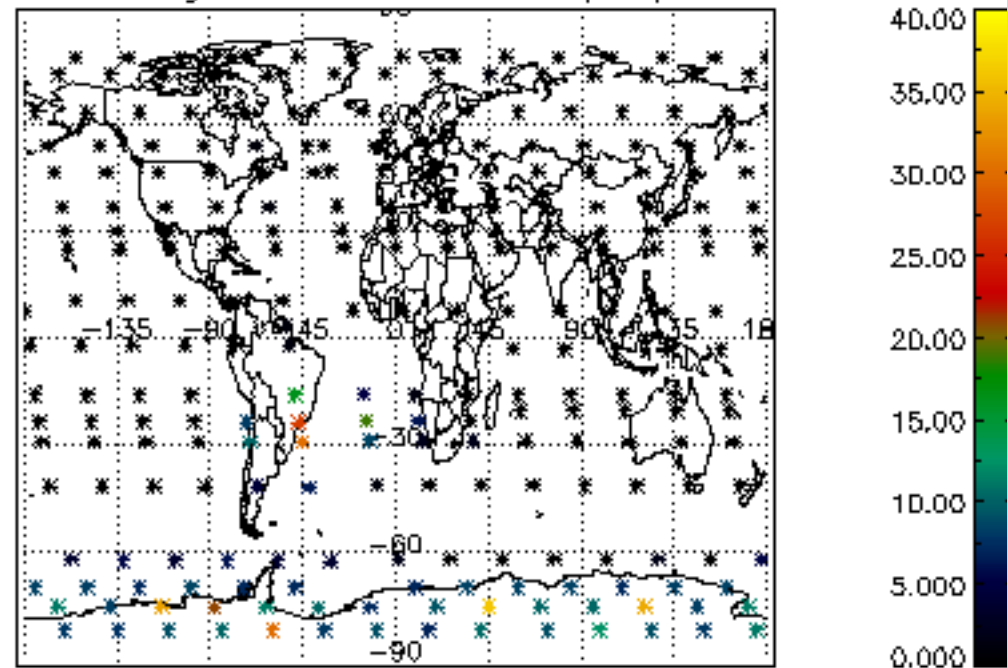
Percentage of datation errors per profile



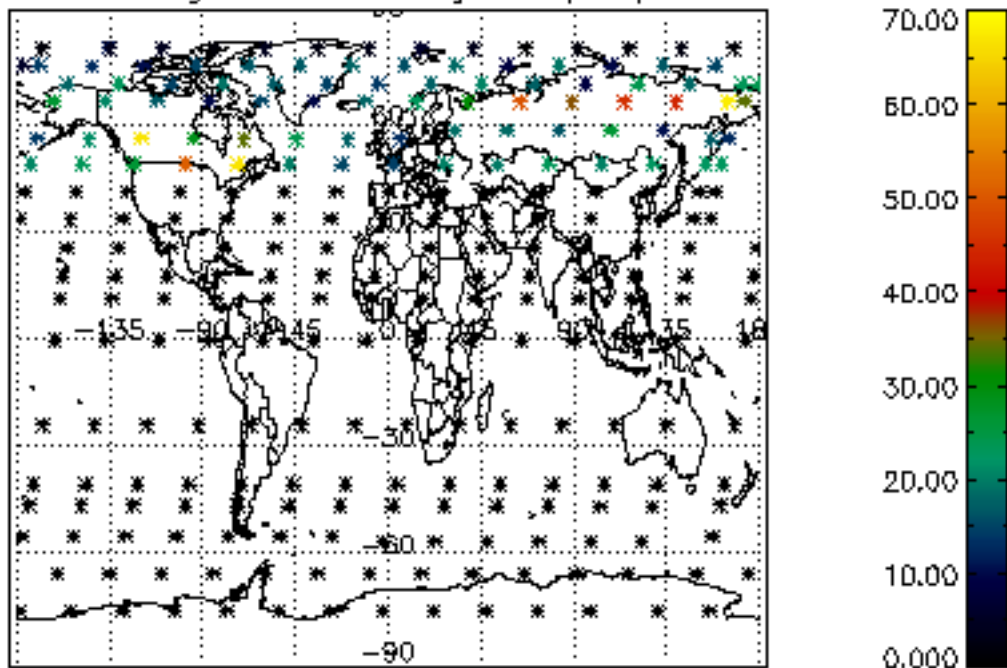
Percentage of star falling outside central band per profile



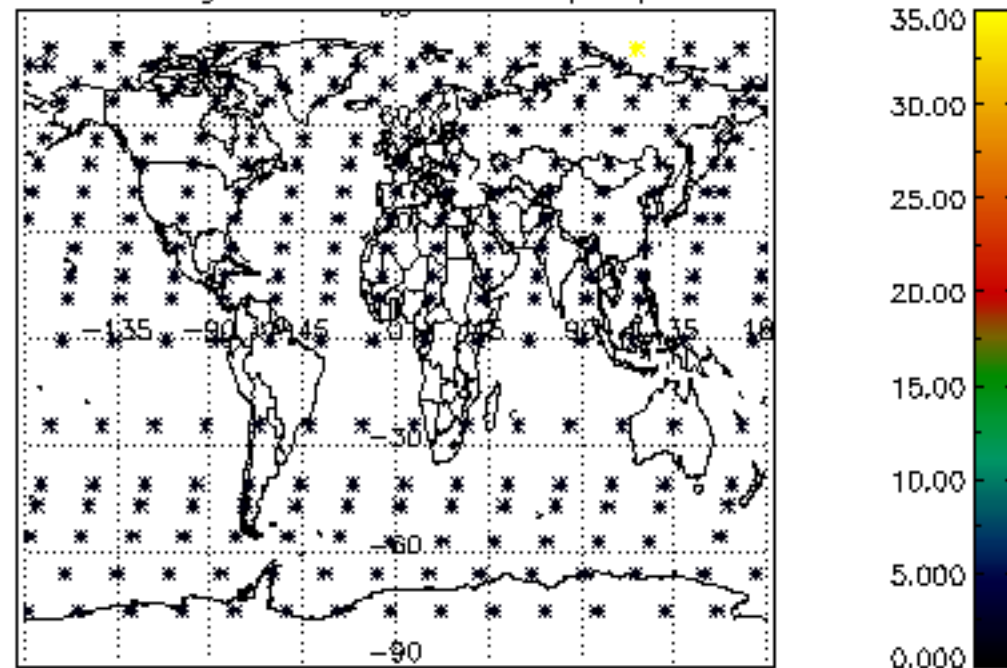
Percentage of saturation errors per profile



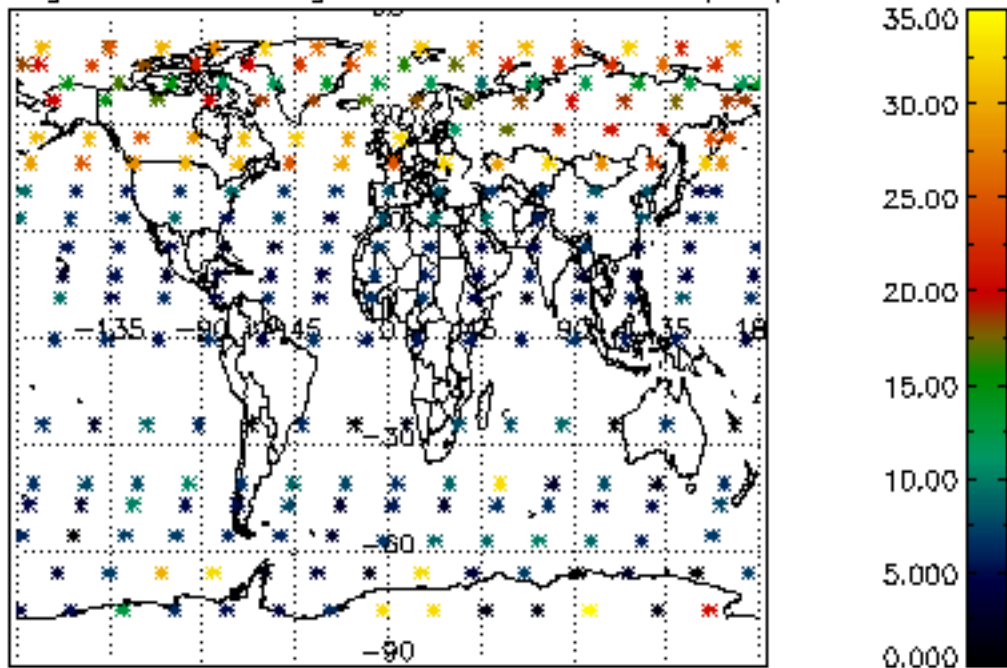
Percentage of cosmic ray hits per profile



Percentage of datation errors per profile



Percentage of star falling outside central band per profile



Percentage of saturation errors per profile

