

GOMOS Level 2 Daily Report

SUMMARY

[1. General Info](#)

[2. Summary of processed GOM_NL_2P products](#)

[3. Level 2 Quality information per product](#)

[3.1 Plot of level 2 quality information per product \(time dependant\)](#)

[3.2 Plot of level 2 quality information per product \(world map\)](#)

[4. Level 1 Quality information per product \(stored on level 2 products\)](#)

[4.1 Plot of level 1 quality information per product \(time dependant\)](#)

[4.1.1 Plot of level 1 quality information per product \(time dependant\): ASCENDING](#)

[4.1.2 Plot of level 1 quality information per product \(time dependant\): DESCENDING](#)

[4.2 Plot of level 1 quality information per product \(world map\)](#)

[4.2.1 Plot of level 1 quality information per product \(world map\): ASCENDING](#)

[4.2.2 Plot of level 1 quality information per product \(world map\): DESCENDING](#)

[5. Ozone profiles based on quality statistics and other trace gas profiles](#)

[5.1 Ozone statistics based on quality of products](#)

[5.2 Plot ozone profiles for all STD \(dark without errors\)](#)

[5.3 Plot ozone profiles where STD < 20% \(dark without errors\)](#)

[5.4. Plot ozone profiles where STD < 10% \(dark without errors\)](#)

[5.5. Plot ozone profiles where STD < 5% \(dark without errors\)](#)

[5.6 Plot NO2 profiles for all STD \(dark without errors\)](#)

[5.7 Plot NO3 profiles for all STD \(dark without errors\)](#)

[5.8 Plot H2O profiles \(only for occultations of stars 1,2,3,4,13,14,16,26,63 dark without errors\) for all STD](#)

[6. Auxiliary Data Files used for the production reported in section 2](#)

This report presents the daily analysis on parameters extracted from GOMOS level 2 data (GOM_NL__2P). It is intended to monitor some important parameters that will impact the quality of these products. A list of level 2 products (and content) that have arrived during the reporting day to the PCF is also given.

Item	Value
Time of report generation	20APR2013 02:02:52
Data source version	GOMOS/6.01
Start time of products	16-12-2003 (16DEC2003 00:00:00)
Stop time of products	17-12-2003 (17DEC2003 00:00:00)
Store outputs in DB	Yes
Nb of level 2 prods	468
Nb of prods with errors	1

2. Summary of processed GOM_NL__2P products.

Nr	Filename	UTC Start time	Limb	Duration	Star Id	Star Name	Star Mag	Star Temp	Nb Meas	Orbit	Prod. error
1	GOM_NL__2PRFIN20031216_000234_000000682022_00302_09374_9941.N1	16-DEC-2003 00:02:34	Bright	67.500	138	47Eps Vir	2.8280	4700.0	135	9374	No
2	GOM_NL__2PRFIN20031216_000832_000000562022_00302_09374_9942.N1	16-DEC-2003 00:08:32	Twilight	55.500	15	67Alp Vir	0.97600	28000.	111	9374	No
3	GOM_NL__2PRFIN20031216_001202_000000502022_00302_09374_9943.N1	16-DEC-2003 00:12:02	Dark	49.500	169	46Gam Hya	2.9910	4700.0	99	9374	No
4	GOM_NL__2PRFIN20031216_001344_000000442022_00302_09374_9944.N1	16-DEC-2003 00:13:44	Dark	43.500	54	5The Cen	2.0550	4500.0	87	9374	No
5	GOM_NL__2PRFIN20031216_001949_000000472022_00302_09374_9945.N1	16-DEC-2003 00:19:49	Dark	47.000	10	Bet Cen	0.61000	28000.	94	9374	No
6	GOM_NL__2PRFIN20031216_002115_000000492022_00303_09375_9916.N1	16-DEC-2003 00:21:15	Dark	48.500	26	Gam Cru	1.6240	2900.0	97	9375	No
7	GOM_NL__2PRFIN20031216_002317_000000382022_00303_09375_9917.N1	16-DEC-2003 00:23:17	Dark	37.500	112	Alp Mus	2.6880	26000.	75	9375	No
8	GOM_NL__2PRFIN20031216_002839_000000432022_00303_09375_9918.N1	16-DEC-2003 00:28:39	Dark	43.000	71	Iot Car	2.2460	7700.0	86	9375	No
9	GOM_NL__2PRFIN20031216_003034_000000492022_00303_09375_9919.N1	16-DEC-2003 00:30:34	Dark	48.500	41	Eps Car	1.8600	4100.0	97	9375	No
10	GOM_NL__2PRFIN20031216_003318_000000542022_00303_09375_9920.N1	16-DEC-2003 00:33:18	Dark	54.000	34	Gam2Vel	1.7930	23000.	108	9375	No
11	GOM_NL__2PRFIN20031216_003528_000000552022_00303_09375_9921.N1	16-DEC-2003 00:35:28	Dark	55.000	2	Alp Car	-0.73600	7000.0	110	9375	No
12	GOM_NL__2PRFIN20031216_003810_000000582022_00303_09375_9922.N1	16-DEC-2003 00:38:10	Dark	57.500	117	Pi Pup	2.7060	3800.0	115	9375	No
13	GOM_NL__2PRFIN20031216_004127_000000552022_00303_09375_9923.N1	16-DEC-2003 00:41:27	Straylight	54.500	23	21Eps CMa	1.5020	26000.	109	9375	No
14	GOM_NL__2PRFIN20031216_004316_000000572022_00303_09375_9924.N1	16-DEC-2003 00:43:16	Straylight	56.500	179	24Omi2CMa	3.0320	24000.	113	9375	No
15	GOM_NL__2PRFIN20031216_004621_000000742022_00303_09375_9925.N1	16-DEC-2003 00:46:21	Straylight	74.000	1	9Alp CMa	-1.4400	11000.	148	9375	No
16	GOM_NL__2PRFIN20031216_004833_000000472022_00303_09375_9926.N1	16-DEC-2003 00:48:33	Straylight	46.500	165	34Gam Eri	2.9500	3200.0	93	9375	No
17	GOM_NL__2PRFIN20031216_005019_000000482022_00303_09375_9927.N1	16-DEC-2003 00:50:19	Straylight	47.500	125	44Iot Ori	2.7700	30000.	95	9375	No
18	GOM_NL__2PRFIN20031216_005153_000000522022_00303_09375_9928.N1	16-DEC-2003 00:51:53	Straylight	51.500	30	46Eps Ori	1.6940	30000.	103	9375	No
19	GOM_NL__2PRFIN20031216_005414_000000512022_00303_09375_9929.N1	16-DEC-2003 00:54:14	Twilight	50.500	27	24Gam Ori	1.6360	26000.	101	9375	No
20	GOM_NL__2PRFIN20031216_005657_000000502022_00303_09375_9930.N1	16-DEC-2003 00:56:57	Twilight	49.500	13	87Alp Tau	0.86700	3800.0	99	9375	No
21	GOM_NL__2PRFIN20031216_005908_000000372022_00303_09375_9931.N1	16-DEC-2003 00:59:08	Bright	37.000	146	25Eta Tau	2.8730	15200.	74	9375	No
22	GOM_NL__2PRFIN20031216_010117_000000382022_00303_09375_9932.N1	16-DEC-2003 01:01:17	Bright	37.500	150	44Zet Per	2.8900	28000.	75	9375	No
23	GOM_NL__2PRFIN20031216_010335_000000372022_00303_09375_9933.N1	16-DEC-2003 01:03:35	Bright	36.500	149	45Eps Per	2.8880	30000.	73	9375	No
24	GOM_NL__2PRFIN20031216_010546_000000372022_00303_09375_9934.N1	16-DEC-2003 01:05:46	Bright	36.500	175	39Del Per	3.0100	19400.	73	9375	No
25	GOM_NL__2PRFIN20031216_010732_000000362022_00303_09375_9935.N1	16-DEC-2003 01:07:32	Bright	35.500	160	23Gam Per	2.9300	4700.0	71	9375	No
26	GOM_NL__2PRFIN20031216_011042_000000382022_00303_09375_9936.N1	16-DEC-2003 01:10:42	Bright	38.000	110	37Del Cas	2.6780	8900.0	76	9375	No
27	GOM_NL__2PRFIN20031216_011729_000000362022_00303_09375_9937.N1	16-DEC-2003 01:17:29	Bright	36.000	49	1Alp UMi	1.9900	6300.0	72	9375	No
28	GOM_NL__2PRFIN20031216_012211_000000412022_00303_09375_9938.N1	16-DEC-2003 01:22:11	Bright	41.000	60	7Bet UMi	2.0810	3950.0	82	9375	No
29	GOM_NL__2PRFIN20031216_012405_000000512022_00303_09375_9939.N1	16-DEC-2003 01:24:05	Bright	50.500	82	48Bet UMa	2.3650	10600.	101	9375	No
30	GOM_NL__2PRFIN20031216_012651_000000432022_00303_09375_9940.N1	16-DEC-2003 01:26:51	Bright	42.500	32	77Eps UMa	1.7630	11000.	85	9375	No
31	GOM_NL__2PRFIN20031216_012924_000000402022_00303_09375_9941.N1	16-DEC-2003 01:29:24	Bright	39.500	39	85Eta UMa	1.8540	24000.	79	9375	No
32	GOM_NL__2PRFIN20031216_013244_000000382022_00303_09375_9942.N1	16-DEC-2003 01:32:44	Bright	38.000	180	27Gam Boo	3.0400	8000.0	76	9375	No
33	GOM_NL__2PRFIN20031216_013557_000000372022_00303_09375_9943.N1	16-DEC-2003 01:35:57	Bright	37.000	83		2.3780	11000.	74	9375	No
34	GOM_NL__2PRFIN20031216_013915_000000412022_00303_09375_9944.N1	16-DEC-2003 01:39:15	Bright	41.000	111	8Eta Boo	2.6800	6000.0	82	9375	No
35	GOM_NL__2PRFIN20031216_014909_000000532022_00303_09375_9945.N1	16-DEC-2003 01:49:09	Twilight	53.000	15	67Alp Vir	0.97600	28000.	106	9375	No
36	GOM_NL__2PRFIN20031216_015239_000000462022_00303_09375_9946.N1	16-DEC-2003 01:52:39	Dark	46.000	169	46Gam Hya	2.9910	4700.0	92	9375	No
37	GOM_NL__2PRFIN20031216_015420_000000402022_00303_09375_9947.N1	16-DEC-2003 01:54:20	Dark	40.000	54	5The Cen	2.0550	4500.0	80	9375	No
38	GOM_NL__2PRFIN20031216_015631_000000412022_00303_09375_9948.N1	16-DEC-2003 01:56:31	Dark	41.000	78	Alp Lup	2.3040	28000.	82	9375	No
39	GOM_NL__2PRFIN20031216_020026_000000392022_00303_09375_9949.N1	16-DEC-2003 02:00:26	Dark	39.000	10	Bet Cen	0.61000	28000.	78	9375	No
40	GOM_NL__2PRFIN20031216_020151_000000432022_00304_09376_9932.N1	16-DEC-2003 02:01:51	Dark	43.000	20	Bet Cru	1.2530	30000.	86	9376	No
41	GOM_NL__2PRFIN20031216_020353_000000402022_00304_09376_9933.N1	16-DEC-2003 02:03:53	Dark	39.500	112	Alp Mus	2.6880	26000.	79	9376	No
42	GOM_NL__2PRFIN20031216_020915_000000442022_00304_09376_9934.N1	16-DEC-2003 02:09:15	Dark	43.500	71	Iot Car	2.2460	7700.0	87	9376	No

43	GOM_NL__2PRFIN20031216_021111_00000522022_00304_09376_9935.N1	16-DEC-2003 02:11:11	Dark	52.000	41	Eps Car	1.8600	4100.0	104	9376	No
44	GOM_NL__2PRFIN20031216_021355_00000522022_00304_09376_9936.N1	16-DEC-2003 02:13:55	Dark	52.000	34	Gam2Vel	1.7930	23000.	104	9376	No
45	GOM_NL__2PRFIN20031216_021604_00000482022_00304_09376_9937.N1	16-DEC-2003 02:16:04	Dark	48.000	2	Alp Car	-0.73600	7000.0	96	9376	No
46	GOM_NL__2PRFIN20031216_021847_00000552022_00304_09376_9938.N1	16-DEC-2003 02:18:47	Dark	54.500	117	Pi Pup	2.7060	3800.0	109	9376	No
47	GOM_NL__2PRFIN20031216_022203_00000572022_00304_09376_9939.N1	16-DEC-2003 02:22:03	Straylight	56.500	23	21Eps CMa	1.5020	26000.	113	9376	No
48	GOM_NL__2PRFIN20031216_022353_00000562022_00304_09376_9940.N1	16-DEC-2003 02:23:53	Straylight	55.500	179	24Omi2CMa	3.0320	24000.	111	9376	No
49	GOM_NL__2PRFIN20031216_022657_00000722022_00304_09376_9941.N1	16-DEC-2003 02:26:57	Straylight	72.000	1	9Alp CMa	-1.4400	11000.	144	9376	No
50	GOM_NL__2PRFIN20031216_022910_00000472022_00304_09376_9942.N1	16-DEC-2003 02:29:10	Straylight	47.000	165	34Gam Eri	2.9500	3200.0	94	9376	No
51	GOM_NL__2PRFIN20031216_023055_00000472022_00304_09376_9943.N1	16-DEC-2003 02:30:55	Straylight	46.500	125	44Iot Ori	2.7700	30000.	93	9376	No
52	GOM_NL__2PRFIN20031216_023228_00000532022_00304_09376_9944.N1	16-DEC-2003 02:32:28	Straylight	52.500	30	46Eps Ori	1.6940	30000.	105	9376	No
53	GOM_NL__2PRFIN20031216_023449_00000502022_00304_09376_9945.N1	16-DEC-2003 02:34:49	Tw_i_and_stray	49.500	27	24Gam Ori	1.6360	26000.	99	9376	No
54	GOM_NL__2PRFIN20031216_023733_00000532022_00304_09376_9946.N1	16-DEC-2003 02:37:33	Tw_i_and_stray	52.500	13	87Alp Tau	0.86700	3800.0	105	9376	No
55	GOM_NL__2PRFIN20031216_023943_00000382022_00304_09376_9947.N1	16-DEC-2003 02:39:43	Bright	37.500	146	25Eta Tau	2.8730	15200.	75	9376	No
56	GOM_NL__2PRFIN20031216_024153_00000372022_00304_09376_9948.N1	16-DEC-2003 02:41:53	Bright	37.000	150	44Zet Per	2.8900	28000.	74	9376	No
57	GOM_NL__2PRFIN20031216_024411_00000372022_00304_09376_9949.N1	16-DEC-2003 02:44:11	Bright	36.500	149	45Eps Per	2.8880	30000.	73	9376	No
58	GOM_NL__2PRFIN20031216_024622_00000362022_00304_09376_9950.N1	16-DEC-2003 02:46:22	Bright	36.000	175	39Del Per	3.0100	19400.	72	9376	No
59	GOM_NL__2PRFIN20031216_024808_00000362022_00304_09376_9951.N1	16-DEC-2003 02:48:08	Bright	36.000	160	23Gam Per	2.9300	4700.0	72	9376	No
60	GOM_NL__2PRFIN20031216_025117_00000392022_00304_09376_9952.N1	16-DEC-2003 02:51:17	Bright	38.500	110	37Del Cas	2.6780	8900.0	77	9376	No
61	GOM_NL__2PRFIN20031216_025804_00000372022_00304_09376_9953.N1	16-DEC-2003 02:58:04	Bright	36.500	49	1Alp UMi	1.9900	6300.0	73	9376	No
62	GOM_NL__2PRFIN20031216_030247_00000402022_00304_09376_9954.N1	16-DEC-2003 03:02:47	Bright	40.000	60	7Bet UMi	2.0810	3950.0	80	9376	No
63	GOM_NL__2PRFIN20031216_030440_00000502022_00304_09376_9955.N1	16-DEC-2003 03:04:40	Bright	50.000	82	48Bet UMa	2.3650	10600.	100	9376	No
64	GOM_NL__2PRFIN20031216_030726_00000432022_00304_09376_9956.N1	16-DEC-2003 03:07:26	Bright	42.500	32	77Eps UMa	1.7630	11000.	85	9376	No
65	GOM_NL__2PRFIN20031216_030959_00000412022_00304_09376_9957.N1	16-DEC-2003 03:09:59	Bright	41.000	39	85Eta UMa	1.8540	24000.	82	9376	No
66	GOM_NL__2PRFIN20031216_031320_00000362022_00304_09376_9958.N1	16-DEC-2003 03:13:20	Bright	36.000	180	27Gam Boo	3.0400	8000.0	72	9376	No
67	GOM_NL__2PRFIN20031216_031632_00000382022_00304_09376_9959.N1	16-DEC-2003 03:16:32	Bright	37.500	83		2.3780	11000.	75	9376	No
68	GOM_NL__2PRFIN20031216_031951_00000432022_00304_09376_9960.N1	16-DEC-2003 03:19:51	Bright	42.500	111	8Eta Boo	2.6800	6000.0	85	9376	No
69	GOM_NL__2PRFIN20031216_032945_00000562022_00304_09376_9961.N1	16-DEC-2003 03:29:45	Tw_i_and_stray	55.500	15	67Alp Vir	0.97600	28000.	111	9376	No
70	GOM_NL__2PRFIN20031216_033315_00000462022_00304_09376_9962.N1	16-DEC-2003 03:33:15	Dark	46.000	169	46Gam Hya	2.9910	4700.0	92	9376	No
71	GOM_NL__2PRFIN20031216_033457_00000422022_00304_09376_9963.N1	16-DEC-2003 03:34:57	Dark	42.000	54	5The Cen	2.0550	4500.0	84	9376	No
72	GOM_NL__2PRFIN20031216_033707_00000402022_00304_09376_9964.N1	16-DEC-2003 03:37:07	Dark	39.500	78	Alp Lup	2.3040	28000.	79	9376	No
73	GOM_NL__2PRFIN20031216_034102_00000452022_00304_09376_9965.N1	16-DEC-2003 03:41:02	Dark	44.500	10	Bet Cen	0.61000	28000.	89	9376	No
74	GOM_NL__2PRFIN20031216_034228_00000422022_00305_09377_9920.N1	16-DEC-2003 03:42:28	Dark	42.000	20	Bet Cru	1.2530	30000.	84	9377	No
75	GOM_NL__2PRFIN20031216_034429_00000392022_00305_09377_9921.N1	16-DEC-2003 03:44:29	Dark	39.000	112	Alp Mus	2.6880	26000.	78	9377	No
76	GOM_NL__2PRFIN20031216_034952_00000452022_00305_09377_9922.N1	16-DEC-2003 03:49:52	Dark	44.500	71	Iot Car	2.2460	7700.0	89	9377	No
77	GOM_NL__2PRFIN20031216_035147_00000502022_00305_09377_9923.N1	16-DEC-2003 03:51:47	Dark	50.000	41	Eps Car	1.8600	4100.0	100	9377	No
78	GOM_NL__2PRFIN20031216_035432_00000512022_00305_09377_9924.N1	16-DEC-2003 03:54:32	Dark	50.500	34	Gam2Vel	1.7930	23000.	101	9377	No
79	GOM_NL__2PRFIN20031216_035640_00000532022_00305_09377_9925.N1	16-DEC-2003 03:56:40	Dark	52.500	2	Alp Car	-0.73600	7000.0	105	9377	No
80	GOM_NL__2PRFIN20031216_035924_00000582022_00305_09377_9926.N1	16-DEC-2003 03:59:24	Dark	57.500	117	Pi Pup	2.7060	3800.0	115	9377	No
81	GOM_NL__2PRFIN20031216_040240_00000582022_00305_09377_9927.N1	16-DEC-2003 04:02:40	Straylight	57.500	23	21Eps CMa	1.5020	26000.	115	9377	No
82	GOM_NL__2PRFIN20031216_040429_00000582022_00305_09377_9928.N1	16-DEC-2003 04:04:29	Straylight	58.000	179	24Omi2CMa	3.0320	24000.	116	9377	No
83	GOM_NL__2PRFIN20031216_040733_00000692022_00305_09377_9929.N1	16-DEC-2003 04:07:33	Straylight	69.000	1	9Alp CMa	-1.4400	11000.	138	9377	No
84	GOM_NL__2PRFIN20031216_040946_00000472022_00305_09377_9930.N1	16-DEC-2003 04:09:46	Straylight	47.000	165	34Gam Eri	2.9500	3200.0	94	9377	No
85	GOM_NL__2PRFIN20031216_041132_00000482022_00305_09377_9931.N1	16-DEC-2003 04:11:32	Straylight	47.500	125	44Iot Ori	2.7700	30000.	95	9377	No
86	GOM_NL__2PRFIN20031216_041304_00000552022_00305_09377_9932.N1	16-DEC-2003 04:13:04	Straylight	54.500	30	46Eps Ori	1.6940	30000.	109	9377	No
87	GOM_NL__2PRFIN20031216_041526_00000512022_00305_09377_9933.N1	16-DEC-2003 04:15:26	Tw_i_and_stray	51.000	27	24Gam Ori	1.6360	26000.	102	9377	No
88	GOM_NL__2PRFIN20031216_041809_00000502022_00305_09377_9934.N1	16-DEC-2003 04:18:09	Tw_i_and_stray	50.000	13	87Alp Tau	0.86700	3800.0	100	9377	No
89	GOM_NL__2PRFIN20031216_042020_00000382022_00305_09377_9935.N1	16-DEC-2003 04:20:20	Bright	37.500	146	25Eta Tau	2.8730	15200.	75	9377	No
90	GOM_NL__2PRFIN20031216_042229_00000382022_00305_09377_9936.N1	16-DEC-2003 04:22:29	Bright	38.000	150	44Zet Per	2.8900	28000.	76	9377	No
91	GOM_NL__2PRFIN20031216_042447_00000362022_00305_09377_9937.N1	16-DEC-2003 04:24:47	Bright	36.000	149	45Eps Per	2.8880	30000.	72	9377	No
92	GOM_NL__2PRFIN20031216_042658_00000372022_00305_09377_9938.N1	16-DEC-2003 04:26:58	Bright	36.500	175	39Del Per	3.0100	19400.	73	9377	No
93	GOM_NL__2PRFIN20031216_042844_00000372022_00305_09377_9939.N1	16-DEC-2003 04:28:44	Bright	37.000	160	23Gam Per	2.9300	4700.0	74	9377	No
94	GOM_NL__2PRFIN20031216_043154_00000362022_00305_09377_9940.N1	16-DEC-2003 04:31:54	Bright	36.000	110	37Del Cas	2.6780	8900.0	72	9377	No
95	GOM_NL__2PRFIN20031216_043840_00000392022_00305_09377_9941.N1	16-DEC-2003 04:38:40	Bright	38.500	49	1Alp UMi	1.9900	6300.0	77	9377	No
96	GOM_NL__2PRFIN20031216_044323_00000422022_00305_09377_9942.N1	16-DEC-2003 04:43:23	Bright	42.000	60	7Bet UMi	2.0810	3950.0	84	9377	No
97	GOM_NL__2PRFIN20031216_044516_00000522022_00305_09377_9943.N1	16-DEC-2003 04:45:16	Bright	52.000	82	48Bet UMa	2.3650	10600.	104	9377	No
98	GOM_NL__2PRFIN20031216_044803_00000402022_00305_09377_9944.N1	16-DEC-2003 04:48:03	Bright	40.000	32	77Eps UMa	1.7630	11000.	80	9377	No
99	GOM_NL__2PRFIN20031216_045036_00000582022_00305_09377_9945.N1	16-DEC-2003 04:50:36	Bright	58.000	39	85Eta UMa	1.8540	24000.	116	9377	No
100	GOM_NL__2PRFIN20031216_045356_00000552022_00305_09377_9946.N1	16-DEC-2003 04:53:56	Bright	55.000	180	27Gam Boo	3.0400	8000.0	110	9377	No
101	GOM_NL__2PRFIN20031216_045709_00000392022_00305_09377_9947.N1	16-DEC-2003 04:57:09	Bright	38.500	83		2.3780	11000.	77	9377	No

102	GOM_NL__2PRFIN20031216_050026_000000432022_00305_09377_9948.N1	16-DEC-2003 05:00:26	Bright	43.000	111	8Eta Boo	2.6800	6000.0	86	9377	No
103	GOM_NL__2PRFIN20031216_051022_000000542022_00305_09377_9949.N1	16-DEC-2003 05:10:22	Tw_i_and_stray	54.000	15	67Alp Vir	0.97600	28000.	108	9377	No
104	GOM_NL__2PRFIN20031216_051352_000000482022_00305_09377_9950.N1	16-DEC-2003 05:13:52	Dark	47.500	169	46Gam Hya	2.9910	4700.0	95	9377	No
105	GOM_NL__2PRFIN20031216_051533_000000442022_00305_09377_9951.N1	16-DEC-2003 05:15:33	Dark	43.500	54	5The Cen	2.0550	4500.0	87	9377	No
106	GOM_NL__2PRFIN20031216_051743_000000402022_00305_09377_9952.N1	16-DEC-2003 05:17:43	Dark	40.000	78	Alp Lup	2.3040	28000.	80	9377	No
107	GOM_NL__2PRFIN20031216_052137_000000502022_00305_09377_9953.N1	16-DEC-2003 05:21:37	Dark	49.500	10	Bet Cen	0.61000	28000.	99	9377	No
108	GOM_NL__2PRFIN20031216_052304_000000512022_00306_09378_9941.N1	16-DEC-2003 05:23:04	Dark	50.500	20	Bet Cru	1.2530	30000.	101	9378	No
109	GOM_NL__2PRFIN20031216_052506_000000382022_00306_09378_9942.N1	16-DEC-2003 05:25:06	Dark	38.000	112	Alp Mus	2.6880	26000.	76	9378	No
110	GOM_NL__2PRFIN20031216_053030_000000482022_00306_09378_9943.N1	16-DEC-2003 05:30:30	Dark	47.500	71	Iot Car	2.2460	7700.0	95	9378	No
111	GOM_NL__2PRFIN20031216_053224_000000542022_00306_09378_9944.N1	16-DEC-2003 05:32:24	Dark	53.500	41	Eps Car	1.8600	4100.0	107	9378	No
112	GOM_NL__2PRFIN20031216_053509_000000492022_00306_09378_9945.N1	16-DEC-2003 05:35:09	Dark	48.500	34	Gam2Vel	1.7930	23000.	97	9378	No
113	GOM_NL__2PRFIN20031216_053718_000000482022_00306_09378_9946.N1	16-DEC-2003 05:37:18	Dark	47.500	2	Alp Car	-0.73600	7000.0	95	9378	No
114	GOM_NL__2PRFIN20031216_054001_000000572022_00306_09378_9947.N1	16-DEC-2003 05:40:01	Dark	56.500	117	Pi Pup	2.7060	3800.0	113	9378	No
115	GOM_NL__2PRFIN20031216_054316_000000572022_00306_09378_9948.N1	16-DEC-2003 05:43:16	Straylight	57.000	23	21Eps CMa	1.5020	26000.	114	9378	No
116	GOM_NL__2PRFIN20031216_054505_000000552022_00306_09378_9949.N1	16-DEC-2003 05:45:05	Straylight	55.000	179	24Omi2CMa	3.0320	24000.	110	9378	No
117	GOM_NL__2PRFIN20031216_054810_000000732022_00306_09378_9743.N1	16-DEC-2003 05:48:10	Straylight	72.500	1	9Alp CMa	-1.4400	11000.	145	9378	No
118	GOM_NL__2PRFIN20031216_055022_000000462022_00306_09378_9744.N1	16-DEC-2003 05:50:22	Straylight	46.000	165	34Gam Eri	2.9500	3200.0	92	9378	No
119	GOM_NL__2PRFIN20031216_055208_000000462022_00306_09378_9745.N1	16-DEC-2003 05:52:08	Straylight	46.000	125	44Iot Ori	2.7700	30000.	92	9378	No
120	GOM_NL__2PRFIN20031216_055340_000000512022_00306_09378_9746.N1	16-DEC-2003 05:53:40	Straylight	50.500	30	46Eps Ori	1.6940	30000.	101	9378	No
121	GOM_NL__2PRFIN20031216_055602_000000502022_00306_09378_9747.N1	16-DEC-2003 05:56:02	Tw_i_and_stray	50.000	27	24Gam Ori	1.6360	26000.	100	9378	No
122	GOM_NL__2PRFIN20031216_055845_000000512022_00306_09378_9748.N1	16-DEC-2003 05:58:45	Tw_i_and_stray	50.500	13	87Alp Tau	0.86700	3800.0	101	9378	No
123	GOM_NL__2PRFIN20031216_060056_000000372022_00306_09378_9749.N1	16-DEC-2003 06:00:56	Bright	36.500	146	25Eta Tau	2.8730	15200.	73	9378	No
124	GOM_NL__2PRFIN20031216_060306_000000372022_00306_09378_9750.N1	16-DEC-2003 06:03:06	Bright	37.000	150	44Zet Per	2.8900	28000.	74	9378	No
125	GOM_NL__2PRFIN20031216_060523_000000362022_00306_09378_9751.N1	16-DEC-2003 06:05:23	Bright	35.500	149	45Eps Per	2.8880	30000.	71	9378	No
126	GOM_NL__2PRFIN20031216_060735_000000362022_00306_09378_9752.N1	16-DEC-2003 06:07:35	Bright	36.000	175	39Del Per	3.0100	19400.	72	9378	No
127	GOM_NL__2PRFIN20031216_060920_000000372022_00306_09378_9753.N1	16-DEC-2003 06:09:20	Bright	37.000	160	23Gam Per	2.9300	4700.0	74	9378	No
128	GOM_NL__2PRFIN20031216_061231_000000392022_00306_09378_9754.N1	16-DEC-2003 06:12:31	Bright	38.500	110	37Del Cas	2.6780	8900.0	77	9378	No
129	GOM_NL__2PRFIN20031216_061916_000000392022_00306_09378_9755.N1	16-DEC-2003 06:19:16	Bright	38.500	49	1Alp UMi	1.9900	6300.0	77	9378	No
130	GOM_NL__2PRFIN20031216_062359_000000382022_00306_09378_9756.N1	16-DEC-2003 06:23:59	Bright	37.500	60	7Bet UMi	2.0810	3950.0	75	9378	No
131	GOM_NL__2PRFIN20031216_062550_000000522022_00306_09378_9757.N1	16-DEC-2003 06:25:50	Bright	52.000	82	48Bet UMa	2.3650	10600.	104	9378	No
132	GOM_NL__2PRFIN20031216_062838_000000452022_00306_09378_9758.N1	16-DEC-2003 06:28:38	Bright	44.500	32	77Eps UMa	1.7630	11000.	89	9378	No
133	GOM_NL__2PRFIN20031216_063112_000000572022_00306_09378_9759.N1	16-DEC-2003 06:31:12	Bright	57.000	39	85Eta UMa	1.8540	24000.	114	9378	No
134	GOM_NL__2PRFIN20031216_063432_000000552022_00306_09378_9760.N1	16-DEC-2003 06:34:32	Bright	55.000	180	27Gam Boo	3.0400	8000.0	110	9378	No
135	GOM_NL__2PRFIN20031216_063744_000000392022_00306_09378_9761.N1	16-DEC-2003 06:37:44	Bright	39.000	83		2.3780	11000.	78	9378	No
136	GOM_NL__2PRFIN20031216_064103_000000592022_00306_09378_9762.N1	16-DEC-2003 06:41:03	Bright	59.000	111	8Eta Boo	2.6800	6000.0	118	9378	No
137	GOM_NL__2PRFIN20031216_065058_000000562022_00306_09378_9763.N1	16-DEC-2003 06:50:58	Tw_i_and_stray	55.500	15	67Alp Vir	0.97600	28000.	111	9378	No
138	GOM_NL__2PRFIN20031216_065429_000000472022_00306_09378_9764.N1	16-DEC-2003 06:54:29	Dark	47.000	169	46Gam Hya	2.9910	4700.0	94	9378	No
139	GOM_NL__2PRFIN20031216_065609_000000492022_00306_09378_9765.N1	16-DEC-2003 06:56:09	Dark	48.500	54	5The Cen	2.0550	4500.0	97	9378	No
140	GOM_NL__2PRFIN20031216_065819_000000412022_00306_09378_9766.N1	16-DEC-2003 06:58:19	Dark	41.000	78	Alp Lup	2.3040	28000.	82	9378	No
141	GOM_NL__2PRFIN20031216_070214_000000472022_00306_09378_9767.N1	16-DEC-2003 07:02:14	Dark	46.500	10	Bet Cen	0.61000	28000.	93	9378	No
142	GOM_NL__2PRFIN20031216_070341_000000432022_00307_09379_9743.N1	16-DEC-2003 07:03:41	Dark	43.000	20	Bet Cru	1.2530	30000.	86	9379	No
143	GOM_NL__2PRFIN20031216_084528_000000442022_00308_09380_9743.N1	16-DEC-2003 08:45:28	Dark	44.000	12	Alp1Cru	0.77500	30000.	88	9380	No
144	GOM_NL__2PRFIN20031216_085022_000000422022_00308_09380_9744.N1	16-DEC-2003 08:50:22	Dark	42.000	159	Ups Car	2.9200	7200.0	84	9380	No
145	GOM_NL__2PRFIN20031216_085143_000000432022_00308_09380_9745.N1	16-DEC-2003 08:51:43	Dark	42.500	71	Iot Car	2.2460	7700.0	85	9380	No
146	GOM_NL__2PRFIN20031216_085337_000000542022_00308_09380_9746.N1	16-DEC-2003 08:53:37	Dark	53.500	41	Eps Car	1.8600	4100.0	107	9380	No
147	GOM_NL__2PRFIN20031216_085623_000000482022_00308_09380_9747.N1	16-DEC-2003 08:56:23	Dark	47.500	34	Gam2Vel	1.7930	23000.	95	9380	No
148	GOM_NL__2PRFIN20031216_085831_000000472022_00308_09380_9748.N1	16-DEC-2003 08:58:31	Dark	47.000	2	Alp Car	-0.73600	7000.0	94	9380	No
149	GOM_NL__2PRFIN20031216_090114_000000552022_00308_09380_9749.N1	16-DEC-2003 09:01:14	Dark	54.500	117	Pi Pup	2.7060	3800.0	109	9380	No
150	GOM_NL__2PRFIN20031216_090430_000000562022_00308_09380_9750.N1	16-DEC-2003 09:04:30	Straylight	55.500	23	21Eps CMa	1.5020	26000.	111	9380	No
151	GOM_NL__2PRFIN20031216_090618_000000582022_00308_09380_9751.N1	16-DEC-2003 09:06:18	Straylight	57.500	179	24Omi2CMa	3.0320	24000.	115	9380	No
152	GOM_NL__2PRFIN20031216_090921_000000672022_00308_09380_9752.N1	16-DEC-2003 09:09:21	Straylight	67.000	1	9Alp CMa	-1.4400	11000.	134	9380	No
153	GOM_NL__2PRFIN20031216_091134_000000452022_00308_09380_9753.N1	16-DEC-2003 09:11:34	Straylight	45.000	165	34Gam Eri	2.9500	3200.0	90	9380	No
154	GOM_NL__2PRFIN20031216_091320_000000482022_00308_09380_9754.N1	16-DEC-2003 09:13:20	Straylight	47.500	125	44Iot Ori	2.7700	30000.	95	9380	No
155	GOM_NL__2PRFIN20031216_091453_000000492022_00308_09380_9755.N1	16-DEC-2003 09:14:53	Straylight	48.500	30	46Eps Ori	1.6940	30000.	97	9380	No
156	GOM_NL__2PRFIN20031216_091802_000000672022_00308_09380_9756.N1	16-DEC-2003 09:18:02	Tw_i_and_stray	67.000	14	58Alp Ori	0.87000	3000.0	134	9380	No
157	GOM_NL__2PRFIN20031216_091957_000000542022_00308_09380_9757.N1	16-DEC-2003 09:19:57	Tw_i_and_stray	54.000	13	87Alp Tau	0.86700	3800.0	108	9380	No
158	GOM_NL__2PRFIN20031216_092208_000000382022_00308_09380_9758.N1	16-DEC-2003 09:22:08	Bright	37.500	146	25Eta Tau	2.8730	15200.	75	9380	No
159	GOM_NL__2PRFIN20031216_092418_000000452022_00308_09380_9759.N1	16-DEC-2003 09:24:18	Bright	44.500	150	44Zet Per	2.8900	28000.	89	9380	No
160	GOM_NL__2PRFIN20031216_092635_000000372022_00308_09380_9760.N1	16-DEC-2003 09:26:35	Bright	36.500	149	45Eps Per	2.8880	30000.	73	9380	No

161	GOM_NL__2PRFIN20031216_092847_000000372022_00308_09380_9761.N1	16-DEC-2003 09:28:47	Bright	37.000	175	39Del Per	3.0100	19400.	74	9380	No
162	GOM_NL__2PRFIN20031216_093032_000000372022_00308_09380_9762.N1	16-DEC-2003 09:30:32	Bright	37.000	160	23Gam Per	2.9300	4700.0	74	9380	No
163	GOM_NL__2PRFIN20031216_093343_000000382022_00308_09380_9763.N1	16-DEC-2003 09:33:43	Bright	38.000	110	37Del Cas	2.6780	8900.0	76	9380	No
164	GOM_NL__2PRFIN20031216_094028_000000362022_00308_09380_9764.N1	16-DEC-2003 09:40:28	Bright	36.000	49	1Alp UMi	1.9900	6300.0	72	9380	No
165	GOM_NL__2PRFIN20031216_094511_000000382022_00308_09380_9765.N1	16-DEC-2003 09:45:11	Bright	38.000	60	7Bet UMi	2.0810	3950.0	76	9380	No
166	GOM_NL__2PRFIN20031216_094702_000000522022_00308_09380_9766.N1	16-DEC-2003 09:47:02	Bright	52.000	82	48Bet UMa	2.3650	10600.	104	9380	No
167	GOM_NL__2PRFIN20031216_094949_000000452022_00308_09380_9767.N1	16-DEC-2003 09:49:49	Bright	44.500	32	77Eps UMa	1.7630	11000.	89	9380	No
168	GOM_NL__2PRFIN20031216_095224_000000402022_00308_09380_9768.N1	16-DEC-2003 09:52:24	Bright	39.500	39	85Eta UMa	1.8540	24000.	79	9380	No
169	GOM_NL__2PRFIN20031216_095544_000000552022_00308_09380_9769.N1	16-DEC-2003 09:55:44	Bright	55.000	180	27Gam Boo	3.0400	8000.0	110	9380	No
170	GOM_NL__2PRFIN20031216_095857_000000542022_00308_09380_9770.N1	16-DEC-2003 09:58:57	Bright	54.000	83		2.3780	11000.	108	9380	No
171	GOM_NL__2PRFIN20031216_100215_000000432022_00308_09380_9771.N1	16-DEC-2003 10:02:15	Bright	43.000	111	8Eta Boo	2.6800	6000.0	86	9380	No
172	GOM_NL__2PRFIN20031216_100614_000000542022_00308_09380_9772.N1	16-DEC-2003 10:06:14	Bright	54.000	138	47Eps Vir	2.8280	4700.0	108	9380	No
173	GOM_NL__2PRFIN20031216_100932_000001142022_00308_09380_9773.N1	16-DEC-2003 10:09:32	Twi_and_stray	114.00	62	94Bet Leo	2.1360	9700.0	228	9380	No
174	GOM_NL__2PRFIN20031216_101542_000000502022_00308_09380_9774.N1	16-DEC-2003 10:15:42	Dark	49.500	169	46Gam Hya	2.9910	4700.0	99	9380	No
175	GOM_NL__2PRFIN20031216_101722_000000422022_00308_09380_9775.N1	16-DEC-2003 10:17:22	Dark	41.500	54	5The Cen	2.0550	4500.0	83	9380	No
176	GOM_NL__2PRFIN20031216_101932_000000392022_00308_09380_9776.N1	16-DEC-2003 10:19:32	Dark	38.500	78	Alp Lup	2.3040	28000.	77	9380	No
177	GOM_NL__2PRFIN20031216_102327_000000442022_00308_09380_9777.N1	16-DEC-2003 10:23:27	Dark	43.500	10	Bet Cen	0.61000	28000.	87	9380	No
178	GOM_NL__2PRFIN20031216_102453_000000492022_00309_09381_9743.N1	16-DEC-2003 10:24:53	Dark	48.500	20	Bet Cru	1.2530	30000.	97	9381	No
179	GOM_NL__2PRFIN20031216_102604_000000412022_00309_09381_9744.N1	16-DEC-2003 10:26:04	Dark	40.500	12	Alp1Cru	0.77500	30000.	81	9381	No
180	GOM_NL__2PRFIN20031216_103058_000000412022_00309_09381_9745.N1	16-DEC-2003 10:30:58	Dark	41.000	159	Ups Car	2.9200	7200.0	82	9381	No
181	GOM_NL__2PRFIN20031216_103219_000000452022_00309_09381_9746.N1	16-DEC-2003 10:32:19	Dark	45.000	71	lot Car	2.2460	7700.0	90	9381	No
182	GOM_NL__2PRFIN20031216_103413_000000522022_00309_09381_9747.N1	16-DEC-2003 10:34:13	Dark	52.000	41	Eps Car	1.8600	4100.0	104	9381	No
183	GOM_NL__2PRFIN20031216_103659_000000552022_00309_09381_9748.N1	16-DEC-2003 10:36:59	Dark	54.500	34	Gam2Vel	1.7930	23000.	109	9381	No
184	GOM_NL__2PRFIN20031216_103906_000000532022_00309_09381_9749.N1	16-DEC-2003 10:39:06	Dark	52.500	2	Alp Car	-0.73600	7000.0	105	9381	No
185	GOM_NL__2PRFIN20031216_104150_000000542022_00309_09381_9750.N1	16-DEC-2003 10:41:50	Dark	54.000	117	Pi Pup	2.7060	3800.0	108	9381	No
186	GOM_NL__2PRFIN20031216_104506_000000562022_00309_09381_9751.N1	16-DEC-2003 10:45:06	Straylight	55.500	23	21Eps CMa	1.5020	26000.	111	9381	No
187	GOM_NL__2PRFIN20031216_104655_000000552022_00309_09381_9752.N1	16-DEC-2003 10:46:55	Straylight	55.000	179	24Omi2CMa	3.0320	24000.	110	9381	No
188	GOM_NL__2PRFIN20031216_104958_000000742022_00309_09381_9753.N1	16-DEC-2003 10:49:58	Straylight	74.000	1	9Alp CMa	-1.4400	11000.	148	9381	No
189	GOM_NL__2PRFIN20031216_105211_000000442022_00309_09381_9754.N1	16-DEC-2003 10:52:11	Straylight	44.000	165	34Gam Eri	2.9500	3200.0	88	9381	No
190	GOM_NL__2PRFIN20031216_105356_000000482022_00309_09381_9755.N1	16-DEC-2003 10:53:56	Straylight	48.000	125	44lot Ori	2.7700	30000.	96	9381	No
191	GOM_NL__2PRFIN20031216_105528_000000512022_00309_09381_9756.N1	16-DEC-2003 10:55:28	Straylight	50.500	30	46Eps Ori	1.6940	30000.	101	9381	No
192	GOM_NL__2PRFIN20031216_105838_000000662022_00309_09381_9757.N1	16-DEC-2003 10:58:38	Twi_and_stray	66.000	14	58Alp Ori	0.87000	3000.0	132	9381	No
193	GOM_NL__2PRFIN20031216_110033_000000542022_00309_09381_9758.N1	16-DEC-2003 11:00:33	Twi_and_stray	54.000	13	87Alp Tau	0.86700	3800.0	108	9381	No
194	GOM_NL__2PRFIN20031216_110244_000000522022_00309_09381_9759.N1	16-DEC-2003 11:02:44	Bright	52.000	146	25Eta Tau	2.8730	15200.	104	9381	No
195	GOM_NL__2PRFIN20031216_110453_000000392022_00309_09381_9760.N1	16-DEC-2003 11:04:53	Bright	38.500	150	44Zet Per	2.8900	28000.	77	9381	No
196	GOM_NL__2PRFIN20031216_110710_000000372022_00309_09381_9761.N1	16-DEC-2003 11:07:10	Bright	37.000	149	45Eps Per	2.8880	30000.	74	9381	No
197	GOM_NL__2PRFIN20031216_110922_000000372022_00309_09381_9762.N1	16-DEC-2003 11:09:22	Bright	37.000	175	39Del Per	3.0100	19400.	74	9381	No
198	GOM_NL__2PRFIN20031216_111108_000000372022_00309_09381_9763.N1	16-DEC-2003 11:11:08	Bright	37.000	160	23Gam Per	2.9300	4700.0	74	9381	No
199	GOM_NL__2PRFIN20031216_111419_000000382022_00309_09381_9764.N1	16-DEC-2003 11:14:19	Bright	37.500	110	37Del Cas	2.6780	8900.0	75	9381	No
200	GOM_NL__2PRFIN20031216_112102_000000392022_00309_09381_9765.N1	16-DEC-2003 11:21:02	Bright	39.000	49	1Alp UMi	1.9900	6300.0	78	9381	No
201	GOM_NL__2PRFIN20031216_112547_000000412022_00309_09381_9766.N1	16-DEC-2003 11:25:47	Bright	40.500	60	7Bet UMi	2.0810	3950.0	81	9381	No
202	GOM_NL__2PRFIN20031216_112738_000000512022_00309_09381_9767.N1	16-DEC-2003 11:27:38	Bright	50.500	82	48Bet UMa	2.3650	10600.	101	9381	No
203	GOM_NL__2PRFIN20031216_113025_000000412022_00309_09381_9768.N1	16-DEC-2003 11:30:25	Bright	40.500	32	77Eps UMa	1.7630	11000.	81	9381	No
204	GOM_NL__2PRFIN20031216_113259_000000422022_00309_09381_9769.N1	16-DEC-2003 11:32:59	Bright	42.000	39	85Eta UMa	1.8540	24000.	84	9381	No
205	GOM_NL__2PRFIN20031216_113620_000000382022_00309_09381_9770.N1	16-DEC-2003 11:36:20	Bright	38.000	180	27Gam Boo	3.0400	8000.0	76	9381	No
206	GOM_NL__2PRFIN20031216_113933_000000372022_00309_09381_9771.N1	16-DEC-2003 11:39:33	Bright	36.500	83		2.3780	11000.	73	9381	No
207	GOM_NL__2PRFIN20031216_114250_000000462022_00309_09381_9772.N1	16-DEC-2003 11:42:50	Bright	45.500	111	8Eta Boo	2.6800	6000.0	91	9381	No
208	GOM_NL__2PRFIN20031216_114651_000000542022_00309_09381_9773.N1	16-DEC-2003 11:46:51	Bright	54.000	138	47Eps Vir	2.8280	4700.0	108	9381	No
209	GOM_NL__2PRFIN20031216_115010_000001192022_00309_09381_9774.N1	16-DEC-2003 11:50:10	Twi_and_stray	118.50	62	94Bet Leo	2.1360	9700.0	237	9381	No
210	GOM_NL__2PRFIN20031216_115619_000000492022_00309_09381_9775.N1	16-DEC-2003 11:56:19	Dark	48.500	169	46Gam Hya	2.9910	4700.0	97	9381	No
211	GOM_NL__2PRFIN20031216_115758_000000422022_00309_09381_9776.N1	16-DEC-2003 11:57:58	Dark	42.000	54	5The Cen	2.0550	4500.0	84	9381	No
212	GOM_NL__2PRFIN20031216_120007_000000392022_00309_09381_9777.N1	16-DEC-2003 12:00:07	Dark	38.500	78	Alp Lup	2.3040	28000.	77	9381	No
213	GOM_NL__2PRFIN20031216_120402_000000502022_00309_09381_9778.N1	16-DEC-2003 12:04:02	Dark	50.000	10	Bet Cen	0.61000	28000.	100	9381	No
214	GOM_NL__2PRFIN20031216_120529_000000462022_00310_09382_9743.N1	16-DEC-2003 12:05:29	Dark	46.000	20	Bet Cru	1.2530	30000.	92	9382	No
215	GOM_NL__2PRFIN20031216_120640_000000412022_00310_09382_9744.N1	16-DEC-2003 12:06:40	Dark	41.000	12	Alp1Cru	0.77500	30000.	82	9382	No
216	GOM_NL__2PRFIN20031216_121134_000000422022_00310_09382_9745.N1	16-DEC-2003 12:11:34	Dark	41.500	159	Ups Car	2.9200	7200.0	83	9382	No
217	GOM_NL__2PRFIN20031216_121255_000000452022_00310_09382_9746.N1	16-DEC-2003 12:12:55	Dark	44.500	71	lot Car	2.2460	7700.0	89	9382	No
218	GOM_NL__2PRFIN20031216_121449_000000552022_00310_09382_9747.N1	16-DEC-2003 12:14:49	Dark	55.000	41	Eps Car	1.8600	4100.0	110	9382	No
219	GOM_NL__2PRFIN20031216_121735_000000482022_00310_09382_9748.N1	16-DEC-2003 12:17:35	Dark	48.000	34	Gam2Vel	1.7930	23000.	96	9382	No

220	GOM_NL__2PRFIN20031216_121942_000000502022_00310_09382_9749.N1	16-DEC-2003 12:19:42	Dark	50.000	2	Alp Car	-0.73600	7000.0	100	9382	No
221	GOM_NL__2PRFIN20031216_122227_000000592022_00310_09382_9750.N1	16-DEC-2003 12:22:27	Dark	59.000	117	Pi Pup	2.7060	3800.0	118	9382	No
222	GOM_NL__2PRFIN20031216_122540_000000612022_00310_09382_9751.N1	16-DEC-2003 12:25:40	Straylight	61.000	23	21Eps CMa	1.5020	26000.	122	9382	No
223	GOM_NL__2PRFIN20031216_122730_000000552022_00310_09382_9752.N1	16-DEC-2003 12:27:30	Straylight	55.000	179	24Omi2CMa	3.0320	24000.	110	9382	No
224	GOM_NL__2PRFIN20031216_123034_000000742022_00310_09382_9753.N1	16-DEC-2003 12:30:34	Straylight	74.000	1	9Alp CMa	-1.4400	11000.	148	9382	No
225	GOM_NL__2PRFIN20031216_123247_000000452022_00310_09382_9754.N1	16-DEC-2003 12:32:47	Straylight	44.500	165	34Gam Eri	2.9500	3200.0	89	9382	No
226	GOM_NL__2PRFIN20031216_123429_000000502022_00310_09382_9755.N1	16-DEC-2003 12:34:29	Straylight	50.000	125	44Iot Ori	2.7700	30000.	100	9382	No
227	GOM_NL__2PRFIN20031216_123601_000000542022_00310_09382_9756.N1	16-DEC-2003 12:36:01	Straylight	54.000	30	46Eps Ori	1.6940	30000.	108	9382	No
228	GOM_NL__2PRFIN20031216_123912_000000652022_00310_09382_9757.N1	16-DEC-2003 12:39:12	Tw_i_and_stray	64.500	14	58Alp Ori	0.87000	3000.0	129	9382	No
229	GOM_NL__2PRFIN20031216_124109_000000542022_00310_09382_9758.N1	16-DEC-2003 12:41:09	Tw_i_and_stray	54.000	13	87Alp Tau	0.86700	3800.0	108	9382	No
230	GOM_NL__2PRFIN20031216_124317_000000402022_00310_09382_9759.N1	16-DEC-2003 12:43:17	Bright	40.000	146	25Eta Tau	2.8730	15200.	80	9382	No
231	GOM_NL__2PRFIN20031216_124528_000000382022_00310_09382_9760.N1	16-DEC-2003 12:45:28	Bright	37.500	150	44Zet Per	2.8900	28000.	75	9382	No
232	GOM_NL__2PRFIN20031216_124744_000000382022_00310_09382_9761.N1	16-DEC-2003 12:47:44	Bright	38.000	149	45Eps Per	2.8880	30000.	76	9382	No
233	GOM_NL__2PRFIN20031216_124958_000000372022_00310_09382_9762.N1	16-DEC-2003 12:49:58	Bright	36.500	175	39Del Per	3.0100	19400.	73	9382	No
234	GOM_NL__2PRFIN20031216_125143_000000392022_00310_09382_9763.N1	16-DEC-2003 12:51:43	Bright	38.500	160	23Gam Per	2.9300	4700.0	77	9382	No
235	GOM_NL__2PRFIN20031216_125456_000000382022_00310_09382_9764.N1	16-DEC-2003 12:54:56	Bright	37.500	110	37Del Cas	2.6780	8900.0	75	9382	No
236	GOM_NL__2PRFIN20031216_130140_000000392022_00310_09382_9765.N1	16-DEC-2003 13:01:40	Bright	38.500	49	1Alp UMi	1.9900	6300.0	77	9382	No
237	GOM_NL__2PRFIN20031216_130623_000000402022_00310_09382_9766.N1	16-DEC-2003 13:06:23	Bright	39.500	60	7Bet UMi	2.0810	3950.0	79	9382	No
238	GOM_NL__2PRFIN20031216_130813_000000522022_00310_09382_9767.N1	16-DEC-2003 13:08:13	Bright	51.500	82	48Bet UMa	2.3650	10600.	103	9382	No
239	GOM_NL__2PRFIN20031216_131101_000000432022_00310_09382_9768.N1	16-DEC-2003 13:11:01	Bright	42.500	32	77Eps UMa	1.7630	11000.	85	9382	No
240	GOM_NL__2PRFIN20031216_131335_000000412022_00310_09382_9769.N1	16-DEC-2003 13:13:35	Bright	40.500	39	85Eta UMa	1.8540	24000.	81	9382	No
241	GOM_NL__2PRFIN20031216_131655_000000392022_00310_09382_9770.N1	16-DEC-2003 13:16:55	Bright	39.000	180	27Gam Boo	3.0400	8000.0	78	9382	No
242	GOM_NL__2PRFIN20031216_132009_000000392022_00310_09382_9771.N1	16-DEC-2003 13:20:09	Bright	39.000	83		2.3780	11000.	78	9382	No
243	GOM_NL__2PRFIN20031216_132328_000000432022_00310_09382_9772.N1	16-DEC-2003 13:23:28	Bright	42.500	111	8Eta Boo	2.6800	6000.0	85	9382	No
244	GOM_NL__2PRFIN20031216_132727_000000562022_00310_09382_9773.N1	16-DEC-2003 13:27:27	Bright	55.500	138	47Eps Vir	2.8280	4700.0	111	9382	No
245	GOM_NL__2PRFIN20031216_133048_000001112022_00310_09382_9774.N1	16-DEC-2003 13:30:48	Tw_i_and_stray	111.00	62	94Bet Leo	2.1360	9700.0	222	9382	No
246	GOM_NL__2PRFIN20031216_133656_000000472022_00310_09382_9775.N1	16-DEC-2003 13:36:56	Dark	47.000	169	46Gam Hya	2.9910	4700.0	94	9382	No
247	GOM_NL__2PRFIN20031216_133834_000000442022_00310_09382_9776.N1	16-DEC-2003 13:38:34	Dark	44.000	54	5The Cen	2.0550	4500.0	88	9382	No
248	GOM_NL__2PRFIN20031216_134043_000000402022_00310_09382_9777.N1	16-DEC-2003 13:40:43	Dark	39.500	78	Alp Lup	2.3040	28000.	79	9382	No
249	GOM_NL__2PRFIN20031216_134439_000000452022_00310_09382_9778.N1	16-DEC-2003 13:44:39	Dark	45.000	10	Bet Cen	0.61000	28000.	90	9382	No
250	GOM_NL__2PRFIN20031216_134605_000000432022_00311_09383_9743.N1	16-DEC-2003 13:46:05	Dark	43.000	20	Bet Cru	1.2530	30000.	86	9383	No
251	GOM_NL__2PRFIN20031216_134716_000000422022_00311_09383_9744.N1	16-DEC-2003 13:47:16	Dark	42.000	12	Alp1Cru	0.77500	30000.	84	9383	No
252	GOM_NL__2PRFIN20031216_135210_000000422022_00311_09383_9745.N1	16-DEC-2003 13:52:10	Dark	41.500	159	Ups Car	2.9200	7200.0	83	9383	No
253	GOM_NL__2PRFIN20031216_135332_000000452022_00311_09383_9746.N1	16-DEC-2003 13:53:32	Dark	44.500	71	Iot Car	2.2460	7700.0	89	9383	No
254	GOM_NL__2PRFIN20031216_135526_000000462022_00311_09383_9747.N1	16-DEC-2003 13:55:26	Dark	46.000	41	Eps Car	1.8600	4100.0	92	9383	No
255	GOM_NL__2PRFIN20031216_135812_000000492022_00311_09383_9748.N1	16-DEC-2003 13:58:12	Dark	48.500	34	Gam2Vel	1.7930	23000.	97	9383	No
256	GOM_NL__2PRFIN20031216_140019_000000552022_00311_09383_9749.N1	16-DEC-2003 14:00:19	Dark	55.000	2	Alp Car	-0.73600	7000.0	110	9383	No
257	GOM_NL__2PRFIN20031216_140304_000000582022_00311_09383_9750.N1	16-DEC-2003 14:03:04	Dark	57.500	117	Pi Pup	2.7060	3800.0	115	9383	No
258	GOM_NL__2PRFIN20031216_140616_000000602022_00311_09383_9751.N1	16-DEC-2003 14:06:16	Straylight	59.500	23	21Eps CMa	1.5020	26000.	119	9383	No
259	GOM_NL__2PRFIN20031216_140807_000000572022_00311_09383_9752.N1	16-DEC-2003 14:08:07	Straylight	56.500	179	24Omi2CMa	3.0320	24000.	113	9383	No
260	GOM_NL__2PRFIN20031216_141110_000000742022_00311_09383_9753.N1	16-DEC-2003 14:11:10	Straylight	74.000	1	9Alp CMa	-1.4400	11000.	148	9383	No
261	GOM_NL__2PRFIN20031216_141322_000000452022_00311_09383_9754.N1	16-DEC-2003 14:13:22	Straylight	45.000	165	34Gam Eri	2.9500	3200.0	90	9383	No
262	GOM_NL__2PRFIN20031216_141505_000000482022_00311_09383_9755.N1	16-DEC-2003 14:15:05	Straylight	47.500	125	44Iot Ori	2.7700	30000.	95	9383	No
263	GOM_NL__2PRFIN20031216_141637_000000532022_00311_09383_9756.N1	16-DEC-2003 14:16:37	Straylight	53.000	30	46Eps Ori	1.6940	30000.	106	9383	No
264	GOM_NL__2PRFIN20031216_141948_000000672022_00311_09383_9757.N1	16-DEC-2003 14:19:48	Tw_i_and_stray	67.000	14	58Alp Ori	0.87000	3000.0	134	9383	No
265	GOM_NL__2PRFIN20031216_142145_000000522022_00311_09383_9758.N1	16-DEC-2003 14:21:45	Tw_i_and_stray	52.000	13	87Alp Tau	0.86700	3800.0	104	9383	No
266	GOM_NL__2PRFIN20031216_142355_000000392022_00311_09383_9759.N1	16-DEC-2003 14:23:55	Bright	38.500	146	25Eta Tau	2.8730	15200.	77	9383	No
267	GOM_NL__2PRFIN20031216_142604_000000392022_00311_09383_9760.N1	16-DEC-2003 14:26:04	Bright	38.500	150	44Zet Per	2.8900	28000.	77	9383	No
268	GOM_NL__2PRFIN20031216_142822_000000372022_00311_09383_9761.N1	16-DEC-2003 14:28:22	Bright	36.500	149	45Eps Per	2.8880	30000.	73	9383	No
269	GOM_NL__2PRFIN20031216_143033_000000372022_00311_09383_9762.N1	16-DEC-2003 14:30:33	Bright	36.500	175	39Del Per	3.0100	19400.	73	9383	No
270	GOM_NL__2PRFIN20031216_143220_000000382022_00311_09383_9763.N1	16-DEC-2003 14:32:20	Bright	38.000	160	23Gam Per	2.9300	4700.0	76	9383	No
271	GOM_NL__2PRFIN20031216_143531_000000392022_00311_09383_9764.N1	16-DEC-2003 14:35:31	Bright	38.500	110	37Del Cas	2.6780	8900.0	77	9383	No
272	GOM_NL__2PRFIN20031216_144214_000000402022_00311_09383_9765.N1	16-DEC-2003 14:42:14	Bright	40.000	49	1Alp UMi	1.9900	6300.0	80	9383	No
273	GOM_NL__2PRFIN20031216_144659_000000412022_00311_09383_9766.N1	16-DEC-2003 14:46:59	Bright	40.500	60	7Bet UMi	2.0810	3950.0	81	9383	No
274	GOM_NL__2PRFIN20031216_144848_000000522022_00311_09383_9767.N1	16-DEC-2003 14:48:48	Bright	52.000	82	48Bet UMa	2.3650	10600.	104	9383	No
275	GOM_NL__2PRFIN20031216_145137_000000442022_00311_09383_9768.N1	16-DEC-2003 14:51:37	Bright	43.500	32	77Eps UMa	1.7630	11000.	87	9383	No
276	GOM_NL__2PRFIN20031216_145411_000000392022_00311_09383_9769.N1	16-DEC-2003 14:54:11	Bright	39.000	39	85Eta UMa	1.8540	24000.	78	9383	No
277	GOM_NL__2PRFIN20031216_145732_000000412022_00311_09383_9770.N1	16-DEC-2003 14:57:32	Bright	40.500	180	27Gam Boo	3.0400	8000.0	81	9383	No
278	GOM_NL__2PRFIN20031216_150045_000000382022_00311_09383_9771.N1	16-DEC-2003 15:00:45	Bright	37.500	83		2.3780	11000.	75	9383	No

279	GOM_NL__2PRFIN20031216_150402_000000532022_00311_09383_9772.N1	16-DEC-2003 15:04:02	Bright	52.500	111	8Eta Boo	2.6800	6000.0	105	9383	No
280	GOM_NL__2PRFIN20031216_150804_000000562022_00311_09383_9773.N1	16-DEC-2003 15:08:04	Bright	56.000	138	47Eps Vir	2.8280	4700.0	112	9383	No
281	GOM_NL__2PRFIN20031216_151125_000001112022_00311_09383_9774.N1	16-DEC-2003 15:11:25	Tw_i_and_stray	110.50	62	94Bet Leo	2.1360	9700.0	221	9383	No
282	GOM_NL__2PRFIN20031216_151733_000000482022_00311_09383_9775.N1	16-DEC-2003 15:17:33	Dark	48.000	169	46Gam Hya	2.9910	4700.0	96	9383	No
283	GOM_NL__2PRFIN20031216_151911_000000472022_00311_09383_9776.N1	16-DEC-2003 15:19:11	Dark	47.000	54	5The Cen	2.0550	4500.0	94	9383	No
284	GOM_NL__2PRFIN20031216_152119_000000402022_00311_09383_9777.N1	16-DEC-2003 15:21:19	Dark	40.000	78	Alp Lup	2.3040	28000.	80	9383	No
285	GOM_NL__2PRFIN20031216_152512_000000512022_00311_09383_9778.N1	16-DEC-2003 15:25:12	Dark	51.000	10	Bet Cen	0.61000	28000.	102	9383	No
286	GOM_NL__2PRFIN20031216_152642_000000412022_00312_09384_9743.N1	16-DEC-2003 15:26:42	Dark	41.000	20	Bet Cru	1.2530	30000.	82	9384	No
287	GOM_NL__2PRFIN20031216_152753_000000442022_00312_09384_9744.N1	16-DEC-2003 15:27:53	Dark	44.000	12	Alp1Cru	0.77500	30000.	88	9384	No
288	GOM_NL__2PRFIN20031216_153247_000000402022_00312_09384_9745.N1	16-DEC-2003 15:32:47	Dark	40.000	159	Ups Car	2.9200	7200.0	80	9384	No
289	GOM_NL__2PRFIN20031216_153409_000000442022_00312_09384_9746.N1	16-DEC-2003 15:34:09	Dark	44.000	71	lot Car	2.2460	7700.0	88	9384	No
290	GOM_NL__2PRFIN20031216_153603_000000452022_00312_09384_9747.N1	16-DEC-2003 15:36:03	Dark	44.500	41	Eps Car	1.8600	4100.0	89	9384	No
291	GOM_NL__2PRFIN20031216_153849_000000472022_00312_09384_9748.N1	16-DEC-2003 15:38:49	Dark	47.000	34	Gam2Vel	1.7930	23000.	94	9384	No
292	GOM_NL__2PRFIN20031216_154056_000000492022_00312_09384_9749.N1	16-DEC-2003 15:40:56	Dark	49.000	2	Alp Car	-0.73600	7000.0	98	9384	No
293	GOM_NL__2PRFIN20031216_154340_000000562022_00312_09384_9750.N1	16-DEC-2003 15:43:40	Dark	55.500	117	Pi Pup	2.7060	3800.0	111	9384	No
294	GOM_NL__2PRFIN20031216_154654_000000592022_00312_09384_9751.N1	16-DEC-2003 15:46:54	Straylight	58.500	23	21Eps CMa	1.5020	26000.	117	9384	No
295	GOM_NL__2PRFIN20031216_154843_000000582022_00312_09384_9752.N1	16-DEC-2003 15:48:43	Straylight	57.500	179	24Omi2CMa	3.0320	24000.	115	9384	No
296	GOM_NL__2PRFIN20031216_155146_000000672022_00312_09384_9753.N1	16-DEC-2003 15:51:46	Straylight	67.000	1	9Alp CMa	-1.4400	11000.	134	9384	No
297	GOM_NL__2PRFIN20031216_155359_000000492022_00312_09384_9754.N1	16-DEC-2003 15:53:59	Straylight	48.500	165	34Gam Eri	2.9500	3200.0	97	9384	No
298	GOM_NL__2PRFIN20031216_155543_000000482022_00312_09384_9755.N1	16-DEC-2003 15:55:43	Straylight	47.500	125	44lot Ori	2.7700	30000.	95	9384	No
299	GOM_NL__2PRFIN20031216_155716_000000502022_00312_09384_9756.N1	16-DEC-2003 15:57:16	Straylight	50.000	30	46Eps Ori	1.6940	30000.	100	9384	No
300	GOM_NL__2PRFIN20031216_160024_000000672022_00312_09384_9757.N1	16-DEC-2003 16:00:24	Tw_i_and_stray	67.000	14	58Alp Ori	0.87000	3000.0	134	9384	No
301	GOM_NL__2PRFIN20031216_160221_000000542022_00312_09384_9758.N1	16-DEC-2003 16:02:21	Tw_i_and_stray	54.000	13	87Alp Tau	0.86700	3800.0	108	9384	No
302	GOM_NL__2PRFIN20031216_160432_000000392022_00312_09384_9759.N1	16-DEC-2003 16:04:32	Bright	38.500	146	25Eta Tau	2.8730	15200.	77	9384	No
303	GOM_NL__2PRFIN20031216_160642_000000372022_00312_09384_9760.N1	16-DEC-2003 16:06:42	Bright	37.000	150	44Zet Per	2.8900	28000.	74	9384	No
304	GOM_NL__2PRFIN20031216_160859_000000362022_00312_09384_9761.N1	16-DEC-2003 16:08:59	Bright	35.500	149	45Eps Per	2.8880	30000.	71	9384	No
305	GOM_NL__2PRFIN20031216_161111_000000362022_00312_09384_9762.N1	16-DEC-2003 16:11:11	Bright	36.000	175	39Del Per	3.0100	19400.	72	9384	No
306	GOM_NL__2PRFIN20031216_161256_000000372022_00312_09384_9763.N1	16-DEC-2003 16:12:56	Bright	36.500	160	23Gam Per	2.9300	4700.0	73	9384	No
307	GOM_NL__2PRFIN20031216_161609_000000382022_00312_09384_9764.N1	16-DEC-2003 16:16:09	Bright	37.500	110	37Del Cas	2.6780	8900.0	75	9384	No
308	GOM_NL__2PRFIN20031216_162252_000000372022_00312_09384_9765.N1	16-DEC-2003 16:22:52	Bright	37.000	49	1Alp UMi	1.9900	6300.0	74	9384	No
309	GOM_NL__2PRFIN20031216_162735_000000402022_00312_09384_9766.N1	16-DEC-2003 16:27:35	Bright	39.500	60	7Bet UMi	2.0810	3950.0	79	9384	No
310	GOM_NL__2PRFIN20031216_162923_000000492022_00312_09384_9767.N1	16-DEC-2003 16:29:23	Bright	49.000	82	48Bet UMa	2.3650	10600.	98	9384	No
311	GOM_NL__2PRFIN20031216_163212_000000432022_00312_09384_9768.N1	16-DEC-2003 16:32:12	Bright	42.500	32	77Eps UMa	1.7630	11000.	85	9384	No
312	GOM_NL__2PRFIN20031216_163448_000000582022_00312_09384_9769.N1	16-DEC-2003 16:34:48	Bright	58.000	39	85Eta UMa	1.8540	24000.	116	9384	No
313	GOM_NL__2PRFIN20031216_163809_000000392022_00312_09384_9770.N1	16-DEC-2003 16:38:09	Bright	39.000	180	27Gam Boo	3.0400	8000.0	78	9384	No
314	GOM_NL__2PRFIN20031216_164122_000000372022_00312_09384_9771.N1	16-DEC-2003 16:41:22	Bright	37.000	83		2.3780	11000.	74	9384	No
315	GOM_NL__2PRFIN20031216_164441_000000602022_00312_09384_9772.N1	16-DEC-2003 16:44:41	Bright	60.000	111	8Eta Boo	2.6800	6000.0	120	9384	No
316	GOM_NL__2PRFIN20031216_164840_000000542022_00312_09384_9773.N1	16-DEC-2003 16:48:40	Bright	53.500	138	47Eps Vir	2.8280	4700.0	107	9384	No
317	GOM_NL__2PRFIN20031216_165203_000001122022_00312_09384_9774.N1	16-DEC-2003 16:52:03	Tw_i_and_stray	111.50	62	94Bet Leo	2.1360	9700.0	223	9384	No
318	GOM_NL__2PRFIN20031216_165809_000000512022_00312_09384_9775.N1	16-DEC-2003 16:58:09	Dark	50.500	169	46Gam Hya	2.9910	4700.0	101	9384	No
319	GOM_NL__2PRFIN20031216_165948_000000452022_00312_09384_9776.N1	16-DEC-2003 16:59:48	Dark	44.500	54	5The Cen	2.0550	4500.0	89	9384	No
320	GOM_NL__2PRFIN20031216_170156_000000402022_00312_09384_9777.N1	16-DEC-2003 17:01:56	Dark	40.000	78	Alp Lup	2.3040	28000.	80	9384	No
321	GOM_NL__2PRFIN20031216_170552_000000502022_00312_09384_9778.N1	16-DEC-2003 17:05:52	Dark	49.500	10	Bet Cen	0.61000	28000.	99	9384	No
322	GOM_NL__2PRFIN20031216_170720_000000412022_00313_09385_9743.N1	16-DEC-2003 17:07:20	Dark	40.500	20	Bet Cru	1.2530	30000.	81	9385	No
323	GOM_NL__2PRFIN20031216_170921_000000372022_00313_09385_9744.N1	16-DEC-2003 17:09:21	Dark	37.000	112	Alp Mus	2.6880	26000.	74	9385	No
324	GOM_NL__2PRFIN20031216_171324_000000402022_00313_09385_9745.N1	16-DEC-2003 17:13:24	Dark	40.000	159	Ups Car	2.9200	7200.0	80	9385	No
325	GOM_NL__2PRFIN20031216_171446_000000442022_00313_09385_9746.N1	16-DEC-2003 17:14:46	Dark	43.500	71	lot Car	2.2460	7700.0	87	9385	No
326	GOM_NL__2PRFIN20031216_171640_000000552022_00313_09385_9747.N1	16-DEC-2003 17:16:40	Dark	54.500	41	Eps Car	1.8600	4100.0	109	9385	No
327	GOM_NL__2PRFIN20031216_171926_000000492022_00313_09385_9748.N1	16-DEC-2003 17:19:26	Dark	49.000	34	Gam2Vel	1.7930	23000.	98	9385	No
328	GOM_NL__2PRFIN20031216_172132_000000552022_00313_09385_9749.N1	16-DEC-2003 17:21:32	Dark	54.500	2	Alp Car	-0.73600	7000.0	109	9385	No
329	GOM_NL__2PRFIN20031216_172417_000000572022_00313_09385_9750.N1	16-DEC-2003 17:24:17	Dark	56.500	117	Pi Pup	2.7060	3800.0	113	9385	No
330	GOM_NL__2PRFIN20031216_172731_000000592022_00313_09385_9751.N1	16-DEC-2003 17:27:31	Straylight	58.500	23	21Eps CMa	1.5020	26000.	117	9385	No
331	GOM_NL__2PRFIN20031216_172919_000000572022_00313_09385_9752.N1	16-DEC-2003 17:29:19	Straylight	57.000	179	24Omi2CMa	3.0320	24000.	114	9385	No
332	GOM_NL__2PRFIN20031216_173205_000000552022_00313_09385_9753.N1	16-DEC-2003 17:32:05	Straylight	55.000	47	2Bet CMa	1.9760	28000.	110	9385	No
333	GOM_NL__2PRFIN20031216_173435_000000452022_00313_09385_9754.N1	16-DEC-2003 17:34:35	Straylight	45.000	165	34Gam Eri	2.9500	3200.0	90	9385	No
334	GOM_NL__2PRFIN20031216_173619_000000482022_00313_09385_9755.N1	16-DEC-2003 17:36:19	Straylight	47.500	125	44lot Ori	2.7700	30000.	95	9385	No
335	GOM_NL__2PRFIN20031216_173752_000000502022_00313_09385_9756.N1	16-DEC-2003 17:37:52	Straylight	50.000	30	46Eps Ori	1.6940	30000.	100	9385	No
336	GOM_NL__2PRFIN20031216_174100_000000672022_00313_09385_9757.N1	16-DEC-2003 17:41:00	Tw_i_and_stray	67.000	14	58Alp Ori	0.87000	3000.0	134	9385	No
337	GOM_NL__2PRFIN20031216_174257_000000512022_00313_09385_9758.N1	16-DEC-2003 17:42:57	Tw_i_and_stray	50.500	13	87Alp Tau	0.86700	3800.0	101	9385	No

338	GOM_NL__2PRFIN20031216_174508_000000392022_00313_09385_9759.N1	16-DEC-2003 17:45:08	Bright	38.500	146	25Eta Tau	2.8730	15200.	77	9385	No
339	GOM_NL__2PRFIN20031216_174718_000000382022_00313_09385_9760.N1	16-DEC-2003 17:47:18	Bright	37.500	150	44Zet Per	2.8900	28000.	75	9385	No
340	GOM_NL__2PRFIN20031216_174935_000000362022_00313_09385_9761.N1	16-DEC-2003 17:49:35	Bright	36.000	149	45Eps Per	2.8880	30000.	72	9385	No
341	GOM_NL__2PRFIN20031216_175147_000000372022_00313_09385_9762.N1	16-DEC-2003 17:51:47	Bright	36.500	175	39Del Per	3.0100	19400.	73	9385	No
342	GOM_NL__2PRFIN20031216_175332_000000382022_00313_09385_9763.N1	16-DEC-2003 17:53:32	Bright	38.000	160	23Gam Per	2.9300	4700.0	76	9385	No
343	GOM_NL__2PRFIN20031216_175645_000000382022_00313_09385_9764.N1	16-DEC-2003 17:56:45	Bright	38.000	110	37Del Cas	2.6780	8900.0	76	9385	No
344	GOM_NL__2PRFIN20031216_180328_000000392022_00313_09385_9765.N1	16-DEC-2003 18:03:28	Bright	38.500	49	1Alp UMi	1.9900	6300.0	77	9385	No
345	GOM_NL__2PRFIN20031216_180811_000000402022_00313_09385_9766.N1	16-DEC-2003 18:08:11	Bright	39.500	60	7Bet UMi	2.0810	3950.0	79	9385	No
346	GOM_NL__2PRFIN20031216_180958_000000522022_00313_09385_9767.N1	16-DEC-2003 18:09:58	Bright	51.500	82	48Bet UMa	2.3650	10600.	103	9385	No
347	GOM_NL__2PRFIN20031216_181248_000000452022_00313_09385_9768.N1	16-DEC-2003 18:12:48	Bright	45.000	32	77Eps UMa	1.7630	11000.	90	9385	No
348	GOM_NL__2PRFIN20031216_181521_000000452022_00313_09385_9769.N1	16-DEC-2003 18:15:21	Bright	45.000	39	85Eta UMa	1.8540	24000.	90	9385	No
349	GOM_NL__2PRFIN20031216_181844_000000382022_00313_09385_9770.N1	16-DEC-2003 18:18:44	Bright	38.000	180	27Gam Boo	3.0400	8000.0	76	9385	No
350	GOM_NL__2PRFIN20031216_182158_000000372022_00313_09385_9771.N1	16-DEC-2003 18:21:58	Bright	36.500	83		2.3780	11000.	73	9385	No
351	GOM_NL__2PRFIN20031216_182518_000000442022_00313_09385_9772.N1	16-DEC-2003 18:25:18	Bright	43.500	111	8Eta Boo	2.6800	6000.0	87	9385	No
352	GOM_NL__2PRFIN20031216_182917_000000602022_00313_09385_9773.N1	16-DEC-2003 18:29:17	Bright	59.500	138	47Eps Vir	2.8280	4700.0	119	9385	No
353	GOM_NL__2PRFIN20031216_183516_000000542022_00313_09385_9774.N1	16-DEC-2003 18:35:16	Twi_and_stray	53.500	15	67Alp Vir	0.97600	28000.	107	9385	No
354	GOM_NL__2PRFIN20031216_183847_000000492022_00313_09385_9775.N1	16-DEC-2003 18:38:47	Dark	48.500	169	46Gam Hya	2.9910	4700.0	97	9385	No
355	GOM_NL__2PRFIN20031216_184025_000000462022_00313_09385_9776.N1	16-DEC-2003 18:40:25	Dark	45.500	54	5The Cen	2.0550	4500.0	91	9385	No
356	GOM_NL__2PRFIN20031216_184233_000000412022_00313_09385_9777.N1	16-DEC-2003 18:42:33	Dark	41.000	78	Alp Lup	2.3040	28000.	82	9385	No
357	GOM_NL__2PRFIN20031216_184628_000000402022_00313_09385_9778.N1	16-DEC-2003 18:46:28	Dark	40.000	10	Bet Cen	0.61000	28000.	80	9385	No
358	GOM_NL__2PRFIN20031216_184756_000000432022_00314_09386_9743.N1	16-DEC-2003 18:47:56	Dark	42.500	20	Bet Cru	1.2530	30000.	85	9386	No
359	GOM_NL__2PRFIN20031216_184957_000000392022_00314_09386_9744.N1	16-DEC-2003 18:49:57	Dark	38.500	112	Alp Mus	2.6880	26000.	77	9386	No
360	GOM_NL__2PRFIN20031216_185401_000000402022_00314_09386_9745.N1	16-DEC-2003 18:54:01	Dark	39.500	159	Ups Car	2.9200	7200.0	79	9386	No
361	GOM_NL__2PRFIN20031216_185523_000000432022_00314_09386_9746.N1	16-DEC-2003 18:55:23	Dark	42.500	71	lot Car	2.2460	7700.0	85	9386	No
362	GOM_NL__2PRFIN20031216_185717_000000472022_00314_09386_9747.N1	16-DEC-2003 18:57:17	Dark	46.500	41	Eps Car	1.8600	4100.0	93	9386	No
363	GOM_NL__2PRFIN20031216_190003_000000522022_00314_09386_9748.N1	16-DEC-2003 19:00:03	Dark	52.000	34	Gam2Vel	1.7930	23000.	104	9386	No
364	GOM_NL__2PRFIN20031216_190209_000000512022_00314_09386_9749.N1	16-DEC-2003 19:02:09	Dark	51.000	2	Alp Car	-0.73600	7000.0	102	9386	No
365	GOM_NL__2PRFIN20031216_190454_000000592022_00314_09386_9750.N1	16-DEC-2003 19:04:54	Dark	59.000	117	Pi Pup	2.7060	3800.0	118	9386	No
366	GOM_NL__2PRFIN20031216_190808_000000572022_00314_09386_9751.N1	16-DEC-2003 19:08:08	Straylight	56.500	23	21Eps CMa	1.5020	26000.	113	9386	No
367	GOM_NL__2PRFIN20031216_190956_000000542022_00314_09386_9752.N1	16-DEC-2003 19:09:56	Straylight	54.000	179	24Omi2CMa	3.0320	24000.	108	9386	No
368	GOM_NL__2PRFIN20031216_191241_000000552022_00314_09386_9753.N1	16-DEC-2003 19:12:41	Straylight	55.000	47	2Bet CMa	1.9760	28000.	110	9386	No
369	GOM_NL__2PRFIN20031216_191512_000000452022_00314_09386_9754.N1	16-DEC-2003 19:15:12	Straylight	44.500	165	34Gam Eri	2.9500	3200.0	89	9386	No
370	GOM_NL__2PRFIN20031216_191655_000000482022_00314_09386_9755.N1	16-DEC-2003 19:16:55	Straylight	47.500	125	44lot Ori	2.7700	30000.	95	9386	No
371	GOM_NL__2PRFIN20031216_191828_000000492022_00314_09386_9756.N1	16-DEC-2003 19:18:28	Straylight	48.500	30	46Eps Ori	1.6940	30000.	97	9386	No
372	GOM_NL__2PRFIN20031216_192136_000000672022_00314_09386_9757.N1	16-DEC-2003 19:21:36	Twi_and_stray	67.000	14	58Alp Ori	0.87000	3000.0	134	9386	No
373	GOM_NL__2PRFIN20031216_192333_000000512022_00314_09386_9758.N1	16-DEC-2003 19:23:33	Twi_and_stray	51.000	13	87Alp Tau	0.86700	3800.0	102	9386	No
374	GOM_NL__2PRFIN20031216_192545_000000372022_00314_09386_9759.N1	16-DEC-2003 19:25:45	Bright	37.000	146	25Eta Tau	2.8730	15200.	74	9386	No
375	GOM_NL__2PRFIN20031216_192754_000000372022_00314_09386_9760.N1	16-DEC-2003 19:27:54	Bright	37.000	150	44Zet Per	2.8900	28000.	74	9386	No
376	GOM_NL__2PRFIN20031216_193011_000000362022_00314_09386_9761.N1	16-DEC-2003 19:30:11	Bright	36.000	149	45Eps Per	2.8880	30000.	72	9386	No
377	GOM_NL__2PRFIN20031216_193223_000000362022_00314_09386_9762.N1	16-DEC-2003 19:32:23	Bright	36.000	175	39Del Per	3.0100	19400.	72	9386	No
378	GOM_NL__2PRFIN20031216_193409_000000362022_00314_09386_9763.N1	16-DEC-2003 19:34:09	Bright	35.500	160	23Gam Per	2.9300	4700.0	71	9386	No
379	GOM_NL__2PRFIN20031216_193722_000000382022_00314_09386_9764.N1	16-DEC-2003 19:37:22	Bright	37.500	110	37Del Cas	2.6780	8900.0	75	9386	No
380	GOM_NL__2PRFIN20031216_194405_000000372022_00314_09386_9765.N1	16-DEC-2003 19:44:05	Bright	37.000	49	1Alp UMi	1.9900	6300.0	74	9386	No
381	GOM_NL__2PRFIN20031216_194848_000000402022_00314_09386_9766.N1	16-DEC-2003 19:48:48	Bright	40.000	60	7Bet UMi	2.0810	3950.0	80	9386	No
382	GOM_NL__2PRFIN20031216_195034_000000522022_00314_09386_9767.N1	16-DEC-2003 19:50:34	Bright	51.500	82	48Bet UMa	2.3650	10600.	103	9386	No
383	GOM_NL__2PRFIN20031216_195324_000000412022_00314_09386_9768.N1	16-DEC-2003 19:53:24	Bright	41.000	32	77Eps UMa	1.7630	11000.	82	9386	No
384	GOM_NL__2PRFIN20031216_195559_000000422022_00314_09386_9769.N1	16-DEC-2003 19:55:59	Bright	42.000	39	85Eta UMa	1.8540	24000.	84	9386	No
385	GOM_NL__2PRFIN20031216_195921_000000382022_00314_09386_9770.N1	16-DEC-2003 19:59:21	Bright	37.500	180	27Gam Boo	3.0400	8000.0	75	9386	No
386	GOM_NL__2PRFIN20031216_200235_000000372022_00314_09386_9771.N1	16-DEC-2003 20:02:35	Bright	37.000	83		2.3780	11000.	74	9386	No
387	GOM_NL__2PRFIN20031216_200554_000000422022_00314_09386_9772.N1	16-DEC-2003 20:05:54	Bright	42.000	111	8Eta Boo	2.6800	6000.0	84	9386	No
388	GOM_NL__2PRFIN20031216_200954_000000542022_00314_09386_9773.N1	16-DEC-2003 20:09:54	Bright	53.500	138	47Eps Vir	2.8280	4700.0	107	9386	No
389	GOM_NL__2PRFIN20031216_201553_000000552022_00314_09386_9774.N1	16-DEC-2003 20:15:53	Twi_and_stray	54.500	15	67Alp Vir	0.97600	28000.	109	9386	No
390	GOM_NL__2PRFIN20031216_201923_000000482022_00314_09386_9775.N1	16-DEC-2003 20:19:23	Dark	48.000	169	46Gam Hya	2.9910	4700.0	96	9386	No
391	GOM_NL__2PRFIN20031216_202101_000000462022_00314_09386_9776.N1	16-DEC-2003 20:21:01	Dark	45.500	54	5The Cen	2.0550	4500.0	91	9386	No
392	GOM_NL__2PRFIN20031216_202309_000000392022_00314_09386_9777.N1	16-DEC-2003 20:23:09	Dark	38.500	78	Alp Lup	2.3040	28000.	77	9386	No
393	GOM_NL__2PRFIN20031216_202705_000000502022_00314_09386_9778.N1	16-DEC-2003 20:27:05	Dark	49.500	10	Bet Cen	0.61000	28000.	99	9386	No
394	GOM_NL__2PRFIN20031216_202833_000000452022_00315_09387_9763.N1	16-DEC-2003 20:28:33	Dark	45.000	20	Bet Cru	1.2530	30000.	90	9387	No
395	GOM_NL__2PRFIN20031216_203033_000000392022_00315_09387_9764.N1	16-DEC-2003 20:30:33	Dark	39.000	112	Alp Mus	2.6880	26000.	78	9387	No
396	GOM_NL__2PRFIN20031216_203438_000000412022_00315_09387_9765.N1	16-DEC-2003 20:34:38	Dark	40.500	159	Ups Car	2.9200	7200.0	81	9387	No

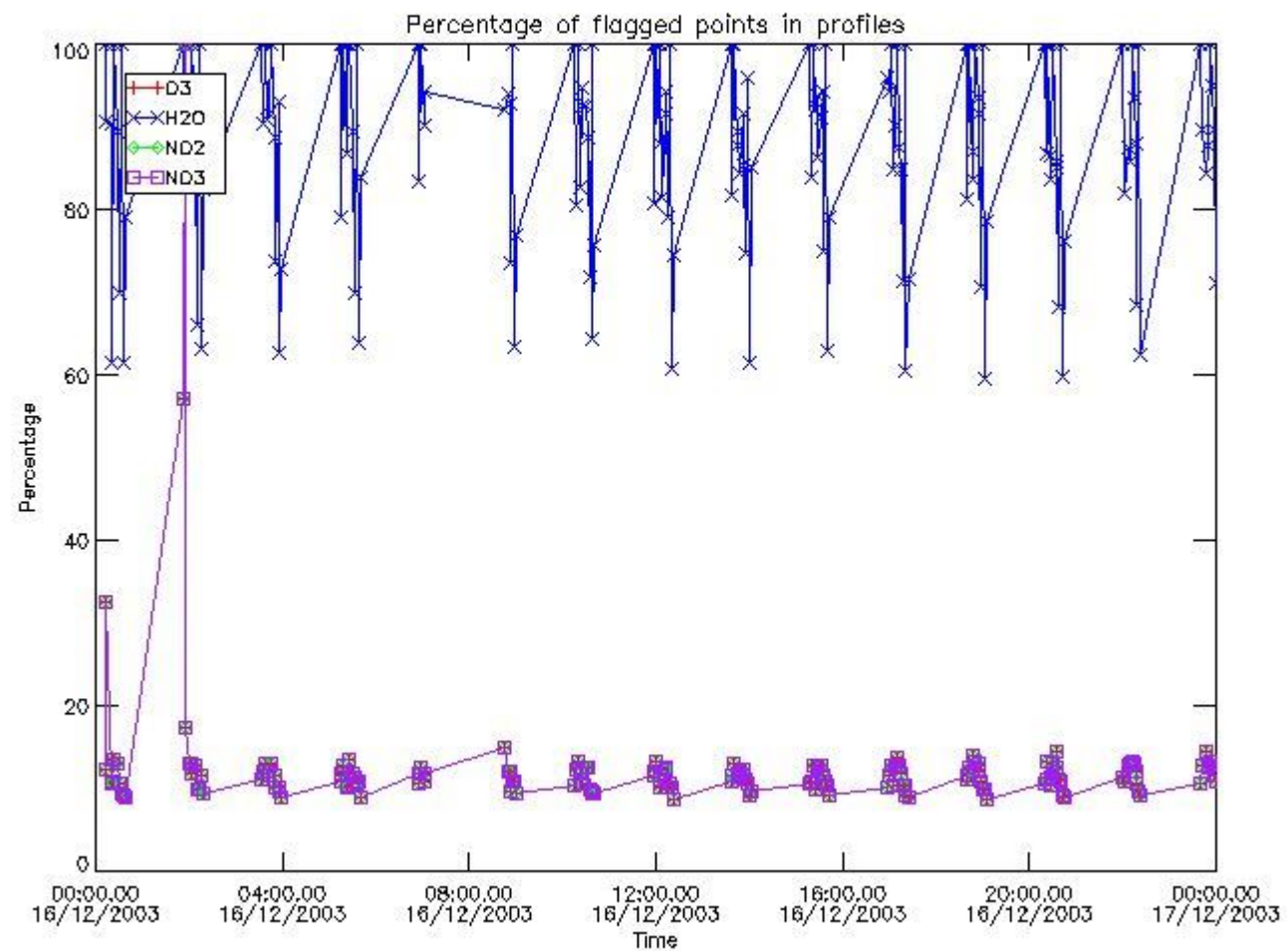
397	GOM_NL__2PRFIN20031216_203559_000000432022_00315_09387_9766.N1	16-DEC-2003 20:35:59	Dark	42.500	71	Iot Car	2.2460	7700.0	85	9387	No
398	GOM_NL__2PRFIN20031216_203753_000000462022_00315_09387_9767.N1	16-DEC-2003 20:37:53	Dark	46.000	41	Eps Car	1.8600	4100.0	92	9387	No
399	GOM_NL__2PRFIN20031216_204040_000000482022_00315_09387_9768.N1	16-DEC-2003 20:40:40	Dark	47.500	34	Gam2Vel	1.7930	23000.	95	9387	No
400	GOM_NL__2PRFIN20031216_204245_000000552022_00315_09387_9769.N1	16-DEC-2003 20:42:45	Dark	55.000	2	Alp Car	-0.73600	7000.0	110	9387	No
401	GOM_NL__2PRFIN20031216_204530_000000572022_00315_09387_9770.N1	16-DEC-2003 20:45:30	Dark	57.000	117	Pi Pup	2.7060	3800.0	114	9387	No
402	GOM_NL__2PRFIN20031216_204845_000000572022_00315_09387_9771.N1	16-DEC-2003 20:48:45	Straylight	57.000	23	21Eps CMa	1.5020	26000.	114	9387	No
403	GOM_NL__2PRFIN20031216_205032_000000582022_00315_09387_9772.N1	16-DEC-2003 20:50:32	Straylight	58.000	179	24Omi2CMa	3.0320	24000.	116	9387	No
404	GOM_NL__2PRFIN20031216_205317_000000562022_00315_09387_9773.N1	16-DEC-2003 20:53:17	Straylight	55.500	47	2Bet CMA	1.9760	28000.	111	9387	No
405	GOM_NL__2PRFIN20031216_205548_000000442022_00315_09387_9774.N1	16-DEC-2003 20:55:48	Straylight	43.500	165	34Gam Eri	2.9500	3200.0	87	9387	No
406	GOM_NL__2PRFIN20031216_205731_000000472022_00315_09387_9775.N1	16-DEC-2003 20:57:31	Straylight	47.000	125	44Iot Ori	2.7700	30000.	94	9387	No
407	GOM_NL__2PRFIN20031216_205904_000000492022_00315_09387_9776.N1	16-DEC-2003 20:59:04	Straylight	48.500	30	46Eps Ori	1.6940	30000.	97	9387	No
408	GOM_NL__2PRFIN20031216_210212_000000672022_00315_09387_9777.N1	16-DEC-2003 21:02:12	Tw_i_and_stray	67.000	14	58Alp Ori	0.87000	3000.0	134	9387	No
409	GOM_NL__2PRFIN20031216_210409_000000532022_00315_09387_9778.N1	16-DEC-2003 21:04:09	Tw_i_and_stray	52.500	13	87Alp Tau	0.86700	3800.0	105	9387	No
410	GOM_NL__2PRFIN20031216_210621_000000362022_00315_09387_9779.N1	16-DEC-2003 21:06:21	Bright	36.000	146	25Eta Tau	2.8730	15200.	72	9387	No
411	GOM_NL__2PRFIN20031216_210830_000000372022_00315_09387_9780.N1	16-DEC-2003 21:08:30	Bright	36.500	150	44Zet Per	2.8900	28000.	73	9387	No
412	GOM_NL__2PRFIN20031216_211047_000000372022_00315_09387_9781.N1	16-DEC-2003 21:10:47	Bright	37.000	149	45Eps Per	2.8880	30000.	74	9387	No
413	GOM_NL__2PRFIN20031216_211259_000000362022_00315_09387_9782.N1	16-DEC-2003 21:12:59	Bright	35.500	175	39Del Per	3.0100	19400.	71	9387	No
414	GOM_NL__2PRFIN20031216_211445_000000372022_00315_09387_9783.N1	16-DEC-2003 21:14:45	Bright	37.000	160	23Gam Per	2.9300	4700.0	74	9387	No
415	GOM_NL__2PRFIN20031216_211759_000000392022_00315_09387_9784.N1	16-DEC-2003 21:17:59	Bright	38.500	110	37Del Cas	2.6780	8900.0	77	9387	No
416	GOM_NL__2PRFIN20031216_212441_000000372022_00315_09387_9785.N1	16-DEC-2003 21:24:41	Bright	37.000	49	1Alp UMi	1.9900	6300.0	74	9387	No
417	GOM_NL__2PRFIN20031216_212924_000000352022_00315_09387_9786.N1	16-DEC-2003 21:29:24	Bright	34.500	60	7Bet UMi	2.0810	3950.0	69	9387	No
418	GOM_NL__2PRFIN20031216_213109_000000522022_00315_09387_9787.N1	16-DEC-2003 21:31:09	Bright	51.500	82	48Bet UMa	2.3650	10600.	103	9387	No
419	GOM_NL__2PRFIN20031216_213400_000000442022_00315_09387_9788.N1	16-DEC-2003 21:34:00	Bright	43.500	32	77Eps UMa	1.7630	11000.	87	9387	No
420	GOM_NL__2PRFIN20031216_213636_000000422022_00315_09387_9789.N1	16-DEC-2003 21:36:36	Bright	41.500	39	85Eta UMa	1.8540	24000.	83	9387	No
421	GOM_NL__2PRFIN20031216_213957_000000382022_00315_09387_9790.N1	16-DEC-2003 21:39:57	Bright	38.000	180	27Gam Boo	3.0400	8000.0	76	9387	No
422	GOM_NL__2PRFIN20031216_214311_000000372022_00315_09387_9791.N1	16-DEC-2003 21:43:11	Bright	37.000	83		2.3780	11000.	74	9387	No
423	GOM_NL__2PRFIN20031216_214631_000000432022_00315_09387_9792.N1	16-DEC-2003 21:46:31	Bright	42.500	111	8Eta Boo	2.6800	6000.0	85	9387	No
424	GOM_NL__2PRFIN20031216_215030_000000552022_00315_09387_9793.N1	16-DEC-2003 21:50:30	Bright	54.500	138	47Eps Vir	2.8280	4700.0	109	9387	No
425	GOM_NL__2PRFIN20031216_215630_000000512022_00315_09387_9794.N1	16-DEC-2003 21:56:30	Tw_i_and_stray	51.000	15	67Alp Vir	0.97600	28000.	102	9387	No
426	GOM_NL__2PRFIN20031216_220000_000000452022_00315_09387_9795.N1	16-DEC-2003 22:00:00	Dark	45.000	169	46Gam Hya	2.9910	4700.0	90	9387	No
427	GOM_NL__2PRFIN20031216_220138_000000482022_00315_09387_9796.N1	16-DEC-2003 22:01:38	Dark	47.500	54	5The Cen	2.0550	4500.0	95	9387	No
428	GOM_NL__2PRFIN20031216_220741_000000402022_00315_09387_9797.N1	16-DEC-2003 22:07:41	Dark	40.000	10	Bet Cen	0.61000	28000.	80	9387	No
429	GOM_NL__2PRFIN20031216_220909_000000392022_00316_09388_9763.N1	16-DEC-2003 22:09:09	Dark	39.000	20	Bet Cru	1.2530	30000.	78	9388	No
430	GOM_NL__2PRFIN20031216_221109_000000392022_00316_09388_9764.N1	16-DEC-2003 22:11:09	Dark	38.500	112	Alp Mus	2.6880	26000.	77	9388	No
431	GOM_NL__2PRFIN20031216_221514_000000402022_00316_09388_9765.N1	16-DEC-2003 22:15:14	Dark	39.500	159	Ups Car	2.9200	7200.0	79	9388	No
432	GOM_NL__2PRFIN20031216_221636_000000422022_00316_09388_9766.N1	16-DEC-2003 22:16:36	Dark	42.000	71	Iot Car	2.2460	7700.0	84	9388	No
433	GOM_NL__2PRFIN20031216_221830_000000482022_00316_09388_9767.N1	16-DEC-2003 22:18:30	Dark	48.000	41	Eps Car	1.8600	4100.0	96	9388	No
434	GOM_NL__2PRFIN20031216_222116_000000542022_00316_09388_9768.N1	16-DEC-2003 22:21:16	Dark	53.500	34	Gam2Vel	1.7930	23000.	107	9388	No
435	GOM_NL__2PRFIN20031216_222322_000000552022_00316_09388_9769.N1	16-DEC-2003 22:23:22	Dark	55.000	2	Alp Car	-0.73600	7000.0	110	9388	No
436	GOM_NL__2PRFIN20031216_222606_000000562022_00316_09388_9850.N1	16-DEC-2003 22:26:06	Dark	55.500	117	Pi Pup	2.7060	3800.0	111	9388	Yes
437	GOM_NL__2PRFIN20031216_222921_000000592022_00316_09388_9851.N1	16-DEC-2003 22:29:21	Straylight	58.500	23	21Eps CMa	1.5020	26000.	117	9388	No
438	GOM_NL__2PRFIN20031216_223108_000000592022_00316_09388_9852.N1	16-DEC-2003 22:31:08	Straylight	59.000	179	24Omi2CMa	3.0320	24000.	118	9388	No
439	GOM_NL__2PRFIN20031216_223353_000000532022_00316_09388_9853.N1	16-DEC-2003 22:33:53	Straylight	53.000	47	2Bet CMA	1.9760	28000.	106	9388	No
440	GOM_NL__2PRFIN20031216_223624_000000502022_00316_09388_9854.N1	16-DEC-2003 22:36:24	Straylight	49.500	165	34Gam Eri	2.9500	3200.0	99	9388	No
441	GOM_NL__2PRFIN20031216_223807_000000472022_00316_09388_9855.N1	16-DEC-2003 22:38:07	Straylight	47.000	125	44Iot Ori	2.7700	30000.	94	9388	No
442	GOM_NL__2PRFIN20031216_223939_000000522022_00316_09388_9856.N1	16-DEC-2003 22:39:39	Straylight	51.500	30	46Eps Ori	1.6940	30000.	103	9388	No
443	GOM_NL__2PRFIN20031216_224247_000000612022_00316_09388_9857.N1	16-DEC-2003 22:42:47	Tw_i_and_stray	61.000	14	58Alp Ori	0.87000	3000.0	122	9388	No
444	GOM_NL__2PRFIN20031216_224445_000000542022_00316_09388_9858.N1	16-DEC-2003 22:44:45	Tw_i_and_stray	54.000	13	87Alp Tau	0.86700	3800.0	108	9388	No
445	GOM_NL__2PRFIN20031216_224657_000000372022_00316_09388_9859.N1	16-DEC-2003 22:46:57	Bright	37.000	146	25Eta Tau	2.8730	15200.	74	9388	No
446	GOM_NL__2PRFIN20031216_224906_000000382022_00316_09388_9860.N1	16-DEC-2003 22:49:06	Bright	37.500	150	44Zet Per	2.8900	28000.	75	9388	No
447	GOM_NL__2PRFIN20031216_225123_000000362022_00316_09388_9861.N1	16-DEC-2003 22:51:23	Bright	36.000	149	45Eps Per	2.8880	30000.	72	9388	No
448	GOM_NL__2PRFIN20031216_225335_000000352022_00316_09388_9862.N1	16-DEC-2003 22:53:35	Bright	34.500	175	39Del Per	3.0100	19400.	69	9388	No
449	GOM_NL__2PRFIN20031216_225521_000000362022_00316_09388_9863.N1	16-DEC-2003 22:55:21	Bright	35.500	160	23Gam Per	2.9300	4700.0	71	9388	No
450	GOM_NL__2PRFIN20031216_225835_000000372022_00316_09388_9864.N1	16-DEC-2003 22:58:35	Bright	37.000	110	37Del Cas	2.6780	8900.0	74	9388	No
451	GOM_NL__2PRFIN20031216_230517_000000342022_00316_09388_9865.N1	16-DEC-2003 23:05:17	Bright	33.500	49	1Alp UMi	1.9900	6300.0	67	9388	No
452	GOM_NL__2PRFIN20031216_230959_000000382022_00316_09388_9866.N1	16-DEC-2003 23:09:59	Bright	38.000	60	7Bet UMi	2.0810	3950.0	76	9388	No
453	GOM_NL__2PRFIN20031216_231144_000000522022_00316_09388_9867.N1	16-DEC-2003 23:11:44	Bright	51.500	82	48Bet UMa	2.3650	10600.	103	9388	No
454	GOM_NL__2PRFIN20031216_231435_000000412022_00316_09388_9868.N1	16-DEC-2003 23:14:35	Bright	41.000	32	77Eps UMa	1.7630	11000.	82	9388	No
455	GOM_NL__2PRFIN20031216_231711_000000412022_00316_09388_9869.N1	16-DEC-2003 23:17:11	Bright	40.500	39	85Eta UMa	1.8540	24000.	81	9388	No

456	GOM_NL__2PRFIN20031216_232033_000000552022_00316_09388_9870.N1	16-DEC-2003 23:20:33	Bright	55.000	180	27Gam Boo	3.0400	8000.0	110	9388	No
457	GOM_NL__2PRFIN20031216_232347_000000382022_00316_09388_9871.N1	16-DEC-2003 23:23:47	Bright	37.500	83		2.3780	11000.	75	9388	No
458	GOM_NL__2PRFIN20031216_232707_000000602022_00316_09388_9872.N1	16-DEC-2003 23:27:07	Bright	60.000	111	8Eta Boo	2.6800	6000.0	120	9388	No
459	GOM_NL__2PRFIN20031216_233107_000000552022_00316_09388_9873.N1	16-DEC-2003 23:31:07	Bright	55.000	138	47Eps Vir	2.8280	4700.0	110	9388	No
460	GOM_NL__2PRFIN20031216_233706_000000532022_00316_09388_9874.N1	16-DEC-2003 23:37:06	Tw_i_and_stray	53.000	15	67Alp Vir	0.97600	28000.	106	9388	No
461	GOM_NL__2PRFIN20031216_234037_000000492022_00316_09388_9875.N1	16-DEC-2003 23:40:37	Dark	48.500	169	46Gam Hya	2.9910	4700.0	97	9388	No
462	GOM_NL__2PRFIN20031216_234214_000000442022_00316_09388_9876.N1	16-DEC-2003 23:42:14	Dark	44.000	54	5The Cen	2.0550	4500.0	88	9388	No
463	GOM_NL__2PRFIN20031216_234817_000000352022_00316_09388_9877.N1	16-DEC-2003 23:48:17	Dark	35.000	10	Bet Cen	0.61000	28000.	70	9388	No
464	GOM_NL__2PRFIN20031216_234945_000000412022_00317_09389_9851.N1	16-DEC-2003 23:49:45	Dark	41.000	20	Bet Cru	1.2530	30000.	82	9389	No
465	GOM_NL__2PRFIN20031216_235145_000000392022_00317_09389_9852.N1	16-DEC-2003 23:51:45	Dark	38.500	112	Alp Mus	2.6880	26000.	77	9389	No
466	GOM_NL__2PRFIN20031216_235550_000000402022_00317_09389_9853.N1	16-DEC-2003 23:55:50	Dark	40.000	159	Ups Car	2.9200	7200.0	80	9389	No
467	GOM_NL__2PRFIN20031216_235712_000000442022_00317_09389_9854.N1	16-DEC-2003 23:57:12	Dark	44.000	71	Iot Car	2.2460	7700.0	88	9389	No
468	GOM_NL__2PRFIN20031216_235906_000000472022_00317_09389_9855.N1	16-DEC-2003 23:59:06	Dark	47.000	41	Eps Car	1.8600	4100.0	94	9389	No

3. Quality information per product

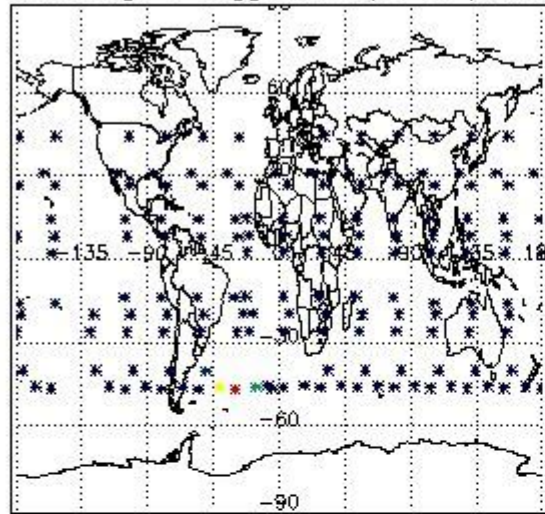
In this section it is plotted some information contained in the Quality Summary data set of the level 2 products. Only products in dark limb conditions and without errors (error flag in the MPH set to "0") are used.

3.1 Plot quality information per product (time dependant)

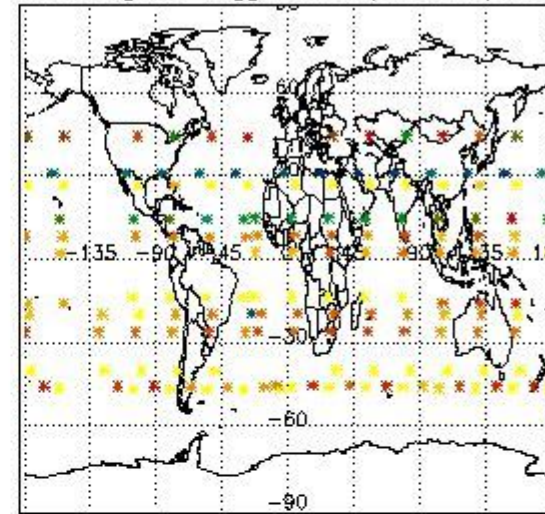


3.2 Plot quality information per product (world map)

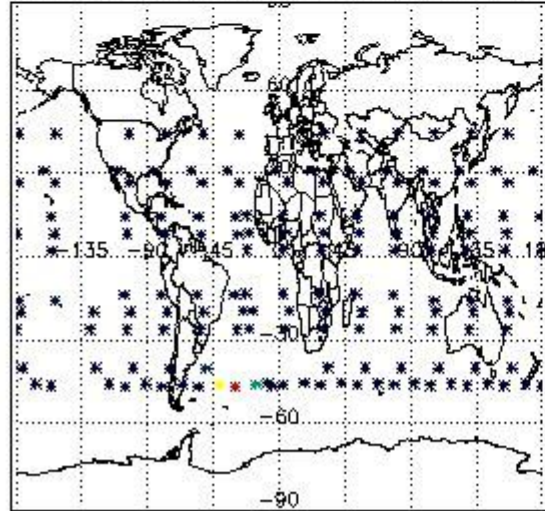
Percentage of flagged data per O3 profile



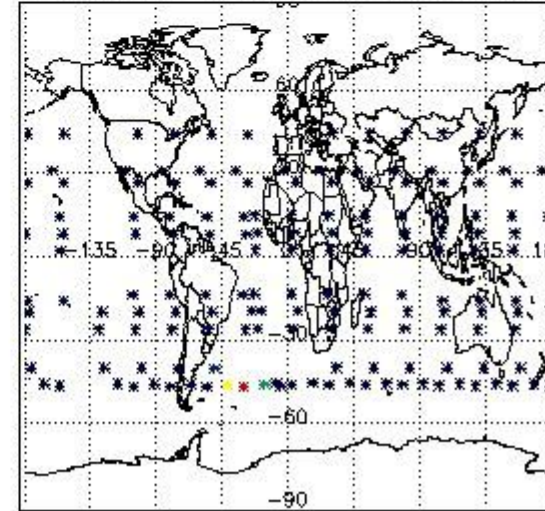
Percentage of flagged data per H2O profile



Percentage of flagged data per NO2 profile



Percentage of flagged data per NO3 profile

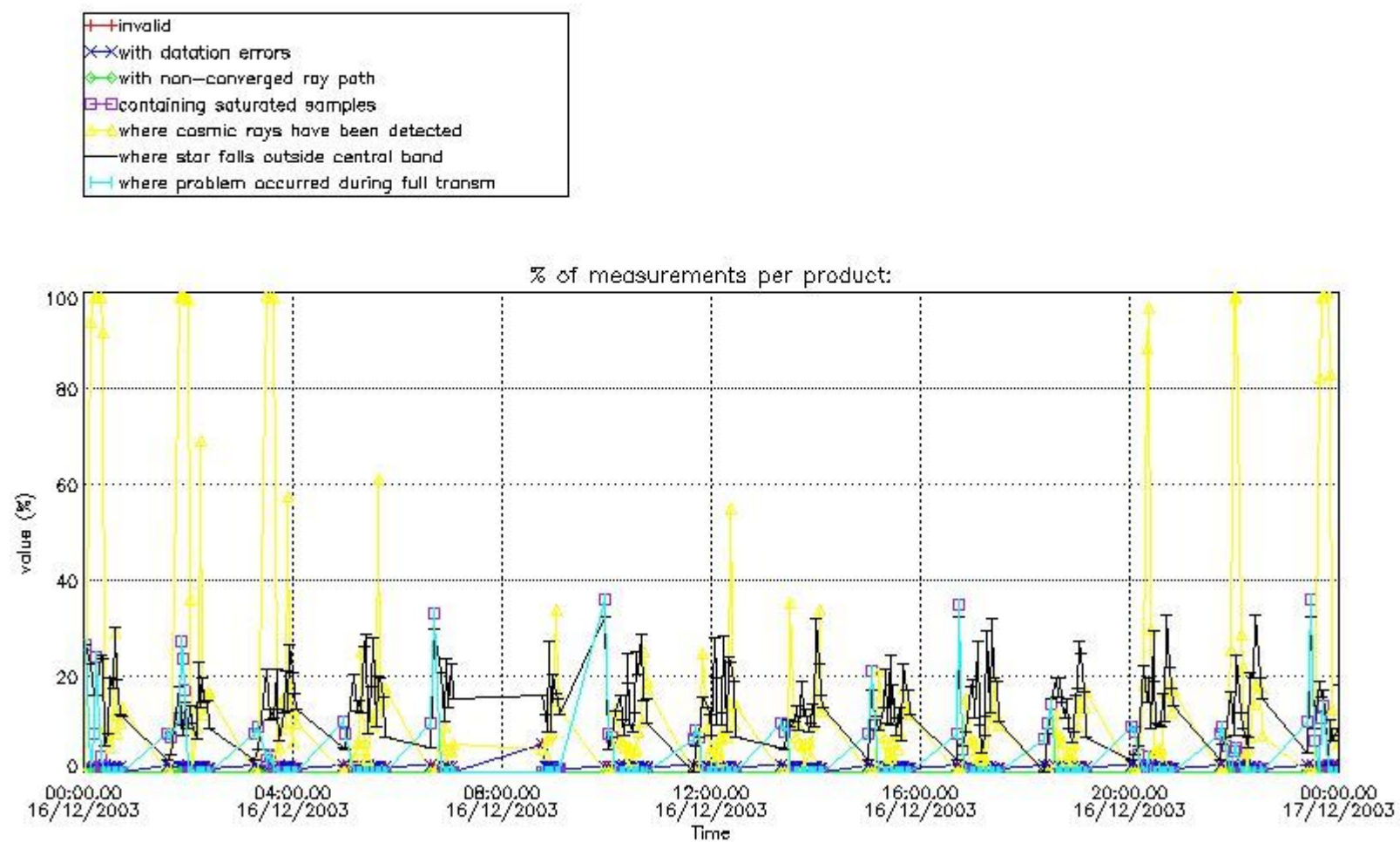


4. Level 1 quality information per product

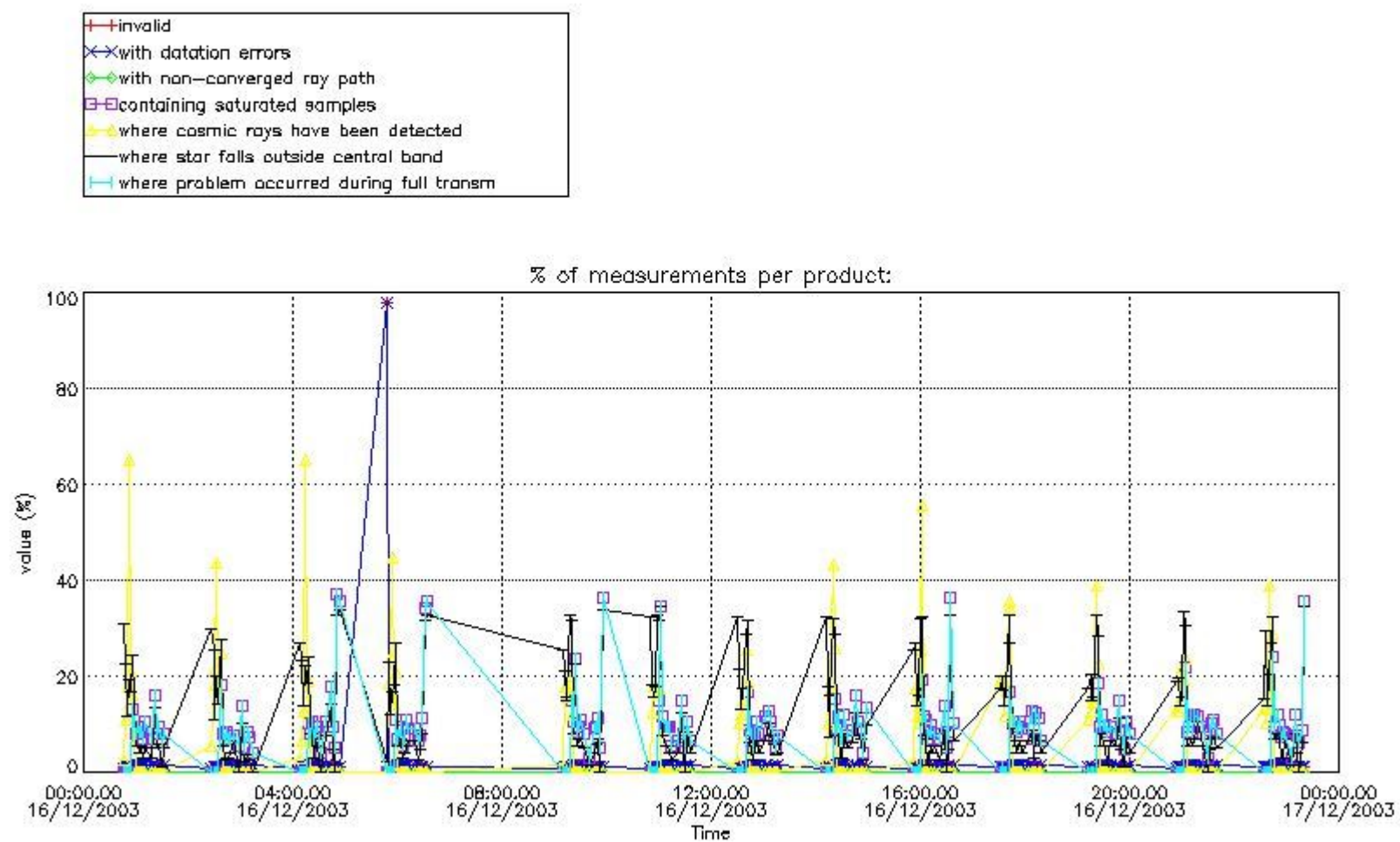
In this section it is plotted some information contained in the Quality Summary data set of the level 2 products that comes from the level 1b processing. Products without errors (error flag in the MPH set to "0") are used.

4.1 Plot quality information per product (time dependant) coming from level 1b processing

4.1.1 Plot level 1 quality information per product (time dependant): ENVISAT ASCENDING passes

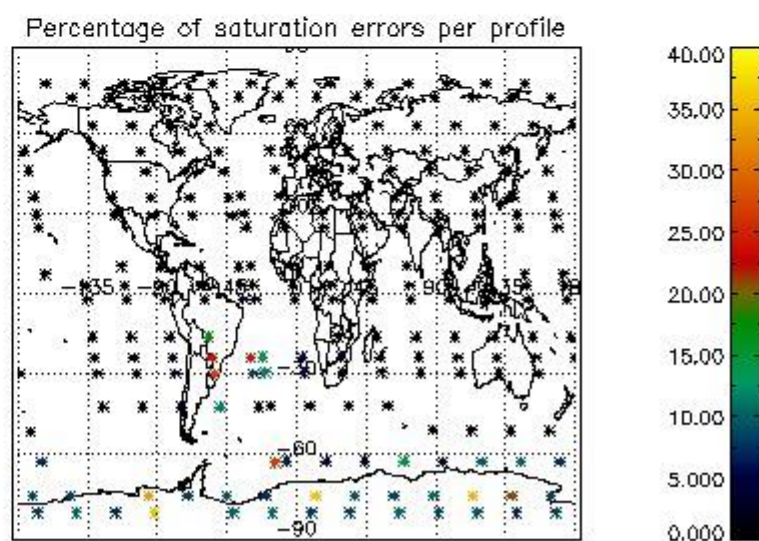
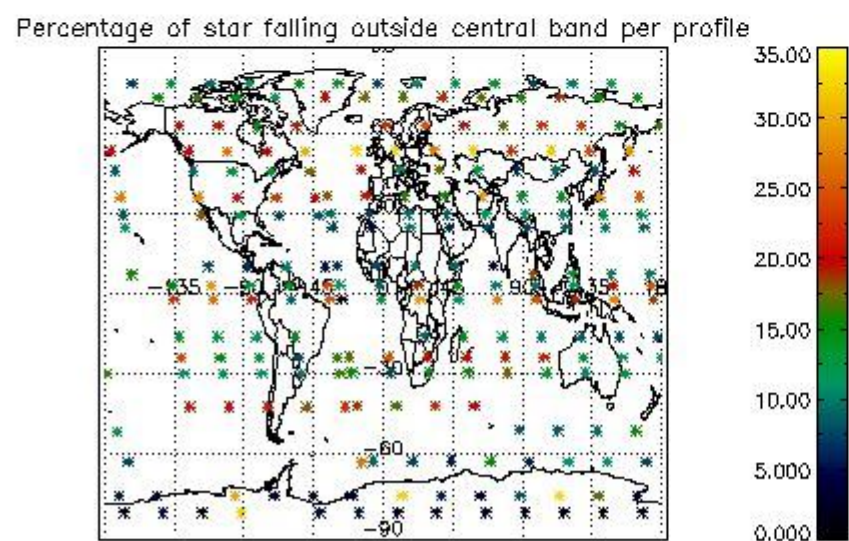
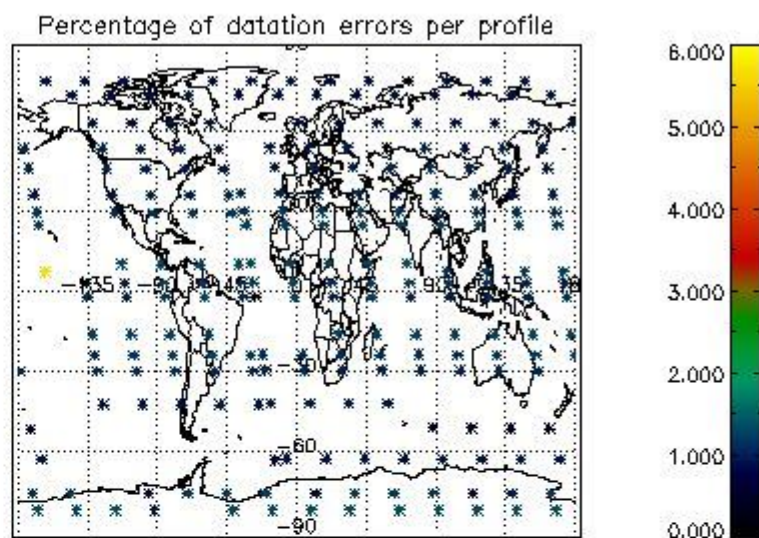
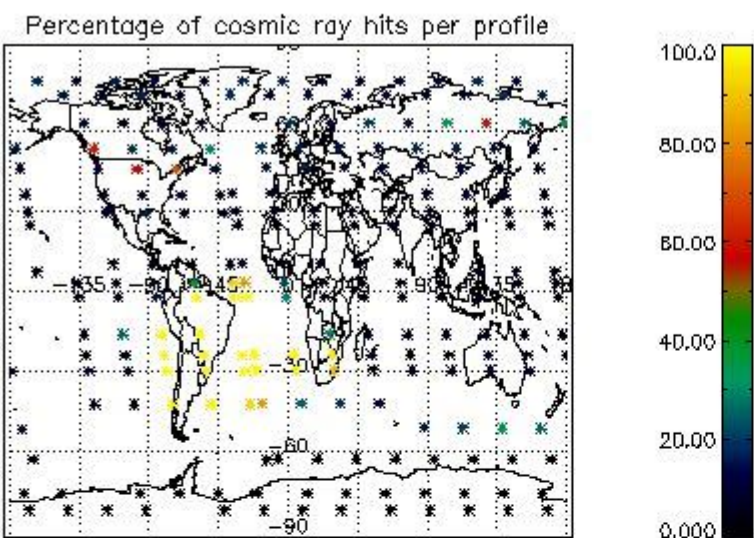


4.1.2 Plot level 1 quality information per product (time dependant): ENVISAT DESCENDING passes



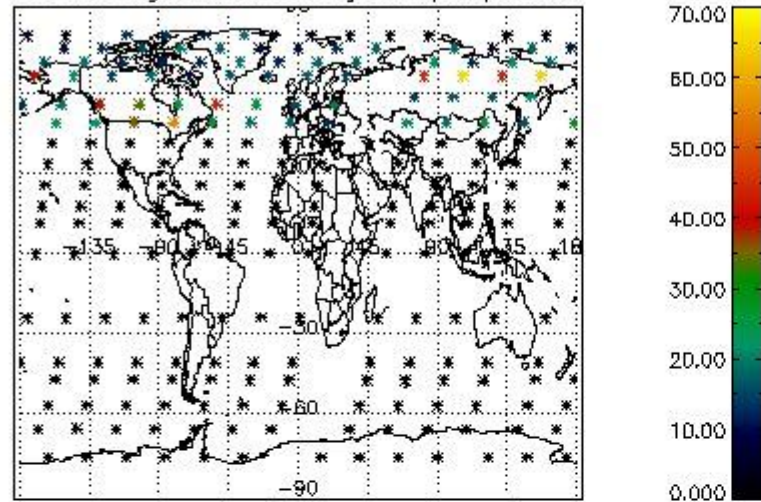
4.2 Plot quality information per product coming from level 1b processing (world map)

4.2.1 Plot level 1 quality information per product (world map): ENVISAT ASCENDING passes

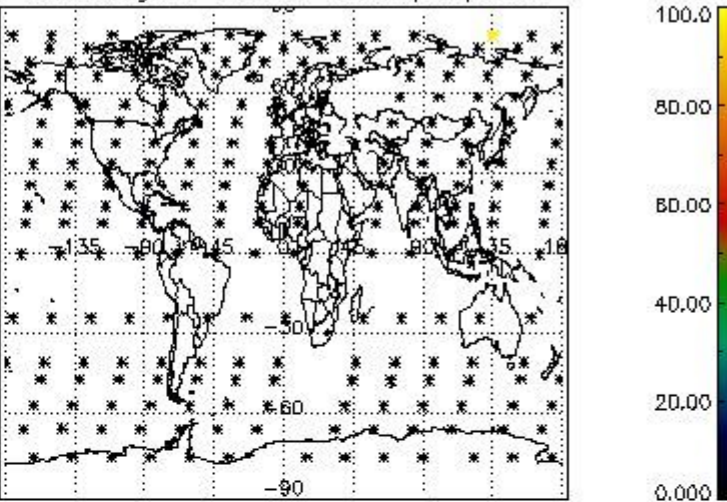


4.2.2 Plot level 1 quality information per product (world map): ENVISAT DESCENDING passes

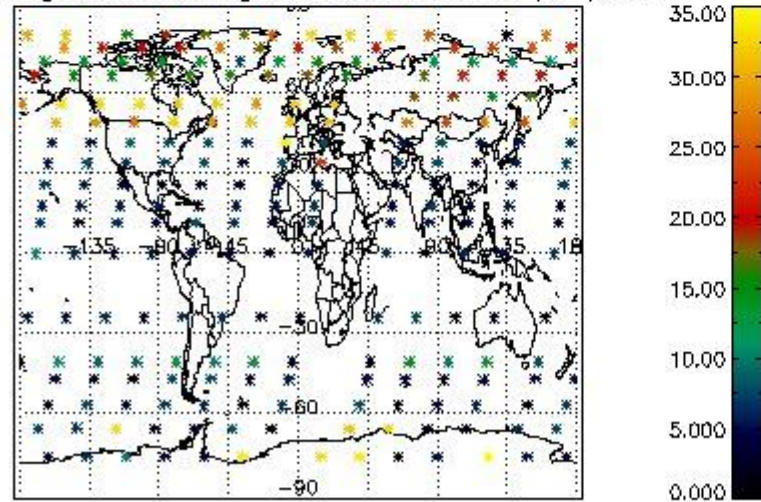
Percentage of cosmic ray hits per profile



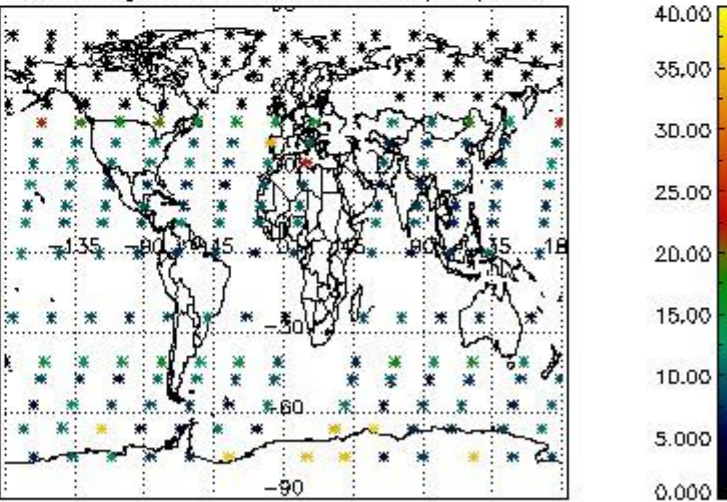
Percentage of datation errors per profile



Percentage of star falling outside central band per profile



Percentage of saturation errors per profile



5. Trace gas profiles

5.1 Ozone statistics based on quality of products

The final quality of the products can be "measured" using the STD (Standard Deviation) attached to every point profile. This information is written to the parameter GOM_NL__2P/NL_LOCAL_SPECIES_DENSITY/o3_std of the level 2 products. The table below shows the statistics for given STD ranges.

The statistics are given with respect to the overall valid production:

- Products without fatal errors: GOM_NL__2P/MPH/PRODUCT_ERR=0
- Valid point profile: GOM_NL__2P/NL_LOCAL_SPECIES_DENSITY/pcd(0)=0

The 'Criteria' is applied to valid points of dark limb products:

- Products in dark limb illumination condition: GOM_NL__2P/NL_SUMMARY_QUALITY/obs_ill_cond=0
- Products without fatal errors: GOM_NL__2P/MPH/PRODUCT_ERR=0
- Valid point profile: GOM_NL__2P/NL_LOCAL_SPECIES_DENSITY/pcd(0)=0

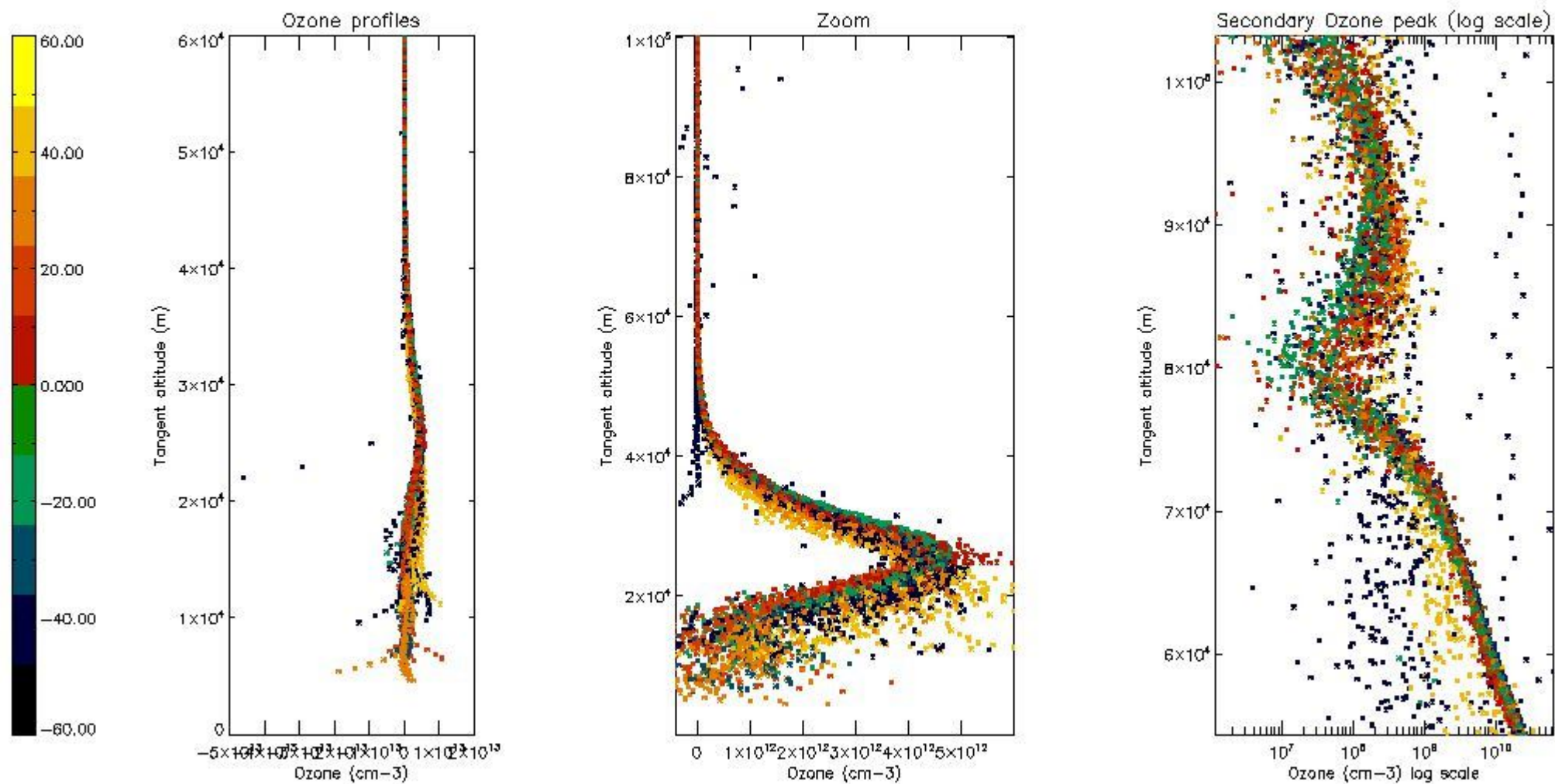
So, the table below shows the percentage of dark limb and valid observations for each criteria with respect to the overall valid daily observations.

Criteria	% of total production
All STD	33
STD < 20	18

STD < 10	15
STD < 5	10

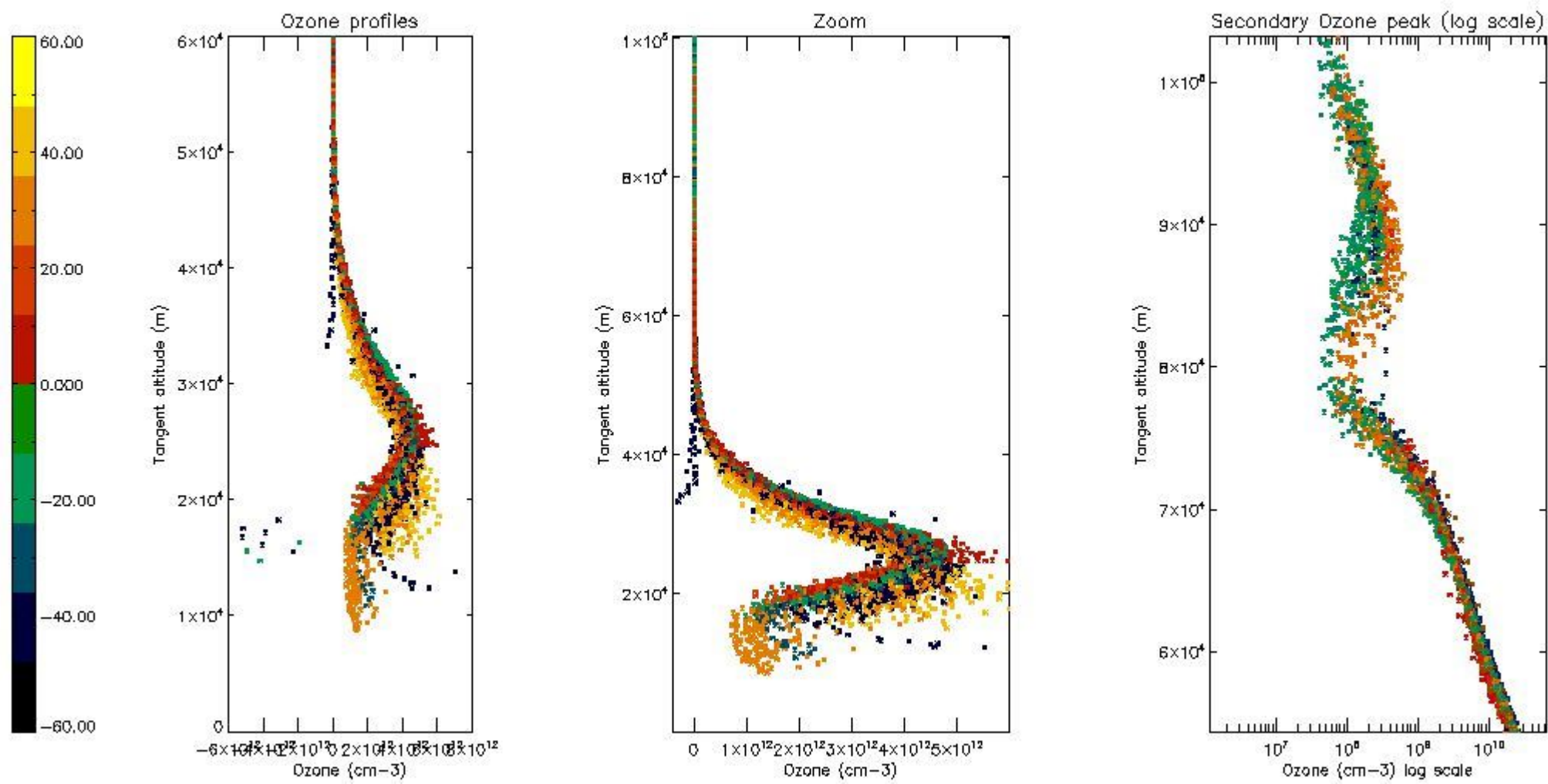
5.2 Plot ozone profiles for all STD (dark without errors)

The colorbar represents the latitude.



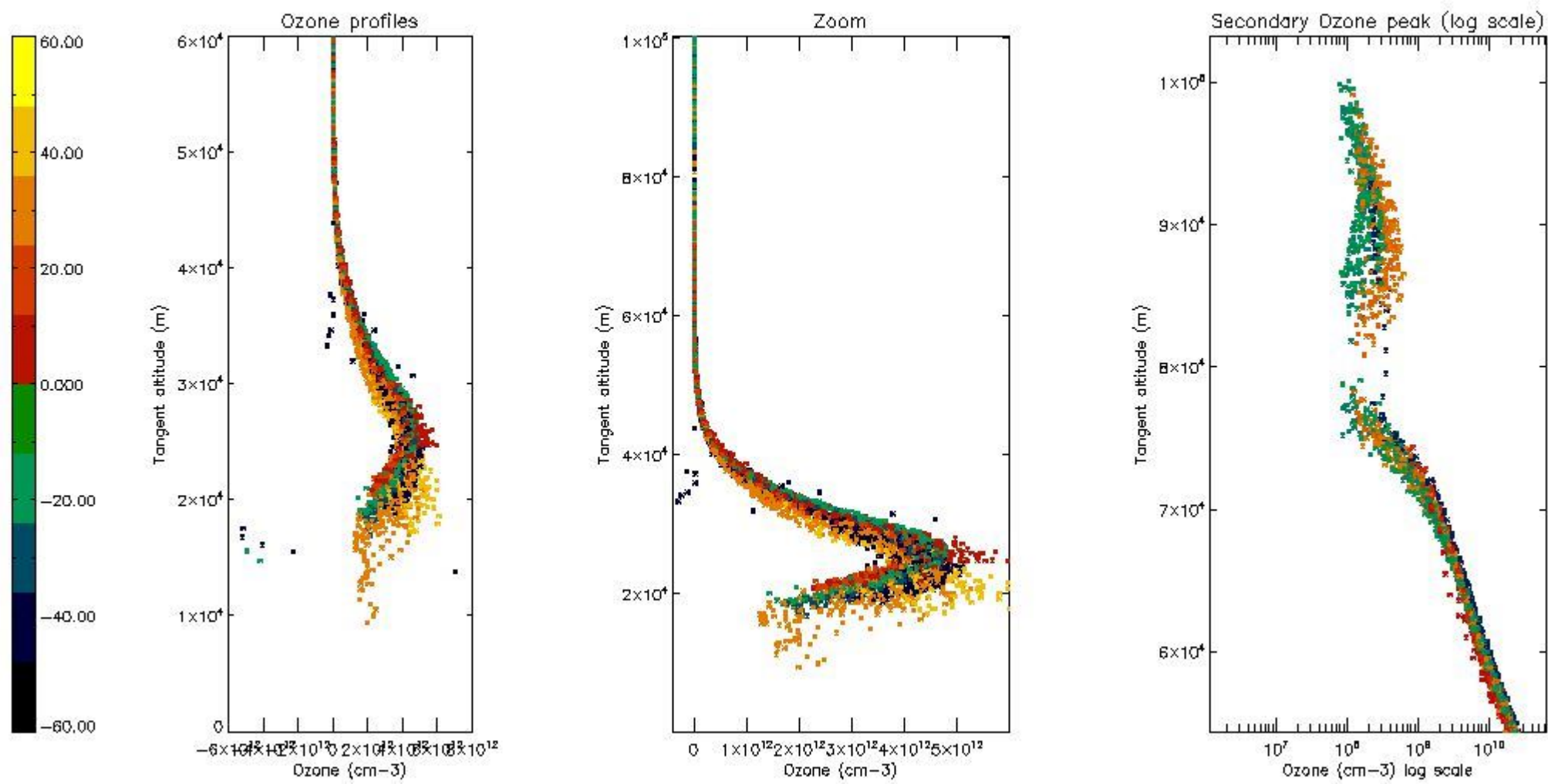
5.3 Plot ozone profiles where STD < 20% (dark without errors)

The colorbar represents the latitude.



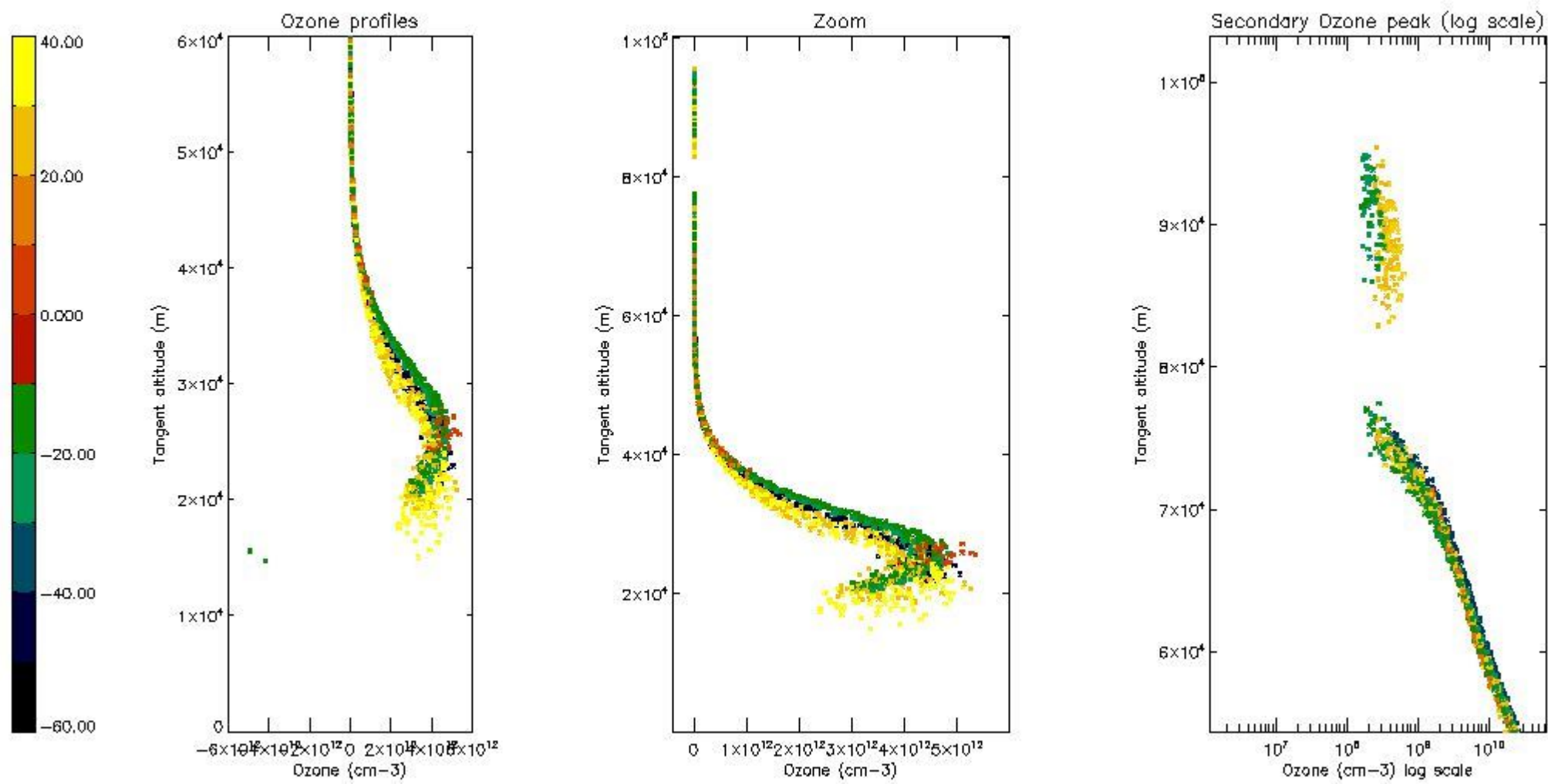
5.4 Plot ozone profiles where STD < 10% (dark without errors)

The colorbar represents the latitude.



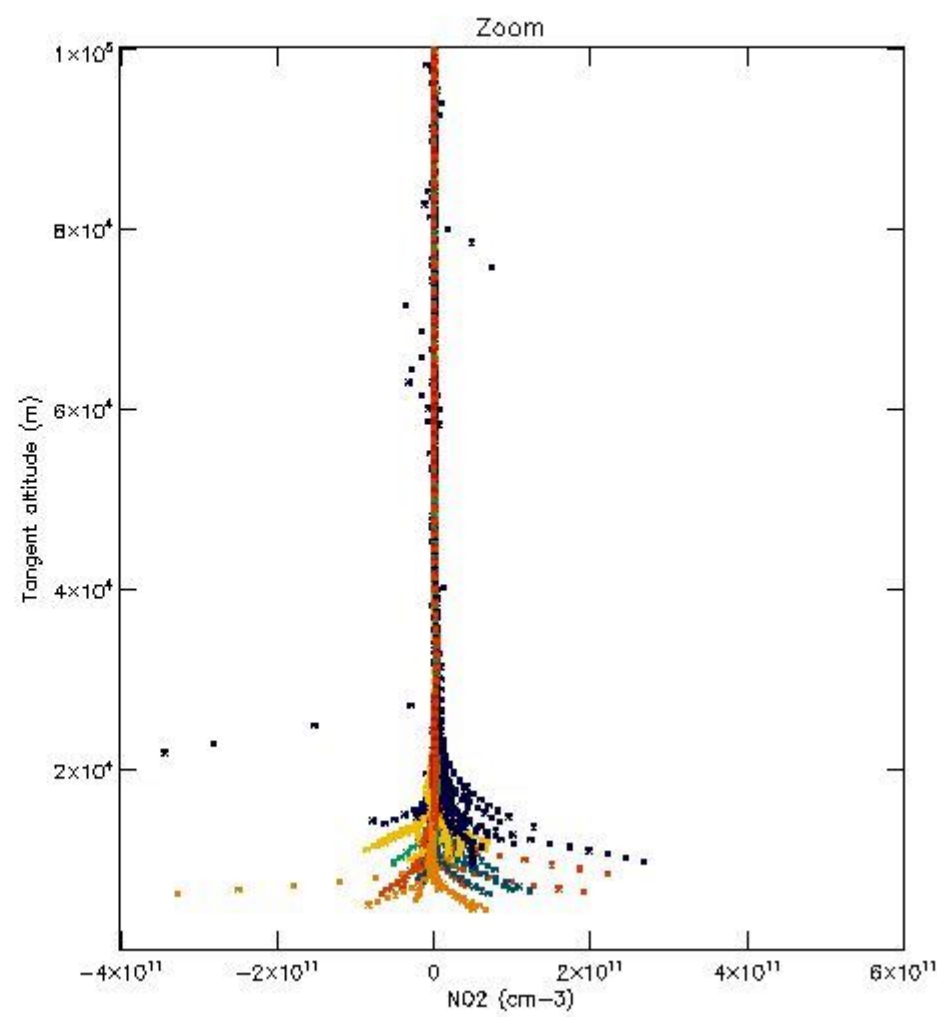
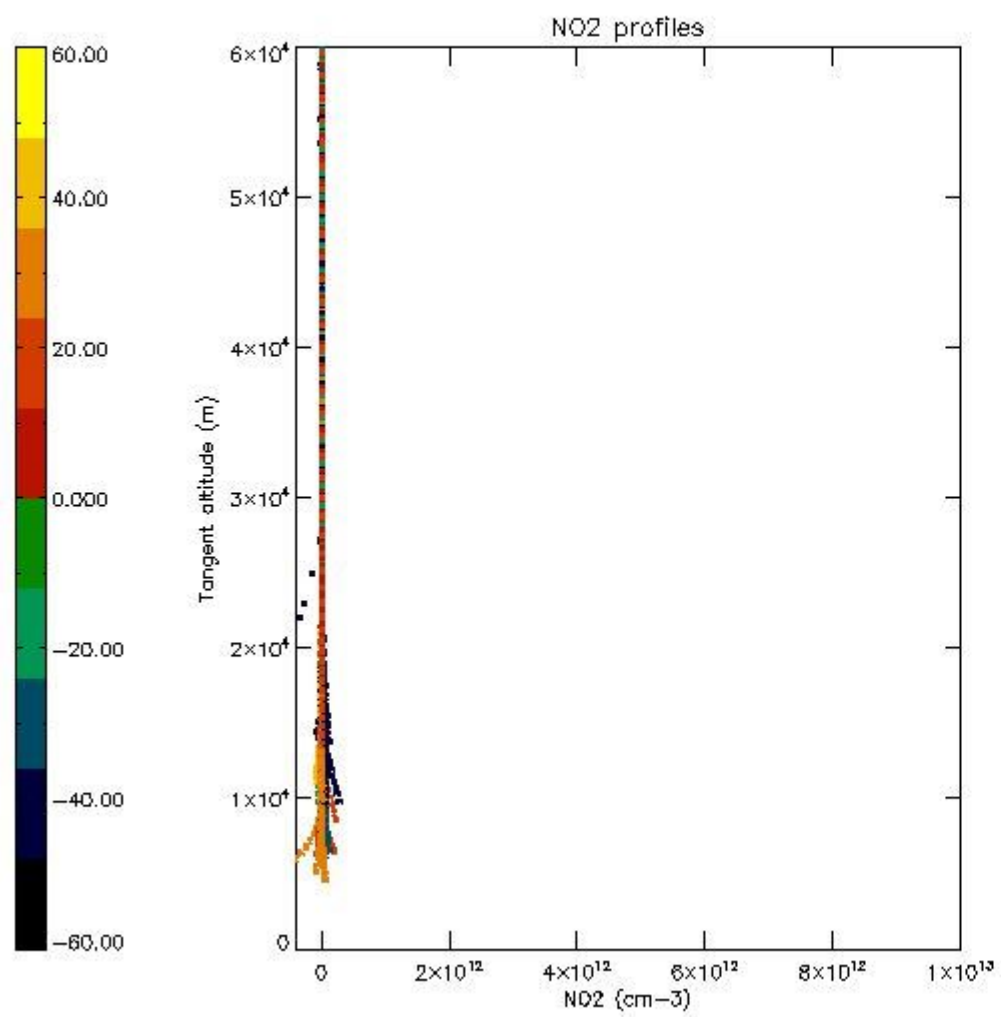
5.5 Plot ozone profiles where STD < 5% (dark without errors)

The colorbar represents the latitude.



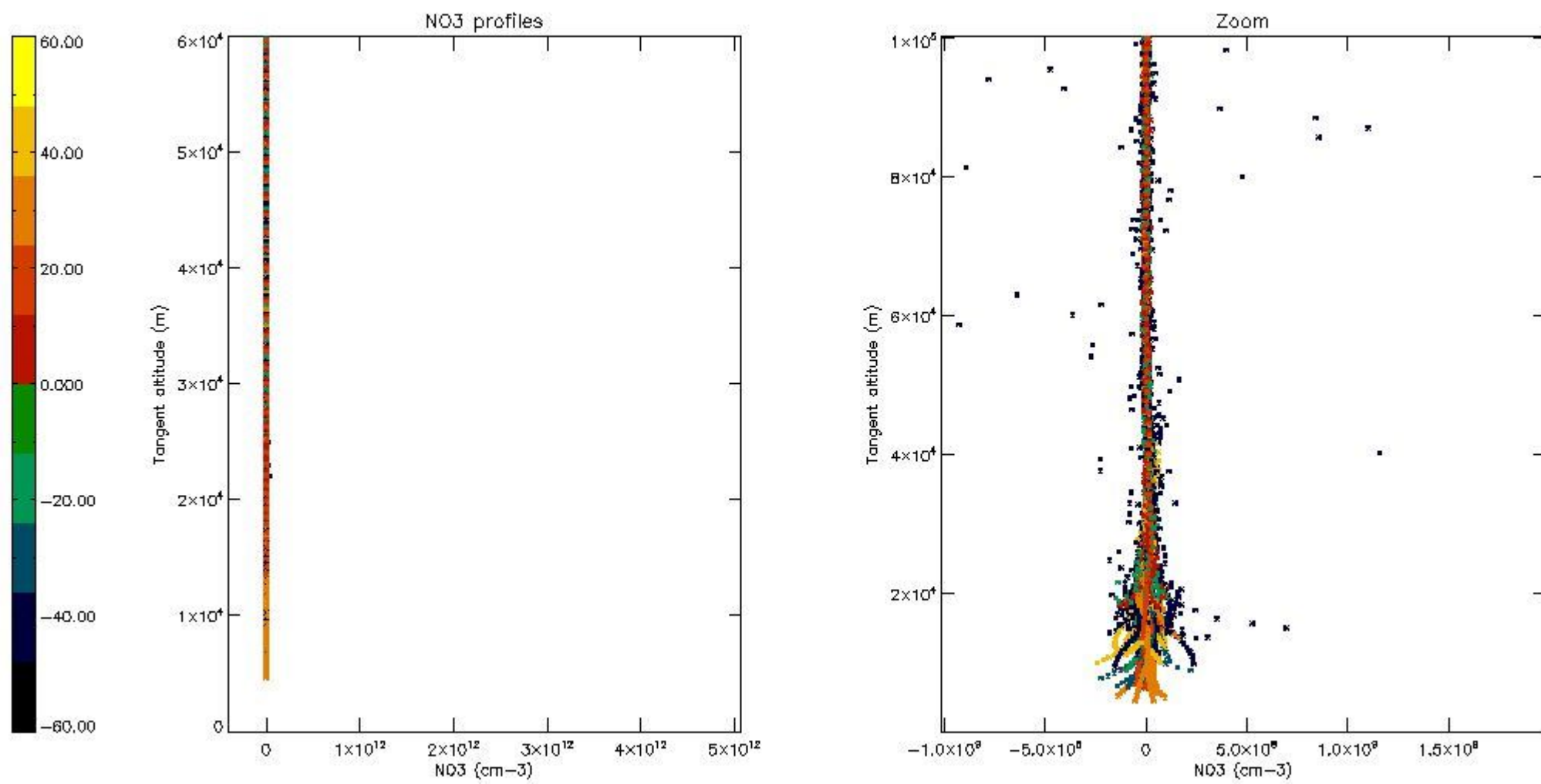
5.6 Plot NO₂ profiles for all STD (dark without errors)

The colorbar represents the latitude.



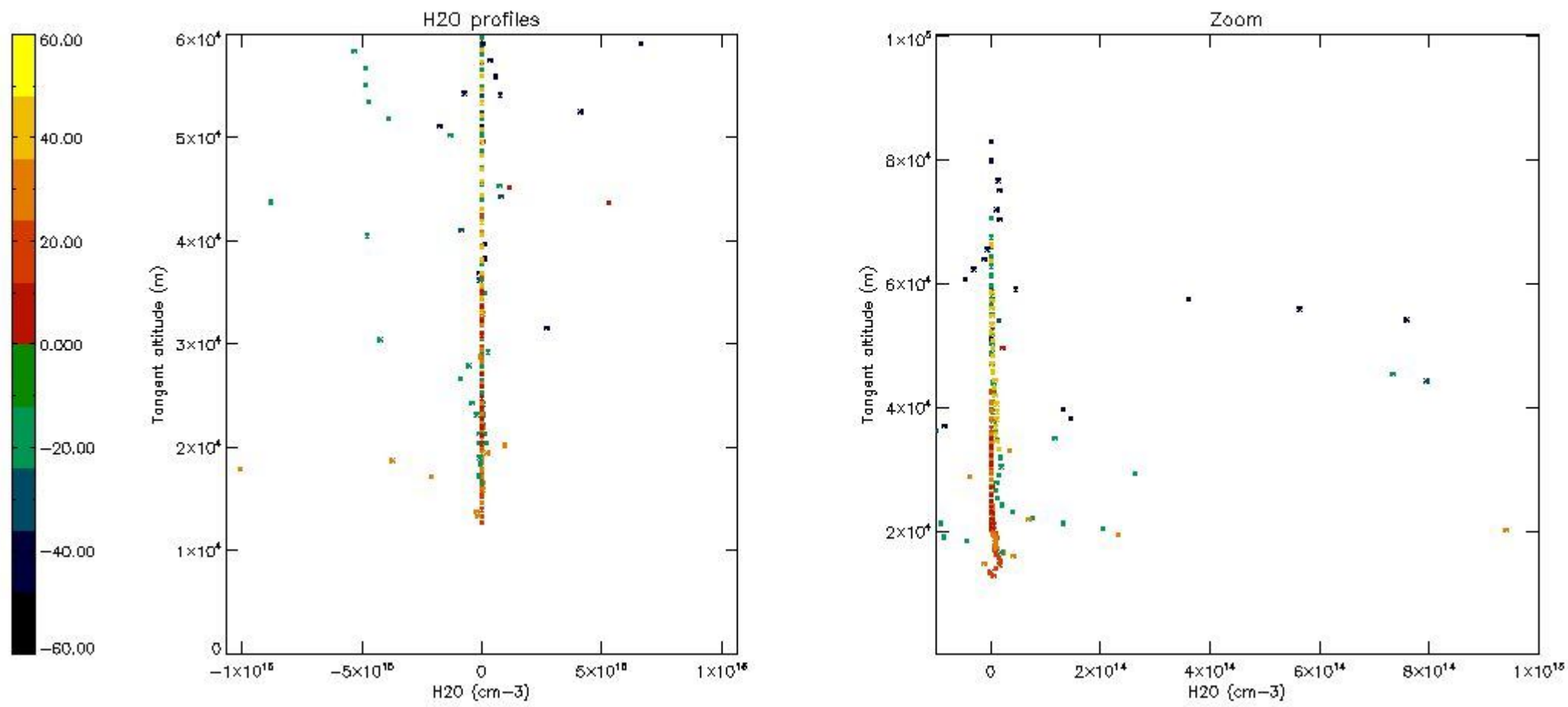
5.7 Plot NO3 profiles for all STD (dark without errors)

The colorbar represents the latitude.



5.8 Plot H2O profiles for all STD (only for occultations of stars 1,2,3,4,13,14,16,26,63 dark without errors)

The colorbar represents the latitude.



6. Auxiliary Data Files used for the production reported in section 2

The number reported in the third column indicates since which file (see list in section 2) the corresponding auxiliary file has been used. The fourth column is the date of those product files.

Type	Auxiliary Filename	Used since product	Used since product date
INST_PHYS_CHARACTERISTICS	GOM_INS_AXVIEC20091111_143220_20030716_120000_20500101_000000	1	16-DEC-2003 00:02:34
LEVEL-2_PROC_CONFIG	GOM_PR2_AXVIEC20091111_152718_20020301_000000_20500101_000000	1	16-DEC-2003 00:02:34
CROSS_SECTIONS_FILE	GOM_CRS_AXVIEC20091111_154832_20020301_000000_20500101_000000	1	16-DEC-2003 00:02:34

GOMOS Level 2 Daily Report

SUMMARY

[1. General Info](#)

[2. Summary of processed GOM_NL_2P products](#)

[3. Level 2 Quality information per product](#)

[3.1 Plot of level 2 quality information per product \(time dependant\)](#)

[3.2 Plot of level 2 quality information per product \(world map\)](#)

[4. Level 1 Quality information per product \(stored on level 2 products\)](#)

[4.1 Plot of level 1 quality information per product \(time dependant\)](#)

[4.1.1 Plot of level 1 quality information per product \(time dependant\): ASCENDING](#)

[4.1.2 Plot of level 1 quality information per product \(time dependant\): DESCENDING](#)

[4.2 Plot of level 1 quality information per product \(world map\)](#)

[4.2.1 Plot of level 1 quality information per product \(world map\): ASCENDING](#)

[4.2.2 Plot of level 1 quality information per product \(world map\): DESCENDING](#)

[5. Ozone profiles based on quality statistics and other trace gas profiles](#)

[5.1 Ozone statistics based on quality of products](#)

[5.2 Plot ozone profiles for all STD \(dark without errors\)](#)

[5.3 Plot ozone profiles where STD < 20% \(dark without errors\)](#)

[5.4. Plot ozone profiles where STD < 10% \(dark without errors\)](#)

[5.5. Plot ozone profiles where STD < 5% \(dark without errors\)](#)

[5.6 Plot NO2 profiles for all STD \(dark without errors\)](#)

[5.7 Plot NO3 profiles for all STD \(dark without errors\)](#)

[5.8 Plot H2O profiles \(only for occultations of stars 1,2,3,4,13,14,16,26,63 dark without errors\) for all STD](#)

[6. Auxiliary Data Files used for the production reported in section 2](#)

This report presents the daily analysis on parameters extracted from GOMOS level 2 data (GOM_NL__2P). It is intended to monitor some important parameters that will impact the quality of these products. A list of level 2 products (and content) that have arrived during the reporting day to the PCF is also given.

Item	Value
Time of report generation	20APR2013 02:02:52
Data source version	GOMOS/6.01
Start time of products	16-12-2003 (16DEC2003 00:00:00)
Stop time of products	17-12-2003 (17DEC2003 00:00:00)
Store outputs in DB	Yes
Nb of level 2 prods	468
Nb of prods with errors	1

2. Summary of processed GOM_NL__2P products.

Nr	Filename	UTC Start time	Limb	Duration	Star Id	Star Name	Star Mag	Star Temp	Nb Meas	Orbit	Prod. error
1	GOM_NL__2PRFIN20031216_000234_000000682022_00302_09374_9941.N1	16-DEC-2003 00:02:34	Bright	67.500	138	47Eps Vir	2.8280	4700.0	135	9374	No
2	GOM_NL__2PRFIN20031216_000832_000000562022_00302_09374_9942.N1	16-DEC-2003 00:08:32	Twilight	55.500	15	67Alp Vir	0.97600	28000.	111	9374	No
3	GOM_NL__2PRFIN20031216_001202_000000502022_00302_09374_9943.N1	16-DEC-2003 00:12:02	Dark	49.500	169	46Gam Hya	2.9910	4700.0	99	9374	No
4	GOM_NL__2PRFIN20031216_001344_000000442022_00302_09374_9944.N1	16-DEC-2003 00:13:44	Dark	43.500	54	5The Cen	2.0550	4500.0	87	9374	No
5	GOM_NL__2PRFIN20031216_001949_000000472022_00302_09374_9945.N1	16-DEC-2003 00:19:49	Dark	47.000	10	Bet Cen	0.61000	28000.	94	9374	No
6	GOM_NL__2PRFIN20031216_002115_000000492022_00303_09375_9916.N1	16-DEC-2003 00:21:15	Dark	48.500	26	Gam Cru	1.6240	2900.0	97	9375	No
7	GOM_NL__2PRFIN20031216_002317_000000382022_00303_09375_9917.N1	16-DEC-2003 00:23:17	Dark	37.500	112	Alp Mus	2.6880	26000.	75	9375	No
8	GOM_NL__2PRFIN20031216_002839_000000432022_00303_09375_9918.N1	16-DEC-2003 00:28:39	Dark	43.000	71	Iot Car	2.2460	7700.0	86	9375	No
9	GOM_NL__2PRFIN20031216_003034_000000492022_00303_09375_9919.N1	16-DEC-2003 00:30:34	Dark	48.500	41	Eps Car	1.8600	4100.0	97	9375	No
10	GOM_NL__2PRFIN20031216_003318_000000542022_00303_09375_9920.N1	16-DEC-2003 00:33:18	Dark	54.000	34	Gam2Vel	1.7930	23000.	108	9375	No
11	GOM_NL__2PRFIN20031216_003528_000000552022_00303_09375_9921.N1	16-DEC-2003 00:35:28	Dark	55.000	2	Alp Car	-0.73600	7000.0	110	9375	No
12	GOM_NL__2PRFIN20031216_003810_000000582022_00303_09375_9922.N1	16-DEC-2003 00:38:10	Dark	57.500	117	Pi Pup	2.7060	3800.0	115	9375	No
13	GOM_NL__2PRFIN20031216_004127_000000552022_00303_09375_9923.N1	16-DEC-2003 00:41:27	Straylight	54.500	23	21Eps CMa	1.5020	26000.	109	9375	No
14	GOM_NL__2PRFIN20031216_004316_000000572022_00303_09375_9924.N1	16-DEC-2003 00:43:16	Straylight	56.500	179	24Omi2CMa	3.0320	24000.	113	9375	No
15	GOM_NL__2PRFIN20031216_004621_000000742022_00303_09375_9925.N1	16-DEC-2003 00:46:21	Straylight	74.000	1	9Alp CMa	-1.4400	11000.	148	9375	No
16	GOM_NL__2PRFIN20031216_004833_000000472022_00303_09375_9926.N1	16-DEC-2003 00:48:33	Straylight	46.500	165	34Gam Eri	2.9500	3200.0	93	9375	No
17	GOM_NL__2PRFIN20031216_005019_000000482022_00303_09375_9927.N1	16-DEC-2003 00:50:19	Straylight	47.500	125	44Iot Ori	2.7700	30000.	95	9375	No
18	GOM_NL__2PRFIN20031216_005153_000000522022_00303_09375_9928.N1	16-DEC-2003 00:51:53	Straylight	51.500	30	46Eps Ori	1.6940	30000.	103	9375	No
19	GOM_NL__2PRFIN20031216_005414_000000512022_00303_09375_9929.N1	16-DEC-2003 00:54:14	Twilight	50.500	27	24Gam Ori	1.6360	26000.	101	9375	No
20	GOM_NL__2PRFIN20031216_005657_000000502022_00303_09375_9930.N1	16-DEC-2003 00:56:57	Twilight	49.500	13	87Alp Tau	0.86700	3800.0	99	9375	No
21	GOM_NL__2PRFIN20031216_005908_000000372022_00303_09375_9931.N1	16-DEC-2003 00:59:08	Bright	37.000	146	25Eta Tau	2.8730	15200.	74	9375	No
22	GOM_NL__2PRFIN20031216_010117_000000382022_00303_09375_9932.N1	16-DEC-2003 01:01:17	Bright	37.500	150	44Zet Per	2.8900	28000.	75	9375	No
23	GOM_NL__2PRFIN20031216_010335_000000372022_00303_09375_9933.N1	16-DEC-2003 01:03:35	Bright	36.500	149	45Eps Per	2.8880	30000.	73	9375	No
24	GOM_NL__2PRFIN20031216_010546_000000372022_00303_09375_9934.N1	16-DEC-2003 01:05:46	Bright	36.500	175	39Del Per	3.0100	19400.	73	9375	No
25	GOM_NL__2PRFIN20031216_010732_000000362022_00303_09375_9935.N1	16-DEC-2003 01:07:32	Bright	35.500	160	23Gam Per	2.9300	4700.0	71	9375	No
26	GOM_NL__2PRFIN20031216_011042_000000382022_00303_09375_9936.N1	16-DEC-2003 01:10:42	Bright	38.000	110	37Del Cas	2.6780	8900.0	76	9375	No
27	GOM_NL__2PRFIN20031216_011729_000000362022_00303_09375_9937.N1	16-DEC-2003 01:17:29	Bright	36.000	49	1Alp UMi	1.9900	6300.0	72	9375	No
28	GOM_NL__2PRFIN20031216_012211_000000412022_00303_09375_9938.N1	16-DEC-2003 01:22:11	Bright	41.000	60	7Bet UMi	2.0810	3950.0	82	9375	No
29	GOM_NL__2PRFIN20031216_012405_000000512022_00303_09375_9939.N1	16-DEC-2003 01:24:05	Bright	50.500	82	48Bet UMa	2.3650	10600.	101	9375	No
30	GOM_NL__2PRFIN20031216_012651_000000432022_00303_09375_9940.N1	16-DEC-2003 01:26:51	Bright	42.500	32	77Eps UMa	1.7630	11000.	85	9375	No
31	GOM_NL__2PRFIN20031216_012924_000000402022_00303_09375_9941.N1	16-DEC-2003 01:29:24	Bright	39.500	39	85Eta UMa	1.8540	24000.	79	9375	No
32	GOM_NL__2PRFIN20031216_013244_000000382022_00303_09375_9942.N1	16-DEC-2003 01:32:44	Bright	38.000	180	27Gam Boo	3.0400	8000.0	76	9375	No
33	GOM_NL__2PRFIN20031216_013557_000000372022_00303_09375_9943.N1	16-DEC-2003 01:35:57	Bright	37.000	83		2.3780	11000.	74	9375	No
34	GOM_NL__2PRFIN20031216_013915_000000412022_00303_09375_9944.N1	16-DEC-2003 01:39:15	Bright	41.000	111	8Eta Boo	2.6800	6000.0	82	9375	No
35	GOM_NL__2PRFIN20031216_014909_000000532022_00303_09375_9945.N1	16-DEC-2003 01:49:09	Twilight	53.000	15	67Alp Vir	0.97600	28000.	106	9375	No
36	GOM_NL__2PRFIN20031216_015239_000000462022_00303_09375_9946.N1	16-DEC-2003 01:52:39	Dark	46.000	169	46Gam Hya	2.9910	4700.0	92	9375	No
37	GOM_NL__2PRFIN20031216_015420_000000402022_00303_09375_9947.N1	16-DEC-2003 01:54:20	Dark	40.000	54	5The Cen	2.0550	4500.0	80	9375	No
38	GOM_NL__2PRFIN20031216_015631_000000412022_00303_09375_9948.N1	16-DEC-2003 01:56:31	Dark	41.000	78	Alp Lup	2.3040	28000.	82	9375	No
39	GOM_NL__2PRFIN20031216_020026_000000392022_00303_09375_9949.N1	16-DEC-2003 02:00:26	Dark	39.000	10	Bet Cen	0.61000	28000.	78	9375	No
40	GOM_NL__2PRFIN20031216_020151_000000432022_00304_09376_9932.N1	16-DEC-2003 02:01:51	Dark	43.000	20	Bet Cru	1.2530	30000.	86	9376	No
41	GOM_NL__2PRFIN20031216_020353_000000402022_00304_09376_9933.N1	16-DEC-2003 02:03:53	Dark	39.500	112	Alp Mus	2.6880	26000.	79	9376	No
42	GOM_NL__2PRFIN20031216_020915_000000442022_00304_09376_9934.N1	16-DEC-2003 02:09:15	Dark	43.500	71	Iot Car	2.2460	7700.0	87	9376	No

43	GOM_NL__2PRFIN20031216_021111_000000522022_00304_09376_9935.N1	16-DEC-2003 02:11:11	Dark	52.000	41	Eps Car	1.8600	4100.0	104	9376	No
44	GOM_NL__2PRFIN20031216_021355_000000522022_00304_09376_9936.N1	16-DEC-2003 02:13:55	Dark	52.000	34	Gam2Vel	1.7930	23000.	104	9376	No
45	GOM_NL__2PRFIN20031216_021604_000000482022_00304_09376_9937.N1	16-DEC-2003 02:16:04	Dark	48.000	2	Alp Car	-0.73600	7000.0	96	9376	No
46	GOM_NL__2PRFIN20031216_021847_000000552022_00304_09376_9938.N1	16-DEC-2003 02:18:47	Dark	54.500	117	Pi Pup	2.7060	3800.0	109	9376	No
47	GOM_NL__2PRFIN20031216_022203_000000572022_00304_09376_9939.N1	16-DEC-2003 02:22:03	Straylight	56.500	23	21Eps CMa	1.5020	26000.	113	9376	No
48	GOM_NL__2PRFIN20031216_022353_000000562022_00304_09376_9940.N1	16-DEC-2003 02:23:53	Straylight	55.500	179	24Omi2CMa	3.0320	24000.	111	9376	No
49	GOM_NL__2PRFIN20031216_022657_000000722022_00304_09376_9941.N1	16-DEC-2003 02:26:57	Straylight	72.000	1	9Alp CMa	-1.4400	11000.	144	9376	No
50	GOM_NL__2PRFIN20031216_022910_000000472022_00304_09376_9942.N1	16-DEC-2003 02:29:10	Straylight	47.000	165	34Gam Eri	2.9500	3200.0	94	9376	No
51	GOM_NL__2PRFIN20031216_023055_000000472022_00304_09376_9943.N1	16-DEC-2003 02:30:55	Straylight	46.500	125	44Iot Ori	2.7700	30000.	93	9376	No
52	GOM_NL__2PRFIN20031216_023228_000000532022_00304_09376_9944.N1	16-DEC-2003 02:32:28	Straylight	52.500	30	46Eps Ori	1.6940	30000.	105	9376	No
53	GOM_NL__2PRFIN20031216_023449_000000502022_00304_09376_9945.N1	16-DEC-2003 02:34:49	Tw_i_and_stray	49.500	27	24Gam Ori	1.6360	26000.	99	9376	No
54	GOM_NL__2PRFIN20031216_023733_000000532022_00304_09376_9946.N1	16-DEC-2003 02:37:33	Tw_i_and_stray	52.500	13	87Alp Tau	0.86700	3800.0	105	9376	No
55	GOM_NL__2PRFIN20031216_023943_000000382022_00304_09376_9947.N1	16-DEC-2003 02:39:43	Bright	37.500	146	25Eta Tau	2.8730	15200.	75	9376	No
56	GOM_NL__2PRFIN20031216_024153_000000372022_00304_09376_9948.N1	16-DEC-2003 02:41:53	Bright	37.000	150	44Zet Per	2.8900	28000.	74	9376	No
57	GOM_NL__2PRFIN20031216_024411_000000372022_00304_09376_9949.N1	16-DEC-2003 02:44:11	Bright	36.500	149	45Eps Per	2.8880	30000.	73	9376	No
58	GOM_NL__2PRFIN20031216_024622_000000362022_00304_09376_9950.N1	16-DEC-2003 02:46:22	Bright	36.000	175	39Del Per	3.0100	19400.	72	9376	No
59	GOM_NL__2PRFIN20031216_024808_000000362022_00304_09376_9951.N1	16-DEC-2003 02:48:08	Bright	36.000	160	23Gam Per	2.9300	4700.0	72	9376	No
60	GOM_NL__2PRFIN20031216_025117_000000392022_00304_09376_9952.N1	16-DEC-2003 02:51:17	Bright	38.500	110	37Del Cas	2.6780	8900.0	77	9376	No
61	GOM_NL__2PRFIN20031216_025804_000000372022_00304_09376_9953.N1	16-DEC-2003 02:58:04	Bright	36.500	49	1Alp UMi	1.9900	6300.0	73	9376	No
62	GOM_NL__2PRFIN20031216_030247_000000402022_00304_09376_9954.N1	16-DEC-2003 03:02:47	Bright	40.000	60	7Bet UMi	2.0810	3950.0	80	9376	No
63	GOM_NL__2PRFIN20031216_030440_000000502022_00304_09376_9955.N1	16-DEC-2003 03:04:40	Bright	50.000	82	48Bet UMa	2.3650	10600.	100	9376	No
64	GOM_NL__2PRFIN20031216_030726_000000432022_00304_09376_9956.N1	16-DEC-2003 03:07:26	Bright	42.500	32	77Eps UMa	1.7630	11000.	85	9376	No
65	GOM_NL__2PRFIN20031216_030959_000000412022_00304_09376_9957.N1	16-DEC-2003 03:09:59	Bright	41.000	39	85Eta UMa	1.8540	24000.	82	9376	No
66	GOM_NL__2PRFIN20031216_031320_000000362022_00304_09376_9958.N1	16-DEC-2003 03:13:20	Bright	36.000	180	27Gam Boo	3.0400	8000.0	72	9376	No
67	GOM_NL__2PRFIN20031216_031632_000000382022_00304_09376_9959.N1	16-DEC-2003 03:16:32	Bright	37.500	83		2.3780	11000.	75	9376	No
68	GOM_NL__2PRFIN20031216_031951_000000432022_00304_09376_9960.N1	16-DEC-2003 03:19:51	Bright	42.500	111	8Eta Boo	2.6800	6000.0	85	9376	No
69	GOM_NL__2PRFIN20031216_032945_000000562022_00304_09376_9961.N1	16-DEC-2003 03:29:45	Tw_i_and_stray	55.500	15	67Alp Vir	0.97600	28000.	111	9376	No
70	GOM_NL__2PRFIN20031216_033315_000000462022_00304_09376_9962.N1	16-DEC-2003 03:33:15	Dark	46.000	169	46Gam Hya	2.9910	4700.0	92	9376	No
71	GOM_NL__2PRFIN20031216_033457_000000422022_00304_09376_9963.N1	16-DEC-2003 03:34:57	Dark	42.000	54	5The Cen	2.0550	4500.0	84	9376	No
72	GOM_NL__2PRFIN20031216_033707_000000402022_00304_09376_9964.N1	16-DEC-2003 03:37:07	Dark	39.500	78	Alp Lup	2.3040	28000.	79	9376	No
73	GOM_NL__2PRFIN20031216_034102_000000452022_00304_09376_9965.N1	16-DEC-2003 03:41:02	Dark	44.500	10	Bet Cen	0.61000	28000.	89	9376	No
74	GOM_NL__2PRFIN20031216_034228_000000422022_00305_09377_9920.N1	16-DEC-2003 03:42:28	Dark	42.000	20	Bet Cru	1.2530	30000.	84	9377	No
75	GOM_NL__2PRFIN20031216_034429_000000392022_00305_09377_9921.N1	16-DEC-2003 03:44:29	Dark	39.000	112	Alp Mus	2.6880	26000.	78	9377	No
76	GOM_NL__2PRFIN20031216_034952_000000452022_00305_09377_9922.N1	16-DEC-2003 03:49:52	Dark	44.500	71	Iot Car	2.2460	7700.0	89	9377	No
77	GOM_NL__2PRFIN20031216_035147_000000502022_00305_09377_9923.N1	16-DEC-2003 03:51:47	Dark	50.000	41	Eps Car	1.8600	4100.0	100	9377	No
78	GOM_NL__2PRFIN20031216_035432_000000512022_00305_09377_9924.N1	16-DEC-2003 03:54:32	Dark	50.500	34	Gam2Vel	1.7930	23000.	101	9377	No
79	GOM_NL__2PRFIN20031216_035640_000000532022_00305_09377_9925.N1	16-DEC-2003 03:56:40	Dark	52.500	2	Alp Car	-0.73600	7000.0	105	9377	No
80	GOM_NL__2PRFIN20031216_035924_000000582022_00305_09377_9926.N1	16-DEC-2003 03:59:24	Dark	57.500	117	Pi Pup	2.7060	3800.0	115	9377	No
81	GOM_NL__2PRFIN20031216_040240_000000582022_00305_09377_9927.N1	16-DEC-2003 04:02:40	Straylight	57.500	23	21Eps CMa	1.5020	26000.	115	9377	No
82	GOM_NL__2PRFIN20031216_040429_000000582022_00305_09377_9928.N1	16-DEC-2003 04:04:29	Straylight	58.000	179	24Omi2CMa	3.0320	24000.	116	9377	No
83	GOM_NL__2PRFIN20031216_040733_000000692022_00305_09377_9929.N1	16-DEC-2003 04:07:33	Straylight	69.000	1	9Alp CMa	-1.4400	11000.	138	9377	No
84	GOM_NL__2PRFIN20031216_040946_000000472022_00305_09377_9930.N1	16-DEC-2003 04:09:46	Straylight	47.000	165	34Gam Eri	2.9500	3200.0	94	9377	No
85	GOM_NL__2PRFIN20031216_041132_000000482022_00305_09377_9931.N1	16-DEC-2003 04:11:32	Straylight	47.500	125	44Iot Ori	2.7700	30000.	95	9377	No
86	GOM_NL__2PRFIN20031216_041304_000000552022_00305_09377_9932.N1	16-DEC-2003 04:13:04	Straylight	54.500	30	46Eps Ori	1.6940	30000.	109	9377	No
87	GOM_NL__2PRFIN20031216_041526_000000512022_00305_09377_9933.N1	16-DEC-2003 04:15:26	Tw_i_and_stray	51.000	27	24Gam Ori	1.6360	26000.	102	9377	No
88	GOM_NL__2PRFIN20031216_041809_000000502022_00305_09377_9934.N1	16-DEC-2003 04:18:09	Tw_i_and_stray	50.000	13	87Alp Tau	0.86700	3800.0	100	9377	No
89	GOM_NL__2PRFIN20031216_042020_000000382022_00305_09377_9935.N1	16-DEC-2003 04:20:20	Bright	37.500	146	25Eta Tau	2.8730	15200.	75	9377	No
90	GOM_NL__2PRFIN20031216_042229_000000382022_00305_09377_9936.N1	16-DEC-2003 04:22:29	Bright	38.000	150	44Zet Per	2.8900	28000.	76	9377	No
91	GOM_NL__2PRFIN20031216_042447_000000362022_00305_09377_9937.N1	16-DEC-2003 04:24:47	Bright	36.000	149	45Eps Per	2.8880	30000.	72	9377	No
92	GOM_NL__2PRFIN20031216_042658_000000372022_00305_09377_9938.N1	16-DEC-2003 04:26:58	Bright	36.500	175	39Del Per	3.0100	19400.	73	9377	No
93	GOM_NL__2PRFIN20031216_042844_000000372022_00305_09377_9939.N1	16-DEC-2003 04:28:44	Bright	37.000	160	23Gam Per	2.9300	4700.0	74	9377	No
94	GOM_NL__2PRFIN20031216_043154_000000362022_00305_09377_9940.N1	16-DEC-2003 04:31:54	Bright	36.000	110	37Del Cas	2.6780	8900.0	72	9377	No
95	GOM_NL__2PRFIN20031216_043840_000000392022_00305_09377_9941.N1	16-DEC-2003 04:38:40	Bright	38.500	49	1Alp UMi	1.9900	6300.0	77	9377	No
96	GOM_NL__2PRFIN20031216_044323_000000422022_00305_09377_9942.N1	16-DEC-2003 04:43:23	Bright	42.000	60	7Bet UMi	2.0810	3950.0	84	9377	No
97	GOM_NL__2PRFIN20031216_044516_000000522022_00305_09377_9943.N1	16-DEC-2003 04:45:16	Bright	52.000	82	48Bet UMa	2.3650	10600.	104	9377	No
98	GOM_NL__2PRFIN20031216_044803_000000402022_00305_09377_9944.N1	16-DEC-2003 04:48:03	Bright	40.000	32	77Eps UMa	1.7630	11000.	80	9377	No
99	GOM_NL__2PRFIN20031216_045036_000000582022_00305_09377_9945.N1	16-DEC-2003 04:50:36	Bright	58.000	39	85Eta UMa	1.8540	24000.	116	9377	No
100	GOM_NL__2PRFIN20031216_045356_000000552022_00305_09377_9946.N1	16-DEC-2003 04:53:56	Bright	55.000	180	27Gam Boo	3.0400	8000.0	110	9377	No
101	GOM_NL__2PRFIN20031216_045709_000000392022_00305_09377_9947.N1	16-DEC-2003 04:57:09	Bright	38.500	83		2.3780	11000.	77	9377	No

102	GOM_NL__2PRFIN20031216_050026_000000432022_00305_09377_9948.N1	16-DEC-2003 05:00:26	Bright	43.000	111	8Eta Boo	2.6800	6000.0	86	9377	No
103	GOM_NL__2PRFIN20031216_051022_000000542022_00305_09377_9949.N1	16-DEC-2003 05:10:22	Twilight	54.000	15	67Alp Vir	0.97600	28000.	108	9377	No
104	GOM_NL__2PRFIN20031216_051352_000000482022_00305_09377_9950.N1	16-DEC-2003 05:13:52	Dark	47.500	169	46Gam Hya	2.9910	4700.0	95	9377	No
105	GOM_NL__2PRFIN20031216_051533_000000442022_00305_09377_9951.N1	16-DEC-2003 05:15:33	Dark	43.500	54	5The Cen	2.0550	4500.0	87	9377	No
106	GOM_NL__2PRFIN20031216_051743_000000402022_00305_09377_9952.N1	16-DEC-2003 05:17:43	Dark	40.000	78	Alp Lup	2.3040	28000.	80	9377	No
107	GOM_NL__2PRFIN20031216_052137_000000502022_00305_09377_9953.N1	16-DEC-2003 05:21:37	Dark	49.500	10	Bet Cen	0.61000	28000.	99	9377	No
108	GOM_NL__2PRFIN20031216_052304_000000512022_00306_09378_9941.N1	16-DEC-2003 05:23:04	Dark	50.500	20	Bet Cru	1.2530	30000.	101	9378	No
109	GOM_NL__2PRFIN20031216_052506_000000382022_00306_09378_9942.N1	16-DEC-2003 05:25:06	Dark	38.000	112	Alp Mus	2.6880	26000.	76	9378	No
110	GOM_NL__2PRFIN20031216_053030_000000482022_00306_09378_9943.N1	16-DEC-2003 05:30:30	Dark	47.500	71	lot Car	2.2460	7700.0	95	9378	No
111	GOM_NL__2PRFIN20031216_053224_000000542022_00306_09378_9944.N1	16-DEC-2003 05:32:24	Dark	53.500	41	Eps Car	1.8600	4100.0	107	9378	No
112	GOM_NL__2PRFIN20031216_053509_000000492022_00306_09378_9945.N1	16-DEC-2003 05:35:09	Dark	48.500	34	Gam2Vel	1.7930	23000.	97	9378	No
113	GOM_NL__2PRFIN20031216_053718_000000482022_00306_09378_9946.N1	16-DEC-2003 05:37:18	Dark	47.500	2	Alp Car	-0.73600	7000.0	95	9378	No
114	GOM_NL__2PRFIN20031216_054001_000000572022_00306_09378_9947.N1	16-DEC-2003 05:40:01	Dark	56.500	117	Pi Pup	2.7060	3800.0	113	9378	No
115	GOM_NL__2PRFIN20031216_054316_000000572022_00306_09378_9948.N1	16-DEC-2003 05:43:16	Straylight	57.000	23	21Eps CMa	1.5020	26000.	114	9378	No
116	GOM_NL__2PRFIN20031216_054505_000000552022_00306_09378_9949.N1	16-DEC-2003 05:45:05	Straylight	55.000	179	24Omi2CMa	3.0320	24000.	110	9378	No
117	GOM_NL__2PRFIN20031216_054810_000000732022_00306_09378_9743.N1	16-DEC-2003 05:48:10	Straylight	72.500	1	9Alp CMa	-1.4400	11000.	145	9378	No
118	GOM_NL__2PRFIN20031216_055022_000000462022_00306_09378_9744.N1	16-DEC-2003 05:50:22	Straylight	46.000	165	34Gam Eri	2.9500	3200.0	92	9378	No
119	GOM_NL__2PRFIN20031216_055208_000000462022_00306_09378_9745.N1	16-DEC-2003 05:52:08	Straylight	46.000	125	44lot Ori	2.7700	30000.	92	9378	No
120	GOM_NL__2PRFIN20031216_055340_000000512022_00306_09378_9746.N1	16-DEC-2003 05:53:40	Straylight	50.500	30	46Eps Ori	1.6940	30000.	101	9378	No
121	GOM_NL__2PRFIN20031216_055602_000000502022_00306_09378_9747.N1	16-DEC-2003 05:56:02	Twilight	50.000	27	24Gam Ori	1.6360	26000.	100	9378	No
122	GOM_NL__2PRFIN20031216_055845_000000512022_00306_09378_9748.N1	16-DEC-2003 05:58:45	Twilight	50.500	13	87Alp Tau	0.86700	3800.0	101	9378	No
123	GOM_NL__2PRFIN20031216_060056_000000372022_00306_09378_9749.N1	16-DEC-2003 06:00:56	Bright	36.500	146	25Eta Tau	2.8730	15200.	73	9378	No
124	GOM_NL__2PRFIN20031216_060306_000000372022_00306_09378_9750.N1	16-DEC-2003 06:03:06	Bright	37.000	150	44Zet Per	2.8900	28000.	74	9378	No
125	GOM_NL__2PRFIN20031216_060523_000000362022_00306_09378_9751.N1	16-DEC-2003 06:05:23	Bright	35.500	149	45Eps Per	2.8880	30000.	71	9378	No
126	GOM_NL__2PRFIN20031216_060735_000000362022_00306_09378_9752.N1	16-DEC-2003 06:07:35	Bright	36.000	175	39Del Per	3.0100	19400.	72	9378	No
127	GOM_NL__2PRFIN20031216_060920_000000372022_00306_09378_9753.N1	16-DEC-2003 06:09:20	Bright	37.000	160	23Gam Per	2.9300	4700.0	74	9378	No
128	GOM_NL__2PRFIN20031216_061231_000000392022_00306_09378_9754.N1	16-DEC-2003 06:12:31	Bright	38.500	110	37Del Cas	2.6780	8900.0	77	9378	No
129	GOM_NL__2PRFIN20031216_061916_000000392022_00306_09378_9755.N1	16-DEC-2003 06:19:16	Bright	38.500	49	1Alp UMi	1.9900	6300.0	77	9378	No
130	GOM_NL__2PRFIN20031216_062359_000000382022_00306_09378_9756.N1	16-DEC-2003 06:23:59	Bright	37.500	60	7Bet UMi	2.0810	3950.0	75	9378	No
131	GOM_NL__2PRFIN20031216_062550_000000522022_00306_09378_9757.N1	16-DEC-2003 06:25:50	Bright	52.000	82	48Bet UMa	2.3650	10600.	104	9378	No
132	GOM_NL__2PRFIN20031216_062838_000000452022_00306_09378_9758.N1	16-DEC-2003 06:28:38	Bright	44.500	32	77Eps UMa	1.7630	11000.	89	9378	No
133	GOM_NL__2PRFIN20031216_063112_000000572022_00306_09378_9759.N1	16-DEC-2003 06:31:12	Bright	57.000	39	85Eta UMa	1.8540	24000.	114	9378	No
134	GOM_NL__2PRFIN20031216_063432_000000552022_00306_09378_9760.N1	16-DEC-2003 06:34:32	Bright	55.000	180	27Gam Boo	3.0400	8000.0	110	9378	No
135	GOM_NL__2PRFIN20031216_063744_000000392022_00306_09378_9761.N1	16-DEC-2003 06:37:44	Bright	39.000	83		2.3780	11000.	78	9378	No
136	GOM_NL__2PRFIN20031216_064103_000000592022_00306_09378_9762.N1	16-DEC-2003 06:41:03	Bright	59.000	111	8Eta Boo	2.6800	6000.0	118	9378	No
137	GOM_NL__2PRFIN20031216_065058_000000562022_00306_09378_9763.N1	16-DEC-2003 06:50:58	Twilight	55.500	15	67Alp Vir	0.97600	28000.	111	9378	No
138	GOM_NL__2PRFIN20031216_065429_000000472022_00306_09378_9764.N1	16-DEC-2003 06:54:29	Dark	47.000	169	46Gam Hya	2.9910	4700.0	94	9378	No
139	GOM_NL__2PRFIN20031216_065609_000000492022_00306_09378_9765.N1	16-DEC-2003 06:56:09	Dark	48.500	54	5The Cen	2.0550	4500.0	97	9378	No
140	GOM_NL__2PRFIN20031216_065819_000000412022_00306_09378_9766.N1	16-DEC-2003 06:58:19	Dark	41.000	78	Alp Lup	2.3040	28000.	82	9378	No
141	GOM_NL__2PRFIN20031216_070214_000000472022_00306_09378_9767.N1	16-DEC-2003 07:02:14	Dark	46.500	10	Bet Cen	0.61000	28000.	93	9378	No
142	GOM_NL__2PRFIN20031216_070341_000000432022_00307_09379_9743.N1	16-DEC-2003 07:03:41	Dark	43.000	20	Bet Cru	1.2530	30000.	86	9379	No
143	GOM_NL__2PRFIN20031216_084528_000000442022_00308_09380_9743.N1	16-DEC-2003 08:45:28	Dark	44.000	12	Alp1Cru	0.77500	30000.	88	9380	No
144	GOM_NL__2PRFIN20031216_085022_000000422022_00308_09380_9744.N1	16-DEC-2003 08:50:22	Dark	42.000	159	Ups Car	2.9200	7200.0	84	9380	No
145	GOM_NL__2PRFIN20031216_085143_000000432022_00308_09380_9745.N1	16-DEC-2003 08:51:43	Dark	42.500	71	lot Car	2.2460	7700.0	85	9380	No
146	GOM_NL__2PRFIN20031216_085337_000000542022_00308_09380_9746.N1	16-DEC-2003 08:53:37	Dark	53.500	41	Eps Car	1.8600	4100.0	107	9380	No
147	GOM_NL__2PRFIN20031216_085623_000000482022_00308_09380_9747.N1	16-DEC-2003 08:56:23	Dark	47.500	34	Gam2Vel	1.7930	23000.	95	9380	No
148	GOM_NL__2PRFIN20031216_085831_000000472022_00308_09380_9748.N1	16-DEC-2003 08:58:31	Dark	47.000	2	Alp Car	-0.73600	7000.0	94	9380	No
149	GOM_NL__2PRFIN20031216_090114_000000552022_00308_09380_9749.N1	16-DEC-2003 09:01:14	Dark	54.500	117	Pi Pup	2.7060	3800.0	109	9380	No
150	GOM_NL__2PRFIN20031216_090430_000000562022_00308_09380_9750.N1	16-DEC-2003 09:04:30	Straylight	55.500	23	21Eps CMa	1.5020	26000.	111	9380	No
151	GOM_NL__2PRFIN20031216_090618_000000582022_00308_09380_9751.N1	16-DEC-2003 09:06:18	Straylight	57.500	179	24Omi2CMa	3.0320	24000.	115	9380	No
152	GOM_NL__2PRFIN20031216_090921_000000672022_00308_09380_9752.N1	16-DEC-2003 09:09:21	Straylight	67.000	1	9Alp CMa	-1.4400	11000.	134	9380	No
153	GOM_NL__2PRFIN20031216_091134_000000452022_00308_09380_9753.N1	16-DEC-2003 09:11:34	Straylight	45.000	165	34Gam Eri	2.9500	3200.0	90	9380	No
154	GOM_NL__2PRFIN20031216_091320_000000482022_00308_09380_9754.N1	16-DEC-2003 09:13:20	Straylight	47.500	125	44lot Ori	2.7700	30000.	95	9380	No
155	GOM_NL__2PRFIN20031216_091453_000000492022_00308_09380_9755.N1	16-DEC-2003 09:14:53	Straylight	48.500	30	46Eps Ori	1.6940	30000.	97	9380	No
156	GOM_NL__2PRFIN20031216_091802_000000672022_00308_09380_9756.N1	16-DEC-2003 09:18:02	Twilight	67.000	14	58Alp Ori	0.87000	3000.0	134	9380	No
157	GOM_NL__2PRFIN20031216_091957_000000542022_00308_09380_9757.N1	16-DEC-2003 09:19:57	Twilight	54.000	13	87Alp Tau	0.86700	3800.0	108	9380	No
158	GOM_NL__2PRFIN20031216_092208_000000382022_00308_09380_9758.N1	16-DEC-2003 09:22:08	Bright	37.500	146	25Eta Tau	2.8730	15200.	75	9380	No
159	GOM_NL__2PRFIN20031216_092418_000000452022_00308_09380_9759.N1	16-DEC-2003 09:24:18	Bright	44.500	150	44Zet Per	2.8900	28000.	89	9380	No
160	GOM_NL__2PRFIN20031216_092635_000000372022_00308_09380_9760.N1	16-DEC-2003 09:26:35	Bright	36.500	149	45Eps Per	2.8880	30000.	73	9380	No

161	GOM_NL__2PRFIN20031216_092847_000000372022_00308_09380_9761.N1	16-DEC-2003 09:28:47	Bright	37.000	175	39Del Per	3.0100	19400.	74	9380	No
162	GOM_NL__2PRFIN20031216_093032_000000372022_00308_09380_9762.N1	16-DEC-2003 09:30:32	Bright	37.000	160	23Gam Per	2.9300	4700.0	74	9380	No
163	GOM_NL__2PRFIN20031216_093343_000000382022_00308_09380_9763.N1	16-DEC-2003 09:33:43	Bright	38.000	110	37Del Cas	2.6780	8900.0	76	9380	No
164	GOM_NL__2PRFIN20031216_094028_000000362022_00308_09380_9764.N1	16-DEC-2003 09:40:28	Bright	36.000	49	1Alp UMi	1.9900	6300.0	72	9380	No
165	GOM_NL__2PRFIN20031216_094511_000000382022_00308_09380_9765.N1	16-DEC-2003 09:45:11	Bright	38.000	60	7Bet UMi	2.0810	3950.0	76	9380	No
166	GOM_NL__2PRFIN20031216_094702_000000522022_00308_09380_9766.N1	16-DEC-2003 09:47:02	Bright	52.000	82	48Bet UMa	2.3650	10600.	104	9380	No
167	GOM_NL__2PRFIN20031216_094949_000000452022_00308_09380_9767.N1	16-DEC-2003 09:49:49	Bright	44.500	32	77Eps UMa	1.7630	11000.	89	9380	No
168	GOM_NL__2PRFIN20031216_095224_000000402022_00308_09380_9768.N1	16-DEC-2003 09:52:24	Bright	39.500	39	85Eta UMa	1.8540	24000.	79	9380	No
169	GOM_NL__2PRFIN20031216_095544_000000552022_00308_09380_9769.N1	16-DEC-2003 09:55:44	Bright	55.000	180	27Gam Boo	3.0400	8000.0	110	9380	No
170	GOM_NL__2PRFIN20031216_095857_000000542022_00308_09380_9770.N1	16-DEC-2003 09:58:57	Bright	54.000	83		2.3780	11000.	108	9380	No
171	GOM_NL__2PRFIN20031216_100215_000000432022_00308_09380_9771.N1	16-DEC-2003 10:02:15	Bright	43.000	111	8Eta Boo	2.6800	6000.0	86	9380	No
172	GOM_NL__2PRFIN20031216_100614_000000542022_00308_09380_9772.N1	16-DEC-2003 10:06:14	Bright	54.000	138	47Eps Vir	2.8280	4700.0	108	9380	No
173	GOM_NL__2PRFIN20031216_100932_000001142022_00308_09380_9773.N1	16-DEC-2003 10:09:32	Tw_i_and_stray	114.00	62	94Bet Leo	2.1360	9700.0	228	9380	No
174	GOM_NL__2PRFIN20031216_101542_000000502022_00308_09380_9774.N1	16-DEC-2003 10:15:42	Dark	49.500	169	46Gam Hya	2.9910	4700.0	99	9380	No
175	GOM_NL__2PRFIN20031216_101722_000000422022_00308_09380_9775.N1	16-DEC-2003 10:17:22	Dark	41.500	54	5The Cen	2.0550	4500.0	83	9380	No
176	GOM_NL__2PRFIN20031216_101932_000000392022_00308_09380_9776.N1	16-DEC-2003 10:19:32	Dark	38.500	78	Alp Lup	2.3040	28000.	77	9380	No
177	GOM_NL__2PRFIN20031216_102327_000000442022_00308_09380_9777.N1	16-DEC-2003 10:23:27	Dark	43.500	10	Bet Cen	0.61000	28000.	87	9380	No
178	GOM_NL__2PRFIN20031216_102453_000000492022_00309_09381_9743.N1	16-DEC-2003 10:24:53	Dark	48.500	20	Bet Cru	1.2530	30000.	97	9381	No
179	GOM_NL__2PRFIN20031216_102604_000000412022_00309_09381_9744.N1	16-DEC-2003 10:26:04	Dark	40.500	12	Alp1Cru	0.77500	30000.	81	9381	No
180	GOM_NL__2PRFIN20031216_103058_000000412022_00309_09381_9745.N1	16-DEC-2003 10:30:58	Dark	41.000	159	Ups Car	2.9200	7200.0	82	9381	No
181	GOM_NL__2PRFIN20031216_103219_000000452022_00309_09381_9746.N1	16-DEC-2003 10:32:19	Dark	45.000	71	lot Car	2.2460	7700.0	90	9381	No
182	GOM_NL__2PRFIN20031216_103413_000000522022_00309_09381_9747.N1	16-DEC-2003 10:34:13	Dark	52.000	41	Eps Car	1.8600	4100.0	104	9381	No
183	GOM_NL__2PRFIN20031216_103659_000000552022_00309_09381_9748.N1	16-DEC-2003 10:36:59	Dark	54.500	34	Gam2Vel	1.7930	23000.	109	9381	No
184	GOM_NL__2PRFIN20031216_103906_000000532022_00309_09381_9749.N1	16-DEC-2003 10:39:06	Dark	52.500	2	Alp Car	-0.73600	7000.0	105	9381	No
185	GOM_NL__2PRFIN20031216_104150_000000542022_00309_09381_9750.N1	16-DEC-2003 10:41:50	Dark	54.000	117	Pi Pup	2.7060	3800.0	108	9381	No
186	GOM_NL__2PRFIN20031216_104506_000000562022_00309_09381_9751.N1	16-DEC-2003 10:45:06	Straylight	55.500	23	21Eps CMa	1.5020	26000.	111	9381	No
187	GOM_NL__2PRFIN20031216_104655_000000552022_00309_09381_9752.N1	16-DEC-2003 10:46:55	Straylight	55.000	179	24Omi2CMa	3.0320	24000.	110	9381	No
188	GOM_NL__2PRFIN20031216_104958_000000742022_00309_09381_9753.N1	16-DEC-2003 10:49:58	Straylight	74.000	1	9Alp CMa	-1.4400	11000.	148	9381	No
189	GOM_NL__2PRFIN20031216_105211_000000442022_00309_09381_9754.N1	16-DEC-2003 10:52:11	Straylight	44.000	165	34Gam Eri	2.9500	3200.0	88	9381	No
190	GOM_NL__2PRFIN20031216_105356_000000482022_00309_09381_9755.N1	16-DEC-2003 10:53:56	Straylight	48.000	125	44lot Ori	2.7700	30000.	96	9381	No
191	GOM_NL__2PRFIN20031216_105528_000000512022_00309_09381_9756.N1	16-DEC-2003 10:55:28	Straylight	50.500	30	46Eps Ori	1.6940	30000.	101	9381	No
192	GOM_NL__2PRFIN20031216_105838_000000662022_00309_09381_9757.N1	16-DEC-2003 10:58:38	Tw_i_and_stray	66.000	14	58Alp Ori	0.87000	3000.0	132	9381	No
193	GOM_NL__2PRFIN20031216_110033_000000542022_00309_09381_9758.N1	16-DEC-2003 11:00:33	Tw_i_and_stray	54.000	13	87Alp Tau	0.86700	3800.0	108	9381	No
194	GOM_NL__2PRFIN20031216_110244_000000522022_00309_09381_9759.N1	16-DEC-2003 11:02:44	Bright	52.000	146	25Eta Tau	2.8730	15200.	104	9381	No
195	GOM_NL__2PRFIN20031216_110453_000000392022_00309_09381_9760.N1	16-DEC-2003 11:04:53	Bright	38.500	150	44Zet Per	2.8900	28000.	77	9381	No
196	GOM_NL__2PRFIN20031216_110710_000000372022_00309_09381_9761.N1	16-DEC-2003 11:07:10	Bright	37.000	149	45Eps Per	2.8880	30000.	74	9381	No
197	GOM_NL__2PRFIN20031216_110922_000000372022_00309_09381_9762.N1	16-DEC-2003 11:09:22	Bright	37.000	175	39Del Per	3.0100	19400.	74	9381	No
198	GOM_NL__2PRFIN20031216_111108_000000372022_00309_09381_9763.N1	16-DEC-2003 11:11:08	Bright	37.000	160	23Gam Per	2.9300	4700.0	74	9381	No
199	GOM_NL__2PRFIN20031216_111419_000000382022_00309_09381_9764.N1	16-DEC-2003 11:14:19	Bright	37.500	110	37Del Cas	2.6780	8900.0	75	9381	No
200	GOM_NL__2PRFIN20031216_112102_000000392022_00309_09381_9765.N1	16-DEC-2003 11:21:02	Bright	39.000	49	1Alp UMi	1.9900	6300.0	78	9381	No
201	GOM_NL__2PRFIN20031216_112547_000000412022_00309_09381_9766.N1	16-DEC-2003 11:25:47	Bright	40.500	60	7Bet UMi	2.0810	3950.0	81	9381	No
202	GOM_NL__2PRFIN20031216_112738_000000512022_00309_09381_9767.N1	16-DEC-2003 11:27:38	Bright	50.500	82	48Bet UMa	2.3650	10600.	101	9381	No
203	GOM_NL__2PRFIN20031216_113025_000000412022_00309_09381_9768.N1	16-DEC-2003 11:30:25	Bright	40.500	32	77Eps UMa	1.7630	11000.	81	9381	No
204	GOM_NL__2PRFIN20031216_113259_000000422022_00309_09381_9769.N1	16-DEC-2003 11:32:59	Bright	42.000	39	85Eta UMa	1.8540	24000.	84	9381	No
205	GOM_NL__2PRFIN20031216_113620_000000382022_00309_09381_9770.N1	16-DEC-2003 11:36:20	Bright	38.000	180	27Gam Boo	3.0400	8000.0	76	9381	No
206	GOM_NL__2PRFIN20031216_113933_000000372022_00309_09381_9771.N1	16-DEC-2003 11:39:33	Bright	36.500	83		2.3780	11000.	73	9381	No
207	GOM_NL__2PRFIN20031216_114250_000000462022_00309_09381_9772.N1	16-DEC-2003 11:42:50	Bright	45.500	111	8Eta Boo	2.6800	6000.0	91	9381	No
208	GOM_NL__2PRFIN20031216_114651_000000542022_00309_09381_9773.N1	16-DEC-2003 11:46:51	Bright	54.000	138	47Eps Vir	2.8280	4700.0	108	9381	No
209	GOM_NL__2PRFIN20031216_115010_000001192022_00309_09381_9774.N1	16-DEC-2003 11:50:10	Tw_i_and_stray	118.50	62	94Bet Leo	2.1360	9700.0	237	9381	No
210	GOM_NL__2PRFIN20031216_115619_000000492022_00309_09381_9775.N1	16-DEC-2003 11:56:19	Dark	48.500	169	46Gam Hya	2.9910	4700.0	97	9381	No
211	GOM_NL__2PRFIN20031216_115758_000000422022_00309_09381_9776.N1	16-DEC-2003 11:57:58	Dark	42.000	54	5The Cen	2.0550	4500.0	84	9381	No
212	GOM_NL__2PRFIN20031216_120007_000000392022_00309_09381_9777.N1	16-DEC-2003 12:00:07	Dark	38.500	78	Alp Lup	2.3040	28000.	77	9381	No
213	GOM_NL__2PRFIN20031216_120402_000000502022_00309_09381_9778.N1	16-DEC-2003 12:04:02	Dark	50.000	10	Bet Cen	0.61000	28000.	100	9381	No
214	GOM_NL__2PRFIN20031216_120529_000000462022_00310_09382_9743.N1	16-DEC-2003 12:05:29	Dark	46.000	20	Bet Cru	1.2530	30000.	92	9382	No
215	GOM_NL__2PRFIN20031216_120640_000000412022_00310_09382_9744.N1	16-DEC-2003 12:06:40	Dark	41.000	12	Alp1Cru	0.77500	30000.	82	9382	No
216	GOM_NL__2PRFIN20031216_121134_000000422022_00310_09382_9745.N1	16-DEC-2003 12:11:34	Dark	41.500	159	Ups Car	2.9200	7200.0	83	9382	No
217	GOM_NL__2PRFIN20031216_121255_000000452022_00310_09382_9746.N1	16-DEC-2003 12:12:55	Dark	44.500	71	lot Car	2.2460	7700.0	89	9382	No
218	GOM_NL__2PRFIN20031216_121449_000000552022_00310_09382_9747.N1	16-DEC-2003 12:14:49	Dark	55.000	41	Eps Car	1.8600	4100.0	110	9382	No
219	GOM_NL__2PRFIN20031216_121735_000000482022_00310_09382_9748.N1	16-DEC-2003 12:17:35	Dark	48.000	34	Gam2Vel	1.7930	23000.	96	9382	No

220	GOM_NL__2PRFIN20031216_121942_000000502022_00310_09382_9749.N1	16-DEC-2003 12:19:42	Dark	50.000	2	Alp Car	-0.73600	7000.0	100	9382	No
221	GOM_NL__2PRFIN20031216_122227_000000592022_00310_09382_9750.N1	16-DEC-2003 12:22:27	Dark	59.000	117	Pi Pup	2.7060	3800.0	118	9382	No
222	GOM_NL__2PRFIN20031216_122540_000000612022_00310_09382_9751.N1	16-DEC-2003 12:25:40	Straylight	61.000	23	21Eps CMa	1.5020	26000.	122	9382	No
223	GOM_NL__2PRFIN20031216_122730_000000552022_00310_09382_9752.N1	16-DEC-2003 12:27:30	Straylight	55.000	179	24Omi2CMa	3.0320	24000.	110	9382	No
224	GOM_NL__2PRFIN20031216_123034_000000742022_00310_09382_9753.N1	16-DEC-2003 12:30:34	Straylight	74.000	1	9Alp CMa	-1.4400	11000.	148	9382	No
225	GOM_NL__2PRFIN20031216_123247_000000452022_00310_09382_9754.N1	16-DEC-2003 12:32:47	Straylight	44.500	165	34Gam Eri	2.9500	3200.0	89	9382	No
226	GOM_NL__2PRFIN20031216_123429_000000502022_00310_09382_9755.N1	16-DEC-2003 12:34:29	Straylight	50.000	125	44Iot Ori	2.7700	30000.	100	9382	No
227	GOM_NL__2PRFIN20031216_123601_000000542022_00310_09382_9756.N1	16-DEC-2003 12:36:01	Straylight	54.000	30	46Eps Ori	1.6940	30000.	108	9382	No
228	GOM_NL__2PRFIN20031216_123912_000000652022_00310_09382_9757.N1	16-DEC-2003 12:39:12	Tw_i_and_stray	64.500	14	58Alp Ori	0.87000	3000.0	129	9382	No
229	GOM_NL__2PRFIN20031216_124109_000000542022_00310_09382_9758.N1	16-DEC-2003 12:41:09	Tw_i_and_stray	54.000	13	87Alp Tau	0.86700	3800.0	108	9382	No
230	GOM_NL__2PRFIN20031216_124317_000000402022_00310_09382_9759.N1	16-DEC-2003 12:43:17	Bright	40.000	146	25Eta Tau	2.8730	15200.	80	9382	No
231	GOM_NL__2PRFIN20031216_124528_000000382022_00310_09382_9760.N1	16-DEC-2003 12:45:28	Bright	37.500	150	44Zet Per	2.8900	28000.	75	9382	No
232	GOM_NL__2PRFIN20031216_124744_000000382022_00310_09382_9761.N1	16-DEC-2003 12:47:44	Bright	38.000	149	45Eps Per	2.8880	30000.	76	9382	No
233	GOM_NL__2PRFIN20031216_124958_000000372022_00310_09382_9762.N1	16-DEC-2003 12:49:58	Bright	36.500	175	39Del Per	3.0100	19400.	73	9382	No
234	GOM_NL__2PRFIN20031216_125143_000000392022_00310_09382_9763.N1	16-DEC-2003 12:51:43	Bright	38.500	160	23Gam Per	2.9300	4700.0	77	9382	No
235	GOM_NL__2PRFIN20031216_125456_000000382022_00310_09382_9764.N1	16-DEC-2003 12:54:56	Bright	37.500	110	37Del Cas	2.6780	8900.0	75	9382	No
236	GOM_NL__2PRFIN20031216_130140_000000392022_00310_09382_9765.N1	16-DEC-2003 13:01:40	Bright	38.500	49	1Alp UMi	1.9900	6300.0	77	9382	No
237	GOM_NL__2PRFIN20031216_130623_000000402022_00310_09382_9766.N1	16-DEC-2003 13:06:23	Bright	39.500	60	7Bet UMi	2.0810	3950.0	79	9382	No
238	GOM_NL__2PRFIN20031216_130813_000000522022_00310_09382_9767.N1	16-DEC-2003 13:08:13	Bright	51.500	82	48Bet UMa	2.3650	10600.	103	9382	No
239	GOM_NL__2PRFIN20031216_131101_000000432022_00310_09382_9768.N1	16-DEC-2003 13:11:01	Bright	42.500	32	77Eps UMa	1.7630	11000.	85	9382	No
240	GOM_NL__2PRFIN20031216_131335_000000412022_00310_09382_9769.N1	16-DEC-2003 13:13:35	Bright	40.500	39	85Eta UMa	1.8540	24000.	81	9382	No
241	GOM_NL__2PRFIN20031216_131655_000000392022_00310_09382_9770.N1	16-DEC-2003 13:16:55	Bright	39.000	180	27Gam Boo	3.0400	8000.0	78	9382	No
242	GOM_NL__2PRFIN20031216_132009_000000392022_00310_09382_9771.N1	16-DEC-2003 13:20:09	Bright	39.000	83		2.3780	11000.	78	9382	No
243	GOM_NL__2PRFIN20031216_132328_000000432022_00310_09382_9772.N1	16-DEC-2003 13:23:28	Bright	42.500	111	8Eta Boo	2.6800	6000.0	85	9382	No
244	GOM_NL__2PRFIN20031216_132727_000000562022_00310_09382_9773.N1	16-DEC-2003 13:27:27	Bright	55.500	138	47Eps Vir	2.8280	4700.0	111	9382	No
245	GOM_NL__2PRFIN20031216_133048_000001112022_00310_09382_9774.N1	16-DEC-2003 13:30:48	Tw_i_and_stray	111.00	62	94Bet Leo	2.1360	9700.0	222	9382	No
246	GOM_NL__2PRFIN20031216_133656_000000472022_00310_09382_9775.N1	16-DEC-2003 13:36:56	Dark	47.000	169	46Gam Hya	2.9910	4700.0	94	9382	No
247	GOM_NL__2PRFIN20031216_133834_000000442022_00310_09382_9776.N1	16-DEC-2003 13:38:34	Dark	44.000	54	5The Cen	2.0550	4500.0	88	9382	No
248	GOM_NL__2PRFIN20031216_134043_000000402022_00310_09382_9777.N1	16-DEC-2003 13:40:43	Dark	39.500	78	Alp Lup	2.3040	28000.	79	9382	No
249	GOM_NL__2PRFIN20031216_134439_000000452022_00310_09382_9778.N1	16-DEC-2003 13:44:39	Dark	45.000	10	Bet Cen	0.61000	28000.	90	9382	No
250	GOM_NL__2PRFIN20031216_134605_000000432022_00311_09383_9743.N1	16-DEC-2003 13:46:05	Dark	43.000	20	Bet Cru	1.2530	30000.	86	9383	No
251	GOM_NL__2PRFIN20031216_134716_000000422022_00311_09383_9744.N1	16-DEC-2003 13:47:16	Dark	42.000	12	Alp1Cru	0.77500	30000.	84	9383	No
252	GOM_NL__2PRFIN20031216_135210_000000422022_00311_09383_9745.N1	16-DEC-2003 13:52:10	Dark	41.500	159	Ups Car	2.9200	7200.0	83	9383	No
253	GOM_NL__2PRFIN20031216_135332_000000452022_00311_09383_9746.N1	16-DEC-2003 13:53:32	Dark	44.500	71	Iot Car	2.2460	7700.0	89	9383	No
254	GOM_NL__2PRFIN20031216_135526_000000462022_00311_09383_9747.N1	16-DEC-2003 13:55:26	Dark	46.000	41	Eps Car	1.8600	4100.0	92	9383	No
255	GOM_NL__2PRFIN20031216_135812_000000492022_00311_09383_9748.N1	16-DEC-2003 13:58:12	Dark	48.500	34	Gam2Vel	1.7930	23000.	97	9383	No
256	GOM_NL__2PRFIN20031216_140019_000000552022_00311_09383_9749.N1	16-DEC-2003 14:00:19	Dark	55.000	2	Alp Car	-0.73600	7000.0	110	9383	No
257	GOM_NL__2PRFIN20031216_140304_000000582022_00311_09383_9750.N1	16-DEC-2003 14:03:04	Dark	57.500	117	Pi Pup	2.7060	3800.0	115	9383	No
258	GOM_NL__2PRFIN20031216_140616_000000602022_00311_09383_9751.N1	16-DEC-2003 14:06:16	Straylight	59.500	23	21Eps CMa	1.5020	26000.	119	9383	No
259	GOM_NL__2PRFIN20031216_140807_000000572022_00311_09383_9752.N1	16-DEC-2003 14:08:07	Straylight	56.500	179	24Omi2CMa	3.0320	24000.	113	9383	No
260	GOM_NL__2PRFIN20031216_141110_000000742022_00311_09383_9753.N1	16-DEC-2003 14:11:10	Straylight	74.000	1	9Alp CMa	-1.4400	11000.	148	9383	No
261	GOM_NL__2PRFIN20031216_141322_000000452022_00311_09383_9754.N1	16-DEC-2003 14:13:22	Straylight	45.000	165	34Gam Eri	2.9500	3200.0	90	9383	No
262	GOM_NL__2PRFIN20031216_141505_000000482022_00311_09383_9755.N1	16-DEC-2003 14:15:05	Straylight	47.500	125	44Iot Ori	2.7700	30000.	95	9383	No
263	GOM_NL__2PRFIN20031216_141637_000000532022_00311_09383_9756.N1	16-DEC-2003 14:16:37	Straylight	53.000	30	46Eps Ori	1.6940	30000.	106	9383	No
264	GOM_NL__2PRFIN20031216_141948_000000672022_00311_09383_9757.N1	16-DEC-2003 14:19:48	Tw_i_and_stray	67.000	14	58Alp Ori	0.87000	3000.0	134	9383	No
265	GOM_NL__2PRFIN20031216_142145_000000522022_00311_09383_9758.N1	16-DEC-2003 14:21:45	Tw_i_and_stray	52.000	13	87Alp Tau	0.86700	3800.0	104	9383	No
266	GOM_NL__2PRFIN20031216_142355_000000392022_00311_09383_9759.N1	16-DEC-2003 14:23:55	Bright	38.500	146	25Eta Tau	2.8730	15200.	77	9383	No
267	GOM_NL__2PRFIN20031216_142604_000000392022_00311_09383_9760.N1	16-DEC-2003 14:26:04	Bright	38.500	150	44Zet Per	2.8900	28000.	77	9383	No
268	GOM_NL__2PRFIN20031216_142822_000000372022_00311_09383_9761.N1	16-DEC-2003 14:28:22	Bright	36.500	149	45Eps Per	2.8880	30000.	73	9383	No
269	GOM_NL__2PRFIN20031216_143033_000000372022_00311_09383_9762.N1	16-DEC-2003 14:30:33	Bright	36.500	175	39Del Per	3.0100	19400.	73	9383	No
270	GOM_NL__2PRFIN20031216_143220_000000382022_00311_09383_9763.N1	16-DEC-2003 14:32:20	Bright	38.000	160	23Gam Per	2.9300	4700.0	76	9383	No
271	GOM_NL__2PRFIN20031216_143531_000000392022_00311_09383_9764.N1	16-DEC-2003 14:35:31	Bright	38.500	110	37Del Cas	2.6780	8900.0	77	9383	No
272	GOM_NL__2PRFIN20031216_144214_000000402022_00311_09383_9765.N1	16-DEC-2003 14:42:14	Bright	40.000	49	1Alp UMi	1.9900	6300.0	80	9383	No
273	GOM_NL__2PRFIN20031216_144659_000000412022_00311_09383_9766.N1	16-DEC-2003 14:46:59	Bright	40.500	60	7Bet UMi	2.0810	3950.0	81	9383	No
274	GOM_NL__2PRFIN20031216_144848_000000522022_00311_09383_9767.N1	16-DEC-2003 14:48:48	Bright	52.000	82	48Bet UMa	2.3650	10600.	104	9383	No
275	GOM_NL__2PRFIN20031216_145137_000000442022_00311_09383_9768.N1	16-DEC-2003 14:51:37	Bright	43.500	32	77Eps UMa	1.7630	11000.	87	9383	No
276	GOM_NL__2PRFIN20031216_145411_000000392022_00311_09383_9769.N1	16-DEC-2003 14:54:11	Bright	39.000	39	85Eta UMa	1.8540	24000.	78	9383	No
277	GOM_NL__2PRFIN20031216_145732_000000412022_00311_09383_9770.N1	16-DEC-2003 14:57:32	Bright	40.500	180	27Gam Boo	3.0400	8000.0	81	9383	No
278	GOM_NL__2PRFIN20031216_150045_000000382022_00311_09383_9771.N1	16-DEC-2003 15:00:45	Bright	37.500	83		2.3780	11000.	75	9383	No

338	GOM_NL__2PRFIN20031216_174508_000000392022_00313_09385_9759.N1	16-DEC-2003 17:45:08	Bright	38.500	146	25Eta Tau	2.8730	15200.	77	9385	No
339	GOM_NL__2PRFIN20031216_174718_000000382022_00313_09385_9760.N1	16-DEC-2003 17:47:18	Bright	37.500	150	44Zet Per	2.8900	28000.	75	9385	No
340	GOM_NL__2PRFIN20031216_174935_000000362022_00313_09385_9761.N1	16-DEC-2003 17:49:35	Bright	36.000	149	45Eps Per	2.8880	30000.	72	9385	No
341	GOM_NL__2PRFIN20031216_175147_000000372022_00313_09385_9762.N1	16-DEC-2003 17:51:47	Bright	36.500	175	39Del Per	3.0100	19400.	73	9385	No
342	GOM_NL__2PRFIN20031216_175332_000000382022_00313_09385_9763.N1	16-DEC-2003 17:53:32	Bright	38.000	160	23Gam Per	2.9300	4700.0	76	9385	No
343	GOM_NL__2PRFIN20031216_175645_000000382022_00313_09385_9764.N1	16-DEC-2003 17:56:45	Bright	38.000	110	37Del Cas	2.6780	8900.0	76	9385	No
344	GOM_NL__2PRFIN20031216_180328_000000392022_00313_09385_9765.N1	16-DEC-2003 18:03:28	Bright	38.500	49	1Alp UMi	1.9900	6300.0	77	9385	No
345	GOM_NL__2PRFIN20031216_180811_000000402022_00313_09385_9766.N1	16-DEC-2003 18:08:11	Bright	39.500	60	7Bet UMi	2.0810	3950.0	79	9385	No
346	GOM_NL__2PRFIN20031216_180958_000000522022_00313_09385_9767.N1	16-DEC-2003 18:09:58	Bright	51.500	82	48Bet UMa	2.3650	10600.	103	9385	No
347	GOM_NL__2PRFIN20031216_181248_000000452022_00313_09385_9768.N1	16-DEC-2003 18:12:48	Bright	45.000	32	77Eps UMa	1.7630	11000.	90	9385	No
348	GOM_NL__2PRFIN20031216_181521_000000452022_00313_09385_9769.N1	16-DEC-2003 18:15:21	Bright	45.000	39	85Eta UMa	1.8540	24000.	90	9385	No
349	GOM_NL__2PRFIN20031216_181844_000000382022_00313_09385_9770.N1	16-DEC-2003 18:18:44	Bright	38.000	180	27Gam Boo	3.0400	8000.0	76	9385	No
350	GOM_NL__2PRFIN20031216_182158_000000372022_00313_09385_9771.N1	16-DEC-2003 18:21:58	Bright	36.500	83		2.3780	11000.	73	9385	No
351	GOM_NL__2PRFIN20031216_182518_000000442022_00313_09385_9772.N1	16-DEC-2003 18:25:18	Bright	43.500	111	8Eta Boo	2.6800	6000.0	87	9385	No
352	GOM_NL__2PRFIN20031216_182917_000000602022_00313_09385_9773.N1	16-DEC-2003 18:29:17	Bright	59.500	138	47Eps Vir	2.8280	4700.0	119	9385	No
353	GOM_NL__2PRFIN20031216_183516_000000542022_00313_09385_9774.N1	16-DEC-2003 18:35:16	Twi_and_stray	53.500	15	67Alp Vir	0.97600	28000.	107	9385	No
354	GOM_NL__2PRFIN20031216_183847_000000492022_00313_09385_9775.N1	16-DEC-2003 18:38:47	Dark	48.500	169	46Gam Hya	2.9910	4700.0	97	9385	No
355	GOM_NL__2PRFIN20031216_184025_000000462022_00313_09385_9776.N1	16-DEC-2003 18:40:25	Dark	45.500	54	5The Cen	2.0550	4500.0	91	9385	No
356	GOM_NL__2PRFIN20031216_184233_000000412022_00313_09385_9777.N1	16-DEC-2003 18:42:33	Dark	41.000	78	Alp Lup	2.3040	28000.	82	9385	No
357	GOM_NL__2PRFIN20031216_184628_000000402022_00313_09385_9778.N1	16-DEC-2003 18:46:28	Dark	40.000	10	Bet Cen	0.61000	28000.	80	9385	No
358	GOM_NL__2PRFIN20031216_184756_000000432022_00314_09386_9743.N1	16-DEC-2003 18:47:56	Dark	42.500	20	Bet Cru	1.2530	30000.	85	9386	No
359	GOM_NL__2PRFIN20031216_184957_000000392022_00314_09386_9744.N1	16-DEC-2003 18:49:57	Dark	38.500	112	Alp Mus	2.6880	26000.	77	9386	No
360	GOM_NL__2PRFIN20031216_185401_000000402022_00314_09386_9745.N1	16-DEC-2003 18:54:01	Dark	39.500	159	Ups Car	2.9200	7200.0	79	9386	No
361	GOM_NL__2PRFIN20031216_185523_000000432022_00314_09386_9746.N1	16-DEC-2003 18:55:23	Dark	42.500	71	lot Car	2.2460	7700.0	85	9386	No
362	GOM_NL__2PRFIN20031216_185717_000000472022_00314_09386_9747.N1	16-DEC-2003 18:57:17	Dark	46.500	41	Eps Car	1.8600	4100.0	93	9386	No
363	GOM_NL__2PRFIN20031216_190003_000000522022_00314_09386_9748.N1	16-DEC-2003 19:00:03	Dark	52.000	34	Gam2Vel	1.7930	23000.	104	9386	No
364	GOM_NL__2PRFIN20031216_190209_000000512022_00314_09386_9749.N1	16-DEC-2003 19:02:09	Dark	51.000	2	Alp Car	-0.73600	7000.0	102	9386	No
365	GOM_NL__2PRFIN20031216_190454_000000592022_00314_09386_9750.N1	16-DEC-2003 19:04:54	Dark	59.000	117	Pi Pup	2.7060	3800.0	118	9386	No
366	GOM_NL__2PRFIN20031216_190808_000000572022_00314_09386_9751.N1	16-DEC-2003 19:08:08	Straylight	56.500	23	21Eps CMa	1.5020	26000.	113	9386	No
367	GOM_NL__2PRFIN20031216_190956_000000542022_00314_09386_9752.N1	16-DEC-2003 19:09:56	Straylight	54.000	179	24Omi2CMa	3.0320	24000.	108	9386	No
368	GOM_NL__2PRFIN20031216_191241_000000552022_00314_09386_9753.N1	16-DEC-2003 19:12:41	Straylight	55.000	47	2Bet CMa	1.9760	28000.	110	9386	No
369	GOM_NL__2PRFIN20031216_191512_000000452022_00314_09386_9754.N1	16-DEC-2003 19:15:12	Straylight	44.500	165	34Gam Eri	2.9500	3200.0	89	9386	No
370	GOM_NL__2PRFIN20031216_191655_000000482022_00314_09386_9755.N1	16-DEC-2003 19:16:55	Straylight	47.500	125	44lot Ori	2.7700	30000.	95	9386	No
371	GOM_NL__2PRFIN20031216_191828_000000492022_00314_09386_9756.N1	16-DEC-2003 19:18:28	Straylight	48.500	30	46Eps Ori	1.6940	30000.	97	9386	No
372	GOM_NL__2PRFIN20031216_192136_000000672022_00314_09386_9757.N1	16-DEC-2003 19:21:36	Twi_and_stray	67.000	14	58Alp Ori	0.87000	3000.0	134	9386	No
373	GOM_NL__2PRFIN20031216_192333_000000512022_00314_09386_9758.N1	16-DEC-2003 19:23:33	Twi_and_stray	51.000	13	87Alp Tau	0.86700	3800.0	102	9386	No
374	GOM_NL__2PRFIN20031216_192545_000000372022_00314_09386_9759.N1	16-DEC-2003 19:25:45	Bright	37.000	146	25Eta Tau	2.8730	15200.	74	9386	No
375	GOM_NL__2PRFIN20031216_192754_000000372022_00314_09386_9760.N1	16-DEC-2003 19:27:54	Bright	37.000	150	44Zet Per	2.8900	28000.	74	9386	No
376	GOM_NL__2PRFIN20031216_193011_000000362022_00314_09386_9761.N1	16-DEC-2003 19:30:11	Bright	36.000	149	45Eps Per	2.8880	30000.	72	9386	No
377	GOM_NL__2PRFIN20031216_193223_000000362022_00314_09386_9762.N1	16-DEC-2003 19:32:23	Bright	36.000	175	39Del Per	3.0100	19400.	72	9386	No
378	GOM_NL__2PRFIN20031216_193409_000000362022_00314_09386_9763.N1	16-DEC-2003 19:34:09	Bright	35.500	160	23Gam Per	2.9300	4700.0	71	9386	No
379	GOM_NL__2PRFIN20031216_193722_000000382022_00314_09386_9764.N1	16-DEC-2003 19:37:22	Bright	37.500	110	37Del Cas	2.6780	8900.0	75	9386	No
380	GOM_NL__2PRFIN20031216_194405_000000372022_00314_09386_9765.N1	16-DEC-2003 19:44:05	Bright	37.000	49	1Alp UMi	1.9900	6300.0	74	9386	No
381	GOM_NL__2PRFIN20031216_194848_000000402022_00314_09386_9766.N1	16-DEC-2003 19:48:48	Bright	40.000	60	7Bet UMi	2.0810	3950.0	80	9386	No
382	GOM_NL__2PRFIN20031216_195034_000000522022_00314_09386_9767.N1	16-DEC-2003 19:50:34	Bright	51.500	82	48Bet UMa	2.3650	10600.	103	9386	No
383	GOM_NL__2PRFIN20031216_195324_000000412022_00314_09386_9768.N1	16-DEC-2003 19:53:24	Bright	41.000	32	77Eps UMa	1.7630	11000.	82	9386	No
384	GOM_NL__2PRFIN20031216_195559_000000422022_00314_09386_9769.N1	16-DEC-2003 19:55:59	Bright	42.000	39	85Eta UMa	1.8540	24000.	84	9386	No
385	GOM_NL__2PRFIN20031216_195921_000000382022_00314_09386_9770.N1	16-DEC-2003 19:59:21	Bright	37.500	180	27Gam Boo	3.0400	8000.0	75	9386	No
386	GOM_NL__2PRFIN20031216_200235_000000372022_00314_09386_9771.N1	16-DEC-2003 20:02:35	Bright	37.000	83		2.3780	11000.	74	9386	No
387	GOM_NL__2PRFIN20031216_200554_000000422022_00314_09386_9772.N1	16-DEC-2003 20:05:54	Bright	42.000	111	8Eta Boo	2.6800	6000.0	84	9386	No
388	GOM_NL__2PRFIN20031216_200954_000000542022_00314_09386_9773.N1	16-DEC-2003 20:09:54	Bright	53.500	138	47Eps Vir	2.8280	4700.0	107	9386	No
389	GOM_NL__2PRFIN20031216_201553_000000552022_00314_09386_9774.N1	16-DEC-2003 20:15:53	Twi_and_stray	54.500	15	67Alp Vir	0.97600	28000.	109	9386	No
390	GOM_NL__2PRFIN20031216_201923_000000482022_00314_09386_9775.N1	16-DEC-2003 20:19:23	Dark	48.000	169	46Gam Hya	2.9910	4700.0	96	9386	No
391	GOM_NL__2PRFIN20031216_202101_000000462022_00314_09386_9776.N1	16-DEC-2003 20:21:01	Dark	45.500	54	5The Cen	2.0550	4500.0	91	9386	No
392	GOM_NL__2PRFIN20031216_202309_000000392022_00314_09386_9777.N1	16-DEC-2003 20:23:09	Dark	38.500	78	Alp Lup	2.3040	28000.	77	9386	No
393	GOM_NL__2PRFIN20031216_202705_000000502022_00314_09386_9778.N1	16-DEC-2003 20:27:05	Dark	49.500	10	Bet Cen	0.61000	28000.	99	9386	No
394	GOM_NL__2PRFIN20031216_202833_000000452022_00315_09387_9763.N1	16-DEC-2003 20:28:33	Dark	45.000	20	Bet Cru	1.2530	30000.	90	9387	No
395	GOM_NL__2PRFIN20031216_203033_000000392022_00315_09387_9764.N1	16-DEC-2003 20:30:33	Dark	39.000	112	Alp Mus	2.6880	26000.	78	9387	No
396	GOM_NL__2PRFIN20031216_203438_000000412022_00315_09387_9765.N1	16-DEC-2003 20:34:38	Dark	40.500	159	Ups Car	2.9200	7200.0	81	9387	No

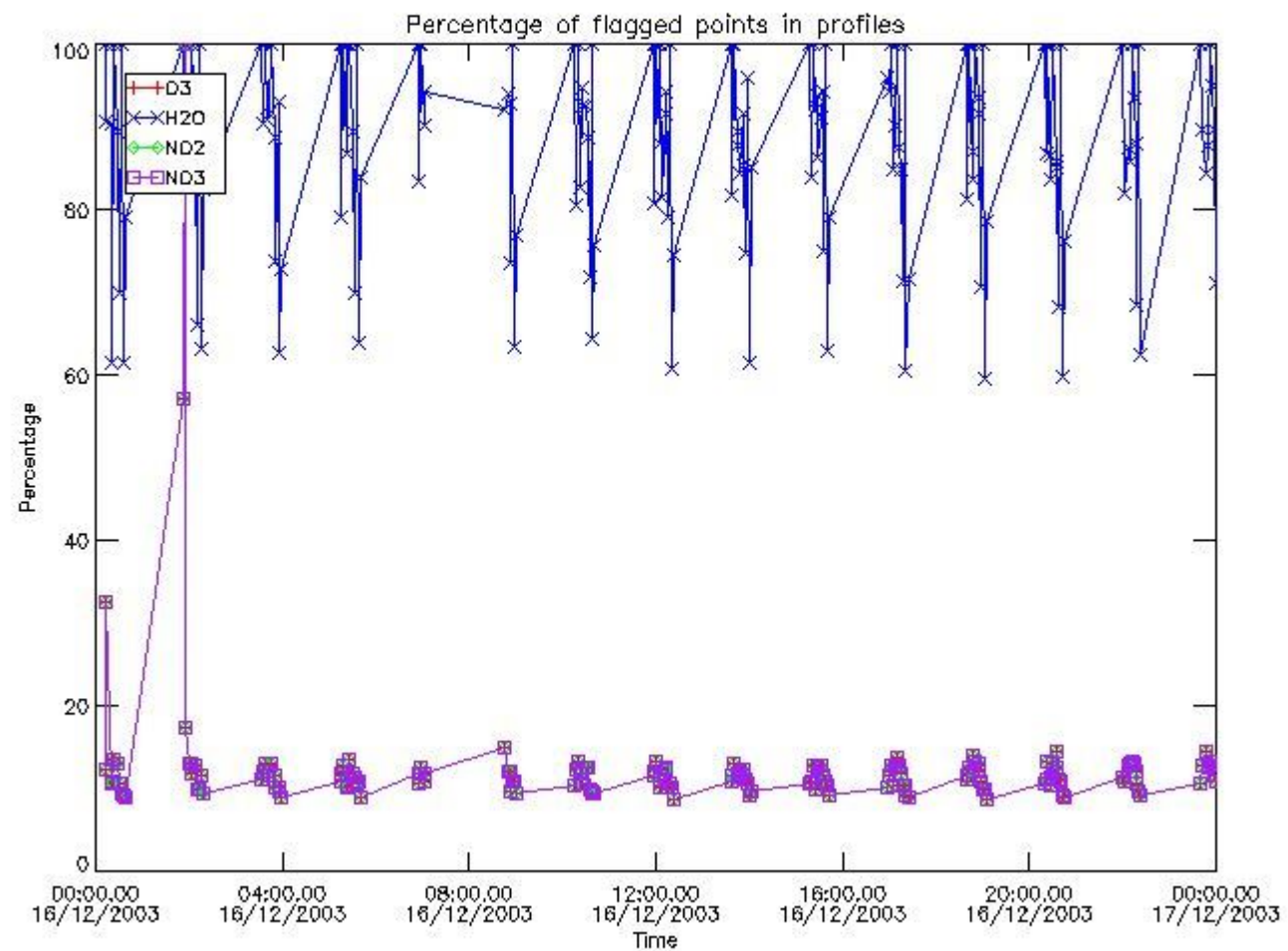
397	GOM_NL__2PRFIN20031216_203559_000000432022_00315_09387_9766.N1	16-DEC-2003 20:35:59	Dark	42.500	71	Iot Car	2.2460	7700.0	85	9387	No
398	GOM_NL__2PRFIN20031216_203753_000000462022_00315_09387_9767.N1	16-DEC-2003 20:37:53	Dark	46.000	41	Eps Car	1.8600	4100.0	92	9387	No
399	GOM_NL__2PRFIN20031216_204040_000000482022_00315_09387_9768.N1	16-DEC-2003 20:40:40	Dark	47.500	34	Gam2Vel	1.7930	23000.	95	9387	No
400	GOM_NL__2PRFIN20031216_204245_000000552022_00315_09387_9769.N1	16-DEC-2003 20:42:45	Dark	55.000	2	Alp Car	-0.73600	7000.0	110	9387	No
401	GOM_NL__2PRFIN20031216_204530_000000572022_00315_09387_9770.N1	16-DEC-2003 20:45:30	Dark	57.000	117	Pi Pup	2.7060	3800.0	114	9387	No
402	GOM_NL__2PRFIN20031216_204845_000000572022_00315_09387_9771.N1	16-DEC-2003 20:48:45	Straylight	57.000	23	21Eps CMa	1.5020	26000.	114	9387	No
403	GOM_NL__2PRFIN20031216_205032_000000582022_00315_09387_9772.N1	16-DEC-2003 20:50:32	Straylight	58.000	179	24Omi2CMa	3.0320	24000.	116	9387	No
404	GOM_NL__2PRFIN20031216_205317_000000562022_00315_09387_9773.N1	16-DEC-2003 20:53:17	Straylight	55.500	47	2Bet CMA	1.9760	28000.	111	9387	No
405	GOM_NL__2PRFIN20031216_205548_000000442022_00315_09387_9774.N1	16-DEC-2003 20:55:48	Straylight	43.500	165	34Gam Eri	2.9500	3200.0	87	9387	No
406	GOM_NL__2PRFIN20031216_205731_000000472022_00315_09387_9775.N1	16-DEC-2003 20:57:31	Straylight	47.000	125	44Iot Ori	2.7700	30000.	94	9387	No
407	GOM_NL__2PRFIN20031216_205904_000000492022_00315_09387_9776.N1	16-DEC-2003 20:59:04	Straylight	48.500	30	46Eps Ori	1.6940	30000.	97	9387	No
408	GOM_NL__2PRFIN20031216_210212_000000672022_00315_09387_9777.N1	16-DEC-2003 21:02:12	Tw_i_and_stray	67.000	14	58Alp Ori	0.87000	3000.0	134	9387	No
409	GOM_NL__2PRFIN20031216_210409_000000532022_00315_09387_9778.N1	16-DEC-2003 21:04:09	Tw_i_and_stray	52.500	13	87Alp Tau	0.86700	3800.0	105	9387	No
410	GOM_NL__2PRFIN20031216_210621_000000362022_00315_09387_9779.N1	16-DEC-2003 21:06:21	Bright	36.000	146	25Eta Tau	2.8730	15200.	72	9387	No
411	GOM_NL__2PRFIN20031216_210830_000000372022_00315_09387_9780.N1	16-DEC-2003 21:08:30	Bright	36.500	150	44Zet Per	2.8900	28000.	73	9387	No
412	GOM_NL__2PRFIN20031216_211047_000000372022_00315_09387_9781.N1	16-DEC-2003 21:10:47	Bright	37.000	149	45Eps Per	2.8880	30000.	74	9387	No
413	GOM_NL__2PRFIN20031216_211259_000000362022_00315_09387_9782.N1	16-DEC-2003 21:12:59	Bright	35.500	175	39Del Per	3.0100	19400.	71	9387	No
414	GOM_NL__2PRFIN20031216_211445_000000372022_00315_09387_9783.N1	16-DEC-2003 21:14:45	Bright	37.000	160	23Gam Per	2.9300	4700.0	74	9387	No
415	GOM_NL__2PRFIN20031216_211759_000000392022_00315_09387_9784.N1	16-DEC-2003 21:17:59	Bright	38.500	110	37Del Cas	2.6780	8900.0	77	9387	No
416	GOM_NL__2PRFIN20031216_212441_000000372022_00315_09387_9785.N1	16-DEC-2003 21:24:41	Bright	37.000	49	1Alp UMi	1.9900	6300.0	74	9387	No
417	GOM_NL__2PRFIN20031216_212924_000000352022_00315_09387_9786.N1	16-DEC-2003 21:29:24	Bright	34.500	60	7Bet UMi	2.0810	3950.0	69	9387	No
418	GOM_NL__2PRFIN20031216_213109_000000522022_00315_09387_9787.N1	16-DEC-2003 21:31:09	Bright	51.500	82	48Bet UMa	2.3650	10600.	103	9387	No
419	GOM_NL__2PRFIN20031216_213400_000000442022_00315_09387_9788.N1	16-DEC-2003 21:34:00	Bright	43.500	32	77Eps UMa	1.7630	11000.	87	9387	No
420	GOM_NL__2PRFIN20031216_213636_000000422022_00315_09387_9789.N1	16-DEC-2003 21:36:36	Bright	41.500	39	85Eta UMa	1.8540	24000.	83	9387	No
421	GOM_NL__2PRFIN20031216_213957_000000382022_00315_09387_9790.N1	16-DEC-2003 21:39:57	Bright	38.000	180	27Gam Boo	3.0400	8000.0	76	9387	No
422	GOM_NL__2PRFIN20031216_214311_000000372022_00315_09387_9791.N1	16-DEC-2003 21:43:11	Bright	37.000	83		2.3780	11000.	74	9387	No
423	GOM_NL__2PRFIN20031216_214631_000000432022_00315_09387_9792.N1	16-DEC-2003 21:46:31	Bright	42.500	111	8Eta Boo	2.6800	6000.0	85	9387	No
424	GOM_NL__2PRFIN20031216_215030_000000552022_00315_09387_9793.N1	16-DEC-2003 21:50:30	Bright	54.500	138	47Eps Vir	2.8280	4700.0	109	9387	No
425	GOM_NL__2PRFIN20031216_215630_000000512022_00315_09387_9794.N1	16-DEC-2003 21:56:30	Tw_i_and_stray	51.000	15	67Alp Vir	0.97600	28000.	102	9387	No
426	GOM_NL__2PRFIN20031216_220000_000000452022_00315_09387_9795.N1	16-DEC-2003 22:00:00	Dark	45.000	169	46Gam Hya	2.9910	4700.0	90	9387	No
427	GOM_NL__2PRFIN20031216_220138_000000482022_00315_09387_9796.N1	16-DEC-2003 22:01:38	Dark	47.500	54	5The Cen	2.0550	4500.0	95	9387	No
428	GOM_NL__2PRFIN20031216_220741_000000402022_00315_09387_9797.N1	16-DEC-2003 22:07:41	Dark	40.000	10	Bet Cen	0.61000	28000.	80	9387	No
429	GOM_NL__2PRFIN20031216_220909_000000392022_00316_09388_9763.N1	16-DEC-2003 22:09:09	Dark	39.000	20	Bet Cru	1.2530	30000.	78	9388	No
430	GOM_NL__2PRFIN20031216_221109_000000392022_00316_09388_9764.N1	16-DEC-2003 22:11:09	Dark	38.500	112	Alp Mus	2.6880	26000.	77	9388	No
431	GOM_NL__2PRFIN20031216_221514_000000402022_00316_09388_9765.N1	16-DEC-2003 22:15:14	Dark	39.500	159	Ups Car	2.9200	7200.0	79	9388	No
432	GOM_NL__2PRFIN20031216_221636_000000422022_00316_09388_9766.N1	16-DEC-2003 22:16:36	Dark	42.000	71	Iot Car	2.2460	7700.0	84	9388	No
433	GOM_NL__2PRFIN20031216_221830_000000482022_00316_09388_9767.N1	16-DEC-2003 22:18:30	Dark	48.000	41	Eps Car	1.8600	4100.0	96	9388	No
434	GOM_NL__2PRFIN20031216_222116_000000542022_00316_09388_9768.N1	16-DEC-2003 22:21:16	Dark	53.500	34	Gam2Vel	1.7930	23000.	107	9388	No
435	GOM_NL__2PRFIN20031216_222322_000000552022_00316_09388_9769.N1	16-DEC-2003 22:23:22	Dark	55.000	2	Alp Car	-0.73600	7000.0	110	9388	No
436	GOM_NL__2PRFIN20031216_222606_000000562022_00316_09388_9850.N1	16-DEC-2003 22:26:06	Dark	55.500	117	Pi Pup	2.7060	3800.0	111	9388	Yes
437	GOM_NL__2PRFIN20031216_222921_000000592022_00316_09388_9851.N1	16-DEC-2003 22:29:21	Straylight	58.500	23	21Eps CMa	1.5020	26000.	117	9388	No
438	GOM_NL__2PRFIN20031216_223108_000000592022_00316_09388_9852.N1	16-DEC-2003 22:31:08	Straylight	59.000	179	24Omi2CMa	3.0320	24000.	118	9388	No
439	GOM_NL__2PRFIN20031216_223353_000000532022_00316_09388_9853.N1	16-DEC-2003 22:33:53	Straylight	53.000	47	2Bet CMA	1.9760	28000.	106	9388	No
440	GOM_NL__2PRFIN20031216_223624_000000502022_00316_09388_9854.N1	16-DEC-2003 22:36:24	Straylight	49.500	165	34Gam Eri	2.9500	3200.0	99	9388	No
441	GOM_NL__2PRFIN20031216_223807_000000472022_00316_09388_9855.N1	16-DEC-2003 22:38:07	Straylight	47.000	125	44Iot Ori	2.7700	30000.	94	9388	No
442	GOM_NL__2PRFIN20031216_223939_000000522022_00316_09388_9856.N1	16-DEC-2003 22:39:39	Straylight	51.500	30	46Eps Ori	1.6940	30000.	103	9388	No
443	GOM_NL__2PRFIN20031216_224247_000000612022_00316_09388_9857.N1	16-DEC-2003 22:42:47	Tw_i_and_stray	61.000	14	58Alp Ori	0.87000	3000.0	122	9388	No
444	GOM_NL__2PRFIN20031216_224445_000000542022_00316_09388_9858.N1	16-DEC-2003 22:44:45	Tw_i_and_stray	54.000	13	87Alp Tau	0.86700	3800.0	108	9388	No
445	GOM_NL__2PRFIN20031216_224657_000000372022_00316_09388_9859.N1	16-DEC-2003 22:46:57	Bright	37.000	146	25Eta Tau	2.8730	15200.	74	9388	No
446	GOM_NL__2PRFIN20031216_224906_000000382022_00316_09388_9860.N1	16-DEC-2003 22:49:06	Bright	37.500	150	44Zet Per	2.8900	28000.	75	9388	No
447	GOM_NL__2PRFIN20031216_225123_000000362022_00316_09388_9861.N1	16-DEC-2003 22:51:23	Bright	36.000	149	45Eps Per	2.8880	30000.	72	9388	No
448	GOM_NL__2PRFIN20031216_225335_000000352022_00316_09388_9862.N1	16-DEC-2003 22:53:35	Bright	34.500	175	39Del Per	3.0100	19400.	69	9388	No
449	GOM_NL__2PRFIN20031216_225521_000000362022_00316_09388_9863.N1	16-DEC-2003 22:55:21	Bright	35.500	160	23Gam Per	2.9300	4700.0	71	9388	No
450	GOM_NL__2PRFIN20031216_225835_000000372022_00316_09388_9864.N1	16-DEC-2003 22:58:35	Bright	37.000	110	37Del Cas	2.6780	8900.0	74	9388	No
451	GOM_NL__2PRFIN20031216_230517_000000342022_00316_09388_9865.N1	16-DEC-2003 23:05:17	Bright	33.500	49	1Alp UMi	1.9900	6300.0	67	9388	No
452	GOM_NL__2PRFIN20031216_230959_000000382022_00316_09388_9866.N1	16-DEC-2003 23:09:59	Bright	38.000	60	7Bet UMi	2.0810	3950.0	76	9388	No
453	GOM_NL__2PRFIN20031216_231144_000000522022_00316_09388_9867.N1	16-DEC-2003 23:11:44	Bright	51.500	82	48Bet UMa	2.3650	10600.	103	9388	No
454	GOM_NL__2PRFIN20031216_231435_000000412022_00316_09388_9868.N1	16-DEC-2003 23:14:35	Bright	41.000	32	77Eps UMa	1.7630	11000.	82	9388	No
455	GOM_NL__2PRFIN20031216_231711_000000412022_00316_09388_9869.N1	16-DEC-2003 23:17:11	Bright	40.500	39	85Eta UMa	1.8540	24000.	81	9388	No

456	GOM_NL__2PRFIN20031216_232033_000000552022_00316_09388_9870.N1	16-DEC-2003 23:20:33	Bright	55.000	180	27Gam Boo	3.0400	8000.0	110	9388	No
457	GOM_NL__2PRFIN20031216_232347_000000382022_00316_09388_9871.N1	16-DEC-2003 23:23:47	Bright	37.500	83		2.3780	11000.	75	9388	No
458	GOM_NL__2PRFIN20031216_232707_000000602022_00316_09388_9872.N1	16-DEC-2003 23:27:07	Bright	60.000	111	8Eta Boo	2.6800	6000.0	120	9388	No
459	GOM_NL__2PRFIN20031216_233107_000000552022_00316_09388_9873.N1	16-DEC-2003 23:31:07	Bright	55.000	138	47Eps Vir	2.8280	4700.0	110	9388	No
460	GOM_NL__2PRFIN20031216_233706_000000532022_00316_09388_9874.N1	16-DEC-2003 23:37:06	Twilight_stray	53.000	15	67Alp Vir	0.97600	28000.	106	9388	No
461	GOM_NL__2PRFIN20031216_234037_000000492022_00316_09388_9875.N1	16-DEC-2003 23:40:37	Dark	48.500	169	46Gam Hya	2.9910	4700.0	97	9388	No
462	GOM_NL__2PRFIN20031216_234214_000000442022_00316_09388_9876.N1	16-DEC-2003 23:42:14	Dark	44.000	54	5The Cen	2.0550	4500.0	88	9388	No
463	GOM_NL__2PRFIN20031216_234817_000000352022_00316_09388_9877.N1	16-DEC-2003 23:48:17	Dark	35.000	10	Bet Cen	0.61000	28000.	70	9388	No
464	GOM_NL__2PRFIN20031216_234945_000000412022_00317_09389_9851.N1	16-DEC-2003 23:49:45	Dark	41.000	20	Bet Cru	1.2530	30000.	82	9389	No
465	GOM_NL__2PRFIN20031216_235145_000000392022_00317_09389_9852.N1	16-DEC-2003 23:51:45	Dark	38.500	112	Alp Mus	2.6880	26000.	77	9389	No
466	GOM_NL__2PRFIN20031216_235550_000000402022_00317_09389_9853.N1	16-DEC-2003 23:55:50	Dark	40.000	159	Ups Car	2.9200	7200.0	80	9389	No
467	GOM_NL__2PRFIN20031216_235712_000000442022_00317_09389_9854.N1	16-DEC-2003 23:57:12	Dark	44.000	71	Iot Car	2.2460	7700.0	88	9389	No
468	GOM_NL__2PRFIN20031216_235906_000000472022_00317_09389_9855.N1	16-DEC-2003 23:59:06	Dark	47.000	41	Eps Car	1.8600	4100.0	94	9389	No

3. Quality information per product

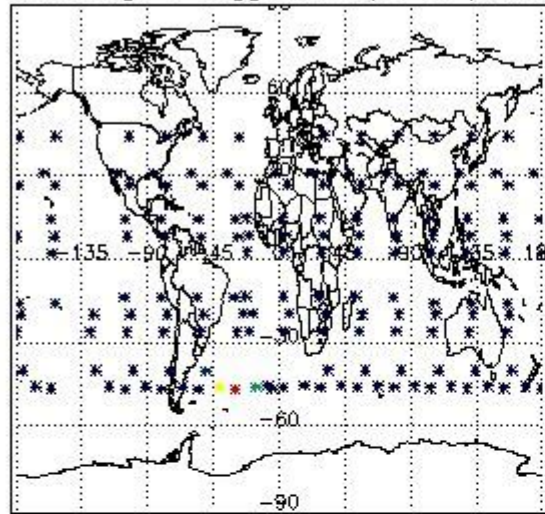
In this section it is plotted some information contained in the Quality Summary data set of the level 2 products. Only products in dark limb conditions and without errors (error flag in the MPH set to "0") are used.

3.1 Plot quality information per product (time dependant)

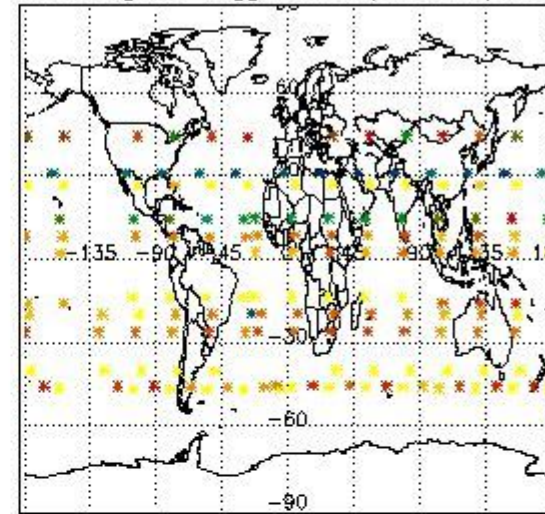


3.2 Plot quality information per product (world map)

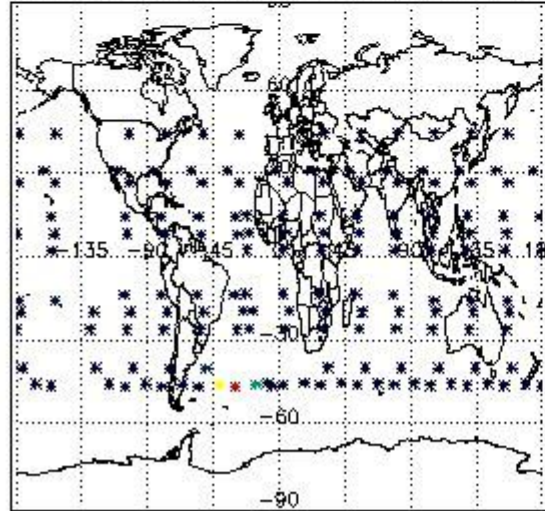
Percentage of flagged data per O3 profile



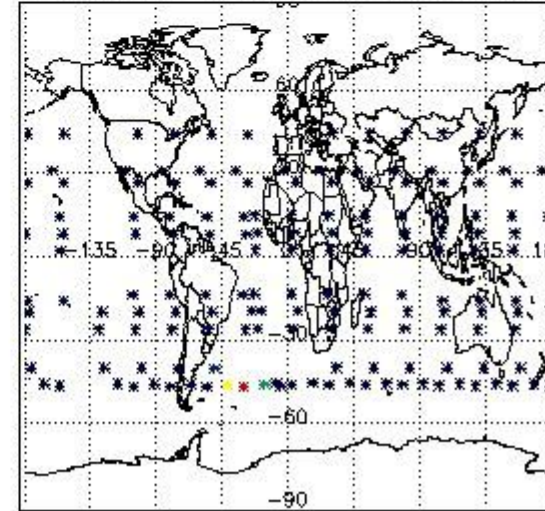
Percentage of flagged data per H2O profile



Percentage of flagged data per NO2 profile



Percentage of flagged data per NO3 profile

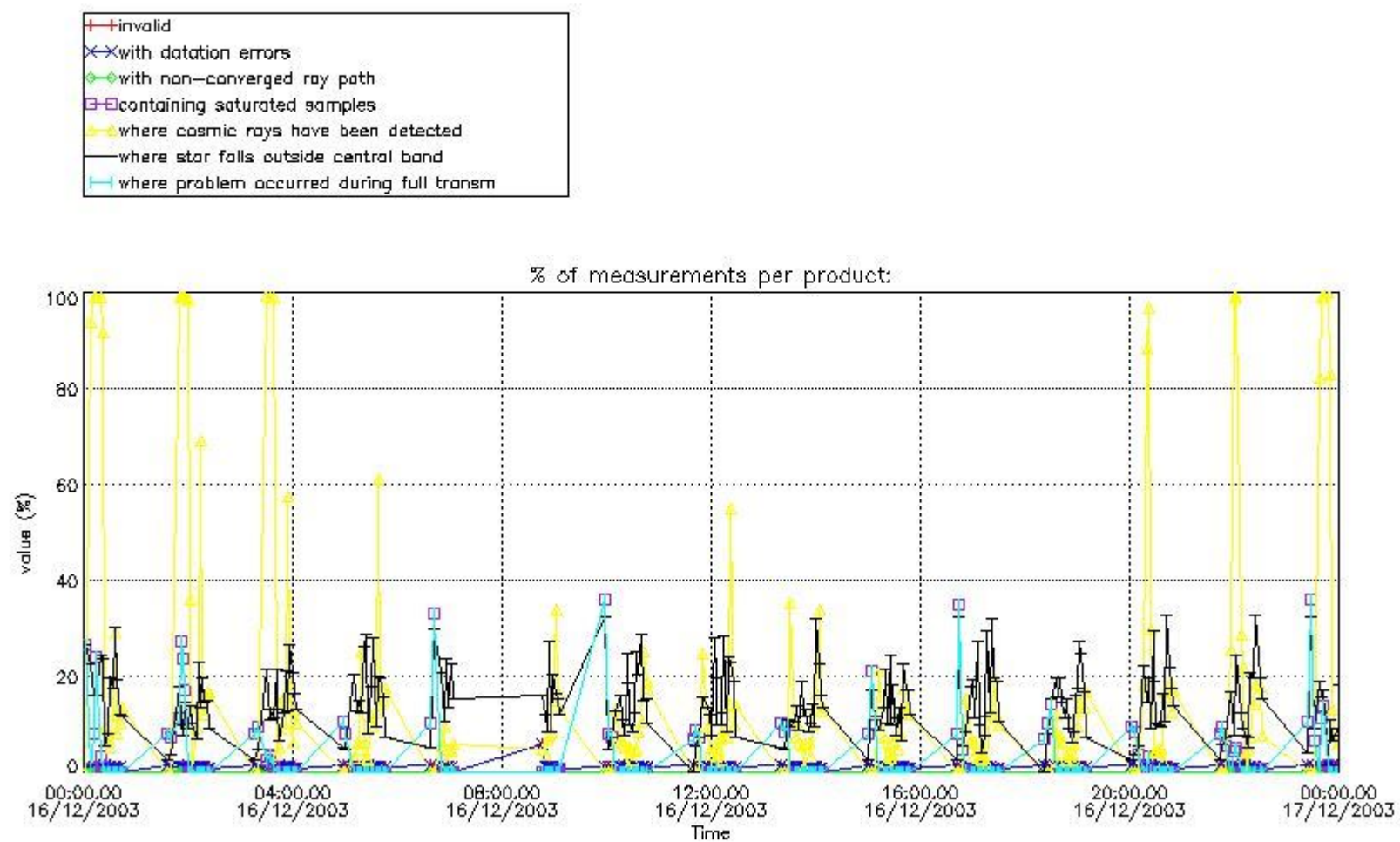


4. Level 1 quality information per product

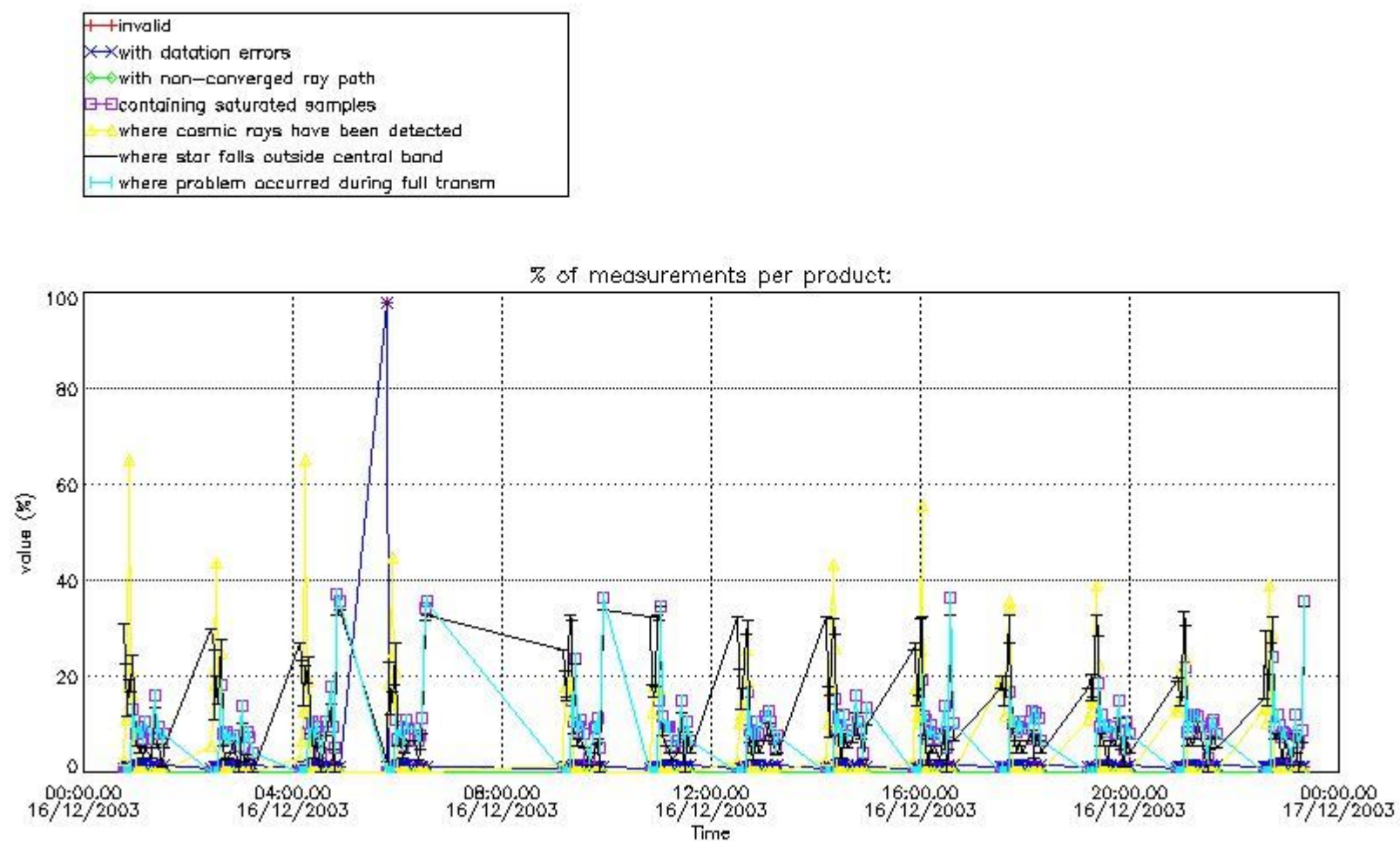
In this section it is plotted some information contained in the Quality Summary data set of the level 2 products that comes from the level 1b processing. Products without errors (error flag in the MPH set to "0") are used.

4.1 Plot quality information per product (time dependant) coming from level 1b processing

4.1.1 Plot level 1 quality information per product (time dependant): ENVISAT ASCENDING passes

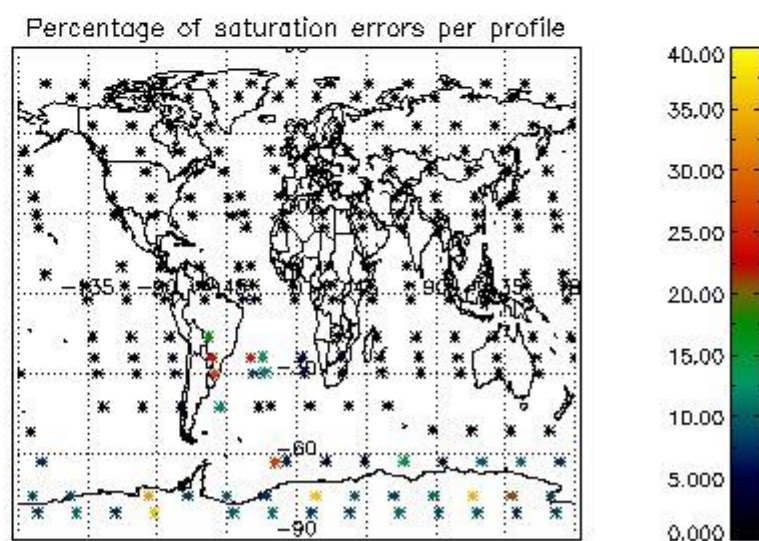
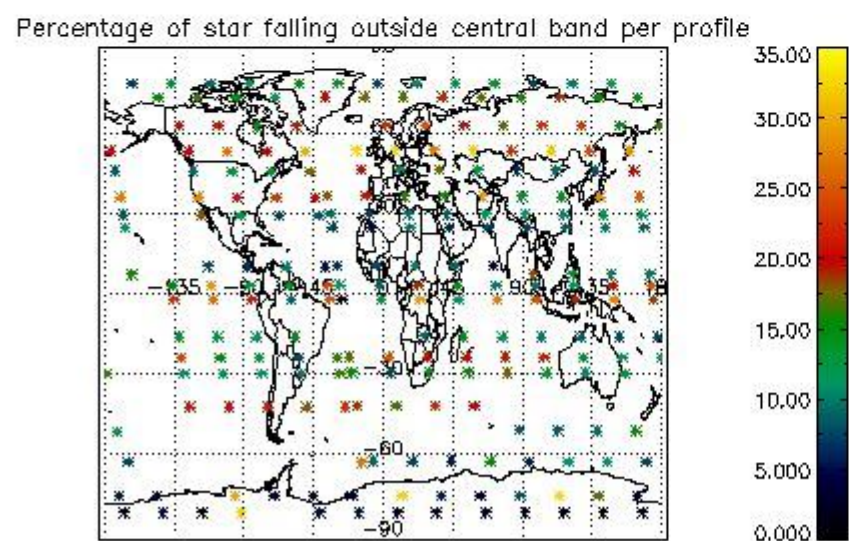
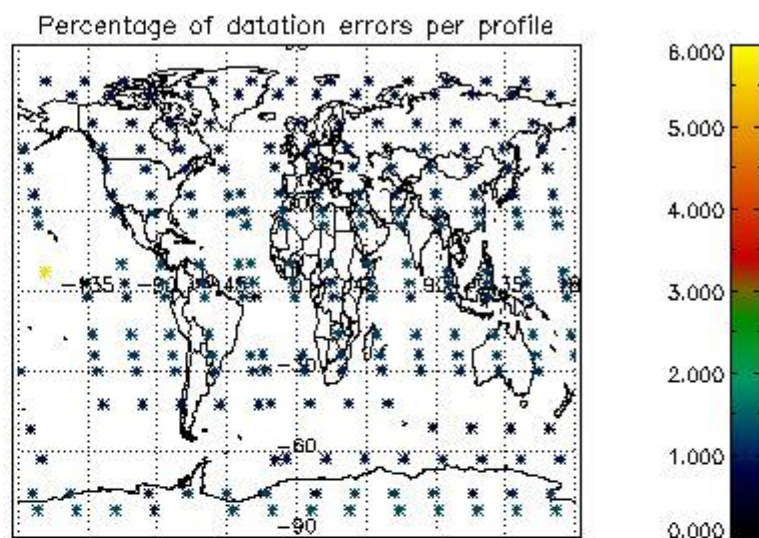
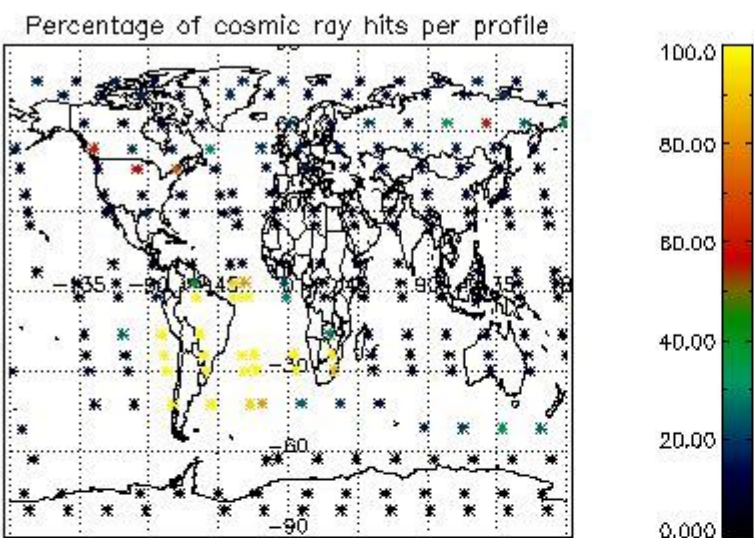


4.1.2 Plot level 1 quality information per product (time dependant): ENVISAT DESCENDING passes

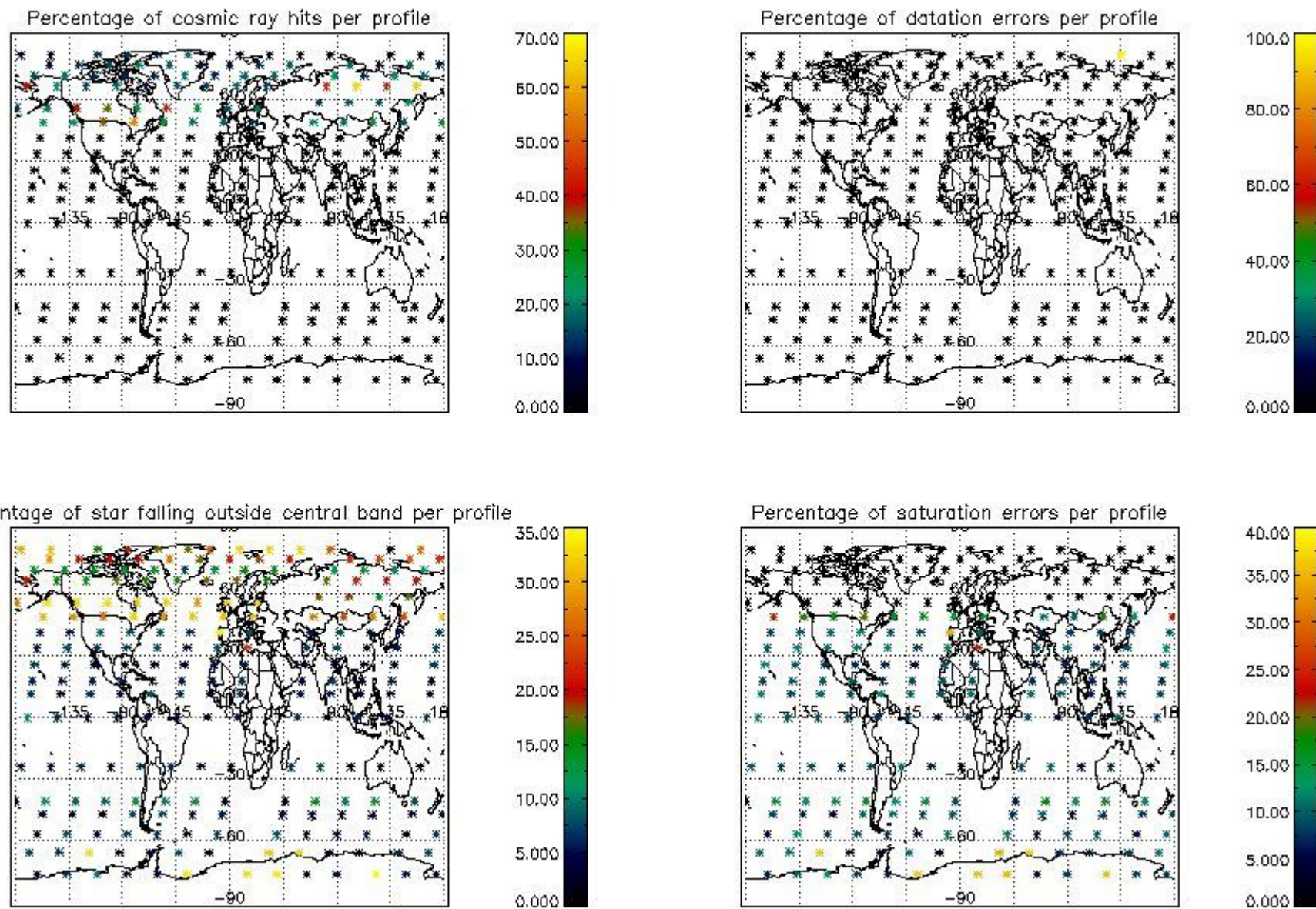


4.2 Plot quality information per product coming from level 1b processing (world map)

4.2.1 Plot level 1 quality information per product (world map): ENVISAT ASCENDING passes



4.2.2 Plot level 1 quality information per product (world map): ENVISAT DESCENDING passes



5. Trace gas profiles

5.1 Ozone statistics based on quality of products

The final quality of the products can be "measured" using the STD (Standard Deviation) attached to every point profile. This information is written to the parameter GOM_NL__2P/NL_LOCAL_SPECIES_DENSITY/o3_std of the level 2 products. The table below shows the statistics for given STD ranges.

The statistics are given with respect to the overall valid production:

- Products without fatal errors: GOM_NL__2P/MPH/PRODUCT_ERR=0
- Valid point profile: GOM_NL__2P/NL_LOCAL_SPECIES_DENSITY/pcd(0)=0

The 'Criteria' is applied to valid points of dark limb products:

- Products in dark limb illumination condition: GOM_NL__2P/NL_SUMMARY_QUALITY/obs_ill_cond=0
- Products without fatal errors: GOM_NL__2P/MPH/PRODUCT_ERR=0
- Valid point profile: GOM_NL__2P/NL_LOCAL_SPECIES_DENSITY/pcd(0)=0

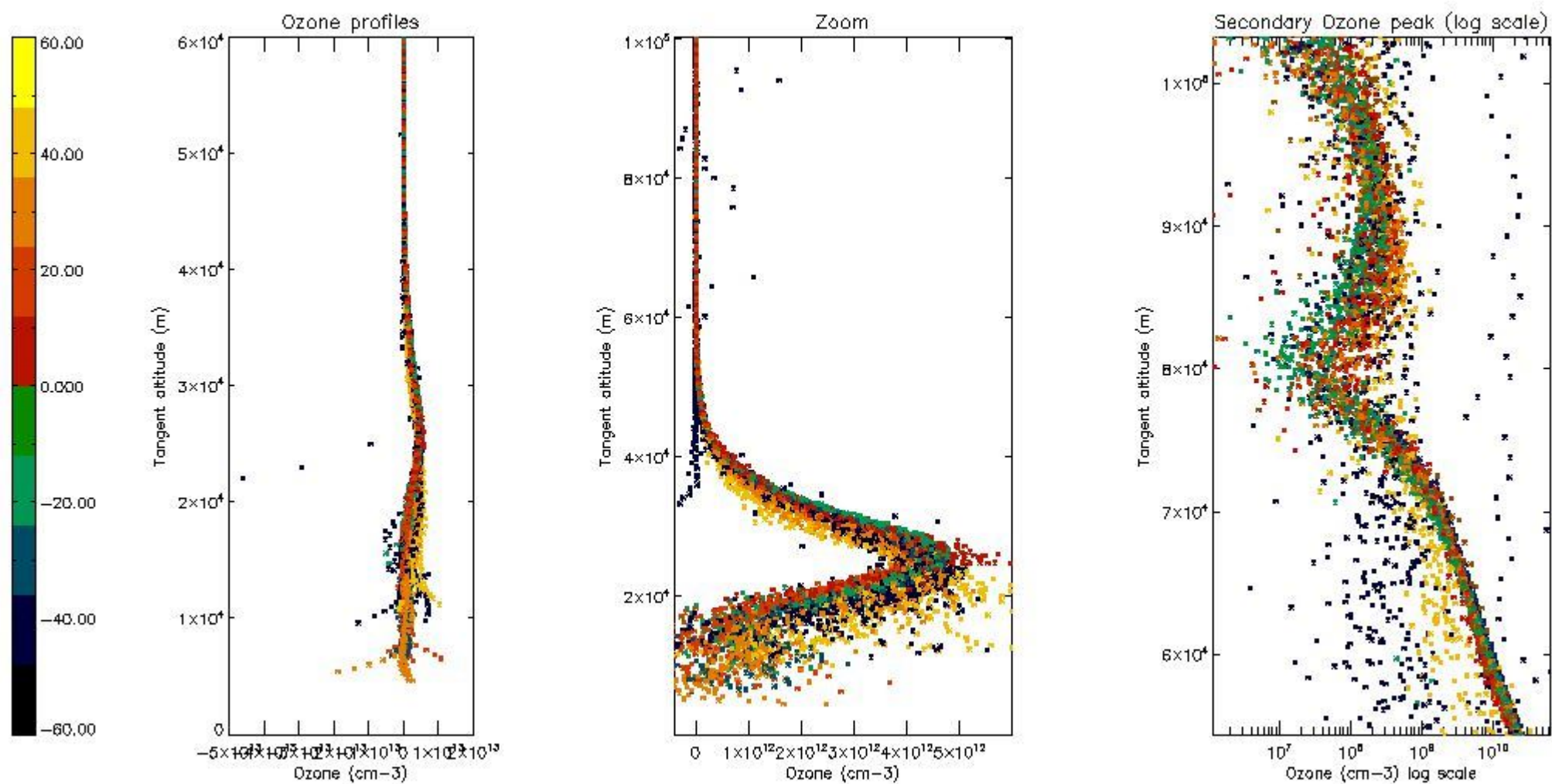
So, the table below shows the percentage of dark limb and valid observations for each criteria with respect to the overall valid daily observations.

Criteria	% of total production
All STD	33
STD < 20	18

STD < 10	15
STD < 5	10

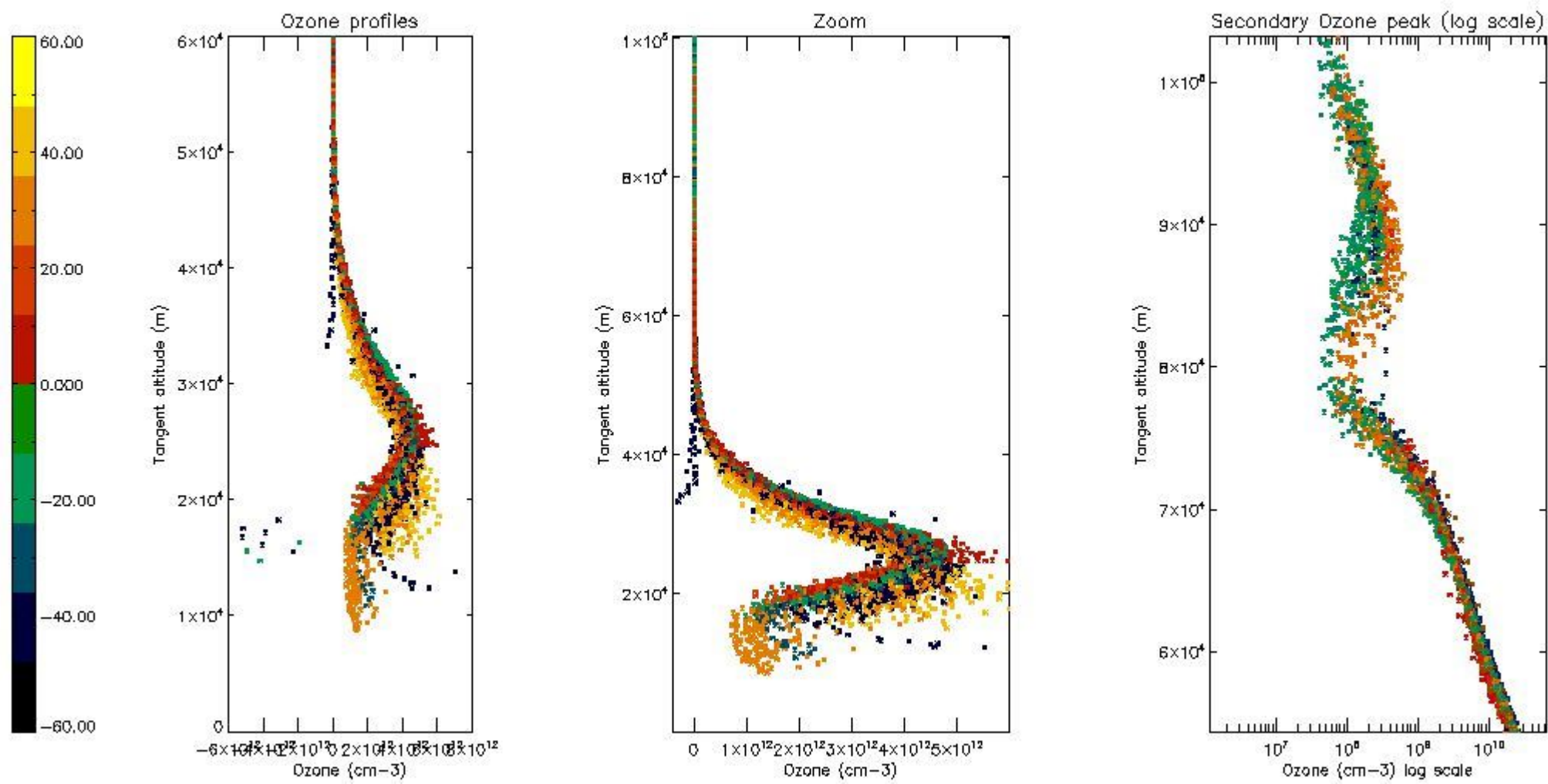
5.2 Plot ozone profiles for all STD (dark without errors)

The colorbar represents the latitude.



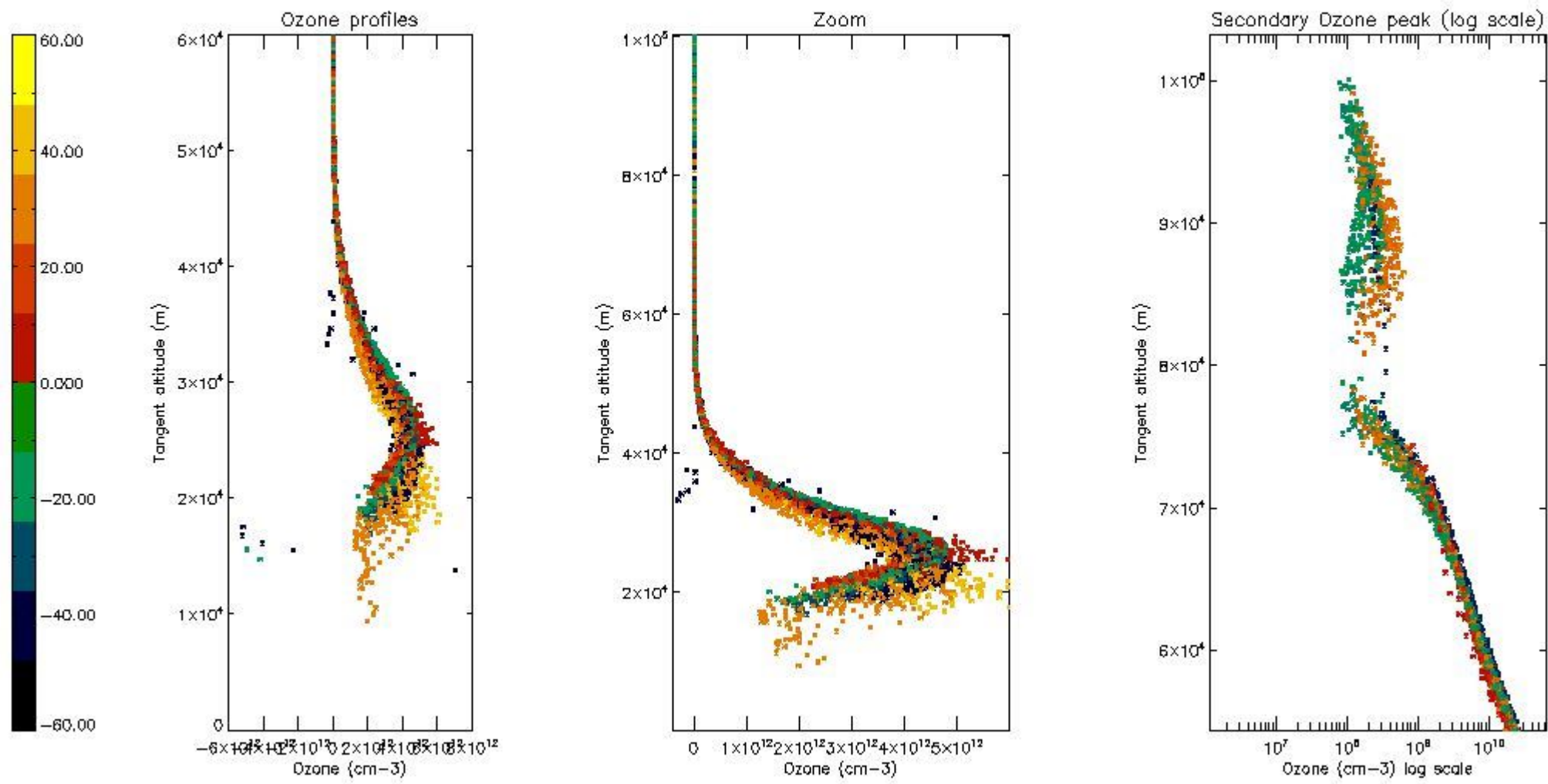
5.3 Plot ozone profiles where STD < 20% (dark without errors)

The colorbar represents the latitude.



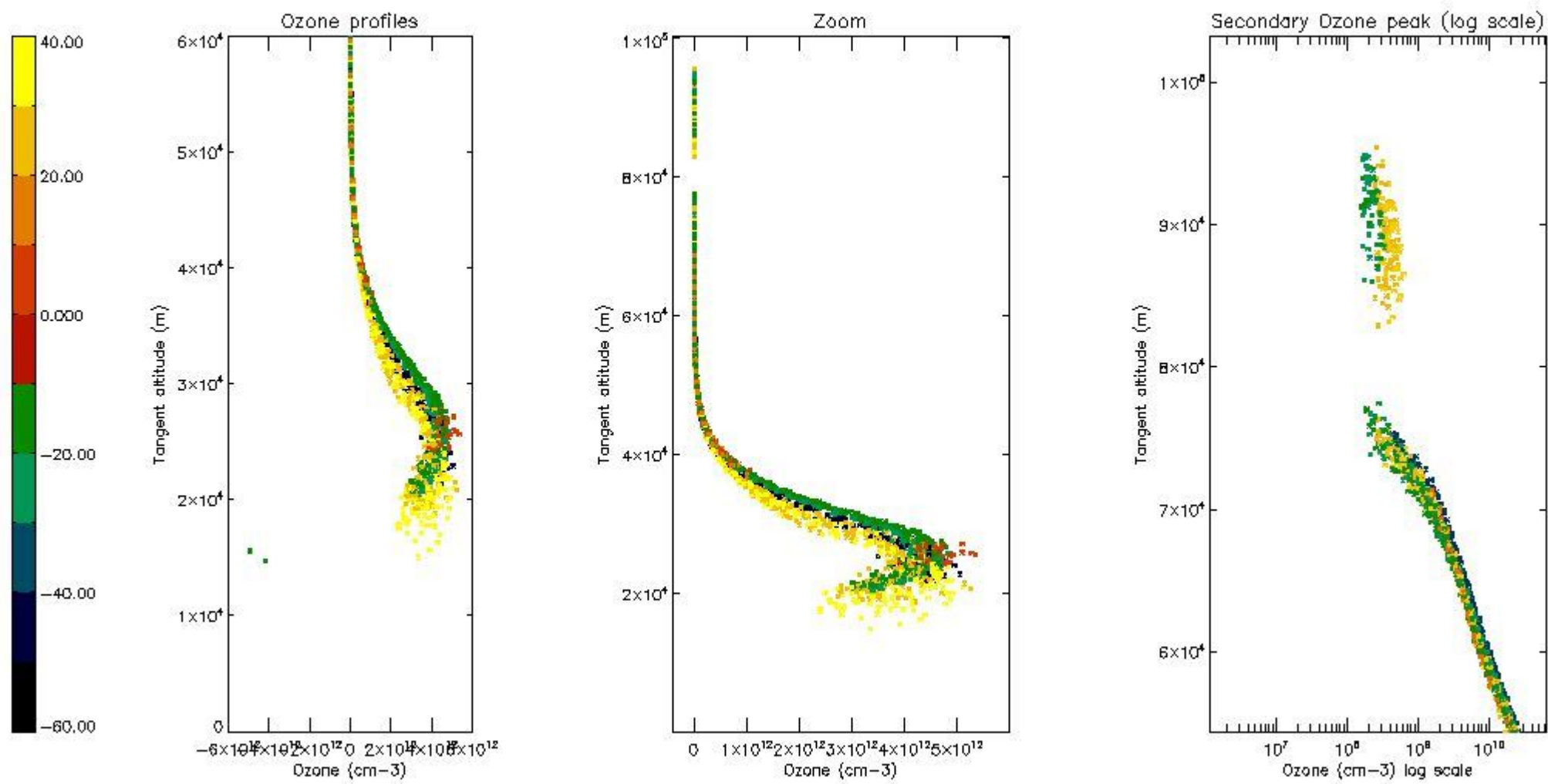
5.4 Plot ozone profiles where STD < 10% (dark without errors)

The colorbar represents the latitude.



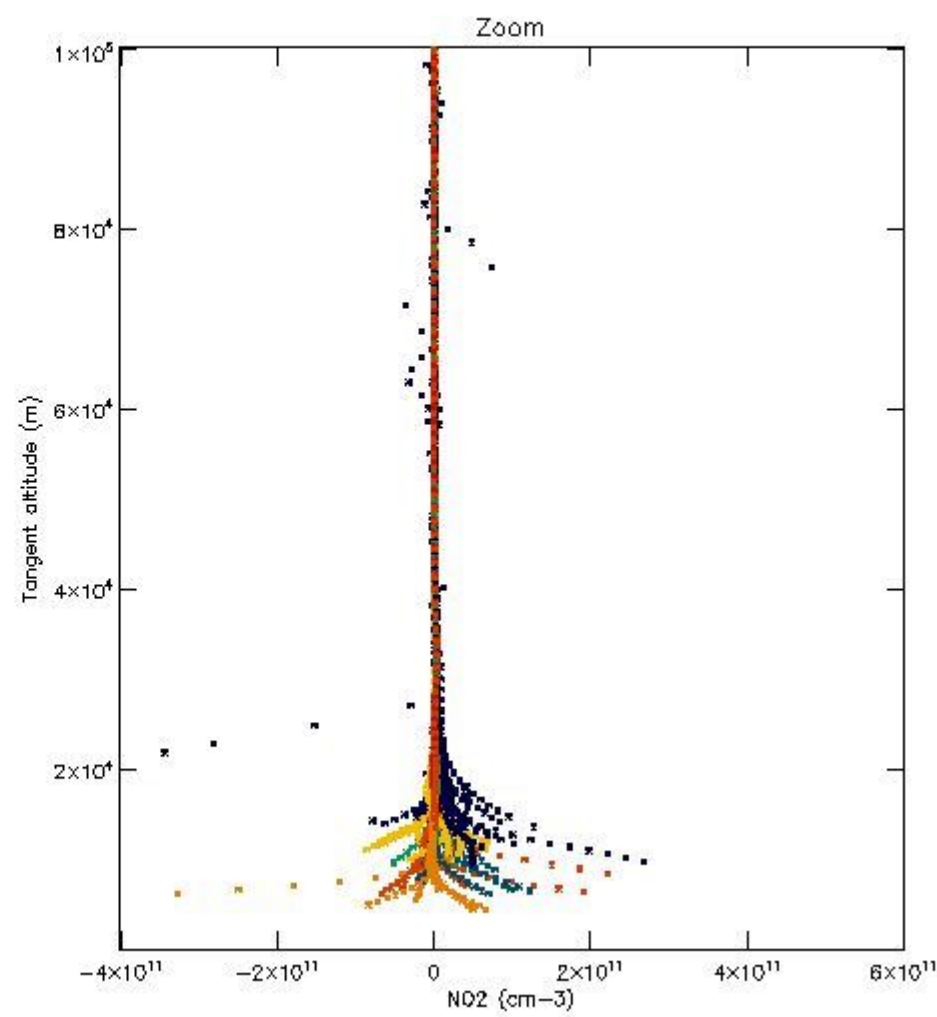
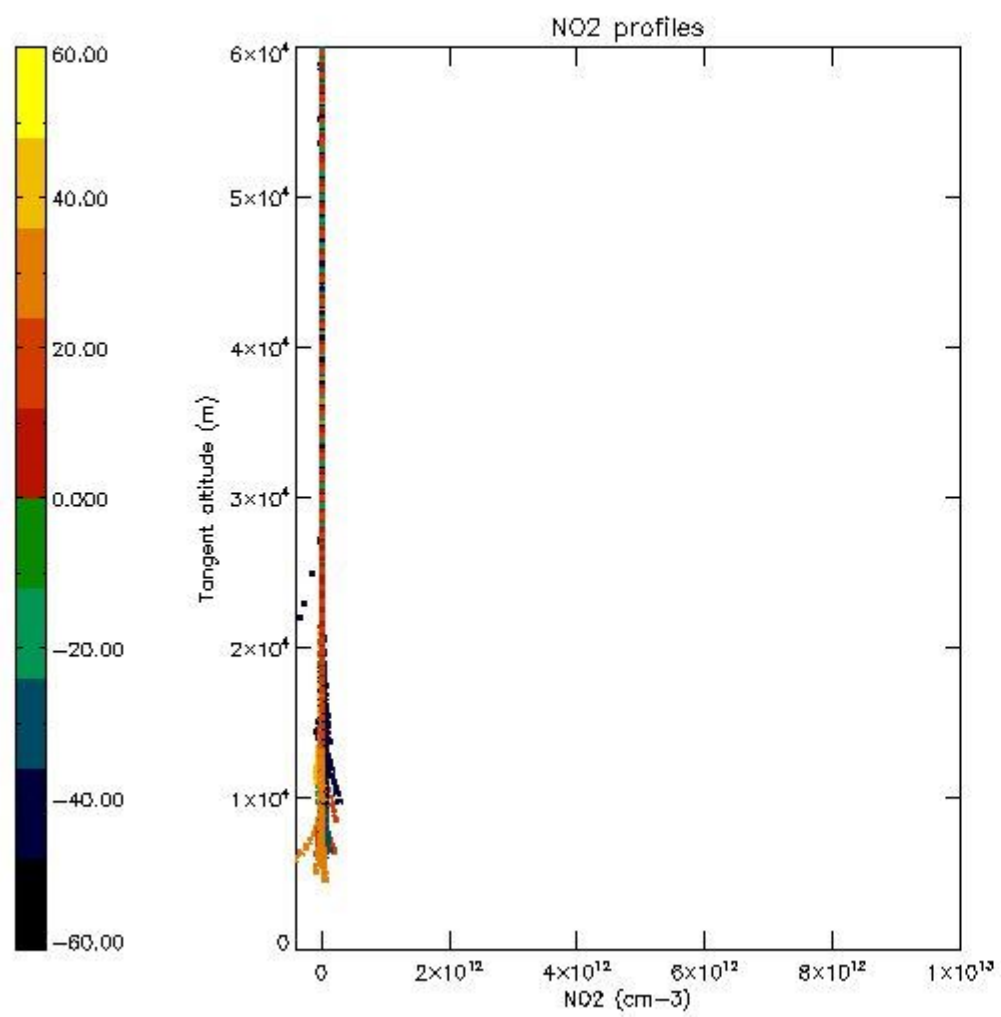
5.5 Plot ozone profiles where STD < 5% (dark without errors)

The colorbar represents the latitude.



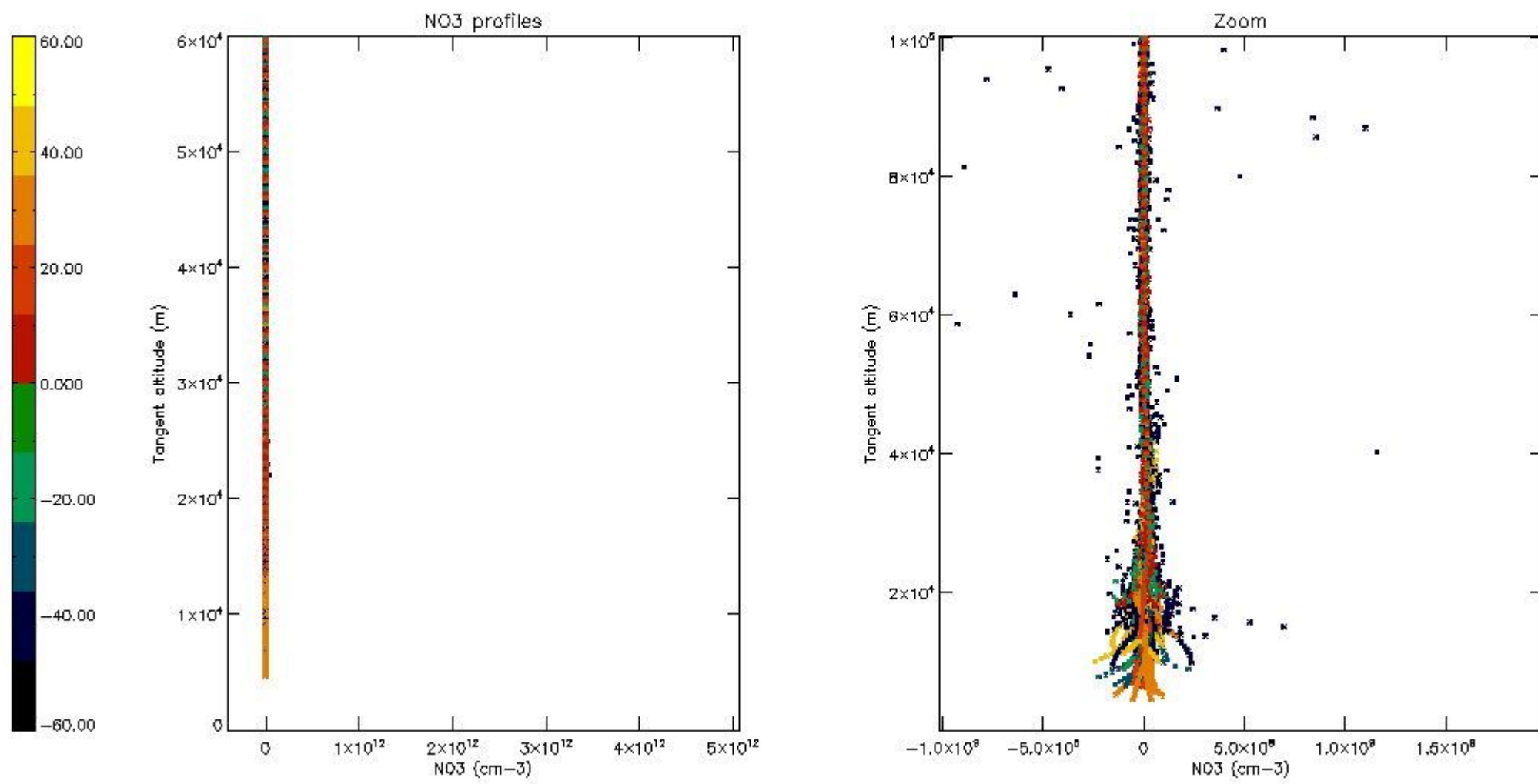
5.6 Plot NO₂ profiles for all STD (dark without errors)

The colorbar represents the latitude.



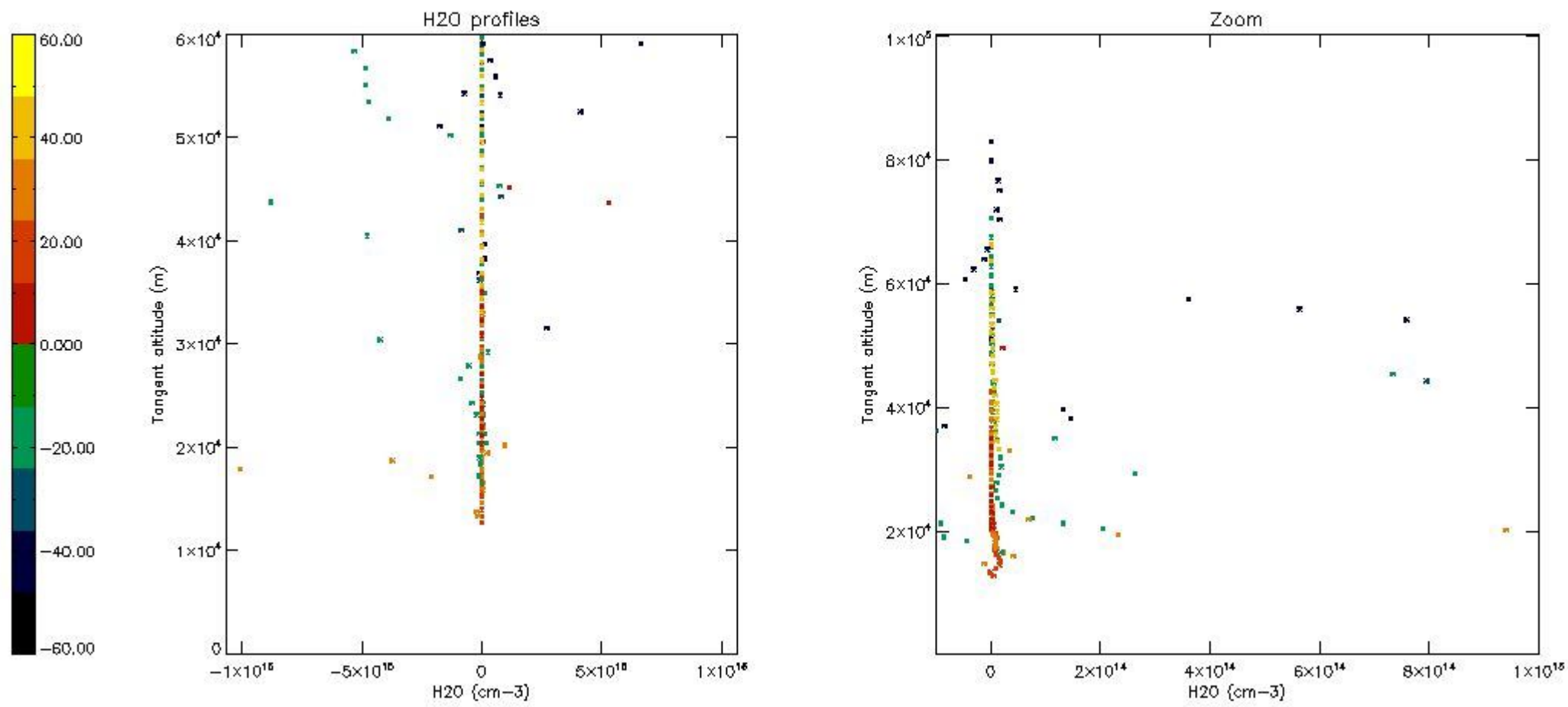
5.7 Plot NO3 profiles for all STD (dark without errors)

The colorbar represents the latitude.



5.8 Plot H₂O profiles for all STD (only for occultations of stars 1,2,3,4,13,14,16,26,63 dark without errors)

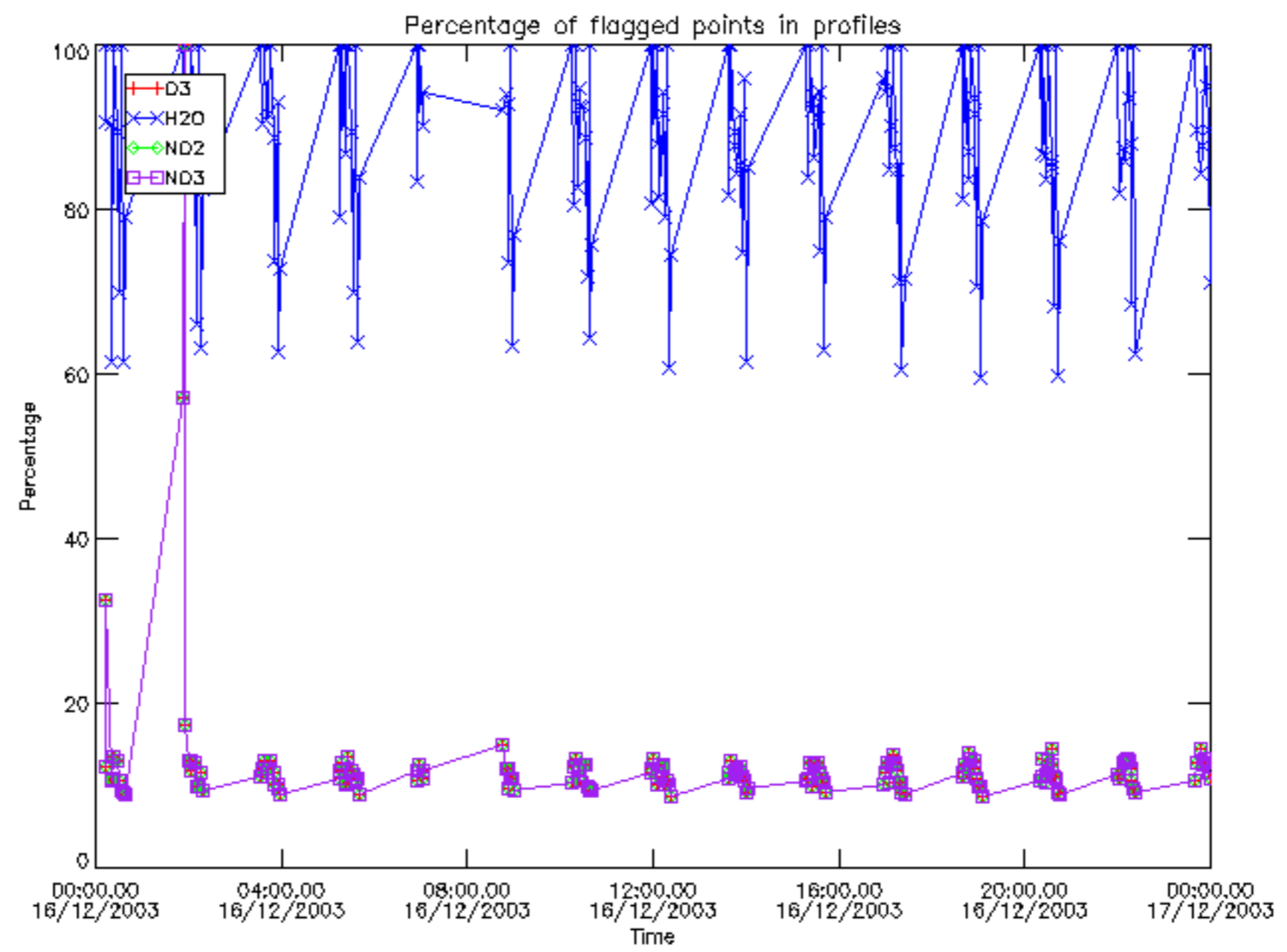
The colorbar represents the latitude.



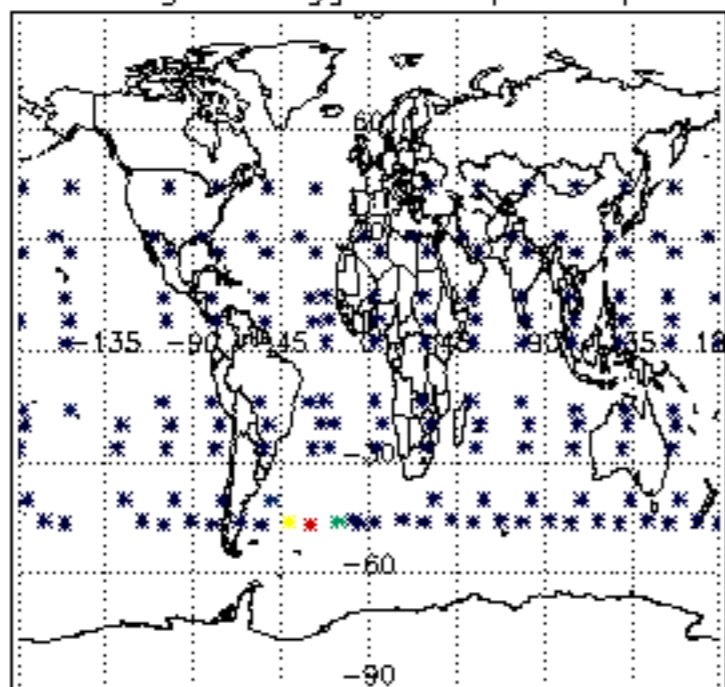
6. Auxiliary Data Files used for the production reported in section 2

The number reported in the third column indicates since which file (see list in section 2) the corresponding auxiliary file has been used. The fourth column is the date of those product files.

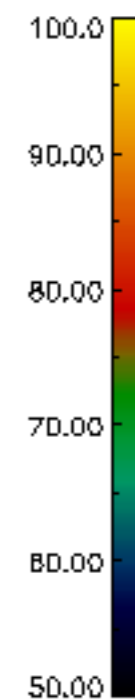
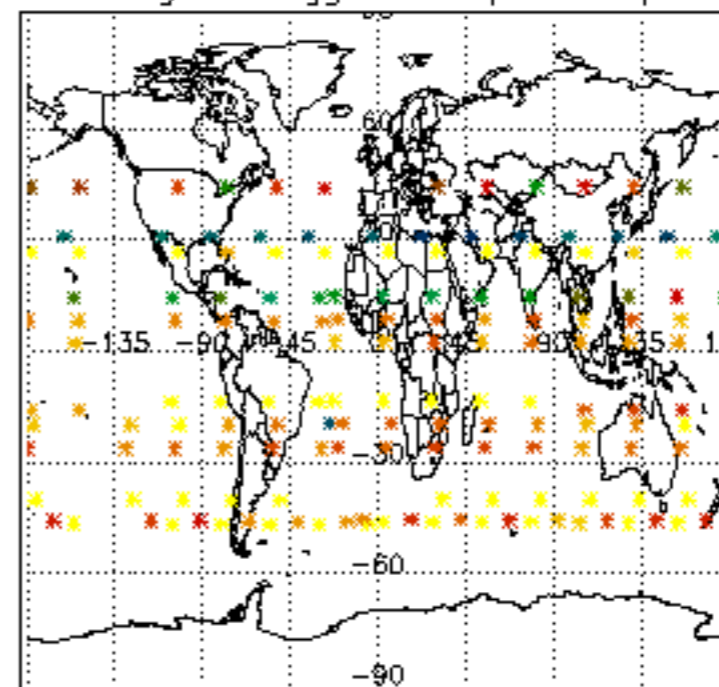
Type	Auxiliary Filename	Used since product	Used since product date
INST_PHYS_CHARACTERISTICS	GOM_INS_AXVIEC20091111_143220_20030716_120000_20500101_000000	1	16-DEC-2003 00:02:34
LEVEL-2_PROC_CONFIG	GOM_PR2_AXVIEC20091111_152718_20020301_000000_20500101_000000	1	16-DEC-2003 00:02:34
CROSS_SECTIONS_FILE	GOM_CRS_AXVIEC20091111_154832_20020301_000000_20500101_000000	1	16-DEC-2003 00:02:34



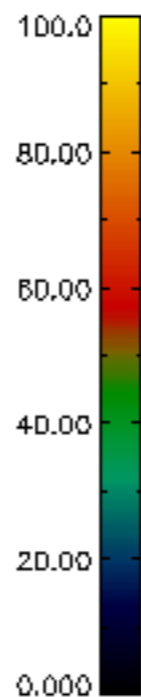
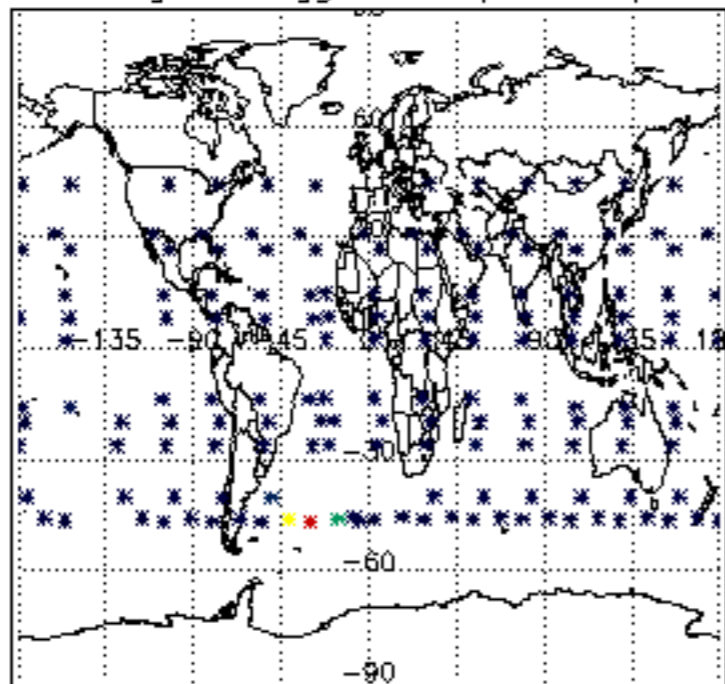
Percentage of flagged data per D3 profile



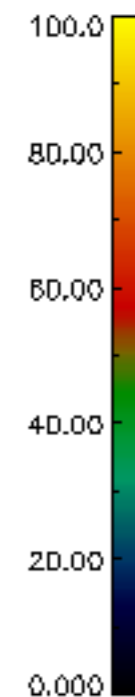
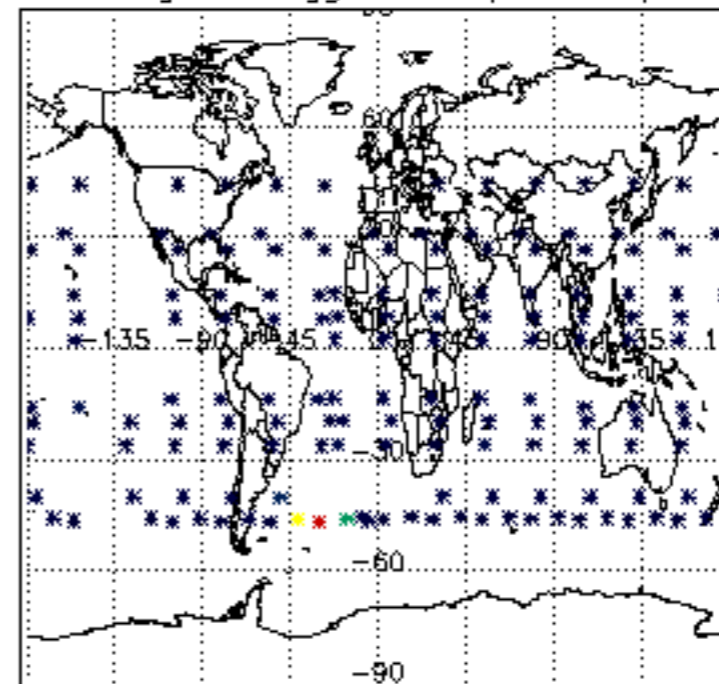
Percentage of flagged data per H2O profile

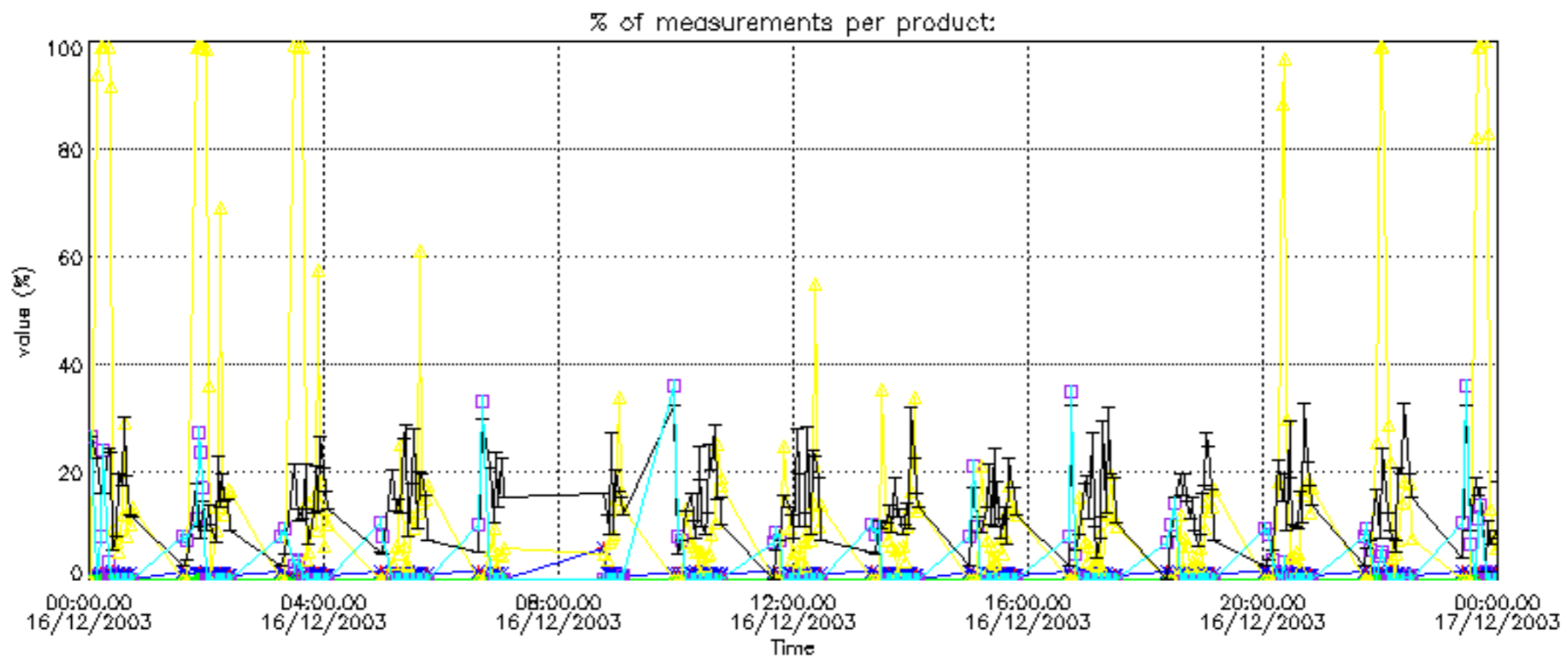


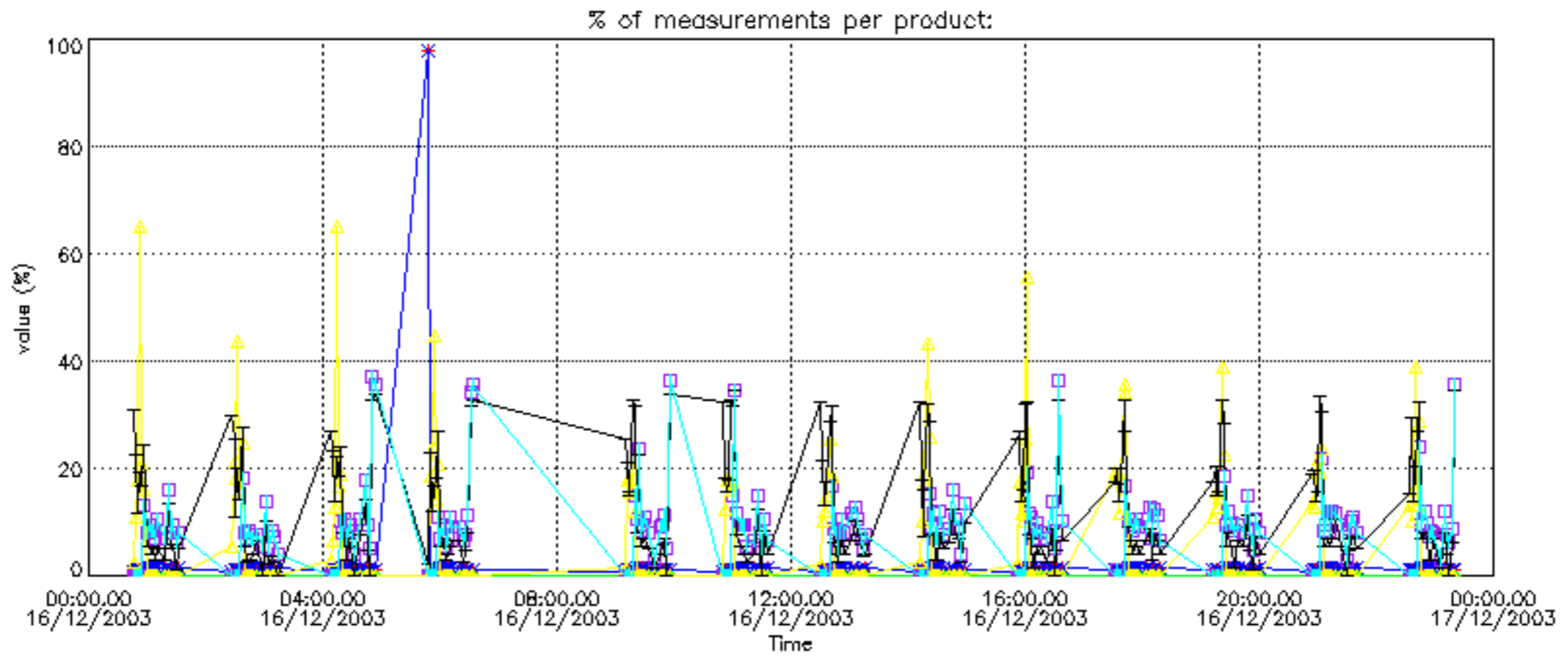
Percentage of flagged data per NO2 profile



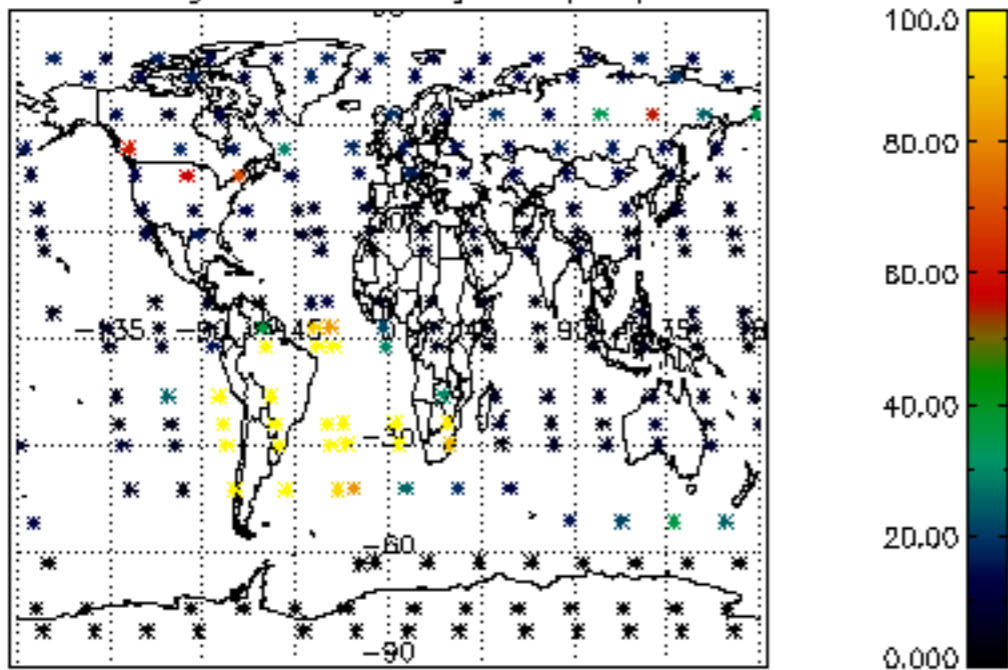
Percentage of flagged data per NO3 profile



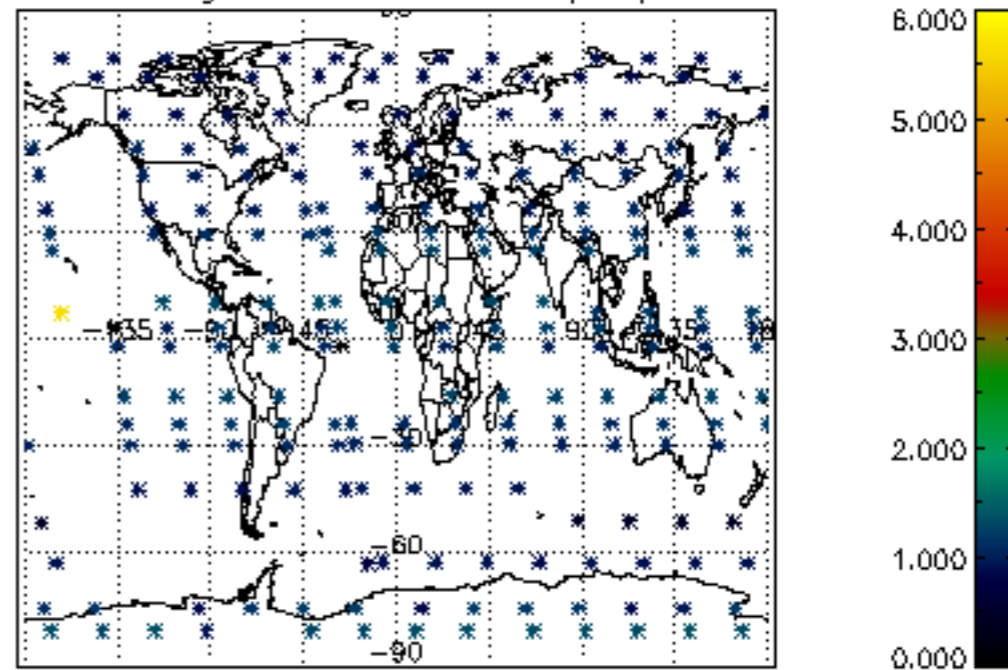




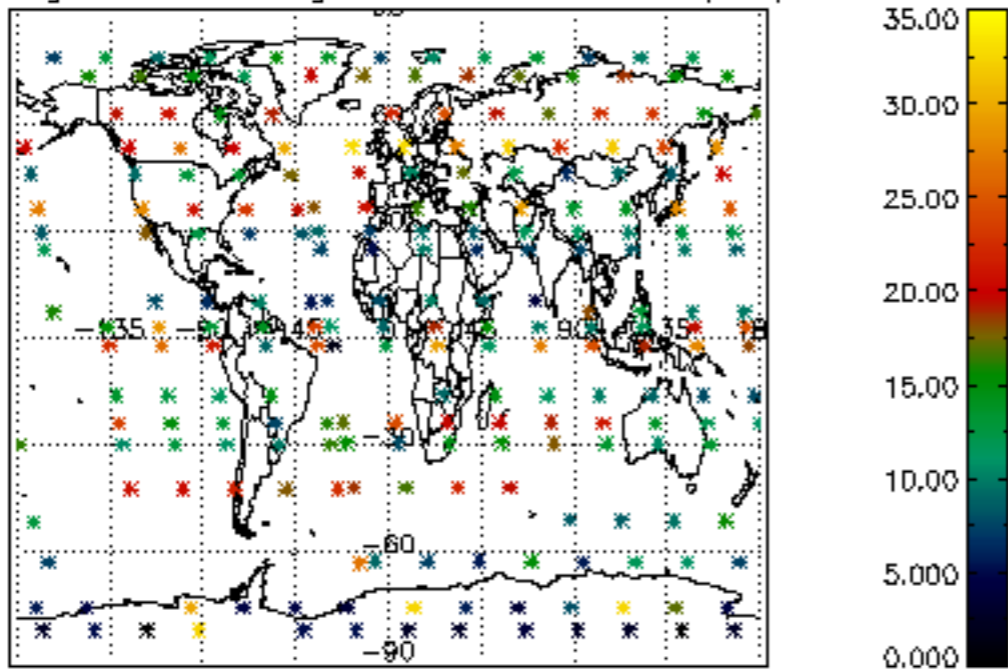
Percentage of cosmic ray hits per profile



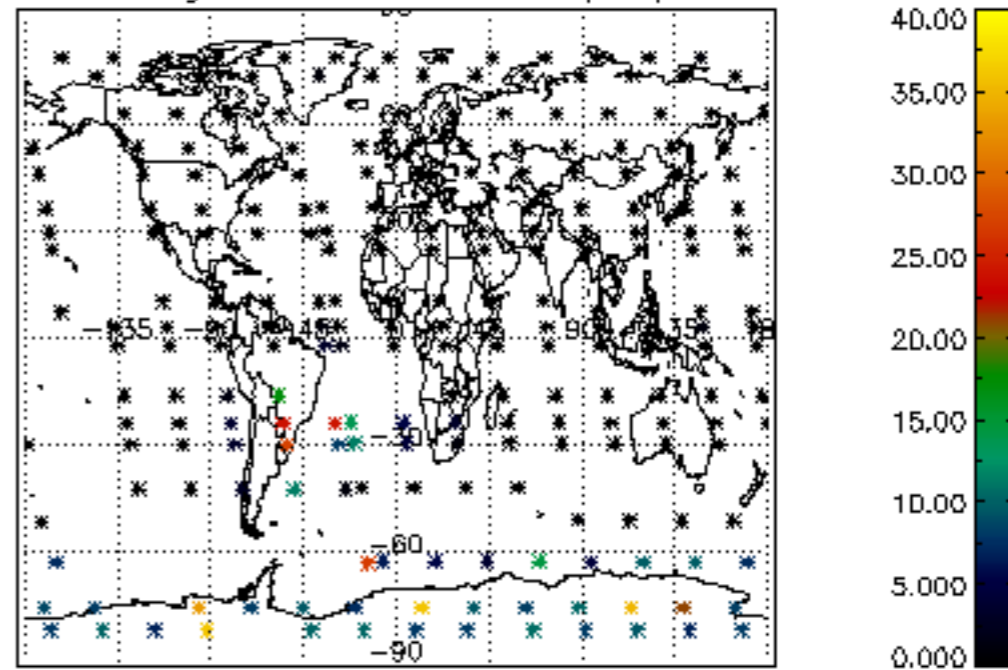
Percentage of datation errors per profile



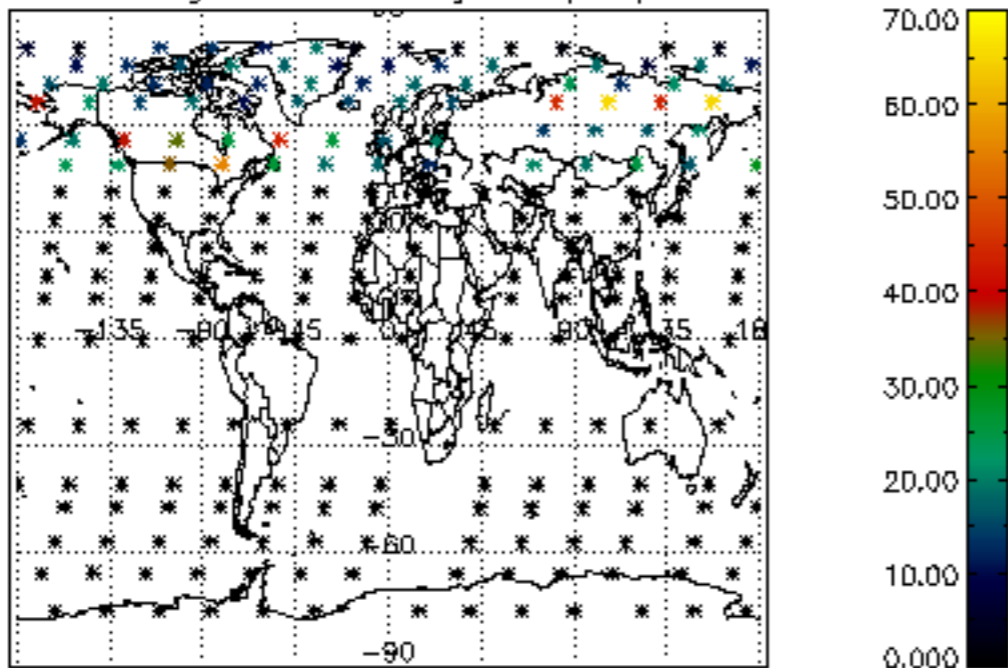
Percentage of star falling outside central band per profile



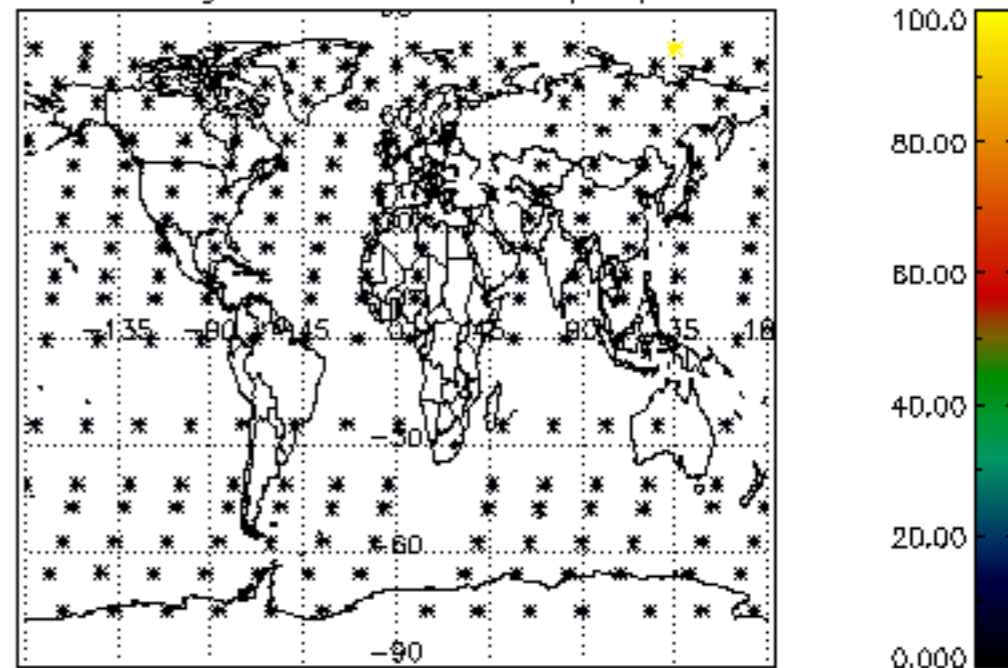
Percentage of saturation errors per profile



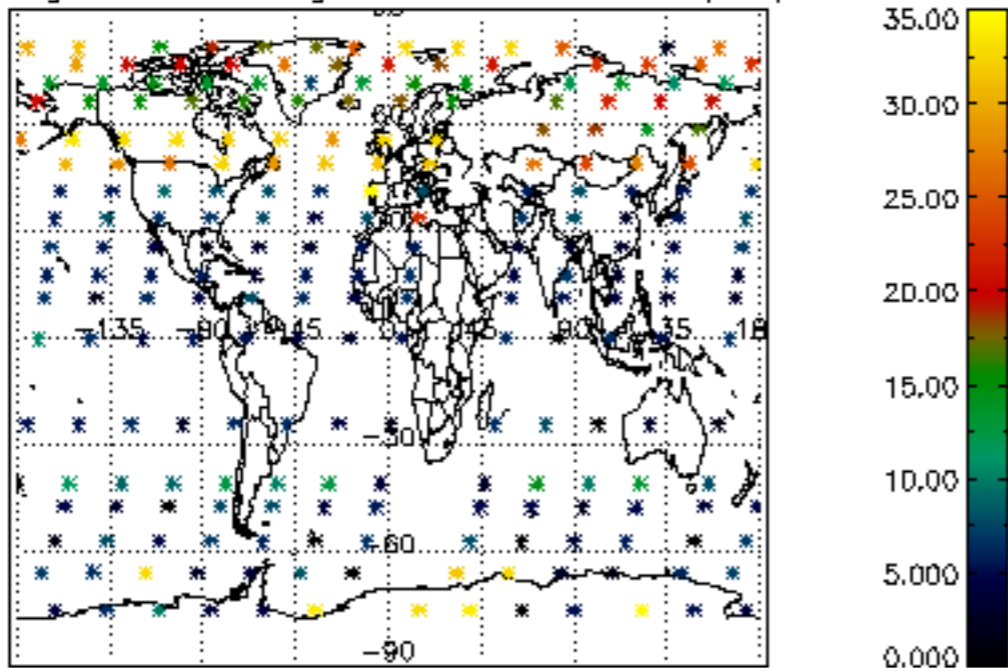
Percentage of cosmic ray hits per profile



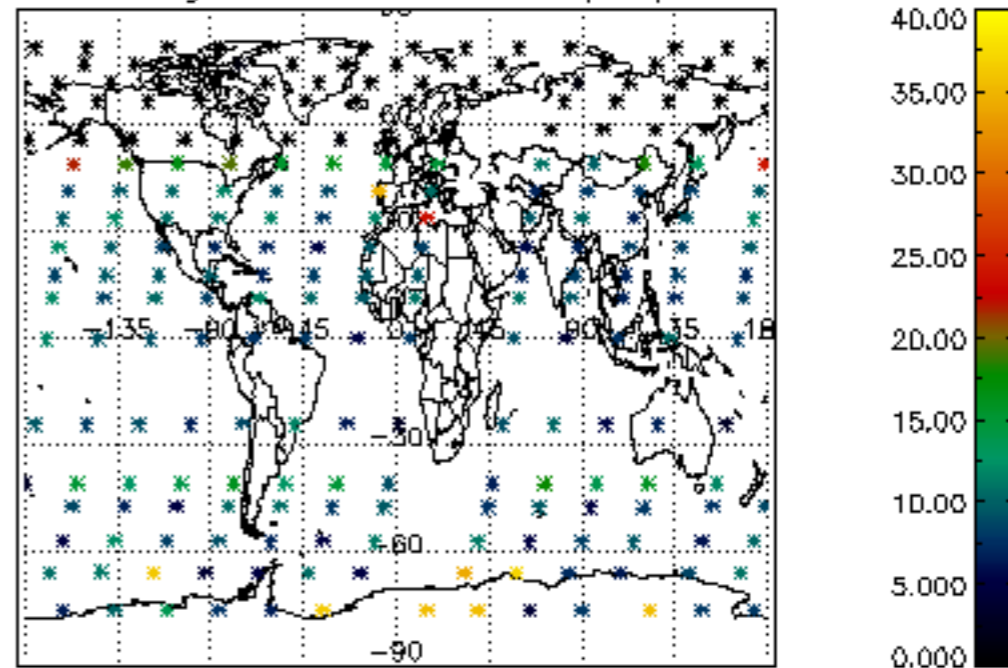
Percentage of datation errors per profile

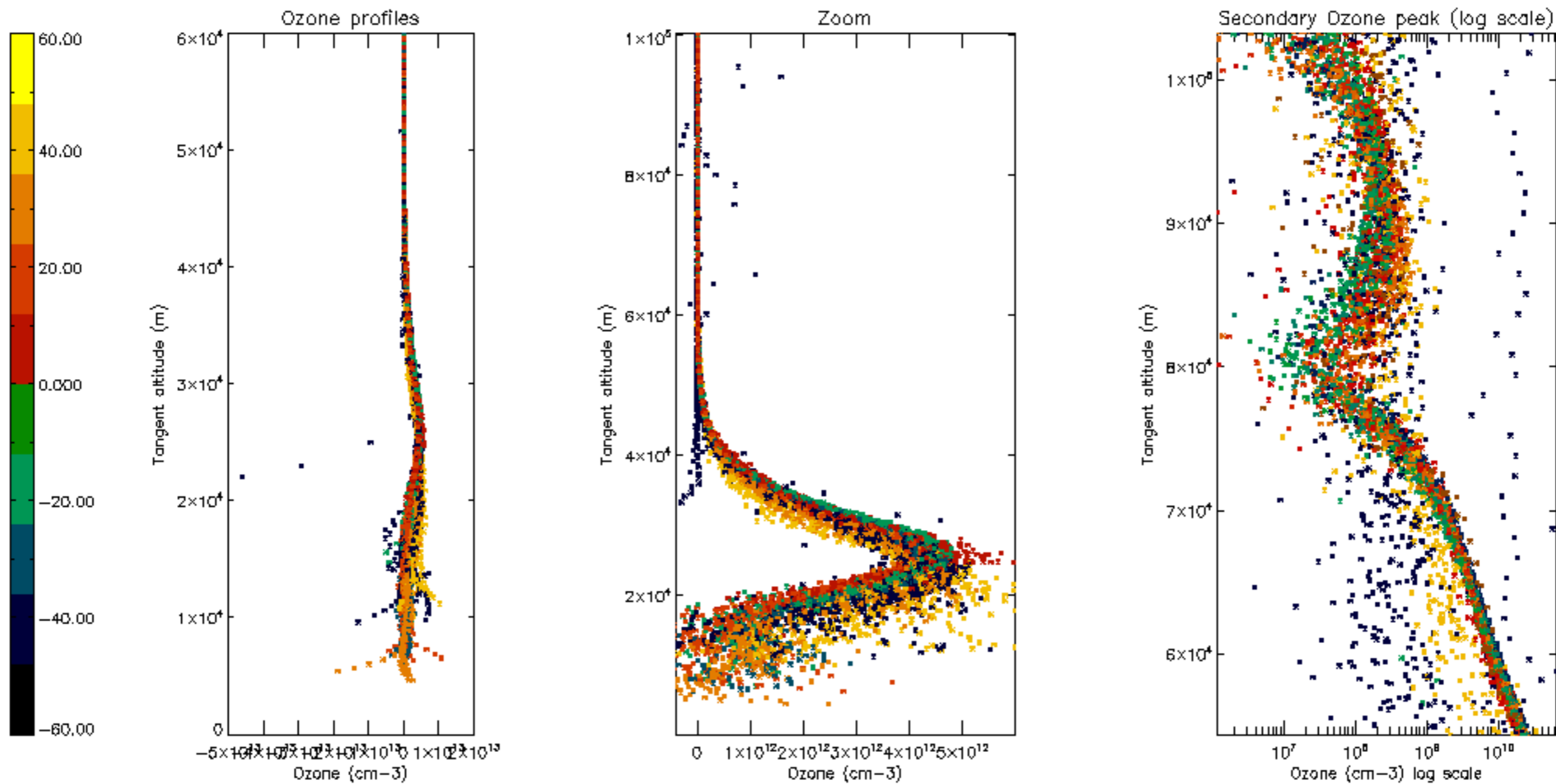


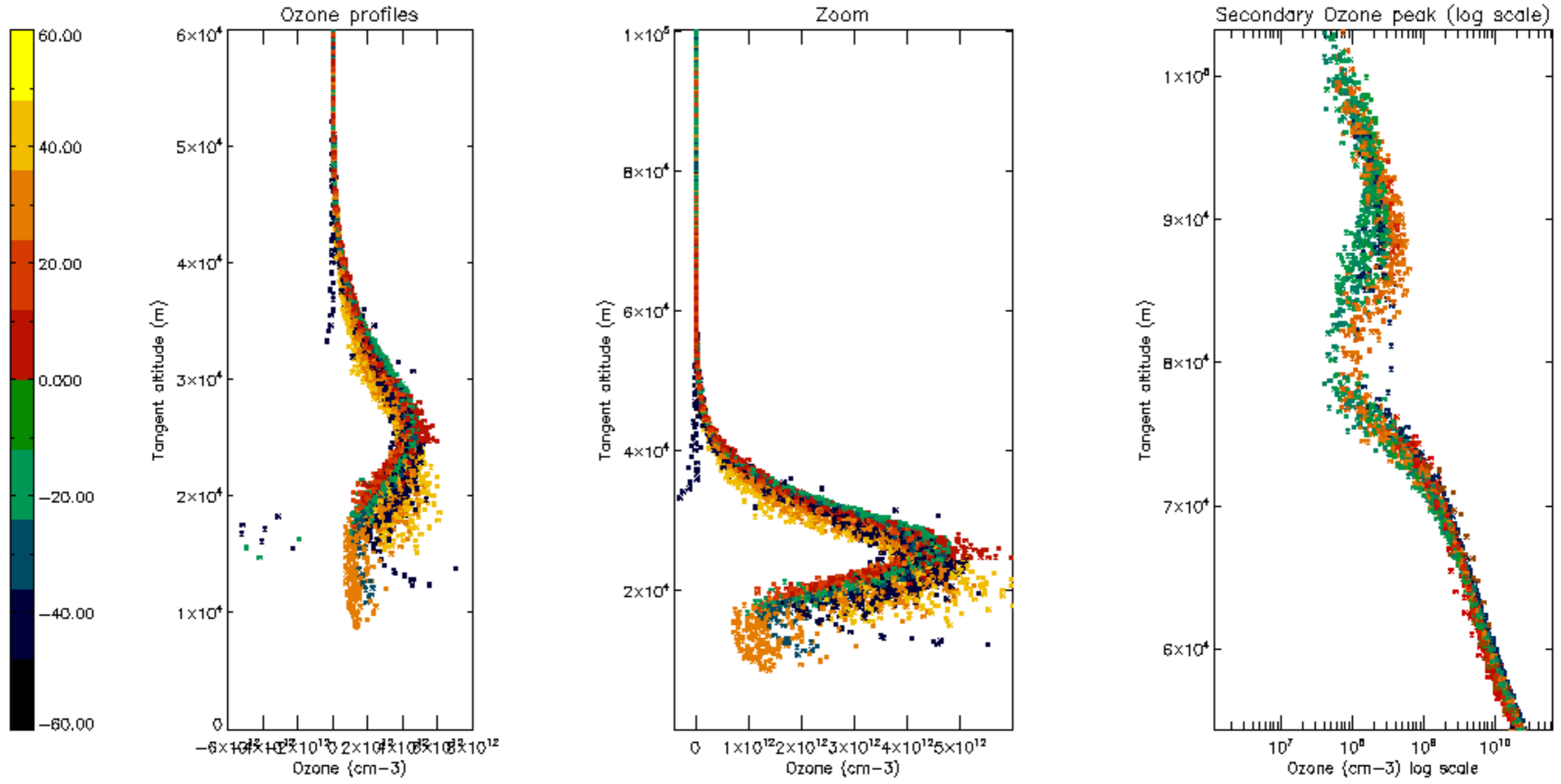
Percentage of star falling outside central band per profile

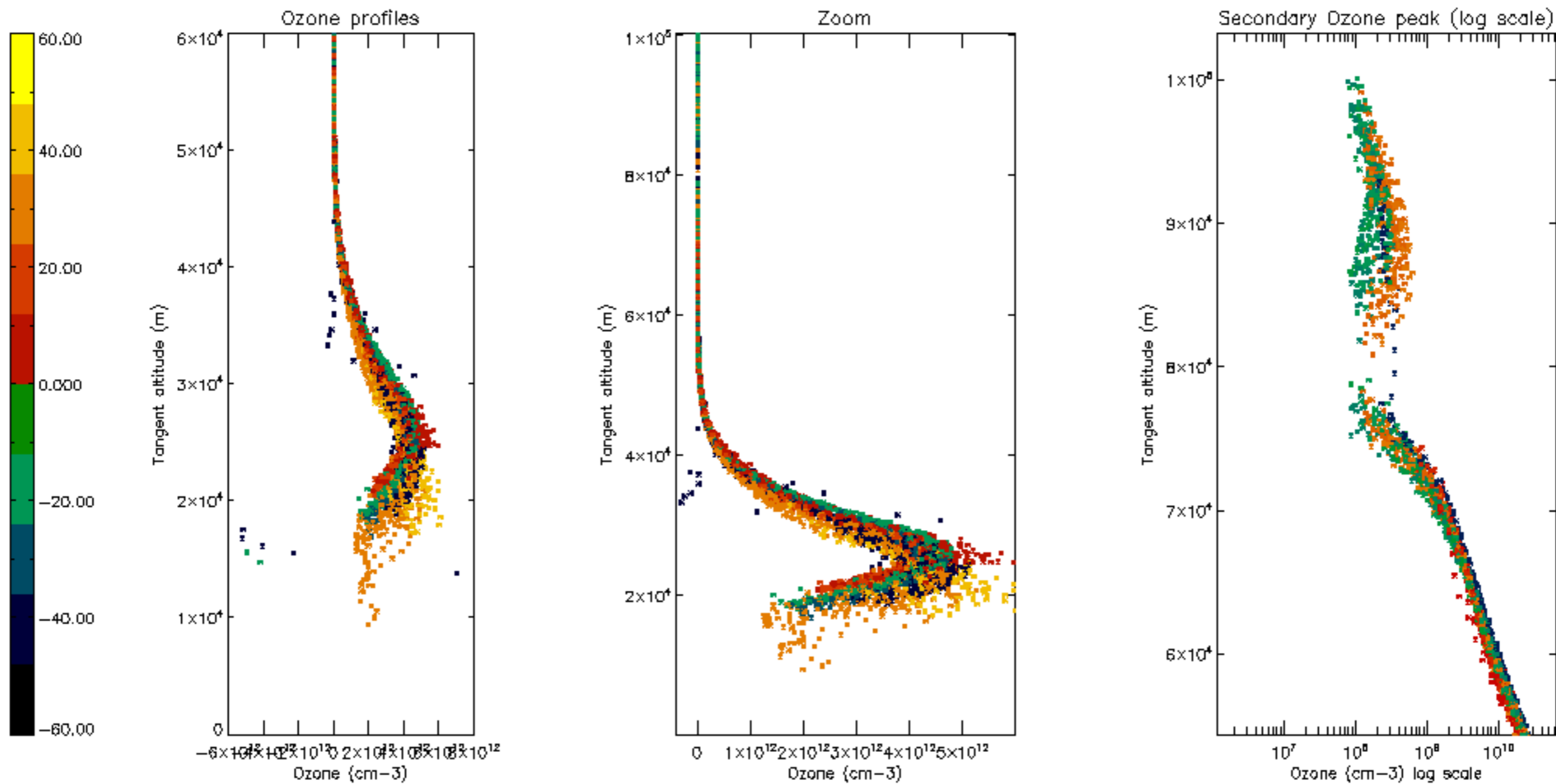


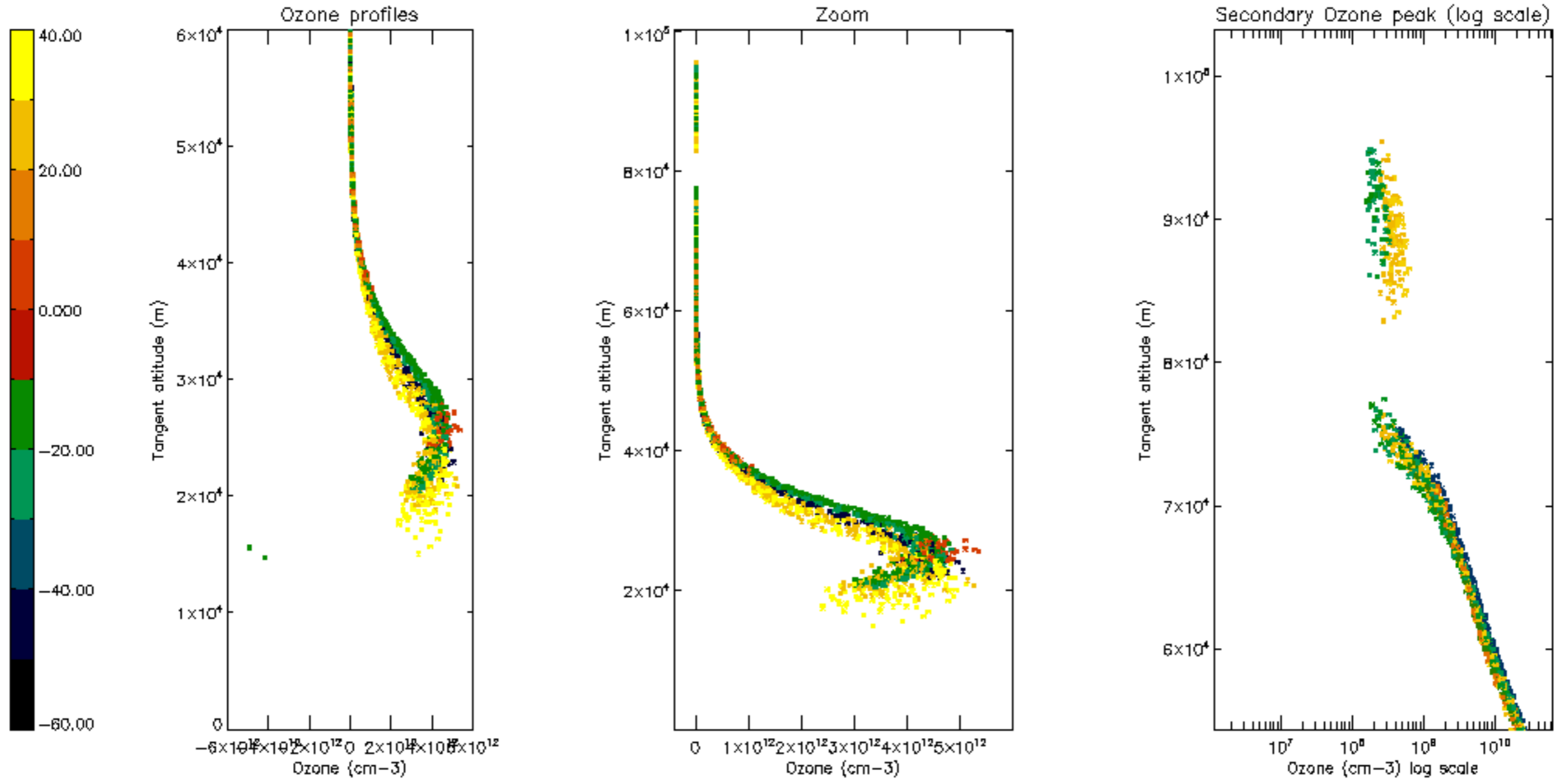
Percentage of saturation errors per profile

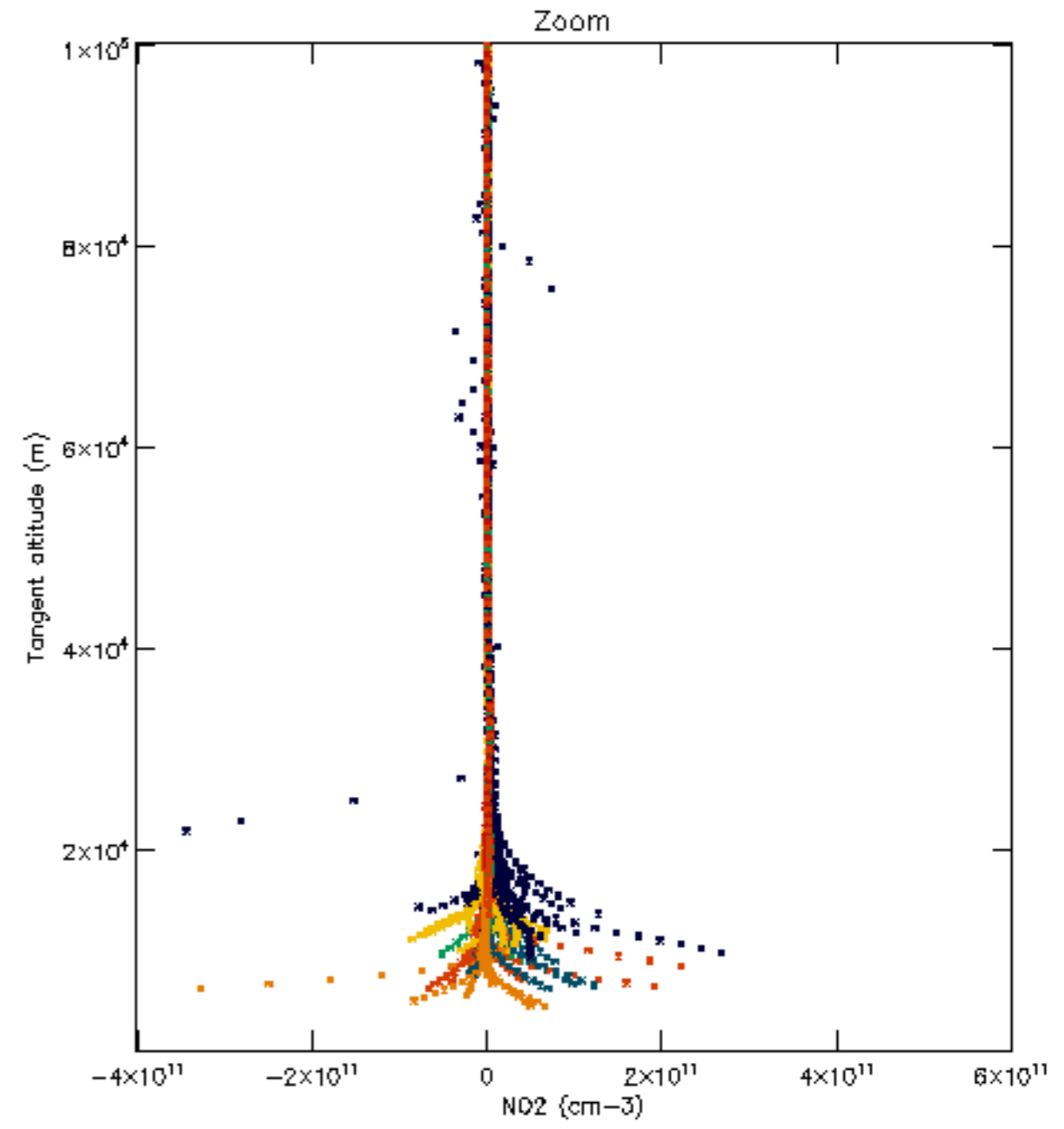
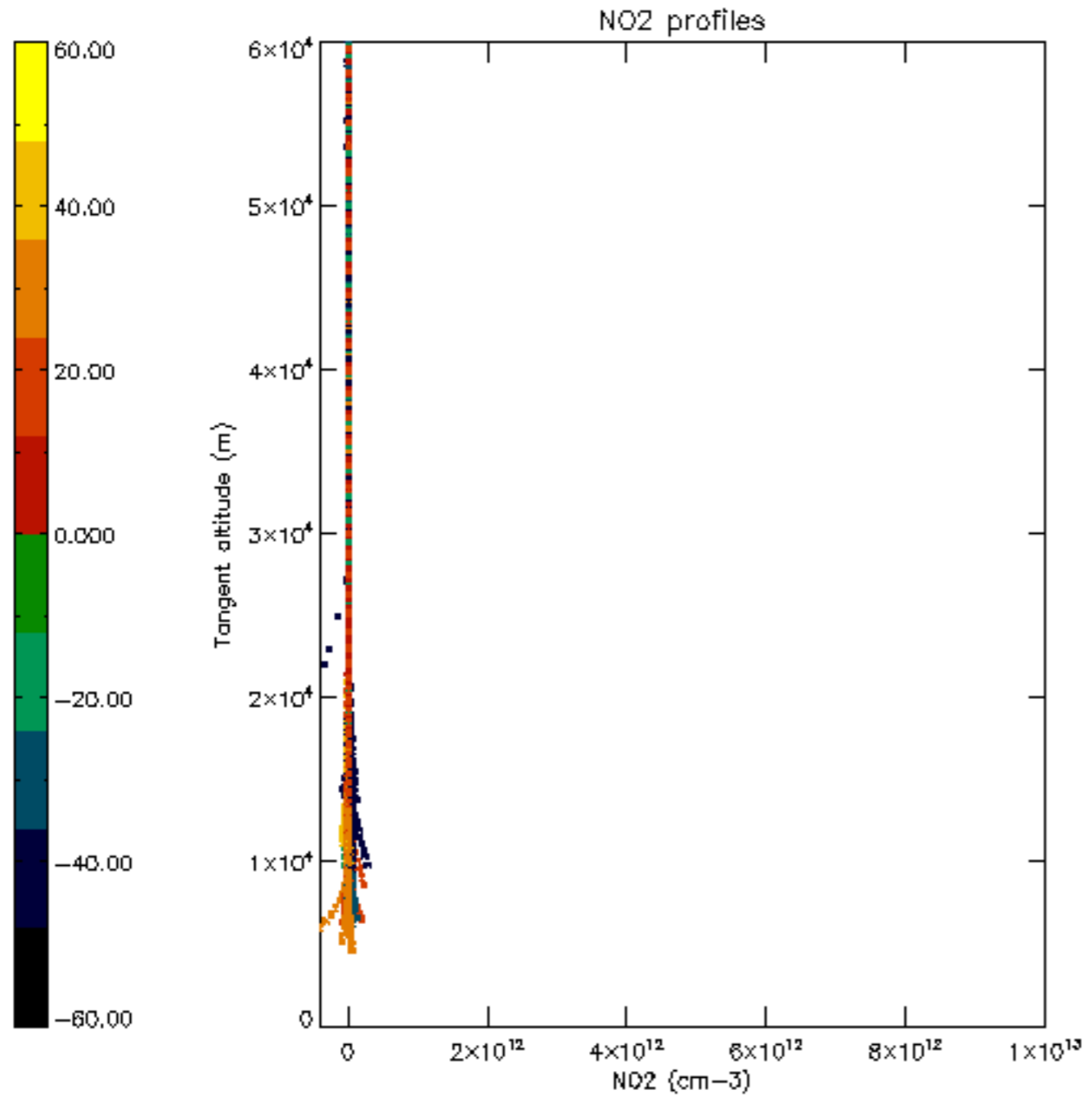


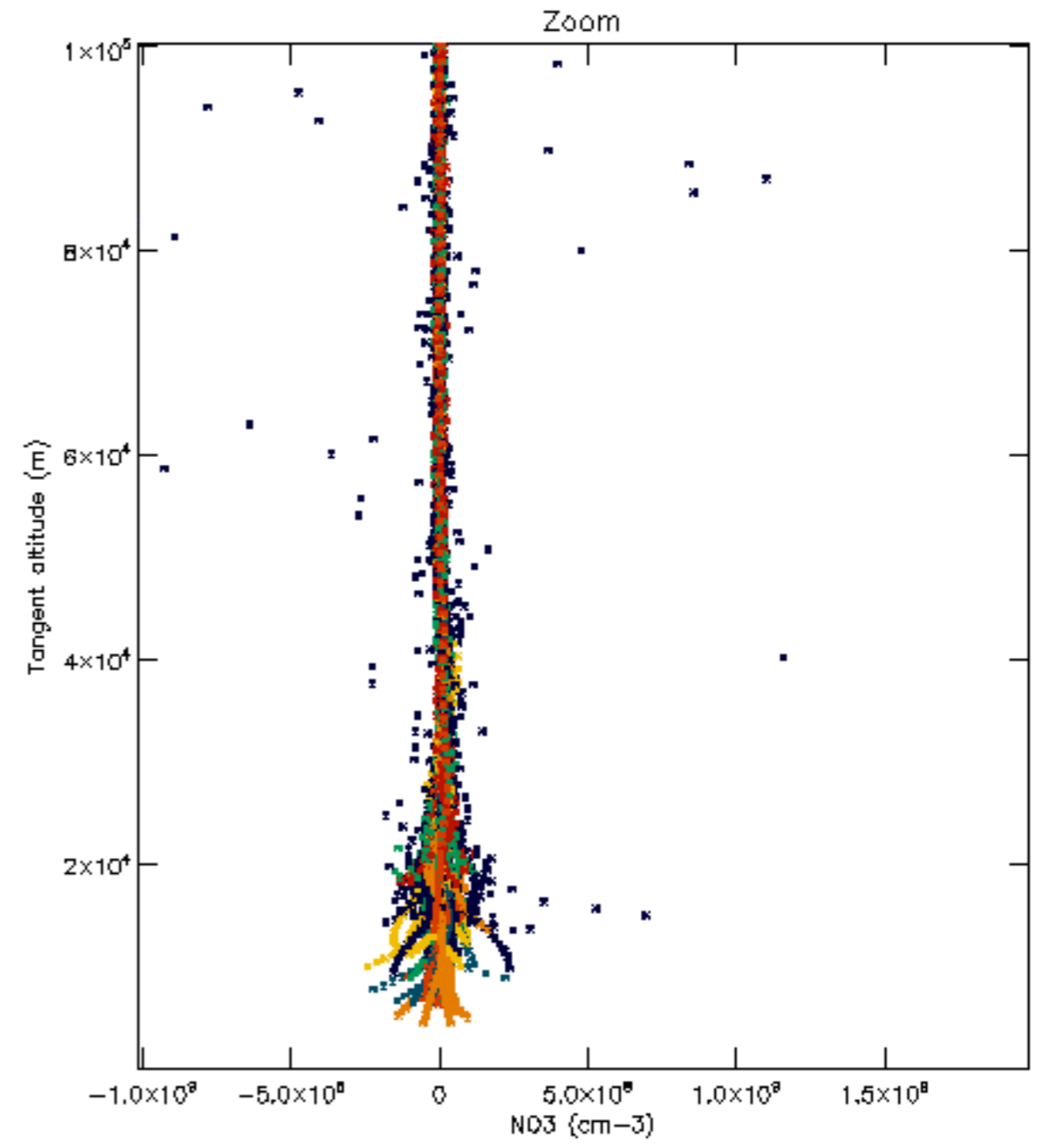
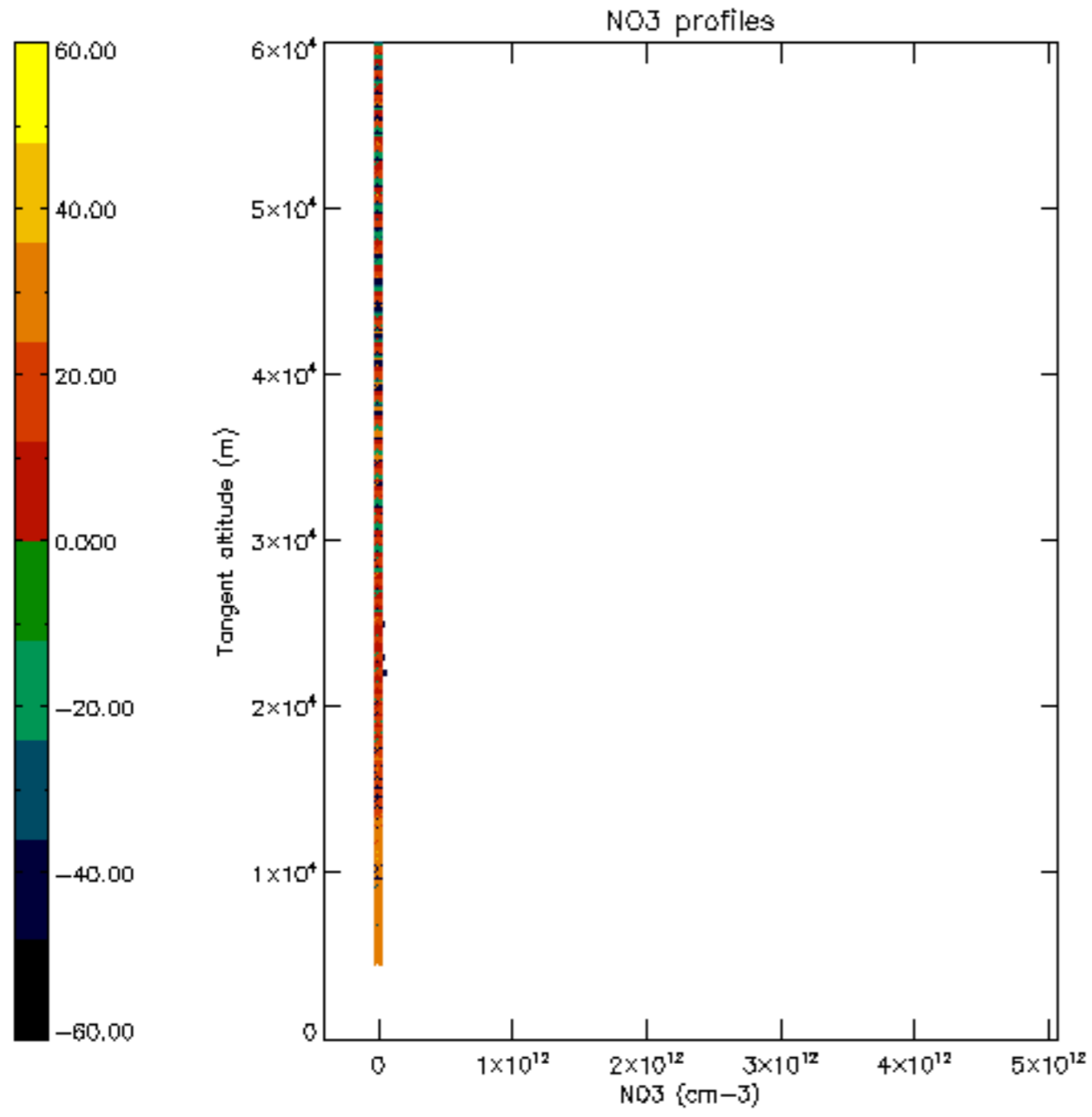


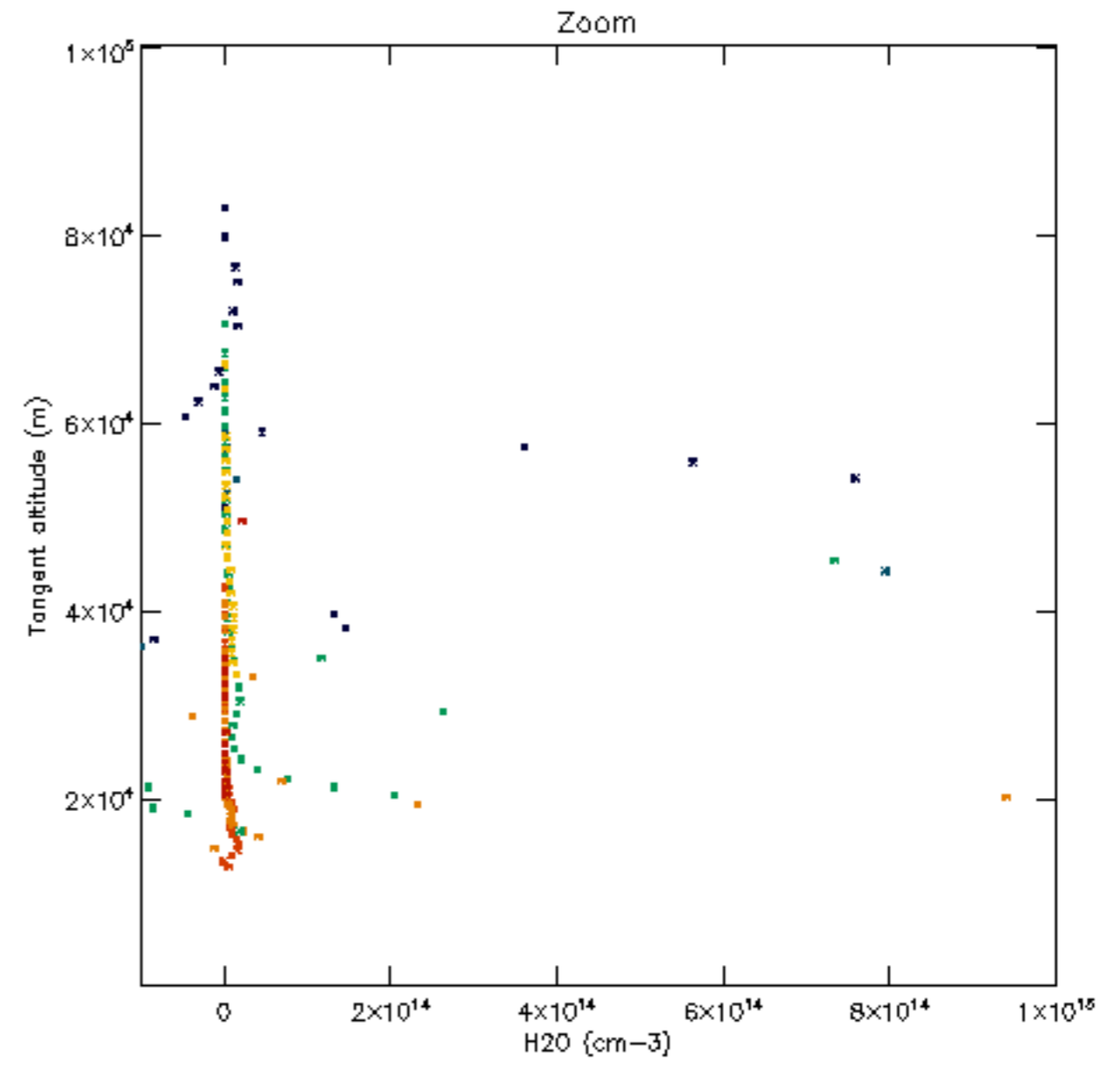
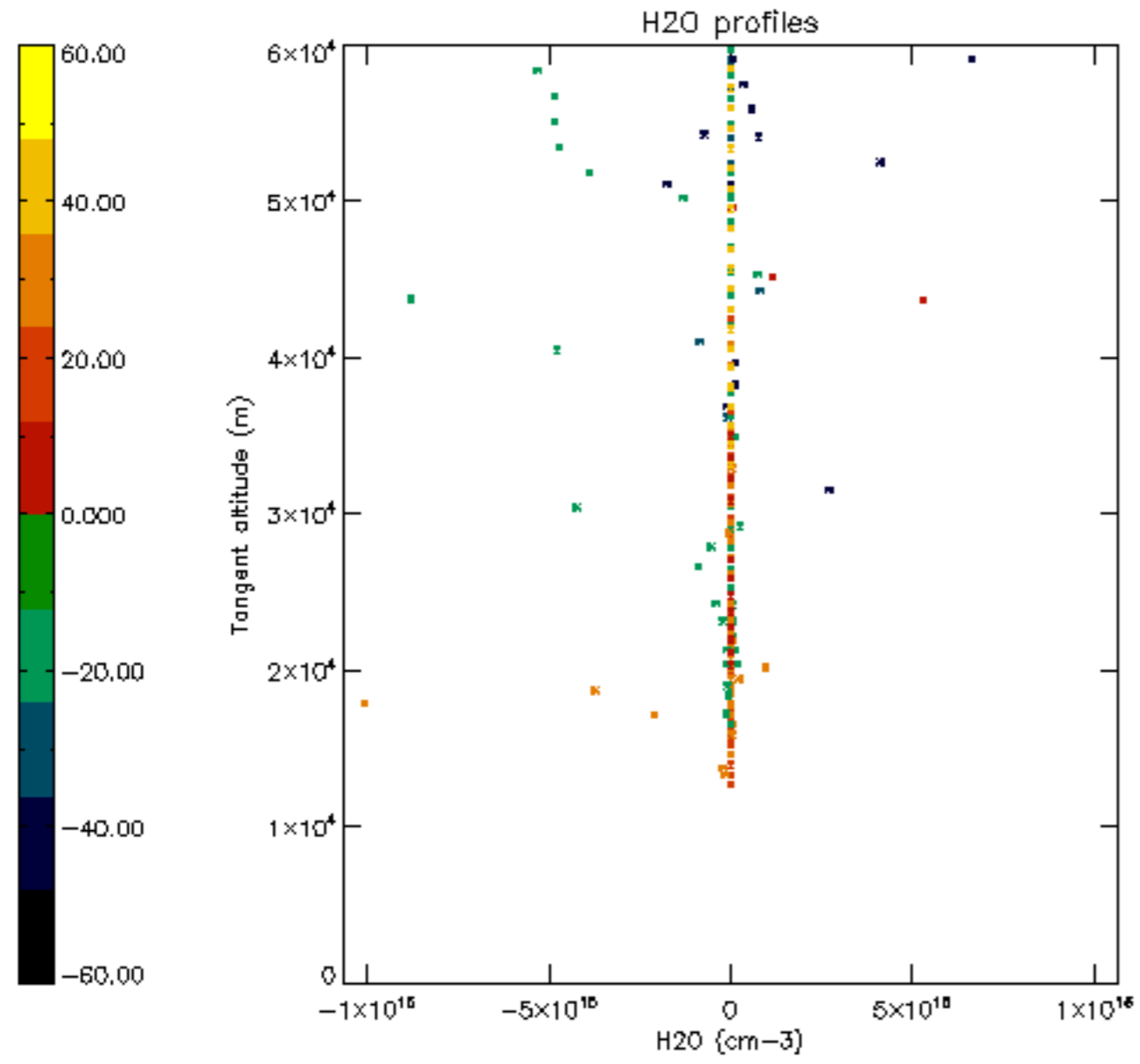


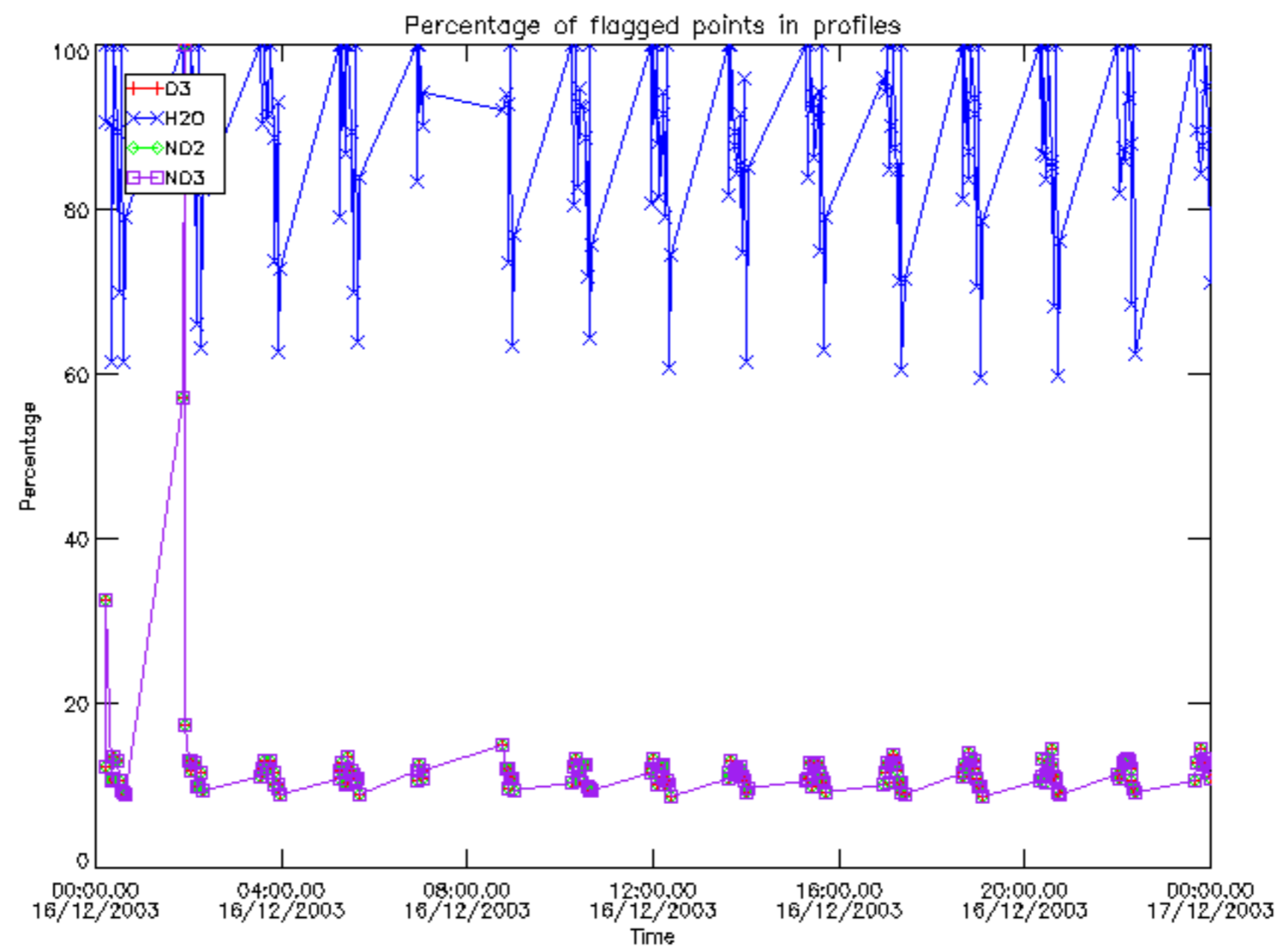




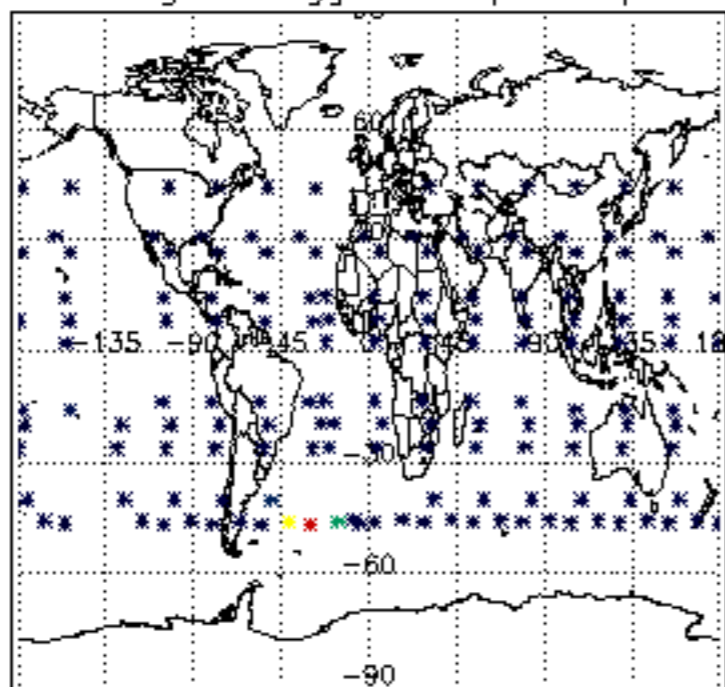




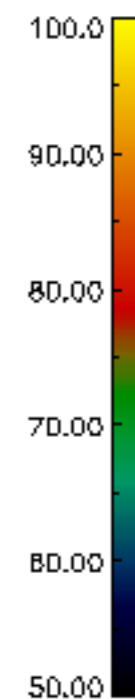
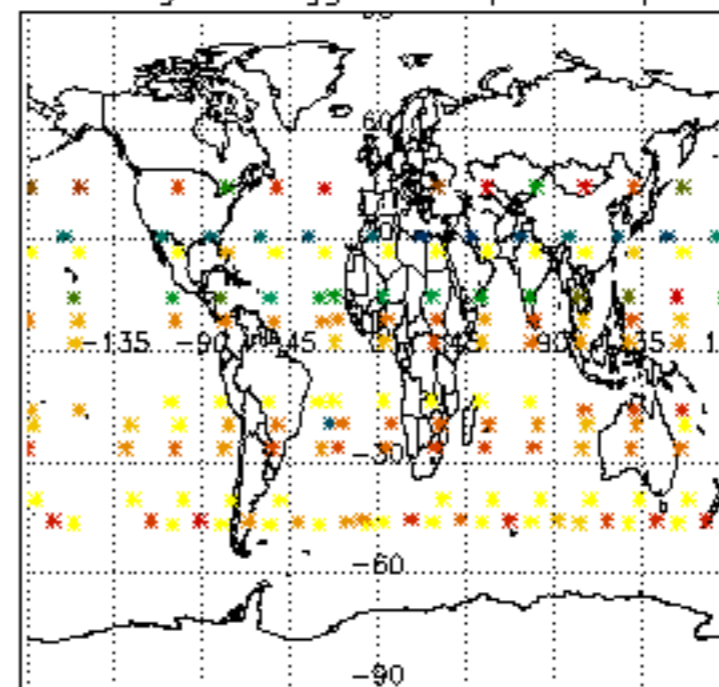




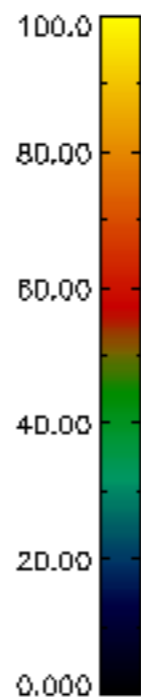
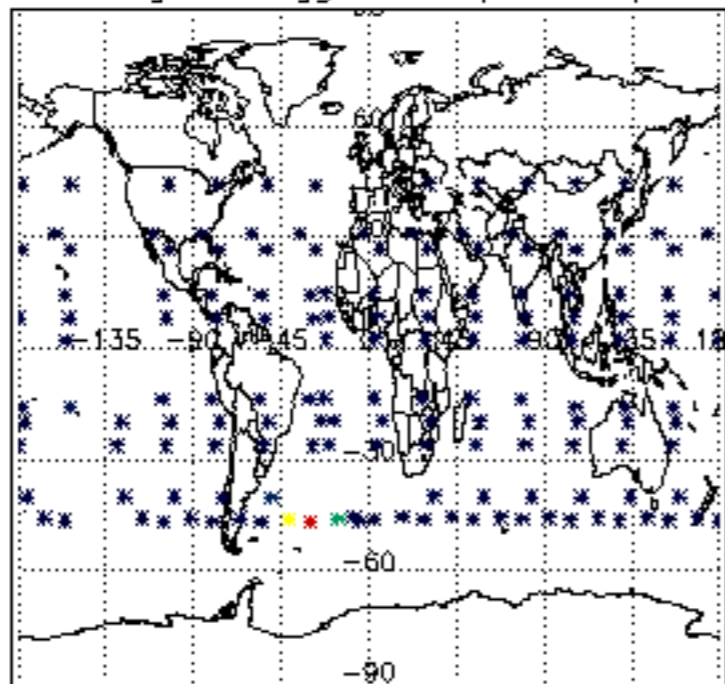
Percentage of flagged data per D3 profile



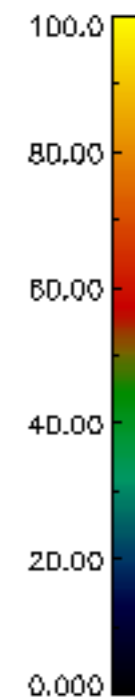
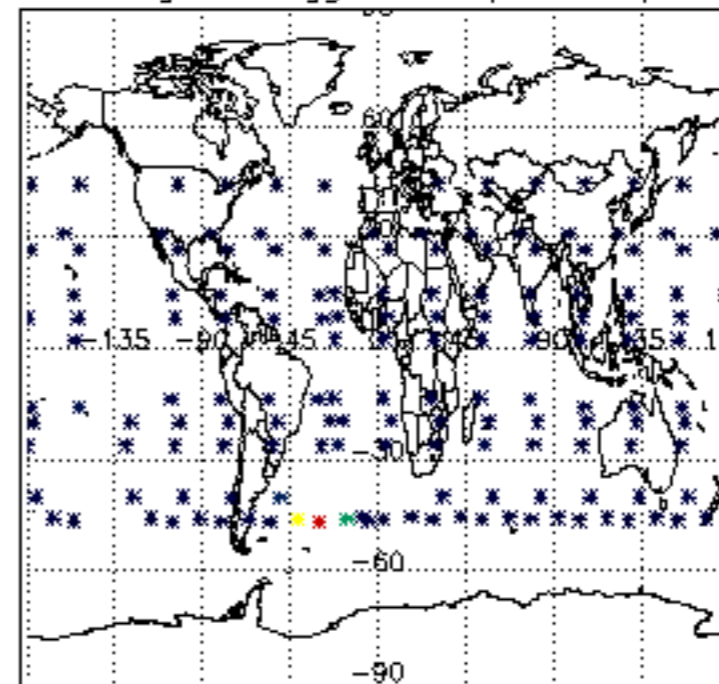
Percentage of flagged data per H2O profile

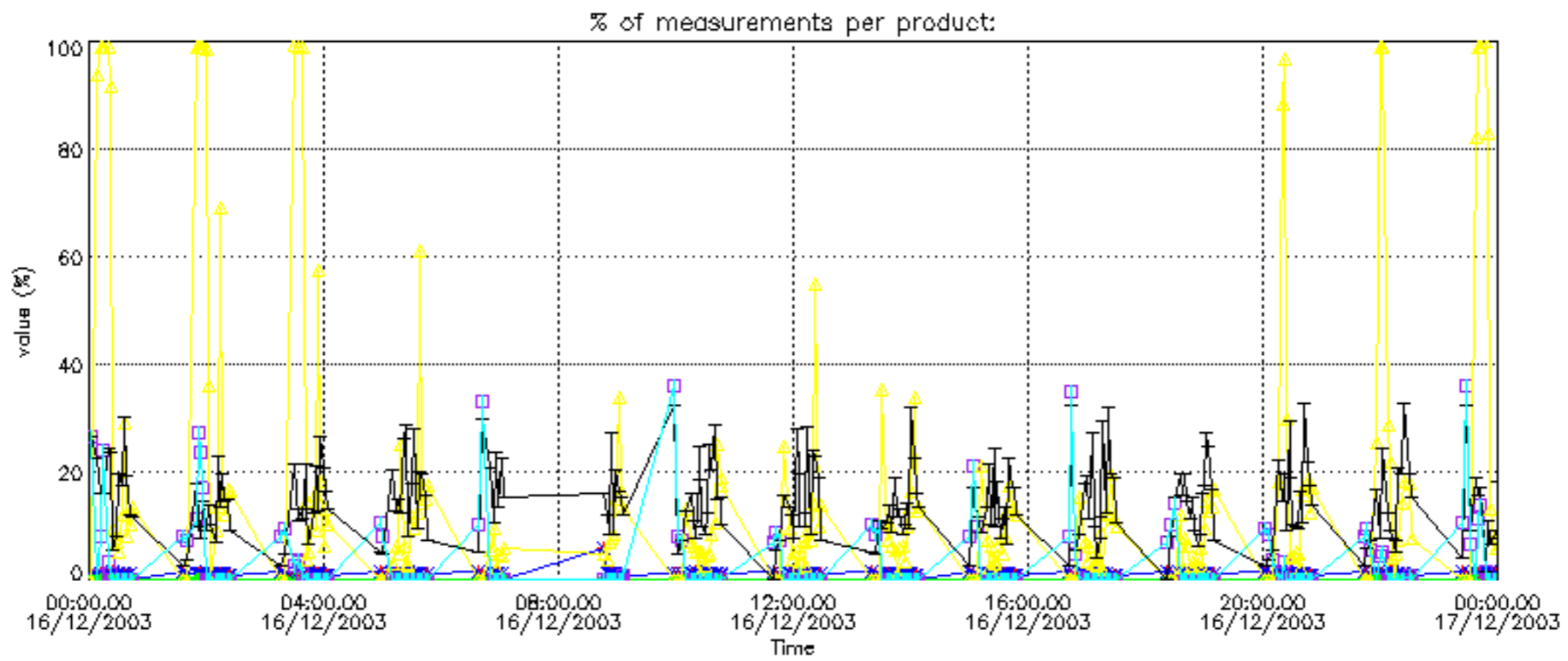


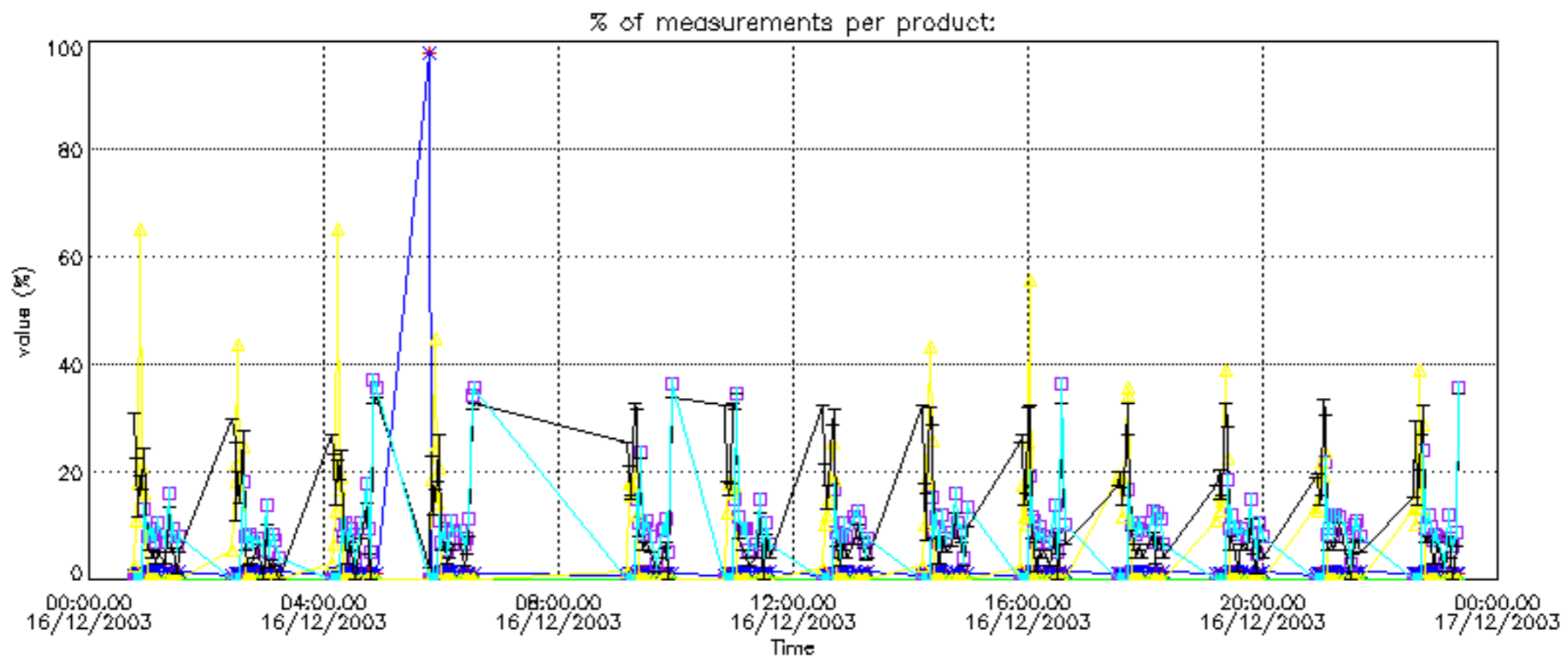
Percentage of flagged data per NO2 profile



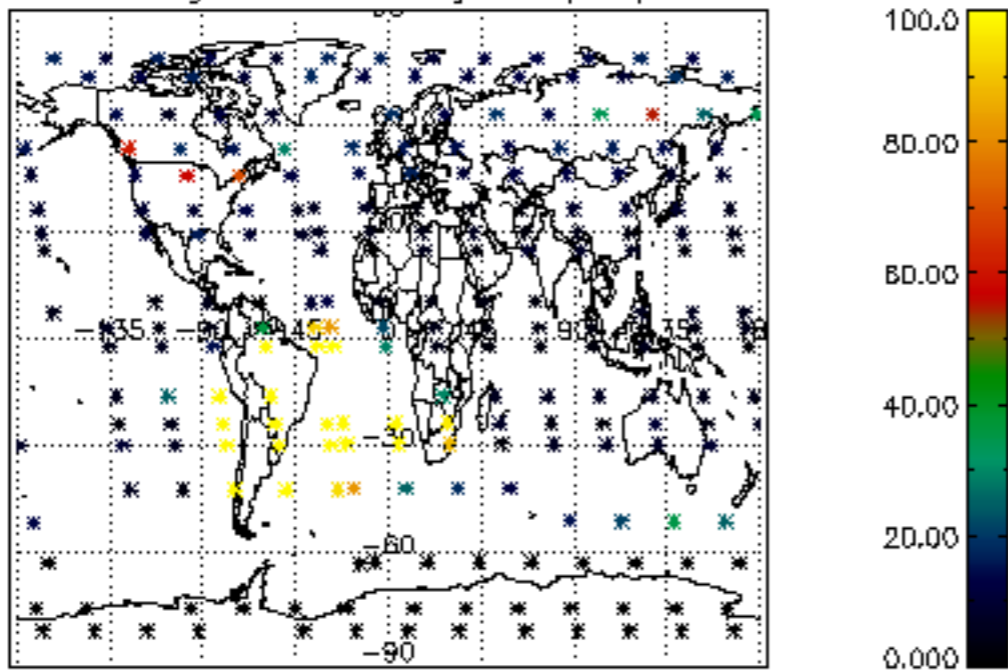
Percentage of flagged data per NO3 profile



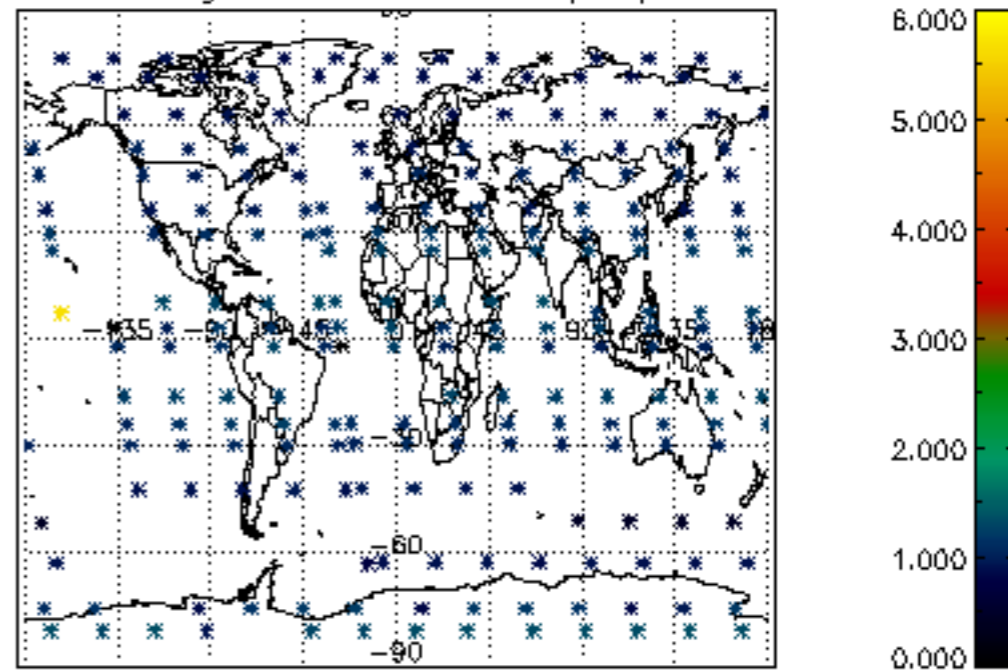




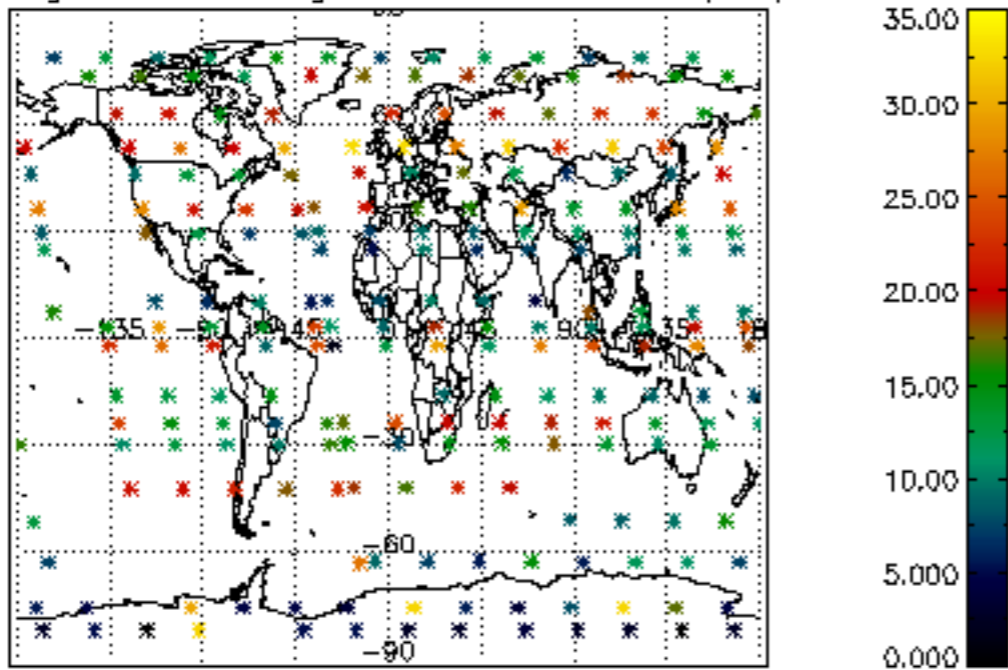
Percentage of cosmic ray hits per profile



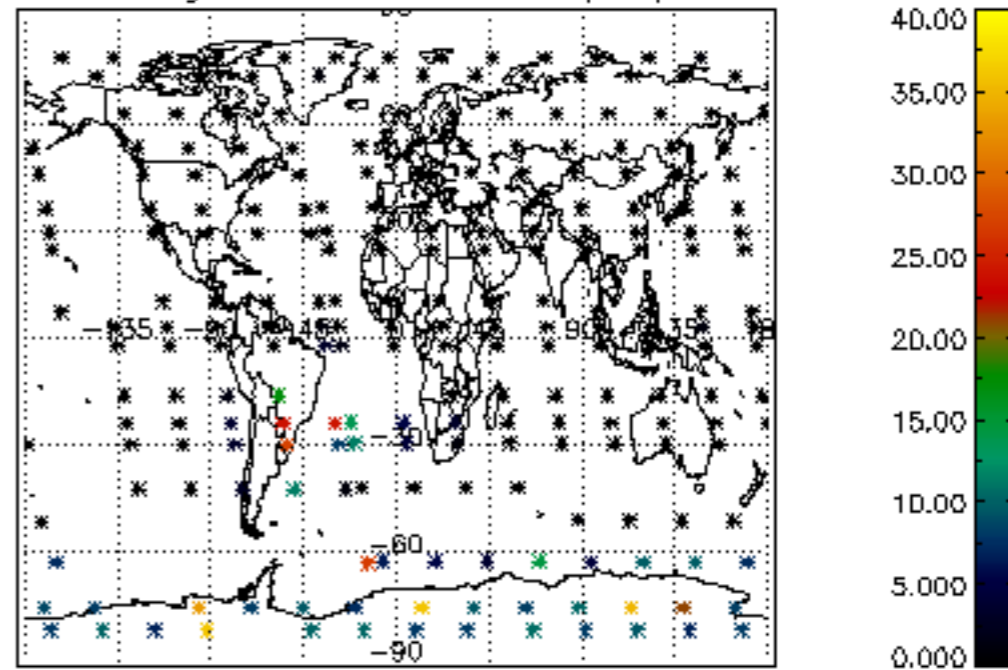
Percentage of datation errors per profile



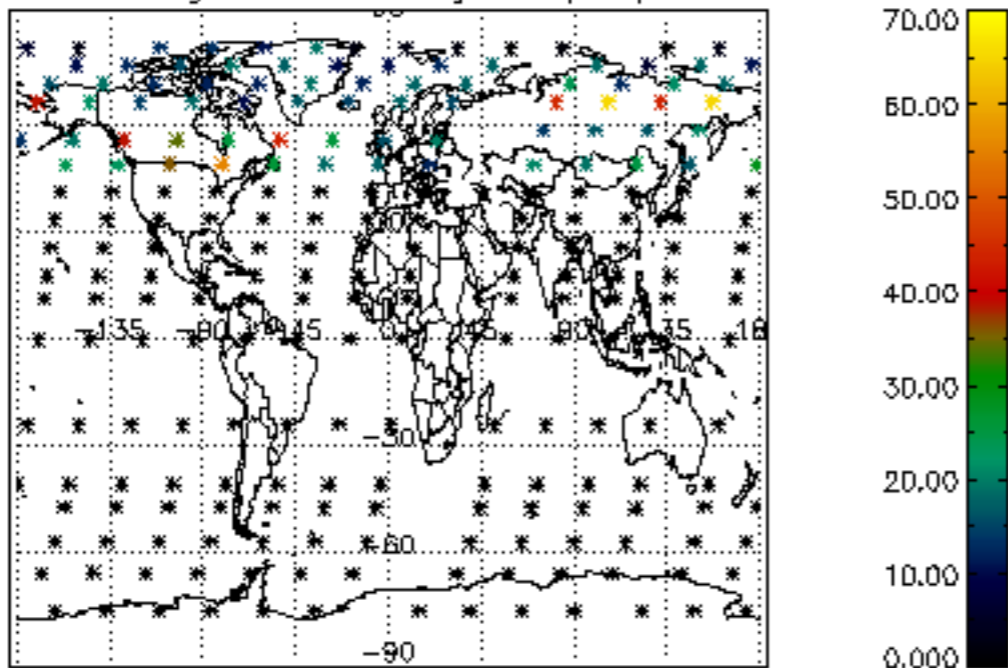
Percentage of star falling outside central band per profile



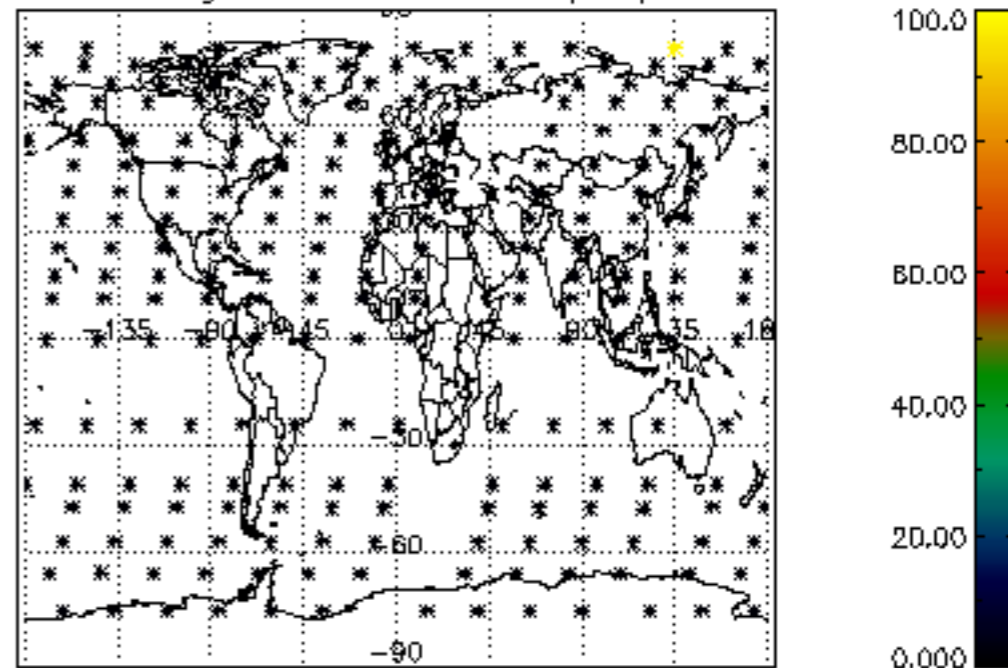
Percentage of saturation errors per profile



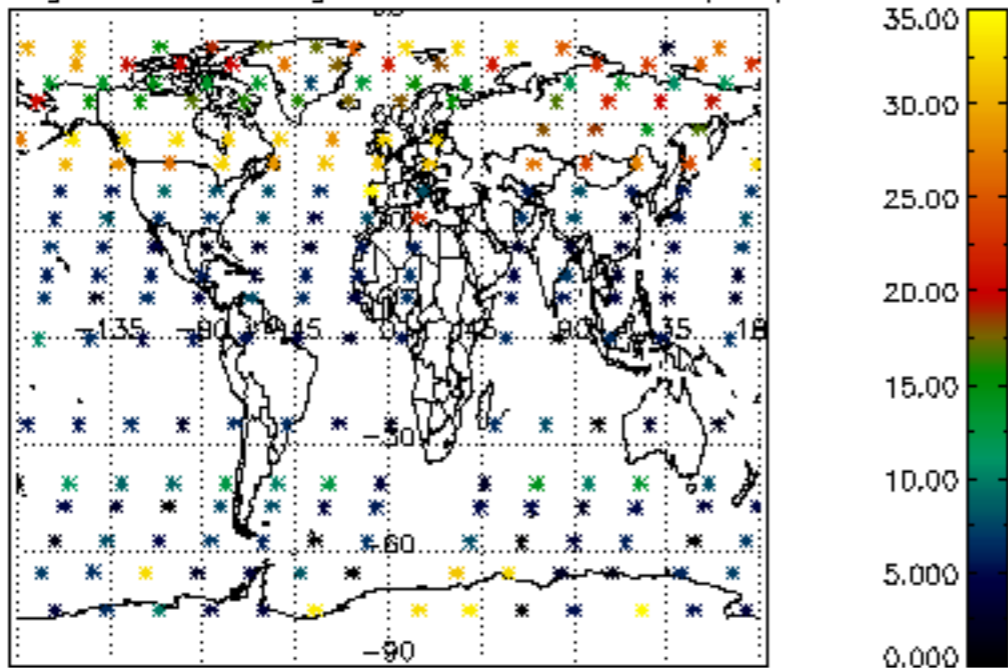
Percentage of cosmic ray hits per profile



Percentage of datation errors per profile



Percentage of star falling outside central band per profile



Percentage of saturation errors per profile

