

GOMOS Level 2 Daily Report

SUMMARY

[1. General Info](#)

[2. Summary of processed GOM_NL_2P products](#)

[3. Level 2 Quality information per product](#)

[3.1 Plot of level 2 quality information per product \(time dependant\)](#)

[3.2 Plot of level 2 quality information per product \(world map\)](#)

[4. Level 1 Quality information per product \(stored on level 2 products\)](#)

[4.1 Plot of level 1 quality information per product \(time dependant\)](#)

[4.1.1 Plot of level 1 quality information per product \(time dependant\): ASCENDING](#)

[4.1.2 Plot of level 1 quality information per product \(time dependant\): DESCENDING](#)

[4.2 Plot of level 1 quality information per product \(world map\)](#)

[4.2.1 Plot of level 1 quality information per product \(world map\): ASCENDING](#)

[4.2.2 Plot of level 1 quality information per product \(world map\): DESCENDING](#)

[5. Ozone profiles based on quality statistics and other trace gas profiles](#)

[5.1 Ozone statistics based on quality of products](#)

[5.2 Plot ozone profiles for all STD \(dark without errors\)](#)

[5.3 Plot ozone profiles where STD < 20% \(dark without errors\)](#)

[5.4. Plot ozone profiles where STD < 10% \(dark without errors\)](#)

[5.5. Plot ozone profiles where STD < 5% \(dark without errors\)](#)

[5.6 Plot NO2 profiles for all STD \(dark without errors\)](#)

[5.7 Plot NO3 profiles for all STD \(dark without errors\)](#)

[5.8 Plot H2O profiles \(only for occultations of stars 1,2,3,4,13,14,16,26,63 dark without errors\) for all STD](#)

[6. Auxiliary Data Files used for the production reported in section 2](#)

This report presents the daily analysis on parameters extracted from GOMOS level 2 data (GOM_NL__2P). It is intended to monitor some important parameters that will impact the quality of these products. A list of level 2 products (and content) that have arrived during the reporting day to the PCF is also given.

Item	Value
Time of report generation	20APR2013 01:59:00
Data source version	GOMOS/6.01
Start time of products	15-12-2003 (15DEC2003 00:00:00)
Stop time of products	16-12-2003 (16DEC2003 00:00:00)
Store outputs in DB	Yes
Nb of level 2 prods	434
Nb of prods with errors	0

2. Summary of processed GOM_NL__2P products.

Nr	Filename	UTC Start time	Limb	Duration	Star Id	Star Name	Star Mag	Star Temp	Nb Meas	Orbit	Prod. error
1	GOM_NL__2PRFIN20031215_000139_000000372022_00288_09360_0010.N1	15-DEC-2003 00:01:39	Bright	37.000	110	37Del Cas	2.6780	8900.0	74	9360	No
2	GOM_NL__2PRFIN20031215_000830_000000372022_00288_09360_0011.N1	15-DEC-2003 00:08:30	Bright	37.000	49	1Alp UMi	1.9900	6300.0	74	9360	No
3	GOM_NL__2PRFIN20031215_001314_000000382022_00288_09360_0012.N1	15-DEC-2003 00:13:14	Bright	38.000	60	7Bet UMi	2.0810	3950.0	76	9360	No
4	GOM_NL__2PRFIN20031215_001515_000000512022_00288_09360_0013.N1	15-DEC-2003 00:15:15	Bright	50.500	82	48Bet UMa	2.3650	10600.	101	9360	No
5	GOM_NL__2PRFIN20031215_001755_000000432022_00288_09360_0014.N1	15-DEC-2003 00:17:55	Bright	43.000	32	77Eps UMa	1.7630	11000.	86	9360	No
6	GOM_NL__2PRFIN20031215_002027_000000422022_00288_09360_0015.N1	15-DEC-2003 00:20:27	Bright	42.000	39	85Eta UMa	1.8540	24000.	84	9360	No
7	GOM_NL__2PRFIN20031215_002345_000000382022_00288_09360_0016.N1	15-DEC-2003 00:23:45	Bright	37.500	180	27Gam Boo	3.0400	8000.0	75	9360	No
8	GOM_NL__2PRFIN20031215_002655_000000372022_00288_09360_0017.N1	15-DEC-2003 00:26:55	Bright	36.500	83		2.3780	11000.	73	9360	No
9	GOM_NL__2PRFIN20031215_003012_000000412022_00288_09360_0018.N1	15-DEC-2003 00:30:12	Bright	41.000	111	8Eta Boo	2.6800	6000.0	82	9360	No
10	GOM_NL__2PRFIN20031215_003403_000000522022_00288_09360_0019.N1	15-DEC-2003 00:34:03	Bright	52.000	138	47Eps Vir	2.8280	4700.0	104	9360	No
11	GOM_NL__2PRFIN20031215_003657_000000992022_00288_09360_0020.N1	15-DEC-2003 00:36:57	Twilight	99.000	62	94Bet Leo	2.1360	9700.0	198	9360	No
12	GOM_NL__2PRFIN20031215_004000_000000542022_00288_09360_0021.N1	15-DEC-2003 00:40:00	Twilight	53.500	15	67Alp Vir	0.97600	28000.	107	9360	No
13	GOM_NL__2PRFIN20031215_004330_000000452022_00288_09360_0022.N1	15-DEC-2003 00:43:30	Twilight	44.500	169	46Gam Hya	2.9910	4700.0	89	9360	No
14	GOM_NL__2PRFIN20031215_004612_000000392022_00288_09360_0023.N1	15-DEC-2003 00:46:12	Dark	39.000	81	Eta Cen	2.3560	28000.	78	9360	No
15	GOM_NL__2PRFIN20031215_004729_000000392022_00288_09360_0024.N1	15-DEC-2003 00:47:29	Dark	39.000	78	Alp Lup	2.3040	28000.	78	9360	No
16	GOM_NL__2PRFIN20031215_005009_000000382022_00288_09360_0025.N1	15-DEC-2003 00:50:09	Dark	37.500	77	Eps Cen	2.3030	28000.	75	9360	No
17	GOM_NL__2PRFIN20031215_005124_000000442022_00288_09360_0026.N1	15-DEC-2003 00:51:24	Dark	44.000	10	Bet Cen	0.61000	28000.	88	9360	No
18	GOM_NL__2PRFIN20031215_005247_000000482022_00289_09361_9993.N1	15-DEC-2003 00:52:47	Dark	47.500	20	Bet Cru	1.2530	30000.	95	9361	No
19	GOM_NL__2PRFIN20031215_005450_000000382022_00289_09361_9994.N1	15-DEC-2003 00:54:50	Dark	38.000	112	Alp Mus	2.6880	26000.	76	9361	No
20	GOM_NL__2PRFIN20031215_005935_000000382022_00289_09361_9995.N1	15-DEC-2003 00:59:35	Dark	38.000	29	Bet Car	1.6720	10200.	76	9361	No
21	GOM_NL__2PRFIN20031215_010204_000000492022_00289_09361_9996.N1	15-DEC-2003 01:02:04	Dark	48.500	41	Eps Car	1.8600	4100.0	97	9361	No
22	GOM_NL__2PRFIN20031215_010446_000000532022_00289_09361_9997.N1	15-DEC-2003 01:04:46	Dark	53.000	34	Gam2Vel	1.7930	23000.	106	9361	No
23	GOM_NL__2PRFIN20031215_010700_000000492022_00289_09361_9998.N1	15-DEC-2003 01:07:00	Dark	49.000	2	Alp Car	-0.73600	7000.0	98	9361	No
24	GOM_NL__2PRFIN20031215_010940_000000592022_00289_09361_9999.N1	15-DEC-2003 01:09:40	Dark	59.000	117	Pi Pup	2.7060	3800.0	118	9361	No
25	GOM_NL__2PRFIN20031215_011258_000000582022_00289_09361_0000.N1	15-DEC-2003 01:12:58	Straylight	58.000	23	21Eps CMa	1.5020	26000.	116	9361	No
26	GOM_NL__2PRFIN20031215_011449_000000572022_00289_09361_0001.N1	15-DEC-2003 01:14:49	Straylight	56.500	179	24Omi2CMa	3.0320	24000.	113	9361	No
27	GOM_NL__2PRFIN20031215_011757_000000682022_00289_09361_0002.N1	15-DEC-2003 01:17:57	Straylight	67.500	1	9Alp CMa	-1.4400	11000.	135	9361	No
28	GOM_NL__2PRFIN20031215_012043_000000532022_00289_09361_0003.N1	15-DEC-2003 01:20:43	Straylight	52.500	56	53Kap Ori	2.0650	30000.	105	9361	No
29	GOM_NL__2PRFIN20031215_012319_000000532022_00289_09361_0004.N1	15-DEC-2003 01:23:19	Straylight	53.000	33	50Zet Ori	1.7660	30000.	106	9361	No
30	GOM_NL__2PRFIN20031215_012645_000000602022_00289_09361_0005.N1	15-DEC-2003 01:26:45	Twilight	60.000	14	58Alp Ori	0.87000	3000.0	120	9361	No
31	GOM_NL__2PRFIN20031215_012836_000000492022_00289_09361_0006.N1	15-DEC-2003 01:28:36	Twilight	49.000	13	87Alp Tau	0.86700	3800.0	98	9361	No
32	GOM_NL__2PRFIN20031215_013044_000000382022_00289_09361_0007.N1	15-DEC-2003 01:30:44	Bright	37.500	146	25Eta Tau	2.8730	15200.	75	9361	No
33	GOM_NL__2PRFIN20031215_013255_000000372022_00289_09361_0008.N1	15-DEC-2003 01:32:55	Bright	36.500	150	44Zet Per	2.8900	28000.	73	9361	No
34	GOM_NL__2PRFIN20031215_013513_000000362022_00289_09361_0009.N1	15-DEC-2003 01:35:13	Bright	35.500	149	45Eps Per	2.8880	30000.	71	9361	No
35	GOM_NL__2PRFIN20031215_013724_000000362022_00289_09361_0010.N1	15-DEC-2003 01:37:24	Bright	35.500	175	39Del Per	3.0100	19400.	71	9361	No
36	GOM_NL__2PRFIN20031215_013907_000000372022_00289_09361_0011.N1	15-DEC-2003 01:39:07	Bright	37.000	160	23Gam Per	2.9300	4700.0	74	9361	No
37	GOM_NL__2PRFIN20031215_014215_000000372022_00289_09361_0012.N1	15-DEC-2003 01:42:15	Bright	36.500	110	37Del Cas	2.6780	8900.0	73	9361	No
38	GOM_NL__2PRFIN20031215_014906_000000352022_00289_09361_0013.N1	15-DEC-2003 01:49:06	Bright	34.500	49	1Alp UMi	1.9900	6300.0	69	9361	No
39	GOM_NL__2PRFIN20031215_015349_000000392022_00289_09361_0014.N1	15-DEC-2003 01:53:49	Bright	38.500	60	7Bet UMi	2.0810	3950.0	77	9361	No
40	GOM_NL__2PRFIN20031215_015550_000000522022_00289_09361_0015.N1	15-DEC-2003 01:55:50	Bright	51.500	82	48Bet UMa	2.3650	10600.	103	9361	No
41	GOM_NL__2PRFIN20031215_015831_000000432022_00289_09361_0016.N1	15-DEC-2003 01:58:31	Bright	42.500	32	77Eps UMa	1.7630	11000.	85	9361	No
42	GOM_NL__2PRFIN20031215_020102_000000412022_00289_09361_0017.N1	15-DEC-2003 02:01:02	Bright	41.000	39	85Eta UMa	1.8540	24000.	82	9361	No

43	GOM_NL__2PRFIN20031215_020420_000000542022_00289_09361_0018.N1	15-DEC-2003 02:04:20	Bright	54.000	180	27Gam Boo	3.0400	8000.0	108	9361	No
44	GOM_NL__2PRFIN20031215_020731_000000392022_00289_09361_0019.N1	15-DEC-2003 02:07:31	Bright	38.500	83		2.3780	11000.	77	9361	No
45	GOM_NL__2PRFIN20031215_021048_000000412022_00289_09361_0020.N1	15-DEC-2003 02:10:48	Bright	41.000	111	8Eta Boo	2.6800	6000.0	82	9361	No
46	GOM_NL__2PRFIN20031215_021439_000000512022_00289_09361_0021.N1	15-DEC-2003 02:14:39	Bright	51.000	138	47Eps Vir	2.8280	4700.0	102	9361	No
47	GOM_NL__2PRFIN20031215_021735_000001042022_00289_09361_0022.N1	15-DEC-2003 02:17:35	Tw_i_and_stray	103.50	62	94Bet Leo	2.1360	9700.0	207	9361	No
48	GOM_NL__2PRFIN20031215_022036_000000562022_00289_09361_0023.N1	15-DEC-2003 02:20:36	Tw_i_and_stray	55.500	15	67Alp Vir	0.97600	28000.	111	9361	No
49	GOM_NL__2PRFIN20031215_022406_000000462022_00289_09361_0024.N1	15-DEC-2003 02:24:06	Twilight	45.500	169	46Gam Hya	2.9910	4700.0	91	9361	No
50	GOM_NL__2PRFIN20031215_023159_000000402022_00289_09361_0025.N1	15-DEC-2003 02:31:59	Dark	40.000	10	Bet Cen	0.61000	28000.	80	9361	No
51	GOM_NL__2PRFIN20031215_023322_000000442022_00290_09362_9995.N1	15-DEC-2003 02:33:22	Dark	44.000	20	Bet Cru	1.2530	30000.	88	9362	No
52	GOM_NL__2PRFIN20031215_023525_000000392022_00290_09362_9996.N1	15-DEC-2003 02:35:25	Dark	39.000	112	Alp Mus	2.6880	26000.	78	9362	No
53	GOM_NL__2PRFIN20031215_024010_000000422022_00290_09362_9997.N1	15-DEC-2003 02:40:10	Dark	42.000	29	Bet Car	1.6720	10200.	84	9362	No
54	GOM_NL__2PRFIN20031215_024240_000000572022_00290_09362_9998.N1	15-DEC-2003 02:42:40	Dark	57.000	41	Eps Car	1.8600	4100.0	114	9362	No
55	GOM_NL__2PRFIN20031215_024522_000000532022_00290_09362_9999.N1	15-DEC-2003 02:45:22	Dark	52.500	34	Gam2Vel	1.7930	23000.	105	9362	No
56	GOM_NL__2PRFIN20031215_024736_000000462022_00290_09362_0000.N1	15-DEC-2003 02:47:36	Dark	46.000	2	Alp Car	-0.73600	7000.0	92	9362	No
57	GOM_NL__2PRFIN20031215_025017_000000552022_00290_09362_0001.N1	15-DEC-2003 02:50:17	Dark	55.000	117	Pi Pup	2.7060	3800.0	110	9362	No
58	GOM_NL__2PRFIN20031215_025333_000000622022_00290_09362_0002.N1	15-DEC-2003 02:53:33	Straylight	62.000	23	21Eps CMa	1.5020	26000.	124	9362	No
59	GOM_NL__2PRFIN20031215_025525_000000582022_00290_09362_0003.N1	15-DEC-2003 02:55:25	Straylight	57.500	179	24Omi2CMa	3.0320	24000.	115	9362	No
60	GOM_NL__2PRFIN20031215_025833_000000652022_00290_09362_0004.N1	15-DEC-2003 02:58:33	Straylight	65.000	1	9Alp CMa	-1.4400	11000.	130	9362	No
61	GOM_NL__2PRFIN20031215_030119_000000532022_00290_09362_0005.N1	15-DEC-2003 03:01:19	Straylight	53.000	56	53Kap Ori	2.0650	30000.	106	9362	No
62	GOM_NL__2PRFIN20031215_030354_000000532022_00290_09362_0006.N1	15-DEC-2003 03:03:54	Straylight	52.500	33	50Zet Ori	1.7660	30000.	105	9362	No
63	GOM_NL__2PRFIN20031215_030719_000000682022_00290_09362_0007.N1	15-DEC-2003 03:07:19	Tw_i_and_stray	68.000	14	58Alp Ori	0.87000	3000.0	136	9362	No
64	GOM_NL__2PRFIN20031215_030911_000000492022_00290_09362_0008.N1	15-DEC-2003 03:09:11	Tw_i_and_stray	48.500	13	87Alp Tau	0.86700	3800.0	97	9362	No
65	GOM_NL__2PRFIN20031215_031117_000000412022_00290_09362_0009.N1	15-DEC-2003 03:11:17	Bright	40.500	146	25Eta Tau	2.8730	15200.	81	9362	No
66	GOM_NL__2PRFIN20031215_031329_000000392022_00290_09362_0010.N1	15-DEC-2003 03:13:29	Bright	38.500	150	44Zet Per	2.8900	28000.	77	9362	No
67	GOM_NL__2PRFIN20031215_031549_000000362022_00290_09362_0011.N1	15-DEC-2003 03:15:49	Bright	36.000	149	45Eps Per	2.8880	30000.	72	9362	No
68	GOM_NL__2PRFIN20031215_031759_000000362022_00290_09362_0012.N1	15-DEC-2003 03:17:59	Bright	36.000	175	39Del Per	3.0100	19400.	72	9362	No
69	GOM_NL__2PRFIN20031215_031942_000000382022_00290_09362_0013.N1	15-DEC-2003 03:19:42	Bright	38.000	160	23Gam Per	2.9300	4700.0	76	9362	No
70	GOM_NL__2PRFIN20031215_032250_000000382022_00290_09362_0014.N1	15-DEC-2003 03:22:50	Bright	38.000	110	37Del Cas	2.6780	8900.0	76	9362	No
71	GOM_NL__2PRFIN20031215_032939_000000402022_00290_09362_0015.N1	15-DEC-2003 03:29:39	Bright	40.000	49	1Alp UMi	1.9900	6300.0	80	9362	No
72	GOM_NL__2PRFIN20031215_033424_000000402022_00290_09362_0016.N1	15-DEC-2003 03:34:24	Bright	40.000	60	7Bet UMi	2.0810	3950.0	80	9362	No
73	GOM_NL__2PRFIN20031215_033626_000000522022_00290_09362_0017.N1	15-DEC-2003 03:36:26	Bright	51.500	82	48Bet UMa	2.3650	10600.	103	9362	No
74	GOM_NL__2PRFIN20031215_033907_000000442022_00290_09362_0018.N1	15-DEC-2003 03:39:07	Bright	44.000	32	77Eps UMa	1.7630	11000.	88	9362	No
75	GOM_NL__2PRFIN20031215_034138_000000422022_00290_09362_0019.N1	15-DEC-2003 03:41:38	Bright	42.000	39	85Eta UMa	1.8540	24000.	84	9362	No
76	GOM_NL__2PRFIN20031215_034456_000000372022_00290_09362_0020.N1	15-DEC-2003 03:44:56	Bright	37.000	180	27Gam Boo	3.0400	8000.0	74	9362	No
77	GOM_NL__2PRFIN20031215_034807_000000372022_00290_09362_0021.N1	15-DEC-2003 03:48:07	Bright	36.500	83		2.3780	11000.	73	9362	No
78	GOM_NL__2PRFIN20031215_035124_000000432022_00290_09362_0022.N1	15-DEC-2003 03:51:24	Bright	43.000	111	8Eta Boo	2.6800	6000.0	86	9362	No
79	GOM_NL__2PRFIN20031215_035516_000000512022_00290_09362_0023.N1	15-DEC-2003 03:55:16	Bright	50.500	138	47Eps Vir	2.8280	4700.0	101	9362	No
80	GOM_NL__2PRFIN20031215_035813_000000992022_00290_09362_0024.N1	15-DEC-2003 03:58:13	Tw_i_and_stray	99.000	62	94Bet Leo	2.1360	9700.0	198	9362	No
81	GOM_NL__2PRFIN20031215_040112_000000532022_00290_09362_0025.N1	15-DEC-2003 04:01:12	Tw_i_and_stray	53.000	15	67Alp Vir	0.97600	28000.	106	9362	No
82	GOM_NL__2PRFIN20031215_040441_000000502022_00290_09362_0026.N1	15-DEC-2003 04:04:41	Twilight	49.500	169	46Gam Hya	2.9910	4700.0	99	9362	No
83	GOM_NL__2PRFIN20031215_040723_000000412022_00290_09362_0027.N1	15-DEC-2003 04:07:23	Dark	40.500	81	Eta Cen	2.3560	28000.	81	9362	No
84	GOM_NL__2PRFIN20031215_040841_000000412022_00290_09362_0028.N1	15-DEC-2003 04:08:41	Dark	40.500	78	Alp Lup	2.3040	28000.	81	9362	No
85	GOM_NL__2PRFIN20031215_041121_000000402022_00290_09362_0029.N1	15-DEC-2003 04:11:21	Dark	39.500	77	Eps Cen	2.3030	28000.	79	9362	No
86	GOM_NL__2PRFIN20031215_041235_000000502022_00290_09362_0030.N1	15-DEC-2003 04:12:35	Dark	50.000	10	Bet Cen	0.61000	28000.	100	9362	No
87	GOM_NL__2PRFIN20031215_041359_000000402022_00291_09363_9996.N1	15-DEC-2003 04:13:59	Dark	40.000	20	Bet Cru	1.2530	30000.	80	9363	No
88	GOM_NL__2PRFIN20031215_041602_000000392022_00291_09363_9997.N1	15-DEC-2003 04:16:02	Dark	38.500	112	Alp Mus	2.6880	26000.	77	9363	No
89	GOM_NL__2PRFIN20031215_042047_000000402022_00291_09363_9998.N1	15-DEC-2003 04:20:47	Dark	40.000	29	Bet Car	1.6720	10200.	80	9363	No
90	GOM_NL__2PRFIN20031215_042317_000000442022_00291_09363_9999.N1	15-DEC-2003 04:23:17	Dark	43.500	41	Eps Car	1.8600	4100.0	87	9363	No
91	GOM_NL__2PRFIN20031215_042559_000000492022_00291_09363_0000.N1	15-DEC-2003 04:25:59	Dark	48.500	34	Gam2Vel	1.7930	23000.	97	9363	No
92	GOM_NL__2PRFIN20031215_042812_000000542022_00291_09363_0001.N1	15-DEC-2003 04:28:12	Dark	54.000	2	Alp Car	-0.73600	7000.0	108	9363	No
93	GOM_NL__2PRFIN20031215_043053_000000562022_00291_09363_0002.N1	15-DEC-2003 04:30:53	Dark	55.500	117	Pi Pup	2.7060	3800.0	111	9363	No
94	GOM_NL__2PRFIN20031215_043411_000000592022_00291_09363_0003.N1	15-DEC-2003 04:34:11	Straylight	59.000	23	21Eps CMa	1.5020	26000.	118	9363	No
95	GOM_NL__2PRFIN20031215_043602_000000572022_00291_09363_0004.N1	15-DEC-2003 04:36:02	Straylight	57.000	179	24Omi2CMa	3.0320	24000.	114	9363	No
96	GOM_NL__2PRFIN20031215_043908_000000692022_00291_09363_0005.N1	15-DEC-2003 04:39:08	Straylight	69.000	1	9Alp CMa	-1.4400	11000.	138	9363	No
97	GOM_NL__2PRFIN20031215_044155_000000512022_00291_09363_0006.N1	15-DEC-2003 04:41:55	Straylight	50.500	56	53Kap Ori	2.0650	30000.	101	9363	No
98	GOM_NL__2PRFIN20031215_044429_000000552022_00291_09363_0007.N1	15-DEC-2003 04:44:29	Straylight	54.500	33	50Zet Ori	1.7660	30000.	109	9363	No
99	GOM_NL__2PRFIN20031215_044756_000000632022_00291_09363_0008.N1	15-DEC-2003 04:47:56	Tw_i_and_stray	62.500	14	58Alp Ori	0.87000	3000.0	125	9363	No
100	GOM_NL__2PRFIN20031215_044947_000000552022_00291_09363_0009.N1	15-DEC-2003 04:49:47	Tw_i_and_stray	55.000	13	87Alp Tau	0.86700	3800.0	110	9363	No
101	GOM_NL__2PRFIN20031215_045155_000000382022_00291_09363_0010.N1	15-DEC-2003 04:51:55	Bright	37.500	146	25Eta Tau	2.8730	15200.	75	9363	No

102	GOM_NL__2PRFIN20031215_045407_000000382022_00291_09363_0011.N1	15-DEC-2003 04:54:07	Bright	37.500	150	44Zet Per	2.8900	28000.	75	9363	No
103	GOM_NL__2PRFIN20031215_045625_000000372022_00291_09363_0012.N1	15-DEC-2003 04:56:25	Bright	36.500	149	45Eps Per	2.8880	30000.	73	9363	No
104	GOM_NL__2PRFIN20031215_045835_000000362022_00291_09363_0013.N1	15-DEC-2003 04:58:35	Bright	35.500	175	39Del Per	3.0100	19400.	71	9363	No
105	GOM_NL__2PRFIN20031215_050018_000000382022_00291_09363_0014.N1	15-DEC-2003 05:00:18	Bright	37.500	160	23Gam Per	2.9300	4700.0	75	9363	No
106	GOM_NL__2PRFIN20031215_050327_000000392022_00291_09363_0015.N1	15-DEC-2003 05:03:27	Bright	38.500	110	37Del Cas	2.6780	8900.0	77	9363	No
107	GOM_NL__2PRFIN20031215_051017_000000392022_00291_09363_0016.N1	15-DEC-2003 05:10:17	Bright	38.500	49	1Alp UMi	1.9900	6300.0	77	9363	No
108	GOM_NL__2PRFIN20031215_051500_000000412022_00291_09363_0017.N1	15-DEC-2003 05:15:00	Bright	41.000	60	7Bet UMi	2.0810	3950.0	82	9363	No
109	GOM_NL__2PRFIN20031215_051701_000000502022_00291_09363_0018.N1	15-DEC-2003 05:17:01	Bright	49.500	82	48Bet UMa	2.3650	10600.	99	9363	No
110	GOM_NL__2PRFIN20031215_051943_000000412022_00291_09363_0019.N1	15-DEC-2003 05:19:43	Bright	40.500	32	77Eps UMa	1.7630	11000.	81	9363	No
111	GOM_NL__2PRFIN20031215_052214_000000572022_00291_09363_0020.N1	15-DEC-2003 05:22:14	Bright	57.000	39	85Eta UMa	1.8540	24000.	114	9363	No
112	GOM_NL__2PRFIN20031215_052532_000000532022_00291_09363_0021.N1	15-DEC-2003 05:25:32	Bright	53.000	180	27Gam Boo	3.0400	8000.0	106	9363	No
113	GOM_NL__2PRFIN20031215_052843_000000382022_00291_09363_0022.N1	15-DEC-2003 05:28:43	Bright	38.000	83		2.3780	11000.	76	9363	No
114	GOM_NL__2PRFIN20031215_053200_000000422022_00291_09363_0023.N1	15-DEC-2003 05:32:00	Bright	42.000	111	8Eta Boo	2.6800	6000.0	84	9363	No
115	GOM_NL__2PRFIN20031215_053553_000000722022_00291_09363_0024.N1	15-DEC-2003 05:35:53	Bright	71.500	138	47Eps Vir	2.8280	4700.0	143	9363	No
116	GOM_NL__2PRFIN20031215_053850_000001112022_00291_09363_0025.N1	15-DEC-2003 05:38:50	Twilight	111.00	62	94Bet Leo	2.1360	9700.0	222	9363	No
117	GOM_NL__2PRFIN20031215_054148_000000522022_00291_09363_0026.N1	15-DEC-2003 05:41:48	Twilight	51.500	15	67Alp Vir	0.97600	28000.	103	9363	No
118	GOM_NL__2PRFIN20031215_054518_000000492022_00291_09363_0027.N1	15-DEC-2003 05:45:18	Twilight	49.000	169	46Gam Hya	2.9910	4700.0	98	9363	No
119	GOM_NL__2PRFIN20031215_054759_000000402022_00291_09363_0028.N1	15-DEC-2003 05:47:59	Dark	40.000	81	Eta Cen	2.3560	28000.	80	9363	No
120	GOM_NL__2PRFIN20031215_054917_000000392022_00291_09363_0029.N1	15-DEC-2003 05:49:17	Dark	39.000	78	Alp Lup	2.3040	28000.	78	9363	No
121	GOM_NL__2PRFIN20031215_055157_000000402022_00291_09363_0030.N1	15-DEC-2003 05:51:57	Dark	40.000	77	Eps Cen	2.3030	28000.	80	9363	No
122	GOM_NL__2PRFIN20031215_055311_000000512022_00291_09363_0031.N1	15-DEC-2003 05:53:11	Dark	51.000	10	Bet Cen	0.61000	28000.	102	9363	No
123	GOM_NL__2PRFIN20031215_055435_000000442022_00292_09364_9997.N1	15-DEC-2003 05:54:35	Dark	43.500	20	Bet Cru	1.2530	30000.	87	9364	No
124	GOM_NL__2PRFIN20031215_055639_000000382022_00292_09364_9998.N1	15-DEC-2003 05:56:39	Dark	38.000	112	Alp Mus	2.6880	26000.	76	9364	No
125	GOM_NL__2PRFIN20031215_060124_000000402022_00292_09364_9999.N1	15-DEC-2003 06:01:24	Dark	39.500	29	Bet Car	1.6720	10200.	79	9364	No
126	GOM_NL__2PRFIN20031215_060354_000000432022_00292_09364_0000.N1	15-DEC-2003 06:03:54	Dark	42.500	41	Eps Car	1.8600	4100.0	85	9364	No
127	GOM_NL__2PRFIN20031215_060636_000000472022_00292_09364_0001.N1	15-DEC-2003 06:06:36	Dark	47.000	34	Gam2Vel	1.7930	23000.	94	9364	No
128	GOM_NL__2PRFIN20031215_060849_000000512022_00292_09364_0002.N1	15-DEC-2003 06:08:49	Dark	50.500	2	Alp Car	-0.73600	7000.0	101	9364	No
129	GOM_NL__2PRFIN20031215_061130_000000582022_00292_09364_0003.N1	15-DEC-2003 06:11:30	Dark	58.000	117	Pi Pup	2.7060	3800.0	116	9364	No
130	GOM_NL__2PRFIN20031215_061448_000000572022_00292_09364_0004.N1	15-DEC-2003 06:14:48	Straylight	56.500	23	21Eps CMa	1.5020	26000.	113	9364	No
131	GOM_NL__2PRFIN20031215_061638_000000582022_00292_09364_0005.N1	15-DEC-2003 06:16:38	Straylight	57.500	179	24Omi2CMa	3.0320	24000.	115	9364	No
132	GOM_NL__2PRFIN20031215_061944_000000702022_00292_09364_9702.N1	15-DEC-2003 06:19:44	Straylight	69.500	1	9Alp CMa	-1.4400	11000.	139	9364	No
133	GOM_NL__2PRFIN20031215_062230_000000492022_00292_09364_9703.N1	15-DEC-2003 06:22:30	Straylight	48.500	56	53Kap Ori	2.0650	30000.	97	9364	No
134	GOM_NL__2PRFIN20031215_062506_000000542022_00292_09364_9704.N1	15-DEC-2003 06:25:06	Straylight	53.500	33	50Zet Ori	1.7660	30000.	107	9364	No
135	GOM_NL__2PRFIN20031215_062833_000000642022_00292_09364_9705.N1	15-DEC-2003 06:28:33	Twilight	63.500	14	58Alp Ori	0.87000	3000.0	127	9364	No
136	GOM_NL__2PRFIN20031215_063024_000000492022_00292_09364_9706.N1	15-DEC-2003 06:30:24	Twilight	49.000	13	87Alp Tau	0.86700	3800.0	98	9364	No
137	GOM_NL__2PRFIN20031215_063232_000000382022_00292_09364_9707.N1	15-DEC-2003 06:32:32	Bright	37.500	146	25Eta Tau	2.8730	15200.	75	9364	No
138	GOM_NL__2PRFIN20031215_063443_000000372022_00292_09364_9708.N1	15-DEC-2003 06:34:43	Bright	37.000	150	44Zet Per	2.8900	28000.	74	9364	No
139	GOM_NL__2PRFIN20031215_063701_000000362022_00292_09364_9709.N1	15-DEC-2003 06:37:01	Bright	36.000	149	45Eps Per	2.8880	30000.	72	9364	No
140	GOM_NL__2PRFIN20031215_063912_000000372022_00292_09364_9710.N1	15-DEC-2003 06:39:12	Bright	36.500	175	39Del Per	3.0100	19400.	73	9364	No
141	GOM_NL__2PRFIN20031215_064055_000000382022_00292_09364_9711.N1	15-DEC-2003 06:40:55	Bright	38.000	160	23Gam Per	2.9300	4700.0	76	9364	No
142	GOM_NL__2PRFIN20031215_064403_000000382022_00292_09364_9712.N1	15-DEC-2003 06:44:03	Bright	38.000	110	37Del Cas	2.6780	8900.0	76	9364	No
143	GOM_NL__2PRFIN20031215_065053_000000392022_00292_09364_9713.N1	15-DEC-2003 06:50:53	Bright	38.500	49	1Alp UMi	1.9900	6300.0	77	9364	No
144	GOM_NL__2PRFIN20031215_065536_000000402022_00292_09364_9714.N1	15-DEC-2003 06:55:36	Bright	40.000	60	7Bet UMi	2.0810	3950.0	80	9364	No
145	GOM_NL__2PRFIN20031215_065737_000000502022_00292_09364_9715.N1	15-DEC-2003 06:57:37	Bright	49.500	82	48Bet UMa	2.3650	10600.	99	9364	No
146	GOM_NL__2PRFIN20031215_070018_000000442022_00292_09364_9716.N1	15-DEC-2003 07:00:18	Bright	43.500	32	77Eps UMa	1.7630	11000.	87	9364	No
147	GOM_NL__2PRFIN20031215_070250_000000412022_00292_09364_9717.N1	15-DEC-2003 07:02:50	Bright	41.000	39	85Eta UMa	1.8540	24000.	82	9364	No
148	GOM_NL__2PRFIN20031215_070608_000000542022_00292_09364_9718.N1	15-DEC-2003 07:06:08	Bright	54.000	180	27Gam Boo	3.0400	8000.0	108	9364	No
149	GOM_NL__2PRFIN20031215_070919_000000392022_00292_09364_9719.N1	15-DEC-2003 07:09:19	Bright	38.500	83		2.3780	11000.	77	9364	No
150	GOM_NL__2PRFIN20031215_071235_000000432022_00292_09364_9720.N1	15-DEC-2003 07:12:35	Bright	43.000	111	8Eta Boo	2.6800	6000.0	86	9364	No
151	GOM_NL__2PRFIN20031215_071629_000000512022_00292_09364_9721.N1	15-DEC-2003 07:16:29	Bright	51.000	138	47Eps Vir	2.8280	4700.0	102	9364	No
152	GOM_NL__2PRFIN20031215_071928_000001062022_00292_09364_9722.N1	15-DEC-2003 07:19:28	Twilight	106.00	62	94Bet Leo	2.1360	9700.0	212	9364	No
153	GOM_NL__2PRFIN20031215_072225_000000572022_00292_09364_9723.N1	15-DEC-2003 07:22:25	Twilight	56.500	15	67Alp Vir	0.97600	28000.	113	9364	No
154	GOM_NL__2PRFIN20031215_072555_000000502022_00292_09364_9724.N1	15-DEC-2003 07:25:55	Twilight	49.500	169	46Gam Hya	2.9910	4700.0	99	9364	No
155	GOM_NL__2PRFIN20031215_072836_000000392022_00292_09364_9725.N1	15-DEC-2003 07:28:36	Dark	39.000	81	Eta Cen	2.3560	28000.	78	9364	No
156	GOM_NL__2PRFIN20031215_072953_000000412022_00292_09364_9726.N1	15-DEC-2003 07:29:53	Dark	41.000	78	Alp Lup	2.3040	28000.	82	9364	No
157	GOM_NL__2PRFIN20031215_073234_000000402022_00292_09364_9727.N1	15-DEC-2003 07:32:34	Dark	40.000	77	Eps Cen	2.3030	28000.	80	9364	No
158	GOM_NL__2PRFIN20031215_073347_000000452022_00292_09364_9728.N1	15-DEC-2003 07:33:47	Dark	45.000	10	Bet Cen	0.61000	28000.	90	9364	No
159	GOM_NL__2PRFIN20031215_073512_000000442022_00293_09365_9702.N1	15-DEC-2003 07:35:12	Dark	44.000	20	Bet Cru	1.2530	30000.	88	9365	No
160	GOM_NL__2PRFIN20031215_073715_000000392022_00293_09365_9703.N1	15-DEC-2003 07:37:15	Dark	38.500	112	Alp Mus	2.6880	26000.	77	9365	No

161	GOM_NL__2PRFIN20031215_074200_000000392022_00293_09365_9704.N1	15-DEC-2003 07:42:00	Dark	39.000	29	Bet Car	1.6720	10200.	78	9365	No
162	GOM_NL__2PRFIN20031215_074459_000000622022_00293_09365_9705.N1	15-DEC-2003 07:44:59	Dark	61.500	65	Lam Vel	2.2040	4400.0	123	9365	No
163	GOM_NL__2PRFIN20031215_074713_000000522022_00293_09365_9706.N1	15-DEC-2003 07:47:13	Dark	52.000	34	Gam2Vel	1.7930	23000.	104	9365	No
164	GOM_NL__2PRFIN20031215_074926_000000472022_00293_09365_9707.N1	15-DEC-2003 07:49:26	Dark	46.500	2	Alp Car	-0.73600	7000.0	93	9365	No
165	GOM_NL__2PRFIN20031215_075206_000000562022_00293_09365_9708.N1	15-DEC-2003 07:52:06	Dark	55.500	117	Pi Pup	2.7060	3800.0	111	9365	No
166	GOM_NL__2PRFIN20031215_075524_000000582022_00293_09365_9709.N1	15-DEC-2003 07:55:24	Straylight	57.500	23	21Eps CMa	1.5020	26000.	115	9365	No
167	GOM_NL__2PRFIN20031215_075714_000000562022_00293_09365_9710.N1	15-DEC-2003 07:57:14	Straylight	56.000	179	24Omi2CMa	3.0320	24000.	112	9365	No
168	GOM_NL__2PRFIN20031215_080020_000000722022_00293_09365_9711.N1	15-DEC-2003 08:00:20	Straylight	71.500	1	9Alp CMa	-1.4400	11000.	143	9365	No
169	GOM_NL__2PRFIN20031215_080337_000000552022_00293_09365_9712.N1	15-DEC-2003 08:03:37	Straylight	55.000	7	19Bet Ori	0.10000	14000.	110	9365	No
170	GOM_NL__2PRFIN20031215_080555_000000532022_00293_09365_9713.N1	15-DEC-2003 08:05:55	Straylight	52.500	30	46Eps Ori	1.6940	30000.	105	9365	No
171	GOM_NL__2PRFIN20031215_080817_000000532022_00293_09365_9714.N1	15-DEC-2003 08:08:17	Tw_i_and_stray	52.500	27	24Gam Ori	1.6360	26000.	105	9365	No
172	GOM_NL__2PRFIN20031215_081100_000000542022_00293_09365_9715.N1	15-DEC-2003 08:11:00	Tw_i_and_stray	54.000	13	87Alp Tau	0.86700	3800.0	108	9365	No
173	GOM_NL__2PRFIN20031215_081308_000000382022_00293_09365_9716.N1	15-DEC-2003 08:13:08	Bright	38.000	146	25Eta Tau	2.8730	15200.	76	9365	No
174	GOM_NL__2PRFIN20031215_081518_000000382022_00293_09365_9717.N1	15-DEC-2003 08:15:18	Bright	38.000	150	44Zet Per	2.8900	28000.	76	9365	No
175	GOM_NL__2PRFIN20031215_081737_000000372022_00293_09365_9718.N1	15-DEC-2003 08:17:37	Bright	36.500	149	45Eps Per	2.8880	30000.	73	9365	No
176	GOM_NL__2PRFIN20031215_081948_000000362022_00293_09365_9719.N1	15-DEC-2003 08:19:48	Bright	35.500	175	39Del Per	3.0100	19400.	71	9365	No
177	GOM_NL__2PRFIN20031215_082131_000000382022_00293_09365_9720.N1	15-DEC-2003 08:21:31	Bright	37.500	160	23Gam Per	2.9300	4700.0	75	9365	No
178	GOM_NL__2PRFIN20031215_082439_000000372022_00293_09365_9721.N1	15-DEC-2003 08:24:39	Bright	37.000	110	37Del Cas	2.6780	8900.0	74	9365	No
179	GOM_NL__2PRFIN20031215_083129_000000382022_00293_09365_9722.N1	15-DEC-2003 08:31:29	Bright	38.000	49	1Alp UMi	1.9900	6300.0	76	9365	No
180	GOM_NL__2PRFIN20031215_083612_000000382022_00293_09365_9723.N1	15-DEC-2003 08:36:12	Bright	38.000	60	7Bet UMi	2.0810	3950.0	76	9365	No
181	GOM_NL__2PRFIN20031215_083811_000000522022_00293_09365_9724.N1	15-DEC-2003 08:38:11	Bright	52.000	82	48Bet UMa	2.3650	10600.	104	9365	No
182	GOM_NL__2PRFIN20031215_084054_000000422022_00293_09365_9725.N1	15-DEC-2003 08:40:54	Bright	41.500	32	77Eps UMa	1.7630	11000.	83	9365	No
183	GOM_NL__2PRFIN20031215_084326_000000572022_00293_09365_9726.N1	15-DEC-2003 08:43:26	Bright	57.000	39	85Eta UMa	1.8540	24000.	114	9365	No
184	GOM_NL__2PRFIN20031215_084644_000000542022_00293_09365_9727.N1	15-DEC-2003 08:46:44	Bright	54.000	180	27Gam Boo	3.0400	8000.0	108	9365	No
185	GOM_NL__2PRFIN20031215_084956_000000382022_00293_09365_9728.N1	15-DEC-2003 08:49:56	Bright	37.500	83		2.3780	11000.	75	9365	No
186	GOM_NL__2PRFIN20031215_085313_000000422022_00293_09365_9729.N1	15-DEC-2003 08:53:13	Bright	41.500	111	8Eta Boo	2.6800	6000.0	83	9365	No
187	GOM_NL__2PRFIN20031215_085706_000000542022_00293_09365_9730.N1	15-DEC-2003 08:57:06	Bright	54.000	138	47Eps Vir	2.8280	4700.0	108	9365	No
188	GOM_NL__2PRFIN20031215_090005_000001102022_00293_09365_9731.N1	15-DEC-2003 09:00:05	Tw_i_and_stray	109.50	62	94Bet Leo	2.1360	9700.0	219	9365	No
189	GOM_NL__2PRFIN20031215_090632_000000502022_00293_09365_9732.N1	15-DEC-2003 09:06:32	Twilight	50.000	169	46Gam Hya	2.9910	4700.0	100	9365	No
190	GOM_NL__2PRFIN20031215_090817_000000432022_00293_09365_9733.N1	15-DEC-2003 09:08:17	Twilight	43.000	54	5The Cen	2.0550	4500.0	86	9365	No
191	GOM_NL__2PRFIN20031215_091029_000000422022_00293_09365_9734.N1	15-DEC-2003 09:10:29	Dark	41.500	78	Alp Lup	2.3040	28000.	83	9365	No
192	GOM_NL__2PRFIN20031215_091309_000000442022_00293_09365_9735.N1	15-DEC-2003 09:13:09	Dark	43.500	77	Eps Cen	2.3030	28000.	87	9365	No
193	GOM_NL__2PRFIN20031215_091424_000000442022_00293_09365_9736.N1	15-DEC-2003 09:14:24	Dark	44.000	10	Bet Cen	0.61000	28000.	88	9365	No
194	GOM_NL__2PRFIN20031215_091548_000000422022_00294_09366_9702.N1	15-DEC-2003 09:15:48	Dark	42.000	20	Bet Cru	1.2530	30000.	84	9366	No
195	GOM_NL__2PRFIN20031215_091752_000000382022_00294_09366_9703.N1	15-DEC-2003 09:17:52	Dark	38.000	112	Alp Mus	2.6880	26000.	76	9366	No
196	GOM_NL__2PRFIN20031215_092237_000000402022_00294_09366_9704.N1	15-DEC-2003 09:22:37	Dark	40.000	29	Bet Car	1.6720	10200.	80	9366	No
197	GOM_NL__2PRFIN20031215_092536_000000732022_00294_09366_9705.N1	15-DEC-2003 09:25:36	Dark	72.500	65	Lam Vel	2.2040	4400.0	145	9366	No
198	GOM_NL__2PRFIN20031215_092749_000000532022_00294_09366_9706.N1	15-DEC-2003 09:27:49	Dark	53.000	34	Gam2Vel	1.7930	23000.	106	9366	No
199	GOM_NL__2PRFIN20031215_093002_000000482022_00294_09366_9707.N1	15-DEC-2003 09:30:02	Dark	48.000	2	Alp Car	-0.73600	7000.0	96	9366	No
200	GOM_NL__2PRFIN20031215_093243_000000572022_00294_09366_9708.N1	15-DEC-2003 09:32:43	Dark	57.000	117	Pi Pup	2.7060	3800.0	114	9366	No
201	GOM_NL__2PRFIN20031215_093600_000000582022_00294_09366_9709.N1	15-DEC-2003 09:36:00	Straylight	58.000	23	21Eps CMa	1.5020	26000.	116	9366	No
202	GOM_NL__2PRFIN20031215_093750_000000572022_00294_09366_9710.N1	15-DEC-2003 09:37:50	Straylight	57.000	179	24Omi2CMa	3.0320	24000.	114	9366	No
203	GOM_NL__2PRFIN20031215_094056_000000702022_00294_09366_9711.N1	15-DEC-2003 09:40:56	Straylight	69.500	1	9Alp CMa	-1.4400	11000.	139	9366	No
204	GOM_NL__2PRFIN20031215_094413_000000552022_00294_09366_9712.N1	15-DEC-2003 09:44:13	Straylight	54.500	7	19Bet Ori	0.10000	14000.	109	9366	No
205	GOM_NL__2PRFIN20031215_094630_000000522022_00294_09366_9713.N1	15-DEC-2003 09:46:30	Straylight	51.500	30	46Eps Ori	1.6940	30000.	103	9366	No
206	GOM_NL__2PRFIN20031215_094853_000000502022_00294_09366_9714.N1	15-DEC-2003 09:48:53	Tw_i_and_stray	50.000	27	24Gam Ori	1.6360	26000.	100	9366	No
207	GOM_NL__2PRFIN20031215_095135_000000532022_00294_09366_9715.N1	15-DEC-2003 09:51:35	Tw_i_and_stray	52.500	13	87Alp Tau	0.86700	3800.0	105	9366	No
208	GOM_NL__2PRFIN20031215_095344_000000382022_00294_09366_9716.N1	15-DEC-2003 09:53:44	Bright	38.000	146	25Eta Tau	2.8730	15200.	76	9366	No
209	GOM_NL__2PRFIN20031215_095554_000000342022_00294_09366_9717.N1	15-DEC-2003 09:55:54	Bright	34.000	150	44Zet Per	2.8900	28000.	68	9366	No
210	GOM_NL__2PRFIN20031215_095812_000000362022_00294_09366_9718.N1	15-DEC-2003 09:58:12	Bright	36.000	149	45Eps Per	2.8880	30000.	72	9366	No
211	GOM_NL__2PRFIN20031215_100023_000000372022_00294_09366_9719.N1	15-DEC-2003 10:00:23	Bright	36.500	175	39Del Per	3.0100	19400.	73	9366	No
212	GOM_NL__2PRFIN20031215_100207_000000372022_00294_09366_9720.N1	15-DEC-2003 10:02:07	Bright	37.000	160	23Gam Per	2.9300	4700.0	74	9366	No
213	GOM_NL__2PRFIN20031215_100515_000000392022_00294_09366_9721.N1	15-DEC-2003 10:05:15	Bright	38.500	110	37Del Cas	2.6780	8900.0	77	9366	No
214	GOM_NL__2PRFIN20031215_101204_000000362022_00294_09366_9722.N1	15-DEC-2003 10:12:04	Bright	36.000	49	1Alp UMi	1.9900	6300.0	72	9366	No
215	GOM_NL__2PRFIN20031215_101648_000000392022_00294_09366_9723.N1	15-DEC-2003 10:16:48	Bright	39.000	60	7Bet UMi	2.0810	3950.0	78	9366	No
216	GOM_NL__2PRFIN20031215_101847_000000522022_00294_09366_9724.N1	15-DEC-2003 10:18:47	Bright	51.500	82	48Bet UMa	2.3650	10600.	103	9366	No
217	GOM_NL__2PRFIN20031215_102130_000000422022_00294_09366_9725.N1	15-DEC-2003 10:21:30	Bright	42.000	32	77Eps UMa	1.7630	11000.	84	9366	No
218	GOM_NL__2PRFIN20031215_102402_000000432022_00294_09366_9726.N1	15-DEC-2003 10:24:02	Bright	42.500	39	85Eta UMa	1.8540	24000.	85	9366	No
219	GOM_NL__2PRFIN20031215_102721_000000372022_00294_09366_9727.N1	15-DEC-2003 10:27:21	Bright	37.000	180	27Gam Boo	3.0400	8000.0	74	9366	No

220	GOM_NL__2PRFIN20031215_103031_000000542022_00294_09366_9728.N1	15-DEC-2003 10:30:31	Bright	54.000	83		2.3780	11000.	108	9366	No
221	GOM_NL__2PRFIN20031215_103348_000000432022_00294_09366_9729.N1	15-DEC-2003 10:33:48	Bright	43.000	111	8Eta Boo	2.6800	6000.0	86	9366	No
222	GOM_NL__2PRFIN20031215_103742_000000532022_00294_09366_9730.N1	15-DEC-2003 10:37:42	Bright	52.500	138	47Eps Vir	2.8280	4700.0	105	9366	No
223	GOM_NL__2PRFIN20031215_104043_000001022022_00294_09366_9731.N1	15-DEC-2003 10:40:43	Twilight	102.00	62	94Bet Leo	2.1360	9700.0	204	9366	No
224	GOM_NL__2PRFIN20031215_104706_000000512022_00294_09366_9732.N1	15-DEC-2003 10:47:06	Twilight	51.000	169	46Gam Hya	2.9910	4700.0	102	9366	No
225	GOM_NL__2PRFIN20031215_104852_000000472022_00294_09366_9733.N1	15-DEC-2003 10:48:52	Twilight	46.500	54	5The Cen	2.0550	4500.0	93	9366	No
226	GOM_NL__2PRFIN20031215_105104_000000402022_00294_09366_9734.N1	15-DEC-2003 10:51:04	Dark	39.500	78	Alp Lup	2.3040	28000.	79	9366	No
227	GOM_NL__2PRFIN20031215_105345_000000412022_00294_09366_9735.N1	15-DEC-2003 10:53:45	Dark	40.500	77	Eps Cen	2.3030	28000.	81	9366	No
228	GOM_NL__2PRFIN20031215_105500_000000452022_00294_09366_9736.N1	15-DEC-2003 10:55:00	Dark	44.500	10	Bet Cen	0.61000	28000.	89	9366	No
229	GOM_NL__2PRFIN20031215_105623_000000502022_00295_09367_9703.N1	15-DEC-2003 10:56:23	Dark	50.000	20	Bet Cru	1.2530	30000.	100	9367	No
230	GOM_NL__2PRFIN20031215_105827_000000392022_00295_09367_9704.N1	15-DEC-2003 10:58:27	Dark	38.500	112	Alp Mus	2.6880	26000.	77	9367	No
231	GOM_NL__2PRFIN20031215_110312_000000412022_00295_09367_9705.N1	15-DEC-2003 11:03:12	Dark	41.000	29	Bet Car	1.6720	10200.	82	9367	No
232	GOM_NL__2PRFIN20031215_110610_000000582022_00295_09367_9706.N1	15-DEC-2003 11:06:10	Dark	57.500	65	Lam Vel	2.2040	4400.0	115	9367	No
233	GOM_NL__2PRFIN20031215_110826_000000472022_00295_09367_9707.N1	15-DEC-2003 11:08:26	Dark	47.000	34	Gam2Vel	1.7930	23000.	94	9367	No
234	GOM_NL__2PRFIN20031215_111037_000000512022_00295_09367_9708.N1	15-DEC-2003 11:10:37	Dark	51.000	2	Alp Car	-0.73600	7000.0	102	9367	No
235	GOM_NL__2PRFIN20031215_111318_000000572022_00295_09367_9709.N1	15-DEC-2003 11:13:18	Dark	57.000	117	Pi Pup	2.7060	3800.0	114	9367	No
236	GOM_NL__2PRFIN20031215_111634_000000592022_00295_09367_9710.N1	15-DEC-2003 11:16:34	Straylight	59.000	23	21Eps CMa	1.5020	26000.	118	9367	No
237	GOM_NL__2PRFIN20031215_111826_000000582022_00295_09367_9711.N1	15-DEC-2003 11:18:26	Straylight	58.000	179	24Omi2CMa	3.0320	24000.	116	9367	No
238	GOM_NL__2PRFIN20031215_112130_000000752022_00295_09367_9712.N1	15-DEC-2003 11:21:30	Straylight	74.500	1	9Alp CMa	-1.4400	11000.	149	9367	No
239	GOM_NL__2PRFIN20031215_112446_000000552022_00295_09367_9713.N1	15-DEC-2003 11:24:46	Straylight	55.000	7	19Bet Ori	0.10000	14000.	110	9367	No
240	GOM_NL__2PRFIN20031215_112706_000000512022_00295_09367_9714.N1	15-DEC-2003 11:27:06	Straylight	51.000	30	46Eps Ori	1.6940	30000.	102	9367	No
241	GOM_NL__2PRFIN20031215_112928_000000532022_00295_09367_9715.N1	15-DEC-2003 11:29:28	Twilight	53.000	27	24Gam Ori	1.6360	26000.	106	9367	No
242	GOM_NL__2PRFIN20031215_113211_000000532022_00295_09367_9716.N1	15-DEC-2003 11:32:11	Twilight	52.500	13	87Alp Tau	0.86700	3800.0	105	9367	No
243	GOM_NL__2PRFIN20031215_113419_000000392022_00295_09367_9717.N1	15-DEC-2003 11:34:19	Bright	39.000	146	25Eta Tau	2.8730	15200.	78	9367	No
244	GOM_NL__2PRFIN20031215_113629_000000382022_00295_09367_9718.N1	15-DEC-2003 11:36:29	Bright	37.500	150	44Zet Per	2.8900	28000.	75	9367	No
245	GOM_NL__2PRFIN20031215_113845_000000392022_00295_09367_9719.N1	15-DEC-2003 11:38:45	Bright	39.000	149	45Eps Per	2.8880	30000.	78	9367	No
246	GOM_NL__2PRFIN20031215_114059_000000372022_00295_09367_9720.N1	15-DEC-2003 11:40:59	Bright	36.500	175	39Del Per	3.0100	19400.	73	9367	No
247	GOM_NL__2PRFIN20031215_114242_000000402022_00295_09367_9721.N1	15-DEC-2003 11:42:42	Bright	39.500	160	23Gam Per	2.9300	4700.0	79	9367	No
248	GOM_NL__2PRFIN20031215_114551_000000392022_00295_09367_9722.N1	15-DEC-2003 11:45:51	Bright	39.000	110	37Del Cas	2.6780	8900.0	78	9367	No
249	GOM_NL__2PRFIN20031215_115240_000000382022_00295_09367_9723.N1	15-DEC-2003 11:52:40	Bright	38.000	49	1Alp UMi	1.9900	6300.0	76	9367	No
250	GOM_NL__2PRFIN20031215_115724_000000422022_00295_09367_9724.N1	15-DEC-2003 11:57:24	Bright	42.000	60	7Bet UMi	2.0810	3950.0	84	9367	No
251	GOM_NL__2PRFIN20031215_115922_000000482022_00295_09367_9725.N1	15-DEC-2003 11:59:22	Bright	48.000	82	48Bet UMa	2.3650	10600.	96	9367	No
252	GOM_NL__2PRFIN20031215_120205_000000402022_00295_09367_9726.N1	15-DEC-2003 12:02:05	Bright	40.000	32	77Eps UMa	1.7630	11000.	80	9367	No
253	GOM_NL__2PRFIN20031215_120437_000000422022_00295_09367_9727.N1	15-DEC-2003 12:04:37	Bright	42.000	39	85Eta UMa	1.8540	24000.	84	9367	No
254	GOM_NL__2PRFIN20031215_120756_000000412022_00295_09367_9728.N1	15-DEC-2003 12:07:56	Bright	40.500	180	27Gam Boo	3.0400	8000.0	81	9367	No
255	GOM_NL__2PRFIN20031215_121108_000000382022_00295_09367_9729.N1	15-DEC-2003 12:11:08	Bright	38.000	83		2.3780	11000.	76	9367	No
256	GOM_NL__2PRFIN20031215_121425_000000432022_00295_09367_9730.N1	15-DEC-2003 12:14:25	Bright	42.500	111	8Eta Boo	2.6800	6000.0	85	9367	No
257	GOM_NL__2PRFIN20031215_121819_000000532022_00295_09367_9731.N1	15-DEC-2003 12:18:19	Bright	53.000	138	47Eps Vir	2.8280	4700.0	106	9367	No
258	GOM_NL__2PRFIN20031215_122121_000001082022_00295_09367_9732.N1	15-DEC-2003 12:21:21	Twilight	107.50	62	94Bet Leo	2.1360	9700.0	215	9367	No
259	GOM_NL__2PRFIN20031215_122743_000000472022_00295_09367_9733.N1	15-DEC-2003 12:27:43	Twilight	47.000	169	46Gam Hya	2.9910	4700.0	94	9367	No
260	GOM_NL__2PRFIN20031215_122927_000000532022_00295_09367_9734.N1	15-DEC-2003 12:29:27	Twilight	53.000	54	5The Cen	2.0550	4500.0	106	9367	No
261	GOM_NL__2PRFIN20031215_123140_000000412022_00295_09367_9735.N1	15-DEC-2003 12:31:40	Dark	40.500	78	Alp Lup	2.3040	28000.	81	9367	No
262	GOM_NL__2PRFIN20031215_123421_000000412022_00295_09367_9736.N1	15-DEC-2003 12:34:21	Dark	40.500	77	Eps Cen	2.3030	28000.	81	9367	No
263	GOM_NL__2PRFIN20031215_123536_000000452022_00295_09367_9737.N1	15-DEC-2003 12:35:36	Dark	45.000	10	Bet Cen	0.61000	28000.	90	9367	No
264	GOM_NL__2PRFIN20031215_123658_000000442022_00296_09368_9723.N1	15-DEC-2003 12:36:58	Dark	44.000	20	Bet Cru	1.2530	30000.	88	9368	No
265	GOM_NL__2PRFIN20031215_123903_000000392022_00296_09368_9724.N1	15-DEC-2003 12:39:03	Dark	39.000	112	Alp Mus	2.6880	26000.	78	9368	No
266	GOM_NL__2PRFIN20031215_124349_000000412022_00296_09368_9725.N1	15-DEC-2003 12:43:49	Dark	41.000	29	Bet Car	1.6720	10200.	82	9368	No
267	GOM_NL__2PRFIN20031215_124650_000000672022_00296_09368_9726.N1	15-DEC-2003 12:46:50	Dark	66.500	65	Lam Vel	2.2040	4400.0	133	9368	No
268	GOM_NL__2PRFIN20031215_124901_000000532022_00296_09368_9727.N1	15-DEC-2003 12:49:01	Dark	52.500	34	Gam2Vel	1.7930	23000.	105	9368	No
269	GOM_NL__2PRFIN20031215_125113_000000512022_00296_09368_9728.N1	15-DEC-2003 12:51:13	Dark	50.500	2	Alp Car	-0.73600	7000.0	101	9368	No
270	GOM_NL__2PRFIN20031215_125355_000000582022_00296_09368_9729.N1	15-DEC-2003 12:53:55	Dark	58.000	117	Pi Pup	2.7060	3800.0	116	9368	No
271	GOM_NL__2PRFIN20031215_125712_000000572022_00296_09368_9730.N1	15-DEC-2003 12:57:12	Straylight	56.500	23	21Eps CMa	1.5020	26000.	113	9368	No
272	GOM_NL__2PRFIN20031215_125903_000000572022_00296_09368_9731.N1	15-DEC-2003 12:59:03	Straylight	57.000	179	24Omi2CMa	3.0320	24000.	114	9368	No
273	GOM_NL__2PRFIN20031215_130208_000000752022_00296_09368_9732.N1	15-DEC-2003 13:02:08	Straylight	75.000	1	9Alp CMa	-1.4400	11000.	150	9368	No
274	GOM_NL__2PRFIN20031215_130524_000000572022_00296_09368_9733.N1	15-DEC-2003 13:05:24	Straylight	57.000	7	19Bet Ori	0.10000	14000.	114	9368	No
275	GOM_NL__2PRFIN20031215_130742_000000492022_00296_09368_9734.N1	15-DEC-2003 13:07:42	Straylight	48.500	30	46Eps Ori	1.6940	30000.	97	9368	No
276	GOM_NL__2PRFIN20031215_131003_000000512022_00296_09368_9735.N1	15-DEC-2003 13:10:03	Twilight	50.500	27	24Gam Ori	1.6360	26000.	101	9368	No
277	GOM_NL__2PRFIN20031215_131246_000000542022_00296_09368_9736.N1	15-DEC-2003 13:12:46	Twilight	54.000	13	87Alp Tau	0.86700	3800.0	108	9368	No
278	GOM_NL__2PRFIN20031215_131453_000000402022_00296_09368_9737.N1	15-DEC-2003 13:14:53	Bright	40.000	146	25Eta Tau	2.8730	15200.	80	9368	No

279	GOM_NL__2PRFIN20031215_131706_000000382022_00296_09368_9738.N1	15-DEC-2003 13:17:06	Bright	37.500	150	44Zet Per	2.8900	28000.	75	9368	No
280	GOM_NL__2PRFIN20031215_131923_000000392022_00296_09368_9739.N1	15-DEC-2003 13:19:23	Bright	39.000	149	45Eps Per	2.8880	30000.	78	9368	No
281	GOM_NL__2PRFIN20031215_132135_000000372022_00296_09368_9740.N1	15-DEC-2003 13:21:35	Bright	36.500	175	39Del Per	3.0100	19400.	73	9368	No
282	GOM_NL__2PRFIN20031215_132318_000000382022_00296_09368_9741.N1	15-DEC-2003 13:23:18	Bright	38.000	160	23Gam Per	2.9300	4700.0	76	9368	No
283	GOM_NL__2PRFIN20031215_132628_000000382022_00296_09368_9742.N1	15-DEC-2003 13:26:28	Bright	37.500	110	37Del Cas	2.6780	8900.0	75	9368	No
284	GOM_NL__2PRFIN20031215_133317_000000382022_00296_09368_9743.N1	15-DEC-2003 13:33:17	Bright	37.500	49	1Alp UMi	1.9900	6300.0	75	9368	No
285	GOM_NL__2PRFIN20031215_133800_000000392022_00296_09368_9744.N1	15-DEC-2003 13:38:00	Bright	39.000	60	7Bet UMi	2.0810	3950.0	78	9368	No
286	GOM_NL__2PRFIN20031215_133957_000000522022_00296_09368_9745.N1	15-DEC-2003 13:39:57	Bright	51.500	82	48Bet UMa	2.3650	10600.	103	9368	No
287	GOM_NL__2PRFIN20031215_134241_000000442022_00296_09368_9746.N1	15-DEC-2003 13:42:41	Bright	43.500	32	77Eps UMa	1.7630	11000.	87	9368	No
288	GOM_NL__2PRFIN20031215_134513_000000412022_00296_09368_9747.N1	15-DEC-2003 13:45:13	Bright	41.000	39	85Eta UMa	1.8540	24000.	82	9368	No
289	GOM_NL__2PRFIN20031215_134832_000000372022_00296_09368_9748.N1	15-DEC-2003 13:48:32	Bright	36.500	180	27Gam Boo	3.0400	8000.0	73	9368	No
290	GOM_NL__2PRFIN20031215_135144_000000382022_00296_09368_9749.N1	15-DEC-2003 13:51:44	Bright	37.500	83		2.3780	11000.	75	9368	No
291	GOM_NL__2PRFIN20031215_135501_000000432022_00296_09368_9750.N1	15-DEC-2003 13:55:01	Bright	42.500	111	8Eta Boo	2.6800	6000.0	85	9368	No
292	GOM_NL__2PRFIN20031215_135855_000000602022_00296_09368_9751.N1	15-DEC-2003 13:58:55	Bright	59.500	138	47Eps Vir	2.8280	4700.0	119	9368	No
293	GOM_NL__2PRFIN20031215_140158_000001022022_00296_09368_9752.N1	15-DEC-2003 14:01:58	Twilight	101.50	62	94Bet Leo	2.1360	9700.0	203	9368	No
294	GOM_NL__2PRFIN20031215_140822_000000472022_00296_09368_9753.N1	15-DEC-2003 14:08:22	Twilight	47.000	169	46Gam Hya	2.9910	4700.0	94	9368	No
295	GOM_NL__2PRFIN20031215_141005_000000452022_00296_09368_9754.N1	15-DEC-2003 14:10:05	Twilight	44.500	54	5The Cen	2.0550	4500.0	89	9368	No
296	GOM_NL__2PRFIN20031215_141217_000000392022_00296_09368_9755.N1	15-DEC-2003 14:12:17	Dark	39.000	78	Alp Lup	2.3040	28000.	78	9368	No
297	GOM_NL__2PRFIN20031215_141458_000000402022_00296_09368_9756.N1	15-DEC-2003 14:14:58	Dark	40.000	77	Eps Cen	2.3030	28000.	80	9368	No
298	GOM_NL__2PRFIN20031215_141610_000000422022_00296_09368_9757.N1	15-DEC-2003 14:16:10	Dark	42.000	10	Bet Cen	0.61000	28000.	84	9368	No
299	GOM_NL__2PRFIN20031215_141734_000000432022_00297_09369_9723.N1	15-DEC-2003 14:17:34	Dark	43.000	20	Bet Cru	1.2530	30000.	86	9369	No
300	GOM_NL__2PRFIN20031215_141940_000000392022_00297_09369_9724.N1	15-DEC-2003 14:19:40	Dark	39.000	112	Alp Mus	2.6880	26000.	78	9369	No
301	GOM_NL__2PRFIN20031215_142425_000000402022_00297_09369_9725.N1	15-DEC-2003 14:24:25	Dark	39.500	29	Bet Car	1.6720	10200.	79	9369	No
302	GOM_NL__2PRFIN20031215_142727_000000672022_00297_09369_9726.N1	15-DEC-2003 14:27:27	Dark	67.000	65	Lam Vel	2.2040	4400.0	134	9369	No
303	GOM_NL__2PRFIN20031215_142939_000000482022_00297_09369_9727.N1	15-DEC-2003 14:29:39	Dark	48.000	34	Gam2Vel	1.7930	23000.	96	9369	No
304	GOM_NL__2PRFIN20031215_143150_000000432022_00297_09369_9728.N1	15-DEC-2003 14:31:50	Dark	42.500	2	Alp Car	-0.73600	7000.0	85	9369	No
305	GOM_NL__2PRFIN20031215_143432_000000552022_00297_09369_9729.N1	15-DEC-2003 14:34:32	Dark	55.000	117	Pi Pup	2.7060	3800.0	110	9369	No
306	GOM_NL__2PRFIN20031215_143749_000000592022_00297_09369_9730.N1	15-DEC-2003 14:37:49	Straylight	59.000	23	21Eps CMa	1.5020	26000.	118	9369	No
307	GOM_NL__2PRFIN20031215_143939_000000572022_00297_09369_9731.N1	15-DEC-2003 14:39:39	Straylight	56.500	179	24Omi2CMa	3.0320	24000.	113	9369	No
308	GOM_NL__2PRFIN20031215_144244_000000752022_00297_09369_9732.N1	15-DEC-2003 14:42:44	Straylight	75.000	1	9Alp CMa	-1.4400	11000.	150	9369	No
309	GOM_NL__2PRFIN20031215_144558_000000542022_00297_09369_9733.N1	15-DEC-2003 14:45:58	Straylight	54.000	7	19Bet Ori	0.10000	14000.	108	9369	No
310	GOM_NL__2PRFIN20031215_144818_000000532022_00297_09369_9734.N1	15-DEC-2003 14:48:18	Straylight	52.500	30	46Eps Ori	1.6940	30000.	105	9369	No
311	GOM_NL__2PRFIN20031215_145039_000000522022_00297_09369_9735.N1	15-DEC-2003 14:50:39	Twilight	52.000	27	24Gam Ori	1.6360	26000.	104	9369	No
312	GOM_NL__2PRFIN20031215_145323_000000542022_00297_09369_9736.N1	15-DEC-2003 14:53:23	Twilight	54.000	13	87Alp Tau	0.86700	3800.0	108	9369	No
313	GOM_NL__2PRFIN20031215_145531_000000382022_00297_09369_9737.N1	15-DEC-2003 14:55:31	Bright	37.500	146	25Eta Tau	2.8730	15200.	75	9369	No
314	GOM_NL__2PRFIN20031215_145742_000000372022_00297_09369_9738.N1	15-DEC-2003 14:57:42	Bright	37.000	150	44Zet Per	2.8900	28000.	74	9369	No
315	GOM_NL__2PRFIN20031215_150000_000000372022_00297_09369_9739.N1	15-DEC-2003 15:00:00	Bright	36.500	149	45Eps Per	2.8880	30000.	73	9369	No
316	GOM_NL__2PRFIN20031215_150211_000000362022_00297_09369_9740.N1	15-DEC-2003 15:02:11	Bright	35.500	175	39Del Per	3.0100	19400.	71	9369	No
317	GOM_NL__2PRFIN20031215_150355_000000362022_00297_09369_9741.N1	15-DEC-2003 15:03:55	Bright	35.500	160	23Gam Per	2.9300	4700.0	71	9369	No
318	GOM_NL__2PRFIN20031215_150704_000000382022_00297_09369_9742.N1	15-DEC-2003 15:07:04	Bright	37.500	110	37Del Cas	2.6780	8900.0	75	9369	No
319	GOM_NL__2PRFIN20031215_151353_000000392022_00297_09369_9743.N1	15-DEC-2003 15:13:53	Bright	38.500	49	1Alp UMi	1.9900	6300.0	77	9369	No
320	GOM_NL__2PRFIN20031215_151836_000000392022_00297_09369_9744.N1	15-DEC-2003 15:18:36	Bright	38.500	60	7Bet UMi	2.0810	3950.0	77	9369	No
321	GOM_NL__2PRFIN20031215_152032_000000532022_00297_09369_9745.N1	15-DEC-2003 15:20:32	Bright	52.500	82	48Bet UMa	2.3650	10600.	105	9369	No
322	GOM_NL__2PRFIN20031215_152316_000000452022_00297_09369_9746.N1	15-DEC-2003 15:23:16	Bright	45.000	32	77Eps UMa	1.7630	11000.	90	9369	No
323	GOM_NL__2PRFIN20031215_152549_000000392022_00297_09369_9747.N1	15-DEC-2003 15:25:49	Bright	38.500	39	85Eta UMa	1.8540	24000.	77	9369	No
324	GOM_NL__2PRFIN20031215_152908_000000392022_00297_09369_9748.N1	15-DEC-2003 15:29:08	Bright	39.000	180	27Gam Boo	3.0400	8000.0	78	9369	No
325	GOM_NL__2PRFIN20031215_153220_000000372022_00297_09369_9749.N1	15-DEC-2003 15:32:20	Bright	37.000	83		2.3780	11000.	74	9369	No
326	GOM_NL__2PRFIN20031215_153537_000000422022_00297_09369_9750.N1	15-DEC-2003 15:35:37	Bright	42.000	111	8Eta Boo	2.6800	6000.0	84	9369	No
327	GOM_NL__2PRFIN20031215_153932_000000542022_00297_09369_9751.N1	15-DEC-2003 15:39:32	Bright	54.000	138	47Eps Vir	2.8280	4700.0	108	9369	No
328	GOM_NL__2PRFIN20031215_154236_000001082022_00297_09369_9752.N1	15-DEC-2003 15:42:36	Twilight	107.50	62	94Bet Leo	2.1360	9700.0	215	9369	No
329	GOM_NL__2PRFIN20031215_154859_000000472022_00297_09369_9753.N1	15-DEC-2003 15:48:59	Twilight	47.000	169	46Gam Hya	2.9910	4700.0	94	9369	No
330	GOM_NL__2PRFIN20031215_155042_000000482022_00297_09369_9754.N1	15-DEC-2003 15:50:42	Dark	47.500	54	5The Cen	2.0550	4500.0	95	9369	No
331	GOM_NL__2PRFIN20031215_155254_000000392022_00297_09369_9755.N1	15-DEC-2003 15:52:54	Dark	39.000	78	Alp Lup	2.3040	28000.	78	9369	No
332	GOM_NL__2PRFIN20031215_155535_000000402022_00297_09369_9756.N1	15-DEC-2003 15:55:35	Dark	40.000	77	Eps Cen	2.3030	28000.	80	9369	No
333	GOM_NL__2PRFIN20031215_155648_000000482022_00297_09369_9757.N1	15-DEC-2003 15:56:48	Dark	47.500	10	Bet Cen	0.61000	28000.	95	9369	No
334	GOM_NL__2PRFIN20031215_155814_000000402022_00298_09370_9723.N1	15-DEC-2003 15:58:14	Dark	40.000	20	Bet Cru	1.2530	30000.	80	9370	No
335	GOM_NL__2PRFIN20031215_160017_000000372022_00298_09370_9724.N1	15-DEC-2003 16:00:17	Dark	36.500	112	Alp Mus	2.6880	26000.	73	9370	No
336	GOM_NL__2PRFIN20031215_160502_000000442022_00298_09370_9725.N1	15-DEC-2003 16:05:02	Dark	43.500	29	Bet Car	1.6720	10200.	87	9370	No
337	GOM_NL__2PRFIN20031215_160732_000000482022_00298_09370_9726.N1	15-DEC-2003 16:07:32	Dark	48.000	41	Eps Car	1.8600	4100.0	96	9370	No

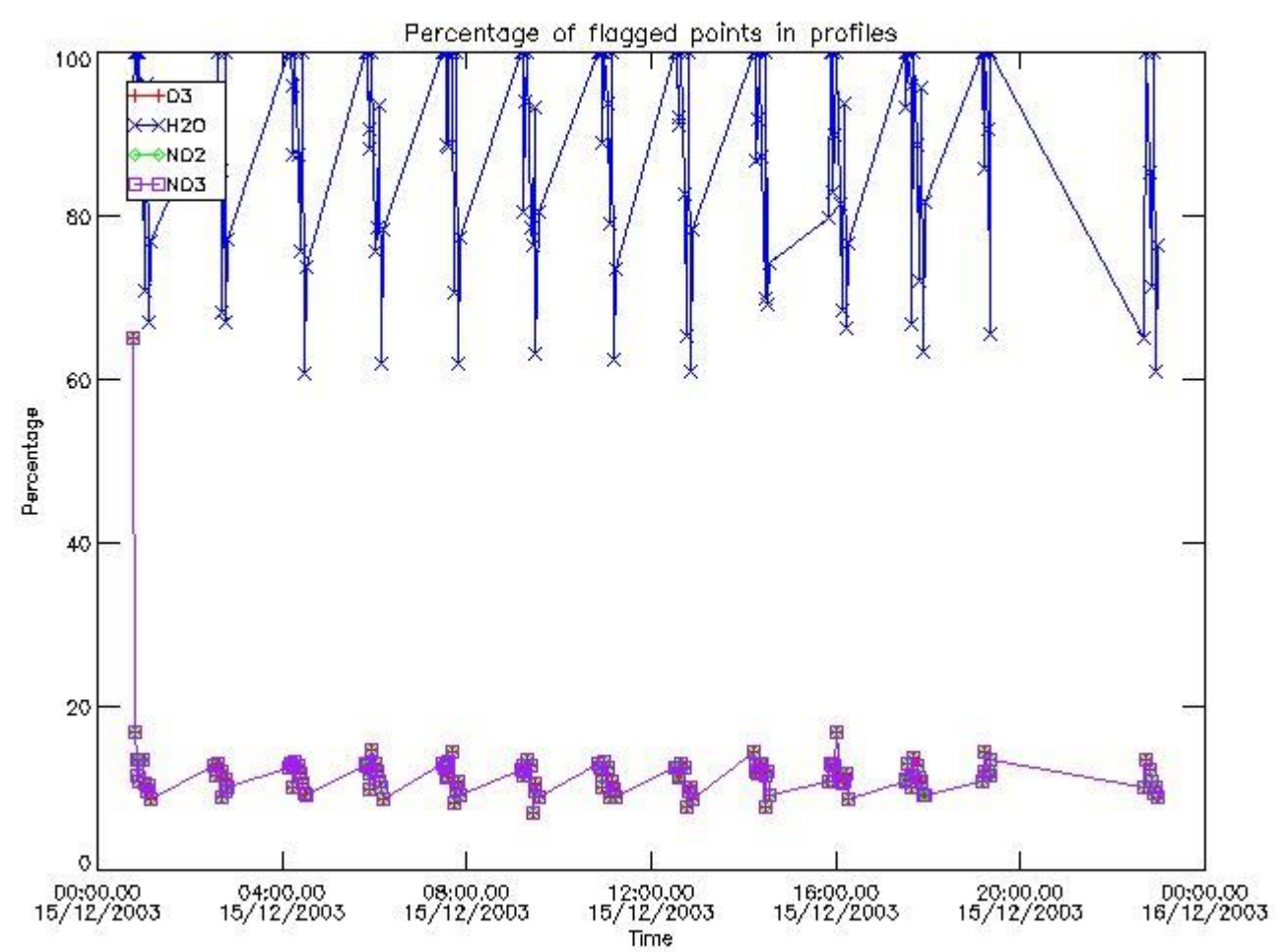
338	GOM_NL__2PRFIN20031215_161016_000000482022_00298_09370_9727.N1	15-DEC-2003 16:10:16	Dark	47.500	34	Gam2Vel	1.7930	23000.	95	9370	No
339	GOM_NL__2PRFIN20031215_161227_000000442022_00298_09370_9728.N1	15-DEC-2003 16:12:27	Dark	43.500	2	Alp Car	-0.73600	7000.0	87	9370	No
340	GOM_NL__2PRFIN20031215_161509_000000582022_00298_09370_9729.N1	15-DEC-2003 16:15:09	Dark	58.000	117	Pi Pup	2.7060	3800.0	116	9370	No
341	GOM_NL__2PRFIN20031215_161826_000000612022_00298_09370_9730.N1	15-DEC-2003 16:18:26	Straylight	60.500	23	21Eps CMa	1.5020	26000.	121	9370	No
342	GOM_NL__2PRFIN20031215_162016_000000552022_00298_09370_9731.N1	15-DEC-2003 16:20:16	Straylight	55.000	179	24Omi2CMa	3.0320	24000.	110	9370	No
343	GOM_NL__2PRFIN20031215_162303_000000562022_00298_09370_9732.N1	15-DEC-2003 16:23:03	Straylight	56.000	47	2Bet CMa	1.9760	28000.	112	9370	No
344	GOM_NL__2PRFIN20031215_162533_000000462022_00298_09370_9733.N1	15-DEC-2003 16:25:33	Straylight	45.500	165	34Gam Eri	2.9500	3200.0	91	9370	No
345	GOM_NL__2PRFIN20031215_162720_000000492022_00298_09370_9734.N1	15-DEC-2003 16:27:20	Straylight	48.500	125	44Iot Ori	2.7700	30000.	97	9370	No
346	GOM_NL__2PRFIN20031215_162854_000000512022_00298_09370_9735.N1	15-DEC-2003 16:28:54	Straylight	50.500	30	46Eps Ori	1.6940	30000.	101	9370	No
347	GOM_NL__2PRFIN20031215_163206_000000682022_00298_09370_9736.N1	15-DEC-2003 16:32:06	Tw_i_and_stray	68.000	14	58Alp Ori	0.87000	3000.0	136	9370	No
348	GOM_NL__2PRFIN20031215_163359_000000542022_00298_09370_9737.N1	15-DEC-2003 16:33:59	Tw_i_and_stray	54.000	13	87Alp Tau	0.86700	3800.0	108	9370	No
349	GOM_NL__2PRFIN20031215_163608_000000372022_00298_09370_9738.N1	15-DEC-2003 16:36:08	Bright	37.000	146	25Eta Tau	2.8730	15200.	74	9370	No
350	GOM_NL__2PRFIN20031215_163817_000000392022_00298_09370_9739.N1	15-DEC-2003 16:38:17	Bright	39.000	150	44Zet Per	2.8900	28000.	78	9370	No
351	GOM_NL__2PRFIN20031215_164035_000000372022_00298_09370_9740.N1	15-DEC-2003 16:40:35	Bright	36.500	149	45Eps Per	2.8880	30000.	73	9370	No
352	GOM_NL__2PRFIN20031215_164247_000000362022_00298_09370_9741.N1	15-DEC-2003 16:42:47	Bright	36.000	175	39Del Per	3.0100	19400.	72	9370	No
353	GOM_NL__2PRFIN20031215_164431_000000382022_00298_09370_9742.N1	15-DEC-2003 16:44:31	Bright	37.500	160	23Gam Per	2.9300	4700.0	75	9370	No
354	GOM_NL__2PRFIN20031215_164740_000000392022_00298_09370_9743.N1	15-DEC-2003 16:47:40	Bright	38.500	110	37Del Cas	2.6780	8900.0	77	9370	No
355	GOM_NL__2PRFIN20031215_165428_000000402022_00298_09370_9744.N1	15-DEC-2003 16:54:28	Bright	40.000	49	1Alp UMi	1.9900	6300.0	80	9370	No
356	GOM_NL__2PRFIN20031215_165912_000000412022_00298_09370_9745.N1	15-DEC-2003 16:59:12	Bright	40.500	60	7Bet UMi	2.0810	3950.0	81	9370	No
357	GOM_NL__2PRFIN20031215_170108_000000482022_00298_09370_9746.N1	15-DEC-2003 17:01:08	Bright	48.000	82	48Bet UMa	2.3650	10600.	96	9370	No
358	GOM_NL__2PRFIN20031215_170352_000000432022_00298_09370_9747.N1	15-DEC-2003 17:03:52	Bright	43.000	32	77Eps UMa	1.7630	11000.	86	9370	No
359	GOM_NL__2PRFIN20031215_170625_000000432022_00298_09370_9748.N1	15-DEC-2003 17:06:25	Bright	43.000	39	85Eta UMa	1.8540	24000.	86	9370	No
360	GOM_NL__2PRFIN20031215_170944_000000542022_00298_09370_9749.N1	15-DEC-2003 17:09:44	Bright	53.500	180	27Gam Boo	3.0400	8000.0	107	9370	No
361	GOM_NL__2PRFIN20031215_171256_000000392022_00298_09370_9750.N1	15-DEC-2003 17:12:56	Bright	38.500	83		2.3780	11000.	77	9370	No
362	GOM_NL__2PRFIN20031215_171614_000000412022_00298_09370_9751.N1	15-DEC-2003 17:16:14	Bright	41.000	111	8Eta Boo	2.6800	6000.0	82	9370	No
363	GOM_NL__2PRFIN20031215_172008_000000532022_00298_09370_9752.N1	15-DEC-2003 17:20:08	Bright	53.000	138	47Eps Vir	2.8280	4700.0	106	9370	No
364	GOM_NL__2PRFIN20031215_172606_000000552022_00298_09370_9753.N1	15-DEC-2003 17:26:06	Tw_i_and_stray	55.000	15	67Alp Vir	0.97600	28000.	110	9370	No
365	GOM_NL__2PRFIN20031215_172936_000000472022_00298_09370_9754.N1	15-DEC-2003 17:29:36	Dark	46.500	169	46Gam Hya	2.9910	4700.0	93	9370	No
366	GOM_NL__2PRFIN20031215_173119_000000462022_00298_09370_9755.N1	15-DEC-2003 17:31:19	Dark	45.500	54	5The Cen	2.0550	4500.0	91	9370	No
367	GOM_NL__2PRFIN20031215_173330_000000392022_00298_09370_9756.N1	15-DEC-2003 17:33:30	Dark	39.000	78	Alp Lup	2.3040	28000.	78	9370	No
368	GOM_NL__2PRFIN20031215_173725_000000512022_00298_09370_9757.N1	15-DEC-2003 17:37:25	Dark	50.500	10	Bet Cen	0.61000	28000.	101	9370	No
369	GOM_NL__2PRFIN20031215_173850_000000442022_00299_09371_9723.N1	15-DEC-2003 17:38:50	Dark	44.000	26	Gam Cru	1.6240	2900.0	88	9371	No
370	GOM_NL__2PRFIN20031215_174053_000000372022_00299_09371_9724.N1	15-DEC-2003 17:40:53	Dark	37.000	112	Alp Mus	2.6880	26000.	74	9371	No
371	GOM_NL__2PRFIN20031215_174539_000000402022_00299_09371_9725.N1	15-DEC-2003 17:45:39	Dark	40.000	29	Bet Car	1.6720	10200.	80	9371	No
372	GOM_NL__2PRFIN20031215_174809_000000452022_00299_09371_9726.N1	15-DEC-2003 17:48:09	Dark	45.000	41	Eps Car	1.8600	4100.0	90	9371	No
373	GOM_NL__2PRFIN20031215_175053_000000482022_00299_09371_9727.N1	15-DEC-2003 17:50:53	Dark	47.500	34	Gam2Vel	1.7930	23000.	95	9371	No
374	GOM_NL__2PRFIN20031215_175304_000000552022_00299_09371_9728.N1	15-DEC-2003 17:53:04	Dark	54.500	2	Alp Car	-0.73600	7000.0	109	9371	No
375	GOM_NL__2PRFIN20031215_175545_000000552022_00299_09371_9729.N1	15-DEC-2003 17:55:45	Dark	55.000	117	Pi Pup	2.7060	3800.0	110	9371	No
376	GOM_NL__2PRFIN20031215_175902_000000582022_00299_09371_9730.N1	15-DEC-2003 17:59:02	Straylight	57.500	23	21Eps CMa	1.5020	26000.	115	9371	No
377	GOM_NL__2PRFIN20031215_180052_000000562022_00299_09371_9731.N1	15-DEC-2003 18:00:52	Straylight	55.500	179	24Omi2CMa	3.0320	24000.	111	9371	No
378	GOM_NL__2PRFIN20031215_180340_000000522022_00299_09371_9732.N1	15-DEC-2003 18:03:40	Straylight	52.000	47	2Bet CMa	1.9760	28000.	104	9371	No
379	GOM_NL__2PRFIN20031215_180610_000000472022_00299_09371_9733.N1	15-DEC-2003 18:06:10	Straylight	46.500	165	34Gam Eri	2.9500	3200.0	93	9371	No
380	GOM_NL__2PRFIN20031215_180756_000000492022_00299_09371_9734.N1	15-DEC-2003 18:07:56	Straylight	49.000	125	44Iot Ori	2.7700	30000.	98	9371	No
381	GOM_NL__2PRFIN20031215_180930_000000512022_00299_09371_9735.N1	15-DEC-2003 18:09:30	Straylight	50.500	30	46Eps Ori	1.6940	30000.	101	9371	No
382	GOM_NL__2PRFIN20031215_181242_000000682022_00299_09371_9736.N1	15-DEC-2003 18:12:42	Tw_i_and_stray	68.000	14	58Alp Ori	0.87000	3000.0	136	9371	No
383	GOM_NL__2PRFIN20031215_181435_000000542022_00299_09371_9737.N1	15-DEC-2003 18:14:35	Tw_i_and_stray	54.000	13	87Alp Tau	0.86700	3800.0	108	9371	No
384	GOM_NL__2PRFIN20031215_181644_000000372022_00299_09371_9738.N1	15-DEC-2003 18:16:44	Bright	37.000	146	25Eta Tau	2.8730	15200.	74	9371	No
385	GOM_NL__2PRFIN20031215_181853_000000392022_00299_09371_9739.N1	15-DEC-2003 18:18:53	Bright	38.500	150	44Zet Per	2.8900	28000.	77	9371	No
386	GOM_NL__2PRFIN20031215_182111_000000372022_00299_09371_9740.N1	15-DEC-2003 18:21:11	Bright	37.000	149	45Eps Per	2.8880	30000.	74	9371	No
387	GOM_NL__2PRFIN20031215_182323_000000372022_00299_09371_9741.N1	15-DEC-2003 18:23:23	Bright	37.000	175	39Del Per	3.0100	19400.	74	9371	No
388	GOM_NL__2PRFIN20031215_182507_000000392022_00299_09371_9742.N1	15-DEC-2003 18:25:07	Bright	39.000	160	23Gam Per	2.9300	4700.0	78	9371	No
389	GOM_NL__2PRFIN20031215_182817_000000382022_00299_09371_9743.N1	15-DEC-2003 18:28:17	Bright	37.500	110	37Del Cas	2.6780	8900.0	75	9371	No
390	GOM_NL__2PRFIN20031215_183504_000000392022_00299_09371_9744.N1	15-DEC-2003 18:35:04	Bright	39.000	49	1Alp UMi	1.9900	6300.0	78	9371	No
391	GOM_NL__2PRFIN20031215_183948_000000392022_00299_09371_9745.N1	15-DEC-2003 18:39:48	Bright	39.000	60	7Bet UMi	2.0810	3950.0	78	9371	No
392	GOM_NL__2PRFIN20031215_184143_000000502022_00299_09371_9746.N1	15-DEC-2003 18:41:43	Bright	49.500	82	48Bet UMa	2.3650	10600.	99	9371	No
393	GOM_NL__2PRFIN20031215_184428_000000452022_00299_09371_9747.N1	15-DEC-2003 18:44:28	Bright	44.500	32	77Eps UMa	1.7630	11000.	89	9371	No
394	GOM_NL__2PRFIN20031215_184701_000000432022_00299_09371_9748.N1	15-DEC-2003 18:47:01	Bright	43.000	39	85Eta UMa	1.8540	24000.	86	9371	No
395	GOM_NL__2PRFIN20031215_185020_000000552022_00299_09371_9749.N1	15-DEC-2003 18:50:20	Bright	55.000	180	27Gam Boo	3.0400	8000.0	110	9371	No
396	GOM_NL__2PRFIN20031215_185332_000000382022_00299_09371_9750.N1	15-DEC-2003 18:53:32	Bright	38.000	83		2.3780	11000.	76	9371	No

397	GOM_NL__2PRFIN20031215_185650_000000442022_00299_09371_9751.N1	15-DEC-2003 18:56:50	Bright	43.500	111	8Eta Boo	2.6800	6000.0	87	9371	No
398	GOM_NL__2PRFIN20031215_190045_000000522022_00299_09371_9752.N1	15-DEC-2003 19:00:45	Bright	52.000	138	47Eps Vir	2.8280	4700.0	104	9371	No
399	GOM_NL__2PRFIN20031215_190642_000000532022_00299_09371_9753.N1	15-DEC-2003 19:06:42	Twilight	53.000	15	67Alp Vir	0.97600	28000.	106	9371	No
400	GOM_NL__2PRFIN20031215_191012_000000472022_00299_09371_9754.N1	15-DEC-2003 19:10:12	Dark	46.500	169	46Gam Hya	2.9910	4700.0	93	9371	No
401	GOM_NL__2PRFIN20031215_191155_000000432022_00299_09371_9755.N1	15-DEC-2003 19:11:55	Dark	42.500	54	5The Cen	2.0550	4500.0	85	9371	No
402	GOM_NL__2PRFIN20031215_191406_000000392022_00299_09371_9756.N1	15-DEC-2003 19:14:06	Dark	38.500	78	Alp Lup	2.3040	28000.	77	9371	No
403	GOM_NL__2PRFIN20031215_191801_000000432022_00299_09371_9757.N1	15-DEC-2003 19:18:01	Dark	42.500	10	Bet Cen	0.61000	28000.	85	9371	No
404	GOM_NL__2PRFIN20031215_191926_000000442022_00300_09372_9723.N1	15-DEC-2003 19:19:26	Dark	44.000	26	Gam Cru	1.6240	2900.0	88	9372	No
405	GOM_NL__2PRFIN20031215_192129_000000372022_00300_09372_9724.N1	15-DEC-2003 19:21:29	Dark	37.000	112	Alp Mus	2.6880	26000.	74	9372	No
406	GOM_NL__2PRFIN20031215_224039_000000552022_00302_09374_0049.N1	15-DEC-2003 22:40:39	Dark	55.000	26	Gam Cru	1.6240	2900.0	110	9374	No
407	GOM_NL__2PRFIN20031215_224241_000000382022_00302_09374_0050.N1	15-DEC-2003 22:42:41	Dark	37.500	112	Alp Mus	2.6880	26000.	75	9374	No
408	GOM_NL__2PRFIN20031215_224727_000000422022_00302_09374_0051.N1	15-DEC-2003 22:47:27	Dark	41.500	29	Bet Car	1.6720	10200.	83	9374	No
409	GOM_NL__2PRFIN20031215_224958_000000482022_00302_09374_0052.N1	15-DEC-2003 22:49:58	Dark	47.500	41	Eps Car	1.8600	4100.0	95	9374	No
410	GOM_NL__2PRFIN20031215_225241_000000552022_00302_09374_0053.N1	15-DEC-2003 22:52:41	Dark	54.500	34	Gam2Vel	1.7930	23000.	109	9374	No
411	GOM_NL__2PRFIN20031215_225451_000000512022_00302_09374_0054.N1	15-DEC-2003 22:54:51	Dark	50.500	2	Alp Car	-0.73600	7000.0	101	9374	No
412	GOM_NL__2PRFIN20031215_225734_000000582022_00302_09374_0055.N1	15-DEC-2003 22:57:34	Dark	57.500	117	Pi Pup	2.7060	3800.0	115	9374	No
413	GOM_NL__2PRFIN20031215_230051_000000602022_00302_09374_0056.N1	15-DEC-2003 23:00:51	Straylight	60.000	23	21Eps CMa	1.5020	26000.	120	9374	No
414	GOM_NL__2PRFIN20031215_230240_000000582022_00302_09374_9920.N1	15-DEC-2003 23:02:40	Straylight	57.500	179	24Omi2CMa	3.0320	24000.	115	9374	No
415	GOM_NL__2PRFIN20031215_230527_000000552022_00302_09374_9921.N1	15-DEC-2003 23:05:27	Straylight	55.000	47	2Bet CMa	1.9760	28000.	110	9374	No
416	GOM_NL__2PRFIN20031215_230757_000000472022_00302_09374_9922.N1	15-DEC-2003 23:07:57	Straylight	46.500	165	34Gam Eri	2.9500	3200.0	93	9374	No
417	GOM_NL__2PRFIN20031215_230943_000000502022_00302_09374_9923.N1	15-DEC-2003 23:09:43	Straylight	49.500	125	44Iot Ori	2.7700	30000.	99	9374	No
418	GOM_NL__2PRFIN20031215_231117_000000532022_00302_09374_9924.N1	15-DEC-2003 23:11:17	Straylight	53.000	30	46Eps Ori	1.6940	30000.	106	9374	No
419	GOM_NL__2PRFIN20031215_231428_000000602022_00302_09374_9925.N1	15-DEC-2003 23:14:28	Twilight	60.000	14	58Alp Ori	0.87000	3000.0	120	9374	No
420	GOM_NL__2PRFIN20031215_231622_000000532022_00302_09374_9926.N1	15-DEC-2003 23:16:22	Twilight	52.500	13	87Alp Tau	0.86700	3800.0	105	9374	No
421	GOM_NL__2PRFIN20031215_231832_000000362022_00302_09374_9927.N1	15-DEC-2003 23:18:32	Bright	36.000	146	25Eta Tau	2.8730	15200.	72	9374	No
422	GOM_NL__2PRFIN20031215_232041_000000382022_00302_09374_9928.N1	15-DEC-2003 23:20:41	Bright	38.000	150	44Zet Per	2.8900	28000.	76	9374	No
423	GOM_NL__2PRFIN20031215_232259_000000362022_00302_09374_9929.N1	15-DEC-2003 23:22:59	Bright	36.000	149	45Eps Per	2.8880	30000.	72	9374	No
424	GOM_NL__2PRFIN20031215_232511_000000362022_00302_09374_9930.N1	15-DEC-2003 23:25:11	Bright	35.500	175	39Del Per	3.0100	19400.	71	9374	No
425	GOM_NL__2PRFIN20031215_232656_000000352022_00302_09374_9931.N1	15-DEC-2003 23:26:56	Bright	34.500	160	23Gam Per	2.9300	4700.0	69	9374	No
426	GOM_NL__2PRFIN20031215_233006_000000372022_00302_09374_9932.N1	15-DEC-2003 23:30:06	Bright	37.000	110	37Del Cas	2.6780	8900.0	74	9374	No
427	GOM_NL__2PRFIN20031215_233653_000000342022_00302_09374_9933.N1	15-DEC-2003 23:36:53	Bright	34.000	49	1Alp UMi	1.9900	6300.0	68	9374	No
428	GOM_NL__2PRFIN20031215_234136_000000362022_00302_09374_9934.N1	15-DEC-2003 23:41:36	Bright	35.500	60	7Bet UMi	2.0810	3950.0	71	9374	No
429	GOM_NL__2PRFIN20031215_234329_000000492022_00302_09374_9935.N1	15-DEC-2003 23:43:29	Bright	49.000	82	48Bet UMa	2.3650	10600.	98	9374	No
430	GOM_NL__2PRFIN20031215_234615_000000412022_00302_09374_9936.N1	15-DEC-2003 23:46:15	Bright	41.000	32	77Eps UMa	1.7630	11000.	82	9374	No
431	GOM_NL__2PRFIN20031215_234849_000000412022_00302_09374_9937.N1	15-DEC-2003 23:48:49	Bright	40.500	39	85Eta UMa	1.8540	24000.	81	9374	No
432	GOM_NL__2PRFIN20031215_235208_000000372022_00302_09374_9938.N1	15-DEC-2003 23:52:08	Bright	37.000	180	27Gam Boo	3.0400	8000.0	74	9374	No
433	GOM_NL__2PRFIN20031215_235521_000000382022_00302_09374_9939.N1	15-DEC-2003 23:55:21	Bright	37.500	83		2.3780	11000.	75	9374	No
434	GOM_NL__2PRFIN20031215_235838_000000592022_00302_09374_9940.N1	15-DEC-2003 23:58:38	Bright	59.000	111	8Eta Boo	2.6800	6000.0	118	9374	No

3. Quality information per product


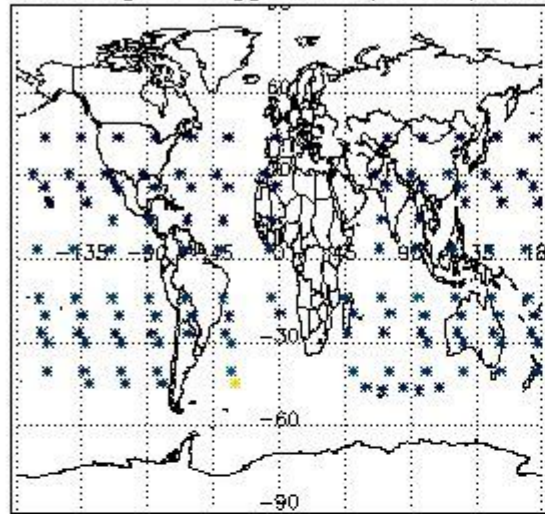
In this section it is plotted some information contained in the Quality Summary data set of the level 2 products. Only products in dark limb conditions and without errors (error flag in the MPH set to "0") are used.

3.1 Plot quality information per product (time dependant)

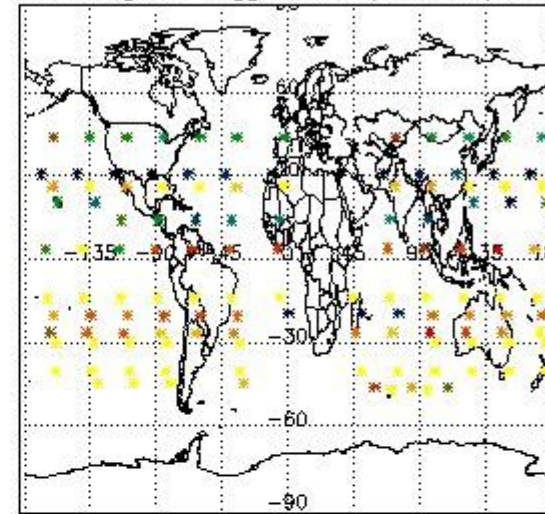


3.2 Plot quality information per product (world map)

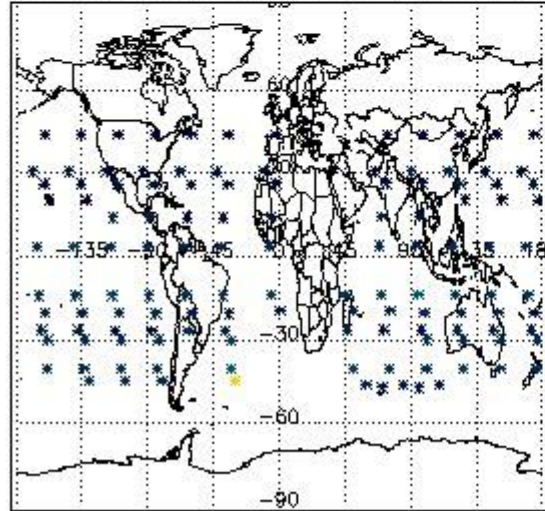
Percentage of flagged data per O3 profile



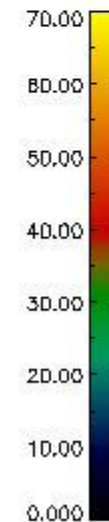
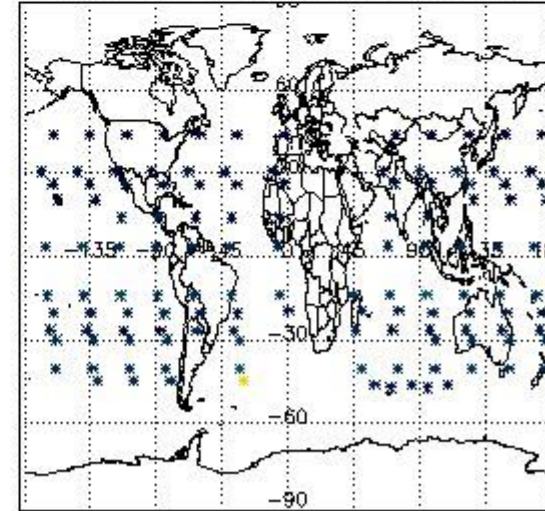
Percentage of flagged data per H2O profile



Percentage of flagged data per NO2 profile



Percentage of flagged data per NO3 profile

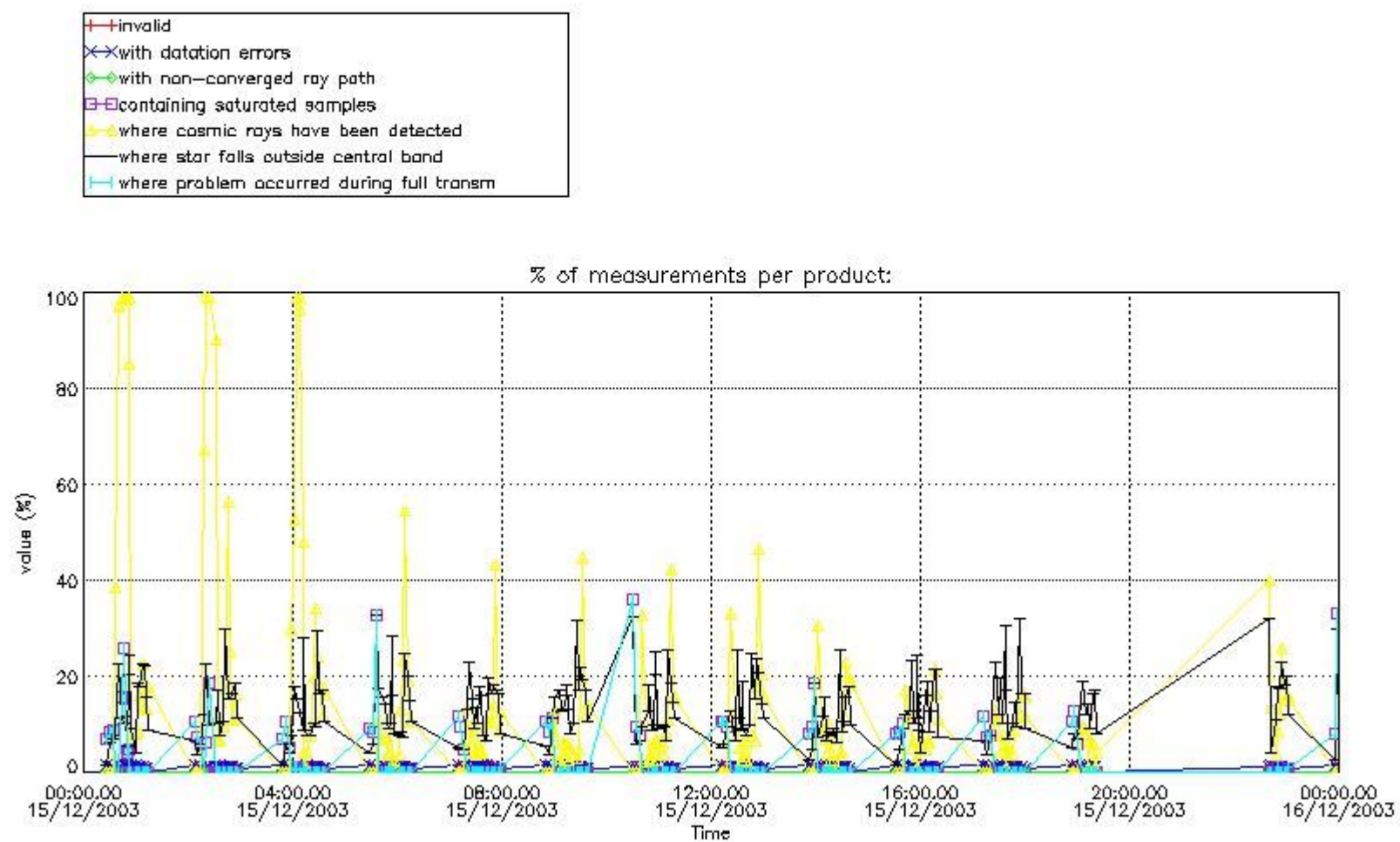


4. Level 1 quality information per product

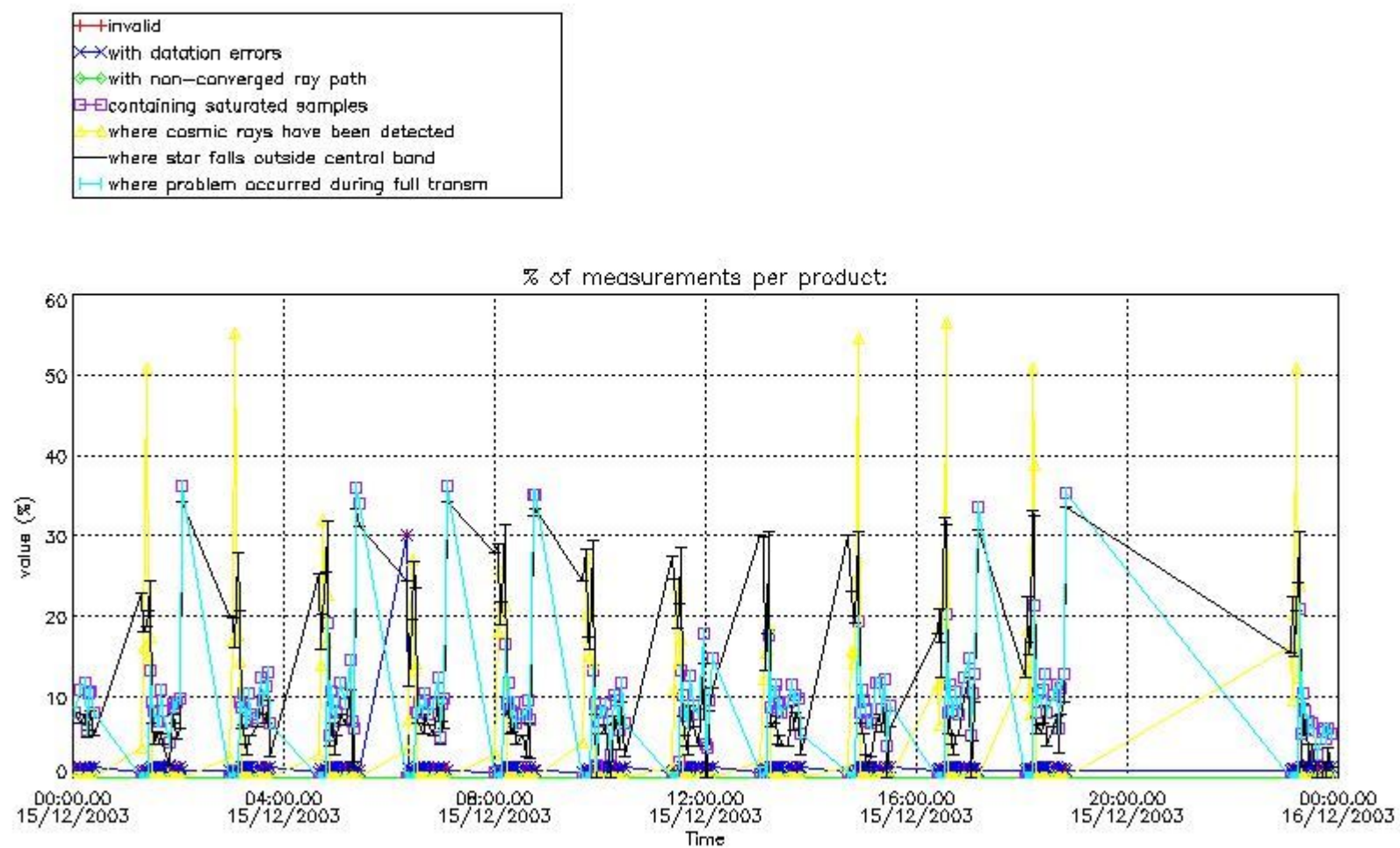
In this section it is plotted some information contained in the Quality Summary data set of the level 2 products that comes from the level 1b processing. Products without errors (error flag in the MPH set to "0") are used.

4.1 Plot quality information per product (time dependant) coming from level 1b processing

4.1.1 Plot level 1 quality information per product (time dependant): ENVISAT ASCENDING passes

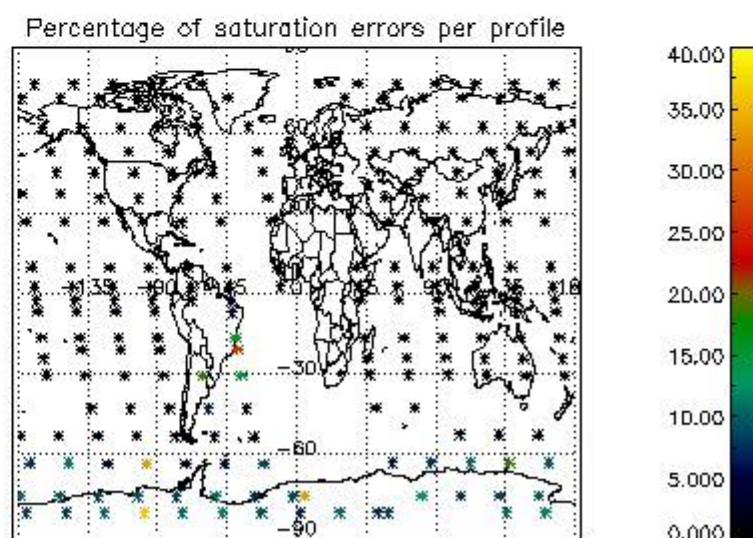
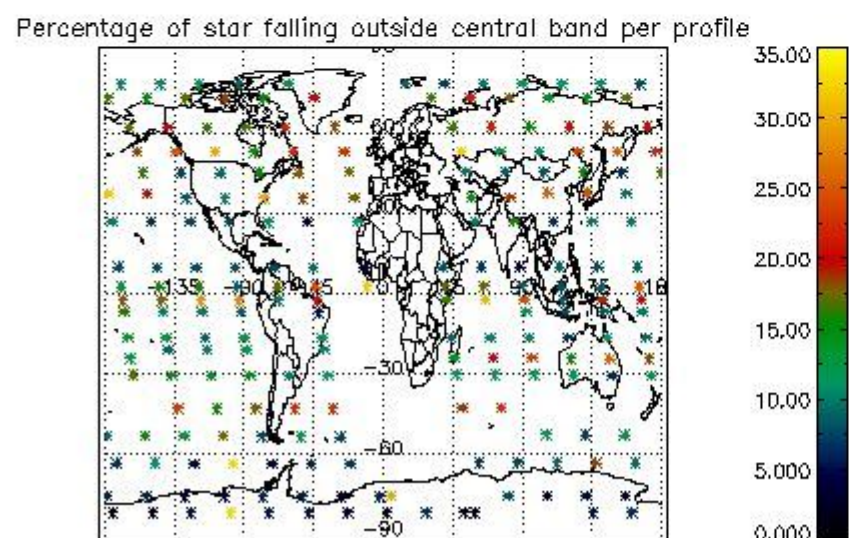
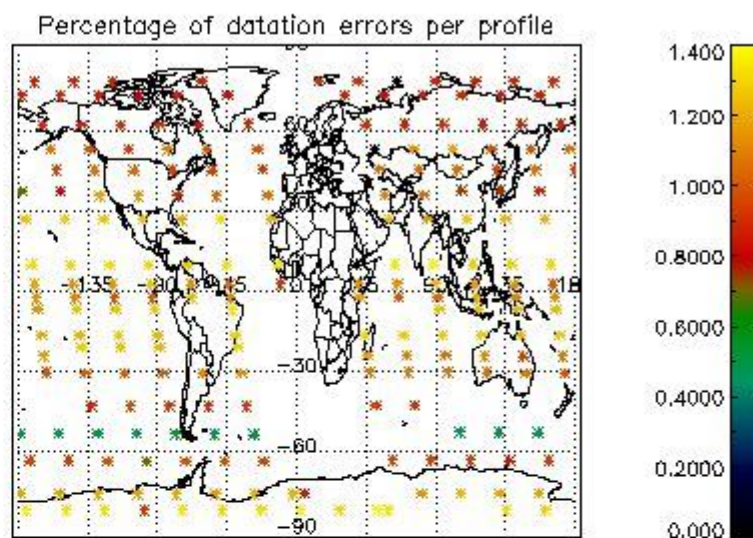
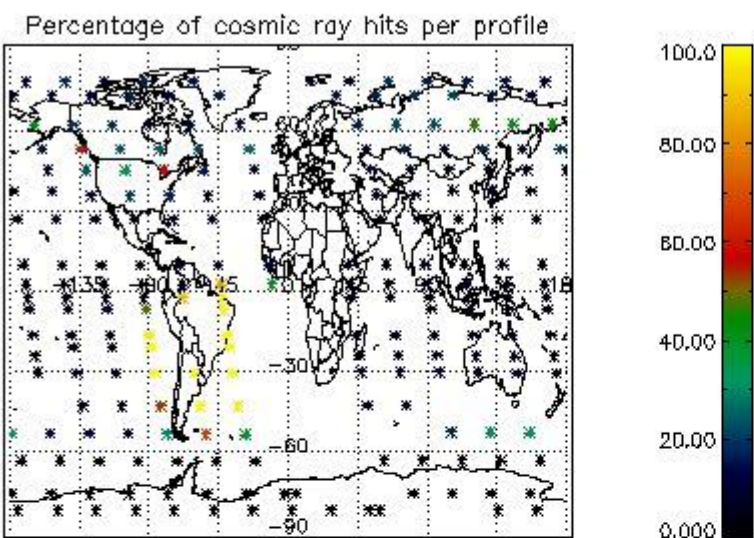


4.1.2 Plot level 1 quality information per product (time dependant): ENVI SAT DESCENDING passes

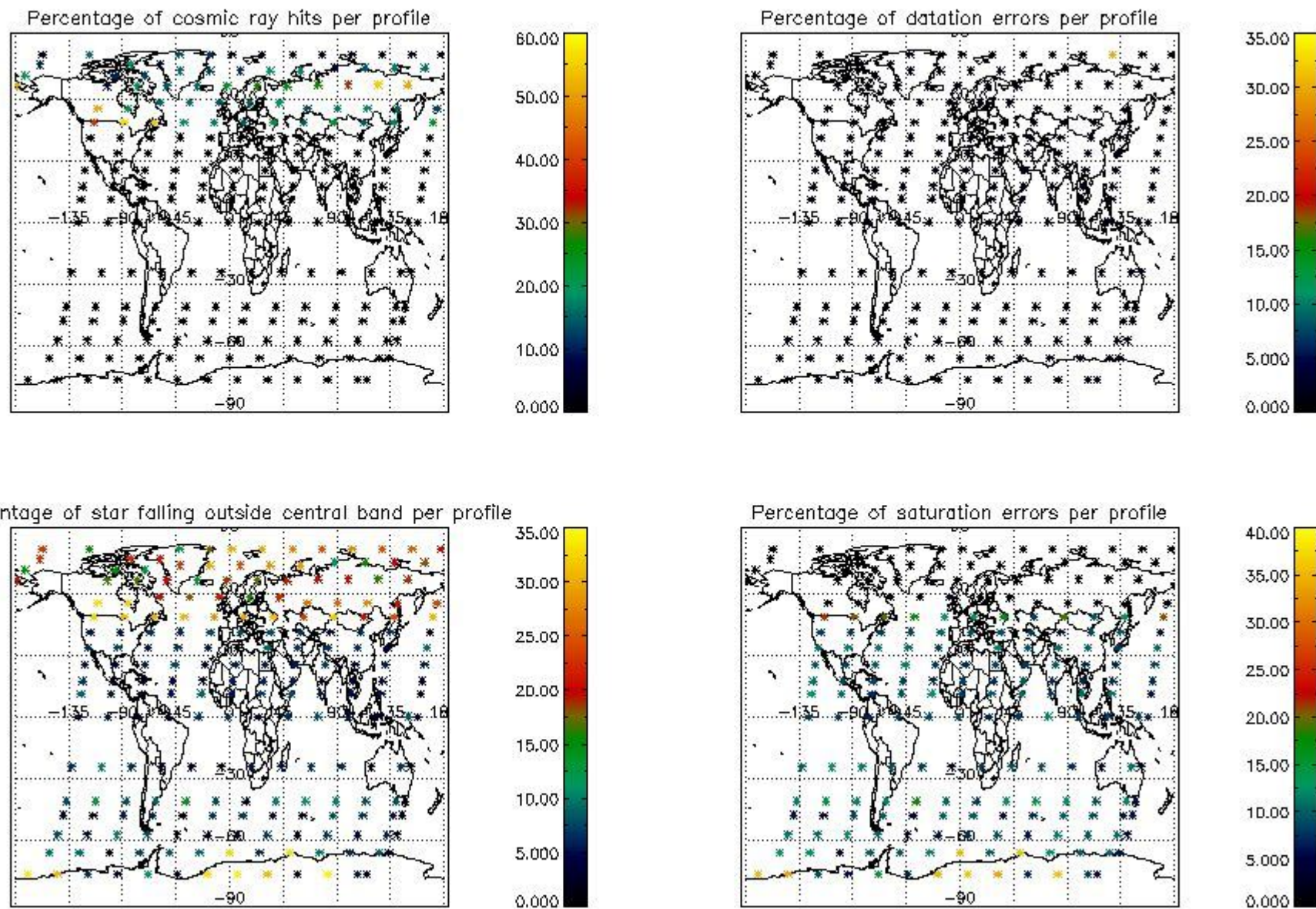


4.2 Plot quality information per product coming from level 1b processing (world map)

4.2.1 Plot level 1 quality information per product (world map): ENVISAT ASCENDING passes



4.2.2 Plot level 1 quality information per product (world map): ENVISAT DESCENDING passes



5. Trace gas profiles

5.1 Ozone statistics based on quality of products

The final quality of the products can be "measured" using the STD (Standard Deviation) attached to every point profile. This information is written to the parameter GOM_NL__2P/NL_LOCAL_SPECIES_DENSITY/o3_std of the level 2 products. The table below shows the statistics for given STD ranges.

The statistics are given with respect to the overall valid production:

- Products without fatal errors: GOM_NL__2P/MPH/PRODUCT_ERR=0
- Valid point profile: GOM_NL__2P/NL_LOCAL_SPECIES_DENSITY/pcd(0)=0

The 'Criteria' is applied to valid points of dark limb products:

- Products in dark limb illumination condition: GOM_NL__2P/NL_SUMMARY_QUALITY/obs_ill_cond=0
- Products without fatal errors: GOM_NL__2P/MPH/PRODUCT_ERR=0
- Valid point profile: GOM_NL__2P/NL_LOCAL_SPECIES_DENSITY/pcd(0)=0

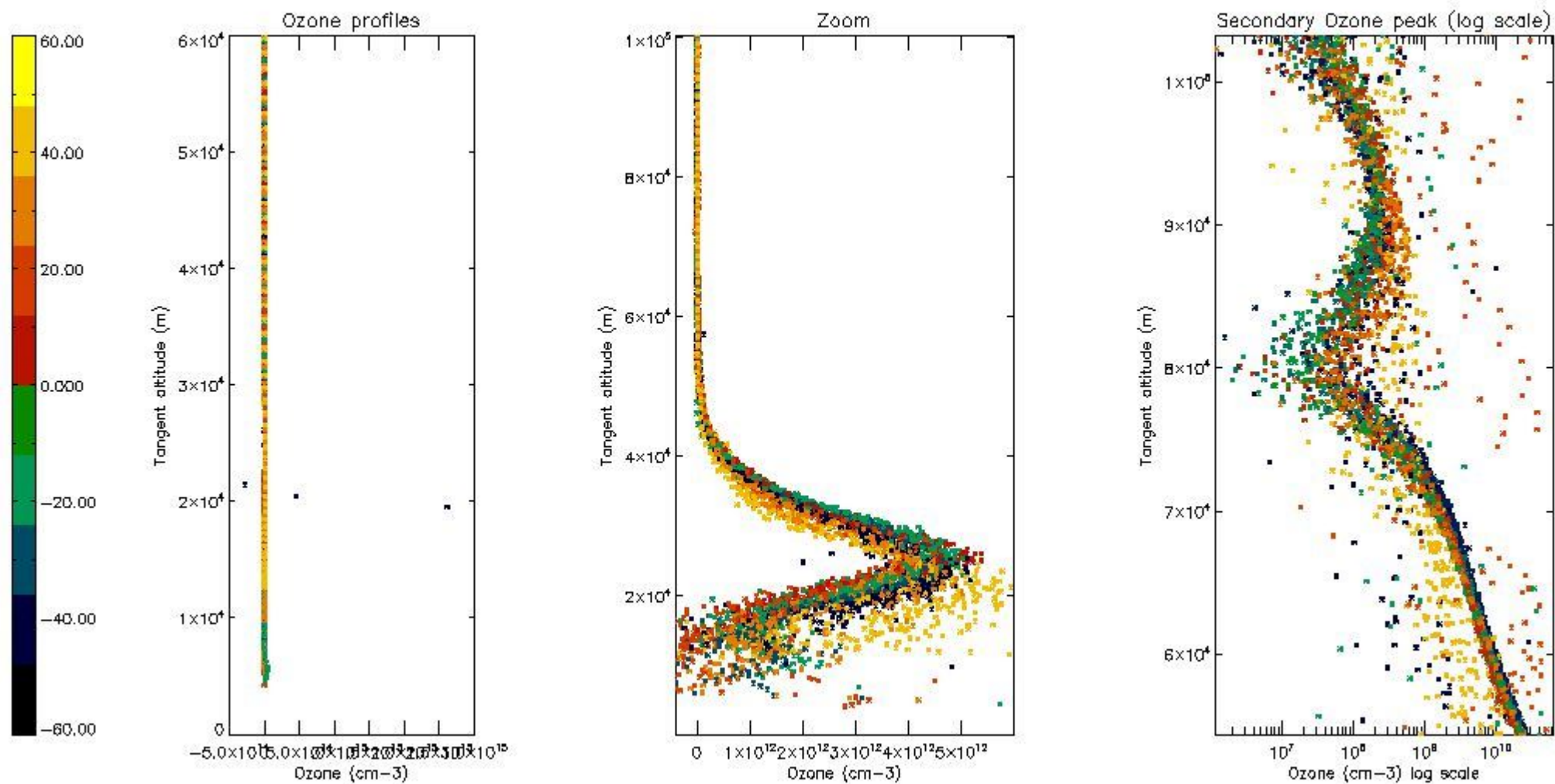
So, the table below shows the percentage of dark limb and valid observations for each criteria with respect to the overall valid daily observations.

Criteria	% of total production
All STD	28
STD < 20	16

STD < 10	14
STD < 5	10

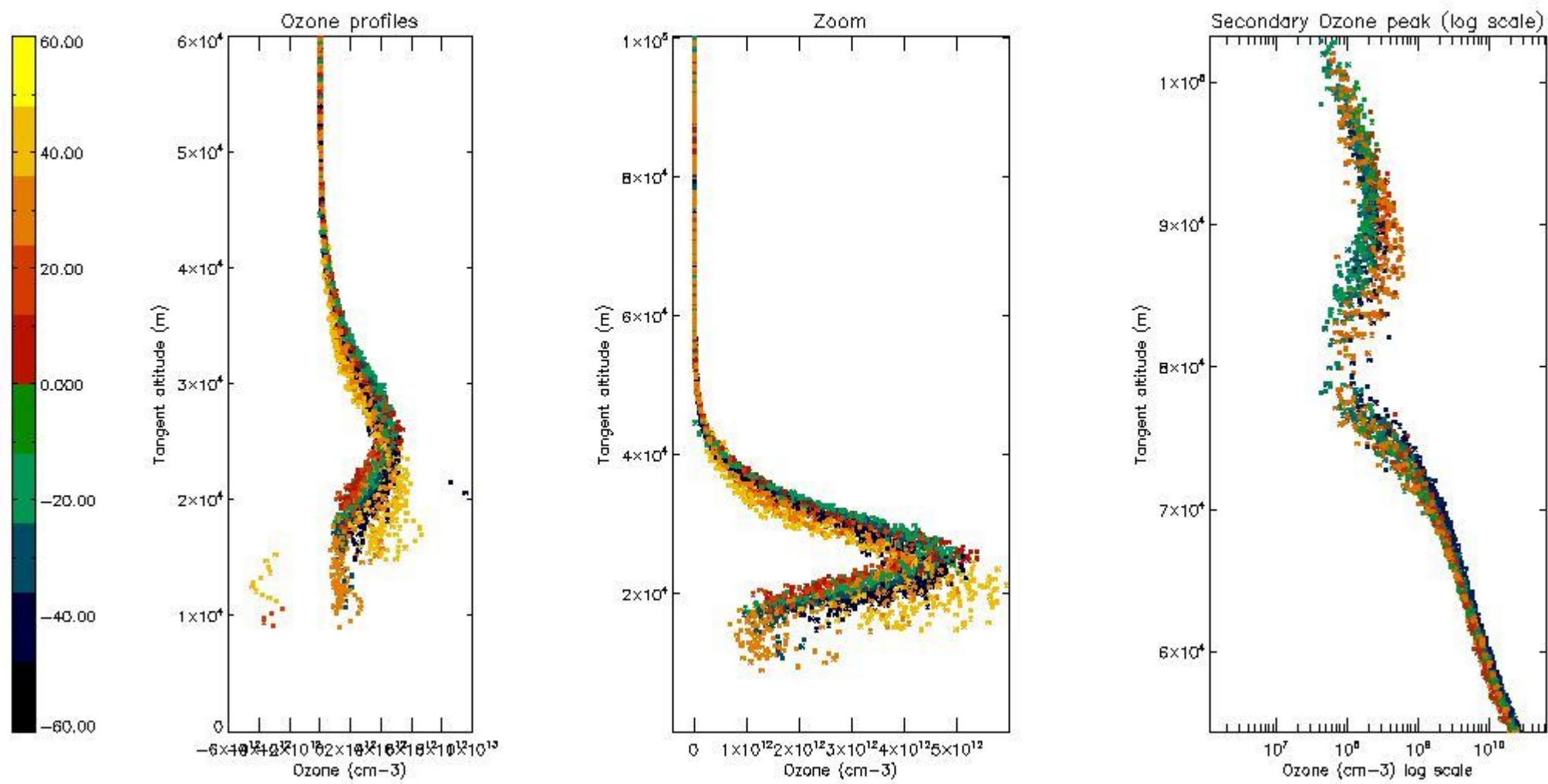
5.2 Plot ozone profiles for all STD (dark without errors)

The colorbar represents the latitude.



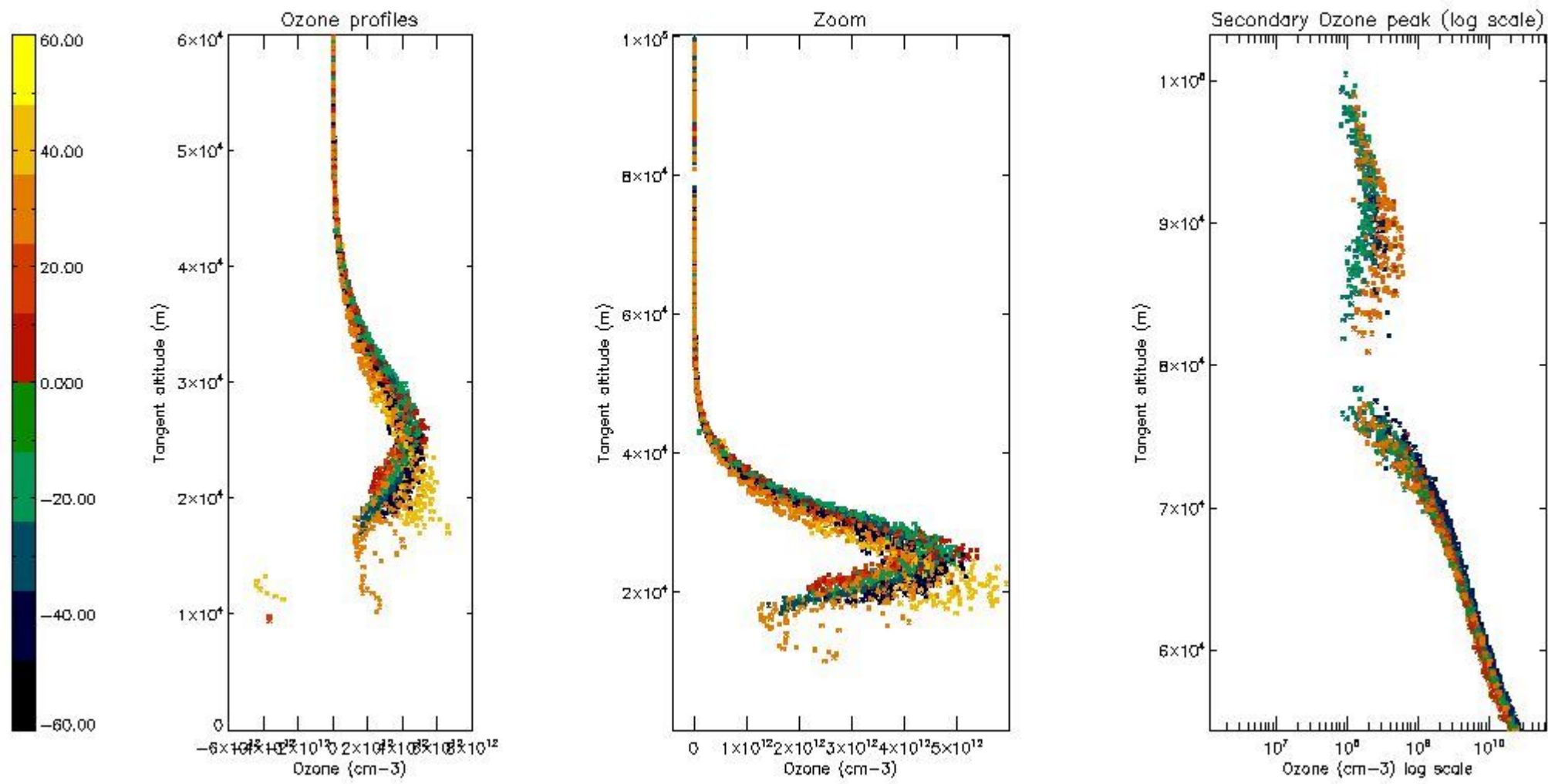
5.3 Plot ozone profiles where STD < 20% (dark without errors)

The colorbar represents the latitude.



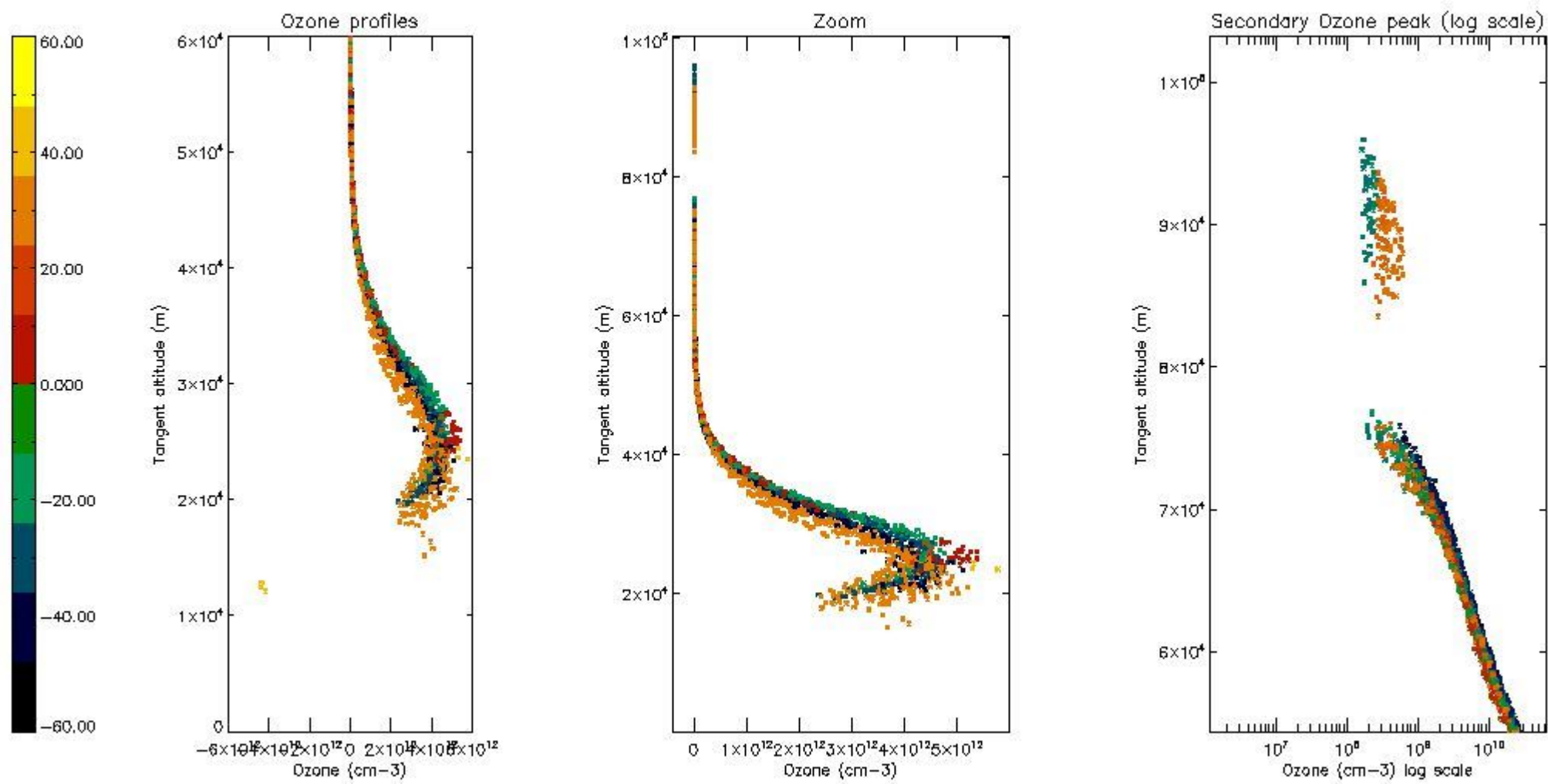
5.4 Plot ozone profiles where STD < 10% (dark without errors)

The colorbar represents the latitude.



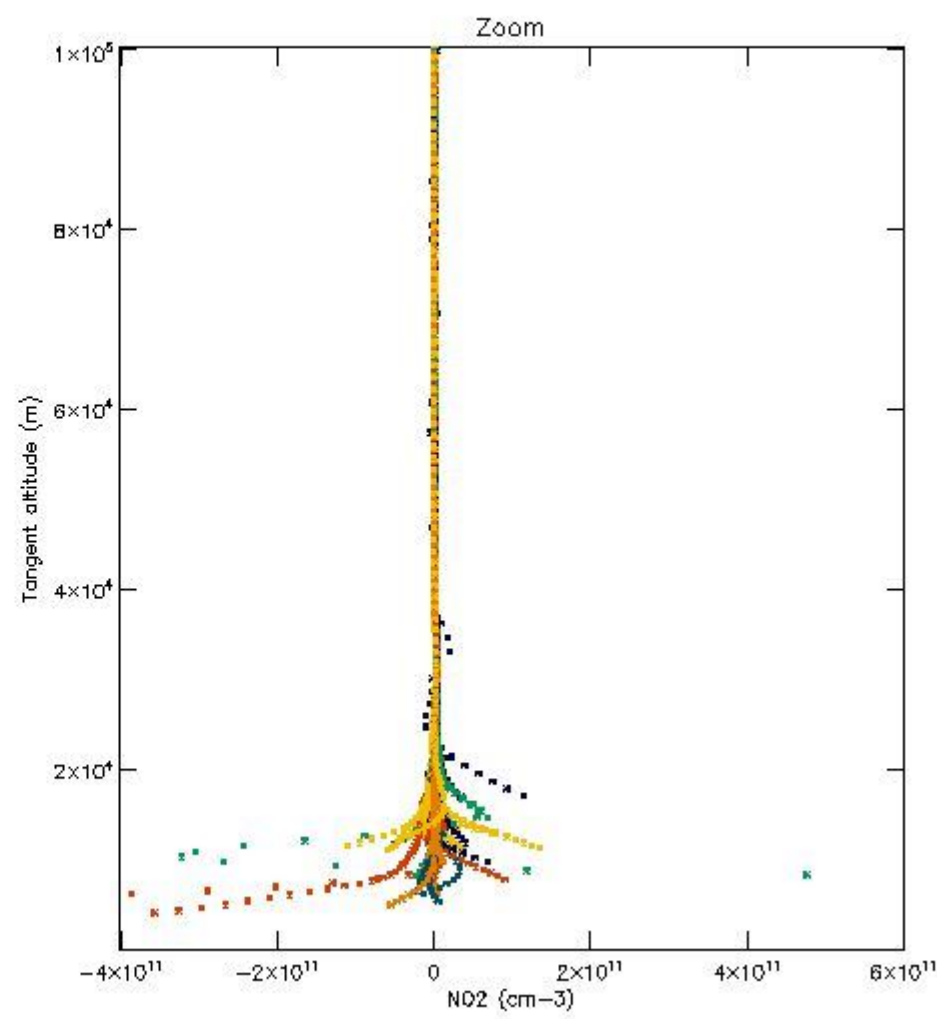
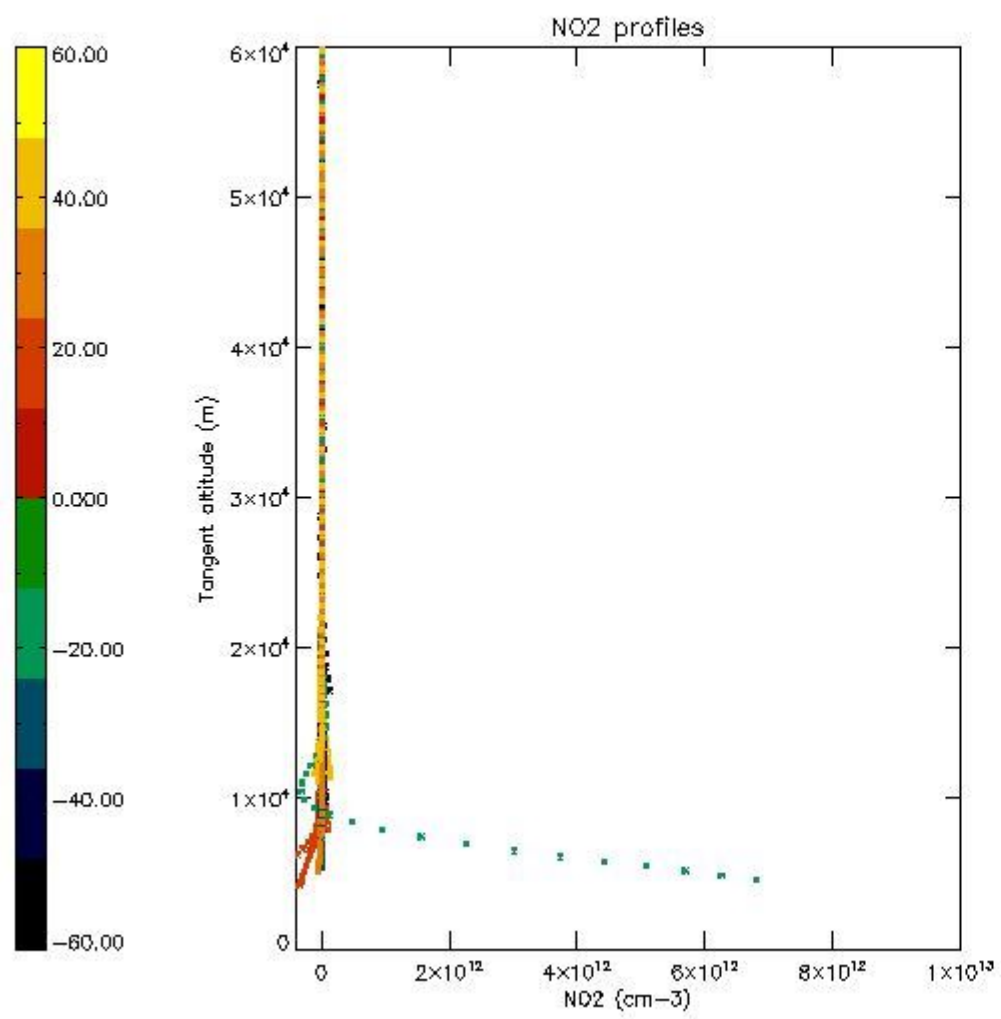
5.5 Plot ozone profiles where STD < 5% (dark without errors)

The colorbar represents the latitude.



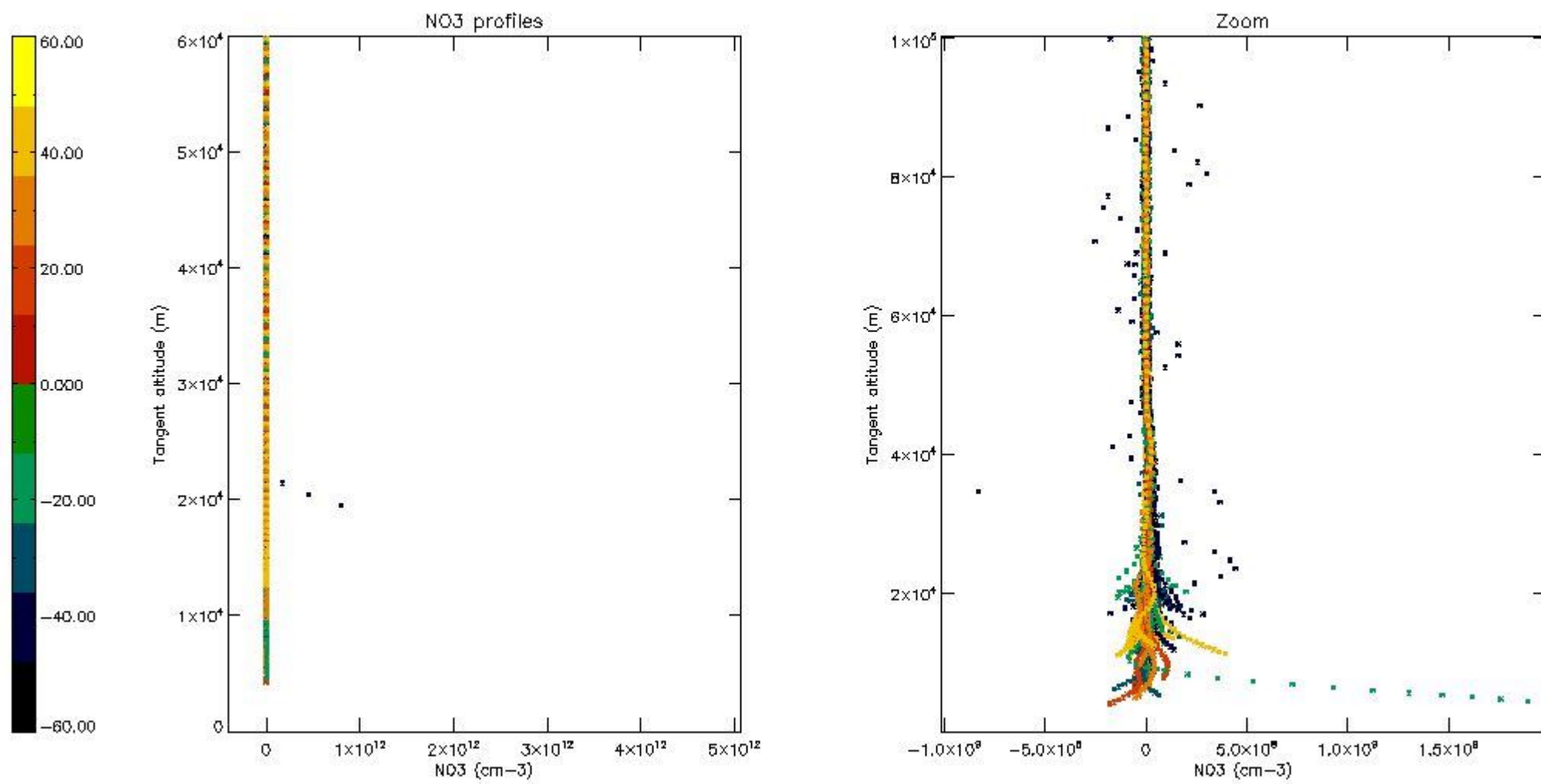
5.6 Plot NO₂ profiles for all STD (dark without errors)

The colorbar represents the latitude.



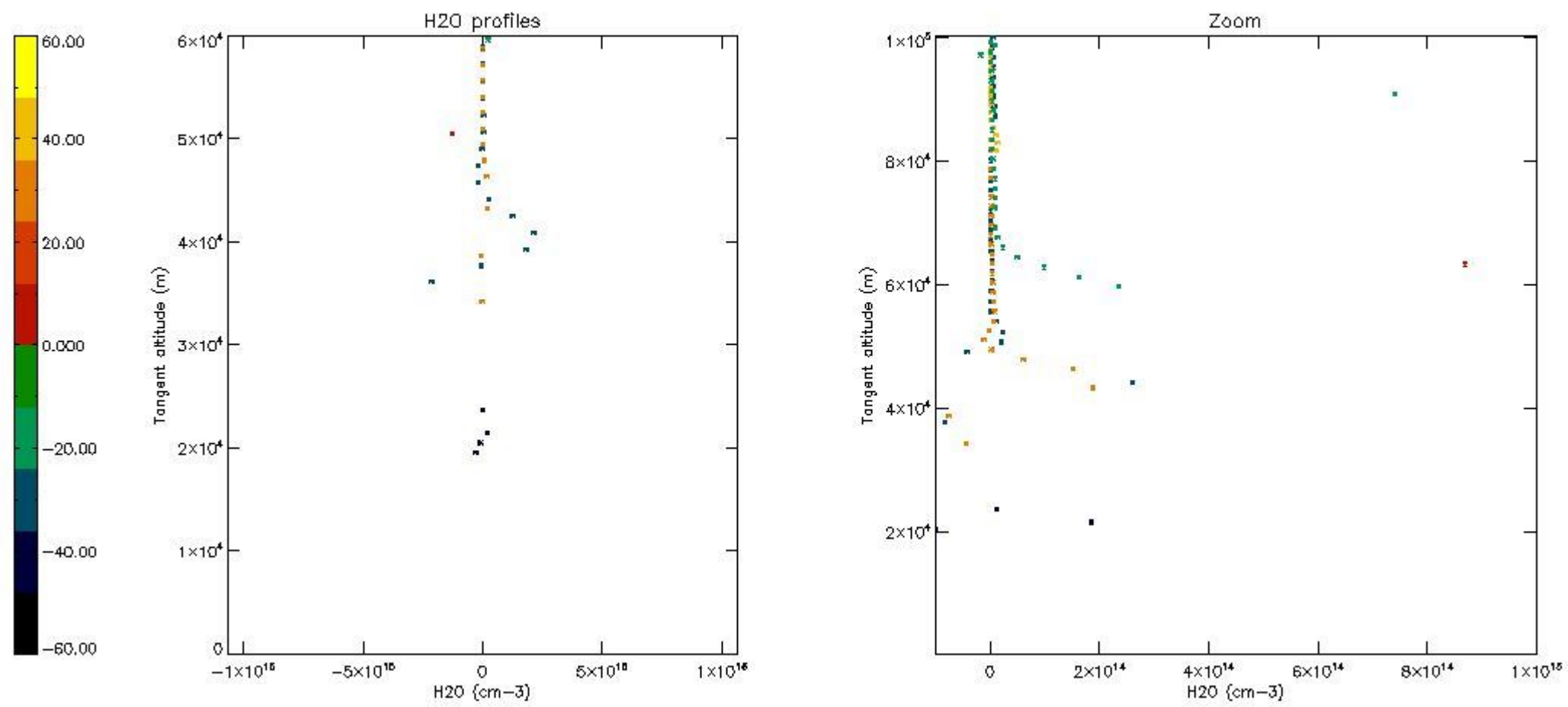
5.7 Plot NO3 profiles for all STD (dark without errors)

The colorbar represents the latitude.



5.8 Plot H2O profiles for all STD (only for occultations of stars 1,2,3,4,13,14,16,26,63 dark without errors)

The colorbar represents the latitude.



6. Auxiliary Data Files used for the production reported in section 2

The number reported in the third column indicates since which file (see list in section 2) the corresponding auxiliary file has been used. The fourth column is the date of those product files.

Type	Auxiliary Filename	Used since product	Used since product date
INST_PHYS_CHARACTERISTICS	GOM_INS_AXVIEC20091111_143220_20030716_120000_20500101_000000	1	15-DEC-2003 00:01:39
LEVEL-2_PROC_CONFIG	GOM_PR2_AXVIEC20091111_152718_20020301_000000_20500101_000000	1	15-DEC-2003 00:01:39
CROSS_SECTIONS_FILE	GOM_CRS_AXVIEC20091111_154832_20020301_000000_20500101_000000	1	15-DEC-2003 00:01:39

GOMOS Level 2 Daily Report

SUMMARY

[1. General Info](#)

[2. Summary of processed GOM_NL_2P products](#)

[3. Level 2 Quality information per product](#)

[3.1 Plot of level 2 quality information per product \(time dependant\)](#)

[3.2 Plot of level 2 quality information per product \(world map\)](#)

[4. Level 1 Quality information per product \(stored on level 2 products\)](#)

[4.1 Plot of level 1 quality information per product \(time dependant\)](#)

[4.1.1 Plot of level 1 quality information per product \(time dependant\): ASCENDING](#)

[4.1.2 Plot of level 1 quality information per product \(time dependant\): DESCENDING](#)

[4.2 Plot of level 1 quality information per product \(world map\)](#)

[4.2.1 Plot of level 1 quality information per product \(world map\): ASCENDING](#)

[4.2.2 Plot of level 1 quality information per product \(world map\): DESCENDING](#)

[5. Ozone profiles based on quality statistics and other trace gas profiles](#)

[5.1 Ozone statistics based on quality of products](#)

[5.2 Plot ozone profiles for all STD \(dark without errors\)](#)

[5.3 Plot ozone profiles where STD < 20% \(dark without errors\)](#)

[5.4. Plot ozone profiles where STD < 10% \(dark without errors\)](#)

[5.5. Plot ozone profiles where STD < 5% \(dark without errors\)](#)

[5.6 Plot NO2 profiles for all STD \(dark without errors\)](#)

[5.7 Plot NO3 profiles for all STD \(dark without errors\)](#)

[5.8 Plot H2O profiles \(only for occultations of stars 1,2,3,4,13,14,16,26,63 dark without errors\) for all STD](#)

[6. Auxiliary Data Files used for the production reported in section 2](#)

This report presents the daily analysis on parameters extracted from GOMOS level 2 data (GOM_NL__2P). It is intended to monitor some important parameters that will impact the quality of these products. A list of level 2 products (and content) that have arrived during the reporting day to the PCF is also given.

Item	Value
Time of report generation	20APR2013 01:59:00
Data source version	GOMOS/6.01
Start time of products	15-12-2003 (15DEC2003 00:00:00)
Stop time of products	16-12-2003 (16DEC2003 00:00:00)
Store outputs in DB	Yes
Nb of level 2 prods	434
Nb of prods with errors	0

2. Summary of processed GOM_NL__2P products.

Nr	Filename	UTC Start time	Limb	Duration	Star Id	Star Name	Star Mag	Star Temp	Nb Meas	Orbit	Prod. error
1	GOM_NL__2PRFIN20031215_000139_000000372022_00288_09360_0010.N1	15-DEC-2003 00:01:39	Bright	37.000	110	37Del Cas	2.6780	8900.0	74	9360	No
2	GOM_NL__2PRFIN20031215_000830_000000372022_00288_09360_0011.N1	15-DEC-2003 00:08:30	Bright	37.000	49	1Alp UMi	1.9900	6300.0	74	9360	No
3	GOM_NL__2PRFIN20031215_001314_000000382022_00288_09360_0012.N1	15-DEC-2003 00:13:14	Bright	38.000	60	7Bet UMi	2.0810	3950.0	76	9360	No
4	GOM_NL__2PRFIN20031215_001515_000000512022_00288_09360_0013.N1	15-DEC-2003 00:15:15	Bright	50.500	82	48Bet UMa	2.3650	10600.	101	9360	No
5	GOM_NL__2PRFIN20031215_001755_000000432022_00288_09360_0014.N1	15-DEC-2003 00:17:55	Bright	43.000	32	77Eps UMa	1.7630	11000.	86	9360	No
6	GOM_NL__2PRFIN20031215_002027_000000422022_00288_09360_0015.N1	15-DEC-2003 00:20:27	Bright	42.000	39	85Eta UMa	1.8540	24000.	84	9360	No
7	GOM_NL__2PRFIN20031215_002345_000000382022_00288_09360_0016.N1	15-DEC-2003 00:23:45	Bright	37.500	180	27Gam Boo	3.0400	8000.0	75	9360	No
8	GOM_NL__2PRFIN20031215_002655_000000372022_00288_09360_0017.N1	15-DEC-2003 00:26:55	Bright	36.500	83		2.3780	11000.	73	9360	No
9	GOM_NL__2PRFIN20031215_003012_000000412022_00288_09360_0018.N1	15-DEC-2003 00:30:12	Bright	41.000	111	8Eta Boo	2.6800	6000.0	82	9360	No
10	GOM_NL__2PRFIN20031215_003403_000000522022_00288_09360_0019.N1	15-DEC-2003 00:34:03	Bright	52.000	138	47Eps Vir	2.8280	4700.0	104	9360	No
11	GOM_NL__2PRFIN20031215_003657_000000992022_00288_09360_0020.N1	15-DEC-2003 00:36:57	Twilight	99.000	62	94Bet Leo	2.1360	9700.0	198	9360	No
12	GOM_NL__2PRFIN20031215_004000_000000542022_00288_09360_0021.N1	15-DEC-2003 00:40:00	Twilight	53.500	15	67Alp Vir	0.97600	28000.	107	9360	No
13	GOM_NL__2PRFIN20031215_004330_000000452022_00288_09360_0022.N1	15-DEC-2003 00:43:30	Twilight	44.500	169	46Gam Hya	2.9910	4700.0	89	9360	No
14	GOM_NL__2PRFIN20031215_004612_000000392022_00288_09360_0023.N1	15-DEC-2003 00:46:12	Dark	39.000	81	Eta Cen	2.3560	28000.	78	9360	No
15	GOM_NL__2PRFIN20031215_004729_000000392022_00288_09360_0024.N1	15-DEC-2003 00:47:29	Dark	39.000	78	Alp Lup	2.3040	28000.	78	9360	No
16	GOM_NL__2PRFIN20031215_005009_000000382022_00288_09360_0025.N1	15-DEC-2003 00:50:09	Dark	37.500	77	Eps Cen	2.3030	28000.	75	9360	No
17	GOM_NL__2PRFIN20031215_005124_000000442022_00288_09360_0026.N1	15-DEC-2003 00:51:24	Dark	44.000	10	Bet Cen	0.61000	28000.	88	9360	No
18	GOM_NL__2PRFIN20031215_005247_000000482022_00289_09361_9993.N1	15-DEC-2003 00:52:47	Dark	47.500	20	Bet Cru	1.2530	30000.	95	9361	No
19	GOM_NL__2PRFIN20031215_005450_000000382022_00289_09361_9994.N1	15-DEC-2003 00:54:50	Dark	38.000	112	Alp Mus	2.6880	26000.	76	9361	No
20	GOM_NL__2PRFIN20031215_005935_000000382022_00289_09361_9995.N1	15-DEC-2003 00:59:35	Dark	38.000	29	Bet Car	1.6720	10200.	76	9361	No
21	GOM_NL__2PRFIN20031215_010204_000000492022_00289_09361_9996.N1	15-DEC-2003 01:02:04	Dark	48.500	41	Eps Car	1.8600	4100.0	97	9361	No
22	GOM_NL__2PRFIN20031215_010446_000000532022_00289_09361_9997.N1	15-DEC-2003 01:04:46	Dark	53.000	34	Gam2Vel	1.7930	23000.	106	9361	No
23	GOM_NL__2PRFIN20031215_010700_000000492022_00289_09361_9998.N1	15-DEC-2003 01:07:00	Dark	49.000	2	Alp Car	-0.73600	7000.0	98	9361	No
24	GOM_NL__2PRFIN20031215_010940_000000592022_00289_09361_9999.N1	15-DEC-2003 01:09:40	Dark	59.000	117	Pi Pup	2.7060	3800.0	118	9361	No
25	GOM_NL__2PRFIN20031215_011258_000000582022_00289_09361_0000.N1	15-DEC-2003 01:12:58	Straylight	58.000	23	21Eps CMa	1.5020	26000.	116	9361	No
26	GOM_NL__2PRFIN20031215_011449_000000572022_00289_09361_0001.N1	15-DEC-2003 01:14:49	Straylight	56.500	179	24Omi2CMa	3.0320	24000.	113	9361	No
27	GOM_NL__2PRFIN20031215_011757_000000682022_00289_09361_0002.N1	15-DEC-2003 01:17:57	Straylight	67.500	1	9Alp CMa	-1.4400	11000.	135	9361	No
28	GOM_NL__2PRFIN20031215_012043_000000532022_00289_09361_0003.N1	15-DEC-2003 01:20:43	Straylight	52.500	56	53Kap Ori	2.0650	30000.	105	9361	No
29	GOM_NL__2PRFIN20031215_012319_000000532022_00289_09361_0004.N1	15-DEC-2003 01:23:19	Straylight	53.000	33	50Zet Ori	1.7660	30000.	106	9361	No
30	GOM_NL__2PRFIN20031215_012645_000000602022_00289_09361_0005.N1	15-DEC-2003 01:26:45	Twilight	60.000	14	58Alp Ori	0.87000	3000.0	120	9361	No
31	GOM_NL__2PRFIN20031215_012836_000000492022_00289_09361_0006.N1	15-DEC-2003 01:28:36	Twilight	49.000	13	87Alp Tau	0.86700	3800.0	98	9361	No
32	GOM_NL__2PRFIN20031215_013044_000000382022_00289_09361_0007.N1	15-DEC-2003 01:30:44	Bright	37.500	146	25Eta Tau	2.8730	15200.	75	9361	No
33	GOM_NL__2PRFIN20031215_013255_000000372022_00289_09361_0008.N1	15-DEC-2003 01:32:55	Bright	36.500	150	44Zet Per	2.8900	28000.	73	9361	No
34	GOM_NL__2PRFIN20031215_013513_000000362022_00289_09361_0009.N1	15-DEC-2003 01:35:13	Bright	35.500	149	45Eps Per	2.8880	30000.	71	9361	No
35	GOM_NL__2PRFIN20031215_013724_000000362022_00289_09361_0010.N1	15-DEC-2003 01:37:24	Bright	35.500	175	39Del Per	3.0100	19400.	71	9361	No
36	GOM_NL__2PRFIN20031215_013907_000000372022_00289_09361_0011.N1	15-DEC-2003 01:39:07	Bright	37.000	160	23Gam Per	2.9300	4700.0	74	9361	No
37	GOM_NL__2PRFIN20031215_014215_000000372022_00289_09361_0012.N1	15-DEC-2003 01:42:15	Bright	36.500	110	37Del Cas	2.6780	8900.0	73	9361	No
38	GOM_NL__2PRFIN20031215_014906_000000352022_00289_09361_0013.N1	15-DEC-2003 01:49:06	Bright	34.500	49	1Alp UMi	1.9900	6300.0	69	9361	No
39	GOM_NL__2PRFIN20031215_015349_000000392022_00289_09361_0014.N1	15-DEC-2003 01:53:49	Bright	38.500	60	7Bet UMi	2.0810	3950.0	77	9361	No
40	GOM_NL__2PRFIN20031215_015550_000000522022_00289_09361_0015.N1	15-DEC-2003 01:55:50	Bright	51.500	82	48Bet UMa	2.3650	10600.	103	9361	No
41	GOM_NL__2PRFIN20031215_015831_000000432022_00289_09361_0016.N1	15-DEC-2003 01:58:31	Bright	42.500	32	77Eps UMa	1.7630	11000.	85	9361	No
42	GOM_NL__2PRFIN20031215_020102_000000412022_00289_09361_0017.N1	15-DEC-2003 02:01:02	Bright	41.000	39	85Eta UMa	1.8540	24000.	82	9361	No

43	GOM_NL__2PRFIN20031215_020420_000000542022_00289_09361_0018.N1	15-DEC-2003 02:04:20	Bright	54.000	180	27Gam Boo	3.0400	8000.0	108	9361	No
44	GOM_NL__2PRFIN20031215_020731_000000392022_00289_09361_0019.N1	15-DEC-2003 02:07:31	Bright	38.500	83		2.3780	11000.	77	9361	No
45	GOM_NL__2PRFIN20031215_021048_000000412022_00289_09361_0020.N1	15-DEC-2003 02:10:48	Bright	41.000	111	8Eta Boo	2.6800	6000.0	82	9361	No
46	GOM_NL__2PRFIN20031215_021439_000000512022_00289_09361_0021.N1	15-DEC-2003 02:14:39	Bright	51.000	138	47Eps Vir	2.8280	4700.0	102	9361	No
47	GOM_NL__2PRFIN20031215_021735_000001042022_00289_09361_0022.N1	15-DEC-2003 02:17:35	Tw_i_and_stray	103.50	62	94Bet Leo	2.1360	9700.0	207	9361	No
48	GOM_NL__2PRFIN20031215_022036_000000562022_00289_09361_0023.N1	15-DEC-2003 02:20:36	Tw_i_and_stray	55.500	15	67Alp Vir	0.97600	28000.	111	9361	No
49	GOM_NL__2PRFIN20031215_022406_000000462022_00289_09361_0024.N1	15-DEC-2003 02:24:06	Twilight	45.500	169	46Gam Hya	2.9910	4700.0	91	9361	No
50	GOM_NL__2PRFIN20031215_023159_000000402022_00289_09361_0025.N1	15-DEC-2003 02:31:59	Dark	40.000	10	Bet Cen	0.61000	28000.	80	9361	No
51	GOM_NL__2PRFIN20031215_023322_000000442022_00290_09362_9995.N1	15-DEC-2003 02:33:22	Dark	44.000	20	Bet Cru	1.2530	30000.	88	9362	No
52	GOM_NL__2PRFIN20031215_023525_000000392022_00290_09362_9996.N1	15-DEC-2003 02:35:25	Dark	39.000	112	Alp Mus	2.6880	26000.	78	9362	No
53	GOM_NL__2PRFIN20031215_024010_000000422022_00290_09362_9997.N1	15-DEC-2003 02:40:10	Dark	42.000	29	Bet Car	1.6720	10200.	84	9362	No
54	GOM_NL__2PRFIN20031215_024240_000000572022_00290_09362_9998.N1	15-DEC-2003 02:42:40	Dark	57.000	41	Eps Car	1.8600	4100.0	114	9362	No
55	GOM_NL__2PRFIN20031215_024522_000000532022_00290_09362_9999.N1	15-DEC-2003 02:45:22	Dark	52.500	34	Gam2Vel	1.7930	23000.	105	9362	No
56	GOM_NL__2PRFIN20031215_024736_000000462022_00290_09362_0000.N1	15-DEC-2003 02:47:36	Dark	46.000	2	Alp Car	-0.73600	7000.0	92	9362	No
57	GOM_NL__2PRFIN20031215_025017_000000552022_00290_09362_0001.N1	15-DEC-2003 02:50:17	Dark	55.000	117	Pi Pup	2.7060	3800.0	110	9362	No
58	GOM_NL__2PRFIN20031215_025333_000000622022_00290_09362_0002.N1	15-DEC-2003 02:53:33	Straylight	62.000	23	21Eps CMa	1.5020	26000.	124	9362	No
59	GOM_NL__2PRFIN20031215_025525_000000582022_00290_09362_0003.N1	15-DEC-2003 02:55:25	Straylight	57.500	179	24Omi2CMa	3.0320	24000.	115	9362	No
60	GOM_NL__2PRFIN20031215_025833_000000652022_00290_09362_0004.N1	15-DEC-2003 02:58:33	Straylight	65.000	1	9Alp CMa	-1.4400	11000.	130	9362	No
61	GOM_NL__2PRFIN20031215_030119_000000532022_00290_09362_0005.N1	15-DEC-2003 03:01:19	Straylight	53.000	56	53Kap Ori	2.0650	30000.	106	9362	No
62	GOM_NL__2PRFIN20031215_030354_000000532022_00290_09362_0006.N1	15-DEC-2003 03:03:54	Straylight	52.500	33	50Zet Ori	1.7660	30000.	105	9362	No
63	GOM_NL__2PRFIN20031215_030719_000000682022_00290_09362_0007.N1	15-DEC-2003 03:07:19	Tw_i_and_stray	68.000	14	58Alp Ori	0.87000	3000.0	136	9362	No
64	GOM_NL__2PRFIN20031215_030911_000000492022_00290_09362_0008.N1	15-DEC-2003 03:09:11	Tw_i_and_stray	48.500	13	87Alp Tau	0.86700	3800.0	97	9362	No
65	GOM_NL__2PRFIN20031215_031117_000000412022_00290_09362_0009.N1	15-DEC-2003 03:11:17	Bright	40.500	146	25Eta Tau	2.8730	15200.	81	9362	No
66	GOM_NL__2PRFIN20031215_031329_000000392022_00290_09362_0010.N1	15-DEC-2003 03:13:29	Bright	38.500	150	44Zet Per	2.8900	28000.	77	9362	No
67	GOM_NL__2PRFIN20031215_031549_000000362022_00290_09362_0011.N1	15-DEC-2003 03:15:49	Bright	36.000	149	45Eps Per	2.8880	30000.	72	9362	No
68	GOM_NL__2PRFIN20031215_031759_000000362022_00290_09362_0012.N1	15-DEC-2003 03:17:59	Bright	36.000	175	39Del Per	3.0100	19400.	72	9362	No
69	GOM_NL__2PRFIN20031215_031942_000000382022_00290_09362_0013.N1	15-DEC-2003 03:19:42	Bright	38.000	160	23Gam Per	2.9300	4700.0	76	9362	No
70	GOM_NL__2PRFIN20031215_032250_000000382022_00290_09362_0014.N1	15-DEC-2003 03:22:50	Bright	38.000	110	37Del Cas	2.6780	8900.0	76	9362	No
71	GOM_NL__2PRFIN20031215_032939_000000402022_00290_09362_0015.N1	15-DEC-2003 03:29:39	Bright	40.000	49	1Alp UMi	1.9900	6300.0	80	9362	No
72	GOM_NL__2PRFIN20031215_033424_000000402022_00290_09362_0016.N1	15-DEC-2003 03:34:24	Bright	40.000	60	7Bet UMi	2.0810	3950.0	80	9362	No
73	GOM_NL__2PRFIN20031215_033626_000000522022_00290_09362_0017.N1	15-DEC-2003 03:36:26	Bright	51.500	82	48Bet UMa	2.3650	10600.	103	9362	No
74	GOM_NL__2PRFIN20031215_033907_000000442022_00290_09362_0018.N1	15-DEC-2003 03:39:07	Bright	44.000	32	77Eps UMa	1.7630	11000.	88	9362	No
75	GOM_NL__2PRFIN20031215_034138_000000422022_00290_09362_0019.N1	15-DEC-2003 03:41:38	Bright	42.000	39	85Eta UMa	1.8540	24000.	84	9362	No
76	GOM_NL__2PRFIN20031215_034456_000000372022_00290_09362_0020.N1	15-DEC-2003 03:44:56	Bright	37.000	180	27Gam Boo	3.0400	8000.0	74	9362	No
77	GOM_NL__2PRFIN20031215_034807_000000372022_00290_09362_0021.N1	15-DEC-2003 03:48:07	Bright	36.500	83		2.3780	11000.	73	9362	No
78	GOM_NL__2PRFIN20031215_035124_000000432022_00290_09362_0022.N1	15-DEC-2003 03:51:24	Bright	43.000	111	8Eta Boo	2.6800	6000.0	86	9362	No
79	GOM_NL__2PRFIN20031215_035516_000000512022_00290_09362_0023.N1	15-DEC-2003 03:55:16	Bright	50.500	138	47Eps Vir	2.8280	4700.0	101	9362	No
80	GOM_NL__2PRFIN20031215_035813_000000992022_00290_09362_0024.N1	15-DEC-2003 03:58:13	Tw_i_and_stray	99.000	62	94Bet Leo	2.1360	9700.0	198	9362	No
81	GOM_NL__2PRFIN20031215_040112_000000532022_00290_09362_0025.N1	15-DEC-2003 04:01:12	Tw_i_and_stray	53.000	15	67Alp Vir	0.97600	28000.	106	9362	No
82	GOM_NL__2PRFIN20031215_040441_000000502022_00290_09362_0026.N1	15-DEC-2003 04:04:41	Twilight	49.500	169	46Gam Hya	2.9910	4700.0	99	9362	No
83	GOM_NL__2PRFIN20031215_040723_000000412022_00290_09362_0027.N1	15-DEC-2003 04:07:23	Dark	40.500	81	Eta Cen	2.3560	28000.	81	9362	No
84	GOM_NL__2PRFIN20031215_040841_000000412022_00290_09362_0028.N1	15-DEC-2003 04:08:41	Dark	40.500	78	Alp Lup	2.3040	28000.	81	9362	No
85	GOM_NL__2PRFIN20031215_041121_000000402022_00290_09362_0029.N1	15-DEC-2003 04:11:21	Dark	39.500	77	Eps Cen	2.3030	28000.	79	9362	No
86	GOM_NL__2PRFIN20031215_041235_000000502022_00290_09362_0030.N1	15-DEC-2003 04:12:35	Dark	50.000	10	Bet Cen	0.61000	28000.	100	9362	No
87	GOM_NL__2PRFIN20031215_041359_000000402022_00291_09363_9996.N1	15-DEC-2003 04:13:59	Dark	40.000	20	Bet Cru	1.2530	30000.	80	9363	No
88	GOM_NL__2PRFIN20031215_041602_000000392022_00291_09363_9997.N1	15-DEC-2003 04:16:02	Dark	38.500	112	Alp Mus	2.6880	26000.	77	9363	No
89	GOM_NL__2PRFIN20031215_042047_000000402022_00291_09363_9998.N1	15-DEC-2003 04:20:47	Dark	40.000	29	Bet Car	1.6720	10200.	80	9363	No
90	GOM_NL__2PRFIN20031215_042317_000000442022_00291_09363_9999.N1	15-DEC-2003 04:23:17	Dark	43.500	41	Eps Car	1.8600	4100.0	87	9363	No
91	GOM_NL__2PRFIN20031215_042559_000000492022_00291_09363_0000.N1	15-DEC-2003 04:25:59	Dark	48.500	34	Gam2Vel	1.7930	23000.	97	9363	No
92	GOM_NL__2PRFIN20031215_042812_000000542022_00291_09363_0001.N1	15-DEC-2003 04:28:12	Dark	54.000	2	Alp Car	-0.73600	7000.0	108	9363	No
93	GOM_NL__2PRFIN20031215_043053_000000562022_00291_09363_0002.N1	15-DEC-2003 04:30:53	Dark	55.500	117	Pi Pup	2.7060	3800.0	111	9363	No
94	GOM_NL__2PRFIN20031215_043411_000000592022_00291_09363_0003.N1	15-DEC-2003 04:34:11	Straylight	59.000	23	21Eps CMa	1.5020	26000.	118	9363	No
95	GOM_NL__2PRFIN20031215_043602_000000572022_00291_09363_0004.N1	15-DEC-2003 04:36:02	Straylight	57.000	179	24Omi2CMa	3.0320	24000.	114	9363	No
96	GOM_NL__2PRFIN20031215_043908_000000692022_00291_09363_0005.N1	15-DEC-2003 04:39:08	Straylight	69.000	1	9Alp CMa	-1.4400	11000.	138	9363	No
97	GOM_NL__2PRFIN20031215_044155_000000512022_00291_09363_0006.N1	15-DEC-2003 04:41:55	Straylight	50.500	56	53Kap Ori	2.0650	30000.	101	9363	No
98	GOM_NL__2PRFIN20031215_044429_000000552022_00291_09363_0007.N1	15-DEC-2003 04:44:29	Straylight	54.500	33	50Zet Ori	1.7660	30000.	109	9363	No
99	GOM_NL__2PRFIN20031215_044756_000000632022_00291_09363_0008.N1	15-DEC-2003 04:47:56	Tw_i_and_stray	62.500	14	58Alp Ori	0.87000	3000.0	125	9363	No
100	GOM_NL__2PRFIN20031215_044947_000000552022_00291_09363_0009.N1	15-DEC-2003 04:49:47	Tw_i_and_stray	55.000	13	87Alp Tau	0.86700	3800.0	110	9363	No
101	GOM_NL__2PRFIN20031215_045155_000000382022_00291_09363_0010.N1	15-DEC-2003 04:51:55	Bright	37.500	146	25Eta Tau	2.8730	15200.	75	9363	No

102	GOM_NL__2PRFIN20031215_045407_000000382022_00291_09363_0011.N1	15-DEC-2003 04:54:07	Bright	37.500	150	44Zet Per	2.8900	28000.	75	9363	No
103	GOM_NL__2PRFIN20031215_045625_000000372022_00291_09363_0012.N1	15-DEC-2003 04:56:25	Bright	36.500	149	45Eps Per	2.8880	30000.	73	9363	No
104	GOM_NL__2PRFIN20031215_045835_000000362022_00291_09363_0013.N1	15-DEC-2003 04:58:35	Bright	35.500	175	39Del Per	3.0100	19400.	71	9363	No
105	GOM_NL__2PRFIN20031215_050018_000000382022_00291_09363_0014.N1	15-DEC-2003 05:00:18	Bright	37.500	160	23Gam Per	2.9300	4700.0	75	9363	No
106	GOM_NL__2PRFIN20031215_050327_000000392022_00291_09363_0015.N1	15-DEC-2003 05:03:27	Bright	38.500	110	37Del Cas	2.6780	8900.0	77	9363	No
107	GOM_NL__2PRFIN20031215_051017_000000392022_00291_09363_0016.N1	15-DEC-2003 05:10:17	Bright	38.500	49	1Alp UMi	1.9900	6300.0	77	9363	No
108	GOM_NL__2PRFIN20031215_051500_000000412022_00291_09363_0017.N1	15-DEC-2003 05:15:00	Bright	41.000	60	7Bet UMi	2.0810	3950.0	82	9363	No
109	GOM_NL__2PRFIN20031215_051701_000000502022_00291_09363_0018.N1	15-DEC-2003 05:17:01	Bright	49.500	82	48Bet UMa	2.3650	10600.	99	9363	No
110	GOM_NL__2PRFIN20031215_051943_000000412022_00291_09363_0019.N1	15-DEC-2003 05:19:43	Bright	40.500	32	77Eps UMa	1.7630	11000.	81	9363	No
111	GOM_NL__2PRFIN20031215_052214_000000572022_00291_09363_0020.N1	15-DEC-2003 05:22:14	Bright	57.000	39	85Eta UMa	1.8540	24000.	114	9363	No
112	GOM_NL__2PRFIN20031215_052532_000000532022_00291_09363_0021.N1	15-DEC-2003 05:25:32	Bright	53.000	180	27Gam Boo	3.0400	8000.0	106	9363	No
113	GOM_NL__2PRFIN20031215_052843_000000382022_00291_09363_0022.N1	15-DEC-2003 05:28:43	Bright	38.000	83		2.3780	11000.	76	9363	No
114	GOM_NL__2PRFIN20031215_053200_000000422022_00291_09363_0023.N1	15-DEC-2003 05:32:00	Bright	42.000	111	8Eta Boo	2.6800	6000.0	84	9363	No
115	GOM_NL__2PRFIN20031215_053553_000000722022_00291_09363_0024.N1	15-DEC-2003 05:35:53	Bright	71.500	138	47Eps Vir	2.8280	4700.0	143	9363	No
116	GOM_NL__2PRFIN20031215_053850_000001112022_00291_09363_0025.N1	15-DEC-2003 05:38:50	Twilight	111.00	62	94Bet Leo	2.1360	9700.0	222	9363	No
117	GOM_NL__2PRFIN20031215_054148_000000522022_00291_09363_0026.N1	15-DEC-2003 05:41:48	Twilight	51.500	15	67Alp Vir	0.97600	28000.	103	9363	No
118	GOM_NL__2PRFIN20031215_054518_000000492022_00291_09363_0027.N1	15-DEC-2003 05:45:18	Twilight	49.000	169	46Gam Hya	2.9910	4700.0	98	9363	No
119	GOM_NL__2PRFIN20031215_054759_000000402022_00291_09363_0028.N1	15-DEC-2003 05:47:59	Dark	40.000	81	Eta Cen	2.3560	28000.	80	9363	No
120	GOM_NL__2PRFIN20031215_054917_000000392022_00291_09363_0029.N1	15-DEC-2003 05:49:17	Dark	39.000	78	Alp Lup	2.3040	28000.	78	9363	No
121	GOM_NL__2PRFIN20031215_055157_000000402022_00291_09363_0030.N1	15-DEC-2003 05:51:57	Dark	40.000	77	Eps Cen	2.3030	28000.	80	9363	No
122	GOM_NL__2PRFIN20031215_055311_000000512022_00291_09363_0031.N1	15-DEC-2003 05:53:11	Dark	51.000	10	Bet Cen	0.61000	28000.	102	9363	No
123	GOM_NL__2PRFIN20031215_055435_000000442022_00292_09364_9997.N1	15-DEC-2003 05:54:35	Dark	43.500	20	Bet Cru	1.2530	30000.	87	9364	No
124	GOM_NL__2PRFIN20031215_055639_000000382022_00292_09364_9998.N1	15-DEC-2003 05:56:39	Dark	38.000	112	Alp Mus	2.6880	26000.	76	9364	No
125	GOM_NL__2PRFIN20031215_060124_000000402022_00292_09364_9999.N1	15-DEC-2003 06:01:24	Dark	39.500	29	Bet Car	1.6720	10200.	79	9364	No
126	GOM_NL__2PRFIN20031215_060354_000000432022_00292_09364_0000.N1	15-DEC-2003 06:03:54	Dark	42.500	41	Eps Car	1.8600	4100.0	85	9364	No
127	GOM_NL__2PRFIN20031215_060636_000000472022_00292_09364_0001.N1	15-DEC-2003 06:06:36	Dark	47.000	34	Gam2Vel	1.7930	23000.	94	9364	No
128	GOM_NL__2PRFIN20031215_060849_000000512022_00292_09364_0002.N1	15-DEC-2003 06:08:49	Dark	50.500	2	Alp Car	-0.73600	7000.0	101	9364	No
129	GOM_NL__2PRFIN20031215_061130_000000582022_00292_09364_0003.N1	15-DEC-2003 06:11:30	Dark	58.000	117	Pi Pup	2.7060	3800.0	116	9364	No
130	GOM_NL__2PRFIN20031215_061448_000000572022_00292_09364_0004.N1	15-DEC-2003 06:14:48	Straylight	56.500	23	21Eps CMa	1.5020	26000.	113	9364	No
131	GOM_NL__2PRFIN20031215_061638_000000582022_00292_09364_0005.N1	15-DEC-2003 06:16:38	Straylight	57.500	179	24Omi2CMa	3.0320	24000.	115	9364	No
132	GOM_NL__2PRFIN20031215_061944_000000702022_00292_09364_9702.N1	15-DEC-2003 06:19:44	Straylight	69.500	1	9Alp CMa	-1.4400	11000.	139	9364	No
133	GOM_NL__2PRFIN20031215_062230_000000492022_00292_09364_9703.N1	15-DEC-2003 06:22:30	Straylight	48.500	56	53Kap Ori	2.0650	30000.	97	9364	No
134	GOM_NL__2PRFIN20031215_062506_000000542022_00292_09364_9704.N1	15-DEC-2003 06:25:06	Straylight	53.500	33	50Zet Ori	1.7660	30000.	107	9364	No
135	GOM_NL__2PRFIN20031215_062833_000000642022_00292_09364_9705.N1	15-DEC-2003 06:28:33	Twilight	63.500	14	58Alp Ori	0.87000	3000.0	127	9364	No
136	GOM_NL__2PRFIN20031215_063024_000000492022_00292_09364_9706.N1	15-DEC-2003 06:30:24	Twilight	49.000	13	87Alp Tau	0.86700	3800.0	98	9364	No
137	GOM_NL__2PRFIN20031215_063232_000000382022_00292_09364_9707.N1	15-DEC-2003 06:32:32	Bright	37.500	146	25Eta Tau	2.8730	15200.	75	9364	No
138	GOM_NL__2PRFIN20031215_063443_000000372022_00292_09364_9708.N1	15-DEC-2003 06:34:43	Bright	37.000	150	44Zet Per	2.8900	28000.	74	9364	No
139	GOM_NL__2PRFIN20031215_063701_000000362022_00292_09364_9709.N1	15-DEC-2003 06:37:01	Bright	36.000	149	45Eps Per	2.8880	30000.	72	9364	No
140	GOM_NL__2PRFIN20031215_063912_000000372022_00292_09364_9710.N1	15-DEC-2003 06:39:12	Bright	36.500	175	39Del Per	3.0100	19400.	73	9364	No
141	GOM_NL__2PRFIN20031215_064055_000000382022_00292_09364_9711.N1	15-DEC-2003 06:40:55	Bright	38.000	160	23Gam Per	2.9300	4700.0	76	9364	No
142	GOM_NL__2PRFIN20031215_064403_000000382022_00292_09364_9712.N1	15-DEC-2003 06:44:03	Bright	38.000	110	37Del Cas	2.6780	8900.0	76	9364	No
143	GOM_NL__2PRFIN20031215_065053_000000392022_00292_09364_9713.N1	15-DEC-2003 06:50:53	Bright	38.500	49	1Alp UMi	1.9900	6300.0	77	9364	No
144	GOM_NL__2PRFIN20031215_065536_000000402022_00292_09364_9714.N1	15-DEC-2003 06:55:36	Bright	40.000	60	7Bet UMi	2.0810	3950.0	80	9364	No
145	GOM_NL__2PRFIN20031215_065737_000000502022_00292_09364_9715.N1	15-DEC-2003 06:57:37	Bright	49.500	82	48Bet UMa	2.3650	10600.	99	9364	No
146	GOM_NL__2PRFIN20031215_070018_000000442022_00292_09364_9716.N1	15-DEC-2003 07:00:18	Bright	43.500	32	77Eps UMa	1.7630	11000.	87	9364	No
147	GOM_NL__2PRFIN20031215_070250_000000412022_00292_09364_9717.N1	15-DEC-2003 07:02:50	Bright	41.000	39	85Eta UMa	1.8540	24000.	82	9364	No
148	GOM_NL__2PRFIN20031215_070608_000000542022_00292_09364_9718.N1	15-DEC-2003 07:06:08	Bright	54.000	180	27Gam Boo	3.0400	8000.0	108	9364	No
149	GOM_NL__2PRFIN20031215_070919_000000392022_00292_09364_9719.N1	15-DEC-2003 07:09:19	Bright	38.500	83		2.3780	11000.	77	9364	No
150	GOM_NL__2PRFIN20031215_071235_000000432022_00292_09364_9720.N1	15-DEC-2003 07:12:35	Bright	43.000	111	8Eta Boo	2.6800	6000.0	86	9364	No
151	GOM_NL__2PRFIN20031215_071629_000000512022_00292_09364_9721.N1	15-DEC-2003 07:16:29	Bright	51.000	138	47Eps Vir	2.8280	4700.0	102	9364	No
152	GOM_NL__2PRFIN20031215_071928_000001062022_00292_09364_9722.N1	15-DEC-2003 07:19:28	Twilight	106.00	62	94Bet Leo	2.1360	9700.0	212	9364	No
153	GOM_NL__2PRFIN20031215_072225_000000572022_00292_09364_9723.N1	15-DEC-2003 07:22:25	Twilight	56.500	15	67Alp Vir	0.97600	28000.	113	9364	No
154	GOM_NL__2PRFIN20031215_072555_000000502022_00292_09364_9724.N1	15-DEC-2003 07:25:55	Twilight	49.500	169	46Gam Hya	2.9910	4700.0	99	9364	No
155	GOM_NL__2PRFIN20031215_072836_000000392022_00292_09364_9725.N1	15-DEC-2003 07:28:36	Dark	39.000	81	Eta Cen	2.3560	28000.	78	9364	No
156	GOM_NL__2PRFIN20031215_072953_000000412022_00292_09364_9726.N1	15-DEC-2003 07:29:53	Dark	41.000	78	Alp Lup	2.3040	28000.	82	9364	No
157	GOM_NL__2PRFIN20031215_073234_000000402022_00292_09364_9727.N1	15-DEC-2003 07:32:34	Dark	40.000	77	Eps Cen	2.3030	28000.	80	9364	No
158	GOM_NL__2PRFIN20031215_073347_000000452022_00292_09364_9728.N1	15-DEC-2003 07:33:47	Dark	45.000	10	Bet Cen	0.61000	28000.	90	9364	No
159	GOM_NL__2PRFIN20031215_073512_000000442022_00293_09365_9702.N1	15-DEC-2003 07:35:12	Dark	44.000	20	Bet Cru	1.2530	30000.	88	9365	No
160	GOM_NL__2PRFIN20031215_073715_000000392022_00293_09365_9703.N1	15-DEC-2003 07:37:15	Dark	38.500	112	Alp Mus	2.6880	26000.	77	9365	No

161	GOM_NL__2PRFIN20031215_074200_000000392022_00293_09365_9704.N1	15-DEC-2003 07:42:00	Dark	39.000	29	Bet Car	1.6720	10200.	78	9365	No
162	GOM_NL__2PRFIN20031215_074459_000000622022_00293_09365_9705.N1	15-DEC-2003 07:44:59	Dark	61.500	65	Lam Vel	2.2040	4400.0	123	9365	No
163	GOM_NL__2PRFIN20031215_074713_000000522022_00293_09365_9706.N1	15-DEC-2003 07:47:13	Dark	52.000	34	Gam2Vel	1.7930	23000.	104	9365	No
164	GOM_NL__2PRFIN20031215_074926_000000472022_00293_09365_9707.N1	15-DEC-2003 07:49:26	Dark	46.500	2	Alp Car	-0.73600	7000.0	93	9365	No
165	GOM_NL__2PRFIN20031215_075206_000000562022_00293_09365_9708.N1	15-DEC-2003 07:52:06	Dark	55.500	117	Pi Pup	2.7060	3800.0	111	9365	No
166	GOM_NL__2PRFIN20031215_075524_000000582022_00293_09365_9709.N1	15-DEC-2003 07:55:24	Straylight	57.500	23	21Eps CMa	1.5020	26000.	115	9365	No
167	GOM_NL__2PRFIN20031215_075714_000000562022_00293_09365_9710.N1	15-DEC-2003 07:57:14	Straylight	56.000	179	24Omi2CMa	3.0320	24000.	112	9365	No
168	GOM_NL__2PRFIN20031215_080020_000000722022_00293_09365_9711.N1	15-DEC-2003 08:00:20	Straylight	71.500	1	9Alp CMa	-1.4400	11000.	143	9365	No
169	GOM_NL__2PRFIN20031215_080337_000000552022_00293_09365_9712.N1	15-DEC-2003 08:03:37	Straylight	55.000	7	19Bet Ori	0.10000	14000.	110	9365	No
170	GOM_NL__2PRFIN20031215_080555_000000532022_00293_09365_9713.N1	15-DEC-2003 08:05:55	Straylight	52.500	30	46Eps Ori	1.6940	30000.	105	9365	No
171	GOM_NL__2PRFIN20031215_080817_000000532022_00293_09365_9714.N1	15-DEC-2003 08:08:17	Tw_i_and_stray	52.500	27	24Gam Ori	1.6360	26000.	105	9365	No
172	GOM_NL__2PRFIN20031215_081100_000000542022_00293_09365_9715.N1	15-DEC-2003 08:11:00	Tw_i_and_stray	54.000	13	87Alp Tau	0.86700	3800.0	108	9365	No
173	GOM_NL__2PRFIN20031215_081308_000000382022_00293_09365_9716.N1	15-DEC-2003 08:13:08	Bright	38.000	146	25Eta Tau	2.8730	15200.	76	9365	No
174	GOM_NL__2PRFIN20031215_081518_000000382022_00293_09365_9717.N1	15-DEC-2003 08:15:18	Bright	38.000	150	44Zet Per	2.8900	28000.	76	9365	No
175	GOM_NL__2PRFIN20031215_081737_000000372022_00293_09365_9718.N1	15-DEC-2003 08:17:37	Bright	36.500	149	45Eps Per	2.8880	30000.	73	9365	No
176	GOM_NL__2PRFIN20031215_081948_000000362022_00293_09365_9719.N1	15-DEC-2003 08:19:48	Bright	35.500	175	39Del Per	3.0100	19400.	71	9365	No
177	GOM_NL__2PRFIN20031215_082131_000000382022_00293_09365_9720.N1	15-DEC-2003 08:21:31	Bright	37.500	160	23Gam Per	2.9300	4700.0	75	9365	No
178	GOM_NL__2PRFIN20031215_082439_000000372022_00293_09365_9721.N1	15-DEC-2003 08:24:39	Bright	37.000	110	37Del Cas	2.6780	8900.0	74	9365	No
179	GOM_NL__2PRFIN20031215_083129_000000382022_00293_09365_9722.N1	15-DEC-2003 08:31:29	Bright	38.000	49	1Alp UMi	1.9900	6300.0	76	9365	No
180	GOM_NL__2PRFIN20031215_083612_000000382022_00293_09365_9723.N1	15-DEC-2003 08:36:12	Bright	38.000	60	7Bet UMi	2.0810	3950.0	76	9365	No
181	GOM_NL__2PRFIN20031215_083811_000000522022_00293_09365_9724.N1	15-DEC-2003 08:38:11	Bright	52.000	82	48Bet UMa	2.3650	10600.	104	9365	No
182	GOM_NL__2PRFIN20031215_084054_000000422022_00293_09365_9725.N1	15-DEC-2003 08:40:54	Bright	41.500	32	77Eps UMa	1.7630	11000.	83	9365	No
183	GOM_NL__2PRFIN20031215_084326_000000572022_00293_09365_9726.N1	15-DEC-2003 08:43:26	Bright	57.000	39	85Eta UMa	1.8540	24000.	114	9365	No
184	GOM_NL__2PRFIN20031215_084644_000000542022_00293_09365_9727.N1	15-DEC-2003 08:46:44	Bright	54.000	180	27Gam Boo	3.0400	8000.0	108	9365	No
185	GOM_NL__2PRFIN20031215_084956_000000382022_00293_09365_9728.N1	15-DEC-2003 08:49:56	Bright	37.500	83		2.3780	11000.	75	9365	No
186	GOM_NL__2PRFIN20031215_085313_000000422022_00293_09365_9729.N1	15-DEC-2003 08:53:13	Bright	41.500	111	8Eta Boo	2.6800	6000.0	83	9365	No
187	GOM_NL__2PRFIN20031215_085706_000000542022_00293_09365_9730.N1	15-DEC-2003 08:57:06	Bright	54.000	138	47Eps Vir	2.8280	4700.0	108	9365	No
188	GOM_NL__2PRFIN20031215_090005_000001102022_00293_09365_9731.N1	15-DEC-2003 09:00:05	Tw_i_and_stray	109.50	62	94Bet Leo	2.1360	9700.0	219	9365	No
189	GOM_NL__2PRFIN20031215_090632_000000502022_00293_09365_9732.N1	15-DEC-2003 09:06:32	Twilight	50.000	169	46Gam Hya	2.9910	4700.0	100	9365	No
190	GOM_NL__2PRFIN20031215_090817_000000432022_00293_09365_9733.N1	15-DEC-2003 09:08:17	Twilight	43.000	54	5The Cen	2.0550	4500.0	86	9365	No
191	GOM_NL__2PRFIN20031215_091029_000000422022_00293_09365_9734.N1	15-DEC-2003 09:10:29	Dark	41.500	78	Alp Lup	2.3040	28000.	83	9365	No
192	GOM_NL__2PRFIN20031215_091309_000000442022_00293_09365_9735.N1	15-DEC-2003 09:13:09	Dark	43.500	77	Eps Cen	2.3030	28000.	87	9365	No
193	GOM_NL__2PRFIN20031215_091424_000000442022_00293_09365_9736.N1	15-DEC-2003 09:14:24	Dark	44.000	10	Bet Cen	0.61000	28000.	88	9365	No
194	GOM_NL__2PRFIN20031215_091548_000000422022_00294_09366_9702.N1	15-DEC-2003 09:15:48	Dark	42.000	20	Bet Cru	1.2530	30000.	84	9366	No
195	GOM_NL__2PRFIN20031215_091752_000000382022_00294_09366_9703.N1	15-DEC-2003 09:17:52	Dark	38.000	112	Alp Mus	2.6880	26000.	76	9366	No
196	GOM_NL__2PRFIN20031215_092237_000000402022_00294_09366_9704.N1	15-DEC-2003 09:22:37	Dark	40.000	29	Bet Car	1.6720	10200.	80	9366	No
197	GOM_NL__2PRFIN20031215_092536_000000732022_00294_09366_9705.N1	15-DEC-2003 09:25:36	Dark	72.500	65	Lam Vel	2.2040	4400.0	145	9366	No
198	GOM_NL__2PRFIN20031215_092749_000000532022_00294_09366_9706.N1	15-DEC-2003 09:27:49	Dark	53.000	34	Gam2Vel	1.7930	23000.	106	9366	No
199	GOM_NL__2PRFIN20031215_093002_000000482022_00294_09366_9707.N1	15-DEC-2003 09:30:02	Dark	48.000	2	Alp Car	-0.73600	7000.0	96	9366	No
200	GOM_NL__2PRFIN20031215_093243_000000572022_00294_09366_9708.N1	15-DEC-2003 09:32:43	Dark	57.000	117	Pi Pup	2.7060	3800.0	114	9366	No
201	GOM_NL__2PRFIN20031215_093600_000000582022_00294_09366_9709.N1	15-DEC-2003 09:36:00	Straylight	58.000	23	21Eps CMa	1.5020	26000.	116	9366	No
202	GOM_NL__2PRFIN20031215_093750_000000572022_00294_09366_9710.N1	15-DEC-2003 09:37:50	Straylight	57.000	179	24Omi2CMa	3.0320	24000.	114	9366	No
203	GOM_NL__2PRFIN20031215_094056_000000702022_00294_09366_9711.N1	15-DEC-2003 09:40:56	Straylight	69.500	1	9Alp CMa	-1.4400	11000.	139	9366	No
204	GOM_NL__2PRFIN20031215_094413_000000552022_00294_09366_9712.N1	15-DEC-2003 09:44:13	Straylight	54.500	7	19Bet Ori	0.10000	14000.	109	9366	No
205	GOM_NL__2PRFIN20031215_094630_000000522022_00294_09366_9713.N1	15-DEC-2003 09:46:30	Straylight	51.500	30	46Eps Ori	1.6940	30000.	103	9366	No
206	GOM_NL__2PRFIN20031215_094853_000000502022_00294_09366_9714.N1	15-DEC-2003 09:48:53	Tw_i_and_stray	50.000	27	24Gam Ori	1.6360	26000.	100	9366	No
207	GOM_NL__2PRFIN20031215_095135_000000532022_00294_09366_9715.N1	15-DEC-2003 09:51:35	Tw_i_and_stray	52.500	13	87Alp Tau	0.86700	3800.0	105	9366	No
208	GOM_NL__2PRFIN20031215_095344_000000382022_00294_09366_9716.N1	15-DEC-2003 09:53:44	Bright	38.000	146	25Eta Tau	2.8730	15200.	76	9366	No
209	GOM_NL__2PRFIN20031215_095554_000000342022_00294_09366_9717.N1	15-DEC-2003 09:55:54	Bright	34.000	150	44Zet Per	2.8900	28000.	68	9366	No
210	GOM_NL__2PRFIN20031215_095812_000000362022_00294_09366_9718.N1	15-DEC-2003 09:58:12	Bright	36.000	149	45Eps Per	2.8880	30000.	72	9366	No
211	GOM_NL__2PRFIN20031215_100023_000000372022_00294_09366_9719.N1	15-DEC-2003 10:00:23	Bright	36.500	175	39Del Per	3.0100	19400.	73	9366	No
212	GOM_NL__2PRFIN20031215_100207_000000372022_00294_09366_9720.N1	15-DEC-2003 10:02:07	Bright	37.000	160	23Gam Per	2.9300	4700.0	74	9366	No
213	GOM_NL__2PRFIN20031215_100515_000000392022_00294_09366_9721.N1	15-DEC-2003 10:05:15	Bright	38.500	110	37Del Cas	2.6780	8900.0	77	9366	No
214	GOM_NL__2PRFIN20031215_101204_000000362022_00294_09366_9722.N1	15-DEC-2003 10:12:04	Bright	36.000	49	1Alp UMi	1.9900	6300.0	72	9366	No
215	GOM_NL__2PRFIN20031215_101648_000000392022_00294_09366_9723.N1	15-DEC-2003 10:16:48	Bright	39.000	60	7Bet UMi	2.0810	3950.0	78	9366	No
216	GOM_NL__2PRFIN20031215_101847_000000522022_00294_09366_9724.N1	15-DEC-2003 10:18:47	Bright	51.500	82	48Bet UMa	2.3650	10600.	103	9366	No
217	GOM_NL__2PRFIN20031215_102130_000000422022_00294_09366_9725.N1	15-DEC-2003 10:21:30	Bright	42.000	32	77Eps UMa	1.7630	11000.	84	9366	No
218	GOM_NL__2PRFIN20031215_102402_000000432022_00294_09366_9726.N1	15-DEC-2003 10:24:02	Bright	42.500	39	85Eta UMa	1.8540	24000.	85	9366	No
219	GOM_NL__2PRFIN20031215_102721_000000372022_00294_09366_9727.N1	15-DEC-2003 10:27:21	Bright	37.000	180	27Gam Boo	3.0400	8000.0	74	9366	No

220	GOM_NL__2PRFIN20031215_103031_000000542022_00294_09366_9728.N1	15-DEC-2003 10:30:31	Bright	54.000	83		2.3780	11000.	108	9366	No
221	GOM_NL__2PRFIN20031215_103348_000000432022_00294_09366_9729.N1	15-DEC-2003 10:33:48	Bright	43.000	111	8Eta Boo	2.6800	6000.0	86	9366	No
222	GOM_NL__2PRFIN20031215_103742_000000532022_00294_09366_9730.N1	15-DEC-2003 10:37:42	Bright	52.500	138	47Eps Vir	2.8280	4700.0	105	9366	No
223	GOM_NL__2PRFIN20031215_104043_000001022022_00294_09366_9731.N1	15-DEC-2003 10:40:43	Twilight	102.00	62	94Bet Leo	2.1360	9700.0	204	9366	No
224	GOM_NL__2PRFIN20031215_104706_000000512022_00294_09366_9732.N1	15-DEC-2003 10:47:06	Twilight	51.000	169	46Gam Hya	2.9910	4700.0	102	9366	No
225	GOM_NL__2PRFIN20031215_104852_000000472022_00294_09366_9733.N1	15-DEC-2003 10:48:52	Twilight	46.500	54	5The Cen	2.0550	4500.0	93	9366	No
226	GOM_NL__2PRFIN20031215_105104_000000402022_00294_09366_9734.N1	15-DEC-2003 10:51:04	Dark	39.500	78	Alp Lup	2.3040	28000.	79	9366	No
227	GOM_NL__2PRFIN20031215_105345_000000412022_00294_09366_9735.N1	15-DEC-2003 10:53:45	Dark	40.500	77	Eps Cen	2.3030	28000.	81	9366	No
228	GOM_NL__2PRFIN20031215_105500_000000452022_00294_09366_9736.N1	15-DEC-2003 10:55:00	Dark	44.500	10	Bet Cen	0.61000	28000.	89	9366	No
229	GOM_NL__2PRFIN20031215_105623_000000502022_00295_09367_9703.N1	15-DEC-2003 10:56:23	Dark	50.000	20	Bet Cru	1.2530	30000.	100	9367	No
230	GOM_NL__2PRFIN20031215_105827_000000392022_00295_09367_9704.N1	15-DEC-2003 10:58:27	Dark	38.500	112	Alp Mus	2.6880	26000.	77	9367	No
231	GOM_NL__2PRFIN20031215_110312_000000412022_00295_09367_9705.N1	15-DEC-2003 11:03:12	Dark	41.000	29	Bet Car	1.6720	10200.	82	9367	No
232	GOM_NL__2PRFIN20031215_110610_000000582022_00295_09367_9706.N1	15-DEC-2003 11:06:10	Dark	57.500	65	Lam Vel	2.2040	4400.0	115	9367	No
233	GOM_NL__2PRFIN20031215_110826_000000472022_00295_09367_9707.N1	15-DEC-2003 11:08:26	Dark	47.000	34	Gam2Vel	1.7930	23000.	94	9367	No
234	GOM_NL__2PRFIN20031215_111037_000000512022_00295_09367_9708.N1	15-DEC-2003 11:10:37	Dark	51.000	2	Alp Car	-0.73600	7000.0	102	9367	No
235	GOM_NL__2PRFIN20031215_111318_000000572022_00295_09367_9709.N1	15-DEC-2003 11:13:18	Dark	57.000	117	Pi Pup	2.7060	3800.0	114	9367	No
236	GOM_NL__2PRFIN20031215_111634_000000592022_00295_09367_9710.N1	15-DEC-2003 11:16:34	Straylight	59.000	23	21Eps CMa	1.5020	26000.	118	9367	No
237	GOM_NL__2PRFIN20031215_111826_000000582022_00295_09367_9711.N1	15-DEC-2003 11:18:26	Straylight	58.000	179	24Omi2CMa	3.0320	24000.	116	9367	No
238	GOM_NL__2PRFIN20031215_112130_000000752022_00295_09367_9712.N1	15-DEC-2003 11:21:30	Straylight	74.500	1	9Alp CMa	-1.4400	11000.	149	9367	No
239	GOM_NL__2PRFIN20031215_112446_000000552022_00295_09367_9713.N1	15-DEC-2003 11:24:46	Straylight	55.000	7	19Bet Ori	0.10000	14000.	110	9367	No
240	GOM_NL__2PRFIN20031215_112706_000000512022_00295_09367_9714.N1	15-DEC-2003 11:27:06	Straylight	51.000	30	46Eps Ori	1.6940	30000.	102	9367	No
241	GOM_NL__2PRFIN20031215_112928_000000532022_00295_09367_9715.N1	15-DEC-2003 11:29:28	Twilight	53.000	27	24Gam Ori	1.6360	26000.	106	9367	No
242	GOM_NL__2PRFIN20031215_113211_000000532022_00295_09367_9716.N1	15-DEC-2003 11:32:11	Twilight	52.500	13	87Alp Tau	0.86700	3800.0	105	9367	No
243	GOM_NL__2PRFIN20031215_113419_000000392022_00295_09367_9717.N1	15-DEC-2003 11:34:19	Bright	39.000	146	25Eta Tau	2.8730	15200.	78	9367	No
244	GOM_NL__2PRFIN20031215_113629_000000382022_00295_09367_9718.N1	15-DEC-2003 11:36:29	Bright	37.500	150	44Zet Per	2.8900	28000.	75	9367	No
245	GOM_NL__2PRFIN20031215_113845_000000392022_00295_09367_9719.N1	15-DEC-2003 11:38:45	Bright	39.000	149	45Eps Per	2.8880	30000.	78	9367	No
246	GOM_NL__2PRFIN20031215_114059_000000372022_00295_09367_9720.N1	15-DEC-2003 11:40:59	Bright	36.500	175	39Del Per	3.0100	19400.	73	9367	No
247	GOM_NL__2PRFIN20031215_114242_000000402022_00295_09367_9721.N1	15-DEC-2003 11:42:42	Bright	39.500	160	23Gam Per	2.9300	4700.0	79	9367	No
248	GOM_NL__2PRFIN20031215_114551_000000392022_00295_09367_9722.N1	15-DEC-2003 11:45:51	Bright	39.000	110	37Del Cas	2.6780	8900.0	78	9367	No
249	GOM_NL__2PRFIN20031215_115240_000000382022_00295_09367_9723.N1	15-DEC-2003 11:52:40	Bright	38.000	49	1Alp UMi	1.9900	6300.0	76	9367	No
250	GOM_NL__2PRFIN20031215_115724_000000422022_00295_09367_9724.N1	15-DEC-2003 11:57:24	Bright	42.000	60	7Bet UMi	2.0810	3950.0	84	9367	No
251	GOM_NL__2PRFIN20031215_115922_000000482022_00295_09367_9725.N1	15-DEC-2003 11:59:22	Bright	48.000	82	48Bet UMa	2.3650	10600.	96	9367	No
252	GOM_NL__2PRFIN20031215_120205_000000402022_00295_09367_9726.N1	15-DEC-2003 12:02:05	Bright	40.000	32	77Eps UMa	1.7630	11000.	80	9367	No
253	GOM_NL__2PRFIN20031215_120437_000000422022_00295_09367_9727.N1	15-DEC-2003 12:04:37	Bright	42.000	39	85Eta UMa	1.8540	24000.	84	9367	No
254	GOM_NL__2PRFIN20031215_120756_000000412022_00295_09367_9728.N1	15-DEC-2003 12:07:56	Bright	40.500	180	27Gam Boo	3.0400	8000.0	81	9367	No
255	GOM_NL__2PRFIN20031215_121108_000000382022_00295_09367_9729.N1	15-DEC-2003 12:11:08	Bright	38.000	83		2.3780	11000.	76	9367	No
256	GOM_NL__2PRFIN20031215_121425_000000432022_00295_09367_9730.N1	15-DEC-2003 12:14:25	Bright	42.500	111	8Eta Boo	2.6800	6000.0	85	9367	No
257	GOM_NL__2PRFIN20031215_121819_000000532022_00295_09367_9731.N1	15-DEC-2003 12:18:19	Bright	53.000	138	47Eps Vir	2.8280	4700.0	106	9367	No
258	GOM_NL__2PRFIN20031215_122121_000001082022_00295_09367_9732.N1	15-DEC-2003 12:21:21	Twilight	107.50	62	94Bet Leo	2.1360	9700.0	215	9367	No
259	GOM_NL__2PRFIN20031215_122743_000000472022_00295_09367_9733.N1	15-DEC-2003 12:27:43	Twilight	47.000	169	46Gam Hya	2.9910	4700.0	94	9367	No
260	GOM_NL__2PRFIN20031215_122927_000000532022_00295_09367_9734.N1	15-DEC-2003 12:29:27	Twilight	53.000	54	5The Cen	2.0550	4500.0	106	9367	No
261	GOM_NL__2PRFIN20031215_123140_000000412022_00295_09367_9735.N1	15-DEC-2003 12:31:40	Dark	40.500	78	Alp Lup	2.3040	28000.	81	9367	No
262	GOM_NL__2PRFIN20031215_123421_000000412022_00295_09367_9736.N1	15-DEC-2003 12:34:21	Dark	40.500	77	Eps Cen	2.3030	28000.	81	9367	No
263	GOM_NL__2PRFIN20031215_123536_000000452022_00295_09367_9737.N1	15-DEC-2003 12:35:36	Dark	45.000	10	Bet Cen	0.61000	28000.	90	9367	No
264	GOM_NL__2PRFIN20031215_123658_000000442022_00296_09368_9723.N1	15-DEC-2003 12:36:58	Dark	44.000	20	Bet Cru	1.2530	30000.	88	9368	No
265	GOM_NL__2PRFIN20031215_123903_000000392022_00296_09368_9724.N1	15-DEC-2003 12:39:03	Dark	39.000	112	Alp Mus	2.6880	26000.	78	9368	No
266	GOM_NL__2PRFIN20031215_124349_000000412022_00296_09368_9725.N1	15-DEC-2003 12:43:49	Dark	41.000	29	Bet Car	1.6720	10200.	82	9368	No
267	GOM_NL__2PRFIN20031215_124650_000000672022_00296_09368_9726.N1	15-DEC-2003 12:46:50	Dark	66.500	65	Lam Vel	2.2040	4400.0	133	9368	No
268	GOM_NL__2PRFIN20031215_124901_000000532022_00296_09368_9727.N1	15-DEC-2003 12:49:01	Dark	52.500	34	Gam2Vel	1.7930	23000.	105	9368	No
269	GOM_NL__2PRFIN20031215_125113_000000512022_00296_09368_9728.N1	15-DEC-2003 12:51:13	Dark	50.500	2	Alp Car	-0.73600	7000.0	101	9368	No
270	GOM_NL__2PRFIN20031215_125355_000000582022_00296_09368_9729.N1	15-DEC-2003 12:53:55	Dark	58.000	117	Pi Pup	2.7060	3800.0	116	9368	No
271	GOM_NL__2PRFIN20031215_125712_000000572022_00296_09368_9730.N1	15-DEC-2003 12:57:12	Straylight	56.500	23	21Eps CMa	1.5020	26000.	113	9368	No
272	GOM_NL__2PRFIN20031215_125903_000000572022_00296_09368_9731.N1	15-DEC-2003 12:59:03	Straylight	57.000	179	24Omi2CMa	3.0320	24000.	114	9368	No
273	GOM_NL__2PRFIN20031215_130208_000000752022_00296_09368_9732.N1	15-DEC-2003 13:02:08	Straylight	75.000	1	9Alp CMa	-1.4400	11000.	150	9368	No
274	GOM_NL__2PRFIN20031215_130524_000000572022_00296_09368_9733.N1	15-DEC-2003 13:05:24	Straylight	57.000	7	19Bet Ori	0.10000	14000.	114	9368	No
275	GOM_NL__2PRFIN20031215_130742_000000492022_00296_09368_9734.N1	15-DEC-2003 13:07:42	Straylight	48.500	30	46Eps Ori	1.6940	30000.	97	9368	No
276	GOM_NL__2PRFIN20031215_131003_000000512022_00296_09368_9735.N1	15-DEC-2003 13:10:03	Twilight	50.500	27	24Gam Ori	1.6360	26000.	101	9368	No
277	GOM_NL__2PRFIN20031215_131246_000000542022_00296_09368_9736.N1	15-DEC-2003 13:12:46	Twilight	54.000	13	87Alp Tau	0.86700	3800.0	108	9368	No
278	GOM_NL__2PRFIN20031215_131453_000000402022_00296_09368_9737.N1	15-DEC-2003 13:14:53	Bright	40.000	146	25Eta Tau	2.8730	15200.	80	9368	No

279	GOM_NL__2PRFIN20031215_131706_000000382022_00296_09368_9738.N1	15-DEC-2003 13:17:06	Bright	37.500	150	44Zet Per	2.8900	28000.	75	9368	No
280	GOM_NL__2PRFIN20031215_131923_000000392022_00296_09368_9739.N1	15-DEC-2003 13:19:23	Bright	39.000	149	45Eps Per	2.8880	30000.	78	9368	No
281	GOM_NL__2PRFIN20031215_132135_000000372022_00296_09368_9740.N1	15-DEC-2003 13:21:35	Bright	36.500	175	39Del Per	3.0100	19400.	73	9368	No
282	GOM_NL__2PRFIN20031215_132318_000000382022_00296_09368_9741.N1	15-DEC-2003 13:23:18	Bright	38.000	160	23Gam Per	2.9300	4700.0	76	9368	No
283	GOM_NL__2PRFIN20031215_132628_000000382022_00296_09368_9742.N1	15-DEC-2003 13:26:28	Bright	37.500	110	37Del Cas	2.6780	8900.0	75	9368	No
284	GOM_NL__2PRFIN20031215_133317_000000382022_00296_09368_9743.N1	15-DEC-2003 13:33:17	Bright	37.500	49	1Alp UMi	1.9900	6300.0	75	9368	No
285	GOM_NL__2PRFIN20031215_133800_000000392022_00296_09368_9744.N1	15-DEC-2003 13:38:00	Bright	39.000	60	7Bet UMi	2.0810	3950.0	78	9368	No
286	GOM_NL__2PRFIN20031215_133957_000000522022_00296_09368_9745.N1	15-DEC-2003 13:39:57	Bright	51.500	82	48Bet UMa	2.3650	10600.	103	9368	No
287	GOM_NL__2PRFIN20031215_134241_000000442022_00296_09368_9746.N1	15-DEC-2003 13:42:41	Bright	43.500	32	77Eps UMa	1.7630	11000.	87	9368	No
288	GOM_NL__2PRFIN20031215_134513_000000412022_00296_09368_9747.N1	15-DEC-2003 13:45:13	Bright	41.000	39	85Eta UMa	1.8540	24000.	82	9368	No
289	GOM_NL__2PRFIN20031215_134832_000000372022_00296_09368_9748.N1	15-DEC-2003 13:48:32	Bright	36.500	180	27Gam Boo	3.0400	8000.0	73	9368	No
290	GOM_NL__2PRFIN20031215_135144_000000382022_00296_09368_9749.N1	15-DEC-2003 13:51:44	Bright	37.500	83		2.3780	11000.	75	9368	No
291	GOM_NL__2PRFIN20031215_135501_000000432022_00296_09368_9750.N1	15-DEC-2003 13:55:01	Bright	42.500	111	8Eta Boo	2.6800	6000.0	85	9368	No
292	GOM_NL__2PRFIN20031215_135855_000000602022_00296_09368_9751.N1	15-DEC-2003 13:58:55	Bright	59.500	138	47Eps Vir	2.8280	4700.0	119	9368	No
293	GOM_NL__2PRFIN20031215_140158_000001022022_00296_09368_9752.N1	15-DEC-2003 14:01:58	Twilight	101.50	62	94Bet Leo	2.1360	9700.0	203	9368	No
294	GOM_NL__2PRFIN20031215_140822_000000472022_00296_09368_9753.N1	15-DEC-2003 14:08:22	Twilight	47.000	169	46Gam Hya	2.9910	4700.0	94	9368	No
295	GOM_NL__2PRFIN20031215_141005_000000452022_00296_09368_9754.N1	15-DEC-2003 14:10:05	Twilight	44.500	54	5The Cen	2.0550	4500.0	89	9368	No
296	GOM_NL__2PRFIN20031215_141217_000000392022_00296_09368_9755.N1	15-DEC-2003 14:12:17	Dark	39.000	78	Alp Lup	2.3040	28000.	78	9368	No
297	GOM_NL__2PRFIN20031215_141458_000000402022_00296_09368_9756.N1	15-DEC-2003 14:14:58	Dark	40.000	77	Eps Cen	2.3030	28000.	80	9368	No
298	GOM_NL__2PRFIN20031215_141610_000000422022_00296_09368_9757.N1	15-DEC-2003 14:16:10	Dark	42.000	10	Bet Cen	0.61000	28000.	84	9368	No
299	GOM_NL__2PRFIN20031215_141734_000000432022_00297_09369_9723.N1	15-DEC-2003 14:17:34	Dark	43.000	20	Bet Cru	1.2530	30000.	86	9369	No
300	GOM_NL__2PRFIN20031215_141940_000000392022_00297_09369_9724.N1	15-DEC-2003 14:19:40	Dark	39.000	112	Alp Mus	2.6880	26000.	78	9369	No
301	GOM_NL__2PRFIN20031215_142425_000000402022_00297_09369_9725.N1	15-DEC-2003 14:24:25	Dark	39.500	29	Bet Car	1.6720	10200.	79	9369	No
302	GOM_NL__2PRFIN20031215_142727_000000672022_00297_09369_9726.N1	15-DEC-2003 14:27:27	Dark	67.000	65	Lam Vel	2.2040	4400.0	134	9369	No
303	GOM_NL__2PRFIN20031215_142939_000000482022_00297_09369_9727.N1	15-DEC-2003 14:29:39	Dark	48.000	34	Gam2Vel	1.7930	23000.	96	9369	No
304	GOM_NL__2PRFIN20031215_143150_000000432022_00297_09369_9728.N1	15-DEC-2003 14:31:50	Dark	42.500	2	Alp Car	-0.73600	7000.0	85	9369	No
305	GOM_NL__2PRFIN20031215_143432_000000552022_00297_09369_9729.N1	15-DEC-2003 14:34:32	Dark	55.000	117	Pi Pup	2.7060	3800.0	110	9369	No
306	GOM_NL__2PRFIN20031215_143749_000000592022_00297_09369_9730.N1	15-DEC-2003 14:37:49	Straylight	59.000	23	21Eps CMa	1.5020	26000.	118	9369	No
307	GOM_NL__2PRFIN20031215_143939_000000572022_00297_09369_9731.N1	15-DEC-2003 14:39:39	Straylight	56.500	179	24Omi2CMa	3.0320	24000.	113	9369	No
308	GOM_NL__2PRFIN20031215_144244_000000752022_00297_09369_9732.N1	15-DEC-2003 14:42:44	Straylight	75.000	1	9Alp CMa	-1.4400	11000.	150	9369	No
309	GOM_NL__2PRFIN20031215_144558_000000542022_00297_09369_9733.N1	15-DEC-2003 14:45:58	Straylight	54.000	7	19Bet Ori	0.10000	14000.	108	9369	No
310	GOM_NL__2PRFIN20031215_144818_000000532022_00297_09369_9734.N1	15-DEC-2003 14:48:18	Straylight	52.500	30	46Eps Ori	1.6940	30000.	105	9369	No
311	GOM_NL__2PRFIN20031215_145039_000000522022_00297_09369_9735.N1	15-DEC-2003 14:50:39	Twilight	52.000	27	24Gam Ori	1.6360	26000.	104	9369	No
312	GOM_NL__2PRFIN20031215_145323_000000542022_00297_09369_9736.N1	15-DEC-2003 14:53:23	Twilight	54.000	13	87Alp Tau	0.86700	3800.0	108	9369	No
313	GOM_NL__2PRFIN20031215_145531_000000382022_00297_09369_9737.N1	15-DEC-2003 14:55:31	Bright	37.500	146	25Eta Tau	2.8730	15200.	75	9369	No
314	GOM_NL__2PRFIN20031215_145742_000000372022_00297_09369_9738.N1	15-DEC-2003 14:57:42	Bright	37.000	150	44Zet Per	2.8900	28000.	74	9369	No
315	GOM_NL__2PRFIN20031215_150000_000000372022_00297_09369_9739.N1	15-DEC-2003 15:00:00	Bright	36.500	149	45Eps Per	2.8880	30000.	73	9369	No
316	GOM_NL__2PRFIN20031215_150211_000000362022_00297_09369_9740.N1	15-DEC-2003 15:02:11	Bright	35.500	175	39Del Per	3.0100	19400.	71	9369	No
317	GOM_NL__2PRFIN20031215_150355_000000362022_00297_09369_9741.N1	15-DEC-2003 15:03:55	Bright	35.500	160	23Gam Per	2.9300	4700.0	71	9369	No
318	GOM_NL__2PRFIN20031215_150704_000000382022_00297_09369_9742.N1	15-DEC-2003 15:07:04	Bright	37.500	110	37Del Cas	2.6780	8900.0	75	9369	No
319	GOM_NL__2PRFIN20031215_151353_000000392022_00297_09369_9743.N1	15-DEC-2003 15:13:53	Bright	38.500	49	1Alp UMi	1.9900	6300.0	77	9369	No
320	GOM_NL__2PRFIN20031215_151836_000000392022_00297_09369_9744.N1	15-DEC-2003 15:18:36	Bright	38.500	60	7Bet UMi	2.0810	3950.0	77	9369	No
321	GOM_NL__2PRFIN20031215_152032_000000532022_00297_09369_9745.N1	15-DEC-2003 15:20:32	Bright	52.500	82	48Bet UMa	2.3650	10600.	105	9369	No
322	GOM_NL__2PRFIN20031215_152316_000000452022_00297_09369_9746.N1	15-DEC-2003 15:23:16	Bright	45.000	32	77Eps UMa	1.7630	11000.	90	9369	No
323	GOM_NL__2PRFIN20031215_152549_000000392022_00297_09369_9747.N1	15-DEC-2003 15:25:49	Bright	38.500	39	85Eta UMa	1.8540	24000.	77	9369	No
324	GOM_NL__2PRFIN20031215_152908_000000392022_00297_09369_9748.N1	15-DEC-2003 15:29:08	Bright	39.000	180	27Gam Boo	3.0400	8000.0	78	9369	No
325	GOM_NL__2PRFIN20031215_153220_000000372022_00297_09369_9749.N1	15-DEC-2003 15:32:20	Bright	37.000	83		2.3780	11000.	74	9369	No
326	GOM_NL__2PRFIN20031215_153537_000000422022_00297_09369_9750.N1	15-DEC-2003 15:35:37	Bright	42.000	111	8Eta Boo	2.6800	6000.0	84	9369	No
327	GOM_NL__2PRFIN20031215_153932_000000542022_00297_09369_9751.N1	15-DEC-2003 15:39:32	Bright	54.000	138	47Eps Vir	2.8280	4700.0	108	9369	No
328	GOM_NL__2PRFIN20031215_154236_000001082022_00297_09369_9752.N1	15-DEC-2003 15:42:36	Twilight	107.50	62	94Bet Leo	2.1360	9700.0	215	9369	No
329	GOM_NL__2PRFIN20031215_154859_000000472022_00297_09369_9753.N1	15-DEC-2003 15:48:59	Twilight	47.000	169	46Gam Hya	2.9910	4700.0	94	9369	No
330	GOM_NL__2PRFIN20031215_155042_000000482022_00297_09369_9754.N1	15-DEC-2003 15:50:42	Dark	47.500	54	5The Cen	2.0550	4500.0	95	9369	No
331	GOM_NL__2PRFIN20031215_155254_000000392022_00297_09369_9755.N1	15-DEC-2003 15:52:54	Dark	39.000	78	Alp Lup	2.3040	28000.	78	9369	No
332	GOM_NL__2PRFIN20031215_155535_000000402022_00297_09369_9756.N1	15-DEC-2003 15:55:35	Dark	40.000	77	Eps Cen	2.3030	28000.	80	9369	No
333	GOM_NL__2PRFIN20031215_155648_000000482022_00297_09369_9757.N1	15-DEC-2003 15:56:48	Dark	47.500	10	Bet Cen	0.61000	28000.	95	9369	No
334	GOM_NL__2PRFIN20031215_155814_000000402022_00298_09370_9723.N1	15-DEC-2003 15:58:14	Dark	40.000	20	Bet Cru	1.2530	30000.	80	9370	No
335	GOM_NL__2PRFIN20031215_160017_000000372022_00298_09370_9724.N1	15-DEC-2003 16:00:17	Dark	36.500	112	Alp Mus	2.6880	26000.	73	9370	No
336	GOM_NL__2PRFIN20031215_160502_000000442022_00298_09370_9725.N1	15-DEC-2003 16:05:02	Dark	43.500	29	Bet Car	1.6720	10200.	87	9370	No
337	GOM_NL__2PRFIN20031215_160732_000000482022_00298_09370_9726.N1	15-DEC-2003 16:07:32	Dark	48.000	41	Eps Car	1.8600	4100.0	96	9370	No

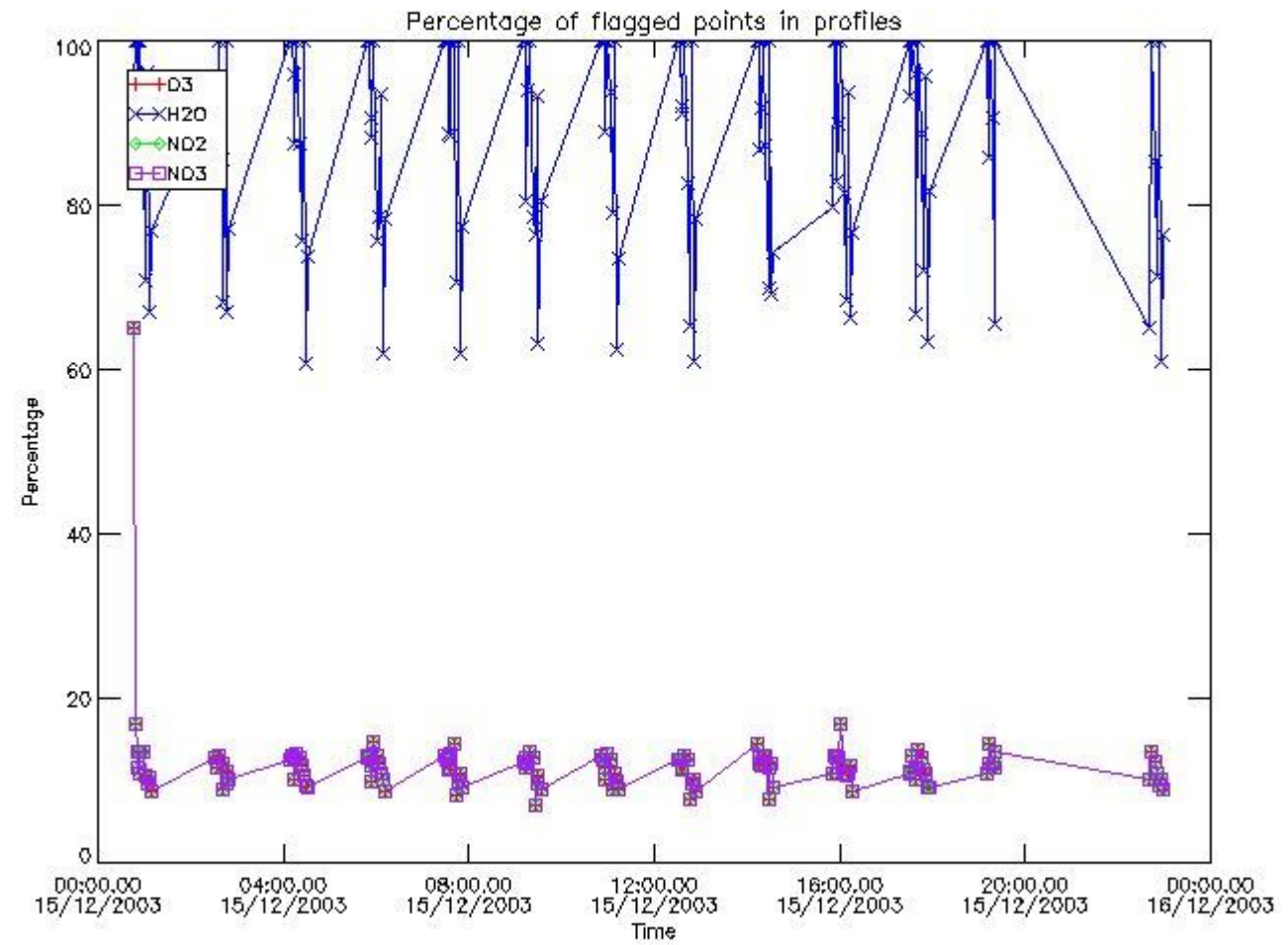
338	GOM_NL__2PRFIN20031215_161016_000000482022_00298_09370_9727.N1	15-DEC-2003 16:10:16	Dark	47.500	34	Gam2Vel	1.7930	23000.	95	9370	No
339	GOM_NL__2PRFIN20031215_161227_000000442022_00298_09370_9728.N1	15-DEC-2003 16:12:27	Dark	43.500	2	Alp Car	-0.73600	7000.0	87	9370	No
340	GOM_NL__2PRFIN20031215_161509_000000582022_00298_09370_9729.N1	15-DEC-2003 16:15:09	Dark	58.000	117	Pi Pup	2.7060	3800.0	116	9370	No
341	GOM_NL__2PRFIN20031215_161826_000000612022_00298_09370_9730.N1	15-DEC-2003 16:18:26	Straylight	60.500	23	21Eps CMa	1.5020	26000.	121	9370	No
342	GOM_NL__2PRFIN20031215_162016_000000552022_00298_09370_9731.N1	15-DEC-2003 16:20:16	Straylight	55.000	179	24Omi2CMa	3.0320	24000.	110	9370	No
343	GOM_NL__2PRFIN20031215_162303_000000562022_00298_09370_9732.N1	15-DEC-2003 16:23:03	Straylight	56.000	47	2Bet CMa	1.9760	28000.	112	9370	No
344	GOM_NL__2PRFIN20031215_162533_000000462022_00298_09370_9733.N1	15-DEC-2003 16:25:33	Straylight	45.500	165	34Gam Eri	2.9500	3200.0	91	9370	No
345	GOM_NL__2PRFIN20031215_162720_000000492022_00298_09370_9734.N1	15-DEC-2003 16:27:20	Straylight	48.500	125	44Iot Ori	2.7700	30000.	97	9370	No
346	GOM_NL__2PRFIN20031215_162854_000000512022_00298_09370_9735.N1	15-DEC-2003 16:28:54	Straylight	50.500	30	46Eps Ori	1.6940	30000.	101	9370	No
347	GOM_NL__2PRFIN20031215_163206_000000682022_00298_09370_9736.N1	15-DEC-2003 16:32:06	Tw_i_and_stray	68.000	14	58Alp Ori	0.87000	3000.0	136	9370	No
348	GOM_NL__2PRFIN20031215_163359_000000542022_00298_09370_9737.N1	15-DEC-2003 16:33:59	Tw_i_and_stray	54.000	13	87Alp Tau	0.86700	3800.0	108	9370	No
349	GOM_NL__2PRFIN20031215_163608_000000372022_00298_09370_9738.N1	15-DEC-2003 16:36:08	Bright	37.000	146	25Eta Tau	2.8730	15200.	74	9370	No
350	GOM_NL__2PRFIN20031215_163817_000000392022_00298_09370_9739.N1	15-DEC-2003 16:38:17	Bright	39.000	150	44Zet Per	2.8900	28000.	78	9370	No
351	GOM_NL__2PRFIN20031215_164035_000000372022_00298_09370_9740.N1	15-DEC-2003 16:40:35	Bright	36.500	149	45Eps Per	2.8880	30000.	73	9370	No
352	GOM_NL__2PRFIN20031215_164247_000000362022_00298_09370_9741.N1	15-DEC-2003 16:42:47	Bright	36.000	175	39Del Per	3.0100	19400.	72	9370	No
353	GOM_NL__2PRFIN20031215_164431_000000382022_00298_09370_9742.N1	15-DEC-2003 16:44:31	Bright	37.500	160	23Gam Per	2.9300	4700.0	75	9370	No
354	GOM_NL__2PRFIN20031215_164740_000000392022_00298_09370_9743.N1	15-DEC-2003 16:47:40	Bright	38.500	110	37Del Cas	2.6780	8900.0	77	9370	No
355	GOM_NL__2PRFIN20031215_165428_000000402022_00298_09370_9744.N1	15-DEC-2003 16:54:28	Bright	40.000	49	1Alp UMi	1.9900	6300.0	80	9370	No
356	GOM_NL__2PRFIN20031215_165912_000000412022_00298_09370_9745.N1	15-DEC-2003 16:59:12	Bright	40.500	60	7Bet UMi	2.0810	3950.0	81	9370	No
357	GOM_NL__2PRFIN20031215_170108_000000482022_00298_09370_9746.N1	15-DEC-2003 17:01:08	Bright	48.000	82	48Bet UMa	2.3650	10600.	96	9370	No
358	GOM_NL__2PRFIN20031215_170352_000000432022_00298_09370_9747.N1	15-DEC-2003 17:03:52	Bright	43.000	32	77Eps UMa	1.7630	11000.	86	9370	No
359	GOM_NL__2PRFIN20031215_170625_000000432022_00298_09370_9748.N1	15-DEC-2003 17:06:25	Bright	43.000	39	85Eta UMa	1.8540	24000.	86	9370	No
360	GOM_NL__2PRFIN20031215_170944_000000542022_00298_09370_9749.N1	15-DEC-2003 17:09:44	Bright	53.500	180	27Gam Boo	3.0400	8000.0	107	9370	No
361	GOM_NL__2PRFIN20031215_171256_000000392022_00298_09370_9750.N1	15-DEC-2003 17:12:56	Bright	38.500	83		2.3780	11000.	77	9370	No
362	GOM_NL__2PRFIN20031215_171614_000000412022_00298_09370_9751.N1	15-DEC-2003 17:16:14	Bright	41.000	111	8Eta Boo	2.6800	6000.0	82	9370	No
363	GOM_NL__2PRFIN20031215_172008_000000532022_00298_09370_9752.N1	15-DEC-2003 17:20:08	Bright	53.000	138	47Eps Vir	2.8280	4700.0	106	9370	No
364	GOM_NL__2PRFIN20031215_172606_000000552022_00298_09370_9753.N1	15-DEC-2003 17:26:06	Tw_i_and_stray	55.000	15	67Alp Vir	0.97600	28000.	110	9370	No
365	GOM_NL__2PRFIN20031215_172936_000000472022_00298_09370_9754.N1	15-DEC-2003 17:29:36	Dark	46.500	169	46Gam Hya	2.9910	4700.0	93	9370	No
366	GOM_NL__2PRFIN20031215_173119_000000462022_00298_09370_9755.N1	15-DEC-2003 17:31:19	Dark	45.500	54	5The Cen	2.0550	4500.0	91	9370	No
367	GOM_NL__2PRFIN20031215_173330_000000392022_00298_09370_9756.N1	15-DEC-2003 17:33:30	Dark	39.000	78	Alp Lup	2.3040	28000.	78	9370	No
368	GOM_NL__2PRFIN20031215_173725_000000512022_00298_09370_9757.N1	15-DEC-2003 17:37:25	Dark	50.500	10	Bet Cen	0.61000	28000.	101	9370	No
369	GOM_NL__2PRFIN20031215_173850_000000442022_00299_09371_9723.N1	15-DEC-2003 17:38:50	Dark	44.000	26	Gam Cru	1.6240	2900.0	88	9371	No
370	GOM_NL__2PRFIN20031215_174053_000000372022_00299_09371_9724.N1	15-DEC-2003 17:40:53	Dark	37.000	112	Alp Mus	2.6880	26000.	74	9371	No
371	GOM_NL__2PRFIN20031215_174539_000000402022_00299_09371_9725.N1	15-DEC-2003 17:45:39	Dark	40.000	29	Bet Car	1.6720	10200.	80	9371	No
372	GOM_NL__2PRFIN20031215_174809_000000452022_00299_09371_9726.N1	15-DEC-2003 17:48:09	Dark	45.000	41	Eps Car	1.8600	4100.0	90	9371	No
373	GOM_NL__2PRFIN20031215_175053_000000482022_00299_09371_9727.N1	15-DEC-2003 17:50:53	Dark	47.500	34	Gam2Vel	1.7930	23000.	95	9371	No
374	GOM_NL__2PRFIN20031215_175304_000000552022_00299_09371_9728.N1	15-DEC-2003 17:53:04	Dark	54.500	2	Alp Car	-0.73600	7000.0	109	9371	No
375	GOM_NL__2PRFIN20031215_175545_000000552022_00299_09371_9729.N1	15-DEC-2003 17:55:45	Dark	55.000	117	Pi Pup	2.7060	3800.0	110	9371	No
376	GOM_NL__2PRFIN20031215_175902_000000582022_00299_09371_9730.N1	15-DEC-2003 17:59:02	Straylight	57.500	23	21Eps CMa	1.5020	26000.	115	9371	No
377	GOM_NL__2PRFIN20031215_180052_000000562022_00299_09371_9731.N1	15-DEC-2003 18:00:52	Straylight	55.500	179	24Omi2CMa	3.0320	24000.	111	9371	No
378	GOM_NL__2PRFIN20031215_180340_000000522022_00299_09371_9732.N1	15-DEC-2003 18:03:40	Straylight	52.000	47	2Bet CMa	1.9760	28000.	104	9371	No
379	GOM_NL__2PRFIN20031215_180610_000000472022_00299_09371_9733.N1	15-DEC-2003 18:06:10	Straylight	46.500	165	34Gam Eri	2.9500	3200.0	93	9371	No
380	GOM_NL__2PRFIN20031215_180756_000000492022_00299_09371_9734.N1	15-DEC-2003 18:07:56	Straylight	49.000	125	44Iot Ori	2.7700	30000.	98	9371	No
381	GOM_NL__2PRFIN20031215_180930_000000512022_00299_09371_9735.N1	15-DEC-2003 18:09:30	Straylight	50.500	30	46Eps Ori	1.6940	30000.	101	9371	No
382	GOM_NL__2PRFIN20031215_181242_000000682022_00299_09371_9736.N1	15-DEC-2003 18:12:42	Tw_i_and_stray	68.000	14	58Alp Ori	0.87000	3000.0	136	9371	No
383	GOM_NL__2PRFIN20031215_181435_000000542022_00299_09371_9737.N1	15-DEC-2003 18:14:35	Tw_i_and_stray	54.000	13	87Alp Tau	0.86700	3800.0	108	9371	No
384	GOM_NL__2PRFIN20031215_181644_000000372022_00299_09371_9738.N1	15-DEC-2003 18:16:44	Bright	37.000	146	25Eta Tau	2.8730	15200.	74	9371	No
385	GOM_NL__2PRFIN20031215_181853_000000392022_00299_09371_9739.N1	15-DEC-2003 18:18:53	Bright	38.500	150	44Zet Per	2.8900	28000.	77	9371	No
386	GOM_NL__2PRFIN20031215_182111_000000372022_00299_09371_9740.N1	15-DEC-2003 18:21:11	Bright	37.000	149	45Eps Per	2.8880	30000.	74	9371	No
387	GOM_NL__2PRFIN20031215_182323_000000372022_00299_09371_9741.N1	15-DEC-2003 18:23:23	Bright	37.000	175	39Del Per	3.0100	19400.	74	9371	No
388	GOM_NL__2PRFIN20031215_182507_000000392022_00299_09371_9742.N1	15-DEC-2003 18:25:07	Bright	39.000	160	23Gam Per	2.9300	4700.0	78	9371	No
389	GOM_NL__2PRFIN20031215_182817_000000382022_00299_09371_9743.N1	15-DEC-2003 18:28:17	Bright	37.500	110	37Del Cas	2.6780	8900.0	75	9371	No
390	GOM_NL__2PRFIN20031215_183504_000000392022_00299_09371_9744.N1	15-DEC-2003 18:35:04	Bright	39.000	49	1Alp UMi	1.9900	6300.0	78	9371	No
391	GOM_NL__2PRFIN20031215_183948_000000392022_00299_09371_9745.N1	15-DEC-2003 18:39:48	Bright	39.000	60	7Bet UMi	2.0810	3950.0	78	9371	No
392	GOM_NL__2PRFIN20031215_184143_000000502022_00299_09371_9746.N1	15-DEC-2003 18:41:43	Bright	49.500	82	48Bet UMa	2.3650	10600.	99	9371	No
393	GOM_NL__2PRFIN20031215_184428_000000452022_00299_09371_9747.N1	15-DEC-2003 18:44:28	Bright	44.500	32	77Eps UMa	1.7630	11000.	89	9371	No
394	GOM_NL__2PRFIN20031215_184701_000000432022_00299_09371_9748.N1	15-DEC-2003 18:47:01	Bright	43.000	39	85Eta UMa	1.8540	24000.	86	9371	No
395	GOM_NL__2PRFIN20031215_185020_000000552022_00299_09371_9749.N1	15-DEC-2003 18:50:20	Bright	55.000	180	27Gam Boo	3.0400	8000.0	110	9371	No
396	GOM_NL__2PRFIN20031215_185332_000000382022_00299_09371_9750.N1	15-DEC-2003 18:53:32	Bright	38.000	83		2.3780	11000.	76	9371	No

397	GOM_NL__2PRFIN20031215_185650_000000442022_00299_09371_9751.N1	15-DEC-2003 18:56:50	Bright	43.500	111	8Eta Boo	2.6800	6000.0	87	9371	No
398	GOM_NL__2PRFIN20031215_190045_000000522022_00299_09371_9752.N1	15-DEC-2003 19:00:45	Bright	52.000	138	47Eps Vir	2.8280	4700.0	104	9371	No
399	GOM_NL__2PRFIN20031215_190642_000000532022_00299_09371_9753.N1	15-DEC-2003 19:06:42	Tw_i_and_stray	53.000	15	67Alp Vir	0.97600	28000.	106	9371	No
400	GOM_NL__2PRFIN20031215_191012_000000472022_00299_09371_9754.N1	15-DEC-2003 19:10:12	Dark	46.500	169	46Gam Hya	2.9910	4700.0	93	9371	No
401	GOM_NL__2PRFIN20031215_191155_000000432022_00299_09371_9755.N1	15-DEC-2003 19:11:55	Dark	42.500	54	5The Cen	2.0550	4500.0	85	9371	No
402	GOM_NL__2PRFIN20031215_191406_000000392022_00299_09371_9756.N1	15-DEC-2003 19:14:06	Dark	38.500	78	Alp Lup	2.3040	28000.	77	9371	No
403	GOM_NL__2PRFIN20031215_191801_000000432022_00299_09371_9757.N1	15-DEC-2003 19:18:01	Dark	42.500	10	Bet Cen	0.61000	28000.	85	9371	No
404	GOM_NL__2PRFIN20031215_191926_000000442022_00300_09372_9723.N1	15-DEC-2003 19:19:26	Dark	44.000	26	Gam Cru	1.6240	2900.0	88	9372	No
405	GOM_NL__2PRFIN20031215_192129_000000372022_00300_09372_9724.N1	15-DEC-2003 19:21:29	Dark	37.000	112	Alp Mus	2.6880	26000.	74	9372	No
406	GOM_NL__2PRFIN20031215_224039_000000552022_00302_09374_0049.N1	15-DEC-2003 22:40:39	Dark	55.000	26	Gam Cru	1.6240	2900.0	110	9374	No
407	GOM_NL__2PRFIN20031215_224241_000000382022_00302_09374_0050.N1	15-DEC-2003 22:42:41	Dark	37.500	112	Alp Mus	2.6880	26000.	75	9374	No
408	GOM_NL__2PRFIN20031215_224727_000000422022_00302_09374_0051.N1	15-DEC-2003 22:47:27	Dark	41.500	29	Bet Car	1.6720	10200.	83	9374	No
409	GOM_NL__2PRFIN20031215_224958_000000482022_00302_09374_0052.N1	15-DEC-2003 22:49:58	Dark	47.500	41	Eps Car	1.8600	4100.0	95	9374	No
410	GOM_NL__2PRFIN20031215_225241_000000552022_00302_09374_0053.N1	15-DEC-2003 22:52:41	Dark	54.500	34	Gam2Vel	1.7930	23000.	109	9374	No
411	GOM_NL__2PRFIN20031215_225451_000000512022_00302_09374_0054.N1	15-DEC-2003 22:54:51	Dark	50.500	2	Alp Car	-0.73600	7000.0	101	9374	No
412	GOM_NL__2PRFIN20031215_225734_000000582022_00302_09374_0055.N1	15-DEC-2003 22:57:34	Dark	57.500	117	Pi Pup	2.7060	3800.0	115	9374	No
413	GOM_NL__2PRFIN20031215_230051_000000602022_00302_09374_0056.N1	15-DEC-2003 23:00:51	Straylight	60.000	23	21Eps CMa	1.5020	26000.	120	9374	No
414	GOM_NL__2PRFIN20031215_230240_000000582022_00302_09374_9920.N1	15-DEC-2003 23:02:40	Straylight	57.500	179	24Omi2CMa	3.0320	24000.	115	9374	No
415	GOM_NL__2PRFIN20031215_230527_000000552022_00302_09374_9921.N1	15-DEC-2003 23:05:27	Straylight	55.000	47	2Bet CMa	1.9760	28000.	110	9374	No
416	GOM_NL__2PRFIN20031215_230757_000000472022_00302_09374_9922.N1	15-DEC-2003 23:07:57	Straylight	46.500	165	34Gam Eri	2.9500	3200.0	93	9374	No
417	GOM_NL__2PRFIN20031215_230943_000000502022_00302_09374_9923.N1	15-DEC-2003 23:09:43	Straylight	49.500	125	44Iot Ori	2.7700	30000.	99	9374	No
418	GOM_NL__2PRFIN20031215_231117_000000532022_00302_09374_9924.N1	15-DEC-2003 23:11:17	Straylight	53.000	30	46Eps Ori	1.6940	30000.	106	9374	No
419	GOM_NL__2PRFIN20031215_231428_000000602022_00302_09374_9925.N1	15-DEC-2003 23:14:28	Tw_i_and_stray	60.000	14	58Alp Ori	0.87000	3000.0	120	9374	No
420	GOM_NL__2PRFIN20031215_231622_000000532022_00302_09374_9926.N1	15-DEC-2003 23:16:22	Tw_i_and_stray	52.500	13	87Alp Tau	0.86700	3800.0	105	9374	No
421	GOM_NL__2PRFIN20031215_231832_000000362022_00302_09374_9927.N1	15-DEC-2003 23:18:32	Bright	36.000	146	25Eta Tau	2.8730	15200.	72	9374	No
422	GOM_NL__2PRFIN20031215_232041_000000382022_00302_09374_9928.N1	15-DEC-2003 23:20:41	Bright	38.000	150	44Zet Per	2.8900	28000.	76	9374	No
423	GOM_NL__2PRFIN20031215_232259_000000362022_00302_09374_9929.N1	15-DEC-2003 23:22:59	Bright	36.000	149	45Eps Per	2.8880	30000.	72	9374	No
424	GOM_NL__2PRFIN20031215_232511_000000362022_00302_09374_9930.N1	15-DEC-2003 23:25:11	Bright	35.500	175	39Del Per	3.0100	19400.	71	9374	No
425	GOM_NL__2PRFIN20031215_232656_000000352022_00302_09374_9931.N1	15-DEC-2003 23:26:56	Bright	34.500	160	23Gam Per	2.9300	4700.0	69	9374	No
426	GOM_NL__2PRFIN20031215_233006_000000372022_00302_09374_9932.N1	15-DEC-2003 23:30:06	Bright	37.000	110	37Del Cas	2.6780	8900.0	74	9374	No
427	GOM_NL__2PRFIN20031215_233653_000000342022_00302_09374_9933.N1	15-DEC-2003 23:36:53	Bright	34.000	49	1Alp UMi	1.9900	6300.0	68	9374	No
428	GOM_NL__2PRFIN20031215_234136_000000362022_00302_09374_9934.N1	15-DEC-2003 23:41:36	Bright	35.500	60	7Bet UMi	2.0810	3950.0	71	9374	No
429	GOM_NL__2PRFIN20031215_234329_000000492022_00302_09374_9935.N1	15-DEC-2003 23:43:29	Bright	49.000	82	48Bet UMa	2.3650	10600.	98	9374	No
430	GOM_NL__2PRFIN20031215_234615_000000412022_00302_09374_9936.N1	15-DEC-2003 23:46:15	Bright	41.000	32	77Eps UMa	1.7630	11000.	82	9374	No
431	GOM_NL__2PRFIN20031215_234849_000000412022_00302_09374_9937.N1	15-DEC-2003 23:48:49	Bright	40.500	39	85Eta UMa	1.8540	24000.	81	9374	No
432	GOM_NL__2PRFIN20031215_235208_000000372022_00302_09374_9938.N1	15-DEC-2003 23:52:08	Bright	37.000	180	27Gam Boo	3.0400	8000.0	74	9374	No
433	GOM_NL__2PRFIN20031215_235521_000000382022_00302_09374_9939.N1	15-DEC-2003 23:55:21	Bright	37.500	83		2.3780	11000.	75	9374	No
434	GOM_NL__2PRFIN20031215_235838_000000592022_00302_09374_9940.N1	15-DEC-2003 23:58:38	Bright	59.000	111	8Eta Boo	2.6800	6000.0	118	9374	No

3. Quality information per product


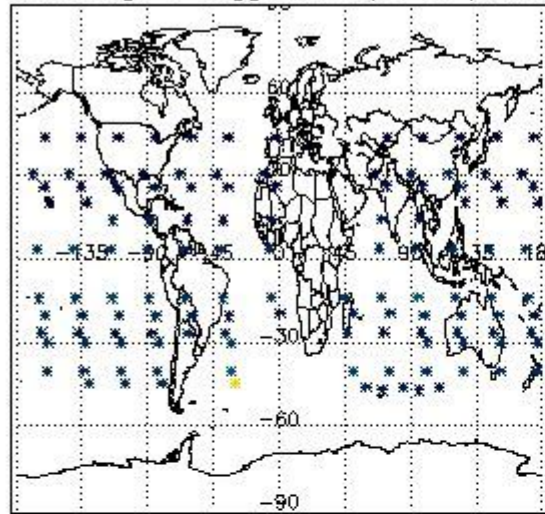
In this section it is plotted some information contained in the Quality Summary data set of the level 2 products. Only products in dark limb conditions and without errors (error flag in the MPH set to "0") are used.

3.1 Plot quality information per product (time dependant)

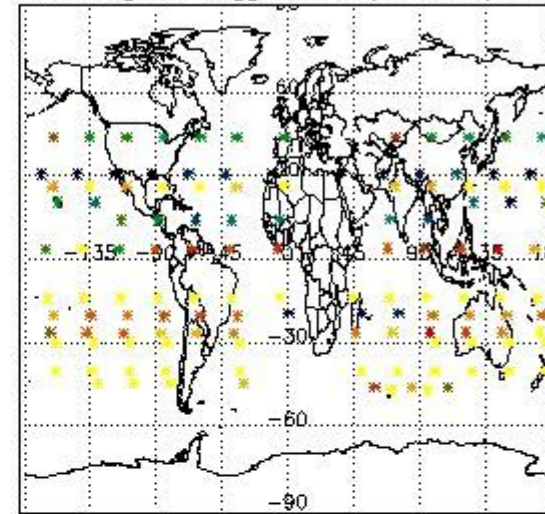


3.2 Plot quality information per product (world map)


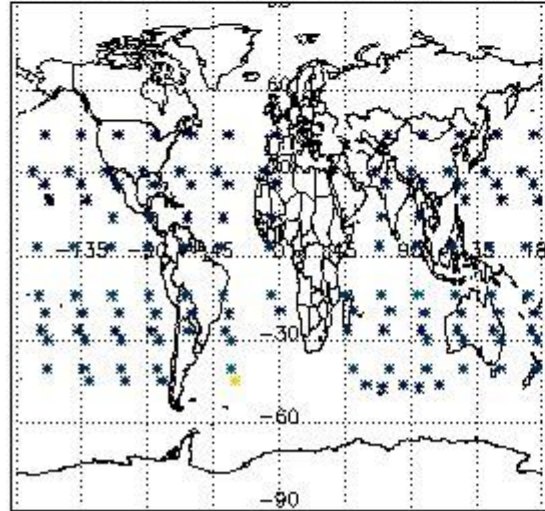
Percentage of flagged data per O3 profile



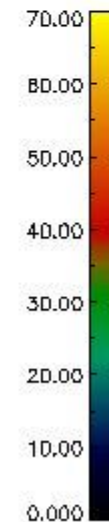
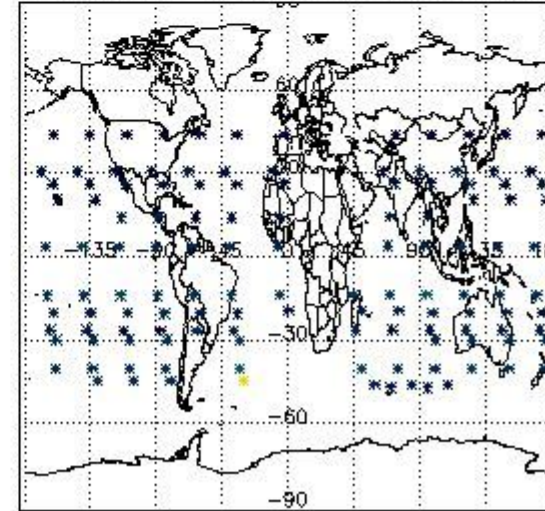
Percentage of flagged data per H2O profile



Percentage of flagged data per NO2 profile



Percentage of flagged data per NO3 profile

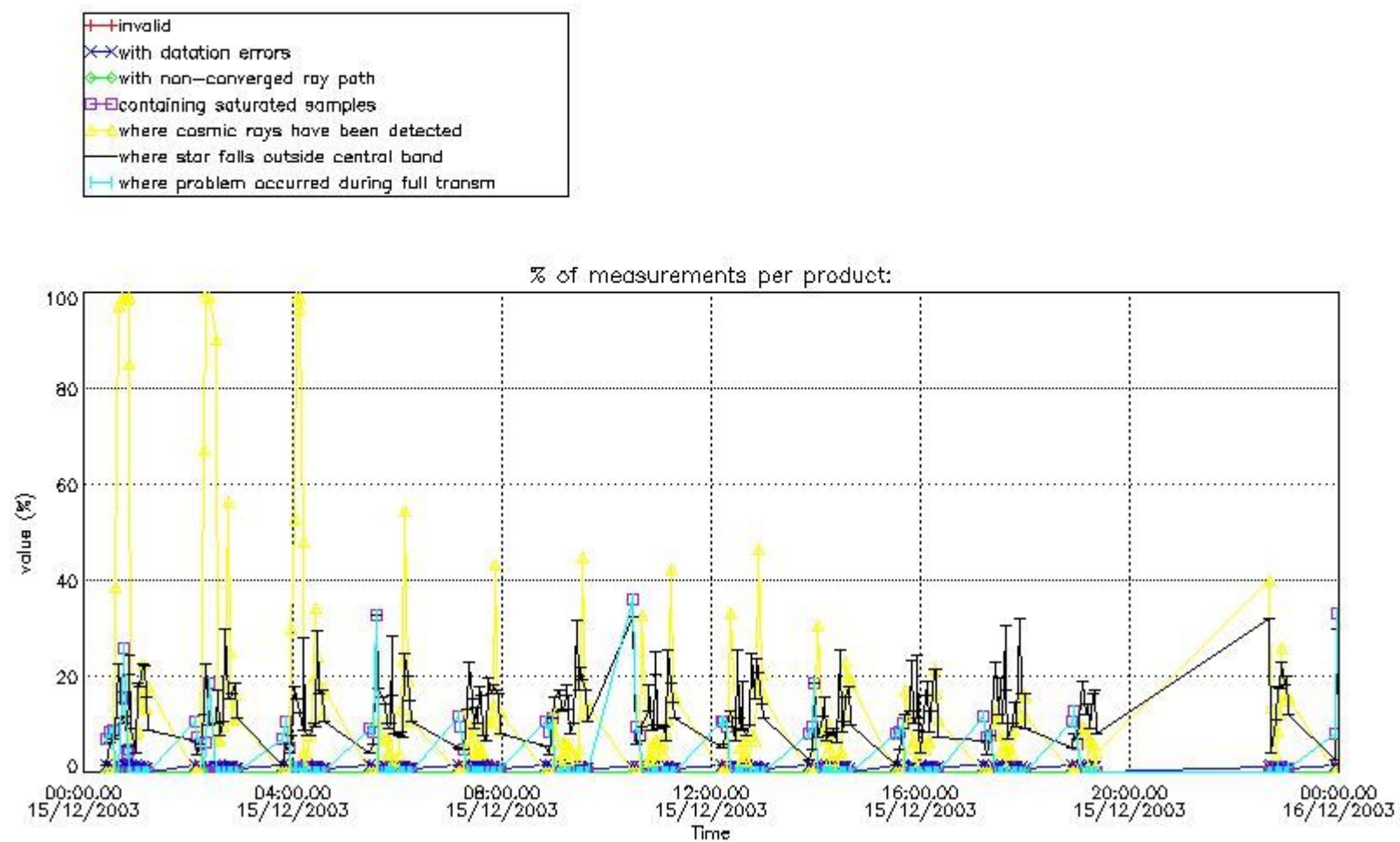


4. Level 1 quality information per product

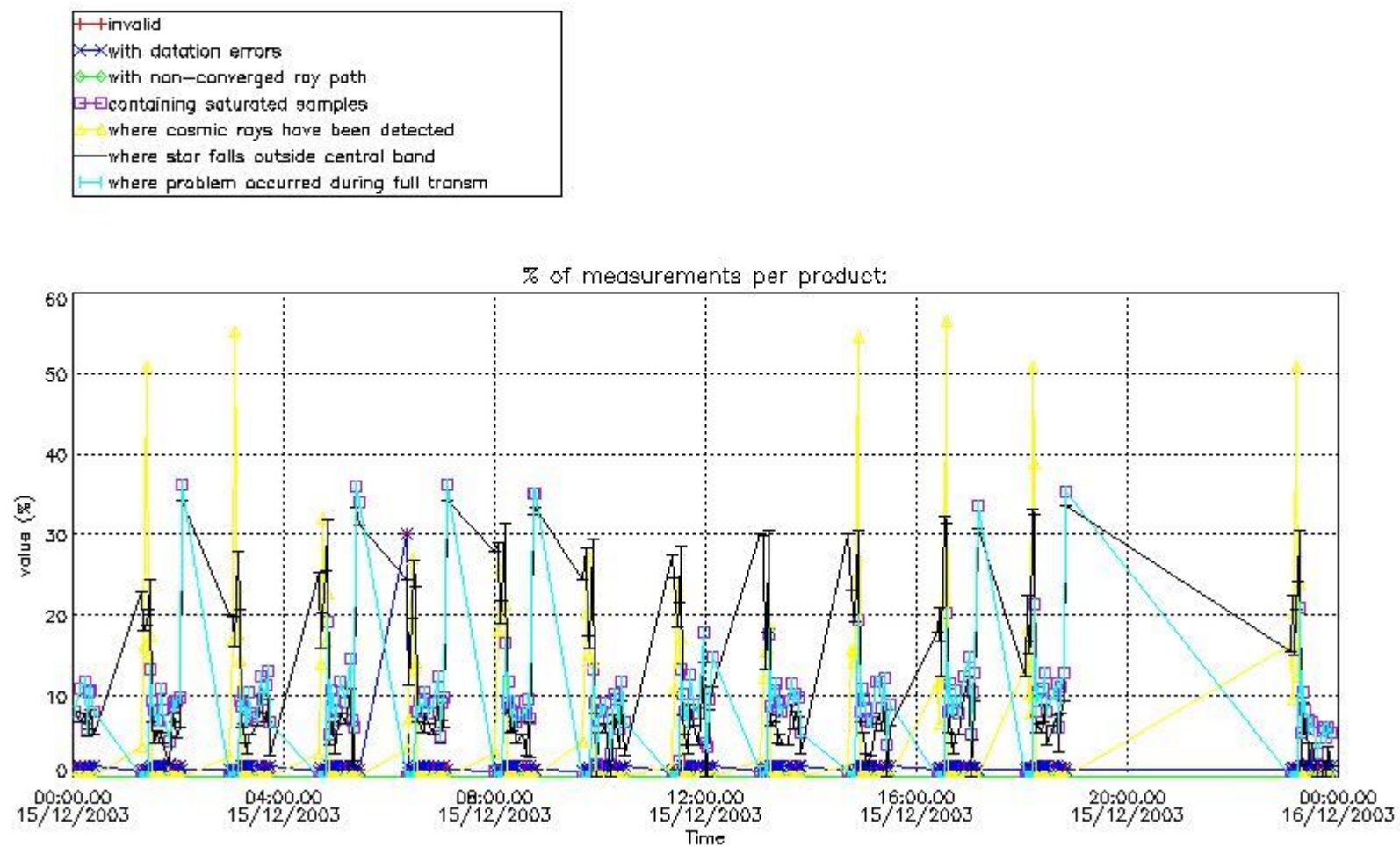
In this section it is plotted some information contained in the Quality Summary data set of the level 2 products that comes from the level 1b processing. Products without errors (error flag in the MPH set to "0") are used.

4.1 Plot quality information per product (time dependant) coming from level 1b processing

4.1.1 Plot level 1 quality information per product (time dependant): ENVISAT ASCENDING passes

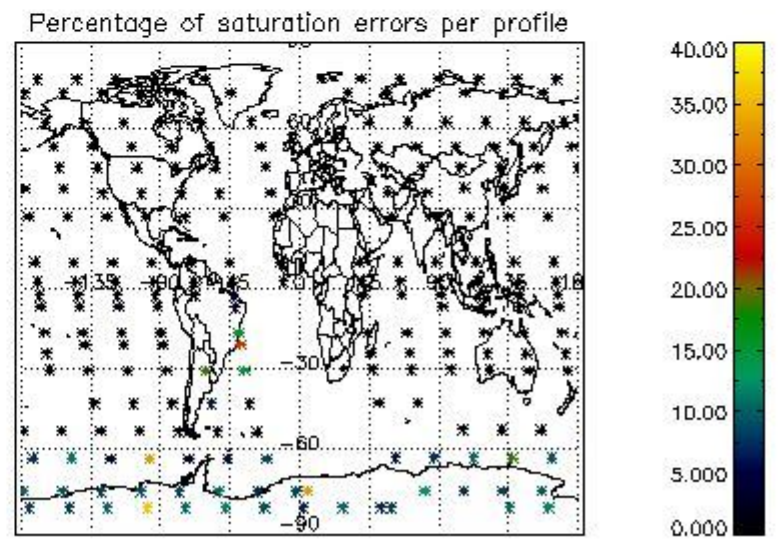
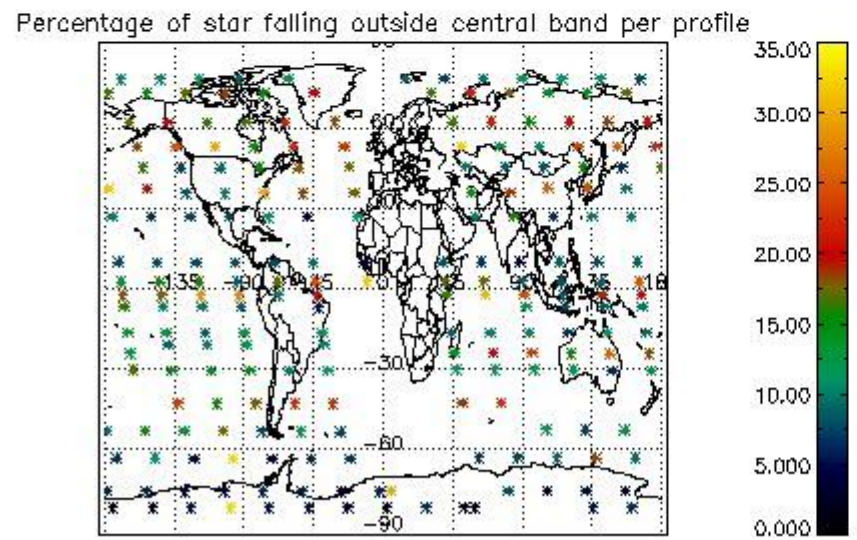
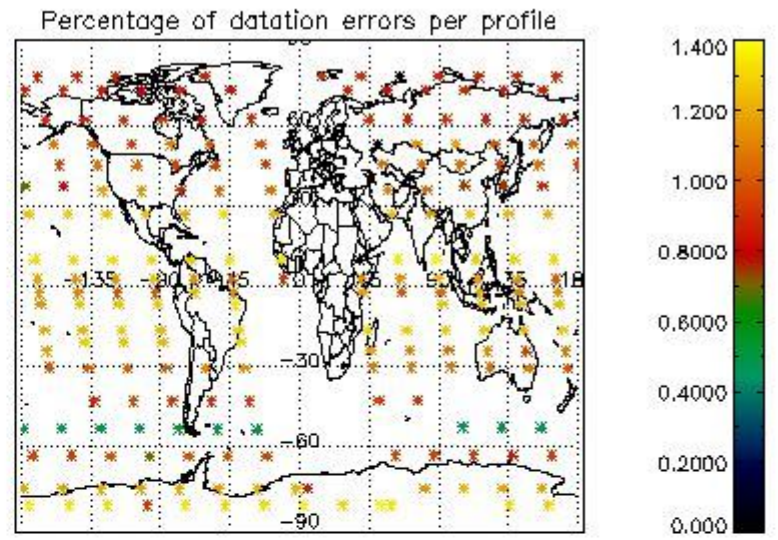
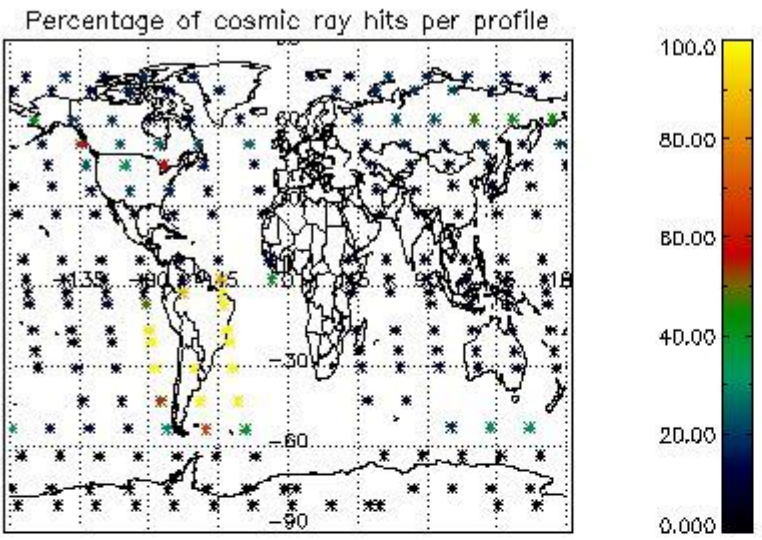


4.1.2 Plot level 1 quality information per product (time dependant): ENVI SAT DESCENDING passes

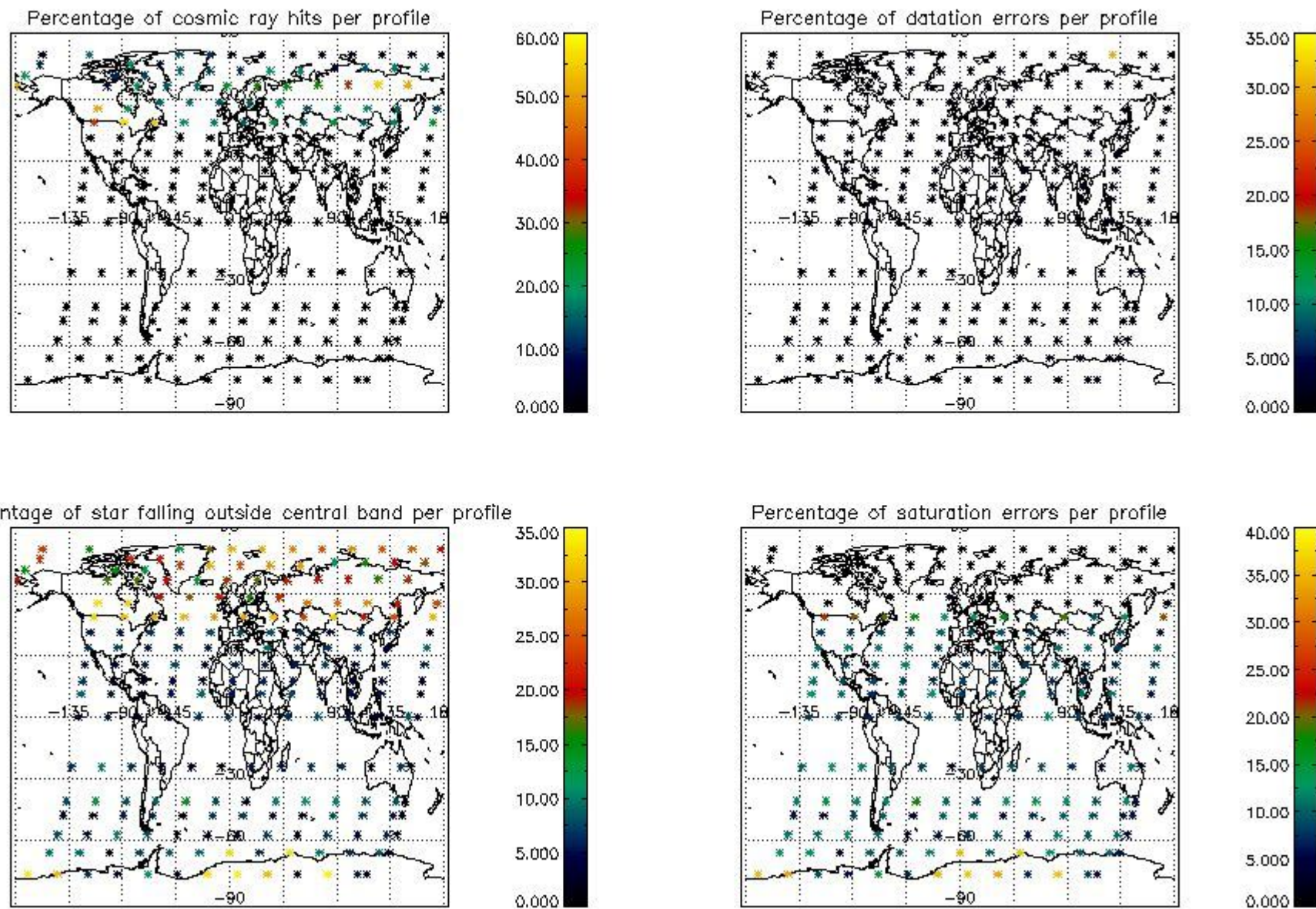


4.2 Plot quality information per product coming from level 1b processing (world map)

4.2.1 Plot level 1 quality information per product (world map): ENVISAT ASCENDING passes



4.2.2 Plot level 1 quality information per product (world map): ENVISAT DESCENDING passes



5. Trace gas profiles

5.1 Ozone statistics based on quality of products

The final quality of the products can be "measured" using the STD (Standard Deviation) attached to every point profile. This information is written to the parameter GOM_NL__2P/NL_LOCAL_SPECIES_DENSITY/o3_std of the level 2 products. The table below shows the statistics for given STD ranges.

The statistics are given with respect to the overall valid production:

- Products without fatal errors: GOM_NL__2P/MPH/PRODUCT_ERR=0
- Valid point profile: GOM_NL__2P/NL_LOCAL_SPECIES_DENSITY/pcd(0)=0

The 'Criteria' is applied to valid points of dark limb products:

- Products in dark limb illumination condition: GOM_NL__2P/NL_SUMMARY_QUALITY/obs_ill_cond=0
- Products without fatal errors: GOM_NL__2P/MPH/PRODUCT_ERR=0
- Valid point profile: GOM_NL__2P/NL_LOCAL_SPECIES_DENSITY/pcd(0)=0

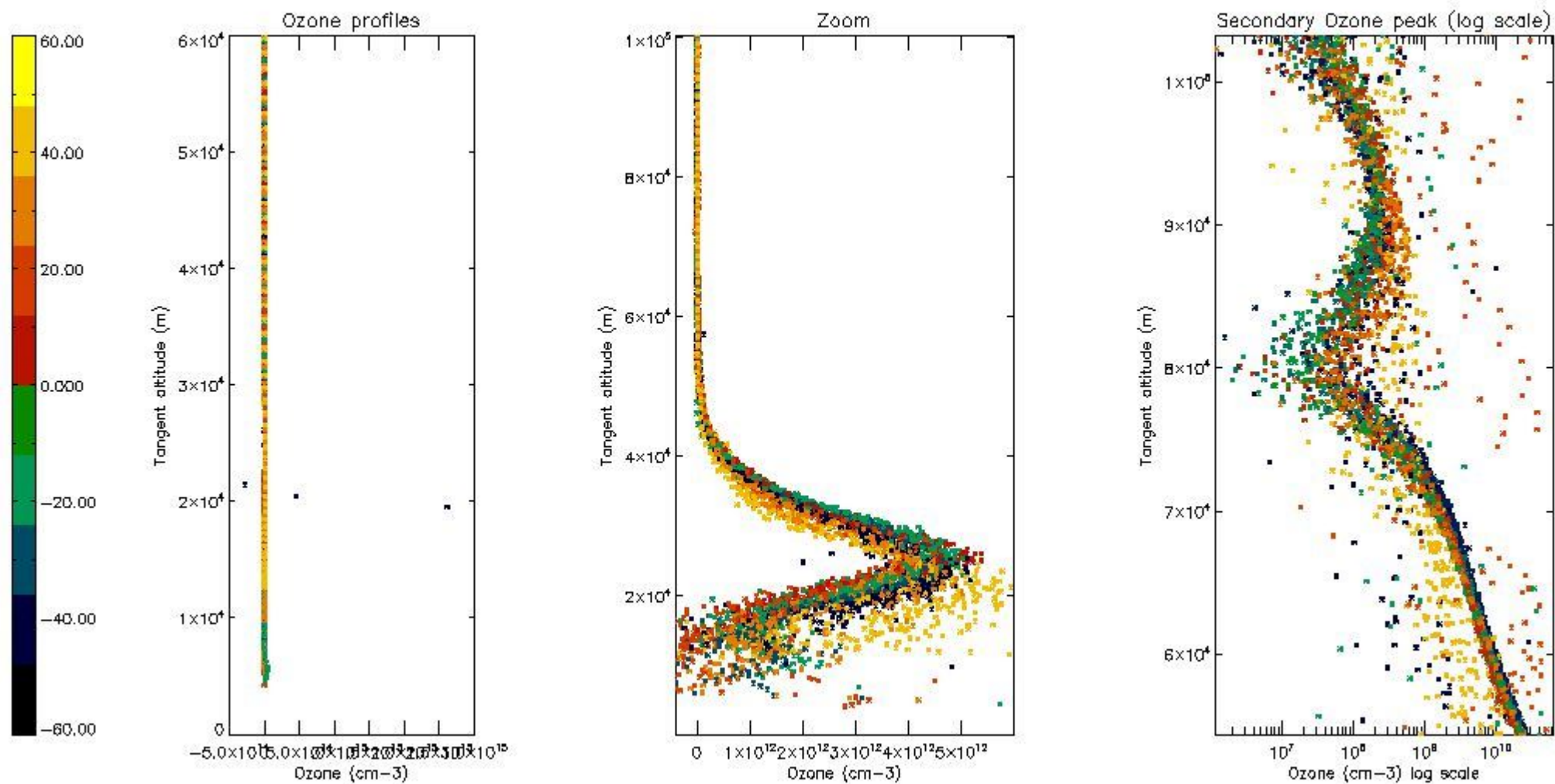
So, the table below shows the percentage of dark limb and valid observations for each criteria with respect to the overall valid daily observations.

Criteria	% of total production
All STD	28
STD < 20	16

STD < 10	14
STD < 5	10

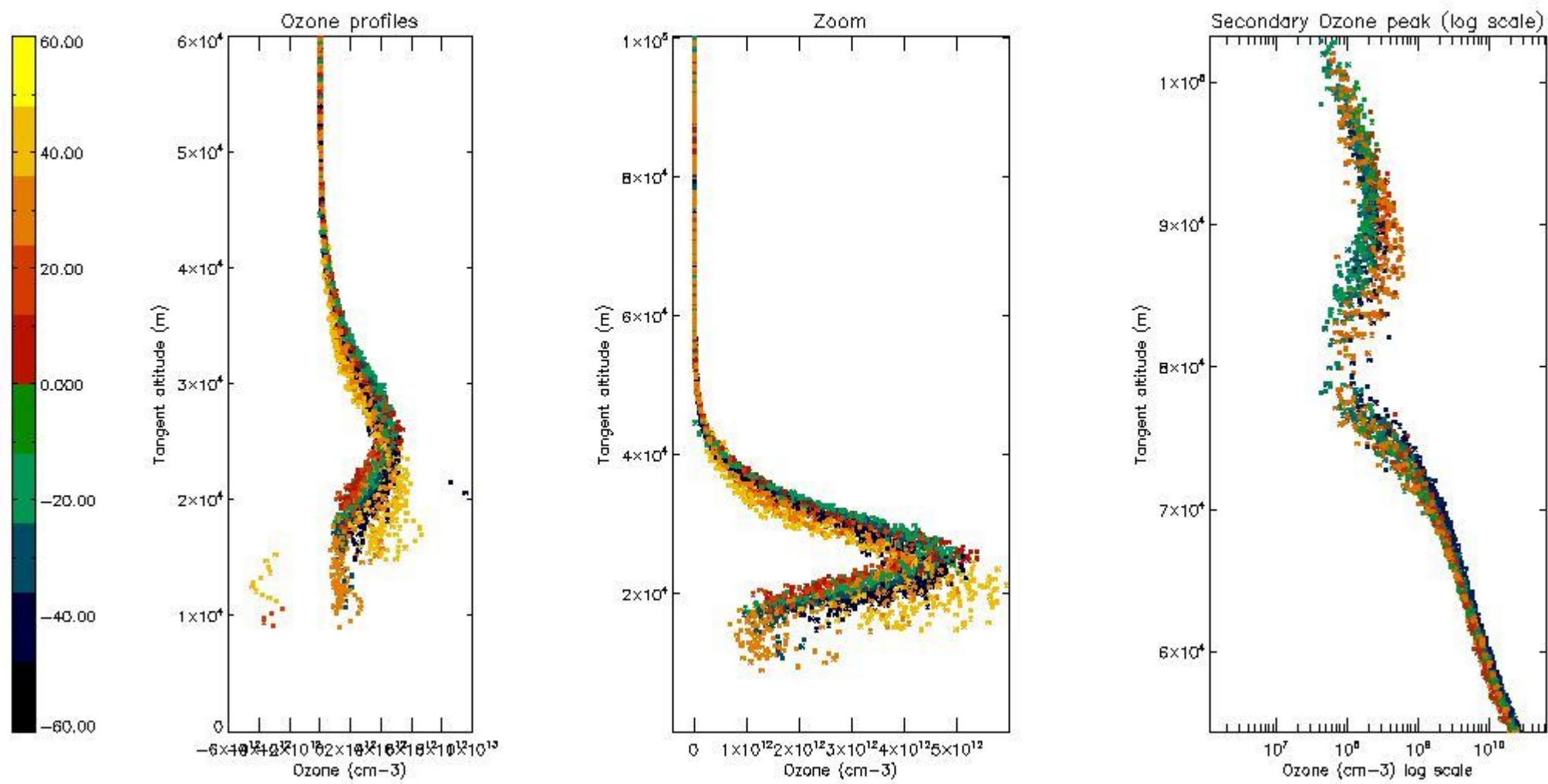
5.2 Plot ozone profiles for all STD (dark without errors)

The colorbar represents the latitude.



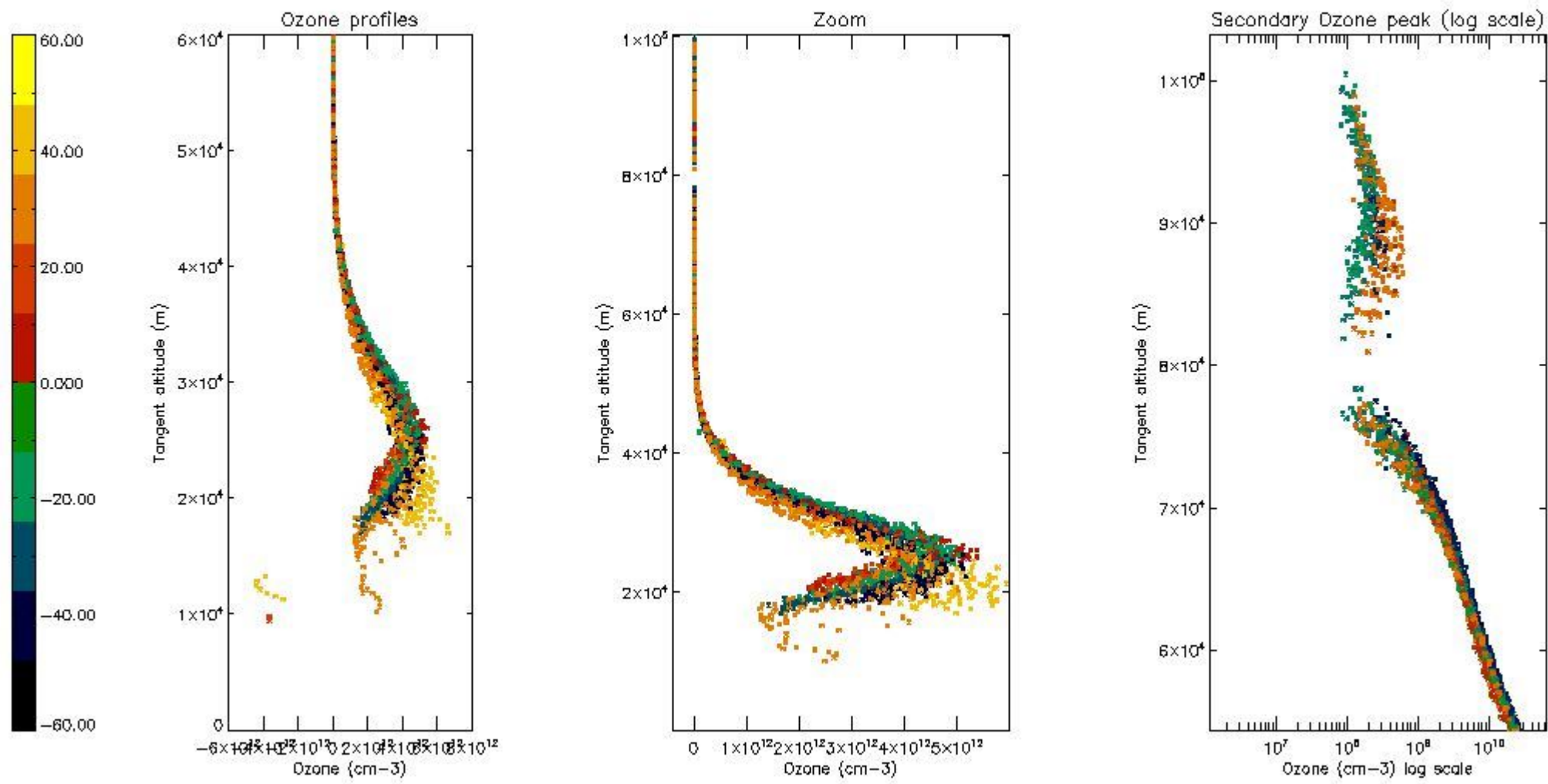
5.3 Plot ozone profiles where STD < 20% (dark without errors)

The colorbar represents the latitude.



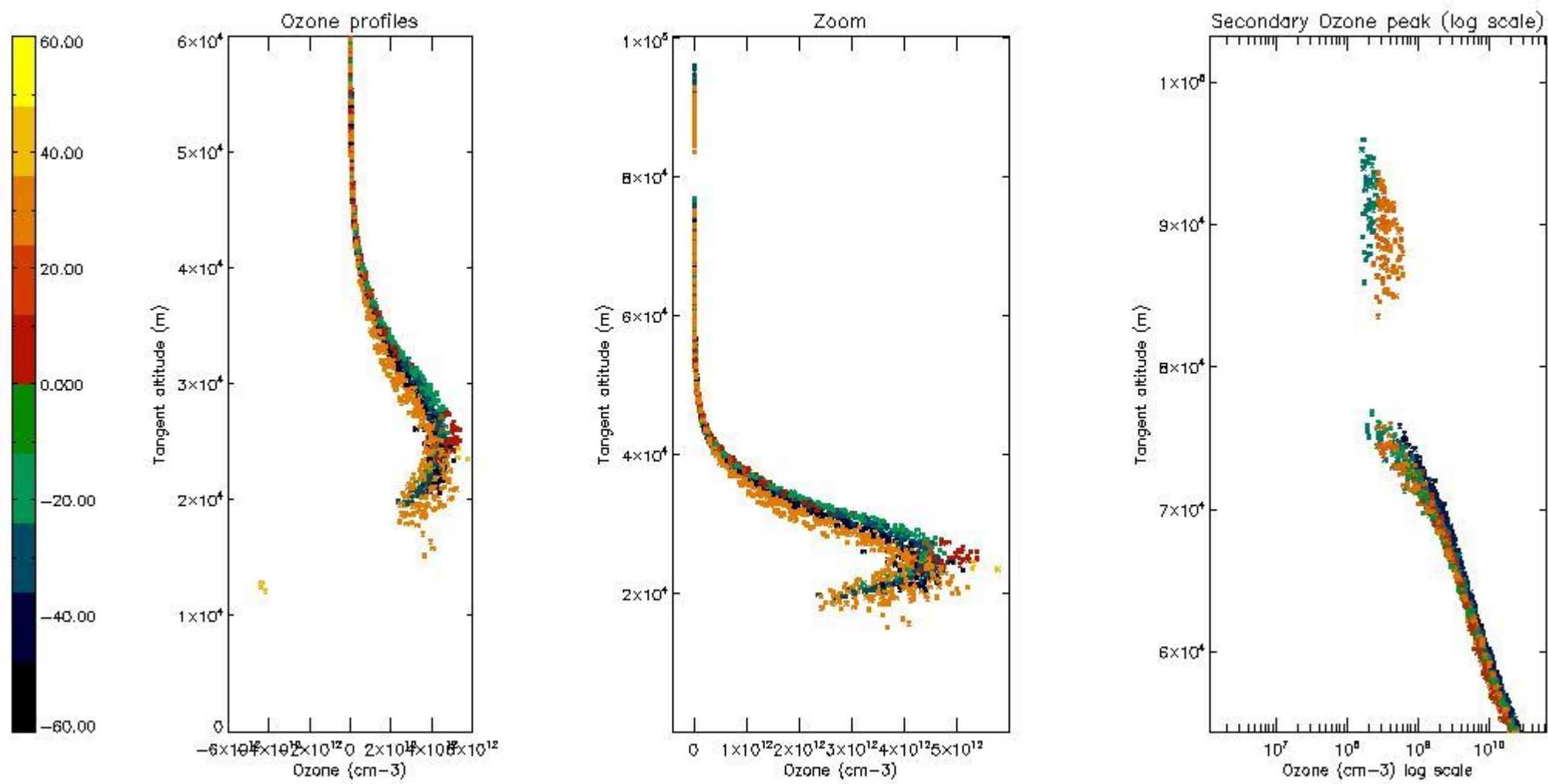
5.4 Plot ozone profiles where STD < 10% (dark without errors)

The colorbar represents the latitude.



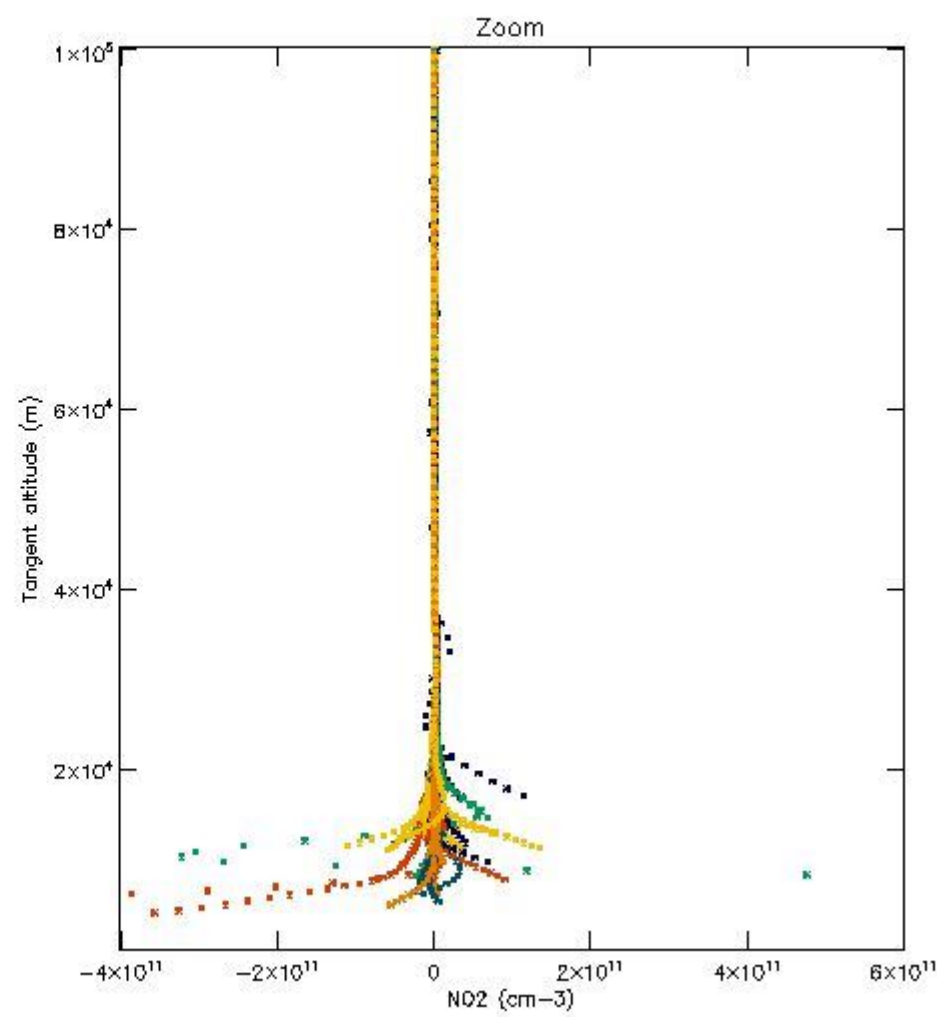
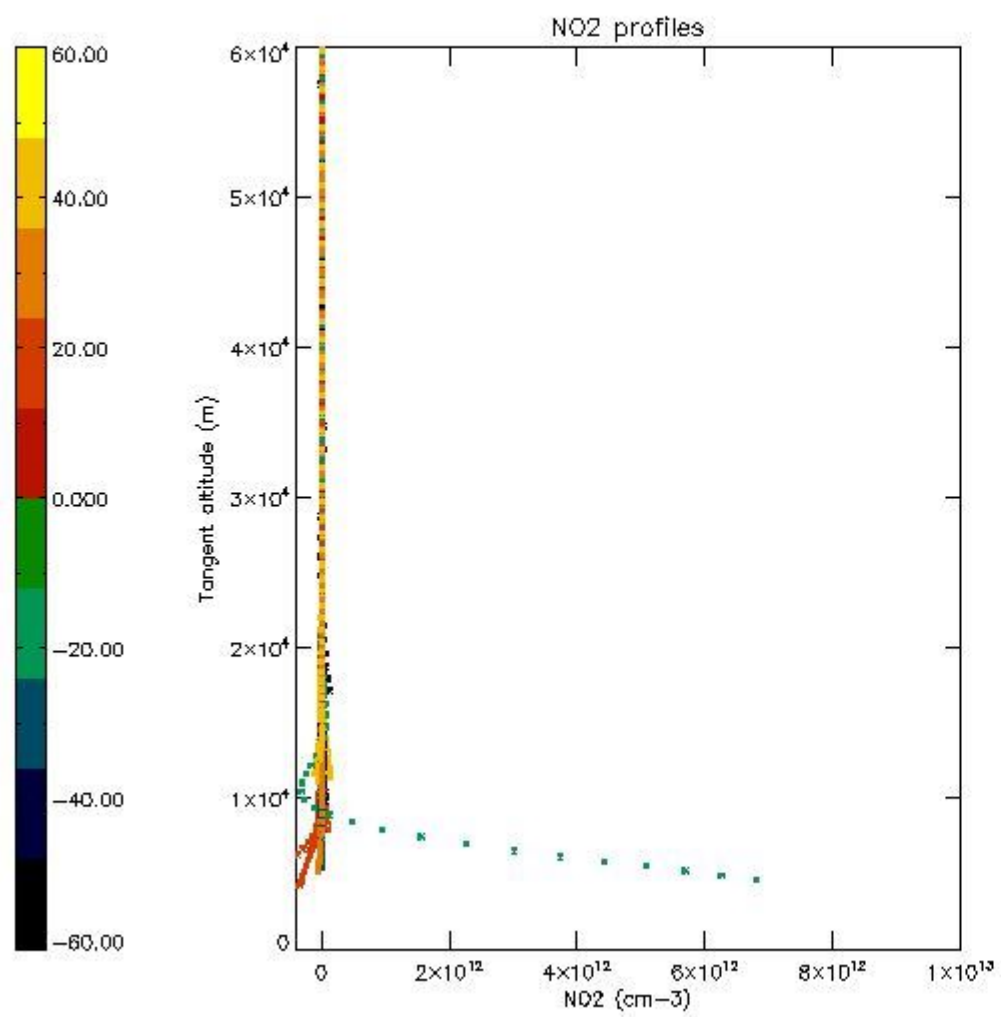
5.5 Plot ozone profiles where STD < 5% (dark without errors)

The colorbar represents the latitude.



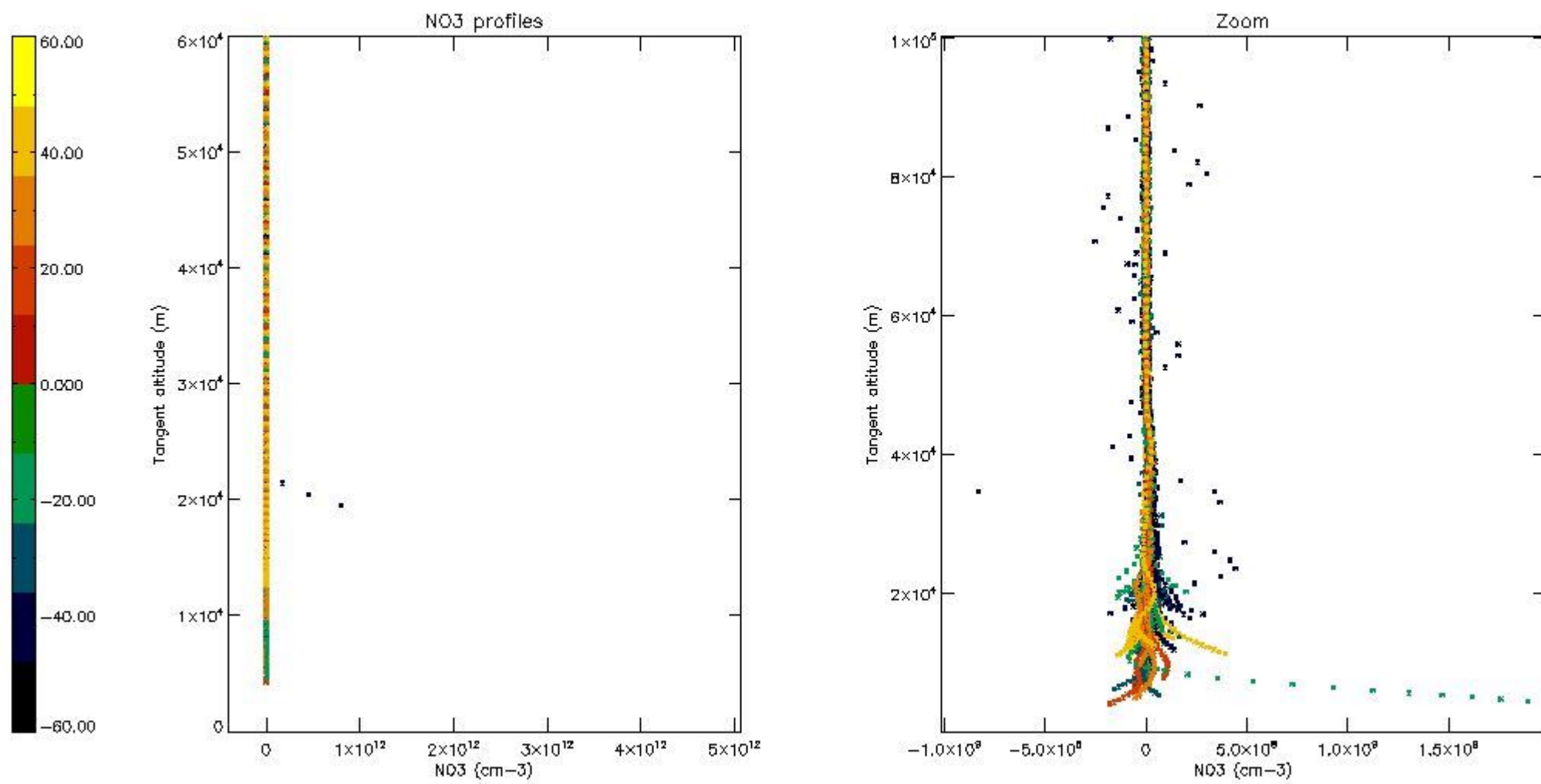
5.6 Plot NO₂ profiles for all STD (dark without errors)

The colorbar represents the latitude.



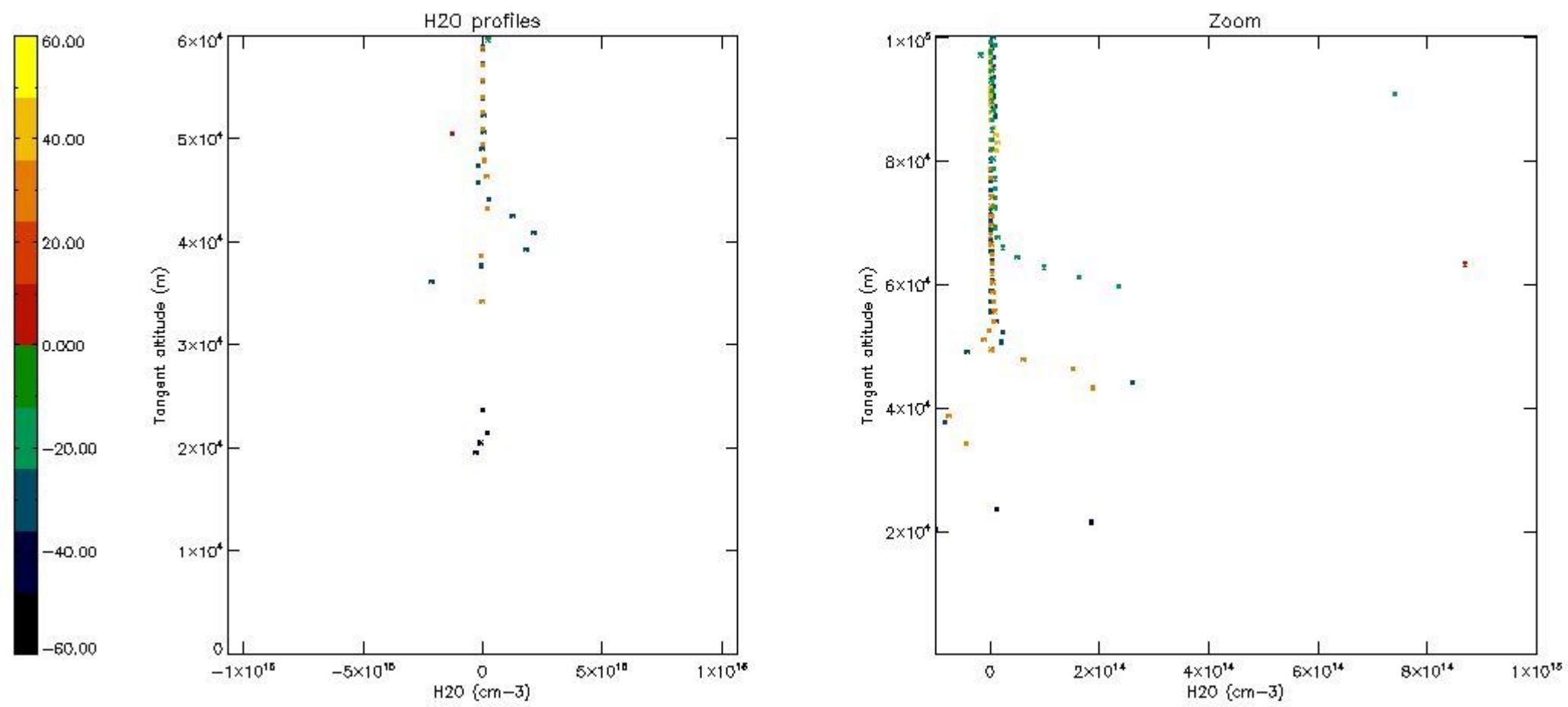
5.7 Plot NO3 profiles for all STD (dark without errors)

The colorbar represents the latitude.



5.8 Plot H₂O profiles for all STD (only for occultations of stars 1,2,3,4,13,14,16,26,63 dark without errors)

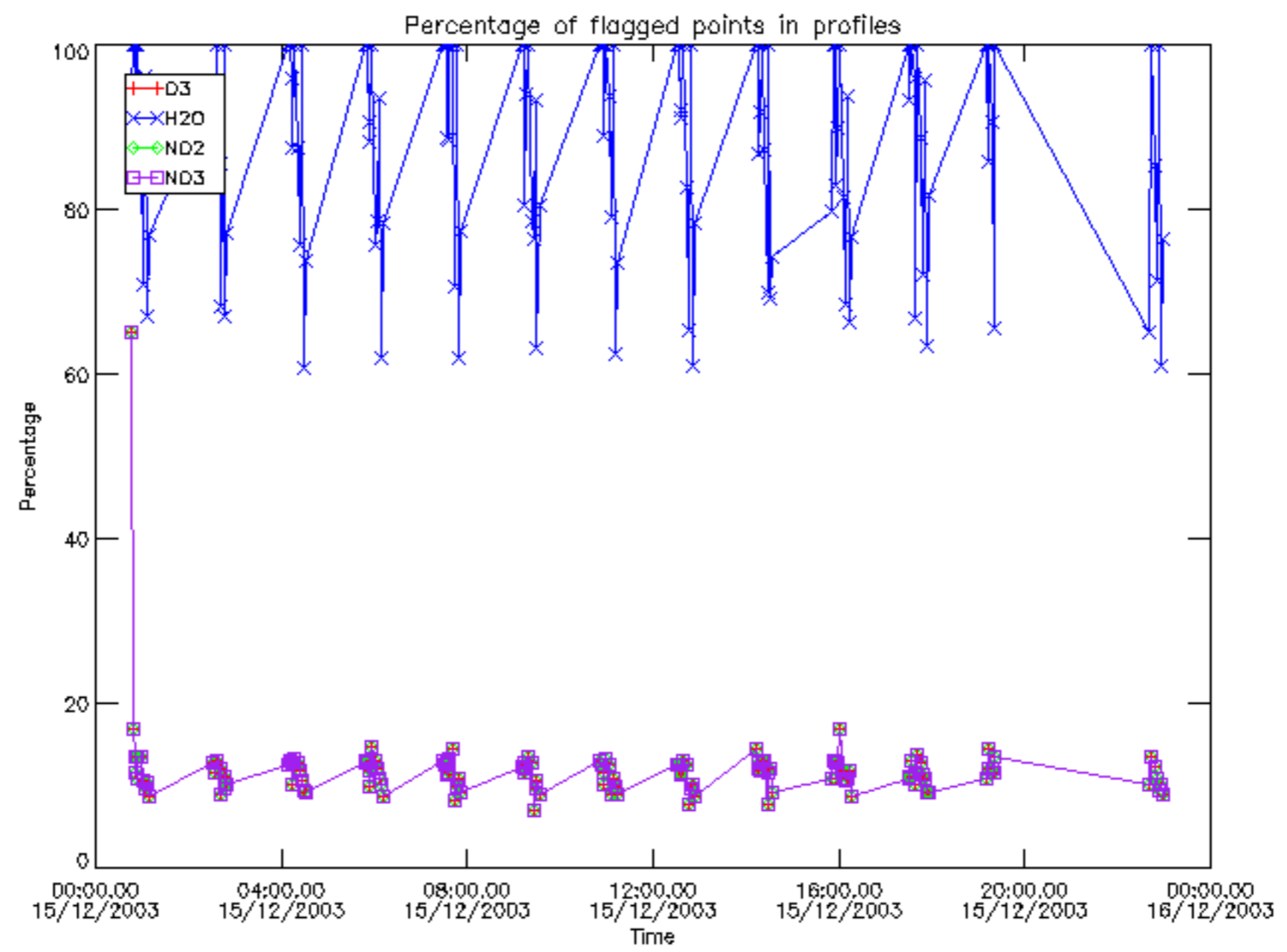
The colorbar represents the latitude.



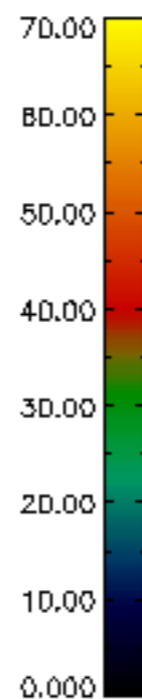
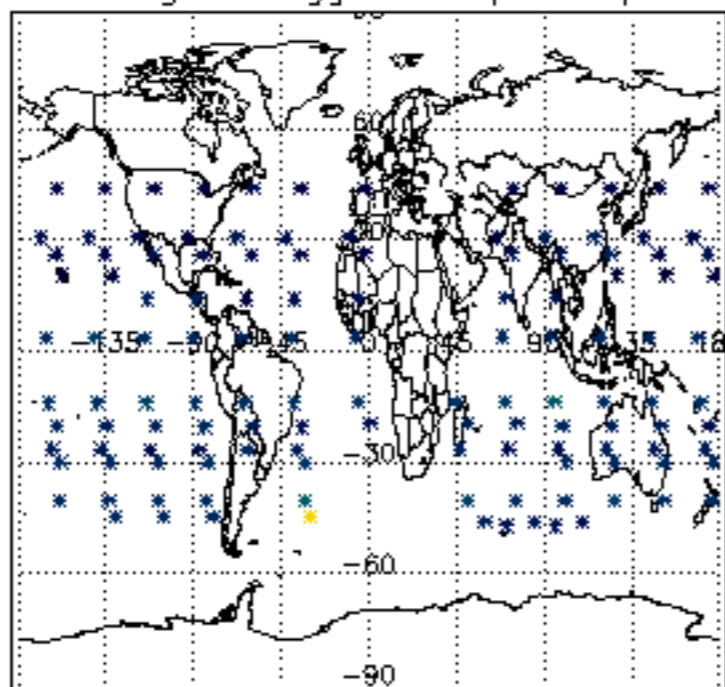
6. Auxiliary Data Files used for the production reported in section 2

The number reported in the third column indicates since which file (see list in section 2) the corresponding auxiliary file has been used. The fourth column is the date of those product files.

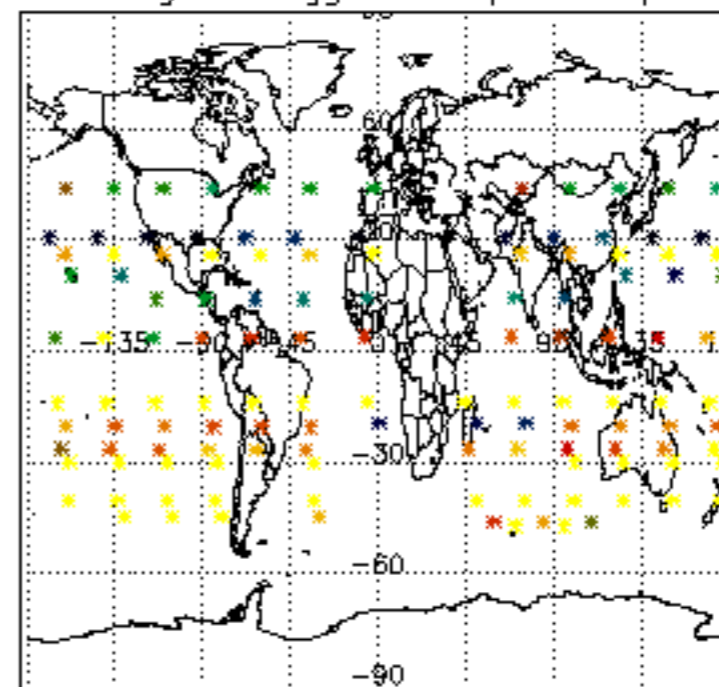
Type	Auxiliary Filename	Used since product	Used since product date
INST_PHYS_CHARACTERISTICS	GOM_INS_AXVIEC20091111_143220_20030716_120000_20500101_000000	1	15-DEC-2003 00:01:39
LEVEL-2_PROC_CONFIG	GOM_PR2_AXVIEC20091111_152718_20020301_000000_20500101_000000	1	15-DEC-2003 00:01:39
CROSS_SECTIONS_FILE	GOM_CRS_AXVIEC20091111_154832_20020301_000000_20500101_000000	1	15-DEC-2003 00:01:39



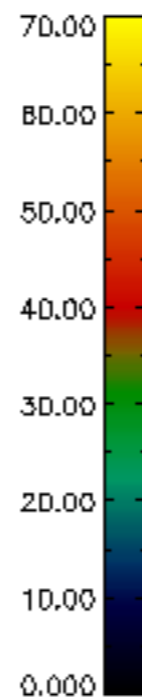
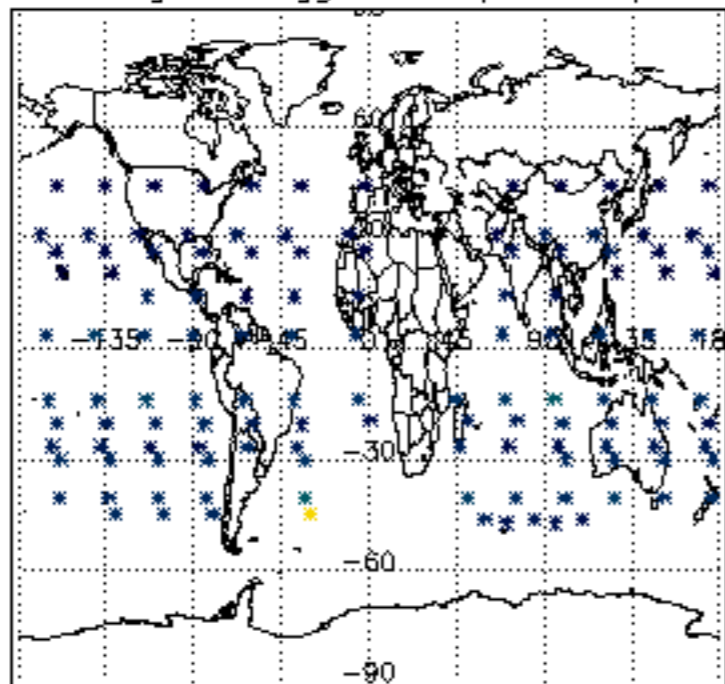
Percentage of flagged data per D3 profile



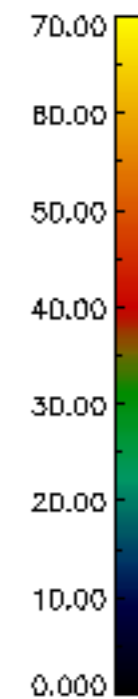
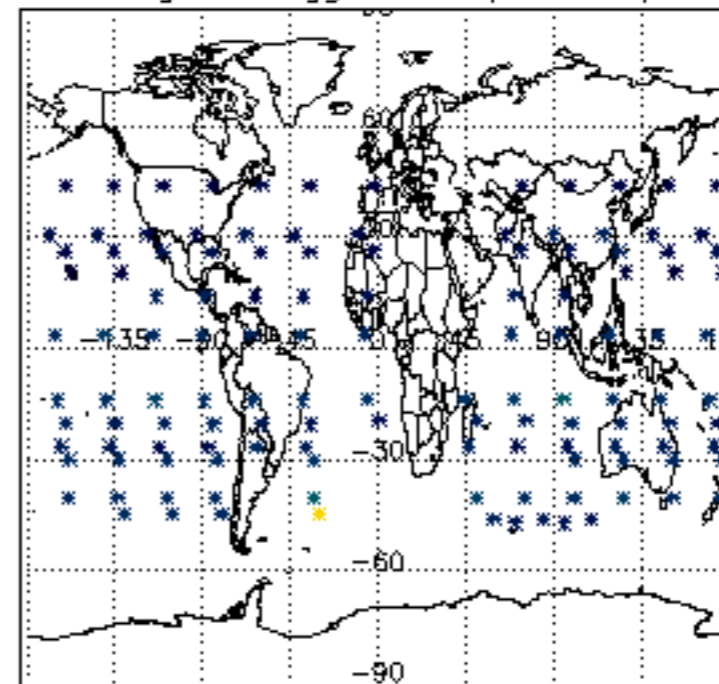
Percentage of flagged data per H2O profile

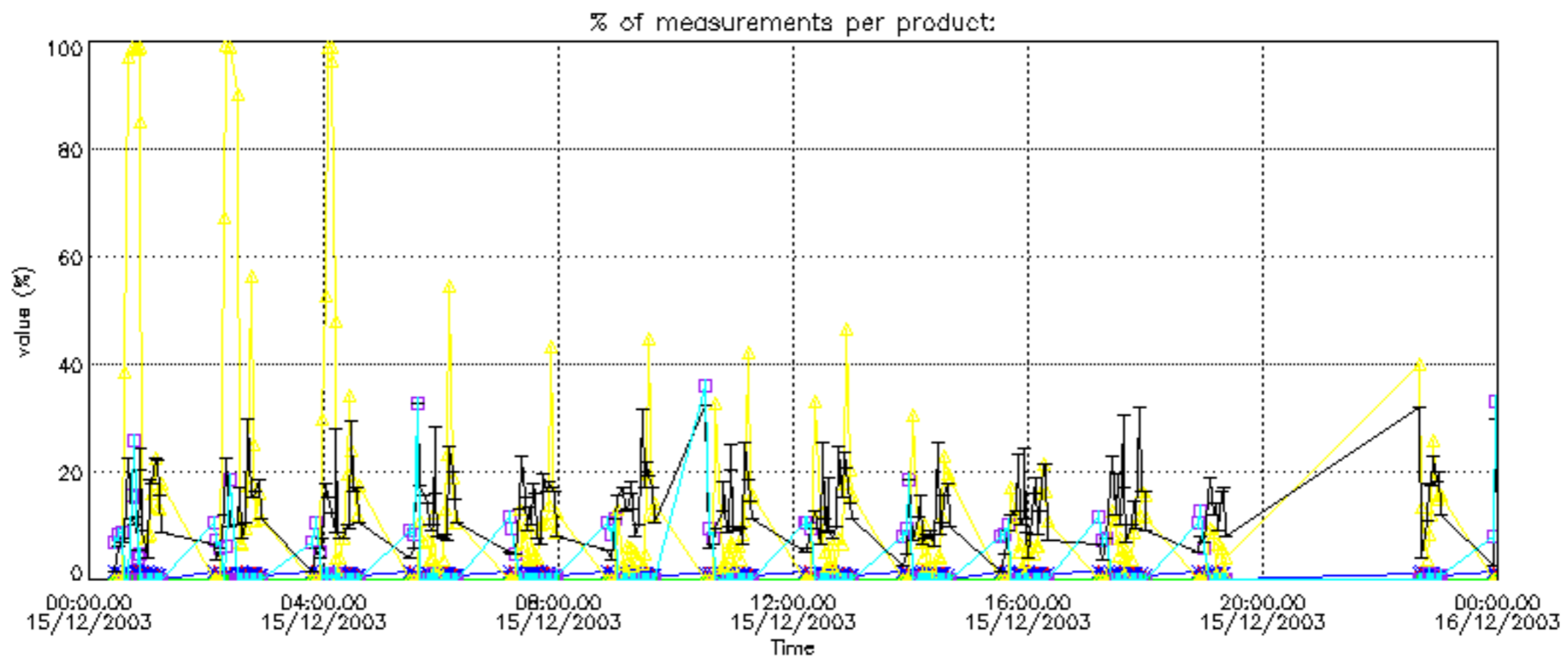
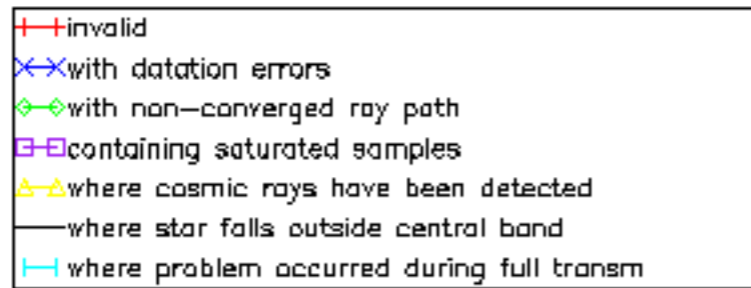


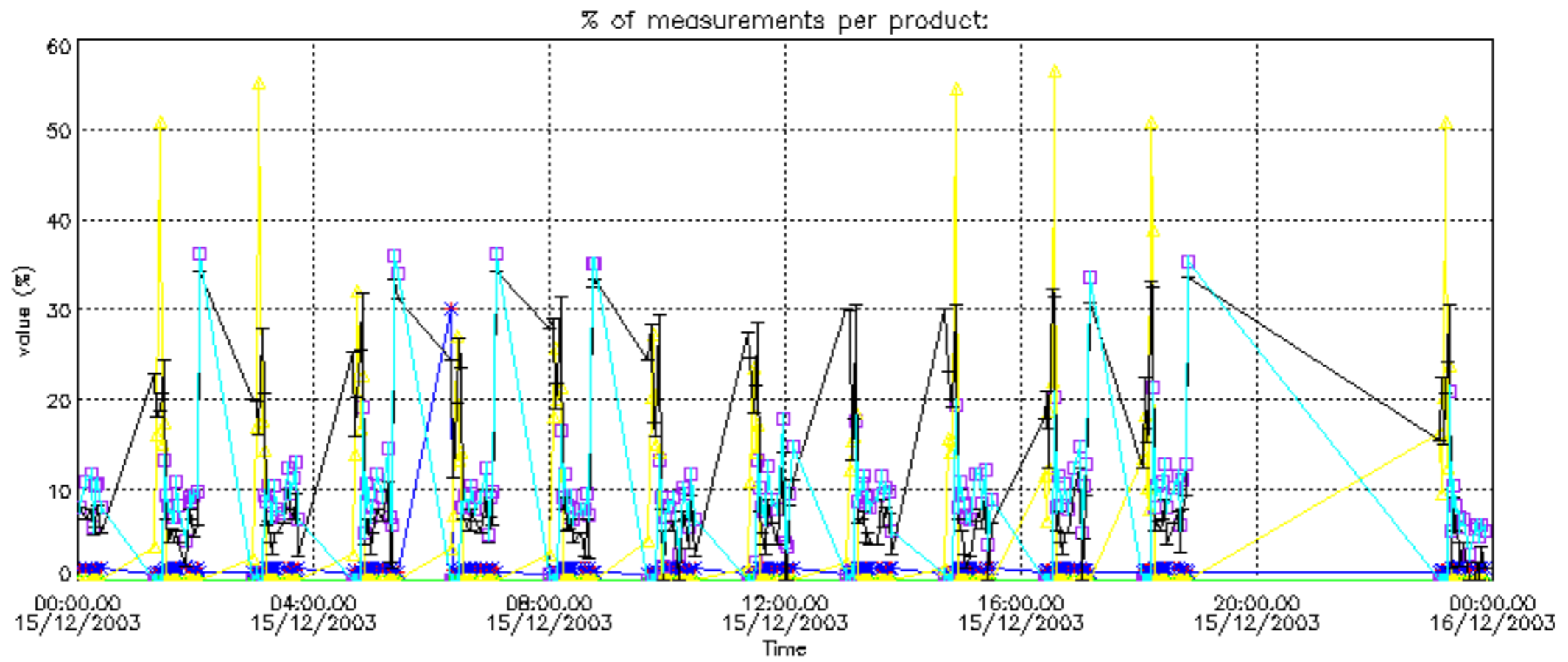
Percentage of flagged data per NO2 profile



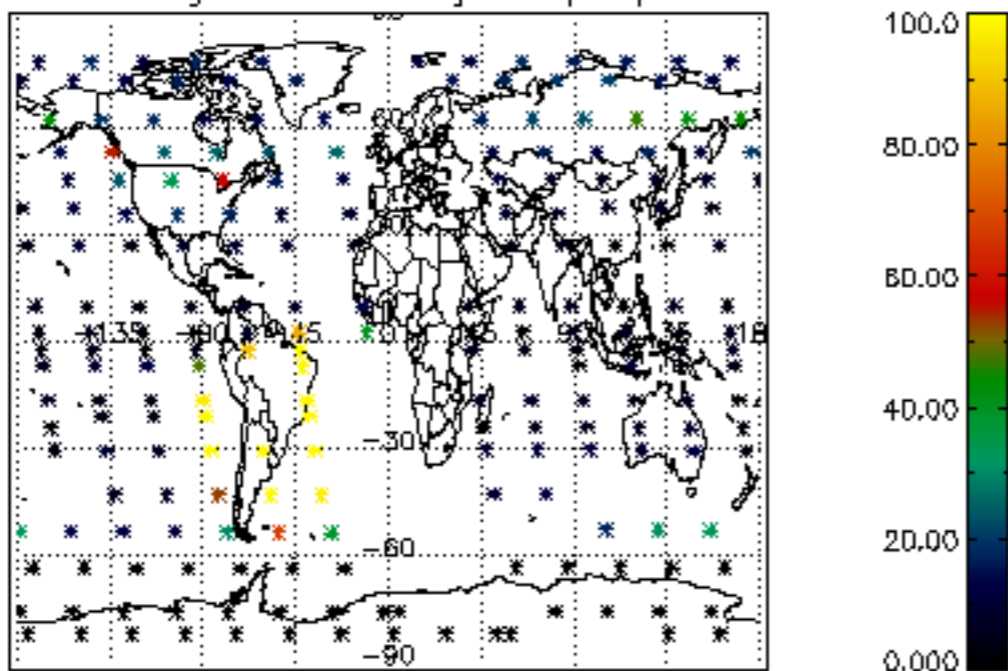
Percentage of flagged data per NO3 profile



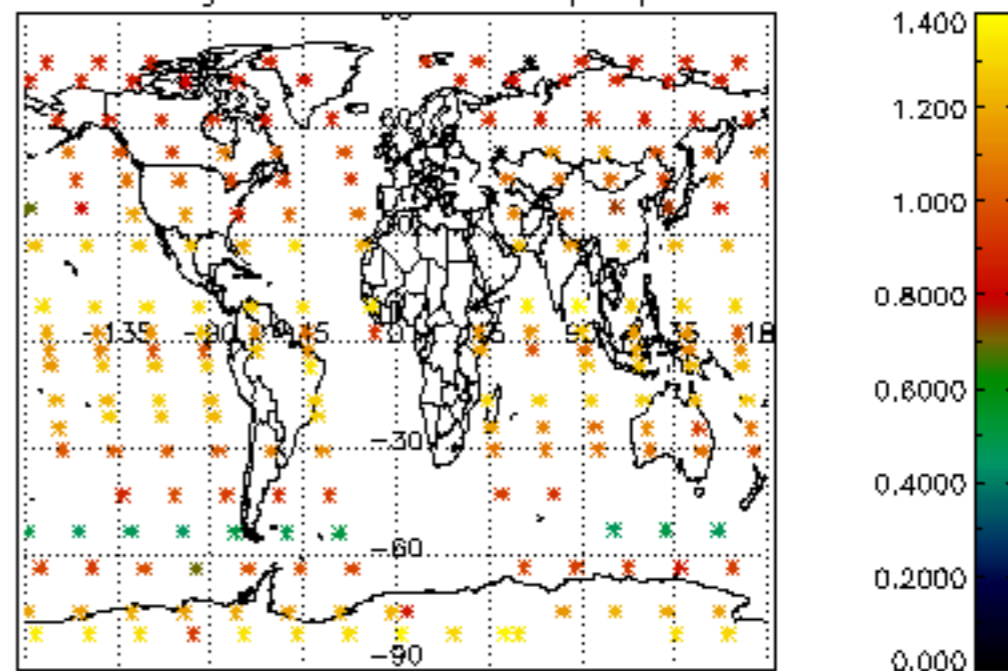




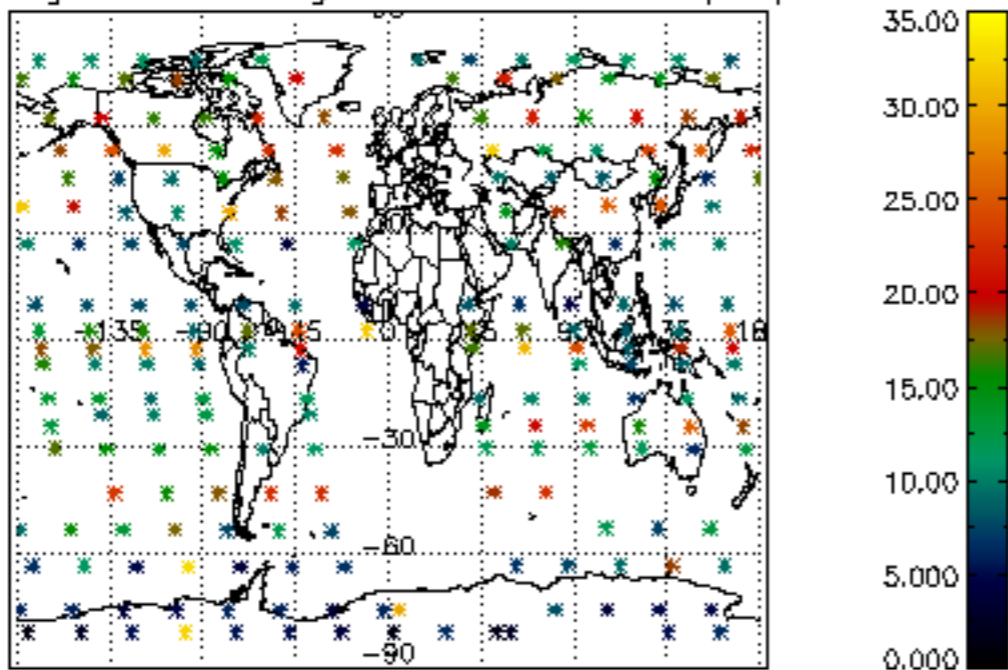
Percentage of cosmic ray hits per profile



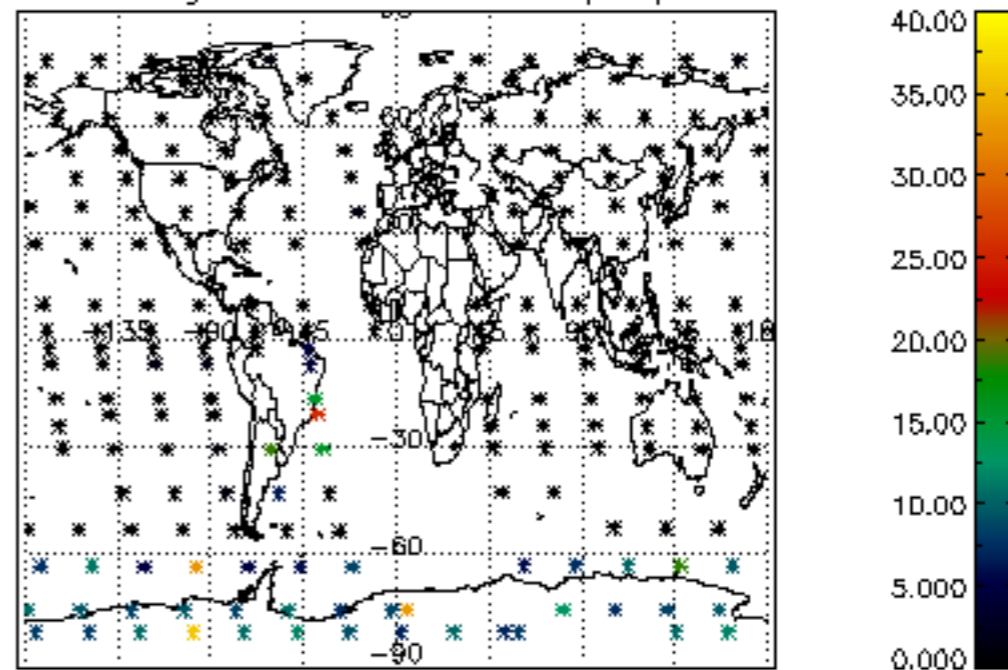
Percentage of datation errors per profile



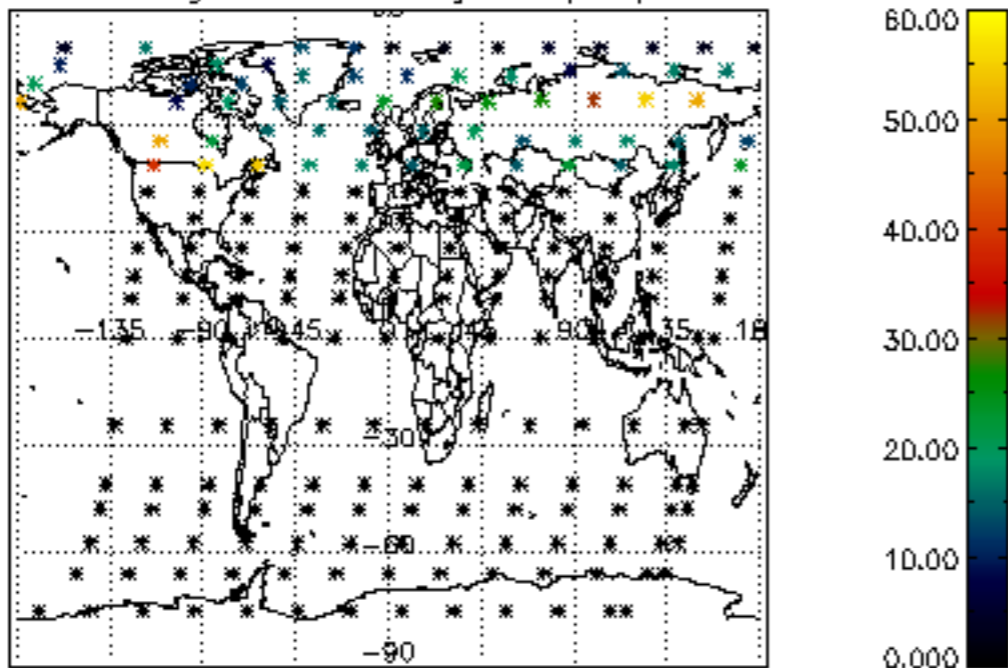
Percentage of star falling outside central band per profile



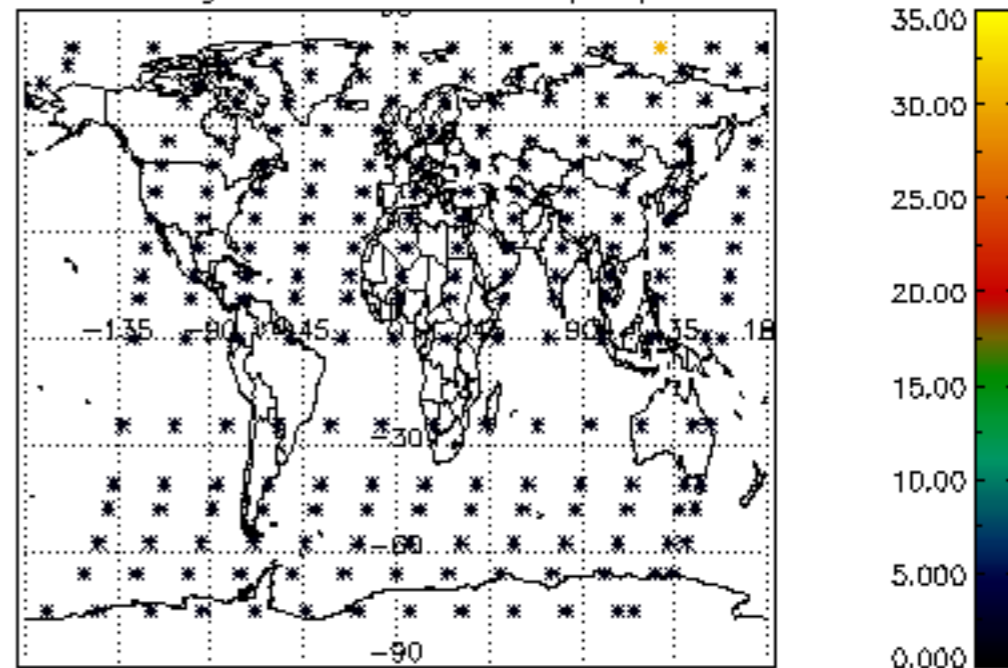
Percentage of saturation errors per profile



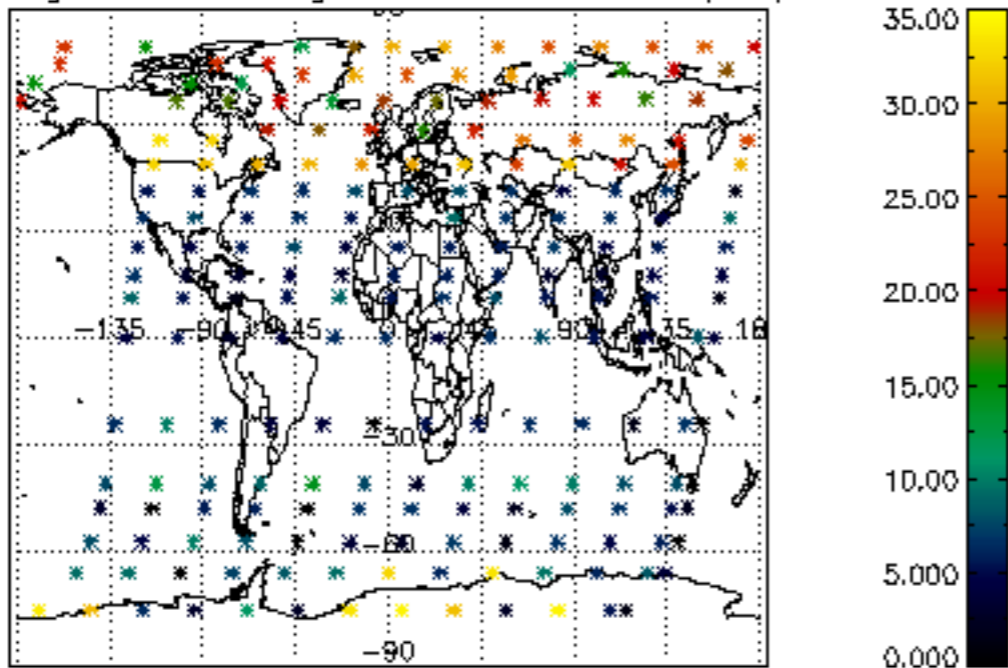
Percentage of cosmic ray hits per profile



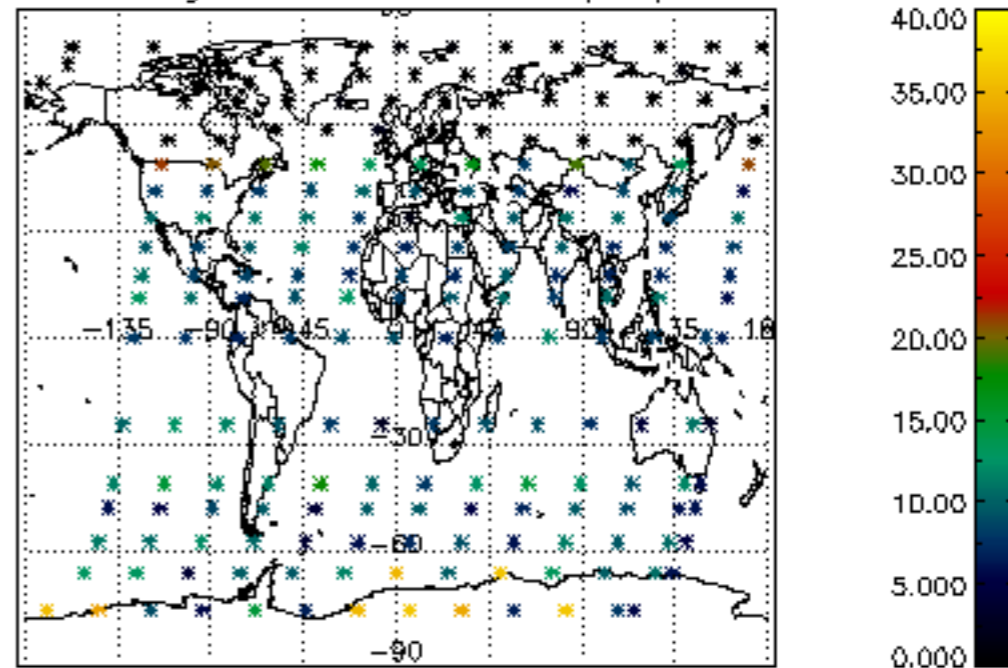
Percentage of datation errors per profile

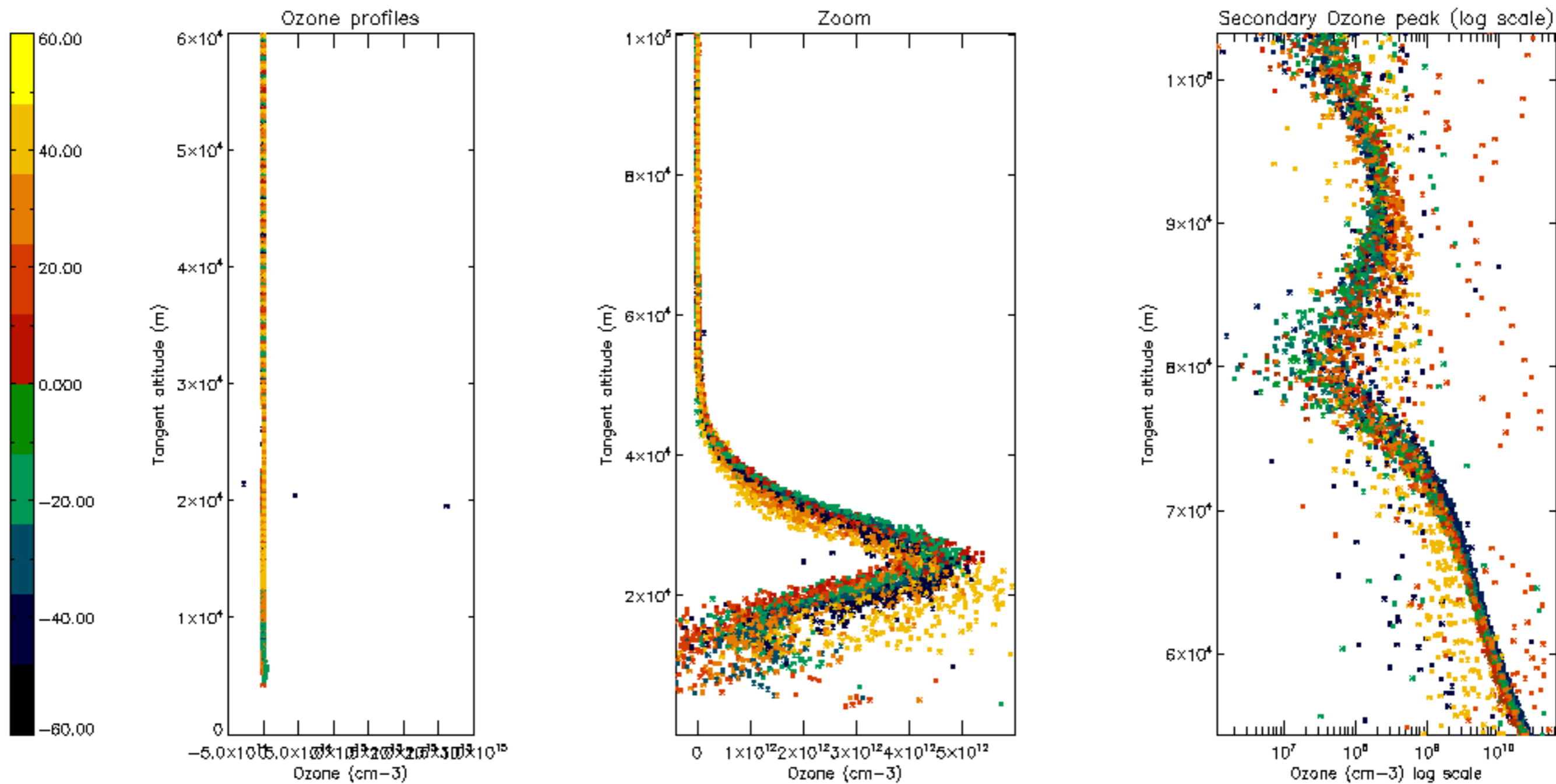


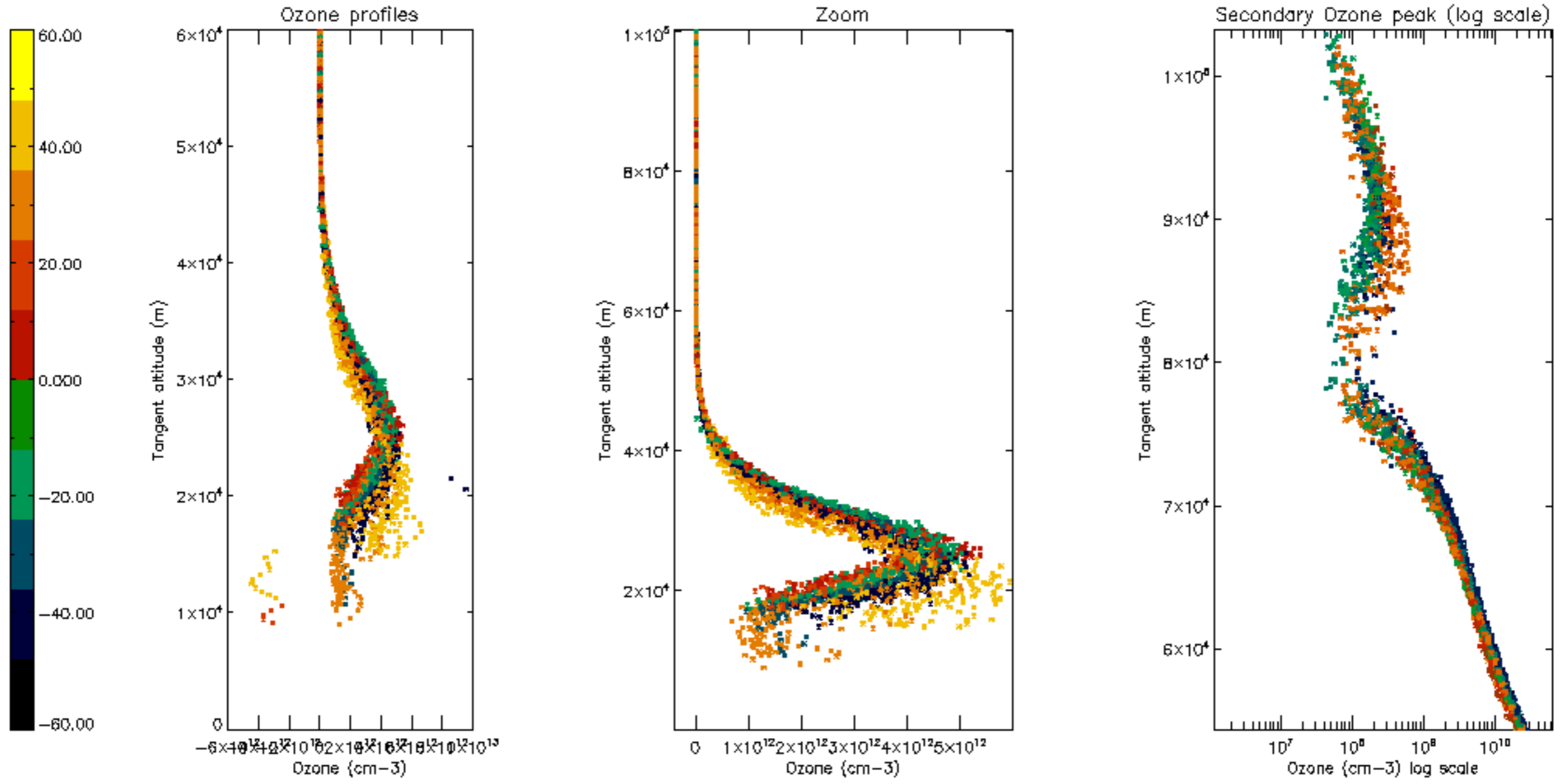
Percentage of star falling outside central band per profile

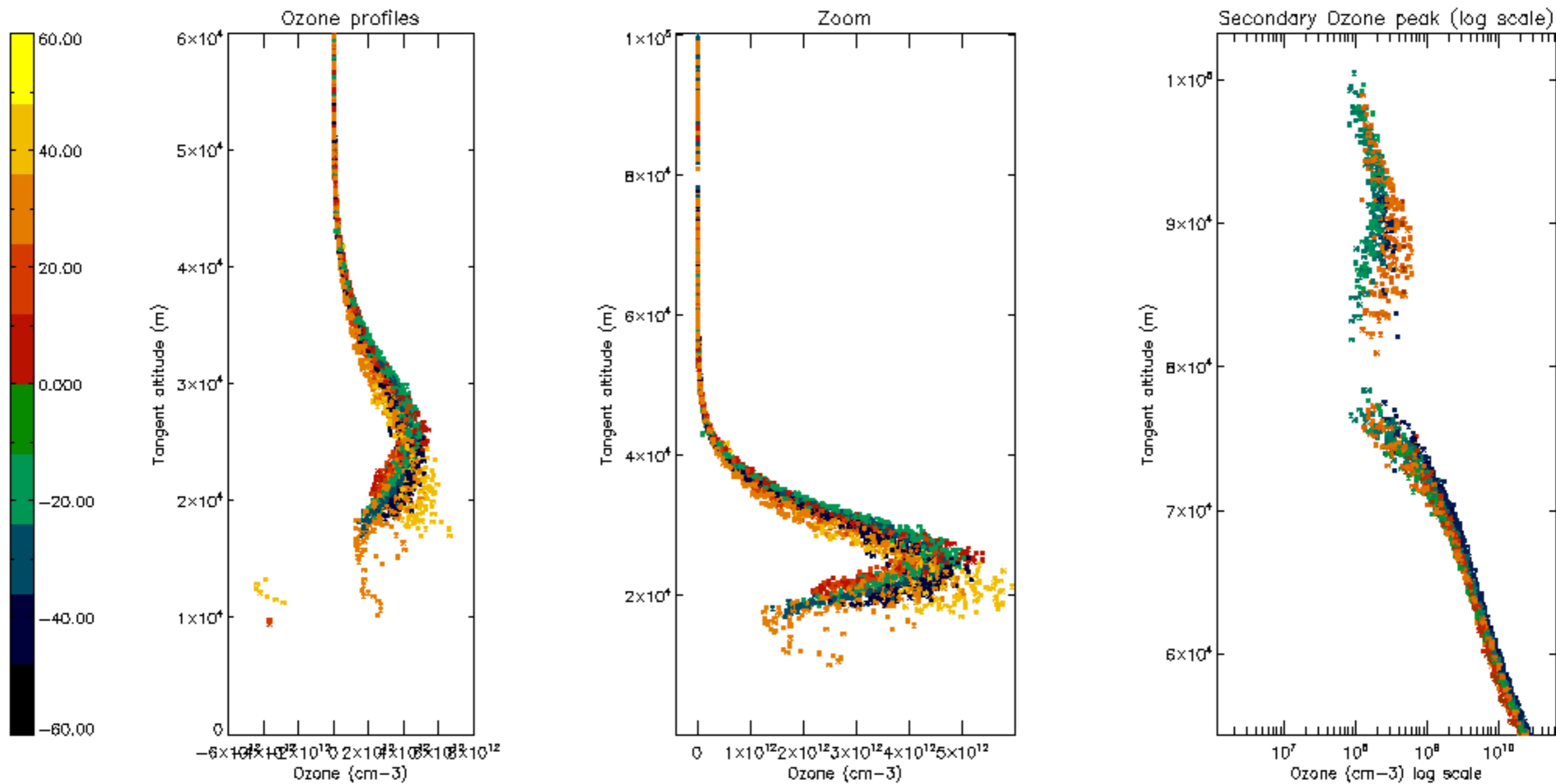


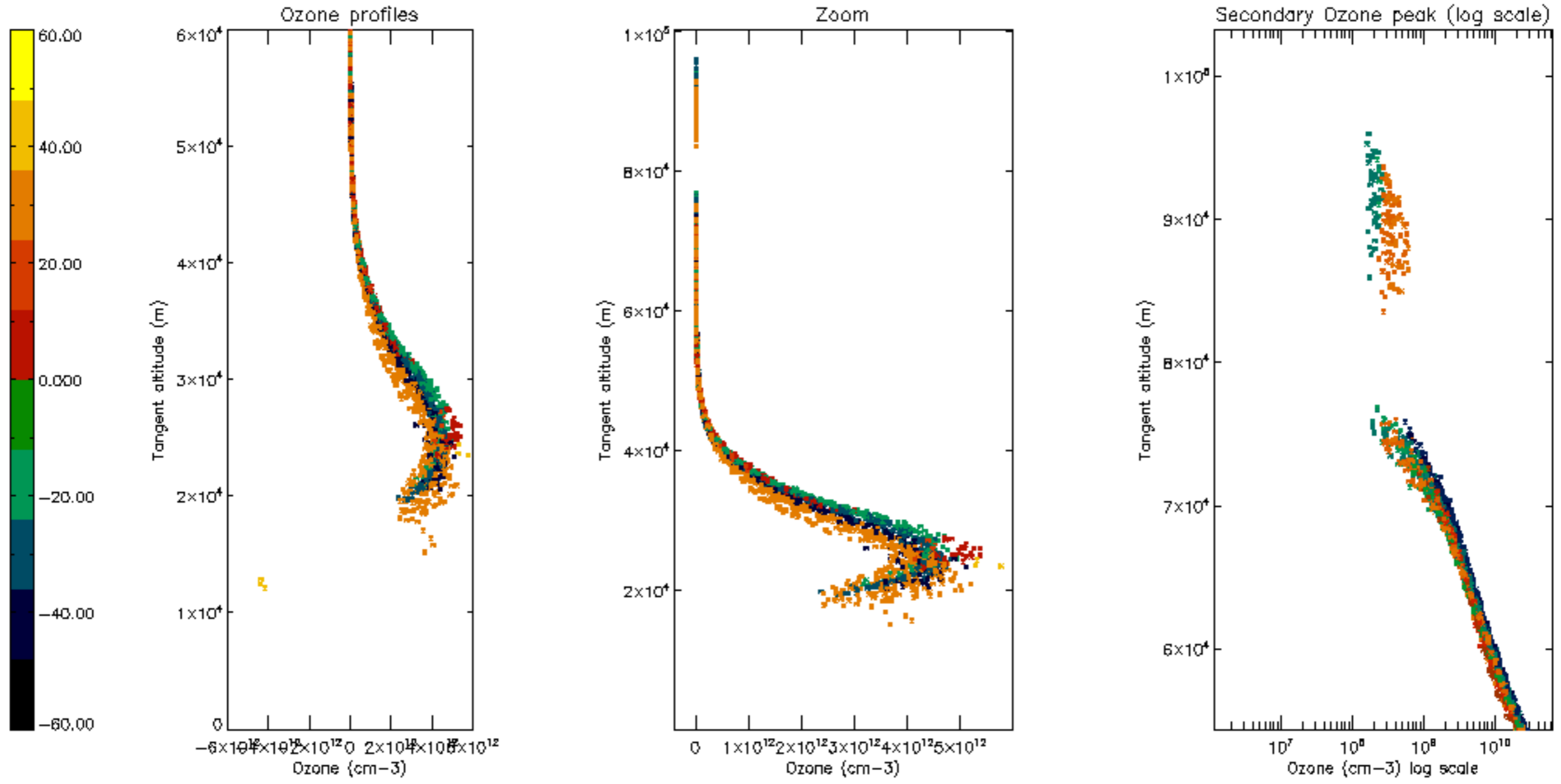
Percentage of saturation errors per profile

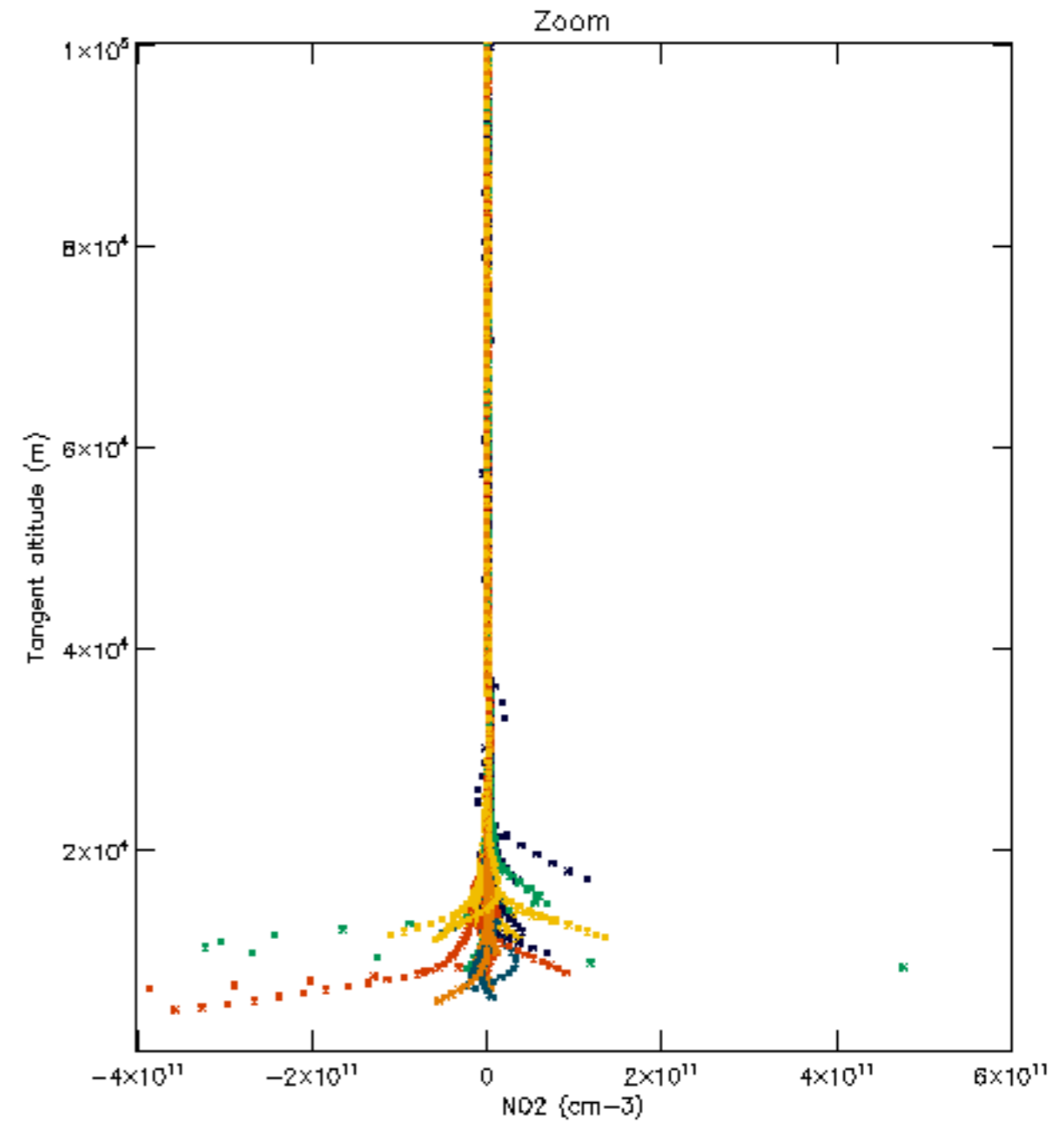
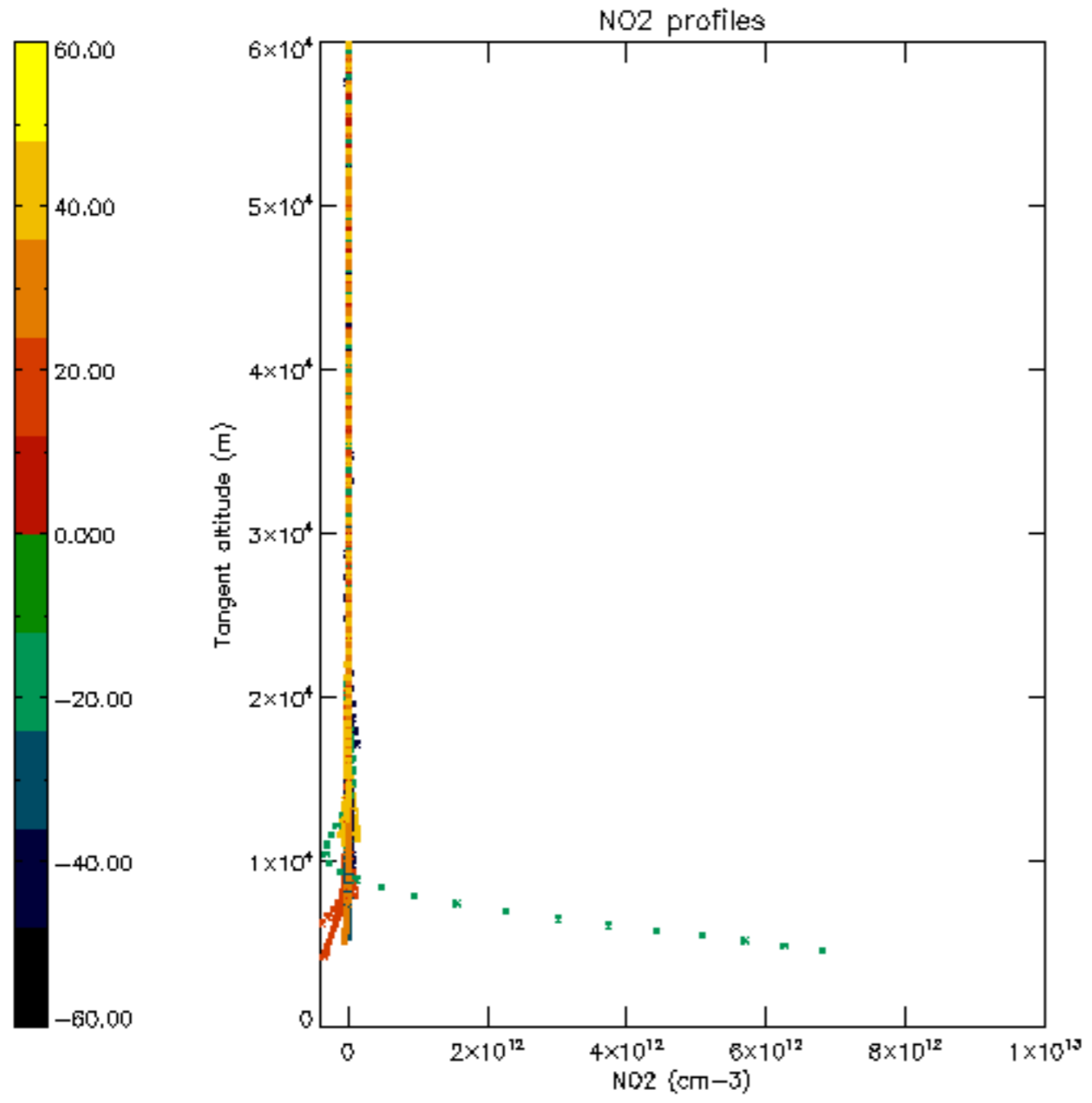


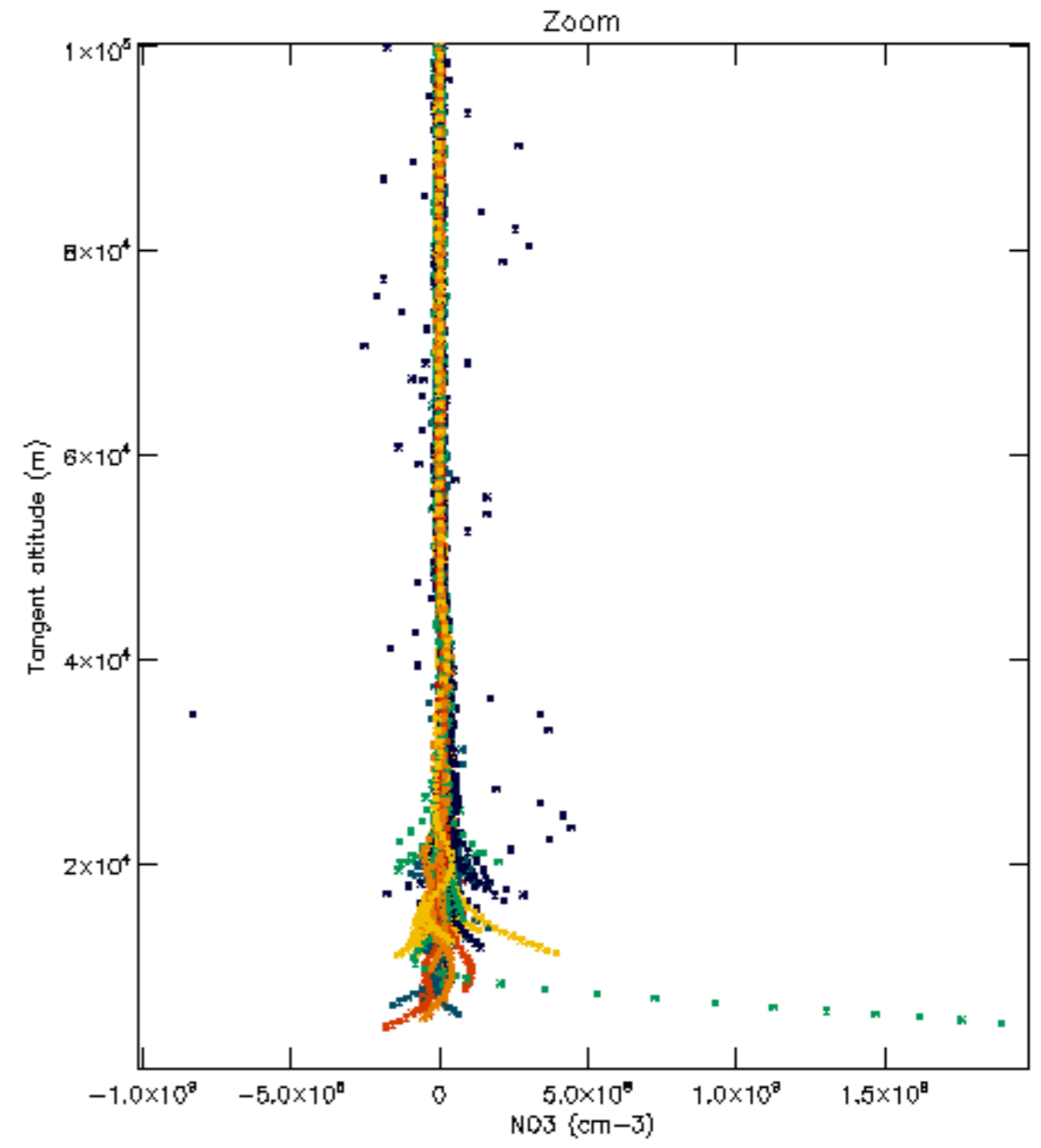
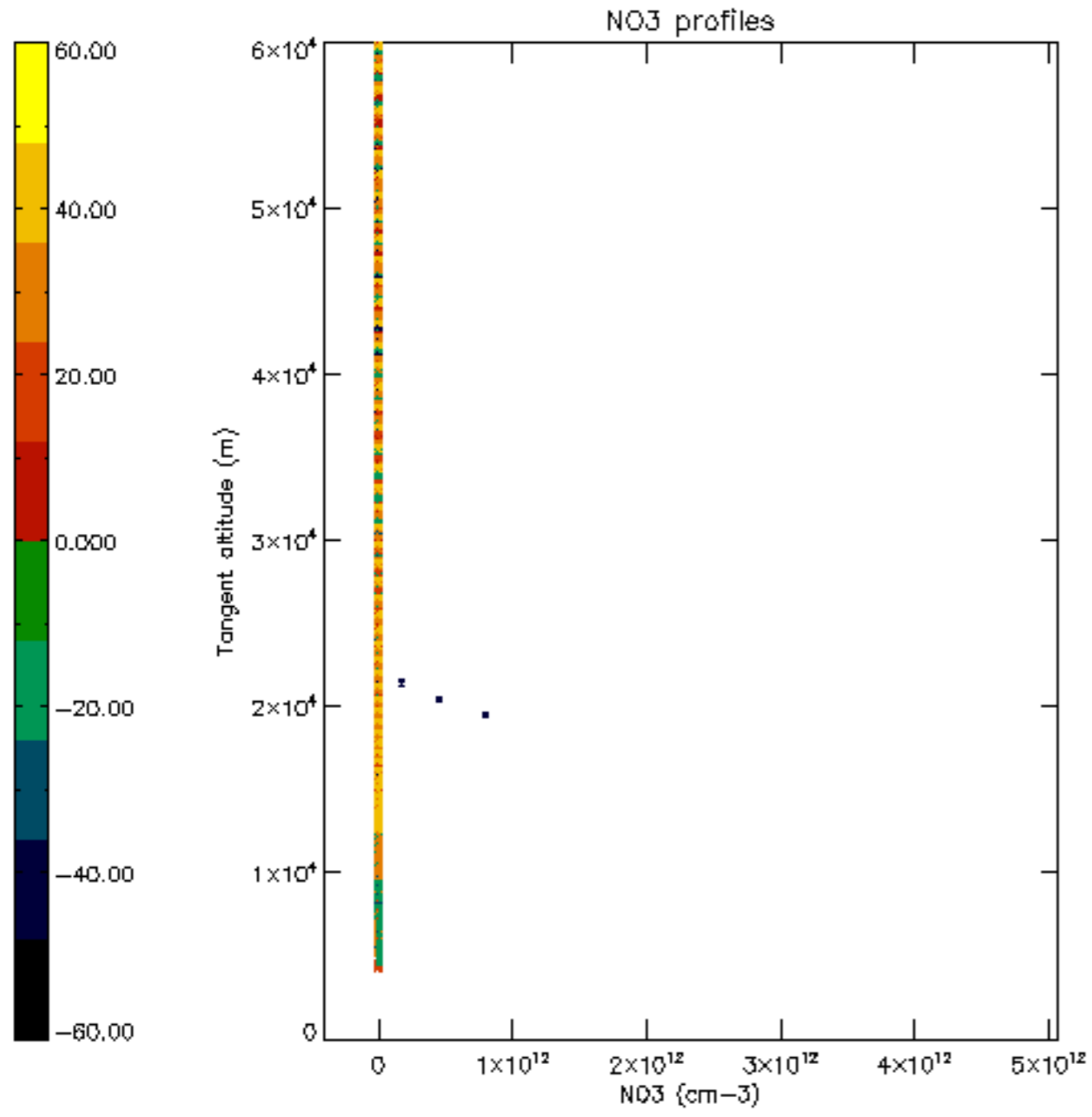


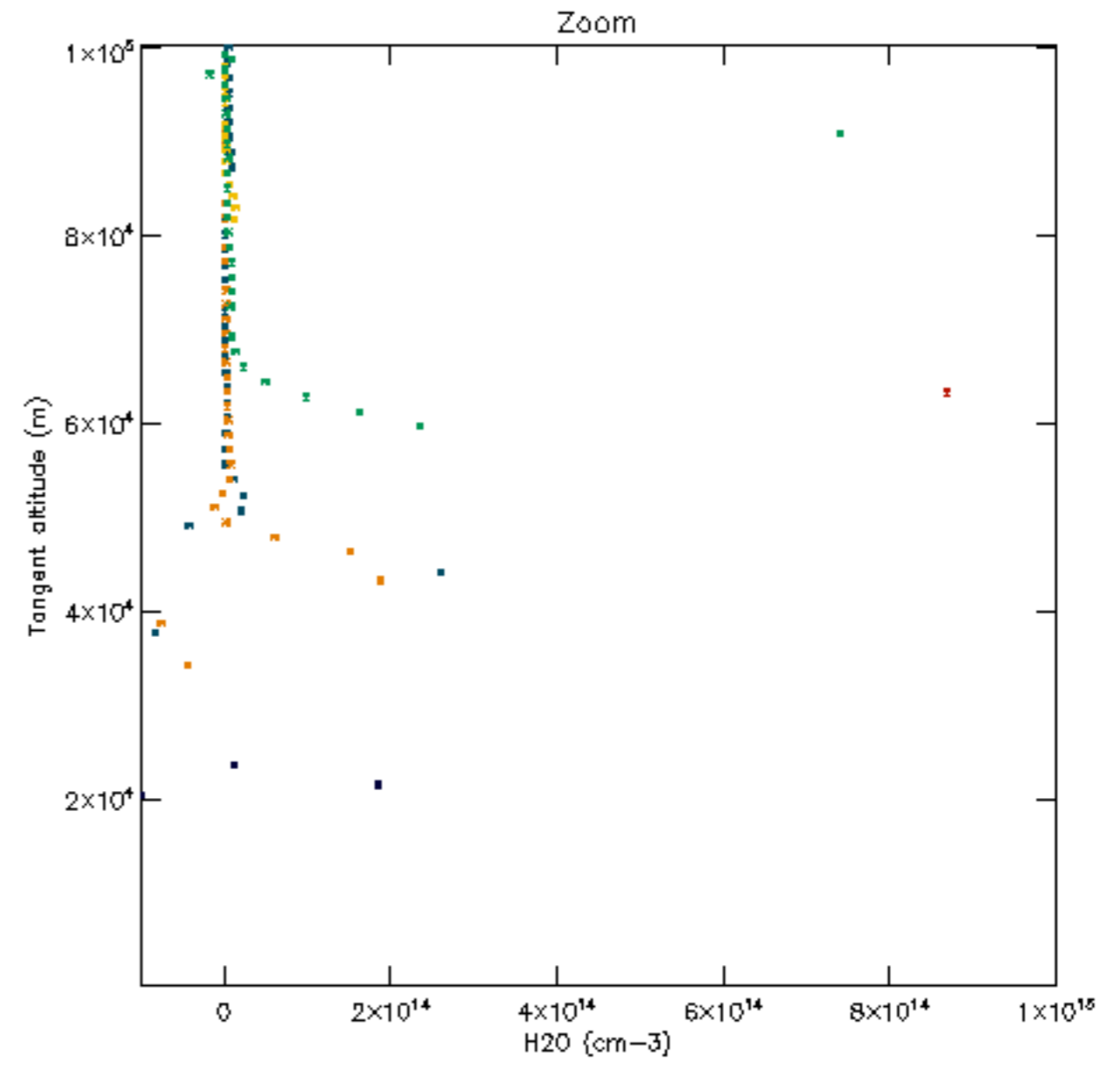
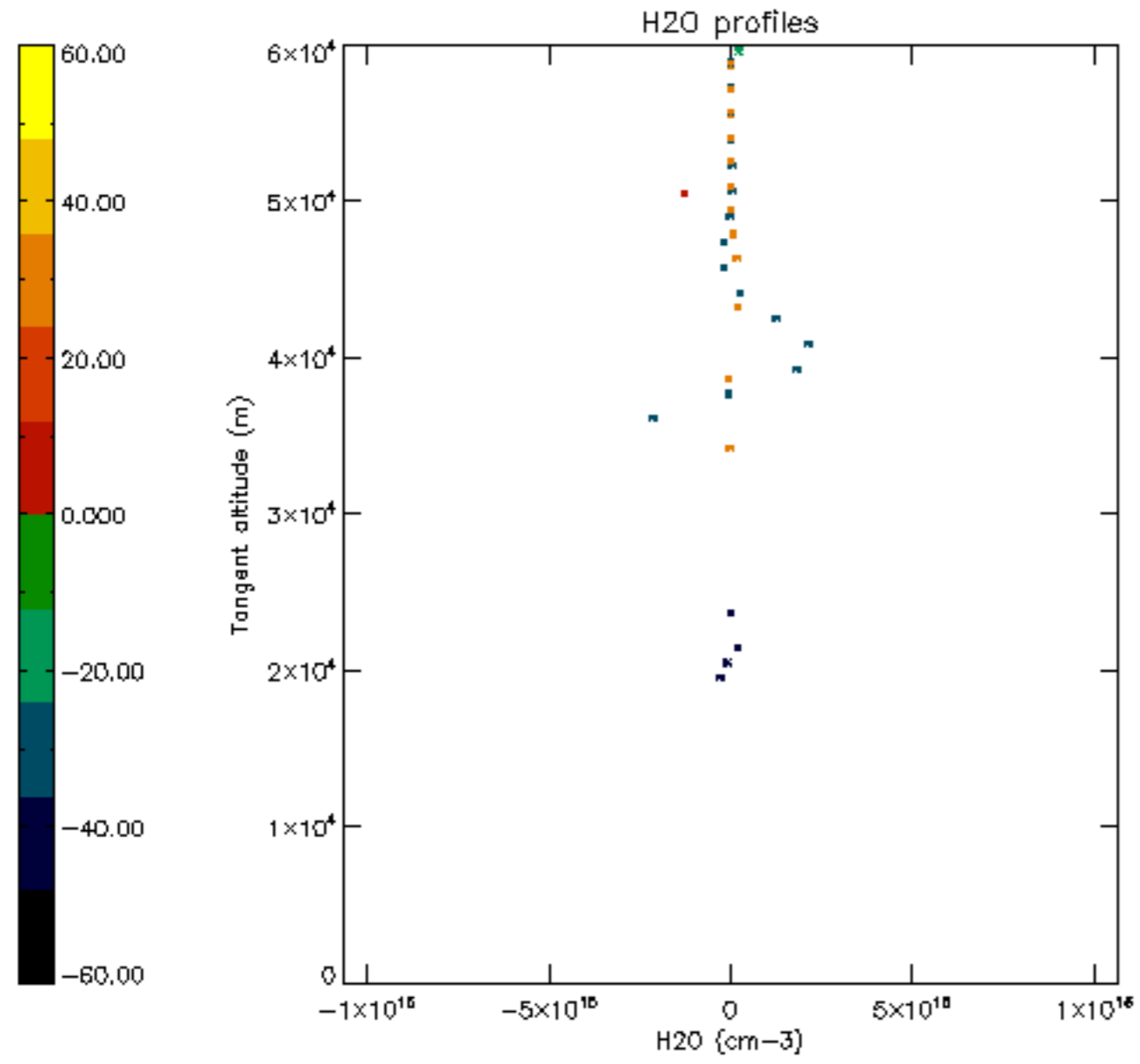


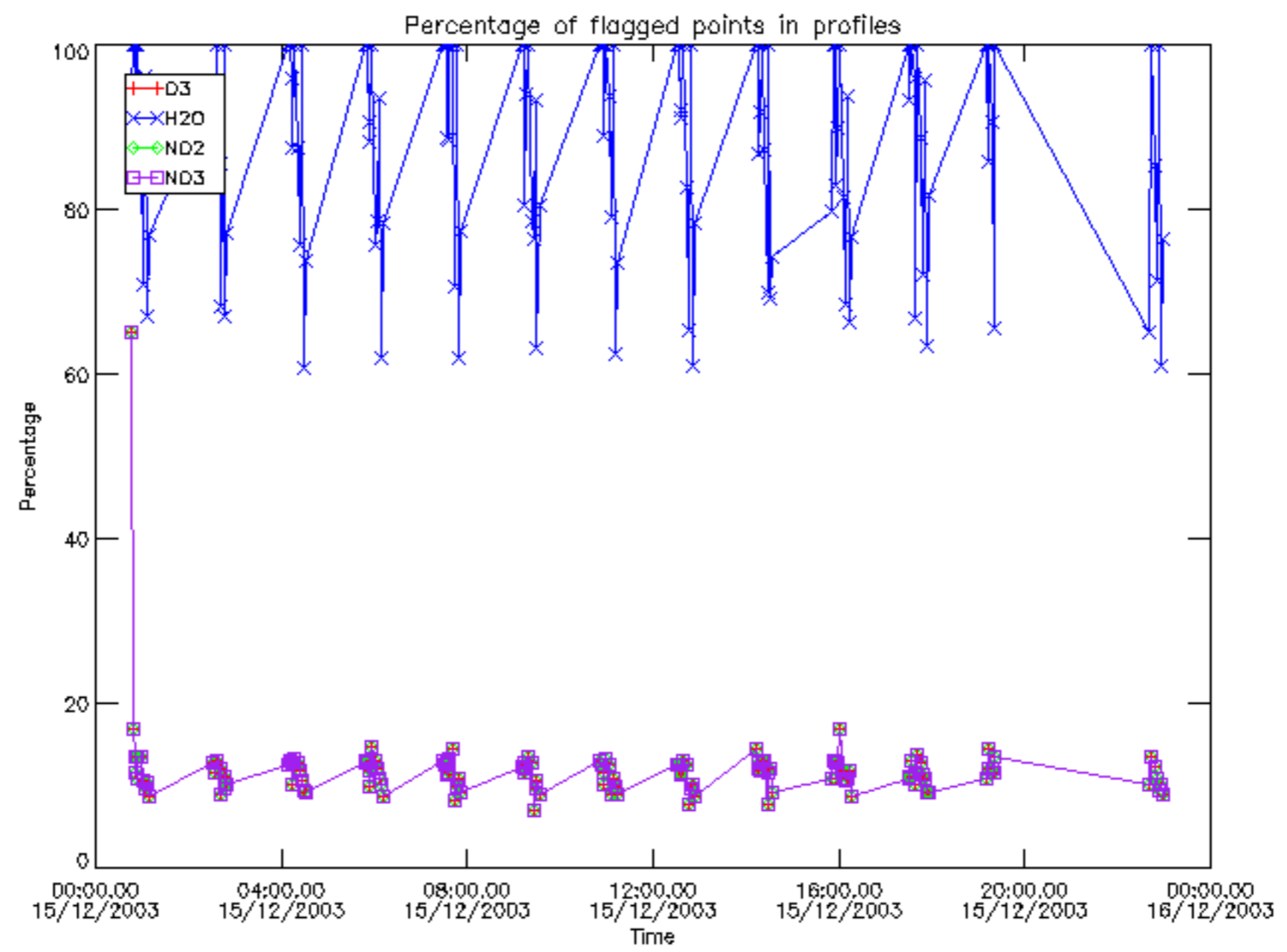




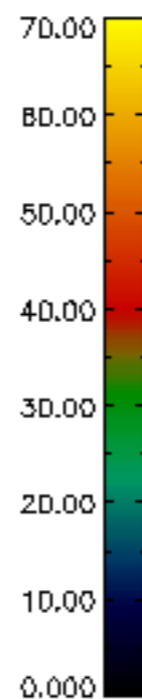
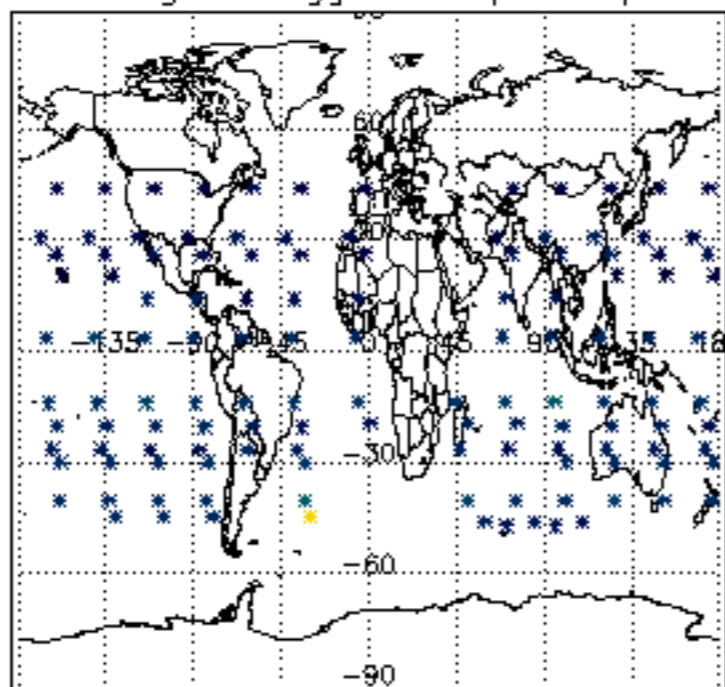




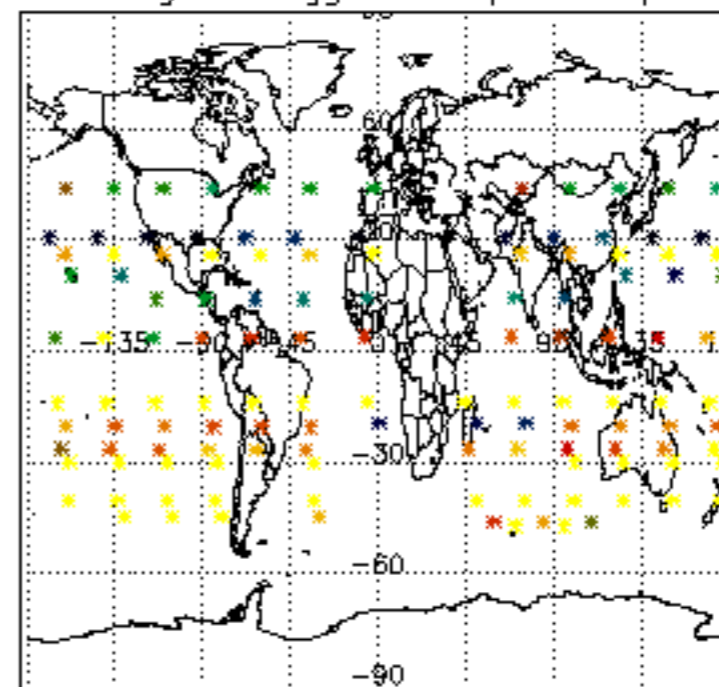




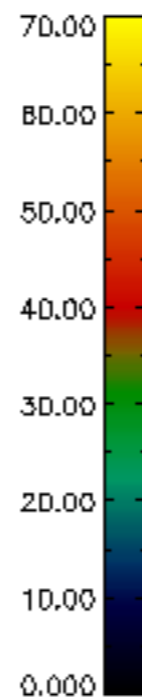
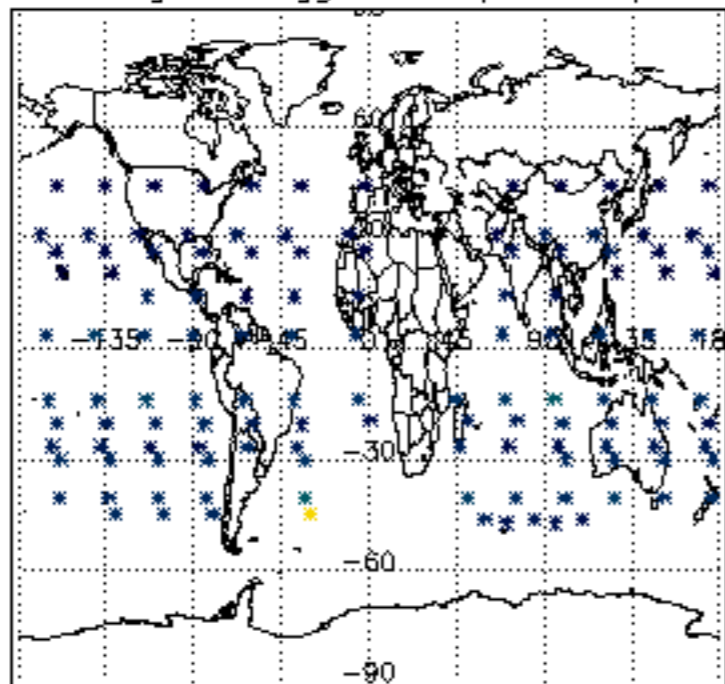
Percentage of flagged data per D3 profile



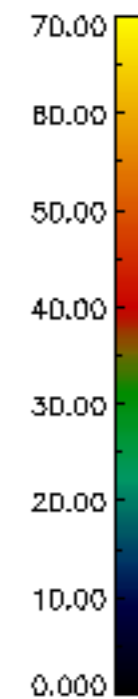
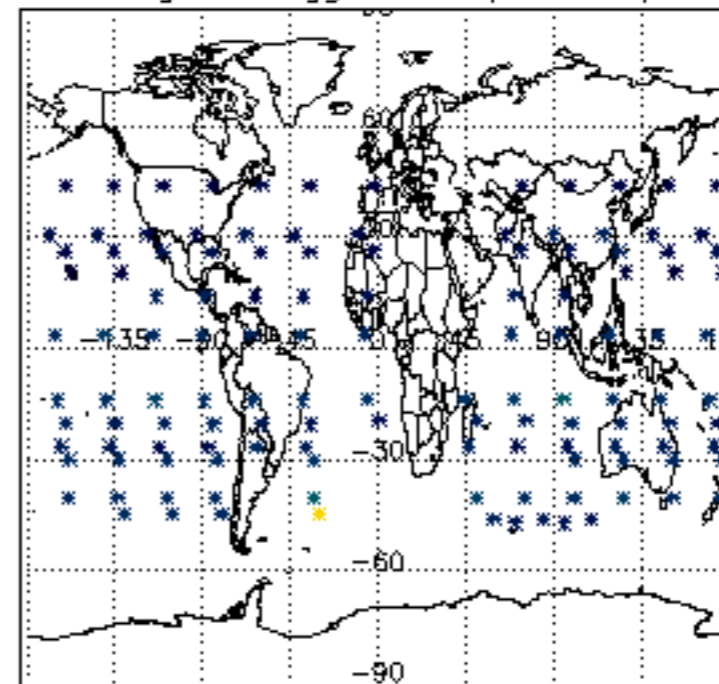
Percentage of flagged data per H2O profile

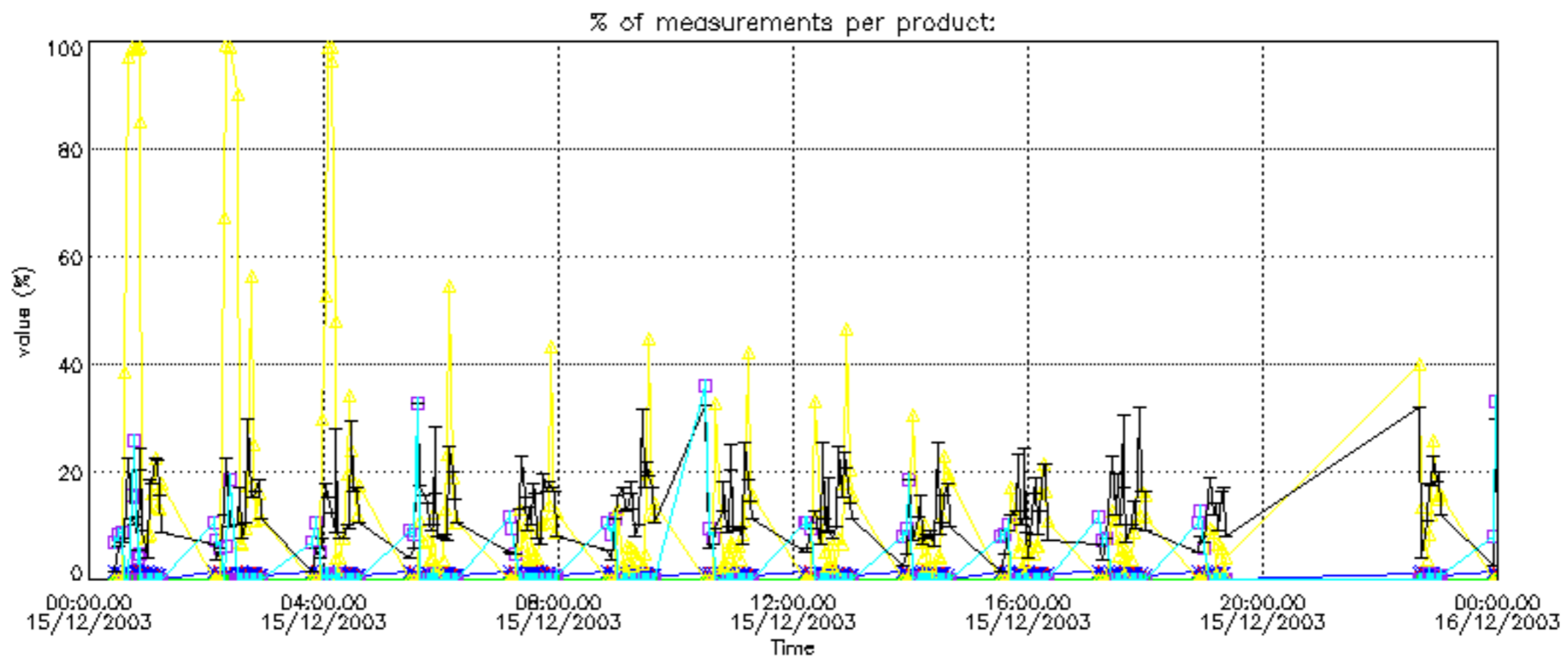
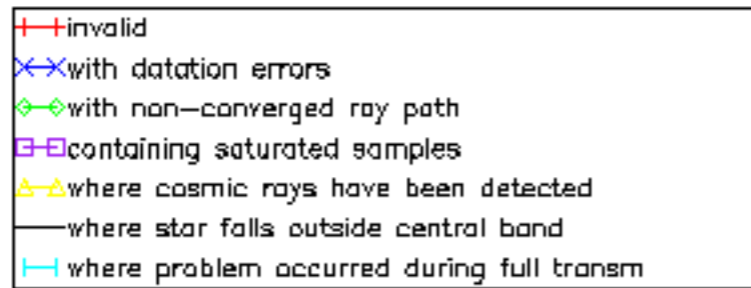


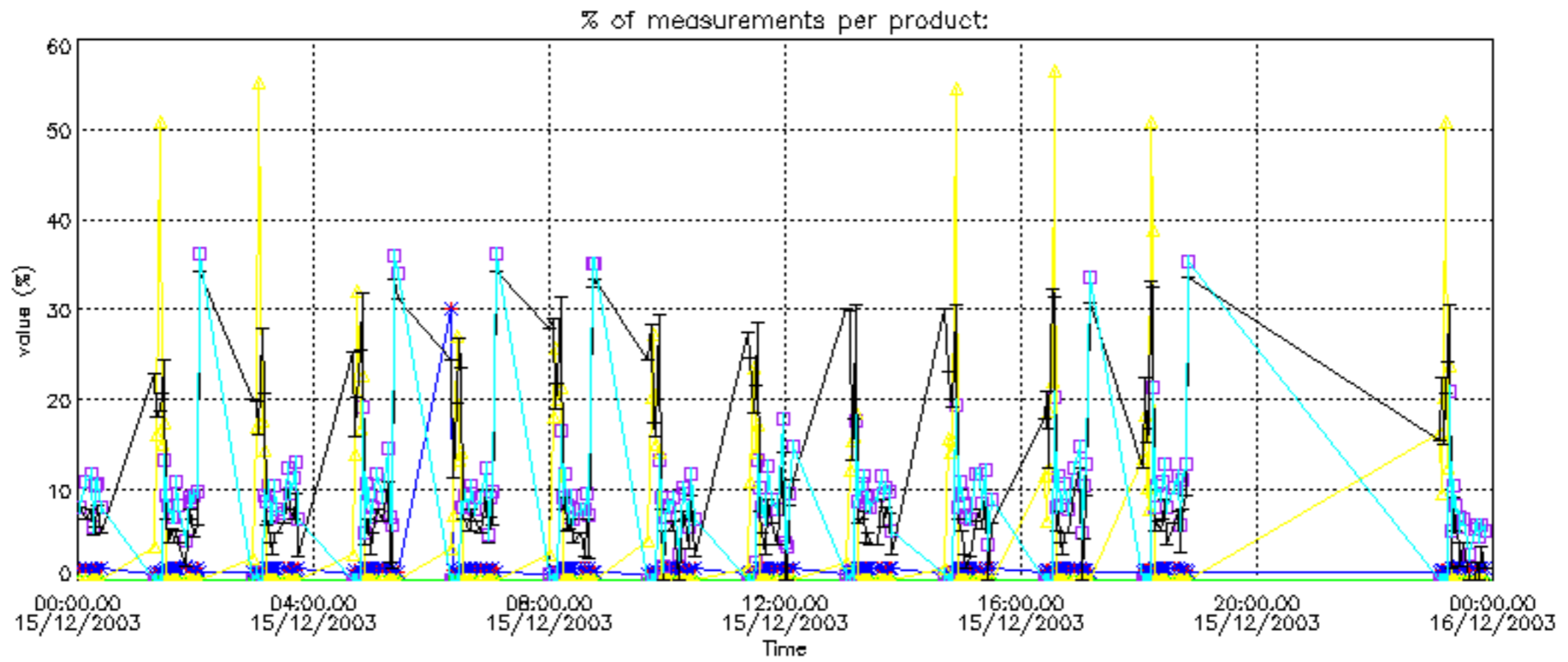
Percentage of flagged data per NO2 profile



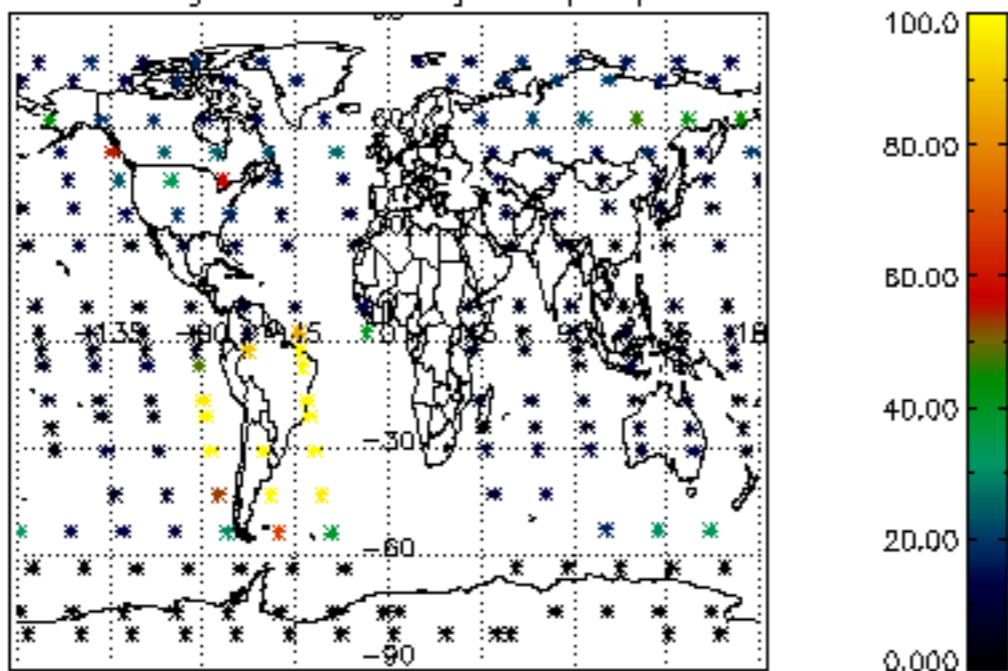
Percentage of flagged data per NO3 profile



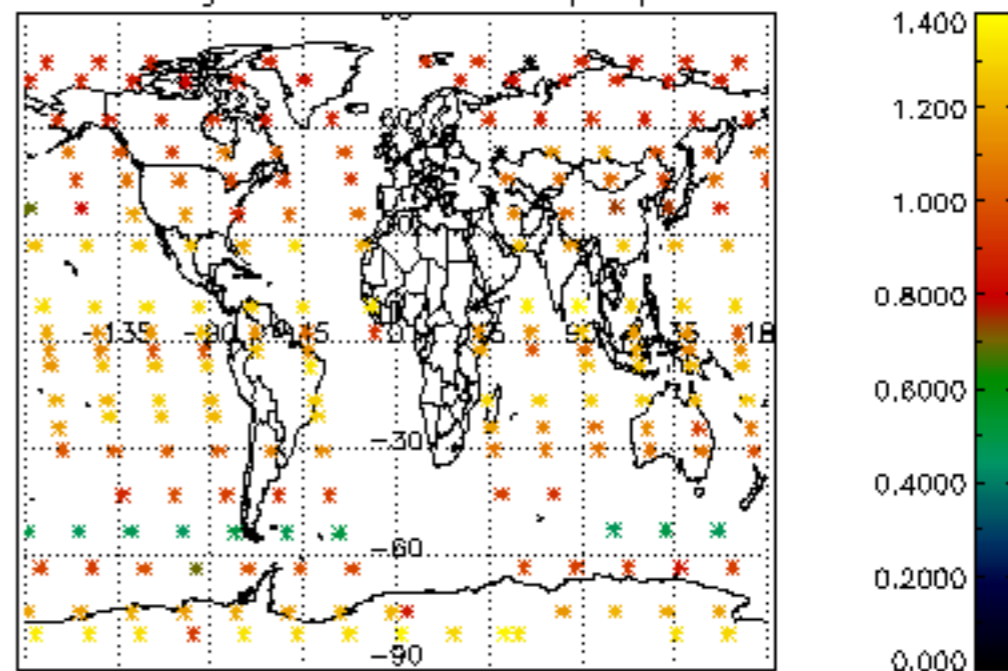




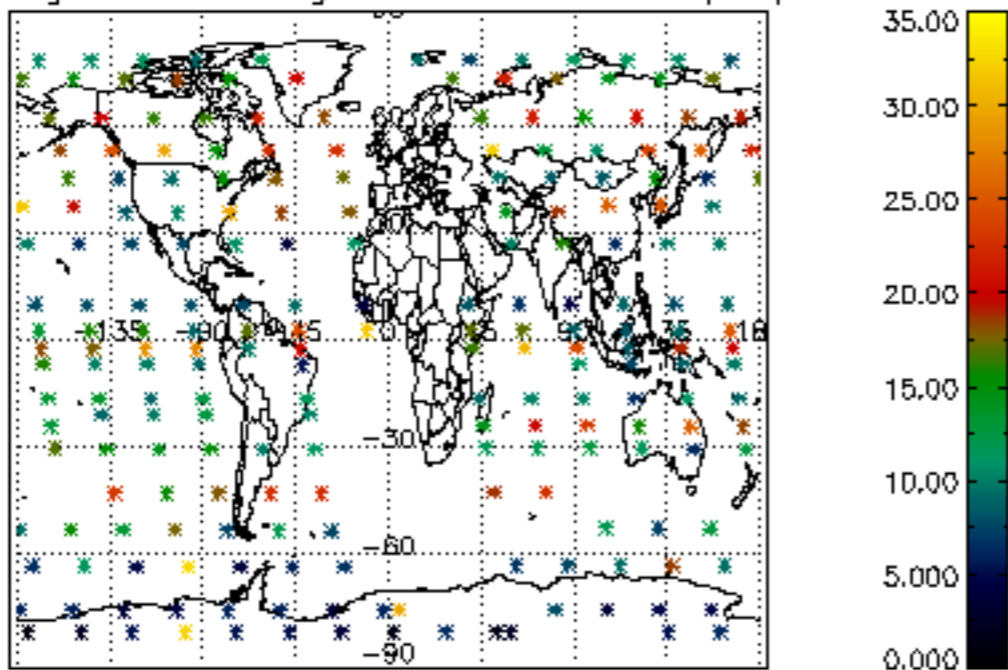
Percentage of cosmic ray hits per profile



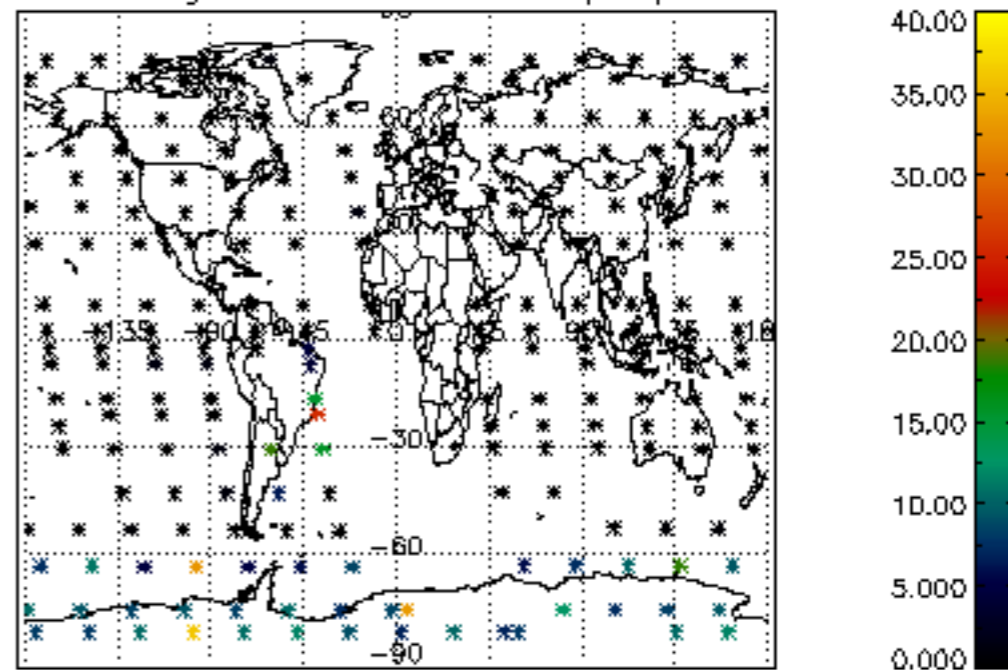
Percentage of datation errors per profile



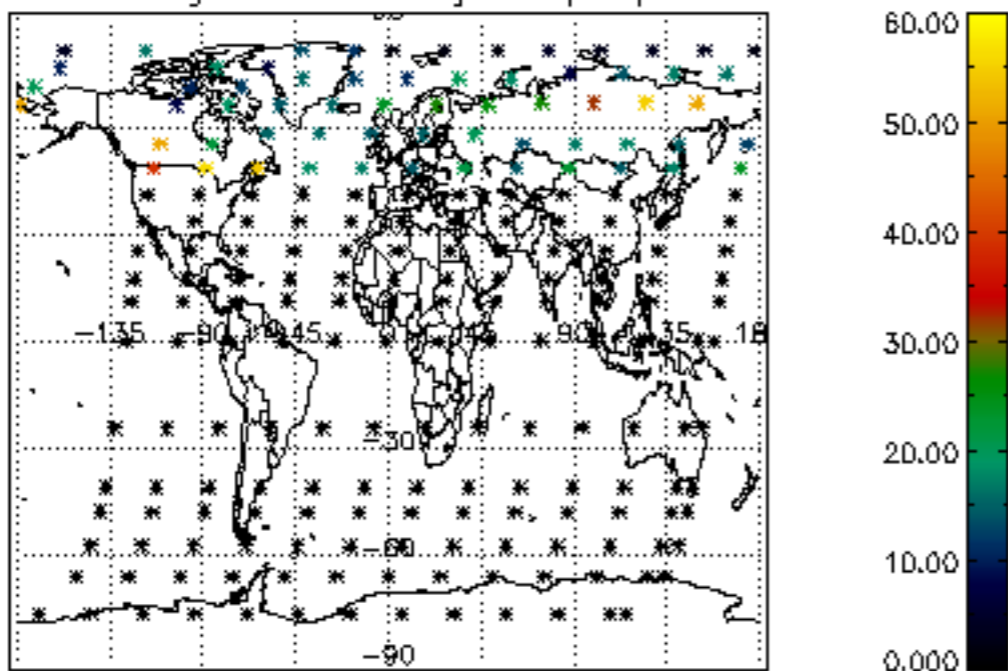
Percentage of star falling outside central band per profile



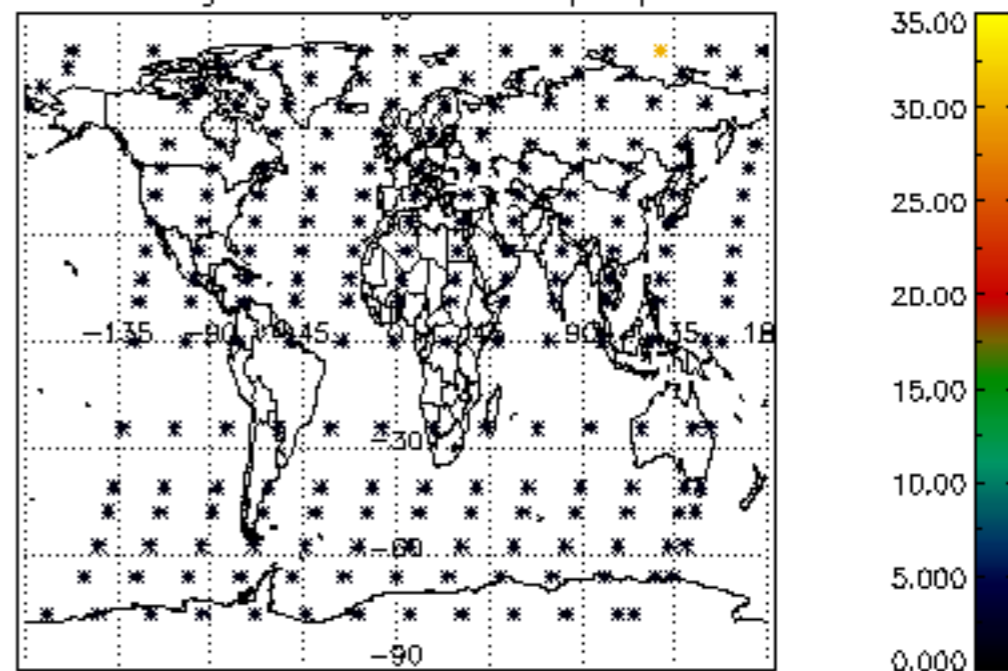
Percentage of saturation errors per profile



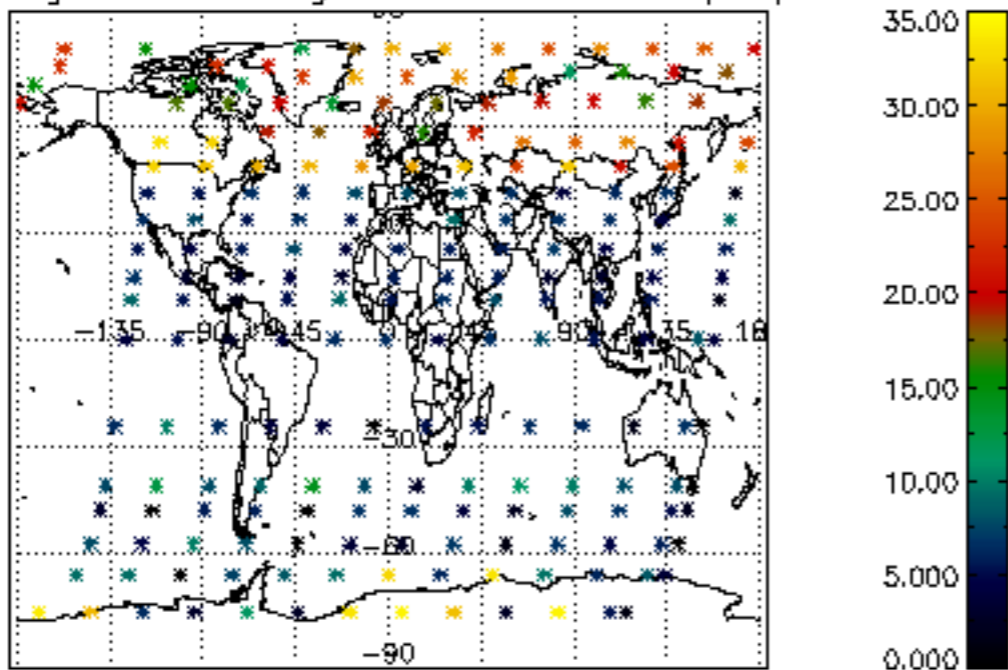
Percentage of cosmic ray hits per profile



Percentage of datation errors per profile



Percentage of star falling outside central band per profile



Percentage of saturation errors per profile

