

# GOMOS Level 2 Daily Report

## SUMMARY

### [1. General Info](#)

### [2. Summary of processed GOM\\_NL\\_2P products](#)

### [3. Level 2 Quality information per product](#)

#### [3.1 Plot of level 2 quality information per product \(time dependant\)](#)

#### [3.2 Plot of level 2 quality information per product \(world map\)](#)

### [4. Level 1 Quality information per product \(stored on level 2 products\)](#)

#### [4.1 Plot of level 1 quality information per product \(time dependant\)](#)

##### [4.1.1 Plot of level 1 quality information per product \(time dependant\): ASCENDING](#)

##### [4.1.2 Plot of level 1 quality information per product \(time dependant\): DESCENDING](#)

#### [4.2 Plot of level 1 quality information per product \(world map\)](#)

##### [4.2.1 Plot of level 1 quality information per product \(world map\): ASCENDING](#)

##### [4.2.2 Plot of level 1 quality information per product \(world map\): DESCENDING](#)

### [5. Ozone profiles based on quality statistics and other trace gas profiles](#)

#### [5.1 Ozone statistics based on quality of products](#)

#### [5.2 Plot ozone profiles for all STD \(dark without errors\)](#)

#### [5.3 Plot ozone profiles where STD < 20% \(dark without errors\)](#)

#### [5.4. Plot ozone profiles where STD < 10% \(dark without errors\)](#)

#### [5.5. Plot ozone profiles where STD < 5% \(dark without errors\)](#)

#### [5.6 Plot NO2 profiles for all STD \(dark without errors\)](#)

#### [5.7 Plot NO3 profiles for all STD \(dark without errors\)](#)

#### [5.8 Plot H2O profiles \(only for occultations of stars 1,2,3,4,13,14,16,26,63 dark without errors\) for all STD](#)

### [6. Auxiliary Data Files used for the production reported in section 2](#)

This report presents the daily analysis on parameters extracted from GOMOS level 2 data (GOM\_NL\_\_2P). It is intended to monitor some important parameters that will impact the quality of these products. A list of level 2 products (and content) that have arrived during the reporting day to the PCF is also given.

Item	Value
Time of report generation	20APR2013 01:55:20
Data source version	GOMOS/6.01
Start time of products	14-12-2003 (14DEC2003 00:00:00)
Stop time of products	15-12-2003 (15DEC2003 00:00:00)
Store outputs in DB	Yes
Nb of level 2 prods	515
Nb of prods with errors	0

## 2. Summary of processed GOM\_NL\_\_2P products.

Nr	Filename	UTC Start time	Limb	Duration	Star Id	Star Name	Star Mag	Star Temp	Nb Meas	Orbit	Prod. error
1	GOM_NL__2PRFIN20031214_000033_000000582022_00274_09346_9857.N1	14-DEC-2003 00:00:33	Dark	57.500	117	Pi Pup	2.7060	3800.0	115	9346	No
2	GOM_NL__2PRFIN20031214_000353_000000622022_00274_09346_9858.N1	14-DEC-2003 00:03:53	Straylight	61.500	23	21Eps CMa	1.5020	26000.	123	9346	No
3	GOM_NL__2PRFIN20031214_000545_000000622022_00274_09346_9859.N1	14-DEC-2003 00:05:45	Straylight	62.000	179	24Omi2CMa	3.0320	24000.	124	9346	No
4	GOM_NL__2PRFIN20031214_000838_000000592022_00274_09346_9860.N1	14-DEC-2003 00:08:38	Straylight	58.500	47	2Bet CMa	1.9760	28000.	117	9346	No
5	GOM_NL__2PRFIN20031214_001144_000000522022_00274_09346_9861.N1	14-DEC-2003 00:11:44	Straylight	52.000	56	53Kap Ori	2.0650	30000.	104	9346	No
6	GOM_NL__2PRFIN20031214_001313_000000472022_00274_09346_9862.N1	14-DEC-2003 00:13:13	Straylight	46.500	128	67Bet Eri	2.7840	9700.0	93	9346	No
7	GOM_NL__2PRFIN20031214_001435_000000532022_00274_09346_9863.N1	14-DEC-2003 00:14:35	Straylight	53.000	30	46Eps Ori	1.6940	30000.	106	9346	No
8	GOM_NL__2PRFIN20031214_001752_000000682022_00274_09346_9864.N1	14-DEC-2003 00:17:52	Twilight	67.500	14	58Alp Ori	0.87000	3000.0	135	9346	No
9	GOM_NL__2PRFIN20031214_001939_000000482022_00274_09346_9865.N1	14-DEC-2003 00:19:39	Twilight	48.000	13	87Alp Tau	0.86700	3800.0	96	9346	No
10	GOM_NL__2PRFIN20031214_002145_000000382022_00274_09346_9866.N1	14-DEC-2003 00:21:45	Bright	37.500	146	25Eta Tau	2.8730	15200.	75	9346	No
11	GOM_NL__2PRFIN20031214_002356_000000372022_00274_09346_9867.N1	14-DEC-2003 00:23:56	Bright	36.500	150	44Zet Per	2.8900	28000.	73	9346	No
12	GOM_NL__2PRFIN20031214_002615_000000362022_00274_09346_9868.N1	14-DEC-2003 00:26:15	Bright	35.500	149	45Eps Per	2.8880	30000.	71	9346	No
13	GOM_NL__2PRFIN20031214_002825_000000372022_00274_09346_9869.N1	14-DEC-2003 00:28:25	Bright	36.500	175	39Del Per	3.0100	19400.	73	9346	No
14	GOM_NL__2PRFIN20031214_003007_000000362022_00274_09346_9870.N1	14-DEC-2003 00:30:07	Bright	35.500	160	23Gam Per	2.9300	4700.0	71	9346	No
15	GOM_NL__2PRFIN20031214_003311_000000392022_00274_09346_9871.N1	14-DEC-2003 00:33:11	Bright	38.500	110	37Del Cas	2.6780	8900.0	77	9346	No
16	GOM_NL__2PRFIN20031214_004007_000000342022_00274_09346_9872.N1	14-DEC-2003 00:40:07	Bright	34.000	49	1Alp UMi	1.9900	6300.0	68	9346	No
17	GOM_NL__2PRFIN20031214_004451_000000372022_00274_09346_9873.N1	14-DEC-2003 00:44:51	Bright	37.000	60	7Bet UMi	2.0810	3950.0	74	9346	No
18	GOM_NL__2PRFIN20031214_004700_000000492022_00274_09346_9874.N1	14-DEC-2003 00:47:00	Bright	49.000	82	48Bet UMa	2.3650	10600.	98	9346	No
19	GOM_NL__2PRFIN20031214_004935_000000432022_00274_09346_9875.N1	14-DEC-2003 00:49:35	Bright	43.000	32	77Eps UMa	1.7630	11000.	86	9346	No
20	GOM_NL__2PRFIN20031214_005204_000000402022_00274_09346_9876.N1	14-DEC-2003 00:52:04	Bright	40.000	39	85Eta UMa	1.8540	24000.	80	9346	No
21	GOM_NL__2PRFIN20031214_005520_000000382022_00274_09346_9877.N1	14-DEC-2003 00:55:20	Bright	38.000	180	27Gam Boo	3.0400	8000.0	76	9346	No
22	GOM_NL__2PRFIN20031214_005830_000000372022_00274_09346_9878.N1	14-DEC-2003 00:58:30	Bright	36.500	83		2.3780	11000.	73	9346	No
23	GOM_NL__2PRFIN20031214_010145_000000412022_00274_09346_9879.N1	14-DEC-2003 01:01:45	Bright	41.000	111	8Eta Boo	2.6800	6000.0	82	9346	No
24	GOM_NL__2PRFIN20031214_010531_000000512022_00274_09346_9880.N1	14-DEC-2003 01:05:31	Bright	50.500	138	47Eps Vir	2.8280	4700.0	101	9346	No
25	GOM_NL__2PRFIN20031214_010812_000000992022_00274_09346_9881.N1	14-DEC-2003 01:08:12	Twilight	98.500	62	94Bet Leo	2.1360	9700.0	197	9346	No
26	GOM_NL__2PRFIN20031214_011127_000000522022_00274_09346_9882.N1	14-DEC-2003 01:11:27	Twilight	51.500	15	67Alp Vir	0.97600	28000.	103	9346	No
27	GOM_NL__2PRFIN20031214_011457_000000442022_00274_09346_9883.N1	14-DEC-2003 01:14:57	Twilight	44.000	169	46Gam Hya	2.9910	4700.0	88	9346	No
28	GOM_NL__2PRFIN20031214_011647_000000472022_00274_09346_9884.N1	14-DEC-2003 01:16:47	Twilight	46.500	54	5The Cen	2.0550	4500.0	93	9346	No
29	GOM_NL__2PRFIN20031214_011814_000000422022_00274_09346_9885.N1	14-DEC-2003 01:18:14	Dark	41.500	123	1ot Cen	2.7500	10200.	83	9346	No
30	GOM_NL__2PRFIN20031214_011949_000000392022_00274_09346_9886.N1	14-DEC-2003 01:19:49	Dark	39.000	95	Zet Cen	2.5450	26000.	78	9346	No
31	GOM_NL__2PRFIN20031214_012140_000000402022_00274_09346_9887.N1	14-DEC-2003 01:21:40	Dark	39.500	77	Eps Cen	2.3030	28000.	79	9346	No
32	GOM_NL__2PRFIN20031214_012257_000000402022_00274_09346_9888.N1	14-DEC-2003 01:22:57	Dark	39.500	10	Bet Cen	0.61000	28000.	79	9346	No
33	GOM_NL__2PRFIN20031214_012417_000000442022_00275_09347_9819.N1	14-DEC-2003 01:24:17	Dark	43.500	20	Bet Cru	1.2530	30000.	87	9347	No
34	GOM_NL__2PRFIN20031214_012623_000000392022_00275_09347_9820.N1	14-DEC-2003 01:26:23	Dark	39.000	112	Alp Mus	2.6880	26000.	78	9347	No
35	GOM_NL__2PRFIN20031214_013106_000000412022_00275_09347_9821.N1	14-DEC-2003 01:31:06	Dark	41.000	29	Bet Car	1.6720	10200.	82	9347	No
36	GOM_NL__2PRFIN20031214_013333_000000552022_00275_09347_9822.N1	14-DEC-2003 01:33:33	Dark	54.500	41	Eps Car	1.8600	4100.0	109	9347	No
37	GOM_NL__2PRFIN20031214_013612_000000542022_00275_09347_9823.N1	14-DEC-2003 01:36:12	Dark	53.500	34	Gam2Vel	1.7930	23000.	107	9347	No
38	GOM_NL__2PRFIN20031214_013832_000000502022_00275_09347_9824.N1	14-DEC-2003 01:38:32	Dark	50.000	2	Alp Car	-0.73600	7000.0	100	9347	No
39	GOM_NL__2PRFIN20031214_014109_000000612022_00275_09347_9825.N1	14-DEC-2003 01:41:09	Dark	61.000	117	Pi Pup	2.7060	3800.0	122	9347	No
40	GOM_NL__2PRFIN20031214_014429_000000632022_00275_09347_9826.N1	14-DEC-2003 01:44:29	Straylight	62.500	23	21Eps CMa	1.5020	26000.	125	9347	No
41	GOM_NL__2PRFIN20031214_014620_000000592022_00275_09347_9827.N1	14-DEC-2003 01:46:20	Straylight	59.000	179	24Omi2CMa	3.0320	24000.	118	9347	No
42	GOM_NL__2PRFIN20031214_014913_000000582022_00275_09347_9828.N1	14-DEC-2003 01:49:13	Straylight	57.500	47	2Bet CMa	1.9760	28000.	115	9347	No

43	GOM_NL__2PRFIN20031214_015220_000000532022_00275_09347_9829.N1	14-DEC-2003 01:52:20	Straylight	52.500	56	53Kap Ori	2.0650	30000.	105	9347	No
44	GOM_NL__2PRFIN20031214_015348_000000452022_00275_09347_9830.N1	14-DEC-2003 01:53:48	Straylight	45.000	128	67Bet Eri	2.7840	9700.0	90	9347	No
45	GOM_NL__2PRFIN20031214_015510_000000562022_00275_09347_9831.N1	14-DEC-2003 01:55:10	Straylight	55.500	30	46Eps Ori	1.6940	30000.	111	9347	No
46	GOM_NL__2PRFIN20031214_015826_000000632022_00275_09347_9832.N1	14-DEC-2003 01:58:26	Tw_i_and_stray	63.000	14	58Alp Ori	0.87000	3000.0	126	9347	No
47	GOM_NL__2PRFIN20031214_020014_000000552022_00275_09347_9833.N1	14-DEC-2003 02:00:14	Tw_i_and_stray	55.000	13	87Alp Tau	0.86700	3800.0	110	9347	No
48	GOM_NL__2PRFIN20031214_020220_000000382022_00275_09347_9834.N1	14-DEC-2003 02:02:20	Bright	37.500	146	25Eta Tau	2.8730	15200.	75	9347	No
49	GOM_NL__2PRFIN20031214_020431_000000392022_00275_09347_9835.N1	14-DEC-2003 02:04:31	Bright	39.000	150	44Zet Per	2.8900	28000.	78	9347	No
50	GOM_NL__2PRFIN20031214_020651_000000382022_00275_09347_9836.N1	14-DEC-2003 02:06:51	Bright	37.500	149	45Eps Per	2.8880	30000.	75	9347	No
51	GOM_NL__2PRFIN20031214_020900_000000362022_00275_09347_9837.N1	14-DEC-2003 02:09:00	Bright	36.000	175	39Del Per	3.0100	19400.	72	9347	No
52	GOM_NL__2PRFIN20031214_021043_000000382022_00275_09347_9838.N1	14-DEC-2003 02:10:43	Bright	38.000	160	23Gam Per	2.9300	4700.0	76	9347	No
53	GOM_NL__2PRFIN20031214_021347_000000382022_00275_09347_9839.N1	14-DEC-2003 02:13:47	Bright	37.500	110	37Del Cas	2.6780	8900.0	75	9347	No
54	GOM_NL__2PRFIN20031214_022043_000000352022_00275_09347_9840.N1	14-DEC-2003 02:20:43	Bright	34.500	49	1Alp UMi	1.9900	6300.0	69	9347	No
55	GOM_NL__2PRFIN20031214_022526_000000392022_00275_09347_9841.N1	14-DEC-2003 02:25:26	Bright	38.500	60	7Bet UMi	2.0810	3950.0	77	9347	No
56	GOM_NL__2PRFIN20031214_022736_000000512022_00275_09347_9842.N1	14-DEC-2003 02:27:36	Bright	50.500	82	48Bet UMa	2.3650	10600.	101	9347	No
57	GOM_NL__2PRFIN20031214_023010_000000442022_00275_09347_9843.N1	14-DEC-2003 02:30:10	Bright	43.500	32	77Eps UMa	1.7630	11000.	87	9347	No
58	GOM_NL__2PRFIN20031214_023240_000000412022_00275_09347_9844.N1	14-DEC-2003 02:32:40	Bright	40.500	39	85Eta UMa	1.8540	24000.	81	9347	No
59	GOM_NL__2PRFIN20031214_023556_000000362022_00275_09347_9845.N1	14-DEC-2003 02:35:56	Bright	36.000	180	27Gam Boo	3.0400	8000.0	72	9347	No
60	GOM_NL__2PRFIN20031214_023905_000000392022_00275_09347_9846.N1	14-DEC-2003 02:39:05	Bright	38.500	83		2.3780	11000.	77	9347	No
61	GOM_NL__2PRFIN20031214_024220_000000422022_00275_09347_9847.N1	14-DEC-2003 02:42:20	Bright	41.500	111	8Eta Boo	2.6800	6000.0	83	9347	No
62	GOM_NL__2PRFIN20031214_024607_000000502022_00275_09347_9848.N1	14-DEC-2003 02:46:07	Bright	50.000	138	47Eps Vir	2.8280	4700.0	100	9347	No
63	GOM_NL__2PRFIN20031214_024850_000000952022_00275_09347_9849.N1	14-DEC-2003 02:48:50	Tw_i_and_stray	95.000	62	94Bet Leo	2.1360	9700.0	190	9347	No
64	GOM_NL__2PRFIN20031214_025204_000000552022_00275_09347_9850.N1	14-DEC-2003 02:52:04	Tw_i_and_stray	54.500	15	67Alp Vir	0.97600	28000.	109	9347	No
65	GOM_NL__2PRFIN20031214_025533_000000492022_00275_09347_9851.N1	14-DEC-2003 02:55:33	Twilight	48.500	169	46Gam Hya	2.9910	4700.0	97	9347	No
66	GOM_NL__2PRFIN20031214_025722_000000482022_00275_09347_9852.N1	14-DEC-2003 02:57:22	Twilight	47.500	54	5The Cen	2.0550	4500.0	95	9347	No
67	GOM_NL__2PRFIN20031214_025850_000000412022_00275_09347_9853.N1	14-DEC-2003 02:58:50	Dark	41.000	123	1ot Cen	2.7500	10200.	82	9347	No
68	GOM_NL__2PRFIN20031214_030023_000000412022_00275_09347_9854.N1	14-DEC-2003 03:00:23	Dark	41.000	95	Zet Cen	2.5450	26000.	82	9347	No
69	GOM_NL__2PRFIN20031214_030216_000000392022_00275_09347_9855.N1	14-DEC-2003 03:02:16	Dark	38.500	77	Eps Cen	2.3030	28000.	77	9347	No
70	GOM_NL__2PRFIN20031214_030333_000000392022_00275_09347_9856.N1	14-DEC-2003 03:03:33	Dark	39.000	10	Bet Cen	0.61000	28000.	78	9347	No
71	GOM_NL__2PRFIN20031214_030453_000000472022_00276_09348_9821.N1	14-DEC-2003 03:04:53	Dark	46.500	20	Bet Cru	1.2530	30000.	93	9348	No
72	GOM_NL__2PRFIN20031214_030659_000000382022_00276_09348_9822.N1	14-DEC-2003 03:06:59	Dark	38.000	112	Alp Mus	2.6880	26000.	76	9348	No
73	GOM_NL__2PRFIN20031214_031143_000000452022_00276_09348_9823.N1	14-DEC-2003 03:11:43	Dark	45.000	29	Bet Car	1.6720	10200.	90	9348	No
74	GOM_NL__2PRFIN20031214_031410_000000432022_00276_09348_9824.N1	14-DEC-2003 03:14:10	Dark	43.000	41	Eps Car	1.8600	4100.0	86	9348	No
75	GOM_NL__2PRFIN20031214_031649_000000512022_00276_09348_9825.N1	14-DEC-2003 03:16:49	Dark	50.500	34	Gam2Vel	1.7930	23000.	101	9348	No
76	GOM_NL__2PRFIN20031214_031908_000000492022_00276_09348_9826.N1	14-DEC-2003 03:19:08	Dark	49.000	2	Alp Car	-0.73600	7000.0	98	9348	No
77	GOM_NL__2PRFIN20031214_032145_000000582022_00276_09348_9827.N1	14-DEC-2003 03:21:45	Dark	58.000	117	Pi Pup	2.7060	3800.0	116	9348	No
78	GOM_NL__2PRFIN20031214_032504_000000632022_00276_09348_9828.N1	14-DEC-2003 03:25:04	Straylight	63.000	23	21Eps CMa	1.5020	26000.	126	9348	No
79	GOM_NL__2PRFIN20031214_032657_000000612022_00276_09348_9829.N1	14-DEC-2003 03:26:57	Straylight	60.500	179	24Omi2CMa	3.0320	24000.	121	9348	No
80	GOM_NL__2PRFIN20031214_032949_000000602022_00276_09348_9830.N1	14-DEC-2003 03:29:49	Straylight	59.500	47	2Bet CMa	1.9760	28000.	119	9348	No
81	GOM_NL__2PRFIN20031214_033256_000000522022_00276_09348_9831.N1	14-DEC-2003 03:32:56	Straylight	52.000	56	53Kap Ori	2.0650	30000.	104	9348	No
82	GOM_NL__2PRFIN20031214_033425_000000472022_00276_09348_9832.N1	14-DEC-2003 03:34:25	Straylight	47.000	128	67Bet Eri	2.7840	9700.0	94	9348	No
83	GOM_NL__2PRFIN20031214_033546_000000512022_00276_09348_9833.N1	14-DEC-2003 03:35:46	Straylight	50.500	30	46Eps Ori	1.6940	30000.	101	9348	No
84	GOM_NL__2PRFIN20031214_033904_000000662022_00276_09348_9834.N1	14-DEC-2003 03:39:04	Tw_i_and_stray	66.000	14	58Alp Ori	0.87000	3000.0	132	9348	No
85	GOM_NL__2PRFIN20031214_034050_000000502022_00276_09348_9835.N1	14-DEC-2003 03:40:50	Tw_i_and_stray	49.500	13	87Alp Tau	0.86700	3800.0	99	9348	No
86	GOM_NL__2PRFIN20031214_034256_000000382022_00276_09348_9836.N1	14-DEC-2003 03:42:56	Bright	38.000	146	25Eta Tau	2.8730	15200.	76	9348	No
87	GOM_NL__2PRFIN20031214_034507_000000392022_00276_09348_9837.N1	14-DEC-2003 03:45:07	Bright	39.000	150	44Zet Per	2.8900	28000.	78	9348	No
88	GOM_NL__2PRFIN20031214_034727_000000362022_00276_09348_9838.N1	14-DEC-2003 03:47:27	Bright	35.500	149	45Eps Per	2.8880	30000.	71	9348	No
89	GOM_NL__2PRFIN20031214_034936_000000372022_00276_09348_9839.N1	14-DEC-2003 03:49:36	Bright	37.000	175	39Del Per	3.0100	19400.	74	9348	No
90	GOM_NL__2PRFIN20031214_035119_000000362022_00276_09348_9840.N1	14-DEC-2003 03:51:19	Bright	36.000	160	23Gam Per	2.9300	4700.0	72	9348	No
91	GOM_NL__2PRFIN20031214_035424_000000382022_00276_09348_9841.N1	14-DEC-2003 03:54:24	Bright	37.500	110	37Del Cas	2.6780	8900.0	75	9348	No
92	GOM_NL__2PRFIN20031214_040118_000000362022_00276_09348_9842.N1	14-DEC-2003 04:01:18	Bright	35.500	49	1Alp UMi	1.9900	6300.0	71	9348	No
93	GOM_NL__2PRFIN20031214_040602_000000412022_00276_09348_9843.N1	14-DEC-2003 04:06:02	Bright	40.500	60	7Bet UMi	2.0810	3950.0	81	9348	No
94	GOM_NL__2PRFIN20031214_040811_000000502022_00276_09348_9844.N1	14-DEC-2003 04:08:11	Bright	50.000	82	48Bet UMa	2.3650	10600.	100	9348	No
95	GOM_NL__2PRFIN20031214_041046_000000442022_00276_09348_9845.N1	14-DEC-2003 04:10:46	Bright	44.000	32	77Eps UMa	1.7630	11000.	88	9348	No
96	GOM_NL__2PRFIN20031214_041317_000000572022_00276_09348_9846.N1	14-DEC-2003 04:13:17	Bright	57.000	39	85Eta UMa	1.8540	24000.	114	9348	No
97	GOM_NL__2PRFIN20031214_041632_000000382022_00276_09348_9847.N1	14-DEC-2003 04:16:32	Bright	37.500	180	27Gam Boo	3.0400	8000.0	75	9348	No
98	GOM_NL__2PRFIN20031214_041942_000000372022_00276_09348_9848.N1	14-DEC-2003 04:19:42	Bright	37.000	83		2.3780	11000.	74	9348	No
99	GOM_NL__2PRFIN20031214_042257_000000412022_00276_09348_9849.N1	14-DEC-2003 04:22:57	Bright	40.500	111	8Eta Boo	2.6800	6000.0	81	9348	No
100	GOM_NL__2PRFIN20031214_042644_000000512022_00276_09348_9850.N1	14-DEC-2003 04:26:44	Bright	50.500	138	47Eps Vir	2.8280	4700.0	101	9348	No
101	GOM_NL__2PRFIN20031214_042927_000000922022_00276_09348_9851.N1	14-DEC-2003 04:29:27	Tw_i_and_stray	92.000	62	94Bet Leo	2.1360	9700.0	184	9348	No

102	GOM_NL__2PRFIN20031214_043240_000000532022_00276_09348_9852.N1	14-DEC-2003 04:32:40	Twilight	53.000	15	67Alp Vir	0.97600	28000.	106	9348	No
103	GOM_NL__2PRFIN20031214_043610_000000482022_00276_09348_9853.N1	14-DEC-2003 04:36:10	Twilight	47.500	169	46Gam Hya	2.9910	4700.0	95	9348	No
104	GOM_NL__2PRFIN20031214_043759_000000522022_00276_09348_9854.N1	14-DEC-2003 04:37:59	Twilight	52.000	54	5The Cen	2.0550	4500.0	104	9348	No
105	GOM_NL__2PRFIN20031214_043927_000000422022_00276_09348_9855.N1	14-DEC-2003 04:39:27	Dark	42.000	123	1ot Cen	2.7500	10200.	84	9348	No
106	GOM_NL__2PRFIN20031214_044101_000000402022_00276_09348_9856.N1	14-DEC-2003 04:41:01	Dark	40.000	95	Zet Cen	2.5450	26000.	80	9348	No
107	GOM_NL__2PRFIN20031214_044253_000000412022_00276_09348_9857.N1	14-DEC-2003 04:42:53	Dark	41.000	77	Eps Cen	2.3030	28000.	82	9348	No
108	GOM_NL__2PRFIN20031214_044409_000000442022_00276_09348_9858.N1	14-DEC-2003 04:44:09	Dark	43.500	10	Bet Cen	0.61000	28000.	87	9348	No
109	GOM_NL__2PRFIN20031214_044530_000000432022_00277_09349_9844.N1	14-DEC-2003 04:45:30	Dark	43.000	20	Bet Cru	1.2530	30000.	86	9349	No
110	GOM_NL__2PRFIN20031214_044736_000000382022_00277_09349_9845.N1	14-DEC-2003 04:47:36	Dark	37.500	112	Alp Mus	2.6880	26000.	75	9349	No
111	GOM_NL__2PRFIN20031214_045220_000000402022_00277_09349_9846.N1	14-DEC-2003 04:52:20	Dark	40.000	29	Bet Car	1.6720	10200.	80	9349	No
112	GOM_NL__2PRFIN20031214_045447_000000562022_00277_09349_9847.N1	14-DEC-2003 04:54:47	Dark	56.000	41	Eps Car	1.8600	4100.0	112	9349	No
113	GOM_NL__2PRFIN20031214_045726_000000492022_00277_09349_9848.N1	14-DEC-2003 04:57:26	Dark	49.000	34	Gam2Vel	1.7930	23000.	98	9349	No
114	GOM_NL__2PRFIN20031214_045945_000000542022_00277_09349_9849.N1	14-DEC-2003 04:59:45	Dark	54.000	2	Alp Car	-0.73600	7000.0	108	9349	No
115	GOM_NL__2PRFIN20031214_050223_000000582022_00277_09349_9850.N1	14-DEC-2003 05:02:23	Dark	57.500	117	Pi Pup	2.7060	3800.0	115	9349	No
116	GOM_NL__2PRFIN20031214_050543_000000582022_00277_09349_9851.N1	14-DEC-2003 05:05:43	Straylight	57.500	23	21Eps CMa	1.5020	26000.	115	9349	No
117	GOM_NL__2PRFIN20031214_050733_000000582022_00277_09349_9852.N1	14-DEC-2003 05:07:33	Straylight	58.000	179	24Omi2CMa	3.0320	24000.	116	9349	No
118	GOM_NL__2PRFIN20031214_051026_000000582022_00277_09349_9853.N1	14-DEC-2003 05:10:26	Straylight	58.000	47	2Bet CMa	1.9760	28000.	116	9349	No
119	GOM_NL__2PRFIN20031214_051332_000000522022_00277_09349_9854.N1	14-DEC-2003 05:13:32	Straylight	51.500	56	53Kap Ori	2.0650	30000.	103	9349	No
120	GOM_NL__2PRFIN20031214_051501_000000432022_00277_09349_9855.N1	14-DEC-2003 05:15:01	Straylight	43.000	128	67Bet Eri	2.7840	9700.0	86	9349	No
121	GOM_NL__2PRFIN20031214_051623_000000512022_00277_09349_9856.N1	14-DEC-2003 05:16:23	Straylight	50.500	30	46Eps Ori	1.6940	30000.	101	9349	No
122	GOM_NL__2PRFIN20031214_051940_000000632022_00277_09349_9857.N1	14-DEC-2003 05:19:40	Twilight	63.000	14	58Alp Ori	0.87000	3000.0	126	9349	No
123	GOM_NL__2PRFIN20031214_052126_000000482022_00277_09349_9858.N1	14-DEC-2003 05:21:26	Twilight	47.500	13	87Alp Tau	0.86700	3800.0	95	9349	No
124	GOM_NL__2PRFIN20031214_052333_000000372022_00277_09349_9859.N1	14-DEC-2003 05:23:33	Bright	37.000	146	25Eta Tau	2.8730	15200.	74	9349	No
125	GOM_NL__2PRFIN20031214_052544_000000382022_00277_09349_9860.N1	14-DEC-2003 05:25:44	Bright	38.000	150	44Zet Per	2.8900	28000.	76	9349	No
126	GOM_NL__2PRFIN20031214_052803_000000492022_00277_09349_9861.N1	14-DEC-2003 05:28:03	Bright	48.500	149	45Eps Per	2.8880	30000.	97	9349	No
127	GOM_NL__2PRFIN20031214_053013_000000372022_00277_09349_9862.N1	14-DEC-2003 05:30:13	Bright	36.500	175	39Del Per	3.0100	19400.	73	9349	No
128	GOM_NL__2PRFIN20031214_053156_000000372022_00277_09349_9863.N1	14-DEC-2003 05:31:56	Bright	36.500	160	23Gam Per	2.9300	4700.0	73	9349	No
129	GOM_NL__2PRFIN20031214_053500_000000382022_00277_09349_9864.N1	14-DEC-2003 05:35:00	Bright	37.500	110	37Del Cas	2.6780	8900.0	75	9349	No
130	GOM_NL__2PRFIN20031214_054155_000000372022_00277_09349_9865.N1	14-DEC-2003 05:41:55	Bright	36.500	49	1Alp UMi	1.9900	6300.0	73	9349	No
131	GOM_NL__2PRFIN20031214_054639_000000402022_00277_09349_9866.N1	14-DEC-2003 05:46:39	Bright	40.000	60	7Bet UMi	2.0810	3950.0	80	9349	No
132	GOM_NL__2PRFIN20031214_054847_000000502022_00277_09349_9867.N1	14-DEC-2003 05:48:47	Bright	50.000	82	48Bet UMa	2.3650	10600.	100	9349	No
133	GOM_NL__2PRFIN20031214_055122_000000452022_00277_09349_9868.N1	14-DEC-2003 05:51:22	Bright	45.000	32	77Eps UMa	1.7630	11000.	90	9349	No
134	GOM_NL__2PRFIN20031214_055352_000000572022_00277_09349_9869.N1	14-DEC-2003 05:53:52	Bright	57.000	39	85Eta UMa	1.8540	24000.	114	9349	No
135	GOM_NL__2PRFIN20031214_055708_000000512022_00277_09349_9870.N1	14-DEC-2003 05:57:08	Bright	51.000	180	27Gam Boo	3.0400	8000.0	102	9349	No
136	GOM_NL__2PRFIN20031214_060018_000000382022_00277_09349_9871.N1	14-DEC-2003 06:00:18	Bright	37.500	83		2.3780	11000.	75	9349	No
137	GOM_NL__2PRFIN20031214_060333_000000422022_00277_09349_9872.N1	14-DEC-2003 06:03:33	Bright	42.000	111	8Eta Boo	2.6800	6000.0	84	9349	No
138	GOM_NL__2PRFIN20031214_060721_000000532022_00277_09349_9873.N1	14-DEC-2003 06:07:21	Bright	53.000	138	47Eps Vir	2.8280	4700.0	106	9349	No
139	GOM_NL__2PRFIN20031214_061005_000001092022_00277_09349_9874.N1	14-DEC-2003 06:10:05	Twilight	109.00	62	94Bet Leo	2.1360	9700.0	218	9349	No
140	GOM_NL__2PRFIN20031214_061317_000000542022_00277_09349_9875.N1	14-DEC-2003 06:13:17	Twilight	54.000	15	67Alp Vir	0.97600	28000.	108	9349	No
141	GOM_NL__2PRFIN20031214_061647_000000482022_00277_09349_9876.N1	14-DEC-2003 06:16:47	Twilight	47.500	169	46Gam Hya	2.9910	4700.0	95	9349	No
142	GOM_NL__2PRFIN20031214_061836_000000432022_00277_09349_9877.N1	14-DEC-2003 06:18:36	Twilight	42.500	54	5The Cen	2.0550	4500.0	85	9349	No
143	GOM_NL__2PRFIN20031214_062004_000000432022_00277_09349_9878.N1	14-DEC-2003 06:20:04	Dark	42.500	123	1ot Cen	2.7500	10200.	85	9349	No
144	GOM_NL__2PRFIN20031214_062138_000000402022_00277_09349_9879.N1	14-DEC-2003 06:21:38	Dark	39.500	95	Zet Cen	2.5450	26000.	79	9349	No
145	GOM_NL__2PRFIN20031214_062329_000000412022_00277_09349_9880.N1	14-DEC-2003 06:23:29	Dark	40.500	77	Eps Cen	2.3030	28000.	81	9349	No
146	GOM_NL__2PRFIN20031214_062446_000000432022_00277_09349_9881.N1	14-DEC-2003 06:24:46	Dark	43.000	10	Bet Cen	0.61000	28000.	86	9349	No
147	GOM_NL__2PRFIN20031214_062607_000000482022_00278_09350_9682.N1	14-DEC-2003 06:26:07	Dark	47.500	20	Bet Cru	1.2530	30000.	95	9350	No
148	GOM_NL__2PRFIN20031214_062812_000000382022_00278_09350_9683.N1	14-DEC-2003 06:28:12	Dark	38.000	112	Alp Mus	2.6880	26000.	76	9350	No
149	GOM_NL__2PRFIN20031214_063256_000000402022_00278_09350_9684.N1	14-DEC-2003 06:32:56	Dark	39.500	29	Bet Car	1.6720	10200.	79	9350	No
150	GOM_NL__2PRFIN20031214_063523_000000472022_00278_09350_9685.N1	14-DEC-2003 06:35:23	Dark	46.500	41	Eps Car	1.8600	4100.0	93	9350	No
151	GOM_NL__2PRFIN20031214_063803_000000532022_00278_09350_9686.N1	14-DEC-2003 06:38:03	Dark	52.500	34	Gam2Vel	1.7930	23000.	105	9350	No
152	GOM_NL__2PRFIN20031214_064009_000000532022_00278_09350_9687.N1	14-DEC-2003 06:40:09	Dark	53.000	70	Zet Pup	2.2460	39000.	106	9350	No
153	GOM_NL__2PRFIN20031214_064259_000000552022_00278_09350_9688.N1	14-DEC-2003 06:42:59	Dark	54.500	117	Pi Pup	2.7060	3800.0	109	9350	No
154	GOM_NL__2PRFIN20031214_064620_000000592022_00278_09350_9689.N1	14-DEC-2003 06:46:20	Straylight	58.500	23	21Eps CMa	1.5020	26000.	117	9350	No
155	GOM_NL__2PRFIN20031214_064810_000000582022_00278_09350_9690.N1	14-DEC-2003 06:48:10	Straylight	58.000	179	24Omi2CMa	3.0320	24000.	116	9350	No
156	GOM_NL__2PRFIN20031214_065120_000000732022_00278_09350_9691.N1	14-DEC-2003 06:51:20	Straylight	73.000	1	9Alp CMa	-1.4400	11000.	146	9350	No
157	GOM_NL__2PRFIN20031214_065438_000000582022_00278_09350_9692.N1	14-DEC-2003 06:54:38	Straylight	58.000	7	19Bet Ori	0.10000	14000.	116	9350	No
158	GOM_NL__2PRFIN20031214_065658_000000522022_00278_09350_9693.N1	14-DEC-2003 06:56:58	Straylight	52.000	30	46Eps Ori	1.6940	30000.	104	9350	No
159	GOM_NL__2PRFIN20031214_065922_000000522022_00278_09350_9694.N1	14-DEC-2003 06:59:22	Twilight	51.500	27	24Gam Ori	1.6360	26000.	103	9350	No
160	GOM_NL__2PRFIN20031214_070202_000000512022_00278_09350_9695.N1	14-DEC-2003 07:02:02	Twilight	51.000	13	87Alp Tau	0.86700	3800.0	102	9350	No



161	GOM_NL__2PRFIN20031214_070409_000000382022_00278_09350_9696.N1	14-DEC-2003 07:04:09	Bright	37.500	146	25Eta Tau	2.8730	15200.	75	9350	No
162	GOM_NL__2PRFIN20031214_070620_000000382022_00278_09350_9697.N1	14-DEC-2003 07:06:20	Bright	38.000	150	44Zet Per	2.8900	28000.	76	9350	No
163	GOM_NL__2PRFIN20031214_070839_000000372022_00278_09350_9698.N1	14-DEC-2003 07:08:39	Bright	36.500	149	45Eps Per	2.8880	30000.	73	9350	No
164	GOM_NL__2PRFIN20031214_071049_000000352022_00278_09350_9699.N1	14-DEC-2003 07:10:49	Bright	35.000	175	39Del Per	3.0100	19400.	70	9350	No
165	GOM_NL__2PRFIN20031214_071232_000000362022_00278_09350_9700.N1	14-DEC-2003 07:12:32	Bright	36.000	160	23Gam Per	2.9300	4700.0	72	9350	No
166	GOM_NL__2PRFIN20031214_071536_000000382022_00278_09350_9701.N1	14-DEC-2003 07:15:36	Bright	37.500	110	37Del Cas	2.6780	8900.0	75	9350	No
167	GOM_NL__2PRFIN20031214_072231_000000392022_00278_09350_9702.N1	14-DEC-2003 07:22:31	Bright	38.500	49	1Alp UMi	1.9900	6300.0	77	9350	No
168	GOM_NL__2PRFIN20031214_072714_000000402022_00278_09350_9703.N1	14-DEC-2003 07:27:14	Bright	39.500	60	7Bet UMi	2.0810	3950.0	79	9350	No
169	GOM_NL__2PRFIN20031214_072922_000000502022_00278_09350_9704.N1	14-DEC-2003 07:29:22	Bright	50.000	82	48Bet UMa	2.3650	10600.	100	9350	No
170	GOM_NL__2PRFIN20031214_073158_000000442022_00278_09350_9705.N1	14-DEC-2003 07:31:58	Bright	44.000	32	77Eps UMa	1.7630	11000.	88	9350	No
171	GOM_NL__2PRFIN20031214_073428_000000402022_00278_09350_9706.N1	14-DEC-2003 07:34:28	Bright	40.000	39	85Eta UMa	1.8540	24000.	80	9350	No
172	GOM_NL__2PRFIN20031214_073744_000000382022_00278_09350_9707.N1	14-DEC-2003 07:37:44	Bright	38.000	180	27Gam Boo	3.0400	8000.0	76	9350	No
173	GOM_NL__2PRFIN20031214_074054_000000532022_00278_09350_9708.N1	14-DEC-2003 07:40:54	Bright	53.000	83		2.3780	11000.	106	9350	No
174	GOM_NL__2PRFIN20031214_074410_000000582022_00278_09350_9709.N1	14-DEC-2003 07:44:10	Bright	58.000	111	8Eta Boo	2.6800	6000.0	116	9350	No
175	GOM_NL__2PRFIN20031214_074757_000000512022_00278_09350_9710.N1	14-DEC-2003 07:47:57	Bright	51.000	138	47Eps Vir	2.8280	4700.0	102	9350	No
176	GOM_NL__2PRFIN20031214_075042_000000942022_00278_09350_9711.N1	14-DEC-2003 07:50:42	Twi_and_stray	93.500	62	94Bet Leo	2.1360	9700.0	187	9350	No
177	GOM_NL__2PRFIN20031214_075353_000000572022_00278_09350_9712.N1	14-DEC-2003 07:53:53	Twi_and_stray	56.500	15	67Alp Vir	0.97600	28000.	113	9350	No
178	GOM_NL__2PRFIN20031214_075723_000000492022_00278_09350_9713.N1	14-DEC-2003 07:57:23	Twilight	49.000	169	46Gam Hya	2.9910	4700.0	98	9350	No
179	GOM_NL__2PRFIN20031214_075912_000000462022_00278_09350_9714.N1	14-DEC-2003 07:59:12	Twilight	45.500	54	5The Cen	2.0550	4500.0	91	9350	No
180	GOM_NL__2PRFIN20031214_080127_000000422022_00278_09350_9715.N1	14-DEC-2003 08:01:27	Dark	41.500	78	Alp Lup	2.3040	28000.	83	9350	No
181	GOM_NL__2PRFIN20031214_080406_000000402022_00278_09350_9716.N1	14-DEC-2003 08:04:06	Dark	39.500	77	Eps Cen	2.3030	28000.	79	9350	No
182	GOM_NL__2PRFIN20031214_080849_000000382022_00279_09351_9682.N1	14-DEC-2003 08:08:49	Dark	37.500	112	Alp Mus	2.6880	26000.	75	9351	No
183	GOM_NL__2PRFIN20031214_081332_000000402022_00279_09351_9683.N1	14-DEC-2003 08:13:32	Dark	39.500	29	Bet Car	1.6720	10200.	79	9351	No
184	GOM_NL__2PRFIN20031214_081600_000000542022_00279_09351_9684.N1	14-DEC-2003 08:16:00	Dark	53.500	41	Eps Car	1.8600	4100.0	107	9351	No
185	GOM_NL__2PRFIN20031214_081839_000000502022_00279_09351_9685.N1	14-DEC-2003 08:18:39	Dark	49.500	34	Gam2Vel	1.7930	23000.	99	9351	No
186	GOM_NL__2PRFIN20031214_082045_000000542022_00279_09351_9686.N1	14-DEC-2003 08:20:45	Dark	53.500	70	Zet Pup	2.2460	39000.	107	9351	No
187	GOM_NL__2PRFIN20031214_082336_000000552022_00279_09351_9687.N1	14-DEC-2003 08:23:36	Dark	54.500	117	Pi Pup	2.7060	3800.0	109	9351	No
188	GOM_NL__2PRFIN20031214_082656_000000602022_00279_09351_9688.N1	14-DEC-2003 08:26:56	Straylight	59.500	23	21Eps CMa	1.5020	26000.	119	9351	No
189	GOM_NL__2PRFIN20031214_082846_000000572022_00279_09351_9689.N1	14-DEC-2003 08:28:46	Straylight	57.000	179	24Omi2CMa	3.0320	24000.	114	9351	No
190	GOM_NL__2PRFIN20031214_083156_000000742022_00279_09351_9690.N1	14-DEC-2003 08:31:56	Straylight	73.500	1	9Alp CMa	-1.4400	11000.	147	9351	No
191	GOM_NL__2PRFIN20031214_083514_000000552022_00279_09351_9691.N1	14-DEC-2003 08:35:14	Straylight	54.500	7	19Bet Ori	0.10000	14000.	109	9351	No
192	GOM_NL__2PRFIN20031214_083734_000000532022_00279_09351_9692.N1	14-DEC-2003 08:37:34	Straylight	53.000	30	46Eps Ori	1.6940	30000.	106	9351	No
193	GOM_NL__2PRFIN20031214_083958_000000502022_00279_09351_9693.N1	14-DEC-2003 08:39:58	Twi_and_stray	50.000	27	24Gam Ori	1.6360	26000.	100	9351	No
194	GOM_NL__2PRFIN20031214_084238_000000502022_00279_09351_9694.N1	14-DEC-2003 08:42:38	Twi_and_stray	50.000	13	87Alp Tau	0.86700	3800.0	100	9351	No
195	GOM_NL__2PRFIN20031214_084445_000000372022_00279_09351_9695.N1	14-DEC-2003 08:44:45	Bright	37.000	146	25Eta Tau	2.8730	15200.	74	9351	No
196	GOM_NL__2PRFIN20031214_084656_000000382022_00279_09351_9696.N1	14-DEC-2003 08:46:56	Bright	37.500	150	44Zet Per	2.8900	28000.	75	9351	No
197	GOM_NL__2PRFIN20031214_084915_000000362022_00279_09351_9697.N1	14-DEC-2003 08:49:15	Bright	36.000	149	45Eps Per	2.8880	30000.	72	9351	No
198	GOM_NL__2PRFIN20031214_085125_000000352022_00279_09351_9698.N1	14-DEC-2003 08:51:25	Bright	35.000	175	39Del Per	3.0100	19400.	70	9351	No
199	GOM_NL__2PRFIN20031214_085308_000000372022_00279_09351_9699.N1	14-DEC-2003 08:53:08	Bright	37.000	160	23Gam Per	2.9300	4700.0	74	9351	No
200	GOM_NL__2PRFIN20031214_085612_000000372022_00279_09351_9700.N1	14-DEC-2003 08:56:12	Bright	36.500	110	37Del Cas	2.6780	8900.0	73	9351	No
201	GOM_NL__2PRFIN20031214_090307_000000382022_00279_09351_9701.N1	14-DEC-2003 09:03:07	Bright	37.500	49	1Alp UMi	1.9900	6300.0	75	9351	No
202	GOM_NL__2PRFIN20031214_090750_000000402022_00279_09351_9702.N1	14-DEC-2003 09:07:50	Bright	39.500	60	7Bet UMi	2.0810	3950.0	79	9351	No
203	GOM_NL__2PRFIN20031214_090957_000000502022_00279_09351_9703.N1	14-DEC-2003 09:09:57	Bright	50.000	82	48Bet UMa	2.3650	10600.	100	9351	No
204	GOM_NL__2PRFIN20031214_091233_000000422022_00279_09351_9704.N1	14-DEC-2003 09:12:33	Bright	41.500	32	77Eps UMa	1.7630	11000.	83	9351	No
205	GOM_NL__2PRFIN20031214_091504_000000572022_00279_09351_9705.N1	14-DEC-2003 09:15:04	Bright	57.000	39	85Eta UMa	1.8540	24000.	114	9351	No
206	GOM_NL__2PRFIN20031214_091820_000000542022_00279_09351_9706.N1	14-DEC-2003 09:18:20	Bright	54.000	180	27Gam Boo	3.0400	8000.0	108	9351	No
207	GOM_NL__2PRFIN20031214_092130_000000532022_00279_09351_9707.N1	14-DEC-2003 09:21:30	Bright	53.000	83		2.3780	11000.	106	9351	No
208	GOM_NL__2PRFIN20031214_092445_000000492022_00279_09351_9708.N1	14-DEC-2003 09:24:45	Bright	49.000	111	8Eta Boo	2.6800	6000.0	98	9351	No
209	GOM_NL__2PRFIN20031214_092833_000000522022_00279_09351_9709.N1	14-DEC-2003 09:28:33	Bright	51.500	138	47Eps Vir	2.8280	4700.0	103	9351	No
210	GOM_NL__2PRFIN20031214_093120_000000992022_00279_09351_9710.N1	14-DEC-2003 09:31:20	Twi_and_stray	99.000	62	94Bet Leo	2.1360	9700.0	198	9351	No
211	GOM_NL__2PRFIN20031214_093430_000000562022_00279_09351_9711.N1	14-DEC-2003 09:34:30	Twi_and_stray	56.000	15	67Alp Vir	0.97600	28000.	112	9351	No
212	GOM_NL__2PRFIN20031214_093800_000000502022_00279_09351_9712.N1	14-DEC-2003 09:38:00	Twilight	50.000	169	46Gam Hya	2.9910	4700.0	100	9351	No
213	GOM_NL__2PRFIN20031214_093948_000000432022_00279_09351_9713.N1	14-DEC-2003 09:39:48	Twilight	42.500	54	5The Cen	2.0550	4500.0	85	9351	No
214	GOM_NL__2PRFIN20031214_094203_000000402022_00279_09351_9714.N1	14-DEC-2003 09:42:03	Dark	39.500	78	Alp Lup	2.3040	28000.	79	9351	No
215	GOM_NL__2PRFIN20031214_094442_000000392022_00279_09351_9715.N1	14-DEC-2003 09:44:42	Dark	38.500	77	Eps Cen	2.3030	28000.	77	9351	No
216	GOM_NL__2PRFIN20031214_094925_000000382022_00280_09352_9682.N1	14-DEC-2003 09:49:25	Dark	37.500	112	Alp Mus	2.6880	26000.	75	9352	No
217	GOM_NL__2PRFIN20031214_095409_000000392022_00280_09352_9683.N1	14-DEC-2003 09:54:09	Dark	39.000	29	Bet Car	1.6720	10200.	78	9352	No
218	GOM_NL__2PRFIN20031214_095636_000000512022_00280_09352_9684.N1	14-DEC-2003 09:56:36	Dark	50.500	41	Eps Car	1.8600	4100.0	101	9352	No
219	GOM_NL__2PRFIN20031214_095916_000000482022_00280_09352_9685.N1	14-DEC-2003 09:59:16	Dark	47.500	34	Gam2Vel	1.7930	23000.	95	9352	No

220	GOM_NL__2PRFIN20031214_100122_000000562022_00280_09352_9686.N1	14-DEC-2003 10:01:22	Dark	56.000	70	Zet Pup	2.2460	39000.	112	9352	No
221	GOM_NL__2PRFIN20031214_100412_000000602022_00280_09352_9687.N1	14-DEC-2003 10:04:12	Dark	59.500	117	Pi Pup	2.7060	3800.0	119	9352	No
222	GOM_NL__2PRFIN20031214_100732_000000572022_00280_09352_9688.N1	14-DEC-2003 10:07:32	Straylight	56.500	23	21Eps CMa	1.5020	26000.	113	9352	No
223	GOM_NL__2PRFIN20031214_100922_000000592022_00280_09352_9689.N1	14-DEC-2003 10:09:22	Straylight	58.500	179	24Omi2CMa	3.0320	24000.	117	9352	No
224	GOM_NL__2PRFIN20031214_101232_000000682022_00280_09352_9690.N1	14-DEC-2003 10:12:32	Straylight	67.500	1	9Alp CMa	-1.4400	11000.	135	9352	No
225	GOM_NL__2PRFIN20031214_101550_000000492022_00280_09352_9691.N1	14-DEC-2003 10:15:50	Straylight	49.000	7	19Bet Ori	0.10000	14000.	98	9352	No
226	GOM_NL__2PRFIN20031214_101810_000000482022_00280_09352_9692.N1	14-DEC-2003 10:18:10	Straylight	48.000	30	46Eps Ori	1.6940	30000.	96	9352	No
227	GOM_NL__2PRFIN20031214_102033_000000492022_00280_09352_9693.N1	14-DEC-2003 10:20:33	Twi_and_stray	49.000	27	24Gam Ori	1.6360	26000.	98	9352	No
228	GOM_NL__2PRFIN20031214_102314_000000552022_00280_09352_9694.N1	14-DEC-2003 10:23:14	Twi_and_stray	55.000	13	87Alp Tau	0.86700	3800.0	110	9352	No
229	GOM_NL__2PRFIN20031214_102521_000000382022_00280_09352_9695.N1	14-DEC-2003 10:25:21	Bright	37.500	146	25Eta Tau	2.8730	15200.	75	9352	No
230	GOM_NL__2PRFIN20031214_102731_000000372022_00280_09352_9696.N1	14-DEC-2003 10:27:31	Bright	37.000	150	44Zet Per	2.8900	28000.	74	9352	No
231	GOM_NL__2PRFIN20031214_102950_000000372022_00280_09352_9697.N1	14-DEC-2003 10:29:50	Bright	36.500	149	45Eps Per	2.8880	30000.	73	9352	No
232	GOM_NL__2PRFIN20031214_103201_000000362022_00280_09352_9698.N1	14-DEC-2003 10:32:01	Bright	36.000	175	39Del Per	3.0100	19400.	72	9352	No
233	GOM_NL__2PRFIN20031214_103343_000000382022_00280_09352_9699.N1	14-DEC-2003 10:33:43	Bright	38.000	160	23Gam Per	2.9300	4700.0	76	9352	No
234	GOM_NL__2PRFIN20031214_103648_000000382022_00280_09352_9700.N1	14-DEC-2003 10:36:48	Bright	37.500	110	37Del Cas	2.6780	8900.0	75	9352	No
235	GOM_NL__2PRFIN20031214_104342_000000382022_00280_09352_9701.N1	14-DEC-2003 10:43:42	Bright	38.000	49	1Alp UMi	1.9900	6300.0	76	9352	No
236	GOM_NL__2PRFIN20031214_104826_000000432022_00280_09352_9702.N1	14-DEC-2003 10:48:26	Bright	42.500	60	7Bet UMi	2.0810	3950.0	85	9352	No
237	GOM_NL__2PRFIN20031214_105032_000000522022_00280_09352_9703.N1	14-DEC-2003 10:50:32	Bright	51.500	82	48Bet UMa	2.3650	10600.	103	9352	No
238	GOM_NL__2PRFIN20031214_105309_000000612022_00280_09352_9704.N1	14-DEC-2003 10:53:09	Bright	61.000	32	77Eps UMa	1.7630	11000.	122	9352	No
239	GOM_NL__2PRFIN20031214_105539_000000422022_00280_09352_9705.N1	14-DEC-2003 10:55:39	Bright	41.500	39	85Eta UMa	1.8540	24000.	83	9352	No
240	GOM_NL__2PRFIN20031214_105856_000000392022_00280_09352_9706.N1	14-DEC-2003 10:58:56	Bright	39.000	180	27Gam Boo	3.0400	8000.0	78	9352	No
241	GOM_NL__2PRFIN20031214_110206_000000532022_00280_09352_9707.N1	14-DEC-2003 11:02:06	Bright	53.000	83		2.3780	11000.	106	9352	No
242	GOM_NL__2PRFIN20031214_110522_000000412022_00280_09352_9708.N1	14-DEC-2003 11:05:22	Bright	41.000	111	8Eta Boo	2.6800	6000.0	82	9352	No
243	GOM_NL__2PRFIN20031214_110910_000000532022_00280_09352_9709.N1	14-DEC-2003 11:09:10	Bright	52.500	138	47Eps Vir	2.8280	4700.0	105	9352	No
244	GOM_NL__2PRFIN20031214_111157_000001042022_00280_09352_9710.N1	14-DEC-2003 11:11:57	Twi_and_stray	103.50	62	94Bet Leo	2.1360	9700.0	207	9352	No
245	GOM_NL__2PRFIN20031214_111506_000000532022_00280_09352_9711.N1	14-DEC-2003 11:15:06	Twi_and_stray	52.500	15	67Alp Vir	0.97600	28000.	105	9352	No
246	GOM_NL__2PRFIN20031214_111836_000000482022_00280_09352_9712.N1	14-DEC-2003 11:18:36	Twilight	47.500	169	46Gam Hya	2.9910	4700.0	95	9352	No
247	GOM_NL__2PRFIN20031214_112024_000000412022_00280_09352_9713.N1	14-DEC-2003 11:20:24	Twilight	41.000	54	5The Cen	2.0550	4500.0	82	9352	No
248	GOM_NL__2PRFIN20031214_112240_000000392022_00280_09352_9714.N1	14-DEC-2003 11:22:40	Dark	39.000	78	Alp Lup	2.3040	28000.	78	9352	No
249	GOM_NL__2PRFIN20031214_112518_000000412022_00280_09352_9715.N1	14-DEC-2003 11:25:18	Dark	40.500	77	Eps Cen	2.3030	28000.	81	9352	No
250	GOM_NL__2PRFIN20031214_113001_000000382022_00281_09353_9682.N1	14-DEC-2003 11:30:01	Dark	38.000	112	Alp Mus	2.6880	26000.	76	9353	No
251	GOM_NL__2PRFIN20031214_113445_000000392022_00281_09353_9683.N1	14-DEC-2003 11:34:45	Dark	39.000	29	Bet Car	1.6720	10200.	78	9353	No
252	GOM_NL__2PRFIN20031214_113712_000000452022_00281_09353_9684.N1	14-DEC-2003 11:37:12	Dark	44.500	41	Eps Car	1.8600	4100.0	89	9353	No
253	GOM_NL__2PRFIN20031214_113953_000000552022_00281_09353_9685.N1	14-DEC-2003 11:39:53	Dark	55.000	34	Gam2Vel	1.7930	23000.	110	9353	No
254	GOM_NL__2PRFIN20031214_114159_000000542022_00281_09353_9686.N1	14-DEC-2003 11:41:59	Dark	53.500	70	Zet Pup	2.2460	39000.	107	9353	No
255	GOM_NL__2PRFIN20031214_114449_000000582022_00281_09353_9687.N1	14-DEC-2003 11:44:49	Dark	57.500	117	Pi Pup	2.7060	3800.0	115	9353	No
256	GOM_NL__2PRFIN20031214_114808_000000552022_00281_09353_9688.N1	14-DEC-2003 11:48:08	Straylight	54.500	23	21Eps CMa	1.5020	26000.	109	9353	No
257	GOM_NL__2PRFIN20031214_114958_000000612022_00281_09353_9689.N1	14-DEC-2003 11:49:58	Straylight	60.500	179	24Omi2CMa	3.0320	24000.	121	9353	No
258	GOM_NL__2PRFIN20031214_115308_000000772022_00281_09353_9690.N1	14-DEC-2003 11:53:08	Straylight	77.000	1	9Alp CMa	-1.4400	11000.	154	9353	No
259	GOM_NL__2PRFIN20031214_115626_000000532022_00281_09353_9691.N1	14-DEC-2003 11:56:26	Straylight	52.500	7	19Bet Ori	0.10000	14000.	105	9353	No
260	GOM_NL__2PRFIN20031214_115845_000000542022_00281_09353_9692.N1	14-DEC-2003 11:58:45	Straylight	53.500	30	46Eps Ori	1.6940	30000.	107	9353	No
261	GOM_NL__2PRFIN20031214_120108_000000532022_00281_09353_9693.N1	14-DEC-2003 12:01:08	Twi_and_stray	53.000	27	24Gam Ori	1.6360	26000.	106	9353	No
262	GOM_NL__2PRFIN20031214_120349_000000522022_00281_09353_9694.N1	14-DEC-2003 12:03:49	Twi_and_stray	52.000	13	87Alp Tau	0.86700	3800.0	104	9353	No
263	GOM_NL__2PRFIN20031214_120556_000000382022_00281_09353_9695.N1	14-DEC-2003 12:05:56	Bright	38.000	146	25Eta Tau	2.8730	15200.	76	9353	No
264	GOM_NL__2PRFIN20031214_120807_000000382022_00281_09353_9696.N1	14-DEC-2003 12:08:07	Bright	37.500	150	44Zet Per	2.8900	28000.	75	9353	No
265	GOM_NL__2PRFIN20031214_121026_000000372022_00281_09353_9697.N1	14-DEC-2003 12:10:26	Bright	37.000	149	45Eps Per	2.8880	30000.	74	9353	No
266	GOM_NL__2PRFIN20031214_121236_000000362022_00281_09353_9698.N1	14-DEC-2003 12:12:36	Bright	36.000	175	39Del Per	3.0100	19400.	72	9353	No
267	GOM_NL__2PRFIN20031214_121419_000000382022_00281_09353_9699.N1	14-DEC-2003 12:14:19	Bright	37.500	160	23Gam Per	2.9300	4700.0	75	9353	No
268	GOM_NL__2PRFIN20031214_121724_000000372022_00281_09353_9700.N1	14-DEC-2003 12:17:24	Bright	37.000	110	37Del Cas	2.6780	8900.0	74	9353	No
269	GOM_NL__2PRFIN20031214_122418_000000382022_00281_09353_9701.N1	14-DEC-2003 12:24:18	Bright	38.000	49	1Alp UMi	1.9900	6300.0	76	9353	No
270	GOM_NL__2PRFIN20031214_122902_000000392022_00281_09353_9702.N1	14-DEC-2003 12:29:02	Bright	38.500	60	7Bet UMi	2.0810	3950.0	77	9353	No
271	GOM_NL__2PRFIN20031214_123108_000000492022_00281_09353_9703.N1	14-DEC-2003 12:31:08	Bright	48.500	82	48Bet UMa	2.3650	10600.	97	9353	No
272	GOM_NL__2PRFIN20031214_123345_000000422022_00281_09353_9704.N1	14-DEC-2003 12:33:45	Bright	42.000	32	77Eps UMa	1.7630	11000.	84	9353	No
273	GOM_NL__2PRFIN20031214_123616_000000402022_00281_09353_9705.N1	14-DEC-2003 12:36:16	Bright	40.000	39	85Eta UMa	1.8540	24000.	80	9353	No
274	GOM_NL__2PRFIN20031214_123932_000000382022_00281_09353_9706.N1	14-DEC-2003 12:39:32	Bright	37.500	180	27Gam Boo	3.0400	8000.0	75	9353	No
275	GOM_NL__2PRFIN20031214_124241_000000402022_00281_09353_9707.N1	14-DEC-2003 12:42:41	Bright	40.000	83		2.3780	11000.	80	9353	No
276	GOM_NL__2PRFIN20031214_124558_000000422022_00281_09353_9708.N1	14-DEC-2003 12:45:58	Bright	42.000	111	8Eta Boo	2.6800	6000.0	84	9353	No
277	GOM_NL__2PRFIN20031214_124946_000000542022_00281_09353_9709.N1	14-DEC-2003 12:49:46	Bright	53.500	138	47Eps Vir	2.8280	4700.0	107	9353	No
278	GOM_NL__2PRFIN20031214_125235_000000982022_00281_09353_9710.N1	14-DEC-2003 12:52:35	Twi_and_stray	97.500	62	94Bet Leo	2.1360	9700.0	195	9353	No

279	GOM_NL__2PRFIN20031214_125542_000000542022_00281_09353_9711.N1	14-DEC-2003 12:55:42	Twilight	53.500	15	67Alp Vir	0.97600	28000.	107	9353	No
280	GOM_NL__2PRFIN20031214_125913_000000452022_00281_09353_9712.N1	14-DEC-2003 12:59:13	Twilight	45.000	169	46Gam Hya	2.9910	4700.0	90	9353	No
281	GOM_NL__2PRFIN20031214_130101_000000462022_00281_09353_9713.N1	14-DEC-2003 13:01:01	Twilight	45.500	54	5The Cen	2.0550	4500.0	91	9353	No
282	GOM_NL__2PRFIN20031214_130315_000000412022_00281_09353_9714.N1	14-DEC-2003 13:03:15	Dark	40.500	78	Alp Lup	2.3040	28000.	81	9353	No
283	GOM_NL__2PRFIN20031214_130554_000000392022_00281_09353_9715.N1	14-DEC-2003 13:05:54	Dark	38.500	77	Eps Cen	2.3030	28000.	77	9353	No
284	GOM_NL__2PRFIN20031214_131037_000000382022_00282_09354_9682.N1	14-DEC-2003 13:10:37	Dark	38.000	112	Alp Mus	2.6880	26000.	76	9354	No
285	GOM_NL__2PRFIN20031214_131521_000000412022_00282_09354_9683.N1	14-DEC-2003 13:15:21	Dark	41.000	29	Bet Car	1.6720	10200.	82	9354	No
286	GOM_NL__2PRFIN20031214_131749_000000462022_00282_09354_9684.N1	14-DEC-2003 13:17:49	Dark	46.000	41	Eps Car	1.8600	4100.0	92	9354	No
287	GOM_NL__2PRFIN20031214_132030_000000512022_00282_09354_9685.N1	14-DEC-2003 13:20:30	Dark	50.500	34	Gam2Vel	1.7930	23000.	101	9354	No
288	GOM_NL__2PRFIN20031214_132236_000000532022_00282_09354_9686.N1	14-DEC-2003 13:22:36	Dark	52.500	70	Zet Pup	2.2460	39000.	105	9354	No
289	GOM_NL__2PRFIN20031214_132525_000000592022_00282_09354_9687.N1	14-DEC-2003 13:25:25	Dark	58.500	117	Pi Pup	2.7060	3800.0	117	9354	No
290	GOM_NL__2PRFIN20031214_132845_000000602022_00282_09354_9688.N1	14-DEC-2003 13:28:45	Straylight	60.000	23	21Eps CMa	1.5020	26000.	120	9354	No
291	GOM_NL__2PRFIN20031214_133035_000000602022_00282_09354_9689.N1	14-DEC-2003 13:30:35	Straylight	59.500	179	24Omi2CMa	3.0320	24000.	119	9354	No
292	GOM_NL__2PRFIN20031214_133344_000000722022_00282_09354_9690.N1	14-DEC-2003 13:33:44	Straylight	72.000	1	9Alp CMa	-1.4400	11000.	144	9354	No
293	GOM_NL__2PRFIN20031214_133702_000000492022_00282_09354_9691.N1	14-DEC-2003 13:37:02	Straylight	49.000	7	19Bet Ori	0.10000	14000.	98	9354	No
294	GOM_NL__2PRFIN20031214_133921_000000522022_00282_09354_9692.N1	14-DEC-2003 13:39:21	Straylight	52.000	30	46Eps Ori	1.6940	30000.	104	9354	No
295	GOM_NL__2PRFIN20031214_134144_000000502022_00282_09354_9693.N1	14-DEC-2003 13:41:44	Twilight	49.500	27	24Gam Ori	1.6360	26000.	99	9354	No
296	GOM_NL__2PRFIN20031214_134425_000000512022_00282_09354_9694.N1	14-DEC-2003 13:44:25	Twilight	51.000	13	87Alp Tau	0.86700	3800.0	102	9354	No
297	GOM_NL__2PRFIN20031214_134632_000000382022_00282_09354_9695.N1	14-DEC-2003 13:46:32	Bright	37.500	146	25Eta Tau	2.8730	15200.	75	9354	No
298	GOM_NL__2PRFIN20031214_134843_000000392022_00282_09354_9696.N1	14-DEC-2003 13:48:43	Bright	38.500	150	44Zet Per	2.8900	28000.	77	9354	No
299	GOM_NL__2PRFIN20031214_135102_000000372022_00282_09354_9697.N1	14-DEC-2003 13:51:02	Bright	36.500	149	45Eps Per	2.8880	30000.	73	9354	No
300	GOM_NL__2PRFIN20031214_135312_000000362022_00282_09354_9698.N1	14-DEC-2003 13:53:12	Bright	36.000	175	39Del Per	3.0100	19400.	72	9354	No
301	GOM_NL__2PRFIN20031214_135455_000000392022_00282_09354_9699.N1	14-DEC-2003 13:54:55	Bright	39.000	160	23Gam Per	2.9300	4700.0	78	9354	No
302	GOM_NL__2PRFIN20031214_135800_000000392022_00282_09354_9700.N1	14-DEC-2003 13:58:00	Bright	38.500	110	37Del Cas	2.6780	8900.0	77	9354	No
303	GOM_NL__2PRFIN20031214_140455_000000382022_00282_09354_9701.N1	14-DEC-2003 14:04:55	Bright	38.000	49	1Alp UMi	1.9900	6300.0	76	9354	No
304	GOM_NL__2PRFIN20031214_140938_000000392022_00282_09354_9702.N1	14-DEC-2003 14:09:38	Bright	39.000	60	7Bet UMi	2.0810	3950.0	78	9354	No
305	GOM_NL__2PRFIN20031214_141142_000000532022_00282_09354_9703.N1	14-DEC-2003 14:11:42	Bright	52.500	82	48Bet UMa	2.3650	10600.	105	9354	No
306	GOM_NL__2PRFIN20031214_141421_000000432022_00282_09354_9704.N1	14-DEC-2003 14:14:21	Bright	43.000	32	77Eps UMa	1.7630	11000.	86	9354	No
307	GOM_NL__2PRFIN20031214_141651_000000402022_00282_09354_9705.N1	14-DEC-2003 14:16:51	Bright	40.000	39	85Eta UMa	1.8540	24000.	80	9354	No
308	GOM_NL__2PRFIN20031214_142007_000000372022_00282_09354_9706.N1	14-DEC-2003 14:20:07	Bright	37.000	180	27Gam Boo	3.0400	8000.0	74	9354	No
309	GOM_NL__2PRFIN20031214_142318_000000402022_00282_09354_9707.N1	14-DEC-2003 14:23:18	Bright	39.500	83		2.3780	11000.	79	9354	No
310	GOM_NL__2PRFIN20031214_142634_000000582022_00282_09354_9708.N1	14-DEC-2003 14:26:34	Bright	58.000	111	8Eta Boo	2.6800	6000.0	116	9354	No
311	GOM_NL__2PRFIN20031214_143023_000000522022_00282_09354_9709.N1	14-DEC-2003 14:30:23	Bright	52.000	138	47Eps Vir	2.8280	4700.0	104	9354	No
312	GOM_NL__2PRFIN20031214_143312_000000982022_00282_09354_9710.N1	14-DEC-2003 14:33:12	Twilight	97.500	62	94Bet Leo	2.1360	9700.0	195	9354	No
313	GOM_NL__2PRFIN20031214_143620_000000522022_00282_09354_9711.N1	14-DEC-2003 14:36:20	Twilight	52.000	15	67Alp Vir	0.97600	28000.	104	9354	No
314	GOM_NL__2PRFIN20031214_143950_000000472022_00282_09354_9712.N1	14-DEC-2003 14:39:50	Twilight	47.000	169	46Gam Hya	2.9910	4700.0	94	9354	No
315	GOM_NL__2PRFIN20031214_144138_000000412022_00282_09354_9713.N1	14-DEC-2003 14:41:38	Twilight	40.500	54	5The Cen	2.0550	4500.0	81	9354	No
316	GOM_NL__2PRFIN20031214_144352_000000382022_00282_09354_9714.N1	14-DEC-2003 14:43:52	Dark	37.500	78	Alp Lup	2.3040	28000.	75	9354	No
317	GOM_NL__2PRFIN20031214_144631_000000382022_00282_09354_9715.N1	14-DEC-2003 14:46:31	Dark	38.000	77	Eps Cen	2.3030	28000.	76	9354	No
318	GOM_NL__2PRFIN20031214_145113_000000402022_00283_09355_9682.N1	14-DEC-2003 14:51:13	Dark	39.500	112	Alp Mus	2.6880	26000.	79	9355	No
319	GOM_NL__2PRFIN20031214_145557_000000422022_00283_09355_9683.N1	14-DEC-2003 14:55:57	Dark	41.500	29	Bet Car	1.6720	10200.	83	9355	No
320	GOM_NL__2PRFIN20031214_145826_000000442022_00283_09355_9684.N1	14-DEC-2003 14:58:26	Dark	44.000	41	Eps Car	1.8600	4100.0	88	9355	No
321	GOM_NL__2PRFIN20031214_150107_000000532022_00283_09355_9685.N1	14-DEC-2003 15:01:07	Dark	52.500	34	Gam2Vel	1.7930	23000.	105	9355	No
322	GOM_NL__2PRFIN20031214_150323_000000522022_00283_09355_9686.N1	14-DEC-2003 15:03:23	Dark	52.000	2	Alp Car	-0.73600	7000.0	104	9355	No
323	GOM_NL__2PRFIN20031214_150601_000000592022_00283_09355_9687.N1	14-DEC-2003 15:06:01	Dark	59.000	117	Pi Pup	2.7060	3800.0	118	9355	No
324	GOM_NL__2PRFIN20031214_150920_000000572022_00283_09355_9688.N1	14-DEC-2003 15:09:20	Straylight	57.000	23	21Eps CMa	1.5020	26000.	114	9355	No
325	GOM_NL__2PRFIN20031214_151111_000000592022_00283_09355_9689.N1	14-DEC-2003 15:11:11	Straylight	59.000	179	24Omi2CMa	3.0320	24000.	118	9355	No
326	GOM_NL__2PRFIN20031214_151420_000000762022_00283_09355_9690.N1	14-DEC-2003 15:14:20	Straylight	76.000	1	9Alp CMa	-1.4400	11000.	152	9355	No
327	GOM_NL__2PRFIN20031214_151737_000000552022_00283_09355_9691.N1	14-DEC-2003 15:17:37	Straylight	55.000	7	19Bet Ori	0.10000	14000.	110	9355	No
328	GOM_NL__2PRFIN20031214_151957_000000522022_00283_09355_9692.N1	14-DEC-2003 15:19:57	Straylight	52.000	30	46Eps Ori	1.6940	30000.	104	9355	No
329	GOM_NL__2PRFIN20031214_152312_000000692022_00283_09355_9693.N1	14-DEC-2003 15:23:12	Twilight	69.000	14	58Alp Ori	0.87000	3000.0	138	9355	No
330	GOM_NL__2PRFIN20031214_152501_000000542022_00283_09355_9694.N1	14-DEC-2003 15:25:01	Twilight	54.000	13	87Alp Tau	0.86700	3800.0	108	9355	No
331	GOM_NL__2PRFIN20031214_152708_000000372022_00283_09355_9695.N1	14-DEC-2003 15:27:08	Bright	36.500	146	25Eta Tau	2.8730	15200.	73	9355	No
332	GOM_NL__2PRFIN20031214_152919_000000372022_00283_09355_9696.N1	14-DEC-2003 15:29:19	Bright	37.000	150	44Zet Per	2.8900	28000.	74	9355	No
333	GOM_NL__2PRFIN20031214_153138_000000362022_00283_09355_9697.N1	14-DEC-2003 15:31:38	Bright	36.000	149	45Eps Per	2.8880	30000.	72	9355	No
334	GOM_NL__2PRFIN20031214_153348_000000372022_00283_09355_9698.N1	14-DEC-2003 15:33:48	Bright	36.500	175	39Del Per	3.0100	19400.	73	9355	No
335	GOM_NL__2PRFIN20031214_153532_000000352022_00283_09355_9699.N1	14-DEC-2003 15:35:32	Bright	34.500	160	23Gam Per	2.9300	4700.0	69	9355	No
336	GOM_NL__2PRFIN20031214_153837_000000372022_00283_09355_9700.N1	14-DEC-2003 15:38:37	Bright	36.500	110	37Del Cas	2.6780	8900.0	73	9355	No
337	GOM_NL__2PRFIN20031214_154531_000000382022_00283_09355_9701.N1	14-DEC-2003 15:45:31	Bright	37.500	49	1Alp UMi	1.9900	6300.0	75	9355	No



338	GOM_NL__2PRFIN20031214_155014_000000392022_00283_09355_9702.N1	14-DEC-2003 15:50:14	Bright	38.500	60	7Bet UMi	2.0810	3950.0	77	9355	No
339	GOM_NL__2PRFIN20031214_155218_000000522022_00283_09355_9703.N1	14-DEC-2003 15:52:18	Bright	52.000	82	48Bet UMa	2.3650	10600.	104	9355	No
340	GOM_NL__2PRFIN20031214_155457_000000452022_00283_09355_9704.N1	14-DEC-2003 15:54:57	Bright	45.000	32	77Eps UMa	1.7630	11000.	90	9355	No
341	GOM_NL__2PRFIN20031214_155728_000000532022_00283_09355_9705.N1	14-DEC-2003 15:57:28	Bright	52.500	39	85Eta UMa	1.8540	24000.	105	9355	No
342	GOM_NL__2PRFIN20031214_160044_000000402022_00283_09355_9706.N1	14-DEC-2003 16:00:44	Bright	39.500	180	27Gam Boo	3.0400	8000.0	79	9355	No
343	GOM_NL__2PRFIN20031214_160355_000000372022_00283_09355_9707.N1	14-DEC-2003 16:03:55	Bright	37.000	83		2.3780	11000.	74	9355	No
344	GOM_NL__2PRFIN20031214_160711_000000422022_00283_09355_9708.N1	14-DEC-2003 16:07:11	Bright	42.000	111	8Eta Boo	2.6800	6000.0	84	9355	No
345	GOM_NL__2PRFIN20031214_161100_000000532022_00283_09355_9709.N1	14-DEC-2003 16:11:00	Bright	52.500	138	47Eps Vir	2.8280	4700.0	105	9355	No
346	GOM_NL__2PRFIN20031214_161350_000000942022_00283_09355_9710.N1	14-DEC-2003 16:13:50	Twilight	93.500	62	94Bet Leo	2.1360	9700.0	187	9355	No
347	GOM_NL__2PRFIN20031214_161657_000000562022_00283_09355_9711.N1	14-DEC-2003 16:16:57	Twilight	55.500	15	67Alp Vir	0.97600	28000.	111	9355	No
348	GOM_NL__2PRFIN20031214_162027_000000512022_00283_09355_9712.N1	14-DEC-2003 16:20:27	Twilight	50.500	169	46Gam Hya	2.9910	4700.0	101	9355	No
349	GOM_NL__2PRFIN20031214_162215_000000462022_00283_09355_9713.N1	14-DEC-2003 16:22:15	Twilight	46.000	54	5The Cen	2.0550	4500.0	92	9355	No
350	GOM_NL__2PRFIN20031214_162428_000000402022_00283_09355_9714.N1	14-DEC-2003 16:24:28	Dark	39.500	78	Alp Lup	2.3040	28000.	79	9355	No
351	GOM_NL__2PRFIN20031214_162707_000000392022_00283_09355_9715.N1	14-DEC-2003 16:27:07	Dark	38.500	77	Eps Cen	2.3030	28000.	77	9355	No
352	GOM_NL__2PRFIN20031214_162823_000000382022_00283_09355_9716.N1	14-DEC-2003 16:28:23	Dark	38.000	10	Bet Cen	0.61000	28000.	76	9355	No
353	GOM_NL__2PRFIN20031214_162945_000000402022_00284_09356_9682.N1	14-DEC-2003 16:29:45	Dark	40.000	20	Bet Cru	1.2530	30000.	80	9356	No
354	GOM_NL__2PRFIN20031214_163150_000000382022_00284_09356_9683.N1	14-DEC-2003 16:31:50	Dark	37.500	112	Alp Mus	2.6880	26000.	75	9356	No
355	GOM_NL__2PRFIN20031214_163634_000000392022_00284_09356_9684.N1	14-DEC-2003 16:36:34	Dark	38.500	29	Bet Car	1.6720	10200.	77	9356	No
356	GOM_NL__2PRFIN20031214_163902_000000462022_00284_09356_9685.N1	14-DEC-2003 16:39:02	Dark	46.000	41	Eps Car	1.8600	4100.0	92	9356	No
357	GOM_NL__2PRFIN20031214_164143_000000472022_00284_09356_9686.N1	14-DEC-2003 16:41:43	Dark	47.000	34	Gam2Vel	1.7930	23000.	94	9356	No
358	GOM_NL__2PRFIN20031214_164359_000000532022_00284_09356_9687.N1	14-DEC-2003 16:43:59	Dark	53.000	2	Alp Car	-0.73600	7000.0	106	9356	No
359	GOM_NL__2PRFIN20031214_164638_000000542022_00284_09356_9688.N1	14-DEC-2003 16:46:38	Dark	53.500	117	Pi Pup	2.7060	3800.0	107	9356	No
360	GOM_NL__2PRFIN20031214_164957_000000582022_00284_09356_9689.N1	14-DEC-2003 16:49:57	Straylight	57.500	23	21Eps CMa	1.5020	26000.	115	9356	No
361	GOM_NL__2PRFIN20031214_165147_000000592022_00284_09356_9690.N1	14-DEC-2003 16:51:47	Straylight	58.500	179	24Omi2CMa	3.0320	24000.	117	9356	No
362	GOM_NL__2PRFIN20031214_165457_000000692022_00284_09356_9691.N1	14-DEC-2003 16:54:57	Straylight	68.500	1	9Alp CMa	-1.4400	11000.	137	9356	No
363	GOM_NL__2PRFIN20031214_165814_000000572022_00284_09356_9692.N1	14-DEC-2003 16:58:14	Straylight	57.000	7	19Bet Ori	0.10000	14000.	114	9356	No
364	GOM_NL__2PRFIN20031214_170034_000000502022_00284_09356_9693.N1	14-DEC-2003 17:00:34	Straylight	49.500	30	46Eps Ori	1.6940	30000.	99	9356	No
365	GOM_NL__2PRFIN20031214_170349_000000692022_00284_09356_9694.N1	14-DEC-2003 17:03:49	Twilight	69.000	14	58Alp Ori	0.87000	3000.0	138	9356	No
366	GOM_NL__2PRFIN20031214_170538_000000542022_00284_09356_9695.N1	14-DEC-2003 17:05:38	Twilight	54.000	13	87Alp Tau	0.86700	3800.0	108	9356	No
367	GOM_NL__2PRFIN20031214_170745_000000382022_00284_09356_9696.N1	14-DEC-2003 17:07:45	Bright	37.500	146	25Eta Tau	2.8730	15200.	75	9356	No
368	GOM_NL__2PRFIN20031214_170956_000000382022_00284_09356_9697.N1	14-DEC-2003 17:09:56	Bright	38.000	150	44Zet Per	2.8900	28000.	76	9356	No
369	GOM_NL__2PRFIN20031214_171214_000000372022_00284_09356_9698.N1	14-DEC-2003 17:12:14	Bright	36.500	149	45Eps Per	2.8880	30000.	73	9356	No
370	GOM_NL__2PRFIN20031214_171425_000000362022_00284_09356_9699.N1	14-DEC-2003 17:14:25	Bright	35.500	175	39Del Per	3.0100	19400.	71	9356	No
371	GOM_NL__2PRFIN20031214_171608_000000362022_00284_09356_9700.N1	14-DEC-2003 17:16:08	Bright	35.500	160	23Gam Per	2.9300	4700.0	71	9356	No
372	GOM_NL__2PRFIN20031214_171914_000000372022_00284_09356_9701.N1	14-DEC-2003 17:19:14	Bright	37.000	110	37Del Cas	2.6780	8900.0	74	9356	No
373	GOM_NL__2PRFIN20031214_172607_000000382022_00284_09356_9702.N1	14-DEC-2003 17:26:07	Bright	37.500	49	1Alp UMi	1.9900	6300.0	75	9356	No
374	GOM_NL__2PRFIN20031214_173050_000000392022_00284_09356_9703.N1	14-DEC-2003 17:30:50	Bright	38.500	60	7Bet UMi	2.0810	3950.0	77	9356	No
375	GOM_NL__2PRFIN20031214_173254_000000492022_00284_09356_9704.N1	14-DEC-2003 17:32:54	Bright	48.500	82	48Bet UMa	2.3650	10600.	97	9356	No
376	GOM_NL__2PRFIN20031214_173533_000000452022_00284_09356_9705.N1	14-DEC-2003 17:35:33	Bright	45.000	32	77Eps UMa	1.7630	11000.	90	9356	No
377	GOM_NL__2PRFIN20031214_173804_000000422022_00284_09356_9706.N1	14-DEC-2003 17:38:04	Bright	41.500	39	85Eta UMa	1.8540	24000.	83	9356	No
378	GOM_NL__2PRFIN20031214_174121_000000482022_00284_09356_9707.N1	14-DEC-2003 17:41:21	Bright	47.500	180	27Gam Boo	3.0400	8000.0	95	9356	No
379	GOM_NL__2PRFIN20031214_174431_000000382022_00284_09356_9708.N1	14-DEC-2003 17:44:31	Bright	37.500	83		2.3780	11000.	75	9356	No
380	GOM_NL__2PRFIN20031214_174748_000000422022_00284_09356_9709.N1	14-DEC-2003 17:47:48	Bright	42.000	111	8Eta Boo	2.6800	6000.0	84	9356	No
381	GOM_NL__2PRFIN20031214_175137_000000712022_00284_09356_9710.N1	14-DEC-2003 17:51:37	Bright	71.000	138	47Eps Vir	2.8280	4700.0	142	9356	No
382	GOM_NL__2PRFIN20031214_175427_000000972022_00284_09356_9711.N1	14-DEC-2003 17:54:27	Twilight	96.500	62	94Bet Leo	2.1360	9700.0	193	9356	No
383	GOM_NL__2PRFIN20031214_175734_000000552022_00284_09356_9712.N1	14-DEC-2003 17:57:34	Twilight	55.000	15	67Alp Vir	0.97600	28000.	110	9356	No
384	GOM_NL__2PRFIN20031214_180104_000000492022_00284_09356_9713.N1	14-DEC-2003 18:01:04	Twilight	49.000	169	46Gam Hya	2.9910	4700.0	98	9356	No
385	GOM_NL__2PRFIN20031214_180251_000000442022_00284_09356_9714.N1	14-DEC-2003 18:02:51	Twilight	43.500	54	5The Cen	2.0550	4500.0	87	9356	No
386	GOM_NL__2PRFIN20031214_180505_000000372022_00284_09356_9715.N1	14-DEC-2003 18:05:05	Dark	37.000	78	Alp Lup	2.3040	28000.	74	9356	No
387	GOM_NL__2PRFIN20031214_180744_000000382022_00284_09356_9716.N1	14-DEC-2003 18:07:44	Dark	38.000	77	Eps Cen	2.3030	28000.	76	9356	No
388	GOM_NL__2PRFIN20031214_180900_000000502022_00284_09356_9717.N1	14-DEC-2003 18:09:00	Dark	49.500	10	Bet Cen	0.61000	28000.	99	9356	No
389	GOM_NL__2PRFIN20031214_181022_000000472022_00285_09357_9682.N1	14-DEC-2003 18:10:22	Dark	47.000	20	Bet Cru	1.2530	30000.	94	9357	No
390	GOM_NL__2PRFIN20031214_181226_000000392022_00285_09357_9683.N1	14-DEC-2003 18:12:26	Dark	39.000	112	Alp Mus	2.6880	26000.	78	9357	No
391	GOM_NL__2PRFIN20031214_181711_000000472022_00285_09357_9684.N1	14-DEC-2003 18:17:11	Dark	47.000	29	Bet Car	1.6720	10200.	94	9357	No
392	GOM_NL__2PRFIN20031214_181939_000000512022_00285_09357_9685.N1	14-DEC-2003 18:19:39	Dark	51.000	41	Eps Car	1.8600	4100.0	102	9357	No
393	GOM_NL__2PRFIN20031214_182220_000000472022_00285_09357_9686.N1	14-DEC-2003 18:22:20	Dark	47.000	34	Gam2Vel	1.7930	23000.	94	9357	No
394	GOM_NL__2PRFIN20031214_182436_000000512022_00285_09357_9687.N1	14-DEC-2003 18:24:36	Dark	51.000	2	Alp Car	-0.73600	7000.0	102	9357	No
395	GOM_NL__2PRFIN20031214_182715_000000592022_00285_09357_9688.N1	14-DEC-2003 18:27:15	Dark	59.000	117	Pi Pup	2.7060	3800.0	118	9357	No
396	GOM_NL__2PRFIN20031214_183034_000000562022_00285_09357_9689.N1	14-DEC-2003 18:30:34	Straylight	56.000	23	21Eps CMa	1.5020	26000.	112	9357	No



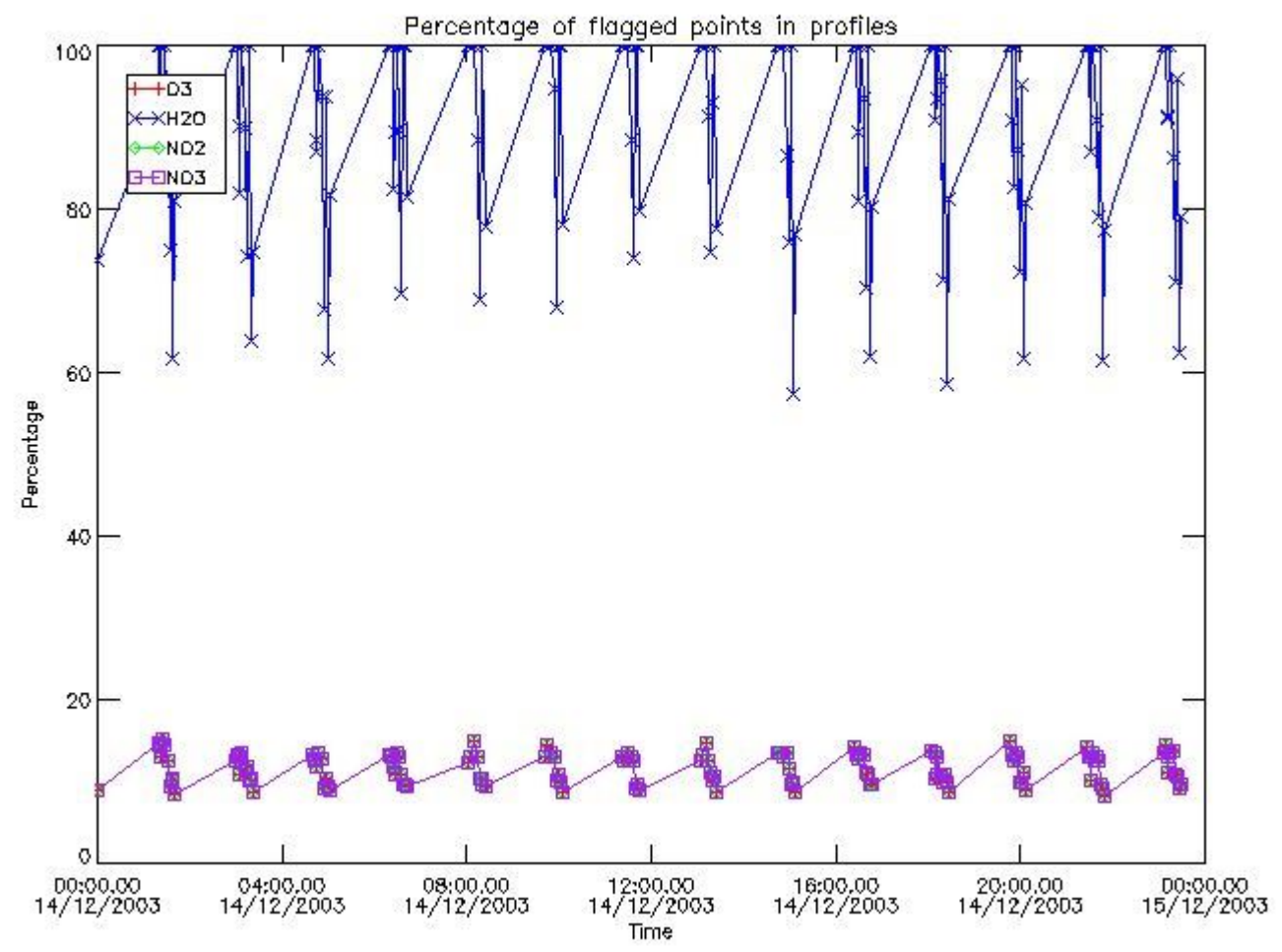
397	GOM_NL__2PRFIN20031214_183224_000000602022_00285_09357_9690.N1	14-DEC-2003 18:32:24	Straylight	60.000	179	24Omi2CMa	3.0320	24000.	120	9357	No
398	GOM_NL__2PRFIN20031214_183533_000000672022_00285_09357_9691.N1	14-DEC-2003 18:35:33	Straylight	67.000	1	9Alp CMa	-1.4400	11000.	134	9357	No
399	GOM_NL__2PRFIN20031214_183850_000000572022_00285_09357_9692.N1	14-DEC-2003 18:38:50	Straylight	57.000	7	19Bet Ori	0.10000	14000.	114	9357	No
400	GOM_NL__2PRFIN20031214_184109_000000522022_00285_09357_9693.N1	14-DEC-2003 18:41:09	Straylight	52.000	30	46Eps Ori	1.6940	30000.	104	9357	No
401	GOM_NL__2PRFIN20031214_184424_000000692022_00285_09357_9694.N1	14-DEC-2003 18:44:24	Tw_i_and_stray	69.000	14	58Alp Ori	0.87000	3000.0	138	9357	No
402	GOM_NL__2PRFIN20031214_184614_000000552022_00285_09357_9695.N1	14-DEC-2003 18:46:14	Tw_i_and_stray	55.000	13	87Alp Tau	0.86700	3800.0	110	9357	No
403	GOM_NL__2PRFIN20031214_184821_000000372022_00285_09357_9696.N1	14-DEC-2003 18:48:21	Bright	36.500	146	25Eta Tau	2.8730	15200.	73	9357	No
404	GOM_NL__2PRFIN20031214_185032_000000372022_00285_09357_9697.N1	14-DEC-2003 18:50:32	Bright	36.500	150	44Zet Per	2.8900	28000.	73	9357	No
405	GOM_NL__2PRFIN20031214_185250_000000362022_00285_09357_9698.N1	14-DEC-2003 18:52:50	Bright	36.000	149	45Eps Per	2.8880	30000.	72	9357	No
406	GOM_NL__2PRFIN20031214_185501_000000362022_00285_09357_9699.N1	14-DEC-2003 18:55:01	Bright	35.500	175	39Del Per	3.0100	19400.	71	9357	No
407	GOM_NL__2PRFIN20031214_185644_000000372022_00285_09357_9700.N1	14-DEC-2003 18:56:44	Bright	36.500	160	23Gam Per	2.9300	4700.0	73	9357	No
408	GOM_NL__2PRFIN20031214_185950_000000352022_00285_09357_9701.N1	14-DEC-2003 18:59:50	Bright	35.000	110	37Del Cas	2.6780	8900.0	70	9357	No
409	GOM_NL__2PRFIN20031214_190643_000000372022_00285_09357_9702.N1	14-DEC-2003 19:06:43	Bright	37.000	49	1Alp UMi	1.9900	6300.0	74	9357	No
410	GOM_NL__2PRFIN20031214_191126_000000342022_00285_09357_9703.N1	14-DEC-2003 19:11:26	Bright	33.500	60	7Bet UMi	2.0810	3950.0	67	9357	No
411	GOM_NL__2PRFIN20031214_191329_000000522022_00285_09357_9704.N1	14-DEC-2003 19:13:29	Bright	51.500	82	48Bet UMa	2.3650	10600.	103	9357	No
412	GOM_NL__2PRFIN20031214_191608_000000452022_00285_09357_9705.N1	14-DEC-2003 19:16:08	Bright	45.000	32	77Eps UMa	1.7630	11000.	90	9357	No
413	GOM_NL__2PRFIN20031214_191839_000000422022_00285_09357_9706.N1	14-DEC-2003 19:18:39	Bright	41.500	39	85Eta UMa	1.8540	24000.	83	9357	No
414	GOM_NL__2PRFIN20031214_192157_000000382022_00285_09357_9707.N1	14-DEC-2003 19:21:57	Bright	37.500	180	27Gam Boo	3.0400	8000.0	75	9357	No
415	GOM_NL__2PRFIN20031214_192508_000000362022_00285_09357_9708.N1	14-DEC-2003 19:25:08	Bright	36.000	83		2.3780	11000.	72	9357	No
416	GOM_NL__2PRFIN20031214_192824_000000422022_00285_09357_9709.N1	14-DEC-2003 19:28:24	Bright	41.500	111	8Eta Boo	2.6800	6000.0	83	9357	No
417	GOM_NL__2PRFIN20031214_193213_000000512022_00285_09357_9710.N1	14-DEC-2003 19:32:13	Bright	51.000	138	47Eps Vir	2.8280	4700.0	102	9357	No
418	GOM_NL__2PRFIN20031214_193504_000000972022_00285_09357_9711.N1	14-DEC-2003 19:35:04	Tw_i_and_stray	96.500	62	94Bet Leo	2.1360	9700.0	193	9357	No
419	GOM_NL__2PRFIN20031214_193810_000000522022_00285_09357_9712.N1	14-DEC-2003 19:38:10	Tw_i_and_stray	52.000	15	67Alp Vir	0.97600	28000.	104	9357	No
420	GOM_NL__2PRFIN20031214_194140_000000472022_00285_09357_9713.N1	14-DEC-2003 19:41:40	Twilight	46.500	169	46Gam Hya	2.9910	4700.0	93	9357	No
421	GOM_NL__2PRFIN20031214_194327_000000442022_00285_09357_9714.N1	14-DEC-2003 19:43:27	Twilight	43.500	54	5The Cen	2.0550	4500.0	87	9357	No
422	GOM_NL__2PRFIN20031214_194541_000000382022_00285_09357_9715.N1	14-DEC-2003 19:45:41	Dark	37.500	78	Alp Lup	2.3040	28000.	75	9357	No
423	GOM_NL__2PRFIN20031214_194820_000000392022_00285_09357_9716.N1	14-DEC-2003 19:48:20	Dark	38.500	77	Eps Cen	2.3030	28000.	77	9357	No
424	GOM_NL__2PRFIN20031214_194935_000000392022_00285_09357_9717.N1	14-DEC-2003 19:49:35	Dark	38.500	10	Bet Cen	0.61000	28000.	77	9357	No
425	GOM_NL__2PRFIN20031214_195058_000000412022_00286_09358_9682.N1	14-DEC-2003 19:50:58	Dark	41.000	20	Bet Cru	1.2530	30000.	82	9358	No
426	GOM_NL__2PRFIN20031214_195303_000000382022_00286_09358_9683.N1	14-DEC-2003 19:53:03	Dark	37.500	112	Alp Mus	2.6880	26000.	75	9358	No
427	GOM_NL__2PRFIN20031214_195747_000000402022_00286_09358_9684.N1	14-DEC-2003 19:57:47	Dark	39.500	29	Bet Car	1.6720	10200.	79	9358	No
428	GOM_NL__2PRFIN20031214_200016_000000512022_00286_09358_9685.N1	14-DEC-2003 20:00:16	Dark	51.000	41	Eps Car	1.8600	4100.0	102	9358	No
429	GOM_NL__2PRFIN20031214_200257_000000522022_00286_09358_9686.N1	14-DEC-2003 20:02:57	Dark	51.500	34	Gam2Vel	1.7930	23000.	103	9358	No
430	GOM_NL__2PRFIN20031214_200512_000000462022_00286_09358_9687.N1	14-DEC-2003 20:05:12	Dark	46.000	2	Alp Car	-0.73600	7000.0	92	9358	No
431	GOM_NL__2PRFIN20031214_200751_000000582022_00286_09358_9688.N1	14-DEC-2003 20:07:51	Dark	57.500	117	Pi Pup	2.7060	3800.0	115	9358	No
432	GOM_NL__2PRFIN20031214_201110_000000582022_00286_09358_9689.N1	14-DEC-2003 20:11:10	Straylight	58.000	23	21Eps CMa	1.5020	26000.	116	9358	No
433	GOM_NL__2PRFIN20031214_201300_000000592022_00286_09358_9690.N1	14-DEC-2003 20:13:00	Straylight	58.500	179	24Omi2CMa	3.0320	24000.	117	9358	No
434	GOM_NL__2PRFIN20031214_201609_000000672022_00286_09358_9691.N1	14-DEC-2003 20:16:09	Straylight	67.000	1	9Alp CMa	-1.4400	11000.	134	9358	No
435	GOM_NL__2PRFIN20031214_201926_000000572022_00286_09358_9692.N1	14-DEC-2003 20:19:26	Straylight	57.000	7	19Bet Ori	0.10000	14000.	114	9358	No
436	GOM_NL__2PRFIN20031214_202145_000000512022_00286_09358_9693.N1	14-DEC-2003 20:21:45	Straylight	50.500	30	46Eps Ori	1.6940	30000.	101	9358	No
437	GOM_NL__2PRFIN20031214_202500_000000642022_00286_09358_9694.N1	14-DEC-2003 20:25:00	Tw_i_and_stray	64.000	14	58Alp Ori	0.87000	3000.0	128	9358	No
438	GOM_NL__2PRFIN20031214_202649_000000552022_00286_09358_9695.N1	14-DEC-2003 20:26:49	Tw_i_and_stray	55.000	13	87Alp Tau	0.86700	3800.0	110	9358	No
439	GOM_NL__2PRFIN20031214_202857_000000372022_00286_09358_9696.N1	14-DEC-2003 20:28:57	Bright	37.000	146	25Eta Tau	2.8730	15200.	74	9358	No
440	GOM_NL__2PRFIN20031214_203108_000000372022_00286_09358_9697.N1	14-DEC-2003 20:31:08	Bright	36.500	150	44Zet Per	2.8900	28000.	73	9358	No
441	GOM_NL__2PRFIN20031214_203326_000000352022_00286_09358_9698.N1	14-DEC-2003 20:33:26	Bright	35.000	149	45Eps Per	2.8880	30000.	70	9358	No
442	GOM_NL__2PRFIN20031214_203537_000000352022_00286_09358_9699.N1	14-DEC-2003 20:35:37	Bright	35.000	175	39Del Per	3.0100	19400.	70	9358	No
443	GOM_NL__2PRFIN20031214_203720_000000362022_00286_09358_9700.N1	14-DEC-2003 20:37:20	Bright	36.000	160	23Gam Per	2.9300	4700.0	72	9358	No
444	GOM_NL__2PRFIN20031214_204027_000000372022_00286_09358_9701.N1	14-DEC-2003 20:40:27	Bright	37.000	110	37Del Cas	2.6780	8900.0	74	9358	No
445	GOM_NL__2PRFIN20031214_204719_000000372022_00286_09358_9702.N1	14-DEC-2003 20:47:19	Bright	37.000	49	1Alp UMi	1.9900	6300.0	74	9358	No
446	GOM_NL__2PRFIN20031214_205202_000000392022_00286_09358_9703.N1	14-DEC-2003 20:52:02	Bright	39.000	60	7Bet UMi	2.0810	3950.0	78	9358	No
447	GOM_NL__2PRFIN20031214_205404_000000512022_00286_09358_9704.N1	14-DEC-2003 20:54:04	Bright	51.000	82	48Bet UMa	2.3650	10600.	102	9358	No
448	GOM_NL__2PRFIN20031214_205644_000000442022_00286_09358_9705.N1	14-DEC-2003 20:56:44	Bright	44.000	32	77Eps UMa	1.7630	11000.	88	9358	No
449	GOM_NL__2PRFIN20031214_205915_000000412022_00286_09358_9706.N1	14-DEC-2003 20:59:15	Bright	40.500	39	85Eta UMa	1.8540	24000.	81	9358	No
450	GOM_NL__2PRFIN20031214_210233_000000372022_00286_09358_9707.N1	14-DEC-2003 21:02:33	Bright	37.000	180	27Gam Boo	3.0400	8000.0	74	9358	No
451	GOM_NL__2PRFIN20031214_210544_000000392022_00286_09358_9708.N1	14-DEC-2003 21:05:44	Bright	39.000	83		2.3780	11000.	78	9358	No
452	GOM_NL__2PRFIN20031214_210900_000000402022_00286_09358_9709.N1	14-DEC-2003 21:09:00	Bright	40.000	111	8Eta Boo	2.6800	6000.0	80	9358	No
453	GOM_NL__2PRFIN20031214_211250_000000522022_00286_09358_9710.N1	14-DEC-2003 21:12:50	Bright	51.500	138	47Eps Vir	2.8280	4700.0	103	9358	No
454	GOM_NL__2PRFIN20031214_211542_000000992022_00286_09358_9711.N1	14-DEC-2003 21:15:42	Tw_i_and_stray	99.000	62	94Bet Leo	2.1360	9700.0	198	9358	No
455	GOM_NL__2PRFIN20031214_211847_000000542022_00286_09358_9712.N1	14-DEC-2003 21:18:47	Tw_i_and_stray	53.500	15	67Alp Vir	0.97600	28000.	107	9358	No

456	GOM_NL__2PRFIN20031214_212217_000000482022_00286_09358_9713.N1	14-DEC-2003 21:22:17	Twilight	47.500	169	46Gam Hya	2.9910	4700.0	95	9358	No
457	GOM_NL__2PRFIN20031214_212403_000000442022_00286_09358_9714.N1	14-DEC-2003 21:24:03	Twilight	43.500	54	5The Cen	2.0550	4500.0	87	9358	No
458	GOM_NL__2PRFIN20031214_212617_000000402022_00286_09358_9715.N1	14-DEC-2003 21:26:17	Dark	39.500	78	Alp Lup	2.3040	28000.	79	9358	No
459	GOM_NL__2PRFIN20031214_212856_000000402022_00286_09358_9716.N1	14-DEC-2003 21:28:56	Dark	39.500	77	Eps Cen	2.3030	28000.	79	9358	No
460	GOM_NL__2PRFIN20031214_213011_000000502022_00286_09358_9717.N1	14-DEC-2003 21:30:11	Dark	50.000	10	Bet Cen	0.61000	28000.	100	9358	No
461	GOM_NL__2PRFIN20031214_213134_000000402022_00287_09359_9968.N1	14-DEC-2003 21:31:34	Dark	39.500	20	Bet Cru	1.2530	30000.	79	9359	No
462	GOM_NL__2PRFIN20031214_213338_000000382022_00287_09359_9969.N1	14-DEC-2003 21:33:38	Dark	38.000	112	Alp Mus	2.6880	26000.	76	9359	No
463	GOM_NL__2PRFIN20031214_213823_000000392022_00287_09359_9970.N1	14-DEC-2003 21:38:23	Dark	39.000	29	Bet Car	1.6720	10200.	78	9359	No
464	GOM_NL__2PRFIN20031214_214052_000000412022_00287_09359_9971.N1	14-DEC-2003 21:40:52	Dark	41.000	41	Eps Car	1.8600	4100.0	82	9359	No
465	GOM_NL__2PRFIN20031214_214333_000000542022_00287_09359_9972.N1	14-DEC-2003 21:43:33	Dark	53.500	34	Gam2Vel	1.7930	23000.	107	9359	No
466	GOM_NL__2PRFIN20031214_214548_000000552022_00287_09359_9973.N1	14-DEC-2003 21:45:48	Dark	55.000	2	Alp Car	-0.73600	7000.0	110	9359	No
467	GOM_NL__2PRFIN20031214_214827_000000622022_00287_09359_9974.N1	14-DEC-2003 21:48:27	Dark	62.000	117	Pi Pup	2.7060	3800.0	124	9359	No
468	GOM_NL__2PRFIN20031214_215146_000000602022_00287_09359_9975.N1	14-DEC-2003 21:51:46	Straylight	60.000	23	21Eps CMa	1.5020	26000.	120	9359	No
469	GOM_NL__2PRFIN20031214_215336_000000592022_00287_09359_9976.N1	14-DEC-2003 21:53:36	Straylight	59.000	179	24Omi2CMa	3.0320	24000.	118	9359	No
470	GOM_NL__2PRFIN20031214_215645_000000722022_00287_09359_9977.N1	14-DEC-2003 21:56:45	Straylight	72.000	1	9Alp CMa	-1.4400	11000.	144	9359	No
471	GOM_NL__2PRFIN20031214_220002_000000562022_00287_09359_9978.N1	14-DEC-2003 22:00:02	Straylight	56.000	7	19Bet Ori	0.10000	14000.	112	9359	No
472	GOM_NL__2PRFIN20031214_220221_000000502022_00287_09359_9979.N1	14-DEC-2003 22:02:21	Straylight	49.500	30	46Eps Ori	1.6940	30000.	99	9359	No
473	GOM_NL__2PRFIN20031214_220536_000000682022_00287_09359_9980.N1	14-DEC-2003 22:05:36	Tw_i_and_stray	68.000	14	58Alp Ori	0.87000	3000.0	136	9359	No
474	GOM_NL__2PRFIN20031214_220725_000000492022_00287_09359_9981.N1	14-DEC-2003 22:07:25	Tw_i_and_stray	49.000	13	87Alp Tau	0.86700	3800.0	98	9359	No
475	GOM_NL__2PRFIN20031214_220933_000000362022_00287_09359_9982.N1	14-DEC-2003 22:09:33	Bright	35.500	146	25Eta Tau	2.8730	15200.	71	9359	No
476	GOM_NL__2PRFIN20031214_221143_000000382022_00287_09359_9983.N1	14-DEC-2003 22:11:43	Bright	38.000	150	44Zet Per	2.8900	28000.	76	9359	No
477	GOM_NL__2PRFIN20031214_221402_000000362022_00287_09359_9984.N1	14-DEC-2003 22:14:02	Bright	35.500	149	45Eps Per	2.8880	30000.	71	9359	No
478	GOM_NL__2PRFIN20031214_221612_000000352022_00287_09359_9985.N1	14-DEC-2003 22:16:12	Bright	34.500	175	39Del Per	3.0100	19400.	69	9359	No
479	GOM_NL__2PRFIN20031214_221756_000000362022_00287_09359_9986.N1	14-DEC-2003 22:17:56	Bright	35.500	160	23Gam Per	2.9300	4700.0	71	9359	No
480	GOM_NL__2PRFIN20031214_222102_000000382022_00287_09359_9987.N1	14-DEC-2003 22:21:02	Bright	37.500	110	37Del Cas	2.6780	8900.0	75	9359	No
481	GOM_NL__2PRFIN20031214_222755_000000362022_00287_09359_9988.N1	14-DEC-2003 22:27:55	Bright	36.000	49	1Alp UMi	1.9900	6300.0	72	9359	No
482	GOM_NL__2PRFIN20031214_223238_000000402022_00287_09359_9989.N1	14-DEC-2003 22:32:38	Bright	39.500	60	7Bet UMi	2.0810	3950.0	79	9359	No
483	GOM_NL__2PRFIN20031214_223440_000000512022_00287_09359_9990.N1	14-DEC-2003 22:34:40	Bright	51.000	82	48Bet UMa	2.3650	10600.	102	9359	No
484	GOM_NL__2PRFIN20031214_223719_000000432022_00287_09359_9991.N1	14-DEC-2003 22:37:19	Bright	42.500	32	77Eps UMa	1.7630	11000.	85	9359	No
485	GOM_NL__2PRFIN20031214_223951_000000572022_00287_09359_9992.N1	14-DEC-2003 22:39:51	Bright	57.000	39	85Eta UMa	1.8540	24000.	114	9359	No
486	GOM_NL__2PRFIN20031214_224308_000000382022_00287_09359_9993.N1	14-DEC-2003 22:43:08	Bright	37.500	180	27Gam Boo	3.0400	8000.0	75	9359	No
487	GOM_NL__2PRFIN20031214_224619_000000372022_00287_09359_9994.N1	14-DEC-2003 22:46:19	Bright	36.500	83		2.3780	11000.	73	9359	No
488	GOM_NL__2PRFIN20031214_224936_000000482022_00287_09359_9995.N1	14-DEC-2003 22:49:36	Bright	48.000	111	8Eta Boo	2.6800	6000.0	96	9359	No
489	GOM_NL__2PRFIN20031214_225325_000000712022_00287_09359_9996.N1	14-DEC-2003 22:53:25	Bright	71.000	138	47Eps Vir	2.8280	4700.0	142	9359	No
490	GOM_NL__2PRFIN20031214_225620_000001062022_00287_09359_9997.N1	14-DEC-2003 22:56:20	Tw_i_and_stray	105.50	62	94Bet Leo	2.1360	9700.0	211	9359	No
491	GOM_NL__2PRFIN20031214_225923_000000522022_00287_09359_9998.N1	14-DEC-2003 22:59:23	Tw_i_and_stray	52.000	15	67Alp Vir	0.97600	28000.	104	9359	No
492	GOM_NL__2PRFIN20031214_230253_000000472022_00287_09359_9999.N1	14-DEC-2003 23:02:53	Twilight	47.000	169	46Gam Hya	2.9910	4700.0	94	9359	No
493	GOM_NL__2PRFIN20031214_230440_000000402022_00287_09359_0000.N1	14-DEC-2003 23:04:40	Twilight	40.000	54	5The Cen	2.0550	4500.0	80	9359	No
494	GOM_NL__2PRFIN20031214_230653_000000382022_00287_09359_0001.N1	14-DEC-2003 23:06:53	Dark	37.500	78	Alp Lup	2.3040	28000.	75	9359	No
495	GOM_NL__2PRFIN20031214_230932_000000392022_00287_09359_0002.N1	14-DEC-2003 23:09:32	Dark	39.000	77	Eps Cen	2.3030	28000.	78	9359	No
496	GOM_NL__2PRFIN20031214_231047_000000462022_00287_09359_0003.N1	14-DEC-2003 23:10:47	Dark	46.000	10	Bet Cen	0.61000	28000.	92	9359	No
497	GOM_NL__2PRFIN20031214_231210_000000402022_00288_09360_9991.N1	14-DEC-2003 23:12:10	Dark	39.500	20	Bet Cru	1.2530	30000.	79	9360	No
498	GOM_NL__2PRFIN20031214_231415_000000382022_00288_09360_9992.N1	14-DEC-2003 23:14:15	Dark	38.000	112	Alp Mus	2.6880	26000.	76	9360	No
499	GOM_NL__2PRFIN20031214_231859_000000412022_00288_09360_9993.N1	14-DEC-2003 23:18:59	Dark	40.500	29	Bet Car	1.6720	10200.	81	9360	No
500	GOM_NL__2PRFIN20031214_232128_000000472022_00288_09360_9994.N1	14-DEC-2003 23:21:28	Dark	47.000	41	Eps Car	1.8600	4100.0	94	9360	No
501	GOM_NL__2PRFIN20031214_232410_000000482022_00288_09360_9995.N1	14-DEC-2003 23:24:10	Dark	48.000	34	Gam2Vel	1.7930	23000.	96	9360	No
502	GOM_NL__2PRFIN20031214_232624_000000552022_00288_09360_9996.N1	14-DEC-2003 23:26:24	Dark	55.000	2	Alp Car	-0.73600	7000.0	110	9360	No
503	GOM_NL__2PRFIN20031214_232903_000000532022_00288_09360_9997.N1	14-DEC-2003 23:29:03	Dark	53.000	117	Pi Pup	2.7060	3800.0	106	9360	No
504	GOM_NL__2PRFIN20031214_233222_000000602022_00288_09360_9998.N1	14-DEC-2003 23:32:22	Straylight	59.500	23	21Eps CMa	1.5020	26000.	119	9360	No
505	GOM_NL__2PRFIN20031214_233412_000000612022_00288_09360_9999.N1	14-DEC-2003 23:34:12	Straylight	60.500	179	24Omi2CMa	3.0320	24000.	121	9360	No
506	GOM_NL__2PRFIN20031214_233721_000000722022_00288_09360_0000.N1	14-DEC-2003 23:37:21	Straylight	72.000	1	9Alp CMa	-1.4400	11000.	144	9360	No
507	GOM_NL__2PRFIN20031214_234007_000000532022_00288_09360_0001.N1	14-DEC-2003 23:40:07	Straylight	52.500	56	53Kap Ori	2.0650	30000.	105	9360	No
508	GOM_NL__2PRFIN20031214_234243_000000522022_00288_09360_0002.N1	14-DEC-2003 23:42:43	Straylight	51.500	33	50Zet Ori	1.7660	30000.	103	9360	No
509	GOM_NL__2PRFIN20031214_234610_000000622022_00288_09360_0003.N1	14-DEC-2003 23:46:10	Tw_i_and_stray	61.500	14	58Alp Ori	0.87000	3000.0	123	9360	No
510	GOM_NL__2PRFIN20031214_234801_000000512022_00288_09360_0004.N1	14-DEC-2003 23:48:01	Tw_i_and_stray	51.000	13	87Alp Tau	0.86700	3800.0	102	9360	No
511	GOM_NL__2PRFIN20031214_235009_000000382022_00288_09360_0005.N1	14-DEC-2003 23:50:09	Bright	37.500	146	25Eta Tau	2.8730	15200.	75	9360	No
512	GOM_NL__2PRFIN20031214_235219_000000362022_00288_09360_0006.N1	14-DEC-2003 23:52:19	Bright	36.000	150	44Zet Per	2.8900	28000.	72	9360	No
513	GOM_NL__2PRFIN20031214_235438_000000352022_00288_09360_0007.N1	14-DEC-2003 23:54:38	Bright	34.500	149	45Eps Per	2.8880	30000.	69	9360	No
514	GOM_NL__2PRFIN20031214_235648_000000352022_00288_09360_0008.N1	14-DEC-2003 23:56:48	Bright	34.500	175	39Del Per	3.0100	19400.	69	9360	No

### 3. Quality information per product

In this section it is plotted some information contained in the Quality Summary data set of the level 2 products. Only products in dark limb conditions and without errors (error flag in the MPH set to "0") are used.

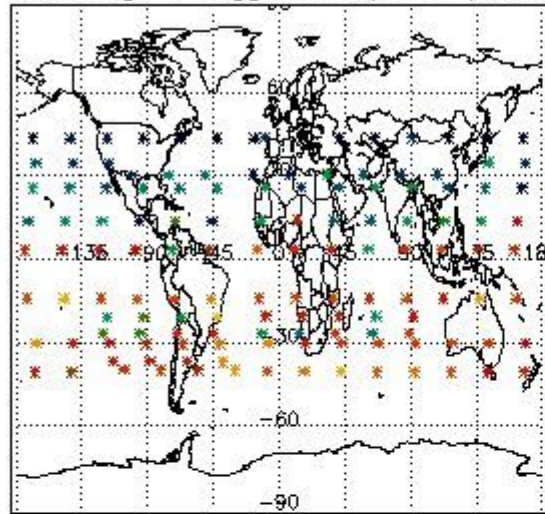
#### 3.1 Plot quality information per product (time dependant)



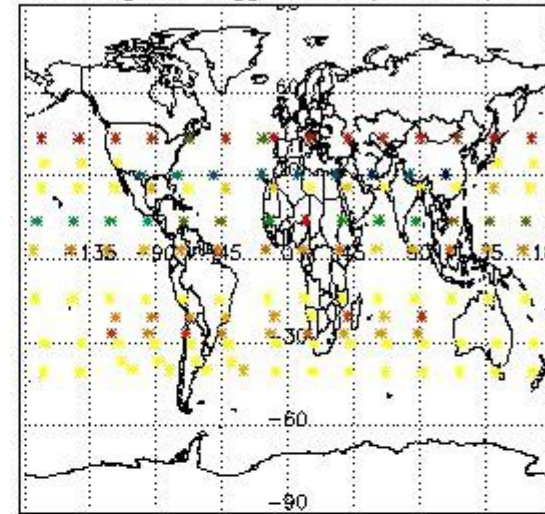
#### 3.2 Plot quality information per product (world map)




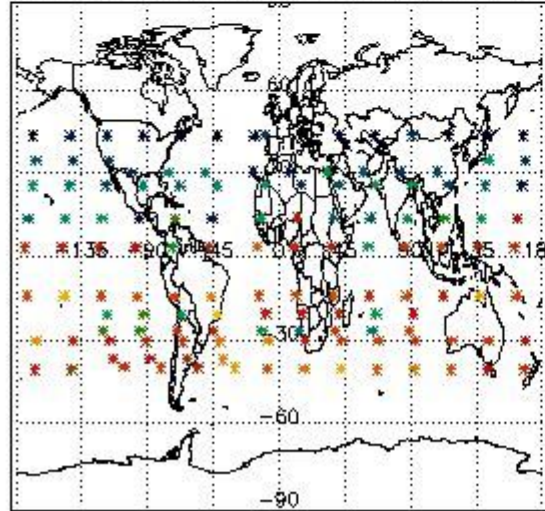
Percentage of flagged data per O3 profile



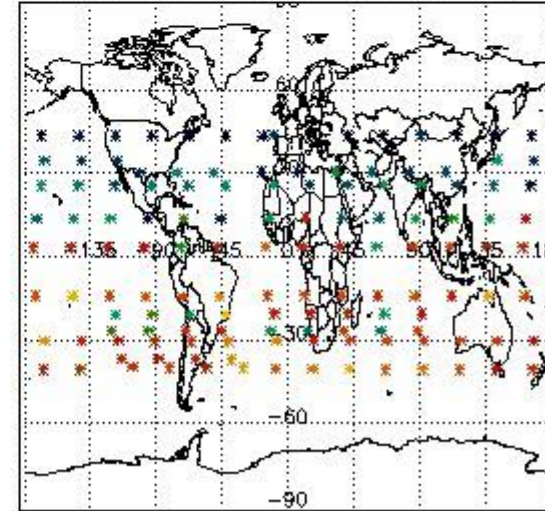
Percentage of flagged data per H2O profile



Percentage of flagged data per NO2 profile



Percentage of flagged data per NO3 profile

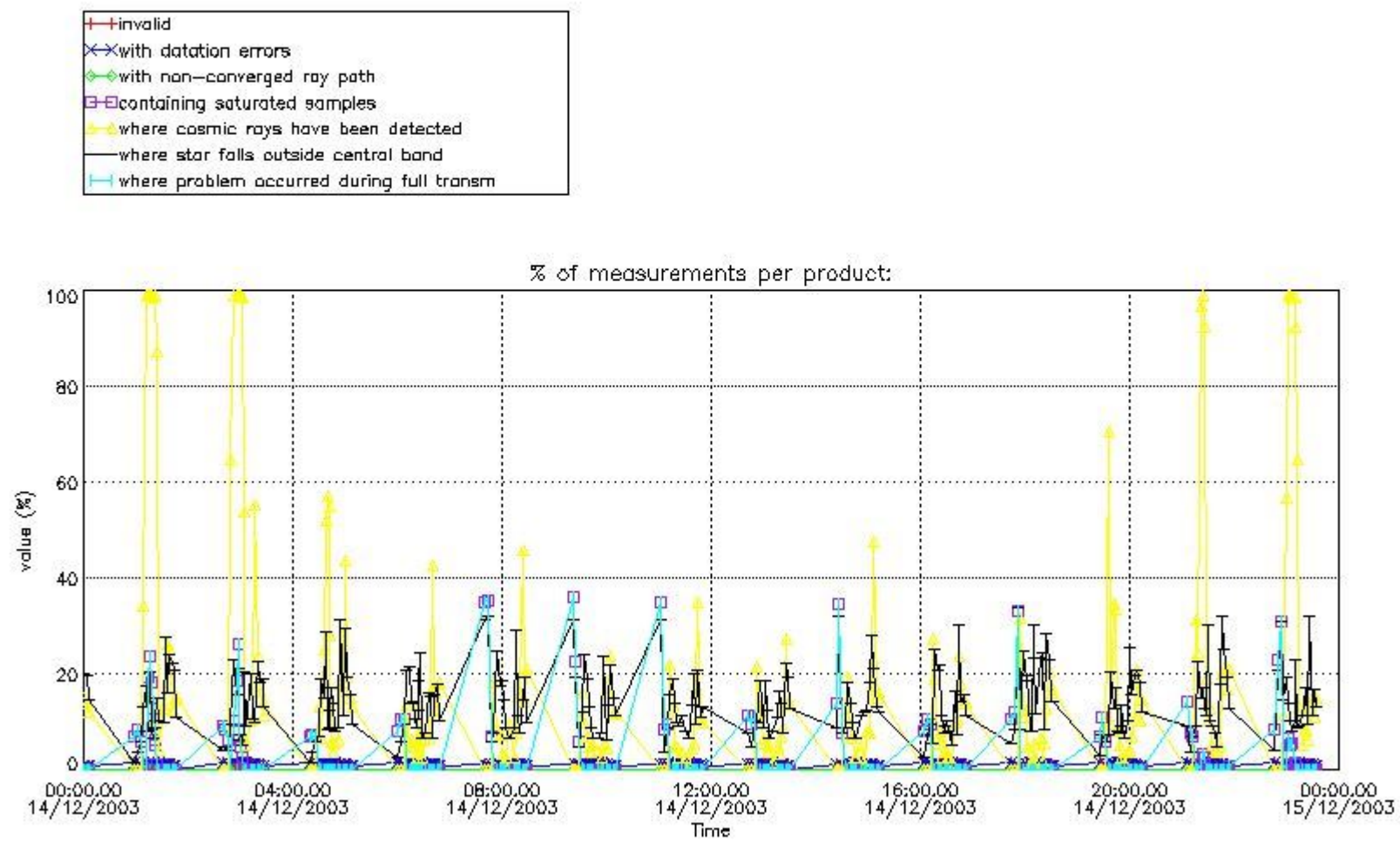


#### 4. Level 1 quality information per product

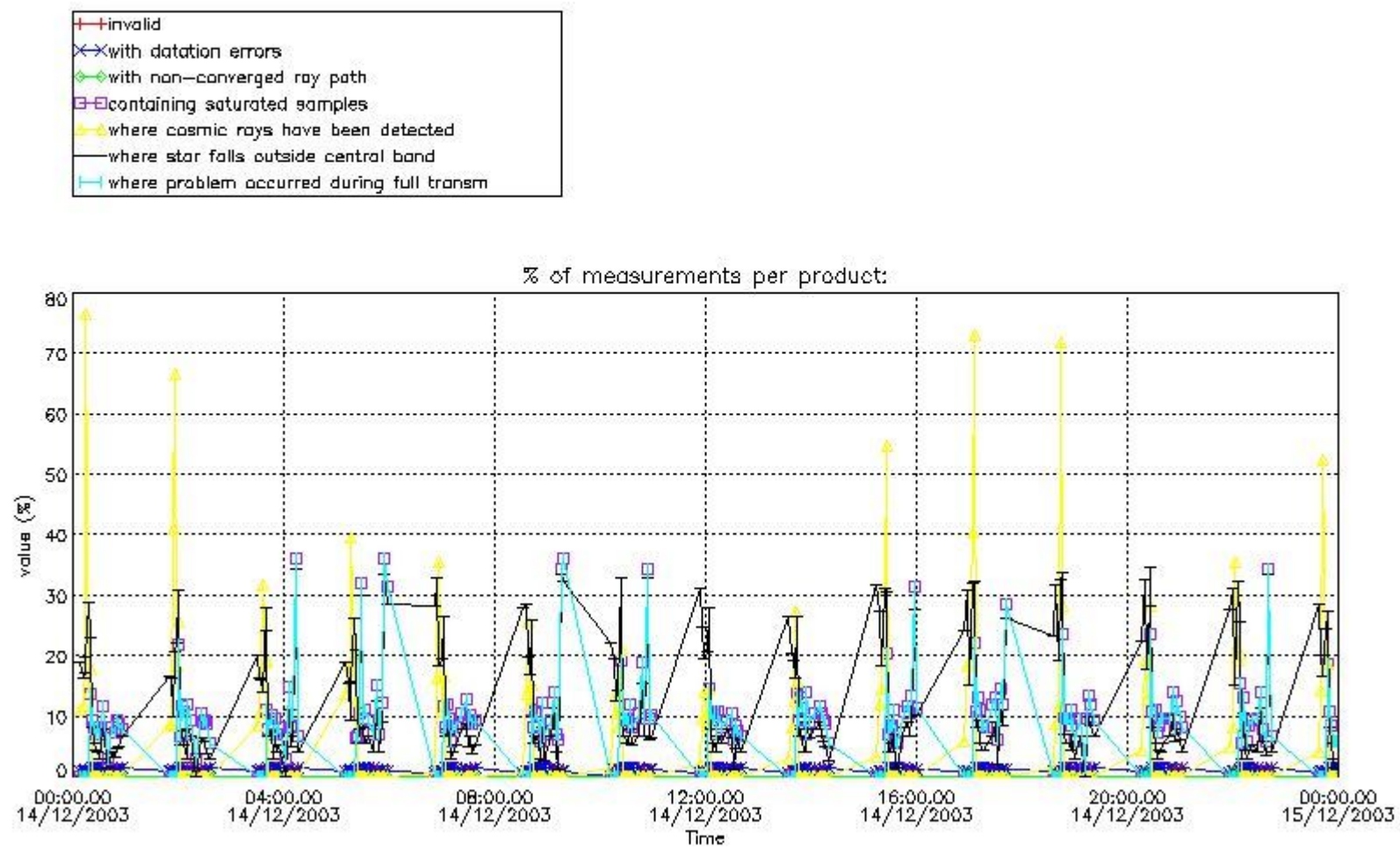
In this section it is plotted some information contained in the Quality Summary data set of the level 2 products that comes from the level 1b processing. Products without errors (error flag in the MPH set to "0") are used.

##### 4.1 Plot quality information per product (time dependant) coming from level 1b processing

###### 4.1.1 Plot level 1 quality information per product (time dependant): ENVISAT ASCENDING passes



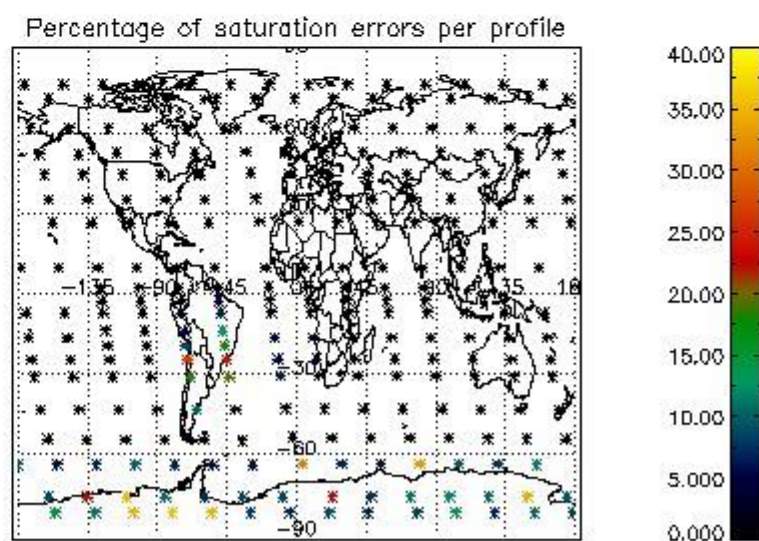
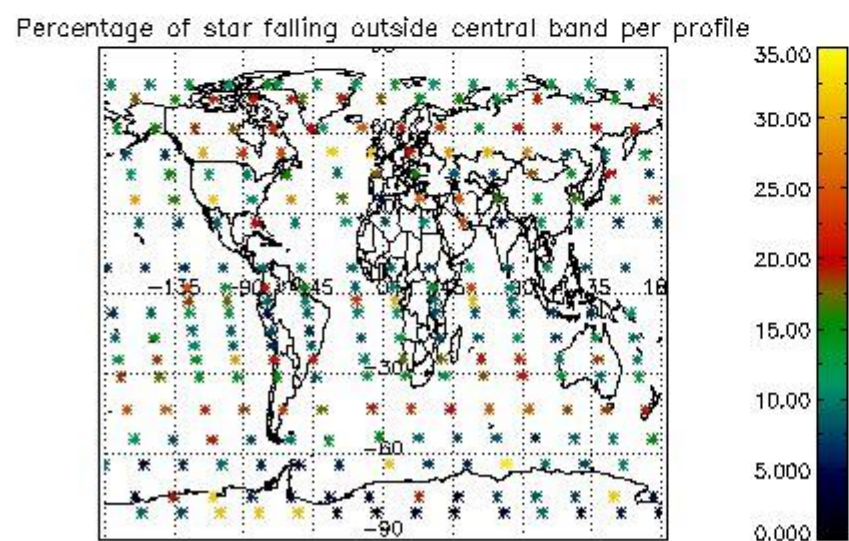
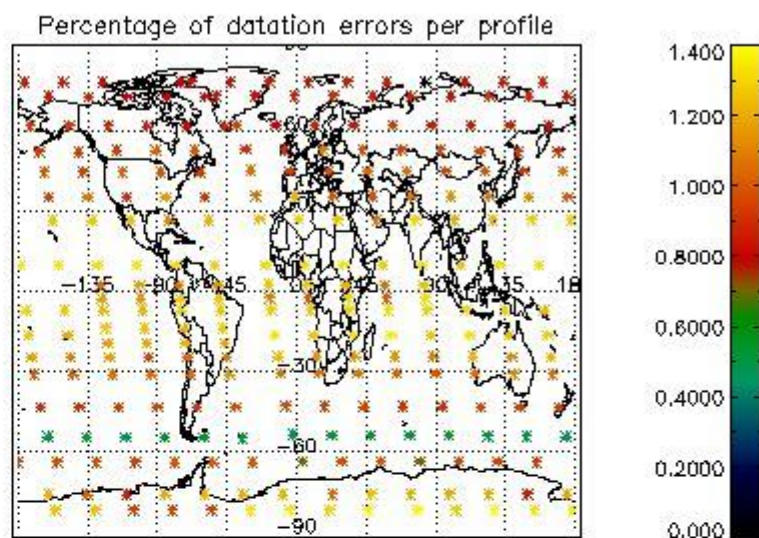
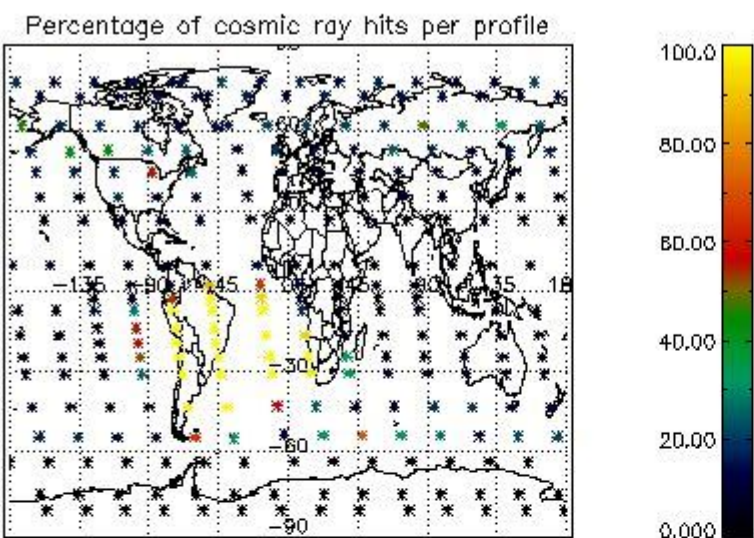
4.1.2 Plot level 1 quality information per product (time dependant): ENVI SAT DESCENDING passes



4.2 Plot quality information per product coming from level 1b processing (world map)

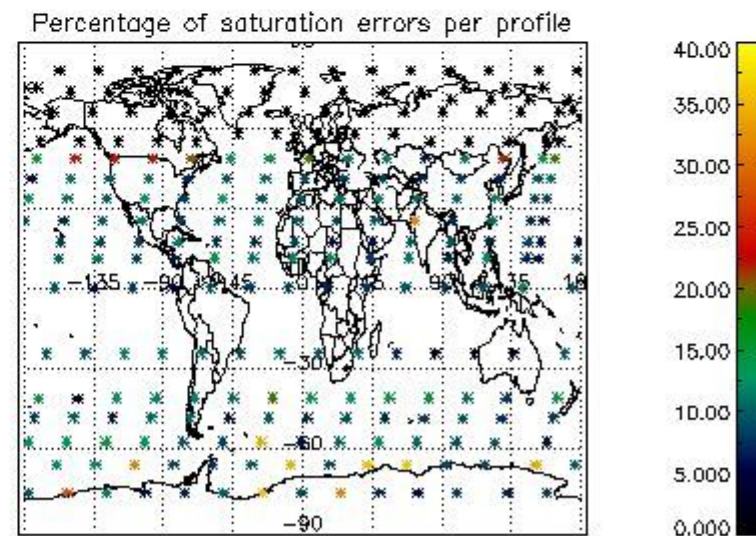
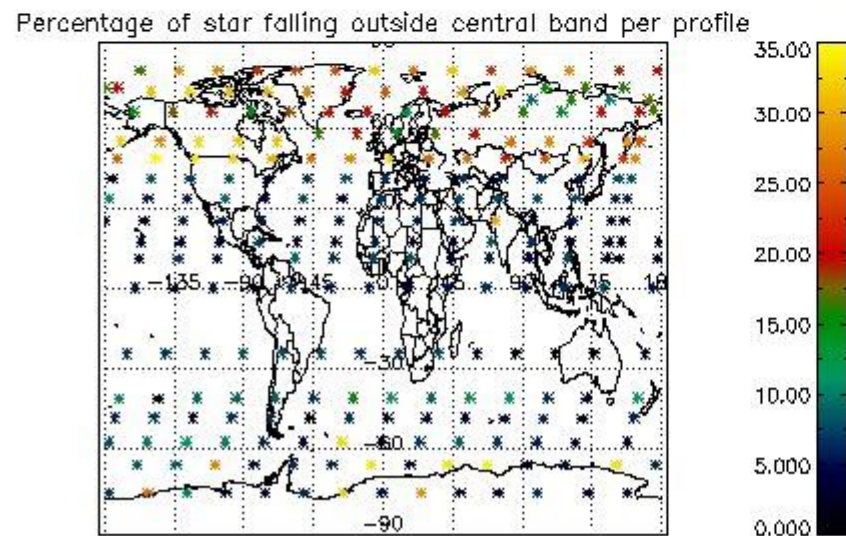
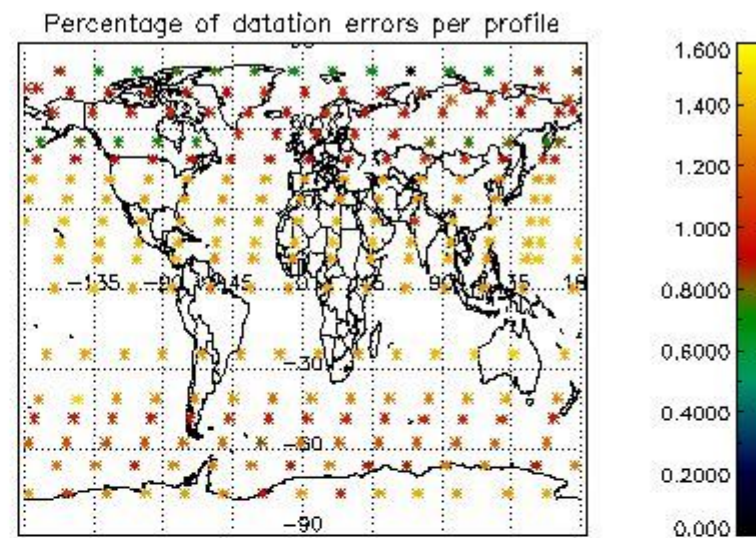
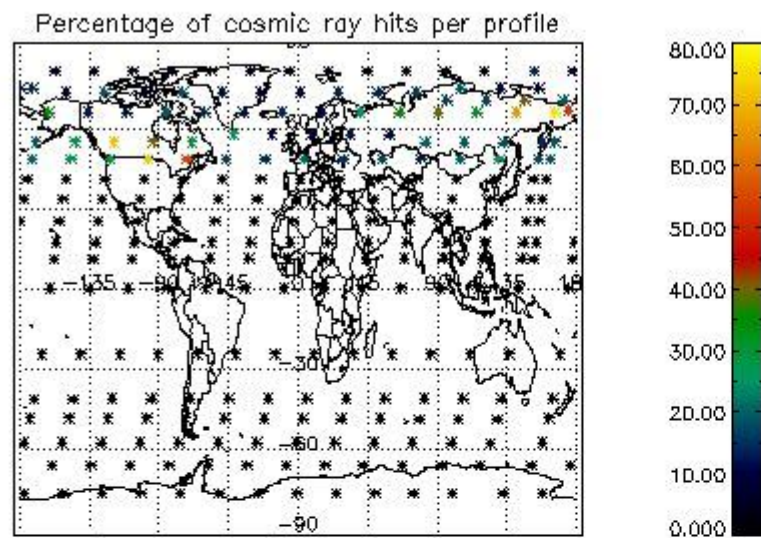
4.2.1 Plot level 1 quality information per product (world map): ENVISAT ASCENDING passes





4.2.2 Plot level 1 quality information per product (world map): ENVISAT DESCENDING passes





## 5. Trace gas profiles

### 5.1 Ozone statistics based on quality of products

The final quality of the products can be "measured" using the STD (Standard Deviation) attached to every point profile. This information is written to the parameter GOM\_NL\_\_2P/NL\_LOCAL\_SPECIES\_DENSITY/o3\_std of the level 2 products. The table below shows the statistics for given STD ranges.

The statistics are given with respect to the overall valid production:

- Products without fatal errors: GOM\_NL\_\_2P/MPH/PRODUCT\_ERR=0
- Valid point profile: GOM\_NL\_\_2P/NL\_LOCAL\_SPECIES\_DENSITY/pcd(0)=0

The 'Criteria' is applied to valid points of dark limb products:

- Products in dark limb illumination condition: GOM\_NL\_\_2P/NL\_SUMMARY\_QUALITY/obs\_ill\_cond=0
- Products without fatal errors: GOM\_NL\_\_2P/MPH/PRODUCT\_ERR=0
- Valid point profile: GOM\_NL\_\_2P/NL\_LOCAL\_SPECIES\_DENSITY/pcd(0)=0

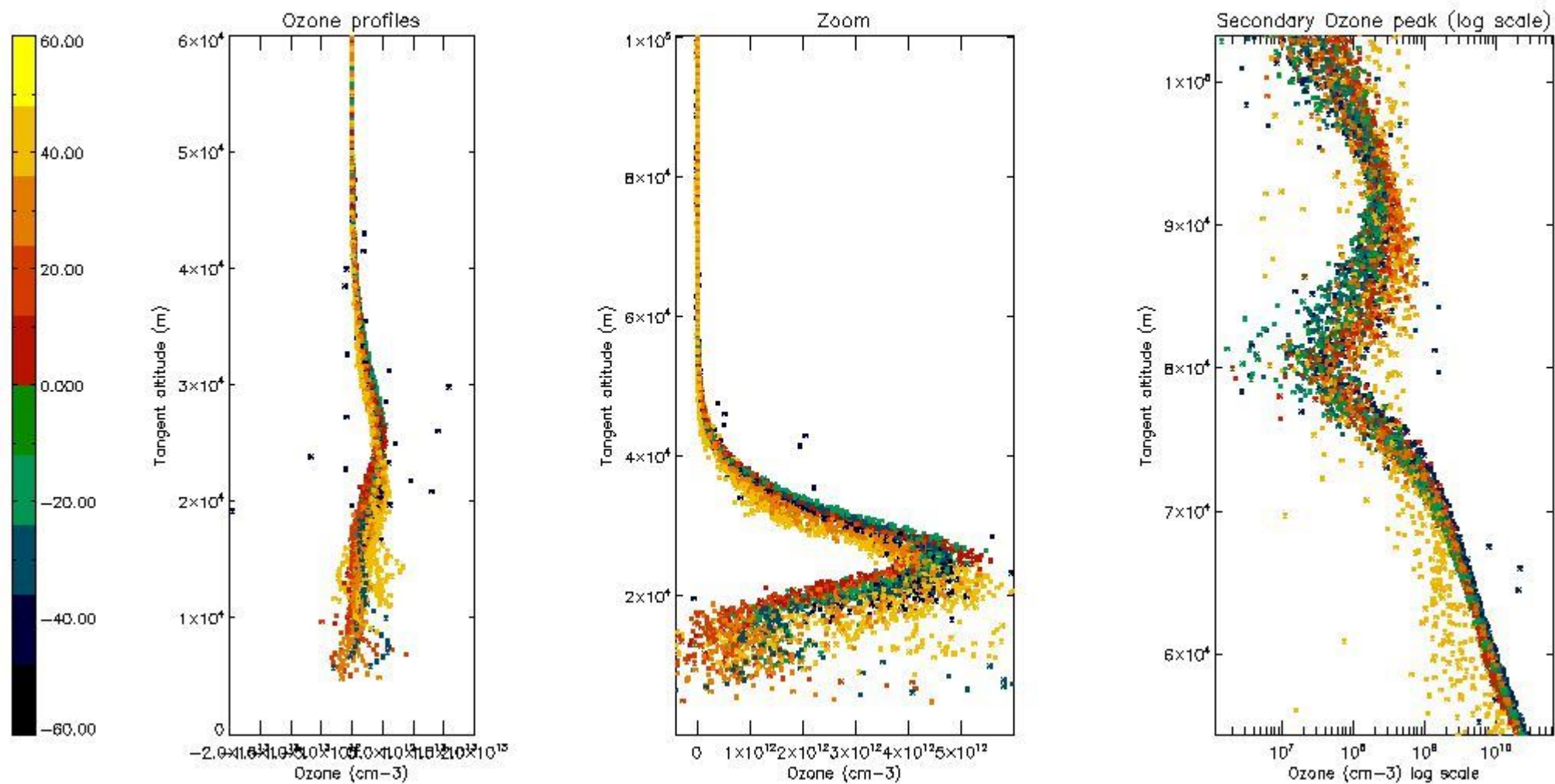
So, the table below shows the percentage of dark limb and valid observations for each criteria with respect to the overall valid daily observations.

Criteria	% of total production
All STD	25
STD < 20	15

STD < 10	13
STD < 5	10

5.2 Plot ozone profiles for all STD (dark without errors)

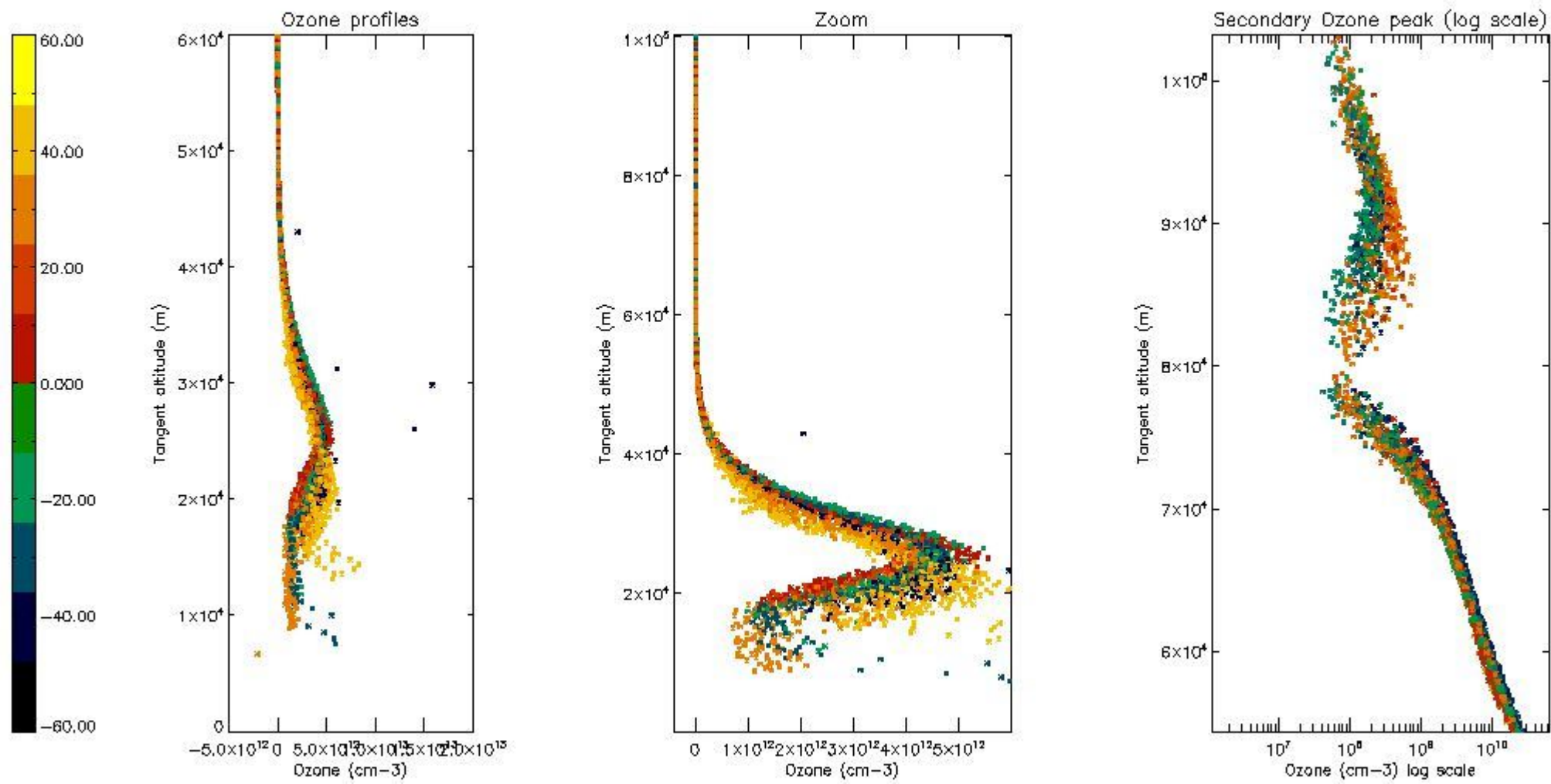
The colorbar represents the latitude.



5.3 Plot ozone profiles where STD < 20% (dark without errors)

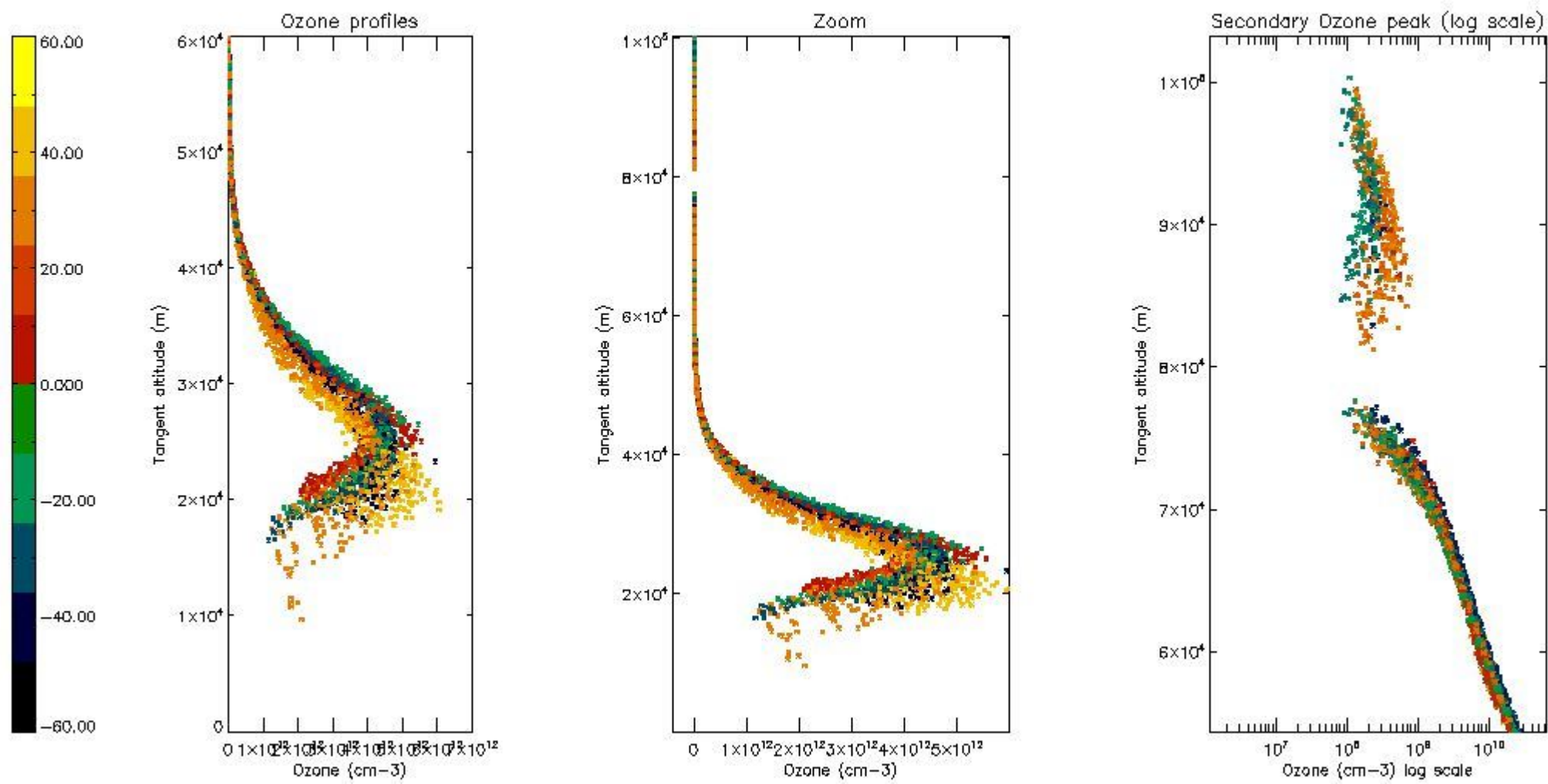
The colorbar represents the latitude.





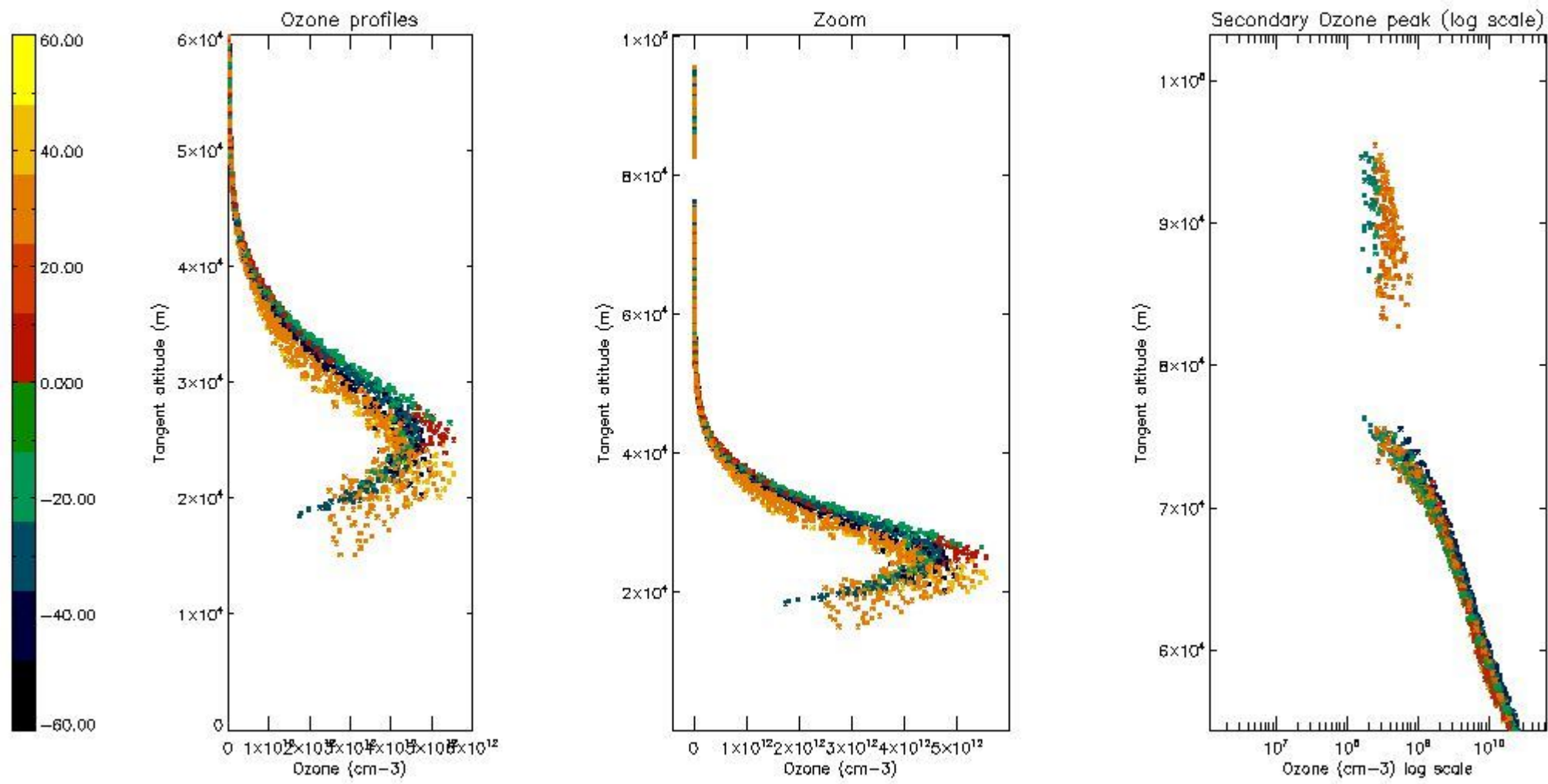
5.4 Plot ozone profiles where  $STD < 10\%$  (dark without errors)

The colorbar represents the latitude.



*5.5 Plot ozone profiles where STD < 5% (dark without errors)*

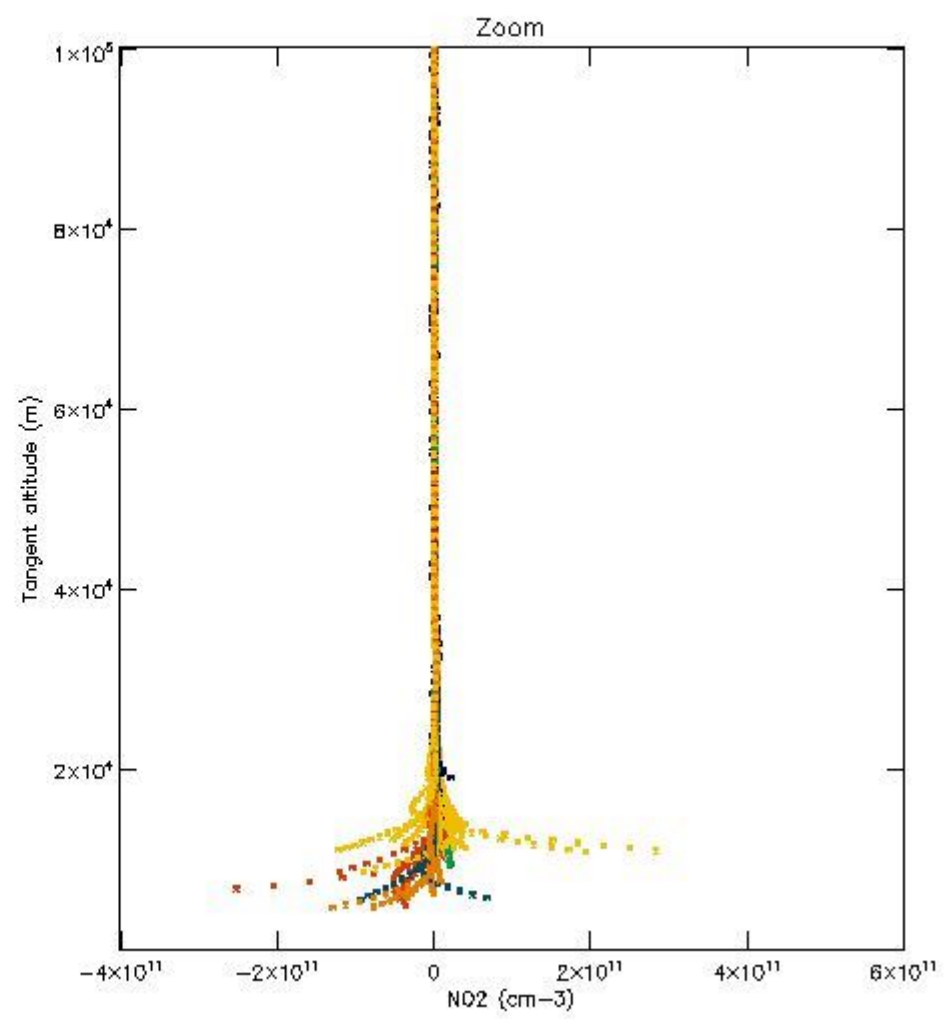
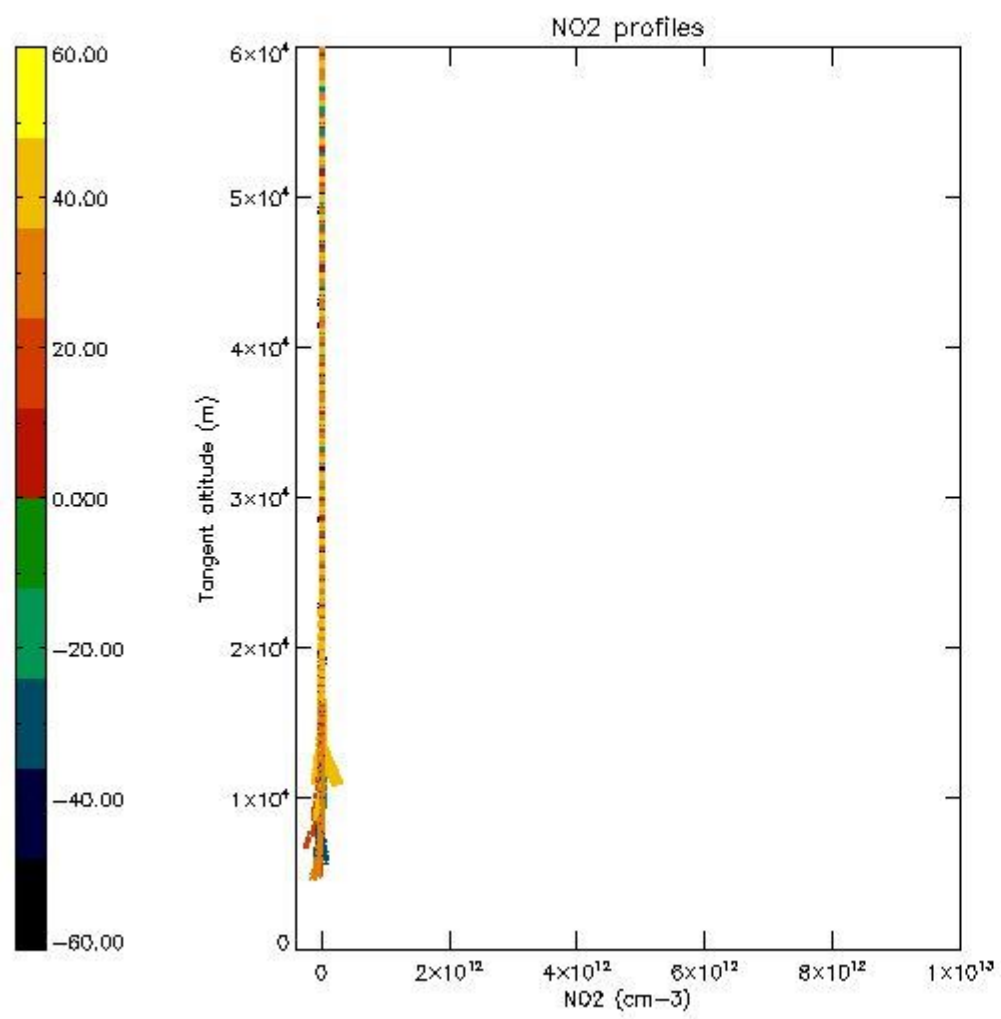
The colorbar represents the latitude.



*5.6 Plot NO<sub>2</sub> profiles for all STD (dark without errors)*

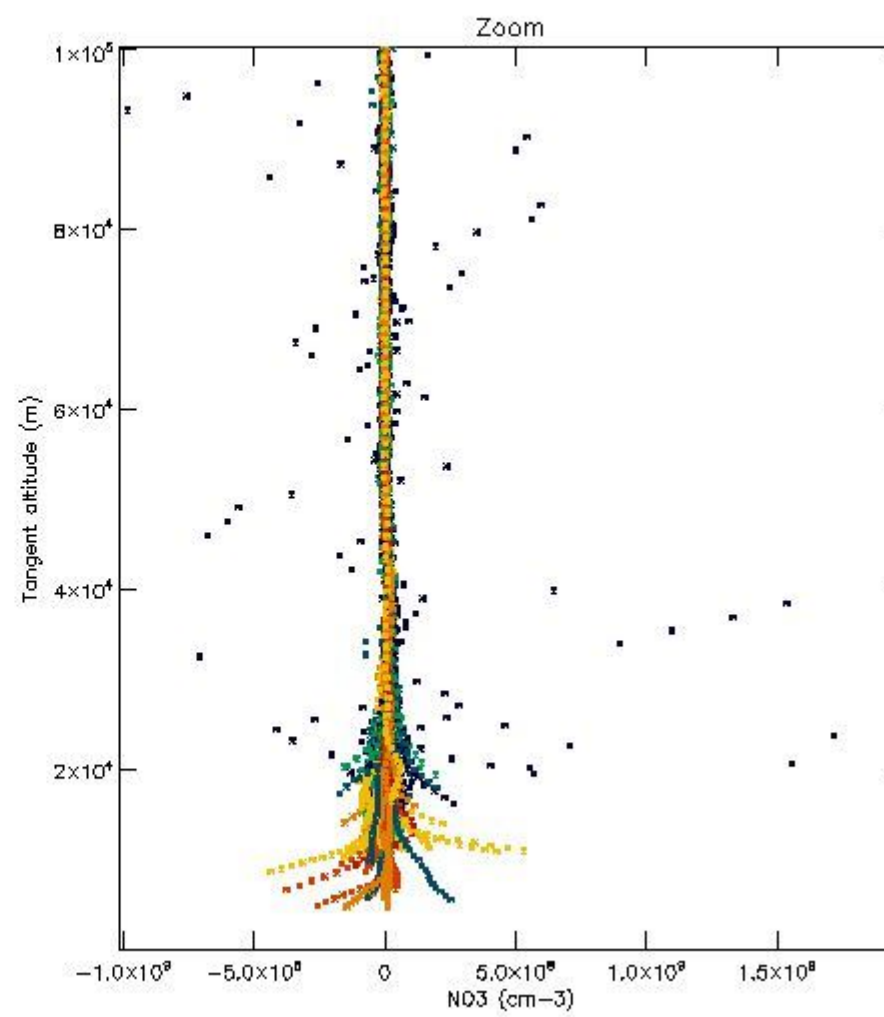
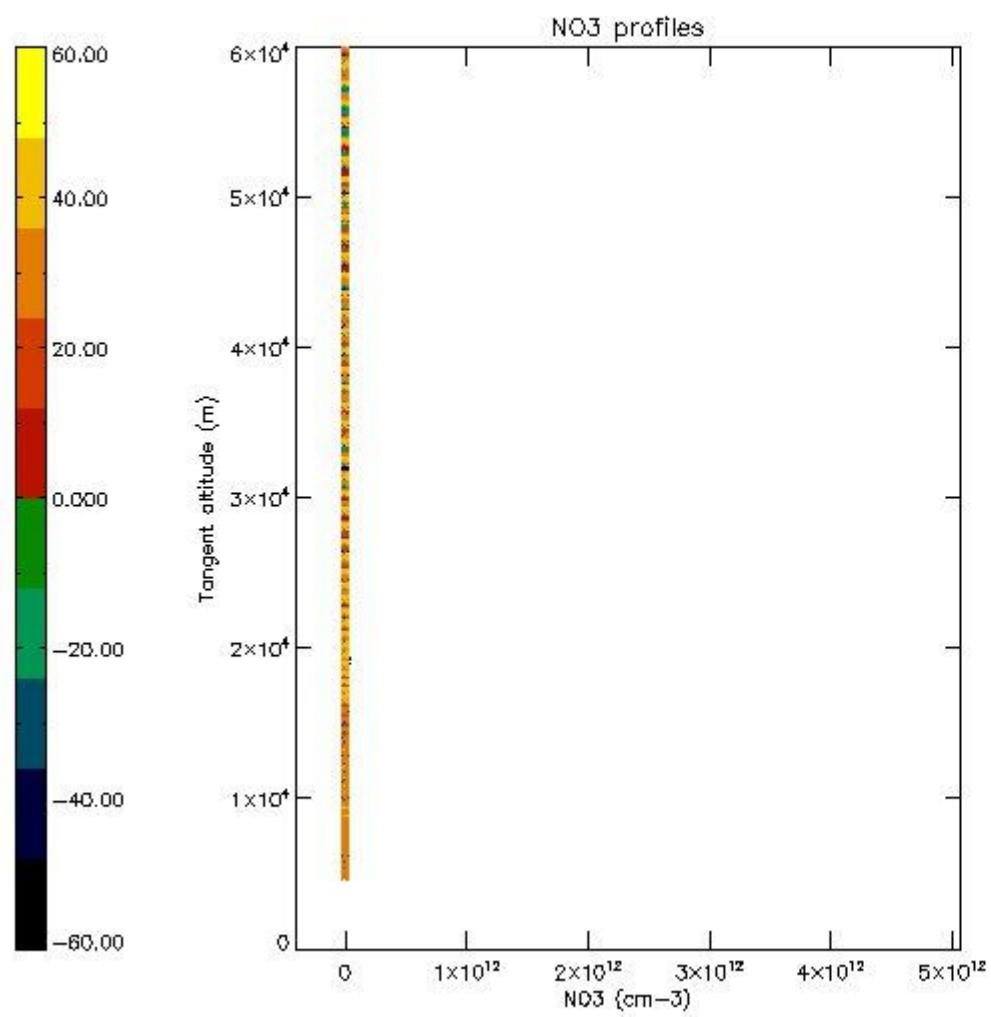
The colorbar represents the latitude.





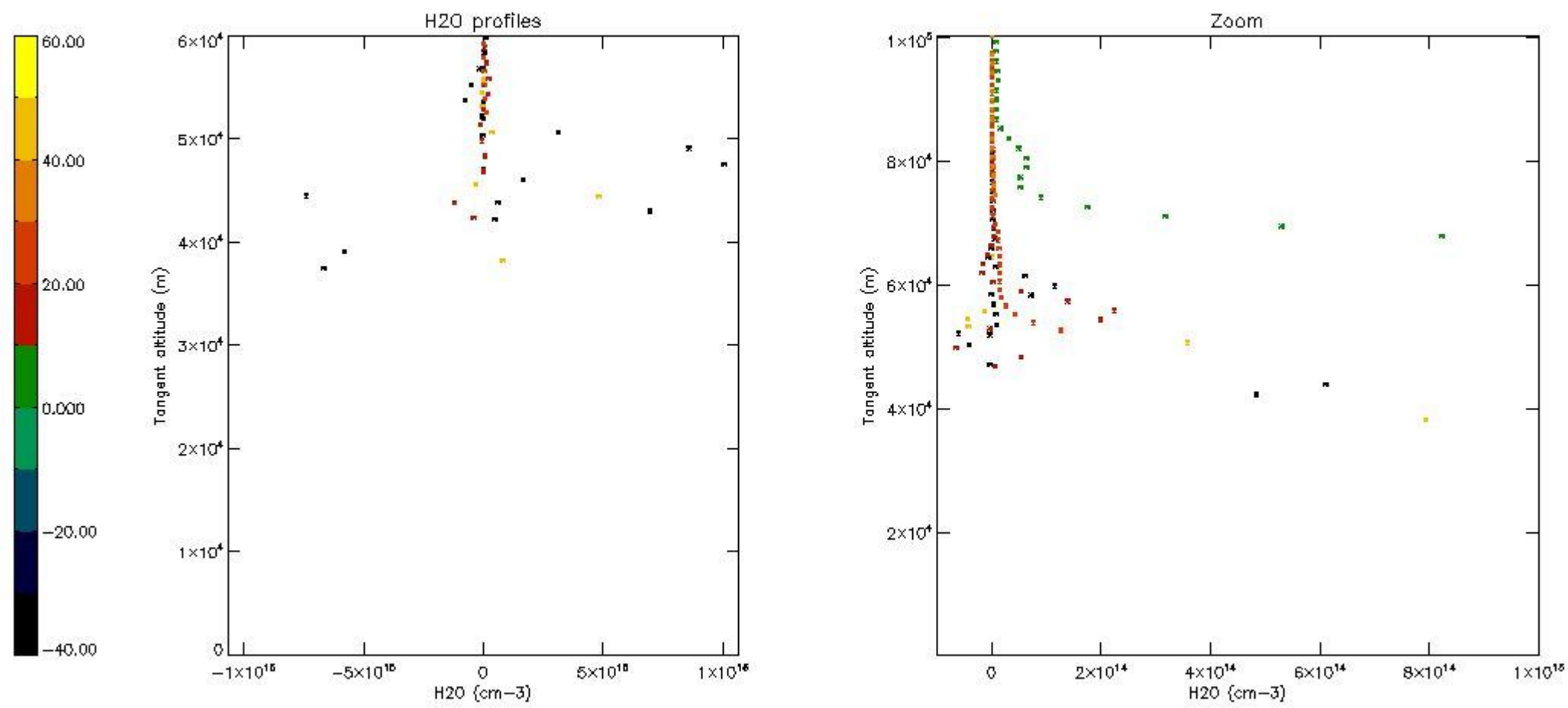
*5.7 Plot NO3 profiles for all STD (dark without errors)*

The colorbar represents the latitude.



5.8 Plot H<sub>2</sub>O profiles for all STD (only for occultations of stars 1,2,3,4,13,14,16,26,63 dark without errors)

The colorbar represents the latitude.



## 6. Auxiliary Data Files used for the production reported in section 2

The number reported in the third column indicates since which file (see list in section 2) the corresponding auxiliary file has been used. The fourth column is the date of those product files.

Type	Auxiliary Filename	Used since product	Used since product date
INST_PHYS_CHARACTERISTICS	GOM_INS_AXVIEC20091111_143220_20030716_120000_20500101_000000	1	14-DEC-2003 00:00:33
LEVEL-2_PROC_CONFIG	GOM_PR2_AXVIEC20091111_152718_20020301_000000_20500101_000000	1	14-DEC-2003 00:00:33
CROSS_SECTIONS_FILE	GOM_CRS_AXVIEC20091111_154832_20020301_000000_20500101_000000	1	14-DEC-2003 00:00:33



# GOMOS Level 2 Daily Report

## SUMMARY

### [1. General Info](#)

### [2. Summary of processed GOM\\_NL\\_2P products](#)

### [3. Level 2 Quality information per product](#)

#### [3.1 Plot of level 2 quality information per product \(time dependant\)](#)

#### [3.2 Plot of level 2 quality information per product \(world map\)](#)

### [4. Level 1 Quality information per product \(stored on level 2 products\)](#)

#### [4.1 Plot of level 1 quality information per product \(time dependant\)](#)

##### [4.1.1 Plot of level 1 quality information per product \(time dependant\): ASCENDING](#)

##### [4.1.2 Plot of level 1 quality information per product \(time dependant\): DESCENDING](#)

#### [4.2 Plot of level 1 quality information per product \(world map\)](#)

##### [4.2.1 Plot of level 1 quality information per product \(world map\): ASCENDING](#)

##### [4.2.2 Plot of level 1 quality information per product \(world map\): DESCENDING](#)

### [5. Ozone profiles based on quality statistics and other trace gas profiles](#)

#### [5.1 Ozone statistics based on quality of products](#)

#### [5.2 Plot ozone profiles for all STD \(dark without errors\)](#)

#### [5.3 Plot ozone profiles where STD < 20% \(dark without errors\)](#)

#### [5.4. Plot ozone profiles where STD < 10% \(dark without errors\)](#)

#### [5.5. Plot ozone profiles where STD < 5% \(dark without errors\)](#)

#### [5.6 Plot NO2 profiles for all STD \(dark without errors\)](#)

#### [5.7 Plot NO3 profiles for all STD \(dark without errors\)](#)

#### [5.8 Plot H2O profiles \(only for occultations of stars 1,2,3,4,13,14,16,26,63 dark without errors\) for all STD](#)

### [6. Auxiliary Data Files used for the production reported in section 2](#)

This report presents the daily analysis on parameters extracted from GOMOS level 2 data (GOM\_NL\_\_2P). It is intended to monitor some important parameters that will impact the quality of these products. A list of level 2 products (and content) that have arrived during the reporting day to the PCF is also given.

Item	Value
Time of report generation	20APR2013 01:55:20
Data source version	GOMOS/6.01
Start time of products	14-12-2003 (14DEC2003 00:00:00)
Stop time of products	15-12-2003 (15DEC2003 00:00:00)
Store outputs in DB	Yes
Nb of level 2 prods	515
Nb of prods with errors	0

## 2. Summary of processed GOM\_NL\_\_2P products.

Nr	Filename	UTC Start time	Limb	Duration	Star Id	Star Name	Star Mag	Star Temp	Nb Meas	Orbit	Prod. error
1	GOM_NL__2PRFIN20031214_000033_000000582022_00274_09346_9857.N1	14-DEC-2003 00:00:33	Dark	57.500	117	Pi Pup	2.7060	3800.0	115	9346	No
2	GOM_NL__2PRFIN20031214_000353_000000622022_00274_09346_9858.N1	14-DEC-2003 00:03:53	Straylight	61.500	23	21Eps CMa	1.5020	26000.	123	9346	No
3	GOM_NL__2PRFIN20031214_000545_000000622022_00274_09346_9859.N1	14-DEC-2003 00:05:45	Straylight	62.000	179	24Omi2CMa	3.0320	24000.	124	9346	No
4	GOM_NL__2PRFIN20031214_000838_000000592022_00274_09346_9860.N1	14-DEC-2003 00:08:38	Straylight	58.500	47	2Bet CMa	1.9760	28000.	117	9346	No
5	GOM_NL__2PRFIN20031214_001144_000000522022_00274_09346_9861.N1	14-DEC-2003 00:11:44	Straylight	52.000	56	53Kap Ori	2.0650	30000.	104	9346	No
6	GOM_NL__2PRFIN20031214_001313_000000472022_00274_09346_9862.N1	14-DEC-2003 00:13:13	Straylight	46.500	128	67Bet Eri	2.7840	9700.0	93	9346	No
7	GOM_NL__2PRFIN20031214_001435_000000532022_00274_09346_9863.N1	14-DEC-2003 00:14:35	Straylight	53.000	30	46Eps Ori	1.6940	30000.	106	9346	No
8	GOM_NL__2PRFIN20031214_001752_000000682022_00274_09346_9864.N1	14-DEC-2003 00:17:52	Twilight	67.500	14	58Alp Ori	0.87000	3000.0	135	9346	No
9	GOM_NL__2PRFIN20031214_001939_000000482022_00274_09346_9865.N1	14-DEC-2003 00:19:39	Twilight	48.000	13	87Alp Tau	0.86700	3800.0	96	9346	No
10	GOM_NL__2PRFIN20031214_002145_000000382022_00274_09346_9866.N1	14-DEC-2003 00:21:45	Bright	37.500	146	25Eta Tau	2.8730	15200.	75	9346	No
11	GOM_NL__2PRFIN20031214_002356_000000372022_00274_09346_9867.N1	14-DEC-2003 00:23:56	Bright	36.500	150	44Zet Per	2.8900	28000.	73	9346	No
12	GOM_NL__2PRFIN20031214_002615_000000362022_00274_09346_9868.N1	14-DEC-2003 00:26:15	Bright	35.500	149	45Eps Per	2.8880	30000.	71	9346	No
13	GOM_NL__2PRFIN20031214_002825_000000372022_00274_09346_9869.N1	14-DEC-2003 00:28:25	Bright	36.500	175	39Del Per	3.0100	19400.	73	9346	No
14	GOM_NL__2PRFIN20031214_003007_000000362022_00274_09346_9870.N1	14-DEC-2003 00:30:07	Bright	35.500	160	23Gam Per	2.9300	4700.0	71	9346	No
15	GOM_NL__2PRFIN20031214_003311_000000392022_00274_09346_9871.N1	14-DEC-2003 00:33:11	Bright	38.500	110	37Del Cas	2.6780	8900.0	77	9346	No
16	GOM_NL__2PRFIN20031214_004007_000000342022_00274_09346_9872.N1	14-DEC-2003 00:40:07	Bright	34.000	49	1Alp UMi	1.9900	6300.0	68	9346	No
17	GOM_NL__2PRFIN20031214_004451_000000372022_00274_09346_9873.N1	14-DEC-2003 00:44:51	Bright	37.000	60	7Bet UMi	2.0810	3950.0	74	9346	No
18	GOM_NL__2PRFIN20031214_004700_000000492022_00274_09346_9874.N1	14-DEC-2003 00:47:00	Bright	49.000	82	48Bet UMa	2.3650	10600.	98	9346	No
19	GOM_NL__2PRFIN20031214_004935_000000432022_00274_09346_9875.N1	14-DEC-2003 00:49:35	Bright	43.000	32	77Eps UMa	1.7630	11000.	86	9346	No
20	GOM_NL__2PRFIN20031214_005204_000000402022_00274_09346_9876.N1	14-DEC-2003 00:52:04	Bright	40.000	39	85Eta UMa	1.8540	24000.	80	9346	No
21	GOM_NL__2PRFIN20031214_005520_000000382022_00274_09346_9877.N1	14-DEC-2003 00:55:20	Bright	38.000	180	27Gam Boo	3.0400	8000.0	76	9346	No
22	GOM_NL__2PRFIN20031214_005830_000000372022_00274_09346_9878.N1	14-DEC-2003 00:58:30	Bright	36.500	83		2.3780	11000.	73	9346	No
23	GOM_NL__2PRFIN20031214_010145_000000412022_00274_09346_9879.N1	14-DEC-2003 01:01:45	Bright	41.000	111	8Eta Boo	2.6800	6000.0	82	9346	No
24	GOM_NL__2PRFIN20031214_010531_000000512022_00274_09346_9880.N1	14-DEC-2003 01:05:31	Bright	50.500	138	47Eps Vir	2.8280	4700.0	101	9346	No
25	GOM_NL__2PRFIN20031214_010812_000000992022_00274_09346_9881.N1	14-DEC-2003 01:08:12	Twilight	98.500	62	94Bet Leo	2.1360	9700.0	197	9346	No
26	GOM_NL__2PRFIN20031214_011127_000000522022_00274_09346_9882.N1	14-DEC-2003 01:11:27	Twilight	51.500	15	67Alp Vir	0.97600	28000.	103	9346	No
27	GOM_NL__2PRFIN20031214_011457_000000442022_00274_09346_9883.N1	14-DEC-2003 01:14:57	Twilight	44.000	169	46Gam Hya	2.9910	4700.0	88	9346	No
28	GOM_NL__2PRFIN20031214_011647_000000472022_00274_09346_9884.N1	14-DEC-2003 01:16:47	Twilight	46.500	54	5The Cen	2.0550	4500.0	93	9346	No
29	GOM_NL__2PRFIN20031214_011814_000000422022_00274_09346_9885.N1	14-DEC-2003 01:18:14	Dark	41.500	123	1ot Cen	2.7500	10200.	83	9346	No
30	GOM_NL__2PRFIN20031214_011949_000000392022_00274_09346_9886.N1	14-DEC-2003 01:19:49	Dark	39.000	95	Zet Cen	2.5450	26000.	78	9346	No
31	GOM_NL__2PRFIN20031214_012140_000000402022_00274_09346_9887.N1	14-DEC-2003 01:21:40	Dark	39.500	77	Eps Cen	2.3030	28000.	79	9346	No
32	GOM_NL__2PRFIN20031214_012257_000000402022_00274_09346_9888.N1	14-DEC-2003 01:22:57	Dark	39.500	10	Bet Cen	0.61000	28000.	79	9346	No
33	GOM_NL__2PRFIN20031214_012417_000000442022_00275_09347_9819.N1	14-DEC-2003 01:24:17	Dark	43.500	20	Bet Cru	1.2530	30000.	87	9347	No
34	GOM_NL__2PRFIN20031214_012623_000000392022_00275_09347_9820.N1	14-DEC-2003 01:26:23	Dark	39.000	112	Alp Mus	2.6880	26000.	78	9347	No
35	GOM_NL__2PRFIN20031214_013106_000000412022_00275_09347_9821.N1	14-DEC-2003 01:31:06	Dark	41.000	29	Bet Car	1.6720	10200.	82	9347	No
36	GOM_NL__2PRFIN20031214_013333_000000552022_00275_09347_9822.N1	14-DEC-2003 01:33:33	Dark	54.500	41	Eps Car	1.8600	4100.0	109	9347	No
37	GOM_NL__2PRFIN20031214_013612_000000542022_00275_09347_9823.N1	14-DEC-2003 01:36:12	Dark	53.500	34	Gam2Vel	1.7930	23000.	107	9347	No
38	GOM_NL__2PRFIN20031214_013832_000000502022_00275_09347_9824.N1	14-DEC-2003 01:38:32	Dark	50.000	2	Alp Car	-0.73600	7000.0	100	9347	No
39	GOM_NL__2PRFIN20031214_014109_000000612022_00275_09347_9825.N1	14-DEC-2003 01:41:09	Dark	61.000	117	Pi Pup	2.7060	3800.0	122	9347	No
40	GOM_NL__2PRFIN20031214_014429_000000632022_00275_09347_9826.N1	14-DEC-2003 01:44:29	Straylight	62.500	23	21Eps CMa	1.5020	26000.	125	9347	No
41	GOM_NL__2PRFIN20031214_014620_000000592022_00275_09347_9827.N1	14-DEC-2003 01:46:20	Straylight	59.000	179	24Omi2CMa	3.0320	24000.	118	9347	No
42	GOM_NL__2PRFIN20031214_014913_000000582022_00275_09347_9828.N1	14-DEC-2003 01:49:13	Straylight	57.500	47	2Bet CMa	1.9760	28000.	115	9347	No

43	GOM_NL__2PRFIN20031214_015220_000000532022_00275_09347_9829.N1	14-DEC-2003 01:52:20	Straylight	52.500	56	53Kap Ori	2.0650	30000.	105	9347	No
44	GOM_NL__2PRFIN20031214_015348_000000452022_00275_09347_9830.N1	14-DEC-2003 01:53:48	Straylight	45.000	128	67Bet Eri	2.7840	9700.0	90	9347	No
45	GOM_NL__2PRFIN20031214_015510_000000562022_00275_09347_9831.N1	14-DEC-2003 01:55:10	Straylight	55.500	30	46Eps Ori	1.6940	30000.	111	9347	No
46	GOM_NL__2PRFIN20031214_015826_000000632022_00275_09347_9832.N1	14-DEC-2003 01:58:26	Tw_i_and_stray	63.000	14	58Alp Ori	0.87000	3000.0	126	9347	No
47	GOM_NL__2PRFIN20031214_020014_000000552022_00275_09347_9833.N1	14-DEC-2003 02:00:14	Tw_i_and_stray	55.000	13	87Alp Tau	0.86700	3800.0	110	9347	No
48	GOM_NL__2PRFIN20031214_020220_000000382022_00275_09347_9834.N1	14-DEC-2003 02:02:20	Bright	37.500	146	25Eta Tau	2.8730	15200.	75	9347	No
49	GOM_NL__2PRFIN20031214_020431_000000392022_00275_09347_9835.N1	14-DEC-2003 02:04:31	Bright	39.000	150	44Zet Per	2.8900	28000.	78	9347	No
50	GOM_NL__2PRFIN20031214_020651_000000382022_00275_09347_9836.N1	14-DEC-2003 02:06:51	Bright	37.500	149	45Eps Per	2.8880	30000.	75	9347	No
51	GOM_NL__2PRFIN20031214_020900_000000362022_00275_09347_9837.N1	14-DEC-2003 02:09:00	Bright	36.000	175	39Del Per	3.0100	19400.	72	9347	No
52	GOM_NL__2PRFIN20031214_021043_000000382022_00275_09347_9838.N1	14-DEC-2003 02:10:43	Bright	38.000	160	23Gam Per	2.9300	4700.0	76	9347	No
53	GOM_NL__2PRFIN20031214_021347_000000382022_00275_09347_9839.N1	14-DEC-2003 02:13:47	Bright	37.500	110	37Del Cas	2.6780	8900.0	75	9347	No
54	GOM_NL__2PRFIN20031214_022043_000000352022_00275_09347_9840.N1	14-DEC-2003 02:20:43	Bright	34.500	49	1Alp UMi	1.9900	6300.0	69	9347	No
55	GOM_NL__2PRFIN20031214_022526_000000392022_00275_09347_9841.N1	14-DEC-2003 02:25:26	Bright	38.500	60	7Bet UMi	2.0810	3950.0	77	9347	No
56	GOM_NL__2PRFIN20031214_022736_000000512022_00275_09347_9842.N1	14-DEC-2003 02:27:36	Bright	50.500	82	48Bet UMa	2.3650	10600.	101	9347	No
57	GOM_NL__2PRFIN20031214_023010_000000442022_00275_09347_9843.N1	14-DEC-2003 02:30:10	Bright	43.500	32	77Eps UMa	1.7630	11000.	87	9347	No
58	GOM_NL__2PRFIN20031214_023240_000000412022_00275_09347_9844.N1	14-DEC-2003 02:32:40	Bright	40.500	39	85Eta UMa	1.8540	24000.	81	9347	No
59	GOM_NL__2PRFIN20031214_023556_000000362022_00275_09347_9845.N1	14-DEC-2003 02:35:56	Bright	36.000	180	27Gam Boo	3.0400	8000.0	72	9347	No
60	GOM_NL__2PRFIN20031214_023905_000000392022_00275_09347_9846.N1	14-DEC-2003 02:39:05	Bright	38.500	83		2.3780	11000.	77	9347	No
61	GOM_NL__2PRFIN20031214_024220_000000422022_00275_09347_9847.N1	14-DEC-2003 02:42:20	Bright	41.500	111	8Eta Boo	2.6800	6000.0	83	9347	No
62	GOM_NL__2PRFIN20031214_024607_000000502022_00275_09347_9848.N1	14-DEC-2003 02:46:07	Bright	50.000	138	47Eps Vir	2.8280	4700.0	100	9347	No
63	GOM_NL__2PRFIN20031214_024850_000000952022_00275_09347_9849.N1	14-DEC-2003 02:48:50	Tw_i_and_stray	95.000	62	94Bet Leo	2.1360	9700.0	190	9347	No
64	GOM_NL__2PRFIN20031214_025204_000000552022_00275_09347_9850.N1	14-DEC-2003 02:52:04	Tw_i_and_stray	54.500	15	67Alp Vir	0.97600	28000.	109	9347	No
65	GOM_NL__2PRFIN20031214_025533_000000492022_00275_09347_9851.N1	14-DEC-2003 02:55:33	Twilight	48.500	169	46Gam Hya	2.9910	4700.0	97	9347	No
66	GOM_NL__2PRFIN20031214_025722_000000482022_00275_09347_9852.N1	14-DEC-2003 02:57:22	Twilight	47.500	54	5The Cen	2.0550	4500.0	95	9347	No
67	GOM_NL__2PRFIN20031214_025850_000000412022_00275_09347_9853.N1	14-DEC-2003 02:58:50	Dark	41.000	123	1ot Cen	2.7500	10200.	82	9347	No
68	GOM_NL__2PRFIN20031214_030023_000000412022_00275_09347_9854.N1	14-DEC-2003 03:00:23	Dark	41.000	95	Zet Cen	2.5450	26000.	82	9347	No
69	GOM_NL__2PRFIN20031214_030216_000000392022_00275_09347_9855.N1	14-DEC-2003 03:02:16	Dark	38.500	77	Eps Cen	2.3030	28000.	77	9347	No
70	GOM_NL__2PRFIN20031214_030333_000000392022_00275_09347_9856.N1	14-DEC-2003 03:03:33	Dark	39.000	10	Bet Cen	0.61000	28000.	78	9347	No
71	GOM_NL__2PRFIN20031214_030453_000000472022_00276_09348_9821.N1	14-DEC-2003 03:04:53	Dark	46.500	20	Bet Cru	1.2530	30000.	93	9348	No
72	GOM_NL__2PRFIN20031214_030659_000000382022_00276_09348_9822.N1	14-DEC-2003 03:06:59	Dark	38.000	112	Alp Mus	2.6880	26000.	76	9348	No
73	GOM_NL__2PRFIN20031214_031143_000000452022_00276_09348_9823.N1	14-DEC-2003 03:11:43	Dark	45.000	29	Bet Car	1.6720	10200.	90	9348	No
74	GOM_NL__2PRFIN20031214_031410_000000432022_00276_09348_9824.N1	14-DEC-2003 03:14:10	Dark	43.000	41	Eps Car	1.8600	4100.0	86	9348	No
75	GOM_NL__2PRFIN20031214_031649_000000512022_00276_09348_9825.N1	14-DEC-2003 03:16:49	Dark	50.500	34	Gam2Vel	1.7930	23000.	101	9348	No
76	GOM_NL__2PRFIN20031214_031908_000000492022_00276_09348_9826.N1	14-DEC-2003 03:19:08	Dark	49.000	2	Alp Car	-0.73600	7000.0	98	9348	No
77	GOM_NL__2PRFIN20031214_032145_000000582022_00276_09348_9827.N1	14-DEC-2003 03:21:45	Dark	58.000	117	Pi Pup	2.7060	3800.0	116	9348	No
78	GOM_NL__2PRFIN20031214_032504_000000632022_00276_09348_9828.N1	14-DEC-2003 03:25:04	Straylight	63.000	23	21Eps CMa	1.5020	26000.	126	9348	No
79	GOM_NL__2PRFIN20031214_032657_000000612022_00276_09348_9829.N1	14-DEC-2003 03:26:57	Straylight	60.500	179	24Omi2CMa	3.0320	24000.	121	9348	No
80	GOM_NL__2PRFIN20031214_032949_000000602022_00276_09348_9830.N1	14-DEC-2003 03:29:49	Straylight	59.500	47	2Bet CMa	1.9760	28000.	119	9348	No
81	GOM_NL__2PRFIN20031214_033256_000000522022_00276_09348_9831.N1	14-DEC-2003 03:32:56	Straylight	52.000	56	53Kap Ori	2.0650	30000.	104	9348	No
82	GOM_NL__2PRFIN20031214_033425_000000472022_00276_09348_9832.N1	14-DEC-2003 03:34:25	Straylight	47.000	128	67Bet Eri	2.7840	9700.0	94	9348	No
83	GOM_NL__2PRFIN20031214_033546_000000512022_00276_09348_9833.N1	14-DEC-2003 03:35:46	Straylight	50.500	30	46Eps Ori	1.6940	30000.	101	9348	No
84	GOM_NL__2PRFIN20031214_033904_000000662022_00276_09348_9834.N1	14-DEC-2003 03:39:04	Tw_i_and_stray	66.000	14	58Alp Ori	0.87000	3000.0	132	9348	No
85	GOM_NL__2PRFIN20031214_034050_000000502022_00276_09348_9835.N1	14-DEC-2003 03:40:50	Tw_i_and_stray	49.500	13	87Alp Tau	0.86700	3800.0	99	9348	No
86	GOM_NL__2PRFIN20031214_034256_000000382022_00276_09348_9836.N1	14-DEC-2003 03:42:56	Bright	38.000	146	25Eta Tau	2.8730	15200.	76	9348	No
87	GOM_NL__2PRFIN20031214_034507_000000392022_00276_09348_9837.N1	14-DEC-2003 03:45:07	Bright	39.000	150	44Zet Per	2.8900	28000.	78	9348	No
88	GOM_NL__2PRFIN20031214_034727_000000362022_00276_09348_9838.N1	14-DEC-2003 03:47:27	Bright	35.500	149	45Eps Per	2.8880	30000.	71	9348	No
89	GOM_NL__2PRFIN20031214_034936_000000372022_00276_09348_9839.N1	14-DEC-2003 03:49:36	Bright	37.000	175	39Del Per	3.0100	19400.	74	9348	No
90	GOM_NL__2PRFIN20031214_035119_000000362022_00276_09348_9840.N1	14-DEC-2003 03:51:19	Bright	36.000	160	23Gam Per	2.9300	4700.0	72	9348	No
91	GOM_NL__2PRFIN20031214_035424_000000382022_00276_09348_9841.N1	14-DEC-2003 03:54:24	Bright	37.500	110	37Del Cas	2.6780	8900.0	75	9348	No
92	GOM_NL__2PRFIN20031214_040118_000000362022_00276_09348_9842.N1	14-DEC-2003 04:01:18	Bright	35.500	49	1Alp UMi	1.9900	6300.0	71	9348	No
93	GOM_NL__2PRFIN20031214_040602_000000412022_00276_09348_9843.N1	14-DEC-2003 04:06:02	Bright	40.500	60	7Bet UMi	2.0810	3950.0	81	9348	No
94	GOM_NL__2PRFIN20031214_040811_000000502022_00276_09348_9844.N1	14-DEC-2003 04:08:11	Bright	50.000	82	48Bet UMa	2.3650	10600.	100	9348	No
95	GOM_NL__2PRFIN20031214_041046_000000442022_00276_09348_9845.N1	14-DEC-2003 04:10:46	Bright	44.000	32	77Eps UMa	1.7630	11000.	88	9348	No
96	GOM_NL__2PRFIN20031214_041317_000000572022_00276_09348_9846.N1	14-DEC-2003 04:13:17	Bright	57.000	39	85Eta UMa	1.8540	24000.	114	9348	No
97	GOM_NL__2PRFIN20031214_041632_000000382022_00276_09348_9847.N1	14-DEC-2003 04:16:32	Bright	37.500	180	27Gam Boo	3.0400	8000.0	75	9348	No
98	GOM_NL__2PRFIN20031214_041942_000000372022_00276_09348_9848.N1	14-DEC-2003 04:19:42	Bright	37.000	83		2.3780	11000.	74	9348	No
99	GOM_NL__2PRFIN20031214_042257_000000412022_00276_09348_9849.N1	14-DEC-2003 04:22:57	Bright	40.500	111	8Eta Boo	2.6800	6000.0	81	9348	No
100	GOM_NL__2PRFIN20031214_042644_000000512022_00276_09348_9850.N1	14-DEC-2003 04:26:44	Bright	50.500	138	47Eps Vir	2.8280	4700.0	101	9348	No
101	GOM_NL__2PRFIN20031214_042927_000000922022_00276_09348_9851.N1	14-DEC-2003 04:29:27	Tw_i_and_stray	92.000	62	94Bet Leo	2.1360	9700.0	184	9348	No



102	GOM_NL__2PRFIN20031214_043240_000000532022_00276_09348_9852.N1	14-DEC-2003 04:32:40	Twilight	53.000	15	67Alp Vir	0.97600	28000.	106	9348	No
103	GOM_NL__2PRFIN20031214_043610_000000482022_00276_09348_9853.N1	14-DEC-2003 04:36:10	Twilight	47.500	169	46Gam Hya	2.9910	4700.0	95	9348	No
104	GOM_NL__2PRFIN20031214_043759_000000522022_00276_09348_9854.N1	14-DEC-2003 04:37:59	Twilight	52.000	54	5The Cen	2.0550	4500.0	104	9348	No
105	GOM_NL__2PRFIN20031214_043927_000000422022_00276_09348_9855.N1	14-DEC-2003 04:39:27	Dark	42.000	123	1ot Cen	2.7500	10200.	84	9348	No
106	GOM_NL__2PRFIN20031214_044101_000000402022_00276_09348_9856.N1	14-DEC-2003 04:41:01	Dark	40.000	95	Zet Cen	2.5450	26000.	80	9348	No
107	GOM_NL__2PRFIN20031214_044253_000000412022_00276_09348_9857.N1	14-DEC-2003 04:42:53	Dark	41.000	77	Eps Cen	2.3030	28000.	82	9348	No
108	GOM_NL__2PRFIN20031214_044409_000000442022_00276_09348_9858.N1	14-DEC-2003 04:44:09	Dark	43.500	10	Bet Cen	0.61000	28000.	87	9348	No
109	GOM_NL__2PRFIN20031214_044530_000000432022_00277_09349_9844.N1	14-DEC-2003 04:45:30	Dark	43.000	20	Bet Cru	1.2530	30000.	86	9349	No
110	GOM_NL__2PRFIN20031214_044736_000000382022_00277_09349_9845.N1	14-DEC-2003 04:47:36	Dark	37.500	112	Alp Mus	2.6880	26000.	75	9349	No
111	GOM_NL__2PRFIN20031214_045220_000000402022_00277_09349_9846.N1	14-DEC-2003 04:52:20	Dark	40.000	29	Bet Car	1.6720	10200.	80	9349	No
112	GOM_NL__2PRFIN20031214_045447_000000562022_00277_09349_9847.N1	14-DEC-2003 04:54:47	Dark	56.000	41	Eps Car	1.8600	4100.0	112	9349	No
113	GOM_NL__2PRFIN20031214_045726_000000492022_00277_09349_9848.N1	14-DEC-2003 04:57:26	Dark	49.000	34	Gam2Vel	1.7930	23000.	98	9349	No
114	GOM_NL__2PRFIN20031214_045945_000000542022_00277_09349_9849.N1	14-DEC-2003 04:59:45	Dark	54.000	2	Alp Car	-0.73600	7000.0	108	9349	No
115	GOM_NL__2PRFIN20031214_050223_000000582022_00277_09349_9850.N1	14-DEC-2003 05:02:23	Dark	57.500	117	Pi Pup	2.7060	3800.0	115	9349	No
116	GOM_NL__2PRFIN20031214_050543_000000582022_00277_09349_9851.N1	14-DEC-2003 05:05:43	Straylight	57.500	23	21Eps CMa	1.5020	26000.	115	9349	No
117	GOM_NL__2PRFIN20031214_050733_000000582022_00277_09349_9852.N1	14-DEC-2003 05:07:33	Straylight	58.000	179	24Omi2CMa	3.0320	24000.	116	9349	No
118	GOM_NL__2PRFIN20031214_051026_000000582022_00277_09349_9853.N1	14-DEC-2003 05:10:26	Straylight	58.000	47	2Bet CMa	1.9760	28000.	116	9349	No
119	GOM_NL__2PRFIN20031214_051332_000000522022_00277_09349_9854.N1	14-DEC-2003 05:13:32	Straylight	51.500	56	53Kap Ori	2.0650	30000.	103	9349	No
120	GOM_NL__2PRFIN20031214_051501_000000432022_00277_09349_9855.N1	14-DEC-2003 05:15:01	Straylight	43.000	128	67Bet Eri	2.7840	9700.0	86	9349	No
121	GOM_NL__2PRFIN20031214_051623_000000512022_00277_09349_9856.N1	14-DEC-2003 05:16:23	Straylight	50.500	30	46Eps Ori	1.6940	30000.	101	9349	No
122	GOM_NL__2PRFIN20031214_051940_000000632022_00277_09349_9857.N1	14-DEC-2003 05:19:40	Twilight	63.000	14	58Alp Ori	0.87000	3000.0	126	9349	No
123	GOM_NL__2PRFIN20031214_052126_000000482022_00277_09349_9858.N1	14-DEC-2003 05:21:26	Twilight	47.500	13	87Alp Tau	0.86700	3800.0	95	9349	No
124	GOM_NL__2PRFIN20031214_052333_000000372022_00277_09349_9859.N1	14-DEC-2003 05:23:33	Bright	37.000	146	25Eta Tau	2.8730	15200.	74	9349	No
125	GOM_NL__2PRFIN20031214_052544_000000382022_00277_09349_9860.N1	14-DEC-2003 05:25:44	Bright	38.000	150	44Zet Per	2.8900	28000.	76	9349	No
126	GOM_NL__2PRFIN20031214_052803_000000492022_00277_09349_9861.N1	14-DEC-2003 05:28:03	Bright	48.500	149	45Eps Per	2.8880	30000.	97	9349	No
127	GOM_NL__2PRFIN20031214_053013_000000372022_00277_09349_9862.N1	14-DEC-2003 05:30:13	Bright	36.500	175	39Del Per	3.0100	19400.	73	9349	No
128	GOM_NL__2PRFIN20031214_053156_000000372022_00277_09349_9863.N1	14-DEC-2003 05:31:56	Bright	36.500	160	23Gam Per	2.9300	4700.0	73	9349	No
129	GOM_NL__2PRFIN20031214_053500_000000382022_00277_09349_9864.N1	14-DEC-2003 05:35:00	Bright	37.500	110	37Del Cas	2.6780	8900.0	75	9349	No
130	GOM_NL__2PRFIN20031214_054155_000000372022_00277_09349_9865.N1	14-DEC-2003 05:41:55	Bright	36.500	49	1Alp UMi	1.9900	6300.0	73	9349	No
131	GOM_NL__2PRFIN20031214_054639_000000402022_00277_09349_9866.N1	14-DEC-2003 05:46:39	Bright	40.000	60	7Bet UMi	2.0810	3950.0	80	9349	No
132	GOM_NL__2PRFIN20031214_054847_000000502022_00277_09349_9867.N1	14-DEC-2003 05:48:47	Bright	50.000	82	48Bet UMa	2.3650	10600.	100	9349	No
133	GOM_NL__2PRFIN20031214_055122_000000452022_00277_09349_9868.N1	14-DEC-2003 05:51:22	Bright	45.000	32	77Eps UMa	1.7630	11000.	90	9349	No
134	GOM_NL__2PRFIN20031214_055352_000000572022_00277_09349_9869.N1	14-DEC-2003 05:53:52	Bright	57.000	39	85Eta UMa	1.8540	24000.	114	9349	No
135	GOM_NL__2PRFIN20031214_055708_000000512022_00277_09349_9870.N1	14-DEC-2003 05:57:08	Bright	51.000	180	27Gam Boo	3.0400	8000.0	102	9349	No
136	GOM_NL__2PRFIN20031214_060018_000000382022_00277_09349_9871.N1	14-DEC-2003 06:00:18	Bright	37.500	83		2.3780	11000.	75	9349	No
137	GOM_NL__2PRFIN20031214_060333_000000422022_00277_09349_9872.N1	14-DEC-2003 06:03:33	Bright	42.000	111	8Eta Boo	2.6800	6000.0	84	9349	No
138	GOM_NL__2PRFIN20031214_060721_000000532022_00277_09349_9873.N1	14-DEC-2003 06:07:21	Bright	53.000	138	47Eps Vir	2.8280	4700.0	106	9349	No
139	GOM_NL__2PRFIN20031214_061005_000001092022_00277_09349_9874.N1	14-DEC-2003 06:10:05	Twilight	109.00	62	94Bet Leo	2.1360	9700.0	218	9349	No
140	GOM_NL__2PRFIN20031214_061317_000000542022_00277_09349_9875.N1	14-DEC-2003 06:13:17	Twilight	54.000	15	67Alp Vir	0.97600	28000.	108	9349	No
141	GOM_NL__2PRFIN20031214_061647_000000482022_00277_09349_9876.N1	14-DEC-2003 06:16:47	Twilight	47.500	169	46Gam Hya	2.9910	4700.0	95	9349	No
142	GOM_NL__2PRFIN20031214_061836_000000432022_00277_09349_9877.N1	14-DEC-2003 06:18:36	Twilight	42.500	54	5The Cen	2.0550	4500.0	85	9349	No
143	GOM_NL__2PRFIN20031214_062004_000000432022_00277_09349_9878.N1	14-DEC-2003 06:20:04	Dark	42.500	123	1ot Cen	2.7500	10200.	85	9349	No
144	GOM_NL__2PRFIN20031214_062138_000000402022_00277_09349_9879.N1	14-DEC-2003 06:21:38	Dark	39.500	95	Zet Cen	2.5450	26000.	79	9349	No
145	GOM_NL__2PRFIN20031214_062329_000000412022_00277_09349_9880.N1	14-DEC-2003 06:23:29	Dark	40.500	77	Eps Cen	2.3030	28000.	81	9349	No
146	GOM_NL__2PRFIN20031214_062446_000000432022_00277_09349_9881.N1	14-DEC-2003 06:24:46	Dark	43.000	10	Bet Cen	0.61000	28000.	86	9349	No
147	GOM_NL__2PRFIN20031214_062607_000000482022_00278_09350_9682.N1	14-DEC-2003 06:26:07	Dark	47.500	20	Bet Cru	1.2530	30000.	95	9350	No
148	GOM_NL__2PRFIN20031214_062812_000000382022_00278_09350_9683.N1	14-DEC-2003 06:28:12	Dark	38.000	112	Alp Mus	2.6880	26000.	76	9350	No
149	GOM_NL__2PRFIN20031214_063256_000000402022_00278_09350_9684.N1	14-DEC-2003 06:32:56	Dark	39.500	29	Bet Car	1.6720	10200.	79	9350	No
150	GOM_NL__2PRFIN20031214_063523_000000472022_00278_09350_9685.N1	14-DEC-2003 06:35:23	Dark	46.500	41	Eps Car	1.8600	4100.0	93	9350	No
151	GOM_NL__2PRFIN20031214_063803_000000532022_00278_09350_9686.N1	14-DEC-2003 06:38:03	Dark	52.500	34	Gam2Vel	1.7930	23000.	105	9350	No
152	GOM_NL__2PRFIN20031214_064009_000000532022_00278_09350_9687.N1	14-DEC-2003 06:40:09	Dark	53.000	70	Zet Pup	2.2460	39000.	106	9350	No
153	GOM_NL__2PRFIN20031214_064259_000000552022_00278_09350_9688.N1	14-DEC-2003 06:42:59	Dark	54.500	117	Pi Pup	2.7060	3800.0	109	9350	No
154	GOM_NL__2PRFIN20031214_064620_000000592022_00278_09350_9689.N1	14-DEC-2003 06:46:20	Straylight	58.500	23	21Eps CMa	1.5020	26000.	117	9350	No
155	GOM_NL__2PRFIN20031214_064810_000000582022_00278_09350_9690.N1	14-DEC-2003 06:48:10	Straylight	58.000	179	24Omi2CMa	3.0320	24000.	116	9350	No
156	GOM_NL__2PRFIN20031214_065120_000000732022_00278_09350_9691.N1	14-DEC-2003 06:51:20	Straylight	73.000	1	9Alp CMa	-1.4400	11000.	146	9350	No
157	GOM_NL__2PRFIN20031214_065438_000000582022_00278_09350_9692.N1	14-DEC-2003 06:54:38	Straylight	58.000	7	19Bet Ori	0.10000	14000.	116	9350	No
158	GOM_NL__2PRFIN20031214_065658_000000522022_00278_09350_9693.N1	14-DEC-2003 06:56:58	Straylight	52.000	30	46Eps Ori	1.6940	30000.	104	9350	No
159	GOM_NL__2PRFIN20031214_065922_000000522022_00278_09350_9694.N1	14-DEC-2003 06:59:22	Twilight	51.500	27	24Gam Ori	1.6360	26000.	103	9350	No
160	GOM_NL__2PRFIN20031214_070202_000000512022_00278_09350_9695.N1	14-DEC-2003 07:02:02	Twilight	51.000	13	87Alp Tau	0.86700	3800.0	102	9350	No

161	GOM_NL__2PRFIN20031214_070409_000000382022_00278_09350_9696.N1	14-DEC-2003 07:04:09	Bright	37.500	146	25Eta Tau	2.8730	15200.	75	9350	No
162	GOM_NL__2PRFIN20031214_070620_000000382022_00278_09350_9697.N1	14-DEC-2003 07:06:20	Bright	38.000	150	44Zet Per	2.8900	28000.	76	9350	No
163	GOM_NL__2PRFIN20031214_070839_000000372022_00278_09350_9698.N1	14-DEC-2003 07:08:39	Bright	36.500	149	45Eps Per	2.8880	30000.	73	9350	No
164	GOM_NL__2PRFIN20031214_071049_000000352022_00278_09350_9699.N1	14-DEC-2003 07:10:49	Bright	35.000	175	39Del Per	3.0100	19400.	70	9350	No
165	GOM_NL__2PRFIN20031214_071232_000000362022_00278_09350_9700.N1	14-DEC-2003 07:12:32	Bright	36.000	160	23Gam Per	2.9300	4700.0	72	9350	No
166	GOM_NL__2PRFIN20031214_071536_000000382022_00278_09350_9701.N1	14-DEC-2003 07:15:36	Bright	37.500	110	37Del Cas	2.6780	8900.0	75	9350	No
167	GOM_NL__2PRFIN20031214_072231_000000392022_00278_09350_9702.N1	14-DEC-2003 07:22:31	Bright	38.500	49	1Alp UMi	1.9900	6300.0	77	9350	No
168	GOM_NL__2PRFIN20031214_072714_000000402022_00278_09350_9703.N1	14-DEC-2003 07:27:14	Bright	39.500	60	7Bet UMi	2.0810	3950.0	79	9350	No
169	GOM_NL__2PRFIN20031214_072922_000000502022_00278_09350_9704.N1	14-DEC-2003 07:29:22	Bright	50.000	82	48Bet UMa	2.3650	10600.	100	9350	No
170	GOM_NL__2PRFIN20031214_073158_000000442022_00278_09350_9705.N1	14-DEC-2003 07:31:58	Bright	44.000	32	77Eps UMa	1.7630	11000.	88	9350	No
171	GOM_NL__2PRFIN20031214_073428_000000402022_00278_09350_9706.N1	14-DEC-2003 07:34:28	Bright	40.000	39	85Eta UMa	1.8540	24000.	80	9350	No
172	GOM_NL__2PRFIN20031214_073744_000000382022_00278_09350_9707.N1	14-DEC-2003 07:37:44	Bright	38.000	180	27Gam Boo	3.0400	8000.0	76	9350	No
173	GOM_NL__2PRFIN20031214_074054_000000532022_00278_09350_9708.N1	14-DEC-2003 07:40:54	Bright	53.000	83		2.3780	11000.	106	9350	No
174	GOM_NL__2PRFIN20031214_074410_000000582022_00278_09350_9709.N1	14-DEC-2003 07:44:10	Bright	58.000	111	8Eta Boo	2.6800	6000.0	116	9350	No
175	GOM_NL__2PRFIN20031214_074757_000000512022_00278_09350_9710.N1	14-DEC-2003 07:47:57	Bright	51.000	138	47Eps Vir	2.8280	4700.0	102	9350	No
176	GOM_NL__2PRFIN20031214_075042_000000942022_00278_09350_9711.N1	14-DEC-2003 07:50:42	Twi_and_stray	93.500	62	94Bet Leo	2.1360	9700.0	187	9350	No
177	GOM_NL__2PRFIN20031214_075353_000000572022_00278_09350_9712.N1	14-DEC-2003 07:53:53	Twi_and_stray	56.500	15	67Alp Vir	0.97600	28000.	113	9350	No
178	GOM_NL__2PRFIN20031214_075723_000000492022_00278_09350_9713.N1	14-DEC-2003 07:57:23	Twilight	49.000	169	46Gam Hya	2.9910	4700.0	98	9350	No
179	GOM_NL__2PRFIN20031214_075912_000000462022_00278_09350_9714.N1	14-DEC-2003 07:59:12	Twilight	45.500	54	5The Cen	2.0550	4500.0	91	9350	No
180	GOM_NL__2PRFIN20031214_080127_000000422022_00278_09350_9715.N1	14-DEC-2003 08:01:27	Dark	41.500	78	Alp Lup	2.3040	28000.	83	9350	No
181	GOM_NL__2PRFIN20031214_080406_000000402022_00278_09350_9716.N1	14-DEC-2003 08:04:06	Dark	39.500	77	Eps Cen	2.3030	28000.	79	9350	No
182	GOM_NL__2PRFIN20031214_080849_000000382022_00279_09351_9682.N1	14-DEC-2003 08:08:49	Dark	37.500	112	Alp Mus	2.6880	26000.	75	9351	No
183	GOM_NL__2PRFIN20031214_081332_000000402022_00279_09351_9683.N1	14-DEC-2003 08:13:32	Dark	39.500	29	Bet Car	1.6720	10200.	79	9351	No
184	GOM_NL__2PRFIN20031214_081600_000000542022_00279_09351_9684.N1	14-DEC-2003 08:16:00	Dark	53.500	41	Eps Car	1.8600	4100.0	107	9351	No
185	GOM_NL__2PRFIN20031214_081839_000000502022_00279_09351_9685.N1	14-DEC-2003 08:18:39	Dark	49.500	34	Gam2Vel	1.7930	23000.	99	9351	No
186	GOM_NL__2PRFIN20031214_082045_000000542022_00279_09351_9686.N1	14-DEC-2003 08:20:45	Dark	53.500	70	Zet Pup	2.2460	39000.	107	9351	No
187	GOM_NL__2PRFIN20031214_082336_000000552022_00279_09351_9687.N1	14-DEC-2003 08:23:36	Dark	54.500	117	Pi Pup	2.7060	3800.0	109	9351	No
188	GOM_NL__2PRFIN20031214_082656_000000602022_00279_09351_9688.N1	14-DEC-2003 08:26:56	Straylight	59.500	23	21Eps CMa	1.5020	26000.	119	9351	No
189	GOM_NL__2PRFIN20031214_082846_000000572022_00279_09351_9689.N1	14-DEC-2003 08:28:46	Straylight	57.000	179	24Omi2CMa	3.0320	24000.	114	9351	No
190	GOM_NL__2PRFIN20031214_083156_000000742022_00279_09351_9690.N1	14-DEC-2003 08:31:56	Straylight	73.500	1	9Alp CMa	-1.4400	11000.	147	9351	No
191	GOM_NL__2PRFIN20031214_083514_000000552022_00279_09351_9691.N1	14-DEC-2003 08:35:14	Straylight	54.500	7	19Bet Ori	0.10000	14000.	109	9351	No
192	GOM_NL__2PRFIN20031214_083734_000000532022_00279_09351_9692.N1	14-DEC-2003 08:37:34	Straylight	53.000	30	46Eps Ori	1.6940	30000.	106	9351	No
193	GOM_NL__2PRFIN20031214_083958_000000502022_00279_09351_9693.N1	14-DEC-2003 08:39:58	Twi_and_stray	50.000	27	24Gam Ori	1.6360	26000.	100	9351	No
194	GOM_NL__2PRFIN20031214_084238_000000502022_00279_09351_9694.N1	14-DEC-2003 08:42:38	Twi_and_stray	50.000	13	87Alp Tau	0.86700	3800.0	100	9351	No
195	GOM_NL__2PRFIN20031214_084445_000000372022_00279_09351_9695.N1	14-DEC-2003 08:44:45	Bright	37.000	146	25Eta Tau	2.8730	15200.	74	9351	No
196	GOM_NL__2PRFIN20031214_084656_000000382022_00279_09351_9696.N1	14-DEC-2003 08:46:56	Bright	37.500	150	44Zet Per	2.8900	28000.	75	9351	No
197	GOM_NL__2PRFIN20031214_084915_000000362022_00279_09351_9697.N1	14-DEC-2003 08:49:15	Bright	36.000	149	45Eps Per	2.8880	30000.	72	9351	No
198	GOM_NL__2PRFIN20031214_085125_000000352022_00279_09351_9698.N1	14-DEC-2003 08:51:25	Bright	35.000	175	39Del Per	3.0100	19400.	70	9351	No
199	GOM_NL__2PRFIN20031214_085308_000000372022_00279_09351_9699.N1	14-DEC-2003 08:53:08	Bright	37.000	160	23Gam Per	2.9300	4700.0	74	9351	No
200	GOM_NL__2PRFIN20031214_085612_000000372022_00279_09351_9700.N1	14-DEC-2003 08:56:12	Bright	36.500	110	37Del Cas	2.6780	8900.0	73	9351	No
201	GOM_NL__2PRFIN20031214_090307_000000382022_00279_09351_9701.N1	14-DEC-2003 09:03:07	Bright	37.500	49	1Alp UMi	1.9900	6300.0	75	9351	No
202	GOM_NL__2PRFIN20031214_090750_000000402022_00279_09351_9702.N1	14-DEC-2003 09:07:50	Bright	39.500	60	7Bet UMi	2.0810	3950.0	79	9351	No
203	GOM_NL__2PRFIN20031214_090957_000000502022_00279_09351_9703.N1	14-DEC-2003 09:09:57	Bright	50.000	82	48Bet UMa	2.3650	10600.	100	9351	No
204	GOM_NL__2PRFIN20031214_091233_000000422022_00279_09351_9704.N1	14-DEC-2003 09:12:33	Bright	41.500	32	77Eps UMa	1.7630	11000.	83	9351	No
205	GOM_NL__2PRFIN20031214_091504_000000572022_00279_09351_9705.N1	14-DEC-2003 09:15:04	Bright	57.000	39	85Eta UMa	1.8540	24000.	114	9351	No
206	GOM_NL__2PRFIN20031214_091820_000000542022_00279_09351_9706.N1	14-DEC-2003 09:18:20	Bright	54.000	180	27Gam Boo	3.0400	8000.0	108	9351	No
207	GOM_NL__2PRFIN20031214_092130_000000532022_00279_09351_9707.N1	14-DEC-2003 09:21:30	Bright	53.000	83		2.3780	11000.	106	9351	No
208	GOM_NL__2PRFIN20031214_092445_000000492022_00279_09351_9708.N1	14-DEC-2003 09:24:45	Bright	49.000	111	8Eta Boo	2.6800	6000.0	98	9351	No
209	GOM_NL__2PRFIN20031214_092833_000000522022_00279_09351_9709.N1	14-DEC-2003 09:28:33	Bright	51.500	138	47Eps Vir	2.8280	4700.0	103	9351	No
210	GOM_NL__2PRFIN20031214_093120_000000992022_00279_09351_9710.N1	14-DEC-2003 09:31:20	Twi_and_stray	99.000	62	94Bet Leo	2.1360	9700.0	198	9351	No
211	GOM_NL__2PRFIN20031214_093430_000000562022_00279_09351_9711.N1	14-DEC-2003 09:34:30	Twi_and_stray	56.000	15	67Alp Vir	0.97600	28000.	112	9351	No
212	GOM_NL__2PRFIN20031214_093800_000000502022_00279_09351_9712.N1	14-DEC-2003 09:38:00	Twilight	50.000	169	46Gam Hya	2.9910	4700.0	100	9351	No
213	GOM_NL__2PRFIN20031214_093948_000000432022_00279_09351_9713.N1	14-DEC-2003 09:39:48	Twilight	42.500	54	5The Cen	2.0550	4500.0	85	9351	No
214	GOM_NL__2PRFIN20031214_094203_000000402022_00279_09351_9714.N1	14-DEC-2003 09:42:03	Dark	39.500	78	Alp Lup	2.3040	28000.	79	9351	No
215	GOM_NL__2PRFIN20031214_094442_000000392022_00279_09351_9715.N1	14-DEC-2003 09:44:42	Dark	38.500	77	Eps Cen	2.3030	28000.	77	9351	No
216	GOM_NL__2PRFIN20031214_094925_000000382022_00280_09352_9682.N1	14-DEC-2003 09:49:25	Dark	37.500	112	Alp Mus	2.6880	26000.	75	9352	No
217	GOM_NL__2PRFIN20031214_095409_000000392022_00280_09352_9683.N1	14-DEC-2003 09:54:09	Dark	39.000	29	Bet Car	1.6720	10200.	78	9352	No
218	GOM_NL__2PRFIN20031214_095636_000000512022_00280_09352_9684.N1	14-DEC-2003 09:56:36	Dark	50.500	41	Eps Car	1.8600	4100.0	101	9352	No
219	GOM_NL__2PRFIN20031214_095916_000000482022_00280_09352_9685.N1	14-DEC-2003 09:59:16	Dark	47.500	34	Gam2Vel	1.7930	23000.	95	9352	No

220	GOM_NL__2PRFIN20031214_100122_000000562022_00280_09352_9686.N1	14-DEC-2003 10:01:22	Dark	56.000	70	Zet Pup	2.2460	39000.	112	9352	No
221	GOM_NL__2PRFIN20031214_100412_000000602022_00280_09352_9687.N1	14-DEC-2003 10:04:12	Dark	59.500	117	Pi Pup	2.7060	3800.0	119	9352	No
222	GOM_NL__2PRFIN20031214_100732_000000572022_00280_09352_9688.N1	14-DEC-2003 10:07:32	Straylight	56.500	23	21Eps CMa	1.5020	26000.	113	9352	No
223	GOM_NL__2PRFIN20031214_100922_000000592022_00280_09352_9689.N1	14-DEC-2003 10:09:22	Straylight	58.500	179	24Omi2CMa	3.0320	24000.	117	9352	No
224	GOM_NL__2PRFIN20031214_101232_000000682022_00280_09352_9690.N1	14-DEC-2003 10:12:32	Straylight	67.500	1	9Alp CMa	-1.4400	11000.	135	9352	No
225	GOM_NL__2PRFIN20031214_101550_000000492022_00280_09352_9691.N1	14-DEC-2003 10:15:50	Straylight	49.000	7	19Bet Ori	0.10000	14000.	98	9352	No
226	GOM_NL__2PRFIN20031214_101810_000000482022_00280_09352_9692.N1	14-DEC-2003 10:18:10	Straylight	48.000	30	46Eps Ori	1.6940	30000.	96	9352	No
227	GOM_NL__2PRFIN20031214_102033_000000492022_00280_09352_9693.N1	14-DEC-2003 10:20:33	Twilight	49.000	27	24Gam Ori	1.6360	26000.	98	9352	No
228	GOM_NL__2PRFIN20031214_102314_000000552022_00280_09352_9694.N1	14-DEC-2003 10:23:14	Twilight	55.000	13	87Alp Tau	0.86700	3800.0	110	9352	No
229	GOM_NL__2PRFIN20031214_102521_000000382022_00280_09352_9695.N1	14-DEC-2003 10:25:21	Bright	37.500	146	25Eta Tau	2.8730	15200.	75	9352	No
230	GOM_NL__2PRFIN20031214_102731_000000372022_00280_09352_9696.N1	14-DEC-2003 10:27:31	Bright	37.000	150	44Zet Per	2.8900	28000.	74	9352	No
231	GOM_NL__2PRFIN20031214_102950_000000372022_00280_09352_9697.N1	14-DEC-2003 10:29:50	Bright	36.500	149	45Eps Per	2.8880	30000.	73	9352	No
232	GOM_NL__2PRFIN20031214_103201_000000362022_00280_09352_9698.N1	14-DEC-2003 10:32:01	Bright	36.000	175	39Del Per	3.0100	19400.	72	9352	No
233	GOM_NL__2PRFIN20031214_103343_000000382022_00280_09352_9699.N1	14-DEC-2003 10:33:43	Bright	38.000	160	23Gam Per	2.9300	4700.0	76	9352	No
234	GOM_NL__2PRFIN20031214_103648_000000382022_00280_09352_9700.N1	14-DEC-2003 10:36:48	Bright	37.500	110	37Del Cas	2.6780	8900.0	75	9352	No
235	GOM_NL__2PRFIN20031214_104342_000000382022_00280_09352_9701.N1	14-DEC-2003 10:43:42	Bright	38.000	49	1Alp UMi	1.9900	6300.0	76	9352	No
236	GOM_NL__2PRFIN20031214_104826_000000432022_00280_09352_9702.N1	14-DEC-2003 10:48:26	Bright	42.500	60	7Bet UMi	2.0810	3950.0	85	9352	No
237	GOM_NL__2PRFIN20031214_105032_000000522022_00280_09352_9703.N1	14-DEC-2003 10:50:32	Bright	51.500	82	48Bet UMa	2.3650	10600.	103	9352	No
238	GOM_NL__2PRFIN20031214_105309_000000612022_00280_09352_9704.N1	14-DEC-2003 10:53:09	Bright	61.000	32	77Eps UMa	1.7630	11000.	122	9352	No
239	GOM_NL__2PRFIN20031214_105539_000000422022_00280_09352_9705.N1	14-DEC-2003 10:55:39	Bright	41.500	39	85Eta UMa	1.8540	24000.	83	9352	No
240	GOM_NL__2PRFIN20031214_105856_000000392022_00280_09352_9706.N1	14-DEC-2003 10:58:56	Bright	39.000	180	27Gam Boo	3.0400	8000.0	78	9352	No
241	GOM_NL__2PRFIN20031214_110206_000000532022_00280_09352_9707.N1	14-DEC-2003 11:02:06	Bright	53.000	83		2.3780	11000.	106	9352	No
242	GOM_NL__2PRFIN20031214_110522_000000412022_00280_09352_9708.N1	14-DEC-2003 11:05:22	Bright	41.000	111	8Eta Boo	2.6800	6000.0	82	9352	No
243	GOM_NL__2PRFIN20031214_110910_000000532022_00280_09352_9709.N1	14-DEC-2003 11:09:10	Bright	52.500	138	47Eps Vir	2.8280	4700.0	105	9352	No
244	GOM_NL__2PRFIN20031214_111157_000001042022_00280_09352_9710.N1	14-DEC-2003 11:11:57	Twilight	103.50	62	94Bet Leo	2.1360	9700.0	207	9352	No
245	GOM_NL__2PRFIN20031214_111506_000000532022_00280_09352_9711.N1	14-DEC-2003 11:15:06	Twilight	52.500	15	67Alp Vir	0.97600	28000.	105	9352	No
246	GOM_NL__2PRFIN20031214_111836_000000482022_00280_09352_9712.N1	14-DEC-2003 11:18:36	Twilight	47.500	169	46Gam Hya	2.9910	4700.0	95	9352	No
247	GOM_NL__2PRFIN20031214_112024_000000412022_00280_09352_9713.N1	14-DEC-2003 11:20:24	Twilight	41.000	54	5The Cen	2.0550	4500.0	82	9352	No
248	GOM_NL__2PRFIN20031214_112240_000000392022_00280_09352_9714.N1	14-DEC-2003 11:22:40	Dark	39.000	78	Alp Lup	2.3040	28000.	78	9352	No
249	GOM_NL__2PRFIN20031214_112518_000000412022_00280_09352_9715.N1	14-DEC-2003 11:25:18	Dark	40.500	77	Eps Cen	2.3030	28000.	81	9352	No
250	GOM_NL__2PRFIN20031214_113001_000000382022_00281_09353_9682.N1	14-DEC-2003 11:30:01	Dark	38.000	112	Alp Mus	2.6880	26000.	76	9353	No
251	GOM_NL__2PRFIN20031214_113445_000000392022_00281_09353_9683.N1	14-DEC-2003 11:34:45	Dark	39.000	29	Bet Car	1.6720	10200.	78	9353	No
252	GOM_NL__2PRFIN20031214_113712_000000452022_00281_09353_9684.N1	14-DEC-2003 11:37:12	Dark	44.500	41	Eps Car	1.8600	4100.0	89	9353	No
253	GOM_NL__2PRFIN20031214_113953_000000552022_00281_09353_9685.N1	14-DEC-2003 11:39:53	Dark	55.000	34	Gam2Vel	1.7930	23000.	110	9353	No
254	GOM_NL__2PRFIN20031214_114159_000000542022_00281_09353_9686.N1	14-DEC-2003 11:41:59	Dark	53.500	70	Zet Pup	2.2460	39000.	107	9353	No
255	GOM_NL__2PRFIN20031214_114449_000000582022_00281_09353_9687.N1	14-DEC-2003 11:44:49	Dark	57.500	117	Pi Pup	2.7060	3800.0	115	9353	No
256	GOM_NL__2PRFIN20031214_114808_000000552022_00281_09353_9688.N1	14-DEC-2003 11:48:08	Straylight	54.500	23	21Eps CMa	1.5020	26000.	109	9353	No
257	GOM_NL__2PRFIN20031214_114958_000000612022_00281_09353_9689.N1	14-DEC-2003 11:49:58	Straylight	60.500	179	24Omi2CMa	3.0320	24000.	121	9353	No
258	GOM_NL__2PRFIN20031214_115308_000000772022_00281_09353_9690.N1	14-DEC-2003 11:53:08	Straylight	77.000	1	9Alp CMa	-1.4400	11000.	154	9353	No
259	GOM_NL__2PRFIN20031214_115626_000000532022_00281_09353_9691.N1	14-DEC-2003 11:56:26	Straylight	52.500	7	19Bet Ori	0.10000	14000.	105	9353	No
260	GOM_NL__2PRFIN20031214_115845_000000542022_00281_09353_9692.N1	14-DEC-2003 11:58:45	Straylight	53.500	30	46Eps Ori	1.6940	30000.	107	9353	No
261	GOM_NL__2PRFIN20031214_120108_000000532022_00281_09353_9693.N1	14-DEC-2003 12:01:08	Twilight	53.000	27	24Gam Ori	1.6360	26000.	106	9353	No
262	GOM_NL__2PRFIN20031214_120349_000000522022_00281_09353_9694.N1	14-DEC-2003 12:03:49	Twilight	52.000	13	87Alp Tau	0.86700	3800.0	104	9353	No
263	GOM_NL__2PRFIN20031214_120556_000000382022_00281_09353_9695.N1	14-DEC-2003 12:05:56	Bright	38.000	146	25Eta Tau	2.8730	15200.	76	9353	No
264	GOM_NL__2PRFIN20031214_120807_000000382022_00281_09353_9696.N1	14-DEC-2003 12:08:07	Bright	37.500	150	44Zet Per	2.8900	28000.	75	9353	No
265	GOM_NL__2PRFIN20031214_121026_000000372022_00281_09353_9697.N1	14-DEC-2003 12:10:26	Bright	37.000	149	45Eps Per	2.8880	30000.	74	9353	No
266	GOM_NL__2PRFIN20031214_121236_000000362022_00281_09353_9698.N1	14-DEC-2003 12:12:36	Bright	36.000	175	39Del Per	3.0100	19400.	72	9353	No
267	GOM_NL__2PRFIN20031214_121419_000000382022_00281_09353_9699.N1	14-DEC-2003 12:14:19	Bright	37.500	160	23Gam Per	2.9300	4700.0	75	9353	No
268	GOM_NL__2PRFIN20031214_121724_000000372022_00281_09353_9700.N1	14-DEC-2003 12:17:24	Bright	37.000	110	37Del Cas	2.6780	8900.0	74	9353	No
269	GOM_NL__2PRFIN20031214_122418_000000382022_00281_09353_9701.N1	14-DEC-2003 12:24:18	Bright	38.000	49	1Alp UMi	1.9900	6300.0	76	9353	No
270	GOM_NL__2PRFIN20031214_122902_000000392022_00281_09353_9702.N1	14-DEC-2003 12:29:02	Bright	38.500	60	7Bet UMi	2.0810	3950.0	77	9353	No
271	GOM_NL__2PRFIN20031214_123108_000000492022_00281_09353_9703.N1	14-DEC-2003 12:31:08	Bright	48.500	82	48Bet UMa	2.3650	10600.	97	9353	No
272	GOM_NL__2PRFIN20031214_123345_000000422022_00281_09353_9704.N1	14-DEC-2003 12:33:45	Bright	42.000	32	77Eps UMa	1.7630	11000.	84	9353	No
273	GOM_NL__2PRFIN20031214_123616_000000402022_00281_09353_9705.N1	14-DEC-2003 12:36:16	Bright	40.000	39	85Eta UMa	1.8540	24000.	80	9353	No
274	GOM_NL__2PRFIN20031214_123932_000000382022_00281_09353_9706.N1	14-DEC-2003 12:39:32	Bright	37.500	180	27Gam Boo	3.0400	8000.0	75	9353	No
275	GOM_NL__2PRFIN20031214_124241_000000402022_00281_09353_9707.N1	14-DEC-2003 12:42:41	Bright	40.000	83		2.3780	11000.	80	9353	No
276	GOM_NL__2PRFIN20031214_124558_000000422022_00281_09353_9708.N1	14-DEC-2003 12:45:58	Bright	42.000	111	8Eta Boo	2.6800	6000.0	84	9353	No
277	GOM_NL__2PRFIN20031214_124946_000000542022_00281_09353_9709.N1	14-DEC-2003 12:49:46	Bright	53.500	138	47Eps Vir	2.8280	4700.0	107	9353	No
278	GOM_NL__2PRFIN20031214_125235_000000982022_00281_09353_9710.N1	14-DEC-2003 12:52:35	Twilight	97.500	62	94Bet Leo	2.1360	9700.0	195	9353	No



279	GOM_NL__2PRFIN20031214_125542_000000542022_00281_09353_9711.N1	14-DEC-2003 12:55:42	Twilight	53.500	15	67Alp Vir	0.97600	28000.	107	9353	No
280	GOM_NL__2PRFIN20031214_125913_000000452022_00281_09353_9712.N1	14-DEC-2003 12:59:13	Twilight	45.000	169	46Gam Hya	2.9910	4700.0	90	9353	No
281	GOM_NL__2PRFIN20031214_130101_000000462022_00281_09353_9713.N1	14-DEC-2003 13:01:01	Twilight	45.500	54	5The Cen	2.0550	4500.0	91	9353	No
282	GOM_NL__2PRFIN20031214_130315_000000412022_00281_09353_9714.N1	14-DEC-2003 13:03:15	Dark	40.500	78	Alp Lup	2.3040	28000.	81	9353	No
283	GOM_NL__2PRFIN20031214_130554_000000392022_00281_09353_9715.N1	14-DEC-2003 13:05:54	Dark	38.500	77	Eps Cen	2.3030	28000.	77	9353	No
284	GOM_NL__2PRFIN20031214_131037_000000382022_00282_09354_9682.N1	14-DEC-2003 13:10:37	Dark	38.000	112	Alp Mus	2.6880	26000.	76	9354	No
285	GOM_NL__2PRFIN20031214_131521_000000412022_00282_09354_9683.N1	14-DEC-2003 13:15:21	Dark	41.000	29	Bet Car	1.6720	10200.	82	9354	No
286	GOM_NL__2PRFIN20031214_131749_000000462022_00282_09354_9684.N1	14-DEC-2003 13:17:49	Dark	46.000	41	Eps Car	1.8600	4100.0	92	9354	No
287	GOM_NL__2PRFIN20031214_132030_000000512022_00282_09354_9685.N1	14-DEC-2003 13:20:30	Dark	50.500	34	Gam2Vel	1.7930	23000.	101	9354	No
288	GOM_NL__2PRFIN20031214_132236_000000532022_00282_09354_9686.N1	14-DEC-2003 13:22:36	Dark	52.500	70	Zet Pup	2.2460	39000.	105	9354	No
289	GOM_NL__2PRFIN20031214_132525_000000592022_00282_09354_9687.N1	14-DEC-2003 13:25:25	Dark	58.500	117	Pi Pup	2.7060	3800.0	117	9354	No
290	GOM_NL__2PRFIN20031214_132845_000000602022_00282_09354_9688.N1	14-DEC-2003 13:28:45	Straylight	60.000	23	21Eps CMa	1.5020	26000.	120	9354	No
291	GOM_NL__2PRFIN20031214_133035_000000602022_00282_09354_9689.N1	14-DEC-2003 13:30:35	Straylight	59.500	179	24Omi2CMa	3.0320	24000.	119	9354	No
292	GOM_NL__2PRFIN20031214_133344_000000722022_00282_09354_9690.N1	14-DEC-2003 13:33:44	Straylight	72.000	1	9Alp CMa	-1.4400	11000.	144	9354	No
293	GOM_NL__2PRFIN20031214_133702_000000492022_00282_09354_9691.N1	14-DEC-2003 13:37:02	Straylight	49.000	7	19Bet Ori	0.10000	14000.	98	9354	No
294	GOM_NL__2PRFIN20031214_133921_000000522022_00282_09354_9692.N1	14-DEC-2003 13:39:21	Straylight	52.000	30	46Eps Ori	1.6940	30000.	104	9354	No
295	GOM_NL__2PRFIN20031214_134144_000000502022_00282_09354_9693.N1	14-DEC-2003 13:41:44	Twilight	49.500	27	24Gam Ori	1.6360	26000.	99	9354	No
296	GOM_NL__2PRFIN20031214_134425_000000512022_00282_09354_9694.N1	14-DEC-2003 13:44:25	Twilight	51.000	13	87Alp Tau	0.86700	3800.0	102	9354	No
297	GOM_NL__2PRFIN20031214_134632_000000382022_00282_09354_9695.N1	14-DEC-2003 13:46:32	Bright	37.500	146	25Eta Tau	2.8730	15200.	75	9354	No
298	GOM_NL__2PRFIN20031214_134843_000000392022_00282_09354_9696.N1	14-DEC-2003 13:48:43	Bright	38.500	150	44Zet Per	2.8900	28000.	77	9354	No
299	GOM_NL__2PRFIN20031214_135102_000000372022_00282_09354_9697.N1	14-DEC-2003 13:51:02	Bright	36.500	149	45Eps Per	2.8880	30000.	73	9354	No
300	GOM_NL__2PRFIN20031214_135312_000000362022_00282_09354_9698.N1	14-DEC-2003 13:53:12	Bright	36.000	175	39Del Per	3.0100	19400.	72	9354	No
301	GOM_NL__2PRFIN20031214_135455_000000392022_00282_09354_9699.N1	14-DEC-2003 13:54:55	Bright	39.000	160	23Gam Per	2.9300	4700.0	78	9354	No
302	GOM_NL__2PRFIN20031214_135800_000000392022_00282_09354_9700.N1	14-DEC-2003 13:58:00	Bright	38.500	110	37Del Cas	2.6780	8900.0	77	9354	No
303	GOM_NL__2PRFIN20031214_140455_000000382022_00282_09354_9701.N1	14-DEC-2003 14:04:55	Bright	38.000	49	1Alp UMi	1.9900	6300.0	76	9354	No
304	GOM_NL__2PRFIN20031214_140938_000000392022_00282_09354_9702.N1	14-DEC-2003 14:09:38	Bright	39.000	60	7Bet UMi	2.0810	3950.0	78	9354	No
305	GOM_NL__2PRFIN20031214_141142_000000532022_00282_09354_9703.N1	14-DEC-2003 14:11:42	Bright	52.500	82	48Bet UMa	2.3650	10600.	105	9354	No
306	GOM_NL__2PRFIN20031214_141421_000000432022_00282_09354_9704.N1	14-DEC-2003 14:14:21	Bright	43.000	32	77Eps UMa	1.7630	11000.	86	9354	No
307	GOM_NL__2PRFIN20031214_141651_000000402022_00282_09354_9705.N1	14-DEC-2003 14:16:51	Bright	40.000	39	85Eta UMa	1.8540	24000.	80	9354	No
308	GOM_NL__2PRFIN20031214_142007_000000372022_00282_09354_9706.N1	14-DEC-2003 14:20:07	Bright	37.000	180	27Gam Boo	3.0400	8000.0	74	9354	No
309	GOM_NL__2PRFIN20031214_142318_000000402022_00282_09354_9707.N1	14-DEC-2003 14:23:18	Bright	39.500	83		2.3780	11000.	79	9354	No
310	GOM_NL__2PRFIN20031214_142634_000000582022_00282_09354_9708.N1	14-DEC-2003 14:26:34	Bright	58.000	111	8Eta Boo	2.6800	6000.0	116	9354	No
311	GOM_NL__2PRFIN20031214_143023_000000522022_00282_09354_9709.N1	14-DEC-2003 14:30:23	Bright	52.000	138	47Eps Vir	2.8280	4700.0	104	9354	No
312	GOM_NL__2PRFIN20031214_143312_000000982022_00282_09354_9710.N1	14-DEC-2003 14:33:12	Twilight	97.500	62	94Bet Leo	2.1360	9700.0	195	9354	No
313	GOM_NL__2PRFIN20031214_143620_000000522022_00282_09354_9711.N1	14-DEC-2003 14:36:20	Twilight	52.000	15	67Alp Vir	0.97600	28000.	104	9354	No
314	GOM_NL__2PRFIN20031214_143950_000000472022_00282_09354_9712.N1	14-DEC-2003 14:39:50	Twilight	47.000	169	46Gam Hya	2.9910	4700.0	94	9354	No
315	GOM_NL__2PRFIN20031214_144138_000000412022_00282_09354_9713.N1	14-DEC-2003 14:41:38	Twilight	40.500	54	5The Cen	2.0550	4500.0	81	9354	No
316	GOM_NL__2PRFIN20031214_144352_000000382022_00282_09354_9714.N1	14-DEC-2003 14:43:52	Dark	37.500	78	Alp Lup	2.3040	28000.	75	9354	No
317	GOM_NL__2PRFIN20031214_144631_000000382022_00282_09354_9715.N1	14-DEC-2003 14:46:31	Dark	38.000	77	Eps Cen	2.3030	28000.	76	9354	No
318	GOM_NL__2PRFIN20031214_145113_000000402022_00283_09355_9682.N1	14-DEC-2003 14:51:13	Dark	39.500	112	Alp Mus	2.6880	26000.	79	9355	No
319	GOM_NL__2PRFIN20031214_145557_000000422022_00283_09355_9683.N1	14-DEC-2003 14:55:57	Dark	41.500	29	Bet Car	1.6720	10200.	83	9355	No
320	GOM_NL__2PRFIN20031214_145826_000000442022_00283_09355_9684.N1	14-DEC-2003 14:58:26	Dark	44.000	41	Eps Car	1.8600	4100.0	88	9355	No
321	GOM_NL__2PRFIN20031214_150107_000000532022_00283_09355_9685.N1	14-DEC-2003 15:01:07	Dark	52.500	34	Gam2Vel	1.7930	23000.	105	9355	No
322	GOM_NL__2PRFIN20031214_150323_000000522022_00283_09355_9686.N1	14-DEC-2003 15:03:23	Dark	52.000	2	Alp Car	-0.73600	7000.0	104	9355	No
323	GOM_NL__2PRFIN20031214_150601_000000592022_00283_09355_9687.N1	14-DEC-2003 15:06:01	Dark	59.000	117	Pi Pup	2.7060	3800.0	118	9355	No
324	GOM_NL__2PRFIN20031214_150920_000000572022_00283_09355_9688.N1	14-DEC-2003 15:09:20	Straylight	57.000	23	21Eps CMa	1.5020	26000.	114	9355	No
325	GOM_NL__2PRFIN20031214_151111_000000592022_00283_09355_9689.N1	14-DEC-2003 15:11:11	Straylight	59.000	179	24Omi2CMa	3.0320	24000.	118	9355	No
326	GOM_NL__2PRFIN20031214_151420_000000762022_00283_09355_9690.N1	14-DEC-2003 15:14:20	Straylight	76.000	1	9Alp CMa	-1.4400	11000.	152	9355	No
327	GOM_NL__2PRFIN20031214_151737_000000552022_00283_09355_9691.N1	14-DEC-2003 15:17:37	Straylight	55.000	7	19Bet Ori	0.10000	14000.	110	9355	No
328	GOM_NL__2PRFIN20031214_151957_000000522022_00283_09355_9692.N1	14-DEC-2003 15:19:57	Straylight	52.000	30	46Eps Ori	1.6940	30000.	104	9355	No
329	GOM_NL__2PRFIN20031214_152312_000000692022_00283_09355_9693.N1	14-DEC-2003 15:23:12	Twilight	69.000	14	58Alp Ori	0.87000	3000.0	138	9355	No
330	GOM_NL__2PRFIN20031214_152501_000000542022_00283_09355_9694.N1	14-DEC-2003 15:25:01	Twilight	54.000	13	87Alp Tau	0.86700	3800.0	108	9355	No
331	GOM_NL__2PRFIN20031214_152708_000000372022_00283_09355_9695.N1	14-DEC-2003 15:27:08	Bright	36.500	146	25Eta Tau	2.8730	15200.	73	9355	No
332	GOM_NL__2PRFIN20031214_152919_000000372022_00283_09355_9696.N1	14-DEC-2003 15:29:19	Bright	37.000	150	44Zet Per	2.8900	28000.	74	9355	No
333	GOM_NL__2PRFIN20031214_153138_000000362022_00283_09355_9697.N1	14-DEC-2003 15:31:38	Bright	36.000	149	45Eps Per	2.8880	30000.	72	9355	No
334	GOM_NL__2PRFIN20031214_153348_000000372022_00283_09355_9698.N1	14-DEC-2003 15:33:48	Bright	36.500	175	39Del Per	3.0100	19400.	73	9355	No
335	GOM_NL__2PRFIN20031214_153532_000000352022_00283_09355_9699.N1	14-DEC-2003 15:35:32	Bright	34.500	160	23Gam Per	2.9300	4700.0	69	9355	No
336	GOM_NL__2PRFIN20031214_153837_000000372022_00283_09355_9700.N1	14-DEC-2003 15:38:37	Bright	36.500	110	37Del Cas	2.6780	8900.0	73	9355	No
337	GOM_NL__2PRFIN20031214_154531_000000382022_00283_09355_9701.N1	14-DEC-2003 15:45:31	Bright	37.500	49	1Alp UMi	1.9900	6300.0	75	9355	No

338	GOM_NL__2PRFIN20031214_155014_000000392022_00283_09355_9702.N1	14-DEC-2003 15:50:14	Bright	38.500	60	7Bet UMi	2.0810	3950.0	77	9355	No
339	GOM_NL__2PRFIN20031214_155218_000000522022_00283_09355_9703.N1	14-DEC-2003 15:52:18	Bright	52.000	82	48Bet UMa	2.3650	10600.	104	9355	No
340	GOM_NL__2PRFIN20031214_155457_000000452022_00283_09355_9704.N1	14-DEC-2003 15:54:57	Bright	45.000	32	77Eps UMa	1.7630	11000.	90	9355	No
341	GOM_NL__2PRFIN20031214_155728_000000532022_00283_09355_9705.N1	14-DEC-2003 15:57:28	Bright	52.500	39	85Eta UMa	1.8540	24000.	105	9355	No
342	GOM_NL__2PRFIN20031214_160044_000000402022_00283_09355_9706.N1	14-DEC-2003 16:00:44	Bright	39.500	180	27Gam Boo	3.0400	8000.0	79	9355	No
343	GOM_NL__2PRFIN20031214_160355_000000372022_00283_09355_9707.N1	14-DEC-2003 16:03:55	Bright	37.000	83		2.3780	11000.	74	9355	No
344	GOM_NL__2PRFIN20031214_160711_000000422022_00283_09355_9708.N1	14-DEC-2003 16:07:11	Bright	42.000	111	8Eta Boo	2.6800	6000.0	84	9355	No
345	GOM_NL__2PRFIN20031214_161100_000000532022_00283_09355_9709.N1	14-DEC-2003 16:11:00	Bright	52.500	138	47Eps Vir	2.8280	4700.0	105	9355	No
346	GOM_NL__2PRFIN20031214_161350_000000942022_00283_09355_9710.N1	14-DEC-2003 16:13:50	Twilight	93.500	62	94Bet Leo	2.1360	9700.0	187	9355	No
347	GOM_NL__2PRFIN20031214_161657_000000562022_00283_09355_9711.N1	14-DEC-2003 16:16:57	Twilight	55.500	15	67Alp Vir	0.97600	28000.	111	9355	No
348	GOM_NL__2PRFIN20031214_162027_000000512022_00283_09355_9712.N1	14-DEC-2003 16:20:27	Twilight	50.500	169	46Gam Hya	2.9910	4700.0	101	9355	No
349	GOM_NL__2PRFIN20031214_162215_000000462022_00283_09355_9713.N1	14-DEC-2003 16:22:15	Twilight	46.000	54	5The Cen	2.0550	4500.0	92	9355	No
350	GOM_NL__2PRFIN20031214_162428_000000402022_00283_09355_9714.N1	14-DEC-2003 16:24:28	Dark	39.500	78	Alp Lup	2.3040	28000.	79	9355	No
351	GOM_NL__2PRFIN20031214_162707_000000392022_00283_09355_9715.N1	14-DEC-2003 16:27:07	Dark	38.500	77	Eps Cen	2.3030	28000.	77	9355	No
352	GOM_NL__2PRFIN20031214_162823_000000382022_00283_09355_9716.N1	14-DEC-2003 16:28:23	Dark	38.000	10	Bet Cen	0.61000	28000.	76	9355	No
353	GOM_NL__2PRFIN20031214_162945_000000402022_00284_09356_9682.N1	14-DEC-2003 16:29:45	Dark	40.000	20	Bet Cru	1.2530	30000.	80	9356	No
354	GOM_NL__2PRFIN20031214_163150_000000382022_00284_09356_9683.N1	14-DEC-2003 16:31:50	Dark	37.500	112	Alp Mus	2.6880	26000.	75	9356	No
355	GOM_NL__2PRFIN20031214_163634_000000392022_00284_09356_9684.N1	14-DEC-2003 16:36:34	Dark	38.500	29	Bet Car	1.6720	10200.	77	9356	No
356	GOM_NL__2PRFIN20031214_163902_000000462022_00284_09356_9685.N1	14-DEC-2003 16:39:02	Dark	46.000	41	Eps Car	1.8600	4100.0	92	9356	No
357	GOM_NL__2PRFIN20031214_164143_000000472022_00284_09356_9686.N1	14-DEC-2003 16:41:43	Dark	47.000	34	Gam2Vel	1.7930	23000.	94	9356	No
358	GOM_NL__2PRFIN20031214_164359_000000532022_00284_09356_9687.N1	14-DEC-2003 16:43:59	Dark	53.000	2	Alp Car	-0.73600	7000.0	106	9356	No
359	GOM_NL__2PRFIN20031214_164638_000000542022_00284_09356_9688.N1	14-DEC-2003 16:46:38	Dark	53.500	117	Pi Pup	2.7060	3800.0	107	9356	No
360	GOM_NL__2PRFIN20031214_164957_000000582022_00284_09356_9689.N1	14-DEC-2003 16:49:57	Straylight	57.500	23	21Eps CMa	1.5020	26000.	115	9356	No
361	GOM_NL__2PRFIN20031214_165147_000000592022_00284_09356_9690.N1	14-DEC-2003 16:51:47	Straylight	58.500	179	24Omi2CMa	3.0320	24000.	117	9356	No
362	GOM_NL__2PRFIN20031214_165457_000000692022_00284_09356_9691.N1	14-DEC-2003 16:54:57	Straylight	68.500	1	9Alp CMa	-1.4400	11000.	137	9356	No
363	GOM_NL__2PRFIN20031214_165814_000000572022_00284_09356_9692.N1	14-DEC-2003 16:58:14	Straylight	57.000	7	19Bet Ori	0.10000	14000.	114	9356	No
364	GOM_NL__2PRFIN20031214_170034_000000502022_00284_09356_9693.N1	14-DEC-2003 17:00:34	Straylight	49.500	30	46Eps Ori	1.6940	30000.	99	9356	No
365	GOM_NL__2PRFIN20031214_170349_000000692022_00284_09356_9694.N1	14-DEC-2003 17:03:49	Twilight	69.000	14	58Alp Ori	0.87000	3000.0	138	9356	No
366	GOM_NL__2PRFIN20031214_170538_000000542022_00284_09356_9695.N1	14-DEC-2003 17:05:38	Twilight	54.000	13	87Alp Tau	0.86700	3800.0	108	9356	No
367	GOM_NL__2PRFIN20031214_170745_000000382022_00284_09356_9696.N1	14-DEC-2003 17:07:45	Bright	37.500	146	25Eta Tau	2.8730	15200.	75	9356	No
368	GOM_NL__2PRFIN20031214_170956_000000382022_00284_09356_9697.N1	14-DEC-2003 17:09:56	Bright	38.000	150	44Zet Per	2.8900	28000.	76	9356	No
369	GOM_NL__2PRFIN20031214_171214_000000372022_00284_09356_9698.N1	14-DEC-2003 17:12:14	Bright	36.500	149	45Eps Per	2.8880	30000.	73	9356	No
370	GOM_NL__2PRFIN20031214_171425_000000362022_00284_09356_9699.N1	14-DEC-2003 17:14:25	Bright	35.500	175	39Del Per	3.0100	19400.	71	9356	No
371	GOM_NL__2PRFIN20031214_171608_000000362022_00284_09356_9700.N1	14-DEC-2003 17:16:08	Bright	35.500	160	23Gam Per	2.9300	4700.0	71	9356	No
372	GOM_NL__2PRFIN20031214_171914_000000372022_00284_09356_9701.N1	14-DEC-2003 17:19:14	Bright	37.000	110	37Del Cas	2.6780	8900.0	74	9356	No
373	GOM_NL__2PRFIN20031214_172607_000000382022_00284_09356_9702.N1	14-DEC-2003 17:26:07	Bright	37.500	49	1Alp UMi	1.9900	6300.0	75	9356	No
374	GOM_NL__2PRFIN20031214_173050_000000392022_00284_09356_9703.N1	14-DEC-2003 17:30:50	Bright	38.500	60	7Bet UMi	2.0810	3950.0	77	9356	No
375	GOM_NL__2PRFIN20031214_173254_000000492022_00284_09356_9704.N1	14-DEC-2003 17:32:54	Bright	48.500	82	48Bet UMa	2.3650	10600.	97	9356	No
376	GOM_NL__2PRFIN20031214_173533_000000452022_00284_09356_9705.N1	14-DEC-2003 17:35:33	Bright	45.000	32	77Eps UMa	1.7630	11000.	90	9356	No
377	GOM_NL__2PRFIN20031214_173804_000000422022_00284_09356_9706.N1	14-DEC-2003 17:38:04	Bright	41.500	39	85Eta UMa	1.8540	24000.	83	9356	No
378	GOM_NL__2PRFIN20031214_174121_000000482022_00284_09356_9707.N1	14-DEC-2003 17:41:21	Bright	47.500	180	27Gam Boo	3.0400	8000.0	95	9356	No
379	GOM_NL__2PRFIN20031214_174431_000000382022_00284_09356_9708.N1	14-DEC-2003 17:44:31	Bright	37.500	83		2.3780	11000.	75	9356	No
380	GOM_NL__2PRFIN20031214_174748_000000422022_00284_09356_9709.N1	14-DEC-2003 17:47:48	Bright	42.000	111	8Eta Boo	2.6800	6000.0	84	9356	No
381	GOM_NL__2PRFIN20031214_175137_000000712022_00284_09356_9710.N1	14-DEC-2003 17:51:37	Bright	71.000	138	47Eps Vir	2.8280	4700.0	142	9356	No
382	GOM_NL__2PRFIN20031214_175427_000000972022_00284_09356_9711.N1	14-DEC-2003 17:54:27	Twilight	96.500	62	94Bet Leo	2.1360	9700.0	193	9356	No
383	GOM_NL__2PRFIN20031214_175734_000000552022_00284_09356_9712.N1	14-DEC-2003 17:57:34	Twilight	55.000	15	67Alp Vir	0.97600	28000.	110	9356	No
384	GOM_NL__2PRFIN20031214_180104_000000492022_00284_09356_9713.N1	14-DEC-2003 18:01:04	Twilight	49.000	169	46Gam Hya	2.9910	4700.0	98	9356	No
385	GOM_NL__2PRFIN20031214_180251_000000442022_00284_09356_9714.N1	14-DEC-2003 18:02:51	Twilight	43.500	54	5The Cen	2.0550	4500.0	87	9356	No
386	GOM_NL__2PRFIN20031214_180505_000000372022_00284_09356_9715.N1	14-DEC-2003 18:05:05	Dark	37.000	78	Alp Lup	2.3040	28000.	74	9356	No
387	GOM_NL__2PRFIN20031214_180744_000000382022_00284_09356_9716.N1	14-DEC-2003 18:07:44	Dark	38.000	77	Eps Cen	2.3030	28000.	76	9356	No
388	GOM_NL__2PRFIN20031214_180900_000000502022_00284_09356_9717.N1	14-DEC-2003 18:09:00	Dark	49.500	10	Bet Cen	0.61000	28000.	99	9356	No
389	GOM_NL__2PRFIN20031214_181022_000000472022_00285_09357_9682.N1	14-DEC-2003 18:10:22	Dark	47.000	20	Bet Cru	1.2530	30000.	94	9357	No
390	GOM_NL__2PRFIN20031214_181226_000000392022_00285_09357_9683.N1	14-DEC-2003 18:12:26	Dark	39.000	112	Alp Mus	2.6880	26000.	78	9357	No
391	GOM_NL__2PRFIN20031214_181711_000000472022_00285_09357_9684.N1	14-DEC-2003 18:17:11	Dark	47.000	29	Bet Car	1.6720	10200.	94	9357	No
392	GOM_NL__2PRFIN20031214_181939_000000512022_00285_09357_9685.N1	14-DEC-2003 18:19:39	Dark	51.000	41	Eps Car	1.8600	4100.0	102	9357	No
393	GOM_NL__2PRFIN20031214_182220_000000472022_00285_09357_9686.N1	14-DEC-2003 18:22:20	Dark	47.000	34	Gam2Vel	1.7930	23000.	94	9357	No
394	GOM_NL__2PRFIN20031214_182436_000000512022_00285_09357_9687.N1	14-DEC-2003 18:24:36	Dark	51.000	2	Alp Car	-0.73600	7000.0	102	9357	No
395	GOM_NL__2PRFIN20031214_182715_000000592022_00285_09357_9688.N1	14-DEC-2003 18:27:15	Dark	59.000	117	Pi Pup	2.7060	3800.0	118	9357	No
396	GOM_NL__2PRFIN20031214_183034_000000562022_00285_09357_9689.N1	14-DEC-2003 18:30:34	Straylight	56.000	23	21Eps CMa	1.5020	26000.	112	9357	No

397	GOM_NL__2PRFIN20031214_183224_000000602022_00285_09357_9690.N1	14-DEC-2003 18:32:24	Straylight	60.000	179	24Omi2CMa	3.0320	24000.	120	9357	No
398	GOM_NL__2PRFIN20031214_183533_000000672022_00285_09357_9691.N1	14-DEC-2003 18:35:33	Straylight	67.000	1	9Alp CMa	-1.4400	11000.	134	9357	No
399	GOM_NL__2PRFIN20031214_183850_000000572022_00285_09357_9692.N1	14-DEC-2003 18:38:50	Straylight	57.000	7	19Bet Ori	0.10000	14000.	114	9357	No
400	GOM_NL__2PRFIN20031214_184109_000000522022_00285_09357_9693.N1	14-DEC-2003 18:41:09	Straylight	52.000	30	46Eps Ori	1.6940	30000.	104	9357	No
401	GOM_NL__2PRFIN20031214_184424_000000692022_00285_09357_9694.N1	14-DEC-2003 18:44:24	Tw_i_and_stray	69.000	14	58Alp Ori	0.87000	3000.0	138	9357	No
402	GOM_NL__2PRFIN20031214_184614_000000552022_00285_09357_9695.N1	14-DEC-2003 18:46:14	Tw_i_and_stray	55.000	13	87Alp Tau	0.86700	3800.0	110	9357	No
403	GOM_NL__2PRFIN20031214_184821_000000372022_00285_09357_9696.N1	14-DEC-2003 18:48:21	Bright	36.500	146	25Eta Tau	2.8730	15200.	73	9357	No
404	GOM_NL__2PRFIN20031214_185032_000000372022_00285_09357_9697.N1	14-DEC-2003 18:50:32	Bright	36.500	150	44Zet Per	2.8900	28000.	73	9357	No
405	GOM_NL__2PRFIN20031214_185250_000000362022_00285_09357_9698.N1	14-DEC-2003 18:52:50	Bright	36.000	149	45Eps Per	2.8880	30000.	72	9357	No
406	GOM_NL__2PRFIN20031214_185501_000000362022_00285_09357_9699.N1	14-DEC-2003 18:55:01	Bright	35.500	175	39Del Per	3.0100	19400.	71	9357	No
407	GOM_NL__2PRFIN20031214_185644_000000372022_00285_09357_9700.N1	14-DEC-2003 18:56:44	Bright	36.500	160	23Gam Per	2.9300	4700.0	73	9357	No
408	GOM_NL__2PRFIN20031214_185950_000000352022_00285_09357_9701.N1	14-DEC-2003 18:59:50	Bright	35.000	110	37Del Cas	2.6780	8900.0	70	9357	No
409	GOM_NL__2PRFIN20031214_190643_000000372022_00285_09357_9702.N1	14-DEC-2003 19:06:43	Bright	37.000	49	1Alp UMi	1.9900	6300.0	74	9357	No
410	GOM_NL__2PRFIN20031214_191126_000000342022_00285_09357_9703.N1	14-DEC-2003 19:11:26	Bright	33.500	60	7Bet UMi	2.0810	3950.0	67	9357	No
411	GOM_NL__2PRFIN20031214_191329_000000522022_00285_09357_9704.N1	14-DEC-2003 19:13:29	Bright	51.500	82	48Bet UMa	2.3650	10600.	103	9357	No
412	GOM_NL__2PRFIN20031214_191608_000000452022_00285_09357_9705.N1	14-DEC-2003 19:16:08	Bright	45.000	32	77Eps UMa	1.7630	11000.	90	9357	No
413	GOM_NL__2PRFIN20031214_191839_000000422022_00285_09357_9706.N1	14-DEC-2003 19:18:39	Bright	41.500	39	85Eta UMa	1.8540	24000.	83	9357	No
414	GOM_NL__2PRFIN20031214_192157_000000382022_00285_09357_9707.N1	14-DEC-2003 19:21:57	Bright	37.500	180	27Gam Boo	3.0400	8000.0	75	9357	No
415	GOM_NL__2PRFIN20031214_192508_000000362022_00285_09357_9708.N1	14-DEC-2003 19:25:08	Bright	36.000	83		2.3780	11000.	72	9357	No
416	GOM_NL__2PRFIN20031214_192824_000000422022_00285_09357_9709.N1	14-DEC-2003 19:28:24	Bright	41.500	111	8Eta Boo	2.6800	6000.0	83	9357	No
417	GOM_NL__2PRFIN20031214_193213_000000512022_00285_09357_9710.N1	14-DEC-2003 19:32:13	Bright	51.000	138	47Eps Vir	2.8280	4700.0	102	9357	No
418	GOM_NL__2PRFIN20031214_193504_000000972022_00285_09357_9711.N1	14-DEC-2003 19:35:04	Tw_i_and_stray	96.500	62	94Bet Leo	2.1360	9700.0	193	9357	No
419	GOM_NL__2PRFIN20031214_193810_000000522022_00285_09357_9712.N1	14-DEC-2003 19:38:10	Tw_i_and_stray	52.000	15	67Alp Vir	0.97600	28000.	104	9357	No
420	GOM_NL__2PRFIN20031214_194140_000000472022_00285_09357_9713.N1	14-DEC-2003 19:41:40	Twilight	46.500	169	46Gam Hya	2.9910	4700.0	93	9357	No
421	GOM_NL__2PRFIN20031214_194327_000000442022_00285_09357_9714.N1	14-DEC-2003 19:43:27	Twilight	43.500	54	5The Cen	2.0550	4500.0	87	9357	No
422	GOM_NL__2PRFIN20031214_194541_000000382022_00285_09357_9715.N1	14-DEC-2003 19:45:41	Dark	37.500	78	Alp Lup	2.3040	28000.	75	9357	No
423	GOM_NL__2PRFIN20031214_194820_000000392022_00285_09357_9716.N1	14-DEC-2003 19:48:20	Dark	38.500	77	Eps Cen	2.3030	28000.	77	9357	No
424	GOM_NL__2PRFIN20031214_194935_000000392022_00285_09357_9717.N1	14-DEC-2003 19:49:35	Dark	38.500	10	Bet Cen	0.61000	28000.	77	9357	No
425	GOM_NL__2PRFIN20031214_195058_000000412022_00286_09358_9682.N1	14-DEC-2003 19:50:58	Dark	41.000	20	Bet Cru	1.2530	30000.	82	9358	No
426	GOM_NL__2PRFIN20031214_195303_000000382022_00286_09358_9683.N1	14-DEC-2003 19:53:03	Dark	37.500	112	Alp Mus	2.6880	26000.	75	9358	No
427	GOM_NL__2PRFIN20031214_195747_000000402022_00286_09358_9684.N1	14-DEC-2003 19:57:47	Dark	39.500	29	Bet Car	1.6720	10200.	79	9358	No
428	GOM_NL__2PRFIN20031214_200016_000000512022_00286_09358_9685.N1	14-DEC-2003 20:00:16	Dark	51.000	41	Eps Car	1.8600	4100.0	102	9358	No
429	GOM_NL__2PRFIN20031214_200257_000000522022_00286_09358_9686.N1	14-DEC-2003 20:02:57	Dark	51.500	34	Gam2Vel	1.7930	23000.	103	9358	No
430	GOM_NL__2PRFIN20031214_200512_000000462022_00286_09358_9687.N1	14-DEC-2003 20:05:12	Dark	46.000	2	Alp Car	-0.73600	7000.0	92	9358	No
431	GOM_NL__2PRFIN20031214_200751_000000582022_00286_09358_9688.N1	14-DEC-2003 20:07:51	Dark	57.500	117	Pi Pup	2.7060	3800.0	115	9358	No
432	GOM_NL__2PRFIN20031214_201110_000000582022_00286_09358_9689.N1	14-DEC-2003 20:11:10	Straylight	58.000	23	21Eps CMa	1.5020	26000.	116	9358	No
433	GOM_NL__2PRFIN20031214_201300_000000592022_00286_09358_9690.N1	14-DEC-2003 20:13:00	Straylight	58.500	179	24Omi2CMa	3.0320	24000.	117	9358	No
434	GOM_NL__2PRFIN20031214_201609_000000672022_00286_09358_9691.N1	14-DEC-2003 20:16:09	Straylight	67.000	1	9Alp CMa	-1.4400	11000.	134	9358	No
435	GOM_NL__2PRFIN20031214_201926_000000572022_00286_09358_9692.N1	14-DEC-2003 20:19:26	Straylight	57.000	7	19Bet Ori	0.10000	14000.	114	9358	No
436	GOM_NL__2PRFIN20031214_202145_000000512022_00286_09358_9693.N1	14-DEC-2003 20:21:45	Straylight	50.500	30	46Eps Ori	1.6940	30000.	101	9358	No
437	GOM_NL__2PRFIN20031214_202500_000000642022_00286_09358_9694.N1	14-DEC-2003 20:25:00	Tw_i_and_stray	64.000	14	58Alp Ori	0.87000	3000.0	128	9358	No
438	GOM_NL__2PRFIN20031214_202649_000000552022_00286_09358_9695.N1	14-DEC-2003 20:26:49	Tw_i_and_stray	55.000	13	87Alp Tau	0.86700	3800.0	110	9358	No
439	GOM_NL__2PRFIN20031214_202857_000000372022_00286_09358_9696.N1	14-DEC-2003 20:28:57	Bright	37.000	146	25Eta Tau	2.8730	15200.	74	9358	No
440	GOM_NL__2PRFIN20031214_203108_000000372022_00286_09358_9697.N1	14-DEC-2003 20:31:08	Bright	36.500	150	44Zet Per	2.8900	28000.	73	9358	No
441	GOM_NL__2PRFIN20031214_203326_000000352022_00286_09358_9698.N1	14-DEC-2003 20:33:26	Bright	35.000	149	45Eps Per	2.8880	30000.	70	9358	No
442	GOM_NL__2PRFIN20031214_203537_000000352022_00286_09358_9699.N1	14-DEC-2003 20:35:37	Bright	35.000	175	39Del Per	3.0100	19400.	70	9358	No
443	GOM_NL__2PRFIN20031214_203720_000000362022_00286_09358_9700.N1	14-DEC-2003 20:37:20	Bright	36.000	160	23Gam Per	2.9300	4700.0	72	9358	No
444	GOM_NL__2PRFIN20031214_204027_000000372022_00286_09358_9701.N1	14-DEC-2003 20:40:27	Bright	37.000	110	37Del Cas	2.6780	8900.0	74	9358	No
445	GOM_NL__2PRFIN20031214_204719_000000372022_00286_09358_9702.N1	14-DEC-2003 20:47:19	Bright	37.000	49	1Alp UMi	1.9900	6300.0	74	9358	No
446	GOM_NL__2PRFIN20031214_205202_000000392022_00286_09358_9703.N1	14-DEC-2003 20:52:02	Bright	39.000	60	7Bet UMi	2.0810	3950.0	78	9358	No
447	GOM_NL__2PRFIN20031214_205404_000000512022_00286_09358_9704.N1	14-DEC-2003 20:54:04	Bright	51.000	82	48Bet UMa	2.3650	10600.	102	9358	No
448	GOM_NL__2PRFIN20031214_205644_000000442022_00286_09358_9705.N1	14-DEC-2003 20:56:44	Bright	44.000	32	77Eps UMa	1.7630	11000.	88	9358	No
449	GOM_NL__2PRFIN20031214_205915_000000412022_00286_09358_9706.N1	14-DEC-2003 20:59:15	Bright	40.500	39	85Eta UMa	1.8540	24000.	81	9358	No
450	GOM_NL__2PRFIN20031214_210233_000000372022_00286_09358_9707.N1	14-DEC-2003 21:02:33	Bright	37.000	180	27Gam Boo	3.0400	8000.0	74	9358	No
451	GOM_NL__2PRFIN20031214_210544_000000392022_00286_09358_9708.N1	14-DEC-2003 21:05:44	Bright	39.000	83		2.3780	11000.	78	9358	No
452	GOM_NL__2PRFIN20031214_210900_000000402022_00286_09358_9709.N1	14-DEC-2003 21:09:00	Bright	40.000	111	8Eta Boo	2.6800	6000.0	80	9358	No
453	GOM_NL__2PRFIN20031214_211250_000000522022_00286_09358_9710.N1	14-DEC-2003 21:12:50	Bright	51.500	138	47Eps Vir	2.8280	4700.0	103	9358	No
454	GOM_NL__2PRFIN20031214_211542_000000992022_00286_09358_9711.N1	14-DEC-2003 21:15:42	Tw_i_and_stray	99.000	62	94Bet Leo	2.1360	9700.0	198	9358	No
455	GOM_NL__2PRFIN20031214_211847_000000542022_00286_09358_9712.N1	14-DEC-2003 21:18:47	Tw_i_and_stray	53.500	15	67Alp Vir	0.97600	28000.	107	9358	No

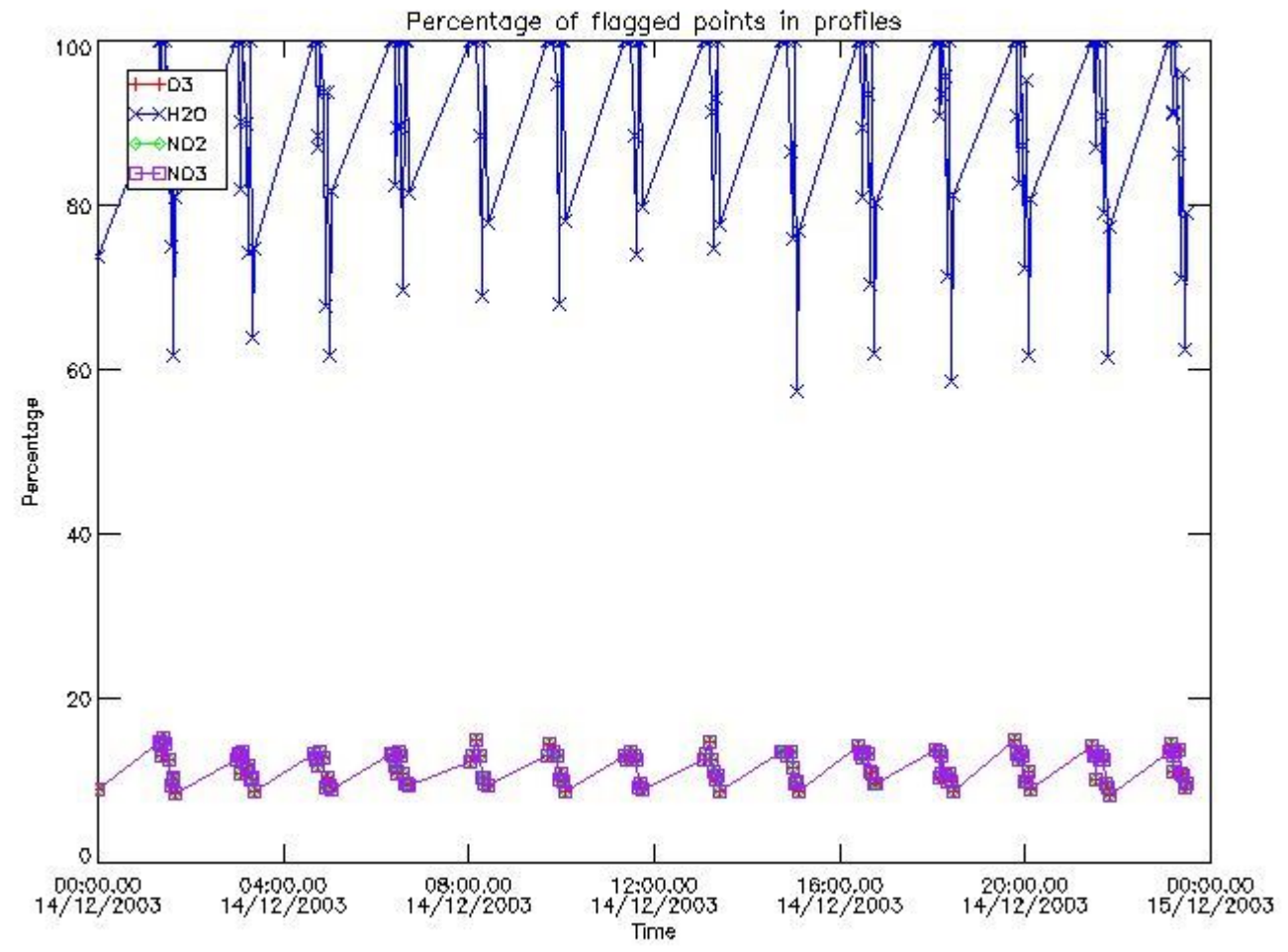


456	GOM_NL__2PRFIN20031214_212217_000000482022_00286_09358_9713.N1	14-DEC-2003 21:22:17	Twilight	47.500	169	46Gam Hya	2.9910	4700.0	95	9358	No
457	GOM_NL__2PRFIN20031214_212403_000000442022_00286_09358_9714.N1	14-DEC-2003 21:24:03	Twilight	43.500	54	5The Cen	2.0550	4500.0	87	9358	No
458	GOM_NL__2PRFIN20031214_212617_000000402022_00286_09358_9715.N1	14-DEC-2003 21:26:17	Dark	39.500	78	Alp Lup	2.3040	28000.	79	9358	No
459	GOM_NL__2PRFIN20031214_212856_000000402022_00286_09358_9716.N1	14-DEC-2003 21:28:56	Dark	39.500	77	Eps Cen	2.3030	28000.	79	9358	No
460	GOM_NL__2PRFIN20031214_213011_000000502022_00286_09358_9717.N1	14-DEC-2003 21:30:11	Dark	50.000	10	Bet Cen	0.61000	28000.	100	9358	No
461	GOM_NL__2PRFIN20031214_213134_000000402022_00287_09359_9968.N1	14-DEC-2003 21:31:34	Dark	39.500	20	Bet Cru	1.2530	30000.	79	9359	No
462	GOM_NL__2PRFIN20031214_213338_000000382022_00287_09359_9969.N1	14-DEC-2003 21:33:38	Dark	38.000	112	Alp Mus	2.6880	26000.	76	9359	No
463	GOM_NL__2PRFIN20031214_213823_000000392022_00287_09359_9970.N1	14-DEC-2003 21:38:23	Dark	39.000	29	Bet Car	1.6720	10200.	78	9359	No
464	GOM_NL__2PRFIN20031214_214052_000000412022_00287_09359_9971.N1	14-DEC-2003 21:40:52	Dark	41.000	41	Eps Car	1.8600	4100.0	82	9359	No
465	GOM_NL__2PRFIN20031214_214333_000000542022_00287_09359_9972.N1	14-DEC-2003 21:43:33	Dark	53.500	34	Gam2Vel	1.7930	23000.	107	9359	No
466	GOM_NL__2PRFIN20031214_214548_000000552022_00287_09359_9973.N1	14-DEC-2003 21:45:48	Dark	55.000	2	Alp Car	-0.73600	7000.0	110	9359	No
467	GOM_NL__2PRFIN20031214_214827_000000622022_00287_09359_9974.N1	14-DEC-2003 21:48:27	Dark	62.000	117	Pi Pup	2.7060	3800.0	124	9359	No
468	GOM_NL__2PRFIN20031214_215146_000000602022_00287_09359_9975.N1	14-DEC-2003 21:51:46	Straylight	60.000	23	21Eps CMa	1.5020	26000.	120	9359	No
469	GOM_NL__2PRFIN20031214_215336_000000592022_00287_09359_9976.N1	14-DEC-2003 21:53:36	Straylight	59.000	179	24Omi2CMa	3.0320	24000.	118	9359	No
470	GOM_NL__2PRFIN20031214_215645_000000722022_00287_09359_9977.N1	14-DEC-2003 21:56:45	Straylight	72.000	1	9Alp CMa	-1.4400	11000.	144	9359	No
471	GOM_NL__2PRFIN20031214_220002_000000562022_00287_09359_9978.N1	14-DEC-2003 22:00:02	Straylight	56.000	7	19Bet Ori	0.10000	14000.	112	9359	No
472	GOM_NL__2PRFIN20031214_220221_000000502022_00287_09359_9979.N1	14-DEC-2003 22:02:21	Straylight	49.500	30	46Eps Ori	1.6940	30000.	99	9359	No
473	GOM_NL__2PRFIN20031214_220536_000000682022_00287_09359_9980.N1	14-DEC-2003 22:05:36	Tw_i_and_stray	68.000	14	58Alp Ori	0.87000	3000.0	136	9359	No
474	GOM_NL__2PRFIN20031214_220725_000000492022_00287_09359_9981.N1	14-DEC-2003 22:07:25	Tw_i_and_stray	49.000	13	87Alp Tau	0.86700	3800.0	98	9359	No
475	GOM_NL__2PRFIN20031214_220933_000000362022_00287_09359_9982.N1	14-DEC-2003 22:09:33	Bright	35.500	146	25Eta Tau	2.8730	15200.	71	9359	No
476	GOM_NL__2PRFIN20031214_221143_000000382022_00287_09359_9983.N1	14-DEC-2003 22:11:43	Bright	38.000	150	44Zet Per	2.8900	28000.	76	9359	No
477	GOM_NL__2PRFIN20031214_221402_000000362022_00287_09359_9984.N1	14-DEC-2003 22:14:02	Bright	35.500	149	45Eps Per	2.8880	30000.	71	9359	No
478	GOM_NL__2PRFIN20031214_221612_000000352022_00287_09359_9985.N1	14-DEC-2003 22:16:12	Bright	34.500	175	39Del Per	3.0100	19400.	69	9359	No
479	GOM_NL__2PRFIN20031214_221756_000000362022_00287_09359_9986.N1	14-DEC-2003 22:17:56	Bright	35.500	160	23Gam Per	2.9300	4700.0	71	9359	No
480	GOM_NL__2PRFIN20031214_222102_000000382022_00287_09359_9987.N1	14-DEC-2003 22:21:02	Bright	37.500	110	37Del Cas	2.6780	8900.0	75	9359	No
481	GOM_NL__2PRFIN20031214_222755_000000362022_00287_09359_9988.N1	14-DEC-2003 22:27:55	Bright	36.000	49	1Alp UMi	1.9900	6300.0	72	9359	No
482	GOM_NL__2PRFIN20031214_223238_000000402022_00287_09359_9989.N1	14-DEC-2003 22:32:38	Bright	39.500	60	7Bet UMi	2.0810	3950.0	79	9359	No
483	GOM_NL__2PRFIN20031214_223440_000000512022_00287_09359_9990.N1	14-DEC-2003 22:34:40	Bright	51.000	82	48Bet UMa	2.3650	10600.	102	9359	No
484	GOM_NL__2PRFIN20031214_223719_000000432022_00287_09359_9991.N1	14-DEC-2003 22:37:19	Bright	42.500	32	77Eps UMa	1.7630	11000.	85	9359	No
485	GOM_NL__2PRFIN20031214_223951_000000572022_00287_09359_9992.N1	14-DEC-2003 22:39:51	Bright	57.000	39	85Eta UMa	1.8540	24000.	114	9359	No
486	GOM_NL__2PRFIN20031214_224308_000000382022_00287_09359_9993.N1	14-DEC-2003 22:43:08	Bright	37.500	180	27Gam Boo	3.0400	8000.0	75	9359	No
487	GOM_NL__2PRFIN20031214_224619_000000372022_00287_09359_9994.N1	14-DEC-2003 22:46:19	Bright	36.500	83		2.3780	11000.	73	9359	No
488	GOM_NL__2PRFIN20031214_224936_000000482022_00287_09359_9995.N1	14-DEC-2003 22:49:36	Bright	48.000	111	8Eta Boo	2.6800	6000.0	96	9359	No
489	GOM_NL__2PRFIN20031214_225325_000000712022_00287_09359_9996.N1	14-DEC-2003 22:53:25	Bright	71.000	138	47Eps Vir	2.8280	4700.0	142	9359	No
490	GOM_NL__2PRFIN20031214_225620_000001062022_00287_09359_9997.N1	14-DEC-2003 22:56:20	Tw_i_and_stray	105.50	62	94Bet Leo	2.1360	9700.0	211	9359	No
491	GOM_NL__2PRFIN20031214_225923_000000522022_00287_09359_9998.N1	14-DEC-2003 22:59:23	Tw_i_and_stray	52.000	15	67Alp Vir	0.97600	28000.	104	9359	No
492	GOM_NL__2PRFIN20031214_230253_000000472022_00287_09359_9999.N1	14-DEC-2003 23:02:53	Twilight	47.000	169	46Gam Hya	2.9910	4700.0	94	9359	No
493	GOM_NL__2PRFIN20031214_230440_000000402022_00287_09359_0000.N1	14-DEC-2003 23:04:40	Twilight	40.000	54	5The Cen	2.0550	4500.0	80	9359	No
494	GOM_NL__2PRFIN20031214_230653_000000382022_00287_09359_0001.N1	14-DEC-2003 23:06:53	Dark	37.500	78	Alp Lup	2.3040	28000.	75	9359	No
495	GOM_NL__2PRFIN20031214_230932_000000392022_00287_09359_0002.N1	14-DEC-2003 23:09:32	Dark	39.000	77	Eps Cen	2.3030	28000.	78	9359	No
496	GOM_NL__2PRFIN20031214_231047_000000462022_00287_09359_0003.N1	14-DEC-2003 23:10:47	Dark	46.000	10	Bet Cen	0.61000	28000.	92	9359	No
497	GOM_NL__2PRFIN20031214_231210_000000402022_00288_09360_9991.N1	14-DEC-2003 23:12:10	Dark	39.500	20	Bet Cru	1.2530	30000.	79	9360	No
498	GOM_NL__2PRFIN20031214_231415_000000382022_00288_09360_9992.N1	14-DEC-2003 23:14:15	Dark	38.000	112	Alp Mus	2.6880	26000.	76	9360	No
499	GOM_NL__2PRFIN20031214_231859_000000412022_00288_09360_9993.N1	14-DEC-2003 23:18:59	Dark	40.500	29	Bet Car	1.6720	10200.	81	9360	No
500	GOM_NL__2PRFIN20031214_232128_000000472022_00288_09360_9994.N1	14-DEC-2003 23:21:28	Dark	47.000	41	Eps Car	1.8600	4100.0	94	9360	No
501	GOM_NL__2PRFIN20031214_232410_000000482022_00288_09360_9995.N1	14-DEC-2003 23:24:10	Dark	48.000	34	Gam2Vel	1.7930	23000.	96	9360	No
502	GOM_NL__2PRFIN20031214_232624_000000552022_00288_09360_9996.N1	14-DEC-2003 23:26:24	Dark	55.000	2	Alp Car	-0.73600	7000.0	110	9360	No
503	GOM_NL__2PRFIN20031214_232903_000000532022_00288_09360_9997.N1	14-DEC-2003 23:29:03	Dark	53.000	117	Pi Pup	2.7060	3800.0	106	9360	No
504	GOM_NL__2PRFIN20031214_233222_000000602022_00288_09360_9998.N1	14-DEC-2003 23:32:22	Straylight	59.500	23	21Eps CMa	1.5020	26000.	119	9360	No
505	GOM_NL__2PRFIN20031214_233412_000000612022_00288_09360_9999.N1	14-DEC-2003 23:34:12	Straylight	60.500	179	24Omi2CMa	3.0320	24000.	121	9360	No
506	GOM_NL__2PRFIN20031214_233721_000000722022_00288_09360_0000.N1	14-DEC-2003 23:37:21	Straylight	72.000	1	9Alp CMa	-1.4400	11000.	144	9360	No
507	GOM_NL__2PRFIN20031214_234007_000000532022_00288_09360_0001.N1	14-DEC-2003 23:40:07	Straylight	52.500	56	53Kap Ori	2.0650	30000.	105	9360	No
508	GOM_NL__2PRFIN20031214_234243_000000522022_00288_09360_0002.N1	14-DEC-2003 23:42:43	Straylight	51.500	33	50Zet Ori	1.7660	30000.	103	9360	No
509	GOM_NL__2PRFIN20031214_234610_000000622022_00288_09360_0003.N1	14-DEC-2003 23:46:10	Tw_i_and_stray	61.500	14	58Alp Ori	0.87000	3000.0	123	9360	No
510	GOM_NL__2PRFIN20031214_234801_000000512022_00288_09360_0004.N1	14-DEC-2003 23:48:01	Tw_i_and_stray	51.000	13	87Alp Tau	0.86700	3800.0	102	9360	No
511	GOM_NL__2PRFIN20031214_235009_000000382022_00288_09360_0005.N1	14-DEC-2003 23:50:09	Bright	37.500	146	25Eta Tau	2.8730	15200.	75	9360	No
512	GOM_NL__2PRFIN20031214_235219_000000362022_00288_09360_0006.N1	14-DEC-2003 23:52:19	Bright	36.000	150	44Zet Per	2.8900	28000.	72	9360	No
513	GOM_NL__2PRFIN20031214_235438_000000352022_00288_09360_0007.N1	14-DEC-2003 23:54:38	Bright	34.500	149	45Eps Per	2.8880	30000.	69	9360	No
514	GOM_NL__2PRFIN20031214_235648_000000352022_00288_09360_0008.N1	14-DEC-2003 23:56:48	Bright	34.500	175	39Del Per	3.0100	19400.	69	9360	No

### 3. Quality information per product


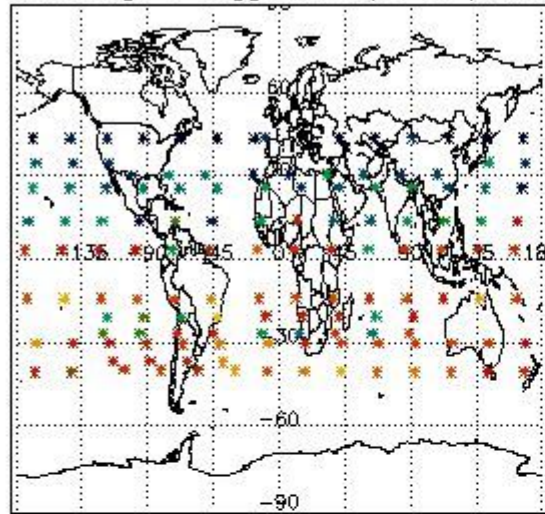
In this section it is plotted some information contained in the Quality Summary data set of the level 2 products. Only products in dark limb conditions and without errors (error flag in the MPH set to "0") are used.

#### 3.1 Plot quality information per product (time dependant)

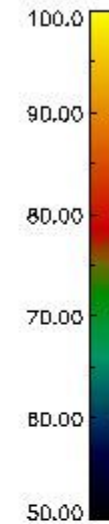
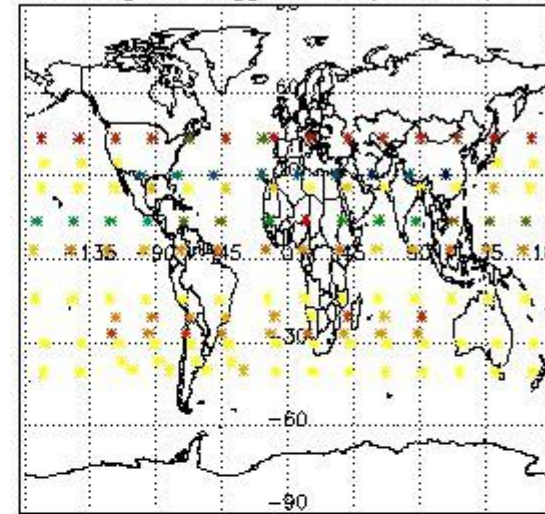


#### 3.2 Plot quality information per product (world map)

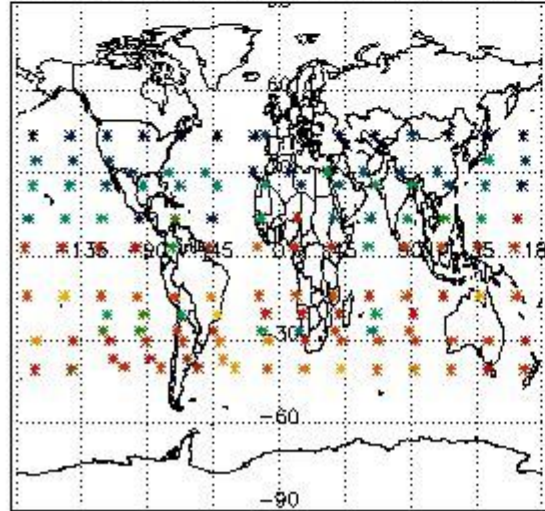
Percentage of flagged data per O3 profile



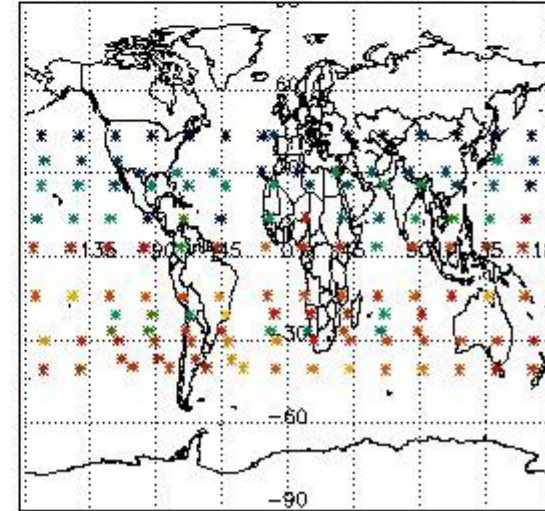
Percentage of flagged data per H2O profile



Percentage of flagged data per NO2 profile



Percentage of flagged data per NO3 profile



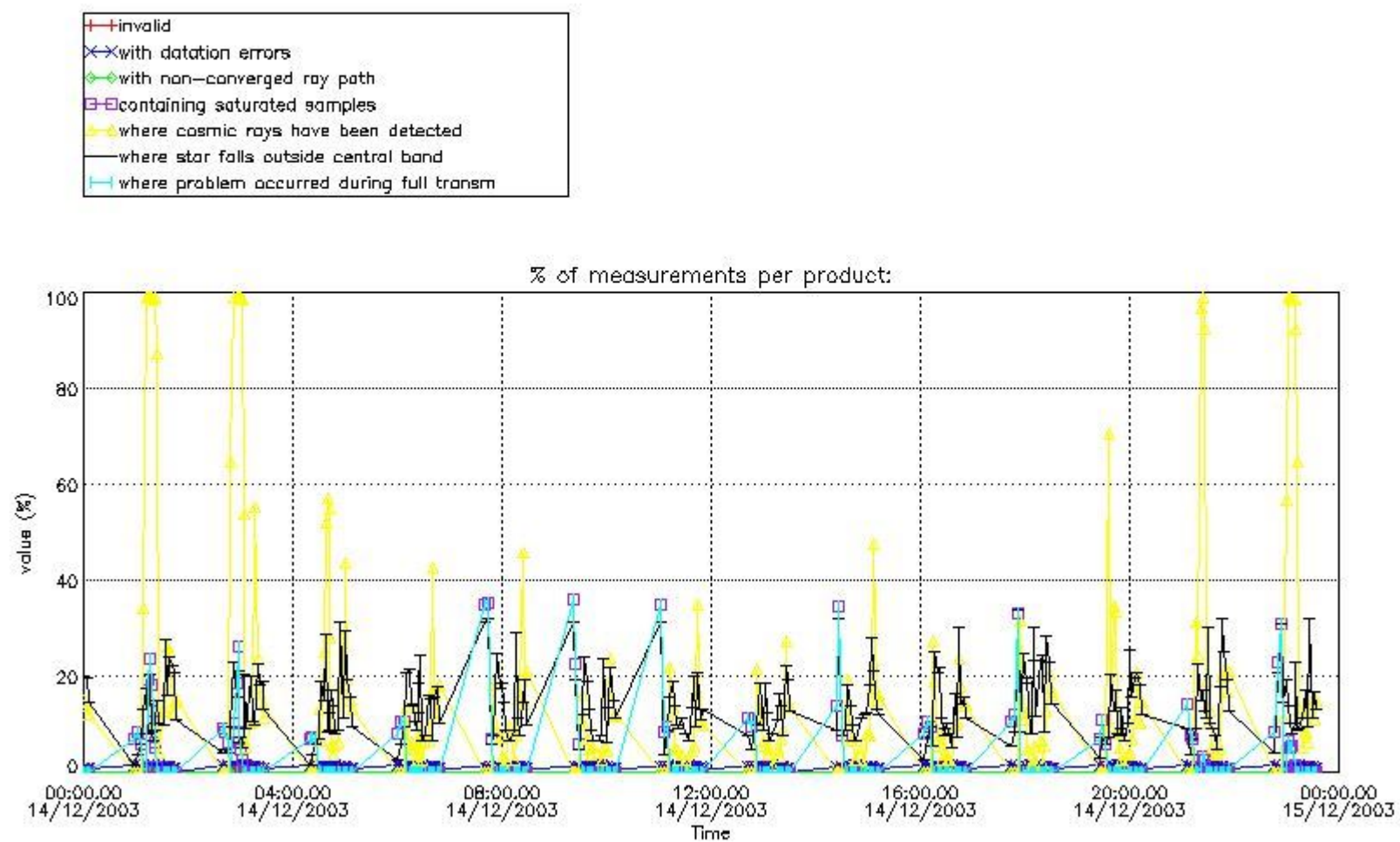
#### 4. Level 1 quality information per product

In this section it is plotted some information contained in the Quality Summary data set of the level 2 products that comes from the level 1b processing. Products without errors (error flag in the MPH set to "0") are used.

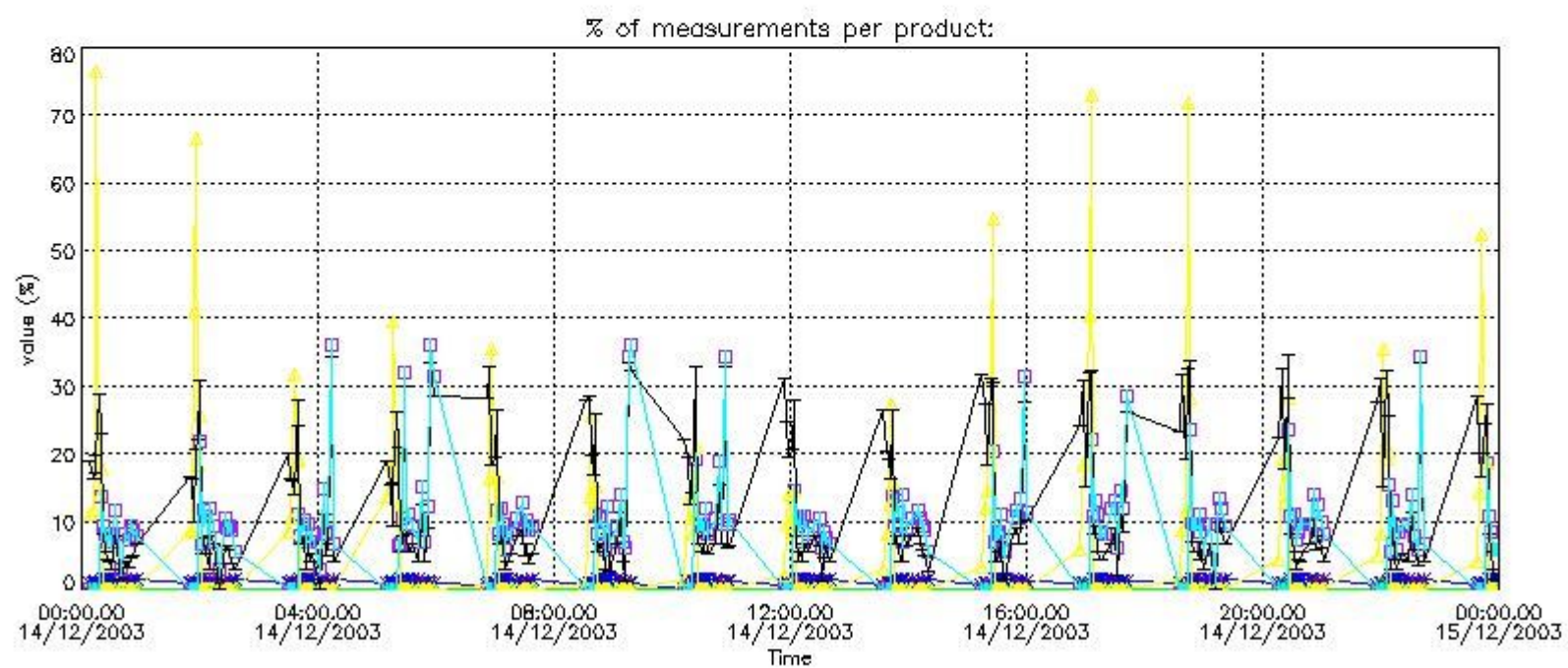
##### 4.1 Plot quality information per product (time dependant) coming from level 1b processing

###### 4.1.1 Plot level 1 quality information per product (time dependant): ENVISAT ASCENDING passes





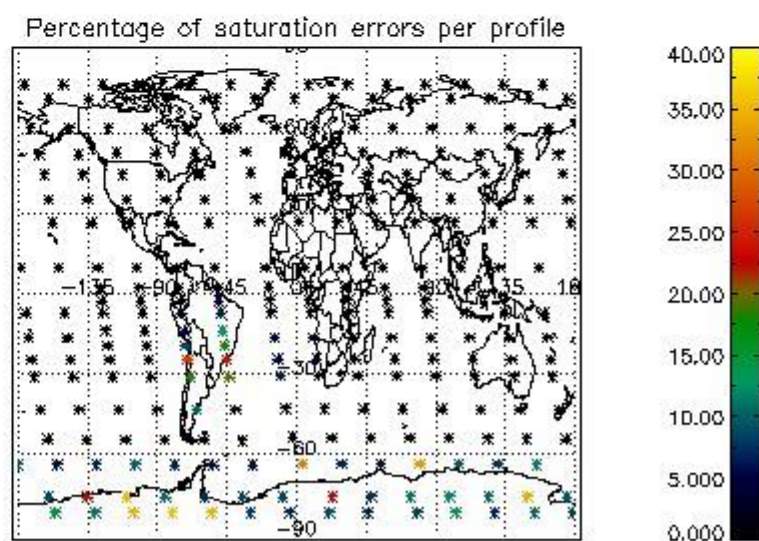
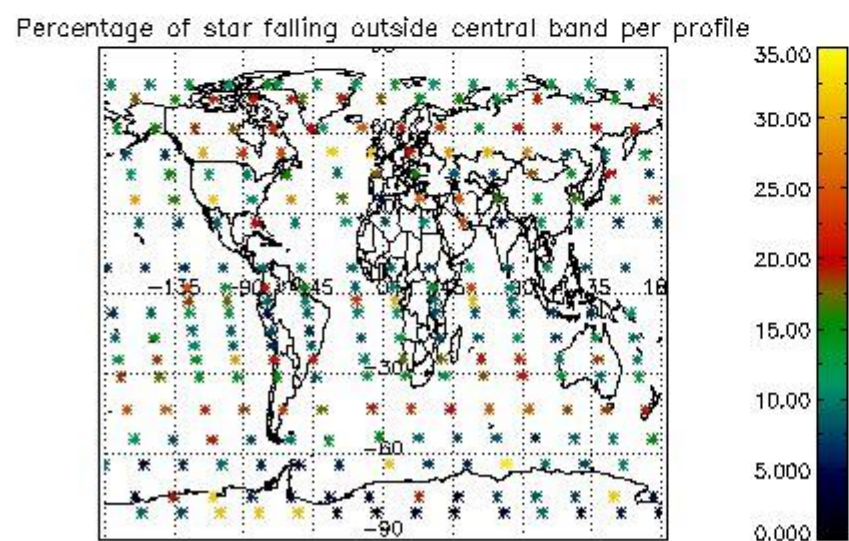
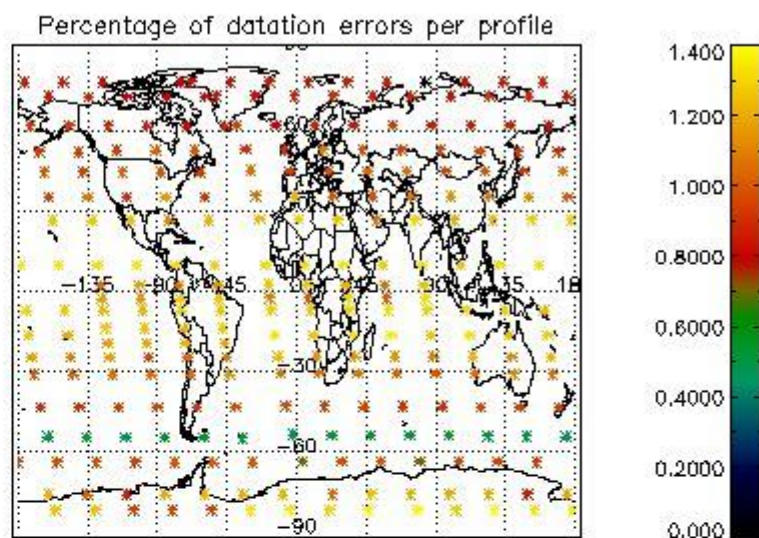
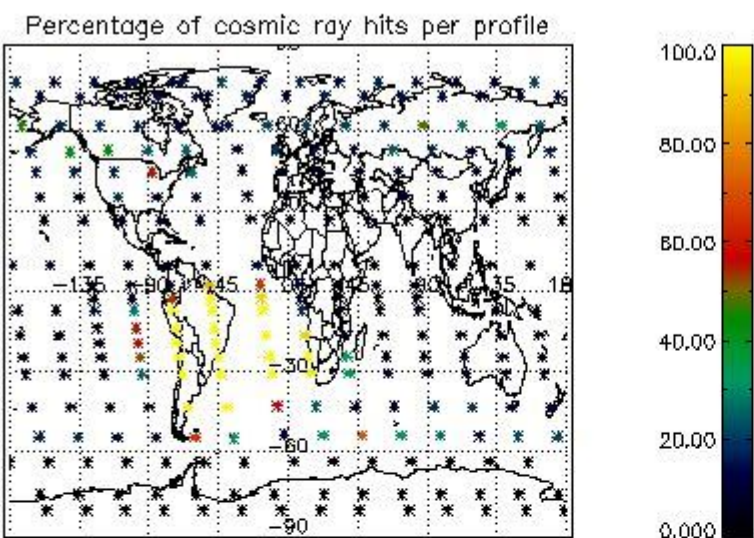
4.1.2 Plot level 1 quality information per product (time dependant): ENVISAT DESCENDING passes



*4.2 Plot quality information per product coming from level 1b processing (world map)*

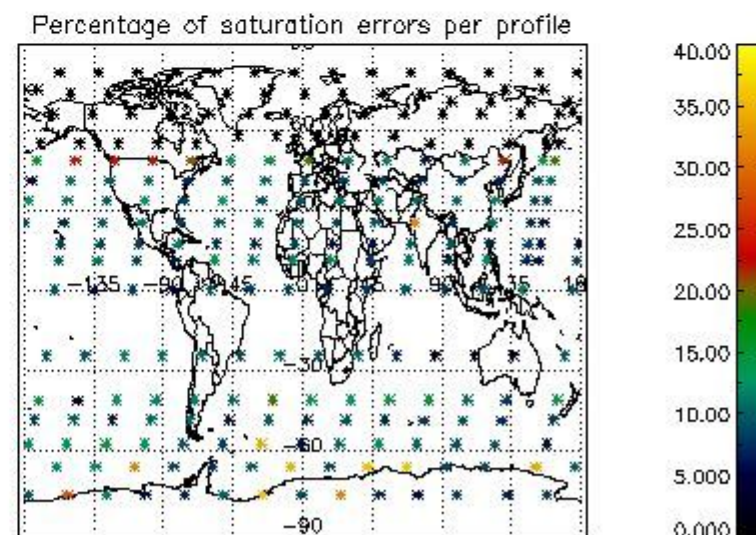
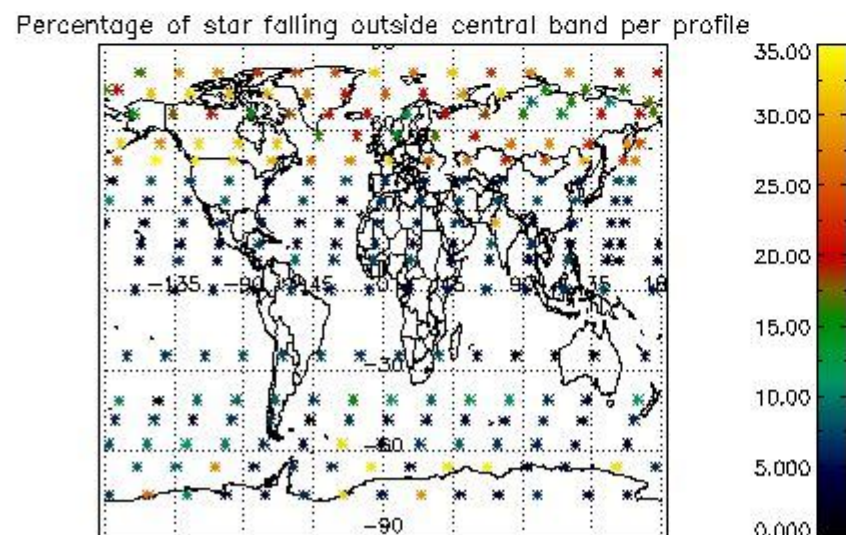
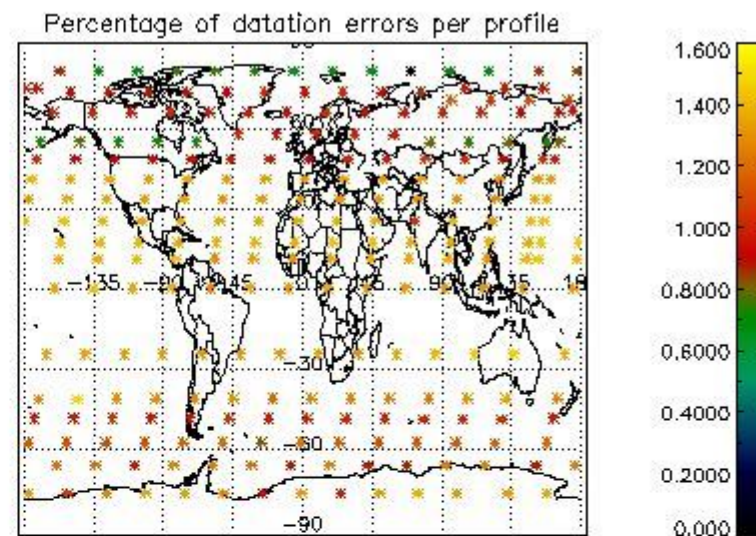
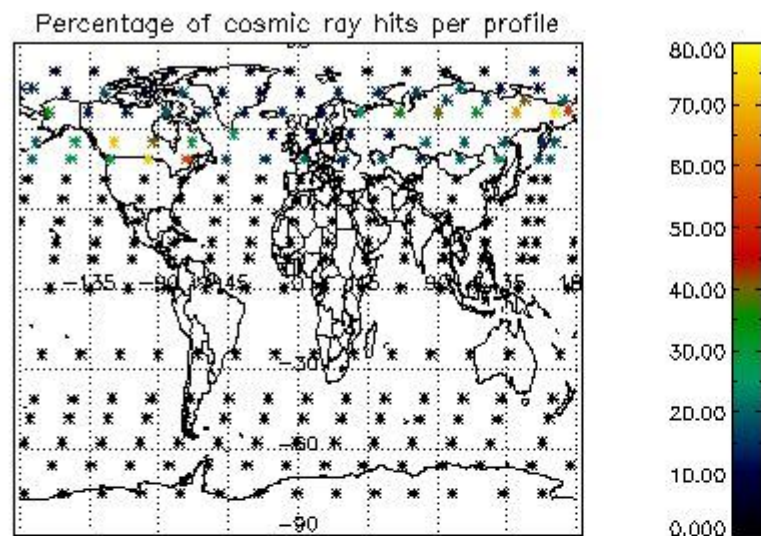
*4.2.1 Plot level 1 quality information per product (world map): ENVISAT ASCENDING passes*





4.2.2 Plot level 1 quality information per product (world map): ENVISAT DESCENDING passes





## 5. Trace gas profiles

### 5.1 Ozone statistics based on quality of products

The final quality of the products can be "measured" using the STD (Standard Deviation) attached to every point profile. This information is written to the parameter GOM\_NL\_\_2P/NL\_LOCAL\_SPECIES\_DENSITY/o3\_std of the level 2 products. The table below shows the statistics for given STD ranges.

The statistics are given with respect to the overall valid production:

- Products without fatal errors: GOM\_NL\_\_2P/MPH/PRODUCT\_ERR=0
- Valid point profile: GOM\_NL\_\_2P/NL\_LOCAL\_SPECIES\_DENSITY/pcd(0)=0

The 'Criteria' is applied to valid points of dark limb products:

- Products in dark limb illumination condition: GOM\_NL\_\_2P/NL\_SUMMARY\_QUALITY/obs\_ill\_cond=0
- Products without fatal errors: GOM\_NL\_\_2P/MPH/PRODUCT\_ERR=0
- Valid point profile: GOM\_NL\_\_2P/NL\_LOCAL\_SPECIES\_DENSITY/pcd(0)=0

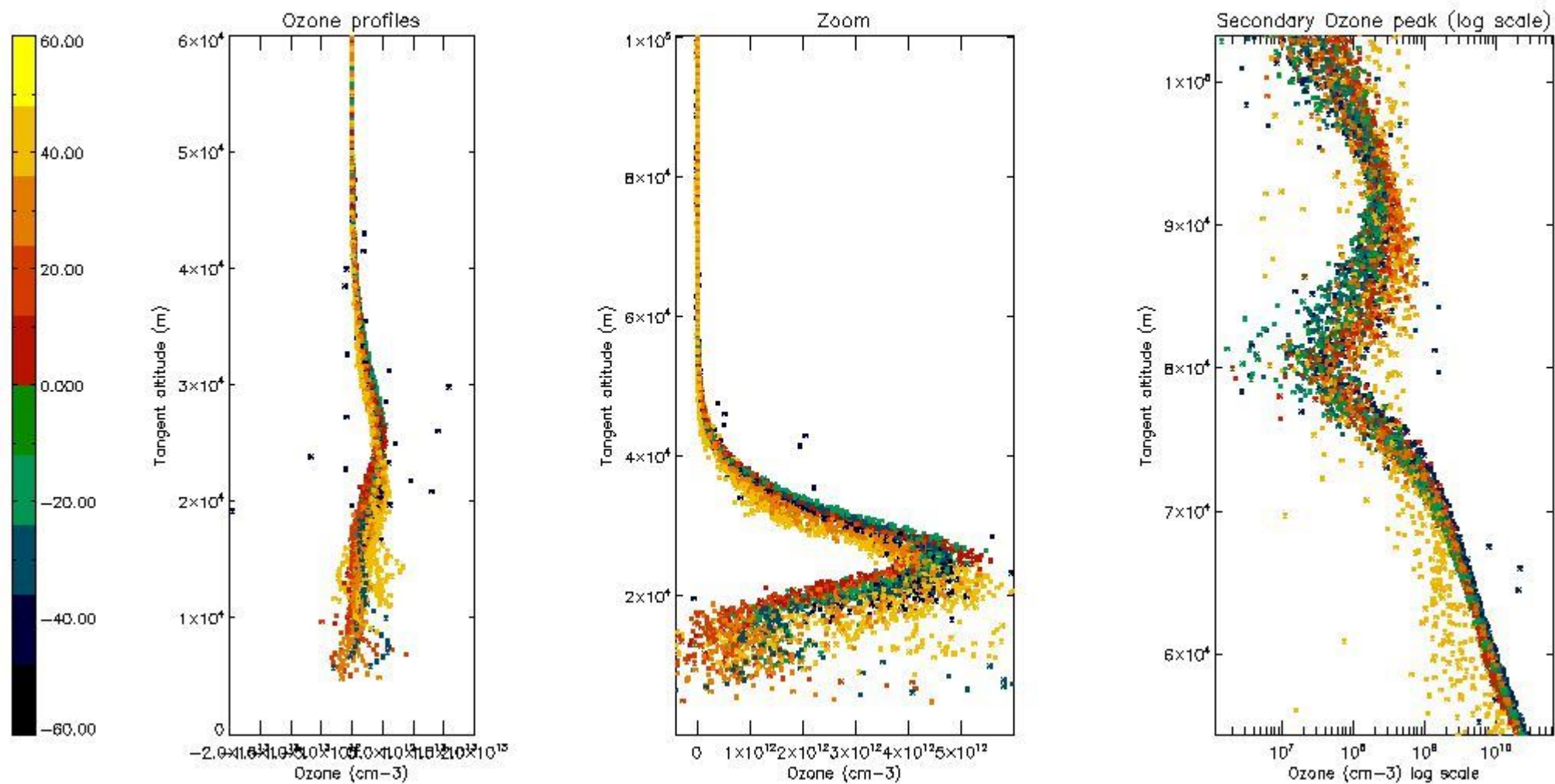
So, the table below shows the percentage of dark limb and valid observations for each criteria with respect to the overall valid daily observations.

Criteria	% of total production
All STD	25
STD < 20	15

STD < 10	13
STD < 5	10

5.2 Plot ozone profiles for all STD (dark without errors)

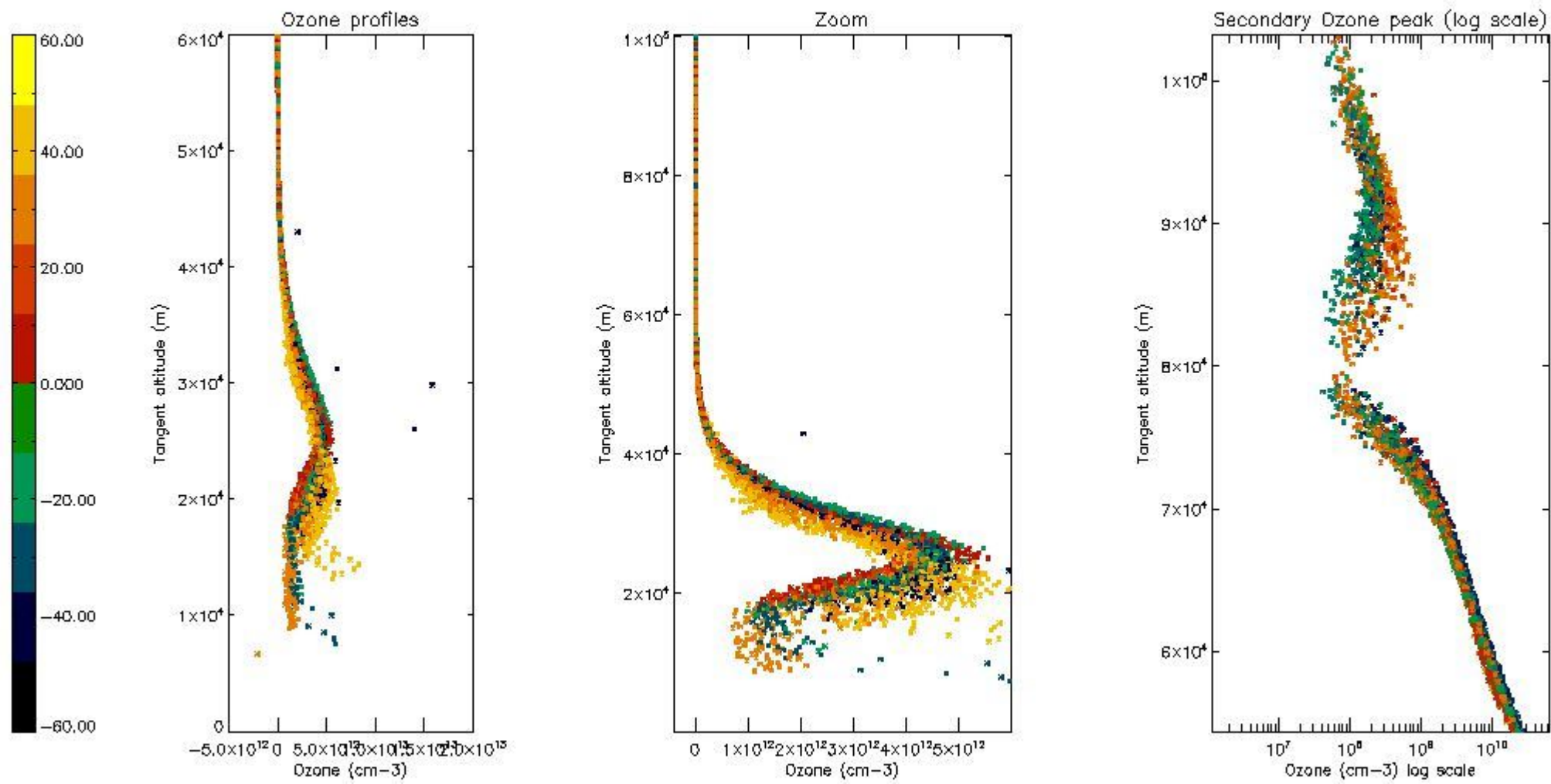
The colorbar represents the latitude.



5.3 Plot ozone profiles where STD < 20% (dark without errors)

The colorbar represents the latitude.

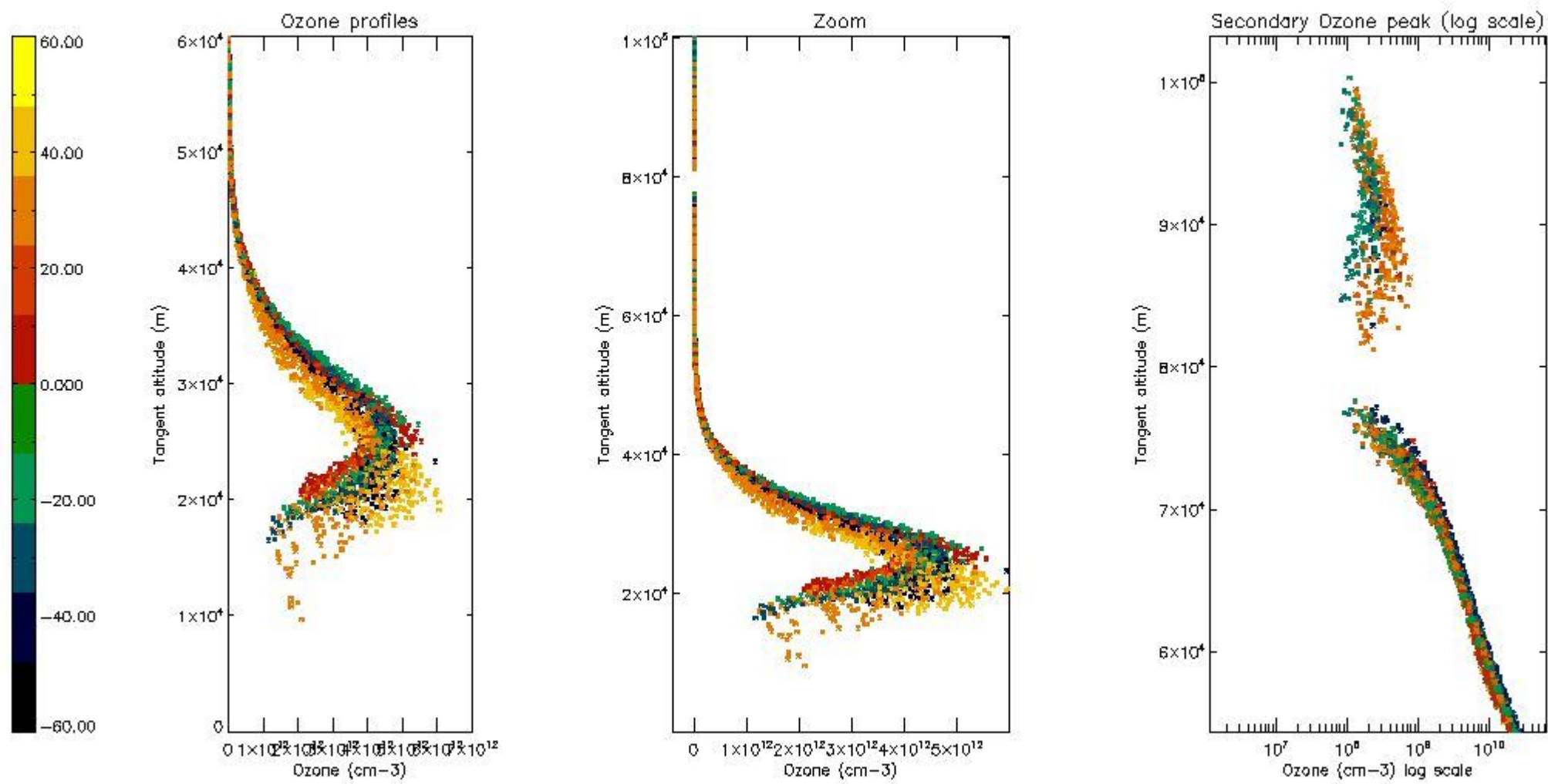




5.4 Plot ozone profiles where  $STD < 10\%$  (dark without errors)

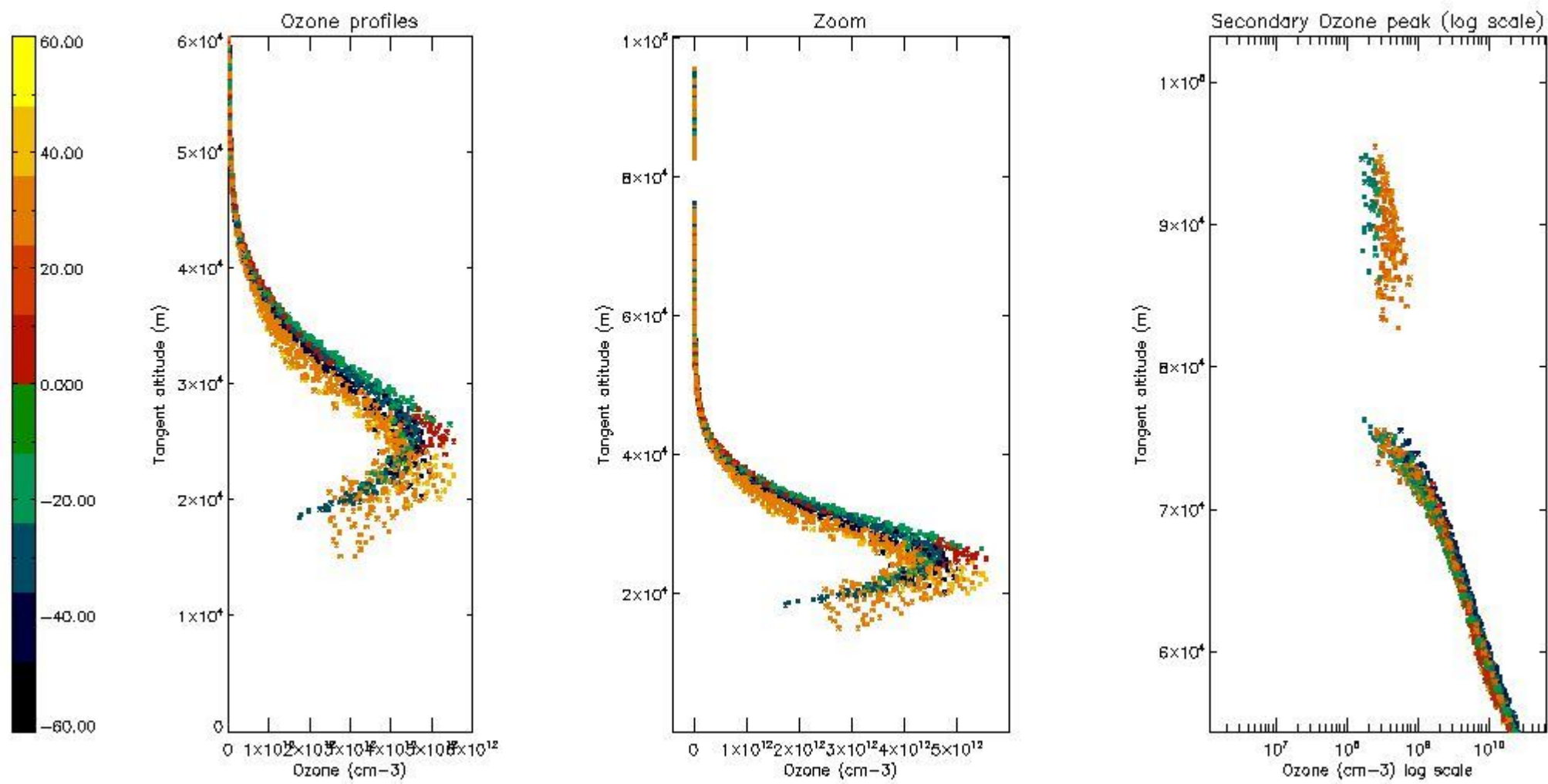
The colorbar represents the latitude.





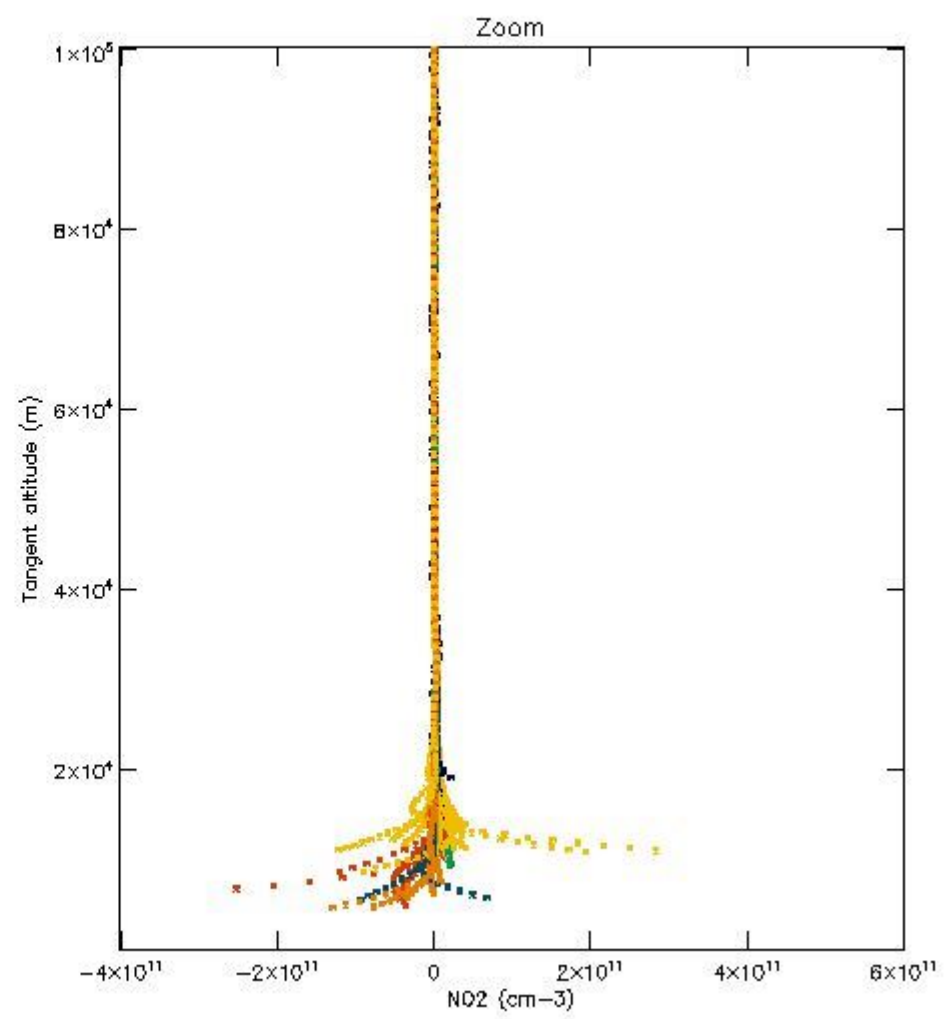
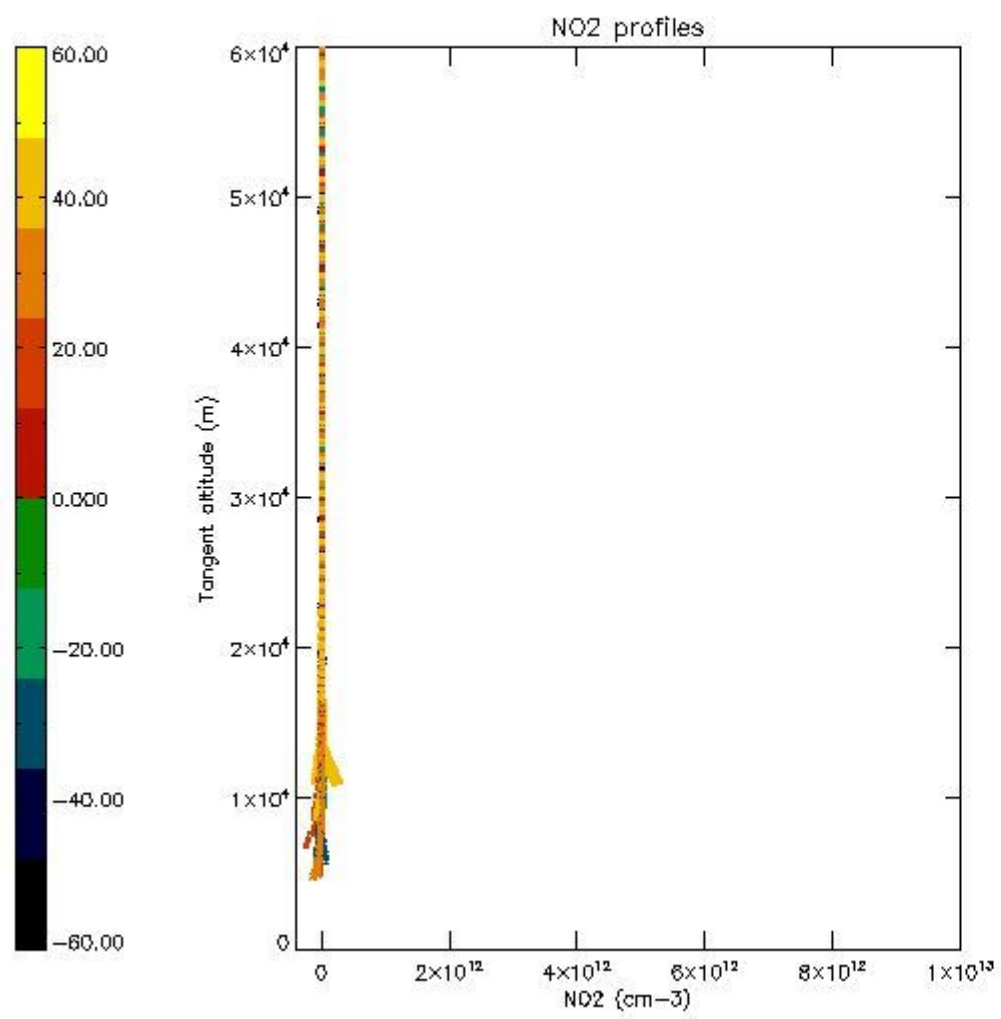
*5.5 Plot ozone profiles where STD < 5% (dark without errors)*

The colorbar represents the latitude.



*5.6 Plot NO<sub>2</sub> profiles for all STD (dark without errors)*

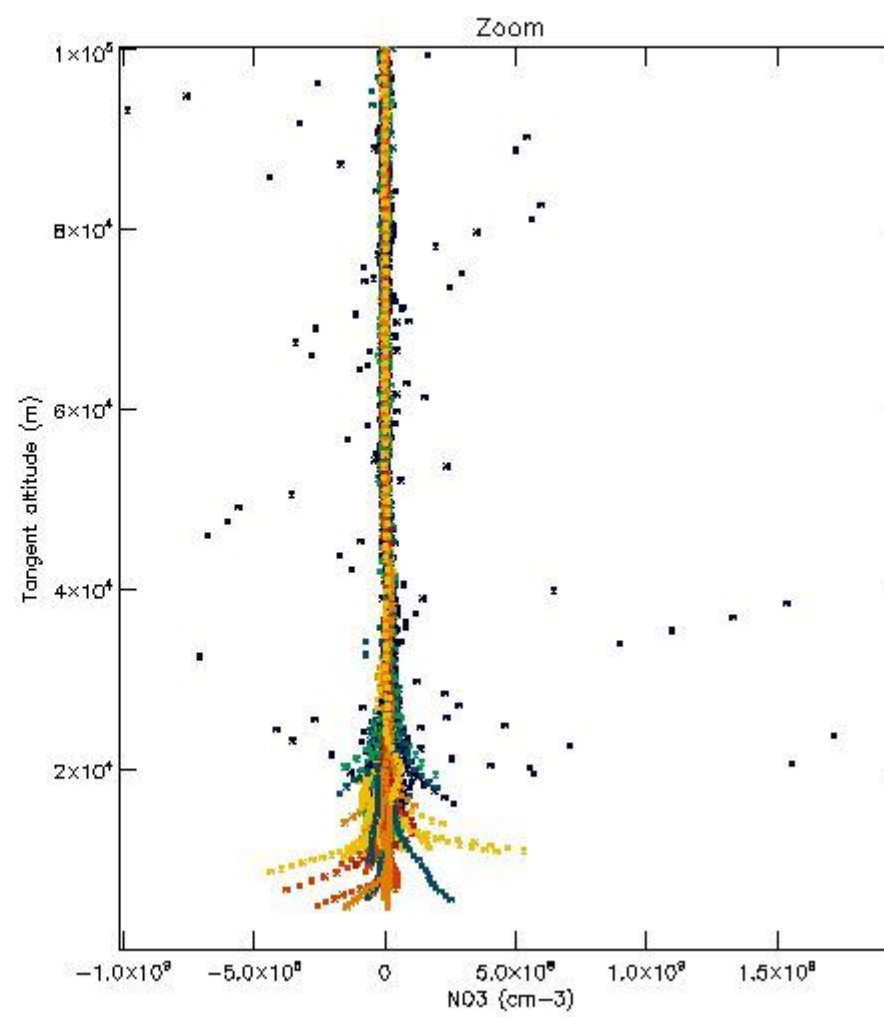
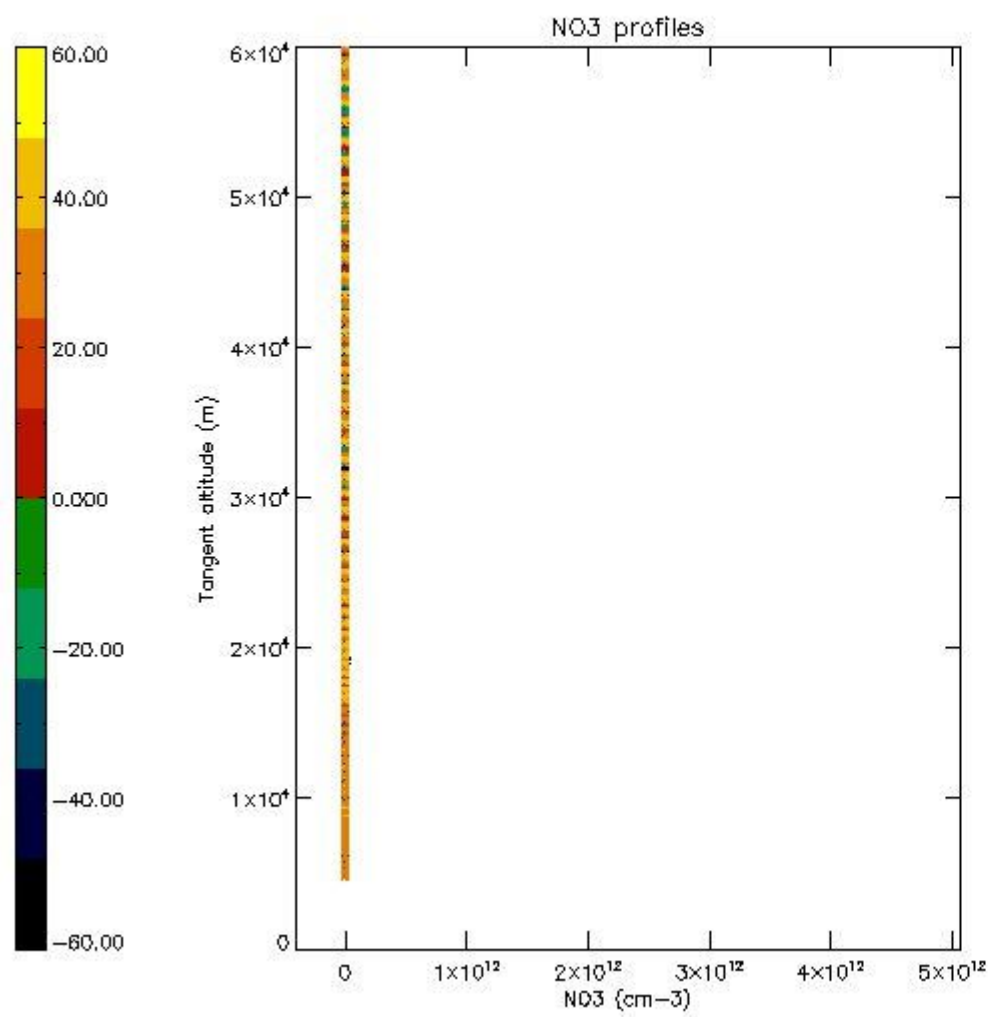
The colorbar represents the latitude.



*5.7 Plot NO3 profiles for all STD (dark without errors)*

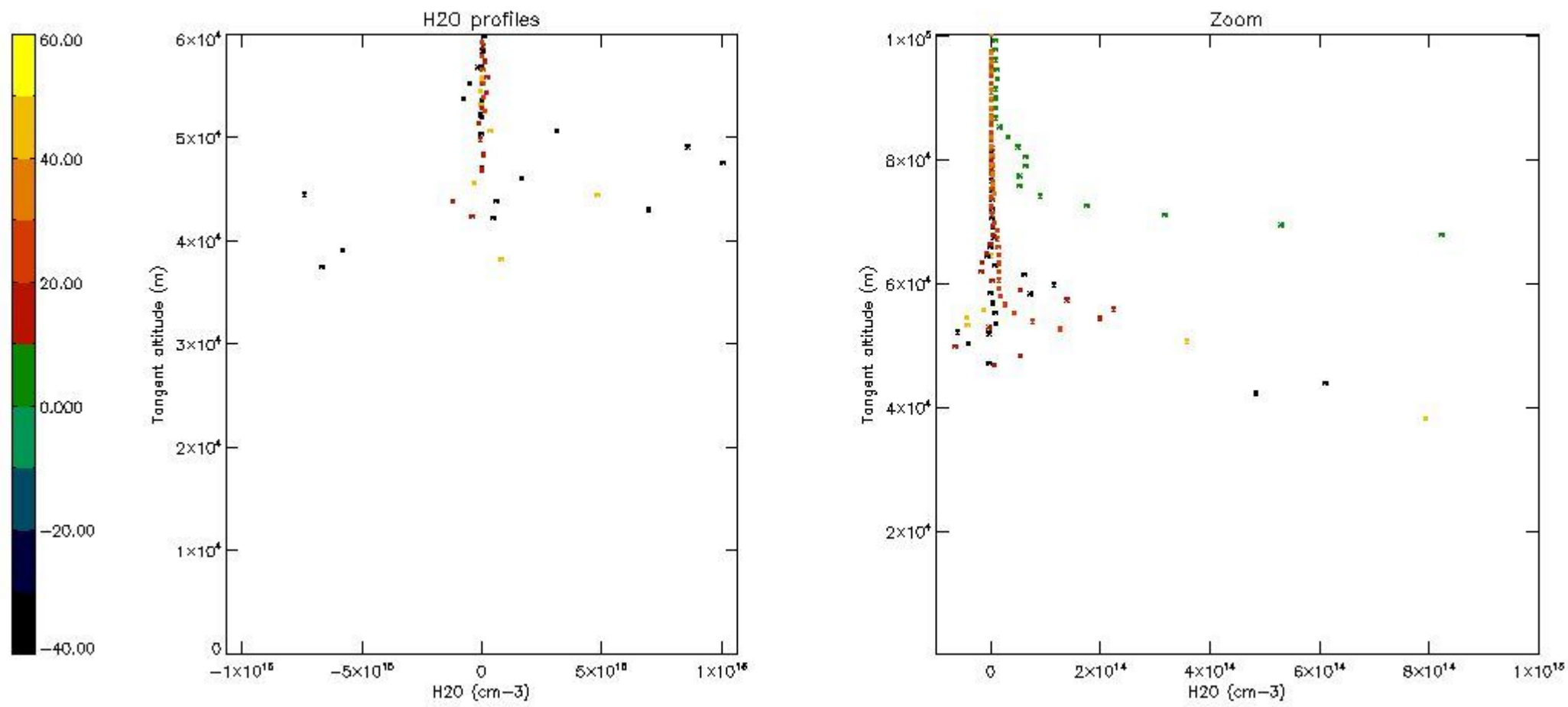
The colorbar represents the latitude.





5.8 Plot H<sub>2</sub>O profiles for all STD (only for occultations of stars 1,2,3,4,13,14,16,26,63 dark without errors)

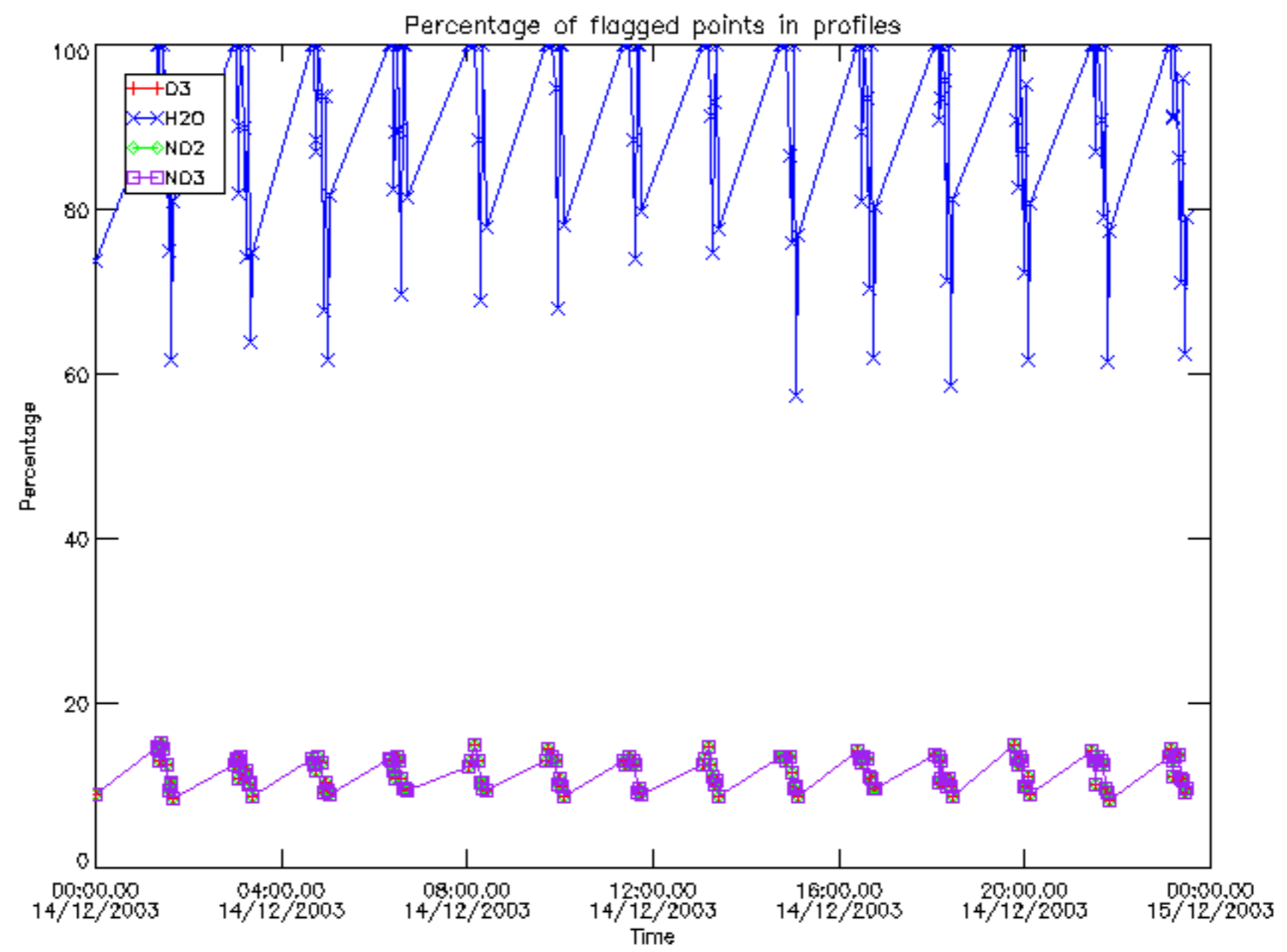
The colorbar represents the latitude.



## 6. Auxiliary Data Files used for the production reported in section 2

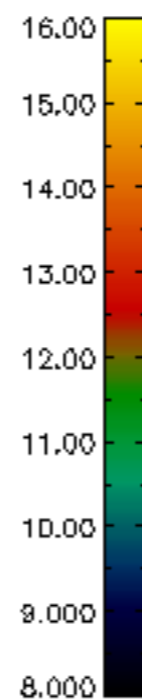
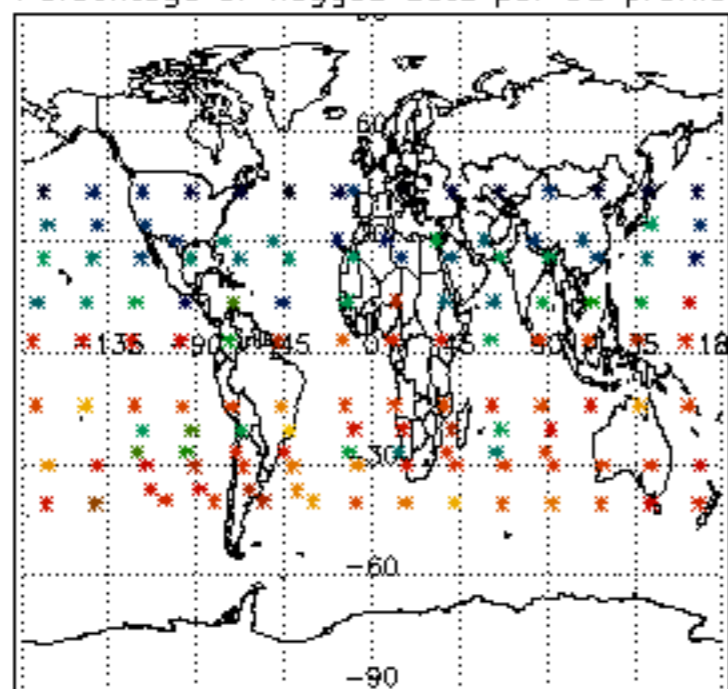
The number reported in the third column indicates since which file (see list in section 2) the corresponding auxiliary file has been used. The fourth column is the date of those product files.

Type	Auxiliary Filename	Used since product	Used since product date
INST_PHYS_CHARACTERISTICS	GOM_INS_AXVIEC20091111_143220_20030716_120000_20500101_000000	1	14-DEC-2003 00:00:33
LEVEL-2_PROC_CONFIG	GOM_PR2_AXVIEC20091111_152718_20020301_000000_20500101_000000	1	14-DEC-2003 00:00:33
CROSS_SECTIONS_FILE	GOM_CRS_AXVIEC20091111_154832_20020301_000000_20500101_000000	1	14-DEC-2003 00:00:33

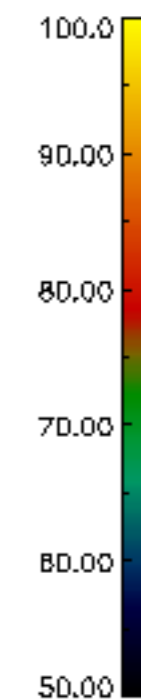
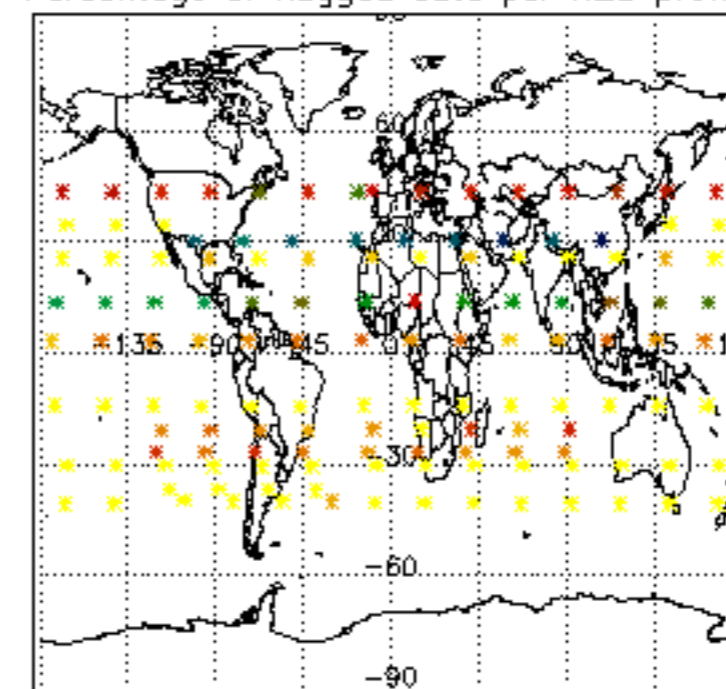




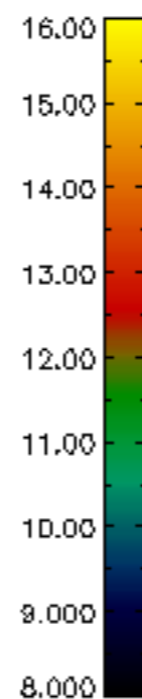
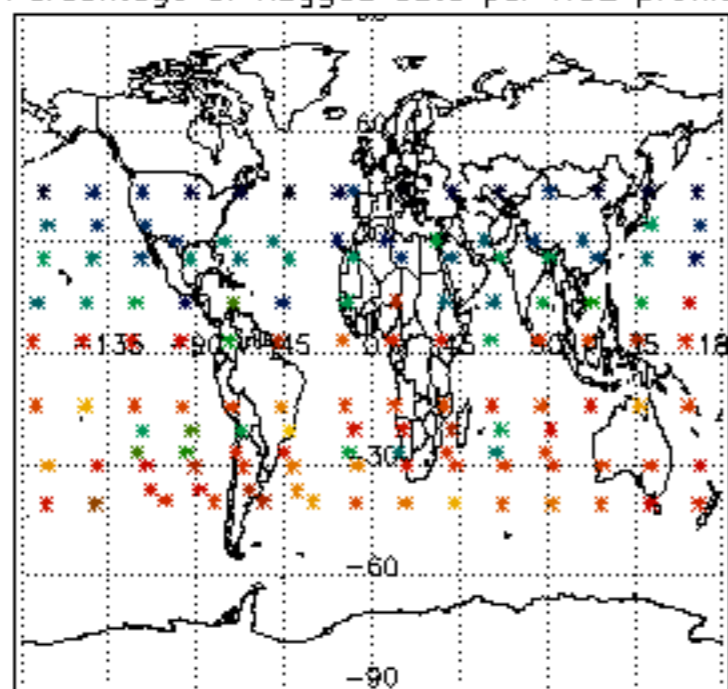
Percentage of flagged data per D3 profile



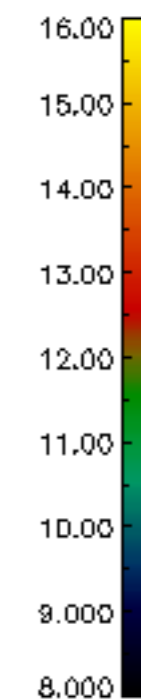
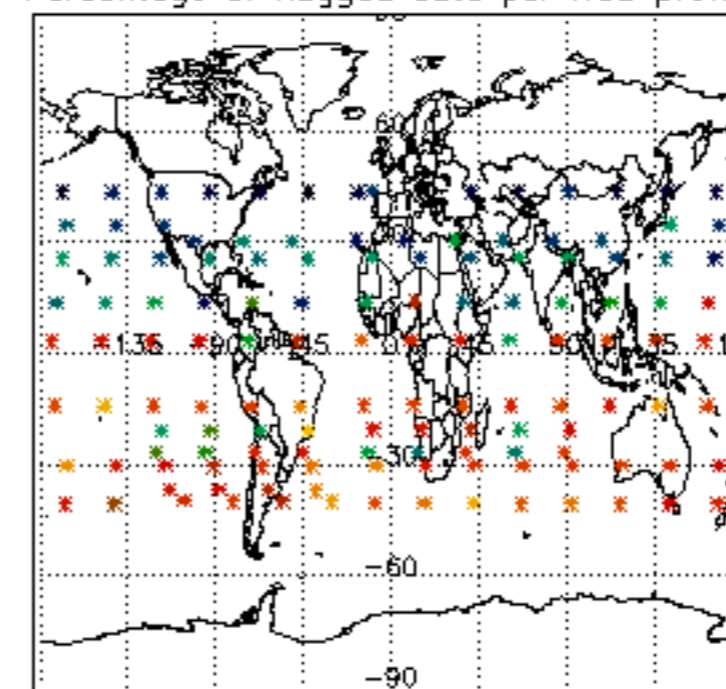
Percentage of flagged data per H2O profile

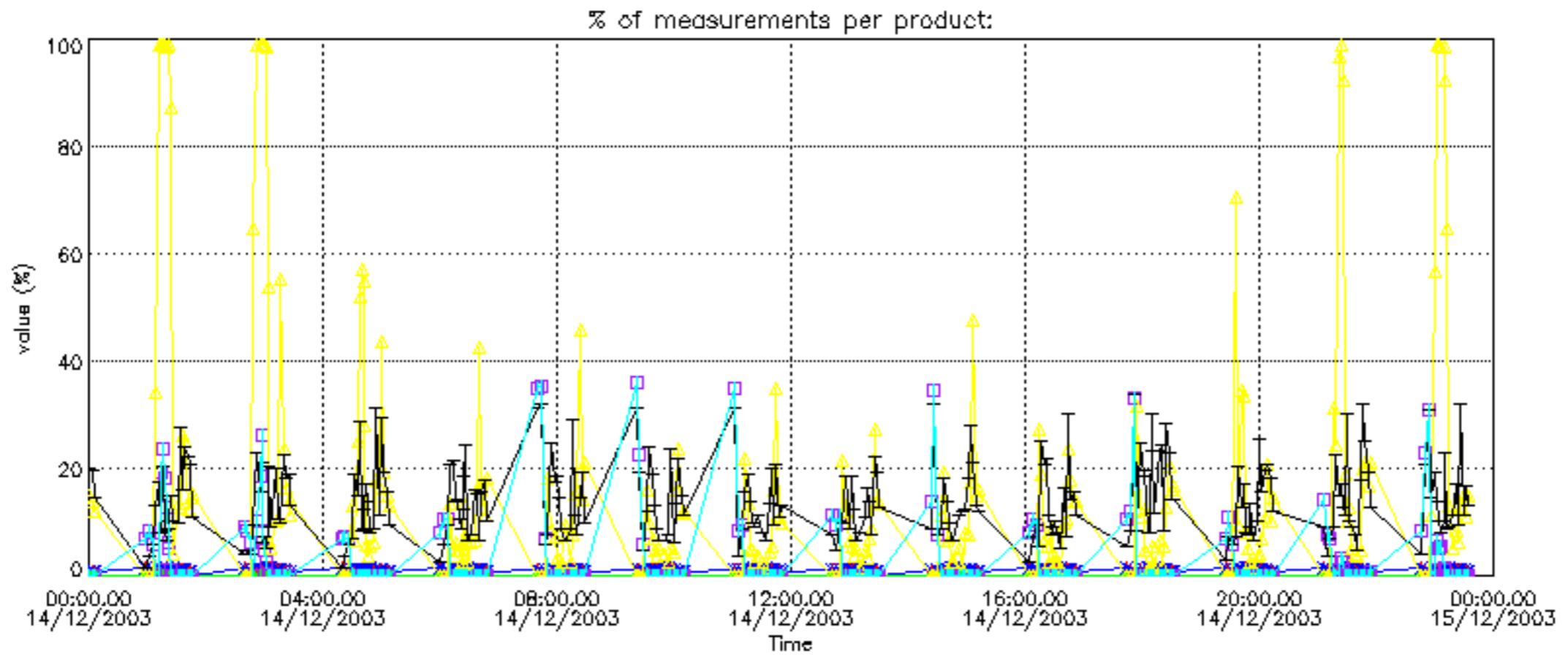


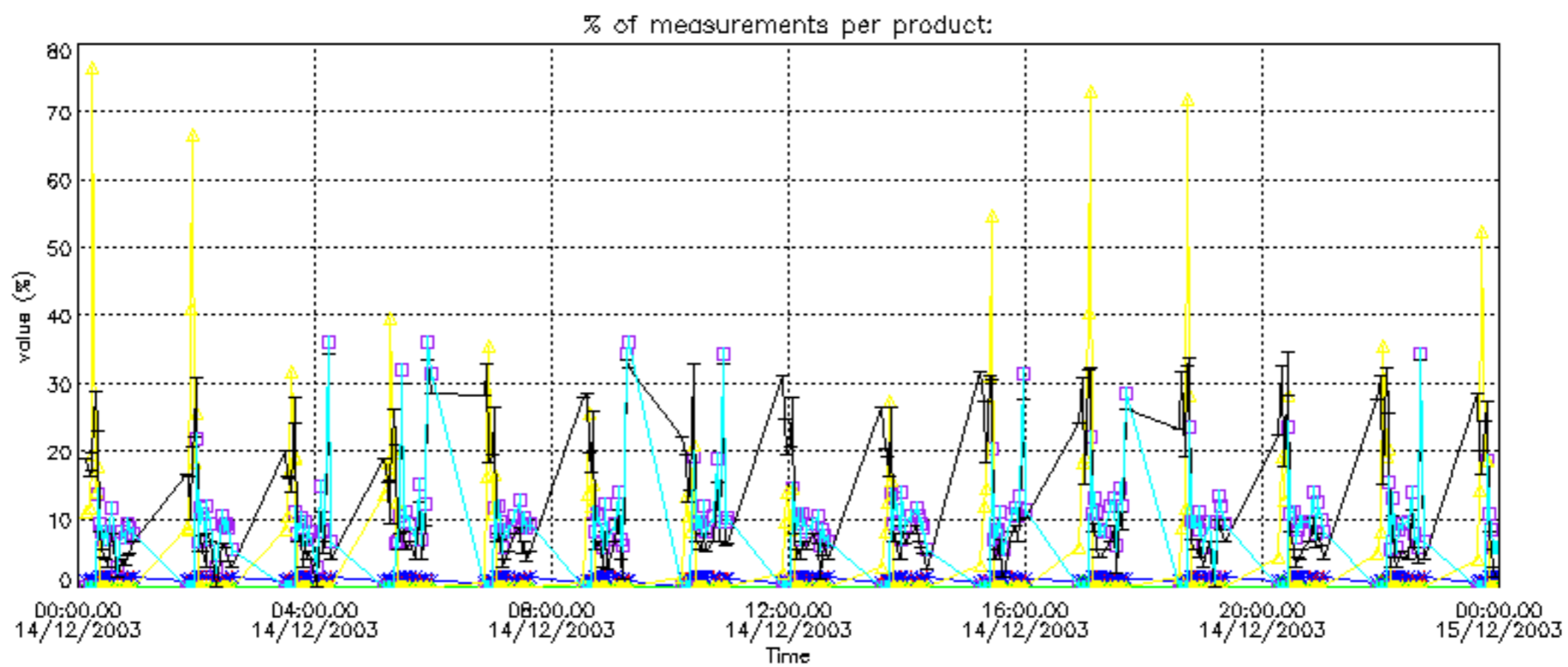
Percentage of flagged data per NO2 profile



Percentage of flagged data per NO3 profile

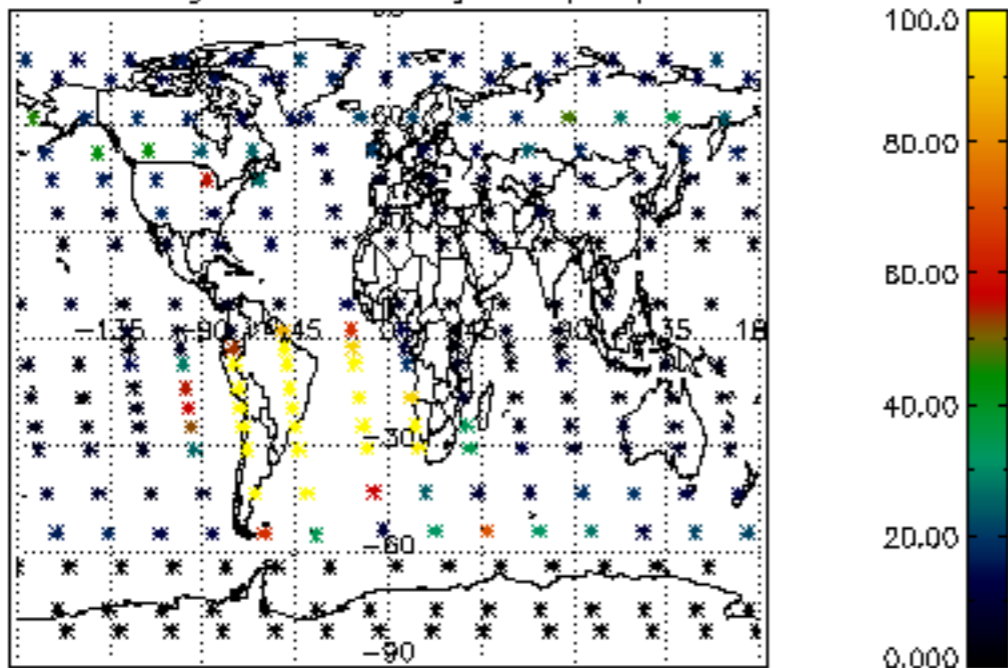




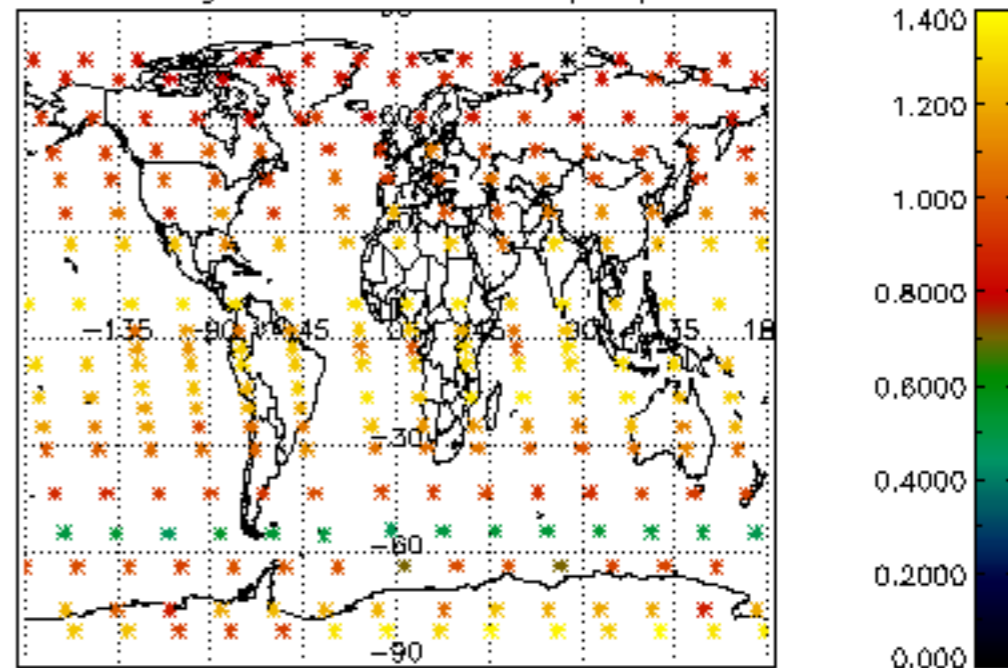




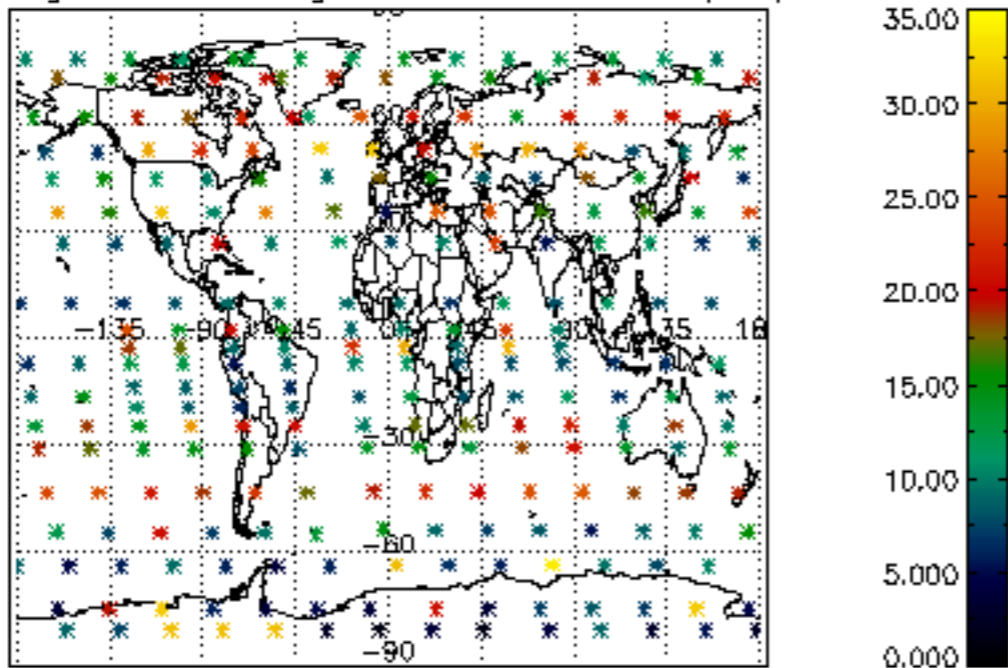
Percentage of cosmic ray hits per profile



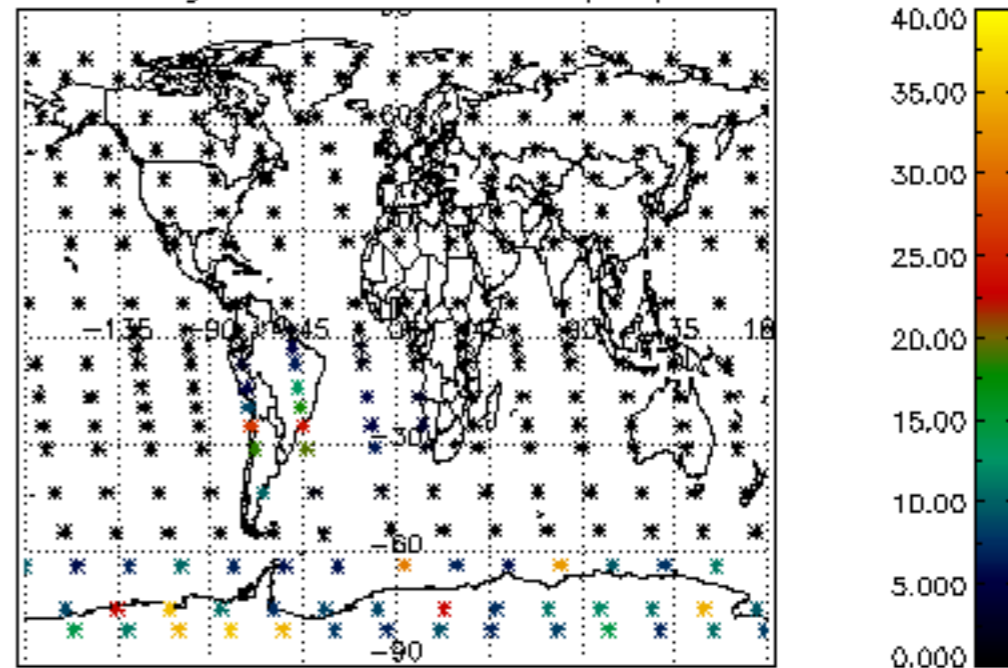
Percentage of datation errors per profile



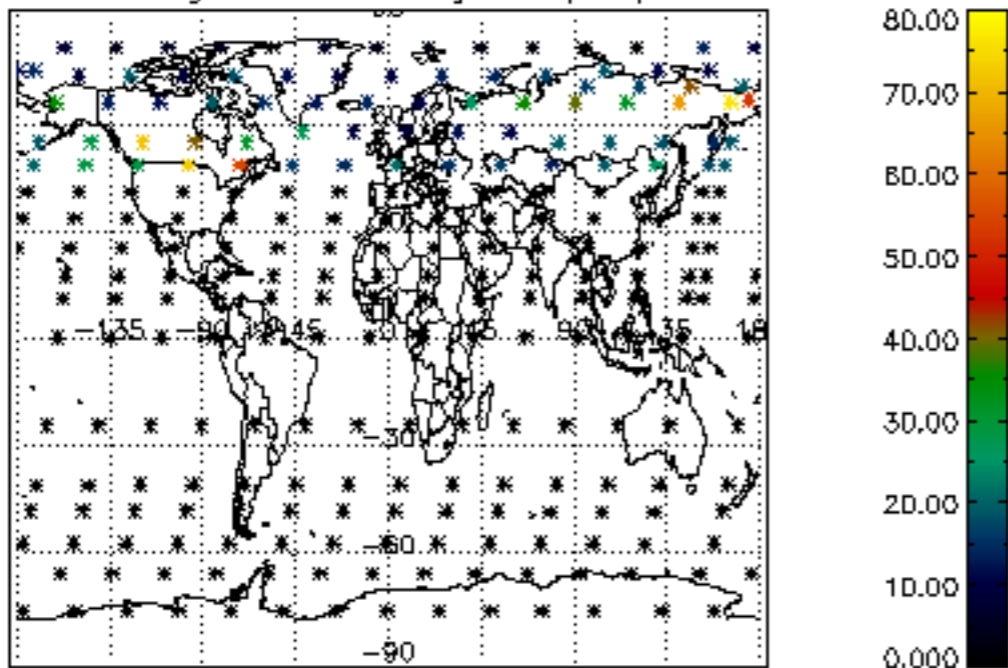
Percentage of star falling outside central band per profile



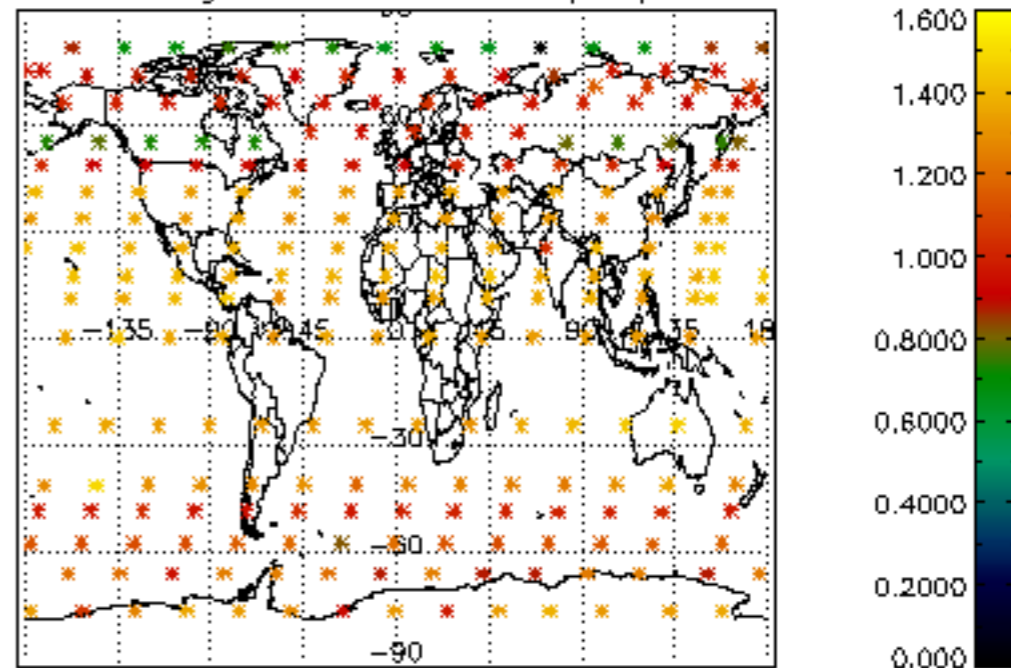
Percentage of saturation errors per profile



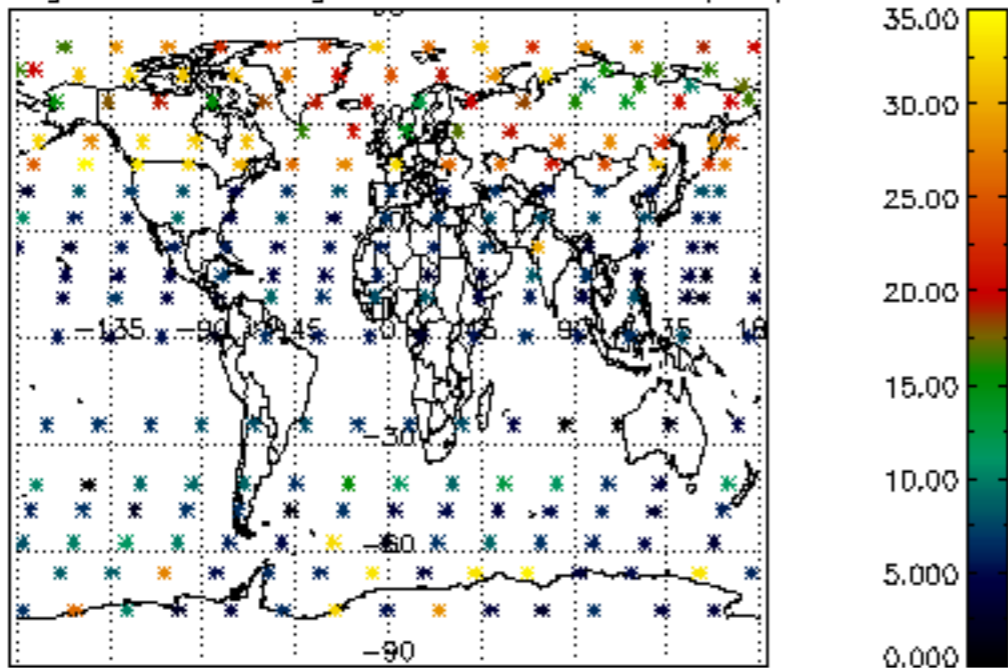
Percentage of cosmic ray hits per profile



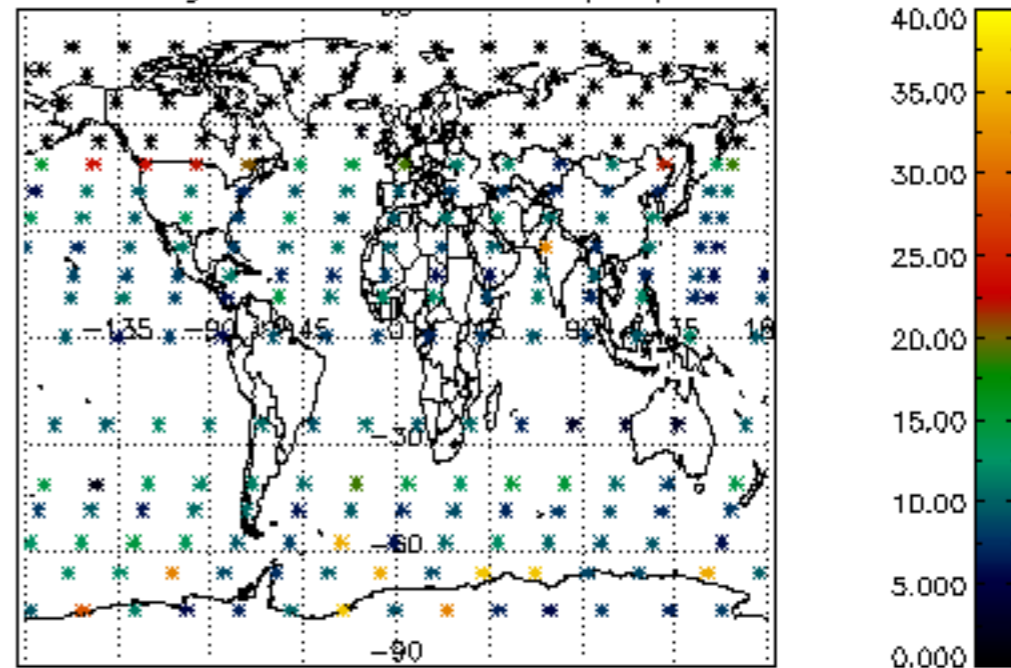
Percentage of datation errors per profile

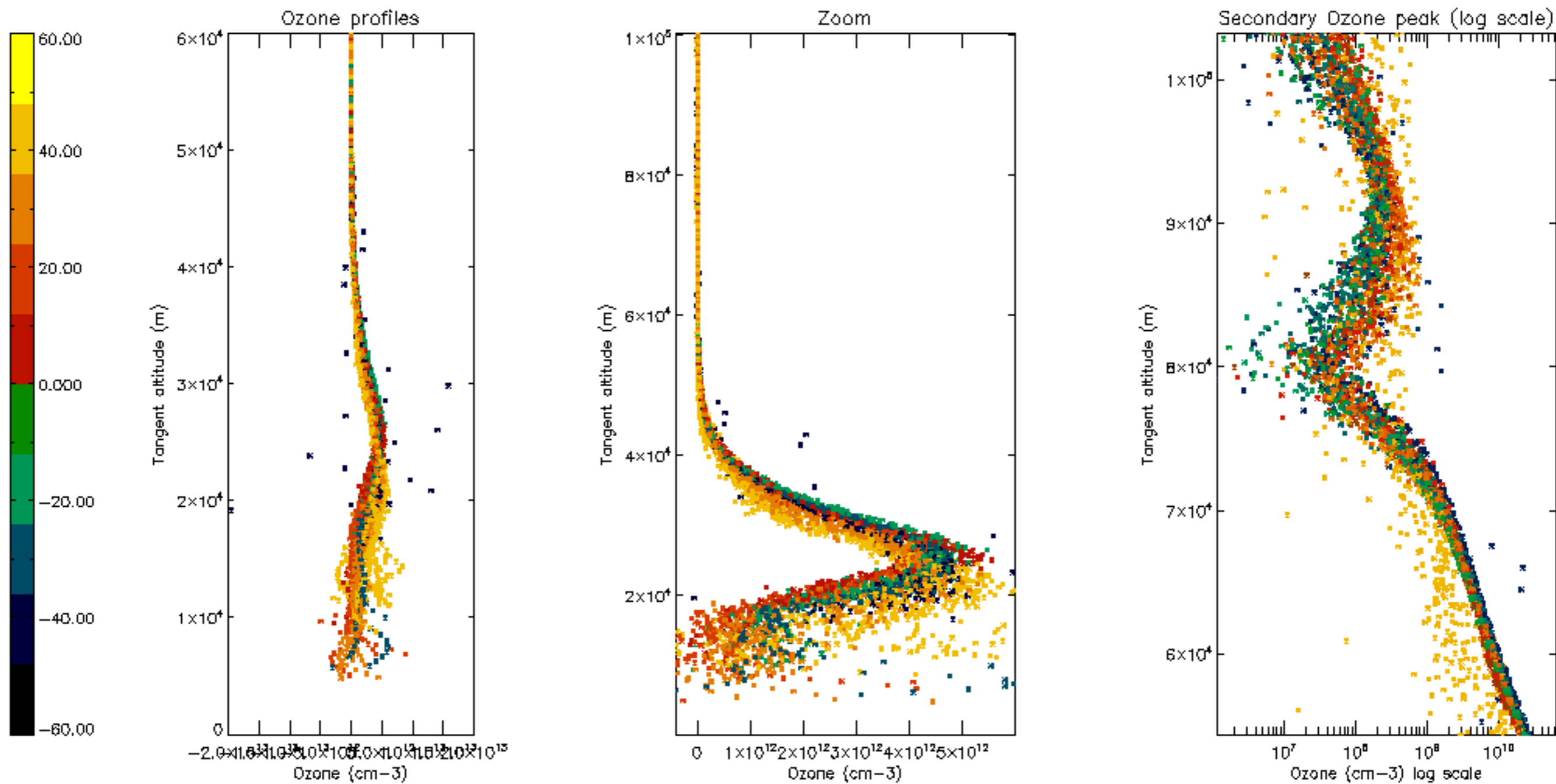


Percentage of star falling outside central band per profile

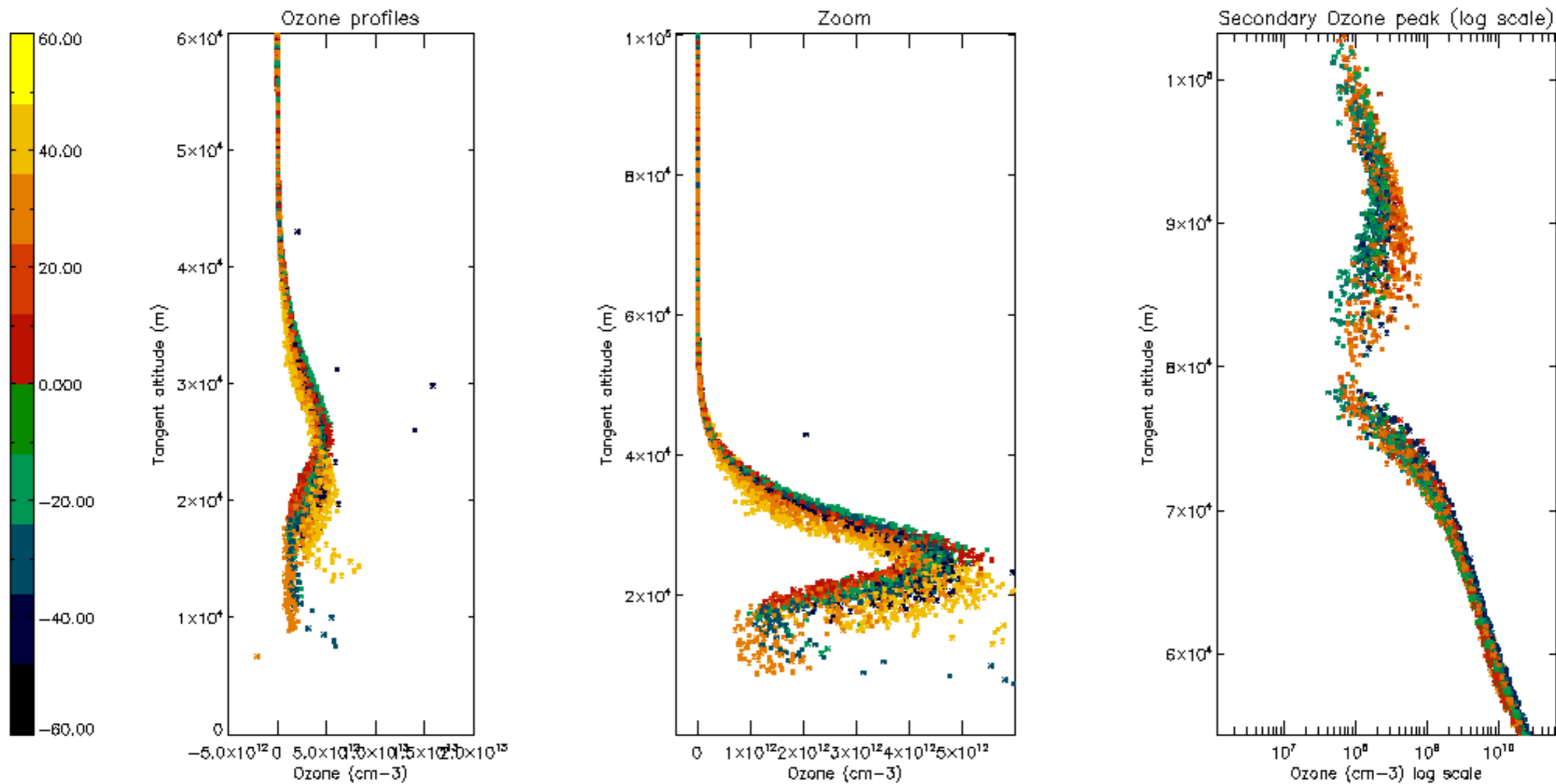


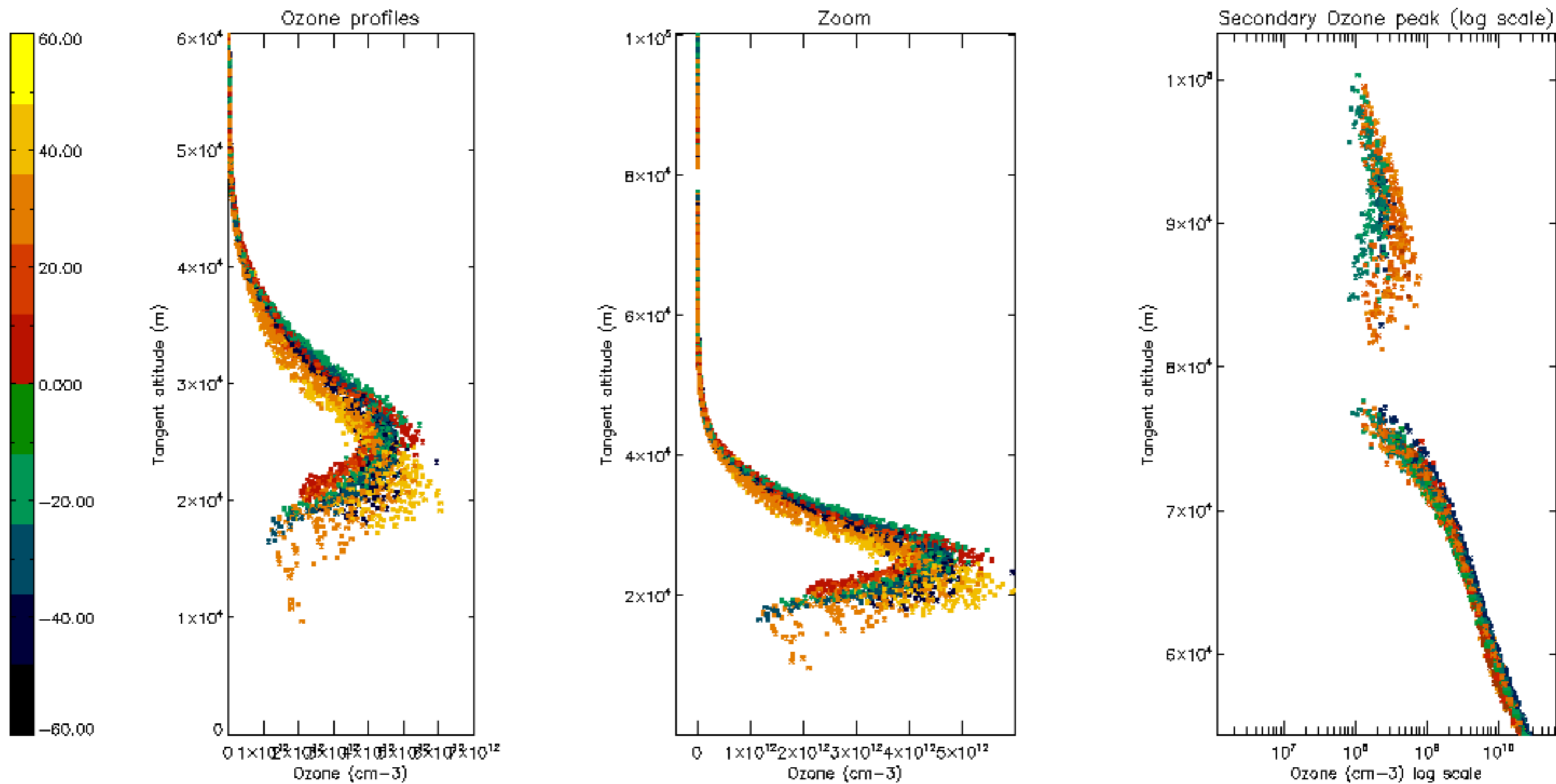
Percentage of saturation errors per profile

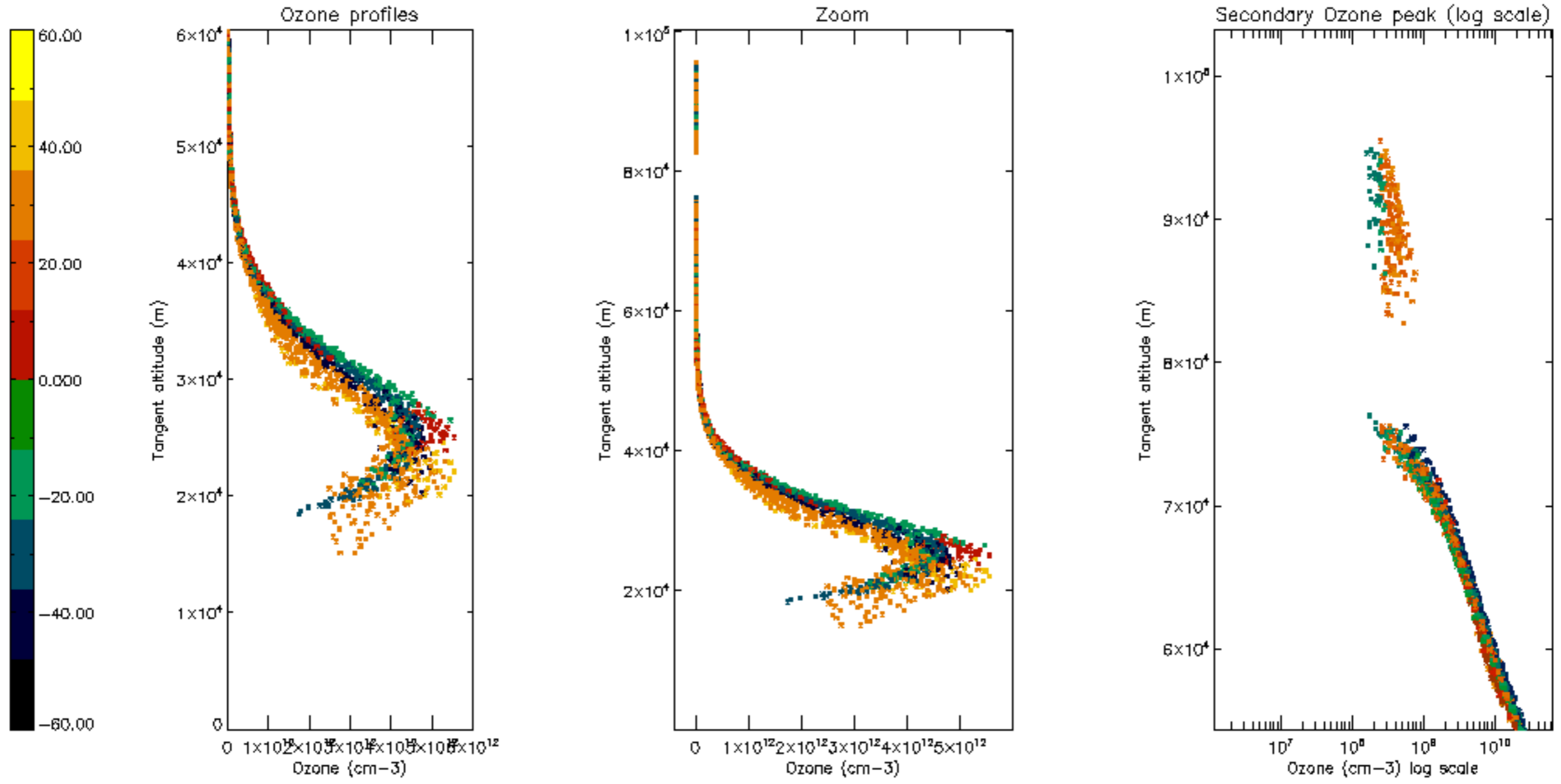




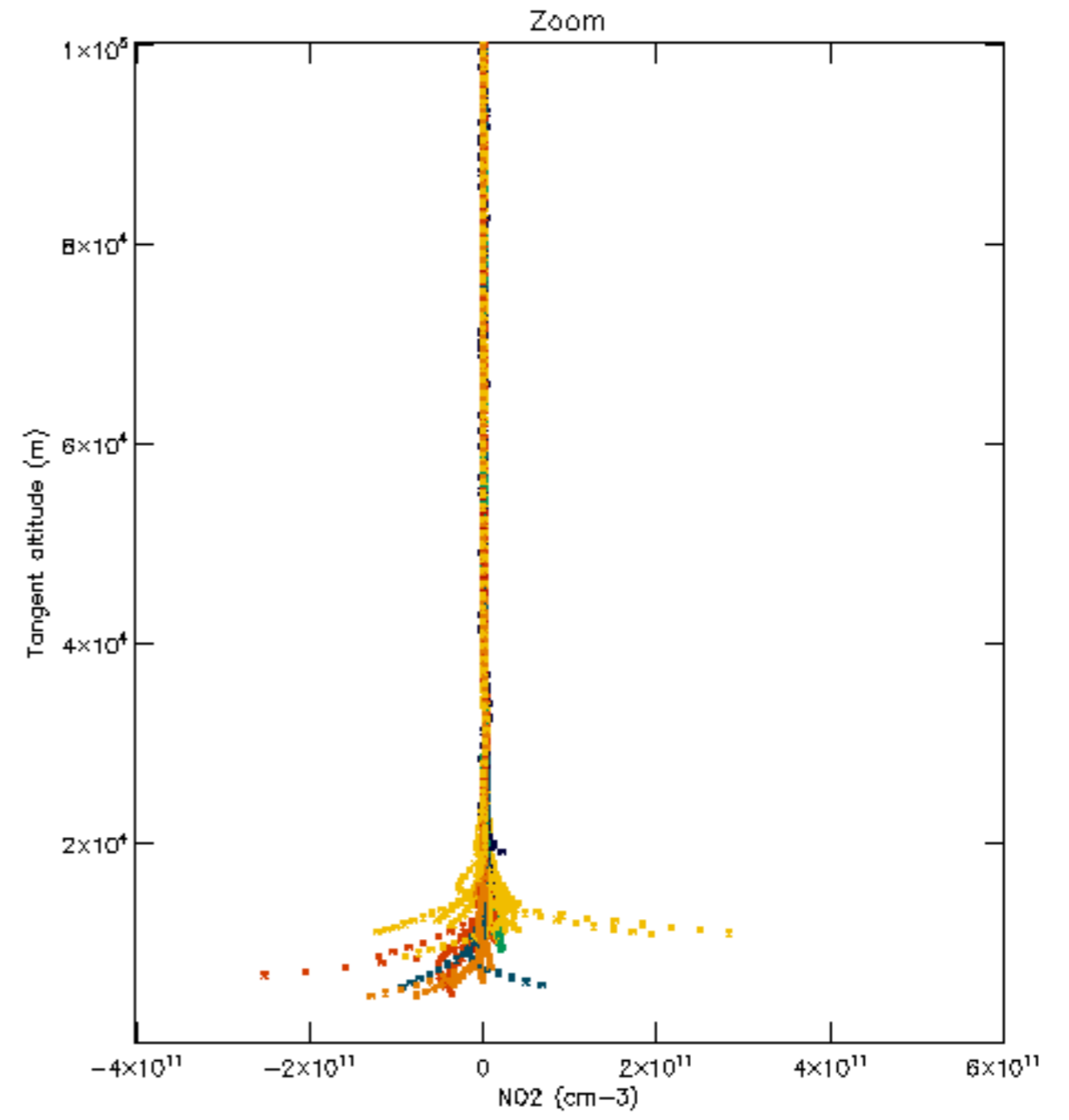
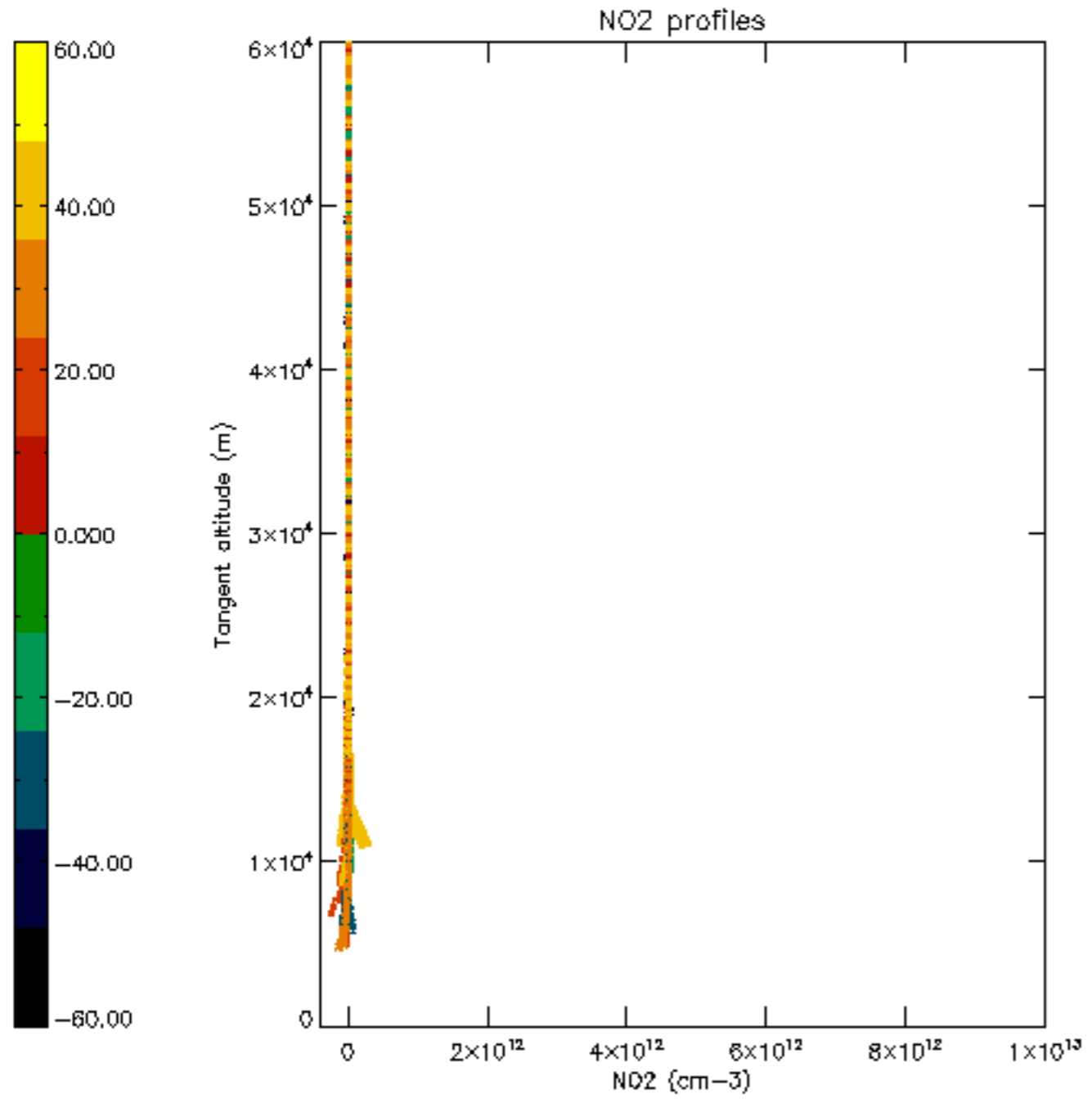


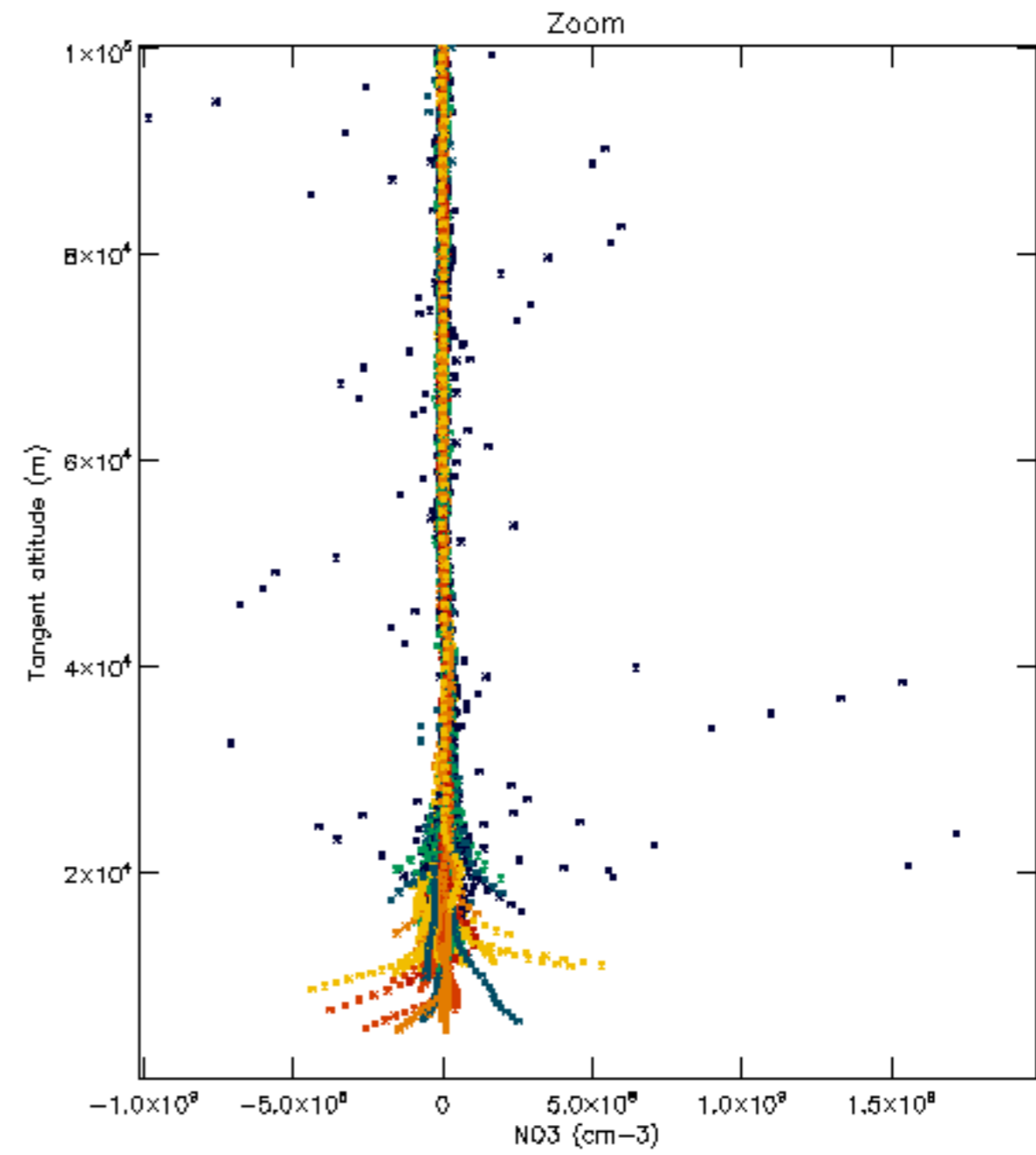
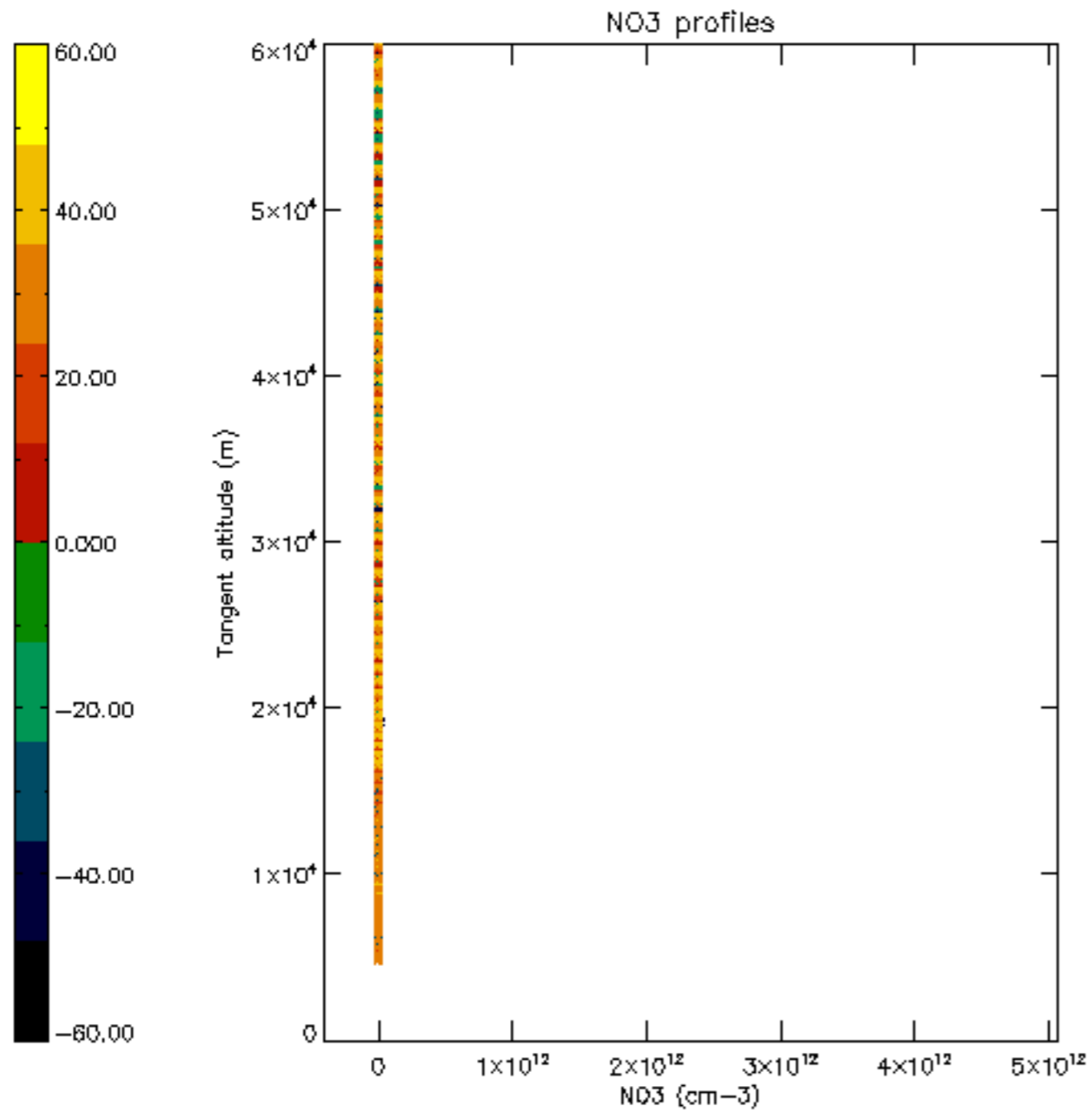


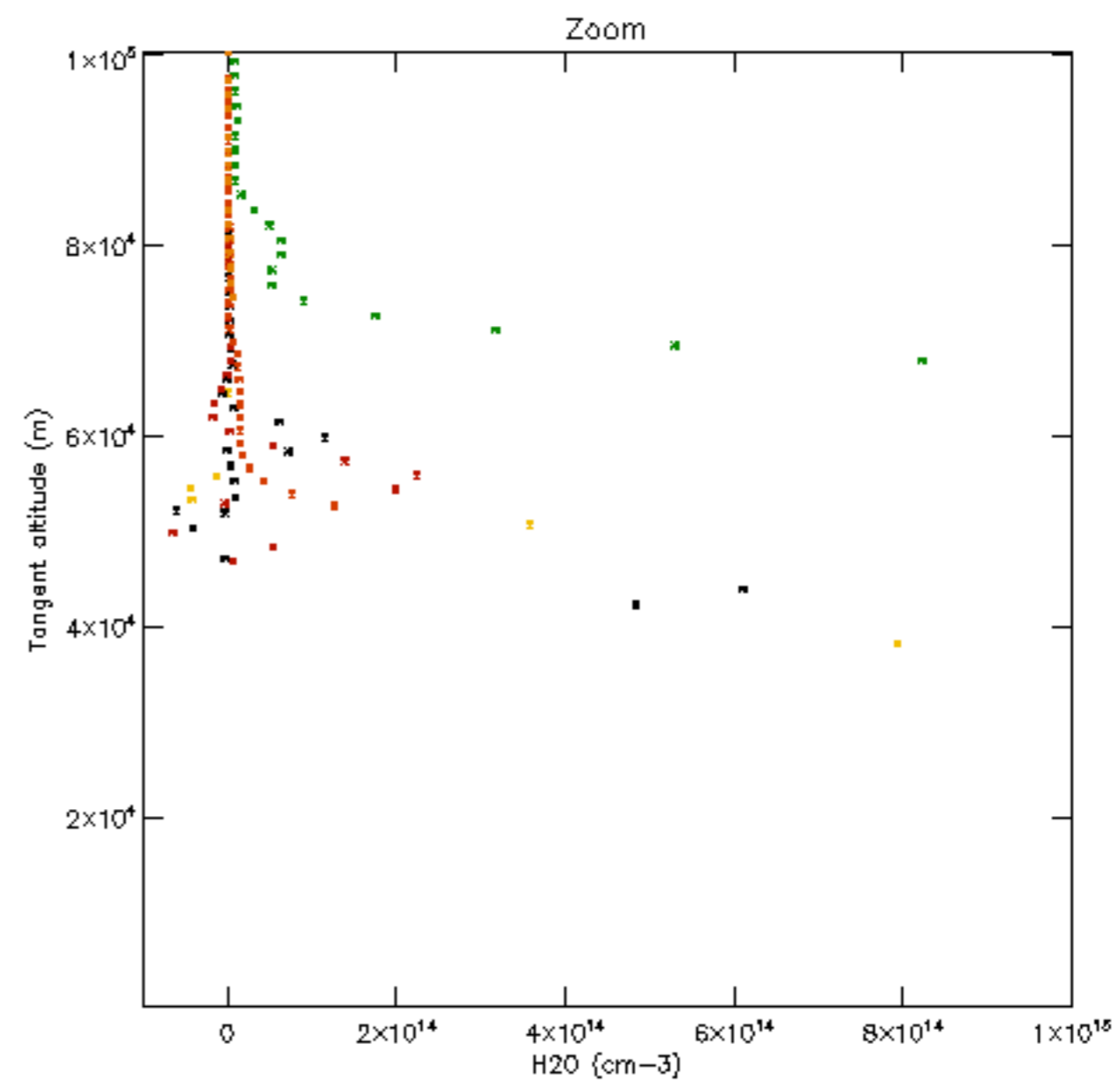
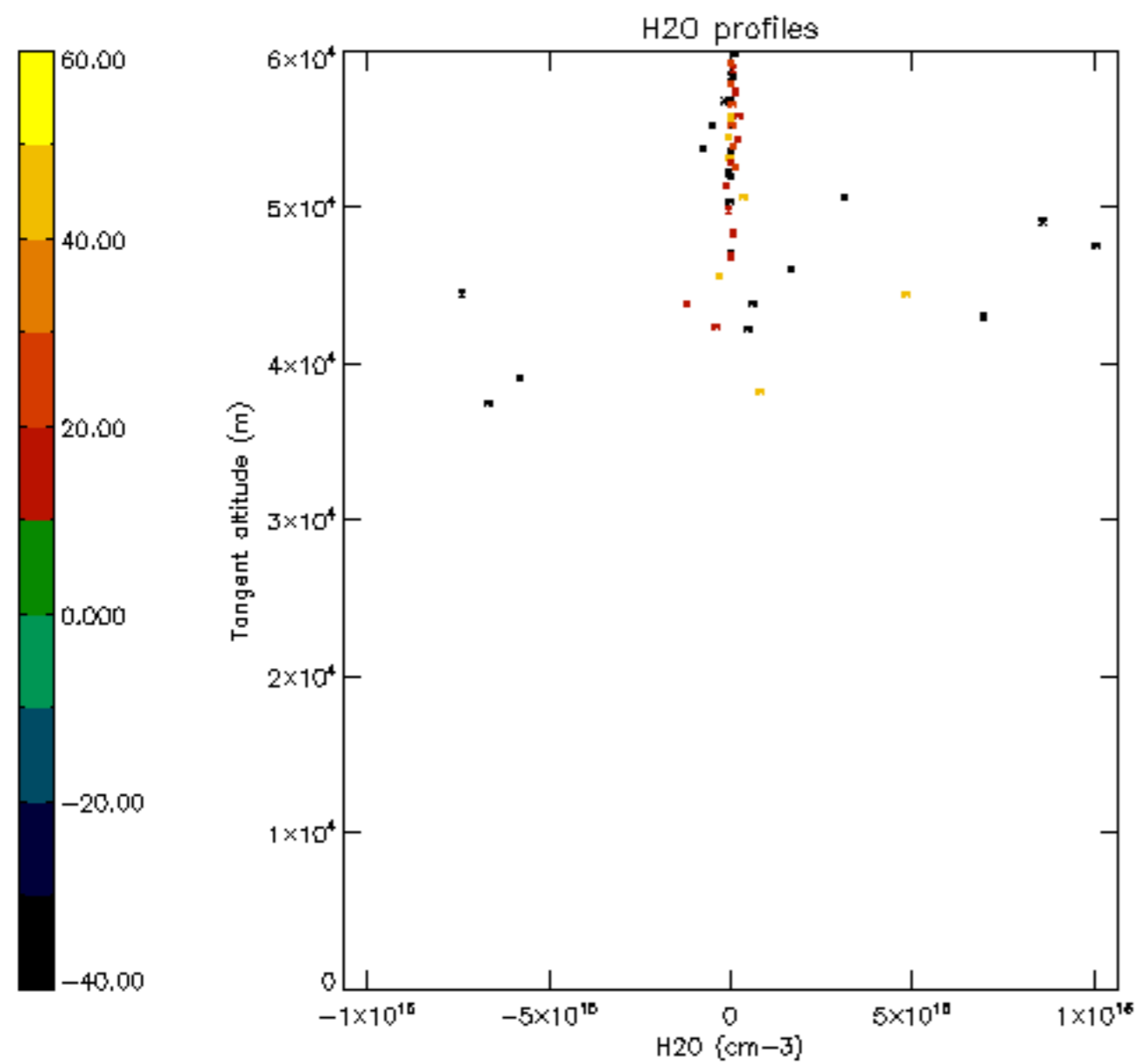




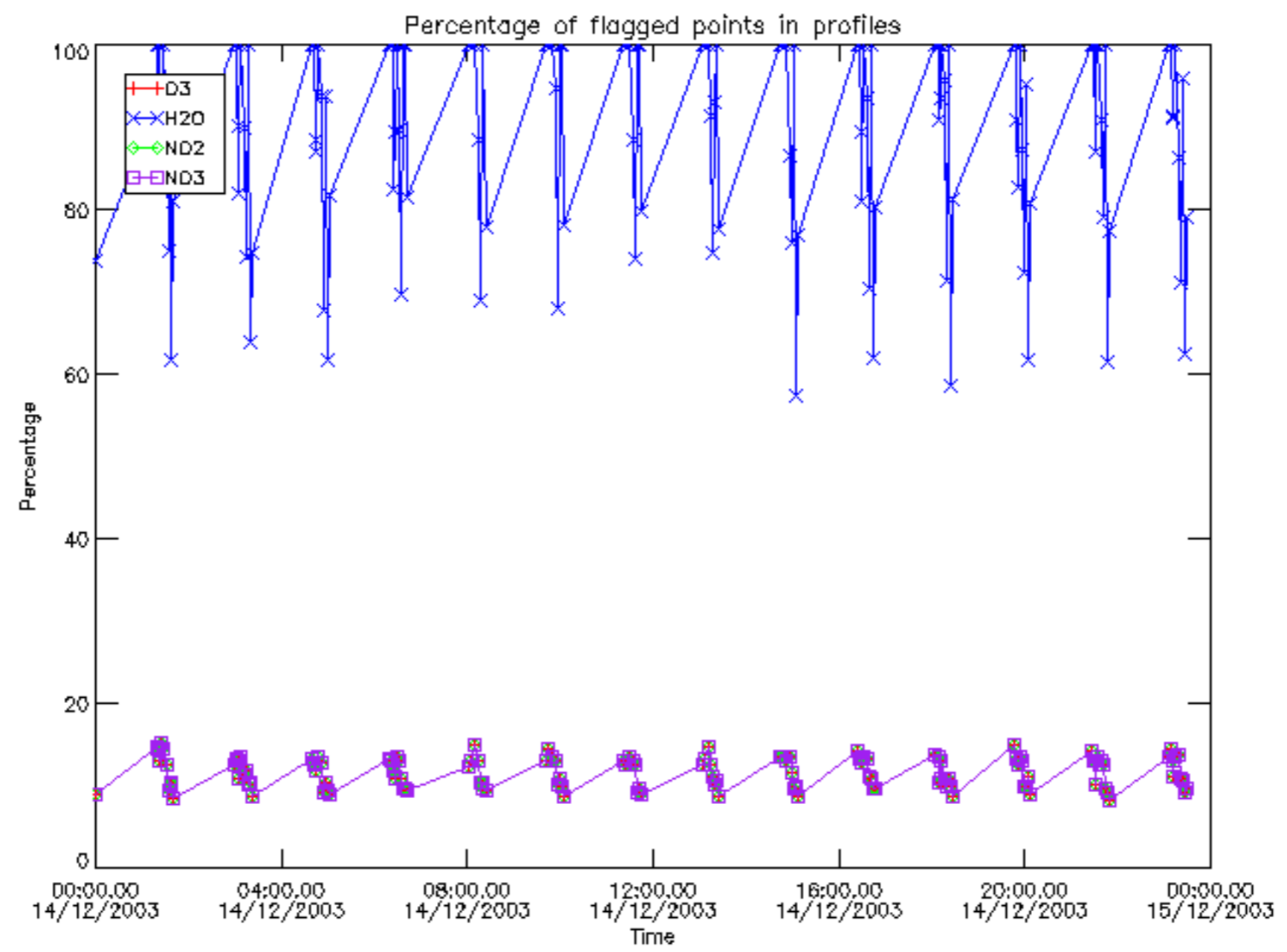




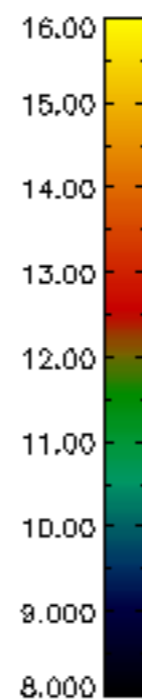
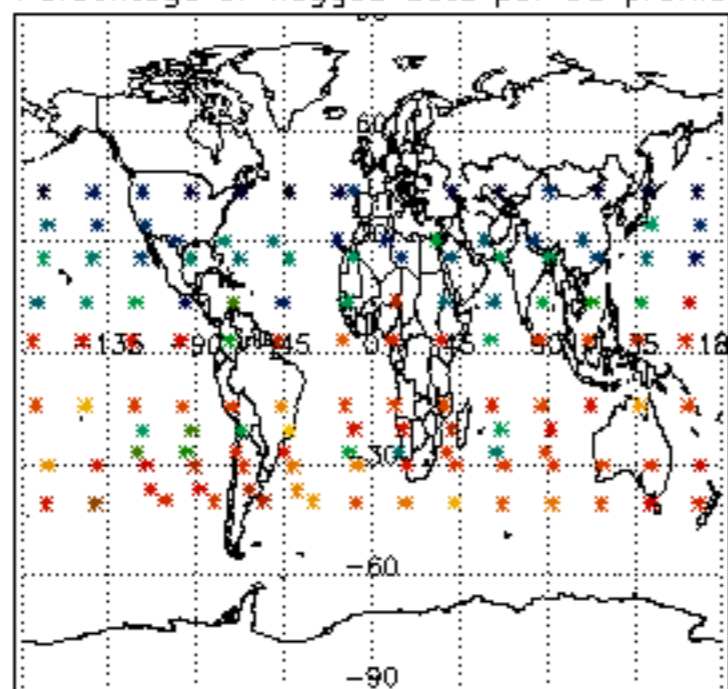




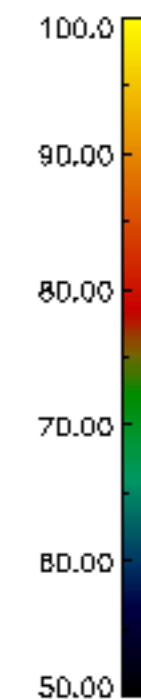
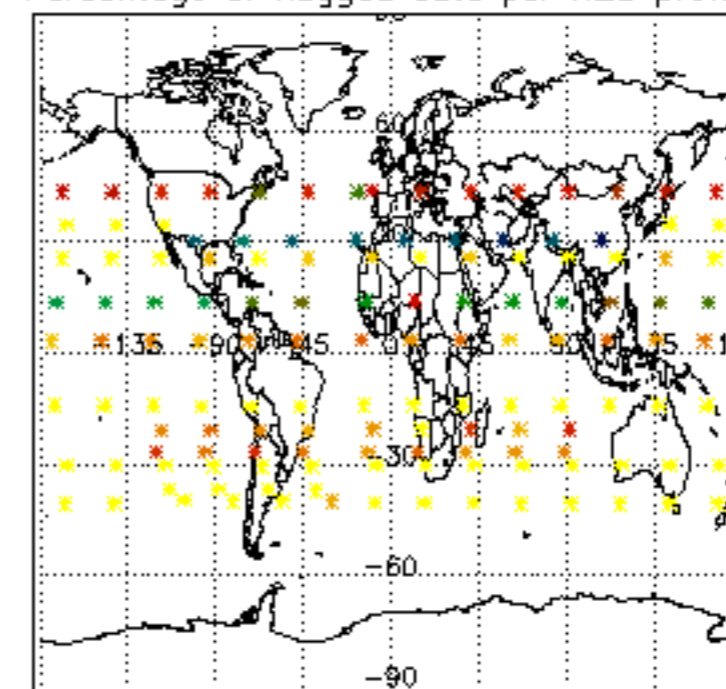




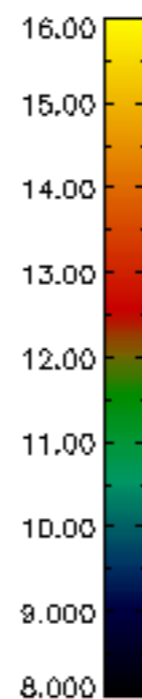
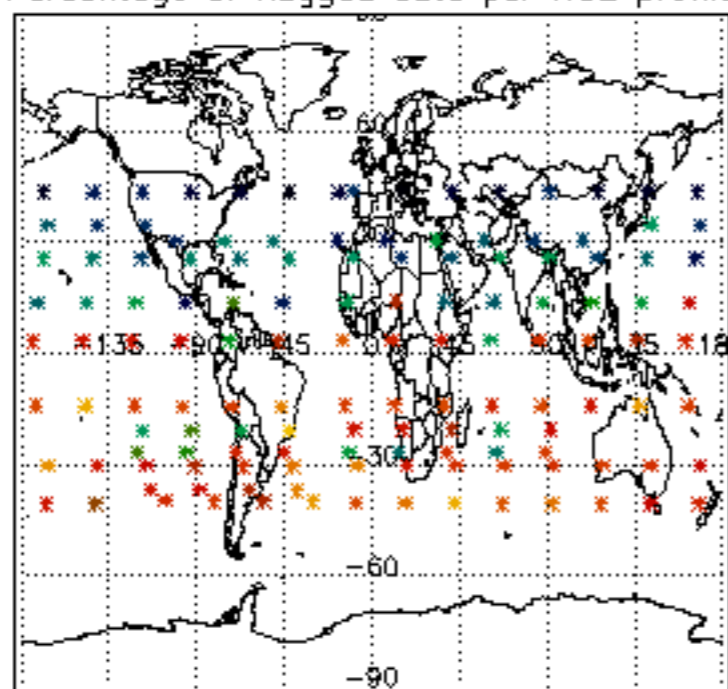
Percentage of flagged data per D3 profile



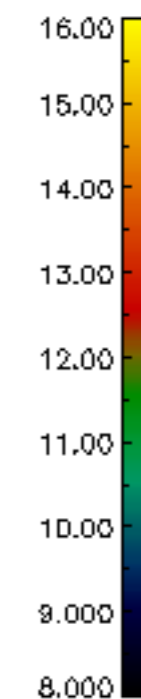
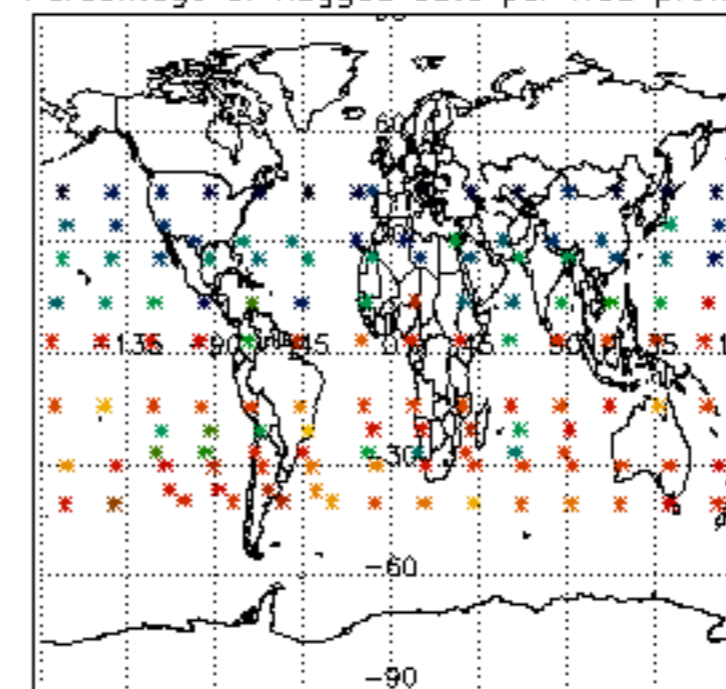
Percentage of flagged data per H2O profile

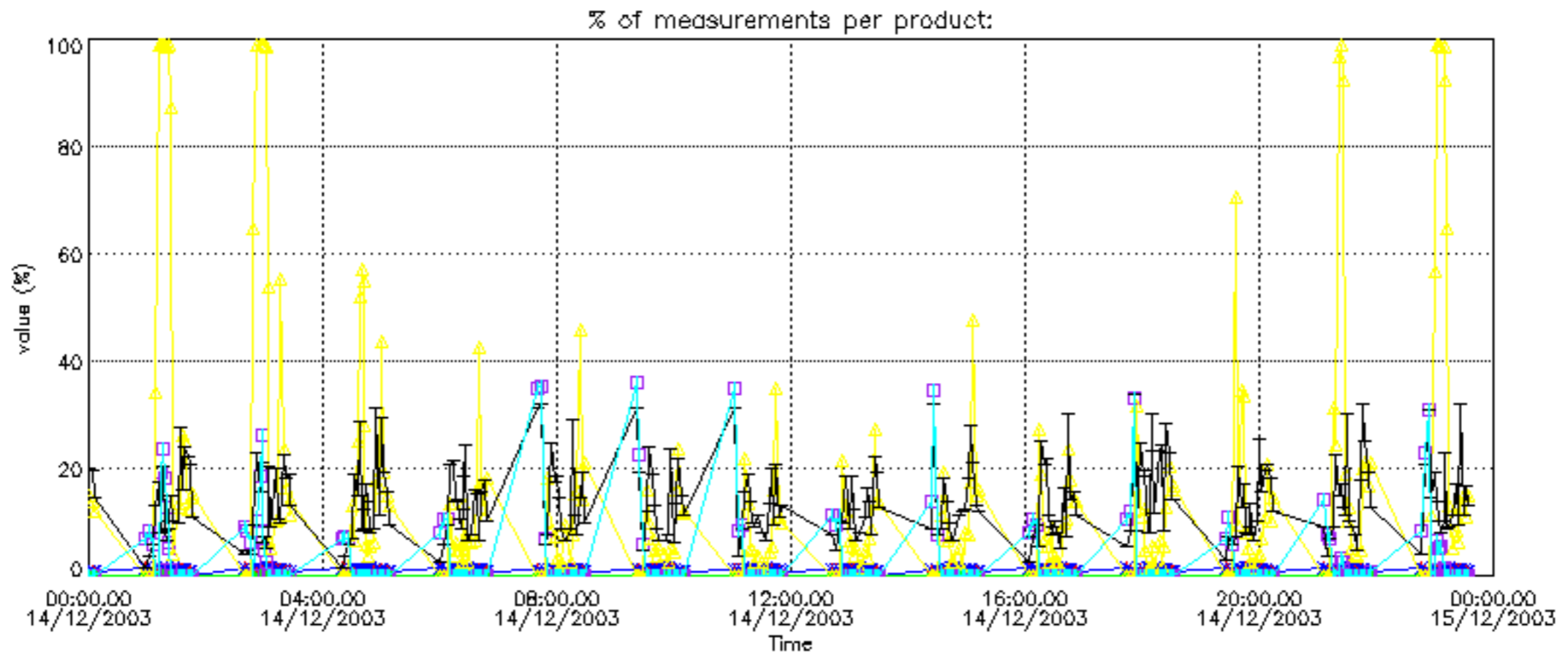


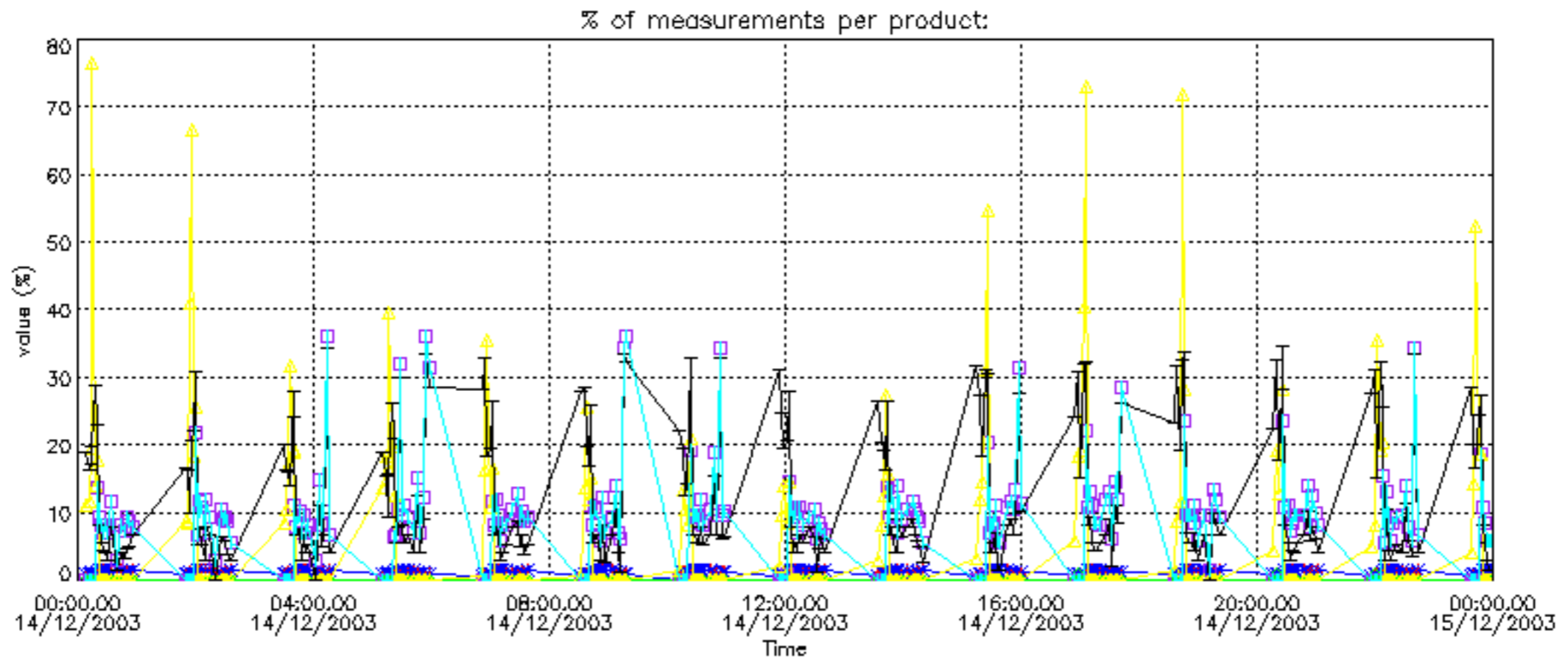
Percentage of flagged data per NO2 profile



Percentage of flagged data per NO3 profile

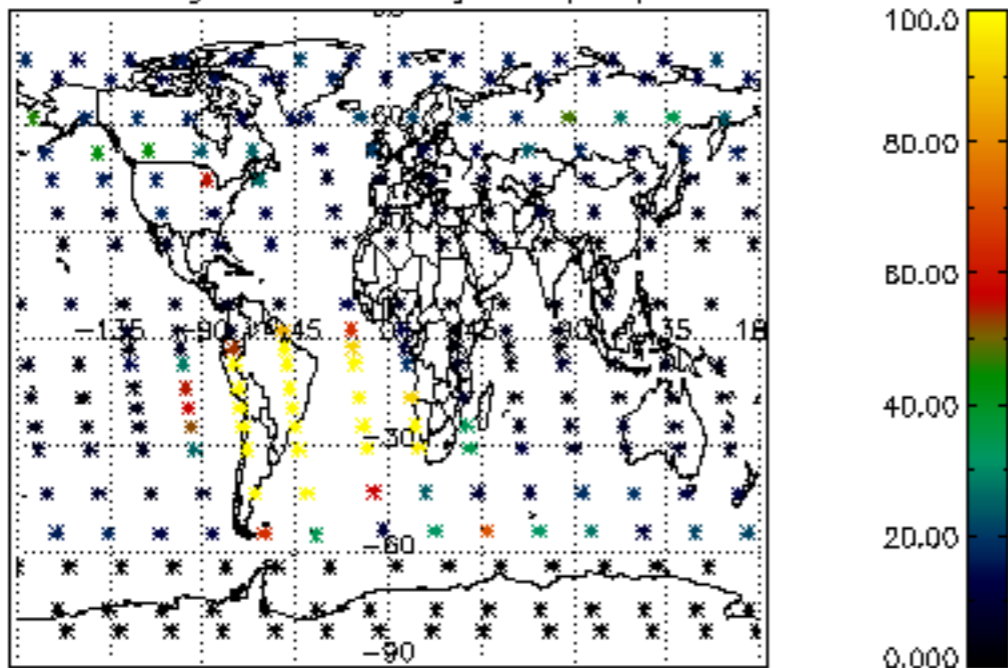




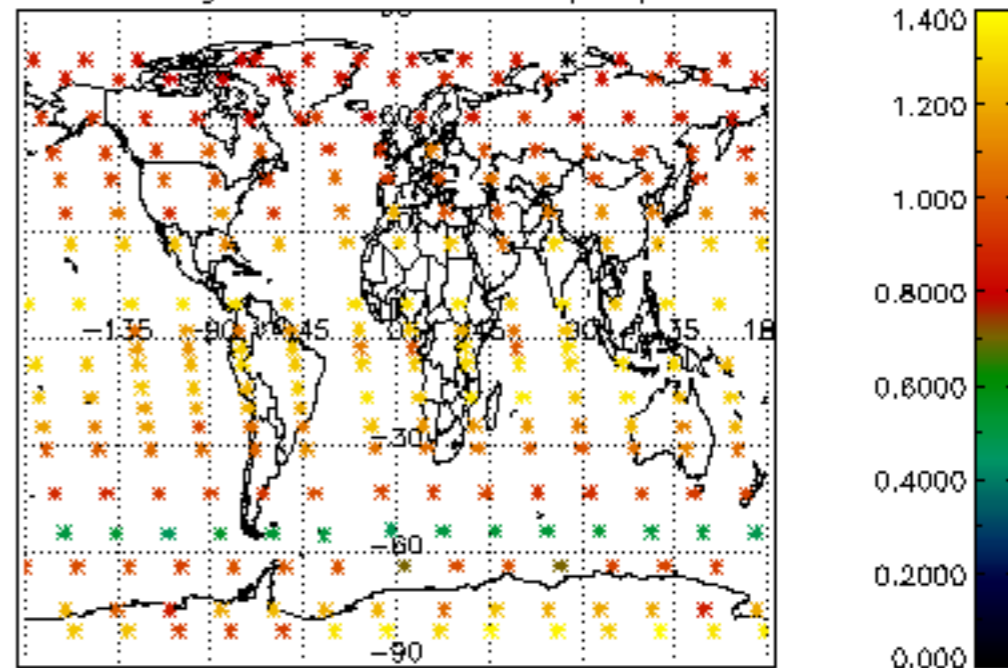




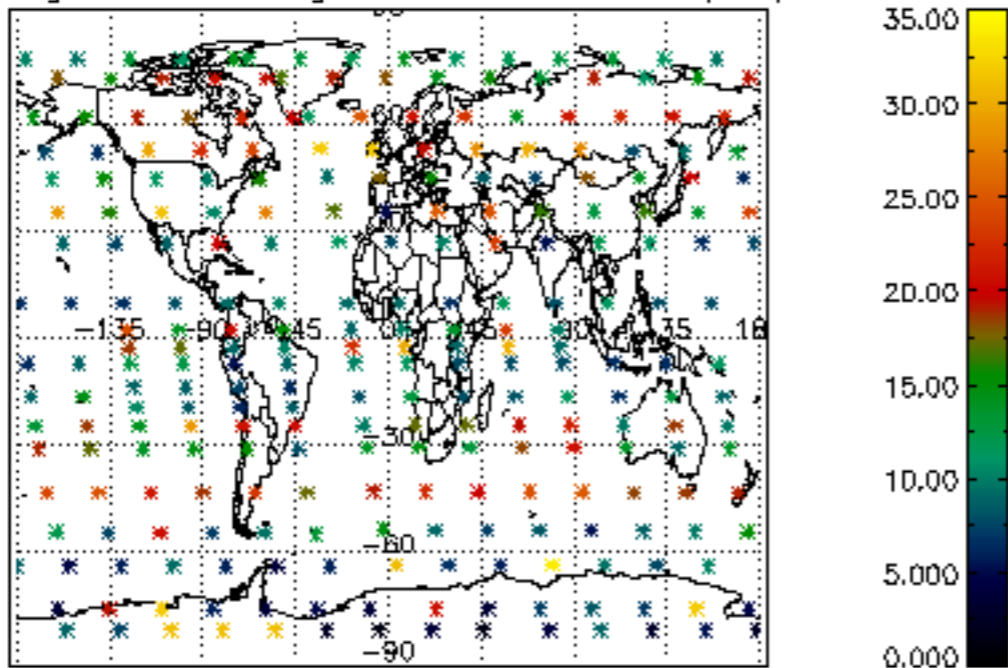
Percentage of cosmic ray hits per profile



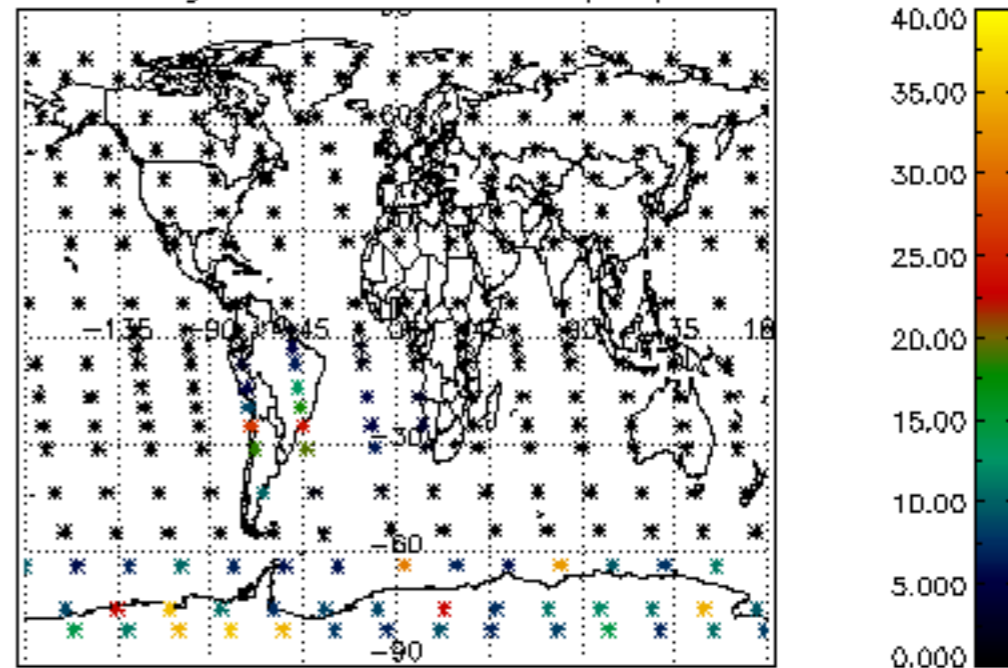
Percentage of datation errors per profile



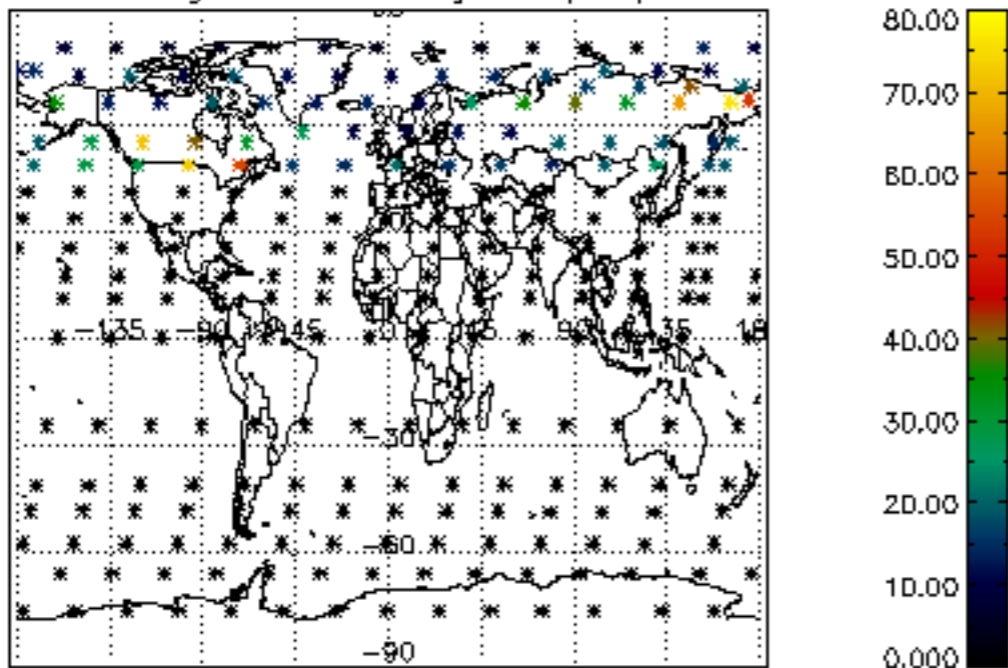
Percentage of star falling outside central band per profile



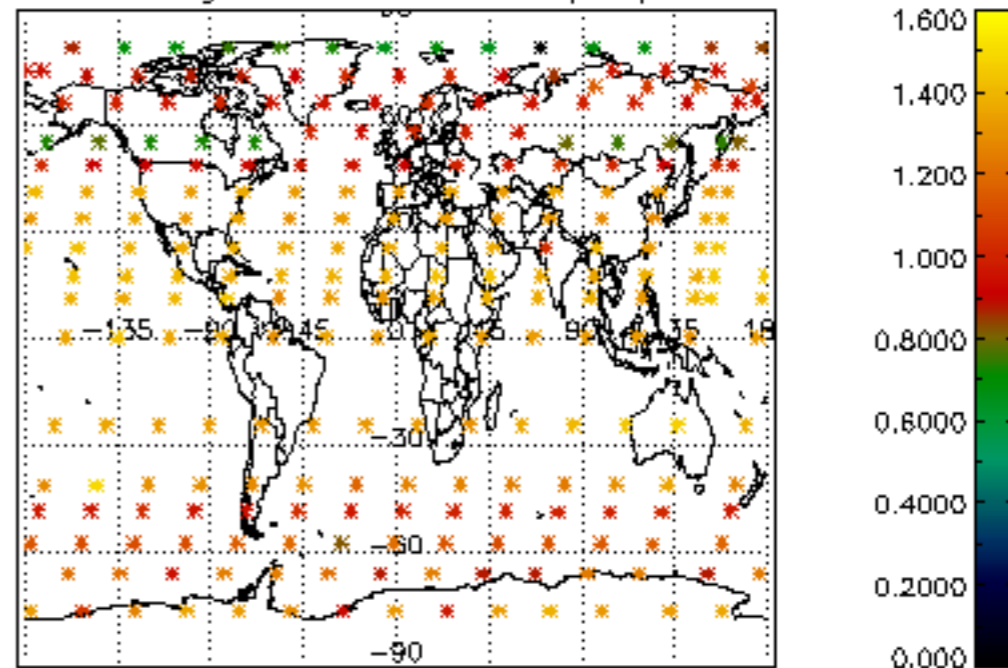
Percentage of saturation errors per profile



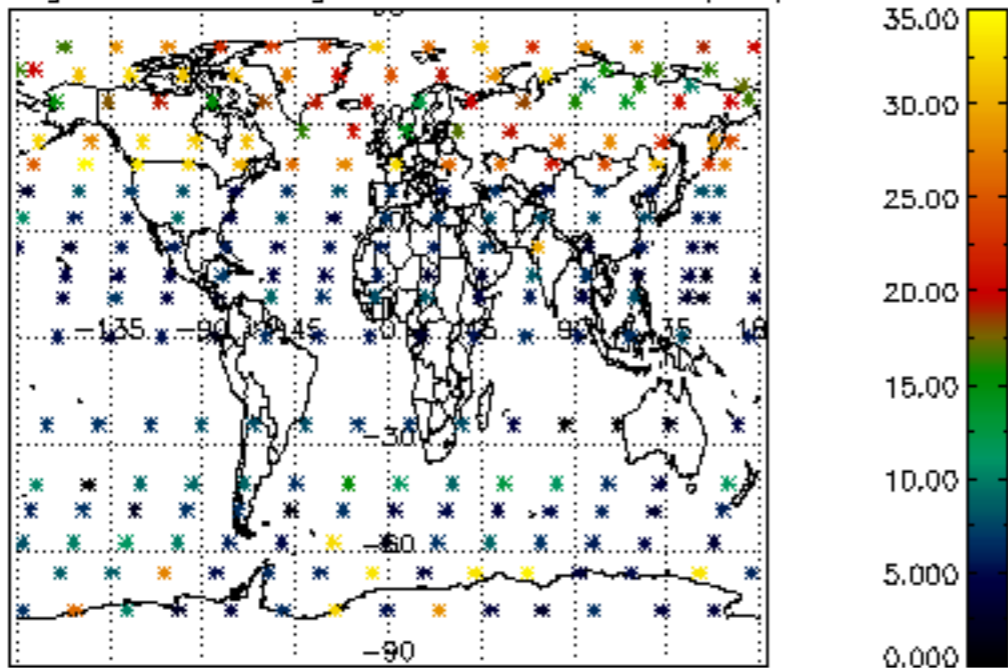
Percentage of cosmic ray hits per profile



Percentage of datation errors per profile



Percentage of star falling outside central band per profile



Percentage of saturation errors per profile

