

GOMOS Level 2 Daily Report

SUMMARY

[1. General Info](#)

[2. Summary of processed GOM_NL_2P products](#)

[3. Level 2 Quality information per product](#)

[3.1 Plot of level 2 quality information per product \(time dependant\)](#)

[3.2 Plot of level 2 quality information per product \(world map\)](#)

[4. Level 1 Quality information per product \(stored on level 2 products\)](#)

[4.1 Plot of level 1 quality information per product \(time dependant\)](#)

[4.1.1 Plot of level 1 quality information per product \(time dependant\): ASCENDING](#)

[4.1.2 Plot of level 1 quality information per product \(time dependant\): DESCENDING](#)

[4.2 Plot of level 1 quality information per product \(world map\)](#)

[4.2.1 Plot of level 1 quality information per product \(world map\): ASCENDING](#)

[4.2.2 Plot of level 1 quality information per product \(world map\): DESCENDING](#)

[5. Ozone profiles based on quality statistics and other trace gas profiles](#)

[5.1 Ozone statistics based on quality of products](#)

[5.2 Plot ozone profiles for all STD \(dark without errors\)](#)

[5.3 Plot ozone profiles where STD < 20% \(dark without errors\)](#)

[5.4. Plot ozone profiles where STD < 10% \(dark without errors\)](#)

[5.5. Plot ozone profiles where STD < 5% \(dark without errors\)](#)

[5.6 Plot NO2 profiles for all STD \(dark without errors\)](#)

[5.7 Plot NO3 profiles for all STD \(dark without errors\)](#)

[5.8 Plot H2O profiles \(only for occultations of stars 1,2,3,4,13,14,16,26,63 dark without errors\) for all STD](#)

[6. Auxiliary Data Files used for the production reported in section 2](#)

This report presents the daily analysis on parameters extracted from GOMOS level 2 data (GOM_NL__2P). It is intended to monitor some important parameters that will impact the quality of these products. A list of level 2 products (and content) that have arrived during the reporting day to the PCF is also given.

Item	Value
Time of report generation	20APR2013 01:46:59
Data source version	GOMOS/6.01
Start time of products	12-12-2003 (12DEC2003 00:00:00)
Stop time of products	13-12-2003 (13DEC2003 00:00:00)
Store outputs in DB	Yes
Nb of level 2 prods	503
Nb of prods with errors	0

2. Summary of processed GOM_NL__2P products.

Nr	Filename	UTC Start time	Limb	Duration	Star Id	Star Name	Star Mag	Star Temp	Nb Meas	Orbit	Prod. error
1	GOM_NL__2PRFIN20031212_000245_000000402022_00245_09317_9609.N1	12-DEC-2003 00:02:45	Bright	39.500	49	1Alp UMi	1.9900	6300.0	79	9317	No
2	GOM_NL__2PRFIN20031212_000727_000000372022_00245_09317_9610.N1	12-DEC-2003 00:07:27	Bright	37.000	60	7Bet UMi	2.0810	3950.0	74	9317	No
3	GOM_NL__2PRFIN20031212_001033_000000372022_00245_09317_9611.N1	12-DEC-2003 00:10:33	Bright	36.500	119	14Eta Dra	2.7270	4700.0	73	9317	No
4	GOM_NL__2PRFIN20031212_001218_000000442022_00245_09317_9612.N1	12-DEC-2003 00:12:18	Bright	43.500	32	77Eps UMa	1.7630	11000.	87	9317	No
5	GOM_NL__2PRFIN20031212_001443_000000412022_00245_09317_9613.N1	12-DEC-2003 00:14:43	Bright	41.000	39	85Eta UMa	1.8540	24000.	82	9317	No
6	GOM_NL__2PRFIN20031212_001755_000000402022_00245_09317_9614.N1	12-DEC-2003 00:17:55	Bright	39.500	180	27Gam Boo	3.0400	8000.0	79	9317	No
7	GOM_NL__2PRFIN20031212_002102_000000392022_00245_09317_9615.N1	12-DEC-2003 00:21:02	Bright	38.500	83		2.3780	11000.	77	9317	No
8	GOM_NL__2PRFIN20031212_002414_000000412022_00245_09317_9616.N1	12-DEC-2003 00:24:14	Bright	41.000	111	8Eta Boo	2.6800	6000.0	82	9317	No
9	GOM_NL__2PRFIN20031212_002753_000000482022_00245_09317_9617.N1	12-DEC-2003 00:27:53	Bright	48.000	138	47Eps Vir	2.8280	4700.0	96	9317	No
10	GOM_NL__2PRFIN20031212_003009_000000892022_00245_09317_9618.N1	12-DEC-2003 00:30:09	Twilight	88.500	62	94Bet Leo	2.1360	9700.0	177	9317	No
11	GOM_NL__2PRFIN20031212_003345_000000552022_00245_09317_9619.N1	12-DEC-2003 00:33:45	Twilight	54.500	15	67Alp Vir	0.97600	28000.	109	9317	No
12	GOM_NL__2PRFIN20031212_003715_000000502022_00245_09317_9620.N1	12-DEC-2003 00:37:15	Twilight	49.500	169	46Gam Hya	2.9910	4700.0	99	9317	No
13	GOM_NL__2PRFIN20031212_003914_000000452022_00245_09317_9621.N1	12-DEC-2003 00:39:14	Twilight	45.000	54	5The Cen	2.0550	4500.0	90	9317	No
14	GOM_NL__2PRFIN20031212_004408_000000412022_00245_09317_9622.N1	12-DEC-2003 00:44:08	Dark	40.500	77	Eps Cen	2.3030	28000.	81	9317	No
15	GOM_NL__2PRFIN20031212_004529_000000502022_00245_09317_9623.N1	12-DEC-2003 00:45:29	Dark	49.500	10	Bet Cen	0.61000	28000.	99	9317	No
16	GOM_NL__2PRFIN20031212_004644_000000402022_00246_09318_9592.N1	12-DEC-2003 00:46:44	Dark	40.000	20	Bet Cru	1.2530	30000.	80	9318	No
17	GOM_NL__2PRFIN20031212_004853_000000392022_00246_09318_9593.N1	12-DEC-2003 00:48:53	Dark	39.000	112	Alp Mus	2.6880	26000.	78	9318	No
18	GOM_NL__2PRFIN20031212_005334_000000402022_00246_09318_9594.N1	12-DEC-2003 00:53:34	Dark	39.500	29	Bet Car	1.6720	10200.	79	9318	No
19	GOM_NL__2PRFIN20031212_005556_000000572022_00246_09318_9595.N1	12-DEC-2003 00:55:56	Dark	57.000	41	Eps Car	1.8600	4100.0	114	9318	No
20	GOM_NL__2PRFIN20031212_005830_000000502022_00246_09318_9596.N1	12-DEC-2003 00:58:30	Dark	50.000	34	Gam2Vel	1.7930	23000.	100	9318	No
21	GOM_NL__2PRFIN20031212_010058_000000552022_00246_09318_9597.N1	12-DEC-2003 01:00:58	Dark	55.000	2	Alp Car	-0.73600	7000.0	110	9318	No
22	GOM_NL__2PRFIN20031212_010330_000000592022_00246_09318_9598.N1	12-DEC-2003 01:03:30	Dark	59.000	117	Pi Pup	2.7060	3800.0	118	9318	No
23	GOM_NL__2PRFIN20031212_010654_000000652022_00246_09318_9599.N1	12-DEC-2003 01:06:54	Straylight	65.000	23	21Eps CMa	1.5020	26000.	130	9318	No
24	GOM_NL__2PRFIN20031212_010846_000000632022_00246_09318_9600.N1	12-DEC-2003 01:08:46	Straylight	63.000	179	24Omi2CMa	3.0320	24000.	126	9318	No
25	GOM_NL__2PRFIN20031212_011146_000000612022_00246_09318_9601.N1	12-DEC-2003 01:11:46	Straylight	61.000	47	2Bet CMa	1.9760	28000.	122	9318	No
26	GOM_NL__2PRFIN20031212_011527_000000572022_00246_09318_9602.N1	12-DEC-2003 01:15:27	Straylight	57.000	7	19Bet Ori	0.10000	14000.	114	9318	No
27	GOM_NL__2PRFIN20031212_011753_000000562022_00246_09318_9603.N1	12-DEC-2003 01:17:53	Straylight	56.000	30	46Eps Ori	1.6940	30000.	112	9318	No
28	GOM_NL__2PRFIN20031212_011945_000000452022_00246_09318_9604.N1	12-DEC-2003 01:19:45	Twilight	44.500	94	92Alp Cet	2.5260	3100.0	89	9318	No
29	GOM_NL__2PRFIN20031212_012256_000000562022_00246_09318_9605.N1	12-DEC-2003 01:22:56	Twilight	56.000	13	87Alp Tau	0.86700	3800.0	112	9318	No
30	GOM_NL__2PRFIN20031212_012931_000000382022_00246_09318_9606.N1	12-DEC-2003 01:29:31	Bright	37.500	149	45Eps Per	2.8880	30000.	75	9318	No
31	GOM_NL__2PRFIN20031212_013103_000000392022_00246_09318_9607.N1	12-DEC-2003 01:31:03	Bright	39.000	73	57Gam1And	2.2600	13100.	78	9318	No
32	GOM_NL__2PRFIN20031212_013319_000000382022_00246_09318_9608.N1	12-DEC-2003 01:33:19	Bright	38.000	160	23Gam Per	2.9300	4700.0	76	9318	No
33	GOM_NL__2PRFIN20031212_014321_000000372022_00246_09318_9609.N1	12-DEC-2003 01:43:21	Bright	37.000	49	1Alp UMi	1.9900	6300.0	74	9318	No
34	GOM_NL__2PRFIN20031212_014805_000000392022_00246_09318_9610.N1	12-DEC-2003 01:48:05	Bright	38.500	60	7Bet UMi	2.0810	3950.0	77	9318	No
35	GOM_NL__2PRFIN20031212_015109_000000382022_00246_09318_9611.N1	12-DEC-2003 01:51:09	Bright	37.500	119	14Eta Dra	2.7270	4700.0	75	9318	No
36	GOM_NL__2PRFIN20031212_015254_000000432022_00246_09318_9612.N1	12-DEC-2003 01:52:54	Bright	42.500	32	77Eps UMa	1.7630	11000.	85	9318	No
37	GOM_NL__2PRFIN20031212_015519_000000392022_00246_09318_9613.N1	12-DEC-2003 01:55:19	Bright	38.500	39	85Eta UMa	1.8540	24000.	77	9318	No
38	GOM_NL__2PRFIN20031212_015832_000000382022_00246_09318_9614.N1	12-DEC-2003 01:58:32	Bright	37.500	180	27Gam Boo	3.0400	8000.0	75	9318	No
39	GOM_NL__2PRFIN20031212_020139_000000382022_00246_09318_9615.N1	12-DEC-2003 02:01:39	Bright	37.500	83		2.3780	11000.	75	9318	No
40	GOM_NL__2PRFIN20031212_020450_000000422022_00246_09318_9616.N1	12-DEC-2003 02:04:50	Bright	42.000	111	8Eta Boo	2.6800	6000.0	84	9318	No
41	GOM_NL__2PRFIN20031212_020830_000000482022_00246_09318_9617.N1	12-DEC-2003 02:08:30	Bright	48.000	138	47Eps Vir	2.8280	4700.0	96	9318	No
42	GOM_NL__2PRFIN20031212_021047_000000882022_00246_09318_9618.N1	12-DEC-2003 02:10:47	Twilight	87.500	62	94Bet Leo	2.1360	9700.0	175	9318	No

43	GOM_NL__2PRFIN20031212_021424_000000512022_00246_09318_9619.N1	12-DEC-2003 02:14:24	Twilight	51.000	15	67Alp Vir	0.97600	28000.	102	9318	No
44	GOM_NL__2PRFIN20031212_021752_000000472022_00246_09318_9620.N1	12-DEC-2003 02:17:52	Twilight	47.000	169	46Gam Hya	2.9910	4700.0	94	9318	No
45	GOM_NL__2PRFIN20031212_021951_000000462022_00246_09318_9621.N1	12-DEC-2003 02:19:51	Twilight	46.000	54	5The Cen	2.0550	4500.0	92	9318	No
46	GOM_NL__2PRFIN20031212_022253_000000392022_00246_09318_9622.N1	12-DEC-2003 02:22:53	Dark	39.000	95	Zet Cen	2.5450	26000.	78	9318	No
47	GOM_NL__2PRFIN20031212_022444_000000402022_00246_09318_9623.N1	12-DEC-2003 02:24:44	Dark	39.500	77	Eps Cen	2.3030	28000.	79	9318	No
48	GOM_NL__2PRFIN20031212_022605_000000442022_00246_09318_9624.N1	12-DEC-2003 02:26:05	Dark	43.500	10	Bet Cen	0.61000	28000.	87	9318	No
49	GOM_NL__2PRFIN20031212_022721_000000422022_00247_09319_9612.N1	12-DEC-2003 02:27:21	Dark	41.500	20	Bet Cru	1.2530	30000.	83	9319	No
50	GOM_NL__2PRFIN20031212_022930_000000372022_00247_09319_9613.N1	12-DEC-2003 02:29:30	Dark	37.000	112	Alp Mus	2.6880	26000.	74	9319	No
51	GOM_NL__2PRFIN20031212_023410_000000412022_00247_09319_9614.N1	12-DEC-2003 02:34:10	Dark	41.000	29	Bet Car	1.6720	10200.	82	9319	No
52	GOM_NL__2PRFIN20031212_023632_000000562022_00247_09319_9615.N1	12-DEC-2003 02:36:32	Dark	55.500	41	Eps Car	1.8600	4100.0	111	9319	No
53	GOM_NL__2PRFIN20031212_023907_000000562022_00247_09319_9616.N1	12-DEC-2003 02:39:07	Dark	56.000	34	Gam2Vel	1.7930	23000.	112	9319	No
54	GOM_NL__2PRFIN20031212_024135_000000502022_00247_09319_9617.N1	12-DEC-2003 02:41:35	Dark	50.000	2	Alp Car	-0.73600	7000.0	100	9319	No
55	GOM_NL__2PRFIN20031212_024407_000000582022_00247_09319_9618.N1	12-DEC-2003 02:44:07	Dark	58.000	117	Pi Pup	2.7060	3800.0	116	9319	No
56	GOM_NL__2PRFIN20031212_024731_000000612022_00247_09319_9619.N1	12-DEC-2003 02:47:31	Straylight	61.000	23	21Eps CMa	1.5020	26000.	122	9319	No
57	GOM_NL__2PRFIN20031212_024925_000000632022_00247_09319_9620.N1	12-DEC-2003 02:49:25	Straylight	62.500	179	24Omi2CMa	3.0320	24000.	125	9319	No
58	GOM_NL__2PRFIN20031212_025224_000000602022_00247_09319_9621.N1	12-DEC-2003 02:52:24	Straylight	60.000	47	2Bet CMa	1.9760	28000.	120	9319	No
59	GOM_NL__2PRFIN20031212_025604_000000552022_00247_09319_9622.N1	12-DEC-2003 02:56:04	Straylight	55.000	7	19Bet Ori	0.10000	14000.	110	9319	No
60	GOM_NL__2PRFIN20031212_025829_000000512022_00247_09319_9623.N1	12-DEC-2003 02:58:29	Straylight	50.500	30	46Eps Ori	1.6940	30000.	101	9319	No
61	GOM_NL__2PRFIN20031212_030021_000000452022_00247_09319_9624.N1	12-DEC-2003 03:00:21	Twilight	45.000	94	92Alp Cet	2.5260	3100.0	90	9319	No
62	GOM_NL__2PRFIN20031212_030333_000000552022_00247_09319_9625.N1	12-DEC-2003 03:03:33	Twilight	54.500	13	87Alp Tau	0.86700	3800.0	109	9319	No
63	GOM_NL__2PRFIN20031212_031007_000000372022_00247_09319_9626.N1	12-DEC-2003 03:10:07	Bright	37.000	149	45Eps Per	2.8880	30000.	74	9319	No
64	GOM_NL__2PRFIN20031212_031139_000000402022_00247_09319_9627.N1	12-DEC-2003 03:11:39	Bright	40.000	73	57Gam1And	2.2600	13100.	80	9319	No
65	GOM_NL__2PRFIN20031212_031355_000000382022_00247_09319_9628.N1	12-DEC-2003 03:13:55	Bright	38.000	160	23Gam Per	2.9300	4700.0	76	9319	No
66	GOM_NL__2PRFIN20031212_032358_000000352022_00247_09319_9629.N1	12-DEC-2003 03:23:58	Bright	34.500	49	1Alp UMi	1.9900	6300.0	69	9319	No
67	GOM_NL__2PRFIN20031212_032841_000000402022_00247_09319_9630.N1	12-DEC-2003 03:28:41	Bright	39.500	60	7Bet UMi	2.0810	3950.0	79	9319	No
68	GOM_NL__2PRFIN20031212_033145_000000372022_00247_09319_9631.N1	12-DEC-2003 03:31:45	Bright	37.000	119	14Eta Dra	2.7270	4700.0	74	9319	No
69	GOM_NL__2PRFIN20031212_033331_000000432022_00247_09319_9632.N1	12-DEC-2003 03:33:31	Bright	43.000	32	77Eps UMa	1.7630	11000.	86	9319	No
70	GOM_NL__2PRFIN20031212_033555_000000392022_00247_09319_9633.N1	12-DEC-2003 03:35:55	Bright	38.500	39	85Eta UMa	1.8540	24000.	77	9319	No
71	GOM_NL__2PRFIN20031212_033908_000000372022_00247_09319_9634.N1	12-DEC-2003 03:39:08	Bright	36.500	180	27Gam Boo	3.0400	8000.0	73	9319	No
72	GOM_NL__2PRFIN20031212_034216_000000372022_00247_09319_9635.N1	12-DEC-2003 03:42:16	Bright	36.500	83		2.3780	11000.	73	9319	No
73	GOM_NL__2PRFIN20031212_034527_000000442022_00247_09319_9636.N1	12-DEC-2003 03:45:27	Bright	44.000	111	8Eta Boo	2.6800	6000.0	88	9319	No
74	GOM_NL__2PRFIN20031212_034906_000000492022_00247_09319_9637.N1	12-DEC-2003 03:49:06	Bright	48.500	138	47Eps Vir	2.8280	4700.0	97	9319	No
75	GOM_NL__2PRFIN20031212_035124_000000892022_00247_09319_9638.N1	12-DEC-2003 03:51:24	Twilight	89.000	62	94Bet Leo	2.1360	9700.0	178	9319	No
76	GOM_NL__2PRFIN20031212_035501_000000522022_00247_09319_9639.N1	12-DEC-2003 03:55:01	Twilight	52.000	15	67Alp Vir	0.97600	28000.	104	9319	No
77	GOM_NL__2PRFIN20031212_035830_000000462022_00247_09319_9640.N1	12-DEC-2003 03:58:30	Twilight	45.500	169	46Gam Hya	2.9910	4700.0	91	9319	No
78	GOM_NL__2PRFIN20031212_040028_000000462022_00247_09319_9641.N1	12-DEC-2003 04:00:28	Twilight	46.000	54	5The Cen	2.0550	4500.0	92	9319	No
79	GOM_NL__2PRFIN20031212_040149_000000442022_00247_09319_9642.N1	12-DEC-2003 04:01:49	Dark	43.500	123	1ot Cen	2.7500	10200.	87	9319	No
80	GOM_NL__2PRFIN20031212_040330_000000422022_00247_09319_9643.N1	12-DEC-2003 04:03:30	Dark	41.500	95	Zet Cen	2.5450	26000.	83	9319	No
81	GOM_NL__2PRFIN20031212_040522_000000382022_00247_09319_9644.N1	12-DEC-2003 04:05:22	Dark	38.000	77	Eps Cen	2.3030	28000.	76	9319	No
82	GOM_NL__2PRFIN20031212_040642_000000412022_00247_09319_9645.N1	12-DEC-2003 04:06:42	Dark	40.500	10	Bet Cen	0.61000	28000.	81	9319	No
83	GOM_NL__2PRFIN20031212_040758_000000462022_00248_09320_9612.N1	12-DEC-2003 04:07:58	Dark	45.500	20	Bet Cru	1.2530	30000.	91	9320	No
84	GOM_NL__2PRFIN20031212_041006_000000382022_00248_09320_9613.N1	12-DEC-2003 04:10:06	Dark	37.500	112	Alp Mus	2.6880	26000.	75	9320	No
85	GOM_NL__2PRFIN20031212_041447_000000392022_00248_09320_9614.N1	12-DEC-2003 04:14:47	Dark	39.000	29	Bet Car	1.6720	10200.	78	9320	No
86	GOM_NL__2PRFIN20031212_041718_000000592022_00248_09320_9615.N1	12-DEC-2003 04:17:18	Dark	58.500	65	Lam Vel	2.2040	4400.0	117	9320	No
87	GOM_NL__2PRFIN20031212_041944_000000482022_00248_09320_9616.N1	12-DEC-2003 04:19:44	Dark	48.000	34	Gam2Vel	1.7930	23000.	96	9320	No
88	GOM_NL__2PRFIN20031212_042212_000000512022_00248_09320_9617.N1	12-DEC-2003 04:22:12	Dark	50.500	2	Alp Car	-0.73600	7000.0	101	9320	No
89	GOM_NL__2PRFIN20031212_042443_000000602022_00248_09320_9618.N1	12-DEC-2003 04:24:43	Dark	60.000	117	Pi Pup	2.7060	3800.0	120	9320	No
90	GOM_NL__2PRFIN20031212_042807_000000632022_00248_09320_9619.N1	12-DEC-2003 04:28:07	Straylight	63.000	23	21Eps CMa	1.5020	26000.	126	9320	No
91	GOM_NL__2PRFIN20031212_043001_000000612022_00248_09320_9620.N1	12-DEC-2003 04:30:01	Straylight	60.500	179	24Omi2CMa	3.0320	24000.	121	9320	No
92	GOM_NL__2PRFIN20031212_043320_000000732022_00248_09320_9621.N1	12-DEC-2003 04:33:20	Straylight	72.500	1	9Alp CMa	-1.4400	11000.	145	9320	No
93	GOM_NL__2PRFIN20031212_043641_000000542022_00248_09320_9622.N1	12-DEC-2003 04:36:41	Straylight	53.500	7	19Bet Ori	0.10000	14000.	107	9320	No
94	GOM_NL__2PRFIN20031212_043906_000000552022_00248_09320_9623.N1	12-DEC-2003 04:39:06	Straylight	54.500	30	46Eps Ori	1.6940	30000.	109	9320	No
95	GOM_NL__2PRFIN20031212_044057_000000452022_00248_09320_9624.N1	12-DEC-2003 04:40:57	Twilight	44.500	94	92Alp Cet	2.5260	3100.0	89	9320	No
96	GOM_NL__2PRFIN20031212_044409_000000502022_00248_09320_9625.N1	12-DEC-2003 04:44:09	Twilight	50.000	13	87Alp Tau	0.86700	3800.0	100	9320	No
97	GOM_NL__2PRFIN20031212_045043_000000372022_00248_09320_9626.N1	12-DEC-2003 04:50:43	Bright	36.500	149	45Eps Per	2.8880	30000.	73	9320	No
98	GOM_NL__2PRFIN20031212_045216_000000402022_00248_09320_9627.N1	12-DEC-2003 04:52:16	Bright	39.500	73	57Gam1And	2.2600	13100.	79	9320	No
99	GOM_NL__2PRFIN20031212_045432_000000362022_00248_09320_9628.N1	12-DEC-2003 04:54:32	Bright	36.000	160	23Gam Per	2.9300	4700.0	72	9320	No
100	GOM_NL__2PRFIN20031212_045729_000000382022_00248_09320_9629.N1	12-DEC-2003 04:57:29	Bright	37.500	110	37Del Cas	2.6780	8900.0	75	9320	No
101	GOM_NL__2PRFIN20031212_050434_000000342022_00248_09320_9630.N1	12-DEC-2003 05:04:34	Bright	34.000	49	1Alp UMi	1.9900	6300.0	68	9320	No

102	GOM_NL__2PRFIN20031212_050917_000000402022_00248_09320_9631.N1	12-DEC-2003 05:09:17	Bright	39.500	60	7Bet UMi	2.0810	3950.0	79	9320	No
103	GOM_NL__2PRFIN20031212_051221_000000402022_00248_09320_9632.N1	12-DEC-2003 05:12:21	Bright	39.500	119	14Eta Dra	2.7270	4700.0	79	9320	No
104	GOM_NL__2PRFIN20031212_051406_000000432022_00248_09320_9633.N1	12-DEC-2003 05:14:06	Bright	43.000	32	77Eps UMa	1.7630	11000.	86	9320	No
105	GOM_NL__2PRFIN20031212_051631_000000402022_00248_09320_9634.N1	12-DEC-2003 05:16:31	Bright	39.500	39	85Eta UMa	1.8540	24000.	79	9320	No
106	GOM_NL__2PRFIN20031212_051944_000000362022_00248_09320_9635.N1	12-DEC-2003 05:19:44	Bright	36.000	180	27Gam Boo	3.0400	8000.0	72	9320	No
107	GOM_NL__2PRFIN20031212_052252_000000362022_00248_09320_9636.N1	12-DEC-2003 05:22:52	Bright	36.000	83		2.3780	11000.	72	9320	No
108	GOM_NL__2PRFIN20031212_052603_000000422022_00248_09320_9637.N1	12-DEC-2003 05:26:03	Bright	41.500	111	8Eta Boo	2.6800	6000.0	83	9320	No
109	GOM_NL__2PRFIN20031212_052943_000000472022_00248_09320_9638.N1	12-DEC-2003 05:29:43	Bright	47.000	138	47Eps Vir	2.8280	4700.0	94	9320	No
110	GOM_NL__2PRFIN20031212_053201_000000942022_00248_09320_9639.N1	12-DEC-2003 05:32:01	Twilight	93.500	62	94Bet Leo	2.1360	9700.0	187	9320	No
111	GOM_NL__2PRFIN20031212_053537_000000532022_00248_09320_9640.N1	12-DEC-2003 05:35:37	Twilight	53.000	15	67Alp Vir	0.97600	28000.	106	9320	No
112	GOM_NL__2PRFIN20031212_053906_000000462022_00248_09320_9641.N1	12-DEC-2003 05:39:06	Twilight	46.000	169	46Gam Hya	2.9910	4700.0	92	9320	No
113	GOM_NL__2PRFIN20031212_054104_000000432022_00248_09320_9642.N1	12-DEC-2003 05:41:04	Twilight	43.000	54	5The Cen	2.0550	4500.0	86	9320	No
114	GOM_NL__2PRFIN20031212_054225_000000422022_00248_09320_9643.N1	12-DEC-2003 05:42:25	Dark	41.500	123	1ot Cen	2.7500	10200.	83	9320	No
115	GOM_NL__2PRFIN20031212_054407_000000402022_00248_09320_9644.N1	12-DEC-2003 05:44:07	Dark	40.000	95	Zet Cen	2.5450	26000.	80	9320	No
116	GOM_NL__2PRFIN20031212_054558_000000412022_00248_09320_9645.N1	12-DEC-2003 05:45:58	Dark	41.000	77	Eps Cen	2.3030	28000.	82	9320	No
117	GOM_NL__2PRFIN20031212_054718_000000432022_00248_09320_9646.N1	12-DEC-2003 05:47:18	Dark	42.500	10	Bet Cen	0.61000	28000.	85	9320	No
118	GOM_NL__2PRFIN20031212_054834_000000452022_00249_09321_9612.N1	12-DEC-2003 05:48:34	Dark	44.500	20	Bet Cru	1.2530	30000.	89	9321	No
119	GOM_NL__2PRFIN20031212_055043_000000392022_00249_09321_9613.N1	12-DEC-2003 05:50:43	Dark	38.500	112	Alp Mus	2.6880	26000.	77	9321	No
120	GOM_NL__2PRFIN20031212_055523_000000382022_00249_09321_9614.N1	12-DEC-2003 05:55:23	Dark	38.000	29	Bet Car	1.6720	10200.	76	9321	No
121	GOM_NL__2PRFIN20031212_055755_000000662022_00249_09321_9615.N1	12-DEC-2003 05:57:55	Dark	65.500	65	Lam Vel	2.2040	4400.0	131	9321	No
122	GOM_NL__2PRFIN20031212_060021_000000482022_00249_09321_9616.N1	12-DEC-2003 06:00:21	Dark	48.000	34	Gam2Vel	1.7930	23000.	96	9321	No
123	GOM_NL__2PRFIN20031212_060248_000000522022_00249_09321_9617.N1	12-DEC-2003 06:02:48	Dark	51.500	2	Alp Car	-0.73600	7000.0	103	9321	No
124	GOM_NL__2PRFIN20031212_060520_000000572022_00249_09321_9618.N1	12-DEC-2003 06:05:20	Dark	57.000	117	Pi Pup	2.7060	3800.0	114	9321	No
125	GOM_NL__2PRFIN20031212_060844_000000592022_00249_09321_9619.N1	12-DEC-2003 06:08:44	Straylight	59.000	23	21Eps CMa	1.5020	26000.	118	9321	No
126	GOM_NL__2PRFIN20031212_061038_000000602022_00249_09321_9620.N1	12-DEC-2003 06:10:38	Straylight	60.000	179	24Omi2CMa	3.0320	24000.	120	9321	No
127	GOM_NL__2PRFIN20031212_061356_000000742022_00249_09321_9621.N1	12-DEC-2003 06:13:56	Straylight	74.000	1	9Alp CMa	-1.4400	11000.	148	9321	No
128	GOM_NL__2PRFIN20031212_061717_000000552022_00249_09321_9622.N1	12-DEC-2003 06:17:17	Straylight	54.500	7	19Bet Ori	0.10000	14000.	109	9321	No
129	GOM_NL__2PRFIN20031212_061942_000000542022_00249_09321_9623.N1	12-DEC-2003 06:19:42	Straylight	53.500	30	46Eps Ori	1.6940	30000.	107	9321	No
130	GOM_NL__2PRFIN20031212_062133_000000462022_00249_09321_9624.N1	12-DEC-2003 06:21:33	Twilight	45.500	94	92Alp Cet	2.5260	3100.0	91	9321	No
131	GOM_NL__2PRFIN20031212_062445_000000532022_00249_09321_9625.N1	12-DEC-2003 06:24:45	Twilight	53.000	13	87Alp Tau	0.86700	3800.0	106	9321	No
132	GOM_NL__2PRFIN20031212_063119_000000372022_00249_09321_9626.N1	12-DEC-2003 06:31:19	Bright	37.000	149	45Eps Per	2.8880	30000.	74	9321	No
133	GOM_NL__2PRFIN20031212_063253_000000392022_00249_09321_9627.N1	12-DEC-2003 06:32:53	Bright	39.000	73	57Gam1And	2.2600	13100.	78	9321	No
134	GOM_NL__2PRFIN20031212_063508_000000362022_00249_09321_9628.N1	12-DEC-2003 06:35:08	Bright	35.500	160	23Gam Per	2.9300	4700.0	71	9321	No
135	GOM_NL__2PRFIN20031212_063806_000000372022_00249_09321_9629.N1	12-DEC-2003 06:38:06	Bright	37.000	110	37Del Cas	2.6780	8900.0	74	9321	No
136	GOM_NL__2PRFIN20031212_064510_000000372022_00249_09321_9630.N1	12-DEC-2003 06:45:10	Bright	36.500	49	1Alp UMi	1.9900	6300.0	73	9321	No
137	GOM_NL__2PRFIN20031212_064953_000000402022_00249_09321_9631.N1	12-DEC-2003 06:49:53	Bright	40.000	60	7Bet UMi	2.0810	3950.0	80	9321	No
138	GOM_NL__2PRFIN20031212_065258_000000382022_00249_09321_9632.N1	12-DEC-2003 06:52:58	Bright	38.000	119	14Eta Dra	2.7270	4700.0	76	9321	No
139	GOM_NL__2PRFIN20031212_065442_000000442022_00249_09321_9633.N1	12-DEC-2003 06:54:42	Bright	43.500	32	77Eps UMa	1.7630	11000.	87	9321	No
140	GOM_NL__2PRFIN20031212_065708_000000562022_00249_09321_9634.N1	12-DEC-2003 06:57:08	Bright	56.000	39	85Eta UMa	1.8540	24000.	112	9321	No
141	GOM_NL__2PRFIN20031212_070020_000000372022_00249_09321_9635.N1	12-DEC-2003 07:00:20	Bright	37.000	180	27Gam Boo	3.0400	8000.0	74	9321	No
142	GOM_NL__2PRFIN20031212_070328_000000372022_00249_09321_9636.N1	12-DEC-2003 07:03:28	Bright	37.000	83		2.3780	11000.	74	9321	No
143	GOM_NL__2PRFIN20031212_070640_000000412022_00249_09321_9637.N1	12-DEC-2003 07:06:40	Bright	40.500	111	8Eta Boo	2.6800	6000.0	81	9321	No
144	GOM_NL__2PRFIN20031212_071019_000000502022_00249_09321_9638.N1	12-DEC-2003 07:10:19	Bright	49.500	138	47Eps Vir	2.8280	4700.0	99	9321	No
145	GOM_NL__2PRFIN20031212_071238_000000902022_00249_09321_9639.N1	12-DEC-2003 07:12:38	Twilight	90.000	62	94Bet Leo	2.1360	9700.0	180	9321	No
146	GOM_NL__2PRFIN20031212_071614_000000552022_00249_09321_9640.N1	12-DEC-2003 07:16:14	Twilight	55.000	15	67Alp Vir	0.97600	28000.	110	9321	No
147	GOM_NL__2PRFIN20031212_071943_000000462022_00249_09321_9641.N1	12-DEC-2003 07:19:43	Twilight	46.000	169	46Gam Hya	2.9910	4700.0	92	9321	No
148	GOM_NL__2PRFIN20031212_072141_000000442022_00249_09321_9642.N1	12-DEC-2003 07:21:41	Twilight	43.500	54	5The Cen	2.0550	4500.0	87	9321	No
149	GOM_NL__2PRFIN20031212_072302_000000422022_00249_09321_9643.N1	12-DEC-2003 07:23:02	Dark	41.500	123	1ot Cen	2.7500	10200.	83	9321	No
150	GOM_NL__2PRFIN20031212_072443_000000392022_00249_09321_9644.N1	12-DEC-2003 07:24:43	Dark	39.000	95	Zet Cen	2.5450	26000.	78	9321	No
151	GOM_NL__2PRFIN20031212_072634_000000392022_00249_09321_9645.N1	12-DEC-2003 07:26:34	Dark	38.500	77	Eps Cen	2.3030	28000.	77	9321	No
152	GOM_NL__2PRFIN20031212_072755_000000442022_00249_09321_9646.N1	12-DEC-2003 07:27:55	Dark	44.000	10	Bet Cen	0.61000	28000.	88	9321	No
153	GOM_NL__2PRFIN20031212_072910_000000422022_00250_09322_9613.N1	12-DEC-2003 07:29:10	Dark	41.500	20	Bet Cru	1.2530	30000.	83	9322	No
154	GOM_NL__2PRFIN20031212_073119_000000382022_00250_09322_9614.N1	12-DEC-2003 07:31:19	Dark	37.500	112	Alp Mus	2.6880	26000.	75	9322	No
155	GOM_NL__2PRFIN20031212_073600_000000392022_00250_09322_9615.N1	12-DEC-2003 07:36:00	Dark	39.000	29	Bet Car	1.6720	10200.	78	9322	No
156	GOM_NL__2PRFIN20031212_073832_000000592022_00250_09322_9616.N1	12-DEC-2003 07:38:32	Dark	58.500	65	Lam Vel	2.2040	4400.0	117	9322	No
157	GOM_NL__2PRFIN20031212_074057_000000532022_00250_09322_9617.N1	12-DEC-2003 07:40:57	Dark	53.000	34	Gam2Vel	1.7930	23000.	106	9322	No
158	GOM_NL__2PRFIN20031212_074325_000000562022_00250_09322_9618.N1	12-DEC-2003 07:43:25	Dark	56.000	2	Alp Car	-0.73600	7000.0	112	9322	No
159	GOM_NL__2PRFIN20031212_074557_000000572022_00250_09322_9619.N1	12-DEC-2003 07:45:57	Dark	56.500	117	Pi Pup	2.7060	3800.0	113	9322	No
160	GOM_NL__2PRFIN20031212_074921_000000592022_00250_09322_9620.N1	12-DEC-2003 07:49:21	Straylight	59.000	23	21Eps CMa	1.5020	26000.	118	9322	No

161	GOM_NL__2PRFIN20031212_075114_000000612022_00250_09322_9621.N1	12-DEC-2003 07:51:14	Straylight	61.000	179	24Omi2CMa	3.0320	24000.	122	9322	No
162	GOM_NL__2PRFIN20031212_075432_000000742022_00250_09322_9622.N1	12-DEC-2003 07:54:32	Straylight	74.000	1	9Alp CMa	-1.4400	11000.	148	9322	No
163	GOM_NL__2PRFIN20031212_075753_000000502022_00250_09322_9623.N1	12-DEC-2003 07:57:53	Straylight	49.500	7	19Bet Ori	0.10000	14000.	99	9322	No
164	GOM_NL__2PRFIN20031212_080017_000000542022_00250_09322_9624.N1	12-DEC-2003 08:00:17	Straylight	53.500	30	46Eps Ori	1.6940	30000.	107	9322	No
165	GOM_NL__2PRFIN20031212_080210_000000482022_00250_09322_9625.N1	12-DEC-2003 08:02:10	Twi_and_stray	47.500	94	92Alp Cet	2.5260	3100.0	95	9322	No
166	GOM_NL__2PRFIN20031212_080521_000000522022_00250_09322_9626.N1	12-DEC-2003 08:05:21	Twi_and_stray	51.500	13	87Alp Tau	0.86700	3800.0	103	9322	No
167	GOM_NL__2PRFIN20031212_081155_000000372022_00250_09322_9627.N1	12-DEC-2003 08:11:55	Bright	36.500	149	45Eps Per	2.8880	30000.	73	9322	No
168	GOM_NL__2PRFIN20031212_081329_000000382022_00250_09322_9628.N1	12-DEC-2003 08:13:29	Bright	38.000	73	57Gam1And	2.2600	13100.	76	9322	No
169	GOM_NL__2PRFIN20031212_081544_000000362022_00250_09322_9629.N1	12-DEC-2003 08:15:44	Bright	36.000	160	23Gam Per	2.9300	4700.0	72	9322	No
170	GOM_NL__2PRFIN20031212_081842_000000382022_00250_09322_9630.N1	12-DEC-2003 08:18:42	Bright	38.000	110	37Del Cas	2.6780	8900.0	76	9322	No
171	GOM_NL__2PRFIN20031212_082546_000000352022_00250_09322_9631.N1	12-DEC-2003 08:25:46	Bright	34.500	49	1Alp UMi	1.9900	6300.0	69	9322	No
172	GOM_NL__2PRFIN20031212_083029_000000382022_00250_09322_9632.N1	12-DEC-2003 08:30:29	Bright	37.500	60	7Bet UMi	2.0810	3950.0	75	9322	No
173	GOM_NL__2PRFIN20031212_083334_000000382022_00250_09322_9633.N1	12-DEC-2003 08:33:34	Bright	38.000	119	14Eta Dra	2.7270	4700.0	76	9322	No
174	GOM_NL__2PRFIN20031212_083518_000000432022_00250_09322_9634.N1	12-DEC-2003 08:35:18	Bright	43.000	32	77Eps UMa	1.7630	11000.	86	9322	No
175	GOM_NL__2PRFIN20031212_083743_000000562022_00250_09322_9635.N1	12-DEC-2003 08:37:43	Bright	56.000	39	85Eta UMa	1.8540	24000.	112	9322	No
176	GOM_NL__2PRFIN20031212_084056_000000372022_00250_09322_9636.N1	12-DEC-2003 08:40:56	Bright	36.500	180	27Gam Boo	3.0400	8000.0	73	9322	No
177	GOM_NL__2PRFIN20031212_084405_000000362022_00250_09322_9637.N1	12-DEC-2003 08:44:05	Bright	36.000	83		2.3780	11000.	72	9322	No
178	GOM_NL__2PRFIN20031212_084716_000000462022_00250_09322_9638.N1	12-DEC-2003 08:47:16	Bright	45.500	111	8Eta Boo	2.6800	6000.0	91	9322	No
179	GOM_NL__2PRFIN20031212_085055_000000502022_00250_09322_9639.N1	12-DEC-2003 08:50:55	Bright	50.000	138	47Eps Vir	2.8280	4700.0	100	9322	No
180	GOM_NL__2PRFIN20031212_085315_000000922022_00250_09322_9640.N1	12-DEC-2003 08:53:15	Twi_and_stray	92.000	62	94Bet Leo	2.1360	9700.0	184	9322	No
181	GOM_NL__2PRFIN20031212_085650_000000542022_00250_09322_9641.N1	12-DEC-2003 08:56:50	Twi_and_stray	53.500	15	67Alp Vir	0.97600	28000.	107	9322	No
182	GOM_NL__2PRFIN20031212_090019_000000472022_00250_09322_9642.N1	12-DEC-2003 09:00:19	Twilight	46.500	169	46Gam Hya	2.9910	4700.0	93	9322	No
183	GOM_NL__2PRFIN20031212_090217_000000462022_00250_09322_9643.N1	12-DEC-2003 09:02:17	Twilight	45.500	54	5The Cen	2.0550	4500.0	91	9322	No
184	GOM_NL__2PRFIN20031212_090339_000000432022_00250_09322_9644.N1	12-DEC-2003 09:03:39	Dark	43.000	123	1ot Cen	2.7500	10200.	86	9322	No
185	GOM_NL__2PRFIN20031212_090519_000000402022_00250_09322_9645.N1	12-DEC-2003 09:05:19	Dark	39.500	95	Zet Cen	2.5450	26000.	79	9322	No
186	GOM_NL__2PRFIN20031212_090711_000000402022_00250_09322_9646.N1	12-DEC-2003 09:07:11	Dark	39.500	77	Eps Cen	2.3030	28000.	79	9322	No
187	GOM_NL__2PRFIN20031212_090831_000000442022_00250_09322_9647.N1	12-DEC-2003 09:08:31	Dark	43.500	10	Bet Cen	0.61000	28000.	87	9322	No
188	GOM_NL__2PRFIN20031212_090946_000000442022_00251_09323_9614.N1	12-DEC-2003 09:09:46	Dark	44.000	20	Bet Cru	1.2530	30000.	88	9323	No
189	GOM_NL__2PRFIN20031212_091155_000000382022_00251_09323_9615.N1	12-DEC-2003 09:11:55	Dark	37.500	112	Alp Mus	2.6880	26000.	75	9323	No
190	GOM_NL__2PRFIN20031212_091636_000000412022_00251_09323_9616.N1	12-DEC-2003 09:16:36	Dark	40.500	29	Bet Car	1.6720	10200.	81	9323	No
191	GOM_NL__2PRFIN20031212_091909_000000692022_00251_09323_9617.N1	12-DEC-2003 09:19:09	Dark	69.000	65	Lam Vel	2.2040	4400.0	138	9323	No
192	GOM_NL__2PRFIN20031212_092134_000000512022_00251_09323_9618.N1	12-DEC-2003 09:21:34	Dark	50.500	34	Gam2Vel	1.7930	23000.	101	9323	No
193	GOM_NL__2PRFIN20031212_092401_000000492022_00251_09323_9619.N1	12-DEC-2003 09:24:01	Dark	49.000	2	Alp Car	-0.73600	7000.0	98	9323	No
194	GOM_NL__2PRFIN20031212_092634_000000592022_00251_09323_9620.N1	12-DEC-2003 09:26:34	Dark	58.500	117	Pi Pup	2.7060	3800.0	117	9323	No
195	GOM_NL__2PRFIN20031212_092958_000000592022_00251_09323_9621.N1	12-DEC-2003 09:29:58	Straylight	59.000	23	21Eps CMa	1.5020	26000.	118	9323	No
196	GOM_NL__2PRFIN20031212_093150_000000592022_00251_09323_9622.N1	12-DEC-2003 09:31:50	Straylight	59.000	179	24Omi2CMa	3.0320	24000.	118	9323	No
197	GOM_NL__2PRFIN20031212_093508_000000782022_00251_09323_9623.N1	12-DEC-2003 09:35:08	Straylight	77.500	1	9Alp CMa	-1.4400	11000.	155	9323	No
198	GOM_NL__2PRFIN20031212_093828_000000552022_00251_09323_9624.N1	12-DEC-2003 09:38:28	Straylight	54.500	7	19Bet Ori	0.10000	14000.	109	9323	No
199	GOM_NL__2PRFIN20031212_094053_000000552022_00251_09323_9625.N1	12-DEC-2003 09:40:53	Straylight	55.000	30	46Eps Ori	1.6940	30000.	110	9323	No
200	GOM_NL__2PRFIN20031212_094246_000000442022_00251_09323_9626.N1	12-DEC-2003 09:42:46	Twi_and_stray	44.000	94	92Alp Cet	2.5260	3100.0	88	9323	No
201	GOM_NL__2PRFIN20031212_094556_000000542022_00251_09323_9627.N1	12-DEC-2003 09:45:56	Twi_and_stray	53.500	13	87Alp Tau	0.86700	3800.0	107	9323	No
202	GOM_NL__2PRFIN20031212_095231_000000372022_00251_09323_9628.N1	12-DEC-2003 09:52:31	Bright	37.000	149	45Eps Per	2.8880	30000.	74	9323	No
203	GOM_NL__2PRFIN20031212_095405_000000382022_00251_09323_9629.N1	12-DEC-2003 09:54:05	Bright	37.500	73	57Gam1And	2.2600	13100.	75	9323	No
204	GOM_NL__2PRFIN20031212_095620_000000362022_00251_09323_9630.N1	12-DEC-2003 09:56:20	Bright	36.000	160	23Gam Per	2.9300	4700.0	72	9323	No
205	GOM_NL__2PRFIN20031212_095918_000000372022_00251_09323_9631.N1	12-DEC-2003 09:59:18	Bright	37.000	110	37Del Cas	2.6780	8900.0	74	9323	No
206	GOM_NL__2PRFIN20031212_100621_000000382022_00251_09323_9632.N1	12-DEC-2003 10:06:21	Bright	37.500	49	1Alp UMi	1.9900	6300.0	75	9323	No
207	GOM_NL__2PRFIN20031212_101105_000000392022_00251_09323_9633.N1	12-DEC-2003 10:11:05	Bright	39.000	60	7Bet UMi	2.0810	3950.0	78	9323	No
208	GOM_NL__2PRFIN20031212_101410_000000372022_00251_09323_9634.N1	12-DEC-2003 10:14:10	Bright	37.000	119	14Eta Dra	2.7270	4700.0	74	9323	No
209	GOM_NL__2PRFIN20031212_101552_000000452022_00251_09323_9635.N1	12-DEC-2003 10:15:52	Bright	44.500	32	77Eps UMa	1.7630	11000.	89	9323	No
210	GOM_NL__2PRFIN20031212_101819_000000382022_00251_09323_9636.N1	12-DEC-2003 10:18:19	Bright	37.500	39	85Eta UMa	1.8540	24000.	75	9323	No
211	GOM_NL__2PRFIN20031212_102132_000000372022_00251_09323_9637.N1	12-DEC-2003 10:21:32	Bright	37.000	180	27Gam Boo	3.0400	8000.0	74	9323	No
212	GOM_NL__2PRFIN20031212_102440_000000382022_00251_09323_9638.N1	12-DEC-2003 10:24:40	Bright	37.500	83		2.3780	11000.	75	9323	No
213	GOM_NL__2PRFIN20031212_102752_000000392022_00251_09323_9639.N1	12-DEC-2003 10:27:52	Bright	39.000	111	8Eta Boo	2.6800	6000.0	78	9323	No
214	GOM_NL__2PRFIN20031212_103132_000000682022_00251_09323_9640.N1	12-DEC-2003 10:31:32	Bright	68.000	138	47Eps Vir	2.8280	4700.0	136	9323	No
215	GOM_NL__2PRFIN20031212_103353_000000892022_00251_09323_9641.N1	12-DEC-2003 10:33:53	Twi_and_stray	88.500	62	94Bet Leo	2.1360	9700.0	177	9323	No
216	GOM_NL__2PRFIN20031212_103727_000000572022_00251_09323_9642.N1	12-DEC-2003 10:37:27	Twi_and_stray	56.500	15	67Alp Vir	0.97600	28000.	113	9323	No
217	GOM_NL__2PRFIN20031212_104056_000000492022_00251_09323_9643.N1	12-DEC-2003 10:40:56	Twilight	48.500	169	46Gam Hya	2.9910	4700.0	97	9323	No
218	GOM_NL__2PRFIN20031212_104253_000000432022_00251_09323_9644.N1	12-DEC-2003 10:42:53	Twilight	43.000	54	5The Cen	2.0550	4500.0	86	9323	No
219	GOM_NL__2PRFIN20031212_104415_000000422022_00251_09323_9645.N1	12-DEC-2003 10:44:15	Dark	42.000	123	1ot Cen	2.7500	10200.	84	9323	No

220	GOM_NL__2PRFIN20031212_104555_000000402022_00251_09323_9646.N1	12-DEC-2003 10:45:55	Dark	39.500	95	Zet Cen	2.5450	26000.	79	9323	No
221	GOM_NL__2PRFIN20031212_104747_000000402022_00251_09323_9647.N1	12-DEC-2003 10:47:47	Dark	39.500	77	Eps Cen	2.3030	28000.	79	9323	No
222	GOM_NL__2PRFIN20031212_104906_000000452022_00251_09323_9648.N1	12-DEC-2003 10:49:06	Dark	45.000	10	Bet Cen	0.61000	28000.	90	9323	No
223	GOM_NL__2PRFIN20031212_105023_000000402022_00252_09324_9614.N1	12-DEC-2003 10:50:23	Dark	39.500	20	Bet Cru	1.2530	30000.	79	9324	No
224	GOM_NL__2PRFIN20031212_105231_000000382022_00252_09324_9615.N1	12-DEC-2003 10:52:31	Dark	37.500	112	Alp Mus	2.6880	26000.	75	9324	No
225	GOM_NL__2PRFIN20031212_105712_000000412022_00252_09324_9616.N1	12-DEC-2003 10:57:12	Dark	40.500	29	Bet Car	1.6720	10200.	81	9324	No
226	GOM_NL__2PRFIN20031212_105946_000000652022_00252_09324_9617.N1	12-DEC-2003 10:59:46	Dark	64.500	65	Lam Vel	2.2040	4400.0	129	9324	No
227	GOM_NL__2PRFIN20031212_110210_000000502022_00252_09324_9618.N1	12-DEC-2003 11:02:10	Dark	49.500	34	Gam2Vel	1.7930	23000.	99	9324	No
228	GOM_NL__2PRFIN20031212_110437_000000562022_00252_09324_9619.N1	12-DEC-2003 11:04:37	Dark	56.000	2	Alp Car	-0.73600	7000.0	112	9324	No
229	GOM_NL__2PRFIN20031212_110710_000000622022_00252_09324_9620.N1	12-DEC-2003 11:07:10	Dark	61.500	117	Pi Pup	2.7060	3800.0	123	9324	No
230	GOM_NL__2PRFIN20031212_111033_000000632022_00252_09324_9621.N1	12-DEC-2003 11:10:33	Straylight	62.500	23	21Eps CMa	1.5020	26000.	125	9324	No
231	GOM_NL__2PRFIN20031212_111226_000000592022_00252_09324_9622.N1	12-DEC-2003 11:12:26	Straylight	58.500	179	24Omi2CMa	3.0320	24000.	117	9324	No
232	GOM_NL__2PRFIN20031212_111543_000000802022_00252_09324_9623.N1	12-DEC-2003 11:15:43	Straylight	79.500	1	9Alp CMa	-1.4400	11000.	159	9324	No
233	GOM_NL__2PRFIN20031212_111904_000000532022_00252_09324_9624.N1	12-DEC-2003 11:19:04	Straylight	52.500	7	19Bet Ori	0.10000	14000.	105	9324	No
234	GOM_NL__2PRFIN20031212_112128_000000552022_00252_09324_9625.N1	12-DEC-2003 11:21:28	Straylight	55.000	30	46Eps Ori	1.6940	30000.	110	9324	No
235	GOM_NL__2PRFIN20031212_112322_000000492022_00252_09324_9626.N1	12-DEC-2003 11:23:22	Twi_and_stray	48.500	94	92Alp Cet	2.5260	3100.0	97	9324	No
236	GOM_NL__2PRFIN20031212_112632_000000562022_00252_09324_9627.N1	12-DEC-2003 11:26:32	Twi_and_stray	56.000	13	87Alp Tau	0.86700	3800.0	112	9324	No
237	GOM_NL__2PRFIN20031212_113306_000000372022_00252_09324_9628.N1	12-DEC-2003 11:33:06	Bright	37.000	149	45Eps Per	2.8880	30000.	74	9324	No
238	GOM_NL__2PRFIN20031212_113441_000000402022_00252_09324_9629.N1	12-DEC-2003 11:34:41	Bright	40.000	73	57Gam1And	2.2600	13100.	80	9324	No
239	GOM_NL__2PRFIN20031212_113655_000000362022_00252_09324_9630.N1	12-DEC-2003 11:36:55	Bright	36.000	160	23Gam Per	2.9300	4700.0	72	9324	No
240	GOM_NL__2PRFIN20031212_113953_000000382022_00252_09324_9631.N1	12-DEC-2003 11:39:53	Bright	37.500	110	37Del Cas	2.6780	8900.0	75	9324	No
241	GOM_NL__2PRFIN20031212_114657_000000382022_00252_09324_9632.N1	12-DEC-2003 11:46:57	Bright	37.500	49	1Alp UMi	1.9900	6300.0	75	9324	No
242	GOM_NL__2PRFIN20031212_115140_000000412022_00252_09324_9633.N1	12-DEC-2003 11:51:40	Bright	40.500	60	7Bet UMi	2.0810	3950.0	81	9324	No
243	GOM_NL__2PRFIN20031212_115446_000000382022_00252_09324_9634.N1	12-DEC-2003 11:54:46	Bright	37.500	119	14Eta Dra	2.7270	4700.0	75	9324	No
244	GOM_NL__2PRFIN20031212_115628_000000442022_00252_09324_9635.N1	12-DEC-2003 11:56:28	Bright	44.000	32	77Eps UMa	1.7630	11000.	88	9324	No
245	GOM_NL__2PRFIN20031212_115854_000000432022_00252_09324_9636.N1	12-DEC-2003 11:58:54	Bright	42.500	39	85Eta UMa	1.8540	24000.	85	9324	No
246	GOM_NL__2PRFIN20031212_120208_000000382022_00252_09324_9637.N1	12-DEC-2003 12:02:08	Bright	37.500	180	27Gam Boo	3.0400	8000.0	75	9324	No
247	GOM_NL__2PRFIN20031212_120516_000000382022_00252_09324_9638.N1	12-DEC-2003 12:05:16	Bright	37.500	83		2.3780	11000.	75	9324	No
248	GOM_NL__2PRFIN20031212_120828_000000412022_00252_09324_9639.N1	12-DEC-2003 12:08:28	Bright	41.000	111	8Eta Boo	2.6800	6000.0	82	9324	No
249	GOM_NL__2PRFIN20031212_121209_000000522022_00252_09324_9640.N1	12-DEC-2003 12:12:09	Bright	51.500	138	47Eps Vir	2.8280	4700.0	103	9324	No
250	GOM_NL__2PRFIN20031212_121430_000000892022_00252_09324_9641.N1	12-DEC-2003 12:14:30	Twi_and_stray	88.500	62	94Bet Leo	2.1360	9700.0	177	9324	No
251	GOM_NL__2PRFIN20031212_121803_000000512022_00252_09324_9642.N1	12-DEC-2003 12:18:03	Twi_and_stray	50.500	15	67Alp Vir	0.97600	28000.	101	9324	No
252	GOM_NL__2PRFIN20031212_122132_000000482022_00252_09324_9643.N1	12-DEC-2003 12:21:32	Twilight	47.500	169	46Gam Hya	2.9910	4700.0	95	9324	No
253	GOM_NL__2PRFIN20031212_122329_000000452022_00252_09324_9644.N1	12-DEC-2003 12:23:29	Twilight	45.000	54	5The Cen	2.0550	4500.0	90	9324	No
254	GOM_NL__2PRFIN20031212_122451_000000422022_00252_09324_9645.N1	12-DEC-2003 12:24:51	Dark	42.000	123	lot Cen	2.7500	10200.	84	9324	No
255	GOM_NL__2PRFIN20031212_122631_000000392022_00252_09324_9646.N1	12-DEC-2003 12:26:31	Dark	39.000	95	Zet Cen	2.5450	26000.	78	9324	No
256	GOM_NL__2PRFIN20031212_122823_000000392022_00252_09324_9647.N1	12-DEC-2003 12:28:23	Dark	38.500	77	Eps Cen	2.3030	28000.	77	9324	No
257	GOM_NL__2PRFIN20031212_122943_000000452022_00252_09324_9648.N1	12-DEC-2003 12:29:43	Dark	44.500	10	Bet Cen	0.61000	28000.	89	9324	No
258	GOM_NL__2PRFIN20031212_123059_000000402022_00253_09325_9614.N1	12-DEC-2003 12:30:59	Dark	39.500	20	Bet Cru	1.2530	30000.	79	9325	No
259	GOM_NL__2PRFIN20031212_123307_000000382022_00253_09325_9615.N1	12-DEC-2003 12:33:07	Dark	38.000	112	Alp Mus	2.6880	26000.	76	9325	No
260	GOM_NL__2PRFIN20031212_123748_000000402022_00253_09325_9616.N1	12-DEC-2003 12:37:48	Dark	40.000	29	Bet Car	1.6720	10200.	80	9325	No
261	GOM_NL__2PRFIN20031212_124011_000000462022_00253_09325_9617.N1	12-DEC-2003 12:40:11	Dark	46.000	41	Eps Car	1.8600	4100.0	92	9325	No
262	GOM_NL__2PRFIN20031212_124247_000000482022_00253_09325_9618.N1	12-DEC-2003 12:42:47	Dark	47.500	34	Gam2Vel	1.7930	23000.	95	9325	No
263	GOM_NL__2PRFIN20031212_124513_000000502022_00253_09325_9619.N1	12-DEC-2003 12:45:13	Dark	50.000	2	Alp Car	-0.73600	7000.0	100	9325	No
264	GOM_NL__2PRFIN20031212_124746_000000582022_00253_09325_9620.N1	12-DEC-2003 12:47:46	Dark	58.000	117	Pi Pup	2.7060	3800.0	116	9325	No
265	GOM_NL__2PRFIN20031212_125107_000000612022_00253_09325_9621.N1	12-DEC-2003 12:51:07	Straylight	60.500	23	21Eps CMa	1.5020	26000.	121	9325	No
266	GOM_NL__2PRFIN20031212_125302_000000622022_00253_09325_9622.N1	12-DEC-2003 12:53:02	Straylight	62.000	179	24Omi2CMa	3.0320	24000.	124	9325	No
267	GOM_NL__2PRFIN20031212_125619_000000792022_00253_09325_9623.N1	12-DEC-2003 12:56:19	Straylight	79.000	1	9Alp CMa	-1.4400	11000.	158	9325	No
268	GOM_NL__2PRFIN20031212_125940_000000532022_00253_09325_9624.N1	12-DEC-2003 12:59:40	Straylight	52.500	7	19Bet Ori	0.10000	14000.	105	9325	No
269	GOM_NL__2PRFIN20031212_130205_000000522022_00253_09325_9625.N1	12-DEC-2003 13:02:05	Straylight	52.000	30	46Eps Ori	1.6940	30000.	104	9325	No
270	GOM_NL__2PRFIN20031212_130358_000000462022_00253_09325_9626.N1	12-DEC-2003 13:03:58	Twi_and_stray	46.000	94	92Alp Cet	2.5260	3100.0	92	9325	No
271	GOM_NL__2PRFIN20031212_130709_000000562022_00253_09325_9627.N1	12-DEC-2003 13:07:09	Twi_and_stray	56.000	13	87Alp Tau	0.86700	3800.0	112	9325	No
272	GOM_NL__2PRFIN20031212_130945_000000432022_00253_09325_9628.N1	12-DEC-2003 13:09:45	Bright	43.000	176	23Zet Tau	3.0200	22000.	86	9325	No
273	GOM_NL__2PRFIN20031212_131124_000000362022_00253_09325_9629.N1	12-DEC-2003 13:11:24	Bright	36.000	150	44Zet Per	2.8900	28000.	72	9325	No
274	GOM_NL__2PRFIN20031212_131344_000000362022_00253_09325_9630.N1	12-DEC-2003 13:13:44	Bright	35.500	149	45Eps Per	2.8880	30000.	71	9325	No
275	GOM_NL__2PRFIN20031212_131518_000000372022_00253_09325_9631.N1	12-DEC-2003 13:15:18	Bright	37.000	73	57Gam1And	2.2600	13100.	74	9325	No
276	GOM_NL__2PRFIN20031212_131733_000000352022_00253_09325_9632.N1	12-DEC-2003 13:17:33	Bright	35.000	160	23Gam Per	2.9300	4700.0	70	9325	No
277	GOM_NL__2PRFIN20031212_132032_000000372022_00253_09325_9633.N1	12-DEC-2003 13:20:32	Bright	36.500	110	37Del Cas	2.6780	8900.0	73	9325	No
278	GOM_NL__2PRFIN20031212_132735_000000362022_00253_09325_9634.N1	12-DEC-2003 13:27:35	Bright	35.500	49	1Alp UMi	1.9900	6300.0	71	9325	No

279	GOM_NL__2PRFIN20031212_133219_000000342022_00253_09325_9635.N1	12-DEC-2003 13:32:19	Bright	33.500	60	7Bet UMi	2.0810	3950.0	67	9325	No
280	GOM_NL__2PRFIN20031212_133440_000000482022_00253_09325_9636.N1	12-DEC-2003 13:34:40	Bright	47.500	82	48Bet UMa	2.3650	10600.	95	9325	No
281	GOM_NL__2PRFIN20031212_133707_000000402022_00253_09325_9637.N1	12-DEC-2003 13:37:07	Bright	40.000	32	77Eps UMa	1.7630	11000.	80	9325	No
282	GOM_NL__2PRFIN20031212_133933_000000382022_00253_09325_9638.N1	12-DEC-2003 13:39:33	Bright	38.000	39	85Eta UMa	1.8540	24000.	76	9325	No
283	GOM_NL__2PRFIN20031212_134246_000000352022_00253_09325_9639.N1	12-DEC-2003 13:42:46	Bright	35.000	180	27Gam Boo	3.0400	8000.0	70	9325	No
284	GOM_NL__2PRFIN20031212_134554_000000352022_00253_09325_9640.N1	12-DEC-2003 13:45:54	Bright	34.500	83		2.3780	11000.	69	9325	No
285	GOM_NL__2PRFIN20031212_134907_000000572022_00253_09325_9641.N1	12-DEC-2003 13:49:07	Bright	57.000	111	8Eta Boo	2.6800	6000.0	114	9325	No
286	GOM_NL__2PRFIN20031212_135247_000000482022_00253_09325_9642.N1	12-DEC-2003 13:52:47	Bright	48.000	138	47Eps Vir	2.8280	4700.0	96	9325	No
287	GOM_NL__2PRFIN20031212_135509_000000862022_00253_09325_9643.N1	12-DEC-2003 13:55:09	Twi_and_stray	86.000	62	94Bet Leo	2.1360	9700.0	172	9325	No
288	GOM_NL__2PRFIN20031212_135842_000000482022_00253_09325_9644.N1	12-DEC-2003 13:58:42	Twi_and_stray	48.000	15	67Alp Vir	0.97600	28000.	96	9325	No
289	GOM_NL__2PRFIN20031212_140210_000000442022_00253_09325_9645.N1	12-DEC-2003 14:02:10	Twilight	43.500	169	46Gam Hya	2.9910	4700.0	87	9325	No
290	GOM_NL__2PRFIN20031212_140406_000000462022_00253_09325_9646.N1	12-DEC-2003 14:04:06	Twilight	46.000	54	5The Cen	2.0550	4500.0	92	9325	No
291	GOM_NL__2PRFIN20031212_140529_000000422022_00253_09325_9647.N1	12-DEC-2003 14:05:29	Dark	42.000	123	lot Cen	2.7500	10200.	84	9325	No
292	GOM_NL__2PRFIN20031212_140709_000000382022_00253_09325_9648.N1	12-DEC-2003 14:07:09	Dark	37.500	95	Zet Cen	2.5450	26000.	75	9325	No
293	GOM_NL__2PRFIN20031212_141005_000000522022_00253_09325_9649.N1	12-DEC-2003 14:10:05	Dark	52.000	4	Alp1Cen	-0.010000	5800.0	104	9325	No
294	GOM_NL__2PRFIN20031212_141344_000000382022_00254_09326_9614.N1	12-DEC-2003 14:13:44	Dark	38.000	112	Alp Mus	2.6880	26000.	76	9326	No
295	GOM_NL__2PRFIN20031212_141826_000000382022_00254_09326_9615.N1	12-DEC-2003 14:18:26	Dark	38.000	29	Bet Car	1.6720	10200.	76	9326	No
296	GOM_NL__2PRFIN20031212_142050_000000452022_00254_09326_9616.N1	12-DEC-2003 14:20:50	Dark	44.500	41	Eps Car	1.8600	4100.0	89	9326	No
297	GOM_NL__2PRFIN20031212_142325_000000502022_00254_09326_9617.N1	12-DEC-2003 14:23:25	Dark	49.500	34	Gam2Vel	1.7930	23000.	99	9326	No
298	GOM_NL__2PRFIN20031212_142551_000000522022_00254_09326_9618.N1	12-DEC-2003 14:25:51	Dark	51.500	2	Alp Car	-0.73600	7000.0	103	9326	No
299	GOM_NL__2PRFIN20031212_142825_000000562022_00254_09326_9619.N1	12-DEC-2003 14:28:25	Dark	56.000	117	Pi Pup	2.7060	3800.0	112	9326	No
300	GOM_NL__2PRFIN20031212_143149_000000562022_00254_09326_9620.N1	12-DEC-2003 14:31:49	Straylight	56.000	23	21Eps CMa	1.5020	26000.	112	9326	No
301	GOM_NL__2PRFIN20031212_143342_000000562022_00254_09326_9621.N1	12-DEC-2003 14:33:42	Straylight	56.000	179	24Omi2CMa	3.0320	24000.	112	9326	No
302	GOM_NL__2PRFIN20031212_143659_000000772022_00254_09326_9622.N1	12-DEC-2003 14:36:59	Straylight	76.500	1	9Alp CMa	-1.4400	11000.	153	9326	No
303	GOM_NL__2PRFIN20031212_144018_000000502022_00254_09326_9623.N1	12-DEC-2003 14:40:18	Straylight	50.000	7	19Bet Ori	0.10000	14000.	100	9326	No
304	GOM_NL__2PRFIN20031212_144242_000000512022_00254_09326_9624.N1	12-DEC-2003 14:42:42	Straylight	50.500	30	46Eps Ori	1.6940	30000.	101	9326	No
305	GOM_NL__2PRFIN20031212_144436_000000452022_00254_09326_9625.N1	12-DEC-2003 14:44:36	Twi_and_stray	45.000	94	92Alp Cet	2.5260	3100.0	90	9326	No
306	GOM_NL__2PRFIN20031212_144745_000000562022_00254_09326_9626.N1	12-DEC-2003 14:47:45	Twi_and_stray	56.000	13	87Alp Tau	0.86700	3800.0	112	9326	No
307	GOM_NL__2PRFIN20031212_145021_000000462022_00254_09326_9627.N1	12-DEC-2003 14:50:21	Bright	45.500	176	23Zet Tau	3.0200	22000.	91	9326	No
308	GOM_NL__2PRFIN20031212_145201_000000362022_00254_09326_9628.N1	12-DEC-2003 14:52:01	Bright	35.500	150	44Zet Per	2.8900	28000.	71	9326	No
309	GOM_NL__2PRFIN20031212_145420_000000352022_00254_09326_9629.N1	12-DEC-2003 14:54:20	Bright	34.500	149	45Eps Per	2.8880	30000.	69	9326	No
310	GOM_NL__2PRFIN20031212_145555_000000382022_00254_09326_9630.N1	12-DEC-2003 14:55:55	Bright	38.000	73	57Gam1And	2.2600	13100.	76	9326	No
311	GOM_NL__2PRFIN20031212_145810_000000342022_00254_09326_9631.N1	12-DEC-2003 14:58:10	Bright	33.500	160	23Gam Per	2.9300	4700.0	67	9326	No
312	GOM_NL__2PRFIN20031212_150108_000000352022_00254_09326_9632.N1	12-DEC-2003 15:01:08	Bright	35.000	110	37Del Cas	2.6780	8900.0	70	9326	No
313	GOM_NL__2PRFIN20031212_150811_000000342022_00254_09326_9633.N1	12-DEC-2003 15:08:11	Bright	33.500	49	1Alp UMi	1.9900	6300.0	67	9326	No
314	GOM_NL__2PRFIN20031212_151255_000000372022_00254_09326_9634.N1	12-DEC-2003 15:12:55	Bright	36.500	60	7Bet UMi	2.0810	3950.0	73	9326	No
315	GOM_NL__2PRFIN20031212_151515_000000482022_00254_09326_9635.N1	12-DEC-2003 15:15:15	Bright	47.500	82	48Bet UMa	2.3650	10600.	95	9326	No
316	GOM_NL__2PRFIN20031212_151743_000000412022_00254_09326_9636.N1	12-DEC-2003 15:17:43	Bright	41.000	32	77Eps UMa	1.7630	11000.	82	9326	No
317	GOM_NL__2PRFIN20031212_152009_000000382022_00254_09326_9637.N1	12-DEC-2003 15:20:09	Bright	38.000	39	85Eta UMa	1.8540	24000.	76	9326	No
318	GOM_NL__2PRFIN20031212_152322_000000542022_00254_09326_9638.N1	12-DEC-2003 15:23:22	Bright	54.000	180	27Gam Boo	3.0400	8000.0	108	9326	No
319	GOM_NL__2PRFIN20031212_152631_000000532022_00254_09326_9639.N1	12-DEC-2003 15:26:31	Bright	53.000	83		2.3780	11000.	106	9326	No
320	GOM_NL__2PRFIN20031212_152943_000000382022_00254_09326_9640.N1	12-DEC-2003 15:29:43	Bright	38.000	111	8Eta Boo	2.6800	6000.0	76	9326	No
321	GOM_NL__2PRFIN20031212_153324_000000492022_00254_09326_9641.N1	12-DEC-2003 15:33:24	Bright	48.500	138	47Eps Vir	2.8280	4700.0	97	9326	No
322	GOM_NL__2PRFIN20031212_153547_000000862022_00254_09326_9642.N1	12-DEC-2003 15:35:47	Twi_and_stray	85.500	62	94Bet Leo	2.1360	9700.0	171	9326	No
323	GOM_NL__2PRFIN20031212_153919_000000482022_00254_09326_9643.N1	12-DEC-2003 15:39:19	Twi_and_stray	48.000	15	67Alp Vir	0.97600	28000.	96	9326	No
324	GOM_NL__2PRFIN20031212_154247_000000462022_00254_09326_9644.N1	12-DEC-2003 15:42:47	Twilight	46.000	169	46Gam Hya	2.9910	4700.0	92	9326	No
325	GOM_NL__2PRFIN20031212_154443_000000432022_00254_09326_9645.N1	12-DEC-2003 15:44:43	Twilight	43.000	54	5The Cen	2.0550	4500.0	86	9326	No
326	GOM_NL__2PRFIN20031212_154606_000000392022_00254_09326_9646.N1	12-DEC-2003 15:46:06	Dark	39.000	123	lot Cen	2.7500	10200.	78	9326	No
327	GOM_NL__2PRFIN20031212_154745_000000392022_00254_09326_9647.N1	12-DEC-2003 15:47:45	Dark	39.000	95	Zet Cen	2.5450	26000.	78	9326	No
328	GOM_NL__2PRFIN20031212_155041_000000522022_00254_09326_9648.N1	12-DEC-2003 15:50:41	Dark	52.000	4	Alp1Cen	-0.010000	5800.0	104	9326	No
329	GOM_NL__2PRFIN20031212_155421_000000372022_00255_09327_9614.N1	12-DEC-2003 15:54:21	Dark	37.000	112	Alp Mus	2.6880	26000.	74	9327	No
330	GOM_NL__2PRFIN20031212_155902_000000392022_00255_09327_9615.N1	12-DEC-2003 15:59:02	Dark	39.000	29	Bet Car	1.6720	10200.	78	9327	No
331	GOM_NL__2PRFIN20031212_160126_000000432022_00255_09327_9616.N1	12-DEC-2003 16:01:26	Dark	43.000	41	Eps Car	1.8600	4100.0	86	9327	No
332	GOM_NL__2PRFIN20031212_160402_000000462022_00255_09327_9617.N1	12-DEC-2003 16:04:02	Dark	45.500	34	Gam2Vel	1.7930	23000.	91	9327	No
333	GOM_NL__2PRFIN20031212_160628_000000512022_00255_09327_9618.N1	12-DEC-2003 16:06:28	Dark	51.000	2	Alp Car	-0.73600	7000.0	102	9327	No
334	GOM_NL__2PRFIN20031212_160902_000000572022_00255_09327_9619.N1	12-DEC-2003 16:09:02	Dark	57.000	117	Pi Pup	2.7060	3800.0	114	9327	No
335	GOM_NL__2PRFIN20031212_161225_000000572022_00255_09327_9620.N1	12-DEC-2003 16:12:25	Straylight	56.500	23	21Eps CMa	1.5020	26000.	113	9327	No
336	GOM_NL__2PRFIN20031212_161418_000000572022_00255_09327_9621.N1	12-DEC-2003 16:14:18	Straylight	57.000	179	24Omi2CMa	3.0320	24000.	114	9327	No
337	GOM_NL__2PRFIN20031212_161735_000000732022_00255_09327_9622.N1	12-DEC-2003 16:17:35	Straylight	72.500	1	9Alp CMa	-1.4400	11000.	145	9327	No

338	GOM_NL__2PRFIN20031212_162053_000000532022_00255_09327_9623.N1	12-DEC-2003 16:20:53	Straylight	53.000	7	19Bet Ori	0.10000	14000.	106	9327	No
339	GOM_NL__2PRFIN20031212_162318_000000512022_00255_09327_9624.N1	12-DEC-2003 16:23:18	Straylight	50.500	30	46Eps Ori	1.6940	30000.	101	9327	No
340	GOM_NL__2PRFIN20031212_162512_000000462022_00255_09327_9625.N1	12-DEC-2003 16:25:12	Twi_and_stray	46.000	94	92Alp Cet	2.5260	3100.0	92	9327	No
341	GOM_NL__2PRFIN20031212_162821_000000562022_00255_09327_9626.N1	12-DEC-2003 16:28:21	Twi_and_stray	56.000	13	87Alp Tau	0.86700	3800.0	112	9327	No
342	GOM_NL__2PRFIN20031212_163056_000000452022_00255_09327_9627.N1	12-DEC-2003 16:30:56	Bright	44.500	176	23Zet Tau	3.0200	22000.	89	9327	No
343	GOM_NL__2PRFIN20031212_163236_000000372022_00255_09327_9628.N1	12-DEC-2003 16:32:36	Bright	36.500	150	44Zet Per	2.8900	28000.	73	9327	No
344	GOM_NL__2PRFIN20031212_163456_000000352022_00255_09327_9629.N1	12-DEC-2003 16:34:56	Bright	35.000	149	45Eps Per	2.8880	30000.	70	9327	No
345	GOM_NL__2PRFIN20031212_163632_000000382022_00255_09327_9630.N1	12-DEC-2003 16:36:32	Bright	38.000	73	57Gam1And	2.2600	13100.	76	9327	No
346	GOM_NL__2PRFIN20031212_163845_000000352022_00255_09327_9631.N1	12-DEC-2003 16:38:45	Bright	35.000	160	23Gam Per	2.9300	4700.0	70	9327	No
347	GOM_NL__2PRFIN20031212_164145_000000352022_00255_09327_9632.N1	12-DEC-2003 16:41:45	Bright	34.500	110	37Del Cas	2.6780	8900.0	69	9327	No
348	GOM_NL__2PRFIN20031212_164847_000000352022_00255_09327_9633.N1	12-DEC-2003 16:48:47	Bright	35.000	49	1Alp UMi	1.9900	6300.0	70	9327	No
349	GOM_NL__2PRFIN20031212_165331_000000382022_00255_09327_9634.N1	12-DEC-2003 16:53:31	Bright	38.000	60	7Bet UMi	2.0810	3950.0	76	9327	No
350	GOM_NL__2PRFIN20031212_165551_000000482022_00255_09327_9635.N1	12-DEC-2003 16:55:51	Bright	47.500	82	48Bet UMa	2.3650	10600.	95	9327	No
351	GOM_NL__2PRFIN20031212_165819_000000412022_00255_09327_9636.N1	12-DEC-2003 16:58:19	Bright	41.000	32	77Eps UMa	1.7630	11000.	82	9327	No
352	GOM_NL__2PRFIN20031212_170045_000000362022_00255_09327_9637.N1	12-DEC-2003 17:00:45	Bright	35.500	39	85Eta UMa	1.8540	24000.	71	9327	No
353	GOM_NL__2PRFIN20031212_170358_000000372022_00255_09327_9638.N1	12-DEC-2003 17:03:58	Bright	36.500	180	27Gam Boo	3.0400	8000.0	73	9327	No
354	GOM_NL__2PRFIN20031212_170707_000000352022_00255_09327_9639.N1	12-DEC-2003 17:07:07	Bright	34.500	83		2.3780	11000.	69	9327	No
355	GOM_NL__2PRFIN20031212_171020_000000382022_00255_09327_9640.N1	12-DEC-2003 17:10:20	Bright	38.000	111	8Eta Boo	2.6800	6000.0	76	9327	No
356	GOM_NL__2PRFIN20031212_171400_000000492022_00255_09327_9641.N1	12-DEC-2003 17:14:00	Bright	48.500	138	47Eps Vir	2.8280	4700.0	97	9327	No
357	GOM_NL__2PRFIN20031212_171624_000000862022_00255_09327_9642.N1	12-DEC-2003 17:16:24	Twi_and_stray	85.500	62	94Bet Leo	2.1360	9700.0	171	9327	No
358	GOM_NL__2PRFIN20031212_171955_000000502022_00255_09327_9643.N1	12-DEC-2003 17:19:55	Twi_and_stray	49.500	15	67Alp Vir	0.97600	28000.	99	9327	No
359	GOM_NL__2PRFIN20031212_172324_000000442022_00255_09327_9644.N1	12-DEC-2003 17:23:24	Twilight	44.000	169	46Gam Hya	2.9910	4700.0	88	9327	No
360	GOM_NL__2PRFIN20031212_172519_000000442022_00255_09327_9645.N1	12-DEC-2003 17:25:19	Twilight	43.500	54	5The Cen	2.0550	4500.0	87	9327	No
361	GOM_NL__2PRFIN20031212_172642_000000392022_00255_09327_9646.N1	12-DEC-2003 17:26:42	Dark	38.500	123	1ot Cen	2.7500	10200.	77	9327	No
362	GOM_NL__2PRFIN20031212_172822_000000392022_00255_09327_9647.N1	12-DEC-2003 17:28:22	Dark	39.000	95	Zet Cen	2.5450	26000.	78	9327	No
363	GOM_NL__2PRFIN20031212_173117_000000502022_00255_09327_9648.N1	12-DEC-2003 17:31:17	Dark	49.500	4	Alp1Cen	-0.010000	5800.0	99	9327	No
364	GOM_NL__2PRFIN20031212_173457_000000372022_00256_09328_9614.N1	12-DEC-2003 17:34:57	Dark	36.500	112	Alp Mus	2.6880	26000.	73	9328	No
365	GOM_NL__2PRFIN20031212_173939_000000402022_00256_09328_9615.N1	12-DEC-2003 17:39:39	Dark	39.500	29	Bet Car	1.6720	10200.	79	9328	No
366	GOM_NL__2PRFIN20031212_174203_000000492022_00256_09328_9616.N1	12-DEC-2003 17:42:03	Dark	48.500	41	Eps Car	1.8600	4100.0	97	9328	No
367	GOM_NL__2PRFIN20031212_174439_000000472022_00256_09328_9617.N1	12-DEC-2003 17:44:39	Dark	46.500	34	Gam2Vel	1.7930	23000.	93	9328	No
368	GOM_NL__2PRFIN20031212_174704_000000542022_00256_09328_9618.N1	12-DEC-2003 17:47:04	Dark	53.500	2	Alp Car	-0.73600	7000.0	107	9328	No
369	GOM_NL__2PRFIN20031212_174937_000000572022_00256_09328_9619.N1	12-DEC-2003 17:49:37	Dark	57.000	117	Pi Pup	2.7060	3800.0	114	9328	No
370	GOM_NL__2PRFIN20031212_175259_000000582022_00256_09328_9620.N1	12-DEC-2003 17:52:59	Straylight	57.500	23	21Eps CMa	1.5020	26000.	115	9328	No
371	GOM_NL__2PRFIN20031212_175452_000000582022_00256_09328_9621.N1	12-DEC-2003 17:54:52	Straylight	57.500	179	24Omi2CMa	3.0320	24000.	115	9328	No
372	GOM_NL__2PRFIN20031212_175808_000000742022_00256_09328_9622.N1	12-DEC-2003 17:58:08	Straylight	73.500	1	9Alp CMa	-1.4400	11000.	147	9328	No
373	GOM_NL__2PRFIN20031212_180127_000000532022_00256_09328_9623.N1	12-DEC-2003 18:01:27	Straylight	52.500	7	19Bet Ori	0.10000	14000.	105	9328	No
374	GOM_NL__2PRFIN20031212_180351_000000542022_00256_09328_9624.N1	12-DEC-2003 18:03:51	Straylight	54.000	30	46Eps Ori	1.6940	30000.	108	9328	No
375	GOM_NL__2PRFIN20031212_180546_000000492022_00256_09328_9625.N1	12-DEC-2003 18:05:46	Twi_and_stray	49.000	94	92Alp Cet	2.5260	3100.0	98	9328	No
376	GOM_NL__2PRFIN20031212_180855_000000562022_00256_09328_9626.N1	12-DEC-2003 18:08:55	Twi_and_stray	56.000	13	87Alp Tau	0.86700	3800.0	112	9328	No
377	GOM_NL__2PRFIN20031212_181129_000000472022_00256_09328_9627.N1	12-DEC-2003 18:11:29	Bright	47.000	176	23Zet Tau	3.0200	22000.	94	9328	No
378	GOM_NL__2PRFIN20031212_181310_000000372022_00256_09328_9628.N1	12-DEC-2003 18:13:10	Bright	37.000	150	44Zet Per	2.8900	28000.	74	9328	No
379	GOM_NL__2PRFIN20031212_181530_000000372022_00256_09328_9629.N1	12-DEC-2003 18:15:30	Bright	36.500	149	45Eps Per	2.8880	30000.	73	9328	No
380	GOM_NL__2PRFIN20031212_181705_000000402022_00256_09328_9630.N1	12-DEC-2003 18:17:05	Bright	39.500	73	57Gam1And	2.2600	13100.	79	9328	No
381	GOM_NL__2PRFIN20031212_181919_000000372022_00256_09328_9631.N1	12-DEC-2003 18:19:19	Bright	37.000	160	23Gam Per	2.9300	4700.0	74	9328	No
382	GOM_NL__2PRFIN20031212_182219_000000372022_00256_09328_9632.N1	12-DEC-2003 18:22:19	Bright	37.000	110	37Del Cas	2.6780	8900.0	74	9328	No
383	GOM_NL__2PRFIN20031212_182921_000000372022_00256_09328_9633.N1	12-DEC-2003 18:29:21	Bright	37.000	49	1Alp UMi	1.9900	6300.0	74	9328	No
384	GOM_NL__2PRFIN20031212_183404_000000392022_00256_09328_9634.N1	12-DEC-2003 18:34:04	Bright	39.000	60	7Bet UMi	2.0810	3950.0	78	9328	No
385	GOM_NL__2PRFIN20031212_183624_000000502022_00256_09328_9635.N1	12-DEC-2003 18:36:24	Bright	50.000	82	48Bet UMa	2.3650	10600.	100	9328	No
386	GOM_NL__2PRFIN20031212_183852_000000602022_00256_09328_9636.N1	12-DEC-2003 18:38:52	Bright	60.000	32	77Eps UMa	1.7630	11000.	120	9328	No
387	GOM_NL__2PRFIN20031212_184118_000000432022_00256_09328_9637.N1	12-DEC-2003 18:41:18	Bright	43.000	39	85Eta UMa	1.8540	24000.	86	9328	No
388	GOM_NL__2PRFIN20031212_184432_000000382022_00256_09328_9638.N1	12-DEC-2003 18:44:32	Bright	38.000	180	27Gam Boo	3.0400	8000.0	76	9328	No
389	GOM_NL__2PRFIN20031212_184741_000000382022_00256_09328_9639.N1	12-DEC-2003 18:47:41	Bright	38.000	83		2.3780	11000.	76	9328	No
390	GOM_NL__2PRFIN20031212_185053_000000412022_00256_09328_9640.N1	12-DEC-2003 18:50:53	Bright	41.000	111	8Eta Boo	2.6800	6000.0	82	9328	No
391	GOM_NL__2PRFIN20031212_185434_000000662022_00256_09328_9641.N1	12-DEC-2003 18:54:34	Bright	66.000	138	47Eps Vir	2.8280	4700.0	132	9328	No
392	GOM_NL__2PRFIN20031212_185659_000000942022_00256_09328_9642.N1	12-DEC-2003 18:56:59	Twi_and_stray	93.500	62	94Bet Leo	2.1360	9700.0	187	9328	No
393	GOM_NL__2PRFIN20031212_190030_000000512022_00256_09328_9643.N1	12-DEC-2003 19:00:30	Twi_and_stray	51.000	15	67Alp Vir	0.97600	28000.	102	9328	No
394	GOM_NL__2PRFIN20031212_190359_000000482022_00256_09328_9644.N1	12-DEC-2003 19:03:59	Twilight	48.000	169	46Gam Hya	2.9910	4700.0	96	9328	No
395	GOM_NL__2PRFIN20031212_190555_000000442022_00256_09328_9645.N1	12-DEC-2003 19:05:55	Twilight	43.500	54	5The Cen	2.0550	4500.0	87	9328	No
396	GOM_NL__2PRFIN20031212_190718_000000422022_00256_09328_9646.N1	12-DEC-2003 19:07:18	Dark	41.500	123	1ot Cen	2.7500	10200.	83	9328	No

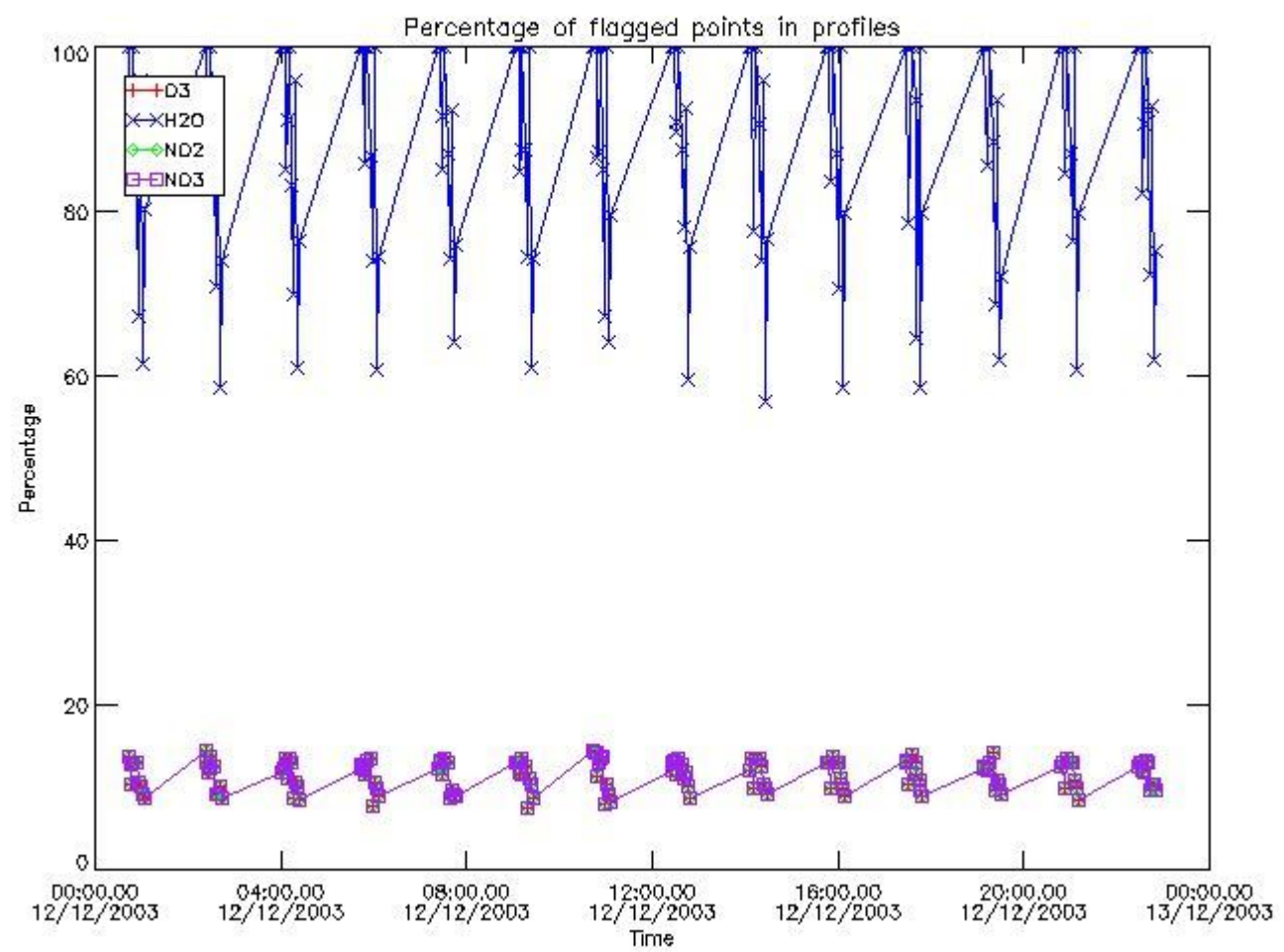
397	GOM_NL__2PRFIN20031212_190857_000000412022_00256_09328_9647.N1	12-DEC-2003 19:08:57	Dark	40.500	95	Zet Cen	2.5450	26000.	81	9328	No
398	GOM_NL__2PRFIN20031212_191153_000000422022_00256_09328_9648.N1	12-DEC-2003 19:11:53	Dark	42.000	4	Alp1Cen	-0.010000	5800.0	84	9328	No
399	GOM_NL__2PRFIN20031212_191532_000000402022_00257_09329_9634.N1	12-DEC-2003 19:15:32	Dark	39.500	112	Alp Mus	2.6880	26000.	79	9329	No
400	GOM_NL__2PRFIN20031212_192013_000000402022_00257_09329_9635.N1	12-DEC-2003 19:20:13	Dark	39.500	29	Bet Car	1.6720	10200.	79	9329	No
401	GOM_NL__2PRFIN20031212_192237_000000532022_00257_09329_9636.N1	12-DEC-2003 19:22:37	Dark	53.000	41	Eps Car	1.8600	4100.0	106	9329	No
402	GOM_NL__2PRFIN20031212_192513_000000472022_00257_09329_9637.N1	12-DEC-2003 19:25:13	Dark	47.000	34	Gam2Vel	1.7930	23000.	94	9329	No
403	GOM_NL__2PRFIN20031212_192738_000000492022_00257_09329_9638.N1	12-DEC-2003 19:27:38	Dark	49.000	2	Alp Car	-0.73600	7000.0	98	9329	No
404	GOM_NL__2PRFIN20031212_193012_000000562022_00257_09329_9639.N1	12-DEC-2003 19:30:12	Dark	56.000	117	Pi Pup	2.7060	3800.0	112	9329	No
405	GOM_NL__2PRFIN20031212_193335_000000612022_00257_09329_9640.N1	12-DEC-2003 19:33:35	Straylight	60.500	23	21Eps CMa	1.5020	26000.	121	9329	No
406	GOM_NL__2PRFIN20031212_193527_000000592022_00257_09329_9641.N1	12-DEC-2003 19:35:27	Straylight	58.500	179	24Omi2CMa	3.0320	24000.	117	9329	No
407	GOM_NL__2PRFIN20031212_193844_000000702022_00257_09329_9642.N1	12-DEC-2003 19:38:44	Straylight	70.000	1	9Alp CMa	-1.4400	11000.	140	9329	No
408	GOM_NL__2PRFIN20031212_194203_000000592022_00257_09329_9643.N1	12-DEC-2003 19:42:03	Straylight	59.000	7	19Bet Ori	0.10000	14000.	118	9329	No
409	GOM_NL__2PRFIN20031212_194427_000000532022_00257_09329_9644.N1	12-DEC-2003 19:44:27	Straylight	52.500	30	46Eps Ori	1.6940	30000.	105	9329	No
410	GOM_NL__2PRFIN20031212_194622_000000462022_00257_09329_9645.N1	12-DEC-2003 19:46:22	Twi_and_stray	46.000	94	92Alp Cet	2.5260	3100.0	92	9329	No
411	GOM_NL__2PRFIN20031212_194930_000000562022_00257_09329_9646.N1	12-DEC-2003 19:49:30	Twi_and_stray	56.000	13	87Alp Tau	0.86700	3800.0	112	9329	No
412	GOM_NL__2PRFIN20031212_195203_000000472022_00257_09329_9647.N1	12-DEC-2003 19:52:03	Bright	46.500	176	23Zet Tau	3.0200	22000.	93	9329	No
413	GOM_NL__2PRFIN20031212_195346_000000382022_00257_09329_9648.N1	12-DEC-2003 19:53:46	Bright	38.000	150	44Zet Per	2.8900	28000.	76	9329	No
414	GOM_NL__2PRFIN20031212_195606_000000362022_00257_09329_9649.N1	12-DEC-2003 19:56:06	Bright	36.000	149	45Eps Per	2.8880	30000.	72	9329	No
415	GOM_NL__2PRFIN20031212_195742_000000372022_00257_09329_9650.N1	12-DEC-2003 19:57:42	Bright	37.000	73	57Gam1And	2.2600	13100.	74	9329	No
416	GOM_NL__2PRFIN20031212_195955_000000362022_00257_09329_9651.N1	12-DEC-2003 19:59:55	Bright	36.000	160	23Gam Per	2.9300	4700.0	72	9329	No
417	GOM_NL__2PRFIN20031212_200255_000000392022_00257_09329_9652.N1	12-DEC-2003 20:02:55	Bright	38.500	110	37Del Cas	2.6780	8900.0	77	9329	No
418	GOM_NL__2PRFIN20031212_200957_000000382022_00257_09329_9653.N1	12-DEC-2003 20:09:57	Bright	38.000	49	1Alp UMi	1.9900	6300.0	76	9329	No
419	GOM_NL__2PRFIN20031212_201440_000000402022_00257_09329_9654.N1	12-DEC-2003 20:14:40	Bright	40.000	60	7Bet UMi	2.0810	3950.0	80	9329	No
420	GOM_NL__2PRFIN20031212_201700_000000512022_00257_09329_9655.N1	12-DEC-2003 20:17:00	Bright	51.000	82	48Bet UMa	2.3650	10600.	102	9329	No
421	GOM_NL__2PRFIN20031212_201928_000000452022_00257_09329_9656.N1	12-DEC-2003 20:19:28	Bright	44.500	32	77Eps UMa	1.7630	11000.	89	9329	No
422	GOM_NL__2PRFIN20031212_202155_000000412022_00257_09329_9657.N1	12-DEC-2003 20:21:55	Bright	40.500	39	85Eta UMa	1.8540	24000.	81	9329	No
423	GOM_NL__2PRFIN20031212_202508_000000382022_00257_09329_9658.N1	12-DEC-2003 20:25:08	Bright	37.500	180	27Gam Boo	3.0400	8000.0	75	9329	No
424	GOM_NL__2PRFIN20031212_202817_000000392022_00257_09329_9659.N1	12-DEC-2003 20:28:17	Bright	39.000	83		2.3780	11000.	78	9329	No
425	GOM_NL__2PRFIN20031212_203129_000000432022_00257_09329_9660.N1	12-DEC-2003 20:31:29	Bright	43.000	111	8Eta Boo	2.6800	6000.0	86	9329	No
426	GOM_NL__2PRFIN20031212_203511_000000682022_00257_09329_9661.N1	12-DEC-2003 20:35:11	Bright	68.000	138	47Eps Vir	2.8280	4700.0	136	9329	No
427	GOM_NL__2PRFIN20031212_203736_000000912022_00257_09329_9662.N1	12-DEC-2003 20:37:36	Twi_and_stray	90.500	62	94Bet Leo	2.1360	9700.0	181	9329	No
428	GOM_NL__2PRFIN20031212_204106_000000472022_00257_09329_9663.N1	12-DEC-2003 20:41:06	Twi_and_stray	47.000	15	67Alp Vir	0.97600	28000.	94	9329	No
429	GOM_NL__2PRFIN20031212_204435_000000472022_00257_09329_9664.N1	12-DEC-2003 20:44:35	Twilight	47.000	169	46Gam Hya	2.9910	4700.0	94	9329	No
430	GOM_NL__2PRFIN20031212_204630_000000442022_00257_09329_9665.N1	12-DEC-2003 20:46:30	Twilight	44.000	54	5The Cen	2.0550	4500.0	88	9329	No
431	GOM_NL__2PRFIN20031212_204754_000000412022_00257_09329_9666.N1	12-DEC-2003 20:47:54	Dark	41.000	123	lot Cen	2.7500	10200.	82	9329	No
432	GOM_NL__2PRFIN20031212_204933_000000402022_00257_09329_9667.N1	12-DEC-2003 20:49:33	Dark	39.500	95	Zet Cen	2.5450	26000.	79	9329	No
433	GOM_NL__2PRFIN20031212_205228_000000522022_00257_09329_9668.N1	12-DEC-2003 20:52:28	Dark	52.000	4	Alp1Cen	-0.010000	5800.0	104	9329	No
434	GOM_NL__2PRFIN20031212_205608_000000382022_00258_09330_9634.N1	12-DEC-2003 20:56:08	Dark	38.000	112	Alp Mus	2.6880	26000.	76	9330	No
435	GOM_NL__2PRFIN20031212_210050_000000392022_00258_09330_9635.N1	12-DEC-2003 21:00:50	Dark	39.000	29	Bet Car	1.6720	10200.	78	9330	No
436	GOM_NL__2PRFIN20031212_210314_000000432022_00258_09330_9636.N1	12-DEC-2003 21:03:14	Dark	43.000	41	Eps Car	1.8600	4100.0	86	9330	No
437	GOM_NL__2PRFIN20031212_210550_000000472022_00258_09330_9637.N1	12-DEC-2003 21:05:50	Dark	47.000	34	Gam2Vel	1.7930	23000.	94	9330	No
438	GOM_NL__2PRFIN20031212_210815_000000522022_00258_09330_9638.N1	12-DEC-2003 21:08:15	Dark	51.500	2	Alp Car	-0.73600	7000.0	103	9330	No
439	GOM_NL__2PRFIN20031212_211049_000000602022_00258_09330_9639.N1	12-DEC-2003 21:10:49	Dark	60.000	117	Pi Pup	2.7060	3800.0	120	9330	No
440	GOM_NL__2PRFIN20031212_211412_000000612022_00258_09330_9640.N1	12-DEC-2003 21:14:12	Straylight	60.500	23	21Eps CMa	1.5020	26000.	121	9330	No
441	GOM_NL__2PRFIN20031212_211604_000000612022_00258_09330_9641.N1	12-DEC-2003 21:16:04	Straylight	61.000	179	24Omi2CMa	3.0320	24000.	122	9330	No
442	GOM_NL__2PRFIN20031212_211901_000000602022_00258_09330_9642.N1	12-DEC-2003 21:19:01	Straylight	59.500	47	2Bet CMa	1.9760	28000.	119	9330	No
443	GOM_NL__2PRFIN20031212_212210_000000522022_00258_09330_9643.N1	12-DEC-2003 21:22:10	Straylight	51.500	56	53Kap Ori	2.0650	30000.	103	9330	No
444	GOM_NL__2PRFIN20031212_212339_000000452022_00258_09330_9644.N1	12-DEC-2003 21:23:39	Straylight	44.500	128	67Bet Eri	2.7840	9700.0	89	9330	No
445	GOM_NL__2PRFIN20031212_212503_000000542022_00258_09330_9645.N1	12-DEC-2003 21:25:03	Straylight	53.500	30	46Eps Ori	1.6940	30000.	107	9330	No
446	GOM_NL__2PRFIN20031212_212658_000000442022_00258_09330_9646.N1	12-DEC-2003 21:26:58	Twi_and_stray	44.000	94	92Alp Cet	2.5260	3100.0	88	9330	No
447	GOM_NL__2PRFIN20031212_213006_000000522022_00258_09330_9647.N1	12-DEC-2003 21:30:06	Twi_and_stray	51.500	13	87Alp Tau	0.86700	3800.0	103	9330	No
448	GOM_NL__2PRFIN20031212_213210_000000392022_00258_09330_9648.N1	12-DEC-2003 21:32:10	Bright	38.500	146	25Eta Tau	2.8730	15200.	77	9330	No
449	GOM_NL__2PRFIN20031212_213422_000000382022_00258_09330_9649.N1	12-DEC-2003 21:34:22	Bright	37.500	150	44Zet Per	2.8900	28000.	75	9330	No
450	GOM_NL__2PRFIN20031212_213641_000000362022_00258_09330_9650.N1	12-DEC-2003 21:36:41	Bright	36.000	149	45Eps Per	2.8880	30000.	72	9330	No
451	GOM_NL__2PRFIN20031212_213818_000000382022_00258_09330_9651.N1	12-DEC-2003 21:38:18	Bright	38.000	73	57Gam1And	2.2600	13100.	76	9330	No
452	GOM_NL__2PRFIN20031212_214031_000000372022_00258_09330_9652.N1	12-DEC-2003 21:40:31	Bright	36.500	160	23Gam Per	2.9300	4700.0	73	9330	No
453	GOM_NL__2PRFIN20031212_214331_000000382022_00258_09330_9653.N1	12-DEC-2003 21:43:31	Bright	37.500	110	37Del Cas	2.6780	8900.0	75	9330	No
454	GOM_NL__2PRFIN20031212_214608_000001302022_00258_09330_9654.N1	12-DEC-2003 21:46:08	Bright	129.50	17	78Bet Gem	1.1610	4500.0	259	9330	No
455	GOM_NL__2PRFIN20031212_215033_000000382022_00258_09330_9655.N1	12-DEC-2003 21:50:33	Bright	37.500	49	1Alp UMi	1.9900	6300.0	75	9330	No

456	GOM_NL__2PRFIN20031212_215516_000000392022_00258_09330_9656.N1	12-DEC-2003 21:55:16	Bright	38.500	60	7Bet UMi	2.0810	3950.0	77	9330	No
457	GOM_NL__2PRFIN20031212_215735_000000512022_00258_09330_9657.N1	12-DEC-2003 21:57:35	Bright	50.500	82	48Bet UMa	2.3650	10600.	101	9330	No
458	GOM_NL__2PRFIN20031212_220003_000000442022_00258_09330_9658.N1	12-DEC-2003 22:00:03	Bright	44.000	32	77Eps UMa	1.7630	11000.	88	9330	No
459	GOM_NL__2PRFIN20031212_220230_000000442022_00258_09330_9659.N1	12-DEC-2003 22:02:30	Bright	44.000	39	85Eta UMa	1.8540	24000.	88	9330	No
460	GOM_NL__2PRFIN20031212_220544_000000372022_00258_09330_9660.N1	12-DEC-2003 22:05:44	Bright	36.500	180	27Gam Boo	3.0400	8000.0	73	9330	No
461	GOM_NL__2PRFIN20031212_220853_000000392022_00258_09330_9661.N1	12-DEC-2003 22:08:53	Bright	38.500	83		2.3780	11000.	77	9330	No
462	GOM_NL__2PRFIN20031212_221205_000000582022_00258_09330_9662.N1	12-DEC-2003 22:12:05	Bright	58.000	111	8Eta Boo	2.6800	6000.0	116	9330	No
463	GOM_NL__2PRFIN20031212_221547_000000532022_00258_09330_9663.N1	12-DEC-2003 22:15:47	Bright	52.500	138	47Eps Vir	2.8280	4700.0	105	9330	No
464	GOM_NL__2PRFIN20031212_221814_000000902022_00258_09330_9664.N1	12-DEC-2003 22:18:14	Twilight	90.000	62	94Bet Leo	2.1360	9700.0	180	9330	No
465	GOM_NL__2PRFIN20031212_222142_000000542022_00258_09330_9665.N1	12-DEC-2003 22:21:42	Twilight	54.000	15	67Alp Vir	0.97600	28000.	108	9330	No
466	GOM_NL__2PRFIN20031212_222512_000000472022_00258_09330_9666.N1	12-DEC-2003 22:25:12	Twilight	46.500	169	46Gam Hya	2.9910	4700.0	93	9330	No
467	GOM_NL__2PRFIN20031212_222707_000000452022_00258_09330_9667.N1	12-DEC-2003 22:27:07	Twilight	45.000	54	5The Cen	2.0550	4500.0	90	9330	No
468	GOM_NL__2PRFIN20031212_222830_000000412022_00258_09330_9668.N1	12-DEC-2003 22:28:30	Dark	40.500	123	1ot Cen	2.7500	10200.	81	9330	No
469	GOM_NL__2PRFIN20031212_223009_000000402022_00258_09330_9669.N1	12-DEC-2003 22:30:09	Dark	39.500	95	Zet Cen	2.5450	26000.	79	9330	No
470	GOM_NL__2PRFIN20031212_223200_000000402022_00258_09330_9670.N1	12-DEC-2003 22:32:00	Dark	39.500	77	Eps Cen	2.3030	28000.	79	9330	No
471	GOM_NL__2PRFIN20031212_223319_000000432022_00258_09330_9671.N1	12-DEC-2003 22:33:19	Dark	42.500	10	Bet Cen	0.61000	28000.	85	9330	No
472	GOM_NL__2PRFIN20031212_223436_000000432022_00259_09331_9634.N1	12-DEC-2003 22:34:36	Dark	43.000	20	Bet Cru	1.2530	30000.	86	9331	No
473	GOM_NL__2PRFIN20031212_223644_000000392022_00259_09331_9635.N1	12-DEC-2003 22:36:44	Dark	38.500	112	Alp Mus	2.6880	26000.	77	9331	No
474	GOM_NL__2PRFIN20031212_224126_000000402022_00259_09331_9636.N1	12-DEC-2003 22:41:26	Dark	39.500	29	Bet Car	1.6720	10200.	79	9331	No
475	GOM_NL__2PRFIN20031212_224350_000000532022_00259_09331_9637.N1	12-DEC-2003 22:43:50	Dark	53.000	41	Eps Car	1.8600	4100.0	106	9331	No
476	GOM_NL__2PRFIN20031212_224626_000000502022_00259_09331_9638.N1	12-DEC-2003 22:46:26	Dark	49.500	34	Gam2Vel	1.7930	23000.	99	9331	No
477	GOM_NL__2PRFIN20031212_224851_000000492022_00259_09331_9639.N1	12-DEC-2003 22:48:51	Dark	49.000	2	Alp Car	-0.73600	7000.0	98	9331	No
478	GOM_NL__2PRFIN20031212_225126_000000532022_00259_09331_9640.N1	12-DEC-2003 22:51:26	Dark	53.000	117	Pi Pup	2.7060	3800.0	106	9331	No
479	GOM_NL__2PRFIN20031212_225448_000000612022_00259_09331_9641.N1	12-DEC-2003 22:54:48	Straylight	61.000	23	21Eps CMa	1.5020	26000.	122	9331	No
480	GOM_NL__2PRFIN20031212_225638_000000642022_00259_09331_9642.N1	12-DEC-2003 22:56:38	Straylight	63.500	179	24Omi2CMa	3.0320	24000.	127	9331	No
481	GOM_NL__2PRFIN20031212_225937_000000572022_00259_09331_9643.N1	12-DEC-2003 22:59:37	Straylight	56.500	47	2Bet CMa	1.9760	28000.	113	9331	No
482	GOM_NL__2PRFIN20031212_230246_000000532022_00259_09331_9644.N1	12-DEC-2003 23:02:46	Straylight	52.500	56	53Kap Ori	2.0650	30000.	105	9331	No
483	GOM_NL__2PRFIN20031212_230415_000000452022_00259_09331_9645.N1	12-DEC-2003 23:04:15	Straylight	45.000	128	67Bet Eri	2.7840	9700.0	90	9331	No
484	GOM_NL__2PRFIN20031212_230539_000000512022_00259_09331_9646.N1	12-DEC-2003 23:05:39	Straylight	50.500	30	46Eps Ori	1.6940	30000.	101	9331	No
485	GOM_NL__2PRFIN20031212_230734_000000512022_00259_09331_9647.N1	12-DEC-2003 23:07:34	Twilight	50.500	94	92Alp Cet	2.5260	3100.0	101	9331	No
486	GOM_NL__2PRFIN20031212_231042_000000522022_00259_09331_9648.N1	12-DEC-2003 23:10:42	Twilight	51.500	13	87Alp Tau	0.86700	3800.0	103	9331	No
487	GOM_NL__2PRFIN20031212_231245_000000382022_00259_09331_9649.N1	12-DEC-2003 23:12:45	Bright	38.000	146	25Eta Tau	2.8730	15200.	76	9331	No
488	GOM_NL__2PRFIN20031212_231458_000000382022_00259_09331_9650.N1	12-DEC-2003 23:14:58	Bright	37.500	150	44Zet Per	2.8900	28000.	75	9331	No
489	GOM_NL__2PRFIN20031212_231717_000000372022_00259_09331_9651.N1	12-DEC-2003 23:17:17	Bright	37.000	149	45Eps Per	2.8880	30000.	74	9331	No
490	GOM_NL__2PRFIN20031212_231854_000000372022_00259_09331_9652.N1	12-DEC-2003 23:18:54	Bright	37.000	73	57Gam1And	2.2600	13100.	74	9331	No
491	GOM_NL__2PRFIN20031212_232107_000000362022_00259_09331_9653.N1	12-DEC-2003 23:21:07	Bright	35.500	160	23Gam Per	2.9300	4700.0	71	9331	No
492	GOM_NL__2PRFIN20031212_232407_000000382022_00259_09331_9654.N1	12-DEC-2003 23:24:07	Bright	37.500	110	37Del Cas	2.6780	8900.0	75	9331	No
493	GOM_NL__2PRFIN20031212_232641_000001322022_00259_09331_9655.N1	12-DEC-2003 23:26:41	Bright	132.00	17	78Bet Gem	1.1610	4500.0	264	9331	No
494	GOM_NL__2PRFIN20031212_233109_000000382022_00259_09331_9656.N1	12-DEC-2003 23:31:09	Bright	37.500	49	1Alp UMi	1.9900	6300.0	75	9331	No
495	GOM_NL__2PRFIN20031212_233552_000000402022_00259_09331_9657.N1	12-DEC-2003 23:35:52	Bright	40.000	60	7Bet UMi	2.0810	3950.0	80	9331	No
496	GOM_NL__2PRFIN20031212_233810_000000492022_00259_09331_9658.N1	12-DEC-2003 23:38:10	Bright	49.000	82	48Bet UMa	2.3650	10600.	98	9331	No
497	GOM_NL__2PRFIN20031212_234038_000000442022_00259_09331_9659.N1	12-DEC-2003 23:40:38	Bright	43.500	32	77Eps UMa	1.7630	11000.	87	9331	No
498	GOM_NL__2PRFIN20031212_234305_000000562022_00259_09331_9660.N1	12-DEC-2003 23:43:05	Bright	56.000	39	85Eta UMa	1.8540	24000.	112	9331	No
499	GOM_NL__2PRFIN20031212_234620_000000522022_00259_09331_9661.N1	12-DEC-2003 23:46:20	Bright	52.000	180	27Gam Boo	3.0400	8000.0	104	9331	No
500	GOM_NL__2PRFIN20031212_234928_000000382022_00259_09331_9662.N1	12-DEC-2003 23:49:28	Bright	37.500	83		2.3780	11000.	75	9331	No
501	GOM_NL__2PRFIN20031212_235241_000000402022_00259_09331_9663.N1	12-DEC-2003 23:52:41	Bright	40.000	111	8Eta Boo	2.6800	6000.0	80	9331	No
502	GOM_NL__2PRFIN20031212_235624_000000692022_00259_09331_9664.N1	12-DEC-2003 23:56:24	Bright	69.000	138	47Eps Vir	2.8280	4700.0	138	9331	No
503	GOM_NL__2PRFIN20031212_235851_000000922022_00259_09331_9665.N1	12-DEC-2003 23:58:51	Twilight	92.000	62	94Bet Leo	2.1360	9700.0	184	9331	No

3. Quality information per product

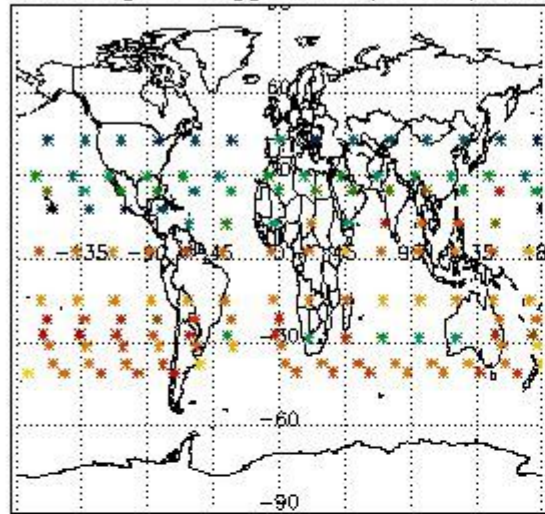
In this section it is plotted some information contained in the Quality Summary data set of the level 2 products. Only products in dark limb conditions and without errors (error flag in the MPH set to "0") are used.

3.1 Plot quality information per product (time dependant)

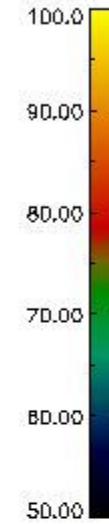
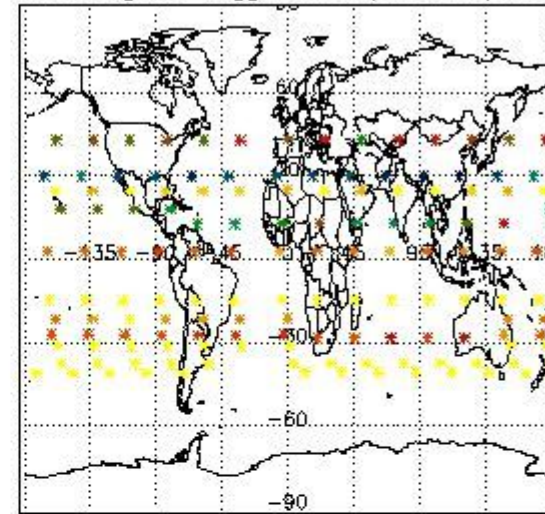


3.2 Plot quality information per product (world map)

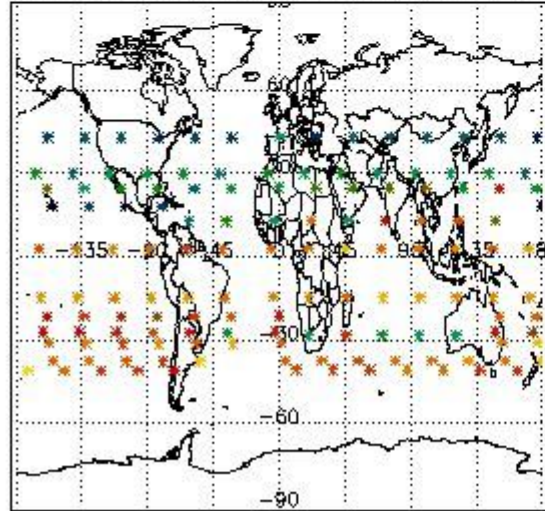
Percentage of flagged data per O3 profile



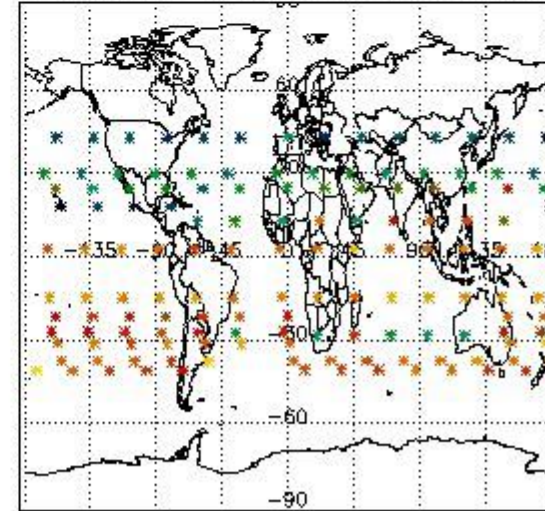
Percentage of flagged data per H2O profile



Percentage of flagged data per NO2 profile



Percentage of flagged data per NO3 profile

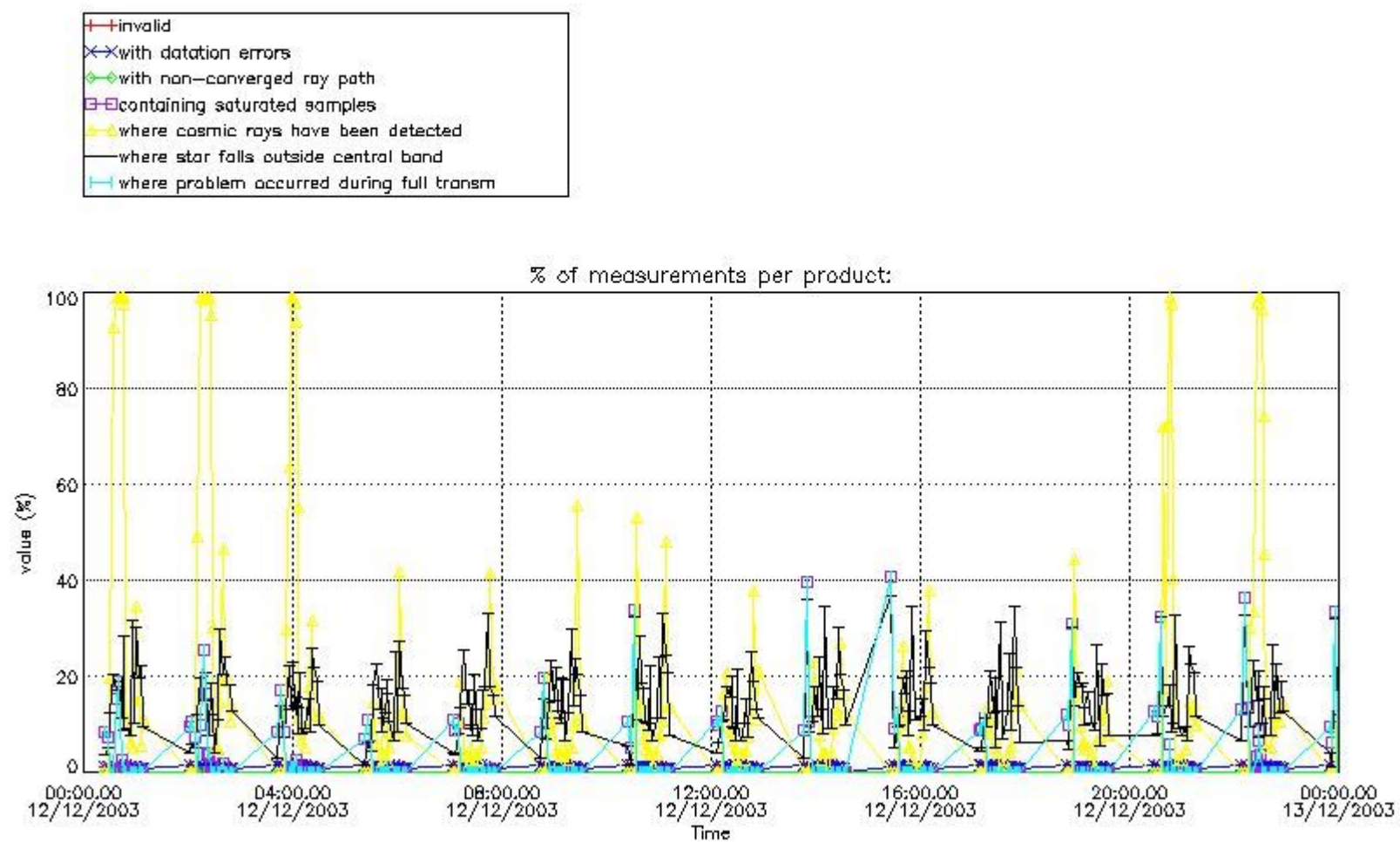


4. Level 1 quality information per product

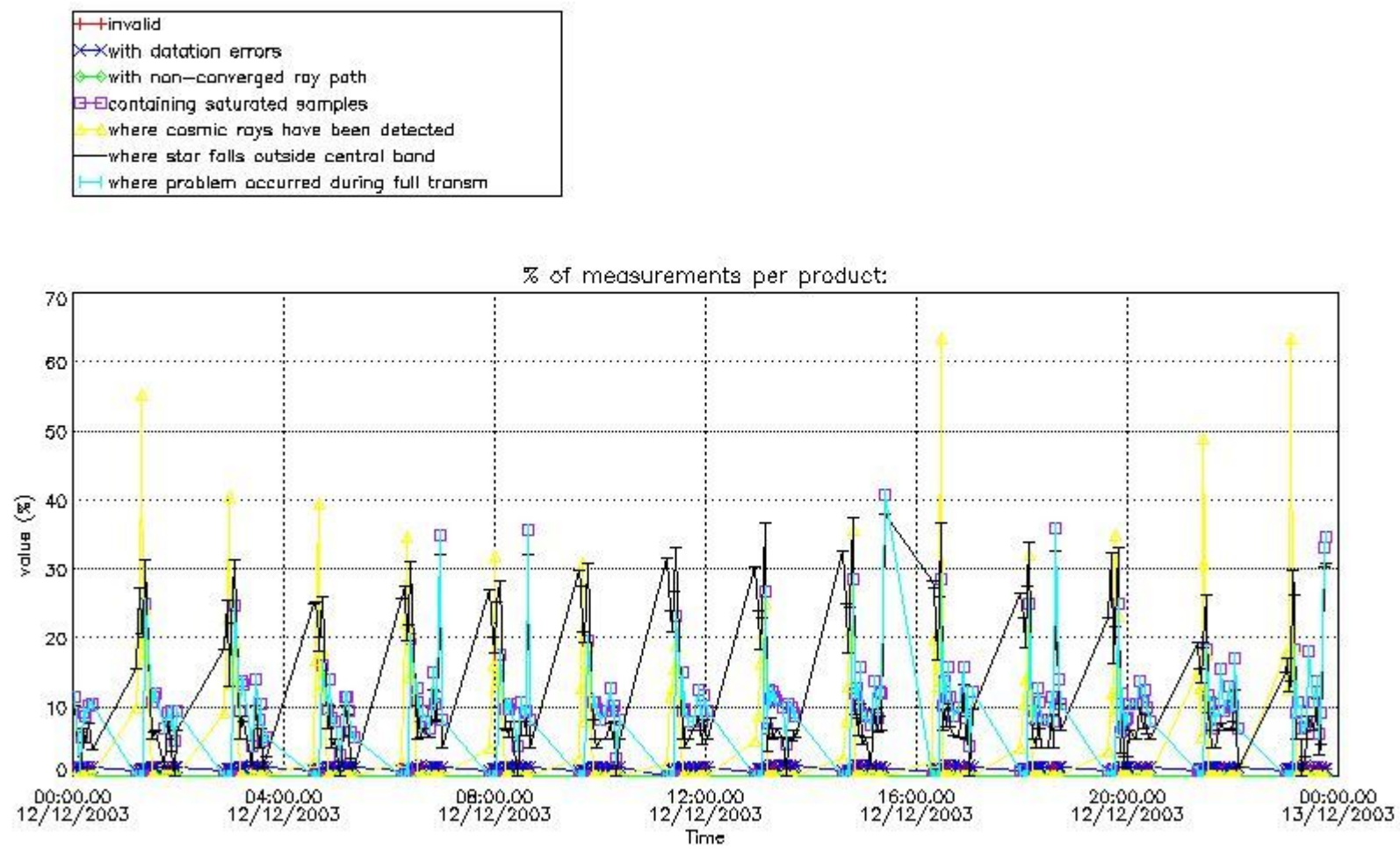
In this section it is plotted some information contained in the Quality Summary data set of the level 2 products that comes from the level 1b processing. Products without errors (error flag in the MPH set to "0") are used.

4.1 Plot quality information per product (time dependant) coming from level 1b processing

4.1.1 Plot level 1 quality information per product (time dependant): ENVISAT ASCENDING passes

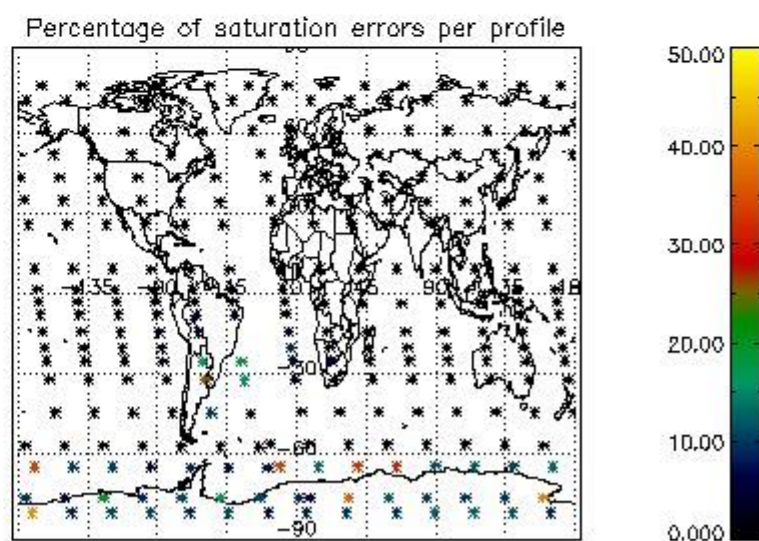
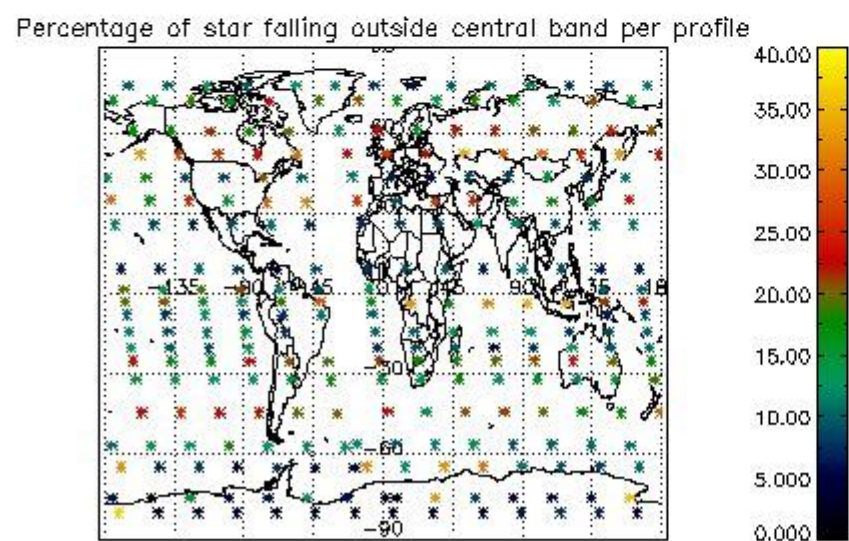
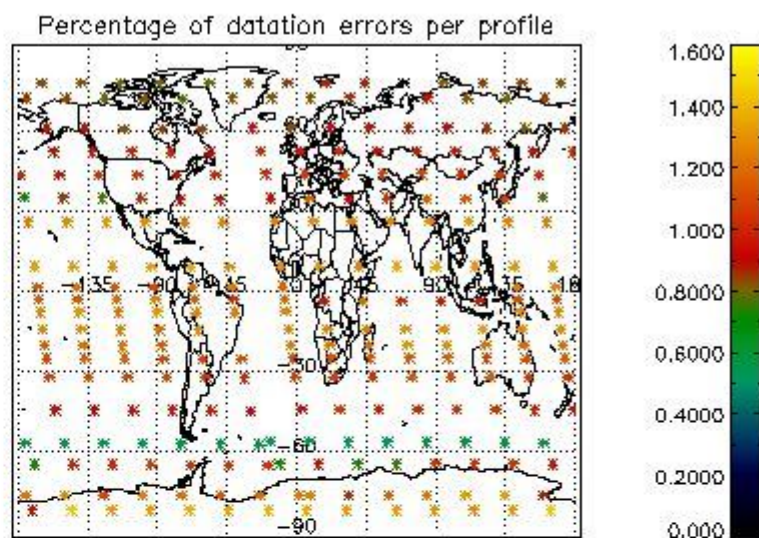
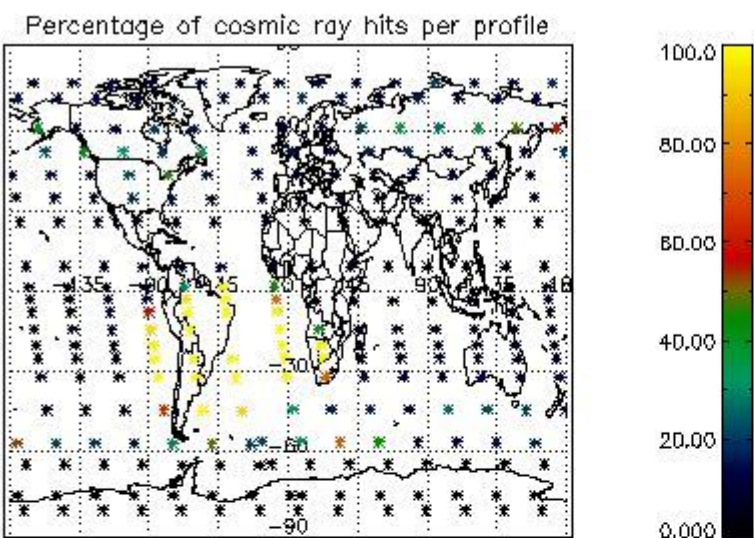


4.1.2 Plot level 1 quality information per product (time dependant): ENVI SAT DESCENDING passes

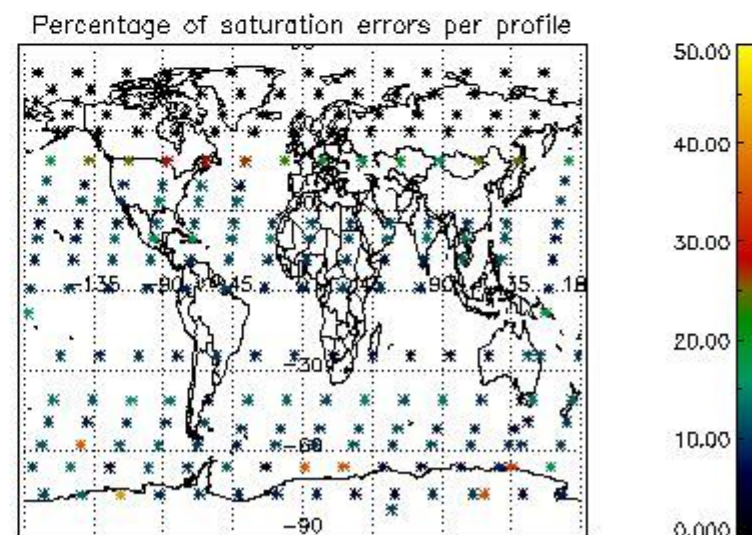
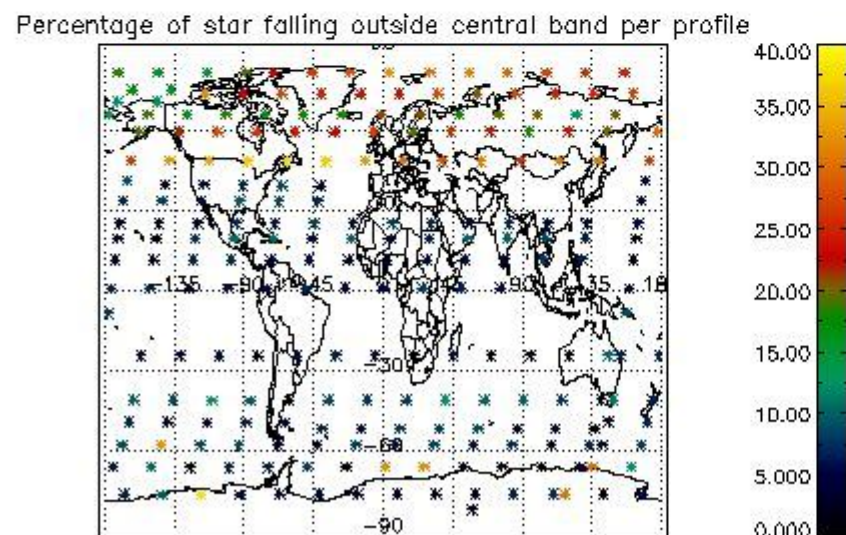
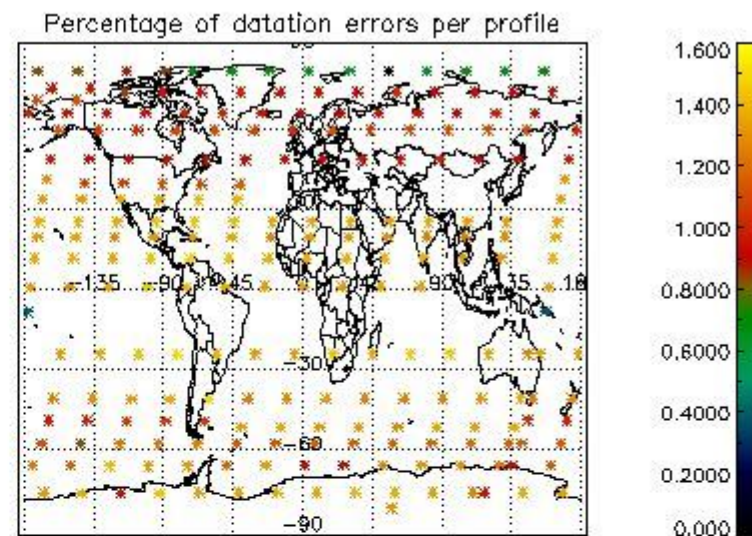
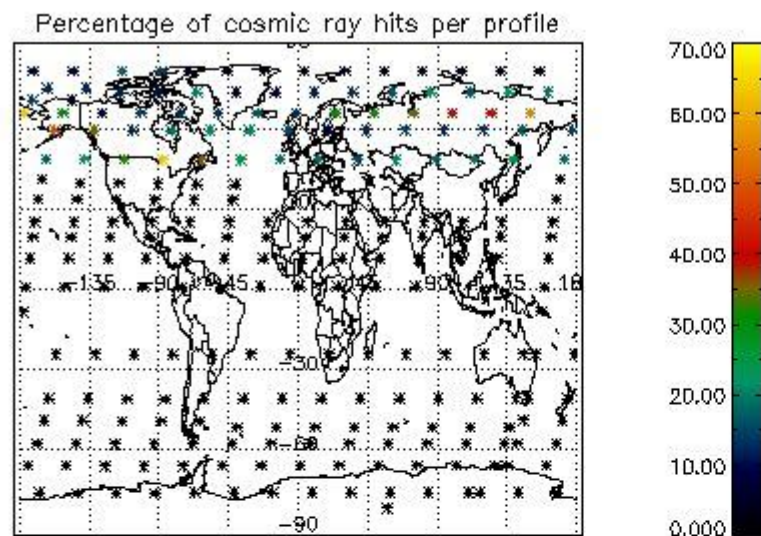


4.2 Plot quality information per product coming from level 1b processing (world map)

4.2.1 Plot level 1 quality information per product (world map): ENVISAT ASCENDING passes



4.2.2 Plot level 1 quality information per product (world map): ENVISAT DESCENDING passes



5. Trace gas profiles

5.1 Ozone statistics based on quality of products

The final quality of the products can be "measured" using the STD (Standard Deviation) attached to every point profile. This information is written to the parameter GOM_NL__2P/NL_LOCAL_SPECIES_DENSITY/o3_std of the level 2 products. The table below shows the statistics for given STD ranges.

The statistics are given with respect to the overall valid production:

- Products without fatal errors: GOM_NL__2P/MPH/PRODUCT_ERR=0
- Valid point profile: GOM_NL__2P/NL_LOCAL_SPECIES_DENSITY/pcd(0)=0

The 'Criteria' is applied to valid points of dark limb products:

- Products in dark limb illumination condition: GOM_NL__2P/NL_SUMMARY_QUALITY/obs_ill_cond=0
- Products without fatal errors: GOM_NL__2P/MPH/PRODUCT_ERR=0
- Valid point profile: GOM_NL__2P/NL_LOCAL_SPECIES_DENSITY/pcd(0)=0

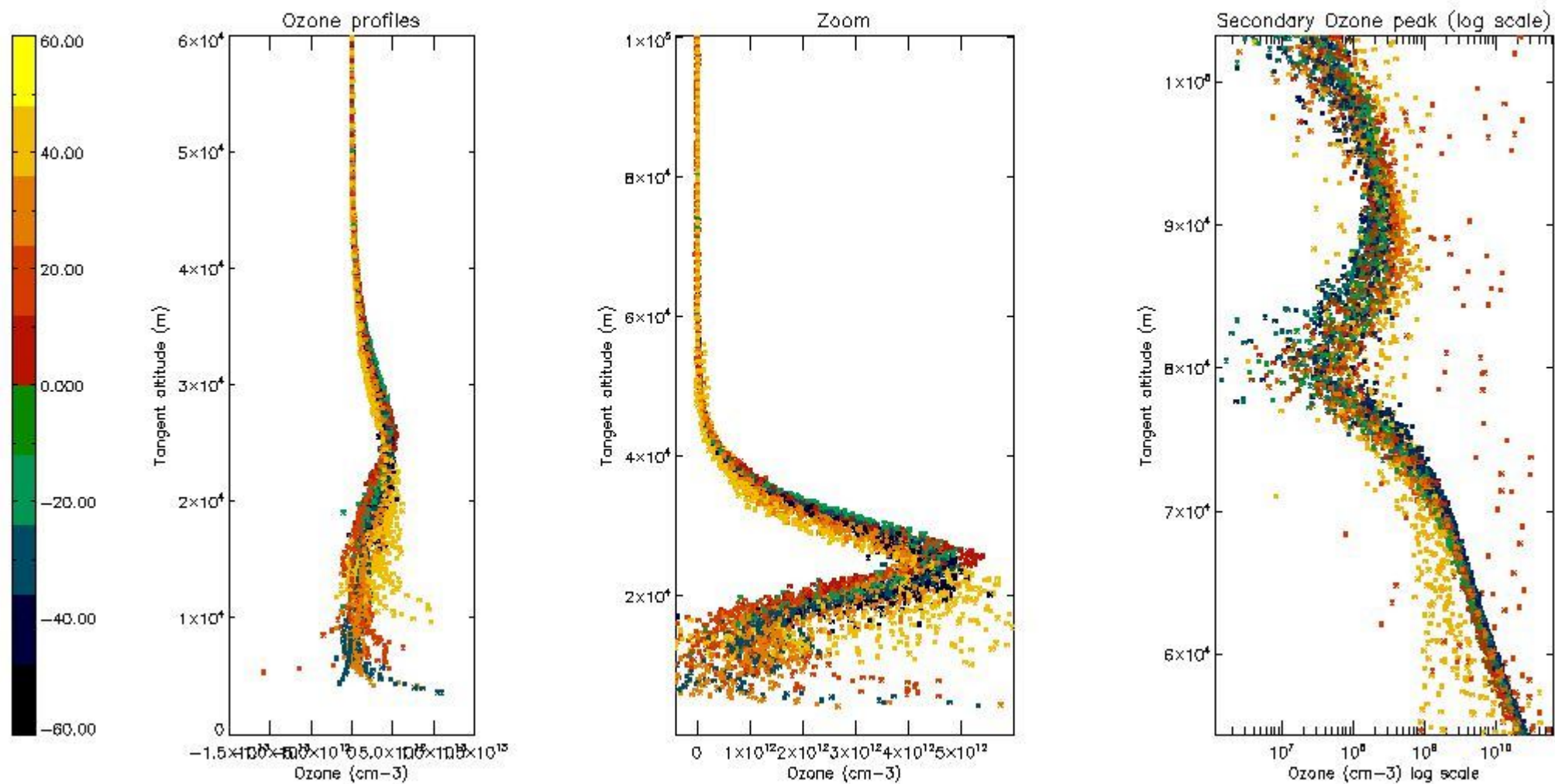
So, the table below shows the percentage of dark limb and valid observations for each criteria with respect to the overall valid daily observations.

Criteria	% of total production
All STD	27
STD < 20	16

STD < 10	14
STD < 5	10

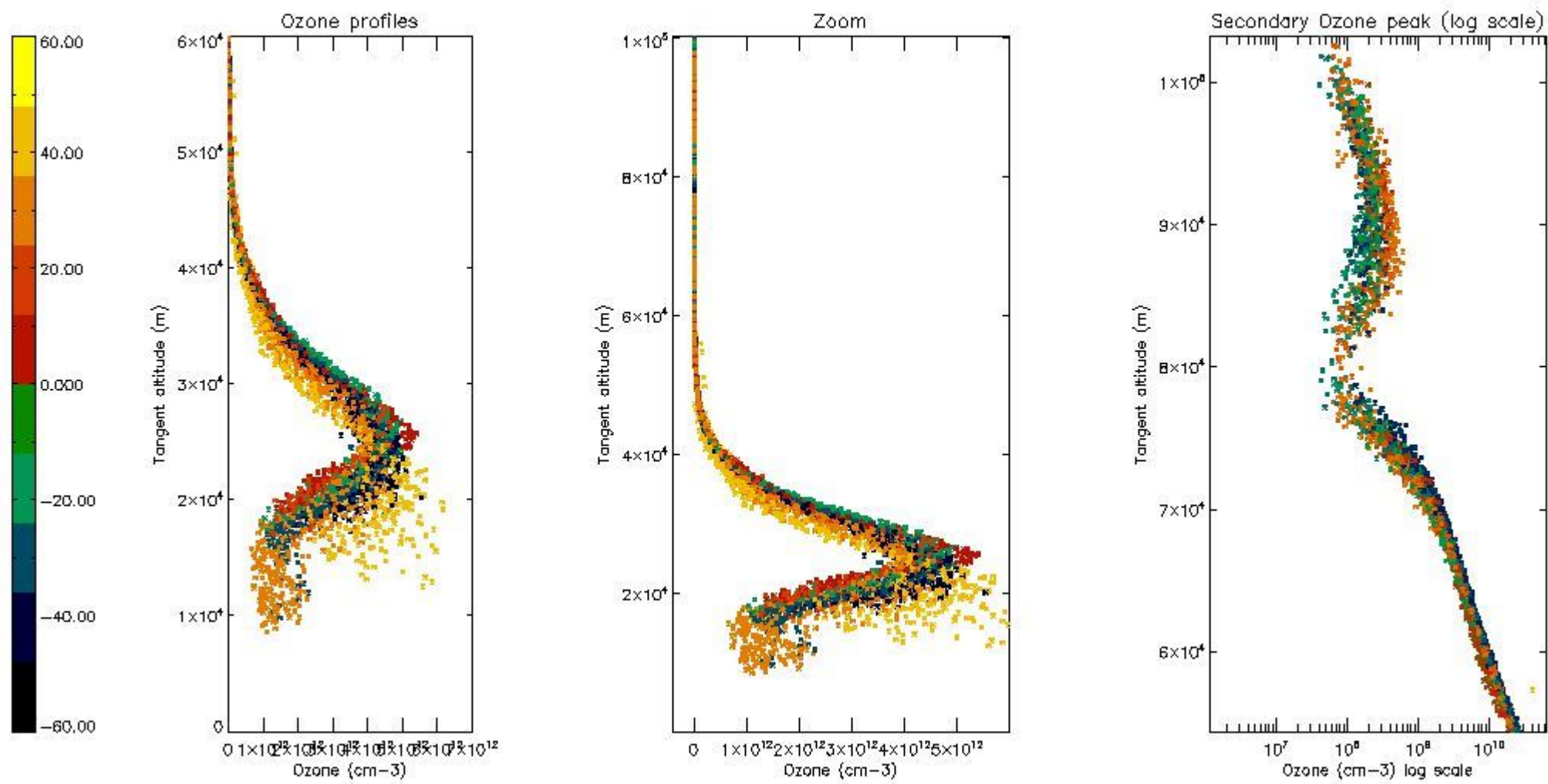
5.2 Plot ozone profiles for all STD (dark without errors)

The colorbar represents the latitude.



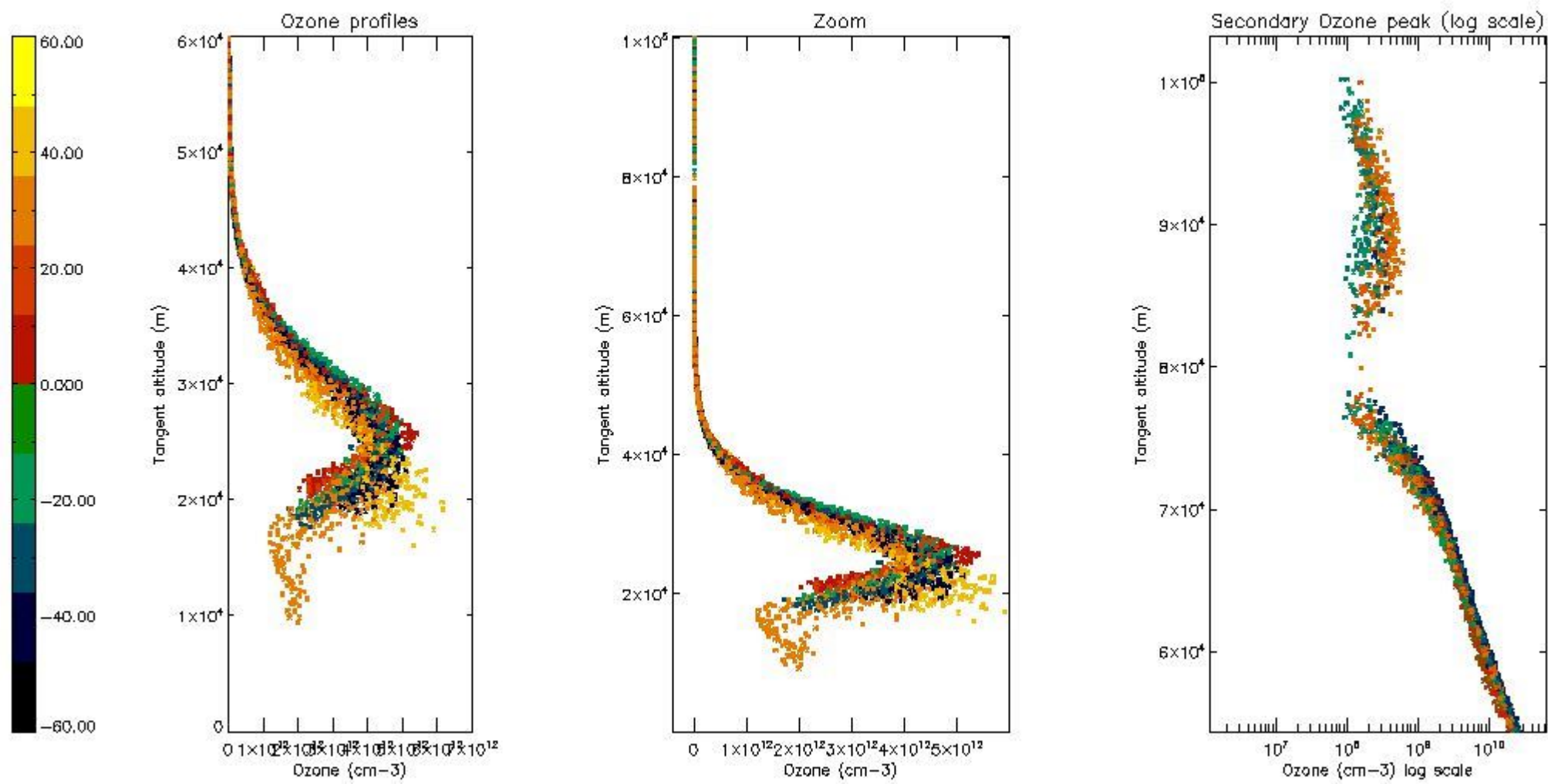
5.3 Plot ozone profiles where STD < 20% (dark without errors)

The colorbar represents the latitude.



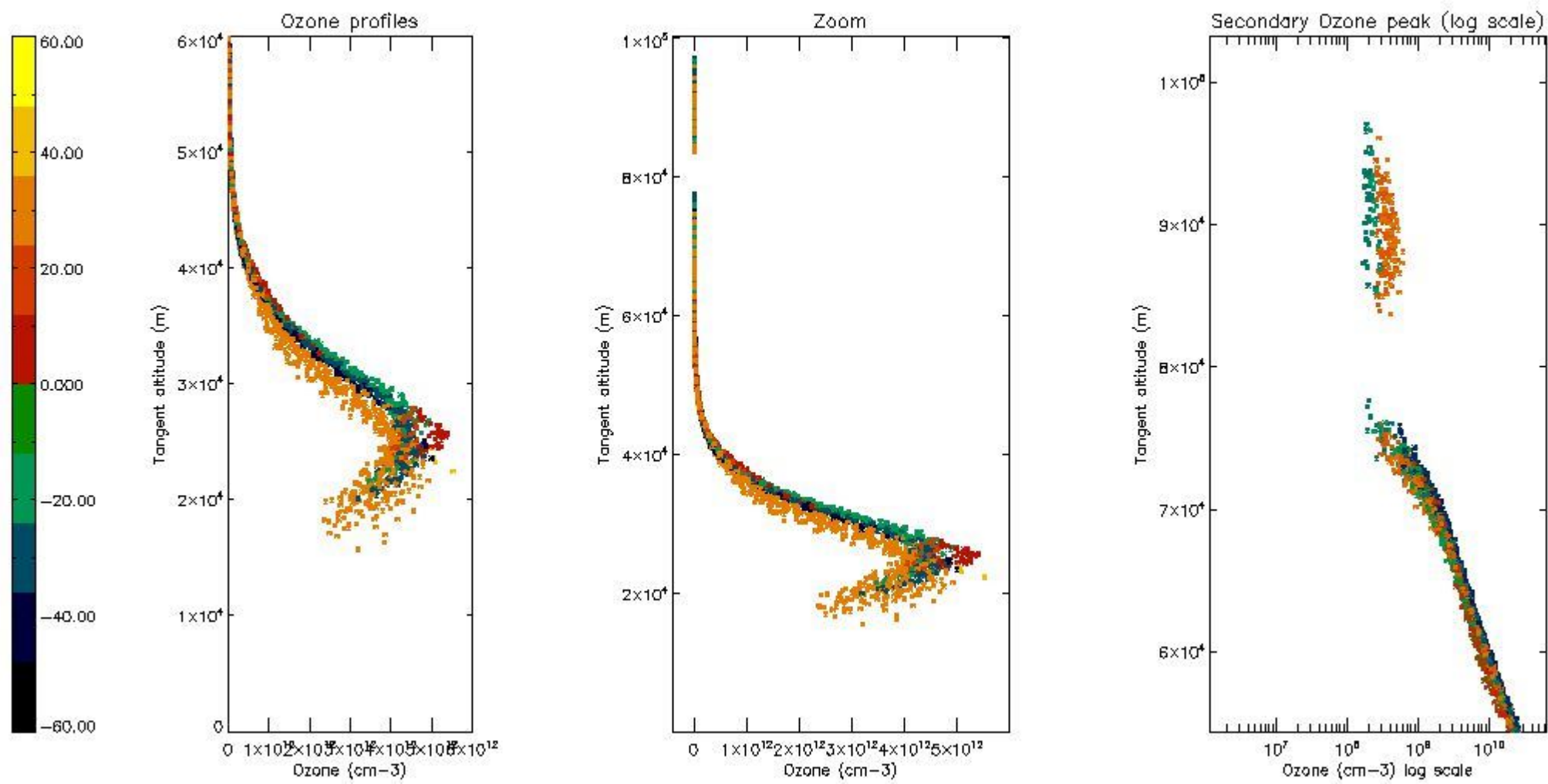
5.4 Plot ozone profiles where STD < 10% (dark without errors)

The colorbar represents the latitude.



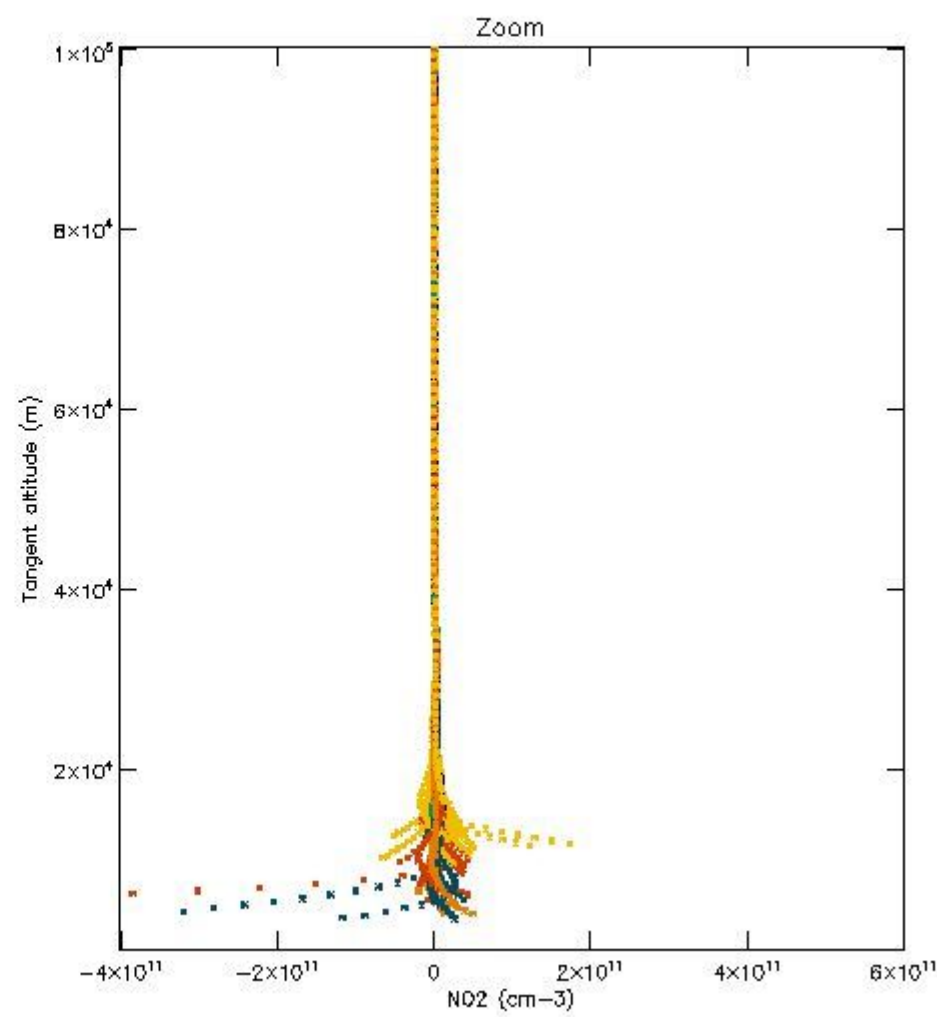
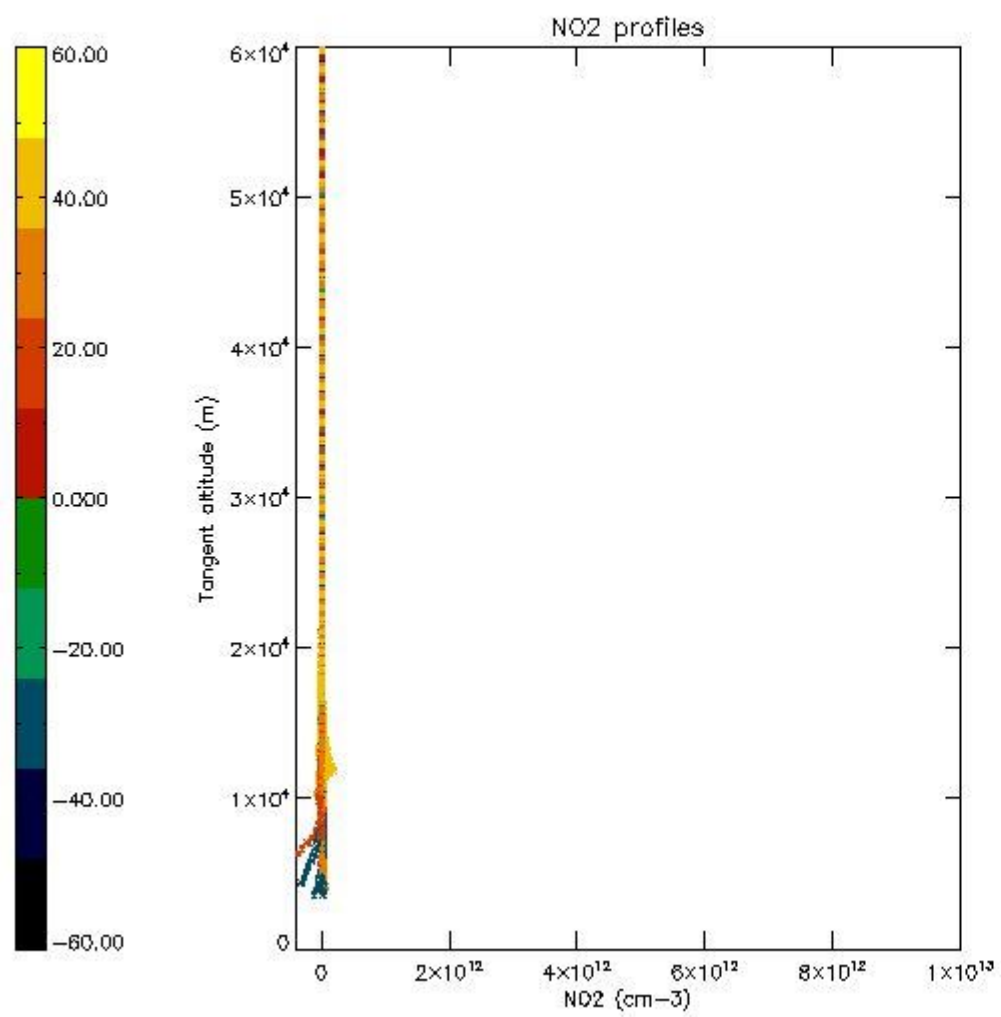
5.5 Plot ozone profiles where STD < 5% (dark without errors)

The colorbar represents the latitude.



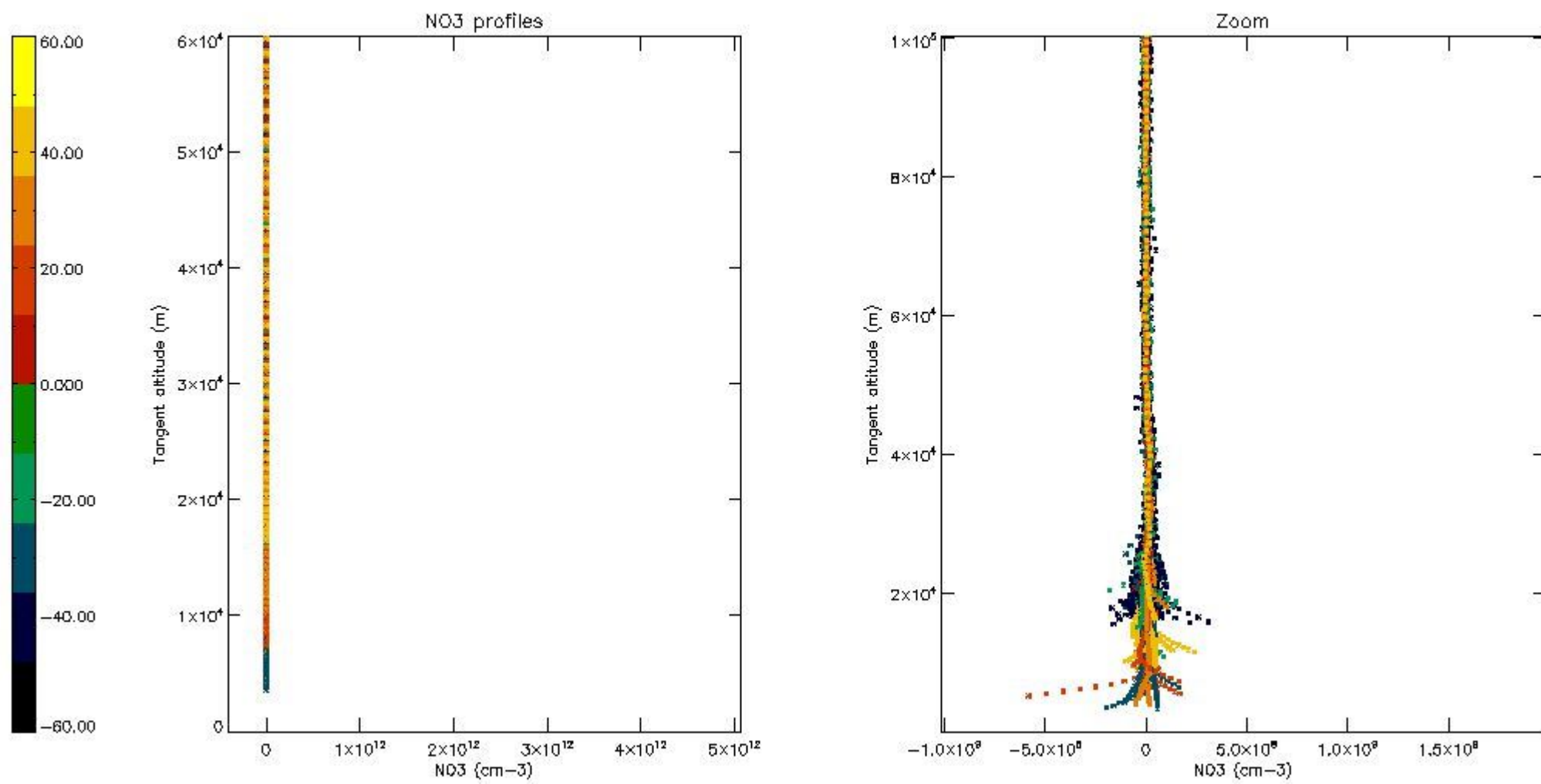
5.6 Plot NO₂ profiles for all STD (dark without errors)

The colorbar represents the latitude.



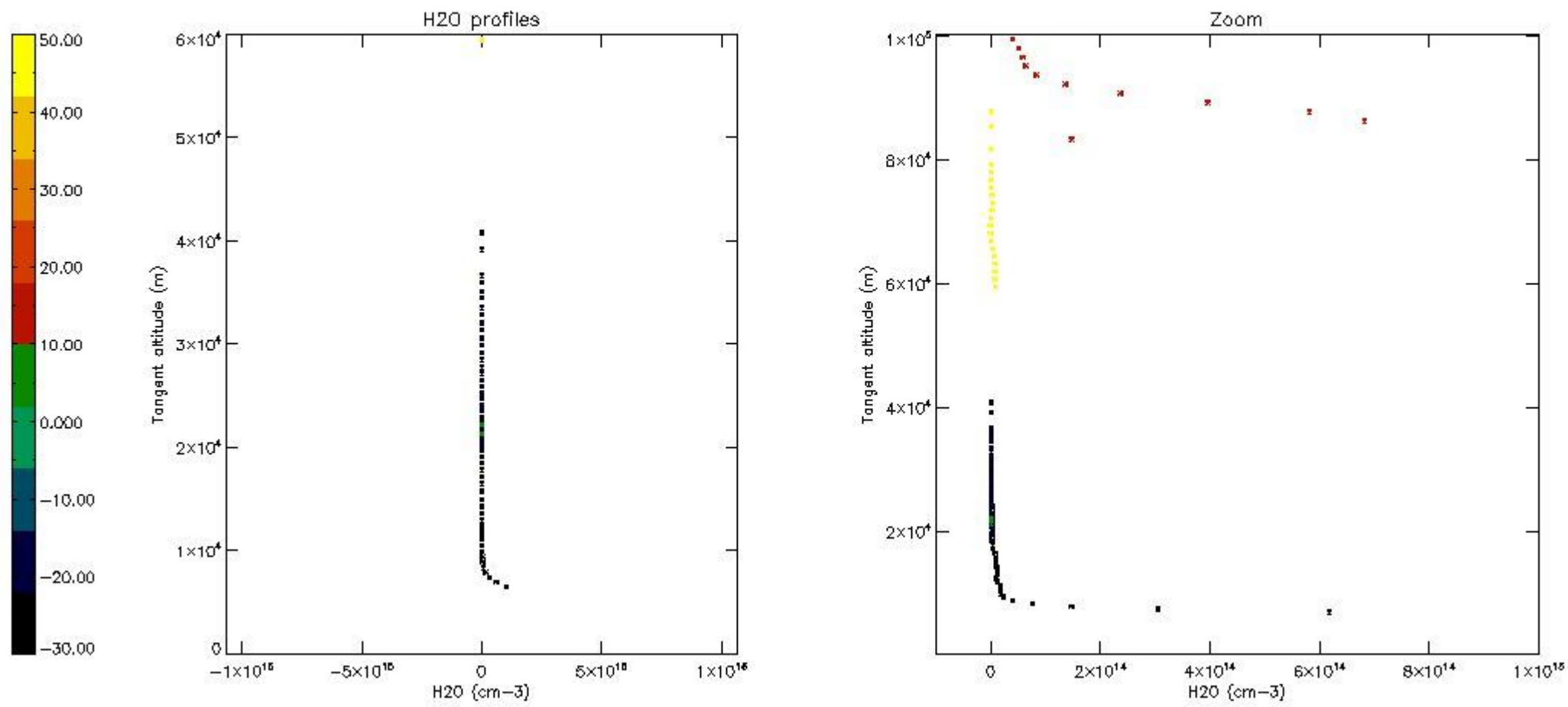
5.7 Plot NO3 profiles for all STD (dark without errors)

The colorbar represents the latitude.



5.8 Plot H2O profiles for all STD (only for occultations of stars 1,2,3,4,13,14,16,26,63 dark without errors)

The colorbar represents the latitude.



6. Auxiliary Data Files used for the production reported in section 2

The number reported in the third column indicates since which file (see list in section 2) the corresponding auxiliary file has been used. The fourth column is the date of those product files.

Type	Auxiliary Filename	Used since product	Used since product date
INST_PHYS_CHARACTERISTICS	GOM_INS_AXVIEC20091111_143220_20030716_120000_20500101_000000	1	12-DEC-2003 00:02:45
LEVEL-2_PROC_CONFIG	GOM_PR2_AXVIEC20091111_152718_20020301_000000_20500101_000000	1	12-DEC-2003 00:02:45
CROSS_SECTIONS_FILE	GOM_CRS_AXVIEC20091111_154832_20020301_000000_20500101_000000	1	12-DEC-2003 00:02:45

GOMOS Level 2 Daily Report

SUMMARY

[1. General Info](#)

[2. Summary of processed GOM_NL_2P products](#)

[3. Level 2 Quality information per product](#)

[3.1 Plot of level 2 quality information per product \(time dependant\)](#)

[3.2 Plot of level 2 quality information per product \(world map\)](#)

[4. Level 1 Quality information per product \(stored on level 2 products\)](#)

[4.1 Plot of level 1 quality information per product \(time dependant\)](#)

[4.1.1 Plot of level 1 quality information per product \(time dependant\): ASCENDING](#)

[4.1.2 Plot of level 1 quality information per product \(time dependant\): DESCENDING](#)

[4.2 Plot of level 1 quality information per product \(world map\)](#)

[4.2.1 Plot of level 1 quality information per product \(world map\): ASCENDING](#)

[4.2.2 Plot of level 1 quality information per product \(world map\): DESCENDING](#)

[5. Ozone profiles based on quality statistics and other trace gas profiles](#)

[5.1 Ozone statistics based on quality of products](#)

[5.2 Plot ozone profiles for all STD \(dark without errors\)](#)

[5.3 Plot ozone profiles where STD < 20% \(dark without errors\)](#)

[5.4. Plot ozone profiles where STD < 10% \(dark without errors\)](#)

[5.5. Plot ozone profiles where STD < 5% \(dark without errors\)](#)

[5.6 Plot NO2 profiles for all STD \(dark without errors\)](#)

[5.7 Plot NO3 profiles for all STD \(dark without errors\)](#)

[5.8 Plot H2O profiles \(only for occultations of stars 1,2,3,4,13,14,16,26,63 dark without errors\) for all STD](#)

[6. Auxiliary Data Files used for the production reported in section 2](#)

This report presents the daily analysis on parameters extracted from GOMOS level 2 data (GOM_NL__2P). It is intended to monitor some important parameters that will impact the quality of these products. A list of level 2 products (and content) that have arrived during the reporting day to the PCF is also given.

Item	Value
Time of report generation	20APR2013 01:46:59
Data source version	GOMOS/6.01
Start time of products	12-12-2003 (12DEC2003 00:00:00)
Stop time of products	13-12-2003 (13DEC2003 00:00:00)
Store outputs in DB	Yes
Nb of level 2 prods	503
Nb of prods with errors	0

2. Summary of processed GOM_NL__2P products.

Nr	Filename	UTC Start time	Limb	Duration	Star Id	Star Name	Star Mag	Star Temp	Nb Meas	Orbit	Prod. error
1	GOM_NL__2PRFIN20031212_000245_000000402022_00245_09317_9609.N1	12-DEC-2003 00:02:45	Bright	39.500	49	1Alp UMi	1.9900	6300.0	79	9317	No
2	GOM_NL__2PRFIN20031212_000727_000000372022_00245_09317_9610.N1	12-DEC-2003 00:07:27	Bright	37.000	60	7Bet UMi	2.0810	3950.0	74	9317	No
3	GOM_NL__2PRFIN20031212_001033_000000372022_00245_09317_9611.N1	12-DEC-2003 00:10:33	Bright	36.500	119	14Eta Dra	2.7270	4700.0	73	9317	No
4	GOM_NL__2PRFIN20031212_001218_000000442022_00245_09317_9612.N1	12-DEC-2003 00:12:18	Bright	43.500	32	77Eps UMa	1.7630	11000.	87	9317	No
5	GOM_NL__2PRFIN20031212_001443_000000412022_00245_09317_9613.N1	12-DEC-2003 00:14:43	Bright	41.000	39	85Eta UMa	1.8540	24000.	82	9317	No
6	GOM_NL__2PRFIN20031212_001755_000000402022_00245_09317_9614.N1	12-DEC-2003 00:17:55	Bright	39.500	180	27Gam Boo	3.0400	8000.0	79	9317	No
7	GOM_NL__2PRFIN20031212_002102_000000392022_00245_09317_9615.N1	12-DEC-2003 00:21:02	Bright	38.500	83		2.3780	11000.	77	9317	No
8	GOM_NL__2PRFIN20031212_002414_000000412022_00245_09317_9616.N1	12-DEC-2003 00:24:14	Bright	41.000	111	8Eta Boo	2.6800	6000.0	82	9317	No
9	GOM_NL__2PRFIN20031212_002753_000000482022_00245_09317_9617.N1	12-DEC-2003 00:27:53	Bright	48.000	138	47Eps Vir	2.8280	4700.0	96	9317	No
10	GOM_NL__2PRFIN20031212_003009_000000892022_00245_09317_9618.N1	12-DEC-2003 00:30:09	Twilight	88.500	62	94Bet Leo	2.1360	9700.0	177	9317	No
11	GOM_NL__2PRFIN20031212_003345_000000552022_00245_09317_9619.N1	12-DEC-2003 00:33:45	Twilight	54.500	15	67Alp Vir	0.97600	28000.	109	9317	No
12	GOM_NL__2PRFIN20031212_003715_000000502022_00245_09317_9620.N1	12-DEC-2003 00:37:15	Twilight	49.500	169	46Gam Hya	2.9910	4700.0	99	9317	No
13	GOM_NL__2PRFIN20031212_003914_000000452022_00245_09317_9621.N1	12-DEC-2003 00:39:14	Twilight	45.000	54	5The Cen	2.0550	4500.0	90	9317	No
14	GOM_NL__2PRFIN20031212_004408_000000412022_00245_09317_9622.N1	12-DEC-2003 00:44:08	Dark	40.500	77	Eps Cen	2.3030	28000.	81	9317	No
15	GOM_NL__2PRFIN20031212_004529_000000502022_00245_09317_9623.N1	12-DEC-2003 00:45:29	Dark	49.500	10	Bet Cen	0.61000	28000.	99	9317	No
16	GOM_NL__2PRFIN20031212_004644_000000402022_00246_09318_9592.N1	12-DEC-2003 00:46:44	Dark	40.000	20	Bet Cru	1.2530	30000.	80	9318	No
17	GOM_NL__2PRFIN20031212_004853_000000392022_00246_09318_9593.N1	12-DEC-2003 00:48:53	Dark	39.000	112	Alp Mus	2.6880	26000.	78	9318	No
18	GOM_NL__2PRFIN20031212_005334_000000402022_00246_09318_9594.N1	12-DEC-2003 00:53:34	Dark	39.500	29	Bet Car	1.6720	10200.	79	9318	No
19	GOM_NL__2PRFIN20031212_005556_000000572022_00246_09318_9595.N1	12-DEC-2003 00:55:56	Dark	57.000	41	Eps Car	1.8600	4100.0	114	9318	No
20	GOM_NL__2PRFIN20031212_005830_000000502022_00246_09318_9596.N1	12-DEC-2003 00:58:30	Dark	50.000	34	Gam2Vel	1.7930	23000.	100	9318	No
21	GOM_NL__2PRFIN20031212_010058_000000552022_00246_09318_9597.N1	12-DEC-2003 01:00:58	Dark	55.000	2	Alp Car	-0.73600	7000.0	110	9318	No
22	GOM_NL__2PRFIN20031212_010330_000000592022_00246_09318_9598.N1	12-DEC-2003 01:03:30	Dark	59.000	117	Pi Pup	2.7060	3800.0	118	9318	No
23	GOM_NL__2PRFIN20031212_010654_000000652022_00246_09318_9599.N1	12-DEC-2003 01:06:54	Straylight	65.000	23	21Eps CMa	1.5020	26000.	130	9318	No
24	GOM_NL__2PRFIN20031212_010846_000000632022_00246_09318_9600.N1	12-DEC-2003 01:08:46	Straylight	63.000	179	24Omi2CMa	3.0320	24000.	126	9318	No
25	GOM_NL__2PRFIN20031212_011146_000000612022_00246_09318_9601.N1	12-DEC-2003 01:11:46	Straylight	61.000	47	2Bet CMa	1.9760	28000.	122	9318	No
26	GOM_NL__2PRFIN20031212_011527_000000572022_00246_09318_9602.N1	12-DEC-2003 01:15:27	Straylight	57.000	7	19Bet Ori	0.10000	14000.	114	9318	No
27	GOM_NL__2PRFIN20031212_011753_000000562022_00246_09318_9603.N1	12-DEC-2003 01:17:53	Straylight	56.000	30	46Eps Ori	1.6940	30000.	112	9318	No
28	GOM_NL__2PRFIN20031212_011945_000000452022_00246_09318_9604.N1	12-DEC-2003 01:19:45	Twilight	44.500	94	92Alp Cet	2.5260	3100.0	89	9318	No
29	GOM_NL__2PRFIN20031212_012256_000000562022_00246_09318_9605.N1	12-DEC-2003 01:22:56	Twilight	56.000	13	87Alp Tau	0.86700	3800.0	112	9318	No
30	GOM_NL__2PRFIN20031212_012931_000000382022_00246_09318_9606.N1	12-DEC-2003 01:29:31	Bright	37.500	149	45Eps Per	2.8880	30000.	75	9318	No
31	GOM_NL__2PRFIN20031212_013103_000000392022_00246_09318_9607.N1	12-DEC-2003 01:31:03	Bright	39.000	73	57Gam1And	2.2600	13100.	78	9318	No
32	GOM_NL__2PRFIN20031212_013319_000000382022_00246_09318_9608.N1	12-DEC-2003 01:33:19	Bright	38.000	160	23Gam Per	2.9300	4700.0	76	9318	No
33	GOM_NL__2PRFIN20031212_014321_000000372022_00246_09318_9609.N1	12-DEC-2003 01:43:21	Bright	37.000	49	1Alp UMi	1.9900	6300.0	74	9318	No
34	GOM_NL__2PRFIN20031212_014805_000000392022_00246_09318_9610.N1	12-DEC-2003 01:48:05	Bright	38.500	60	7Bet UMi	2.0810	3950.0	77	9318	No
35	GOM_NL__2PRFIN20031212_015109_000000382022_00246_09318_9611.N1	12-DEC-2003 01:51:09	Bright	37.500	119	14Eta Dra	2.7270	4700.0	75	9318	No
36	GOM_NL__2PRFIN20031212_015254_000000432022_00246_09318_9612.N1	12-DEC-2003 01:52:54	Bright	42.500	32	77Eps UMa	1.7630	11000.	85	9318	No
37	GOM_NL__2PRFIN20031212_015519_000000392022_00246_09318_9613.N1	12-DEC-2003 01:55:19	Bright	38.500	39	85Eta UMa	1.8540	24000.	77	9318	No
38	GOM_NL__2PRFIN20031212_015832_000000382022_00246_09318_9614.N1	12-DEC-2003 01:58:32	Bright	37.500	180	27Gam Boo	3.0400	8000.0	75	9318	No
39	GOM_NL__2PRFIN20031212_020139_000000382022_00246_09318_9615.N1	12-DEC-2003 02:01:39	Bright	37.500	83		2.3780	11000.	75	9318	No
40	GOM_NL__2PRFIN20031212_020450_000000422022_00246_09318_9616.N1	12-DEC-2003 02:04:50	Bright	42.000	111	8Eta Boo	2.6800	6000.0	84	9318	No
41	GOM_NL__2PRFIN20031212_020830_000000482022_00246_09318_9617.N1	12-DEC-2003 02:08:30	Bright	48.000	138	47Eps Vir	2.8280	4700.0	96	9318	No
42	GOM_NL__2PRFIN20031212_021047_000000882022_00246_09318_9618.N1	12-DEC-2003 02:10:47	Twilight	87.500	62	94Bet Leo	2.1360	9700.0	175	9318	No

43	GOM_NL__2PRFIN20031212_021424_000000512022_00246_09318_9619.N1	12-DEC-2003 02:14:24	Twilight	51.000	15	67Alp Vir	0.97600	28000.	102	9318	No
44	GOM_NL__2PRFIN20031212_021752_000000472022_00246_09318_9620.N1	12-DEC-2003 02:17:52	Twilight	47.000	169	46Gam Hya	2.9910	4700.0	94	9318	No
45	GOM_NL__2PRFIN20031212_021951_000000462022_00246_09318_9621.N1	12-DEC-2003 02:19:51	Twilight	46.000	54	5The Cen	2.0550	4500.0	92	9318	No
46	GOM_NL__2PRFIN20031212_022253_000000392022_00246_09318_9622.N1	12-DEC-2003 02:22:53	Dark	39.000	95	Zet Cen	2.5450	26000.	78	9318	No
47	GOM_NL__2PRFIN20031212_022444_000000402022_00246_09318_9623.N1	12-DEC-2003 02:24:44	Dark	39.500	77	Eps Cen	2.3030	28000.	79	9318	No
48	GOM_NL__2PRFIN20031212_022605_000000442022_00246_09318_9624.N1	12-DEC-2003 02:26:05	Dark	43.500	10	Bet Cen	0.61000	28000.	87	9318	No
49	GOM_NL__2PRFIN20031212_022721_000000422022_00247_09319_9612.N1	12-DEC-2003 02:27:21	Dark	41.500	20	Bet Cru	1.2530	30000.	83	9319	No
50	GOM_NL__2PRFIN20031212_022930_000000372022_00247_09319_9613.N1	12-DEC-2003 02:29:30	Dark	37.000	112	Alp Mus	2.6880	26000.	74	9319	No
51	GOM_NL__2PRFIN20031212_023410_000000412022_00247_09319_9614.N1	12-DEC-2003 02:34:10	Dark	41.000	29	Bet Car	1.6720	10200.	82	9319	No
52	GOM_NL__2PRFIN20031212_023632_000000562022_00247_09319_9615.N1	12-DEC-2003 02:36:32	Dark	55.500	41	Eps Car	1.8600	4100.0	111	9319	No
53	GOM_NL__2PRFIN20031212_023907_000000562022_00247_09319_9616.N1	12-DEC-2003 02:39:07	Dark	56.000	34	Gam2Vel	1.7930	23000.	112	9319	No
54	GOM_NL__2PRFIN20031212_024135_000000502022_00247_09319_9617.N1	12-DEC-2003 02:41:35	Dark	50.000	2	Alp Car	-0.73600	7000.0	100	9319	No
55	GOM_NL__2PRFIN20031212_024407_000000582022_00247_09319_9618.N1	12-DEC-2003 02:44:07	Dark	58.000	117	Pi Pup	2.7060	3800.0	116	9319	No
56	GOM_NL__2PRFIN20031212_024731_000000612022_00247_09319_9619.N1	12-DEC-2003 02:47:31	Straylight	61.000	23	21Eps CMa	1.5020	26000.	122	9319	No
57	GOM_NL__2PRFIN20031212_024925_000000632022_00247_09319_9620.N1	12-DEC-2003 02:49:25	Straylight	62.500	179	24Omi2CMa	3.0320	24000.	125	9319	No
58	GOM_NL__2PRFIN20031212_025224_000000602022_00247_09319_9621.N1	12-DEC-2003 02:52:24	Straylight	60.000	47	2Bet CMa	1.9760	28000.	120	9319	No
59	GOM_NL__2PRFIN20031212_025604_000000552022_00247_09319_9622.N1	12-DEC-2003 02:56:04	Straylight	55.000	7	19Bet Ori	0.10000	14000.	110	9319	No
60	GOM_NL__2PRFIN20031212_025829_000000512022_00247_09319_9623.N1	12-DEC-2003 02:58:29	Straylight	50.500	30	46Eps Ori	1.6940	30000.	101	9319	No
61	GOM_NL__2PRFIN20031212_030021_000000452022_00247_09319_9624.N1	12-DEC-2003 03:00:21	Twilight	45.000	94	92Alp Cet	2.5260	3100.0	90	9319	No
62	GOM_NL__2PRFIN20031212_030333_000000552022_00247_09319_9625.N1	12-DEC-2003 03:03:33	Twilight	54.500	13	87Alp Tau	0.86700	3800.0	109	9319	No
63	GOM_NL__2PRFIN20031212_031007_000000372022_00247_09319_9626.N1	12-DEC-2003 03:10:07	Bright	37.000	149	45Eps Per	2.8880	30000.	74	9319	No
64	GOM_NL__2PRFIN20031212_031139_000000402022_00247_09319_9627.N1	12-DEC-2003 03:11:39	Bright	40.000	73	57Gam1And	2.2600	13100.	80	9319	No
65	GOM_NL__2PRFIN20031212_031355_000000382022_00247_09319_9628.N1	12-DEC-2003 03:13:55	Bright	38.000	160	23Gam Per	2.9300	4700.0	76	9319	No
66	GOM_NL__2PRFIN20031212_032358_000000352022_00247_09319_9629.N1	12-DEC-2003 03:23:58	Bright	34.500	49	1Alp UMi	1.9900	6300.0	69	9319	No
67	GOM_NL__2PRFIN20031212_032841_000000402022_00247_09319_9630.N1	12-DEC-2003 03:28:41	Bright	39.500	60	7Bet UMi	2.0810	3950.0	79	9319	No
68	GOM_NL__2PRFIN20031212_033145_000000372022_00247_09319_9631.N1	12-DEC-2003 03:31:45	Bright	37.000	119	14Eta Dra	2.7270	4700.0	74	9319	No
69	GOM_NL__2PRFIN20031212_033331_000000432022_00247_09319_9632.N1	12-DEC-2003 03:33:31	Bright	43.000	32	77Eps UMa	1.7630	11000.	86	9319	No
70	GOM_NL__2PRFIN20031212_033555_000000392022_00247_09319_9633.N1	12-DEC-2003 03:35:55	Bright	38.500	39	85Eta UMa	1.8540	24000.	77	9319	No
71	GOM_NL__2PRFIN20031212_033908_000000372022_00247_09319_9634.N1	12-DEC-2003 03:39:08	Bright	36.500	180	27Gam Boo	3.0400	8000.0	73	9319	No
72	GOM_NL__2PRFIN20031212_034216_000000372022_00247_09319_9635.N1	12-DEC-2003 03:42:16	Bright	36.500	83		2.3780	11000.	73	9319	No
73	GOM_NL__2PRFIN20031212_034527_000000442022_00247_09319_9636.N1	12-DEC-2003 03:45:27	Bright	44.000	111	8Eta Boo	2.6800	6000.0	88	9319	No
74	GOM_NL__2PRFIN20031212_034906_000000492022_00247_09319_9637.N1	12-DEC-2003 03:49:06	Bright	48.500	138	47Eps Vir	2.8280	4700.0	97	9319	No
75	GOM_NL__2PRFIN20031212_035124_000000892022_00247_09319_9638.N1	12-DEC-2003 03:51:24	Twilight	89.000	62	94Bet Leo	2.1360	9700.0	178	9319	No
76	GOM_NL__2PRFIN20031212_035501_000000522022_00247_09319_9639.N1	12-DEC-2003 03:55:01	Twilight	52.000	15	67Alp Vir	0.97600	28000.	104	9319	No
77	GOM_NL__2PRFIN20031212_035830_000000462022_00247_09319_9640.N1	12-DEC-2003 03:58:30	Twilight	45.500	169	46Gam Hya	2.9910	4700.0	91	9319	No
78	GOM_NL__2PRFIN20031212_040028_000000462022_00247_09319_9641.N1	12-DEC-2003 04:00:28	Twilight	46.000	54	5The Cen	2.0550	4500.0	92	9319	No
79	GOM_NL__2PRFIN20031212_040149_000000442022_00247_09319_9642.N1	12-DEC-2003 04:01:49	Dark	43.500	123	1ot Cen	2.7500	10200.	87	9319	No
80	GOM_NL__2PRFIN20031212_040330_000000422022_00247_09319_9643.N1	12-DEC-2003 04:03:30	Dark	41.500	95	Zet Cen	2.5450	26000.	83	9319	No
81	GOM_NL__2PRFIN20031212_040522_000000382022_00247_09319_9644.N1	12-DEC-2003 04:05:22	Dark	38.000	77	Eps Cen	2.3030	28000.	76	9319	No
82	GOM_NL__2PRFIN20031212_040642_000000412022_00247_09319_9645.N1	12-DEC-2003 04:06:42	Dark	40.500	10	Bet Cen	0.61000	28000.	81	9319	No
83	GOM_NL__2PRFIN20031212_040758_000000462022_00248_09320_9612.N1	12-DEC-2003 04:07:58	Dark	45.500	20	Bet Cru	1.2530	30000.	91	9320	No
84	GOM_NL__2PRFIN20031212_041006_000000382022_00248_09320_9613.N1	12-DEC-2003 04:10:06	Dark	37.500	112	Alp Mus	2.6880	26000.	75	9320	No
85	GOM_NL__2PRFIN20031212_041447_000000392022_00248_09320_9614.N1	12-DEC-2003 04:14:47	Dark	39.000	29	Bet Car	1.6720	10200.	78	9320	No
86	GOM_NL__2PRFIN20031212_041718_000000592022_00248_09320_9615.N1	12-DEC-2003 04:17:18	Dark	58.500	65	Lam Vel	2.2040	4400.0	117	9320	No
87	GOM_NL__2PRFIN20031212_041944_000000482022_00248_09320_9616.N1	12-DEC-2003 04:19:44	Dark	48.000	34	Gam2Vel	1.7930	23000.	96	9320	No
88	GOM_NL__2PRFIN20031212_042212_000000512022_00248_09320_9617.N1	12-DEC-2003 04:22:12	Dark	50.500	2	Alp Car	-0.73600	7000.0	101	9320	No
89	GOM_NL__2PRFIN20031212_042443_000000602022_00248_09320_9618.N1	12-DEC-2003 04:24:43	Dark	60.000	117	Pi Pup	2.7060	3800.0	120	9320	No
90	GOM_NL__2PRFIN20031212_042807_000000632022_00248_09320_9619.N1	12-DEC-2003 04:28:07	Straylight	63.000	23	21Eps CMa	1.5020	26000.	126	9320	No
91	GOM_NL__2PRFIN20031212_043001_000000612022_00248_09320_9620.N1	12-DEC-2003 04:30:01	Straylight	60.500	179	24Omi2CMa	3.0320	24000.	121	9320	No
92	GOM_NL__2PRFIN20031212_043320_000000732022_00248_09320_9621.N1	12-DEC-2003 04:33:20	Straylight	72.500	1	9Alp CMa	-1.4400	11000.	145	9320	No
93	GOM_NL__2PRFIN20031212_043641_000000542022_00248_09320_9622.N1	12-DEC-2003 04:36:41	Straylight	53.500	7	19Bet Ori	0.10000	14000.	107	9320	No
94	GOM_NL__2PRFIN20031212_043906_000000552022_00248_09320_9623.N1	12-DEC-2003 04:39:06	Straylight	54.500	30	46Eps Ori	1.6940	30000.	109	9320	No
95	GOM_NL__2PRFIN20031212_044057_000000452022_00248_09320_9624.N1	12-DEC-2003 04:40:57	Twilight	44.500	94	92Alp Cet	2.5260	3100.0	89	9320	No
96	GOM_NL__2PRFIN20031212_044409_000000502022_00248_09320_9625.N1	12-DEC-2003 04:44:09	Twilight	50.000	13	87Alp Tau	0.86700	3800.0	100	9320	No
97	GOM_NL__2PRFIN20031212_045043_000000372022_00248_09320_9626.N1	12-DEC-2003 04:50:43	Bright	36.500	149	45Eps Per	2.8880	30000.	73	9320	No
98	GOM_NL__2PRFIN20031212_045216_000000402022_00248_09320_9627.N1	12-DEC-2003 04:52:16	Bright	39.500	73	57Gam1And	2.2600	13100.	79	9320	No
99	GOM_NL__2PRFIN20031212_045432_000000362022_00248_09320_9628.N1	12-DEC-2003 04:54:32	Bright	36.000	160	23Gam Per	2.9300	4700.0	72	9320	No
100	GOM_NL__2PRFIN20031212_045729_000000382022_00248_09320_9629.N1	12-DEC-2003 04:57:29	Bright	37.500	110	37Del Cas	2.6780	8900.0	75	9320	No
101	GOM_NL__2PRFIN20031212_050434_000000342022_00248_09320_9630.N1	12-DEC-2003 05:04:34	Bright	34.000	49	1Alp UMi	1.9900	6300.0	68	9320	No

102	GOM_NL__2PRFIN20031212_050917_000000402022_00248_09320_9631.N1	12-DEC-2003 05:09:17	Bright	39.500	60	7Bet UMi	2.0810	3950.0	79	9320	No
103	GOM_NL__2PRFIN20031212_051221_000000402022_00248_09320_9632.N1	12-DEC-2003 05:12:21	Bright	39.500	119	14Eta Dra	2.7270	4700.0	79	9320	No
104	GOM_NL__2PRFIN20031212_051406_000000432022_00248_09320_9633.N1	12-DEC-2003 05:14:06	Bright	43.000	32	77Eps UMa	1.7630	11000.	86	9320	No
105	GOM_NL__2PRFIN20031212_051631_000000402022_00248_09320_9634.N1	12-DEC-2003 05:16:31	Bright	39.500	39	85Eta UMa	1.8540	24000.	79	9320	No
106	GOM_NL__2PRFIN20031212_051944_000000362022_00248_09320_9635.N1	12-DEC-2003 05:19:44	Bright	36.000	180	27Gam Boo	3.0400	8000.0	72	9320	No
107	GOM_NL__2PRFIN20031212_052252_000000362022_00248_09320_9636.N1	12-DEC-2003 05:22:52	Bright	36.000	83		2.3780	11000.	72	9320	No
108	GOM_NL__2PRFIN20031212_052603_000000422022_00248_09320_9637.N1	12-DEC-2003 05:26:03	Bright	41.500	111	8Eta Boo	2.6800	6000.0	83	9320	No
109	GOM_NL__2PRFIN20031212_052943_000000472022_00248_09320_9638.N1	12-DEC-2003 05:29:43	Bright	47.000	138	47Eps Vir	2.8280	4700.0	94	9320	No
110	GOM_NL__2PRFIN20031212_053201_000000942022_00248_09320_9639.N1	12-DEC-2003 05:32:01	Twilight	93.500	62	94Bet Leo	2.1360	9700.0	187	9320	No
111	GOM_NL__2PRFIN20031212_053537_000000532022_00248_09320_9640.N1	12-DEC-2003 05:35:37	Twilight	53.000	15	67Alp Vir	0.97600	28000.	106	9320	No
112	GOM_NL__2PRFIN20031212_053906_000000462022_00248_09320_9641.N1	12-DEC-2003 05:39:06	Twilight	46.000	169	46Gam Hya	2.9910	4700.0	92	9320	No
113	GOM_NL__2PRFIN20031212_054104_000000432022_00248_09320_9642.N1	12-DEC-2003 05:41:04	Twilight	43.000	54	5The Cen	2.0550	4500.0	86	9320	No
114	GOM_NL__2PRFIN20031212_054225_000000422022_00248_09320_9643.N1	12-DEC-2003 05:42:25	Dark	41.500	123	1ot Cen	2.7500	10200.	83	9320	No
115	GOM_NL__2PRFIN20031212_054407_000000402022_00248_09320_9644.N1	12-DEC-2003 05:44:07	Dark	40.000	95	Zet Cen	2.5450	26000.	80	9320	No
116	GOM_NL__2PRFIN20031212_054558_000000412022_00248_09320_9645.N1	12-DEC-2003 05:45:58	Dark	41.000	77	Eps Cen	2.3030	28000.	82	9320	No
117	GOM_NL__2PRFIN20031212_054718_000000432022_00248_09320_9646.N1	12-DEC-2003 05:47:18	Dark	42.500	10	Bet Cen	0.61000	28000.	85	9320	No
118	GOM_NL__2PRFIN20031212_054834_000000452022_00249_09321_9612.N1	12-DEC-2003 05:48:34	Dark	44.500	20	Bet Cru	1.2530	30000.	89	9321	No
119	GOM_NL__2PRFIN20031212_055043_000000392022_00249_09321_9613.N1	12-DEC-2003 05:50:43	Dark	38.500	112	Alp Mus	2.6880	26000.	77	9321	No
120	GOM_NL__2PRFIN20031212_055523_000000382022_00249_09321_9614.N1	12-DEC-2003 05:55:23	Dark	38.000	29	Bet Car	1.6720	10200.	76	9321	No
121	GOM_NL__2PRFIN20031212_055755_000000662022_00249_09321_9615.N1	12-DEC-2003 05:57:55	Dark	65.500	65	Lam Vel	2.2040	4400.0	131	9321	No
122	GOM_NL__2PRFIN20031212_060021_000000482022_00249_09321_9616.N1	12-DEC-2003 06:00:21	Dark	48.000	34	Gam2Vel	1.7930	23000.	96	9321	No
123	GOM_NL__2PRFIN20031212_060248_000000522022_00249_09321_9617.N1	12-DEC-2003 06:02:48	Dark	51.500	2	Alp Car	-0.73600	7000.0	103	9321	No
124	GOM_NL__2PRFIN20031212_060520_000000572022_00249_09321_9618.N1	12-DEC-2003 06:05:20	Dark	57.000	117	Pi Pup	2.7060	3800.0	114	9321	No
125	GOM_NL__2PRFIN20031212_060844_000000592022_00249_09321_9619.N1	12-DEC-2003 06:08:44	Straylight	59.000	23	21Eps CMa	1.5020	26000.	118	9321	No
126	GOM_NL__2PRFIN20031212_061038_000000602022_00249_09321_9620.N1	12-DEC-2003 06:10:38	Straylight	60.000	179	24Omi2CMa	3.0320	24000.	120	9321	No
127	GOM_NL__2PRFIN20031212_061356_000000742022_00249_09321_9621.N1	12-DEC-2003 06:13:56	Straylight	74.000	1	9Alp CMa	-1.4400	11000.	148	9321	No
128	GOM_NL__2PRFIN20031212_061717_000000552022_00249_09321_9622.N1	12-DEC-2003 06:17:17	Straylight	54.500	7	19Bet Ori	0.10000	14000.	109	9321	No
129	GOM_NL__2PRFIN20031212_061942_000000542022_00249_09321_9623.N1	12-DEC-2003 06:19:42	Straylight	53.500	30	46Eps Ori	1.6940	30000.	107	9321	No
130	GOM_NL__2PRFIN20031212_062133_000000462022_00249_09321_9624.N1	12-DEC-2003 06:21:33	Twilight	45.500	94	92Alp Cet	2.5260	3100.0	91	9321	No
131	GOM_NL__2PRFIN20031212_062445_000000532022_00249_09321_9625.N1	12-DEC-2003 06:24:45	Twilight	53.000	13	87Alp Tau	0.86700	3800.0	106	9321	No
132	GOM_NL__2PRFIN20031212_063119_000000372022_00249_09321_9626.N1	12-DEC-2003 06:31:19	Bright	37.000	149	45Eps Per	2.8880	30000.	74	9321	No
133	GOM_NL__2PRFIN20031212_063253_000000392022_00249_09321_9627.N1	12-DEC-2003 06:32:53	Bright	39.000	73	57Gam1And	2.2600	13100.	78	9321	No
134	GOM_NL__2PRFIN20031212_063508_000000362022_00249_09321_9628.N1	12-DEC-2003 06:35:08	Bright	35.500	160	23Gam Per	2.9300	4700.0	71	9321	No
135	GOM_NL__2PRFIN20031212_063806_000000372022_00249_09321_9629.N1	12-DEC-2003 06:38:06	Bright	37.000	110	37Del Cas	2.6780	8900.0	74	9321	No
136	GOM_NL__2PRFIN20031212_064510_000000372022_00249_09321_9630.N1	12-DEC-2003 06:45:10	Bright	36.500	49	1Alp UMi	1.9900	6300.0	73	9321	No
137	GOM_NL__2PRFIN20031212_064953_000000402022_00249_09321_9631.N1	12-DEC-2003 06:49:53	Bright	40.000	60	7Bet UMi	2.0810	3950.0	80	9321	No
138	GOM_NL__2PRFIN20031212_065258_000000382022_00249_09321_9632.N1	12-DEC-2003 06:52:58	Bright	38.000	119	14Eta Dra	2.7270	4700.0	76	9321	No
139	GOM_NL__2PRFIN20031212_065442_000000442022_00249_09321_9633.N1	12-DEC-2003 06:54:42	Bright	43.500	32	77Eps UMa	1.7630	11000.	87	9321	No
140	GOM_NL__2PRFIN20031212_065708_000000562022_00249_09321_9634.N1	12-DEC-2003 06:57:08	Bright	56.000	39	85Eta UMa	1.8540	24000.	112	9321	No
141	GOM_NL__2PRFIN20031212_070020_000000372022_00249_09321_9635.N1	12-DEC-2003 07:00:20	Bright	37.000	180	27Gam Boo	3.0400	8000.0	74	9321	No
142	GOM_NL__2PRFIN20031212_070328_000000372022_00249_09321_9636.N1	12-DEC-2003 07:03:28	Bright	37.000	83		2.3780	11000.	74	9321	No
143	GOM_NL__2PRFIN20031212_070640_000000412022_00249_09321_9637.N1	12-DEC-2003 07:06:40	Bright	40.500	111	8Eta Boo	2.6800	6000.0	81	9321	No
144	GOM_NL__2PRFIN20031212_071019_000000502022_00249_09321_9638.N1	12-DEC-2003 07:10:19	Bright	49.500	138	47Eps Vir	2.8280	4700.0	99	9321	No
145	GOM_NL__2PRFIN20031212_071238_000000902022_00249_09321_9639.N1	12-DEC-2003 07:12:38	Twilight	90.000	62	94Bet Leo	2.1360	9700.0	180	9321	No
146	GOM_NL__2PRFIN20031212_071614_000000552022_00249_09321_9640.N1	12-DEC-2003 07:16:14	Twilight	55.000	15	67Alp Vir	0.97600	28000.	110	9321	No
147	GOM_NL__2PRFIN20031212_071943_000000462022_00249_09321_9641.N1	12-DEC-2003 07:19:43	Twilight	46.000	169	46Gam Hya	2.9910	4700.0	92	9321	No
148	GOM_NL__2PRFIN20031212_072141_000000442022_00249_09321_9642.N1	12-DEC-2003 07:21:41	Twilight	43.500	54	5The Cen	2.0550	4500.0	87	9321	No
149	GOM_NL__2PRFIN20031212_072302_000000422022_00249_09321_9643.N1	12-DEC-2003 07:23:02	Dark	41.500	123	1ot Cen	2.7500	10200.	83	9321	No
150	GOM_NL__2PRFIN20031212_072443_000000392022_00249_09321_9644.N1	12-DEC-2003 07:24:43	Dark	39.000	95	Zet Cen	2.5450	26000.	78	9321	No
151	GOM_NL__2PRFIN20031212_072634_000000392022_00249_09321_9645.N1	12-DEC-2003 07:26:34	Dark	38.500	77	Eps Cen	2.3030	28000.	77	9321	No
152	GOM_NL__2PRFIN20031212_072755_000000442022_00249_09321_9646.N1	12-DEC-2003 07:27:55	Dark	44.000	10	Bet Cen	0.61000	28000.	88	9321	No
153	GOM_NL__2PRFIN20031212_072910_000000422022_00250_09322_9613.N1	12-DEC-2003 07:29:10	Dark	41.500	20	Bet Cru	1.2530	30000.	83	9322	No
154	GOM_NL__2PRFIN20031212_073119_000000382022_00250_09322_9614.N1	12-DEC-2003 07:31:19	Dark	37.500	112	Alp Mus	2.6880	26000.	75	9322	No
155	GOM_NL__2PRFIN20031212_073600_000000392022_00250_09322_9615.N1	12-DEC-2003 07:36:00	Dark	39.000	29	Bet Car	1.6720	10200.	78	9322	No
156	GOM_NL__2PRFIN20031212_073832_000000592022_00250_09322_9616.N1	12-DEC-2003 07:38:32	Dark	58.500	65	Lam Vel	2.2040	4400.0	117	9322	No
157	GOM_NL__2PRFIN20031212_074057_000000532022_00250_09322_9617.N1	12-DEC-2003 07:40:57	Dark	53.000	34	Gam2Vel	1.7930	23000.	106	9322	No
158	GOM_NL__2PRFIN20031212_074325_000000562022_00250_09322_9618.N1	12-DEC-2003 07:43:25	Dark	56.000	2	Alp Car	-0.73600	7000.0	112	9322	No
159	GOM_NL__2PRFIN20031212_074557_000000572022_00250_09322_9619.N1	12-DEC-2003 07:45:57	Dark	56.500	117	Pi Pup	2.7060	3800.0	113	9322	No
160	GOM_NL__2PRFIN20031212_074921_000000592022_00250_09322_9620.N1	12-DEC-2003 07:49:21	Straylight	59.000	23	21Eps CMa	1.5020	26000.	118	9322	No

161	GOM_NL__2PRFIN20031212_075114_000000612022_00250_09322_9621.N1	12-DEC-2003 07:51:14	Straylight	61.000	179	24Omi2CMa	3.0320	24000.	122	9322	No
162	GOM_NL__2PRFIN20031212_075432_000000742022_00250_09322_9622.N1	12-DEC-2003 07:54:32	Straylight	74.000	1	9Alp CMa	-1.4400	11000.	148	9322	No
163	GOM_NL__2PRFIN20031212_075753_000000502022_00250_09322_9623.N1	12-DEC-2003 07:57:53	Straylight	49.500	7	19Bet Ori	0.10000	14000.	99	9322	No
164	GOM_NL__2PRFIN20031212_080017_000000542022_00250_09322_9624.N1	12-DEC-2003 08:00:17	Straylight	53.500	30	46Eps Ori	1.6940	30000.	107	9322	No
165	GOM_NL__2PRFIN20031212_080210_000000482022_00250_09322_9625.N1	12-DEC-2003 08:02:10	Tw_i_and_stray	47.500	94	92Alp Cet	2.5260	3100.0	95	9322	No
166	GOM_NL__2PRFIN20031212_080521_000000522022_00250_09322_9626.N1	12-DEC-2003 08:05:21	Tw_i_and_stray	51.500	13	87Alp Tau	0.86700	3800.0	103	9322	No
167	GOM_NL__2PRFIN20031212_081155_000000372022_00250_09322_9627.N1	12-DEC-2003 08:11:55	Bright	36.500	149	45Eps Per	2.8880	30000.	73	9322	No
168	GOM_NL__2PRFIN20031212_081329_000000382022_00250_09322_9628.N1	12-DEC-2003 08:13:29	Bright	38.000	73	57Gam1And	2.2600	13100.	76	9322	No
169	GOM_NL__2PRFIN20031212_081544_000000362022_00250_09322_9629.N1	12-DEC-2003 08:15:44	Bright	36.000	160	23Gam Per	2.9300	4700.0	72	9322	No
170	GOM_NL__2PRFIN20031212_081842_000000382022_00250_09322_9630.N1	12-DEC-2003 08:18:42	Bright	38.000	110	37Del Cas	2.6780	8900.0	76	9322	No
171	GOM_NL__2PRFIN20031212_082546_000000352022_00250_09322_9631.N1	12-DEC-2003 08:25:46	Bright	34.500	49	1Alp UMi	1.9900	6300.0	69	9322	No
172	GOM_NL__2PRFIN20031212_083029_000000382022_00250_09322_9632.N1	12-DEC-2003 08:30:29	Bright	37.500	60	7Bet UMi	2.0810	3950.0	75	9322	No
173	GOM_NL__2PRFIN20031212_083334_000000382022_00250_09322_9633.N1	12-DEC-2003 08:33:34	Bright	38.000	119	14Eta Dra	2.7270	4700.0	76	9322	No
174	GOM_NL__2PRFIN20031212_083518_000000432022_00250_09322_9634.N1	12-DEC-2003 08:35:18	Bright	43.000	32	77Eps UMa	1.7630	11000.	86	9322	No
175	GOM_NL__2PRFIN20031212_083743_000000562022_00250_09322_9635.N1	12-DEC-2003 08:37:43	Bright	56.000	39	85Eta UMa	1.8540	24000.	112	9322	No
176	GOM_NL__2PRFIN20031212_084056_000000372022_00250_09322_9636.N1	12-DEC-2003 08:40:56	Bright	36.500	180	27Gam Boo	3.0400	8000.0	73	9322	No
177	GOM_NL__2PRFIN20031212_084405_000000362022_00250_09322_9637.N1	12-DEC-2003 08:44:05	Bright	36.000	83		2.3780	11000.	72	9322	No
178	GOM_NL__2PRFIN20031212_084716_000000462022_00250_09322_9638.N1	12-DEC-2003 08:47:16	Bright	45.500	111	8Eta Boo	2.6800	6000.0	91	9322	No
179	GOM_NL__2PRFIN20031212_085055_000000502022_00250_09322_9639.N1	12-DEC-2003 08:50:55	Bright	50.000	138	47Eps Vir	2.8280	4700.0	100	9322	No
180	GOM_NL__2PRFIN20031212_085315_000000922022_00250_09322_9640.N1	12-DEC-2003 08:53:15	Tw_i_and_stray	92.000	62	94Bet Leo	2.1360	9700.0	184	9322	No
181	GOM_NL__2PRFIN20031212_085650_000000542022_00250_09322_9641.N1	12-DEC-2003 08:56:50	Tw_i_and_stray	53.500	15	67Alp Vir	0.97600	28000.	107	9322	No
182	GOM_NL__2PRFIN20031212_090019_000000472022_00250_09322_9642.N1	12-DEC-2003 09:00:19	Twilight	46.500	169	46Gam Hya	2.9910	4700.0	93	9322	No
183	GOM_NL__2PRFIN20031212_090217_000000462022_00250_09322_9643.N1	12-DEC-2003 09:02:17	Twilight	45.500	54	5The Cen	2.0550	4500.0	91	9322	No
184	GOM_NL__2PRFIN20031212_090339_000000432022_00250_09322_9644.N1	12-DEC-2003 09:03:39	Dark	43.000	123	1ot Cen	2.7500	10200.	86	9322	No
185	GOM_NL__2PRFIN20031212_090519_000000402022_00250_09322_9645.N1	12-DEC-2003 09:05:19	Dark	39.500	95	Zet Cen	2.5450	26000.	79	9322	No
186	GOM_NL__2PRFIN20031212_090711_000000402022_00250_09322_9646.N1	12-DEC-2003 09:07:11	Dark	39.500	77	Eps Cen	2.3030	28000.	79	9322	No
187	GOM_NL__2PRFIN20031212_090831_000000442022_00250_09322_9647.N1	12-DEC-2003 09:08:31	Dark	43.500	10	Bet Cen	0.61000	28000.	87	9322	No
188	GOM_NL__2PRFIN20031212_090946_000000442022_00251_09323_9614.N1	12-DEC-2003 09:09:46	Dark	44.000	20	Bet Cru	1.2530	30000.	88	9323	No
189	GOM_NL__2PRFIN20031212_091155_000000382022_00251_09323_9615.N1	12-DEC-2003 09:11:55	Dark	37.500	112	Alp Mus	2.6880	26000.	75	9323	No
190	GOM_NL__2PRFIN20031212_091636_000000412022_00251_09323_9616.N1	12-DEC-2003 09:16:36	Dark	40.500	29	Bet Car	1.6720	10200.	81	9323	No
191	GOM_NL__2PRFIN20031212_091909_000000692022_00251_09323_9617.N1	12-DEC-2003 09:19:09	Dark	69.000	65	Lam Vel	2.2040	4400.0	138	9323	No
192	GOM_NL__2PRFIN20031212_092134_000000512022_00251_09323_9618.N1	12-DEC-2003 09:21:34	Dark	50.500	34	Gam2Vel	1.7930	23000.	101	9323	No
193	GOM_NL__2PRFIN20031212_092401_000000492022_00251_09323_9619.N1	12-DEC-2003 09:24:01	Dark	49.000	2	Alp Car	-0.73600	7000.0	98	9323	No
194	GOM_NL__2PRFIN20031212_092634_000000592022_00251_09323_9620.N1	12-DEC-2003 09:26:34	Dark	58.500	117	Pi Pup	2.7060	3800.0	117	9323	No
195	GOM_NL__2PRFIN20031212_092958_000000592022_00251_09323_9621.N1	12-DEC-2003 09:29:58	Straylight	59.000	23	21Eps CMa	1.5020	26000.	118	9323	No
196	GOM_NL__2PRFIN20031212_093150_000000592022_00251_09323_9622.N1	12-DEC-2003 09:31:50	Straylight	59.000	179	24Omi2CMa	3.0320	24000.	118	9323	No
197	GOM_NL__2PRFIN20031212_093508_000000782022_00251_09323_9623.N1	12-DEC-2003 09:35:08	Straylight	77.500	1	9Alp CMa	-1.4400	11000.	155	9323	No
198	GOM_NL__2PRFIN20031212_093828_000000552022_00251_09323_9624.N1	12-DEC-2003 09:38:28	Straylight	54.500	7	19Bet Ori	0.10000	14000.	109	9323	No
199	GOM_NL__2PRFIN20031212_094053_000000552022_00251_09323_9625.N1	12-DEC-2003 09:40:53	Straylight	55.000	30	46Eps Ori	1.6940	30000.	110	9323	No
200	GOM_NL__2PRFIN20031212_094246_000000442022_00251_09323_9626.N1	12-DEC-2003 09:42:46	Tw_i_and_stray	44.000	94	92Alp Cet	2.5260	3100.0	88	9323	No
201	GOM_NL__2PRFIN20031212_094556_000000542022_00251_09323_9627.N1	12-DEC-2003 09:45:56	Tw_i_and_stray	53.500	13	87Alp Tau	0.86700	3800.0	107	9323	No
202	GOM_NL__2PRFIN20031212_095231_000000372022_00251_09323_9628.N1	12-DEC-2003 09:52:31	Bright	37.000	149	45Eps Per	2.8880	30000.	74	9323	No
203	GOM_NL__2PRFIN20031212_095405_000000382022_00251_09323_9629.N1	12-DEC-2003 09:54:05	Bright	37.500	73	57Gam1And	2.2600	13100.	75	9323	No
204	GOM_NL__2PRFIN20031212_095620_000000362022_00251_09323_9630.N1	12-DEC-2003 09:56:20	Bright	36.000	160	23Gam Per	2.9300	4700.0	72	9323	No
205	GOM_NL__2PRFIN20031212_095918_000000372022_00251_09323_9631.N1	12-DEC-2003 09:59:18	Bright	37.000	110	37Del Cas	2.6780	8900.0	74	9323	No
206	GOM_NL__2PRFIN20031212_100621_000000382022_00251_09323_9632.N1	12-DEC-2003 10:06:21	Bright	37.500	49	1Alp UMi	1.9900	6300.0	75	9323	No
207	GOM_NL__2PRFIN20031212_101105_000000392022_00251_09323_9633.N1	12-DEC-2003 10:11:05	Bright	39.000	60	7Bet UMi	2.0810	3950.0	78	9323	No
208	GOM_NL__2PRFIN20031212_101410_000000372022_00251_09323_9634.N1	12-DEC-2003 10:14:10	Bright	37.000	119	14Eta Dra	2.7270	4700.0	74	9323	No
209	GOM_NL__2PRFIN20031212_101552_000000452022_00251_09323_9635.N1	12-DEC-2003 10:15:52	Bright	44.500	32	77Eps UMa	1.7630	11000.	89	9323	No
210	GOM_NL__2PRFIN20031212_101819_000000382022_00251_09323_9636.N1	12-DEC-2003 10:18:19	Bright	37.500	39	85Eta UMa	1.8540	24000.	75	9323	No
211	GOM_NL__2PRFIN20031212_102132_000000372022_00251_09323_9637.N1	12-DEC-2003 10:21:32	Bright	37.000	180	27Gam Boo	3.0400	8000.0	74	9323	No
212	GOM_NL__2PRFIN20031212_102440_000000382022_00251_09323_9638.N1	12-DEC-2003 10:24:40	Bright	37.500	83		2.3780	11000.	75	9323	No
213	GOM_NL__2PRFIN20031212_102752_000000392022_00251_09323_9639.N1	12-DEC-2003 10:27:52	Bright	39.000	111	8Eta Boo	2.6800	6000.0	78	9323	No
214	GOM_NL__2PRFIN20031212_103132_000000682022_00251_09323_9640.N1	12-DEC-2003 10:31:32	Bright	68.000	138	47Eps Vir	2.8280	4700.0	136	9323	No
215	GOM_NL__2PRFIN20031212_103353_000000892022_00251_09323_9641.N1	12-DEC-2003 10:33:53	Tw_i_and_stray	88.500	62	94Bet Leo	2.1360	9700.0	177	9323	No
216	GOM_NL__2PRFIN20031212_103727_000000572022_00251_09323_9642.N1	12-DEC-2003 10:37:27	Tw_i_and_stray	56.500	15	67Alp Vir	0.97600	28000.	113	9323	No
217	GOM_NL__2PRFIN20031212_104056_000000492022_00251_09323_9643.N1	12-DEC-2003 10:40:56	Twilight	48.500	169	46Gam Hya	2.9910	4700.0	97	9323	No
218	GOM_NL__2PRFIN20031212_104253_000000432022_00251_09323_9644.N1	12-DEC-2003 10:42:53	Twilight	43.000	54	5The Cen	2.0550	4500.0	86	9323	No
219	GOM_NL__2PRFIN20031212_104415_000000422022_00251_09323_9645.N1	12-DEC-2003 10:44:15	Dark	42.000	123	1ot Cen	2.7500	10200.	84	9323	No

220	GOM_NL__2PRFIN20031212_104555_000000402022_00251_09323_9646.N1	12-DEC-2003 10:45:55	Dark	39.500	95	Zet Cen	2.5450	26000.	79	9323	No
221	GOM_NL__2PRFIN20031212_104747_000000402022_00251_09323_9647.N1	12-DEC-2003 10:47:47	Dark	39.500	77	Eps Cen	2.3030	28000.	79	9323	No
222	GOM_NL__2PRFIN20031212_104906_000000452022_00251_09323_9648.N1	12-DEC-2003 10:49:06	Dark	45.000	10	Bet Cen	0.61000	28000.	90	9323	No
223	GOM_NL__2PRFIN20031212_105023_000000402022_00252_09324_9614.N1	12-DEC-2003 10:50:23	Dark	39.500	20	Bet Cru	1.2530	30000.	79	9324	No
224	GOM_NL__2PRFIN20031212_105231_000000382022_00252_09324_9615.N1	12-DEC-2003 10:52:31	Dark	37.500	112	Alp Mus	2.6880	26000.	75	9324	No
225	GOM_NL__2PRFIN20031212_105712_000000412022_00252_09324_9616.N1	12-DEC-2003 10:57:12	Dark	40.500	29	Bet Car	1.6720	10200.	81	9324	No
226	GOM_NL__2PRFIN20031212_105946_000000652022_00252_09324_9617.N1	12-DEC-2003 10:59:46	Dark	64.500	65	Lam Vel	2.2040	4400.0	129	9324	No
227	GOM_NL__2PRFIN20031212_110210_000000502022_00252_09324_9618.N1	12-DEC-2003 11:02:10	Dark	49.500	34	Gam2Vel	1.7930	23000.	99	9324	No
228	GOM_NL__2PRFIN20031212_110437_000000562022_00252_09324_9619.N1	12-DEC-2003 11:04:37	Dark	56.000	2	Alp Car	-0.73600	7000.0	112	9324	No
229	GOM_NL__2PRFIN20031212_110710_000000622022_00252_09324_9620.N1	12-DEC-2003 11:07:10	Dark	61.500	117	Pi Pup	2.7060	3800.0	123	9324	No
230	GOM_NL__2PRFIN20031212_111033_000000632022_00252_09324_9621.N1	12-DEC-2003 11:10:33	Straylight	62.500	23	21Eps CMa	1.5020	26000.	125	9324	No
231	GOM_NL__2PRFIN20031212_111226_000000592022_00252_09324_9622.N1	12-DEC-2003 11:12:26	Straylight	58.500	179	24Omi2CMa	3.0320	24000.	117	9324	No
232	GOM_NL__2PRFIN20031212_111543_000000802022_00252_09324_9623.N1	12-DEC-2003 11:15:43	Straylight	79.500	1	9Alp CMa	-1.4400	11000.	159	9324	No
233	GOM_NL__2PRFIN20031212_111904_000000532022_00252_09324_9624.N1	12-DEC-2003 11:19:04	Straylight	52.500	7	19Bet Ori	0.10000	14000.	105	9324	No
234	GOM_NL__2PRFIN20031212_112128_000000552022_00252_09324_9625.N1	12-DEC-2003 11:21:28	Straylight	55.000	30	46Eps Ori	1.6940	30000.	110	9324	No
235	GOM_NL__2PRFIN20031212_112322_000000492022_00252_09324_9626.N1	12-DEC-2003 11:23:22	Twilight	48.500	94	92Alp Cet	2.5260	3100.0	97	9324	No
236	GOM_NL__2PRFIN20031212_112632_000000562022_00252_09324_9627.N1	12-DEC-2003 11:26:32	Twilight	56.000	13	87Alp Tau	0.86700	3800.0	112	9324	No
237	GOM_NL__2PRFIN20031212_113306_000000372022_00252_09324_9628.N1	12-DEC-2003 11:33:06	Bright	37.000	149	45Eps Per	2.8880	30000.	74	9324	No
238	GOM_NL__2PRFIN20031212_113441_000000402022_00252_09324_9629.N1	12-DEC-2003 11:34:41	Bright	40.000	73	57Gam1And	2.2600	13100.	80	9324	No
239	GOM_NL__2PRFIN20031212_113655_000000362022_00252_09324_9630.N1	12-DEC-2003 11:36:55	Bright	36.000	160	23Gam Per	2.9300	4700.0	72	9324	No
240	GOM_NL__2PRFIN20031212_113953_000000382022_00252_09324_9631.N1	12-DEC-2003 11:39:53	Bright	37.500	110	37Del Cas	2.6780	8900.0	75	9324	No
241	GOM_NL__2PRFIN20031212_114657_000000382022_00252_09324_9632.N1	12-DEC-2003 11:46:57	Bright	37.500	49	1Alp UMi	1.9900	6300.0	75	9324	No
242	GOM_NL__2PRFIN20031212_115140_000000412022_00252_09324_9633.N1	12-DEC-2003 11:51:40	Bright	40.500	60	7Bet UMi	2.0810	3950.0	81	9324	No
243	GOM_NL__2PRFIN20031212_115446_000000382022_00252_09324_9634.N1	12-DEC-2003 11:54:46	Bright	37.500	119	14Eta Dra	2.7270	4700.0	75	9324	No
244	GOM_NL__2PRFIN20031212_115628_000000442022_00252_09324_9635.N1	12-DEC-2003 11:56:28	Bright	44.000	32	77Eps UMa	1.7630	11000.	88	9324	No
245	GOM_NL__2PRFIN20031212_115854_000000432022_00252_09324_9636.N1	12-DEC-2003 11:58:54	Bright	42.500	39	85Eta UMa	1.8540	24000.	85	9324	No
246	GOM_NL__2PRFIN20031212_120208_000000382022_00252_09324_9637.N1	12-DEC-2003 12:02:08	Bright	37.500	180	27Gam Boo	3.0400	8000.0	75	9324	No
247	GOM_NL__2PRFIN20031212_120516_000000382022_00252_09324_9638.N1	12-DEC-2003 12:05:16	Bright	37.500	83		2.3780	11000.	75	9324	No
248	GOM_NL__2PRFIN20031212_120828_000000412022_00252_09324_9639.N1	12-DEC-2003 12:08:28	Bright	41.000	111	8Eta Boo	2.6800	6000.0	82	9324	No
249	GOM_NL__2PRFIN20031212_121209_000000522022_00252_09324_9640.N1	12-DEC-2003 12:12:09	Bright	51.500	138	47Eps Vir	2.8280	4700.0	103	9324	No
250	GOM_NL__2PRFIN20031212_121430_000000892022_00252_09324_9641.N1	12-DEC-2003 12:14:30	Twilight	88.500	62	94Bet Leo	2.1360	9700.0	177	9324	No
251	GOM_NL__2PRFIN20031212_121803_000000512022_00252_09324_9642.N1	12-DEC-2003 12:18:03	Twilight	50.500	15	67Alp Vir	0.97600	28000.	101	9324	No
252	GOM_NL__2PRFIN20031212_122132_000000482022_00252_09324_9643.N1	12-DEC-2003 12:21:32	Twilight	47.500	169	46Gam Hya	2.9910	4700.0	95	9324	No
253	GOM_NL__2PRFIN20031212_122329_000000452022_00252_09324_9644.N1	12-DEC-2003 12:23:29	Twilight	45.000	54	5The Cen	2.0550	4500.0	90	9324	No
254	GOM_NL__2PRFIN20031212_122451_000000422022_00252_09324_9645.N1	12-DEC-2003 12:24:51	Dark	42.000	123	1ot Cen	2.7500	10200.	84	9324	No
255	GOM_NL__2PRFIN20031212_122631_000000392022_00252_09324_9646.N1	12-DEC-2003 12:26:31	Dark	39.000	95	Zet Cen	2.5450	26000.	78	9324	No
256	GOM_NL__2PRFIN20031212_122823_000000392022_00252_09324_9647.N1	12-DEC-2003 12:28:23	Dark	38.500	77	Eps Cen	2.3030	28000.	77	9324	No
257	GOM_NL__2PRFIN20031212_122943_000000452022_00252_09324_9648.N1	12-DEC-2003 12:29:43	Dark	44.500	10	Bet Cen	0.61000	28000.	89	9324	No
258	GOM_NL__2PRFIN20031212_123059_000000402022_00253_09325_9614.N1	12-DEC-2003 12:30:59	Dark	39.500	20	Bet Cru	1.2530	30000.	79	9325	No
259	GOM_NL__2PRFIN20031212_123307_000000382022_00253_09325_9615.N1	12-DEC-2003 12:33:07	Dark	38.000	112	Alp Mus	2.6880	26000.	76	9325	No
260	GOM_NL__2PRFIN20031212_123748_000000402022_00253_09325_9616.N1	12-DEC-2003 12:37:48	Dark	40.000	29	Bet Car	1.6720	10200.	80	9325	No
261	GOM_NL__2PRFIN20031212_124011_000000462022_00253_09325_9617.N1	12-DEC-2003 12:40:11	Dark	46.000	41	Eps Car	1.8600	4100.0	92	9325	No
262	GOM_NL__2PRFIN20031212_124247_000000482022_00253_09325_9618.N1	12-DEC-2003 12:42:47	Dark	47.500	34	Gam2Vel	1.7930	23000.	95	9325	No
263	GOM_NL__2PRFIN20031212_124513_000000502022_00253_09325_9619.N1	12-DEC-2003 12:45:13	Dark	50.000	2	Alp Car	-0.73600	7000.0	100	9325	No
264	GOM_NL__2PRFIN20031212_124746_000000582022_00253_09325_9620.N1	12-DEC-2003 12:47:46	Dark	58.000	117	Pi Pup	2.7060	3800.0	116	9325	No
265	GOM_NL__2PRFIN20031212_125107_000000612022_00253_09325_9621.N1	12-DEC-2003 12:51:07	Straylight	60.500	23	21Eps CMa	1.5020	26000.	121	9325	No
266	GOM_NL__2PRFIN20031212_125302_000000622022_00253_09325_9622.N1	12-DEC-2003 12:53:02	Straylight	62.000	179	24Omi2CMa	3.0320	24000.	124	9325	No
267	GOM_NL__2PRFIN20031212_125619_000000792022_00253_09325_9623.N1	12-DEC-2003 12:56:19	Straylight	79.000	1	9Alp CMa	-1.4400	11000.	158	9325	No
268	GOM_NL__2PRFIN20031212_125940_000000532022_00253_09325_9624.N1	12-DEC-2003 12:59:40	Straylight	52.500	7	19Bet Ori	0.10000	14000.	105	9325	No
269	GOM_NL__2PRFIN20031212_130205_000000522022_00253_09325_9625.N1	12-DEC-2003 13:02:05	Straylight	52.000	30	46Eps Ori	1.6940	30000.	104	9325	No
270	GOM_NL__2PRFIN20031212_130358_000000462022_00253_09325_9626.N1	12-DEC-2003 13:03:58	Twilight	46.000	94	92Alp Cet	2.5260	3100.0	92	9325	No
271	GOM_NL__2PRFIN20031212_130709_000000562022_00253_09325_9627.N1	12-DEC-2003 13:07:09	Twilight	56.000	13	87Alp Tau	0.86700	3800.0	112	9325	No
272	GOM_NL__2PRFIN20031212_130945_000000432022_00253_09325_9628.N1	12-DEC-2003 13:09:45	Bright	43.000	176	23Zet Tau	3.0200	22000.	86	9325	No
273	GOM_NL__2PRFIN20031212_131124_000000362022_00253_09325_9629.N1	12-DEC-2003 13:11:24	Bright	36.000	150	44Zet Per	2.8900	28000.	72	9325	No
274	GOM_NL__2PRFIN20031212_131344_000000362022_00253_09325_9630.N1	12-DEC-2003 13:13:44	Bright	35.500	149	45Eps Per	2.8880	30000.	71	9325	No
275	GOM_NL__2PRFIN20031212_131518_000000372022_00253_09325_9631.N1	12-DEC-2003 13:15:18	Bright	37.000	73	57Gam1And	2.2600	13100.	74	9325	No
276	GOM_NL__2PRFIN20031212_131733_000000352022_00253_09325_9632.N1	12-DEC-2003 13:17:33	Bright	35.000	160	23Gam Per	2.9300	4700.0	70	9325	No
277	GOM_NL__2PRFIN20031212_132032_000000372022_00253_09325_9633.N1	12-DEC-2003 13:20:32	Bright	36.500	110	37Del Cas	2.6780	8900.0	73	9325	No
278	GOM_NL__2PRFIN20031212_132735_000000362022_00253_09325_9634.N1	12-DEC-2003 13:27:35	Bright	35.500	49	1Alp UMi	1.9900	6300.0	71	9325	No

279	GOM_NL__2PRFIN20031212_133219_000000342022_00253_09325_9635.N1	12-DEC-2003 13:32:19	Bright	33.500	60	7Bet UMi	2.0810	3950.0	67	9325	No
280	GOM_NL__2PRFIN20031212_133440_000000482022_00253_09325_9636.N1	12-DEC-2003 13:34:40	Bright	47.500	82	48Bet UMa	2.3650	10600.	95	9325	No
281	GOM_NL__2PRFIN20031212_133707_000000402022_00253_09325_9637.N1	12-DEC-2003 13:37:07	Bright	40.000	32	77Eps UMa	1.7630	11000.	80	9325	No
282	GOM_NL__2PRFIN20031212_133933_000000382022_00253_09325_9638.N1	12-DEC-2003 13:39:33	Bright	38.000	39	85Eta UMa	1.8540	24000.	76	9325	No
283	GOM_NL__2PRFIN20031212_134246_000000352022_00253_09325_9639.N1	12-DEC-2003 13:42:46	Bright	35.000	180	27Gam Boo	3.0400	8000.0	70	9325	No
284	GOM_NL__2PRFIN20031212_134554_000000352022_00253_09325_9640.N1	12-DEC-2003 13:45:54	Bright	34.500	83		2.3780	11000.	69	9325	No
285	GOM_NL__2PRFIN20031212_134907_000000572022_00253_09325_9641.N1	12-DEC-2003 13:49:07	Bright	57.000	111	8Eta Boo	2.6800	6000.0	114	9325	No
286	GOM_NL__2PRFIN20031212_135247_000000482022_00253_09325_9642.N1	12-DEC-2003 13:52:47	Bright	48.000	138	47Eps Vir	2.8280	4700.0	96	9325	No
287	GOM_NL__2PRFIN20031212_135509_000000862022_00253_09325_9643.N1	12-DEC-2003 13:55:09	Twi_and_stray	86.000	62	94Bet Leo	2.1360	9700.0	172	9325	No
288	GOM_NL__2PRFIN20031212_135842_000000482022_00253_09325_9644.N1	12-DEC-2003 13:58:42	Twi_and_stray	48.000	15	67Alp Vir	0.97600	28000.	96	9325	No
289	GOM_NL__2PRFIN20031212_140210_000000442022_00253_09325_9645.N1	12-DEC-2003 14:02:10	Twilight	43.500	169	46Gam Hya	2.9910	4700.0	87	9325	No
290	GOM_NL__2PRFIN20031212_140406_000000462022_00253_09325_9646.N1	12-DEC-2003 14:04:06	Twilight	46.000	54	5The Cen	2.0550	4500.0	92	9325	No
291	GOM_NL__2PRFIN20031212_140529_000000422022_00253_09325_9647.N1	12-DEC-2003 14:05:29	Dark	42.000	123	lot Cen	2.7500	10200.	84	9325	No
292	GOM_NL__2PRFIN20031212_140709_000000382022_00253_09325_9648.N1	12-DEC-2003 14:07:09	Dark	37.500	95	Zet Cen	2.5450	26000.	75	9325	No
293	GOM_NL__2PRFIN20031212_141005_000000522022_00253_09325_9649.N1	12-DEC-2003 14:10:05	Dark	52.000	4	Alp1Cen	-0.010000	5800.0	104	9325	No
294	GOM_NL__2PRFIN20031212_141344_000000382022_00254_09326_9614.N1	12-DEC-2003 14:13:44	Dark	38.000	112	Alp Mus	2.6880	26000.	76	9326	No
295	GOM_NL__2PRFIN20031212_141826_000000382022_00254_09326_9615.N1	12-DEC-2003 14:18:26	Dark	38.000	29	Bet Car	1.6720	10200.	76	9326	No
296	GOM_NL__2PRFIN20031212_142050_000000452022_00254_09326_9616.N1	12-DEC-2003 14:20:50	Dark	44.500	41	Eps Car	1.8600	4100.0	89	9326	No
297	GOM_NL__2PRFIN20031212_142325_000000502022_00254_09326_9617.N1	12-DEC-2003 14:23:25	Dark	49.500	34	Gam2Vel	1.7930	23000.	99	9326	No
298	GOM_NL__2PRFIN20031212_142551_000000522022_00254_09326_9618.N1	12-DEC-2003 14:25:51	Dark	51.500	2	Alp Car	-0.73600	7000.0	103	9326	No
299	GOM_NL__2PRFIN20031212_142825_000000562022_00254_09326_9619.N1	12-DEC-2003 14:28:25	Dark	56.000	117	Pi Pup	2.7060	3800.0	112	9326	No
300	GOM_NL__2PRFIN20031212_143149_000000562022_00254_09326_9620.N1	12-DEC-2003 14:31:49	Straylight	56.000	23	21Eps CMa	1.5020	26000.	112	9326	No
301	GOM_NL__2PRFIN20031212_143342_000000562022_00254_09326_9621.N1	12-DEC-2003 14:33:42	Straylight	56.000	179	24Omi2CMa	3.0320	24000.	112	9326	No
302	GOM_NL__2PRFIN20031212_143659_000000772022_00254_09326_9622.N1	12-DEC-2003 14:36:59	Straylight	76.500	1	9Alp CMa	-1.4400	11000.	153	9326	No
303	GOM_NL__2PRFIN20031212_144018_000000502022_00254_09326_9623.N1	12-DEC-2003 14:40:18	Straylight	50.000	7	19Bet Ori	0.10000	14000.	100	9326	No
304	GOM_NL__2PRFIN20031212_144242_000000512022_00254_09326_9624.N1	12-DEC-2003 14:42:42	Straylight	50.500	30	46Eps Ori	1.6940	30000.	101	9326	No
305	GOM_NL__2PRFIN20031212_144436_000000452022_00254_09326_9625.N1	12-DEC-2003 14:44:36	Twi_and_stray	45.000	94	92Alp Cet	2.5260	3100.0	90	9326	No
306	GOM_NL__2PRFIN20031212_144745_000000562022_00254_09326_9626.N1	12-DEC-2003 14:47:45	Twi_and_stray	56.000	13	87Alp Tau	0.86700	3800.0	112	9326	No
307	GOM_NL__2PRFIN20031212_145021_000000462022_00254_09326_9627.N1	12-DEC-2003 14:50:21	Bright	45.500	176	23Zet Tau	3.0200	22000.	91	9326	No
308	GOM_NL__2PRFIN20031212_145201_000000362022_00254_09326_9628.N1	12-DEC-2003 14:52:01	Bright	35.500	150	44Zet Per	2.8900	28000.	71	9326	No
309	GOM_NL__2PRFIN20031212_145420_000000352022_00254_09326_9629.N1	12-DEC-2003 14:54:20	Bright	34.500	149	45Eps Per	2.8880	30000.	69	9326	No
310	GOM_NL__2PRFIN20031212_145555_000000382022_00254_09326_9630.N1	12-DEC-2003 14:55:55	Bright	38.000	73	57Gam1And	2.2600	13100.	76	9326	No
311	GOM_NL__2PRFIN20031212_145810_000000342022_00254_09326_9631.N1	12-DEC-2003 14:58:10	Bright	33.500	160	23Gam Per	2.9300	4700.0	67	9326	No
312	GOM_NL__2PRFIN20031212_150108_000000352022_00254_09326_9632.N1	12-DEC-2003 15:01:08	Bright	35.000	110	37Del Cas	2.6780	8900.0	70	9326	No
313	GOM_NL__2PRFIN20031212_150811_000000342022_00254_09326_9633.N1	12-DEC-2003 15:08:11	Bright	33.500	49	1Alp UMi	1.9900	6300.0	67	9326	No
314	GOM_NL__2PRFIN20031212_151255_000000372022_00254_09326_9634.N1	12-DEC-2003 15:12:55	Bright	36.500	60	7Bet UMi	2.0810	3950.0	73	9326	No
315	GOM_NL__2PRFIN20031212_151515_000000482022_00254_09326_9635.N1	12-DEC-2003 15:15:15	Bright	47.500	82	48Bet UMa	2.3650	10600.	95	9326	No
316	GOM_NL__2PRFIN20031212_151743_000000412022_00254_09326_9636.N1	12-DEC-2003 15:17:43	Bright	41.000	32	77Eps UMa	1.7630	11000.	82	9326	No
317	GOM_NL__2PRFIN20031212_152009_000000382022_00254_09326_9637.N1	12-DEC-2003 15:20:09	Bright	38.000	39	85Eta UMa	1.8540	24000.	76	9326	No
318	GOM_NL__2PRFIN20031212_152322_000000542022_00254_09326_9638.N1	12-DEC-2003 15:23:22	Bright	54.000	180	27Gam Boo	3.0400	8000.0	108	9326	No
319	GOM_NL__2PRFIN20031212_152631_000000532022_00254_09326_9639.N1	12-DEC-2003 15:26:31	Bright	53.000	83		2.3780	11000.	106	9326	No
320	GOM_NL__2PRFIN20031212_152943_000000382022_00254_09326_9640.N1	12-DEC-2003 15:29:43	Bright	38.000	111	8Eta Boo	2.6800	6000.0	76	9326	No
321	GOM_NL__2PRFIN20031212_153324_000000492022_00254_09326_9641.N1	12-DEC-2003 15:33:24	Bright	48.500	138	47Eps Vir	2.8280	4700.0	97	9326	No
322	GOM_NL__2PRFIN20031212_153547_000000862022_00254_09326_9642.N1	12-DEC-2003 15:35:47	Twi_and_stray	85.500	62	94Bet Leo	2.1360	9700.0	171	9326	No
323	GOM_NL__2PRFIN20031212_153919_000000482022_00254_09326_9643.N1	12-DEC-2003 15:39:19	Twi_and_stray	48.000	15	67Alp Vir	0.97600	28000.	96	9326	No
324	GOM_NL__2PRFIN20031212_154247_000000462022_00254_09326_9644.N1	12-DEC-2003 15:42:47	Twilight	46.000	169	46Gam Hya	2.9910	4700.0	92	9326	No
325	GOM_NL__2PRFIN20031212_154443_000000432022_00254_09326_9645.N1	12-DEC-2003 15:44:43	Twilight	43.000	54	5The Cen	2.0550	4500.0	86	9326	No
326	GOM_NL__2PRFIN20031212_154606_000000392022_00254_09326_9646.N1	12-DEC-2003 15:46:06	Dark	39.000	123	lot Cen	2.7500	10200.	78	9326	No
327	GOM_NL__2PRFIN20031212_154745_000000392022_00254_09326_9647.N1	12-DEC-2003 15:47:45	Dark	39.000	95	Zet Cen	2.5450	26000.	78	9326	No
328	GOM_NL__2PRFIN20031212_155041_000000522022_00254_09326_9648.N1	12-DEC-2003 15:50:41	Dark	52.000	4	Alp1Cen	-0.010000	5800.0	104	9326	No
329	GOM_NL__2PRFIN20031212_155421_000000372022_00255_09327_9614.N1	12-DEC-2003 15:54:21	Dark	37.000	112	Alp Mus	2.6880	26000.	74	9327	No
330	GOM_NL__2PRFIN20031212_155902_000000392022_00255_09327_9615.N1	12-DEC-2003 15:59:02	Dark	39.000	29	Bet Car	1.6720	10200.	78	9327	No
331	GOM_NL__2PRFIN20031212_160126_000000432022_00255_09327_9616.N1	12-DEC-2003 16:01:26	Dark	43.000	41	Eps Car	1.8600	4100.0	86	9327	No
332	GOM_NL__2PRFIN20031212_160402_000000462022_00255_09327_9617.N1	12-DEC-2003 16:04:02	Dark	45.500	34	Gam2Vel	1.7930	23000.	91	9327	No
333	GOM_NL__2PRFIN20031212_160628_000000512022_00255_09327_9618.N1	12-DEC-2003 16:06:28	Dark	51.000	2	Alp Car	-0.73600	7000.0	102	9327	No
334	GOM_NL__2PRFIN20031212_160902_000000572022_00255_09327_9619.N1	12-DEC-2003 16:09:02	Dark	57.000	117	Pi Pup	2.7060	3800.0	114	9327	No
335	GOM_NL__2PRFIN20031212_161225_000000572022_00255_09327_9620.N1	12-DEC-2003 16:12:25	Straylight	56.500	23	21Eps CMa	1.5020	26000.	113	9327	No
336	GOM_NL__2PRFIN20031212_161418_000000572022_00255_09327_9621.N1	12-DEC-2003 16:14:18	Straylight	57.000	179	24Omi2CMa	3.0320	24000.	114	9327	No
337	GOM_NL__2PRFIN20031212_161735_000000732022_00255_09327_9622.N1	12-DEC-2003 16:17:35	Straylight	72.500	1	9Alp CMa	-1.4400	11000.	145	9327	No

338	GOM_NL__2PRFIN20031212_162053_000000532022_00255_09327_9623.N1	12-DEC-2003 16:20:53	Straylight	53.000	7	19Bet Ori	0.10000	14000.	106	9327	No
339	GOM_NL__2PRFIN20031212_162318_000000512022_00255_09327_9624.N1	12-DEC-2003 16:23:18	Straylight	50.500	30	46Eps Ori	1.6940	30000.	101	9327	No
340	GOM_NL__2PRFIN20031212_162512_000000462022_00255_09327_9625.N1	12-DEC-2003 16:25:12	Twi_and_stray	46.000	94	92Alp Cet	2.5260	3100.0	92	9327	No
341	GOM_NL__2PRFIN20031212_162821_000000562022_00255_09327_9626.N1	12-DEC-2003 16:28:21	Twi_and_stray	56.000	13	87Alp Tau	0.86700	3800.0	112	9327	No
342	GOM_NL__2PRFIN20031212_163056_000000452022_00255_09327_9627.N1	12-DEC-2003 16:30:56	Bright	44.500	176	23Zet Tau	3.0200	22000.	89	9327	No
343	GOM_NL__2PRFIN20031212_163236_000000372022_00255_09327_9628.N1	12-DEC-2003 16:32:36	Bright	36.500	150	44Zet Per	2.8900	28000.	73	9327	No
344	GOM_NL__2PRFIN20031212_163456_000000352022_00255_09327_9629.N1	12-DEC-2003 16:34:56	Bright	35.000	149	45Eps Per	2.8880	30000.	70	9327	No
345	GOM_NL__2PRFIN20031212_163632_000000382022_00255_09327_9630.N1	12-DEC-2003 16:36:32	Bright	38.000	73	57Gam1And	2.2600	13100.	76	9327	No
346	GOM_NL__2PRFIN20031212_163845_000000352022_00255_09327_9631.N1	12-DEC-2003 16:38:45	Bright	35.000	160	23Gam Per	2.9300	4700.0	70	9327	No
347	GOM_NL__2PRFIN20031212_164145_000000352022_00255_09327_9632.N1	12-DEC-2003 16:41:45	Bright	34.500	110	37Del Cas	2.6780	8900.0	69	9327	No
348	GOM_NL__2PRFIN20031212_164847_000000352022_00255_09327_9633.N1	12-DEC-2003 16:48:47	Bright	35.000	49	1Alp UMi	1.9900	6300.0	70	9327	No
349	GOM_NL__2PRFIN20031212_165331_000000382022_00255_09327_9634.N1	12-DEC-2003 16:53:31	Bright	38.000	60	7Bet UMi	2.0810	3950.0	76	9327	No
350	GOM_NL__2PRFIN20031212_165551_000000482022_00255_09327_9635.N1	12-DEC-2003 16:55:51	Bright	47.500	82	48Bet UMa	2.3650	10600.	95	9327	No
351	GOM_NL__2PRFIN20031212_165819_000000412022_00255_09327_9636.N1	12-DEC-2003 16:58:19	Bright	41.000	32	77Eps UMa	1.7630	11000.	82	9327	No
352	GOM_NL__2PRFIN20031212_170045_000000362022_00255_09327_9637.N1	12-DEC-2003 17:00:45	Bright	35.500	39	85Eta UMa	1.8540	24000.	71	9327	No
353	GOM_NL__2PRFIN20031212_170358_000000372022_00255_09327_9638.N1	12-DEC-2003 17:03:58	Bright	36.500	180	27Gam Boo	3.0400	8000.0	73	9327	No
354	GOM_NL__2PRFIN20031212_170707_000000352022_00255_09327_9639.N1	12-DEC-2003 17:07:07	Bright	34.500	83		2.3780	11000.	69	9327	No
355	GOM_NL__2PRFIN20031212_171020_000000382022_00255_09327_9640.N1	12-DEC-2003 17:10:20	Bright	38.000	111	8Eta Boo	2.6800	6000.0	76	9327	No
356	GOM_NL__2PRFIN20031212_171400_000000492022_00255_09327_9641.N1	12-DEC-2003 17:14:00	Bright	48.500	138	47Eps Vir	2.8280	4700.0	97	9327	No
357	GOM_NL__2PRFIN20031212_171624_000000862022_00255_09327_9642.N1	12-DEC-2003 17:16:24	Twi_and_stray	85.500	62	94Bet Leo	2.1360	9700.0	171	9327	No
358	GOM_NL__2PRFIN20031212_171955_000000502022_00255_09327_9643.N1	12-DEC-2003 17:19:55	Twi_and_stray	49.500	15	67Alp Vir	0.97600	28000.	99	9327	No
359	GOM_NL__2PRFIN20031212_172324_000000442022_00255_09327_9644.N1	12-DEC-2003 17:23:24	Twilight	44.000	169	46Gam Hya	2.9910	4700.0	88	9327	No
360	GOM_NL__2PRFIN20031212_172519_000000442022_00255_09327_9645.N1	12-DEC-2003 17:25:19	Twilight	43.500	54	5The Cen	2.0550	4500.0	87	9327	No
361	GOM_NL__2PRFIN20031212_172642_000000392022_00255_09327_9646.N1	12-DEC-2003 17:26:42	Dark	38.500	123	1ot Cen	2.7500	10200.	77	9327	No
362	GOM_NL__2PRFIN20031212_172822_000000392022_00255_09327_9647.N1	12-DEC-2003 17:28:22	Dark	39.000	95	Zet Cen	2.5450	26000.	78	9327	No
363	GOM_NL__2PRFIN20031212_173117_000000502022_00255_09327_9648.N1	12-DEC-2003 17:31:17	Dark	49.500	4	Alp1Cen	-0.010000	5800.0	99	9327	No
364	GOM_NL__2PRFIN20031212_173457_000000372022_00256_09328_9614.N1	12-DEC-2003 17:34:57	Dark	36.500	112	Alp Mus	2.6880	26000.	73	9328	No
365	GOM_NL__2PRFIN20031212_173939_000000402022_00256_09328_9615.N1	12-DEC-2003 17:39:39	Dark	39.500	29	Bet Car	1.6720	10200.	79	9328	No
366	GOM_NL__2PRFIN20031212_174203_000000492022_00256_09328_9616.N1	12-DEC-2003 17:42:03	Dark	48.500	41	Eps Car	1.8600	4100.0	97	9328	No
367	GOM_NL__2PRFIN20031212_174439_000000472022_00256_09328_9617.N1	12-DEC-2003 17:44:39	Dark	46.500	34	Gam2Vel	1.7930	23000.	93	9328	No
368	GOM_NL__2PRFIN20031212_174704_000000542022_00256_09328_9618.N1	12-DEC-2003 17:47:04	Dark	53.500	2	Alp Car	-0.73600	7000.0	107	9328	No
369	GOM_NL__2PRFIN20031212_174937_000000572022_00256_09328_9619.N1	12-DEC-2003 17:49:37	Dark	57.000	117	Pi Pup	2.7060	3800.0	114	9328	No
370	GOM_NL__2PRFIN20031212_175259_000000582022_00256_09328_9620.N1	12-DEC-2003 17:52:59	Straylight	57.500	23	21Eps CMa	1.5020	26000.	115	9328	No
371	GOM_NL__2PRFIN20031212_175452_000000582022_00256_09328_9621.N1	12-DEC-2003 17:54:52	Straylight	57.500	179	24Omi2CMa	3.0320	24000.	115	9328	No
372	GOM_NL__2PRFIN20031212_175808_000000742022_00256_09328_9622.N1	12-DEC-2003 17:58:08	Straylight	73.500	1	9Alp CMa	-1.4400	11000.	147	9328	No
373	GOM_NL__2PRFIN20031212_180127_000000532022_00256_09328_9623.N1	12-DEC-2003 18:01:27	Straylight	52.500	7	19Bet Ori	0.10000	14000.	105	9328	No
374	GOM_NL__2PRFIN20031212_180351_000000542022_00256_09328_9624.N1	12-DEC-2003 18:03:51	Straylight	54.000	30	46Eps Ori	1.6940	30000.	108	9328	No
375	GOM_NL__2PRFIN20031212_180546_000000492022_00256_09328_9625.N1	12-DEC-2003 18:05:46	Twi_and_stray	49.000	94	92Alp Cet	2.5260	3100.0	98	9328	No
376	GOM_NL__2PRFIN20031212_180855_000000562022_00256_09328_9626.N1	12-DEC-2003 18:08:55	Twi_and_stray	56.000	13	87Alp Tau	0.86700	3800.0	112	9328	No
377	GOM_NL__2PRFIN20031212_181129_000000472022_00256_09328_9627.N1	12-DEC-2003 18:11:29	Bright	47.000	176	23Zet Tau	3.0200	22000.	94	9328	No
378	GOM_NL__2PRFIN20031212_181310_000000372022_00256_09328_9628.N1	12-DEC-2003 18:13:10	Bright	37.000	150	44Zet Per	2.8900	28000.	74	9328	No
379	GOM_NL__2PRFIN20031212_181530_000000372022_00256_09328_9629.N1	12-DEC-2003 18:15:30	Bright	36.500	149	45Eps Per	2.8880	30000.	73	9328	No
380	GOM_NL__2PRFIN20031212_181705_000000402022_00256_09328_9630.N1	12-DEC-2003 18:17:05	Bright	39.500	73	57Gam1And	2.2600	13100.	79	9328	No
381	GOM_NL__2PRFIN20031212_181919_000000372022_00256_09328_9631.N1	12-DEC-2003 18:19:19	Bright	37.000	160	23Gam Per	2.9300	4700.0	74	9328	No
382	GOM_NL__2PRFIN20031212_182219_000000372022_00256_09328_9632.N1	12-DEC-2003 18:22:19	Bright	37.000	110	37Del Cas	2.6780	8900.0	74	9328	No
383	GOM_NL__2PRFIN20031212_182921_000000372022_00256_09328_9633.N1	12-DEC-2003 18:29:21	Bright	37.000	49	1Alp UMi	1.9900	6300.0	74	9328	No
384	GOM_NL__2PRFIN20031212_183404_000000392022_00256_09328_9634.N1	12-DEC-2003 18:34:04	Bright	39.000	60	7Bet UMi	2.0810	3950.0	78	9328	No
385	GOM_NL__2PRFIN20031212_183624_000000502022_00256_09328_9635.N1	12-DEC-2003 18:36:24	Bright	50.000	82	48Bet UMa	2.3650	10600.	100	9328	No
386	GOM_NL__2PRFIN20031212_183852_000000602022_00256_09328_9636.N1	12-DEC-2003 18:38:52	Bright	60.000	32	77Eps UMa	1.7630	11000.	120	9328	No
387	GOM_NL__2PRFIN20031212_184118_000000432022_00256_09328_9637.N1	12-DEC-2003 18:41:18	Bright	43.000	39	85Eta UMa	1.8540	24000.	86	9328	No
388	GOM_NL__2PRFIN20031212_184432_000000382022_00256_09328_9638.N1	12-DEC-2003 18:44:32	Bright	38.000	180	27Gam Boo	3.0400	8000.0	76	9328	No
389	GOM_NL__2PRFIN20031212_184741_000000382022_00256_09328_9639.N1	12-DEC-2003 18:47:41	Bright	38.000	83		2.3780	11000.	76	9328	No
390	GOM_NL__2PRFIN20031212_185053_000000412022_00256_09328_9640.N1	12-DEC-2003 18:50:53	Bright	41.000	111	8Eta Boo	2.6800	6000.0	82	9328	No
391	GOM_NL__2PRFIN20031212_185434_000000662022_00256_09328_9641.N1	12-DEC-2003 18:54:34	Bright	66.000	138	47Eps Vir	2.8280	4700.0	132	9328	No
392	GOM_NL__2PRFIN20031212_185659_000000942022_00256_09328_9642.N1	12-DEC-2003 18:56:59	Twi_and_stray	93.500	62	94Bet Leo	2.1360	9700.0	187	9328	No
393	GOM_NL__2PRFIN20031212_190030_000000512022_00256_09328_9643.N1	12-DEC-2003 19:00:30	Twi_and_stray	51.000	15	67Alp Vir	0.97600	28000.	102	9328	No
394	GOM_NL__2PRFIN20031212_190359_000000482022_00256_09328_9644.N1	12-DEC-2003 19:03:59	Twilight	48.000	169	46Gam Hya	2.9910	4700.0	96	9328	No
395	GOM_NL__2PRFIN20031212_190555_000000442022_00256_09328_9645.N1	12-DEC-2003 19:05:55	Twilight	43.500	54	5The Cen	2.0550	4500.0	87	9328	No
396	GOM_NL__2PRFIN20031212_190718_000000422022_00256_09328_9646.N1	12-DEC-2003 19:07:18	Dark	41.500	123	1ot Cen	2.7500	10200.	83	9328	No

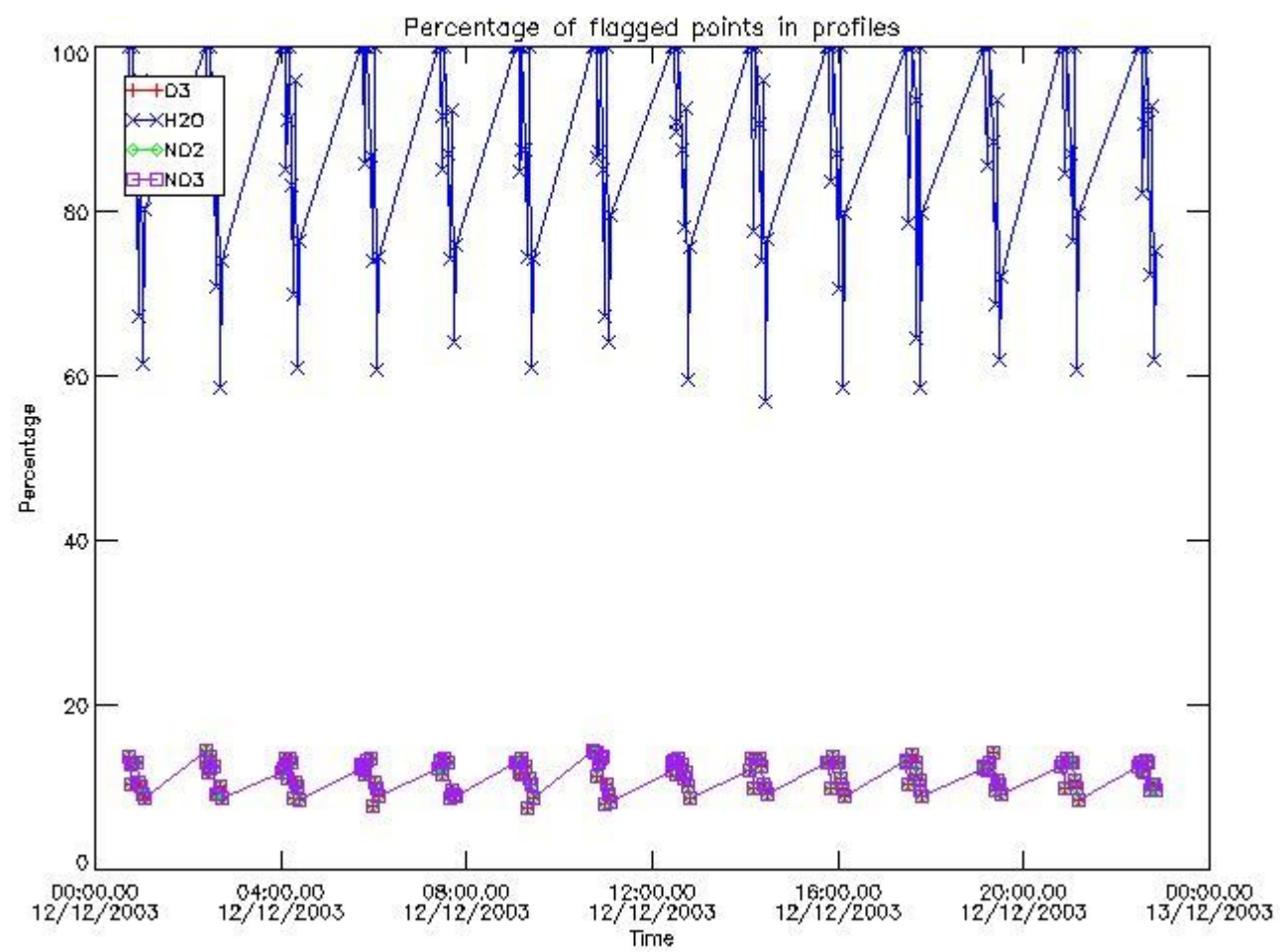
397	GOM_NL__2PRFIN20031212_190857_000000412022_00256_09328_9647.N1	12-DEC-2003 19:08:57	Dark	40.500	95	Zet Cen	2.5450	26000.	81	9328	No
398	GOM_NL__2PRFIN20031212_191153_000000422022_00256_09328_9648.N1	12-DEC-2003 19:11:53	Dark	42.000	4	Alp1Cen	-0.010000	5800.0	84	9328	No
399	GOM_NL__2PRFIN20031212_191532_000000402022_00257_09329_9634.N1	12-DEC-2003 19:15:32	Dark	39.500	112	Alp Mus	2.6880	26000.	79	9329	No
400	GOM_NL__2PRFIN20031212_192013_000000402022_00257_09329_9635.N1	12-DEC-2003 19:20:13	Dark	39.500	29	Bet Car	1.6720	10200.	79	9329	No
401	GOM_NL__2PRFIN20031212_192237_000000532022_00257_09329_9636.N1	12-DEC-2003 19:22:37	Dark	53.000	41	Eps Car	1.8600	4100.0	106	9329	No
402	GOM_NL__2PRFIN20031212_192513_000000472022_00257_09329_9637.N1	12-DEC-2003 19:25:13	Dark	47.000	34	Gam2Vel	1.7930	23000.	94	9329	No
403	GOM_NL__2PRFIN20031212_192738_000000492022_00257_09329_9638.N1	12-DEC-2003 19:27:38	Dark	49.000	2	Alp Car	-0.73600	7000.0	98	9329	No
404	GOM_NL__2PRFIN20031212_193012_000000562022_00257_09329_9639.N1	12-DEC-2003 19:30:12	Dark	56.000	117	Pi Pup	2.7060	3800.0	112	9329	No
405	GOM_NL__2PRFIN20031212_193335_000000612022_00257_09329_9640.N1	12-DEC-2003 19:33:35	Straylight	60.500	23	21Eps CMa	1.5020	26000.	121	9329	No
406	GOM_NL__2PRFIN20031212_193527_000000592022_00257_09329_9641.N1	12-DEC-2003 19:35:27	Straylight	58.500	179	24Omi2CMa	3.0320	24000.	117	9329	No
407	GOM_NL__2PRFIN20031212_193844_000000702022_00257_09329_9642.N1	12-DEC-2003 19:38:44	Straylight	70.000	1	9Alp CMa	-1.4400	11000.	140	9329	No
408	GOM_NL__2PRFIN20031212_194203_000000592022_00257_09329_9643.N1	12-DEC-2003 19:42:03	Straylight	59.000	7	19Bet Ori	0.10000	14000.	118	9329	No
409	GOM_NL__2PRFIN20031212_194427_000000532022_00257_09329_9644.N1	12-DEC-2003 19:44:27	Straylight	52.500	30	46Eps Ori	1.6940	30000.	105	9329	No
410	GOM_NL__2PRFIN20031212_194622_000000462022_00257_09329_9645.N1	12-DEC-2003 19:46:22	Twi_and_stray	46.000	94	92Alp Cet	2.5260	3100.0	92	9329	No
411	GOM_NL__2PRFIN20031212_194930_000000562022_00257_09329_9646.N1	12-DEC-2003 19:49:30	Twi_and_stray	56.000	13	87Alp Tau	0.86700	3800.0	112	9329	No
412	GOM_NL__2PRFIN20031212_195203_000000472022_00257_09329_9647.N1	12-DEC-2003 19:52:03	Bright	46.500	176	23Zet Tau	3.0200	22000.	93	9329	No
413	GOM_NL__2PRFIN20031212_195346_000000382022_00257_09329_9648.N1	12-DEC-2003 19:53:46	Bright	38.000	150	44Zet Per	2.8900	28000.	76	9329	No
414	GOM_NL__2PRFIN20031212_195606_000000362022_00257_09329_9649.N1	12-DEC-2003 19:56:06	Bright	36.000	149	45Eps Per	2.8880	30000.	72	9329	No
415	GOM_NL__2PRFIN20031212_195742_000000372022_00257_09329_9650.N1	12-DEC-2003 19:57:42	Bright	37.000	73	57Gam1And	2.2600	13100.	74	9329	No
416	GOM_NL__2PRFIN20031212_195955_000000362022_00257_09329_9651.N1	12-DEC-2003 19:59:55	Bright	36.000	160	23Gam Per	2.9300	4700.0	72	9329	No
417	GOM_NL__2PRFIN20031212_200255_000000392022_00257_09329_9652.N1	12-DEC-2003 20:02:55	Bright	38.500	110	37Del Cas	2.6780	8900.0	77	9329	No
418	GOM_NL__2PRFIN20031212_200957_000000382022_00257_09329_9653.N1	12-DEC-2003 20:09:57	Bright	38.000	49	1Alp UMi	1.9900	6300.0	76	9329	No
419	GOM_NL__2PRFIN20031212_201440_000000402022_00257_09329_9654.N1	12-DEC-2003 20:14:40	Bright	40.000	60	7Bet UMi	2.0810	3950.0	80	9329	No
420	GOM_NL__2PRFIN20031212_201700_000000512022_00257_09329_9655.N1	12-DEC-2003 20:17:00	Bright	51.000	82	48Bet UMa	2.3650	10600.	102	9329	No
421	GOM_NL__2PRFIN20031212_201928_000000452022_00257_09329_9656.N1	12-DEC-2003 20:19:28	Bright	44.500	32	77Eps UMa	1.7630	11000.	89	9329	No
422	GOM_NL__2PRFIN20031212_202155_000000412022_00257_09329_9657.N1	12-DEC-2003 20:21:55	Bright	40.500	39	85Eta UMa	1.8540	24000.	81	9329	No
423	GOM_NL__2PRFIN20031212_202508_000000382022_00257_09329_9658.N1	12-DEC-2003 20:25:08	Bright	37.500	180	27Gam Boo	3.0400	8000.0	75	9329	No
424	GOM_NL__2PRFIN20031212_202817_000000392022_00257_09329_9659.N1	12-DEC-2003 20:28:17	Bright	39.000	83		2.3780	11000.	78	9329	No
425	GOM_NL__2PRFIN20031212_203129_000000432022_00257_09329_9660.N1	12-DEC-2003 20:31:29	Bright	43.000	111	8Eta Boo	2.6800	6000.0	86	9329	No
426	GOM_NL__2PRFIN20031212_203511_000000682022_00257_09329_9661.N1	12-DEC-2003 20:35:11	Bright	68.000	138	47Eps Vir	2.8280	4700.0	136	9329	No
427	GOM_NL__2PRFIN20031212_203736_000000912022_00257_09329_9662.N1	12-DEC-2003 20:37:36	Twi_and_stray	90.500	62	94Bet Leo	2.1360	9700.0	181	9329	No
428	GOM_NL__2PRFIN20031212_204106_000000472022_00257_09329_9663.N1	12-DEC-2003 20:41:06	Twi_and_stray	47.000	15	67Alp Vir	0.97600	28000.	94	9329	No
429	GOM_NL__2PRFIN20031212_204435_000000472022_00257_09329_9664.N1	12-DEC-2003 20:44:35	Twilight	47.000	169	46Gam Hya	2.9910	4700.0	94	9329	No
430	GOM_NL__2PRFIN20031212_204630_000000442022_00257_09329_9665.N1	12-DEC-2003 20:46:30	Twilight	44.000	54	5The Cen	2.0550	4500.0	88	9329	No
431	GOM_NL__2PRFIN20031212_204754_000000412022_00257_09329_9666.N1	12-DEC-2003 20:47:54	Dark	41.000	123	lot Cen	2.7500	10200.	82	9329	No
432	GOM_NL__2PRFIN20031212_204933_000000402022_00257_09329_9667.N1	12-DEC-2003 20:49:33	Dark	39.500	95	Zet Cen	2.5450	26000.	79	9329	No
433	GOM_NL__2PRFIN20031212_205228_000000522022_00257_09329_9668.N1	12-DEC-2003 20:52:28	Dark	52.000	4	Alp1Cen	-0.010000	5800.0	104	9329	No
434	GOM_NL__2PRFIN20031212_205608_000000382022_00258_09330_9634.N1	12-DEC-2003 20:56:08	Dark	38.000	112	Alp Mus	2.6880	26000.	76	9330	No
435	GOM_NL__2PRFIN20031212_210050_000000392022_00258_09330_9635.N1	12-DEC-2003 21:00:50	Dark	39.000	29	Bet Car	1.6720	10200.	78	9330	No
436	GOM_NL__2PRFIN20031212_210314_000000432022_00258_09330_9636.N1	12-DEC-2003 21:03:14	Dark	43.000	41	Eps Car	1.8600	4100.0	86	9330	No
437	GOM_NL__2PRFIN20031212_210550_000000472022_00258_09330_9637.N1	12-DEC-2003 21:05:50	Dark	47.000	34	Gam2Vel	1.7930	23000.	94	9330	No
438	GOM_NL__2PRFIN20031212_210815_000000522022_00258_09330_9638.N1	12-DEC-2003 21:08:15	Dark	51.500	2	Alp Car	-0.73600	7000.0	103	9330	No
439	GOM_NL__2PRFIN20031212_211049_000000602022_00258_09330_9639.N1	12-DEC-2003 21:10:49	Dark	60.000	117	Pi Pup	2.7060	3800.0	120	9330	No
440	GOM_NL__2PRFIN20031212_211412_000000612022_00258_09330_9640.N1	12-DEC-2003 21:14:12	Straylight	60.500	23	21Eps CMa	1.5020	26000.	121	9330	No
441	GOM_NL__2PRFIN20031212_211604_000000612022_00258_09330_9641.N1	12-DEC-2003 21:16:04	Straylight	61.000	179	24Omi2CMa	3.0320	24000.	122	9330	No
442	GOM_NL__2PRFIN20031212_211901_000000602022_00258_09330_9642.N1	12-DEC-2003 21:19:01	Straylight	59.500	47	2Bet CMa	1.9760	28000.	119	9330	No
443	GOM_NL__2PRFIN20031212_212210_000000522022_00258_09330_9643.N1	12-DEC-2003 21:22:10	Straylight	51.500	56	53Kap Ori	2.0650	30000.	103	9330	No
444	GOM_NL__2PRFIN20031212_212339_000000452022_00258_09330_9644.N1	12-DEC-2003 21:23:39	Straylight	44.500	128	67Bet Eri	2.7840	9700.0	89	9330	No
445	GOM_NL__2PRFIN20031212_212503_000000542022_00258_09330_9645.N1	12-DEC-2003 21:25:03	Straylight	53.500	30	46Eps Ori	1.6940	30000.	107	9330	No
446	GOM_NL__2PRFIN20031212_212658_000000442022_00258_09330_9646.N1	12-DEC-2003 21:26:58	Twi_and_stray	44.000	94	92Alp Cet	2.5260	3100.0	88	9330	No
447	GOM_NL__2PRFIN20031212_213006_000000522022_00258_09330_9647.N1	12-DEC-2003 21:30:06	Twi_and_stray	51.500	13	87Alp Tau	0.86700	3800.0	103	9330	No
448	GOM_NL__2PRFIN20031212_213210_000000392022_00258_09330_9648.N1	12-DEC-2003 21:32:10	Bright	38.500	146	25Eta Tau	2.8730	15200.	77	9330	No
449	GOM_NL__2PRFIN20031212_213422_000000382022_00258_09330_9649.N1	12-DEC-2003 21:34:22	Bright	37.500	150	44Zet Per	2.8900	28000.	75	9330	No
450	GOM_NL__2PRFIN20031212_213641_000000362022_00258_09330_9650.N1	12-DEC-2003 21:36:41	Bright	36.000	149	45Eps Per	2.8880	30000.	72	9330	No
451	GOM_NL__2PRFIN20031212_213818_000000382022_00258_09330_9651.N1	12-DEC-2003 21:38:18	Bright	38.000	73	57Gam1And	2.2600	13100.	76	9330	No
452	GOM_NL__2PRFIN20031212_214031_000000372022_00258_09330_9652.N1	12-DEC-2003 21:40:31	Bright	36.500	160	23Gam Per	2.9300	4700.0	73	9330	No
453	GOM_NL__2PRFIN20031212_214331_000000382022_00258_09330_9653.N1	12-DEC-2003 21:43:31	Bright	37.500	110	37Del Cas	2.6780	8900.0	75	9330	No
454	GOM_NL__2PRFIN20031212_214608_000001302022_00258_09330_9654.N1	12-DEC-2003 21:46:08	Bright	129.50	17	78Bet Gem	1.1610	4500.0	259	9330	No
455	GOM_NL__2PRFIN20031212_215033_000000382022_00258_09330_9655.N1	12-DEC-2003 21:50:33	Bright	37.500	49	1Alp UMi	1.9900	6300.0	75	9330	No

456	GOM_NL__2PRFIN20031212_215516_000000392022_00258_09330_9656.N1	12-DEC-2003 21:55:16	Bright	38.500	60	7Bet UMi	2.0810	3950.0	77	9330	No
457	GOM_NL__2PRFIN20031212_215735_000000512022_00258_09330_9657.N1	12-DEC-2003 21:57:35	Bright	50.500	82	48Bet UMa	2.3650	10600.	101	9330	No
458	GOM_NL__2PRFIN20031212_220003_000000442022_00258_09330_9658.N1	12-DEC-2003 22:00:03	Bright	44.000	32	77Eps UMa	1.7630	11000.	88	9330	No
459	GOM_NL__2PRFIN20031212_220230_000000442022_00258_09330_9659.N1	12-DEC-2003 22:02:30	Bright	44.000	39	85Eta UMa	1.8540	24000.	88	9330	No
460	GOM_NL__2PRFIN20031212_220544_000000372022_00258_09330_9660.N1	12-DEC-2003 22:05:44	Bright	36.500	180	27Gam Boo	3.0400	8000.0	73	9330	No
461	GOM_NL__2PRFIN20031212_220853_000000392022_00258_09330_9661.N1	12-DEC-2003 22:08:53	Bright	38.500	83		2.3780	11000.	77	9330	No
462	GOM_NL__2PRFIN20031212_221205_000000582022_00258_09330_9662.N1	12-DEC-2003 22:12:05	Bright	58.000	111	8Eta Boo	2.6800	6000.0	116	9330	No
463	GOM_NL__2PRFIN20031212_221547_000000532022_00258_09330_9663.N1	12-DEC-2003 22:15:47	Bright	52.500	138	47Eps Vir	2.8280	4700.0	105	9330	No
464	GOM_NL__2PRFIN20031212_221814_000000902022_00258_09330_9664.N1	12-DEC-2003 22:18:14	Twilight	90.000	62	94Bet Leo	2.1360	9700.0	180	9330	No
465	GOM_NL__2PRFIN20031212_222142_000000542022_00258_09330_9665.N1	12-DEC-2003 22:21:42	Twilight	54.000	15	67Alp Vir	0.97600	28000.	108	9330	No
466	GOM_NL__2PRFIN20031212_222512_000000472022_00258_09330_9666.N1	12-DEC-2003 22:25:12	Twilight	46.500	169	46Gam Hya	2.9910	4700.0	93	9330	No
467	GOM_NL__2PRFIN20031212_222707_000000452022_00258_09330_9667.N1	12-DEC-2003 22:27:07	Twilight	45.000	54	5The Cen	2.0550	4500.0	90	9330	No
468	GOM_NL__2PRFIN20031212_222830_000000412022_00258_09330_9668.N1	12-DEC-2003 22:28:30	Dark	40.500	123	1ot Cen	2.7500	10200.	81	9330	No
469	GOM_NL__2PRFIN20031212_223009_000000402022_00258_09330_9669.N1	12-DEC-2003 22:30:09	Dark	39.500	95	Zet Cen	2.5450	26000.	79	9330	No
470	GOM_NL__2PRFIN20031212_223200_000000402022_00258_09330_9670.N1	12-DEC-2003 22:32:00	Dark	39.500	77	Eps Cen	2.3030	28000.	79	9330	No
471	GOM_NL__2PRFIN20031212_223319_000000432022_00258_09330_9671.N1	12-DEC-2003 22:33:19	Dark	42.500	10	Bet Cen	0.61000	28000.	85	9330	No
472	GOM_NL__2PRFIN20031212_223436_000000432022_00259_09331_9634.N1	12-DEC-2003 22:34:36	Dark	43.000	20	Bet Cru	1.2530	30000.	86	9331	No
473	GOM_NL__2PRFIN20031212_223644_000000392022_00259_09331_9635.N1	12-DEC-2003 22:36:44	Dark	38.500	112	Alp Mus	2.6880	26000.	77	9331	No
474	GOM_NL__2PRFIN20031212_224126_000000402022_00259_09331_9636.N1	12-DEC-2003 22:41:26	Dark	39.500	29	Bet Car	1.6720	10200.	79	9331	No
475	GOM_NL__2PRFIN20031212_224350_000000532022_00259_09331_9637.N1	12-DEC-2003 22:43:50	Dark	53.000	41	Eps Car	1.8600	4100.0	106	9331	No
476	GOM_NL__2PRFIN20031212_224626_000000502022_00259_09331_9638.N1	12-DEC-2003 22:46:26	Dark	49.500	34	Gam2Vel	1.7930	23000.	99	9331	No
477	GOM_NL__2PRFIN20031212_224851_000000492022_00259_09331_9639.N1	12-DEC-2003 22:48:51	Dark	49.000	2	Alp Car	-0.73600	7000.0	98	9331	No
478	GOM_NL__2PRFIN20031212_225126_000000532022_00259_09331_9640.N1	12-DEC-2003 22:51:26	Dark	53.000	117	Pi Pup	2.7060	3800.0	106	9331	No
479	GOM_NL__2PRFIN20031212_225448_000000612022_00259_09331_9641.N1	12-DEC-2003 22:54:48	Straylight	61.000	23	21Eps CMa	1.5020	26000.	122	9331	No
480	GOM_NL__2PRFIN20031212_225638_000000642022_00259_09331_9642.N1	12-DEC-2003 22:56:38	Straylight	63.500	179	24Omi2CMa	3.0320	24000.	127	9331	No
481	GOM_NL__2PRFIN20031212_225937_000000572022_00259_09331_9643.N1	12-DEC-2003 22:59:37	Straylight	56.500	47	2Bet CMa	1.9760	28000.	113	9331	No
482	GOM_NL__2PRFIN20031212_230246_000000532022_00259_09331_9644.N1	12-DEC-2003 23:02:46	Straylight	52.500	56	53Kap Ori	2.0650	30000.	105	9331	No
483	GOM_NL__2PRFIN20031212_230415_000000452022_00259_09331_9645.N1	12-DEC-2003 23:04:15	Straylight	45.000	128	67Bet Eri	2.7840	9700.0	90	9331	No
484	GOM_NL__2PRFIN20031212_230539_000000512022_00259_09331_9646.N1	12-DEC-2003 23:05:39	Straylight	50.500	30	46Eps Ori	1.6940	30000.	101	9331	No
485	GOM_NL__2PRFIN20031212_230734_000000512022_00259_09331_9647.N1	12-DEC-2003 23:07:34	Twilight	50.500	94	92Alp Cet	2.5260	3100.0	101	9331	No
486	GOM_NL__2PRFIN20031212_231042_000000522022_00259_09331_9648.N1	12-DEC-2003 23:10:42	Twilight	51.500	13	87Alp Tau	0.86700	3800.0	103	9331	No
487	GOM_NL__2PRFIN20031212_231245_000000382022_00259_09331_9649.N1	12-DEC-2003 23:12:45	Bright	38.000	146	25Eta Tau	2.8730	15200.	76	9331	No
488	GOM_NL__2PRFIN20031212_231458_000000382022_00259_09331_9650.N1	12-DEC-2003 23:14:58	Bright	37.500	150	44Zet Per	2.8900	28000.	75	9331	No
489	GOM_NL__2PRFIN20031212_231717_000000372022_00259_09331_9651.N1	12-DEC-2003 23:17:17	Bright	37.000	149	45Eps Per	2.8880	30000.	74	9331	No
490	GOM_NL__2PRFIN20031212_231854_000000372022_00259_09331_9652.N1	12-DEC-2003 23:18:54	Bright	37.000	73	57Gam1And	2.2600	13100.	74	9331	No
491	GOM_NL__2PRFIN20031212_232107_000000362022_00259_09331_9653.N1	12-DEC-2003 23:21:07	Bright	35.500	160	23Gam Per	2.9300	4700.0	71	9331	No
492	GOM_NL__2PRFIN20031212_232407_000000382022_00259_09331_9654.N1	12-DEC-2003 23:24:07	Bright	37.500	110	37Del Cas	2.6780	8900.0	75	9331	No
493	GOM_NL__2PRFIN20031212_232641_000001322022_00259_09331_9655.N1	12-DEC-2003 23:26:41	Bright	132.00	17	78Bet Gem	1.1610	4500.0	264	9331	No
494	GOM_NL__2PRFIN20031212_233109_000000382022_00259_09331_9656.N1	12-DEC-2003 23:31:09	Bright	37.500	49	1Alp UMi	1.9900	6300.0	75	9331	No
495	GOM_NL__2PRFIN20031212_233552_000000402022_00259_09331_9657.N1	12-DEC-2003 23:35:52	Bright	40.000	60	7Bet UMi	2.0810	3950.0	80	9331	No
496	GOM_NL__2PRFIN20031212_233810_000000492022_00259_09331_9658.N1	12-DEC-2003 23:38:10	Bright	49.000	82	48Bet UMa	2.3650	10600.	98	9331	No
497	GOM_NL__2PRFIN20031212_234038_000000442022_00259_09331_9659.N1	12-DEC-2003 23:40:38	Bright	43.500	32	77Eps UMa	1.7630	11000.	87	9331	No
498	GOM_NL__2PRFIN20031212_234305_000000562022_00259_09331_9660.N1	12-DEC-2003 23:43:05	Bright	56.000	39	85Eta UMa	1.8540	24000.	112	9331	No
499	GOM_NL__2PRFIN20031212_234620_000000522022_00259_09331_9661.N1	12-DEC-2003 23:46:20	Bright	52.000	180	27Gam Boo	3.0400	8000.0	104	9331	No
500	GOM_NL__2PRFIN20031212_234928_000000382022_00259_09331_9662.N1	12-DEC-2003 23:49:28	Bright	37.500	83		2.3780	11000.	75	9331	No
501	GOM_NL__2PRFIN20031212_235241_000000402022_00259_09331_9663.N1	12-DEC-2003 23:52:41	Bright	40.000	111	8Eta Boo	2.6800	6000.0	80	9331	No
502	GOM_NL__2PRFIN20031212_235624_000000692022_00259_09331_9664.N1	12-DEC-2003 23:56:24	Bright	69.000	138	47Eps Vir	2.8280	4700.0	138	9331	No
503	GOM_NL__2PRFIN20031212_235851_000000922022_00259_09331_9665.N1	12-DEC-2003 23:58:51	Twilight	92.000	62	94Bet Leo	2.1360	9700.0	184	9331	No

3. Quality information per product

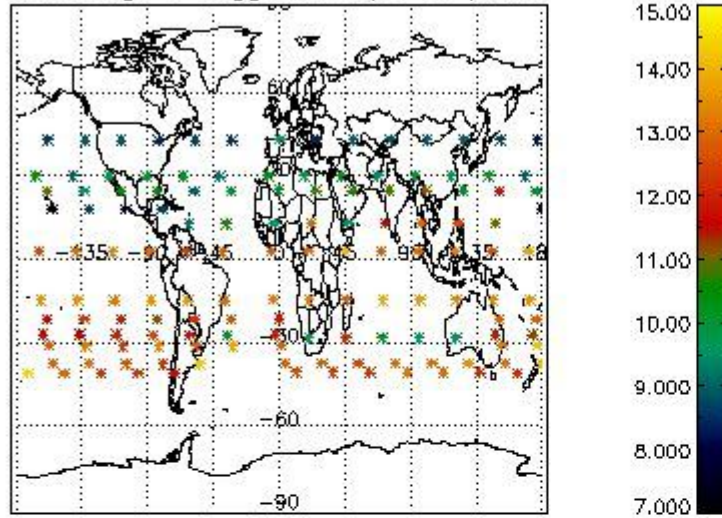
In this section it is plotted some information contained in the Quality Summary data set of the level 2 products. Only products in dark limb conditions and without errors (error flag in the MPH set to "0") are used.

3.1 Plot quality information per product (time dependant)

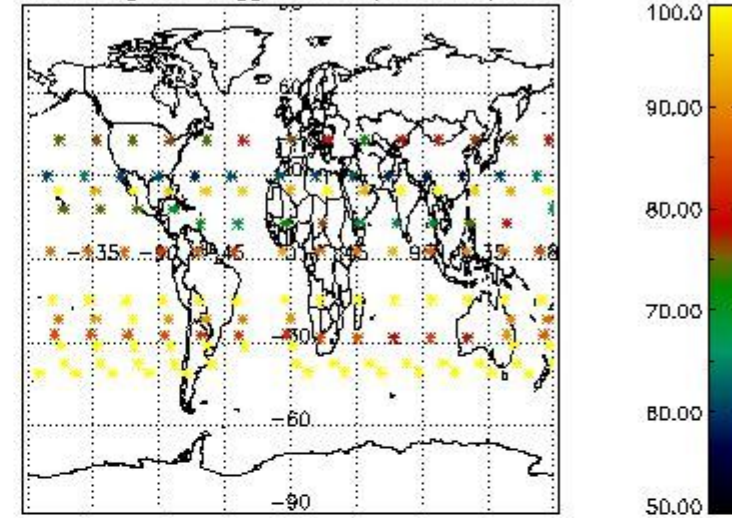


3.2 Plot quality information per product (world map)

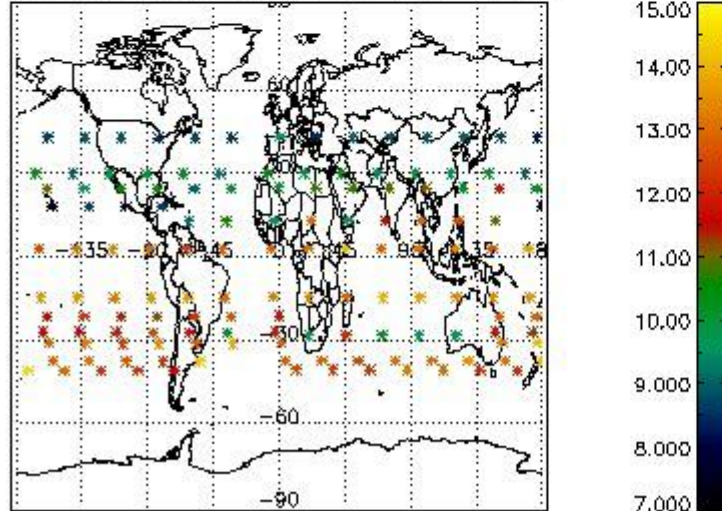
Percentage of flagged data per O3 profile



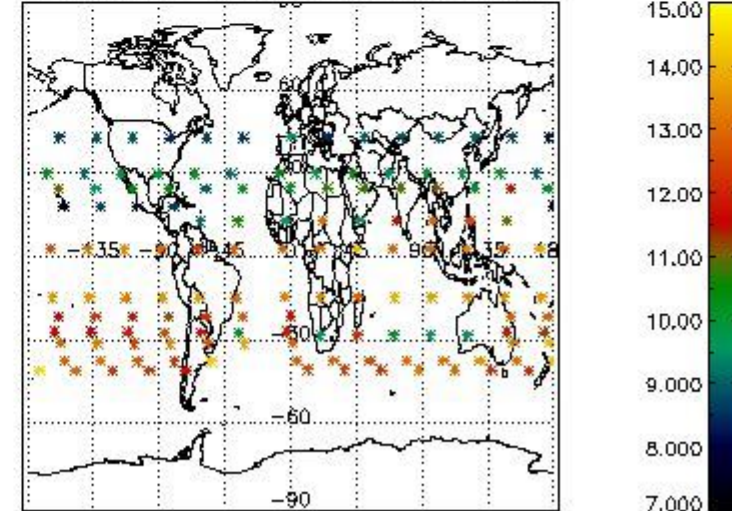
Percentage of flagged data per H2O profile



Percentage of flagged data per NO2 profile



Percentage of flagged data per NO3 profile

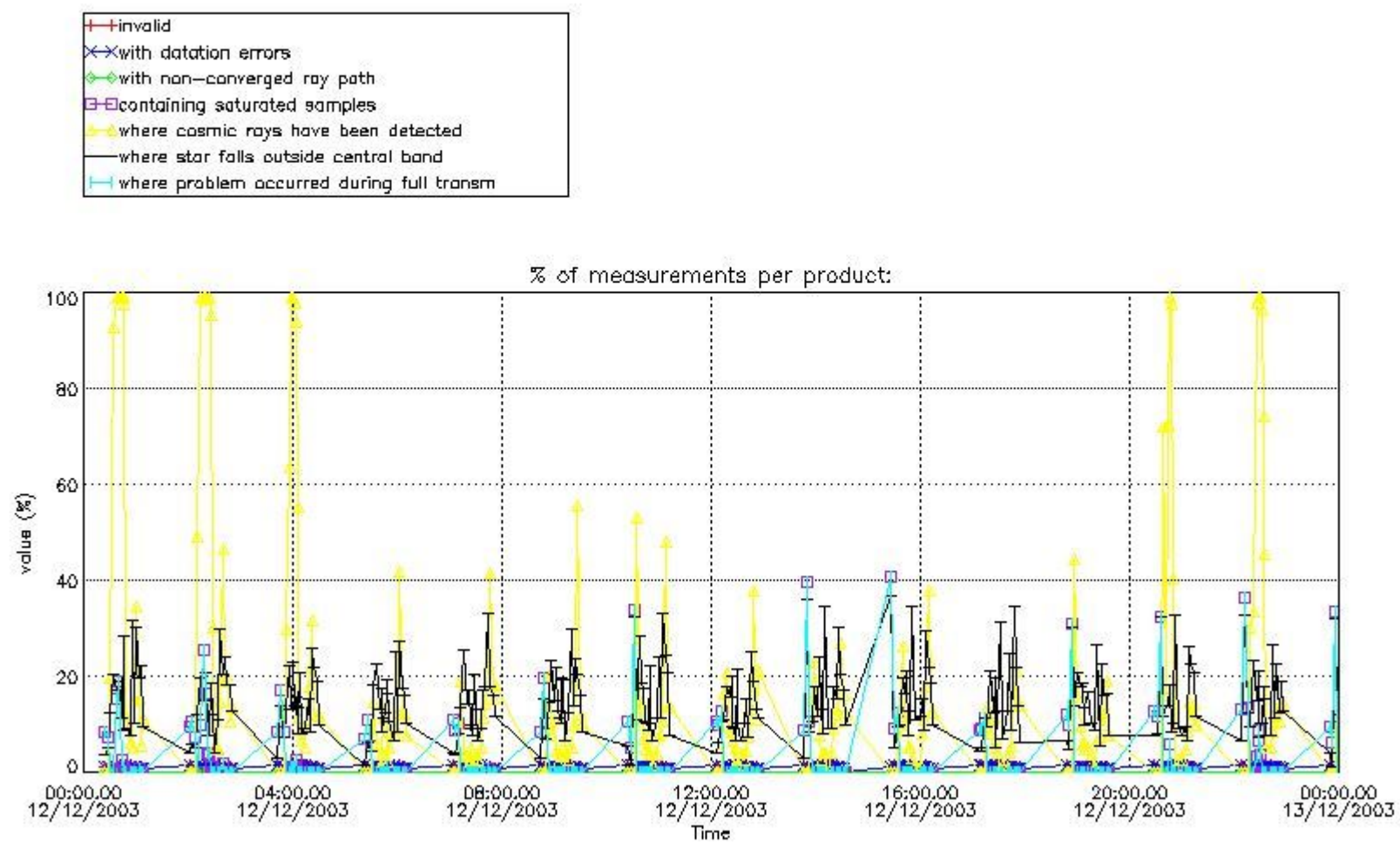


4. Level 1 quality information per product

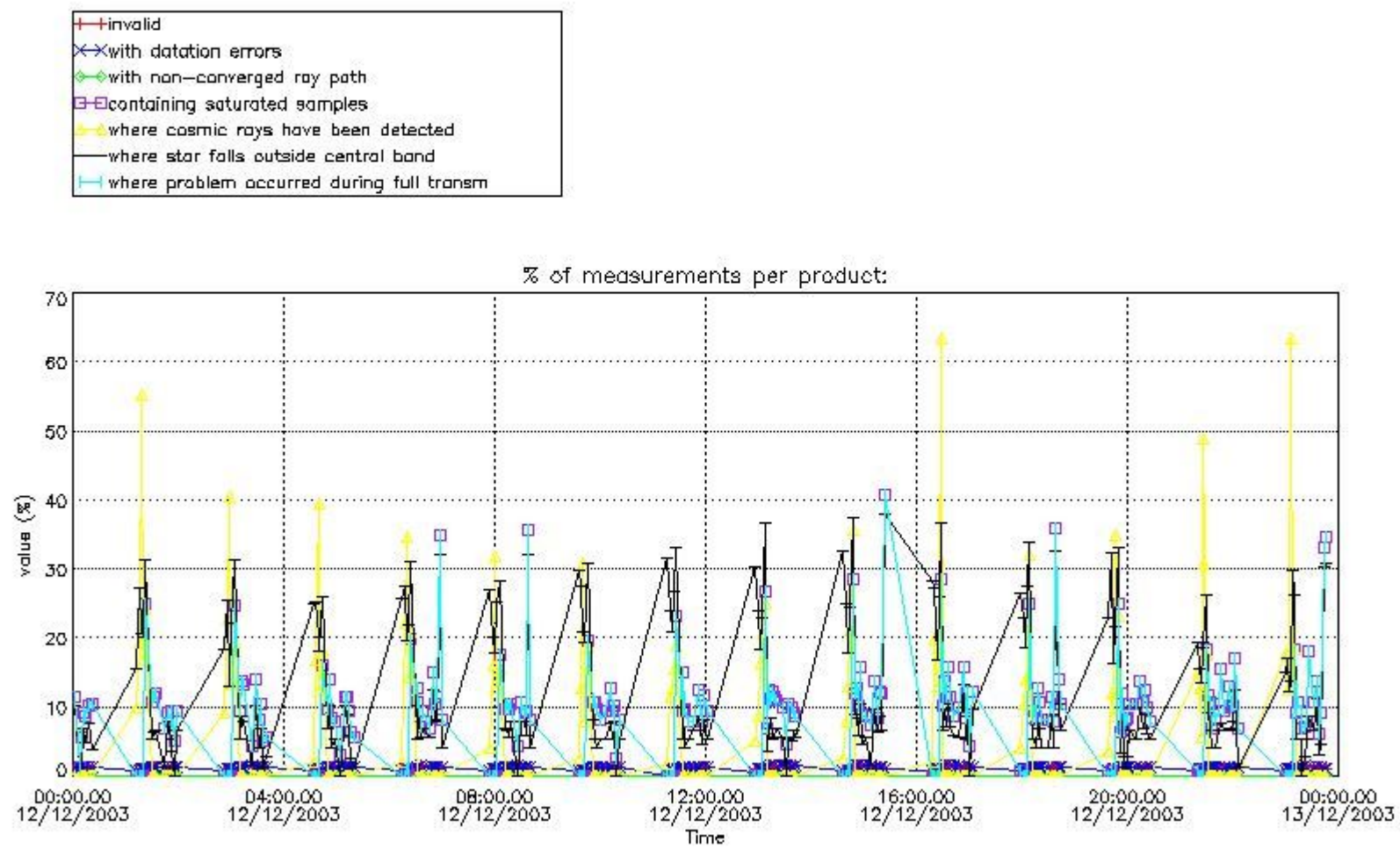
In this section it is plotted some information contained in the Quality Summary data set of the level 2 products that comes from the level 1b processing. Products without errors (error flag in the MPH set to "0") are used.

4.1 Plot quality information per product (time dependant) coming from level 1b processing

4.1.1 Plot level 1 quality information per product (time dependant): ENVISAT ASCENDING passes

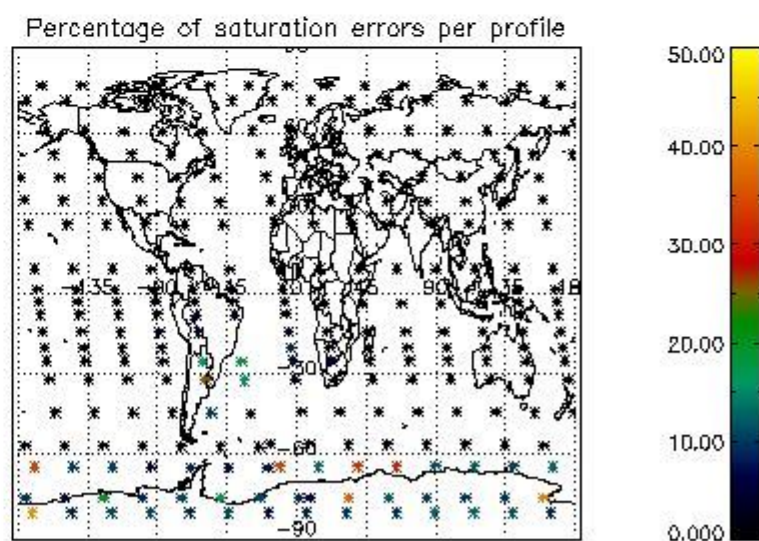
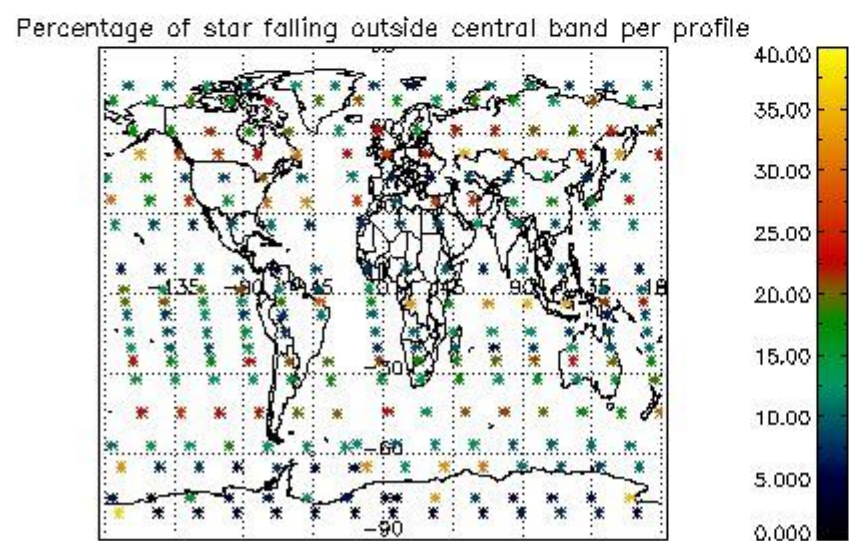
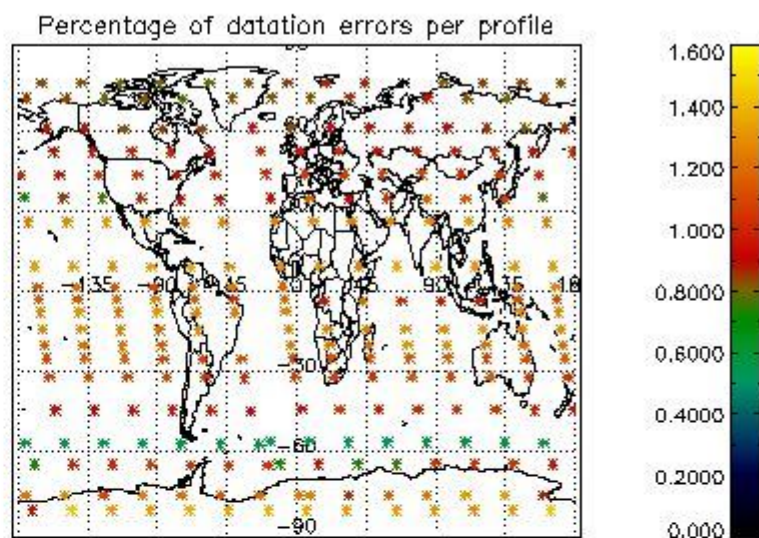
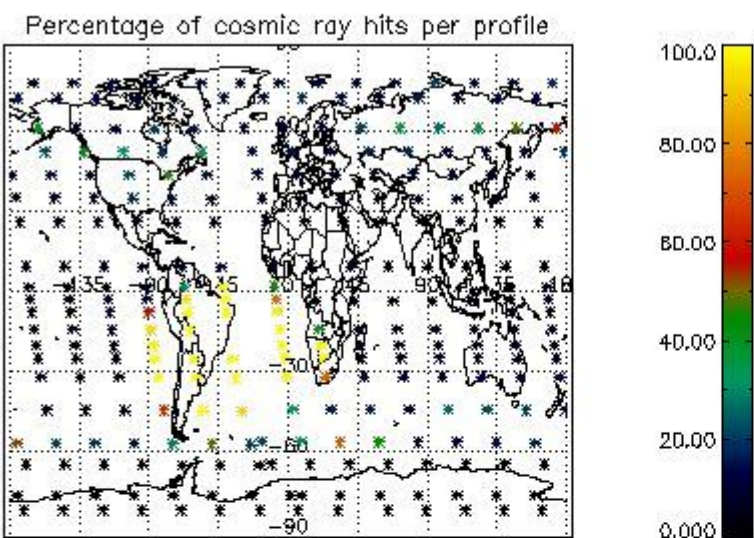


4.1.2 Plot level 1 quality information per product (time dependant): ENVI SAT DESCENDING passes

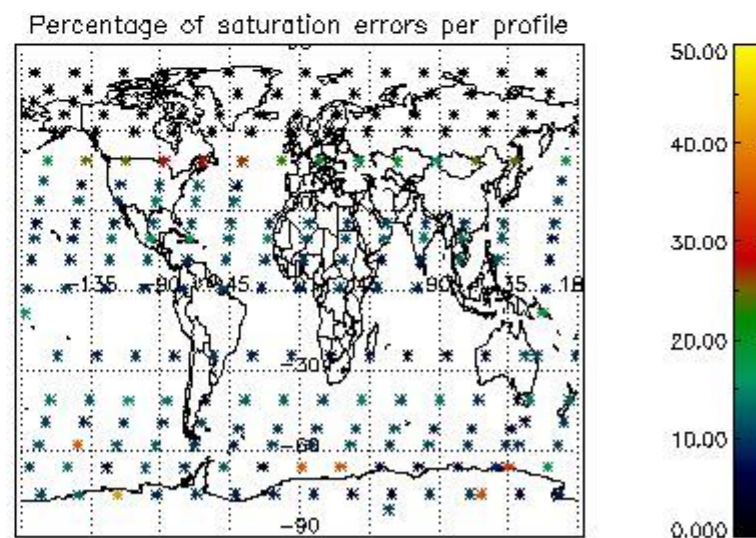
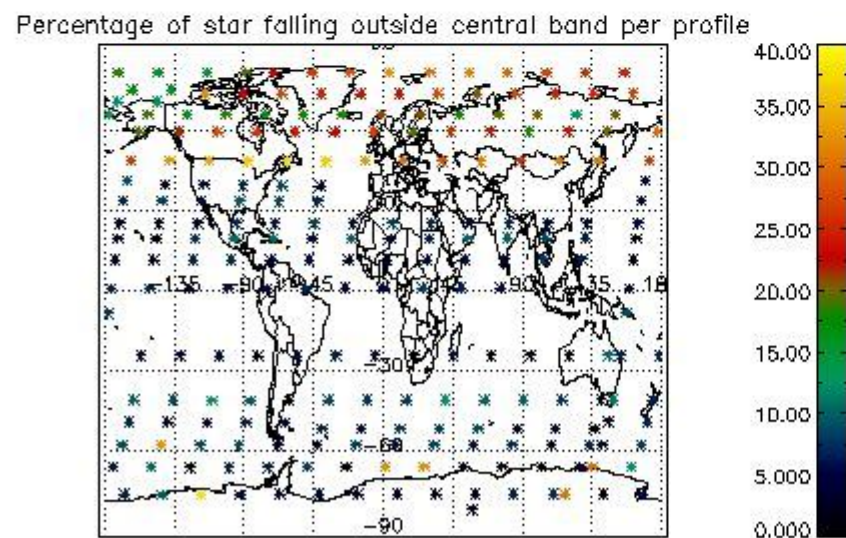
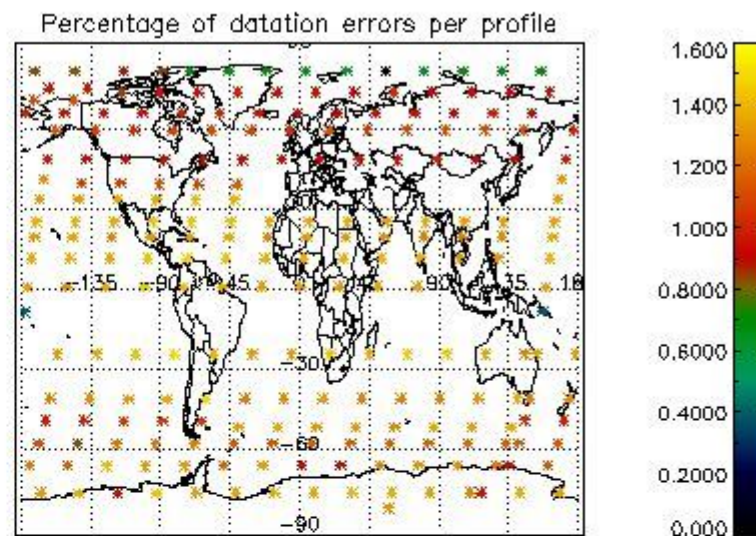
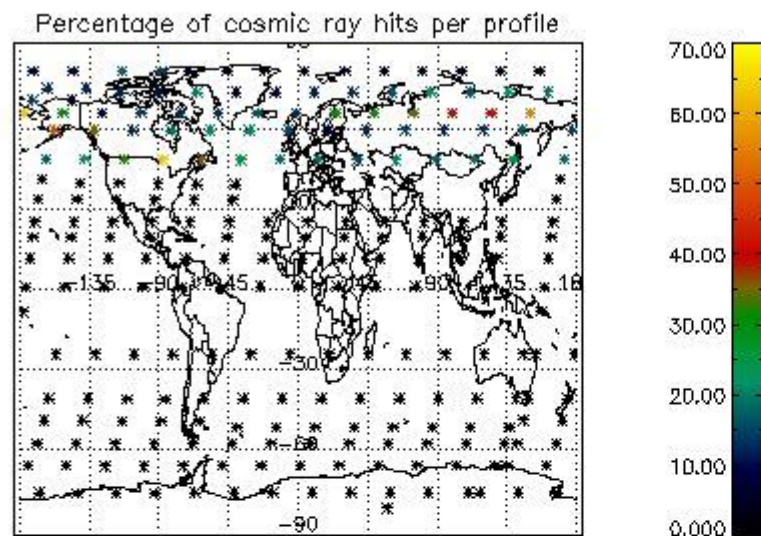


4.2 Plot quality information per product coming from level 1b processing (world map)

4.2.1 Plot level 1 quality information per product (world map): ENVISAT ASCENDING passes



4.2.2 Plot level 1 quality information per product (world map): ENVISAT DESCENDING passes



5. Trace gas profiles

5.1 Ozone statistics based on quality of products

The final quality of the products can be "measured" using the STD (Standard Deviation) attached to every point profile. This information is written to the parameter GOM_NL__2P/NL_LOCAL_SPECIES_DENSITY/o3_std of the level 2 products. The table below shows the statistics for given STD ranges.

The statistics are given with respect to the overall valid production:

- Products without fatal errors: GOM_NL__2P/MPH/PRODUCT_ERR=0
- Valid point profile: GOM_NL__2P/NL_LOCAL_SPECIES_DENSITY/pcd(0)=0

The 'Criteria' is applied to valid points of dark limb products:

- Products in dark limb illumination condition: GOM_NL__2P/NL_SUMMARY_QUALITY/obs_ill_cond=0
- Products without fatal errors: GOM_NL__2P/MPH/PRODUCT_ERR=0
- Valid point profile: GOM_NL__2P/NL_LOCAL_SPECIES_DENSITY/pcd(0)=0

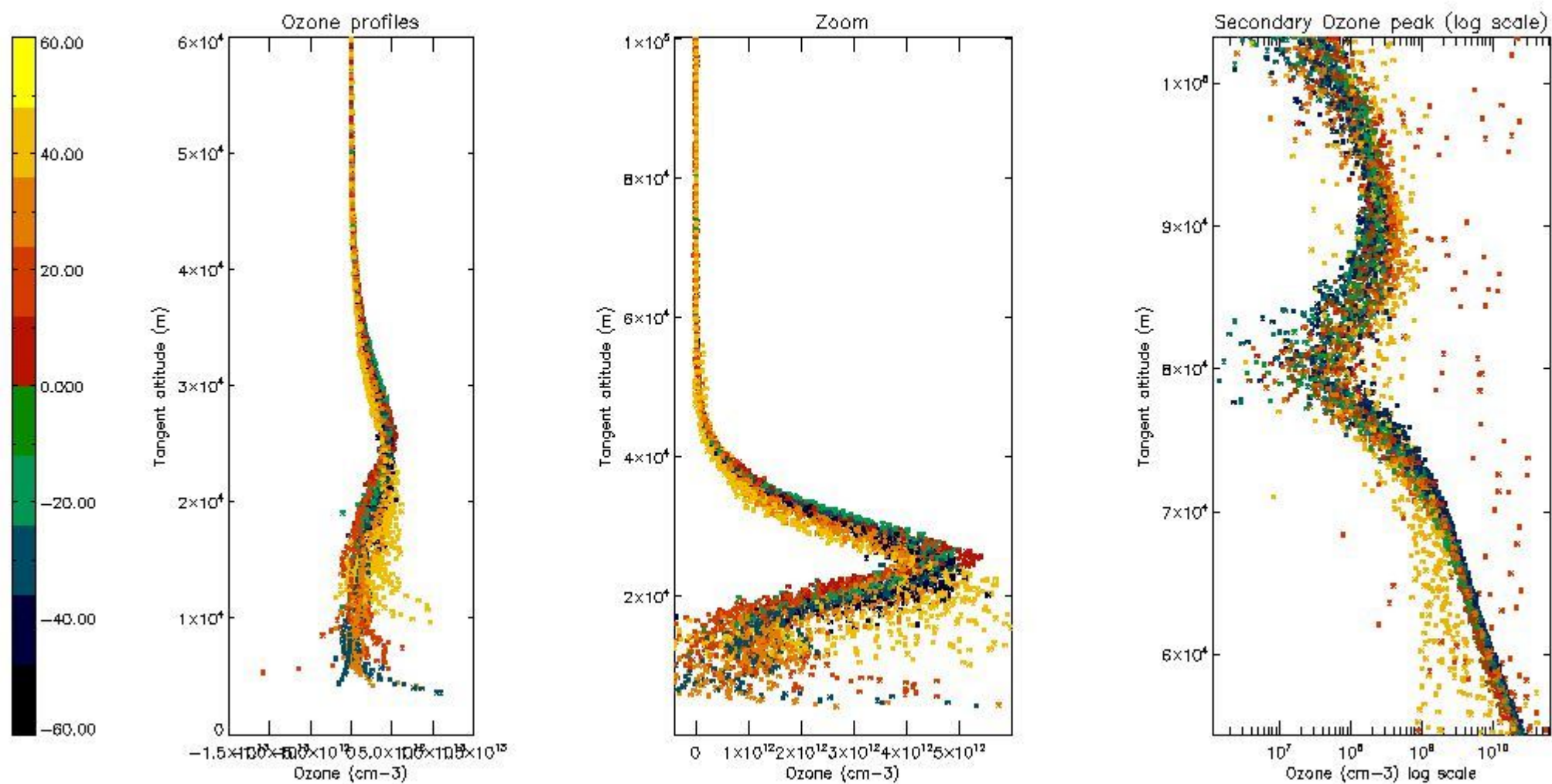
So, the table below shows the percentage of dark limb and valid observations for each criteria with respect to the overall valid daily observations.

Criteria	% of total production
All STD	27
STD < 20	16

STD < 10	14
STD < 5	10

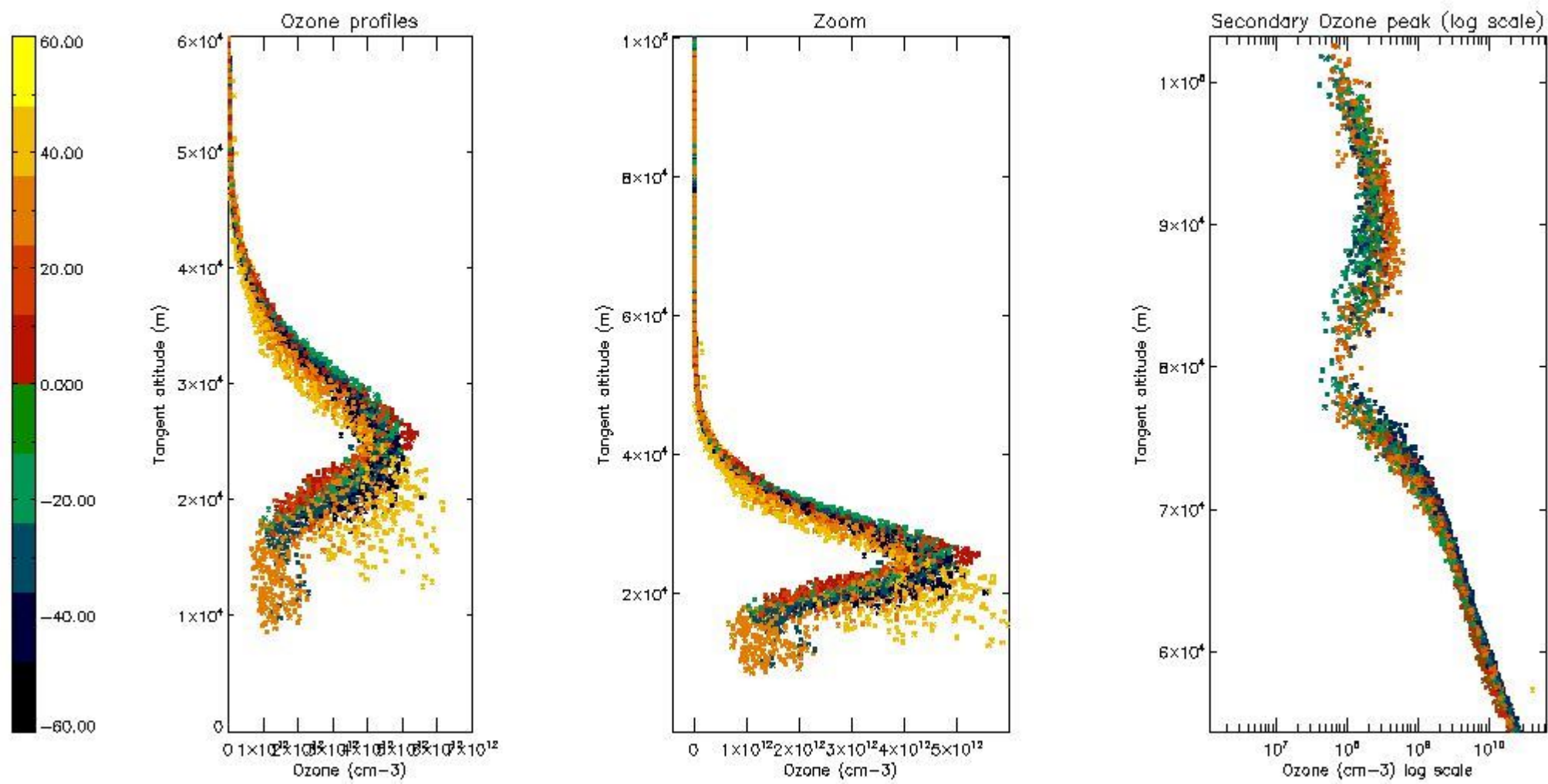
5.2 Plot ozone profiles for all STD (dark without errors)

The colorbar represents the latitude.



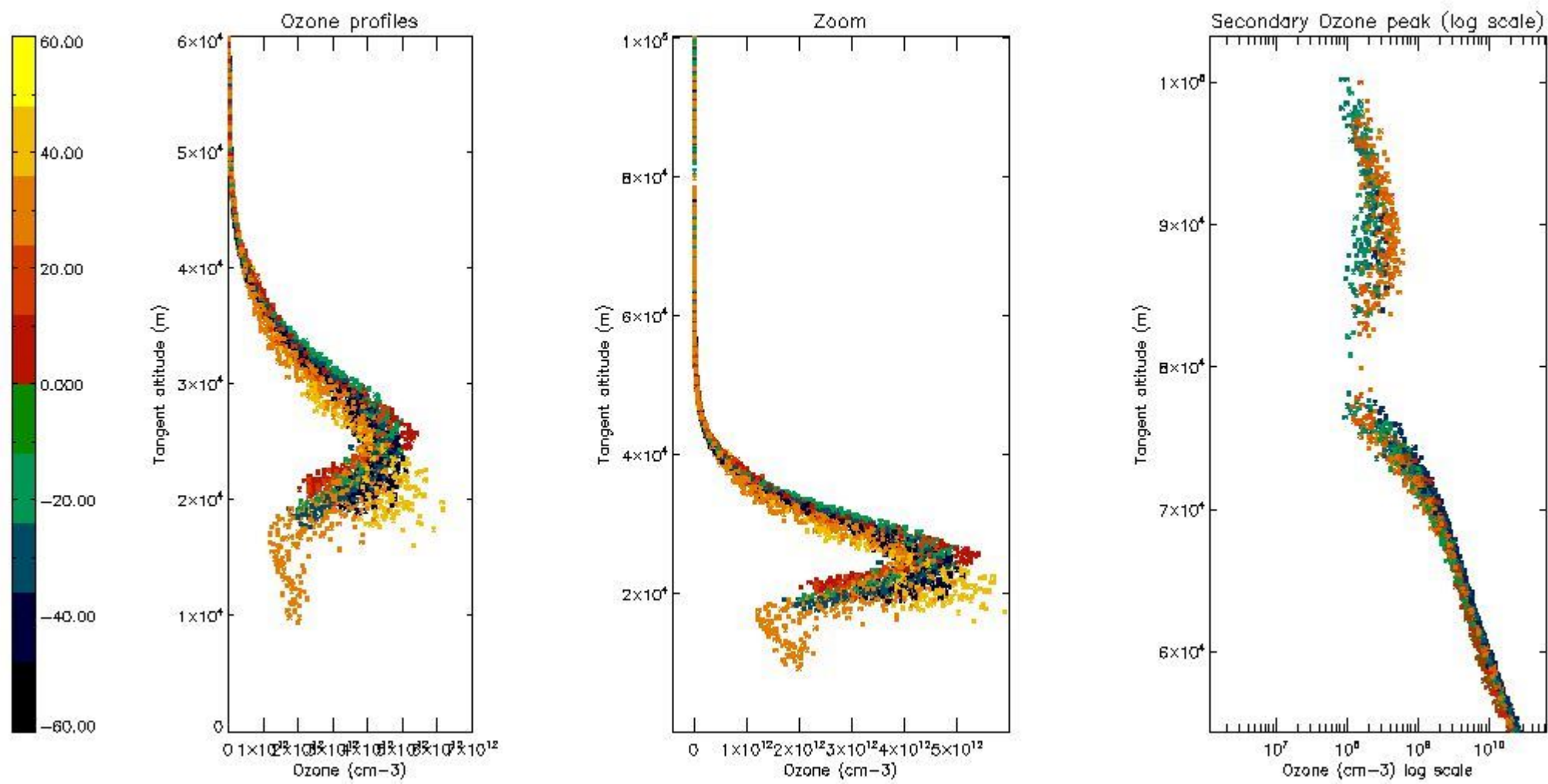
5.3 Plot ozone profiles where STD < 20% (dark without errors)

The colorbar represents the latitude.



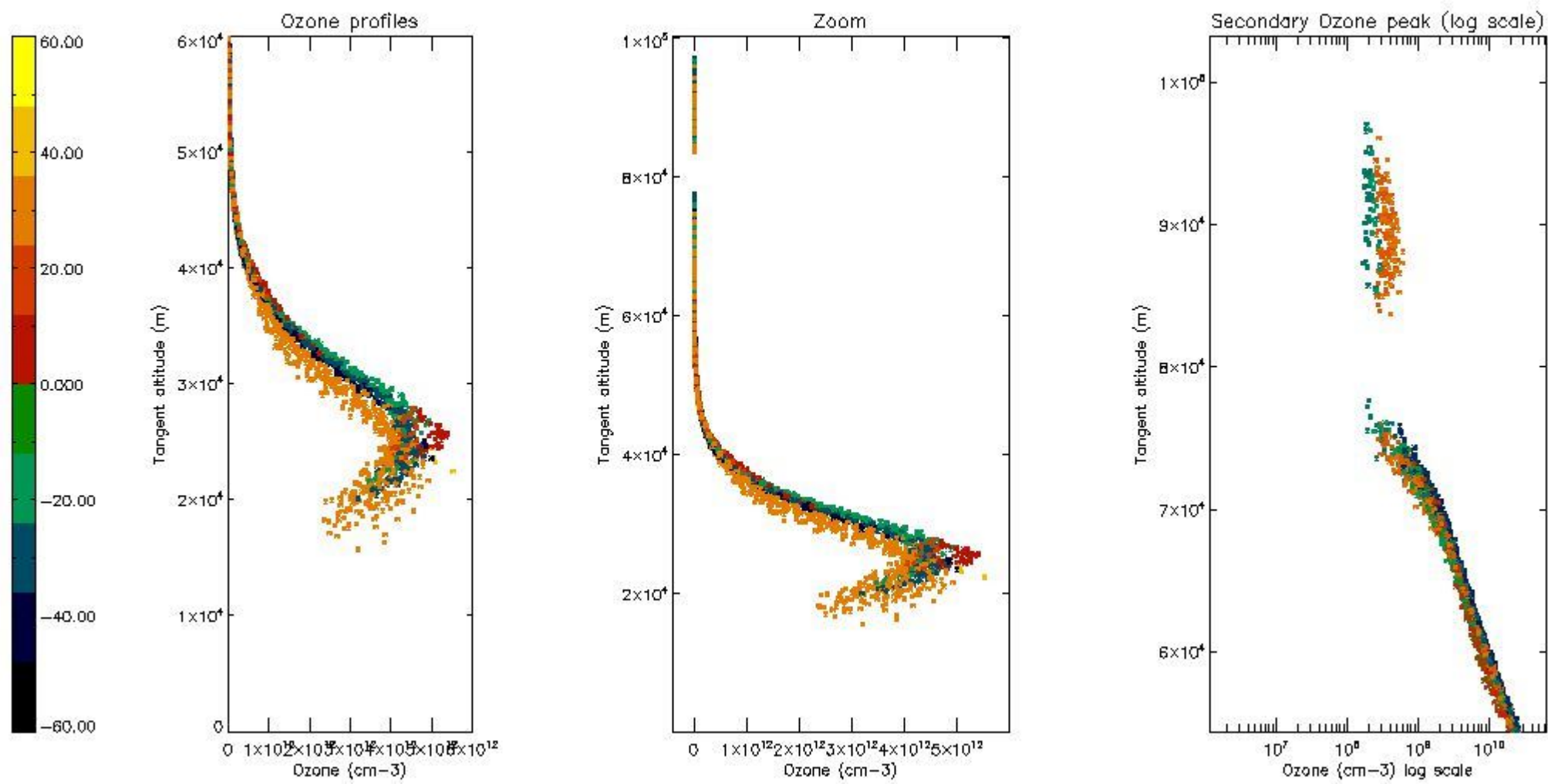
5.4 Plot ozone profiles where STD < 10% (dark without errors)

The colorbar represents the latitude.



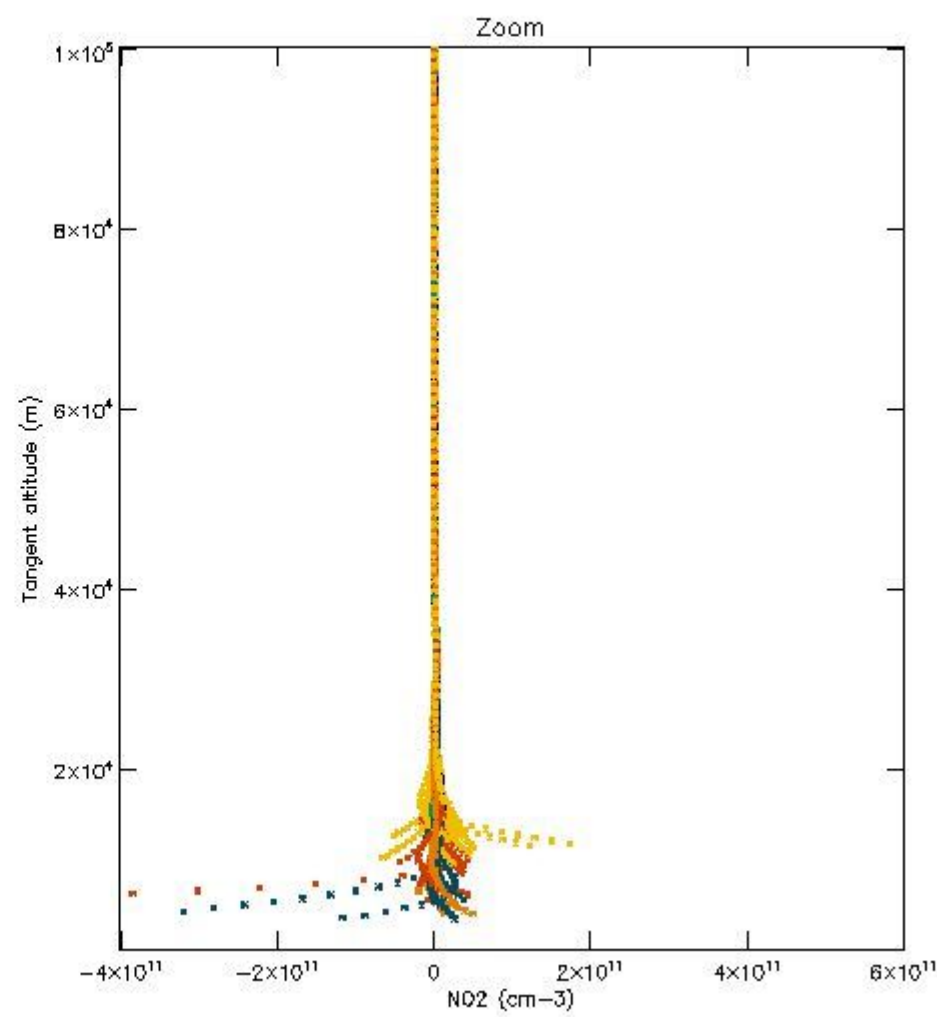
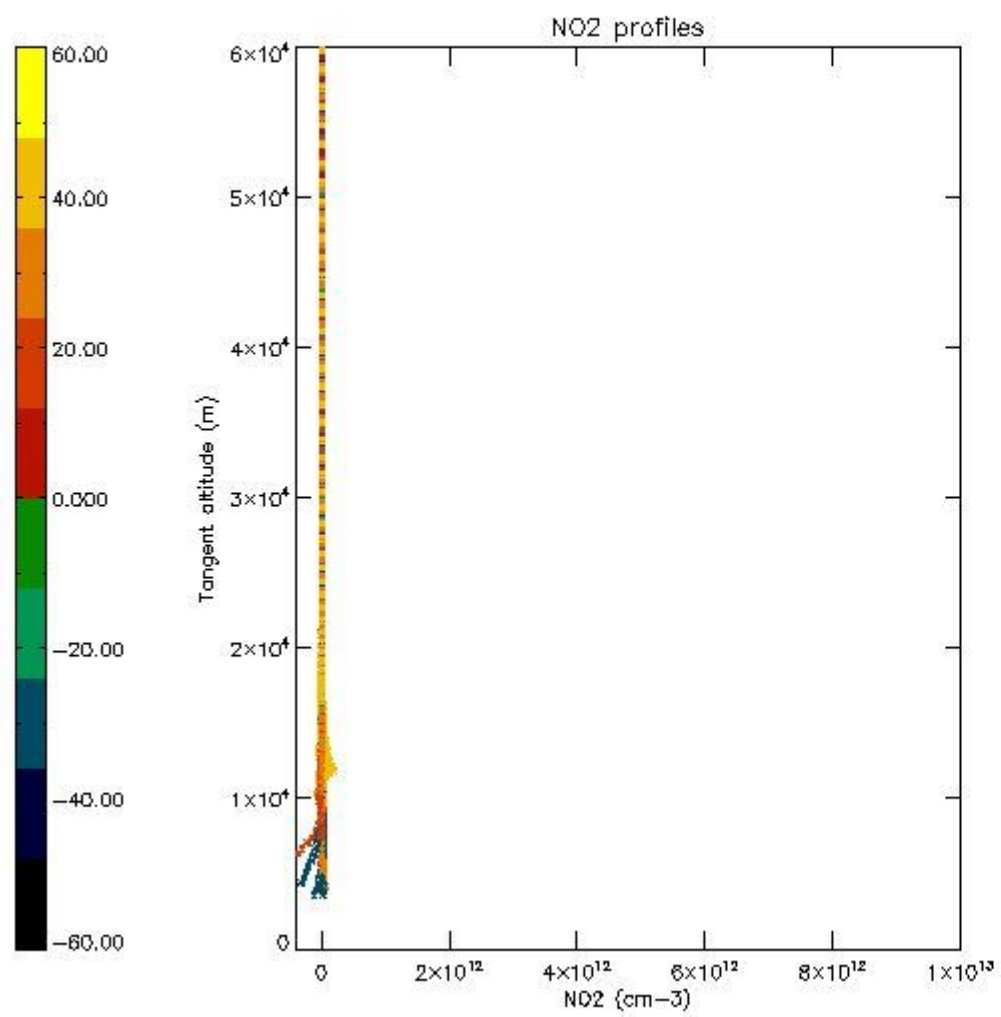
5.5 Plot ozone profiles where STD < 5% (dark without errors)

The colorbar represents the latitude.



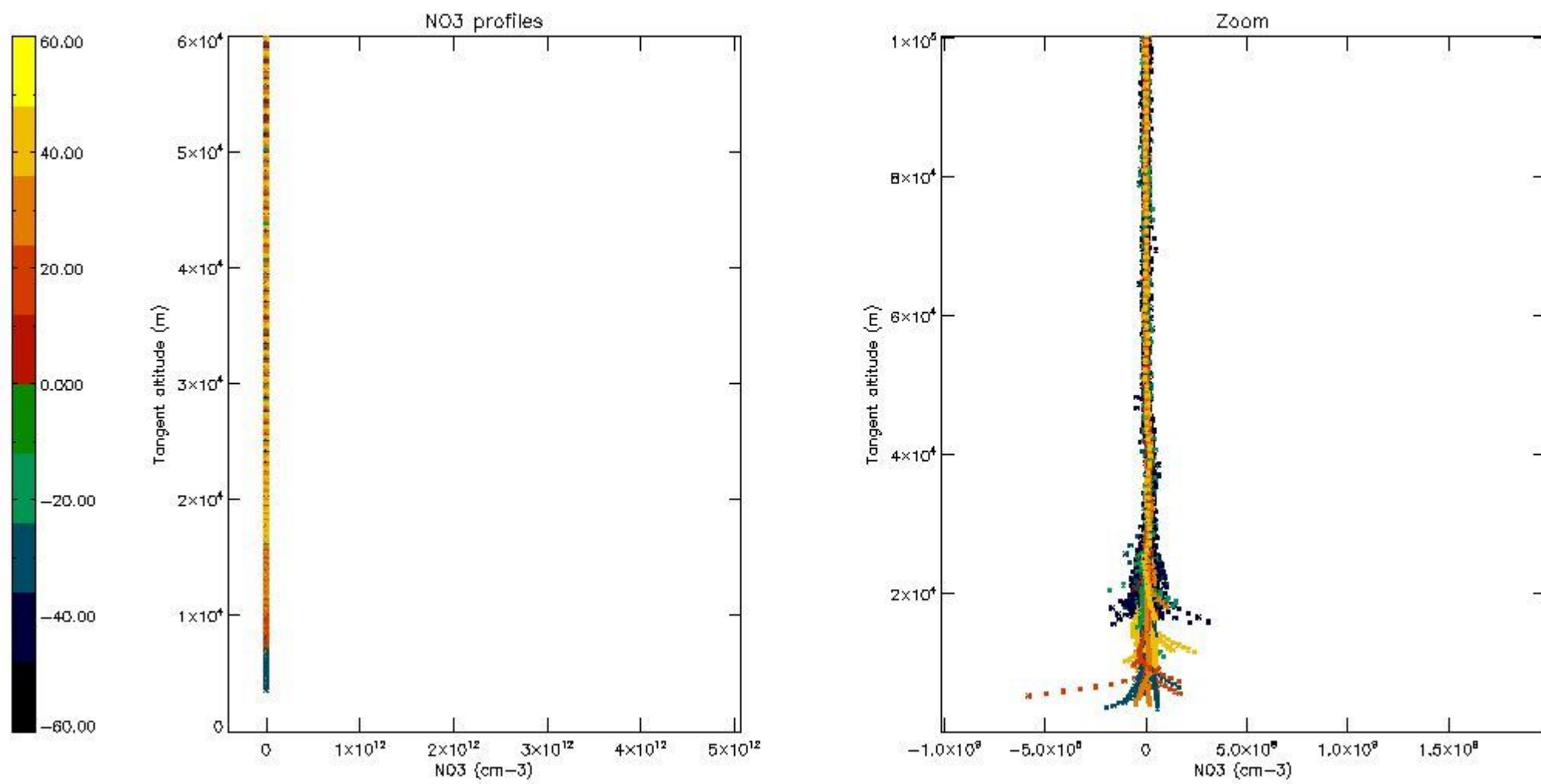
5.6 Plot NO₂ profiles for all STD (dark without errors)

The colorbar represents the latitude.



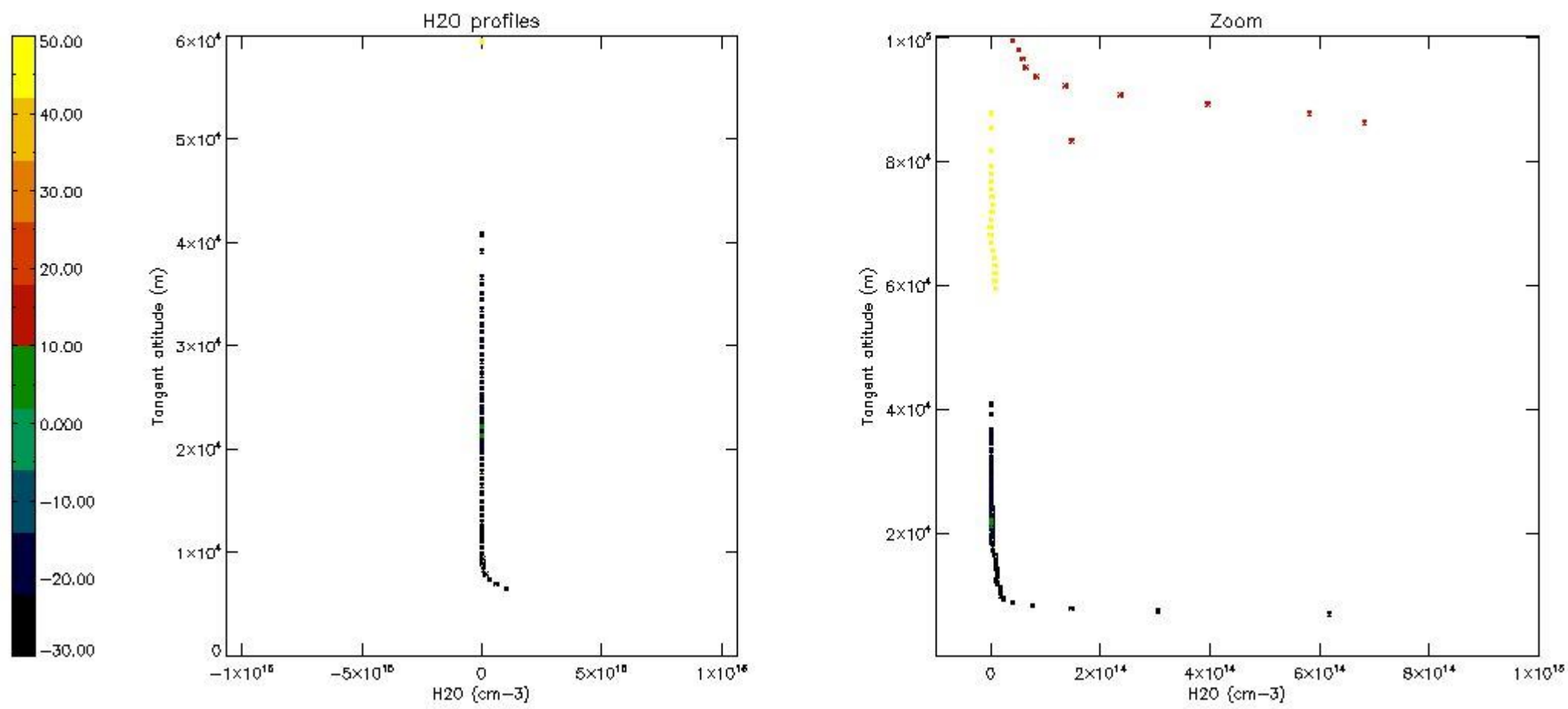
5.7 Plot NO3 profiles for all STD (dark without errors)

The colorbar represents the latitude.



5.8 Plot H₂O profiles for all STD (only for occultations of stars 1,2,3,4,13,14,16,26,63 dark without errors)

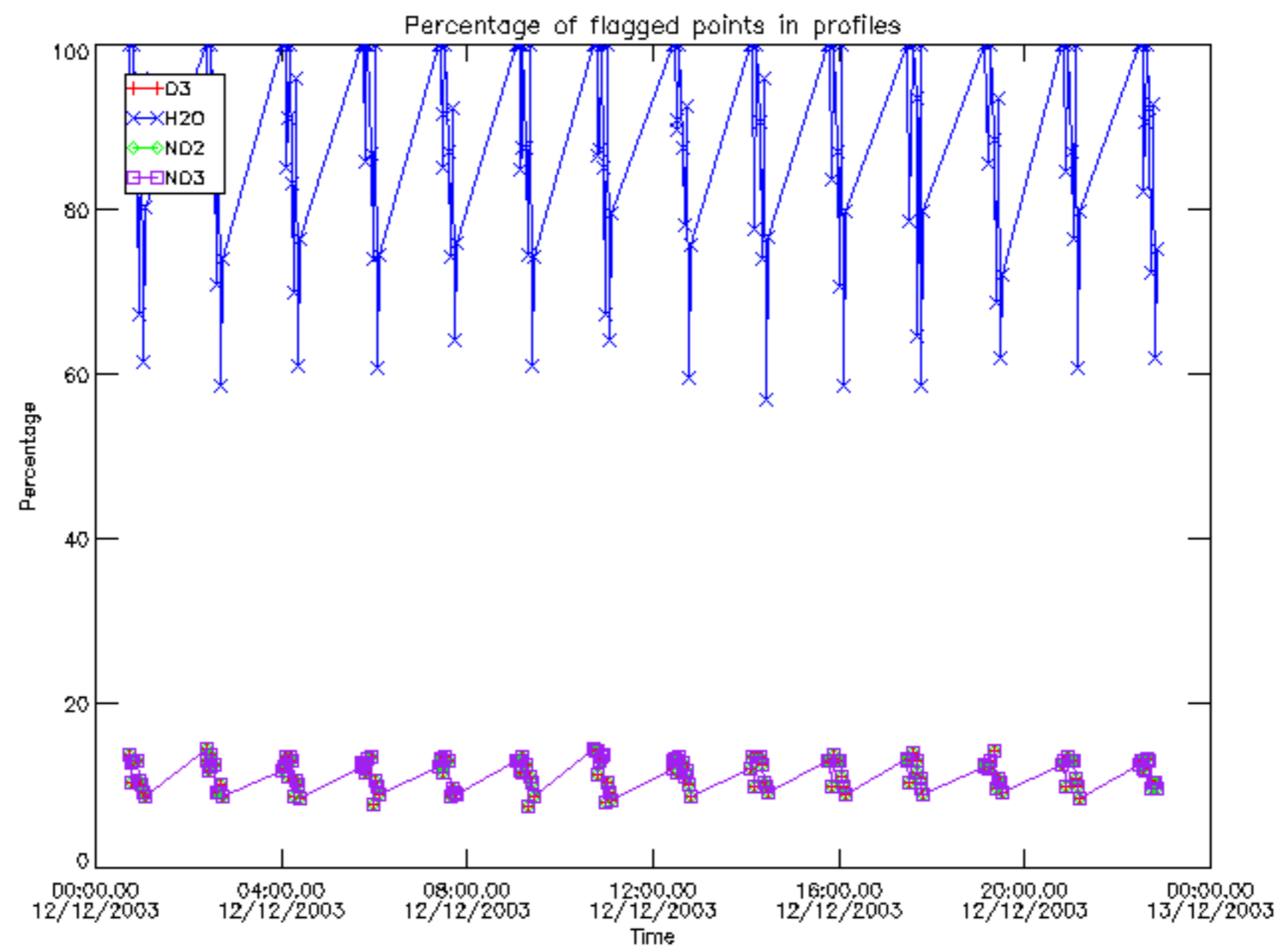
The colorbar represents the latitude.



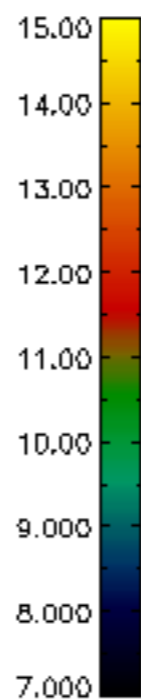
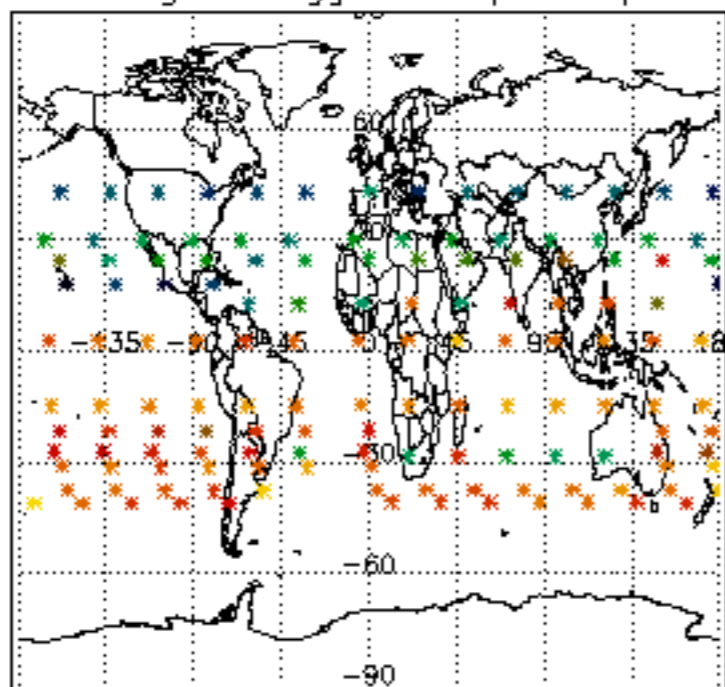
6. Auxiliary Data Files used for the production reported in section 2

The number reported in the third column indicates since which file (see list in section 2) the corresponding auxiliary file has been used. The fourth column is the date of those product files.

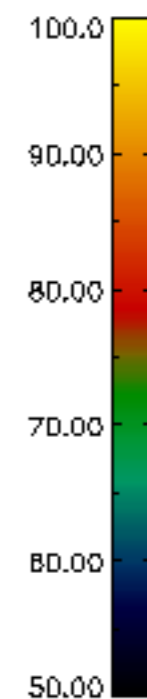
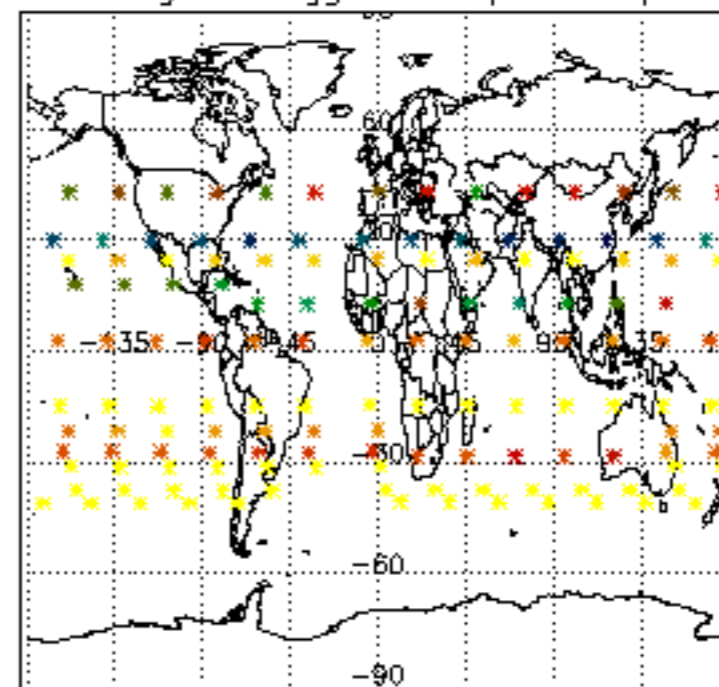
Type	Auxiliary Filename	Used since product	Used since product date
INST_PHYS_CHARACTERISTICS	GOM_INS_AXVIEC20091111_143220_20030716_120000_20500101_000000	1	12-DEC-2003 00:02:45
LEVEL-2_PROC_CONFIG	GOM_PR2_AXVIEC20091111_152718_20020301_000000_20500101_000000	1	12-DEC-2003 00:02:45
CROSS_SECTIONS_FILE	GOM_CRS_AXVIEC20091111_154832_20020301_000000_20500101_000000	1	12-DEC-2003 00:02:45



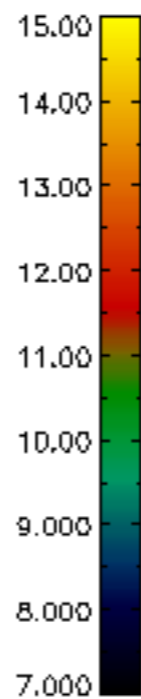
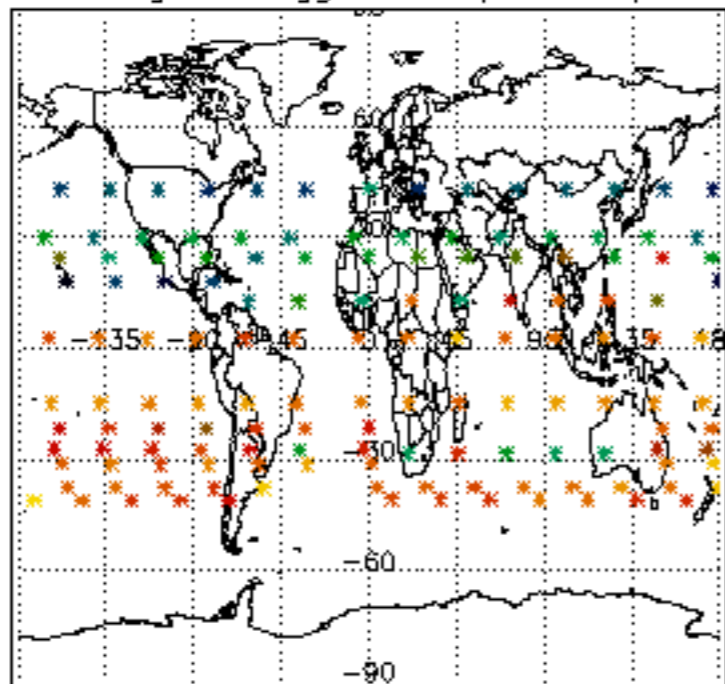
Percentage of flagged data per D3 profile



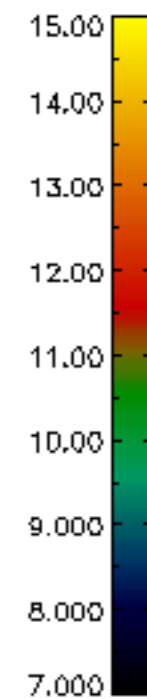
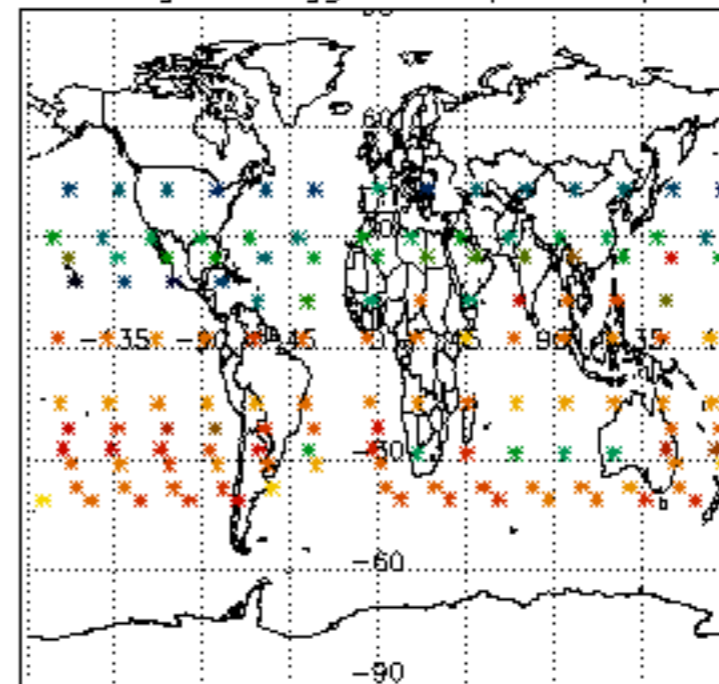
Percentage of flagged data per H2O profile

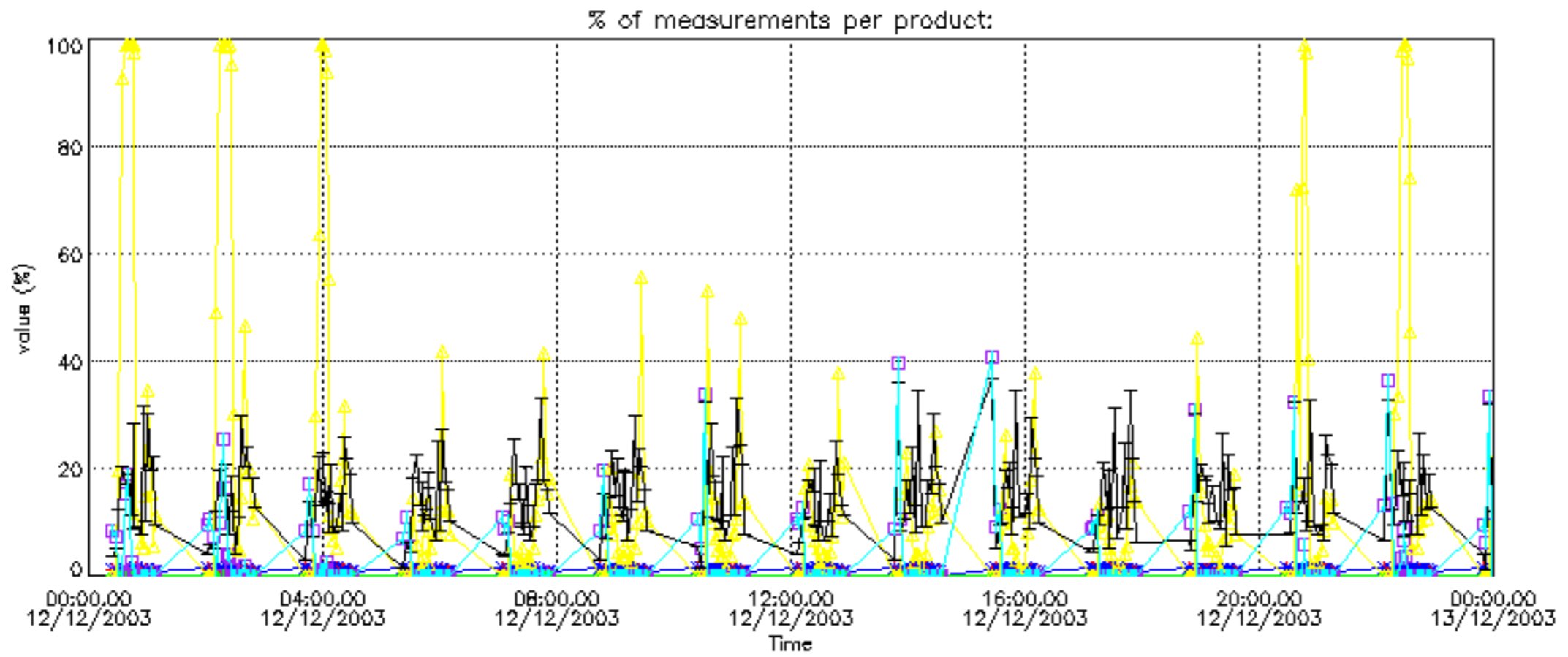


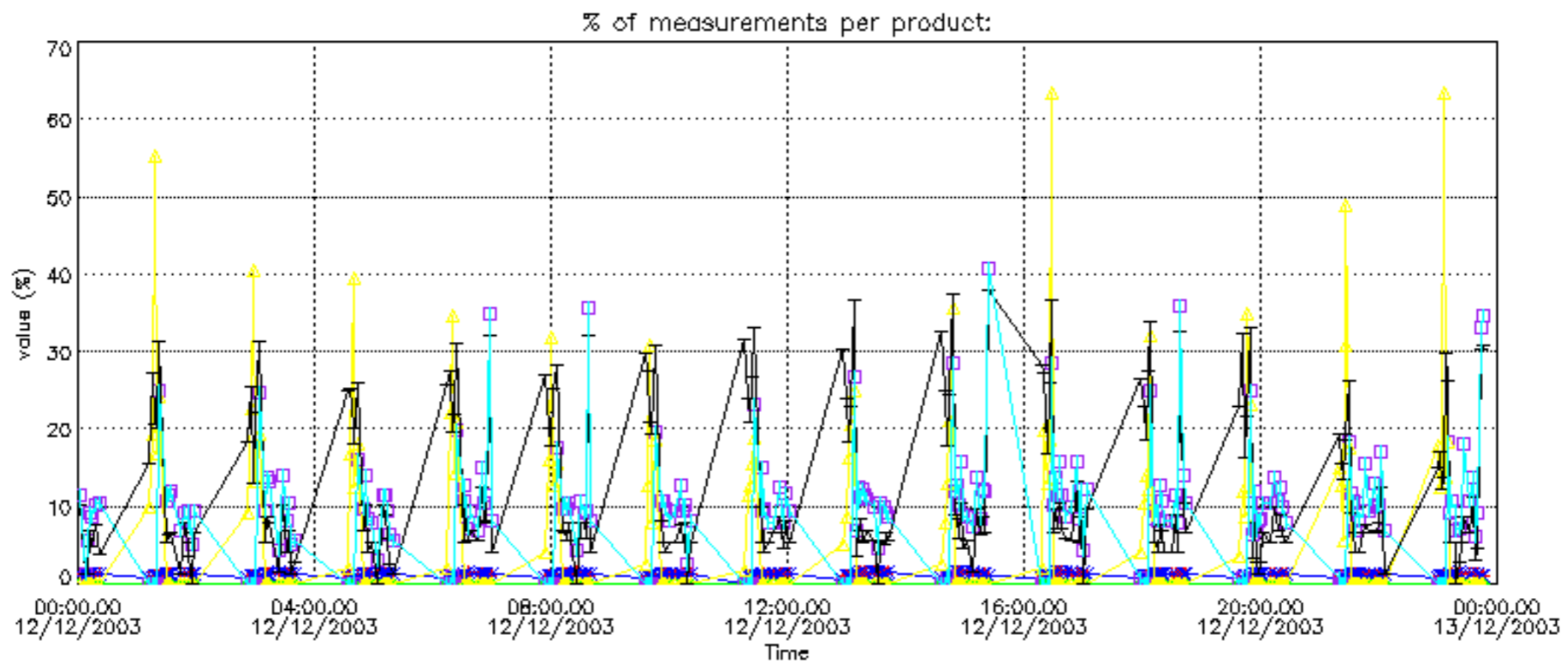
Percentage of flagged data per NO2 profile



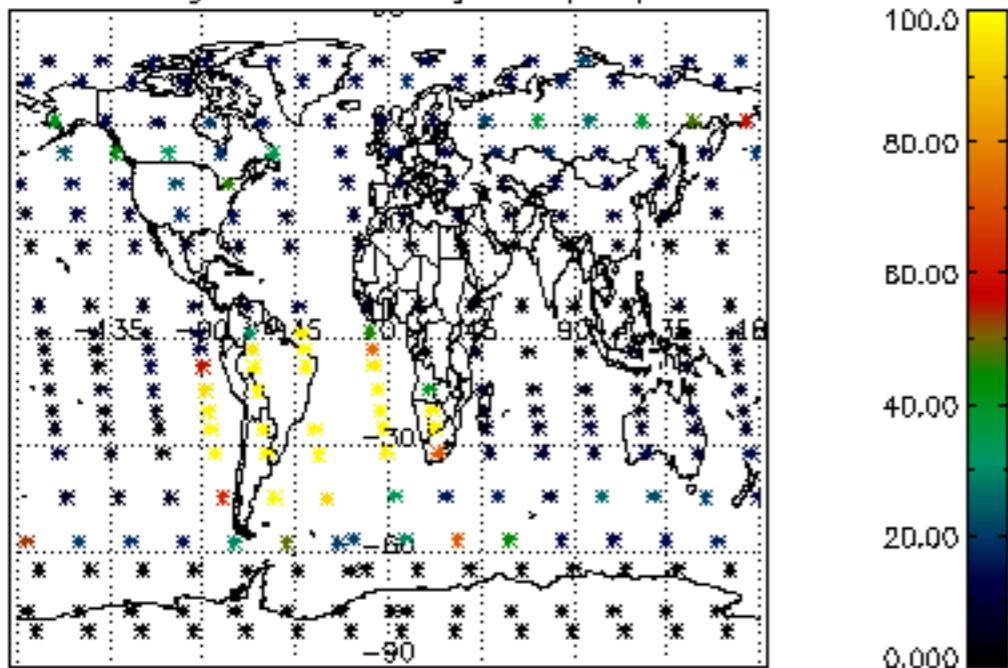
Percentage of flagged data per NO3 profile



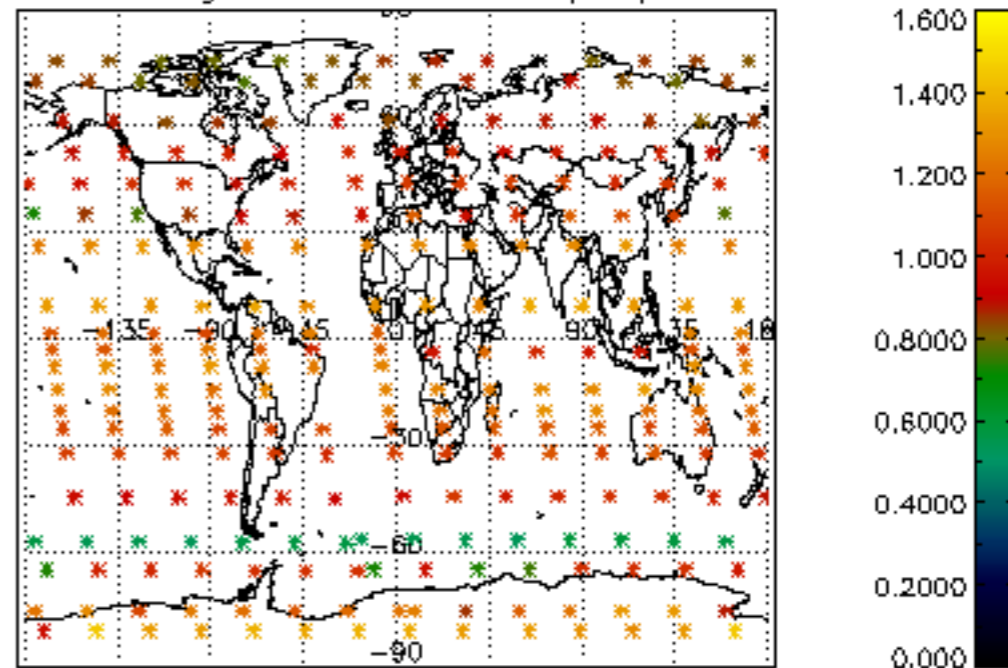




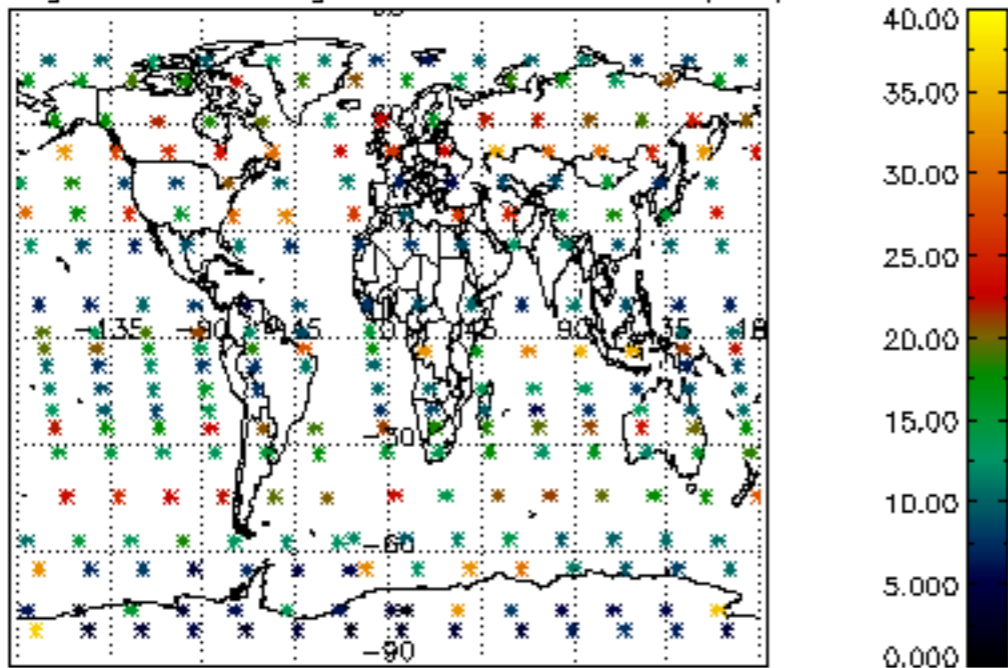
Percentage of cosmic ray hits per profile



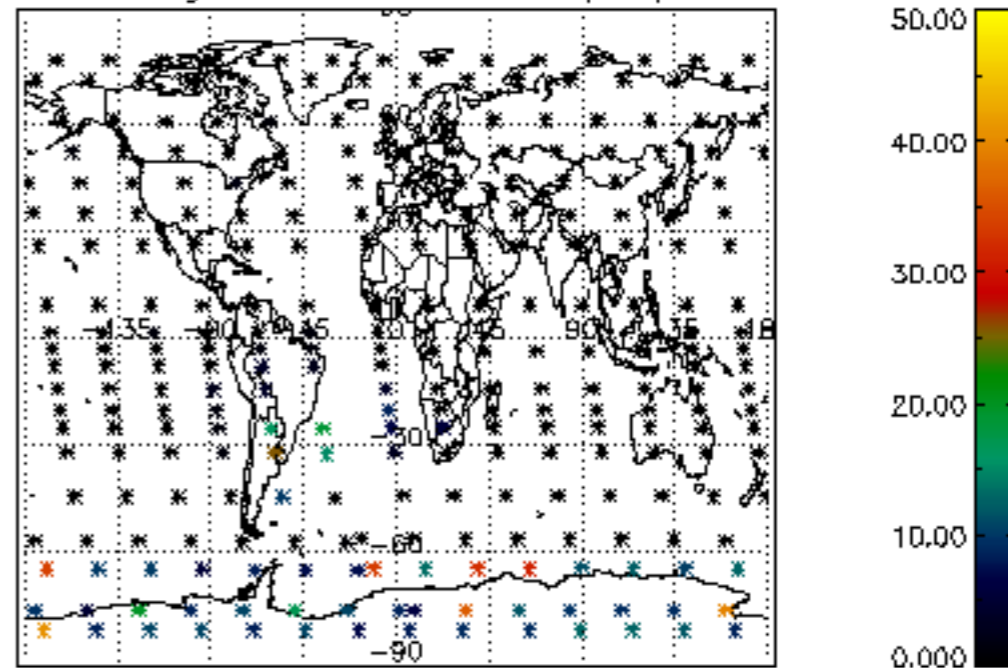
Percentage of datation errors per profile



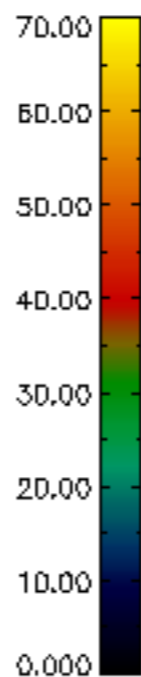
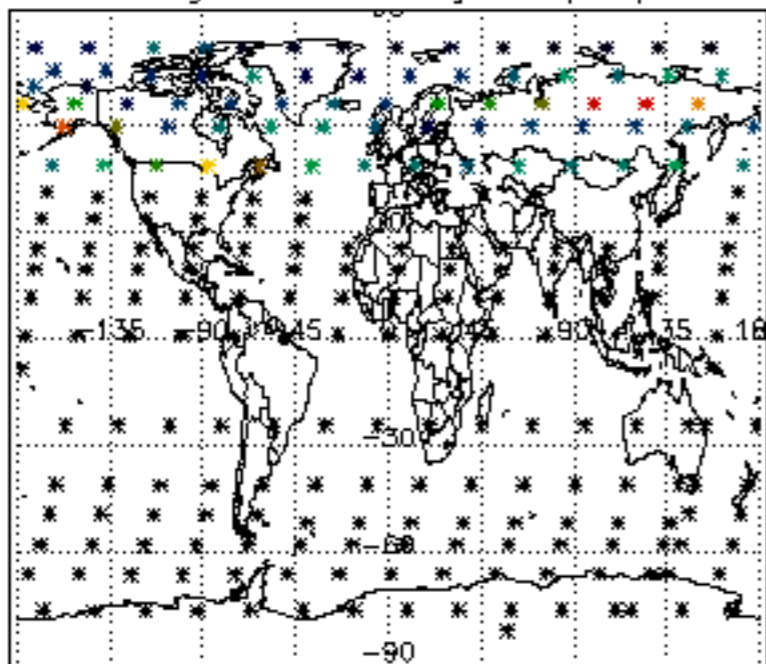
Percentage of star falling outside central band per profile



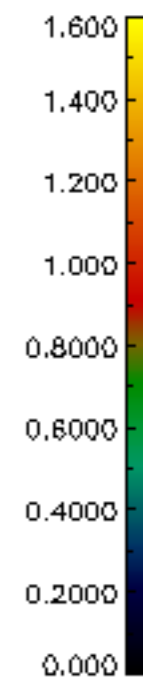
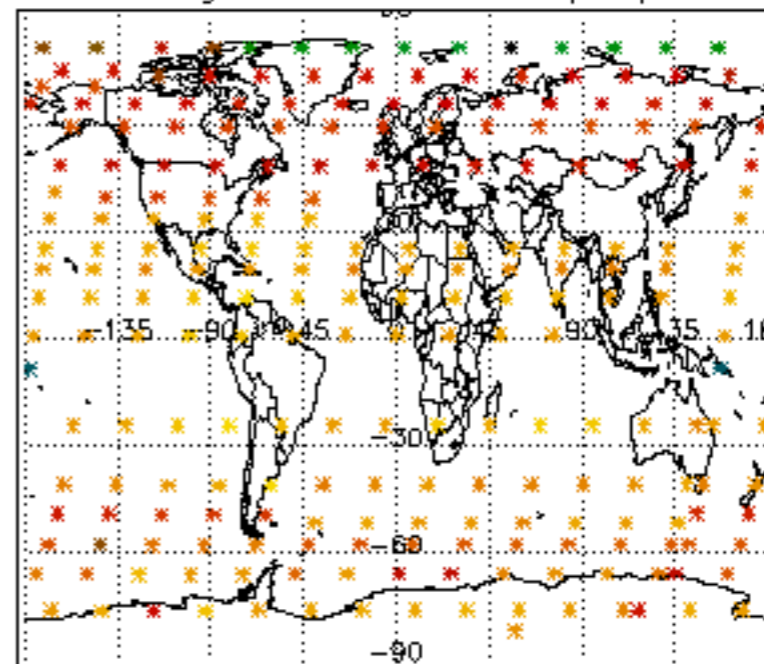
Percentage of saturation errors per profile



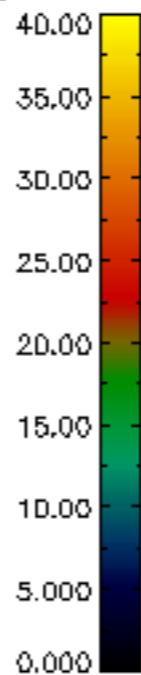
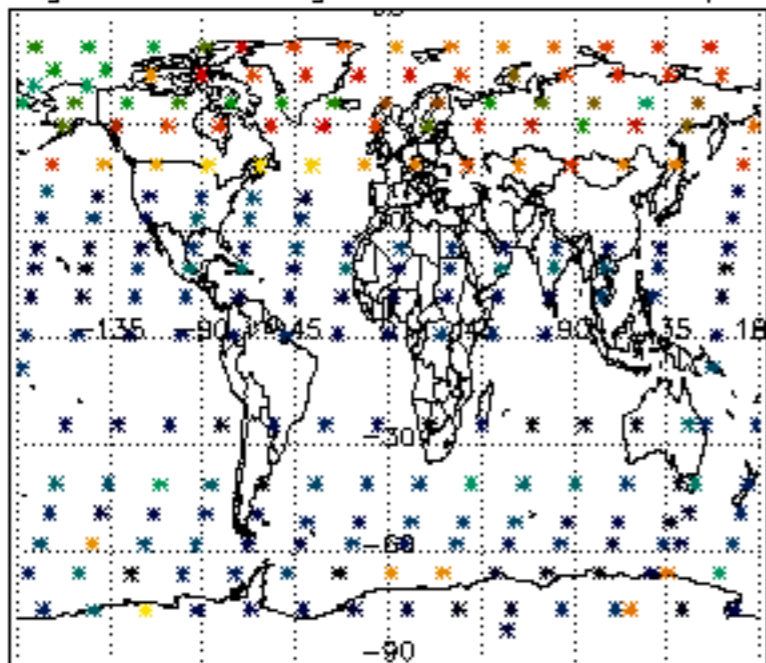
Percentage of cosmic ray hits per profile



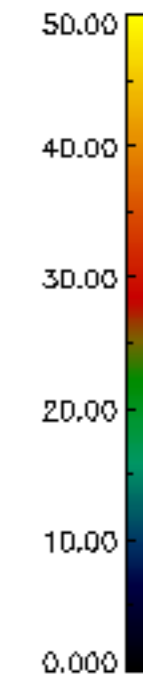
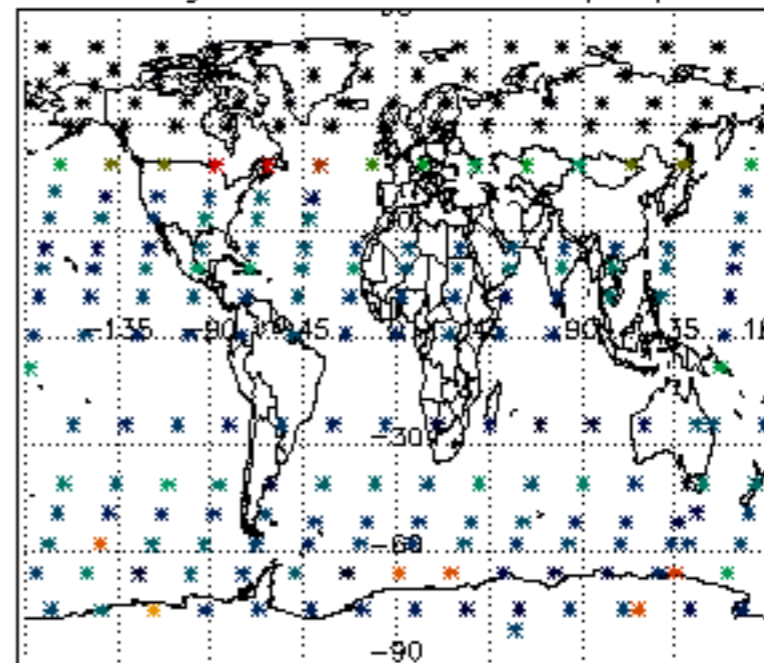
Percentage of datation errors per profile

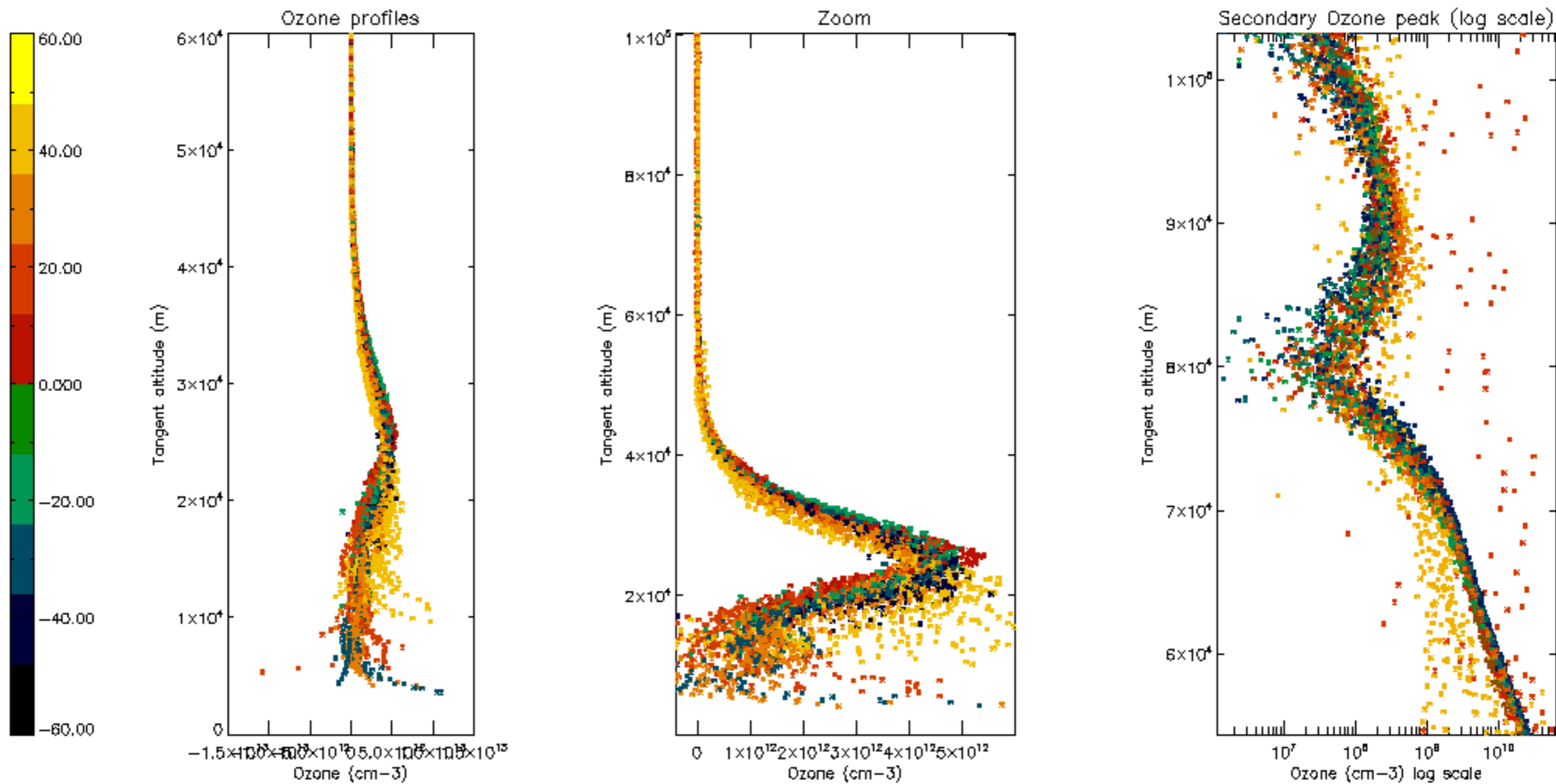


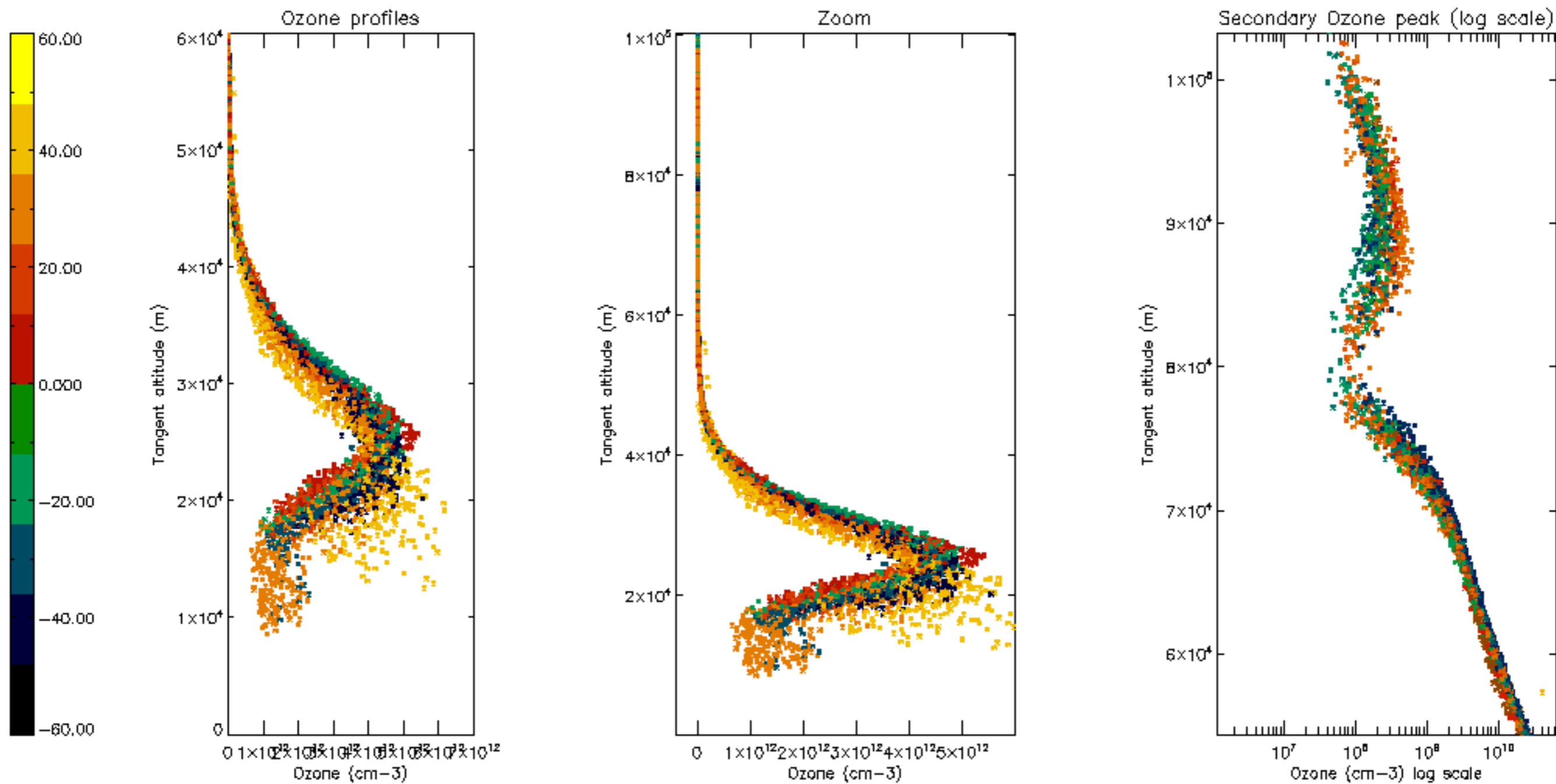
Percentage of star falling outside central band per profile

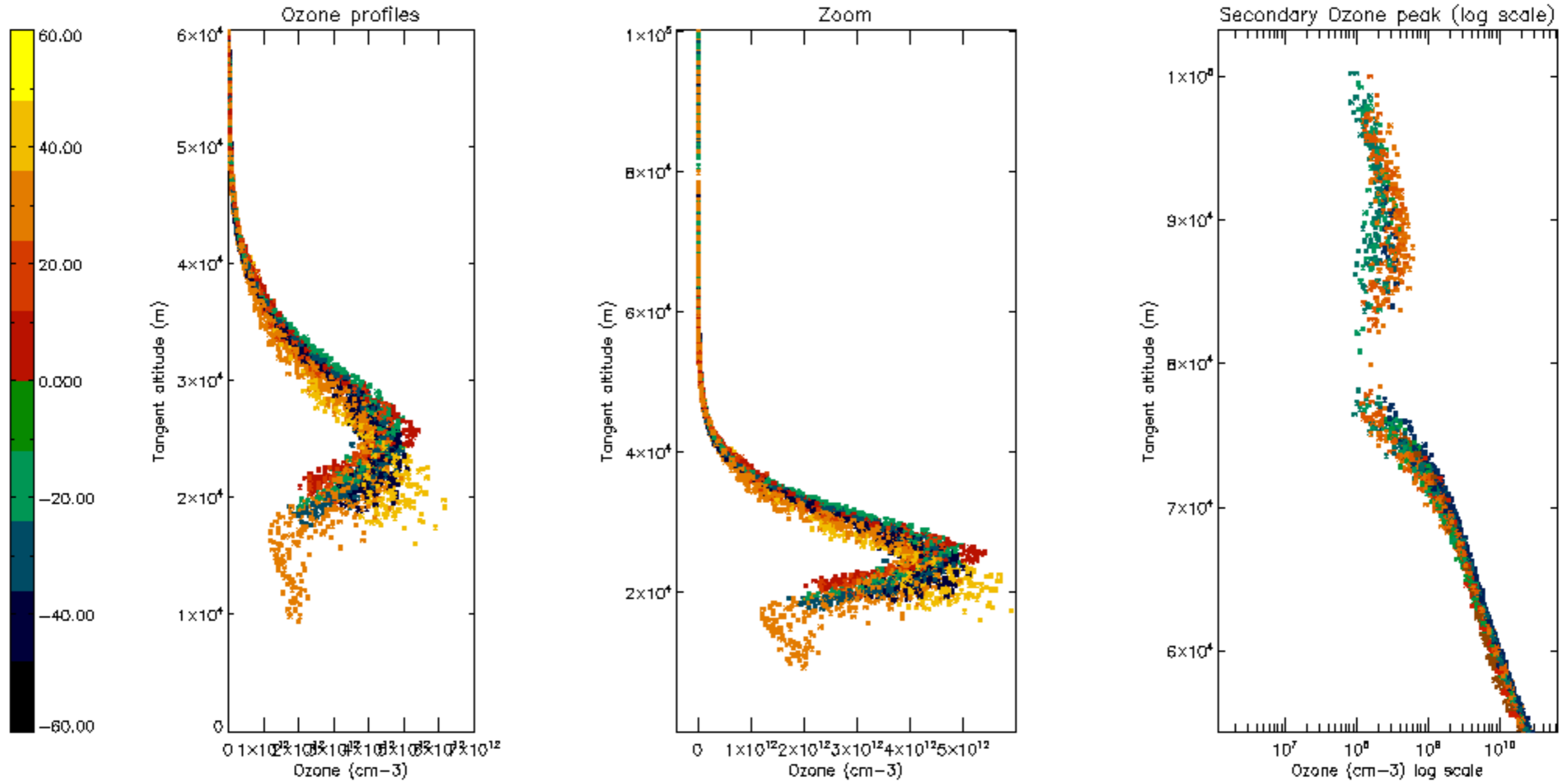


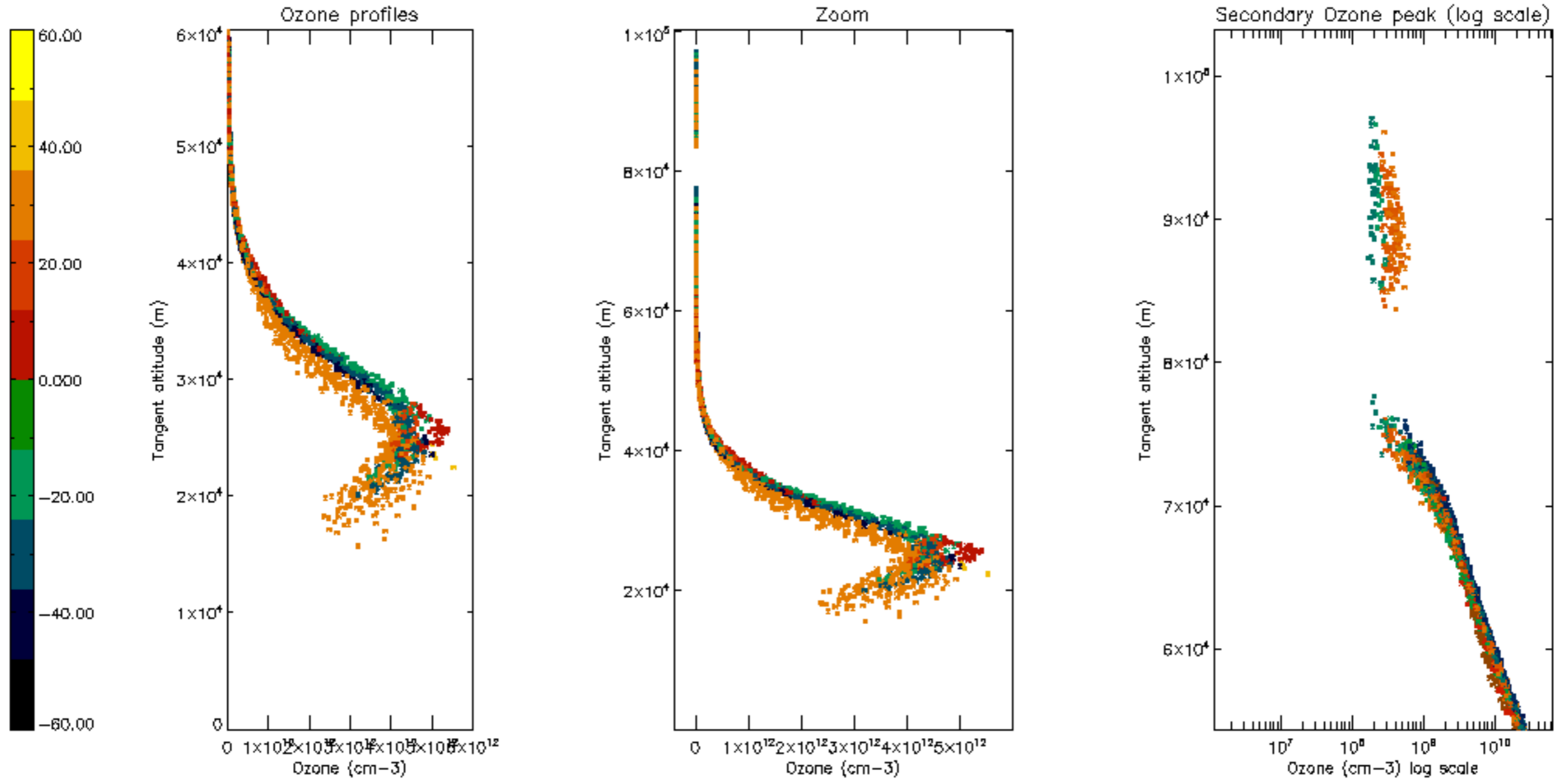
Percentage of saturation errors per profile

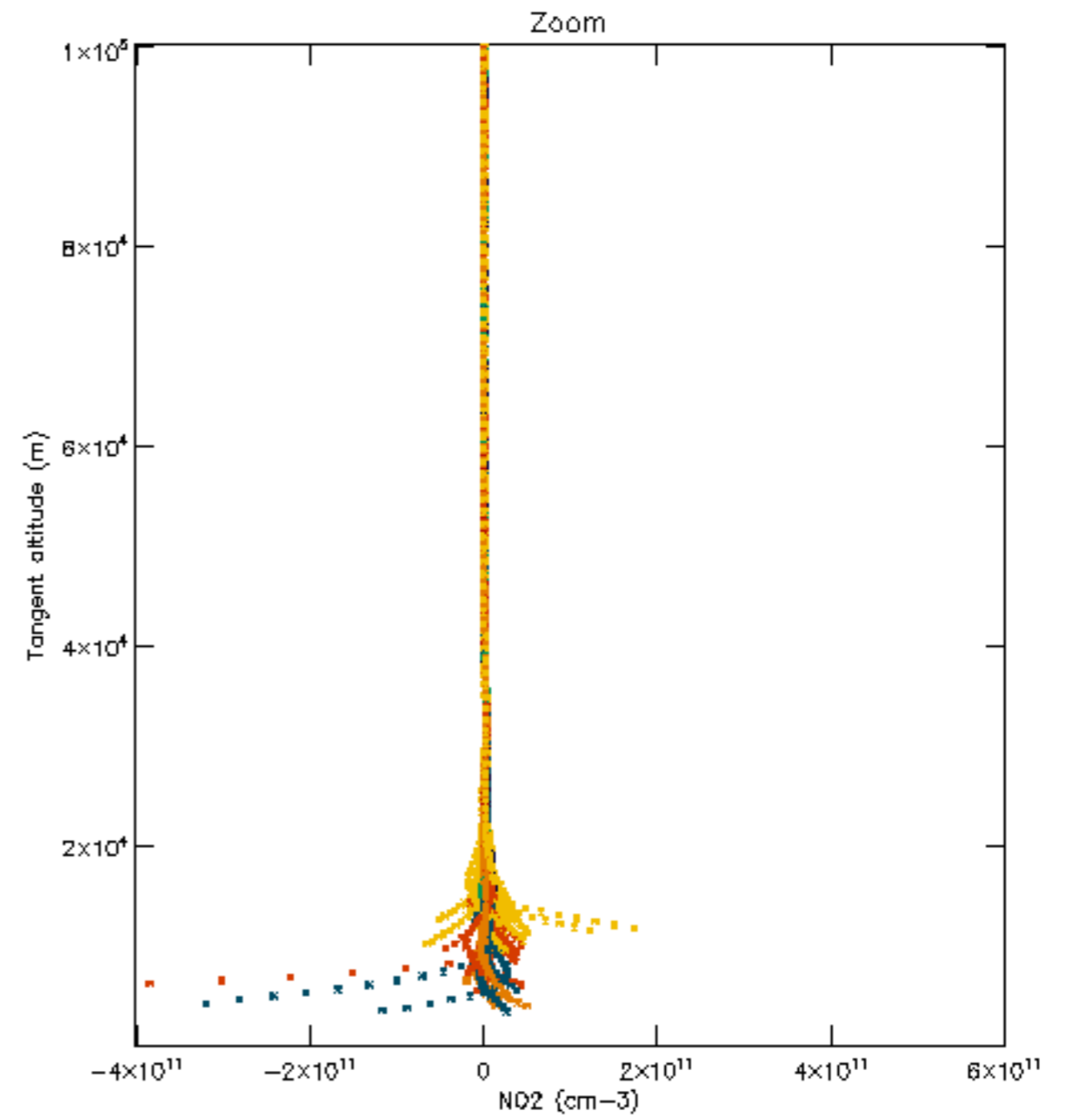
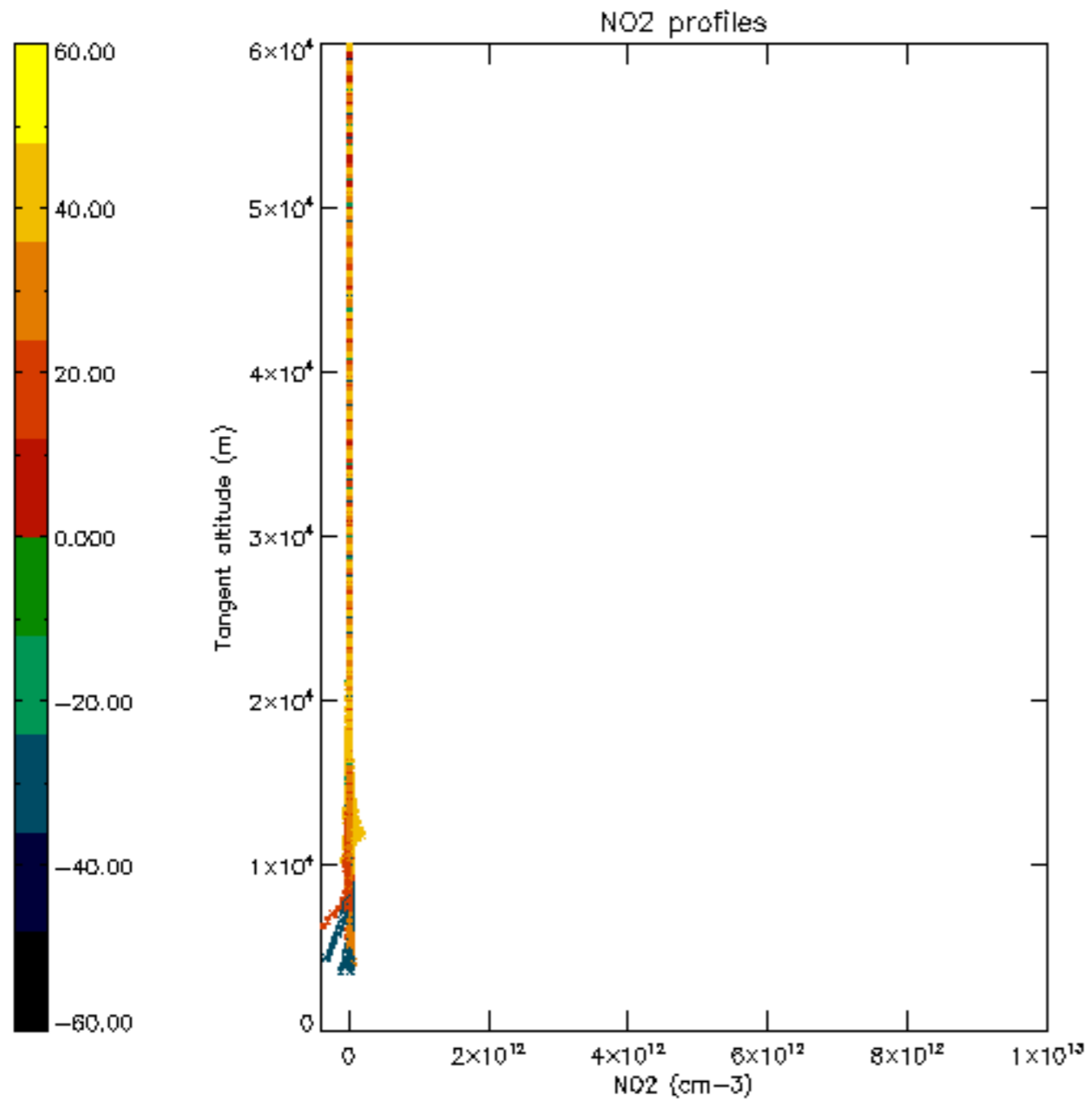


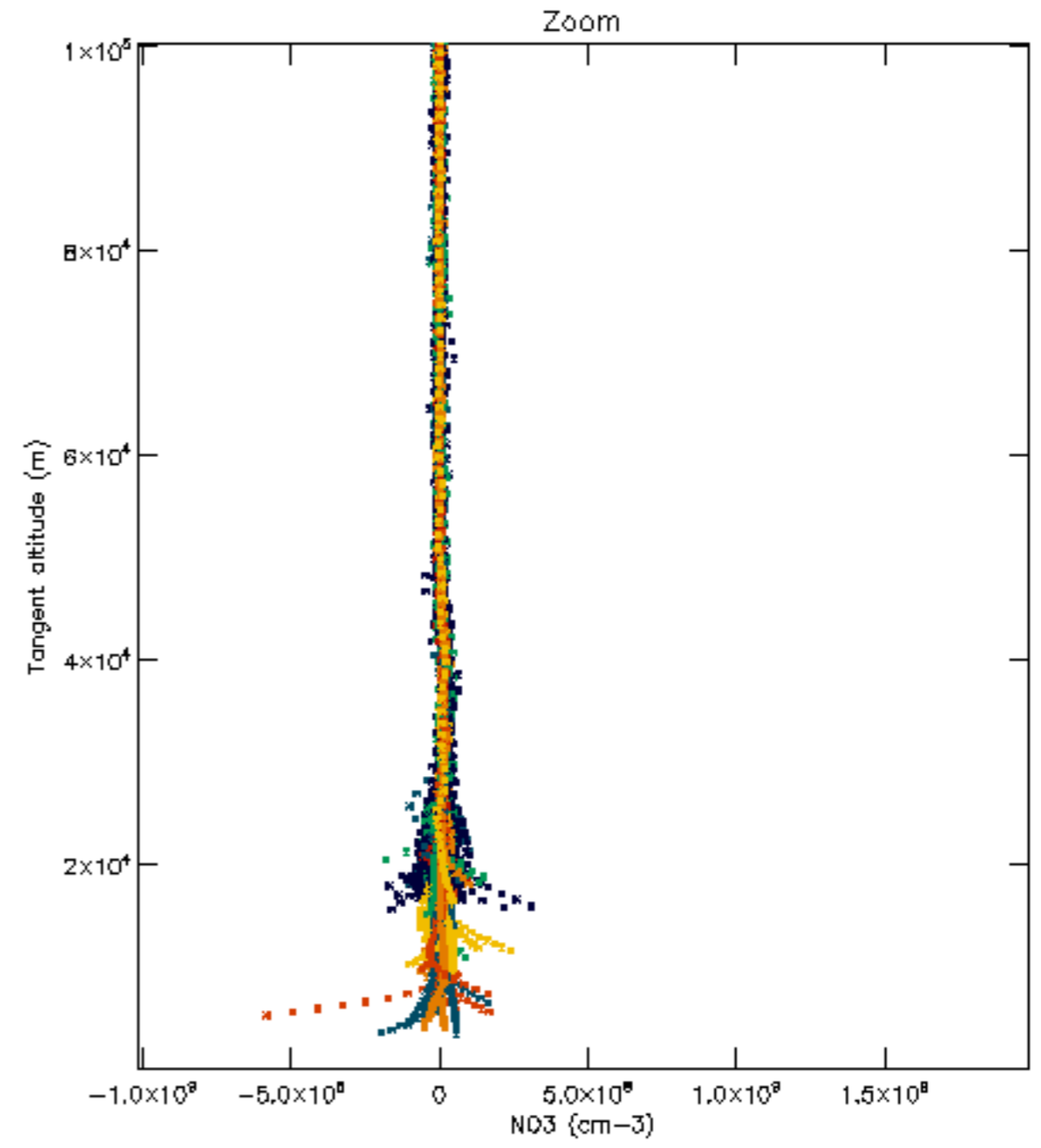
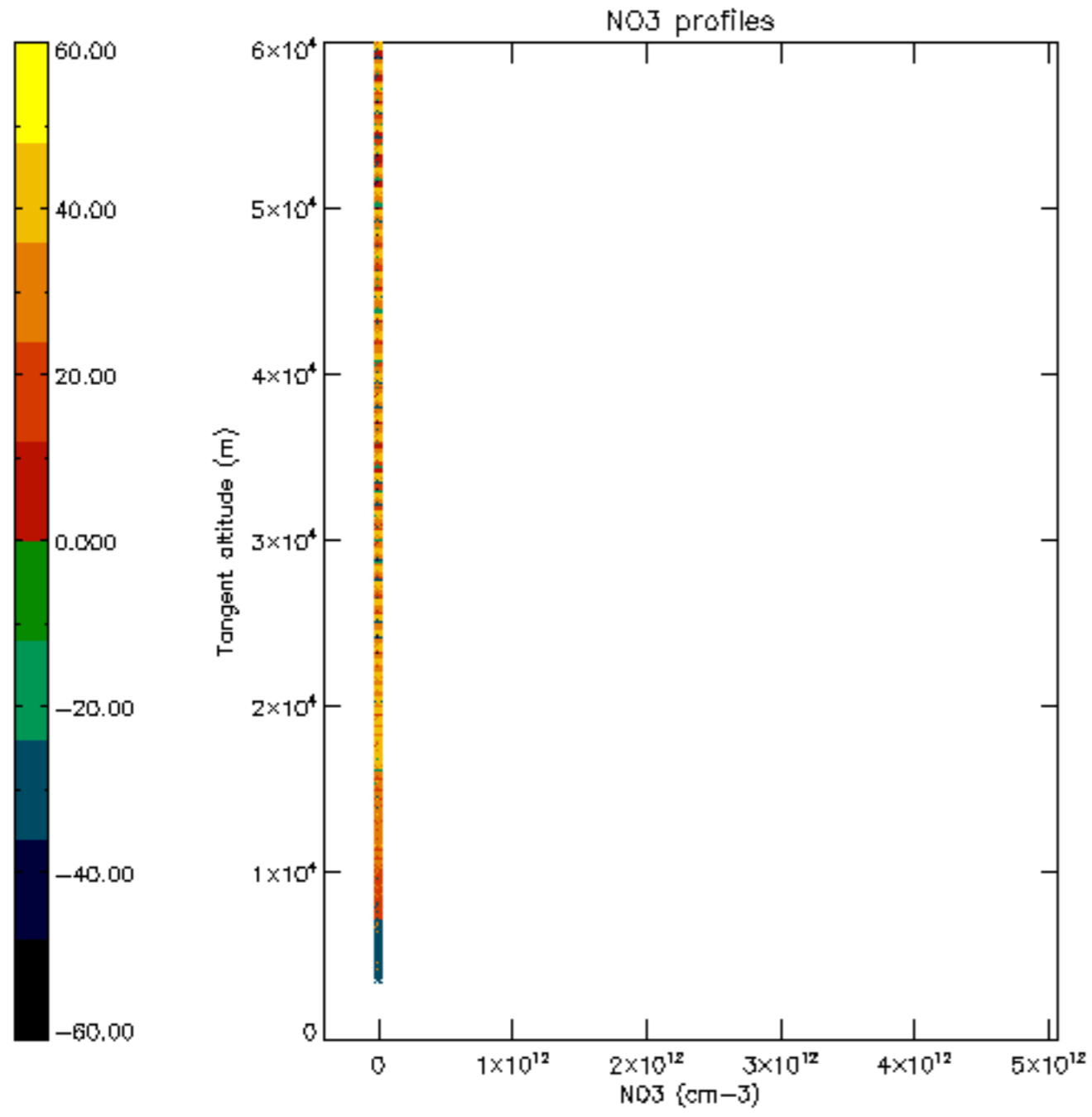


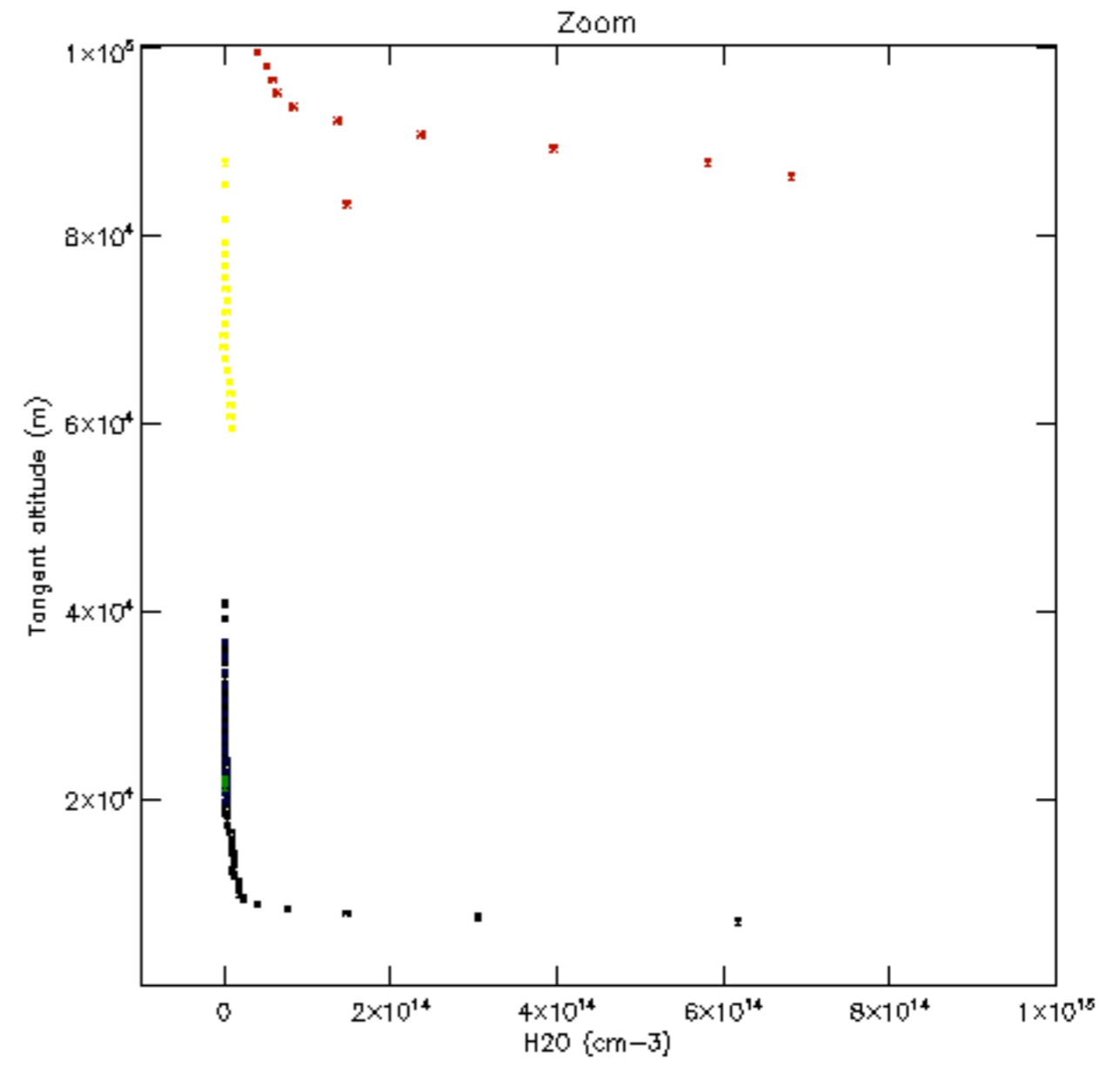
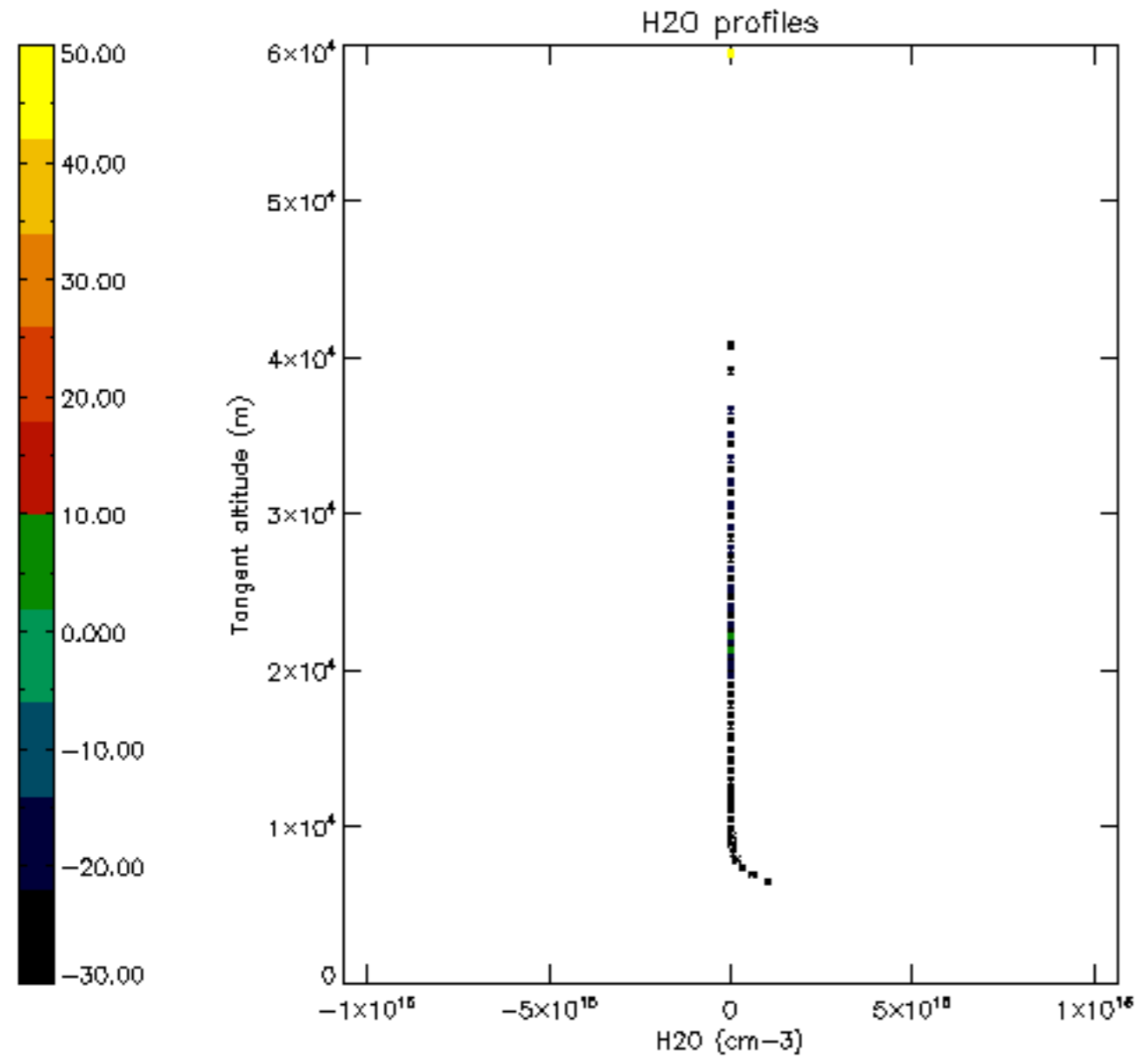


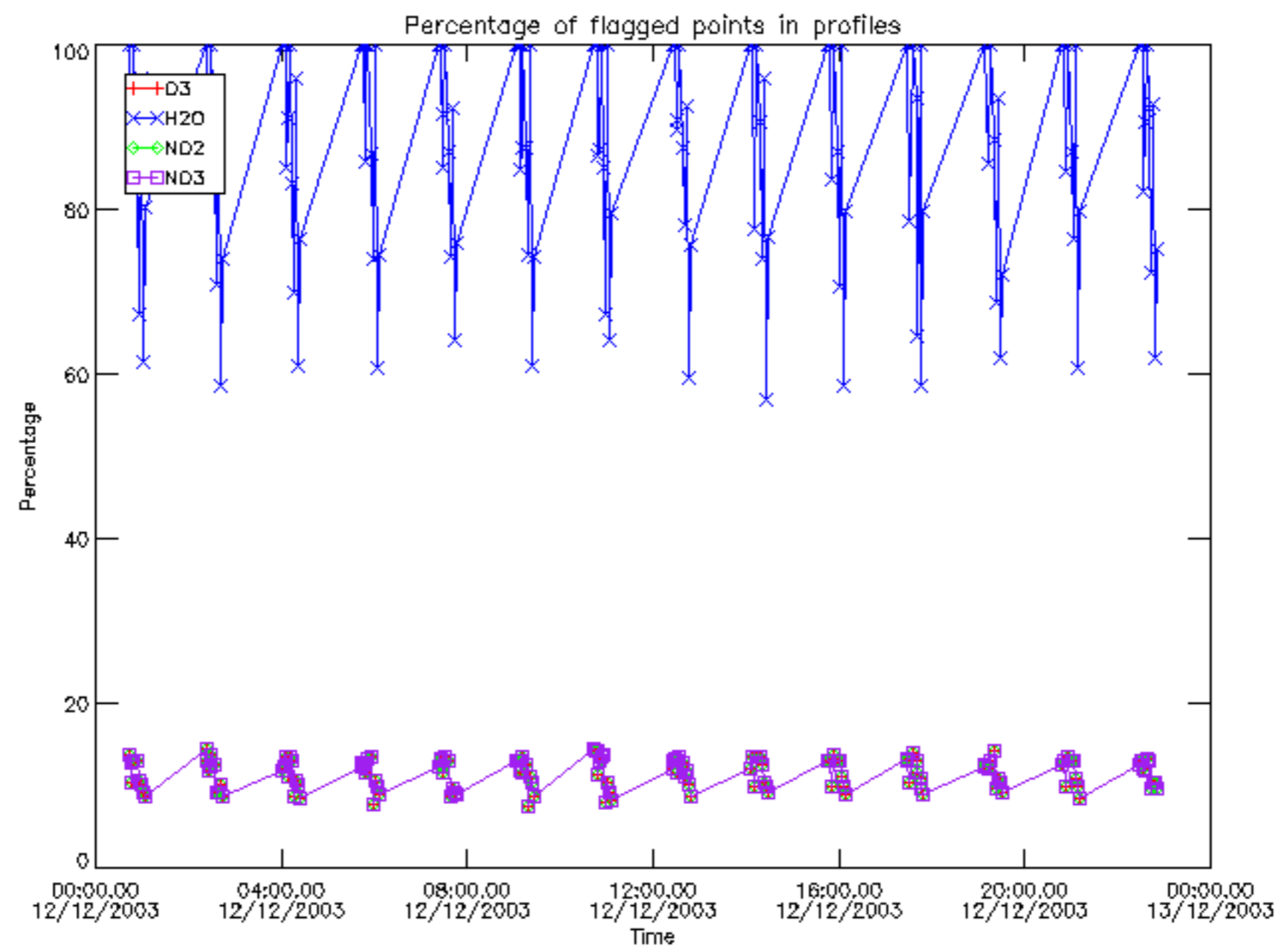




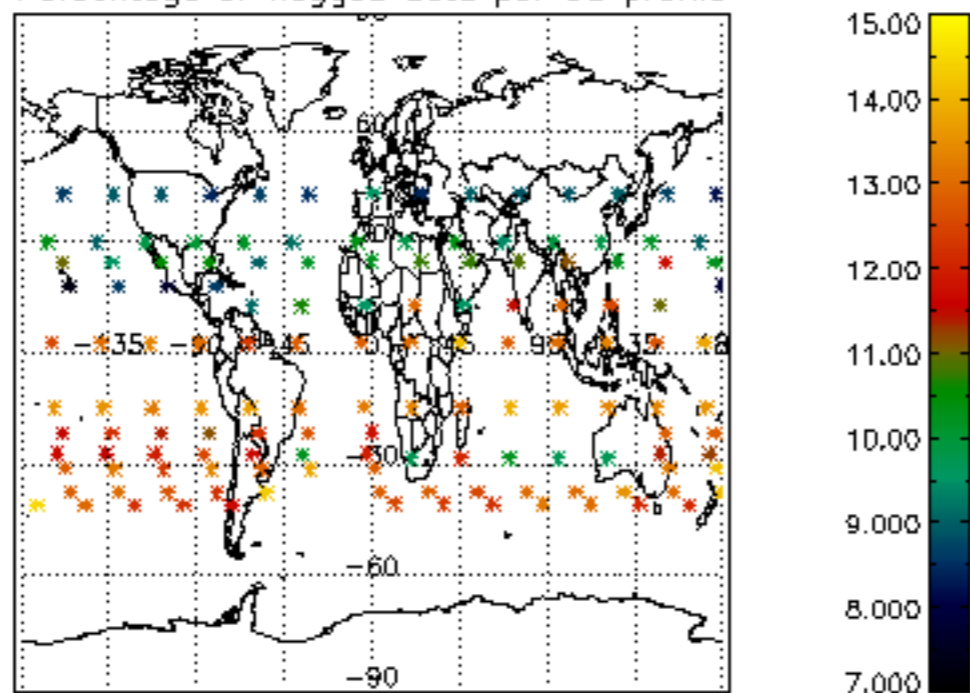




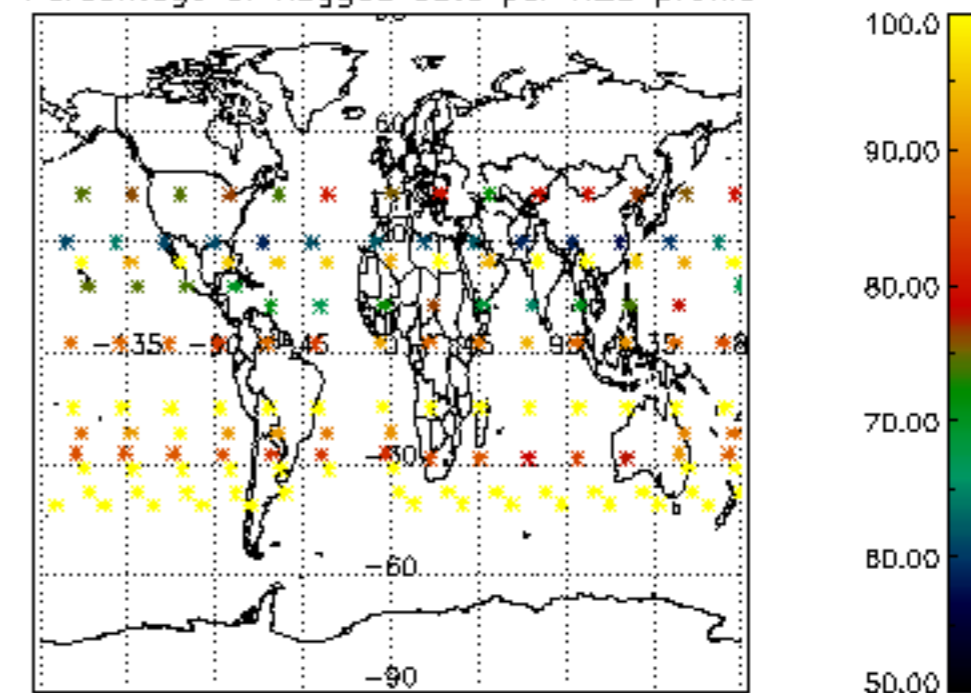




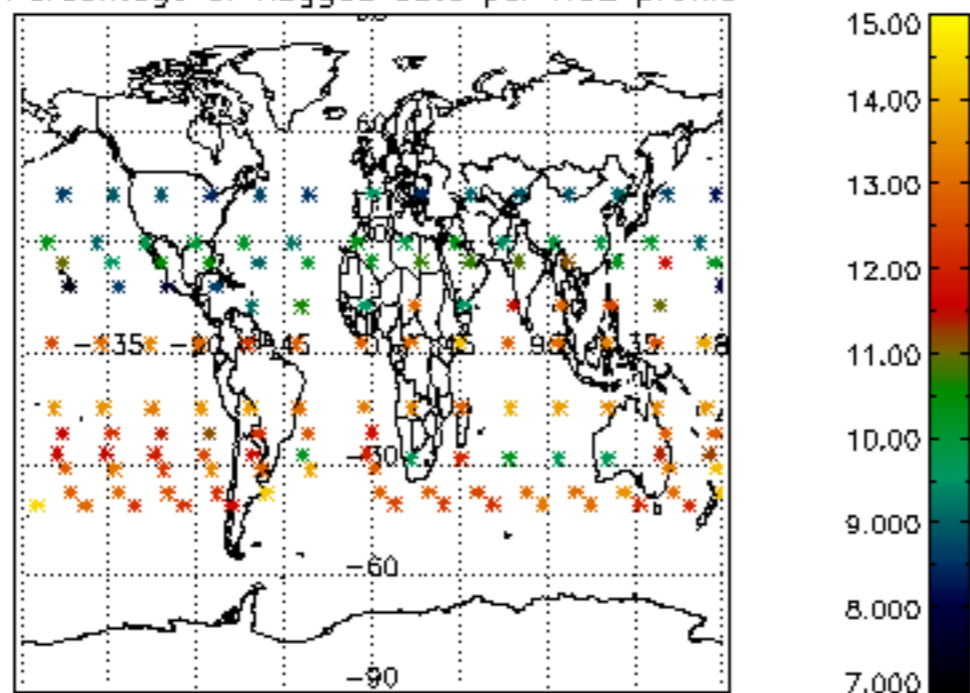
Percentage of flagged data per D3 profile



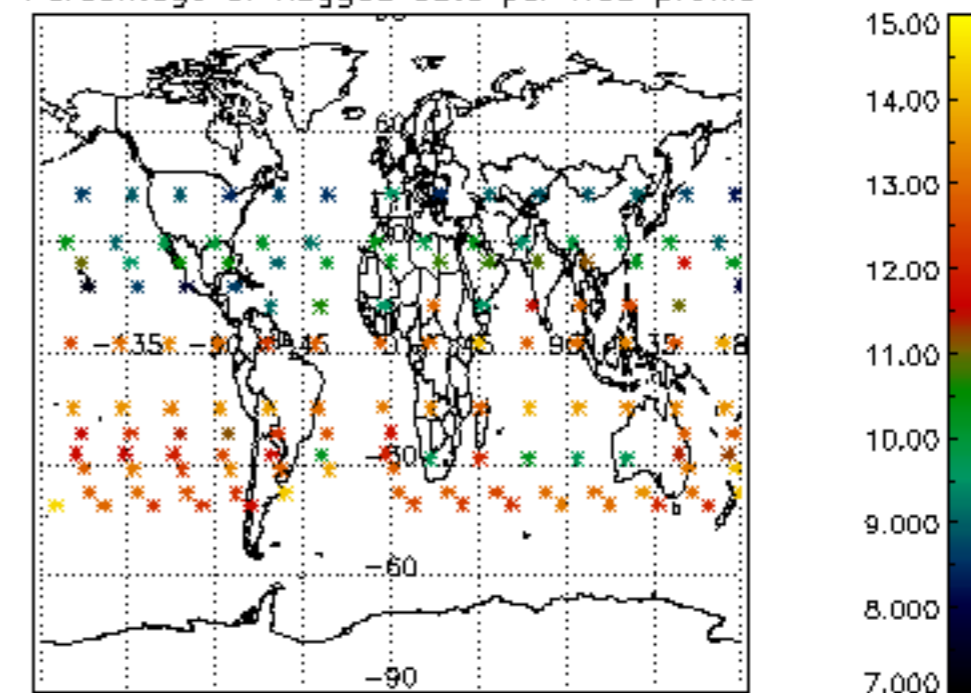
Percentage of flagged data per H2O profile

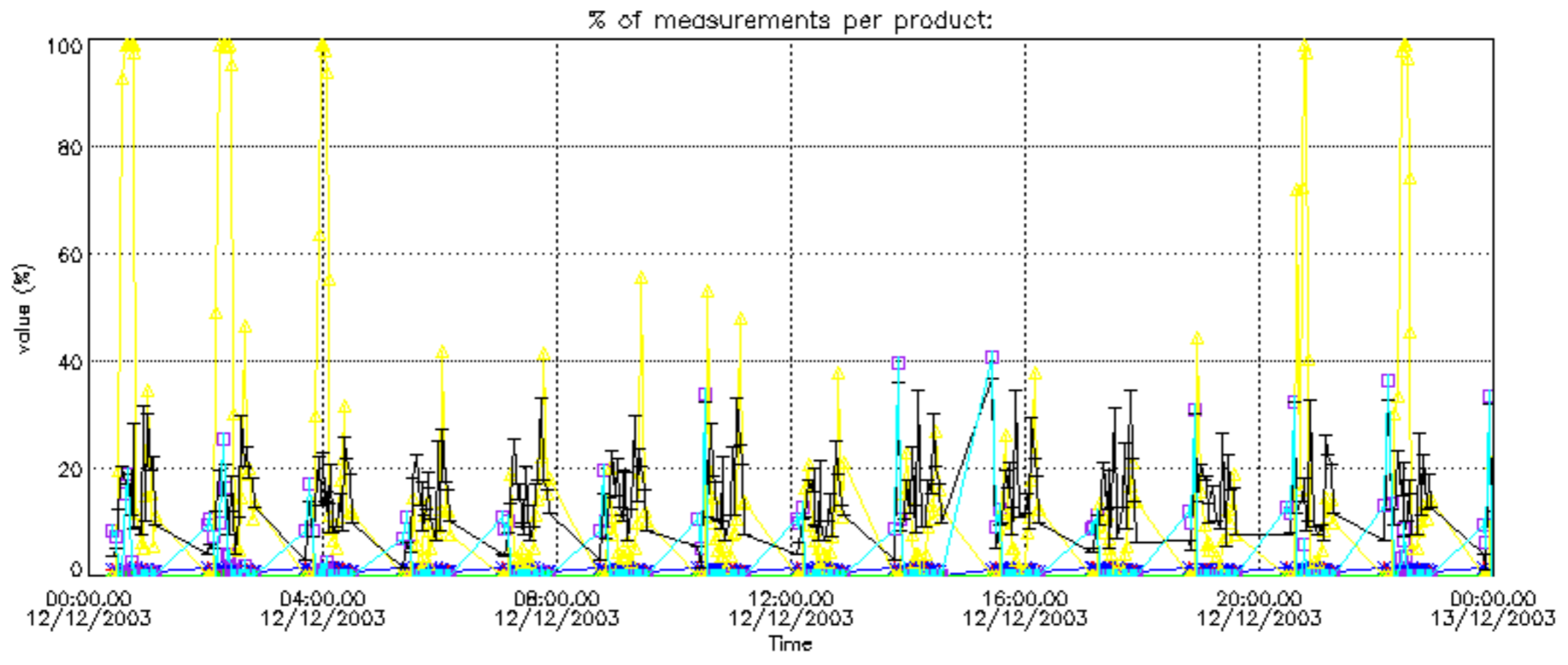


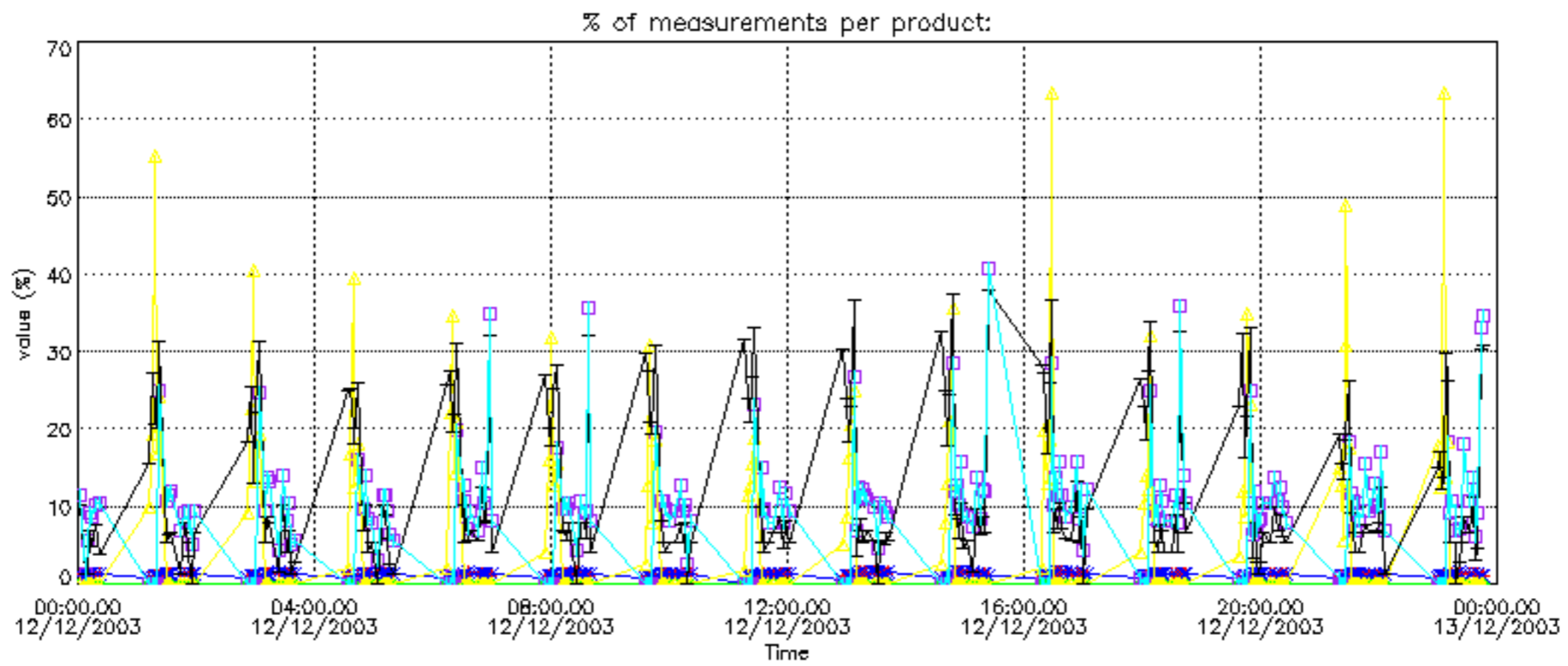
Percentage of flagged data per NO2 profile



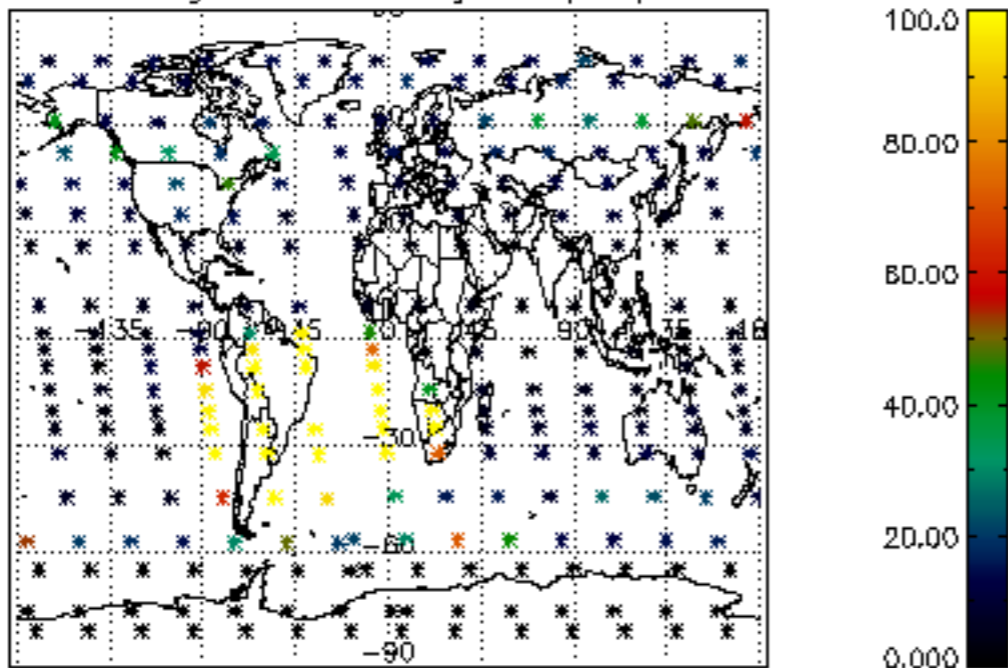
Percentage of flagged data per NO3 profile



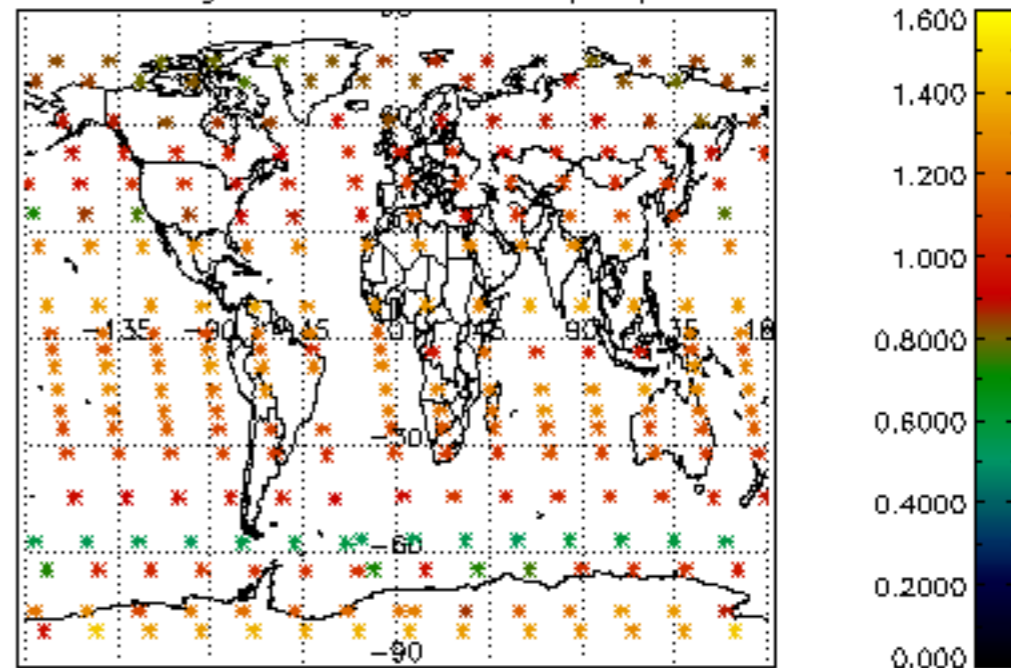




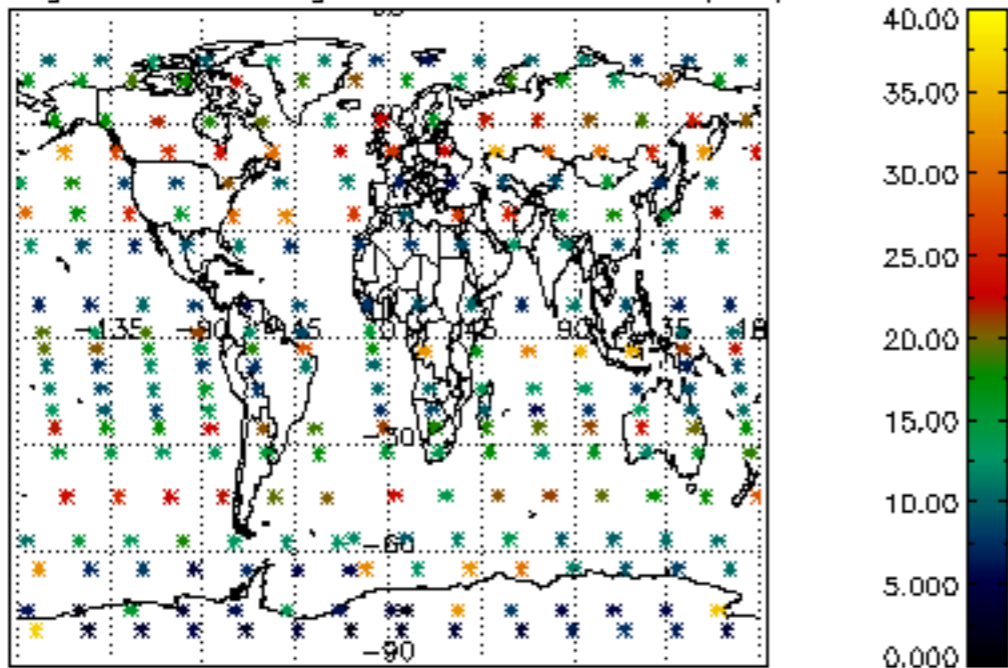
Percentage of cosmic ray hits per profile



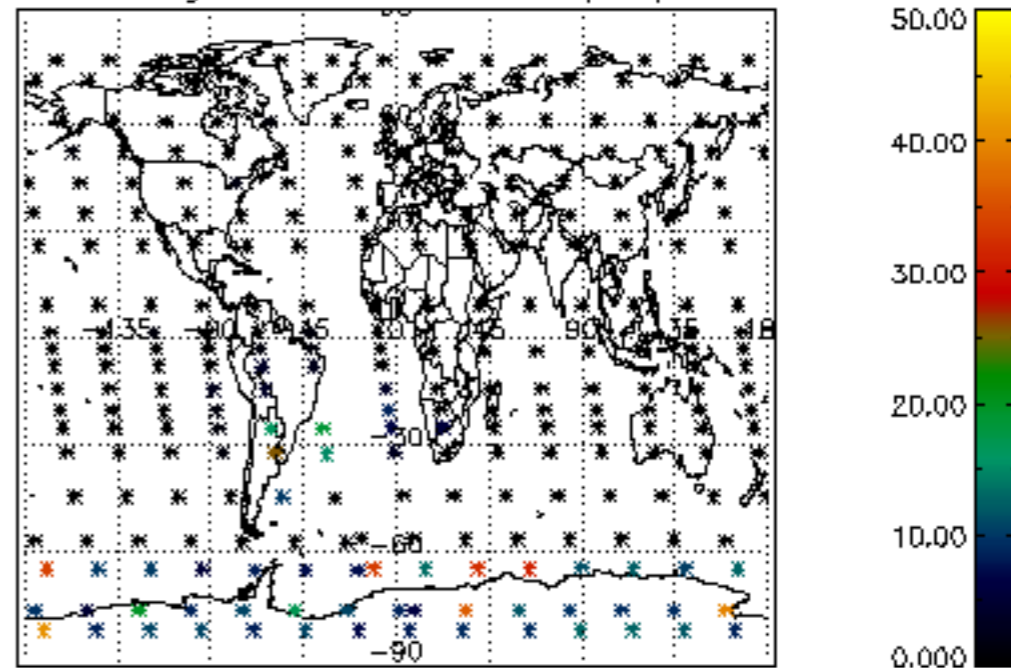
Percentage of datation errors per profile



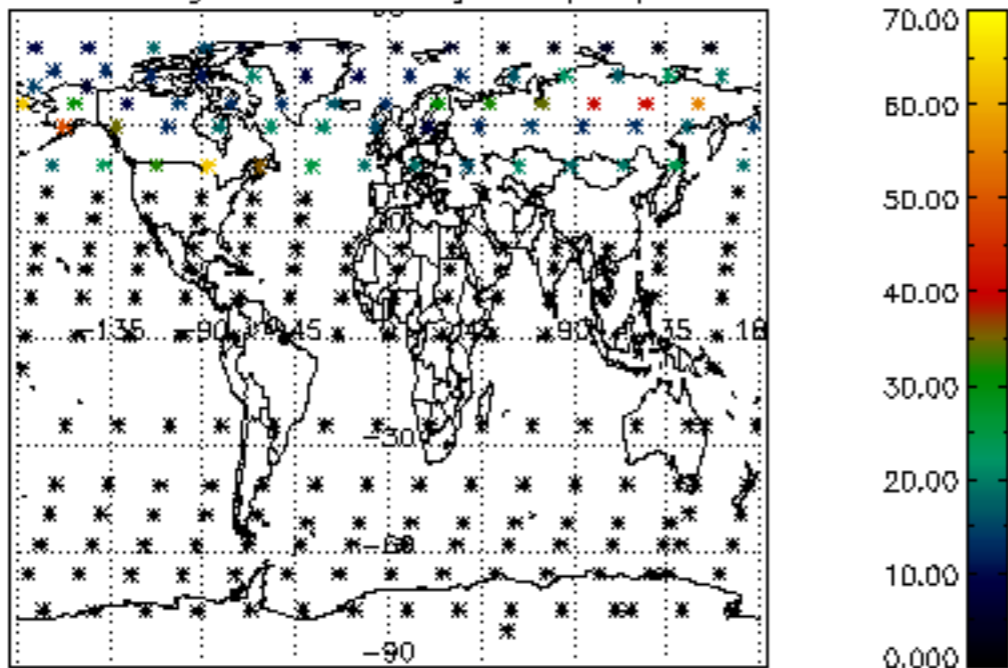
Percentage of star falling outside central band per profile



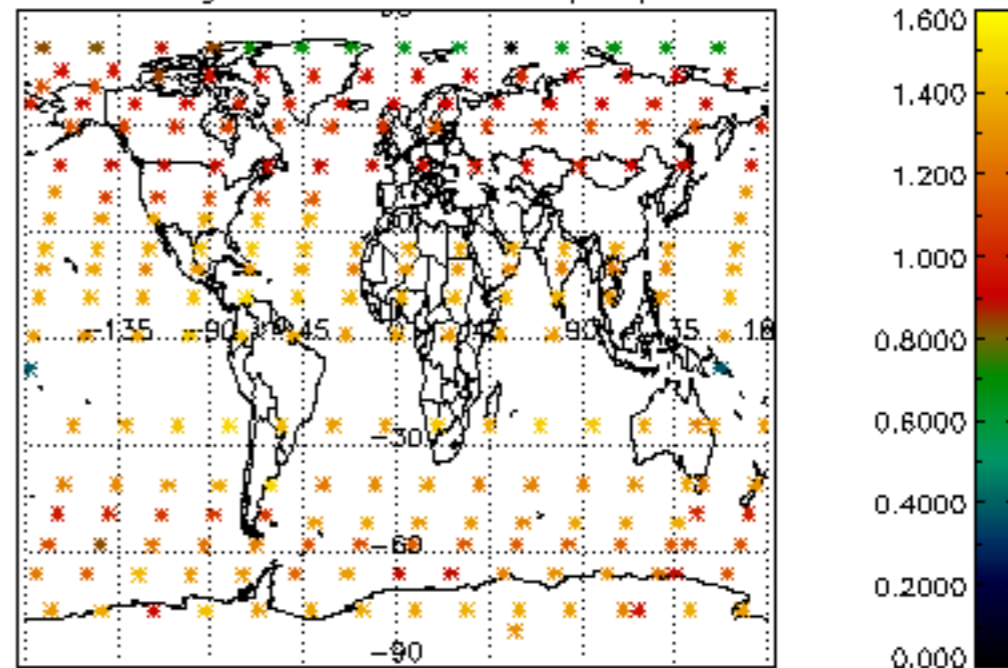
Percentage of saturation errors per profile



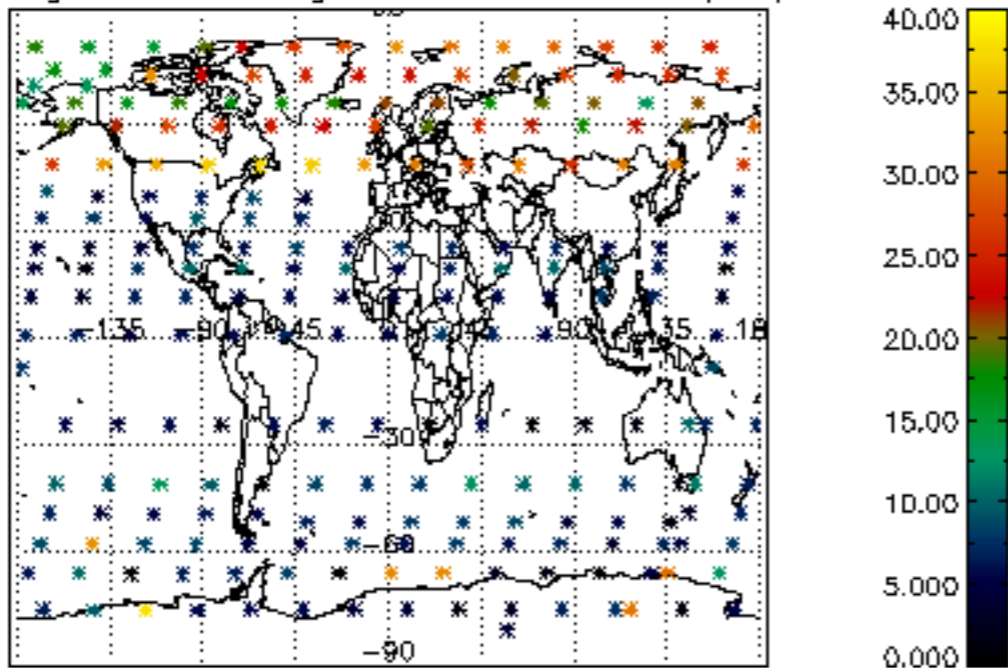
Percentage of cosmic ray hits per profile



Percentage of datation errors per profile



Percentage of star falling outside central band per profile



Percentage of saturation errors per profile

