

# GOMOS Level 2 Daily Report

## SUMMARY

### [1. General Info](#)

### [2. Summary of processed GOM\\_NL\\_2P products](#)

### [3. Level 2 Quality information per product](#)

#### [3.1 Plot of level 2 quality information per product \(time dependant\)](#)

#### [3.2 Plot of level 2 quality information per product \(world map\)](#)

### [4. Level 1 Quality information per product \(stored on level 2 products\)](#)

#### [4.1 Plot of level 1 quality information per product \(time dependant\)](#)

##### [4.1.1 Plot of level 1 quality information per product \(time dependant\): ASCENDING](#)

##### [4.1.2 Plot of level 1 quality information per product \(time dependant\): DESCENDING](#)

#### [4.2 Plot of level 1 quality information per product \(world map\)](#)

##### [4.2.1 Plot of level 1 quality information per product \(world map\): ASCENDING](#)

##### [4.2.2 Plot of level 1 quality information per product \(world map\): DESCENDING](#)

### [5. Ozone profiles based on quality statistics and other trace gas profiles](#)

#### [5.1 Ozone statistics based on quality of products](#)

#### [5.2 Plot ozone profiles for all STD \(dark without errors\)](#)

#### [5.3 Plot ozone profiles where STD < 20% \(dark without errors\)](#)

#### [5.4. Plot ozone profiles where STD < 10% \(dark without errors\)](#)

#### [5.5. Plot ozone profiles where STD < 5% \(dark without errors\)](#)

#### [5.6 Plot NO2 profiles for all STD \(dark without errors\)](#)

#### [5.7 Plot NO3 profiles for all STD \(dark without errors\)](#)

#### [5.8 Plot H2O profiles \(only for occultations of stars 1,2,3,4,13,14,16,26,63 dark without errors\) for all STD](#)

### [6. Auxiliary Data Files used for the production reported in section 2](#)

This report presents the daily analysis on parameters extracted from GOMOS level 2 data (GOM\_NL\_\_2P). It is intended to monitor some important parameters that will impact the quality of these products. A list of level 2 products (and content) that have arrived during the reporting day to the PCF is also given.

Item	Value
Time of report generation	20APR2013 01:42:51
Data source version	GOMOS/6.01
Start time of products	11-12-2003 (11DEC2003 00:00:00)
Stop time of products	12-12-2003 (12DEC2003 00:00:00)
Store outputs in DB	Yes
Nb of level 2 prods	509
Nb of prods with errors	0

## 2. Summary of processed GOM\_NL\_\_2P products.

Nr	Filename	UTC Start time	Limb	Duration	Star Id	Star Name	Star Mag	Star Temp	Nb Meas	Orbit	Prod. error
1	GOM_NL__2PRFIN20031211_000307_000000742022_00231_09303_9578.N1	11-DEC-2003 00:03:07	Straylight	73.500	1	9Alp CMa	-1.4400	11000.	147	9303	No
2	GOM_NL__2PRFIN20031211_000629_000000522022_00231_09303_9579.N1	11-DEC-2003 00:06:29	Straylight	51.500	7	19Bet Ori	0.10000	14000.	103	9303	No
3	GOM_NL__2PRFIN20031211_001043_000000522022_00231_09303_9580.N1	11-DEC-2003 00:10:43	Twilight_stray	52.000	94	92Alp Cet	2.5260	3100.0	104	9303	No
4	GOM_NL__2PRFIN20031211_001400_000000512022_00231_09303_9581.N1	11-DEC-2003 00:14:00	Twilight_stray	50.500	13	87Alp Tau	0.86700	3800.0	101	9303	No
5	GOM_NL__2PRFIN20031211_001600_000000372022_00231_09303_9582.N1	11-DEC-2003 00:16:00	Bright	37.000	146	25Eta Tau	2.8730	15200.	74	9303	No
6	GOM_NL__2PRFIN20031211_001814_000000372022_00231_09303_9583.N1	11-DEC-2003 00:18:14	Bright	37.000	150	44Zet Per	2.8900	28000.	74	9303	No
7	GOM_NL__2PRFIN20031211_001958_000000372022_00231_09303_9584.N1	11-DEC-2003 00:19:58	Bright	37.000	173	4Bet Tri	3.0040	8900.0	74	9303	No
8	GOM_NL__2PRFIN20031211_002200_000000402022_00231_09303_9585.N1	11-DEC-2003 00:22:00	Bright	39.500	73	57Gam1And	2.2600	13100.	79	9303	No
9	GOM_NL__2PRFIN20031211_002334_000000462022_00231_09303_9586.N1	11-DEC-2003 00:23:34	Bright	45.500	6	13Alp Aur	0.080000	3400.0	91	9303	No
10	GOM_NL__2PRFIN20031211_002714_000000372022_00231_09303_9587.N1	11-DEC-2003 00:27:14	Bright	36.500	110	37Del Cas	2.6780	8900.0	73	9303	No
11	GOM_NL__2PRFIN20031211_002942_000000882022_00231_09303_9588.N1	11-DEC-2003 00:29:42	Bright	88.000	24	66Alp Gem	1.5800	10200.	176	9303	No
12	GOM_NL__2PRFIN20031211_003423_000000362022_00231_09303_9589.N1	11-DEC-2003 00:34:23	Bright	35.500	49	1Alp UMi	1.9900	6300.0	71	9303	No
13	GOM_NL__2PRFIN20031211_003907_000000392022_00231_09303_9590.N1	11-DEC-2003 00:39:07	Bright	39.000	60	7Bet UMi	2.0810	3950.0	78	9303	No
14	GOM_NL__2PRFIN20031211_004209_000000372022_00231_09303_9591.N1	11-DEC-2003 00:42:09	Bright	37.000	119	14Eta Dra	2.7270	4700.0	74	9303	No
15	GOM_NL__2PRFIN20031211_004359_000000432022_00231_09303_9592.N1	11-DEC-2003 00:43:59	Bright	42.500	32	77Eps UMa	1.7630	11000.	85	9303	No
16	GOM_NL__2PRFIN20031211_004621_000000412022_00231_09303_9593.N1	11-DEC-2003 00:46:21	Bright	40.500	39	85Eta UMa	1.8540	24000.	81	9303	No
17	GOM_NL__2PRFIN20031211_004932_000000382022_00231_09303_9594.N1	11-DEC-2003 00:49:32	Bright	37.500	180	27Gam Boo	3.0400	8000.0	75	9303	No
18	GOM_NL__2PRFIN20031211_005239_000000382022_00231_09303_9595.N1	11-DEC-2003 00:52:39	Bright	37.500	83		2.3780	11000.	75	9303	No
19	GOM_NL__2PRFIN20031211_005549_000000552022_00231_09303_9596.N1	11-DEC-2003 00:55:49	Bright	54.500	111	8Eta Boo	2.6800	6000.0	109	9303	No
20	GOM_NL__2PRFIN20031211_005922_000000662022_00231_09303_9597.N1	11-DEC-2003 00:59:22	Bright	66.000	138	47Eps Vir	2.8280	4700.0	132	9303	No
21	GOM_NL__2PRFIN20031211_010129_000000912022_00231_09303_9598.N1	11-DEC-2003 01:01:29	Twilight_stray	90.500	62	94Bet Leo	2.1360	9700.0	181	9303	No
22	GOM_NL__2PRFIN20031211_010517_000000492022_00231_09303_9599.N1	11-DEC-2003 01:05:17	Bright	48.500	15	67Alp Vir	0.97600	28000.	97	9303	No
23	GOM_NL__2PRFIN20031211_011206_000000402022_00231_09303_9600.N1	11-DEC-2003 01:12:06	Dark	39.500	123	10 Cen	2.7500	10200.	79	9303	No
24	GOM_NL__2PRFIN20031211_011542_000000392022_00231_09303_9601.N1	11-DEC-2003 01:15:42	Dark	39.000	77	Eps Cen	2.3030	28000.	78	9303	No
25	GOM_NL__2PRFIN20031211_011704_000000402022_00231_09303_9602.N1	11-DEC-2003 01:17:04	Dark	40.000	10	Bet Cen	0.61000	28000.	80	9303	No
26	GOM_NL__2PRFIN20031211_012027_000000382022_00232_09304_9570.N1	11-DEC-2003 01:20:27	Dark	37.500	112	Alp Mus	2.6880	26000.	75	9304	No
27	GOM_NL__2PRFIN20031211_012506_000000382022_00232_09304_9571.N1	11-DEC-2003 01:25:06	Dark	38.000	29	Bet Car	1.6720	10200.	76	9304	No
28	GOM_NL__2PRFIN20031211_012725_000000432022_00232_09304_9572.N1	11-DEC-2003 01:27:25	Dark	43.000	41	Eps Car	1.8600	4100.0	86	9304	No
29	GOM_NL__2PRFIN20031211_012957_000000552022_00232_09304_9573.N1	11-DEC-2003 01:29:57	Dark	54.500	34	Gam2Vel	1.7930	23000.	109	9304	No
30	GOM_NL__2PRFIN20031211_013230_000000562022_00232_09304_9574.N1	11-DEC-2003 01:32:30	Dark	56.000	2	Alp Car	-0.73600	7000.0	112	9304	No
31	GOM_NL__2PRFIN20031211_013459_000000622022_00232_09304_9575.N1	11-DEC-2003 01:34:59	Dark	62.000	117	Pi Pup	2.7060	3800.0	124	9304	No
32	GOM_NL__2PRFIN20031211_013823_000000642022_00232_09304_9576.N1	11-DEC-2003 01:38:23	Straylight	64.000	23	21Eps CMa	1.5020	26000.	128	9304	No
33	GOM_NL__2PRFIN20031211_014020_000000632022_00232_09304_9577.N1	11-DEC-2003 01:40:20	Straylight	63.000	179	24Omi2CMa	3.0320	24000.	126	9304	No
34	GOM_NL__2PRFIN20031211_014343_000000782022_00232_09304_9578.N1	11-DEC-2003 01:43:43	Straylight	77.500	1	9Alp CMa	-1.4400	11000.	155	9304	No
35	GOM_NL__2PRFIN20031211_014705_000000602022_00232_09304_9579.N1	11-DEC-2003 01:47:05	Straylight	60.000	7	19Bet Ori	0.10000	14000.	120	9304	No
36	GOM_NL__2PRFIN20031211_015119_000000462022_00232_09304_9580.N1	11-DEC-2003 01:51:19	Twilight_stray	45.500	94	92Alp Cet	2.5260	3100.0	91	9304	No
37	GOM_NL__2PRFIN20031211_015436_000000532022_00232_09304_9581.N1	11-DEC-2003 01:54:36	Twilight_stray	52.500	13	87Alp Tau	0.86700	3800.0	105	9304	No
38	GOM_NL__2PRFIN20031211_015636_000000432022_00232_09304_9582.N1	11-DEC-2003 01:56:36	Bright	42.500	146	25Eta Tau	2.8730	15200.	85	9304	No
39	GOM_NL__2PRFIN20031211_015849_000000382022_00232_09304_9583.N1	11-DEC-2003 01:58:49	Bright	38.000	150	44Zet Per	2.8900	28000.	76	9304	No
40	GOM_NL__2PRFIN20031211_020034_000000372022_00232_09304_9584.N1	11-DEC-2003 02:00:34	Bright	37.000	173	4Bet Tri	3.0040	8900.0	74	9304	No
41	GOM_NL__2PRFIN20031211_020236_000000392022_00232_09304_9585.N1	11-DEC-2003 02:02:36	Bright	39.000	73	57Gam1And	2.2600	13100.	78	9304	No
42	GOM_NL__2PRFIN20031211_020409_000000492022_00232_09304_9586.N1	11-DEC-2003 02:04:09	Bright	48.500	6	13Alp Aur	0.080000	3400.0	97	9304	No

43	GOM_NL__2PRFIN20031211_020750_000000362022_00232_09304_9587.N1	11-DEC-2003 02:07:50	Bright	36.000	110	37Del Cas	2.6780	8900.0	72	9304	No
44	GOM_NL__2PRFIN20031211_021015_000000862022_00232_09304_9588.N1	11-DEC-2003 02:10:15	Bright	86.000	24	66Alp Gem	1.5800	10200.	172	9304	No
45	GOM_NL__2PRFIN20031211_021459_000000352022_00232_09304_9589.N1	11-DEC-2003 02:14:59	Bright	35.000	49	1Alp UMi	1.9900	6300.0	70	9304	No
46	GOM_NL__2PRFIN20031211_021943_000000402022_00232_09304_9590.N1	11-DEC-2003 02:19:43	Bright	40.000	60	7Bet UMi	2.0810	3950.0	80	9304	No
47	GOM_NL__2PRFIN20031211_022245_000000372022_00232_09304_9591.N1	11-DEC-2003 02:22:45	Bright	37.000	119	14Eta Dra	2.7270	4700.0	74	9304	No
48	GOM_NL__2PRFIN20031211_022435_000000442022_00232_09304_9592.N1	11-DEC-2003 02:24:35	Bright	43.500	32	77Eps UMa	1.7630	11000.	87	9304	No
49	GOM_NL__2PRFIN20031211_022657_000000562022_00232_09304_9593.N1	11-DEC-2003 02:26:57	Bright	56.000	39	85Eta UMa	1.8540	24000.	112	9304	No
50	GOM_NL__2PRFIN20031211_023008_000000362022_00232_09304_9594.N1	11-DEC-2003 02:30:08	Bright	35.500	180	27Gam Boo	3.0400	8000.0	71	9304	No
51	GOM_NL__2PRFIN20031211_023315_000000362022_00232_09304_9595.N1	11-DEC-2003 02:33:15	Bright	35.500	83		2.3780	11000.	71	9304	No
52	GOM_NL__2PRFIN20031211_023625_000000392022_00232_09304_9596.N1	11-DEC-2003 02:36:25	Bright	39.000	111	8Eta Boo	2.6800	6000.0	78	9304	No
53	GOM_NL__2PRFIN20031211_023959_000000662022_00232_09304_9597.N1	11-DEC-2003 02:39:59	Bright	66.000	138	47Eps Vir	2.8280	4700.0	132	9304	No
54	GOM_NL__2PRFIN20031211_024206_000000812022_00232_09304_9598.N1	11-DEC-2003 02:42:06	Twilight	81.000	62	94Bet Leo	2.1360	9700.0	162	9304	No
55	GOM_NL__2PRFIN20031211_024553_000000522022_00232_09304_9599.N1	11-DEC-2003 02:45:53	Twilight	52.000	15	67Alp Vir	0.97600	28000.	104	9304	No
56	GOM_NL__2PRFIN20031211_024922_000000452022_00232_09304_9600.N1	11-DEC-2003 02:49:22	Twilight	44.500	169	46Gam Hya	2.9910	4700.0	89	9304	No
57	GOM_NL__2PRFIN20031211_025124_000000452022_00232_09304_9601.N1	11-DEC-2003 02:51:24	Twilight	44.500	54	5The Cen	2.0550	4500.0	89	9304	No
58	GOM_NL__2PRFIN20031211_025243_000000402022_00232_09304_9602.N1	11-DEC-2003 02:52:43	Dark	39.500	123	1ot Cen	2.7500	10200.	79	9304	No
59	GOM_NL__2PRFIN20031211_025427_000000382022_00232_09304_9603.N1	11-DEC-2003 02:54:27	Dark	38.000	95	Zet Cen	2.5450	26000.	76	9304	No
60	GOM_NL__2PRFIN20031211_025618_000000382022_00232_09304_9604.N1	11-DEC-2003 02:56:18	Dark	37.500	77	Eps Cen	2.3030	28000.	75	9304	No
61	GOM_NL__2PRFIN20031211_025740_000000402022_00232_09304_9605.N1	11-DEC-2003 02:57:40	Dark	39.500	10	Bet Cen	0.61000	28000.	79	9304	No
62	GOM_NL__2PRFIN20031211_025934_000000392022_00233_09305_9570.N1	11-DEC-2003 02:59:34	Dark	39.000	129	Del Cru	2.7930	26000.	78	9305	No
63	GOM_NL__2PRFIN20031211_030103_000000392022_00233_09305_9571.N1	11-DEC-2003 03:01:03	Dark	38.500	112	Alp Mus	2.6880	26000.	77	9305	No
64	GOM_NL__2PRFIN20031211_030542_000000422022_00233_09305_9572.N1	11-DEC-2003 03:05:42	Dark	41.500	29	Bet Car	1.6720	10200.	83	9305	No
65	GOM_NL__2PRFIN20031211_030802_000000482022_00233_09305_9573.N1	11-DEC-2003 03:08:02	Dark	47.500	41	Eps Car	1.8600	4100.0	95	9305	No
66	GOM_NL__2PRFIN20031211_031033_000000522022_00233_09305_9574.N1	11-DEC-2003 03:10:33	Dark	52.000	34	Gam2Vel	1.7930	23000.	104	9305	No
67	GOM_NL__2PRFIN20031211_031235_000000542022_00233_09305_9575.N1	11-DEC-2003 03:12:35	Dark	54.000	70	Zet Pup	2.2460	39000.	108	9305	No
68	GOM_NL__2PRFIN20031211_031535_000000592022_00233_09305_9576.N1	11-DEC-2003 03:15:35	Dark	59.000	117	Pi Pup	2.7060	3800.0	118	9305	No
69	GOM_NL__2PRFIN20031211_031902_000000602022_00233_09305_9577.N1	11-DEC-2003 03:19:02	Straylight	59.500	23	21Eps CMa	1.5020	26000.	119	9305	No
70	GOM_NL__2PRFIN20031211_032057_000000642022_00233_09305_9578.N1	11-DEC-2003 03:20:57	Straylight	63.500	179	24Omi2CMa	3.0320	24000.	127	9305	No
71	GOM_NL__2PRFIN20031211_032419_000000772022_00233_09305_9579.N1	11-DEC-2003 03:24:19	Straylight	77.000	1	9Alp CMa	-1.4400	11000.	154	9305	No
72	GOM_NL__2PRFIN20031211_032741_000000582022_00233_09305_9580.N1	11-DEC-2003 03:27:41	Straylight	57.500	7	19Bet Ori	0.10000	14000.	115	9305	No
73	GOM_NL__2PRFIN20031211_033009_000000552022_00233_09305_9581.N1	11-DEC-2003 03:30:09	Straylight	54.500	30	46Eps Ori	1.6940	30000.	109	9305	No
74	GOM_NL__2PRFIN20031211_033155_000000452022_00233_09305_9582.N1	11-DEC-2003 03:31:55	Twilight	45.000	94	92Alp Cet	2.5260	3100.0	90	9305	No
75	GOM_NL__2PRFIN20031211_033339_000000692022_00233_09305_9583.N1	11-DEC-2003 03:33:39	Twilight	68.500	14	58Alp Ori	0.87000	3000.0	137	9305	No
76	GOM_NL__2PRFIN20031211_034110_000000372022_00233_09305_9584.N1	11-DEC-2003 03:41:10	Bright	37.000	173	4Bet Tri	3.0040	8900.0	74	9305	No
77	GOM_NL__2PRFIN20031211_034312_000000402022_00233_09305_9585.N1	11-DEC-2003 03:43:12	Bright	39.500	73	57Gam1And	2.2600	13100.	79	9305	No
78	GOM_NL__2PRFIN20031211_034445_000000482022_00233_09305_9586.N1	11-DEC-2003 03:44:45	Bright	48.000	6	13Alp Aur	0.080000	3400.0	96	9305	No
79	GOM_NL__2PRFIN20031211_034826_000000372022_00233_09305_9587.N1	11-DEC-2003 03:48:26	Bright	37.000	110	37Del Cas	2.6780	8900.0	74	9305	No
80	GOM_NL__2PRFIN20031211_035049_000000932022_00233_09305_9588.N1	11-DEC-2003 03:50:49	Bright	93.000	24	66Alp Gem	1.5800	10200.	186	9305	No
81	GOM_NL__2PRFIN20031211_035535_000000352022_00233_09305_9589.N1	11-DEC-2003 03:55:35	Bright	35.000	49	1Alp UMi	1.9900	6300.0	70	9305	No
82	GOM_NL__2PRFIN20031211_040019_000000392022_00233_09305_9590.N1	11-DEC-2003 04:00:19	Bright	38.500	60	7Bet UMi	2.0810	3950.0	77	9305	No
83	GOM_NL__2PRFIN20031211_040321_000000372022_00233_09305_9591.N1	11-DEC-2003 04:03:21	Bright	37.000	119	14Eta Dra	2.7270	4700.0	74	9305	No
84	GOM_NL__2PRFIN20031211_040510_000000442022_00233_09305_9592.N1	11-DEC-2003 04:05:10	Bright	43.500	32	77Eps UMa	1.7630	11000.	87	9305	No
85	GOM_NL__2PRFIN20031211_040733_000000372022_00233_09305_9593.N1	11-DEC-2003 04:07:33	Bright	37.000	39	85Eta UMa	1.8540	24000.	74	9305	No
86	GOM_NL__2PRFIN20031211_041044_000000372022_00233_09305_9594.N1	11-DEC-2003 04:10:44	Bright	37.000	180	27Gam Boo	3.0400	8000.0	74	9305	No
87	GOM_NL__2PRFIN20031211_041351_000000372022_00233_09305_9595.N1	11-DEC-2003 04:13:51	Bright	36.500	83		2.3780	11000.	73	9305	No
88	GOM_NL__2PRFIN20031211_041700_000000412022_00233_09305_9596.N1	11-DEC-2003 04:17:00	Bright	41.000	111	8Eta Boo	2.6800	6000.0	82	9305	No
89	GOM_NL__2PRFIN20031211_042036_000000492022_00233_09305_9597.N1	11-DEC-2003 04:20:36	Bright	48.500	138	47Eps Vir	2.8280	4700.0	97	9305	No
90	GOM_NL__2PRFIN20031211_042243_000000822022_00233_09305_9598.N1	11-DEC-2003 04:22:43	Twilight	81.500	62	94Bet Leo	2.1360	9700.0	163	9305	No
91	GOM_NL__2PRFIN20031211_042630_000000512022_00233_09305_9599.N1	11-DEC-2003 04:26:30	Twilight	50.500	15	67Alp Vir	0.97600	28000.	101	9305	No
92	GOM_NL__2PRFIN20031211_042958_000000482022_00233_09305_9600.N1	11-DEC-2003 04:29:58	Twilight	48.000	169	46Gam Hya	2.9910	4700.0	96	9305	No
93	GOM_NL__2PRFIN20031211_043200_000000442022_00233_09305_9601.N1	11-DEC-2003 04:32:00	Twilight	43.500	54	5The Cen	2.0550	4500.0	87	9305	No
94	GOM_NL__2PRFIN20031211_043318_000000432022_00233_09305_9602.N1	11-DEC-2003 04:33:18	Dark	42.500	123	1ot Cen	2.7500	10200.	85	9305	No
95	GOM_NL__2PRFIN20031211_043503_000000412022_00233_09305_9603.N1	11-DEC-2003 04:35:03	Dark	41.000	95	Zet Cen	2.5450	26000.	82	9305	No
96	GOM_NL__2PRFIN20031211_043654_000000432022_00233_09305_9604.N1	11-DEC-2003 04:36:54	Dark	42.500	77	Eps Cen	2.3030	28000.	85	9305	No
97	GOM_NL__2PRFIN20031211_043816_000000512022_00233_09305_9605.N1	11-DEC-2003 04:38:16	Dark	50.500	10	Bet Cen	0.61000	28000.	101	9305	No
98	GOM_NL__2PRFIN20031211_044010_000000392022_00234_09306_9570.N1	11-DEC-2003 04:40:10	Dark	38.500	129	Del Cru	2.7930	26000.	77	9306	No
99	GOM_NL__2PRFIN20031211_044140_000000382022_00234_09306_9571.N1	11-DEC-2003 04:41:40	Dark	38.000	112	Alp Mus	2.6880	26000.	76	9306	No
100	GOM_NL__2PRFIN20031211_044618_000000402022_00234_09306_9572.N1	11-DEC-2003 04:46:18	Dark	40.000	29	Bet Car	1.6720	10200.	80	9306	No
101	GOM_NL__2PRFIN20031211_044838_000000482022_00234_09306_9573.N1	11-DEC-2003 04:48:38	Dark	47.500	41	Eps Car	1.8600	4100.0	95	9306	No

102	GOM_NL__2PRFIN20031211_045110_000000492022_00234_09306_9574.N1	11-DEC-2003 04:51:10	Dark	48.500	34	Gam2Vel	1.7930	23000.	97	9306	No
103	GOM_NL__2PRFIN20031211_045312_000000552022_00234_09306_9575.N1	11-DEC-2003 04:53:12	Dark	54.500	70	Zet Pup	2.2460	39000.	109	9306	No
104	GOM_NL__2PRFIN20031211_045612_000000612022_00234_09306_9576.N1	11-DEC-2003 04:56:12	Dark	60.500	117	Pi Pup	2.7060	3800.0	121	9306	No
105	GOM_NL__2PRFIN20031211_045938_000000632022_00234_09306_9577.N1	11-DEC-2003 04:59:38	Straylight	63.000	23	21Eps CMa	1.5020	26000.	126	9306	No
106	GOM_NL__2PRFIN20031211_050133_000000612022_00234_09306_9578.N1	11-DEC-2003 05:01:33	Straylight	60.500	179	24Omi2CMa	3.0320	24000.	121	9306	No
107	GOM_NL__2PRFIN20031211_050455_000000822022_00234_09306_9579.N1	11-DEC-2003 05:04:55	Straylight	82.000	1	9Alp CMa	-1.4400	11000.	164	9306	No
108	GOM_NL__2PRFIN20031211_050818_000000532022_00234_09306_9580.N1	11-DEC-2003 05:08:18	Straylight	53.000	7	19Bet Ori	0.10000	14000.	106	9306	No
109	GOM_NL__2PRFIN20031211_051045_000000542022_00234_09306_9581.N1	11-DEC-2003 05:10:45	Straylight	54.000	30	46Eps Ori	1.6940	30000.	108	9306	No
110	GOM_NL__2PRFIN20031211_051232_000000482022_00234_09306_9582.N1	11-DEC-2003 05:12:32	Twilight	48.000	94	92Alp Cet	2.5260	3100.0	96	9306	No
111	GOM_NL__2PRFIN20031211_051414_000000652022_00234_09306_9583.N1	11-DEC-2003 05:14:14	Twilight	65.000	14	58Alp Ori	0.87000	3000.0	130	9306	No
112	GOM_NL__2PRFIN20031211_052147_000000372022_00234_09306_9584.N1	11-DEC-2003 05:21:47	Bright	36.500	173	4Bet Tri	3.0040	8900.0	73	9306	No
113	GOM_NL__2PRFIN20031211_052349_000000392022_00234_09306_9585.N1	11-DEC-2003 05:23:49	Bright	38.500	73	57Gam1And	2.2600	13100.	77	9306	No
114	GOM_NL__2PRFIN20031211_052521_000000452022_00234_09306_9586.N1	11-DEC-2003 05:25:21	Bright	45.000	6	13Alp Aur	0.080000	3400.0	90	9306	No
115	GOM_NL__2PRFIN20031211_052903_000000362022_00234_09306_9587.N1	11-DEC-2003 05:29:03	Bright	36.000	110	37Del Cas	2.6780	8900.0	72	9306	No
116	GOM_NL__2PRFIN20031211_053122_000000902022_00234_09306_9588.N1	11-DEC-2003 05:31:22	Bright	89.500	24	66Alp Gem	1.5800	10200.	179	9306	No
117	GOM_NL__2PRFIN20031211_053611_000000352022_00234_09306_9589.N1	11-DEC-2003 05:36:11	Bright	35.000	49	1Alp UMi	1.9900	6300.0	70	9306	No
118	GOM_NL__2PRFIN20031211_054055_000000392022_00234_09306_9590.N1	11-DEC-2003 05:40:55	Bright	38.500	60	7Bet UMi	2.0810	3950.0	77	9306	No
119	GOM_NL__2PRFIN20031211_054357_000000372022_00234_09306_9591.N1	11-DEC-2003 05:43:57	Bright	37.000	119	14Eta Dra	2.7270	4700.0	74	9306	No
120	GOM_NL__2PRFIN20031211_054546_000000432022_00234_09306_9592.N1	11-DEC-2003 05:45:46	Bright	43.000	32	77Eps UMa	1.7630	11000.	86	9306	No
121	GOM_NL__2PRFIN20031211_054809_000000382022_00234_09306_9593.N1	11-DEC-2003 05:48:09	Bright	37.500	39	85Eta UMa	1.8540	24000.	75	9306	No
122	GOM_NL__2PRFIN20031211_055120_000000362022_00234_09306_9594.N1	11-DEC-2003 05:51:20	Bright	35.500	180	27Gam Boo	3.0400	8000.0	71	9306	No
123	GOM_NL__2PRFIN20031211_055427_000000372022_00234_09306_9595.N1	11-DEC-2003 05:54:27	Bright	36.500	83		2.3780	11000.	73	9306	No
124	GOM_NL__2PRFIN20031211_055737_000000402022_00234_09306_9596.N1	11-DEC-2003 05:57:37	Bright	39.500	111	8Eta Boo	2.6800	6000.0	79	9306	No
125	GOM_NL__2PRFIN20031211_060112_000000502022_00234_09306_9597.N1	11-DEC-2003 06:01:12	Bright	49.500	138	47Eps Vir	2.8280	4700.0	99	9306	No
126	GOM_NL__2PRFIN20031211_060320_000000882022_00234_09306_9598.N1	11-DEC-2003 06:03:20	Twilight	88.000	62	94Bet Leo	2.1360	9700.0	176	9306	No
127	GOM_NL__2PRFIN20031211_060706_000000512022_00234_09306_9599.N1	11-DEC-2003 06:07:06	Twilight	50.500	15	67Alp Vir	0.97600	28000.	101	9306	No
128	GOM_NL__2PRFIN20031211_061035_000000482022_00234_09306_9600.N1	11-DEC-2003 06:10:35	Twilight	47.500	169	46Gam Hya	2.9910	4700.0	95	9306	No
129	GOM_NL__2PRFIN20031211_061236_000000432022_00234_09306_9601.N1	11-DEC-2003 06:12:36	Twilight	43.000	54	5The Cen	2.0550	4500.0	86	9306	No
130	GOM_NL__2PRFIN20031211_061355_000000422022_00234_09306_9602.N1	11-DEC-2003 06:13:55	Dark	42.000	123	1ot Cen	2.7500	10200.	84	9306	No
131	GOM_NL__2PRFIN20031211_061539_000000402022_00234_09306_9603.N1	11-DEC-2003 06:15:39	Dark	40.000	95	Zet Cen	2.5450	26000.	80	9306	No
132	GOM_NL__2PRFIN20031211_061731_000000422022_00234_09306_9604.N1	11-DEC-2003 06:17:31	Dark	42.000	77	Eps Cen	2.3030	28000.	84	9306	No
133	GOM_NL__2PRFIN20031211_061853_000000422022_00234_09306_9605.N1	11-DEC-2003 06:18:53	Dark	41.500	10	Bet Cen	0.61000	28000.	83	9306	No
134	GOM_NL__2PRFIN20031211_062046_000000392022_00235_09307_9570.N1	11-DEC-2003 06:20:46	Dark	38.500	129	Del Cru	2.7930	26000.	77	9307	No
135	GOM_NL__2PRFIN20031211_062216_000000372022_00235_09307_9571.N1	11-DEC-2003 06:22:16	Dark	37.000	112	Alp Mus	2.6880	26000.	74	9307	No
136	GOM_NL__2PRFIN20031211_062655_000000402022_00235_09307_9572.N1	11-DEC-2003 06:26:55	Dark	40.000	29	Bet Car	1.6720	10200.	80	9307	No
137	GOM_NL__2PRFIN20031211_062915_000000472022_00235_09307_9573.N1	11-DEC-2003 06:29:15	Dark	47.000	41	Eps Car	1.8600	4100.0	94	9307	No
138	GOM_NL__2PRFIN20031211_063147_000000492022_00235_09307_9574.N1	11-DEC-2003 06:31:47	Dark	48.500	34	Gam2Vel	1.7930	23000.	97	9307	No
139	GOM_NL__2PRFIN20031211_063349_000000552022_00235_09307_9575.N1	11-DEC-2003 06:33:49	Dark	55.000	70	Zet Pup	2.2460	39000.	110	9307	No
140	GOM_NL__2PRFIN20031211_063648_000000602022_00235_09307_9576.N1	11-DEC-2003 06:36:48	Dark	59.500	117	Pi Pup	2.7060	3800.0	119	9307	No
141	GOM_NL__2PRFIN20031211_064015_000000562022_00235_09307_9577.N1	11-DEC-2003 06:40:15	Straylight	56.000	23	21Eps CMa	1.5020	26000.	112	9307	No
142	GOM_NL__2PRFIN20031211_064210_000000622022_00235_09307_9578.N1	11-DEC-2003 06:42:10	Straylight	61.500	179	24Omi2CMa	3.0320	24000.	123	9307	No
143	GOM_NL__2PRFIN20031211_064531_000000732022_00235_09307_9579.N1	11-DEC-2003 06:45:31	Straylight	73.000	1	9Alp CMa	-1.4400	11000.	146	9307	No
144	GOM_NL__2PRFIN20031211_064854_000000552022_00235_09307_9580.N1	11-DEC-2003 06:48:54	Straylight	55.000	7	19Bet Ori	0.10000	14000.	110	9307	No
145	GOM_NL__2PRFIN20031211_065121_000000562022_00235_09307_9581.N1	11-DEC-2003 06:51:21	Straylight	55.500	30	46Eps Ori	1.6940	30000.	111	9307	No
146	GOM_NL__2PRFIN20031211_065308_000000462022_00235_09307_9582.N1	11-DEC-2003 06:53:08	Twilight	45.500	94	92Alp Cet	2.5260	3100.0	91	9307	No
147	GOM_NL__2PRFIN20031211_065450_000000732022_00235_09307_9583.N1	11-DEC-2003 06:54:50	Twilight	73.000	14	58Alp Ori	0.87000	3000.0	146	9307	No
148	GOM_NL__2PRFIN20031211_070223_000000372022_00235_09307_9584.N1	11-DEC-2003 07:02:23	Bright	37.000	173	4Bet Tri	3.0040	8900.0	74	9307	No
149	GOM_NL__2PRFIN20031211_070425_000000382022_00235_09307_9585.N1	11-DEC-2003 07:04:25	Bright	38.000	73	57Gam1And	2.2600	13100.	76	9307	No
150	GOM_NL__2PRFIN20031211_070556_000000472022_00235_09307_9586.N1	11-DEC-2003 07:05:56	Bright	46.500	6	13Alp Aur	0.080000	3400.0	93	9307	No
151	GOM_NL__2PRFIN20031211_070939_000000372022_00235_09307_9587.N1	11-DEC-2003 07:09:39	Bright	36.500	110	37Del Cas	2.6780	8900.0	73	9307	No
152	GOM_NL__2PRFIN20031211_071156_000000902022_00235_09307_9588.N1	11-DEC-2003 07:11:56	Bright	90.000	24	66Alp Gem	1.5800	10200.	180	9307	No
153	GOM_NL__2PRFIN20031211_071647_000000372022_00235_09307_9589.N1	11-DEC-2003 07:16:47	Bright	37.000	49	1Alp UMi	1.9900	6300.0	74	9307	No
154	GOM_NL__2PRFIN20031211_072131_000000372022_00235_09307_9590.N1	11-DEC-2003 07:21:31	Bright	37.000	60	7Bet UMi	2.0810	3950.0	74	9307	No
155	GOM_NL__2PRFIN20031211_072433_000000362022_00235_09307_9591.N1	11-DEC-2003 07:24:33	Bright	35.500	119	14Eta Dra	2.7270	4700.0	71	9307	No
156	GOM_NL__2PRFIN20031211_072622_000000422022_00235_09307_9592.N1	11-DEC-2003 07:26:22	Bright	41.500	32	77Eps UMa	1.7630	11000.	83	9307	No
157	GOM_NL__2PRFIN20031211_072846_000000562022_00235_09307_9593.N1	11-DEC-2003 07:28:46	Bright	56.000	39	85Eta UMa	1.8540	24000.	112	9307	No
158	GOM_NL__2PRFIN20031211_073156_000000362022_00235_09307_9594.N1	11-DEC-2003 07:31:56	Bright	36.000	180	27Gam Boo	3.0400	8000.0	72	9307	No
159	GOM_NL__2PRFIN20031211_073503_000000382022_00235_09307_9595.N1	11-DEC-2003 07:35:03	Bright	37.500	83		2.3780	11000.	75	9307	No
160	GOM_NL__2PRFIN20031211_073814_000000392022_00235_09307_9596.N1	11-DEC-2003 07:38:14	Bright	38.500	111	8Eta Boo	2.6800	6000.0	77	9307	No

161	GOM_NL__2PRFIN20031211_074149_000000472022_00235_09307_9597.N1	11-DEC-2003 07:41:49	Bright	46.500	138	47Eps Vir	2.8280	4700.0	93	9307	No
162	GOM_NL__2PRFIN20031211_074358_000000902022_00235_09307_9598.N1	11-DEC-2003 07:43:58	Twilight	89.500	62	94Bet Leo	2.1360	9700.0	179	9307	No
163	GOM_NL__2PRFIN20031211_074742_000000522022_00235_09307_9599.N1	11-DEC-2003 07:47:42	Twilight	51.500	15	67Alp Vir	0.97600	28000.	103	9307	No
164	GOM_NL__2PRFIN20031211_075111_000000472022_00235_09307_9600.N1	11-DEC-2003 07:51:11	Twilight	46.500	169	46Gam Hya	2.9910	4700.0	93	9307	No
165	GOM_NL__2PRFIN20031211_075313_000000442022_00235_09307_9601.N1	11-DEC-2003 07:53:13	Twilight	43.500	54	5The Cen	2.0550	4500.0	87	9307	No
166	GOM_NL__2PRFIN20031211_075432_000000412022_00235_09307_9602.N1	11-DEC-2003 07:54:32	Dark	40.500	123	1ot Cen	2.7500	10200.	81	9307	No
167	GOM_NL__2PRFIN20031211_075616_000000392022_00235_09307_9603.N1	11-DEC-2003 07:56:16	Dark	39.000	95	Zet Cen	2.5450	26000.	78	9307	No
168	GOM_NL__2PRFIN20031211_075807_000000402022_00235_09307_9604.N1	11-DEC-2003 07:58:07	Dark	40.000	77	Eps Cen	2.3030	28000.	80	9307	No
169	GOM_NL__2PRFIN20031211_075929_000000402022_00235_09307_9605.N1	11-DEC-2003 07:59:29	Dark	39.500	10	Bet Cen	0.61000	28000.	79	9307	No
170	GOM_NL__2PRFIN20031211_080123_000000402022_00236_09308_9570.N1	11-DEC-2003 08:01:23	Dark	39.500	129	Del Cru	2.7930	26000.	79	9308	No
171	GOM_NL__2PRFIN20031211_080252_000000382022_00236_09308_9571.N1	11-DEC-2003 08:02:52	Dark	38.000	112	Alp Mus	2.6880	26000.	76	9308	No
172	GOM_NL__2PRFIN20031211_080731_000000402022_00236_09308_9572.N1	11-DEC-2003 08:07:31	Dark	39.500	29	Bet Car	1.6720	10200.	79	9308	No
173	GOM_NL__2PRFIN20031211_080951_000000422022_00236_09308_9573.N1	11-DEC-2003 08:09:51	Dark	42.000	41	Eps Car	1.8600	4100.0	84	9308	No
174	GOM_NL__2PRFIN20031211_081224_000000522022_00236_09308_9574.N1	11-DEC-2003 08:12:24	Dark	52.000	34	Gam2Vel	1.7930	23000.	104	9308	No
175	GOM_NL__2PRFIN20031211_081426_000000562022_00236_09308_9575.N1	11-DEC-2003 08:14:26	Dark	56.000	70	Zet Pup	2.2460	39000.	112	9308	No
176	GOM_NL__2PRFIN20031211_081725_000000582022_00236_09308_9576.N1	11-DEC-2003 08:17:25	Dark	58.000	117	Pi Pup	2.7060	3800.0	116	9308	No
177	GOM_NL__2PRFIN20031211_082051_000000612022_00236_09308_9577.N1	11-DEC-2003 08:20:51	Straylight	61.000	23	21Eps CMa	1.5020	26000.	122	9308	No
178	GOM_NL__2PRFIN20031211_082246_000000612022_00236_09308_9578.N1	11-DEC-2003 08:22:46	Straylight	60.500	179	24Omi2CMa	3.0320	24000.	121	9308	No
179	GOM_NL__2PRFIN20031211_082607_000000792022_00236_09308_9579.N1	11-DEC-2003 08:26:07	Straylight	78.500	1	9Alp CMa	-1.4400	11000.	157	9308	No
180	GOM_NL__2PRFIN20031211_082930_000000532022_00236_09308_9580.N1	11-DEC-2003 08:29:30	Straylight	52.500	7	19Bet Ori	0.10000	14000.	105	9308	No
181	GOM_NL__2PRFIN20031211_083157_000000542022_00236_09308_9581.N1	11-DEC-2003 08:31:57	Straylight	53.500	30	46Eps Ori	1.6940	30000.	107	9308	No
182	GOM_NL__2PRFIN20031211_083344_000000482022_00236_09308_9582.N1	11-DEC-2003 08:33:44	Twilight	47.500	94	92Alp Cet	2.5260	3100.0	95	9308	No
183	GOM_NL__2PRFIN20031211_083525_000000742022_00236_09308_9583.N1	11-DEC-2003 08:35:25	Twilight	74.000	14	58Alp Ori	0.87000	3000.0	148	9308	No
184	GOM_NL__2PRFIN20031211_084259_000000392022_00236_09308_9584.N1	11-DEC-2003 08:42:59	Bright	38.500	173	4Bet Tri	3.0040	8900.0	77	9308	No
185	GOM_NL__2PRFIN20031211_084501_000000402022_00236_09308_9585.N1	11-DEC-2003 08:45:01	Bright	39.500	73	57Gam1And	2.2600	13100.	79	9308	No
186	GOM_NL__2PRFIN20031211_084632_000000602022_00236_09308_9586.N1	11-DEC-2003 08:46:32	Bright	60.000	6	13Alp Aur	0.080000	3400.0	120	9308	No
187	GOM_NL__2PRFIN20031211_085015_000000372022_00236_09308_9587.N1	11-DEC-2003 08:50:15	Bright	36.500	110	37Del Cas	2.6780	8900.0	73	9308	No
188	GOM_NL__2PRFIN20031211_085229_000000942022_00236_09308_9588.N1	11-DEC-2003 08:52:29	Bright	93.500	24	66Alp Gem	1.5800	10200.	187	9308	No
189	GOM_NL__2PRFIN20031211_085723_000000352022_00236_09308_9589.N1	11-DEC-2003 08:57:23	Bright	35.000	49	1Alp UMi	1.9900	6300.0	70	9308	No
190	GOM_NL__2PRFIN20031211_090206_000000392022_00236_09308_9590.N1	11-DEC-2003 09:02:06	Bright	38.500	60	7Bet UMi	2.0810	3950.0	77	9308	No
191	GOM_NL__2PRFIN20031211_090509_000000382022_00236_09308_9591.N1	11-DEC-2003 09:05:09	Bright	38.000	119	14Eta Dra	2.7270	4700.0	76	9308	No
192	GOM_NL__2PRFIN20031211_090657_000000392022_00236_09308_9592.N1	11-DEC-2003 09:06:57	Bright	39.000	32	77Eps UMa	1.7630	11000.	78	9308	No
193	GOM_NL__2PRFIN20031211_090921_000000402022_00236_09308_9593.N1	11-DEC-2003 09:09:21	Bright	39.500	39	85Eta UMa	1.8540	24000.	79	9308	No
194	GOM_NL__2PRFIN20031211_091232_000000362022_00236_09308_9594.N1	11-DEC-2003 09:12:32	Bright	36.000	180	27Gam Boo	3.0400	8000.0	72	9308	No
195	GOM_NL__2PRFIN20031211_091539_000000362022_00236_09308_9595.N1	11-DEC-2003 09:15:39	Bright	35.500	83		2.3780	11000.	71	9308	No
196	GOM_NL__2PRFIN20031211_091849_000000512022_00236_09308_9596.N1	11-DEC-2003 09:18:49	Bright	51.000	111	8Eta Boo	2.6800	6000.0	102	9308	No
197	GOM_NL__2PRFIN20031211_092225_000000482022_00236_09308_9597.N1	11-DEC-2003 09:22:25	Bright	47.500	138	47Eps Vir	2.8280	4700.0	95	9308	No
198	GOM_NL__2PRFIN20031211_092435_000000902022_00236_09308_9598.N1	11-DEC-2003 09:24:35	Twilight	89.500	62	94Bet Leo	2.1360	9700.0	179	9308	No
199	GOM_NL__2PRFIN20031211_092819_000000512022_00236_09308_9599.N1	11-DEC-2003 09:28:19	Twilight	50.500	15	67Alp Vir	0.97600	28000.	101	9308	No
200	GOM_NL__2PRFIN20031211_093148_000000452022_00236_09308_9600.N1	11-DEC-2003 09:31:48	Twilight	44.500	169	46Gam Hya	2.9910	4700.0	89	9308	No
201	GOM_NL__2PRFIN20031211_093349_000000482022_00236_09308_9601.N1	11-DEC-2003 09:33:49	Twilight	47.500	54	5The Cen	2.0550	4500.0	95	9308	No
202	GOM_NL__2PRFIN20031211_093508_000000422022_00236_09308_9602.N1	11-DEC-2003 09:35:08	Dark	42.000	123	1ot Cen	2.7500	10200.	84	9308	No
203	GOM_NL__2PRFIN20031211_093652_000000402022_00236_09308_9603.N1	11-DEC-2003 09:36:52	Dark	39.500	95	Zet Cen	2.5450	26000.	79	9308	No
204	GOM_NL__2PRFIN20031211_093843_000000382022_00236_09308_9604.N1	11-DEC-2003 09:38:43	Dark	38.000	77	Eps Cen	2.3030	28000.	76	9308	No
205	GOM_NL__2PRFIN20031211_094005_000000432022_00236_09308_9605.N1	11-DEC-2003 09:40:05	Dark	42.500	10	Bet Cen	0.61000	28000.	85	9308	No
206	GOM_NL__2PRFIN20031211_094159_000000412022_00237_09309_9590.N1	11-DEC-2003 09:41:59	Dark	40.500	129	Del Cru	2.7930	26000.	81	9309	No
207	GOM_NL__2PRFIN20031211_094328_000000392022_00237_09309_9591.N1	11-DEC-2003 09:43:28	Dark	39.000	112	Alp Mus	2.6880	26000.	78	9309	No
208	GOM_NL__2PRFIN20031211_094807_000000402022_00237_09309_9592.N1	11-DEC-2003 09:48:07	Dark	39.500	29	Bet Car	1.6720	10200.	79	9309	No
209	GOM_NL__2PRFIN20031211_095027_000000472022_00237_09309_9593.N1	11-DEC-2003 09:50:27	Dark	46.500	41	Eps Car	1.8600	4100.0	93	9309	No
210	GOM_NL__2PRFIN20031211_095300_000000492022_00237_09309_9594.N1	11-DEC-2003 09:53:00	Dark	49.000	34	Gam2Vel	1.7930	23000.	98	9309	No
211	GOM_NL__2PRFIN20031211_095503_000000542022_00237_09309_9595.N1	11-DEC-2003 09:55:03	Dark	54.000	70	Zet Pup	2.2460	39000.	108	9309	No
212	GOM_NL__2PRFIN20031211_095802_000000592022_00237_09309_9596.N1	11-DEC-2003 09:58:02	Dark	59.000	117	Pi Pup	2.7060	3800.0	118	9309	No
213	GOM_NL__2PRFIN20031211_100127_000000622022_00237_09309_9597.N1	11-DEC-2003 10:01:27	Straylight	62.000	23	21Eps CMa	1.5020	26000.	124	9309	No
214	GOM_NL__2PRFIN20031211_100322_000000612022_00237_09309_9598.N1	11-DEC-2003 10:03:22	Straylight	61.000	179	24Omi2CMa	3.0320	24000.	122	9309	No
215	GOM_NL__2PRFIN20031211_100641_000000762022_00237_09309_9599.N1	11-DEC-2003 10:06:41	Straylight	75.500	1	9Alp CMa	-1.4400	11000.	151	9309	No
216	GOM_NL__2PRFIN20031211_101005_000000512022_00237_09309_9600.N1	11-DEC-2003 10:10:05	Straylight	51.000	7	19Bet Ori	0.10000	14000.	102	9309	No
217	GOM_NL__2PRFIN20031211_101232_000000532022_00237_09309_9601.N1	11-DEC-2003 10:12:32	Straylight	52.500	30	46Eps Ori	1.6940	30000.	105	9309	No
218	GOM_NL__2PRFIN20031211_101420_000000452022_00237_09309_9602.N1	11-DEC-2003 10:14:20	Twilight	45.000	94	92Alp Cet	2.5260	3100.0	90	9309	No
219	GOM_NL__2PRFIN20031211_101600_000000682022_00237_09309_9603.N1	11-DEC-2003 10:16:00	Twilight	68.000	14	58Alp Ori	0.87000	3000.0	136	9309	No

220	GOM_NL__2PRFIN20031211_102335_000000382022_00237_09309_9604.N1	11-DEC-2003 10:23:35	Bright	38.000	173	4Bet Tri	3.0040	8900.0	76	9309	No
221	GOM_NL__2PRFIN20031211_102537_000000402022_00237_09309_9605.N1	11-DEC-2003 10:25:37	Bright	40.000	73	57Gam1And	2.2600	13100.	80	9309	No
222	GOM_NL__2PRFIN20031211_102706_000000462022_00237_09309_9606.N1	11-DEC-2003 10:27:06	Bright	45.500	6	13Alp Aur	0.080000	3400.0	91	9309	No
223	GOM_NL__2PRFIN20031211_103051_000000382022_00237_09309_9607.N1	11-DEC-2003 10:30:51	Bright	37.500	110	37Del Cas	2.6780	8900.0	75	9309	No
224	GOM_NL__2PRFIN20031211_103303_000000942022_00237_09309_9608.N1	11-DEC-2003 10:33:03	Bright	94.000	24	66Alp Gem	1.5800	10200.	188	9309	No
225	GOM_NL__2PRFIN20031211_103758_000000392022_00237_09309_9609.N1	11-DEC-2003 10:37:58	Bright	38.500	49	1Alp UMi	1.9900	6300.0	77	9309	No
226	GOM_NL__2PRFIN20031211_104241_000000402022_00237_09309_9610.N1	11-DEC-2003 10:42:41	Bright	39.500	60	7Bet UMi	2.0810	3950.0	79	9309	No
227	GOM_NL__2PRFIN20031211_104544_000000382022_00237_09309_9611.N1	11-DEC-2003 10:45:44	Bright	38.000	119	14Eta Dra	2.7270	4700.0	76	9309	No
228	GOM_NL__2PRFIN20031211_104733_000000442022_00237_09309_9612.N1	11-DEC-2003 10:47:33	Bright	43.500	32	77Eps UMa	1.7630	11000.	87	9309	No
229	GOM_NL__2PRFIN20031211_104956_000000422022_00237_09309_9613.N1	11-DEC-2003 10:49:56	Bright	41.500	39	85Eta UMa	1.8540	24000.	83	9309	No
230	GOM_NL__2PRFIN20031211_105308_000000362022_00237_09309_9614.N1	11-DEC-2003 10:53:08	Bright	35.500	180	27Gam Boo	3.0400	8000.0	71	9309	No
231	GOM_NL__2PRFIN20031211_105614_000000392022_00237_09309_9615.N1	11-DEC-2003 10:56:14	Bright	38.500	83		2.3780	11000.	77	9309	No
232	GOM_NL__2PRFIN20031211_105925_000000422022_00237_09309_9616.N1	11-DEC-2003 10:59:25	Bright	42.000	111	8Eta Boo	2.6800	6000.0	84	9309	No
233	GOM_NL__2PRFIN20031211_110302_000000492022_00237_09309_9617.N1	11-DEC-2003 11:03:02	Bright	49.000	138	47Eps Vir	2.8280	4700.0	98	9309	No
234	GOM_NL__2PRFIN20031211_110512_000000862022_00237_09309_9618.N1	11-DEC-2003 11:05:12	Twi_and_stray	85.500	62	94Bet Leo	2.1360	9700.0	171	9309	No
235	GOM_NL__2PRFIN20031211_110854_000000542022_00237_09309_9619.N1	11-DEC-2003 11:08:54	Twi_and_stray	54.000	15	67Alp Vir	0.97600	28000.	108	9309	No
236	GOM_NL__2PRFIN20031211_111223_000000482022_00237_09309_9620.N1	11-DEC-2003 11:12:23	Twilight	48.000	169	46Gam Hya	2.9910	4700.0	96	9309	No
237	GOM_NL__2PRFIN20031211_111425_000000432022_00237_09309_9621.N1	11-DEC-2003 11:14:25	Twilight	43.000	54	5The Cen	2.0550	4500.0	86	9309	No
238	GOM_NL__2PRFIN20031211_111544_000000432022_00237_09309_9622.N1	11-DEC-2003 11:15:44	Dark	43.000	123	1ot Cen	2.7500	10200.	86	9309	No
239	GOM_NL__2PRFIN20031211_111727_000000392022_00237_09309_9623.N1	11-DEC-2003 11:17:27	Dark	39.000	95	Zet Cen	2.5450	26000.	78	9309	No
240	GOM_NL__2PRFIN20031211_111919_000000412022_00237_09309_9624.N1	11-DEC-2003 11:19:19	Dark	40.500	77	Eps Cen	2.3030	28000.	81	9309	No
241	GOM_NL__2PRFIN20031211_112040_000000472022_00237_09309_9625.N1	11-DEC-2003 11:20:40	Dark	46.500	10	Bet Cen	0.61000	28000.	93	9309	No
242	GOM_NL__2PRFIN20031211_112404_000000392022_00238_09310_9590.N1	11-DEC-2003 11:24:04	Dark	38.500	112	Alp Mus	2.6880	26000.	77	9310	No
243	GOM_NL__2PRFIN20031211_112843_000000402022_00238_09310_9591.N1	11-DEC-2003 11:28:43	Dark	40.000	29	Bet Car	1.6720	10200.	80	9310	No
244	GOM_NL__2PRFIN20031211_113104_000000472022_00238_09310_9592.N1	11-DEC-2003 11:31:04	Dark	46.500	41	Eps Car	1.8600	4100.0	93	9310	No
245	GOM_NL__2PRFIN20031211_113336_000000542022_00238_09310_9593.N1	11-DEC-2003 11:33:36	Dark	53.500	34	Gam2Vel	1.7930	23000.	107	9310	No
246	GOM_NL__2PRFIN20031211_113608_000000562022_00238_09310_9594.N1	11-DEC-2003 11:36:08	Dark	56.000	2	Alp Car	-0.73600	7000.0	112	9310	No
247	GOM_NL__2PRFIN20031211_113838_000000612022_00238_09310_9595.N1	11-DEC-2003 11:38:38	Dark	60.500	117	Pi Pup	2.7060	3800.0	121	9310	No
248	GOM_NL__2PRFIN20031211_114203_000000612022_00238_09310_9596.N1	11-DEC-2003 11:42:03	Straylight	60.500	23	21Eps CMa	1.5020	26000.	121	9310	No
249	GOM_NL__2PRFIN20031211_114358_000000642022_00238_09310_9597.N1	11-DEC-2003 11:43:58	Straylight	63.500	179	24Omi2CMa	3.0320	24000.	127	9310	No
250	GOM_NL__2PRFIN20031211_114717_000000822022_00238_09310_9598.N1	11-DEC-2003 11:47:17	Straylight	81.500	1	9Alp CMa	-1.4400	11000.	163	9310	No
251	GOM_NL__2PRFIN20031211_115041_000000522022_00238_09310_9599.N1	11-DEC-2003 11:50:41	Straylight	51.500	7	19Bet Ori	0.10000	14000.	103	9310	No
252	GOM_NL__2PRFIN20031211_115308_000000552022_00238_09310_9600.N1	11-DEC-2003 11:53:08	Straylight	54.500	30	46Eps Ori	1.6940	30000.	109	9310	No
253	GOM_NL__2PRFIN20031211_115456_000000462022_00238_09310_9601.N1	11-DEC-2003 11:54:56	Twi_and_stray	45.500	94	92Alp Cet	2.5260	3100.0	91	9310	No
254	GOM_NL__2PRFIN20031211_115810_000000532022_00238_09310_9602.N1	11-DEC-2003 11:58:10	Twi_and_stray	53.000	13	87Alp Tau	0.86700	3800.0	106	9310	No
255	GOM_NL__2PRFIN20031211_120011_000000392022_00238_09310_9603.N1	11-DEC-2003 12:00:11	Bright	38.500	146	25Eta Tau	2.8730	15200.	77	9310	No
256	GOM_NL__2PRFIN20031211_120224_000000382022_00238_09310_9604.N1	11-DEC-2003 12:02:24	Bright	37.500	150	44Zet Per	2.8900	28000.	75	9310	No
257	GOM_NL__2PRFIN20031211_120444_000000372022_00238_09310_9605.N1	11-DEC-2003 12:04:44	Bright	37.000	149	45Eps Per	2.8880	30000.	74	9310	No
258	GOM_NL__2PRFIN20031211_120613_000000402022_00238_09310_9606.N1	11-DEC-2003 12:06:13	Bright	40.000	73	57Gam1And	2.2600	13100.	80	9310	No
259	GOM_NL__2PRFIN20031211_120831_000000362022_00238_09310_9607.N1	11-DEC-2003 12:08:31	Bright	35.500	160	23Gam Per	2.9300	4700.0	71	9310	No
260	GOM_NL__2PRFIN20031211_121127_000000382022_00238_09310_9608.N1	11-DEC-2003 12:11:27	Bright	37.500	110	37Del Cas	2.6780	8900.0	75	9310	No
261	GOM_NL__2PRFIN20031211_121336_000000942022_00238_09310_9609.N1	11-DEC-2003 12:13:36	Bright	94.000	24	66Alp Gem	1.5800	10200.	188	9310	No
262	GOM_NL__2PRFIN20031211_121834_000000392022_00238_09310_9610.N1	11-DEC-2003 12:18:34	Bright	38.500	49	1Alp UMi	1.9900	6300.0	77	9310	No
263	GOM_NL__2PRFIN20031211_122318_000000402022_00238_09310_9611.N1	11-DEC-2003 12:23:18	Bright	40.000	60	7Bet UMi	2.0810	3950.0	80	9310	No
264	GOM_NL__2PRFIN20031211_122621_000000372022_00238_09310_9612.N1	11-DEC-2003 12:26:21	Bright	37.000	119	14Eta Dra	2.7270	4700.0	74	9310	No
265	GOM_NL__2PRFIN20031211_122808_000000432022_00238_09310_9613.N1	11-DEC-2003 12:28:08	Bright	43.000	32	77Eps UMa	1.7630	11000.	86	9310	No
266	GOM_NL__2PRFIN20031211_123032_000000422022_00238_09310_9614.N1	11-DEC-2003 12:30:32	Bright	42.000	39	85Eta UMa	1.8540	24000.	84	9310	No
267	GOM_NL__2PRFIN20031211_123343_000000372022_00238_09310_9615.N1	11-DEC-2003 12:33:43	Bright	36.500	180	27Gam Boo	3.0400	8000.0	73	9310	No
268	GOM_NL__2PRFIN20031211_123651_000000382022_00238_09310_9616.N1	11-DEC-2003 12:36:51	Bright	38.000	83		2.3780	11000.	76	9310	No
269	GOM_NL__2PRFIN20031211_124002_000000572022_00238_09310_9617.N1	11-DEC-2003 12:40:02	Bright	57.000	111	8Eta Boo	2.6800	6000.0	114	9310	No
270	GOM_NL__2PRFIN20031211_124338_000000512022_00238_09310_9618.N1	11-DEC-2003 12:43:38	Bright	50.500	138	47Eps Vir	2.8280	4700.0	101	9310	No
271	GOM_NL__2PRFIN20031211_124549_000000892022_00238_09310_9619.N1	11-DEC-2003 12:45:49	Twi_and_stray	89.000	62	94Bet Leo	2.1360	9700.0	178	9310	No
272	GOM_NL__2PRFIN20031211_124932_000000512022_00238_09310_9620.N1	11-DEC-2003 12:49:32	Twi_and_stray	50.500	15	67Alp Vir	0.97600	28000.	101	9310	No
273	GOM_NL__2PRFIN20031211_125301_000000472022_00238_09310_9621.N1	11-DEC-2003 12:53:01	Twilight	46.500	169	46Gam Hya	2.9910	4700.0	93	9310	No
274	GOM_NL__2PRFIN20031211_125501_000000412022_00238_09310_9622.N1	11-DEC-2003 12:55:01	Twilight	41.000	54	5The Cen	2.0550	4500.0	82	9310	No
275	GOM_NL__2PRFIN20031211_125620_000000422022_00238_09310_9623.N1	11-DEC-2003 12:56:20	Dark	42.000	123	1ot Cen	2.7500	10200.	84	9310	No
276	GOM_NL__2PRFIN20031211_125804_000000382022_00238_09310_9624.N1	11-DEC-2003 12:58:04	Dark	37.500	95	Zet Cen	2.5450	26000.	75	9310	No
277	GOM_NL__2PRFIN20031211_125955_000000412022_00238_09310_9625.N1	11-DEC-2003 12:59:55	Dark	40.500	77	Eps Cen	2.3030	28000.	81	9310	No
278	GOM_NL__2PRFIN20031211_130117_000000452022_00238_09310_9626.N1	11-DEC-2003 13:01:17	Dark	44.500	10	Bet Cen	0.61000	28000.	89	9310	No

279	GOM_NL__2PRFIN20031211_130440_000000382022_00239_09311_9590.N1	11-DEC-2003 13:04:40	Dark	37.500	112	Alp Mus	2.6880	26000.	75	9311	No
280	GOM_NL__2PRFIN20031211_130919_000000402022_00239_09311_9591.N1	11-DEC-2003 13:09:19	Dark	40.000	29	Bet Car	1.6720	10200.	80	9311	No
281	GOM_NL__2PRFIN20031211_131139_000000462022_00239_09311_9592.N1	11-DEC-2003 13:11:39	Dark	46.000	41	Eps Car	1.8600	4100.0	92	9311	No
282	GOM_NL__2PRFIN20031211_131413_000000512022_00239_09311_9593.N1	11-DEC-2003 13:14:13	Dark	51.000	34	Gam2Vel	1.7930	23000.	102	9311	No
283	GOM_NL__2PRFIN20031211_131644_000000512022_00239_09311_9594.N1	11-DEC-2003 13:16:44	Dark	50.500	2	Alp Car	-0.73600	7000.0	101	9311	No
284	GOM_NL__2PRFIN20031211_131914_000000632022_00239_09311_9595.N1	11-DEC-2003 13:19:14	Dark	62.500	117	Pi Pup	2.7060	3800.0	125	9311	No
285	GOM_NL__2PRFIN20031211_132238_000000612022_00239_09311_9596.N1	11-DEC-2003 13:22:38	Straylight	61.000	23	21Eps CMa	1.5020	26000.	122	9311	No
286	GOM_NL__2PRFIN20031211_132434_000000612022_00239_09311_9597.N1	11-DEC-2003 13:24:34	Straylight	61.000	179	24Omi2CMa	3.0320	24000.	122	9311	No
287	GOM_NL__2PRFIN20031211_132755_000000712022_00239_09311_9598.N1	11-DEC-2003 13:27:55	Straylight	70.500	1	9Alp CMa	-1.4400	11000.	141	9311	No
288	GOM_NL__2PRFIN20031211_133116_000000542022_00239_09311_9599.N1	11-DEC-2003 13:31:16	Straylight	54.000	7	19Bet Ori	0.10000	14000.	108	9311	No
289	GOM_NL__2PRFIN20031211_133343_000000522022_00239_09311_9600.N1	11-DEC-2003 13:33:43	Straylight	52.000	30	46Eps Ori	1.6940	30000.	104	9311	No
290	GOM_NL__2PRFIN20031211_133531_000000462022_00239_09311_9601.N1	11-DEC-2003 13:35:31	Twilight	46.000	94	92Alp Cet	2.5260	3100.0	92	9311	No
291	GOM_NL__2PRFIN20031211_133845_000000552022_00239_09311_9602.N1	11-DEC-2003 13:38:45	Twilight	55.000	13	87Alp Tau	0.86700	3800.0	110	9311	No
292	GOM_NL__2PRFIN20031211_134047_000000382022_00239_09311_9603.N1	11-DEC-2003 13:40:47	Bright	37.500	146	25Eta Tau	2.8730	15200.	75	9311	No
293	GOM_NL__2PRFIN20031211_134300_000000392022_00239_09311_9604.N1	11-DEC-2003 13:43:00	Bright	38.500	150	44Zet Per	2.8900	28000.	77	9311	No
294	GOM_NL__2PRFIN20031211_134520_000000372022_00239_09311_9605.N1	11-DEC-2003 13:45:20	Bright	37.000	149	45Eps Per	2.8880	30000.	74	9311	No
295	GOM_NL__2PRFIN20031211_134649_000000402022_00239_09311_9606.N1	11-DEC-2003 13:46:49	Bright	39.500	73	57Gam1And	2.2600	13100.	79	9311	No
296	GOM_NL__2PRFIN20031211_134907_000000382022_00239_09311_9607.N1	11-DEC-2003 13:49:07	Bright	37.500	160	23Gam Per	2.9300	4700.0	75	9311	No
297	GOM_NL__2PRFIN20031211_135203_000000382022_00239_09311_9608.N1	11-DEC-2003 13:52:03	Bright	38.000	110	37Del Cas	2.6780	8900.0	76	9311	No
298	GOM_NL__2PRFIN20031211_135410_000000892022_00239_09311_9609.N1	11-DEC-2003 13:54:10	Bright	89.000	24	66Alp Gem	1.5800	10200.	178	9311	No
299	GOM_NL__2PRFIN20031211_135909_000000392022_00239_09311_9610.N1	11-DEC-2003 13:59:09	Bright	38.500	49	1Alp UMi	1.9900	6300.0	77	9311	No
300	GOM_NL__2PRFIN20031211_140351_000000382022_00239_09311_9611.N1	11-DEC-2003 14:03:51	Bright	38.000	60	7Bet UMi	2.0810	3950.0	76	9311	No
301	GOM_NL__2PRFIN20031211_140657_000000372022_00239_09311_9612.N1	11-DEC-2003 14:06:57	Bright	37.000	119	14Eta Dra	2.7270	4700.0	74	9311	No
302	GOM_NL__2PRFIN20031211_140844_000000442022_00239_09311_9613.N1	11-DEC-2003 14:08:44	Bright	44.000	32	77Eps UMa	1.7630	11000.	88	9311	No
303	GOM_NL__2PRFIN20031211_141108_000000402022_00239_09311_9614.N1	11-DEC-2003 14:11:08	Bright	40.000	39	85Eta UMa	1.8540	24000.	80	9311	No
304	GOM_NL__2PRFIN20031211_141419_000000372022_00239_09311_9615.N1	11-DEC-2003 14:14:19	Bright	36.500	180	27Gam Boo	3.0400	8000.0	73	9311	No
305	GOM_NL__2PRFIN20031211_141726_000000382022_00239_09311_9616.N1	11-DEC-2003 14:17:26	Bright	37.500	83		2.3780	11000.	75	9311	No
306	GOM_NL__2PRFIN20031211_142037_000000412022_00239_09311_9617.N1	11-DEC-2003 14:20:37	Bright	40.500	111	8Eta Boo	2.6800	6000.0	81	9311	No
307	GOM_NL__2PRFIN20031211_142415_000000492022_00239_09311_9618.N1	11-DEC-2003 14:24:15	Bright	48.500	138	47Eps Vir	2.8280	4700.0	97	9311	No
308	GOM_NL__2PRFIN20031211_142626_000000832022_00239_09311_9619.N1	11-DEC-2003 14:26:26	Twilight	82.500	62	94Bet Leo	2.1360	9700.0	165	9311	No
309	GOM_NL__2PRFIN20031211_143008_000000462022_00239_09311_9620.N1	11-DEC-2003 14:30:08	Twilight	45.500	15	67Alp Vir	0.97600	28000.	91	9311	No
310	GOM_NL__2PRFIN20031211_143337_000000472022_00239_09311_9621.N1	11-DEC-2003 14:33:37	Twilight	46.500	169	46Gam Hya	2.9910	4700.0	93	9311	No
311	GOM_NL__2PRFIN20031211_143537_000000482022_00239_09311_9622.N1	11-DEC-2003 14:35:37	Twilight	47.500	54	5The Cen	2.0550	4500.0	95	9311	No
312	GOM_NL__2PRFIN20031211_143657_000000432022_00239_09311_9623.N1	11-DEC-2003 14:36:57	Dark	43.000	123	1ot Cen	2.7500	10200.	86	9311	No
313	GOM_NL__2PRFIN20031211_143840_000000392022_00239_09311_9624.N1	11-DEC-2003 14:38:40	Dark	38.500	95	Zet Cen	2.5450	26000.	77	9311	No
314	GOM_NL__2PRFIN20031211_144031_000000402022_00239_09311_9625.N1	11-DEC-2003 14:40:31	Dark	39.500	77	Eps Cen	2.3030	28000.	79	9311	No
315	GOM_NL__2PRFIN20031211_144152_000000512022_00239_09311_9626.N1	11-DEC-2003 14:41:52	Dark	51.000	10	Bet Cen	0.61000	28000.	102	9311	No
316	GOM_NL__2PRFIN20031211_144516_000000402022_00240_09312_9590.N1	11-DEC-2003 14:45:16	Dark	40.000	112	Alp Mus	2.6880	26000.	80	9312	No
317	GOM_NL__2PRFIN20031211_144956_000000422022_00240_09312_9591.N1	11-DEC-2003 14:49:56	Dark	41.500	29	Bet Car	1.6720	10200.	83	9312	No
318	GOM_NL__2PRFIN20031211_145216_000000462022_00240_09312_9592.N1	11-DEC-2003 14:52:16	Dark	46.000	41	Eps Car	1.8600	4100.0	92	9312	No
319	GOM_NL__2PRFIN20031211_145449_000000512022_00240_09312_9593.N1	11-DEC-2003 14:54:49	Dark	51.000	34	Gam2Vel	1.7930	23000.	102	9312	No
320	GOM_NL__2PRFIN20031211_145719_000000542022_00240_09312_9594.N1	11-DEC-2003 14:57:19	Dark	54.000	2	Alp Car	-0.73600	7000.0	108	9312	No
321	GOM_NL__2PRFIN20031211_145951_000000612022_00240_09312_9595.N1	11-DEC-2003 14:59:51	Dark	61.000	117	Pi Pup	2.7060	3800.0	122	9312	No
322	GOM_NL__2PRFIN20031211_150316_000000582022_00240_09312_9596.N1	11-DEC-2003 15:03:16	Straylight	58.000	23	21Eps CMa	1.5020	26000.	116	9312	No
323	GOM_NL__2PRFIN20031211_150511_000000622022_00240_09312_9597.N1	11-DEC-2003 15:05:11	Straylight	62.000	179	24Omi2CMa	3.0320	24000.	124	9312	No
324	GOM_NL__2PRFIN20031211_150831_000000752022_00240_09312_9598.N1	11-DEC-2003 15:08:31	Straylight	74.500	1	9Alp CMa	-1.4400	11000.	149	9312	No
325	GOM_NL__2PRFIN20031211_151152_000000592022_00240_09312_9599.N1	11-DEC-2003 15:11:52	Straylight	59.000	7	19Bet Ori	0.10000	14000.	118	9312	No
326	GOM_NL__2PRFIN20031211_151418_000000552022_00240_09312_9600.N1	11-DEC-2003 15:14:18	Straylight	55.000	30	46Eps Ori	1.6940	30000.	110	9312	No
327	GOM_NL__2PRFIN20031211_151607_000000492022_00240_09312_9601.N1	11-DEC-2003 15:16:07	Twilight	49.000	94	92Alp Cet	2.5260	3100.0	98	9312	No
328	GOM_NL__2PRFIN20031211_151921_000000562022_00240_09312_9602.N1	11-DEC-2003 15:19:21	Twilight	56.000	13	87Alp Tau	0.86700	3800.0	112	9312	No
329	GOM_NL__2PRFIN20031211_152122_000000392022_00240_09312_9603.N1	11-DEC-2003 15:21:22	Bright	39.000	146	25Eta Tau	2.8730	15200.	78	9312	No
330	GOM_NL__2PRFIN20031211_152336_000000392022_00240_09312_9604.N1	11-DEC-2003 15:23:36	Bright	38.500	150	44Zet Per	2.8900	28000.	77	9312	No
331	GOM_NL__2PRFIN20031211_152556_000000372022_00240_09312_9605.N1	11-DEC-2003 15:25:56	Bright	37.000	149	45Eps Per	2.8880	30000.	74	9312	No
332	GOM_NL__2PRFIN20031211_152723_000000402022_00240_09312_9606.N1	11-DEC-2003 15:27:23	Bright	40.000	73	57Gam1And	2.2600	13100.	80	9312	No
333	GOM_NL__2PRFIN20031211_152943_000000372022_00240_09312_9607.N1	11-DEC-2003 15:29:43	Bright	37.000	160	23Gam Per	2.9300	4700.0	74	9312	No
334	GOM_NL__2PRFIN20031211_153240_000000372022_00240_09312_9608.N1	11-DEC-2003 15:32:40	Bright	37.000	110	37Del Cas	2.6780	8900.0	74	9312	No
335	GOM_NL__2PRFIN20031211_153443_000000942022_00240_09312_9609.N1	11-DEC-2003 15:34:43	Bright	93.500	24	66Alp Gem	1.5800	10200.	187	9312	No
336	GOM_NL__2PRFIN20031211_153945_000000392022_00240_09312_9610.N1	11-DEC-2003 15:39:45	Bright	39.000	49	1Alp UMi	1.9900	6300.0	78	9312	No
337	GOM_NL__2PRFIN20031211_154429_000000402022_00240_09312_9611.N1	11-DEC-2003 15:44:29	Bright	40.000	60	7Bet UMi	2.0810	3950.0	80	9312	No

338	GOM_NL__2PRFIN20031211_154732_000000392022_00240_09312_9612.N1	11-DEC-2003 15:47:32	Bright	39.000	119	14Eta Dra	2.7270	4700.0	78	9312	No
339	GOM_NL__2PRFIN20031211_154920_000000442022_00240_09312_9613.N1	11-DEC-2003 15:49:20	Bright	43.500	32	77Eps UMa	1.7630	11000.	87	9312	No
340	GOM_NL__2PRFIN20031211_155144_000000412022_00240_09312_9614.N1	11-DEC-2003 15:51:44	Bright	41.000	39	85Eta UMa	1.8540	24000.	82	9312	No
341	GOM_NL__2PRFIN20031211_155455_000000502022_00240_09312_9615.N1	11-DEC-2003 15:54:55	Bright	50.000	180	27Gam Boo	3.0400	8000.0	100	9312	No
342	GOM_NL__2PRFIN20031211_155802_000000382022_00240_09312_9616.N1	11-DEC-2003 15:58:02	Bright	37.500	83		2.3780	11000.	75	9312	No
343	GOM_NL__2PRFIN20031211_160114_000000412022_00240_09312_9617.N1	11-DEC-2003 16:01:14	Bright	40.500	111	8Eta Boo	2.6800	6000.0	81	9312	No
344	GOM_NL__2PRFIN20031211_160451_000000492022_00240_09312_9618.N1	11-DEC-2003 16:04:51	Bright	48.500	138	47Eps Vir	2.8280	4700.0	97	9312	No
345	GOM_NL__2PRFIN20031211_160704_000000882022_00240_09312_9619.N1	11-DEC-2003 16:07:04	Twilight	87.500	62	94Bet Leo	2.1360	9700.0	175	9312	No
346	GOM_NL__2PRFIN20031211_161045_000000482022_00240_09312_9620.N1	11-DEC-2003 16:10:45	Twilight	47.500	15	67Alp Vir	0.97600	28000.	95	9312	No
347	GOM_NL__2PRFIN20031211_161414_000000432022_00240_09312_9621.N1	11-DEC-2003 16:14:14	Twilight	42.500	169	46Gam Hya	2.9910	4700.0	85	9312	No
348	GOM_NL__2PRFIN20031211_161613_000000442022_00240_09312_9622.N1	11-DEC-2003 16:16:13	Twilight	43.500	54	5The Cen	2.0550	4500.0	87	9312	No
349	GOM_NL__2PRFIN20031211_161733_000000422022_00240_09312_9623.N1	11-DEC-2003 16:17:33	Dark	42.000	123	1ot Cen	2.7500	10200.	84	9312	No
350	GOM_NL__2PRFIN20031211_161916_000000392022_00240_09312_9624.N1	11-DEC-2003 16:19:16	Dark	39.000	95	Zet Cen	2.5450	26000.	78	9312	No
351	GOM_NL__2PRFIN20031211_162108_000000392022_00240_09312_9625.N1	11-DEC-2003 16:21:08	Dark	38.500	77	Eps Cen	2.3030	28000.	77	9312	No
352	GOM_NL__2PRFIN20031211_162229_000000452022_00240_09312_9626.N1	11-DEC-2003 16:22:29	Dark	45.000	10	Bet Cen	0.61000	28000.	90	9312	No
353	GOM_NL__2PRFIN20031211_162552_000000392022_00241_09313_9590.N1	11-DEC-2003 16:25:52	Dark	38.500	112	Alp Mus	2.6880	26000.	77	9313	No
354	GOM_NL__2PRFIN20031211_163032_000000432022_00241_09313_9591.N1	11-DEC-2003 16:30:32	Dark	43.000	29	Bet Car	1.6720	10200.	86	9313	No
355	GOM_NL__2PRFIN20031211_163253_000000472022_00241_09313_9592.N1	11-DEC-2003 16:32:53	Dark	46.500	41	Eps Car	1.8600	4100.0	93	9313	No
356	GOM_NL__2PRFIN20031211_163527_000000492022_00241_09313_9593.N1	11-DEC-2003 16:35:27	Dark	49.000	34	Gam2Vel	1.7930	23000.	98	9313	No
357	GOM_NL__2PRFIN20031211_163757_000000542022_00241_09313_9594.N1	11-DEC-2003 16:37:57	Dark	54.000	2	Alp Car	-0.73600	7000.0	108	9313	No
358	GOM_NL__2PRFIN20031211_164027_000000592022_00241_09313_9595.N1	11-DEC-2003 16:40:27	Dark	58.500	117	Pi Pup	2.7060	3800.0	117	9313	No
359	GOM_NL__2PRFIN20031211_164353_000000612022_00241_09313_9596.N1	11-DEC-2003 16:43:53	Straylight	60.500	23	21Eps CMa	1.5020	26000.	121	9313	No
360	GOM_NL__2PRFIN20031211_164548_000000612022_00241_09313_9597.N1	11-DEC-2003 16:45:48	Straylight	61.000	179	24Omi2CMa	3.0320	24000.	122	9313	No
361	GOM_NL__2PRFIN20031211_164907_000000732022_00241_09313_9598.N1	11-DEC-2003 16:49:07	Straylight	72.500	1	9Alp CMa	-1.4400	11000.	145	9313	No
362	GOM_NL__2PRFIN20031211_165228_000000532022_00241_09313_9599.N1	11-DEC-2003 16:52:28	Straylight	53.000	7	19Bet Ori	0.10000	14000.	106	9313	No
363	GOM_NL__2PRFIN20031211_165454_000000532022_00241_09313_9600.N1	11-DEC-2003 16:54:54	Straylight	52.500	30	46Eps Ori	1.6940	30000.	105	9313	No
364	GOM_NL__2PRFIN20031211_165643_000000492022_00241_09313_9601.N1	11-DEC-2003 16:56:43	Twilight	48.500	94	92Alp Cet	2.5260	3100.0	97	9313	No
365	GOM_NL__2PRFIN20031211_165958_000000562022_00241_09313_9602.N1	11-DEC-2003 16:59:58	Twilight	56.000	13	87Alp Tau	0.86700	3800.0	112	9313	No
366	GOM_NL__2PRFIN20031211_170158_000000382022_00241_09313_9603.N1	11-DEC-2003 17:01:58	Bright	37.500	146	25Eta Tau	2.8730	15200.	75	9313	No
367	GOM_NL__2PRFIN20031211_170412_000000382022_00241_09313_9604.N1	11-DEC-2003 17:04:12	Bright	37.500	150	44Zet Per	2.8900	28000.	75	9313	No
368	GOM_NL__2PRFIN20031211_170632_000000362022_00241_09313_9605.N1	11-DEC-2003 17:06:32	Bright	36.000	149	45Eps Per	2.8880	30000.	72	9313	No
369	GOM_NL__2PRFIN20031211_170801_000000412022_00241_09313_9606.N1	11-DEC-2003 17:08:01	Bright	40.500	73	57Gam1And	2.2600	13100.	81	9313	No
370	GOM_NL__2PRFIN20031211_171019_000000382022_00241_09313_9607.N1	11-DEC-2003 17:10:19	Bright	37.500	160	23Gam Per	2.9300	4700.0	75	9313	No
371	GOM_NL__2PRFIN20031211_171316_000000372022_00241_09313_9608.N1	11-DEC-2003 17:13:16	Bright	37.000	110	37Del Cas	2.6780	8900.0	74	9313	No
372	GOM_NL__2PRFIN20031211_171517_000000932022_00241_09313_9609.N1	11-DEC-2003 17:15:17	Bright	93.000	24	66Alp Gem	1.5800	10200.	186	9313	No
373	GOM_NL__2PRFIN20031211_172022_000000392022_00241_09313_9610.N1	11-DEC-2003 17:20:22	Bright	39.000	49	1Alp UMi	1.9900	6300.0	78	9313	No
374	GOM_NL__2PRFIN20031211_172505_000000422022_00241_09313_9611.N1	11-DEC-2003 17:25:05	Bright	41.500	60	7Bet UMi	2.0810	3950.0	83	9313	No
375	GOM_NL__2PRFIN20031211_172809_000000392022_00241_09313_9612.N1	11-DEC-2003 17:28:09	Bright	38.500	119	14Eta Dra	2.7270	4700.0	77	9313	No
376	GOM_NL__2PRFIN20031211_172956_000000432022_00241_09313_9613.N1	11-DEC-2003 17:29:56	Bright	43.000	32	77Eps UMa	1.7630	11000.	86	9313	No
377	GOM_NL__2PRFIN20031211_173220_000000402022_00241_09313_9614.N1	11-DEC-2003 17:32:20	Bright	40.000	39	85Eta UMa	1.8540	24000.	80	9313	No
378	GOM_NL__2PRFIN20031211_173532_000000372022_00241_09313_9615.N1	11-DEC-2003 17:35:32	Bright	37.000	180	27Gam Boo	3.0400	8000.0	74	9313	No
379	GOM_NL__2PRFIN20031211_173838_000000382022_00241_09313_9616.N1	11-DEC-2003 17:38:38	Bright	38.000	83		2.3780	11000.	76	9313	No
380	GOM_NL__2PRFIN20031211_174150_000000412022_00241_09313_9617.N1	11-DEC-2003 17:41:50	Bright	40.500	111	8Eta Boo	2.6800	6000.0	81	9313	No
381	GOM_NL__2PRFIN20031211_174527_000000512022_00241_09313_9618.N1	11-DEC-2003 17:45:27	Bright	50.500	138	47Eps Vir	2.8280	4700.0	101	9313	No
382	GOM_NL__2PRFIN20031211_174741_000000822022_00241_09313_9619.N1	11-DEC-2003 17:47:41	Twilight	81.500	62	94Bet Leo	2.1360	9700.0	163	9313	No
383	GOM_NL__2PRFIN20031211_175122_000000452022_00241_09313_9620.N1	11-DEC-2003 17:51:22	Twilight	45.000	15	67Alp Vir	0.97600	28000.	90	9313	No
384	GOM_NL__2PRFIN20031211_175450_000000432022_00241_09313_9621.N1	11-DEC-2003 17:54:50	Twilight	42.500	169	46Gam Hya	2.9910	4700.0	85	9313	No
385	GOM_NL__2PRFIN20031211_175650_000000452022_00241_09313_9622.N1	11-DEC-2003 17:56:50	Twilight	45.000	54	5The Cen	2.0550	4500.0	90	9313	No
386	GOM_NL__2PRFIN20031211_175810_000000412022_00241_09313_9623.N1	11-DEC-2003 17:58:10	Dark	41.000	123	1ot Cen	2.7500	10200.	82	9313	No
387	GOM_NL__2PRFIN20031211_175953_000000402022_00241_09313_9624.N1	11-DEC-2003 17:59:53	Dark	40.000	95	Zet Cen	2.5450	26000.	80	9313	No
388	GOM_NL__2PRFIN20031211_180144_000000432022_00241_09313_9625.N1	11-DEC-2003 18:01:44	Dark	42.500	77	Eps Cen	2.3030	28000.	85	9313	No
389	GOM_NL__2PRFIN20031211_180305_000000502022_00241_09313_9626.N1	11-DEC-2003 18:03:05	Dark	50.000	10	Bet Cen	0.61000	28000.	100	9313	No
390	GOM_NL__2PRFIN20031211_180629_000000382022_00242_09314_9590.N1	11-DEC-2003 18:06:29	Dark	37.500	112	Alp Mus	2.6880	26000.	75	9314	No
391	GOM_NL__2PRFIN20031211_181109_000000422022_00242_09314_9591.N1	11-DEC-2003 18:11:09	Dark	41.500	29	Bet Car	1.6720	10200.	83	9314	No
392	GOM_NL__2PRFIN20031211_181330_000000542022_00242_09314_9592.N1	11-DEC-2003 18:13:30	Dark	54.000	41	Eps Car	1.8600	4100.0	108	9314	No
393	GOM_NL__2PRFIN20031211_181604_000000482022_00242_09314_9593.N1	11-DEC-2003 18:16:04	Dark	47.500	34	Gam2Vel	1.7930	23000.	95	9314	No
394	GOM_NL__2PRFIN20031211_181834_000000552022_00242_09314_9594.N1	11-DEC-2003 18:18:34	Dark	55.000	2	Alp Car	-0.73600	7000.0	110	9314	No
395	GOM_NL__2PRFIN20031211_182104_000000532022_00242_09314_9595.N1	11-DEC-2003 18:21:04	Dark	53.000	117	Pi Pup	2.7060	3800.0	106	9314	No
396	GOM_NL__2PRFIN20031211_182429_000000612022_00242_09314_9596.N1	11-DEC-2003 18:24:29	Straylight	60.500	23	21Eps CMa	1.5020	26000.	121	9314	No



397	GOM_NL__2PRFIN20031211_182623_000000612022_00242_09314_9597.N1	11-DEC-2003 18:26:23	Straylight	61.000	179	24Omi2CMa	3.0320	24000.	122	9314	No
398	GOM_NL__2PRFIN20031211_182944_000000802022_00242_09314_9598.N1	11-DEC-2003 18:29:44	Straylight	79.500	1	9Alp CMa	-1.4400	11000.	159	9314	No
399	GOM_NL__2PRFIN20031211_183304_000000592022_00242_09314_9599.N1	11-DEC-2003 18:33:04	Straylight	59.000	7	19Bet Ori	0.10000	14000.	118	9314	No
400	GOM_NL__2PRFIN20031211_183530_000000552022_00242_09314_9600.N1	11-DEC-2003 18:35:30	Straylight	54.500	30	46Eps Ori	1.6940	30000.	109	9314	No
401	GOM_NL__2PRFIN20031211_183720_000000472022_00242_09314_9601.N1	11-DEC-2003 18:37:20	Tw_i_and_stray	47.000	94	92Alp Cet	2.5260	3100.0	94	9314	No
402	GOM_NL__2PRFIN20031211_184034_000000512022_00242_09314_9602.N1	11-DEC-2003 18:40:34	Tw_i_and_stray	50.500	13	87Alp Tau	0.86700	3800.0	101	9314	No
403	GOM_NL__2PRFIN20031211_184234_000000382022_00242_09314_9603.N1	11-DEC-2003 18:42:34	Bright	38.000	146	25Eta Tau	2.8730	15200.	76	9314	No
404	GOM_NL__2PRFIN20031211_184448_000000392022_00242_09314_9604.N1	11-DEC-2003 18:44:48	Bright	39.000	150	44Zet Per	2.8900	28000.	78	9314	No
405	GOM_NL__2PRFIN20031211_184708_000000382022_00242_09314_9605.N1	11-DEC-2003 18:47:08	Bright	37.500	149	45Eps Per	2.8880	30000.	75	9314	No
406	GOM_NL__2PRFIN20031211_184837_000000392022_00242_09314_9606.N1	11-DEC-2003 18:48:37	Bright	39.000	73	57Gam1And	2.2600	13100.	78	9314	No
407	GOM_NL__2PRFIN20031211_185055_000000382022_00242_09314_9607.N1	11-DEC-2003 18:50:55	Bright	37.500	160	23Gam Per	2.9300	4700.0	75	9314	No
408	GOM_NL__2PRFIN20031211_185351_000000382022_00242_09314_9608.N1	11-DEC-2003 18:53:51	Bright	38.000	110	37Del Cas	2.6780	8900.0	76	9314	No
409	GOM_NL__2PRFIN20031211_185550_000000932022_00242_09314_9609.N1	11-DEC-2003 18:55:50	Bright	92.500	24	66Alp Gem	1.5800	10200.	185	9314	No
410	GOM_NL__2PRFIN20031211_190058_000000392022_00242_09314_9610.N1	11-DEC-2003 19:00:58	Bright	39.000	49	1Alp UMi	1.9900	6300.0	78	9314	No
411	GOM_NL__2PRFIN20031211_190541_000000402022_00242_09314_9611.N1	11-DEC-2003 19:05:41	Bright	39.500	60	7Bet UMi	2.0810	3950.0	79	9314	No
412	GOM_NL__2PRFIN20031211_190845_000000382022_00242_09314_9612.N1	11-DEC-2003 19:08:45	Bright	38.000	119	14Eta Dra	2.7270	4700.0	76	9314	No
413	GOM_NL__2PRFIN20031211_191032_000000442022_00242_09314_9613.N1	11-DEC-2003 19:10:32	Bright	44.000	32	77Eps UMa	1.7630	11000.	88	9314	No
414	GOM_NL__2PRFIN20031211_191256_000000432022_00242_09314_9614.N1	11-DEC-2003 19:12:56	Bright	42.500	39	85Eta UMa	1.8540	24000.	85	9314	No
415	GOM_NL__2PRFIN20031211_191608_000000382022_00242_09314_9615.N1	11-DEC-2003 19:16:08	Bright	37.500	180	27Gam Boo	3.0400	8000.0	75	9314	No
416	GOM_NL__2PRFIN20031211_191915_000000392022_00242_09314_9616.N1	11-DEC-2003 19:19:15	Bright	39.000	83		2.3780	11000.	78	9314	No
417	GOM_NL__2PRFIN20031211_192226_000000412022_00242_09314_9617.N1	11-DEC-2003 19:22:26	Bright	40.500	111	8Eta Boo	2.6800	6000.0	81	9314	No
418	GOM_NL__2PRFIN20031211_192604_000000502022_00242_09314_9618.N1	11-DEC-2003 19:26:04	Bright	50.000	138	47Eps Vir	2.8280	4700.0	100	9314	No
419	GOM_NL__2PRFIN20031211_192818_000000902022_00242_09314_9619.N1	11-DEC-2003 19:28:18	Tw_i_and_stray	89.500	62	94Bet Leo	2.1360	9700.0	179	9314	No
420	GOM_NL__2PRFIN20031211_193158_000000512022_00242_09314_9620.N1	11-DEC-2003 19:31:58	Tw_i_and_stray	50.500	15	67Alp Vir	0.97600	28000.	101	9314	No
421	GOM_NL__2PRFIN20031211_193527_000000452022_00242_09314_9621.N1	11-DEC-2003 19:35:27	Twilight	44.500	169	46Gam Hya	2.9910	4700.0	89	9314	No
422	GOM_NL__2PRFIN20031211_193726_000000442022_00242_09314_9622.N1	11-DEC-2003 19:37:26	Twilight	43.500	54	5The Cen	2.0550	4500.0	87	9314	No
423	GOM_NL__2PRFIN20031211_193847_000000392022_00242_09314_9623.N1	11-DEC-2003 19:38:47	Dark	39.000	123	1ot Cen	2.7500	10200.	78	9314	No
424	GOM_NL__2PRFIN20031211_194029_000000382022_00242_09314_9624.N1	11-DEC-2003 19:40:29	Dark	38.000	95	Zet Cen	2.5450	26000.	76	9314	No
425	GOM_NL__2PRFIN20031211_194220_000000402022_00242_09314_9625.N1	11-DEC-2003 19:42:20	Dark	39.500	77	Eps Cen	2.3030	28000.	79	9314	No
426	GOM_NL__2PRFIN20031211_194341_000000462022_00242_09314_9626.N1	11-DEC-2003 19:43:41	Dark	45.500	10	Bet Cen	0.61000	28000.	91	9314	No
427	GOM_NL__2PRFIN20031211_194705_000000392022_00243_09315_9592.N1	11-DEC-2003 19:47:05	Dark	38.500	112	Alp Mus	2.6880	26000.	77	9315	No
428	GOM_NL__2PRFIN20031211_195145_000000422022_00243_09315_9593.N1	11-DEC-2003 19:51:45	Dark	41.500	29	Bet Car	1.6720	10200.	83	9315	No
429	GOM_NL__2PRFIN20031211_195407_000000542022_00243_09315_9594.N1	11-DEC-2003 19:54:07	Dark	54.000	41	Eps Car	1.8600	4100.0	108	9315	No
430	GOM_NL__2PRFIN20031211_195640_000000492022_00243_09315_9595.N1	11-DEC-2003 19:56:40	Dark	48.500	34	Gam2Vel	1.7930	23000.	97	9315	No
431	GOM_NL__2PRFIN20031211_195910_000000562022_00243_09315_9596.N1	11-DEC-2003 19:59:10	Dark	56.000	2	Alp Car	-0.73600	7000.0	112	9315	No
432	GOM_NL__2PRFIN20031211_200141_000000662022_00243_09315_9597.N1	11-DEC-2003 20:01:41	Dark	65.500	117	Pi Pup	2.7060	3800.0	131	9315	No
433	GOM_NL__2PRFIN20031211_200505_000000602022_00243_09315_9598.N1	11-DEC-2003 20:05:05	Straylight	60.000	23	21Eps CMa	1.5020	26000.	120	9315	No
434	GOM_NL__2PRFIN20031211_200700_000000612022_00243_09315_9599.N1	11-DEC-2003 20:07:00	Straylight	60.500	179	24Omi2CMa	3.0320	24000.	121	9315	No
435	GOM_NL__2PRFIN20031211_201001_000000572022_00243_09315_9600.N1	11-DEC-2003 20:10:01	Straylight	57.000	47	2Bet CMa	1.9760	28000.	114	9315	No
436	GOM_NL__2PRFIN20031211_201340_000000592022_00243_09315_9601.N1	11-DEC-2003 20:13:40	Straylight	59.000	7	19Bet Ori	0.10000	14000.	118	9315	No
437	GOM_NL__2PRFIN20031211_201607_000000522022_00243_09315_9602.N1	11-DEC-2003 20:16:07	Straylight	52.000	30	46Eps Ori	1.6940	30000.	104	9315	No
438	GOM_NL__2PRFIN20031211_201756_000000472022_00243_09315_9603.N1	11-DEC-2003 20:17:56	Tw_i_and_stray	46.500	94	92Alp Cet	2.5260	3100.0	93	9315	No
439	GOM_NL__2PRFIN20031211_202110_000000542022_00243_09315_9604.N1	11-DEC-2003 20:21:10	Tw_i_and_stray	53.500	13	87Alp Tau	0.86700	3800.0	107	9315	No
440	GOM_NL__2PRFIN20031211_202744_000000372022_00243_09315_9605.N1	11-DEC-2003 20:27:44	Bright	36.500	149	45Eps Per	2.8880	30000.	73	9315	No
441	GOM_NL__2PRFIN20031211_202915_000000382022_00243_09315_9606.N1	11-DEC-2003 20:29:15	Bright	37.500	73	57Gam1And	2.2600	13100.	75	9315	No
442	GOM_NL__2PRFIN20031211_203132_000000382022_00243_09315_9607.N1	11-DEC-2003 20:31:32	Bright	37.500	160	23Gam Per	2.9300	4700.0	75	9315	No
443	GOM_NL__2PRFIN20031211_204134_000000382022_00243_09315_9608.N1	11-DEC-2003 20:41:34	Bright	38.000	49	1Alp UMi	1.9900	6300.0	76	9315	No
444	GOM_NL__2PRFIN20031211_204618_000000362022_00243_09315_9609.N1	11-DEC-2003 20:46:18	Bright	35.500	60	7Bet UMi	2.0810	3950.0	71	9315	No
445	GOM_NL__2PRFIN20031211_204921_000000382022_00243_09315_9610.N1	11-DEC-2003 20:49:21	Bright	38.000	119	14Eta Dra	2.7270	4700.0	76	9315	No
446	GOM_NL__2PRFIN20031211_205107_000000432022_00243_09315_9611.N1	11-DEC-2003 20:51:07	Bright	43.000	32	77Eps UMa	1.7630	11000.	86	9315	No
447	GOM_NL__2PRFIN20031211_205332_000000412022_00243_09315_9612.N1	11-DEC-2003 20:53:32	Bright	41.000	39	85Eta UMa	1.8540	24000.	82	9315	No
448	GOM_NL__2PRFIN20031211_205644_000000382022_00243_09315_9613.N1	11-DEC-2003 20:56:44	Bright	37.500	180	27Gam Boo	3.0400	8000.0	75	9315	No
449	GOM_NL__2PRFIN20031211_205951_000000372022_00243_09315_9614.N1	11-DEC-2003 20:59:51	Bright	37.000	83		2.3780	11000.	74	9315	No
450	GOM_NL__2PRFIN20031211_210303_000000462022_00243_09315_9615.N1	11-DEC-2003 21:03:03	Bright	46.000	111	8Eta Boo	2.6800	6000.0	92	9315	No
451	GOM_NL__2PRFIN20031211_210640_000000482022_00243_09315_9616.N1	11-DEC-2003 21:06:40	Bright	48.000	138	47Eps Vir	2.8280	4700.0	96	9315	No
452	GOM_NL__2PRFIN20031211_210855_000000862022_00243_09315_9617.N1	11-DEC-2003 21:08:55	Tw_i_and_stray	86.000	62	94Bet Leo	2.1360	9700.0	172	9315	No
453	GOM_NL__2PRFIN20031211_211234_000000552022_00243_09315_9618.N1	11-DEC-2003 21:12:34	Tw_i_and_stray	55.000	15	67Alp Vir	0.97600	28000.	110	9315	No
454	GOM_NL__2PRFIN20031211_211603_000000472022_00243_09315_9619.N1	11-DEC-2003 21:16:03	Twilight	47.000	169	46Gam Hya	2.9910	4700.0	94	9315	No
455	GOM_NL__2PRFIN20031211_211803_000000452022_00243_09315_9620.N1	11-DEC-2003 21:18:03	Twilight	44.500	54	5The Cen	2.0550	4500.0	89	9315	No

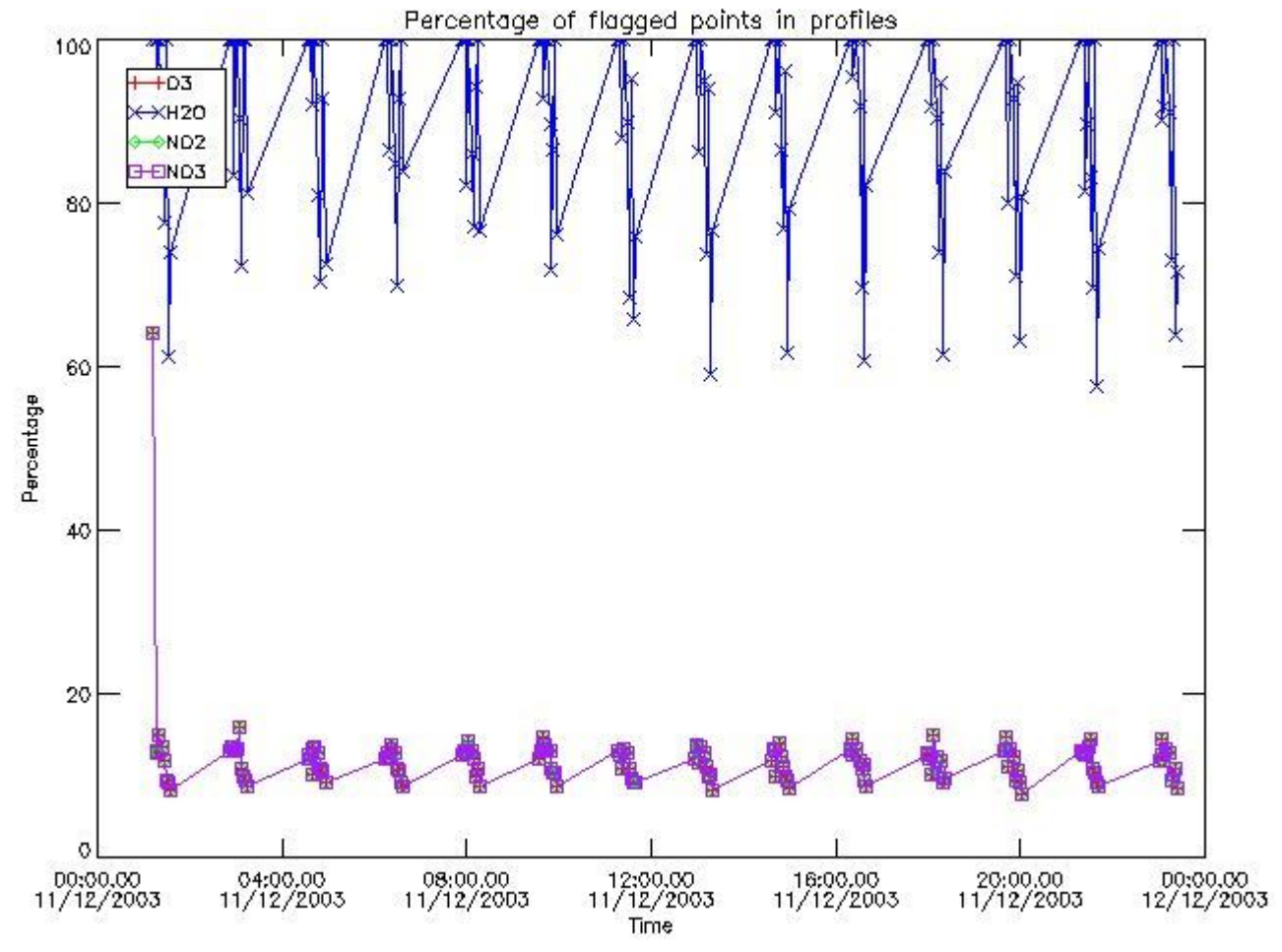
456	GOM_NL__2PRFIN20031211_211923_000000402022_00243_09315_9621.N1	11-DEC-2003 21:19:23	Dark	39.500	123	Iot Cen	2.7500	10200.	79	9315	No
457	GOM_NL__2PRFIN20031211_212105_000000402022_00243_09315_9622.N1	11-DEC-2003 21:21:05	Dark	40.000	95	Zet Cen	2.5450	26000.	80	9315	No
458	GOM_NL__2PRFIN20031211_212256_000000402022_00243_09315_9623.N1	11-DEC-2003 21:22:56	Dark	39.500	77	Eps Cen	2.3030	28000.	79	9315	No
459	GOM_NL__2PRFIN20031211_212417_000000412022_00243_09315_9624.N1	11-DEC-2003 21:24:17	Dark	41.000	10	Bet Cen	0.61000	28000.	82	9315	No
460	GOM_NL__2PRFIN20031211_212532_000000392022_00244_09316_9592.N1	11-DEC-2003 21:25:32	Dark	39.000	20	Bet Cru	1.2530	30000.	78	9316	No
461	GOM_NL__2PRFIN20031211_212741_000000382022_00244_09316_9593.N1	11-DEC-2003 21:27:41	Dark	37.500	112	Alp Mus	2.6880	26000.	75	9316	No
462	GOM_NL__2PRFIN20031211_213221_000000392022_00244_09316_9594.N1	11-DEC-2003 21:32:21	Dark	39.000	29	Bet Car	1.6720	10200.	78	9316	No
463	GOM_NL__2PRFIN20031211_213443_000000472022_00244_09316_9595.N1	11-DEC-2003 21:34:43	Dark	46.500	41	Eps Car	1.8600	4100.0	93	9316	No
464	GOM_NL__2PRFIN20031211_213717_000000492022_00244_09316_9596.N1	11-DEC-2003 21:37:17	Dark	49.000	34	Gam2Vel	1.7930	23000.	98	9316	No
465	GOM_NL__2PRFIN20031211_213946_000000562022_00244_09316_9597.N1	11-DEC-2003 21:39:46	Dark	56.000	2	Alp Car	-0.73600	7000.0	112	9316	No
466	GOM_NL__2PRFIN20031211_214217_000000592022_00244_09316_9598.N1	11-DEC-2003 21:42:17	Dark	59.000	117	Pi Pup	2.7060	3800.0	118	9316	No
467	GOM_NL__2PRFIN20031211_214542_000000622022_00244_09316_9599.N1	11-DEC-2003 21:45:42	Straylight	62.000	23	21Eps CMa	1.5020	26000.	124	9316	No
468	GOM_NL__2PRFIN20031211_214736_000000642022_00244_09316_9600.N1	11-DEC-2003 21:47:36	Straylight	63.500	179	24Omi2CMa	3.0320	24000.	127	9316	No
469	GOM_NL__2PRFIN20031211_215037_000000592022_00244_09316_9601.N1	11-DEC-2003 21:50:37	Straylight	58.500	47	2Bet CMa	1.9760	28000.	117	9316	No
470	GOM_NL__2PRFIN20031211_215415_000000592022_00244_09316_9602.N1	11-DEC-2003 21:54:15	Straylight	59.000	7	19Bet Ori	0.10000	14000.	118	9316	No
471	GOM_NL__2PRFIN20031211_215643_000000552022_00244_09316_9603.N1	11-DEC-2003 21:56:43	Straylight	55.000	30	46Eps Ori	1.6940	30000.	110	9316	No
472	GOM_NL__2PRFIN20031211_215832_000000472022_00244_09316_9604.N1	11-DEC-2003 21:58:32	Twilight	46.500	94	92Alp Cet	2.5260	3100.0	93	9316	No
473	GOM_NL__2PRFIN20031211_220145_000000532022_00244_09316_9605.N1	11-DEC-2003 22:01:45	Twilight	53.000	13	87Alp Tau	0.86700	3800.0	106	9316	No
474	GOM_NL__2PRFIN20031211_220820_000000372022_00244_09316_9606.N1	11-DEC-2003 22:08:20	Bright	37.000	149	45Eps Per	2.8880	30000.	74	9316	No
475	GOM_NL__2PRFIN20031211_220950_000000402022_00244_09316_9607.N1	11-DEC-2003 22:09:50	Bright	39.500	73	57Gam1And	2.2600	13100.	79	9316	No
476	GOM_NL__2PRFIN20031211_221207_000000372022_00244_09316_9608.N1	11-DEC-2003 22:12:07	Bright	37.000	160	23Gam Per	2.9300	4700.0	74	9316	No
477	GOM_NL__2PRFIN20031211_222210_000000352022_00244_09316_9609.N1	11-DEC-2003 22:22:10	Bright	35.000	49	1Alp UMi	1.9900	6300.0	70	9316	No
478	GOM_NL__2PRFIN20031211_222653_000000392022_00244_09316_9610.N1	11-DEC-2003 22:26:53	Bright	39.000	60	7Bet UMi	2.0810	3950.0	78	9316	No
479	GOM_NL__2PRFIN20031211_222957_000000522022_00244_09316_9611.N1	11-DEC-2003 22:29:57	Bright	52.000	119	14Eta Dra	2.7270	4700.0	104	9316	No
480	GOM_NL__2PRFIN20031211_223142_000000412022_00244_09316_9612.N1	11-DEC-2003 22:31:42	Bright	40.500	32	77Eps UMa	1.7630	11000.	81	9316	No
481	GOM_NL__2PRFIN20031211_223407_000000412022_00244_09316_9613.N1	11-DEC-2003 22:34:07	Bright	40.500	39	85Eta UMa	1.8540	24000.	81	9316	No
482	GOM_NL__2PRFIN20031211_223719_000000372022_00244_09316_9614.N1	11-DEC-2003 22:37:19	Bright	37.000	180	27Gam Boo	3.0400	8000.0	74	9316	No
483	GOM_NL__2PRFIN20031211_224027_000000532022_00244_09316_9615.N1	11-DEC-2003 22:40:27	Bright	53.000	83		2.3780	11000.	106	9316	No
484	GOM_NL__2PRFIN20031211_224339_000000402022_00244_09316_9616.N1	11-DEC-2003 22:43:39	Bright	40.000	111	8Eta Boo	2.6800	6000.0	80	9316	No
485	GOM_NL__2PRFIN20031211_224717_000000482022_00244_09316_9617.N1	11-DEC-2003 22:47:17	Bright	47.500	138	47Eps Vir	2.8280	4700.0	95	9316	No
486	GOM_NL__2PRFIN20031211_224932_000000872022_00244_09316_9618.N1	11-DEC-2003 22:49:32	Twilight	86.500	62	94Bet Leo	2.1360	9700.0	173	9316	No
487	GOM_NL__2PRFIN20031211_225310_000000522022_00244_09316_9619.N1	11-DEC-2003 22:53:10	Twilight	51.500	15	67Alp Vir	0.97600	28000.	103	9316	No
488	GOM_NL__2PRFIN20031211_225639_000000472022_00244_09316_9620.N1	11-DEC-2003 22:56:39	Twilight	47.000	169	46Gam Hya	2.9910	4700.0	94	9316	No
489	GOM_NL__2PRFIN20031211_225838_000000462022_00244_09316_9621.N1	11-DEC-2003 22:58:38	Twilight	46.000	54	5The Cen	2.0550	4500.0	92	9316	No
490	GOM_NL__2PRFIN20031211_225959_000000442022_00244_09316_9622.N1	11-DEC-2003 22:59:59	Dark	43.500	123	Iot Cen	2.7500	10200.	87	9316	No
491	GOM_NL__2PRFIN20031211_230332_000000392022_00244_09316_9623.N1	11-DEC-2003 23:03:32	Dark	38.500	77	Eps Cen	2.3030	28000.	77	9316	No
492	GOM_NL__2PRFIN20031211_230453_000000412022_00244_09316_9624.N1	11-DEC-2003 23:04:53	Dark	41.000	10	Bet Cen	0.61000	28000.	82	9316	No
493	GOM_NL__2PRFIN20031211_230608_000000442022_00245_09317_9592.N1	11-DEC-2003 23:06:08	Dark	43.500	20	Bet Cru	1.2530	30000.	87	9317	No
494	GOM_NL__2PRFIN20031211_230817_000000392022_00245_09317_9593.N1	11-DEC-2003 23:08:17	Dark	38.500	112	Alp Mus	2.6880	26000.	77	9317	No
495	GOM_NL__2PRFIN20031211_231258_000000402022_00245_09317_9594.N1	11-DEC-2003 23:12:58	Dark	40.000	29	Bet Car	1.6720	10200.	80	9317	No
496	GOM_NL__2PRFIN20031211_231519_000000542022_00245_09317_9595.N1	11-DEC-2003 23:15:19	Dark	54.000	41	Eps Car	1.8600	4100.0	108	9317	No
497	GOM_NL__2PRFIN20031211_231753_000000502022_00245_09317_9596.N1	11-DEC-2003 23:17:53	Dark	50.000	34	Gam2Vel	1.7930	23000.	100	9317	No
498	GOM_NL__2PRFIN20031211_232022_000000482022_00245_09317_9597.N1	11-DEC-2003 23:20:22	Dark	47.500	2	Alp Car	-0.73600	7000.0	95	9317	No
499	GOM_NL__2PRFIN20031211_232254_000000602022_00245_09317_9598.N1	11-DEC-2003 23:22:54	Dark	60.000	117	Pi Pup	2.7060	3800.0	120	9317	No
500	GOM_NL__2PRFIN20031211_232618_000000602022_00245_09317_9599.N1	11-DEC-2003 23:26:18	Straylight	59.500	23	21Eps CMa	1.5020	26000.	119	9317	No
501	GOM_NL__2PRFIN20031211_232812_000000622022_00245_09317_9600.N1	11-DEC-2003 23:28:12	Straylight	62.000	179	24Omi2CMa	3.0320	24000.	124	9317	No
502	GOM_NL__2PRFIN20031211_233110_000000632022_00245_09317_9601.N1	11-DEC-2003 23:31:10	Straylight	62.500	47	2Bet CMa	1.9760	28000.	125	9317	No
503	GOM_NL__2PRFIN20031211_233451_000000572022_00245_09317_9602.N1	11-DEC-2003 23:34:51	Straylight	57.000	7	19Bet Ori	0.10000	14000.	114	9317	No
504	GOM_NL__2PRFIN20031211_233717_000000552022_00245_09317_9603.N1	11-DEC-2003 23:37:17	Straylight	55.000	30	46Eps Ori	1.6940	30000.	110	9317	No
505	GOM_NL__2PRFIN20031211_233909_000000492022_00245_09317_9604.N1	11-DEC-2003 23:39:09	Twilight	48.500	94	92Alp Cet	2.5260	3100.0	97	9317	No
506	GOM_NL__2PRFIN20031211_234221_000000502022_00245_09317_9605.N1	11-DEC-2003 23:42:21	Twilight	50.000	13	87Alp Tau	0.86700	3800.0	100	9317	No
507	GOM_NL__2PRFIN20031211_234855_000000372022_00245_09317_9606.N1	11-DEC-2003 23:48:55	Bright	36.500	149	45Eps Per	2.8880	30000.	73	9317	No
508	GOM_NL__2PRFIN20031211_235026_000000402022_00245_09317_9607.N1	11-DEC-2003 23:50:26	Bright	40.000	73	57Gam1And	2.2600	13100.	80	9317	No
509	GOM_NL__2PRFIN20031211_235243_000000372022_00245_09317_9608.N1	11-DEC-2003 23:52:43	Bright	36.500	160	23Gam Per	2.9300	4700.0	73	9317	No

### 3. Quality information per product

In this section it is plotted some information contained in the Quality Summary data set of


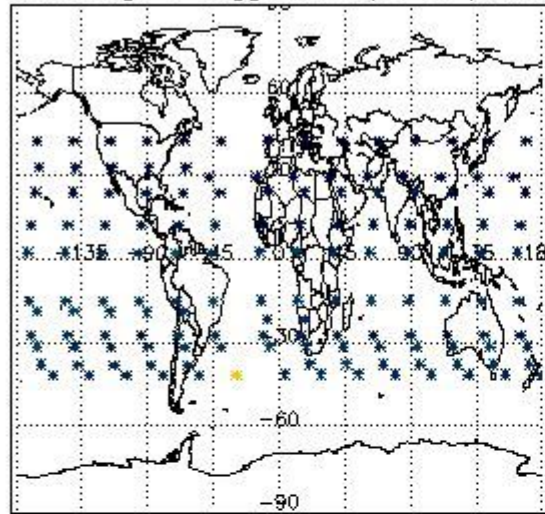
the level 2 products. Only products in dark limb conditions and without errors (error flag in the MPH set to "0") are used.

### 3.1 Plot quality information per product (time dependant)

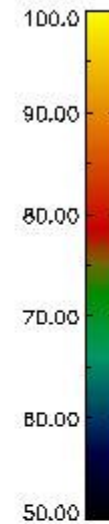
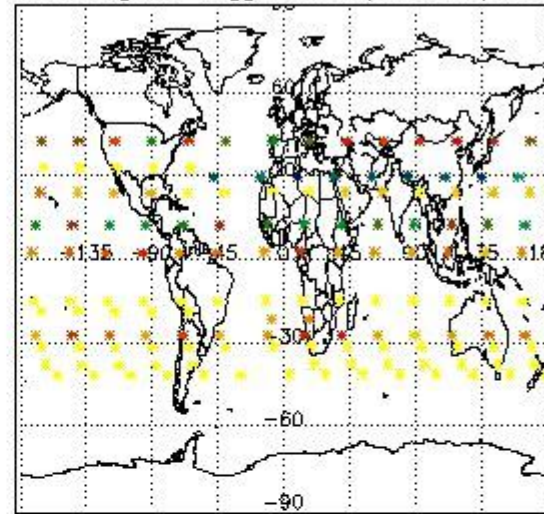


### 3.2 Plot quality information per product (world map)


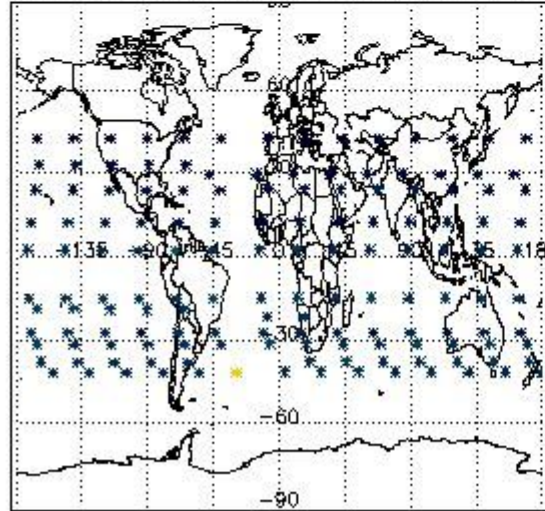
Percentage of flagged data per O3 profile




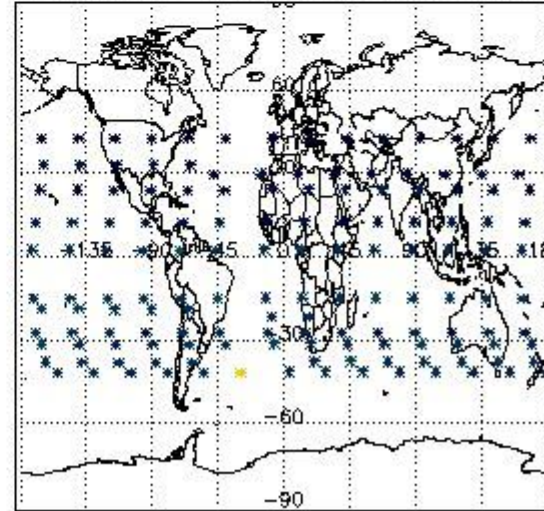
Percentage of flagged data per H2O profile



Percentage of flagged data per NO2 profile



Percentage of flagged data per NO3 profile

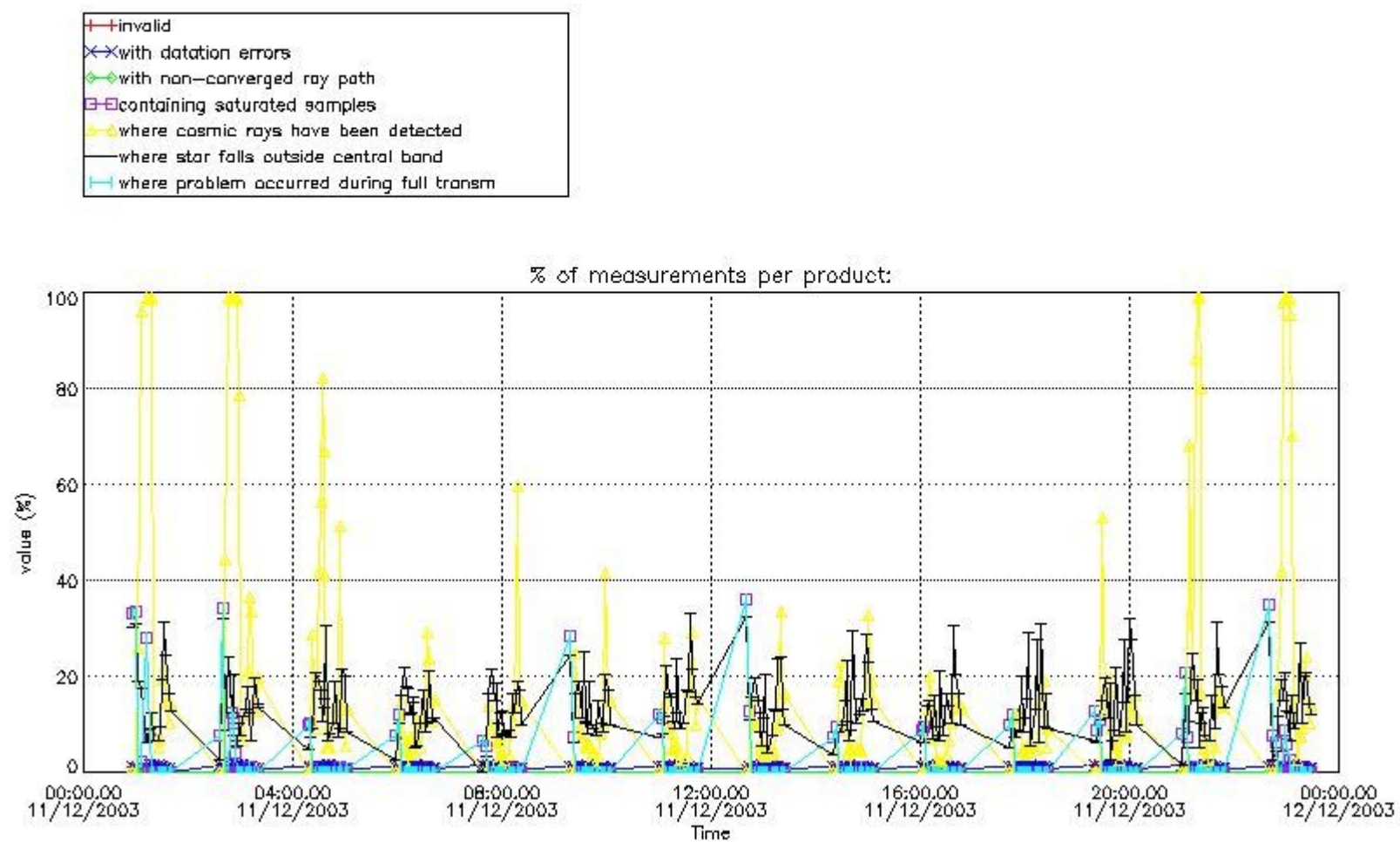


#### 4. Level 1 quality information per product

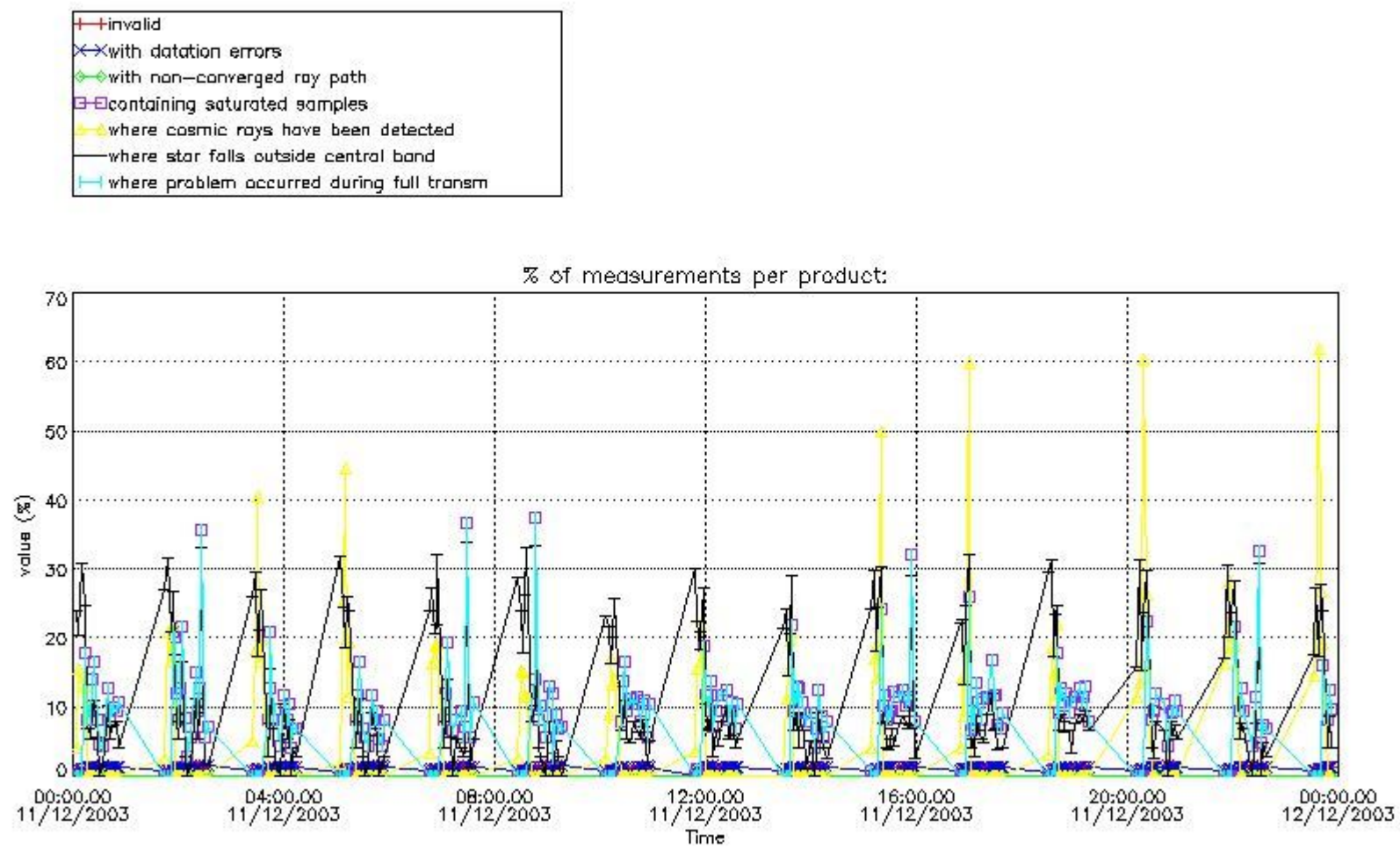
In this section it is plotted some information contained in the Quality Summary data set of the level 2 products that comes from the level 1b processing. Products without errors (error flag in the MPH set to "0") are used.

##### 4.1 Plot quality information per product (time dependant) coming from level 1b processing

###### 4.1.1 Plot level 1 quality information per product (time dependant): ENVISAT ASCENDING passes

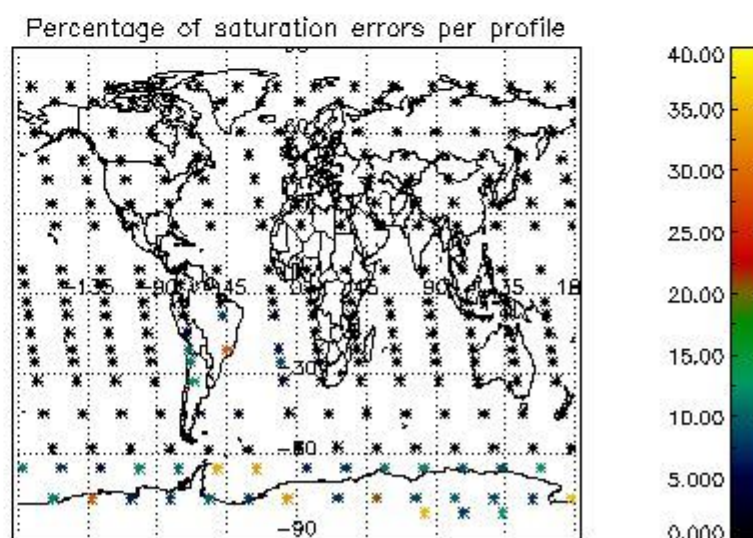
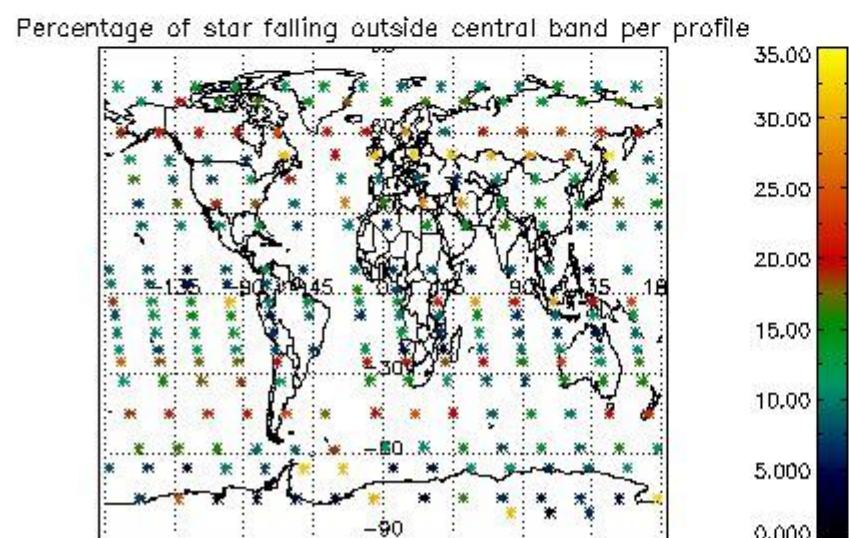
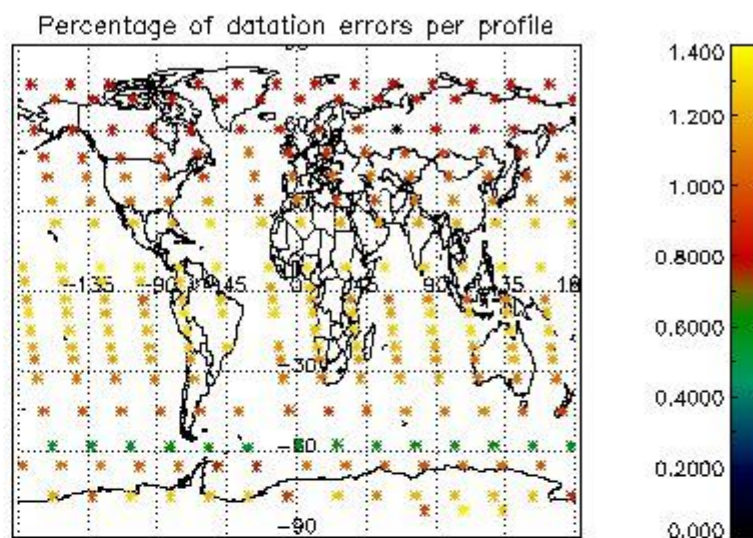
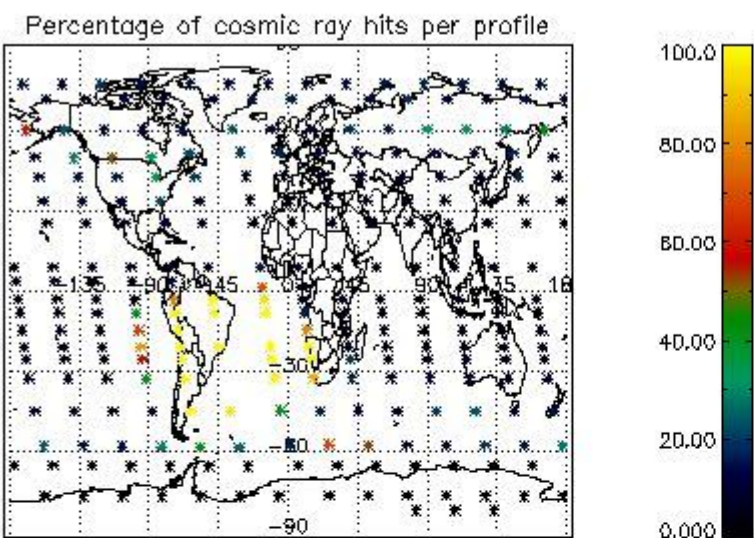


4.1.2 Plot level 1 quality information per product (time dependant): ENVI SAT DESCENDING passes

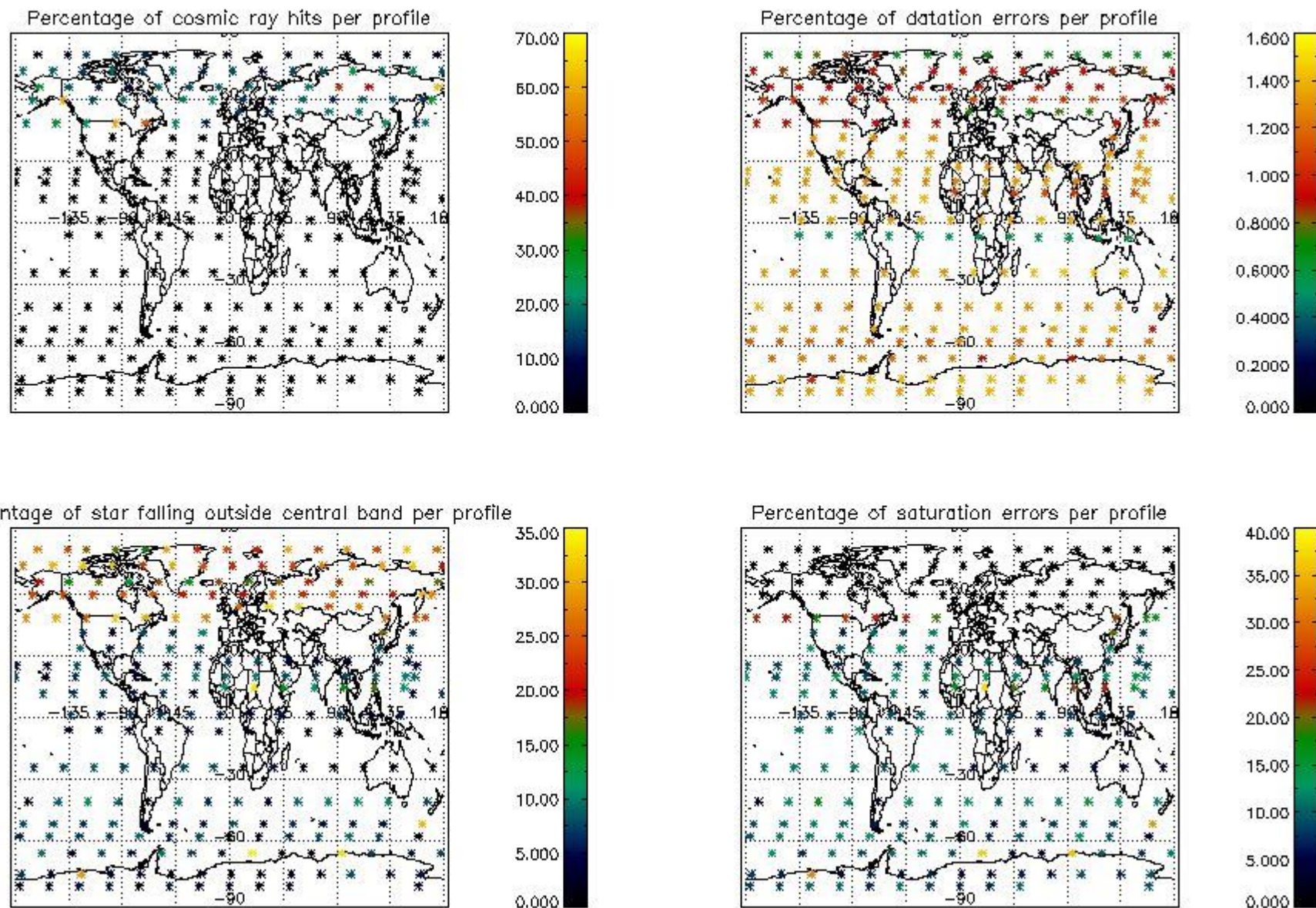


#### 4.2 Plot quality information per product coming from level 1b processing (world map)

##### 4.2.1 Plot level 1 quality information per product (world map): ENVISAT ASCENDING passes



4.2.2 Plot level 1 quality information per product (world map): ENVISAT DESCENDING passes



## 5. Trace gas profiles

### 5.1 Ozone statistics based on quality of products

The final quality of the products can be "measured" using the STD (Standard Deviation) attached to every point profile. This information is written to the parameter GOM\_NL\_\_2P/NL\_LOCAL\_SPECIES\_DENSITY/o3\_std of the level 2 products. The table below shows the statistics for given STD ranges.

The statistics are given with respect to the overall valid production:

- Products without fatal errors: GOM\_NL\_\_2P/MPH/PRODUCT\_ERR=0
- Valid point profile: GOM\_NL\_\_2P/NL\_LOCAL\_SPECIES\_DENSITY/pcd(0)=0

The 'Criteria' is applied to valid points of dark limb products:

- Products in dark limb illumination condition: GOM\_NL\_\_2P/NL\_SUMMARY\_QUALITY/obs\_ill\_cond=0
- Products without fatal errors: GOM\_NL\_\_2P/MPH/PRODUCT\_ERR=0
- Valid point profile: GOM\_NL\_\_2P/NL\_LOCAL\_SPECIES\_DENSITY/pcd(0)=0

So, the table below shows the percentage of dark limb and valid observations for each criteria with respect to the overall valid daily observations.

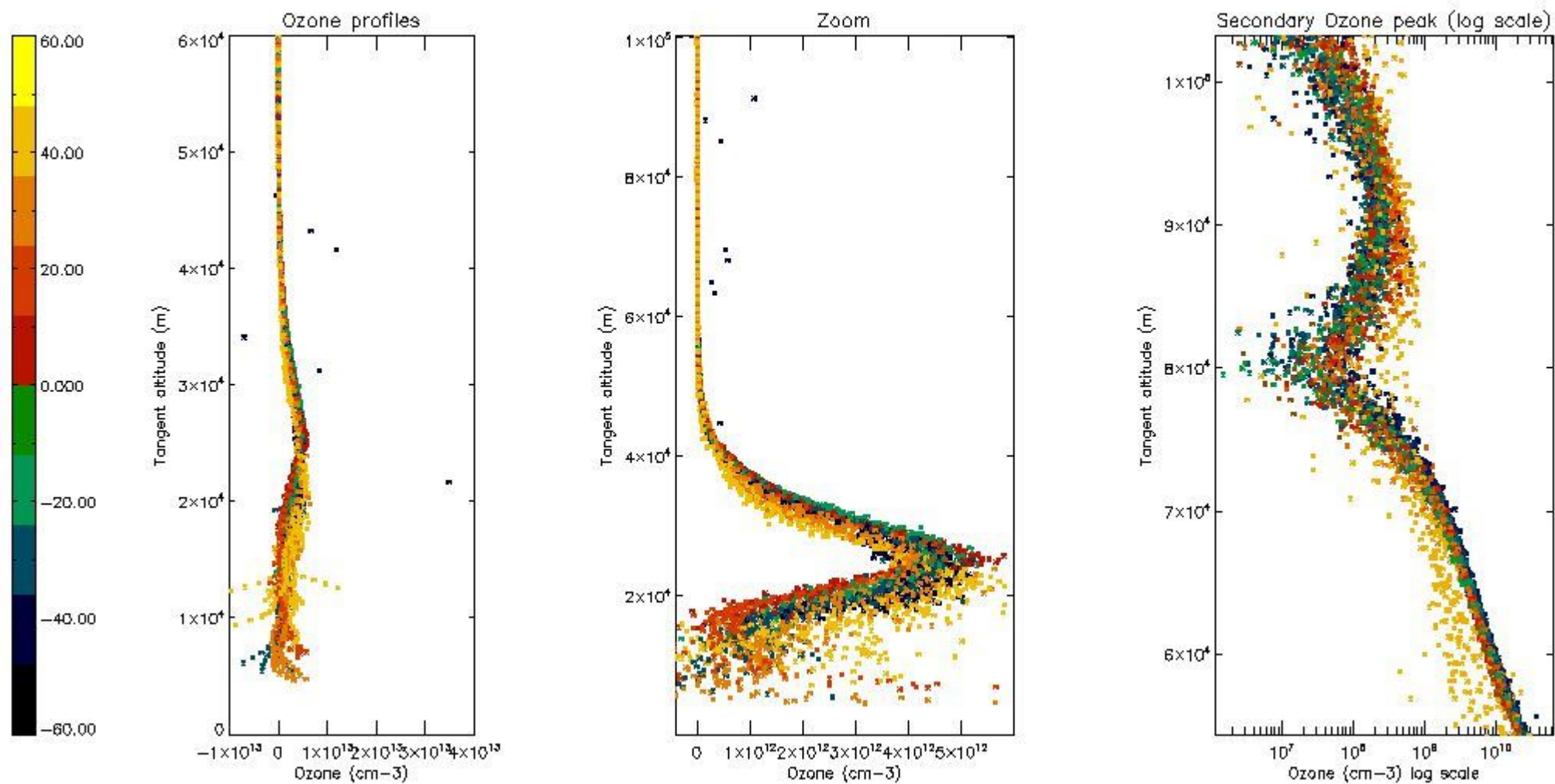
Criteria	% of total production
All STD	27
STD < 20	16



STD < 10	14
STD < 5	10

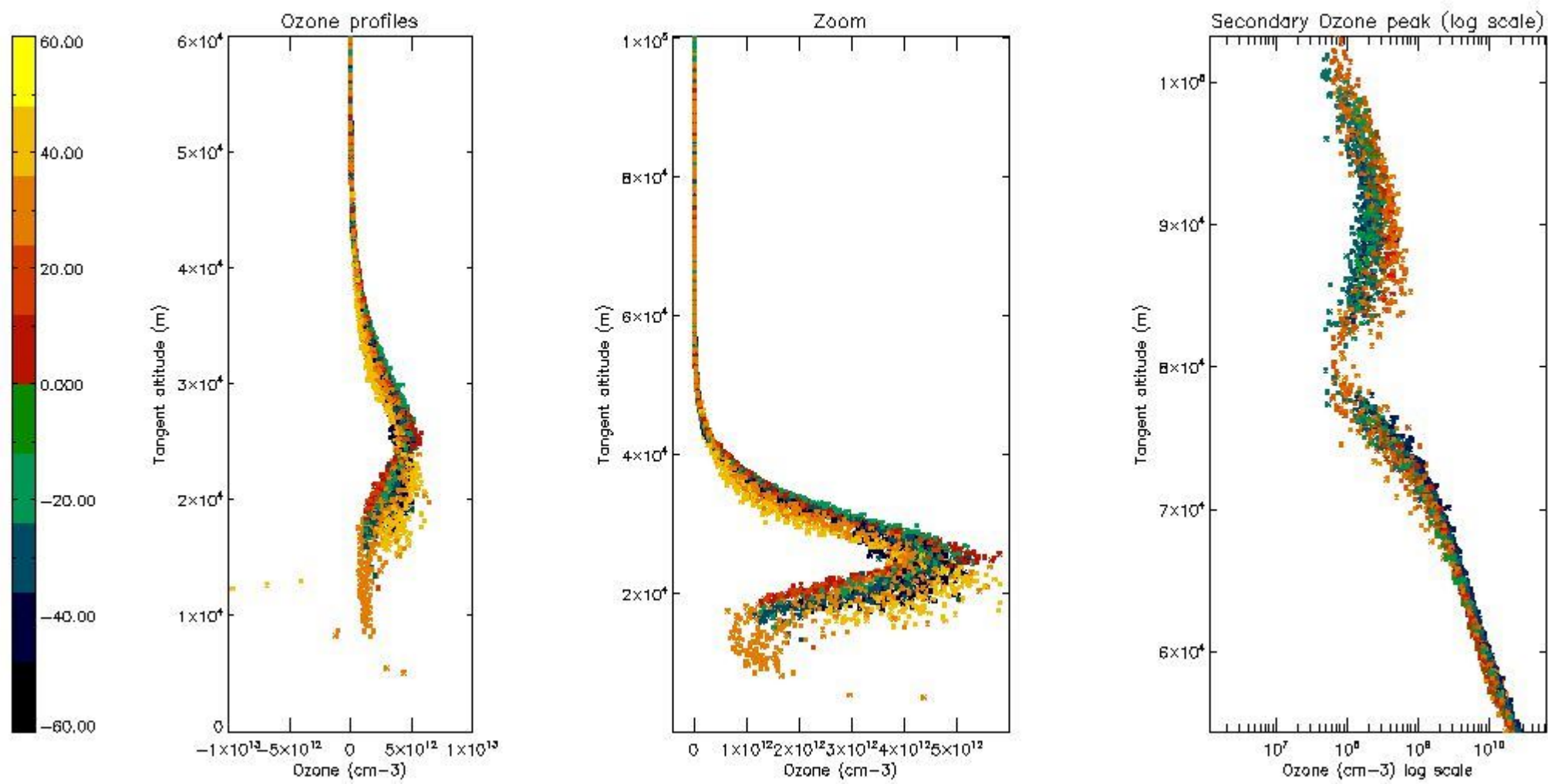
5.2 Plot ozone profiles for all STD (dark without errors)

The colorbar represents the latitude.



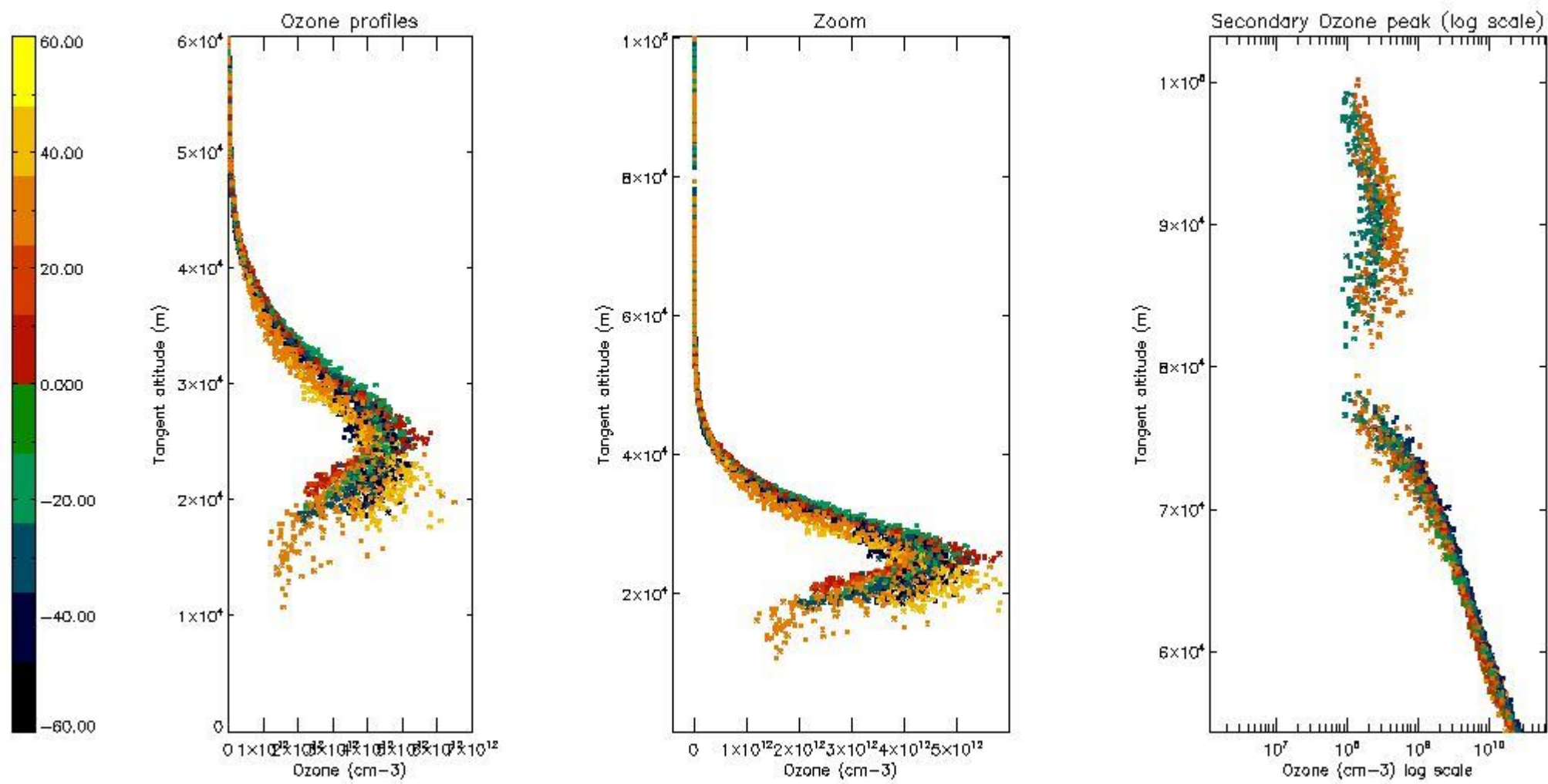
5.3 Plot ozone profiles where STD < 20% (dark without errors)

The colorbar represents the latitude.



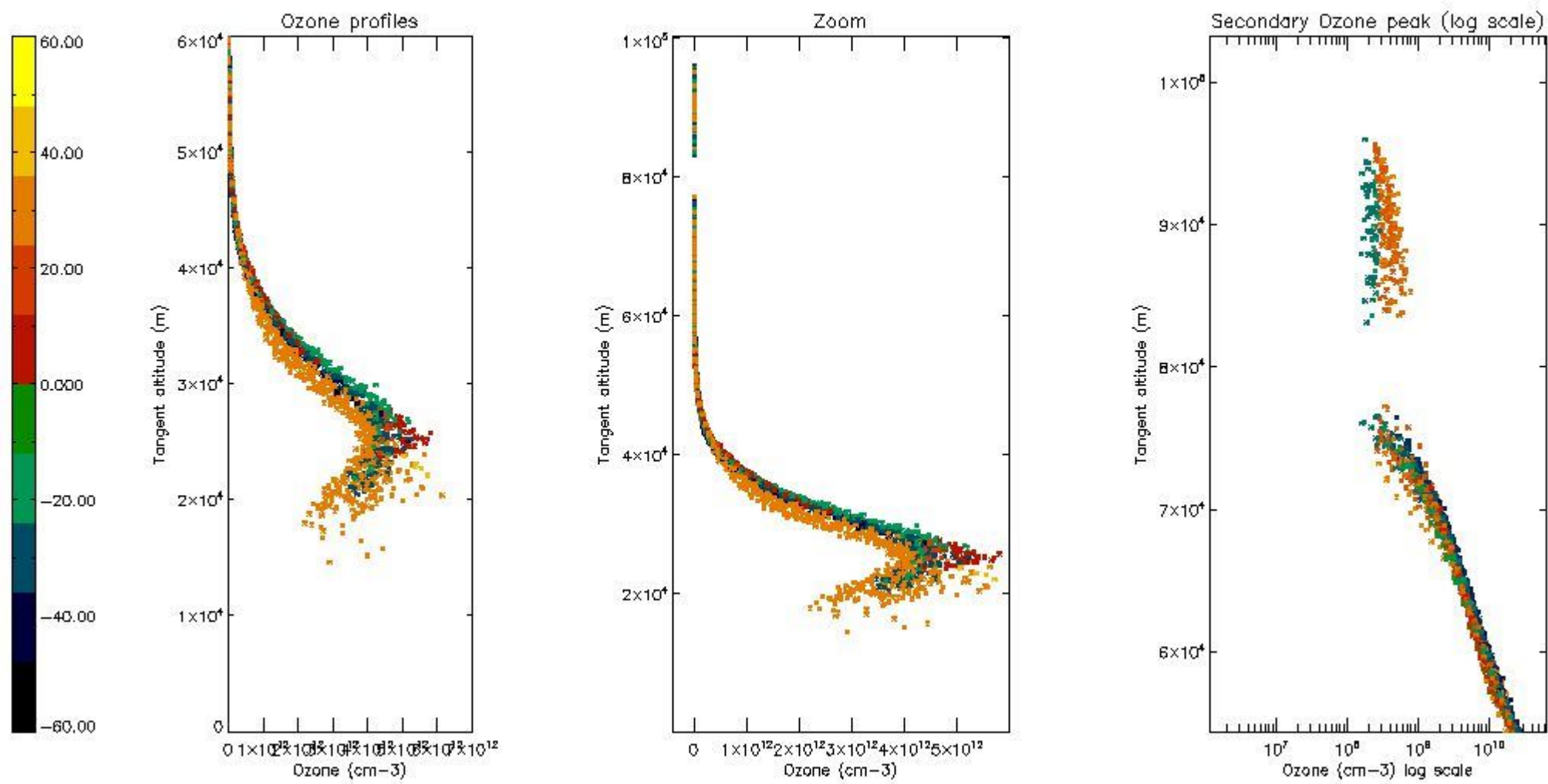
*5.4 Plot ozone profiles where STD < 10% (dark without errors)*

The colorbar represents the latitude.



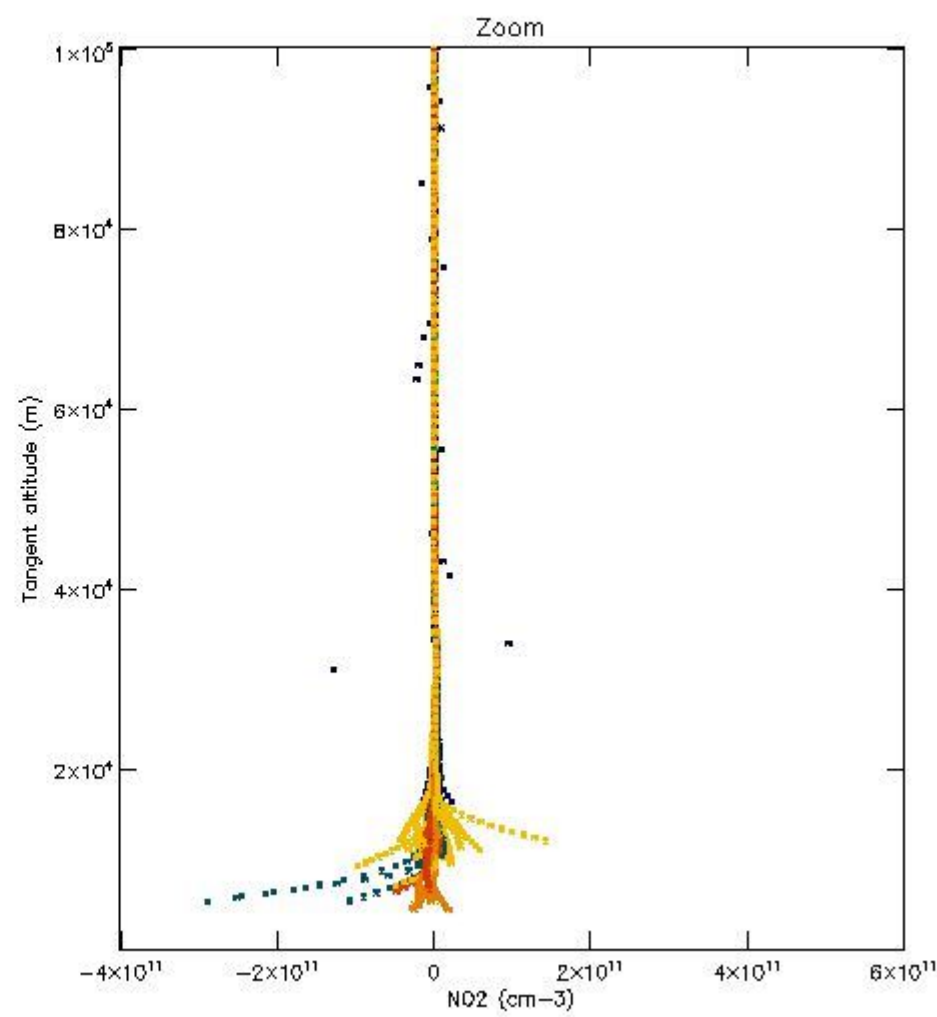
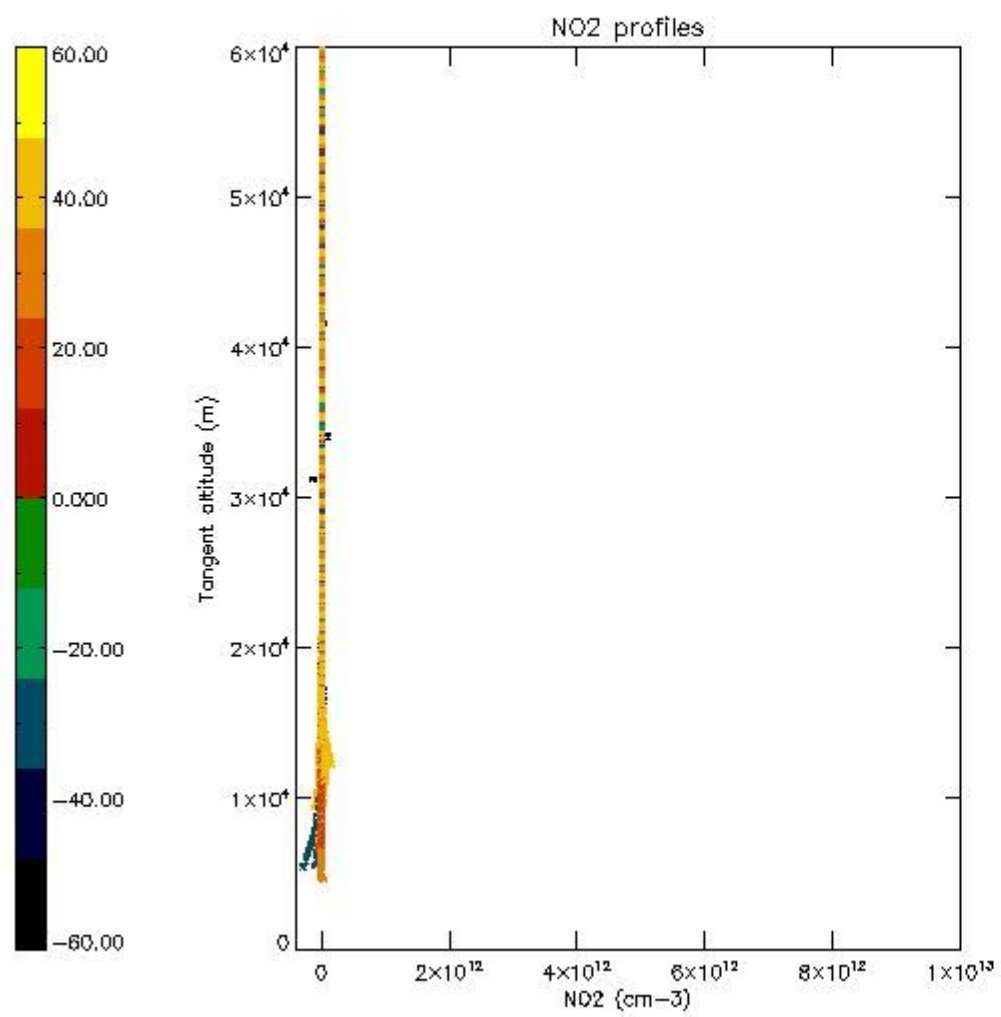
*5.5 Plot ozone profiles where STD < 5% (dark without errors)*

The colorbar represents the latitude.



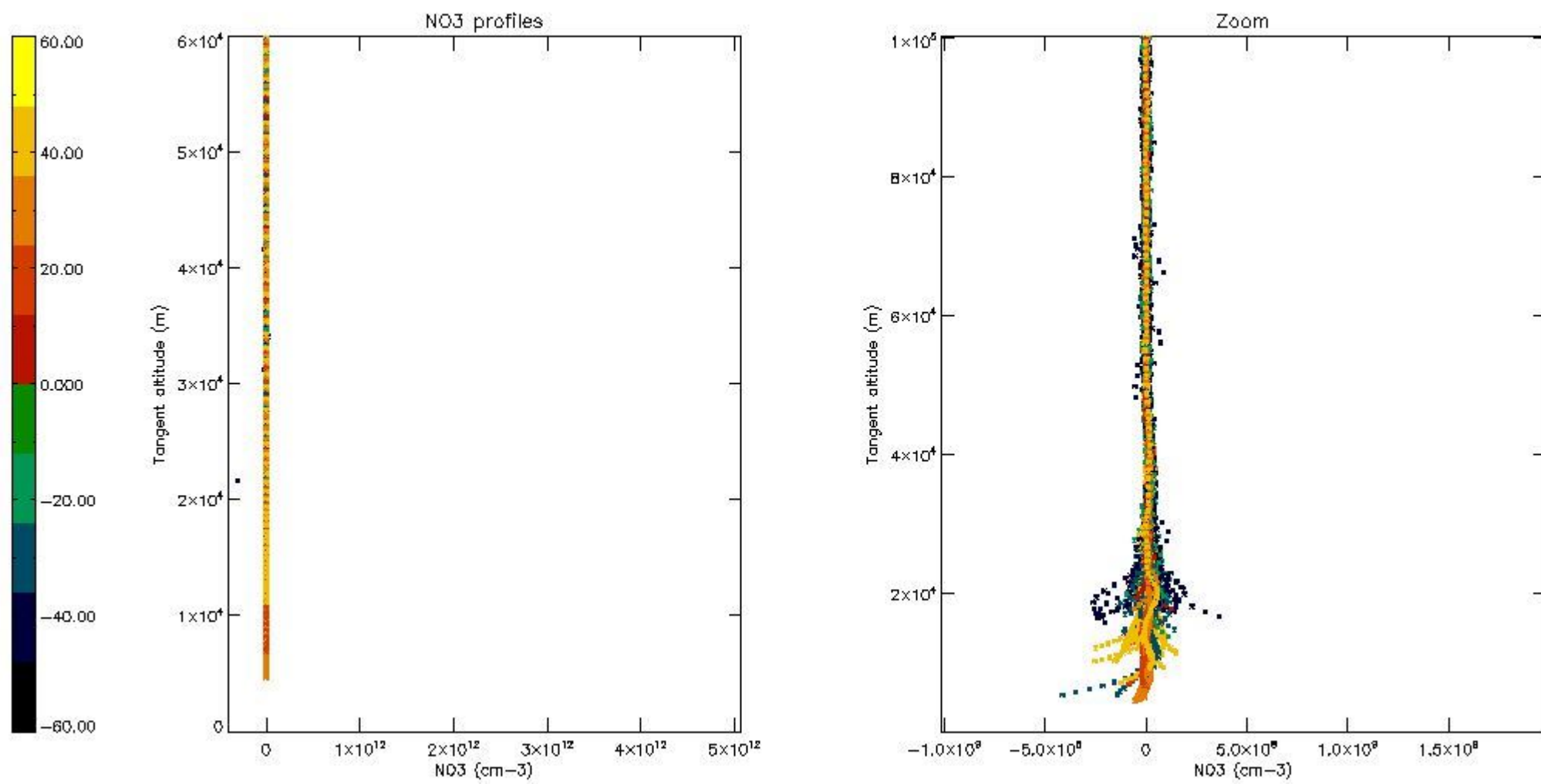
*5.6 Plot NO<sub>2</sub> profiles for all STD (dark without errors)*

The colorbar represents the latitude.



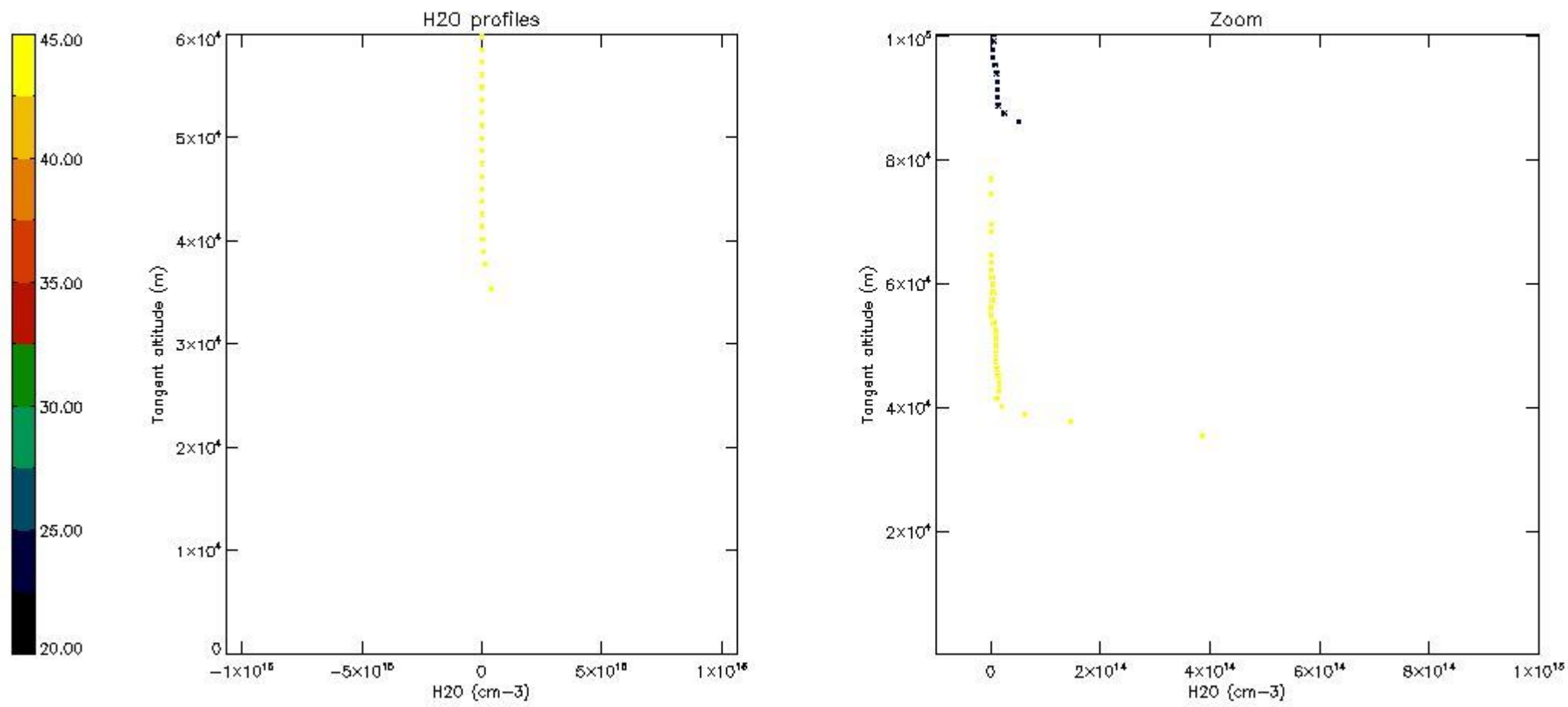
*5.7 Plot NO3 profiles for all STD (dark without errors)*

The colorbar represents the latitude.



5.8 Plot H<sub>2</sub>O profiles for all STD (only for occultations of stars 1,2,3,4,13,14,16,26,63 dark without errors)

The colorbar represents the latitude.



## 6. Auxiliary Data Files used for the production reported in section 2

The number reported in the third column indicates since which file (see list in section 2) the corresponding auxiliary file has been used. The fourth column is the date of those product files.

Type	Auxiliary Filename	Used since product	Used since product date
INST_PHYS_CHARACTERISTICS	GOM_INS_AXVIEC20091111_143220_20030716_120000_20500101_000000	1	11-DEC-2003 00:03:07
LEVEL-2_PROC_CONFIG	GOM_PR2_AXVIEC20091111_152718_20020301_000000_20500101_000000	1	11-DEC-2003 00:03:07
CROSS_SECTIONS_FILE	GOM_CRS_AXVIEC20091111_154832_20020301_000000_20500101_000000	1	11-DEC-2003 00:03:07

# GOMOS Level 2 Daily Report

## SUMMARY

### [1. General Info](#)

### [2. Summary of processed GOM\\_NL\\_2P products](#)

### [3. Level 2 Quality information per product](#)

#### [3.1 Plot of level 2 quality information per product \(time dependant\)](#)

#### [3.2 Plot of level 2 quality information per product \(world map\)](#)

### [4. Level 1 Quality information per product \(stored on level 2 products\)](#)

#### [4.1 Plot of level 1 quality information per product \(time dependant\)](#)

##### [4.1.1 Plot of level 1 quality information per product \(time dependant\): ASCENDING](#)

##### [4.1.2 Plot of level 1 quality information per product \(time dependant\): DESCENDING](#)

#### [4.2 Plot of level 1 quality information per product \(world map\)](#)

##### [4.2.1 Plot of level 1 quality information per product \(world map\): ASCENDING](#)

##### [4.2.2 Plot of level 1 quality information per product \(world map\): DESCENDING](#)

### [5. Ozone profiles based on quality statistics and other trace gas profiles](#)

#### [5.1 Ozone statistics based on quality of products](#)

#### [5.2 Plot ozone profiles for all STD \(dark without errors\)](#)

#### [5.3 Plot ozone profiles where STD < 20% \(dark without errors\)](#)

#### [5.4. Plot ozone profiles where STD < 10% \(dark without errors\)](#)

#### [5.5. Plot ozone profiles where STD < 5% \(dark without errors\)](#)

#### [5.6 Plot NO2 profiles for all STD \(dark without errors\)](#)

#### [5.7 Plot NO3 profiles for all STD \(dark without errors\)](#)

#### [5.8 Plot H2O profiles \(only for occultations of stars 1,2,3,4,13,14,16,26,63 dark without errors\) for all STD](#)

### [6. Auxiliary Data Files used for the production reported in section 2](#)



This report presents the daily analysis on parameters extracted from GOMOS level 2 data (GOM\_NL\_\_2P). It is intended to monitor some important parameters that will impact the quality of these products. A list of level 2 products (and content) that have arrived during the reporting day to the PCF is also given.

Item	Value
Time of report generation	20APR2013 01:42:51
Data source version	GOMOS/6.01
Start time of products	11-12-2003 (11DEC2003 00:00:00)
Stop time of products	12-12-2003 (12DEC2003 00:00:00)
Store outputs in DB	Yes
Nb of level 2 prods	509
Nb of prods with errors	0

## 2. Summary of processed GOM\_NL\_\_2P products.

Nr	Filename	UTC Start time	Limb	Duration	Star Id	Star Name	Star Mag	Star Temp	Nb Meas	Orbit	Prod. error
1	GOM_NL__2PRFIN20031211_000307_000000742022_00231_09303_9578.N1	11-DEC-2003 00:03:07	Straylight	73.500	1	9Alp CMa	-1.4400	11000.	147	9303	No
2	GOM_NL__2PRFIN20031211_000629_000000522022_00231_09303_9579.N1	11-DEC-2003 00:06:29	Straylight	51.500	7	19Bet Ori	0.10000	14000.	103	9303	No
3	GOM_NL__2PRFIN20031211_001043_000000522022_00231_09303_9580.N1	11-DEC-2003 00:10:43	Twilight_stray	52.000	94	92Alp Cet	2.5260	3100.0	104	9303	No
4	GOM_NL__2PRFIN20031211_001400_000000512022_00231_09303_9581.N1	11-DEC-2003 00:14:00	Twilight_stray	50.500	13	87Alp Tau	0.86700	3800.0	101	9303	No
5	GOM_NL__2PRFIN20031211_001600_000000372022_00231_09303_9582.N1	11-DEC-2003 00:16:00	Bright	37.000	146	25Eta Tau	2.8730	15200.	74	9303	No
6	GOM_NL__2PRFIN20031211_001814_000000372022_00231_09303_9583.N1	11-DEC-2003 00:18:14	Bright	37.000	150	44Zet Per	2.8900	28000.	74	9303	No
7	GOM_NL__2PRFIN20031211_001958_000000372022_00231_09303_9584.N1	11-DEC-2003 00:19:58	Bright	37.000	173	4Bet Tri	3.0040	8900.0	74	9303	No
8	GOM_NL__2PRFIN20031211_002200_000000402022_00231_09303_9585.N1	11-DEC-2003 00:22:00	Bright	39.500	73	57Gam1And	2.2600	13100.	79	9303	No
9	GOM_NL__2PRFIN20031211_002334_000000462022_00231_09303_9586.N1	11-DEC-2003 00:23:34	Bright	45.500	6	13Alp Aur	0.080000	3400.0	91	9303	No
10	GOM_NL__2PRFIN20031211_002714_000000372022_00231_09303_9587.N1	11-DEC-2003 00:27:14	Bright	36.500	110	37Del Cas	2.6780	8900.0	73	9303	No
11	GOM_NL__2PRFIN20031211_002942_000000882022_00231_09303_9588.N1	11-DEC-2003 00:29:42	Bright	88.000	24	66Alp Gem	1.5800	10200.	176	9303	No
12	GOM_NL__2PRFIN20031211_003423_000000362022_00231_09303_9589.N1	11-DEC-2003 00:34:23	Bright	35.500	49	1Alp UMi	1.9900	6300.0	71	9303	No
13	GOM_NL__2PRFIN20031211_003907_000000392022_00231_09303_9590.N1	11-DEC-2003 00:39:07	Bright	39.000	60	7Bet UMi	2.0810	3950.0	78	9303	No
14	GOM_NL__2PRFIN20031211_004209_000000372022_00231_09303_9591.N1	11-DEC-2003 00:42:09	Bright	37.000	119	14Eta Dra	2.7270	4700.0	74	9303	No
15	GOM_NL__2PRFIN20031211_004359_000000432022_00231_09303_9592.N1	11-DEC-2003 00:43:59	Bright	42.500	32	77Eps UMa	1.7630	11000.	85	9303	No
16	GOM_NL__2PRFIN20031211_004621_000000412022_00231_09303_9593.N1	11-DEC-2003 00:46:21	Bright	40.500	39	85Eta UMa	1.8540	24000.	81	9303	No
17	GOM_NL__2PRFIN20031211_004932_000000382022_00231_09303_9594.N1	11-DEC-2003 00:49:32	Bright	37.500	180	27Gam Boo	3.0400	8000.0	75	9303	No
18	GOM_NL__2PRFIN20031211_005239_000000382022_00231_09303_9595.N1	11-DEC-2003 00:52:39	Bright	37.500	83		2.3780	11000.	75	9303	No
19	GOM_NL__2PRFIN20031211_005549_000000552022_00231_09303_9596.N1	11-DEC-2003 00:55:49	Bright	54.500	111	8Eta Boo	2.6800	6000.0	109	9303	No
20	GOM_NL__2PRFIN20031211_005922_000000662022_00231_09303_9597.N1	11-DEC-2003 00:59:22	Bright	66.000	138	47Eps Vir	2.8280	4700.0	132	9303	No
21	GOM_NL__2PRFIN20031211_010129_000000912022_00231_09303_9598.N1	11-DEC-2003 01:01:29	Twilight_stray	90.500	62	94Bet Leo	2.1360	9700.0	181	9303	No
22	GOM_NL__2PRFIN20031211_010517_000000492022_00231_09303_9599.N1	11-DEC-2003 01:05:17	Bright	48.500	15	67Alp Vir	0.97600	28000.	97	9303	No
23	GOM_NL__2PRFIN20031211_011206_000000402022_00231_09303_9600.N1	11-DEC-2003 01:12:06	Dark	39.500	123	10 Cen	2.7500	10200.	79	9303	No
24	GOM_NL__2PRFIN20031211_011542_000000392022_00231_09303_9601.N1	11-DEC-2003 01:15:42	Dark	39.000	77	Eps Cen	2.3030	28000.	78	9303	No
25	GOM_NL__2PRFIN20031211_011704_000000402022_00231_09303_9602.N1	11-DEC-2003 01:17:04	Dark	40.000	10	Bet Cen	0.61000	28000.	80	9303	No
26	GOM_NL__2PRFIN20031211_012027_000000382022_00232_09304_9570.N1	11-DEC-2003 01:20:27	Dark	37.500	112	Alp Mus	2.6880	26000.	75	9304	No
27	GOM_NL__2PRFIN20031211_012506_000000382022_00232_09304_9571.N1	11-DEC-2003 01:25:06	Dark	38.000	29	Bet Car	1.6720	10200.	76	9304	No
28	GOM_NL__2PRFIN20031211_012725_000000432022_00232_09304_9572.N1	11-DEC-2003 01:27:25	Dark	43.000	41	Eps Car	1.8600	4100.0	86	9304	No
29	GOM_NL__2PRFIN20031211_012957_000000552022_00232_09304_9573.N1	11-DEC-2003 01:29:57	Dark	54.500	34	Gam2Vel	1.7930	23000.	109	9304	No
30	GOM_NL__2PRFIN20031211_013230_000000562022_00232_09304_9574.N1	11-DEC-2003 01:32:30	Dark	56.000	2	Alp Car	-0.73600	7000.0	112	9304	No
31	GOM_NL__2PRFIN20031211_013459_000000622022_00232_09304_9575.N1	11-DEC-2003 01:34:59	Dark	62.000	117	Pi Pup	2.7060	3800.0	124	9304	No
32	GOM_NL__2PRFIN20031211_013823_000000642022_00232_09304_9576.N1	11-DEC-2003 01:38:23	Straylight	64.000	23	21Eps CMa	1.5020	26000.	128	9304	No
33	GOM_NL__2PRFIN20031211_014020_000000632022_00232_09304_9577.N1	11-DEC-2003 01:40:20	Straylight	63.000	179	24Omi2CMa	3.0320	24000.	126	9304	No
34	GOM_NL__2PRFIN20031211_014343_000000782022_00232_09304_9578.N1	11-DEC-2003 01:43:43	Straylight	77.500	1	9Alp CMa	-1.4400	11000.	155	9304	No
35	GOM_NL__2PRFIN20031211_014705_000000602022_00232_09304_9579.N1	11-DEC-2003 01:47:05	Straylight	60.000	7	19Bet Ori	0.10000	14000.	120	9304	No
36	GOM_NL__2PRFIN20031211_015119_000000462022_00232_09304_9580.N1	11-DEC-2003 01:51:19	Twilight_stray	45.500	94	92Alp Cet	2.5260	3100.0	91	9304	No
37	GOM_NL__2PRFIN20031211_015436_000000532022_00232_09304_9581.N1	11-DEC-2003 01:54:36	Twilight_stray	52.500	13	87Alp Tau	0.86700	3800.0	105	9304	No
38	GOM_NL__2PRFIN20031211_015636_000000432022_00232_09304_9582.N1	11-DEC-2003 01:56:36	Bright	42.500	146	25Eta Tau	2.8730	15200.	85	9304	No
39	GOM_NL__2PRFIN20031211_015849_000000382022_00232_09304_9583.N1	11-DEC-2003 01:58:49	Bright	38.000	150	44Zet Per	2.8900	28000.	76	9304	No
40	GOM_NL__2PRFIN20031211_020034_000000372022_00232_09304_9584.N1	11-DEC-2003 02:00:34	Bright	37.000	173	4Bet Tri	3.0040	8900.0	74	9304	No
41	GOM_NL__2PRFIN20031211_020236_000000392022_00232_09304_9585.N1	11-DEC-2003 02:02:36	Bright	39.000	73	57Gam1And	2.2600	13100.	78	9304	No
42	GOM_NL__2PRFIN20031211_020409_000000492022_00232_09304_9586.N1	11-DEC-2003 02:04:09	Bright	48.500	6	13Alp Aur	0.080000	3400.0	97	9304	No

43	GOM_NL__2PRFIN20031211_020750_000000362022_00232_09304_9587.N1	11-DEC-2003 02:07:50	Bright	36.000	110	37Del Cas	2.6780	8900.0	72	9304	No
44	GOM_NL__2PRFIN20031211_021015_000000862022_00232_09304_9588.N1	11-DEC-2003 02:10:15	Bright	86.000	24	66Alp Gem	1.5800	10200.	172	9304	No
45	GOM_NL__2PRFIN20031211_021459_000000352022_00232_09304_9589.N1	11-DEC-2003 02:14:59	Bright	35.000	49	1Alp UMi	1.9900	6300.0	70	9304	No
46	GOM_NL__2PRFIN20031211_021943_000000402022_00232_09304_9590.N1	11-DEC-2003 02:19:43	Bright	40.000	60	7Bet UMi	2.0810	3950.0	80	9304	No
47	GOM_NL__2PRFIN20031211_022245_000000372022_00232_09304_9591.N1	11-DEC-2003 02:22:45	Bright	37.000	119	14Eta Dra	2.7270	4700.0	74	9304	No
48	GOM_NL__2PRFIN20031211_022435_000000442022_00232_09304_9592.N1	11-DEC-2003 02:24:35	Bright	43.500	32	77Eps UMa	1.7630	11000.	87	9304	No
49	GOM_NL__2PRFIN20031211_022657_000000562022_00232_09304_9593.N1	11-DEC-2003 02:26:57	Bright	56.000	39	85Eta UMa	1.8540	24000.	112	9304	No
50	GOM_NL__2PRFIN20031211_023008_000000362022_00232_09304_9594.N1	11-DEC-2003 02:30:08	Bright	35.500	180	27Gam Boo	3.0400	8000.0	71	9304	No
51	GOM_NL__2PRFIN20031211_023315_000000362022_00232_09304_9595.N1	11-DEC-2003 02:33:15	Bright	35.500	83		2.3780	11000.	71	9304	No
52	GOM_NL__2PRFIN20031211_023625_000000392022_00232_09304_9596.N1	11-DEC-2003 02:36:25	Bright	39.000	111	8Eta Boo	2.6800	6000.0	78	9304	No
53	GOM_NL__2PRFIN20031211_023959_000000662022_00232_09304_9597.N1	11-DEC-2003 02:39:59	Bright	66.000	138	47Eps Vir	2.8280	4700.0	132	9304	No
54	GOM_NL__2PRFIN20031211_024206_000000812022_00232_09304_9598.N1	11-DEC-2003 02:42:06	Twilight	81.000	62	94Bet Leo	2.1360	9700.0	162	9304	No
55	GOM_NL__2PRFIN20031211_024553_000000522022_00232_09304_9599.N1	11-DEC-2003 02:45:53	Twilight	52.000	15	67Alp Vir	0.97600	28000.	104	9304	No
56	GOM_NL__2PRFIN20031211_024922_000000452022_00232_09304_9600.N1	11-DEC-2003 02:49:22	Twilight	44.500	169	46Gam Hya	2.9910	4700.0	89	9304	No
57	GOM_NL__2PRFIN20031211_025124_000000452022_00232_09304_9601.N1	11-DEC-2003 02:51:24	Twilight	44.500	54	5The Cen	2.0550	4500.0	89	9304	No
58	GOM_NL__2PRFIN20031211_025243_000000402022_00232_09304_9602.N1	11-DEC-2003 02:52:43	Dark	39.500	123	1ot Cen	2.7500	10200.	79	9304	No
59	GOM_NL__2PRFIN20031211_025427_000000382022_00232_09304_9603.N1	11-DEC-2003 02:54:27	Dark	38.000	95	Zet Cen	2.5450	26000.	76	9304	No
60	GOM_NL__2PRFIN20031211_025618_000000382022_00232_09304_9604.N1	11-DEC-2003 02:56:18	Dark	37.500	77	Eps Cen	2.3030	28000.	75	9304	No
61	GOM_NL__2PRFIN20031211_025740_000000402022_00232_09304_9605.N1	11-DEC-2003 02:57:40	Dark	39.500	10	Bet Cen	0.61000	28000.	79	9304	No
62	GOM_NL__2PRFIN20031211_025934_000000392022_00233_09305_9570.N1	11-DEC-2003 02:59:34	Dark	39.000	129	Del Cru	2.7930	26000.	78	9305	No
63	GOM_NL__2PRFIN20031211_030103_000000392022_00233_09305_9571.N1	11-DEC-2003 03:01:03	Dark	38.500	112	Alp Mus	2.6880	26000.	77	9305	No
64	GOM_NL__2PRFIN20031211_030542_000000422022_00233_09305_9572.N1	11-DEC-2003 03:05:42	Dark	41.500	29	Bet Car	1.6720	10200.	83	9305	No
65	GOM_NL__2PRFIN20031211_030802_000000482022_00233_09305_9573.N1	11-DEC-2003 03:08:02	Dark	47.500	41	Eps Car	1.8600	4100.0	95	9305	No
66	GOM_NL__2PRFIN20031211_031033_000000522022_00233_09305_9574.N1	11-DEC-2003 03:10:33	Dark	52.000	34	Gam2Vel	1.7930	23000.	104	9305	No
67	GOM_NL__2PRFIN20031211_031235_000000542022_00233_09305_9575.N1	11-DEC-2003 03:12:35	Dark	54.000	70	Zet Pup	2.2460	39000.	108	9305	No
68	GOM_NL__2PRFIN20031211_031535_000000592022_00233_09305_9576.N1	11-DEC-2003 03:15:35	Dark	59.000	117	Pi Pup	2.7060	3800.0	118	9305	No
69	GOM_NL__2PRFIN20031211_031902_000000602022_00233_09305_9577.N1	11-DEC-2003 03:19:02	Straylight	59.500	23	21Eps CMa	1.5020	26000.	119	9305	No
70	GOM_NL__2PRFIN20031211_032057_000000642022_00233_09305_9578.N1	11-DEC-2003 03:20:57	Straylight	63.500	179	24Omi2CMa	3.0320	24000.	127	9305	No
71	GOM_NL__2PRFIN20031211_032419_000000772022_00233_09305_9579.N1	11-DEC-2003 03:24:19	Straylight	77.000	1	9Alp CMa	-1.4400	11000.	154	9305	No
72	GOM_NL__2PRFIN20031211_032741_000000582022_00233_09305_9580.N1	11-DEC-2003 03:27:41	Straylight	57.500	7	19Bet Ori	0.10000	14000.	115	9305	No
73	GOM_NL__2PRFIN20031211_033009_000000552022_00233_09305_9581.N1	11-DEC-2003 03:30:09	Straylight	54.500	30	46Eps Ori	1.6940	30000.	109	9305	No
74	GOM_NL__2PRFIN20031211_033155_000000452022_00233_09305_9582.N1	11-DEC-2003 03:31:55	Twilight	45.000	94	92Alp Cet	2.5260	3100.0	90	9305	No
75	GOM_NL__2PRFIN20031211_033339_000000692022_00233_09305_9583.N1	11-DEC-2003 03:33:39	Twilight	68.500	14	58Alp Ori	0.87000	3000.0	137	9305	No
76	GOM_NL__2PRFIN20031211_034110_000000372022_00233_09305_9584.N1	11-DEC-2003 03:41:10	Bright	37.000	173	4Bet Tri	3.0040	8900.0	74	9305	No
77	GOM_NL__2PRFIN20031211_034312_000000402022_00233_09305_9585.N1	11-DEC-2003 03:43:12	Bright	39.500	73	57Gam1And	2.2600	13100.	79	9305	No
78	GOM_NL__2PRFIN20031211_034445_000000482022_00233_09305_9586.N1	11-DEC-2003 03:44:45	Bright	48.000	6	13Alp Aur	0.080000	3400.0	96	9305	No
79	GOM_NL__2PRFIN20031211_034826_000000372022_00233_09305_9587.N1	11-DEC-2003 03:48:26	Bright	37.000	110	37Del Cas	2.6780	8900.0	74	9305	No
80	GOM_NL__2PRFIN20031211_035049_000000932022_00233_09305_9588.N1	11-DEC-2003 03:50:49	Bright	93.000	24	66Alp Gem	1.5800	10200.	186	9305	No
81	GOM_NL__2PRFIN20031211_035535_000000352022_00233_09305_9589.N1	11-DEC-2003 03:55:35	Bright	35.000	49	1Alp UMi	1.9900	6300.0	70	9305	No
82	GOM_NL__2PRFIN20031211_040019_000000392022_00233_09305_9590.N1	11-DEC-2003 04:00:19	Bright	38.500	60	7Bet UMi	2.0810	3950.0	77	9305	No
83	GOM_NL__2PRFIN20031211_040321_000000372022_00233_09305_9591.N1	11-DEC-2003 04:03:21	Bright	37.000	119	14Eta Dra	2.7270	4700.0	74	9305	No
84	GOM_NL__2PRFIN20031211_040510_000000442022_00233_09305_9592.N1	11-DEC-2003 04:05:10	Bright	43.500	32	77Eps UMa	1.7630	11000.	87	9305	No
85	GOM_NL__2PRFIN20031211_040733_000000372022_00233_09305_9593.N1	11-DEC-2003 04:07:33	Bright	37.000	39	85Eta UMa	1.8540	24000.	74	9305	No
86	GOM_NL__2PRFIN20031211_041044_000000372022_00233_09305_9594.N1	11-DEC-2003 04:10:44	Bright	37.000	180	27Gam Boo	3.0400	8000.0	74	9305	No
87	GOM_NL__2PRFIN20031211_041351_000000372022_00233_09305_9595.N1	11-DEC-2003 04:13:51	Bright	36.500	83		2.3780	11000.	73	9305	No
88	GOM_NL__2PRFIN20031211_041700_000000412022_00233_09305_9596.N1	11-DEC-2003 04:17:00	Bright	41.000	111	8Eta Boo	2.6800	6000.0	82	9305	No
89	GOM_NL__2PRFIN20031211_042036_000000492022_00233_09305_9597.N1	11-DEC-2003 04:20:36	Bright	48.500	138	47Eps Vir	2.8280	4700.0	97	9305	No
90	GOM_NL__2PRFIN20031211_042243_000000822022_00233_09305_9598.N1	11-DEC-2003 04:22:43	Twilight	81.500	62	94Bet Leo	2.1360	9700.0	163	9305	No
91	GOM_NL__2PRFIN20031211_042630_000000512022_00233_09305_9599.N1	11-DEC-2003 04:26:30	Twilight	50.500	15	67Alp Vir	0.97600	28000.	101	9305	No
92	GOM_NL__2PRFIN20031211_042958_000000482022_00233_09305_9600.N1	11-DEC-2003 04:29:58	Twilight	48.000	169	46Gam Hya	2.9910	4700.0	96	9305	No
93	GOM_NL__2PRFIN20031211_043200_000000442022_00233_09305_9601.N1	11-DEC-2003 04:32:00	Twilight	43.500	54	5The Cen	2.0550	4500.0	87	9305	No
94	GOM_NL__2PRFIN20031211_043318_000000432022_00233_09305_9602.N1	11-DEC-2003 04:33:18	Dark	42.500	123	1ot Cen	2.7500	10200.	85	9305	No
95	GOM_NL__2PRFIN20031211_043503_000000412022_00233_09305_9603.N1	11-DEC-2003 04:35:03	Dark	41.000	95	Zet Cen	2.5450	26000.	82	9305	No
96	GOM_NL__2PRFIN20031211_043654_000000432022_00233_09305_9604.N1	11-DEC-2003 04:36:54	Dark	42.500	77	Eps Cen	2.3030	28000.	85	9305	No
97	GOM_NL__2PRFIN20031211_043816_000000512022_00233_09305_9605.N1	11-DEC-2003 04:38:16	Dark	50.500	10	Bet Cen	0.61000	28000.	101	9305	No
98	GOM_NL__2PRFIN20031211_044010_000000392022_00234_09306_9570.N1	11-DEC-2003 04:40:10	Dark	38.500	129	Del Cru	2.7930	26000.	77	9306	No
99	GOM_NL__2PRFIN20031211_044140_000000382022_00234_09306_9571.N1	11-DEC-2003 04:41:40	Dark	38.000	112	Alp Mus	2.6880	26000.	76	9306	No
100	GOM_NL__2PRFIN20031211_044618_000000402022_00234_09306_9572.N1	11-DEC-2003 04:46:18	Dark	40.000	29	Bet Car	1.6720	10200.	80	9306	No
101	GOM_NL__2PRFIN20031211_044838_000000482022_00234_09306_9573.N1	11-DEC-2003 04:48:38	Dark	47.500	41	Eps Car	1.8600	4100.0	95	9306	No

102	GOM_NL__2PRFIN20031211_045110_000000492022_00234_09306_9574.N1	11-DEC-2003 04:51:10	Dark	48.500	34	Gam2Vel	1.7930	23000.	97	9306	No
103	GOM_NL__2PRFIN20031211_045312_000000552022_00234_09306_9575.N1	11-DEC-2003 04:53:12	Dark	54.500	70	Zet Pup	2.2460	39000.	109	9306	No
104	GOM_NL__2PRFIN20031211_045612_000000612022_00234_09306_9576.N1	11-DEC-2003 04:56:12	Dark	60.500	117	Pi Pup	2.7060	3800.0	121	9306	No
105	GOM_NL__2PRFIN20031211_045938_000000632022_00234_09306_9577.N1	11-DEC-2003 04:59:38	Straylight	63.000	23	21Eps CMa	1.5020	26000.	126	9306	No
106	GOM_NL__2PRFIN20031211_050133_000000612022_00234_09306_9578.N1	11-DEC-2003 05:01:33	Straylight	60.500	179	24Omi2CMa	3.0320	24000.	121	9306	No
107	GOM_NL__2PRFIN20031211_050455_000000822022_00234_09306_9579.N1	11-DEC-2003 05:04:55	Straylight	82.000	1	9Alp CMa	-1.4400	11000.	164	9306	No
108	GOM_NL__2PRFIN20031211_050818_000000532022_00234_09306_9580.N1	11-DEC-2003 05:08:18	Straylight	53.000	7	19Bet Ori	0.10000	14000.	106	9306	No
109	GOM_NL__2PRFIN20031211_051045_000000542022_00234_09306_9581.N1	11-DEC-2003 05:10:45	Straylight	54.000	30	46Eps Ori	1.6940	30000.	108	9306	No
110	GOM_NL__2PRFIN20031211_051232_000000482022_00234_09306_9582.N1	11-DEC-2003 05:12:32	Tw_i_and_stray	48.000	94	92Alp Cet	2.5260	3100.0	96	9306	No
111	GOM_NL__2PRFIN20031211_051414_000000652022_00234_09306_9583.N1	11-DEC-2003 05:14:14	Tw_i_and_stray	65.000	14	58Alp Ori	0.87000	3000.0	130	9306	No
112	GOM_NL__2PRFIN20031211_052147_000000372022_00234_09306_9584.N1	11-DEC-2003 05:21:47	Bright	36.500	173	4Bet Tri	3.0040	8900.0	73	9306	No
113	GOM_NL__2PRFIN20031211_052349_000000392022_00234_09306_9585.N1	11-DEC-2003 05:23:49	Bright	38.500	73	57Gam1And	2.2600	13100.	77	9306	No
114	GOM_NL__2PRFIN20031211_052521_000000452022_00234_09306_9586.N1	11-DEC-2003 05:25:21	Bright	45.000	6	13Alp Aur	0.080000	3400.0	90	9306	No
115	GOM_NL__2PRFIN20031211_052903_000000362022_00234_09306_9587.N1	11-DEC-2003 05:29:03	Bright	36.000	110	37Del Cas	2.6780	8900.0	72	9306	No
116	GOM_NL__2PRFIN20031211_053122_000000902022_00234_09306_9588.N1	11-DEC-2003 05:31:22	Bright	89.500	24	66Alp Gem	1.5800	10200.	179	9306	No
117	GOM_NL__2PRFIN20031211_053611_000000352022_00234_09306_9589.N1	11-DEC-2003 05:36:11	Bright	35.000	49	1Alp UMi	1.9900	6300.0	70	9306	No
118	GOM_NL__2PRFIN20031211_054055_000000392022_00234_09306_9590.N1	11-DEC-2003 05:40:55	Bright	38.500	60	7Bet UMi	2.0810	3950.0	77	9306	No
119	GOM_NL__2PRFIN20031211_054357_000000372022_00234_09306_9591.N1	11-DEC-2003 05:43:57	Bright	37.000	119	14Eta Dra	2.7270	4700.0	74	9306	No
120	GOM_NL__2PRFIN20031211_054546_000000432022_00234_09306_9592.N1	11-DEC-2003 05:45:46	Bright	43.000	32	77Eps UMa	1.7630	11000.	86	9306	No
121	GOM_NL__2PRFIN20031211_054809_000000382022_00234_09306_9593.N1	11-DEC-2003 05:48:09	Bright	37.500	39	85Eta UMa	1.8540	24000.	75	9306	No
122	GOM_NL__2PRFIN20031211_055120_000000362022_00234_09306_9594.N1	11-DEC-2003 05:51:20	Bright	35.500	180	27Gam Boo	3.0400	8000.0	71	9306	No
123	GOM_NL__2PRFIN20031211_055427_000000372022_00234_09306_9595.N1	11-DEC-2003 05:54:27	Bright	36.500	83		2.3780	11000.	73	9306	No
124	GOM_NL__2PRFIN20031211_055737_000000402022_00234_09306_9596.N1	11-DEC-2003 05:57:37	Bright	39.500	111	8Eta Boo	2.6800	6000.0	79	9306	No
125	GOM_NL__2PRFIN20031211_060112_000000502022_00234_09306_9597.N1	11-DEC-2003 06:01:12	Bright	49.500	138	47Eps Vir	2.8280	4700.0	99	9306	No
126	GOM_NL__2PRFIN20031211_060320_000000882022_00234_09306_9598.N1	11-DEC-2003 06:03:20	Tw_i_and_stray	88.000	62	94Bet Leo	2.1360	9700.0	176	9306	No
127	GOM_NL__2PRFIN20031211_060706_000000512022_00234_09306_9599.N1	11-DEC-2003 06:07:06	Tw_i_and_stray	50.500	15	67Alp Vir	0.97600	28000.	101	9306	No
128	GOM_NL__2PRFIN20031211_061035_000000482022_00234_09306_9600.N1	11-DEC-2003 06:10:35	Twilight	47.500	169	46Gam Hya	2.9910	4700.0	95	9306	No
129	GOM_NL__2PRFIN20031211_061236_000000432022_00234_09306_9601.N1	11-DEC-2003 06:12:36	Twilight	43.000	54	5The Cen	2.0550	4500.0	86	9306	No
130	GOM_NL__2PRFIN20031211_061355_000000422022_00234_09306_9602.N1	11-DEC-2003 06:13:55	Dark	42.000	123	1ot Cen	2.7500	10200.	84	9306	No
131	GOM_NL__2PRFIN20031211_061539_000000402022_00234_09306_9603.N1	11-DEC-2003 06:15:39	Dark	40.000	95	Zet Cen	2.5450	26000.	80	9306	No
132	GOM_NL__2PRFIN20031211_061731_000000422022_00234_09306_9604.N1	11-DEC-2003 06:17:31	Dark	42.000	77	Eps Cen	2.3030	28000.	84	9306	No
133	GOM_NL__2PRFIN20031211_061853_000000422022_00234_09306_9605.N1	11-DEC-2003 06:18:53	Dark	41.500	10	Bet Cen	0.61000	28000.	83	9306	No
134	GOM_NL__2PRFIN20031211_062046_000000392022_00235_09307_9570.N1	11-DEC-2003 06:20:46	Dark	38.500	129	Del Cru	2.7930	26000.	77	9307	No
135	GOM_NL__2PRFIN20031211_062216_000000372022_00235_09307_9571.N1	11-DEC-2003 06:22:16	Dark	37.000	112	Alp Mus	2.6880	26000.	74	9307	No
136	GOM_NL__2PRFIN20031211_062655_000000402022_00235_09307_9572.N1	11-DEC-2003 06:26:55	Dark	40.000	29	Bet Car	1.6720	10200.	80	9307	No
137	GOM_NL__2PRFIN20031211_062915_000000472022_00235_09307_9573.N1	11-DEC-2003 06:29:15	Dark	47.000	41	Eps Car	1.8600	4100.0	94	9307	No
138	GOM_NL__2PRFIN20031211_063147_000000492022_00235_09307_9574.N1	11-DEC-2003 06:31:47	Dark	48.500	34	Gam2Vel	1.7930	23000.	97	9307	No
139	GOM_NL__2PRFIN20031211_063349_000000552022_00235_09307_9575.N1	11-DEC-2003 06:33:49	Dark	55.000	70	Zet Pup	2.2460	39000.	110	9307	No
140	GOM_NL__2PRFIN20031211_063648_000000602022_00235_09307_9576.N1	11-DEC-2003 06:36:48	Dark	59.500	117	Pi Pup	2.7060	3800.0	119	9307	No
141	GOM_NL__2PRFIN20031211_064015_000000562022_00235_09307_9577.N1	11-DEC-2003 06:40:15	Straylight	56.000	23	21Eps CMa	1.5020	26000.	112	9307	No
142	GOM_NL__2PRFIN20031211_064210_000000622022_00235_09307_9578.N1	11-DEC-2003 06:42:10	Straylight	61.500	179	24Omi2CMa	3.0320	24000.	123	9307	No
143	GOM_NL__2PRFIN20031211_064531_000000732022_00235_09307_9579.N1	11-DEC-2003 06:45:31	Straylight	73.000	1	9Alp CMa	-1.4400	11000.	146	9307	No
144	GOM_NL__2PRFIN20031211_064854_000000552022_00235_09307_9580.N1	11-DEC-2003 06:48:54	Straylight	55.000	7	19Bet Ori	0.10000	14000.	110	9307	No
145	GOM_NL__2PRFIN20031211_065121_000000562022_00235_09307_9581.N1	11-DEC-2003 06:51:21	Straylight	55.500	30	46Eps Ori	1.6940	30000.	111	9307	No
146	GOM_NL__2PRFIN20031211_065308_000000462022_00235_09307_9582.N1	11-DEC-2003 06:53:08	Tw_i_and_stray	45.500	94	92Alp Cet	2.5260	3100.0	91	9307	No
147	GOM_NL__2PRFIN20031211_065450_000000732022_00235_09307_9583.N1	11-DEC-2003 06:54:50	Tw_i_and_stray	73.000	14	58Alp Ori	0.87000	3000.0	146	9307	No
148	GOM_NL__2PRFIN20031211_070223_000000372022_00235_09307_9584.N1	11-DEC-2003 07:02:23	Bright	37.000	173	4Bet Tri	3.0040	8900.0	74	9307	No
149	GOM_NL__2PRFIN20031211_070425_000000382022_00235_09307_9585.N1	11-DEC-2003 07:04:25	Bright	38.000	73	57Gam1And	2.2600	13100.	76	9307	No
150	GOM_NL__2PRFIN20031211_070556_000000472022_00235_09307_9586.N1	11-DEC-2003 07:05:56	Bright	46.500	6	13Alp Aur	0.080000	3400.0	93	9307	No
151	GOM_NL__2PRFIN20031211_070939_000000372022_00235_09307_9587.N1	11-DEC-2003 07:09:39	Bright	36.500	110	37Del Cas	2.6780	8900.0	73	9307	No
152	GOM_NL__2PRFIN20031211_071156_000000902022_00235_09307_9588.N1	11-DEC-2003 07:11:56	Bright	90.000	24	66Alp Gem	1.5800	10200.	180	9307	No
153	GOM_NL__2PRFIN20031211_071647_000000372022_00235_09307_9589.N1	11-DEC-2003 07:16:47	Bright	37.000	49	1Alp UMi	1.9900	6300.0	74	9307	No
154	GOM_NL__2PRFIN20031211_072131_000000372022_00235_09307_9590.N1	11-DEC-2003 07:21:31	Bright	37.000	60	7Bet UMi	2.0810	3950.0	74	9307	No
155	GOM_NL__2PRFIN20031211_072433_000000362022_00235_09307_9591.N1	11-DEC-2003 07:24:33	Bright	35.500	119	14Eta Dra	2.7270	4700.0	71	9307	No
156	GOM_NL__2PRFIN20031211_072622_000000422022_00235_09307_9592.N1	11-DEC-2003 07:26:22	Bright	41.500	32	77Eps UMa	1.7630	11000.	83	9307	No
157	GOM_NL__2PRFIN20031211_072846_000000562022_00235_09307_9593.N1	11-DEC-2003 07:28:46	Bright	56.000	39	85Eta UMa	1.8540	24000.	112	9307	No
158	GOM_NL__2PRFIN20031211_073156_000000362022_00235_09307_9594.N1	11-DEC-2003 07:31:56	Bright	36.000	180	27Gam Boo	3.0400	8000.0	72	9307	No
159	GOM_NL__2PRFIN20031211_073503_000000382022_00235_09307_9595.N1	11-DEC-2003 07:35:03	Bright	37.500	83		2.3780	11000.	75	9307	No
160	GOM_NL__2PRFIN20031211_073814_000000392022_00235_09307_9596.N1	11-DEC-2003 07:38:14	Bright	38.500	111	8Eta Boo	2.6800	6000.0	77	9307	No

161	GOM_NL__2PRFIN20031211_074149_000000472022_00235_09307_9597.N1	11-DEC-2003 07:41:49	Bright	46.500	138	47Eps Vir	2.8280	4700.0	93	9307	No
162	GOM_NL__2PRFIN20031211_074358_000000902022_00235_09307_9598.N1	11-DEC-2003 07:43:58	Twilight	89.500	62	94Bet Leo	2.1360	9700.0	179	9307	No
163	GOM_NL__2PRFIN20031211_074742_000000522022_00235_09307_9599.N1	11-DEC-2003 07:47:42	Twilight	51.500	15	67Alp Vir	0.97600	28000.	103	9307	No
164	GOM_NL__2PRFIN20031211_075111_000000472022_00235_09307_9600.N1	11-DEC-2003 07:51:11	Twilight	46.500	169	46Gam Hya	2.9910	4700.0	93	9307	No
165	GOM_NL__2PRFIN20031211_075313_000000442022_00235_09307_9601.N1	11-DEC-2003 07:53:13	Twilight	43.500	54	5The Cen	2.0550	4500.0	87	9307	No
166	GOM_NL__2PRFIN20031211_075432_000000412022_00235_09307_9602.N1	11-DEC-2003 07:54:32	Dark	40.500	123	1ot Cen	2.7500	10200.	81	9307	No
167	GOM_NL__2PRFIN20031211_075616_000000392022_00235_09307_9603.N1	11-DEC-2003 07:56:16	Dark	39.000	95	Zet Cen	2.5450	26000.	78	9307	No
168	GOM_NL__2PRFIN20031211_075807_000000402022_00235_09307_9604.N1	11-DEC-2003 07:58:07	Dark	40.000	77	Eps Cen	2.3030	28000.	80	9307	No
169	GOM_NL__2PRFIN20031211_075929_000000402022_00235_09307_9605.N1	11-DEC-2003 07:59:29	Dark	39.500	10	Bet Cen	0.61000	28000.	79	9307	No
170	GOM_NL__2PRFIN20031211_080123_000000402022_00236_09308_9570.N1	11-DEC-2003 08:01:23	Dark	39.500	129	Del Cru	2.7930	26000.	79	9308	No
171	GOM_NL__2PRFIN20031211_080252_000000382022_00236_09308_9571.N1	11-DEC-2003 08:02:52	Dark	38.000	112	Alp Mus	2.6880	26000.	76	9308	No
172	GOM_NL__2PRFIN20031211_080731_000000402022_00236_09308_9572.N1	11-DEC-2003 08:07:31	Dark	39.500	29	Bet Car	1.6720	10200.	79	9308	No
173	GOM_NL__2PRFIN20031211_080951_000000422022_00236_09308_9573.N1	11-DEC-2003 08:09:51	Dark	42.000	41	Eps Car	1.8600	4100.0	84	9308	No
174	GOM_NL__2PRFIN20031211_081224_000000522022_00236_09308_9574.N1	11-DEC-2003 08:12:24	Dark	52.000	34	Gam2Vel	1.7930	23000.	104	9308	No
175	GOM_NL__2PRFIN20031211_081426_000000562022_00236_09308_9575.N1	11-DEC-2003 08:14:26	Dark	56.000	70	Zet Pup	2.2460	39000.	112	9308	No
176	GOM_NL__2PRFIN20031211_081725_000000582022_00236_09308_9576.N1	11-DEC-2003 08:17:25	Dark	58.000	117	Pi Pup	2.7060	3800.0	116	9308	No
177	GOM_NL__2PRFIN20031211_082051_000000612022_00236_09308_9577.N1	11-DEC-2003 08:20:51	Straylight	61.000	23	21Eps CMa	1.5020	26000.	122	9308	No
178	GOM_NL__2PRFIN20031211_082246_000000612022_00236_09308_9578.N1	11-DEC-2003 08:22:46	Straylight	60.500	179	24Omi2CMa	3.0320	24000.	121	9308	No
179	GOM_NL__2PRFIN20031211_082607_000000792022_00236_09308_9579.N1	11-DEC-2003 08:26:07	Straylight	78.500	1	9Alp CMa	-1.4400	11000.	157	9308	No
180	GOM_NL__2PRFIN20031211_082930_000000532022_00236_09308_9580.N1	11-DEC-2003 08:29:30	Straylight	52.500	7	19Bet Ori	0.10000	14000.	105	9308	No
181	GOM_NL__2PRFIN20031211_083157_000000542022_00236_09308_9581.N1	11-DEC-2003 08:31:57	Straylight	53.500	30	46Eps Ori	1.6940	30000.	107	9308	No
182	GOM_NL__2PRFIN20031211_083344_000000482022_00236_09308_9582.N1	11-DEC-2003 08:33:44	Twilight	47.500	94	92Alp Cet	2.5260	3100.0	95	9308	No
183	GOM_NL__2PRFIN20031211_083525_000000742022_00236_09308_9583.N1	11-DEC-2003 08:35:25	Twilight	74.000	14	58Alp Ori	0.87000	3000.0	148	9308	No
184	GOM_NL__2PRFIN20031211_084259_000000392022_00236_09308_9584.N1	11-DEC-2003 08:42:59	Bright	38.500	173	4Bet Tri	3.0040	8900.0	77	9308	No
185	GOM_NL__2PRFIN20031211_084501_000000402022_00236_09308_9585.N1	11-DEC-2003 08:45:01	Bright	39.500	73	57Gam1And	2.2600	13100.	79	9308	No
186	GOM_NL__2PRFIN20031211_084632_000000602022_00236_09308_9586.N1	11-DEC-2003 08:46:32	Bright	60.000	6	13Alp Aur	0.080000	3400.0	120	9308	No
187	GOM_NL__2PRFIN20031211_085015_000000372022_00236_09308_9587.N1	11-DEC-2003 08:50:15	Bright	36.500	110	37Del Cas	2.6780	8900.0	73	9308	No
188	GOM_NL__2PRFIN20031211_085229_000000942022_00236_09308_9588.N1	11-DEC-2003 08:52:29	Bright	93.500	24	66Alp Gem	1.5800	10200.	187	9308	No
189	GOM_NL__2PRFIN20031211_085723_000000352022_00236_09308_9589.N1	11-DEC-2003 08:57:23	Bright	35.000	49	1Alp UMi	1.9900	6300.0	70	9308	No
190	GOM_NL__2PRFIN20031211_090206_000000392022_00236_09308_9590.N1	11-DEC-2003 09:02:06	Bright	38.500	60	7Bet UMi	2.0810	3950.0	77	9308	No
191	GOM_NL__2PRFIN20031211_090509_000000382022_00236_09308_9591.N1	11-DEC-2003 09:05:09	Bright	38.000	119	14Eta Dra	2.7270	4700.0	76	9308	No
192	GOM_NL__2PRFIN20031211_090657_000000392022_00236_09308_9592.N1	11-DEC-2003 09:06:57	Bright	39.000	32	77Eps UMa	1.7630	11000.	78	9308	No
193	GOM_NL__2PRFIN20031211_090921_000000402022_00236_09308_9593.N1	11-DEC-2003 09:09:21	Bright	39.500	39	85Eta UMa	1.8540	24000.	79	9308	No
194	GOM_NL__2PRFIN20031211_091232_000000362022_00236_09308_9594.N1	11-DEC-2003 09:12:32	Bright	36.000	180	27Gam Boo	3.0400	8000.0	72	9308	No
195	GOM_NL__2PRFIN20031211_091539_000000362022_00236_09308_9595.N1	11-DEC-2003 09:15:39	Bright	35.500	83		2.3780	11000.	71	9308	No
196	GOM_NL__2PRFIN20031211_091849_000000512022_00236_09308_9596.N1	11-DEC-2003 09:18:49	Bright	51.000	111	8Eta Boo	2.6800	6000.0	102	9308	No
197	GOM_NL__2PRFIN20031211_092225_000000482022_00236_09308_9597.N1	11-DEC-2003 09:22:25	Bright	47.500	138	47Eps Vir	2.8280	4700.0	95	9308	No
198	GOM_NL__2PRFIN20031211_092435_000000902022_00236_09308_9598.N1	11-DEC-2003 09:24:35	Twilight	89.500	62	94Bet Leo	2.1360	9700.0	179	9308	No
199	GOM_NL__2PRFIN20031211_092819_000000512022_00236_09308_9599.N1	11-DEC-2003 09:28:19	Twilight	50.500	15	67Alp Vir	0.97600	28000.	101	9308	No
200	GOM_NL__2PRFIN20031211_093148_000000452022_00236_09308_9600.N1	11-DEC-2003 09:31:48	Twilight	44.500	169	46Gam Hya	2.9910	4700.0	89	9308	No
201	GOM_NL__2PRFIN20031211_093349_000000482022_00236_09308_9601.N1	11-DEC-2003 09:33:49	Twilight	47.500	54	5The Cen	2.0550	4500.0	95	9308	No
202	GOM_NL__2PRFIN20031211_093508_000000422022_00236_09308_9602.N1	11-DEC-2003 09:35:08	Dark	42.000	123	1ot Cen	2.7500	10200.	84	9308	No
203	GOM_NL__2PRFIN20031211_093652_000000402022_00236_09308_9603.N1	11-DEC-2003 09:36:52	Dark	39.500	95	Zet Cen	2.5450	26000.	79	9308	No
204	GOM_NL__2PRFIN20031211_093843_000000382022_00236_09308_9604.N1	11-DEC-2003 09:38:43	Dark	38.000	77	Eps Cen	2.3030	28000.	76	9308	No
205	GOM_NL__2PRFIN20031211_094005_000000432022_00236_09308_9605.N1	11-DEC-2003 09:40:05	Dark	42.500	10	Bet Cen	0.61000	28000.	85	9308	No
206	GOM_NL__2PRFIN20031211_094159_000000412022_00237_09309_9590.N1	11-DEC-2003 09:41:59	Dark	40.500	129	Del Cru	2.7930	26000.	81	9309	No
207	GOM_NL__2PRFIN20031211_094328_000000392022_00237_09309_9591.N1	11-DEC-2003 09:43:28	Dark	39.000	112	Alp Mus	2.6880	26000.	78	9309	No
208	GOM_NL__2PRFIN20031211_094807_000000402022_00237_09309_9592.N1	11-DEC-2003 09:48:07	Dark	39.500	29	Bet Car	1.6720	10200.	79	9309	No
209	GOM_NL__2PRFIN20031211_095027_000000472022_00237_09309_9593.N1	11-DEC-2003 09:50:27	Dark	46.500	41	Eps Car	1.8600	4100.0	93	9309	No
210	GOM_NL__2PRFIN20031211_095300_000000492022_00237_09309_9594.N1	11-DEC-2003 09:53:00	Dark	49.000	34	Gam2Vel	1.7930	23000.	98	9309	No
211	GOM_NL__2PRFIN20031211_095503_000000542022_00237_09309_9595.N1	11-DEC-2003 09:55:03	Dark	54.000	70	Zet Pup	2.2460	39000.	108	9309	No
212	GOM_NL__2PRFIN20031211_095802_000000592022_00237_09309_9596.N1	11-DEC-2003 09:58:02	Dark	59.000	117	Pi Pup	2.7060	3800.0	118	9309	No
213	GOM_NL__2PRFIN20031211_100127_000000622022_00237_09309_9597.N1	11-DEC-2003 10:01:27	Straylight	62.000	23	21Eps CMa	1.5020	26000.	124	9309	No
214	GOM_NL__2PRFIN20031211_100322_000000612022_00237_09309_9598.N1	11-DEC-2003 10:03:22	Straylight	61.000	179	24Omi2CMa	3.0320	24000.	122	9309	No
215	GOM_NL__2PRFIN20031211_100641_000000762022_00237_09309_9599.N1	11-DEC-2003 10:06:41	Straylight	75.500	1	9Alp CMa	-1.4400	11000.	151	9309	No
216	GOM_NL__2PRFIN20031211_101005_000000512022_00237_09309_9600.N1	11-DEC-2003 10:10:05	Straylight	51.000	7	19Bet Ori	0.10000	14000.	102	9309	No
217	GOM_NL__2PRFIN20031211_101232_000000532022_00237_09309_9601.N1	11-DEC-2003 10:12:32	Straylight	52.500	30	46Eps Ori	1.6940	30000.	105	9309	No
218	GOM_NL__2PRFIN20031211_101420_000000452022_00237_09309_9602.N1	11-DEC-2003 10:14:20	Twilight	45.000	94	92Alp Cet	2.5260	3100.0	90	9309	No
219	GOM_NL__2PRFIN20031211_101600_000000682022_00237_09309_9603.N1	11-DEC-2003 10:16:00	Twilight	68.000	14	58Alp Ori	0.87000	3000.0	136	9309	No

220	GOM_NL__2PRFIN20031211_102335_000000382022_00237_09309_9604.N1	11-DEC-2003 10:23:35	Bright	38.000	173	4Bet Tri	3.0040	8900.0	76	9309	No
221	GOM_NL__2PRFIN20031211_102537_000000402022_00237_09309_9605.N1	11-DEC-2003 10:25:37	Bright	40.000	73	57Gam1And	2.2600	13100.	80	9309	No
222	GOM_NL__2PRFIN20031211_102706_000000462022_00237_09309_9606.N1	11-DEC-2003 10:27:06	Bright	45.500	6	13Alp Aur	0.080000	3400.0	91	9309	No
223	GOM_NL__2PRFIN20031211_103051_000000382022_00237_09309_9607.N1	11-DEC-2003 10:30:51	Bright	37.500	110	37Del Cas	2.6780	8900.0	75	9309	No
224	GOM_NL__2PRFIN20031211_103303_000000942022_00237_09309_9608.N1	11-DEC-2003 10:33:03	Bright	94.000	24	66Alp Gem	1.5800	10200.	188	9309	No
225	GOM_NL__2PRFIN20031211_103758_000000392022_00237_09309_9609.N1	11-DEC-2003 10:37:58	Bright	38.500	49	1Alp UMi	1.9900	6300.0	77	9309	No
226	GOM_NL__2PRFIN20031211_104241_000000402022_00237_09309_9610.N1	11-DEC-2003 10:42:41	Bright	39.500	60	7Bet UMi	2.0810	3950.0	79	9309	No
227	GOM_NL__2PRFIN20031211_104544_000000382022_00237_09309_9611.N1	11-DEC-2003 10:45:44	Bright	38.000	119	14Eta Dra	2.7270	4700.0	76	9309	No
228	GOM_NL__2PRFIN20031211_104733_000000442022_00237_09309_9612.N1	11-DEC-2003 10:47:33	Bright	43.500	32	77Eps UMa	1.7630	11000.	87	9309	No
229	GOM_NL__2PRFIN20031211_104956_000000422022_00237_09309_9613.N1	11-DEC-2003 10:49:56	Bright	41.500	39	85Eta UMa	1.8540	24000.	83	9309	No
230	GOM_NL__2PRFIN20031211_105308_000000362022_00237_09309_9614.N1	11-DEC-2003 10:53:08	Bright	35.500	180	27Gam Boo	3.0400	8000.0	71	9309	No
231	GOM_NL__2PRFIN20031211_105614_000000392022_00237_09309_9615.N1	11-DEC-2003 10:56:14	Bright	38.500	83		2.3780	11000.	77	9309	No
232	GOM_NL__2PRFIN20031211_105925_000000422022_00237_09309_9616.N1	11-DEC-2003 10:59:25	Bright	42.000	111	8Eta Boo	2.6800	6000.0	84	9309	No
233	GOM_NL__2PRFIN20031211_110302_000000492022_00237_09309_9617.N1	11-DEC-2003 11:03:02	Bright	49.000	138	47Eps Vir	2.8280	4700.0	98	9309	No
234	GOM_NL__2PRFIN20031211_110512_000000862022_00237_09309_9618.N1	11-DEC-2003 11:05:12	Twi_and_stray	85.500	62	94Bet Leo	2.1360	9700.0	171	9309	No
235	GOM_NL__2PRFIN20031211_110854_000000542022_00237_09309_9619.N1	11-DEC-2003 11:08:54	Twi_and_stray	54.000	15	67Alp Vir	0.97600	28000.	108	9309	No
236	GOM_NL__2PRFIN20031211_111223_000000482022_00237_09309_9620.N1	11-DEC-2003 11:12:23	Twilight	48.000	169	46Gam Hya	2.9910	4700.0	96	9309	No
237	GOM_NL__2PRFIN20031211_111425_000000432022_00237_09309_9621.N1	11-DEC-2003 11:14:25	Twilight	43.000	54	5The Cen	2.0550	4500.0	86	9309	No
238	GOM_NL__2PRFIN20031211_111544_000000432022_00237_09309_9622.N1	11-DEC-2003 11:15:44	Dark	43.000	123	1ot Cen	2.7500	10200.	86	9309	No
239	GOM_NL__2PRFIN20031211_111727_000000392022_00237_09309_9623.N1	11-DEC-2003 11:17:27	Dark	39.000	95	Zet Cen	2.5450	26000.	78	9309	No
240	GOM_NL__2PRFIN20031211_111919_000000412022_00237_09309_9624.N1	11-DEC-2003 11:19:19	Dark	40.500	77	Eps Cen	2.3030	28000.	81	9309	No
241	GOM_NL__2PRFIN20031211_112040_000000472022_00237_09309_9625.N1	11-DEC-2003 11:20:40	Dark	46.500	10	Bet Cen	0.61000	28000.	93	9309	No
242	GOM_NL__2PRFIN20031211_112404_000000392022_00238_09310_9590.N1	11-DEC-2003 11:24:04	Dark	38.500	112	Alp Mus	2.6880	26000.	77	9310	No
243	GOM_NL__2PRFIN20031211_112843_000000402022_00238_09310_9591.N1	11-DEC-2003 11:28:43	Dark	40.000	29	Bet Car	1.6720	10200.	80	9310	No
244	GOM_NL__2PRFIN20031211_113104_000000472022_00238_09310_9592.N1	11-DEC-2003 11:31:04	Dark	46.500	41	Eps Car	1.8600	4100.0	93	9310	No
245	GOM_NL__2PRFIN20031211_113336_000000542022_00238_09310_9593.N1	11-DEC-2003 11:33:36	Dark	53.500	34	Gam2Vel	1.7930	23000.	107	9310	No
246	GOM_NL__2PRFIN20031211_113608_000000562022_00238_09310_9594.N1	11-DEC-2003 11:36:08	Dark	56.000	2	Alp Car	-0.73600	7000.0	112	9310	No
247	GOM_NL__2PRFIN20031211_113838_000000612022_00238_09310_9595.N1	11-DEC-2003 11:38:38	Dark	60.500	117	Pi Pup	2.7060	3800.0	121	9310	No
248	GOM_NL__2PRFIN20031211_114203_000000612022_00238_09310_9596.N1	11-DEC-2003 11:42:03	Straylight	60.500	23	21Eps CMa	1.5020	26000.	121	9310	No
249	GOM_NL__2PRFIN20031211_114358_000000642022_00238_09310_9597.N1	11-DEC-2003 11:43:58	Straylight	63.500	179	24Omi2CMa	3.0320	24000.	127	9310	No
250	GOM_NL__2PRFIN20031211_114717_000000822022_00238_09310_9598.N1	11-DEC-2003 11:47:17	Straylight	81.500	1	9Alp CMa	-1.4400	11000.	163	9310	No
251	GOM_NL__2PRFIN20031211_115041_000000522022_00238_09310_9599.N1	11-DEC-2003 11:50:41	Straylight	51.500	7	19Bet Ori	0.10000	14000.	103	9310	No
252	GOM_NL__2PRFIN20031211_115308_000000552022_00238_09310_9600.N1	11-DEC-2003 11:53:08	Straylight	54.500	30	46Eps Ori	1.6940	30000.	109	9310	No
253	GOM_NL__2PRFIN20031211_115456_000000462022_00238_09310_9601.N1	11-DEC-2003 11:54:56	Twi_and_stray	45.500	94	92Alp Cet	2.5260	3100.0	91	9310	No
254	GOM_NL__2PRFIN20031211_115810_000000532022_00238_09310_9602.N1	11-DEC-2003 11:58:10	Twi_and_stray	53.000	13	87Alp Tau	0.86700	3800.0	106	9310	No
255	GOM_NL__2PRFIN20031211_120011_000000392022_00238_09310_9603.N1	11-DEC-2003 12:00:11	Bright	38.500	146	25Eta Tau	2.8730	15200.	77	9310	No
256	GOM_NL__2PRFIN20031211_120224_000000382022_00238_09310_9604.N1	11-DEC-2003 12:02:24	Bright	37.500	150	44Zet Per	2.8900	28000.	75	9310	No
257	GOM_NL__2PRFIN20031211_120444_000000372022_00238_09310_9605.N1	11-DEC-2003 12:04:44	Bright	37.000	149	45Eps Per	2.8880	30000.	74	9310	No
258	GOM_NL__2PRFIN20031211_120613_000000402022_00238_09310_9606.N1	11-DEC-2003 12:06:13	Bright	40.000	73	57Gam1And	2.2600	13100.	80	9310	No
259	GOM_NL__2PRFIN20031211_120831_000000362022_00238_09310_9607.N1	11-DEC-2003 12:08:31	Bright	35.500	160	23Gam Per	2.9300	4700.0	71	9310	No
260	GOM_NL__2PRFIN20031211_121127_000000382022_00238_09310_9608.N1	11-DEC-2003 12:11:27	Bright	37.500	110	37Del Cas	2.6780	8900.0	75	9310	No
261	GOM_NL__2PRFIN20031211_121336_000000942022_00238_09310_9609.N1	11-DEC-2003 12:13:36	Bright	94.000	24	66Alp Gem	1.5800	10200.	188	9310	No
262	GOM_NL__2PRFIN20031211_121834_000000392022_00238_09310_9610.N1	11-DEC-2003 12:18:34	Bright	38.500	49	1Alp UMi	1.9900	6300.0	77	9310	No
263	GOM_NL__2PRFIN20031211_122318_000000402022_00238_09310_9611.N1	11-DEC-2003 12:23:18	Bright	40.000	60	7Bet UMi	2.0810	3950.0	80	9310	No
264	GOM_NL__2PRFIN20031211_122621_000000372022_00238_09310_9612.N1	11-DEC-2003 12:26:21	Bright	37.000	119	14Eta Dra	2.7270	4700.0	74	9310	No
265	GOM_NL__2PRFIN20031211_122808_000000432022_00238_09310_9613.N1	11-DEC-2003 12:28:08	Bright	43.000	32	77Eps UMa	1.7630	11000.	86	9310	No
266	GOM_NL__2PRFIN20031211_123032_000000422022_00238_09310_9614.N1	11-DEC-2003 12:30:32	Bright	42.000	39	85Eta UMa	1.8540	24000.	84	9310	No
267	GOM_NL__2PRFIN20031211_123343_000000372022_00238_09310_9615.N1	11-DEC-2003 12:33:43	Bright	36.500	180	27Gam Boo	3.0400	8000.0	73	9310	No
268	GOM_NL__2PRFIN20031211_123651_000000382022_00238_09310_9616.N1	11-DEC-2003 12:36:51	Bright	38.000	83		2.3780	11000.	76	9310	No
269	GOM_NL__2PRFIN20031211_124002_000000572022_00238_09310_9617.N1	11-DEC-2003 12:40:02	Bright	57.000	111	8Eta Boo	2.6800	6000.0	114	9310	No
270	GOM_NL__2PRFIN20031211_124338_000000512022_00238_09310_9618.N1	11-DEC-2003 12:43:38	Bright	50.500	138	47Eps Vir	2.8280	4700.0	101	9310	No
271	GOM_NL__2PRFIN20031211_124549_000000892022_00238_09310_9619.N1	11-DEC-2003 12:45:49	Twi_and_stray	89.000	62	94Bet Leo	2.1360	9700.0	178	9310	No
272	GOM_NL__2PRFIN20031211_124932_000000512022_00238_09310_9620.N1	11-DEC-2003 12:49:32	Twi_and_stray	50.500	15	67Alp Vir	0.97600	28000.	101	9310	No
273	GOM_NL__2PRFIN20031211_125301_000000472022_00238_09310_9621.N1	11-DEC-2003 12:53:01	Twilight	46.500	169	46Gam Hya	2.9910	4700.0	93	9310	No
274	GOM_NL__2PRFIN20031211_125501_000000412022_00238_09310_9622.N1	11-DEC-2003 12:55:01	Twilight	41.000	54	5The Cen	2.0550	4500.0	82	9310	No
275	GOM_NL__2PRFIN20031211_125620_000000422022_00238_09310_9623.N1	11-DEC-2003 12:56:20	Dark	42.000	123	1ot Cen	2.7500	10200.	84	9310	No
276	GOM_NL__2PRFIN20031211_125804_000000382022_00238_09310_9624.N1	11-DEC-2003 12:58:04	Dark	37.500	95	Zet Cen	2.5450	26000.	75	9310	No
277	GOM_NL__2PRFIN20031211_125955_000000412022_00238_09310_9625.N1	11-DEC-2003 12:59:55	Dark	40.500	77	Eps Cen	2.3030	28000.	81	9310	No
278	GOM_NL__2PRFIN20031211_130117_000000452022_00238_09310_9626.N1	11-DEC-2003 13:01:17	Dark	44.500	10	Bet Cen	0.61000	28000.	89	9310	No

279	GOM_NL__2PRFIN20031211_130440_000000382022_00239_09311_9590.N1	11-DEC-2003 13:04:40	Dark	37.500	112	Alp Mus	2.6880	26000.	75	9311	No
280	GOM_NL__2PRFIN20031211_130919_000000402022_00239_09311_9591.N1	11-DEC-2003 13:09:19	Dark	40.000	29	Bet Car	1.6720	10200.	80	9311	No
281	GOM_NL__2PRFIN20031211_131139_000000462022_00239_09311_9592.N1	11-DEC-2003 13:11:39	Dark	46.000	41	Eps Car	1.8600	4100.0	92	9311	No
282	GOM_NL__2PRFIN20031211_131413_000000512022_00239_09311_9593.N1	11-DEC-2003 13:14:13	Dark	51.000	34	Gam2Vel	1.7930	23000.	102	9311	No
283	GOM_NL__2PRFIN20031211_131644_000000512022_00239_09311_9594.N1	11-DEC-2003 13:16:44	Dark	50.500	2	Alp Car	-0.73600	7000.0	101	9311	No
284	GOM_NL__2PRFIN20031211_131914_000000632022_00239_09311_9595.N1	11-DEC-2003 13:19:14	Dark	62.500	117	Pi Pup	2.7060	3800.0	125	9311	No
285	GOM_NL__2PRFIN20031211_132238_000000612022_00239_09311_9596.N1	11-DEC-2003 13:22:38	Straylight	61.000	23	21Eps CMa	1.5020	26000.	122	9311	No
286	GOM_NL__2PRFIN20031211_132434_000000612022_00239_09311_9597.N1	11-DEC-2003 13:24:34	Straylight	61.000	179	24Omi2CMa	3.0320	24000.	122	9311	No
287	GOM_NL__2PRFIN20031211_132755_000000712022_00239_09311_9598.N1	11-DEC-2003 13:27:55	Straylight	70.500	1	9Alp CMa	-1.4400	11000.	141	9311	No
288	GOM_NL__2PRFIN20031211_133116_000000542022_00239_09311_9599.N1	11-DEC-2003 13:31:16	Straylight	54.000	7	19Bet Ori	0.10000	14000.	108	9311	No
289	GOM_NL__2PRFIN20031211_133343_000000522022_00239_09311_9600.N1	11-DEC-2003 13:33:43	Straylight	52.000	30	46Eps Ori	1.6940	30000.	104	9311	No
290	GOM_NL__2PRFIN20031211_133531_000000462022_00239_09311_9601.N1	11-DEC-2003 13:35:31	Twilight	46.000	94	92Alp Cet	2.5260	3100.0	92	9311	No
291	GOM_NL__2PRFIN20031211_133845_000000552022_00239_09311_9602.N1	11-DEC-2003 13:38:45	Twilight	55.000	13	87Alp Tau	0.86700	3800.0	110	9311	No
292	GOM_NL__2PRFIN20031211_134047_000000382022_00239_09311_9603.N1	11-DEC-2003 13:40:47	Bright	37.500	146	25Eta Tau	2.8730	15200.	75	9311	No
293	GOM_NL__2PRFIN20031211_134300_000000392022_00239_09311_9604.N1	11-DEC-2003 13:43:00	Bright	38.500	150	44Zet Per	2.8900	28000.	77	9311	No
294	GOM_NL__2PRFIN20031211_134520_000000372022_00239_09311_9605.N1	11-DEC-2003 13:45:20	Bright	37.000	149	45Eps Per	2.8880	30000.	74	9311	No
295	GOM_NL__2PRFIN20031211_134649_000000402022_00239_09311_9606.N1	11-DEC-2003 13:46:49	Bright	39.500	73	57Gam1And	2.2600	13100.	79	9311	No
296	GOM_NL__2PRFIN20031211_134907_000000382022_00239_09311_9607.N1	11-DEC-2003 13:49:07	Bright	37.500	160	23Gam Per	2.9300	4700.0	75	9311	No
297	GOM_NL__2PRFIN20031211_135203_000000382022_00239_09311_9608.N1	11-DEC-2003 13:52:03	Bright	38.000	110	37Del Cas	2.6780	8900.0	76	9311	No
298	GOM_NL__2PRFIN20031211_135410_000000892022_00239_09311_9609.N1	11-DEC-2003 13:54:10	Bright	89.000	24	66Alp Gem	1.5800	10200.	178	9311	No
299	GOM_NL__2PRFIN20031211_135909_000000392022_00239_09311_9610.N1	11-DEC-2003 13:59:09	Bright	38.500	49	1Alp UMi	1.9900	6300.0	77	9311	No
300	GOM_NL__2PRFIN20031211_140351_000000382022_00239_09311_9611.N1	11-DEC-2003 14:03:51	Bright	38.000	60	7Bet UMi	2.0810	3950.0	76	9311	No
301	GOM_NL__2PRFIN20031211_140657_000000372022_00239_09311_9612.N1	11-DEC-2003 14:06:57	Bright	37.000	119	14Eta Dra	2.7270	4700.0	74	9311	No
302	GOM_NL__2PRFIN20031211_140844_000000442022_00239_09311_9613.N1	11-DEC-2003 14:08:44	Bright	44.000	32	77Eps UMa	1.7630	11000.	88	9311	No
303	GOM_NL__2PRFIN20031211_141108_000000402022_00239_09311_9614.N1	11-DEC-2003 14:11:08	Bright	40.000	39	85Eta UMa	1.8540	24000.	80	9311	No
304	GOM_NL__2PRFIN20031211_141419_000000372022_00239_09311_9615.N1	11-DEC-2003 14:14:19	Bright	36.500	180	27Gam Boo	3.0400	8000.0	73	9311	No
305	GOM_NL__2PRFIN20031211_141726_000000382022_00239_09311_9616.N1	11-DEC-2003 14:17:26	Bright	37.500	83		2.3780	11000.	75	9311	No
306	GOM_NL__2PRFIN20031211_142037_000000412022_00239_09311_9617.N1	11-DEC-2003 14:20:37	Bright	40.500	111	8Eta Boo	2.6800	6000.0	81	9311	No
307	GOM_NL__2PRFIN20031211_142415_000000492022_00239_09311_9618.N1	11-DEC-2003 14:24:15	Bright	48.500	138	47Eps Vir	2.8280	4700.0	97	9311	No
308	GOM_NL__2PRFIN20031211_142626_000000832022_00239_09311_9619.N1	11-DEC-2003 14:26:26	Twilight	82.500	62	94Bet Leo	2.1360	9700.0	165	9311	No
309	GOM_NL__2PRFIN20031211_143008_000000462022_00239_09311_9620.N1	11-DEC-2003 14:30:08	Twilight	45.500	15	67Alp Vir	0.97600	28000.	91	9311	No
310	GOM_NL__2PRFIN20031211_143337_000000472022_00239_09311_9621.N1	11-DEC-2003 14:33:37	Twilight	46.500	169	46Gam Hya	2.9910	4700.0	93	9311	No
311	GOM_NL__2PRFIN20031211_143537_000000482022_00239_09311_9622.N1	11-DEC-2003 14:35:37	Twilight	47.500	54	5The Cen	2.0550	4500.0	95	9311	No
312	GOM_NL__2PRFIN20031211_143657_000000432022_00239_09311_9623.N1	11-DEC-2003 14:36:57	Dark	43.000	123	1ot Cen	2.7500	10200.	86	9311	No
313	GOM_NL__2PRFIN20031211_143840_000000392022_00239_09311_9624.N1	11-DEC-2003 14:38:40	Dark	38.500	95	Zet Cen	2.5450	26000.	77	9311	No
314	GOM_NL__2PRFIN20031211_144031_000000402022_00239_09311_9625.N1	11-DEC-2003 14:40:31	Dark	39.500	77	Eps Cen	2.3030	28000.	79	9311	No
315	GOM_NL__2PRFIN20031211_144152_000000512022_00239_09311_9626.N1	11-DEC-2003 14:41:52	Dark	51.000	10	Bet Cen	0.61000	28000.	102	9311	No
316	GOM_NL__2PRFIN20031211_144516_000000402022_00240_09312_9590.N1	11-DEC-2003 14:45:16	Dark	40.000	112	Alp Mus	2.6880	26000.	80	9312	No
317	GOM_NL__2PRFIN20031211_144956_000000422022_00240_09312_9591.N1	11-DEC-2003 14:49:56	Dark	41.500	29	Bet Car	1.6720	10200.	83	9312	No
318	GOM_NL__2PRFIN20031211_145216_000000462022_00240_09312_9592.N1	11-DEC-2003 14:52:16	Dark	46.000	41	Eps Car	1.8600	4100.0	92	9312	No
319	GOM_NL__2PRFIN20031211_145449_000000512022_00240_09312_9593.N1	11-DEC-2003 14:54:49	Dark	51.000	34	Gam2Vel	1.7930	23000.	102	9312	No
320	GOM_NL__2PRFIN20031211_145719_000000542022_00240_09312_9594.N1	11-DEC-2003 14:57:19	Dark	54.000	2	Alp Car	-0.73600	7000.0	108	9312	No
321	GOM_NL__2PRFIN20031211_145951_000000612022_00240_09312_9595.N1	11-DEC-2003 14:59:51	Dark	61.000	117	Pi Pup	2.7060	3800.0	122	9312	No
322	GOM_NL__2PRFIN20031211_150316_000000582022_00240_09312_9596.N1	11-DEC-2003 15:03:16	Straylight	58.000	23	21Eps CMa	1.5020	26000.	116	9312	No
323	GOM_NL__2PRFIN20031211_150511_000000622022_00240_09312_9597.N1	11-DEC-2003 15:05:11	Straylight	62.000	179	24Omi2CMa	3.0320	24000.	124	9312	No
324	GOM_NL__2PRFIN20031211_150831_000000752022_00240_09312_9598.N1	11-DEC-2003 15:08:31	Straylight	74.500	1	9Alp CMa	-1.4400	11000.	149	9312	No
325	GOM_NL__2PRFIN20031211_151152_000000592022_00240_09312_9599.N1	11-DEC-2003 15:11:52	Straylight	59.000	7	19Bet Ori	0.10000	14000.	118	9312	No
326	GOM_NL__2PRFIN20031211_151418_000000552022_00240_09312_9600.N1	11-DEC-2003 15:14:18	Straylight	55.000	30	46Eps Ori	1.6940	30000.	110	9312	No
327	GOM_NL__2PRFIN20031211_151607_000000492022_00240_09312_9601.N1	11-DEC-2003 15:16:07	Twilight	49.000	94	92Alp Cet	2.5260	3100.0	98	9312	No
328	GOM_NL__2PRFIN20031211_151921_000000562022_00240_09312_9602.N1	11-DEC-2003 15:19:21	Twilight	56.000	13	87Alp Tau	0.86700	3800.0	112	9312	No
329	GOM_NL__2PRFIN20031211_152122_000000392022_00240_09312_9603.N1	11-DEC-2003 15:21:22	Bright	39.000	146	25Eta Tau	2.8730	15200.	78	9312	No
330	GOM_NL__2PRFIN20031211_152336_000000392022_00240_09312_9604.N1	11-DEC-2003 15:23:36	Bright	38.500	150	44Zet Per	2.8900	28000.	77	9312	No
331	GOM_NL__2PRFIN20031211_152556_000000372022_00240_09312_9605.N1	11-DEC-2003 15:25:56	Bright	37.000	149	45Eps Per	2.8880	30000.	74	9312	No
332	GOM_NL__2PRFIN20031211_152723_000000402022_00240_09312_9606.N1	11-DEC-2003 15:27:23	Bright	40.000	73	57Gam1And	2.2600	13100.	80	9312	No
333	GOM_NL__2PRFIN20031211_152943_000000372022_00240_09312_9607.N1	11-DEC-2003 15:29:43	Bright	37.000	160	23Gam Per	2.9300	4700.0	74	9312	No
334	GOM_NL__2PRFIN20031211_153240_000000372022_00240_09312_9608.N1	11-DEC-2003 15:32:40	Bright	37.000	110	37Del Cas	2.6780	8900.0	74	9312	No
335	GOM_NL__2PRFIN20031211_153443_000000942022_00240_09312_9609.N1	11-DEC-2003 15:34:43	Bright	93.500	24	66Alp Gem	1.5800	10200.	187	9312	No
336	GOM_NL__2PRFIN20031211_153945_000000392022_00240_09312_9610.N1	11-DEC-2003 15:39:45	Bright	39.000	49	1Alp UMi	1.9900	6300.0	78	9312	No
337	GOM_NL__2PRFIN20031211_154429_000000402022_00240_09312_9611.N1	11-DEC-2003 15:44:29	Bright	40.000	60	7Bet UMi	2.0810	3950.0	80	9312	No

338	GOM_NL__2PRFIN20031211_154732_000000392022_00240_09312_9612.N1	11-DEC-2003 15:47:32	Bright	39.000	119	14Eta Dra	2.7270	4700.0	78	9312	No
339	GOM_NL__2PRFIN20031211_154920_000000442022_00240_09312_9613.N1	11-DEC-2003 15:49:20	Bright	43.500	32	77Eps UMa	1.7630	11000.	87	9312	No
340	GOM_NL__2PRFIN20031211_155144_000000412022_00240_09312_9614.N1	11-DEC-2003 15:51:44	Bright	41.000	39	85Eta UMa	1.8540	24000.	82	9312	No
341	GOM_NL__2PRFIN20031211_155455_000000502022_00240_09312_9615.N1	11-DEC-2003 15:54:55	Bright	50.000	180	27Gam Boo	3.0400	8000.0	100	9312	No
342	GOM_NL__2PRFIN20031211_155802_000000382022_00240_09312_9616.N1	11-DEC-2003 15:58:02	Bright	37.500	83		2.3780	11000.	75	9312	No
343	GOM_NL__2PRFIN20031211_160114_000000412022_00240_09312_9617.N1	11-DEC-2003 16:01:14	Bright	40.500	111	8Eta Boo	2.6800	6000.0	81	9312	No
344	GOM_NL__2PRFIN20031211_160451_000000492022_00240_09312_9618.N1	11-DEC-2003 16:04:51	Bright	48.500	138	47Eps Vir	2.8280	4700.0	97	9312	No
345	GOM_NL__2PRFIN20031211_160704_000000882022_00240_09312_9619.N1	11-DEC-2003 16:07:04	Twilight	87.500	62	94Bet Leo	2.1360	9700.0	175	9312	No
346	GOM_NL__2PRFIN20031211_161045_000000482022_00240_09312_9620.N1	11-DEC-2003 16:10:45	Twilight	47.500	15	67Alp Vir	0.97600	28000.	95	9312	No
347	GOM_NL__2PRFIN20031211_161414_000000432022_00240_09312_9621.N1	11-DEC-2003 16:14:14	Twilight	42.500	169	46Gam Hya	2.9910	4700.0	85	9312	No
348	GOM_NL__2PRFIN20031211_161613_000000442022_00240_09312_9622.N1	11-DEC-2003 16:16:13	Twilight	43.500	54	5The Cen	2.0550	4500.0	87	9312	No
349	GOM_NL__2PRFIN20031211_161733_000000422022_00240_09312_9623.N1	11-DEC-2003 16:17:33	Dark	42.000	123	1ot Cen	2.7500	10200.	84	9312	No
350	GOM_NL__2PRFIN20031211_161916_000000392022_00240_09312_9624.N1	11-DEC-2003 16:19:16	Dark	39.000	95	Zet Cen	2.5450	26000.	78	9312	No
351	GOM_NL__2PRFIN20031211_162108_000000392022_00240_09312_9625.N1	11-DEC-2003 16:21:08	Dark	38.500	77	Eps Cen	2.3030	28000.	77	9312	No
352	GOM_NL__2PRFIN20031211_162229_000000452022_00240_09312_9626.N1	11-DEC-2003 16:22:29	Dark	45.000	10	Bet Cen	0.61000	28000.	90	9312	No
353	GOM_NL__2PRFIN20031211_162552_000000392022_00241_09313_9590.N1	11-DEC-2003 16:25:52	Dark	38.500	112	Alp Mus	2.6880	26000.	77	9313	No
354	GOM_NL__2PRFIN20031211_163032_000000432022_00241_09313_9591.N1	11-DEC-2003 16:30:32	Dark	43.000	29	Bet Car	1.6720	10200.	86	9313	No
355	GOM_NL__2PRFIN20031211_163253_000000472022_00241_09313_9592.N1	11-DEC-2003 16:32:53	Dark	46.500	41	Eps Car	1.8600	4100.0	93	9313	No
356	GOM_NL__2PRFIN20031211_163527_000000492022_00241_09313_9593.N1	11-DEC-2003 16:35:27	Dark	49.000	34	Gam2Vel	1.7930	23000.	98	9313	No
357	GOM_NL__2PRFIN20031211_163757_000000542022_00241_09313_9594.N1	11-DEC-2003 16:37:57	Dark	54.000	2	Alp Car	-0.73600	7000.0	108	9313	No
358	GOM_NL__2PRFIN20031211_164027_000000592022_00241_09313_9595.N1	11-DEC-2003 16:40:27	Dark	58.500	117	Pi Pup	2.7060	3800.0	117	9313	No
359	GOM_NL__2PRFIN20031211_164353_000000612022_00241_09313_9596.N1	11-DEC-2003 16:43:53	Straylight	60.500	23	21Eps CMa	1.5020	26000.	121	9313	No
360	GOM_NL__2PRFIN20031211_164548_000000612022_00241_09313_9597.N1	11-DEC-2003 16:45:48	Straylight	61.000	179	24Omi2CMa	3.0320	24000.	122	9313	No
361	GOM_NL__2PRFIN20031211_164907_000000732022_00241_09313_9598.N1	11-DEC-2003 16:49:07	Straylight	72.500	1	9Alp CMa	-1.4400	11000.	145	9313	No
362	GOM_NL__2PRFIN20031211_165228_000000532022_00241_09313_9599.N1	11-DEC-2003 16:52:28	Straylight	53.000	7	19Bet Ori	0.10000	14000.	106	9313	No
363	GOM_NL__2PRFIN20031211_165454_000000532022_00241_09313_9600.N1	11-DEC-2003 16:54:54	Straylight	52.500	30	46Eps Ori	1.6940	30000.	105	9313	No
364	GOM_NL__2PRFIN20031211_165643_000000492022_00241_09313_9601.N1	11-DEC-2003 16:56:43	Twilight	48.500	94	92Alp Cet	2.5260	3100.0	97	9313	No
365	GOM_NL__2PRFIN20031211_165958_000000562022_00241_09313_9602.N1	11-DEC-2003 16:59:58	Twilight	56.000	13	87Alp Tau	0.86700	3800.0	112	9313	No
366	GOM_NL__2PRFIN20031211_170158_000000382022_00241_09313_9603.N1	11-DEC-2003 17:01:58	Bright	37.500	146	25Eta Tau	2.8730	15200.	75	9313	No
367	GOM_NL__2PRFIN20031211_170412_000000382022_00241_09313_9604.N1	11-DEC-2003 17:04:12	Bright	37.500	150	44Zet Per	2.8900	28000.	75	9313	No
368	GOM_NL__2PRFIN20031211_170632_000000362022_00241_09313_9605.N1	11-DEC-2003 17:06:32	Bright	36.000	149	45Eps Per	2.8880	30000.	72	9313	No
369	GOM_NL__2PRFIN20031211_170801_000000412022_00241_09313_9606.N1	11-DEC-2003 17:08:01	Bright	40.500	73	57Gam1And	2.2600	13100.	81	9313	No
370	GOM_NL__2PRFIN20031211_171019_000000382022_00241_09313_9607.N1	11-DEC-2003 17:10:19	Bright	37.500	160	23Gam Per	2.9300	4700.0	75	9313	No
371	GOM_NL__2PRFIN20031211_171316_000000372022_00241_09313_9608.N1	11-DEC-2003 17:13:16	Bright	37.000	110	37Del Cas	2.6780	8900.0	74	9313	No
372	GOM_NL__2PRFIN20031211_171517_000000932022_00241_09313_9609.N1	11-DEC-2003 17:15:17	Bright	93.000	24	66Alp Gem	1.5800	10200.	186	9313	No
373	GOM_NL__2PRFIN20031211_172022_000000392022_00241_09313_9610.N1	11-DEC-2003 17:20:22	Bright	39.000	49	1Alp UMi	1.9900	6300.0	78	9313	No
374	GOM_NL__2PRFIN20031211_172505_000000422022_00241_09313_9611.N1	11-DEC-2003 17:25:05	Bright	41.500	60	7Bet UMi	2.0810	3950.0	83	9313	No
375	GOM_NL__2PRFIN20031211_172809_000000392022_00241_09313_9612.N1	11-DEC-2003 17:28:09	Bright	38.500	119	14Eta Dra	2.7270	4700.0	77	9313	No
376	GOM_NL__2PRFIN20031211_172956_000000432022_00241_09313_9613.N1	11-DEC-2003 17:29:56	Bright	43.000	32	77Eps UMa	1.7630	11000.	86	9313	No
377	GOM_NL__2PRFIN20031211_173220_000000402022_00241_09313_9614.N1	11-DEC-2003 17:32:20	Bright	40.000	39	85Eta UMa	1.8540	24000.	80	9313	No
378	GOM_NL__2PRFIN20031211_173532_000000372022_00241_09313_9615.N1	11-DEC-2003 17:35:32	Bright	37.000	180	27Gam Boo	3.0400	8000.0	74	9313	No
379	GOM_NL__2PRFIN20031211_173838_000000382022_00241_09313_9616.N1	11-DEC-2003 17:38:38	Bright	38.000	83		2.3780	11000.	76	9313	No
380	GOM_NL__2PRFIN20031211_174150_000000412022_00241_09313_9617.N1	11-DEC-2003 17:41:50	Bright	40.500	111	8Eta Boo	2.6800	6000.0	81	9313	No
381	GOM_NL__2PRFIN20031211_174527_000000512022_00241_09313_9618.N1	11-DEC-2003 17:45:27	Bright	50.500	138	47Eps Vir	2.8280	4700.0	101	9313	No
382	GOM_NL__2PRFIN20031211_174741_000000822022_00241_09313_9619.N1	11-DEC-2003 17:47:41	Twilight	81.500	62	94Bet Leo	2.1360	9700.0	163	9313	No
383	GOM_NL__2PRFIN20031211_175122_000000452022_00241_09313_9620.N1	11-DEC-2003 17:51:22	Twilight	45.000	15	67Alp Vir	0.97600	28000.	90	9313	No
384	GOM_NL__2PRFIN20031211_175450_000000432022_00241_09313_9621.N1	11-DEC-2003 17:54:50	Twilight	42.500	169	46Gam Hya	2.9910	4700.0	85	9313	No
385	GOM_NL__2PRFIN20031211_175650_000000452022_00241_09313_9622.N1	11-DEC-2003 17:56:50	Twilight	45.000	54	5The Cen	2.0550	4500.0	90	9313	No
386	GOM_NL__2PRFIN20031211_175810_000000412022_00241_09313_9623.N1	11-DEC-2003 17:58:10	Dark	41.000	123	1ot Cen	2.7500	10200.	82	9313	No
387	GOM_NL__2PRFIN20031211_175953_000000402022_00241_09313_9624.N1	11-DEC-2003 17:59:53	Dark	40.000	95	Zet Cen	2.5450	26000.	80	9313	No
388	GOM_NL__2PRFIN20031211_180144_000000432022_00241_09313_9625.N1	11-DEC-2003 18:01:44	Dark	42.500	77	Eps Cen	2.3030	28000.	85	9313	No
389	GOM_NL__2PRFIN20031211_180305_000000502022_00241_09313_9626.N1	11-DEC-2003 18:03:05	Dark	50.000	10	Bet Cen	0.61000	28000.	100	9313	No
390	GOM_NL__2PRFIN20031211_180629_000000382022_00242_09314_9590.N1	11-DEC-2003 18:06:29	Dark	37.500	112	Alp Mus	2.6880	26000.	75	9314	No
391	GOM_NL__2PRFIN20031211_181109_000000422022_00242_09314_9591.N1	11-DEC-2003 18:11:09	Dark	41.500	29	Bet Car	1.6720	10200.	83	9314	No
392	GOM_NL__2PRFIN20031211_181330_000000542022_00242_09314_9592.N1	11-DEC-2003 18:13:30	Dark	54.000	41	Eps Car	1.8600	4100.0	108	9314	No
393	GOM_NL__2PRFIN20031211_181604_000000482022_00242_09314_9593.N1	11-DEC-2003 18:16:04	Dark	47.500	34	Gam2Vel	1.7930	23000.	95	9314	No
394	GOM_NL__2PRFIN20031211_181834_000000552022_00242_09314_9594.N1	11-DEC-2003 18:18:34	Dark	55.000	2	Alp Car	-0.73600	7000.0	110	9314	No
395	GOM_NL__2PRFIN20031211_182104_000000532022_00242_09314_9595.N1	11-DEC-2003 18:21:04	Dark	53.000	117	Pi Pup	2.7060	3800.0	106	9314	No
396	GOM_NL__2PRFIN20031211_182429_000000612022_00242_09314_9596.N1	11-DEC-2003 18:24:29	Straylight	60.500	23	21Eps CMa	1.5020	26000.	121	9314	No

397	GOM_NL__2PRFIN20031211_182623_000000612022_00242_09314_9597.N1	11-DEC-2003 18:26:23	Straylight	61.000	179	24Omi2CMa	3.0320	24000.	122	9314	No
398	GOM_NL__2PRFIN20031211_182944_000000802022_00242_09314_9598.N1	11-DEC-2003 18:29:44	Straylight	79.500	1	9Alp CMa	-1.4400	11000.	159	9314	No
399	GOM_NL__2PRFIN20031211_183304_000000592022_00242_09314_9599.N1	11-DEC-2003 18:33:04	Straylight	59.000	7	19Bet Ori	0.10000	14000.	118	9314	No
400	GOM_NL__2PRFIN20031211_183530_000000552022_00242_09314_9600.N1	11-DEC-2003 18:35:30	Straylight	54.500	30	46Eps Ori	1.6940	30000.	109	9314	No
401	GOM_NL__2PRFIN20031211_183720_000000472022_00242_09314_9601.N1	11-DEC-2003 18:37:20	Tw_i_and_stray	47.000	94	92Alp Cet	2.5260	3100.0	94	9314	No
402	GOM_NL__2PRFIN20031211_184034_000000512022_00242_09314_9602.N1	11-DEC-2003 18:40:34	Tw_i_and_stray	50.500	13	87Alp Tau	0.86700	3800.0	101	9314	No
403	GOM_NL__2PRFIN20031211_184234_000000382022_00242_09314_9603.N1	11-DEC-2003 18:42:34	Bright	38.000	146	25Eta Tau	2.8730	15200.	76	9314	No
404	GOM_NL__2PRFIN20031211_184448_000000392022_00242_09314_9604.N1	11-DEC-2003 18:44:48	Bright	39.000	150	44Zet Per	2.8900	28000.	78	9314	No
405	GOM_NL__2PRFIN20031211_184708_000000382022_00242_09314_9605.N1	11-DEC-2003 18:47:08	Bright	37.500	149	45Eps Per	2.8880	30000.	75	9314	No
406	GOM_NL__2PRFIN20031211_184837_000000392022_00242_09314_9606.N1	11-DEC-2003 18:48:37	Bright	39.000	73	57Gam1And	2.2600	13100.	78	9314	No
407	GOM_NL__2PRFIN20031211_185055_000000382022_00242_09314_9607.N1	11-DEC-2003 18:50:55	Bright	37.500	160	23Gam Per	2.9300	4700.0	75	9314	No
408	GOM_NL__2PRFIN20031211_185351_000000382022_00242_09314_9608.N1	11-DEC-2003 18:53:51	Bright	38.000	110	37Del Cas	2.6780	8900.0	76	9314	No
409	GOM_NL__2PRFIN20031211_185550_000000932022_00242_09314_9609.N1	11-DEC-2003 18:55:50	Bright	92.500	24	66Alp Gem	1.5800	10200.	185	9314	No
410	GOM_NL__2PRFIN20031211_190058_000000392022_00242_09314_9610.N1	11-DEC-2003 19:00:58	Bright	39.000	49	1Alp UMi	1.9900	6300.0	78	9314	No
411	GOM_NL__2PRFIN20031211_190541_000000402022_00242_09314_9611.N1	11-DEC-2003 19:05:41	Bright	39.500	60	7Bet UMi	2.0810	3950.0	79	9314	No
412	GOM_NL__2PRFIN20031211_190845_000000382022_00242_09314_9612.N1	11-DEC-2003 19:08:45	Bright	38.000	119	14Eta Dra	2.7270	4700.0	76	9314	No
413	GOM_NL__2PRFIN20031211_191032_000000442022_00242_09314_9613.N1	11-DEC-2003 19:10:32	Bright	44.000	32	77Eps UMa	1.7630	11000.	88	9314	No
414	GOM_NL__2PRFIN20031211_191256_000000432022_00242_09314_9614.N1	11-DEC-2003 19:12:56	Bright	42.500	39	85Eta UMa	1.8540	24000.	85	9314	No
415	GOM_NL__2PRFIN20031211_191608_000000382022_00242_09314_9615.N1	11-DEC-2003 19:16:08	Bright	37.500	180	27Gam Boo	3.0400	8000.0	75	9314	No
416	GOM_NL__2PRFIN20031211_191915_000000392022_00242_09314_9616.N1	11-DEC-2003 19:19:15	Bright	39.000	83		2.3780	11000.	78	9314	No
417	GOM_NL__2PRFIN20031211_192226_000000412022_00242_09314_9617.N1	11-DEC-2003 19:22:26	Bright	40.500	111	8Eta Boo	2.6800	6000.0	81	9314	No
418	GOM_NL__2PRFIN20031211_192604_000000502022_00242_09314_9618.N1	11-DEC-2003 19:26:04	Bright	50.000	138	47Eps Vir	2.8280	4700.0	100	9314	No
419	GOM_NL__2PRFIN20031211_192818_000000902022_00242_09314_9619.N1	11-DEC-2003 19:28:18	Tw_i_and_stray	89.500	62	94Bet Leo	2.1360	9700.0	179	9314	No
420	GOM_NL__2PRFIN20031211_193158_000000512022_00242_09314_9620.N1	11-DEC-2003 19:31:58	Tw_i_and_stray	50.500	15	67Alp Vir	0.97600	28000.	101	9314	No
421	GOM_NL__2PRFIN20031211_193527_000000452022_00242_09314_9621.N1	11-DEC-2003 19:35:27	Twilight	44.500	169	46Gam Hya	2.9910	4700.0	89	9314	No
422	GOM_NL__2PRFIN20031211_193726_000000442022_00242_09314_9622.N1	11-DEC-2003 19:37:26	Twilight	43.500	54	5The Cen	2.0550	4500.0	87	9314	No
423	GOM_NL__2PRFIN20031211_193847_000000392022_00242_09314_9623.N1	11-DEC-2003 19:38:47	Dark	39.000	123	1ot Cen	2.7500	10200.	78	9314	No
424	GOM_NL__2PRFIN20031211_194029_000000382022_00242_09314_9624.N1	11-DEC-2003 19:40:29	Dark	38.000	95	Zet Cen	2.5450	26000.	76	9314	No
425	GOM_NL__2PRFIN20031211_194220_000000402022_00242_09314_9625.N1	11-DEC-2003 19:42:20	Dark	39.500	77	Eps Cen	2.3030	28000.	79	9314	No
426	GOM_NL__2PRFIN20031211_194341_000000462022_00242_09314_9626.N1	11-DEC-2003 19:43:41	Dark	45.500	10	Bet Cen	0.61000	28000.	91	9314	No
427	GOM_NL__2PRFIN20031211_194705_000000392022_00243_09315_9592.N1	11-DEC-2003 19:47:05	Dark	38.500	112	Alp Mus	2.6880	26000.	77	9315	No
428	GOM_NL__2PRFIN20031211_195145_000000422022_00243_09315_9593.N1	11-DEC-2003 19:51:45	Dark	41.500	29	Bet Car	1.6720	10200.	83	9315	No
429	GOM_NL__2PRFIN20031211_195407_000000542022_00243_09315_9594.N1	11-DEC-2003 19:54:07	Dark	54.000	41	Eps Car	1.8600	4100.0	108	9315	No
430	GOM_NL__2PRFIN20031211_195640_000000492022_00243_09315_9595.N1	11-DEC-2003 19:56:40	Dark	48.500	34	Gam2Vel	1.7930	23000.	97	9315	No
431	GOM_NL__2PRFIN20031211_195910_000000562022_00243_09315_9596.N1	11-DEC-2003 19:59:10	Dark	56.000	2	Alp Car	-0.73600	7000.0	112	9315	No
432	GOM_NL__2PRFIN20031211_200141_000000662022_00243_09315_9597.N1	11-DEC-2003 20:01:41	Dark	65.500	117	Pi Pup	2.7060	3800.0	131	9315	No
433	GOM_NL__2PRFIN20031211_200505_000000602022_00243_09315_9598.N1	11-DEC-2003 20:05:05	Straylight	60.000	23	21Eps CMa	1.5020	26000.	120	9315	No
434	GOM_NL__2PRFIN20031211_200700_000000612022_00243_09315_9599.N1	11-DEC-2003 20:07:00	Straylight	60.500	179	24Omi2CMa	3.0320	24000.	121	9315	No
435	GOM_NL__2PRFIN20031211_201001_000000572022_00243_09315_9600.N1	11-DEC-2003 20:10:01	Straylight	57.000	47	2Bet CMa	1.9760	28000.	114	9315	No
436	GOM_NL__2PRFIN20031211_201340_000000592022_00243_09315_9601.N1	11-DEC-2003 20:13:40	Straylight	59.000	7	19Bet Ori	0.10000	14000.	118	9315	No
437	GOM_NL__2PRFIN20031211_201607_000000522022_00243_09315_9602.N1	11-DEC-2003 20:16:07	Straylight	52.000	30	46Eps Ori	1.6940	30000.	104	9315	No
438	GOM_NL__2PRFIN20031211_201756_000000472022_00243_09315_9603.N1	11-DEC-2003 20:17:56	Tw_i_and_stray	46.500	94	92Alp Cet	2.5260	3100.0	93	9315	No
439	GOM_NL__2PRFIN20031211_202110_000000542022_00243_09315_9604.N1	11-DEC-2003 20:21:10	Tw_i_and_stray	53.500	13	87Alp Tau	0.86700	3800.0	107	9315	No
440	GOM_NL__2PRFIN20031211_202744_000000372022_00243_09315_9605.N1	11-DEC-2003 20:27:44	Bright	36.500	149	45Eps Per	2.8880	30000.	73	9315	No
441	GOM_NL__2PRFIN20031211_202915_000000382022_00243_09315_9606.N1	11-DEC-2003 20:29:15	Bright	37.500	73	57Gam1And	2.2600	13100.	75	9315	No
442	GOM_NL__2PRFIN20031211_203132_000000382022_00243_09315_9607.N1	11-DEC-2003 20:31:32	Bright	37.500	160	23Gam Per	2.9300	4700.0	75	9315	No
443	GOM_NL__2PRFIN20031211_204134_000000382022_00243_09315_9608.N1	11-DEC-2003 20:41:34	Bright	38.000	49	1Alp UMi	1.9900	6300.0	76	9315	No
444	GOM_NL__2PRFIN20031211_204618_000000362022_00243_09315_9609.N1	11-DEC-2003 20:46:18	Bright	35.500	60	7Bet UMi	2.0810	3950.0	71	9315	No
445	GOM_NL__2PRFIN20031211_204921_000000382022_00243_09315_9610.N1	11-DEC-2003 20:49:21	Bright	38.000	119	14Eta Dra	2.7270	4700.0	76	9315	No
446	GOM_NL__2PRFIN20031211_205107_000000432022_00243_09315_9611.N1	11-DEC-2003 20:51:07	Bright	43.000	32	77Eps UMa	1.7630	11000.	86	9315	No
447	GOM_NL__2PRFIN20031211_205332_000000412022_00243_09315_9612.N1	11-DEC-2003 20:53:32	Bright	41.000	39	85Eta UMa	1.8540	24000.	82	9315	No
448	GOM_NL__2PRFIN20031211_205644_000000382022_00243_09315_9613.N1	11-DEC-2003 20:56:44	Bright	37.500	180	27Gam Boo	3.0400	8000.0	75	9315	No
449	GOM_NL__2PRFIN20031211_205951_000000372022_00243_09315_9614.N1	11-DEC-2003 20:59:51	Bright	37.000	83		2.3780	11000.	74	9315	No
450	GOM_NL__2PRFIN20031211_210303_000000462022_00243_09315_9615.N1	11-DEC-2003 21:03:03	Bright	46.000	111	8Eta Boo	2.6800	6000.0	92	9315	No
451	GOM_NL__2PRFIN20031211_210640_000000482022_00243_09315_9616.N1	11-DEC-2003 21:06:40	Bright	48.000	138	47Eps Vir	2.8280	4700.0	96	9315	No
452	GOM_NL__2PRFIN20031211_210855_000000862022_00243_09315_9617.N1	11-DEC-2003 21:08:55	Tw_i_and_stray	86.000	62	94Bet Leo	2.1360	9700.0	172	9315	No
453	GOM_NL__2PRFIN20031211_211234_000000552022_00243_09315_9618.N1	11-DEC-2003 21:12:34	Tw_i_and_stray	55.000	15	67Alp Vir	0.97600	28000.	110	9315	No
454	GOM_NL__2PRFIN20031211_211603_000000472022_00243_09315_9619.N1	11-DEC-2003 21:16:03	Twilight	47.000	169	46Gam Hya	2.9910	4700.0	94	9315	No
455	GOM_NL__2PRFIN20031211_211803_000000452022_00243_09315_9620.N1	11-DEC-2003 21:18:03	Twilight	44.500	54	5The Cen	2.0550	4500.0	89	9315	No



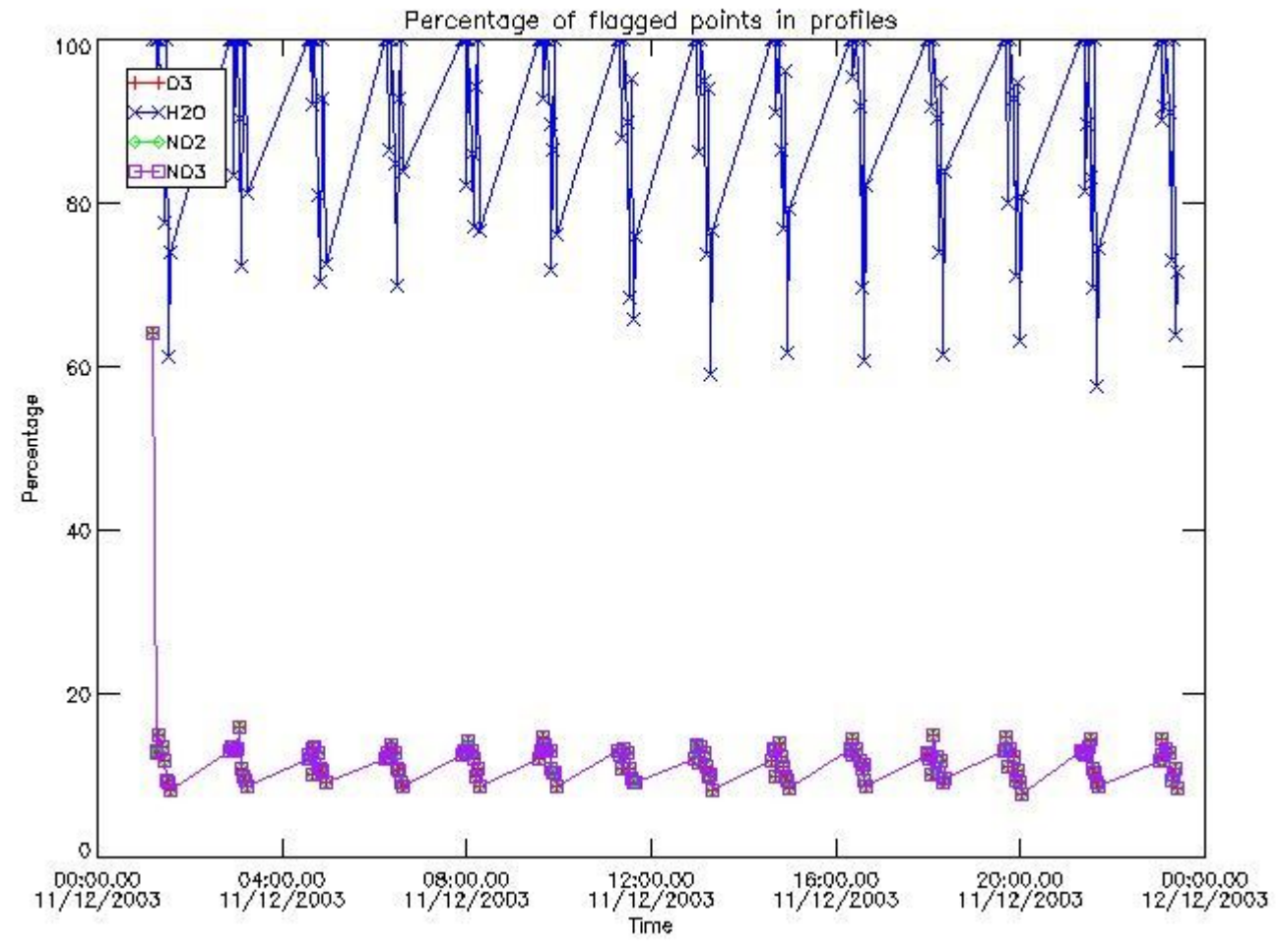
456	GOM_NL__2PRFIN20031211_211923_000000402022_00243_09315_9621.N1	11-DEC-2003 21:19:23	Dark	39.500	123	Iot Cen	2.7500	10200.	79	9315	No
457	GOM_NL__2PRFIN20031211_212105_000000402022_00243_09315_9622.N1	11-DEC-2003 21:21:05	Dark	40.000	95	Zet Cen	2.5450	26000.	80	9315	No
458	GOM_NL__2PRFIN20031211_212256_000000402022_00243_09315_9623.N1	11-DEC-2003 21:22:56	Dark	39.500	77	Eps Cen	2.3030	28000.	79	9315	No
459	GOM_NL__2PRFIN20031211_212417_000000412022_00243_09315_9624.N1	11-DEC-2003 21:24:17	Dark	41.000	10	Bet Cen	0.61000	28000.	82	9315	No
460	GOM_NL__2PRFIN20031211_212532_000000392022_00244_09316_9592.N1	11-DEC-2003 21:25:32	Dark	39.000	20	Bet Cru	1.2530	30000.	78	9316	No
461	GOM_NL__2PRFIN20031211_212741_000000382022_00244_09316_9593.N1	11-DEC-2003 21:27:41	Dark	37.500	112	Alp Mus	2.6880	26000.	75	9316	No
462	GOM_NL__2PRFIN20031211_213221_000000392022_00244_09316_9594.N1	11-DEC-2003 21:32:21	Dark	39.000	29	Bet Car	1.6720	10200.	78	9316	No
463	GOM_NL__2PRFIN20031211_213443_000000472022_00244_09316_9595.N1	11-DEC-2003 21:34:43	Dark	46.500	41	Eps Car	1.8600	4100.0	93	9316	No
464	GOM_NL__2PRFIN20031211_213717_000000492022_00244_09316_9596.N1	11-DEC-2003 21:37:17	Dark	49.000	34	Gam2Vel	1.7930	23000.	98	9316	No
465	GOM_NL__2PRFIN20031211_213946_000000562022_00244_09316_9597.N1	11-DEC-2003 21:39:46	Dark	56.000	2	Alp Car	-0.73600	7000.0	112	9316	No
466	GOM_NL__2PRFIN20031211_214217_000000592022_00244_09316_9598.N1	11-DEC-2003 21:42:17	Dark	59.000	117	Pi Pup	2.7060	3800.0	118	9316	No
467	GOM_NL__2PRFIN20031211_214542_000000622022_00244_09316_9599.N1	11-DEC-2003 21:45:42	Straylight	62.000	23	21Eps CMa	1.5020	26000.	124	9316	No
468	GOM_NL__2PRFIN20031211_214736_000000642022_00244_09316_9600.N1	11-DEC-2003 21:47:36	Straylight	63.500	179	24Omi2CMa	3.0320	24000.	127	9316	No
469	GOM_NL__2PRFIN20031211_215037_000000592022_00244_09316_9601.N1	11-DEC-2003 21:50:37	Straylight	58.500	47	2Bet CMa	1.9760	28000.	117	9316	No
470	GOM_NL__2PRFIN20031211_215415_000000592022_00244_09316_9602.N1	11-DEC-2003 21:54:15	Straylight	59.000	7	19Bet Ori	0.10000	14000.	118	9316	No
471	GOM_NL__2PRFIN20031211_215643_000000552022_00244_09316_9603.N1	11-DEC-2003 21:56:43	Straylight	55.000	30	46Eps Ori	1.6940	30000.	110	9316	No
472	GOM_NL__2PRFIN20031211_215832_000000472022_00244_09316_9604.N1	11-DEC-2003 21:58:32	Twilight	46.500	94	92Alp Cet	2.5260	3100.0	93	9316	No
473	GOM_NL__2PRFIN20031211_220145_000000532022_00244_09316_9605.N1	11-DEC-2003 22:01:45	Twilight	53.000	13	87Alp Tau	0.86700	3800.0	106	9316	No
474	GOM_NL__2PRFIN20031211_220820_000000372022_00244_09316_9606.N1	11-DEC-2003 22:08:20	Bright	37.000	149	45Eps Per	2.8880	30000.	74	9316	No
475	GOM_NL__2PRFIN20031211_220950_000000402022_00244_09316_9607.N1	11-DEC-2003 22:09:50	Bright	39.500	73	57Gam1And	2.2600	13100.	79	9316	No
476	GOM_NL__2PRFIN20031211_221207_000000372022_00244_09316_9608.N1	11-DEC-2003 22:12:07	Bright	37.000	160	23Gam Per	2.9300	4700.0	74	9316	No
477	GOM_NL__2PRFIN20031211_222210_000000352022_00244_09316_9609.N1	11-DEC-2003 22:22:10	Bright	35.000	49	1Alp UMi	1.9900	6300.0	70	9316	No
478	GOM_NL__2PRFIN20031211_222653_000000392022_00244_09316_9610.N1	11-DEC-2003 22:26:53	Bright	39.000	60	7Bet UMi	2.0810	3950.0	78	9316	No
479	GOM_NL__2PRFIN20031211_222957_000000522022_00244_09316_9611.N1	11-DEC-2003 22:29:57	Bright	52.000	119	14Eta Dra	2.7270	4700.0	104	9316	No
480	GOM_NL__2PRFIN20031211_223142_000000412022_00244_09316_9612.N1	11-DEC-2003 22:31:42	Bright	40.500	32	77Eps UMa	1.7630	11000.	81	9316	No
481	GOM_NL__2PRFIN20031211_223407_000000412022_00244_09316_9613.N1	11-DEC-2003 22:34:07	Bright	40.500	39	85Eta UMa	1.8540	24000.	81	9316	No
482	GOM_NL__2PRFIN20031211_223719_000000372022_00244_09316_9614.N1	11-DEC-2003 22:37:19	Bright	37.000	180	27Gam Boo	3.0400	8000.0	74	9316	No
483	GOM_NL__2PRFIN20031211_224027_000000532022_00244_09316_9615.N1	11-DEC-2003 22:40:27	Bright	53.000	83		2.3780	11000.	106	9316	No
484	GOM_NL__2PRFIN20031211_224339_000000402022_00244_09316_9616.N1	11-DEC-2003 22:43:39	Bright	40.000	111	8Eta Boo	2.6800	6000.0	80	9316	No
485	GOM_NL__2PRFIN20031211_224717_000000482022_00244_09316_9617.N1	11-DEC-2003 22:47:17	Bright	47.500	138	47Eps Vir	2.8280	4700.0	95	9316	No
486	GOM_NL__2PRFIN20031211_224932_000000872022_00244_09316_9618.N1	11-DEC-2003 22:49:32	Twilight	86.500	62	94Bet Leo	2.1360	9700.0	173	9316	No
487	GOM_NL__2PRFIN20031211_225310_000000522022_00244_09316_9619.N1	11-DEC-2003 22:53:10	Twilight	51.500	15	67Alp Vir	0.97600	28000.	103	9316	No
488	GOM_NL__2PRFIN20031211_225639_000000472022_00244_09316_9620.N1	11-DEC-2003 22:56:39	Twilight	47.000	169	46Gam Hya	2.9910	4700.0	94	9316	No
489	GOM_NL__2PRFIN20031211_225838_000000462022_00244_09316_9621.N1	11-DEC-2003 22:58:38	Twilight	46.000	54	5The Cen	2.0550	4500.0	92	9316	No
490	GOM_NL__2PRFIN20031211_225959_000000442022_00244_09316_9622.N1	11-DEC-2003 22:59:59	Dark	43.500	123	Iot Cen	2.7500	10200.	87	9316	No
491	GOM_NL__2PRFIN20031211_230332_000000392022_00244_09316_9623.N1	11-DEC-2003 23:03:32	Dark	38.500	77	Eps Cen	2.3030	28000.	77	9316	No
492	GOM_NL__2PRFIN20031211_230453_000000412022_00244_09316_9624.N1	11-DEC-2003 23:04:53	Dark	41.000	10	Bet Cen	0.61000	28000.	82	9316	No
493	GOM_NL__2PRFIN20031211_230608_000000442022_00245_09317_9592.N1	11-DEC-2003 23:06:08	Dark	43.500	20	Bet Cru	1.2530	30000.	87	9317	No
494	GOM_NL__2PRFIN20031211_230817_000000392022_00245_09317_9593.N1	11-DEC-2003 23:08:17	Dark	38.500	112	Alp Mus	2.6880	26000.	77	9317	No
495	GOM_NL__2PRFIN20031211_231258_000000402022_00245_09317_9594.N1	11-DEC-2003 23:12:58	Dark	40.000	29	Bet Car	1.6720	10200.	80	9317	No
496	GOM_NL__2PRFIN20031211_231519_000000542022_00245_09317_9595.N1	11-DEC-2003 23:15:19	Dark	54.000	41	Eps Car	1.8600	4100.0	108	9317	No
497	GOM_NL__2PRFIN20031211_231753_000000502022_00245_09317_9596.N1	11-DEC-2003 23:17:53	Dark	50.000	34	Gam2Vel	1.7930	23000.	100	9317	No
498	GOM_NL__2PRFIN20031211_232022_000000482022_00245_09317_9597.N1	11-DEC-2003 23:20:22	Dark	47.500	2	Alp Car	-0.73600	7000.0	95	9317	No
499	GOM_NL__2PRFIN20031211_232254_000000602022_00245_09317_9598.N1	11-DEC-2003 23:22:54	Dark	60.000	117	Pi Pup	2.7060	3800.0	120	9317	No
500	GOM_NL__2PRFIN20031211_232618_000000602022_00245_09317_9599.N1	11-DEC-2003 23:26:18	Straylight	59.500	23	21Eps CMa	1.5020	26000.	119	9317	No
501	GOM_NL__2PRFIN20031211_232812_000000622022_00245_09317_9600.N1	11-DEC-2003 23:28:12	Straylight	62.000	179	24Omi2CMa	3.0320	24000.	124	9317	No
502	GOM_NL__2PRFIN20031211_233110_000000632022_00245_09317_9601.N1	11-DEC-2003 23:31:10	Straylight	62.500	47	2Bet CMa	1.9760	28000.	125	9317	No
503	GOM_NL__2PRFIN20031211_233451_000000572022_00245_09317_9602.N1	11-DEC-2003 23:34:51	Straylight	57.000	7	19Bet Ori	0.10000	14000.	114	9317	No
504	GOM_NL__2PRFIN20031211_233717_000000552022_00245_09317_9603.N1	11-DEC-2003 23:37:17	Straylight	55.000	30	46Eps Ori	1.6940	30000.	110	9317	No
505	GOM_NL__2PRFIN20031211_233909_000000492022_00245_09317_9604.N1	11-DEC-2003 23:39:09	Twilight	48.500	94	92Alp Cet	2.5260	3100.0	97	9317	No
506	GOM_NL__2PRFIN20031211_234221_000000502022_00245_09317_9605.N1	11-DEC-2003 23:42:21	Twilight	50.000	13	87Alp Tau	0.86700	3800.0	100	9317	No
507	GOM_NL__2PRFIN20031211_234855_000000372022_00245_09317_9606.N1	11-DEC-2003 23:48:55	Bright	36.500	149	45Eps Per	2.8880	30000.	73	9317	No
508	GOM_NL__2PRFIN20031211_235026_000000402022_00245_09317_9607.N1	11-DEC-2003 23:50:26	Bright	40.000	73	57Gam1And	2.2600	13100.	80	9317	No
509	GOM_NL__2PRFIN20031211_235243_000000372022_00245_09317_9608.N1	11-DEC-2003 23:52:43	Bright	36.500	160	23Gam Per	2.9300	4700.0	73	9317	No

### 3. Quality information per product

In this section it is plotted some information contained in the Quality Summary data set of


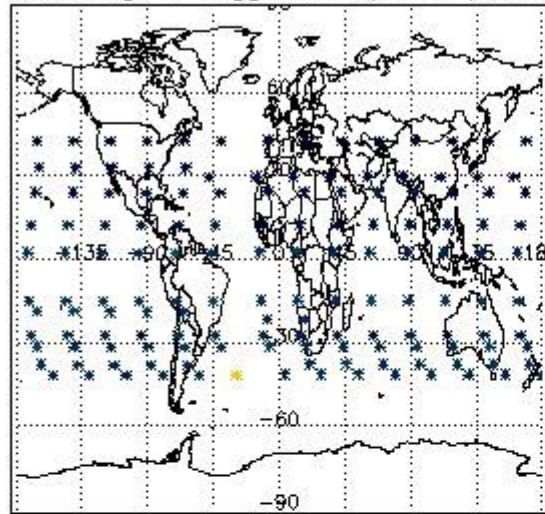
the level 2 products. Only products in dark limb conditions and without errors (error flag in the MPH set to "0") are used.

3.1 Plot quality information per product (time dependant)

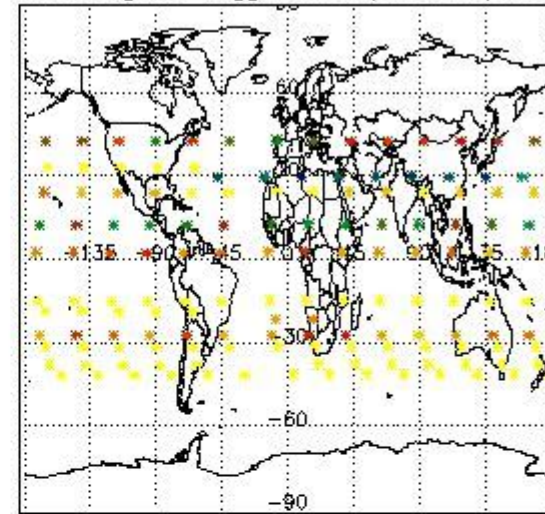


3.2 Plot quality information per product (world map)


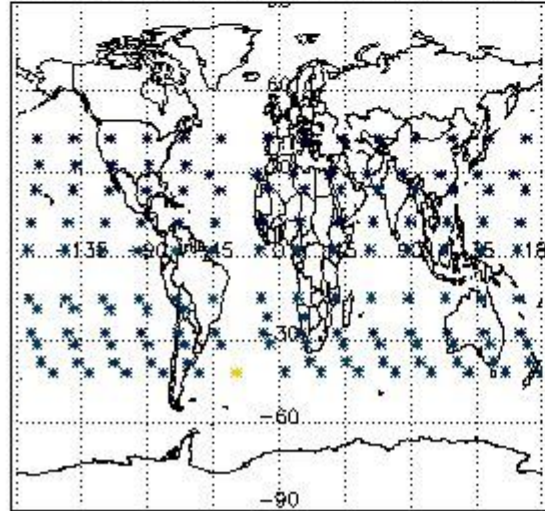
Percentage of flagged data per O3 profile



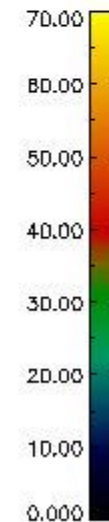
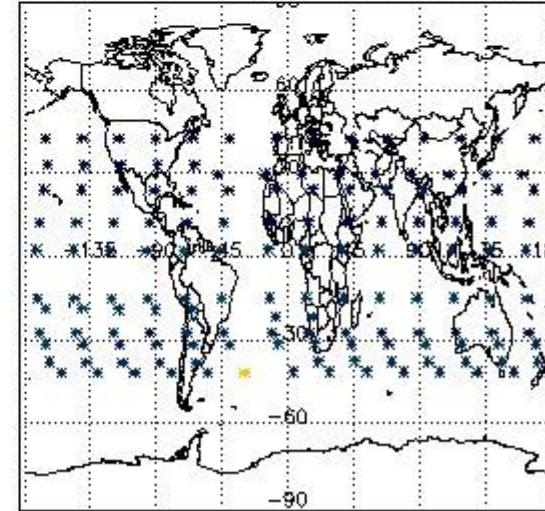
Percentage of flagged data per H2O profile



Percentage of flagged data per NO2 profile



Percentage of flagged data per NO3 profile

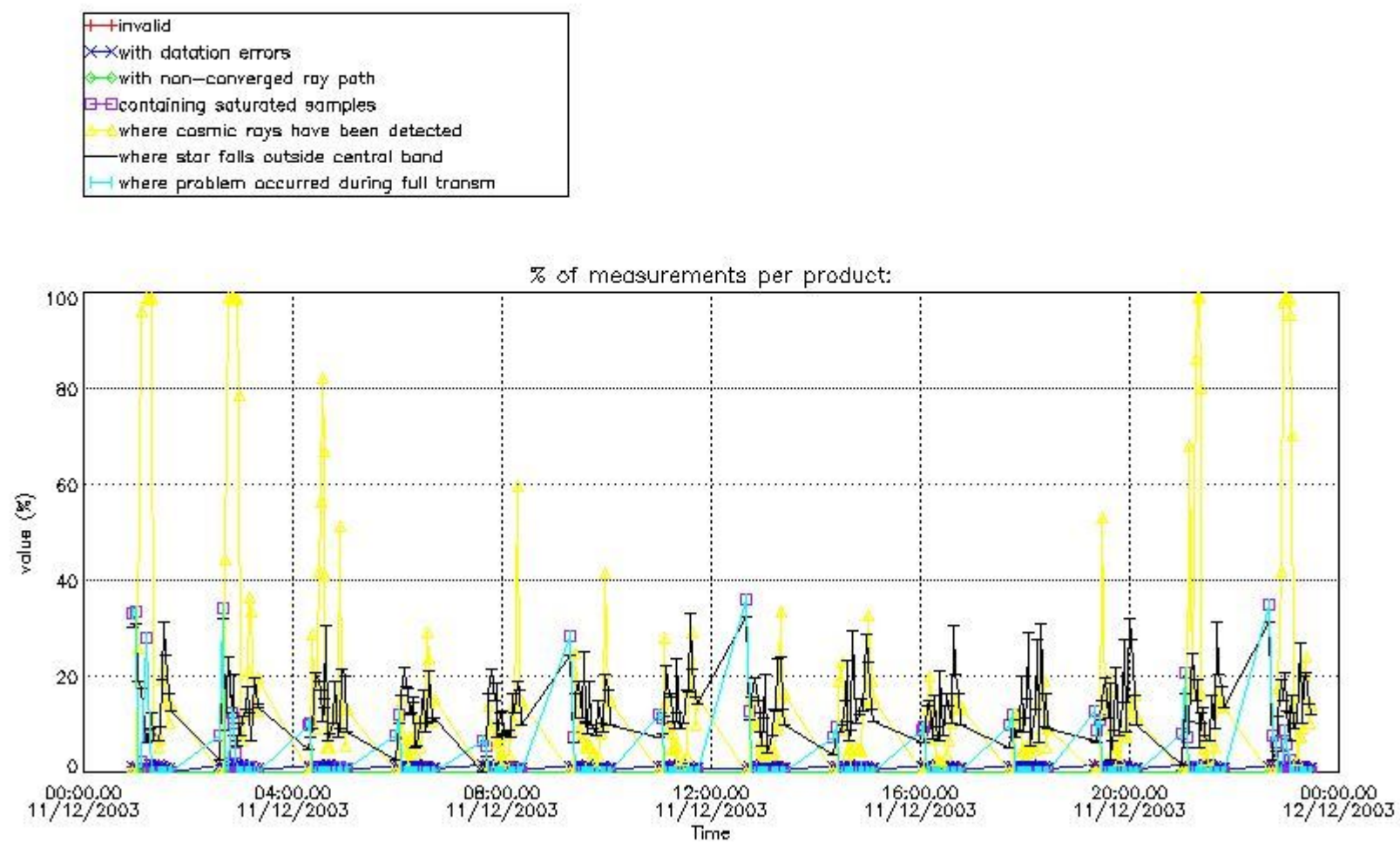


#### 4. Level 1 quality information per product

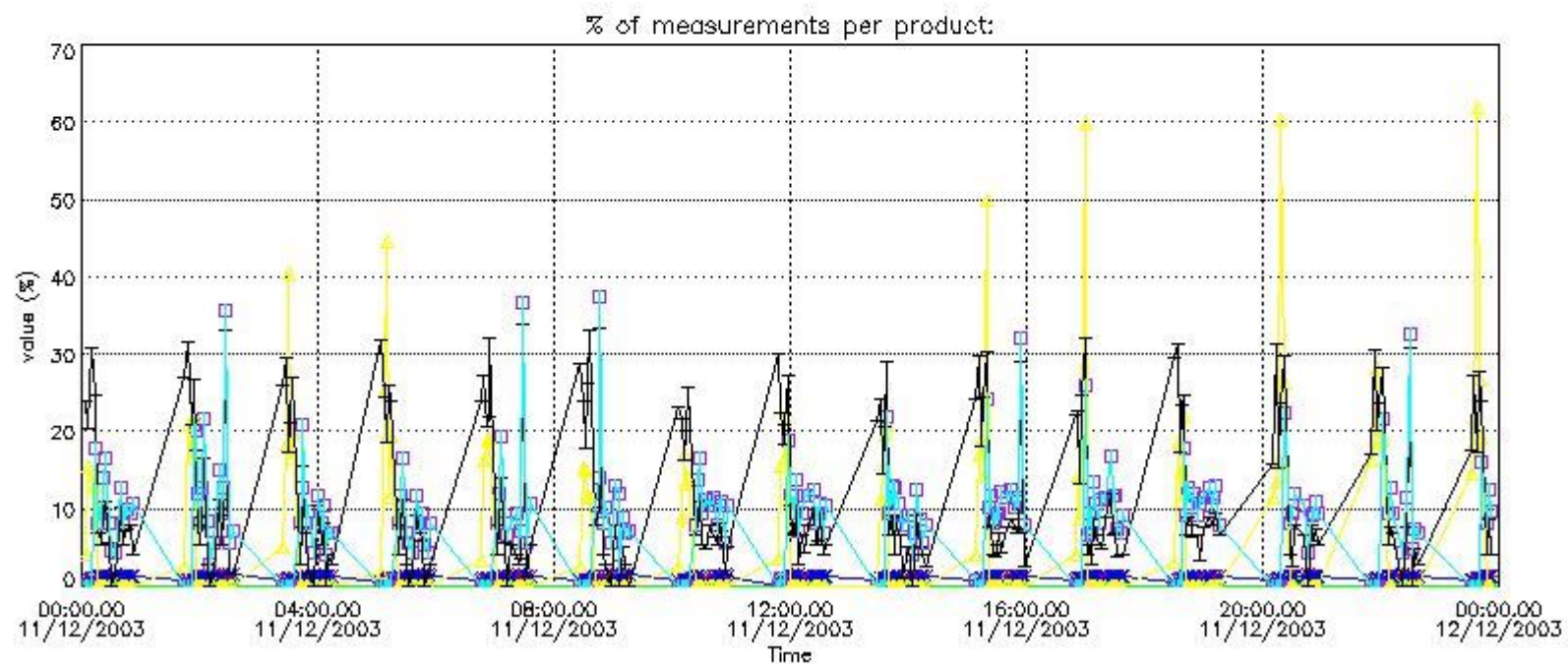
In this section it is plotted some information contained in the Quality Summary data set of the level 2 products that comes from the level 1b processing. Products without errors (error flag in the MPH set to "0") are used.

##### 4.1 Plot quality information per product (time dependant) coming from level 1b processing

###### 4.1.1 Plot level 1 quality information per product (time dependant): ENVISAT ASCENDING passes

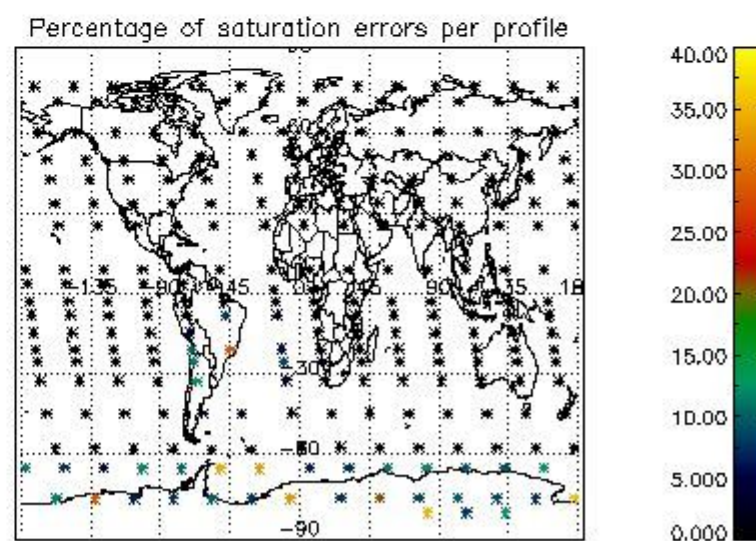
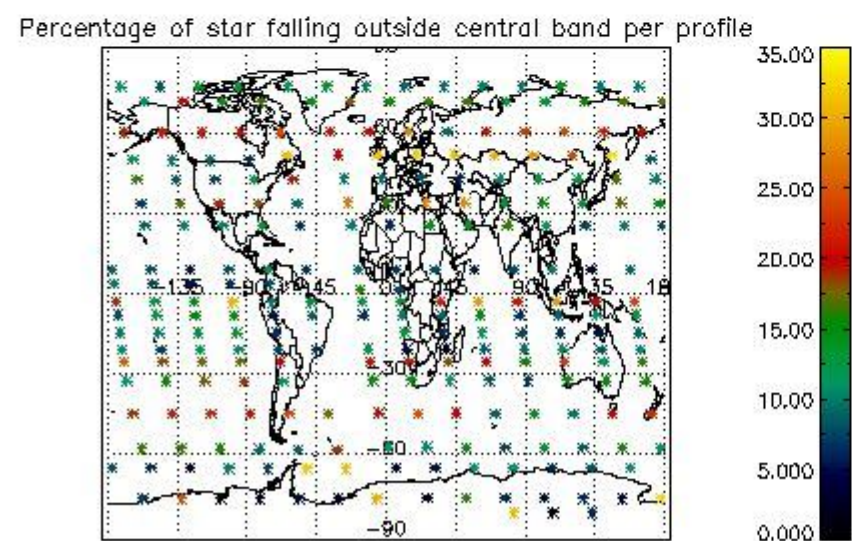
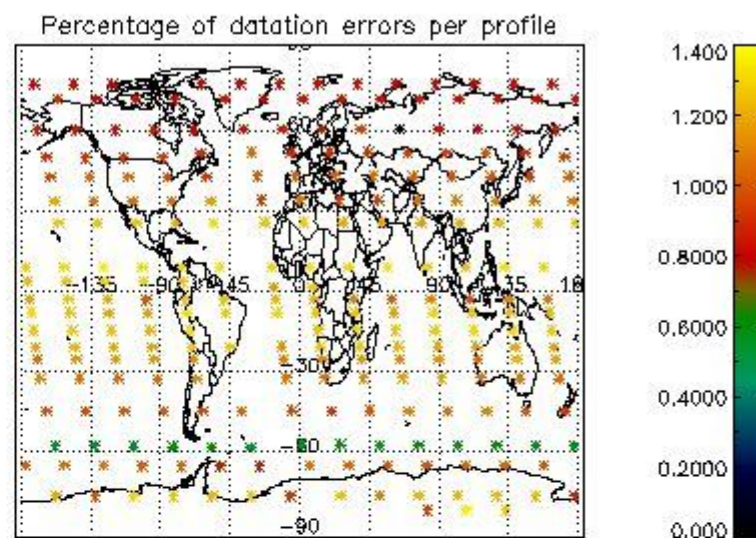
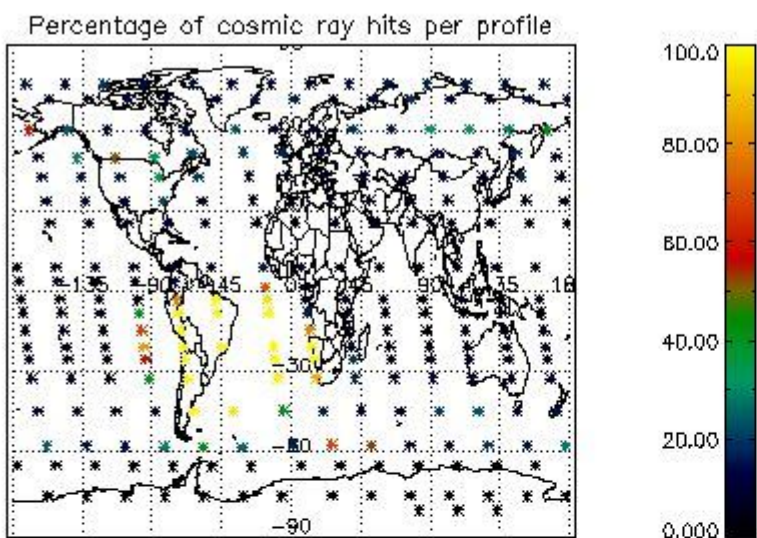


4.1.2 Plot level 1 quality information per product (time dependant): ENVI SAT DESCENDING passes

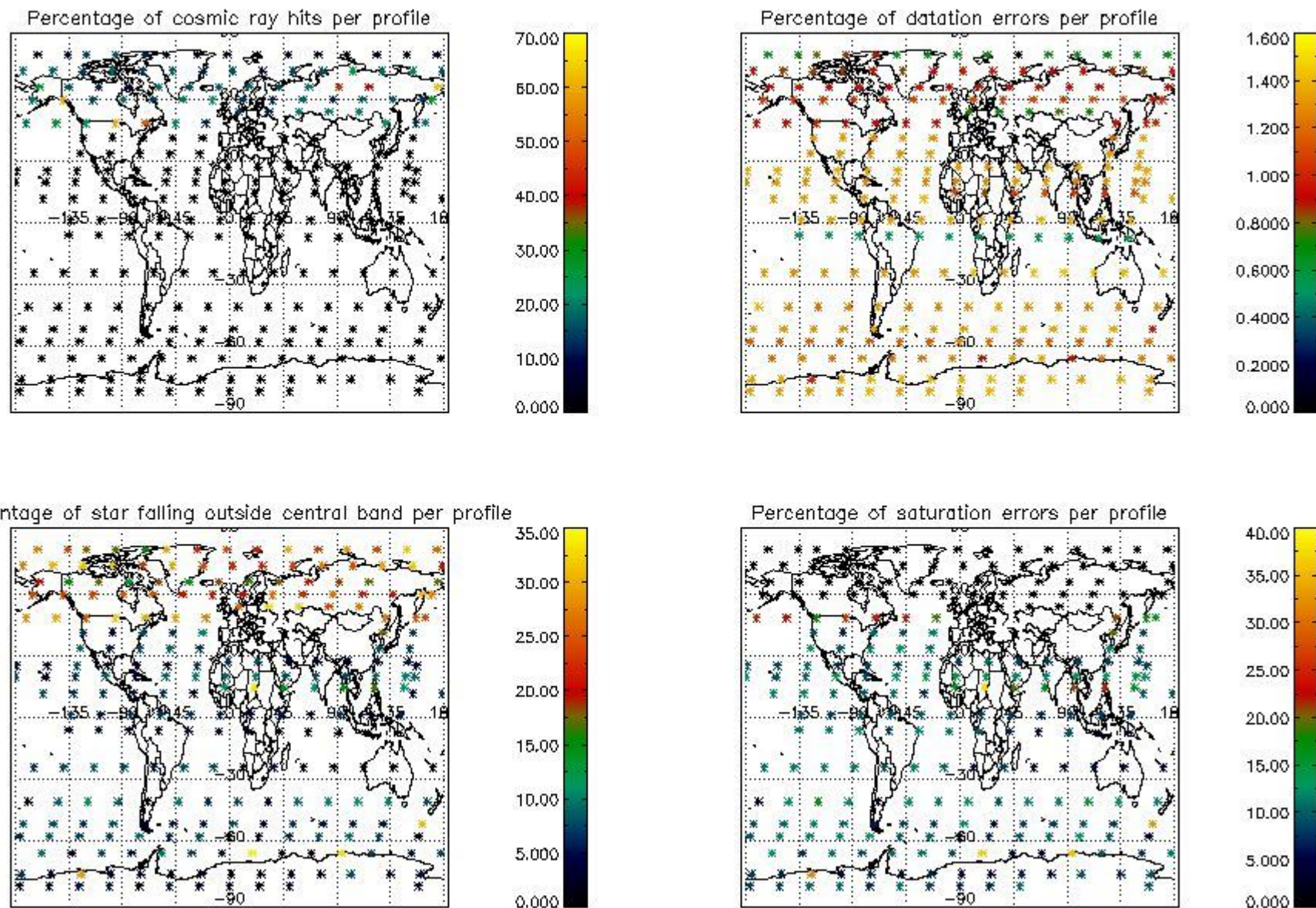


*4.2 Plot quality information per product coming from level 1b processing (world map)*

*4.2.1 Plot level 1 quality information per product (world map): ENVISAT ASCENDING passes*



4.2.2 Plot level 1 quality information per product (world map): ENVISAT DESCENDING passes



## 5. Trace gas profiles

### 5.1 Ozone statistics based on quality of products

The final quality of the products can be "measured" using the STD (Standard Deviation) attached to every point profile. This information is written to the parameter GOM\_NL\_\_2P/NL\_LOCAL\_SPECIES\_DENSITY/o3\_std of the level 2 products. The table below shows the statistics for given STD ranges.

The statistics are given with respect to the overall valid production:

- Products without fatal errors: GOM\_NL\_\_2P/MPH/PRODUCT\_ERR=0
- Valid point profile: GOM\_NL\_\_2P/NL\_LOCAL\_SPECIES\_DENSITY/pcd(0)=0

The 'Criteria' is applied to valid points of dark limb products:

- Products in dark limb illumination condition: GOM\_NL\_\_2P/NL\_SUMMARY\_QUALITY/obs\_ill\_cond=0
- Products without fatal errors: GOM\_NL\_\_2P/MPH/PRODUCT\_ERR=0
- Valid point profile: GOM\_NL\_\_2P/NL\_LOCAL\_SPECIES\_DENSITY/pcd(0)=0

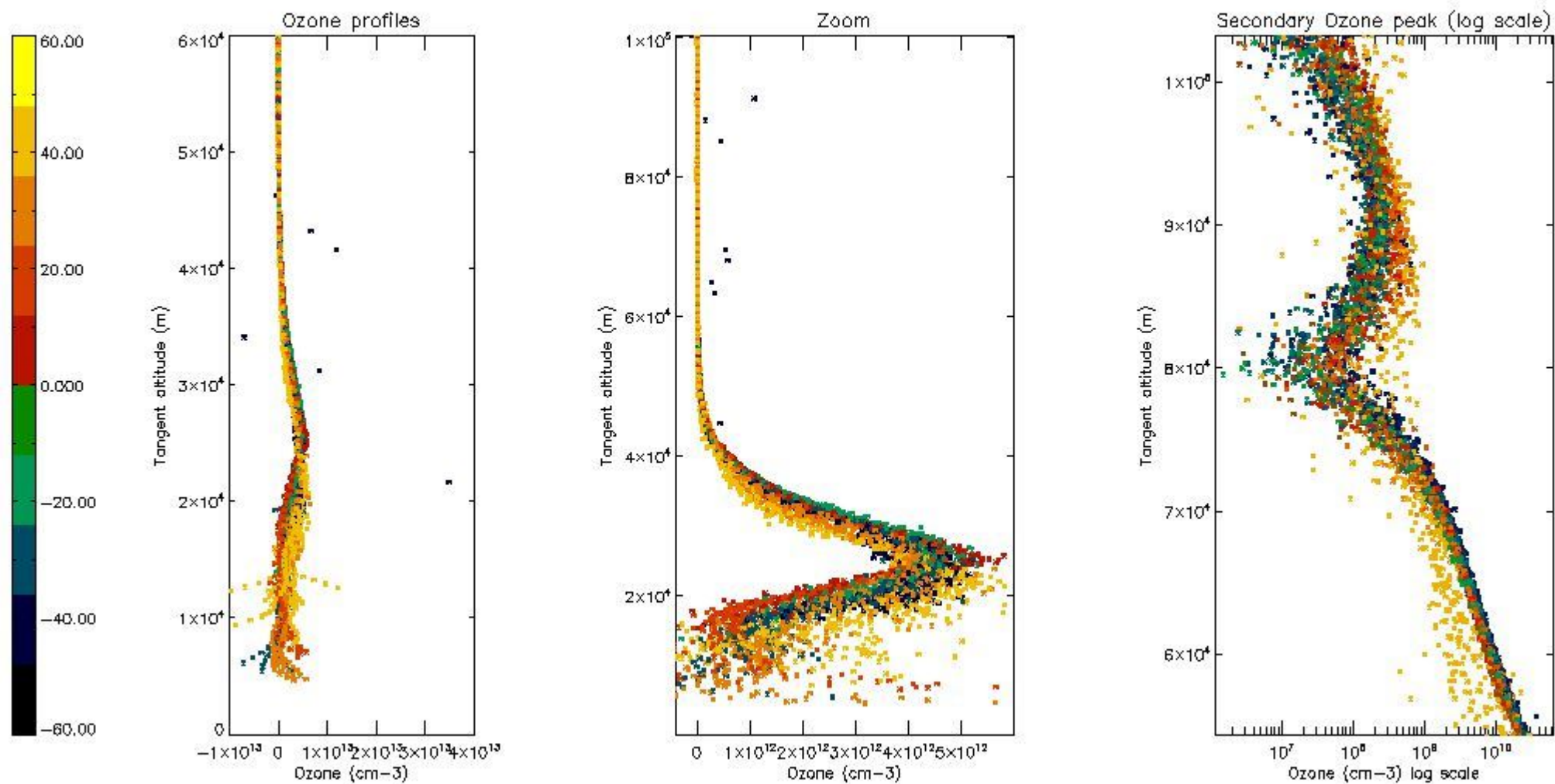
So, the table below shows the percentage of dark limb and valid observations for each criteria with respect to the overall valid daily observations.

Criteria	% of total production
All STD	27
STD < 20	16

STD < 10	14
STD < 5	10

5.2 Plot ozone profiles for all STD (dark without errors)

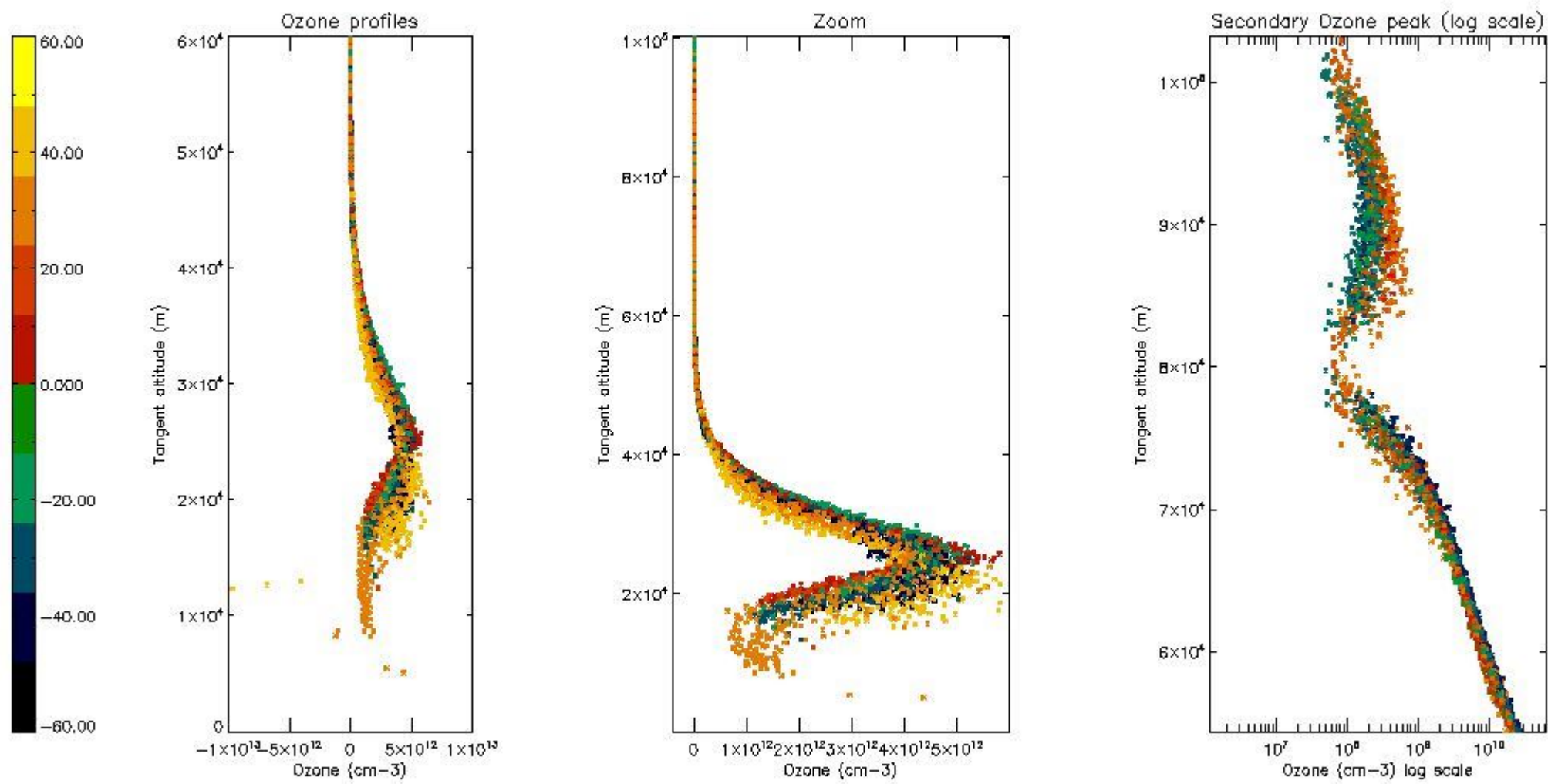
The colorbar represents the latitude.



5.3 Plot ozone profiles where STD < 20% (dark without errors)

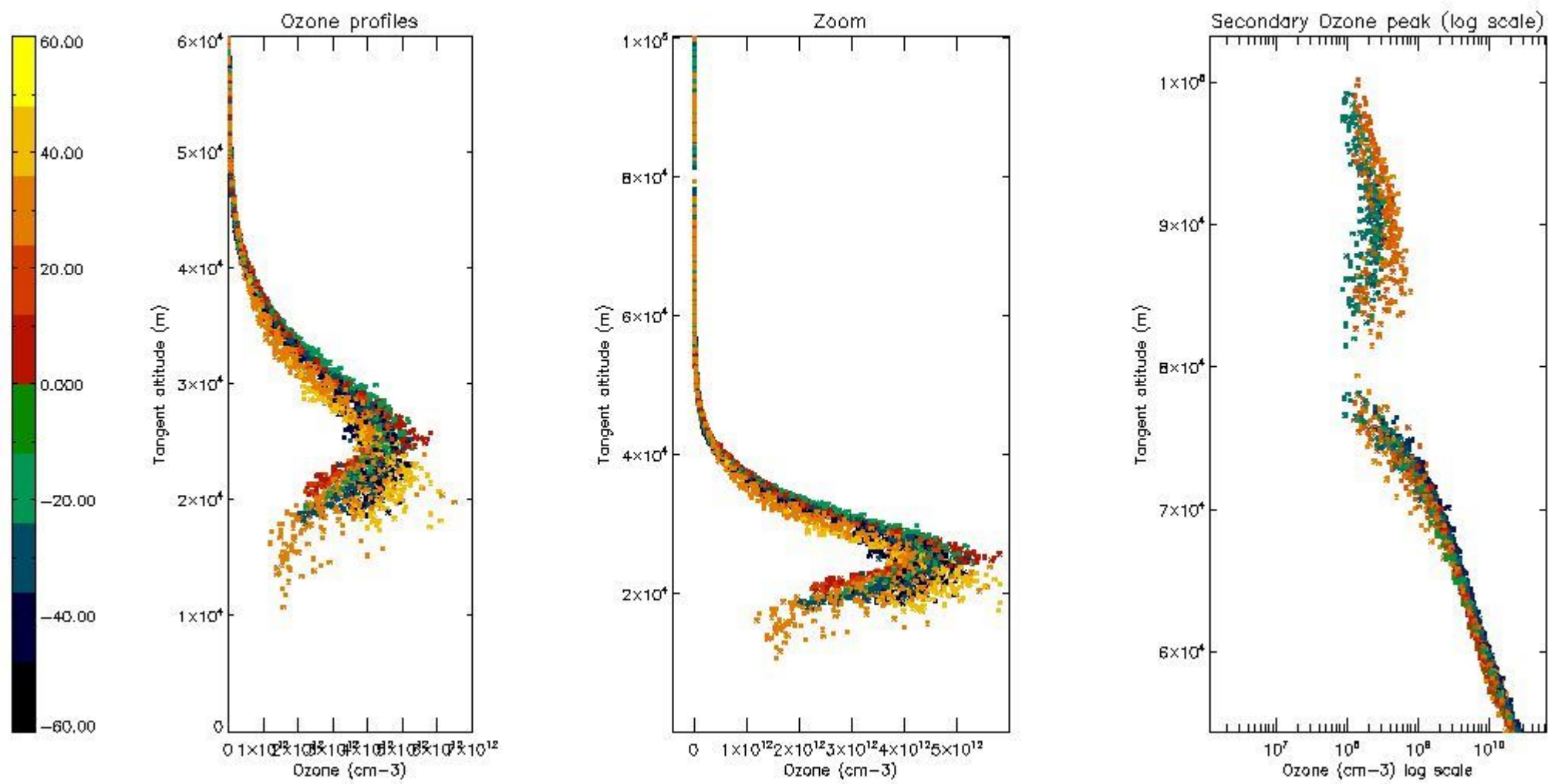
The colorbar represents the latitude.





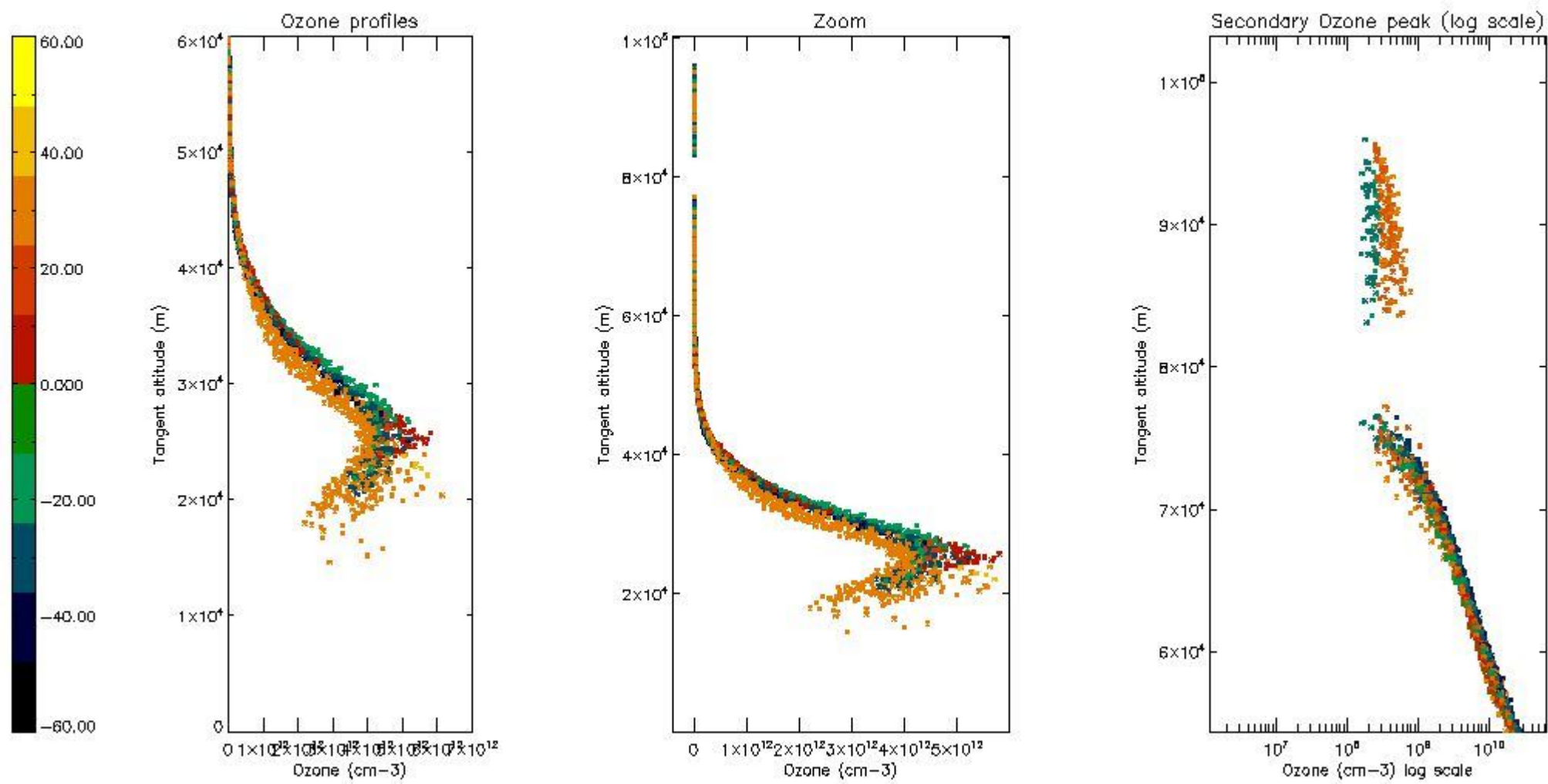
*5.4 Plot ozone profiles where STD < 10% (dark without errors)*

The colorbar represents the latitude.



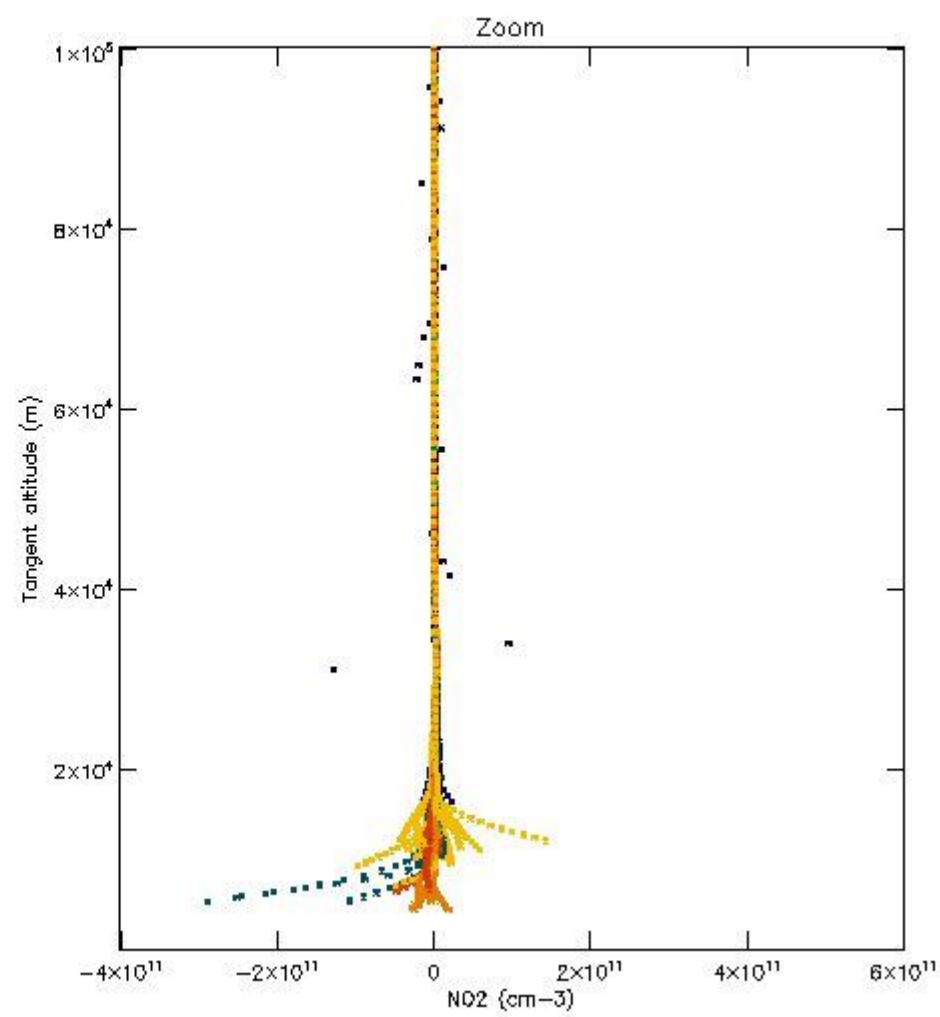
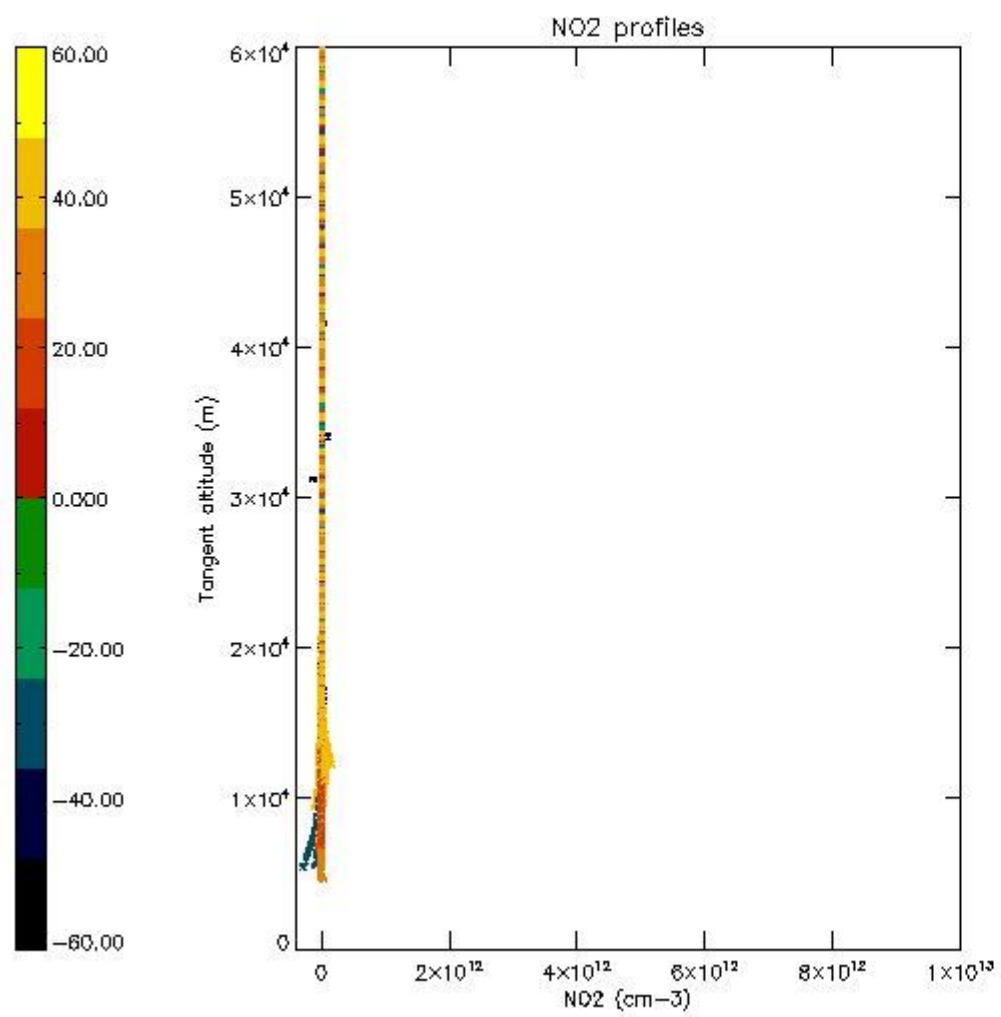
*5.5 Plot ozone profiles where STD < 5% (dark without errors)*

The colorbar represents the latitude.



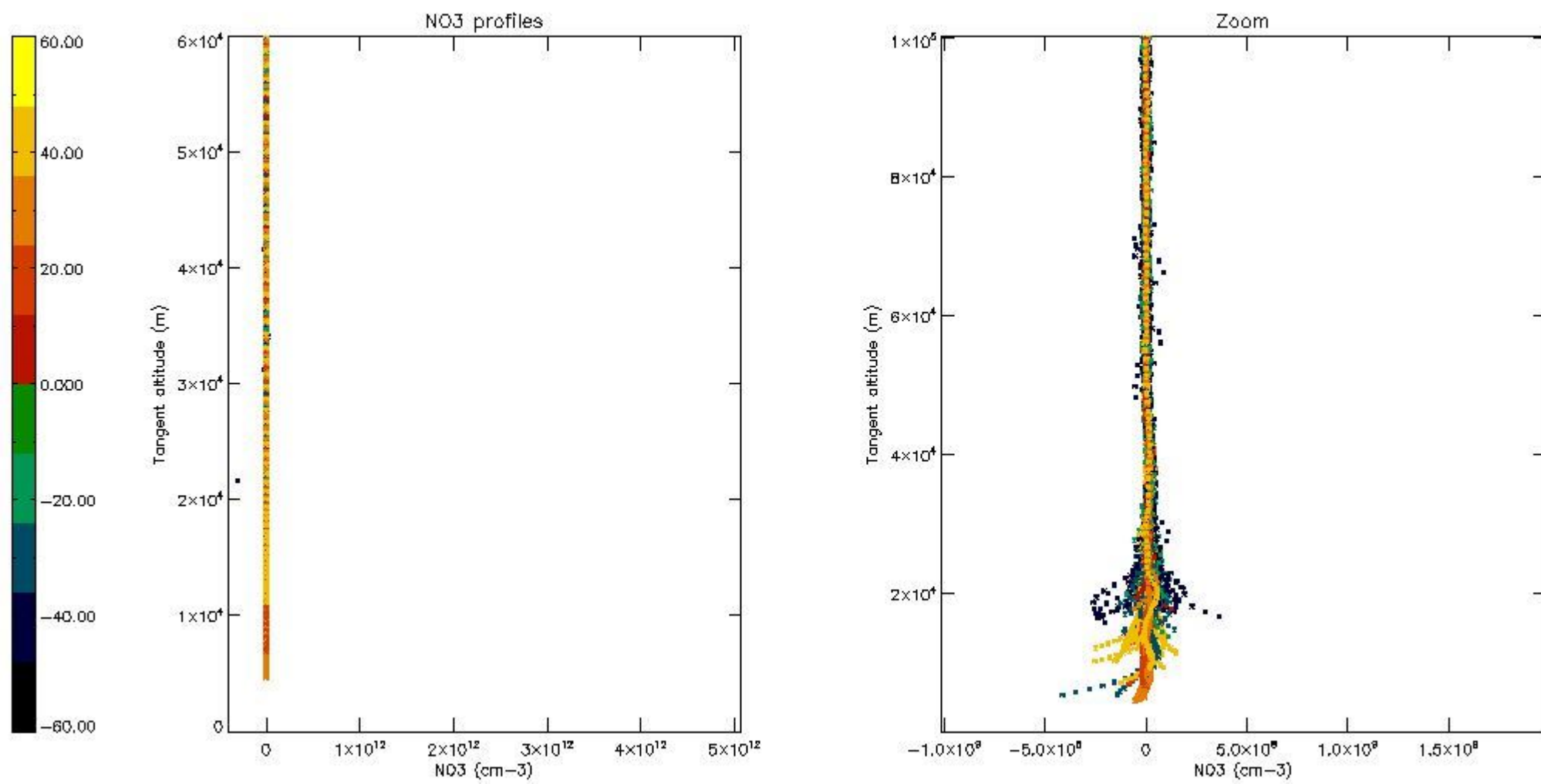
*5.6 Plot NO<sub>2</sub> profiles for all STD (dark without errors)*

The colorbar represents the latitude.



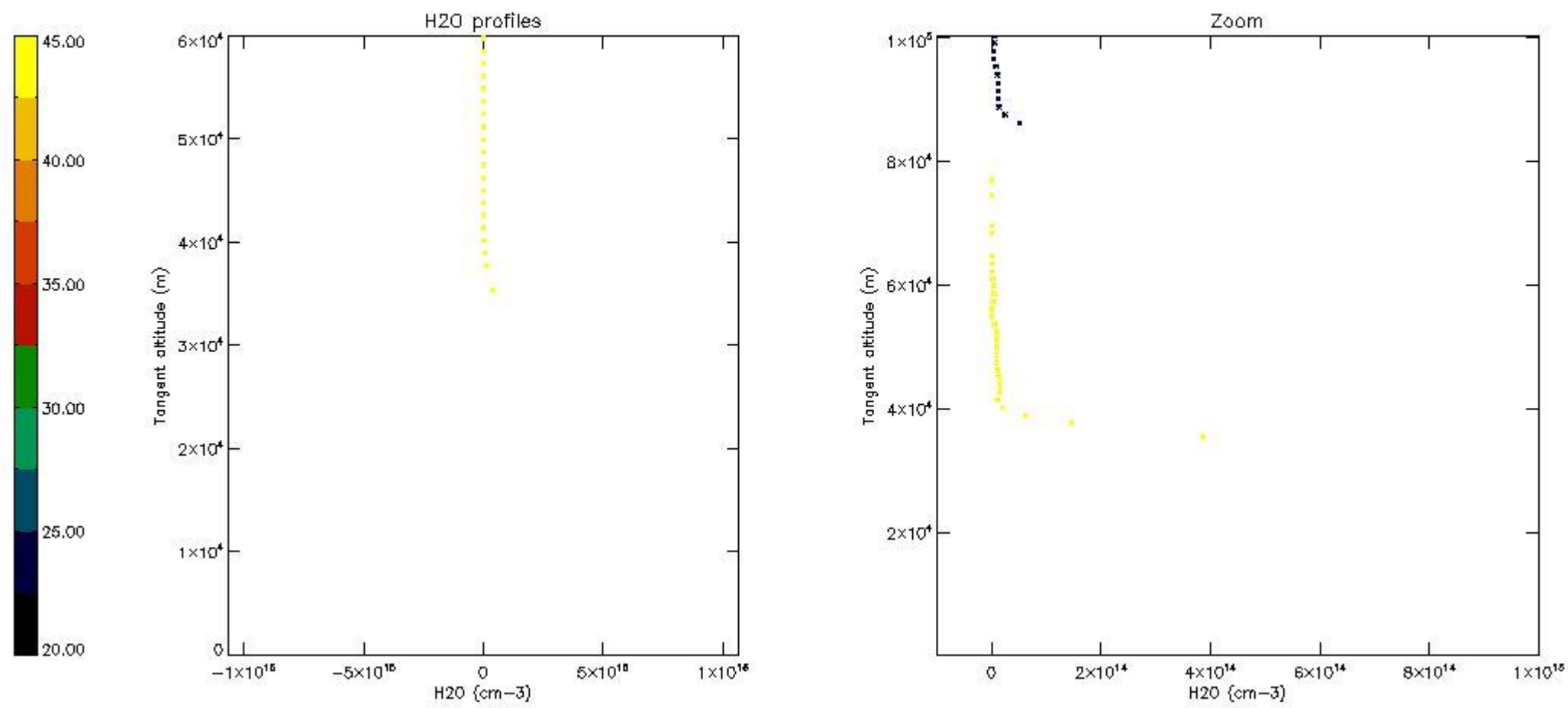
*5.7 Plot NO3 profiles for all STD (dark without errors)*

The colorbar represents the latitude.



*5.8 Plot H2O profiles for all STD (only for occultations of stars 1,2,3,4,13,14,16,26,63 dark without errors)*

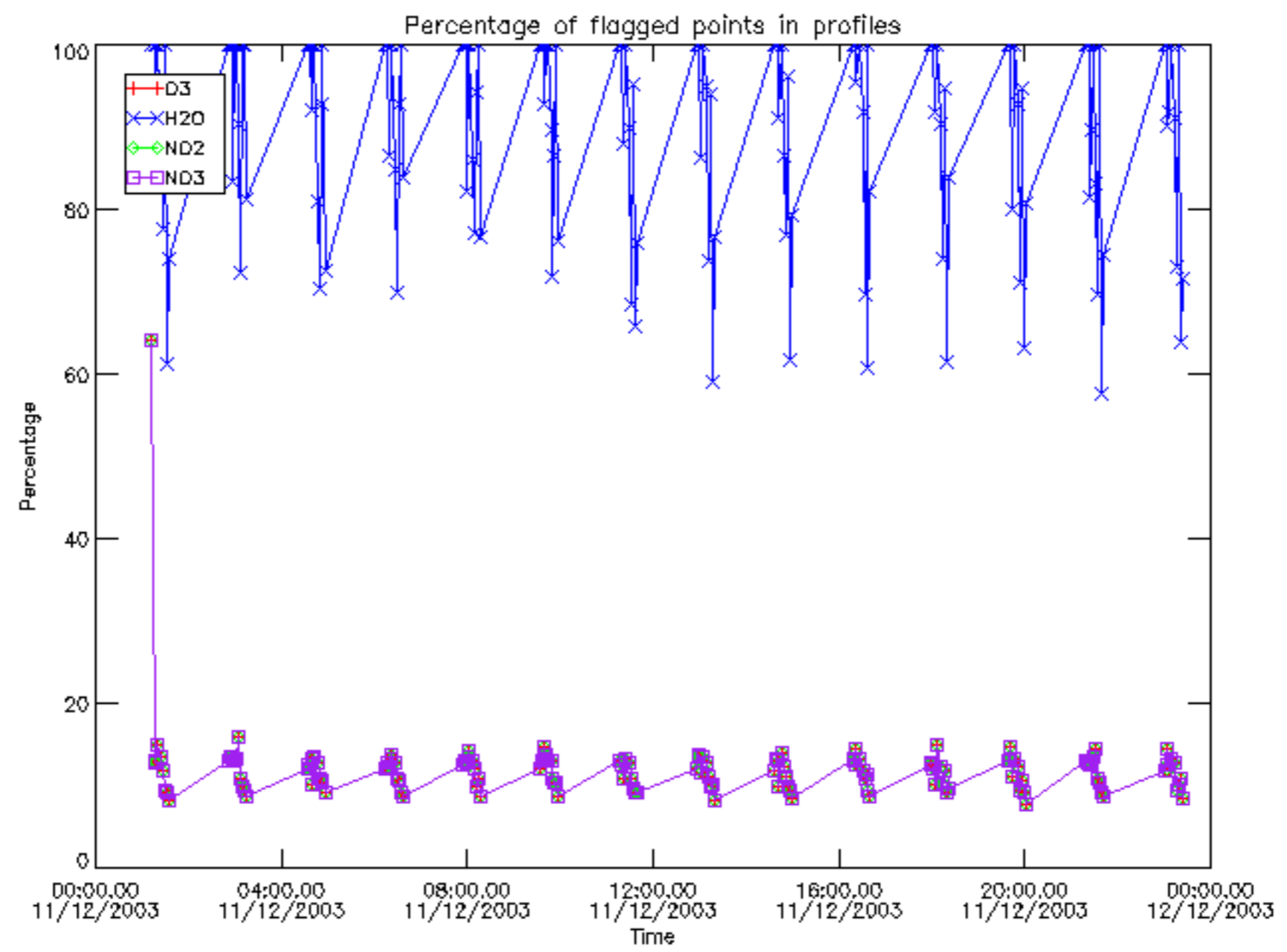
The colorbar represents the latitude.



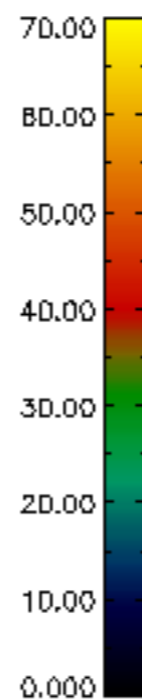
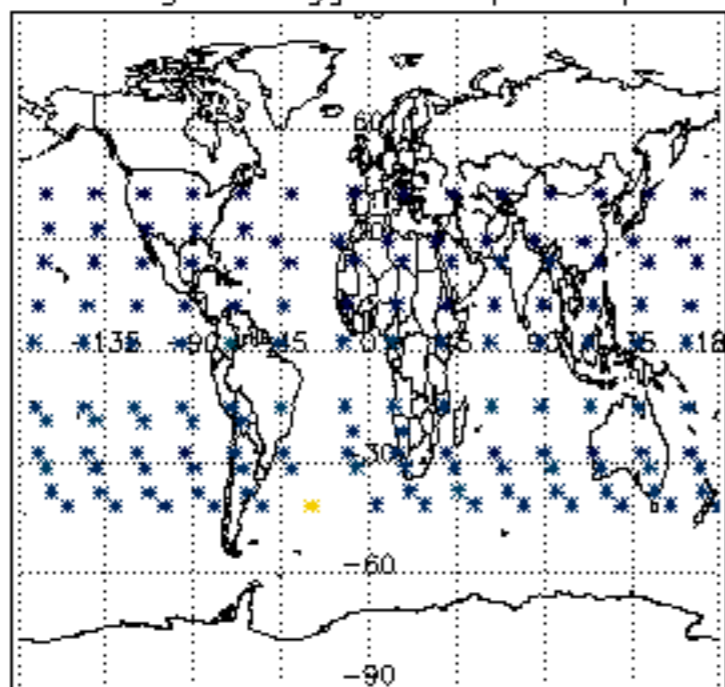
## 6. Auxiliary Data Files used for the production reported in section 2

The number reported in the third column indicates since which file (see list in section 2) the corresponding auxiliary file has been used. The fourth column is the date of those product files.

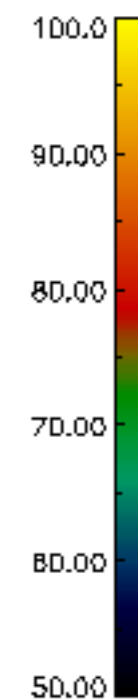
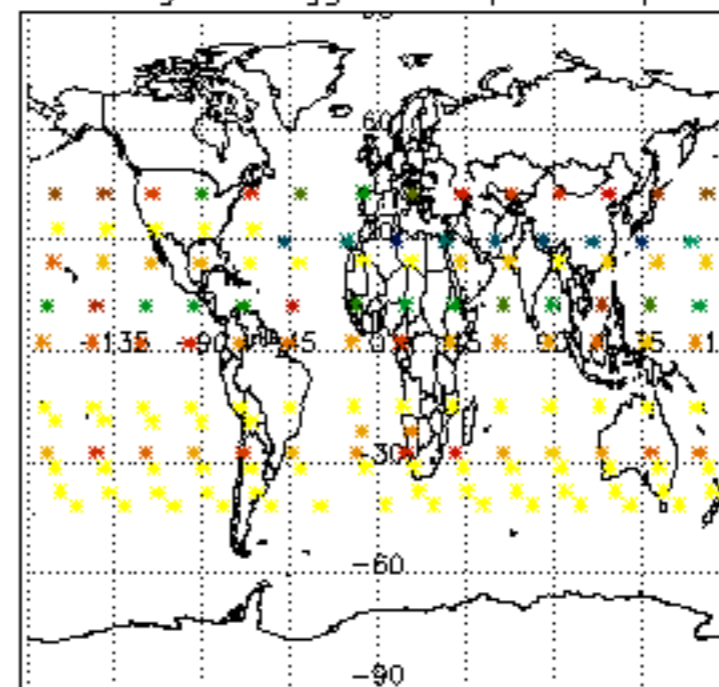
Type	Auxiliary Filename	Used since product	Used since product date
INST_PHYS_CHARACTERISTICS	GOM_INS_AXVIEC20091111_143220_20030716_120000_20500101_000000	1	11-DEC-2003 00:03:07
LEVEL-2_PROC_CONFIG	GOM_PR2_AXVIEC20091111_152718_20020301_000000_20500101_000000	1	11-DEC-2003 00:03:07
CROSS_SECTIONS_FILE	GOM_CRS_AXVIEC20091111_154832_20020301_000000_20500101_000000	1	11-DEC-2003 00:03:07



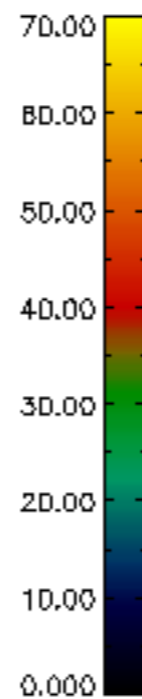
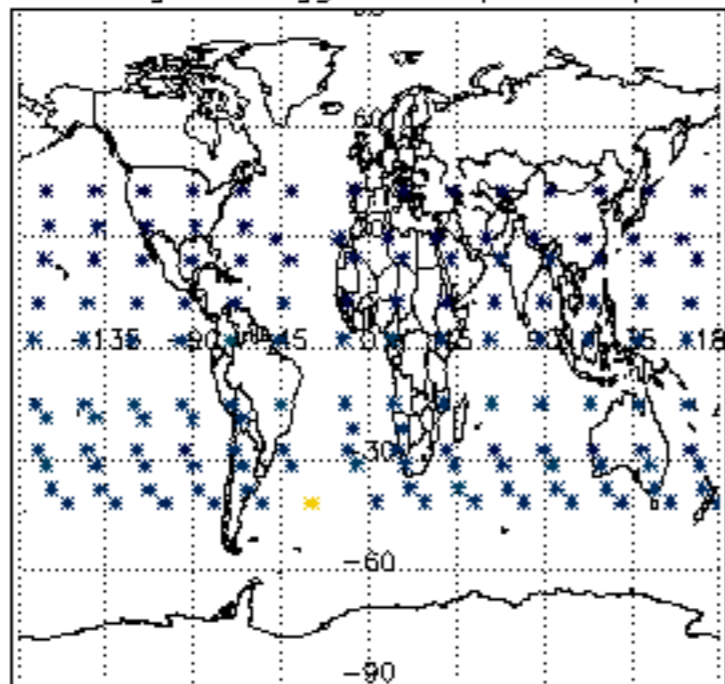
Percentage of flagged data per D3 profile



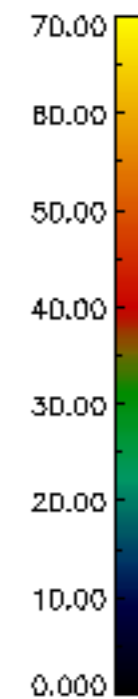
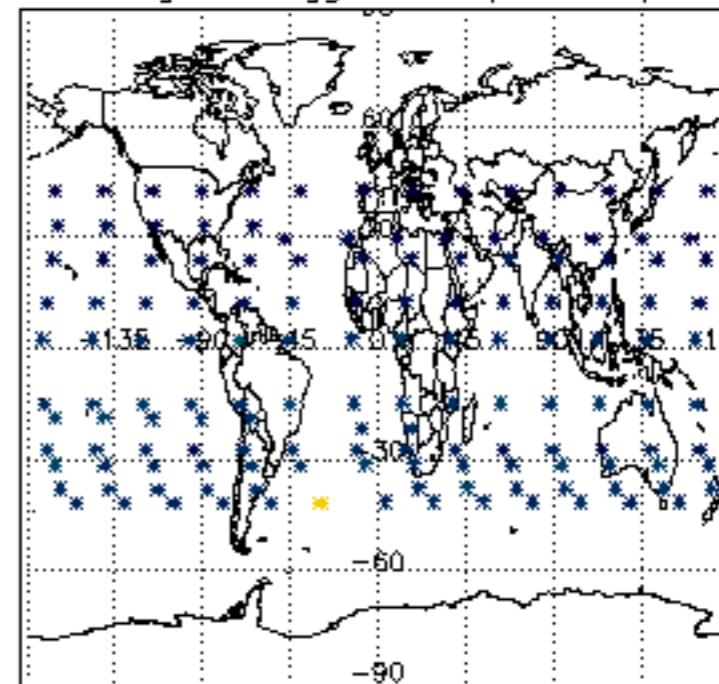
Percentage of flagged data per H2O profile



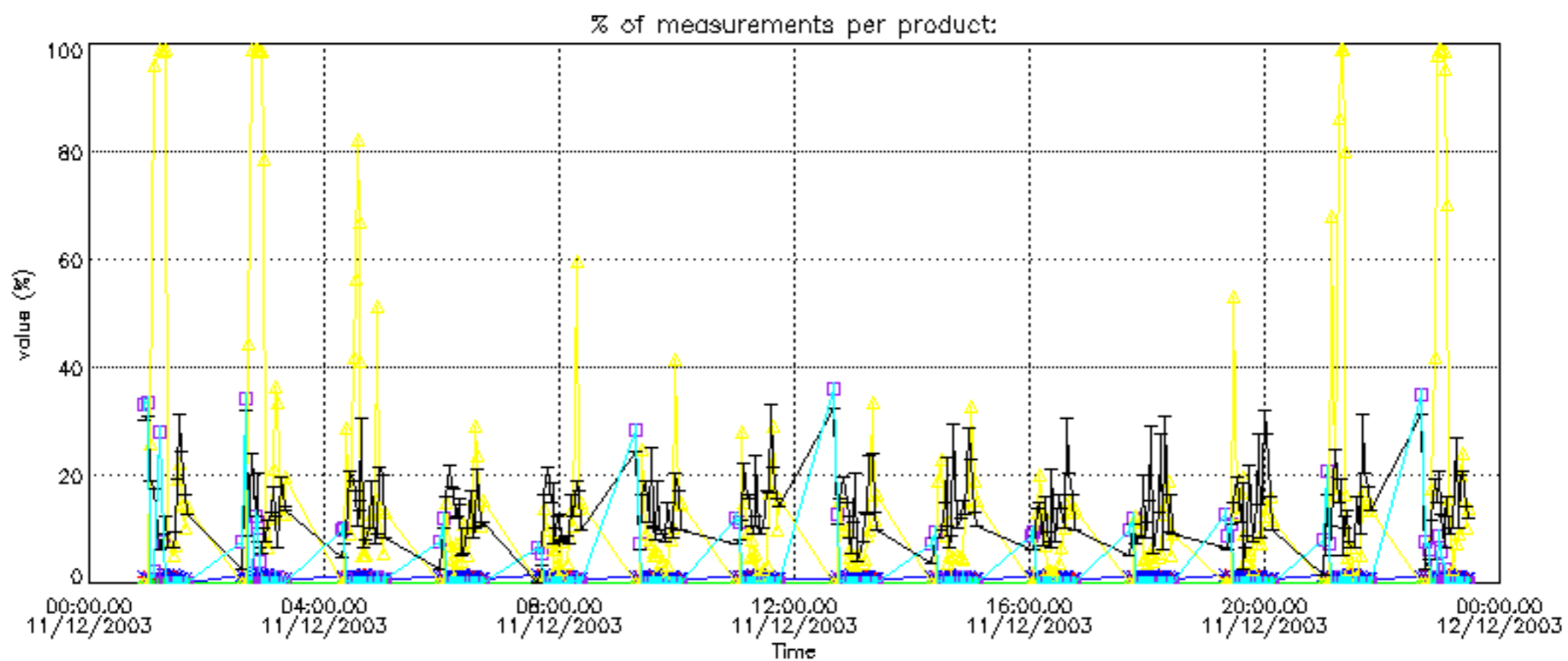
Percentage of flagged data per NO2 profile

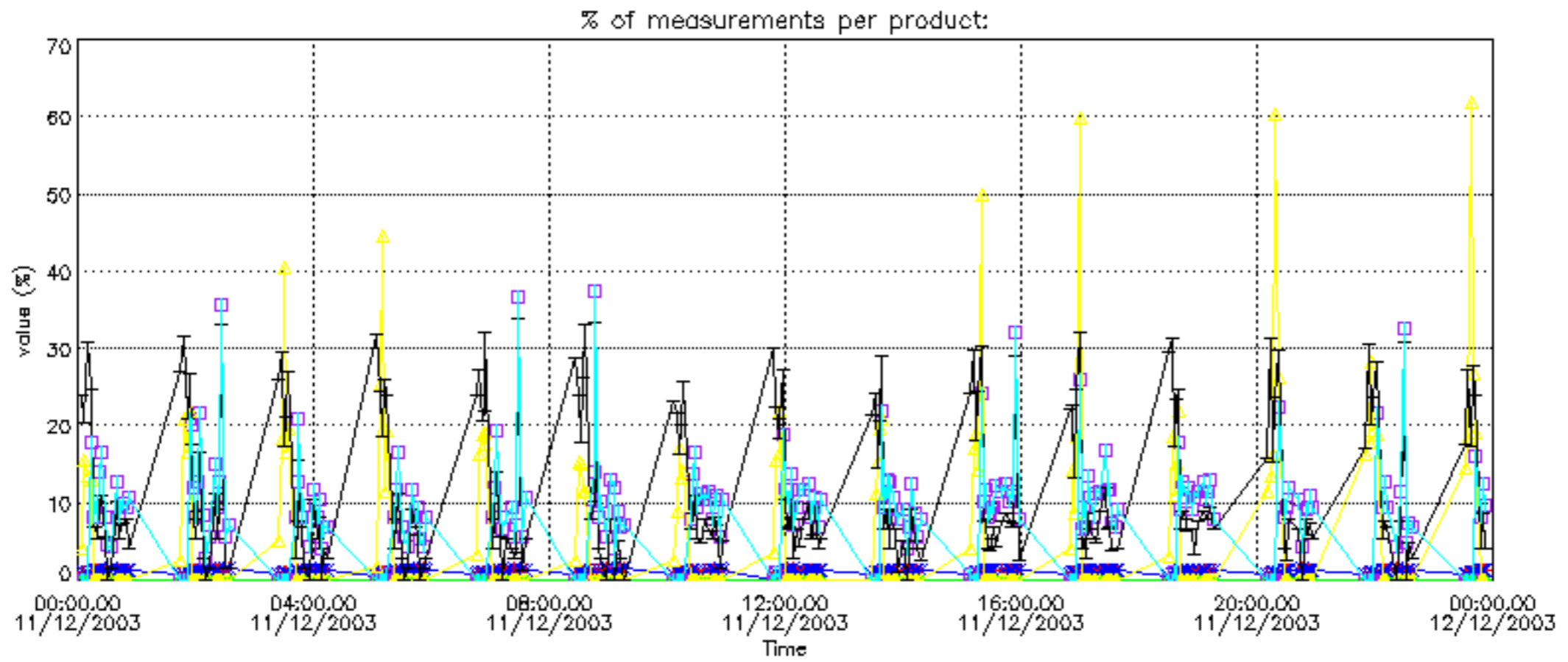


Percentage of flagged data per NO3 profile

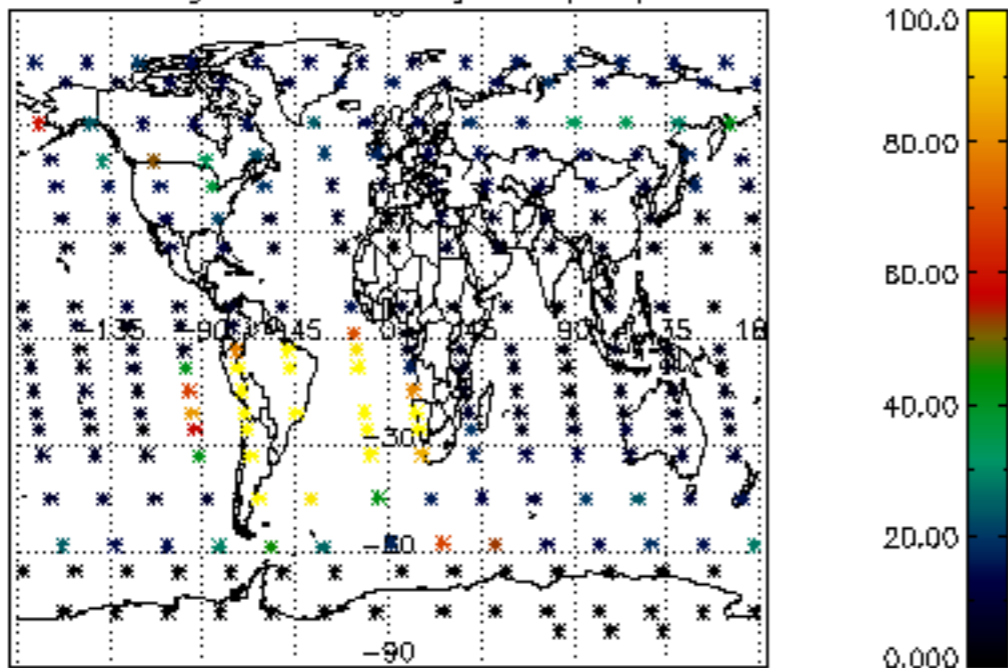




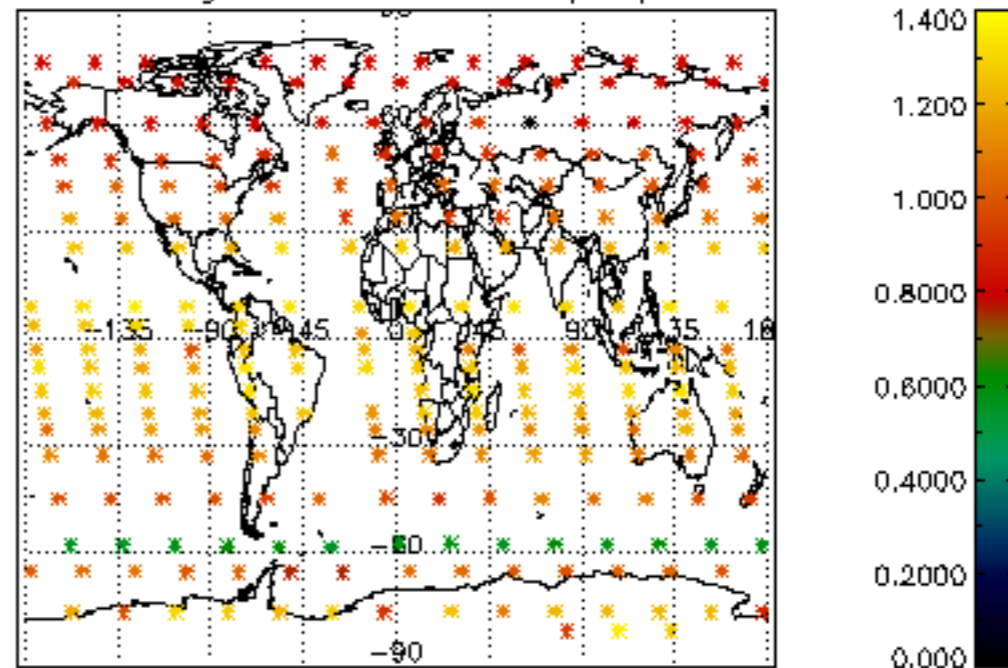




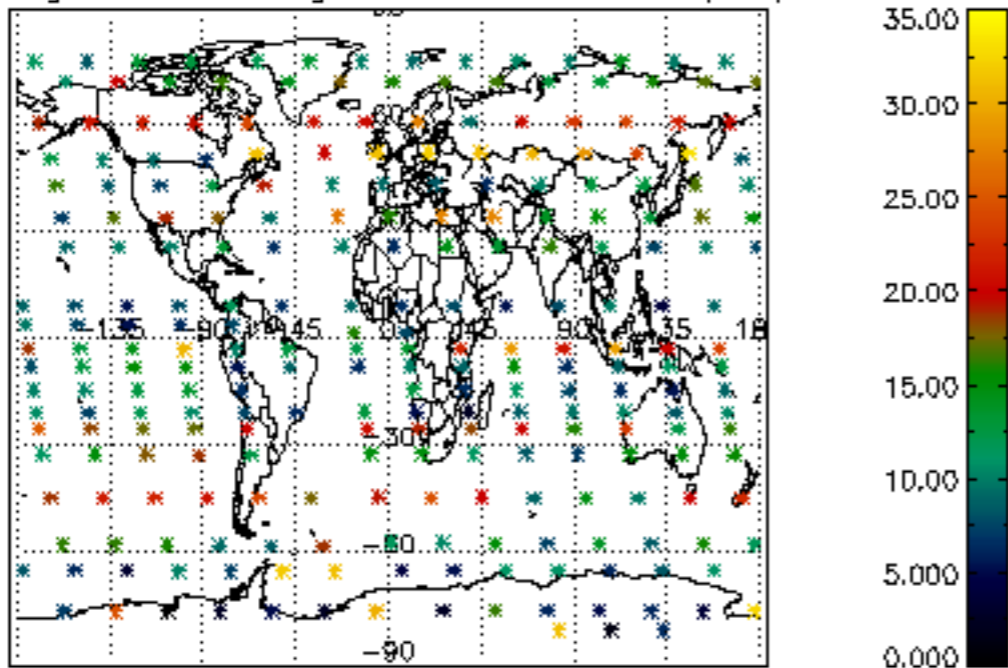
Percentage of cosmic ray hits per profile



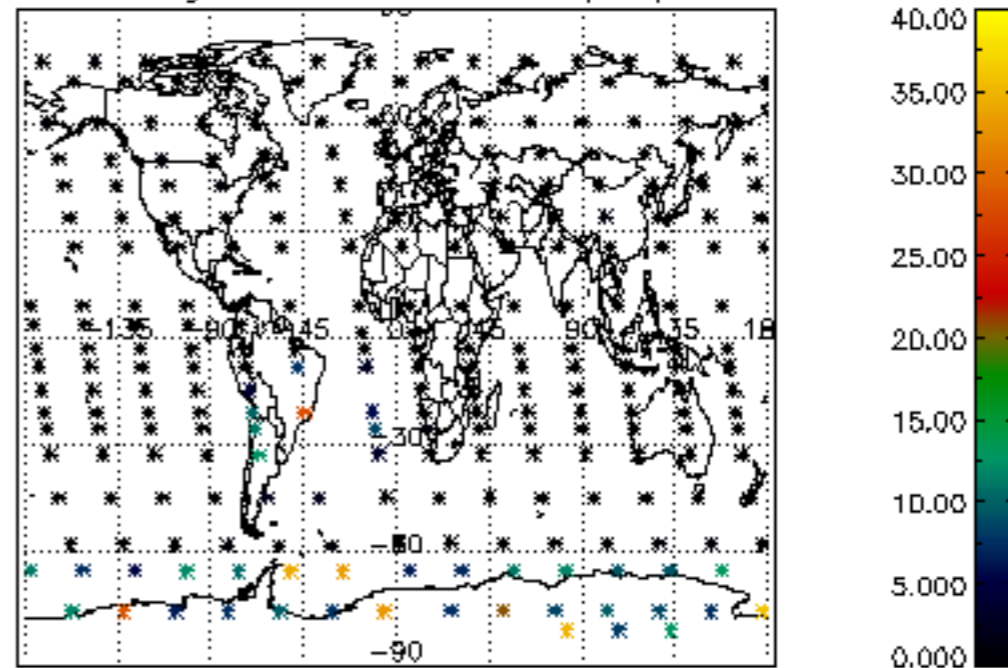
Percentage of datation errors per profile



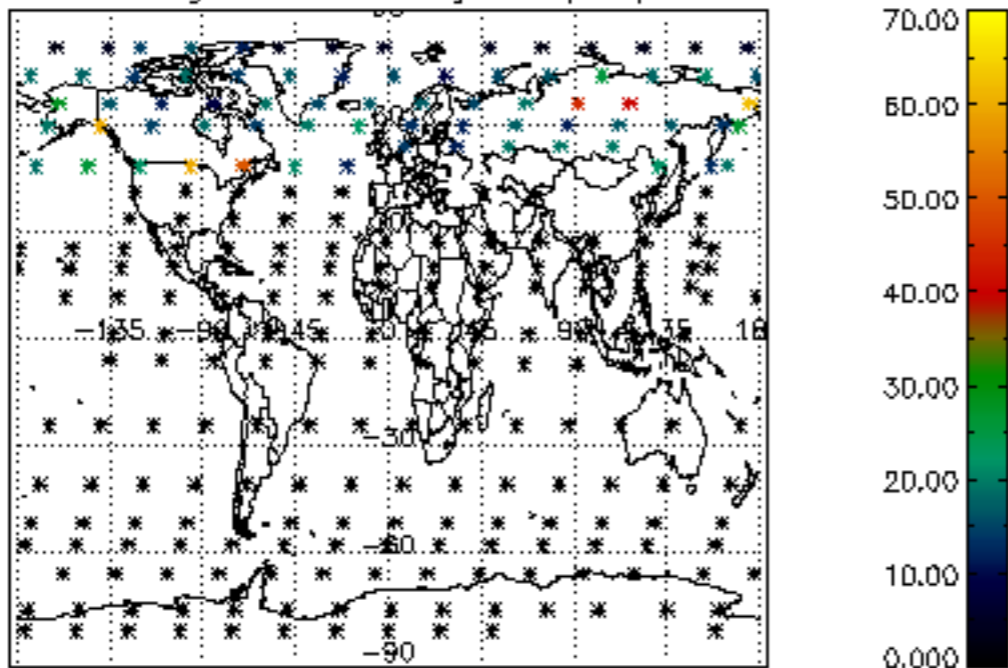
Percentage of star falling outside central band per profile



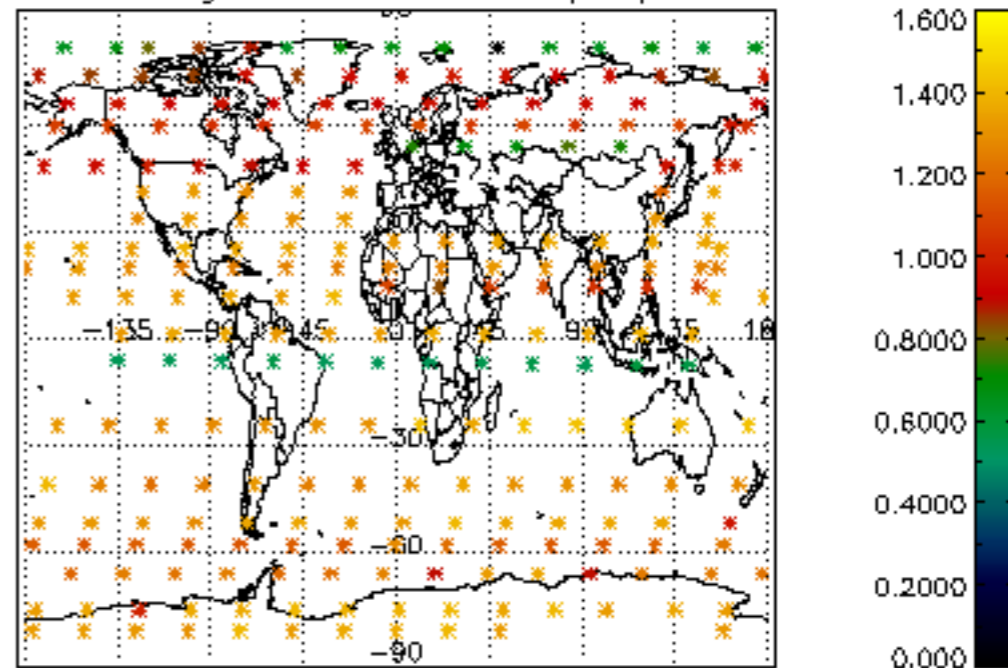
Percentage of saturation errors per profile



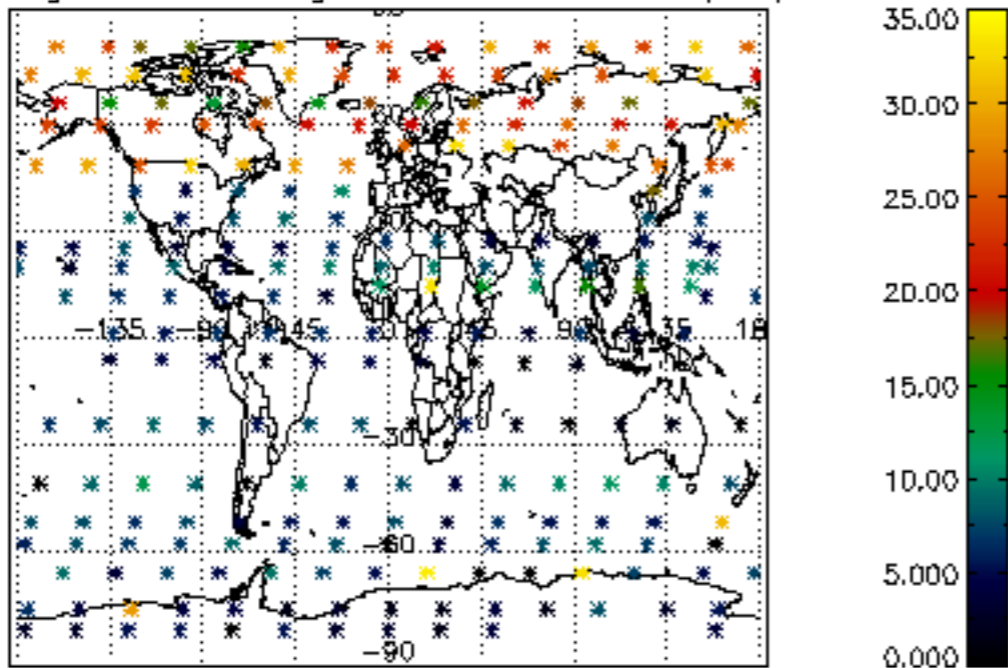
Percentage of cosmic ray hits per profile



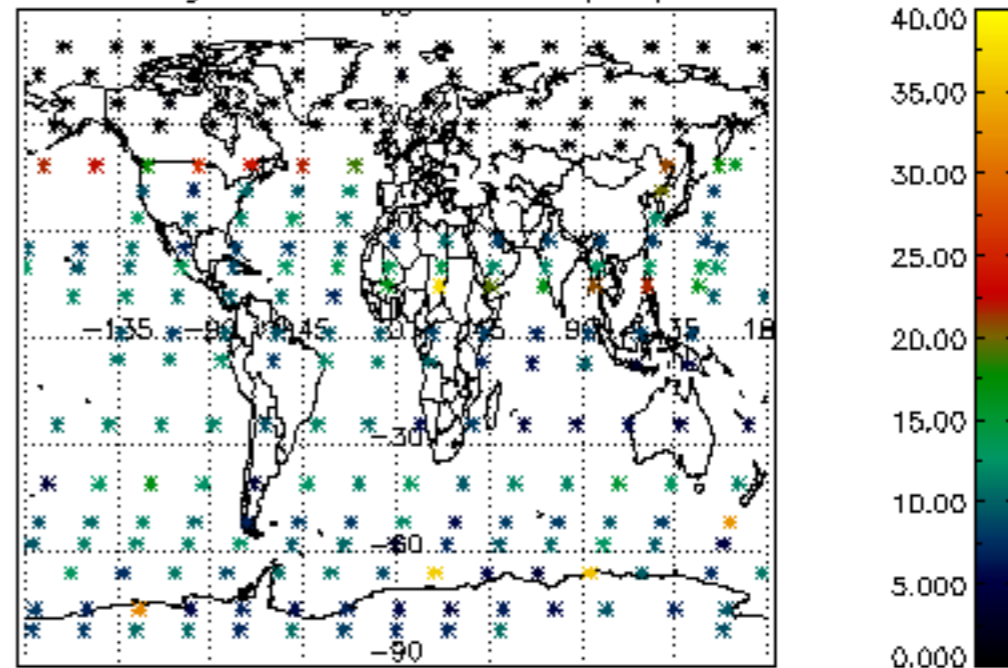
Percentage of datation errors per profile

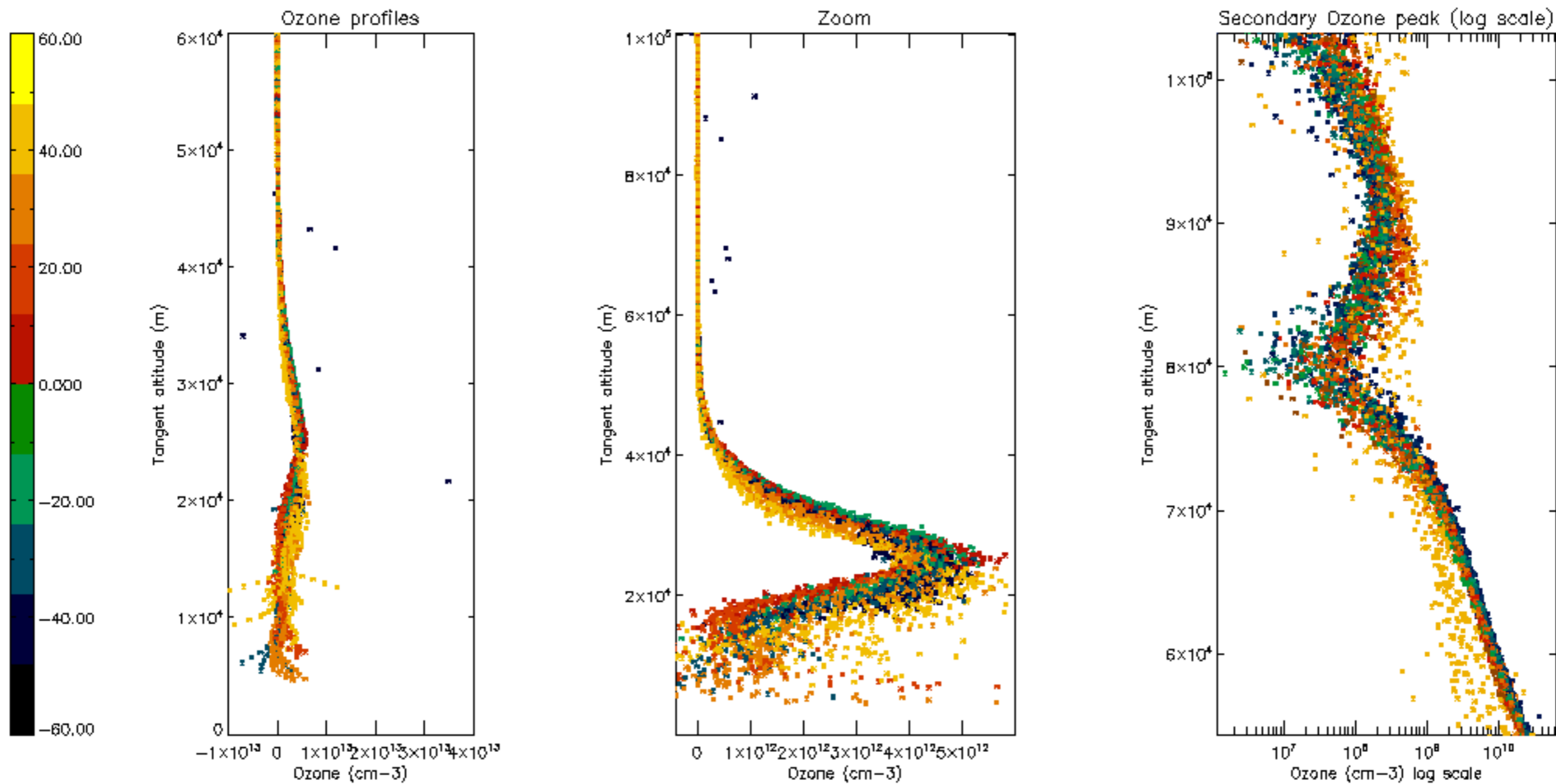


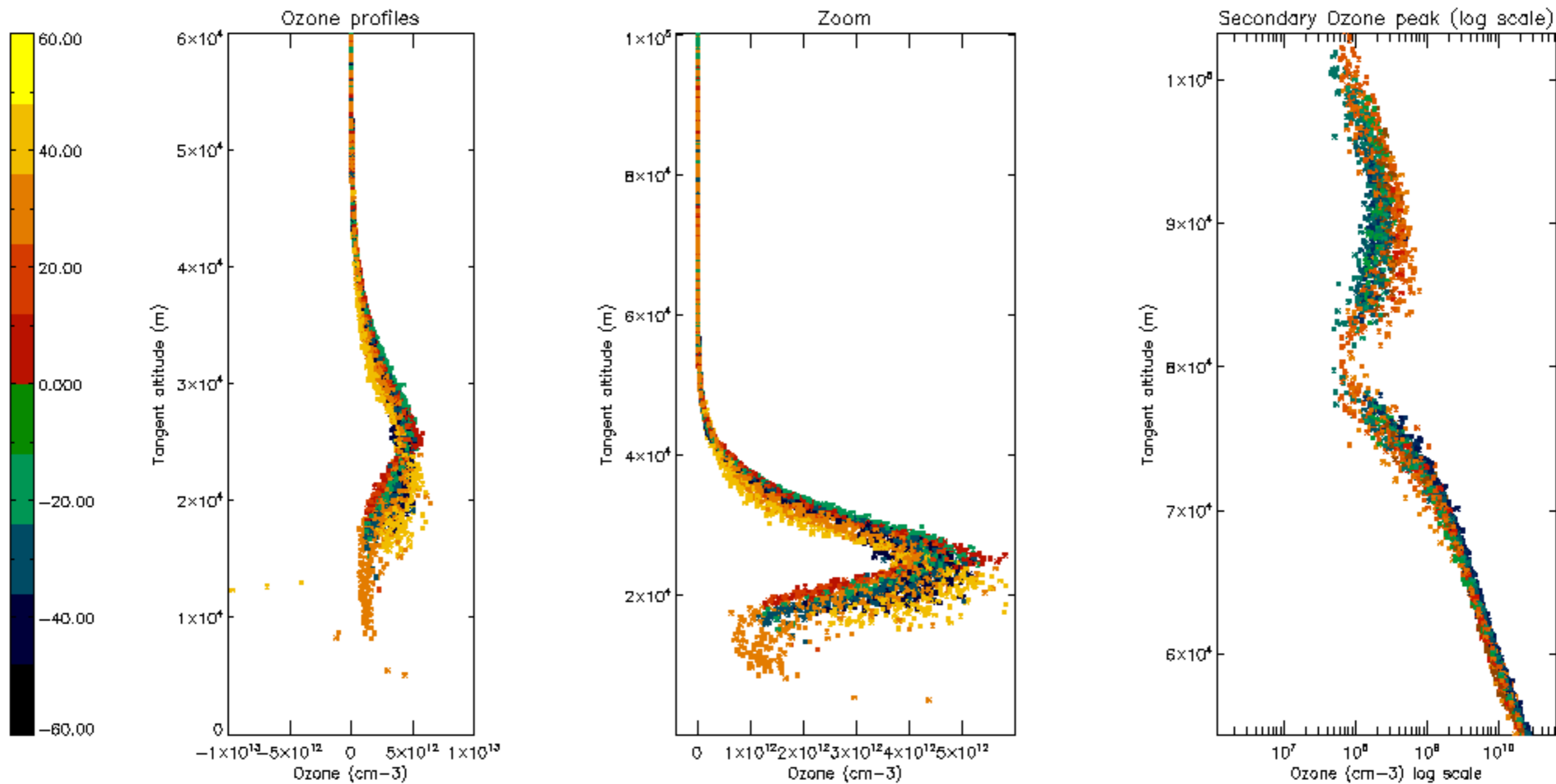
Percentage of star falling outside central band per profile

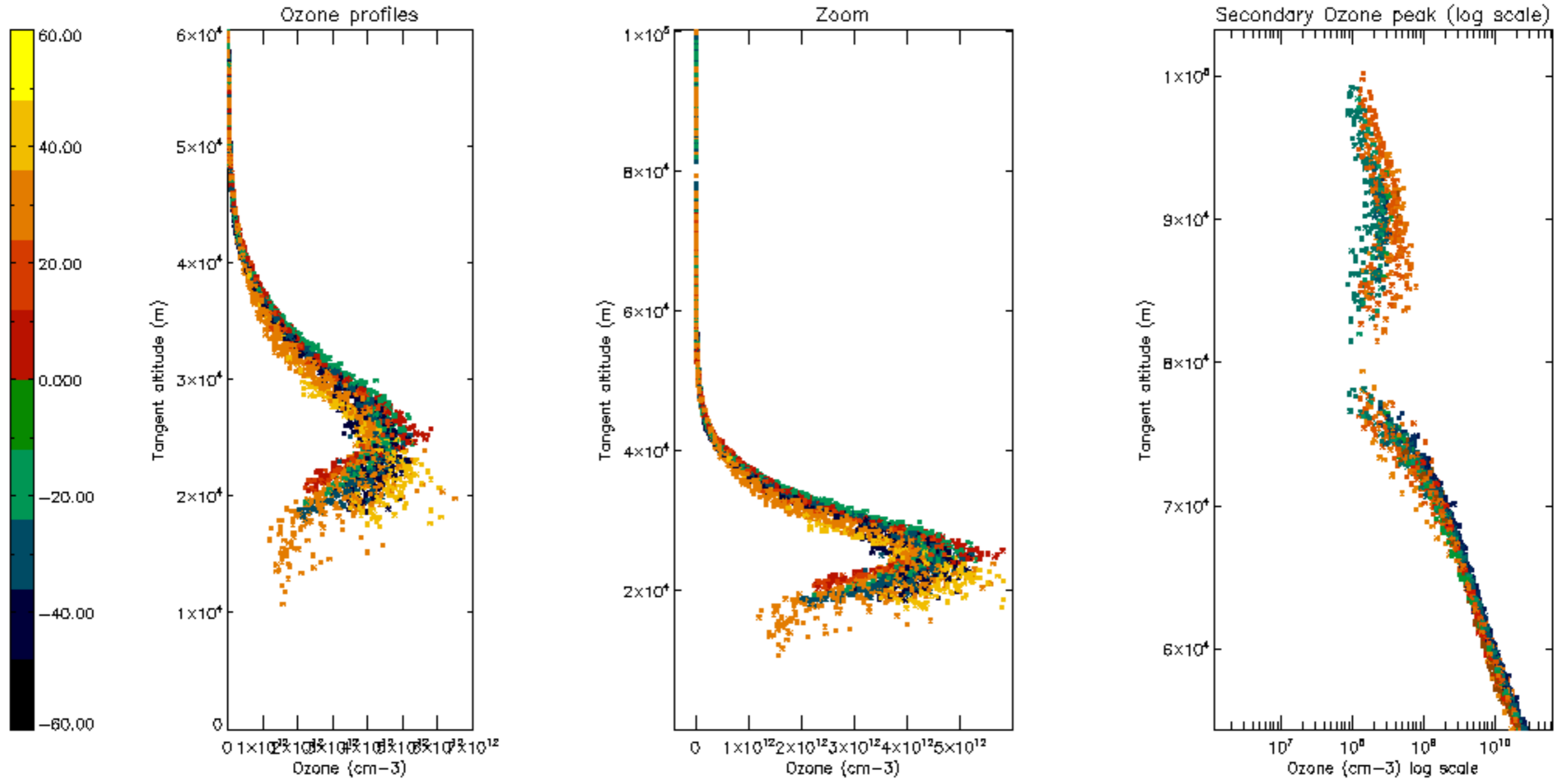


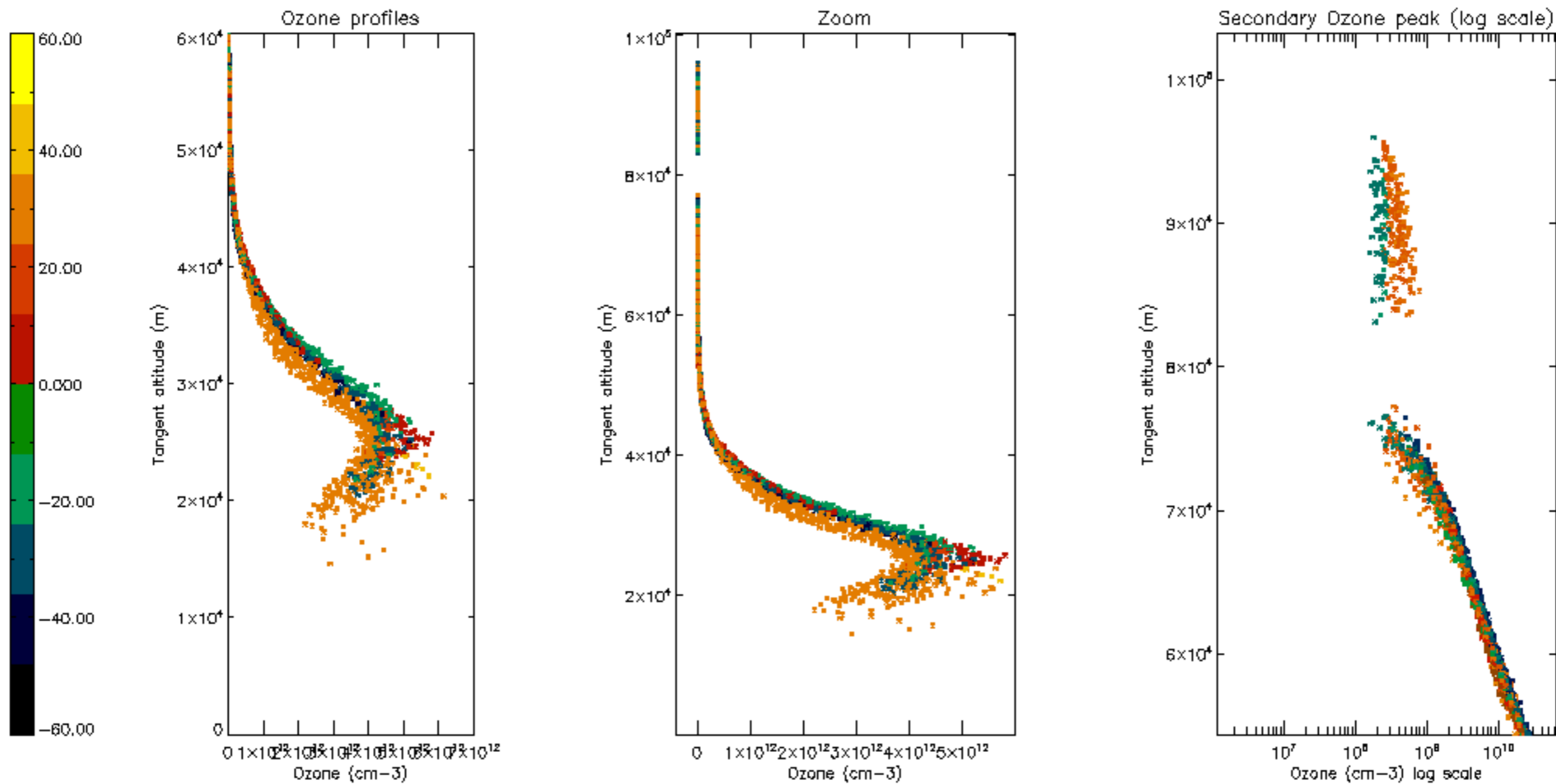
Percentage of saturation errors per profile



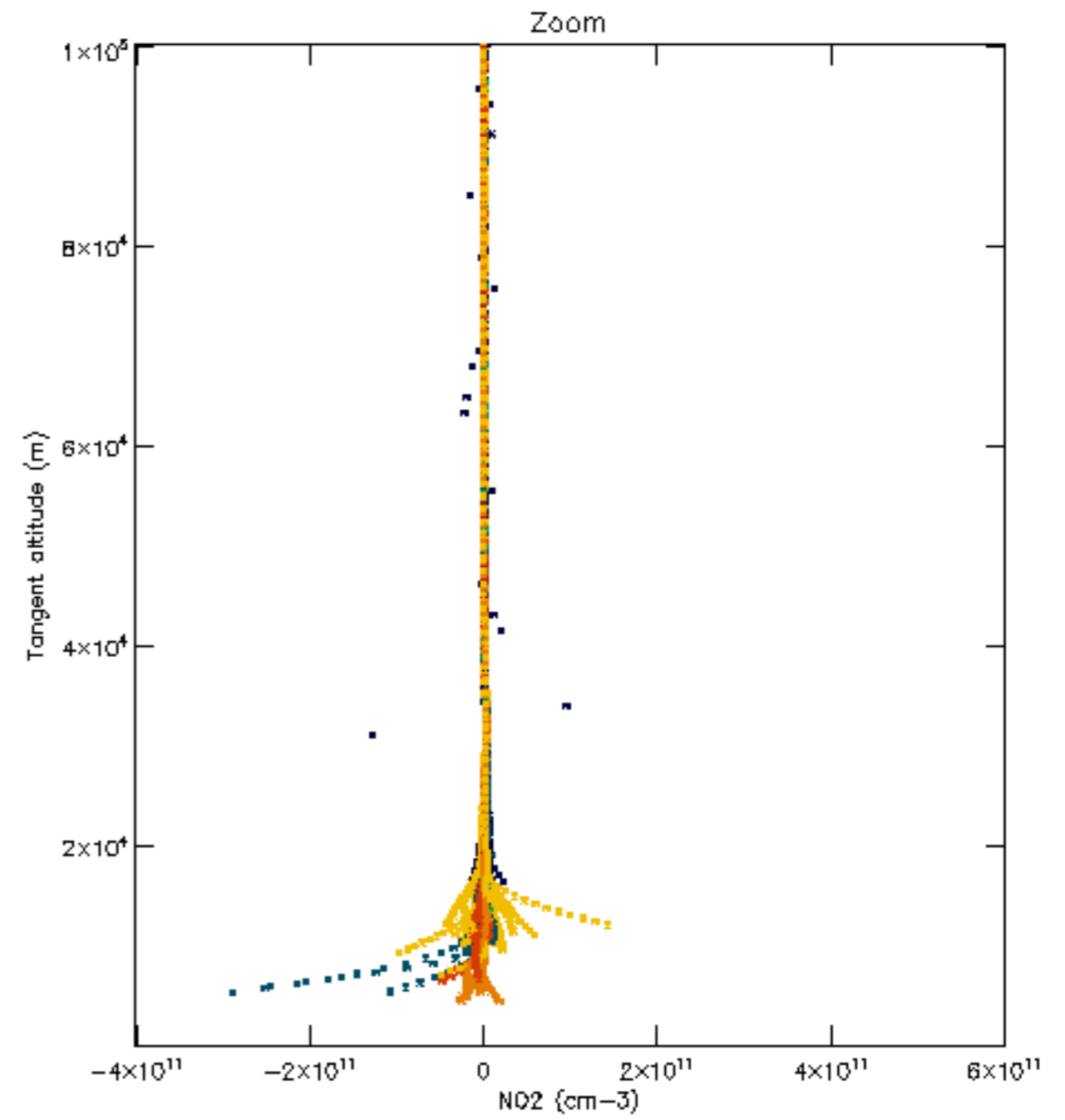
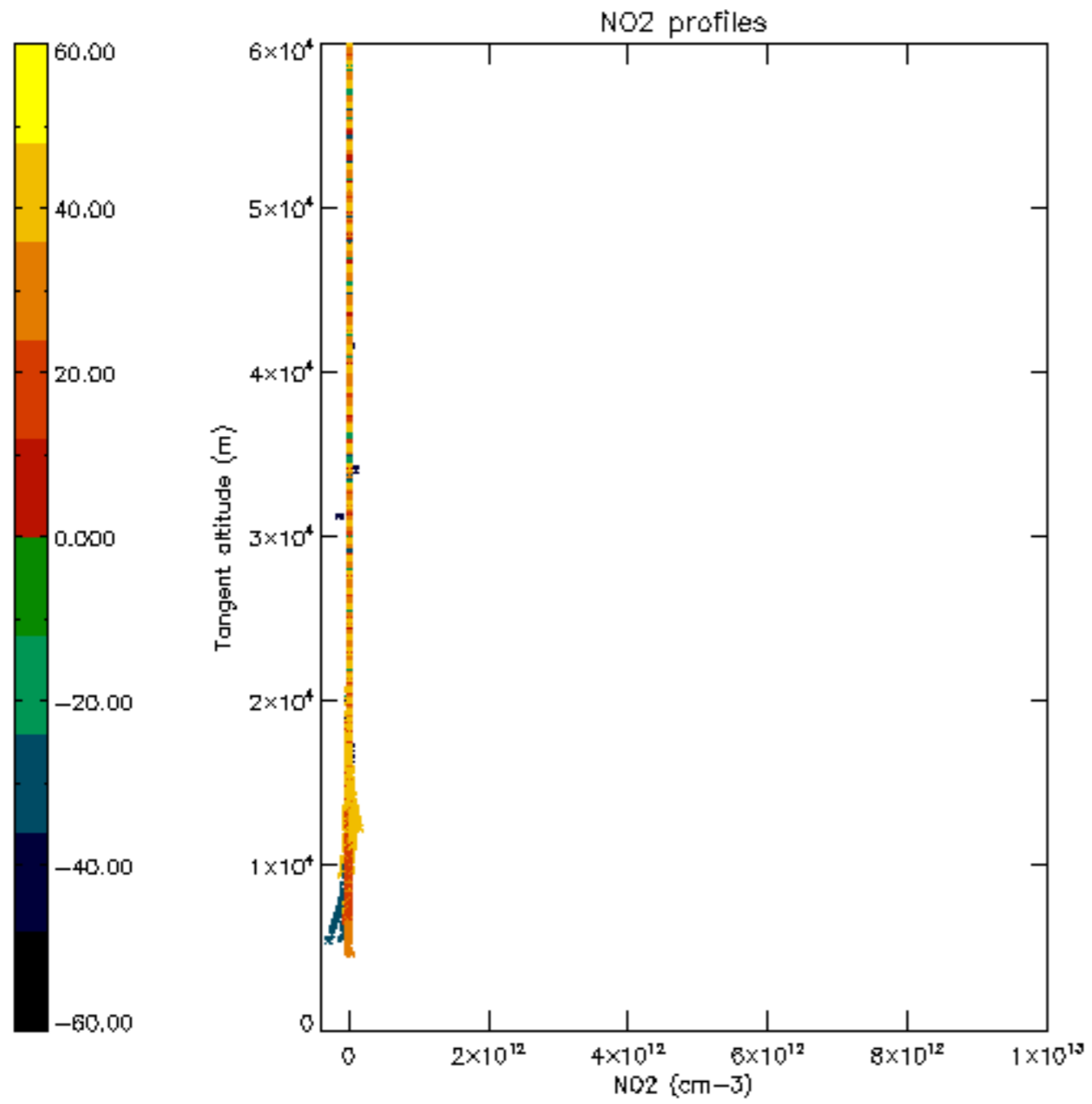


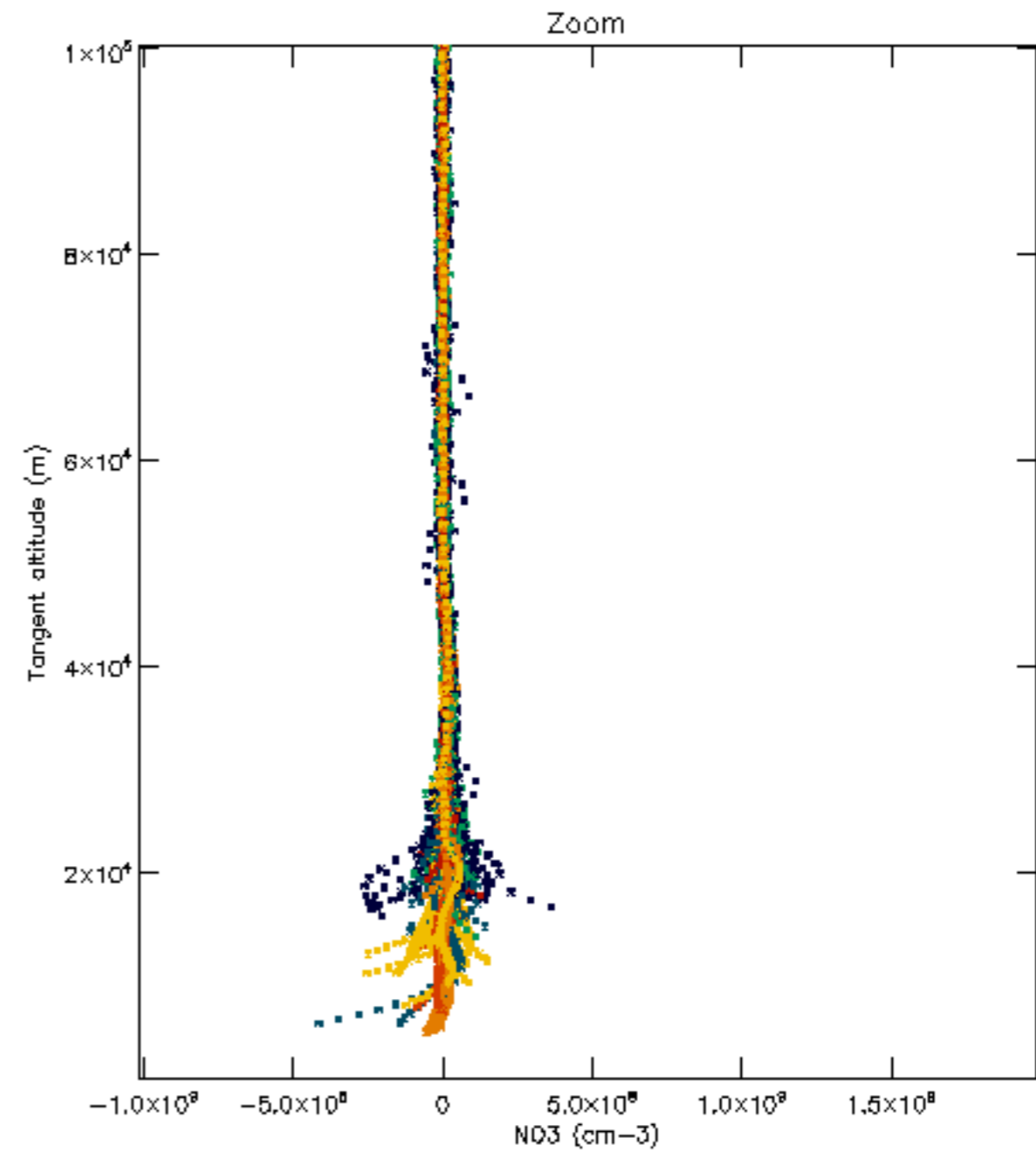
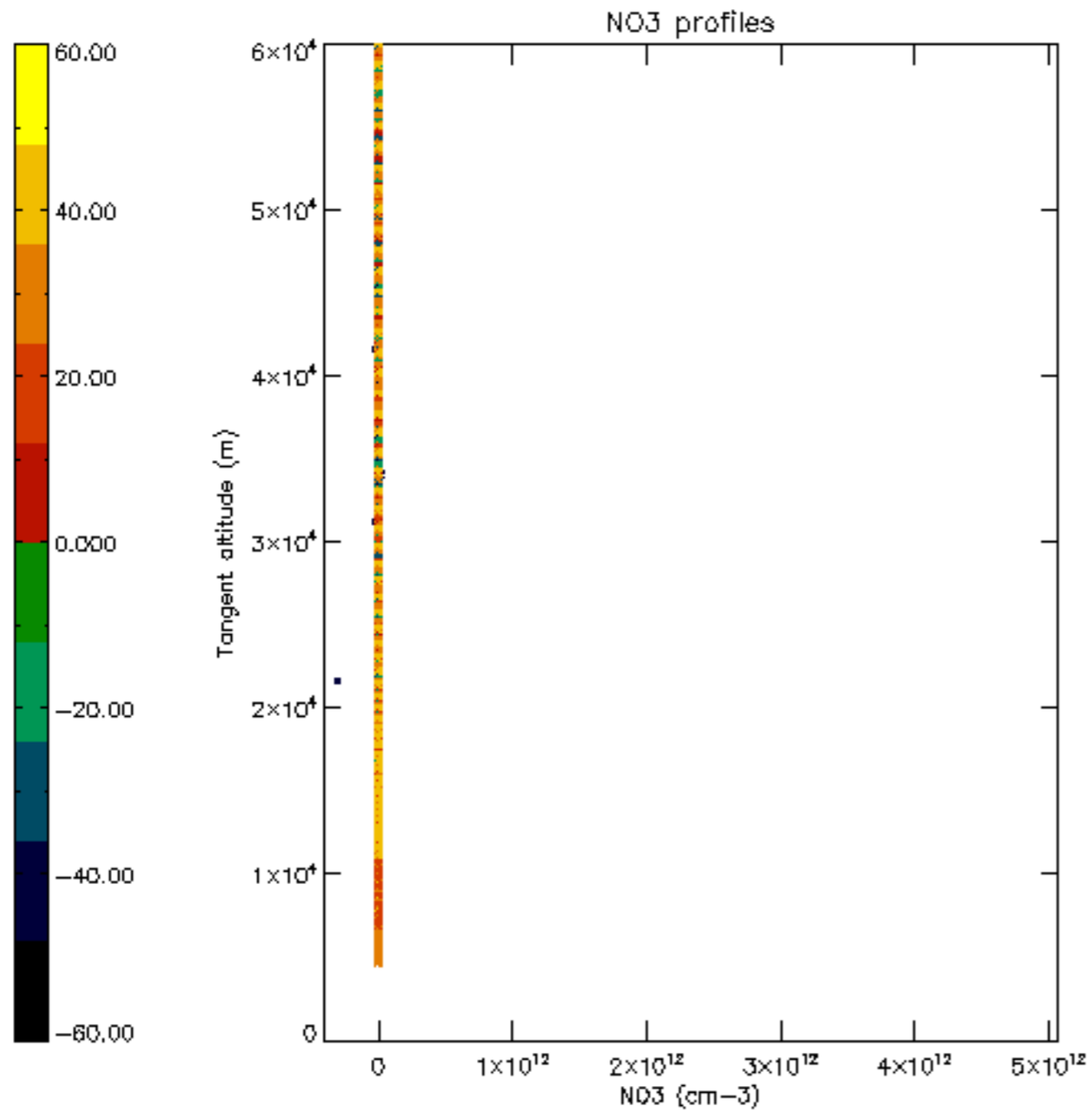


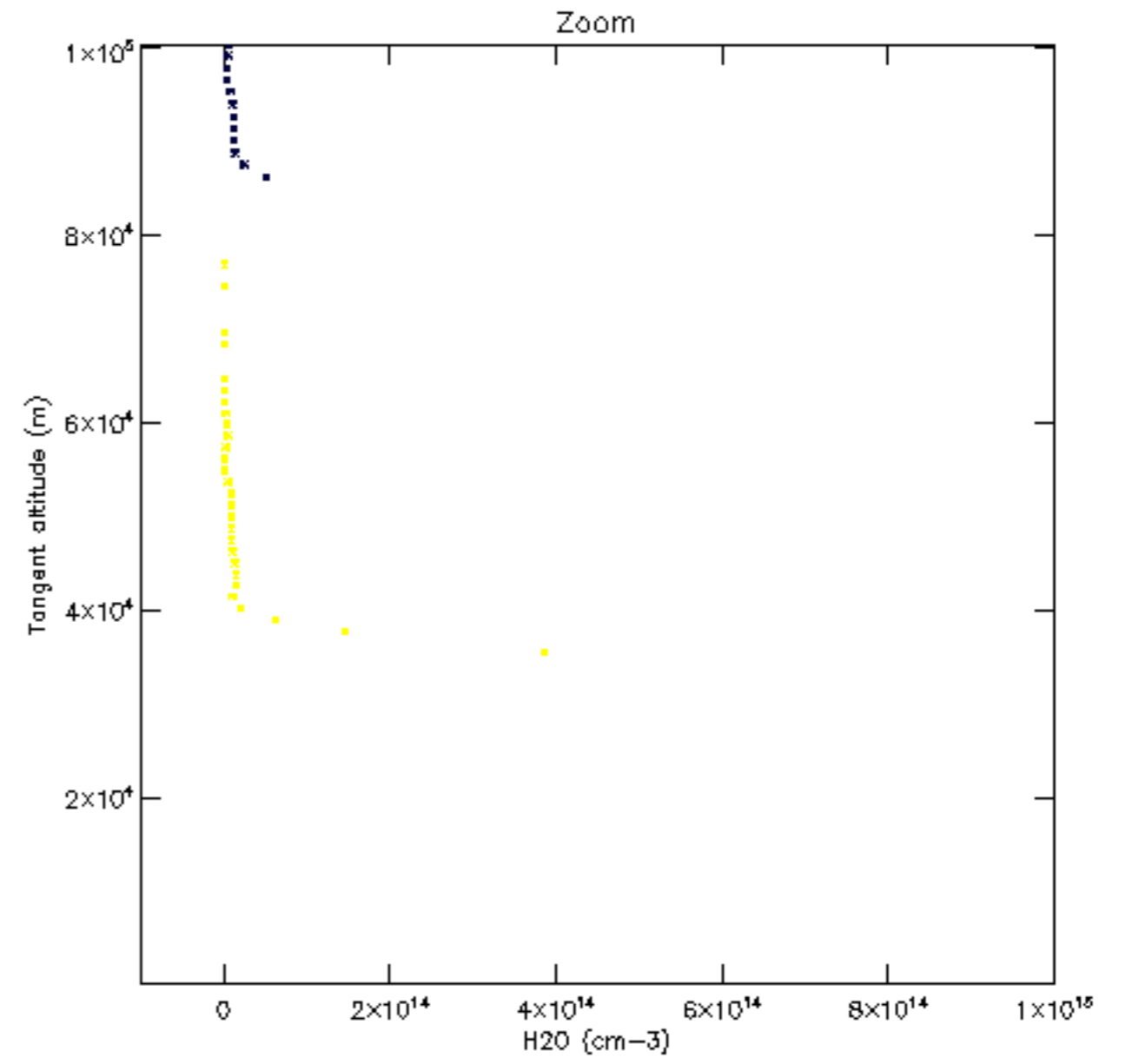
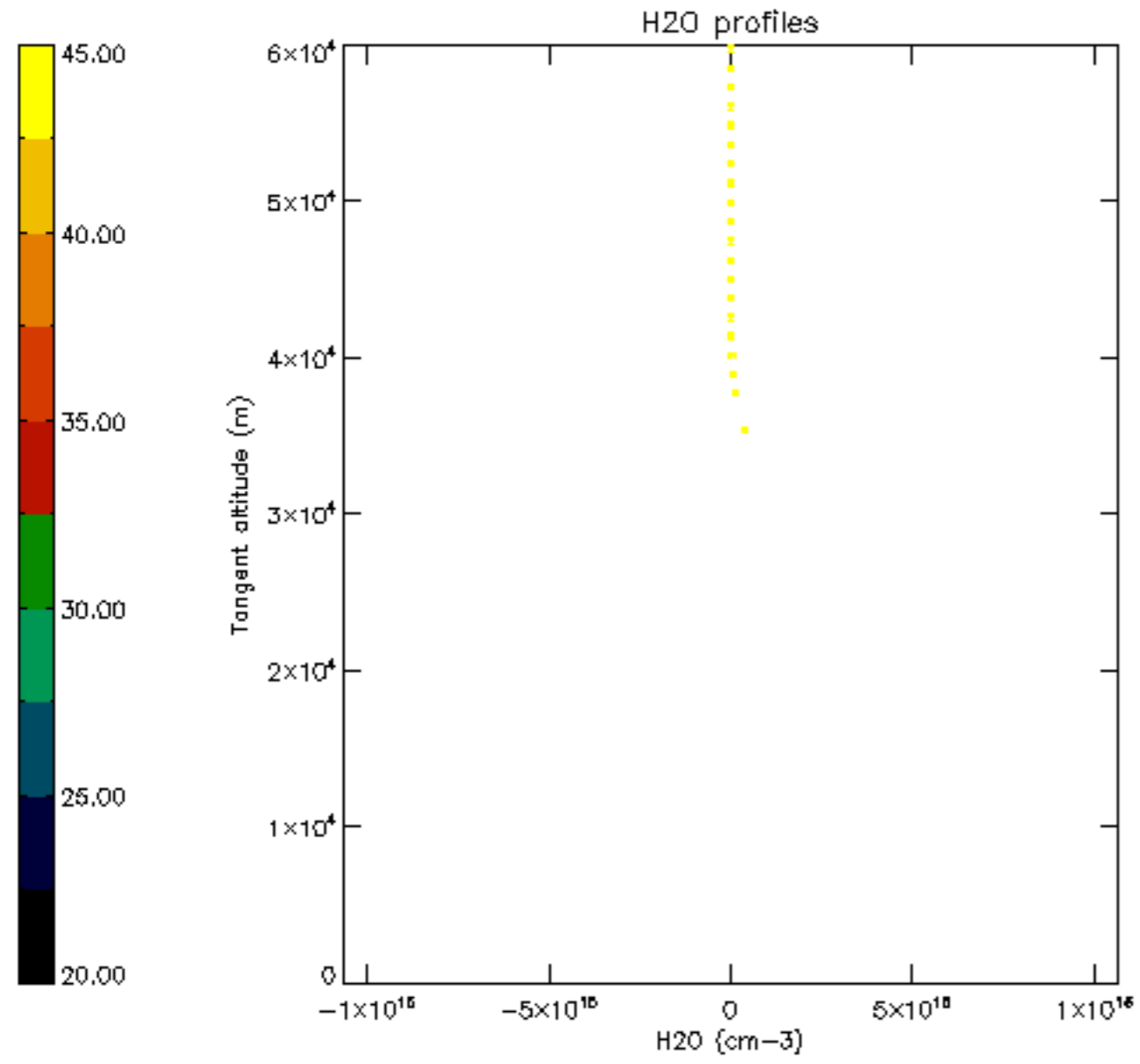


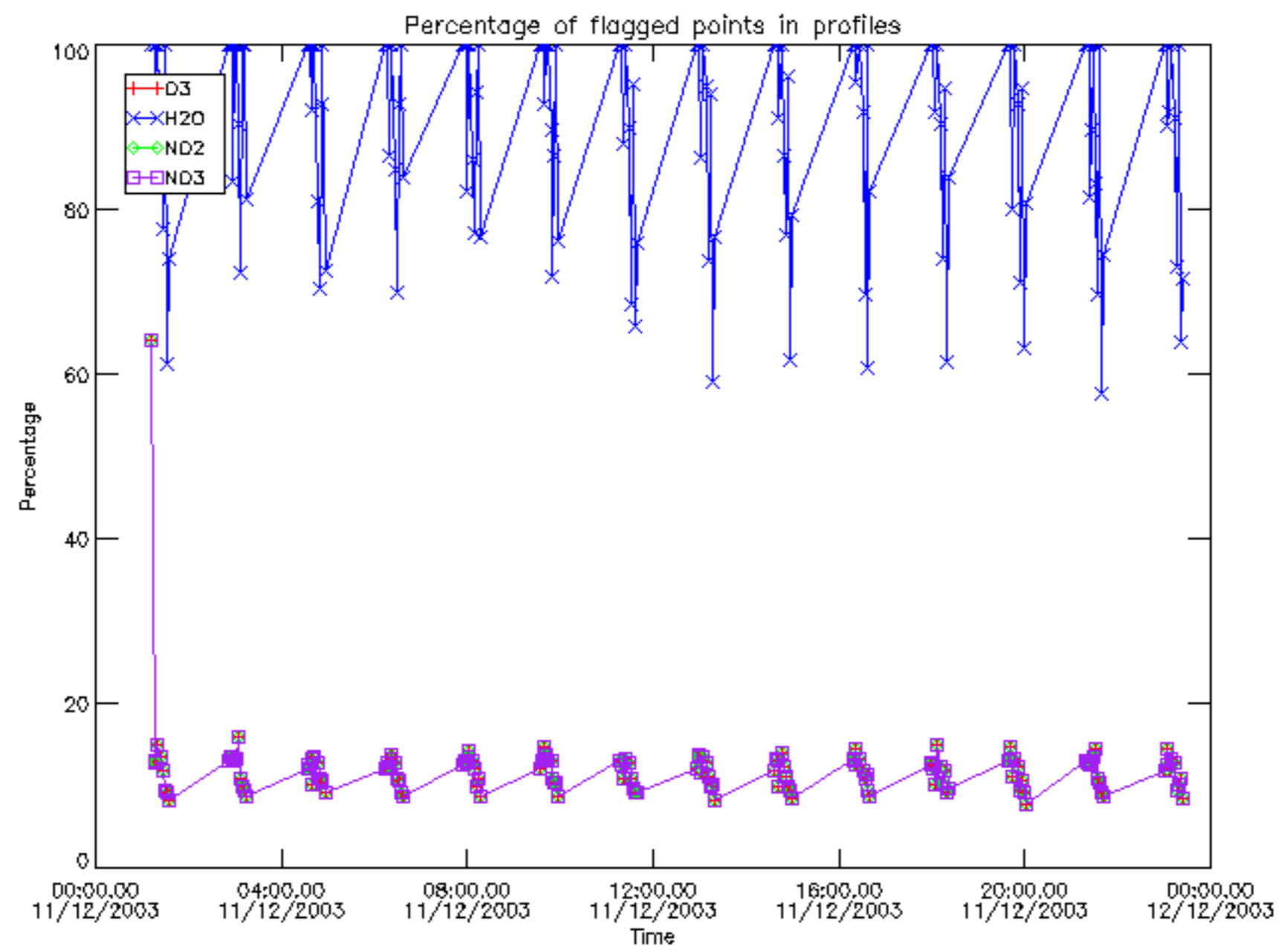




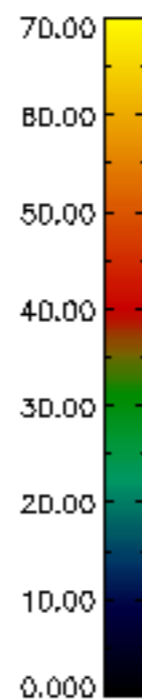
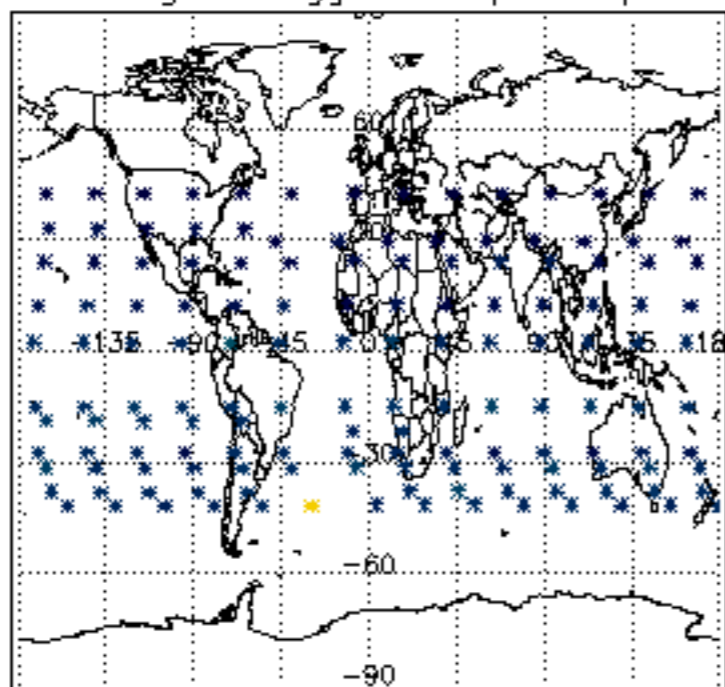




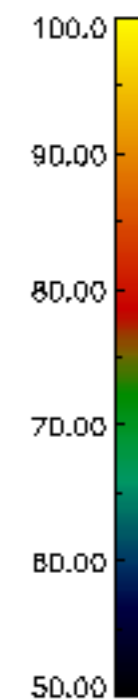
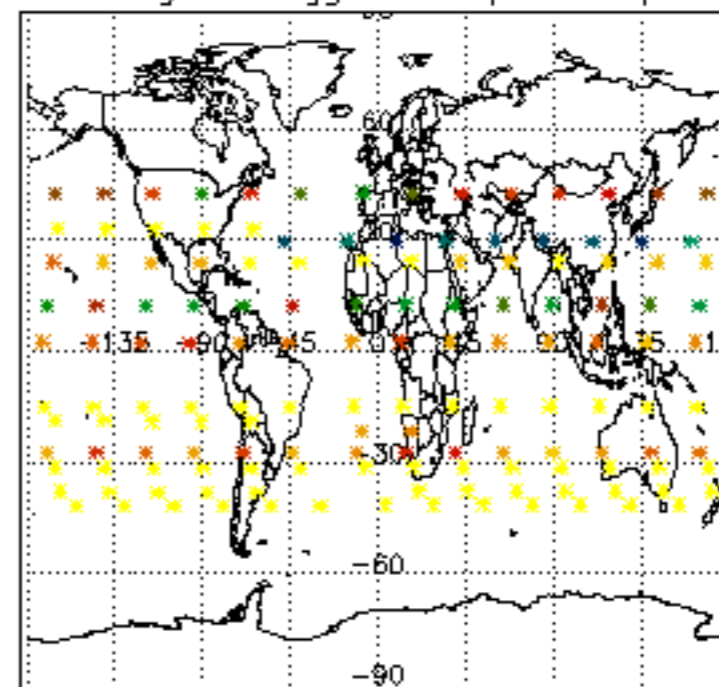




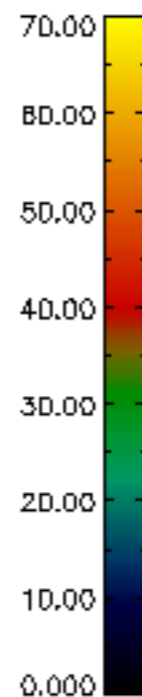
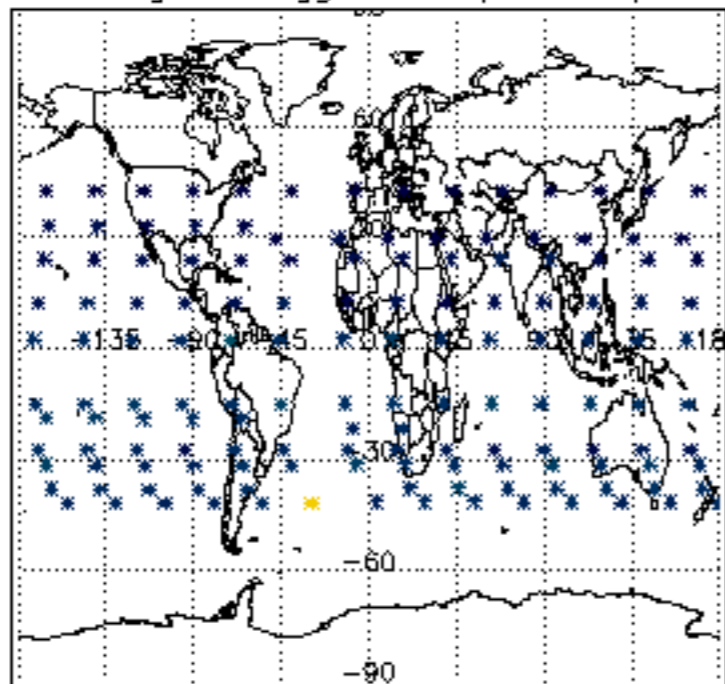
Percentage of flagged data per D3 profile



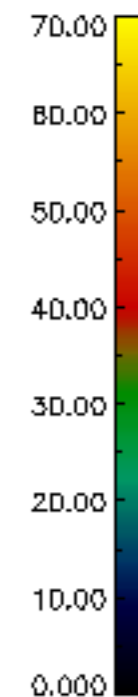
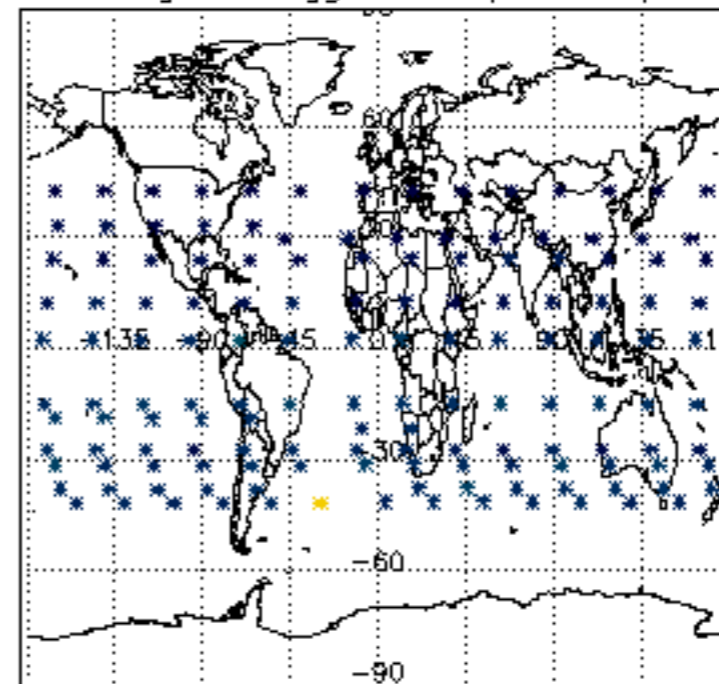
Percentage of flagged data per H2O profile

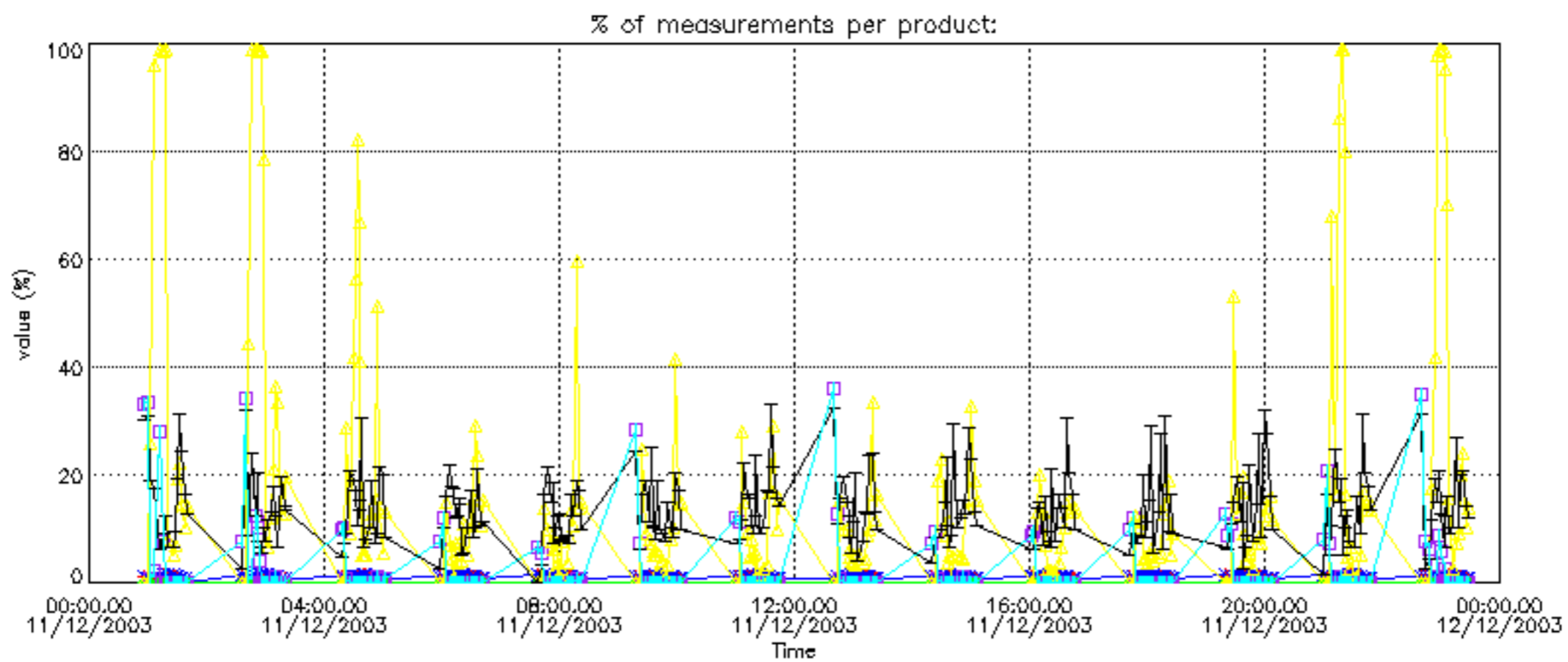


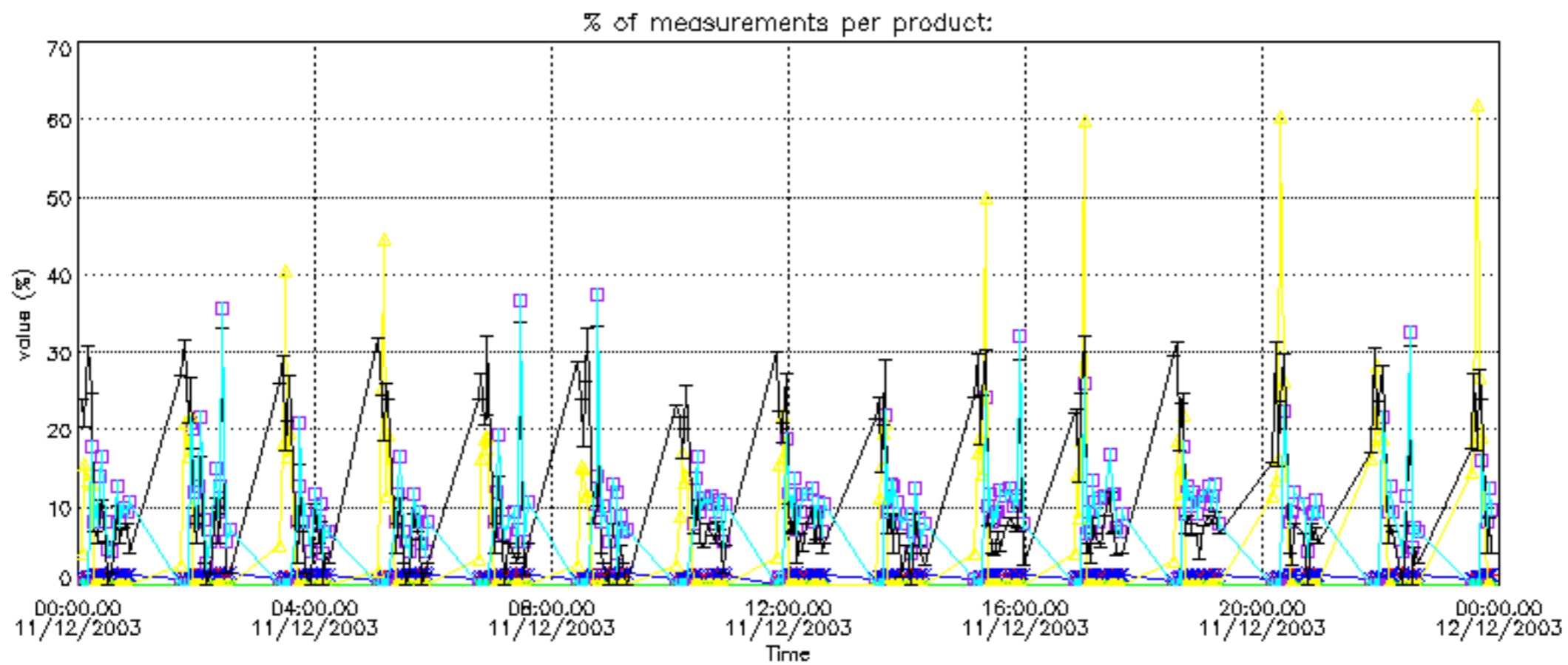
Percentage of flagged data per NO2 profile



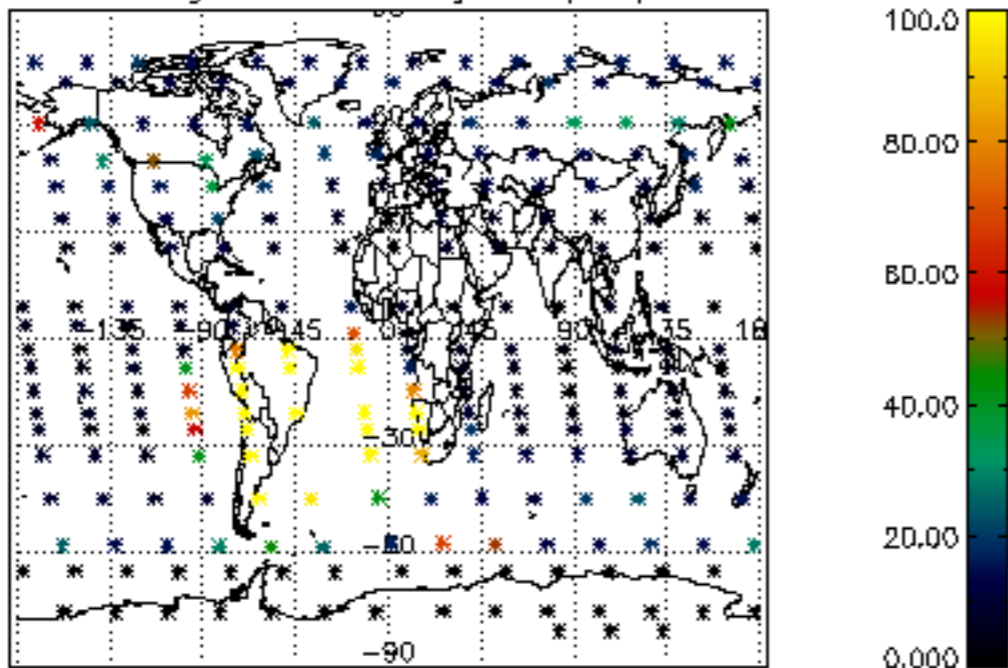
Percentage of flagged data per NO3 profile



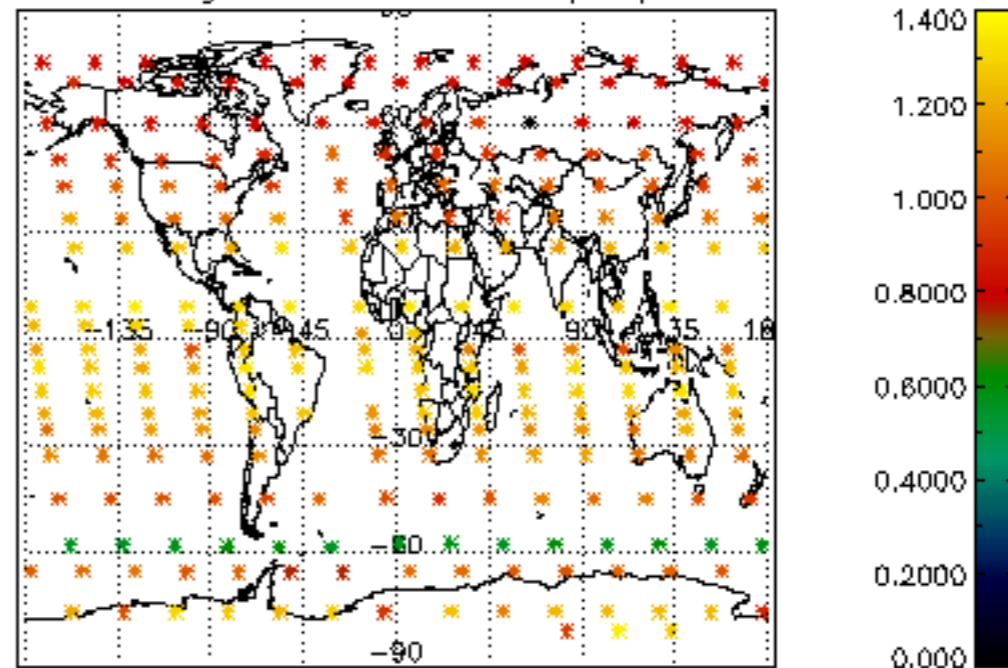




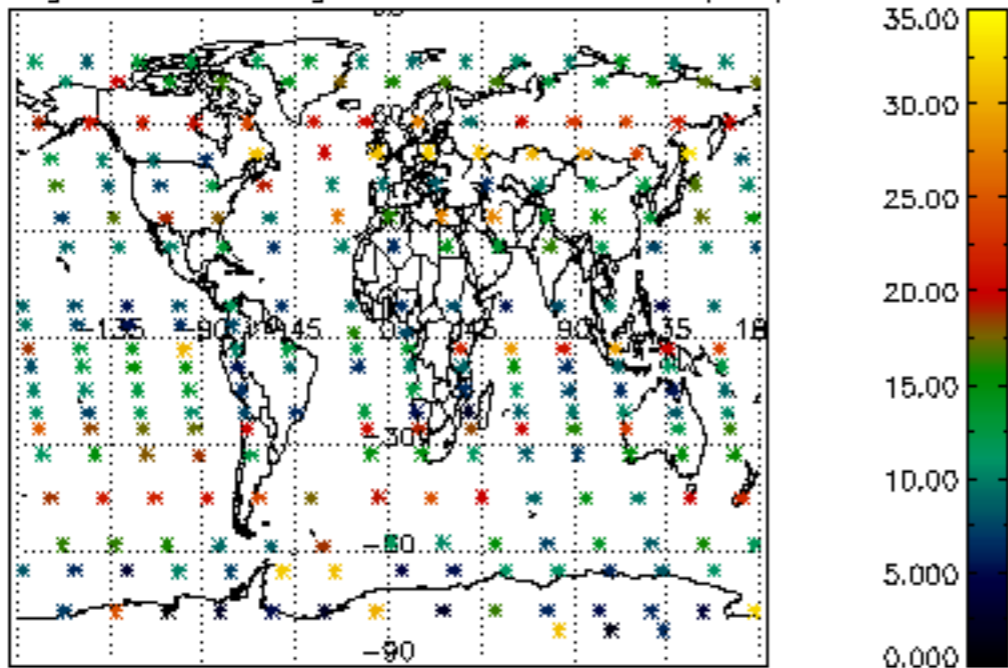
Percentage of cosmic ray hits per profile



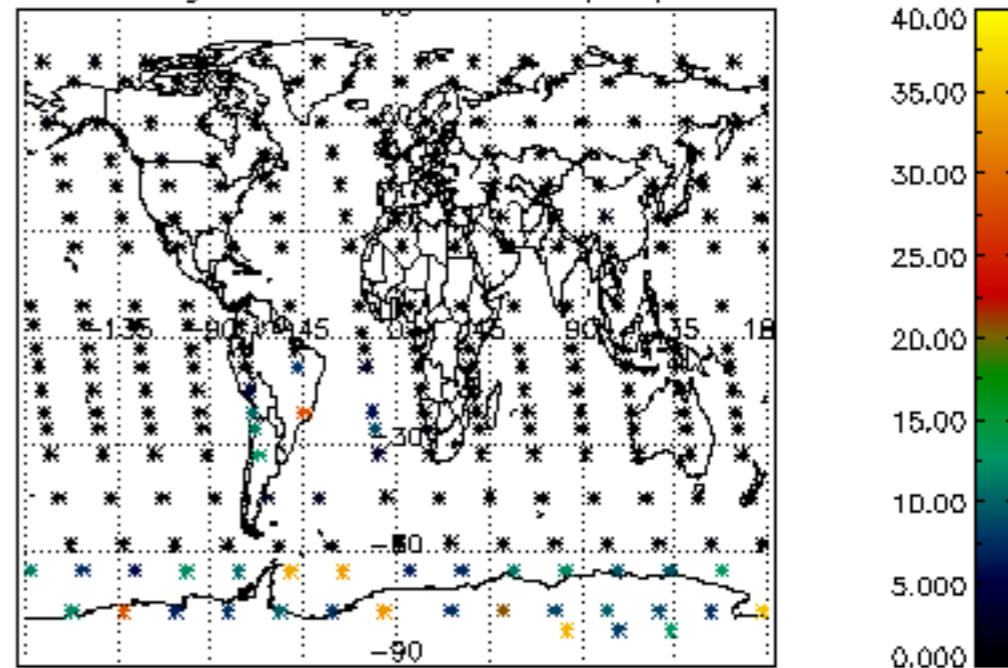
Percentage of datation errors per profile



Percentage of star falling outside central band per profile

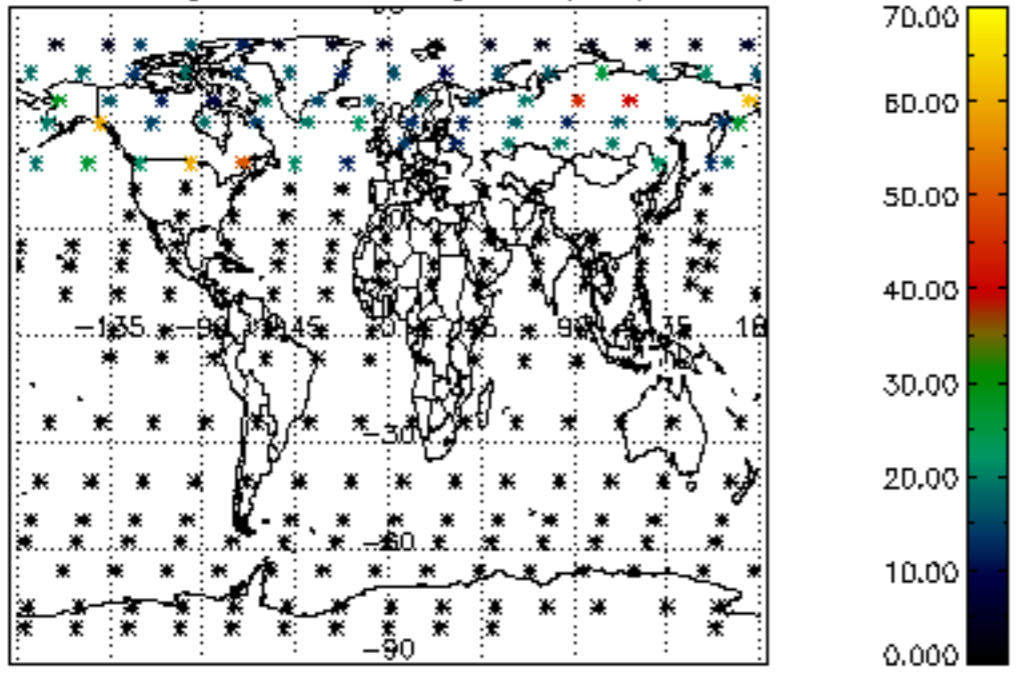


Percentage of saturation errors per profile

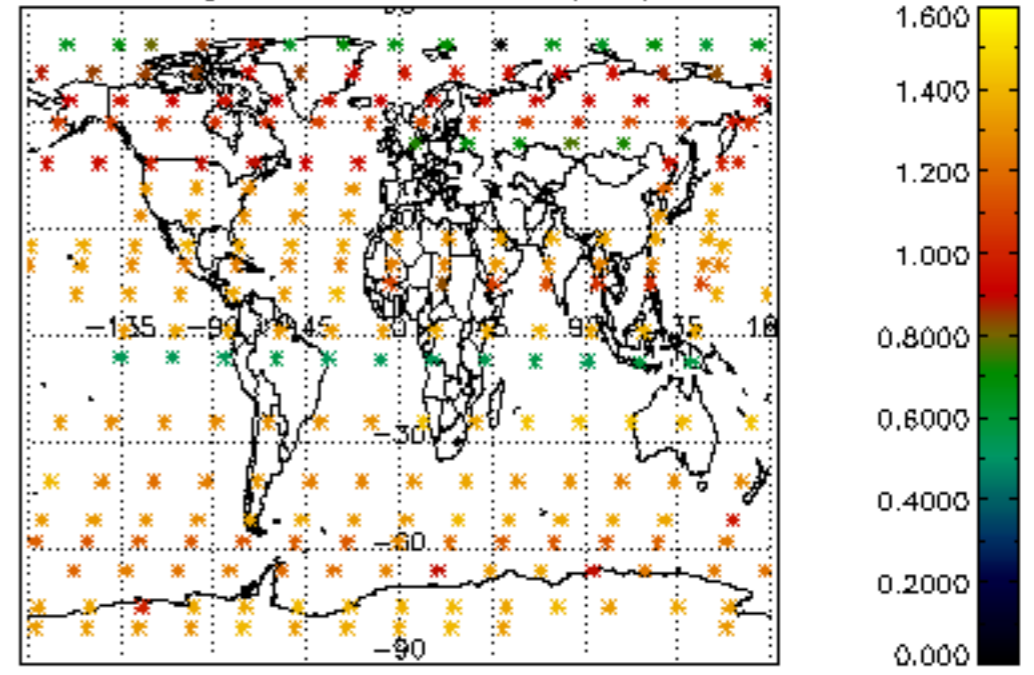




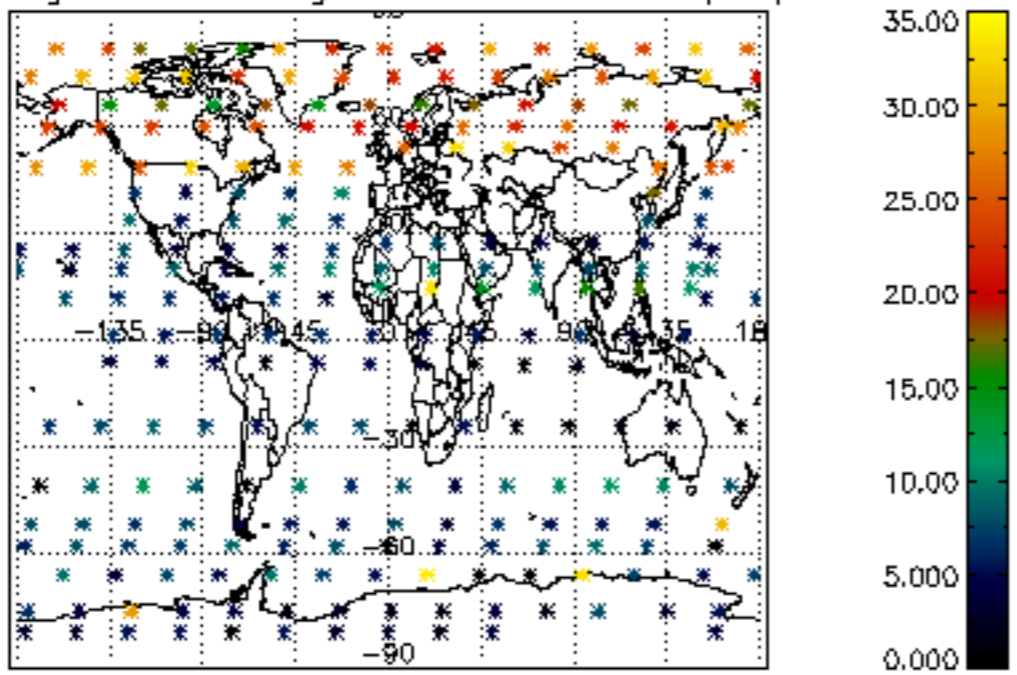
Percentage of cosmic ray hits per profile



Percentage of datation errors per profile



Percentage of star falling outside central band per profile



Percentage of saturation errors per profile

