

# GOMOS Level 2 Daily Report

## SUMMARY

### [1. General Info](#)

### [2. Summary of processed GOM\\_NL\\_2P products](#)

### [3. Level 2 Quality information per product](#)

#### [3.1 Plot of level 2 quality information per product \(time dependant\)](#)

#### [3.2 Plot of level 2 quality information per product \(world map\)](#)

### [4. Level 1 Quality information per product \(stored on level 2 products\)](#)

#### [4.1 Plot of level 1 quality information per product \(time dependant\)](#)

##### [4.1.1 Plot of level 1 quality information per product \(time dependant\): ASCENDING](#)

##### [4.1.2 Plot of level 1 quality information per product \(time dependant\): DESCENDING](#)

#### [4.2 Plot of level 1 quality information per product \(world map\)](#)

##### [4.2.1 Plot of level 1 quality information per product \(world map\): ASCENDING](#)

##### [4.2.2 Plot of level 1 quality information per product \(world map\): DESCENDING](#)

### [5. Ozone profiles based on quality statistics and other trace gas profiles](#)

#### [5.1 Ozone statistics based on quality of products](#)

#### [5.2 Plot ozone profiles for all STD \(dark without errors\)](#)

#### [5.3 Plot ozone profiles where STD < 20% \(dark without errors\)](#)

#### [5.4. Plot ozone profiles where STD < 10% \(dark without errors\)](#)

#### [5.5. Plot ozone profiles where STD < 5% \(dark without errors\)](#)

#### [5.6 Plot NO2 profiles for all STD \(dark without errors\)](#)

#### [5.7 Plot NO3 profiles for all STD \(dark without errors\)](#)

#### [5.8 Plot H2O profiles \(only for occultations of stars 1,2,3,4,13,14,16,26,63 dark without errors\) for all STD](#)

### [6. Auxiliary Data Files used for the production reported in section 2](#)

This report presents the daily analysis on parameters extracted from GOMOS level 2 data (GOM\_NL\_\_2P). It is intended to monitor some important parameters that will impact the quality of these products. A list of level 2 products (and content) that have arrived during the reporting day to the PCF is also given.

Item	Value
Time of report generation	20APR2013 01:19:20
Data source version	GOMOS/6.01
Start time of products	05-12-2003 (05DEC2003 00:00:00)
Stop time of products	06-12-2003 (06DEC2003 00:00:00)
Store outputs in DB	Yes
Nb of level 2 prods	426
Nb of prods with errors	0

## 2. Summary of processed GOM\_NL\_\_2P products.

Nr	Filename	UTC Start time	Limb	Duration	Star Id	Star Name	Star Mag	Star Temp	Nb Meas	Orbit	Prod. error
1	GOM_NL__2PRFIN20031205_042950_000000462022_00148_09220_9380.N1	05-DEC-2003 04:29:50	Dark	46.000	113	Mu Vel	2.6920	5000.0	92	9220	No
2	GOM_NL__2PRFIN20031205_043414_000000412022_00148_09220_9381.N1	05-DEC-2003 04:34:14	Dark	40.500	29	Bet Car	1.6720	10200.	81	9220	No
3	GOM_NL__2PRFIN20031205_043618_000000522022_00148_09220_9382.N1	05-DEC-2003 04:36:18	Dark	51.500	41	Eps Car	1.8600	4100.0	103	9220	No
4	GOM_NL__2PRFIN20031205_043831_000000512022_00148_09220_9383.N1	05-DEC-2003 04:38:31	Dark	50.500	34	Gam2Vel	1.7930	23000.	101	9220	No
5	GOM_NL__2PRFIN20031205_044134_000000482022_00148_09220_9384.N1	05-DEC-2003 04:41:34	Dark	48.000	2	Alp Car	-0.73600	7000.0	96	9220	No
6	GOM_NL__2PRFIN20031205_044342_000000592022_00148_09220_9385.N1	05-DEC-2003 04:43:42	Dark	58.500	117	Pi Pup	2.7060	3800.0	117	9220	No
7	GOM_NL__2PRFIN20031205_044722_000000632022_00148_09220_9386.N1	05-DEC-2003 04:47:22	Dark	63.000	23	21Eps CMa	1.5020	26000.	126	9220	No
8	GOM_NL__2PRFIN20031205_044926_000000652022_00148_09220_9387.N1	05-DEC-2003 04:49:26	Straylight	64.500	179	24Omi2CMa	3.0320	24000.	129	9220	No
9	GOM_NL__2PRFIN20031205_045318_000000852022_00148_09220_9388.N1	05-DEC-2003 04:53:18	Straylight	85.000	1	9Alp CMa	-1.4400	11000.	170	9220	No
10	GOM_NL__2PRFIN20031205_045650_000000572022_00148_09220_9389.N1	05-DEC-2003 04:56:50	Straylight	56.500	7	19Bet Ori	0.10000	14000.	113	9220	No
11	GOM_NL__2PRFIN20031205_050047_000000522022_00148_09220_9390.N1	05-DEC-2003 05:00:47	Tw_i_and_stray	52.000	94	92Alp Cet	2.5260	3100.0	104	9220	No
12	GOM_NL__2PRFIN20031205_050436_000000532022_00148_09220_9391.N1	05-DEC-2003 05:04:36	Bright	52.500	13	87Alp Tau	0.86700	3800.0	105	9220	No
13	GOM_NL__2PRFIN20031205_050623_000000352022_00148_09220_9392.N1	05-DEC-2003 05:06:23	Bright	35.000	146	25Eta Tau	2.8730	15200.	70	9220	No
14	GOM_NL__2PRFIN20031205_050840_000000502022_00148_09220_9393.N1	05-DEC-2003 05:08:40	Bright	50.000	150	44Zet Per	2.8900	28000.	100	9220	No
15	GOM_NL__2PRFIN20031205_051104_000000392022_00148_09220_9394.N1	05-DEC-2003 05:11:04	Bright	38.500	79	26Bet Per	2.3100	13100.	77	9220	No
16	GOM_NL__2PRFIN20031205_051309_000000382022_00148_09220_9395.N1	05-DEC-2003 05:13:09	Bright	37.500	175	39Del Per	3.0100	19400.	75	9220	No
17	GOM_NL__2PRFIN20031205_051436_000000382022_00148_09220_9396.N1	05-DEC-2003 05:14:36	Bright	37.500	160	23Gam Per	2.9300	4700.0	75	9220	No
18	GOM_NL__2PRFIN20031205_051709_000000392022_00148_09220_9397.N1	05-DEC-2003 05:17:09	Bright	38.500	110	37Del Cas	2.6780	8900.0	77	9220	No
19	GOM_NL__2PRFIN20031205_051828_000000392022_00148_09220_9398.N1	05-DEC-2003 05:18:28	Bright	39.000	74	11Bet Cas	2.2680	6600.0	78	9220	No
20	GOM_NL__2PRFIN20031205_052441_000000382022_00148_09220_9399.N1	05-DEC-2003 05:24:41	Bright	38.000	49	1Alp UMi	1.9900	6300.0	76	9220	No
21	GOM_NL__2PRFIN20031205_052921_000000412022_00148_09220_9400.N1	05-DEC-2003 05:29:21	Bright	40.500	60	7Bet UMi	2.0810	3950.0	81	9220	No
22	GOM_NL__2PRFIN20031205_053102_000000472022_00148_09220_9401.N1	05-DEC-2003 05:31:02	Bright	47.000	36	50Alp UMa	1.8000	6300.0	94	9220	No
23	GOM_NL__2PRFIN20031205_053237_000000482022_00148_09220_9402.N1	05-DEC-2003 05:32:37	Bright	47.500	82	48Bet UMa	2.3650	10600.	95	9220	No
24	GOM_NL__2PRFIN20031205_053429_000000412022_00148_09220_9403.N1	05-DEC-2003 05:34:29	Bright	41.000	32	77Eps UMa	1.7630	11000.	82	9220	No
25	GOM_NL__2PRFIN20031205_053641_000000392022_00148_09220_9404.N1	05-DEC-2003 05:36:41	Bright	39.000	39	85Eta UMa	1.8540	24000.	78	9220	No
26	GOM_NL__2PRFIN20031205_053937_000000392022_00148_09220_9405.N1	05-DEC-2003 05:39:37	Bright	39.000	180	27Gam Boo	3.0400	8000.0	78	9220	No
27	GOM_NL__2PRFIN20031205_054242_000000372022_00148_09220_9406.N1	05-DEC-2003 05:42:42	Bright	37.000	83		2.3780	11000.	74	9220	No
28	GOM_NL__2PRFIN20031205_054516_000000372022_00148_09220_9407.N1	05-DEC-2003 05:45:16	Bright	36.500	3	16Alp Boo	-0.050000	4250.0	73	9220	No
29	GOM_NL__2PRFIN20031205_054933_000000862022_00148_09220_9408.N1	05-DEC-2003 05:49:33	Bright	85.500	96	68Del Leo	2.5600	9300.0	171	9220	No
30	GOM_NL__2PRFIN20031205_055334_000000482022_00148_09220_9409.N1	05-DEC-2003 05:53:34	Bright	47.500	121	29Gam Vir	2.7400	7200.0	95	9220	No
31	GOM_NL__2PRFIN20031205_055825_000000502022_00148_09220_9410.N1	05-DEC-2003 05:58:25	Tw_i_and_stray	49.500	163	7Del Crv	2.9450	11000.	99	9220	No
32	GOM_NL__2PRFIN20031205_060000_000000472022_00148_09220_9411.N1	05-DEC-2003 06:00:00	Dark	46.500	106	9Bet Crv	2.6480	5600.0	93	9220	No
33	GOM_NL__2PRFIN20031205_060141_000000442022_00148_09220_9412.N1	05-DEC-2003 06:01:41	Dark	44.000	123	1ot Cen	2.7500	10200.	88	9220	No
34	GOM_NL__2PRFIN20031205_060344_000000422022_00148_09220_9413.N1	05-DEC-2003 06:03:44	Dark	41.500	95	Zet Cen	2.5450	26000.	83	9220	No
35	GOM_NL__2PRFIN20031205_060535_000000432022_00148_09220_9414.N1	05-DEC-2003 06:05:35	Dark	42.500	77	Eps Cen	2.3030	28000.	85	9220	No
36	GOM_NL__2PRFIN20031205_060708_000000452022_00148_09220_9415.N1	05-DEC-2003 06:07:08	Dark	45.000	10	Bet Cen	0.61000	28000.	90	9220	No
37	GOM_NL__2PRFIN20031205_060837_000000402022_00149_09221_9381.N1	05-DEC-2003 06:08:37	Dark	40.000	129	Del Cru	2.7930	26000.	80	9221	No
38	GOM_NL__2PRFIN20031205_061027_000000462022_00149_09221_9382.N1	05-DEC-2003 06:10:27	Dark	46.000	113	Mu Vel	2.6920	5000.0	92	9221	No
39	GOM_NL__2PRFIN20031205_061450_000000412022_00149_09221_9383.N1	05-DEC-2003 06:14:50	Dark	40.500	29	Bet Car	1.6720	10200.	81	9221	No
40	GOM_NL__2PRFIN20031205_061654_000000582022_00149_09221_9384.N1	05-DEC-2003 06:16:54	Dark	58.000	41	Eps Car	1.8600	4100.0	116	9221	No
41	GOM_NL__2PRFIN20031205_061908_000000512022_00149_09221_9385.N1	05-DEC-2003 06:19:08	Dark	50.500	34	Gam2Vel	1.7930	23000.	101	9221	No
42	GOM_NL__2PRFIN20031205_062211_000000572022_00149_09221_9386.N1	05-DEC-2003 06:22:11	Dark	57.000	2	Alp Car	-0.73600	7000.0	114	9221	No

43	GOM_NL__2PRFIN20031205_062418_000000582022_00149_09221_9387.N1	05-DEC-2003 06:24:18	Dark	58.000	117	Pi Pup	2.7060	3800.0	116	9221	No
44	GOM_NL__2PRFIN20031205_062758_000000672022_00149_09221_9388.N1	05-DEC-2003 06:27:58	Dark	66.500	23	21Eps CMa	1.5020	26000.	133	9221	No
45	GOM_NL__2PRFIN20031205_063002_000000702022_00149_09221_9389.N1	05-DEC-2003 06:30:02	Straylight	70.000	179	24Omi2CMa	3.0320	24000.	140	9221	No
46	GOM_NL__2PRFIN20031205_063354_000000822022_00149_09221_9390.N1	05-DEC-2003 06:33:54	Straylight	82.000	1	9Alp CMa	-1.4400	11000.	164	9221	No
47	GOM_NL__2PRFIN20031205_063726_000000562022_00149_09221_9391.N1	05-DEC-2003 06:37:26	Straylight	55.500	7	19Bet Ori	0.10000	14000.	111	9221	No
48	GOM_NL__2PRFIN20031205_064124_000000472022_00149_09221_9392.N1	05-DEC-2003 06:41:24	Tw_i_and_stray	47.000	94	92Alp Cet	2.5260	3100.0	94	9221	No
49	GOM_NL__2PRFIN20031205_064512_000000602022_00149_09221_9393.N1	05-DEC-2003 06:45:12	Bright	60.000	13	87Alp Tau	0.86700	3800.0	120	9221	No
50	GOM_NL__2PRFIN20031205_064658_000000542022_00149_09221_9394.N1	05-DEC-2003 06:46:58	Bright	53.500	146	25Eta Tau	2.8730	15200.	107	9221	No
51	GOM_NL__2PRFIN20031205_064916_000000412022_00149_09221_9395.N1	05-DEC-2003 06:49:16	Bright	40.500	150	44Zet Per	2.8900	28000.	81	9221	No
52	GOM_NL__2PRFIN20031205_065140_000000382022_00149_09221_9396.N1	05-DEC-2003 06:51:40	Bright	38.000	79	26Bet Per	2.3100	13100.	76	9221	No
53	GOM_NL__2PRFIN20031205_065345_000000382022_00149_09221_9397.N1	05-DEC-2003 06:53:45	Bright	38.000	175	39Del Per	3.0100	19400.	76	9221	No
54	GOM_NL__2PRFIN20031205_065512_000000382022_00149_09221_9398.N1	05-DEC-2003 06:55:12	Bright	37.500	160	23Gam Per	2.9300	4700.0	75	9221	No
55	GOM_NL__2PRFIN20031205_065745_000000382022_00149_09221_9399.N1	05-DEC-2003 06:57:45	Bright	37.500	110	37Del Cas	2.6780	8900.0	75	9221	No
56	GOM_NL__2PRFIN20031205_065905_000000392022_00149_09221_9400.N1	05-DEC-2003 06:59:05	Bright	39.000	74	11Bet Cas	2.2680	6600.0	78	9221	No
57	GOM_NL__2PRFIN20031205_070517_000000382022_00149_09221_9401.N1	05-DEC-2003 07:05:17	Bright	38.000	49	1Alp UMi	1.9900	6300.0	76	9221	No
58	GOM_NL__2PRFIN20031205_070959_000000392022_00149_09221_9402.N1	05-DEC-2003 07:09:59	Bright	38.500	60	7Bet UMi	2.0810	3950.0	77	9221	No
59	GOM_NL__2PRFIN20031205_071138_000000472022_00149_09221_9403.N1	05-DEC-2003 07:11:38	Bright	47.000	36	50Alp UMa	1.8000	6300.0	94	9221	No
60	GOM_NL__2PRFIN20031205_071312_000000482022_00149_09221_9404.N1	05-DEC-2003 07:13:12	Bright	48.000	82	48Bet UMa	2.3650	10600.	96	9221	No
61	GOM_NL__2PRFIN20031205_071505_000000412022_00149_09221_9405.N1	05-DEC-2003 07:15:05	Bright	40.500	32	77Eps UMa	1.7630	11000.	81	9221	No
62	GOM_NL__2PRFIN20031205_071717_000000392022_00149_09221_9406.N1	05-DEC-2003 07:17:17	Bright	39.000	39	85Eta UMa	1.8540	24000.	78	9221	No
63	GOM_NL__2PRFIN20031205_072014_000000392022_00149_09221_9407.N1	05-DEC-2003 07:20:14	Bright	39.000	180	27Gam Boo	3.0400	8000.0	78	9221	No
64	GOM_NL__2PRFIN20031205_072318_000000372022_00149_09221_9408.N1	05-DEC-2003 07:23:18	Bright	37.000	83		2.3780	11000.	74	9221	No
65	GOM_NL__2PRFIN20031205_072552_000000382022_00149_09221_9409.N1	05-DEC-2003 07:25:52	Bright	38.000	3	16Alp Boo	-0.050000	4250.0	76	9221	No
66	GOM_NL__2PRFIN20031205_073010_000000842022_00149_09221_9410.N1	05-DEC-2003 07:30:10	Bright	84.000	96	68Del Leo	2.5600	9300.0	168	9221	No
67	GOM_NL__2PRFIN20031205_073410_000000502022_00149_09221_9411.N1	05-DEC-2003 07:34:10	Bright	49.500	121	29Gam Vir	2.7400	7200.0	99	9221	No
68	GOM_NL__2PRFIN20031205_073901_000000502022_00149_09221_9412.N1	05-DEC-2003 07:39:01	Tw_i_and_stray	50.000	163	7Del Crv	2.9450	11000.	100	9221	No
69	GOM_NL__2PRFIN20031205_074037_000000512022_00149_09221_9413.N1	05-DEC-2003 07:40:37	Dark	51.000	106	9Bet Crv	2.6480	5600.0	102	9221	No
70	GOM_NL__2PRFIN20031205_074219_000000422022_00149_09221_9414.N1	05-DEC-2003 07:42:19	Dark	42.000	123	1ot Cen	2.7500	10200.	84	9221	No
71	GOM_NL__2PRFIN20031205_074421_000000412022_00149_09221_9415.N1	05-DEC-2003 07:44:21	Dark	41.000	95	Zet Cen	2.5450	26000.	82	9221	No
72	GOM_NL__2PRFIN20031205_074610_000000442022_00149_09221_9416.N1	05-DEC-2003 07:46:10	Dark	44.000	77	Eps Cen	2.3030	28000.	88	9221	No
73	GOM_NL__2PRFIN20031205_074744_000000442022_00149_09221_9417.N1	05-DEC-2003 07:47:44	Dark	43.500	10	Bet Cen	0.61000	28000.	87	9221	No
74	GOM_NL__2PRFIN20031205_074911_000000432022_00150_09222_9381.N1	05-DEC-2003 07:49:11	Dark	43.000	129	Del Cru	2.7930	26000.	86	9222	No
75	GOM_NL__2PRFIN20031205_075104_000000462022_00150_09222_9382.N1	05-DEC-2003 07:51:04	Dark	45.500	113	Mu Vel	2.6920	5000.0	91	9222	No
76	GOM_NL__2PRFIN20031205_075526_000000402022_00150_09222_9383.N1	05-DEC-2003 07:55:26	Dark	40.000	29	Bet Car	1.6720	10200.	80	9222	No
77	GOM_NL__2PRFIN20031205_075731_000000482022_00150_09222_9384.N1	05-DEC-2003 07:57:31	Dark	48.000	41	Eps Car	1.8600	4100.0	96	9222	No
78	GOM_NL__2PRFIN20031205_075944_000000502022_00150_09222_9385.N1	05-DEC-2003 07:59:44	Dark	49.500	34	Gam2Vel	1.7930	23000.	99	9222	No
79	GOM_NL__2PRFIN20031205_080247_000000502022_00150_09222_9386.N1	05-DEC-2003 08:02:47	Dark	49.500	2	Alp Car	-0.73600	7000.0	99	9222	No
80	GOM_NL__2PRFIN20031205_080455_000000622022_00150_09222_9387.N1	05-DEC-2003 08:04:55	Dark	61.500	117	Pi Pup	2.7060	3800.0	123	9222	No
81	GOM_NL__2PRFIN20031205_080834_000000702022_00150_09222_9388.N1	05-DEC-2003 08:08:34	Dark	70.000	23	21Eps CMa	1.5020	26000.	140	9222	No
82	GOM_NL__2PRFIN20031205_081038_000000702022_00150_09222_9389.N1	05-DEC-2003 08:10:38	Straylight	69.500	179	24Omi2CMa	3.0320	24000.	139	9222	No
83	GOM_NL__2PRFIN20031205_081429_000000862022_00150_09222_9390.N1	05-DEC-2003 08:14:29	Straylight	86.000	1	9Alp CMa	-1.4400	11000.	172	9222	No
84	GOM_NL__2PRFIN20031205_081802_000000582022_00150_09222_9391.N1	05-DEC-2003 08:18:02	Straylight	57.500	7	19Bet Ori	0.10000	14000.	115	9222	No
85	GOM_NL__2PRFIN20031205_082159_000000482022_00150_09222_9392.N1	05-DEC-2003 08:21:59	Tw_i_and_stray	47.500	94	92Alp Cet	2.5260	3100.0	95	9222	No
86	GOM_NL__2PRFIN20031205_082547_000000602022_00150_09222_9393.N1	05-DEC-2003 08:25:47	Bright	60.000	13	87Alp Tau	0.86700	3800.0	120	9222	No
87	GOM_NL__2PRFIN20031205_082734_000000542022_00150_09222_9394.N1	05-DEC-2003 08:27:34	Bright	54.000	146	25Eta Tau	2.8730	15200.	108	9222	No
88	GOM_NL__2PRFIN20031205_082951_000000402022_00150_09222_9395.N1	05-DEC-2003 08:29:51	Bright	39.500	150	44Zet Per	2.8900	28000.	79	9222	No
89	GOM_NL__2PRFIN20031205_083216_000000392022_00150_09222_9396.N1	05-DEC-2003 08:32:16	Bright	38.500	79	26Bet Per	2.3100	13100.	77	9222	No
90	GOM_NL__2PRFIN20031205_083421_000000382022_00150_09222_9397.N1	05-DEC-2003 08:34:21	Bright	37.500	175	39Del Per	3.0100	19400.	75	9222	No
91	GOM_NL__2PRFIN20031205_083548_000000382022_00150_09222_9398.N1	05-DEC-2003 08:35:48	Bright	37.500	160	23Gam Per	2.9300	4700.0	75	9222	No
92	GOM_NL__2PRFIN20031205_083820_000000412022_00150_09222_9399.N1	05-DEC-2003 08:38:20	Bright	40.500	110	37Del Cas	2.6780	8900.0	81	9222	No
93	GOM_NL__2PRFIN20031205_083942_000000382022_00150_09222_9400.N1	05-DEC-2003 08:39:42	Bright	37.500	74	11Bet Cas	2.2680	6600.0	75	9222	No
94	GOM_NL__2PRFIN20031205_084553_000000392022_00150_09222_9401.N1	05-DEC-2003 08:45:53	Bright	39.000	49	1Alp UMi	1.9900	6300.0	78	9222	No
95	GOM_NL__2PRFIN20031205_085033_000000422022_00150_09222_9402.N1	05-DEC-2003 08:50:33	Bright	41.500	60	7Bet UMi	2.0810	3950.0	83	9222	No
96	GOM_NL__2PRFIN20031205_085213_000000472022_00150_09222_9403.N1	05-DEC-2003 08:52:13	Bright	46.500	36	50Alp UMa	1.8000	6300.0	93	9222	No
97	GOM_NL__2PRFIN20031205_085347_000000472022_00150_09222_9404.N1	05-DEC-2003 08:53:47	Bright	46.500	82	48Bet UMa	2.3650	10600.	93	9222	No
98	GOM_NL__2PRFIN20031205_085541_000000582022_00150_09222_9405.N1	05-DEC-2003 08:55:41	Bright	58.000	32	77Eps UMa	1.7630	11000.	116	9222	No
99	GOM_NL__2PRFIN20031205_085753_000000382022_00150_09222_9406.N1	05-DEC-2003 08:57:53	Bright	38.000	39	85Eta UMa	1.8540	24000.	76	9222	No
100	GOM_NL__2PRFIN20031205_090050_000000442022_00150_09222_9407.N1	05-DEC-2003 09:00:50	Bright	44.000	180	27Gam Boo	3.0400	8000.0	88	9222	No
101	GOM_NL__2PRFIN20031205_090354_000000372022_00150_09222_9408.N1	05-DEC-2003 09:03:54	Bright	37.000	83		2.3780	11000.	74	9222	No

102	GOM_NL__2PRFIN20031205_090629_000000372022_00150_09222_9409.N1	05-DEC-2003 09:06:29	Bright	37.000	3	16Alp Boo	-0.050000	4250.0	74	9222	No
103	GOM_NL__2PRFIN20031205_091046_000000892022_00150_09222_9410.N1	05-DEC-2003 09:10:46	Bright	89.000	96	68Del Leo	2.5600	9300.0	178	9222	No
104	GOM_NL__2PRFIN20031205_091447_000000492022_00150_09222_9411.N1	05-DEC-2003 09:14:47	Bright	48.500	121	29Gam Vir	2.7400	7200.0	97	9222	No
105	GOM_NL__2PRFIN20031205_091939_000000482022_00150_09222_9412.N1	05-DEC-2003 09:19:39	Twi_and_stray	47.500	163	7Del Crv	2.9450	11000.	95	9222	No
106	GOM_NL__2PRFIN20031205_092114_000000512022_00150_09222_9413.N1	05-DEC-2003 09:21:14	Dark	51.000	106	9Bet Crv	2.6480	5600.0	102	9222	No
107	GOM_NL__2PRFIN20031205_092256_000000452022_00150_09222_9414.N1	05-DEC-2003 09:22:56	Dark	44.500	123	1ot Cen	2.7500	10200.	89	9222	No
108	GOM_NL__2PRFIN20031205_092455_000000442022_00150_09222_9415.N1	05-DEC-2003 09:24:55	Dark	43.500	95	Zet Cen	2.5450	26000.	87	9222	No
109	GOM_NL__2PRFIN20031205_092648_000000432022_00150_09222_9416.N1	05-DEC-2003 09:26:48	Dark	43.000	77	Eps Cen	2.3030	28000.	86	9222	No
110	GOM_NL__2PRFIN20031205_092820_000000462022_00150_09222_9417.N1	05-DEC-2003 09:28:20	Dark	45.500	10	Bet Cen	0.61000	28000.	91	9222	No
111	GOM_NL__2PRFIN20031205_092947_000000432022_00151_09223_9402.N1	05-DEC-2003 09:29:47	Dark	42.500	129	Del Cru	2.7930	26000.	85	9223	No
112	GOM_NL__2PRFIN20031205_093139_000000552022_00151_09223_9403.N1	05-DEC-2003 09:31:39	Dark	54.500	113	Mu Vel	2.6920	5000.0	109	9223	No
113	GOM_NL__2PRFIN20031205_093602_000000432022_00151_09223_9404.N1	05-DEC-2003 09:36:02	Dark	42.500	29	Bet Car	1.6720	10200.	85	9223	No
114	GOM_NL__2PRFIN20031205_093808_000000472022_00151_09223_9405.N1	05-DEC-2003 09:38:08	Dark	47.000	41	Eps Car	1.8600	4100.0	94	9223	No
115	GOM_NL__2PRFIN20031205_094022_000000492022_00151_09223_9406.N1	05-DEC-2003 09:40:22	Dark	48.500	34	Gam2Vel	1.7930	23000.	97	9223	No
116	GOM_NL__2PRFIN20031205_094323_000000572022_00151_09223_9407.N1	05-DEC-2003 09:43:23	Dark	57.000	2	Alp Car	-0.73600	7000.0	114	9223	No
117	GOM_NL__2PRFIN20031205_094532_000000642022_00151_09223_9408.N1	05-DEC-2003 09:45:32	Dark	63.500	117	Pi Pup	2.7060	3800.0	127	9223	No
118	GOM_NL__2PRFIN20031205_094912_000000662022_00151_09223_9409.N1	05-DEC-2003 09:49:12	Dark	66.000	23	21Eps CMa	1.5020	26000.	132	9223	No
119	GOM_NL__2PRFIN20031205_095115_000000662022_00151_09223_9410.N1	05-DEC-2003 09:51:15	Straylight	66.000	179	24Omi2CMa	3.0320	24000.	132	9223	No
120	GOM_NL__2PRFIN20031205_095505_000000852022_00151_09223_9411.N1	05-DEC-2003 09:55:05	Straylight	84.500	1	9Alp CMa	-1.4400	11000.	169	9223	No
121	GOM_NL__2PRFIN20031205_095837_000000582022_00151_09223_9412.N1	05-DEC-2003 09:58:37	Straylight	57.500	7	19Bet Ori	0.10000	14000.	115	9223	No
122	GOM_NL__2PRFIN20031205_100236_000000502022_00151_09223_9413.N1	05-DEC-2003 10:02:36	Twi_and_stray	50.000	94	92Alp Cet	2.5260	3100.0	100	9223	No
123	GOM_NL__2PRFIN20031205_100623_000000532022_00151_09223_9414.N1	05-DEC-2003 10:06:23	Bright	52.500	13	87Alp Tau	0.86700	3800.0	105	9223	No
124	GOM_NL__2PRFIN20031205_100810_000000392022_00151_09223_9415.N1	05-DEC-2003 10:08:10	Bright	38.500	146	25Eta Tau	2.8730	15200.	77	9223	No
125	GOM_NL__2PRFIN20031205_101025_000000432022_00151_09223_9416.N1	05-DEC-2003 10:10:25	Bright	42.500	150	44Zet Per	2.8900	28000.	85	9223	No
126	GOM_NL__2PRFIN20031205_101251_000000382022_00151_09223_9417.N1	05-DEC-2003 10:12:51	Bright	37.500	79	26Bet Per	2.3100	13100.	75	9223	No
127	GOM_NL__2PRFIN20031205_101456_000000372022_00151_09223_9418.N1	05-DEC-2003 10:14:56	Bright	37.000	175	39Del Per	3.0100	19400.	74	9223	No
128	GOM_NL__2PRFIN20031205_101621_000000402022_00151_09223_9419.N1	05-DEC-2003 10:16:21	Bright	40.000	160	23Gam Per	2.9300	4700.0	80	9223	No
129	GOM_NL__2PRFIN20031205_101857_000000382022_00151_09223_9420.N1	05-DEC-2003 10:18:57	Bright	37.500	110	37Del Cas	2.6780	8900.0	75	9223	No
130	GOM_NL__2PRFIN20031205_102017_000000412022_00151_09223_9421.N1	05-DEC-2003 10:20:17	Bright	40.500	74	11Bet Cas	2.2680	6600.0	81	9223	No
131	GOM_NL__2PRFIN20031205_102629_000000392022_00151_09223_9422.N1	05-DEC-2003 10:26:29	Bright	38.500	49	1Alp UMi	1.9900	6300.0	77	9223	No
132	GOM_NL__2PRFIN20031205_103111_000000412022_00151_09223_9423.N1	05-DEC-2003 10:31:11	Bright	40.500	60	7Bet UMi	2.0810	3950.0	81	9223	No
133	GOM_NL__2PRFIN20031205_103249_000000472022_00151_09223_9424.N1	05-DEC-2003 10:32:49	Bright	46.500	36	50Alp UMa	1.8000	6300.0	93	9223	No
134	GOM_NL__2PRFIN20031205_103423_000000492022_00151_09223_9425.N1	05-DEC-2003 10:34:23	Bright	49.000	82	48Bet UMa	2.3650	10600.	98	9223	No
135	GOM_NL__2PRFIN20031205_103617_000000442022_00151_09223_9426.N1	05-DEC-2003 10:36:17	Bright	43.500	32	77Eps UMa	1.7630	11000.	87	9223	No
136	GOM_NL__2PRFIN20031205_103829_000000372022_00151_09223_9427.N1	05-DEC-2003 10:38:29	Bright	37.000	39	85Eta UMa	1.8540	24000.	74	9223	No
137	GOM_NL__2PRFIN20031205_104128_000000382022_00151_09223_9428.N1	05-DEC-2003 10:41:28	Bright	37.500	180	27Gam Boo	3.0400	8000.0	75	9223	No
138	GOM_NL__2PRFIN20031205_104430_000000372022_00151_09223_9429.N1	05-DEC-2003 10:44:30	Bright	37.000	83		2.3780	11000.	74	9223	No
139	GOM_NL__2PRFIN20031205_104705_000000372022_00151_09223_9430.N1	05-DEC-2003 10:47:05	Bright	36.500	3	16Alp Boo	-0.050000	4250.0	73	9223	No
140	GOM_NL__2PRFIN20031205_105124_000000902022_00151_09223_9431.N1	05-DEC-2003 10:51:24	Bright	90.000	96	68Del Leo	2.5600	9300.0	180	9223	No
141	GOM_NL__2PRFIN20031205_105524_000000502022_00151_09223_9432.N1	05-DEC-2003 10:55:24	Bright	50.000	121	29Gam Vir	2.7400	7200.0	100	9223	No
142	GOM_NL__2PRFIN20031205_110015_000000482022_00151_09223_9433.N1	05-DEC-2003 11:00:15	Twi_and_stray	48.000	163	7Del Crv	2.9450	11000.	96	9223	No
143	GOM_NL__2PRFIN20031205_110150_000000502022_00151_09223_9434.N1	05-DEC-2003 11:01:50	Dark	49.500	106	9Bet Crv	2.6480	5600.0	99	9223	No
144	GOM_NL__2PRFIN20031205_110330_000000452022_00151_09223_9435.N1	05-DEC-2003 11:03:30	Dark	44.500	123	1ot Cen	2.7500	10200.	89	9223	No
145	GOM_NL__2PRFIN20031205_110533_000000392022_00151_09223_9436.N1	05-DEC-2003 11:05:33	Dark	39.000	95	Zet Cen	2.5450	26000.	78	9223	No
146	GOM_NL__2PRFIN20031205_110724_000000412022_00151_09223_9437.N1	05-DEC-2003 11:07:24	Dark	40.500	77	Eps Cen	2.3030	28000.	81	9223	No
147	GOM_NL__2PRFIN20031205_110856_000000422022_00151_09223_9438.N1	05-DEC-2003 11:08:56	Dark	42.000	10	Bet Cen	0.61000	28000.	84	9223	No
148	GOM_NL__2PRFIN20031205_111025_000000402022_00152_09224_9402.N1	05-DEC-2003 11:10:25	Dark	40.000	129	Del Cru	2.7930	26000.	80	9224	No
149	GOM_NL__2PRFIN20031205_111217_000000462022_00152_09224_9403.N1	05-DEC-2003 11:12:17	Dark	46.000	113	Mu Vel	2.6920	5000.0	92	9224	No
150	GOM_NL__2PRFIN20031205_111639_000000452022_00152_09224_9404.N1	05-DEC-2003 11:16:39	Dark	44.500	29	Bet Car	1.6720	10200.	89	9224	No
151	GOM_NL__2PRFIN20031205_111844_000000462022_00152_09224_9405.N1	05-DEC-2003 11:18:44	Dark	46.000	41	Eps Car	1.8600	4100.0	92	9224	No
152	GOM_NL__2PRFIN20031205_112058_000000502022_00152_09224_9406.N1	05-DEC-2003 11:20:58	Dark	49.500	34	Gam2Vel	1.7930	23000.	99	9224	No
153	GOM_NL__2PRFIN20031205_112359_000000572022_00152_09224_9407.N1	05-DEC-2003 11:23:59	Dark	57.000	2	Alp Car	-0.73600	7000.0	114	9224	No
154	GOM_NL__2PRFIN20031205_112609_000000612022_00152_09224_9408.N1	05-DEC-2003 11:26:09	Dark	61.000	117	Pi Pup	2.7060	3800.0	122	9224	No
155	GOM_NL__2PRFIN20031205_112948_000000222022_00152_09224_9409.N1	05-DEC-2003 11:29:48	Dark	22.000	23	21Eps CMa	1.5020	26000.	44	9224	No
156	GOM_NL__2PRFIN20031205_113152_000000672022_00152_09224_9410.N1	05-DEC-2003 11:31:52	Straylight	67.000	179	24Omi2CMa	3.0320	24000.	134	9224	No
157	GOM_NL__2PRFIN20031205_113542_000000942022_00152_09224_9411.N1	05-DEC-2003 11:35:42	Straylight	93.500	1	9Alp CMa	-1.4400	11000.	187	9224	No
158	GOM_NL__2PRFIN20031205_113913_000000632022_00152_09224_9412.N1	05-DEC-2003 11:39:13	Straylight	62.500	7	19Bet Ori	0.10000	14000.	125	9224	No
159	GOM_NL__2PRFIN20031205_114311_000000442022_00152_09224_9413.N1	05-DEC-2003 11:43:11	Twi_and_stray	44.000	94	92Alp Cet	2.5260	3100.0	88	9224	No
160	GOM_NL__2PRFIN20031205_114659_000000552022_00152_09224_9414.N1	05-DEC-2003 11:46:59	Bright	54.500	13	87Alp Tau	0.86700	3800.0	109	9224	No

161	GOM_NL__2PRFIN20031205_114846_000000382022_00152_09224_9415.N1	05-DEC-2003 11:48:46	Bright	37.500	146	25Eta Tau	2.8730	15200.	75	9224	No
162	GOM_NL__2PRFIN20031205_115103_000000402022_00152_09224_9416.N1	05-DEC-2003 11:51:03	Bright	39.500	150	44Zet Per	2.8900	28000.	79	9224	No
163	GOM_NL__2PRFIN20031205_115327_000000382022_00152_09224_9417.N1	05-DEC-2003 11:53:27	Bright	37.500	79	26Bet Per	2.3100	13100.	75	9224	No
164	GOM_NL__2PRFIN20031205_115532_000000372022_00152_09224_9418.N1	05-DEC-2003 11:55:32	Bright	37.000	175	39Del Per	3.0100	19400.	74	9224	No
165	GOM_NL__2PRFIN20031205_115659_000000392022_00152_09224_9419.N1	05-DEC-2003 11:56:59	Bright	38.500	160	23Gam Per	2.9300	4700.0	77	9224	No
166	GOM_NL__2PRFIN20031205_115935_000000392022_00152_09224_9420.N1	05-DEC-2003 11:59:35	Bright	38.500	110	37Del Cas	2.6780	8900.0	77	9224	No
167	GOM_NL__2PRFIN20031205_120055_000000412022_00152_09224_9421.N1	05-DEC-2003 12:00:55	Bright	41.000	74	11Bet Cas	2.2680	6600.0	82	9224	No
168	GOM_NL__2PRFIN20031205_120705_000000372022_00152_09224_9422.N1	05-DEC-2003 12:07:05	Bright	37.000	49	1Alp UMi	1.9900	6300.0	74	9224	No
169	GOM_NL__2PRFIN20031205_121148_000000362022_00152_09224_9423.N1	05-DEC-2003 12:11:48	Bright	36.000	60	7Bet UMi	2.0810	3950.0	72	9224	No
170	GOM_NL__2PRFIN20031205_121324_000000412022_00152_09224_9424.N1	05-DEC-2003 12:13:24	Bright	40.500	36	50Alp UMa	1.8000	6300.0	81	9224	No
171	GOM_NL__2PRFIN20031205_121458_000000482022_00152_09224_9425.N1	05-DEC-2003 12:14:58	Bright	48.000	82	48Bet UMa	2.3650	10600.	96	9224	No
172	GOM_NL__2PRFIN20031205_121653_000000402022_00152_09224_9426.N1	05-DEC-2003 12:16:53	Bright	40.000	32	77Eps UMa	1.7630	11000.	80	9224	No
173	GOM_NL__2PRFIN20031205_121904_000000392022_00152_09224_9427.N1	05-DEC-2003 12:19:04	Bright	38.500	39	85Eta UMa	1.8540	24000.	77	9224	No
174	GOM_NL__2PRFIN20031205_122205_000000372022_00152_09224_9428.N1	05-DEC-2003 12:22:05	Bright	36.500	180	27Gam Boo	3.0400	8000.0	73	9224	No
175	GOM_NL__2PRFIN20031205_122507_000000362022_00152_09224_9429.N1	05-DEC-2003 12:25:07	Bright	36.000	83		2.3780	11000.	72	9224	No
176	GOM_NL__2PRFIN20031205_122741_000000382022_00152_09224_9430.N1	05-DEC-2003 12:27:41	Bright	37.500	3	16Alp Boo	-0.050000	4250.0	75	9224	No
177	GOM_NL__2PRFIN20031205_123201_000000892022_00152_09224_9431.N1	05-DEC-2003 12:32:01	Bright	89.000	96	68Del Leo	2.5600	9300.0	178	9224	No
178	GOM_NL__2PRFIN20031205_123601_000000492022_00152_09224_9432.N1	05-DEC-2003 12:36:01	Bright	49.000	121	29Gam Vir	2.7400	7200.0	98	9224	No
179	GOM_NL__2PRFIN20031205_124053_000000492022_00152_09224_9433.N1	05-DEC-2003 12:40:53	Tw_i_and_stray	48.500	163	7Del Crv	2.9450	11000.	97	9224	No
180	GOM_NL__2PRFIN20031205_124227_000000492022_00152_09224_9434.N1	05-DEC-2003 12:42:27	Dark	49.000	106	9Bet Crv	2.6480	5600.0	98	9224	No
181	GOM_NL__2PRFIN20031205_124409_000000422022_00152_09224_9435.N1	05-DEC-2003 12:44:09	Dark	42.000	123	1ot Cen	2.7500	10200.	84	9224	No
182	GOM_NL__2PRFIN20031205_124610_000000402022_00152_09224_9436.N1	05-DEC-2003 12:46:10	Dark	40.000	95	Zet Cen	2.5450	26000.	80	9224	No
183	GOM_NL__2PRFIN20031205_124801_000000392022_00152_09224_9437.N1	05-DEC-2003 12:48:01	Dark	38.500	77	Eps Cen	2.3030	28000.	77	9224	No
184	GOM_NL__2PRFIN20031205_124932_000000452022_00152_09224_9438.N1	05-DEC-2003 12:49:32	Dark	45.000	10	Bet Cen	0.610000	28000.	90	9224	No
185	GOM_NL__2PRFIN20031205_125103_000000392022_00153_09225_9402.N1	05-DEC-2003 12:51:03	Dark	39.000	129	Del Cru	2.7930	26000.	78	9225	No
186	GOM_NL__2PRFIN20031205_125253_000000452022_00153_09225_9403.N1	05-DEC-2003 12:52:53	Dark	45.000	113	Mu Vel	2.6920	5000.0	90	9225	No
187	GOM_NL__2PRFIN20031205_125714_000000442022_00153_09225_9404.N1	05-DEC-2003 12:57:14	Dark	43.500	29	Bet Car	1.6720	10200.	87	9225	No
188	GOM_NL__2PRFIN20031205_125920_000000562022_00153_09225_9405.N1	05-DEC-2003 12:59:20	Dark	56.000	41	Eps Car	1.8600	4100.0	112	9225	No
189	GOM_NL__2PRFIN20031205_130135_000000502022_00153_09225_9406.N1	05-DEC-2003 13:01:35	Dark	50.000	34	Gam2Vel	1.7930	23000.	100	9225	No
190	GOM_NL__2PRFIN20031205_130436_000000572022_00153_09225_9407.N1	05-DEC-2003 13:04:36	Dark	57.000	2	Alp Car	-0.73600	7000.0	114	9225	No
191	GOM_NL__2PRFIN20031205_130645_000000642022_00153_09225_9408.N1	05-DEC-2003 13:06:45	Dark	64.000	117	Pi Pup	2.7060	3800.0	128	9225	No
192	GOM_NL__2PRFIN20031205_131025_000000632022_00153_09225_9409.N1	05-DEC-2003 13:10:25	Dark	63.000	23	21Eps CMa	1.5020	26000.	126	9225	No
193	GOM_NL__2PRFIN20031205_131228_000000662022_00153_09225_9410.N1	05-DEC-2003 13:12:28	Straylight	65.500	179	24Omi2CMa	3.0320	24000.	131	9225	No
194	GOM_NL__2PRFIN20031205_131618_000000892022_00153_09225_9411.N1	05-DEC-2003 13:16:18	Straylight	89.000	1	9Alp CMa	-1.4400	11000.	178	9225	No
195	GOM_NL__2PRFIN20031205_131949_000000602022_00153_09225_9412.N1	05-DEC-2003 13:19:49	Straylight	59.500	7	19Bet Ori	0.10000	14000.	119	9225	No
196	GOM_NL__2PRFIN20031205_132348_000000472022_00153_09225_9413.N1	05-DEC-2003 13:23:48	Tw_i_and_stray	46.500	94	92Alp Cet	2.5260	3100.0	93	9225	No
197	GOM_NL__2PRFIN20031205_132734_000000572022_00153_09225_9414.N1	05-DEC-2003 13:27:34	Bright	56.500	13	87Alp Tau	0.86700	3800.0	113	9225	No
198	GOM_NL__2PRFIN20031205_132922_000000382022_00153_09225_9415.N1	05-DEC-2003 13:29:22	Bright	37.500	146	25Eta Tau	2.8730	15200.	75	9225	No
199	GOM_NL__2PRFIN20031205_133139_000000402022_00153_09225_9416.N1	05-DEC-2003 13:31:39	Bright	40.000	150	44Zet Per	2.8900	28000.	80	9225	No
200	GOM_NL__2PRFIN20031205_133404_000000372022_00153_09225_9417.N1	05-DEC-2003 13:34:04	Bright	36.500	79	26Bet Per	2.3100	13100.	73	9225	No
201	GOM_NL__2PRFIN20031205_133608_000000372022_00153_09225_9418.N1	05-DEC-2003 13:36:08	Bright	37.000	175	39Del Per	3.0100	19400.	74	9225	No
202	GOM_NL__2PRFIN20031205_133735_000000392022_00153_09225_9419.N1	05-DEC-2003 13:37:35	Bright	38.500	160	23Gam Per	2.9300	4700.0	77	9225	No
203	GOM_NL__2PRFIN20031205_134011_000000372022_00153_09225_9420.N1	05-DEC-2003 13:40:11	Bright	37.000	110	37Del Cas	2.6780	8900.0	74	9225	No
204	GOM_NL__2PRFIN20031205_134131_000000392022_00153_09225_9421.N1	05-DEC-2003 13:41:31	Bright	38.500	74	11Bet Cas	2.2680	6600.0	77	9225	No
205	GOM_NL__2PRFIN20031205_134741_000000382022_00153_09225_9422.N1	05-DEC-2003 13:47:41	Bright	38.000	49	1Alp UMi	1.9900	6300.0	76	9225	No
206	GOM_NL__2PRFIN20031205_135224_000000382022_00153_09225_9423.N1	05-DEC-2003 13:52:24	Bright	38.000	60	7Bet UMi	2.0810	3950.0	76	9225	No
207	GOM_NL__2PRFIN20031205_135400_000000462022_00153_09225_9424.N1	05-DEC-2003 13:54:00	Bright	45.500	36	50Alp UMa	1.8000	6300.0	91	9225	No
208	GOM_NL__2PRFIN20031205_135534_000000472022_00153_09225_9425.N1	05-DEC-2003 13:55:34	Bright	47.000	82	48Bet UMa	2.3650	10600.	94	9225	No
209	GOM_NL__2PRFIN20031205_135728_000000582022_00153_09225_9426.N1	05-DEC-2003 13:57:28	Bright	58.000	32	77Eps UMa	1.7630	11000.	116	9225	No
210	GOM_NL__2PRFIN20031205_135940_000000382022_00153_09225_9427.N1	05-DEC-2003 13:59:40	Bright	38.000	39	85Eta UMa	1.8540	24000.	76	9225	No
211	GOM_NL__2PRFIN20031205_140241_000000362022_00153_09225_9428.N1	05-DEC-2003 14:02:41	Bright	36.000	180	27Gam Boo	3.0400	8000.0	72	9225	No
212	GOM_NL__2PRFIN20031205_140543_000000352022_00153_09225_9429.N1	05-DEC-2003 14:05:43	Bright	35.000	83		2.3780	11000.	70	9225	No
213	GOM_NL__2PRFIN20031205_140817_000000372022_00153_09225_9430.N1	05-DEC-2003 14:08:17	Bright	36.500	3	16Alp Boo	-0.050000	4250.0	73	9225	No
214	GOM_NL__2PRFIN20031205_141238_000000892022_00153_09225_9431.N1	05-DEC-2003 14:12:38	Bright	89.000	96	68Del Leo	2.5600	9300.0	178	9225	No
215	GOM_NL__2PRFIN20031205_141637_000000492022_00153_09225_9432.N1	05-DEC-2003 14:16:37	Bright	48.500	121	29Gam Vir	2.7400	7200.0	97	9225	No
216	GOM_NL__2PRFIN20031205_142129_000000492022_00153_09225_9433.N1	05-DEC-2003 14:21:29	Tw_i_and_stray	48.500	163	7Del Crv	2.9450	11000.	97	9225	No
217	GOM_NL__2PRFIN20031205_142304_000000502022_00153_09225_9434.N1	05-DEC-2003 14:23:04	Dark	49.500	106	9Bet Crv	2.6480	5600.0	99	9225	No
218	GOM_NL__2PRFIN20031205_142446_000000422022_00153_09225_9435.N1	05-DEC-2003 14:24:46	Dark	41.500	123	1ot Cen	2.7500	10200.	83	9225	No
219	GOM_NL__2PRFIN20031205_142647_000000402022_00153_09225_9436.N1	05-DEC-2003 14:26:47	Dark	40.000	95	Zet Cen	2.5450	26000.	80	9225	No

220	GOM_NL__2PRFIN20031205_142838_000000422022_00153_09225_9437.N1	05-DEC-2003 14:28:38	Dark	42.000	77	Eps Cen	2.3030	28000.	84	9225	No
221	GOM_NL__2PRFIN20031205_143009_000000462022_00153_09225_9438.N1	05-DEC-2003 14:30:09	Dark	46.000	10	Bet Cen	0.61000	28000.	92	9225	No
222	GOM_NL__2PRFIN20031205_143331_000000462022_00154_09226_0181.N1	05-DEC-2003 14:33:31	Dark	45.500	113	Mu Vel	2.6920	5000.0	91	9226	No
223	GOM_NL__2PRFIN20031205_143752_000000412022_00154_09226_0182.N1	05-DEC-2003 14:37:52	Dark	40.500	29	Bet Car	1.6720	10200.	81	9226	No
224	GOM_NL__2PRFIN20031205_143957_000000452022_00154_09226_0183.N1	05-DEC-2003 14:39:57	Dark	44.500	41	Eps Car	1.8600	4100.0	89	9226	No
225	GOM_NL__2PRFIN20031205_144212_000000492022_00154_09226_0184.N1	05-DEC-2003 14:42:12	Dark	48.500	34	Gam2Vel	1.7930	23000.	97	9226	No
226	GOM_NL__2PRFIN20031205_144513_000000562022_00154_09226_0185.N1	05-DEC-2003 14:45:13	Dark	56.000	2	Alp Car	-0.73600	7000.0	112	9226	No
227	GOM_NL__2PRFIN20031205_144722_000000622022_00154_09226_0186.N1	05-DEC-2003 14:47:22	Dark	62.000	117	Pi Pup	2.7060	3800.0	124	9226	No
228	GOM_NL__2PRFIN20031205_145102_000000662022_00154_09226_0187.N1	05-DEC-2003 14:51:02	Dark	65.500	23	21Eps CMa	1.5020	26000.	131	9226	No
229	GOM_NL__2PRFIN20031205_145305_000000672022_00154_09226_0188.N1	05-DEC-2003 14:53:05	Straylight	67.000	179	24Omi2CMa	3.0320	24000.	134	9226	No
230	GOM_NL__2PRFIN20031205_145654_000000812022_00154_09226_0189.N1	05-DEC-2003 14:56:54	Straylight	80.500	1	9Alp CMa	-1.4400	11000.	161	9226	No
231	GOM_NL__2PRFIN20031205_150026_000000642022_00154_09226_0190.N1	05-DEC-2003 15:00:26	Straylight	64.000	7	19Bet Ori	0.10000	14000.	128	9226	No
232	GOM_NL__2PRFIN20031205_150424_000000442022_00154_09226_0191.N1	05-DEC-2003 15:04:24	Twi_and_stray	44.000	94	92Alp Cet	2.5260	3100.0	88	9226	No
233	GOM_NL__2PRFIN20031205_150810_000000592022_00154_09226_0192.N1	05-DEC-2003 15:08:10	Bright	59.000	13	87Alp Tau	0.86700	3800.0	118	9226	No
234	GOM_NL__2PRFIN20031205_150958_000000382022_00154_09226_0193.N1	05-DEC-2003 15:09:58	Bright	38.000	146	25Eta Tau	2.8730	15200.	76	9226	No
235	GOM_NL__2PRFIN20031205_151215_000000402022_00154_09226_0194.N1	05-DEC-2003 15:12:15	Bright	40.000	150	44Zet Per	2.8900	28000.	80	9226	No
236	GOM_NL__2PRFIN20031205_151440_000000372022_00154_09226_0195.N1	05-DEC-2003 15:14:40	Bright	37.000	79	26Bet Per	2.3100	13100.	74	9226	No
237	GOM_NL__2PRFIN20031205_151644_000000362022_00154_09226_0196.N1	05-DEC-2003 15:16:44	Bright	36.000	175	39Del Per	3.0100	19400.	72	9226	No
238	GOM_NL__2PRFIN20031205_151812_000000372022_00154_09226_0197.N1	05-DEC-2003 15:18:12	Bright	36.500	160	23Gam Per	2.9300	4700.0	73	9226	No
239	GOM_NL__2PRFIN20031205_152048_000000372022_00154_09226_0198.N1	05-DEC-2003 15:20:48	Bright	37.000	110	37Del Cas	2.6780	8900.0	74	9226	No
240	GOM_NL__2PRFIN20031205_152208_000000362022_00154_09226_0199.N1	05-DEC-2003 15:22:08	Bright	36.000	74	11Bet Cas	2.2680	6600.0	72	9226	No
241	GOM_NL__2PRFIN20031205_152818_000000382022_00154_09226_0200.N1	05-DEC-2003 15:28:18	Bright	37.500	49	1Alp UMi	1.9900	6300.0	75	9226	No
242	GOM_NL__2PRFIN20031205_153300_000000382022_00154_09226_0201.N1	05-DEC-2003 15:33:00	Bright	37.500	60	7Bet UMi	2.0810	3950.0	75	9226	No
243	GOM_NL__2PRFIN20031205_153435_000000472022_00154_09226_0202.N1	05-DEC-2003 15:34:35	Bright	47.000	36	50Alp UMa	1.8000	6300.0	94	9226	No
244	GOM_NL__2PRFIN20031205_153609_000000502022_00154_09226_0203.N1	05-DEC-2003 15:36:09	Bright	50.000	82	48Bet UMa	2.3650	10600.	100	9226	No
245	GOM_NL__2PRFIN20031205_153804_000000432022_00154_09226_0204.N1	05-DEC-2003 15:38:04	Bright	43.000	32	77Eps UMa	1.7630	11000.	86	9226	No
246	GOM_NL__2PRFIN20031205_154016_000000392022_00154_09226_0205.N1	05-DEC-2003 15:40:16	Bright	39.000	39	85Eta UMa	1.8540	24000.	78	9226	No
247	GOM_NL__2PRFIN20031205_154317_000000382022_00154_09226_0206.N1	05-DEC-2003 15:43:17	Bright	37.500	180	27Gam Boo	3.0400	8000.0	75	9226	No
248	GOM_NL__2PRFIN20031205_154620_000000352022_00154_09226_0207.N1	05-DEC-2003 15:46:20	Bright	35.000	83		2.3780	11000.	70	9226	No
249	GOM_NL__2PRFIN20031205_154853_000000372022_00154_09226_0208.N1	05-DEC-2003 15:48:53	Bright	37.000	3	16Alp Boo	-0.050000	4250.0	74	9226	No
250	GOM_NL__2PRFIN20031205_155314_000000912022_00154_09226_0209.N1	05-DEC-2003 15:53:14	Bright	91.000	96	68Del Leo	2.5600	9300.0	182	9226	No
251	GOM_NL__2PRFIN20031205_155714_000000502022_00154_09226_0210.N1	05-DEC-2003 15:57:14	Bright	49.500	121	29Gam Vir	2.7400	7200.0	99	9226	No
252	GOM_NL__2PRFIN20031205_160207_000000472022_00154_09226_0211.N1	05-DEC-2003 16:02:07	Twi_and_stray	46.500	163	7Del Crv	2.9450	11000.	93	9226	No
253	GOM_NL__2PRFIN20031205_160341_000000462022_00154_09226_0212.N1	05-DEC-2003 16:03:41	Dark	46.000	106	9Bet Crv	2.6480	5600.0	92	9226	No
254	GOM_NL__2PRFIN20031205_160523_000000402022_00154_09226_0213.N1	05-DEC-2003 16:05:23	Dark	39.500	123	1ot Cen	2.7500	10200.	79	9226	No
255	GOM_NL__2PRFIN20031205_160723_000000382022_00154_09226_0214.N1	05-DEC-2003 16:07:23	Dark	38.000	95	Zet Cen	2.5450	26000.	76	9226	No
256	GOM_NL__2PRFIN20031205_160914_000000422022_00154_09226_0215.N1	05-DEC-2003 16:09:14	Dark	42.000	77	Eps Cen	2.3030	28000.	84	9226	No
257	GOM_NL__2PRFIN20031205_161045_000000412022_00154_09226_0216.N1	05-DEC-2003 16:10:45	Dark	40.500	10	Bet Cen	0.61000	28000.	81	9226	No
258	GOM_NL__2PRFIN20031205_161408_000000462022_00155_09227_9524.N1	05-DEC-2003 16:14:08	Dark	45.500	113	Mu Vel	2.6920	5000.0	91	9227	No
259	GOM_NL__2PRFIN20031205_161828_000000402022_00155_09227_9525.N1	05-DEC-2003 16:18:28	Dark	40.000	29	Bet Car	1.6720	10200.	80	9227	No
260	GOM_NL__2PRFIN20031205_162034_000000442022_00155_09227_9526.N1	05-DEC-2003 16:20:34	Dark	44.000	41	Eps Car	1.8600	4100.0	88	9227	No
261	GOM_NL__2PRFIN20031205_162249_000000552022_00155_09227_9527.N1	05-DEC-2003 16:22:49	Dark	54.500	34	Gam2Vel	1.7930	23000.	109	9227	No
262	GOM_NL__2PRFIN20031205_162549_000000512022_00155_09227_9528.N1	05-DEC-2003 16:25:49	Dark	51.000	2	Alp Car	-0.73600	7000.0	102	9227	No
263	GOM_NL__2PRFIN20031205_162759_000000612022_00155_09227_9529.N1	05-DEC-2003 16:27:59	Dark	61.000	117	Pi Pup	2.7060	3800.0	122	9227	No
264	GOM_NL__2PRFIN20031205_163137_000000672022_00155_09227_9530.N1	05-DEC-2003 16:31:37	Dark	66.500	23	21Eps CMa	1.5020	26000.	133	9227	No
265	GOM_NL__2PRFIN20031205_163340_000000692022_00155_09227_9531.N1	05-DEC-2003 16:33:40	Straylight	69.000	179	24Omi2CMa	3.0320	24000.	138	9227	No
266	GOM_NL__2PRFIN20031205_163729_000000872022_00155_09227_9532.N1	05-DEC-2003 16:37:29	Straylight	87.000	1	9Alp CMa	-1.4400	11000.	174	9227	No
267	GOM_NL__2PRFIN20031205_164101_000000642022_00155_09227_9533.N1	05-DEC-2003 16:41:01	Straylight	64.000	7	19Bet Ori	0.10000	14000.	128	9227	No
268	GOM_NL__2PRFIN20031205_164459_000000432022_00155_09227_9534.N1	05-DEC-2003 16:44:59	Twi_and_stray	43.000	94	92Alp Cet	2.5260	3100.0	86	9227	No
269	GOM_NL__2PRFIN20031205_164845_000000562022_00155_09227_9535.N1	05-DEC-2003 16:48:45	Bright	56.000	13	87Alp Tau	0.86700	3800.0	112	9227	No
270	GOM_NL__2PRFIN20031205_165033_000000392022_00155_09227_9536.N1	05-DEC-2003 16:50:33	Bright	38.500	146	25Eta Tau	2.8730	15200.	77	9227	No
271	GOM_NL__2PRFIN20031205_165252_000000382022_00155_09227_9537.N1	05-DEC-2003 16:52:52	Bright	38.000	150	44Zet Per	2.8900	28000.	76	9227	No
272	GOM_NL__2PRFIN20031205_165516_000000362022_00155_09227_9538.N1	05-DEC-2003 16:55:16	Bright	36.000	79	26Bet Per	2.3100	13100.	72	9227	No
273	GOM_NL__2PRFIN20031205_165720_000000362022_00155_09227_9539.N1	05-DEC-2003 16:57:20	Bright	36.000	175	39Del Per	3.0100	19400.	72	9227	No
274	GOM_NL__2PRFIN20031205_165848_000000372022_00155_09227_9540.N1	05-DEC-2003 16:58:48	Bright	37.000	160	23Gam Per	2.9300	4700.0	74	9227	No
275	GOM_NL__2PRFIN20031205_170123_000000372022_00155_09227_9541.N1	05-DEC-2003 17:01:23	Bright	37.000	110	37Del Cas	2.6780	8900.0	74	9227	No
276	GOM_NL__2PRFIN20031205_170244_000000402022_00155_09227_9542.N1	05-DEC-2003 17:02:44	Bright	39.500	74	11Bet Cas	2.2680	6600.0	79	9227	No
277	GOM_NL__2PRFIN20031205_170854_000000382022_00155_09227_9543.N1	05-DEC-2003 17:08:54	Bright	37.500	49	1Alp UMi	1.9900	6300.0	75	9227	No
278	GOM_NL__2PRFIN20031205_171336_000000382022_00155_09227_9544.N1	05-DEC-2003 17:13:36	Bright	38.000	60	7Bet UMi	2.0810	3950.0	76	9227	No

279	GOM_NL__2PRFIN20031205_171510_000000442022_00155_09227_9545.N1	05-DEC-2003 17:15:10	Bright	44.000	36	50Alp UMa	1.8000	6300.0	88	9227	No
280	GOM_NL__2PRFIN20031205_171644_000000462022_00155_09227_9546.N1	05-DEC-2003 17:16:44	Bright	46.000	82	48Bet UMa	2.3650	10600.	92	9227	No
281	GOM_NL__2PRFIN20031205_171839_000000402022_00155_09227_9547.N1	05-DEC-2003 17:18:39	Bright	39.500	32	77Eps UMa	1.7630	11000.	79	9227	No
282	GOM_NL__2PRFIN20031205_172052_000000542022_00155_09227_9548.N1	05-DEC-2003 17:20:52	Bright	54.000	39	85Eta UMa	1.8540	24000.	108	9227	No
283	GOM_NL__2PRFIN20031205_172352_000000372022_00155_09227_9549.N1	05-DEC-2003 17:23:52	Bright	37.000	180	27Gam Boo	3.0400	8000.0	74	9227	No
284	GOM_NL__2PRFIN20031205_172656_000000372022_00155_09227_9550.N1	05-DEC-2003 17:26:56	Bright	36.500	83		2.3780	11000.	73	9227	No
285	GOM_NL__2PRFIN20031205_172929_000000382022_00155_09227_9551.N1	05-DEC-2003 17:29:29	Bright	38.000	3	16Alp Boo	-0.050000	4250.0	76	9227	No
286	GOM_NL__2PRFIN20031205_173352_000000892022_00155_09227_9552.N1	05-DEC-2003 17:33:52	Bright	88.500	96	68Del Leo	2.5600	9300.0	177	9227	No
287	GOM_NL__2PRFIN20031205_173751_000000512022_00155_09227_9553.N1	05-DEC-2003 17:37:51	Bright	51.000	121	29Gam Vir	2.7400	7200.0	102	9227	No
288	GOM_NL__2PRFIN20031205_174243_000000502022_00155_09227_9554.N1	05-DEC-2003 17:42:43	Tw_i_and_stray	49.500	163	7Del Crv	2.9450	11000.	99	9227	No
289	GOM_NL__2PRFIN20031205_174417_000000492022_00155_09227_9555.N1	05-DEC-2003 17:44:17	Dark	49.000	106	9Bet Crv	2.6480	5600.0	98	9227	No
290	GOM_NL__2PRFIN20031205_174559_000000402022_00155_09227_9556.N1	05-DEC-2003 17:45:59	Dark	39.500	123	1ot Cen	2.7500	10200.	79	9227	No
291	GOM_NL__2PRFIN20031205_174759_000000402022_00155_09227_9557.N1	05-DEC-2003 17:47:59	Dark	39.500	95	Zet Cen	2.5450	26000.	79	9227	No
292	GOM_NL__2PRFIN20031205_174950_000000402022_00155_09227_9558.N1	05-DEC-2003 17:49:50	Dark	39.500	77	Eps Cen	2.3030	28000.	79	9227	No
293	GOM_NL__2PRFIN20031205_175121_000000462022_00155_09227_9559.N1	05-DEC-2003 17:51:21	Dark	46.000	10	Bet Cen	0.61000	28000.	92	9227	No
294	GOM_NL__2PRFIN20031205_175444_000000472022_00156_09228_9403.N1	05-DEC-2003 17:54:44	Dark	46.500	113	Mu Vel	2.6920	5000.0	93	9228	No
295	GOM_NL__2PRFIN20031205_175904_000000432022_00156_09228_9404.N1	05-DEC-2003 17:59:04	Dark	42.500	29	Bet Car	1.6720	10200.	85	9228	No
296	GOM_NL__2PRFIN20031205_180110_000000472022_00156_09228_9405.N1	05-DEC-2003 18:01:10	Dark	46.500	41	Eps Car	1.8600	4100.0	93	9228	No
297	GOM_NL__2PRFIN20031205_180325_000000532022_00156_09228_9406.N1	05-DEC-2003 18:03:25	Dark	52.500	34	Gam2Vel	1.7930	23000.	105	9228	No
298	GOM_NL__2PRFIN20031205_180625_000000432022_00156_09228_9407.N1	05-DEC-2003 18:06:25	Dark	43.000	2	Alp Car	-0.73600	7000.0	86	9228	No
299	GOM_NL__2PRFIN20031205_180836_000000662022_00156_09228_9408.N1	05-DEC-2003 18:08:36	Dark	65.500	117	Pi Pup	2.7060	3800.0	131	9228	No
300	GOM_NL__2PRFIN20031205_181214_000000622022_00156_09228_9409.N1	05-DEC-2003 18:12:14	Dark	62.000	23	21Eps CMa	1.5020	26000.	124	9228	No
301	GOM_NL__2PRFIN20031205_181417_000000672022_00156_09228_9410.N1	05-DEC-2003 18:14:17	Straylight	67.000	179	24Omi2CMa	3.0320	24000.	134	9228	No
302	GOM_NL__2PRFIN20031205_181805_000000812022_00156_09228_9411.N1	05-DEC-2003 18:18:05	Straylight	80.500	1	9Alp CMa	-1.4400	11000.	161	9228	No
303	GOM_NL__2PRFIN20031205_182137_000000622022_00156_09228_9412.N1	05-DEC-2003 18:21:37	Straylight	62.000	7	19Bet Ori	0.10000	14000.	124	9228	No
304	GOM_NL__2PRFIN20031205_182535_000000462022_00156_09228_9413.N1	05-DEC-2003 18:25:35	Tw_i_and_stray	45.500	94	92Alp Cet	2.5260	3100.0	91	9228	No
305	GOM_NL__2PRFIN20031205_182921_000000572022_00156_09228_9414.N1	05-DEC-2003 18:29:21	Bright	56.500	13	87Alp Tau	0.86700	3800.0	113	9228	No
306	GOM_NL__2PRFIN20031205_183109_000000392022_00156_09228_9415.N1	05-DEC-2003 18:31:09	Bright	38.500	146	25Eta Tau	2.8730	15200.	77	9228	No
307	GOM_NL__2PRFIN20031205_183327_000000392022_00156_09228_9416.N1	05-DEC-2003 18:33:27	Bright	39.000	150	44Zet Per	2.8900	28000.	78	9228	No
308	GOM_NL__2PRFIN20031205_183552_000000382022_00156_09228_9417.N1	05-DEC-2003 18:35:52	Bright	37.500	79	26Bet Per	2.3100	13100.	75	9228	No
309	GOM_NL__2PRFIN20031205_183756_000000372022_00156_09228_9418.N1	05-DEC-2003 18:37:56	Bright	36.500	175	39Del Per	3.0100	19400.	73	9228	No
310	GOM_NL__2PRFIN20031205_183924_000000382022_00156_09228_9419.N1	05-DEC-2003 18:39:24	Bright	37.500	160	23Gam Per	2.9300	4700.0	75	9228	No
311	GOM_NL__2PRFIN20031205_184200_000000372022_00156_09228_9420.N1	05-DEC-2003 18:42:00	Bright	37.000	110	37Del Cas	2.6780	8900.0	74	9228	No
312	GOM_NL__2PRFIN20031205_184320_000000402022_00156_09228_9421.N1	05-DEC-2003 18:43:20	Bright	39.500	74	11Bet Cas	2.2680	6600.0	79	9228	No
313	GOM_NL__2PRFIN20031205_184929_000000392022_00156_09228_9422.N1	05-DEC-2003 18:49:29	Bright	39.000	49	1Alp UMi	1.9900	6300.0	78	9228	No
314	GOM_NL__2PRFIN20031205_185411_000000402022_00156_09228_9423.N1	05-DEC-2003 18:54:11	Bright	39.500	60	7Bet UMi	2.0810	3950.0	79	9228	No
315	GOM_NL__2PRFIN20031205_185546_000000452022_00156_09228_9424.N1	05-DEC-2003 18:55:46	Bright	45.000	36	50Alp UMa	1.8000	6300.0	90	9228	No
316	GOM_NL__2PRFIN20031205_185720_000000502022_00156_09228_9425.N1	05-DEC-2003 18:57:20	Bright	49.500	82	48Bet UMa	2.3650	10600.	99	9228	No
317	GOM_NL__2PRFIN20031205_185915_000000542022_00156_09228_9426.N1	05-DEC-2003 18:59:15	Bright	53.500	32	77Eps UMa	1.7630	11000.	107	9228	No
318	GOM_NL__2PRFIN20031205_190128_000000402022_00156_09228_9427.N1	05-DEC-2003 19:01:28	Bright	39.500	39	85Eta UMa	1.8540	24000.	79	9228	No
319	GOM_NL__2PRFIN20031205_190429_000000382022_00156_09228_9428.N1	05-DEC-2003 19:04:29	Bright	38.000	180	27Gam Boo	3.0400	8000.0	76	9228	No
320	GOM_NL__2PRFIN20031205_190732_000000372022_00156_09228_9429.N1	05-DEC-2003 19:07:32	Bright	37.000	83		2.3780	11000.	74	9228	No
321	GOM_NL__2PRFIN20031205_191005_000000382022_00156_09228_9430.N1	05-DEC-2003 19:10:05	Bright	37.500	3	16Alp Boo	-0.050000	4250.0	75	9228	No
322	GOM_NL__2PRFIN20031205_191428_000000892022_00156_09228_9431.N1	05-DEC-2003 19:14:28	Tw_i_and_stray	88.500	96	68Del Leo	2.5600	9300.0	177	9228	No
323	GOM_NL__2PRFIN20031205_191827_000000482022_00156_09228_9432.N1	05-DEC-2003 19:18:27	Bright	48.000	121	29Gam Vir	2.7400	7200.0	96	9228	No
324	GOM_NL__2PRFIN20031205_192320_000000482022_00156_09228_9433.N1	05-DEC-2003 19:23:20	Tw_i_and_stray	48.000	163	7Del Crv	2.9450	11000.	96	9228	No
325	GOM_NL__2PRFIN20031205_192454_000000452022_00156_09228_9434.N1	05-DEC-2003 19:24:54	Dark	45.000	106	9Bet Crv	2.6480	5600.0	90	9228	No
326	GOM_NL__2PRFIN20031205_192635_000000412022_00156_09228_9435.N1	05-DEC-2003 19:26:35	Dark	41.000	123	1ot Cen	2.7500	10200.	82	9228	No
327	GOM_NL__2PRFIN20031205_192835_000000382022_00156_09228_9436.N1	05-DEC-2003 19:28:35	Dark	38.000	95	Zet Cen	2.5450	26000.	76	9228	No
328	GOM_NL__2PRFIN20031205_193026_000000392022_00156_09228_9437.N1	05-DEC-2003 19:30:26	Dark	38.500	77	Eps Cen	2.3030	28000.	77	9228	No
329	GOM_NL__2PRFIN20031205_193157_000000492022_00156_09228_9438.N1	05-DEC-2003 19:31:57	Dark	48.500	10	Bet Cen	0.61000	28000.	97	9228	No
330	GOM_NL__2PRFIN20031205_193521_000000462022_00157_09229_9403.N1	05-DEC-2003 19:35:21	Dark	46.000	113	Mu Vel	2.6920	5000.0	92	9229	No
331	GOM_NL__2PRFIN20031205_193941_000000412022_00157_09229_9404.N1	05-DEC-2003 19:39:41	Dark	40.500	29	Bet Car	1.6720	10200.	81	9229	No
332	GOM_NL__2PRFIN20031205_194146_000000532022_00157_09229_9405.N1	05-DEC-2003 19:41:46	Dark	53.000	41	Eps Car	1.8600	4100.0	106	9229	No
333	GOM_NL__2PRFIN20031205_194402_000000492022_00157_09229_9406.N1	05-DEC-2003 19:44:02	Dark	48.500	34	Gam2Vel	1.7930	23000.	97	9229	No
334	GOM_NL__2PRFIN20031205_194702_000000542022_00157_09229_9407.N1	05-DEC-2003 19:47:02	Dark	54.000	2	Alp Car	-0.73600	7000.0	108	9229	No
335	GOM_NL__2PRFIN20031205_194912_000000712022_00157_09229_9408.N1	05-DEC-2003 19:49:12	Dark	70.500	117	Pi Pup	2.7060	3800.0	141	9229	No
336	GOM_NL__2PRFIN20031205_195251_000000682022_00157_09229_9409.N1	05-DEC-2003 19:52:51	Dark	68.000	23	21Eps CMa	1.5020	26000.	136	9229	No
337	GOM_NL__2PRFIN20031205_195454_000000662022_00157_09229_9410.N1	05-DEC-2003 19:54:54	Straylight	66.000	179	24Omi2CMa	3.0320	24000.	132	9229	No

338	GOM_NL__2PRFIN20031205_195841_000000812022_00157_09229_9411.N1	05-DEC-2003 19:58:41	Straylight	80.500	1	9Alp CMa	-1.4400	11000.	161	9229	No
339	GOM_NL__2PRFIN20031205_200212_000000562022_00157_09229_9412.N1	05-DEC-2003 20:02:12	Straylight	56.000	7	19Bet Ori	0.10000	14000.	112	9229	No
340	GOM_NL__2PRFIN20031205_200611_000000482022_00157_09229_9413.N1	05-DEC-2003 20:06:11	Tw_i_and_stray	48.000	94	92Alp Cet	2.5260	3100.0	96	9229	No
341	GOM_NL__2PRFIN20031205_200956_000000582022_00157_09229_9414.N1	05-DEC-2003 20:09:56	Bright	58.000	13	87Alp Tau	0.86700	3800.0	116	9229	No
342	GOM_NL__2PRFIN20031205_201145_000000382022_00157_09229_9415.N1	05-DEC-2003 20:11:45	Bright	38.000	146	25Eta Tau	2.8730	15200.	76	9229	No
343	GOM_NL__2PRFIN20031205_201403_000000392022_00157_09229_9416.N1	05-DEC-2003 20:14:03	Bright	39.000	150	44Zet Per	2.8900	28000.	78	9229	No
344	GOM_NL__2PRFIN20031205_201628_000000392022_00157_09229_9417.N1	05-DEC-2003 20:16:28	Bright	38.500	79	26Bet Per	2.3100	13100.	77	9229	No
345	GOM_NL__2PRFIN20031205_201831_000000372022_00157_09229_9418.N1	05-DEC-2003 20:18:31	Bright	37.000	175	39Del Per	3.0100	19400.	74	9229	No
346	GOM_NL__2PRFIN20031205_202000_000000372022_00157_09229_9419.N1	05-DEC-2003 20:20:00	Bright	37.000	160	23Gam Per	2.9300	4700.0	74	9229	No
347	GOM_NL__2PRFIN20031205_202235_000000372022_00157_09229_9420.N1	05-DEC-2003 20:22:35	Bright	37.000	110	37Del Cas	2.6780	8900.0	74	9229	No
348	GOM_NL__2PRFIN20031205_202357_000000392022_00157_09229_9421.N1	05-DEC-2003 20:23:57	Bright	38.500	74	11Bet Cas	2.2680	6600.0	77	9229	No
349	GOM_NL__2PRFIN20031205_203005_000000382022_00157_09229_9422.N1	05-DEC-2003 20:30:05	Bright	37.500	49	1Alp UMi	1.9900	6300.0	75	9229	No
350	GOM_NL__2PRFIN20031205_203447_000000342022_00157_09229_9423.N1	05-DEC-2003 20:34:47	Bright	34.000	60	7Bet UMi	2.0810	3950.0	68	9229	No
351	GOM_NL__2PRFIN20031205_203622_000000462022_00157_09229_9424.N1	05-DEC-2003 20:36:22	Bright	46.000	36	50Alp UMa	1.8000	6300.0	92	9229	No
352	GOM_NL__2PRFIN20031205_203756_000000482022_00157_09229_9425.N1	05-DEC-2003 20:37:56	Bright	48.000	82	48Bet UMa	2.3650	10600.	96	9229	No
353	GOM_NL__2PRFIN20031205_203951_000000582022_00157_09229_9426.N1	05-DEC-2003 20:39:51	Bright	58.000	32	77Eps UMa	1.7630	11000.	116	9229	No
354	GOM_NL__2PRFIN20031205_204204_000000382022_00157_09229_9427.N1	05-DEC-2003 20:42:04	Bright	38.000	39	85Eta UMa	1.8540	24000.	76	9229	No
355	GOM_NL__2PRFIN20031205_204504_000000362022_00157_09229_9428.N1	05-DEC-2003 20:45:04	Bright	36.000	180	27Gam Boo	3.0400	8000.0	72	9229	No
356	GOM_NL__2PRFIN20031205_204808_000000362022_00157_09229_9429.N1	05-DEC-2003 20:48:08	Bright	36.000	83		2.3780	11000.	72	9229	No
357	GOM_NL__2PRFIN20031205_205042_000000372022_00157_09229_9430.N1	05-DEC-2003 20:50:42	Bright	37.000	3	16Alp Boo	-0.050000	4250.0	74	9229	No
358	GOM_NL__2PRFIN20031205_205506_000000872022_00157_09229_9431.N1	05-DEC-2003 20:55:06	Tw_i_and_stray	86.500	96	68Del Leo	2.5600	9300.0	173	9229	No
359	GOM_NL__2PRFIN20031205_205904_000000482022_00157_09229_9432.N1	05-DEC-2003 20:59:04	Bright	48.000	121	29Gam Vir	2.7400	7200.0	96	9229	No
360	GOM_NL__2PRFIN20031205_210356_000000492022_00157_09229_9433.N1	05-DEC-2003 21:03:56	Tw_i_and_stray	48.500	163	7Del Crv	2.9450	11000.	97	9229	No
361	GOM_NL__2PRFIN20031205_210531_000000482022_00157_09229_9434.N1	05-DEC-2003 21:05:31	Dark	47.500	106	9Bet Crv	2.6480	5600.0	95	9229	No
362	GOM_NL__2PRFIN20031205_210712_000000412022_00157_09229_9435.N1	05-DEC-2003 21:07:12	Dark	41.000	123	1ot Cen	2.7500	10200.	82	9229	No
363	GOM_NL__2PRFIN20031205_210911_000000412022_00157_09229_9436.N1	05-DEC-2003 21:09:11	Dark	40.500	95	Zet Cen	2.5450	26000.	81	9229	No
364	GOM_NL__2PRFIN20031205_211101_000000402022_00157_09229_9437.N1	05-DEC-2003 21:11:01	Dark	39.500	77	Eps Cen	2.3030	28000.	79	9229	No
365	GOM_NL__2PRFIN20031205_211233_000000522022_00157_09229_9438.N1	05-DEC-2003 21:12:33	Dark	51.500	10	Bet Cen	0.61000	28000.	103	9229	No
366	GOM_NL__2PRFIN20031205_211558_000000482022_00158_09230_9404.N1	05-DEC-2003 21:15:58	Dark	47.500	113	Mu Vel	2.6920	5000.0	95	9230	No
367	GOM_NL__2PRFIN20031205_212017_000000412022_00158_09230_9405.N1	05-DEC-2003 21:20:17	Dark	41.000	29	Bet Car	1.6720	10200.	82	9230	No
368	GOM_NL__2PRFIN20031205_212223_000000492022_00158_09230_9406.N1	05-DEC-2003 21:22:23	Dark	49.000	41	Eps Car	1.8600	4100.0	98	9230	No
369	GOM_NL__2PRFIN20031205_212439_000000492022_00158_09230_9407.N1	05-DEC-2003 21:24:39	Dark	49.000	34	Gam2Vel	1.7930	23000.	98	9230	No
370	GOM_NL__2PRFIN20031205_212738_000000572022_00158_09230_9408.N1	05-DEC-2003 21:27:38	Dark	57.000	2	Alp Car	-0.73600	7000.0	114	9230	No
371	GOM_NL__2PRFIN20031205_212949_000000602022_00158_09230_9409.N1	05-DEC-2003 21:29:49	Dark	60.000	117	Pi Pup	2.7060	3800.0	120	9230	No
372	GOM_NL__2PRFIN20031205_213327_000000652022_00158_09230_9410.N1	05-DEC-2003 21:33:27	Dark	65.000	23	21Eps CMa	1.5020	26000.	130	9230	No
373	GOM_NL__2PRFIN20031205_213530_000000682022_00158_09230_9411.N1	05-DEC-2003 21:35:30	Straylight	68.000	179	24Omi2CMa	3.0320	24000.	136	9230	No
374	GOM_NL__2PRFIN20031205_213854_000000632022_00158_09230_9412.N1	05-DEC-2003 21:38:54	Straylight	63.000	47	2Bet CMa	1.9760	28000.	126	9230	No
375	GOM_NL__2PRFIN20031205_214126_000000452022_00158_09230_9413.N1	05-DEC-2003 21:41:26	Straylight	44.500	165	34Gam Eri	2.9500	3200.0	89	9230	No
376	GOM_NL__2PRFIN20031205_214248_000000622022_00158_09230_9414.N1	05-DEC-2003 21:42:48	Straylight	61.500	7	19Bet Ori	0.10000	14000.	123	9230	No
377	GOM_NL__2PRFIN20031205_214648_000000472022_00158_09230_9415.N1	05-DEC-2003 21:46:48	Tw_i_and_stray	47.000	94	92Alp Cet	2.5260	3100.0	94	9230	No
378	GOM_NL__2PRFIN20031205_215033_000000592022_00158_09230_9416.N1	05-DEC-2003 21:50:33	Bright	59.000	13	87Alp Tau	0.86700	3800.0	118	9230	No
379	GOM_NL__2PRFIN20031205_215222_000000392022_00158_09230_9417.N1	05-DEC-2003 21:52:22	Bright	38.500	105	6Bet Ari	2.6450	8900.0	77	9230	No
380	GOM_NL__2PRFIN20031205_215439_000000382022_00158_09230_9418.N1	05-DEC-2003 21:54:39	Bright	38.000	150	44Zet Per	2.8900	28000.	76	9230	No
381	GOM_NL__2PRFIN20031205_215704_000000362022_00158_09230_9419.N1	05-DEC-2003 21:57:04	Bright	36.000	79	26Bet Per	2.3100	13100.	72	9230	No
382	GOM_NL__2PRFIN20031205_215907_000000372022_00158_09230_9420.N1	05-DEC-2003 21:59:07	Bright	36.500	175	39Del Per	3.0100	19400.	73	9230	No
383	GOM_NL__2PRFIN20031205_220036_000000372022_00158_09230_9421.N1	05-DEC-2003 22:00:36	Bright	37.000	160	23Gam Per	2.9300	4700.0	74	9230	No
384	GOM_NL__2PRFIN20031205_220312_000000382022_00158_09230_9422.N1	05-DEC-2003 22:03:12	Bright	37.500	110	37Del Cas	2.6780	8900.0	75	9230	No
385	GOM_NL__2PRFIN20031205_220433_000000392022_00158_09230_9423.N1	05-DEC-2003 22:04:33	Bright	39.000	74	11Bet Cas	2.2680	6600.0	78	9230	No
386	GOM_NL__2PRFIN20031205_221041_000000392022_00158_09230_9424.N1	05-DEC-2003 22:10:41	Bright	38.500	49	1Alp UMi	1.9900	6300.0	77	9230	No
387	GOM_NL__2PRFIN20031205_221523_000000382022_00158_09230_9425.N1	05-DEC-2003 22:15:23	Bright	38.000	60	7Bet UMi	2.0810	3950.0	76	9230	No
388	GOM_NL__2PRFIN20031205_221657_000000422022_00158_09230_9426.N1	05-DEC-2003 22:16:57	Bright	41.500	36	50Alp UMa	1.8000	6300.0	83	9230	No
389	GOM_NL__2PRFIN20031205_221831_000000462022_00158_09230_9427.N1	05-DEC-2003 22:18:31	Bright	46.000	82	48Bet UMa	2.3650	10600.	92	9230	No
390	GOM_NL__2PRFIN20031205_222027_000000402022_00158_09230_9428.N1	05-DEC-2003 22:20:27	Bright	40.000	32	77Eps UMa	1.7630	11000.	80	9230	No
391	GOM_NL__2PRFIN20031205_222240_000000542022_00158_09230_9429.N1	05-DEC-2003 22:22:40	Bright	54.000	39	85Eta UMa	1.8540	24000.	108	9230	No
392	GOM_NL__2PRFIN20031205_222540_000000372022_00158_09230_9430.N1	05-DEC-2003 22:25:40	Bright	37.000	180	27Gam Boo	3.0400	8000.0	74	9230	No
393	GOM_NL__2PRFIN20031205_222844_000000362022_00158_09230_9431.N1	05-DEC-2003 22:28:44	Bright	35.500	83		2.3780	11000.	71	9230	No
394	GOM_NL__2PRFIN20031205_223118_000000372022_00158_09230_9432.N1	05-DEC-2003 22:31:18	Bright	37.000	3	16Alp Boo	-0.050000	4250.0	74	9230	No
395	GOM_NL__2PRFIN20031205_223543_000000972022_00158_09230_9433.N1	05-DEC-2003 22:35:43	Tw_i_and_stray	97.000	96	68Del Leo	2.5600	9300.0	194	9230	No
396	GOM_NL__2PRFIN20031205_223940_000000482022_00158_09230_9434.N1	05-DEC-2003 22:39:40	Bright	48.000	121	29Gam Vir	2.7400	7200.0	96	9230	No

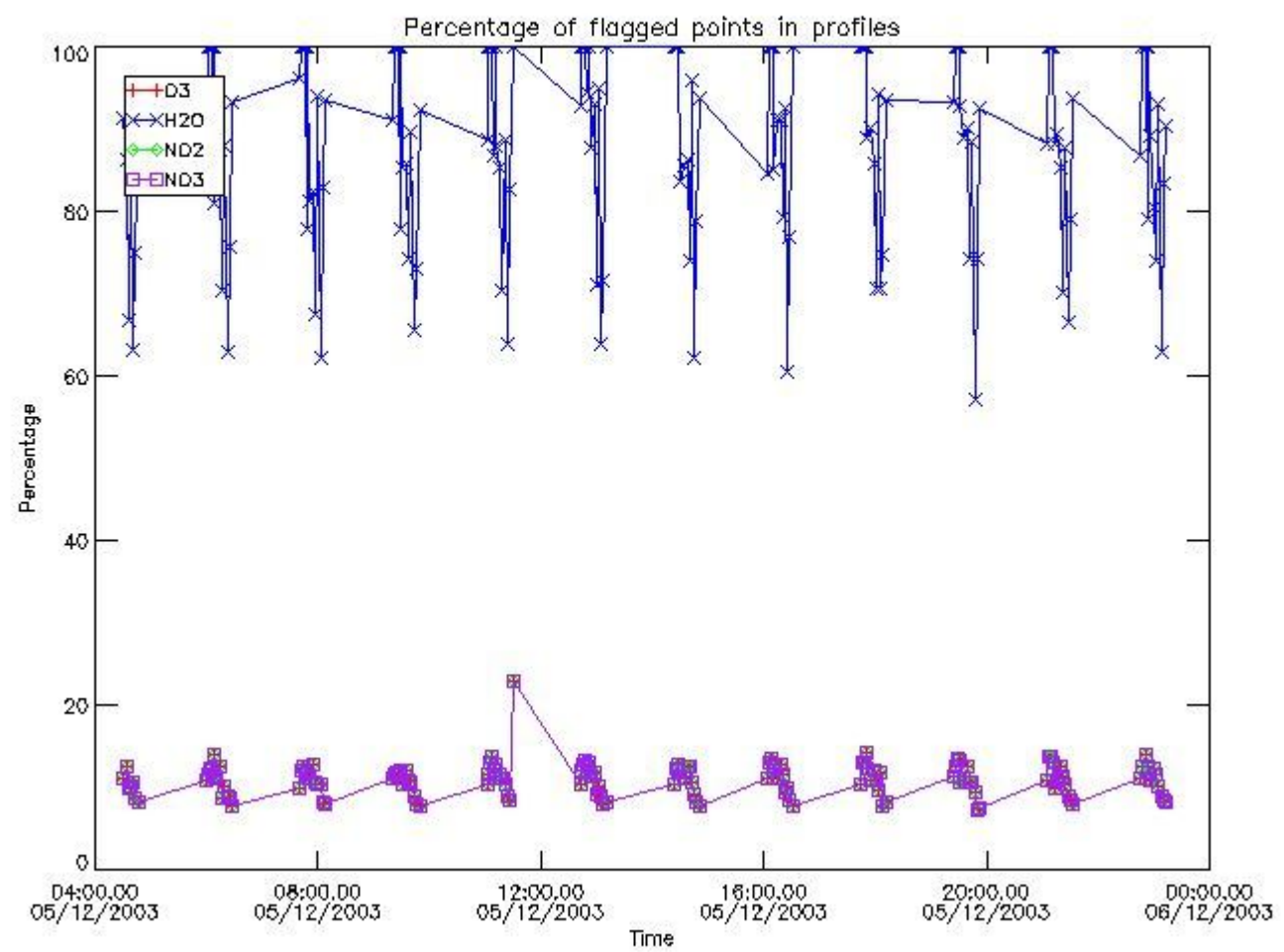


397	GOM_NL__2PRFIN20031205_224433_000000482022_00158_09230_9435.N1	05-DEC-2003 22:44:33	Twilight	48.000	163	7Del Crv	2.9450	11000.	96	9230	No
398	GOM_NL__2PRFIN20031205_224607_000000462022_00158_09230_9436.N1	05-DEC-2003 22:46:07	Dark	46.000	106	9Bet Crv	2.6480	5600.0	92	9230	No
399	GOM_NL__2PRFIN20031205_224748_000000412022_00158_09230_9437.N1	05-DEC-2003 22:47:48	Dark	40.500	123	10t Cen	2.7500	10200.	81	9230	No
400	GOM_NL__2PRFIN20031205_225138_000000402022_00158_09230_9438.N1	05-DEC-2003 22:51:38	Dark	40.000	77	Eps Cen	2.3030	28000.	80	9230	No
401	GOM_NL__2PRFIN20031205_225304_000000442022_00158_09230_9439.N1	05-DEC-2003 22:53:04	Dark	43.500	4	Alp1Cen	-0.010000	5800.0	87	9230	No
402	GOM_NL__2PRFIN20031205_225441_000000412022_00159_09231_9404.N1	05-DEC-2003 22:54:41	Dark	40.500	129	Del Cru	2.7930	26000.	81	9231	No
403	GOM_NL__2PRFIN20031205_225635_000000472022_00159_09231_9405.N1	05-DEC-2003 22:56:35	Dark	47.000	113	Mu Vel	2.6920	5000.0	94	9231	No
404	GOM_NL__2PRFIN20031205_230053_000000422022_00159_09231_9406.N1	05-DEC-2003 23:00:53	Dark	41.500	29	Bet Car	1.6720	10200.	83	9231	No
405	GOM_NL__2PRFIN20031205_230259_000000452022_00159_09231_9407.N1	05-DEC-2003 23:02:59	Dark	44.500	41	Eps Car	1.8600	4100.0	89	9231	No
406	GOM_NL__2PRFIN20031205_230515_000000512022_00159_09231_9408.N1	05-DEC-2003 23:05:15	Dark	50.500	34	Gam2Vel	1.7930	23000.	101	9231	No
407	GOM_NL__2PRFIN20031205_230814_000000572022_00159_09231_9409.N1	05-DEC-2003 23:08:14	Dark	57.000	2	Alp Car	-0.73600	7000.0	114	9231	No
408	GOM_NL__2PRFIN20031205_231025_000000612022_00159_09231_9410.N1	05-DEC-2003 23:10:25	Dark	61.000	117	Pi Pup	2.7060	3800.0	122	9231	No
409	GOM_NL__2PRFIN20031205_231404_000000622022_00159_09231_9411.N1	05-DEC-2003 23:14:04	Dark	62.000	23	21Eps CMa	1.5020	26000.	124	9231	No
410	GOM_NL__2PRFIN20031205_231607_000000692022_00159_09231_9412.N1	05-DEC-2003 23:16:07	Straylight	68.500	179	24Omi2CMa	3.0320	24000.	137	9231	No
411	GOM_NL__2PRFIN20031205_231930_000000652022_00159_09231_9413.N1	05-DEC-2003 23:19:30	Straylight	65.000	47	2Bet CMa	1.9760	28000.	130	9231	No
412	GOM_NL__2PRFIN20031205_232202_000000472022_00159_09231_9414.N1	05-DEC-2003 23:22:02	Straylight	46.500	165	34Gam Eri	2.9500	3200.0	93	9231	No
413	GOM_NL__2PRFIN20031205_232324_000000602022_00159_09231_9415.N1	05-DEC-2003 23:23:24	Straylight	60.000	7	19Bet Ori	0.10000	14000.	120	9231	No
414	GOM_NL__2PRFIN20031205_232724_000000472022_00159_09231_9416.N1	05-DEC-2003 23:27:24	Twilight	47.000	94	92Alp Cet	2.5260	3100.0	94	9231	No
415	GOM_NL__2PRFIN20031205_233109_000000592022_00159_09231_9417.N1	05-DEC-2003 23:31:09	Bright	59.000	13	87Alp Tau	0.86700	3800.0	118	9231	No
416	GOM_NL__2PRFIN20031205_233259_000000382022_00159_09231_9418.N1	05-DEC-2003 23:32:59	Bright	37.500	105	6Bet Ari	2.6450	8900.0	75	9231	No
417	GOM_NL__2PRFIN20031205_233514_000000402022_00159_09231_9419.N1	05-DEC-2003 23:35:14	Bright	39.500	150	44Zet Per	2.8900	28000.	79	9231	No
418	GOM_NL__2PRFIN20031205_233739_000000372022_00159_09231_9420.N1	05-DEC-2003 23:37:39	Bright	37.000	79	26Bet Per	2.3100	13100.	74	9231	No
419	GOM_NL__2PRFIN20031205_233943_000000372022_00159_09231_9421.N1	05-DEC-2003 23:39:43	Bright	37.000	175	39Del Per	3.0100	19400.	74	9231	No
420	GOM_NL__2PRFIN20031205_234111_000000382022_00159_09231_9422.N1	05-DEC-2003 23:41:11	Bright	38.000	160	23Gam Per	2.9300	4700.0	76	9231	No
421	GOM_NL__2PRFIN20031205_234348_000000382022_00159_09231_9423.N1	05-DEC-2003 23:43:48	Bright	37.500	110	37Del Cas	2.6780	8900.0	75	9231	No
422	GOM_NL__2PRFIN20031205_234508_000000422022_00159_09231_9424.N1	05-DEC-2003 23:45:08	Bright	41.500	74	11Bet Cas	2.2680	6600.0	83	9231	No
423	GOM_NL__2PRFIN20031205_235116_000000372022_00159_09231_9425.N1	05-DEC-2003 23:51:16	Bright	37.000	49	1Alp UMi	1.9900	6300.0	74	9231	No
424	GOM_NL__2PRFIN20031205_235558_000000392022_00159_09231_9426.N1	05-DEC-2003 23:55:58	Bright	39.000	60	7Bet UMi	2.0810	3950.0	78	9231	No
425	GOM_NL__2PRFIN20031205_235733_000000472022_00159_09231_9427.N1	05-DEC-2003 23:57:33	Bright	47.000	36	50Alp UMa	1.8000	6300.0	94	9231	No
426	GOM_NL__2PRFIN20031205_235906_000000492022_00159_09231_9428.N1	05-DEC-2003 23:59:06	Bright	48.500	82	48Bet UMa	2.3650	10600.	97	9231	No

### 3. Quality information per product

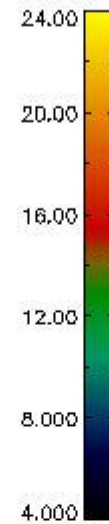
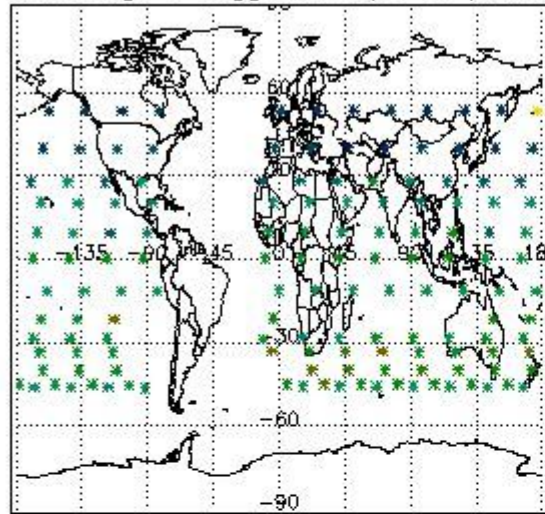
In this section it is plotted some information contained in the Quality Summary data set of the level 2 products. Only products in dark limb conditions and without errors (error flag in the MPH set to "0") are used.

#### 3.1 Plot quality information per product (time dependant)

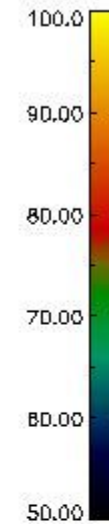
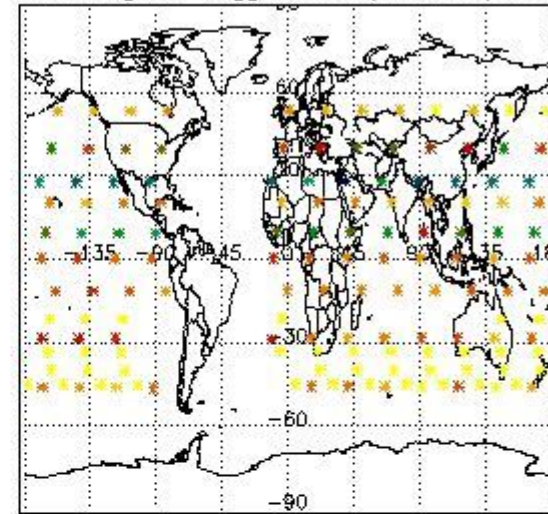


*3.2 Plot quality information per product (world map)*

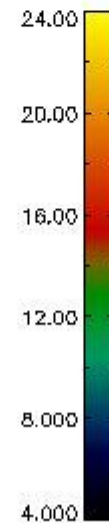
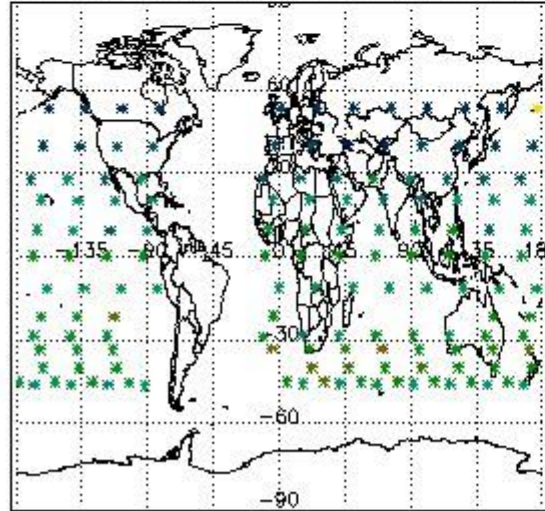
Percentage of flagged data per O3 profile



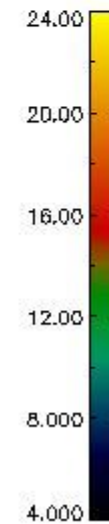
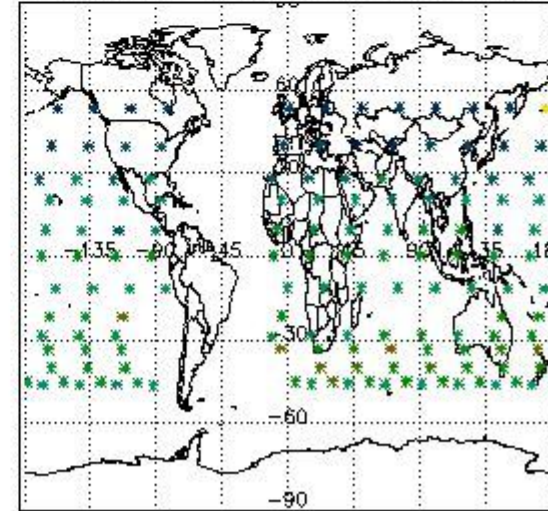
Percentage of flagged data per H2O profile



Percentage of flagged data per NO2 profile



Percentage of flagged data per NO3 profile

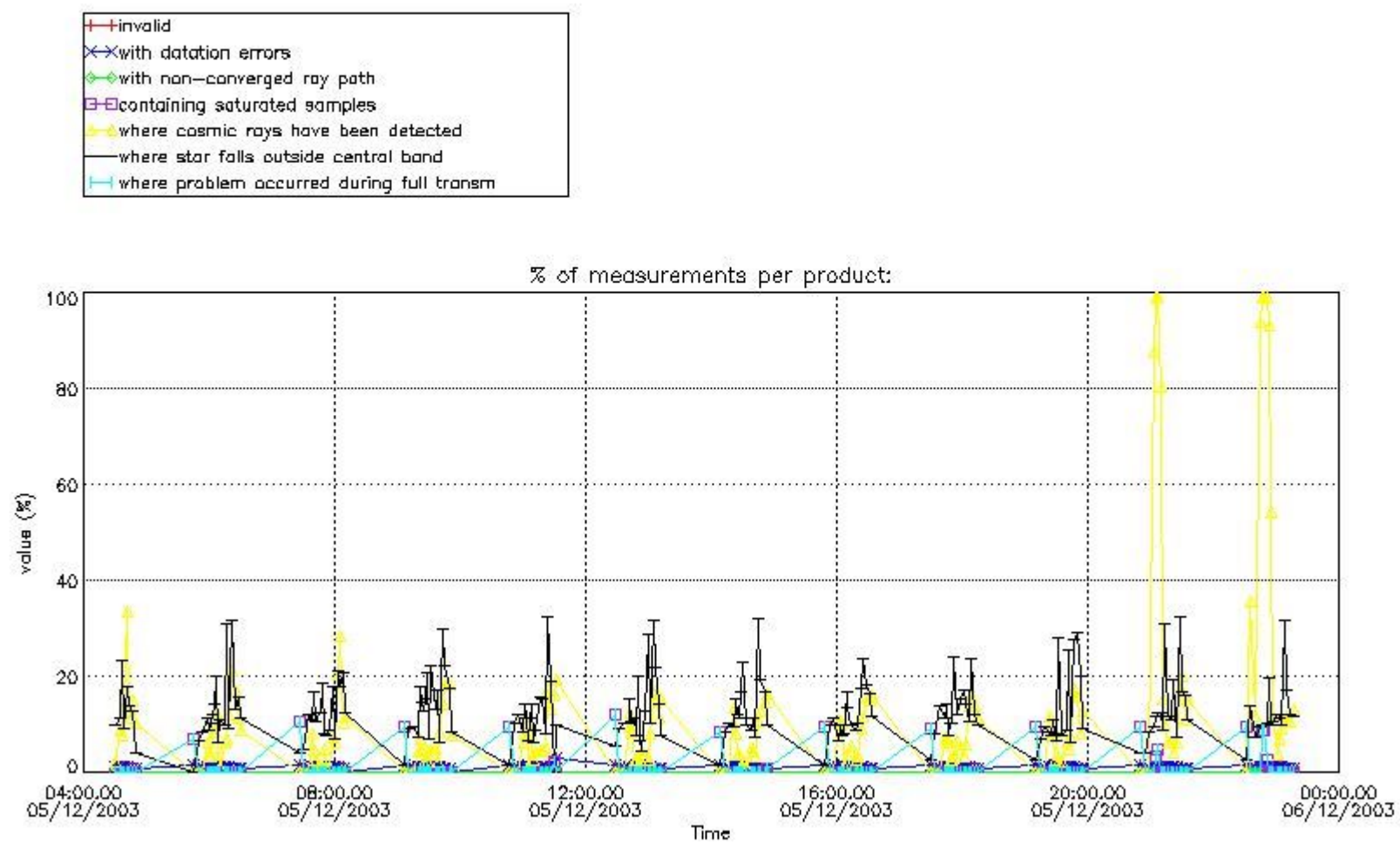


#### 4. Level 1 quality information per product

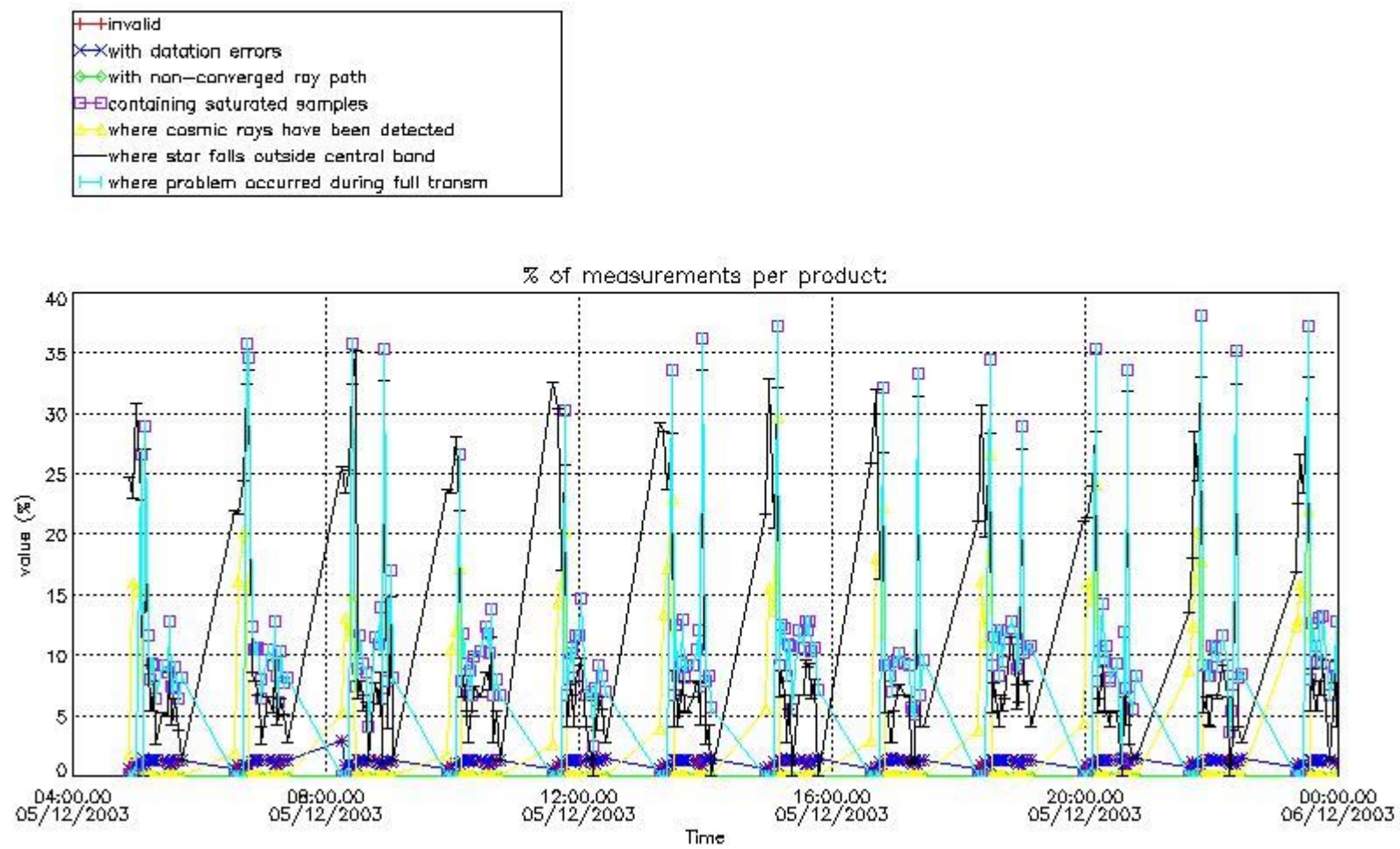
In this section it is plotted some information contained in the Quality Summary data set of the level 2 products that comes from the level 1b processing. Products without errors (error flag in the MPH set to "0") are used.

##### 4.1 Plot quality information per product (time dependant) coming from level 1b processing

###### 4.1.1 Plot level 1 quality information per product (time dependant): ENVISAT ASCENDING passes

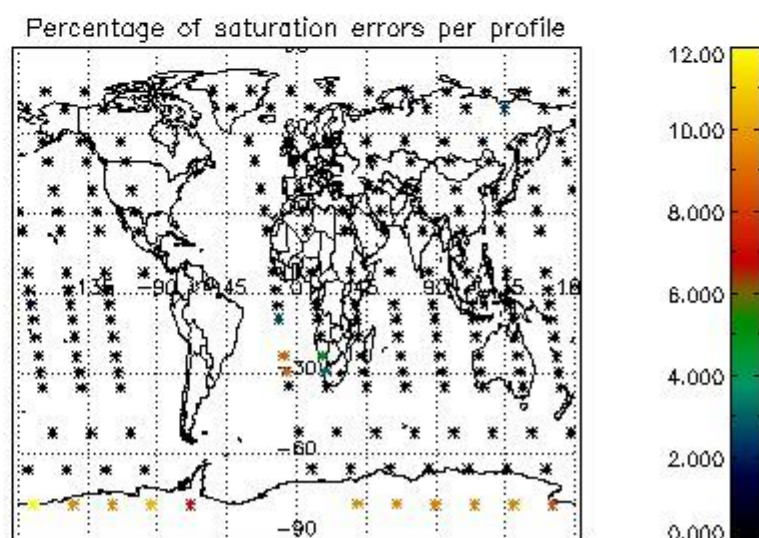
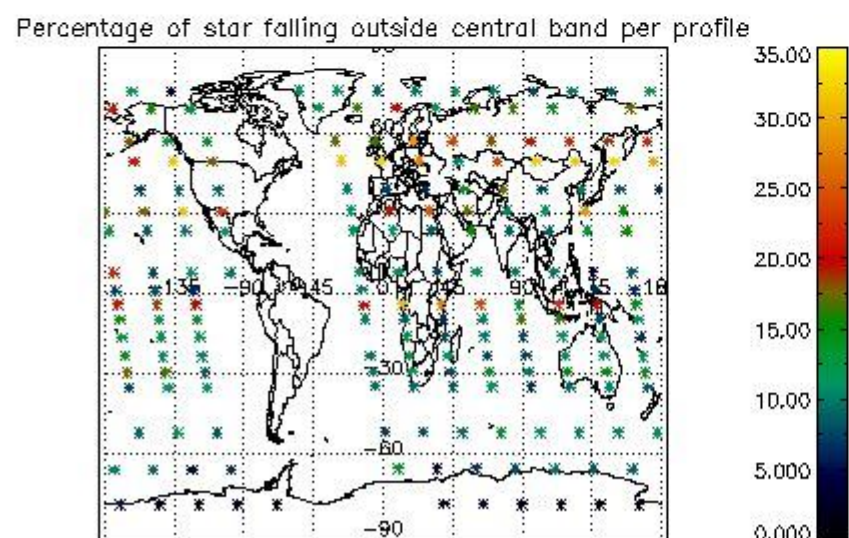
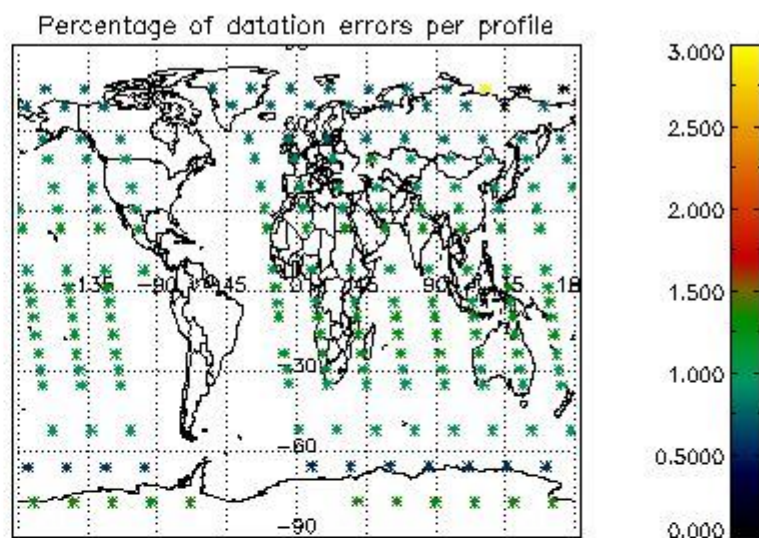
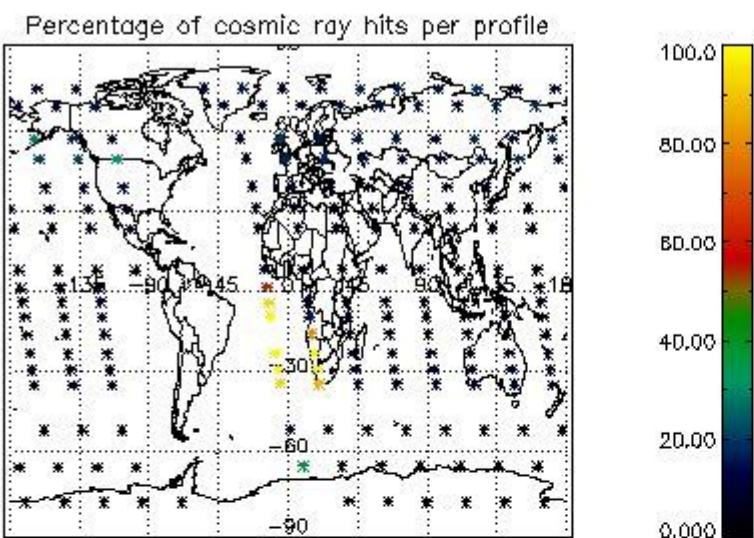


4.1.2 Plot level 1 quality information per product (time dependant): ENVI SAT DESCENDING passes

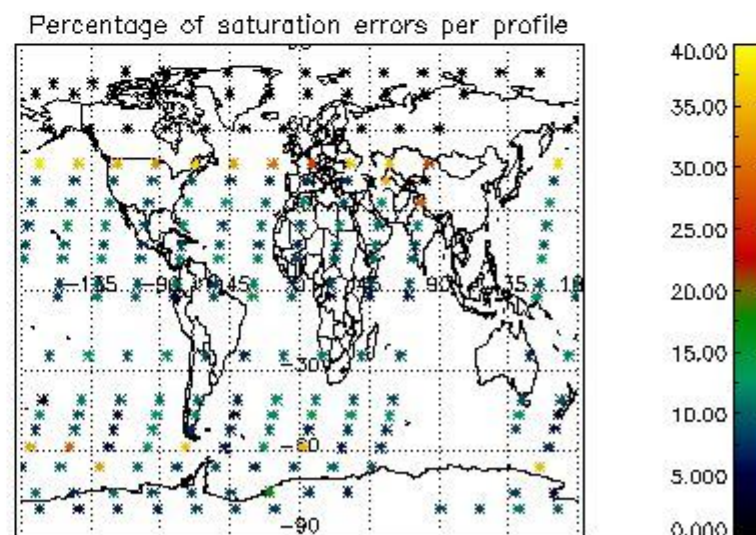
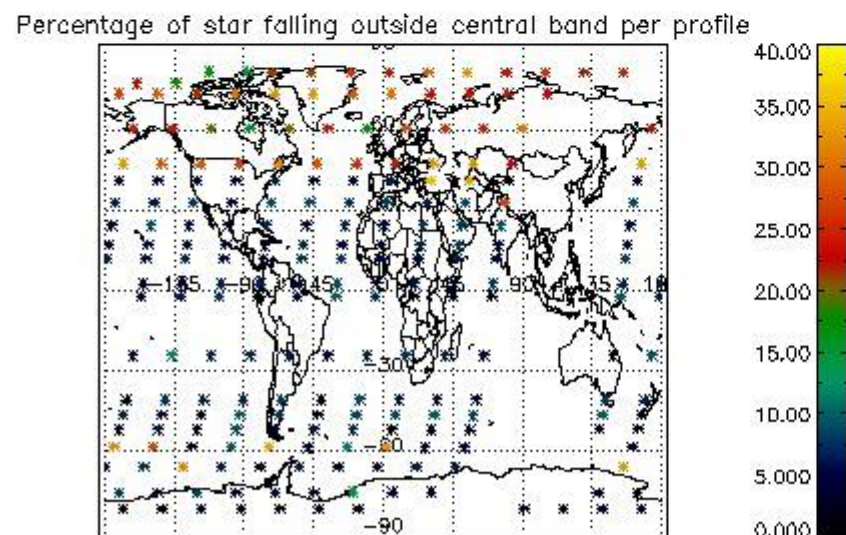
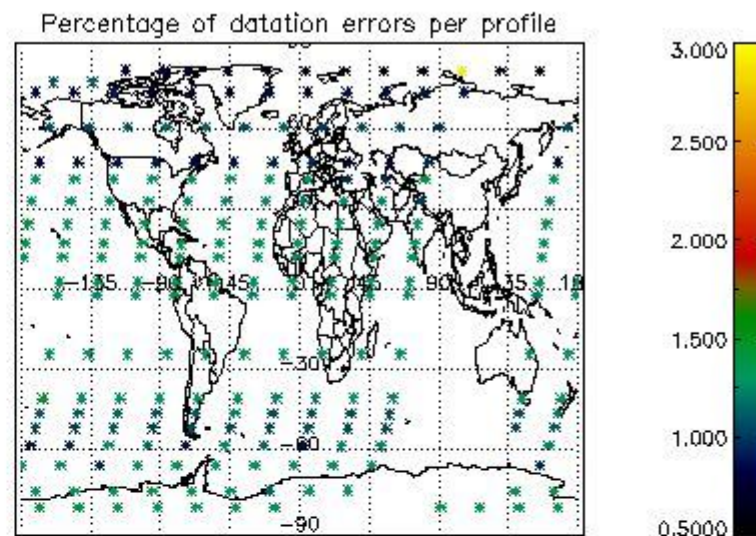
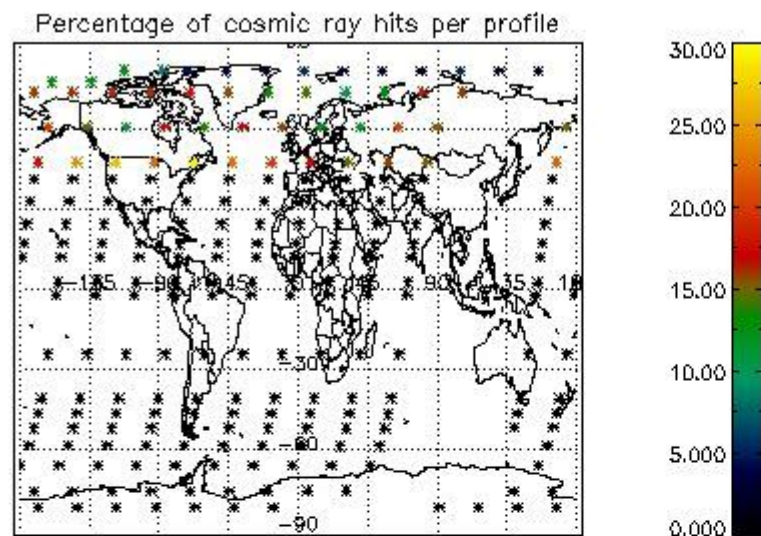


4.2 Plot quality information per product coming from level 1b processing (world map)

4.2.1 Plot level 1 quality information per product (world map): ENVISAT ASCENDING passes



4.2.2 Plot level 1 quality information per product (world map): ENVISAT DESCENDING passes



## 5. Trace gas profiles

### 5.1 Ozone statistics based on quality of products

The final quality of the products can be "measured" using the STD (Standard Deviation) attached to every point profile. This information is written to the parameter GOM\_NL\_\_2P/NL\_LOCAL\_SPECIES\_DENSITY/o3\_std of the level 2 products. The table below shows the statistics for given STD ranges.

The statistics are given with respect to the overall valid production:

- Products without fatal errors: GOM\_NL\_\_2P/MPH/PRODUCT\_ERR=0
- Valid point profile: GOM\_NL\_\_2P/NL\_LOCAL\_SPECIES\_DENSITY/pcd(0)=0

The 'Criteria' is applied to valid points of dark limb products:

- Products in dark limb illumination condition: GOM\_NL\_\_2P/NL\_SUMMARY\_QUALITY/obs\_ill\_cond=0
- Products without fatal errors: GOM\_NL\_\_2P/MPH/PRODUCT\_ERR=0
- Valid point profile: GOM\_NL\_\_2P/NL\_LOCAL\_SPECIES\_DENSITY/pcd(0)=0

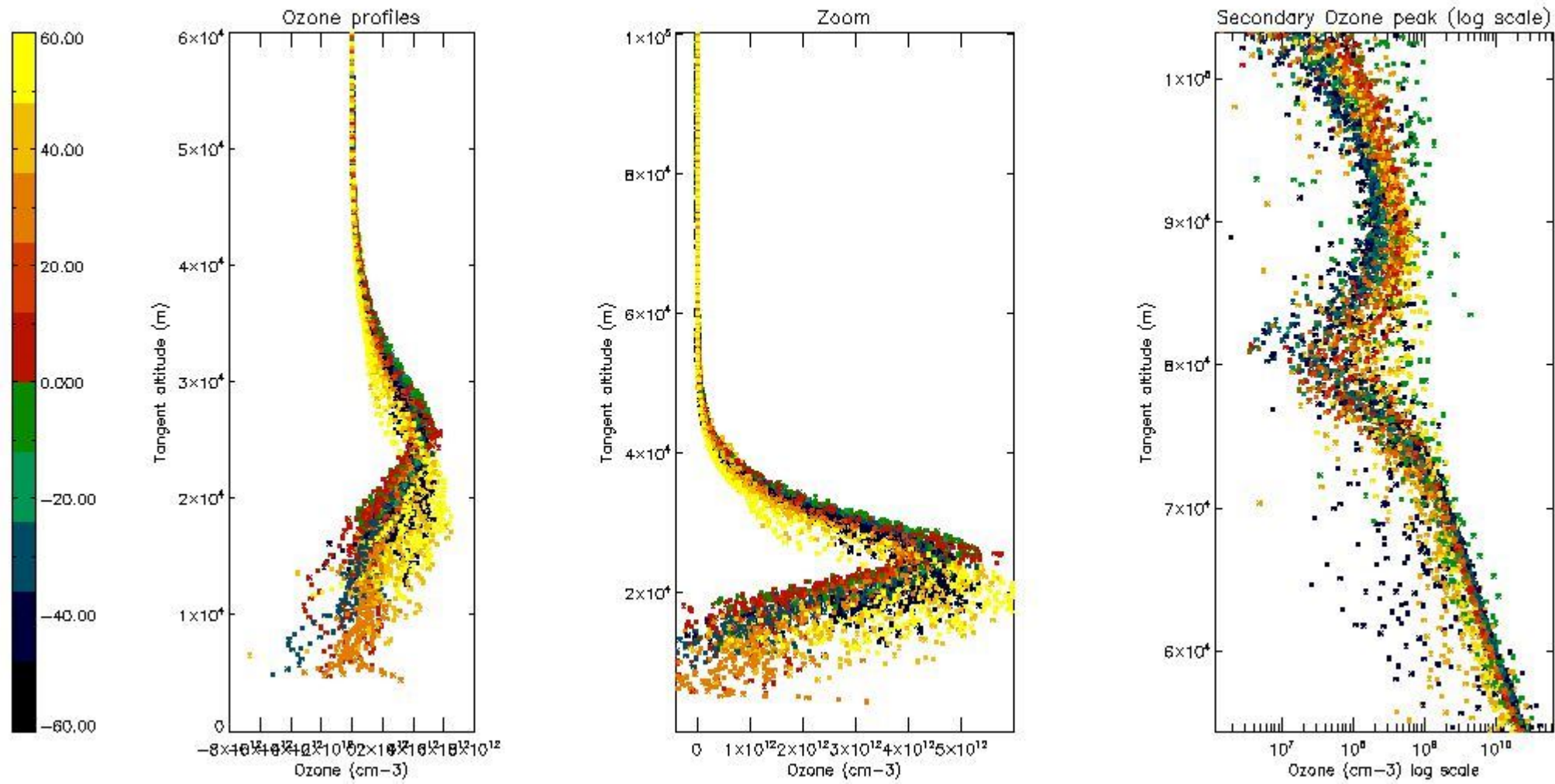
So, the table below shows the percentage of dark limb and valid observations for each criteria with respect to the overall valid daily observations.

Criteria	% of total production
All STD	35
STD < 20	20

STD < 10	17
STD < 5	12

5.2 Plot ozone profiles for all STD (dark without errors)

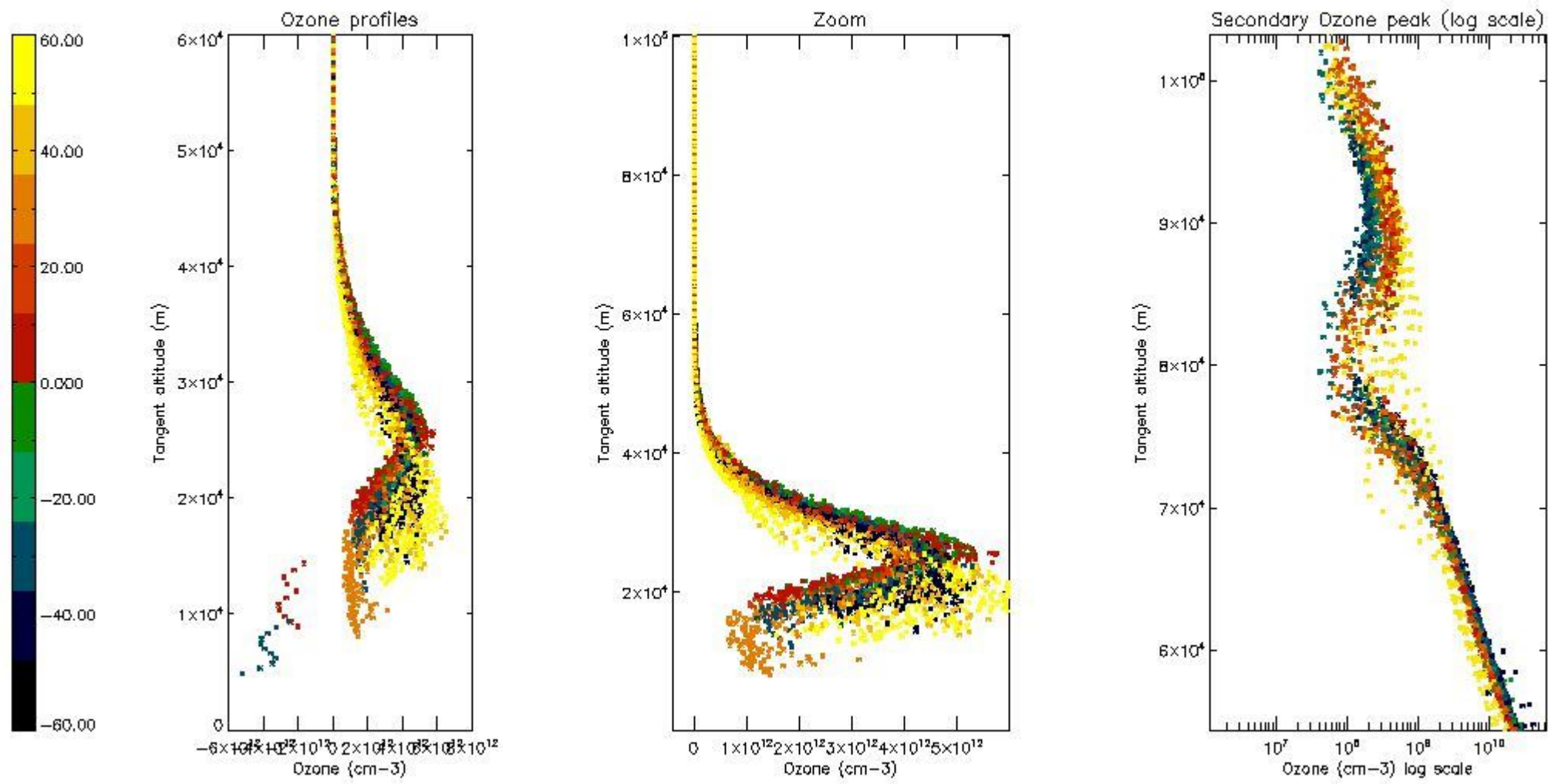
The colorbar represents the latitude.



5.3 Plot ozone profiles where STD < 20% (dark without errors)

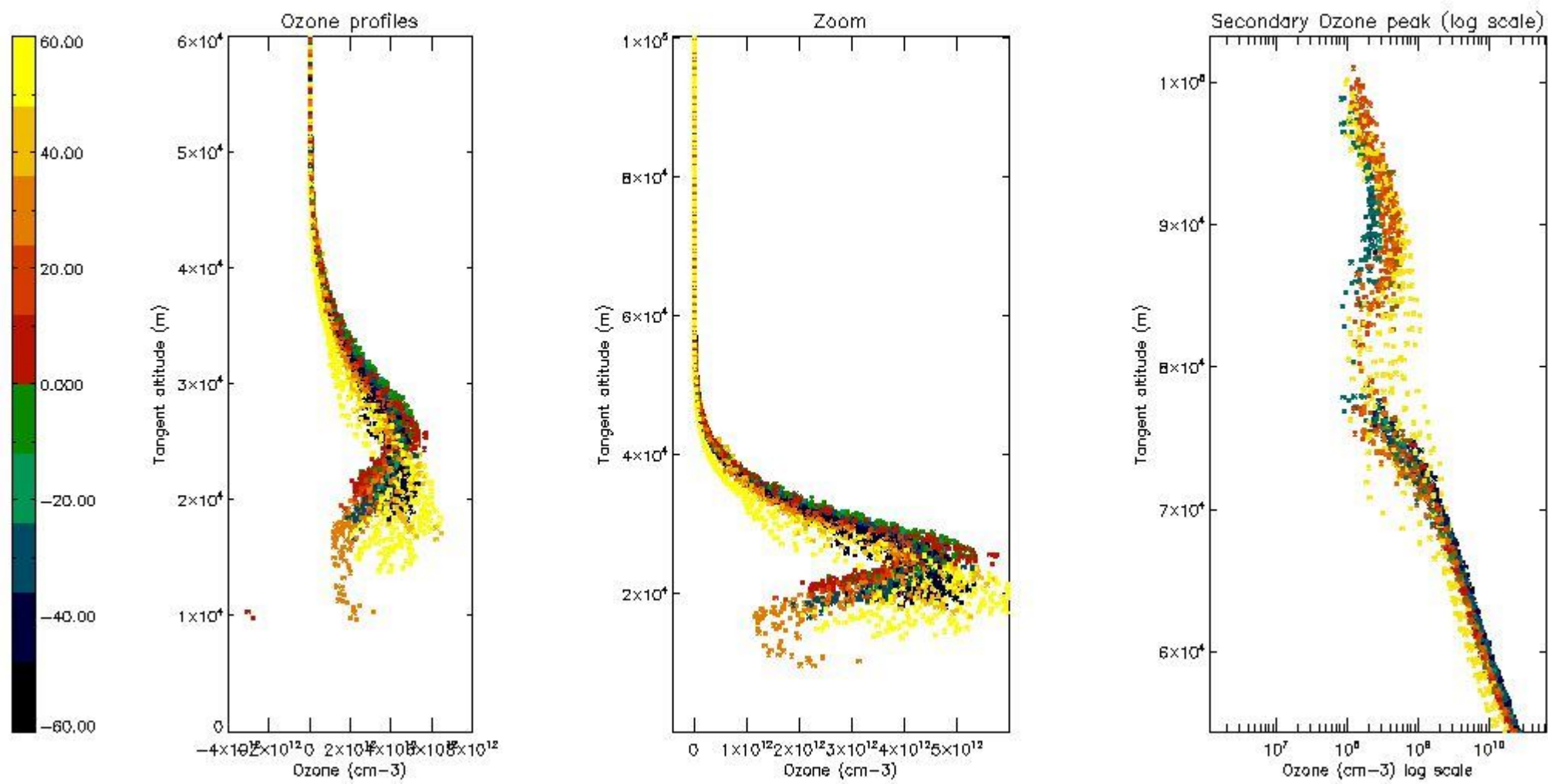
The colorbar represents the latitude.





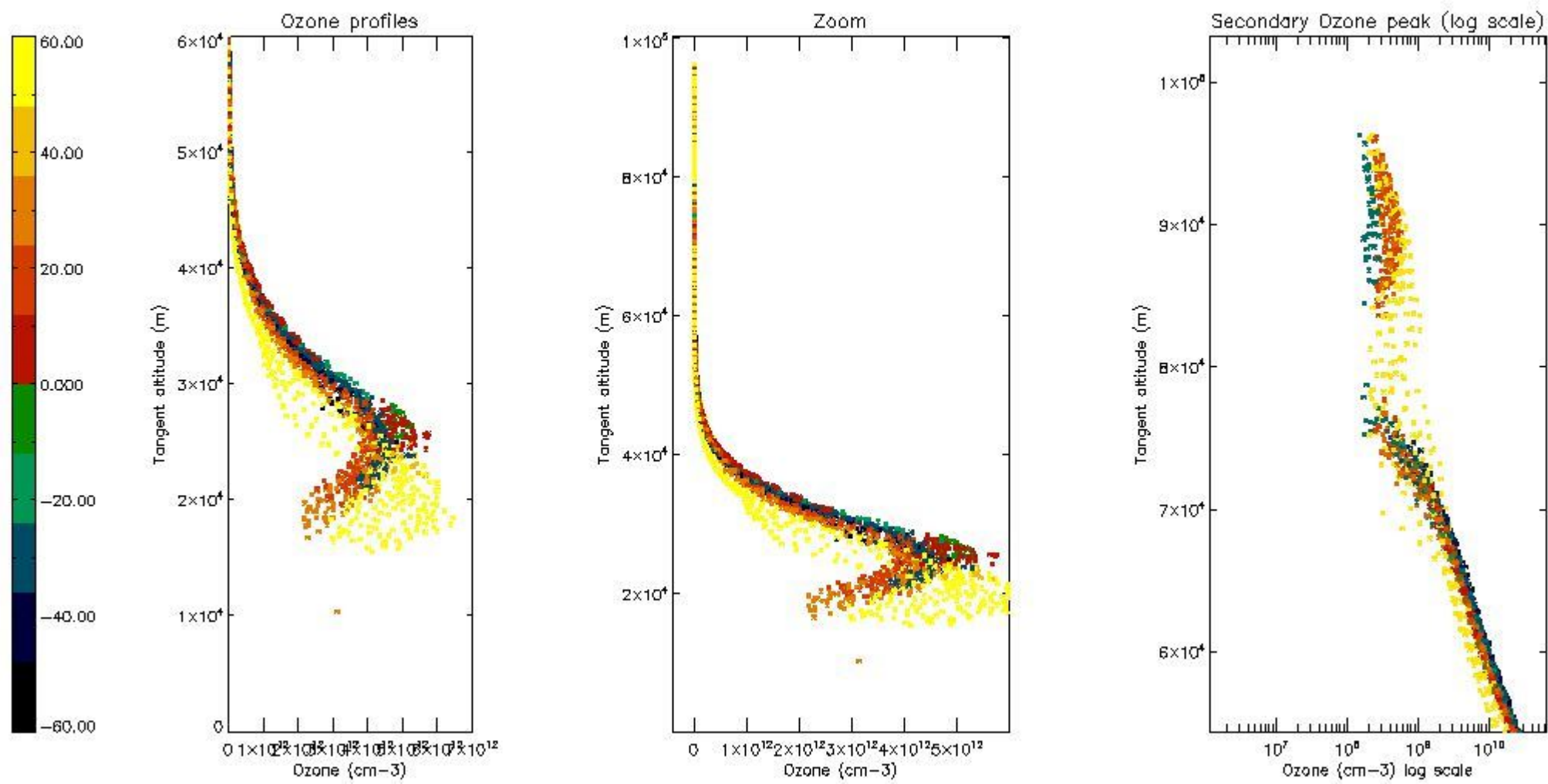
*5.4 Plot ozone profiles where STD < 10% (dark without errors)*

The colorbar represents the latitude.



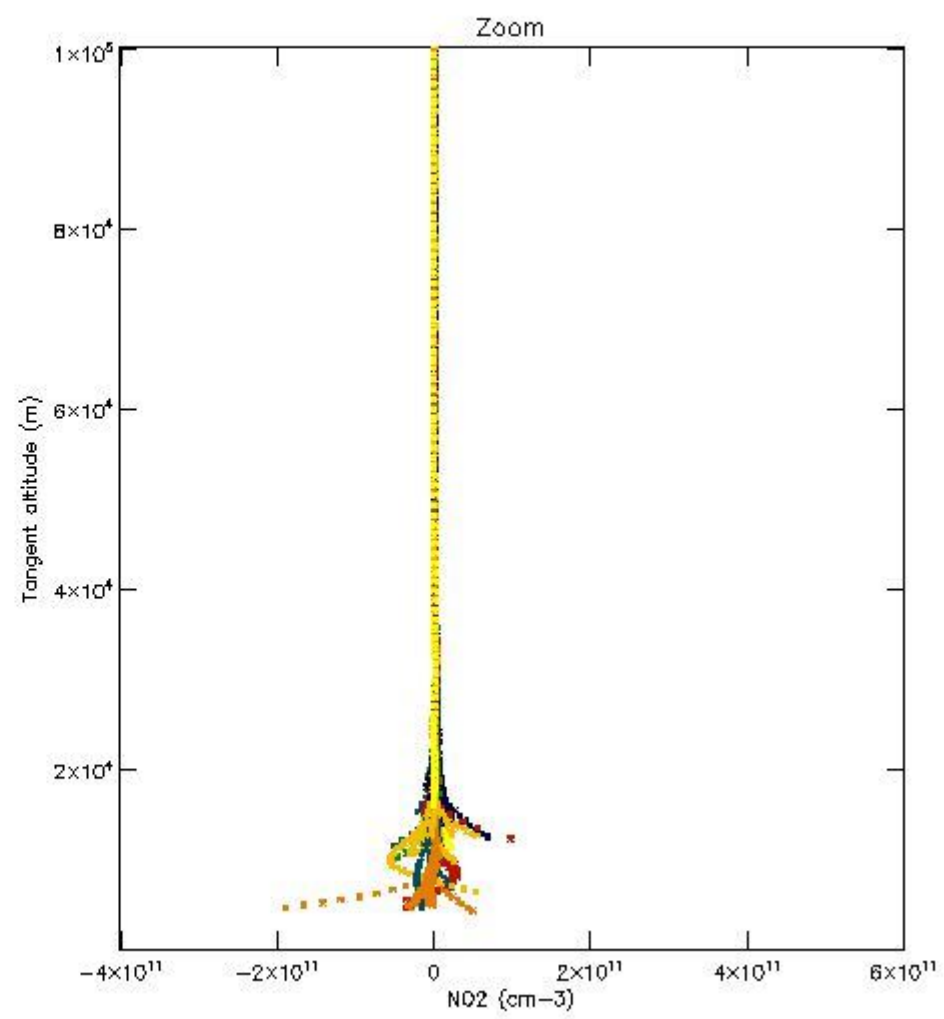
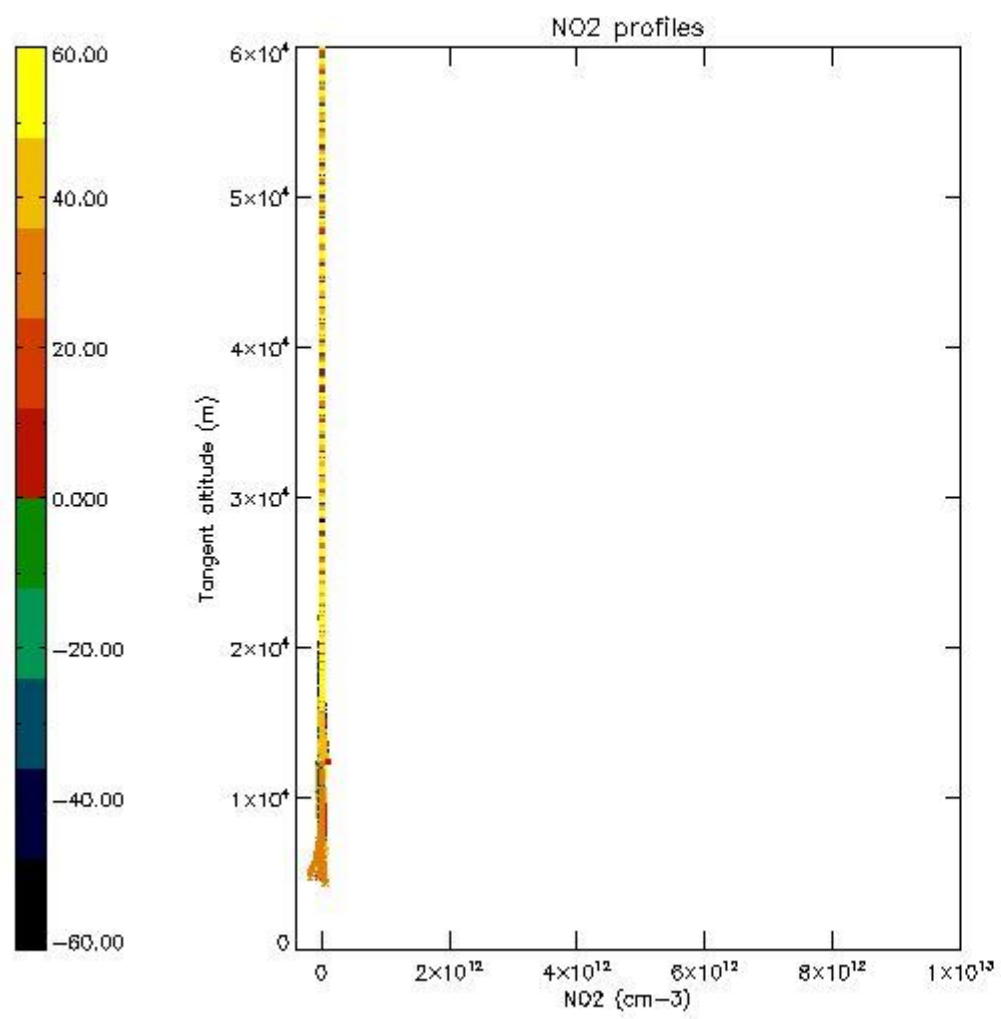
*5.5 Plot ozone profiles where STD < 5% (dark without errors)*

The colorbar represents the latitude.



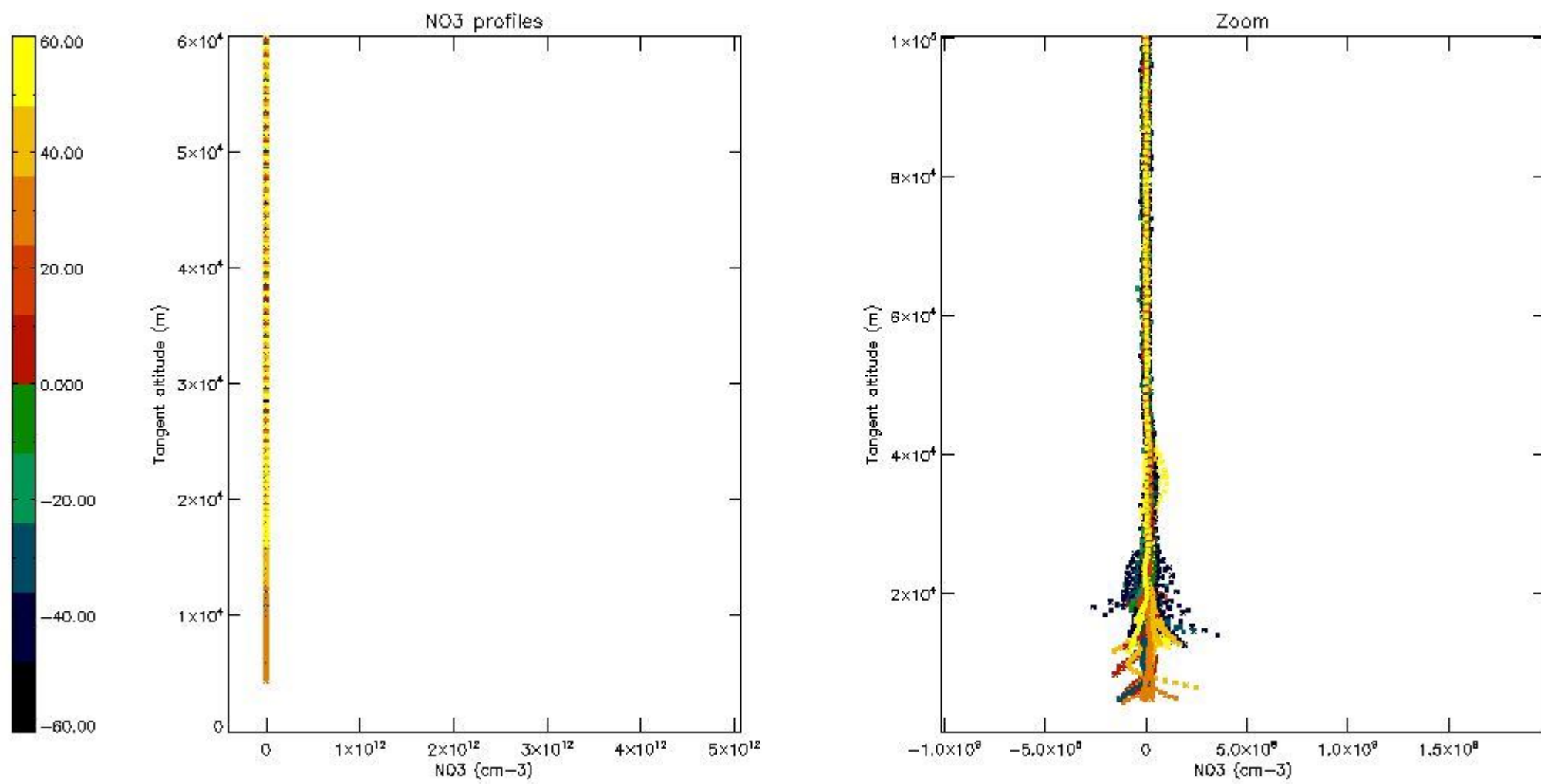
*5.6 Plot NO<sub>2</sub> profiles for all STD (dark without errors)*

The colorbar represents the latitude.



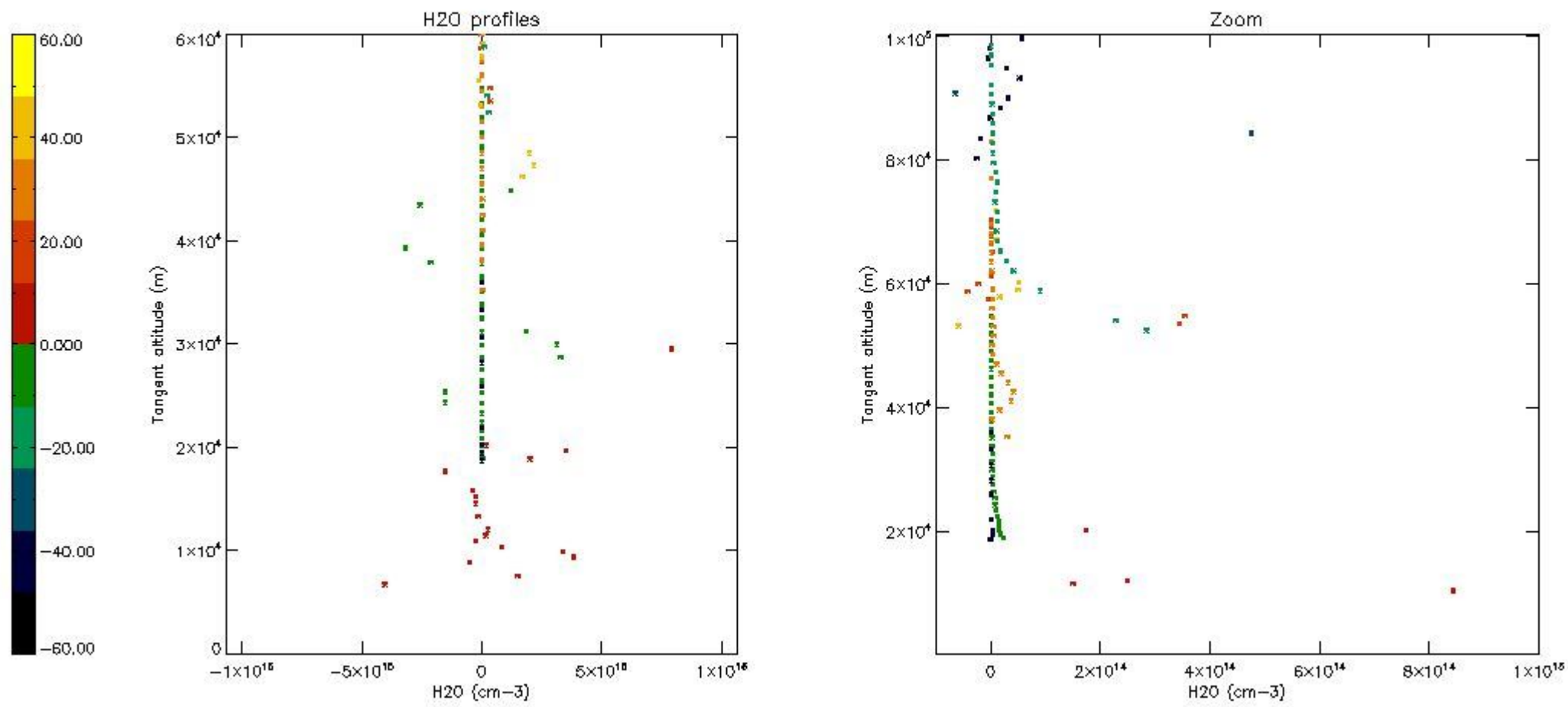
*5.7 Plot NO3 profiles for all STD (dark without errors)*

The colorbar represents the latitude.



5.8 Plot H<sub>2</sub>O profiles for all STD (only for occultations of stars 1,2,3,4,13,14,16,26,63 dark without errors)

The colorbar represents the latitude.



## 6. Auxiliary Data Files used for the production reported in section 2

The number reported in the third column indicates since which file (see list in section 2) the corresponding auxiliary file has been used. The fourth column is the date of those product files.

Type	Auxiliary Filename	Used since product	Used since product date
INST_PHYS_CHARACTERISTICS	GOM_INS_AXVIEC20091111_143220_20030716_120000_20500101_000000	1	05-DEC-2003 04:29:50
LEVEL-2_PROC_CONFIG	GOM_PR2_AXVIEC20091111_152718_20020301_000000_20500101_000000	1	05-DEC-2003 04:29:50
CROSS_SECTIONS_FILE	GOM_CRS_AXVIEC20091111_154832_20020301_000000_20500101_000000	1	05-DEC-2003 04:29:50

# GOMOS Level 2 Daily Report

## SUMMARY

### [1. General Info](#)

### [2. Summary of processed GOM\\_NL\\_2P products](#)

### [3. Level 2 Quality information per product](#)

#### [3.1 Plot of level 2 quality information per product \(time dependant\)](#)

#### [3.2 Plot of level 2 quality information per product \(world map\)](#)

### [4. Level 1 Quality information per product \(stored on level 2 products\)](#)

#### [4.1 Plot of level 1 quality information per product \(time dependant\)](#)

##### [4.1.1 Plot of level 1 quality information per product \(time dependant\): ASCENDING](#)

##### [4.1.2 Plot of level 1 quality information per product \(time dependant\): DESCENDING](#)

#### [4.2 Plot of level 1 quality information per product \(world map\)](#)

##### [4.2.1 Plot of level 1 quality information per product \(world map\): ASCENDING](#)

##### [4.2.2 Plot of level 1 quality information per product \(world map\): DESCENDING](#)

### [5. Ozone profiles based on quality statistics and other trace gas profiles](#)

#### [5.1 Ozone statistics based on quality of products](#)

#### [5.2 Plot ozone profiles for all STD \(dark without errors\)](#)

#### [5.3 Plot ozone profiles where STD < 20% \(dark without errors\)](#)

#### [5.4. Plot ozone profiles where STD < 10% \(dark without errors\)](#)

#### [5.5. Plot ozone profiles where STD < 5% \(dark without errors\)](#)

#### [5.6 Plot NO2 profiles for all STD \(dark without errors\)](#)

#### [5.7 Plot NO3 profiles for all STD \(dark without errors\)](#)

#### [5.8 Plot H2O profiles \(only for occultations of stars 1,2,3,4,13,14,16,26,63 dark without errors\) for all STD](#)

### [6. Auxiliary Data Files used for the production reported in section 2](#)

This report presents the daily analysis on parameters extracted from GOMOS level 2 data (GOM\_NL\_\_2P). It is intended to monitor some important parameters that will impact the quality of these products. A list of level 2 products (and content) that have arrived during the reporting day to the PCF is also given.

Item	Value
Time of report generation	20APR2013 01:19:20
Data source version	GOMOS/6.01
Start time of products	05-12-2003 (05DEC2003 00:00:00)
Stop time of products	06-12-2003 (06DEC2003 00:00:00)
Store outputs in DB	Yes
Nb of level 2 prods	426
Nb of prods with errors	0

## 2. Summary of processed GOM\_NL\_\_2P products.

Nr	Filename	UTC Start time	Limb	Duration	Star Id	Star Name	Star Mag	Star Temp	Nb Meas	Orbit	Prod. error
1	GOM_NL__2PRFIN20031205_042950_000000462022_00148_09220_9380.N1	05-DEC-2003 04:29:50	Dark	46.000	113	Mu Vel	2.6920	5000.0	92	9220	No
2	GOM_NL__2PRFIN20031205_043414_000000412022_00148_09220_9381.N1	05-DEC-2003 04:34:14	Dark	40.500	29	Bet Car	1.6720	10200.	81	9220	No
3	GOM_NL__2PRFIN20031205_043618_000000522022_00148_09220_9382.N1	05-DEC-2003 04:36:18	Dark	51.500	41	Eps Car	1.8600	4100.0	103	9220	No
4	GOM_NL__2PRFIN20031205_043831_000000512022_00148_09220_9383.N1	05-DEC-2003 04:38:31	Dark	50.500	34	Gam2Vel	1.7930	23000.	101	9220	No
5	GOM_NL__2PRFIN20031205_044134_000000482022_00148_09220_9384.N1	05-DEC-2003 04:41:34	Dark	48.000	2	Alp Car	-0.73600	7000.0	96	9220	No
6	GOM_NL__2PRFIN20031205_044342_000000592022_00148_09220_9385.N1	05-DEC-2003 04:43:42	Dark	58.500	117	Pi Pup	2.7060	3800.0	117	9220	No
7	GOM_NL__2PRFIN20031205_044722_000000632022_00148_09220_9386.N1	05-DEC-2003 04:47:22	Dark	63.000	23	21Eps CMa	1.5020	26000.	126	9220	No
8	GOM_NL__2PRFIN20031205_044926_000000652022_00148_09220_9387.N1	05-DEC-2003 04:49:26	Straylight	64.500	179	24Omi2CMa	3.0320	24000.	129	9220	No
9	GOM_NL__2PRFIN20031205_045318_000000852022_00148_09220_9388.N1	05-DEC-2003 04:53:18	Straylight	85.000	1	9Alp CMa	-1.4400	11000.	170	9220	No
10	GOM_NL__2PRFIN20031205_045650_000000572022_00148_09220_9389.N1	05-DEC-2003 04:56:50	Straylight	56.500	7	19Bet Ori	0.10000	14000.	113	9220	No
11	GOM_NL__2PRFIN20031205_050047_000000522022_00148_09220_9390.N1	05-DEC-2003 05:00:47	Tw_i_and_stray	52.000	94	92Alp Cet	2.5260	3100.0	104	9220	No
12	GOM_NL__2PRFIN20031205_050436_000000532022_00148_09220_9391.N1	05-DEC-2003 05:04:36	Bright	52.500	13	87Alp Tau	0.86700	3800.0	105	9220	No
13	GOM_NL__2PRFIN20031205_050623_000000352022_00148_09220_9392.N1	05-DEC-2003 05:06:23	Bright	35.000	146	25Eta Tau	2.8730	15200.	70	9220	No
14	GOM_NL__2PRFIN20031205_050840_000000502022_00148_09220_9393.N1	05-DEC-2003 05:08:40	Bright	50.000	150	44Zet Per	2.8900	28000.	100	9220	No
15	GOM_NL__2PRFIN20031205_051104_000000392022_00148_09220_9394.N1	05-DEC-2003 05:11:04	Bright	38.500	79	26Bet Per	2.3100	13100.	77	9220	No
16	GOM_NL__2PRFIN20031205_051309_000000382022_00148_09220_9395.N1	05-DEC-2003 05:13:09	Bright	37.500	175	39Del Per	3.0100	19400.	75	9220	No
17	GOM_NL__2PRFIN20031205_051436_000000382022_00148_09220_9396.N1	05-DEC-2003 05:14:36	Bright	37.500	160	23Gam Per	2.9300	4700.0	75	9220	No
18	GOM_NL__2PRFIN20031205_051709_000000392022_00148_09220_9397.N1	05-DEC-2003 05:17:09	Bright	38.500	110	37Del Cas	2.6780	8900.0	77	9220	No
19	GOM_NL__2PRFIN20031205_051828_000000392022_00148_09220_9398.N1	05-DEC-2003 05:18:28	Bright	39.000	74	11Bet Cas	2.2680	6600.0	78	9220	No
20	GOM_NL__2PRFIN20031205_052441_000000382022_00148_09220_9399.N1	05-DEC-2003 05:24:41	Bright	38.000	49	1Alp UMi	1.9900	6300.0	76	9220	No
21	GOM_NL__2PRFIN20031205_052921_000000412022_00148_09220_9400.N1	05-DEC-2003 05:29:21	Bright	40.500	60	7Bet UMi	2.0810	3950.0	81	9220	No
22	GOM_NL__2PRFIN20031205_053102_000000472022_00148_09220_9401.N1	05-DEC-2003 05:31:02	Bright	47.000	36	50Alp UMa	1.8000	6300.0	94	9220	No
23	GOM_NL__2PRFIN20031205_053237_000000482022_00148_09220_9402.N1	05-DEC-2003 05:32:37	Bright	47.500	82	48Bet UMa	2.3650	10600.	95	9220	No
24	GOM_NL__2PRFIN20031205_053429_000000412022_00148_09220_9403.N1	05-DEC-2003 05:34:29	Bright	41.000	32	77Eps UMa	1.7630	11000.	82	9220	No
25	GOM_NL__2PRFIN20031205_053641_000000392022_00148_09220_9404.N1	05-DEC-2003 05:36:41	Bright	39.000	39	85Eta UMa	1.8540	24000.	78	9220	No
26	GOM_NL__2PRFIN20031205_053937_000000392022_00148_09220_9405.N1	05-DEC-2003 05:39:37	Bright	39.000	180	27Gam Boo	3.0400	8000.0	78	9220	No
27	GOM_NL__2PRFIN20031205_054242_000000372022_00148_09220_9406.N1	05-DEC-2003 05:42:42	Bright	37.000	83		2.3780	11000.	74	9220	No
28	GOM_NL__2PRFIN20031205_054516_000000372022_00148_09220_9407.N1	05-DEC-2003 05:45:16	Bright	36.500	3	16Alp Boo	-0.050000	4250.0	73	9220	No
29	GOM_NL__2PRFIN20031205_054933_000000862022_00148_09220_9408.N1	05-DEC-2003 05:49:33	Bright	85.500	96	68Del Leo	2.5600	9300.0	171	9220	No
30	GOM_NL__2PRFIN20031205_055334_000000482022_00148_09220_9409.N1	05-DEC-2003 05:53:34	Bright	47.500	121	29Gam Vir	2.7400	7200.0	95	9220	No
31	GOM_NL__2PRFIN20031205_055825_000000502022_00148_09220_9410.N1	05-DEC-2003 05:58:25	Tw_i_and_stray	49.500	163	7Del Crv	2.9450	11000.	99	9220	No
32	GOM_NL__2PRFIN20031205_060000_000000472022_00148_09220_9411.N1	05-DEC-2003 06:00:00	Dark	46.500	106	9Bet Crv	2.6480	5600.0	93	9220	No
33	GOM_NL__2PRFIN20031205_060141_000000442022_00148_09220_9412.N1	05-DEC-2003 06:01:41	Dark	44.000	123	1ot Cen	2.7500	10200.	88	9220	No
34	GOM_NL__2PRFIN20031205_060344_000000422022_00148_09220_9413.N1	05-DEC-2003 06:03:44	Dark	41.500	95	Zet Cen	2.5450	26000.	83	9220	No
35	GOM_NL__2PRFIN20031205_060535_000000432022_00148_09220_9414.N1	05-DEC-2003 06:05:35	Dark	42.500	77	Eps Cen	2.3030	28000.	85	9220	No
36	GOM_NL__2PRFIN20031205_060708_000000452022_00148_09220_9415.N1	05-DEC-2003 06:07:08	Dark	45.000	10	Bet Cen	0.61000	28000.	90	9220	No
37	GOM_NL__2PRFIN20031205_060837_000000402022_00149_09221_9381.N1	05-DEC-2003 06:08:37	Dark	40.000	129	Del Cru	2.7930	26000.	80	9221	No
38	GOM_NL__2PRFIN20031205_061027_000000462022_00149_09221_9382.N1	05-DEC-2003 06:10:27	Dark	46.000	113	Mu Vel	2.6920	5000.0	92	9221	No
39	GOM_NL__2PRFIN20031205_061450_000000412022_00149_09221_9383.N1	05-DEC-2003 06:14:50	Dark	40.500	29	Bet Car	1.6720	10200.	81	9221	No
40	GOM_NL__2PRFIN20031205_061654_000000582022_00149_09221_9384.N1	05-DEC-2003 06:16:54	Dark	58.000	41	Eps Car	1.8600	4100.0	116	9221	No
41	GOM_NL__2PRFIN20031205_061908_000000512022_00149_09221_9385.N1	05-DEC-2003 06:19:08	Dark	50.500	34	Gam2Vel	1.7930	23000.	101	9221	No
42	GOM_NL__2PRFIN20031205_062211_000000572022_00149_09221_9386.N1	05-DEC-2003 06:22:11	Dark	57.000	2	Alp Car	-0.73600	7000.0	114	9221	No



43	GOM_NL__2PRFIN20031205_062418_000000582022_00149_09221_9387.N1	05-DEC-2003 06:24:18	Dark	58.000	117	Pi Pup	2.7060	3800.0	116	9221	No
44	GOM_NL__2PRFIN20031205_062758_000000672022_00149_09221_9388.N1	05-DEC-2003 06:27:58	Dark	66.500	23	21Eps CMa	1.5020	26000.	133	9221	No
45	GOM_NL__2PRFIN20031205_063002_000000702022_00149_09221_9389.N1	05-DEC-2003 06:30:02	Straylight	70.000	179	24Omi2CMa	3.0320	24000.	140	9221	No
46	GOM_NL__2PRFIN20031205_063354_000000822022_00149_09221_9390.N1	05-DEC-2003 06:33:54	Straylight	82.000	1	9Alp CMa	-1.4400	11000.	164	9221	No
47	GOM_NL__2PRFIN20031205_063726_000000562022_00149_09221_9391.N1	05-DEC-2003 06:37:26	Straylight	55.500	7	19Bet Ori	0.10000	14000.	111	9221	No
48	GOM_NL__2PRFIN20031205_064124_000000472022_00149_09221_9392.N1	05-DEC-2003 06:41:24	Tw_i_and_stray	47.000	94	92Alp Cet	2.5260	3100.0	94	9221	No
49	GOM_NL__2PRFIN20031205_064512_000000602022_00149_09221_9393.N1	05-DEC-2003 06:45:12	Bright	60.000	13	87Alp Tau	0.86700	3800.0	120	9221	No
50	GOM_NL__2PRFIN20031205_064658_000000542022_00149_09221_9394.N1	05-DEC-2003 06:46:58	Bright	53.500	146	25Eta Tau	2.8730	15200.	107	9221	No
51	GOM_NL__2PRFIN20031205_064916_000000412022_00149_09221_9395.N1	05-DEC-2003 06:49:16	Bright	40.500	150	44Zet Per	2.8900	28000.	81	9221	No
52	GOM_NL__2PRFIN20031205_065140_000000382022_00149_09221_9396.N1	05-DEC-2003 06:51:40	Bright	38.000	79	26Bet Per	2.3100	13100.	76	9221	No
53	GOM_NL__2PRFIN20031205_065345_000000382022_00149_09221_9397.N1	05-DEC-2003 06:53:45	Bright	38.000	175	39Del Per	3.0100	19400.	76	9221	No
54	GOM_NL__2PRFIN20031205_065512_000000382022_00149_09221_9398.N1	05-DEC-2003 06:55:12	Bright	37.500	160	23Gam Per	2.9300	4700.0	75	9221	No
55	GOM_NL__2PRFIN20031205_065745_000000382022_00149_09221_9399.N1	05-DEC-2003 06:57:45	Bright	37.500	110	37Del Cas	2.6780	8900.0	75	9221	No
56	GOM_NL__2PRFIN20031205_065905_000000392022_00149_09221_9400.N1	05-DEC-2003 06:59:05	Bright	39.000	74	11Bet Cas	2.2680	6600.0	78	9221	No
57	GOM_NL__2PRFIN20031205_070517_000000382022_00149_09221_9401.N1	05-DEC-2003 07:05:17	Bright	38.000	49	1Alp UMi	1.9900	6300.0	76	9221	No
58	GOM_NL__2PRFIN20031205_070959_000000392022_00149_09221_9402.N1	05-DEC-2003 07:09:59	Bright	38.500	60	7Bet UMi	2.0810	3950.0	77	9221	No
59	GOM_NL__2PRFIN20031205_071138_000000472022_00149_09221_9403.N1	05-DEC-2003 07:11:38	Bright	47.000	36	50Alp UMa	1.8000	6300.0	94	9221	No
60	GOM_NL__2PRFIN20031205_071312_000000482022_00149_09221_9404.N1	05-DEC-2003 07:13:12	Bright	48.000	82	48Bet UMa	2.3650	10600.	96	9221	No
61	GOM_NL__2PRFIN20031205_071505_000000412022_00149_09221_9405.N1	05-DEC-2003 07:15:05	Bright	40.500	32	77Eps UMa	1.7630	11000.	81	9221	No
62	GOM_NL__2PRFIN20031205_071717_000000392022_00149_09221_9406.N1	05-DEC-2003 07:17:17	Bright	39.000	39	85Eta UMa	1.8540	24000.	78	9221	No
63	GOM_NL__2PRFIN20031205_072014_000000392022_00149_09221_9407.N1	05-DEC-2003 07:20:14	Bright	39.000	180	27Gam Boo	3.0400	8000.0	78	9221	No
64	GOM_NL__2PRFIN20031205_072318_000000372022_00149_09221_9408.N1	05-DEC-2003 07:23:18	Bright	37.000	83		2.3780	11000.	74	9221	No
65	GOM_NL__2PRFIN20031205_072552_000000382022_00149_09221_9409.N1	05-DEC-2003 07:25:52	Bright	38.000	3	16Alp Boo	-0.050000	4250.0	76	9221	No
66	GOM_NL__2PRFIN20031205_073010_000000842022_00149_09221_9410.N1	05-DEC-2003 07:30:10	Bright	84.000	96	68Del Leo	2.5600	9300.0	168	9221	No
67	GOM_NL__2PRFIN20031205_073410_000000502022_00149_09221_9411.N1	05-DEC-2003 07:34:10	Bright	49.500	121	29Gam Vir	2.7400	7200.0	99	9221	No
68	GOM_NL__2PRFIN20031205_073901_000000502022_00149_09221_9412.N1	05-DEC-2003 07:39:01	Tw_i_and_stray	50.000	163	7Del Crv	2.9450	11000.	100	9221	No
69	GOM_NL__2PRFIN20031205_074037_000000512022_00149_09221_9413.N1	05-DEC-2003 07:40:37	Dark	51.000	106	9Bet Crv	2.6480	5600.0	102	9221	No
70	GOM_NL__2PRFIN20031205_074219_000000422022_00149_09221_9414.N1	05-DEC-2003 07:42:19	Dark	42.000	123	1ot Cen	2.7500	10200.	84	9221	No
71	GOM_NL__2PRFIN20031205_074421_000000412022_00149_09221_9415.N1	05-DEC-2003 07:44:21	Dark	41.000	95	Zet Cen	2.5450	26000.	82	9221	No
72	GOM_NL__2PRFIN20031205_074610_000000442022_00149_09221_9416.N1	05-DEC-2003 07:46:10	Dark	44.000	77	Eps Cen	2.3030	28000.	88	9221	No
73	GOM_NL__2PRFIN20031205_074744_000000442022_00149_09221_9417.N1	05-DEC-2003 07:47:44	Dark	43.500	10	Bet Cen	0.61000	28000.	87	9221	No
74	GOM_NL__2PRFIN20031205_074911_000000432022_00150_09222_9381.N1	05-DEC-2003 07:49:11	Dark	43.000	129	Del Cru	2.7930	26000.	86	9222	No
75	GOM_NL__2PRFIN20031205_075104_000000462022_00150_09222_9382.N1	05-DEC-2003 07:51:04	Dark	45.500	113	Mu Vel	2.6920	5000.0	91	9222	No
76	GOM_NL__2PRFIN20031205_075526_000000402022_00150_09222_9383.N1	05-DEC-2003 07:55:26	Dark	40.000	29	Bet Car	1.6720	10200.	80	9222	No
77	GOM_NL__2PRFIN20031205_075731_000000482022_00150_09222_9384.N1	05-DEC-2003 07:57:31	Dark	48.000	41	Eps Car	1.8600	4100.0	96	9222	No
78	GOM_NL__2PRFIN20031205_075944_000000502022_00150_09222_9385.N1	05-DEC-2003 07:59:44	Dark	49.500	34	Gam2Vel	1.7930	23000.	99	9222	No
79	GOM_NL__2PRFIN20031205_080247_000000502022_00150_09222_9386.N1	05-DEC-2003 08:02:47	Dark	49.500	2	Alp Car	-0.73600	7000.0	99	9222	No
80	GOM_NL__2PRFIN20031205_080455_000000622022_00150_09222_9387.N1	05-DEC-2003 08:04:55	Dark	61.500	117	Pi Pup	2.7060	3800.0	123	9222	No
81	GOM_NL__2PRFIN20031205_080834_000000702022_00150_09222_9388.N1	05-DEC-2003 08:08:34	Dark	70.000	23	21Eps CMa	1.5020	26000.	140	9222	No
82	GOM_NL__2PRFIN20031205_081038_000000702022_00150_09222_9389.N1	05-DEC-2003 08:10:38	Straylight	69.500	179	24Omi2CMa	3.0320	24000.	139	9222	No
83	GOM_NL__2PRFIN20031205_081429_000000862022_00150_09222_9390.N1	05-DEC-2003 08:14:29	Straylight	86.000	1	9Alp CMa	-1.4400	11000.	172	9222	No
84	GOM_NL__2PRFIN20031205_081802_000000582022_00150_09222_9391.N1	05-DEC-2003 08:18:02	Straylight	57.500	7	19Bet Ori	0.10000	14000.	115	9222	No
85	GOM_NL__2PRFIN20031205_082159_000000482022_00150_09222_9392.N1	05-DEC-2003 08:21:59	Tw_i_and_stray	47.500	94	92Alp Cet	2.5260	3100.0	95	9222	No
86	GOM_NL__2PRFIN20031205_082547_000000602022_00150_09222_9393.N1	05-DEC-2003 08:25:47	Bright	60.000	13	87Alp Tau	0.86700	3800.0	120	9222	No
87	GOM_NL__2PRFIN20031205_082734_000000542022_00150_09222_9394.N1	05-DEC-2003 08:27:34	Bright	54.000	146	25Eta Tau	2.8730	15200.	108	9222	No
88	GOM_NL__2PRFIN20031205_082951_000000402022_00150_09222_9395.N1	05-DEC-2003 08:29:51	Bright	39.500	150	44Zet Per	2.8900	28000.	79	9222	No
89	GOM_NL__2PRFIN20031205_083216_000000392022_00150_09222_9396.N1	05-DEC-2003 08:32:16	Bright	38.500	79	26Bet Per	2.3100	13100.	77	9222	No
90	GOM_NL__2PRFIN20031205_083421_000000382022_00150_09222_9397.N1	05-DEC-2003 08:34:21	Bright	37.500	175	39Del Per	3.0100	19400.	75	9222	No
91	GOM_NL__2PRFIN20031205_083548_000000382022_00150_09222_9398.N1	05-DEC-2003 08:35:48	Bright	37.500	160	23Gam Per	2.9300	4700.0	75	9222	No
92	GOM_NL__2PRFIN20031205_083820_000000412022_00150_09222_9399.N1	05-DEC-2003 08:38:20	Bright	40.500	110	37Del Cas	2.6780	8900.0	81	9222	No
93	GOM_NL__2PRFIN20031205_083942_000000382022_00150_09222_9400.N1	05-DEC-2003 08:39:42	Bright	37.500	74	11Bet Cas	2.2680	6600.0	75	9222	No
94	GOM_NL__2PRFIN20031205_084553_000000392022_00150_09222_9401.N1	05-DEC-2003 08:45:53	Bright	39.000	49	1Alp UMi	1.9900	6300.0	78	9222	No
95	GOM_NL__2PRFIN20031205_085033_000000422022_00150_09222_9402.N1	05-DEC-2003 08:50:33	Bright	41.500	60	7Bet UMi	2.0810	3950.0	83	9222	No
96	GOM_NL__2PRFIN20031205_085213_000000472022_00150_09222_9403.N1	05-DEC-2003 08:52:13	Bright	46.500	36	50Alp UMa	1.8000	6300.0	93	9222	No
97	GOM_NL__2PRFIN20031205_085347_000000472022_00150_09222_9404.N1	05-DEC-2003 08:53:47	Bright	46.500	82	48Bet UMa	2.3650	10600.	93	9222	No
98	GOM_NL__2PRFIN20031205_085541_000000582022_00150_09222_9405.N1	05-DEC-2003 08:55:41	Bright	58.000	32	77Eps UMa	1.7630	11000.	116	9222	No
99	GOM_NL__2PRFIN20031205_085753_000000382022_00150_09222_9406.N1	05-DEC-2003 08:57:53	Bright	38.000	39	85Eta UMa	1.8540	24000.	76	9222	No
100	GOM_NL__2PRFIN20031205_090050_000000442022_00150_09222_9407.N1	05-DEC-2003 09:00:50	Bright	44.000	180	27Gam Boo	3.0400	8000.0	88	9222	No
101	GOM_NL__2PRFIN20031205_090354_000000372022_00150_09222_9408.N1	05-DEC-2003 09:03:54	Bright	37.000	83		2.3780	11000.	74	9222	No

102	GOM_NL__2PRFIN20031205_090629_000000372022_00150_09222_9409.N1	05-DEC-2003 09:06:29	Bright	37.000	3	16Alp Boo	-0.050000	4250.0	74	9222	No
103	GOM_NL__2PRFIN20031205_091046_000000892022_00150_09222_9410.N1	05-DEC-2003 09:10:46	Bright	89.000	96	68Del Leo	2.5600	9300.0	178	9222	No
104	GOM_NL__2PRFIN20031205_091447_000000492022_00150_09222_9411.N1	05-DEC-2003 09:14:47	Bright	48.500	121	29Gam Vir	2.7400	7200.0	97	9222	No
105	GOM_NL__2PRFIN20031205_091939_000000482022_00150_09222_9412.N1	05-DEC-2003 09:19:39	Tw_i_and_stray	47.500	163	7Del Crv	2.9450	11000.	95	9222	No
106	GOM_NL__2PRFIN20031205_092114_000000512022_00150_09222_9413.N1	05-DEC-2003 09:21:14	Dark	51.000	106	9Bet Crv	2.6480	5600.0	102	9222	No
107	GOM_NL__2PRFIN20031205_092256_000000452022_00150_09222_9414.N1	05-DEC-2003 09:22:56	Dark	44.500	123	1ot Cen	2.7500	10200.	89	9222	No
108	GOM_NL__2PRFIN20031205_092455_000000442022_00150_09222_9415.N1	05-DEC-2003 09:24:55	Dark	43.500	95	Zet Cen	2.5450	26000.	87	9222	No
109	GOM_NL__2PRFIN20031205_092648_000000432022_00150_09222_9416.N1	05-DEC-2003 09:26:48	Dark	43.000	77	Eps Cen	2.3030	28000.	86	9222	No
110	GOM_NL__2PRFIN20031205_092820_000000462022_00150_09222_9417.N1	05-DEC-2003 09:28:20	Dark	45.500	10	Bet Cen	0.61000	28000.	91	9222	No
111	GOM_NL__2PRFIN20031205_092947_000000432022_00151_09223_9402.N1	05-DEC-2003 09:29:47	Dark	42.500	129	Del Cru	2.7930	26000.	85	9223	No
112	GOM_NL__2PRFIN20031205_093139_000000552022_00151_09223_9403.N1	05-DEC-2003 09:31:39	Dark	54.500	113	Mu Vel	2.6920	5000.0	109	9223	No
113	GOM_NL__2PRFIN20031205_093602_000000432022_00151_09223_9404.N1	05-DEC-2003 09:36:02	Dark	42.500	29	Bet Car	1.6720	10200.	85	9223	No
114	GOM_NL__2PRFIN20031205_093808_000000472022_00151_09223_9405.N1	05-DEC-2003 09:38:08	Dark	47.000	41	Eps Car	1.8600	4100.0	94	9223	No
115	GOM_NL__2PRFIN20031205_094022_000000492022_00151_09223_9406.N1	05-DEC-2003 09:40:22	Dark	48.500	34	Gam2Vel	1.7930	23000.	97	9223	No
116	GOM_NL__2PRFIN20031205_094323_000000572022_00151_09223_9407.N1	05-DEC-2003 09:43:23	Dark	57.000	2	Alp Car	-0.73600	7000.0	114	9223	No
117	GOM_NL__2PRFIN20031205_094532_000000642022_00151_09223_9408.N1	05-DEC-2003 09:45:32	Dark	63.500	117	Pi Pup	2.7060	3800.0	127	9223	No
118	GOM_NL__2PRFIN20031205_094912_000000662022_00151_09223_9409.N1	05-DEC-2003 09:49:12	Dark	66.000	23	21Eps CMa	1.5020	26000.	132	9223	No
119	GOM_NL__2PRFIN20031205_095115_000000662022_00151_09223_9410.N1	05-DEC-2003 09:51:15	Straylight	66.000	179	24Omi2CMa	3.0320	24000.	132	9223	No
120	GOM_NL__2PRFIN20031205_095505_000000852022_00151_09223_9411.N1	05-DEC-2003 09:55:05	Straylight	84.500	1	9Alp CMa	-1.4400	11000.	169	9223	No
121	GOM_NL__2PRFIN20031205_095837_000000582022_00151_09223_9412.N1	05-DEC-2003 09:58:37	Straylight	57.500	7	19Bet Ori	0.10000	14000.	115	9223	No
122	GOM_NL__2PRFIN20031205_100236_000000502022_00151_09223_9413.N1	05-DEC-2003 10:02:36	Tw_i_and_stray	50.000	94	92Alp Cet	2.5260	3100.0	100	9223	No
123	GOM_NL__2PRFIN20031205_100623_000000532022_00151_09223_9414.N1	05-DEC-2003 10:06:23	Bright	52.500	13	87Alp Tau	0.86700	3800.0	105	9223	No
124	GOM_NL__2PRFIN20031205_100810_000000392022_00151_09223_9415.N1	05-DEC-2003 10:08:10	Bright	38.500	146	25Eta Tau	2.8730	15200.	77	9223	No
125	GOM_NL__2PRFIN20031205_101025_000000432022_00151_09223_9416.N1	05-DEC-2003 10:10:25	Bright	42.500	150	44Zet Per	2.8900	28000.	85	9223	No
126	GOM_NL__2PRFIN20031205_101251_000000382022_00151_09223_9417.N1	05-DEC-2003 10:12:51	Bright	37.500	79	26Bet Per	2.3100	13100.	75	9223	No
127	GOM_NL__2PRFIN20031205_101456_000000372022_00151_09223_9418.N1	05-DEC-2003 10:14:56	Bright	37.000	175	39Del Per	3.0100	19400.	74	9223	No
128	GOM_NL__2PRFIN20031205_101621_000000402022_00151_09223_9419.N1	05-DEC-2003 10:16:21	Bright	40.000	160	23Gam Per	2.9300	4700.0	80	9223	No
129	GOM_NL__2PRFIN20031205_101857_000000382022_00151_09223_9420.N1	05-DEC-2003 10:18:57	Bright	37.500	110	37Del Cas	2.6780	8900.0	75	9223	No
130	GOM_NL__2PRFIN20031205_102017_000000412022_00151_09223_9421.N1	05-DEC-2003 10:20:17	Bright	40.500	74	11Bet Cas	2.2680	6600.0	81	9223	No
131	GOM_NL__2PRFIN20031205_102629_000000392022_00151_09223_9422.N1	05-DEC-2003 10:26:29	Bright	38.500	49	1Alp UMi	1.9900	6300.0	77	9223	No
132	GOM_NL__2PRFIN20031205_103111_000000412022_00151_09223_9423.N1	05-DEC-2003 10:31:11	Bright	40.500	60	7Bet UMi	2.0810	3950.0	81	9223	No
133	GOM_NL__2PRFIN20031205_103249_000000472022_00151_09223_9424.N1	05-DEC-2003 10:32:49	Bright	46.500	36	50Alp UMa	1.8000	6300.0	93	9223	No
134	GOM_NL__2PRFIN20031205_103423_000000492022_00151_09223_9425.N1	05-DEC-2003 10:34:23	Bright	49.000	82	48Bet UMa	2.3650	10600.	98	9223	No
135	GOM_NL__2PRFIN20031205_103617_000000442022_00151_09223_9426.N1	05-DEC-2003 10:36:17	Bright	43.500	32	77Eps UMa	1.7630	11000.	87	9223	No
136	GOM_NL__2PRFIN20031205_103829_000000372022_00151_09223_9427.N1	05-DEC-2003 10:38:29	Bright	37.000	39	85Eta UMa	1.8540	24000.	74	9223	No
137	GOM_NL__2PRFIN20031205_104128_000000382022_00151_09223_9428.N1	05-DEC-2003 10:41:28	Bright	37.500	180	27Gam Boo	3.0400	8000.0	75	9223	No
138	GOM_NL__2PRFIN20031205_104430_000000372022_00151_09223_9429.N1	05-DEC-2003 10:44:30	Bright	37.000	83		2.3780	11000.	74	9223	No
139	GOM_NL__2PRFIN20031205_104705_000000372022_00151_09223_9430.N1	05-DEC-2003 10:47:05	Bright	36.500	3	16Alp Boo	-0.050000	4250.0	73	9223	No
140	GOM_NL__2PRFIN20031205_105124_000000902022_00151_09223_9431.N1	05-DEC-2003 10:51:24	Bright	90.000	96	68Del Leo	2.5600	9300.0	180	9223	No
141	GOM_NL__2PRFIN20031205_105524_000000502022_00151_09223_9432.N1	05-DEC-2003 10:55:24	Bright	50.000	121	29Gam Vir	2.7400	7200.0	100	9223	No
142	GOM_NL__2PRFIN20031205_110015_000000482022_00151_09223_9433.N1	05-DEC-2003 11:00:15	Tw_i_and_stray	48.000	163	7Del Crv	2.9450	11000.	96	9223	No
143	GOM_NL__2PRFIN20031205_110150_000000502022_00151_09223_9434.N1	05-DEC-2003 11:01:50	Dark	49.500	106	9Bet Crv	2.6480	5600.0	99	9223	No
144	GOM_NL__2PRFIN20031205_110330_000000452022_00151_09223_9435.N1	05-DEC-2003 11:03:30	Dark	44.500	123	1ot Cen	2.7500	10200.	89	9223	No
145	GOM_NL__2PRFIN20031205_110533_000000392022_00151_09223_9436.N1	05-DEC-2003 11:05:33	Dark	39.000	95	Zet Cen	2.5450	26000.	78	9223	No
146	GOM_NL__2PRFIN20031205_110724_000000412022_00151_09223_9437.N1	05-DEC-2003 11:07:24	Dark	40.500	77	Eps Cen	2.3030	28000.	81	9223	No
147	GOM_NL__2PRFIN20031205_110856_000000422022_00151_09223_9438.N1	05-DEC-2003 11:08:56	Dark	42.000	10	Bet Cen	0.61000	28000.	84	9223	No
148	GOM_NL__2PRFIN20031205_111025_000000402022_00152_09224_9402.N1	05-DEC-2003 11:10:25	Dark	40.000	129	Del Cru	2.7930	26000.	80	9224	No
149	GOM_NL__2PRFIN20031205_111217_000000462022_00152_09224_9403.N1	05-DEC-2003 11:12:17	Dark	46.000	113	Mu Vel	2.6920	5000.0	92	9224	No
150	GOM_NL__2PRFIN20031205_111639_000000452022_00152_09224_9404.N1	05-DEC-2003 11:16:39	Dark	44.500	29	Bet Car	1.6720	10200.	89	9224	No
151	GOM_NL__2PRFIN20031205_111844_000000462022_00152_09224_9405.N1	05-DEC-2003 11:18:44	Dark	46.000	41	Eps Car	1.8600	4100.0	92	9224	No
152	GOM_NL__2PRFIN20031205_112058_000000502022_00152_09224_9406.N1	05-DEC-2003 11:20:58	Dark	49.500	34	Gam2Vel	1.7930	23000.	99	9224	No
153	GOM_NL__2PRFIN20031205_112359_000000572022_00152_09224_9407.N1	05-DEC-2003 11:23:59	Dark	57.000	2	Alp Car	-0.73600	7000.0	114	9224	No
154	GOM_NL__2PRFIN20031205_112609_000000612022_00152_09224_9408.N1	05-DEC-2003 11:26:09	Dark	61.000	117	Pi Pup	2.7060	3800.0	122	9224	No
155	GOM_NL__2PRFIN20031205_112948_000000222022_00152_09224_9409.N1	05-DEC-2003 11:29:48	Dark	22.000	23	21Eps CMa	1.5020	26000.	44	9224	No
156	GOM_NL__2PRFIN20031205_113152_000000672022_00152_09224_9410.N1	05-DEC-2003 11:31:52	Straylight	67.000	179	24Omi2CMa	3.0320	24000.	134	9224	No
157	GOM_NL__2PRFIN20031205_113542_000000942022_00152_09224_9411.N1	05-DEC-2003 11:35:42	Straylight	93.500	1	9Alp CMa	-1.4400	11000.	187	9224	No
158	GOM_NL__2PRFIN20031205_113913_000000632022_00152_09224_9412.N1	05-DEC-2003 11:39:13	Straylight	62.500	7	19Bet Ori	0.10000	14000.	125	9224	No
159	GOM_NL__2PRFIN20031205_114311_000000442022_00152_09224_9413.N1	05-DEC-2003 11:43:11	Tw_i_and_stray	44.000	94	92Alp Cet	2.5260	3100.0	88	9224	No
160	GOM_NL__2PRFIN20031205_114659_000000552022_00152_09224_9414.N1	05-DEC-2003 11:46:59	Bright	54.500	13	87Alp Tau	0.86700	3800.0	109	9224	No

161	GOM_NL__2PRFIN20031205_114846_000000382022_00152_09224_9415.N1	05-DEC-2003 11:48:46	Bright	37.500	146	25Eta Tau	2.8730	15200.	75	9224	No
162	GOM_NL__2PRFIN20031205_115103_000000402022_00152_09224_9416.N1	05-DEC-2003 11:51:03	Bright	39.500	150	44Zet Per	2.8900	28000.	79	9224	No
163	GOM_NL__2PRFIN20031205_115327_000000382022_00152_09224_9417.N1	05-DEC-2003 11:53:27	Bright	37.500	79	26Bet Per	2.3100	13100.	75	9224	No
164	GOM_NL__2PRFIN20031205_115532_000000372022_00152_09224_9418.N1	05-DEC-2003 11:55:32	Bright	37.000	175	39Del Per	3.0100	19400.	74	9224	No
165	GOM_NL__2PRFIN20031205_115659_000000392022_00152_09224_9419.N1	05-DEC-2003 11:56:59	Bright	38.500	160	23Gam Per	2.9300	4700.0	77	9224	No
166	GOM_NL__2PRFIN20031205_115935_000000392022_00152_09224_9420.N1	05-DEC-2003 11:59:35	Bright	38.500	110	37Del Cas	2.6780	8900.0	77	9224	No
167	GOM_NL__2PRFIN20031205_120055_000000412022_00152_09224_9421.N1	05-DEC-2003 12:00:55	Bright	41.000	74	11Bet Cas	2.2680	6600.0	82	9224	No
168	GOM_NL__2PRFIN20031205_120705_000000372022_00152_09224_9422.N1	05-DEC-2003 12:07:05	Bright	37.000	49	1Alp UMi	1.9900	6300.0	74	9224	No
169	GOM_NL__2PRFIN20031205_121148_000000362022_00152_09224_9423.N1	05-DEC-2003 12:11:48	Bright	36.000	60	7Bet UMi	2.0810	3950.0	72	9224	No
170	GOM_NL__2PRFIN20031205_121324_000000412022_00152_09224_9424.N1	05-DEC-2003 12:13:24	Bright	40.500	36	50Alp UMa	1.8000	6300.0	81	9224	No
171	GOM_NL__2PRFIN20031205_121458_000000482022_00152_09224_9425.N1	05-DEC-2003 12:14:58	Bright	48.000	82	48Bet UMa	2.3650	10600.	96	9224	No
172	GOM_NL__2PRFIN20031205_121653_000000402022_00152_09224_9426.N1	05-DEC-2003 12:16:53	Bright	40.000	32	77Eps UMa	1.7630	11000.	80	9224	No
173	GOM_NL__2PRFIN20031205_121904_000000392022_00152_09224_9427.N1	05-DEC-2003 12:19:04	Bright	38.500	39	85Eta UMa	1.8540	24000.	77	9224	No
174	GOM_NL__2PRFIN20031205_122205_000000372022_00152_09224_9428.N1	05-DEC-2003 12:22:05	Bright	36.500	180	27Gam Boo	3.0400	8000.0	73	9224	No
175	GOM_NL__2PRFIN20031205_122507_000000362022_00152_09224_9429.N1	05-DEC-2003 12:25:07	Bright	36.000	83		2.3780	11000.	72	9224	No
176	GOM_NL__2PRFIN20031205_122741_000000382022_00152_09224_9430.N1	05-DEC-2003 12:27:41	Bright	37.500	3	16Alp Boo	-0.050000	4250.0	75	9224	No
177	GOM_NL__2PRFIN20031205_123201_000000892022_00152_09224_9431.N1	05-DEC-2003 12:32:01	Bright	89.000	96	68Del Leo	2.5600	9300.0	178	9224	No
178	GOM_NL__2PRFIN20031205_123601_000000492022_00152_09224_9432.N1	05-DEC-2003 12:36:01	Bright	49.000	121	29Gam Vir	2.7400	7200.0	98	9224	No
179	GOM_NL__2PRFIN20031205_124053_000000492022_00152_09224_9433.N1	05-DEC-2003 12:40:53	Tw_i_and_stray	48.500	163	7Del Crv	2.9450	11000.	97	9224	No
180	GOM_NL__2PRFIN20031205_124227_000000492022_00152_09224_9434.N1	05-DEC-2003 12:42:27	Dark	49.000	106	9Bet Crv	2.6480	5600.0	98	9224	No
181	GOM_NL__2PRFIN20031205_124409_000000422022_00152_09224_9435.N1	05-DEC-2003 12:44:09	Dark	42.000	123	1ot Cen	2.7500	10200.	84	9224	No
182	GOM_NL__2PRFIN20031205_124610_000000402022_00152_09224_9436.N1	05-DEC-2003 12:46:10	Dark	40.000	95	Zet Cen	2.5450	26000.	80	9224	No
183	GOM_NL__2PRFIN20031205_124801_000000392022_00152_09224_9437.N1	05-DEC-2003 12:48:01	Dark	38.500	77	Eps Cen	2.3030	28000.	77	9224	No
184	GOM_NL__2PRFIN20031205_124932_000000452022_00152_09224_9438.N1	05-DEC-2003 12:49:32	Dark	45.000	10	Bet Cen	0.610000	28000.	90	9224	No
185	GOM_NL__2PRFIN20031205_125103_000000392022_00153_09225_9402.N1	05-DEC-2003 12:51:03	Dark	39.000	129	Del Cru	2.7930	26000.	78	9225	No
186	GOM_NL__2PRFIN20031205_125253_000000452022_00153_09225_9403.N1	05-DEC-2003 12:52:53	Dark	45.000	113	Mu Vel	2.6920	5000.0	90	9225	No
187	GOM_NL__2PRFIN20031205_125714_000000442022_00153_09225_9404.N1	05-DEC-2003 12:57:14	Dark	43.500	29	Bet Car	1.6720	10200.	87	9225	No
188	GOM_NL__2PRFIN20031205_125920_000000562022_00153_09225_9405.N1	05-DEC-2003 12:59:20	Dark	56.000	41	Eps Car	1.8600	4100.0	112	9225	No
189	GOM_NL__2PRFIN20031205_130135_000000502022_00153_09225_9406.N1	05-DEC-2003 13:01:35	Dark	50.000	34	Gam2Vel	1.7930	23000.	100	9225	No
190	GOM_NL__2PRFIN20031205_130436_000000572022_00153_09225_9407.N1	05-DEC-2003 13:04:36	Dark	57.000	2	Alp Car	-0.73600	7000.0	114	9225	No
191	GOM_NL__2PRFIN20031205_130645_000000642022_00153_09225_9408.N1	05-DEC-2003 13:06:45	Dark	64.000	117	Pi Pup	2.7060	3800.0	128	9225	No
192	GOM_NL__2PRFIN20031205_131025_000000632022_00153_09225_9409.N1	05-DEC-2003 13:10:25	Dark	63.000	23	21Eps CMa	1.5020	26000.	126	9225	No
193	GOM_NL__2PRFIN20031205_131228_000000662022_00153_09225_9410.N1	05-DEC-2003 13:12:28	Straylight	65.500	179	24Omi2CMa	3.0320	24000.	131	9225	No
194	GOM_NL__2PRFIN20031205_131618_000000892022_00153_09225_9411.N1	05-DEC-2003 13:16:18	Straylight	89.000	1	9Alp CMa	-1.4400	11000.	178	9225	No
195	GOM_NL__2PRFIN20031205_131949_000000602022_00153_09225_9412.N1	05-DEC-2003 13:19:49	Straylight	59.500	7	19Bet Ori	0.10000	14000.	119	9225	No
196	GOM_NL__2PRFIN20031205_132348_000000472022_00153_09225_9413.N1	05-DEC-2003 13:23:48	Tw_i_and_stray	46.500	94	92Alp Cet	2.5260	3100.0	93	9225	No
197	GOM_NL__2PRFIN20031205_132734_000000572022_00153_09225_9414.N1	05-DEC-2003 13:27:34	Bright	56.500	13	87Alp Tau	0.86700	3800.0	113	9225	No
198	GOM_NL__2PRFIN20031205_132922_000000382022_00153_09225_9415.N1	05-DEC-2003 13:29:22	Bright	37.500	146	25Eta Tau	2.8730	15200.	75	9225	No
199	GOM_NL__2PRFIN20031205_133139_000000402022_00153_09225_9416.N1	05-DEC-2003 13:31:39	Bright	40.000	150	44Zet Per	2.8900	28000.	80	9225	No
200	GOM_NL__2PRFIN20031205_133404_000000372022_00153_09225_9417.N1	05-DEC-2003 13:34:04	Bright	36.500	79	26Bet Per	2.3100	13100.	73	9225	No
201	GOM_NL__2PRFIN20031205_133608_000000372022_00153_09225_9418.N1	05-DEC-2003 13:36:08	Bright	37.000	175	39Del Per	3.0100	19400.	74	9225	No
202	GOM_NL__2PRFIN20031205_133735_000000392022_00153_09225_9419.N1	05-DEC-2003 13:37:35	Bright	38.500	160	23Gam Per	2.9300	4700.0	77	9225	No
203	GOM_NL__2PRFIN20031205_134011_000000372022_00153_09225_9420.N1	05-DEC-2003 13:40:11	Bright	37.000	110	37Del Cas	2.6780	8900.0	74	9225	No
204	GOM_NL__2PRFIN20031205_134131_000000392022_00153_09225_9421.N1	05-DEC-2003 13:41:31	Bright	38.500	74	11Bet Cas	2.2680	6600.0	77	9225	No
205	GOM_NL__2PRFIN20031205_134741_000000382022_00153_09225_9422.N1	05-DEC-2003 13:47:41	Bright	38.000	49	1Alp UMi	1.9900	6300.0	76	9225	No
206	GOM_NL__2PRFIN20031205_135224_000000382022_00153_09225_9423.N1	05-DEC-2003 13:52:24	Bright	38.000	60	7Bet UMi	2.0810	3950.0	76	9225	No
207	GOM_NL__2PRFIN20031205_135400_000000462022_00153_09225_9424.N1	05-DEC-2003 13:54:00	Bright	45.500	36	50Alp UMa	1.8000	6300.0	91	9225	No
208	GOM_NL__2PRFIN20031205_135534_000000472022_00153_09225_9425.N1	05-DEC-2003 13:55:34	Bright	47.000	82	48Bet UMa	2.3650	10600.	94	9225	No
209	GOM_NL__2PRFIN20031205_135728_000000582022_00153_09225_9426.N1	05-DEC-2003 13:57:28	Bright	58.000	32	77Eps UMa	1.7630	11000.	116	9225	No
210	GOM_NL__2PRFIN20031205_135940_000000382022_00153_09225_9427.N1	05-DEC-2003 13:59:40	Bright	38.000	39	85Eta UMa	1.8540	24000.	76	9225	No
211	GOM_NL__2PRFIN20031205_140241_000000362022_00153_09225_9428.N1	05-DEC-2003 14:02:41	Bright	36.000	180	27Gam Boo	3.0400	8000.0	72	9225	No
212	GOM_NL__2PRFIN20031205_140543_000000352022_00153_09225_9429.N1	05-DEC-2003 14:05:43	Bright	35.000	83		2.3780	11000.	70	9225	No
213	GOM_NL__2PRFIN20031205_140817_000000372022_00153_09225_9430.N1	05-DEC-2003 14:08:17	Bright	36.500	3	16Alp Boo	-0.050000	4250.0	73	9225	No
214	GOM_NL__2PRFIN20031205_141238_000000892022_00153_09225_9431.N1	05-DEC-2003 14:12:38	Bright	89.000	96	68Del Leo	2.5600	9300.0	178	9225	No
215	GOM_NL__2PRFIN20031205_141637_000000492022_00153_09225_9432.N1	05-DEC-2003 14:16:37	Bright	48.500	121	29Gam Vir	2.7400	7200.0	97	9225	No
216	GOM_NL__2PRFIN20031205_142129_000000492022_00153_09225_9433.N1	05-DEC-2003 14:21:29	Tw_i_and_stray	48.500	163	7Del Crv	2.9450	11000.	97	9225	No
217	GOM_NL__2PRFIN20031205_142304_000000502022_00153_09225_9434.N1	05-DEC-2003 14:23:04	Dark	49.500	106	9Bet Crv	2.6480	5600.0	99	9225	No
218	GOM_NL__2PRFIN20031205_142446_000000422022_00153_09225_9435.N1	05-DEC-2003 14:24:46	Dark	41.500	123	1ot Cen	2.7500	10200.	83	9225	No
219	GOM_NL__2PRFIN20031205_142647_000000402022_00153_09225_9436.N1	05-DEC-2003 14:26:47	Dark	40.000	95	Zet Cen	2.5450	26000.	80	9225	No

220	GOM_NL__2PRFIN20031205_142838_000000422022_00153_09225_9437.N1	05-DEC-2003 14:28:38	Dark	42.000	77	Eps Cen	2.3030	28000.	84	9225	No
221	GOM_NL__2PRFIN20031205_143009_000000462022_00153_09225_9438.N1	05-DEC-2003 14:30:09	Dark	46.000	10	Bet Cen	0.61000	28000.	92	9225	No
222	GOM_NL__2PRFIN20031205_143331_000000462022_00154_09226_0181.N1	05-DEC-2003 14:33:31	Dark	45.500	113	Mu Vel	2.6920	5000.0	91	9226	No
223	GOM_NL__2PRFIN20031205_143752_000000412022_00154_09226_0182.N1	05-DEC-2003 14:37:52	Dark	40.500	29	Bet Car	1.6720	10200.	81	9226	No
224	GOM_NL__2PRFIN20031205_143957_000000452022_00154_09226_0183.N1	05-DEC-2003 14:39:57	Dark	44.500	41	Eps Car	1.8600	4100.0	89	9226	No
225	GOM_NL__2PRFIN20031205_144212_000000492022_00154_09226_0184.N1	05-DEC-2003 14:42:12	Dark	48.500	34	Gam2Vel	1.7930	23000.	97	9226	No
226	GOM_NL__2PRFIN20031205_144513_000000562022_00154_09226_0185.N1	05-DEC-2003 14:45:13	Dark	56.000	2	Alp Car	-0.73600	7000.0	112	9226	No
227	GOM_NL__2PRFIN20031205_144722_000000622022_00154_09226_0186.N1	05-DEC-2003 14:47:22	Dark	62.000	117	Pi Pup	2.7060	3800.0	124	9226	No
228	GOM_NL__2PRFIN20031205_145102_000000662022_00154_09226_0187.N1	05-DEC-2003 14:51:02	Dark	65.500	23	21Eps CMa	1.5020	26000.	131	9226	No
229	GOM_NL__2PRFIN20031205_145305_000000672022_00154_09226_0188.N1	05-DEC-2003 14:53:05	Straylight	67.000	179	24Omi2CMa	3.0320	24000.	134	9226	No
230	GOM_NL__2PRFIN20031205_145654_000000812022_00154_09226_0189.N1	05-DEC-2003 14:56:54	Straylight	80.500	1	9Alp CMa	-1.4400	11000.	161	9226	No
231	GOM_NL__2PRFIN20031205_150026_000000642022_00154_09226_0190.N1	05-DEC-2003 15:00:26	Straylight	64.000	7	19Bet Ori	0.10000	14000.	128	9226	No
232	GOM_NL__2PRFIN20031205_150424_000000442022_00154_09226_0191.N1	05-DEC-2003 15:04:24	Twi_and_stray	44.000	94	92Alp Cet	2.5260	3100.0	88	9226	No
233	GOM_NL__2PRFIN20031205_150810_000000592022_00154_09226_0192.N1	05-DEC-2003 15:08:10	Bright	59.000	13	87Alp Tau	0.86700	3800.0	118	9226	No
234	GOM_NL__2PRFIN20031205_150958_000000382022_00154_09226_0193.N1	05-DEC-2003 15:09:58	Bright	38.000	146	25Eta Tau	2.8730	15200.	76	9226	No
235	GOM_NL__2PRFIN20031205_151215_000000402022_00154_09226_0194.N1	05-DEC-2003 15:12:15	Bright	40.000	150	44Zet Per	2.8900	28000.	80	9226	No
236	GOM_NL__2PRFIN20031205_151440_000000372022_00154_09226_0195.N1	05-DEC-2003 15:14:40	Bright	37.000	79	26Bet Per	2.3100	13100.	74	9226	No
237	GOM_NL__2PRFIN20031205_151644_000000362022_00154_09226_0196.N1	05-DEC-2003 15:16:44	Bright	36.000	175	39Del Per	3.0100	19400.	72	9226	No
238	GOM_NL__2PRFIN20031205_151812_000000372022_00154_09226_0197.N1	05-DEC-2003 15:18:12	Bright	36.500	160	23Gam Per	2.9300	4700.0	73	9226	No
239	GOM_NL__2PRFIN20031205_152048_000000372022_00154_09226_0198.N1	05-DEC-2003 15:20:48	Bright	37.000	110	37Del Cas	2.6780	8900.0	74	9226	No
240	GOM_NL__2PRFIN20031205_152208_000000362022_00154_09226_0199.N1	05-DEC-2003 15:22:08	Bright	36.000	74	11Bet Cas	2.2680	6600.0	72	9226	No
241	GOM_NL__2PRFIN20031205_152818_000000382022_00154_09226_0200.N1	05-DEC-2003 15:28:18	Bright	37.500	49	1Alp UMi	1.9900	6300.0	75	9226	No
242	GOM_NL__2PRFIN20031205_153300_000000382022_00154_09226_0201.N1	05-DEC-2003 15:33:00	Bright	37.500	60	7Bet UMi	2.0810	3950.0	75	9226	No
243	GOM_NL__2PRFIN20031205_153435_000000472022_00154_09226_0202.N1	05-DEC-2003 15:34:35	Bright	47.000	36	50Alp UMa	1.8000	6300.0	94	9226	No
244	GOM_NL__2PRFIN20031205_153609_000000502022_00154_09226_0203.N1	05-DEC-2003 15:36:09	Bright	50.000	82	48Bet UMa	2.3650	10600.	100	9226	No
245	GOM_NL__2PRFIN20031205_153804_000000432022_00154_09226_0204.N1	05-DEC-2003 15:38:04	Bright	43.000	32	77Eps UMa	1.7630	11000.	86	9226	No
246	GOM_NL__2PRFIN20031205_154016_000000392022_00154_09226_0205.N1	05-DEC-2003 15:40:16	Bright	39.000	39	85Eta UMa	1.8540	24000.	78	9226	No
247	GOM_NL__2PRFIN20031205_154317_000000382022_00154_09226_0206.N1	05-DEC-2003 15:43:17	Bright	37.500	180	27Gam Boo	3.0400	8000.0	75	9226	No
248	GOM_NL__2PRFIN20031205_154620_000000352022_00154_09226_0207.N1	05-DEC-2003 15:46:20	Bright	35.000	83		2.3780	11000.	70	9226	No
249	GOM_NL__2PRFIN20031205_154853_000000372022_00154_09226_0208.N1	05-DEC-2003 15:48:53	Bright	37.000	3	16Alp Boo	-0.050000	4250.0	74	9226	No
250	GOM_NL__2PRFIN20031205_155314_000000912022_00154_09226_0209.N1	05-DEC-2003 15:53:14	Bright	91.000	96	68Del Leo	2.5600	9300.0	182	9226	No
251	GOM_NL__2PRFIN20031205_155714_000000502022_00154_09226_0210.N1	05-DEC-2003 15:57:14	Bright	49.500	121	29Gam Vir	2.7400	7200.0	99	9226	No
252	GOM_NL__2PRFIN20031205_160207_000000472022_00154_09226_0211.N1	05-DEC-2003 16:02:07	Twi_and_stray	46.500	163	7Del Crv	2.9450	11000.	93	9226	No
253	GOM_NL__2PRFIN20031205_160341_000000462022_00154_09226_0212.N1	05-DEC-2003 16:03:41	Dark	46.000	106	9Bet Crv	2.6480	5600.0	92	9226	No
254	GOM_NL__2PRFIN20031205_160523_000000402022_00154_09226_0213.N1	05-DEC-2003 16:05:23	Dark	39.500	123	1ot Cen	2.7500	10200.	79	9226	No
255	GOM_NL__2PRFIN20031205_160723_000000382022_00154_09226_0214.N1	05-DEC-2003 16:07:23	Dark	38.000	95	Zet Cen	2.5450	26000.	76	9226	No
256	GOM_NL__2PRFIN20031205_160914_000000422022_00154_09226_0215.N1	05-DEC-2003 16:09:14	Dark	42.000	77	Eps Cen	2.3030	28000.	84	9226	No
257	GOM_NL__2PRFIN20031205_161045_000000412022_00154_09226_0216.N1	05-DEC-2003 16:10:45	Dark	40.500	10	Bet Cen	0.61000	28000.	81	9226	No
258	GOM_NL__2PRFIN20031205_161408_000000462022_00155_09227_9524.N1	05-DEC-2003 16:14:08	Dark	45.500	113	Mu Vel	2.6920	5000.0	91	9227	No
259	GOM_NL__2PRFIN20031205_161828_000000402022_00155_09227_9525.N1	05-DEC-2003 16:18:28	Dark	40.000	29	Bet Car	1.6720	10200.	80	9227	No
260	GOM_NL__2PRFIN20031205_162034_000000442022_00155_09227_9526.N1	05-DEC-2003 16:20:34	Dark	44.000	41	Eps Car	1.8600	4100.0	88	9227	No
261	GOM_NL__2PRFIN20031205_162249_000000552022_00155_09227_9527.N1	05-DEC-2003 16:22:49	Dark	54.500	34	Gam2Vel	1.7930	23000.	109	9227	No
262	GOM_NL__2PRFIN20031205_162549_000000512022_00155_09227_9528.N1	05-DEC-2003 16:25:49	Dark	51.000	2	Alp Car	-0.73600	7000.0	102	9227	No
263	GOM_NL__2PRFIN20031205_162759_000000612022_00155_09227_9529.N1	05-DEC-2003 16:27:59	Dark	61.000	117	Pi Pup	2.7060	3800.0	122	9227	No
264	GOM_NL__2PRFIN20031205_163137_000000672022_00155_09227_9530.N1	05-DEC-2003 16:31:37	Dark	66.500	23	21Eps CMa	1.5020	26000.	133	9227	No
265	GOM_NL__2PRFIN20031205_163340_000000692022_00155_09227_9531.N1	05-DEC-2003 16:33:40	Straylight	69.000	179	24Omi2CMa	3.0320	24000.	138	9227	No
266	GOM_NL__2PRFIN20031205_163729_000000872022_00155_09227_9532.N1	05-DEC-2003 16:37:29	Straylight	87.000	1	9Alp CMa	-1.4400	11000.	174	9227	No
267	GOM_NL__2PRFIN20031205_164101_000000642022_00155_09227_9533.N1	05-DEC-2003 16:41:01	Straylight	64.000	7	19Bet Ori	0.10000	14000.	128	9227	No
268	GOM_NL__2PRFIN20031205_164459_000000432022_00155_09227_9534.N1	05-DEC-2003 16:44:59	Twi_and_stray	43.000	94	92Alp Cet	2.5260	3100.0	86	9227	No
269	GOM_NL__2PRFIN20031205_164845_000000562022_00155_09227_9535.N1	05-DEC-2003 16:48:45	Bright	56.000	13	87Alp Tau	0.86700	3800.0	112	9227	No
270	GOM_NL__2PRFIN20031205_165033_000000392022_00155_09227_9536.N1	05-DEC-2003 16:50:33	Bright	38.500	146	25Eta Tau	2.8730	15200.	77	9227	No
271	GOM_NL__2PRFIN20031205_165252_000000382022_00155_09227_9537.N1	05-DEC-2003 16:52:52	Bright	38.000	150	44Zet Per	2.8900	28000.	76	9227	No
272	GOM_NL__2PRFIN20031205_165516_000000362022_00155_09227_9538.N1	05-DEC-2003 16:55:16	Bright	36.000	79	26Bet Per	2.3100	13100.	72	9227	No
273	GOM_NL__2PRFIN20031205_165720_000000362022_00155_09227_9539.N1	05-DEC-2003 16:57:20	Bright	36.000	175	39Del Per	3.0100	19400.	72	9227	No
274	GOM_NL__2PRFIN20031205_165848_000000372022_00155_09227_9540.N1	05-DEC-2003 16:58:48	Bright	37.000	160	23Gam Per	2.9300	4700.0	74	9227	No
275	GOM_NL__2PRFIN20031205_170123_000000372022_00155_09227_9541.N1	05-DEC-2003 17:01:23	Bright	37.000	110	37Del Cas	2.6780	8900.0	74	9227	No
276	GOM_NL__2PRFIN20031205_170244_000000402022_00155_09227_9542.N1	05-DEC-2003 17:02:44	Bright	39.500	74	11Bet Cas	2.2680	6600.0	79	9227	No
277	GOM_NL__2PRFIN20031205_170854_000000382022_00155_09227_9543.N1	05-DEC-2003 17:08:54	Bright	37.500	49	1Alp UMi	1.9900	6300.0	75	9227	No
278	GOM_NL__2PRFIN20031205_171336_000000382022_00155_09227_9544.N1	05-DEC-2003 17:13:36	Bright	38.000	60	7Bet UMi	2.0810	3950.0	76	9227	No

279	GOM_NL__2PRFIN20031205_171510_000000442022_00155_09227_9545.N1	05-DEC-2003 17:15:10	Bright	44.000	36	50Alp UMa	1.8000	6300.0	88	9227	No
280	GOM_NL__2PRFIN20031205_171644_000000462022_00155_09227_9546.N1	05-DEC-2003 17:16:44	Bright	46.000	82	48Bet UMa	2.3650	10600.	92	9227	No
281	GOM_NL__2PRFIN20031205_171839_000000402022_00155_09227_9547.N1	05-DEC-2003 17:18:39	Bright	39.500	32	77Eps UMa	1.7630	11000.	79	9227	No
282	GOM_NL__2PRFIN20031205_172052_000000542022_00155_09227_9548.N1	05-DEC-2003 17:20:52	Bright	54.000	39	85Eta UMa	1.8540	24000.	108	9227	No
283	GOM_NL__2PRFIN20031205_172352_000000372022_00155_09227_9549.N1	05-DEC-2003 17:23:52	Bright	37.000	180	27Gam Boo	3.0400	8000.0	74	9227	No
284	GOM_NL__2PRFIN20031205_172656_000000372022_00155_09227_9550.N1	05-DEC-2003 17:26:56	Bright	36.500	83		2.3780	11000.	73	9227	No
285	GOM_NL__2PRFIN20031205_172929_000000382022_00155_09227_9551.N1	05-DEC-2003 17:29:29	Bright	38.000	3	16Alp Boo	-0.050000	4250.0	76	9227	No
286	GOM_NL__2PRFIN20031205_173352_000000892022_00155_09227_9552.N1	05-DEC-2003 17:33:52	Bright	88.500	96	68Del Leo	2.5600	9300.0	177	9227	No
287	GOM_NL__2PRFIN20031205_173751_000000512022_00155_09227_9553.N1	05-DEC-2003 17:37:51	Bright	51.000	121	29Gam Vir	2.7400	7200.0	102	9227	No
288	GOM_NL__2PRFIN20031205_174243_000000502022_00155_09227_9554.N1	05-DEC-2003 17:42:43	Tw_i_and_stray	49.500	163	7Del Crv	2.9450	11000.	99	9227	No
289	GOM_NL__2PRFIN20031205_174417_000000492022_00155_09227_9555.N1	05-DEC-2003 17:44:17	Dark	49.000	106	9Bet Crv	2.6480	5600.0	98	9227	No
290	GOM_NL__2PRFIN20031205_174559_000000402022_00155_09227_9556.N1	05-DEC-2003 17:45:59	Dark	39.500	123	1ot Cen	2.7500	10200.	79	9227	No
291	GOM_NL__2PRFIN20031205_174759_000000402022_00155_09227_9557.N1	05-DEC-2003 17:47:59	Dark	39.500	95	Zet Cen	2.5450	26000.	79	9227	No
292	GOM_NL__2PRFIN20031205_174950_000000402022_00155_09227_9558.N1	05-DEC-2003 17:49:50	Dark	39.500	77	Eps Cen	2.3030	28000.	79	9227	No
293	GOM_NL__2PRFIN20031205_175121_000000462022_00155_09227_9559.N1	05-DEC-2003 17:51:21	Dark	46.000	10	Bet Cen	0.61000	28000.	92	9227	No
294	GOM_NL__2PRFIN20031205_175444_000000472022_00156_09228_9403.N1	05-DEC-2003 17:54:44	Dark	46.500	113	Mu Vel	2.6920	5000.0	93	9228	No
295	GOM_NL__2PRFIN20031205_175904_000000432022_00156_09228_9404.N1	05-DEC-2003 17:59:04	Dark	42.500	29	Bet Car	1.6720	10200.	85	9228	No
296	GOM_NL__2PRFIN20031205_180110_000000472022_00156_09228_9405.N1	05-DEC-2003 18:01:10	Dark	46.500	41	Eps Car	1.8600	4100.0	93	9228	No
297	GOM_NL__2PRFIN20031205_180325_000000532022_00156_09228_9406.N1	05-DEC-2003 18:03:25	Dark	52.500	34	Gam2Vel	1.7930	23000.	105	9228	No
298	GOM_NL__2PRFIN20031205_180625_000000432022_00156_09228_9407.N1	05-DEC-2003 18:06:25	Dark	43.000	2	Alp Car	-0.73600	7000.0	86	9228	No
299	GOM_NL__2PRFIN20031205_180836_000000662022_00156_09228_9408.N1	05-DEC-2003 18:08:36	Dark	65.500	117	Pi Pup	2.7060	3800.0	131	9228	No
300	GOM_NL__2PRFIN20031205_181214_000000622022_00156_09228_9409.N1	05-DEC-2003 18:12:14	Dark	62.000	23	21Eps CMa	1.5020	26000.	124	9228	No
301	GOM_NL__2PRFIN20031205_181417_000000672022_00156_09228_9410.N1	05-DEC-2003 18:14:17	Straylight	67.000	179	24Omi2CMa	3.0320	24000.	134	9228	No
302	GOM_NL__2PRFIN20031205_181805_000000812022_00156_09228_9411.N1	05-DEC-2003 18:18:05	Straylight	80.500	1	9Alp CMa	-1.4400	11000.	161	9228	No
303	GOM_NL__2PRFIN20031205_182137_000000622022_00156_09228_9412.N1	05-DEC-2003 18:21:37	Straylight	62.000	7	19Bet Ori	0.10000	14000.	124	9228	No
304	GOM_NL__2PRFIN20031205_182535_000000462022_00156_09228_9413.N1	05-DEC-2003 18:25:35	Tw_i_and_stray	45.500	94	92Alp Cet	2.5260	3100.0	91	9228	No
305	GOM_NL__2PRFIN20031205_182921_000000572022_00156_09228_9414.N1	05-DEC-2003 18:29:21	Bright	56.500	13	87Alp Tau	0.86700	3800.0	113	9228	No
306	GOM_NL__2PRFIN20031205_183109_000000392022_00156_09228_9415.N1	05-DEC-2003 18:31:09	Bright	38.500	146	25Eta Tau	2.8730	15200.	77	9228	No
307	GOM_NL__2PRFIN20031205_183327_000000392022_00156_09228_9416.N1	05-DEC-2003 18:33:27	Bright	39.000	150	44Zet Per	2.8900	28000.	78	9228	No
308	GOM_NL__2PRFIN20031205_183552_000000382022_00156_09228_9417.N1	05-DEC-2003 18:35:52	Bright	37.500	79	26Bet Per	2.3100	13100.	75	9228	No
309	GOM_NL__2PRFIN20031205_183756_000000372022_00156_09228_9418.N1	05-DEC-2003 18:37:56	Bright	36.500	175	39Del Per	3.0100	19400.	73	9228	No
310	GOM_NL__2PRFIN20031205_183924_000000382022_00156_09228_9419.N1	05-DEC-2003 18:39:24	Bright	37.500	160	23Gam Per	2.9300	4700.0	75	9228	No
311	GOM_NL__2PRFIN20031205_184200_000000372022_00156_09228_9420.N1	05-DEC-2003 18:42:00	Bright	37.000	110	37Del Cas	2.6780	8900.0	74	9228	No
312	GOM_NL__2PRFIN20031205_184320_000000402022_00156_09228_9421.N1	05-DEC-2003 18:43:20	Bright	39.500	74	11Bet Cas	2.2680	6600.0	79	9228	No
313	GOM_NL__2PRFIN20031205_184929_000000392022_00156_09228_9422.N1	05-DEC-2003 18:49:29	Bright	39.000	49	1Alp UMi	1.9900	6300.0	78	9228	No
314	GOM_NL__2PRFIN20031205_185411_000000402022_00156_09228_9423.N1	05-DEC-2003 18:54:11	Bright	39.500	60	7Bet UMi	2.0810	3950.0	79	9228	No
315	GOM_NL__2PRFIN20031205_185546_000000452022_00156_09228_9424.N1	05-DEC-2003 18:55:46	Bright	45.000	36	50Alp UMa	1.8000	6300.0	90	9228	No
316	GOM_NL__2PRFIN20031205_185720_000000502022_00156_09228_9425.N1	05-DEC-2003 18:57:20	Bright	49.500	82	48Bet UMa	2.3650	10600.	99	9228	No
317	GOM_NL__2PRFIN20031205_185915_000000542022_00156_09228_9426.N1	05-DEC-2003 18:59:15	Bright	53.500	32	77Eps UMa	1.7630	11000.	107	9228	No
318	GOM_NL__2PRFIN20031205_190128_000000402022_00156_09228_9427.N1	05-DEC-2003 19:01:28	Bright	39.500	39	85Eta UMa	1.8540	24000.	79	9228	No
319	GOM_NL__2PRFIN20031205_190429_000000382022_00156_09228_9428.N1	05-DEC-2003 19:04:29	Bright	38.000	180	27Gam Boo	3.0400	8000.0	76	9228	No
320	GOM_NL__2PRFIN20031205_190732_000000372022_00156_09228_9429.N1	05-DEC-2003 19:07:32	Bright	37.000	83		2.3780	11000.	74	9228	No
321	GOM_NL__2PRFIN20031205_191005_000000382022_00156_09228_9430.N1	05-DEC-2003 19:10:05	Bright	37.500	3	16Alp Boo	-0.050000	4250.0	75	9228	No
322	GOM_NL__2PRFIN20031205_191428_000000892022_00156_09228_9431.N1	05-DEC-2003 19:14:28	Tw_i_and_stray	88.500	96	68Del Leo	2.5600	9300.0	177	9228	No
323	GOM_NL__2PRFIN20031205_191827_000000482022_00156_09228_9432.N1	05-DEC-2003 19:18:27	Bright	48.000	121	29Gam Vir	2.7400	7200.0	96	9228	No
324	GOM_NL__2PRFIN20031205_192320_000000482022_00156_09228_9433.N1	05-DEC-2003 19:23:20	Tw_i_and_stray	48.000	163	7Del Crv	2.9450	11000.	96	9228	No
325	GOM_NL__2PRFIN20031205_192454_000000452022_00156_09228_9434.N1	05-DEC-2003 19:24:54	Dark	45.000	106	9Bet Crv	2.6480	5600.0	90	9228	No
326	GOM_NL__2PRFIN20031205_192635_000000412022_00156_09228_9435.N1	05-DEC-2003 19:26:35	Dark	41.000	123	1ot Cen	2.7500	10200.	82	9228	No
327	GOM_NL__2PRFIN20031205_192835_000000382022_00156_09228_9436.N1	05-DEC-2003 19:28:35	Dark	38.000	95	Zet Cen	2.5450	26000.	76	9228	No
328	GOM_NL__2PRFIN20031205_193026_000000392022_00156_09228_9437.N1	05-DEC-2003 19:30:26	Dark	38.500	77	Eps Cen	2.3030	28000.	77	9228	No
329	GOM_NL__2PRFIN20031205_193157_000000492022_00156_09228_9438.N1	05-DEC-2003 19:31:57	Dark	48.500	10	Bet Cen	0.61000	28000.	97	9228	No
330	GOM_NL__2PRFIN20031205_193521_000000462022_00157_09229_9403.N1	05-DEC-2003 19:35:21	Dark	46.000	113	Mu Vel	2.6920	5000.0	92	9229	No
331	GOM_NL__2PRFIN20031205_193941_000000412022_00157_09229_9404.N1	05-DEC-2003 19:39:41	Dark	40.500	29	Bet Car	1.6720	10200.	81	9229	No
332	GOM_NL__2PRFIN20031205_194146_000000532022_00157_09229_9405.N1	05-DEC-2003 19:41:46	Dark	53.000	41	Eps Car	1.8600	4100.0	106	9229	No
333	GOM_NL__2PRFIN20031205_194402_000000492022_00157_09229_9406.N1	05-DEC-2003 19:44:02	Dark	48.500	34	Gam2Vel	1.7930	23000.	97	9229	No
334	GOM_NL__2PRFIN20031205_194702_000000542022_00157_09229_9407.N1	05-DEC-2003 19:47:02	Dark	54.000	2	Alp Car	-0.73600	7000.0	108	9229	No
335	GOM_NL__2PRFIN20031205_194912_000000712022_00157_09229_9408.N1	05-DEC-2003 19:49:12	Dark	70.500	117	Pi Pup	2.7060	3800.0	141	9229	No
336	GOM_NL__2PRFIN20031205_195251_000000682022_00157_09229_9409.N1	05-DEC-2003 19:52:51	Dark	68.000	23	21Eps CMa	1.5020	26000.	136	9229	No
337	GOM_NL__2PRFIN20031205_195454_000000662022_00157_09229_9410.N1	05-DEC-2003 19:54:54	Straylight	66.000	179	24Omi2CMa	3.0320	24000.	132	9229	No

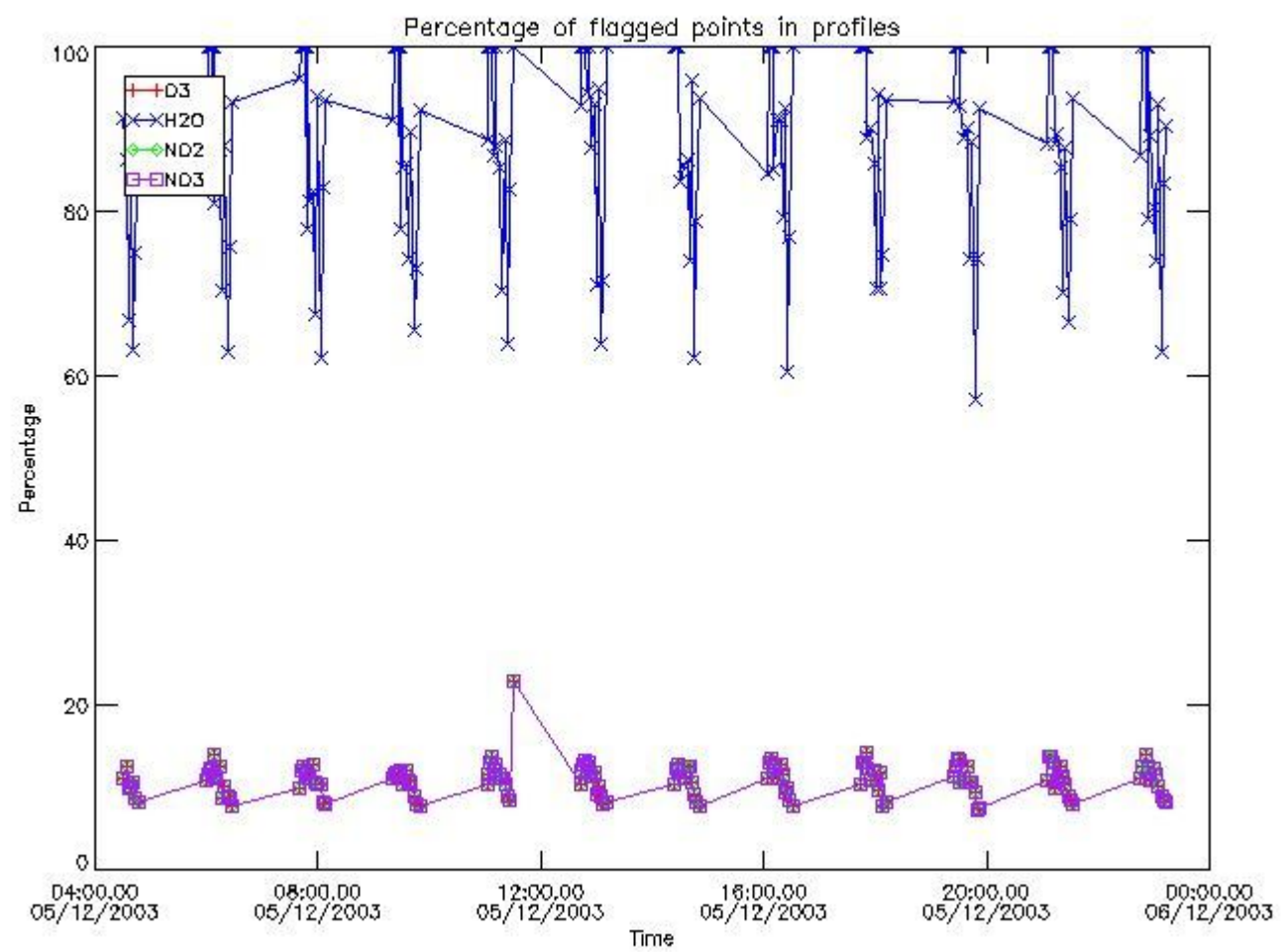
338	GOM_NL__2PRFIN20031205_195841_000000812022_00157_09229_9411.N1	05-DEC-2003 19:58:41	Straylight	80.500	1	9Alp CMa	-1.4400	11000.	161	9229	No
339	GOM_NL__2PRFIN20031205_200212_000000562022_00157_09229_9412.N1	05-DEC-2003 20:02:12	Straylight	56.000	7	19Bet Ori	0.10000	14000.	112	9229	No
340	GOM_NL__2PRFIN20031205_200611_000000482022_00157_09229_9413.N1	05-DEC-2003 20:06:11	Tw_i_and_stray	48.000	94	92Alp Cet	2.5260	3100.0	96	9229	No
341	GOM_NL__2PRFIN20031205_200956_000000582022_00157_09229_9414.N1	05-DEC-2003 20:09:56	Bright	58.000	13	87Alp Tau	0.86700	3800.0	116	9229	No
342	GOM_NL__2PRFIN20031205_201145_000000382022_00157_09229_9415.N1	05-DEC-2003 20:11:45	Bright	38.000	146	25Eta Tau	2.8730	15200.	76	9229	No
343	GOM_NL__2PRFIN20031205_201403_000000392022_00157_09229_9416.N1	05-DEC-2003 20:14:03	Bright	39.000	150	44Zet Per	2.8900	28000.	78	9229	No
344	GOM_NL__2PRFIN20031205_201628_000000392022_00157_09229_9417.N1	05-DEC-2003 20:16:28	Bright	38.500	79	26Bet Per	2.3100	13100.	77	9229	No
345	GOM_NL__2PRFIN20031205_201831_000000372022_00157_09229_9418.N1	05-DEC-2003 20:18:31	Bright	37.000	175	39Del Per	3.0100	19400.	74	9229	No
346	GOM_NL__2PRFIN20031205_202000_000000372022_00157_09229_9419.N1	05-DEC-2003 20:20:00	Bright	37.000	160	23Gam Per	2.9300	4700.0	74	9229	No
347	GOM_NL__2PRFIN20031205_202235_000000372022_00157_09229_9420.N1	05-DEC-2003 20:22:35	Bright	37.000	110	37Del Cas	2.6780	8900.0	74	9229	No
348	GOM_NL__2PRFIN20031205_202357_000000392022_00157_09229_9421.N1	05-DEC-2003 20:23:57	Bright	38.500	74	11Bet Cas	2.2680	6600.0	77	9229	No
349	GOM_NL__2PRFIN20031205_203005_000000382022_00157_09229_9422.N1	05-DEC-2003 20:30:05	Bright	37.500	49	1Alp UMi	1.9900	6300.0	75	9229	No
350	GOM_NL__2PRFIN20031205_203447_000000342022_00157_09229_9423.N1	05-DEC-2003 20:34:47	Bright	34.000	60	7Bet UMi	2.0810	3950.0	68	9229	No
351	GOM_NL__2PRFIN20031205_203622_000000462022_00157_09229_9424.N1	05-DEC-2003 20:36:22	Bright	46.000	36	50Alp UMa	1.8000	6300.0	92	9229	No
352	GOM_NL__2PRFIN20031205_203756_000000482022_00157_09229_9425.N1	05-DEC-2003 20:37:56	Bright	48.000	82	48Bet UMa	2.3650	10600.	96	9229	No
353	GOM_NL__2PRFIN20031205_203951_000000582022_00157_09229_9426.N1	05-DEC-2003 20:39:51	Bright	58.000	32	77Eps UMa	1.7630	11000.	116	9229	No
354	GOM_NL__2PRFIN20031205_204204_000000382022_00157_09229_9427.N1	05-DEC-2003 20:42:04	Bright	38.000	39	85Eta UMa	1.8540	24000.	76	9229	No
355	GOM_NL__2PRFIN20031205_204504_000000362022_00157_09229_9428.N1	05-DEC-2003 20:45:04	Bright	36.000	180	27Gam Boo	3.0400	8000.0	72	9229	No
356	GOM_NL__2PRFIN20031205_204808_000000362022_00157_09229_9429.N1	05-DEC-2003 20:48:08	Bright	36.000	83		2.3780	11000.	72	9229	No
357	GOM_NL__2PRFIN20031205_205042_000000372022_00157_09229_9430.N1	05-DEC-2003 20:50:42	Bright	37.000	3	16Alp Boo	-0.050000	4250.0	74	9229	No
358	GOM_NL__2PRFIN20031205_205506_000000872022_00157_09229_9431.N1	05-DEC-2003 20:55:06	Tw_i_and_stray	86.500	96	68Del Leo	2.5600	9300.0	173	9229	No
359	GOM_NL__2PRFIN20031205_205904_000000482022_00157_09229_9432.N1	05-DEC-2003 20:59:04	Bright	48.000	121	29Gam Vir	2.7400	7200.0	96	9229	No
360	GOM_NL__2PRFIN20031205_210356_000000492022_00157_09229_9433.N1	05-DEC-2003 21:03:56	Tw_i_and_stray	48.500	163	7Del Crv	2.9450	11000.	97	9229	No
361	GOM_NL__2PRFIN20031205_210531_000000482022_00157_09229_9434.N1	05-DEC-2003 21:05:31	Dark	47.500	106	9Bet Crv	2.6480	5600.0	95	9229	No
362	GOM_NL__2PRFIN20031205_210712_000000412022_00157_09229_9435.N1	05-DEC-2003 21:07:12	Dark	41.000	123	1ot Cen	2.7500	10200.	82	9229	No
363	GOM_NL__2PRFIN20031205_210911_000000412022_00157_09229_9436.N1	05-DEC-2003 21:09:11	Dark	40.500	95	Zet Cen	2.5450	26000.	81	9229	No
364	GOM_NL__2PRFIN20031205_211101_000000402022_00157_09229_9437.N1	05-DEC-2003 21:11:01	Dark	39.500	77	Eps Cen	2.3030	28000.	79	9229	No
365	GOM_NL__2PRFIN20031205_211233_000000522022_00157_09229_9438.N1	05-DEC-2003 21:12:33	Dark	51.500	10	Bet Cen	0.61000	28000.	103	9229	No
366	GOM_NL__2PRFIN20031205_211558_000000482022_00158_09230_9404.N1	05-DEC-2003 21:15:58	Dark	47.500	113	Mu Vel	2.6920	5000.0	95	9230	No
367	GOM_NL__2PRFIN20031205_212017_000000412022_00158_09230_9405.N1	05-DEC-2003 21:20:17	Dark	41.000	29	Bet Car	1.6720	10200.	82	9230	No
368	GOM_NL__2PRFIN20031205_212223_000000492022_00158_09230_9406.N1	05-DEC-2003 21:22:23	Dark	49.000	41	Eps Car	1.8600	4100.0	98	9230	No
369	GOM_NL__2PRFIN20031205_212439_000000492022_00158_09230_9407.N1	05-DEC-2003 21:24:39	Dark	49.000	34	Gam2Vel	1.7930	23000.	98	9230	No
370	GOM_NL__2PRFIN20031205_212738_000000572022_00158_09230_9408.N1	05-DEC-2003 21:27:38	Dark	57.000	2	Alp Car	-0.73600	7000.0	114	9230	No
371	GOM_NL__2PRFIN20031205_212949_000000602022_00158_09230_9409.N1	05-DEC-2003 21:29:49	Dark	60.000	117	Pi Pup	2.7060	3800.0	120	9230	No
372	GOM_NL__2PRFIN20031205_213327_000000652022_00158_09230_9410.N1	05-DEC-2003 21:33:27	Dark	65.000	23	21Eps CMa	1.5020	26000.	130	9230	No
373	GOM_NL__2PRFIN20031205_213530_000000682022_00158_09230_9411.N1	05-DEC-2003 21:35:30	Straylight	68.000	179	24Omi2CMa	3.0320	24000.	136	9230	No
374	GOM_NL__2PRFIN20031205_213854_000000632022_00158_09230_9412.N1	05-DEC-2003 21:38:54	Straylight	63.000	47	2Bet CMa	1.9760	28000.	126	9230	No
375	GOM_NL__2PRFIN20031205_214126_000000452022_00158_09230_9413.N1	05-DEC-2003 21:41:26	Straylight	44.500	165	34Gam Eri	2.9500	3200.0	89	9230	No
376	GOM_NL__2PRFIN20031205_214248_000000622022_00158_09230_9414.N1	05-DEC-2003 21:42:48	Straylight	61.500	7	19Bet Ori	0.10000	14000.	123	9230	No
377	GOM_NL__2PRFIN20031205_214648_000000472022_00158_09230_9415.N1	05-DEC-2003 21:46:48	Tw_i_and_stray	47.000	94	92Alp Cet	2.5260	3100.0	94	9230	No
378	GOM_NL__2PRFIN20031205_215033_000000592022_00158_09230_9416.N1	05-DEC-2003 21:50:33	Bright	59.000	13	87Alp Tau	0.86700	3800.0	118	9230	No
379	GOM_NL__2PRFIN20031205_215222_000000392022_00158_09230_9417.N1	05-DEC-2003 21:52:22	Bright	38.500	105	6Bet Ari	2.6450	8900.0	77	9230	No
380	GOM_NL__2PRFIN20031205_215439_000000382022_00158_09230_9418.N1	05-DEC-2003 21:54:39	Bright	38.000	150	44Zet Per	2.8900	28000.	76	9230	No
381	GOM_NL__2PRFIN20031205_215704_000000362022_00158_09230_9419.N1	05-DEC-2003 21:57:04	Bright	36.000	79	26Bet Per	2.3100	13100.	72	9230	No
382	GOM_NL__2PRFIN20031205_215907_000000372022_00158_09230_9420.N1	05-DEC-2003 21:59:07	Bright	36.500	175	39Del Per	3.0100	19400.	73	9230	No
383	GOM_NL__2PRFIN20031205_220036_000000372022_00158_09230_9421.N1	05-DEC-2003 22:00:36	Bright	37.000	160	23Gam Per	2.9300	4700.0	74	9230	No
384	GOM_NL__2PRFIN20031205_220312_000000382022_00158_09230_9422.N1	05-DEC-2003 22:03:12	Bright	37.500	110	37Del Cas	2.6780	8900.0	75	9230	No
385	GOM_NL__2PRFIN20031205_220433_000000392022_00158_09230_9423.N1	05-DEC-2003 22:04:33	Bright	39.000	74	11Bet Cas	2.2680	6600.0	78	9230	No
386	GOM_NL__2PRFIN20031205_221041_000000392022_00158_09230_9424.N1	05-DEC-2003 22:10:41	Bright	38.500	49	1Alp UMi	1.9900	6300.0	77	9230	No
387	GOM_NL__2PRFIN20031205_221523_000000382022_00158_09230_9425.N1	05-DEC-2003 22:15:23	Bright	38.000	60	7Bet UMi	2.0810	3950.0	76	9230	No
388	GOM_NL__2PRFIN20031205_221657_000000422022_00158_09230_9426.N1	05-DEC-2003 22:16:57	Bright	41.500	36	50Alp UMa	1.8000	6300.0	83	9230	No
389	GOM_NL__2PRFIN20031205_221831_000000462022_00158_09230_9427.N1	05-DEC-2003 22:18:31	Bright	46.000	82	48Bet UMa	2.3650	10600.	92	9230	No
390	GOM_NL__2PRFIN20031205_222027_000000402022_00158_09230_9428.N1	05-DEC-2003 22:20:27	Bright	40.000	32	77Eps UMa	1.7630	11000.	80	9230	No
391	GOM_NL__2PRFIN20031205_222240_000000542022_00158_09230_9429.N1	05-DEC-2003 22:22:40	Bright	54.000	39	85Eta UMa	1.8540	24000.	108	9230	No
392	GOM_NL__2PRFIN20031205_222540_000000372022_00158_09230_9430.N1	05-DEC-2003 22:25:40	Bright	37.000	180	27Gam Boo	3.0400	8000.0	74	9230	No
393	GOM_NL__2PRFIN20031205_222844_000000362022_00158_09230_9431.N1	05-DEC-2003 22:28:44	Bright	35.500	83		2.3780	11000.	71	9230	No
394	GOM_NL__2PRFIN20031205_223118_000000372022_00158_09230_9432.N1	05-DEC-2003 22:31:18	Bright	37.000	3	16Alp Boo	-0.050000	4250.0	74	9230	No
395	GOM_NL__2PRFIN20031205_223543_000000972022_00158_09230_9433.N1	05-DEC-2003 22:35:43	Tw_i_and_stray	97.000	96	68Del Leo	2.5600	9300.0	194	9230	No
396	GOM_NL__2PRFIN20031205_223940_000000482022_00158_09230_9434.N1	05-DEC-2003 22:39:40	Bright	48.000	121	29Gam Vir	2.7400	7200.0	96	9230	No

397	GOM_NL__2PRFIN20031205_224433_000000482022_00158_09230_9435.N1	05-DEC-2003 22:44:33	Twilight	48.000	163	7Del Crv	2.9450	11000.	96	9230	No
398	GOM_NL__2PRFIN20031205_224607_000000462022_00158_09230_9436.N1	05-DEC-2003 22:46:07	Dark	46.000	106	9Bet Crv	2.6480	5600.0	92	9230	No
399	GOM_NL__2PRFIN20031205_224748_000000412022_00158_09230_9437.N1	05-DEC-2003 22:47:48	Dark	40.500	123	10t Cen	2.7500	10200.	81	9230	No
400	GOM_NL__2PRFIN20031205_225138_000000402022_00158_09230_9438.N1	05-DEC-2003 22:51:38	Dark	40.000	77	Eps Cen	2.3030	28000.	80	9230	No
401	GOM_NL__2PRFIN20031205_225304_000000442022_00158_09230_9439.N1	05-DEC-2003 22:53:04	Dark	43.500	4	Alp1Cen	-0.010000	5800.0	87	9230	No
402	GOM_NL__2PRFIN20031205_225441_000000412022_00159_09231_9404.N1	05-DEC-2003 22:54:41	Dark	40.500	129	Del Cru	2.7930	26000.	81	9231	No
403	GOM_NL__2PRFIN20031205_225635_000000472022_00159_09231_9405.N1	05-DEC-2003 22:56:35	Dark	47.000	113	Mu Vel	2.6920	5000.0	94	9231	No
404	GOM_NL__2PRFIN20031205_230053_000000422022_00159_09231_9406.N1	05-DEC-2003 23:00:53	Dark	41.500	29	Bet Car	1.6720	10200.	83	9231	No
405	GOM_NL__2PRFIN20031205_230259_000000452022_00159_09231_9407.N1	05-DEC-2003 23:02:59	Dark	44.500	41	Eps Car	1.8600	4100.0	89	9231	No
406	GOM_NL__2PRFIN20031205_230515_000000512022_00159_09231_9408.N1	05-DEC-2003 23:05:15	Dark	50.500	34	Gam2Vel	1.7930	23000.	101	9231	No
407	GOM_NL__2PRFIN20031205_230814_000000572022_00159_09231_9409.N1	05-DEC-2003 23:08:14	Dark	57.000	2	Alp Car	-0.73600	7000.0	114	9231	No
408	GOM_NL__2PRFIN20031205_231025_000000612022_00159_09231_9410.N1	05-DEC-2003 23:10:25	Dark	61.000	117	Pi Pup	2.7060	3800.0	122	9231	No
409	GOM_NL__2PRFIN20031205_231404_000000622022_00159_09231_9411.N1	05-DEC-2003 23:14:04	Dark	62.000	23	21Eps CMa	1.5020	26000.	124	9231	No
410	GOM_NL__2PRFIN20031205_231607_000000692022_00159_09231_9412.N1	05-DEC-2003 23:16:07	Straylight	68.500	179	24Omi2CMa	3.0320	24000.	137	9231	No
411	GOM_NL__2PRFIN20031205_231930_000000652022_00159_09231_9413.N1	05-DEC-2003 23:19:30	Straylight	65.000	47	2Bet CMa	1.9760	28000.	130	9231	No
412	GOM_NL__2PRFIN20031205_232202_000000472022_00159_09231_9414.N1	05-DEC-2003 23:22:02	Straylight	46.500	165	34Gam Eri	2.9500	3200.0	93	9231	No
413	GOM_NL__2PRFIN20031205_232324_000000602022_00159_09231_9415.N1	05-DEC-2003 23:23:24	Straylight	60.000	7	19Bet Ori	0.10000	14000.	120	9231	No
414	GOM_NL__2PRFIN20031205_232724_000000472022_00159_09231_9416.N1	05-DEC-2003 23:27:24	Twilight	47.000	94	92Alp Cet	2.5260	3100.0	94	9231	No
415	GOM_NL__2PRFIN20031205_233109_000000592022_00159_09231_9417.N1	05-DEC-2003 23:31:09	Bright	59.000	13	87Alp Tau	0.86700	3800.0	118	9231	No
416	GOM_NL__2PRFIN20031205_233259_000000382022_00159_09231_9418.N1	05-DEC-2003 23:32:59	Bright	37.500	105	6Bet Ari	2.6450	8900.0	75	9231	No
417	GOM_NL__2PRFIN20031205_233514_000000402022_00159_09231_9419.N1	05-DEC-2003 23:35:14	Bright	39.500	150	44Zet Per	2.8900	28000.	79	9231	No
418	GOM_NL__2PRFIN20031205_233739_000000372022_00159_09231_9420.N1	05-DEC-2003 23:37:39	Bright	37.000	79	26Bet Per	2.3100	13100.	74	9231	No
419	GOM_NL__2PRFIN20031205_233943_000000372022_00159_09231_9421.N1	05-DEC-2003 23:39:43	Bright	37.000	175	39Del Per	3.0100	19400.	74	9231	No
420	GOM_NL__2PRFIN20031205_234111_000000382022_00159_09231_9422.N1	05-DEC-2003 23:41:11	Bright	38.000	160	23Gam Per	2.9300	4700.0	76	9231	No
421	GOM_NL__2PRFIN20031205_234348_000000382022_00159_09231_9423.N1	05-DEC-2003 23:43:48	Bright	37.500	110	37Del Cas	2.6780	8900.0	75	9231	No
422	GOM_NL__2PRFIN20031205_234508_000000422022_00159_09231_9424.N1	05-DEC-2003 23:45:08	Bright	41.500	74	11Bet Cas	2.2680	6600.0	83	9231	No
423	GOM_NL__2PRFIN20031205_235116_000000372022_00159_09231_9425.N1	05-DEC-2003 23:51:16	Bright	37.000	49	1Alp UMi	1.9900	6300.0	74	9231	No
424	GOM_NL__2PRFIN20031205_235558_000000392022_00159_09231_9426.N1	05-DEC-2003 23:55:58	Bright	39.000	60	7Bet UMi	2.0810	3950.0	78	9231	No
425	GOM_NL__2PRFIN20031205_235733_000000472022_00159_09231_9427.N1	05-DEC-2003 23:57:33	Bright	47.000	36	50Alp UMa	1.8000	6300.0	94	9231	No
426	GOM_NL__2PRFIN20031205_235906_000000492022_00159_09231_9428.N1	05-DEC-2003 23:59:06	Bright	48.500	82	48Bet UMa	2.3650	10600.	97	9231	No

### 3. Quality information per product

In this section it is plotted some information contained in the Quality Summary data set of the level 2 products. Only products in dark limb conditions and without errors (error flag in the MPH set to "0") are used.

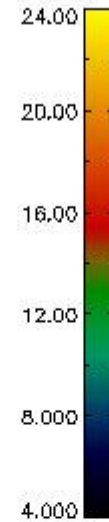
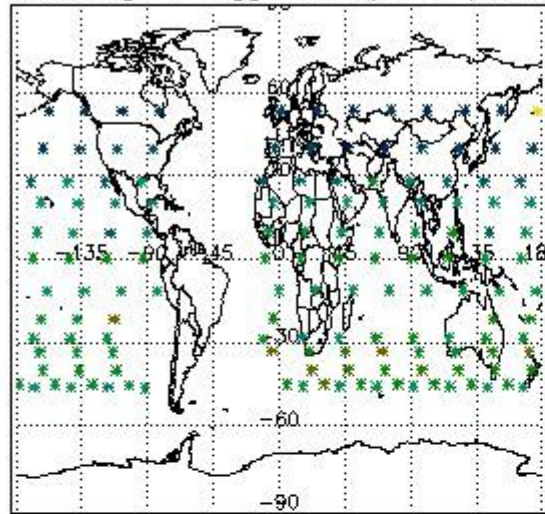
#### 3.1 Plot quality information per product (time dependant)



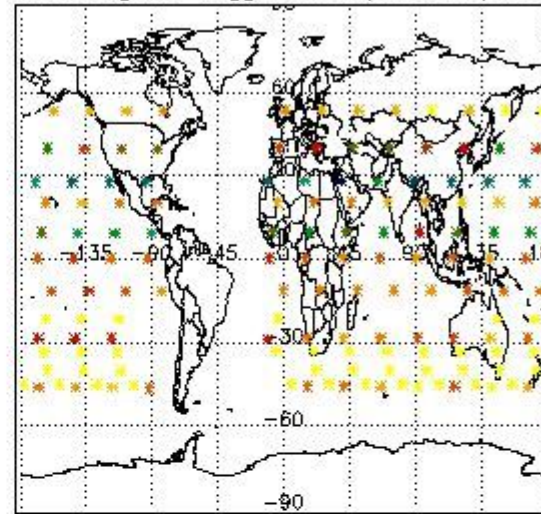
*3.2 Plot quality information per product (world map)*



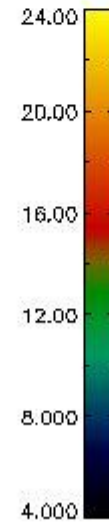
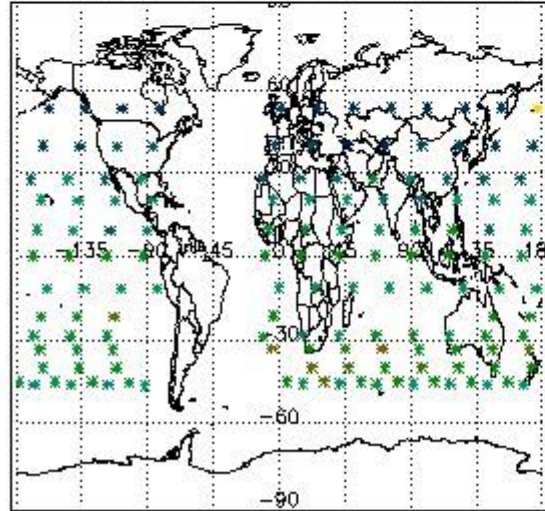
Percentage of flagged data per O3 profile



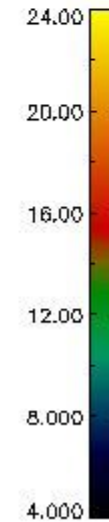
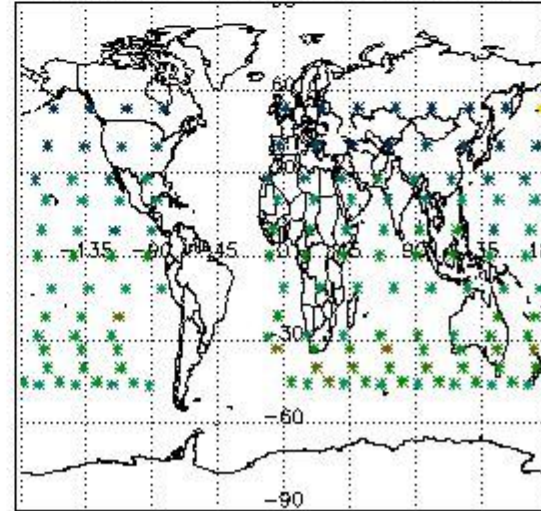
Percentage of flagged data per H2O profile



Percentage of flagged data per NO2 profile



Percentage of flagged data per NO3 profile

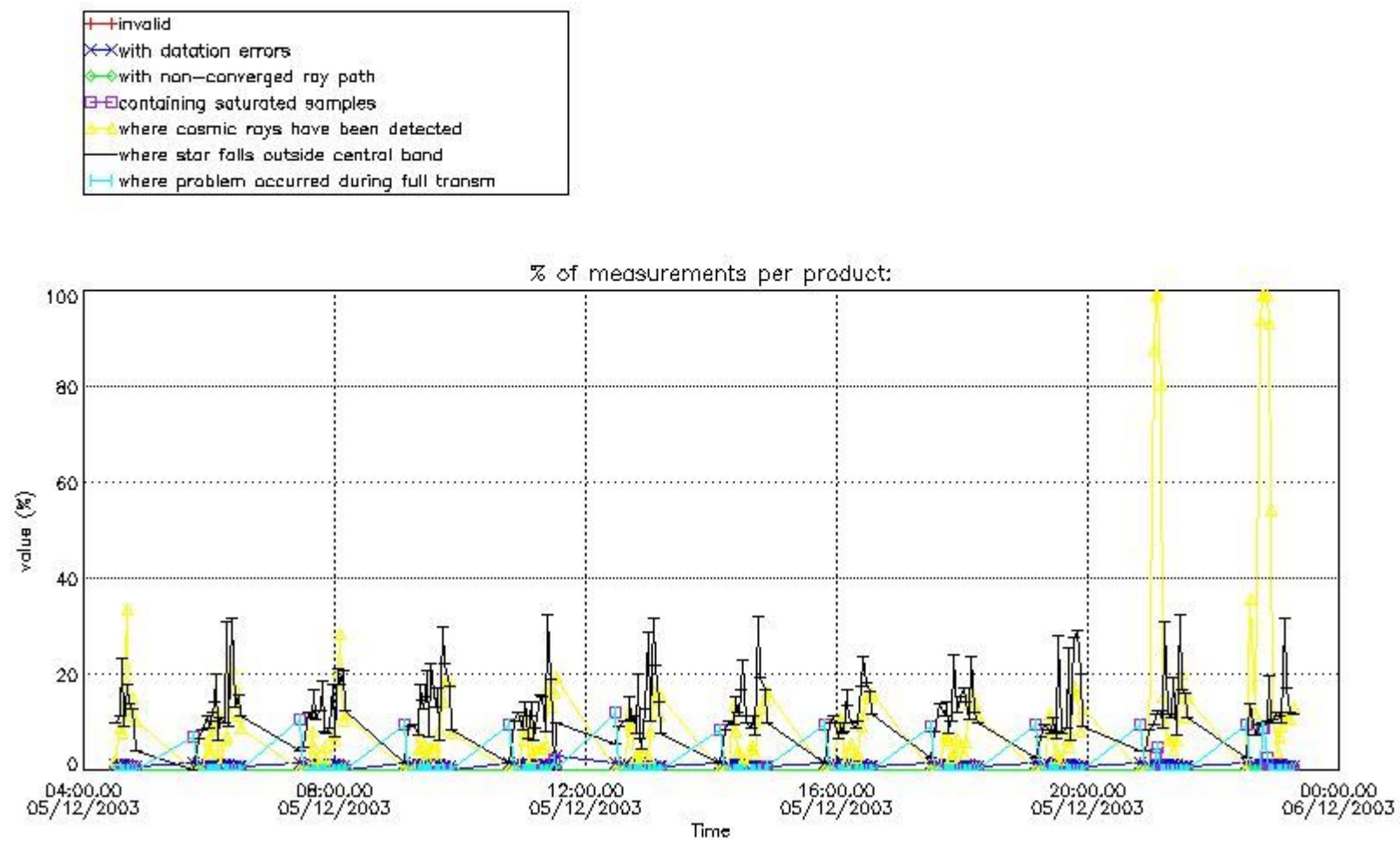


#### 4. Level 1 quality information per product

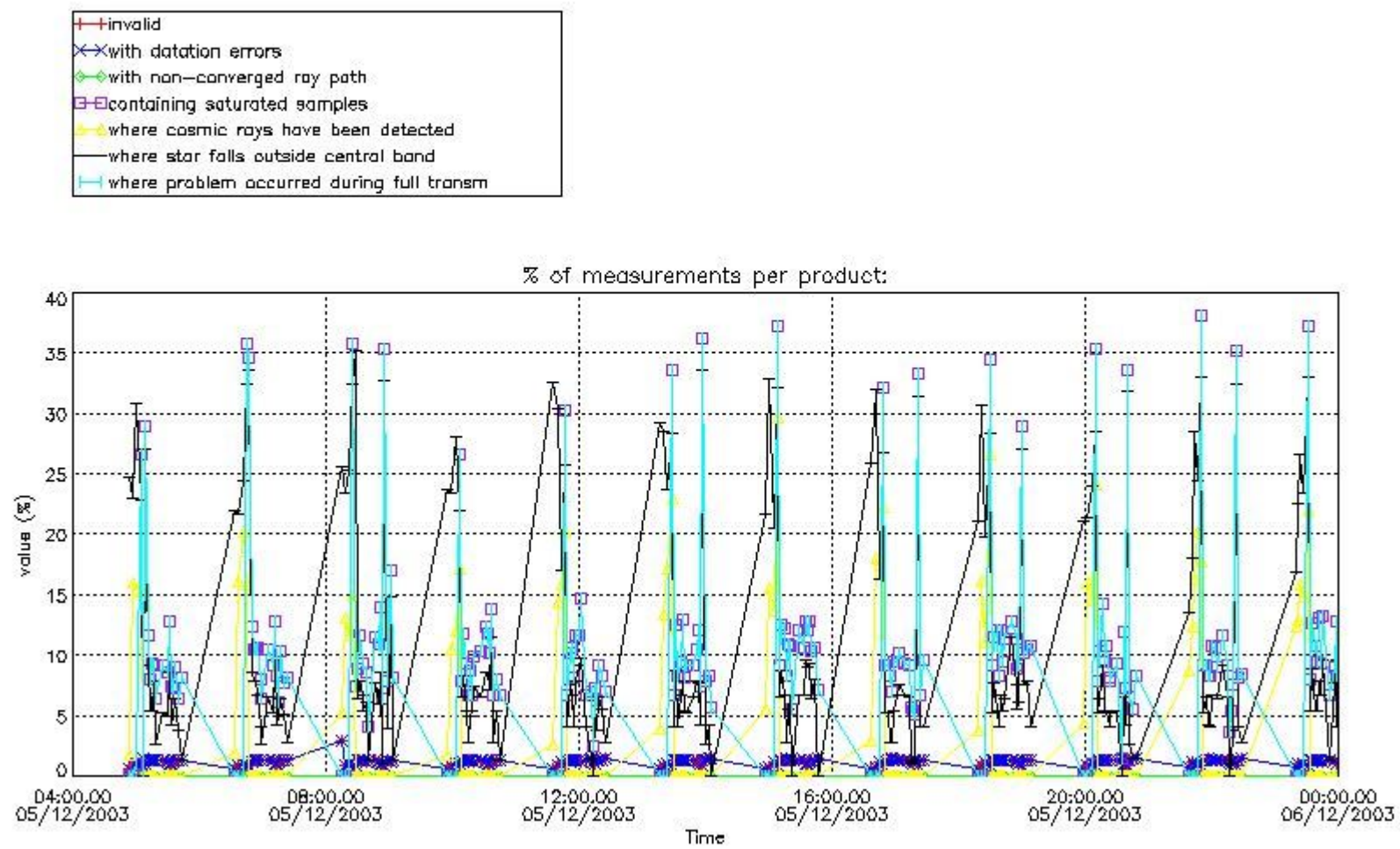
In this section it is plotted some information contained in the Quality Summary data set of the level 2 products that comes from the level 1b processing. Products without errors (error flag in the MPH set to "0") are used.

##### 4.1 Plot quality information per product (time dependant) coming from level 1b processing

###### 4.1.1 Plot level 1 quality information per product (time dependant): ENVISAT ASCENDING passes

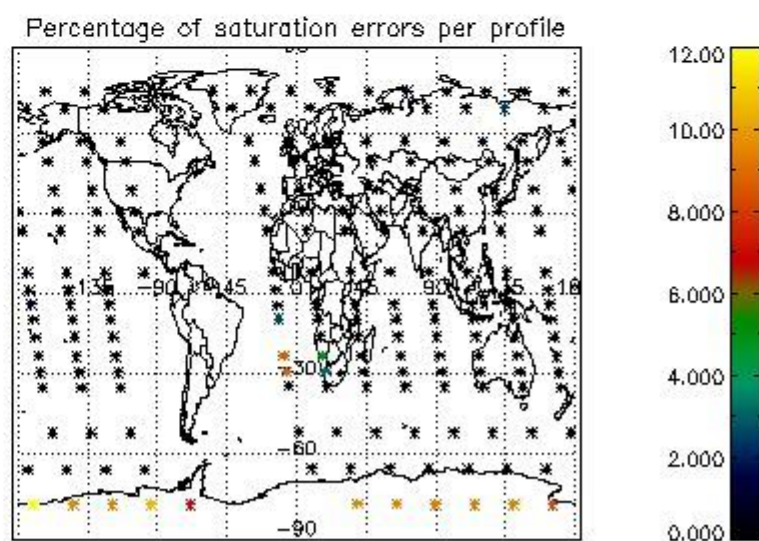
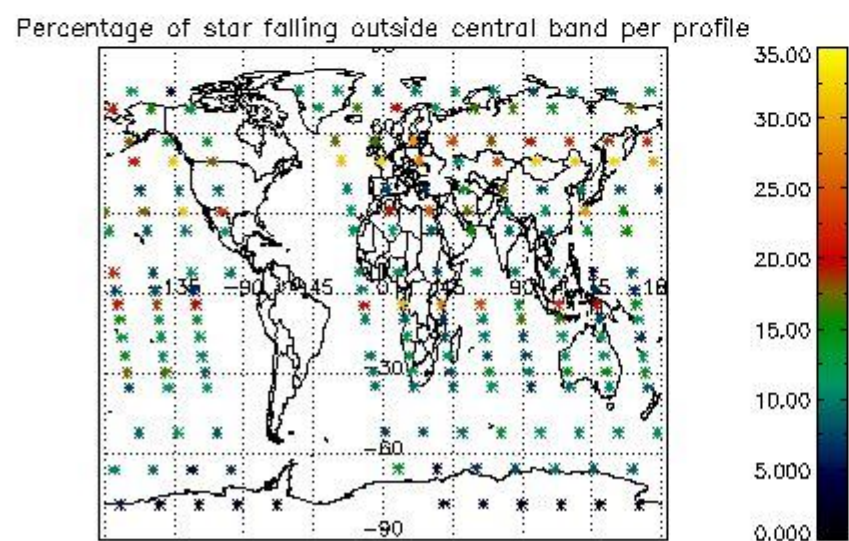
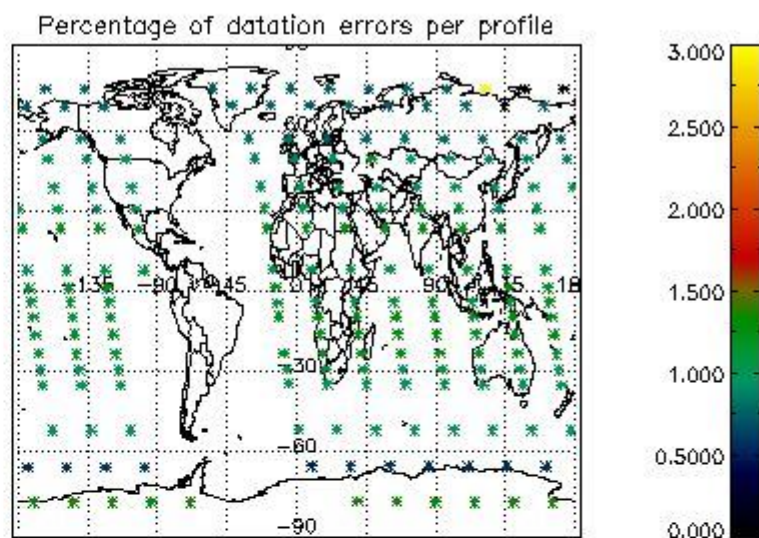
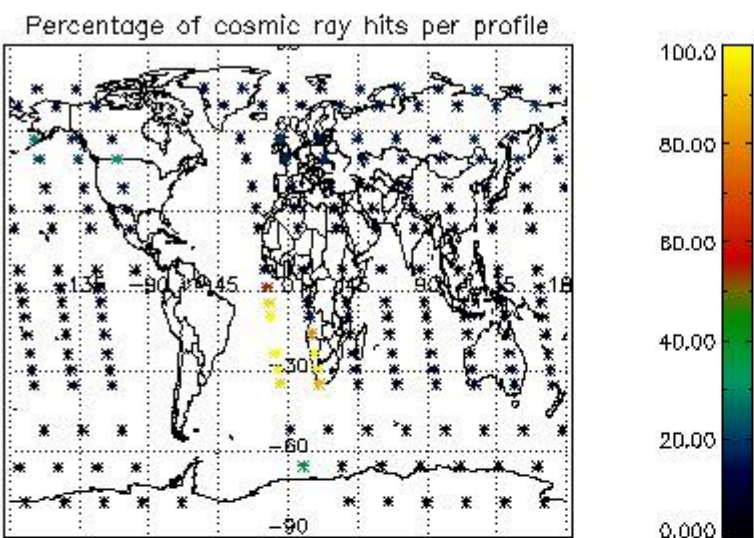


4.1.2 Plot level 1 quality information per product (time dependant): ENVI SAT DESCENDING passes

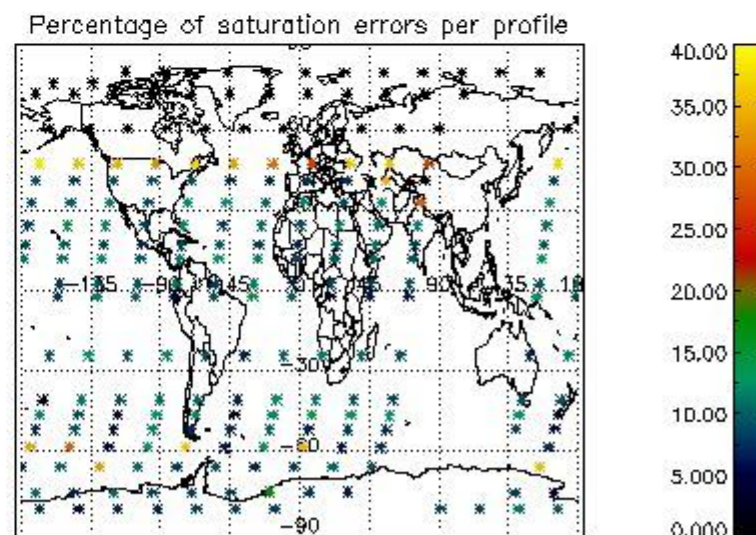
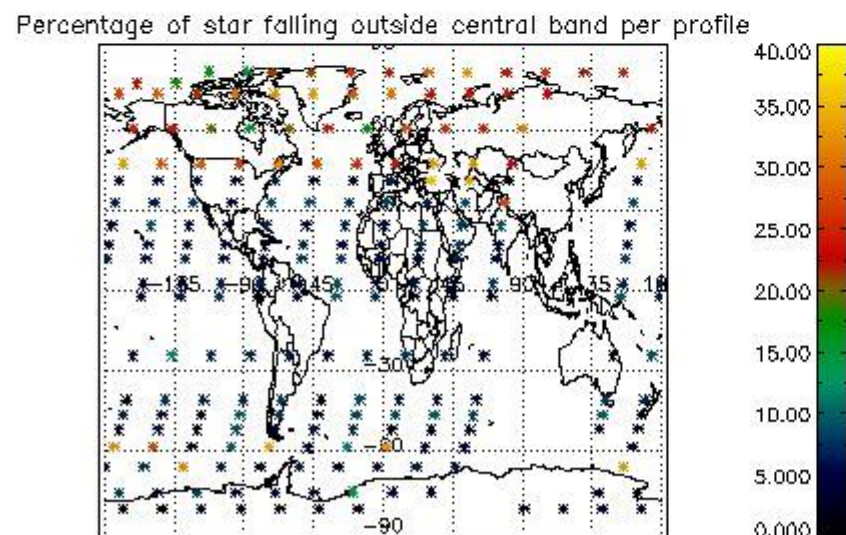
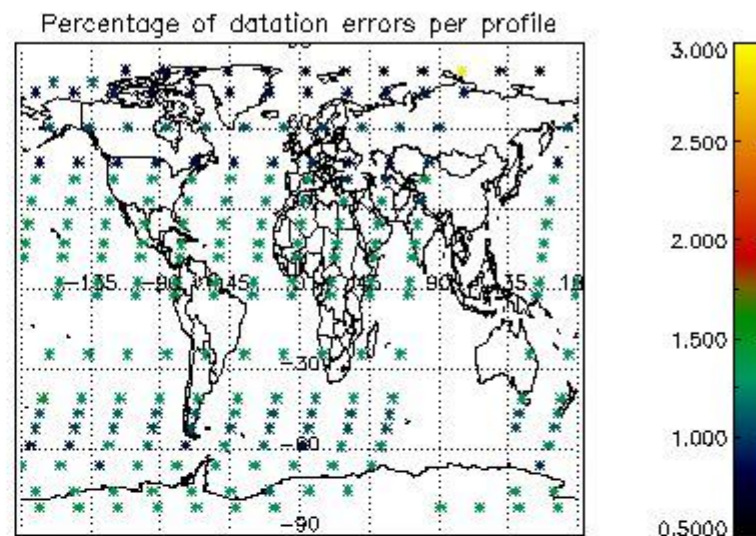
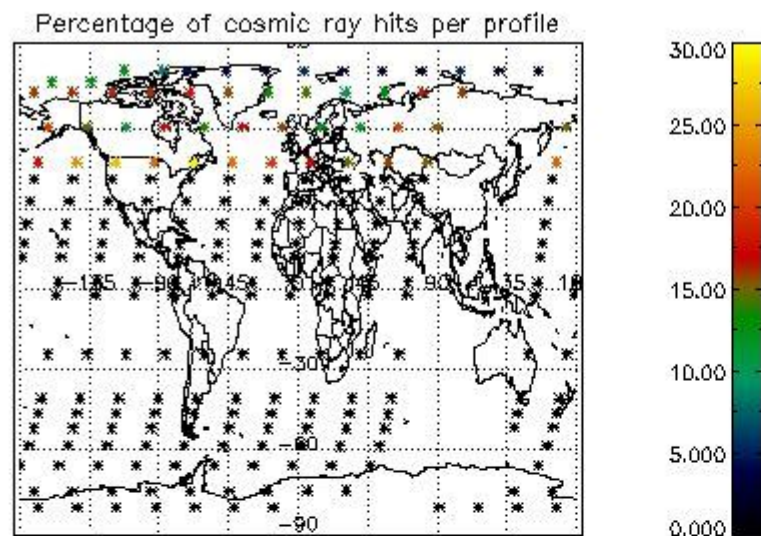


4.2 Plot quality information per product coming from level 1b processing (world map)

4.2.1 Plot level 1 quality information per product (world map): ENVISAT ASCENDING passes



4.2.2 Plot level 1 quality information per product (world map): ENVISAT DESCENDING passes



## 5. Trace gas profiles

### 5.1 Ozone statistics based on quality of products

The final quality of the products can be "measured" using the STD (Standard Deviation) attached to every point profile. This information is written to the parameter GOM\_NL\_\_2P/NL\_LOCAL\_SPECIES\_DENSITY/o3\_std of the level 2 products. The table below shows the statistics for given STD ranges.

The statistics are given with respect to the overall valid production:

- Products without fatal errors: GOM\_NL\_\_2P/MPH/PRODUCT\_ERR=0
- Valid point profile: GOM\_NL\_\_2P/NL\_LOCAL\_SPECIES\_DENSITY/pcd(0)=0

The 'Criteria' is applied to valid points of dark limb products:

- Products in dark limb illumination condition: GOM\_NL\_\_2P/NL\_SUMMARY\_QUALITY/obs\_ill\_cond=0
- Products without fatal errors: GOM\_NL\_\_2P/MPH/PRODUCT\_ERR=0
- Valid point profile: GOM\_NL\_\_2P/NL\_LOCAL\_SPECIES\_DENSITY/pcd(0)=0

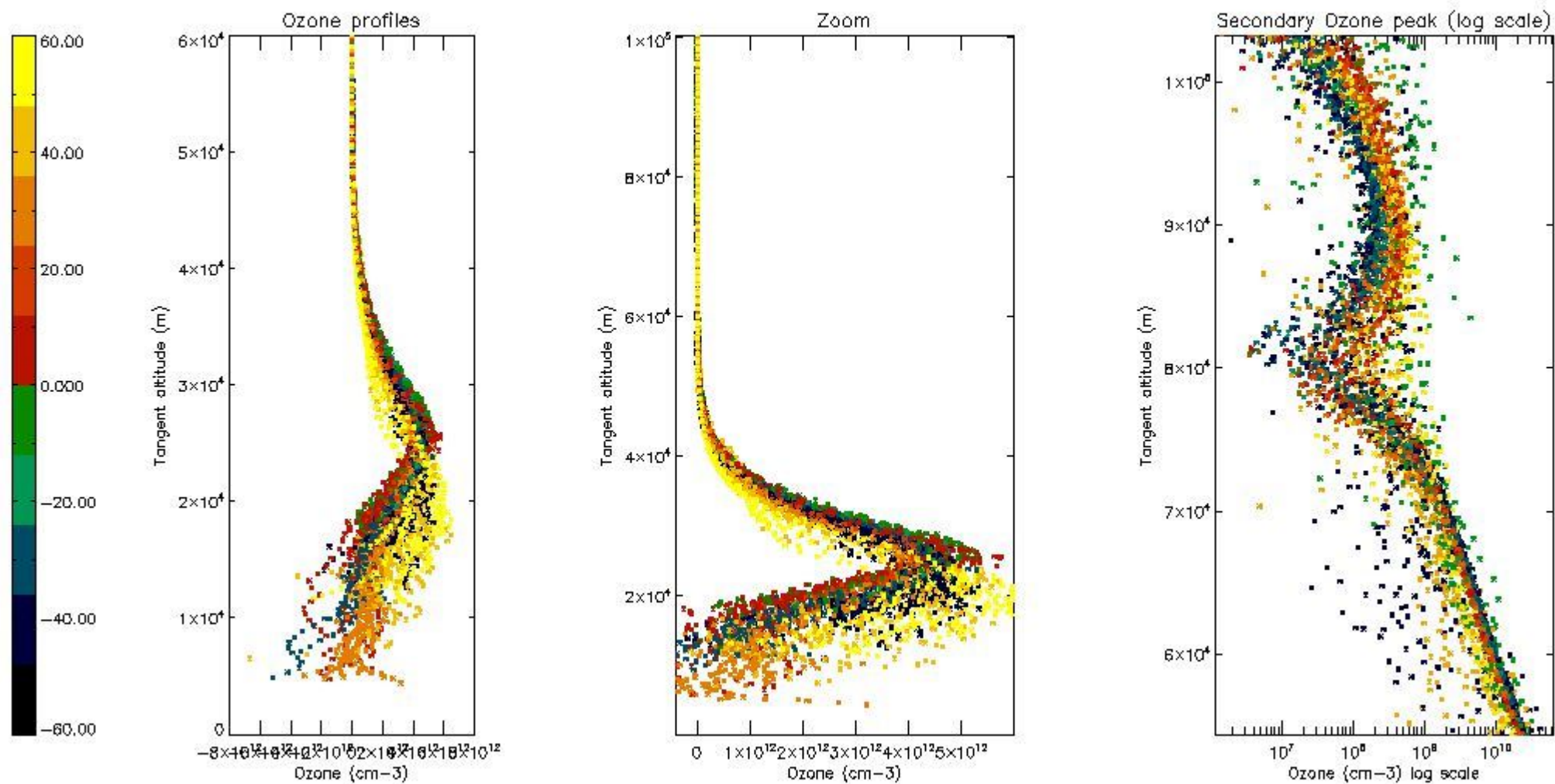
So, the table below shows the percentage of dark limb and valid observations for each criteria with respect to the overall valid daily observations.

Criteria	% of total production
All STD	35
STD < 20	20

STD < 10	17
STD < 5	12

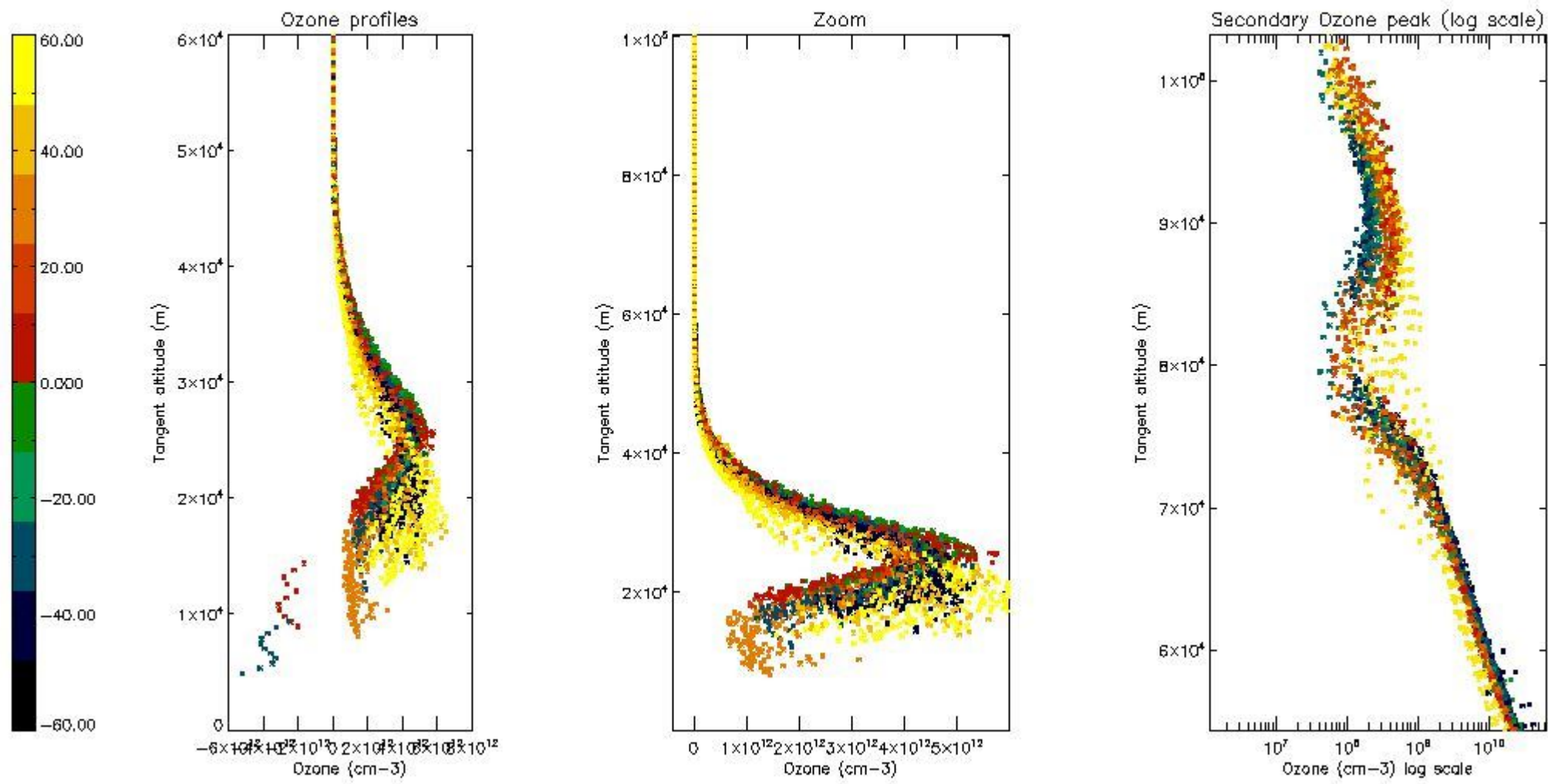
5.2 Plot ozone profiles for all STD (dark without errors)

The colorbar represents the latitude.



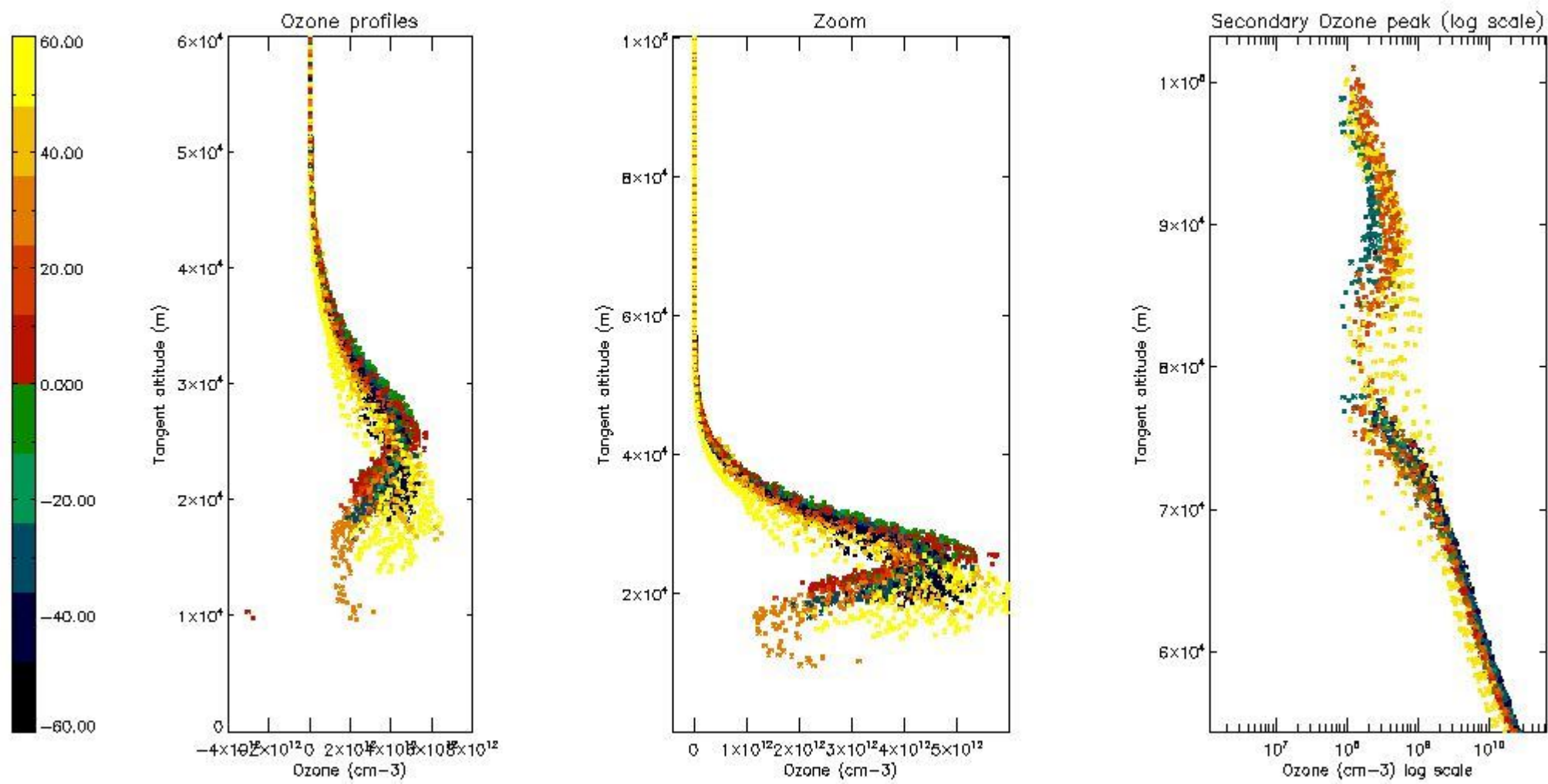
5.3 Plot ozone profiles where STD < 20% (dark without errors)

The colorbar represents the latitude.



*5.4 Plot ozone profiles where STD < 10% (dark without errors)*

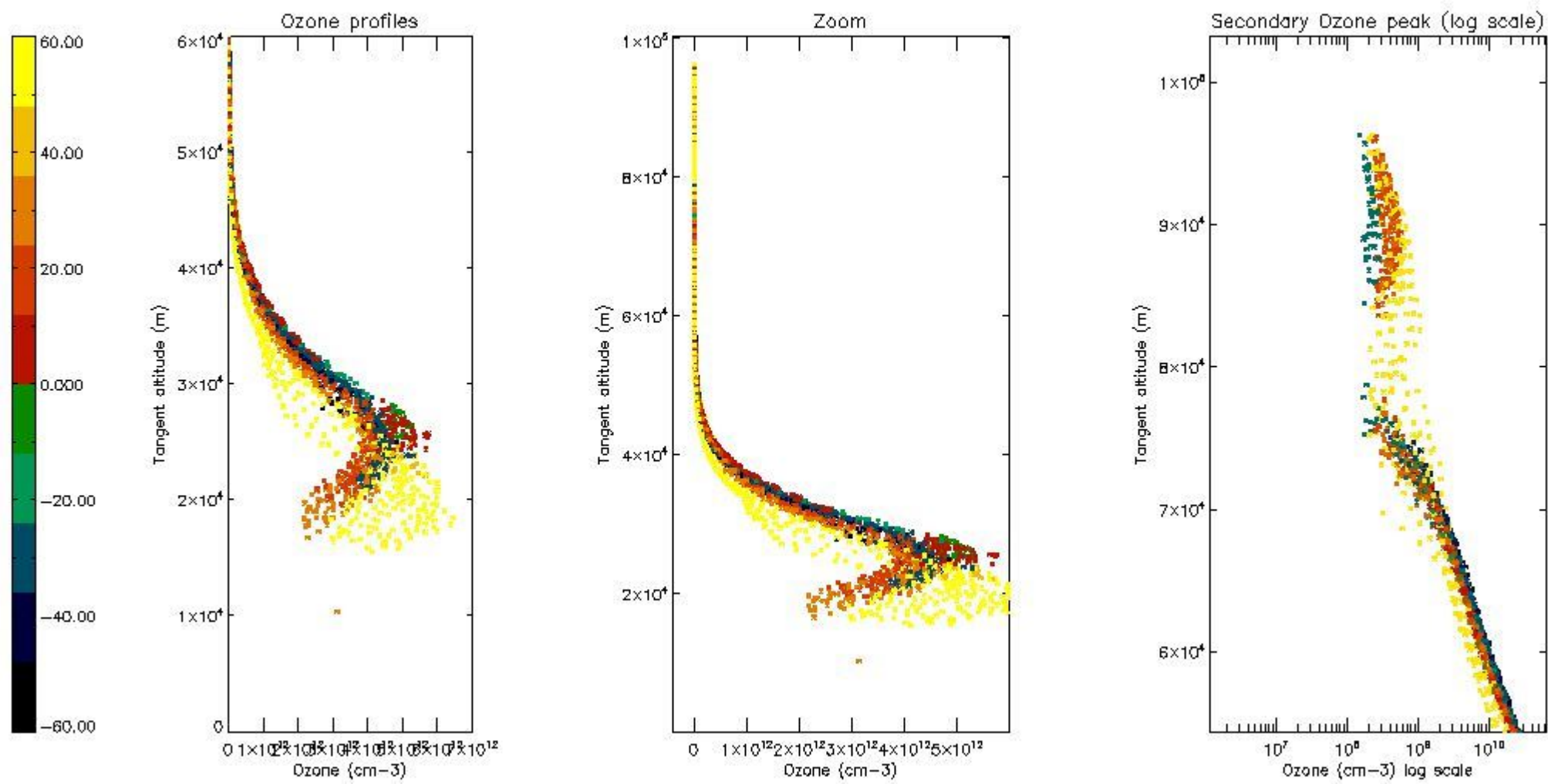
The colorbar represents the latitude.



*5.5 Plot ozone profiles where  $STD < 5\%$  (dark without errors)*

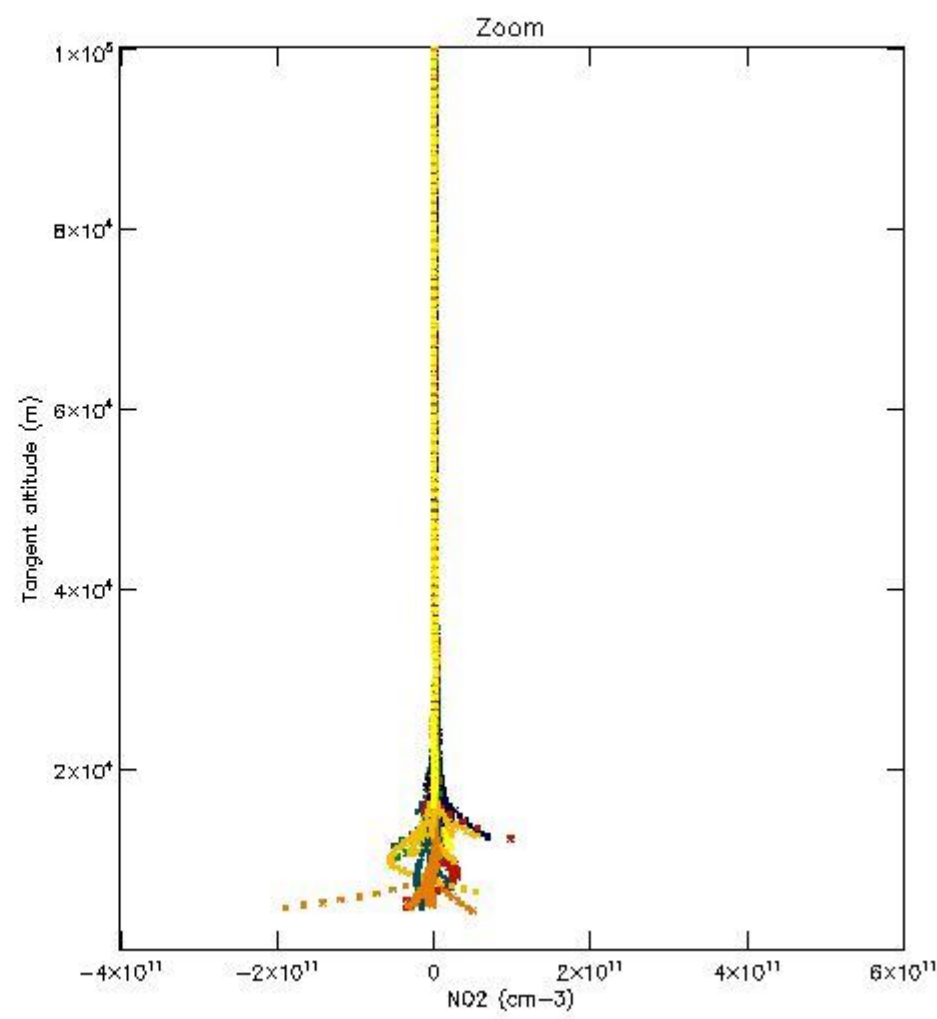
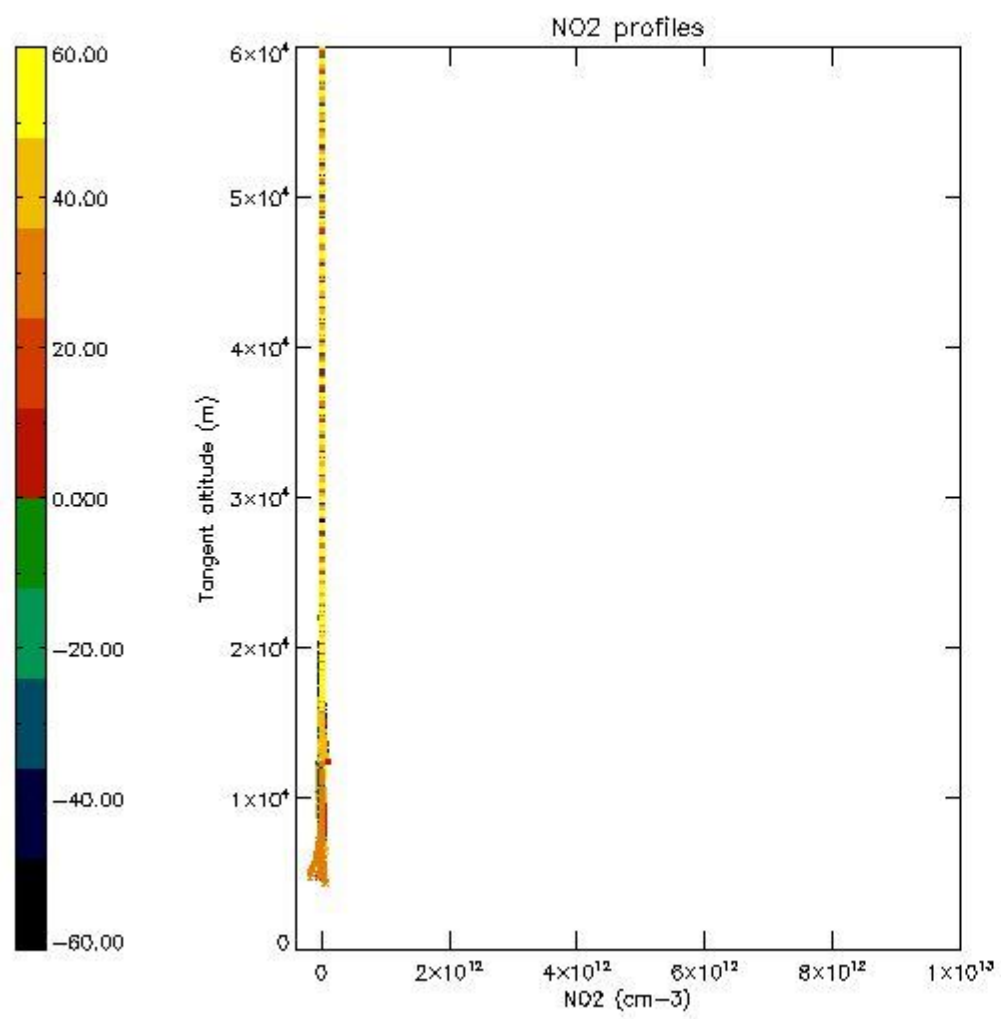
The colorbar represents the latitude.





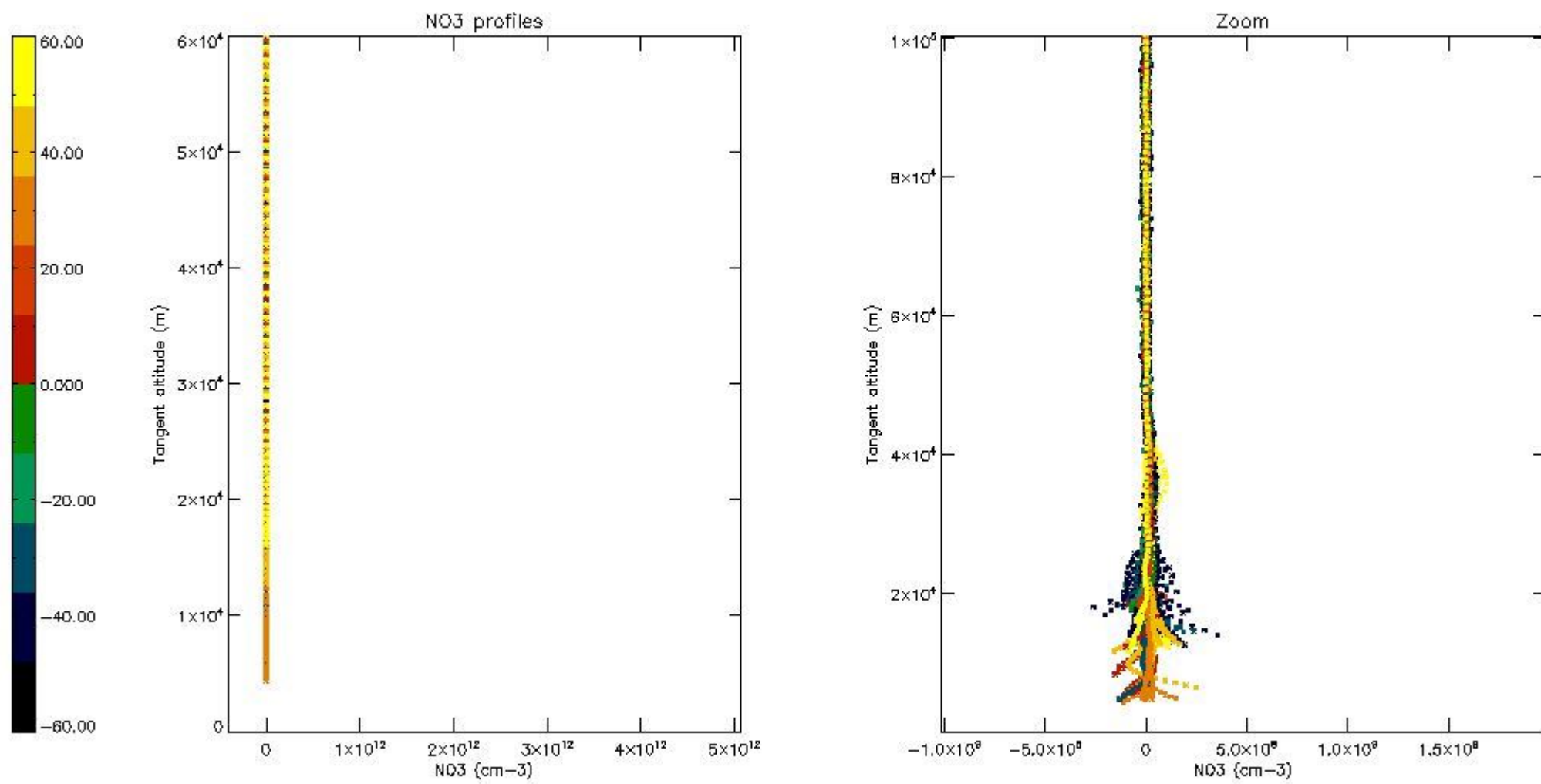
*5.6 Plot NO<sub>2</sub> profiles for all STD (dark without errors)*

The colorbar represents the latitude.



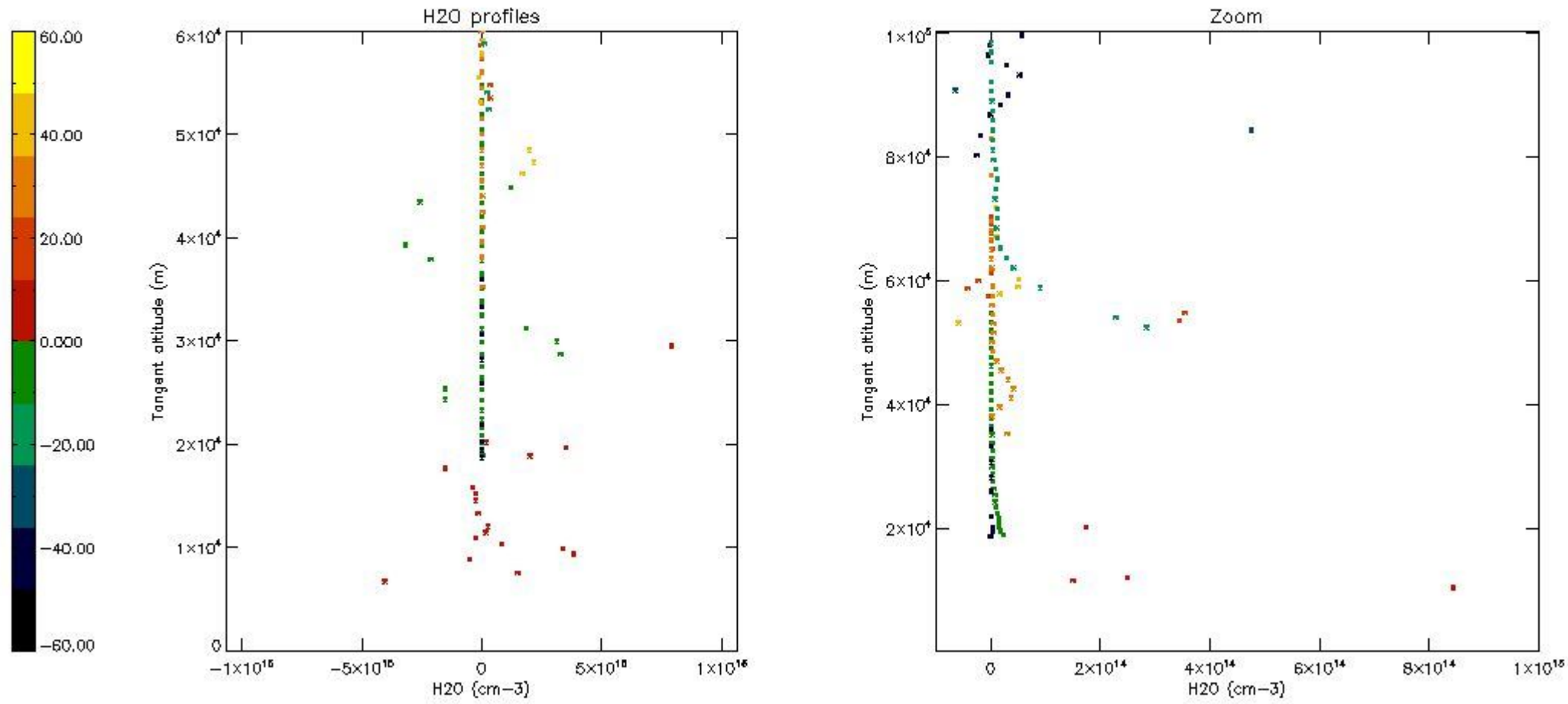
*5.7 Plot NO3 profiles for all STD (dark without errors)*

The colorbar represents the latitude.



*5.8 Plot H2O profiles for all STD (only for occultations of stars 1,2,3,4,13,14,16,26,63 dark without errors)*

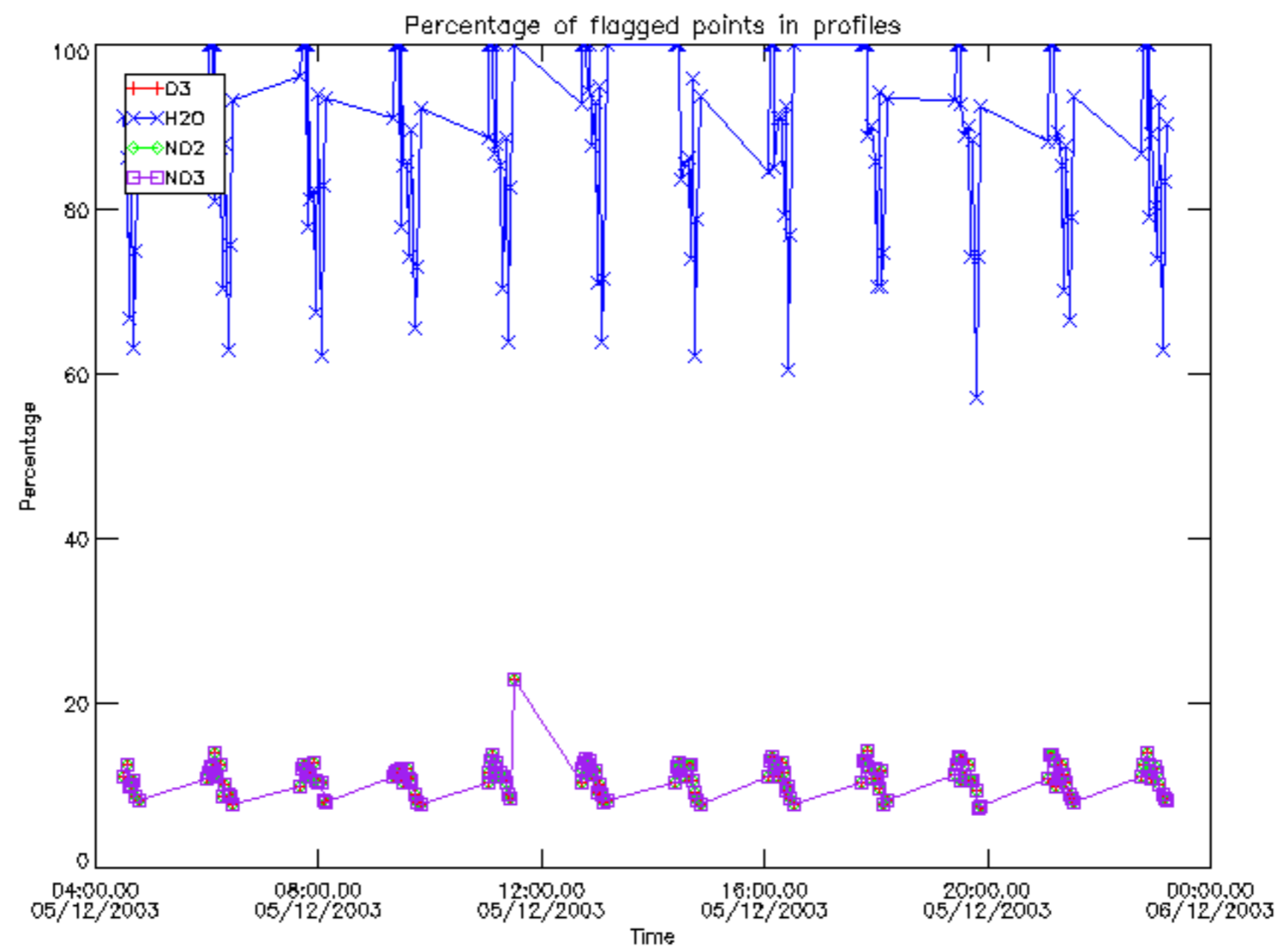
The colorbar represents the latitude.



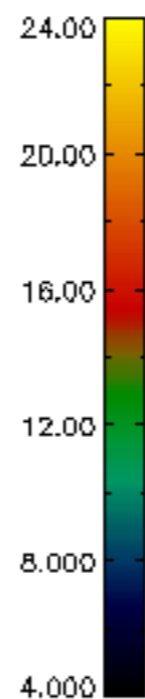
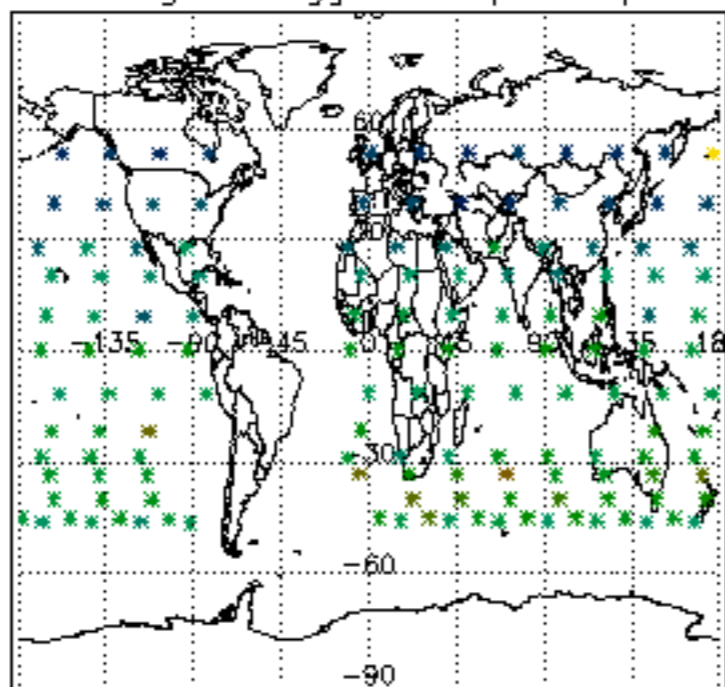
## 6. Auxiliary Data Files used for the production reported in section 2

The number reported in the third column indicates since which file (see list in section 2) the corresponding auxiliary file has been used. The fourth column is the date of those product files.

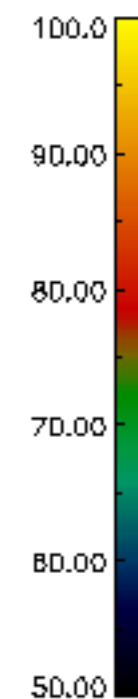
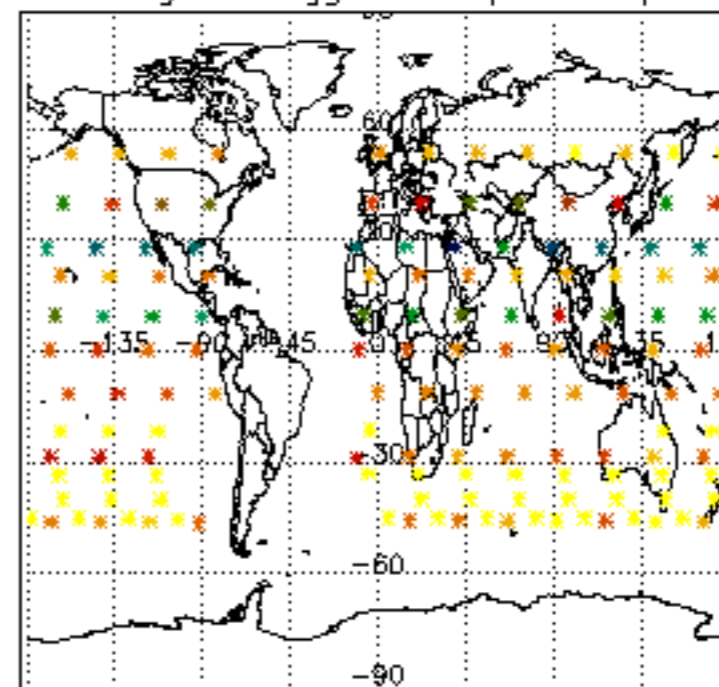
Type	Auxiliary Filename	Used since product	Used since product date
INST_PHYS_CHARACTERISTICS	GOM_INS_AXVIEC20091111_143220_20030716_120000_20500101_000000	1	05-DEC-2003 04:29:50
LEVEL-2_PROC_CONFIG	GOM_PR2_AXVIEC20091111_152718_20020301_000000_20500101_000000	1	05-DEC-2003 04:29:50
CROSS_SECTIONS_FILE	GOM_CRS_AXVIEC20091111_154832_20020301_000000_20500101_000000	1	05-DEC-2003 04:29:50



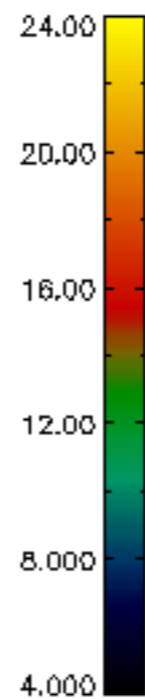
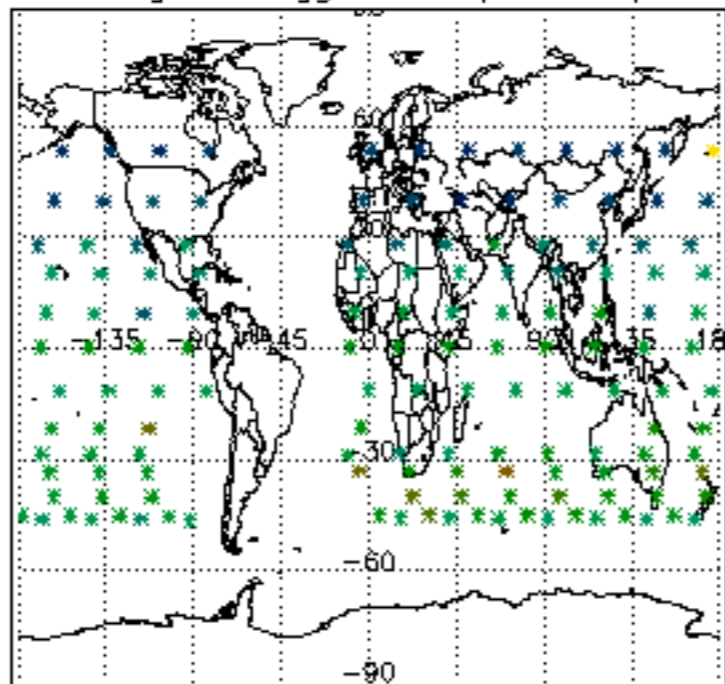
Percentage of flagged data per D3 profile



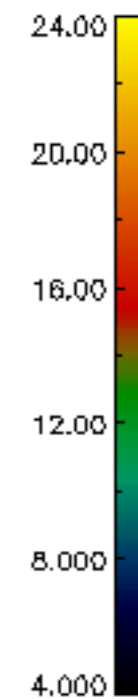
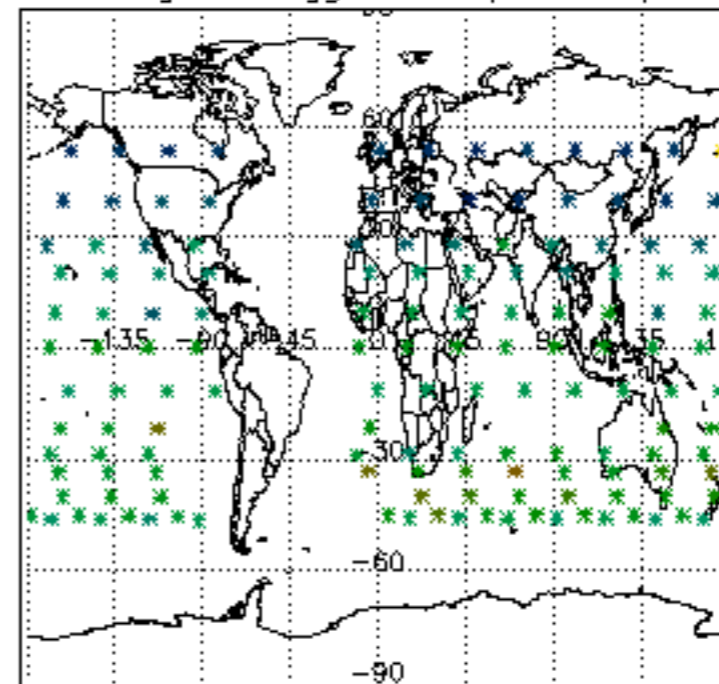
Percentage of flagged data per H2O profile

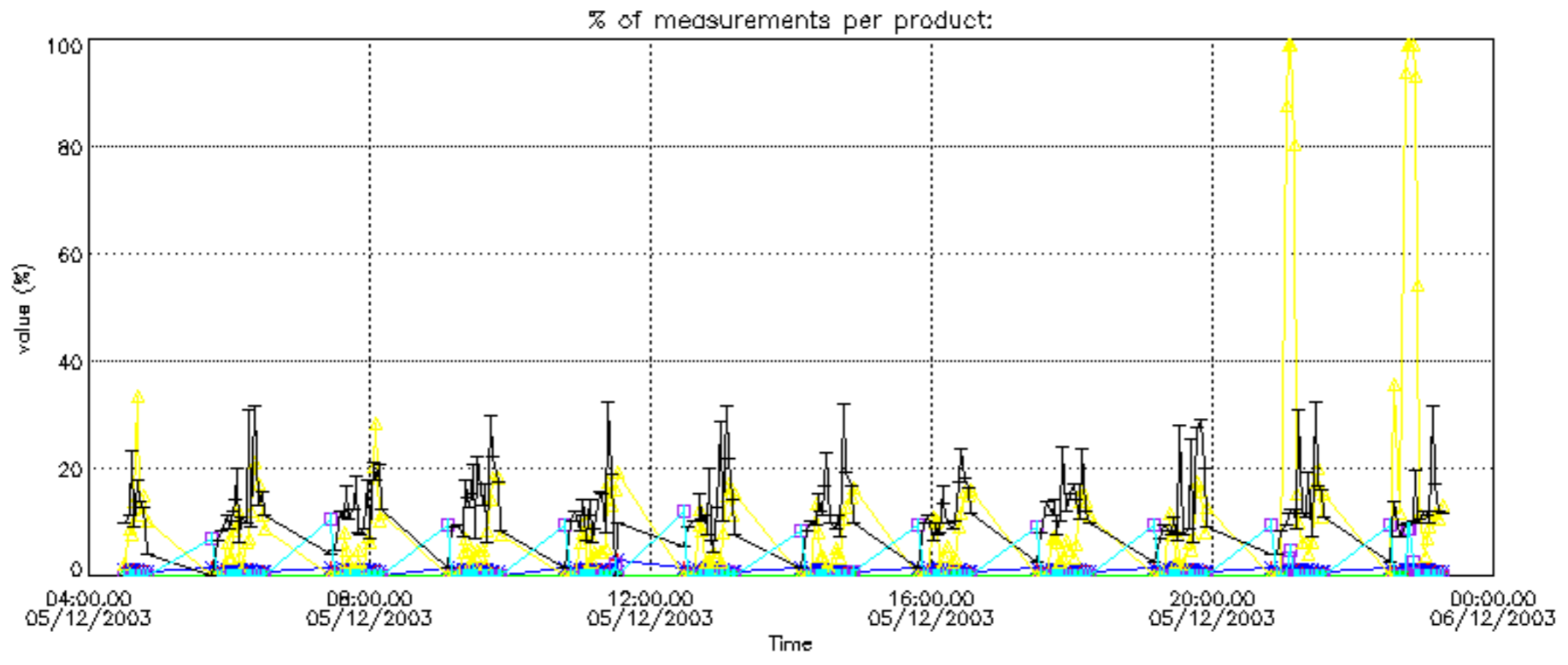


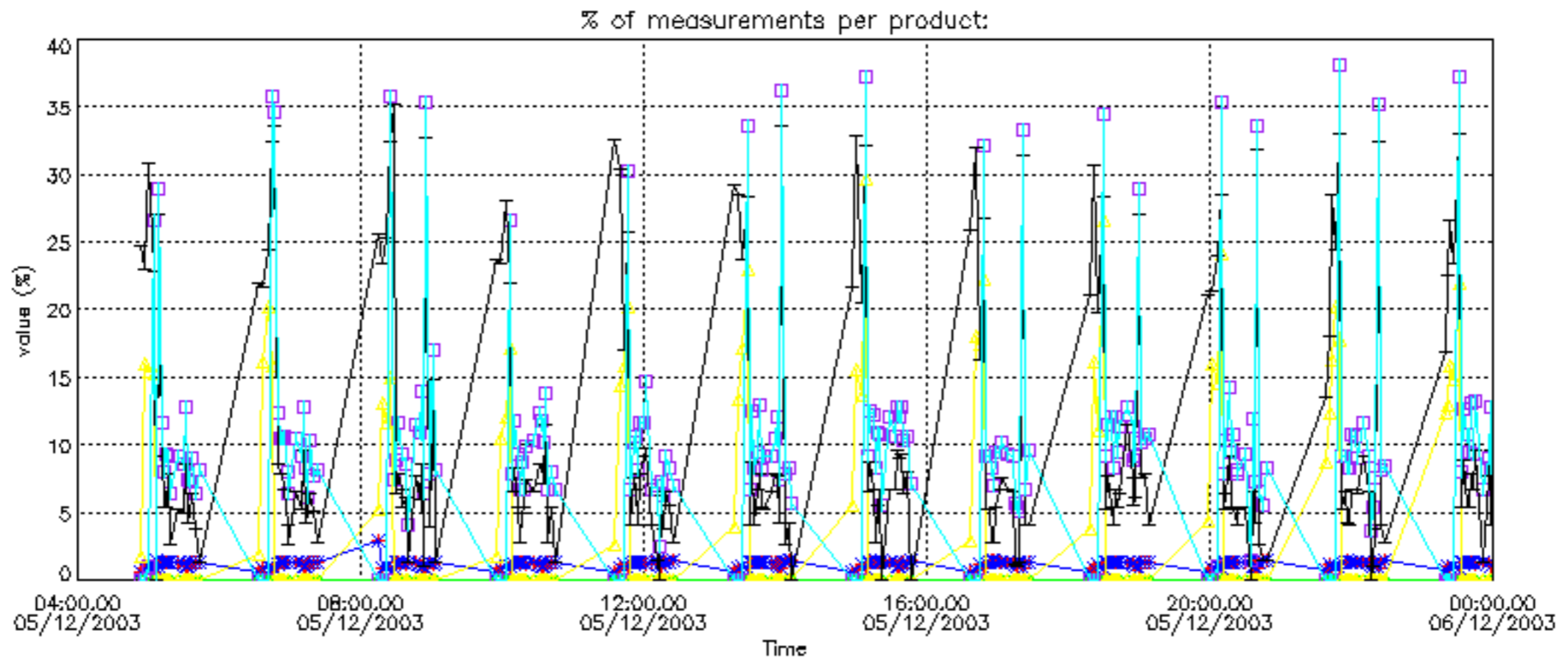
Percentage of flagged data per NO2 profile



Percentage of flagged data per NO3 profile

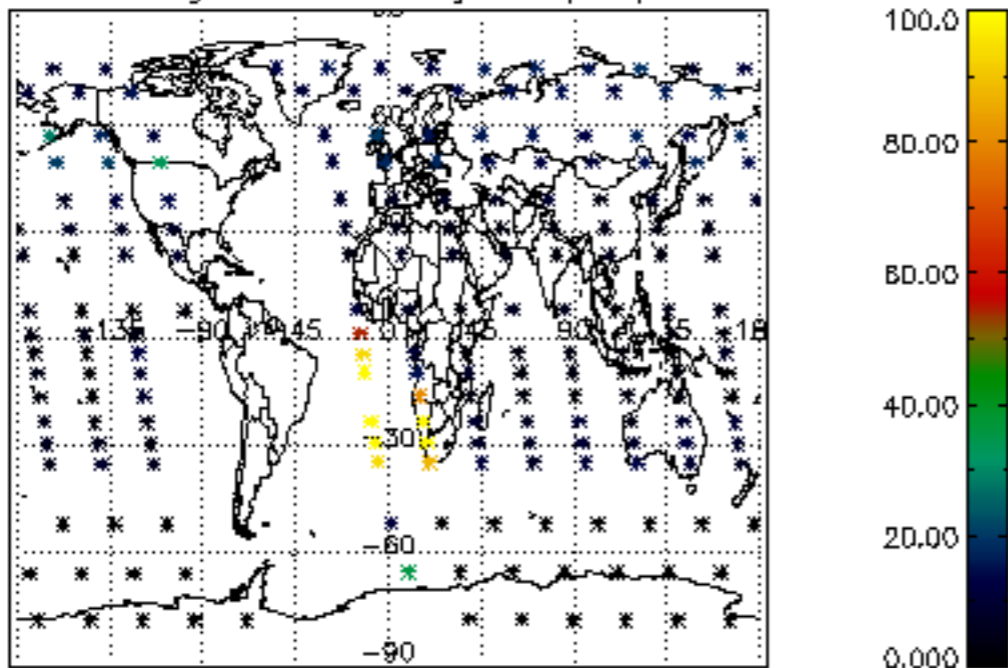




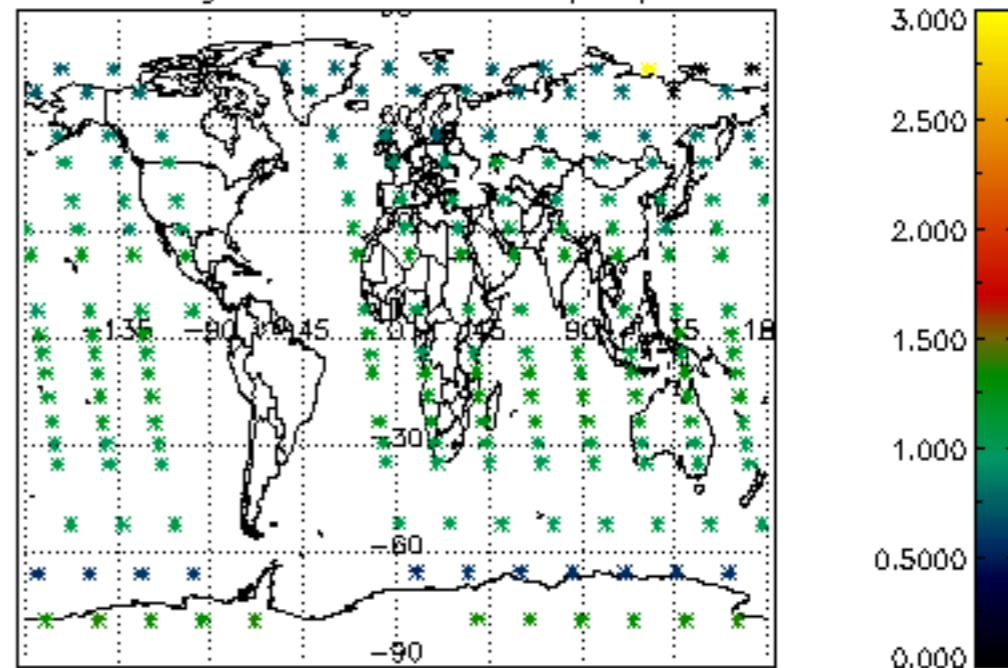




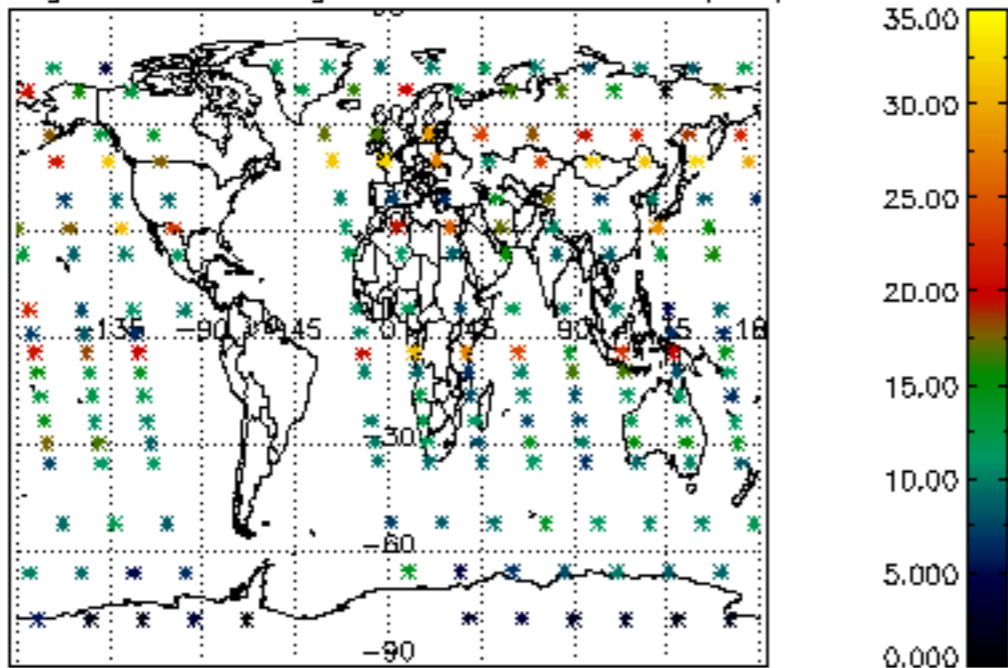
Percentage of cosmic ray hits per profile



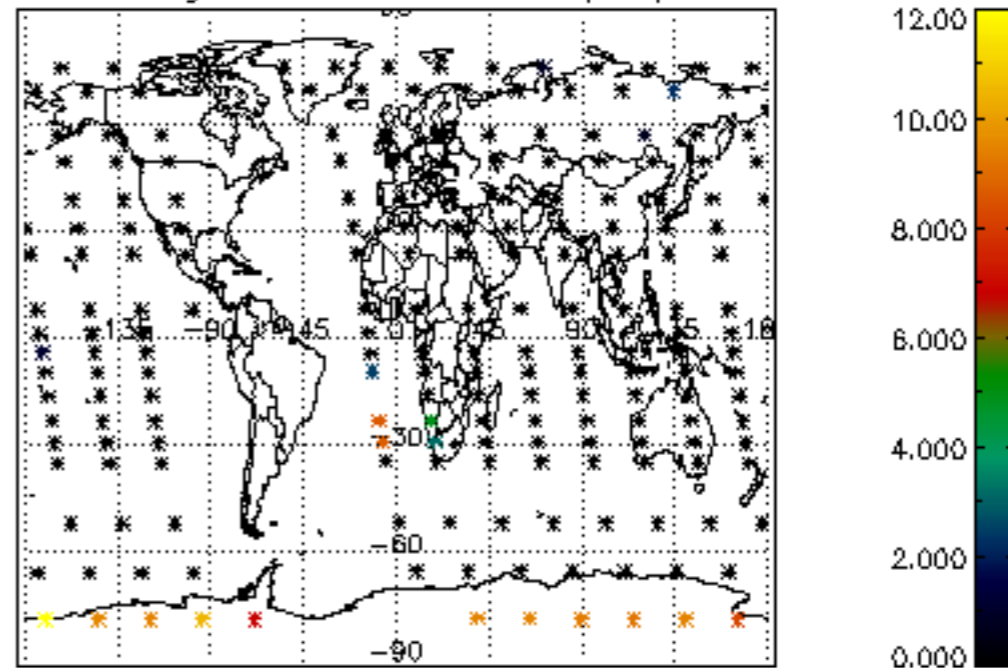
Percentage of datation errors per profile



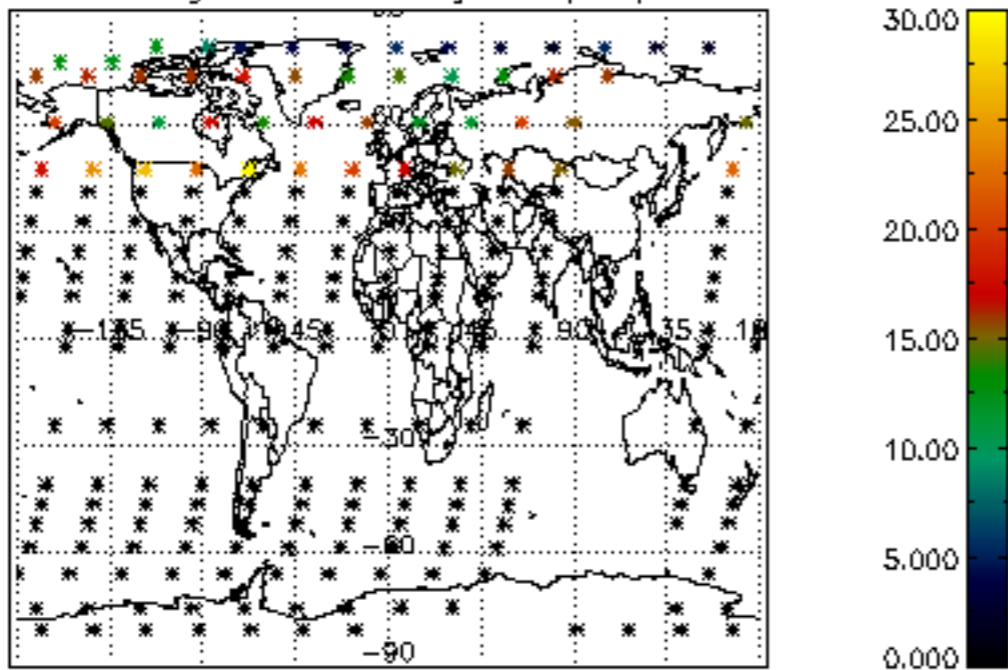
Percentage of star falling outside central band per profile



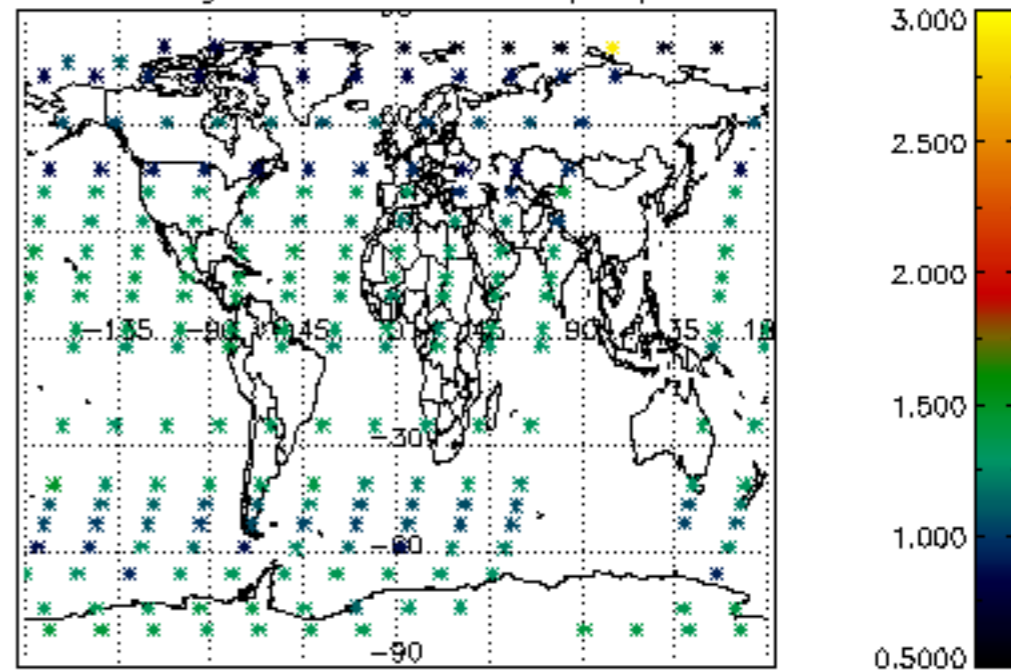
Percentage of saturation errors per profile



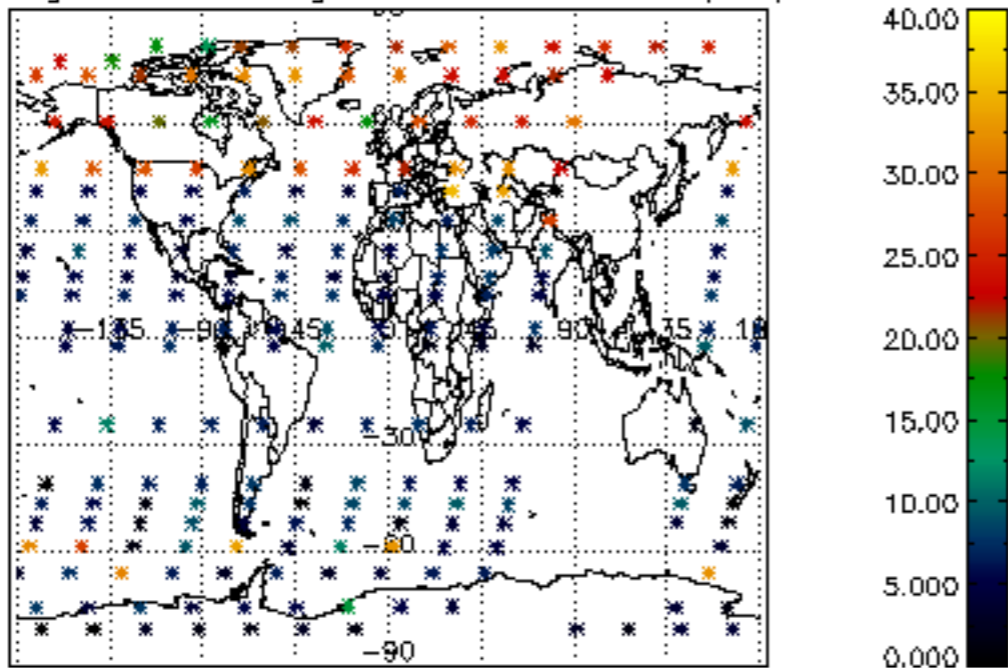
Percentage of cosmic ray hits per profile



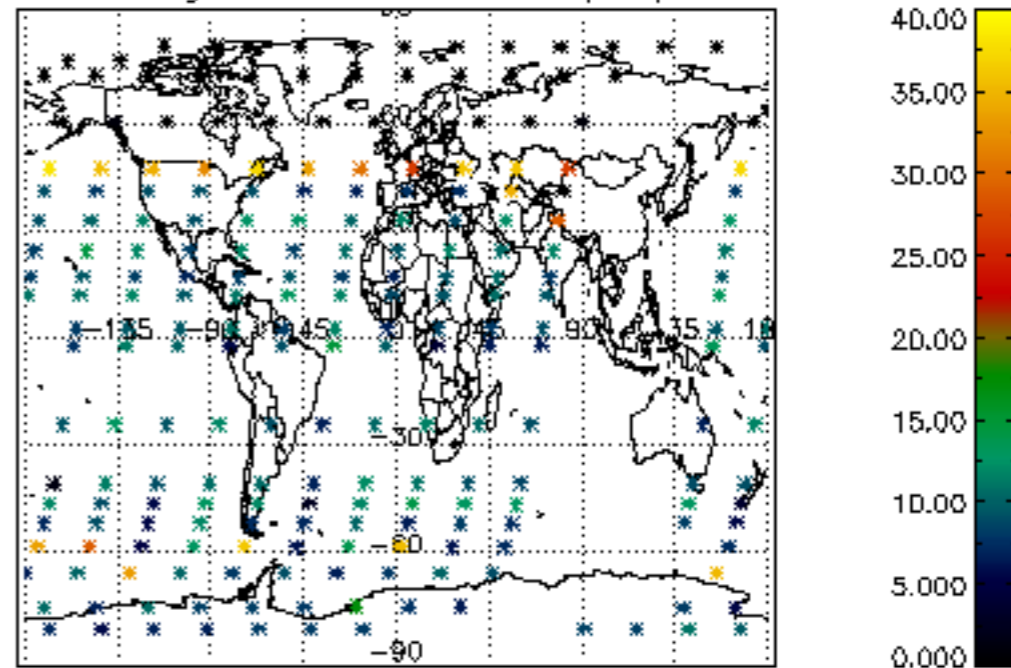
Percentage of datation errors per profile

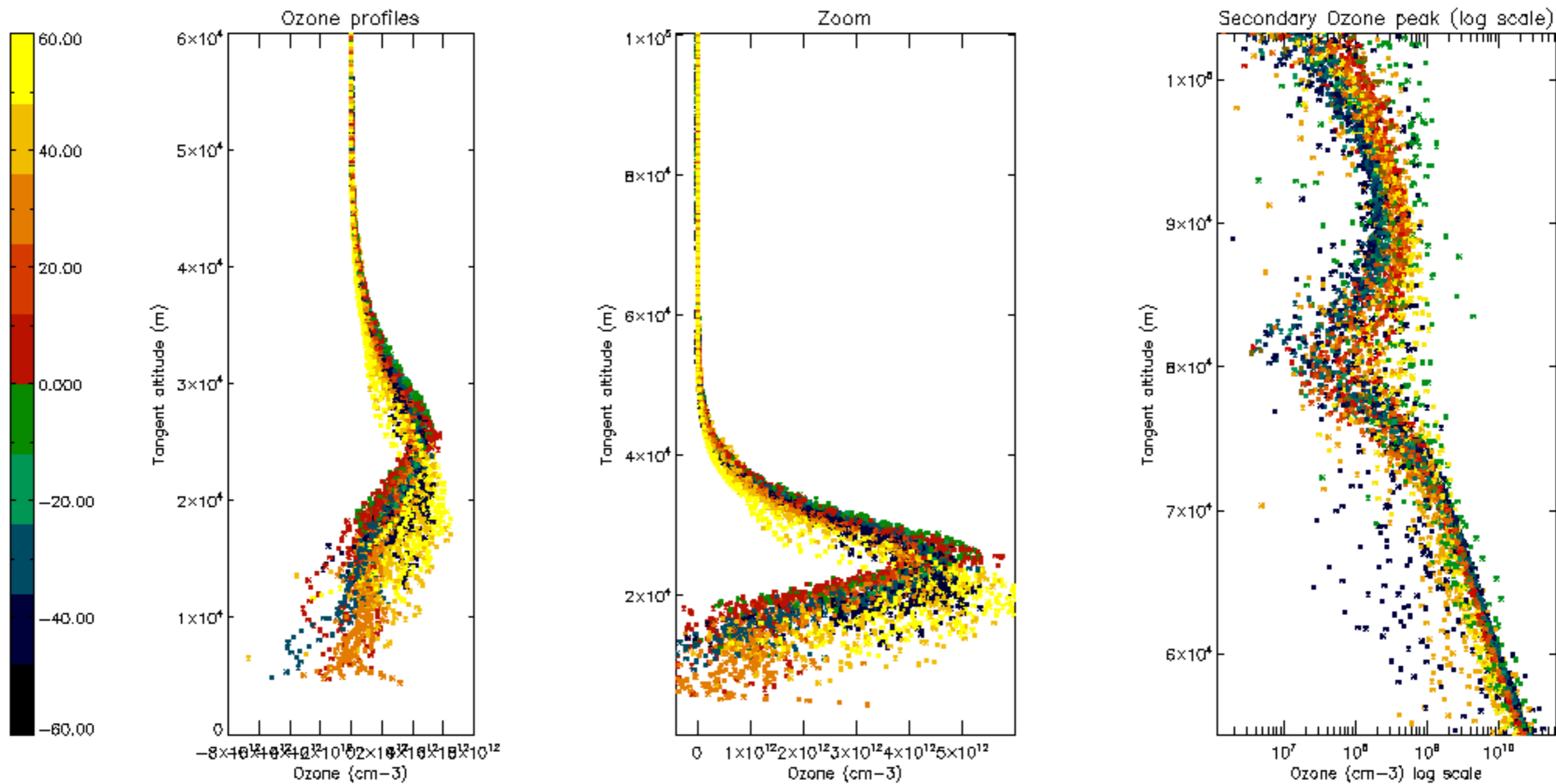


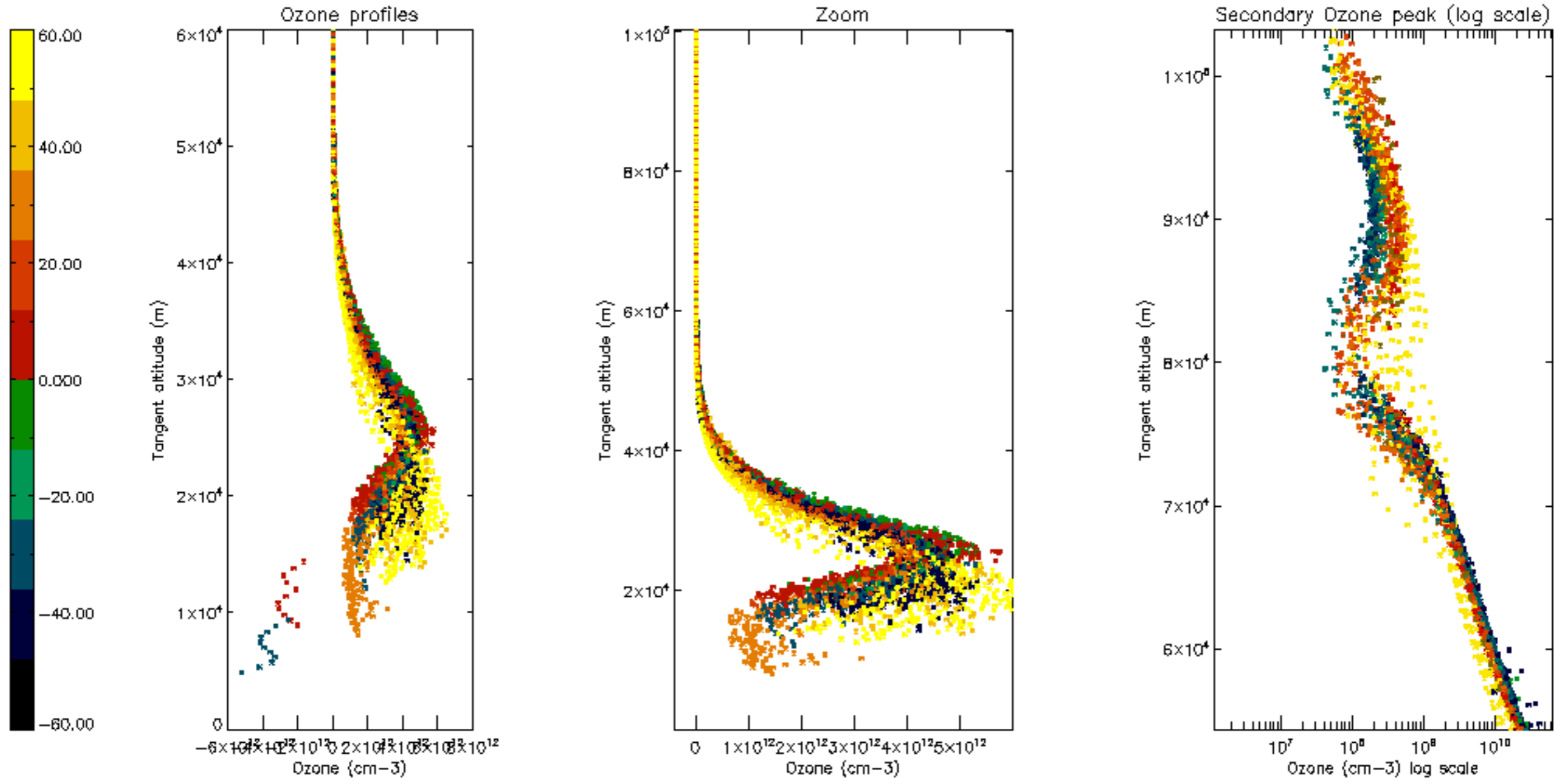
Percentage of star falling outside central band per profile

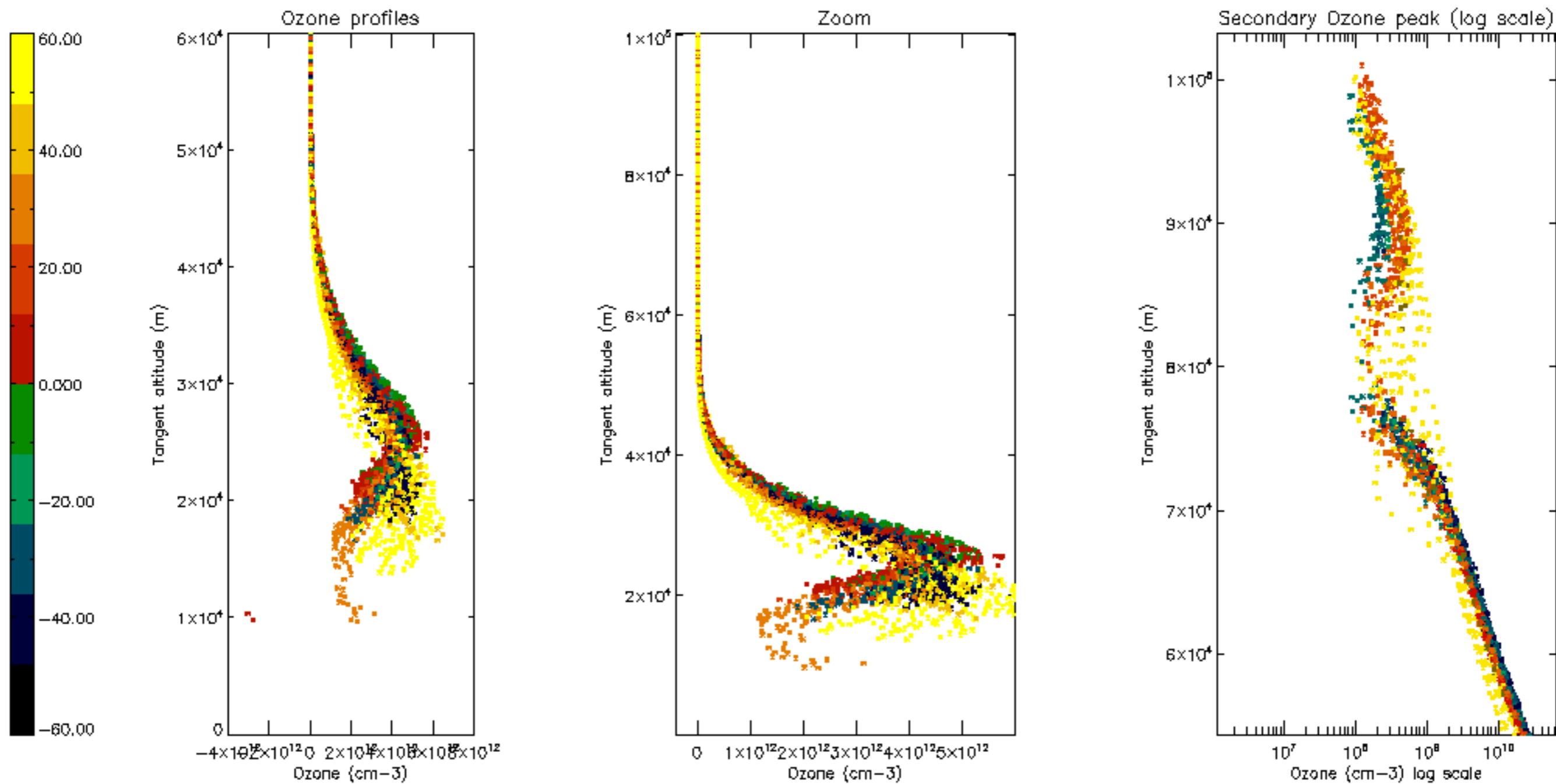


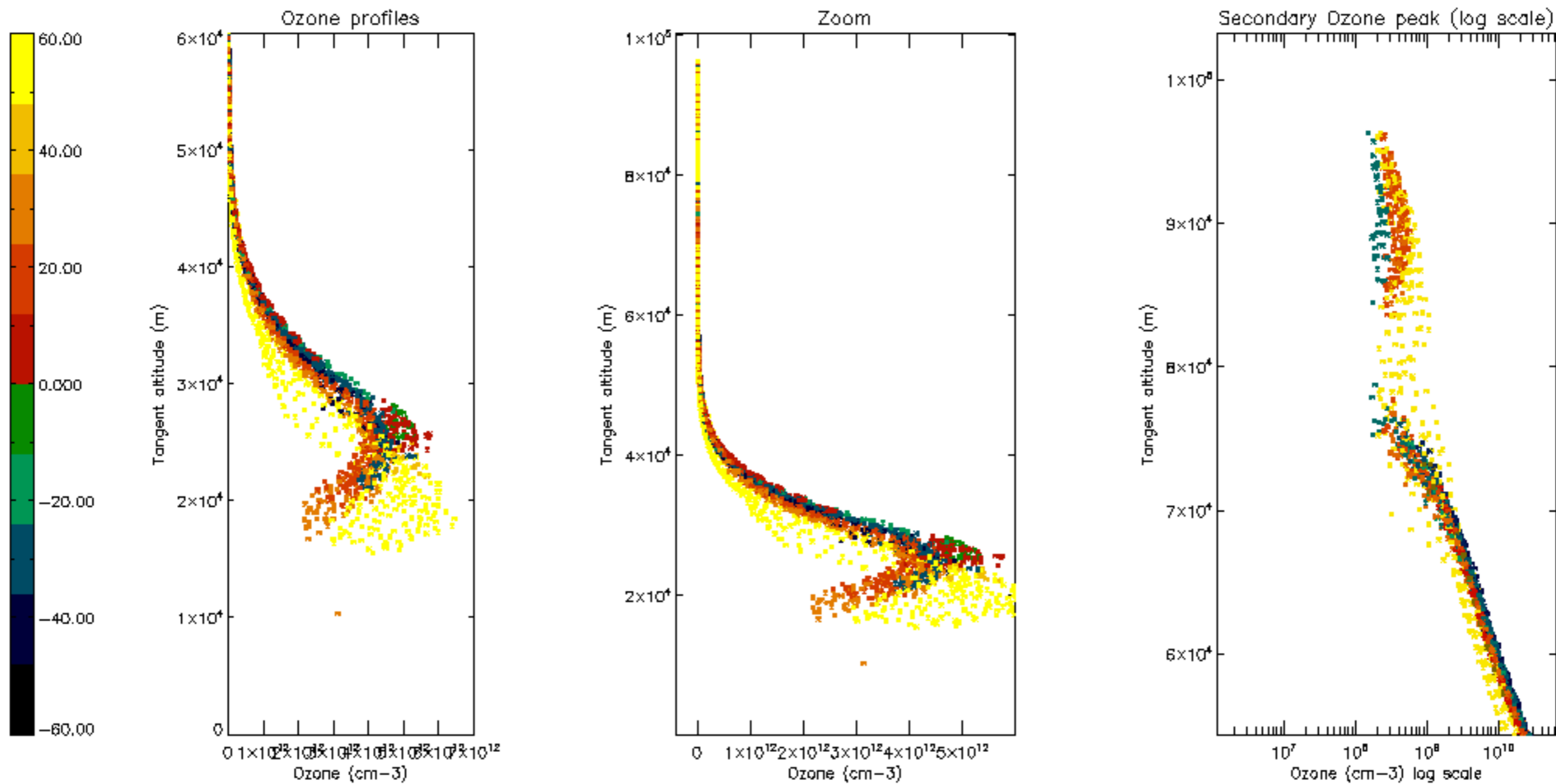
Percentage of saturation errors per profile

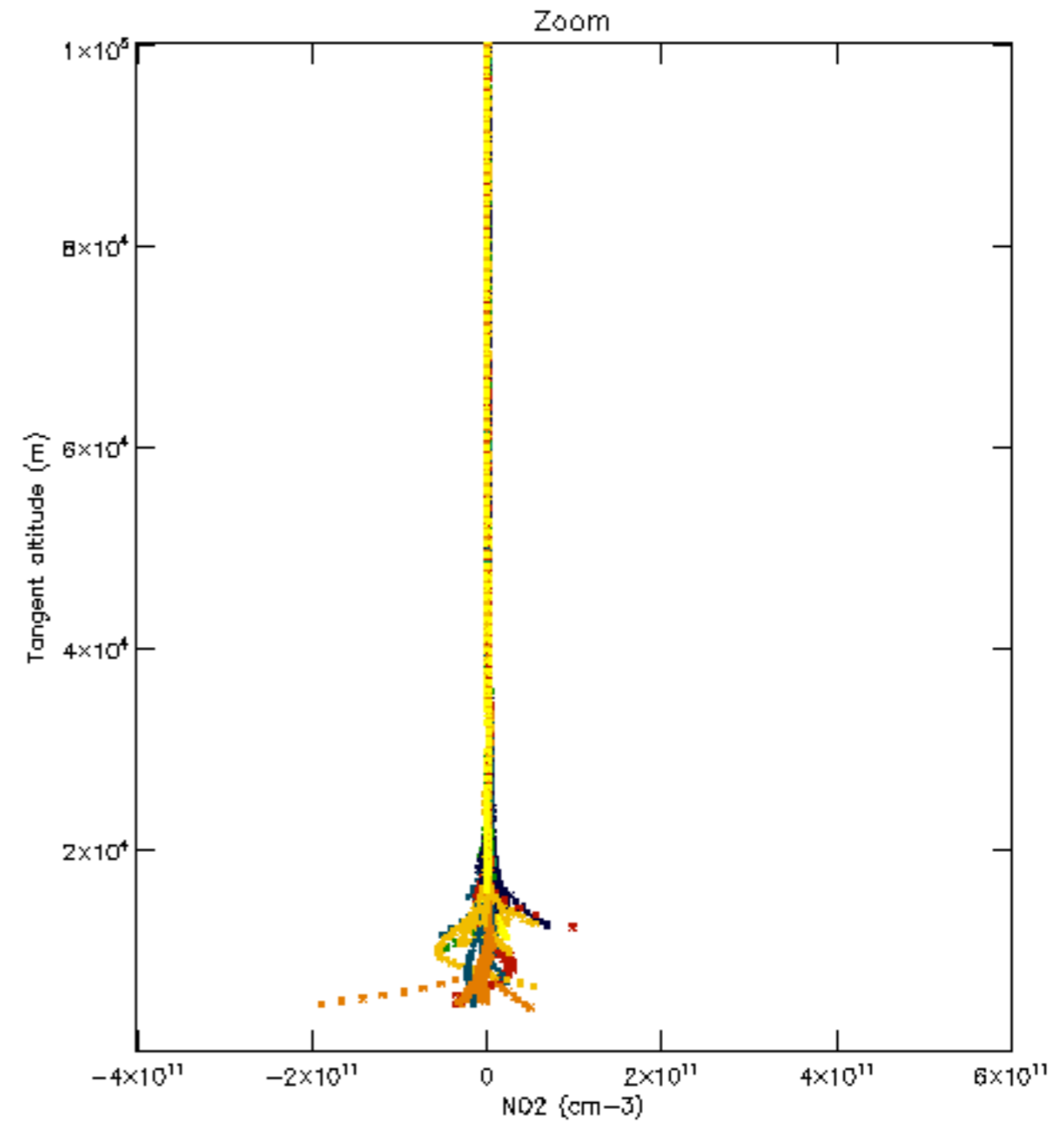
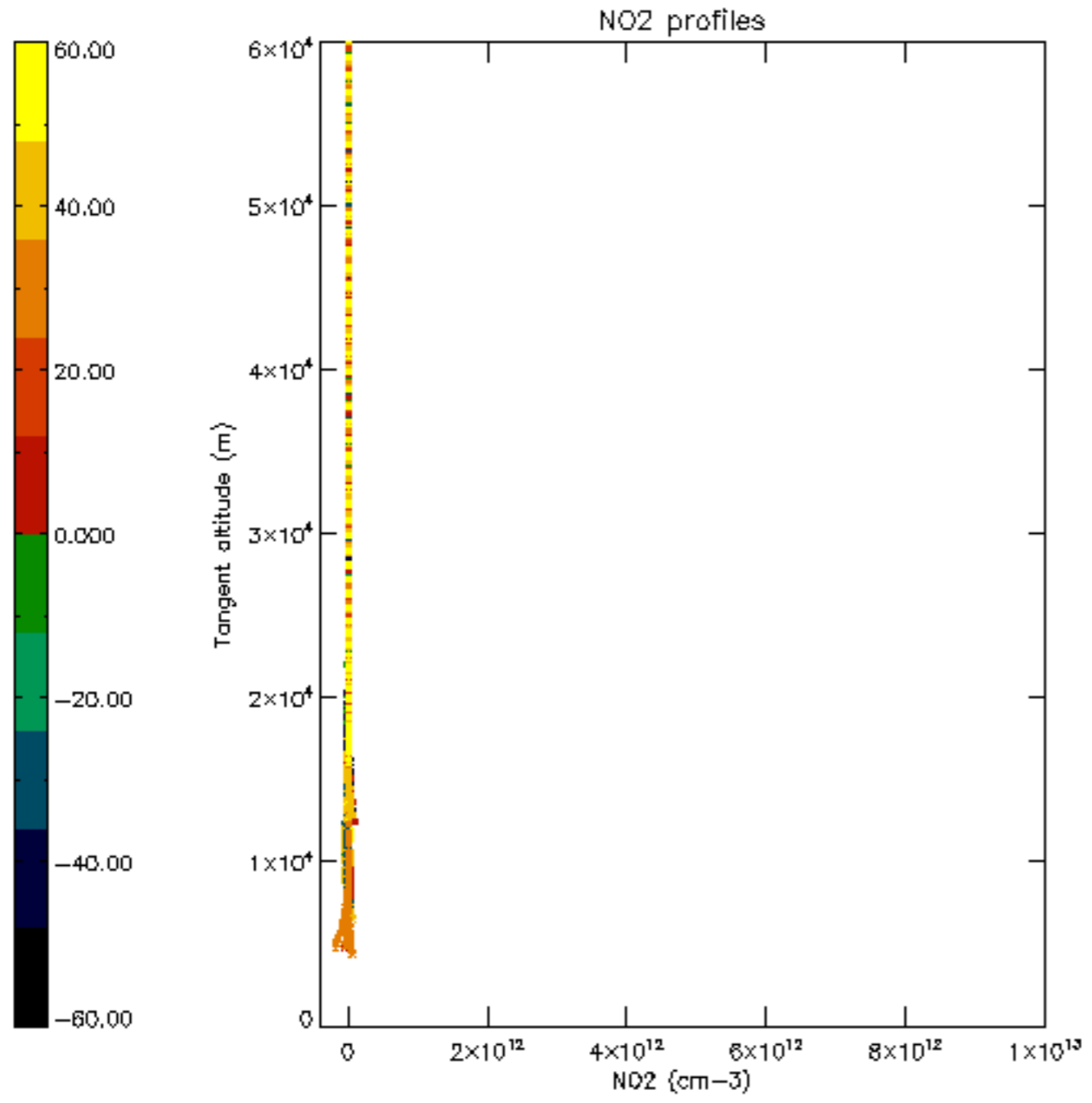


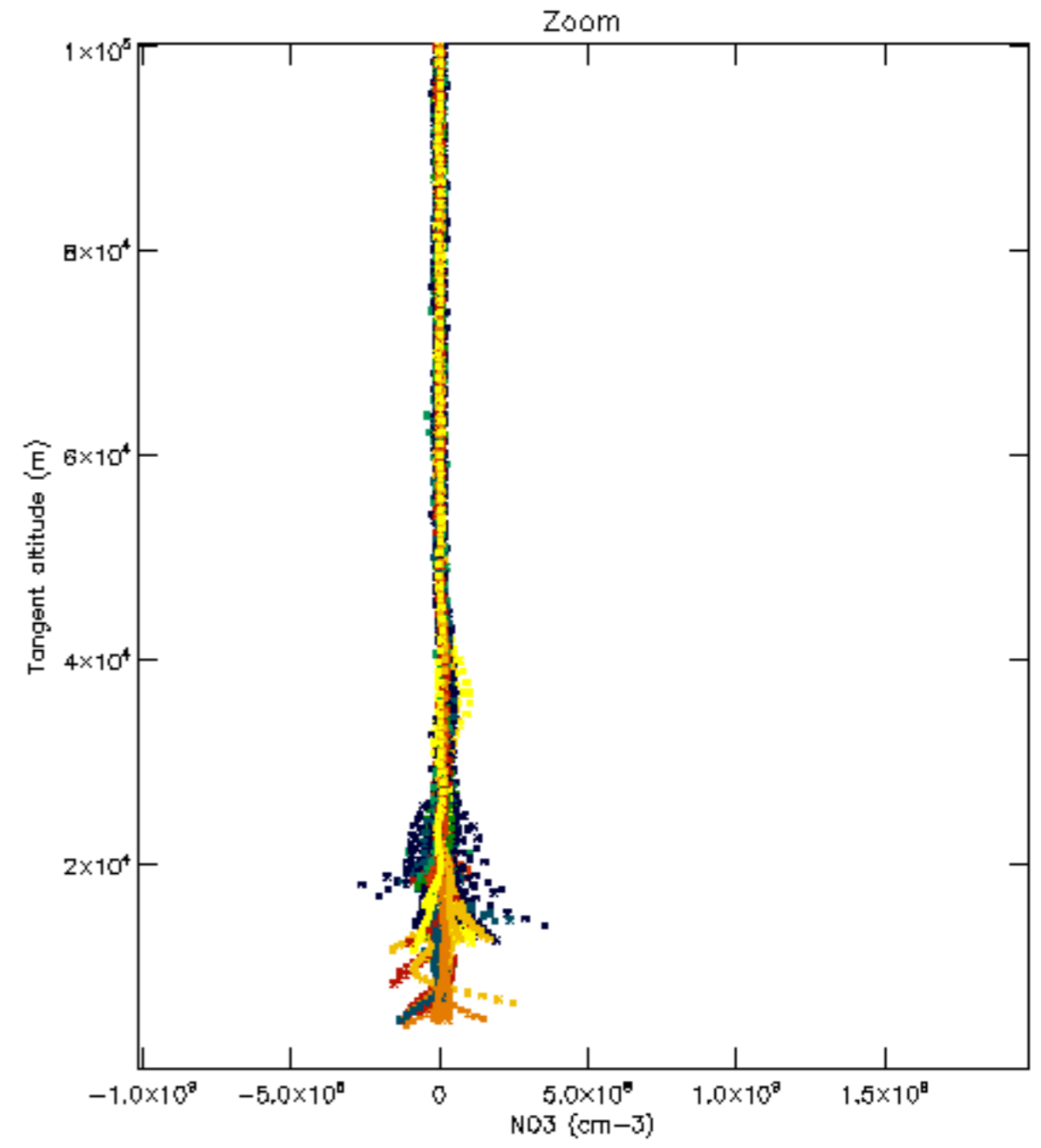
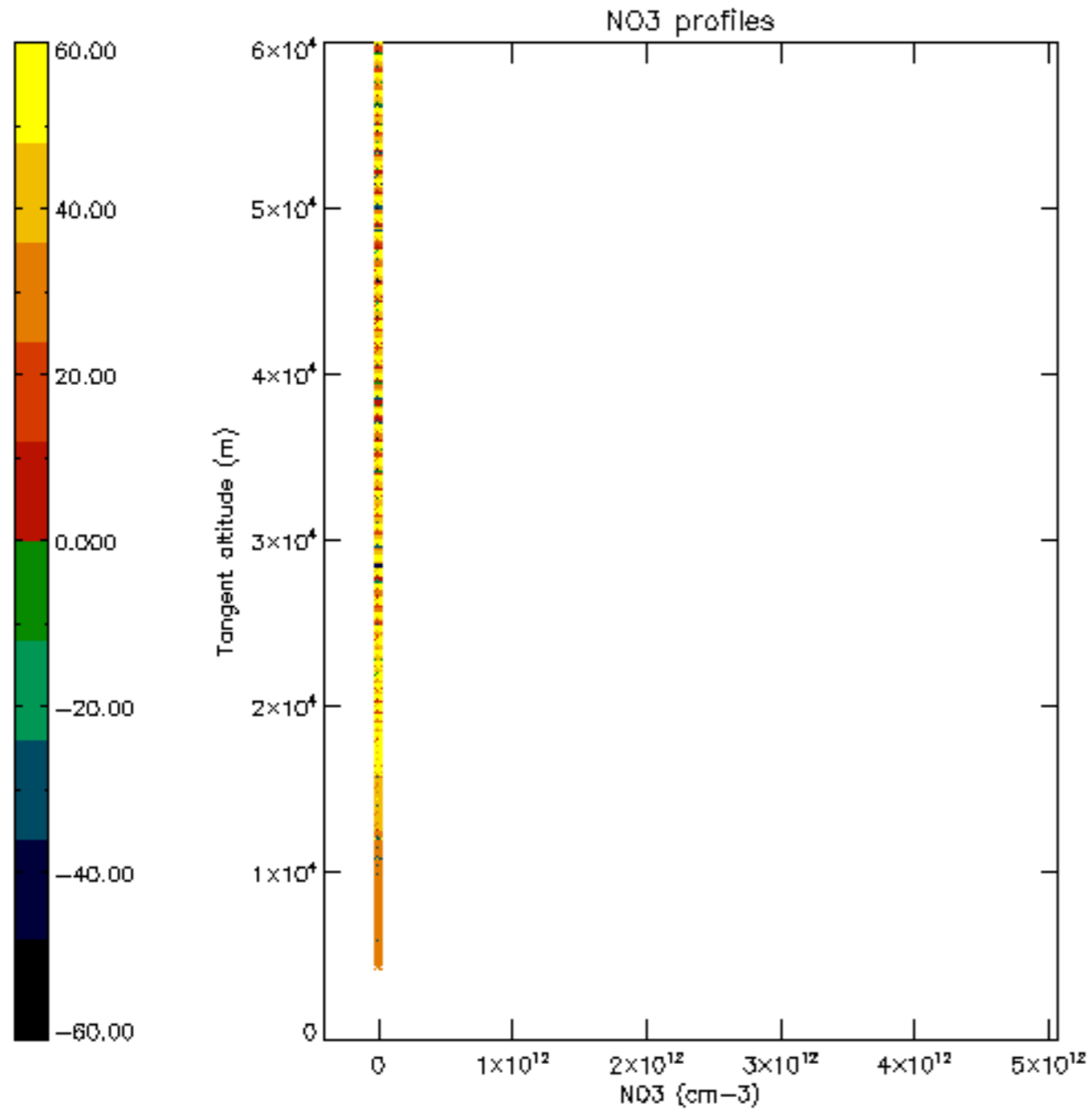




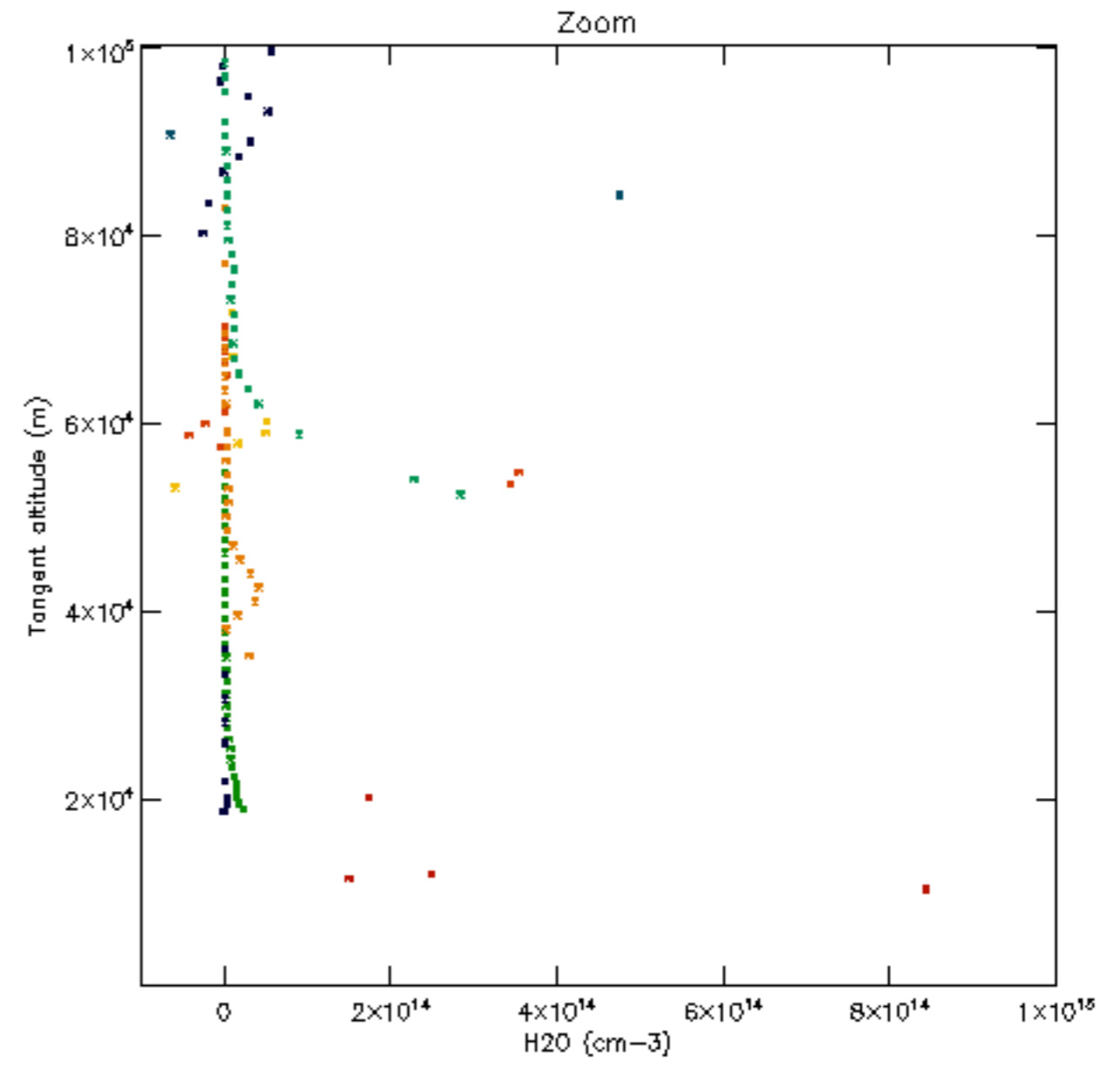
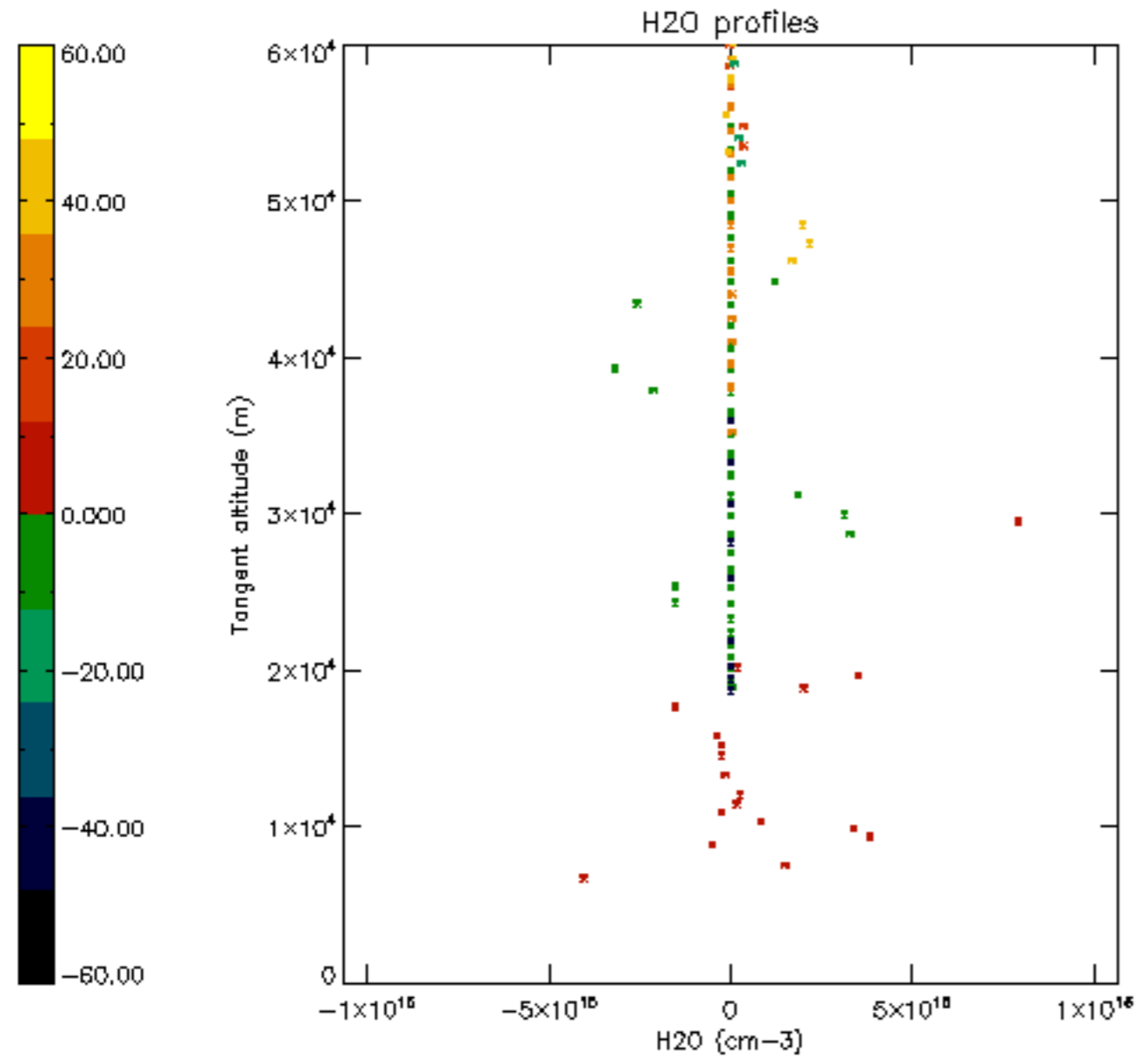


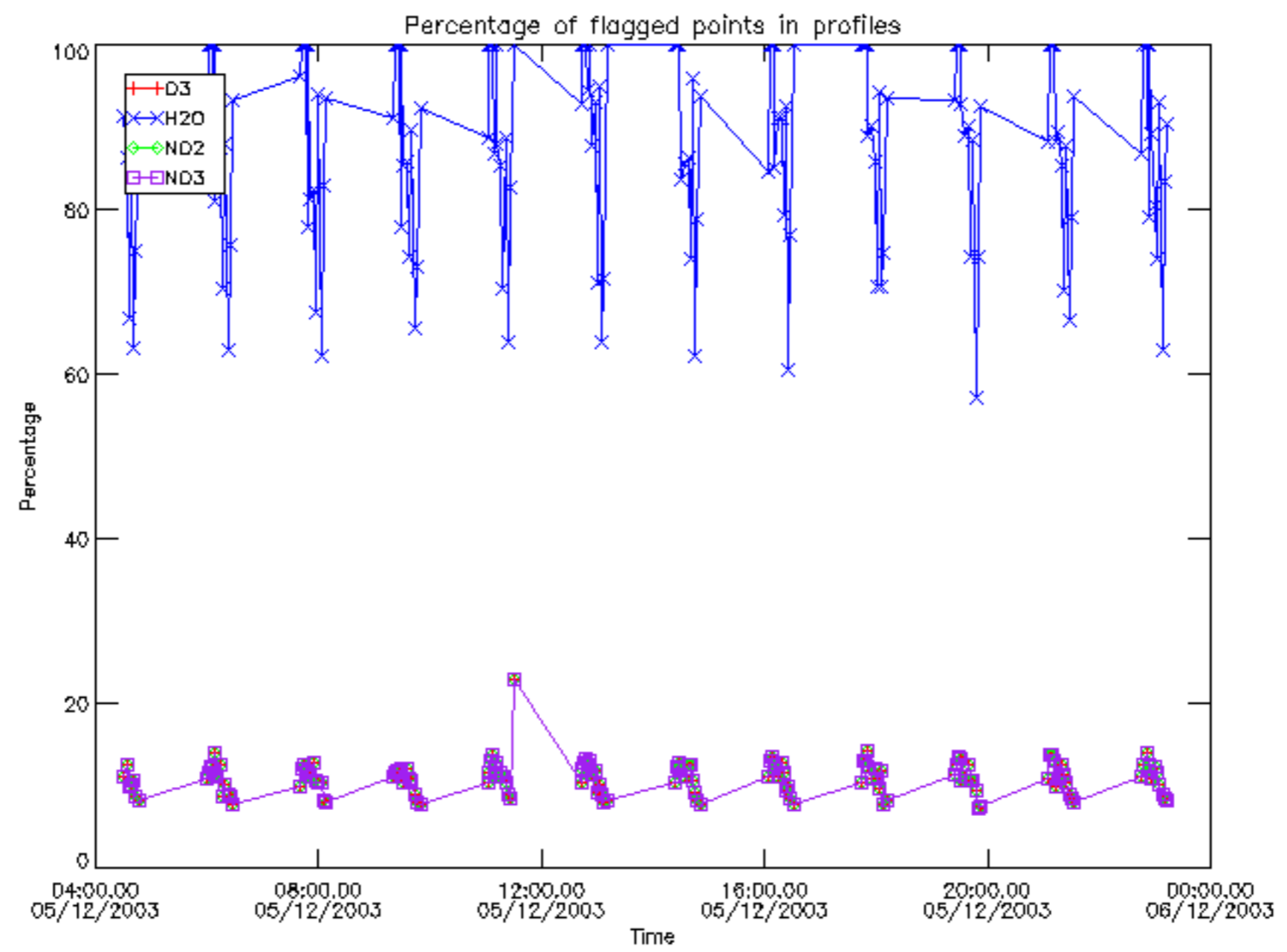




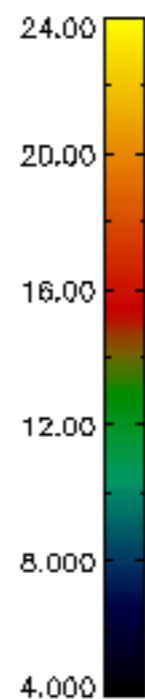
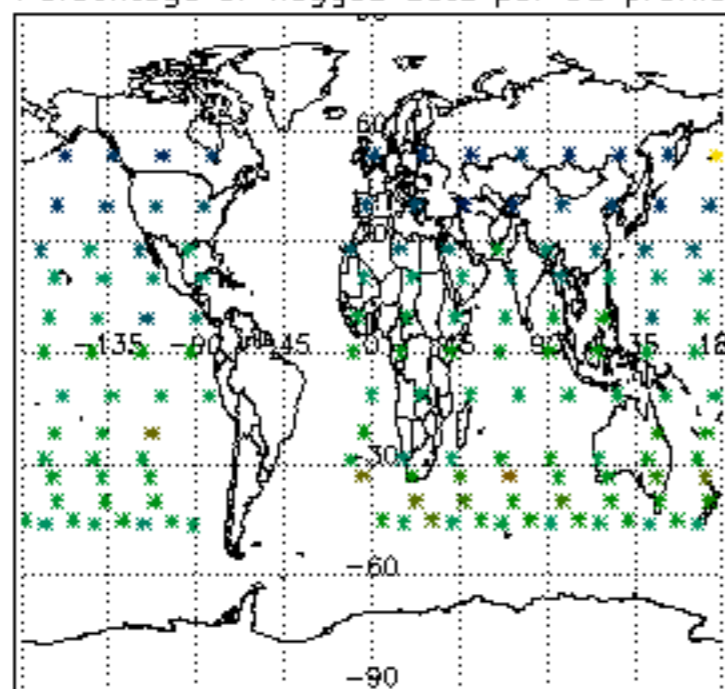




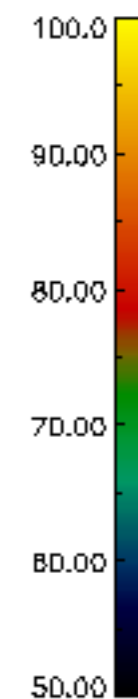
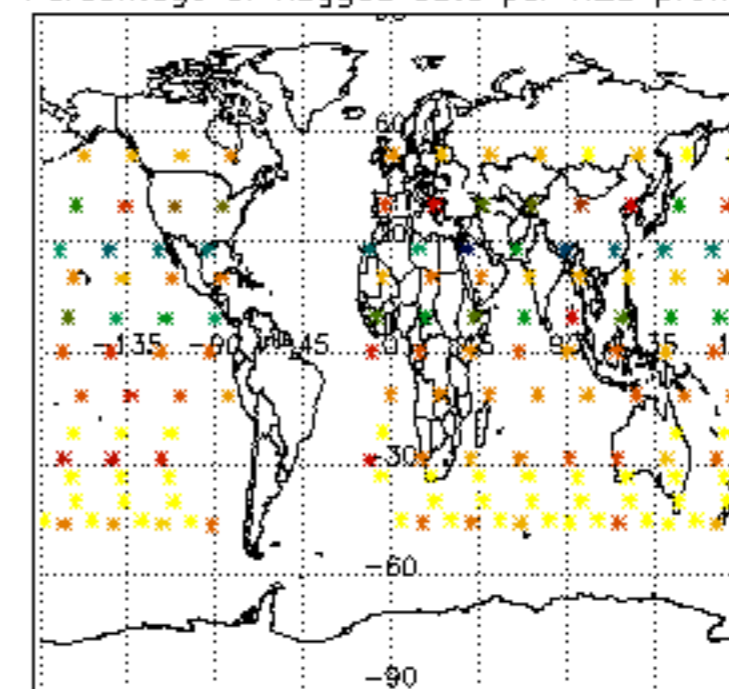




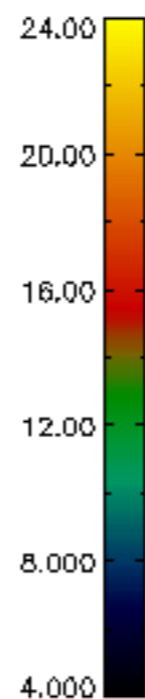
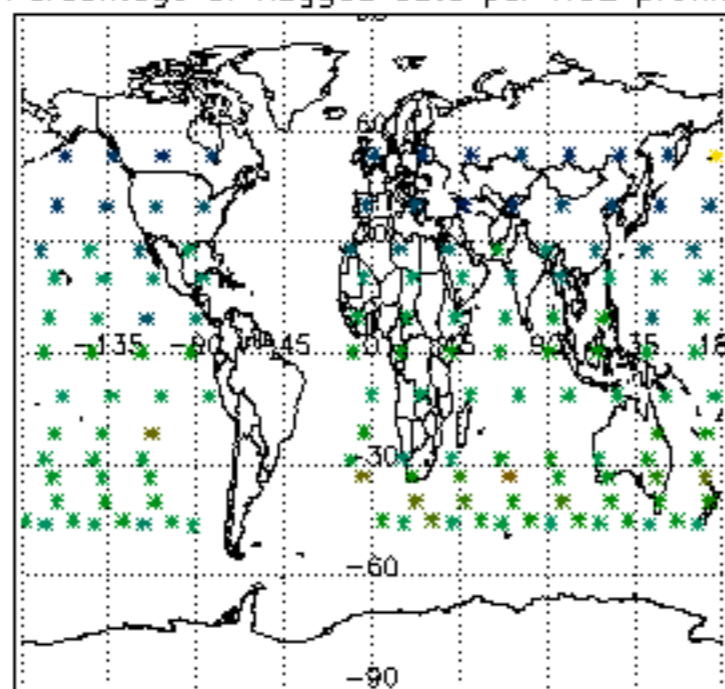
Percentage of flagged data per D3 profile



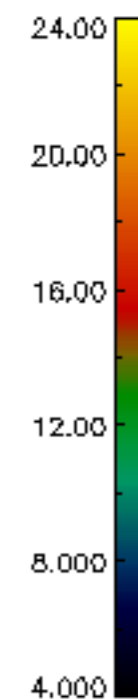
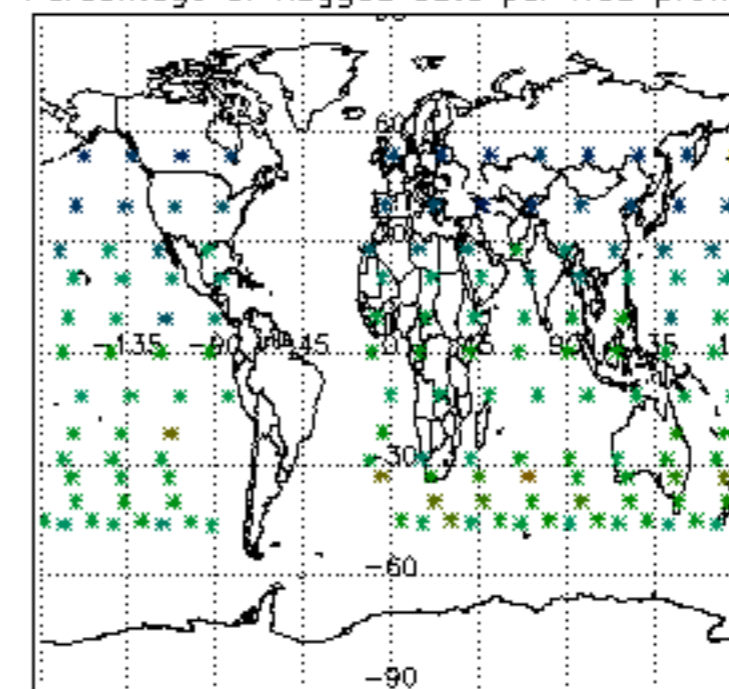
Percentage of flagged data per H2O profile

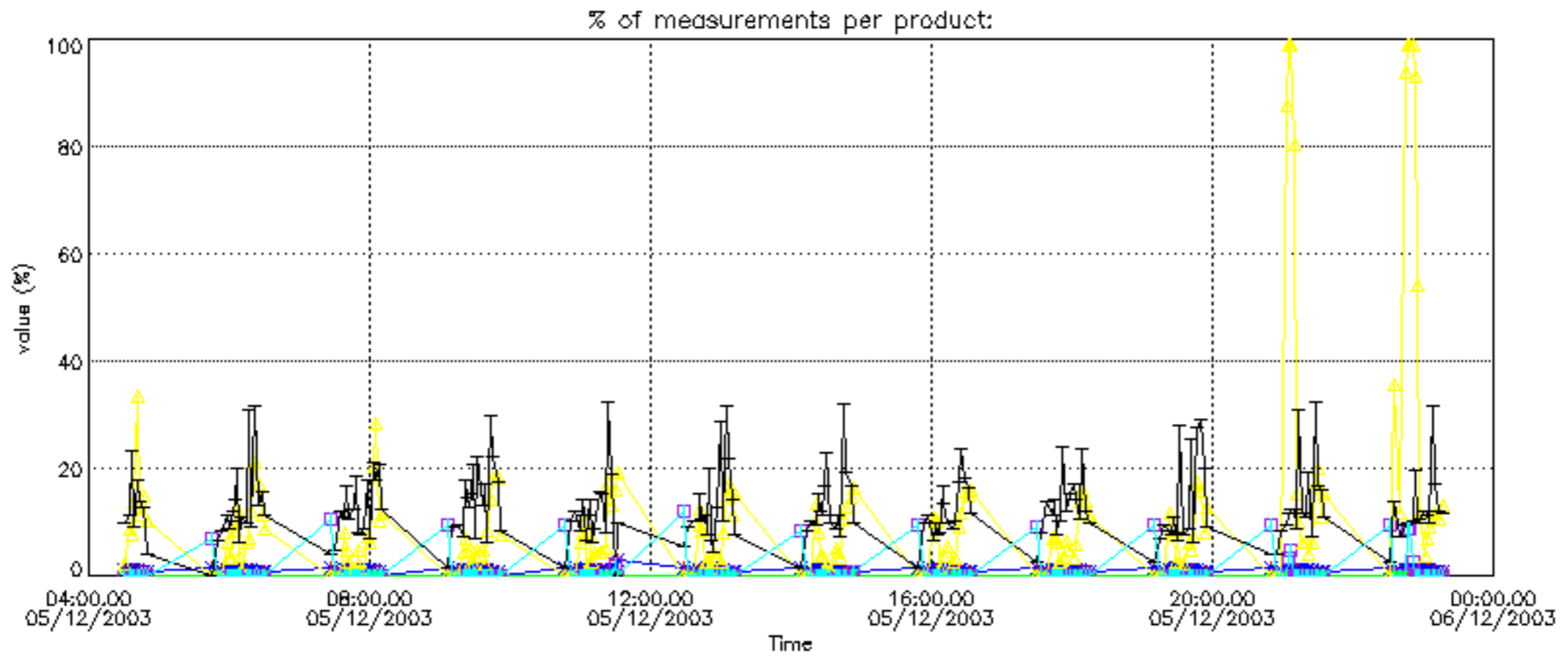


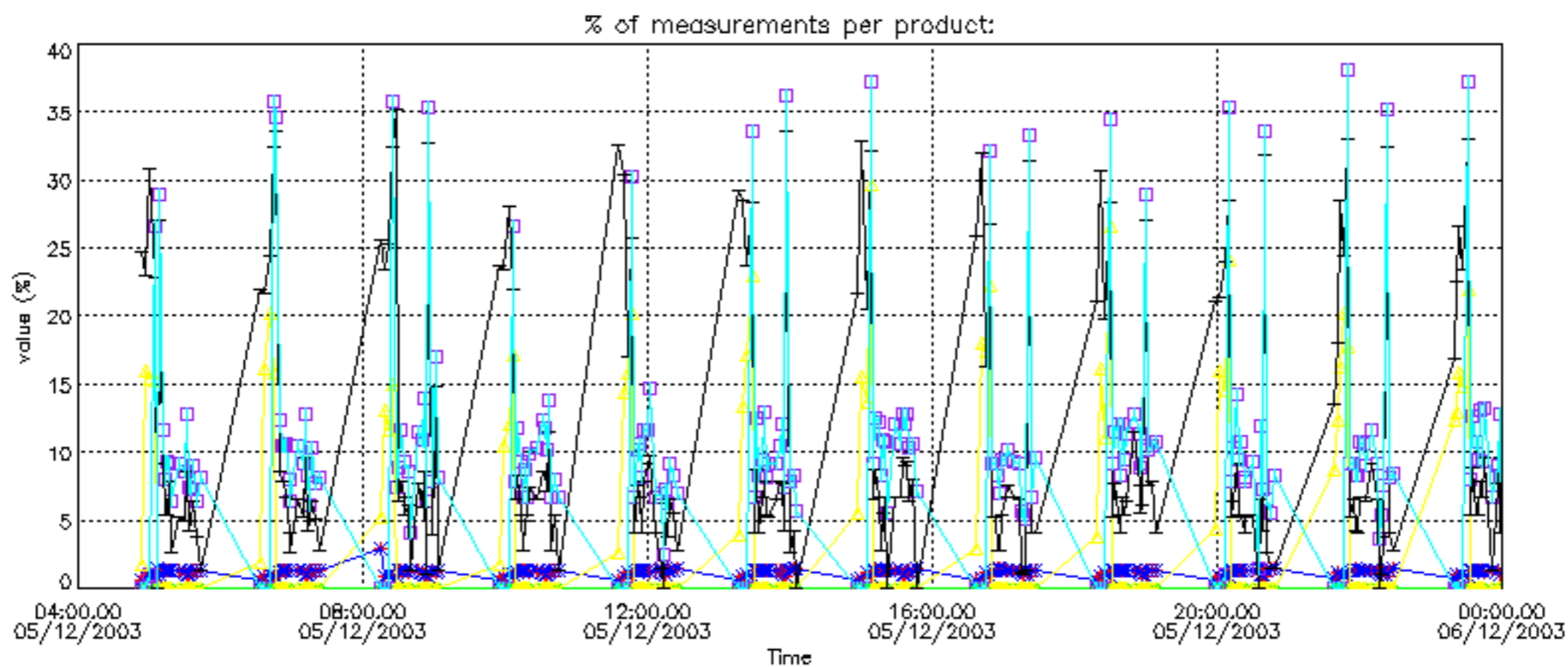
Percentage of flagged data per NO2 profile



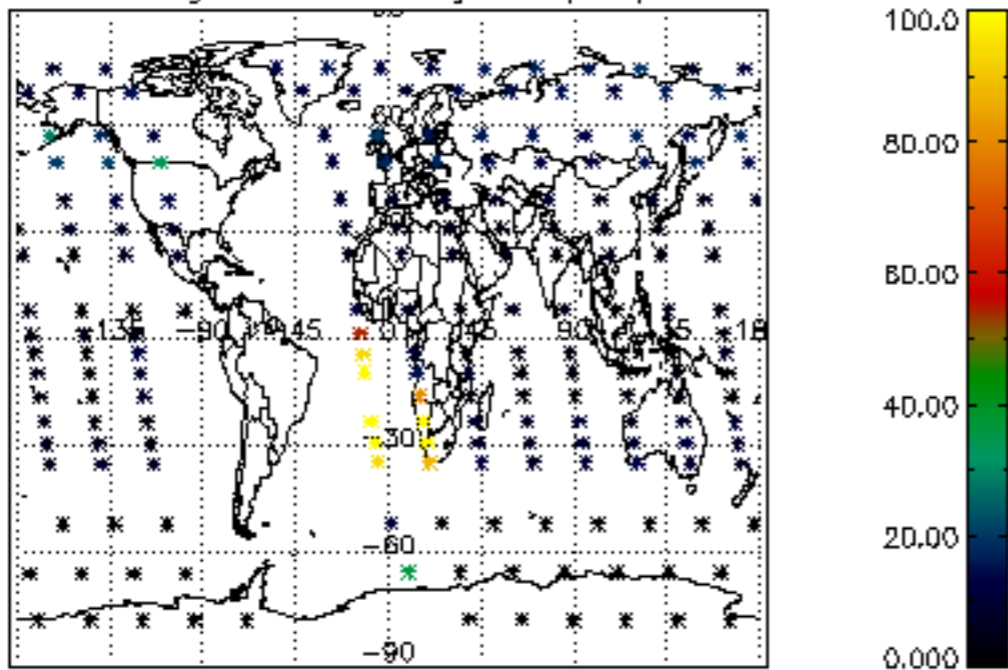
Percentage of flagged data per NO3 profile



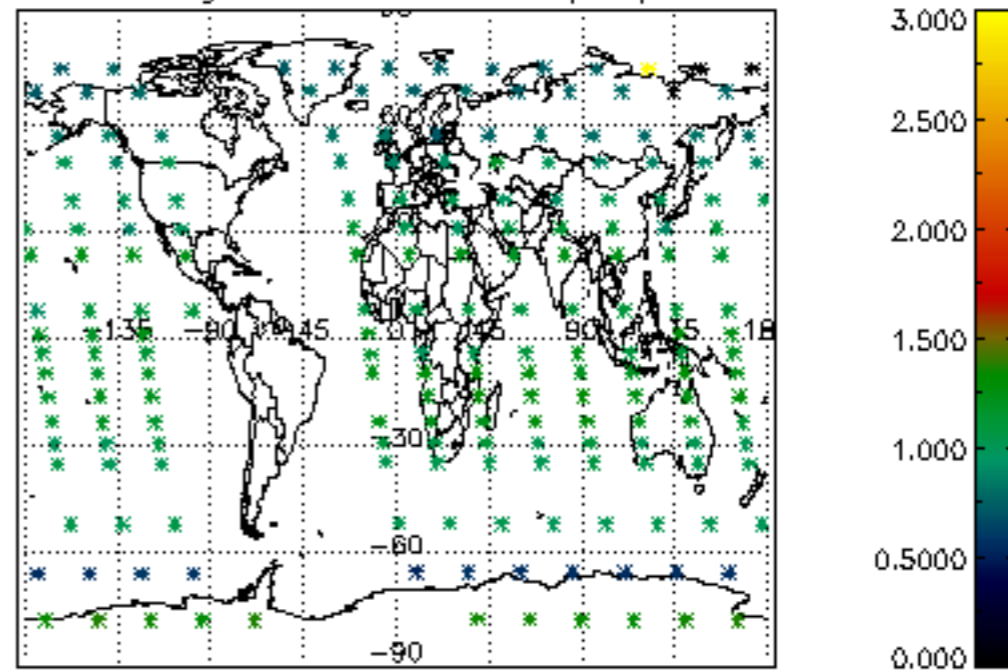




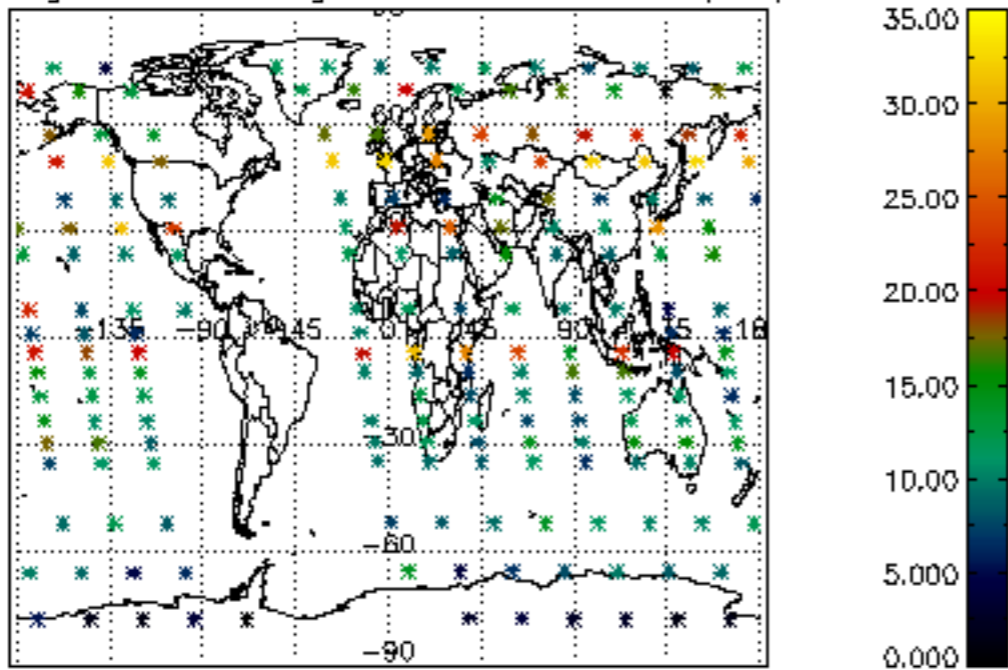
Percentage of cosmic ray hits per profile



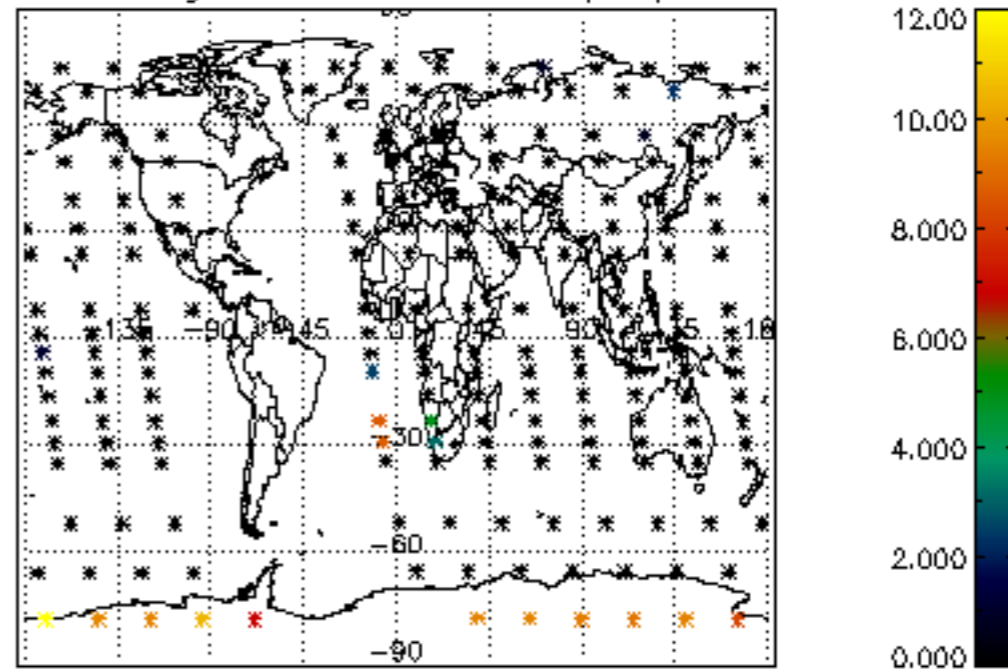
Percentage of datation errors per profile



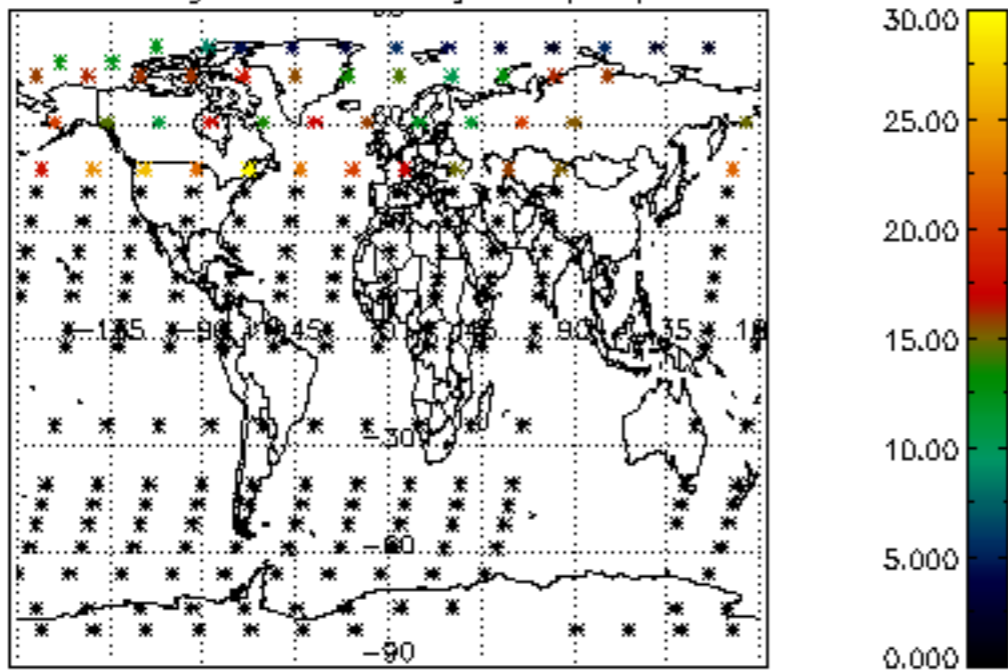
Percentage of star falling outside central band per profile



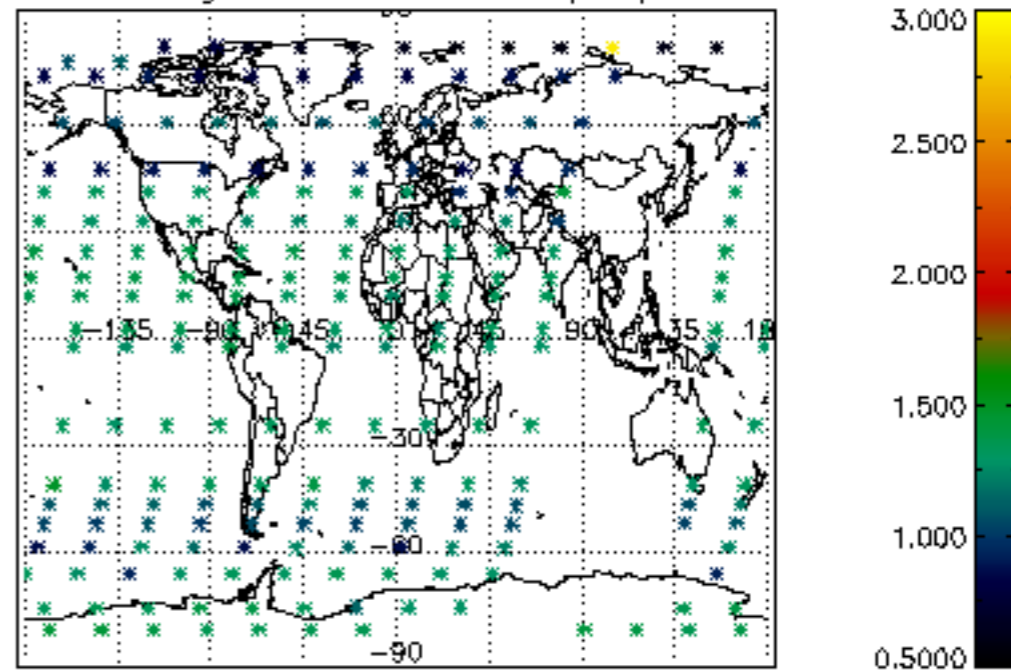
Percentage of saturation errors per profile



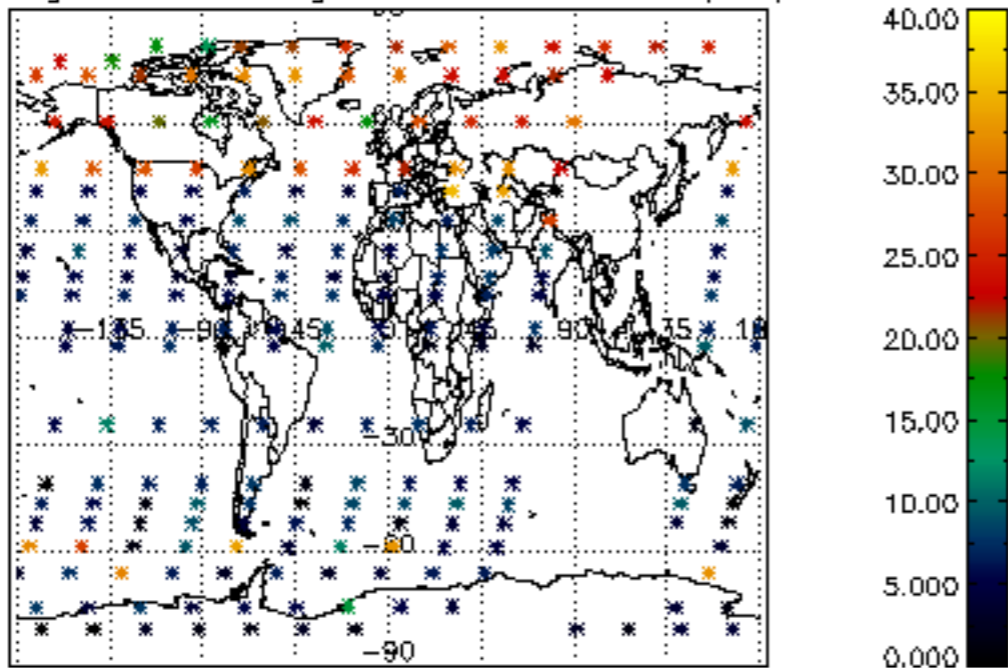
Percentage of cosmic ray hits per profile



Percentage of datation errors per profile



Percentage of star falling outside central band per profile



Percentage of saturation errors per profile

